Chicago Cubs - 1959

Batter	1	2	3	4	5	6	7	8	9	AB	R	H	RBI	BB	SO	LOB
Ron Fairly, L (1, 9) OBP: 0.250, SLG: 0.250	C C B F X 1-2 ① G3	C B X 1-1 ③ 4-3			B B X 2-0 L3 1-2 1B			C F F F C 0-3 ② K	4	0	1	0	0	1	0
Wally Moon, L (1, 7) OBP: 0.500, SLG: 0.333	F L B F B X 2-2 G1-6-3 1B			S B X 1-1 ① F7		B B F F B X 3-2 ②③ L3 1-2			B B C B C B 4-2 E BB	3	0	1	0	1	0	2
John Roseboro, L (1, 2)	F C F B X 1-2 ②③ G1-6-3 1-2f			L B C X 1-2 ② 4-1			F B B X 2-1 ① F7		B C X 1-1 E6 1-2	4	0	0	0	0	0	2
Duke Snider, L (1, 8)		C C S 0-3 ① K		B F X 1-1 ③ F8			B X 1-0 ② 6-3		X 0-0 ③ 1-3	4	0	0	0	0	1	2
Charlie Neal, R (1, 4)		B X 1-0 ② 6-3			L C F B F F B X 2-2 ① 6-3		B C X 1-1 ③ 6-3			3	0	0	0	0	0	0
Gil Hodges, R (1, 3) OBP: 0.333, SLG: 0.333		B X 1-0 ③ 1-3			C C B B X 2-2 G6-3 1B			C L B B F F F S 2-3 ① K		3	0	1	0	0	1	0
Don Zimmer, R (1, 6) OBP: 0.333, SLG: 0.333			S B C B X 2-2 ① 6-3		B X 1-0 ②③ G6-3 1-2f			B C X 1-1 G6-4-3 1B		3	0	1	0	0	0	1
Jim Baxes, R (1, 5) OBP: 0.333, SLG: 0.333			C X 0-1 ② 6-3			X 0-0 1B 1B		B B C B C X 3-2 ②③ G6-4-3 1-2f		3	0	1	0	0	0	1
Don Drysdale, R (1, 1) OBP: 1.000, SLG: 4.000 Jim Gilliam, S (6, PH) Art Fowler, R (6, 1) Norm Larker, L (9, PH)			B F F B B X 3-2 HR			B C F C 1-3 ① K			C B X 1-1 ① F8	1 1 0 1	1 0 0 0	1 0 0 0	1 0 0 0	0 1 0 0	0 1 0 0	0 1 0 0

Inning Stats	1	2	3	4	5	6	7	8	9
	R: 0 E: 0 K: 0 S: 12	H: 1 LOB: 0 BB: 0 P: 16	R: 0 E: 0 K: 1 S: 5	H: 0 LOB: 0 BB: 0 P: 7	R: 1 E: 0 K: 0 S: 10	H: 1 LOB: 0 BB: 0 P: 16	R: 0 E: 0 K: 0 S: 7	H: 0 LOB: 0 BB: 0 P: 10	R: 0 E: 0 K: 0 S: 10	H: 1 LOB: 0 BB: 0 P: 15	R: 0 E: 0 K: 1 S: 8	H: 2 LOB: 1 BB: 0 P: 14	R: 0 E: 0 K: 0 S: 5	H: 0 LOB: 0 BB: 0 P: 9	R: 0 E: 0 K: 1 S: 11	H: 1 LOB: 0 BB: 0 P: 17	R: 0 E: 1 K: 1 S: 12	H: 0 LOB: 2 BB: 1 P: 18

PITCHER	IP	WLS	BF	H	R	ER	SO	BB	IBB	HBP	BLK	WP	HR	S	P	ERA	WHIP
Bob Anderson, R (1, 1) ERA: 1.0	9.0	W	31	6	1	1	4	1	0	0	0	0	1	80	122	1.00	0.778

PITCHER IP WLS BF H R ER SO BB IBB HBP BLK WP HR S P ERA WHIP

1B: 5 SF: 0
2B: 1 SAC: 0
3B: 0 DP: 4
HR: 1 HBP: 0

WP: 0 PA: 31
PB: 0
SB: 0
CS: 0

TOP

Los Angeles Dodgers @ Chicago Cubs

Wrigley Field, Chicago, IL

Sat Apr 11 1959, 3:33 AM CST

Att. 12,288 - Unknown

livebaseballscorecards.com

AB	30
R	1
H	6
RBI	1
BB	1
SO	4
LOB	9

Batter	1	2	3	4	5	6	7	8	9	AB	R	H	RBI	BB	SO	LOB
Tony Taylor, R (1, 4) OBP: 0.200, SLG: 0.200	C S B S 1-3 K ①		F B B C F X 2-2 1B 1B	X 0-0 L7 ③		F F B X 1-2 F9 ①		C F B B B F X 3-2 6-3 ③		5	0	1	0	0	1	2
George Altman, L (1, 8) OBP: 0.750, SLG: 0.667	H 1-0 HBP		B S F B F X 2-2 1-3 1B		X 0-0 14 SH1-4 2B 1B	B B B C C F F S 3-3 K ②				3	1	2	0	0	1	0
14 Ernie Banks, R (1, 6) OBP: 0.333, SLG: 0.333	C S B B S 2-3 K ②		F B X 1-1 F8 ③		X 0-0 SH1-4 ① 1-2	X 0-0 1B				3	0	1	0	0	1	3
Walt Moryn, L (1, 7) OBP: 0.500, SLG: 0.333	B F F S 1-3 K ③			X 0-0 WP 1B E 1B	S B B F F B B 4-2 2B FC5-2 BB	B X 1-0 F7 ③				3	1	1	0	1	1	2
Earl Averill, R (1, 5) OBP: 0.500, SLG: 0.750		C C X 0-2 F9 ①	B F B B B X 3-1 E WP 1-2 1B 1B	F X 0-1 FC5-2 1-3 2-H 2B 2B		B C B F B F S 3-3 K ①				4	2	2	1	0	1	0
Dale Long, L (1, 3)		B F B F F X 2-2 1-3 ②	B F F F F X 1-2 4-3 ① 1-2 2-3	4-0 FC5-2 2B IBB		F F B C 1-3 K ②				3	1	0	0	1	1	2
Bobby Thomson, R (1, 9)		B B B C S S S 3-3 K ③	X 0-0 FC6 1B 2-3 3-H	X 0-0 FC5-2 ② 1-2 2-3 3-Hf 2B		B C B B F X 3-2 F7 ③				4	1	0	0	0	1	4
Sammy Taylor, L (1, 2) OBP: 0.500, SLG: 0.750			B B S S F B F S 3-3 K ①	B S X 1-1 1-2 3-H 1B	B X 1-0 1-H 2-H 3-H 2B			B F B X 2-1 F8 ①		4	0	2	4	0	1	0
Bob Anderson, R (1, 1)			C C B C 1-3 K ②	C B S X 1-2 F6 ②	C S S 0-3 K ③			C B S X 1-2 5-3 ②		4	0	0	0	0	2	3
Inning Stats	R: 0 H: 0 E: 0 LOB: 1 K: 3 BB: 0 S: 9 P: 14	R: 0 H: 0 E: 0 LOB: 0 K: 1 BB: 0 S: 10 P: 15	R: 0 H: 2 E: 0 LOB: 2 K: 2 BB: 0 S: 18 P: 27	R: 2 H: 3 E: 1 LOB: 2 K: 0 BB: 0 S: 15 P: 21	R: 4 H: 3 E: 0 LOB: 1 K: 1 BB: 2 S: 12 P: 21	R: 0 H: 1 E: 0 LOB: 1 K: 1 BB: 0 S: 10 P: 15	R: 0 H: 0 E: 0 LOB: 0 K: 2 BB: 0 S: 10 P: 17	R: 0 H: 0 E: 0 LOB: 0 K: 0 BB: 0 S: 9 P: 15		1B: 7 SF: 0 2B: 2 SAC: 1 3B: 0 DP: 0 HR: 0 HBP: 1						WP: 1 PA: 37 PB: 0 SB: 0 CS: 0

PITCHER		IP	WLS	BF	H	R	ER	SO	BB	IBB	HBP	BLK	WP	HR	S	P	ERA	WHIP
Don Drysdale, R ERA: 9.0	(1, 1)	5.0	L	27	8	6	5	7	1	1	1	0	1	0	64	98	9.00	1.800
Art Fowler, R ERA:	(6, 1)	3.0		10	1	0	0	3	0	0	0	0	0	0	29	47	0.00	0.333

PITCHER	IP	WLS	BF	H	R	ER	SO	BB	IBB	HBP	BLK	WP	HR	S	P	ERA	WHIP

BOTTOM

Los Angeles Dodgers @ Chicago Cubs

Wrigley Field, Chicago, IL

Sat Apr 11 1959, 3:33 AM CST

Att. 12,288 - Unknown

livebaseballscorecards.com

AB	33
R	6
H	9
RBI	5
BB	2
SO	10
LOB	16

Batter	1	2	3	4	5	6	7	8	9	AB	R	H	RBI	BB	SO	LOB
Charlie Neal, R (1, 4) OBP: 0.250, SLG: 0.143	C X 0-1 ① 4-3		C M S 0-3 ① K	F F B F X 1-2 ② FC6-4 FC5-4 1-2f			B X 1-0 HR 1B		B F B B B 4-1 1B BB	4	1	1	0	1	1	2
Don Zimmer, R (1, 6) OBP: 0.375, SLG: 0.375	B S F B X 2-2 ② 5-3		B X 1-0 FC5-4 1B	F X 0-1 ③ FC5-4 1-2f			F B B X 2-1 ② L9		B L L X 1-2 G6-4-3 1-3 1B	5	0	2	0	0	0	3
Don Demeter, R (1, 8) OBP: 0.400, SLG: 1.000	B S B X 2-1 FC6 1B		F B B X 2-2 ② FC5-4 FC6-4 1-2f		B F B S B X 3-2 ① 5-3		S B X 1-1 1-H HR		B B F F B F C 3-3 ① K	5	1	2	2	0	1	3
Carl Furillo, R (1, 9)	F B X 1-1 ③ FC6 1-2f		B B X 2-0 ③ FC6-4 1-2f		X 0-0 ② F9		C B B S F F X 2-2 ③ L9		X 0-0 ②③ G6-4-3 1-2f	5	0	0	0	0	0	4
Gil Hodges, R (1, 3) OBP: 0.286, SLG: 0.429		X 0-0 ① F8		C F B F B B X 3-2 ① 5-3	F C B X 1-2 ③ 6-3			B F B F B X 3-2 1B 2B		4	1	1	0	0	0	0
Rip Repulski, R (1, 7) Ron Fairly, L (7, 7) OBP: 0.400, SLG: 0.400		S B S S F B X 2-2 ② F9		B B B 4-0 2B 1B BB	F C B X 1-2 ① 6-3			B X 1-0 1-3 2-H 1B		2 1	1 0	0 1	0 1	1 0	0 0	0 0
Jim Baxes, R (1, 5) OBP: 0.571, SLG: 0.667		B B B B 4-0 HBP BB		C B F B X 2-2 1-3 1B 2B	B X 1-0 G6-4-3 1B			B B F C F S 2-3 ① K		3	1	2	0	1	1	1
Norm Sherry, R (1, 2) OBP: 0.500, SLG: 0.333		H 1-0 1-2 HBP		B X 1-0 2-H 3-H BB 1B	X 0-0 ②③ G6-4-3 1-2f			X 0-0 ② 1-3 1-2		3	0	1	2	0	0	2
Sandy Koufax, R (1, 1) Dick Gray, R (4, PH) Johnny Klippstein, R (4, 1) Jim Gilliam, S (7, PH) Clem Labine, R (7, 1)		B B B C C X 3-2 ③ 6-3		B B B C B 4-1 FC6-4 1-2 BB			C C F B X 1-2 ① 4-3	F B F X 1-2 ③ 6-3		1 0 0 1 1	0 0 0 0 0	0 0 0 0 0	0 0 0 0 0	0 1 0 0 0	0 0 0 0 0	2 0 0 0 1
Inning Stats	R: 0 E: 0 K: 0 S: 9 H: 1 LOB: 1 BB: 0 P: 14	R: 0 E: 0 K: 0 S: 8 H: 0 LOB: 2 BB: 1 P: 18	R: 0 E: 0 K: 1 S: 8 H: 1 LOB: 1 BB: 0 P: 13	R: 2 E: 0 K: 0 S: 15 H: 2 LOB: 2 BB: 2 P: 30	R: 0 E: 0 K: 0 S: 7 H: 0 LOB: 0 BB: 0 P: 11	R: 0 E: 0 K: 0 S: 5 H: 1 LOB: 0 BB: 0 P: 7	R: 2 E: 0 K: 0 S: 14 H: 2 LOB: 0 BB: 0 P: 21	R: 1 E: 0 K: 1 S: 12 H: 2 LOB: 1 BB: 0 P: 19	R: 0 E: 0 K: 1 S: 9 H: 1 LOB: 1 BB: 1 P: 17	1B: 7 2B: 2 3B: 0 HR: 1 SF: 0 SAC: 0 DP: 2 HBP: 1						

TOP

Los Angeles Dodgers @ Chicago Cubs

Wrigley Field, Chicago, IL

Sun Apr 12 1959, 3:33 AM CST

Att. 10,824 - Unknown

livebaseballscorecards.com

AB	35
R	5
H	10
RBI	5
BB	4
SO	3
LOB	18

PA: 40

WP: 0
PB: 0
SB: 0
CS: 0

PITCHER		IP	WLS	BF	H	R	ER	SO	BB	IBB	HBP	BLK	WP	HR	S	P	ERA	WHIP
Taylor Phillips, L ERA: 5.14	(1, 1)	7.0	L	31	7	4	4	1	3	0	1	0	0	1	66	114	5.14	1.429
Glen Hobbie, R ERA: 9.0	(8, 1)	1.0		7	3	1	1	1	1	0	0	0	0	0	16	28	9.00	4.000
Don Elston, R ERA:	(9, 1)	1.0		2	0	0	0	1	0	0	0	0	0	0	5	8	0.00	0.000

PITCHER	IP	WLS	BF	H	R	ER	SO	BB	IBB	HBP	BLK	WP	HR	S	P	ERA	WHIP

Batter	1	2	3	4	5	6	7	8	9	AB	R	H	RBI	BB	SO	LOB
Tony Taylor, R (1, 4) OBP: 0.300, SLG: 0.222	L9		1B 14 3B 1B	F5			14 G1-4-3 BB		5-3	4	1	1	0	1	0	1
Lee Walls, R (1, 9) OBP: 0.400, SLG: 0.400	K		1-2 14 3B 1B	1-2 1B			F3		4-3	5	1	2	0	0	1	1
14 Ernie Banks, R (1, 6) OBP: 0.429, SLG: 0.714	FC6-4 1B		1-H 2-H 1B 3B	F8			G1-4-3 1-2f			4	1	2	2	0	0	3
Earl Averill, R (1, 5) OBP: 0.250, SLG: 0.375	FC6-4 1-2f		6-3		6-3			5-3		4	0	0	0	0	0	2
Walt Moryn, L (1, 7) OBP: 0.625, SLG: 0.500		BB BB	3-H FC6-4 1B		L3			G3 1B 1B		3	0	2	1	1	0	0
Bobby Thomson, R (1, 8)		F8	F9		6-3			1-2 G3 1B		3	0	0	0	0	0	2
George Altman, L (8, PH) OBP: 0.800, SLG: 0.750 (9, 8)										1	0	1	0	0	0	0
Dale Long, L (1, 3)		F7	1-2f FC6-4			F9		1-2 2-3 G3		4	0	0	0	0	0	4
Cal Neeman, R (1, 2)		1-2 BB		1B BB		6-3		K		1	0	0	0	2	0	0
Sammy Taylor, L (8, PH) OBP: 0.400, SLG: 0.600 (9, 2)										1	0	0	0	0	1	2
Taylor Phillips, L (1, 1)		K		B5		B1-3			3-1	3	0	0	0	0	1	3
Glen Hobbie, R (8, 1)										0	0	0	0	0	0	0
Don Elston, R (9, 1)										0	0	0	0	0	0	0
Jim Marshall, L (9, PH)										1	0	0	0	0	0	0
Inning Stats	R: 0 E: 0 K: 1 S: 9 H: 1 LOB: 1 BB: 0 P: 15	R: 0 E: 0 K: 1 S: 11 H: 0 LOB: 2 BB: 2 P: 23	R: 3 E: 0 K: 0 S: 12 H: 4 LOB: 1 BB: 0 P: 21	R: 0 E: 0 K: 0 S: 9 H: 1 LOB: 2 BB: 1 P: 15	R: 0 E: 0 K: 0 S: 5 H: 0 LOB: 0 BB: 0 P: 8	R: 0 E: 0 K: 0 S: 7 H: 0 LOB: 0 BB: 0 P: 11	R: 0 E: 0 K: 0 S: 6 H: 0 LOB: 0 BB: 1 P: 15	R: 0 E: 0 K: 1 S: 12 H: 2 LOB: 2 BB: 0 P: 16	R: 0 E: 0 K: 0 S: 10 H: 0 LOB: 0 BB: 0 P: 16	1B: 7 2B: 0 3B: 1 HR: 0	SF: 0 SAC: 0 DP: 1 HBP: 0					

PITCHER	IP	WLS	BF	H	R	ER	SO	BB	IBB	HBP	BLK	WP	HR	S	P	ERA	WHIP
Sandy Koufax, L (1, 1) ERA: 9.0	3.0		16	5	3	3	2	2	0	0	0	0	0	32	59	9.00	2.333
Johnny Klippstein, R (4, 1) ERA:	3.0	W	11	1	0	0	0	1	0	0	0	0	0	21	34	0.00	0.667
Clem Labine, R (7, 1) ERA:	3.0	S	11	2	0	0	1	1	0	0	0	0	0	28	47	0.00	1.000

PITCHER	IP	WLS	BF	H	R	ER	SO	BB	IBB	HBP	BLK	WP	HR	S	P	ERA	WHIP

BOTTOM

Los Angeles Dodgers @ Chicago Cubs

Wrigley Field, Chicago, IL

Sun Apr 12 1959, 3:33 AM CST

Att. 10,824 - Unknown

livebaseballscorecards.com

AB	34
R	3
H	8
RBI	3
BB	4
SO	3
LOB	18

PA: 38

WP: 0 PB: 0 SB: 0 CS: 0

Chicago Cubs @ San Francisco Giants

Seals Stadium, San Francisco , CA

Tue Apr 14 1959, 6:33 AM EST

Att. 22,522 - Unknown

TOP

livebaseballscorecards.com

Batter	1	2	3	4	5	6	7	8	9	AB	R	H	RBI	BB	SO	LOB
Tony Taylor, R (1, 4) OBP: 0.267, SLG: 0.154	4-3		FC6 1-2f		G4-6-3 1-2f		F6		BB E G3 2-3	4	0	0	0	1	0	2
George Altman, L (1, 8) OBP: 0.600, SLG: 0.500	F8			14 HR BB	F8			14 HR 1B	G3 1-3 3-H	4	2	1	1	1	0	1
14 Ernie Banks, R (1, 6) OBP: 0.417, SLG: 1.083	6-3			1-H HR		K		1-H HR	F8	5	2	2	4	0	1	1
Walt Moryn, L (1, 7) OBP: 0.417, SLG: 0.300		K		6-3		6-3		4-3		4	0	0	0	0	1	0
Earl Averill, R (1, 5) OBP: 0.250, SLG: 0.417		K		K		2B		F5		4	0	1	0	0	2	0
Dale Long, L (1, 3) OBP: 0.333, SLG: 0.400		4-3		3B		BB		1B		3	0	2	0	1	0	0
Bobby Thomson, R (1, 9)			K BB			K		F4		3	0	0	0	1	2	3
Sammy Taylor, L (1, 2) OBP: 0.444, SLG: 0.429			FC1-6 BB	1-3			F7		WP S G3 HBP	2	1	0	0	1	0	2
Dave Hillman, R (1, 1) Don Elston, R (9, 1)			FC1-6 FC6 1-2f		E6 G4-6-3		K		K 1-2	4 0	0 0	0 0	0 0	0 0	2 0	2 0

	AB	33
	R	5
	H	6
	RBI	5
	BB	5
	SO	8
	LOB	11

Inning Stats	1	2	3	4	5	6	7	8	9	1B: 2 SF: 0	WP: 1 PA: 39
	R: 0 H: 0 E: 0 LOB: 0 K: 0 BB: 0 S: 3 P: 3	R: 0 H: 0 E: 0 LOB: 0 K: 2 BB: 0 S: 7 P: 7	R: 0 H: 0 E: 0 LOB: 1 K: 1 BB: 1 S: 5 P: 9	R: 2 H: 2 E: 0 LOB: 2 K: 1 BB: 2 S: 7 P: 15	R: 0 H: 0 E: 1 LOB: 0 K: 0 BB: 0 S: 3 P: 3	R: 0 H: 1 E: 0 LOB: 2 K: 2 BB: 1 S: 8 P: 12	R: 0 H: 0 E: 0 LOB: 0 K: 1 BB: 0 S: 5 P: 5	R: 2 H: 3 E: 0 LOB: 1 K: 0 BB: 0 S: 6 P: 6	R: 1 H: 0 E: 1 LOB: 1 K: 1 BB: 1 S: 5 P: 10	2B: 1 SAC: 0 3B: 1 DP: 1 HR: 2 HBP: 1	PB: 0 SB: 1 CS: 0

PITCHER	IP	WLS	BF	H	R	ER	SO	BB	IBB	HBP	BLK	WP	HR	S	P	ERA	WHIP
Jack Sanford, R (1, 1) ERA: 4.5	8.0	L	34	6	4	4	7	4	0	0	0	0	2	44	60	4.50	1.250
Al Worthington, R (9, 1) ERA: 2.25	1.0		5	0	1	1	1	1	0	1	0	1	0	5	10	9.00	1.000

PITCHER	IP	WLS	BF	H	R	ER	SO	BB	IBB	HBP	BLK	WP	HR	S	P	ERA	WHIP

Batter	1	2	3	4	5	6	7	8	9	AB	R	H	RBI	BB	SO	LOB
Jim Davenport, R (1, 5) OBP: 0.529, SLG: 0.467	E5 G1-6-3		1B		6-3			G5-4-3 1B		4	0	2	0	0	0	0
Jackie Brandt, R (1, 7) OBP: 0.222, SLG: 0.235	G1-6-3 1-2f		F3			5-3		G5-4-3 1-2f		4	0	0	0	0	0	3
Willie Mays, R (1, 8) OBP: 0.421, SLG: 0.438	F9		F9			1B			F8	4	0	1	0	0	0	1
Orlando Cepeda, R (1, 3) OBP: 0.316, SLG: 0.579		HR 1B	K			F4			1B 1B	4	1	2	0	0	1	2
Felipe Alou, R (1, 9) OBP: 0.444, SLG: 1.111		1-H HR		F6		F9			HBP 1-3 1B	4	1	2	2	0	0	1
Daryl Spencer, R (1, 4) OBP: 0.353, SLG: 0.267		K		F6			F7		K	4	0	0	0	0	2	2
Andre Rodgers, R (1, 6) OBP: 0.375, SLG: 0.462		1-3 1B 1B		3-1			F9		1-2 HBP	3	0	1	0	0	0	0
Bob Schmidt, R (1, 2) OBP: 0.438, SLG: 0.714		1-3 1-2 1B			1-3		5-3		K	4	0	1	0	0	1	3
Jack Sanford, R (1, 1)		1-3 1-2 2-3			F4			F8		2	0	0	0	0	0	2
Leon Wagner, L (8, PH)										1	0	0	0	0	0	0
Al Worthington, R (9, 1)										0	0	0	0	0	0	0
Inning Stats	R: 0 E: 1 K: 0 S: 3 H: 0 LOB: 0 BB: 0 P: 3	R: 2 E: 0 K: 1 S: 8 H: 4 LOB: 2 BB: 0 P: 8	R: 0 E: 0 K: 1 S: 6 H: 1 LOB: 1 BB: 0 P: 6	R: 0 E: 0 K: 0 S: 3 H: 0 LOB: 0 BB: 0 P: 3	R: 0 E: 0 K: 0 S: 3 H: 0 LOB: 0 BB: 0 P: 3	R: 0 E: 0 K: 0 S: 4 H: 1 LOB: 1 BB: 0 P: 4	R: 0 E: 0 K: 0 S: 3 H: 0 LOB: 0 BB: 0 P: 3	R: 0 E: 0 K: 0 S: 3 H: 1 LOB: 0 BB: 0 P: 3	R: 0 E: 0 K: 2 S: 9 H: 2 LOB: 3 BB: 0 P: 10	1B: 8 2B: 0 3B: 0 HR: 1 SF: 0 SAC: 0 DP: 2 HBP: 1						

PITCHER	IP	WLS	BF	H	R	ER	SO	BB	IBB	HBP	BLK	WP	HR	S	P	ERA	WHIP
Dave Hillman, R (1, 1) ERA: 2.16	8.1	W	31	8	2	2	2	0	0	0	0	0	1	35	35	2.16	0.960
Don Elston, R (9, 1) ERA:	0.2	S	4	1	0	0	2	0	0	1	0	0	0	7	8	0.00	1.500

PITCHER	IP	WLS	BF	H	R	ER	SO	BB	IBB	HBP	BLK	WP	HR	S	P	ERA	WHIP

BOTTOM

Chicago Cubs @ San Francisco Giants

Seals Stadium, San Francisco , CA

Tue Apr 14 1959, 6:33 AM EST
Att. 22,522 - Unknown

livebaseballscorecards.com

AB	34
R	2
H	9
RBI	2
BB	0
SO	4
LOB	14

Batter	1	2	3	4	5	6	7	8	9	AB	R	H	RBI	BB	SO	LOB
Tony Taylor, R (1, 4) OBP: 0.263, SLG: 0.176	S S S 0-3 ① K	S S S 0-3 ③ K			x 0-0 E3 1-2			x 0-0 1B 1B		4	0	1	0	0	2	2
Alvin Dark, R (1, 3) OBP: 0.500, SLG: 0.333	B B B B 4-0 14 1B 1B BB		x 0-0 ① F2		x 0-0 ②③ L6-4 2-3			x 0-0 1-2 1B		3	1	1	0	1	0	2
Lee Walls, R (1, 9)	x 0-0 14 1B 1-2 1B		S S S 0-3 ② K			x 0-0 ① F8		x 0-0 ② F8		4	0	1	0	0	1	2
14 Ernie Banks, R (1, 6) OBP: 0.375, SLG: 0.875	x 0-0 1-2 2-H 1B		x 0-0 ③ F9			x 0-0 ② F4		x 0-0 ③ F8		4	0	1	1	0	0	2
Earl Averill, R (1, 5) OBP: 0.188, SLG: 0.313	x 0-0 ② F9			x 0-0 ① 1-3		x 0-0 ③ F8			S S S 0-3 ① K	4	0	0	0	0	1	2
Bobby Thomson, R (1, 8)	x 0-0 ③ 1-3			x 0-0 ② 6-3			x 0-0 ① F9		x 0-0 ② F4	4	0	0	0	0	0	2
Walt Moryn, L (1, 7) OBP: 0.375, SLG: 0.286		x 0-0 1B		S S S 0-3 ③ K			x 0-0 ② G3		x 0-0 ③ F7	4	0	1	0	0	1	0
Cal Neeman, R (1, 2)		x 0-0 ① F3			x 0-0 ① F9		S S S 0-3 ③ K			3	0	0	0	0	1	1
Moe Drabowsky, R (1, 1) Elmer Singleton, R (6, 1) Bobby Adams, R (8, PH) Joe Schaffernoth, R (8, 1)		x 0-0 ② F4			B B B B 4-0 L6-4 E BB			x 0-0 ① F3		1 0 1 0	0 0 0 0	0 0 0 0	0 0 0 0	1 0 0 0	0 0 0 0	1 0 0 0
Inning Stats	R: 1 E: 0 K: 1 S: 7 H: 2 LOB: 2 BB: 1 P: 11	R: 0 E: 0 K: 1 S: 6 H: 1 LOB: 1 BB: 0 P: 6	R: 0 E: 0 K: 1 S: 5 H: 0 LOB: 0 BB: 0 P: 5	R: 0 E: 0 K: 1 S: 5 H: 0 LOB: 0 BB: 0 P: 5	R: 0 E: 1 K: 0 S: 3 H: 0 LOB: 1 BB: 1 P: 7	R: 0 E: 0 K: 0 S: 3 H: 0 LOB: 0 BB: 0 P: 3	R: 0 E: 0 K: 1 S: 5 H: 0 LOB: 0 BB: 0 P: 5	R: 0 E: 0 K: 0 S: 5 H: 2 LOB: 2 BB: 0 P: 5	R: 0 E: 0 K: 1 S: 5 H: 0 LOB: 0 BB: 0 P: 5	1B: 5 2B: 1 3B: 0 HR: 0	SF: 0 SAC: 0 DP: 1 HBP: 0						

TOP

Chicago Cubs @ San Francisco Giants

Seals Stadium, San Francisco , CA

Wed Apr 15 1959, 9:05 PM EST

Att. 15,479 - Unknown

livebaseballscorecards.com

AB	32
R	1
H	5
RBI	1
BB	2
SO	6
LOB	14

WP: 0 PB: 0 SB: 0 CS: 0 PA: 34

PITCHER	IP	WLS	BF	H	R	ER	SO	BB	IBB	HBP	BLK	WP	HR	S	P	ERA	WHIP
Johnny Antonelli, L (1, 1) ERA: 2.65	9.0	W	34	5	1	1	6	2	0	0	0	0	0	44	52	1.00	0.778

PITCHER	IP	WLS	BF	H	R	ER	SO	BB	IBB	HBP	BLK	WP	HR	S	P	ERA	WHIP

Batter	1	2	3	4	5	6	7	8	9	AB	R	H	RBI	BB	SO	LOB
Jim Davenport, R (1, 5) OBP: 0.409, SLG: 0.350	F9		F7		F9	6-3		K		5	0	0	0	0	1	0
Jackie Brandt, R (1, 7) OBP: 0.304, SLG: 0.286	E3		3-1		HR 1B		E 1B BB	FC6-4 1B		4	2	2	0	1	0	0
Willie Mays, R (1, 8) OBP: 0.375, SLG: 0.350	F8		K		F9		1B FC BB 1-3	1-2f FC6-4		4	1	0	0	1	1	3
Orlando Cepeda, R (1, 3) OBP: 0.348, SLG: 0.826	F2			HR	1-H HR		K			4	2	2	3	0	1	3
Felipe Alou, R (1, 9) OBP: 0.462, SLG: 1.154		6-3		E5 S 6-4-3 1B	HR		S FC PO 1B 1-3 3-H			4	2	2	2	0	0	0
Daryl Spencer, R (1, 4) OBP: 0.333, SLG: 0.263		F8		6-4-3 1-2	1B		FC S 1-2 3-H			4	0	1	1	0	0	2
Andre Rodgers, R (1, 6) OBP: 0.350, SLG: 0.375		1B BB		F6 2-3	F5		K 1-2 2-3			3	0	0	0	1	1	4
Bob Schmidt, R (1, 2) OBP: 0.550, SLG: 0.750		1-2 1B		3-H 1B			1-4 BB	IBB		2	0	2	1	2	0	0
Johnny Antonelli, L (1, 1) OBP: 0.143, SLG: 0.143		4-3		F9			1-4 1-2f	PO 3-H	K	4	0	0	0	0	1	4
Inning Stats	R: 0 E: 1 K: 0 S: 4 H: 0 LOB: 1 BB: 0 P: 4	R: 0 E: 0 K: 0 S: 4 H: 1 LOB: 2 BB: 1 P: 8	R: 0 E: 0 K: 1 S: 5 H: 0 LOB: 0 BB: 0 P: 5	R: 2 E: 1 K: 0 S: 6 H: 2 LOB: 1 BB: 0 P: 6	R: 3 E: 0 K: 0 S: 7 H: 4 LOB: 1 BB: 0 P: 7	R: 0 E: 0 K: 0 S: 2 H: 0 LOB: 0 BB: 1 P: 6	R: 2 E: 1 K: 2 S: 8 H: 1 LOB: 2 BB: 3 P: 20	R: 0 E: 0 K: 2 S: 8 H: 1 LOB: 1 BB: 0 P: 8		1B: 6 2B: 1 3B: 0 HR: 3	SF: 0 SAC: 0 DP: 1 HBP: 0						

PITCHER	IP	WLS	BF	H	R	ER	SO	BB	IBB	HBP	BLK	WP	HR	S	P	ERA	WHIP
Moe Drabowsky, R (1, 1) ERA: 7.2	5.0	L	26	7	5	4	1	2	0	0	0	0	3	26	34	7.20	1.800
Elmer Singleton, R (6, 1) ERA: 9.0	2.0		9	1	2	2	2	2	1	0	0	0	0	10	22	9.00	1.500
Joe Schaffernoth, R (8, 1) ERA:	1.0		4	1	0	0	2	0	0	0	0	0	0	8	8	0.00	1.000

PITCHER	IP	WLS	BF	H	R	ER	SO	BB	IBB	HBP	BLK	WP	HR	S	P	ERA	WHIP

BOTTOM

Chicago Cubs @ San Francisco Giants

Seals Stadium, San Francisco , CA

Wed Apr 15 1959, 9:05 PM EST

Att. 15,479 - Unknown

AB	34
R	7
H	9
RBI	7
BB	5
SO	5
LOB	16

WP: 0 PB: 0 SB: 3 CS: 0 PA: 40

livebaseballscorecards.com

TOP

Chicago Cubs @ San Francisco Giants

Seals Stadium, San Francisco , CA

Thu Apr 16 1959, 6:33 AM EST

Att. 11,056 - Unknown

livebaseballscorecards.com

Batter	1	2	3	4	5	6	7	8	9	AB	R	H	RBI	BB	SO	LOB
Tony Taylor, R (1, 4) OBP: 0.320, SLG: 0.227	F9		1B E 1B	K		CS BB		F8	1B 1B 2-H	5	2	2	1	1	1	3
Alvin Dark, R (1, 5) OBP: 0.500, SLG: 0.556	2B		E 14 FC5-4 1B 1-2	F8		F7		FC6-4 1-2f	1B 14 1B 1B 2-H	6	2	3	1	0	0	4
George Altman, L (1, 8) OBP: 0.438, SLG: 0.357	F4		E4 14 FC5-4 1-3 2-H		4-3	CS 1-2	K		4-3 BB 14 1B 1B 1-2	6	0	1	0	0	1	2
14 Ernie Banks, R (1, 6) OBP: 0.500, SLG: 0.842	BB		FC5-4 BB 1-2f 3-H		FC4-6 1B		BB		2B E BB BB 1B	3	1	2	2	3	0	1
Walt Moryn, L (1, 7) OBP: 0.409, SLG: 0.333	F9		BB 1-2		FC4-6 1-2f HR		K		E 2B BB	4	2	1	0	2	1	4
Dale Long, L (1, 3) OBP: 0.333, SLG: 0.563		E G3 1B	F7		1-H HR		F7		E4 1B F7	6	2	2	2	0	0	6
Lee Walls, R (1, 9) OBP: 0.429, SLG: 0.385		F9	F7		1B			1B 1B	1B E BB	4	1	2	0	1	0	3
Sammy Taylor, L (1, 2) OBP: 0.429, SLG: 0.417		G3 1-3		1B	1-3			K	E1 1B 1-H 2-H 1B	5	1	2	1	0	1	3
Glen Hobbie, R (1, 1) OBP: 0.250, SLG: 0.250 Don Elston, R (8, 1)		K	K		1-3			FC6-4 1-2 1B	L6	4 1	0 0	1 0	0 0	0 0	2 0	2 1
Inning Stats	R: 0 E: 0 K: 0 S: 4 H: 1 LOB: 2 BB: 1 P: 8	R: 0 E: 1 K: 1 S: 6 H: 1 LOB: 1 BB: 0 P: 6	R: 2 E: 1 K: 0 S: 6 H: 2 LOB: 2 BB: 1 P: 10	R: 0 E: 0 K: 2 S: 8 H: 1 LOB: 1 BB: 0 P: 8	R: 2 E: 0 K: 0 S: 6 H: 3 LOB: 1 BB: 0 P: 6	R: 0 E: 0 K: 0 S: 2 H: 0 LOB: 0 BB: 1 P: 6	R: 0 E: 0 K: 2 S: 7 H: 0 LOB: 1 BB: 1 P: 11	R: 0 E: 0 K: 1 S: 7 H: 2 LOB: 2 BB: 0 P: 7	R: 7 E: 2 K: 0 S: 10 H: 6 LOB: 3 BB: 3 P: 22	1B: 13 2B: 2 3B: 0 HR: 1 SF: 0 SAC: 0 DP: 0 HBP: 0							

AB	44
R	11
H	16
RBI	7
BB	7
SO	6
LOB	29

WP: 0 PB: 0 SB: 0 CS: 1 PA: 52

PITCHER		IP	WLS	BF	H	R	ER	SO	BB	IBB	HBP	BLK	WP	HR	S	P	ERA	WHIP
Sam Jones, R ERA: 2.4	(1, 1)	6.0	L	29	8	4	3	3	3	0	0	0	0	1	32	44	4.50	1.833
Stu Miller, R ERA:	(7, 1)	2.0		9	2	0	0	3	1	0	0	0	0	0	14	18	0.00	1.500
Curt Barclay, R ERA: 54.0	(9, 1)	0.1		6	2	5	2	0	2	0	0	0	0	0	4	12	54.00	12.000
Billy Muffett, R ERA:	(9, 1)	0.1		5	4	2	0	0	0	0	0	0	0	0	5	5	0.00	12.000
Joe Shipley, R ERA:	(9, 1)	0.1		2	0	0	0	0	1	0	0	0	0	0	1	5	0.00	3.000

PITCHER	IP	WLS	BF	H	R	ER	SO	BB	IBB	HBP	BLK	WP	HR	S	P	ERA	WHIP

Chicago Cubs @ San Francisco Giants

Seals Stadium, San Francisco , CA

Thu Apr 16 1959, 6:33 AM EST

Att. 11,056 - Unknown

livebaseballscorecards.com

BOTTOM

Batter	1	2	3	4	5	6	7	8	9	AB	R	H	RBI	BB	SO	LOB
Jim Davenport, R (1, 5) OBP: 0.346, SLG: 0.292	6-3		F9			F7		FC5 1-2 2-3f		4	0	0	0	0	0	2
Jackie Brandt, R (1, 7) OBP: 0.296, SLG: 0.400	HR			6-3		5-3		F7		4	1	1	1	0	0	2
Willie Mays, R (1, 8) OBP: 0.321, SLG: 0.292	K			6-3			F8	F8		4	0	0	0	0	1	2
Orlando Cepeda, R (1, 3) OBP: 0.333, SLG: 0.852	6-3			K			F9		HR	4	1	1	1	0	1	0
Felipe Alou, R (1, 9) OBP: 0.529, SLG: 1.063		F8			1B 1B		BBBB 4-0 1B		2B SF7 1B	3	1	2	0	1	0	0
Daryl Spencer, R (1, 4) OBP: 0.400, SLG: 0.391		F8			1-3 1-H 1B		1-2 1B		SF7 1-3 2B	4	0	3	0	0	0	0
Andre Rodgers, R (1, 6) OBP: 0.292, SLG: 0.300		5-3			1-3 1-2		6-3		K	4	0	0	0	0	1	5
Bob Schmidt, R (1, 2) OBP: 0.500, SLG: 0.667 Willie Kirkland, L (8, PH) OBP: 0.364, SLG: 0.500 Hobie Landrith, L (9, 2)			K		F9			FC5 1B BB	SF7 2-3 3-H	2 0 0	0 0 0	0 0 0	0 0 1	0 1 0	1 0 0	1 0 0
Sam Jones, R (1, 1) Bob Speake, L (6, PH) Stu Miller, R (7, 1) Leon Wagner, L (8, PH) OBP: 0.500, SLG: 0.500 Curt Barclay, R (9, 1) Billy Muffett, R (9, 1) Joe Shipley, R (9, 1) Hank Sauer, R (9, PH)			K			G3		FC5 1-2 1B	K	1 1 0 1 0 0 0 0 1	0 0 0 0 0 0 0 0 0	0 0 0 1 0 0 0 0 0	0 0 0 0 0 0 0 0 0	0 0 0 0 0 0 0 0 1	1 0 0 0 0 0 0 0 1	0 0 0 0 0 0 0 0 1
Inning Stats	R: 1 E: 0 K: 1 S: 6 H: 1 LOB: 0 BB: 0 P: 6	R: 0 E: 0 K: 0 S: 3 H: 0 LOB: 0 BB: 0 P: 3	R: 0 E: 0 K: 2 S: 7 H: 0 LOB: 0 BB: 0 P: 7	R: 0 E: 0 K: 1 S: 5 H: 0 LOB: 0 BB: 0 P: 5	R: 0 E: 0 K: 0 S: 4 H: 2 LOB: 1 BB: 0 P: 4	R: 0 E: 0 K: 0 S: 3 H: 0 LOB: 0 BB: 0 P: 3	R: 0 E: 0 K: 0 S: 4 H: 1 LOB: 2 BB: 1 P: 8	R: 0 E: 0 K: 0 S: 4 H: 1 LOB: 2 BB: 1 P: 8	R: 2 E: 0 K: 2 S: 10 H: 3 LOB: 1 BB: 0 P: 10	1B: 5 2B: 1 3B: 0 HR: 2 SF: 1 SAC: 0 DP: 0 HBP: 0					WP: 0 PB: 0 SB: 0 CS: 0	PA: 36

	AB	33
	R	3
	H	8
	RBI	3
	BB	2
	SO	6
	LOB	13

PITCHER	IP	WLS	BF	H	R	ER	SO	BB	IBB	HBP	BLK	WP	HR	S	P	ERA	WHIP
Glen Hobbie, R (1, 1) ERA: 2.25	7.0	W	27	5	1	1	4	2	0	0	0	0	1	33	41	1.29	1.000
Don Elston, R (8, 1) ERA: 4.91	2.0	S	9	3	2	2	2	0	0	0	0	0	1	13	13	9.00	1.500

PITCHER	IP	WLS	BF	H	R	ER	SO	BB	IBB	HBP	BLK	WP	HR	S	P	ERA	WHIP

Chicago Cubs @ Los Angeles Dodgers

Los Angeles Memorial Coliseum, Los Angeles, CA

Fri Apr 17 1959, 9:05 PM EST

Att. 19,894 - Unknown

TOP

livebaseballscorecards.com

Batter	1	2	3	4	5	6	7	8	9	AB	R	H	RBI	BB	SO	LOB
Tony Taylor, R (1, 4) OBP: 0.367, SLG: 0.296	3-2 5-3			3-2 1B		1-0 F8		1-1 SH2-4 1B	2-2 1B PB 1B	5	2	3	0	0	0	0
Alvin Dark, R (1, 5) OBP: 0.500, SLG: 0.538	0-0 5-3			2-2 F6		1-1 1B		0-0 SH2-4	3-2 1B	4	0	2	1	0	0	1
George Altman, L (1, 8) OBP: 0.429, SLG: 0.368	3-3 K			0-1 F8		1-1 4-3		1-0 14 5-3 HR	1-2 1B	5	1	2	2	0	1	2
14 Ernie Banks, R (1, 6) OBP: 0.444, SLG: 0.833		2-3 K		2-2 F7			1-0 HR	0-2 5-3	2-0 F9	5	1	1	1	0	1	4
Walt Moryn, L (1, 7) OBP: 0.423, SLG: 0.476		3-2 F8			1-0 F8		4-2 3B BB	1-0 HR		3	2	1	2	1	0	0
Dale Long, L (1, 3) OBP: 0.318, SLG: 0.600		0-0 F8			1-1 F8		0-2 SF9 3B	1-2 4-3		4	1	1	1	0	0	0
Lee Walls, R (1, 9) OBP: 0.444, SLG: 0.600			3-2 1-3		2-2 HR		3-2 SF9		2-1 PB 1B HBP	2	2	1	2	0	0	0
Sammy Taylor, L (1, 2) OBP: 0.333, SLG: 0.313			0-0 4-3		1-3 K		1-0 F8		1-2 F8	4	0	0	0	0	1	1
Dick Drott, R (1, 1)			0-0 1-3			3-2 F8	0-3 K		0-1 B2	1	0	0	0	0	0	0
Bill Henry, L (5, 1)										3	0	0	0	0	1	1
Inning Stats	R: 0 E: 0 K: 1 S: 9 / H: 0 LOB: 0 BB: 0 P: 15	R: 0 E: 0 K: 1 S: 9 / H: 0 LOB: 0 BB: 0 P: 14	R: 0 E: 0 K: 0 S: 7 / H: 0 LOB: 0 BB: 0 P: 10	R: 0 E: 0 K: 0 S: 14 / H: 1 LOB: 1 BB: 0 P: 21	R: 1 E: 0 K: 1 S: 9 / H: 1 LOB: 0 BB: 0 P: 14	R: 0 E: 0 K: 0 S: 8 / H: 1 LOB: 1 BB: 0 P: 14	R: 3 E: 0 K: 1 S: 14 / H: 2 LOB: 0 BB: 1 P: 23	R: 3 E: 0 K: 0 S: 12 / H: 3 LOB: 0 BB: 0 P: 16	R: 2 E: 0 K: 0 S: 20 / H: 3 LOB: 2 BB: 0 P: 31	1B: 7 2B: 0 3B: 1 HR: 3	SF: 1 SAC: 1 DP: 0 HBP: 1						

	AB	36
	R	9
	H	11
	RBI	9
	BB	1
	SO	4
	LOB	9

WP: 0 PB: 1 SB: 0 CS: 0 PA: 40

PITCHER		IP	WLS	BF	H	R	ER	SO	BB	IBB	HBP	BLK	WP	HR	S	P	ERA	WHIP
Stan Williams, R (1, 1) ERA: 6.0		6.0		24	5	4	4	3	1	0	0	0	0	2	63	100	6.00	1.000
Clem Labine, R (7, 1) ERA: 3.18		1.2	L	7	2	2	2	1	0	0	0	0	0	0	14	20	10.80	1.200
Johnny Podres, L (8, 1) ERA: 7.11		0.1		2	1	1	1	0	0	0	0	0	0	1	5	7	27.00	3.000
Don Drysdale, R (9, 1) ERA: 4.2		1.0		7	3	2	2	0	0	0	1	0	0	0	20	31	18.00	3.000

PITCHER	IP	WLS	BF	H	R	ER	SO	BB	IBB	HBP	BLK	WP	HR	S	P	ERA	WHIP

BOTTOM

Batter	1	2	3	4	5	6	7	8	9	AB	R	H	RBI	BB	SO	LOB
Wally Moon, L (1, 7)	L9				BB	4-3			F9	3	0	0	1	1	1	2
Jim Gilliam, S (9, PH)										1	0	0	0	0	0	0
John Roseboro, L (1, 2)	5-3		G3		F5		FC5 WP 1B			4	0	1	0	0	0	3
Dick Gray, R (9, PH)										1	0	0	0	0	1	0
Norm Larker, L (1, 3)	4-3			1B FC6-4 BB	F7				F5	2	1	0	0	1	0	3
Gil Hodges, R (7, PH) (8, 3)										2	0	0	0	0	1	1
Don Demeter, R (1, 8)					F8		FC5 1-3			4	0	0	0	0	2	5
Carl Furillo, R (1, 9)			1-3	FC6-4 1-3 1B		F8	4-3			4	0	1	0	0	0	1
Charlie Neal, R (1, 4)			1B S BB	FC6-4 CS 1-2f 3-H		1B 1B BB				2	2	1	1	2	0	1
Don Zimmer, R (1, 6)			S 1-3 1B	CS 1-2	1B BB BB	1B 1-2 1B			F2	3	1	2	0	1	0	1
Jim Baxes, R (1, 5)			F9 1-2 3-H		BB SH 1-3 1B		K		F9	4	0	1	0	0	1	4
Stan Williams, R (1, 1)										2	0	1	1	0	0	0
Clem Labine, R (7, 1)										0	0	0	0	0	0	0
Johnny Podres, L (8, 1)										0	0	0	0	0	0	0
Rip Repulski, R (8, PH)										1	0	0	0	0	0	1
Don Drysdale, R (9, 1)			F4		SH BB 1-2	2-H 1B			FC6-4 1-2f	0	0	0	0	0	0	0
Inning Stats	R: 0 E: 0 K: 0 S: 6 H: 0 LOB: 0 BB: 0 P: 8	R: 1 E: 0 K: 1 S: 16 H: 1 LOB: 1 BB: 1 P: 23	R: 0 E: 0 K: 1 S: 10 H: 0 LOB: 0 BB: 0 P: 15	R: 1 E: 0 K: 1 S: 8 H: 1 LOB: 0 BB: 1 P: 14	R: 1 E: 1 K: 0 S: 7 H: 1 LOB: 3 BB: 2 P: 21	R: 1 E: 0 K: 1 S: 14 H: 2 LOB: 2 BB: 1 P: 23	R: 0 E: 0 K: 1 S: 12 H: 1 LOB: 1 BB: 0 P: 18	R: 0 E: 0 K: 0 S: 9 H: 1 LOB: 1 BB: 0 P: 14	R: 0 E: 0 K: 1 S: 9 H: 0 LOB: 0 BB: 0 P: 13	1B: 7 2B: 0 3B: 0 HR: 0	SF: 0 SAC: 1 DP: 0 HBP: 0						

PITCHER	IP	WLS	BF	H	R	ER	SO	BB	IBB	HBP	BLK	WP	HR	S	P	ERA	WHIP
Dick Drott, R (1, 1) ERA: 4.5	4.0		18	3	3	2	3	3	0	0	0	0	0	42	67	4.50	1.500
Bill Henry, L (5, 1) ERA: 1.8	5.0	W	21	4	1	1	3	2	0	0	0	1	0	49	82	1.80	1.200

PITCHER	IP	WLS	BF	H	R	ER	SO	BB	IBB	HBP	BLK	WP	HR	S	P	ERA	WHIP

Chicago Cubs @ Los Angeles Dodgers

Los Angeles Memorial Coliseum, Los Angeles, CA

Fri Apr 17 1959, 9:05 PM EST

Att. 19,894 - Unknown

livebaseballscorecards.com

AB	33
R	4
H	7
RBI	3
BB	5
SO	6
LOB	22

1B: 7	SF: 0	WP: 1	PA: 40
2B: 0	SAC: 1	PB: 0	
3B: 0	DP: 0	SB: 2	
HR: 0	HBP: 0	CS: 1	

Chicago Cubs @ Los Angeles Dodgers

Los Angeles Memorial Coliseum, Los Angeles, CA

Sat Apr 18 1959, 9:05 PM EST

Att. 22,091 - Unknown

livebaseballscorecards.com

TOP

Batter	1	2	3	4	5	6	7	8	9	AB	R	H	RBI	BB	SO	LOB
Tony Taylor, R (1, 4) OBP: 0.400, SLG: 0.300	WP; FC5-2-6-2; 1B		HR; HBP		BB; BB; HBP	F3		K		3	1	1	0	0	1	3
Alvin Dark, R (1, 5) OBP: 0.526, SLG: 0.529	4-3; 1-3		F8		BB; 1-2; BB		14 G5-4-3; 1B		14 1B; 2B; 1B	4	1	2	0	1	0	2
Lee Walls, R (1, 9) OBP: 0.435, SLG: 0.684	FC5-2-6-2; BB; 3-H		1-H; HR		1-2 2-3; BB		K		F6	4	1	1	2	1	1	3
14 Ernie Banks, R (1, 6) OBP: 0.469, SLG: 0.893	BB; IBB		HR		F5		G5-4-3; 1-2f		2B; SF4; 1B	4	2	2	1	1	0	4
Walt Moryn, L (1, 7) OBP: 0.452, SLG: 0.500	FC5-4; 1-2 2-3; BB		3-1		F5			1B E; SF8; BB	1-3; 1B; 3-H; 2B	3	2	1	1	2	0	3
Bobby Thomson, R (1, 8)	FC5-4; 1-2f		L7		F3			K	SF4; 3-H	4	0	0	1	0	1	7
Dale Long, L (1, 3) OBP: 0.308, SLG: 0.583		4-3		4-3		4-3; 2B		E3; 1-2; 1B	2-H; 1B	4	0	1	0	0	0	1
Chick King, R (8, PR)										0	0	0	0	0	0	0
Elmer Singleton, R (8, 1)										0	0	0	0	0	0	0
Earl Averill, R (9, PH) OBP: 0.235, SLG: 0.353										1	0	1	1	0	0	0
Bobby Adams, R (9, PR)										0	0	0	0	0	0	0
Cal Neeman, R (1, 2)		5-3		1-3		4-3; 2-3		1-2 2-3; 1B		2	0	0	0	0	0	0
Sammy Taylor, L (6, PH) OBP: 0.333, SLG: 0.316									K	3	0	1	0	0	1	2
(6, 2)																
Joe Schaffernoth, R (1, 1)										0	0	0	0	0	0	0
John Buzhardt, R (1, 1)										2	0	0	0	0	2	0
Morrie Martin, L (4, 1)										0	0	0	0	0	0	0
George Altman, L (6, PH) OBP: 0.409, SLG: 0.350										1	0	0	0	0	1	1
Taylor Phillips, L (6, 1)										0	0	0	0	0	0	0
Jim Marshall, L (8, PH)										0	0	0	1	0	0	0
(8, 3)																
Inning Stats	R: 0 E: 0 K: 0 S: 11 H: 1 LOB: 3 BB: 2 P: 23	R: 0 E: 0 K: 1 S: 6 H: 0 LOB: 0 BB: 0 P: 9	R: 3 E: 0 K: 0 S: 13 H: 2 LOB: 0 BB: 0 P: 21	R: 0 E: 0 K: 1 S: 5 H: 0 LOB: 0 BB: 0 P: 6	R: 0 E: 0 K: 0 S: 15 H: 0 LOB: 3 BB: 2 P: 28	R: 0 E: 0 K: 1 S: 9 H: 1 LOB: 1 BB: 0 P: 14	R: 0 E: 0 K: 1 S: 6 H: 1 LOB: 0 BB: 0 P: 10	R: 1 E: 1 K: 2 S: 11 H: 1 LOB: 2 BB: 1 P: 23	R: 3 E: 0 K: 1 S: 15 H: 4 LOB: 1 BB: 0 P: 24	1B: 6 2B: 2 3B: 0 HR: 2 SF: 2 SAC: 0 DP: 1 HBP: 2							

	AB	35
	R	7
	H	10
	RBI	7
	BB	5
	SO	7
	LOB	26

WP: 2 PB: 0 SB: 0 CS: 0 PA: 44

PITCHER		IP	WLS	BF	H	R	ER	SO	BB	IBB	HBP	BLK	WP	HR	S	P	ERA	WHIP
Danny McDevitt, L ERA: 6.75	(1, 1)	4.0		21	3	3	3	2	3	1	2	0	1	2	37	70	6.75	1.500
Art Fowler, R ERA: 4.63	(5, 1)	4.1	W	20	6	4	3	4	1	0	0	0	0	0	48	78	6.23	1.615
Johnny Klippstein, R ERA: 3.0	(9, 1)	0.2	S	3	1	0	0	1	0	0	0	0	0	0	6	10	0.00	1.500

PITCHER		IP	WLS	BF	H	R	ER	SO	BB	IBB	HBP	BLK	WP	HR	S	P	ERA	WHIP

BOTTOM

Chicago Cubs @ Los Angeles Dodgers

Los Angeles Memorial Coliseum, Los Angeles, CA

Sat Apr 18 1959, 9:05 PM EST

Att. 22,091 - Unknown

livebaseballscorecards.com

Batter	1	2	3	4	5	6	7	8	9	AB	R	H	RBI	BB	SO	LOB
Wally Moon, L (1, 7) OBP: 0.417, SLG: 0.500	BBBCB 4-1 1B 1B BB	X 0-0 ③ 6-3		BFBFX 2-2 2-H 1B 2B		CBBSBX 3-2 1B 3B				3	3	2	1	1	0	0
John Roseboro, L (1, 2) OBP: 0.333, SLG: 0.304	BBBCCX 3-2 1B 1B 1-3 1B		BBSBFB 4-2 1-3 1-3 HR BB	FBBBX 3-1 2-H 1B		CBBX 2-1 3-H 1B				3	2	3	2	1	0	0
Duke Snider, L (1, 9) OBP: 0.182, SLG: 0.182 Carl Furillo, R (6, PH) OBP: 0.100, SLG: 0.100 (7, 9)	BCBX 2-1 SH1-3 1B 6-3 1-3 3-H 1B		SSFBX 1-2 ① 1-3 1-2	SSS 0-3 ③ K		BX 1-0 ③ 6-3				3 1	1 0	1 0	1 0	0 0	1 0	2 1
Don Demeter, R (1, 8) OBP: 0.429, SLG: 0.905	BX 1-0 6-3 SH1-3 1-2 3-H 1B		CBFX 1-2 ② 1-3 2-3		FSX 0-2 SH1-4 1B		X 0-0 ① L5			4	0	2	1	0	0	1
Norm Larker, L (1, 3) OBP: 0.333, SLG: 0.800	BX 1-0 ① SH1-3 1-2 2-3		BFSX 1-2 3-H HR		BX 1-0 ① SH1-4 1-2		X 0-0 ② 4-3			2	1	1	2	0	0	0
Charlie Neal, R (1, 4) OBP: 0.222, SLG: 0.087	X 0-0 ② 6-3 2-3 3-H		BCFS 1-3 ③ K		BBCX 2-1 ② F9		BBX 2-0 ③ 1-3			4	0	0	1	0	1	2
Don Zimmer, R (1, 6) OBP: 0.423, SLG: 0.375	FLBS 1-3 ③ K2-3			X 0-0 SH3 2B 1B	FBX 1-1 ③ 6-3			CX 0-1 ① F5		4	1	1	0	0	1	2
Jim Baxes, R (1, 5) OBP: 0.360, SLG: 0.609		BX 1-0 ① 6-3		FSS 0-3 ① K		BBBCX 3-1 ① F8		FBFS 1-3 ② K2-3		4	0	0	0	0	2	1
Danny McDevitt, L (1, 1) Art Fowler, R (5, 1) Johnny Klippstein, R (9, 1)		FBBX 2-1 ② 4-3		BX 1-0 ② SH3 1-2		CBFC 1-3 ② K		SSBBX 2-2 ③ 6-3		1 2 0	0 0 0	0 0 0	0 0 0	0 1 0	0 0 0	0 0 0
Inning Stats	R: 3 H: 3 E: 0 LOB: 1 K: 1 BB: 1 S: 12 P: 24	R: 0 H: 0 E: 0 LOB: 0 K: 0 BB: 0 S: 4 P: 7	R: 2 H: 1 E: 0 LOB: 0 K: 1 BB: 1 S: 15 P: 23	R: 2 H: 3 E: 0 LOB: 1 K: 2 BB: 0 S: 13 P: 19	R: 0 H: 1 E: 0 LOB: 1 K: 0 BB: 0 S: 8 P: 12	R: 1 H: 2 E: 0 LOB: 1 K: 1 BB: 0 S: 11 P: 21	R: 0 H: 0 E: 0 LOB: 0 K: 0 BB: 0 S: 3 P: 5	R: 0 H: 0 E: 0 LOB: 0 K: 1 BB: 0 S: 8 P: 11		1B: 7 SF: 0 2B: 1 SAC: 3 3B: 1 DP: 0 HR: 1 HBP: 0						WP: 0 PA: 36 PB: 0 SB: 0 CS: 0

	AB	31
	R	8
	H	10
	RBI	8
	BB	2
	SO	6
	LOB	9

PITCHER		IP	WLS	BF	H	R	ER	SO	BB	IBB	HBP	BLK	WP	HR	S	P	ERA	WHIP
Joe Schaffernoth, R ERA: 27.0	(1, 1)	0.0		4	3	3	3	0	1	0	0	0	0	0	7	17	∞	∞
John Buzhardt, R ERA: 9.82	(1, 1)	3.2	L	16	4	4	4	3	1	0	0	0	0	1	34	53	9.82	1.364
Morrie Martin, L ERA:	(4, 1)	1.1		5	1	0	0	1	0	0	0	0	0	0	11	15	0.00	0.750
Taylor Phillips, L ERA: 5.0	(6, 1)	2.0		8	2	1	1	1	0	0	0	0	0	0	14	26	4.50	1.000
Elmer Singleton, R ERA: 6.0	(8, 1)	1.0		3	0	0	0	1	0	0	0	0	0	0	8	11	0.00	0.000

PITCHER	IP	WLS	BF	H	R	ER	SO	BB	IBB	HBP	BLK	WP	HR	S	P	ERA	WHIP

Batter	1	2	3	4	5	6	7	8	9	AB	R	H	RBI	BB	SO	LOB
Tony Taylor, R (1, 4) OBP: 0.385, SLG: 0.294	2-1 BB 14 SF9 1B 1B	1-2 FC4-6 CS 1-2f			0-0 F9		2-1 CS 2-3	1-0 5-3		4	1	1	0	0	0	2
Alvin Dark, R (1, 3) OBP: 0.478, SLG: 0.476	0-1 14 SF9 BB 1-2 SF9 1B	1-0 CS 1-2	3-1 F8		0-0 G4-6-3 1-2f			1-0 F7		4	1	1	0	0	0	1
Lee Walls, R (1, 9) OBP: 0.444, SLG: 0.636	4-1 WP E 1-2 2-3 BB		1-2 14 4-3 1B			0-0 5-3		1-0 L6		3	1	1	0	1	0	0
14 Ernie Banks, R (1, 6) OBP: 0.417, SLG: 0.806	1-0 SF9 2-3 3-H		0-1 4-3 1-2			3-2 5-3			1-1 6-3	3	0	0	1	0	0	1
Walt Moryn, L (1, 7) OBP: 0.400, SLG: 0.444	1-0 SF9 3-H		3-2 5-3			2-2 4-3			1-1 4-3	3	0	0	1	0	0	1
Earl Averill, R (1, 5) OBP: 0.238, SLG: 0.300	1-2 E5 1-H			1-0 5-3			4-0 CS HBP BB		1-1 6-3	3	0	0	0	1	0	0
Bobby Thomson, R (1, 8)	0-0 F9			1-3 K			0-0 F8			3	0	0	0	0	1	2
Cal Neeman, R (1, 2)		0-2 5-3		2-3 K			0-1 L8			3	0	0	0	0	1	1
Dave Hillman, R (1, 1) OBP: 0.429, SLG: 0.200		4-0 FC4-6 BB			1-1 G4-6-3 1B		1-0 1-2 HBP			1	0	1	0	1	0	0
Morrie Martin, L (8, 1)										0	0	0	0	0	0	0
Don Elston, R (8, 1)										0	0	0	0	0	0	0

TOP

Chicago Cubs @ Los Angeles Dodgers

Los Angeles Memorial Coliseum, Los Angeles, CA

Sun Apr 19 1959, 6:33 AM EST
Att. 29,663 - Unknown

livebaseballscorecards.com

AB	27
R	3
H	4
RBI	2
BB	3
SO	2
LOB	8

Inning Stats	1	2	3	4	5	6	7	8	9
R	3	0	0	0	0	0	0	0	0
E	1	0	0	0	0	0	0	0	0
K	0	0	0	2	0	0	0	0	0
S	11	7	11	7	4	7	4	3	6
H	2	0	1	0	1	0	0	0	0
LOB	1	0	1	0	0	0	1	0	0
BB	1	1	0	0	0	0	1	0	0
P	20	12	18	11	5	12	11	6	9

1B	4	SF	2
2B	0	SAC	0
3B	0	DP	1
HR	0	HBP	1

WP	1	PA	35
PB	0		
SB	0		
CS	2		

PITCHER		IP	WLS	BF	H	R	ER	SO	BB	IBB	HBP	BLK	WP	HR	S	P	ERA	WHIP
Johnny Podres, L ERA: 4.11	(1, 1)	9.0	W	33	4	3	2	2	3	0	1	0	1	0	60	104	2.00	0.778

PITCHER	IP	WLS	BF	H	R	ER	SO	BB	IBB	HBP	BLK	WP	HR	S	P	ERA	WHIP

Batter	1	2	3	4	5	6	7	8	9	AB	R	H	RBI	BB	SO	LOB
Wally Moon, L (1, 7) OBP: 0.448, SLG: 0.520	C B X 1-1 BB 1B 1B	B B C B C X 3-2 ③ 5-3		X 0-0 S 1B		B X 1-0 ② G3		B X 1-0 1B 1B 1B 1-3 2-H 3-H		5	2	3	2	0	0	2
John Roseboro, L (1, 2) OBP: 0.321, SLG: 0.269	C F B F F B B B 4-2 1B 1-2 BB	C B B X 2-1 ① F2	F C B B B X 3-2 ③ F7 1-2			X 0-0 ③ G3		B C B X 2-1 1B 1B 1-2 3-H		3	0	0	0	1	0	2
Carl Furillo, R (8, PH) OBP: 0.100, SLG: 0.100										0	0	0	0	0	0	0
Jim Gilliam, S (8, PH) OBP: 0.200, SLG: 0.200										1	1	1	1	0	0	0
Joe Pignatano, R (9, 2)										0	0	0	0	0	0	0
Duke Snider, L (1, 9) OBP: 0.250, SLG: 0.438	C F S 0-3 ① K	X 0-0 HR	B F B X 2-1 ① 4-3			X 0-0 ① 4-3		X 0-0 ② 1-H 2-H 1B		5	1	2	3	0	1	2
Ron Fairly, L (9, 9) OBP: 0.278, SLG: 0.412										0	0	0	0	0	0	0
Don Demeter, R (1, 8) OBP: 0.423, SLG: 0.808	B X 1-0 FC3-6 1-2 2-H 1B	C X 0-1 ② 5-3	S B B S X 2-2 E6 G3 1B			X 0-0 ② F2		B F X 1-1 1B		5	1	2	1	0	0	0
Norm Larker, L (1, 3) OBP: 0.273, SLG: 0.444	C B X 1-1 ② FC3-6 1-2f	B B B B 4-0 1B BB	C B X 1-1 ② G3 1-2			B C B X 2-1 ③ 4-3		X 0-0 ③ L6		4	0	0	0	1	0	4
Gil Hodges, R (9, 3) OBP: 0.238, SLG: 0.429										0	0	0	0	0	0	0
Charlie Neal, R (1, 4) OBP: 0.290, SLG: 0.185	S X 0-1 ③ F8	B X 1-0 1-3 1B	F B B X 2-1 2-H 1B					X 0-0 BB SH1 1B 1B		4	1	3	1	0	0	2
Don Zimmer, R (1, 6) OBP: 0.379, SLG: 0.333		B F X 1-1 ① 5-3	S B F F E B S 2-3 ③ K		F B B X 2-1 ③ F5			P X 1-0 ① SH1 1-2		3	0	0	0	0	1	3
Jim Baxes, R (1, 5) OBP: 0.379, SLG: 0.560		C B X 1-1 ② F5		X 0-0 ① 5-3		B B B B 4-0 SH1-4 BB		B B B B 4-0 BB 1B BB		2	1	0	0	2	0	0
Johnny Podres, L (1, 1) OBP: 0.400, SLG: 0.250		B S X 1-1 1B		F B X 1-1 ② F9		L X 0-1 ① SH1-4 1-2		B B B B 4-0 1B 1B 1-2 2-3 BB		2	1	1	0	1	0	0
Inning Stats	R: 1 H: 2 E: 0 LOB: 2 K: 1 BB: 1 S: 14 P: 21	R: 0 H: 1 E: 0 LOB: 1 K: 0 BB: 0 S: 9 P: 15	R: 1 H: 2 E: 0 LOB: 2 K: 1 BB: 1 S: 11 P: 20	R: 0 H: 1 E: 0 LOB: 1 K: 0 BB: 0 S: 7 P: 11	R: 1 H: 1 E: 1 LOB: 1 K: 0 BB: 0 S: 11 P: 20	R: 0 H: 0 E: 0 LOB: 1 K: 0 BB: 1 S: 4 P: 9	R: 0 H: 0 E: 0 LOB: 0 K: 0 BB: 0 S: 4 P: 6	R: 5 H: 5 E: 0 LOB: 1 K: 0 BB: 2 S: 10 P: 22		1B: 11 SF: 0 2B: 0 SAC: 2 3B: 0 DP: 0 HR: 1 HBP: 0						

PITCHER		IP	WLS	BF	H	R	ER	SO	BB	IBB	HBP	BLK	WP	HR	S	P	ERA	WHIP
Dave Hillman, R ERA: 3.45	(1, 1)	7.1	L	35	8	5	4	2	4	0	0	0	0	1	63	109	4.91	1.636
Morrie Martin, L ERA: 13.5	(8, 1)	0.0		2	1	0	0	0	1	0	0	0	0	0	1	6	∞	∞
Don Elston, R ERA: 6.23	(8, 1)	0.2		4	3	3	3	0	0	0	0	0	0	0	6	9	40.50	4.500

PITCHER	IP	WLS	BF	H	R	ER	SO	BB	IBB	HBP	BLK	WP	HR	S	P	ERA	WHIP

BOTTOM

Chicago Cubs @ Los Angeles Dodgers

Los Angeles Memorial Coliseum, Los Angeles, CA

Sun Apr 19 1959, 6:33 AM EST

Att. 29,663 - Unknown

livebaseballscorecards.com

AB	34
R	8
H	12
RBI	8
BB	5
SO	2
LOB	15

Batter	1	2	3	4	5	6	7	8	9	AB	R	H	RBI	BB	SO	LOB
Don Blasingame, L (1, 4) OBP: 0.378, SLG: 0.410	5-3			F8			6-3		FC6-4 HBP 1-2f	4	0	0	0	0	0	1
Gino Cimoli, R (1, 9) OBP: 0.405, SLG: 0.378	F9			1-3			4-3		1-2 HBP	3	0	0	0	0	0	0
Stan Musial, L (1, 3) OBP: 0.316, SLG: 0.242	1-3			F7			2B		1-3	4	0	1	0	0	0	2
Ken Boyer, R (1, 5) OBP: 0.375, SLG: 0.432		K			2-3		5-3			3	0	0	0	0	1	1
Joe Cunningham, L (1, 7) OBP: 0.458, SLG: 0.235		F7			6-3			F8		3	0	0	0	0	0	0
Bill White, L (1, 8) OBP: 0.136, SLG: 0.053		F8			K			4-3		3	0	0	0	0	1	0
Hal Smith, R (1, 2) OBP: 0.229, SLG: 0.412			L8			5-3		L7		3	0	0	0	0	0	0
Alex Grammas, R (1, 6) OBP: 0.241, SLG: 0.250			5-3			F8			FC6-4 BB	2	0	0	0	0	0	0
Solly Hemus, L (9, PH)										0	0	0	0	1	0	0
Curt Flood, R (9, PR) OBP: 0.200, SLG: 0.200										0	0	0	0	0	0	0
Gary Blaylock, R (1, 1)			K			P6			K	2	0	0	0	0	1	0
George Crowe, L (9, PH) OBP: 0.167, SLG: 0.167										1	0	0	0	0	1	1
Inning Stats	R: 0 H: 0 E: 0 LOB: 0 K: 0 BB: 0 S: 3 P: 3	R: 0 H: 0 E: 0 LOB: 0 K: 1 BB: 0 S: 5 P: 5	R: 0 H: 0 E: 0 LOB: 0 K: 1 BB: 0 S: 5 P: 5	R: 0 H: 0 E: 0 LOB: 0 K: 0 BB: 0 S: 3 P: 3	R: 0 H: 0 E: 0 LOB: 0 K: 1 BB: 0 S: 5 P: 5	R: 0 H: 0 E: 0 LOB: 0 K: 0 BB: 0 S: 3 P: 3	R: 0 H: 1 E: 0 LOB: 1 K: 0 BB: 0 S: 4 P: 4	R: 0 H: 0 E: 0 LOB: 0 K: 0 BB: 0 S: 3 P: 3	R: 0 H: 0 E: 0 LOB: 2 K: 1 BB: 1 S: 5 P: 10	1B: 0 SF: 0 2B: 1 SAC: 0 3B: 0 DP: 0 HR: 0 HBP: 1						

TOP

St. Louis Cardinals @ Chicago Cubs

Wrigley Field, Chicago, IL

Tue Apr 21 1959, 3:33 AM CST

Att. 2,501 - Unknown

livebaseballscorecards.com

AB	28
R	0
H	1
RBI	0
BB	1
SO	4
LOB	5

PITCHER		IP	WLS	BF	H	R	ER	SO	BB	IBB	HBP	BLK	WP	HR	S	P	ERA	WHIP
Glen Hobbie, R ERA: 1.06	(1, 1)	9.0	W	30	1	0	0	4	1	0	1	0	0	0	36	41	0.00	0.222

PITCHER	IP	WLS	BF	H	R	ER	SO	BB	IBB	HBP	BLK	WP	HR	S	P	ERA	WHIP

Batter	1	2	3	4	5	6	7	8	9	AB	R	H	RBI	BB	SO	LOB
Tony Taylor, R (1, 4) OBP: 0.395, SLG: 0.297	x 0-0 ① 6-3		x 0-0 CS 1B		B B B 4-0 CS BB		x 0-0 ③ 6-3			3	0	1	0	1	0	1
Alvin Dark, R (1, 5) OBP: 0.407, SLG: 0.400	x 0-0 ② 6-3		x 0-0 ①② 4-3 1-2		S S S 0-3 ②③ K 1-2			x 0-0 ① F8		4	0	0	0	0	1	2
George Altman, L (1, 8) OBP: 0.346, SLG: 0.292	x 0-0 ③ 4-3		x 0-0 ③ G1			x 0-0 ① F8		x 0-0 ② 1-3		4	0	0	0	0	0	0
14 Ernie Banks, R (1, 6) OBP: 0.400, SLG: 0.771		S S S 0-3 ① K		x 0-0 2B		x 0-0 ② F7		x 0-0 ③ F2		4	0	1	0	0	1	0
Walt Moryn, L (1, 7) OBP: 0.447, SLG: 0.464		x 0-0 FC5-4 BB 1B 1B		B B B B 4-0 BB		B B B B 4-0 BB				1	1	1	0	2	0	0
Jim Marshall, L (1, 3)		B B B 4-0 FC5-4 1-2 BB		x 0-0 ① F9		x 0-0 ③ 4-3				2	0	0	0	1	0	3
Lee Walls, R (1, 9) OBP: 0.433, SLG: 0.640		x 0-0 ② FC5-4 1B 1-2f 2-3		x 0-0 ② F8			x 0-0 2B			3	0	1	0	0	0	4
Sammy Taylor, L (1, 2) OBP: 0.333, SLG: 0.318		x 0-0 1-2 3-H 1B		S S S 0-3 ③ K			S S S 0-3 ① K			3	0	1	1	0	2	3
Glen Hobbie, R (1, 1) OBP: 0.143, SLG: 0.143		x 0-0 ③ P4			x 0-0 ① 5-3		S S S 0-3 ② K			3	0	0	0	0	1	3
Inning Stats	R: 0 H: 0 E: 0 LOB: 0 K: 0 BB: 0 S: 3 P: 3	R: 1 H: 2 E: 0 LOB: 2 K: 1 BB: 1 S: 7 P: 11	R: 0 H: 1 E: 0 LOB: 0 K: 0 BB: 0 S: 3 P: 3	R: 0 H: 1 E: 0 LOB: 2 K: 1 BB: 1 S: 6 P: 10	R: 0 H: 0 E: 0 LOB: 1 K: 1 BB: 1 S: 4 P: 8	R: 0 H: 0 E: 0 LOB: 1 K: 0 BB: 1 S: 3 P: 7	R: 0 H: 1 E: 0 LOB: 1 K: 2 BB: 0 S: 8 P: 8	R: 0 H: 0 E: 0 LOB: 0 K: 0 BB: 0 S: 3 P: 3		1B: 3 SF: 0 2B: 3 SAC: 0 3B: 0 DP: 1 HR: 0 HBP: 0						

PITCHER		IP	WLS	BF	H	R	ER	SO	BB	IBB	HBP	BLK	WP	HR	S	P	ERA	WHIP
Gary Blaylock, R ERA: 0.9	(1, 1)	8.0	L	31	5	1	1	5	4	0	0	0	0	0	37	53	1.12	1.125

PITCHER	IP	WLS	BF	H	R	ER	SO	BB	IBB	HBP	BLK	WP	HR	S	P	ERA	WHIP

BOTTOM

St. Louis Cardinals @ Chicago Cubs

Wrigley Field, Chicago, IL

Tue Apr 21 1959, 3:33 AM CST

Att. 2,501 - Unknown

livebaseballscorecards.com

AB	27
R	1
H	5
RBI	1
BB	4
SO	5
LOB	16

Batter	1	2	3	4	5	6	7	8	9	AB	R	H	RBI	BB	SO	LOB
Don Blasingame, L (1, 4) OBP: 0.380, SLG: 0.395	6-3		4-3	BB		L7			HR 1B	4	1	1	0	1	0	1
Gino Cimoli, R (1, 7) (7, 9) OBP: 0.426, SLG: 0.476	1B 1B		6-3	F8			F8 6-3 1B		1-H HR	5	1	3	2	0	0	3
Stan Musial, L (1, 3) OBP: 0.302, SLG: 0.237	1-2 1B		F7		1-4-3		6-3 1-2		F7	5	0	1	0	0	0	1
Joe Cunningham, L (9, 3) OBP: 0.458, SLG: 0.235										0	0	0	0	0	0	0
Ken Boyer, R (1, 5) OBP: 0.356, SLG: 0.390	P3			SH5-4 1B SF8 HBP	6-3		F8 2-3		F7	4	1	0	0	0	0	3
Gene Green, R (1, 9) OBP: 0.167, SLG: 0.167	1-3			1-2 SH5-4 1B 1B	6-3		F3		HR	4	1	1	0	0	0	3
Curt Flood, R (7, 8) OBP: 0.238, SLG: 0.381										1	1	1	1	0	0	0
Bill White, L (1, 8) OBP: 0.192, SLG: 0.091		P4		SH5-4 1-2 2-3		E SF8 1B		E3 SH1-3 SH1-3	HBP	3	2	1	0	0	0	0
(7, 7)																
Hal Smith, R (1, 2) OBP: 0.231, SLG: 0.378		F9		1B BB		E1 1-3		SH1-3 2-3	P5	3	0	0	0	1	0	2
Alex Grammas, R (1, 6) OBP: 0.250, SLG: 0.379		HR		SF8 3-H		SF8 3-H		SH1-3 3-H		1	1	1	4	0	0	0
Vinegar Bend Mizell, R (1, 1) OBP: 0.200, SLG: 0.200		K		BB 1-3 2-H 1B		K		K		4	0	1	1	0	3	1
Inning Stats	R: 0 H: 2 E: 0 LOB: 2 K: 0 BB: 0 S: 5 P: 5	R: 1 H: 1 E: 0 LOB: 0 K: 1 BB: 0 S: 6 P: 6	R: 0 H: 0 E: 0 LOB: 0 K: 0 BB: 0 S: 3 P: 3	R: 2 H: 2 E: 0 LOB: 3 K: 0 BB: 2 S: 5 P: 14	R: 0 H: 0 E: 0 LOB: 0 K: 0 BB: 0 S: 3 P: 3	R: 1 H: 1 E: 1 LOB: 1 K: 1 BB: 0 S: 7 P: 7	R: 0 H: 1 E: 0 LOB: 1 K: 0 BB: 0 S: 4 P: 4	R: 1 H: 0 E: 1 LOB: 0 K: 1 BB: 0 S: 6 P: 6	R: 3 H: 3 E: 0 LOB: 1 K: 0 BB: 0 S: 6 P: 7	1B: 7 SF: 2 2B: 0 SAC: 3 3B: 0 DP: 0 HR: 3 HBP: 2						

TOP

St. Louis Cardinals @ Chicago Cubs

Wrigley Field, Chicago, IL

Wed Apr 22 1959, 3:33 AM CST

Att. 4,917 - Unknown

livebaseballscorecards.com

AB	34
R	8
H	10
RBI	8
BB	2
SO	3
LOB	14

WP: 0 PA: 43
PB: 0
SB: 0
CS: 0

PITCHER		IP	WLS	BF	H	R	ER	SO	BB	IBB	HBP	BLK	WP	HR	S	P	ERA	WHIP
Taylor Phillips, L ERA: 5.68	(1, 1)	3.2	L	19	5	3	3	1	2	0	1	0	0	1	18	27	7.36	1.909
John Buzhardt, R ERA: 5.14	(4, 1)	3.1		13	2	1	0	1	0	0	0	0	0	0	15	15	0.00	0.600
Elmer Singleton, R ERA: 4.5	(8, 1)	1.0		4	0	1	0	1	0	0	0	0	0	0	6	6	0.00	0.000
Morrie Martin, L ERA: 19.29	(9, 1)	1.0		7	3	3	3	0	0	0	1	0	0	2	6	7	27.00	3.000

PITCHER	IP	WLS	BF	H	R	ER	SO	BB	IBB	HBP	BLK	WP	HR	S	P	ERA	WHIP

St. Louis Cardinals @ Chicago Cubs

Wrigley Field, Chicago, IL

Wed Apr 22 1959, 3:33 AM CST

Att. 4,917 - Unknown

livebaseballscorecards.com

BOTTOM

Batter	1	2	3	4	5	6	7	8	9	AB	R	H	RBI	BB	SO	LOB
Tony Taylor, R (1, 4) OBP: 0.383, SLG: 0.275	BBBB 4-0 BB BB		x 0-0 1-3 ①	x 0-0 F9 ③			x 0-0 E4			3	0	0	0	1	0	0
Alvin Dark, R (1, 5) OBP: 0.387, SLG: 0.379	x 0-0 F9 ①		x 0-0 14 1B BB 1B		x 0-0 F8 ①		x 0-0 F8 ③			4	1	1	0	0	0	2
Jim Marshall, L (1, 3) Elmer Singleton, R (8, 1) Earl Averill, R (8, PH) OBP: 0.227, SLG: 0.286 Morrie Martin, L (9, 1)	BBBB 4-0 14 1B 1-2 BB ②		BBBB 4-0 14 1B 1B 1-2 BB		x 0-0 P4 ②			x 0-0 4-3 ①		1 0 1 0	1 0 0 0	0 0 0 0	0 0 0 0	2 0 0 0	0 0 0 0	0 0 0 0
14 Ernie Banks, R (1, 6) OBP: 0.409, SLG: 0.744	x 0-0 1-2 1B		x 0-0 1B 1-2 2-H 1B		x 0-0 L7 ③			x 0-0 6-3 ②		4	0	2	1	0	0	0
Walt Moryn, L (1, 7) OBP: 0.405, SLG: 0.406	x 0-0 F2 ③		SSS 0-3 K ②			x 0-0 P4 ①		x 0-0 F7 ③		4	0	0	0	0	1	4
Lee Walls, R (1, 9) OBP: 0.412, SLG: 0.586		x 0-0 5-3 ①	x 0-0 FC5-4 1-3 2-H 1B			x 0-0 5-3 ②			x 0-0 4-3 ①	4	0	1	1	0	0	0
Bobby Thomson, R (1, 8)		x 0-0 P4 ②	x 0-0 FC5-4 ③ 1-2f			x 0-0 G3 ③			x 0-0 F9 ②	4	0	0	0	0	0	2
Sammy Taylor, L (1, 2) OBP: 0.333, SLG: 0.400 Johnny Goryl, R (9, PH)		x 0-0 3B		x 0-0 4-3 ①			x 0-0 1-3 ①		x 0-0 F7 ③	3 1	0 0	1 0	0 0	0 0	0 0	0 0
Taylor Phillips, L (1, 1) John Buzhardt, R (4, 1) Bobby Adams, R (7, PH) (8, 3)		x 0-0 1-3 ③		SSS 0-3 K ②			SSS 0-3 K ②			1 1 1	0 0 0	0 0 0	0 0 0	0 1 1	0 0 0	1 0 0
Inning Stats	R: 0 H: 1 E: 0 LOB: 2 K: 0 BB: 2 S: 3 P: 11	R: 0 H: 1 E: 0 LOB: 1 K: 0 BB: 0 S: 4 P: 4	R: 2 H: 3 E: 0 LOB: 2 K: 1 BB: 1 S: 8 P: 12	R: 0 H: 0 E: 0 LOB: 0 K: 1 BB: 0 S: 5 P: 5	R: 0 H: 0 E: 0 LOB: 0 K: 0 BB: 0 S: 3 P: 3	R: 0 H: 0 E: 0 LOB: 0 K: 0 BB: 0 S: 3 P: 3	R: 0 H: 0 E: 1 LOB: 1 K: 1 BB: 0 S: 6 P: 6	R: 0 H: 0 E: 0 LOB: 0 K: 0 BB: 0 S: 3 P: 3	R: 0 H: 0 E: 0 LOB: 0 K: 0 BB: 0 S: 3 P: 3	1B: 4 SF: 0 2B: 0 SAC: 0 3B: 1 DP: 0 HR: 0 HBP: 0						

PITCHER	IP	WLS	BF	H	R	ER	SO	BB	IBB	HBP	BLK	WP	HR	S	P	ERA	WHIP
Vinegar Bend Mizell, L (1, 1) ERA: 2.33	9.0	W	35	5	2	2	3	3	0	0	0	0	0	38	50	2.00	0.889

PITCHER	IP	WLS	BF	H	R	ER	SO	BB	IBB	HBP	BLK	WP	HR	S	P	ERA	WHIP

AB	32
R	2
H	5
RBI	2
BB	3
SO	3
LOB	9

WP: 0 PA: 35
PB: 0
SB: 0
CS: 0

Batter	1	2	3	4	5	6	7	8	9	AB	R	H	RBI	BB	SO	LOB
Don Blasingame, L (1, 4) OBP: 0.370, SLG: 0.370	F8		6-3 1-3			BB FC4-6		L8		3	0	0	0	1	0	2
Gino Cimoli, R (1, 7) OBP: 0.392, SLG: 0.435	5-3		1-3			F7		F8		4	0	0	0	0	0	3
Stan Musial, L (1, 3) OBP: 0.340, SLG: 0.275	BB FC5-4			4-3 2B		FC4-6 FC6-4 1-2f		BB FC5-4 1-2		2	0	1	0	2	0	1
Ken Boyer, R (1, 5) OBP: 0.327, SLG: 0.356	FC5-4 1-2f			5-3		FC6-4 1-2f		FC5-4 1-2f		4	0	0	0	0	0	5
Bill White, L (1, 8) OBP: 0.200, SLG: 0.231		4-3		4-3 2-3			5-3		HR	4	1	1	1	0	0	1
Gene Green, R (1, 9) OBP: 0.300, SLG: 0.400		6-3		5-3			2B		G6-4-3 1B	4	0	2	0	0	0	1
Bobby Gene Smith, R (9, PR)										0	0	0	0	0	0	0
Hal Smith, R (1, 2) OBP: 0.209, SLG: 0.341		6-3			6-3		L8		G6-4-3 1-2f	4	0	0	0	0	0	2
Alex Grammas, R (1, 6) OBP: 0.265, SLG: 0.387			6-3 S 1B		F7		F7		BB	2	0	1	0	0	0	0
George Crowe, L (7, PH) OBP: 0.143, SLG: 0.143										1	0	0	0	0	0	1
Lee Tate, R (7, 6)										0	0	0	0	0	0	0
Joe Cunningham, L (9, PH) OBP: 0.480, SLG: 0.235										0	0	0	0	1	0	0
Lindy McDaniel, R (1, 1)			F2		K			BB	K	2	0	0	0	0	1	1
Phil Clark, R (6, 1)										0	0	0	0	0	0	0
Solly Hemus, L (8, PH)										0	0	0	0	1	0	0
Bob Gibson, R (8, PR)										0	0	0	0	0	0	0
Howie Nunn, R (8, 1)										0	0	0	0	0	0	0
Ray Jablonski, R (9, PH) OBP: 0.333, SLG: 0.200										1	0	0	0	0	1	1
Inning Stats	R: 0 E: 0 K: 0 S: 3 H: 0 LOB: 1 BB: 1 P: 7	R: 0 E: 0 K: 0 S: 3 H: 0 LOB: 0 BB: 0 P: 3	R: 0 E: 0 K: 0 S: 4 H: 1 LOB: 1 BB: 0 P: 4	R: 0 E: 0 K: 0 S: 4 H: 1 LOB: 1 BB: 0 P: 4	R: 0 E: 0 K: 1 S: 5 H: 0 LOB: 0 BB: 0 P: 5	R: 0 E: 0 K: 0 S: 3 H: 0 LOB: 1 BB: 1 P: 7	R: 0 E: 0 K: 0 S: 4 H: 1 LOB: 1 BB: 0 P: 4	R: 0 E: 0 K: 0 S: 3 H: 0 LOB: 2 BB: 2 P: 11	R: 1 E: 0 K: 1 S: 6 H: 2 LOB: 1 BB: 1 P: 10	1B: 2 2B: 2 3B: 0 HR: 1 SF: 0 SAC: 0 DP: 1 HBP: 0	WP: 0 PB: 0 SB: 1 CS: 0 PA: 36					

PITCHER		IP	WLS	BF	H	R	ER	SO	BB	IBB	HBP	BLK	WP	HR	S	P	ERA	WHIP
Moe Drabowsky, R ERA: 3.46	(1, 1)	8.0	W	33	5	1	1	1	4	0	0	0	0	1	31	47	1.12	1.125
Don Elston, R ERA: 5.06	(9, 1)	1.0	S	3	0	0	0	1	1	0	0	0	0	0	4	8	0.00	1.000

PITCHER	IP	WLS	BF	H	R	ER	SO	BB	IBB	HBP	BLK	WP	HR	S	P	ERA	WHIP

TOP

St. Louis Cardinals @ Chicago Cubs

Wrigley Field, Chicago, IL

Thu Apr 23 1959, 3:33 AM CST

Att. 5,788 - Unknown

livebaseballscorecards.com

AB	31
R	1
H	5
RBI	1
BB	5
SO	2
LOB	18

Batter	1	2	3	4	5	6	7	8	9	AB	R	H	RBI	BB	SO	LOB
Tony Taylor, R (1, 4) OBP: 0.392, SLG: 0.286	BBBB 4-0 5-3 BB		x 0-0 ② F9		x 0-0 ② SF8 2-3 3-H		x 0-0 2B 14 1B 1B			2	1	1	1	1	0	0
Alvin Dark, R (1, 5) OBP: 0.343, SLG: 0.333	x 0-0 ① 5-3 1-2		x 0-0 ③ F2		x 0-0 ③ 4-3		x 0-0 ② F9			4	0	0	0	0	0	3
George Altman, L (1, 8) OBP: 0.400, SLG: 0.370	BBBB 4-0 14 K BB			SSS 0-3 ① K		x 0-0 HR 1B	x 0-0 14 1B 1-3 2B			3	2	2	0	1	1	0
14 Ernie Banks, R (1, 6) OBP: 0.417, SLG: 0.714	SSS 0-3 ②③ K 1-2			BBBB 4-0 BB		SSS 0-3 ① K	x 0-0 2-H 3-H 1B			3	0	1	2	1	2	3
Walt Moryn, L (1, 7)		x 0-0 G3 1B		x 0-0 ② F7		x 0-0 1-H HR	x 0-0 ③ 4-3			4	1	2	2	0	0	2
Dale Long, L (1, 3) OBP: 0.333, SLG: 0.679		x 0-0 ① G3 1-2		x 0-0 ③ 1-3		x 0-0 HR		x 0-0 WP 1B		4	1	2	1	0	0	2
Lee Walls, R (1, 9) OBP: 0.395, SLG: 0.545		SSS 0-3 ② K			x 0-0 E SF8 1B	SSS 0-3 ② K		x 0-0 ① F7		4	1	1	0	0	2	2
Sammy Taylor, L (1, 2) OBP: 0.323, SLG: 0.379		x 0-0 ③ 1-3			x 0-0 E9 SF8 1-3 1B	x 0-0 ③ F8		SSS 0-3 ② K		4	0	1	0	0	1	2
Moe Drabowsky, R (1, 1) Don Elston, R (9, 1)			SSS 0-3 ① K		x 0-0 ① 5-3		x 0-0 ① P3	SSS 0-3 ③ K 1-2		4 0	0 0	0 0	0 0	0 0	2 0	3 0
Inning Stats	R: 0 E: 0 K: 1 S: 4 H: 0 LOB: 1 BB: 2 P: 12	R: 0 E: 0 K: 1 S: 6 H: 1 LOB: 1 BB: 0 P: 6	R: 0 E: 0 K: 1 S: 5 H: 0 LOB: 0 BB: 0 P: 5	R: 0 E: 0 K: 1 S: 5 H: 0 LOB: 1 BB: 1 P: 9	R: 1 E: 1 K: 0 S: 5 H: 2 LOB: 1 BB: 0 P: 5	R: 3 E: 0 K: 2 S: 10 H: 3 LOB: 0 BB: 0 P: 10	R: 2 E: 0 K: 0 S: 6 H: 3 LOB: 1 BB: 0 P: 6	R: 0 E: 0 K: 2 S: 8 H: 1 LOB: 1 BB: 0 P: 8		1B: 7 2B: 1 3B: 0 HR: 2 SF: 1 SAC: 0 DP: 0 HBP: 0						

PITCHER		IP	WLS	BF	H	R	ER	SO	BB	IBB	HBP	BLK	WP	HR	S	P	ERA	WHIP
Lindy McDaniel, R ERA: 4.35	(1, 1)	5.1	L	24	6	4	4	5	3	0	0	0	0	2	31	43	6.75	1.688
Phil Clark, R ERA: 10.8	(6, 1)	1.2		8	3	2	2	1	0	0	0	0	0	0	10	10	10.80	1.800
Howie Nunn, R ERA: 7.94	(8, 1)	1.0		4	1	0	0	2	0	0	0	0	1	0	8	8	0.00	1.000

PITCHER	IP	WLS	BF	H	R	ER	SO	BB	IBB	HBP	BLK	WP	HR	S	P	ERA	WHIP

BOTTOM

St. Louis Cardinals @ Chicago Cubs

Wrigley Field, Chicago, IL

Thu Apr 23 1959, 3:33 AM CST

Att. 5,788 - Unknown

livebaseballscorecards.com

AB	32
R	6
H	10
RBI	6
BB	3
SO	8
LOB	17

WP: 1 PA: 36
PB: 0
SB: 0
CS: 0

San Francisco Giants @ Chicago Cubs

Wrigley Field, Chicago, IL

Fri Apr 24 1959, 3:33 AM CST

Att. 3,511 - Unknown

TOP

livebaseballscorecards.com

Batter	1	2	3	4	5	6	7	8	9	10	11	AB	R	H	RBI	BB	SO	LOB
Jim Davenport, R (1, 5) OBP: 0.368, SLG: 0.365	G3 SF9 2B		5-3			P6		SF9 3B 3-H		SH3-4 1-2		4	2	2	1	0	0	0
Jackie Brandt, R (1, 7) OBP: 0.333, SLG: 0.404	G3 2-3		6-3			P4		SF9 3-H		F8		4	0	0	1	0	0	2
Willie Mays, R (1, 8) OBP: 0.367, SLG: 0.509	SF9 3-H			K			K	CS 1B			1-3	4	0	1	1	0	2	0
Orlando Cepeda, R (1, 3) OBP: 0.356, SLG: 0.754	F2			F9			1B S 1B	CS 1-2	K		2B S SF9 1B	5	1	2	0	0	1	0
Felipe Alou, R (1, 9) OBP: 0.426, SLG: 0.739		L4-6 2B		K			1-3 1B		K		E 1-3 2B	5	0	3	0	0	2	0
Daryl Spencer, R (1, 4) OBP: 0.327, SLG: 0.271		L4-6 2-3	6-3				F8		E5		SF9 3-H	4	0	0	1	0	0	3
Hobie Landrith, L (1, 2) OBP: 0.400, SLG: 0.333 Leon Wagner, L (7, PH) OBP: 0.167, SLG: 0.167 Bob Schmidt, R (7, 2) OBP: 0.357, SLG: 0.389		BB	4-3				K		F7		5-3 2-3	1 1 2	0 0 0	0 0 0	0 0 0	1 0 0	0 1 0	0 2 2
Eddie Bressoud, R (1, 6) OBP: 0.167, SLG: 0.182		G3	5-3					SH3 3B 2B		1-3		4	1	1	0	0	0	1
Johnny Antonelli, L (1, 1) OBP: 0.083, SLG: 0.083 Al Worthington, R (9, 1) Stu Miller, R (9, 1) OBP: 0.500, SLG: 0.500			K			K		SH3 2-3		SH3-4 1B		2 0 1	0 0 0	0 0 1	0 0 0	0 0 0	2 0 0	0 0 0
Inning Stats	R: 1 H: 1 E: 0 LOB: 0 K: 0 BB: 0 S: 4 P: 4	R: 0 H: 1 E: 0 LOB: 1 K: 0 BB: 1 S: 3 P: 7	R: 0 H: 0 E: 0 LOB: 0 K: 1 BB: 0 S: 5 P: 5	R: 0 H: 0 E: 0 LOB: 0 K: 2 BB: 0 S: 7 P: 7	R: 0 H: 0 E: 0 LOB: 0 K: 0 BB: 0 S: 3 P: 3	R: 0 H: 0 E: 0 LOB: 0 K: 1 BB: 0 S: 5 P: 5	R: 0 H: 2 E: 0 LOB: 2 K: 2 BB: 0 S: 9 P: 9	R: 2 H: 3 E: 0 LOB: 0 K: 0 BB: 0 S: 5 P: 5	R: 0 H: 0 E: 1 LOB: 1 K: 2 BB: 0 S: 8 P: 8	R: 0 H: 1 E: 0 LOB: 1 K: 0 BB: 0 S: 4 P: 4	R: 1 H: 2 E: 1 LOB: 1 K: 0 BB: 0 S: 5 P: 5	1B: 5 SF: 3 2B: 5 SAC: 2 3B: 1 DP: 1 HR: 0 HBP: 0			WP: 0 PA: 44 PB: 0 SB: 2 CS: 1			

	AB	37
	R	4
	H	10
	RBI	4
	BB	1
	SO	8
	LOB	10

PITCHER		IP	WLS	BF	H	R	ER	SO	BB	IBB	HBP	BLK	WP	HR	S	P	ERA	WHIP
Dave Hillman, R ERA: 3.52	(1, 1)	7.1		28	6	3	3	6	1	0	0	0	0	0	39	43	3.68	0.955
Don Elston, R ERA: 3.86	(8, 1)	1.2		6	1	0	0	2	0	0	0	0	0	0	10	10	0.00	0.600
John Buzhardt, R ERA: 5.4	(10, 1)	1.1	L	7	3	1	1	0	0	0	0	0	0	0	7	7	6.75	2.250
Glen Hobbie, R ERA: 1.02	(11, 1)	0.2		2	0	0	0	0	0	0	0	0	0	0	2	2	0.00	0.000

PITCHER	IP	WLS	BF	H	R	ER	SO	BB	IBB	HBP	BLK	WP	HR	S	P	ERA	WHIP

Batter	1	2	3	4	5	6	7	8	9	10	11	AB	R	H	RBI	BB	SO	LOB
Tony Taylor, R (1, 4) OBP: 0.386, SLG: 0.313	5-3		4-3 2B 2B		F9		F8		E 14 1B 1-2 1B		K	6	2	2	0	0	1	1
Alvin Dark, R (1, 5) OBP: 0.325, SLG: 0.316	E3 14 1B		4-3 2-3		K		L7		E5 14 1B 1-3 2-H 1B			5	0	1	1	0	1	2
Lee Walls, R (1, 9) OBP: 0.442, SLG: 0.571	F8		2B 3-H		BB			BB	14 1B BB			2	0	1	1	3	0	1
14 Ernie Banks, R (1, 6) OBP: 0.434, SLG: 0.696	1B 1-2		IBB		F7			F7	1B 1-2 2-H 3-H			4	0	2	1	1	0	2
Walt Moryn, L (1, 7) OBP: 0.373, SLG: 0.439	3-1		F9			F8		P5		F9		5	0	0	0	0	0	5
Earl Averill, R (1, 2) OBP: 0.185, SLG: 0.231	5-3			6-3		F8		F8		F8		5	0	0	0	0	0	1
Dale Long, L (1, 3) OBP: 0.353, SLG: 0.645	F8			1B		F5			BB 1B E	K		3	0	1	0	1	0	0
Don Eaddy, R (9, PR)												0	1	0	0	0	0	0
John Buzhardt, R (10, 1)												1	0	0	0	0	1	0
Glen Hobbie, R (11, 1) OBP: 0.143, SLG: 0.143												0	0	0	0	0	0	0
Chick King, R (1, 8)	K			F3			F9		F8		K	3	0	0	0	0	1	1
Bobby Thomson, R (9, PH)												0	0	0	0	0	0	0
George Altman, L (9, PH) OBP: 0.375, SLG: 0.345												2	0	0	0	0	1	1
(10, 8)																		
Dave Hillman, R (1, 1) OBP: 0.400, SLG: 0.143			1-3	K			BB		F8	F9		2	0	0	0	1	1	1
Don Elston, R (8, 1)												0	0	0	0	0	0	0
Jim Marshall, L (9, PH)												2	0	0	0	0	0	1
(10, 3)																		
Inning Stats	R: 0 H: 1 E: 1 LOB: 2 K: 0 BB: 0 S: 5 P: 5	R: 0 H: 0 E: 0 LOB: 0 K: 1 BB: 0 S: 5 P: 5	R: 1 H: 2 E: 0 LOB: 2 K: 0 BB: 1 S: 5 P: 9	R: 0 H: 1 E: 0 LOB: 1 K: 1 BB: 0 S: 6 P: 6	R: 0 H: 0 E: 0 LOB: 1 K: 1 BB: 1 S: 5 P: 9	R: 0 H: 0 E: 0 LOB: 0 K: 0 BB: 0 S: 3 P: 3	R: 0 H: 0 E: 0 LOB: 1 K: 0 BB: 1 S: 3 P: 7	R: 0 H: 0 E: 0 LOB: 1 K: 0 BB: 1 S: 3 P: 7	R: 2 H: 3 E: 1 LOB: 2 K: 0 BB: 2 S: 5 P: 13	R: 0 H: 0 E: 0 LOB: 0 K: 1 BB: 0 S: 5 P: 5	R: 0 H: 0 E: 0 LOB: 0 K: 2 BB: 0 S: 7 P: 7	1B: 5 SF: 0 2B: 2 SAC: 0 3B: 0 DP: 0 HR: 0 HBP: 0						

PITCHER		IP	WLS	BF	H	R	ER	SO	BB	IBB	HBP	BLK	WP	HR	S	P	ERA	WHIP
Johnny Antonelli, L ERA: 2.12	(1, 1)	8.0		34	4	2	2	3	4	1	0	0	0	0	35	55	2.25	1.000
Al Worthington, R ERA: 4.5	(9, 1)	0.2		5	2	0	0	0	1	0	0	0	0	0	4	8	0.00	4.500
Stu Miller, R ERA: 0.87	(9, 1)	2.1	W	7	1	1	1	3	0	0	0	0	0	0	13	13	3.86	0.429

PITCHER	IP	WLS	BF	H	R	ER	SO	BB	IBB	HBP	BLK	WP	HR	S	P	ERA	WHIP

BOTTOM

San Francisco Giants @ Chicago Cubs

Wrigley Field, Chicago, IL

Fri Apr 24 1959, 3:33 AM CST

Att. 3,511 - Unknown

livebaseballscorecards.com

AB	40
R	3
H	7
RBI	3
BB	6
SO	6
LOB	16

WP: 0	PA: 46		
PB: 0			
SB: 0			
CS: 0			

Batter	1	2	3	4	5	6	7	8	9	AB	R	H	RBI	BB	SO	LOB
Jim Davenport, R (1, 5) OBP: 0.361, SLG: 0.357	4-3			6-3		F8		1B 1B 1-2		4	0	1	0	0	0	0
Jackie Brandt, R (1, 7) OBP: 0.359, SLG: 0.429	G6-4-3 1B			G6-4-3 1B		FC6-4 1B		F9		4	0	3	0	0	0	2
Willie Mays, R (1, 8) OBP: 0.359, SLG: 0.491	G6-4-3 1-2f			G6-4-3 1-2f		FC6-4 1-2f		1B 1-2 2-H		4	0	1	1	0	0	3
Orlando Cepeda, R (1, 3) OBP: 0.349, SLG: 0.717		5-3			3B BB BBB	F8		K SSS		3	1	0	0	1	1	3
Felipe Alou, R (1, 9) OBP: 0.412, SLG: 0.740		5-3			WP 3B 1-H		F7		4-3	4	1	1	1	0	0	0
Daryl Spencer, R (1, 4) OBP: 0.322, SLG: 0.255		P3			1-3		G6-4-3 BB BBBB		K SSS	3	0	0	0	1	1	1
Hobie Landrith, L (1, 2) OBP: 0.286, SLG: 0.200			F8		5-3		G6-4-3 1-2f		6-3	2	0	0	0	0	0	1
Willie Kirkland, L (7, PH) OBP: 0.308, SLG: 0.400										1	0	0	0	0	0	1
Bob Schmidt, R (7, 2) OBP: 0.357, SLG: 0.389										0	0	0	0	0	0	0
Bob Speake, L (9, PH)										1	0	0	0	0	0	0
Eddie Bressoud, R (1, 6) OBP: 0.200, SLG: 0.154			F8		BB 3-H BBBB			E5 1B 1B		2	1	0	0	1	0	0
Sam Jones, R (1, 1)			F7		5-3			K SSS		2	0	0	0	0	0	1
Gordon Jones, R (5, 1)										0	0	0	0	0	0	0
Leon Wagner, L (8, PH) OBP: 0.143, SLG: 0.143										1	0	0	0	0	1	1
Stu Miller, R (8, 1) OBP: 0.500, SLG: 0.500										0	0	0	0	0	0	0
Inning Stats	R: 0 H: 1 E: 0 LOB: 0 K: 0 BB: 0 S: 3 P: 3	R: 0 H: 0 E: 0 LOB: 0 K: 0 BB: 0 S: 3 P: 3	R: 0 H: 0 E: 0 LOB: 0 K: 0 BB: 0 S: 3 P: 3	R: 0 H: 1 E: 0 LOB: 0 K: 0 BB: 0 S: 3 P: 3	R: 2 H: 1 E: 0 LOB: 1 K: 0 BB: 2 S: 4 P: 12	R: 0 H: 1 E: 0 LOB: 1 K: 0 BB: 0 S: 4 P: 4	R: 0 H: 0 E: 0 LOB: 0 K: 0 BB: 1 S: 2 P: 6	R: 1 H: 2 E: 1 LOB: 2 K: 2 BB: 0 S: 10 P: 10	R: 0 H: 0 E: 0 LOB: 0 K: 1 BB: 0 S: 5 P: 5	1B: 5 SF: 0 2B: 0 SAC: 0 3B: 1 DP: 3 HR: 0 HBP: 0						WP: 1 PA: 34 PB: 0 SB: 0 CS: 0

TOP

San Francisco Giants @ Chicago Cubs

Wrigley Field, Chicago, IL

Sat Apr 25 1959, 3:33 AM CST

Att. 13,873 - Unknown

livebaseballscorecards.com

AB	31
R	3
H	6
RBI	2
BB	3
SO	3
LOB	13

PITCHER		IP	WLS	BF	H	R	ER	SO	BB	IBB	HBP	BLK	WP	HR	S	P	ERA	WHIP
Bob Anderson, R ERA: 1.62	(1, 1)	7.2	W	30	6	3	2	1	3	0	0	0	1	0	29	41	2.35	1.174
Don Elston, R ERA: 3.24	(8, 1)	1.1	S	4	0	0	0	2	0	0	0	0	0	0	8	8	0.00	0.000

PITCHER	IP	WLS	BF	H	R	ER	SO	BB	IBB	HBP	BLK	WP	HR	S	P	ERA	WHIP

BOTTOM

San Francisco Giants @ Chicago Cubs

Wrigley Field, Chicago, IL

Sat Apr 25 1959, 3:33 AM CST

Att. 13,873 - Unknown

Batter	1	2	3	4	5	6	7	8	9	AB	R	H	RBI	BB	SO	LOB
Tony Taylor, R (1, 4) OBP: 0.393, SLG: 0.333	F9		3B 2B		BBB 4-0 SH3-4 1-2 BB	SSS 0-3 K				3	1	1	1	1	1	2
Alvin Dark, R (1, 5) OBP: 0.326, SLG: 0.366	4-3		2-H 3B		SH3-4 1-2 2-3	SSS 0-3 K				3	0	1	1	0	1	0
George Altman, L (1, 8) OBP: 0.361, SLG: 0.313	4-3		5-3		BBB 4-0 BB	F7				3	0	0	0	1	0	1
14 Ernie Banks, R (1, 6) OBP: 0.421, SLG: 0.694		F9		1B SF7-6 2B	SF7 3-H	SSS 0-3 K				3	1	1	1	0	1	0
Walt Moryn, L (1, 7) OBP: 0.364, SLG: 0.409		F8		BBBB 4-0 SF7-6 1B BB	SSS 0-3 K			G3		3	0	0	0	1	1	2
Dale Long, L (1, 3) OBP: 0.368, SLG: 0.714		6-3		SF7-6 1-2 2-3 1B		F5		HR		4	1	2	1	0	0	0
Lee Walls, R (1, 9) OBP: 0.404, SLG: 0.526			SSS 0-3 K	SF7-6 1-2 2-3 3-H		4-3		SSS 0-3 K		3	0	0	1	0	2	0
Sammy Taylor, L (1, 2) OBP: 0.314, SLG: 0.344			BBBB 4-0 SH3-4 2B BB	F8		E3 1B		F8		3	1	0	0	1	0	1
Bob Anderson, R (1, 1) OBP: 0.333, SLG: 0.333 Don Elston, R (8, 1)			SH3-4 1-2		SH3-4 BB 14 SF7 1B	1-3 1B				2	1	2	0	0	0	0
										0	0	0	0	0	0	0
Inning Stats	R: 0 E: 0 K: 0 S: 3 H: 0 LOB: 0 BB: 0 P: 3	R: 0 E: 0 K: 0 S: 3 H: 0 LOB: 0 BB: 0 P: 3	R: 2 E: 0 K: 1 S: 7 H: 2 LOB: 1 BB: 1 P: 11	R: 1 E: 0 K: 0 S: 4 H: 2 LOB: 1 BB: 1 P: 8	R: 1 E: 0 K: 1 S: 6 H: 1 LOB: 2 BB: 2 P: 14	R: 0 E: 1 K: 1 S: 7 H: 1 LOB: 2 BB: 0 P: 7	R: 0 E: 0 K: 2 S: 7 H: 0 LOB: 0 BB: 0 P: 7	R: 1 E: 0 K: 1 S: 6 H: 1 LOB: 0 BB: 0 P: 6		1B: 3 2B: 3 3B: 1 HR: 1	SF: 2 SAC: 2 DP: 1 HBP: 0					

livebaseballscorecards.com

AB	27
R	5
H	7
RBI	5
BB	4
SO	6
LOB	6

WP: 0 PB: 0 SB: 0 CS: 0 PA: 35

PITCHER		IP	WLS	BF	H	R	ER	SO	BB	IBB	HBP	BLK	WP	HR	S	P	ERA	WHIP
Sam Jones, R ERA: 3.25	(1, 1)	4.0	L	19	5	4	4	1	3	0	0	0	0	0	18	30	9.00	2.000
Gordon Jones, R ERA:	(5, 1)	3.0		12	1	0	0	4	1	0	0	0	0	0	19	23	0.00	0.667
Stu Miller, R ERA: 1.59	(8, 1)	1.0		4	1	1	1	1	0	0	0	0	0	1	6	6	9.00	1.000

PITCHER	IP	WLS	BF	H	R	ER	SO	BB	IBB	HBP	BLK	WP	HR	S	P	ERA	WHIP

Batter	1	2	3	4	5	6	7	8	9	AB	R	H	RBI	BB	SO	LOB
Jim Davenport, R (1, 5) OBP: 0.364, SLG: 0.350	F7		BBB 4-0 6-3 2B BB		FC6-4 1B		F6		F8	4	1	1	0	1	0	0
Jackie Brandt, R (1, 7) OBP: 0.362, SLG: 0.475	G3		6-3 1-2		F4		HR		1B	5	1	2	1	0	0	3
Willie Mays, R (1, 8) OBP: 0.362, SLG: 0.500	6-3		2-H 2B		FC6-4 1-2f		6-3		1-3 1B	5	0	2	1	0	0	2
Orlando Cepeda, R (1, 3) OBP: 0.324, SLG: 0.662		1-3	6-3			F9	F3		F9	5	0	0	0	0	0	3
Felipe Alou, R (1, 9) OBP: 0.400, SLG: 0.698		SSS K		5-3		BBBB 4-0 1-3 1B BB		F3		3	1	0	0	1	1	0
Daryl Spencer, R (1, 4) OBP: 0.302, SLG: 0.236		E3 1B		F9		1-3 1-2		5-3		4	0	0	0	0	0	1
Eddie Bressoud, R (1, 6) OBP: 0.316, SLG: 0.200		1-2 1B		F3		BBBB 4-0 1B BB		BBBB 4-0 BB		2	0	1	0	2	0	0
Bob Schmidt, R (1, 2) OBP: 0.370, SLG: 0.400		SSS K			SH1-4 1B	1-2 2-H 1B		SSS K		4	0	2	1	0	2	3
Jack Sanford, R (1, 1)			6-3		SH1-4 1-2	SSS K			SSS K	3	0	0	0	0	2	2
Inning Stats	R: 0 E: 0 K: 0 S: 3 H: 0 LOB: 0 BB: 0 P: 3	R: 0 E: 1 K: 2 S: 9 H: 1 LOB: 2 BB: 0 P: 9	R: 1 E: 0 K: 0 S: 4 H: 1 LOB: 1 BB: 1 P: 8	R: 0 E: 0 K: 0 S: 3 H: 0 LOB: 0 BB: 0 P: 3	R: 0 E: 0 K: 0 S: 5 H: 2 LOB: 2 BB: 0 P: 5	R: 1 E: 0 K: 1 S: 6 H: 1 LOB: 2 BB: 2 P: 14	R: 1 E: 0 K: 0 S: 4 H: 1 LOB: 0 BB: 0 P: 4	R: 0 E: 0 K: 1 S: 5 H: 0 LOB: 1 BB: 1 P: 9	R: 0 E: 0 K: 1 S: 7 H: 2 LOB: 2 BB: 0 P: 7	1B: 6 2B: 1 3B: 0 HR: 1	SF: 0 SAC: 1 DP: 0 HBP: 0						

TOP

San Francisco Giants @ Chicago Cubs

Wrigley Field, Chicago, IL

Sun Apr 26 1959, 3:33 AM CDT

Att. 8,427 - Unknown

livebaseballscorecards.com

AB	35
R	3
H	8
RBI	3
BB	4
SO	5
LOB	14

WP: 0 PB: 0 SB: 0 CS: 0 PA: 40

PITCHER		IP	WLS	BF	H	R	ER	SO	BB	IBB	HBP	BLK	WP	HR	S	P	ERA	WHIP
Glen Hobbie, R ERA: 1.82	(1, 1)	7.0	L	31	6	3	3	3	3	0	0	0	0	1	34	46	3.86	1.286
Elmer Singleton, R ERA: 3.0	(8, 1)	2.0		9	2	0	0	2	1	0	0	0	0	0	12	16	0.00	1.500

PITCHER	IP	WLS	BF	H	R	ER	SO	BB	IBB	HBP	BLK	WP	HR	S	P	ERA	WHIP

BOTTOM

San Francisco Giants @ Chicago Cubs

Wrigley Field, Chicago, IL

Sun Apr 26 1959, 3:33 AM CDT

Att. 8,427 - Unknown

Batter	1	2	3	4	5	6	7	8	9	AB	R	H	RBI	BB	SO	LOB
Tony Taylor, R (1, 4) OBP: 0.369, SLG: 0.309	6-3	FC4-6 1-2f			SH3 2-3		6-3		1-3	4	0	0	0	0	0	5
Alvin Dark, R (1, 5) OBP: 0.298, SLG: 0.341	F9		5-3		SF7 3-H			5-3		3	0	0	1	0	0	0
George Altman, L (1, 8) OBP: 0.350, SLG: 0.306	1B		4-3		4-3			F8		4	0	1	0	0	0	0
14 Ernie Banks, R (1, 6) OBP: 0.410, SLG: 0.654	F6		HBP			F7		5-3		3	0	0	0	0	0	1
Walt Moryn, L (1, 7) OBP: 0.356, SLG: 0.383		4-3	G3			E3 FC6-4			BBBB SH1-4 E 1B BB	3	0	0	0	1	0	1
Chick King, R (9, PR)										0	1	0	0	0	0	0
Dale Long, L (1, 3) OBP: 0.357, SLG: 0.667		E 1B		SSS K		F7			E3 1B SH1-4 1-2	4	0	1	0	0	1	2
Don Eaddy, R (9, PR)										0	0	0	0	0	0	0
Lee Walls, R (1, 9) OBP: 0.380, SLG: 0.488		E6 1-3		F7		FC6-4 1-2f			SH1-4 1-2 2-3	3	0	0	0	0	0	2
Sammy Taylor, L (1, 2) OBP: 0.308, SLG: 0.314		IIII FC4-6 IBB		F8			6-3		SSS K	3	0	0	0	1	1	3
Glen Hobbie, R (1, 1) OBP: 0.222, SLG: 0.333		SSS K			SH3 SF7 2B		SSS K		2-3 3-H 1B	2	1	1	0	0	1	3
Jim Marshall, L (7, PH)										1	0	0	0	0	1	0
Elmer Singleton, R (8, 1)										0	0	0	0	0	0	0
Bobby Thomson, R (9, PH) OBP: 0.071, SLG: 0.038										1	0	1	1	0	0	0
Inning Stats	R: 0 E: 0 K: 0 S: 4 H: 1 LOB: 1 BB: 0 P: 4	R: 0 E: 1 K: 1 S: 7 H: 1 LOB: 3 BB: 1 P: 11	R: 0 E: 0 K: 0 S: 3 H: 0 LOB: 1 BB: 0 P: 4	R: 0 E: 0 K: 1 S: 5 H: 0 LOB: 0 BB: 0 P: 5	R: 1 E: 0 K: 0 S: 4 H: 1 LOB: 0 BB: 0 P: 4	R: 0 E: 1 K: 0 S: 4 H: 0 LOB: 1 BB: 0 P: 4	R: 0 E: 0 K: 1 S: 5 H: 0 LOB: 0 BB: 0 P: 5	R: 0 E: 0 K: 0 S: 3 H: 0 LOB: 0 BB: 0 P: 3	R: 1 E: 1 K: 1 S: 7 H: 1 LOB: 2 BB: 1 P: 11	1B: 3 2B: 1 3B: 0 HR: 0	SF: 1 SAC: 2 DP: 0 HBP: 1					

PITCHER	IP	WLS	BF	H	R	ER	SO	BB	IBB	HBP	BLK	WP	HR	S	P	ERA	WHIP
Jack Sanford, R (1, 1) ERA: 1.83	9.0	W	37	4	2	1	4	1	1	1	0	0	0	42	51	1.00	0.556

PITCHER	IP	WLS	BF	H	R	ER	SO	BB	IBB	HBP	BLK	WP	HR	S	P	ERA	WHIP

AB	31
R	2
H	4
RBI	2
BB	2
SO	4
LOB	17

WP: 0 PB: 0 SB: 0 CS: 0 PA: 37

livebaseballscorecards.com

Batter	1	2	3	4	5	6	7	8	9	AB	R	H	RBI	BB	SO	LOB
Tony Taylor, R (1, 4) OBP: 0.357, SLG: 0.317	F3		F9		1-5-3		6-3 G3 1-3 2-H 2B		5-3	5	1	1	1	0	0	0
Alvin Dark, R (1, 5) OBP: 0.327, SLG: 0.388	G6-3 1B			G3 2B		HR 1B	6-3 2-3 3-H		4-3	5	1	3	1	0	0	1
George Altman, L (1, 8) OBP: 0.341, SLG: 0.375	G6-3 1-2f			G3 2-3		1-H HR	G3 3-H			4	1	1	3	0	0	2
14 Ernie Banks, R (1, 6) OBP: 0.385, SLG: 0.607		F9		K		F8	F7			4	0	0	0	0	1	1
Walt Moryn, L (1, 7) OBP: 0.349, SLG: 0.360		K		6-3		F7		BBBB FC3-6 BB		3	0	0	0	1	1	1
Dale Long, L (1, 3) OBP: 0.348, SLG: 0.628		1B			L3	1-3		FC3-6 1-2f 5-3		4	0	1	0	0	0	1
Lee Walls, R (1, 9) OBP: 0.389, SLG: 0.533		K			HR 2B		1B 2B	5-3 1-2		4	2	2	0	0	1	2
Sammy Taylor, L (1, 2) OBP: 0.302, SLG: 0.308			F8		P6		E 2B 2-H 1B	F8		4	1	1	1	0	0	2
Moe Drabowsky, R (1, 1)			K		HR		E3 2B 1-2 6-3		P6	0 0 0 0 0 0 0						
Bob Smith, L (2, 1)										0 0 0 0 0 0 0						
Joe Schaffernoth, R (2, 1)										1 0 0 0 0 1 0						
Johnny Goryl, R (5, PH) OBP: 0.000, SLG: 0.000										1 1 1 2 0 0 0						
Taylor Phillips, L (6, 1)										0 0 0 0 0 0 0						
Jim Marshall, L (7, PH)										1 1 0 0 0 0 1						
Dick Drott, R (7, 1)										0 0 0 0 0 0 0						
John Buzhardt, R (8, 1)										0 0 0 0 0 0 0						
Bobby Thomson, R (8, PH) OBP: 0.000, SLG: 0.037										1 0 0 0 0 0 0						
Inning Stats	R: 0 E: 0 K: 0 S: 3 H: 1 LOB: 0 BB: 0 P: 3	R: 0 E: 0 K: 2 S: 8 H: 1 LOB: 1 BB: 0 P: 8	R: 0 E: 0 K: 1 S: 5 H: 0 LOB: 0 BB: 0 P: 5	R: 0 E: 0 K: 1 S: 6 H: 1 LOB: 1 BB: 0 P: 6	R: 2 E: 0 K: 0 S: 5 H: 2 LOB: 0 BB: 0 P: 5	R: 2 E: 0 K: 0 S: 5 H: 2 LOB: 0 BB: 0 P: 5	R: 4 E: 1 K: 0 S: 7 H: 3 LOB: 0 BB: 0 P: 7	R: 0 E: 0 K: 0 S: 3 H: 0 LOB: 1 BB: 1 P: 7	R: 0 E: 0 K: 0 S: 3 H: 0 LOB: 0 BB: 0 P: 3	1B: 4 2B: 4 3B: 0 HR: 2	SF: 0 SAC: 0 DP: 1 HBP: 0						

TOP

Chicago Cubs @ Cincinnati Redlegs

Crosley Field, Cincinnati, OH

Wed Apr 29 1959, 7:05 PM EDT

Att. 6,910 - Unknown

livebaseballscorecards.com

AB	37
R	8
H	10
RBI	8
BB	1
SO	4
LOB	11

WP: 0 PB: 0 SB: 0 CS: 0 PA: 38

PITCHER		IP	WLS	BF	H	R	ER	SO	BB	IBB	HBP	BLK	WP	HR	S	P	ERA	WHIP
Brooks Lawrence, R ERA: 6.88	(1, 1)	6.0	W	28	10	8	6	4	0	0	0	0	0	2	36	36	9.00	1.667
Bob Mabe, R ERA: 1.72	(7, 1)	3.0	S	10	0	0	0	0	1	0	0	0	0	0	9	13	0.00	0.333

PITCHER	IP	WLS	BF	H	R	ER	SO	BB	IBB	HBP	BLK	WP	HR	S	P	ERA	WHIP

Batter	1	2	3	4	5	6	7	8	9	AB	R	H	RBI	BB	SO	LOB
Johnny Temple, R (1, 4) OBP: 0.388, SLG: 0.541	K	2B S BB 1B		F9		F9		BB 1B BB		5	2	2	1	1	1	1
Vada Pinson, L (1, 8) OBP: 0.463, SLG: 0.621	E S 1B BB	SH5-3 1B 2B S BB			FC1-6 1B	BB		1B 1B BB		2	3	2	2	4	0	0
Jerry Lynch, L (1, 7) OBP: 0.271, SLG: 0.455 Eddie Kasko, R (8, 5) OBP: 0.500, SLG: 0.500	BB 1B SF8 1B	SH5-3 F6			FC1-6 HR 1B	F6		1B 1B 1B		4 1	2 1	1 1	1 1	0 0	0 0	4 0
Frank Robinson, R (1, 3) OBP: 0.406, SLG: 0.611	WP BB 1B	1B S 1B IBB	F8		HR		P4	1B SF7 1B		5	3	3	3	1	0	0
Gus Bell, L (1, 9) OBP: 0.357, SLG: 0.588	WP BB	1-3	F2		E9 1B		HR	1B		5	1	3	2	1	0	2
Frank Thomas, R (1, 5) OBP: 0.387, SLG: 0.528 (8, 7)	SF8	1B 1B IBB	6-3		K2-3		G3-6-3 BB	SF7		2	1	0	2	2	1	1
Ed Bailey, L (1, 2) OBP: 0.345, SLG: 0.378	BB	1B E 1B		4-3	IBB		G3-6-3	4-3		4	1	1	1	2	0	2
Roy McMillan, R (1, 6) OBP: 0.375, SLG: 0.571	F7	WP E 1B		2B	K			HR		5	2	3	3	0	1	5
Brooks Lawrence, R (1, 1) OBP: 0.286, SLG: 0.286 Bob Mabe, R (7, 1)		2B 1B E9 1B		F9		1-3		4-3		4 1	2 0	2 0	2 0	0 0	0 0	1 0
Inning Stats	R: 2 H: 2 E: 0 LOB: 3 K: 1 BB: 3 S: 7 P: 19	R: 8 H: 7 E: 1 LOB: 2 K: 0 BB: 3 S: 10 P: 22	R: 0 H: 0 E: 0 LOB: 0 K: 0 BB: 0 S: 3 P: 3	R: 0 H: 1 E: 0 LOB: 1 K: 0 BB: 0 S: 4 P: 4	R: 2 H: 3 E: 1 LOB: 2 K: 2 BB: 1 S: 10 P: 14	R: 0 H: 0 E: 0 LOB: 1 K: 0 BB: 1 S: 3 P: 7	R: 1 H: 1 E: 0 LOB: 0 K: 0 BB: 1 S: 3 P: 7	R: 5 H: 4 E: 0 LOB: 1 K: 0 BB: 2 S: 7 P: 15		1B: 12 SF: 2 2B: 3 SAC: 1 3B: 0 DP: 1 HR: 3 HBP: 0						

PITCHER		IP	WLS	BF	H	R	ER	SO	BB	IBB	HBP	BLK	WP	HR	S	P	ERA	WHIP
Moe Drabowsky, R ERA: 5.79	(1, 1)	1.0	L	10	4	4	4	1	3	0	0	0	1	0	9	21	36.00	7.000
Bob Smith, L ERA: 81.0	(2, 1)	0.2		9	5	6	6	0	0	2	0	0	1	0	7	15	81.00	7.500
Joe Schaffernoth, R ERA: 8.1	(2, 1)	2.1		9	1	0	0	0	1	0	0	0	0	0	8	12	0.00	0.857
Taylor Phillips, L ERA: 6.14	(5, 1)	2.0		11	3	2	2	2	1	1	0	0	0	1	13	21	9.00	2.000
Dick Drott, R ERA: 11.81	(7, 1)	1.1		9	3	5	5	0	3	0	0	0	0	2	6	18	33.75	4.500

PITCHER		IP	WLS	BF	H	R	ER	SO	BB	IBB	HBP	BLK	WP	HR	S	P	ERA	WHIP
John Buzhardt, R ERA: 6.0	(8, 1)	0.2		4	2	1	1	0	0	0	0	0	0	0	4	4	13.50	3.000

BOTTOM

Chicago Cubs @ Cincinnati Redlegs

Crosley Field, Cincinnati, OH

Wed Apr 29 1959, 7:05 PM EDT

Att. 6,910 - Unknown

livebaseballscorecards.com

AB	38
R	18
H	18
RBI	18
BB	11
SO	3
LOB	16

WP: 2 PA: 52
PB: 0
SB: 4
CS: 0

Batter	1	2	3	4	5	6	7	8	9	10	AB	R	H	RBI	BB	SO	LOB
Tony Taylor, R (1, 4) OBP: 0.333, SLG: 0.292	P4	FC5 2-3f		F9			K		K		5	0	0	0	0	2	4
George Altman, L (1, 8) OBP: 0.367, SLG: 0.489	14 1B 2B		HR		K		BB 14 1B 1B		F8		5	2	3	1	0	1	0
14 Ernie Banks, R (1, 6) OBP: 0.400, SLG: 0.656	2-H 1B		6-3		6-3		BB 1-2 1B			HR	5	1	3	2	0	0	0
Walt Moryn, L (1, 7) OBP: 0.353, SLG: 0.352	F8		F7		1B		1-2 2-3 BB			E3 SH2-4	4	0	1	0	1	0	1
Lee Walls, R (1, 9) OBP: 0.362, SLG: 0.490	F3		F8		F9		F8			SH2-4 1-2	4	0	0	0	0	0	5
Dale Long, L (1, 3) OBP: 0.314, SLG: 0.563		F9		F6		4-3		6-3		F6	5	0	0	0	0	0	1
Alvin Dark, R (1, 5) OBP: 0.333, SLG: 0.365		FC5 1B BB		1B BB		4-3		4-3		F8	3	0	0	0	2	0	1
Sammy Taylor, L (1, 2) OBP: 0.319, SLG: 0.326		1-2 1B		1-3 1B		P4		F8			4	0	2	0	0	0	0
Bob Anderson, R (1, 1) OBP: 0.200, SLG: 0.200 Bill Henry, L (9, 1)		P4		L7			K		F7		4 0	0 0	0 0	0 0	0 0	1 0	4 0
Inning Stats	R: 1 H: 2 E: 0 LOB: 1 K: 0 BB: 0 S: 5 P: 5	R: 0 H: 1 E: 0 LOB: 2 K: 0 BB: 1 S: 4 P: 8	R: 1 H: 1 E: 0 LOB: 0 K: 0 BB: 0 S: 4 P: 4	R: 0 H: 1 E: 0 LOB: 2 K: 0 BB: 1 S: 4 P: 8	R: 0 H: 1 E: 0 LOB: 1 K: 1 BB: 0 S: 6 P: 6	R: 0 H: 0 E: 0 LOB: 0 K: 0 BB: 0 S: 3 P: 3	R: 0 H: 2 E: 0 LOB: 3 K: 2 BB: 1 S: 9 P: 13	R: 0 H: 0 E: 0 LOB: 0 K: 0 BB: 0 S: 3 P: 3	R: 0 H: 0 E: 0 LOB: 0 K: 1 BB: 0 S: 5 P: 5	R: 1 H: 1 E: 1 LOB: 1 K: 0 BB: 0 S: 5 P: 5	1B: 6 SF: 0 2B: 1 SAC: 1 3B: 0 DP: 0 HR: 2 HBP: 0						

PITCHER		IP	WLS	BF	H	R	ER	SO	BB	IBB	HBP	BLK	WP	HR	S	P	ERA	WHIP
Bob Purkey, R ERA: 3.62	(1, 1)	7.0		32	8	2	2	3	3	0	0	0	0	1	35	47	2.57	1.571
Tom Acker, R ERA: 2.84	(8, 1)	2.0		6	0	0	0	1	0	0	0	0	0	0	8	8	0.00	0.000
Bob Mabe, R ERA: 2.16	(10, 1)	1.0	L	5	1	1	1	0	0	0	0	0	0	1	5	5	9.00	1.000

PITCHER	IP	WLS	BF	H	R	ER	SO	BB	IBB	HBP	BLK	WP	HR	S	P	ERA	WHIP

TOP

Chicago Cubs @ Cincinnati Redlegs

Crosley Field, Cincinnati, OH

Thu Apr 30 1959, 7:05 PM EDT

Att. 3,377 - Unknown

livebaseballscorecards.com

AB	39
R	3
H	9
RBI	3
BB	3
SO	4
LOB	16

1B: 6	SF: 0	WP: 0	PA: 43
2B: 1	SAC: 1	PB: 0	
3B: 0	DP: 0	SB: 0	
HR: 2	HBP: 0	CS: 0	

Batter	1	2	3	4	5	6	7	8	9	10	AB	R	H	RBI	BB	SO	LOB
Johnny Temple, R (1, 4) OBP: 0.417, SLG: 0.540	BBBB 4-0 1-3 BB		x 0-0 ② ③ G6-4-3 1-2f		x 0-0 1-2 3-H 1B		BBBB 4-0 BB		BBBB 4-0 1-2 BB		2	0	1	1	3	0	1
Vada Pinson, L (1, 8) OBP: 0.431, SLG: 0.571	x 0-0 ① 1-3 1-2			x 0-0 ① F8	x 0-0 ③ F7		x 0-0 ③ P4		SSS 0-3 ③ K		5	0	0	0	0	1	8
Jerry Lynch, L (1, 7) OBP: 0.288, SLG: 0.521 Walt Dropo, R (10, PH)	x 0-0 ② F2			x 0-0 HR		x 0-0 ① F7		x 0-0 FC1-4 1B		SSS 0-3 ① K	4 1	1 0	2 0	1 0	0 0	0 1	1 0
Frank Robinson, R (1, 3) OBP: 0.377, SLG: 0.559	x 0-0 ③ F3			x 0-0 ② 1-3		x 0-0 ② P4		x 0-0 ① FC1-4 S 1-2f		x 0-0 ② 4-3	5	0	0	0	0	0	2
Gus Bell, L (1, 9) OBP: 0.344, SLG: 0.554		SSS 0-3 ① K		x 0-0 ③ F8		x 0-0 ③ F7		x 0-0 ② F8 1-2		x 0-0 1B	5	0	1	0	0	1	1
Frank Thomas, R (1, 5) OBP: 0.373, SLG: 0.500		SSS 0-3 ② K			x 0-0 FC6-4 1B 1B 1B		x 0-0 ① L6	SSS 0-3 ③ K		x 0-0 ③ F5	5	1	1	0	0	2	2
Ed Bailey, L (1, 2) OBP: 0.356, SLG: 0.375		x 0-0 ③ F7			x 0-0 FC6-4 1-2 1B		BBBB 4-0 2B BB		x 0-0 ① 4-3		3	0	1	0	1	0	0
Roy McMillan, R (1, 6) OBP: 0.367, SLG: 0.566			x 0-0 ① F8		x 0-0 ① FC6-4 1B 1-2f 2-3		x 0-0 1-3 2B		x 0-0 ② F2		4	0	1	0	0	0	2
Bob Purkey, R (1, 1) OBP: 0.300, SLG: 0.400 John Powers, L (7, PH) OBP: 0.750, SLG: 1.000 Tom Acker, R (8, 1) OBP: 0.667, SLG: 0.500 Eddie Kasko, R (9, PR) OBP: 0.500, SLG: 0.500 Bob Mabe, R (10, 1)			x 0-0 G6-4-3 1B		SSS 0-3 ② K		SSS 0-3 ② K		BBBB 4-0 WP BB		2 1 0 0 0	0 0 0 0 0	1 0 0 0 0	0 0 1 0 0	1 1 0 0 0	2 2 0 0 0	2 2 0 0 0
Inning Stats	R: 0 H: 0 E: 0 LOB: 1 K: 0 BB: 1 S: 3 P: 7	R: 0 H: 0 E: 0 LOB: 0 K: 2 BB: 0 S: 7 P: 7	R: 0 H: 1 E: 0 LOB: 0 K: 0 BB: 0 S: 3 P: 3	R: 1 H: 1 E: 0 LOB: 0 K: 0 BB: 0 S: 4 P: 4	R: 1 H: 3 E: 0 LOB: 2 K: 1 BB: 0 S: 8 P: 8	R: 0 H: 0 E: 0 LOB: 0 K: 0 BB: 0 S: 3 P: 3	R: 0 H: 1 E: 0 LOB: 3 K: 1 BB: 2 S: 6 P: 14	R: 0 H: 1 E: 0 LOB: 1 K: 1 BB: 0 S: 6 P: 6	R: 0 H: 0 E: 0 LOB: 2 K: 1 BB: 2 S: 5 P: 13	R: 0 H: 1 E: 0 LOB: 1 K: 1 BB: 0 S: 6 P: 6	1B: 6 2B: 1 3B: 0 HR: 1	SF: 0 SAC: 0 DP: 1 HBP: 0					

PITCHER		IP	WLS	BF	H	R	ER	SO	BB	IBB	HBP	BLK	WP	HR	S	P	ERA	WHIP
Bob Anderson, R ERA: 1.78	(1, 1)	8.2		37	7	2	2	5	5	0	0	0	1	1	42	62	2.08	1.385
Bill Henry, L ERA: 1.42	(9, 1)	1.1	W	5	1	0	0	2	0	0	0	0	0	0	9	9	0.00	0.750

PITCHER	IP	WLS	BF	H	R	ER	SO	BB	IBB	HBP	BLK	WP	HR	S	P	ERA	WHIP

BOTTOM

Chicago Cubs @ Cincinnati Redlegs

Crosley Field, Cincinnati, OH

Thu Apr 30 1959, 7:05 PM EDT

Att. 3,377 - Unknown

livebaseballscorecards.com

AB	37
R	2
H	8
RBI	2
BB	5
SO	7
LOB	21



1B: 6 SF: 0 WP: 1 PA: 42
2B: 1 SAC: 0 PB: 0
3B: 0 DP: 1 SB: 1
HR: 1 HBP: 0 CS: 0

Batter	1	2	3	4	5	6	7	8	9	AB	R	H	RBI	BB	SO	LOB
Tony Taylor, R (1, 4) OBP: 0.316, SLG: 0.275	F8		5-3		F9			F9		4	0	0	0	0	0	0
Alvin Dark, R (1, 5) OBP: 0.328, SLG: 0.345	1-3			BB, 3B		K2-3			5-3	3	1	0	0	1	1	0
George Altman, L (1, 8) OBP: 0.358, SLG: 0.510	G3			SF7, 1-H, 3B		K			G3	4	1	1	1	0	1	0
14 Ernie Banks, R (1, 6) OBP: 0.392, SLG: 0.631		K		1B		F8			5-3	4	0	1	0	0	1	0
Walt Moryn, L (1, 7) OBP: 0.366, SLG: 0.386		2B		K			G4-6-3, 1B			3	0	2	0	0	1	2
Jim Marshall, L (1, 3)		F8		SF7, 3-H			G4-6-3, 1-2f			2	0	0	1	0	0	2
Lee Walls, R (1, 9) OBP: 0.344, SLG: 0.462		K		L4			K			3	0	0	0	0	2	2
Sammy Taylor, L (1, 2) OBP: 0.300, SLG: 0.304			L8		F7			F7		3	0	0	0	0	0	0
Glen Hobbie, R (1, 1) OBP: 0.200, SLG: 0.300			6-3		K			F3		1	0	0	0	0	0	0
Bill Henry, L (4, 1)										1	0	0	0	0	1	0
Johnny Goryl, R (8, PH) OBP: 0.333, SLG: 1.333										1	0	0	0	0	0	0
Don Elston, R (8, 1)										0	0	0	0	0	0	0
Inning Stats	R: 0 E: 0 K: 0 S: 3 H: 0 LOB: 0 BB: 0 P: 3	R: 0 E: 0 K: 2 S: 8 H: 1 LOB: 1 BB: 0 P: 8	R: 0 E: 0 K: 0 S: 3 H: 0 LOB: 0 BB: 0 P: 3	R: 2 E: 0 K: 1 S: 7 H: 2 LOB: 1 BB: 1 P: 11	R: 0 E: 0 K: 1 S: 5 H: 0 LOB: 0 BB: 0 P: 5	R: 0 E: 0 K: 2 S: 7 H: 0 LOB: 0 BB: 0 P: 7	R: 0 E: 0 K: 1 S: 5 H: 1 LOB: 0 BB: 0 P: 5	R: 0 E: 0 K: 0 S: 3 H: 0 LOB: 0 BB: 0 P: 3	R: 0 E: 0 K: 0 S: 3 H: 0 LOB: 0 BB: 0 P: 3	1B: 2 2B: 1 3B: 1 HR: 0 SF: 1 SAC: 0 DP: 1 HBP: 0						

TOP

Chicago Cubs @ Philadelphia Phillies

Connie Mack Stadium, Philadelphia, PA

Fri May 01 1959, 7:05 PM EDT

Att. 9,054 - Unknown

livebaseballscorecards.com

AB	29
R	2
H	4
RBI	2
BB	1
SO	7
LOB	6

WP: 0 PB: 0 SB: 0 CS: 0 PA: 31

PITCHER		IP	WLS	BF	H	R	ER	SO	BB	IBB	HBP	BLK	WP	HR	S	P	ERA	WHIP
Jim Owens, R ERA: 3.28	(1, 1)	9.0	W	31	4	2	2	7	1	0	0	0	0	0	44	48	2.00	0.556

PITCHER	IP	WLS	BF	H	R	ER	SO	BB	IBB	HBP	BLK	WP	HR	S	P	ERA	WHIP

BOTTOM

Chicago Cubs @ Philadelphia Phillies

Connie Mack Stadium, Philadelphia, PA

Fri May 01 1959, 7:05 PM EDT

Att. 9,054 - Unknown

livebaseballscorecards.com

Batter	1	2	3	4	5	6	7	8	9	AB	R	H	RBI	BB	SO	LOB
Richie Ashburn, L (1, 8) OBP: 0.371, SLG: 0.214	BBBB 4-0 G6-3 BB		SSS 0-3 ② K	X 0-0 ③ 5-3		H 1-0 HBP				2	0	0	0	1	1	3
Chico Fernandez, R (1, 6) OBP: 0.317, SLG: 0.410	SSS 0-3 ① K		X 0-0 ③ L6		X 0-0 ① 6-3	X 0-0 ③ P4				4	0	0	0	0	1	3
Ed Bouchee, L (1, 3) OBP: 0.456, SLG: 0.467	X 0-0 ②③ G6-3 1-2f			X 0-0 ① G3	X 0-0 1B 2B		X 0-0 1B			4	0	2	0	0	0	1
Wally Post, R (1, 9) OBP: 0.333, SLG: 0.654		X 0-0 ① P4		X 0-0 HR	X 0-0 ② F3		X 0-0 ① F7			4	1	1	1	0	0	2
Harry Anderson, L (1, 7) OBP: 0.368, SLG: 0.528 Bob Bowman, R (5, PH) OBP: 0.250, SLG: 0.400 (6, 7)		X 0-0 ② 4-3		X 0-0 1B 2B 2B	X 0-0 BB 1B 2-3		X 0-0 ② L8			2 2	1 0	1 1	0 0	0 0	0 0	0 1
Willie Jones, R (1, 5) OBP: 0.458, SLG: 0.660		X 0-0 HR	BBBB 4-0 1B 2B BB	BBBB 4-0 1-2 BB		SSS 0-3 ③ K				2	2	1	1	2	1	1
Sparky Anderson, R (1, 4) OBP: 0.304, SLG: 0.220	SSS 0-3 ③ K		X 0-0 2B 1-2 2-3 1B	SSS 0-3 ③ K			X 0-0 ① L5			4	0	1	0	0	2	3
Carl Sawatski, L (1, 2) OBP: 0.444, SLG: 0.571		BBBB 4-0 SH1-4 BB	X 0-0 1-3 2-H 3-H 2B		SSS 0-3 ① K			SSS 0-3 ② K		3	0	1	2	1	2	0
Jim Owens, R (1, 1) OBP: 0.111, SLG: 0.111			X 0-0 ① SH1-4 1-2	SSS 0-3 ② K		X 0-0 ② 4-3		X 0-0 ③ 6-3		3	0	0	0	0	1	2
Inning Stats	R: 0 H: 0 E: 0 LOB: 0 K: 1 BB: 1 S: 4 P: 8	R: 1 H: 1 E: 0 LOB: 0 K: 1 BB: 0 S: 6 P: 6	R: 0 H: 0 E: 0 LOB: 1 K: 1 BB: 1 S: 5 P: 9	R: 3 H: 4 E: 0 LOB: 2 K: 1 BB: 1 S: 9 P: 13	R: 0 H: 2 E: 0 LOB: 3 K: 1 BB: 1 S: 7 P: 11	R: 0 H: 0 E: 0 LOB: 1 K: 1 BB: 0 S: 5 P: 6	R: 0 H: 1 E: 0 LOB: 1 K: 1 BB: 0 S: 6 P: 6	R: 0 H: 0 E: 0 LOB: 0 K: 1 BB: 0 S: 5 P: 5		1B: 3 SF: 0 2B: 3 SAC: 1 3B: 0 DP: 1 HR: 2 HBP: 1				WP: 0 PA: 36 PB: 0 SB: 0 CS: 0		

	AB	30
	R	4
	H	8
	RBI	4
	BB	4
	SO	8
	LOB	16

PITCHER		IP	WLS	BF	H	R	ER	SO	BB	IBB	HBP	BLK	WP	HR	S	P	ERA	WHIP
Glen Hobbie, R ERA: 2.89	(1, 1)	3.1	L	17	5	4	4	3	3	0	0	0	0	2	20	32	10.80	2.400
Bill Henry, L ERA: 0.9	(4, 1)	3.2		16	3	0	0	4	1	0	1	0	0	0	22	27	0.00	1.091
Don Elston, R ERA: 2.89	(8, 1)	1.0		3	0	0	0	1	0	0	0	0	0	0	5	5	0.00	0.000

PITCHER	IP	WLS	BF	H	R	ER	SO	BB	IBB	HBP	BLK	WP	HR	S	P	ERA	WHIP

Batter	1	2	3	4	5	6	7	8	9	AB	R	H	RBI	BB	SO	LOB
Tony Taylor, R (1, 4) OBP: 0.333, SLG: 0.297	x 0-0 BB HBP 14 2B 1B	x 0-0 S S 1B		S S S 0-3 ③ K			x 0-0 FC5-6 1B		x 0-0 ③ P4	5	1	3	0	0	1	1
George Altman, L (1, 8) OBP: 0.351, SLG: 0.481	H 1-0 BB 14 2B HBP 1-2	S S S 0-3 ② K 1-2			S S S 0-3 ① K2-3		x 0-0 ① FC5-6 G6-4-3 1-2f			3	1	0	0	0	2	2
Lee Walls, R (1, 9) OBP: 0.354, SLG: 0.455	B B B B 4-0 14 2B BB 1-2 2-3	S S S 0-3 ③ K 2-3			x 0-0 1B		x 0-0 ② ③ G6-4-3 1-2f			3	1	1	0	1	1	2
14 Ernie Banks, R (1, 6) OBP: 0.385, SLG: 0.623	x 0-0 F9 3B 2B 1-H 2-H 3-H	x 0-0 ① P6			S S S 0-3 ② K			S S S 0-3 ① K		4	1	1	3	0	2	1
Bobby Thomson, R (1, 7) OBP: 0.091, SLG: 0.065	x 0-0 ① F9 2-3	x 0-0 ② 6-3			S S S 0-3 ③ K			x 0-0 PB 1B		4	0	1	0	0	1	2
Johnny Goryl, R (1, 5) OBP: 0.333, SLG: 1.167 Walt Moryn, L (8, PH) OBP: 0.361, SLG: 0.379 Jim Marshall, L (8, 3)	x 0-0 3B 3-H	S S S 0-3 ③ K			x 0-0 ① F8			x 0-0 ② L8		3 1 0	0 0 0	1 0 0	1 0 0	0 0 0	1 0 0	0 1 0
Alvin Dark, R (1, 3) OBP: 0.338, SLG: 0.345 (8, 5)	S S S 0-3 ② K	x 0-0 1B			B B B 4-0 FC3-6 BB			x 0-0 ③ 5-3 1-2		3	0	1	0	1	1	2
Cal Neeman, R (1, 2) Sammy Taylor, L (6, PH) OBP: 0.288, SLG: 0.292 (6, 2)	S S S 0-3 ③ K	x 0-0 ① F8			x 0-0 ② FC3-6 1-2f				x 0-0 ① 1-3	2 2	0 0	0 0	0 0	0 0	1 0	2 1
Dave Hillman, R (1, 1) OBP: 0.333, SLG: 0.111 Joe Schaffernoth, R (5, 1) Don Elston, R (8, 1)		x 0-0 ① 2-3		S S S 0-3 ② K		x 0-0 ③ L8			x 0-0 ② 6-3	2 1 1	0 0 0	0 0 0	0 0 0	0 0 0	1 0 0	1 1 0
Inning Stats	R: 4 H: 3 E: 0 LOB: 1 K: 2 BB: 1 S: 10 P: 15	R: 0 H: 1 E: 0 LOB: 1 K: 2 BB: 0 S: 8 P: 8	R: 0 H: 0 E: 0 LOB: 0 K: 1 BB: 0 S: 5 P: 5	R: 0 H: 1 E: 0 LOB: 1 K: 2 BB: 0 S: 8 P: 8	R: 0 H: 1 E: 0 LOB: 1 K: 3 BB: 0 S: 10 P: 10	R: 0 H: 0 E: 0 LOB: 1 K: 0 BB: 1 S: 3 P: 7	R: 0 H: 1 E: 0 LOB: 0 K: 0 BB: 0 S: 3 P: 3	R: 0 H: 1 E: 0 LOB: 1 K: 1 BB: 0 S: 6 P: 6	R: 0 H: 0 E: 0 LOB: 0 K: 0 BB: 0 S: 3 P: 3	1B: 6 SF: 0 2B: 1 SAC: 0 3B: 1 DP: 1 HR: 0 HBP: 1						WP: 0 PA: 37 PB: 1 SB: 2 CS: 0

PITCHER		IP	WLS	BF	H	R	ER	SO	BB	IBB	HBP	BLK	WP	HR	S	P	ERA	WHIP
Seth Morehead, L ERA: 9.9	(1, 1)	0.0	L	4	2	4	4	0	1	0	1	0	0	0	2	7	∞	∞
Gene Conley, R ERA: 0.75	(1, 1)	9.0		33	6	0	0	11	1	0	0	0	0	0	54	58	0.00	0.778

PITCHER	IP	WLS	BF	H	R	ER	SO	BB	IBB	HBP	BLK	WP	HR	S	P	ERA	WHIP

Chicago Cubs @ Philadelphia Phillies

Connie Mack Stadium, Philadelphia, PA

Sat May 02 1959, 3:33 AM EDT

Att. 4,171 - Unknown

TOP

livebaseballscorecards.com

AB	34
R	4
H	8
RBI	4
BB	2
SO	11
LOB	16

BOTTOM

Chicago Cubs @ Philadelphia Phillies

Connie Mack Stadium, Philadelphia, PA

Sat May 02 1959, 3:33 AM EDT

Att. 4,171 - Unknown

livebaseballscorecards.com

Batter	1	2	3	4	5	6	7	8	9	AB	R	H	RBI	BB	SO	LOB
Richie Ashburn, L (1, 8) OBP: 0.373, SLG: 0.230	K PB		1B		SH5-3		6-3		F5	5	2	2	0	0	1	0
Chico Fernandez, R (1, 6) OBP: 0.341, SLG: 0.415	F7		1B 1B 1-2		SH5-3 1-2		G4-6-3 BB		K	2	0	1	0	1	0	1
Bob Bowman, R (9, PH) OBP: 0.235, SLG: 0.375										1	0	0	0	0	1	0
Ed Bouchee, L (1, 3) OBP: 0.459, SLG: 0.458	K 1-2		1B 1-2 2-H		1B 1B BB		G4-6-3 1-2f			3	1	1	1	1	1	2
Wally Post, R (1, 9) OBP: 0.362, SLG: 0.661	K		1B 1-2 2-3		1B 1-2 2-H			SH1-3 1B		4	0	3	1	0	1	1
Harry Anderson, L (1, 7) OBP: 0.367, SLG: 0.518		4-3	1-3		FC6-4 1-3 2-H			SH1-3 1-2		3	0	1	1	0	0	3
Willie Jones, R (1, 5) OBP: 0.444, SLG: 0.627		5-3		P4	FC6-4 1-2f			2-H 1B		4	0	1	0	0	0	2
Gene Freese, R (8, PR) OBP: 0.333, SLG: 0.800										0	0	0	0	0	0	0
(9, 5)																
Sparky Anderson, R (1, 4) OBP: 0.286, SLG: 0.205		5-3		F8		F7		BB		3	0	0	0	0	0	0
Dave Philley, S (8, PH) OBP: 0.333, SLG: 0.692										0	0	0	0	1	0	0
Joe Koppe, R (8, PR)										0	0	0	0	0	0	0
(9, 4)																
Carl Sawatski, L (1, 2) OBP: 0.308, SLG: 0.364			K	3-1		K			F3	4	0	0	0	0	2	2
Seth Morehead, L (1, 1)			P6		6-3	P3			F8	0	0	0	0	0	0	0
Gene Conley, R (1, 1)										3	0	0	0	0	0	0
Harry Hanebrink, L (9, PH) OBP: 0.091, SLG: 0.091										1	0	0	0	0	0	0

Inning Stats	1	2	3	4	5	6	7	8	9
R:	0	0	1	0	2	0	0	0	0
E:	0	0	0	0	0	0	0	0	0
K:	3	0	1	0	0	1	0	1	1
S:	10	3	9	3	6	5	2	4	5
H:	0	0	4	0	3	0	0	2	0
LOB:	1	0	3	0	2	0	0	2	0
BB:	0	0	0	0	1	0	1	1	0
P:	10	3	9	3	10	5	6	8	5

1B:	9
2B:	0
3B:	0
HR:	0
SF:	0
SAC:	2
DP:	1
HBP:	0
WP:	0
PB:	2
SB:	0
CS:	0
PA:	38

AB	33
R	3
H	9
RBI	3
BB	3
SO	6
LOB	11

PITCHER		IP	WLS	BF	H	R	ER	SO	BB	IBB	HBP	BLK	WP	HR	S	P	ERA	WHIP
Dave Hillman, R ERA: 3.9	(1, 1)	4.2		23	7	3	3	4	1	0	0	0	0	0	30	34	5.79	1.714
Joe Schaffernoth, R ERA: 4.26	(5, 1)	3.0	W	11	2	0	0	1	2	0	0	0	0	0	11	19	0.00	1.333
Don Elston, R ERA: 2.53	(8, 1)	1.1	S	4	0	0	0	1	0	0	0	0	0	0	6	6	0.00	0.000

PITCHER	IP	WLS	BF	H	R	ER	SO	BB	IBB	HBP	BLK	WP	HR	S	P	ERA	WHIP

Batter	1	2	3	4	5	6	7	8	9	AB	R	H	RBI	BB	SO	LOB
Tony Taylor, R (1, 4) OBP: 0.337, SLG: 0.304	F7		6-3		1B SF9 1B	6-3			4-3 S 2B 1B	5	2	2	0	0	0	1
George Altman, L (1, 8) OBP: 0.339, SLG: 0.456	1B 1B		K		P6		F5		4-3 1-3	5	0	1	0	0	1	2
Lee Walls, R (1, 9) OBP: 0.400, SLG: 0.508	1-2 1B		14 HR 1B		SF9 1-3 1B		BBBB 14 FC5-4 BB		3-H 2B	4	1	4	1	1	0	0
14 Ernie Banks, R (1, 6) OBP: 0.398, SLG: 0.653	L7		1-H HR		IBB		FC5-4 1-2f		IBB	3	1	1	2	2	0	3
Bobby Thomson, R (1, 7) OBP: 0.105, SLG: 0.114	F8		2B		SF9 2-3 3-H		L9		1-3	4	0	1	1	0	0	5
Johnny Goryl, R (1, 5) OBP: 0.250, SLG: 0.875		6-3	6-3		SSS K			6-3		2	0	0	0	0	0	1
Walt Moryn, L (5, PH) OBP: 0.356, SLG: 0.373										1	0	0	0	0	1	2
Dale Long, L (5, 3) OBP: 0.308, SLG: 0.551										1	0	0	0	0	0	0
Alvin Dark, R (1, 3) (5, 5) OBP: 0.333, SLG: 0.328		BBBB BB		F7		F4		L6		3	0	0	0	1	0	0
Cal Neeman, R (1, 2) OBP: 0.176, SLG: 0.067		P6		4-3		1B SH1-4		SSS K		4	0	1	0	0	1	1
Dick Drott, R (1, 1)		P6		SSS K		SH1-4 1-2			SSS K	1	0	0	0	0	0	1
John Buzhardt, R (3, 1)										1	0	0	0	0	1	0
Earl Averill, R (9, PH) OBP: 0.179, SLG: 0.222										1	0	0	0	0	1	0
Don Elston, R (9, 1)										0	0	0	0	0	0	0
Inning Stats	R: 0 E: 0 K: 0 S: 5 H: 2 LOB: 2 BB: 0 P: 5	R: 0 E: 0 K: 0 S: 3 H: 0 LOB: 1 BB: 1 P: 7	R: 2 E: 0 K: 1 S: 8 H: 3 LOB: 1 BB: 0 P: 8	R: 0 E: 0 K: 1 S: 5 H: 0 LOB: 0 BB: 0 P: 5	R: 1 E: 0 K: 1 S: 7 H: 2 LOB: 2 BB: 1 P: 11	R: 0 E: 0 K: 0 S: 4 H: 1 LOB: 1 BB: 0 P: 4	R: 0 E: 0 K: 0 S: 3 H: 0 LOB: 1 BB: 1 P: 7	R: 0 E: 0 K: 1 S: 5 H: 0 LOB: 0 BB: 0 P: 5	R: 1 E: 0 K: 1 S: 7 H: 2 LOB: 2 BB: 1 P: 11	1B: 7 2B: 2 3B: 0 HR: 1 SF: 1 SAC: 1 DP: 0 HBP: 0							

PITCHER	IP	WLS	BF	H	R	ER	SO	BB	IBB	HBP	BLK	WP	HR	S	P	ERA	WHIP
Chris Short, L (1, 1) ERA: 8.16	4.1		21	7	3	3	2	1	0	0	0	0	1	24	28	6.23	1.846
Turk Farrell, R (5, 1) ERA: 5.59	4.2	L	20	3	1	1	3	1	2	0	0	0	0	23	35	1.93	0.857

PITCHER	IP	WLS	BF	H	R	ER	SO	BB	IBB	HBP	BLK	WP	HR	S	P	ERA	WHIP

TOP

Chicago Cubs @ Philadelphia Phillies

Connie Mack Stadium, Philadelphia, PA

Sun May 03 1959, 3:33 AM EDT

Unknown

livebaseballscorecards.com

AB	35
R	4
H	10
RBI	4
BB	4
SO	5
LOB	16

1B: 7	SF: 1	WP: 0	PA: 41
2B: 2	SAC: 1	PB: 0	
3B: 0	DP: 0	SB: 1	
HR: 1	HBP: 0	CS: 0	

BOTTOM

Chicago Cubs @ Philadelphia Phillies

Connie Mack Stadium, Philadelphia, PA

Sun May 03 1959, 3:33 AM EDT

Unknown

livebaseballscorecards.com

Batter	1	2	3	4	5	6	7	8	9	AB	R	H	RBI	BB	SO	LOB
Richie Ashburn, L (1, 8) OBP: 0.400, SLG: 0.238	BBBB 4-0 F7 WP BB		BBBB 4-0 BB 2B BB		x 0-0 FC5-4 1B		BBBB 4-0 6-3 SH3 BB		x 0-0 ② F9	2	1	1	0	3	0	0
Chico Fernandez, R (1, 6) OBP: 0.362, SLG: 0.405 Dave Philley, S (9, PH) OBP: 0.313, SLG: 0.643	BBBB 4-0 S 1-2 BB		BBBB 4-0 2B 1-2 BB		x 0-0 ① FC5-4 1-2f 2B		x 0-0 ① SH3 1-2		0-0 0-3 ③ K	1 1	1 0	0 0	0 0	2 0	0 1	1 0
Ed Bouchee, L (1, 3) OBP: 0.462, SLG: 0.500	x 0-0 ① F2		x 0-0 1-3 2-H 2B		x 0-0 F9 1-H E 2B		x 0-0 ② 6-3 2-3			4	1	2	2	0	0	3
Wally Post, R (1, 9) OBP: 0.339, SLG: 0.617	x 0-0 ②③ F7 1-2 2-3		x 0-0 ② P4		x 0-0 ② F9 2-3		x 0-0 ③ F8			4	0	0	0	0	0	6
Harry Anderson, L (1, 7) OBP: 0.375, SLG: 0.500		BBBB 4-0 1-3 BB	IIII 4-0 IBB		x 0-0 E9 3-H			x 0-0 ① 6-3		2	0	0	0	2	0	0
Willie Jones, R (1, 5) OBP: 0.433, SLG: 0.600		x 0-0 ① F7	SSS 0-3 ③ K		x 0-0 ③ F7			x 0-0 FC5-4 1B		4	0	1	0	0	1	5
Sparky Anderson, R (1, 4) OBP: 0.264, SLG: 0.188		x 0-0 ② 1-3 1-2		x 0-0 ① 6-3		x 0-0 ① F8		x 0-0 ② F9		4	0	0	0	0	0	2
Jim Hegan, R (1, 2) OBP: 0.185, SLG: 0.192	SSS 0-3 ③ K			x 0-0 ② F2		SSS 0-3 ② K		x 0-0 ③ FC5-4 1-2f		4	0	0	0	0	2	2
Chris Short, R (1, 1) Turk Farrell, R (5, 1) Harry Hanebrink, L (9, PH) OBP: 0.083, SLG: 0.083			SSS 0-3 ① K	x 0-0 ③ 5-3		x 0-0 ③ 5-3			x 0-0 ① P5	2 1 1	0 0 0	0 0 0	0 0 0	0 0 0	1 0 0	0 0 0

Inning Stats	1	2	3	4	5	6	7	8	9
	R: 0 H: 0 E: 0 LOB: 1 K: 0 BB: 2 S: 2 P: 10	R: 0 H: 0 E: 0 LOB: 1 K: 1 BB: 1 S: 5 P: 9	R: 1 H: 1 E: 0 LOB: 3 K: 2 BB: 3 S: 8 P: 20	R: 0 H: 0 E: 0 LOB: 0 K: 0 BB: 0 S: 3 P: 3	R: 2 H: 2 E: 1 LOB: 1 K: 0 BB: 0 S: 6 P: 6	R: 0 H: 0 E: 0 LOB: 0 K: 1 BB: 0 S: 5 P: 5	R: 0 H: 0 E: 0 LOB: 1 K: 0 BB: 1 S: 3 P: 7	R: 0 H: 1 E: 0 LOB: 1 K: 0 BB: 0 S: 4 P: 4	R: 0 H: 0 E: 0 LOB: 0 K: 1 BB: 0 S: 5 P: 5

	AB	30
	R	3
	H	4
	RBI	2
	BB	7
	SO	5
	LOB	19

	1B: 2	SF: 0	WP: 1	PA: 38
	2B: 2	SAC: 1	PB: 0	
	3B: 0	DP: 0	SB: 1	
	HR: 0	HBP: 0	CS: 0	

PITCHER		IP	WLS	BF	H	R	ER	SO	BB	IBB	HBP	BLK	WP	HR	S	P	ERA	WHIP
Dick Drott, R ERA: 9.39	(1, 1)	2.1		12	1	1	1	2	5	0	0	0	1	0	11	31	3.86	2.571
John Buzhardt, R ERA: 4.3	(3, 1)	5.2	W	23	3	2	1	2	1	1	0	0	0	0	25	33	1.59	0.706
Don Elston, R ERA: 2.31	(9, 1)	1.0	S	3	0	0	0	1	0	0	0	0	0	0	5	5	0.00	0.000

PITCHER	IP	WLS	BF	H	R	ER	SO	BB	IBB	HBP	BLK	WP	HR	S	P	ERA	WHIP

Chicago Cubs @ Philadelphia Phillies

Connie Mack Stadium, Philadelphia, PA

Sun May 03 1959, 3:38 AM EDT

Att. 13,660 - Unknown

TOP

livebaseballscorecards.com

Batter	1	2	3	4	5	6	7	8	9	AB	R	H	RBI	BB	SO	LOB
Tony Taylor, R (1, 4) OBP: 0.341, SLG: 0.333	4-3 3B		G3		BBB 1B 1-2 BB		F7		F8	2	1	1	0	0	0	0
Johnny Goryl, R (4, 4) OBP: 0.300, SLG: 0.778										1	0	0	0	1	0	0
Earl Averill, R (9, PH) OBP: 0.172, SLG: 0.214										1	0	0	0	0	0	2
Alvin Dark, R (1, 5) OBP: 0.329, SLG: 0.323	4-3 3-H			E6 1-3	1B 1-2 2-3		F7			4	0	1	1	0	0	0
George Altman, L (1, 8) OBP: 0.318, SLG: 0.426	K			1-3 1-2	3-1			K		4	0	0	0	0	2	4
14 Ernie Banks, R (1, 6) OBP: 0.402, SLG: 0.658	P6			K		E 2B		CS 1B		4	1	2	0	0	1	1
Walt Moryn, L (1, 7) OBP: 0.338, SLG: 0.349		P5		4-3		F8		P6		4	0	0	0	0	0	3
Bobby Thomson, R (8, 7) OBP: 0.105, SLG: 0.114										0	0	0	0	0	0	0
Dale Long, L (1, 3) OBP: 0.304, SLG: 0.528		F8			6-3	E3 2-H 1B		CS 1-2	K	4	1	1	0	0	1	0
Lee Walls, R (1, 9) OBP: 0.392, SLG: 0.484		6-3			K	5-3			BBBB 1B BB	3	0	0	0	1	1	0
Sammy Taylor, L (1, 2) OBP: 0.286, SLG: 0.346			F5		HR	F2			F3	4	1	1	1	0	0	1
Moe Drabowsky, R (1, 1) OBP: 0.222, SLG: 0.125			K		1B BB 1B		K		1-2 1B	3	0	1	0	0	2	0
Bill Henry, L (7, 1)										0	0	0	0	0	0	0
Don Elston, R (8, 1)										0	0	0	0	0	0	0
Jim Marshall, L (9, PH) OBP: 0.250, SLG: 0.091										1	0	1	0	0	0	0
Inning Stats	R: 1 E: 0 K: 1 S: 6 H: 1 LOB: 0 BB: 0 P: 6	R: 0 E: 0 K: 0 S: 3 H: 0 LOB: 0 BB: 0 P: 3	R: 0 E: 0 K: 1 S: 5 H: 0 LOB: 0 BB: 0 P: 5	R: 0 E: 1 K: 1 S: 6 H: 0 LOB: 1 BB: 0 P: 6	R: 1 E: 0 K: 1 S: 8 H: 3 LOB: 3 BB: 1 P: 12	R: 2 E: 1 K: 0 S: 5 H: 2 LOB: 0 BB: 0 P: 5	R: 0 E: 0 K: 1 S: 5 H: 0 LOB: 0 BB: 0 P: 5	R: 0 E: 0 K: 1 S: 5 H: 1 LOB: 0 BB: 0 P: 5	R: 0 E: 0 K: 1 S: 6 H: 1 LOB: 2 BB: 1 P: 10	1B: 5 2B: 1 3B: 1 HR: 1	SF: 0 SAC: 0 DP: 0 HBP: 0						

	AB	35
	R	4
	H	8
	RBI	2
	BB	2
	SO	7
	LOB	11

WP: 0 PB: 0 SB: 0 CS: 1 PA: 38

PITCHER	IP	WLS	BF	H	R	ER	SO	BB	IBB	HBP	BLK	WP	HR	S	P	ERA	WHIP
Ruben Gomez, R (1, 1) ERA: 1.86	7.0		29	6	4	2	5	1	0	0	0	0	1	38	42	2.57	1.000
Jack Meyer, R (8, 1) ERA: 3.65	2.0	W	8	2	0	0	2	1	0	0	0	0	0	11	15	0.00	1.500

PITCHER	IP	WLS	BF	H	R	ER	SO	BB	IBB	HBP	BLK	WP	HR	S	P	ERA	WHIP

Batter	1	2	3	4	5	6	7	8	9	AB	R	H	RBI	BB	SO	LOB
Richie Ashburn, L (1, 8) OBP: 0.393, SLG: 0.242	E SF9 1B		F8		FC6-5 1-2 2-3 3-H		SF8 3-H			3	1	1	2	0	0	2
Chico Fernandez, R (1, 6) OBP: 0.333, SLG: 0.378	SF9 1-H		B1-3		L5		F8			3	0	0	1	0	0	3
Ed Bouchee, L (1, 3) OBP: 0.449, SLG: 0.518	3-1			3-1		L8		3B 3B		4	1	1	0	0	0	0
Wally Post, R (1, 9) OBP: 0.364, SLG: 0.656	1B			K		1B		1B 3-H 3B		4	1	3	1	0	1	0
Harry Anderson, L (1, 7) OBP: 0.368, SLG: 0.484	K			L4		F8		FC1-6 3-H 1B		4	0	1	1	0	1	2
Willie Jones, R (1, 5) OBP: 0.408, SLG: 0.559		6-3			L9	L7		FC1-6 1-2f BB		4	0	0	0	0	0	2
Sparky Anderson, R (1, 4) OBP: 0.281, SLG: 0.196		B3-1			BB S FC6-5 1B		E SF8 BB	K		3	2	1	0	1	1	1
Valmy Thomas, R (1, 2) OBP: 0.333, SLG: 0.200 Harry Hanebrink, L (7, PH) OBP: 0.083, SLG: 0.083 Bob Bowman, R (7, PH) OBP: 0.222, SLG: 0.353 Jim Hegan, R (8, 2) OBP: 0.214, SLG: 0.192		6-3			FC6-5 BB 1-2 BB		K	1-2 BB		1 0 1 0	0 0 0 0	0 0 0 0	0 0 0 0	1 0 0 1	0 0 1 0	0 0 1 0
Ruben Gomez, R (1, 1) Gene Freese, R (7, PH) OBP: 0.308, SLG: 0.727 Jack Meyer, R (8, 1) OBP: 0.333, SLG: 0.333			P6		FC6-5 1-2 2-3 BB		E5 1-3	K		1 1 1	0 0 0	0 0 0	0 0 0	1 0 0	0 0 1	0 1 2
Inning Stats	R: 1 H: 2 E: 0 LOB: 1 K: 1 BB: 0 S: 7 P: 7	R: 0 H: 0 E: 0 LOB: 0 K: 0 BB: 0 S: 3 P: 3	R: 0 H: 0 E: 0 LOB: 0 K: 0 BB: 0 S: 3 P: 3	R: 0 H: 0 E: 0 LOB: 0 K: 1 BB: 0 S: 5 P: 5	R: 1 H: 1 E: 0 LOB: 2 K: 0 BB: 2 S: 4 P: 12	R: 0 H: 1 E: 0 LOB: 1 K: 0 BB: 0 S: 4 P: 4	R: 1 H: 0 E: 1 LOB: 1 K: 1 BB: 1 S: 6 P: 10	R: 2 H: 3 E: 0 LOB: 2 K: 2 BB: 1 S: 10 P: 14		1B: 5 SF: 2 2B: 0 SAC: 0 3B: 2 DP: 0 HR: 0 HBP: 0				WP: 0 PA: 36 PB: 0 SB: 2 CS: 0		

PITCHER		IP	WLS	BF	H	R	ER	SO	BB	IBB	HBP	BLK	WP	HR	S	P	ERA	WHIP
Moe Drabowsky, R ERA: 4.95	(1, 1)	6.0		25	4	3	2	2	3	0	0	0	0	0	26	38	3.00	1.167
Bill Henry, L ERA: 2.45	(7, 1)	1.0	L	7	3	2	2	1	0	0	0	0	0	0	9	9	18.00	3.000
Don Elston, R ERA: 2.13	(8, 1)	1.0		4	0	0	0	2	1	0	0	0	0	0	7	11	0.00	1.000

PITCHER	IP	WLS	BF	H	R	ER	SO	BB	IBB	HBP	BLK	WP	HR	S	P	ERA	WHIP

BOTTOM

Chicago Cubs @ Philadelphia Phillies

Connie Mack Stadium, Philadelphia, PA

Sun May 03 1959, 3:38 AM EDT

Att. 13,660 - Unknown

livebaseballscorecards.com

AB	30
R	5
H	7
RBI	5
BB	4
SO	5
LOB	14

Batter	1	2	3	4	5	6	7	8	9	AB	R	H	RBI	BB	SO	LOB
Johnny Goryl, R (1, 4) OBP: 0.357, SLG: 0.769	L9		6-3			G3 1B		2B		4	0	2	0	0	0	0
Alvin Dark, R (1, 5) OBP: 0.325, SLG: 0.309	BBBB 14 1B BB		F9			G3 1-2		L9		3	0	0	0	1	0	2
George Altman, L (1, 8) OBP: 0.314, SLG: 0.415	L9			P7		F8			1B	4	0	1	0	0	0	2
14 Ernie Banks, R (1, 6) OBP: 0.396, SLG: 0.638	1-3 1B			F9			L1-3		F7	4	0	1	0	0	0	1
Walt Moryn, L (1, 7) OBP: 0.325, SLG: 0.333	F7			K			K		K	3	0	0	0	0	2	2
Bobby Thomson, R (8, 7) OBP: 0.103, SLG: 0.111										1	0	0	0	0	1	1
Jim Marshall, L (1, 3) OBP: 0.250, SLG: 0.333		L8			F4		HR		4-3	4	1	1	1	0	0	1
Lee Walls, R (1, 9) OBP: 0.377, SLG: 0.462		6-3			6-3		L6			3	0	0	0	0	0	0
Sammy Taylor, L (1, 2) OBP: 0.271, SLG: 0.327		K			L7			F5		3	0	0	0	0	1	0
Bob Anderson, R (1, 1) OBP: 0.154, SLG: 0.154			5-3			P8		K		3	0	0	0	0	1	0
Don Elston, R (8, 1)										0	0	0	0	0	0	0
Inning Stats	R: 0 E: 0 K: 0 S: 4 H: 1 LOB: 2 BB: 1 P: 8	R: 0 E: 0 K: 1 S: 5 H: 0 LOB: 0 BB: 0 P: 5	R: 0 E: 0 K: 0 S: 3 H: 0 LOB: 0 BB: 0 P: 3	R: 0 E: 0 K: 1 S: 5 H: 0 LOB: 0 BB: 0 P: 5	R: 0 E: 0 K: 0 S: 3 H: 0 LOB: 0 BB: 0 P: 3	R: 0 E: 0 K: 0 S: 4 H: 1 LOB: 1 BB: 0 P: 4	R: 1 E: 0 K: 1 S: 6 H: 1 LOB: 0 BB: 0 P: 6	R: 0 E: 0 K: 1 S: 6 H: 1 LOB: 1 BB: 0 P: 6	R: 0 E: 0 K: 1 S: 6 H: 1 LOB: 1 BB: 0 P: 6	1B: 3 2B: 1 3B: 0 HR: 1	SF: 0 SAC: 0 DP: 0 HBP: 0			WP: 0 PB: 0 SB: 0 CS: 0	PA: 33		

PITCHER		IP	WLS	BF	H	R	ER	SO	BB	IBB	HBP	BLK	WP	HR	S	P	ERA	WHIP
Ron Kline, R ERA: 3.25	(1, 1)	8.0	W	29	4	1	1	4	1	0	0	0	0	1	36	40	1.12	0.625
Roy Face, R ERA: 1.8	(9, 1)	1.0	S	4	1	0	0	1	0	0	0	0	0	0	6	6	0.00	1.000

PITCHER	IP	WLS	BF	H	R	ER	SO	BB	IBB	HBP	BLK	WP	HR	S	P	ERA	WHIP

TOP

Chicago Cubs @ Pittsburgh Pirates

Forbes Field, Pittsburgh, PA

Mon May 04 1959, 7:05 PM EDT

Att. 14,421 - Unknown

livebaseballscorecards.com

AB	32
R	1
H	5
RBI	1
BB	1
SO	5
LOB	9

Batter	1	2	3	4	5	6	7	8	9	AB	R	H	RBI	BB	SO	LOB
Don Hoak, R (1, 5) OBP: 0.370, SLG: 0.348	L8		F6			1-3		HBP (E, 1-2)		3	0	0	0	0	0	0
Roberto Clemente, R (1, 9) OBP: 0.302, SLG: 0.373	G3, 1B		6-3			K2-3		E7 (1-3, 2-H), 1B		4	0	2	1	0	1	0
Smoky Burgess, L (1, 2) OBP: 0.458, SLG: 0.736	G3 (1-2)			F8		K		IBB		3	0	0	0	1	1	1
Bennie Daniels, L (8, PR)										0	0	0	0	0	0	0
Roy Face, R (9, 1) OBP: 0.333, SLG: 0.333										0	0	0	0	0	0	0
Dick Stuart, R (1, 3) OBP: 0.426, SLG: 0.636	F3			FC4, 1B			K	K		4	0	1	0	0	2	4
Bob Skinner, L (1, 7) OBP: 0.208, SLG: 0.116		4-3		FC4 (1-2f)			4-3	4-3		4	0	0	0	0	0	4
Bill Mazeroski, R (1, 4) OBP: 0.278, SLG: 0.368		F9		K			6-3			3	0	0	0	0	1	1
Dick Groat, R (1, 6) OBP: 0.325, SLG: 0.371		1B			5-3			G3, 1B, 2B		3	1	2	0	0	0	0
Bill Virdon, L (1, 8) OBP: 0.222, SLG: 0.300		P8			4-3			G3 (2-3)		3	0	0	0	0	0	2
Ron Kline, R (1, 1)			L4-3		L4-3			HBP, E, 1B (3-H)		2	0	0	0	0	0	0
Rocky Nelson, L (8, PH) OBP: 0.364, SLG: 0.400										1	0	1	1	0	0	0
Dick Schofield, S (8, PR) OBP: 1.000, SLG: 1.000										0	1	0	0	0	0	0
Hank Foiles, R (9, 2) OBP: 0.250, SLG: 0.435										0	0	0	0	0	0	0
Inning Stats	R: 0 E: 0 K: 0 S: 4 H: 1 LOB: 1 BB: 0 P: 4	R: 0 E: 0 K: 0 S: 4 H: 1 LOB: 1 BB: 0 P: 4	R: 0 E: 0 K: 0 S: 3 H: 0 LOB: 0 BB: 0 P: 3	R: 0 E: 0 K: 1 S: 6 H: 1 LOB: 1 BB: 0 P: 6	R: 0 E: 0 K: 0 S: 3 H: 0 LOB: 0 BB: 0 P: 3	R: 0 E: 0 K: 2 S: 7 H: 0 LOB: 0 BB: 0 P: 7	R: 0 E: 0 K: 1 S: 5 H: 0 LOB: 0 BB: 0 P: 5	R: 2 E: 1 K: 1 S: 8 H: 3 LOB: 3 BB: 1 P: 13		1B: 5 2B: 1 3B: 0 HR: 0 SF: 0 SAC: 0 DP: 0 HBP: 1						

BOTTOM

Chicago Cubs @ Pittsburgh Pirates

Forbes Field, Pittsburgh, PA

Mon May 04 1959, 7:05 PM EDT

Att. 14,421 - Unknown

livebaseballscorecards.com

AB	30
R	2
H	6
RBI	2
BB	1
SO	5
LOB	12

PITCHER	IP	WLS	BF	H	R	ER	SO	BB	IBB	HBP	BLK	WP	HR	S	P	ERA	WHIP
Bob Anderson, R (1, 1) ERA: 1.93	7.1	L	29	6	2	2	4	0	0	1	0	0	0	36	37	2.46	0.818
Don Elston, R (8, 1) ERA: 2.03	0.2		3	0	0	0	1	0	1	0	0	0	0	4	8	0.00	0.000

PITCHER	IP	WLS	BF	H	R	ER	SO	BB	IBB	HBP	BLK	WP	HR	S	P	ERA	WHIP

Batter	1	2	3	4	5	6	7	8	9	AB	R	H	RBI	BB	SO	LOB
Johnny Goryl, R (1, 4) OBP: 0.368, SLG: 0.667	K	1B 1-2 2-3 3-H 1B			6-3		F5		BB 1-2 2-H 1B	5	0	2	2	0	1	0
Jim Marshall, L (1, 3) OBP: 0.360, SLG: 0.389	FC6-4 1B	1-2 2-H 3-H 1B			F5 BB			L9	1-2 2-3 BB	3	0	2	2	2	0	0
Lee Walls, R (1, 9) OBP: 0.354, SLG: 0.429	FC6-4 14 FC5-4 1-2f	K			F5 1-2			6-3	K	5	0	0	0	0	2	7
14 Ernie Banks, R (1, 6) OBP: 0.379, SLG: 0.607	FC5-4 1-2f		F8			5-3		K		4	0	0	0	0	1	1
George Altman, L (1, 8) OBP: 0.311, SLG: 0.449		F8	3-1			HR			F5	4	1	1	1	0	0	0
Walt Moryn, L (1, 7) OBP: 0.333, SLG: 0.357		2B 1B 1B	F8			F7			1B 1B 2B	4	1	2	0	0	0	0
Don Eaddy, R (9, PR)										0	1	0	0	0	0	0
Bobby Thomson, R (9, 7) OBP: 0.103, SLG: 0.111										0	0	0	0	0	0	0
Alvin Dark, R (1, 5) OBP: 0.333, SLG: 0.333		1B 1-3 1B 2B		4-3		6-3			1B 2-3 FC3-2 1B	4	1	2	0	0	0	0
Sammy Taylor, L (1, 2) OBP: 0.286, SLG: 0.328		1B 1B IBB		6-3			6-3		FC3-2 1-3 3-H 1B	3	2	1	1	1	0	0
Glen Hobbie, R (1, 1) OBP: 0.143, SLG: 0.214		K		4-3			6-3		FC3-2 BB 1B 1-2 3-H	4	0	0	0	0	1	6
Inning Stats	R: 0 E: 0 K: 1 S: 6 H: 1 LOB: 1 BB: 0 P: 6	R: 3 E: 0 K: 2 S: 11 H: 4 LOB: 2 BB: 1 P: 15	R: 0 E: 0 K: 0 S: 3 H: 0 LOB: 0 BB: 0 P: 3	R: 0 E: 0 K: 0 S: 3 H: 0 LOB: 0 BB: 0 P: 3	R: 0 E: 0 K: 0 S: 2 H: 0 LOB: 0 BB: 1 P: 6	R: 1 E: 0 K: 0 S: 4 H: 1 LOB: 0 BB: 0 P: 4	R: 0 E: 0 K: 0 S: 3 H: 0 LOB: 0 BB: 0 P: 3	R: 0 E: 0 K: 1 S: 5 H: 0 LOB: 0 BB: 0 P: 5	R: 2 E: 0 K: 1 S: 9 H: 4 LOB: 3 BB: 1 P: 13	1B: 7 2B: 2 3B: 0 HR: 1 SF: 0 SAC: 0 DP: 0 HBP: 0						

PITCHER		IP	WLS	BF	H	R	ER	SO	BB	IBB	HBP	BLK	WP	HR	S	P	ERA	WHIP
Bob Friend, R ERA: 7.53	(1, 1)	7.0	L	28	6	4	4	3	1	1	0	0	0	1	32	40	5.14	1.000
Paul Giel, R ERA: 7.71	(8, 1)	1.2		9	4	2	2	1	0	0	0	0	0	0	11	11	10.80	2.400
Bob Smith, L ERA: 1.0	(9, 1)	0.1		2	0	0	0	1	1	0	0	0	0	0	3	7	0.00	3.000

PITCHER	IP	WLS	BF	H	R	ER	SO	BB	IBB	HBP	BLK	WP	HR	S	P	ERA	WHIP

TOP

Chicago Cubs @ Pittsburgh Pirates

Forbes Field, Pittsburgh, PA

Tue May 05 1959, 7:05 PM EDT

Att. 17,429 - Unknown

livebaseballscorecards.com

AB	36
R	6
H	10
RBI	6
BB	3
SO	5
LOB	14

WP: 0 PB: 0 SB: 0 CS: 0 PA: 39

Chicago Cubs @ Pittsburgh Pirates

Forbes Field, Pittsburgh, PA

Tue May 05 1959, 7:05 PM EDT

Att. 17,429 - Unknown

BOTTOM

Batter	1	2	3	4	5	6	7	8	9	AB	R	H	RBI	BB	SO	LOB
Don Hoak, R (1, 5) OBP: 0.365, SLG: 0.333	6-3		FC6-4 1-2f		BB S 1B		F9			3	1	0	0	1	0	2
Roberto Clemente, R (1, 9) OBP: 0.300, SLG: 0.368	K			K	1-H 1B			K		4	0	1	1	0	3	0
Smoky Burgess, L (1, 2) OBP: 0.460, SLG: 0.750	F7			1B 3B	L8			BB		3	1	1	0	1	0	1
Dick Schofield, S (8, PR) OBP: 1.000, SLG: 1.000										0	0	0	0	0	0	0
Hank Foiles, R (9, 2) OBP: 0.250, SLG: 0.435										0	0	0	0	0	0	0
Dick Stuart, R (1, 3) OBP: 0.417, SLG: 0.610		F7		S 1B 3-H		F5		K		4	0	1	1	0	1	1
Bob Skinner, L (1, 7) OBP: 0.192, SLG: 0.106		K		K 1-2		F6		F9		4	0	0	0	0	2	2
Bill Mazeroski, R (1, 4) OBP: 0.265, SLG: 0.350		1-3		1-3		5-3			E5 1B	4	0	0	0	0	0	1
Dick Groat, R (1, 6) OBP: 0.333, SLG: 0.370			4-3		BB WP 1-3 4-3		L8 WP 1B		F8	3	1	1	0	1	0	1
Bill Virdon, L (1, 8) OBP: 0.235, SLG: 0.310			FC6-4 1B		1-3 1-2		K 1-2		1-3 1B	4	0	2	0	0	1	2
Bob Friend, R (1, 1) OBP: 0.200, SLG: 0.200			FC6-4 FC6-4 1-2f		4-3 2-H		L8 2-3			2	0	0	1	0	0	1
Ted Kluszewski, L (7, PH) OBP: 0.435, SLG: 0.545										1	0	0	0	0	0	1
Paul Giel, R (8, 1)										0	0	0	0	0	0	0
Bob Smith, R (9, 1)										0	0	0	0	0	0	0
Inning Stats	R: 0 E: 0 K: 1 S: 5 H: 0 LOB: 0 BB: 0 P: 5	R: 0 E: 0 K: 1 S: 5 H: 0 LOB: 0 BB: 0 P: 5	R: 0 E: 0 K: 0 S: 4 H: 1 LOB: 1 BB: 0 P: 4	R: 1 E: 0 K: 2 S: 9 H: 2 LOB: 1 BB: 0 P: 9	R: 2 E: 0 K: 0 S: 4 H: 1 LOB: 1 BB: 2 P: 12	R: 0 E: 0 K: 0 S: 3 H: 0 LOB: 0 BB: 0 P: 3	R: 0 E: 0 K: 1 S: 6 H: 1 LOB: 1 BB: 0 P: 6	R: 0 E: 0 K: 2 S: 7 H: 0 LOB: 1 BB: 1 P: 11	R: 0 E: 1 K: 0 S: 3 H: 1 LOB: 2 BB: 0 P: 3	1B: 5 2B: 0 3B: 1 HR: 0	SF: 0 SAC: 0 DP: 0 HBP: 0						

PITCHER	IP	WLS	BF	H	R	ER	SO	BB	IBB	HBP	BLK	WP	HR	S	P	ERA	WHIP
Glen Hobbie, R (1, 1) ERA: 2.92	9.0	W	35	6	3	3	7	3	0	0	0	2	0	46	58	3.00	1.000

PITCHER	IP	WLS	BF	H	R	ER	SO	BB	IBB	HBP	BLK	WP	HR	S	P	ERA	WHIP

livebaseballscorecards.com

AB	32
R	3
H	6
RBI	3
BB	3
SO	7
LOB	12

WP: 2 PB: 0 SB: 2 CS: 0 PA: 35

Batter	1	2	3	4	5	6	7	8	9	AB	R	H	RBI	BB	SO	LOB
Johnny Goryl, R (1, 4) OBP: 0.375, SLG: 0.652	F2		6-3		L3-6 2B		FC4-6 1B		5-3	5	0	2	0	0	0	0
Jim Marshall, L (1, 3) OBP: 0.333, SLG: 0.348	K		P6		L3-6 2-3		FC4-6 1-2f		1B	5	0	1	0	0	1	2
Lee Walls, R (1, 9) OBP: 0.345, SLG: 0.427	K		14 2B 2B		F7		F8		F7	5	1	1	0	0	1	2
14 Ernie Banks, R (1, 6) OBP: 0.394, SLG: 0.625		F2	2-H 2B			SH5-3 1B		SH5-3 1B		4	0	3	1	0	0	0
Randy Jackson, R (1, 5) OBP: 0.222, SLG: 0.125		2B BB	5-3			SH5-3 1-2		SH5-3 1-2		1	1	0	0	1	0	1
Bobby Thomson, R (1, 7) OBP: 0.163, SLG: 0.158		1-H 1B 2B		FC3-6 BB		FC6-4 IBB		F9		2	1	1	1	2	0	1
George Altman, L (1, 8) OBP: 0.321, SLG: 0.444		2-H 1B		P5		K		FC6-4 IBB		3	0	1	1	1	1	3
Cal Neeman, R (1, 2) OBP: 0.150, SLG: 0.056		F9		FC3-6 1-2f		FC6-4 1-2f		FC6-4 1-2f		3	0	0	0	0	0	4
Walt Moryn, L (8, PH) OBP: 0.333, SLG: 0.357										0	0	0	0	0	0	0
Earl Averill, R (8, PH) OBP: 0.167, SLG: 0.207										1	0	0	0	0	0	2
Dave Hillman, R (1, 1) OBP: 0.250, SLG: 0.077		K		K			6-3		F2	4	0	0	0	0	2	2
Inning Stats	R: 0 E: 0 K: 2 S: 7 H: 0 LOB: 0 BB: 0 P: 7	R: 2 E: 0 K: 1 S: 7 H: 2 LOB: 1 BB: 1 P: 11	R: 1 E: 0 K: 0 S: 5 H: 2 LOB: 1 BB: 0 P: 5	R: 0 E: 0 K: 1 S: 5 H: 0 LOB: 1 BB: 1 P: 9	R: 0 E: 0 K: 0 S: 3 H: 1 LOB: 0 BB: 0 P: 3	R: 0 E: 0 K: 1 S: 6 H: 1 LOB: 2 BB: 1 P: 10	R: 0 E: 0 K: 0 S: 4 H: 1 LOB: 1 BB: 0 P: 4	R: 0 E: 0 K: 0 S: 4 H: 1 LOB: 2 BB: 1 P: 8	R: 0 E: 0 K: 0 S: 4 H: 1 LOB: 1 BB: 0 P: 4	1B: 5 2B: 5 3B: 0 HR: 0	SF: 0 SAC: 2 DP: 1 HBP: 0					

PITCHER		IP	WLS	BF	H	R	ER	SO	BB	IBB	HBP	BLK	WP	HR	S	P	ERA	WHIP
Harvey Haddix, L ERA: 2.4	(1, 1)	6.0	L	26	6	3	3	5	2	1	0	0	0	0	33	45	4.50	1.333
Ron Blackburn, R ERA: 1.8	(7, 1)	1.2		8	2	0	0	0	0	1	0	0	0	0	7	11	0.00	1.200
Bob Smith, L ERA: 0.87	(8, 1)	1.1		5	1	0	0	0	0	0	0	0	0	0	5	5	0.00	0.750

PITCHER	IP	WLS	BF	H	R	ER	SO	BB	IBB	HBP	BLK	WP	HR	S	P	ERA	WHIP

TOP

Chicago Cubs @ Pittsburgh Pirates

Forbes Field, Pittsburgh, PA

Wed May 06 1959, 3:33 AM EDT

Att. 5,860 - Unknown

livebaseballscorecards.com

AB	33
R	3
H	9
RBI	3
BB	4
SO	5
LOB	17

WP: 0 PA: 39
PB: 0
SB: 0
CS: 0

Batter	1	2	3	4	5	6	7	8	9	AB	R	H	RBI	BB	SO	LOB
Don Hoak, R (1, 5) OBP: 0.364, SLG: 0.333	FC6-4 1B		6-3			F8			SH5-3 2-3	3	0	1	0	0	0	0
Roberto Clemente, R (1, 9) OBP: 0.287, SLG: 0.352	FC6-4 1-2f			6-3			F7		F8	4	0	0	0	0	0	2
Bill Virdon, L (1, 8) OBP: 0.227, SLG: 0.299	K			P6			4-3			3	0	0	0	0	1	1
Dick Stuart, R (1, 3) OBP: 0.400, SLG: 0.581	K			L5			L5			3	0	0	0	0	1	1
Bob Skinner, L (1, 7) OBP: 0.182, SLG: 0.100		4-3			3-1			F8		3	0	0	0	0	0	0
Bill Mazeroski, R (1, 4) OBP: 0.256, SLG: 0.337		5-3			6-3			1-3		3	0	0	0	0	0	0
Dick Groat, R (1, 6) OBP: 0.321, SLG: 0.355		F7			F9			F9		3	0	0	0	0	0	0
Hank Foiles, R (1, 2) OBP: 0.296, SLG: 0.440			F8			L6-3 1B			SH5-3 G3 BB	2	0	1	0	1	0	0
Harvey Haddix, L (1, 1) OBP: 0.364, SLG: 0.400			F9			L6-3 1-2			G3 1-2	1	0	0	0	0	0	0
Rocky Nelson, L (6, PH) OBP: 0.333, SLG: 0.364										1	0	0	0	0	0	1
Ron Blackburn, R (7, 1)										0	0	0	0	0	0	0
Bob Smith, R (8, 1)										0	0	0	0	0	0	0
Ted Kluszewski, L (9, PH) OBP: 0.417, SLG: 0.522										1	0	0	0	0	0	1
Inning Stats	R: 0 E: 0 K: 2 S: 8 H: 1 LOB: 1 BB: 0 P: 8	R: 0 E: 0 K: 0 S: 3 H: 0 LOB: 0 BB: 0 P: 3	R: 0 E: 0 K: 0 S: 3 H: 0 LOB: 0 BB: 0 P: 3	R: 0 E: 0 K: 0 S: 3 H: 0 LOB: 0 BB: 0 P: 3	R: 0 E: 0 K: 0 S: 3 H: 0 LOB: 0 BB: 0 P: 3	R: 0 E: 0 K: 0 S: 3 H: 1 LOB: 0 BB: 0 P: 3	R: 0 E: 0 K: 0 S: 3 H: 0 LOB: 0 BB: 0 P: 3	R: 0 E: 0 K: 0 S: 3 H: 0 LOB: 0 BB: 0 P: 3	R: 0 E: 0 K: 0 S: 3 H: 0 LOB: 1 BB: 1 P: 7	1B: 2 2B: 1 3B: 0 HR: 0 SF: 0 SAC: 1 DP: 1 HBP: 0	WP: 0 PB: 0 SB: 0 CS: 0 PA: 29					

PITCHER	IP	WLS	BF	H	R	ER	SO	BB	IBB	HBP	BLK	WP	HR	S	P	ERA	WHIP
Dave Hillman, R (1, 1) ERA: 2.95	9.0	W	29	2	0	0	2	1	0	0	0	0	0	32	36	0.00	0.333

PITCHER	IP	WLS	BF	H	R	ER	SO	BB	IBB	HBP	BLK	WP	HR	S	P	ERA	WHIP

BOTTOM

Chicago Cubs @ Pittsburgh Pirates

Forbes Field, Pittsburgh, PA

Wed May 06 1959, 3:33 AM EDT

Att. 5,860 - Unknown

livebaseballscorecards.com

AB	27
R	0
H	2
RBI	0
BB	1
SO	2
LOB	6

Chicago Cubs @ St. Louis Cardinals

Sportsman's Park, St. Louis, MO

Thu May 07 1959, 8:05 PM EDT

Att. 7,291 - Unknown

TOP

livebaseballscorecards.com

Batter	1	2	3	4	5	6	7	8	9	AB	R	H	RBI	BB	SO	LOB
Johnny Goryl, R (1, 4) OBP: 0.321, SLG: 0.556	4-3		G5-4-3 1-2f			P6		6-3		4	0	0	0	0	0	1
Jim Marshall, L (1, 3) OBP: 0.382, SLG: 0.630	2B 1B			HR		HR		F2		4	2	3	2	0	0	0
Lee Walls, R (1, 9) OBP: 0.352, SLG: 0.443	1-H 2B			FC4-6 1B		1-3			F7	4	0	2	0	0	0	0
14 Ernie Banks, R (1, 6) OBP: 0.398, SLG: 0.652	5-3			F8		HR			1B	4	1	2	1	0	0	2
George Altman, L (1, 8) OBP: 0.317, SLG: 0.427		K		FC4-6 1-2f		BB PO			K	3	0	0	0	1	2	2
Walt Moryn, L (1, 7) OBP: 0.330, SLG: 0.351		G3		4-3		PO 1-2	G6-4-3 1B		4-3	4	0	1	0	0	0	2
Alvin Dark, R (1, 5) OBP: 0.321, SLG: 0.320		6-3			4-3		L6			3	0	0	0	0	0	1
Sammy Taylor, L (1, 2) OBP: 0.288, SLG: 0.328			1-3		G5-4-3 1B		G6-4-3 1-2f			3	0	1	0	0	0	1
Moe Drabowsky, R (1, 1) OBP: 0.273, SLG: 0.200			G5-4-3 1B		G5-4-3 1-2f			1-3		2	0	1	0	0	0	1
Dale Long, L (8, PH) OBP: 0.298, SLG: 0.519										1	0	0	0	0	0	0
Don Elston, R (8, 1)										0	0	0	0	0	0	0

	AB	32
	R	3
	H	10
	RBI	3
	BB	1
	SO	2
	LOB	10

Inning Stats	1	2	3	4	5	6	7	8	9
	R: 0 E: 0 K: 0 S: 4	H: 2 LOB: 1 BB: 0 P: 4	R: 0 E: 0 K: 1 S: 5	H: 0 LOB: 0 BB: 0 P: 5	R: 0 E: 0 K: 0 S: 3	H: 1 LOB: 0 BB: 0 P: 3	R: 1 E: 0 K: 0 S: 5	H: 2 LOB: 1 BB: 0 P: 5	R: 0 E: 0 K: 0 S: 3	H: 1 LOB: 0 BB: 0 P: 3	R: 2 E: 0 K: 0 S: 4	H: 2 LOB: 0 BB: 1 P: 8	R: 0 E: 0 K: 0 S: 3	H: 1 LOB: 0 BB: 0 P: 3	R: 0 E: 0 K: 0 S: 3	H: 0 LOB: 0 BB: 0 P: 3	R: 0 E: 0 K: 1 S: 6	H: 1 LOB: 1 BB: 0 P: 6

	1B: 6	SF: 0
	2B: 1	SAC: 0
	3B: 0	DP: 3
	HR: 3	HBP: 0

	WP: 0	PA: 34
	PB: 0	
	SB: 0	
	CS: 0	

PITCHER		IP	WLS	BF	H	R	ER	SO	BB	IBB	HBP	BLK	WP	HR	S	P	ERA	WHIP
Lindy McDaniel, R ERA: 3.35	(1, 1)	5.2		23	8	3	3	1	1	0	0	0	0	3	24	28	4.76	1.588
Bill Smith, L ERA:	(6, 1)	0.1		0	0	0	0	0	0	0	0	0	0	0	0	0	0.00	0.000
Howie Nunn, R ERA: 5.17	(7, 1)	3.0	W	10	2	0	0	1	0	0	0	0	0	0	12	12	0.00	0.667

PITCHER	IP	WLS	BF	H	R	ER	SO	BB	IBB	HBP	BLK	WP	HR	S	P	ERA	WHIP

BOTTOM

Chicago Cubs @ St. Louis Cardinals

Sportsman's Park, St. Louis, MO

Thu May 07 1959, 8:05 PM EDT

Att. 7,291 - Unknown

Batter	1	2	3	4	5	6	7	8	9	AB	R	H	RBI	BB	SO	LOB
Don Blasingame, L (1, 4) OBP: 0.287, SLG: 0.258	6-3		BB		1-3	4-3		FC4-6 1-2f 2-3		4	0	0	0	1	0	2
Gino Cimoli, R (1, 8) (8, 9) OBP: 0.367, SLG: 0.467	F8		F3		1B		K	K		5	0	1	0	0	2	4
Stan Musial, L (1, 3) OBP: 0.382, SLG: 0.387	F2		F6		F9		BB FC5-4		HR	4	1	1	1	1	0	3
Ken Boyer, R (1, 5) OBP: 0.376, SLG: 0.473		L9		FC5 BB 1B	F9		FC5-4 1B 1-2f			4	0	1	0	0	0	2
Bill White, L (1, 7) OBP: 0.315, SLG: 0.448		1B		1B FC5 1-2 BB		G3	1B 1-2			3	0	2	0	1	0	0
Bobby Gene Smith, R (1, 9) OBP: 0.206, SLG: 0.294 Ray Jablonski, R (7, PH) OBP: 0.375, SLG: 0.524 Curt Flood, R (8, 8) OBP: 0.222, SLG: 0.333		K		K		F9	1-3			3 1 0	0 0 0	0 0 0	0 0 0	0 0 0	2 0 0	3 2 0
Hal Smith, R (1, 2) OBP: 0.279, SLG: 0.439 Gary Blaylock, R (8, PR) Gene Green, R (9, 2) OBP: 0.217, SLG: 0.364		F8		FC5 1B 1-2 2-3f		HR 2B		FC1-5 1B		4 0 0	1 0 0	2 0 0	0 0 0	0 0 0	0 0 0	3 0 0
Alex Grammas, R (1, 6) OBP: 0.355, SLG: 0.411			SH1 1B	1B 1-2 2-3		HR BB		FC4-6 FC1-5 1-2 1B		3	1	3	0	1	0	0
Lindy McDaniel, R (1, 1) Bill Smith, L (6, 1) George Crowe, L (6, PH) OBP: 0.389, SLG: 0.688 Howie Nunn, R (7, 1)			SH1 1-2	K		HR 1-H 2-H		FC1-5 FC4-6 1-2 2-3f		1 0 1 1	0 0 1 0	0 0 1 0	0 0 3 0	1 0 0 0	3 0 0 2	
Inning Stats	R: 0 E: 0 K: 0 S: 3 H: 0 LOB: 0 BB: 0 P: 3	R: 0 E: 0 K: 1 S: 6 H: 1 LOB: 1 BB: 0 P: 6	R: 0 E: 0 K: 0 S: 4 H: 1 LOB: 2 BB: 1 P: 8	R: 0 E: 0 K: 2 S: 9 H: 2 LOB: 3 BB: 1 P: 13	R: 0 E: 0 K: 0 S: 4 H: 1 LOB: 1 BB: 0 P: 4	R: 3 E: 0 K: 0 S: 5 H: 2 LOB: 0 BB: 1 P: 9	R: 0 E: 0 K: 1 S: 6 H: 1 LOB: 2 BB: 1 P: 10	R: 0 E: 0 K: 1 S: 7 H: 2 LOB: 2 BB: 0 P: 7	R: 1 E: 0 K: 0 S: 1 H: 1 LOB: 0 BB: 0 P: 1	1B: 8 2B: 1 3B: 0 HR: 2 SF: 0 SAC: 1 DP: 0 HBP: 0						WP: 0 PB: 0 SB: 0 CS: 0 PA: 39	

livebaseballscorecards.com

AB	34
R	4
H	11
RBI	4
BB	4
SO	5
LOB	24

PITCHER		IP	WLS	BF	H	R	ER	SO	BB	IBB	HBP	BLK	WP	HR	S	P	ERA	WHIP
Moe Drabowsky, R ERA: 4.67	(1, 1)	7.0		33	8	3	3	4	4	0	0	0	0	1	37	53	3.86	1.714
Don Elston, R ERA: 2.51	(8, 1)	1.0	L	6	3	1	1	1	0	0	0	0	0	1	8	8	9.00	3.000

PITCHER	IP	WLS	BF	H	R	ER	SO	BB	IBB	HBP	BLK	WP	HR	S	P	ERA	WHIP

Batter	1	2	3	4	5	6	7	8	9	10	AB	R	H	RBI	BB	SO	LOB
Tony Taylor, R (1, 4) OBP: 0.337, SLG: 0.321	F8	BB		P5			3-1	G6-3 BB		3B	3	0	0	0	1	0	0
Randy Jackson, R (8, PH) OBP: 0.364, SLG: 0.444 (8, 5)											1	0	1	2	1	0	0
George Altman, L (1, 8) OBP: 0.318, SLG: 0.413	3-1	BB		K			14 FC5-4 1B	G6-3		K	5	0	1	0	1	2	4
Lee Walls, R (1, 9) OBP: 0.365, SLG: 0.452	E 14 BB 1B	K			K		14 FC5-4 1B		1B		5	0	3	0	0	2	3
14 Ernie Banks, R (1, 6) OBP: 0.389, SLG: 0.625	E BB		F9		P4		FC5-4		L9		4	0	0	0	1	0	3
Jim Marshall, L (1, 3) OBP: 0.333, SLG: 0.531	F8		F9		L3		1-6-3		F8		5	0	0	0	0	0	5
Walt Moryn, L (1, 7) OBP: 0.333, SLG: 0.354		3B 1B	1B 1B			6-3		F7	F8		5	1	2	0	0	0	1
Alvin Dark, R (1, 5) OBP: 0.352, SLG: 0.372		1-H 3B	1-3 1B			1B		BB 1B BB		F7	3	0	3	1	1	0	0
Chick King, R (8, PR)											0	1	0	0	0	0	0
Johnny Goryl, R (8, 4) OBP: 0.310, SLG: 0.536											1	0	0	0	0	0	0
Sammy Taylor, L (1, 2) OBP: 0.286, SLG: 0.323		G3	4-3			F7		BB BB 1B		K	4	0	1	0	0	0	4
Don Eaddy, R (8, PR)											0	0	0	0	0	0	0
Cal Neeman, R (8, 2) OBP: 0.143, SLG: 0.053											1	0	0	0	0	1	0
Bob Anderson, R (1, 1) OBP: 0.125, SLG: 0.125		K		K		K		BB		3B 1B	3	0	0	0	0	3	2
Dale Long, L (8, PH) OBP: 0.310, SLG: 0.519											0	0	0	0	1	0	0
Dave Hillman, R (8, PR) OBP: 0.250, SLG: 0.077											0	0	0	0	0	0	0
Bill Henry, L (8, 1) OBP: 0.200, SLG: 0.200											1	1	1	0	0	0	0
Inning Stats	R: 0 E: 1 K: 0 S: 4 H: 1 LOB: 2 BB: 1 P: 8	R: 1 E: 0 K: 2 S: 9 H: 2 LOB: 3 BB: 2 P: 17	R: 0 E: 0 K: 0 S: 5 H: 2 LOB: 2 BB: 0 P: 5	R: 0 E: 0 K: 2 S: 7 H: 0 LOB: 0 BB: 0 P: 7	R: 0 E: 0 K: 1 S: 5 H: 0 LOB: 0 BB: 0 P: 5	R: 0 E: 0 K: 1 S: 6 H: 1 LOB: 1 BB: 0 P: 6	R: 0 E: 0 K: 0 S: 5 H: 2 LOB: 2 BB: 0 P: 5	R: 1 E: 0 K: 0 S: 3 H: 1 LOB: 3 BB: 3 P: 15	R: 0 E: 0 K: 0 S: 4 H: 1 LOB: 1 BB: 0 P: 4	R: 1 E: 0 K: 2 S: 9 H: 2 LOB: 1 BB: 0 P: 9	1B: 10 2B: 0 3B: 2 HR: 0	SF: 0 SAC: 0 DP: 1 HBP: 0						

PITCHER	IP	WLS	BF	H	R	ER	SO	BB	IBB	HBP	BLK	WP	HR	S	P	ERA	WHIP
Gary Blaylock, R (1, 1) ERA: 2.86	7.1		36	9	2	2	6	5	0	0	0	0	0	43	63	2.46	1.909
Howie Nunn, R (8, 1) ERA: 4.67	1.2		6	1	0	0	0	1	0	0	0	0	0	5	9	0.00	1.200
Jim Brosnan, R (10, 1) ERA: 6.46	1.0	L	5	2	1	1	2	0	0	0	0	0	0	9	9	9.00	2.000

PITCHER	IP	WLS	BF	H	R	ER	SO	BB	IBB	HBP	BLK	WP	HR	S	P	ERA	WHIP

TOP

Chicago Cubs @ St. Louis Cardinals

Sportsman's Park, St. Louis, MO

Fri May 08 1959, 8:05 PM EDT

Att. 9,245 - Unknown

livebaseballscorecards.com

AB	41
R	3
H	12
RBI	3
BB	6
SO	8
LOB	22

WP: 0 PB: 0 SB: 0 CS: 0 PA: 47

Batter	1	2	3	4	5	6	7	8	9	10	AB	R	H	RBI	BB	SO	LOB
Don Blasingame, L (1, 4) OBP: 0.292, SLG: 0.275	4-3 SF7 2B		1B G4-6-3 1B		5-3		4-3			6-3	5	2	2	0	0	0	0
Gino Cimoli, R (1, 8) OBP: 0.366, SLG: 0.462 Curt Flood, R (7, 8) OBP: 0.214, SLG: 0.321 Chuck Essegian, R (10, PH) OBP: 0.200, SLG: 0.320	4-3 2-3		G4-6-3 1-3 1B		4-3			P6		K	3 1 1	0 0 0	1 0 0	0 0 0	0 0 0	0 0 1	1 0 0
Stan Musial, L (1, 3) OBP: 0.362, SLG: 0.367	SF7 3-H		G4-6-3 1-2f 3-H		P4			K		1-3	4	0	0	1	0	1	1
Ken Boyer, R (1, 5) OBP: 0.371, SLG: 0.457	F8		BB			K		4-3			3	0	0	0	1	1	0
Bill White, L (1, 7) OBP: 0.312, SLG: 0.465		3B	P6			K			K		4	0	1	0	0	2	1
Joe Cunningham, L (1, 9) OBP: 0.380, SLG: 0.293		6-3		2B		1B			K		4	0	2	0	0	1	1
Hal Smith, R (1, 2) OBP: 0.278, SLG: 0.430 Bobby Gene Smith, R (9, PR) OBP: 0.206, SLG: 0.294 Gene Green, R (10, 2) OBP: 0.217, SLG: 0.364		1-3		F9		F8			1B		4 0 0	0 0 0	1 0 0	0 0 0	0 0 0	0 0 0	3 0 0
Alex Grammas, R (1, 6) OBP: 0.364, SLG: 0.407		BB		6-3			F7		1-2 1B		3	0	1	0	1	0	1
Gary Blaylock, R (1, 1) Howie Nunn, R (8, 1) Ray Jablonski, R (9, PH) OBP: 0.360, SLG: 0.500 Jim Brosnan, R (10, 1) OBP: 0.250, SLG: 0.750		K		F8			5-3		K		3 0 1 0	0 0 0 0	0 0 0 0	0 0 0 0	1 0 1 0	3 0 2 0	3 0 0 0
Inning Stats	R: 1 H: 1 E: 0 LOB: 0 K: 0 BB: 0 S: 4 P: 4	R: 0 H: 1 E: 0 LOB: 2 K: 1 BB: 1 S: 6 P: 10	R: 1 H: 2 E: 0 LOB: 1 K: 0 BB: 1 S: 4 P: 8	R: 0 H: 1 E: 0 LOB: 1 K: 0 BB: 0 S: 4 P: 4	R: 0 H: 0 E: 0 LOB: 0 K: 0 BB: 0 S: 3 P: 3	R: 0 H: 1 E: 0 LOB: 1 K: 2 BB: 0 S: 8 P: 8	R: 0 H: 0 E: 0 LOB: 0 K: 0 BB: 0 S: 3 P: 3	R: 0 H: 0 E: 0 LOB: 0 K: 1 BB: 0 S: 5 P: 5	R: 0 H: 2 E: 0 LOB: 2 K: 3 BB: 0 S: 11 P: 11	R: 0 H: 0 E: 0 LOB: 0 K: 1 BB: 0 S: 5 P: 5	1B: 5 SF: 1 2B: 2 SAC: 0 3B: 1 DP: 1 HR: 0 HBP: 0						

PITCHER		IP	WLS	BF	H	R	ER	SO	BB	IBB	HBP	BLK	WP	HR	S	P	ERA	WHIP
Bob Anderson, R ERA: 2.04	(1, 1)	7.0		28	6	2	2	3	2	0	0	0	0	0	32	40	2.57	1.143
Bill Henry, L ERA: 1.93	(8, 1)	3.0	W	11	2	0	0	5	0	0	0	0	0	0	21	21	0.00	0.667

PITCHER	IP	WLS	BF	H	R	ER	SO	BB	IBB	HBP	BLK	WP	HR	S	P	ERA	WHIP

BOTTOM

Chicago Cubs @ St. Louis Cardinals

Sportsman's Park, St. Louis, MO

Fri May 08 1959, 8:05 PM EDT

Att. 9,245 - Unknown

livebaseballscorecards.com

AB	36
R	2
H	8
RBI	1
BB	2
SO	8
LOB	13

WP: 0 PA: 39
PB: 0
SB: 0
CS: 0

Batter	1	2	3	4	5	6	7	8	9	AB	R	H	RBI	BB	SO	LOB
Johnny Goryl, R (1, 4) OBP: 0.303, SLG: 0.531	P6		2B		FC5-4 1-2f 3-H			5-3		4	0	1	1	0	0	1
George Altman, L (1, 8) OBP: 0.304, SLG: 0.393	P4		L8		P6			4-3		4	0	0	0	0	0	2
Lee Walls, R (1, 9) OBP: 0.350, SLG: 0.432	K		P4			5-3		5-3		4	0	0	0	0	1	1
14 Ernie Banks, R (1, 6) OBP: 0.375, SLG: 0.600		5-3		G3		F7			F7	4	0	0	0	0	0	0
Jim Marshall, L (1, 3) OBP: 0.349, SLG: 0.528		L9 1B 1B		G4-6-3 1B		3-1			F7	4	0	2	0	0	0	0
Walt Moryn, L (1, 7) OBP: 0.340, SLG: 0.354		1-2 1B		G4-6-3 1-2f			L9		B B B B 4-0 BB	3	0	1	0	1	0	1
Alvin Dark, R (1, 5) OBP: 0.359, SLG: 0.390		L9 2-3			1B FC5-4 1B		2B		6-3	4	1	2	0	0	0	3
Sammy Taylor, L (1, 2) OBP: 0.301, SLG: 0.328		S S S K			FC5-4 1-3 1B		B B B B 4-0 G4-6-3 BB			2	0	1	0	1	1	2
Glen Hobbie, R (1, 1) OBP: 0.133, SLG: 0.200			S S S K		S S S K		G4-6-3 1-2f			1	0	0	0	0	1	0
Elmer Singleton, R (4, 1)										0	0	0	0	0	0	0
Dale Long, L (5, PH) OBP: 0.305, SLG: 0.509										1	0	0	0	0	1	2
Taylor Phillips, L (5, 1)										0	0	0	0	0	0	0
Randy Jackson, R (7, PH) OBP: 0.333, SLG: 0.400										1	0	0	0	0	0	2
Joe Schaffernoth, R (7, 1)										0	0	0	0	0	0	0
Don Elston, R (8, 1)										0	0	0	0	0	0	0
Bill Henry, L (8, 1) OBP: 0.200, SLG: 0.200										0	0	0	0	0	0	0
Inning Stats	R: 0 E: 0 K: 1 S: 5 H: 0 LOB: 0 BB: 0 P: 5	R: 0 E: 0 K: 1 S: 7 H: 2 LOB: 2 BB: 0 P: 7	R: 0 E: 0 K: 1 S: 6 H: 1 LOB: 1 BB: 0 P: 6	R: 0 E: 0 K: 0 S: 3 H: 1 LOB: 0 BB: 0 P: 3	R: 1 E: 0 K: 1 S: 7 H: 2 LOB: 1 BB: 0 P: 7	R: 0 E: 0 K: 0 S: 3 H: 0 LOB: 0 BB: 0 P: 3	R: 0 E: 0 K: 0 S: 3 H: 1 LOB: 1 BB: 1 P: 7	R: 0 E: 0 K: 0 S: 3 H: 0 LOB: 0 BB: 0 P: 3	R: 0 E: 0 K: 0 S: 3 H: 0 LOB: 1 BB: 1 P: 7	1B: 5 2B: 2 3B: 0 HR: 0 SF: 0 SAC: 0 DP: 2 HBP: 0						

PITCHER		IP	WLS	BF	H	R	ER	SO	BB	IBB	HBP	BLK	WP	HR	S	P	ERA	WHIP
Larry Jackson, R ERA: 4.23	(1, 1)	9.0	W	34	7	1	1	4	2	0	0	0	0	0	40	48	1.00	1.000

PITCHER	IP	WLS	BF	H	R	ER	SO	BB	IBB	HBP	BLK	WP	HR	S	P	ERA	WHIP

TOP

Chicago Cubs @ St. Louis Cardinals

Sportsman's Park, St. Louis, MO

Sat May 09 1959, 4:33 AM EDT

Att. 6,964 - Unknown

livebaseballscorecards.com

AB	32
R	1
H	7
RBI	1
BB	2
SO	4
LOB	14

WP: 0	PA: 34
PB: 0	
SB: 0	
CS: 0	

Batter	1	2	3	4	5	6	7	8	9	AB	R	H	RBI	BB	SO	LOB
Don Blasingame, L (1, 4) OBP: 0.288, SLG: 0.271	0-0 S 1B 1B		0-3 K ①		0-0 4-3 ①	0-0 L7 ③		0-3 K ②		5	1	1	0	0	2	5
Gino Cimoli, R (1, 8) OBP: 0.365, SLG: 0.469 Curt Flood, R (5, PR) OBP: 0.233, SLG: 0.310 (6, 8)	0-3 K ①		0-0 G6-3 ②③ 1-2f		0-0 3-1 2B		0-0 5-3 ①	4-0 1B HR BB		3 1	0 1	1 0	0 0	0 1	1 0	2 0
George Crowe, L (1, 3) OBP: 0.381, SLG: 0.632 Bobby Gene Smith, R (7, 9) OBP: 0.222, SLG: 0.306	0-0 1-3 1-H 1B			0-0 F9 ①	0-0 3-1 ② 2-3		0-0 6-3 ②	0-0 1-2 2-3 HR 1B		3 2	0 1	1 1	1 0	0 0	0 0	1 0
Ken Boyer, R (1, 5) OBP: 0.373, SLG: 0.495	0-0 1-3 ② 1-2			0-0 1B HR 2B	0-0 F9 ③		0-0 F5 ③	0-0 1-H 2-H 3-H HR		5	2	2	4	0	0	3
Bill White, L (1, 7) OBP: 0.317, SLG: 0.461	0-0 1-3 ③			0-0 L6 ②		0-0 BB 1-3 1B		0-0 2B 1B F5		5	1	2	0	0	0	2
Joe Cunningham, L (1, 9) OBP: 0.389, SLG: 0.333 (7, 3)		0-0 4-3 ①		0-0 HR 1B 2-3		0-0 1-3 ① 1-2		0-0 1-H HR 2B		4	2	2	1	0	0	1
Hal Smith, R (1, 2) OBP: 0.287, SLG: 0.500		0-0 F9 ②		0-0 1-H 3-H HR		0-0 F7 ②		0-0 2-H HR		4	2	2	5	0	0	1
Alex Grammas, R (1, 6) OBP: 0.371, SLG: 0.419		0-3 K ③		0-0 2B		4-0 BB IBB		0-0 4-3 ①		3	0	1	0	1	1	0
Larry Jackson, R (1, 1) OBP: 0.313, SLG: 0.333			0-0 G6-3 1B	0-0 4-3 ③		4-0 1-2 2-3 BB		0-0 1B HR 2B		3	1	2	0	1	0	1
Inning Stats	R: 1 H: 2 E: 0 LOB: 1 K: 1 BB: 0 S: 7 P: 7	R: 0 H: 0 E: 0 LOB: 0 K: 1 BB: 0 S: 5 P: 5	R: 0 H: 1 E: 0 LOB: 0 K: 1 BB: 0 S: 5 P: 5	R: 3 H: 4 E: 0 LOB: 1 K: 0 BB: 0 S: 7 P: 7	R: 0 H: 1 E: 0 LOB: 2 K: 0 BB: 0 S: 4 P: 4	R: 0 H: 1 E: 0 LOB: 3 K: 0 BB: 2 S: 4 P: 12	R: 0 H: 0 E: 0 LOB: 0 K: 0 BB: 0 S: 3 P: 3	R: 7 H: 6 E: 0 LOB: 0 K: 1 BB: 1 S: 11 P: 15		1B: 7 SF: 0 2B: 5 SAC: 0 3B: 0 DP: 1 HR: 3 HBP: 0						WP: 0 PA: 41 PB: 0 SB: 1 CS: 0

BOTTOM

Chicago Cubs @ St. Louis Cardinals

Sportsman's Park, St. Louis, MO

Sat May 09 1959, 4:33 AM EDT

Att. 6,964 - Unknown

livebaseballscorecards.com

AB	38
R	11
H	15
RBI	11
BB	3
SO	4
LOB	16

PITCHER		IP	WLS	BF	H	R	ER	SO	BB	IBB	HBP	BLK	WP	HR	S	P	ERA	WHIP
Glen Hobbie, R ERA: 3.54	(1, 1)	3.2	L	17	7	4	4	3	0	0	0	0	0	1	23	23	9.82	1.909
Elmer Singleton, R ERA: 2.84	(4, 1)	0.1		1	0	0	0	0	0	0	0	0	0	0	1	1	0.00	0.000
Taylor Phillips, L ERA: 5.4	(5, 1)	2.0		10	2	0	0	0	1	1	0	0	0	0	8	16	0.00	1.500
Joe Schaffernoth, R ERA: 8.22	(7, 1)	1.1		8	4	4	4	0	0	0	0	0	0	1	8	8	27.00	3.000
Don Elston, R ERA: 4.3	(8, 1)	0.1		4	2	3	3	1	1	0	0	0	0	1	5	9	81.00	9.000

PITCHER		IP	WLS	BF	H	R	ER	SO	BB	IBB	HBP	BLK	WP	HR	S	P	ERA	WHIP
Bill Henry, L ERA: 1.88	(8, 1)	0.1		1	0	0	0	0	0	0	0	0	0	0	1	1	0.00	0.000

Batter	1	2	3	4	5	6	7	8	9	10	11	AB	R	H	RBI	BB	SO	LOB
Tony Taylor, R (1, 4) OBP: 0.343, SLG: 0.330	F9 S HR 1B	E6		1B L1-5 1B		L9 ②	F3 ③		CS 1B		F9 ②	7	1	3	0	0	0	3
Alvin Dark, R (1, 5) OBP: 0.364, SLG: 0.379	K ①	F8 ③		1-3 1B		14 FC5 BB IBB		BB 14 1B BB	F8 ①		1-3 ③	5	1	1	0	2	1	3
Jim Marshall, L (1, 3) OBP: 0.367, SLG: 0.487	F9 ② 1-3		K ①	L1-5 ②③ 3-H		1-2 2-3 BB		14 E 14 1B 1-2 1B BB	1-2 BB			3	1	0	0	3	1	3
14 Ernie Banks, R (1, 6) OBP: 0.373, SLG: 0.581	HR BB		F2 ②		6-3 ①	FC5 ③ 2-3f		E2 1-3 1B 2-H	F8 ③			5	2	1	1	1	0	4
Bobby Thomson, R (1, 8) OBP: 0.224, SLG: 0.349 (8, 7)	1-H HR 3-H		2B BB		F8 ②		HR	2-H 1B 3-H		6-3 ①		5	3	3	6	1	0	0
Lee Walls, R (1, 9) OBP: 0.368, SLG: 0.446	HBP		1-H 2B		P4 ③		1B 1B	HBP		F9 ②		4	0	2	1	0	0	0
Walt Moryn, L (1, 7) OBP: 0.343, SLG: 0.360	L4 ③		HBP			1B 2B	K ①	P2 ①		3-1 ③		4	1	1	0	0	1	4
George Altman, L (8, 8) OBP: 0.301, SLG: 0.388												1	0	0	0	0	0	0
Earl Averill, R (1, 2) OBP: 0.194, SLG: 0.314		F8 ①	K ③			BB SH1-4 2-H 1B	P4 ②	F7 ②			HR	6	1	2	2	0	1	5
Dave Hillman, R (1, 1) OBP: 0.263, SLG: 0.125		K ②		K ①		SH1-4 ① 1-2	1-2 1B	K ③			K ①	3	0	1	0	0	2	0
Bill Henry, L (7, 1) OBP: 0.167, SLG: 0.167												1	0	0	0	0	1	2
Glen Hobbie, R (9, 1) OBP: 0.133, SLG: 0.200												0	0	0	0	0	0	0
Taylor Phillips, L (9, 1)												0	0	0	0	0	0	0
Elmer Singleton, R (9, 1)												1	0	0	0	0	1	0
Inning Stats	R: 3 E: 0 K: 1 S: 7 H: 2 LOB: 1 BB: 1 P: 12	R: 0 E: 1 K: 1 S: 6 H: 0 LOB: 1 BB: 0 P: 6	R: 1 E: 0 K: 2 S: 8 H: 1 LOB: 2 BB: 1 P: 13	R: 0 E: 0 K: 1 S: 6 H: 2 LOB: 1 BB: 0 P: 6	R: 0 E: 0 K: 0 S: 3 H: 0 LOB: 0 BB: 0 P: 3	R: 1 E: 0 K: 0 S: 5 H: 2 LOB: 3 BB: 2 P: 13	R: 1 E: 0 K: 1 S: 8 H: 3 LOB: 2 BB: 0 P: 8	R: 3 E: 1 K: 1 S: 7 H: 2 LOB: 2 BB: 2 P: 16	R: 0 E: 0 K: 0 S: 3 H: 1 LOB: 1 BB: 1 P: 7	R: 0 E: 0 K: 0 S: 3 H: 0 LOB: 0 BB: 0 P: 3	R: 1 E: 0 K: 1 S: 6 H: 1 LOB: 0 BB: 0 P: 6	1B: 9 2B: 3 3B: 0 HR: 3	SF: 0 SAC: 1 DP: 1 HBP: 3	WP: 0 PB: 0 SB: 1 CS: 1	PA: 56				

PITCHER		IP	WLS	BF	H	R	ER	SO	BB	IBB	HBP	BLK	WP	HR	S	P	ERA	WHIP
Vinegar Bend Mizell, L ERA: 4.5	(1, 1)	5.2		30	7	5	5	5	3	1	2	0	0	1	34	52	7.94	1.765
Jim Brosnan, R ERA: 6.48	(6, 1)	1.1		7	3	1	1	1	0	0	0	0	0	1	9	9	6.75	2.250
Howie Nunn, R ERA: 8.23	(8, 1)	0.0		4	2	3	3	0	2	0	0	0	0	0	2	10	∞	∞
Alex Kellner, L ERA: 1.89	(8, 1)	1.0		4	0	0	0	1	0	0	1	0	0	0	5	6	0.00	0.000
Bill Smith, L ERA:	(9, 1)	1.0		4	1	0	0	0	1	0	0	0	0	0	3	7	0.00	2.000

PITCHER		IP	WLS	BF	H	R	ER	SO	BB	IBB	HBP	BLK	WP	HR	S	P	ERA	WHIP
Lindy McDaniel, R ERA: 3.4	(10, 1)	2.0	L	7	1	1	1	1	0	0	0	0	0	1	9	9	4.50	0.500

TOP

Chicago Cubs @ St. Louis Cardinals

Sportsman's Park, St. Louis, MO

Sun May 10 1959, 4:33 AM EDT

Unknown

livebaseballscorecards.com

AB	45
R	10
H	14
RBI	10
BB	7
SO	8
LOB	24

Batter	1	2	3	4	5	6	7	8	9	10	11	AB	R	H	RBI	BB	SO	LOB
Don Blasingame, L (1, 4) OBP: 0.295, SLG: 0.273 Bobby Gene Smith, R (9, PH) OBP: 0.211, SLG: 0.289 (10, 9)	HR 1B		1B SF7 BB		F8		K		K	FC1-2-5-2 1-2 3-H		3	2	1	0	1	1	2
												2	0	0	0	0	1	2
Gino Cimoli, R (1, 8) OBP: 0.382, SLG: 0.520 (9, 9) (10, 8)	F7		1B 1-3 1B		2B		1B FC6-4 1-2 2-H 1B		HR	K		6	2	4	2	0	1	3
Stan Musial, L (1, 3) OBP: 0.374, SLG: 0.422 Lindy McDaniel, R (9, PR) (10, 1)	HR 1-H		SF7 3-H		4-3		FC6-4 1B 1-3 2-H		HR 1B	F8		4	1	3	4	0	0	1
												1	1	0	0	0	0	2
Ken Boyer, R (1, 5) OBP: 0.371, SLG: 0.514	P5		1B 1-3			P5	FC6-4 PO 1-2f 3-H		HR 1-H		5-3	6	1	2	3	0	0	1
Bill White, L (1, 7) OBP: 0.306, SLG: 0.443 Curt Flood, R (8, PH) OBP: 0.281, SLG: 0.310 (9, 8) (10, 4) Ray Jablonski, R (11, PH) OBP: 0.346, SLG: 0.478	K		1-3			5-3	PO 1-2	BB	BB		5-3	3	0	0	0	1	2	
												0	0	0	0	2	0	0
												1	0	0	0	0	0	0
Joe Cunningham, L (1, 9) OBP: 0.417, SLG: 0.347 (9, 7) (10, 3)		G6-4-3 1B		3-1		E1 1B		F8	1-2 BB			4	0	2	0	2	0	1
Hal Smith, R (1, 2) OBP: 0.280, SLG: 0.479		G6-4-3 1-2f		L8		5-3		F3	5-3		1B	6	0	1	0	0	0	5
Alex Grammas, R (1, 6) OBP: 0.361, SLG: 0.406 Solly Hemus, L (7, PH) OBP: 0.600, SLG: 0.444 Gary Blaylock, R (7, PR) Howie Nunn, R (8, 1) Alex Kellner, R (8, 1) OBP: 0.167, SLG: 0.167 Chuck Essegian, R (8, PH) OBP: 0.192, SLG: 0.308 Bill Smith, L (9, 1) Irv Noren, L (10, 7) OBP: 0.143, SLG: 0.286		6-3		6-3			1B 1B	F8		SH FC1-2-5-2	G3	2	0	0	0	0	0	0
												1	0	1	0	0	0	0
												0	1	0	0	0	0	0
												0	0	0	0	0	0	0
												1	0	0	0	0	0	1
												0	0	0	0	0	0	0
												2	0	1	0	0	0	2
Vinegar Bend Mizell, R (1, 1) OBP: 0.190, SLG: 0.190 Jim Brosnan, R (6, 1) OBP: 0.250, SLG: 0.750 George Crowe, L (7, PH) OBP: 0.409, SLG: 0.650 Lee Tate, R (7, PR) (8, 6)			5-3		P6		1B 1B 1-2 1B		F7	SH FC1-2-5-2 2-3		2	0	0	0	0	0	0
												0	0	0	0	0	0	0
												1	0	1	0	0	0	0
												1	1	0	0	0	0	0
Inning Stats	R: 2 E: 0 K: 1 S: 7 H: 2 LOB: 0 BB: 0 P: 7	R: 0 E: 0 K: 0 S: 3 H: 1 LOB: 0 BB: 0 P: 3	R: 1 E: 0 K: 0 S: 5 H: 2 LOB: 2 BB: 1 P: 9	R: 0 E: 0 K: 0 S: 3 H: 0 LOB: 0 BB: 0 P: 3	R: 0 E: 0 K: 0 S: 4 H: 1 LOB: 1 BB: 0 P: 4	R: 0 E: 1 K: 0 S: 4 H: 1 LOB: 1 BB: 0 P: 4	R: 3 E: 0 K: 1 S: 8 H: 4 LOB: 1 BB: 0 P: 8	R: 0 E: 0 K: 0 S: 3 H: 0 LOB: 1 BB: 1 P: 7	R: 3 E: 0 K: 1 S: 8 H: 3 LOB: 2 BB: 2 P: 16	R: 0 E: 0 K: 1 S: 7 H: 1 LOB: 2 BB: 0 P: 7	R: 0 E: 0 K: 0 S: 4 H: 1 LOB: 2 BB: 1 P: 8	1B: 11 2B: 2 3B: 0 HR: 3	SF: 1 SAC: 1 DP: 1 HBP: 0		WP: 0 PB: 0 SB: 0 CS: 0	PA: 54		

PITCHER		IP	WLS	BF	H	R	ER	SO	BB	IBB	HBP	BLK	WP	HR	S	P	ERA	WHIP
Dave Hillman, R ERA: 3.77	(1, 1)	6.1		29	10	6	6	2	1	0	0	0	0	1	32	36	8.53	1.737
Bill Henry, L ERA: 3.24	(7, 1)	2.1		11	4	3	3	1	1	0	0	0	0	2	12	16	11.57	2.143
Glen Hobbie, R ERA: 3.54	(9, 1)	0.0		1	0	0	0	0	1	0	0	0	0	0	0	4	∞	∞
Taylor Phillips, L ERA: 5.4	(9, 1)	0.0		1	0	0	0	0	1	0	0	0	0	0	0	4	∞	∞
Elmer Singleton, R ERA: 2.08	(9, 1)	2.1	W	11	2	0	0	1	1	0	0	0	0	0	12	16	0.00	1.286

PITCHER		IP	WLS	BF	H	R	ER	SO	BB	IBB	HBP	BLK	WP	HR	S	P	ERA	WHIP

BOTTOM

Chicago Cubs @ St. Louis Cardinals

Sportsman's Park, St. Louis, MO

Sun May 10 1959, 4:33 AM EDT

Unknown

livebaseballscorecards.com

AB	46
R	9
H	16
RBI	9
BB	5
SO	4
LOB	22

Chicago Cubs @ St. Louis Cardinals

Sportsman's Park, St. Louis, MO

Sun May 10 1959, 4:38 AM EDT

Att. 19,438 - Unknown

TOP

livebaseballscorecards.com

Batter	1	2	3	4	5	6	7	8	9	AB	R	H	RBI	BB	SO	LOB
Tony Taylor, R (1, 4) OBP: 0.346, SLG: 0.326	BBBB 4-0 G6-4-3 BB		SSS 0-3 ② K		x 0-0 ③ F8		x 0-0 ② 4-3 1-2		x 0-0 BB 1B 1B	4	1	1	0	1	1	2
Lee Walls, R (1, 9) OBP: 0.369, SLG: 0.432	x 0-0 ①② G6-4-3 1-2f		SSS 0-3 ③ K			x 0-0 ① P4	BBBB 4-0 BB		BBBB 4-0 1B 1-2 BB	3	0	0	0	2	1	2
Jim Marshall, L (1, 3) OBP: 0.358, SLG: 0.452 Dale Long, L (7, 3) OBP: 0.317, SLG: 0.518	BBBB 4-0 BB			SSS 0-3 ① K		x 0-0 ② F5	x 0-0 ③ F7		x 0-0 FC5 1-3 2-H 1B	3 1	0 0	0 1	0 1	1 0	1 0	2 0
14 Ernie Banks, R (1, 6) OBP: 0.366, SLG: 0.560	x 0-0 ③ F3			x 0-0 ② 5-3		x 0-0 ③ 6-3		x 0-0 ① F7	4-0 IBB	4	0	0	0	1	0	1
Walt Moryn, L (1, 7) OBP: 0.346, SLG: 0.396 George Altman, L (9, 8) OBP: 0.301, SLG: 0.388		SSS 0-3 ① K2-3		SSS 0-3 ③ K			x 0-0 1B HR 1B	x 0-0 HR	SSS 0-3 ② K	5 0	2 0	2 0	1 0	0 0	3 0	3 0
Bobby Thomson, R (1, 8) OBP: 0.241, SLG: 0.340 (9, 7)		SSS 0-3 ② K			SSS 0-3 ① K		x 0-0 1-3 HR 1B	BBBB 4-0 BB	x 0-0 ③ FC5 2-3f	4	1	1	0	1	2	3
Randy Jackson, R (1, 5) OBP: 0.375, SLG: 0.615		SSS 0-3 ③ K			BBBB 4-0 HR BB		x 0-0 1-H 3-H HR	x 0-0 ② F8		3	2	1	3	1	1	1
Earl Averill, R (1, 2) OBP: 0.250, SLG: 0.447			x 0-0 5-3 2B		x 0-0 1-H HR		BBBB 4-0 4-3 BB	SSS 0-3 ③ K		3	1	2	2	1	1	1
John Buzhardt, R (1, 1) Elmer Singleton, R (7, 1) Bob Anderson, R (9, 1) OBP: 0.125, SLG: 0.125			x 0-0 ① 5-3 2-3		SSS 0-3 ② K		SSS 0-3 ① K		SSS 0-3 ① K	3 1 0	0 0 0	0 0 0	0 0 0	0 0 0	2 1 0	2 0 0
Inning Stats	R: 0 E: 0 K: 0 S: 2 H: 0 LOB: 1 BB: 2 P: 10	R: 0 E: 0 K: 3 S: 9 H: 0 LOB: 0 BB: 0 P: 9	R: 0 E: 0 K: 2 S: 8 H: 1 LOB: 1 BB: 0 P: 8	R: 0 E: 0 K: 2 S: 7 H: 0 LOB: 0 BB: 0 P: 7	R: 2 E: 0 K: 2 S: 8 H: 1 LOB: 0 BB: 1 P: 12	R: 0 E: 0 K: 0 S: 3 H: 0 LOB: 0 BB: 0 P: 3	R: 3 E: 0 K: 1 S: 8 H: 3 LOB: 2 BB: 2 P: 16	R: 1 E: 0 K: 1 S: 6 H: 1 LOB: 1 BB: 1 P: 10	R: 1 E: 0 K: 2 S: 9 H: 2 LOB: 3 BB: 2 P: 17	1B: 4 2B: 1 3B: 0 HR: 3	SF: 0 SAC: 0 DP: 1 HBP: 0					

	AB	34
	R	7
	H	8
	RBI	7
	BB	8
	SO	13
	LOB	17

	WP: 0	PA: 42
	PB: 0	
	SB: 0	
	CS: 0	

PITCHER		IP	WLS	BF	H	R	ER	SO	BB	IBB	HBP	BLK	WP	HR	S	P	ERA	WHIP
Ernie Broglio, R ERA: 8.47	(1, 1)	6.0		26	5	5	5	9	4	0	0	0	0	2	40	56	7.50	1.500
Jim Brosnan, R ERA: 6.11	(7, 1)	1.0		4	0	0	0	1	1	0	0	0	0	0	5	9	0.00	1.000
Alex Kellner, L ERA: 2.61	(8, 1)	1.2		11	3	2	2	3	2	1	0	0	0	1	14	26	10.80	3.000
Lindy McDaniel, R ERA: 3.38	(9, 1)	0.1	W	1	0	0	0	0	0	0	0	0	0	0	1	1	0.00	0.000

PITCHER	IP	WLS	BF	H	R	ER	SO	BB	IBB	HBP	BLK	WP	HR	S	P	ERA	WHIP

Chicago Cubs @ St. Louis Cardinals

Sun May 10 1959, 4:38 AM EDT
Sportsman's Park, St. Louis, MO
Att. 19,438 - Unknown

livebaseballscorecards.com

Batter	1	2	3	4	5	6	7	8	9	AB	R	H	RBI	BB	SO	LOB
Don Blasingame, L (1, 4) OBP: 0.302, SLG: 0.281	0-0 ① 1B	0-0 ③ F7		0-0 ③ 4-3			0-0 ① SH1-4 1-2		0-0 2B 1B	4	1	2	0	0	0	0
Gino Cimoli, R (1, 8) (8, 9) OBP: 0.400, SLG: 0.547	0-0 1B E 1B		1-0 G6-4-3 E HR HBP		0-0 ① F7		0-0 2B 2-H 2B		0-0 1-H 1B 2B	4	4	3	2	0	0	0
George Crowe, L (1, 3) OBP: 0.385, SLG: 0.583 Curt Flood, R (8, 8) OBP: 0.303, SLG: 0.333	0-0 BB E 1-3 1B		0-0 E4 G6-4-3 1-2		0-0 ② 4-3		0-0 ② F7		0-0 2-H 1B	4 1	1 0	1 1	0 1	0 0	0 0	3 0
Ken Boyer, R (1, 5) OBP: 0.375, SLG: 0.519	B B B B 4-0 E 1-2 BB		0-0 ① ② G6-4-3 1-2f 2-3		0-0 ③ P4		0-0 2-H 2B			3	0	1	1	1	0	2
Bill White, L (1, 7) OBP: 0.303, SLG: 0.470 Alex Kellner, R (8, 1) OBP: 0.167, SLG: 0.167 Lindy McDaniel, R (9, 1)	0-0 ② P4	0-0	0-0 3-H HR			0-0 ① 4-3	0-0 ③ 4-3			4 0 0	1 0 0	1 0 0	2 0 0	0 0 0	0 0 0	5 0 0
Joe Cunningham, L (1, 9) OBP: 0.406, SLG: 0.340 (8, 3)	0-0 E1 1-2 2-H 3-H	0-0 FC6-4 1B				0-0 ② F7		0-0 ① G3		4	0	1	0	0	0	1
Gene Green, R (1, 2) OBP: 0.222, SLG: 0.346	S S S 0-3 ③ K	0-0	0-0 ③ FC6-4 1-2f			0-0 1B		0-0 ② 5-3		4	0	1	0	0	1	3
Alex Grammas, R (1, 6) OBP: 0.347, SLG: 0.388 Stan Musial, L (8, PH) OBP: 0.370, SLG: 0.417 Lee Tate, R (9, 6)		0-0 ① 6-3		0-0 ① P6		S S S 0-3 ③ K		0-0 ③ G3		3 1 0	0 0 0	0 0 0	0 0 0	1 0 0	1 0 0	1 0 0
Ernie Broglio, R (1, 1) Jim Brosnan, R (7, 1) OBP: 0.250, SLG: 0.750 Solly Hemus, L (7, PH) OBP: 0.625, SLG: 0.444 Bobby Gene Smith, R (7, PR) OBP: 0.211, SLG: 0.289 (8, 7) Ray Jablonski, R (9, PH) OBP: 0.333, SLG: 0.458		0-0 ② 6-3		0-0 ② 6-3			B B B B 4-0 SH1-4 2B BB		0-0 ① F2	2 0 0 0 1	0 0 0 1 0	0 0 0 0 0	0 0 1 0 0	0 0 0 0 0	0 0 0 0 0	0 0 0 0 0
Inning Stats	R: 2 H: 3 E: 1 LOB: 2 K: 1 BB: 1 S: 8 P: 12	R: 0 H: 0 E: 0 LOB: 0 K: 0 BB: 0 S: 3 P: 3	R: 2 H: 2 E: 1 LOB: 1 K: 0 BB: 0 S: 5 P: 6	R: 0 H: 0 E: 0 LOB: 0 K: 0 BB: 0 S: 3 P: 3	R: 0 H: 0 E: 0 LOB: 0 K: 0 BB: 0 S: 3 P: 3	R: 0 H: 1 E: 0 LOB: 1 K: 1 BB: 0 S: 6 P: 6	R: 2 H: 2 E: 0 LOB: 2 K: 0 BB: 1 S: 5 P: 9	R: 0 H: 0 E: 0 LOB: 0 K: 0 BB: 0 S: 3 P: 3	R: 2 H: 3 E: 0 LOB: 1 K: 0 BB: 0 S: 4 P: 4	1B: 7 SF: 0 2B: 3 SAC: 1 3B: 0 DP: 1 HR: 1 HBP: 1						WP: 0 PA: 39 PB: 0 SB: 0 CS: 0	

	AB	35
	R	8
	H	11
	RBI	6
	BB	2
	SO	2
	LOB	15

PITCHER		IP	WLS	BF	H	R	ER	SO	BB	IBB	HBP	BLK	WP	HR	S	P	ERA	WHIP
John Buzhardt, R ERA: 4.64	(1, 1)	6.2		31	8	6	4	2	2	0	1	0	0	1	32	41	5.40	1.500
Elmer Singleton, R ERA: 3.48	(7, 1)	1.2	L	7	2	2	2	0	0	0	0	0	0	0	7	7	10.80	1.200
Bob Anderson, R ERA: 2.04	(9, 1)	0.0		1	1	0	0	0	0	0	0	0	0	0	1	1	∞	∞

PITCHER	IP	WLS	BF	H	R	ER	SO	BB	IBB	HBP	BLK	WP	HR	S	P	ERA	WHIP

Batter	1	2	3	4	5	6	7	8	9	AB	R	H	RBI	BB	SO	LOB
Bill Bruton, L (1, 8) OBP: 0.354, SLG: 0.563	1-3	F9		3-1			L3	E 1-3 1B		5	0	1	0	0	0	0
Eddie Mathews, L (1, 5) OBP: 0.369, SLG: 0.694	G3		1B		HR		P5	P5		5	1	2	1	0	0	2
Hank Aaron, R (1, 9) OBP: 0.513, SLG: 0.848	BB 3B		L7		4-3 2B		F8	1-2 3-H BB		4	1	2	0	1	0	1
Wes Covington, L (1, 7) OBP: 0.378, SLG: 0.425	BB BB BB		K		4-3 2-3			1B 2B 2B	K	4	1	1	0	1	2	4
Frank Torre, L (1, 3) OBP: 0.378, SLG: 0.377	BB 1-2 BB		FC6-4 1-2 1B		K			2B 2-3 1B	4-3	4	1	2	0	1	1	1
Del Crandall, R (1, 2) OBP: 0.303, SLG: 0.368	1-2 2-3 3-H BB		FC6-4 1-2f		K			SH1-3 1-H 3-H 1B 2B	2B	4	1	2	3	1	1	3
Johnny Logan, R (1, 6) OBP: 0.385, SLG: 0.398	F7			HR		CS BB		SH1-3 1B BB	BB	2	2	1	1	3	0	3
Johnny O'Brien, R (1, 4) OBP: 0.302, SLG: 0.359		K		F5		F9 1-2		SH1-3 1-2 2-3	K	4	0	0	0	0	2	3
Bob Buhl, R (1, 1)		4-3		4-3		6-3		1B 2-H 3-H E 1B	K	3	0	0	0	0	0	0
Mickey Vernon, L (8, PH) OBP: 0.429, SLG: 0.650										1	1	1	2	0	0	0
Don McMahon, R (8, 1)										0	0	0	0	0	0	0
Joe Adcock, R (9, PH) OBP: 0.457, SLG: 0.526										1	0	0	0	0	1	2
Bob Giggie, R (9, 1)										0	0	0	0	0	0	0
Inning Stats	R: 1 E: 0 K: 0 S: 4 H: 1 LOB: 3 BB: 3 P: 16	R: 0 E: 0 K: 1 S: 5 H: 0 LOB: 0 BB: 0 P: 5	R: 0 E: 0 K: 1 S: 7 H: 2 LOB: 2 BB: 0 P: 7	R: 1 E: 0 K: 0 S: 4 H: 1 LOB: 0 BB: 0 P: 4	R: 1 E: 0 K: 2 S: 9 H: 2 LOB: 1 BB: 0 P: 9	R: 0 E: 0 K: 0 S: 2 H: 0 LOB: 0 BB: 1 P: 6	R: 0 E: 0 K: 0 S: 3 H: 0 LOB: 0 BB: 0 P: 3	R: 5 E: 1 K: 1 S: 10 H: 5 LOB: 2 BB: 2 P: 18	R: 0 E: 0 K: 2 S: 8 H: 1 LOB: 2 BB: 1 P: 12	1B: 5 2B: 4 3B: 1 HR: 2 SF: 0 SAC: 1 DP: 0 HBP: 0							

PITCHER		IP	WLS	BF	H	R	ER	SO	BB	IBB	HBP	BLK	WP	HR	S	P	ERA	WHIP
Moe Drabowsky, R ERA: 4.24	(1, 1)	7.0	L	30	6	3	2	4	4	0	0	0	0	2	34	50	2.57	1.429
Taylor Phillips, L ERA: 7.56	(8, 1)	0.0		4	3	4	4	0	1	0	0	0	0	0	3	7	∞	∞
John Buzhardt, R ERA: 4.57	(8, 1)	0.1		3	2	0	0	0	0	0	0	0	0	0	3	3	0.00	6.000
Bill Henry, L ERA: 2.95	(8, 1)	1.2		8	1	1	0	3	2	0	0	0	0	0	12	20	0.00	1.800

PITCHER	IP	WLS	BF	H	R	ER	SO	BB	IBB	HBP	BLK	WP	HR	S	P	ERA	WHIP

TOP

Milwaukee Braves @ Chicago Cubs

Wrigley Field, Chicago, IL

Mon May 11 1959, 3:33 AM CDT

Att. 7,995 - Unknown

livebaseballscorecards.com

AB	37
R	8
H	12
RBI	7
BB	7
SO	7
LOB	19

1B: 5	SF: 0	WP: 0	PA: 45		
2B: 4	SAC: 1	PB: 0			
3B: 1	DP: 0	SB: 0			
HR: 2	HBP: 0	CS: 1			

BOTTOM

Milwaukee Braves @ Chicago Cubs

Wrigley Field, Chicago, IL

Mon May 11 1959, 3:33 AM CDT

Att. 7,995 - Unknown

livebaseballscorecards.com

Batter	1	2	3	4	5	6	7	8	9	AB	R	H	RBI	BB	SO	LOB
Tony Taylor, R (1, 4) OBP: 0.348, SLG: 0.323	BBBB 4-0 14 BB BB		x 0-0 ① 4-3		x 0-0 G6-4-3 1B		x 0-0 ③ FC6-4 1-2f		x 0-0 ③ L8	4	0	1	0	1	0	2
Lee Walls, R (1, 9) OBP: 0.374, SLG: 0.429	SSS 0-3 ① K		BBBB 4-0 BB		x 0-0 ② ③ G6-4-3 1-2f			x 0-0 BB 1B		3	0	1	0	1	1	2
Jim Marshall, L (1, 3) OBP: 0.333, SLG: 0.413	x 0-0 ② F9		x 0-0 ② P6			SSS 0-3 ① K		x 0-0 ① F7		4	0	0	0	0	1	3
14 Ernie Banks, R (1, 6) OBP: 0.362, SLG: 0.545	BBBB 4-0 1-2 BB		x 0-0 ③ F9			x 0-0 ② 5-3		x 0-0 ② F8		3	0	0	0	1	0	2
Walt Moryn, L (1, 7) OBP: 0.342, SLG: 0.383	SSS 0-3 ③ K			x 0-0 ① F7		x 0-0 ③ F7		BBBB 4-0 1-2 BB		3	0	0	0	1	1	2
Bobby Thomson, R (1, 8) OBP: 0.259, SLG: 0.412		x 0-0 ① 5-3		x 0-0 3B			x 0-0 1B 2B	x 0-0 ③ P3		4	1	2	0	0	0	2
Randy Jackson, R (1, 5) OBP: 0.350, SLG: 0.529		x 0-0 FC6-4 1B		SSS 0-3 ② K			x 0-0 ① 6-3		x 0-0 ① G3	4	0	1	0	0	1	2
Earl Averill, R (1, 2) OBP: 0.227, SLG: 0.405		x 0-0 ② F8		x 0-0 ③ 6-3			x 0-0 ② 6-3		x 0-0 ② 5-3	4	0	0	0	0	0	3
Moe Drabowsky, R (1, 1) OBP: 0.231, SLG: 0.167 Dale Long, L (7, PH) OBP: 0.308, SLG: 0.526 Don Landy, R (7, PR) Taylor Phillips, L (8, 1) John Buzhardt, R (8, 1) Bill Henry, L (8, 1) OBP: 0.167, SLG: 0.167 George Altman, L (9, PH) OBP: 0.309, SLG: 0.388		x 0-0 ③ FC6-4 1-2f			x 0-0 ① 3-1		x 0-0 FC6-4 2-H 1B		BBBB 4-0 BB	2 1 0 0 0 0 0	0 0 0 0 0 0 0	0 1 0 0 0 0 0	0 1 0 0 0 0 0	0 0 0 0 0 0 0	0 0 0 0 0 0 0	1 0 0 0 0 0 0
Inning Stats	R: 0 E: 0 K: 2 S: 7 H: 0 LOB: 2 BB: 2 P: 15	R: 0 E: 0 K: 0 S: 4 H: 1 LOB: 1 BB: 0 P: 4	R: 0 E: 0 K: 0 S: 3 H: 0 LOB: 1 BB: 1 P: 7	R: 0 E: 0 K: 1 S: 6 H: 1 LOB: 1 BB: 0 P: 6	R: 0 E: 0 K: 0 S: 3 H: 1 LOB: 0 BB: 0 P: 3	R: 0 E: 0 K: 1 S: 5 H: 0 LOB: 0 BB: 0 P: 5	R: 1 E: 0 K: 0 S: 5 H: 2 LOB: 1 BB: 0 P: 5	R: 0 E: 0 K: 0 S: 4 H: 1 LOB: 2 BB: 1 P: 8	R: 0 E: 0 K: 0 S: 3 H: 0 LOB: 1 BB: 1 P: 7	1B: 4 2B: 1 3B: 1 HR: 0	SF: 0 SAC: 0 DP: 1 HBP: 0					

	AB	32
	R	1
	H	6
	RBI	1
	BB	5
	SO	4
	LOB	19

WP: 0 PB: 0 SB: 0 CS: 0 PA: 37

PITCHER		IP	WLS	BF	H	R	ER	SO	BB	IBB	HBP	BLK	WP	HR	S	P	ERA	WHIP
Bob Buhl, R ERA: 2.87	(1, 1)	7.0	W	28	5	1	1	4	3	0	0	0	0	0	33	45	1.29	1.143
Don McMahon, R ERA: 2.2	(8, 1)	1.0		5	1	0	0	0	1	0	0	0	0	0	4	8	0.00	2.000
Bob Giggie, R ERA:	(9, 1)	1.0	S	4	0	0	0	0	1	0	0	0	0	0	3	7	0.00	1.000

PITCHER	IP	WLS	BF	H	R	ER	SO	BB	IBB	HBP	BLK	WP	HR	S	P	ERA	WHIP

Milwaukee Braves @ Chicago Cubs

Wrigley Field, Chicago, IL

Tue May 12 1959, 3:33 AM CDT

Att. 8,288 - Unknown

TOP

Batter	1	2	3	4	5	6	7	8	9	AB	R	H	RBI	BB	SO	LOB
Bill Bruton, L (1, 8) OBP: 0.345, SLG: 0.541	SSS 0-3 ① K	x 0-0 ③ FC4-6 1-2f			x 0-0 ① F8		x 0-0 ① F8		x 0-0 1B 1B	5	0	1	0	0	1	1
Eddie Mathews, L (1, 5) OBP: 0.370, SLG: 0.704	x 0-0 ② 4-3		x 0-0 ① P6		x 0-0 HR		BBBB 4-0 FC5-4 BB		x 0-0 ② P5	4	1	1	1	1	0	1
Hank Aaron, R (1, 9) OBP: 0.508, SLG: 0.827	x 0-0 BLK 1B 1B		x 0-0 ② F9		x 0-0 ② F7		x 0-0 ② FC5-4 1-2f		x 0-0 1-2 1B	5	0	2	0	0	0	1
Wes Covington, L (1, 7) OBP: 0.379, SLG: 0.417	x 0-0 BLK 1-2 1B		BBBB 4-0 BB		SSS 0-3 ③ K		x 0-0 ③ 3-1		x 0-0 ③ 5-3	4	0	1	0	1	1	3
Frank Torre, L (1, 3) OBP: 0.359, SLG: 0.354	x 0-0 ③ 4-3 1-2 2-3		x 0-0 ③ L9			x 0-0 ① F8		x 0-0 ① F9		4	0	0	0	0	0	3
Del Crandall, R (1, 2) OBP: 0.311, SLG: 0.398		x 0-0 HR		x 0-0 ① 5-3		BBBB 4-0 FC5-4 BB		x 0-0 ② 5-3		3	1	1	1	1	0	0
Johnny Logan, R (1, 6) OBP: 0.389, SLG: 0.429		x 0-0 ① F7		x 0-0 HR		x 0-0 ② FC5-4 1B 1-2f		BBBB 4-0 BB		3	1	1	1	1	0	1
Johnny O'Brien, R (1, 4) OBP: 0.326, SLG: 0.381 Mickey Vernon, L (8, PH) OBP: 0.409, SLG: 0.619 Felix Mantilla, R (8, 4) OBP: 0.391, SLG: 0.222		x 0-0 FC4-6 1B		x 0-0 ② 5-3		x 0-0 1-3 1B		x 0-0 ③ G3		3 1 0	0 0 0	2 0 0	0 0 0	0 0 0	0 0 0	0 1 0
Lew Burdette, R (1, 1) OBP: 0.200, SLG: 0.217		x 0-0 ② B3		x 0-0 ③ 6-3		SSS 0-3 ③ K			SSS 0-3 ① K	4	0	0	0	0	2	3
Inning Stats	R: 0 E: 0 K: 1 S: 7 H: 2 LOB: 2 BB: 0 P: 7	R: 1 E: 0 K: 0 S: 5 H: 2 LOB: 1 BB: 0 P: 5	R: 0 E: 0 K: 0 S: 3 H: 0 LOB: 1 BB: 1 P: 7	R: 1 E: 0 K: 0 S: 4 H: 1 LOB: 0 BB: 0 P: 4	R: 1 E: 0 K: 1 S: 6 H: 1 LOB: 0 BB: 0 P: 6	R: 0 E: 0 K: 1 S: 6 H: 1 LOB: 2 BB: 1 P: 10	R: 0 E: 0 K: 0 S: 3 H: 0 LOB: 1 BB: 1 P: 7	R: 0 E: 0 K: 0 S: 3 H: 0 LOB: 1 BB: 1 P: 7	R: 0 E: 0 K: 1 S: 7 H: 2 LOB: 2 BB: 0 P: 7	1B: 6 2B: 0 3B: 0 HR: 3	SF: 0 SAC: 0 DP: 0 HBP: 0						

livebaseballscorecards.com

AB	36
R	3
H	9
RBI	3
BB	4
SO	4
LOB	14

PITCHER		IP	WLS	BF	H	R	ER	SO	BB	IBB	HBP	BLK	WP	HR	S	P	ERA	WHIP
Bob Anderson, R ERA: 2.27	(1, 1)	8.0		35	7	3	3	3	4	0	0	1	0	3	37	53	3.38	1.375
Don Elston, R ERA: 4.02	(9, 1)	1.0	W	5	2	0	0	1	0	0	0	0	0	0	7	7	0.00	2.000

PITCHER	IP	WLS	BF	H	R	ER	SO	BB	IBB	HBP	BLK	WP	HR	S	P	ERA	WHIP

WP: 0 PB: 0 SB: 0 CS: 0 PA: 40

Milwaukee Braves @ Chicago Cubs

Wrigley Field, Chicago, IL

Tue May 12 1959, 3:33 AM CDT

Att. 8,288 - Unknown

BOTTOM

Batter	1	2	3	4	5	6	7	8	9	AB	R	H	RBI	BB	SO	LOB
Tony Taylor, R (1, 4) OBP: 0.348, SLG: 0.353	6-3			HR		K		F8		3	1	1	1	0	1	1
Jim Marshall, L (8, PH) OBP: 0.328, SLG: 0.404										1	0	0	0	0	0	0
Johnny Goryl, R (9, 4) OBP: 0.303, SLG: 0.531										0	0	0	0	0	0	0
Alvin Dark, R (1, 5) OBP: 0.350, SLG: 0.363	L7			F7		E6 14 FC6-4 2-3		6-3		4	0	0	0	0	0	1
14 Ernie Banks, R (1, 6) OBP: 0.359, SLG: 0.530	6-3			BB		FC6-4 1-2f 3-H			1-3	3	0	0	1	1	0	1
Walt Moryn, L (1, 7) OBP: 0.348, SLG: 0.418		G6-4-3 1B		F8		F9			HR	4	1	2	1	0	0	2
Dale Long, L (1, 3) OBP: 0.338, SLG: 0.541	G6-4-3 1-2f			K			F9 2B		1B FC6-2 1B	4	0	2	0	0	1	2
Chick King, R (9, PR)										0	0	0	0	0	0	0
Bobby Thomson, R (1, 8) OBP: 0.258, SLG: 0.400	6-3				L6		6-3		FC6-2 IBB 1-3 HR 1B	4	1	1	0	0	0	1
Lee Walls, R (1, 9) OBP: 0.370, SLG: 0.416		F7			6-3		F9 2-3		FC6-2 1-2 HR IBB	3	1	0	0	1	0	1
Sammy Taylor, L (1, 2) OBP: 0.286, SLG: 0.310		L4			F9		F8		FC6-2 1-2 2-3 3-H HR	4	1	0	0	0	0	4
Bob Anderson, R (1, 1) OBP: 0.167, SLG: 0.222		1-3				E 14 FC6-4 2B		P4		2	1	1	0	0	0	0
George Altman, L (8, PH) OBP: 0.305, SLG: 0.384										1	0	0	0	0	0	0
Don Elston, R (9, 1)										0	0	0	0	0	0	0
Earl Averill, R (9, PH) OBP: 0.244, SLG: 0.488									HR 1-H 2-H 3-H	1	1	1	4	0	0	0
Inning Stats	R: 0 E: 0 K: 0 S: 3 H: 0 LOB: 0 BB: 0 P: 3	R: 0 E: 0 K: 0 S: 3 H: 1 LOB: 0 BB: 0 P: 3	R: 0 E: 0 K: 0 S: 3 H: 0 LOB: 0 BB: 0 P: 3	R: 1 E: 0 K: 1 S: 6 H: 1 LOB: 1 BB: 1 P: 10	R: 0 E: 0 K: 0 S: 3 H: 0 LOB: 0 BB: 0 P: 3	R: 1 E: 1 K: 1 S: 7 H: 1 LOB: 1 BB: 0 P: 7	R: 0 E: 0 K: 0 S: 4 H: 1 LOB: 1 BB: 0 P: 4	R: 0 E: 0 K: 0 S: 3 H: 0 LOB: 0 BB: 0 P: 3	R: 5 E: 0 K: 0 S: 6 H: 4 LOB: 1 BB: 1 P: 10	1B: 3 2B: 2 3B: 0 HR: 3 SF: 0 SAC: 0 DP: 1 HBP: 0						

PITCHER	IP	WLS	BF	H	R	ER	SO	BB	IBB	HBP	BLK	WP	HR	S	P	ERA	WHIP
Lew Burdette, R (1, 1) ERA: 3.84	8.2	L	36	8	7	6	2	1	1	0	0	0	3	38	46	6.23	1.038

PITCHER	IP	WLS	BF	H	R	ER	SO	BB	IBB	HBP	BLK	WP	HR	S	P	ERA	WHIP

AB	34
R	7
H	8
RBI	7
BB	2
SO	2
LOB	13

WP: 0 PA: 36
PB: 0
SB: 0
CS: 0

livebaseballscorecards.com

Batter	1	2	3	4	5	6	7	8	9	AB	R	H	RBI	BB	SO	LOB
Johnny Temple, R (1, 4) OBP: 0.413, SLG: 0.495	6-3		F9		2B		F9			4	0	1	0	0	0	1
Vada Pinson, L (1, 8) OBP: 0.421, SLG: 0.559	F7		BB, S		6-3			F8		3	0	0	0	1	0	1
Jerry Lynch, L (1, 7) OBP: 0.287, SLG: 0.532	BB		K		F5			F8		3	0	0	0	1	1	2
Frank Robinson, R (1, 3) OBP: 0.380, SLG: 0.623	4-3		4-3, 1-2			F3		5-3		4	0	0	0	0	0	2
Gus Bell, L (1, 9) OBP: 0.306, SLG: 0.410		K		3-1		K				4	0	0	0	0	2	0
Frank Thomas, R (1, 5) OBP: 0.342, SLG: 0.467		BB, 1B		K		5-3				3	0	0	0	1	1	0
Ed Bailey, L (1, 2) OBP: 0.382, SLG: 0.366		1-3, 1B		1B			F7		BB	3	0	2	0	1	0	0
Roy McMillan, R (1, 6) OBP: 0.352, SLG: 0.484		K		P3			F8			4	0	0	0	0	1	4
Bob Purkey, R (1, 1) OBP: 0.211, SLG: 0.222		F8			K		BB			1	0	0	0	0	0	2
Willard Schmidt, R (3, 1)										0	0	0	0	0	0	0
Jim Pendleton, R (5, PH) OBP: 0.429, SLG: 0.333										1	0	0	0	0	1	0
Don Rudolph, L (5, 1)										0	0	0	0	0	0	0
Don Newcombe, L (7, PH) OBP: 0.500, SLG: 0.364										0	0	0	0	1	0	0
Jim O'Toole, S (7, 1) OBP: 0.750, SLG: 0.500										0	0	0	0	0	0	0
Inning Stats	R: 0 E: 0 K: 0 S: 3 H: 0 LOB: 1 BB: 1 P: 7	R: 0 E: 0 K: 2 S: 8 H: 1 LOB: 2 BB: 1 P: 12	R: 0 E: 0 K: 1 S: 5 H: 0 LOB: 1 BB: 1 P: 9	R: 0 E: 0 K: 1 S: 6 H: 1 LOB: 1 BB: 0 P: 6	R: 0 E: 0 K: 1 S: 6 H: 1 LOB: 1 BB: 0 P: 6	R: 0 E: 0 K: 1 S: 5 H: 0 LOB: 0 BB: 0 P: 5	R: 0 E: 0 K: 0 S: 3 H: 0 LOB: 1 BB: 1 P: 7	R: 0 E: 0 K: 0 S: 3 H: 0 LOB: 0 BB: 0 P: 3	R: 0 E: 0 K: 0 S: 3 H: 0 LOB: 1 BB: 1 P: 7	1B: 2 2B: 1 3B: 0 HR: 0 SF: 0 SAC: 0 DP: 0 HBP: 0						

PITCHER		IP	WLS	BF	H	R	ER	SO	BB	IBB	HBP	BLK	WP	HR	S	P	ERA	WHIP
Glen Hobbie, R ERA: 2.9	(1, 1)	9.0	W	35	3	0	0	6	5	0	0	0	0	0	42	62	0.00	0.889

PITCHER	IP	WLS	BF	H	R	ER	SO	BB	IBB	HBP	BLK	WP	HR	S	P	ERA	WHIP

TOP

Cincinnati Redlegs @ Chicago Cubs

Wrigley Field, Chicago, IL

Wed May 13 1959, 3:33 AM CDT

Att. 3,705 - Unknown - 49 F

livebaseballscorecards.com

AB	30
R	0
H	3
RBI	0
BB	5
SO	6
LOB	12



WP: 0 PA: 35
PB: 0
SB: 1
CS: 0

Batter	1	2	3	4	5	6	7	8	9	AB	R	H	RBI	BB	SO	LOB
Tony Taylor, R (1, 4) OBP: 0.350, SLG: 0.374	P4		14 HR 1B 1-2 2-3 3-H 1B	K		K		3B 3B		5	2	2	1	0	2	0
Alvin Dark, R (1, 5) OBP: 0.361, SLG: 0.396	4-3		14 HR 1-2 2-3 3-H 1B	1-3			1B PB 1B	14 1B 3-H 3B		5	3	3	2	0	0	0
14 Ernie Banks, R (1, 6) OBP: 0.360, SLG: 0.550	F2		1-H 2-H 3-H HR		F2		F9	 3-H 1B		5	1	2	5	0	0	1
Walt Moryn, L (1, 7) OBP: 0.350, SLG: 0.427		F7	F7		1B 2B		PB 1-3 1B	K		5	0	2	0	0	1	1
Dale Long, L (1, 3) OBP: 0.333, SLG: 0.516		P4	B B B B 2B BB		P3		K			3	1	0	0	1	1	3
Bobby Thomson, R (1, 8) OBP: 0.288, SLG: 0.431		5-3	1-H 2B		2-3 1B		B B B B FC5-4 1-2 3-H BB			3	0	2	1	1	0	0
Lee Walls, R (1, 9) OBP: 0.366, SLG: 0.410		1B 1B 1B	K		P4		FC5-4 1-2f			4	1	1	0	0	1	5
Sammy Taylor, L (1, 2) OBP: 0.284, SLG: 0.307		1B BB 1-3 1B	F7			P6		G3		4	1	1	0	0	0	1
Glen Hobbie, R (1, 1) OBP: 0.158, SLG: 0.167			B B B B 1B 1B 14 HR 1-2 BB	K		F3		F8		3	1	0	0	1	1	0
Inning Stats	R: 0 E: 0 K: 0 S: 3 H: 0 LOB: 0 BB: 0 P: 3	R: 0 E: 0 K: 0 S: 3 H: 0 LOB: 0 BB: 0 P: 3	R: 7 E: 0 K: 1 S: 11 H: 6 LOB: 1 BB: 2 P: 19	R: 0 E: 0 K: 2 S: 7 H: 0 LOB: 0 BB: 0 P: 7	R: 0 E: 0 K: 0 S: 5 H: 2 LOB: 2 BB: 0 P: 5	R: 0 E: 0 K: 1 S: 5 H: 0 LOB: 0 BB: 0 P: 5	R: 1 E: 0 K: 1 S: 7 H: 2 LOB: 2 BB: 1 P: 11	R: 2 E: 0 K: 1 S: 8 H: 3 LOB: 1 BB: 0 P: 8		1B: 8 2B: 2 3B: 2 HR: 1 SF: 0 SAC: 0 DP: 0 HBP: 0						

BOTTOM

Cincinnati Redlegs @ Chicago Cubs

Wrigley Field, Chicago, IL

Wed May 13 1959, 3:33 AM CDT

Att. 3,705 - Unknown - 49 F

livebaseballscorecards.com

AB	37
R	10
H	13
RBI	9
BB	3
SO	6
LOB	11

WP: 0 PB: 1 SB: 0 CS: 0 PA: 40

PITCHER		IP	WLS	BF	H	R	ER	SO	BB	IBB	HBP	BLK	WP	HR	S	P	ERA	WHIP
Bob Purkey, R ERA: 4.33	(1, 1)	2.0	L	12	5	6	6	0	1	0	0	0	0	1	11	15	27.00	3.000
Willard Schmidt, R ERA: 4.15	(3, 1)	2.0		8	1	1	1	3	1	0	0	0	0	0	13	17	4.50	1.000
Don Rudolph, L ERA: 2.0	(5, 1)	2.0		8	2	0	0	1	0	0	0	0	0	0	10	10	0.00	1.000
Jim O'Toole, L ERA: 8.8	(7, 1)	2.0		12	5	3	2	2	1	0	0	0	0	0	15	19	9.00	3.000

PITCHER	IP	WLS	BF	H	R	ER	SO	BB	IBB	HBP	BLK	WP	HR	S	P	ERA	WHIP

Batter	1	2	3	4	5	6	7	8	9	AB	R	H	RBI	BB	SO	LOB
Johnny Temple, R (1, 4) OBP: 0.415, SLG: 0.500	F3			5-3		BB			2B	3	1	1	0	1	0	0
Vada Pinson, L (1, 8) OBP: 0.415, SLG: 0.548	K			G3		1-3			1B	4	1	1	0	0	1	1
Jerry Lynch, L (1, 7) OBP: 0.275, SLG: 0.506	K			3-1			G3		K	4	0	0	0	0	2	2
Eddie Kasko, R (9, 5) OBP: 0.500, SLG: 0.500										0	0	0	0	0	0	0
Frank Robinson, R (1, 3) OBP: 0.376, SLG: 0.606		F8			5-3		F7		BB	3	0	0	0	1	0	0
Gus Bell, L (1, 9) OBP: 0.313, SLG: 0.413		F8			K		1B		1B	4	0	2	2	0	1	0
Frank Thomas, R (1, 5) (9, 7) OBP: 0.339, SLG: 0.459		6-3			1B		K		5-3	4	0	1	0	0	1	2
Ed Bailey, L (1, 2) OBP: 0.370, SLG: 0.351			K		F9			F8		3	0	0	0	0	1	1
Roy McMillan, R (1, 6) OBP: 0.342, SLG: 0.469			6-3			F8		L8		3	0	0	0	0	0	0
Joe Nuxhall, L (1, 1) OBP: 0.308, SLG: 0.308			K			P5		F5		3	0	0	0	0	1	0
Inning Stats	R: 0 E: 0 K: 2 S: 7 H: 0 LOB: 0 BB: 0 P: 7	R: 0 E: 0 K: 0 S: 3 H: 0 LOB: 0 BB: 0 P: 3	R: 0 E: 0 K: 2 S: 7 H: 0 LOB: 0 BB: 0 P: 7	R: 0 E: 0 K: 0 S: 3 H: 0 LOB: 0 BB: 0 P: 3	R: 0 E: 0 K: 1 S: 6 H: 1 LOB: 1 BB: 0 P: 6	R: 0 E: 0 K: 0 S: 3 H: 0 LOB: 1 BB: 1 P: 7	R: 0 E: 0 K: 1 S: 6 H: 1 LOB: 1 BB: 0 P: 6	R: 0 E: 0 K: 0 S: 3 H: 0 LOB: 0 BB: 0 P: 3	R: 2 E: 0 K: 1 S: 7 H: 3 LOB: 1 BB: 1 P: 11	1B: 4 2B: 1 3B: 0 HR: 0 SF: 0 SAC: 0 DP: 0 HBP: 0						

PITCHER		IP	WLS	BF	H	R	ER	SO	BB	IBB	HBP	BLK	WP	HR	S	P	ERA	WHIP
Dave Hillman, R ERA: 3.53	(1, 1)	8.0	L	29	4	2	2	6	1	0	0	0	0	0	40	44	2.25	0.625
Bill Henry, L ERA: 2.89	(9, 1)	0.1		1	0	0	0	1	0	0	0	0	0	0	3	3	0.00	0.000
Don Elston, R ERA: 3.86	(9, 1)	0.2		3	1	0	0	0	1	0	0	0	0	0	2	6	0.00	3.000

PITCHER	IP	WLS	BF	H	R	ER	SO	BB	IBB	HBP	BLK	WP	HR	S	P	ERA	WHIP

TOP

Cincinnati Redlegs @ Chicago Cubs

Wrigley Field, Chicago, IL

Thu May 14 1959, 3:33 AM CDT

Att. 2,163 - Unknown

livebaseballscorecards.com

AB	31
R	2
H	5
RBI	2
BB	2
SO	7
LOB	6

WP: 0	PA: 33		
PB: 0			
SB: 0			
CS: 0			

Batter	1	2	3	4	5	6	7	8	9	AB	R	H	RBI	BB	SO	LOB
Tony Taylor, R (1, 4) OBP: 0.339, SLG: 0.360	P6		4-3			F9			F8	4	0	0	0	0	0	0
Alvin Dark, R (1, 5) OBP: 0.357, SLG: 0.384	7-3 BB			5-3		K2-3			P4	3	0	0	0	1	1	0
Walt Moryn, L (1, 7) OBP: 0.350, SLG: 0.425	7-3 1-2f			1B			P5			3	0	1	0	0	0	1
14 Ernie Banks, R (1, 6) OBP: 0.360, SLG: 0.553		F9		2B			P5			3	0	1	0	0	0	0
Bobby Thomson, R (1, 8) OBP: 0.275, SLG: 0.410		K		F8			L7			3	0	0	0	0	1	1
Earl Averill, R (1, 2) OBP: 0.250, SLG: 0.500		2B			5-3			F3		3	0	1	0	0	0	0
Lee Walls, R (1, 9) OBP: 0.357, SLG: 0.398		K			F9			6-3		3	0	0	0	0	1	1
Dale Long, L (1, 3) OBP: 0.319, SLG: 0.493			K		K			1-3		3	0	0	0	0	2	0
Dave Hillman, R (1, 1) OBP: 0.238, SLG: 0.111			K			F2			P4	2	0	0	0	0	1	0
Bill Henry, L (9, 1) OBP: 0.167, SLG: 0.167										0	0	0	0	0	0	0
Don Elston, R (9, 1)										0	0	0	0	0	0	0
Randy Jackson, R (9, PH) OBP: 0.333, SLG: 0.500										1	0	0	0	0	0	0
Inning Stats	R: 0 E: 0 K: 0 S: 2 H: 0 LOB: 0 BB: 1 P: 6	R: 0 E: 0 K: 2 S: 8 H: 1 LOB: 1 BB: 0 P: 8	R: 0 E: 0 K: 2 S: 7 H: 0 LOB: 0 BB: 0 P: 7	R: 0 E: 0 K: 0 S: 4 H: 2 LOB: 1 BB: 0 P: 4	R: 0 E: 0 K: 1 S: 5 H: 0 LOB: 0 BB: 0 P: 5	R: 0 E: 0 K: 1 S: 5 H: 0 LOB: 0 BB: 0 P: 5	R: 0 E: 0 K: 0 S: 3 H: 0 LOB: 0 BB: 0 P: 3	R: 0 E: 0 K: 0 S: 3 H: 0 LOB: 0 BB: 0 P: 3	R: 0 E: 0 K: 0 S: 3 H: 0 LOB: 0 BB: 0 P: 3	1B: 1 2B: 3 3B: 0 HR: 0	SF: 0 SAC: 0 DP: 1 HBP: 0						

PITCHER	IP	WLS	BF	H	R	ER	SO	BB	IBB	HBP	BLK	WP	HR	S	P	ERA	WHIP
Joe Nuxhall, L (1, 1) ERA: 4.3	9.0	W	29	3	0	0	6	1	0	0	0	0	0	40	44	0.00	0.444

PITCHER	IP	WLS	BF	H	R	ER	SO	BB	IBB	HBP	BLK	WP	HR	S	P	ERA	WHIP

BOTTOM

Cincinnati Redlegs @ Chicago Cubs

Wrigley Field, Chicago, IL

Thu May 14 1959, 3:33 AM CDT

Att. 2,163 - Unknown

livebaseballscorecards.com

AB	28
R	0
H	3
RBI	0
BB	1
SO	6
LOB	3

PA: 29

WP: 0 PB: 0 SB: 0 CS: 0

Batter	1	2	3	4	5	6	7	8	9	AB	R	H	RBI	BB	SO	LOB
Don Hoak, R (1, 5) OBP: 0.353, SLG: 0.313	6-3		F8		6-3			FC6 1B	P4	5	0	1	0	0	0	1
Roberto Clemente, R (1, 9) OBP: 0.288, SLG: 0.358	BB HBP		2B			4-1		F8	K	4	0	1	0	0	1	2
Smoky Burgess, L (1, 2) OBP: 0.453, SLG: 0.726 Dick Schofield, S (8, PR) OBP: 0.500, SLG: 0.500 Hank Foiles, R (8, 2) OBP: 0.278, SLG: 0.364	F9		F2			4-3		FC6 BB HBP 1-2f		4 0 0	0 0 0	0 0 0	0 0 0	0 0 0	0 0 0	3 0 0
Dick Stuart, R (1, 3) OBP: 0.385, SLG: 0.614	BB 1-2			P4		P5		BB 1-2		2	0	0	0	1	0	0
Bob Skinner, L (1, 7) OBP: 0.273, SLG: 0.337	K			1B			F9	BB 1-2 2-3		3	0	1	0	1	1	2
Bill Mazeroski, R (1, 4) OBP: 0.256, SLG: 0.333		F2		P4			HR	F5		4	1	1	1	0	0	4
Dick Groat, R (1, 6) OBP: 0.317, SLG: 0.353		5-3	K				1B		HR	4	1	2	1	0	1	1
Bill Virdon, L (1, 8) OBP: 0.262, SLG: 0.316		K			3-1		F9		SH1-4 BB	3	0	0	0	1	1	1
Harvey Haddix, L (1, 1) OBP: 0.294, SLG: 0.267			1-3		6-3		F7		SH1-4 1-2	3	0	0	0	0	0	1
Inning Stats	R: 0 E: 0 K: 1 S: 5 H: 0 LOB: 2 BB: 1 P: 10	R: 0 E: 0 K: 1 S: 5 H: 0 LOB: 0 BB: 0 P: 5	R: 0 E: 0 K: 0 S: 4 H: 1 LOB: 1 BB: 0 P: 4	R: 0 E: 0 K: 1 S: 6 H: 1 LOB: 1 BB: 0 P: 6	R: 0 E: 0 K: 0 S: 3 H: 0 LOB: 0 BB: 0 P: 3	R: 0 E: 0 K: 0 S: 3 H: 0 LOB: 0 BB: 0 P: 3	R: 1 E: 0 K: 0 S: 5 H: 2 LOB: 1 BB: 0 P: 5	R: 0 E: 0 K: 0 S: 4 H: 1 LOB: 3 BB: 1 P: 9	R: 1 E: 0 K: 1 S: 6 H: 1 LOB: 1 BB: 1 P: 10	1B: 3 2B: 1 3B: 0 HR: 2 SF: 0 SAC: 1 DP: 0 HBP: 2	WP: 0 PB: 0 SB: 0 CS: 0 PA: 38					

PITCHER		IP	WLS	BF	H	R	ER	SO	BB	IBB	HBP	BLK	WP	HR	S	P	ERA	WHIP
Moe Drabowsky, R ERA: 3.67	(1, 1)	7.2		32	5	1	1	3	2	0	2	0	0	1	34	44	1.17	0.913
Don Elston, R ERA: 4.08	(8, 1)	1.1	W	6	1	1	1	1	1	0	0	0	0	1	7	11	6.75	1.500

PITCHER	IP	WLS	BF	H	R	ER	SO	BB	IBB	HBP	BLK	WP	HR	S	P	ERA	WHIP

Pittsburgh Pirates @ Chicago Cubs

Wrigley Field, Chicago, IL

Sat May 16 1959, 3:33 AM CDT

Att. 10,496 - Unknown

TOP

livebaseballscorecards.com

AB	32
R	2
H	6
RBI	2
BB	3
SO	4
LOB	15

Batter	1	2	3	4	5	6	7	8	9	AB	R	H	RBI	BB	SO	LOB
Tony Taylor, R (1, 4) OBP: 0.336, SLG: 0.357	E3 S		FC1-5 S 1B		K			6-3		4	0	1	0	0	1	0
Alvin Dark, R (1, 5) Chick King, R (9, PR)	K 1-2		FC1-5 14 G5-4-3 1-3			F8			K 14 1B 1B 1B	4 0	0 1	0 0	0 0	0 0	2 0	2 0
14 Ernie Banks, R (1, 6) OBP: 0.357, SLG: 0.543	L7		G5-4-3 1-2f			K			1B 1B 1-2 1B	4	0	1	0	0	1	2
Walt Moryn, L (1, 7) OBP: 0.354, SLG: 0.455	5-3			HR		1-3			1B 1-2 2-3 1B	4	1	2	1	0	0	1
Bobby Thomson, R (1, 8) OBP: 0.288, SLG: 0.462		HR		F8			F8		1-2 2-3 3-H 1B	4	1	2	2	0	0	0
Earl Averill, R (1, 2) OBP: 0.235, SLG: 0.469		F8		K			L5			3	0	0	0	0	1	0
Lee Walls, R (1, 9) OBP: 0.349, SLG: 0.387		F8		F8			P6			3	0	0	0	0	0	0
Dale Long, L (1, 3) OBP: 0.320, SLG: 0.486		1B			3-1			K2-3		3	0	1	0	0	1	0
Moe Drabowsky, R (1, 1) OBP: 0.200, SLG: 0.143 Don Elston, R (8, 1)		K			K			F9		2 1	0 0	0 0	0 0	0 0	2 0	1 0
Inning Stats	R: 0 H: 0 E: 1 LOB: 1 K: 1 BB: 0 S: 6 P: 6	R: 1 H: 2 E: 0 LOB: 1 K: 1 BB: 0 S: 7 P: 7	R: 0 H: 1 E: 0 LOB: 0 K: 0 BB: 0 S: 3 P: 3	R: 1 H: 1 E: 0 LOB: 0 K: 1 BB: 0 S: 6 P: 6	R: 0 H: 0 E: 0 LOB: 0 K: 2 BB: 0 S: 7 P: 7	R: 0 H: 0 E: 0 LOB: 0 K: 1 BB: 0 S: 5 P: 5	R: 0 H: 0 E: 0 LOB: 0 K: 0 BB: 0 S: 3 P: 3	R: 0 H: 0 E: 0 LOB: 0 K: 1 BB: 0 S: 5 P: 5	R: 1 H: 3 E: 0 LOB: 3 K: 1 BB: 0 S: 6 P: 6	1B: 5 SF: 0 2B: 0 SAC: 0 3B: 0 DP: 1 HR: 2 HBP: 0						WP: 0 PA: 32 PB: 1 SB: 2 CS: 0	

PITCHER	IP	WLS	BF	H	R	ER	SO	BB	IBB	HBP	BLK	WP	HR	S	P	ERA	WHIP
Harvey Haddix, L (1, 1) ERA: 2.8	8.0	L	32	7	3	2	8	0	0	0	0	0	2	48	48	2.25	0.875

PITCHER	IP	WLS	BF	H	R	ER	SO	BB	IBB	HBP	BLK	WP	HR	S	P	ERA	WHIP

BOTTOM

Pittsburgh Pirates @ Chicago Cubs

Wrigley Field, Chicago, IL

Sat May 16 1959, 3:33 AM CDT

Att. 10,496 - Unknown

livebaseballscorecards.com

AB	32
R	3
H	7
RBI	3
BB	0
SO	8
LOB	6

Batter	1	2	3	4	5	6	7	8	9	AB	R	H	RBI	BB	SO	LOB
Don Hoak, R (1, 5) OBP: 0.340, SLG: 0.300	F8	4-3		5-3			F4		K	5	0	0	0	0	1	5
Roberto Clemente, R (1, 9) OBP: 0.292, SLG: 0.377	1-3		BB, G4-6-3		HR		L8		6-3	4	1	1	1	1	0	2
Smoky Burgess, L (1, 2) OBP: 0.444, SLG: 0.716 Hank Foiles, R (9, 2) OBP: 0.278, SLG: 0.364	2B		G4-6-3 1-2f		L8		4-3			4 0	0 0	1 0	0 0	0 0	0 0	1 0
Dick Stuart, R (1, 3) OBP: 0.370, SLG: 0.587 Rocky Nelson, L (8, 3) OBP: 0.294, SLG: 0.333	F9		F9		F9			6-3		4 0	0 0	0 0	0 0	0 0	0 0	1 0
Bob Skinner, L (1, 7) OBP: 0.282, SLG: 0.337		BB, S, 1B		HR, 1B	6-3			F5		3	2	1	0	1	0	0
Bill Mazeroski, R (1, 4) OBP: 0.263, SLG: 0.386		4-3 1-2		HR 1-H		HR		6-3		4	2	2	3	0	0	1
Dick Groat, R (1, 6) OBP: 0.323, SLG: 0.358		E, 1B 2-H		F7		F7			2B, 1B	4	0	2	1	0	0	0
Bill Virdon, L (1, 8) OBP: 0.270, SLG: 0.331		K		S, 1B		F8			1-3, 2B	4	0	2	0	0	1	1
Vern Law, R (1, 1) OBP: 0.238, SLG: 0.350 Roy Face, R (9, 1) OBP: 0.250, SLG: 0.250		E6 1-2		K 1-2		L8			6-3	4 0	0 0	0 0	0 0	0 0	1 0	4 0
Inning Stats	R: 0 E: 0 K: 0 S: 4 H: 1 LOB: 1 BB: 0 P: 4	R: 1 E: 1 K: 1 S: 7 H: 1 LOB: 2 BB: 1 P: 11	R: 0 E: 0 K: 0 S: 2 H: 0 LOB: 0 BB: 1 P: 6	R: 2 E: 0 K: 1 S: 8 H: 3 LOB: 1 BB: 0 P: 8	R: 1 E: 0 K: 0 S: 4 H: 1 LOB: 0 BB: 0 P: 4	R: 1 E: 0 K: 0 S: 4 H: 1 LOB: 0 BB: 0 P: 4	R: 0 E: 0 K: 0 S: 3 H: 0 LOB: 0 BB: 0 P: 3	R: 0 E: 0 K: 0 S: 3 H: 0 LOB: 0 BB: 0 P: 3	R: 0 E: 0 K: 1 S: 7 H: 2 LOB: 2 BB: 0 P: 7	1B: 4 2B: 2 3B: 0 HR: 3 SF: 0 SAC: 0 DP: 1 HBP: 0						

PITCHER		IP	WLS	BF	H	R	ER	SO	BB	IBB	HBP	BLK	WP	HR	S	P	ERA	WHIP
Bob Anderson, R ERA: 2.73	(1, 1)	5.0	L	23	6	4	4	2	2	0	0	0	0	2	25	33	7.20	1.600
Bob Porterfield, R ERA: 2.84	(6, 1)	1.0		4	1	1	1	0	0	0	0	0	0	1	4	4	9.00	1.000
John Buzhardt, R ERA: 4.01	(7, 1)	3.0		11	2	0	0	1	0	0	0	0	0	0	13	13	0.00	0.667

PITCHER	IP	WLS	BF	H	R	ER	SO	BB	IBB	HBP	BLK	WP	HR	S	P	ERA	WHIP

Pittsburgh Pirates @ Chicago Cubs

Wrigley Field, Chicago, IL

Sun May 17 1959, 3:33 AM CDT

Unknown

TOP

livebaseballscorecards.com

AB	36
R	5
H	9
RBI	5
BB	2
SO	3
LOB	15

WP: 0	PB: 0	SB: 2	CS: 0
PA: 38			

Batter	1	2	3	4	5	6	7	8	9	AB	R	H	RBI	BB	SO	LOB
Tony Taylor, R (1, 4) OBP: 0.331, SLG: 0.345	6-3		K		BB 1B 1-2		6-3		G5-4-3 1-2f 2-3 3-H	4	0	0	0	1	1	3
Alvin Dark, R (1, 5) OBP: 0.339, SLG: 0.361	4-3		F9		1B 1-3 2-H		F9		4-3	5	0	1	1	0	0	3
14 Ernie Banks, R (1, 6) OBP: 0.347, SLG: 0.527	6-3			F2	F7		F8			4	0	0	0	0	0	2
Walt Moryn, L (1, 7) OBP: 0.359, SLG: 0.456		6-3		1B		F9		G1-4-3 1B		4	0	2	0	0	0	0
Dale Long, L (1, 3) OBP: 0.316, SLG: 0.514		F8		K		HR		F5		4	1	1	1	0	1	2
Bobby Thomson, R (1, 8) OBP: 0.286, SLG: 0.493		HR		F8		F7		G1-4-3 1-2f		4	1	1	1	0	0	2
Lee Walls, R (1, 9) OBP: 0.361, SLG: 0.400		4-3			1B L6-5 1B	1B 1B			BB 1B G5-4-3 1B	4	1	3	0	0	0	0
Sammy Taylor, L (1, 2) OBP: 0.306, SLG: 0.329 Chick King, R (9, PR)			F4		BB 1B 1-3	1-2 1B			G5-4-3 BB 1-2 1B	4 0	1 0	3 0	0 0	0 0	0 0	0 0
Bob Anderson, R (1, 1) OBP: 0.211, SLG: 0.222 George Altman, L (5, PH) OBP: 0.392, SLG: 0.379 Bob Porterfield, R (6, 1) Earl Averill, R (6, PH) OBP: 0.231, SLG: 0.460 John Buzhardt, R (7, 1) Jim Marshall, L (9, PH) OBP: 0.339, SLG: 0.404			BB		L6-5 3-H	F7			G5-4-3 1-2 2-3 BB	0 1 0 1 0 0 0	0 0 0 0 0 0 0	0 0 0 0 0 0 0	0 0 0 0 0 0 1	1 0 0 0 0 0 0	0 0 0 0 0 0 0	0 2 0 2 0 0 0
Inning Stats	R: 0 E: 0 K: 0 S: 3 H: 0 LOB: 0 BB: 0 P: 3	R: 1 E: 0 K: 0 S: 4 H: 1 LOB: 0 BB: 0 P: 4	R: 0 E: 0 K: 1 S: 5 H: 0 LOB: 1 BB: 1 P: 9	R: 0 E: 0 K: 1 S: 6 H: 1 LOB: 1 BB: 0 P: 6	R: 1 E: 0 K: 0 S: 5 H: 3 LOB: 2 BB: 1 P: 9	R: 1 E: 0 K: 0 S: 6 H: 3 LOB: 2 BB: 0 P: 6	R: 0 E: 0 K: 0 S: 3 H: 0 LOB: 0 BB: 0 P: 3	R: 0 E: 0 K: 0 S: 3 H: 1 LOB: 0 BB: 0 P: 3	R: 1 E: 0 K: 0 S: 4 H: 2 LOB: 2 BB: 1 P: 8	1B: 9 2B: 1 3B: 0 HR: 2 SF: 0 SAC: 0 DP: 3 HBP: 0						

PITCHER	IP	WLS	BF	H	R	ER	SO	BB	IBB	HBP	BLK	WP	HR	S	P	ERA	WHIP
Vern Law, R (1, 1) ERA: 4.22	8.0	W	35	11	4	4	2	2	0	0	0	0	2	37	45	4.50	1.625
Roy Face, R (9, 1) ERA: 2.1	1.0	S	3	0	0	0	0	1	0	0	0	0	0	2	6	0.00	1.000

PITCHER	IP	WLS	BF	H	R	ER	SO	BB	IBB	HBP	BLK	WP	HR	S	P	ERA	WHIP

BOTTOM

Pittsburgh Pirates @ Chicago Cubs

Wrigley Field, Chicago, IL

Sun May 17 1959, 3:33 AM CDT

Unknown

livebaseballscorecards.com

AB	35
R	4
H	11
RBI	3
BB	3
SO	2
LOB	16

PA: 38

Batter	1	2	3	4	5	6	7	8	9	AB	R	H	RBI	BB	SO	LOB
Don Hoak, R (1, 5) OBP: 0.349, SLG: 0.325	HR		BB		BB		K		K	3	1	1	1	2	2	0
Roberto Clemente, R (1, 9) OBP: 0.289, SLG: 0.394	1-3		G4-6-3 1-2f		SF7 3-H		F8		HR	4	1	1	2	0	0	1
Smoky Burgess, L (1, 2) OBP: 0.442, SLG: 0.710	FC4-6 1B			1B 2B	L8			K	4-3	5	1	2	0	0	1	1
Ted Kluszewski, L (1, 3) OBP: 0.417, SLG: 0.630	K			F9		F8		BB 1B		4	1	1	0	0	1	2
Bob Skinner, L (1, 7) OBP: 0.299, SLG: 0.378	FC4-6 1-2f			FC5-4 2-H 1B		HR		1B 1-2 BB		3	1	2	2	1	0	1
Bill Mazeroski, R (1, 4) OBP: 0.263, SLG: 0.389		L9		FC5-4 1-2f		2B		F5		4	0	1	0	0	0	3
Dick Groat, R (1, 6) OBP: 0.321, SLG: 0.355		F9		4-3		6-3		1-3 2-H 1B		4	0	1	1	0	0	2
Bill Virdon, L (1, 8) OBP: 0.271, SLG: 0.339		L8			WP SF7 2B	F2		F9		3	1	1	0	0	0	1
Harry Bright, R (8, PH) OBP: 0.400, SLG: 0.778										1	0	0	0	0	0	2
Roman Mejias, R (8, 8) OBP: 0.300, SLG: 0.283										0	0	0	0	0	0	0
Bennie Daniels, L (1, 1) OBP: 0.333, SLG: 0.400			F7		K 2-3		K		F8	2	0	0	0	0	1	1
Dick Stuart, R (7, PH) OBP: 0.367, SLG: 0.581										1	0	0	0	0	1	0
Bob Smith, R (7, 1)										0	0	0	0	0	0	0
R C Stevens, R (9, PH)										1	0	0	0	0	0	0
Inning Stats	R: 1 E: 0 K: 1 S: 7 H: 2 LOB: 1 BB: 0 P: 7	R: 0 E: 0 K: 0 S: 3 H: 0 LOB: 0 BB: 0 P: 3	R: 0 E: 0 K: 0 S: 2 H: 0 LOB: 0 BB: 1 P: 6	R: 1 E: 0 K: 0 S: 5 H: 2 LOB: 1 BB: 0 P: 5	R: 1 E: 0 K: 1 S: 6 H: 1 LOB: 1 BB: 1 P: 10	R: 1 E: 0 K: 0 S: 5 H: 2 LOB: 1 BB: 0 P: 5	R: 0 E: 0 K: 2 S: 7 H: 0 LOB: 0 BB: 0 P: 7	R: 1 E: 0 K: 1 S: 7 H: 2 LOB: 2 BB: 1 P: 11	R: 1 E: 0 K: 1 S: 6 H: 1 LOB: 0 BB: 0 P: 6	1B: 4 2B: 3 3B: 0 HR: 3 SF: 1 SAC: 0 DP: 1 HBP: 0						

PITCHER		IP	WLS	BF	H	R	ER	SO	BB	IBB	HBP	BLK	WP	HR	S	P	ERA	WHIP
Glen Hobbie, R ERA: 3.25	(1, 1)	5.2	W	25	7	4	4	2	2	0	0	0	1	2	27	35	6.35	1.588
Bill Henry, L ERA: 3.27	(6, 1)	3.1	S	14	3	2	2	4	1	0	0	0	0	1	21	25	5.40	1.200

PITCHER	IP	WLS	BF	H	R	ER	SO	BB	IBB	HBP	BLK	WP	HR	S	P	ERA	WHIP

Pittsburgh Pirates @ Chicago Cubs

Wrigley Field, Chicago, IL

Sun May 17 1959, 3:38 AM CDT

Att. 32,017 - Unknown

TOP

livebaseballscorecards.com

AB	35
R	6
H	10
RBI	6
BB	3
SO	6
LOB	14

WP: 1 PA: 39
PB: 0
SB: 0
CS: 0

Batter	1	2	3	4	5	6	7	8	9	AB	R	H	RBI	BB	SO	LOB
Tony Taylor, R (1, 4) OBP: 0.343, SLG: 0.377	1B		2B		SF9 3-H		2B			3	1	3	1	0	0	0
Alvin Dark, R (1, 5) OBP: 0.336, SLG: 0.351	K		K		FC4-6 14 HR 1-2f		BB			3	2	0	0	1	2	3
14 Ernie Banks, R (1, 6) OBP: 0.344, SLG: 0.541	F8			6-3	HR 1-H		E6 1-H 2-H			4	1	1	2	0	0	1
Walt Moryn, L (1, 7) OBP: 0.356, SLG: 0.449	4-3			HR 1B	K		K			4	1	1	0	0	2	2
Dale Long, L (1, 3) OBP: 0.325, SLG: 0.545		4-3		HR 1-H		BB FC6-4		4-3		3	1	1	2	1	0	0
Bobby Thomson, R (1, 8) OBP: 0.272, SLG: 0.466		6-3		K		FC6-4 L6-3 1-2f		F8		4	0	0	0	0	1	1
Lee Walls, R (1, 9) OBP: 0.358, SLG: 0.395		6-3		K		L6-3 1-2		1B		4	0	1	0	0	1	1
Sammy Taylor, L (1, 2) OBP: 0.303, SLG: 0.337			F6		2B 1B SF9		K	F5		4	1	1	0	0	1	1
Glen Hobbie, R (1, 1) OBP: 0.190, SLG: 0.200			6-3		1B FC4-6 2-3		K			2	0	1	0	0	0	0
Bill Henry, L (6, 1) OBP: 0.143, SLG: 0.143										1	0	0	0	0	1	0
Inning Stats	R: 0 E: 0 K: 1 S: 6 H: 1 LOB: 1 BB: 0 P: 6	R: 0 E: 0 K: 0 S: 3 H: 0 LOB: 0 BB: 0 P: 3	R: 0 E: 0 K: 1 S: 6 H: 1 LOB: 1 BB: 0 P: 6	R: 2 E: 0 K: 2 S: 9 H: 2 LOB: 0 BB: 0 P: 9	R: 3 E: 0 K: 1 S: 8 H: 3 LOB: 0 BB: 0 P: 8	R: 0 E: 0 K: 0 S: 2 H: 0 LOB: 0 BB: 1 P: 6	R: 2 E: 1 K: 3 S: 11 H: 1 LOB: 1 BB: 1 P: 15	R: 0 E: 0 K: 0 S: 4 H: 1 LOB: 1 BB: 0 P: 4		1B: 4 2B: 4 3B: 0 HR: 2 SF: 1 SAC: 0 DP: 1 HBP: 0					

PITCHER		IP	WLS	BF	H	R	ER	SO	BB	IBB	HBP	BLK	WP	HR	S	P	ERA	WHIP
Bennie Daniels, R ERA: 4.71	(1, 1)	6.0	L	25	7	5	5	5	1	0	0	0	0	2	34	38	7.50	1.333
Bob Smith, L ERA: 1.93	(7, 1)	2.0		10	2	2	0	3	1	0	0	0	0	0	15	19	0.00	1.500

PITCHER	IP	WLS	BF	H	R	ER	SO	BB	IBB	HBP	BLK	WP	HR	S	P	ERA	WHIP

BOTTOM

Pittsburgh Pirates @ Chicago Cubs

Wrigley Field, Chicago, IL

Sun May 17 1959, 3:38 AM CDT

Att. 32,017 - Unknown

livebaseballscorecards.com

AB	32
R	7
H	9
RBI	5
BB	2
SO	8
LOB	9

Batter	1	2	3	4	5	6	7	8	9	AB	R	H	RBI	BB	SO	LOB
Richie Ashburn, L (1, 8) OBP: 0.370, SLG: 0.267	S 1B		K	F9			5-3		2B 1B	5	1	2	0	0	1	1
Chico Fernandez, R (1, 6) OBP: 0.344, SLG: 0.400	K		L7		P5		8-4-3 1B		L4-6 1-H 2B	5	0	2	1	0	1	1
Ed Bouchee, L (1, 3) OBP: 0.400, SLG: 0.473	F8		BB		P3		8-4-3 1-2f		L4-6 2-3	4	0	0	0	1	0	3
Dave Philley, S (1, 9) OBP: 0.286, SLG: 0.462	K 1-2		4-3		F8			6-3		4	0	0	0	0	1	2
Harry Anderson, L (1, 7) OBP: 0.298, SLG: 0.443		F8		F8		E3 1B		F7		4	0	0	0	0	0	0
Willie Jones, R (1, 5) OBP: 0.383, SLG: 0.564		HR 2B		1B 2B BB		P3		P4		3	2	1	0	1	0	1
Sparky Anderson, R (1, 4) OBP: 0.263, SLG: 0.202		5-3		1-2 2B 1B		1-3 1B			HR BB	3	2	2	0	1	0	1
Carl Sawatski, L (1, 2) OBP: 0.429, SLG: 0.633										3	1	2	4	0	1	2
Wally Post, R (9, PH) OBP: 0.319, SLG: 0.549		2-H HR		1-H 2-H 2B		K			1-H HR	1	1	1	2	0	0	0
Jim Hegan, R (9, 2) OBP: 0.136, SLG: 0.119										0	0	0	0	0	0	0
Gene Conley, R (1, 1) OBP: 0.167, SLG: 0.167										3	0	0	0	0	1	3
Turk Farrell, R (7, 1)										0	0	0	0	0	0	0
Taylor Phillips, L (8, 1)										0	0	0	0	0	0	0
Humberto Robinson, R (9, 1)		5-3		6-3		K			K	0	0	0	0	0	0	0
Inning Stats	R: 0 E: 0 K: 2 S: 8 H: 1 LOB: 1 BB: 0 P: 8	R: 2 E: 0 K: 0 S: 5 H: 2 LOB: 0 BB: 0 P: 5	R: 0 E: 0 K: 1 S: 5 H: 0 LOB: 1 BB: 1 P: 9	R: 2 E: 0 K: 0 S: 5 H: 2 LOB: 1 BB: 1 P: 9	R: 0 E: 0 K: 0 S: 3 H: 0 LOB: 0 BB: 0 P: 3	R: 0 E: 1 K: 2 S: 9 H: 1 LOB: 2 BB: 0 P: 9	R: 0 E: 0 K: 0 S: 3 H: 1 LOB: 0 BB: 0 P: 3	R: 0 E: 0 K: 0 S: 3 H: 0 LOB: 0 BB: 0 P: 3	R: 3 E: 0 K: 1 S: 7 H: 3 LOB: 0 BB: 1 P: 11	1B: 5 2B: 5 3B: 0 HR: 2 SF: 0 SAC: 0 DP: 2 HBP: 0							

PITCHER	IP	WLS	BF	H	R	ER	SO	BB	IBB	HBP	BLK	WP	HR	S	P	ERA	WHIP
Dave Hillman, R (1, 1) ERA: 3.86	5.0		22	5	4	4	3	2	0	0	0	0	1	26	34	7.20	1.400
Seth Morehead, L (6, 1) ERA: 8.25	2.0		8	2	0	0	2	0	0	0	0	0	0	12	12	0.00	1.000
Bill Henry, L (8, 1) ERA: 4.24	1.1		7	2	3	3	1	1	0	0	0	0	1	8	12	20.25	2.250
Don Elston, R (9, 1) ERA: 3.93	0.2	W	2	1	0	0	0	0	0	0	0	0	0	2	2	0.00	1.500

PITCHER	IP	WLS	BF	H	R	ER	SO	BB	IBB	HBP	BLK	WP	HR	S	P	ERA	WHIP

TOP

Philadelphia Phillies @ Chicago Cubs

Wrigley Field, Chicago, IL

Tue May 19 1959, 3:33 AM CDT

Att. 2,436 - Unknown

livebaseballscorecards.com

AB	35
R	7
H	10
RBI	7
BB	3
SO	5
LOB	14

WP: 0 PB: 0 SB: 1 CS: 0 PA: 39

Batter	1	2	3	4	5	6	7	8	9	AB	R	H	RBI	BB	SO	LOB
Tony Taylor, R (1, 4) OBP: 0.352, SLG: 0.402	G3-6-1 1B		1B 1B		F9 K		14 1B 1-H 3B	K		5	1	3	1	0	1	2
Alvin Dark, R (1, 5) OBP: 0.338, SLG: 0.353	G3-6-1 1-2f		14 G6-4-3 1-3 1B		K	P5			WP 14 1B E 1B	5	1	2	0	0	1	3
14 Ernie Banks, R (1, 6) OBP: 0.353, SLG: 0.540	BB		G6-4-3 1-2f			F7	1B 3-H		E WP 1-2 1B 1B	4	1	2	1	1	0	2
Walt Moryn, L (1, 7) OBP: 0.350, SLG: 0.434	K2-3			3-1		WP 2B BB	F7		K	4	1	0	0	1	2	4
Dale Long, L (1, 3) OBP: 0.322, SLG: 0.543 Earl Averill, R (9, PH) OBP: 0.245, SLG: 0.460		F8		6-3		K 1-2		F8 SF8 2B	E 1B 1-2 2-3 BB	4 0	1 1	1 0	0 0	0 1	1 0	1 0
Bobby Thomson, R (1, 8) OBP: 0.279, SLG: 0.468		BB		E6		2B 2-H		F8 2-3	E5 1B 1-2 2-3 3-H	4	0	1	2	1	0	3
Lee Walls, R (1, 9) OBP: 0.348, SLG: 0.385 Jim Marshall, L (9, PH) OBP: 0.350, SLG: 0.417		F8		G3		5-3		SF8 3-H	1B 1-2 2-H 3-H	3 1	0 0	0 1	1 2	0 0	0 0	3 0
Sammy Taylor, L (1, 2) OBP: 0.312, SLG: 0.372		K			P6	3B BB		HR		3	2	1	1	1	1	1
Dave Hillman, R (1, 1) OBP: 0.227, SLG: 0.105 Johnny Goryl, R (5, PH) OBP: 0.324, SLG: 0.531 Seth Morehead, L (6, 1) George Altman, L (7, PH) OBP: 0.299, SLG: 0.375 Bill Henry, L (8, 1) OBP: 0.250, SLG: 0.250 Don Elston, R (9, 1)			6-3		BB	L9		1B		1 0 0 1 1 0	0 0 0 0 0 0	0 0 0 0 1 0	0 1 0 0 0 0	0 0 0 0 0 0	0 0 0 0 0 0	0 0 0 1 0 0
Inning Stats	R: 0 E: 0 K: 1 S: 5 H: 1 LOB: 1 BB: 1 P: 9	R: 0 E: 0 K: 1 S: 5 H: 0 LOB: 1 BB: 1 P: 9	R: 0 E: 0 K: 0 S: 4 H: 2 LOB: 1 BB: 0 P: 4	R: 0 E: 1 K: 0 S: 4 H: 0 LOB: 1 BB: 0 P: 4	R: 0 E: 0 K: 1 S: 5 H: 0 LOB: 1 BB: 1 P: 9	R: 1 E: 0 K: 1 S: 6 H: 1 LOB: 1 BB: 1 P: 10	R: 2 E: 0 K: 0 S: 5 H: 2 LOB: 1 BB: 1 P: 9	R: 2 E: 0 K: 1 S: 8 H: 3 LOB: 1 BB: 0 P: 8	R: 3 E: 1 K: 1 S: 7 H: 3 LOB: 2 BB: 1 P: 11	1B: 8 2B: 2 3B: 1 HR: 1	SF: 1 SAC: 0 DP: 2 HBP: 0			WP: 2 PB: 0 SB: 0 CS: 0		PA: 43	

PITCHER		IP	WLS	BF	H	R	ER	SO	BB	IBB	HBP	BLK	WP	HR	S	P	ERA	WHIP
Gene Conley, R ERA: 1.62	(1, 1)	6.1		28	5	3	3	4	5	0	0	0	1	0	31	51	4.26	1.579
Turk Farrell, R ERA: 5.4	(7, 1)	1.1		7	3	2	2	0	0	0	0	0	0	1	7	7	13.50	2.250
Taylor Phillips, L ERA: 8.71	(8, 1)	0.2	L	6	3	3	3	2	1	0	0	0	1	0	9	13	40.50	6.000
Humberto Robinson, R ERA: 4.15	(9, 1)	0.0		2	1	0	0	0	0	0	0	0	0	0	2	2	∞	∞

PITCHER	IP	WLS	BF	H	R	ER	SO	BB	IBB	HBP	BLK	WP	HR	S	P	ERA	WHIP

BOTTOM

Philadelphia Phillies @ Chicago Cubs

Wrigley Field, Chicago, IL

Tue May 19 1959, 3:33 AM CDT

Att. 2,436 - Unknown

livebaseballscorecards.com

AB	36
R	8
H	12
RBI	8
BB	6
SO	6
LOB	20

Philadelphia Phillies @ Chicago Cubs

Wrigley Field, Chicago, IL

Wed May 20 1959, 3:33 AM CDT

Att. 4,825 - Unknown

TOP

livebaseballscorecards.com

Batter	1	2	3	4	5	6	7	8	9	AB	R	H	RBI	BB	SO	LOB
Richie Ashburn, L (1, 8) OBP: 0.371, SLG: 0.266	BBBB 4-0 BB S BB BB	x 0-0 ③ 6-3			x 0-0 ③ 1-3		x 0-0 F9 1B 1B		x 0-0 ① L9	4	1	1	0	1	0	1
Chico Fernandez, R (1, 6) OBP: 0.333, SLG: 0.383	SSS 0-3 ① K 1-2		x 0-0 ① P3			x 0-0 ① 5-3	x 0-0 1-2 1B		x 0-0 ② F2	5	0	1	0	0	1	2
Ed Bouchee, L (1, 3)	x 0-0 E5 BB BB		x 0-0 ② 4-3			x 0-0 1B 1B	x 0-0 ② F9 2-3		x 0-0 1-3 1B 2B	5	1	2	0	0	0	3
Wally Post, R (1, 9) OBP: 0.323, SLG: 0.538	BBBB 4-0 BB 1-2 2-3 BB		SSS 0-3 ③ K			x 0-0 ② F8	x 0-0 ③ 4-3		x 0-0 1B 2-H 3-H 1B	4	0	1	2	1	1	3
Harry Anderson, L (1, 7) OBP: 0.319, SLG: 0.455	BBBB 4-0 FC5-4 1-2 2-3 3-H BB			SSS 0-3 ① K		x 0-0 1-2 1B		x 0-0 FC6 1B	x 0-0 1-2 1B	4	0	3	1	1	1	0
Willie Jones, R (1, 5) OBP: 0.368, SLG: 0.538	SSS 0-3 ② K			SSS 0-3 ② K		x 0-0 ③ 1-3		x 0-0 ① FC6 FC4-6 1-2f	SSS 0-3 ③ K	5	0	0	0	0	3	8
Sparky Anderson, R (1, 4) OBP: 0.257, SLG: 0.198 Gene Freese, R (7, PH) OBP: 0.296, SLG: 0.609 Jack Meyer, R (7, 1) OBP: 0.333, SLG: 0.333 Dave Philley, S (8, PH) OBP: 0.276, SLG: 0.444 Humberto Robinson, R (8, 1)	x 0-0 ③ FC5-4 1-2f			x 0-0 ③ 6-3			SSS 0-3 ① K	x 0-0 ② FC4-6 FC5-4 1-2f		2 1 0 1 0	0 0 0 0 0	0 0 0 0 0	0 0 0 0 0	0 1 0 0 0	0 0 0 1 0	3 0 0 1 0
Carl Sawatski, L (1, 2) OBP: 0.421, SLG: 0.594 Joe Koppe, R (7, PR) OBP: 0.316, SLG: 0.133 Valmy Thomas, R (7, 2) OBP: 0.207, SLG: 0.115 Bob Bowman, R (8, PH) OBP: 0.189, SLG: 0.250 Jim Hegan, R (8, 2) OBP: 0.136, SLG: 0.119		SSS 0-3 ① K			x 0-0 ① 6-3		BBBB 4-0 HR BB	x 0-0 ③ FC5-4 1-2f		2 0 0 1 0	0 1 0 0 0	0 0 0 0 0	0 0 0 0 0	1 0 0 0 0	1 0 0 0 0	0 0 0 1 0
Don Cardwell, R (1, 1) Ray Semproch, R (6, 1) OBP: 0.143, SLG: 0.143 Harry Hanebrink, L (7, PH) OBP: 0.250, SLG: 0.400 (7, 4)		SSS 0-3 ② K			SSS 0-3 ② K		x 0-0 1-H HR		x 0-0 2B 1B 1B	2 0 2	0 0 2	0 0 2	0 0 2	0 0 0	2 0 0	0 0 0
Inning Stats	R: 1 H: 0 E: 1 LOB: 3 K: 2 BB: 3 S: 8 P: 20	R: 0 H: 0 E: 0 LOB: 0 K: 2 BB: 0 S: 7 P: 7	R: 0 H: 0 E: 0 LOB: 0 K: 1 BB: 0 S: 5 P: 5	R: 0 H: 0 E: 0 LOB: 0 K: 2 BB: 0 S: 7 P: 7	R: 0 H: 0 E: 0 LOB: 0 K: 1 BB: 0 S: 5 P: 5	R: 0 H: 2 E: 0 LOB: 2 K: 0 BB: 0 S: 5 P: 5	R: 2 H: 3 E: 0 LOB: 2 K: 1 BB: 1 S: 8 P: 12	R: 0 H: 1 E: 0 LOB: 1 K: 0 BB: 0 S: 4 P: 4	R: 2 H: 4 E: 0 LOB: 2 K: 1 BB: 0 S: 9 P: 9	1B: 8 SF: 0 2B: 1 SAC: 0 3B: 0 DP: 0 HR: 1 HBP: 0					WP: 0 PA: 42 PB: 0 SB: 1 CS: 0	

	AB	38
	R	5
	H	10
	RBI	5
	BB	4
	SO	10
	LOB	22

PITCHER		IP	WLS	BF	H	R	ER	SO	BB	IBB	HBP	BLK	WP	HR	S	P	ERA	WHIP
Moe Drabowsky, R ERA: 3.56	(1, 1)	6.1	W	28	4	3	2	9	4	0	0	0	0	1	42	58	2.84	1.263
Bob Porterfield, R ERA: 4.15	(7, 1)	2.1		12	5	2	2	0	0	0	0	0	0	0	12	12	7.71	2.143
Bill Henry, L ERA: 4.24	(9, 1)	0.0		1	1	0	0	0	0	0	0	0	0	0	1	1	∞	∞
Don Elston, R ERA: 3.86	(9, 1)	0.1	S	1	0	0	0	1	0	0	0	0	0	0	3	3	0.00	0.000

PITCHER	IP	WLS	BF	H	R	ER	SO	BB	IBB	HBP	BLK	WP	HR	S	P	ERA	WHIP

BOTTOM

Philadelphia Phillies @ Chicago Cubs

Wrigley Field, Chicago, IL

Wed May 20 1959, 3:33 AM CDT

Att. 4,825 - Unknown

Batter	1	2	3	4	5	6	7	8	9	AB	R	H	RBI	BB	SO	LOB
Tony Taylor, R (1, 4) OBP: 0.342, SLG: 0.389	1-3		K		SH, FC4-6 2-3	6-3 2-3		F2		4	0	0	0	0	1	2
Alvin Dark, R (1, 5) OBP: 0.336, SLG: 0.345	6-3		14 G5-4-3, HBP		FC4-6, 14, 2B, FC4-2 1-2f 3-H	P4		14 HR, BB 1-2		3	0	0	1	0	0	2
George Altman, L (8, PH) OBP: 0.306, SLG: 0.375 (9, 8)										0	1	0	0	1	0	0
14 Ernie Banks, R (1, 6) OBP: 0.360, SLG: 0.566	K		G5-4-3 1-2f		FC4-2 PB, 2B 1-3		BB	1-H 2-H HR		4	2	2	3	1	1	1
Walt Moryn, L (1, 7) OBP: 0.352, SLG: 0.429		F7		1B, BB	FC4-2 PB, 1B 2-3 3-H		F2	1B		4	1	1	0	1	0	3
Randy Jackson, R (9, 5) OBP: 0.333, SLG: 0.500										0	0	0	0	0	0	0
Dale Long, L (1, 3) OBP: 0.337, SLG: 0.536		BB, 4-3, BB		F7	FC6-4 1-H 3-H		BB 1-2	4-3		3	0	1	1	2	0	2
Bobby Thomson, R (1, 8) OBP: 0.278, SLG: 0.457 (9, 7)	4-3 1-2			1B 1-2	FC6-4 1-2f		F8			4	0	1	0	0	0	4
Lee Walls, R (1, 9) OBP: 0.352, SLG: 0.392		BB, BB		F4		1B, 2B	P4			3	1	1	0	1	0	4
Sammy Taylor, L (1, 2) OBP: 0.320, SLG: 0.371		1-2 2-3 BB	K			6-3 2-H 1B		E3, FC1-6		3	0	1	1	1	1	2
Moe Drabowsky, R (1, 1) OBP: 0.222, SLG: 0.235	P4				SH, FC4-6 2B	K		FC1-6, BB, 14 HR 1-2f		3	1	1	0	0	1	4
Bob Porterfield, R (7, 1)										1	1	0	0	0	0	1
Bill Henry, L (9, 1) OBP: 0.250, SLG: 0.250										0	0	0	0	0	0	0
Don Elston, R (9, 1)										0	0	0	0	0	0	0
Inning Stats	R: 0 E: 0 K: 1 S: 5 H: 0 LOB: 0 BB: 0 P: 5	R: 0 E: 0 K: 0 S: 3 H: 0 LOB: 3 BB: 3 P: 15	R: 0 E: 0 K: 1 S: 4 H: 0 LOB: 0 BB: 0 P: 5	R: 0 E: 0 K: 1 S: 6 H: 1 LOB: 2 BB: 1 P: 10	R: 3 E: 0 K: 0 S: 7 H: 3 LOB: 1 BB: 0 P: 7	R: 1 E: 0 K: 1 S: 7 H: 2 LOB: 1 BB: 0 P: 7	R: 0 E: 0 K: 0 S: 3 H: 0 LOB: 2 BB: 2 P: 11	R: 3 E: 1 K: 0 S: 6 H: 2 LOB: 1 BB: 1 P: 10		1B: 4 2B: 3 3B: 0 HR: 1 SF: 0 SAC: 1 DP: 1 HBP: 1					

PITCHER	IP	WLS	BF	H	R	ER	SO	BB	IBB	HBP	BLK	WP	HR	S	P	ERA	WHIP
Don Cardwell, R (1, 1) ERA: 6.75	5.0	L	26	6	4	3	3	4	0	1	0	0	0	27	44	5.40	2.000
Ray Semproch, R (6, 1) ERA: 5.26	1.0		3	0	0	0	1	0	0	0	0	0	0	5	5	0.00	0.000
Jack Meyer, R (7, 1) ERA: 5.66	1.0		5	0	0	0	0	2	0	0	0	0	0	3	11	0.00	2.000
Humberto Robinson, R (8, 1) ERA: 3.72	1.0		7	2	3	0	0	1	0	0	0	0	1	6	10	0.00	3.000

PITCHER	IP	WLS	BF	H	R	ER	SO	BB	IBB	HBP	BLK	WP	HR	S	P	ERA	WHIP

AB	32
R	7
H	8
RBI	6
BB	7
SO	4
LOB	25

WP: 0 PA: 41
PB: 1
SB: 0
CS: 0

livebaseballscorecards.com

Batter	1	2	3	4	5	6	7	8	9	AB	R	H	RBI	BB	SO	LOB
Richie Ashburn, L (1, 8) OBP: 0.361, SLG: 0.260	5-3		F8			6-3		SF9 3-H		3	0	0	1	0	0	1
Chico Fernandez, R (1, 6) OBP: 0.329, SLG: 0.375	E S 1B		6-3			3-1		5-3		4	0	1	0	0	0	2
Ed Bouchee, L (1, 3) OBP: 0.396, SLG: 0.471	L1 1-3			4-3			4-3		CS 1B	4	0	1	0	0	0	1
Wally Post, R (1, 9) OBP: 0.320, SLG: 0.545	K			K			F9		1-2 SF8 3B	4	1	1	0	0	2	1
Harry Anderson, L (1, 7) OBP: 0.317, SLG: 0.442		K		L9			G3		IBB	3	0	0	0	1	1	0
Willie Jones, R (1, 5) OBP: 0.364, SLG: 0.532		F7			F9			2B SF7 1B	SF8 3-H	3	1	1	1	0	0	0
Sparky Anderson, R (1, 4) OBP: 0.257, SLG: 0.211		5-3			B3			1B 1-3 SF9 2B	F8	4	1	1	0	0	0	1
Jim Hegan, R (1, 2) OBP: 0.149, SLG: 0.136			SH1-4 1B		F8			SF7 3-H		2	0	1	1	0	0	0
Ruben Gomez, R (1, 1) OBP: 0.286, SLG: 0.167			SH1-4 1-2			K		2-3 1B		2	0	1	0	0	1	0
Inning Stats	R: 0 E: 0 K: 1 S: 6 / H: 1 LOB: 1 BB: 0 P: 6	R: 0 E: 0 K: 1 S: 5 / H: 0 LOB: 0 BB: 0 P: 5	R: 0 E: 0 K: 0 S: 4 / H: 1 LOB: 1 BB: 0 P: 4	R: 0 E: 0 K: 1 S: 5 / H: 0 LOB: 0 BB: 0 P: 5	R: 0 E: 0 K: 0 S: 3 / H: 0 LOB: 0 BB: 0 P: 3	R: 0 E: 0 K: 1 S: 5 / H: 0 LOB: 0 BB: 0 P: 5	R: 0 E: 0 K: 0 S: 3 / H: 0 LOB: 0 BB: 0 P: 3	R: 2 E: 0 K: 0 S: 6 / H: 3 LOB: 1 BB: 0 P: 6	R: 1 E: 0 K: 0 S: 4 / H: 2 LOB: 1 BB: 1 P: 8	1B: 5 2B: 1 3B: 1 HR: 0 / SF: 3 SAC: 1 DP: 0 HBP: 0						

TOP

Philadelphia Phillies @ Chicago Cubs

Wrigley Field, Chicago, IL

Thu May 21 1959, 3:33 AM CDT

Att. 3,725 - Unknown

livebaseballscorecards.com

AB	29
R	3
H	7
RBI	3
BB	1
SO	4
LOB	6

PITCHER		IP	WLS	BF	H	R	ER	SO	BB	IBB	HBP	BLK	WP	HR	S	P	ERA	WHIP
Bob Anderson, R ERA: 2.67	(1, 1)	8.0	L	29	5	2	2	4	0	0	0	0	0	0	37	37	2.25	0.625
John Buzhardt, R ERA: 4.21	(9, 1)	1.0		5	2	1	1	0	0	1	0	0	0	0	4	8	9.00	2.000

PITCHER	IP	WLS	BF	H	R	ER	SO	BB	IBB	HBP	BLK	WP	HR	S	P	ERA	WHIP

Batter	1	2	3	4	5	6	7	8	9	AB	R	H	RBI	BB	SO	LOB
Tony Taylor, R (1, 4) OBP: 0.340, SLG: 0.385	G1-6-3 1B		6-3			5-3			F8	4	0	1	0	0	0	0
Alvin Dark, R (1, 5) OBP: 0.336, SLG: 0.339	G1-6-3 1-2f		BBB BB			4-3			F8	2	0	0	0	1	0	1
Jim Marshall, L (9, PH) OBP: 0.344, SLG: 0.408										1	0	0	0	0	0	0
14 Ernie Banks, R (1, 6) OBP: 0.352, SLG: 0.551	4-3		P6			F8			F7	4	0	0	0	0	0	1
Walt Moryn, L (1, 7) OBP: 0.351, SLG: 0.426		F9 1B 1B		4-3			F9			3	0	1	0	0	0	0
Dale Long, L (1, 3) OBP: 0.337, SLG: 0.529		1-2 1B		P4			1-3			3	0	1	0	0	0	0
Bobby Thomson, R (1, 8) OBP: 0.269, SLG: 0.440		F9 2-3		F8			P3			3	0	0	0	0	0	2
Lee Walls, R (1, 9) OBP: 0.347, SLG: 0.386		K			6-3			P3		2	0	0	0	0	1	2
Irv Noren, L (8, PH) OBP: 0.111, SLG: 0.222										1	0	0	0	0	0	0
(9, 9)																
Sammy Taylor, L (1, 2) OBP: 0.320, SLG: 0.370		L9			G5-4-3 1B			K		3	0	1	0	0	1	2
Bob Anderson, R (1, 1) OBP: 0.190, SLG: 0.200			P4		G5-4-3 1-2f			K		2	0	0	0	0	0	1
George Altman, L (8, PH) OBP: 0.303, SLG: 0.371										1	0	0	0	0	1	0
John Buzhardt, R (9, 1)										0	0	0	0	0	0	0
Inning Stats	R: 0 E: 0 K: 0 S: 3 H: 1 LOB: 0 BB: 0 P: 3	R: 0 E: 0 K: 1 S: 7 H: 2 LOB: 2 BB: 0 P: 7	R: 0 E: 0 K: 0 S: 3 H: 0 LOB: 1 BB: 1 P: 7	R: 0 E: 0 K: 0 S: 3 H: 0 LOB: 0 BB: 0 P: 3	R: 0 E: 0 K: 0 S: 3 H: 1 LOB: 0 BB: 0 P: 3	R: 0 E: 0 K: 0 S: 3 H: 0 LOB: 0 BB: 0 P: 3	R: 0 E: 0 K: 0 S: 3 H: 0 LOB: 0 BB: 0 P: 3	R: 0 E: 0 K: 2 S: 7 H: 0 LOB: 0 BB: 0 P: 7	R: 0 E: 0 K: 0 S: 3 H: 0 LOB: 0 BB: 0 P: 3	1B: 4 2B: 0 3B: 0 HR: 0	SF: 0 SAC: 0 DP: 2 HBP: 0						

PITCHER	IP	WLS	BF	H	R	ER	SO	BB	IBB	HBP	BLK	WP	HR	S	P	ERA	WHIP
Ruben Gomez, R (1, 1) ERA: 4.73	9.0	W	30	4	0	0	3	1	0	0	0	0	0	35	39	0.00	0.556

PITCHER	IP	WLS	BF	H	R	ER	SO	BB	IBB	HBP	BLK	WP	HR	S	P	ERA	WHIP

BOTTOM

Philadelphia Phillies @ Chicago Cubs

Wrigley Field, Chicago, IL

Thu May 21 1959, 3:33 AM CDT

Att. 3,725 - Unknown

livebaseballscorecards.com

AB	29
R	0
H	4
RBI	0
BB	1
SO	3
LOB	9

1B: 4	SF: 0	WP: 0	PA: 30
2B: 0	SAC: 0	PB: 0	
3B: 0	DP: 2	SB: 0	
HR: 0	HBP: 0	CS: 0	

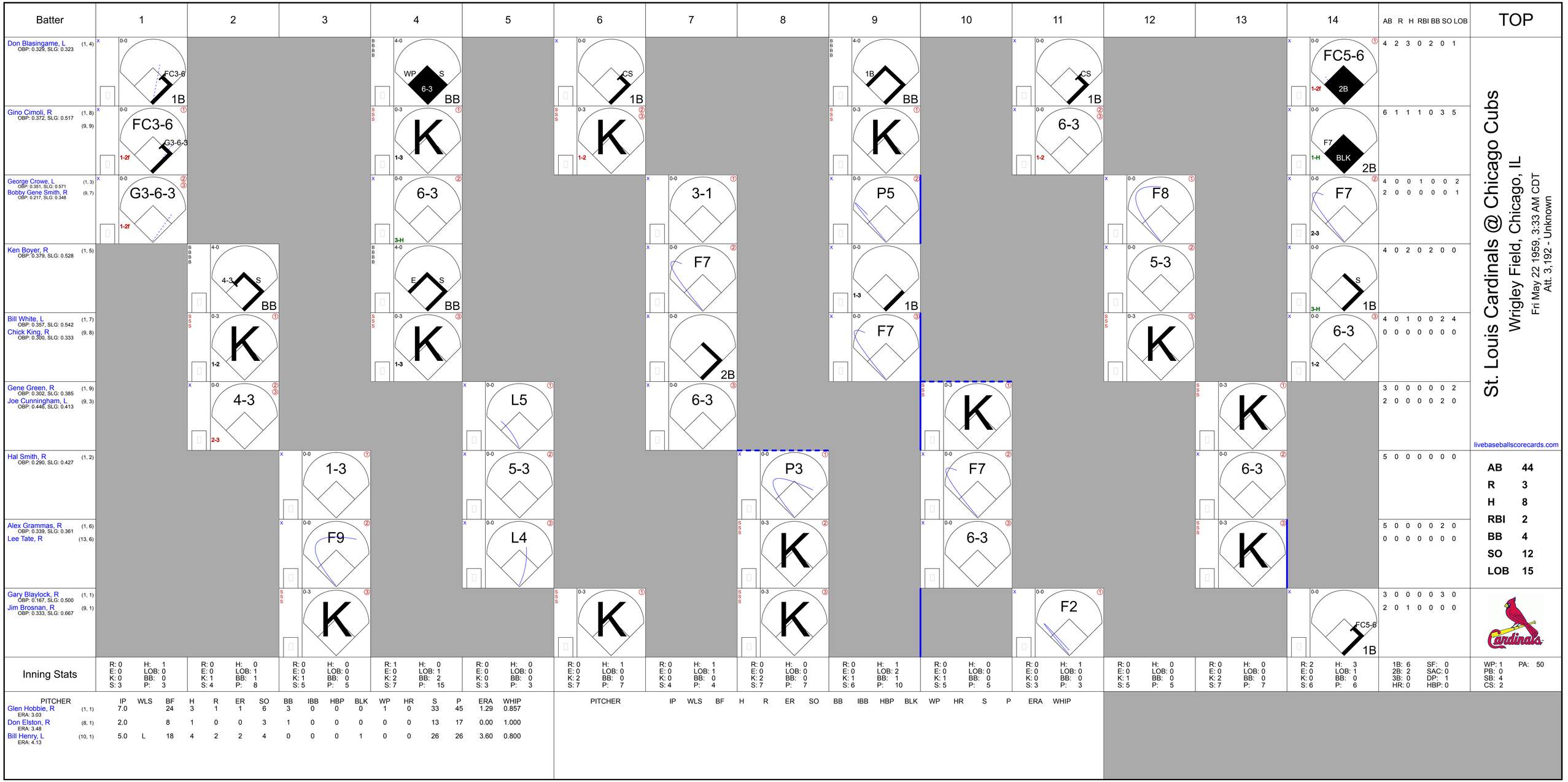
Batter
1
2
3
4
5
6
7
8
9
10
11
12
13
14
AB R H RBI BB SO LOB
TOP
Don Blasingame, L (1, 4) OBP: 0.329, SLG: 0.323
FC3-6 1B
WP S 6-3 BB
CS 1B
1B BB
CS 1B
FC5-6 2B
4 2 3 0 2 0 1
Gino Cimoli, R (1, 8) (9, 9) OBP: 0.372, SLG: 0.517
FC3-6 G3-6-3
K
K
K
6-3
F7 BLK 2B
6 1 1 1 0 3 5
George Crowe, L (1, 3) OBP: 0.351, SLG: 0.571
Bobby Gene Smith, R (9, 7) OBP: 0.217, SLG: 0.348
G3-6-3
6-3
3-1
P5
F8
F7
4 0 0 1 0 0 2
2 0 0 0 0 0 1
Ken Boyer, R (1, 5) OBP: 0.379, SLG: 0.528
4-3 S BB
E S BB
F7
1B
5-3
S
4 0 2 0 2 0 0
Bill White, L (1, 7) OBP: 0.357, SLG: 0.542
Chick King, R (9, 8) OBP: 0.300, SLG: 0.333
K
K
2B
K
6-3
4 0 1 0 0 2 4
0 0 0 0 0 0 0
Gene Green, R (1, 9) OBP: 0.302, SLG: 0.385
Joe Cunningham, L (9, 3) OBP: 0.446, SLG: 0.413
4-3
L5
6-3
K
3 0 0 0 0 0 2
2 0 0 0 0 2 0
Hal Smith, R (1, 2) OBP: 0.290, SLG: 0.427
1-3
5-3
P3
F7
6-3
5 0 0 0 0 0 0
Alex Grammas, R (1, 6) OBP: 0.339, SLG: 0.361
Lee Tate, R (13, 6)
F9
L4
K
K
5 0 0 0 0 2 0
0 0 0 0 0 0 0
Gary Blaylock, R (1, 1) OBP: 0.167, SLG: 0.500
Jim Brosnan, R (9, 1) OBP: 0.333, SLG: 0.667
K
K
K
F2
FC5-6 1B
3 0 0 0 0 3 0
2 0 1 0 0 0 0
St. Louis Cardinals @ Chicago Cubs
Wrigley Field, Chicago, IL
Fri May 22 1959, 3:33 AM CDT
Att. 3,192 - Unknown
livebaseballscorecards.com
AB 44
R 3
H 8
RBI 2
BB 4
SO 12
LOB 15
Inning Stats
R: 0 H: 1 E: 0 LOB: 0 K: 0 BB: 0 S: 3 P: 3
R: 0 H: 0 E: 0 LOB: 1 K: 1 BB: 1 S: 4 P: 8
R: 0 H: 0 E: 0 LOB: 0 K: 1 BB: 0 S: 5 P: 5
R: 1 H: 0 E: 0 LOB: 1 K: 2 BB: 2 S: 7 P: 15
R: 0 H: 0 E: 0 LOB: 0 K: 0 BB: 0 S: 3 P: 3
R: 0 H: 1 E: 0 LOB: 0 K: 2 BB: 0 S: 7 P: 7
R: 0 H: 1 E: 0 LOB: 1 K: 0 BB: 0 S: 4 P: 4
R: 0 H: 0 E: 0 LOB: 0 K: 2 BB: 0 S: 7 P: 7
R: 0 H: 1 E: 0 LOB: 2 K: 1 BB: 1 S: 6 P: 10
R: 0 H: 0 E: 0 LOB: 0 K: 1 BB: 0 S: 5 P: 5
R: 0 H: 1 E: 0 LOB: 0 K: 0 BB: 0 S: 3 P: 3
R: 0 H: 0 E: 0 LOB: 0 K: 1 BB: 0 S: 5 P: 5
R: 0 H: 0 E: 0 LOB: 0 K: 2 BB: 0 S: 7 P: 7
R: 2 H: 3 E: 0 LOB: 1 K: 0 BB: 0 S: 6 P: 6
1B: 6 2B: 2 3B: 0 HR: 0
SF: 0 SAC: 0 DP: 1 HBP: 0
WP: 1 PB: 0 SB: 4 CS: 2
PA: 50
PITCHER IP WLS BF H R ER SO BB IBB HBP BLK WP HR S P ERA WHIP
Glen Hobbie, R (1, 1) ERA: 3.03 7.0 24 3 1 1 6 3 0 0 0 1 0 33 45 1.29 0.857
Don Elston, R (8, 1) ERA: 3.48 2.0 8 1 0 0 3 1 0 0 0 0 0 13 17 0.00 1.000
Bill Henry, L (10, 1) ERA: 4.13 5.0 L 18 4 2 2 4 0 0 0 1 0 0 26 26 3.60 0.800
PITCHER IP WLS BF H R ER SO BB IBB HBP BLK WP HR S P ERA WHIP

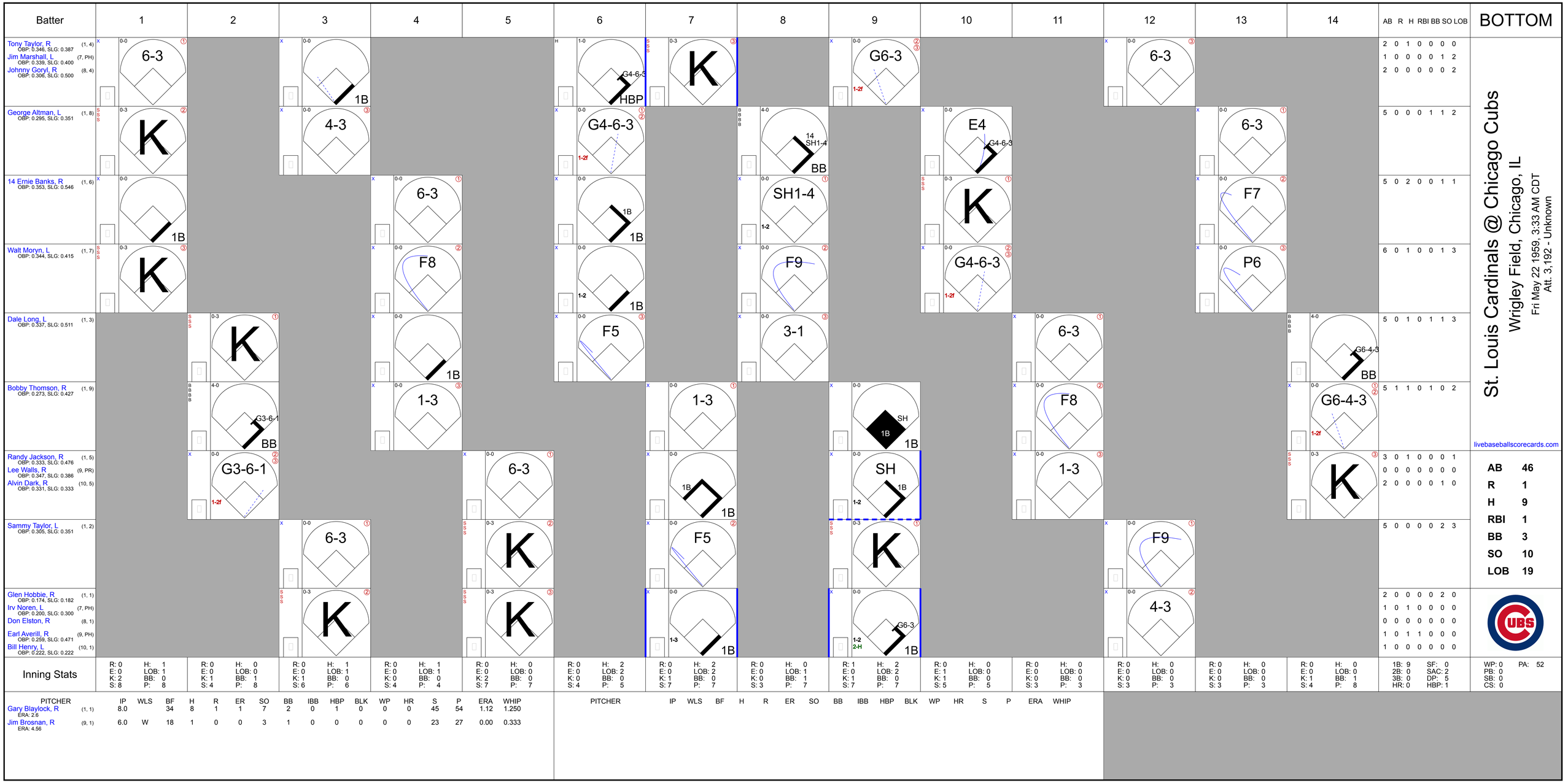
Batter
1
2
3
4
5
6
7
8
9
10
11
12
13
14
AB R H RBI BB SO LOB
BOTTOM
Tony Taylor, R (1, 4)
OBP: 0.346, SLG: 0.387
Jim Marshall, L (7, PH)
OBP: 0.339, SLG: 0.400
Johnny Goryl, R (8, 4)
OBP: 0.306, SLG: 0.500
6-3
1B
4-3
G4-6-3
HBP
K
G6-3
1-2f
2 0 1 0 0 0 0
1 0 0 0 0 1 2
2 0 0 0 0 0 2
George Altman, L (1, 8)
OBP: 0.295, SLG: 0.351
K
G4-6-3
1-2f
14
SH1-4
BB
E4
G4-6-3
5 0 0 0 1 1 2
14 Ernie Banks, R (1, 6)
OBP: 0.353, SLG: 0.546
6-3
1B
SH1-4
1-2
5 0 2 0 0 1 1
Walt Moryn, L (1, 7)
OBP: 0.344, SLG: 0.415
K
F8
F9
G4-6-3
1-2f
6 0 1 0 0 1 3
Dale Long, L (1, 3)
OBP: 0.337, SLG: 0.511
K
F5
3-1
6-3
F7
P6
G6-4-3
BB
5 0 1 0 1 1 3
Bobby Thomson, R (1, 9)
OBP: 0.273, SLG: 0.427
G3-6-1
BB
1-3
SH
1B
F8
G6-4-3
1-2f
5 1 1 0 1 0 2
Randy Jackson, R (1, 5)
OBP: 0.333, SLG: 0.476
Lee Walls, R (9, PR)
OBP: 0.347, SLG: 0.386
Alvin Dark, R (10, 5)
OBP: 0.331, SLG: 0.333
G3-6-1
1-2f
6-3
1B
SH
1-2
1-3
3 0 1 0 0 0 1
0 0 0 0 0 0 0
2 0 0 0 0 1 0
Sammy Taylor, L (1, 2)
OBP: 0.305, SLG: 0.351
6-3
K
F5
K
F9
5 0 0 0 0 2 3
Glen Hobbie, R (1, 1)
OBP: 0.174, SLG: 0.182
Irv Noren, L (7, PH)
OBP: 0.200, SLG: 0.300
Don Elston, R (8, 1)
Earl Averill, R (9, PH)
OBP: 0.259, SLG: 0.471
Bill Henry, L (10, 1)
OBP: 0.222, SLG: 0.222
K
1-3
G6-3
1-2
2-H
4-3
2 0 0 0 0 2 0
1 0 1 0 0 0 0
0 0 0 0 0 0 0
1 0 1 1 0 0 0
1 0 0 0 0 0 0
Inning Stats
R: 0 H: 1
E: 0 LOB: 1
K: 2 BB: 0
S: 8 P: 8
R: 0 H: 0
E: 0 LOB: 0
K: 1 BB: 1
S: 4 P: 8
R: 0 H: 1
E: 0 LOB: 0
K: 1 BB: 0
S: 6 P: 6
R: 0 H: 1
E: 0 LOB: 1
K: 0 BB: 0
S: 4 P: 4
R: 0 H: 0
E: 0 LOB: 0
K: 2 BB: 0
S: 7 P: 7
R: 0 H: 2
E: 0 LOB: 2
K: 0 BB: 0
S: 4 P: 5
R: 0 H: 2
E: 0 LOB: 2
K: 1 BB: 0
S: 7 P: 7
R: 0 H: 0
E: 0 LOB: 1
K: 0 BB: 1
S: 3 P: 7
R: 1 H: 2
E: 0 LOB: 2
K: 1 BB: 0
S: 7 P: 7
R: 0 H: 0
E: 1 LOB: 0
K: 1 BB: 0
S: 5 P: 5
R: 0 H: 0
E: 0 LOB: 0
K: 0 BB: 0
S: 3 P: 3
R: 0 H: 0
E: 0 LOB: 0
K: 0 BB: 0
S: 3 P: 3
R: 0 H: 0
E: 0 LOB: 0
K: 0 BB: 0
S: 3 P: 3
R: 0 H: 0
E: 0 LOB: 0
K: 1 BB: 1
S: 4 P: 8
1B: 9 SF: 0
2B: 0 SAC: 2
3B: 0 DP: 5
HR: 0 HBP: 1
PITCHER IP WLS BF H R ER SO BB IBB HBP BLK WP HR S P ERA WHIP
Gary Blaylock, R (1, 1)
ERA: 2.6
8.0 BF 34 H 8 R 1 ER 1 SO 7 BB 2 HBP 1 BLK 0 WP 0 HR 0 S 45 P 54 ERA 1.12 WHIP 1.250
Jim Brosnan, R (9, 1)
ERA: 4.56
6.0 W BF 18 H 1 R 0 ER 0 SO 3 BB 1 HBP 0 BLK 0 WP 0 HR 0 S 23 P 27 ERA 0.00 WHIP 0.333
PITCHER IP WLS BF H R ER SO BB IBB HBP BLK WP HR S P ERA WHIP
St. Louis Cardinals @ Chicago Cubs
Wrigley Field, Chicago, IL
Fri May 22 1959, 3:33 AM CDT
Att. 3,192 - Unknown
livebaseballscorecards.com
AB 46
R 1
H 9
RBI 1
BB 3
SO 10
LOB 19
WP: 0 PA: 52
PB: 0
SB: 0
CS: 0

St. Louis Cardinals @ Chicago Cubs

Wrigley Field, Chicago, IL

Sat May 23 1959, 3:33 AM CDT

Att. 7,763 - Unknown

TOP

livebaseballscorecards.com

Batter	1	2	3	4	5	6	7	8	9	AB	R	H	RBI	BB	SO	LOB
Don Blasingame, L (1, 4) OBP: 0.333, SLG: 0.340	1-3			3-1		BB, 1B		3B		4	1	2	0	0	0	0
Gino Cimoli, R (1, 8) (6, 9) OBP: 0.369, SLG: 0.507	G3			5-3		BBBB, 1B, 1-2, 1B, BB		5-3		3	1	0	0	1	0	1
Stan Musial, L (1, 3) OBP: 0.386, SLG: 0.392	F7			HR, 1B		1-3, 2-H, BB, 1B		SSS, K		3	1	2	1	0	0	0
Curt Flood, R (6, PR) (6, 8) OBP: 0.250, SLG: 0.250										1	1	0	0	0	1	1
Ken Boyer, R (1, 5) OBP: 0.382, SLG: 0.544		F8		1-H, HR		BBBB, 1B, 1-2, CS, BB		F7		3	1	1	2	1	0	1
Bill White, L (1, 7) OBP: 0.350, SLG: 0.532		4-3		F9		F9			SSS, K	2	0	0	0	0	0	0
Ray Jablonski, R (6, PH) OBP: 0.290, SLG: 0.393										1	0	0	0	0	0	3
Bobby Gene Smith, R (6, 7) OBP: 0.213, SLG: 0.340										1	0	0	0	0	1	0
Joe Cunningham, L (1, 9) (6, 3) OBP: 0.448, SLG: 0.410	1-3				3-1	1-3, 2-H, 3-H, 1B			BBBB, 1B, 1B, BB	3	0	1	2	1	0	0
Hal Smith, R (1, 2) OBP: 0.289, SLG: 0.422		6-3			F9	CS, 3-H	L7		1-H, 1B	4	0	1	0	0	0	0
Lee Tate, R (1, 6)		6-3			F7		P4		SSS, K	4	0	0	0	0	1	1
Larry Jackson, R (1, 1) OBP: 0.192, SLG: 0.200		3-1				L8	5-3			3	0	0	0	0	0	0

	AB	32
	R	5
	H	7
	RBI	5
	BB	3
	SO	3
	LOB	7

| Inning Stats | | | | | | | | | |

Batter	1	2	3	4	5	6	7	8	9	AB	R	H	RBI	BB	SO	LOB
Tony Taylor, R (1, 4) OBP: 0.338, SLG: 0.376	6-3		P4			6-3		4-3		4	0	0	0	0	0	0
Jim Marshall, L (1, 3) OBP: 0.318, SLG: 0.370	6-3			4-3		1-3			L9	4	0	0	0	0	0	0
Irv Noren, L (1, 8) OBP: 0.286, SLG: 0.429	1B			5-3		14 1B 2B			K	4	1	2	0	0	1	0
14 Ernie Banks, R (1, 6) OBP: 0.351, SLG: 0.538	F7			L8		2-H 1B			5-3	4	0	1	1	0	0	1
Walt Moryn, L (1, 7) OBP: 0.338, SLG: 0.406		G3			5-3		F3			3	0	0	0	0	0	0
Bobby Thomson, R (1, 9) OBP: 0.275, SLG: 0.418		F9			BBBB 4-0 1B 5-3 BB		6-3			2	0	0	0	1	0	0
Earl Averill, R (1, 2) OBP: 0.246, SLG: 0.444		K			5-3 1-2		F5			3	0	0	0	0	1	1
Randy Jackson, R (1, 5) OBP: 0.333, SLG: 0.458			K		1B 2-3			5-3		3	0	1	0	0	1	0
Dave Hillman, R (1, 1) OBP: 0.217, SLG: 0.100			G3		P6			G3		1	0	0	0	0	0	0
Dale Long, L (5, PH) OBP: 0.333, SLG: 0.505										1	0	0	0	0	0	2
Bob Porterfield, R (6, 1)										0	0	0	0	0	0	0
Seth Morehead, L (6, 1)										0	0	0	0	0	0	0
George Altman, L (8, PH) OBP: 0.292, SLG: 0.347										1	0	0	0	0	0	0
Elmer Singleton, R (9, 1)										0	0	0	0	0	0	0
Inning Stats	R: 0 E: 0 K: 0 S: 4 H: 1 LOB: 1 BB: 0 P: 4	R: 0 E: 0 K: 1 S: 5 H: 0 LOB: 0 BB: 0 P: 5	R: 0 E: 0 K: 1 S: 5 H: 0 LOB: 0 BB: 0 P: 5	R: 0 E: 0 K: 0 S: 3 H: 0 LOB: 0 BB: 0 P: 3	R: 0 E: 0 K: 0 S: 4 H: 1 LOB: 2 BB: 1 P: 8	R: 1 E: 0 K: 0 S: 4 H: 2 LOB: 1 BB: 0 P: 4	R: 0 E: 0 K: 0 S: 3 H: 0 LOB: 0 BB: 0 P: 3	R: 0 E: 0 K: 0 S: 3 H: 0 LOB: 0 BB: 0 P: 3	R: 0 E: 0 K: 1 S: 5 H: 0 LOB: 0 BB: 0 P: 5	1B: 3 2B: 1 3B: 0 HR: 0 SF: 0 SAC: 0 DP: 0 HBP: 0						

PITCHER	IP	WLS	BF	H	R	ER	SO	BB	IBB	HBP	BLK	WP	HR	S	P	ERA	WHIP
Larry Jackson, R (1, 1) ERA: 3.39	9.0	W	31	4	1	1	3	1	0	0	0	0	0	36	40	1.00	0.556

PITCHER	IP	WLS	BF	H	R	ER	SO	BB	IBB	HBP	BLK	WP	HR	S	P	ERA	WHIP

BOTTOM

St. Louis Cardinals @ Chicago Cubs

Wrigley Field, Chicago, IL

Sat May 23 1959, 3:33 AM CDT

Att. 7,763 - Unknown

livebaseballscorecards.com

AB	30
R	1
H	4
RBI	1
BB	1
SO	3
LOB	4

PA: 31

WP: 0
PB: 0
SB: 0
CS: 0

St. Louis Cardinals @ Chicago Cubs

Wrigley Field, Chicago, IL

Sun May 24 1959, 3:33 AM CDT

Att. 19,921 - Unknown

TOP

livebaseballscorecards.com

Batter	1	2	3	4	5	6	7	8	9	AB	R	H	RBI	BB	SO	LOB
Don Blasingame, L (1, 4) OBP: 0.341, SLG: 0.344	G1		BB 2B 1-2 BB	S 3-1-2 3-H 1B		4-3			CS 1B	4	1	2	1	1	0	0
Gino Cimoli, R (1, 8) (7, 9) OBP: 0.364, SLG: 0.493	G6-4-3 BB		K	3-1-2 1-Hf		5-3			F9 1-2	4	0	0	0	1	1	4
Stan Musial, L (1, 3) OBP: 0.382, SLG: 0.381	G6-4-3 1-2f		2B 1-2 2-3 BB		5-3		P4		1B	3	0	0	0	1	0	1
Curt Flood, R (7, 8) OBP: 0.267, SLG: 0.268										1	0	1	0	0	0	0
Ken Boyer, R (1, 5) OBP: 0.382, SLG: 0.546		F8	1-3 2-H 3-H 2B		4-3 S 1B 1B		F9		K	5	1	2	2	0	1	1
Bill White, L (1, 7) OBP: 0.355, SLG: 0.536		4-3	F8		4-3 1-2 1B BB		2B			3	1	1	0	1	0	2
Bobby Gene Smith, R (7, 7) OBP: 0.213, SLG: 0.340										0	0	0	0	0	0	0
Joe Cunningham, L (1, 9) (7, 3) OBP: 0.450, SLG: 0.427		2B		2B 3B 1B	4-3 1-2 2-3		L7			4	1	2	0	0	0	3
Hal Smith, R (1, 2) OBP: 0.301, SLG: 0.439		1-3		1-3 3B 2B	2-H 3-H 1B				1B	4	1	3	2	0	0	1
Lee Tate, R (1, 6) OBP: 0.125, SLG: 0.313			FC1-5 2B	2-H 3-H 1B 3B	F9				6-3	4	1	2	2	0	0	1
Vinegar Bend Mizell, R (1, 1) OBP: 0.226, SLG: 0.323			FC1-5 BB BB 2B 2-3	F2		6-3			5-3	2	1	0	0	0	0	2
Lindy McDaniel, R (5, 1)										2	0	0	0	0	0	0

	AB	36
	R	7
	H	13
	RBI	7
	BB	4
	SO	2
	LOB	15

Inning Stats																		
	R: 0	H: 0	R: 0	H: 1	R: 2	H: 2	R: 3	H: 4	R: 2	H: 2	R: 0	H: 0	R: 0	H: 1	R: 0	H: 1	R: 0	H: 2
	E: 0	LOB: 0	E: 0	LOB: 1	E: 0	LOB: 2	E: 0	LOB: 0	E: 0	LOB: 1	E: 0	LOB: 0	E: 0	LOB: 1	E: 0	LOB: 0	E: 0	LOB: 1
	K: 0	BB: 1	K: 0	BB: 0	K: 1	BB: 2	K: 0	BB: 0	K: 0	BB: 1	K: 0	BB: 0	K: 0	BB: 0	K: 0	BB: 0	K: 1	BB: 0
	S: 2	P: 6	S: 4	P: 4	S: 7	P: 15	S: 6	P: 6	S: 5	P: 9	S: 3	P: 3	S: 4	P: 4	S: 3	P: 3	S: 6	P: 6

	1B: 7	SF: 0	WP: 0	PA: 40
	2B: 6	SAC: 0	PB: 0	
	3B: 1	DP: 2	SB: 2	
	HR: 0	HBP: 0	CS: 1	

PITCHER		IP	WLS	BF	H	R	ER	SO	BB	IBB	HBP	BLK	WP	HR	S	P	ERA	WHIP
Moe Drabowsky, R ERA: 4.21	(1, 1)	3.1	L	19	7	5	5	1	3	0	0	0	0	0	18	30	13.50	3.000
John Buzhardt, R ERA: 4.61	(4, 1)	1.2		7	2	2	2	0	1	0	0	0	0	0	6	10	10.80	1.800
Seth Morehead, L ERA: 5.94	(6, 1)	2.0		7	1	0	0	0	0	0	0	0	0	0	7	7	0.00	0.500
Elmer Singleton, R ERA: 2.7	(8, 1)	2.0		7	3	0	0	1	0	0	0	0	0	0	9	9	0.00	1.500

PITCHER		IP	WLS	BF	H	R	ER	SO	BB	IBB	HBP	BLK	WP	HR	S	P	ERA	WHIP

BOTTOM

St. Louis Cardinals @ Chicago Cubs

Wrigley Field, Chicago, IL

Sun May 24 1959, 3:33 AM CDT

Att. 19,921 - Unknown

Batter	1	2	3	4	5	6	7	8	9	AB	R	H	RBI	BB	SO	LOB
Tony Taylor, R (1, 4) OBP: 0.333, SLG: 0.372	K		G5-4-3 1B		SF9 2-3 3-H		L6		K	4	0	1	1	0	2	2
Lee Walls, R (1, 9) OBP: 0.344, SLG: 0.377	K		G5-4-3 1-2f		BB 1-2			6-3		3	0	0	0	1	1	1
Walt Moryn, L (1, 7) OBP: 0.348, SLG: 0.414	BB			K	14 G6-4-3 1-2 2-3 3-H			2B		2	0	1	1	2	1	0
14 Ernie Banks, R (1, 6) OBP: 0.343, SLG: 0.525	K			P4	G6-4-3 1-2f			K		4	0	0	0	0	2	5
Bobby Thomson, R (1, 8) OBP: 0.274, SLG: 0.411		1B		F9		5-3		K		4	0	1	0	0	1	1
Alvin Dark, R (1, 5) OBP: 0.331, SLG: 0.333 Irv Noren, L (9, PH) OBP: 0.267, SLG: 0.400		F7			2B BB	4-3			1-3	3 1	1 0	1 0	0 0	0 0	0 0	1 0
Jim Marshall, L (1, 3) OBP: 0.314, SLG: 0.379		F7			BB SF9 1-3	L3			K	4	1	1	0	0	1	1
Cal Neeman, R (1, 2) OBP: 0.174, SLG: 0.050 Sammy Taylor, L (7, 2) OBP: 0.308, SLG: 0.354	K				SF9 BB BB		4-3		1B	1 2	1 0	0 1	0 0	1 0	1 0	1 0
Moe Drabowsky, R (1, 1) OBP: 0.211, SLG: 0.222 John Buzhardt, R (4, 1) Earl Averill, R (5, PH) OBP: 0.259, SLG: 0.444 Seth Morehead, L (6, 1) George Altman, L (7, PH) OBP: 0.280, SLG: 0.344 Elmer Singleton, R (8, 1) Dale Long, L (9, PH) OBP: 0.340, SLG: 0.511			F9		BB BB 1-2 2-3 3-H		K		1-2	1 0 0 0 1 0 0 1	0 0 0 0 0 0 0 0	0 0 0 0 1 0 0 1	0 0 0 0 1 0 0 0	0 0 0 0 1 0 0 0	0 0 0 0 0 0 0 0	0 0 0 0 0 0 0 0
Inning Stats	R: 0 E: 0 K: 3 S: 9 H: 0 LOB: 1 BB: 1 P: 13	R: 0 E: 0 K: 1 S: 6 H: 1 LOB: 1 BB: 0 P: 6	R: 0 E: 0 K: 0 S: 3 H: 1 LOB: 0 BB: 0 P: 3	R: 0 E: 0 K: 1 S: 5 H: 0 LOB: 0 BB: 0 P: 5	R: 3 E: 0 K: 0 S: 4 H: 2 LOB: 2 BB: 4 P: 20	R: 0 E: 0 K: 0 S: 3 H: 0 LOB: 0 BB: 0 P: 3	R: 0 E: 0 K: 1 S: 5 H: 0 LOB: 0 BB: 0 P: 5	R: 0 E: 0 K: 2 S: 8 H: 1 LOB: 1 BB: 0 P: 8	R: 0 E: 0 K: 2 S: 9 H: 2 LOB: 2 BB: 0 P: 9	1B: 5 2B: 2 3B: 0 HR: 0	SF: 1 SAC: 0 DP: 2 HBP: 0	WP: 0 PB: 0 SB: 0 CS: 0	PA: 37			

livebaseballscorecards.com

	AB	31
	R	3
	H	7
	RBI	3
	BB	5
	SO	10
	LOB	12

PITCHER		IP	WLS	BF	H	R	ER	SO	BB	IBB	HBP	BLK	WP	HR	S	P	ERA	WHIP
Vinegar Bend Mizell, L ERA: 3.61	(1, 1)	4.1		20	4	3	3	5	4	0	0	0	0	0	26	42	6.23	1.846
Lindy McDaniel, R ERA: 3.65	(5, 1)	4.2	W	17	3	0	0	5	1	0	0	0	0	0	26	30	0.00	0.857

PITCHER	IP	WLS	BF	H	R	ER	SO	BB	IBB	HBP	BLK	WP	HR	S	P	ERA	WHIP

Chicago Cubs @ St. Louis Cardinals

Sportsman's Park, St. Louis, MO

Mon May 25 1959, 8:05 PM EDT

Att. 10,111 - Unknown

TOP

livebaseballscorecards.com

Batter	1	2	3	4	5	6	7	8	9	AB	R	H	RBI	BB	SO	LOB
Tony Taylor, R (1, 4) OBP: 0.341, SLG: 0.393	1B 2B	HR 1B		K			E HR 2B	E6		5	3	3	0	0	1	2
Jim Marshall, L (1, 9) OBP: 0.320, SLG: 0.419	BB	HR			3-1		K	F8		4	2	1	3	1	1	3
Irv Noren, L (1, 8) OBP: 0.278, SLG: 0.389	1B	F9			F7		HR		6-3	3	0	1	1	0	0	0
Bobby Thomson, R (7, PH) (7, 8) (9, 7) OBP: 0.278, SLG: 0.443										2	1	1	2	0	0	0
14 Ernie Banks, R (1, 6) OBP: 0.339, SLG: 0.515	SF7	F9		K	1-3		3-1		2B HBP	3	1	0	1	0	1	0
Walt Moryn, L (1, 7) OBP: 0.343, SLG: 0.407	G3-6-3 1B	K		K	F8					5	0	1	0	0	2	1
George Altman, L (9, 8) OBP: 0.290, SLG: 0.344										0	0	0	0	0	0	0
Dale Long, L (1, 3) OBP: 0.343, SLG: 0.545	G3-6-3	F9		K				HR	2B	5	1	2	2	0	1	2
Sammy Taylor, L (1, 2) OBP: 0.304, SLG: 0.340		F2		F5		BB		4-3	6-3	4	0	0	0	1	0	1
Alvin Dark, R (1, 5) OBP: 0.336, SLG: 0.328		F7		BB		BB		E6 E		2	0	0	0	2	0	0
Bob Anderson, R (1, 1) OBP: 0.208, SLG: 0.217		E7 1B HR 1B		F9		6-3		P1		3	1	1	0	0	0	3
Bill Henry, L (7, 1) OBP: 0.200, SLG: 0.200										1	0	0	0	0	0	1
Inning Stats	R: 2 E: 0 K: 0 S: 5 H: 3 LOB: 1 BB: 1 P: 9	R: 3 E: 1 K: 0 S: 6 H: 3 LOB: 0 BB: 0 P: 6	R: 0 E: 0 K: 1 S: 5 H: 0 LOB: 0 BB: 0 P: 5	R: 0 E: 0 K: 1 S: 5 H: 0 LOB: 1 BB: 1 P: 9	R: 0 E: 0 K: 1 S: 5 H: 0 LOB: 0 BB: 0 P: 5	R: 0 E: 0 K: 2 S: 7 H: 0 LOB: 2 BB: 2 P: 15	R: 2 E: 1 K: 1 S: 7 H: 2 LOB: 0 BB: 0 P: 7	R: 1 E: 2 K: 0 S: 6 H: 1 LOB: 2 BB: 0 P: 6	R: 1 E: 0 K: 0 S: 4 H: 1 LOB: 1 BB: 0 P: 5	1B: 4 2B: 3 3B: 0 HR: 3 SF: 1 SAC: 0 DP: 1 HBP: 1							

AB	37
R	9
H	10
RBI	9
BB	4
SO	6
LOB	13

WP: 0 PB: 0 SB: 0 CS: 0 PA: 43

PITCHER		IP	WLS	BF	H	R	ER	SO	BB	IBB	HBP	BLK	WP	HR	S	P	ERA	WHIP
Tom Cheney, R ERA: 7.71	(1, 1)	0.1		5	3	2	2	0	1	0	0	0	0	0	4	8	54.00	12.000
Ernie Broglio, R ERA: 6.75	(1, 1)	5.2	L	22	3	3	3	5	3	0	0	0	0	1	29	41	4.76	1.059
Alex Kellner, L ERA: 3.42	(7, 1)	2.0		11	3	3	3	1	0	0	0	0	0	2	13	13	13.50	1.500
Jim Brosnan, R ERA: 4.73	(9, 1)	1.0		5	1	1	1	0	0	0	1	0	0	0	4	5	9.00	1.000

PITCHER		IP	WLS	BF	H	R	ER	SO	BB	IBB	HBP	BLK	WP	HR	S	P	ERA	WHIP

BOTTOM

Chicago Cubs @ St. Louis Cardinals

Sportsman's Park, St. Louis, MO

Mon May 25 1959, 8:05 PM EDT

Att. 10,111 - Unknown

Batter	1	2	3	4	5	6	7	8	9	AB	R	H	RBI	BB	SO	LOB
Don Blasingame, L (1, 4) OBP: 0.353, SLG: 0.365	2B 1B		BB BB BB		6-3 ①		2B 4-3 1B		3B	4	2	3	0	1	0	0
Gino Cimoli, R (1, 8) OBP: 0.371, SLG: 0.506	G3 6-3 1-H 2B		BB 1-2 BB		F8 ②		4-3 1-3 2B		F8 ①	4	1	2	1	1	0	1
Stan Musial, L (1, 3) OBP: 0.375, SLG: 0.367	G3 ① 2-3		1-2 2-3 BB		F8 ③		4-3 ① 2-3 3-H		P6 ②	4	0	0	1	1	0	3
Ken Boyer, R (1, 5) OBP: 0.371, SLG: 0.529	6-3 ② 3-H		K ①			5-3 ①	P3 ②		F9 ③	5	0	0	1	0	1	5
Bill White, L (1, 7) OBP: 0.352, SLG: 0.543	4-3 ③		P3 ②			SF7 3B	F3 ③			4	1	1	0	0	0	4
Joe Cunningham, L (1, 9) OBP: 0.442, SLG: 0.424		1B 1B	3-1 ③			SF7 ② 3-H		K ①		3	0	1	1	0	1	3
Hal Smith, R (1, 2) OBP: 0.307, SLG: 0.441		5-3 ① 1-2 1B		E5 1B		1B 1B		6-3 ②		4	0	2	0	0	0	0
Lee Tate, R (1, 6) OBP: 0.250, SLG: 0.368		5-3 ② 1-2		G6-4-3 ① 1-3 1B		1-2 1B		BB FC5-4		3	0	2	0	1	0	1
Tom Cheney, R (1, 1) Ernie Broglio, R (1, 1) OBP: 0.250, SLG: 0.143 George Crowe, L (6, PH) OBP: 0.342, SLG: 0.556 Alex Kellner, R (7, 1) OBP: 0.167, SLG: 0.167 Ray Jablonski, R (8, PH) OBP: 0.281, SLG: 0.379 Jim Brosnan, R (9, 1) OBP: 0.333, SLG: 0.667		5-3 ③		G6-4-3 ② ③ 1-2f		4-3 ③		FC5-4 ③ 1-2f		0 2 1 0 1 0	0 0 0 0 0 0	0 0 0 0 0 0	0 0 0 0 0 0	0 0 0 0 0 0	0 0 0 0 0 0	0 2 2 0 1 0
Inning Stats	R: 2 H: 2 E: 0 LOB: 0 K: 0 BB: 0 S: 5 P: 5	R: 0 H: 2 E: 0 LOB: 1 K: 0 BB: 0 S: 4 P: 4	R: 0 H: 0 E: 0 LOB: 3 K: 1 BB: 3 S: 5 P: 17	R: 0 H: 1 E: 1 LOB: 0 K: 0 BB: 0 S: 3 P: 3	R: 0 H: 0 E: 0 LOB: 0 K: 0 BB: 0 S: 3 P: 3	R: 1 H: 3 E: 0 LOB: 2 K: 0 BB: 0 S: 6 P: 6	R: 1 H: 2 E: 0 LOB: 1 K: 0 BB: 0 S: 5 P: 5	R: 0 H: 0 E: 0 LOB: 1 K: 1 BB: 1 S: 5 P: 9	R: 0 H: 1 E: 0 LOB: 1 K: 0 BB: 0 S: 4 P: 4	1B: 7 SF: 1 2B: 2 SAC: 0 3B: 2 DP: 1 HR: 0 HBP: 0						

PITCHER		IP	WLS	BF	H	R	ER	SO	BB	IBB	HBP	BLK	WP	HR	S	P	ERA	WHIP
Bob Anderson, R ERA: 2.97	(1, 1)	6.0	W	29	10	4	4	1	3	0	0	0	0	0	28	40	6.00	2.167
Bill Henry, L ERA: 3.73	(7, 1)	3.0	S	11	1	0	0	1	1	0	0	0	0	0	12	16	0.00	0.667

PITCHER	IP	WLS	BF	H	R	ER	SO	BB	IBB	HBP	BLK	WP	HR	S	P	ERA	WHIP

AB	35
R	4
H	11
RBI	4
BB	4
SO	2
LOB	22

WP: 0 PA: 40
PB: 0
SB: 0
CS: 0

livebaseballscorecards.com

Batter	1	2	3	4	5	6	7	8	9	AB	R	H	RBI	BB	SO	LOB
Tony Taylor, R (1, 4) OBP: 0.345, SLG: 0.396	C X 0-1 ① F9		C S F B X 1-2 ① FC6-4 1B 1-2f		B X 1-0 1B		B X 1-0 1-3 1B			4	0	2	0	0	0	1
Alvin Dark, R (1, 5) OBP: 0.333, SLG: 0.326	C B B F F C 2-3 ② K		B B F X 2-1 ② FC6-4 1-3 1B		B B C C X 2-2 ③ 4-3		F B S F F X 1-2 ③ F9			4	0	1	0	0	1	3
Bobby Thomson, R (1, 8) OBP: 0.277, SLG: 0.430	C B B C B F B 4-2 BB		B B F X 2-1 ③ FC6-4 1-2f			C F B B B S 3-3 ① K		B C X 1-1 ① 6-3		3	0	0	0	1	1	1
14 Ernie Banks, R (1, 6) OBP: 0.342, SLG: 0.530	B F S B X 2-2 ③ L6			F H 1-1 FC6-4 HBP		B S X 1-1 HR		C F S 0-3 ② K		3	1	1	1	0	1	1
Walt Moryn, L (1, 7) OBP: 0.335, SLG: 0.396		B B B C X 3-1 ① 3-1		B X 1-0 ① F8		B C B F X 2-2 ② F7		B B C B C X 3-2 ③ 4-3		4	0	0	0	0	0	1
Dale Long, L (1, 3) OBP: 0.330, SLG: 0.524		B S S B X 2-2 ② G3		S F F B F X 1-2 ② FC6-4 1-2f		X 0-0 ③ 1-3			B C F B S 2-3 ① K	4	0	0	0	0	1	1
Lee Walls, R (1, 9) OBP: 0.344, SLG: 0.371 Jim Marshall, L (9, PH) OBP: 0.316, SLG: 0.413		C B C B B B 4-2 BB		C C F P F S 1-3 ③ K			C B F S 1-3 ① K		C B S B S 2-3 ② K	2	0	0	0	1	2	1
										1	0	0	0	0	1	0
Sammy Taylor, L (1, 2) OBP: 0.302, SLG: 0.330		C B S S 1-3 ③ K			B S B C C 2-3 ① K		S B B B S B B 4-2 1B BB		C B F B F S 2-3 ③ K	3	0	0	0	1	3	1
Glen Hobbie, R (1, 1) OBP: 0.200, SLG: 0.208 George Altman, L (7, PH) OBP: 0.287, SLG: 0.340 Bill Henry, L (7, 1) OBP: 0.200, SLG: 0.200			B X 1-0 FC6-4 1B		B X 1-0 ② 1-3		F C F B C 1-3 ② K			2	0	1	0	0	0	0
										1	0	0	0	0	1	1
										0	0	0	0	0	0	0
Inning Stats	R: 0 E: 0 K: 1 S: 12 H: 0 LOB: 1 BB: 1 P: 20	R: 0 E: 0 K: 1 S: 10 H: 0 LOB: 1 BB: 1 P: 20	R: 0 E: 0 K: 0 S: 9 H: 2 LOB: 1 BB: 0 P: 15	R: 0 E: 0 K: 1 S: 13 H: 0 LOB: 1 BB: 0 P: 16	R: 0 E: 0 K: 1 S: 8 H: 1 LOB: 1 BB: 0 P: 14	R: 1 E: 0 K: 1 S: 9 H: 1 LOB: 0 BB: 0 P: 15	R: 0 E: 0 K: 2 S: 16 H: 1 LOB: 2 BB: 1 P: 24	R: 0 E: 0 K: 1 S: 8 H: 0 LOB: 0 BB: 0 P: 12	R: 0 E: 0 K: 3 S: 10 H: 0 LOB: 0 BB: 0 P: 16	1B: 4 2B: 0 3B: 0 HR: 1 SF: 0 SAC: 0 DP: 0 HBP: 1						

PITCHER	IP	WLS	BF	H	R	ER	SO	BB	IBB	HBP	BLK	WP	HR	S	P	ERA	WHIP
Don Drysdale, R (1, 1) ERA: 3.47	9.0	W	35	5	1	1	11	3	0	1	0	0	1	95	152	1.00	0.889

PITCHER	IP	WLS	BF	H	R	ER	SO	BB	IBB	HBP	BLK	WP	HR	S	P	ERA	WHIP

TOP

Chicago Cubs @ Los Angeles Dodgers

Los Angeles Memorial Coliseum, Los Angeles, CA

Wed May 27 1959, 10:05 PM EDT

Att. 12,701 - Unknown

livebaseballscorecards.com

AB	31
R	1
H	5
RBI	1
BB	3
SO	11
LOB	11

WP: 0 PB: 0 SB: 0 CS: 0 PA: 35

Batter	1	2	3	4	5	6	7	8	9	AB	R	H	RBI	BB	SO	LOB
Ron Fairly, L (1, 9) OBP: 0.406, SLG: 0.448	X 0-0 ① 5-3		B B F X 2-1 1B		B X 1-0 1B 3B	S X 0-1 ③ 1-3				4	1	2	0	0	0	0
Charlie Neal, R (1, 4) OBP: 0.357, SLG: 0.421	B S B B C B 4-2 BB		F F F B X 1-2 ③ F3		B X 1-0 1B S F7 3-H 1B		B X 1-0 ① 6-3			3	1	1	1	1	0	1
Wally Moon, L (1, 7) OBP: 0.372, SLG: 0.410	B F B X 2-1 ② F7			B B B B 4-0 BB S FC5 BB	B S M B F B F B X 4-2 ① F4 1-2		B B C F C 2-3 ② K			3	1	0	0	1	1	2
Don Demeter, R (1, 8) OBP: 0.343, SLG: 0.522	C C C 0-3 ③ K			B C L B C 2-3 ① K 1-2	C X 0-1 F7 2-3 1B		X 0-0 F8			4	0	1	0	0	2	2
Gil Hodges, R (1, 3) OBP: 0.361, SLG: 0.485		C X 0-1 ① 6-3		B B S B B B 4-1 FC5 BB BB	X 0-0 ② F7 1-2 3-H			S X 0-1 SH1-4 1B		3	0	1	1	1	0	1
John Roseboro, L (1, 2) OBP: 0.344, SLG: 0.286		B X 1-0 ② G3		B C F B B B 4-2 FC5 1B 1-2 2-3 BB	B I I 4-0 FC6-4 IBB			X 0-0 ① SH1-4 1-2		1	1	0	0	2	0	0
Dick Gray, R (1, 5) OBP: 0.271, SLG: 0.349	C C X 0-2 ③ 5-3			C S X 0-2 ② FC5 1B 1-2 2-3f 3-H	B X 1-0 ③ FC6-4 1-2f			B F X 1-1 ② F9		4	0	0	1	0	0	5
Bob Lillis, R (1, 6) OBP: 0.233, SLG: 0.244 Duke Snider, L (4, PH) OBP: 0.330, SLG: 0.441 Don Zimmer, R (5, 6) OBP: 0.323, SLG: 0.312			B X 1-0 ① 4-3	B F F F B X 2-2 1-3 2-H 1B		F B B B X 2-1 ① 5-3		B B S B B 4-1 BB		1 1 1	0 0 0	0 1 0	0 1 0	0 0 1	0 0 0	0 0 0
Don Drysdale, R (1, 1) OBP: 0.143, SLG: 0.206			C F B B B C 3-3 ② K	B B X 2-0 ③ 6-3		C B S S 1-3 ② K		F B X 1-1 ③ F9		4	0	0	0	0	2	4
Inning Stats	R: 0 E: 0 K: 1 S: 8 H: 0 LOB: 1 BB: 1 P: 14	R: 0 E: 0 K: 0 S: 6 H: 0 LOB: 0 BB: 0 P: 7	R: 0 E: 0 K: 1 S: 10 H: 1 LOB: 1 BB: 0 P: 17	R: 2 E: 0 K: 1 S: 13 H: 1 LOB: 2 BB: 3 P: 31	R: 2 E: 0 K: 0 S: 12 H: 3 LOB: 2 BB: 1 P: 22	R: 0 E: 0 K: 1 S: 7 H: 0 LOB: 0 BB: 0 P: 10	R: 0 E: 0 K: 1 S: 5 H: 0 LOB: 0 BB: 0 P: 8	R: 0 E: 0 K: 0 S: 8 H: 1 LOB: 2 BB: 1 P: 14		1B: 5 2B: 0 3B: 1 HR: 0 SF: 0 SAC: 1 DP: 0 HBP: 0						

PITCHER		IP	WLS	BF	H	R	ER	SO	BB	IBB	HBP	BLK	WP	HR	S	P	ERA	WHIP
Glen Hobbie, R ERA: 3.29	(1, 1)	6.0	L	28	5	4	4	4	4	1	0	0	0	0	56	101	6.00	1.500
Bill Henry, L ERA: 3.51	(7, 1)	2.0		8	1	0	0	1	1	0	0	0	0	0	13	22	0.00	1.000

PITCHER	IP	WLS	BF	H	R	ER	SO	BB	IBB	HBP	BLK	WP	HR	S	P	ERA	WHIP

BOTTOM

Chicago Cubs @ Los Angeles Dodgers

Los Angeles Memorial Coliseum, Los Angeles, CA

Wed May 27 1959, 10:05 PM EDT

Att. 12,701 - Unknown

livebaseballscorecards.com

AB	29
R	4
H	6
RBI	4
BB	6
SO	5
LOB	15

Chicago Cubs @ Los Angeles Dodgers

Los Angeles Memorial Coliseum, Los Angeles, CA

Thu May 28 1959, 10:05 PM EDT

Att. 13,079 - Unknown

TOP

livebaseballscorecards.com

Batter	1	2	3	4	5	6	7	8	9	AB	R	H	RBI	BB	SO	LOB
Tony Taylor, R (1, 4) OBP: 0.352, SLG: 0.411	0-1 1B 3B	2-1 1B		0-0 ② 1-3			4-1 1B 14 HR BB		2-1 ① F8	4	2	2	0	1	0	1
Jim Marshall, L (1, 3) OBP: 0.346, SLG: 0.433	0-1 F8 14 BB 3-H 1B	1-0 ③ F7		3-2 2-H 1B			3-2 1-3 14 HR 1B		4-1 14 PB BB E BB	4	2	3	2	1	0	1
Irv Noren, L (1, 8) OBP: 0.227, SLG: 0.318	2-3 ① K		1-3 ① K	2-2 ③ L7			2-1 ① F5		4-1 14 PB 1-2 E BB	4	0	0	0	0	2	4
George Altman, L (7, 8) OBP: 0.294, SLG: 0.340										0	1	0	0	1	0	0
14 Ernie Banks, R (1, 6) OBP: 0.354, SLG: 0.550	4-2 BB 1-2 BB		0-1 1B 1B		2-1 ① F8		0-0 1-H 3-H HR		4-0 E 1-2 2-3 IBB	3	1	2	3	2	0	0
Walt Moryn, L (1, 7) OBP: 0.331, SLG: 0.390	0-0 ② F8 2-3		2-2 ② F9		0-0 ② L1		2-0 ② F9		3-2 ② E9 1-3 2-H 3-H 1B	5	0	1	2	0	0	3
Bobby Thomson, R (1, 9) OBP: 0.291, SLG: 0.427	4-2 1-2 BB		0-0 FC6-4 1-2 1B		3-2 ③ F9		3-2 ③ 5-3		4-0 IBB	3	0	1	0	2	0	0
Earl Averill, R (1, 2) OBP: 0.254, SLG: 0.414	2-2 ③ F8		0-1 ③ FC6-4 1-2f			4-2 L1-3 BB		2-1 ① 6-3	2-3 ② K	4	0	0	0	1	1	8
Alvin Dark, R (1, 5) OBP: 0.331, SLG: 0.324		2-1 ① 5-3		1-1 SH3-4 1B 1B		2-2 ① ② L1-3 1-2		3-3 ② K	3-1 ③ F7	4	1	1	0	0	1	1
Dale Long, L (9, PH) OBP: 0.327, SLG: 0.519										1	0	0	0	0	0	3
Randy Jackson, R (9, 5) OBP: 0.333, SLG: 0.458										0	0	0	0	0	0	0
Seth Morehead, L (1, 1)		1-1 ② B1-3		0-0 ① SH3-4 1-2		0-3 ③ K		1-3 ③ K		0	0	0	0	0	0	0
Dave Hillman, R (1, 1) OBP: 0.192, SLG: 0.087										3	0	0	0	0	2	0
Don Elston, R (9, 1)										0	0	0	0	0	0	0
Inning Stats	R: 1 E: 0 K: 1 S: 17 H: 2 LOB: 3 BB: 2 P: 29	R: 0 E: 0 K: 0 S: 7 H: 1 LOB: 1 BB: 0 P: 13	R: 0 E: 0 K: 1 S: 12 H: 2 LOB: 2 BB: 0 P: 15	R: 1 E: 0 K: 0 S: 12 H: 2 LOB: 1 BB: 0 P: 18	R: 0 E: 0 K: 0 S: 6 H: 0 LOB: 0 BB: 0 P: 11	R: 0 E: 0 K: 1 S: 8 H: 0 LOB: 0 BB: 1 P: 14	R: 3 E: 0 K: 0 S: 12 H: 2 LOB: 0 BB: 1 P: 26	R: 0 E: 0 K: 2 S: 8 H: 0 LOB: 0 BB: 0 P: 14	R: 2 E: 1 K: 1 S: 12 H: 1 LOB: 3 BB: 4 P: 38	1B: 8 2B: 1 3B: 1 HR: 1	SF: 0 SAC: 1 DP: 1 HBP: 0						

AB	35
R	7
H	10
RBI	7
BB	8
SO	6
LOB	21

WP: 0 PB: 1 SB: 0 CS: 0 PA: 44

PITCHER		IP	WLS	BF	H	R	ER	SO	BB	IBB	HBP	BLK	WP	HR	S	P	ERA	WHIP
Stan Williams, R ERA: 5.17	(1, 1)	6.0		29	8	4	4	3	4	0	0	0	0	0	67	112	6.00	2.000
Johnny Klippstein, R ERA: 4.75	(7, 1)	1.0		4	1	1	1	0	0	0	0	0	0	1	7	14	9.00	1.000
Art Fowler, R ERA: 5.49	(8, 1)	1.1	L	8	1	2	2	2	2	1	0	0	0	0	15	38	13.50	2.250
Clem Labine, R ERA: 4.65	(9, 1)	0.2		3	0	0	0	1	0	1	0	0	0	0	5	14	0.00	0.000

PITCHER	IP	WLS	BF	H	R	ER	SO	BB	IBB	HBP	BLK	WP	HR	S	P	ERA	WHIP

Batter	1	2	3	4	5	6	7	8	9	AB	R	H	RBI	BB	SO	LOB
Jim Gilliam, S (1, 7) (2, 4) OBP: 0.397, SLG: 0.333	4-1 1B 2B BB	2-2 ① F6			2-3 ① K		2-1 4-3 2-H 2B		0-1 ② F9	4	1	1	1	1	1	1
Charlie Neal, R (1, 4) (2, 6) OBP: 0.353, SLG: 0.415	2-1 1-3 2B 1B	1-3 ② K			0-0 ② 6-3		0-1 ② 4-3 2-3		0-3 ③ K	5	1	1	0	0	2	2
Don Demeter, R (1, 8) OBP: 0.335, SLG: 0.509	0-3 ① K	0-0 ③ F6			3-3 ③ K		1-1 ③ 5-3			4	0	0	0	0	2	3
Gil Hodges, R (1, 3) OBP: 0.374, SLG: 0.519	4-0 2B IBB		1-3 ① K			0-1 HR		0-1 SH3-4 1B		3	2	2	1	1	1	0
Rip Repulski, R (1, 9) OBP: 0.425, SLG: 0.438 Ron Fairly, L (6, PH) (7, 9) OBP: 0.402, SLG: 0.443	1-1 WP 1-H 2-H 3-H 2B		1-3 ② K			0-0 ① F3		1-0 ① SH3-4 1-2		2 1	0 0	1 0	3 0	0 0	1 0	0 0
Dick Gray, R (1, 5) OBP: 0.269, SLG: 0.326	4-1 WP BB		1-2 ③ F4			1-3 ② K		1-2 ② F8		3	0	0	0	1	1	1
Joe Pignatano, R (1, 2) OBP: 0.299, SLG: 0.294 John Roseboro, L (1, PH) (2, 2) OBP: 0.340, SLG: 0.276	4-1 1-2 2-3 IBB			0-3 ① K		1-3 ③ K		1-0 ③ F8		0 3	0 0	0 0	0 0	0 1	0 2	0 1
Bob Lillis, R (1, 6) OBP: 0.233, SLG: 0.244 Duke Snider, L (1, PH) (2, 7) OBP: 0.337, SLG: 0.443	2-3 ② K			2-1 ② 4-3			0-1 SH1-4 2B 1B		1-1 1B	0 4	0 1	0 2	0 0	0 0	0 1	0 3
Stan Williams, R (1, 1) OBP: 0.167, SLG: 0.063 Johnny Klippstein, R (7, 1) Wally Moon, L (7, PH) OBP: 0.372, SLG: 0.410 Art Fowler, R (8, 1) OBP: 0.100, SLG: 0.100 Clem Labine, R (9, 1) Norm Larker, L (9, PH) OBP: 0.407, SLG: 0.468	0-3 ③ K			3-3 ③ K			1-1 ① SH1-4 1-2		0-3 ① K	2 0 0 0 0 1	0 0 0 0 0 0	0 0 0 0 0 0	0 0 0 0 0 0	0 0 0 0 0 0	2 0 0 0 0 1	3 0 0 0 0 1
Inning Stats	R: 3 H: 2 E: 0 LOB: 3 K: 3 BB: 4 S: 17 P: 38	R: 0 H: 0 E: 0 LOB: 0 K: 1 BB: 0 S: 8 P: 11	R: 0 H: 0 E: 0 LOB: 0 K: 2 BB: 0 S: 10 P: 13	R: 0 H: 0 E: 0 LOB: 0 K: 2 BB: 0 S: 8 P: 13	R: 0 H: 0 E: 0 LOB: 0 K: 2 BB: 0 S: 8 P: 13	R: 1 H: 1 E: 0 LOB: 0 K: 2 BB: 0 S: 10 P: 12	R: 1 H: 2 E: 0 LOB: 1 K: 0 BB: 0 S: 10 P: 14	R: 0 H: 1 E: 0 LOB: 1 K: 0 BB: 0 S: 7 P: 10	R: 0 H: 1 E: 0 LOB: 1 K: 2 BB: 0 S: 11 P: 12	1B: 4 SF: 0 2B: 2 SAC: 2 3B: 0 DP: 0 HR: 1 HBP: 0						

PITCHER		IP	WLS	BF	H	R	ER	SO	BB	IBB	HBP	BLK	WP	HR	S	P	ERA	WHIP
Seth Morehead, L ERA: 7.41	(1, 1)	0.1		6	2	3	3	1	2	1	0	0	0	0	9	24	81.00	12.000
Dave Hillman, R ERA: 3.67	(1, 1)	7.2	W	29	5	2	2	11	0	1	0	0	1	1	71	103	2.35	0.652
Don Elston, R ERA: 3.32	(9, 1)	1.0	S	3	0	0	0	2	0	0	0	0	0	0	9	9	0.00	0.000

PITCHER	IP	WLS	BF	H	R	ER	SO	BB	IBB	HBP	BLK	WP	HR	S	P	ERA	WHIP

BOTTOM

Chicago Cubs @ Los Angeles Dodgers

Los Angeles Memorial Coliseum, Los Angeles, CA

Thu May 28 1959, 10:05 PM EDT

Att. 13,079 - Unknown

livebaseballscorecards.com

AB	32
R	5
H	7
RBI	5
BB	4
SO	14
LOB	15

1B: 4	SF: 0	WP: 1	PA: 38
2B: 2	SAC: 2	PB: 0	
3B: 0	DP: 0	SB: 0	
HR: 1	HBP: 0	CS: 0	

Chicago Cubs @ Los Angeles Dodgers

Los Angeles Memorial Coliseum, Los Angeles, CA

Fri May 29 1959, 10:05 PM EDT

Att. 18,297 - Unknown

TOP

livebaseballscorecards.com

Batter	1	2	3	4	5	6	7	8	9	AB	R	H	RBI	BB	SO	LOB
Tony Taylor, R (1, 4) OBP: 0.348, SLG: 0.401	1-3		BB	K	6-3			4-3		4	0	0	0	1	1	2
Jim Marshall, L (1, 3) OBP: 0.326, SLG: 0.408	E6 14 CS		K	SF9 3-H		F9		4-3		4	0	0	1	0	1	1
Lee Walls, R (1, 9) OBP: 0.340, SLG: 0.366	K		K	14 1B 14 E 2-H 1B		14 FC6-4 BB		14 WP BB		2	0	0	0	0	2	2
George Altman, L (4, PH) (4, 8) OBP: 0.313, SLG: 0.347										1	1	1	1	2	0	0
14 Ernie Banks, R (1, 6) OBP: 0.350, SLG: 0.540	CS 1-2	E6 1B	E6 BB 1B; E8 1-H 2B 1B			FC6-4 1B 1-2f		K 1-2		5	2	1	0	0	1	2
Bobby Thomson, R (1, 8) (4, 9) OBP: 0.311, SLG: 0.449		1-2 1B	BB; 2-H 2B			0-1 1-3 1B			1-3	4	1	3	1	1	0	0
Walt Moryn, L (1, 7) OBP: 0.330, SLG: 0.386	K	K	1-2 2-H 1B; 3-1			F6			3-1	4	1	1	1	0	1	5
Irv Noren, L (8, 7) OBP: 0.217, SLG: 0.304										1	0	0	0	0	0	0
Earl Averill, R (1, 2) OBP: 0.265, SLG: 0.460	K	K		1-3 2-H E 1B 1B	HR		K		F2	5	2	2	2	0	2	2
Alvin Dark, R (1, 5) OBP: 0.329, SLG: 0.321	K	K		E SF9 1-2 3-H 1B	4-3		6-3			4	1	1	1	0	1	2
Moe Drabowsky, R (1, 1) OBP: 0.182, SLG: 0.190			K	E1 1-3 2-H 1B	6-3		K			3	1	0	0	0	1	1
Bill Henry, L (6, 1) OBP: 0.182, SLG: 0.182										1	0	0	0	0	1	0

Inning Stats	1	2	3	4	5	6	7	8	9
R	0	0	0	8	1	0	0	0	0
E	1	1	0	3	0	0	0	0	0
K	1	3	3	1	0	0	2	0	0
S	7	16	11	27	10	10	9	10	8
H	0	1	0	6	1	1	0	0	0
LOB	0	2	1	1	0	2	0	1	0
BB	0	0	1	1	0	1	0	1	0
P	13	20	19	43	14	18	13	16	12

	AB	R	H	RBI	BB	SO	LOB
	38	9	9	7	4	11	17

	1B	SF	WP	PA
	7	1	1	44
	1	0	0	
	3	0	0	
	1	0	1	
	1	0	0	
	0	0	0	
	0	0	0	
	1	0	0	
	0	0	0	
	0	0	0	
	1	0	0	
	0	0	0	
	0	0	0	
	1	0	0	
	0	0	0	
	0	0	0	
	0

Batter	1	2	3	4	5	6	7	8	9	AB	R	H	RBI	BB	SO	LOB
Jim Gilliam, S (1, 4) OBP: 0.390, SLG: 0.328	B B B C C X 3-2 ① 4-3		B F F X 1-2 ① 6-3		B B C F X 2-2 ① 6-3	C B B F B X 3-2 BB 1-3 2-H 3-H 1B			X 0-0 ① F2	5	0	1	2	0	0	0
Wally Moon, L (1, 7) OBP: 0.379, SLG: 0.413	L B B B X 3-1 WP 1B 1B		X 0-0 ② 4-3		B F B X 2-1 WP 1B	B B C B C B 4-2 G5-4-3 1-2 BB			C C B F B C 2-3 ② K	4	0	2	0	1	1	0
Ron Fairly, L (1, 8) OBP: 0.400, SLG: 0.451 Rip Repulski, R (6, PH) OBP: 0.405, SLG: 0.412 (7, 9)	B B C C C 2-3 ② K		F X 0-1 1B 2B		C X 0-1 ② F8	B S F F X 1-2 ②③ G5-4-3 1-2f			F X 0-1 ③ 5-3	3 2	1 0	1 0	0 0	0 0	1 0	2 3
Duke Snider, L (1, 9) OBP: 0.346, SLG: 0.450 (7, 8) Solly Drake, S (7, PH) OBP: 0.333, SLG: 0.250 (8, 8)	B B C X 2-1 WP 1-2 1B		X 0-0 2-H 1B		C B S B X 2-2 ③ L6 1-2	B S S S 1-3 ① K				3 1	0 0	2 0	1 0	0 0	0 1	1 0
Gil Hodges, R (1, 3) OBP: 0.370, SLG: 0.505	C B B S C 2-3 ③ K 1-2 2-3		B C X 1-1 ③ F8			C B B B B 4-1 2B BB BB	C B B S S S 3-3 ② K			3	1	0	0	1	2	3
John Roseboro, L (1, 2) OBP: 0.346, SLG: 0.289		B B B C B 4-1 4-3 1B BB		X 0-0 ① 4-3		F X 0-1 BB 1-3 1B 2B	B C C F F B B X 3-2 ③ F7			3	1	1	0	1	0	0
Dick Gray, R (1, 5) OBP: 0.250, SLG: 0.300		F B B X 2-1 ① F4		B X 1-0 ② F2		B C B X 2-1 E8 BB 1B	C F S 0-3 ① K			4	1	0	0	0	1	3
Bob Lillis, R (1, 6) OBP: 0.298, SLG: 0.295		F X 0-1 1-2 1B		X 0-0 1B		F B B B B C B 4-2 1B 1-2 2-3 3-H BB	S S X 0-2 G5-4-3 1B			3	0	3	1	1	0	0
Danny McDevitt, L (1, 1) OBP: 0.176, SLG: 0.235 Art Fowler, R (4, 1) OBP: 0.100, SLG: 0.100 Carl Erskine, R (4, 1) Don Demeter, R (6, PH) OBP: 0.333, SLG: 0.506 Gene Snyder, R (7, 1) Don Zimmer, R (8, PH) OBP: 0.320, SLG: 0.309 Johnny Klippstein, R (9, 1)		M S 2 SAFE X 0-2 ②③ 4-3 2-3		B X 1-0 ③ 1-3		B C F S 1-3 ① K	S S X 0-2 ②③ G5-4-3 1-2f			1 0 1 1 0 1 0	0 0 0 0 0 0 0	0 0 0 0 0 0 0	0 0 0 0 0 0 0	0 0 0 0 1 0 0	0 0 0 1 3 0 1	2 0 1 0 0 0 0
Inning Stats	R: 0 H: 2 E: 0 LOB: 2 K: 2 BB: 0 S: 13 P: 25	R: 0 H: 1 E: 0 LOB: 1 K: 0 BB: 1 S: 8 P: 14	R: 1 H: 2 E: 0 LOB: 1 K: 0 BB: 0 S: 9 P: 11	R: 0 H: 1 E: 0 LOB: 1 K: 0 BB: 0 S: 4 P: 6	R: 0 H: 1 E: 0 LOB: 1 K: 0 BB: 0 S: 10 P: 16	R: 3 H: 2 E: 1 LOB: 2 K: 1 BB: 3 S: 19 P: 38	R: 0 H: 0 E: 0 LOB: 0 K: 2 BB: 0 S: 11 P: 18	R: 0 H: 1 E: 0 LOB: 0 K: 1 BB: 0 S: 9 P: 9	R: 0 H: 0 E: 0 LOB: 0 K: 1 BB: 0 S: 7 P: 9	1B: 8 2B: 2 3B: 0 HR: 0	SF: 0 SAC: 0 DP: 2 HBP: 0			WP: 2 PB: 0 SB: 0 CS: 0	PA: 39		

PITCHER	IP	WLS	BF	H	R	ER	SO	BB	IBB	HBP	BLK	WP	HR	S	P	ERA	WHIP
Moe Drabowsky, R (1, 1) ERA: 4.29	5.1	W	29	9	4	3	3	4	0	0	0	2	0	59	105	5.06	2.438
Bill Henry, L (6, 1) ERA: 3.16	3.2	S	10	1	0	0	4	0	0	0	0	0	0	31	41	0.00	0.273

PITCHER	IP	WLS	BF	H	R	ER	SO	BB	IBB	HBP	BLK	WP	HR	S	P	ERA	WHIP

BOTTOM

Chicago Cubs @ Los Angeles Dodgers

Los Angeles Memorial Coliseum, Los Angeles, CA

Fri May 29 1959, 10:05 PM EDT

Att. 18,297 - Unknown

livebaseballscorecards.com

AB	35
R	4
H	10
RBI	4
BB	4
SO	7
LOB	19

Batter	1	2	3	4	5	6	7	8	9	AB	R	H	RBI	BB	SO	LOB
Tony Taylor, R (1, 4) OBP: 0.346, SLG: 0.398	S S S 0-3 ① K		S S S 0-3 ③ K		x 0-0 E4 1-3 3-H 1B			x 0-0 ② 6-3		4	0	1	1	0	2	0
Jim Marshall, L (1, 3) OBP: 0.322, SLG: 0.392	S S S 0-3 ② K			S S S 0-3 ① K	S S S 0-3 ③ K			B B B B 4-0 BB		3	0	0	0	1	3	2
Lee Walls, R (1, 9) OBP: 0.331, SLG: 0.355	x 0-0 ③ 6-3			S S S 0-3 ② K		S S S 0-3 ① K		x 0-0 ③ F9		4	0	0	0	0	2	1
14 Ernie Banks, R (1, 6) OBP: 0.353, SLG: 0.539		x 0-0 ① F8		x 0-0 ③ 1B		x 0-0 ② F4			x 0-0 G6-4-3 1B	4	0	2	0	0	0	0
Bobby Thomson, R (1, 8) OBP: 0.310, SLG: 0.441		x 0-0 ② F8			x 0-0 BB 1B 1B	x 0-0 ③ F9			x 0-0 ① ② G6-4-3 1-2f	4	1	1	0	0	0	1
Walt Moryn, L (1, 7) OBP: 0.330, SLG: 0.381 Randy Jackson, R (9, PH) OBP: 0.321, SLG: 0.440		B B B B 4-0 FC5-4 BB			S S S 0-3 ① K		S S S 0-3 ① K		S S S 0-3 ③ K	2 1	0 0	0 0	0 0	1 0	2 1	1 0
Earl Averill, R (1, 2) OBP: 0.268, SLG: 0.446		x 0-0 ③ FC5-4 1-2f			B B B 4-0 1B 1-2 1B BB		x 0-0 ② 5-3			2	1	0	0	1	0	1
Alvin Dark, R (1, 5) OBP: 0.323, SLG: 0.315			S S S 0-3 ① K		x 0-0 ② F7		x 0-0 ③ F7			3	0	0	0	0	1	2
Bob Anderson, R (1, 1) OBP: 0.231, SLG: 0.240 John Buzhardt, R (7, 1) Johnny Goryl, R (8, PH) OBP: 0.297, SLG: 0.486 Elmer Singleton, R (8, 1)			x 0-0 ② 6-3		x 0-0 E 1B 1-3 2-H 1B			x 0-0 ① F8		2 0 1 0	0 0 0 0	1 0 0 0	1 0 0 0	0 0 0 0	0 0 0 0	0 0 0 0
Inning Stats	R: 0 E: 0 K: 2 S: 7 H: 0 LOB: 0 BB: 0 P: 7	R: 0 E: 0 K: 0 S: 3 H: 0 LOB: 1 BB: 1 P: 7	R: 0 E: 0 K: 2 S: 7 H: 0 LOB: 0 BB: 0 P: 7	R: 0 E: 0 K: 2 S: 7 H: 1 LOB: 1 BB: 0 P: 7	R: 2 E: 1 K: 2 S: 10 H: 3 LOB: 2 BB: 1 P: 14	R: 0 E: 0 K: 1 S: 5 H: 0 LOB: 0 BB: 0 P: 5	R: 0 E: 0 K: 1 S: 5 H: 0 LOB: 0 BB: 0 P: 5	R: 0 E: 0 K: 0 S: 3 H: 0 LOB: 1 BB: 1 P: 7	R: 0 E: 0 K: 1 S: 5 H: 1 LOB: 0 BB: 0 P: 5	1B: 5 2B: 0 3B: 0 HR: 0	SF: 0 SAC: 0 DP: 1 HBP: 0						

PITCHER	IP	WLS	BF	H	R	ER	SO	BB	IBB	HBP	BLK	WP	HR	S	P	ERA	WHIP
Mike McCormick, L (1, 1) ERA: 3.42	9.0	W	33	5	2	2	11	3	0	0	0	0	0	52	64	2.00	0.889

PITCHER	IP	WLS	BF	H	R	ER	SO	BB	IBB	HBP	BLK	WP	HR	S	P	ERA	WHIP

Chicago Cubs @ San Francisco Giants

Seals Stadium, San Francisco , CA

Sat May 30 1959, 6:33 AM EDT

Att. 21,890 - Unknown

TOP

AB	30
R	2
H	5
RBI	2
BB	3
SO	11
LOB	8

PA: 33

WP: 0 PB: 0 SB: 0 CS: 0

livebaseballscorecards.com

Chicago Cubs @ San Francisco Giants

Seals Stadium, San Francisco , CA

Sat May 30 1959, 6:33 AM EDT

Att. 21,890 - Unknown

livebaseballscorecards.com

BOTTOM

Batter	1	2	3	4	5	6	7	8	9	AB	R	H	RBI	BB	SO	LOB
Jim Davenport, R (1, 5) OBP: 0.251, SLG: 0.311	5-3		2B 1B		F8	6-3 1-2		4-3		5	1	1	0	0	0	2
Willie Kirkland, L (1, 9) (8, 7) OBP: 0.358, SLG: 0.392	1B 1B BB		F8		BB		6-3			2	0	0	0	2	0	1
Willie Mays, R (1, 8) OBP: 0.390, SLG: 0.605	1B 1-2 1B		F6		F9		E S 1B 1B			4	1	2	0	0	0	2
Orlando Cepeda, R (1, 3) OBP: 0.361, SLG: 0.598	F3		2B 1-H 2B		F7		S 1B 1-H 1B			4	2	2	2	0	0	3
Leon Wagner, L (1, 7) OBP: 0.403, SLG: 0.655	FC6-4 1-2 2-3 1B		2B 2-H 2B			SH1-3 1B SF9 BB	F9 1-2			3	1	2	1	1	0	1
Felipe Alou, R (8, 9) OBP: 0.336, SLG: 0.530										0	0	0	0	0	0	0
Daryl Spencer, R (1, 4) OBP: 0.333, SLG: 0.356	FC6-4 1-2f		K			SF9 SH1-3 1-2 1B	2-H 1B			4	0	2	1	0	1	4
Andre Rodgers, R (1, 6) OBP: 0.338, SLG: 0.431		4-3		K	SH1-3 1-2 2-3		F9			3	0	0	0	0	1	1
Bob Schmidt, R (1, 2) OBP: 0.300, SLG: 0.376		1-3		K	S IBB			G3		2	0	0	0	0	1	0
Jackie Brandt, R (6, PH) OBP: 0.329, SLG: 0.403										0	0	0	0	1	0	0
Hobie Landrith, L (7, 2) OBP: 0.289, SLG: 0.294										1	0	0	0	0	0	0
Mike McCormick, L (1, 1) OBP: 0.250, SLG: 0.154		5-3		6-3	SF9 2-3 3-H			F9		3	0	0	1	0	0	0
Inning Stats	R: 0 H: 2 E: 0 LOB: 3 K: 0 BB: 1 S: 5 P: 9	R: 0 H: 0 E: 0 LOB: 0 K: 0 BB: 0 S: 3 P: 3	R: 2 H: 3 E: 0 LOB: 1 K: 1 BB: 0 S: 8 P: 8	R: 0 H: 0 E: 0 LOB: 0 K: 2 BB: 0 S: 7 P: 7	R: 0 H: 0 E: 0 LOB: 1 K: 0 BB: 1 S: 3 P: 7	R: 1 H: 1 E: 0 LOB: 2 K: 0 BB: 2 S: 4 P: 12	R: 2 H: 3 E: 0 LOB: 1 K: 0 BB: 0 S: 6 P: 6	R: 0 H: 0 E: 0 LOB: 0 K: 0 BB: 0 S: 3 P: 3		1B: 7 SF: 1 2B: 2 SAC: 1 3B: 0 DP: 0 HR: 0 HBP: 0						

	AB	31
	R	5
	H	9
	RBI	5
	BB	4
	SO	3
	LOB	14

WP: 0 PA: 37
PB: 0
SB: 3
CS: 0

PITCHER		IP	WLS	BF	H	R	ER	SO	BB	IBB	HBP	BLK	WP	HR	S	P	ERA	WHIP
Bob Anderson, R ERA: 3.31	(1, 1)	6.2	L	33	9	5	5	3	3	1	0	0	0	0	35	51	6.75	1.800
John Buzhardt, R ERA: 4.55	(7, 1)	0.1		1	0	0	0	0	0	0	0	0	0	0	1	1	0.00	0.000
Elmer Singleton, R ERA: 2.51	(8, 1)	1.0		3	0	0	0	0	0	0	0	0	0	0	3	3	0.00	0.000

PITCHER	IP	WLS	BF	H	R	ER	SO	BB	IBB	HBP	BLK	WP	HR	S	P	ERA	WHIP

Batter	1	2	3	4	5	6	7	8	9	AB	R	H	RBI	BB	SO	LOB
Tony Taylor, R (1, 4) OBP: 0.347, SLG: 0.415	S S S 0-3 ① K		x 0-0 ① 6-3			x 0-0 BB 1B		x 0-0 HR	x 0-0 ③ G3	5	1	2	1	0	1	3
George Altman, L (1, 8) OBP: 0.302, SLG: 0.333	S S S 0-3 ② K		x 0-0 ② F9			x 0-0 ① F7		x 0-0 ② G3		4	0	0	0	0	1	1
Randy Jackson, R (1, 5) OBP: 0.313, SLG: 0.393	x 0-0 ③ 1-3		S S S 0-3 ③ K			B B B B 4-0 14 G5-4-3 1-2 BB		x 0-0 ③ F8		3	0	0	0	1	1	0
14 Ernie Banks, R (1, 6) OBP: 0.351, SLG: 0.538		x 0-0 2B 2B		x 0-0 ① F7		x 0-0 ② ③ G5-4-3 1-2f			S S S 0-3 ① K	4	1	1	0	0	1	2
Bobby Thomson, R (1, 9) OBP: 0.315, SLG: 0.447		x 0-0 6-3 2-H 2B		x 0-0 ② F4			x 0-0 ① 6-3		B B B B 4-0 1B 1B BB	3	1	1	1	1	0	0
Walt Moryn, L (1, 7) OBP: 0.328, SLG: 0.374		S S S 0-3 ① K		S S S 0-3 ③ K			B B B B 4-0 BB		S S S 0-3 ② K	3	0	0	0	1	3	2
Earl Averill, R (1, 2) OBP: 0.267, SLG: 0.435		x 0-0 ② 6-3 2-3			S S S 0-3 ① K		x 0-0 ② F9		x 0-0 1B BB 1-3 1B	4	0	1	0	0	1	2
Jim Marshall, L (1, 3) OBP: 0.323, SLG: 0.382 Alvin Dark, R (9, PH) OBP: 0.327, SLG: 0.315		B B B B 4-0 BB			x 0-0 ② 4-3		S S S 0-3 ③ K		B B B B 4-0 1B 1-2 BB	2	0	0	0	1	1	1
										0	0	0	0	1	0	0
Glen Hobbie, R (1, 1) OBP: 0.182, SLG: 0.200 John Buzhardt, R (2, 1) Johnny Goryl, R (8, PH) OBP: 0.289, SLG: 0.472 Elmer Singleton, R (8, 1) Cal Neeman, R (9, PH) OBP: 0.174, SLG: 0.050 Dale Long, L (9, PH) OBP: 0.333, SLG: 0.524		S S S 0-3 ③ K			S S S 0-3 ③ K			x 0-0 ① 6-3	x 0-0 1-2 2-3 3-H 1B	1	0	0	0	0	1	2
										1	0	0	0	0	1	0
										1	0	0	0	0	0	0
										0	0	0	0	0	0	0
										0	0	0	0	0	0	0
										1	0	1	1	0	0	0
Inning Stats	R: 0 E: 0 K: 2 S: 7 H: 0 LOB: 0 BB: 0 P: 7	R: 1 E: 0 K: 2 S: 9 H: 2 LOB: 2 BB: 1 P: 13	R: 0 E: 0 K: 1 S: 5 H: 0 LOB: 0 BB: 0 P: 5	R: 0 E: 0 K: 1 S: 5 H: 0 LOB: 0 BB: 0 P: 5	R: 0 E: 0 K: 2 S: 7 H: 0 LOB: 0 BB: 0 P: 7	R: 0 E: 0 K: 0 S: 3 H: 1 LOB: 1 BB: 1 P: 7	R: 0 E: 0 K: 1 S: 5 H: 0 LOB: 1 BB: 1 P: 9	R: 1 E: 0 K: 0 S: 4 H: 1 LOB: 0 BB: 0 P: 4	R: 1 E: 0 K: 2 S: 9 H: 2 LOB: 3 BB: 2 P: 17	1B: 3 2B: 2 3B: 0 HR: 1 SF: 0 SAC: 0 DP: 1 HBP: 0						

PITCHER		IP	WLS	BF	H	R	ER	SO	BB	IBB	HBP	BLK	WP	HR	S	P	ERA	WHIP
Johnny Antonelli, L ERA: 2.47	(1, 1)	8.2	W	35	5	3	3	11	5	0	0	0	0	1	52	72	3.12	1.154
Stu Miller, R ERA: 2.35	(9, 1)	0.1	S	2	1	0	0	0	0	0	0	0	0	0	2	2	0.00	3.000

PITCHER	IP	WLS	BF	H	R	ER	SO	BB	IBB	HBP	BLK	WP	HR	S	P	ERA	WHIP

TOP

Chicago Cubs @ San Francisco Giants

Seals Stadium, San Francisco , CA

Sun May 31 1959, 6:33 AM EDT

Att. 21,828 - Unknown

livebaseballscorecards.com

AB	32
R	3
H	6
RBI	3
BB	5
SO	11
LOB	13

Chicago Cubs @ San Francisco Giants

Seals Stadium, San Francisco , CA

Sun May 31 1959, 6:33 AM EDT

Att. 21,828 - Unknown

livebaseballscorecards.com

BOTTOM

Batter	1	2	3	4	5	6	7	8	9	AB	R	H	RBI	BB	SO	LOB
Jim Davenport, R (1, 5) OBP: 0.257, SLG: 0.321	K	2-H 1B			2B 2B	K				4	1	2	1	0	2	0
Willie Kirkland, L (1, 9) OBP: 0.364, SLG: 0.390	G6-4-3 1B	1-3			2B BB		F8			3	0	1	0	1	0	1
Felipe Alou, R (8, 9) OBP: 0.336, SLG: 0.530										0	0	0	0	0	0	0
Willie Mays, R (1, 8) OBP: 0.392, SLG: 0.606	G6-4-3 1-2f		S BB		1-3 2-H 2B		F6			3	0	1	1	1	0	1
Orlando Cepeda, R (1, 3) OBP: 0.353, SLG: 0.584		6-3	K 1-2		4-3		4-3			4	0	0	0	0	1	3
Leon Wagner, L (1, 7) OBP: 0.400, SLG: 0.633		F8	4-3		G5-4-3 IBB			K		2	0	0	0	1	0	1
Jackie Brandt, R (7, 7) OBP: 0.326, SLG: 0.400										1	0	0	0	0	1	0
Daryl Spencer, R (1, 4) OBP: 0.332, SLG: 0.349		BB BB 2B BB	F8		G5-4-3 1-2f			K		3	1	0	0	1	1	4
Andre Rodgers, R (1, 6) OBP: 0.335, SLG: 0.421		1-2 BB 2B BB		F4	6-3			F9		3	1	0	0	1	0	0
Bob Schmidt, R (1, 2) OBP: 0.310, SLG: 0.408		1-2 2-3 BB 2B		6-3	HR					2	2	1	1	1	0	0
Johnny Antonelli, L (1, 1) OBP: 0.088, SLG: 0.118		1-H 2-H 3-H 2B 1B		5-3	F9					3	1	1	3	0	0	0
Stu Miller, R (9, 1) OBP: 0.083, SLG: 0.083										0	0	0	0	0	0	0
Inning Stats	R: 0 E: 0 K: 1 S: 5	R: 4 E: 0 K: 0 S: 5	R: 0 E: 0 K: 1 S: 5	R: 0 E: 0 K: 0 S: 3	R: 1 E: 0 K: 0 S: 4	R: 1 E: 0 K: 1 S: 6	R: 0 E: 0 K: 0 S: 3	R: 0 E: 0 K: 2 S: 7		1B: 2 2B: 3 3B: 0 HR: 1	SF: 0 SAC: 0 DP: 2 HBP: 0			WP: 0 PB: 0 SB: 1 CS: 0	PA: 34	

PITCHER	IP	WLS	BF	H	R	ER	SO	BB	IBB	HBP	BLK	WP	HR	S	P	ERA	WHIP
Glen Hobbie, R (1, 1) ERA: 3.73	1.2	L	10	3	4	4	1	3	0	0	0	0	0	9	21	21.60	3.600
John Buzhardt, R (2, 1) ERA: 4.36	5.1		21	3	2	2	2	2	1	0	0	0	1	22	34	3.38	0.938
Elmer Singleton, R (8, 1) ERA: 2.35	1.0		3	0	0	0	2	0	0	0	0	0	0	7	7	0.00	0.000

PITCHER	IP	WLS	BF	H	R	ER	SO	BB	IBB	HBP	BLK	WP	HR	S	P	ERA	WHIP

AB	28
R	6
H	6
RBI	6
BB	6
SO	5
LOB	10

Batter	1	2	3	4	5	6	7	8	9	AB	R	H	RBI	BB	SO	LOB
Tony Taylor, R (1, 4) OBP: 0.344, SLG: 0.409	x 0-0 14 E S 1B		S S S 0-3 ① K		x 0-0 ① L4		x 0-0 ③ F9		x 0-0 ② L8	5	1	1	0	0	1	2
Alvin Dark, R (1, 5) OBP: 0.335, SLG: 0.331	S S S 0-3 ① K 1-2		x 0-0 2B		x 0-0 14 G6-4-3 1B			x 0-0 1B E 1B	x 0-0 ③ P5	5	1	3	0	0	1	2
14 Ernie Banks, R (1, 6) OBP: 0.344, SLG: 0.527	x 0-0 E5 WP 2-H		x 0-0 ② P4		x 0-0 ② ③ G6-4-3 1-2f			S S S 0-3 ① K		4	0	0	0	0	1	3
Dale Long, L (1, 3) OBP: 0.331, SLG: 0.509	B B B B 4-0 2-3 BB		x 0-0 ③ P6			x 0-0 ① G3		x 0-0 ② F2		3	0	0	0	1	0	2
Bobby Thomson, R (1, 9) OBP: 0.328, SLG: 0.453	x 0-0 ② L4			B B B B 4-0 1B BB G4-6-3 BB		x 0-0 G6-4-3 1B		x 0-0 E 1-2 1B		3	1	2	0	1	0	2
Walt Moryn, L (1, 7) OBP: 0.326, SLG: 0.367	S S S 0-3 ③ K			B B B B 4-0 G4-6-3 1B 1-2 BB		x 0-0 ② ③ G6-4-3 1-2f		x 0-0 E6 1-3 2-H		3	0	0	0	1	1	4
George Altman, L (1, 8) OBP: 0.300, SLG: 0.330		x 0-0 ① F7		x 0-0 G4-6-3 1-2 2-3 1B			x 0-0 ① P6	x 0-0 ③ F7		4	0	1	0	0	0	2
Sammy Taylor, L (1, 2) OBP: 0.292, SLG: 0.318		x 0-0 ② 1-3		x 0-0 ① ② G4-6-3 1-2f 2-3 3-H			x 0-0 ② 3-1		S S S 0-3 ① K	4	0	0	0	0	1	2
Dave Hillman, R (1, 1) OBP: 0.179, SLG: 0.080		x 0-0 ③ 5-3		S S S 0-3 ③ K			B B B B 4-0 BB		x 0-0 1B	2	0	0	0	0	1	1
Bill Henry, L (5, 1) OBP: 0.182, SLG: 0.182										0	0	0	0	0	0	0
Irv Noren, L (7, PH) OBP: 0.250, SLG: 0.304										0	0	0	0	1	0	0
Seth Morehead, L (7, 1)										0	0	0	0	0	0	0
Jim Marshall, L (9, PH) OBP: 0.330, SLG: 0.390										1	0	1	0	0	0	0
Inning Stats	R: 1 E: 1 K: 2 S: 9 H: 1 LOB: 2 BB: 1 P: 13	R: 0 E: 0 K: 0 S: 3 H: 0 LOB: 0 BB: 0 P: 3	R: 0 E: 0 K: 1 S: 6 H: 1 LOB: 1 BB: 0 P: 6	R: 1 E: 0 K: 1 S: 5 H: 1 LOB: 1 BB: 2 P: 13	R: 0 E: 0 K: 0 S: 3 H: 1 LOB: 0 BB: 0 P: 3	R: 0 E: 0 K: 0 S: 3 H: 1 LOB: 0 BB: 0 P: 3	R: 0 E: 0 K: 0 S: 3 H: 0 LOB: 1 BB: 1 P: 7	R: 1 E: 1 K: 1 S: 8 H: 2 LOB: 2 BB: 0 P: 8	R: 0 E: 0 K: 1 S: 6 H: 1 LOB: 1 BB: 0 P: 6	1B: 7 2B: 1 3B: 0 HR: 0	SF: 0 SAC: 0 DP: 3 HBP: 0						

PITCHER	IP	WLS	BF	H	R	ER	SO	BB	IBB	HBP	BLK	WP	HR	S	P	ERA	WHIP
Jim Owens, R (1, 1) ERA: 3.17	9.0	W	38	8	3	1	6	4	0	0	0	1	0	46	62	1.00	1.333

PITCHER	IP	WLS	BF	H	R	ER	SO	BB	IBB	HBP	BLK	WP	HR	S	P	ERA	WHIP

TOP

Chicago Cubs @ Philadelphia Phillies

Connie Mack Stadium, Philadelphia, PA

Wed Jun 03 1959, 7:05 PM EDT

Att. 7,883 - Unknown

livebaseballscorecards.com

AB	34
R	3
H	8
RBI	0
BB	4
SO	6
LOB	20

WP: 1	PA: 38																
PB: 0																	
SB: 1																	
CS: 0																	

Batter	1	2	3	4	5	6	7	8	9	AB	R	H	RBI	BB	SO	LOB
Richie Ashburn, L (1, 8) OBP: 0.346, SLG: 0.258	BB 1B		HR 1B		S E 1B		6-3			4	2	3	0	0	0	0
Ed Bouchee, L (1, 3) OBP: 0.420, SLG: 0.518	BBBB 1-2 BB		1-H HR		BBBB E 1B 1-2 BB		1B			2	2	2	2	2	0	0
Willie Jones, R (1, 5) OBP: 0.350, SLG: 0.481	SSS K		F7		E5 1-3 2-H 1B		F7			4	0	1	1	0	1	3
Wally Post, R (1, 9) OBP: 0.341, SLG: 0.530	SSS K		F4		3-H 1B		F8			4	0	1	1	0	1	3
Harry Anderson, L (1, 7) OBP: 0.322, SLG: 0.457	SSS K		F7		P5			4-3		4	0	0	0	0	1	4
Carl Sawatski, L (1, 2) OBP: 0.361, SLG: 0.516		4-3	SSS K	SSS K				F8		4	0	0	0	0	2	2
Sparky Anderson, R (1, 4) OBP: 0.282, SLG: 0.250		2B	CS 1B		6-3			SSS K		4	0	2	0	0	1	0
Chico Fernandez, R (1, 6) OBP: 0.266, SLG: 0.278		6-3	6-3 1-2		F3					3	0	0	0	0	0	2
Jim Owens, R (1, 1) OBP: 0.172, SLG: 0.077		SSS K			1-3		SSS K			3	0	0	0	0	2	1
Inning Stats	R: 0 E: 0 K: 3 S: 10 H: 1 LOB: 2 BB: 1 P: 14	R: 0 E: 0 K: 1 S: 6 H: 1 LOB: 1 BB: 0 P: 6	R: 2 E: 0 K: 0 S: 5 H: 2 LOB: 0 BB: 0 P: 5	R: 0 E: 0 K: 1 S: 5 H: 1 LOB: 0 BB: 0 P: 5	R: 2 E: 1 K: 1 S: 8 H: 3 LOB: 2 BB: 1 P: 12	R: 0 E: 0 K: 1 S: 5 H: 0 LOB: 0 BB: 0 P: 5	R: 0 E: 0 K: 0 S: 4 H: 1 LOB: 1 BB: 0 P: 4	R: 0 E: 0 K: 1 S: 5 H: 0 LOB: 0 BB: 0 P: 5		1B: 7 2B: 1 3B: 0 HR: 1	SF: 0 SAC: 0 DP: 0 HBP: 0						

PITCHER		IP	WLS	BF	H	R	ER	SO	BB	IBB	HBP	BLK	WP	HR	S	P	ERA	WHIP
Dave Hillman, R ERA: 3.95	(1, 1)	4.1	L	22	8	4	4	5	2	0	0	0	0	1	30	38	8.31	2.308
Bill Henry, L ERA: 3.03	(5, 1)	1.2		5	0	0	0	2	0	0	0	0	0	0	9	9	0.00	0.000
Seth Morehead, L ERA: 6.63	(7, 1)	2.0		7	1	0	0	1	0	0	0	0	0	0	9	9	0.00	0.500

PITCHER	IP	WLS	BF	H	R	ER	SO	BB	IBB	HBP	BLK	WP	HR	S	P	ERA	WHIP

BOTTOM

Chicago Cubs @ Philadelphia Phillies

Connie Mack Stadium, Philadelphia, PA

Wed Jun 03 1959, 7:05 PM EDT

Att. 7,883 - Unknown

livebaseballscorecards.com

AB	32
R	4
H	9
RBI	4
BB	2
SO	8
LOB	15

WP: 0 PB: 0 SB: 1 CS: 1 PA: 34

Batter	1	2	3	4	5	6	7	8	9	10	AB	R	H	RBI	BB	SO	LOB
Tony Taylor, R (1, 4) OBP: 0.337, SLG: 0.400	1-3		6-3			4-3			1-3		4	0	0	0	0	0	0
Alvin Dark, R (1, 5) OBP: 0.333, SLG: 0.342	F7			5-3		K2-3			3B		4	0	1	0	0	1	0
14 Ernie Banks, R (1, 6) OBP: 0.347, SLG: 0.524	1B			6-3			P5		IBB		3	0	1	0	1	0	0
Dale Long, L (1, 3) OBP: 0.328, SLG: 0.495	4-3			F9			G4-6-3 BB		L5		3	0	0	0	1	0	3
Bobby Thomson, R (1, 9) OBP: 0.326, SLG: 0.442 (10, 7)		5-3			L3-6 SH1-4 BB		G4-6-3 1-2f		F9		3	0	0	0	1	0	3
Walt Moryn, L (1, 7) OBP: 0.326, SLG: 0.385 Lee Walls, R (10, 9) OBP: 0.331, SLG: 0.355		G3			SH1-4 1-2			IHR		P5	3 0	1 0	1 0	1 0	0 0	0 0	0 0
George Altman, L (1, 8) OBP: 0.298, SLG: 0.345		P6			L3-6 2-3			1-3		SF8 3B	4	1	1	0	0	0	1
Sammy Taylor, L (1, 2) OBP: 0.290, SLG: 0.345			K			HR		6-3		SF8 3-H	3	1	1	2	0	1	0
Bob Anderson, R (1, 1) OBP: 0.214, SLG: 0.222 Don Elston, R (7, 1)			L6			P3		P4		F7	2 2	0 0	0 0	0 0	0 0	0 0	0 0
Inning Stats	R: 0 H: 1 E: 0 LOB: 1 K: 0 BB: 0 S: 4 P: 4	R: 0 H: 0 E: 0 LOB: 0 K: 0 BB: 0 S: 3 P: 3	R: 0 H: 0 E: 0 LOB: 0 K: 1 BB: 0 S: 5 P: 5	R: 0 H: 0 E: 0 LOB: 0 K: 0 BB: 0 S: 3 P: 3	R: 0 H: 0 E: 0 LOB: 0 K: 0 BB: 1 S: 2 P: 6	R: 1 H: 1 E: 0 LOB: 0 K: 1 BB: 0 S: 6 P: 6	R: 0 H: 0 E: 0 LOB: 0 K: 0 BB: 1 S: 2 P: 6	R: 1 H: 1 E: 0 LOB: 0 K: 0 BB: 0 S: 4 P: 4	R: 0 H: 1 E: 0 LOB: 2 K: 0 BB: 1 S: 4 P: 8	R: 1 H: 1 E: 0 LOB: 0 K: 0 BB: 0 S: 4 P: 4	1B: 1 SF: 1 2B: 1 SAC: 1 3B: 2 DP: 2 HR: 2 HBP: 0						WP: 0 PA: 36 PB: 0 SB: 0 CS: 0

PITCHER	IP	WLS	BF	H	R	ER	SO	BB	IBB	HBP	BLK	WP	HR	S	P	ERA	WHIP
Gene Conley, R (1, 1) ERA: 2.23	10.0	L	36	5	3	3	2	2	1	0	0	0	1	37	49	2.70	0.700

PITCHER	IP	WLS	BF	H	R	ER	SO	BB	IBB	HBP	BLK	WP	HR	S	P	ERA	WHIP

TOP

Chicago Cubs @ Philadelphia Phillies

Connie Mack Stadium, Philadelphia, PA

Thu Jun 04 1959, 7:05 PM EDT

Att. 7,445 - Unknown

livebaseballscorecards.com

AB	31
R	3
H	5
RBI	3
BB	3
SO	2
LOB	7

Chicago Cubs @ Philadelphia Phillies

Connie Mack Stadium, Philadelphia, PA

Thu Jun 04 1959, 7:05 PM EDT

Att. 7,445 - Unknown

livebaseballscorecards.com

Batter	1	2	3	4	5	6	7	8	9	10	AB	R	H	RBI	BB	SO	LOB
Richie Ashburn, L (1, 8) OBP: 0.347, SLG: 0.262	0-0 FC5-4 1B		0-0 1B 1B			0-0 ② F9		0-0 ① 4-3		0-0 ② 6-3	5	0	2	0	0	0	0
Ed Bouchee, L (1, 3) OBP: 0.419, SLG: 0.512	0-0 ① FC5-4 FC5-4 1-2f		0-0 ③ 1-2 1B			0-0 ③ 4-3		1-0 HBP		0-0 ③ 4-3	4	0	1	0	0	0	1
Willie Jones, R (1, 5) OBP: 0.343, SLG: 0.469	0-0 ② FC5-4 1-2f			0-0 ① P6			0-0 ① F8	0-0 ② F2			4	0	0	0	0	0	2
Wally Post, R (1, 9) OBP: 0.339, SLG: 0.524	0-0 ③ F8			0-3 ② K			0-0 1B E 1B	0-0 ③ F8			4	1	1	0	0	1	2
Harry Anderson, L (1, 7) OBP: 0.331, SLG: 0.461		0-0 CS 1B		0-0 ③ F7			0-0 FC3-6 1-2 1B		B B B B 4-0 FC1-6 BB		3	0	2	0	1	0	0
Carl Sawatski, L (1, 2) OBP: 0.360, SLG: 0.500		S S S 0-3 ① K			B B B B 4-0 FC3-6 BB		x 0-0 ② FC3-6 1-2f 2-H 3B		x 0-0 ① FC1-6 S 1-2f		2	0	0	0	1	1	2
Joe Koppe, R (7, PR) OBP: 0.333, SLG: 0.125 (8, 4)											1	1	0	0	0	0	1
Sparky Anderson, R (1, 4) OBP: 0.278, SLG: 0.246		x 0-0 ② ③ 6-3 1-2		x 0-0 ① FC3-6 G4-6-3 1-2f			x 0-0 1-H 3B		S S S 0-3 ② K		2	0	0	0	0	0	2
Dave Philley, S (7, PH) OBP: 0.357, SLG: 0.514											1	0	1	1	0	0	0
Valmy Thomas, R (8, 2) OBP: 0.222, SLG: 0.152											0	0	0	0	0	0	0
Gene Freese, R (9, PH) OBP: 0.324, SLG: 0.800											1	0	0	0	0	1	1
Jim Hegan, R (10, 2) OBP: 0.232, SLG: 0.216											0	0	0	0	0	0	0
Chico Fernandez, R (1, 6) OBP: 0.266, SLG: 0.271			x 0-0 ① F5		x 0-0 ② ③ G4-6-3 1-2f		B B B B 4-0 BB		S S S 0-3 ③ K 1-2		3	0	0	0	1	1	2
Gene Conley, R (1, 1) OBP: 0.174, SLG: 0.217			x 0-0 ② P6			x 0-0 ① P6	S S S 0-3 ③ K			x 0-0 ① P6	3	0	0	0	0	1	2
Harry Hanebrink, L (10, PH) OBP: 0.226, SLG: 0.323											1	0	0	0	0	0	0

Inning Stats	1	2	3	4	5	6	7	8	9	10
	R: 0 H: 1 E: 0 LOB: 1 K: 0 BB: 0 S: 4 P: 4	R: 0 H: 1 E: 0 LOB: 0 K: 1 BB: 0 S: 5 P: 5	R: 0 H: 2 E: 0 LOB: 1 K: 0 BB: 0 S: 4 P: 4	R: 0 H: 0 E: 0 LOB: 0 K: 1 BB: 0 S: 5 P: 5	R: 0 H: 0 E: 0 LOB: 0 K: 0 BB: 1 S: 2 P: 6	R: 0 H: 0 E: 0 LOB: 0 K: 0 BB: 0 S: 3 P: 3	R: 2 H: 3 E: 1 LOB: 2 K: 1 BB: 1 S: 8 P: 12	R: 0 H: 0 E: 0 LOB: 1 K: 0 BB: 0 S: 3 P: 4	R: 0 H: 0 E: 0 LOB: 1 K: 2 BB: 1 S: 7 P: 11	R: 0 H: 0 E: 0 LOB: 0 K: 0 BB: 0 S: 3 P: 3

PITCHER	IP	WLS	BF	H	R	ER	SO	BB	IBB	HBP	BLK	WP	HR	S	P	ERA	WHIP
Bob Anderson, R (1, 1) ERA: 3.26	6.2		25	7	2	2	2	1	0	0	0	0	0	28	32	2.70	1.200
Don Elston, R (7, 1) ERA: 2.88	3.1	W	13	0	0	0	3	2	0	1	0	0	0	16	25	0.00	0.600

PITCHER	IP	WLS	BF	H	R	ER	SO	BB	IBB	HBP	BLK	WP	HR	S	P	ERA	WHIP

BOTTOM

AB	34
R	2
H	7
RBI	1
BB	3
SO	5
LOB	15

1B: 6	SF: 0	WP: 0	PA: 38
2B: 0	SAC: 0	PB: 0	
3B: 1	DP: 1	SB: 1	
HR: 0	HBP: 1	CS: 1	

Chicago Cubs @ Pittsburgh Pirates

Forbes Field, Pittsburgh, PA

Fri Jun 05 1959, 7:05 PM EDT

Att. 27,335 - Unknown

TOP

livebaseballscorecards.com

Batter	1	2	3	4	5	6	7	8	9	AB	R	H	RBI	BB	SO	LOB
Tony Taylor, R (1, 4) OBP: 0.346, SLG: 0.414	3B 1B	WP 1-H 1B 2B	FC4 1-2f			1-3		E 1B	1-2 2-H 1B	6	2	4	2	0	0	2
Alvin Dark, R (1, 5) OBP: 0.333, SLG: 0.354	1-H 14 SF7 3B	14 S 14 HR 2-H 1B		F8		K		K 1-3	4-3	6	2	2	2	0	2	3
14 Ernie Banks, R (1, 6) OBP: 0.353, SLG: 0.542	SF7 3-H	1-H HR		P9		2B 1B		G4-6-3 IBB		3	1	2	3	1	0	0
Dale Long, L (1, 3) OBP: 0.346, SLG: 0.539	HR	BB		1B 1B 1B		1-3 2B		G4-6-3 1-2f		4	2	3	1	1	0	2
Bobby Thomson, R (1, 9) (9, 7) OBP: 0.329, SLG: 0.435	F8	F2		1B 1-2 1B		IBB			F8	4	0	1	0	1	0	1
Walt Moryn, L (1, 7) OBP: 0.328, SLG: 0.382 Lee Walls, R (9, 9) OBP: 0.331, SLG: 0.355	F5		BB FC1-5 1B	1-3 2-H 1B		K			F6	4 0	0 0	1 0	1 0	1 0	1 0	3 0
George Altman, L (1, 8) OBP: 0.302, SLG: 0.365		2B 1B	K		3-1		K		1B 3B	5	2	2	0	0	2	1
Sammy Taylor, L (1, 2) OBP: 0.295, SLG: 0.342		F3	1-2 FC1-5 1B		K		4-3		1B 1B IBB	4	1	1	0	1	1	1
Glen Hobbie, R (1, 1) OBP: 0.167, SLG: 0.172 Don Elston, R (7, 1) OBP: 0.167, SLG: 0.167		F8	1-2 2-3f FC1-5 FC4		F8		K		1-2 3-H 1B	4 1	0 0	0 1	0 1	0 0	1 0	3 0
Inning Stats	R: 3 E: 0 K: 0 S: 6 H: 3 LOB: 0 BB: 0 P: 6	R: 4 E: 0 K: 0 S: 7 H: 4 LOB: 1 BB: 1 P: 11	R: 0 E: 0 K: 1 S: 6 H: 1 LOB: 2 BB: 1 P: 10	R: 1 E: 0 K: 0 S: 5 H: 3 LOB: 2 BB: 0 P: 5	R: 0 E: 0 K: 1 S: 5 H: 0 LOB: 0 BB: 0 P: 5	R: 0 E: 0 K: 2 S: 9 H: 2 LOB: 3 BB: 1 P: 13	R: 0 E: 0 K: 2 S: 7 H: 0 LOB: 0 BB: 0 P: 7	R: 0 E: 1 K: 1 S: 5 H: 1 LOB: 1 BB: 1 P: 9	R: 2 E: 0 K: 0 S: 6 H: 3 LOB: 2 BB: 1 P: 10	1B: 11 2B: 2 3B: 2 HR: 2 SF: 1 SAC: 0 DP: 1 HBP: 0							

AB	41
R	10
H	17
RBI	10
BB	5
SO	7
LOB	16

WP: 1 PB: 0 SB: 1 CS: 0 — PA: 47

PITCHER		IP	WLS	BF	H	R	ER	SO	BB	IBB	HBP	BLK	WP	HR	S	P	ERA	WHIP
Vern Law, R ERA: 4.56	(1, 1)	1.2	L	11	6	6	6	0	0	0	0	0	1	1	11	11	32.40	3.600
Ron Blackburn, R ERA: 4.64	(2, 1)	0.1		3	1	1	1	0	1	0	0	0	0	1	2	6	27.00	6.000
Bob Smith, L ERA: 2.67	(3, 1)	2.0		10	4	1	1	1	1	0	0	0	0	0	11	15	4.50	2.500
Al Jackson, L ERA: 5.0	(5, 1)	4.0		16	3	0	0	6	0	2	0	0	0	0	26	34	0.00	0.750
Don Williams, R ERA: 8.22	(9, 1)	1.0		7	3	2	2	0	0	1	0	0	0	0	6	10	18.00	3.000

PITCHER	IP	WLS	BF	H	R	ER	SO	BB	IBB	HBP	BLK	WP	HR	S	P	ERA	WHIP

Chicago Cubs @ Pittsburgh Pirates

Forbes Field, Pittsburgh, PA

Fri Jun 05 1959, 7:05 PM EDT

Att. 27,335 - Unknown

BOTTOM

Batter	1	2	3	4	5	6	7	8	9	AB	R	H	RBI	BB	SO	LOB
Bill Virdon, L (1, 8) OBP: 0.295, SLG: 0.388	S S S 0-3 ① K		B B B B 4-0 G1-6-3 BB		x 0-0 G4-6-3 1B		x 0-0 ① 4-3	x 0-0 2B 2B		4	1	2	0	1	1	0
Dick Groat, R (1, 6) OBP: 0.312, SLG: 0.343	x 0-0 ② 4-3		x 0-0 ① ② G1-6-3 1-2f		x 0-0 ① ② G4-6-3 1-2f		x 0-0 1B 1B 1B	x 0-0 2-H 2B		5	1	2	1	0	0	2
Smoky Burgess, L (1, 2) OBP: 0.418, SLG: 0.667 Don Williams, R (9, 1) OBP: 0.500, SLG: 1.500	x 0-0 HR 1B		x 0-0 BB 1B		x 0-0 BB 1B 1B		x 0-0 ② F7	x 0-0 ③ 4-3		5 0	2 0	3 0	0 0	0 0	0 0	2 0
Dick Stuart, R (1, 3) OBP: 0.368, SLG: 0.539	x 0-0 1-H HR		B B B B 4-0 1-2 BB		B B B B 4-0 1B 1-2 BB		x 0-0 BB 1B 1-2 1B		x 0-0 ① 6-3	3	1	2	2	2	0	0
Bob Skinner, L (1, 7) OBP: 0.366, SLG: 0.503	x 0-0 ③ F8		S S S 0-3 ③ K		x 0-0 1-2 2-H 1B		x 0-0 BB 1-2 2-H 1B		x 0-0 BB 1B	5	0	3	2	0	1	2
Bill Mazeroski, R (1, 4) OBP: 0.285, SLG: 0.392		x 0-0 ① P8		x 0-0 ① L9	x 0-0 ③ L7		B B B B 4-0 1-2 2-3 BB		B B B B 4-0 G1-6-3 1-2 BB	3	0	0	0	2	0	2
Don Hoak, R (1, 5) OBP: 0.378, SLG: 0.429		x 0-0 2B	S S S 0-3 ② K			x 0-0 ① F6	x 0-0 ③ F6		x 0-0 ② ③ G1-6-3 1-2f	5	0	1	0	0	1	5
Roman Mejias, R (1, 9) OBP: 0.317, SLG: 0.291		S S S 0-3 ② K		x 0-0 1B		S S S 0-3 ② K		x 0-0 ① F7		4	0	1	0	0	2	1
Vern Law, R (1, 1) OBP: 0.233, SLG: 0.345 Ron Blackburn, R (2, 1) Dick Schofield, S (2, PH) OBP: 0.386, SLG: 0.447 Bob Smith, R (3, 1) Rocky Nelson, L (4, PH) OBP: 0.291, SLG: 0.304 Al Jackson, L (5, 1) Danny Kravitz, L (8, PH) OBP: 0.476, SLG: 0.526 (9, 2)		x 0-0 ③ 6-3		S S S 0-3 ③ K		S S S 0-3 ③ K		x 0-0 ② 1-3		0 0 1 0 1 1 1	0 0 0 0 0 0 0	0 0 0 0 0 1 0	0 0 0 0 0 1 0	0 0 0 0 1 0 0	0 0 1 0 1 0 0	0 0 1 0 1 0 0
Inning Stats	R: 2 E: 0 K: 1 S: 7 H: 2 LOB: 0 BB: 0 P: 7	R: 0 E: 0 K: 1 S: 6 H: 1 LOB: 1 BB: 0 P: 6	R: 0 E: 0 K: 1 S: 5 H: 1 LOB: 2 BB: 2 P: 13	R: 0 E: 0 K: 2 S: 8 H: 1 LOB: 1 BB: 0 P: 8	R: 1 E: 0 K: 0 S: 5 H: 3 LOB: 2 BB: 1 P: 9	R: 0 E: 0 K: 2 S: 7 H: 0 LOB: 0 BB: 0 P: 7	R: 1 E: 0 K: 0 S: 6 H: 3 LOB: 3 BB: 1 P: 10	R: 1 E: 0 K: 0 S: 5 H: 2 LOB: 1 BB: 0 P: 5	R: 0 E: 0 K: 0 S: 3 H: 1 LOB: 1 BB: 1 P: 7	1B: 10 2B: 3 3B: 0 HR: 1 SF: 0 SAC: 0 DP: 3 HBP: 0						

	AB	38
	R	5
	H	14
	RBI	5
	BB	5
	SO	7
	LOB	16

WP: 0 PA: 43
PB: 0
SB: 0
CS: 0

livebaseballscorecards.com

PITCHER		IP	WLS	BF	H	R	ER	SO	BB	IBB	HBP	BLK	WP	HR	S	P	ERA	WHIP
Glen Hobbie, R ERA: 3.87	(1, 1)	6.2	W	33	11	4	4	7	4	0	0	0	0	1	43	59	5.40	2.250
Don Elston, R ERA: 2.96	(7, 1)	2.1	S	10	3	1	1	0	1	0	0	0	0	0	9	13	3.86	1.714

PITCHER	IP	WLS	BF	H	R	ER	SO	BB	IBB	HBP	BLK	WP	HR	S	P	ERA	WHIP

Chicago Cubs @ Pittsburgh Pirates

Forbes Field, Pittsburgh, PA

Sat Jun 06 1959, 3:33 AM EDT

Att. 12,953 - Unknown

livebaseballscorecards.com

Batter	1	2	3	4	5	6	7	8	9	AB	R	H	RBI	BB	SO	LOB
Tony Taylor, R (1, 4) OBP: 0.348, SLG: 0.414	14 3B 1-6-3 1B 1-2 2-H 1B		F9			6-3			K	5	1	2	1	0	1	1
Alvin Dark, R (1, 5) OBP: 0.324, SLG: 0.344	1-6-3 F7			F8		F9			5-3	5	0	0	0	0	0	3
14 Ernie Banks, R (1, 6) OBP: 0.356, SLG: 0.561	1B 3B 2-H	K		SF8 3B			5-3			4	2	2	1	0	1	0
Dale Long, L (1, 3) OBP: 0.344, SLG: 0.534	P6	G5-4-3 1B		SF8 3-H			4-3			3	0	1	1	0	0	1
Bobby Thomson, R (1, 9) (8, 7) OBP: 0.327, SLG: 0.430	PB HR 1B 3-H	G5-4-3 1-2f		5-3			F8			4	1	1	1	0	0	1
Walt Moryn, L (1, 7) OBP: 0.327, SLG: 0.395 Lee Walls, R (8, 9) OBP: 0.331, SLG: 0.355	1-H HR		L9		F8			F7		4 0	1 0	1 0	2 0	0 0	0 0	0 0
George Altman, L (1, 8) OBP: 0.308, SLG: 0.381	B B B B 2B BB		1B 3B		F8			F7		3	2	1	0	1	0	0
Sammy Taylor, L (1, 2) OBP: 0.293, SLG: 0.347	1-H 1B 2B		P5		4-3			F8		4	1	1	1	0	0	1
Moe Drabowsky, R (1, 1) OBP: 0.231, SLG: 0.208	B B B B 1B BB		3-H 1B			K			5-3	3	0	1	1	1	1	0
Inning Stats	R: 6 E: 0 K: 0 S: 9 H: 6 LOB: 2 BB: 2 P: 17	R: 0 E: 0 K: 1 S: 5 H: 1 LOB: 0 BB: 0 P: 5	R: 1 E: 0 K: 0 S: 5 H: 2 LOB: 1 BB: 0 P: 5	R: 1 E: 0 K: 0 S: 4 H: 1 LOB: 0 BB: 0 P: 4	R: 0 E: 0 K: 0 S: 3 H: 0 LOB: 0 BB: 0 P: 3	R: 0 E: 0 K: 1 S: 5 H: 0 LOB: 0 BB: 0 P: 5	R: 0 E: 0 K: 0 S: 3 H: 0 LOB: 0 BB: 0 P: 3	R: 0 E: 0 K: 0 S: 3 H: 0 LOB: 0 BB: 0 P: 3	R: 0 E: 0 K: 1 S: 5 H: 0 LOB: 0 BB: 0 P: 5	1B: 5 2B: 1 3B: 3 HR: 1 SF: 1 SAC: 0 DP: 1 HBP: 0						

TOP	
AB	35
R	8
H	10
RBI	8
BB	2
SO	3
LOB	7

WP: 0 PB: 1 SB: 0 CS: 0 PA: 38

PITCHER		IP	WLS	BF	H	R	ER	SO	BB	IBB	HBP	BLK	WP	HR	S	P	ERA	WHIP
Bennie Daniels, R ERA: 5.4	(1, 1)	0.2	L	7	4	5	5	0	1	0	0	0	0	1	6	10	67.50	7.500
Bob Smith, L ERA: 3.0	(1, 1)	0.0		3	2	1	1	0	1	0	0	0	0	0	2	6	∞	∞
Don Williams, R ERA: 6.75	(1, 1)	4.1		16	4	2	2	1	0	0	0	0	0	0	18	18	4.15	0.923
Ron Blackburn, R ERA: 3.91	(6, 1)	4.0		12	0	0	0	2	0	0	0	0	0	0	16	16	0.00	0.000

PITCHER	IP	WLS	BF	H	R	ER	SO	BB	IBB	HBP	BLK	WP	HR	S	P	ERA	WHIP

Chicago Cubs @ Pittsburgh Pirates

Forbes Field, Pittsburgh, PA

Sat Jun 06 1959, 3:33 AM EDT

Att. 12,953 - Unknown

livebaseballscorecards.com

BOTTOM

Batter	1	2	3	4	5	6	7	8	9	AB	R	H	RBI	BB	SO	LOB
Bill Virdon, L (1, 8) OBP: 0.299, SLG: 0.387	P6		BB		1B		K			3	0	1	0	1	1	0
Dick Groat, R (1, 6) OBP: 0.316, SLG: 0.343	L7		BB (1-2)		F9			1B		3	0	1	0	1	0	1
Smoky Burgess, L (1, 2) OBP: 0.408, SLG: 0.649	F8		L4			F8		K		4	0	0	0	0	1	3
Dick Stuart, R (1, 3) OBP: 0.357, SLG: 0.521		P3		F8		F8		F7		4	0	0	0	0	0	1
Bob Skinner, L (1, 7) OBP: 0.368, SLG: 0.500		L9		BB (FC6-4)		1B		F7		3	0	1	0	1	0	1
Bill Mazeroski, R (1, 4) OBP: 0.284, SLG: 0.389		1B		P6		F9			5-3	4	0	1	0	0	0	2
Don Hoak, R (1, 5) OBP: 0.376, SLG: 0.426		4-3		FC6-4 (1-2f)			G6-4-3		4-3	4	0	1	0	0	0	2
Roman Mejias, R (1, 9) OBP: 0.315, SLG: 0.316			6-3		5-3		G6-4-3 (1-2f)		HR	4	1	1	1	0	0	1
Bennie Daniels, L (1, 1) OBP: 0.385, SLG: 0.455 Bob Smith, R (1, 1) Don Williams, R (1, 1) OBP: 0.333, SLG: 1.000 Dick Schofield, S (5, PH) OBP: 0.357, SLG: 0.436 Ron Blackburn, R (6, 1) OBP: 0.500, SLG: 2.000 Ted Kluszewski, L (9, PH) OBP: 0.386, SLG: 0.567			F9		4-3		HR		L3	0 0 1 1 1 1 1	0 0 0 0 0 0 0	0 0 0 0 0 1 0	0 0 0 0 0 0 0	0 0 0 0 0 0 0	0 0 0 0 0 0 0	0 0 0 0 0 0 0
Inning Stats	R: 0 E: 0 K: 0 S: 3 H: 0 LOB: 0 BB: 0 P: 3	R: 0 E: 0 K: 0 S: 4 H: 1 LOB: 1 BB: 0 P: 4	R: 0 E: 0 K: 0 S: 3 H: 0 LOB: 2 BB: 2 P: 11	R: 0 E: 0 K: 0 S: 3 H: 0 LOB: 1 BB: 1 P: 7	R: 0 E: 0 K: 0 S: 4 H: 1 LOB: 1 BB: 0 P: 4	R: 0 E: 0 K: 0 S: 4 H: 1 LOB: 1 BB: 0 P: 4	R: 1 E: 0 K: 1 S: 6 H: 2 LOB: 0 BB: 0 P: 6	R: 0 E: 0 K: 1 S: 6 H: 1 LOB: 1 BB: 0 P: 6	R: 1 E: 0 K: 0 S: 4 H: 1 LOB: 0 BB: 0 P: 4	1B: 5 2B: 0 3B: 0 HR: 2	SF: 0 SAC: 0 DP: 1 HBP: 0			WP: 0 PB: 0 SB: 0 CS: 0	PA: 36		

	AB	33
	R	2
	H	7
	RBI	2
	BB	3
	SO	2
	LOB	11

PITCHER	IP	WLS	BF	H	R	ER	SO	BB	IBB	HBP	BLK	WP	HR	S	P	ERA	WHIP
Moe Drabowsky, R (1, 1) ERA: 3.97	9.0	W	36	7	2	2	2	3	0	0	0	0	2	37	49	2.00	1.111

PITCHER	IP	WLS	BF	H	R	ER	SO	BB	IBB	HBP	BLK	WP	HR	S	P	ERA	WHIP

Chicago Cubs @ Pittsburgh Pirates

Forbes Field, Pittsburgh, PA

Sun Jun 07 1959, 3:33 AM EDT

Unknown

TOP

livebaseballscorecards.com

Batter	1	2	3	4	5	6	7	8	9	AB	R	H	RBI	BB	SO	LOB
Tony Taylor, R (1, 4) OBP: 0.353, SLG: 0.418	PB 1B SF9 1B	FC5-4 1-2f			P9		SH1-3 1B 1B		CS 1B	5	1	3	0	0	0	1
Alvin Dark, R (1, 5) OBP: 0.323, SLG: 0.341	PB 1-2 1B		F7		E6 1B 14 2B		SH1-3 1-2		K 1-2	4	1	1	0	0	1	1
Lee Walls, R (1, 9) OBP: 0.335, SLG: 0.359	F4 1-2 2-3		6-3		14 2B 1-2 1B		14 FC6-4 2-H 1B			4	1	2	0	0	0	2
14 Ernie Banks, R (1, 6) OBP: 0.358, SLG: 0.563	FC4-6 IBB		E5 1B		1-H 2-H 2B		FC6-4 1-2f			3	0	1	2	1	0	1
Bobby Thomson, R (1, 8) (8, 7) OBP: 0.331, SLG: 0.458	SF9 3-H		1-2 1B		5-3			HR		3	1	2	2	0	0	1
Walt Moryn, L (1, 7) George Altman, L (8, 8) OBP: 0.320, SLG: 0.387 OBP: 0.308, SLG: 0.381	FC4-6 1-2f		K		4-3			K		4 0	0	0	0	0	2	5 0
Cal Neeman, R (1, 2) OBP: 0.148, SLG: 0.042		K		6-3		6-3		F9		4	0	0	0	0	1	0
Dale Long, L (1, 3) OBP: 0.333, SLG: 0.516		K		4-3		K		F5		4	0	0	0	0	2	0
John Buzhardt, R (1, 1) Bill Henry, L (8, 1) OBP: 0.167, SLG: 0.167		FC5-4 BB		K		K			K	2 1	0 0	0 0	0 0	1 0	2 1	0 0

	AB	34
	R	4
	H	9
	RBI	4
	BB	2
	SO	9
	LOB	11

Inning Stats										
	R: 1	H: 2	R: 0	H: 0	R: 0	H: 1	R: 0	H: 0	R: 2	H: 2
	E: 0	LOB: 2	E: 0	LOB: 1	E: 1	LOB: 2	E: 0	LOB: 0	E: 1	LOB: 1
	K: 0	BB: 1	K: 2	BB: 1	K: 1	BB: 0	K: 1	BB: 0	K: 0	BB: 0
	S: 5	P: 9	S: 7	P: 11	S: 7	P: 7	S: 5	P: 5	S: 6	P: 6

Inning Stats										
	R: 0	H: 0	R: 0	H: 2	R: 1	H: 1	R: 0	H: 1	1B: 7	SF: 1
	E: 0	LOB: 0	E: 0	LOB: 1	E: 0	LOB: 0	E: 0	LOB: 1	2B: 2	SAC: 1
	K: 2	BB: 0	K: 0	BB: 0	K: 1	BB: 0	K: 2	BB: 0	3B: 0	DP: 1
	S: 7	P: 7	S: 4	P: 4	S: 6	P: 6	S: 7	P: 7	HR: 1	HBP: 0

	WP: 0	PA: 38
	PB: 1	
	SB: 0	
	CS: 1	

PITCHER		IP	WLS	BF	H	R	ER	SO	BB	IBB	HBP	BLK	WP	HR	S	P	ERA	WHIP
Harvey Haddix, L ERA: 2.04	(1, 1)	8.0	L	35	8	4	3	7	1	1	0	0	0	1	47	55	3.38	1.125
Roy Face, R ERA: 1.67	(9, 1)	1.0		3	1	0	0	2	0	0	0	0	0	0	7	7	0.00	1.000

PITCHER		IP	WLS	BF	H	R	ER	SO	BB	IBB	HBP	BLK	WP	HR	S	P	ERA	WHIP

BOTTOM

Chicago Cubs @ Pittsburgh Pirates

Forbes Field, Pittsburgh, PA

Sun Jun 07 1959, 3:33 AM EDT

Unknown

Batter	1	2	3	4	5	6	7	8	9	AB	R	H	RBI	BB	SO	LOB
Bill Virdon, L (1, 8) OBP: 0.303, SLG: 0.394	4-3			F8		2B		E 1-3 1B		4	0	2	0	0	0	0
Dick Groat, R (1, 6) OBP: 0.309, SLG: 0.337	4-3			K		F8		SF9 3-H		3	0	0	1	0	1	1
Smoky Burgess, L (1, 2) OBP: 0.405, SLG: 0.637	F7			L4		BB		E1 1-2		3	0	0	0	1	0	1
Dick Schofield, S (8, PR) OBP: 0.357, SLG: 0.436										0	0	0	0	0	0	0
Roy Face, R (9, 1) OBP: 0.400, SLG: 0.400										0	0	0	0	0	0	0
Ted Kluszewski, L (1, 3) OBP: 0.365, SLG: 0.535		F3			F9	L6		F2		4	0	0	0	0	0	4
Bob Skinner, L (1, 7) OBP: 0.366, SLG: 0.491		4-3			3B BB		4-3		K	3	1	0	0	1	1	0
Bill Mazeroski, R (1, 4) OBP: 0.288, SLG: 0.398		4-3			1-H 3B		L8		BB	3	0	1	1	1	0	0
Don Hoak, R (1, 5) OBP: 0.373, SLG: 0.427		L7 2B			K		F6		F8	4	0	1	0	0	1	2
Roman Mejias, R (1, 9) OBP: 0.308, SLG: 0.308		L7 2-3			F8			F4	F4	3	0	0	0	0	0	2
Dick Stuart, R (9, PH) OBP: 0.355, SLG: 0.517										1	0	0	0	0	0	1
Harvey Haddix, L (1, 1) OBP: 0.219, SLG: 0.200		L9				K		1B SF9 BB		2	0	0	0	0	1	0
Rocky Nelson, L (8, PH) OBP: 0.304, SLG: 0.304										0	0	0	0	1	0	0
Joe Christopher, R (8, PR)										0	1	0	0	0	0	0
Hank Foiles, R (9, 2) OBP: 0.233, SLG: 0.300										0	0	0	0	0	0	0
Inning Stats	R: 0 E: 0 K: 0 S: 3 H: 0 LOB: 0 BB: 0 P: 3	R: 0 E: 0 K: 0 S: 3 H: 0 LOB: 0 BB: 0 P: 3	R: 0 E: 0 K: 0 S: 3 H: 1 LOB: 0 BB: 0 P: 3	R: 0 E: 0 K: 1 S: 5 H: 0 LOB: 0 BB: 0 P: 5	R: 1 E: 0 K: 1 S: 6 H: 1 LOB: 1 BB: 1 P: 10	R: 0 E: 0 K: 1 S: 6 H: 1 LOB: 2 BB: 1 P: 10	R: 0 E: 0 K: 0 S: 3 H: 0 LOB: 0 BB: 0 P: 3	R: 1 E: 1 K: 0 S: 5 H: 1 LOB: 2 BB: 1 P: 9	R: 0 E: 0 K: 1 S: 5 H: 0 LOB: 1 BB: 1 P: 9	1B: 1 2B: 2 3B: 1 HR: 0	SF: 1 SAC: 0 DP: 0 HBP: 0					

	AB	30
	R	2
	H	4
	RBI	2
	BB	4
	SO	4
	LOB	11

livebaseballscorecards.com

PITCHER	IP	WLS	BF	H	R	ER	SO	BB	IBB	HBP	BLK	WP	HR	S	P	ERA	WHIP
John Buzhardt, R (1, 1) ERA: 3.98	7.2	W	30	4	2	2	3	3	0	0	0	0	0	33	45	2.35	0.913
Bill Henry, L (8, 1) ERA: 2.93	1.1	S	5	0	0	0	1	1	0	0	0	0	0	6	10	0.00	0.750

PITCHER	IP	WLS	BF	H	R	ER	SO	BB	IBB	HBP	BLK	WP	HR	S	P	ERA	WHIP

WP: 0 PB: 0 SB: 0 CS: 0 PA: 35

Batter	1	2	3	4	5	6	7	8	9	AB	R	H	RBI	BB	SO	LOB
Tony Taylor, R (1, 4) OBP: 0.356, SLG: 0.414	BBBB 4-0 FC4-6 BB		BBBB 4-0 FC6-4 BB		x 0-0 ② 6-3			SSS 0-3 ② K		2	0	0	0	2	1	0
George Altman, L (1, 8) OBP: 0.299, SLG: 0.369	x 0-0 ① FC4-6 14 FC6-4 1-2f		x 0-0 ② FC6-4 1-2f		x 0-0 ③ 4-3			x 0-0 ③ F5		4	0	0	0	0	0	2
Lee Walls, R (1, 9) OBP: 0.333, SLG: 0.363	SSS 0-3 ② K		SSS 0-3 ③ K			SSS 0-3 ① K			x 0-0 2B	4	0	1	0	0	3	2
14 Ernie Banks, R (1, 6) OBP: 0.352, SLG: 0.552	x 0-0 ③ FC6-4 1-2f			x 0-0 ① 6-3		SSS 0-3 ② K			x 0-0 ① L8	4	0	0	0	0	1	2
Dale Long, L (1, 3) OBP: 0.338, SLG: 0.524		x 0-0 2B		x 0-0 2B 1B		SSS 0-3 ③ K			SSS 0-3 ② K	4	1	2	0	0	2	1
Walt Moryn, L (1, 7) OBP: 0.319, SLG: 0.389 Bobby Thomson, R (9, 7) OBP: 0.331, SLG: 0.458		SSS 0-3 ① K		x 0-0 G3 1-H 2B			x 0-0 4-3		x 0-0 ③ F9	4 0	0 0	1 0	1 0	0 0	1 0	2 0
Sammy Taylor, L (1, 2) OBP: 0.294, SLG: 0.347		x 0-0 ② F7		x 0-0 ② G3 2-3			x 0-0 G6-4-3 1B			3	0	1	0	0	0	2
Johnny Goryl, R (1, 5) OBP: 0.268, SLG: 0.436		SSS 0-3 ③ K		x 0-0 ③ F6			x 0-0 ②③ G6-4-3 1-2f			3	0	0	0	0	1	3
Elmer Singleton, R (1, 1) Bill Henry, L (8, 1) OBP: 0.167, SLG: 0.167 Don Elston, R (8, 1) OBP: 0.167, SLG: 0.167			SSS 0-3 ① K		x 0-0 ① 5-3			SSS 0-3 ① K		3 0 0	0 0 0	0 0 0	0 0 0	0 0 0	2 0 0	0 0 0
Inning Stats	R: 0 H: 0 E: 0 LOB: 1 K: 1 BB: 1 S: 5 P: 9	R: 0 H: 1 E: 0 LOB: 1 K: 2 BB: 0 S: 8 P: 8	R: 0 H: 0 E: 0 LOB: 1 K: 2 BB: 1 S: 7 P: 11	R: 1 H: 2 E: 0 LOB: 1 K: 0 BB: 0 S: 5 P: 5	R: 0 H: 0 E: 0 LOB: 0 K: 0 BB: 0 S: 3 P: 3	R: 0 H: 0 E: 0 LOB: 0 K: 3 BB: 0 S: 9 P: 9	R: 0 H: 1 E: 0 LOB: 0 K: 0 BB: 0 S: 3 P: 3	R: 0 H: 0 E: 0 LOB: 0 K: 2 BB: 0 S: 7 P: 7	R: 0 H: 1 E: 0 LOB: 1 K: 1 BB: 0 S: 6 P: 6	1B: 2 SF: 0 2B: 3 SAC: 0 3B: 0 DP: 1 HR: 0 HBP: 0						

TOP

Chicago Cubs @ Pittsburgh Pirates

Forbes Field, Pittsburgh, PA

Sun Jun 07 1959, 3:38 AM EDT

Att. 32,078 - Unknown

livebaseballscorecards.com

AB	31
R	1
H	5
RBI	1
BB	2
SO	11
LOB	14

PITCHER		IP	WLS	BF	H	R	ER	SO	BB	IBB	HBP	BLK	WP	HR	S	P	ERA	WHIP
Bob Friend, R ERA: 5.64	(1, 1)	8.0	L	29	4	1	1	10	2	0	0	0	0	0	47	55	1.12	0.750
Roy Face, R ERA: 1.62	(9, 1)	1.0		4	1	0	0	1	0	0	0	0	0	0	6	6	0.00	1.000

PITCHER	IP	WLS	BF	H	R	ER	SO	BB	IBB	HBP	BLK	WP	HR	S	P	ERA	WHIP

BOTTOM

Chicago Cubs @ Pittsburgh Pirates

Forbes Field, Pittsburgh, PA

Sun Jun 07 1959, 3:38 AM EDT

Att. 32,078 - Unknown

Batter	1	2	3	4	5	6	7	8	9	AB	R	H	RBI	BB	SO	LOB
Roman Mejias, R (1, 9) OBP: 0.303, SLG: 0.303	L8		K		4-3			FC6-4 BB		2	0	0	0	0	1	0
Smoky Burgess, L (5, PH) OBP: 0.402, SLG: 0.633										1	0	0	0	0	0	3
Joe Christopher, R (6, 9)										0	0	0	0	0	0	0
Ted Kluszewski, L (8, PH) OBP: 0.373, SLG: 0.535										0	0	0	0	1	0	0
Vern Law, R (8, PR) OBP: 0.233, SLG: 0.345										0	0	0	0	0	0	0
Roy Face, R (9, 1) OBP: 0.400, SLG: 0.400										0	0	0	0	0	0	0
Bill Virdon, L (1, 8) OBP: 0.297, SLG: 0.387	E3 5-3			L9		4-3		F9		4	0	0	0	0	0	2
Dick Groat, R (1, 6) OBP: 0.308, SLG: 0.335	5-3			F8		G5-4-3 1B		FC6-4		4	0	1	0	0	0	3
Dick Stuart, R (1, 3) OBP: 0.345, SLG: 0.500	F4			K		G5-4-3			F2	4	0	0	0	0	1	2
Bob Skinner, L (1, 7) OBP: 0.365, SLG: 0.489		K			1B SH1-4 1B		4-3		P9	3	0	1	0	0	1	0
Harry Bright, R (8, 7) OBP: 0.308, SLG: 0.583										1	0	0	0	0	0	0
Bill Mazeroski, R (1, 4) OBP: 0.284, SLG: 0.393		F9			SH1-4		F6		6-3	3	0	0	0	0	0	0
Don Hoak, R (1, 5) OBP: 0.373, SLG: 0.426		F6			BB 1B		4-3			3	0	1	0	0	0	0
Hank Foiles, R (1, 2) OBP: 0.217, SLG: 0.279			K		F3			6-3		3	0	0	0	0	1	2
Bob Friend, R (1, 1) OBP: 0.346, SLG: 0.292			F3		BB			BB		1	0	0	0	1	0	0
Rocky Nelson, L (8, PH) OBP: 0.316, SLG: 0.304										0	0	0	0	1	0	0
Dick Schofield, S (8, PR) OBP: 0.357, SLG: 0.436										0	0	0	0	0	0	0
(9, 9)																

Inning Stats	1	2	3	4	5	6	7	8	9
	R: 0 H: 0 E: 1 LOB: 1 K: 0 BB: 0 S: 4 P: 4	R: 0 H: 0 E: 0 LOB: 0 K: 1 BB: 0 S: 5 P: 5	R: 0 H: 0 E: 0 LOB: 0 K: 2 BB: 0 S: 7 P: 7	R: 0 H: 0 E: 0 LOB: 0 K: 1 BB: 0 S: 5 P: 5	R: 0 H: 2 E: 0 LOB: 3 K: 0 BB: 1 S: 5 P: 9	R: 0 H: 1 E: 0 LOB: 0 K: 0 BB: 0 S: 3 P: 3	R: 0 H: 0 E: 0 LOB: 0 K: 0 BB: 0 S: 3 P: 3	R: 0 H: 0 E: 0 LOB: 2 K: 0 BB: 2 S: 3 P: 11	R: 0 H: 0 E: 0 LOB: 0 K: 0 BB: 0 S: 3 P: 3

1B: 3 SF: 0 WP: 0 PA: 33
2B: 0 SAC: 1 PB: 0
3B: 0 DP: 1 SB: 0
HR: 0 HBP: 0 CS: 0

	AB	29
	R	0
	H	3
	RBI	0
	BB	3
	SO	4
	LOB	12

livebaseballscorecards.com

PITCHER	IP	WLS	BF	H	R	ER	SO	BB	IBB	HBP	BLK	WP	HR	S	P	ERA	WHIP
Elmer Singleton, R (1, 1) ERA: 1.59	7.1	W	28	3	0	0	4	3	0	0	0	0	0	33	45	0.00	0.818
Bill Henry, L (8, 1) ERA: 2.9	0.1		1	0	0	0	0	0	0	0	0	0	0	1	1	0.00	0.000
Don Elston, R (8, 1) ERA: 2.83	1.1	S	4	0	0	0	0	0	0	0	0	0	0	4	4	0.00	0.000

PITCHER	IP	WLS	BF	H	R	ER	SO	BB	IBB	HBP	BLK	WP	HR	S	P	ERA	WHIP

Batter	1	2	3	4	5	6	7	8	9	AB	R	H	RBI	BB	SO	LOB
Tony Taylor, R (1, 4) OBP: 0.353, SLG: 0.409	F9		K			4-3 1B		P4	K	5	0	1	0	0	2	2
Alvin Dark, R (1, 5) OBP: 0.319, SLG: 0.343	1-3		F8			4-3 1-2		1-3 14 2B 2B	L7	5	1	1	0	0	0	2
14 Ernie Banks, R (1, 6) OBP: 0.350, SLG: 0.551	P3			F5		5-3		1B 2-H 3-H 2B		4	1	1	2	0	0	1
Dale Long, L (1, 3) OBP: 0.343, SLG: 0.523		6-3		1B		K		BB 1B 2B 2-H 1B		4	1	2	1	0	1	1
Bobby Thomson, R (1, 9) OBP: 0.329, SLG: 0.452		E1		F8			5-3	BB 1-2 2B 1B		4	1	1	0	0	0	1
Walt Moryn, L (1, 7) OBP: 0.318, SLG: 0.383		F9		F5			F8	2B 1-2 2-3 BB		3	0	0	0	1	0	2
George Altman, L (1, 8) OBP: 0.298, SLG: 0.373		K			5-3		6-3	1-3 2-H 3-H 2B		4	0	1	2	0	1	1
Sammy Taylor, L (1, 2) OBP: 0.286, SLG: 0.336			G3		F8			G3 F8		4	0	0	0	0	0	2
Seth Morehead, L (1, 1) OBP: 0.200, SLG: 0.400			2B		4-3			2B 14 2B 1B	K	2	0	1	0	0	0	0
Bob Porterfield, R (5, 1)										0	0	0	0	0	0	0
Irv Noren, L (8, PH) OBP: 0.280, SLG: 0.333										1	1	1	0	0	0	0
Moe Drabowsky, R (8, 1) OBP: 0.231, SLG: 0.208										0	0	0	0	0	0	0
Jim Marshall, L (9, PH) OBP: 0.326, SLG: 0.385										1	0	0	0	0	1	0
Inning Stats	R: 0 E: 0 K: 0 S: 3 H: 0 LOB: 0 BB: 0 P: 3	R: 0 E: 1 K: 1 S: 6 H: 0 LOB: 1 BB: 0 P: 6	R: 0 E: 0 K: 1 S: 6 H: 1 LOB: 1 BB: 0 P: 6	R: 0 E: 0 K: 0 S: 4 H: 1 LOB: 1 BB: 0 P: 4	R: 0 E: 0 K: 0 S: 3 H: 0 LOB: 0 BB: 0 P: 3	R: 0 E: 0 K: 1 S: 6 H: 1 LOB: 1 BB: 0 P: 6	R: 0 E: 0 K: 0 S: 3 H: 0 LOB: 0 BB: 0 P: 3	R: 5 E: 0 K: 0 S: 9 H: 6 LOB: 2 BB: 1 P: 13	R: 0 E: 0 K: 2 S: 7 H: 0 LOB: 0 BB: 0 P: 7	1B: 5 2B: 4 3B: 0 HR: 0 SF: 0 SAC: 0 DP: 0 HBP: 0						

PITCHER		IP	WLS	BF	H	R	ER	SO	BB	IBB	HBP	BLK	WP	HR	S	P	ERA	WHIP
Lew Burdette, R ERA: 4.01	(1, 1)	7.2	W	31	7	4	4	3	0	0	0	0	0	0	37	37	4.70	0.913
Carl Willey, R ERA: 3.31	(8, 1)	0.0		3	2	1	1	0	1	0	0	0	0	0	2	6	∞	∞
Don McMahon, R ERA: 1.85	(8, 1)	1.1	S	4	0	0	0	2	0	0	0	0	0	0	8	8	0.00	0.000

PITCHER	IP	WLS	BF	H	R	ER	SO	BB	IBB	HBP	BLK	WP	HR	S	P	ERA	WHIP

TOP

Chicago Cubs @ Milwaukee Braves

Milwaukee County Stadium, Milwaukee, WI

Mon Jun 08 1959, 4:33 AM EDT

Att. 12,288 - Unknown

livebaseballscorecards.com

AB	37
R	5
H	9
RBI	5
BB	1
SO	5
LOB	12

WP: 0	PA: 38
PB: 0	
SB: 0	
CS: 0	

Batter	1	2	3	4	5	6	7	8	9	AB	R	H	RBI	BB	SO	LOB
Casey Wise, S (1, 4) OBP: 0.371, SLG: 0.310	F7	6-3		P4	BB		FC1-5 G1-6-3			4	0	0	0	1	0	4
Eddie Mathews, L (1, 5) OBP: 0.359, SLG: 0.618	BB		HR		BB; F8		G1-6-3			3	2	1	1	2	0	4
Hank Aaron, R (1, 9) OBP: 0.460, SLG: 0.756	FC6-4		F9		E4; FC6-4			L8		5	1	2	1	0	0	1
Joe Adcock, R (1, 3) OBP: 0.350, SLG: 0.435	K		P6		FC6-4			F3		5	1	1	1	0	1	4
Del Crandall, R (1, 2) OBP: 0.317, SLG: 0.423	FC6-4		2B		1B	5-3		1B		5	1	3	1	0	0	2
Andy Pafko, R (1, 8) (6, 7) OBP: 0.269, SLG: 0.265		6-3	6-3		1B	F7		P4		5	1	1	1	0	0	2
Mel Roach, R (1, 7) OBP: 0.250, SLG: 0.250		FC8-6		F9	1B	4-3				2	0	1	0	0	0	0
Bill Bruton, L (5, PH) (6, 8) OBP: 0.358, SLG: 0.479										2	1	1	0	0	0	0
Felix Mantilla, R (1, 6) OBP: 0.250, SLG: 0.123		FC8-6		L9	F7		FC1-5			4	1	1	0	0	0	4
Lew Burdette, R (1, 1) OBP: 0.250, SLG: 0.310										4	1	4	4	0	0	0
Carl Willey, R (8, 1)										0	0	0	0	0	0	0
Don McMahon, R (8, 1) OBP: 0.333, SLG: 0.200		2B		1B	2B		FC1-5			0	0	0	0	0	0	0
Inning Stats	R: 0 E: 0 K: 1 S: 6 H: 1 LOB: 2 BB: 1 P: 10	R: 1 E: 0 K: 0 S: 5 H: 2 LOB: 1 BB: 0 P: 5	R: 1 E: 0 K: 0 S: 5 H: 2 LOB: 1 BB: 0 P: 5	R: 0 E: 0 K: 0 S: 4 H: 1 LOB: 1 BB: 0 P: 4	R: 7 E: 1 K: 0 S: 10 H: 6 LOB: 2 BB: 2 P: 18	R: 0 E: 0 K: 0 S: 3 H: 0 LOB: 0 BB: 0 P: 3	R: 0 E: 0 K: 0 S: 4 H: 2 LOB: 1 BB: 0 P: 4	R: 0 E: 0 K: 0 S: 4 H: 1 LOB: 1 BB: 0 P: 4		1B: 11 2B: 3 3B: 0 HR: 1 SF: 0 SAC: 0 DP: 1 HBP: 0						

PITCHER		IP	WLS	BF	H	R	ER	SO	BB	IBB	HBP	BLK	WP	HR	S	P	ERA	WHIP
Seth Morehead, L ERA: 7.43	(1, 1)	4.0	L	23	8	6	5	1	2	0	0	0	0	1	23	31	11.25	2.500
Bob Porterfield, R ERA: 6.75	(5, 1)	3.0		15	6	3	2	0	1	0	0	0	0	0	14	18	6.00	2.333
Moe Drabowsky, R ERA: 3.92	(8, 1)	1.0		4	1	0	0	0	0	0	0	0	0	0	4	4	0.00	1.000

PITCHER	IP	WLS	BF	H	R	ER	SO	BB	IBB	HBP	BLK	WP	HR	S	P	ERA	WHIP

BOTTOM

Chicago Cubs @ Milwaukee Braves

Milwaukee County Stadium, Milwaukee, WI

Mon Jun 08 1959, 4:33 AM EDT

Att. 12,288 - Unknown

livebaseballscorecards.com

AB	39
R	9
H	15
RBI	9
BB	3
SO	1
LOB	21

Batter	1	2	3	4	5	6	7	8	9	AB	R	H	RBI	BB	SO	LOB
Johnny Temple, R (1, 4) OBP: 0.416, SLG: 0.464	1-3		BBB 7-3 BB		6-3		1-3 1B			3	0	1	0	1	0	1
Vada Pinson, L (1, 8) OBP: 0.386, SLG: 0.585	K		7-3 1-2f		2-H HR		F8			4	1	1	2	0	1	3
Jerry Lynch, L (1, 7) OBP: 0.322, SLG: 0.474	L8			1-3	4-3		F8			3	0	0	0	0	0	0
Pete Whisenant, R (7, PH) OBP: 0.333, SLG: 0.395										1	0	0	0	0	0	2
John Powers, L (7, 7) OBP: 0.316, SLG: 0.389										0	0	0	0	0	0	0
Frank Robinson, R (1, 3) OBP: 0.373, SLG: 0.560		BBB CS BB		BBB 1B WP BB		1B G4-6-3 1B		F9		2	2	1	0	2	0	0
Gus Bell, L (1, 9) OBP: 0.312, SLG: 0.412		1B 1-2 1B		G3 WP 1-3 1B		G4-6-3 1-3 1B		K		4	0	3	0	0	1	0
Ed Bailey, L (1, 2) OBP: 0.360, SLG: 0.353		F7		G3 1-3 3-H		G4-6-3 1-2f 3-H		2-3		4	0	0	0	0	0	3
Frank Thomas, R (1, 5) OBP: 0.291, SLG: 0.375		1-3 1B		6-3		F8			F8	4	0	1	0	0	0	1
Roy McMillan, R (1, 6) OBP: 0.346, SLG: 0.468		K			BBB 4-0 SH2-4 HR BB		K		F7	3	1	0	0	1	2	2
Joe Nuxhall, L (1, 1) OBP: 0.286, SLG: 0.250			F7		SH2-4 1-2		H 1-0 1B HBP		K2-3	1	0	0	0	0	0	0
Tom Acker, R (7, 1) OBP: 0.250, SLG: 0.143										0	0	0	0	0	0	0
Luis Arroyo, L (7, 1)										0	0	0	0	0	0	0
Jim Pendleton, R (9, PH) OBP: 0.375, SLG: 0.318										1	0	0	0	0	1	0
Inning Stats	R: 0 E: 0 K: 1 S: 5 H: 0 LOB: 0 BB: 0 P: 5	R: 0 E: 0 K: 1 S: 6 H: 2 LOB: 2 BB: 1 P: 10	R: 0 E: 0 K: 0 S: 2 H: 0 LOB: 0 BB: 1 P: 6	R: 1 E: 0 K: 0 S: 4 H: 1 LOB: 1 BB: 1 P: 8	R: 2 E: 0 K: 0 S: 4 H: 1 LOB: 0 BB: 1 P: 8	R: 1 E: 0 K: 0 S: 4 H: 2 LOB: 0 BB: 0 P: 4	R: 0 E: 0 K: 1 S: 6 H: 1 LOB: 2 BB: 0 P: 7	R: 0 E: 0 K: 1 S: 5 H: 0 LOB: 0 BB: 0 P: 5	R: 0 E: 0 K: 1 S: 5 H: 0 LOB: 0 BB: 0 P: 5							

PITCHER		IP	WLS	BF	H	R	ER	SO	BB	IBB	HBP	BLK	WP	HR	S	P	ERA	WHIP
Bob Anderson, R ERA: 3.44	(1, 1)	6.1		28	7	4	4	3	4	0	1	0	1	1	29	46	5.68	1.737
Bill Henry, L ERA: 2.72	(7, 1)	2.2	W	8	0	0	0	2	0	0	0	0	0	0	12	12	0.00	0.000

PITCHER	IP	WLS	BF	H	R	ER	SO	BB	IBB	HBP	BLK	WP	HR	S	P	ERA	WHIP

TOP

Cincinnati Redlegs @ Chicago Cubs

Wrigley Field, Chicago, IL

Tue Jun 09 1959, 3:33 AM CDT

Att. 9,141 - Unknown

livebaseballscorecards.com

AB	30
R	4
H	7
RBI	2
BB	4
SO	5
LOB	12

1B: 6	SF: 0	WP: 1	PA: 36
2B: 1	SAC: 1	PB: 0	
3B: 0	DP: 2	SB: 0	
HR: 1	HBP: 1	CS: 1	

Batter	1	2	3	4	5	6	7	8	9	AB	R	H	RBI	BB	SO	LOB
Tony Taylor, R (1, 4) OBP: 0.349, SLG: 0.409	F8		CS 2B		6-3	F3	FC6-4 1-2f			5	0	1	0	0	0	3
Alvin Dark, R (1, 5) OBP: 0.316, SLG: 0.350	6-3		1-3		F8	P4		14 SF8 3B		5	1	1	0	0	0	2
Lee Walls, R (1, 9) OBP: 0.353, SLG: 0.380	14 BB 1B		2-3 1B		14 1B HR 1B		14 HR 1B	BBBB 14 SF8 BB		4	2	4	0	1	0	0
14 Ernie Banks, R (1, 6) OBP: 0.356, SLG: 0.567	BBBB FC6-4 1-2 BB		1-3		1-2 HR 1B		1-H HR	SF8 1-2 3-H		3	2	2	3	1	0	1
Bobby Thomson, R (1, 7) OBP: 0.338, SLG: 0.475	FC6-4 1-2f			4-3 1B 1B	1-H 2-H HR		F3	G6-4-3 IBB		4	2	2	3	1	0	2
Cal Neeman, R (1, 2) OBP: 0.156, SLG: 0.069		SSS K		4-3 1-2 1B	1B		SSS K	G6-4-3 1-2f		5	0	1	0	0	2	3
Dale Long, L (1, 3) OBP: 0.340, SLG: 0.537		F7		P4	F8		HR			4	1	1	1	0	0	2
George Altman, L (1, 8) OBP: 0.317, SLG: 0.400		2B		2-H 1B		SH3-4 1B	BB 1B			4	0	4	1	0	0	0
Bob Anderson, R (1, 1) OBP: 0.200, SLG: 0.207 Bill Henry, L (7, 1) OBP: 0.231, SLG: 0.167		SSS K		F8		BBBB SH3-4 1-2	FC6-4 1-2 BB			2 0	0 0	0 0	0 0	0 1	1 0	2 0
Inning Stats	R: 0 E: 0 K: 0 S: 4 H: 1 LOB: 2 BB: 1 P: 8	R: 0 E: 0 K: 2 S: 8 H: 1 LOB: 1 BB: 0 P: 8	R: 0 E: 0 K: 0 S: 4 H: 2 LOB: 1 BB: 0 P: 4	R: 1 E: 0 K: 0 S: 5 H: 2 LOB: 1 BB: 0 P: 5	R: 3 E: 0 K: 0 S: 7 H: 4 LOB: 1 BB: 0 P: 7	R: 0 E: 0 K: 0 S: 4 H: 1 LOB: 1 BB: 0 P: 4	R: 3 E: 0 K: 1 S: 9 H: 4 LOB: 2 BB: 1 P: 13	R: 1 E: 0 K: 0 S: 3 H: 1 LOB: 1 BB: 2 P: 11		1B: 10 2B: 2 3B: 1 HR: 3 SF: 1 SAC: 1 DP: 1 HBP: 0						

PITCHER		IP	WLS	BF	H	R	ER	SO	BB	IBB	HBP	BLK	WP	HR	S	P	ERA	WHIP
Joe Nuxhall, L ERA: 4.42	(1, 1)	6.0	L	30	12	5	5	2	1	0	0	0	0	1	33	37	7.50	2.167
Tom Acker, R ERA: 3.55	(7, 1)	0.2		5	3	2	2	1	0	0	0	0	0	2	7	7	27.00	4.500
Luis Arroyo, L ERA: 9.82	(7, 1)	1.1		7	1	1	1	0	2	1	0	0	0	0	4	16	6.75	2.250

PITCHER	IP	WLS	BF	H	R	ER	SO	BB	IBB	HBP	BLK	WP	HR	S	P	ERA	WHIP

BOTTOM

Cincinnati Redlegs @ Chicago Cubs

Wrigley Field, Chicago, IL

Tue Jun 09 1959, 3:33 AM CDT

Att. 9,141 - Unknown

livebaseballscorecards.com

AB	36
R	8
H	16
RBI	8
BB	4
SO	3
LOB	15

Batter	1	2	3	4	5	6	7	8	9	AB	R	H	RBI	BB	SO	LOB
Johnny Temple, R (1, 4) OBP: 0.420, SLG: 0.465	FC6-4 1B 1B		BBBB S 1B BB	E1 FC4-6 BB 1-3 1B 1B		F9		F8		4	2	2	0	1	0	1
Vada Pinson, L (1, 8) OBP: 0.386, SLG: 0.579	FC6-4 1-2 1B		L8 1-2	BBBB FC4-6 1-2 BB		SSS K		P6		4	0	1	0	1	1	2
Jerry Lynch, L (1, 7) OBP: 0.315, SLG: 0.463 Walt Dropo, R (7, 3) OBP: 0.171, SLG: 0.219	FC6-4 BB 1-2f 2-3		SSS K	FC4-6 1B 1-2f 2-3 3-H			F5	F8		4 1	0 0	0 0	1 0	0 0	1 0	5 0
Frank Robinson, R (1, 3) OBP: 0.386, SLG: 0.583 (7, 7)	BBBB 1-2 BB		1B 2B 2-H 1B	1-2 3-H 1B			S 1B	HR		4	2	4	3	1	0	0
Gus Bell, L (1, 9) OBP: 0.309, SLG: 0.406	SSS K		2B 1-2 1B	SSS K			F9	4-1		5	0	1	0	0	2	6
Ed Bailey, L (1, 2) OBP: 0.355, SLG: 0.355	G3		1-3 2-H 2B		F8		SSS K 1-2		4-3	5	0	1	1	0	1	4
Frank Thomas, R (1, 5) OBP: 0.286, SLG: 0.367 Eddie Kasko, R (8, 5) OBP: 0.267, SLG: 0.333		SSS K	SSS K		5-3			6-3		4 0	0 0	0 0	0 0	0 0	2 0	2 0
Roy McMillan, R (1, 6) OBP: 0.344, SLG: 0.479		SSS K		4-3	6-3			HR		4	1	1	1	0	1	0
Bob Purkey, R (1, 1) OBP: 0.250, SLG: 0.300 Orlando Pena, R (8, 1) OBP: 0.231, SLG: 0.091		SSS K		BBBB E 1B FC4-6 BB		SSS K		1B		3 0	1 0	1 0	0 0	1 0	2 0	0 0
Inning Stats	R: 0 E: 0 K: 1 S: 7 H: 2 LOB: 3 BB: 1 P: 11	R: 0 E: 0 K: 3 S: 9 H: 0 LOB: 0 BB: 0 P: 9	R: 2 E: 0 K: 2 S: 10 H: 3 LOB: 2 BB: 1 P: 14	R: 2 E: 1 K: 1 S: 7 H: 2 LOB: 2 BB: 2 P: 15	R: 0 E: 0 K: 0 S: 3 H: 0 LOB: 0 BB: 0 P: 3	R: 0 E: 0 K: 2 S: 7 H: 0 LOB: 0 BB: 0 P: 7	R: 0 E: 0 K: 1 S: 6 H: 1 LOB: 1 BB: 0 P: 6	R: 1 E: 0 K: 0 S: 5 H: 2 LOB: 1 BB: 0 P: 5	R: 1 E: 0 K: 0 S: 4 H: 1 LOB: 0 BB: 0 P: 4	1B: 8 2B: 1 3B: 0 HR: 2 SF: 0 SAC: 0 DP: 0 HBP: 0						

PITCHER	IP	WLS	BF	H	R	ER	SO	BB	IBB	HBP	BLK	WP	HR	S	P	ERA	WHIP
Glen Hobbie, R (1, 1) ERA: 4.16	3.1	L	20	6	4	4	6	4	0	0	0	0	0	28	44	10.80	3.000
Elmer Singleton, R (4, 1) ERA: 1.48	1.2		6	1	0	0	1	0	0	0	0	0	0	8	8	0.00	0.600
Dick Drott, R (6, 1) ERA: 7.59	3.0		12	3	1	1	3	0	0	0	0	0	1	18	18	3.00	1.000
Dave Hillman, R (9, 1) ERA: 4.01	1.0		4	1	1	1	0	0	0	0	0	0	1	4	4	9.00	1.000

PITCHER	IP	WLS	BF	H	R	ER	SO	BB	IBB	HBP	BLK	WP	HR	S	P	ERA	WHIP

TOP

Cincinnati Redlegs @ Chicago Cubs

Wrigley Field, Chicago, IL

Wed Jun 10 1959, 3:33 AM CDT

Att. 7,657 - Unknown

livebaseballscorecards.com

AB	38
R	6
H	11
RBI	6
BB	4
SO	10
LOB	20



Batter	1	2	3	4	5	6	7	8	9	AB	R	H	RBI	BB	SO	LOB
Tony Taylor, R (1, 4) OBP: 0.343, SLG: 0.401	6-3		1-3		6-3			P4		4	0	0	0	0	0	1
Alvin Dark, R (1, 5) OBP: 0.315, SLG: 0.354	6-3			2B		P5		K		4	0	1	0	0	1	1
Lee Walls, R (1, 9) OBP: 0.350, SLG: 0.377	P6			L6		F7			14 HR 1B	4	1	1	0	0	0	1
14 Ernie Banks, R (1, 6) OBP: 0.354, SLG: 0.575		F8		F8		F7			1-H HR	4	1	1	2	0	0	1
Dale Long, L (1, 3) OBP: 0.331, SLG: 0.522		L7		F8			4-3		4-3	4	0	0	0	0	0	1
Bobby Thomson, R (1, 7) OBP: 0.335, SLG: 0.476		2B			K		F9		5-3	4	0	1	0	0	1	0
George Altman, L (1, 8) OBP: 0.315, SLG: 0.396		F5			HR 1B		P5		K	4	1	1	0	0	1	1
Sammy Taylor, L (1, 2) OBP: 0.294, SLG: 0.362			F9		1-H HR			BB		2	1	1	2	1	0	0
Glen Hobbie, R (1, 1) OBP: 0.161, SLG: 0.167 Elmer Singleton, R (4, 1) Irv Noren, L (5, PH) OBP: 0.269, SLG: 0.320 Dick Drott, R (6, 1) Jim Marshall, L (8, PH) OBP: 0.323, SLG: 0.380 Dave Hillman, R (9, 1) OBP: 0.179, SLG: 0.080		G2			K			K		1 0 1 0 1 0	0 0 0 0 0 0	0 0 0 0 1 0	0 0 0 0 1 0	0 0 1 0 0 0	0 0 0 0 1 0	0 0 0 0 1 0
Inning Stats	R: 0 E: 0 K: 0 S: 3 H: 0 LOB: 0 BB: 0 P: 3	R: 0 E: 0 K: 0 S: 4 H: 1 LOB: 1 BB: 0 P: 4	R: 0 E: 0 K: 0 S: 3 H: 0 LOB: 0 BB: 0 P: 3	R: 0 E: 0 K: 0 S: 4 H: 1 LOB: 1 BB: 0 P: 4	R: 2 E: 0 K: 2 S: 9 H: 2 LOB: 0 BB: 0 P: 9	R: 0 E: 0 K: 0 S: 3 H: 0 LOB: 0 BB: 0 P: 3	R: 0 E: 0 K: 0 S: 3 H: 0 LOB: 0 BB: 0 P: 3	R: 0 E: 0 K: 2 S: 7 H: 0 LOB: 1 BB: 1 P: 11	R: 2 E: 0 K: 1 S: 7 H: 2 LOB: 0 BB: 0 P: 7	1B: 2 2B: 2 3B: 0 HR: 2	SF: 0 SAC: 0 DP: 0 HBP: 0			WP: 0 PB: 0 SB: 0 CS: 0	PA: 34		

PITCHER		IP	WLS	BF	H	R	ER	SO	BB	IBB	HBP	BLK	WP	HR	S	P	ERA	WHIP
Bob Purkey, R ERA: 4.74	(1, 1)	7.0	W	26	4	2	2	2	1	0	0	0	0	1	29	33	2.57	0.714
Orlando Pena, R ERA: 5.56	(8, 1)	2.0	S	8	2	2	2	3	0	0	0	0	0	1	14	14	9.00	1.000

PITCHER	IP	WLS	BF	H	R	ER	SO	BB	IBB	HBP	BLK	WP	HR	S	P	ERA	WHIP

BOTTOM

Cincinnati Redlegs @ Chicago Cubs

Wrigley Field, Chicago, IL

Wed Jun 10 1959, 3:33 AM CDT

Att. 7,657 - Unknown

livebaseballscorecards.com

AB	33
R	4
H	6
RBI	4
BB	1
SO	5
LOB	7

Batter	1	2	3	4	5	6	7	8	9	AB	R	H	RBI	BB	SO	LOB
Johnny Temple, R (1, 4) OBP: 0.412, SLG: 0.455	F9		4-3	F8			6-3		6-3	5	0	0	0	0	0	1
Vada Pinson, L (1, 8) OBP: 0.387, SLG: 0.573	L4		BBBB 4-0 WP 1B BB		6-3			S 1B 1B 1B	3-1	4	2	1	0	1	0	0
Jerry Lynch, L (1, 7) OBP: 0.313, SLG: 0.457 Walt Dropo, R (8, 3) OBP: 0.171, SLG: 0.219	F7		F9		F7			1B BB E 1B 1-2		4 0	1 0	1 0	0 0	0 0	0 0	1 0
Frank Robinson, R (1, 3) (8, 7) OBP: 0.392, SLG: 0.582		4-3	1-H 2B 1B		BBBB 4-0 CS BB			BBBB 4-0 1B E BB 1-2 2-3		2	2	1	1	2	0	0
Gus Bell, L (1, 9) OBP: 0.317, SLG: 0.418		1B HR 1B	1-H 2B		CS 1-2	F8		E 1-2 2-3 3-H 1B		4	1	3	2	0	0	0
Ed Bailey, L (1, 2) OBP: 0.353, SLG: 0.352		1-2 HR 1B	6-3			E4 G5-4-3		E3 G5-4-3 1-3 2-H 3-H		4	1	1	0	0	0	2
Frank Thomas, R (1, 5) OBP: 0.281, SLG: 0.360 Eddie Kasko, R (8, 5) OBP: 0.267, SLG: 0.333		F9		F7		G5-4-3 1-2f		SSS K		4 0	0 0	0 0	0 0	1 0	5 0	0 0
Roy McMillan, R (1, 6) OBP: 0.342, SLG: 0.490		1-H 2-H HR		SSS K			5-3	G5-4-3 1-2f		4	1	1	3	0	1	2
Don Newcombe, L (1, 1) OBP: 0.415, SLG: 0.444		5-3		BBBB 4-0 BB			SSS K		1-3	3	0	0	0	1	1	0
Inning Stats	R: 0 E: 0 K: 0 S: 3 H: 0 LOB: 0 BB: 0 P: 3	R: 3 E: 0 K: 0 S: 6 H: 3 LOB: 0 BB: 0 P: 6	R: 2 E: 0 K: 0 S: 5 H: 2 LOB: 1 BB: 1 P: 9	R: 0 E: 0 K: 1 S: 5 H: 0 LOB: 1 BB: 1 P: 9	R: 0 E: 0 K: 0 S: 2 H: 0 LOB: 0 BB: 1 P: 6	R: 0 E: 1 K: 0 S: 3 H: 0 LOB: 0 BB: 0 P: 3	R: 0 E: 0 K: 1 S: 5 H: 0 LOB: 0 BB: 0 P: 5	R: 3 E: 1 K: 1 S: 8 H: 3 LOB: 1 BB: 1 P: 12	R: 0 E: 0 K: 0 S: 3 H: 0 LOB: 0 BB: 0 P: 3	1B: 6 2B: 1 3B: 0 HR: 1 SF: 0 SAC: 0 DP: 2 HBP: 0						

TOP

Cincinnati Redlegs @ Chicago Cubs

Wrigley Field, Chicago, IL

Thu Jun 11 1959, 3:33 AM CDT

Att. 5,422 - Unknown

livebaseballscorecards.com

AB	34
R	8
H	8
RBI	6
BB	4
SO	3
LOB	11



WP: 1 PB: 0 SB: 1 CS: 1 PA: 39

PITCHER		IP	WLS	BF	H	R	ER	SO	BB	IBB	HBP	BLK	WP	HR	S	P	ERA	WHIP
Moe Drabowsky, R ERA: 4.27	(1, 1)	5.0	L	22	5	5	5	1	3	0	0	0	1	1	21	33	9.00	1.600
Glen Hobbie, R ERA: 4.06	(6, 1)	2.0		6	0	0	0	1	0	0	0	0	0	0	8	8	0.00	0.000
Seth Morehead, L ERA: 7.83	(8, 1)	0.0		5	3	3	1	0	1	0	0	0	0	0	4	8	∞	∞
Dave Hillman, R ERA: 3.91	(8, 1)	2.0		5	0	0	0	1	0	0	0	0	0	0	7	7	0.00	0.000

PITCHER	IP	WLS	BF	H	R	ER	SO	BB	IBB	HBP	BLK	WP	HR	S	P	ERA	WHIP

Cincinnati Redlegs @ Chicago Cubs

Wrigley Field, Chicago, IL

Thu Jun 11 1959, 3:33 AM CDT

Att. 5,422 - Unknown

BOTTOM

Batter	1	2	3	4	5	6	7	8	9	AB	R	H	RBI	BB	SO	LOB
Tony Taylor, R (1, 4) OBP: 0.350, SLG: 0.407	FC4-6 1B		5-3 1B		1-2 1B		FC6-4 1-2f			4	0	3	0	0	0	1
Alvin Dark, R (1, 5) OBP: 0.309, SLG: 0.346	FC4-6 1B 1-2f		F7		F8			F8		4	0	0	0	0	0	4
Lee Walls, R (1, 9) OBP: 0.348, SLG: 0.373	14 G5-4-3 1-3 1B		5-3 1-2		SSS K			F8		4	0	1	0	0	1	3
14 Ernie Banks, R (1, 6) OBP: 0.348, SLG: 0.564	G5-4-3 1-2f		F5			5-3		5-3		4	0	0	0	0	0	3
Dale Long, L (1, 3) OBP: 0.329, SLG: 0.511		L9		F7		3-1			BBBBB 4-0 1B BB	3	0	0	0	1	0	0
Bobby Thomson, R (1, 7) OBP: 0.327, SLG: 0.463		5-3		SSS K		F7			F8	4	0	0	0	0	1	1
George Altman, L (1, 8) OBP: 0.320, SLG: 0.399		1B 1B		SSS K			3-1		1-3 1B	4	0	2	0	0	1	0
Sammy Taylor, L (1, 2) OBP: 0.299, SLG: 0.366		1-3 1B			G3		FC6-4 1B		F9	4	0	2	0	0	0	2
Moe Drabowsky, R (1, 1) OBP: 0.222, SLG: 0.200 Irv Noren, L (5, PH) OBP: 0.296, SLG: 0.346 Glen Hobbie, R (6, 1) OBP: 0.161, SLG: 0.167 Jim Marshall, L (7, PH) OBP: 0.320, SLG: 0.375 Seth Morehead, L (8, 1) OBP: 0.200, SLG: 0.400 Dave Hillman, R (8, 1) OBP: 0.179, SLG: 0.080 Walt Moryn, L (9, PH) OBP: 0.316, SLG: 0.381		SSS K			1B 1B		F9		F9	1 1 0 1 0 0 1	0 0 0 0 0 0 0	0 1 0 0 0 0 0	0 0 0 0 0 0 0	0 0 0 0 0 0 0	1 0 0 0 0 0 0	2 0 0 1 0 0 2
Inning Stats	R: 0 E: 0 K: 0 S: 4 H: 2 LOB: 1 BB: 0 P: 4	R: 0 E: 0 K: 1 S: 7 H: 2 LOB: 2 BB: 0 P: 7	R: 0 E: 0 K: 0 S: 4 H: 1 LOB: 1 BB: 0 P: 4	R: 0 E: 0 K: 2 S: 7 H: 0 LOB: 0 BB: 0 P: 7	R: 0 E: 0 K: 1 S: 7 H: 2 LOB: 2 BB: 0 P: 7	R: 0 E: 0 K: 0 S: 3 H: 0 LOB: 0 BB: 0 P: 3	R: 0 E: 0 K: 0 S: 4 H: 1 LOB: 1 BB: 0 P: 4	R: 0 E: 0 K: 0 S: 3 H: 0 LOB: 0 BB: 0 P: 3	R: 0 E: 0 K: 0 S: 4 H: 1 LOB: 2 BB: 1 P: 8	1B: 9 2B: 0 3B: 0 HR: 0	SF: 0 SAC: 0 DP: 1 HBP: 0						

PITCHER	IP	WLS	BF	H	R	ER	SO	BB	IBB	HBP	BLK	WP	HR	S	P	ERA	WHIP
Don Newcombe, R (1, 1) ERA: 3.23	9.0	W	36	9	0	0	4	1	0	0	0	0	0	43	47	0.00	1.111

PITCHER	IP	WLS	BF	H	R	ER	SO	BB	IBB	HBP	BLK	WP	HR	S	P	ERA	WHIP

AB	35
R	0
H	9
RBI	0
BB	1
SO	4
LOB	19

WP: 0 PA: 36
PB: 0
SB: 0
CS: 0

livebaseballscorecards.com

Batter	1	2	3	4	5	6	7	8	9	AB	R	H	RBI	BB	SO	LOB
Casey Wise, S (1, 4) OBP: 0.302, SLG: 0.304	F8		6-3		F8		E3 1B 2B		6-3	5	1	0	0	0	0	0
Eddie Mathews, L (1, 5) OBP: 0.368, SLG: 0.633	BB		HR		4-3		1-2 2B 1B		HR	4	3	3	2	1	0	0
Hank Aaron, R (1, 9) OBP: 0.451, SLG: 0.745	F8		6-3			5-3	1-H 2-H FC5-6-4 2B		G4-6-3 1B	5	0	2	2	0	0	1
Wes Covington, L (1, 7) OBP: 0.359, SLG: 0.429	1-3			4-3		G3	F7		G4-6-3 1-2f	5	0	0	0	0	0	3
Frank Torre, L (1, 3) OBP: 0.329, SLG: 0.352		P6		FC5 2B		F9	FC5-6-4 2-3			4	0	1	0	0	0	1
Bill Bruton, L (1, 8) OBP: 0.353, SLG: 0.469		1-3		BB FC5			HR 1B	K		3	1	1	0	1	1	0
Del Crandall, R (1, 2) OBP: 0.324, SLG: 0.456		2B		FC5 1-2 2-3f			HR 1-2 1B	1B		4	1	3	0	0	0	2
Johnny Logan, R (1, 6) OBP: 0.398, SLG: 0.476		6-3		P4			1-H 2-H HR	K		4	1	1	3	0	1	4
Lew Burdette, R (1, 1) OBP: 0.250, SLG: 0.310			6-3		6-3		4-3	F9		0	0	0	0	0	0	0
Bob Trowbridge, R (2, 1)										0	0	0	0	0	0	0
Mel Roach, R (3, PH) OBP: 0.167, SLG: 0.167										1	0	0	0	0	0	0
Bob Giggie, R (3, 1)										1	0	0	0	0	0	0
Mickey Vernon, L (7, PH) OBP: 0.289, SLG: 0.395										1	0	0	0	0	0	0
Bob Hartman, R (7, 1)										0	0	0	0	0	0	0
Stan Lopata, R (8, PH)										1	0	0	0	0	0	1
Don McMahon, R (8, 1) OBP: 0.333, SLG: 0.200										0	0	0	0	0	0	0
Inning Stats	R: 0 E: 0 K: 0 S: 3 H: 0 LOB: 1 BB: 1 P: 7	R: 0 E: 0 K: 0 S: 4 H: 1 LOB: 1 BB: 0 P: 4	R: 1 E: 0 K: 0 S: 4 H: 1 LOB: 0 BB: 0 P: 4	R: 0 E: 0 K: 0 S: 4 H: 1 LOB: 2 BB: 1 P: 8	R: 0 E: 0 K: 0 S: 3 H: 0 LOB: 0 BB: 0 P: 3	R: 0 E: 0 K: 0 S: 3 H: 0 LOB: 0 BB: 0 P: 3	R: 5 E: 1 K: 0 S: 9 H: 5 LOB: 1 BB: 0 P: 9	R: 0 E: 0 K: 2 S: 8 H: 1 LOB: 1 BB: 0 P: 8	R: 1 E: 0 K: 0 S: 4 H: 2 LOB: 0 BB: 0 P: 4	1B: 5 2B: 3 3B: 0 HR: 3 SF: 0 SAC: 0 DP: 1 HBP: 0						

PITCHER		IP	WLS	BF	H	R	ER	SO	BB	IBB	HBP	BLK	WP	HR	S	P	ERA	WHIP
John Buzhardt, R ERA: 4.21	(1, 1)	6.1	W	28	6	5	5	0	2	0	0	0	0	2	26	34	7.11	1.263
Bill Henry, L ERA: 2.96	(7, 1)	2.2	S	12	5	2	1	2	0	0	0	0	0	1	16	16	3.38	1.875

PITCHER	IP	WLS	BF	H	R	ER	SO	BB	IBB	HBP	BLK	WP	HR	S	P	ERA	WHIP

TOP

Milwaukee Braves @ Chicago Cubs

Wrigley Field, Chicago, IL

Fri Jun 12 1959, 3:33 AM CDT

Att. 11,873 - Unknown - 86 F

livebaseballscorecards.com

AB	38
R	7
H	11
RBI	7
BB	2
SO	2
LOB	12

WP: 0	PA: 40		
PB: 0			
SB: 0			
CS: 0			

Milwaukee Braves @ Chicago Cubs

Wrigley Field, Chicago, IL

Fri Jun 12 1959, 3:33 AM CDT

Att. 11,873 - Unknown - 86 F

livebaseballscorecards.com

BOTTOM

Batter	1	2	3	4	5	6	7	8	9	AB	R	H	RBI	BB	SO	LOB
Tony Taylor, R (1, 4) OBP: 0.353, SLG: 0.409	5-3	G2-3 1B 2-3 1B		14 1B 14 1B 1-3 1B		SH1-3 1-2		F8		4	1	2	0	0	0	0
Alvin Dark, R (1, 5) OBP: 0.311, SLG: 0.347	F7	G2-3 14 1B 1-2 3-H 1B		P4		3B 2-H 1B		F8		5	2	2	2	0	0	2
Lee Walls, R (1, 9) OBP: 0.351, SLG: 0.407	HR	G2-3 1-3 2-H		F5		2-H 3B				4	1	2	3	0	0	3
14 Ernie Banks, R (1, 6) OBP: 0.355, SLG: 0.581	HR	3-H 1B		1-H 3-H 1B		S S S K				4	1	3	3	0	1	1
Dale Long, L (1, 3) OBP: 0.333, SLG: 0.507	WP 2B 1B	F8			B B B B G6-4-3 BB		P6			3	1	1	0	1	0	1
Bobby Thomson, R (1, 7) OBP: 0.331, SLG: 0.470	1-H 2B		G4-6-3 1B		G6-4-3 1-2f		F8			4	0	2	1	0	0	1
George Altman, L (1, 8) OBP: 0.318, SLG: 0.390	4-3		F5		L3		B B B BB			3	0	0	0	1	0	2
Sammy Taylor, L (1, 2) OBP: 0.298, SLG: 0.362		P5	G4-6-3 1-2f			FC1-6 1B	4-3			4	0	1	0	0	0	2
John Buzhardt, R (1, 1) OBP: 0.200, SLG: 0.214 Bill Henry, L (7, 1) OBP: 0.214, SLG: 0.154		1B 1B 2B		1B 14 1B 1B		FC1-6 1-2f SH1-3 1B		S S S K		3 1	3 0	2 0	0 0	0 1	0 0	1 0
Inning Stats	R: 3 H: 4 E: 0 LOB: 1 K: 0 BB: 0 S: 7 P: 7	R: 3 H: 4 E: 0 LOB: 1 K: 0 BB: 0 S: 7 P: 7	R: 0 H: 1 E: 0 LOB: 0 K: 0 BB: 0 S: 3 P: 3	R: 1 H: 3 E: 0 LOB: 2 K: 0 BB: 0 S: 5 P: 5	R: 0 H: 0 E: 0 LOB: 0 K: 0 BB: 1 S: 2 P: 6	R: 2 H: 3 E: 0 LOB: 1 K: 1 BB: 0 S: 8 P: 8	R: 0 H: 0 E: 0 LOB: 1 K: 0 BB: 1 S: 3 P: 7	R: 0 H: 0 E: 0 LOB: 0 K: 1 BB: 0 S: 5 P: 5		1B: 10 SF: 0 2B: 2 SAC: 1 3B: 1 DP: 2 HR: 2 HBP: 0						

	AB	35
	R	9
	H	15
	RBI	9
	BB	2
	SO	2
	LOB	13

WP: 1 PA: 38
PB: 0
SB: 0
CS: 0

PITCHER		IP	WLS	BF	H	R	ER	SO	BB	IBB	HBP	BLK	WP	HR	S	P	ERA	WHIP
Lew Burdette, R ERA: 4.44	(1, 1)	1.1	L	11	7	6	6	0	0	0	0	0	1	2	11	11	40.50	5.250
Bob Trowbridge, R ERA: 4.38	(2, 1)	0.2		3	1	0	0	0	0	0	0	0	0	0	3	3	0.00	1.500
Bob Giggie, R ERA: 3.97	(3, 1)	4.0		17	7	3	3	1	1	0	0	0	0	0	18	22	6.75	2.000
Bob Hartman, L ERA: 27.0	(7, 1)	1.0		4	0	0	0	0	1	0	0	0	0	0	3	7	0.00	1.000
Don McMahon, R ERA: 1.71	(8, 1)	1.0		3	0	0	0	1	0	0	0	0	0	0	5	5	0.00	0.000

PITCHER	IP	WLS	BF	H	R	ER	SO	BB	IBB	HBP	BLK	WP	HR	S	P	ERA	WHIP

Batter	1	2	3	4	5	6	7	8	9	AB	R	H	RBI	BB	SO	LOB
Casey Wise, S (1, 4) OBP: 0.310, SLG: 0.300	BBBB 4-0 1B 2B BB		x 0-0 ③ 7-4 BB 1B	x 0-0 ③ L7		x 0-0 ③ F8		x 0-0 ③ FC4-6 1-2f		4	1	1	0	1	0	5
Eddie Mathews, L (1, 5) OBP: 0.373, SLG: 0.631	x 0-0 2B 6-3 1-2 1B		BBBB 4-0 1B 1-2 BB		x 0-0 ① L9		x 0-0 G5-4-3 1B		x 0-0 ① 3-1	4	1	2	0	1	0	0
Hank Aaron, R (1, 9) OBP: 0.450, SLG: 0.742	x 0-0 4-3 1-3 2-H 2B		x 0-0 ① ② 7-4 2-3f		x 0-0 BB 1B FC3-6 1B		x 0-0 ① ② G5-4-3 1-2f		x 0-0 ② 6-3	5	1	2	1	0	0	3
Wes Covington, L (1, 7) OBP: 0.360, SLG: 0.428	x 0-0 ① 6-3 3-H		x 0-0 1-2 1B		x 0-0 BB E 1-2 1B		x 0-0 ③ F7		x 0-0 ③ 4-1	5	1	2	1	0	0	1
Frank Torre, L (1, 3) OBP: 0.333, SLG: 0.352	x 0-0 ② 4-3 2-3		x 0-0 ③ 4-3		BBBB 4-0 FC3-6 1-2 2-3 BB			x 0-0 E SH1-4 1B		3	0	1	0	1	0	3
Bill Bruton, L (1, 8) OBP: 0.353, SLG: 0.464	x 0-0 ③ 6-3			BBBB 4-0 SH1-3 BB	x 0-0 ② FC3-6 1-2f 2-H 3-H			x 0-0 ① SH1-4 1-2		2	0	0	1	1	0	2
Del Crandall, R (1, 2) OBP: 0.320, SLG: 0.450		x 0-0 ① 6-3	x 0-0 ① SH1-3 1-2	x 0-0 ③ F8				x 0-0 E9 2-3		3	0	0	0	0	0	2
Johnny Logan, R (1, 6) OBP: 0.400, SLG: 0.471		x 0-0 ② F8	BBBB 4-0 BB			x 0-0 ① F8		IIII 4-0 FC4-6 IBB		2	0	0	0	2	0	0
Warren Spahn, L (1, 1) OBP: 0.262, SLG: 0.237 Don McMahon, R (9, 1) OBP: 0.333, SLG: 0.200		x 0-0 ③ 4-3	SSS 0-3 ② K			x 0-0 ② 4-3		x 0-0 ② F7		4 0	0 0	0 0	0 0	0 0	1 0	5 0
Inning Stats	R: 2 E: 0 K: 0 S: 5 H: 2 LOB: 1 BB: 1 P: 9	R: 0 E: 0 K: 0 S: 3 H: 0 LOB: 0 BB: 0 P: 3	R: 0 E: 0 K: 0 S: 4 H: 2 LOB: 2 BB: 1 P: 8	R: 0 E: 0 K: 1 S: 5 H: 0 LOB: 2 BB: 2 P: 13	R: 2 E: 1 K: 0 S: 5 H: 2 LOB: 1 BB: 1 P: 9	R: 0 E: 0 K: 0 S: 3 H: 0 LOB: 0 BB: 0 P: 3	R: 0 E: 0 K: 0 S: 3 H: 1 LOB: 0 BB: 0 P: 3	R: 0 E: 1 K: 0 S: 5 H: 1 LOB: 3 BB: 1 P: 9	R: 0 E: 0 K: 0 S: 3 H: 0 LOB: 0 BB: 0 P: 3	1B: 7 2B: 2 3B: 0 HR: 0 SF: 0 SAC: 2 DP: 2 HBP: 0						

TOP

Milwaukee Braves @ Chicago Cubs

Wrigley Field, Chicago, IL

Sat Jun 13 1959, 3:33 AM CDT

Att. 23,583 - Sunny

livebaseballscorecards.com

AB	32
R	4
H	8
RBI	3
BB	6
SO	1
LOB	21

PITCHER		IP	WLS	BF	H	R	ER	SO	BB	IBB	HBP	BLK	WP	HR	S	P	ERA	WHIP
Bob Anderson, R ERA: 3.57	(1, 1)	4.1	L	23	6	4	3	1	5	0	0	0	0	0	20	40	6.23	2.538
Dave Hillman, R ERA: 3.78	(5, 1)	2.2		8	1	0	0	0	0	0	0	0	0	0	8	8	0.00	0.375
Elmer Singleton, R ERA: 1.37	(8, 1)	2.0		9	1	0	0	0	0	1	0	0	0	0	8	12	0.00	0.500

PITCHER	IP	WLS	BF	H	R	ER	SO	BB	IBB	HBP	BLK	WP	HR	S	P	ERA	WHIP

Batter	1	2	3	4	5	6	7	8	9	AB	R	H	RBI	BB	SO	LOB
Tony Taylor, R (1, 4) OBP: 0.350, SLG: 0.409	F7		K		E1 FC4-6		4-3 1-2		2B 1-3 3-H	5	0	1	1	0	1	1
Alvin Dark, R (1, 5) OBP: 0.310, SLG: 0.345	F7		1B 14 FC6-4		FC4-6 BB 1-2f		G3		P5	4	0	1	0	0	0	2
Jim Marshall, L (9, PH) OBP: 0.316, SLG: 0.370										1	0	0	0	0	0	2
Lee Walls, R (1, 9) OBP: 0.353, SLG: 0.404	K		1B 14 FC6-4 1-2		BB 14 FC6-4 1-2			P6	F8	4	0	1	0	1	1	2
14 Ernie Banks, R (1, 6) OBP: 0.357, SLG: 0.580		1B 1B	FC6-4 FC6-4 1-2f 2-3		FC6-4 1-2f			SH5-3 1B		4	1	2	0	0	0	4
Bobby Thomson, R (1, 7) OBP: 0.326, SLG: 0.461		K	FC6-4 1-2f			L6		SH5-3 1-2		3	0	0	0	0	1	3
Cal Neeman, R (1, 2) OBP: 0.194, SLG: 0.121		1B 1-2		K		G4-6-3		F9		4	0	2	0	0	1	1
Dale Long, L (1, 3) OBP: 0.337, SLG: 0.503		FC6-4 1-2 2-H		K		G4-6-3 1-2f			F8 1B 2B BB	3	1	1	1	1	1	1
George Altman, L (1, 8) OBP: 0.313, SLG: 0.382	P2			K			B1		2B 1-2	3	0	0	0	0	1	2
Earl Averill, R (9, PH) OBP: 0.276, SLG: 0.443										1	0	1	0	0	0	0
Bob Anderson, R (1, 1) OBP: 0.194, SLG: 0.200	FC6-4 1-2f				K		4-3 BB		F8 2-3	1	0	0	0	0	0	2
Dave Hillman, R (5, 1) OBP: 0.172, SLG: 0.077										1	0	0	0	0	1	0
Randy Jackson, R (7, PH) OBP: 0.333, SLG: 0.393										0	0	0	0	1	0	0
Elmer Singleton, R (8, 1)										0	0	0	0	0	0	0
Walt Moryn, L (9, PH) OBP: 0.315, SLG: 0.379										1	0	0	0	0	0	2
Inning Stats	R: 0 E: 0 K: 1 S: 5 H: 0 LOB: 0 BB: 0 P: 5	R: 1 E: 0 K: 1 S: 8 H: 3 LOB: 2 BB: 0 P: 8	R: 0 E: 0 K: 1 S: 7 H: 2 LOB: 2 BB: 0 P: 7	R: 0 E: 0 K: 3 S: 9 H: 0 LOB: 0 BB: 0 P: 9	R: 0 E: 1 K: 1 S: 6 H: 0 LOB: 2 BB: 1 P: 10	R: 0 E: 0 K: 0 S: 3 H: 1 LOB: 0 BB: 0 P: 3	R: 0 E: 0 K: 0 S: 3 H: 0 LOB: 1 BB: 1 P: 7	R: 0 E: 0 K: 0 S: 4 H: 1 LOB: 1 BB: 0 P: 4	R: 1 E: 0 K: 0 S: 5 H: 2 LOB: 2 BB: 1 P: 9	1B: 8 2B: 1 3B: 0 HR: 0	SF: 0 SAC: 1 DP: 1 HBP: 0						

PITCHER	IP	WLS	BF	H	R	ER	SO	BB	IBB	HBP	BLK	WP	HR	S	P	ERA	WHIP
Warren Spahn, L (1, 1) ERA: 3.08	8.1	W	37	9	2	2	7	3	0	0	0	0	0	48	60	2.16	1.440
Don McMahon, R (9, 1) ERA: 1.67	0.2	S	2	0	0	0	0	0	0	0	0	0	0	2	2	0.00	0.000

PITCHER	IP	WLS	BF	H	R	ER	SO	BB	IBB	HBP	BLK	WP	HR	S	P	ERA	WHIP

BOTTOM

Milwaukee Braves @ Chicago Cubs

Wrigley Field, Chicago, IL

Sat Jun 13 1959, 3:33 AM CDT

Att. 23,583 - Sunny

livebaseballscorecards.com

AB	35
R	2
H	9
RBI	2
BB	3
SO	7
LOB	22

WP: 0	PA: 39		
PB: 0			
SB: 0			
CS: 0			

Batter	1	2	3	4	5	6	7	8	9	AB	R	H	RBI	BB	SO	LOB
Casey Wise, S (1, 4) OBP: 0.306, SLG: 0.283	F5		F8		BB, FC3-6 (1-2)		F9			3	0	0	0	1	0	1
Eddie Mathews, L (1, 5) OBP: 0.371, SLG: 0.625	G3		FC5-4 (2-3), 1B		FC3-6 (1-2f 2-3)			P3		4	0	1	0	0	0	2
Hank Aaron, R (1, 9) OBP: 0.447, SLG: 0.733	F8		FC5-4 (1-2f)		F3			1B		4	0	1	0	0	0	4
Wes Covington, L (1, 7) OBP: 0.358, SLG: 0.429		F9, FC5-2, 2B		F6		4-3		P3		4	0	1	0	0	0	1
Frank Torre, L (1, 3) OBP: 0.325, SLG: 0.341		F9 (2-3)		F8		F4		F5		4	0	0	0	0	0	2
Bill Bruton, L (1, 8) OBP: 0.356, SLG: 0.470		FC5-2 (3-H)		1B		2B			K	4	0	2	0	0	1	1
Del Crandall, R (1, 2) OBP: 0.318, SLG: 0.443		F8		F5		K			FC6, BB	3	0	0	0	1	1	3
Johnny Logan, R (1, 6) OBP: 0.397, SLG: 0.466			1B, G3, 1B		K		F7		F8	4	0	1	0	0	1	1
Bob Rush, R (1, 1) OBP: 0.158, SLG: 0.158 Mel Roach, R (7, PH) OBP: 0.143, SLG: 0.143 Carl Willey, R (7, 1) Mickey Vernon, L (9, PH) OBP: 0.283, SLG: 0.386			G3 (1-2)		FC3-6, BB, 1B		F8		FC6 (1-2f)	2	0	1	0	0	0	1
										1	0	0	0	0	0	0
										0	0	0	0	0	0	0
										1	0	0	0	0	0	1
Inning Stats	R: 0 E: 0 K: 0 S: 3 H: 0 LOB: 0 BB: 0 P: 3	R: 0 E: 0 K: 0 S: 4 H: 1 LOB: 1 BB: 0 P: 4	R: 0 E: 0 K: 0 S: 5 H: 2 LOB: 2 BB: 0 P: 5	R: 0 E: 0 K: 0 S: 4 H: 1 LOB: 1 BB: 0 P: 4	R: 0 E: 0 K: 1 S: 6 H: 1 LOB: 2 BB: 1 P: 10	R: 0 E: 0 K: 1 S: 6 H: 1 LOB: 1 BB: 0 P: 6	R: 0 E: 0 K: 0 S: 3 H: 0 LOB: 0 BB: 0 P: 3	R: 0 E: 0 K: 0 S: 4 H: 1 LOB: 1 BB: 0 P: 4	R: 0 E: 0 K: 1 S: 5 H: 0 LOB: 1 BB: 1 P: 9	1B: 5 2B: 2 3B: 0 HR: 0	SF: 0 SAC: 0 DP: 0 HBP: 0					

PITCHER	IP	WLS	BF	H	R	ER	SO	BB	IBB	HBP	BLK	WP	HR	S	P	ERA	WHIP
Dick Drott, R (1, 1) ERA: 4.12	9.0	W	36	7	0	0	3	2	0	0	0	0	0	40	48	0.00	1.000

PITCHER	IP	WLS	BF	H	R	ER	SO	BB	IBB	HBP	BLK	WP	HR	S	P	ERA	WHIP

TOP

Milwaukee Braves @ Chicago Cubs

Wrigley Field, Chicago, IL

Sun Jun 14 1959, 3:33 AM CDT

Att. 36,895 - Unknown

livebaseballscorecards.com

AB	34
R	0
H	7
RBI	0
BB	2
SO	3
LOB	17

Batter	1	2	3	4	5	6	7	8	9	AB	R	H	RBI	BB	SO	LOB
Tony Taylor, R (1, 4) OBP: 0.360, SLG: 0.421	G3 FC5-3 2B		BBBB FC1-6 BB		FC6-4 1B 1B		SH1-4 1B 1B			3	1	3	0	1	0	0
Alvin Dark, R (1, 5) OBP: 0.310, SLG: 0.345	G3 2-3		FC1-6 2B 1-2f 2-3		FC6-4 1-2 1B		SH1-4 1-2			3	1	1	0	0	0	3
Lee Walls, R (1, 9) OBP: 0.356, SLG: 0.412	FC5-3 3-3		2B 1-H 3-H		FC6-4 1-2f 2-3		14 HR 2-H 1B			4	1	2	3	0	0	3
14 Ernie Banks, R (1, 6) OBP: 0.355, SLG: 0.587		F4	SSS K		1-3		1-H HR			4	1	1	2	0	1	3
Dale Long, L (1, 3) OBP: 0.341, SLG: 0.530		2B	HR		3-1		F8			4	1	2	1	0	0	0
Bobby Thomson, R (1, 7) OBP: 0.318, SLG: 0.449		5-3	SSS K		5-3		5-3			4	0	0	0	0	1	1
George Altman, L (1, 8) OBP: 0.311, SLG: 0.385		F7		F5	2B			SSS K		4	0	1	0	0	1	1
Sammy Taylor, L (1, 2) OBP: 0.303, SLG: 0.369			FC1-6 2B 2B	F6	IBB			4-3		3	1	1	0	1	0	0
Dick Drott, R (1, 1)			SSS K		P3		SSS K	F2		4	0	0	0	0	2	3
Inning Stats	R: 0 E: 0 K: 0 S: 3 H: 1 LOB: 0 BB: 0 P: 3	R: 0 E: 0 K: 0 S: 4 H: 1 LOB: 1 BB: 0 P: 4	R: 2 E: 0 K: 2 S: 9 H: 2 LOB: 1 BB: 1 P: 13	R: 1 E: 0 K: 1 S: 6 H: 1 LOB: 0 BB: 0 P: 6	R: 0 E: 0 K: 0 S: 5 H: 2 LOB: 2 BB: 0 P: 5	R: 0 E: 0 K: 1 S: 6 H: 1 LOB: 2 BB: 1 P: 10	R: 3 E: 0 K: 0 S: 6 H: 3 LOB: 0 BB: 0 P: 6	R: 0 E: 0 K: 1 S: 5 H: 0 LOB: 0 BB: 0 P: 5		1B: 4 2B: 6 3B: 0 HR: 2 SF: 0 SAC: 1 DP: 1 HBP: 0						

PITCHER		IP	WLS	BF	H	R	ER	SO	BB	IBB	HBP	BLK	WP	HR	S	P	ERA	WHIP
Bob Rush, R ERA: 1.99	(1, 1)	6.0	L	27	8	3	3	4	1	1	0	0	0	1	33	41	4.50	1.500
Carl Willey, R ERA: 3.86	(7, 1)	2.0		9	3	3	3	1	0	0	0	0	0	1	11	11	13.50	1.500

PITCHER	IP	WLS	BF	H	R	ER	SO	BB	IBB	HBP	BLK	WP	HR	S	P	ERA	WHIP

BOTTOM

Milwaukee Braves @ Chicago Cubs

Wrigley Field, Chicago, IL

Sun Jun 14 1959, 3:33 AM CDT

Att. 36,895 - Unknown

livebaseballscorecards.com

AB	33
R	6
H	11
RBI	6
BB	2
SO	5
LOB	14

Batter	1	2	3	4	5	6	7	8	9	AB	R	H	RBI	BB	SO	LOB
Bill Virdon, L (1, 8) OBP: 0.299, SLG: 0.361	G3			1B		1-3		G3	CS 3-H	4	1	1	0	0	0	1
Dick Groat, R (1, 6) OBP: 0.303, SLG: 0.333	1-3			P3		5-3			F9	4	0	0	0	0	0	1
Danny Kravitz, L (1, 2) OBP: 0.364, SLG: 0.537	F5			P6		4-3			K	4	0	0	0	0	1	1
Dick Stuart, R (1, 3) Dick Schofield, S (9, PR) Rocky Nelson, L (9, 3) OBP: 0.389, SLG: 0.597 OBP: 0.327, SLG: 0.378 OBP: 0.328, SLG: 0.292		G6-4-3 1B		1B 1-3 1B			6-3		BB 1B 2B BB	3 0 0	0 1 0	2 0 0	0 0 0	1 0 0	0 0 0	0 0 0
Bob Skinner, L (1, 7) OBP: 0.366, SLG: 0.486		F5		1-3 3-H 1B			3-1		BB 1-2 2B 1B	4	1	2	1	0	0	1
Bill Mazeroski, R (1, 4) OBP: 0.293, SLG: 0.384		G6-4-3 1-2f			6-3		1-3		2B 1-2 2-3 1B BB	3	1	0	0	1	0	1
Don Hoak, R (1, 5) OBP: 0.398, SLG: 0.473			5-3		1B			SH1 1B	1-3 2-H 3-H 1B 2B	4	1	3	2	0	0	0
Roman Mejias, R (1, 9) OBP: 0.295, SLG: 0.281		F8			P3			SH1 1-2	1B CS IBB	2	0	0	0	1	0	1
Bob Friend, R (1, 1) Roy Face, R (9, 1) OBP: 0.333, SLG: 0.290 OBP: 0.429, SLG: 0.429		F9			K			6-3	1-3 2-H 3-H 1B	4 0	0 0	1 0	2 0	0 0	1 0	2 0
Inning Stats	R: 0 E: 0 K: 0 S: 3 H: 0 LOB: 0 BB: 0 P: 3	R: 0 E: 0 K: 0 S: 3 H: 1 LOB: 0 BB: 0 P: 3	R: 0 E: 0 K: 0 S: 3 H: 0 LOB: 0 BB: 0 P: 3	R: 1 E: 0 K: 0 S: 5 H: 3 LOB: 2 BB: 0 P: 5	R: 0 E: 0 K: 1 S: 6 H: 1 LOB: 1 BB: 0 P: 6	R: 0 E: 0 K: 0 S: 3 H: 0 LOB: 0 BB: 0 P: 3	R: 0 E: 0 K: 0 S: 3 H: 0 LOB: 0 BB: 0 P: 3	R: 0 E: 0 K: 0 S: 4 H: 1 LOB: 1 BB: 0 P: 4	R: 4 E: 0 K: 1 S: 7 H: 3 LOB: 1 BB: 3 P: 19	1B: 8 2B: 1 3B: 0 HR: 0 SF: 0 SAC: 1 DP: 1 HBP: 0						

PITCHER	IP	WLS	BF	H	R	ER	SO	BB	IBB	HBP	BLK	WP	HR	S	P	ERA	WHIP
Dave Hillman, R (1, 1) ERA: 3.71	8.2	L	32	7	3	3	2	1	0	0	0	0	0	35	39	3.12	0.923
Don Elston, R (9, 1) ERA: 3.45	0.0		4	2	2	2	0	1	1	0	0	0	0	2	10	∞	∞
Bill Henry, L (9, 1) ERA: 2.93	0.1		0	0	0	0	0	0	0	0	0	0	0	0	0	0.00	0.000

PITCHER	IP	WLS	BF	H	R	ER	SO	BB	IBB	HBP	BLK	WP	HR	S	P	ERA	WHIP

TOP

Pittsburgh Pirates @ Chicago Cubs

Wrigley Field, Chicago, IL

Tue Jun 16 1959, 3:33 AM CDT

Att. 10,391 - Unknown

livebaseballscorecards.com

AB	32
R	5
H	9
RBI	5
BB	3
SO	2
LOB	8

WP: 0 PB: 0 SB: 0 CS: 1 PA: 37

Batter	1	2	3	4	5	6	7	8	9	AB	R	H	RBI	BB	SO	LOB
Tony Taylor, R (1, 4) OBP: 0.357, SLG: 0.414	6-3		L5		G1-6-3 1-2f			SH1-4 HBP	K	4	0	0	0	0	1	3
Alvin Dark, R (1, 5) OBP: 0.315, SLG: 0.355	14 E 1B		2B		6-3			SH1-4 1-2		3	0	2	0	0	0	0
Lee Walls, R (1, 9) OBP: 0.348, SLG: 0.402	P6		6-3			F7		F8		4	0	0	0	0	0	3
14 Ernie Banks, R (1, 6) OBP: 0.357, SLG: 0.598	E4 1-2			HR		K2-6 1B		P4		4	1	2	1	0	0	2
Dale Long, L (1, 3) OBP: 0.345, SLG: 0.529	P4			1B		K2-6 1-2f			E 1B 1B	4	1	2	0	0	1	3
Walt Moryn, L (1, 7) OBP: 0.309, SLG: 0.371		P6		F8			4-1		F8	4	0	0	0	0	0	2
George Altman, L (1, 8) OBP: 0.304, SLG: 0.375		F8		F9			F7		E3 1B 1-2	4	0	0	0	0	0	2
Sammy Taylor, L (1, 2) OBP: 0.308, SLG: 0.372		1-3		F5			1B		1-2 2-H 1B	4	0	2	1	0	0	1
Cal Neeman, R (9, PR) OBP: 0.194, SLG: 0.121										0	0	0	0	0	0	0
Dave Hillman, R (1, 1) OBP: 0.188, SLG: 0.071			P4		G1-6-3 BB		K		P4	2	0	0	0	1	1	1
Don Elston, R (9, 1) OBP: 0.167, SLG: 0.167										0	0	0	0	0	0	0
Bill Henry, L (9, 1) OBP: 0.214, SLG: 0.154										0	0	0	0	0	0	0
Jim Marshall, L (9, PH) OBP: 0.313, SLG: 0.366										1	0	0	0	0	0	2
Inning Stats	R: 0 E: 1 K: 0 S: 5 H: 1 LOB: 2 BB: 0 P: 5	R: 0 E: 0 K: 0 S: 3 H: 0 LOB: 0 BB: 0 P: 3	R: 0 E: 0 K: 0 S: 4 H: 1 LOB: 1 BB: 0 P: 4	R: 1 E: 0 K: 0 S: 5 H: 2 LOB: 1 BB: 0 P: 5	R: 0 E: 0 K: 0 S: 2 H: 0 LOB: 0 BB: 1 P: 6	R: 0 E: 0 K: 1 S: 5 H: 1 LOB: 1 BB: 0 P: 5	R: 0 E: 0 K: 1 S: 6 H: 1 LOB: 1 BB: 0 P: 6	R: 0 E: 0 K: 0 S: 3 H: 0 LOB: 1 BB: 0 P: 4	R: 1 E: 1 K: 1 S: 8 H: 2 LOB: 2 BB: 0 P: 8	1B: 6 2B: 2 3B: 0 HR: 1 SF: 0 SAC: 1 DP: 2 HBP: 1	WP: 0 PB: 0 SB: 0 CS: 0 PA: 37					

PITCHER	IP	WLS	BF	H	R	ER	SO	BB	IBB	HBP	BLK	WP	HR	S	P	ERA	WHIP
Bob Friend, R (1, 1) ERA: 5.03	8.1	W	35	8	2	1	2	1	0	1	0	0	1	37	42	1.08	1.080
Roy Face, R (9, 1) ERA: 1.5	0.2	S	2	0	0	0	1	0	0	0	0	0	0	4	4	0.00	0.000

PITCHER	IP	WLS	BF	H	R	ER	SO	BB	IBB	HBP	BLK	WP	HR	S	P	ERA	WHIP

BOTTOM

Pittsburgh Pirates @ Chicago Cubs

Wrigley Field, Chicago, IL

Tue Jun 16 1959, 3:33 AM CDT

Att. 10,391 - Unknown

livebaseballscorecards.com

AB	34
R	2
H	8
RBI	2
BB	1
SO	3
LOB	19

Batter	1	2	3	4	5	6	7	8	9	AB	R	H	RBI	BB	SO	LOB
Bill Virdon, L (1, 8) OBP: 0.302, SLG: 0.364	4-3			3B 1B		4-3		1B 1B		4	1	2	0	0	0	0
Dick Groat, R (1, 6) OBP: 0.306, SLG: 0.345	4-3			1-H 4-3 3B		L4		1-3 1B		4	1	2	1	0	0	0
Smoky Burgess, L (1, 2) OBP: 0.389, SLG: 0.593	P6			3-H 4-3		L6		S S S 0-3 K		4	0	0	1	0	1	2
Dick Stuart, R (1, 3) OBP: 0.392, SLG: 0.595		6-3		1-2f FC6-4 1B			S S S 0-3 K		1B 4-3 1B	4	0	2	0	0	1	0
Bob Skinner, L (1, 7) OBP: 0.360, SLG: 0.477		6-3		1-2f FC6-4 CS			4-3		1-2 4-3	4	0	0	0	0	0	2
Dick Schofield, S (1, 4) OBP: 0.340, SLG: 0.375		4-3		1-2 CS	F9		B B B 4-0 BB		2-3	3	0	1	0	1	0	0
Don Hoak, R (1, 5) OBP: 0.396, SLG: 0.467			F9		B B B 8-6 1B BB		L6		S S S 0-3 K	3	0	0	0	1	1	3
Roman Mejias, R (1, 9) OBP: 0.300, SLG: 0.287			G6-4-3 1B	1-2 1B				P6	P4	4	0	2	0	0	0	2
Harvey Haddix, L (1, 1) OBP: 0.189, SLG: 0.171			1-2f G6-4-3	2-3f 8-6				6-3		3	0	0	0	0	0	3
Inning Stats	R: 0 E: 0 K: 0 S: 3 H: 0 LOB: 0 BB: 0 P: 3	R: 0 E: 0 K: 0 S: 3 H: 0 LOB: 0 BB: 0 P: 3	R: 0 E: 0 K: 0 S: 3 H: 1 LOB: 0 BB: 0 P: 3	R: 2 E: 0 K: 0 S: 5 H: 3 LOB: 0 BB: 0 P: 5	R: 0 E: 0 K: 0 S: 3 H: 1 LOB: 1 BB: 1 P: 7	R: 0 E: 0 K: 0 S: 3 H: 0 LOB: 0 BB: 0 P: 3	R: 0 E: 0 K: 1 S: 5 H: 0 LOB: 1 BB: 1 P: 9	R: 0 E: 0 K: 1 S: 7 H: 2 LOB: 2 BB: 0 P: 7	R: 0 E: 0 K: 1 S: 7 H: 2 LOB: 2 BB: 0 P: 7	1B: 8 2B: 1 3B: 1 HR: 0	SF: 0 SAC: 0 DP: 2 HBP: 0						

PITCHER		IP	WLS	BF	H	R	ER	SO	BB	IBB	HBP	BLK	WP	HR	S	P	ERA	WHIP
John Buzhardt, R ERA: 3.95	(1, 1)	7.2		29	7	2	2	1	2	0	0	0	0	0	29	37	2.35	1.174
Bill Henry, L ERA: 2.85	(8, 1)	1.1	W	6	2	0	0	2	0	0	0	0	0	0	10	10	0.00	1.500

PITCHER	IP	WLS	BF	H	R	ER	SO	BB	IBB	HBP	BLK	WP	HR	S	P	ERA	WHIP

TOP

Pittsburgh Pirates @ Chicago Cubs

Wrigley Field, Chicago, IL

Wed Jun 17 1959, 3:33 AM CDT

Att. 10,230 - Unknown

livebaseballscorecards.com

AB	33
R	2
H	9
RBI	2
BB	2
SO	3
LOB	12

WP: 0 PB: 0 SB: 0 CS: 1 PA: 36

Batter	1	2	3	4	5	6	7	8	9	AB	R	H	RBI	BB	SO	LOB
Tony Taylor, R (1, 4) OBP: 0.355, SLG: 0.411	5-3		S 1B			K	6-3			4	0	1	0	0	1	1
Alvin Dark, R (1, 5) OBP: 0.314, SLG: 0.353	F7		K			14 1B		4-3		4	0	1	0	0	1	1
Lee Walls, R (1, 9) OBP: 0.347, SLG: 0.416	HR		F9 1-2			P6		P4		4	1	1	1	0	0	2
14 Ernie Banks, R (1, 6) OBP: 0.363, SLG: 0.601	1B			1-3		1-2 1B		E7 IHR 1B		4	1	3	0	0	0	0
Bobby Thomson, R (1, 7) (8, 8) OBP: 0.317, SLG: 0.441	F9			K		K		IHR IBB		3	1	0	0	1	2	3
Cal Neeman, R (1, 2) OBP: 0.225, SLG: 0.243		F9		L3			SH1-4 1B	1-H 2-H IHR		4	2	2	3	0	0	0
Dale Long, L (1, 3) OBP: 0.347, SLG: 0.529 Randy Jackson, R (7, PH) OBP: 0.333, SLG: 0.393 Irv Noren, L (8, 7) OBP: 0.321, SLG: 0.346		G6-3 1B			K		SH1-4 1-2	BBB BB		2 0 0	0 0 0	1 0 0	0 0 0	0 0 1	1 0 0	0 0 0
George Altman, L (1, 8) OBP: 0.300, SLG: 0.370 Earl Averill, R (7, PH) OBP: 0.286, SLG: 0.451 Dave Hillman, R (7, PR) OBP: 0.188, SLG: 0.071 Jim Marshall, L (8, 3) OBP: 0.310, SLG: 0.361		G6-3 1-2f			K		SH3-4 2-H 1B	F8		2 1 0 1	0 0 0 0	0 1 0 0	0 1 0 0	0 0 0 0	1 0 0 0	1 0 0 1
John Buzhardt, R (1, 1) OBP: 0.176, SLG: 0.188 Bill Henry, L (8, 1) OBP: 0.214, SLG: 0.154			K		K		SH3-4 1-2			2 0	0 0	0 0	0 0	0 0	2 0	0 0
Inning Stats	R: 1 E: 0 K: 0 S: 5 H: 2 LOB: 1 BB: 0 P: 5	R: 0 E: 0 K: 0 S: 3 H: 1 LOB: 0 BB: 0 P: 3	R: 0 E: 0 K: 2 S: 8 H: 1 LOB: 1 BB: 0 P: 8	R: 0 E: 0 K: 1 S: 5 H: 0 LOB: 0 BB: 0 P: 5	R: 0 E: 0 K: 3 S: 9 H: 0 LOB: 0 BB: 0 P: 9	R: 0 E: 0 K: 2 S: 9 H: 2 LOB: 2 BB: 0 P: 9	R: 1 E: 0 K: 0 S: 5 H: 2 LOB: 1 BB: 0 P: 5	R: 3 E: 1 K: 0 S: 5 H: 2 LOB: 1 BB: 2 P: 13		1B: 8 2B: 0 3B: 0 HR: 2	SF: 0 SAC: 2 DP: 1 HBP: 0					

PITCHER		IP	WLS	BF	H	R	ER	SO	BB	IBB	HBP	BLK	WP	HR	S	P	ERA	WHIP
Harvey Haddix, L ERA: 2.73	(1, 1)	8.0	L	35	10	5	5	8	1	1	0	0	0	1	49	57	5.62	1.375

PITCHER	IP	WLS	BF	H	R	ER	SO	BB	IBB	HBP	BLK	WP	HR	S	P	ERA	WHIP

BOTTOM

Pittsburgh Pirates @ Chicago Cubs

Wrigley Field, Chicago, IL

Wed Jun 17 1959, 3:33 AM CDT

Att. 10,230 - Unknown

livebaseballscorecards.com

AB	31
R	5
H	10
RBI	5
BB	2
SO	8
LOB	9

1B: 8 2B: 0 3B: 0 HR: 2 SF: 0 SAC: 2 DP: 1 HBP: 0

WP: 0 PB: 0 SB: 1 CS: 0 PA: 35

Batter	1	2	3	4	5	6	7	8	9	10	11	12	13	AB	R	H	RBI	BB	SO	LOB
Dick Schofield, S (1, 4) OBP: 0.339, SLG: 0.346	4-3		E4 1-2			BBBB 1B BB	BBBB 1-2 BB		L4			4-3		4	0	0	0	2	0	2
Dick Groat, R (1, 6) OBP: 0.306, SLG: 0.345	6-3		4-3			SSS K	3-1			G3-6-3 1B			FC1-6 1B	6	0	2	0	0	1	5
Danny Kravitz, L (1, 2) OBP: 0.340, SLG: 0.489	3-1			F7		1-3 1B		F8		P3			FC1-6 1B 1-2f	6	1	1	0	0	0	2
Ted Kluszewski, L (1, 3) OBP: 0.360, SLG: 0.512		4-3		F7		6-3		SSS K		G3-6-3 1-2f			E 1B SF7 1-2 1B	6	1	1	0	0	1	3
Bob Skinner, L (1, 7) OBP: 0.359, SLG: 0.471		G3		6-3			L9	BBBB BB			F8		E7 1-3 2-H 1B	5	0	1	1	1	0	0
Bill Virdon, L (1, 8) OBP: 0.296, SLG: 0.357		1-3	6-3				4-3	1-3			F7		SF7 3-H	5	0	0	1	0	0	1
Don Hoak, R (1, 5) OBP: 0.394, SLG: 0.463			5-3	6-3			HR 1B		SH3-4 1B		6-3		F9	6	1	2	0	0	0	1
Roman Mejias, R (1, 9) OBP: 0.296, SLG: 0.283 Dick Stuart, R (7, PH) OBP: 0.395, SLG: 0.616 Joe Christopher, R (7, 9) Rocky Nelson, L (12, 9) OBP: 0.328, SLG: 0.292			SSS K	F8			1-H HR		SH3-4 1-2			5-3		2	0	0	0	0	1	0
														1	1	1	2	0	0	0
														1	0	0	0	0	0	0
														0	0	0	0	0	0	0
Ron Kline, R (1, 1) OBP: 0.161, SLG: 0.161 Harry Bright, R (9, PH) OBP: 0.350, SLG: 0.667 Roy Face, R (9, 1) OBP: 0.375, SLG: 0.375	L1 E					SSS K	BB 1B		P3			1-6-3		3	0	1	0	0	1	0
														1	0	0	0	0	0	1
														1	0	0	0	0	0	0
Inning Stats	R: 0 E: 0 K: 0 S: 3 H: 0 LOB: 0 BB: 0 P: 3	R: 0 E: 0 K: 0 S: 3 H: 0 LOB: 0 BB: 0 P: 3	R: 0 E: 2 K: 1 S: 7 H: 0 LOB: 2 BB: 0 P: 7	R: 0 E: 0 K: 0 S: 3 H: 0 LOB: 0 BB: 0 P: 3	R: 0 E: 0 K: 0 S: 3 H: 0 LOB: 0 BB: 0 P: 3	R: 0 E: 0 K: 2 S: 8 H: 1 LOB: 2 BB: 1 P: 12	R: 2 E: 0 K: 0 S: 6 H: 3 LOB: 2 BB: 1 P: 10	R: 0 E: 0 K: 1 S: 5 H: 0 LOB: 1 BB: 1 P: 9	R: 0 E: 0 K: 0 S: 4 H: 1 LOB: 1 BB: 0 P: 4	R: 0 E: 0 K: 0 S: 3 H: 1 LOB: 0 BB: 0 P: 3	R: 0 E: 0 K: 0 S: 3 H: 0 LOB: 0 BB: 0 P: 3	R: 0 E: 0 K: 0 S: 3 H: 0 LOB: 0 BB: 0 P: 3	R: 2 E: 1 K: 0 S: 6 H: 3 LOB: 1 BB: 0 P: 6	1B: 8 2B: 0 3B: 0 HR: 1 SF: 1 SAC: 1 DP: 1 HBP: 0						

PITCHER		IP	WLS	BF	H	R	ER	SO	BB	IBB	HBP	BLK	WP	HR	S	P	ERA	WHIP
Moe Drabowsky, R ERA: 4.14	(1, 1)	6.2		28	4	2	2	3	2	0	0	0	0	1	32	40	2.70	0.900
Don Elston, R ERA: 3.3	(7, 1)	1.1		5	0	0	0	1	1	0	0	0	0	0	6	10	0.00	0.750
Bill Henry, L ERA: 2.77	(9, 1)	4.2	L	18	5	2	1	0	0	0	0	0	0	0	18	18	1.93	1.071
Glen Hobbie, R ERA: 4.04	(13, 1)	0.1		1	0	0	0	0	0	0	0	0	0	0	1	1	0.00	0.000

PITCHER	IP	WLS	BF	H	R	ER	SO	BB	IBB	HBP	BLK	WP	HR	S	P	ERA	WHIP

TOP

Pittsburgh Pirates @ Chicago Cubs

Wrigley Field, Chicago, IL

Thu Jun 18 1959, 3:33 AM CDT

Att. 7,562 - Unknown

livebaseballscorecards.com

AB	47
R	4
H	9
RBI	4
BB	3
SO	4
LOB	15

WP: 0 PB: 0 SB: 0 CS: 0 PA: 52

Batter	1	2	3	4	5	6	7	8	9	10	11	12	13	AB	R	H	RBI	BB	SO	LOB
Tony Taylor, R (1, 4) OBP: 0.358, SLG: 0.411	HBP		4-3			BB		BB		6-3			G3	0	0	0	0	0	0	0
Johnny Goryl, R (1, PR) (2, 4) OBP: 0.289, SLG: 0.415														2	0	0	0	2	0	0
Irv Noren, L (13, PH) OBP: 0.310, SLG: 0.333														1	0	0	0	0	0	0
Alvin Dark, R (1, 5) OBP: 0.310, SLG: 0.348	K		F9			F3		FC4-6			FC1-6		P1	6	0	1	0	0	1	3
Lee Walls, R (1, 9) OBP: 0.341, SLG: 0.404	K			5-3		BB		F8			FC1-6		K	5	0	0	0	1	2	4
14 Ernie Banks, R (1, 6) OBP: 0.360, SLG: 0.591	BB			6-3		F8			P4		K			4	0	0	0	1	1	2
Dale Long, L (1, 3) OBP: 0.343, SLG: 0.519	K			4-3			4-3		1B		F5			5	0	1	0	0	1	3
Sammy Taylor, L (1, 2) OBP: 0.305, SLG: 0.362		BB			6-3		G3		P6			4-3		4	0	0	0	1	0	1
Walt Moryn, L (1, 7) OBP: 0.311, SLG: 0.387		G4-6-3			HR		K		P6			1B		5	1	2	1	0	1	2
George Altman, L (1, 8) OBP: 0.291, SLG: 0.358		4-3			F8			F9		K		F5		5	0	0	0	0	1	1
Moe Drabowsky, R (1, 1) OBP: 0.207, SLG: 0.185			K		L9			HR		K		1-3		2	0	0	0	0	1	0
Don Elston, R (7, 1) OBP: 0.167, SLG: 0.167														0	0	0	0	0	0	0
Jim Marshall, L (8, PH) OBP: 0.317, SLG: 0.405														1	1	1	1	0	0	0
Bill Henry, L (9, 1) OBP: 0.188, SLG: 0.133														2	0	0	0	0	1	1
Glen Hobbie, R (13, 1) OBP: 0.161, SLG: 0.167														0	0	0	0	0	0	0
Inning Stats	R: 0 E: 0 K: 3 S: 9 H: 0 LOB: 2 BB: 1 P: 14	R: 0 E: 0 K: 0 S: 2 H: 0 LOB: 0 BB: 1 P: 6	R: 0 E: 0 K: 1 S: 5 H: 0 LOB: 0 BB: 0 P: 5	R: 0 E: 0 K: 0 S: 3 H: 0 LOB: 0 BB: 0 P: 3	R: 1 E: 0 K: 0 S: 4 H: 1 LOB: 0 BB: 0 P: 4	R: 0 E: 0 K: 0 S: 2 H: 0 LOB: 1 BB: 2 P: 10	R: 0 E: 0 K: 1 S: 5 H: 0 LOB: 0 BB: 0 P: 5	R: 1 E: 0 K: 0 S: 4 H: 1 LOB: 1 BB: 1 P: 8	R: 0 E: 0 K: 0 S: 4 H: 1 LOB: 1 BB: 0 P: 4	R: 0 E: 0 K: 2 S: 7 H: 0 LOB: 0 BB: 0 P: 7	R: 0 E: 0 K: 1 S: 6 H: 1 LOB: 1 BB: 0 P: 6	R: 0 E: 0 K: 0 S: 4 H: 1 LOB: 1 BB: 0 P: 4	R: 0 E: 0 K: 1 S: 5 H: 0 LOB: 0 BB: 0 P: 5	1B: 3 2B: 0 3B: 0 HR: 2 SF: 0 SAC: 0 DP: 1 HBP: 1		WP: 0 PB: 0 SB: 1 CS: 1	PA: 48			

PITCHER		IP	WLS	BF	H	R	ER	SO	BB	IBB	HBP	BLK	WP	HR	S	P	ERA	WHIP
Ron Kline, R ERA: 3.53	(1, 1)	8.0		30	2	2	2	5	5	0	1	0	0	2	34	55	2.25	0.875
Roy Face, R ERA: 1.34	(9, 1)	5.0	W	18	3	0	0	4	0	0	0	0	0	0	26	26	0.00	0.600

PITCHER	IP	WLS	BF	H	R	ER	SO	BB	IBB	HBP	BLK	WP	HR	S	P	ERA	WHIP

BOTTOM

Pittsburgh Pirates @ Chicago Cubs

Wrigley Field, Chicago, IL

Thu Jun 18 1959, 3:33 AM CDT

Att. 7,562 - Unknown

livebaseballscorecards.com

AB	42
R	2
H	5
RBI	2
BB	5
SO	9
LOB	17

Philadelphia Phillies @ Chicago Cubs

Wrigley Field, Chicago, IL

Fri Jun 19 1959, 3:33 AM CDT

Att. 8,516 - Sunny

TOP

livebaseballscorecards.com

Batter	1	2	3	4	5	6	7	8	9	AB	R	H	RBI	BB	SO	LOB
Joe Koppe, R (1, 6) OBP: 0.369, SLG: 0.375	BBBB 4-0 FC1-6 1B 1B BB	0-0 6-3 ①		SSS 0-3 K ①		x 0-0 P4 ①		SSS 0-3 K ①		4	1	0	0	1	2	0
Richie Ashburn, L (1, 8) OBP: 0.365, SLG: 0.295	x 0-0 FC1-6 1-2 1B	x 0-0 2B 1B		SSS 0-3 K ②		SSS 0-3 K ②		x 0-0 6-3 ②		5	1	2	0	0	2	0
Ed Bouchee, L (1, 3) OBP: 0.394, SLG: 0.471	x 0-0 FC1-6 1B HR ① 1-2f 2-3	x 0-0 4-3 2B 1-H		x 0-0 HR		SSS 0-3 K ③		x 0-0 P5 ③		5	2	2	2	0	1	2
Dave Philley, S (1, 9) OBP: 0.368, SLG: 0.500	x 0-0 HR 1B 1-2 3-H	x 0-0 4-3 ② 2-3		x 0-0 E 2B			x 0-0 1-3 ①		x 0-0 F9 ①	5	2	2	1	0	0	1
Harry Anderson, L (1, 7) OBP: 0.338, SLG: 0.467 Solly Drake, S (9, 7) OBP: 0.267, SLG: 0.154	x 0-0 HR 1-H 2-H	x 0-0 F5 ③		x 0-0 E9 2-H			x 0-0 E FC1 1B 1B		x 0-0 P6 ②	5 0	2 0	2 0	3 0	0 0	0 0	1 0
Gene Freese, R (1, 5) OBP: 0.347, SLG: 0.600	x 0-0 1B 1B	x 0-0 6-3 5-3 1B		SSS 0-3 K ③			x 0-0 FC1 1B 1-3		x 0-0 F7 ③	5	0	2	0	0	1	2
Sparky Anderson, R (1, 4) OBP: 0.258, SLG: 0.231	x 0-0 F9 ②	x 0-0 5-3 ① 1-2			x 0-0 P4 ①		x 0-0 2-3 3-H 1B			4	0	1	1	0	0	2
Carl Sawatski, L (1, 2) OBP: 0.388, SLG: 0.472	x 0-0 1-2 1B	x 0-0 6-3 ② 2-3			x 0-0 4-3 ②		x 0-0 P6 ②			4	0	1	0	0	0	3
Gene Conley, R (1, 1) OBP: 0.138, SLG: 0.172 Jack Meyer, R (6, 1) OBP: 0.167, SLG: 0.167 Jim Owens, R (8, 1) OBP: 0.156, SLG: 0.069	SSS 0-3 K ③	x 0-0 F7 ③			SSS 0-3 K ③		x 0-0 1-3 ③			3 1 0	0 0 0	0 0 0	0 0 0	0 0 0	2 0 0	3 2 0
Inning Stats	R: 4 E: 0 K: 1 S: 10 / H: 5 LOB: 2 BB: 1 P: 14	R: 1 E: 0 K: 0 S: 5 / H: 2 LOB: 1 BB: 0 P: 5	R: 0 E: 0 K: 0 S: 4 / H: 1 LOB: 1 BB: 0 P: 4	R: 2 E: 1 K: 3 S: 12 / H: 2 LOB: 1 BB: 0 P: 12	R: 0 E: 0 K: 1 S: 5 / H: 0 LOB: 0 BB: 0 P: 5	R: 0 E: 0 K: 2 S: 7 / H: 0 LOB: 0 BB: 0 P: 7	R: 1 E: 1 K: 0 S: 6 / H: 2 LOB: 2 BB: 0 P: 6	R: 0 E: 0 K: 1 S: 5 / H: 0 LOB: 0 BB: 0 P: 5	R: 0 E: 0 K: 0 S: 3 / H: 0 LOB: 0 BB: 0 P: 3	1B: 8 2B: 2 3B: 0 HR: 2 / SF: 0 SAC: 0 DP: 0 HBP: 0						

AB	41
R	8
H	12
RBI	7
BB	1
SO	8
LOB	16

WP: 0 PB: 0 SB: 0 CS: 0 — PA: 42

PITCHER		IP	WLS	BF	H	R	ER	SO	BB	IBB	HBP	BLK	WP	HR	S	P	ERA	WHIP
Bob Anderson, R ERA: 3.96	(1, 1)	0.1	L	6	4	4	4	0	1	0	0	0	0	1	5	9	108.00	15.000
Elmer Singleton, R ERA: 1.74	(1, 1)	4.2		21	6	3	2	5	0	0	0	0	0	1	31	31	3.86	1.286
Seth Morehead, L ERA: 7.5	(6, 1)	1.0		3	0	0	0	2	0	0	0	0	0	0	7	7	0.00	0.000
Dave Hillman, R ERA: 3.63	(7, 1)	2.0		9	2	1	0	1	0	0	0	0	0	0	11	11	0.00	1.000
Don Elston, R ERA: 3.19	(9, 1)	1.0		3	0	0	0	0	0	0	0	0	0	0	3	3	0.00	0.000

PITCHER	IP	WLS	BF	H	R	ER	SO	BB	IBB	HBP	BLK	WP	HR	S	P	ERA	WHIP

Batter	1	2	3	4	5	6	7	8	9	AB	R	H	RBI	BB	SO	LOB
Johnny Goryl, R (1, 4) OBP: 0.265, SLG: 0.378 Earl Averill, R (8, PH) OBP: 0.282, SLG: 0.444 Don Elston, R (9, 1) OBP: 0.167, SLG: 0.167	6-3		F5		F7		F7	L8		4 1 0	0 0 0	0 0 0	0 0 0	0 0 0	0 0 0	1 1 0
George Altman, L (1, 8) OBP: 0.294, SLG: 0.356	14 2B 1B		4-3			1-3 BBBB	14 1B BB		6-3	4	1	1	0	1	0	0
Lee Walls, R (1, 9) OBP: 0.338, SLG: 0.399	F8		F7			14 HR 1B	P4		P4	5	1	1	0	0	0	2
14 Ernie Banks, R (1, 6) OBP: 0.365, SLG: 0.607	1-H 1B 2B			L8		1-H HR	1-2 1B		SSS K	5	2	3	3	0	1	0
Dale Long, L (1, 3) OBP: 0.341, SLG: 0.512	2-H 1B			1-3		SSS K	SSS K			4	0	1	1	0	2	2
Bobby Thomson, R (1, 7) OBP: 0.321, SLG: 0.448	SSS K			F3		2B 1B		1B 2B		4	2	2	0	0	1	1
Randy Jackson, R (1, 5) OBP: 0.324, SLG: 0.406		L6			1-4-3	1-H 1B 2B		F8		4	1	1	1	0	0	1
Sammy Taylor, L (1, 2) OBP: 0.304, SLG: 0.359		SSS K			L8	2-H 1B		L8		4	0	1	1	0	1	1
Bob Anderson, R (1, 1) OBP: 0.194, SLG: 0.200 Elmer Singleton, R (1, 1) Irv Noren, L (5, PH) OBP: 0.333, SLG: 0.357 Seth Morehead, L (6, 1) OBP: 0.200, SLG: 0.400 Jim Marshall, L (6, PH) OBP: 0.314, SLG: 0.400 Dave Hillman, R (7, 1) OBP: 0.188, SLG: 0.071 Walt Moryn, L (8, PH) OBP: 0.314, SLG: 0.390 Tony Taylor, R (9, 4) OBP: 0.358, SLG: 0.411		4-3			1B	F2		2-H 1B		0 1 1 0 1 0 0 1 0	0 0 0 0 0 0 0 0 0	0 0 1 0 0 0 0 1 0	0 0 0 0 0 0 0 0 0	0 0 0 0 0 0 0 0 0	0 0 0 0 0 0 0 1 0	0 0 0 0 0 0 0 0 0
Inning Stats	R: 2 E: 0 K: 1 S: 8 H: 3 LOB: 1 BB: 0 P: 8	R: 0 E: 0 K: 1 S: 5 H: 0 LOB: 0 BB: 0 P: 5	R: 0 E: 0 K: 0 S: 3 H: 0 LOB: 0 BB: 0 P: 3	R: 0 E: 0 K: 0 S: 3 H: 0 LOB: 0 BB: 0 P: 3	R: 0 E: 0 K: 0 S: 4 H: 1 LOB: 1 BB: 0 P: 4	R: 4 E: 0 K: 1 S: 10 H: 5 LOB: 1 BB: 0 P: 10	R: 0 E: 0 K: 1 S: 6 H: 1 LOB: 2 BB: 1 P: 10	R: 1 E: 0 K: 0 S: 5 H: 2 LOB: 1 BB: 0 P: 5	R: 0 E: 0 K: 1 S: 5 H: 0 LOB: 0 BB: 0 P: 5	1B: 8 2B: 3 3B: 0 HR: 1	SF: 0 SAC: 0 DP: 0 HBP: 0		WP: 0 PB: 0 SB: 0 CS: 0	PA: 40			

PITCHER		IP	WLS	BF	H	R	ER	SO	BB	IBB	HBP	BLK	WP	HR	S	P	ERA	WHIP
Gene Conley, R ERA: 2.9	(1, 1)	5.2	W	26	9	6	6	3	0	0	0	0	0	1	32	32	9.53	1.588
Jack Meyer, R ERA: 4.22	(6, 1)	2.0		10	3	1	1	1	1	0	0	0	0	0	11	15	4.50	2.000
Jim Owens, R ERA: 3.4	(8, 1)	1.1	S	4	0	0	0	1	0	0	0	0	0	0	6	6	0.00	0.000

PITCHER	IP	WLS	BF	H	R	ER	SO	BB	IBB	HBP	BLK	WP	HR	S	P	ERA	WHIP

BOTTOM

Philadelphia Phillies @ Chicago Cubs

Wrigley Field, Chicago, IL

Fri Jun 19 1959, 3:33 AM CDT

Att. 8,516 - Sunny

livebaseballscorecards.com

AB	39
R	7
H	12
RBI	7
BB	1
SO	5
LOB	10

Philadelphia Phillies @ Chicago Cubs

Wrigley Field, Chicago, IL

Sat Jun 20 1959, 3:33 AM CDT

Att. 13,557 - Unknown

TOP

livebaseballscorecards.com

Batter	1	2	3	4	5	6	7	8	9	AB	R	H	RBI	BB	SO	LOB
Joe Koppe, R (1, 6) OBP: 0.371, SLG: 0.367	P6		1-3	BB 1-2 2-3 3-H			F9		E SF8 2-H	4	1	1	2	1	0	0
Richie Ashburn, L (1, 8) OBP: 0.366, SLG: 0.295	BB		K	1B 1-2 2-3 3-H			F8		SF8 2-H	3	0	1	2	1	1	0
Ed Bouchee, L (1, 3) OBP: 0.394, SLG: 0.472	F9			2B 1B BB K			1-3		2B	4	1	1	0	1	1	4
Dave Philley, S (1, 9) OBP: 0.358, SLG: 0.493	G3			1B 1B 1-3 2B	5-3			F9	4-3	5	1	1	0	0	0	3
Harry Anderson, L (1, 7) OBP: 0.344, SLG: 0.468 Valmy Thomas, R (9, 2) OBP: 0.193, SLG: 0.148		BB		BB 1B BB 2-3 3-H 1B	E4 G6-4-3			BB		2 0	1 0	1 0	1 0	2 0	0 0	0 0
Gene Freese, R (1, 5) OBP: 0.333, SLG: 0.573		F8		P4	G6-4-3 1-2f			F8		4	0	0	0	0	0	5
Sparky Anderson, R (1, 4) OBP: 0.258, SLG: 0.232		F7		BB BB 1B 1-2 3-H 1B		4-3		K		4	1	1	1	0	1	2
Carl Sawatski, L (1, 2) OBP: 0.374, SLG: 0.452 Solly Drake, S (9, PR) OBP: 0.267, SLG: 0.154 (9, 7)		P5		K		K			E4 SH3-4 1B	4 0	0 1	0 0	0 0	0 0	2 0	3 0
Robin Roberts, S (1, 1) OBP: 0.219, SLG: 0.300			P4	1B BB 1-2 2-3 BB		F7			SH3-4 1-2	2	0	0	0	1	0	0

| | | |

Batter	1	2	3	4	5	6	7	8	9	AB	R	H	RBI	BB	SO	LOB
Tony Taylor, R (1, 4) OBP: 0.356, SLG: 0.406	F9			5-3		BB		K		3	0	0	0	1	1	1
George Altman, L (1, 8) OBP: 0.288, SLG: 0.347	L8			K		4-3		4-3		4	0	0	0	0	1	3
Jim Marshall, L (1, 3) OBP: 0.311, SLG: 0.427	P5			F7			G3		HR	4	1	1	1	0	0	0
14 Ernie Banks, R (1, 6) OBP: 0.363, SLG: 0.602		P4			F7		1-3		SH1-3 1B	4	0	1	0	0	0	0
Bobby Thomson, R (1, 7) OBP: 0.316, SLG: 0.440		F7			4-3		5-3		SH1-3	3	0	0	0	0	0	0
Sammy Taylor, L (1, 2) OBP: 0.297, SLG: 0.350		G3			K			G3	F7	4	0	0	0	0	1	1
Lee Walls, R (1, 9) OBP: 0.332, SLG: 0.391			5-3			5-3		E6	K	4	1	0	0	0	1	1
Randy Jackson, R (1, 5) OBP: 0.350, SLG: 0.412			K			BB		E5 2-H		2	1	1	0	1	1	0
Dick Drott, R (1, 1) Bill Henry, L (4, 1) OBP: 0.188, SLG: 0.133 Walt Moryn, L (6, PH) OBP: 0.313, SLG: 0.388 Glen Hobbie, R (7, 1) OBP: 0.161, SLG: 0.167 Irv Noren, L (8, PH) OBP: 0.355, SLG: 0.379 Don Elston, R (9, 1) OBP: 0.167, SLG: 0.167			F7			K		2-H		1 0 1 0 1 0 0	0 0 0 0 0 0 0	0 0 0 0 1 0 0	0 0 0 0 1 0 0	0 0 0 0 0 0 0	0 0 1 0 0 0 0	0 0 1 0 0 0 0
Inning Stats	R: 0 E: 0 K: 0 S: 3 H: 0 LOB: 0 BB: 0 P: 3	R: 0 E: 0 K: 0 S: 3 H: 0 LOB: 0 BB: 0 P: 3	R: 0 E: 0 K: 1 S: 5 H: 0 LOB: 0 BB: 0 P: 5	R: 0 E: 0 K: 1 S: 5 H: 0 LOB: 0 BB: 0 P: 5	R: 0 E: 0 K: 1 S: 5 H: 0 LOB: 0 BB: 0 P: 5	R: 0 E: 0 K: 1 S: 5 H: 0 LOB: 2 BB: 2 P: 13	R: 0 E: 0 K: 0 S: 3 H: 0 LOB: 0 BB: 0 P: 3	R: 2 E: 2 K: 1 S: 8 H: 2 LOB: 1 BB: 0 P: 8	R: 1 E: 0 K: 1 S: 7 H: 2 LOB: 1 BB: 0 P: 7	1B: 3 2B: 0 3B: 0 HR: 1 SF: 0 SAC: 1 DP: 0 HBP: 0						

PITCHER	IP	WLS	BF	H	R	ER	SO	BB	IBB	HBP	BLK	WP	HR	S	P	ERA	WHIP
Robin Roberts, R (1, 1) ERA: 4.9	9.0	W	34	4	3	1	6	2	0	0	0	0	1	44	52	1.00	0.667

PITCHER	IP	WLS	BF	H	R	ER	SO	BB	IBB	HBP	BLK	WP	HR	S	P	ERA	WHIP

BOTTOM

Philadelphia Phillies @ Chicago Cubs

Wrigley Field, Chicago, IL

Sat Jun 20 1959, 3:33 AM CDT

Att. 13,557 - Unknown

livebaseballscorecards.com

AB	31
R	3
H	4
RBI	2
BB	2
SO	6
LOB	7

WP: 0 PA: 34
PB: 0
SB: 0
CS: 0

Batter	1	2	3	4	5	6	7	8	9	AB	R	H	RBI	BB	SO	LOB
Joe Koppe, R (1, 6) OBP: 0.351, SLG: 0.344	F9		F9			P6			P6	4	0	0	0	0	0	1
Richie Ashburn, L (1, 8) OBP: 0.362, SLG: 0.291	1-3			P6			4-3			3	0	0	0	0	0	0
Dave Philley, S (1, 3) OBP: 0.345, SLG: 0.474	F8			6-3			6-3			3	0	0	0	0	0	0
Wally Post, R (1, 9) OBP: 0.315, SLG: 0.457		BBBB 4-0 G6-4-3 BB		F7			5-3			2	0	0	0	1	0	0
Harry Anderson, L (1, 7) OBP: 0.340, SLG: 0.461		P6			3-1			G3		3	0	0	0	0	0	1
Gene Freese, R (1, 5) OBP: 0.324, SLG: 0.554		G6-4-3 1-2f			F6			SSS 0-3 K		3	0	0	0	0	1	1
Sparky Anderson, R (1, 4) OBP: 0.254, SLG: 0.228			5-3		F7			SSS 0-3 K		3	0	0	0	0	1	0
Carl Sawatski, L (1, 2) OBP: 0.373, SLG: 0.448			FC6-4 1B			G3			F8	3	0	1	0	0	0	0
Ruben Gomez, R (1, 1) OBP: 0.273, SLG: 0.200			FC6-4 1-2f			SSS K2-3			4-3	1	0	0	0	0	0	1
Ray Semproch, R (5, 1) OBP: 0.217, SLG: 0.217										1	0	0	0	0	1	0
Solly Drake, S (9, PH) OBP: 0.250, SLG: 0.143										1	0	0	0	0	0	0
Inning Stats	R: 0 E: 0 K: 0 S: 3 H: 0 LOB: 0 BB: 0 P: 3	R: 0 E: 0 K: 0 S: 2 H: 0 LOB: 0 BB: 1 P: 6	R: 0 E: 0 K: 0 S: 4 H: 1 LOB: 1 BB: 0 P: 4	R: 0 E: 0 K: 0 S: 3 H: 0 LOB: 0 BB: 0 P: 3	R: 0 E: 0 K: 0 S: 3 H: 0 LOB: 0 BB: 0 P: 3	R: 0 E: 0 K: 1 S: 5 H: 0 LOB: 0 BB: 0 P: 5	R: 0 E: 0 K: 0 S: 3 H: 0 LOB: 0 BB: 0 P: 3	R: 0 E: 0 K: 2 S: 7 H: 0 LOB: 0 BB: 0 P: 7	R: 0 E: 0 K: 0 S: 3 H: 0 LOB: 0 BB: 0 P: 3	1B: 1 2B: 0 3B: 0 HR: 0	SF: 0 SAC: 0 DP: 1 HBP: 0					

PITCHER	IP	WLS	BF	H	R	ER	SO	BB	IBB	HBP	BLK	WP	HR	S	P	ERA	WHIP
John Buzhardt, R (1, 1) ERA: 3.39	9.0	W	28	1	0	0	3	1	0	0	0	0	0	33	37	0.00	0.222

PITCHER	IP	WLS	BF	H	R	ER	SO	BB	IBB	HBP	BLK	WP	HR	S	P	ERA	WHIP

TOP

Philadelphia Phillies @ Chicago Cubs

Wrigley Field, Chicago, IL

Sun Jun 21 1959, 3:33 AM CDT

Att. 17,995 - Unknown

livebaseballscorecards.com

AB	27
R	0
H	1
RBI	0
BB	1
SO	3
LOB	4

WP: 0 PB: 0 SB: 0 CS: 0 PA: 28

Batter	1	2	3	4	5	6	7	8	9	AB	R	H	RBI	BB	SO	LOB
Tony Taylor, R (1, 4) OBP: 0.358, SLG: 0.412	6-3		F8 2B		1B 1-2 1B		5-3			4	0	2	0	0	0	0
Alvin Dark, R (1, 5) OBP: 0.313, SLG: 0.350	1-3		F8 2-3		14 BB 1-3 2-H 1B		1B			4	0	2	1	0	0	1
Lee Walls, R (1, 9) OBP: 0.335, SLG: 0.387	K		BB		14 BB BB		1-3			2	0	0	0	2	1	1
14 Ernie Banks, R (1, 6) OBP: 0.368, SLG: 0.602		G1-6-3 1B	F8		1-2 2-3 BB			SH1-4 1B 1B		3	1	2	0	1	0	2
Walt Moryn, L (1, 7) OBP: 0.309, SLG: 0.382		G1-6-3 1-2f		F5	F8			SH1-4 1-2		3	0	0	0	0	0	4
George Altman, L (9, 8) OBP: 0.288, SLG: 0.347										0	0	0	0	0	0	0
Bobby Thomson, R (1, 8) OBP: 0.309, SLG: 0.430		K		5-3		L9		5-3		4	0	0	0	0	1	1
(9, 7)																
Dale Long, L (1, 3) OBP: 0.344, SLG: 0.512			HR 1B	K		4-3		2-H 1B		4	1	2	1	0	1	0
Sammy Taylor, L (1, 2) OBP: 0.303, SLG: 0.375			1-H HR		FC2-6 1B	K				3	1	2	2	0	1	0
John Buzhardt, R (1, 1) OBP: 0.150, SLG: 0.158			K		FC2-6 1B 1-2f 1B		6-3			3	1	0	0	0	1	1
Inning Stats	R: 0 E: 0 K: 1 S: 5 H: 0 LOB: 0 BB: 0 P: 5	R: 0 E: 0 K: 1 S: 5 H: 1 LOB: 0 BB: 0 P: 5	R: 2 E: 0 K: 1 S: 8 H: 3 LOB: 2 BB: 1 P: 12	R: 0 E: 0 K: 1 S: 5 H: 0 LOB: 0 BB: 0 P: 5	R: 1 E: 0 K: 0 S: 5 H: 3 LOB: 3 BB: 2 P: 13	R: 0 E: 0 K: 1 S: 5 H: 0 LOB: 0 BB: 0 P: 5	R: 0 E: 0 K: 0 S: 4 H: 1 LOB: 1 BB: 0 P: 4	R: 1 E: 0 K: 0 S: 4 H: 2 LOB: 1 BB: 0 P: 4		1B: 8 2B: 1 3B: 0 HR: 1	SF: 0 SAC: 1 DP: 1 HBP: 0						

PITCHER	IP	WLS	BF	H	R	ER	SO	BB	IBB	HBP	BLK	WP	HR	S	P	ERA	WHIP
Ruben Gomez, R (1, 1) ERA: 6.02	4.2	L	20	7	3	3	4	1	0	0	0	0	1	27	31	5.79	1.714
Ray Semproch, R (5, 1) ERA: 4.42	3.1		14	3	1	1	1	2	0	0	0	0	0	14	22	2.70	1.500

PITCHER	IP	WLS	BF	H	R	ER	SO	BB	IBB	HBP	BLK	WP	HR	S	P	ERA	WHIP

BOTTOM

Philadelphia Phillies @ Chicago Cubs

Wrigley Field, Chicago, IL

Sun Jun 21 1959, 3:33 AM CDT

Att. 17,995 - Unknown

livebaseballscorecards.com

AB	30
R	4
H	10
RBI	4
BB	3
SO	5
LOB	10

1B: 8	SF: 0	WP: 0	PA: 34		
2B: 1	SAC: 1	PB: 0			
3B: 0	DP: 1	SB: 0			
HR: 1	HBP: 0	CS: 0			

Chicago Cubs @ Cincinnati Redlegs

Crosley Field, Cincinnati, OH

Tue Jun 23 1959, 7:05 PM EDT

Att. 8,553 - Unknown

TOP

livebaseballscorecards.com

Batter	1	2	3	4	5	6	7	8	9	AB	R	H	RBI	BB	SO	LOB
Tony Taylor, R (1, 4) OBP: 0.364, SLG: 0.425	2B 2B		F9 1B		1B 2B 1-3		F8			4	2	3	0	0	0	0
Alvin Dark, R (1, 5) OBP: 0.312, SLG: 0.350	6-3		F9 1-2		SF9 3-H			CS 1B		3	0	1	1	0	0	2
Lee Walls, R (1, 9) OBP: 0.338, SLG: 0.394	14 1B 2B 2-H			F8	14 FC6-4 1B 2-H			K 1-2		4	0	2	2	0	1	1
14 Ernie Banks, R (1, 6) OBP: 0.374, SLG: 0.603	FC6-4 1B 2-3			BB 1B BB	FC6-4 1-2f			1B		3	0	2	0	1	0	1
Bobby Thomson, R (1, 8) (9, 7) OBP: 0.308, SLG: 0.426	FC6-4 1-2f			BB 1B 1-2		6-3		F7		4	0	1	0	0	0	2
Cal Neeman, R (1, 2) OBP: 0.227, SLG: 0.225		K		G4-6-3 BB 1-2 2-3		F8			F7	3	0	0	0	1	1	0
Walt Moryn, L (1, 7) OBP: 0.303, SLG: 0.375 George Altman, L (9, 8) OBP: 0.288, SLG: 0.347	6-3			G4-6-3 1-2f		G3			4-3	4 0	0 0	0 0	0 0	0 0	0 0	3 0
Dale Long, L (1, 3) OBP: 0.342, SLG: 0.506		F5			2B SF9 1B		K		4-3	4	1	1	0	0	1	0
Glen Hobbie, R (1, 1) OBP: 0.147, SLG: 0.152			K		K		K			3	0	0	0	0	3	1
Inning Stats	R: 1 E: 0 K: 0 S: 5 H: 3 LOB: 1 BB: 0 P: 5	R: 0 E: 0 K: 1 S: 5 H: 0 LOB: 0 BB: 0 P: 5	R: 0 E: 0 K: 1 S: 5 H: 1 LOB: 0 BB: 0 P: 5	R: 0 E: 0 K: 0 S: 3 H: 1 LOB: 2 BB: 2 P: 11	R: 2 E: 0 K: 1 S: 8 H: 3 LOB: 1 BB: 0 P: 8	R: 0 E: 0 K: 0 S: 3 H: 0 LOB: 0 BB: 0 P: 3	R: 0 E: 0 K: 2 S: 7 H: 0 LOB: 0 BB: 0 P: 7	R: 0 E: 0 K: 1 S: 6 H: 2 LOB: 1 BB: 0 P: 6	R: 0 E: 0 K: 0 S: 3 H: 0 LOB: 0 BB: 0 P: 3	1B: 7 2B: 4 3B: 0 HR: 0 SF: 1 SAC: 0 DP: 2 HBP: 0						

	AB	32
	R	3
	H	10
	RBI	3
	BB	2
	SO	6
	LOB	10

WP: 0 PB: 0 SB: 0 CS: 1 PA: 35

PITCHER	IP	WLS	BF	H	R	ER	SO	BB	IBB	HBP	BLK	WP	HR	S	P	ERA	WHIP
Joe Nuxhall, L (1, 1) ERA: 4.7	4.2	L	21	8	3	3	3	2	0	0	0	0	0	25	33	5.79	2.143
Willard Schmidt, R (5, 1) ERA: 3.44	0.1		1	0	0	0	0	0	0	0	0	0	0	1	1	0.00	0.000
Orlando Pena, R (6, 1) ERA: 6.25	2.0		6	0	0	0	2	0	0	0	0	0	0	10	10	0.00	0.000
Brooks Lawrence, R (8, 1) ERA: 5.29	2.0		7	2	0	0	1	0	0	0	0	0	0	9	9	0.00	1.000

PITCHER	IP	WLS	BF	H	R	ER	SO	BB	IBB	HBP	BLK	WP	HR	S	P	ERA	WHIP

BOTTOM

Chicago Cubs @ Cincinnati Redlegs

Crosley Field, Cincinnati, OH

Tue Jun 23 1959, 7:05 PM EDT

Att. 8,553 - Unknown

livebaseballscorecards.com

Batter	1	2	3	4	5	6	7	8	9	AB	R	H	RBI	BB	SO	LOB
Johnny Temple, R (1, 4) OBP: 0.416, SLG: 0.472	0-0 S 1B 1B		0-0 E 1B 1B		0-0 ② F9		0-0 ③ 5-3			4	1	2	0	0	0	1
Vada Pinson, L (1, 8) OBP: 0.389, SLG: 0.562	0-3 ① K 1-2		0-0 ① F9		0-0 ③ F5			0-0 ① F9		4	0	0	0	0	1	2
Jerry Lynch, L (1, 7) OBP: 0.324, SLG: 0.454	4-0 1B BB		0-0 ② F5			0-0 FC1-6 1B 1B		0-0 ② L7		3	0	1	0	1	0	1
Frank Robinson, R (1, 3) OBP: 0.389, SLG: 0.557	0-0 1-2 2-H 1B		0-0 E4 1-3 1B			0-0 FC1-6 1-2 1B		0-0 2B		4	0	4	1	0	0	0
Gus Bell, L (1, 9) OBP: 0.291, SLG: 0.383	0-0 ② F7		0-0 ③ L4			0-0 ① FC1-6 G5-4-3 1-2f 2-3		0-0 ③ 4-3		4	0	0	0	0	0	7
Frank Thomas, R (1, 5) OBP: 0.279, SLG: 0.380	0-0 ③ 5-3			0-3 ① K		0-0 ② ③ G5-4-3 1-2f			0-3 ① K	4	0	0	0	0	2	4
Ed Bailey, L (1, 2) OBP: 0.363, SLG: 0.358		0-0 ① 4-3		0-0 G1-6-3 1B			4-0 FC5-4 BB		0-3 ② K	3	0	1	0	1	1	0
Eddie Kasko, R (1, 6) OBP: 0.302, SLG: 0.294		0-3 ② K		0-0 ② ③ G1-6-3 1-2f			0-0 ① F9		0-0 ③ 4-3	2	0	0	0	0	1	1
Whitey Lockman, L (7, PH) OBP: 0.295, SLG: 0.257										1	0	0	0	0	0	1
Brooks Lawrence, R (8, 1) OBP: 0.167, SLG: 0.200										0	0	0	0	0	0	0
Jim Pendleton, R (9, PH) OBP: 0.341, SLG: 0.395										1	0	0	0	0	0	0
Joe Nuxhall, L (1, 1) OBP: 0.269, SLG: 0.208										1	0	0	0	0	0	0
Willard Schmidt, R (5, 1)										0	0	0	0	0	0	0
John Powers, L (5, PH) OBP: 0.261, SLG: 0.318										1	0	0	0	0	0	0
Orlando Pena, R (6, 1) OBP: 0.176, SLG: 0.067										0	0	0	0	0	0	0
Don Newcombe, L (7, PH) OBP: 0.429, SLG: 0.417										1	0	0	0	0	0	1
Bobby Henrich, R (8, 6)		0-0 ③ L4			0-0 ① F9		0-0 ② FC5-4 1-2f			0	0	0	0	0	0	0
Inning Stats	R: 1 E: 0 K: 1 S: 7 H: 2 LOB: 2 BB: 1 P: 11	R: 0 E: 0 K: 1 S: 5 H: 0 LOB: 0 BB: 0 P: 5	R: 0 E: 1 K: 0 S: 5 H: 2 LOB: 2 BB: 0 P: 5	R: 0 E: 0 K: 1 S: 5 H: 1 LOB: 0 BB: 0 P: 5	R: 0 E: 0 K: 0 S: 3 H: 0 LOB: 0 BB: 0 P: 3	R: 0 E: 0 K: 0 S: 4 H: 2 LOB: 1 BB: 0 P: 4	R: 0 E: 0 K: 0 S: 3 H: 0 LOB: 1 BB: 1 P: 7	R: 0 E: 0 K: 0 S: 4 H: 1 LOB: 1 BB: 0 P: 4	R: 0 E: 0 K: 2 S: 7 H: 0 LOB: 0 BB: 0 P: 7	1B: 7 2B: 1 3B: 0 HR: 0	SF: 0 SAC: 0 DP: 2 HBP: 0						

AB	33	
R	1	
H	8	
RBI	1	
BB	2	
SO	5	
LOB	18	

WP: 0 PB: 0 SB: 1 CS: 0 PA: 35

PITCHER		IP	WLS	BF	H	R	ER	SO	BB	IBB	HBP	BLK	WP	HR	S	P	ERA	WHIP
Glen Hobbie, R ERA: 3.66	(1, 1)	9.0	W	35	8	1	1	5	2	0	0	0	0	0	43	51	1.00	1.111

PITCHER	IP	WLS	BF	H	R	ER	SO	BB	IBB	HBP	BLK	WP	HR	S	P	ERA	WHIP

Batter	1	2	3	4	5	6	7	8	9	AB	R	H	RBI	BB	SO	LOB
Tony Taylor, R (1, 4) OBP: 0.362, SLG: 0.422	x 0-0 S 1B		S S S 0-3 ② K			S S S 0-3 ① K		x 0-0 ① P4		4	0	1	0	0	2	1
Alvin Dark, R (1, 5) OBP: 0.307, SLG: 0.344	S S S 0-3 ① K		x 0-0 ③ 6-3			x 0-0 ② 5-3		x 0-0 ② ③ L3 1-2		4	0	0	0	0	1	2
Lee Walls, R (1, 9) OBP: 0.341, SLG: 0.393	B B B B 4-0 1-2 BB			x 0-0 ① F3		x 0-0 1B			S S S 0-3 ① K	3	0	1	0	1	1	0
14 Ernie Banks, R (1, 6) OBP: 0.369, SLG: 0.594	x 0-0 ② F2			x 0-0 ② F3		x 0-0 ③ F8			x 0-0 ② F8	4	0	0	0	0	0	3
Dale Long, L (1, 3) OBP: 0.340, SLG: 0.497	x 0-0 ③ L7			x 0-0 ③ 4-3			B B B B 4-0 F8 6-3 BB		x 0-0 ③ G3	3	0	0	0	1	0	2
Bobby Thomson, R (1, 8) OBP: 0.308, SLG: 0.425		x 0-0 ① F8			x 0-0 1B		x 0-0 ① 6-3 1-2			3	0	1	0	0	0	1
Walt Moryn, L (1, 7) OBP: 0.300, SLG: 0.370		x 0-0 ② P4			x 0-0 ① F8		x 0-0 ② F8 2-3			3	0	0	0	0	0	2
Sammy Taylor, L (1, 2) OBP: 0.298, SLG: 0.368		x 0-0 ③ F9			x 0-0 ② L8		S S S 0-3 ③ K			3	0	0	0	0	1	2
Dick Drott, R (1, 1) Dave Hillman, R (1, 1) OBP: 0.182, SLG: 0.069 Jim Marshall, L (5, PH) OBP: 0.308, SLG: 0.422 Seth Morehead, L (5, 1) OBP: 0.200, SLG: 0.400 Irv Noren, L (8, PH) OBP: 0.375, SLG: 0.400 Elmer Singleton, R (8, 1)			S S S 0-3 ① K		S S S 0-3 ③ K			x 0-0 L3 1B		0 1 1 0 1 0	0 0 0 0 0 0	0 0 0 0 1 0	0 0 0 0 0 0	0 1 1 0 0 0	0 0 0 0 0 0	0 0 1 0 0 0
Inning Stats	R: 0 H: 1 E: 0 LOB: 2 K: 1 BB: 1 S: 6 P: 10	R: 0 H: 0 E: 0 LOB: 0 K: 0 BB: 0 S: 3 P: 3	R: 0 H: 0 E: 0 LOB: 0 K: 2 BB: 0 S: 7 P: 7	R: 0 H: 0 E: 0 LOB: 0 K: 0 BB: 0 S: 3 P: 3	R: 0 H: 1 E: 0 LOB: 1 K: 1 BB: 0 S: 6 P: 6	R: 0 H: 1 E: 0 LOB: 1 K: 1 BB: 0 S: 6 P: 6	R: 0 H: 0 E: 0 LOB: 1 K: 1 BB: 1 S: 5 P: 9	R: 0 H: 1 E: 0 LOB: 0 K: 0 BB: 0 S: 3 P: 3	R: 0 H: 0 E: 0 LOB: 0 K: 1 BB: 0 S: 5 P: 5	1B: 4 SF: 0 2B: 1 SAC: 0 3B: 0 DP: 1 HR: 0 HBP: 0						

TOP

Chicago Cubs @ Cincinnati Redlegs

Crosley Field, Cincinnati, OH

Wed Jun 24 1959, 7:05 PM EDT

Att. 6,510 - Unknown

livebaseballscorecards.com

AB	30
R	0
H	4
RBI	0
BB	2
SO	7
LOB	14

WP: 0 PB: 0 SB: 1 CS: 0 PA: 32

PITCHER		IP	WLS	BF	H	R	ER	SO	BB	IBB	HBP	BLK	WP	HR	S	P	ERA	WHIP
Jim Brosnan, R ERA: 3.65	(1, 1)	9.0	W	32	4	0	0	7	2	0	0	0	0	0	44	52	0.00	0.667

PITCHER	IP	WLS	BF	H	R	ER	SO	BB	IBB	HBP	BLK	WP	HR	S	P	ERA	WHIP

Chicago Cubs @ Cincinnati Redlegs

Crosley Field, Cincinnati, OH

Wed Jun 24 1959, 7:05 PM EDT

Att. 6,510 - Unknown

BOTTOM

Batter	1	2	3	4	5	6	7	8	9	AB	R	H	RBI	BB	SO	LOB
Johnny Temple, R (1, 4) OBP: 0.414, SLG: 0.468	L7 F4			1B		5-3				4	0	1	0	0	0	3
Vada Pinson, L (1, 8) OBP: 0.390, SLG: 0.558	F8 BB G3			P6			BB B5-3			2	0	0	0	2	0	1
Jerry Lynch, L (1, 7) OBP: 0.323, SLG: 0.447 Whitey Lockman, L (8, 3) OBP: 0.295, SLG: 0.257	BB 2B G3 1-2			G3			B5-3 1-2f			3 0	1 0	0 0	0 0	1 0	0 0	3 0
Frank Robinson, R (1, 3) (8, 7) OBP: 0.393, SLG: 0.568	WP 1-H 1B 2B	P3			1B 2B		1B			4	2	3	1	0	0	1
Gus Bell, L (1, 9) OBP: 0.294, SLG: 0.385	HR 2-H 1B	F8			G5-4-3 2-H 1B		F9			4	1	2	2	0	0	2
Ed Bailey, L (1, 2) OBP: 0.365, SLG: 0.380	HR 1-H		4-3		F9			SH5-3 1B		4	1	2	2	0	0	1
Frank Thomas, R (1, 5) OBP: 0.280, SLG: 0.377	BB 2B		5-3		G5-4-3 1-2f			SH5-3 1-2		2	0	0	0	1	0	1
Eddie Kasko, R (1, 6) OBP: 0.298, SLG: 0.309	2B 1-3		5-3			F9		1-3		4	0	1	0	0	0	1
Jim Brosnan, R (1, 1) OBP: 0.214, SLG: 0.308	BB			6-3		K		5-3		3	0	0	0	1	1	1
Inning Stats	R: 4 E: 0 K: 0 S: 7 H: 4 LOB: 3 BB: 3 P: 19	R: 0 E: 0 K: 0 S: 3 H: 0 LOB: 1 BB: 1 P: 7	R: 0 E: 0 K: 0 S: 3 H: 0 LOB: 0 BB: 0 P: 3	R: 0 E: 0 K: 0 S: 4 H: 1 LOB: 1 BB: 0 P: 4	R: 1 E: 0 K: 0 S: 4 H: 2 LOB: 0 BB: 0 P: 4	R: 0 E: 0 K: 1 S: 5 H: 0 LOB: 0 BB: 0 P: 5	R: 0 E: 0 K: 0 S: 3 H: 1 LOB: 1 BB: 1 P: 7	R: 0 E: 0 K: 0 S: 4 H: 1 LOB: 1 BB: 0 P: 4		1B: 5 2B: 4 3B: 0 HR: 1 SF: 0 SAC: 1 DP: 2 HBP: 0						

livebaseballscorecards.com

AB	30
R	5
H	9
RBI	5
BB	5
SO	1
LOB	14

WP: 1 PA: 36
PB: 0
SB: 0
CS: 0

PITCHER		IP	WLS	BF	H	R	ER	SO	BB	IBB	HBP	BLK	WP	HR	S	P	ERA	WHIP
Dick Drott, R ERA: 6.38	(1, 1)	0.2	L	6	3	4	4	0	1	0	0	0	1	1	5	9	54.00	6.000
Dave Hillman, R ERA: 3.5	(1, 1)	3.1		15	2	0	0	0	3	0	0	0	0	0	12	24	0.00	1.500
Seth Morehead, L ERA: 7.0	(5, 1)	3.0		11	3	1	1	1	1	0	0	0	0	0	12	16	3.00	1.333
Elmer Singleton, R ERA: 1.69	(8, 1)	1.0		4	1	0	0	0	0	0	0	0	0	0	4	4	0.00	1.000

PITCHER	IP	WLS	BF	H	R	ER	SO	BB	IBB	HBP	BLK	WP	HR	S	P	ERA	WHIP

Chicago Cubs @ Cincinnati Redlegs

Crosley Field, Cincinnati, OH

Thu Jun 25 1959, 7:05 PM EDT

Att. 4,884 - Unknown

TOP

livebaseballscorecards.com

Batter	1	2	3	4	5	6	7	8	9	AB	R	H	RBI	BB	SO	LOB
Tony Taylor, R (1, 4) OBP: 0.363, SLG: 0.424	6-3		6-3		F3			1B 1B 2B	BBBB BB	4	1	1	0	1	0	0
Alvin Dark, R (1, 5) OBP: 0.309, SLG: 0.342	4-3		BBBB G4-6-3 BB		1-3			14 2-3 1B 2-3 1B	SSS K	4	1	1	0	1	1	1
Lee Walls, R (1, 9) OBP: 0.342, SLG: 0.393	F8		G4-6-3 1-2f			SSS K		14 2-3 1B 1-2 3-H 1B	1-2 1B	5	1	2	1	0	1	1
14 Ernie Banks, R (1, 6) OBP: 0.369, SLG: 0.600		F8		H 1B HBP		HR		2-3 1-2 2-3	P3	4	1	1	1	0	0	4
Dale Long, L (1, 3) OBP: 0.337, SLG: 0.486		F8		F7		4-3		1B 5-3 IBB	F8	4	1	0	0	1	0	3
Walt Moryn, L (1, 7) OBP: 0.303, SLG: 0.372		1B 1B		SSS K		G3		5-3 1-3 2-H 3-H 1B		4	1	2	2	0	1	1
George Altman, L (8, PR) OBP: 0.288, SLG: 0.347 (8, 8)										0	0	0	0	0	0	0
Bobby Thomson, R (1, 8) OBP: 0.312, SLG: 0.426 (8, 7)		1B 1-3 1B		1-2 1B			SSS K	5-3 1-2 3-H		4	0	2	1	0	1	1
Sammy Taylor, L (1, 2) OBP: 0.302, SLG: 0.367		1-2 3-H 1B		4-3			SSS K	IBB		3	0	1	1	1	1	2
Bob Anderson, R (1, 1) OBP: 0.171, SLG: 0.176		SSS K			SSS K		P6	SSS K		4	0	0	0	0	3	4
Bill Henry, L (9, 1) OBP: 0.188, SLG: 0.133										0	0	0	0	0	0	0

	AB	36
	R	6
	H	10
	RBI	6
	BB	4
	SO	8
	LOB	17

Inning Stats	1	2	3	4	5	6	7	8	9
	R: 0 E: 0 K: 0 S: 3	H: 0 LOB: 0 BB: 0 P: 3	R: 1 E: 0 K: 1 S: 8	H: 3 LOB: 2 BB: 0 P: 8	R: 0 E: 0 K: 0 S: 2	H: 0 LOB: 0 BB: 1 P: 6	R: 0 E: 0 K: 1 S: 6	H: 1 LOB: 2 BB: 0 P: 7	R: 0 E: 0 K: 1 S: 5	H: 0 LOB: 0 BB: 0 P: 5	R: 1 E: 0 K: 1 S: 6	H: 1 LOB: 0 BB: 0 P: 6	R: 0 E: 0 K: 2 S: 7	H: 0 LOB: 0 BB: 0 P: 7	R: 4 E: 0 K: 1 S: 9	H: 4 LOB: 2 BB: 2 P: 17	R: 0 E: 0 K: 1 S: 6	H: 1 LOB: 2 BB: 1 P: 10

1B: 8	SF: 0	WP: 0	PA: 41
2B: 1	SAC: 0	PB: 0	
3B: 0	DP: 1	SB: 0	
HR: 1	HBP: 1	CS: 0	

PITCHER		IP	WLS	BF	H	R	ER	SO	BB	IBB	HBP	BLK	WP	HR	S	P	ERA	WHIP
Bob Purkey, R ERA: 4.85	(1, 1)	7.0	L	27	5	2	2	6	1	0	1	0	0	1	37	42	2.57	0.857
Orlando Pena, R ERA: 6.71	(8, 1)	0.0		3	3	3	3	0	0	0	0	0	0	0	3	3	∞	∞
Willard Schmidt, R ERA: 3.5	(8, 1)	2.0		11	2	1	1	2	1	2	0	0	0	0	12	24	4.50	1.500

PITCHER	IP	WLS	BF	H	R	ER	SO	BB	IBB	HBP	BLK	WP	HR	S	P	ERA	WHIP

Batter	1	2	3	4	5	6	7	8	9	AB	R	H	RBI	BB	SO	LOB
Johnny Temple, R (1, 4) OBP: 0.409, SLG: 0.462	K		F8		SH1-4 1-2		F8		F9	4	0	0	0	0	1	3
Vada Pinson, L (1, 8) OBP: 0.390, SLG: 0.555	6-3		L8		G3-6-3 2-3 1B			1B SF8 1B	K	5	1	2	0	0	1	3
Jerry Lynch, L (1, 7) OBP: 0.320, SLG: 0.441	F7			E SF8 1B	G3-6-3 1-2f			K	K	5	1	1	0	0	2	5
Frank Robinson, R (1, 3) OBP: 0.395, SLG: 0.568		FC5-4 HBP		E5 SF8 1-3 1B		6-3		E 1-3 1B		0	0	0	0	0	0	0
Whitey Lockman, L (3, 3) OBP: 0.309, SLG: 0.274										3	0	2	0	0	0	0
Gus Bell, L (1, 9) OBP: 0.294, SLG: 0.383		F5		SF8 2-3 3-H		BB		SF8 3-H		1	0	0	2	1	0	1
Ed Bailey, L (1, 2) OBP: 0.363, SLG: 0.373		F9		FC5-4 IBB		K		E1 FC6-4 1-2		3	0	0	0	1	1	3
Frank Thomas, R (1, 5) OBP: 0.275, SLG: 0.370		FC5-4 1-2f		K		K		FC6-4 1-2f		4	0	0	0	0	2	6
Eddie Kasko, R (1, 6) OBP: 0.283, SLG: 0.293			1-3	FC5-4 1-2f			6-3		BB	3	0	0	0	0	0	2
Don Newcombe, L (9, PH) OBP: 0.439, SLG: 0.417										0	0	0	0	1	0	0
Bobby Henrich, R (9, PR)										0	0	0	0	0	0	0
Bob Purkey, R (1, 1) OBP: 0.278, SLG: 0.281			BB		1B SH1-4 BB		4-3		BB 1-2	0	0	0	0	2	0	0
John Powers, L (7, PH) OBP: 0.250, SLG: 0.304										1	0	0	0	0	0	0
Orlando Pena, R (8, 1) OBP: 0.176, SLG: 0.067										0	0	0	0	0	0	0
Willard Schmidt, R (8, 1)										0	0	0	0	0	0	0
Jim Pendleton, R (9, PH) OBP: 0.357, SLG: 0.395										0	0	0	0	1	0	0
Inning Stats	R: 0 E: 0 K: 1 S: 5 H: 0 LOB: 0 BB: 0 P: 5	R: 0 E: 0 K: 0 S: 3 H: 0 LOB: 1 BB: 0 P: 4	R: 0 E: 0 K: 0 S: 3 H: 0 LOB: 1 BB: 1 P: 7	R: 1 E: 1 K: 1 S: 7 H: 2 LOB: 2 BB: 1 P: 11	R: 0 E: 0 K: 0 S: 3 H: 1 LOB: 1 BB: 1 P: 7	R: 0 E: 0 K: 2 S: 7 H: 0 LOB: 1 BB: 1 P: 11	R: 0 E: 0 K: 0 S: 3 H: 0 LOB: 0 BB: 0 P: 3	R: 1 E: 1 K: 1 S: 8 H: 2 LOB: 2 BB: 0 P: 8	R: 0 E: 0 K: 2 S: 7 H: 0 LOB: 2 BB: 2 P: 15	1B: 5 2B: 0 3B: 0 HR: 0 SF: 2 SAC: 1 DP: 1 HBP: 1						

PITCHER		IP	WLS	BF	H	R	ER	SO	BB	IBB	HBP	BLK	WP	HR	S	P	ERA	WHIP
Bob Anderson, R ERA: 3.82	(1, 1)	8.0	W	36	5	2	2	5	5	1	1	0	0	0	39	64	2.25	1.250
Bill Henry, L ERA: 2.6	(9, 1)	1.0	S	3	0	0	0	2	0	0	0	0	0	0	7	7	0.00	0.000

PITCHER	IP	WLS	BF	H	R	ER	SO	BB	IBB	HBP	BLK	WP	HR	S	P	ERA	WHIP

BOTTOM

Chicago Cubs @ Cincinnati Redlegs

Crosley Field, Cincinnati, OH

Thu Jun 25 1959, 7:05 PM EDT

Att. 4,884 - Unknown

livebaseballscorecards.com

AB	29
R	2
H	5
RBI	2
BB	6
SO	7
LOB	23

WP: 0 PA: 39
PB: 0
SB: 0
CS: 0

Batter	1	2	3	4	5	6	7	8	9	AB	R	H	RBI	BB	SO	LOB
Tony Taylor, R (1, 4) OBP: 0.360, SLG: 0.419	F7		14 1B		4-3		4-3		F2 1-2	5	0	1	0	0	0	1
Alvin Dark, R (1, 5) OBP: 0.315, SLG: 0.352	FC5 E 1B		P3		1B 14 FC4-6 2B		14 FC6-4 1B		F9	5	1	3	0	0	0	2
Lee Walls, R (1, 9) OBP: 0.339, SLG: 0.389	E4 1-2		F9		14 FC4-6 2-3 1B		F9		1-3	5	0	1	0	0	0	4
14 Ernie Banks, R (1, 6) OBP: 0.368, SLG: 0.595	K		1-2 1B		FC4-6 FC6-4 1-2f 3-H		FC6-4 1-2f			4	0	1	1	0	1	4
Bobby Thomson, R (1, 8) OBP: 0.311, SLG: 0.422	FC5 2-3f		F8		FC6-4 1-2f			1B		4	0	1	0	0	0	5
Cal Neeman, R (1, 2) OBP: 0.229, SLG: 0.227		P3		K		1B		F9		4	0	1	0	0	1	1
Walt Moryn, L (1, 7) OBP: 0.306, SLG: 0.372		BBBB 4-0 FC3-6 BB		4-3		K		G4-3 1-2 1B		3	0	1	0	1	1	1
Dale Long, L (1, 3) OBP: 0.335, SLG: 0.481		FC3-6 1-2f		FC5-4 1B		K		G4-3 1-2f		4	0	1	0	0	1	4
John Buzhardt, R (1, 1) OBP: 0.136, SLG: 0.143 Seth Morehead, L (4, 1) OBP: 0.200, SLG: 0.400 Moe Drabowsky, R (4, 1) OBP: 0.207, SLG: 0.185 Randy Jackson, R (6, PH) OBP: 0.341, SLG: 0.400 Elmer Singleton, R (6, 1) OBP: 0.291, SLG: 0.452 Earl Averill, R (9, PH)		P3		FC5-4 1-2f		5-3			WP 1B	2 0 0 1 0 0	0 0 0 0 0 0	0 0 0 0 1 0	0 0 0 0 0 0	0 0 0 0 0 0	0 0 0 0 0 0	2 0 0 1 0 0
Inning Stats	R: 0 E: 1 K: 1 S: 7 H: 1 LOB: 2 BB: 0 P: 7	R: 0 E: 0 K: 0 S: 3 H: 0 LOB: 1 BB: 1 P: 7	R: 0 E: 0 K: 0 S: 5 H: 2 LOB: 2 BB: 0 P: 5	R: 0 E: 0 K: 1 S: 6 H: 1 LOB: 1 BB: 0 P: 6	R: 1 E: 0 K: 0 S: 5 H: 2 LOB: 1 BB: 0 P: 5	R: 0 E: 0 K: 2 S: 8 H: 1 LOB: 1 BB: 0 P: 8	R: 0 E: 0 K: 0 S: 4 H: 1 LOB: 1 BB: 0 P: 4	R: 0 E: 0 K: 0 S: 4 H: 2 LOB: 1 BB: 0 P: 4	R: 0 E: 0 K: 0 S: 4 H: 1 LOB: 1 BB: 0 P: 4	1B: 10 2B: 1 3B: 0 HR: 0	SF: 0 SAC: 0 DP: 1 HBP: 0					

TOP

Chicago Cubs @ Milwaukee Braves

Milwaukee County Stadium, Milwaukee, WI

Fri Jun 26 1959, 8:05 PM EDT

Att. 35,262 - Unknown

livebaseballscorecards.com

AB	38
R	1
H	11
RBI	1
BB	1
SO	4
LOB	25

PITCHER		IP	WLS	BF	H	R	ER	SO	BB	IBB	HBP	BLK	WP	HR	S	P	ERA	WHIP
Warren Spahn, L ERA: 3.25	(1, 1)	9.0	W	39	11	1	1	4	1	0	0	0	1	0	46	50	1.00	1.333

PITCHER	IP	WLS	BF	H	R	ER	SO	BB	IBB	HBP	BLK	WP	HR	S	P	ERA	WHIP

Batter	1	2	3	4	5	6	7	8	9	AB	R	H	RBI	BB	SO	LOB
Bill Bruton, L (1, 8) OBP: 0.353, SLG: 0.469	6-3 1B	4-3 1-3		G3 1-2 3-H 1B 1B		1B 2B	5-3			5	2	2	1	0	0	1
Eddie Mathews, L (1, 5) OBP: 0.378, SLG: 0.577	FC6-4 1B	BB		G3 1-2 2-3		2B 2-H 1B		P3		4	0	2	1	1	0	2
Hank Aaron, R (1, 9) OBP: 0.436, SLG: 0.721	FC6-4 1-2f 1B	P6		1B IBB		1-3 2B		1B 1B		4	2	2	0	1	0	3
Wes Covington, L (1, 7) OBP: 0.353, SLG: 0.419	1B 2-H 2B 1B		F8	1-2 2-H 3-H 1B		P3		E 1B 1-3 1B 1B		5	2	3	3	0	0	2
Joe Adcock, R (1, 3) OBP: 0.340, SLG: 0.425	1-2 2B 1B		P4	F8		K		E9 1-3 1B 3-H 1B		5	2	2	1	0	1	4
Del Crandall, R (1, 2) OBP: 0.320, SLG: 0.465	1-H 2-H 2B		6-3	K		F8		1-3		5	0	1	2	0	1	4
Johnny Logan, R (1, 6) OBP: 0.409, SLG: 0.484	P5			1B 5-3 1B 1B		FC6 1B	P3	1B 2-H 3-H 1B		5	1	3	2	0	0	1
Felix Mantilla, R (1, 4) OBP: 0.265, SLG: 0.193		4-3 S 1B		5-3 1-2		K	F7	1-2 1B		5	0	2	0	0	1	2
Warren Spahn, L (1, 1) OBP: 0.269, SLG: 0.313		K		G3 1B 2-3 1B 1B		FC6 1-2f	HR	P4		5	2	2	1	0	1	4
Inning Stats	R: 3 E: 1 K: 0 S: 7 H: 4 LOB: 1 BB: 0 P: 7	R: 0 E: 0 K: 1 S: 6 H: 1 LOB: 2 BB: 1 P: 10	R: 0 E: 0 K: 0 S: 3 H: 0 LOB: 0 BB: 0 P: 3	R: 3 E: 0 K: 0 S: 7 H: 4 LOB: 2 BB: 1 P: 11	R: 0 E: 0 K: 2 S: 8 H: 1 LOB: 1 BB: 0 P: 8	R: 1 E: 0 K: 1 S: 8 H: 3 LOB: 2 BB: 0 P: 8	R: 1 E: 0 K: 0 S: 4 H: 1 LOB: 0 BB: 0 P: 4	R: 3 E: 1 K: 0 S: 8 H: 5 LOB: 2 BB: 0 P: 8		1B: 15 2B: 3 3B: 0 HR: 1 SF: 0 SAC: 0 DP: 0 HBP: 0						

PITCHER		IP	WLS	BF	H	R	ER	SO	BB	IBB	HBP	BLK	WP	HR	S	P	ERA	WHIP
John Buzhardt, R ERA: 4.03	(1, 1)	3.1	L	19	8	6	6	1	1	0	0	0	0	0	20	24	16.20	2.700
Seth Morehead, L ERA: 6.91	(4, 1)	0.1		3	1	0	0	0	0	1	0	0	0	0	2	6	0.00	3.000
Moe Drabowsky, R ERA: 4.07	(4, 1)	1.1		5	1	0	0	2	0	0	0	0	0	0	9	9	0.00	0.750
Elmer Singleton, R ERA: 2.83	(6, 1)	3.0		18	9	5	5	1	0	0	0	0	0	1	20	20	15.00	3.000

PITCHER	IP	WLS	BF	H	R	ER	SO	BB	IBB	HBP	BLK	WP	HR	S	P	ERA	WHIP

BOTTOM

Chicago Cubs @ Milwaukee Braves

Milwaukee County Stadium, Milwaukee, WI

Fri Jun 26 1959, 8:05 PM EDT

Att. 35,262 - Unknown

livebaseballscorecards.com

AB	43
R	11
H	19
RBI	11
BB	2
SO	4
LOB	23

WP: 0 PA: 45
PB: 0
SB: 1
CS: 0

Batter	1	2	3	4	5	6	7	8	9	AB	R	H	RBI	BB	SO	LOB
Tony Taylor, R (1, 4) OBP: 0.364, SLG: 0.426	5-3		BB 14 SF8 1B 1B		F3	1-2 2-H 1B		L5-4 1-H 2B		5	1	3	2	0	0	0
Alvin Dark, R (1, 5) OBP: 0.316, SLG: 0.353	E7 1B		BB 1-2 1B		F7	F6		L5-4 2-2		5	0	2	0	0	0	3
Lee Walls, R (1, 9) OBP: 0.340, SLG: 0.386	K		BBB 1-2 2-3 BB			HR 1B	F8		F8	4	1	1	0	1	1	1
14 Ernie Banks, R (1, 6) OBP: 0.365, SLG: 0.601	F5		SF8 3-H			F2	HR		F8	4	1	1	2	0	0	2
Dale Long, L (1, 3) OBP: 0.332, SLG: 0.489		4-3	3-1			1-H HR	F8		4-3	5	1	1	2	0	0	2
Walt Moryn, L (1, 7) OBP: 0.305, SLG: 0.367 George Altman, L (7, 8) OBP: 0.288, SLG: 0.347		4-3		F3		4-3	BBBB BB			3 0	0 0	0 0	0 0	1 0	0 0	0 0
Bobby Thomson, R (1, 8) OBP: 0.315, SLG: 0.435 (7, 7)	2B			F6		1B 2B	F8			4	1	2	0	0	0	1
Sammy Taylor, L (1, 2) OBP: 0.312, SLG: 0.373	4-3			1B		4-0 1B 1B IBB		FC3-6 1B		3	1	2	0	1	0	1
Glen Hobbie, R (1, 1) OBP: 0.158, SLG: 0.162			5-3		K	1-2 2-H 1B		FC3-6 WP 1-2f 2B		4	1	1	1	0	1	1
Inning Stats	R: 0 E: 1 K: 1 S: 6 H: 1 LOB: 1 BB: 0 P: 6	R: 0 E: 0 K: 0 S: 4 H: 1 LOB: 1 BB: 0 P: 4	R: 1 E: 0 K: 0 S: 5 H: 2 LOB: 2 BB: 1 P: 9	R: 0 E: 0 K: 0 S: 3 H: 1 LOB: 1 BB: 0 P: 3	R: 0 E: 0 K: 1 S: 5 H: 0 LOB: 0 BB: 0 P: 5	R: 4 E: 0 K: 0 S: 8 H: 5 LOB: 2 BB: 1 P: 12	R: 1 E: 0 K: 0 S: 4 H: 1 LOB: 1 BB: 1 P: 8	R: 1 E: 0 K: 0 S: 4 H: 2 LOB: 0 BB: 0 P: 4	R: 0 E: 0 K: 0 S: 3 H: 0 LOB: 0 BB: 0 P: 3	1B: 8 2B: 4 3B: 0 HR: 2 SF: 1 SAC: 0 DP: 1 HBP: 0						

TOP

Chicago Cubs @ Milwaukee Braves

Milwaukee County Stadium, Milwaukee, WI

Sat Jun 27 1959, 4:33 AM EDT

Att. 26,881 - Unknown

livebaseballscorecards.com

AB	37
R	7
H	13
RBI	7
BB	3
SO	2
LOB	11

WP: 1 PB: 0 SB: 0 CS: 0 PA: 41

PITCHER		IP	WLS	BF	H	R	ER	SO	BB	IBB	HBP	BLK	WP	HR	S	P	ERA	WHIP
Carl Willey, R ERA: 4.37	(1, 1)	5.2	L	28	10	5	5	2	1	1	0	0	0	1	30	38	7.94	1.941
Joey Jay, R ERA: 5.6	(6, 1)	2.1		10	3	2	2	0	1	0	0	0	1	1	9	13	7.71	1.714
Don McMahon, R ERA: 1.42	(9, 1)	1.0		3	0	0	0	0	0	0	0	0	0	0	3	3	0.00	0.000

PITCHER	IP	WLS	BF	H	R	ER	SO	BB	IBB	HBP	BLK	WP	HR	S	P	ERA	WHIP

Batter	1	2	3	4	5	6	7	8	9	AB	R	H	RBI	BB	SO	LOB
Bill Bruton, L (1, 8) OBP: 0.346, SLG: 0.460	6-3		F3			F8		F5		4	0	0	0	0	0	1
Eddie Mathews, L (1, 5) OBP: 0.373, SLG: 0.569	6-3		4-3			1-3		K		4	0	0	0	0	1	1
Hank Aaron, R (1, 9) OBP: 0.433, SLG: 0.714	6-3		F3			F7			BB	3	0	0	0	1	0	0
Wes Covington, L (1, 7) OBP: 0.348, SLG: 0.412		5-3		F8			1-3		F8	4	0	0	0	0	0	1
Joe Adcock, R (1, 3) OBP: 0.338, SLG: 0.420		5-3		6-3			G5-4-3 1B		F9	4	0	1	0	0	0	1
Del Crandall, R (1, 2) OBP: 0.322, SLG: 0.461		1B 1B BB		6-3			G5-4-3		BB	2	0	0	0	2	0	1
Johnny Logan, R (1, 6) OBP: 0.414, SLG: 0.502		1B			G4-6-3 1B			HR	F6	4	1	3	1	0	0	2
Felix Mantilla, R (1, 4) OBP: 0.269, SLG: 0.200		1B			G4-6-3			4-3		2	0	1	0	0	0	1
Frank Torre, L (8, PH) OBP: 0.322, SLG: 0.322										1	0	0	0	0	0	0
Mel Roach, R (9, 4) OBP: 0.071, SLG: 0.071										0	0	0	0	0	0	0
Carl Willey, R (1, 1) OBP: 0.053, SLG: 0.105		K			K			2B		2	0	0	0	0	2	3
Joey Jay, S (6, 1) OBP: 0.286, SLG: 0.167										0	0	0	0	0	0	0
Mickey Vernon, L (8, PH) OBP: 0.293, SLG: 0.436										1	0	1	0	0	0	0
Don McMahon, R (9, 1) OBP: 0.333, SLG: 0.200										0	0	0	0	0	0	0
Inning Stats	R: 0 E: 0 K: 0 S: 3 H: 0 LOB: 0 BB: 0 P: 3	R: 0 E: 0 K: 1 S: 7 H: 2 LOB: 3 BB: 1 P: 11	R: 0 E: 0 K: 0 S: 3 H: 0 LOB: 0 BB: 0 P: 3	R: 0 E: 0 K: 0 S: 3 H: 0 LOB: 0 BB: 0 P: 3	R: 0 E: 0 K: 1 S: 5 H: 1 LOB: 0 BB: 0 P: 5	R: 0 E: 0 K: 0 S: 3 H: 0 LOB: 0 BB: 0 P: 3	R: 0 E: 0 K: 0 S: 3 H: 1 LOB: 0 BB: 0 P: 3	R: 1 E: 0 K: 1 S: 7 H: 2 LOB: 1 BB: 0 P: 7	R: 0 E: 0 K: 0 S: 3 H: 0 LOB: 2 BB: 2 P: 11	1B: 4 2B: 1 3B: 0 HR: 1	SF: 0 SAC: 0 DP: 2 HBP: 0						

PITCHER	IP	WLS	BF	H	R	ER	SO	BB	IBB	HBP	BLK	WP	HR	S	P	ERA	WHIP
Glen Hobbie, R (1, 1) ERA: 3.43	9.0	W	34	6	1	1	3	3	0	0	0	0	1	37	49	1.00	1.000

PITCHER	IP	WLS	BF	H	R	ER	SO	BB	IBB	HBP	BLK	WP	HR	S	P	ERA	WHIP

BOTTOM

Chicago Cubs @ Milwaukee Braves

Milwaukee County Stadium, Milwaukee, WI

Sat Jun 27 1959, 4:33 AM EDT

Att. 26,881 - Unknown

livebaseballscorecards.com

AB	31
R	1
H	6
RBI	1
BB	3
SO	3
LOB	11

1B: 4	SF: 0	WP: 0	PA: 34
2B: 1	SAC: 0	PB: 0	
3B: 0	DP: 2	SB: 0	
HR: 1	HBP: 0	CS: 0	

Chicago Cubs @ Milwaukee Braves

Milwaukee County Stadium, Milwaukee, WI

Sun Jun 28 1959, 4:33 AM EDT

Att. 32,884 - Unknown

TOP

livebaseballscorecards.com

Batter	1	2	3	4	5	6	7	8	9	AB	R	H	RBI	BB	SO	LOB
Tony Taylor, R (1, 4) OBP: 0.366, SLG: 0.431	CS 1B		E6 S 1-2	P4			5-3 2B			4	0	2	0	0	0	4
Alvin Dark, R (1, 5) OBP: 0.315, SLG: 0.349	K 1-2		K 2-3		FC5-4 BB		5-3 2-3			3	0	0	0	1	2	4
Lee Walls, R (1, 9) OBP: 0.343, SLG: 0.382	14 PB BB		L8 1-2		FC5-4 1-2f			1B BB		2	0	0	0	2	0	2
14 Ernie Banks, R (1, 6) OBP: 0.363, SLG: 0.594	1-2 BB			F8	K			F8		3	0	0	0	1	1	2
Bobby Thomson, R (1, 8) OBP: 0.318, SLG: 0.433	L4			1B 1B BB	4-3			G6-4-3 1-2 1B		3	1	1	0	1	0	3
Earl Averill, R (1, 7) (5, 2) OBP: 0.289, SLG: 0.442		K		BB 1B 1-2 1B		F8		G6-4-3 1-2f		4	0	1	0	0	1	2
Cal Neeman, R (1, 2) OBP: 0.240, SLG: 0.239		K		BB 1-2 2-H 1B		F7			K	2	0	1	1	0	1	0
Walt Moryn, L (5, 7) OBP: 0.303, SLG: 0.363										2	0	0	0	0	1	0
Dale Long, L (1, 3) OBP: 0.325, SLG: 0.479		5-3		F8		G3			K	4	0	0	0	0	1	2
Dave Hillman, R (1, 1) OBP: 0.229, SLG: 0.069			K E BB	BB 1-2 2-3			L4		F7	0	0	0	0	2	0	0
Don Elston, R (4, 1) OBP: 0.167, SLG: 0.167										0	0	0	0	0	0	0
Johnny Goryl, R (7, PH) OBP: 0.260, SLG: 0.370										1	0	0	0	0	0	0
Bill Henry, L (7, 1) OBP: 0.188, SLG: 0.133										0	0	0	0	0	0	0
Randy Jackson, R (9, PH) OBP: 0.333, SLG: 0.389										1	0	0	0	0	0	0

	AB	29
	R	1
	H	5
	RBI	1
	BB	7
	SO	7
	LOB	19

Inning Stats	1	2	3	4	5	6	7	8	9
	R: 0 E: 0 K: 1 S: 5 H: 1 LOB: 2 BB: 2 P: 13	R: 0 E: 0 K: 2 S: 7 H: 0 LOB: 0 BB: 0 P: 7	R: 0 E: 1 K: 1 S: 5 H: 0 LOB: 1 BB: 1 P: 9	R: 1 E: 0 K: 0 S: 5 H: 2 LOB: 3 BB: 2 P: 13	R: 0 E: 0 K: 1 S: 5 H: 0 LOB: 1 BB: 1 P: 9	R: 0 E: 0 K: 0 S: 3 H: 0 LOB: 0 BB: 0 P: 3	R: 0 E: 0 K: 0 S: 3 H: 1 LOB: 0 BB: 0 P: 3	R: 0 E: 0 K: 0 S: 3 H: 1 LOB: 1 BB: 1 P: 7	R: 0 E: 0 K: 2 S: 7 H: 0 LOB: 0 BB: 0 P: 7

	1B	4	SF	0	WP	0	PA	36
	2B	2	SAC	0	PB	1		
	3B	0	DP	2	SB	1		
	HR	0	HBP	0	CS	1		

PITCHER		IP	WLS	BF	H	R	ER	SO	BB	IBB	HBP	BLK	WP	HR	S	P	ERA	WHIP
Juan Pizarro, L ERA: 4.35	(1, 1)	9.0	W	36	5	1	1	7	7	0	0	0	0	0	43	71	1.00	1.333

PITCHER		IP	WLS	BF	H	R	ER	SO	BB	IBB	HBP	BLK	WP	HR	S	P	ERA	WHIP

Batter	1	2	3	4	5	6	7	8	9	AB	R	H	RBI	BB	SO	LOB
Bill Bruton, L (1, 8) OBP: 0.345, SLG: 0.454	3-1			4-3	BB		K			3	0	0	0	1	1	0
Eddie Mathews, L (1, 5) OBP: 0.375, SLG: 0.578	F9			HR	F9			G1-4-3 1B		4	1	2	1	0	0	1
Hank Aaron, R (1, 9) OBP: 0.428, SLG: 0.704	F7			F7	K			G1-4-3 1-2f		4	0	0	0	0	1	2
Wes Covington, L (1, 7) OBP: 0.352, SLG: 0.413		F8		BB 1B		BB		P3		2	1	1	0	1	0	0
Andy Pafko, R (8, PH) (9, 7) OBP: 0.301, SLG: 0.325										1	0	0	0	0	0	0
Joe Adcock, R (1, 3) OBP: 0.345, SLG: 0.421		G6-4-3 1B		BB 1B 1-2 BB		F3				2	0	1	0	1	0	1
Del Crandall, R (1, 2) OBP: 0.322, SLG: 0.459		G6-4-3 1-2f		BB 1-2 2-H 1B		F7				3	0	1	1	0	0	2
Johnny Logan, R (1, 6) OBP: 0.414, SLG: 0.502			5-3	1-2 2-3 BB		1-3				0	0	0	0	0	0	0
Mel Roach, R (3, 4) OBP: 0.118, SLG: 0.063										2	0	0	0	1	0	1
Felix Mantilla, R (1, 4) (3, 6) OBP: 0.262, SLG: 0.194			F9	4-3			F6			3	0	0	0	0	0	3
Juan Pizarro, L (1, 1) OBP: 0.176, SLG: 0.125			4-3		K		K			3	0	0	0	0	2	0
Inning Stats	R: 0 E: 0 K: 0 S: 3 H: 0 LOB: 0 BB: 0 P: 3	R: 0 E: 0 K: 0 S: 3 H: 1 LOB: 0 BB: 0 P: 3	R: 0 E: 0 K: 0 S: 3 H: 0 LOB: 0 BB: 0 P: 3	R: 2 E: 0 K: 0 S: 6 H: 3 LOB: 3 BB: 2 P: 14	R: 0 E: 0 K: 2 S: 7 H: 0 LOB: 1 BB: 1 P: 11	R: 0 E: 0 K: 0 S: 3 H: 0 LOB: 1 BB: 1 P: 7	R: 0 E: 0 K: 2 S: 7 H: 0 LOB: 0 BB: 0 P: 7	R: 0 E: 0 K: 0 S: 3 H: 1 LOB: 0 BB: 0 P: 3		1B: 4 2B: 0 3B: 0 HR: 1	SF: 0 SAC: 0 DP: 2 HBP: 0					

PITCHER		IP	WLS	BF	H	R	ER	SO	BB	IBB	HBP	BLK	WP	HR	S	P	ERA	WHIP
Dave Hillman, R ERA: 3.46	(1, 1)	3.2	L	16	4	2	1	0	2	0	0	0	0	1	14	22	2.46	1.636
Don Elston, R ERA: 2.88	(4, 1)	2.1		9	0	0	0	2	2	0	0	0	0	0	11	19	0.00	0.857
Bill Henry, L ERA: 2.51	(7, 1)	2.0		6	1	0	0	2	0	0	0	0	0	0	10	10	0.00	0.500

PITCHER	IP	WLS	BF	H	R	ER	SO	BB	IBB	HBP	BLK	WP	HR	S	P	ERA	WHIP

BOTTOM

Chicago Cubs @ Milwaukee Braves

Milwaukee County Stadium, Milwaukee, WI

Sun Jun 28 1959, 4:33 AM EDT

Att. 32,884 - Unknown

AB	27
R	2
H	5
RBI	2
BB	4
SO	4
LOB	10

livebaseballscorecards.com

St. Louis Cardinals @ Chicago Cubs

Wrigley Field, Chicago, IL

Tue Jun 30 1959, 3:33 AM CDT

Att. 9,885 - Unknown

TOP

Batter	1	2	3	4	5	6	7	8	9	AB	R	H	RBI	BB	SO	LOB
Don Blasingame, L (1, 4) OBP: 0.367, SLG: 0.368	4-3	5-3			4-3		4-3		K	5	0	0	0	0	1	2
Joe Cunningham, L (1, 9) OBP: 0.438, SLG: 0.464	K		F7		1B		4-3		G3	5	0	1	0	0	1	1
Bill White, L (1, 7) (8, 3) OBP: 0.392, SLG: 0.566	1B 2B		CS 1B		F7			E 1B		4	2	3	0	0	0	1
Ken Boyer, R (1, 5) OBP: 0.397, SLG: 0.560	S 1B 2-H		K 1-2			F8		BB 1-2		3	0	1	1	1	1	1
Gino Cimoli, R (1, 8) (8, 7) OBP: 0.364, SLG: 0.500	K 1-2			6-3		6-3		K 1-2 2-H		4	0	0	0	0	2	2
Stan Musial, L (1, 3) OBP: 0.365, SLG: 0.428 Curt Flood, R (8, PR) (8, 8) OBP: 0.300, SLG: 0.250		5-3 1B		BB		K		IBB		2 0	1 0	1 0	0 0	2 0	1 0	0 0
Hal Smith, R (1, 2) OBP: 0.311, SLG: 0.451		5-3 1-2		1B			5-3	F5		4	0	1	0	0	0	3
Dick Gray, R (1, 6) OBP: 0.301, SLG: 0.369 Lee Tate, R (7, 6) OBP: 0.232, SLG: 0.260	S 1B 2-H			K			E S 1B	F9		3 1	1 0	2 0	1 0	0 0	1 0	1 2
Larry Jackson, R (1, 1) OBP: 0.156, SLG: 0.159	K				3-1		4-3 1-H		P4	4	0	1	1	0	1	1
Inning Stats	R: 1 E: 0 K: 2 S: 9 H: 2 LOB: 1 BB: 0 P: 9	R: 1 E: 0 K: 1 S: 7 H: 2 LOB: 1 BB: 0 P: 7	R: 0 E: 0 K: 1 S: 5 H: 1 LOB: 0 BB: 0 P: 5	R: 0 E: 0 K: 1 S: 5 H: 1 LOB: 1 BB: 1 P: 9	R: 0 E: 0 K: 0 S: 4 H: 1 LOB: 1 BB: 0 P: 4	R: 0 E: 0 K: 1 S: 5 H: 0 LOB: 0 BB: 0 P: 5	R: 1 E: 0 K: 0 S: 5 H: 2 LOB: 1 BB: 0 P: 5	R: 1 E: 1 K: 1 S: 6 H: 1 LOB: 2 BB: 2 P: 14	R: 0 E: 0 K: 1 S: 5 H: 0 LOB: 0 BB: 0 P: 5	1B: 9 2B: 1 3B: 0 HR: 0 SF: 0 SAC: 0 DP: 0 HBP: 0						

PITCHER	IP	WLS	BF	H	R	ER	SO	BB	IBB	HBP	BLK	WP	HR	S	P	ERA	WHIP
Bob Anderson, R (1, 1) ERA: 3.82	7.0	L	29	9	3	3	6	1	0	0	0	0	0	40	44	3.86	1.429
Don Elston, R (8, 1) ERA: 2.72	2.0		9	1	1	0	2	1	1	0	0	0	0	11	19	0.00	1.000

PITCHER	IP	WLS	BF	H	R	ER	SO	BB	IBB	HBP	BLK	WP	HR	S	P	ERA	WHIP

AB	35
R	4
H	10
RBI	3
BB	3
SO	8
LOB	14

WP: 0 PA: 38
PB: 0
SB: 6
CS: 1

livebaseballscorecards.com

BOTTOM

St. Louis Cardinals @ Chicago Cubs

Wrigley Field, Chicago, IL

Tue Jun 30 1959, 3:33 AM CDT

Att. 9,885 - Unknown

Batter	1	2	3	4	5	6	7	8	9	AB	R	H	RBI	BB	SO	LOB
Tony Taylor, R (1, 4) OBP: 0.361, SLG: 0.425	6-3		E4 14 BB 1B BB		K		5-3			4	1	0	0	0	1	1
Alvin Dark, R (1, 5) OBP: 0.314, SLG: 0.347	F9		BB 14 BB 1-2 1B		6-3			5-3		4	0	1	0	0	0	0
Irv Noren, L (1, 7) OBP: 0.333, SLG: 0.353	4-3		F9		K			5-3		4	0	0	0	0	1	2
14 Ernie Banks, R (1, 6) OBP: 0.365, SLG: 0.591		FC4-6 1B	BB 1-2 2-3 BB			4-3		6-3		3	0	1	0	1	0	0
Dale Long, L (1, 3) OBP: 0.324, SLG: 0.472		FC4-6 1B 1-2f	BB 1-2 2-3 3-H BB			4-3			K	3	0	0	1	1	1	1
Bobby Thomson, R (1, 8) OBP: 0.312, SLG: 0.424		F8	K			6-3			L6	4	0	0	0	0	1	4
Lee Walls, R (1, 9) OBP: 0.341, SLG: 0.380		1-2 1B	5-3				F8		5-3	4	0	1	0	0	0	0
Sammy Taylor, L (1, 2) OBP: 0.307, SLG: 0.366		4-3	G3				K			3	0	0	0	0	1	2
Bob Anderson, R (1, 1) OBP: 0.162, SLG: 0.167			6-3		K		1B			2	0	0	0	0	1	0
Jim Marshall, L (7, PH) OBP: 0.315, SLG: 0.429										1	0	1	0	0	0	0
Don Elston, R (8, 1) OBP: 0.167, SLG: 0.167										0	0	0	0	0	0	0
Inning Stats	R: 0 H: 0 E: 0 LOB: 0 K: 0 BB: 0 S: 3 P: 3	R: 0 H: 2 E: 0 LOB: 2 K: 0 BB: 0 S: 5 P: 5	R: 1 H: 1 E: 1 LOB: 3 K: 1 BB: 2 S: 7 P: 15	R: 0 H: 0 E: 0 LOB: 0 K: 1 BB: 0 S: 5 P: 5	R: 0 H: 0 E: 0 LOB: 0 K: 2 BB: 0 S: 7 P: 7	R: 0 H: 0 E: 0 LOB: 0 K: 0 BB: 0 S: 3 P: 3	R: 0 H: 1 E: 0 LOB: 1 K: 1 BB: 0 S: 6 P: 6	R: 0 H: 0 E: 0 LOB: 0 K: 0 BB: 0 S: 3 P: 3	R: 0 H: 0 E: 0 LOB: 0 K: 1 BB: 0 S: 5 P: 5	1B: 4 SF: 0 2B: 0 SAC: 0 3B: 0 DP: 0 HR: 0 HBP: 0						

livebaseballscorecards.com

	AB	32
	R	1
	H	4
	RBI	1
	BB	2
	SO	6
	LOB	10

WP: 0 PA: 34
PB: 0
SB: 0
CS: 0

PITCHER		IP	WLS	BF	H	R	ER	SO	BB	IBB	HBP	BLK	WP	HR	S	P	ERA	WHIP
Larry Jackson, R ERA: 3.02	(1, 1)	9.0	W	34	4	1	0	6	2	0	0	0	0	0	44	52	0.00	0.667

PITCHER		IP	WLS	BF	H	R	ER	SO	BB	IBB	HBP	BLK	WP	HR	S	P	ERA	WHIP

Batter	1	2	3	4	5	6	7	8	9	AB	R	H	RBI	BB	SO	LOB
Don Blasingame, L (1, 4) OBP: 0.368, SLG: 0.370	BBBB 4-0 1B BB		x 0-0 ① 5-3	x 0-0 ③ 4-3		x 0-0 2-H 2B		SSS 0-3 ② K		4	0	1	1	1	1	2
Joe Cunningham, L (1, 9) OBP: 0.433, SLG: 0.462	SSS 0-3 ① K		x 0-0 1B 2B		x 0-0 ① L6	x 0-0 ③ 4-3		x 0-0 ③ F8		5	1	1	0	0	1	4
Bill White, L (1, 7) (7, 3) OBP: 0.396, SLG: 0.567	x 0-0 1-3 BB 1B		x 0-0 E SF8 2-H 1B		x 0-0 BB 1B		SSS 0-3 ① K		x 0-0 ① F5	5	1	3	1	0	1	0
Ken Boyer, R (1, 5) OBP: 0.397, SLG: 0.554	BBBB 4-0 1-2 FC4-6 BB		x 0-0 E5 1-3 2B		BBB 4-0 1-2 G4-6-3 BB		x 0-0 ② 6-3		x 0-0 ② F8	3	1	0	0	2	0	1
Gino Cimoli, R (1, 8) (7, 7) OBP: 0.361, SLG: 0.503	SSS 0-3 ② K		x 0-0 ② SF8 3-H		x 0-0 ② ③ G4-6-3 1-2f		x 0-0 3B		x 0-0 ③ F7	4	0	1	1	0	1	5
Stan Musial, L (1, 3) OBP: 0.367, SLG: 0.435 Curt Flood, R (7, 8) OBP: 0.300, SLG: 0.250	x 0-0 ③ FC4-6 1-2f		x 0-0 2-H 2B			x 0-0 2B 1B	x 0-0 ③ 4-3			4 0	1 0	2 0	1 0	0 0	0 0	4 0
Hal Smith, R (1, 2) OBP: 0.313, SLG: 0.456		SSS 0-3 ① K	x 0-0 ③ 4-3			x 0-0 1-H FC1-5-6 2B		x 0-0 FC3-6 1B		4	0	2	1	0	1	1
Dick Gray, R (1, 6) OBP: 0.289, SLG: 0.353 Alex Grammas, R (7, 6) OBP: 0.327, SLG: 0.333		x 0-0 ② F8		x 0-0 ① 5-3		x 0-0 ① FC1-5-6 SH1-4 2B 2-3		x 0-0 ① FC3-6 1B 1-2f		3 1	1 0	0 0	0 0	0 0	0 0	1 1
Ernie Broglio, R (1, 1) OBP: 0.240, SLG: 0.136 Lindy McDaniel, R (8, 1) OBP: 0.182, SLG: 0.053		x 0-0 ③ F9		x 0-0 ② F8		x 0-0 ② SH1-4 1-2		x 0-0 1-2 1B		3 0	0 0	1 0	0 0	0 0	0 0	0 0
Inning Stats	R: 0 H: 1 E: 0 LOB: 3 K: 2 BB: 2 S: 8 P: 16	R: 0 H: 0 E: 0 LOB: 0 K: 1 BB: 0 S: 5 P: 5	R: 3 H: 3 E: 1 LOB: 1 K: 0 BB: 0 S: 7 P: 7	R: 0 H: 0 E: 0 LOB: 0 K: 0 BB: 0 S: 3 P: 3	R: 0 H: 1 E: 0 LOB: 1 K: 0 BB: 1 S: 3 P: 7	R: 2 H: 3 E: 0 LOB: 1 K: 0 BB: 0 S: 6 P: 6	R: 0 H: 1 E: 0 LOB: 1 K: 1 BB: 0 S: 6 P: 6	R: 0 H: 2 E: 0 LOB: 2 K: 1 BB: 0 S: 7 P: 7	R: 0 H: 0 E: 0 LOB: 0 K: 0 BB: 0 S: 3 P: 3	1B: 6 SF: 1 2B: 4 SAC: 1 3B: 1 DP: 1 HR: 0 HBP: 0						

PITCHER		IP	WLS	BF	H	R	ER	SO	BB	IBB	HBP	BLK	WP	HR	S	P	ERA	WHIP
John Buzhardt, R ERA: 4.07	(1, 1)	6.0		29	8	5	3	3	3	0	0	0	0	0	32	44	4.50	1.833
Bill Henry, L ERA: 2.43	(7, 1)	2.0		9	3	0	0	2	0	0	0	0	0	0	13	13	0.00	1.500
Don Elston, R ERA: 2.65	(9, 1)	1.0	W	3	0	0	0	0	0	0	0	0	0	0	3	3	0.00	0.000

PITCHER	IP	WLS	BF	H	R	ER	SO	BB	IBB	HBP	BLK	WP	HR	S	P	ERA	WHIP

TOP

St. Louis Cardinals @ Chicago Cubs

Wrigley Field, Chicago, IL

Wed Jul 01 1959, 3:33 AM CDT

Att. 5,562 - Unknown

livebaseballscorecards.com

AB	36
R	5
H	11
RBI	5
BB	3
SO	5
LOB	19

WP: 0 PA: 41
PB: 0
SB: 0
CS: 0

Batter	1	2	3	4	5	6	7	8	9	AB	R	H	RBI	BB	SO	LOB
Tony Taylor, R (1, 4) OBP: 0.359, SLG: 0.421	F8	F7		1B		F7		1-3		5	0	1	0	0	0	4
Alvin Dark, R (1, 5) OBP: 0.316, SLG: 0.348	5-3		BB 1B	F7			F6	1B		5	0	2	2	0	0	2
Irv Noren, L (1, 7) OBP: 0.341, SLG: 0.324	BB		BB		L8		4-3	K		3	1	0	0	2	1	1
14 Ernie Banks, R (1, 6) OBP: 0.369, SLG: 0.597	3B		P4		FC5-4 BB		F7		1B	4	1	2	1	1	0	2
Dale Long, L (1, 3) OBP: 0.326, SLG: 0.465	BB		K		K			BB	1-3	3	1	0	0	2	2	4
Bobby Thomson, R (1, 8) OBP: 0.314, SLG: 0.421	K		K		FC5-4			F8 1B BB	1B	4	1	1	1	1	2	5
Lee Walls, R (1, 9) OBP: 0.352, SLG: 0.393		2B		FC6-4 BB	FC1-6	1B		1-3 1B 1B		3	1	3	1	1	0	0
Cal Neeman, R (1, 2) OBP: 0.231, SLG: 0.229		K		FC6-4 1B	FC1-6 FC1-6			F8		2	0	0	0	0	1	2
George Altman, L (6, PH) OBP: 0.286, SLG: 0.345										1	0	0	0	0	0	1
Sammy Taylor, L (7, 2) OBP: 0.305, SLG: 0.364										1	0	0	0	0	0	2
John Buzhardt, R (1, 1) OBP: 0.125, SLG: 0.130		K		K	FC1-6			1-3 1B		2	0	0	0	0	2	2
Jim Marshall, L (6, PH) OBP: 0.312, SLG: 0.424										1	0	0	0	0	0	1
Bill Henry, L (7, 1) OBP: 0.188, SLG: 0.133										0	0	0	0	0	0	0
Walt Moryn, L (8, PH) OBP: 0.306, SLG: 0.366										1	1	1	1	0	0	0
Don Elston, R (9, 1) OBP: 0.167, SLG: 0.167										0	0	0	0	0	0	0
Inning Stats	R: 1 E: 0 K: 1 S: 6 H: 1 LOB: 2 BB: 2 P: 14	R: 0 E: 0 K: 2 S: 8 H: 1 LOB: 1 BB: 0 P: 8	R: 0 E: 0 K: 2 S: 8 H: 1 LOB: 2 BB: 1 P: 12	R: 0 E: 0 K: 1 S: 6 H: 1 LOB: 2 BB: 1 P: 10	R: 0 E: 0 K: 1 S: 5 H: 0 LOB: 1 BB: 1 P: 9	R: 0 E: 0 K: 0 S: 4 H: 1 LOB: 1 BB: 0 P: 4	R: 0 E: 0 K: 0 S: 3 H: 0 LOB: 0 BB: 0 P: 3	R: 4 E: 0 K: 1 S: 8 H: 3 LOB: 1 BB: 2 P: 16	R: 1 E: 0 K: 0 S: 3 H: 2 LOB: 1 BB: 0 P: 3	1B: 8 2B: 1 3B: 1 HR: 0 SF: 0 SAC: 0 DP: 0 HBP: 0						

PITCHER		IP	WLS	BF	H	R	ER	SO	BB	IBB	HBP	BLK	WP	HR	S	P	ERA	WHIP
Ernie Broglio, R ERA: 5.53	(1, 1)	7.0		34	6	4	4	7	7	0	0	0	0	0	41	69	5.14	1.857
Lindy McDaniel, R ERA: 3.0	(8, 1)	1.1	L	8	4	2	2	1	0	0	0	0	0	0	10	10	13.50	3.000

PITCHER	IP	WLS	BF	H	R	ER	SO	BB	IBB	HBP	BLK	WP	HR	S	P	ERA	WHIP

BOTTOM

St. Louis Cardinals @ Chicago Cubs

Wrigley Field, Chicago, IL

Wed Jul 01 1959, 3:33 AM CDT

Att. 5,562 - Unknown

livebaseballscorecards.com

AB	35
R	6
H	10
RBI	6
BB	7
SO	8
LOB	26

WP: 0 PA: 42
PB: 0
SB: 1
CS: 0

Batter	1	2	3	4	5	6	7	8	9	AB	R	H	RBI	BB	SO	LOB
Jim Davenport, R (1, 5) OBP: 0.280, SLG: 0.344	x 0-0 ① 5-3		x 0-0 ③ P4			x 0-0 ① F7	S S S 0-3 ① K		S S S 0-3 ③ K	5	0	0	0	0	2	1
Willie Mays, R (1, 8) OBP: 0.362, SLG: 0.541	S S S 0-3 ② K			x 0-0 ① P3		x 0-0 ② FC5-4 BB 1B 1-2f	B B B B 4-0 WP BB			3	1	0	0	1	1	1
Willie Kirkland, L (1, 9) OBP: 0.381, SLG: 0.553	x 0-0 ③ G3			x 0-0 G6-4-3 1B		B B B B 4-0 1B 1B 1-2 BB	S S S 0-3 ② K 1-2			3	1	1	0	1	1	1
Orlando Cepeda, R (1, 3) OBP: 0.377, SLG: 0.587		x 0-0 S 1B		x 0-0 ② ③ G6-4-3 1-2f		x 0-0 1B 1B 1-3 2-H 1B	S S S 0-3 ③ K			4	1	2	1	0	1	2
Leon Wagner, L (1, 7) OBP: 0.367, SLG: 0.485		x 0-0 ① P6			B B B B 4-0 BB	x 0-0 1B 1B 1-2 3-H 1B		S S S 0-3 ① K		3	1	1	1	1	1	1
Daryl Spencer, R (1, 4) OBP: 0.352, SLG: 0.376		x 0-0 ② F3			x 0-0 ① P5	x 0-0 BB 1B 1-2 2-H 1B		x 0-0 ② F5		4	0	1	1	0	0	2
Andre Rodgers, R (1, 6) OBP: 0.346, SLG: 0.396		S S S 0-3 ③ K 1-2			S S S 0-3 ② K	x 0-0 BB 1B 1-2 2-H 1B		x 0-0 ③ F8		2	0	0	0	0	2	2
Dusty Rhodes, L (6, PH) OBP: 0.400, SLG: 0.250										1	0	1	1	0	0	0
Eddie Bressoud, R (6, PR) OBP: 0.228, SLG: 0.250										1	0	0	0	0	0	0
(6, 6)																
Jim Hegan, R (1, 2) OBP: 0.213, SLG: 0.196			x 0-0 ① F8						x 0-0 ① F4	2	0	0	0	0	0	1
Felipe Alou, R (6, PH) OBP: 0.333, SLG: 0.493					x 0-0 ③ F8					0	0	0	0	1	0	0
Gordon Jones, R (6, 1)										0	0	0	0	0	0	0
Jack Sanford, R (8, 1) OBP: 0.158, SLG: 0.086										0	0	0	0	0	0	0
Bob Schmidt, R (9, PH) OBP: 0.300, SLG: 0.403						B B B B 4-0 1-2 2-3 BB				1	0	0	0	0	0	0
Eddie Fisher, R (1, 1)			S S S 0-3 ② K			B B B B 4-0 FC5-4 BB			x 0-0 ② 3-1	1	0	0	0	0	1	0
Billy Muffett, R (5, 1)						x 0-0 ③ 4-3				0	0	0	0	0	0	0
Hobie Landrith, L (6, PH) OBP: 0.349, SLG: 0.352										2	0	0	0	1	0	3
(6, 2)																

TOP

San Francisco Giants @ Chicago Cubs

Wrigley Field, Chicago, IL

Thu Jul 02 1959, 3:33 AM CDT

Att. 12,320 - Unknown

livebaseballscorecards.com

AB	32
R	4
H	6
RBI	4
BB	5
SO	9
LOB	14

Inning Stats	1	2	3	4	5	6	7	8	9
	R: 0 E: 0 K: 1 S: 5	H: 0 LOB: 0 BB: 0 P: 5	R: 0 E: 0 K: 1 S: 6	H: 1 LOB: 1 BB: 0 P: 6	R: 0 E: 0 K: 1 S: 5	H: 0 LOB: 0 BB: 0 P: 5	R: 0 E: 0 K: 0 S: 3	H: 1 LOB: 0 BB: 0 P: 3	R: 0 E: 0 K: 1 S: 5	H: 0 LOB: 1 BB: 1 P: 9	R: 4 E: 0 K: 0 S: 7	H: 4 LOB: 3 BB: 3 P: 19	R: 0 E: 0 K: 3 S: 9	H: 0 LOB: 1 BB: 1 P: 13	R: 0 E: 0 K: 1 S: 5	H: 0 LOB: 0 BB: 0 P: 5	R: 0 E: 0 K: 1 S: 5	H: 0 LOB: 0 BB: 0 P: 5

1B: 6 2B: 0 3B: 0 HR: 0	SF: 0 SAC: 0 DP: 1 HBP: 0	WP: 1 PB: 0 SB: 1 CS: 0	PA: 37
---	---	---	---

PITCHER		IP	WLS	BF	H	R	ER	SO	BB	IBB	HBP	BLK	WP	HR	S	P	ERA	WHIP
Glen Hobbie, R ERA: 3.58	(1, 1)	5.2	W	25	6	4	4	4	3	0	0	0	0	0	30	42	6.35	1.588
Don Elston, R ERA: 2.43	(6, 1)	3.1	S	12	0	0	0	5	2	0	0	0	1	0	20	28	0.00	0.600

PITCHER	IP	WLS	BF	H	R	ER	SO	BB	IBB	HBP	BLK	WP	HR	S	P	ERA	WHIP

Batter	1	2	3	4	5	6	7	8	9	AB	R	H	RBI	BB	SO	LOB
Tony Taylor, R (1, 4) OBP: 0.359, SLG: 0.422	0-0 G3 1B 2B	0-0 ③ F8		0-0 ② P4		S S S 0-3 ① K		B B B B 4-0 FC6-4 BB		4	1	1	0	1	1	3
Alvin Dark, R (1, 5) OBP: 0.318, SLG: 0.361	0-0 ① G3 2-3		0-0 1B SF7 1B	0-0 2-H HR		S S S 0-3 ② K		0-0 ② FC6-4 1-2f		5	2	2	2	0	1	3
Irv Noren, L (1, 7) OBP: 0.370, SLG: 0.357 George Altman, L (9, 8) OBP: 0.286, SLG: 0.345	0-0 14 FC4-6 3-H 1B		0-0 SF7 1-3 1B	0-0 ③ L9		0-0 14 HR 1-2 1B		0-0 ③ F4		5 0	2 0	3 0	1 0	0 0	0 0	1 0
14 Ernie Banks, R (1, 6) OBP: 0.370, SLG: 0.606	0-0 ② FC4-6 S 1-2f		0-0 ① F3		0-0 HR 1B	0-0 1-H 2-H HR				4	2	2	3	0	0	3
Dale Long, L (1, 3) OBP: 0.329, SLG: 0.480	B B B B 4-0 1-2 BB		0-0 ② SF7 1-2 3-H		0-0 1-H HR	0-0 ③ F9				2	1	1	3	1	0	0
Bobby Thomson, R (1, 8) OBP: 0.317, SLG: 0.420 (9, 7)	0-0 ③ G3		0-0 2-H 1B		B B B B 4-0 G4-6-3 BB		S S S 0-3 ① K			3	0	1	1	1	1	2
Lee Walls, R (1, 9) OBP: 0.346, SLG: 0.386		S S S 0-3 ① K	0-0 ③ 1-3		0-0 ① F8		0-0 ② 1-3			4	0	0	0	0	1	2
Sammy Taylor, L (1, 2) OBP: 0.299, SLG: 0.356		0-0 ② 1-3		0-0 E3 SH3-4 HR	0-0 ② ③ G4-6-3 1-2f		S S S 0-3 ③ K			4	1	0	0	0	1	1
Glen Hobbie, R (1, 1) OBP: 0.154, SLG: 0.158 Don Elston, R (6, 1) OBP: 0.250, SLG: 0.250		0-0 E6		0-0 ① SH3-4 1-2		0-0 1B 14 HR 1B		S S S 0-3 ① K		1 2	0 1	0 1	0 0	0 0	0 1	0 0
Inning Stats	R: 1 H: 2 E: 0 LOB: 2 K: 0 BB: 1 S: 5 P: 9	R: 0 H: 0 E: 1 LOB: 1 K: 1 BB: 0 S: 6 P: 6	R: 2 H: 3 E: 0 LOB: 1 K: 0 BB: 0 S: 6 P: 6	R: 2 H: 1 E: 1 LOB: 0 K: 0 BB: 0 S: 5 P: 5	R: 2 H: 2 E: 0 LOB: 0 K: 0 BB: 1 S: 4 P: 8	R: 3 H: 3 E: 0 LOB: 0 K: 2 BB: 0 S: 10 P: 10	R: 0 H: 0 E: 0 LOB: 0 K: 2 BB: 0 S: 7 P: 7	R: 0 H: 0 E: 0 LOB: 1 K: 1 BB: 1 S: 5 P: 9		1B: 7 SF: 1 2B: 1 SAC: 1 3B: 0 DP: 1 HR: 3 HBP: 0						

PITCHER		IP	WLS	BF	H	R	ER	SO	BB	IBB	HBP	BLK	WP	HR	S	P	ERA	WHIP
Eddie Fisher, R ERA: 6.46	(1, 1)	4.0	L	22	7	6	4	1	1	0	0	0	0	1	23	27	9.00	2.000
Billy Muffett, R ERA: 5.4	(5, 1)	1.0		4	1	1	1	0	1	0	0	0	0	1	3	7	9.00	2.000
Gordon Jones, R ERA: 3.95	(6, 1)	2.0		9	3	3	3	4	0	0	0	0	0	1	17	17	13.50	1.500
Jack Sanford, R ERA: 3.17	(8, 1)	1.0		4	0	0	0	1	1	0	0	0	0	0	5	9	0.00	1.000

PITCHER	IP	WLS	BF	H	R	ER	SO	BB	IBB	HBP	BLK	WP	HR	S	P	ERA	WHIP

BOTTOM

San Francisco Giants @ Chicago Cubs

Wrigley Field, Chicago, IL

Thu Jul 02 1959, 3:33 AM CDT

Att. 12,320 - Unknown

livebaseballscorecards.com

AB	34
R	10
H	11
RBI	10
BB	3
SO	6
LOB	15

WP: 0	PA: 39		
PB: 0			
SB: 1			
CS: 0			

Batter	1	2	3	4	5	6	7	8	9	AB	R	H	RBI	BB	SO	LOB
Jim Davenport, R (1, 5) OBP: 0.277, SLG: 0.340	F3		F6			F8	1-3			4	0	0	0	0	0	3
Willie Mays, R (1, 8) OBP: 0.360, SLG: 0.537	F2		S, 1-3, 1B			F9		6-3		4	0	1	0	0	0	0
Willie Kirkland, L (1, 9) OBP: 0.379, SLG: 0.562	HR		4-1, 1-2			K		F4		4	1	1	1	0	1	2
Orlando Cepeda, R (1, 3) OBP: 0.378, SLG: 0.594	K			1-3			E S, 1B, BB	HR		3	2	1	1	1	1	0
Daryl Spencer, R (1, 4) OBP: 0.348, SLG: 0.371		6-3		K			F7, 1-3	5-3		4	0	0	0	0	1	1
Jackie Brandt, R (1, 7) OBP: 0.306, SLG: 0.394		G3-6-3, 1B		F8			1B, 1B, 3-H, 1B		F4	4	1	2	1	0	0	0
Hobie Landrith, L (1, 2) OBP: 0.353, SLG: 0.352		G3-6-3, 1-2f			K		FC3-6, 1-3, 1B		BB	3	0	1	0	1	1	1
Eddie Bressoud, R (1, 6) OBP: 0.246, SLG: 0.268			FC1-6, 1B		K		FC3-6, 1-2, 3-H, 1B		K	4	0	2	1	0	2	1
Johnny Antonelli, L (1, 1) OBP: 0.123, SLG: 0.158			FC1-6, 1B, 1-2f		F6		FC3-6, 1-2f, 2-3		F5	4	0	0	0	0	0	4
Inning Stats	R: 1 E: 0 K: 1 S: 6 H: 1 LOB: 0 BB: 0 P: 6	R: 0 E: 0 K: 0 S: 3 H: 1 LOB: 0 BB: 0 P: 3	R: 0 E: 0 K: 0 S: 5 H: 2 LOB: 2 BB: 0 P: 5	R: 0 E: 0 K: 1 S: 5 H: 0 LOB: 0 BB: 0 P: 5	R: 0 E: 0 K: 2 S: 7 H: 0 LOB: 0 BB: 0 P: 7	R: 0 E: 0 K: 1 S: 5 H: 0 LOB: 0 BB: 0 P: 5	R: 2 E: 0 K: 0 S: 6 H: 3 LOB: 2 BB: 1 P: 10	R: 1 E: 0 K: 0 S: 4 H: 1 LOB: 0 BB: 0 P: 4	R: 0 E: 0 K: 1 S: 5 H: 0 LOB: 1 BB: 1 P: 9	1B: 6 2B: 0 3B: 0 HR: 2 SF: 0 SAC: 0 DP: 1 HBP: 0				WP: 0 PB: 0 SB: 2 CS: 0	PA: 36	

PITCHER		IP	WLS	BF	H	R	ER	SO	BB	IBB	HBP	BLK	WP	HR	S	P	ERA	WHIP
Dave Hillman, R ERA: 3.48	(1, 1)	7.0	L	28	7	3	3	5	1	0	0	0	0	1	37	41	3.86	1.143
Bill Henry, L ERA: 2.49	(8, 1)	2.0		8	1	1	1	1	1	0	0	0	0	1	9	13	4.50	1.000

PITCHER		IP	WLS	BF	H	R	ER	SO	BB	IBB	HBP	BLK	WP	HR	S	P	ERA	WHIP

San Francisco Giants @ Chicago Cubs

Wrigley Field, Chicago, IL

Fri Jul 03 1959, 3:33 AM CDT

Att. 19,386 - Unknown

TOP

livebaseballscorecards.com

AB	34
R	4
H	8
RBI	4
BB	2
SO	6
LOB	12

Batter	1	2	3	4	5	6	7	8	9	AB	R	H	RBI	BB	SO	LOB
Tony Taylor, R (1, 4) OBP: 0.364, SLG: 0.427	14 5-3 1B 1B		E 1B		HBP 1B		1-3			4	0	3	0	0	0	0
Alvin Dark, R (1, 5) OBP: 0.320, SLG: 0.358	F8		F9		1-2 HBP		BBBB BB			2	0	0	0	1	0	2
Lee Walls, R (1, 9) OBP: 0.345, SLG: 0.384	14 5-3 1-2 1B		E4 1-2		F8		F8			4	0	1	0	0	0	4
14 Ernie Banks, R (1, 6) OBP: 0.366, SLG: 0.598	5-3 1-2 2-3		F8		F8			1-3		4	0	0	0	0	0	6
Bobby Thomson, R (1, 8) OBP: 0.312, SLG: 0.411	F8			F8	F8			F4		4	0	0	0	0	0	4
Earl Averill, R (1, 7) OBP: 0.287, SLG: 0.432		K		E 1B		1-3		5-3		4	0	1	0	0	1	0
Cal Neeman, R (1, 2) OBP: 0.214, SLG: 0.212		F8		E4 1-2		6-3			F4	4	0	0	0	0	0	1
Dale Long, L (1, 3) OBP: 0.323, SLG: 0.471		K		K		3-1			K	4	0	0	0	0	3	2
Dave Hillman, R (1, 1) OBP: 0.216, SLG: 0.065			5-3	K			F8		F7	2	0	0	0	0	1	2
Johnny Goryl, R (7, PH) OBP: 0.255, SLG: 0.362										1	0	0	0	0	0	0
Bill Henry, L (8, 1) OBP: 0.188, SLG: 0.133										0	0	0	0	0	0	0
Randy Jackson, R (9, PH) OBP: 0.326, SLG: 0.378										1	0	0	0	0	0	0
Inning Stats	R: 0 E: 0 K: 0 S: 5 H: 2 LOB: 2 BB: 0 P: 5	R: 0 E: 0 K: 2 S: 7 H: 0 LOB: 0 BB: 0 P: 7	R: 0 E: 1 K: 0 S: 5 H: 1 LOB: 2 BB: 0 P: 5	R: 0 E: 1 K: 2 S: 9 H: 1 LOB: 2 BB: 0 P: 9	R: 0 E: 0 K: 0 S: 4 H: 1 LOB: 2 BB: 0 P: 5	R: 0 E: 0 K: 0 S: 3 H: 0 LOB: 0 BB: 0 P: 3	R: 0 E: 0 K: 0 S: 3 H: 0 LOB: 1 BB: 1 P: 7	R: 0 E: 0 K: 0 S: 3 H: 0 LOB: 0 BB: 0 P: 3	R: 0 E: 0 K: 1 S: 5 H: 0 LOB: 0 BB: 0 P: 5	1B: 5 2B: 0 3B: 0 HR: 0	SF: 0 SAC: 0 DP: 0 HBP: 1			WP: 0 PB: 0 SB: 0 CS: 0		PA: 36	

PITCHER	IP	WLS	BF	H	R	ER	SO	BB	IBB	HBP	BLK	WP	HR	S	P	ERA	WHIP
Johnny Antonelli, L (1, 1) ERA: 2.68	9.0	W	36	5	0	0	5	1	0	1	0	0	0	44	49	0.00	0.667

PITCHER	IP	WLS	BF	H	R	ER	SO	BB	IBB	HBP	BLK	WP	HR	S	P	ERA	WHIP

BOTTOM

San Francisco Giants @ Chicago Cubs

Wrigley Field, Chicago, IL

Fri Jul 03 1959, 3:33 AM CDT

Att. 19,386 - Unknown

livebaseballscorecards.com

AB	34
R	0
H	5
RBI	0
BB	1
SO	5
LOB	21

Batter	1	2	3	4	5	6	7	8	9	AB	R	H	RBI	BB	SO	LOB
Jim Gilliam, S (1, 5) OBP: 0.457, SLG: 0.425	3-1		4-3		BB			F7		3	0	0	0	1	0	1
Charlie Neal, R (1, 4) OBP: 0.361, SLG: 0.467	1-3			F7	F3			5-3		4	0	0	0	0	0	2
Wally Moon, L (1, 7) OBP: 0.380, SLG: 0.442	6-3			1B		4-3			4-3	4	0	1	0	0	0	0
Duke Snider, L (1, 9) OBP: 0.338, SLG: 0.497		6-3		F8		K			HR	4	1	1	1	0	1	1
Gil Hodges, R (1, 3) OBP: 0.399, SLG: 0.565		F9		1B		K			F2	4	0	1	0	0	1	0
Ron Fairly, L (1, 8) OBP: 0.351, SLG: 0.376		5-3		F8			1-3		1B	4	0	1	0	0	0	2
Joe Pignatano, R (9, PR) OBP: 0.355, SLG: 0.316										0	0	0	0	0	0	0
John Roseboro, L (1, 2) OBP: 0.317, SLG: 0.360			BB		L9		K		F5	3	0	0	0	1	1	1
Maury Wills, S (1, 6) OBP: 0.188, SLG: 0.194			1B		B5-3		L7			3	0	1	0	0	0	0
Larry Sherry, R (1, 1) OBP: 0.500, SLG: 0.500			FC6-2		BB			K		2	0	1	0	0	0	1
Norm Larker, L (8, PH) OBP: 0.373, SLG: 0.418										1	0	0	0	0	1	0
Johnny Klippstein, R (8, 1) OBP: 0.167, SLG: 0.167										0	0	0	0	0	0	0
Inning Stats	R: 0 E: 0 K: 0 S: 3 H: 0 LOB: 0 BB: 0 P: 6	R: 0 E: 0 K: 0 S: 6 H: 0 LOB: 0 BB: 0 P: 11	R: 0 E: 0 K: 0 S: 6 H: 1 LOB: 1 BB: 1 P: 12	R: 0 E: 0 K: 0 S: 8 H: 2 LOB: 2 BB: 0 P: 11	R: 0 E: 0 K: 0 S: 9 H: 1 LOB: 2 BB: 1 P: 15	R: 0 E: 0 K: 2 S: 11 H: 0 LOB: 0 BB: 0 P: 16	R: 0 E: 0 K: 1 S: 9 H: 0 LOB: 0 BB: 0 P: 10	R: 0 E: 0 K: 1 S: 7 H: 0 LOB: 0 BB: 0 P: 9	R: 1 E: 0 K: 0 S: 9 H: 2 LOB: 1 BB: 0 P: 15	1B: 5 2B: 0 3B: 0 HR: 1 SF: 0 SAC: 0 DP: 0 HBP: 0	WP: 0 PB: 0 SB: 0 CS: 0 PA: 34					

PITCHER	IP	WLS	BF	H	R	ER	SO	BB	IBB	HBP	BLK	WP	HR	S	P	ERA	WHIP
Bob Anderson, R (1, 1) ERA: 3.6	9.0	W	34	6	1	1	4	2	0	0	0	0	1	68	105	1.00	0.889

PITCHER	IP	WLS	BF	H	R	ER	SO	BB	IBB	HBP	BLK	WP	HR	S	P	ERA	WHIP

TOP

Los Angeles Dodgers @ Chicago Cubs

Wrigley Field, Chicago, IL

Sat Jul 04 1959, 3:33 AM CDT

Unknown

livebaseballscorecards.com

AB	32
R	1
H	6
RBI	1
BB	2
SO	4
LOB	8

Batter	1	2	3	4	5	6	7	8	9	AB	R	H	RBI	BB	SO	LOB
Tony Taylor, R (1, 4) OBP: 0.360, SLG: 0.421	1-3		K		K		K			4	0	0	0	0	3	0
Alvin Dark, R (1, 5) OBP: 0.319, SLG: 0.354	4-2 FC6-4 BB		K		F6			2-2 F2		3	0	0	0	1	1	0
Irv Noren, L (1, 8) OBP: 0.340, SLG: 0.326	1-1 FC6-4 14 FC6-4 1-2f		F8		4-3			1-0 4-3		4	0	0	0	0	0	1
George Altman, L (9, 8) OBP: 0.286, SLG: 0.345										0	0	0	0	0	0	0
14 Ernie Banks, R (1, 6) OBP: 0.361, SLG: 0.590	2-2 FC6-4 1-2f			0-0 F8		2-2 L7		1-1 5-3		4	0	0	0	0	0	1
Walt Moryn, L (1, 7) OBP: 0.310, SLG: 0.367		2-1 1B HBP		3-1 F7		0-1 1B				2	0	1	0	0	0	0
Bobby Thomson, R (9, 7) OBP: 0.312, SLG: 0.411										0	0	0	0	0	0	0
Dale Long, L (1, 3) OBP: 0.323, SLG: 0.469		2-0 F5		0-2 E 3B 1B		1-3 K				3	1	1	0	0	1	2
Lee Walls, R (1, 9) OBP: 0.345, SLG: 0.383		2-2 1-2 1B		0-1 E5 1-2 3B		1-2 4-3				3	1	1	0	0	0	2
Sammy Taylor, L (1, 2) OBP: 0.299, SLG: 0.367		0-0 F7		0-0 1-H 2-H 3B			0-2 F5			3	0	1	2	0	0	2
Bob Anderson, R (1, 1) OBP: 0.150, SLG: 0.154		1-3 K		1-0 F8			1-3 K			3	0	0	0	0	2	3
Inning Stats	R: 0 E: 0 K: 0 S: 10 H: 0 LOB: 1 BB: 1 P: 18	R: 0 E: 0 K: 1 S: 9 H: 1 LOB: 2 BB: 0 P: 16	R: 0 E: 0 K: 2 S: 9 H: 0 LOB: 0 BB: 0 P: 13	R: 2 E: 1 K: 0 S: 10 H: 2 LOB: 1 BB: 0 P: 14	R: 0 E: 0 K: 1 S: 7 H: 0 LOB: 0 BB: 0 P: 10	R: 0 E: 0 K: 1 S: 12 H: 1 LOB: 1 BB: 0 P: 16	R: 0 E: 0 K: 2 S: 10 H: 0 LOB: 0 BB: 0 P: 13	R: 0 E: 0 K: 0 S: 8 H: 0 LOB: 0 BB: 0 P: 12		1B: 3 2B: 0 3B: 1 HR: 0	SF: 0 SAC: 0 DP: 0 HBP: 1					

PITCHER	IP	WLS	BF	H	R	ER	SO	BB	IBB	HBP	BLK	WP	HR	S	P	ERA	WHIP
Larry Sherry, R (1, 1) ERA:	7.0	L	28	4	2	0	7	1	0	1	0	0	0	67	100	0.00	0.714
Johnny Klippstein, R (8, 1) ERA: 5.13	1.0		3	0	0	0	0	0	0	0	0	0	0	8	12	0.00	0.000

PITCHER	IP	WLS	BF	H	R	ER	SO	BB	IBB	HBP	BLK	WP	HR	S	P	ERA	WHIP

BOTTOM

Los Angeles Dodgers @ Chicago Cubs

Wrigley Field, Chicago, IL

Sat Jul 04 1959, 3:33 AM CDT

Unknown

livebaseballscorecards.com

AB	29
R	2
H	4
RBI	2
BB	1
SO	7
LOB	11

Batter	1	2	3	4	5	6	7	8	9	AB	R	H	RBI	BB	SO	LOB
Jim Gilliam, S (1, 5) OBP: 0.461, SLG: 0.432	X 0-0 CS 1B		B B X 2-0 E 2B	B B B 4-0 1-2 2-3 3B BB		X 0-0 ① SH1-4 1-2		X 0-0 ② F7		3	1	2	0	1	0	0
Charlie Neal, R (1, 4) OBP: 0.359, SLG: 0.469	S T B S 1-3 ① K		F X 0-1 ② F3	X 0-0 1-H 2-H 3-H 1B 3B		S B X 1-1 ② 6-3		L B X 1-1 ③ F3		5	1	1	3	0	1	3
Wally Moon, L (1, 7) OBP: 0.380, SLG: 0.439	C B B F B C 3-3 ② ③ K 1-2		B X 1-0 E6 FC5 BB 2-3	B F B C B F X 3-2 3-H 1B		B B B 4-0 BB			F B C B B X 3-2 ① 6-3	4	0	1	1	1	1	2
Duke Snider, L (1, 8) OBP: 0.345, SLG: 0.516 Don Demeter, R (4, PH) (4, 8) OBP: 0.319, SLG: 0.508		S B S B X 2-2 HR	B B B B 4-0 1-2 BB	X 0-0 ③ F8		F S S 0-3 ③ K			C B B S B X 3-2 ② F4	1 3	1 0	1 0	1 0	1 0	0 1	0 3
Gil Hodges, R (1, 3) OBP: 0.399, SLG: 0.559		B B B B 4-0 FC6-4 BB	B C B B F X 2-2 ③ FC5 2-3f		F X 0-1 ① 6-3		B C X 1-1 SH3 1B		B B X 2-0 ③ 5-3	4	0	1	0	1	0	3
Ron Fairly, L (1, 9) OBP: 0.351, SLG: 0.375		B C X 1-1 ① F8		X 0-0 ① F8	C S B B X 2-2 2B 1B		X 0-0 ① SH3 1-2			3	0	1	0	0	0	1
Maury Wills, S (1, 6) OBP: 0.194, SLG: 0.229		B C F X 1-2 ② FC6-4 FC6-4 1-2f	B X 1-0 ② 6-3	X 0-0 ② 1-H 2B		B F F X 1-2 ② F7				4	0	1	0	0	0	2
Joe Pignatano, R (1, 2) OBP: 0.351, SLG: 0.305		B X 1-0 ③ FC6-4 1-2f	B B B C B 4-1 BB WP 3B BB	X 0-0 ③ 5-3		B X 1-0 ③ 5-3				3	1	0	0	1	0	3
Don Drysdale, R (1, 1) OBP: 0.196, SLG: 0.370			C C S 0-3 ① K	C B C B B B 4-2 BB 3B 1-2 BB		X 0-0 SH1-4 1B		B C B X 2-1 ① F5		3	1	1	0	1	1	0
Inning Stats	R: 0 E: 0 K: 2 S: 7 H: 1 LOB: 1 BB: 0 P: 11	R: 1 E: 0 K: 0 S: 9 H: 1 LOB: 1 BB: 1 P: 18	R: 0 E: 1 K: 1 S: 10 H: 1 LOB: 3 BB: 1 P: 19	R: 4 E: 0 K: 0 S: 11 H: 2 LOB: 1 BB: 3 P: 27	R: 0 E: 0 K: 0 S: 7 H: 2 LOB: 1 BB: 0 P: 9	R: 0 E: 0 K: 1 S: 7 H: 1 LOB: 2 BB: 1 P: 12	R: 0 E: 0 K: 0 S: 7 H: 1 LOB: 1 BB: 0 P: 10	R: 0 E: 0 K: 0 S: 5 H: 0 LOB: 0 BB: 0 P: 8	R: 0 E: 0 K: 0 S: 7 H: 0 LOB: 0 BB: 0 P: 15	1B: 5 2B: 3 3B: 1 HR: 1 SF: 0 SAC: 2 DP: 1 HBP: 0						

TOP

Los Angeles Dodgers @ Chicago Cubs

Wrigley Field, Chicago, IL

Sat Jul 04 1959, 3:38 AM CDT

Att. 29,440 - Unknown

livebaseballscorecards.com

AB	33
R	5
H	9
RBI	5
BB	6
SO	4
LOB	17

WP: 1 PB: 0 SB: 0 CS: 1 PA: 41

PITCHER		IP	WLS	BF	H	R	ER	SO	BB	IBB	HBP	BLK	WP	HR	S	P	ERA	WHIP
Moe Drabowsky, R ERA: 4.43	(1, 1)	3.2	L	20	4	5	5	3	5	0	0	0	1	1	32	67	12.27	2.455
Seth Morehead, L ERA: 6.59	(4, 1)	1.1		6	3	0	0	0	0	0	0	0	0	0	12	17	0.00	2.250
Elmer Singleton, R ERA: 2.68	(6, 1)	2.0		9	2	0	0	1	1	0	0	0	0	0	14	22	0.00	1.500
Glen Hobbie, R ERA: 3.52	(8, 1)	2.0		6	0	0	0	0	0	0	0	0	0	0	12	23	0.00	0.000

PITCHER	IP	WLS	BF	H	R	ER	SO	BB	IBB	HBP	BLK	WP	HR	S	P	ERA	WHIP

BOTTOM

Los Angeles Dodgers @ Chicago Cubs

Wrigley Field, Chicago, IL

Sat Jul 04 1959, 3:38 AM CDT

Att. 29,440 - Unknown

livebaseballscorecards.com

Batter	1	2	3	4	5	6	7	8	9	AB	R	H	RBI	BB	SO	LOB
Tony Taylor, R (1, 4) OBP: 0.358, SLG: 0.416	B F F C 1-3 ① K		X 0-0 ③ F7		B S B S B B 4-2 1B 1-2 BB			F X 0-1 ① B5-3		3	0	0	0	1	1	1
Alvin Dark, R (1, 5) OBP: 0.318, SLG: 0.352	S B F S 1-3 ② K			B X 1-0 ① 6-3	B C B X 2-1 1-3 2-H 1B			B X 1-0 ② 6-3		4	0	1	1	0	1	0
Irv Noren, L (1, 8) OBP: 0.333, SLG: 0.306	C C B S 1-3 ③ K			F B F S 1-3 ② K	S S F F F S 0-3 ③ K			F S B H 2-2 HBP		3	0	0	0	0	3	2
14 Ernie Banks, R (1, 6) OBP: 0.360, SLG: 0.585		S B S B S 2-3 ① K		B X 1-0 1B		B S X 1-1 ① F3		C X 0-1 ③ F4		4	0	1	0	0	1	1
Walt Moryn, L (1, 7) OBP: 0.305, SLG: 0.361		X 0-0 ② F8		C X 0-1 ③ L9		X 0-0 ② 4-3			C S S 0-3 ① K	4	0	0	0	0	1	1
Dale Long, L (1, 3) OBP: 0.322, SLG: 0.479		B B S S S B X 3-2 ③ F6			B X 1-0 HR	X 0-0 ③ F7			B C X 1-1 ② F5	4	1	1	1	0	0	0
Lee Walls, R (1, 9) OBP: 0.343, SLG: 0.389			B B B C X 3-1 3B		C F B B S 2-3 ① K		X 0-0 ① F4		C B B S S 2-3 ③ K	4	0	1	0	0	2	0
Sammy Taylor, L (1, 2) OBP: 0.295, SLG: 0.361			S S S 0-3 ① K		C C B F F B X 2-2 ② 4-3		B B C F X 2-2 ② 3-1			3	0	0	0	0	1	1
Moe Drabowsky, R (1, 1) OBP: 0.200, SLG: 0.179 Seth Morehead, L (4, 1) OBP: 0.200, SLG: 0.400 George Altman, L (5, PH) OBP: 0.290, SLG: 0.349 Elmer Singleton, R (6, 1) Jim Marshall, L (7, PH) OBP: 0.309, SLG: 0.419 Glen Hobbie, R (8, 1) OBP: 0.154, SLG: 0.158			C C B B C 2-3 ② K		C X 0-1 BB 1B 1B		B B C F B X 3-2 ③ F8			1 0 1 0 1 0	0 0 1 0 0 0	0 0 1 0 0 0	0 0 0 0 0 0	0 0 0 0 0 0	1 0 0 0 0 0	1 0 0 0 0 0
Inning Stats	R: 0 E: 0 K: 3 S: 9 H: 0 LOB: 0 BB: 0 P: 12	R: 0 E: 0 K: 1 S: 7 H: 0 LOB: 0 BB: 0 P: 12	R: 0 E: 0 K: 2 S: 9 H: 1 LOB: 1 BB: 0 P: 14	R: 0 E: 0 K: 1 S: 7 H: 1 LOB: 1 BB: 0 P: 10	R: 2 E: 0 K: 2 S: 21 H: 3 LOB: 2 BB: 1 P: 32	R: 0 E: 0 K: 0 S: 4 H: 0 LOB: 0 BB: 0 P: 5	R: 0 E: 0 K: 0 S: 7 H: 0 LOB: 0 BB: 0 P: 12	R: 0 E: 0 K: 0 S: 7 H: 0 LOB: 1 BB: 0 P: 10	R: 0 E: 0 K: 2 S: 8 H: 0 LOB: 0 BB: 0 P: 11	1B: 3 2B: 0 3B: 1 HR: 1	SF: 0 SAC: 0 DP: 0 HBP: 1			WP: 0 PB: 0 SB: 0 CS: 0	PA: 34		

PITCHER		IP	WLS	BF	H	R	ER	SO	BB	IBB	HBP	BLK	WP	HR	S	P	ERA	WHIP
Don Drysdale, R ERA: 3.24	(1, 1)	9.0	W	34	5	2	2	11	1	0	1	0	0	1	79	118	2.00	0.667

PITCHER	IP	WLS	BF	H	R	ER	SO	BB	IBB	HBP	BLK	WP	HR	S	P	ERA	WHIP

Batter	1	2	3	4	5	6	7	8	9	AB	R	H	RBI	BB	SO	LOB
Jim Gilliam, S (1, 5) OBP: 0.460, SLG: 0.431	1-1 ①		1-0 ② S HR 2-H 1B		2-2 1B 1-2 1B	0-0 ③ F7			2-0 ② G3	5	1	2	0	0	0	1
Charlie Neal, R (1, 4) OBP: 0.360, SLG: 0.477	0-1 ② 5-3		1-2 1-H HR		1-3 ① K		2-2 E 1B		3-3 ③ K	5	1	2	2	0	2	2
Wally Moon, L (1, 7) OBP: 0.378, SLG: 0.437	2-1 ③ 1-3		2-3 ③ K		1-0 BB 1-3 2-H 1B		2-0 E4 G5-4-3 1-3			4	0	1	1	0	1	1
Duke Snider, L (1, 8) OBP: 0.338, SLG: 0.505 Don Demeter, R (9, 8) OBP: 0.319, SLG: 0.508		1-1 ① F9		1-1 ① 1-3	2-3 ② K		2-3 ① K			4 0	0 0	0 0	0 0	0 0	2 0	4 0
Gil Hodges, R (1, 3) OBP: 0.404, SLG: 0.573		2-1 1B		1-0 HR	4-1 1-2 BB		1-0 ②③ G5-4-3 1-2f			3	1	2	1	1	0	2
Ron Fairly, L (1, 9) OBP: 0.348, SLG: 0.368		2-1 ② F4		4-1 1B BB	1-3 ③ K			0-0 ① G3		3	0	0	0	1	1	4
John Roseboro, L (1, 2) OBP: 0.325, SLG: 0.368		0-1 ③ F9		2-1 G6-4-3 1-3 1B		1-2 S 1B		1-2 L5-3 1B		4	0	3	0	0	0	1
Maury Wills, S (1, 6) OBP: 0.200, SLG: 0.231			2-0 SH2-4 1B 1B	0-1 ②③ G6-4-3 1-2f		1-2 ① F9 1-2		0-1 ②③ L5-3 1-2		4	0	1	0	0	0	4
Roger Craig, R (1, 1) OBP: 0.182, SLG: 0.100 Danny McDevitt, L (6, 1) OBP: 0.143, SLG: 0.171			0-0 ① SH2-4 1-2		2-2 1B 1B 1B	1-3 ② K			1-2 ① F5	2 1	1 0	1 0	0 0	1 0	1 0	1 0
Inning Stats	R: 0 E: 0 K: 0 S: 6 H: 0 LOB: 0 BB: 0 P: 9	R: 0 E: 0 K: 0 S: 8 H: 1 LOB: 1 BB: 0 P: 13	R: 2 E: 0 K: 1 S: 9 H: 3 LOB: 0 BB: 0 P: 15	R: 1 E: 0 K: 0 S: 8 H: 2 LOB: 1 BB: 1 P: 16	R: 1 E: 0 K: 3 S: 21 H: 3 LOB: 3 BB: 1 P: 34	R: 0 E: 0 K: 1 S: 12 H: 1 LOB: 1 BB: 0 P: 15	R: 0 E: 1 K: 1 S: 8 H: 1 LOB: 1 BB: 0 P: 15	R: 0 E: 0 K: 0 S: 6 H: 1 LOB: 0 BB: 0 P: 7	R: 0 E: 0 K: 1 S: 7 H: 0 LOB: 0 BB: 0 P: 13	1B: 10 2B: 1 3B: 0 HR: 2	SF: 0 SAC: 1 DP: 3 HBP: 0						

TOP

Los Angeles Dodgers @ Chicago Cubs

Wrigley Field, Chicago, IL

Sun Jul 05 1959, 3:33 AM CDT

Unknown

livebaseballscorecards.com

AB	35
R	4
H	12
RBI	4
BB	2
SO	7
LOB	20

WP: 0 PB: 0 SB: 2 CS: 0 PA: 38

PITCHER		IP	WLS	BF	H	R	ER	SO	BB	IBB	HBP	BLK	WP	HR	S	P	ERA	WHIP
John Buzhardt, R ERA: 4.24	(1, 1)	3.1	L	16	6	3	3	1	1	0	0	0	0	2	29	51	8.10	2.100
Bill Henry, L ERA: 2.53	(4, 1)	2.2		12	4	1	1	4	1	0	0	0	0	0	35	51	3.38	1.875
Glen Hobbie, R ERA: 3.46	(7, 1)	2.0		7	2	0	0	1	0	0	0	0	0	0	14	22	0.00	1.000
Don Elston, R ERA: 2.38	(9, 1)	1.0		3	0	0	0	1	0	0	0	0	0	0	7	13	0.00	0.000

PITCHER	IP	WLS	BF	H	R	ER	SO	BB	IBB	HBP	BLK	WP	HR	S	P	ERA	WHIP

BOTTOM

Los Angeles Dodgers @ Chicago Cubs

Wrigley Field, Chicago, IL

Sun Jul 05 1959, 3:33 AM CDT

Unknown

livebaseballscorecards.com

Batter	1	2	3	4	5	6	7	8	9	AB	R	H	RBI	BB	SO	LOB
Tony Taylor, R (1, 4) OBP: 0.356, SLG: 0.413	5-3		E 1B		5-3	K		L7		5	0	1	0	0	1	3
Alvin Dark, R (1, 5) OBP: 0.316, SLG: 0.350	14 4-3 BB 1B 1B		E5 1-2		F3		F7		F6	5	1	1	0	0	0	1
Walt Moryn, L (1, 7) OBP: 0.307, SLG: 0.359	1B 14 4-3 1-2 BB		K		1B		K		K	4	0	1	0	1	3	2
14 Ernie Banks, R (1, 6) OBP: 0.358, SLG: 0.578	4-3 1-2 2-3		K		K		FC6-4 BB		K	4	0	0	0	1	3	5
Bobby Thomson, R (1, 8) OBP: 0.315, SLG: 0.410	2-3 3-H 1B		F8			1B 1B BB	FC6-4 1-2f			3	1	1	1	1	0	3
Dale Long, L (1, 3) OBP: 0.325, SLG: 0.477	F3			BB		1B 1B 1-3 1B		4-3		3	0	1	0	1	0	2
Lee Walls, R (1, 9) OBP: 0.345, SLG: 0.395		L1		K		1B SF8 1-2 3-H 1B				4	1	2	1	0	1	1
Sammy Taylor, L (1, 2) OBP: 0.292, SLG: 0.357		G3		F2		SAFE 1-3 2-3 1B		5-3		2	0	0	0	0	0	1
Randy Jackson, R (6, PH) OBP: 0.341, SLG: 0.395										1	0	1	0	0	0	0
Glen Hobbie, R (7, 1) OBP: 0.154, SLG: 0.158										0	0	0	0	0	0	0
Johnny Goryl, R (8, PH) OBP: 0.250, SLG: 0.354										1	0	0	0	0	0	1
Don Elston, R (9, 1) OBP: 0.250, SLG: 0.250										0	0	0	0	0	0	0
John Buzhardt, R (1, 1) OBP: 0.120, SLG: 0.125		6-3		5-3		SF8 3-H		HBP		1	0	0	0	0	0	0
Bill Henry, L (4, 1) OBP: 0.176, SLG: 0.125										1	0	0	0	0	0	1
Earl Averill, R (6, PH) OBP: 0.292, SLG: 0.432										0	0	0	1	0	0	0
(7, 2)																
Inning Stats	R: 1 E: 0 K: 0 S: 14 H: 2 LOB: 2 BB: 1 P: 25	R: 0 E: 0 K: 0 S: 7 H: 0 LOB: 0 BB: 0 P: 9	R: 0 E: 1 K: 2 S: 10 H: 1 LOB: 2 BB: 0 P: 14	R: 0 E: 0 K: 1 S: 8 H: 0 LOB: 1 BB: 1 P: 15	R: 0 E: 0 K: 1 S: 9 H: 1 LOB: 1 BB: 0 P: 16	R: 2 E: 0 K: 1 S: 15 H: 3 LOB: 1 BB: 1 P: 22	R: 0 E: 0 K: 1 S: 8 H: 0 LOB: 1 BB: 1 P: 14	R: 0 E: 0 K: 0 S: 8 H: 1 LOB: 2 BB: 0 P: 15	R: 0 E: 0 K: 2 S: 9 H: 0 LOB: 0 BB: 0 P: 11	1B: 7 2B: 1 3B: 0 HR: 0 SF: 1 SAC: 0 DP: 0 HBP: 1							

	AB	34
	R	3
	H	8
	RBI	3
	BB	4
	SO	8
	LOB	20

WP: 0 PB: 0 SB: 0 CS: 0 PA: 40

PITCHER		IP	WLS	BF	H	R	ER	SO	BB	IBB	HBP	BLK	WP	HR	S	P	ERA	WHIP
Roger Craig, R ERA: 3.1	(1, 1)	5.0	W	25	6	3	3	4	3	0	0	0	0	0	55	92	5.40	1.800
Danny McDevitt, L ERA: 3.05	(6, 1)	4.0	S	15	2	0	0	4	1	0	1	0	0	0	33	49	0.00	0.750

PITCHER	IP	WLS	BF	H	R	ER	SO	BB	IBB	HBP	BLK	WP	HR	S	P	ERA	WHIP

Los Angeles Dodgers @ Chicago Cubs

Wrigley Field, Chicago, IL

Sun Jul 05 1959, 3:38 AM CDT

Att. 32,728 - Unknown

TOP

livebaseballscorecards.com

Batter	1	2	3	4	5	6	7	8	9	AB	R	H	RBI	BB	SO	LOB
Jim Gilliam, S (1, 5) OBP: 0.462, SLG: 0.430	BBCBCB 4-2 G3-6-3 BB BB		BBBB 4-0 CS BB		FCBFBX 2-2 6-3 ②	BCX 1-1 4-3 ①	BX 1-0 S 1B			3	0	1	0	2	0	0
Charlie Neal, R (1, 4) OBP: 0.363, SLG: 0.480	BBBBCCB 4-2 G3-6-3 1-2 BB		FBBX 2-1 ② 1-2 1B		CBBBSFBC 3-3 ③ K		CFX 0-2 S 1B 2B	BBSSX 2-2 ③ F8 1-2		4	1	2	0	1	1	1
Wally Moon, L (1, 7) OBP: 0.379, SLG: 0.438	X 0-0 ①② G3-6-3 1-2f 2-3		FCC 0-3 ③ K			BBX 2-0 1B 2B	BCBFBB 4-2 1B S BB		X 0-0 ① F9	4	1	1	0	1	1	3
Gil Hodges, R (1, 3) OBP: 0.404, SLG: 0.568	BBCX 2-1 ③ 5-3			BCBCS 2-3 ① K		X 0-0 SH3 1B 2-H 1B	BBCCBB 4-2 1B 1-2 2-3 BB		FCBFBFC 2-3 ② K	4	1	1	1	1	2	1
Ron Fairly, L (1, 9) OBP: 0.350, SLG: 0.365 Rip Repulski, R (7, PH) (7, 9) OBP: 0.385, SLG: 0.389		BFX 1-1 ① F8		BBBB 4-0 BB 7-2 BB		X 0-0 ① SH3 1-2	BBFBX 2-1 1B 1-2 2-3 3-H		FX 0-1 ③ F7	1 2	0 0	0 1	0 1	1 0	0 0	0 0
John Roseboro, L (1, 2) OBP: 0.332, SLG: 0.383		X 0-0 HR		CBBBBFB 4-2 BB 1-2 BB		H 1-0 1B SH3-4 HBP	FFS 0-3 ② K			2	2	1	1	1	1	3
Don Demeter, R (1, 8) OBP: 0.321, SLG: 0.506		BSFX 1-2 ② F7		BBBB 4-0 1-2 2-3 BB		BFBCFX 2-2 SH3-4 1-3 2-H 1B	FBFS 1-3 ③ K			3	0	1	1	1	1	3
Maury Wills, S (1, 6) OBP: 0.195, SLG: 0.225 Norm Larker, L (4, PH) OBP: 0.369, SLG: 0.414 Don Zimmer, R (4, 6) OBP: 0.277, SLG: 0.256		BX 1-0 ③ 4-3		FX 0-1 ②③ 7-2 3-Hf		BX 1-0 ② SH3-4 1-2 3-H		BBBCCX 3-1 ① F4		1 1 1	0 0 0	0 0 1	0 0 0	0 0 0	0 0 1	0 3 0
Stan Williams, R (1, 1) OBP: 0.214, SLG: 0.154 Clem Labine, R (4, 1) Duke Snider, L (6, PH) OBP: 0.337, SLG: 0.503 Sandy Koufax, R (6, 1) OBP: 0.133, SLG: 0.200 Johnny Klippstein, R (9, 1) OBP: 0.167, SLG: 0.167		CBBBX 2-1 ① F8			BBBCBCFX 3-2 ① F5	FCS 0-3 ③ K		BFCS 1-3 ② K		1 1 1 1 0	0 0 0 0 0	0 0 0 0 0	0 0 0 0 0	0 0 1 1 0	0 0 1 0 0	0 0 1 0 0

	AB	30
	R	5
	H	8
	RBI	5
	BB	8
	SO	8
	LOB	15

Inning Stats	1	2	3	4	5	6	7	8	9	1B: 5 SF: 0	WP: 0 PA: 41
	R: 0 H: 0 E: 0 LOB: 1 K: 0 BB: 2 S: 7 P: 17	R: 1 H: 1 E: 0 LOB: 0 K: 0 BB: 0 S: 7 P: 10	R: 0 H: 1 E: 0 LOB: 1 K: 1 BB: 1 S: 7 P: 15	R: 0 H: 0 E: 0 LOB: 2 K: 1 BB: 3 S: 7 P: 21	R: 0 H: 0 E: 0 LOB: 0 K: 1 BB: 0 S: 12 P: 20	R: 3 H: 3 E: 0 LOB: 1 K: 1 BB: 0 S: 11 P: 17	R: 1 H: 2 E: 0 LOB: 3 K: 2 BB: 2 S: 17 P: 29	R: 0 H: 1 E: 0 LOB: 1 K: 1 BB: 0 S: 9 P: 16	R: 0 H: 0 E: 0 LOB: 0 K: 1 BB: 0 S: 8 P: 10	2B: 3 SAC: 2 3B: 0 DP: 2 HR: 1 HBP: 1	PB: 0 SB: 3 CS: 1

PITCHER		IP	WLS	BF	H	R	ER	SO	BB	IBB	HBP	BLK	WP	HR	S	P	ERA	WHIP
Dick Drott, R ERA: 5.93	(1, 1)	3.1		16	2	1	1	2	6	0	0	0	0	1	26	61	2.70	2.400
Dave Hillman, R ERA: 3.46	(4, 1)	0.2		1	0	0	0	0	0	0	0	0	0	0	2	2	0.00	0.000
Glen Hobbie, R ERA: 3.7	(5, 1)	2.1	L	14	4	4	4	2	2	0	1	0	0	0	32	55	15.43	2.571
Bill Henry, L ERA: 2.51	(7, 1)	0.2		3	1	0	0	2	0	0	0	0	0	0	8	11	0.00	1.500
Don Elston, R ERA: 2.27	(8, 1)	2.0		7	1	0	0	2	0	0	0	0	0	0	17	26	0.00	0.500

PITCHER	IP	WLS	BF	H	R	ER	SO	BB	IBB	HBP	BLK	WP	HR	S	P	ERA	WHIP

Batter	1	2	3	4	5	6	7	8	9	AB	R	H	RBI	BB	SO	LOB
Tony Taylor, R (1, 4) OBP: 0.350, SLG: 0.406	0-0 5-3		3-3 K		1-0 F8		1-3 K		1-2 F8 2-3	5	0	0	0	0	2	4
George Altman, L (1, 8) OBP: 0.291, SLG: 0.345	2-2 14 1B HBP		1-0 L3 1-2		1-1 4-3		1-3 K		3-3 K	2	0	0	0	0	0	1
Bobby Thomson, R (7, PH) (8, 8) OBP: 0.313, SLG: 0.407										2	0	0	0	0	2	3
Jim Marshall, L (1, 3) OBP: 0.304, SLG: 0.408	0-0 F8			0-3 K	2-2 3-1		1-2 F6		1-1 1-2 3-H 1B	5	0	1	1	0	1	2
14 Ernie Banks, R (1, 6) OBP: 0.361, SLG: 0.588	1-1 1-2 1B			1-0 HR		2-1 1B 1B		2-2 L7	0-3 K	5	1	3	1	0	1	2
Walt Moryn, L (1, 7) OBP: 0.310, SLG: 0.356	0-0 4-3			4-1 1B 2B BB		1-3 K		4-2 BB		2	1	0	0	2	1	3
Lee Walls, R (1, 9) OBP: 0.344, SLG: 0.393		3-2 F5		3-2 2B 1-2 1B		1-3 K		0-0 F8		4	0	1	0	0	1	2
Randy Jackson, R (1, 5) OBP: 0.354, SLG: 0.429		2-2 F8		1-0 1-3 2-H 2B		1-0 1-2 1B		2-2 L6		4	0	2	1	0	0	1
Earl Averill, R (1, 2) OBP: 0.290, SLG: 0.435		1-3 K		1-3 K		0-3 K			0-2 F8 1B 2B	4	1	1	0	0	3	4
Dick Drott, R (1, 1) OBP: 0.125, SLG: 0.125 Dave Hillman, R (4, 1) OBP: 0.216, SLG: 0.065 Dale Long, L (4, PH) OBP: 0.324, SLG: 0.475 Glen Hobbie, R (5, 1) OBP: 0.154, SLG: 0.158 Bill Henry, L (7, 1) OBP: 0.176, SLG: 0.125 Alvin Dark, R (7, PH) OBP: 0.318, SLG: 0.350 Don Elston, R (8, 1) OBP: 0.250, SLG: 0.250 Johnny Goryl, R (9, PH) OBP: 0.264, SLG: 0.354			0-0 L3 1B		2-2 L9		4-1 BB		4-1 1B BB	1 0 1 0 0 0 0 0 0	0 0 0 0 0 0 0 1 0	1 0 0 0 0 0 0 0 0	0 0 0 0 0 1 0 0 1	0 0 0 0 0 0 0 0 0	0 0 2 0 0 0 0 0 0	0 0 0 0 0 0 0 0 0
Inning Stats	R: 0 E: 0 K: 0 S: 7 H: 1 LOB: 2 BB: 0 P: 10	R: 0 E: 0 K: 1 S: 11 H: 0 LOB: 0 BB: 0 P: 17	R: 0 E: 0 K: 1 S: 7 H: 1 LOB: 0 BB: 0 P: 11	R: 2 E: 0 K: 2 S: 16 H: 3 LOB: 2 BB: 1 P: 28	R: 0 E: 0 K: 0 S: 7 H: 0 LOB: 0 BB: 0 P: 11	R: 0 E: 0 K: 3 S: 12 H: 2 LOB: 2 BB: 0 P: 17	R: 0 E: 0 K: 2 S: 10 H: 0 LOB: 1 BB: 1 P: 17	R: 0 E: 0 K: 0 S: 12 H: 0 LOB: 1 BB: 1 P: 20	R: 1 E: 0 K: 2 S: 15 H: 2 LOB: 2 BB: 1 P: 24	1B: 6 2B: 3 3B: 0 HR: 1	SF: 0 SAC: 0 DP: 1 HBP: 1					

PITCHER		IP	WLS	BF	H	R	ER	SO	BB	IBB	HBP	BLK	WP	HR	S	P	ERA	WHIP
Stan Williams, R ERA: 4.78	(1, 1)	3.1		15	4	2	2	3	1	0	1	0	0	1	34	55	5.40	1.500
Clem Labine, R ERA: 4.01	(4, 1)	1.2	W	6	1	0	0	1	0	0	0	0	0	0	14	22	0.00	0.600
Sandy Koufax, L ERA: 3.33	(6, 1)	3.2		18	4	1	1	6	3	0	0	0	0	0	46	75	2.46	1.909
Johnny Klippstein, R ERA: 5.09	(9, 1)	0.1	S	1	0	0	0	1	0	0	0	0	0	0	3	3	0.00	0.000

PITCHER	IP	WLS	BF	H	R	ER	SO	BB	IBB	HBP	BLK	WP	HR	S	P	ERA	WHIP

BOTTOM

Los Angeles Dodgers @ Chicago Cubs

Wrigley Field, Chicago, IL

Sun Jul 05 1959, 3:38 AM CDT

Att. 32,728 - Unknown

livebaseballscorecards.com

AB	35
R	3
H	9
RBI	3
BB	4
SO	11
LOB	24

WP: 0 PB: 0 SB: 0 CS: 0 PA: 40

Batter	1	2	3	4	5	6	7	8	9	AB	R	H	RBI	BB	SO	LOB
Tony Taylor, R (1, 4) OBP: 0.350, SLG: 0.406										0	0	0	0	0	0	0
George Altman, L (1, 8) OBP: 0.291, SLG: 0.345										0	0	0	0	0	0	0
Jim Marshall, L (1, 7) OBP: 0.304, SLG: 0.408										0	0	0	0	0	0	0
14 Ernie Banks, R (1, 6) OBP: 0.361, SLG: 0.588										0	0	0	0	0	0	0
Dale Long, L (1, 3) OBP: 0.324, SLG: 0.475										0	0	0	0	0	0	0
Randy Jackson, R (1, 5) OBP: 0.354, SLG: 0.429										0	0	0	0	0	0	0
Lee Walls, R (1, 9) OBP: 0.344, SLG: 0.393										0	0	0	0	0	0	0
Sammy Taylor, L (1, 2) OBP: 0.292, SLG: 0.357										0	0	0	0	0	0	0
Bob Anderson, R (1, 1) OBP: 0.150, SLG: 0.154										0	0	0	0	0	0	0
Inning Stats										1B: 0 2B: 0 3B: 0 HR: 0		SF: 0 SAC: 0 DP: 0 HBP: 0				

TOP

Chicago Cubs @ Pittsburgh Pirates

Forbes Field, Pittsburgh, PA

Thu Jul 09 1959, 7:05 PM EDT

Att. 22,080 - Unknown

livebaseballscorecards.com

AB	0
R	0
H	0
RBI	0
BB	0
SO	0
LOB	0

WP: 0 PA: 0
PB: 0
SB: 0
CS: 0

PITCHER	IP	WLS	BF	H	R	ER	SO	BB	IBB	HBP	BLK	WP	HR	S	P	ERA	WHIP
Vern Law, R (1, 1) ERA: 3.78	0.0		0	0	0	0	0	0	0	0	0	0	0	0	0	∞	∞

PITCHER	IP	WLS	BF	H	R	ER	SO	BB	IBB	HBP	BLK	WP	HR	S	P	ERA	WHIP

Batter	1	2	3	4	5	6	7	8	9	AB	R	H	RBI	BB	SO	LOB
Bill Virdon, L (1, 8) OBP: 0.295, SLG: 0.333										0	0	0	0	0	0	0
Dick Groat, R (1, 6) OBP: 0.314, SLG: 0.368										0	0	0	0	0	0	0
Smoky Burgess, L (1, 2) OBP: 0.355, SLG: 0.531										0	0	0	0	0	0	0
Dick Stuart, R (1, 3) OBP: 0.400, SLG: 0.586										0	0	0	0	0	0	0
Bob Skinner, L (1, 7) OBP: 0.351, SLG: 0.435										0	0	0	0	0	0	0
Bill Mazeroski, R (1, 4) OBP: 0.302, SLG: 0.389										0	0	0	0	0	0	0
Don Hoak, R (1, 5) OBP: 0.379, SLG: 0.445										0	0	0	0	0	0	0
Roberto Clemente, R (1, 9) OBP: 0.285, SLG: 0.389										0	0	0	0	0	0	0
Vern Law, R (1, 1) OBP: 0.212, SLG: 0.280										0	0	0	0	0	0	0
Inning Stats										1B: 0 2B: 0 3B: 0 HR: 0				SF: 0 SAC: 0 DP: 0 HBP: 0		

BOTTOM

Chicago Cubs @ Pittsburgh Pirates

Forbes Field, Pittsburgh, PA

Thu Jul 09 1959, 7:05 PM EDT

Att. 22,080 - Unknown

livebaseballscorecards.com

AB	**0**
R	**0**
H	**0**
RBI	**0**
BB	**0**
SO	**0**
LOB	**0**

WP: 0 PA: 0
PB: 0
SB: 0
CS: 0

PITCHER	IP	WLS	BF	H	R	ER	SO	BB	IBB	HBP	BLK	WP	HR	S	P	ERA	WHIP
Bob Anderson, R (1, 1) ERA: 3.6	0.0		0	0	0	0	0	0	0	0	0	0	0	0	0	∞	∞

PITCHER	IP	WLS	BF	H	R	ER	SO	BB	IBB	HBP	BLK	WP	HR	S	P	ERA	WHIP

Batter	1	2	3	4	5	6	7	8	9	10	11	AB	R	H	RBI	BB	SO	LOB
Tony Taylor, R (1, 4) OBP: 0.348, SLG: 0.399	BBBB 4-0 S 1B BB		x 0-0 ② 6-3		x 0-0 ② 6-3			x 0-0 ② 6-3		x 0-0 ③ FC6-4 1-2f	SSS 0-3 ③ K	5	1	0	0	1	1	5
George Altman, L (1, 8) OBP: 0.286, SLG: 0.343	x 0-0 ① F9		x 0-0 ③ P6		x 0-0 ③ P4			x 0-0 ③ 1-3			x 0-0 1B 2B	5	1	1	0	0	0	1
Jim Marshall, L (1, 7) OBP: 0.309, SLG: 0.406	x 0-0 1-H 1B			x 0-0 E4 14 1B 14 WP SF7		x 0-0 ① 4-3			x 0-0 14 G1-4-3 1B		x 0-0 14 1B 2-H 1B	4	1	2	1	0	0	0
Bobby Thomson, R (9, 7) OBP: 0.315, SLG: 0.409												1	1	1	1	0	0	0
14 Ernie Banks, R (1, 6) OBP: 0.357, SLG: 0.575	SSS 0-3 ② K			x 0-0 1B 1-3 E 1B		x 0-0 ② P5			x 0-0 ①② G1-4-3 1-2f		x 0-0 SH 2-H 1B	5	2	2	1	0	1	2
Dale Long, L (1, 3) OBP: 0.319, SLG: 0.471	x 0-0 ③ F7			x 0-0 ① SF7 3-H		SSS 0-3 ③ K			x 0-0 ③ 4-3		BBBB 4-0 SH BB	3	0	0	1	1	1	1
Randy Jackson, R (1, 5) OBP: 0.364, SLG: 0.417		SSS 0-3 ① K		x 0-0 E9 1-H 1B			x 0-0 ① 6-3			x 0-0 SH3-4 1B	x 0-0 SH 1-3 2-H	4	0	2	0	0	1	0
Lee Walls, R (1, 9) OBP: 0.341, SLG: 0.396	x 0-0 CS 1B			x 0-0 ② P6			SSS 0-3 ② K			x 0-0 ① SH3-4 1-2	SSS 0-3 ① K	4	0	1	0	0	2	3
Sammy Taylor, L (1, 2) OBP: 0.308, SLG: 0.370	x 0-0 ②③ 3-1 1-2			x 0-0 ③ 4-3			x 0-0 ③ F8			IIII 4-0 FC6-4 IBB	IIII 4-0 IBB	3	0	0	0	2	0	2
Glen Hobbie, R (1, 1) OBP: 0.143, SLG: 0.146		SSS 0-3 ① K			x 0-0 ① 5-3			x 0-0 ① 6-3		x 0-0 ② F8	SSS 0-3 ② K	3	0	0	0	0	1	0
Bill Henry, L (9, 1) OBP: 0.176, SLG: 0.125												0	0	0	0	0	0	0
Irv Noren, L (10, PH) OBP: 0.339, SLG: 0.353												1	0	0	0	0	0	2
Don Elston, R (10, 1) OBP: 0.222, SLG: 0.222												1	0	0	0	0	1	3
Inning Stats	R: 1 E: 0 K: 1 S: 6 H: 1 LOB: 1 BB: 1 P: 10	R: 0 E: 0 K: 1 S: 5 H: 1 LOB: 0 BB: 0 P: 5	R: 0 E: 0 K: 1 S: 5 H: 0 LOB: 0 BB: 0 P: 5	R: 2 E: 2 K: 0 S: 6 H: 2 LOB: 1 BB: 0 P: 6	R: 0 E: 0 K: 0 S: 3 H: 0 LOB: 0 BB: 0 P: 3	R: 0 E: 0 K: 1 S: 5 H: 0 LOB: 0 BB: 0 P: 5	R: 0 E: 0 K: 1 S: 5 H: 0 LOB: 0 BB: 0 P: 5	R: 0 E: 0 K: 0 S: 3 H: 0 LOB: 0 BB: 0 P: 3	R: 0 E: 0 K: 0 S: 3 H: 1 LOB: 0 BB: 0 P: 3	R: 0 E: 0 K: 0 S: 4 H: 1 LOB: 2 BB: 1 P: 8	R: 3 E: 1 K: 3 S: 13 H: 3 LOB: 3 BB: 2 P: 21	1B: 8 2B: 1 3B: 0 HR: 0	SF: 1 SAC: 2 DP: 1 HBP: 0		WP: 1 PB: 0 SB: 1 CS: 1	PA: 46		

PITCHER		IP	WLS	BF	H	R	ER	SO	BB	IBB	HBP	BLK	WP	HR	S	P	ERA	WHIP
Bob Friend, R ERA: 5.02	(1, 1)	8.0		29	4	3	1	5	1	0	0	0	1	0	38	42	1.12	0.625
Bob Porterfield, R ERA: 5.76	(9, 1)	0.0		0	0	0	0	0	0	0	0	0	0	0	0	0	∞	∞
Ron Blackburn, R ERA: 3.67	(10, 1)	1.0		8	4	3	2	0	0	1	0	0	0	0	7	11	18.00	4.000
Bennie Daniels, R ERA: 5.72	(11, 1)	1.0	W	6	0	0	0	3	1	1	0	0	0	0	10	18	0.00	1.000

PITCHER	IP	WLS	BF	H	R	ER	SO	BB	IBB	HBP	BLK	WP	HR	S	P	ERA	WHIP

TOP

Chicago Cubs @ Pittsburgh Pirates

Forbes Field, Pittsburgh, PA

Fri Jul 10 1959, 7:05 PM EDT

Att. 25,360 - Unknown

livebaseballscorecards.com

AB	39
R	6
H	9
RBI	4
BB	4
SO	8
LOB	19

Batter	1	2	3	4	5	6	7	8	9	10	11	AB	R	H	RBI	BB	SO	LOB
Bill Virdon, L (1, 8) OBP: 0.290, SLG: 0.324	P3		4-3 2-3		F7			E4 E 2B	K		1B 1-2 HR BB	5	2	0	0	1	1	4
Dick Groat, R (1, 6) OBP: 0.311, SLG: 0.366	4-3		FC1-2 3-H			4-3		4-3 1-H 2B		FC3-6 1B	F9	6	0	2	1	0	0	3
Smoky Burgess, L (1, 2) OBP: 0.354, SLG: 0.526 Danny Kravitz, L (4, 2) OBP: 0.325, SLG: 0.473 Dick Schofield, S (10, PR) OBP: 0.286, SLG: 0.280 Hank Foiles, R (11, 2) OBP: 0.254, SLG: 0.309	4-3			E4 3B		6-3		4-3 2-3		FC3-6 BB 1B 1-2f	HR 1-3 2-H 1B	1 4 0 1	0 1 0 1	0 0 0 1	0 0 0 1	0 0 0 0	0 2 0 0	0 0 0 0
Dick Stuart, R (1, 3) OBP: 0.402, SLG: 0.592		K		K		1B		6-3		BB 1-2 1B	HR 1-H 3-H	6	1	3	3	0	2	2
Bob Skinner, L (1, 7) OBP: 0.351, SLG: 0.438		G3		1B 1-H 3B		G3			E3 FC1-6	K		5	1	1	1	0	1	3
Bill Mazeroski, R (1, 4) OBP: 0.306, SLG: 0.388		1B		G4-6-3 3-H 1B			5-3		FC1-6 E E 1-2f	BB 1-2 2-3		4	0	2	1	1	0	1
Don Hoak, R (1, 5) OBP: 0.375, SLG: 0.445	K			G4-6-3 1-2f			K		E3 E 1-2	L4		5	0	0	0	0	2	6
Roberto Clemente, R (1, 9) OBP: 0.294, SLG: 0.388			4-3 SH3-4 FC1-2 BB		5-3		F8		E6 1-2 2-3		FC1-6 1B	4	0	1	0	1	0	2
Bob Friend, R (1, 1) OBP: 0.268, SLG: 0.231 Ted Kluszewski, L (8, PH) OBP: 0.333, SLG: 0.490 Bob Porterfield, R (9, 1) Rocky Nelson, L (9, PH) OBP: 0.358, SLG: 0.327 Harry Bright, R (9, PH) OBP: 0.561, SLG: 0.594 Ron Blackburn, R (10, 1) OBP: 0.200, SLG: 0.800 Bennie Daniels, L (11, 1) OBP: 0.368, SLG: 0.375 Roman Mejias, R (11, PH) OBP: 0.294, SLG: 0.305			SH3-4 1-2		6-3			4-3	K		FC1-6 BB 1B 1-2f	1 1 0 0 1 0 0 1	0 0 0 0 0 0 0 1	0 0 0 0 0 0 0 0	0 0 0 0 0 1 0 0	0 0 0 0 0 0 0 0	0 0 0 0 1 0 0 1	0 0 0 0 3 0 0 1
Inning Stats	R: 0 E: 0 K: 0 S: 3 H: 0 LOB: 0 BB: 0 P: 3	R: 0 E: 0 K: 2 S: 8 H: 1 LOB: 1 BB: 0 P: 8	R: 0 E: 0 K: 0 S: 3 H: 0 LOB: 1 BB: 1 P: 7	R: 2 E: 1 K: 1 S: 7 H: 2 LOB: 0 BB: 0 P: 7	R: 0 E: 0 K: 0 S: 3 H: 0 LOB: 0 BB: 0 P: 3	R: 0 E: 0 K: 0 S: 4 H: 1 LOB: 1 BB: 0 P: 4	R: 0 E: 0 K: 1 S: 5 H: 0 LOB: 0 BB: 0 P: 5	R: 1 E: 2 K: 0 S: 5 H: 1 LOB: 1 BB: 0 P: 5	R: 0 E: 3 K: 2 S: 10 H: 0 LOB: 3 BB: 0 P: 10	R: 0 E: 0 K: 1 S: 7 H: 2 LOB: 3 BB: 1 P: 11	R: 4 E: 0 K: 0 S: 5 H: 3 LOB: 0 BB: 1 P: 9	1B: 7 2B: 1 3B: 1 HR: 1 SF: 0 SAC: 1 DP: 1 HBP: 0						

PITCHER		IP	WLS	BF	H	R	ER	SO	BB	IBB	HBP	BLK	WP	HR	S	P	ERA	WHIP
Glen Hobbie, R ERA: 3.52	(1, 1)	8.1		35	5	3	1	4	1	0	0	0	0	0	42	46	1.08	0.720
Bill Henry, L ERA: 2.57	(9, 1)	0.2		2	0	0	0	2	0	0	0	0	0	0	6	6	0.00	0.000
Don Elston, R ERA: 2.87	(10, 1)	1.2	L	12	5	4	4	1	2	0	0	0	0	1	12	20	21.60	4.200

PITCHER	IP	WLS	BF	H	R	ER	SO	BB	IBB	HBP	BLK	WP	HR	S	P	ERA	WHIP

BOTTOM

Chicago Cubs @ Pittsburgh Pirates

Forbes Field, Pittsburgh, PA

Fri Jul 10 1959, 7:05 PM EDT

Att. 25,360 - Unknown

livebaseballscorecards.com

AB	45
R	7
H	10
RBI	7
BB	3
SO	7
LOB	27

WP: 0 PA: 49
PB: 0
SB: 0
CS: 0

Chicago Cubs @ Pittsburgh Pirates

Forbes Field, Pittsburgh, PA

Sat Jul 11 1959, 3:33 AM EDT

Att. 15,110 - Unknown

livebaseballscorecards.com

Batter	1	2	3	4	5	6	7	8	9	AB	R	H	RBI	BB	SO	LOB
Tony Taylor, R (1, 4) OBP: 0.343, SLG: 0.393	6-3		6-3	P4		P4			F9	5	0	0	0	0	0	3
George Altman, L (1, 8) OBP: 0.294, SLG: 0.349	1B 1B		F8	1B 14 3B 1B		1-3			FC6-4 1-2 1B	5	1	3	0	0	0	0
Jim Marshall, L (1, 7) OBP: 0.315, SLG: 0.409 Bobby Thomson, R (8, 7) OBP: 0.314, SLG: 0.407	14 G5-4-3 1-2 1B		L3-1		14 3B 1-2 1B	4-3			FC6-4 1-2f	4 1	1 0	2 0	0 0	0 0	0 0	0 2
14 Ernie Banks, R (1, 6) OBP: 0.358, SLG: 0.590	G5-4-3 1-2f			HR	1B 1-H 2-H 3B	5-3				4	2	2	3	0	0	2
Dale Long, L (1, 3) OBP: 0.322, SLG: 0.476		4-3 2B		L1-3	G4-3 3-H 1B			6-3		4	0	2	1	0	0	0
Randy Jackson, R (1, 5) OBP: 0.356, SLG: 0.423		4-3 2-3		WP 1B 2B	G4-3 1-2f			5-3		4	1	1	0	0	0	2
Lee Walls, R (1, 9) OBP: 0.340, SLG: 0.391		FC6 BB		P6	1-3			5-3		3	0	0	0	1	0	1
Earl Averill, R (1, 2) OBP: 0.299, SLG: 0.432		K		1B WP IBB		5-3			1B 1B	3	0	1	0	1	1	2
Dave Hillman, R (1, 1) OBP: 0.220, SLG: 0.086		FC6 1-2f		1-3 2-H 1B		5-3			K	4	0	1	1	0	1	3
Inning Stats	R: 0 E: 0 K: 0 S: 4 H: 2 LOB: 1 BB: 0 P: 4	R: 0 E: 0 K: 1 S: 6 H: 1 LOB: 2 BB: 1 P: 10	R: 0 E: 0 K: 0 S: 3 H: 0 LOB: 0 BB: 0 P: 3	R: 2 E: 0 K: 0 S: 6 H: 3 LOB: 2 BB: 1 P: 10	R: 3 E: 0 K: 0 S: 6 H: 4 LOB: 0 BB: 0 P: 6	R: 0 E: 0 K: 0 S: 3 H: 0 LOB: 0 BB: 0 P: 3	R: 0 E: 0 K: 0 S: 3 H: 0 LOB: 0 BB: 0 P: 3	R: 0 E: 0 K: 0 S: 3 H: 0 LOB: 0 BB: 0 P: 3	R: 0 E: 0 K: 1 S: 7 H: 2 LOB: 2 BB: 0 P: 7	1B: 8 2B: 2 3B: 1 HR: 1 SF: 0 SAC: 0 DP: 2 HBP: 0						

TOP	
AB	37
R	5
H	12
RBI	5
BB	2
SO	2
LOB	15

PITCHER		IP	WLS	BF	H	R	ER	SO	BB	IBB	HBP	BLK	WP	HR	S	P	ERA	WHIP
Ron Kline, R ERA: 3.84	(1, 1)	4.0	L	23	10	5	5	1	1	1	0	0	1	1	23	31	11.25	2.750
Bob Porterfield, R ERA: 5.54	(5, 1)	0.0		0	0	0	0	0	0	0	0	0	0	0	0	0	∞	∞
Don Gross, L ERA: 5.63	(6, 1)	2.0		6	0	0	0	0	0	0	0	0	0	0	6	6	0.00	0.000
Bennie Daniels, R ERA: 5.5	(8, 1)	2.0		8	2	0	0	1	0	0	0	0	0	0	10	10	0.00	1.000

PITCHER	IP	WLS	BF	H	R	ER	SO	BB	IBB	HBP	BLK	WP	HR	S	P	ERA	WHIP

WP: 1	PB: 0	SB: 0	CS: 0	PA: 39													

Chicago Cubs @ Pittsburgh Pirates

Forbes Field, Pittsburgh, PA

Sat Jul 11 1959, 3:33 AM EDT

Att. 15,110 - Unknown

BOTTOM

Batter	1	2	3	4	5	6	7	8	9	AB	R	H	RBI	BB	SO	LOB
Bill Virdon, L (1, 8) OBP: 0.290, SLG: 0.324	4-3		F9		2-3 1B		4-3			4	0	1	0	0	0	0
Dick Groat, R (1, 6) OBP: 0.316, SLG: 0.374	G3 2B		1B		L4			1B SF9 1B		4	1	3	0	0	0	2
Danny Kravitz, L (1, 2) OBP: 0.321, SLG: 0.462	G3 2-3		4-3		G3			1-3 FC6 1B		4	0	1	0	0	0	4
Dick Stuart, R (1, 3) OBP: 0.399, SLG: 0.588	K			P5		1B		SF9 3-H		3	0	1	1	0	1	1
Bob Skinner, L (1, 7) OBP: 0.350, SLG: 0.436		E8 4-3 1B		F8		P3		P3		4	0	1	0	0	0	2
Bill Mazeroski, R (1, 4) OBP: 0.305, SLG: 0.387		4-3 2-3		1B		F8		FC6 1-2f		4	0	1	0	0	0	3
Don Hoak, R (1, 5) OBP: 0.371, SLG: 0.440		1-3		K		L3			F7	4	0	0	0	0	1	3
Roberto Clemente, R (1, 9) OBP: 0.287, SLG: 0.378		5-3			F7		6-3		4-3	4	0	0	0	0	0	1
Ron Kline, R (1, 1) Bob Porterfield, R (5, 1) Rocky Nelson, L (5, PH) OBP: 0.368, SLG: 0.358 Don Gross, L (6, 1) Dick Schofield, S (7, PH) OBP: 0.282, SLG: 0.276 Bennie Daniels, L (8, 1) OBP: 0.368, SLG: 0.375 Ted Kluszewski, L (9, PH) OBP: 0.330, SLG: 0.485			K		1B 2B		K		G3	1 0 1 0 1 0 0	0 0 0 0 0 0 0	0 0 1 0 0 1 0	0 0 0 0 0 0 0	0 0 0 0 0 0 0	1 0 0 0 0 0 0	0 0 0 0 0 0 0
Inning Stats	R: 0 H: 1 E: 0 LOB: 1 K: 1 BB: 0 S: 6 P: 6	R: 0 H: 1 E: 1 LOB: 1 K: 0 BB: 0 S: 4 P: 4	R: 0 H: 1 E: 0 LOB: 1 K: 1 BB: 0 S: 6 P: 6	R: 0 H: 1 E: 0 LOB: 1 K: 1 BB: 0 S: 6 P: 6	R: 0 H: 2 E: 0 LOB: 2 K: 0 BB: 0 S: 5 P: 5	R: 0 H: 1 E: 0 LOB: 1 K: 0 BB: 0 S: 4 P: 4	R: 0 H: 0 E: 0 LOB: 0 K: 1 BB: 0 S: 5 P: 5	R: 1 H: 2 E: 0 LOB: 1 K: 0 BB: 0 S: 5 P: 5	R: 0 H: 0 E: 0 LOB: 0 K: 0 BB: 0 S: 3 P: 3	1B: 7 SF: 1 2B: 2 SAC: 0 3B: 0 DP: 0 HR: 0 HBP: 0						

PITCHER		IP	WLS	BF	H	R	ER	SO	BB	IBB	HBP	BLK	WP	HR	S	P	ERA	WHIP
Dave Hillman, R ERA: 3.27	(1, 1)	9.0	W	36	9	1	1	4	0	0	0	0	0	0	44	44	1.00	1.000

PITCHER	IP	WLS	BF	H	R	ER	SO	BB	IBB	HBP	BLK	WP	HR	S	P	ERA	WHIP

AB	35
R	1
H	9
RBI	1
BB	0
SO	4
LOB	16

WP: 0 PA: 36
PB: 0
SB: 0
CS: 0

livebaseballscorecards.com

Chicago Cubs @ Philadelphia Phillies

Connie Mack Stadium, Philadelphia, PA

Sun Jul 12 1959, 3:33 AM EDT

Unknown

TOP

livebaseballscorecards.com

Batter	1	2	3	4	5	6	7	8	9	AB	R	H	RBI	BB	SO	LOB
Tony Taylor, R (1, 4) OBP: 0.341, SLG: 0.393	S S S 0-3 ① K			x 0-0 ③ F8 S S S 0-3 ③ K			x 0-0 2B		x 0-0 ② 5-3	5	0	1	0	0	2	1
George Altman, L (1, 8) OBP: 0.292, SLG: 0.346	S S S 0-3 ② K			x 0-0 1B 14 1B 1B	S S S 0-3 ① K		x 0-0 ① 1-3		x 0-0 ③ F7	5	1	1	0	0	2	2
Jim Marshall, L (1, 7) OBP: 0.313, SLG: 0.404	x 0-0 ③ 1-3			x 0-0 14 1B 1-3 1B	x 0-0 ② F2		x 0-0 ② 3-1			4	1	1	0	0	0	1
Bobby Thomson, R (7, 7) OBP: 0.314, SLG: 0.407										0	0	0	0	0	0	0
14 Ernie Banks, R (1, 6) OBP: 0.357, SLG: 0.586		x 0-0 ① 6-3		x 0-0 1B 1-3 3-H 1B	x 0-0 E5		x 0-0 ③ P4			4	1	1	1	0	0	1
Dale Long, L (1, 3) OBP: 0.320, SLG: 0.470		x 0-0 ② 4-3		B B B B 4-0 1B 1B BB	S S S 0-3 ③ K			x 0-0 ① P6		3	1	0	0	1	1	1
Randy Jackson, R (1, 5) OBP: 0.349, SLG: 0.411		x 0-0 ③ 5-3		x 0-0 1B HR 1-2 2-H 3-H 1B		x 0-0 ① F8		x 0-0 ② 5-3		4	1	1	2	0	0	0
Lee Walls, R (1, 9) OBP: 0.342, SLG: 0.397		x 0-0 ① 5-3		x 0-0 HR 1-2 2-H 1B		x 0-0 2B		S S S 0-3 ③ K		4	1	2	1	0	1	0
Earl Averill, R (1, 2) OBP: 0.297, SLG: 0.457		x 0-0 ② L7		x 0-0 1-H 2-H HR		S S S 0-3 ② K			x 0-0 E5 SH3-4	4	1	1	3	0	1	1
Art Ceccarelli, R (1, 1) Bill Henry, L (8, 1) OBP: 0.176, SLG: 0.125		x 0-0 ③ F3		x 0-0 ② 6-3		S S S 0-3 ③ K			x 0-0 ① SH3-4 1-2	3	0	0	0	0	1	1
										0	0	0	0	0	0	0

Inning Stats																				
	R: 0	H: 0	R: 0	H: 0	R: 0	H: 0	R: 7	H: 6	R: 0	H: 0	R: 0	H: 1	R: 0	H: 1	R: 0	H: 0	R: 0	H: 0	1B: 5	SF: 0	WP: 0	PA: 38
	E: 0	LOB: 0	E: 0	LOB: 0	E: 0	LOB: 0	E: 0	LOB: 0	E: 1	LOB: 1	E: 0	LOB: 1	E: 0	LOB: 1	E: 0	LOB: 0	E: 1	LOB: 1	2B: 2	SAC: 1	PB: 0	
	K: 2	BB: 0	K: 0	BB: 0	K: 0	BB: 0	K: 1	BB: 1	K: 2	BB: 0	K: 2	BB: 0	K: 0	BB: 0	K: 1	BB: 0	K: 0	BB: 0	3B: 0	DP: 0	SB: 0	
	S: 7	P: 7	S: 3	P: 3	S: 3	P: 3	S: 11	P: 15	S: 8	P: 8	S: 8	P: 8	S: 4	P: 4	S: 5	P: 5	S: 4	P: 4	HR: 1	HBP: 0	CS: 0	

	AB	36
	R	7
	H	8
	RBI	7
	BB	1
	SO	8
	LOB	8

PITCHER		IP	WLS	BF	H	R	ER	SO	BB	IBB	HBP	BLK	WP	HR	S	P	ERA	WHIP
Ruben Gomez, R ERA: 7.21	(1, 1)	3.1	L	16	5	6	6	2	1	0	0	0	0	0	19	23	16.20	1.800
Jack Meyer, R ERA: 4.35	(4, 1)	3.2		15	3	1	1	5	0	0	0	0	0	1	25	25	2.46	0.818
Humberto Robinson, R ERA: 3.03	(8, 1)	1.0		3	0	0	0	1	0	0	0	0	0	0	5	5	0.00	0.000
Turk Farrell, R ERA: 5.22	(9, 1)	1.0		4	0	0	0	0	0	0	0	0	0	0	4	4	0.00	0.000

PITCHER		IP	WLS	BF	H	R	ER	SO	BB	IBB	HBP	BLK	WP	HR	S	P	ERA	WHIP

Batter	1	2	3	4	5	6	7	8	9	AB	R	H	RBI	BB	SO	LOB
Joe Koppe, R (1, 6) OBP: 0.365, SLG: 0.409	BBBB 4-0 SH1-3 HBP WP BB		x 0-0 ② 6-3			x 0-0 1B 1B	x 0-0 ③ 6-3			3	1	1	0	1	0	0
Richie Ashburn, L (1, 8) OBP: 0.356, SLG: 0.309	H 1-0 WP SH1-3 1-2 HBP		x 0-0 1B			SSS 0-3 ① K		BBBB 4-0 HR BB		2	1	1	0	1	1	1
Gene Freese, R (1, 5) OBP: 0.331, SLG: 0.531	x 0-0 ① SH1-3 1-2 2-3		x 0-0 ③ F5			x 0-0 G6-4-3 1-2 1B		x 0-0 ① F8		3	0	1	0	0	0	2
Wally Post, R (1, 9) OBP: 0.303, SLG: 0.446	x 0-0 ② P4			x 0-0 ① 5-3		x 0-0 ②③ G6-4-3 1-2f		x 0-0 ② F8		4	0	0	0	0	0	5
Ed Bouchee, L (1, 3) OBP: 0.389, SLG: 0.472	SSS 0-3 ③ K 2-3 3-H			x 0-0 ② 1-3			BBBB 4-0 1B HR BB	x 0-0 1-H HR		3	2	1	2	1	1	1
Bob Bowman, R (1, 7) OBP: 0.156, SLG: 0.226 Humberto Robinson, R (8, 1) OBP: 0.500, SLG: 0.500 Dave Philley, S (8, PH) OBP: 0.353, SLG: 0.463 Turk Farrell, R (9, 1)		SSS 0-3 ① K		SSS 0-3 ③ K			x 0-0 ① P3	x 0-0 ③ 1-4-3		3 0 1 0	0 0 0 0	0 0 0 0	0 0 0 0	0 0 0 0	2 0 0 0	1 0 0 0
Sparky Anderson, R (1, 4) OBP: 0.262, SLG: 0.226		SSS 0-3 ② K			x 0-0 ① 5-3		x 0-0 1-2 HR 1B		x 0-0 ① P4	4	1	1	0	0	1	0
Joe Lonnett, R (1, 2) OBP: 0.250, SLG: 1.000		x 0-0 ③ F9			x 0-0 ② P3		x 0-0 1-H 2-H HR		SSS 0-3 ② K	4	1	1	3	0	1	0
Ruben Gomez, R (1, 1) OBP: 0.250, SLG: 0.182 Jack Meyer, R (4, 1) OBP: 0.111, SLG: 0.111 Jim Bolger, R (7, PH) OBP: 0.172, SLG: 0.115 (8, 7)			x 0-0 ① 6-3		SSS 0-3 ③ K		x 0-0 ② G3		SSS 0-3 ③ K	1 1 2	0 0 0	0 0 0	0 0 0	0 0 0	0 1 1	0 0 0
Inning Stats	R: 1 H: 0 E: 0 LOB: 1 K: 1 BB: 1 S: 5 P: 10	R: 0 H: 0 E: 0 LOB: 0 K: 2 BB: 0 S: 7 P: 7	R: 0 H: 1 E: 0 LOB: 1 K: 0 BB: 0 S: 4 P: 4	R: 0 H: 0 E: 0 LOB: 0 K: 1 BB: 0 S: 5 P: 5	R: 0 H: 0 E: 0 LOB: 0 K: 1 BB: 0 S: 5 P: 5	R: 0 H: 2 E: 0 LOB: 1 K: 1 BB: 0 S: 6 P: 6	R: 3 H: 2 E: 0 LOB: 0 K: 0 BB: 1 S: 5 P: 9	R: 2 H: 1 E: 0 LOB: 0 K: 0 BB: 1 S: 4 P: 8	R: 0 H: 0 E: 0 LOB: 0 K: 2 BB: 0 S: 7 P: 7	1B: 4 2B: 0 3B: 0 HR: 2	SF: 0 SAC: 1 DP: 1 HBP: 1			WP: 1 PB: 0 SB: 0 CS: 0	PA: 36		

PITCHER		IP	WLS	BF	H	R	ER	SO	BB	IBB	HBP	BLK	WP	HR	S	P	ERA	WHIP
Art Ceccarelli, L ERA: 6.43	(1, 1)	7.0	W	29	5	5	5	6	3	0	1	0	1	1	37	50	6.43	1.143
Bill Henry, L ERA: 2.62	(8, 1)	2.0	S	7	1	1	1	2	0	0	0	0	0	1	11	11	4.50	0.500

PITCHER	IP	WLS	BF	H	R	ER	SO	BB	IBB	HBP	BLK	WP	HR	S	P	ERA	WHIP

BOTTOM

Chicago Cubs @ Philadelphia Phillies

Connie Mack Stadium, Philadelphia, PA

Sun Jul 12 1959, 3:33 AM EDT

Unknown

livebaseballscorecards.com

AB	31
R	6
H	6
RBI	5
BB	3
SO	8
LOB	10

Chicago Cubs @ Philadelphia Phillies

Connie Mack Stadium, Philadelphia, PA

Sun Jul 12 1959, 3:38 AM EDT

Att. 6,519 - Unknown

TOP

livebaseballscorecards.com

Batter	1	2	3	4	5	6	7	8	9	AB	R	H	RBI	BB	SO	LOB
Tony Taylor, R (1, 4) OBP: 0.340, SLG: 0.391	E S G3-2-5 1B	F9			F8		P4			4	0	1	0	0	0	0
George Altman, L (1, 8) OBP: 0.291, SLG: 0.340	E3 G3-2-5 14 1B 1-3		4-3		P4			BBBB 14 G6-4-3 BB		3	1	0	0	1	0	1
Jim Marshall, L (1, 7) OBP: 0.304, SLG: 0.390	G3-2-5 1-3 3-Hf		1-3		L9			F7		4	0	0	0	0	0	3
14 Ernie Banks, R (1, 6) OBP: 0.356, SLG: 0.582	E 3-H 1B		F8			F2		G6-4-3 1-2f		4	0	1	1	0	0	1
Dale Long, L (1, 3) OBP: 0.323, SLG: 0.475	E4 BB 1-3			F7		6-3 2B			G5-4-3 1B	4	0	2	0	0	0	1
Randy Jackson, R (1, 5) OBP: 0.343, SLG: 0.390	BBBB FC6 BB 1-2			SSS K		6-3 2-3			G5-4-3 1-2f	3	0	0	0	1	1	2
Lee Walls, R (1, 9) OBP: 0.341, SLG: 0.392	FC6 1-2f			BBBB 1B BB		F8			1-6-3	3	0	0	0	1	0	4
Sammy Taylor, L (1, 2) OBP: 0.308, SLG: 0.369		F8		1-2 1B			F7			3	0	1	0	0	0	0
Moe Drabowsky, R (1, 1) OBP: 0.194, SLG: 0.172		F9		F7			SSS K			1	0	0	0	0	0	0
Walt Moryn, L (4, PH) OBP: 0.307, SLG: 0.353										1	0	0	0	0	0	2
Elmer Singleton, R (4, 1)										0	0	0	0	0	0	0
Alvin Dark, R (7, PH) OBP: 0.317, SLG: 0.348										1	0	0	0	0	1	0
John Buzhardt, R (7, 1) OBP: 0.120, SLG: 0.125										0	0	0	0	0	0	0
Inning Stats	R: 1 E: 2 K: 0 S: 6 H: 2 LOB: 3 BB: 1 P: 10	R: 0 E: 0 K: 0 S: 3 H: 0 LOB: 0 BB: 0 P: 3	R: 0 E: 0 K: 0 S: 3 H: 0 LOB: 0 BB: 0 P: 3	R: 0 E: 0 K: 1 S: 6 H: 1 LOB: 2 BB: 1 P: 10	R: 0 E: 0 K: 0 S: 3 H: 0 LOB: 0 BB: 0 P: 3	R: 0 E: 0 K: 0 S: 4 H: 1 LOB: 1 BB: 0 P: 4	R: 0 E: 0 K: 1 S: 5 H: 0 LOB: 0 BB: 0 P: 5	R: 0 E: 0 K: 0 S: 2 H: 0 LOB: 0 BB: 1 P: 6	R: 0 E: 0 K: 0 S: 3 H: 1 LOB: 0 BB: 0 P: 3	1B: 4 2B: 2 3B: 0 HR: 0	SF: 0 SAC: 0 DP: 3 HBP: 0						

	AB	31
	R	1
	H	5
	RBI	1
	BB	3
	SO	2
	LOB	14

WP: 0 PB: 0 SB: 1 CS: 0 PA: 34

PITCHER	IP	WLS	BF	H	R	ER	SO	BB	IBB	HBP	BLK	WP	HR	S	P	ERA	WHIP
Ray Semproch, R (1, 1) ERA: 4.66	9.0	W	34	5	1	0	2	3	0	0	0	0	0	35	47	0.00	0.889

PITCHER	IP	WLS	BF	H	R	ER	SO	BB	IBB	HBP	BLK	WP	HR	S	P	ERA	WHIP

Batter	1	2	3	4	5	6	7	8	9	AB	R	H	RBI	BB	SO	LOB
Joe Koppe, R (1, 6) OBP: 0.356, SLG: 0.397	E6	K			F8		6-3			4	1	0	0	0	1	0
Solly Drake, S (1, 8) (9, 7) OBP: 0.172, SLG: 0.111	G3	K			CS 1B			K		4	0	1	0	0	2	1
Ed Bouchee, L (1, 3) OBP: 0.387, SLG: 0.480	HR	6-3			F9			4-3		4	1	1	2	0	0	1
Dave Philley, S (1, 9) OBP: 0.364, SLG: 0.472	1B		4-3		CS	FC5-4		1B		4	1	3	0	0	0	0
Harry Anderson, L (1, 7) OBP: 0.312, SLG: 0.430 Richie Ashburn, L (9, 8) OBP: 0.356, SLG: 0.309	P4	F8				F5		G3		4 0	0 0	0 0	0 0	0 0	0 0	3 0
Gene Freese, R (1, 5) OBP: 0.331, SLG: 0.527	1B	K				FC5-4				3	1	1	0	0	1	1
Sparky Anderson, R (1, 4) OBP: 0.263, SLG: 0.228	1B		P5			FC5-4				3	0	1	2	0	0	1
Carl Sawatski, L (1, 2) OBP: 0.367, SLG: 0.421	IBB		3-1				3-1			2	0	0	0	1	0	0
Ray Semproch, R (1, 1) OBP: 0.192, SLG: 0.192	K		F8				K			3	0	0	0	0	2	2
Inning Stats	R: 4 E: 2 K: 1 S: 10 H: 4 LOB: 2 BB: 1 P: 14	R: 0 E: 0 K: 2 S: 7 H: 0 LOB: 0 BB: 0 P: 7	R: 0 E: 0 K: 1 S: 5 H: 0 LOB: 0 BB: 0 P: 5	R: 0 E: 0 K: 0 S: 3 H: 0 LOB: 0 BB: 0 P: 3	R: 0 E: 0 K: 0 S: 3 H: 1 LOB: 0 BB: 0 P: 3	R: 0 E: 0 K: 0 S: 4 H: 1 LOB: 1 BB: 0 P: 4	R: 0 E: 0 K: 1 S: 5 H: 0 LOB: 0 BB: 0 P: 5	R: 0 E: 0 K: 1 S: 6 H: 1 LOB: 1 BB: 0 P: 6		1B: 6 2B: 0 3B: 0 HR: 1 SF: 0 SAC: 0 DP: 0 HBP: 0				WP: 0 PB: 0 SB: 0 CS: 1 PA: 33	

PITCHER	IP	WLS	BF	H	R	ER	SO	BB	IBB	HBP	BLK	WP	HR	S	P	ERA	WHIP
Moe Drabowsky, R (1, 1) ERA: 4.38	3.0	L	15	4	4	1	4	0	1	0	0	0	1	22	26	3.00	1.333
Elmer Singleton, R (4, 1) ERA: 2.48	3.0		10	2	0	0	0	0	0	0	0	0	0	10	10	0.00	0.667
John Buzhardt, R (7, 1) ERA: 4.14	2.0		7	1	0	0	2	0	0	0	0	0	0	11	11	0.00	0.500

PITCHER	IP	WLS	BF	H	R	ER	SO	BB	IBB	HBP	BLK	WP	HR	S	P	ERA	WHIP

BOTTOM

Chicago Cubs @ Philadelphia Phillies

Connie Mack Stadium, Philadelphia, PA

Sun Jul 12 1959, 3:38 AM EDT

Att. 6,519 - Unknown

livebaseballscorecards.com

AB	31
R	4
H	7
RBI	4
BB	1
SO	6
LOB	9

Milwaukee Braves @ Chicago Cubs

Wrigley Field, Chicago, IL

Tue Jul 14 1959, 3:33 AM CDT

Att. 21,157 - Unknown

TOP

livebaseballscorecards.com

Batter	1	2	3	4	5	6	7	8	9	AB	R	H	RBI	BB	SO	LOB
Bill Bruton, L (1, 8) OBP: 0.338, SLG: 0.425	FC1 BB 1B	E3 BB 1-3 2-H	FC4-6 1-2f		K			F2		4	1	1	0	0	1	4
Mel Roach, R (8, PH) OBP: 0.130, SLG: 0.091										1	0	0	0	0	0	0
Bob Giggie, R (8, 1)										0	0	0	0	0	0	0
Eddie Mathews, L (1, 5) OBP: 0.376, SLG: 0.594	BB 1-2	BB 1-2		3-1		K				3	0	0	0	2	1	0
Hank Aaron, R (1, 9) OBP: 0.411, SLG: 0.688	FC1-4-6 FC1 1-2f 2-3	F8		5-3		HR				5	1	1	1	0	0	5
Wes Covington, L (1, 7) OBP: 0.345, SLG: 0.409	FC1 G4-6-3 1-2 3-H		4-3	3B		F5			K	4	0	1	1	0	0	1
Joe Adcock, R (9, PH) OBP: 0.343, SLG: 0.457										1	0	0	0	0	1	0
Frank Torre, L (1, 3) OBP: 0.321, SLG: 0.319	G4-6-3 1-2f		1B 1B	BB		P6			BB	3	1	1	0	1	0	2
Andy Pafko, R (9, PH) OBP: 0.307, SLG: 0.321										0	0	0	0	1	0	0
Del Crandall, R (1, 2) OBP: 0.307, SLG: 0.428		1B FC5-2 1B	K	4-3			F8			5	0	1	0	0	1	4
Johnny Logan, R (1, 6) OBP: 0.407, SLG: 0.494		FC5-2 E 1-3 1B	1B E 1-2 1B		F8		6-3			4	2	2	0	0	0	0
Johnny O'Brien, R (1, 4) OBP: 0.291, SLG: 0.286		K	E 1-3 2-H 1B		FC5-6 1B		F9			4	0	2	1	0	1	2
Juan Pizarro, L (1, 1) OBP: 0.167, SLG: 0.091		FC5-2 E 1-2 3-H	E4 FC4-6 1-3 3-H		FC5-6 1-2f			F7		3	0	0	0	0	0	4
Joey Jay, S (6, 1) OBP: 0.294, SLG: 0.200										0	0	0	0	0	0	0
Don McMahon, R (7, 1) OBP: 0.286, SLG: 0.167										0	0	0	0	0	0	0
Felix Mantilla, R (8, PH) OBP: 0.244, SLG: 0.197										1	0	0	0	0	0	0
(8, 8)																
Inning Stats	R: 1 E: 0 K: 0 S: 4 H: 1 LOB: 1 BB: 1 P: 8	R: 1 E: 1 K: 1 S: 8 H: 2 LOB: 3 BB: 1 P: 12	R: 2 E: 1 K: 1 S: 9 H: 3 LOB: 2 BB: 0 P: 9	R: 0 E: 0 K: 0 S: 4 H: 1 LOB: 2 BB: 1 P: 8	R: 0 E: 0 K: 1 S: 6 H: 1 LOB: 1 BB: 0 P: 6	R: 1 E: 0 K: 1 S: 6 H: 1 LOB: 0 BB: 0 P: 6	R: 0 E: 0 K: 0 S: 3 H: 0 LOB: 0 BB: 0 P: 3	R: 0 E: 0 K: 0 S: 3 H: 0 LOB: 0 BB: 0 P: 3	R: 0 E: 0 K: 1 S: 5 H: 0 LOB: 1 BB: 1 P: 9	1B: 7 2B: 0 3B: 1 HR: 1 SF: 0 SAC: 0 DP: 1 HBP: 0	WP: 0 PB: 0 SB: 0 CS: 0 PA: 42					

	AB	38
	R	5
	H	9
	RBI	3
	BB	4
	SO	5
	LOB	22

PITCHER		IP	WLS	BF	H	R	ER	SO	BB	IBB	HBP	BLK	WP	HR	S	P	ERA	WHIP
Bob Anderson, R ERA: 3.67	(1, 1)	3.2		22	7	4	2	2	2	0	0	0	0	0	24	32	4.91	2.455
Bill Henry, L ERA: 2.55	(4, 1)	5.1	W	20	2	1	1	3	2	0	0	0	0	1	24	32	1.69	0.750

PITCHER	IP	WLS	BF	H	R	ER	SO	BB	IBB	HBP	BLK	WP	HR	S	P	ERA	WHIP

Batter	1	2	3	4	5	6	7	8	9	AB	R	H	RBI	BB	SO	LOB
Tony Taylor, R (1, 4) OBP: 0.341, SLG: 0.388	BBBB 4-0 HR BB	x 0-0 ③ 4-3		0-0 ③ 2-1-4 1-2	BBBB 4-0 SH5-4 BB 5-3 BB	x 0-0 ②③ 5-3 1-2	x 0-0 ③ G3			3	2	0	0	2	0	3
Alvin Dark, R (1, 5) OBP: 0.322, SLG: 0.351	x 0-0 ① F7	x 0-0 1B 1B			BBBB 4-0 5-3 SH5-4 1-2 BB		x 0-0 SH 14 2B 1B	x 0-0 E5 1B 14 G6-4-3		4	2	2	0	1	0	1
Lee Walls, R (1, 9) OBP: 0.344, SLG: 0.407	x 0-0 1-H HR	x 0-0 ① P6			x 0-0 ① SH5-4 1-2 2-3		x 0-0 SH 14 2B 1-3 G3	x 0-0 14 G6-4-3 1-3 1B		3	2	2	2	0	0	1
14 Ernie Banks, R (1, 6) OBP: 0.359, SLG: 0.587	x 0-0 2B 2B	x 0-0 ② P6			I I I 4-0 5-3 IBB		x 0-0 G3 1B 1-3 3-H 2B	x 0-0 ①② G6-4-3 1-2f 3-H		4	2	2	1	1	0	2
Bobby Thomson, R (1, 7) OBP: 0.320, SLG: 0.409	x 0-0 ② F3	x 0-0 1-2 1B			x 0-0 ② 5-3 1-2 2-3 3-H		H 1-0 G3 1B HBP	x 0-0 1B 1B		4	1	2	1	0	0	3
Art Schult, R (1, 3) OBP: 0.333, SLG: 0.667 Dale Long, L (7, PH) OBP: 0.325, SLG: 0.475 (8, 3)	x 0-0 2-H 2B	SSS 0-3 ③ K			x 0-0 ③ 5-3		x 0-0 ① G3 1-2 2-3 3-H	x 0-0 1-2 1B		3 2	0 0	1 1	1 1	0 0	1 0	4 2
Earl Averill, R (1, 2) OBP: 0.298, SLG: 0.484 Irv Noren, L (7, PH) OBP: 0.333, SLG: 0.346 Sammy Taylor, L (8, 2) OBP: 0.307, SLG: 0.367	SSS 0-3 ③ K			SSS 0-3 ① K		x 0-0 HR	x 0-0 ② L8	SSS 0-3 ③ K		3 1 1	1 0 0	1 0 0	1 0 0	0 0 1	2 0 2	1 2 2
George Altman, L (1, 8) OBP: 0.300, SLG: 0.342		x 0-0 ① 1-3		x 0-0 FC2-6 1B	BBBB 4-0 5-3 BB		I I I 4-0 E 1B IBB			2	0	1	0	2	0	0
Bob Anderson, R (1, 1) OBP: 0.140, SLG: 0.143 Bill Henry, L (4, 1) OBP: 0.200, SLG: 0.158		SSS 0-3 ② K		x 0-0 ② FC2-6 2-1-4 1-2f	x 0-0 ① P6		x 0-0 E8 1-3 2-H 3-H 1B			1 3	0 0	0 1	0 2	0 0	1 0	0 2
Inning Stats	R: 3 E: 0 K: 1 S: 8 H: 3 LOB: 1 BB: 1 P: 12	R: 0 E: 0 K: 1 S: 5 H: 0 LOB: 0 BB: 0 P: 5	R: 0 E: 0 K: 1 S: 7 H: 2 LOB: 2 BB: 0 P: 7	R: 0 E: 0 K: 1 S: 5 H: 1 LOB: 1 BB: 0 P: 5	R: 1 E: 0 K: 0 S: 3 H: 0 LOB: 2 BB: 3 P: 15	R: 1 E: 0 K: 0 S: 3 H: 1 LOB: 0 BB: 1 P: 7	R: 4 E: 2 K: 0 S: 7 H: 3 LOB: 2 BB: 1 P: 12	R: 1 E: 1 K: 1 S: 8 H: 3 LOB: 2 BB: 0 P: 8		1B: 8 2B: 3 3B: 0 HR: 2 SF: 0 SAC: 2 DP: 1 HBP: 1				WP: 0 PB: 0 SB: 0 CS: 0 PA: 43		

PITCHER		IP	WLS	BF	H	R	ER	SO	BB	IBB	HBP	BLK	WP	HR	S	P	ERA	WHIP
Juan Pizarro, L ERA: 4.21	(1, 1)	5.0		27	7	5	5	4	4	1	0	0	0	2	29	49	9.00	2.200
Joey Jay, R ERA: 5.43	(6, 1)	1.0	L	6	2	4	1	0	0	0	1	0	0	0	5	6	9.00	2.000
Don McMahon, R ERA: 1.67	(7, 1)	1.0		5	1	0	0	0	0	1	0	0	0	0	4	8	0.00	1.000
Bob Giggie, R ERA: 5.02	(8, 1)	1.0		6	3	1	0	1	0	0	0	0	0	0	8	8	0.00	3.000

PITCHER	IP	WLS	BF	H	R	ER	SO	BB	IBB	HBP	BLK	WP	HR	S	P	ERA	WHIP

BOTTOM

Milwaukee Braves @ Chicago Cubs

Wrigley Field, Chicago, IL

Tue Jul 14 1959, 3:33 AM CDT

Att. 21,157 - Unknown

livebaseballscorecards.com

AB	34
R	10
H	13
RBI	9
BB	6
SO	5
LOB	23

Batter	1	2	3	4	5	6	7	8	9	AB	R	H	RBI	BB	SO	LOB
Bill Bruton, L (1, 8) OBP: 0.337, SLG: 0.420	x 0-0 ① L4		BBBB 4-0 G6-3 BB		x 0-0 ② F7		x 0-0 ③ P6			3	0	0	0	1	0	1
Eddie Mathews, L (1, 5) OBP: 0.377, SLG: 0.591	x 0-0 1B		x 0-0 ②③ G6-3 1-2f		x 0-0 ③ G1			BBBB 4-0 2B BB		3	1	1	0	1	0	1
Hank Aaron, R (1, 9) OBP: 0.412, SLG: 0.692	x 0-0 ② F4			x 0-0 S 3-1 2B		x 0-0 ① P5		x 0-0 1-H 2B		4	1	2	1	0	0	1
Mickey Vernon, L (1, 3) OBP: 0.284, SLG: 0.406	SSS 0-3 ③ K			x 0-0 ① F7		x 0-0 1B		x 0-0 ① F8		4	0	1	0	0	1	3
Joe Adcock, R (1, 7) OBP: 0.341, SLG: 0.448 Andy Pafko, R (8, 7) OBP: 0.307, SLG: 0.321		x 0-0 ① P4		BBBB 4-0 2-3 3-1 BB		SSS 0-3 ② K		x 0-0 ② L7		3 0	0 0	0 0	0 0	1 0	1 0	2 0
Stan Lopata, R (1, 2)		x 0-0 ② 5-3		x 0-0 ② 3-1 1-2 3-H		x 0-0 ③ F9		x 0-0 ③ 6-3		4	0	0	1	0	0	3
Johnny Logan, R (1, 6) OBP: 0.409, SLG: 0.492		x 0-0 1B		BBBB 4-0 BB			x 0-0 ① P4		x 0-0 ① 6-3	3	0	1	0	1	0	0
Johnny O'Brien, R (1, 4) OBP: 0.281, SLG: 0.275		x 0-0 ③ F9		x 0-0 ③ F9			SSS 0-3 ② K		x 0-0 ② 4-3	4	0	0	0	0	1	3
Carl Willey, R (1, 1) OBP: 0.000, SLG: 0.120 Frank Torre, L (5, PH) OBP: 0.319, SLG: 0.317 Bob Rush, R (5, 1) OBP: 0.182, SLG: 0.182 Mel Roach, R (7, PH) OBP: 0.167, SLG: 0.091 Don McMahon, R (7, 1) OBP: 0.286, SLG: 0.167 Wes Covington, L (9, PH) OBP: 0.344, SLG: 0.408			x 0-0 ① 5-3		x 0-0 ① F8		BBBB 4-0 BB		x 0-0 ③ G3	1 1 0 0 0 1	0 0 0 0 0 0	0 0 0 0 0 0	0 0 0 0 0 0	0 0 0 1 0 0	0 0 0 0 0 0	0 0 0 0 0 0
Inning Stats	R: 0 H: 1 E: 0 LOB: 1 K: 1 BB: 0 S: 6 P: 6	R: 0 H: 1 E: 0 LOB: 1 K: 0 BB: 0 S: 4 P: 4	R: 0 H: 0 E: 0 LOB: 0 K: 0 BB: 1 S: 2 P: 6	R: 1 H: 1 E: 0 LOB: 2 K: 0 BB: 2 S: 4 P: 12	R: 0 H: 0 E: 0 LOB: 0 K: 0 BB: 0 S: 3 P: 3	R: 0 H: 1 E: 0 LOB: 1 K: 1 BB: 0 S: 6 P: 6	R: 0 H: 0 E: 0 LOB: 1 K: 1 BB: 1 S: 5 P: 9	R: 1 H: 1 E: 0 LOB: 1 K: 0 BB: 1 S: 4 P: 8	R: 0 H: 0 E: 0 LOB: 0 K: 0 BB: 0 S: 3 P: 3	1B: 3 2B: 2 3B: 0 HR: 0	SF: 0 SAC: 0 DP: 1 HBP: 0					

PITCHER	IP	WLS	BF	H	R	ER	SO	BB	IBB	HBP	BLK	WP	HR	S	P	ERA	WHIP
Glen Hobbie, R (1, 1) ERA: 3.42	9.0	W	36	5	2	2	3	5	0	0	0	0	0	37	57	2.00	1.111

PITCHER	IP	WLS	BF	H	R	ER	SO	BB	IBB	HBP	BLK	WP	HR	S	P	ERA	WHIP

TOP

Milwaukee Braves @ Chicago Cubs

Wrigley Field, Chicago, IL

Wed Jul 15 1959, 3:33 AM CDT

Att. 22,206 - Unknown

livebaseballscorecards.com

AB	31
R	2
H	5
RBI	2
BB	5
SO	3
LOB	14

WP: 0	PA: 36		
PB: 0			
SB: 1			
CS: 0			

Milwaukee Braves @ Chicago Cubs

Wrigley Field, Chicago, IL

Wed Jul 15 1959, 3:33 AM CDT

Att. 22,206 - Unknown

livebaseballscorecards.com

BOTTOM

Batter	1	2	3	4	5	6	7	8	9	AB	R	H	RBI	BB	SO	LOB
Tony Taylor, R (1, 4) OBP: 0.339, SLG: 0.383	1-3		BBBB FC5 S BB	F8			FC3-6 S 1B 1-2f	F7		4	1	0	0	1	0	5
Alvin Dark, R (1, 5) OBP: 0.325, SLG: 0.350	F8		BBBB 1-2 BB		SSS K		1B 14 SF7 1-H 1B			3	1	1	1	1	1	0
Lee Walls, R (1, 9) OBP: 0.343, SLG: 0.404	6-3		FC5 2-3f		6-3		2-3 1B			4	0	1	0	0	0	2
14 Ernie Banks, R (1, 6) OBP: 0.358, SLG: 0.583		6-3		BBBB 1B SF8 BB	SSS K		SF7 3-H			2	1	0	1	1	1	0
Bobby Thomson, R (1, 7) OBP: 0.319, SLG: 0.406		5-3		SF8 1-3 1B		3-1	5-3			4	1	1	0	0	0	1
Art Schult, R (1, 3) OBP: 0.167, SLG: 0.400 Dale Long, L (8, 3) OBP: 0.327, SLG: 0.475		6-3		SF8 1-2 3-H		L6		BBBB FC4-6 BB		2 0	0 0	0 0	1 0	0 1	0 0	0 0
George Altman, L (1, 8) OBP: 0.299, SLG: 0.340			P6 SSS K			1B		F5		4	0	1	0	0	1	2
Sammy Taylor, L (1, 2) OBP: 0.311, SLG: 0.382			HR	1B IBB		F8		FC4-6 E 1B 1-2f		3	1	1	1	1	0	2
Glen Hobbie, R (1, 1) OBP: 0.196, SLG: 0.182			SSS K	1-2 2-H 1B			BBBB FC3-6 BB	E7 1-3 1B		3	0	2	1	1	1	0
Inning Stats	R: 0 H: 0 E: 0 LOB: 0 K: 0 BB: 0 S: 3 P: 3	R: 0 H: 0 E: 0 LOB: 0 K: 0 BB: 0 S: 3 P: 3	R: 1 H: 1 E: 0 LOB: 2 K: 1 BB: 2 S: 6 P: 14	R: 2 H: 2 E: 0 LOB: 2 K: 1 BB: 2 S: 7 P: 15	R: 0 H: 0 E: 0 LOB: 0 K: 2 BB: 0 S: 7 P: 7	R: 0 H: 1 E: 0 LOB: 1 K: 0 BB: 0 S: 4 P: 4	R: 2 H: 2 E: 0 LOB: 1 K: 0 BB: 1 S: 5 P: 9	R: 0 H: 1 E: 1 LOB: 2 K: 0 BB: 1 S: 4 P: 8		1B: 6 SF: 2 2B: 0 SAC: 0 3B: 0 DP: 0 HR: 1 HBP: 0						WP: 0 PA: 37 PB: 0 SB: 2 CS: 0

PITCHER		IP	WLS	BF	H	R	ER	SO	BB	IBB	HBP	BLK	WP	HR	S	P	ERA	WHIP
Carl Willey, R ERA: 4.24	(1, 1)	4.0	L	19	3	3	3	2	3	1	0	0	0	1	19	35	6.75	1.500
Bob Rush, R ERA: 2.03	(5, 1)	2.0		7	1	0	0	2	0	0	0	0	0	0	11	11	0.00	0.500
Don McMahon, R ERA: 2.04	(7, 1)	2.0		11	3	2	2	0	2	0	0	0	0	0	9	17	9.00	2.500

PITCHER	IP	WLS	BF	H	R	ER	SO	BB	IBB	HBP	BLK	WP	HR	S	P	ERA	WHIP

AB	29
R	5
H	7
RBI	5
BB	6
SO	4
LOB	12

Batter	1	2	3	4	5	6	7	8	9	AB	R	H	RBI	BB	SO	LOB
Bill Bruton, L (1, 8) OBP: 0.339, SLG: 0.421	1B		4-3 ①		1-3 1B			3-1 ①		4	0	2	0	0	0	0
Eddie Mathews, L (1, 5) OBP: 0.376, SLG: 0.587	F8 ①		F5 ②		G3 ③			2B 3-1 1B		4	1	1	0	0	0	3
Hank Aaron, R (1, 9) OBP: 0.411, SLG: 0.690	L8 ②		6-3 ③			6-3 ①		3-1 1-3 2B		4	0	1	0	0	0	1
Wes Covington, L (1, 7) OBP: 0.340, SLG: 0.402	F8 ③			4-3 ①		4-3 ②		3-1 ② 2-3 3-H		4	0	0	1	0	0	2
Frank Torre, L (1, 3) OBP: 0.323, SLG: 0.339		1B 3B		F7 ②		2B		6-3 ③		4	1	2	0	0	0	1
Stan Lopata, R (1, 2) OBP: 0.077, SLG: 0.040		5 1B 3-H 1B		F3 ③		F4 ③			6-3 ①	4	0	1	1	0	0	1
Johnny Logan, R (1, 6) OBP: 0.410, SLG: 0.492		1-2 1B			1B 1B		F7 ①		6-3 ②	4	0	2	0	0	0	0
Johnny O'Brien, R (1, 4) OBP: 0.274, SLG: 0.268		F8 ①			F9 ①		5-3 ②		F9 ③	3	0	0	0	0	0	3
Del Crandall, R (9, PH) OBP: 0.306, SLG: 0.427										1	0	0	0	0	0	0
Lew Burdette, R (1, 1) OBP: 0.222, SLG: 0.250		5 2-3f			F8 ②		F7 ③			2	0	0	0	0	0	3
Mickey Vernon, L (7, PH) OBP: 0.279, SLG: 0.400										1	0	0	0	0	0	0
Bob Trowbridge, R (7, 1)										0	0	0	0	0	0	0
Inning Stats	R: 0 E: 0 K: 0 S: 4 H: 1 LOB: 1 BB: 0 P: 4	R: 1 E: 0 K: 0 S: 5 H: 3 LOB: 1 BB: 0 P: 5	R: 0 E: 0 K: 0 S: 3 H: 0 LOB: 0 BB: 0 P: 3	R: 0 E: 0 K: 0 S: 3 H: 0 LOB: 0 BB: 0 P: 3	R: 0 E: 0 K: 0 S: 5 H: 2 LOB: 2 BB: 0 P: 5	R: 0 E: 0 K: 0 S: 4 H: 1 LOB: 1 BB: 0 P: 4	R: 0 E: 0 K: 0 S: 3 H: 0 LOB: 0 BB: 0 P: 3	R: 1 E: 0 K: 0 S: 5 H: 2 LOB: 1 BB: 0 P: 5	R: 0 E: 0 K: 0 S: 3 H: 0 LOB: 0 BB: 0 P: 3	1B: 6 2B: 3 3B: 1 HR: 0	SF: 0 SAC: 0 DP: 1 HBP: 0						

TOP

Milwaukee Braves @ Chicago Cubs

Wrigley Field, Chicago, IL

Thu Jul 16 1959, 3:33 AM CDT

Att. 23,678 - Unknown

livebaseballscorecards.com

AB	35
R	2
H	9
RBI	2
BB	0
SO	0
LOB	14

WP: 0 PB: 0 SB: 0 CS: 0 PA: 35

PITCHER	IP	WLS	BF	H	R	ER	SO	BB	IBB	HBP	BLK	WP	HR	S	P	ERA	WHIP
Dave Hillman, R (1, 1) ERA: 3.17	9.0	W	35	9	2	2	0	0	0	0	0	0	0	35	35	2.00	1.000

PITCHER	IP	WLS	BF	H	R	ER	SO	BB	IBB	HBP	BLK	WP	HR	S	P	ERA	WHIP

Batter	1	2	3	4	5	6	7	8	9	AB	R	H	RBI	BB	SO	LOB
Tony Taylor, R (1, 4) OBP: 0.338, SLG: 0.382	E 1B 1B		F3		B1-3		K			4	1	1	0	0	1	1
Alvin Dark, R (1, 5) OBP: 0.324, SLG: 0.349	E3 14 1B 1-H SF7 1B		L6		F7			F2		4	1	1	0	0	0	0
Lee Walls, R (1, 9) OBP: 0.339, SLG: 0.399	K		5-3		6-3			6-3		4	0	0	0	0	1	1
14 Ernie Banks, R (1, 6) OBP: 0.360, SLG: 0.591	FC6 2-3 1B			HR		F3		K		4	1	2	1	0	1	0
Bobby Thomson, R (1, 7) OBP: 0.319, SLG: 0.404	SF7 3-H			F7 1B BB		L8				1	1	0	1	1	0	0
Dale Long, L (1, 3) OBP: 0.323, SLG: 0.469	FC6 1-2f			F7 1-2		1-3				3	0	0	0	0	0	2
George Altman, L (1, 8) OBP: 0.304, SLG: 0.345		4-3		1B 2-H			PB 1B			3	0	2	1	0	0	0
Sammy Taylor, L (1, 2) OBP: 0.306, SLG: 0.376		4-3		F8			F9 1-2			3	0	0	0	0	0	2
Dave Hillman, R (1, 1) OBP: 0.205, SLG: 0.079		4-3		K			K			3	0	0	0	0	2	2
Inning Stats	R: 2 E: 1 K: 1 S: 8 H: 3 LOB: 1 BB: 0 P: 8	R: 0 E: 0 K: 0 S: 3 H: 0 LOB: 0 BB: 0 P: 3	R: 0 E: 0 K: 0 S: 3 H: 0 LOB: 0 BB: 0 P: 3	R: 2 E: 0 K: 1 S: 7 H: 2 LOB: 1 BB: 1 P: 11	R: 0 E: 0 K: 0 S: 3 H: 0 LOB: 0 BB: 0 P: 3	R: 0 E: 0 K: 0 S: 3 H: 0 LOB: 0 BB: 0 P: 3	R: 0 E: 0 K: 2 S: 8 H: 1 LOB: 1 BB: 0 P: 8	R: 0 E: 0 K: 1 S: 5 H: 0 LOB: 0 BB: 0 P: 5		1B: 5 2B: 0 3B: 0 HR: 1	SF: 1 SAC: 0 DP: 0 HBP: 0						

PITCHER		IP	WLS	BF	H	R	ER	SO	BB	IBB	HBP	BLK	WP	HR	S	P	ERA	WHIP
Lew Burdette, R ERA: 3.92	(1, 1)	6.0	L	24	5	4	3	2	1	0	0	0	0	1	27	31	4.50	1.000
Bob Trowbridge, R ERA: 5.12	(7, 1)	2.0		7	1	0	0	3	0	0	0	0	0	0	13	13	0.00	0.500

PITCHER	IP	WLS	BF	H	R	ER	SO	BB	IBB	HBP	BLK	WP	HR	S	P	ERA	WHIP

BOTTOM

Milwaukee Braves @ Chicago Cubs

Wrigley Field, Chicago, IL

Thu Jul 16 1959, 3:33 AM CDT

Att. 23,678 - Unknown

livebaseballscorecards.com

AB	29
R	4
H	6
RBI	3
BB	1
SO	5
LOB	8

WP: 0 PA: 31
PB: 1
SB: 0
CS: 0

Batter	1	2	3	4	5	6	7	8	9	AB	R	H	RBI	BB	SO	LOB
Johnny Temple, R (1, 4) OBP: 0.397, SLG: 0.440	1-3		P4		F8		4-3 2B		F8	5	0	1	0	0	0	0
Vada Pinson, L (1, 8) OBP: 0.376, SLG: 0.524	1B		PB 4-3 BB		BB 2B		6-3		S 1B	4	0	3	0	1	0	1
Gus Bell, L (1, 9) OBP: 0.318, SLG: 0.433	F7		4-3 1-2		BB BB		4-3 2-3		F7 1-2	4	0	0	0	1	0	4
Frank Robinson, R (1, 3) OBP: 0.420, SLG: 0.633	1-3		FC6-4 2-3 BB		1-2 2-3 BB		BB			1	0	0	0	3	0	1
Frank Thomas, R (1, 7) OBP: 0.283, SLG: 0.369		F9	FC6-4 1-2f		F3		P4			4	0	0	0	0	0	7
Dutch Dotterer, R (1, 2) OBP: 0.370, SLG: 0.415		F8		K		P5		P4		4	0	0	0	0	1	0
Willie Jones, R (1, 5) OBP: 0.329, SLG: 0.428		2B		5-3		F8		L7		4	0	1	0	0	0	0
Eddie Kasko, R (1, 6) OBP: 0.284, SLG: 0.280		BB		6-3		1B		4-3		3	0	1	0	1	0	0
Bob Purkey, R (1, 1) OBP: 0.283, SLG: 0.250		P6			F8	F2			F8	3	0	0	0	0	0	3
Pete Whisenant, R (9, PH) OBP: 0.348, SLG: 0.567										1	0	0	0	0	0	0
Inning Stats	R: 0 E: 0 K: 0 S: 4 H: 1 LOB: 1 BB: 0 P: 4	R: 0 E: 0 K: 0 S: 4 H: 1 LOB: 2 BB: 1 P: 8	R: 0 E: 0 K: 0 S: 3 H: 0 LOB: 2 BB: 2 P: 11	R: 0 E: 0 K: 1 S: 5 H: 0 LOB: 0 BB: 0 P: 5	R: 0 E: 0 K: 0 S: 4 H: 1 LOB: 3 BB: 2 P: 12	R: 0 E: 0 K: 0 S: 4 H: 1 LOB: 1 BB: 0 P: 4	R: 0 E: 0 K: 0 S: 4 H: 1 LOB: 2 BB: 1 P: 8	R: 0 E: 0 K: 0 S: 3 H: 0 LOB: 0 BB: 0 P: 3	R: 0 E: 0 K: 0 S: 4 H: 1 LOB: 1 BB: 0 P: 4	1B: 3 2B: 3 3B: 0 HR: 0	SF: 0 SAC: 0 DP: 0 HBP: 0						

PITCHER	IP	WLS	BF	H	R	ER	SO	BB	IBB	HBP	BLK	WP	HR	S	P	ERA	WHIP
Art Ceccarelli, L (1, 1) ERA: 2.81	9.0	W	39	6	0	0	1	6	0	0	0	0	0	35	59	0.00	1.333

PITCHER	IP	WLS	BF	H	R	ER	SO	BB	IBB	HBP	BLK	WP	HR	S	P	ERA	WHIP

TOP

Cincinnati Redlegs @ Chicago Cubs

Wrigley Field, Chicago, IL

Fri Jul 17 1959, 3:33 AM CDT

Att. 7,748 - Unknown

livebaseballscorecards.com

AB	33
R	0
H	6
RBI	0
BB	6
SO	1
LOB	16



WP: 0	PA: 39		
PB: 1			
SB: 1			
CS: 0			

Batter	1	2	3	4	5	6	7	8	9	AB	R	H	RBI	BB	SO	LOB
Tony Taylor, R (1, 4) OBP: 0.340, SLG: 0.383	1B		F8		FC6-4 BB 1B 1-2		F8			4	0	2	0	0	0	0
Alvin Dark, R (1, 5) OBP: 0.326, SLG: 0.349	P5		BB 1B		FC6-4 BB 1-2 2-3			F7		3	0	1	0	1	0	1
Lee Walls, R (1, 9) OBP: 0.338, SLG: 0.394	F8		1-2 BB		FC6-4 1-2f 2-3 3-H			5-3		3	0	0	1	1	0	3
14 Ernie Banks, R (1, 6) OBP: 0.358, SLG: 0.590	K		F2		F7			2B		4	0	1	0	0	1	5
Bobby Thomson, R (1, 7) OBP: 0.322, SLG: 0.406		G4-6-3 BB 1B		F9		P4 1B		F9		4	0	2	0	0	0	1
Jim Marshall, L (1, 3) OBP: 0.304, SLG: 0.383		1-2 G4-6-3 BB		P6		P4 1-2				2	0	0	0	1	0	1
George Altman, L (1, 8) OBP: 0.300, SLG: 0.340		G4-6-3 1-2f 2-3		F7		F9				3	0	0	0	0	0	2
Sammy Taylor, L (1, 2) OBP: 0.307, SLG: 0.376		F8			FC3-6 1B		F8			3	0	1	0	0	0	1
Art Ceccarelli, R (1, 1)			1-3		FC6-4 BB 1B 1-2f		3-1			3	1	0	0	0	0	1
Inning Stats	R: 0 E: 0 K: 1 S: 6 H: 1 LOB: 1 BB: 0 P: 6	R: 0 E: 0 K: 0 S: 3 H: 1 LOB: 1 BB: 1 P: 7	R: 0 E: 0 K: 0 S: 4 H: 1 LOB: 2 BB: 1 P: 8	R: 0 E: 0 K: 0 S: 3 H: 0 LOB: 0 BB: 0 P: 3	R: 1 E: 0 K: 0 S: 5 H: 2 LOB: 2 BB: 1 P: 9	R: 0 E: 0 K: 0 S: 3 H: 1 LOB: 0 BB: 0 P: 3	R: 0 E: 0 K: 0 S: 3 H: 0 LOB: 0 BB: 0 P: 3	R: 0 E: 0 K: 0 S: 4 H: 1 LOB: 1 BB: 0 P: 4		1B: 6 2B: 1 3B: 0 HR: 0 SF: 0 SAC: 0 DP: 1 HBP: 0						

PITCHER		IP	WLS	BF	H	R	ER	SO	BB	IBB	HBP	BLK	WP	HR	S	P	ERA	WHIP
Bob Purkey, R ERA: 4.7	(1, 1)	8.0	L	32	7	1	1	1	3	0	0	0	0	0	31	43	1.12	1.250

PITCHER	IP	WLS	BF	H	R	ER	SO	BB	IBB	HBP	BLK	WP	HR	S	P	ERA	WHIP

BOTTOM

Cincinnati Redlegs @ Chicago Cubs

Wrigley Field, Chicago, IL

Fri Jul 17 1959, 3:33 AM CDT

Att. 7,748 - Unknown

livebaseballscorecards.com

AB	29
R	1
H	7
RBI	1
BB	3
SO	1
LOB	15

Batter	1	2	3	4	5	6	7	8	9	AB	R	H	RBI	BB	SO	LOB
Johnny Temple, R (1, 4) OBP: 0.396, SLG: 0.437	5-3		BBBB 4-3 WP 1B 1-2 2-3 BB		F7		F8			3	1	0	0	1	0	0
Vada Pinson, L (1, 8) OBP: 0.375, SLG: 0.521	4-3		4-3 1-3 2-H 3-H		4-3			F8 S 1B 1B		4	1	1	1	0	0	1
Gus Bell, L (1, 9) OBP: 0.321, SLG: 0.443	L3		FC5-4 1B 3-H			HR		F8 1-3		4	1	2	2	0	0	1
Frank Robinson, R (1, 3) OBP: 0.419, SLG: 0.628		L6	FC5-4 1-2f			F9		CS 1B 3-H		4	0	1	1	0	0	1
Jerry Lynch, L (1, 7) OBP: 0.327, SLG: 0.452 Jim Pendleton, R (8, 7) OBP: 0.314, SLG: 0.363		F9		4-3		SSS K		SSS K		4 0	0 0	0 0	0 0	0 0	2 0	1 0
Ed Bailey, L (1, 2) OBP: 0.367, SLG: 0.412		F9		3-1		1B		CS 1-2	F8	4	0	1	0	0	0	0
Willie Jones, R (1, 5) OBP: 0.336, SLG: 0.436			BB 1B WP 1B	2B		L7			BBBB 5-3 BB	3	1	2	0	1	0	1
Eddie Kasko, R (1, 6) OBP: 0.283, SLG: 0.279			WP BB 4-3 1B 1-2	SSS K			F7		5-3 1-2f	4	1	1	0	0	1	2
Jay Hook, L (1, 1)			F8		F8		6-3			3	0	0	0	0	0	2
Inning Stats	R: 0 E: 0 K: 0 S: 3 H: 0 LOB: 0 BB: 0 P: 3	R: 0 E: 0 K: 0 S: 3 H: 0 LOB: 0 BB: 0 P: 3	R: 3 E: 0 K: 0 S: 6 H: 3 LOB: 1 BB: 1 P: 10	R: 0 E: 0 K: 1 S: 6 H: 1 LOB: 1 BB: 0 P: 6	R: 0 E: 0 K: 0 S: 3 H: 0 LOB: 0 BB: 0 P: 3	R: 1 E: 0 K: 1 S: 7 H: 2 LOB: 1 BB: 0 P: 7	R: 0 E: 0 K: 0 S: 3 H: 0 LOB: 0 BB: 0 P: 3	R: 1 E: 0 K: 1 S: 6 H: 2 LOB: 0 BB: 0 P: 6	R: 0 E: 0 K: 0 S: 2 H: 0 LOB: 0 BB: 1 P: 6	1B: 6 2B: 2 3B: 0 HR: 1	SF: 0 SAC: 0 DP: 1 HBP: 0						

TOP

Cincinnati Redlegs @ Chicago Cubs

Wrigley Field, Chicago, IL

Sat Jul 18 1959, 3:33 AM CDT

Att. 10,417 - Unknown

livebaseballscorecards.com

AB	33
R	5
H	8
RBI	4
BB	2
SO	3
LOB	9



PITCHER		IP	WLS	BF	H	R	ER	SO	BB	IBB	HBP	BLK	WP	HR	S	P	ERA	WHIP
John Buzhardt, R ERA: 4.21	(1, 1)	5.0	L	20	4	3	3	1	1	0	0	0	1	0	21	25	5.40	1.000
Bill Henry, L ERA: 2.61	(6, 1)	2.0		8	2	1	1	1	0	0	0	0	0	1	10	10	4.50	1.000
Don Elston, R ERA: 2.94	(8, 1)	2.0		7	2	1	1	1	1	0	0	0	0	0	8	12	4.50	1.500

PITCHER	IP	WLS	BF	H	R	ER	SO	BB	IBB	HBP	BLK	WP	HR	S	P	ERA	WHIP

Batter	1	2	3	4	5	6	7	8	9	AB	R	H	RBI	BB	SO	LOB
Tony Taylor, R (1, 4) OBP: 0.336, SLG: 0.379	F9		F7		F8		K			4	0	0	0	0	1	4
Alvin Dark, R (1, 5) OBP: 0.322, SLG: 0.344	K		F7		FC4-6 1-2f			F7		4	0	0	0	0	1	2
Lee Walls, R (1, 9) OBP: 0.340, SLG: 0.394	14 FC5-4 BB			P4		K		1B		3	0	1	0	1	1	0
14 Ernie Banks, R (1, 6) OBP: 0.355, SLG: 0.583	FC5-4 1-2f			6-3		P6		K		4	0	0	0	0	1	2
Bobby Thomson, R (1, 7) OBP: 0.321, SLG: 0.403		6-3		1B		F9		P5		4	0	1	0	0	0	1
Jim Marshall, L (1, 3) OBP: 0.310, SLG: 0.377		8-3 BB		F8			F7		BB	2	0	0	0	2	0	1
Sammy Taylor, L (1, 2) OBP: 0.306, SLG: 0.373		8-3 1-2f			K		1B		F9	4	0	1	0	0	1	2
George Altman, L (1, 8) OBP: 0.307, SLG: 0.362			HR		BB 1B		1-2 1B		K	4	1	3	1	0	1	1
John Buzhardt, R (1, 1) OBP: 0.115, SLG: 0.120 Irv Noren, L (5, PH) OBP: 0.345, SLG: 0.346 Bill Henry, L (6, 1) OBP: 0.200, SLG: 0.158 Dale Long, L (7, PH) OBP: 0.222, SLG: 0.467 Don Elston, R (8, 1) OBP: 0.222, SLG: 0.222 Walt Moryn, L (9, PH) OBP: 0.306, SLG: 0.351			F3		FC4-6 1-2 BB		K		L3	1 0 0 1 0 0 1	0 0 0 0 0 0 0	0 0 0 0 0 0 0	0 0 0 0 1 0 0	0 0 0 1 0 0 0	0 0 0 0 0 0 0	0 0 0 2 0 0 1
Inning Stats	R: 0 E: 0 K: 1 S: 5 H: 0 LOB: 1 BB: 1 P: 9	R: 0 E: 0 K: 0 S: 2 H: 0 LOB: 0 BB: 1 P: 6	R: 1 E: 0 K: 0 S: 4 H: 1 LOB: 0 BB: 0 P: 4	R: 0 E: 0 K: 0 S: 4 H: 1 LOB: 1 BB: 0 P: 4	R: 0 E: 0 K: 1 S: 6 H: 1 LOB: 2 BB: 1 P: 10	R: 0 E: 0 K: 1 S: 5 H: 0 LOB: 0 BB: 0 P: 5	R: 0 E: 0 K: 2 S: 9 H: 2 LOB: 2 BB: 0 P: 9	R: 0 E: 0 K: 1 S: 6 H: 1 LOB: 1 BB: 0 P: 6	R: 0 E: 0 K: 1 S: 5 H: 0 LOB: 1 BB: 1 P: 9	1B: 5 2B: 1 3B: 0 HR: 1	SF: 0 SAC: 0 DP: 1 HBP: 0			WP: 0 PB: 0 SB: 0 CS: 0	PA: 36	

PITCHER	IP	WLS	BF	H	R	ER	SO	BB	IBB	HBP	BLK	WP	HR	S	P	ERA	WHIP
Jay Hook, R (1, 1) ERA: 1.0	9.0	W	36	6	1	1	7	4	0	0	0	0	1	46	62	1.00	1.111

PITCHER	IP	WLS	BF	H	R	ER	SO	BB	IBB	HBP	BLK	WP	HR	S	P	ERA	WHIP

BOTTOM

Cincinnati Redlegs @ Chicago Cubs

Wrigley Field, Chicago, IL

Sat Jul 18 1959, 3:33 AM CDT

Att. 10,417 - Unknown

livebaseballscorecards.com

AB	32
R	1
H	6
RBI	1
BB	4
SO	7
LOB	16

Batter	1	2	3	4	5	6	7	8	9	AB	R	H	RBI	BB	SO	LOB
Tony Taylor, R (1, 4) OBP: 0.332, SLG: 0.374	6-3		6-3		6-3		K		1B	4	0	0	0	0	1	0
Irv Noren, L (9, PH) OBP: 0.356, SLG: 0.358										1	0	1	0	0	0	0
Dave Hillman, R (9, PR) OBP: 0.205, SLG: 0.079										0	0	0	0	0	0	0
Alvin Dark, R (1, 5) OBP: 0.326, SLG: 0.352	1B		WP 1B		14 1B 2B		K		G3	5	0	3	0	0	1	1
Walt Moryn, L (1, 9) OBP: 0.309, SLG: 0.351	L8		P6 1-2		FC5 14 1B BB		1B			3	0	1	0	1	0	2
14 Ernie Banks, R (1, 6) OBP: 0.354, SLG: 0.580	F4			K	1-2 2-3 1B		K			4	0	1	0	0	2	2
Bobby Thomson, R (1, 7) OBP: 0.323, SLG: 0.403		S BB		1B 1B	FC5 2-3f			K		3	0	1	0	1	1	3
Dale Long, L (1, 3) OBP: 0.321, SLG: 0.463		F8 1-2		F8		1-3 1B		4-3		4	0	1	0	0	0	2
Sammy Taylor, L (1, 2) OBP: 0.305, SLG: 0.371		K		1-3 1B		F7		4-3		4	0	1	0	0	1	2
George Altman, L (1, 8) OBP: 0.302, SLG: 0.355		3-1		F7		1-3 1-2			F2	4	0	0	0	0	0	4
Glen Hobbie, R (1, 1) OBP: 0.184, SLG: 0.170			5-3		P4	K			F9	3	0	0	0	0	1	1
Jim Marshall, L (9, PH) OBP: 0.308, SLG: 0.374										1	0	0	0	0	0	0
Inning Stats	R: 0 E: 0 K: 0 S: 4 H: 1 LOB: 1 BB: 0 P: 4	R: 0 E: 0 K: 1 S: 5 H: 0 LOB: 1 BB: 1 P: 9	R: 0 E: 0 K: 0 S: 4 H: 1 LOB: 1 BB: 0 P: 4	R: 0 E: 0 K: 1 S: 7 H: 2 LOB: 2 BB: 0 P: 7	R: 0 E: 0 K: 0 S: 5 H: 2 LOB: 3 BB: 1 P: 9	R: 0 E: 0 K: 1 S: 6 H: 1 LOB: 1 BB: 0 P: 6	R: 0 E: 0 K: 3 S: 10 H: 1 LOB: 1 BB: 0 P: 10	R: 0 E: 0 K: 1 S: 5 H: 0 LOB: 0 BB: 0 P: 5	R: 0 E: 0 K: 0 S: 4 H: 1 LOB: 1 BB: 0 P: 4	1B: 8 2B: 1 3B: 0 HR: 0	SF: 0 SAC: 0 DP: 0 HBP: 0					

TOP

Chicago Cubs @ St. Louis Cardinals

Sportsman's Park, St. Louis, MO

Mon Jul 20 1959, 8:05 PM EDT

Att. 15,008 - Unknown

livebaseballscorecards.com

AB	36
R	0
H	9
RBI	0
BB	2
SO	7
LOB	17

WP: 1 PB: 0 SB: 1 CS: 0 PA: 38

PITCHER	IP	WLS	BF	H	R	ER	SO	BB	IBB	HBP	BLK	WP	HR	S	P	ERA	WHIP
Ernie Broglio, R (1, 1) ERA: 5.35	9.0	W	38	9	0	0	7	2	0	0	0	1	0	50	58	0.00	1.222

Batter	1	2	3	4	5	6	7	8	9	AB	R	H	RBI	BB	SO	LOB
Don Blasingame, L (1, 4) OBP: 0.365, SLG: 0.364	6-3		FC4-6 BB 1-2f 2-3		5-3		SH1-4 1-2	F7		4	0	0	0	0	0	3
Joe Cunningham, L (1, 9) OBP: 0.444, SLG: 0.457	1-3		BBBB 4-0 1-2 BB		0-0 BB 1B		F8			3	0	1	0	1	0	1
Bill White, L (1, 3) OBP: 0.392, SLG: 0.554	3-1		SSS 0-3 K		BBBB 4-0 1-2 BB		1B 1B 2-3 1B			3	1	1	0	1	1	3
Ken Boyer, R (1, 5) OBP: 0.397, SLG: 0.524		L6		P5	L8		1B 1-3 3-H 1B			4	0	1	1	0	0	2
Gino Cimoli, R (1, 7) OBP: 0.358, SLG: 0.486		L9		S 1B		SSS 0-3 K	1B 1-3 3-H 1B			4	0	2	1	0	1	0
Curt Flood, R (1, 8) OBP: 0.333, SLG: 0.400		5-3		P5		BBBB 4-0 S BB	G1			3	0	0	0	1	0	3
Alex Grammas, R (1, 6) OBP: 0.366, SLG: 0.352			FC4-6 1B 1B	BBBB 4-0 1-2 BB		F3 1-2		SH1 1B		3	0	2	0	1	0	1
Hal Smith, R (1, 2) OBP: 0.302, SLG: 0.427			1-2 FC4-6 1B	5-3		SSS 0-3 K		1-2 SH1		3	0	1	0	0	1	3
Ernie Broglio, R (1, 1) OBP: 0.194, SLG: 0.121			SSS 0-3 K		1-3		E4 1B SH1-4 1B	F8		4	1	0	0	0	1	3
Inning Stats	R: 0 H: 0 E: 0 LOB: 0 K: 0 BB: 0 S: 3 P: 3	R: 0 H: 0 E: 0 LOB: 0 K: 0 BB: 0 S: 3 P: 3	R: 0 H: 2 E: 0 LOB: 3 K: 2 BB: 1 S: 9 P: 13	R: 0 H: 1 E: 0 LOB: 2 K: 0 BB: 1 S: 4 P: 8	R: 0 H: 1 E: 0 LOB: 2 K: 0 BB: 1 S: 4 P: 8	R: 0 H: 0 E: 0 LOB: 1 K: 2 BB: 1 S: 7 P: 11	R: 2 H: 3 E: 1 LOB: 2 K: 0 BB: 0 S: 7 P: 7	R: 0 H: 1 E: 0 LOB: 1 K: 0 BB: 0 S: 4 P: 4		1B: 8 SF: 0 2B: 0 SAC: 2 3B: 0 DP: 0 HR: 0 HBP: 0						

PITCHER		IP	WLS	BF	H	R	ER	SO	BB	IBB	HBP	BLK	WP	HR	S	P	ERA	WHIP
Glen Hobbie, R ERA: 3.22	(1, 1)	8.0	L	37	8	2	0	4	4	0	0	0	0	0	41	57	0.00	1.500

PITCHER	IP	WLS	BF	H	R	ER	SO	BB	IBB	HBP	BLK	WP	HR	S	P	ERA	WHIP

BOTTOM

Chicago Cubs @ St. Louis Cardinals

Sportsman's Park, St. Louis, MO

Mon Jul 20 1959, 8:05 PM EDT

Att. 15,008 - Unknown

livebaseballscorecards.com

AB	31
R	2
H	8
RBI	2
BB	4
SO	4
LOB	19

WP: 0 PA: 37
PB: 0
SB: 2
CS: 0

Batter	1	2	3	4	5	6	7	8	9	AB	R	H	RBI	BB	SO	LOB
Tony Taylor, R (1, 4) OBP: 0.333, SLG: 0.375	3-1		K		6-3		S 1B 1B		BB HR 1B	5	2	2	0	0	1	0
Alvin Dark, R (1, 5) OBP: 0.330, SLG: 0.352	14 5-3 BB BB		5-3			FC5-4 3-1 1B 1B	F7 1-2		HR 1-2 BB	3	2	1	0	2	0	1
Jim Marshall, L (1, 3) OBP: 0.324, SLG: 0.409	14 5-3 1-2 BB		E8 1B			3-1 1-2	14 1B 2-H 1B		1-H 2-H HR	4	1	3	4	1	0	1
14 Ernie Banks, R (1, 6) OBP: 0.357, SLG: 0.587	5-3 1-2 2-3		6-3			FC5-4 BB 1B	P6 1-2 1B		HR	4	1	2	1	1	0	3
Art Schult, R (1, 7) OBP: 0.182, SLG: 0.300	1-3			5-3		FC5-4 BB 1B 1-2f 2-3	P6		6-3 1B	5	1	1	0	0	0	6
Walt Moryn, L (1, 9) OBP: 0.315, SLG: 0.371 Bobby Thomson, R (8, PR) (8, 9) OBP: 0.322, SLG: 0.401		HR		G3		1B BB 1-2		1B K 2B	6-3 1-2	3 1	1 0	2 0	1 0	1 0	0 0	0 1
Sammy Taylor, L (1, 2) OBP: 0.311, SLG: 0.373	4-3			5-3		1-2 2-H 3-H 1B		2-3 1B	IBB	4	0	2	2	1	0	0
George Altman, L (1, 8) OBP: 0.296, SLG: 0.347	4-3				1-4-3	6-3		F5	F7	5	0	0	0	0	0	6
Art Ceccarelli, R (1, 1)	K				G3		F9	K 3-H	K	5	0	0	0	0	3	4
Inning Stats	R: 0 E: 0 K: 0 S: 3 H: 0 LOB: 2 BB: 2 P: 11	R: 1 E: 0 K: 1 S: 6 H: 1 LOB: 0 BB: 0 P: 6	R: 0 E: 1 K: 1 S: 6 H: 1 LOB: 1 BB: 0 P: 6	R: 0 E: 0 K: 0 S: 3 H: 0 LOB: 0 BB: 0 P: 3	R: 0 E: 0 K: 0 S: 3 H: 0 LOB: 0 BB: 0 P: 3	R: 2 E: 0 K: 0 S: 5 H: 2 LOB: 2 BB: 2 P: 13	R: 1 E: 0 K: 0 S: 6 H: 3 LOB: 2 BB: 0 P: 6	R: 0 E: 0 K: 1 S: 6 H: 2 LOB: 1 BB: 0 P: 6	R: 4 E: 0 K: 1 S: 9 H: 4 LOB: 2 BB: 2 P: 17	1B: 9 2B: 1 3B: 0 HR: 3	SF: 0 SAC: 0 DP: 0 HBP: 0						

TOP

Chicago Cubs @ St. Louis Cardinals

Sportsman's Park, St. Louis, MO

Tue Jul 21 1959, 8:05 PM EDT

Att. 25,585 - Unknown

livebaseballscorecards.com

AB	39
R	8
H	13
RBI	8
BB	6
SO	4
LOB	22

PITCHER		IP	WLS	BF	H	R	ER	SO	BB	IBB	HBP	BLK	WP	HR	S	P	ERA	WHIP
Larry Jackson, R ERA: 3.54	(1, 1)	7.0	L	34	9	4	4	2	4	0	0	0	0	1	34	50	5.14	1.857
Dean Stone, L ERA: 1.17	(8, 1)	1.0		2	0	0	0	1	0	0	0	0	0	0	4	4	0.00	0.000
Gary Blaylock, R ERA: 5.13	(9, 1)	0.0		4	3	4	4	0	1	0	0	0	0	2	3	7	∞	∞
Jack Urban, R ERA: 8.31	(9, 1)	1.0		5	1	0	0	1	0	1	0	0	0	0	6	10	0.00	1.000

PITCHER	IP	WLS	BF	H	R	ER	SO	BB	IBB	HBP	BLK	WP	HR	S	P	ERA	WHIP

BOTTOM

Chicago Cubs @ St. Louis Cardinals

Sportsman's Park, St. Louis, MO

Tue Jul 21 1959, 8:05 PM EDT

Att. 25,585 - Unknown

livebaseballscorecards.com

Batter	1	2	3	4	5	6	7	8	9	AB	R	H	RBI	BB	SO	LOB
Don Blasingame, L (1, 4) OBP: 0.365, SLG: 0.364	1-3			CS 1B		F9		BBBB 1-2 BB		3	0	1	0	0	0	0
Dick Gray, R (8, PH) OBP: 0.303, SLG: 0.333										0	0	0	0	1	0	0
Ray Katt, R (9, 2) OBP: 0.292, SLG: 0.375										0	0	0	0	0	0	0
Gino Cimoli, R (1, 7) OBP: 0.354, SLG: 0.481	L8			P4		6-3		SSS 0-3 K		4	0	0	0	0	1	3
Bill White, L (1, 3) OBP: 0.388, SLG: 0.547	F7			F8 1-2		F8			4-3	4	0	0	0	0	0	1
Ken Boyer, R (1, 5) OBP: 0.395, SLG: 0.521		SSS 0-3 K			G6-4-3 1B		F9		L9	4	0	1	0	0	1	0
Joe Cunningham, L (1, 9) OBP: 0.444, SLG: 0.461		L7			G6-4-3 1-2f		G4-6-3 1B		2B	4	0	2	0	0	0	1
Alex Grammas, R (1, 6) OBP: 0.364, SLG: 0.350		F7			HR 1B		G4-6-3 1-2f		4-3	4	1	1	0	0	0	2
Curt Flood, R (1, 8) OBP: 0.346, SLG: 0.448			F3		HR 1-H			BBBB BB		2	1	1	2	1	0	0
Hal Smith, R (1, 2) OBP: 0.304, SLG: 0.427			F7		1B			SSS 0-3 K		2	0	1	0	0	0	0
Ray Jablonski, R (8, PH) OBP: 0.357, SLG: 0.467										1	0	0	0	0	1	1
Wally Shannon, L (9, 4) OBP: 0.429, SLG: 0.429										0	0	0	0	0	0	0
Larry Jackson, R (1, 1) OBP: 0.154, SLG: 0.157			1-3		P6			SSS 0-3 K		2	0	0	0	0	0	1
Dean Stone, L (8, 1)										0	0	0	0	0	0	0
Gene Oliver, R (8, PH) OBP: 0.280, SLG: 0.433										1	0	0	0	0	1	1
Gary Blaylock, R (9, 1) OBP: 0.118, SLG: 0.294										0	0	0	0	0	0	0
Jack Urban, R (9, 1)										0	0	0	0	0	0	0
Inning Stats	R: 0 E: 0 K: 0 S: 3 H: 0 LOB: 0 BB: 0 P: 3	R: 0 E: 0 K: 1 S: 5 H: 0 LOB: 0 BB: 0 P: 5	R: 0 E: 0 K: 0 S: 3 H: 0 LOB: 0 BB: 0 P: 3	R: 0 E: 0 K: 0 S: 3 H: 1 LOB: 0 BB: 0 P: 3	R: 2 E: 0 K: 0 S: 6 H: 4 LOB: 1 BB: 0 P: 6	R: 0 E: 0 K: 0 S: 3 H: 0 LOB: 0 BB: 0 P: 3	R: 0 E: 0 K: 0 S: 3 H: 1 LOB: 0 BB: 0 P: 3	R: 0 E: 0 K: 3 S: 9 H: 0 LOB: 2 BB: 2 P: 17	R: 0 E: 0 K: 0 S: 4 H: 1 LOB: 1 BB: 0 P: 4	1B: 5 2B: 1 3B: 0 HR: 1	SF: 0 SAC: 0 DP: 2 HBP: 0			WP: 0 PB: 0 SB: 0 CS: 1	PA: 33			

	AB	31
	R	2
	H	7
	RBI	2
	BB	2
	SO	4
	LOB	10

PITCHER	IP	WLS	BF	H	R	ER	SO	BB	IBB	HBP	BLK	WP	HR	S	P	ERA	WHIP
Art Ceccarelli, L (1, 1) ERA: 2.52	9.0	W	33	7	2	2	4	2	0	0	0	0	1	39	47	2.00	1.000

PITCHER	IP	WLS	BF	H	R	ER	SO	BB	IBB	HBP	BLK	WP	HR	S	P	ERA	WHIP

Batter	1	2	3	4	5	6	7	8	9	AB	R	H	RBI	BB	SO	LOB
Tony Taylor, R (1, 4) OBP: 0.332, SLG: 0.372	B B C F B X 3-2 F5 ①	X 0-0 14 BB 1B 6-3 1-2 2-3 1B		B X 1-0 F8 ①	C B B X 2-1 F8 ③	S S S 0-3 K ③				5	1	1	0	0	1	1
Alvin Dark, R (1, 5) OBP: 0.325, SLG: 0.346	X 0-0 5-3 ②	B C X 1-1 F3 ①		B F C C 1-3 K ②			B C F B X 2-2 5-3 ①		B C F F S 1-3 K2-3 ①	5	0	0	0	0	2	3
Randy Jackson, R (1, 7) OBP: 0.338, SLG: 0.383 Jim Marshall, L (2, PH) OBP: 0.322, SLG: 0.405 (2, 3)	F B C B S 2-3 K ③	X 0-0 6-3 14 BB 1B 1-2 2-3 3-H		C B X 1-1 4-3 ③			B S B B X 3-1 F6 ②		C C C 0-3 K ②	1 4	0 0	0 1	0 1	0 0	1 1	0 0
14 Ernie Banks, R (1, 6) OBP: 0.360, SLG: 0.585	B B B X 3-1 1B HR 1B	B B B B 4-1 6-3 BB 1-2 2-3 3-H			X 0-0 F7 ①		F B B B B 4-1 HBP BB		S S S 0-3 K2-3 ③	3	1	1	1	2	1	0
Art Schult, R (1, 3) OBP: 0.267, SLG: 0.308 (2, 7)	B X 1-0 HBP HR 1B 1-3	X 1-1 6-3 ② 1-2 2-3 3-H			C F B B C 2-3 K ②		S H 1-1 HBP 1-2			3	1	1	1	0	1	2
Bobby Thomson, R (1, 8) OBP: 0.325, SLG: 0.400	H 1-0 HBP HR 1-2	S X 0-3 K ③			C B X 1-1 1B		B B B C F X 3-2 5-3 ③			3	1	1	0	0	1	4
Earl Averill, R (1, 2) OBP: 0.296, SLG: 0.505	F B X 1-1 HR 1-H 2-H 3-H	S S X 0-2 2-3 ①			B C S B X 2-2 6-3 ③			B C C S 1-3 K ①		4	1	1	4	0	1	1
Lee Walls, R (1, 9) OBP: 0.342, SLG: 0.391	H 1-0 1B BB 1B HBP	B B X 2-0 F8 ②			B B F X 2-1 F9 ①			B B C B S B 4-2 BB		2	1	0	0	1	0	0
Bob Anderson, R (1, 1) OBP: 0.149, SLG: 0.133	L B B F F B B 4-2 1B 1B 14 BB 1-2 BB	C F B C 1-3 K ③				C F C 0-3 K ②		B C S X 1-2 F4 ②		3	1	0	0	1	2	1
Inning Stats	R: 0 E: 0 K: 1 S: 7 H: 0 LOB: 0 BB: 0 P: 12	R: 7 E: 0 K: 1 S: 18 H: 5 LOB: 2 BB: 2 P: 35	R: 0 E: 0 K: 1 S: 7 H: 0 LOB: 0 BB: 0 P: 10	R: 0 E: 0 K: 1 S: 6 H: 0 LOB: 0 BB: 0 P: 9	R: 0 E: 0 K: 1 S: 9 H: 1 LOB: 1 BB: 0 P: 14	R: 0 E: 0 K: 1 S: 7 H: 0 LOB: 0 BB: 0 P: 11	R: 0 E: 0 K: 0 S: 10 H: 0 LOB: 2 BB: 1 P: 23	R: 0 E: 0 K: 2 S: 11 H: 0 LOB: 1 BB: 1 P: 17	R: 0 E: 0 K: 3 S: 10 H: 0 LOB: 0 BB: 0 P: 11	1B: 5 2B: 0 3B: 0 HR: 1 SF: 0 SAC: 0 DP: 0 HBP: 3						

PITCHER		IP	WLS	BF	H	R	ER	SO	BB	IBB	HBP	BLK	WP	HR	S	P	ERA	WHIP
Danny McDevitt, L ERA: 4.11	(1, 1)	1.0	L	9	3	6	6	1	1	0	2	0	0	1	15	31	54.00	4.000
Clem Labine, R ERA: 3.78	(2, 1)	1.0		6	2	1	1	1	1	0	0	0	0	0	10	16	9.00	3.000
Stan Williams, R ERA: 4.41	(3, 1)	6.0		22	1	0	0	6	2	0	1	0	0	0	50	84	0.00	0.500
Art Fowler, R ERA: 5.17	(9, 1)	1.0		3	0	0	0	3	0	0	0	0	0	0	10	11	0.00	0.000

PITCHER	IP	WLS	BF	H	R	ER	SO	BB	IBB	HBP	BLK	WP	HR	S	P	ERA	WHIP

TOP

Chicago Cubs @ Los Angeles Dodgers

Los Angeles Memorial Coliseum, Los Angeles, CA

Wed Jul 22 1959, 10:05 PM EDT

Att. 29,790 - Unknown

livebaseballscorecards.com

AB	33
R	7
H	6
RBI	7
BB	4
SO	11
LOB	12

Batter	1	2	3	4	5	6	7	8	9	AB	R	H	RBI	BB	SO	LOB
Jim Gilliam, S (1, 5) OBP: 0.436, SLG: 0.395	B F B B C F X 3-2 G3 1B 1B		S X 0-1 ① 4-3		B X 1-0 ③ 5-3			C F X 0-2 ② 5-3		4	1	1	0	0	0	0
Charlie Neal, R (1, 4) OBP: 0.354, SLG: 0.480	B B X 2-0 ① G3 1-2		B F S B S 2-3 ② K			B B F X 2-1 G4-6-3 1B		B C F B S 2-3 ③ K		4	0	1	0	0	2	1
Wally Moon, L (1, 7) OBP: 0.375, SLG: 0.427	B B C B X 3-1 BLK 2-H 1B		C B C F C 1-3 ③ K			C X 0-1 ①② G4-6-3 1-2f			C S B C 1-3 ① K	4	0	1	1	0	2	1
Duke Snider, L (1, 9) OBP: 0.350, SLG: 0.498	F C B C 1-3 ② K			B X 1-0 G3 6-3 2B		B B B C B 4-1 FC5-4 BB			C F C 0-3 ② K	3	1	1	0	1	2	1
Gil Hodges, R (1, 3) OBP: 0.388, SLG: 0.548	C C B B C 2-3 ③ K 2-3			B X 1-0 ① G3 2-3		B C F B X 2-2 ③ FC5-4 1-2f			B X 1-0 E5	4	0	0	0	0	1	3
Don Demeter, R (1, 8) OBP: 0.307, SLG: 0.479		C X 0-1 ① F8		X 0-0 ② 6-3 3-H			X 0-0 ① 5-3		B S F F B F C 2-3 ③ K	4	0	0	1	0	1	1
John Roseboro, L (1, 2) OBP: 0.316, SLG: 0.372		B C B X 2-1 ② F2		B F X 1-1 ③ 4-3			S C B C 1-3 ② K			3	0	0	0	0	1	0
Maury Wills, S (1, 6) OBP: 0.238, SLG: 0.237		C B S X 1-2 1B			C X 0-1 ① 1-3		B C B X 2-1 ③ 6-3			3	0	1	0	0	0	0
Danny McDevitt, L (1, 1) OBP: 0.135, SLG: 0.162 Clem Labine, R (2, 1) Ron Fairly, L (2, PH) OBP: 0.340, SLG: 0.353 Stan Williams, R (3, 1) OBP: 0.207, SLG: 0.148 Norm Larker, L (8, PH) OBP: 0.382, SLG: 0.467 Art Fowler, R (9, 1) OBP: 0.091, SLG: 0.091		X 0-0 ③ G3			B C B X 2-1 ② 5-3			F C X 0-2 ① 3-1		0 0 1 1 1 0	0 0 0 0 0 0	0 0 0 0 0 0	0 0 0 0 0 0	0 0 0 0 0 0	0 0 0 0 0 0	0 0 1 0 0 0
Inning Stats	R: 1 H: 2 E: 0 LOB: 1 K: 2 BB: 0 S: 13 P: 24	R: 0 H: 1 E: 0 LOB: 1 K: 2 BB: 0 S: 8 P: 11	R: 0 H: 0 E: 0 LOB: 0 K: 2 BB: 0 S: 9 P: 12	R: 1 H: 1 E: 0 LOB: 0 K: 0 BB: 0 S: 5 P: 8	R: 0 H: 0 E: 0 LOB: 0 K: 0 BB: 0 S: 5 P: 8	R: 0 H: 1 E: 0 LOB: 1 K: 0 BB: 1 S: 8 P: 16	R: 0 H: 0 E: 0 LOB: 0 K: 1 BB: 0 S: 6 P: 9	R: 0 H: 0 E: 0 LOB: 0 K: 1 BB: 0 S: 9 P: 11	R: 0 H: 0 E: 1 LOB: 1 K: 3 BB: 0 S: 12 P: 16	1B: 4 SF: 0 2B: 1 SAC: 0 3B: 0 DP: 1 HR: 0 HBP: 0						

PITCHER	IP	WLS	BF	H	R	ER	SO	BB	IBB	HBP	BLK	WP	HR	S	P	ERA	WHIP
Bob Anderson, R (1, 1) ERA: 3.56	9.0	W	33	5	2	2	9	1	0	0	1	0	0	75	115	2.00	0.667

PITCHER	IP	WLS	BF	H	R	ER	SO	BB	IBB	HBP	BLK	WP	HR	S	P	ERA	WHIP

BOTTOM

Chicago Cubs @ Los Angeles Dodgers

Los Angeles Memorial Coliseum, Los Angeles, CA

Wed Jul 22 1959, 10:05 PM EDT

Att. 29,790 - Unknown

livebaseballscorecards.com

AB	32
R	2
H	5
RBI	2
BB	1
SO	9
LOB	8

1B: 4	SF: 0	WP: 0	PA: 33
2B: 1	SAC: 0	PB: 0	
3B: 0	DP: 1	SB: 0	
HR: 0	HBP: 0	CS: 0	

Batter	1	2	3	4	5	6	7	8	9	AB	R	H	RBI	BB	SO	LOB
Tony Taylor, R (1, 4) OBP: 0.330, SLG: 0.370	S S X 0-2 ① 6-3		C F X 0-2 ① F3		X 0-0 ② FC5-4 E 1-2f 3-H			X 0-0 2B 14 1B 1B	F B B S B X 3-2 ③ F7 1-3	5	1	1	1	0	0	2
Alvin Dark, R (1, 5) OBP: 0.324, SLG: 0.348	B F B X 2-1 ② F9		F B S B B S 3-3 ② K		1 SAFE X 0-0 ③ F7 1-2			F B X 1-1 14 1B 1-3 2B		4	1	1	0	0	1	1
Jim Marshall, L (1, 3) OBP: 0.321, SLG: 0.396	C B B B B X 3-1 ③ F6		B F F B B X 3-2 ③ F8			B C B C B B 4-2 14 G4-3 BB		C B X 1-1 ① F7		3	0	0	0	1	0	2
14 Ernie Banks, R (1, 6) OBP: 0.361, SLG: 0.584		C F X 0-2 FC1-6 1B		B X 1-0 ① 5-3		B S X 1-1 ①② G4-3 1-2f		B F S X 1-2 2-H 3-H 1B		4	0	2	2	0	0	1
Irv Noren, L (1, 8) OBP: 0.333, SLG: 0.333		C S B X 1-2 ① FC1-6 2B 1-2f		B B X 2-0 ② F7		C B B F X 2-2 ③ 6-3		F X 0-1 ② F8		4	0	0	0	0	0	2
Walt Moryn, L (1, 7) OBP: 0.311, SLG: 0.365		F S X 0-2 ② F7		B F B B X 3-1 ③ F6			B C F B X 2-2 ① 3-1	X 0-0 ③ 4-3		4	0	0	0	0	0	2
Sammy Taylor, L (1, 2) OBP: 0.322, SLG: 0.386		S B B B F X 3-2 1-3 2B			B B C B C B 4-2 1B FC5-4 BB		X 0-0 BB 1B		B B C S F F B X 3-2 DI PB 1B	3	1	3	0	1	0	0
George Altman, L (1, 9) OBP: 0.303, SLG: 0.348		I I I I I 4-0 IBB			B C B C X 2-2 FC5-4 1-3 1B		B B C S B B 4-2 G6-4-3 1-2 BB		C C F X 0-2 ① F5	2	0	1	0	2	0	1
Moe Drabowsky, R (1, 1) OBP: 0.188, SLG: 0.167 Dale Long, L (5, PH) OBP: 0.320, SLG: 0.462 Bill Henry, L (5, 1) OBP: 0.200, SLG: 0.158 Earl Averill, R (7, PH) OBP: 0.294, SLG: 0.500 Don Elston, R (7, 1) OBP: 0.222, SLG: 0.222 Art Schult, R (9, PH) OBP: 0.250, SLG: 0.286		B S S B B S 3-3 ③ K			C C S 0-3 ① K		B S X 1-1 ②③ G6-4-3 1-2f		X 0-0 ② F9	1 1 0 1 0 1	0 0 0 0 0 0	0 0 0 0 0 0	0 0 0 0 0 0	1 1 0 0 0 0	3 2 0 2 0 0	1 0 0 0 0 1

Inning Stats	1	2	3	4	5	6	7	8	9
R	0	0	0	0	1	0	0	2	0
E	0	0	0	0	1	0	0	0	0
K	0	1	1	0	1	0	0	0	0
S	7	15	9	4	10	7	8	11	14
H	0	2	0	0	1	0	1	3	1
LOB	0	3	0	0	1	0	1	1	1
BB	0	1	0	0	1	1	1	0	0
P	12	26	15	10	16	14	15	14	20

1B	SF	WP	PA
6	0	0	37
2B	SAC	PB	
2	0	1	
3B	DP	SB	
0	2	0	
HR	HBP	CS	
0	0	0	

PITCHER		IP	WLS	BF	H	R	ER	SO	BB	IBB	HBP	BLK	WP	HR	S	P	ERA	WHIP
Larry Sherry, R ERA: 3.08	(1, 1)	7.1	W	31	7	3	3	3	3	1	0	0	0	0	68	119	3.68	1.364
Don Drysdale, R ERA: 2.93	(8, 1)	1.2	S	6	1	0	0	0	0	0	0	0	0	0	17	23	0.00	0.600

PITCHER	IP	WLS	BF	H	R	ER	SO	BB	IBB	HBP	BLK	WP	HR	S	P	ERA	WHIP

TOP

Chicago Cubs @ Los Angeles Dodgers

Los Angeles Memorial Coliseum, Los Angeles, CA

Thu Jul 23 1959, 10:05 PM EDT

Att. 21,418 - Unknown

livebaseballscorecards.com

AB	33
R	3
H	8
RBI	3
BB	4
SO	3
LOB	19

Batter	1	2	3	4	5	6	7	8	9	AB	R	H	RBI	BB	SO	LOB
Jim Gilliam, S (1, 5) OBP: 0.434, SLG: 0.393	B C X 1-1 L9 ①		S C B B X 2-2 L4 ①		S B B X 2-1 F5 ②		X 0-0 BB 1B 1-2 2-3			4	0	1	0	0	0	0
Charlie Neal, R (1, 4) OBP: 0.353, SLG: 0.478 Don Zimmer, R (8, 4) OBP: 0.277, SLG: 0.250	S B F B X 2-2 4-3 BB 1B		B X 1-0 5-3 ②		B X 1-0 F8 ③		B F F B C 2-3 K ①			4 0	0 0	1 0	0 0	0 0	1 0	3 0
Wally Moon, L (1, 7) OBP: 0.379, SLG: 0.437	B B F B B 4-1 4-3 BB 1-2		B B X 2-0 1-3 ③			B B S C X 2-2 HR	B B B C B 4-1 BB 1-2 2-3 3-H			2	1	1	2	2	0	0
Duke Snider, L (1, 9) OBP: 0.348, SLG: 0.491	B B B C X 3-1 4-3 ② 1-2 2-3			B B B C F B 4-2 HR BB		F B S B F C 2-3 K ①	B B F C S 2-3 K ②			3	1	0	0	1	2	5
Gil Hodges, R (1, 3) OBP: 0.391, SLG: 0.558 Norm Larker, L (7, 3) OBP: 0.380, SLG: 0.463	X 0-0 5-3 ③			C B X 1-1 HR 1-H		B C B S B B 4-2 8-4 BB	C S B X 1-2 F9 ③			2 1	1 0	1 0	2 0	1 0	0 0	2 3
Don Demeter, R (1, 8) OBP: 0.303, SLG: 0.473		C S B S 1-3 K ①		C F B S 1-3 K2-3 ①		B X 1-0 8-4 ②③ 1-2f		S F S 0-3 K ①		4	0	0	0	0	3	1
John Roseboro, L (1, 2) OBP: 0.322, SLG: 0.376		B X 1-0 FC6-4 1B		B B C B C F X 3-2 CS 1B			B C B F B B 4-2 S 1B 1B BB	B F B F X 2-2 L7 ②		3	1	2	0	1	0	0
Maury Wills, S (1, 6) OBP: 0.238, SLG: 0.238		B X 1-0 FC6-4 ② 1-2f		S X 1-0 L7 ②③ 1-2			B L B L X 2-2 1B 1B BB 1B 1-2	S C F B F F B C 2-3 K ③		4	1	1	0	0	1	2
Larry Sherry, R (1, 1) OBP: 0.222, SLG: 0.222 Don Drysdale, R (8, 1) OBP: 0.188, SLG: 0.355		B X 1-0 L9 ③			F S B B X 2-2 F8 ①		P L L X 1-2 BB 1B 1B 1-2 2-H			3 0	0 0	1 0	1 0	0 0	0 0	1 0
Inning Stats	R: 0 H: 1 E: 0 LOB: 2 K: 0 BB: 1 S: 10 P: 20	R: 0 H: 1 E: 0 LOB: 1 K: 1 BB: 0 S: 6 P: 10	R: 0 H: 0 E: 0 LOB: 0 K: 0 BB: 0 S: 5 P: 10	R: 2 H: 2 E: 0 LOB: 0 K: 1 BB: 1 S: 13 P: 22	R: 0 H: 0 E: 0 LOB: 0 K: 0 BB: 0 S: 6 P: 11	R: 1 H: 1 E: 0 LOB: 0 K: 1 BB: 1 S: 10 P: 19	R: 2 H: 3 E: 0 LOB: 3 K: 2 BB: 2 S: 20 P: 35	R: 0 H: 0 E: 0 LOB: 0 K: 2 BB: 0 S: 12 P: 16		1B: 6 SF: 0 2B: 1 SAC: 0 3B: 0 DP: 1 HR: 2 HBP: 0						

PITCHER		IP	WLS	BF	H	R	ER	SO	BB	IBB	HBP	BLK	WP	HR	S	P	ERA	WHIP
Moe Drabowsky, R ERA: 4.38	(1, 1)	4.0	L	17	4	2	2	2	2	0	0	0	0	1	34	62	4.50	1.500
Bill Henry, L ERA: 2.65	(5, 1)	2.0		7	1	1	1	1	1	0	0	0	0	1	16	30	4.50	1.000
Don Elston, R ERA: 3.18	(7, 1)	2.0		11	3	2	2	4	2	0	0	0	0	0	32	51	9.00	2.500

PITCHER	IP	WLS	BF	H	R	ER	SO	BB	IBB	HBP	BLK	WP	HR	S	P	ERA	WHIP

BOTTOM

Chicago Cubs @ Los Angeles Dodgers

Los Angeles Memorial Coliseum, Los Angeles, CA

Thu Jul 23 1959, 10:05 PM EDT

Att. 21,418 - Unknown

livebaseballscorecards.com

AB	30
R	5
H	8
RBI	5
BB	5
SO	7
LOB	17

TOP

Chicago Cubs @ San Francisco Giants

Seals Stadium, San Francisco , CA

Fri Jul 24 1959, 10:05 PM EDT

Att. 22,865 - Unknown

livebaseballscorecards.com

Batter	1	2	3	4	5	6	7	8	9	10	AB	R	H	RBI	BB	SO	LOB
Tony Taylor, R (1, 4) OBP: 0.328, SLG: 0.367	F7			6-3	SH3-4 1B 1-2	FC5-4 1-2 2-3f		FC3-6 CS 1-2f		K	6	0	1	0	0	1	4
Alvin Dark, R (1, 5) (2, 6) OBP: 0.326, SLG: 0.350	G5-4-3 1B			4-3 1B	SH3-4 1-2 2-3	F8		F2 1-2			4	0	2	0	0	0	3
Lee Walls, R (1, 9) OBP: 0.340, SLG: 0.388 Jim Marshall, L (5, PH) (5, 3) OBP: 0.321, SLG: 0.390	G5-4-3 1-2f			4-3 1-2	IBB		3-1		6-3		2	0	0	0	0	0	2
											2	0	0	0	1	0	0
14 Ernie Banks, R (1, 6) OBP: 0.360, SLG: 0.582 Randy Jackson, R (2, 5) OBP: 0.333, SLG: 0.365		F8		BB	G1-2-3 3-Hf		F3		F4		1	0	0	0	0	0	0
											3	0	0	0	1	0	3
Art Schult, R (1, 3) (5, 7) OBP: 0.333, SLG: 0.294		5-3		6-3		FC4-6 BB	BB BB 1B		FC6-4 BB		3	0	1	0	2	0	2
Bobby Thomson, R (1, 7) (5, 9) OBP: 0.326, SLG: 0.410		6-3			HR	FC4-6 1-2f	BB 1-2		FC6-4 1-2f		4	2	1	1	1	0	2
Earl Averill, R (1, 2) OBP: 0.307, SLG: 0.524			4-3		2B E BB	1-H HR	BB 1-2 2-3			F8	3	2	1	2	2	0	0
George Altman, L (1, 8) OBP: 0.309, SLG: 0.356			G3		1-3 E 2B	FC5-4 1B BB	K			6-3 1-2	4	1	2	0	1	1	3
Dave Hillman, R (1, 1) OBP: 0.250, SLG: 0.143 Don Elston, R (8, 1) OBP: 0.200, SLG: 0.200			K		SH3-4 1B G1-2-3 2-H 3-H	FC5-4 1-2		FC3-6		6-3 1-2	4	0	3	0	0	1	0
											1	0	0	0	0	0	1
Inning Stats	R: 0 E: 0 K: 0 S: 3 H: 1 LOB: 0 BB: 0 P: 3	R: 0 E: 0 K: 0 S: 3 H: 0 LOB: 0 BB: 0 P: 3	R: 0 E: 0 K: 1 S: 5 H: 0 LOB: 0 BB: 0 P: 5	R: 0 E: 0 K: 0 S: 4 H: 1 LOB: 2 BB: 1 P: 8	R: 3 E: 1 K: 0 S: 6 H: 4 LOB: 2 BB: 2 P: 14	R: 2 E: 0 K: 0 S: 5 H: 2 LOB: 2 BB: 2 P: 13	R: 0 E: 0 K: 1 S: 6 H: 1 LOB: 3 BB: 2 P: 14	R: 0 E: 0 K: 0 S: 3 H: 1 LOB: 0 BB: 0 P: 3	R: 0 E: 0 K: 0 S: 3 H: 0 LOB: 1 BB: 1 P: 7	R: 0 E: 0 K: 1 S: 6 H: 1 LOB: 1 BB: 0 P: 6	1B: 8 2B: 1 3B: 0 HR: 2	SF: 0 SAC: 1 DP: 2 HBP: 0					

	AB	37
	R	5
	H	11
	RBI	3
	BB	8
	SO	3
	LOB	20

WP: 0 PA: 46
PB: 0
SB: 0
CS: 1

PITCHER		IP	WLS	BF	H	R	ER	SO	BB	IBB	HBP	BLK	WP	HR	S	P	ERA	WHIP
Johnny Antonelli, L ERA: 2.61	(1, 1)	4.0		19	6	3	3	1	2	0	0	0	0	1	19	27	6.75	2.000
Gordon Jones, R ERA: 4.15	(5, 1)	2.0		10	2	2	2	0	2	1	0	0	0	1	7	19	9.00	2.000
Eddie Fisher, R ERA: 4.61	(7, 1)	2.0		9	2	0	0	1	2	0	0	0	0	0	9	17	0.00	2.000
Sam Jones, R ERA: 2.95	(9, 1)	2.0	W	8	1	0	0	1	1	0	0	0	0	0	9	13	0.00	1.000

PITCHER	IP	WLS	BF	H	R	ER	SO	BB	IBB	HBP	BLK	WP	HR	S	P	ERA	WHIP

Batter	1	2	3	4	5	6	7	8	9	10	AB	R	H	RBI	BB	SO	LOB
Jackie Brandt, R (1, 7) OBP: 0.318, SLG: 0.410	B B B B 4-0 CS BB		x 0-0 ② FC6-4 FC5-4 1-2f		x 0-0 HR	x 0-0 ② F8		x 0-0 FC1-2 1-3 2-H 1B		S S S 0-3 ② K	5	1	2	2	1	1	5
Jim Davenport, R (1, 5) OBP: 0.285, SLG: 0.333	S S S 0-3 ① ② K 1-2		x 0-0 ③ FC5-4 1-2f		x 0-0 1B 2B	S S S 0-3 ③ K		x 0-0 ② FC1-2 1-2 3-H		x 0-0 1-2 2-H 1B	6	1	2	1	0	2	6
Willie Kirkland, L (1, 9) OBP: 0.349, SLG: 0.510 Sam Jones, R (9, 1) OBP: 0.102, SLG: 0.105	x 0-0 ③ F9			x 0-0 ① F9	B B B B 4-0 1B BB		x 0-0 ① P6	S S S 0-3 ③ K			4	0	0	0	1	1	2
											0	0	0	0	0	0	0
Orlando Cepeda, R (1, 3) OBP: 0.365, SLG: 0.555		x 0-0 K 2B		x 0-0 1B 4-3 1B 1B	x 0-0 ② F3		x 0-0 ② F9		S S S 0-3 ① K		5	1	2	0	0	1	2
Daryl Spencer, R (1, 4) OBP: 0.346, SLG: 0.388 (9, 6)		x 0-0 ① 5-3		x 0-0 ② 4-3 1-2	x 0-0 1-3 2-H 1B		x 0-0 1B		S S S 0-3 ② K		5	0	2	1	0	1	2
Felipe Alou, R (1, 8) OBP: 0.315, SLG: 0.464 (9, 9)	S S S 0-3 ② ③ K 2-3			x 0-0 1B 2-3 1B	x 0-0 ③ 5-3		x 0-0 ③ 4-3		S S S 0-3 ③ K		5	0	1	0	0	2	4
Hobie Landrith, L (1, 2) OBP: 0.359, SLG: 0.353		x 0-0 E5 SH3-4 1B	x 0-0 1-2 3-H 1B	B B B B 4-0 SH5-4 BB		x 0-0 ① 4-3		B B B B 4-0 SH3-4 1B BB		3	2	1	1	2	0	0
Eddie Bressoud, R (1, 6) OBP: 0.312, SLG: 0.383 Leon Wagner, L (8, PH) OBP: 0.367, SLG: 0.467 Danny O'Connell, R (9, 4) OBP: 0.222, SLG: 0.222		x 0-0 ① SH3-4 1-2	S S S 0-3 ③ K	x 0-0 ① SH5-4 1-2		x 0-0 1B 1B 1B		x 0-0 ① SH3-4 1-2		1	0	0	0	0	1	2
											1	1	1	0	0	0	0
											0	0	0	0	0	0	0
Johnny Antonelli, L (1, 1) OBP: 0.118, SLG: 0.147 Gordon Jones, R (5, 1) Dusty Rhodes, L (6, PH) OBP: 0.321, SLG: 0.208 Andre Rodgers, R (6, PR) OBP: 0.347, SLG: 0.397 Eddie Fisher, R (7, 1) Willie Mays, R (8, PH) OBP: 0.359, SLG: 0.528 (9, 8)		x 0-0 FC6-4 2-H 1B			x 0-0 ① 4-3	x 0-0 E5		x 0-0 1B 1-2 FC1-2 1B		I I I I 4-0 1B IBB	1	0	1	1	0	0	0
											1	0	0	0	0	0	0
											1	0	0	0	0	0	1
											0	0	0	0	0	0	0
											0	0	0	0	0	0	0
											1	0	1	0	1	0	0
Inning Stats	R: 0 H: 0 E: 0 LOB: 0 K: 1 BB: 1 S: 4 P: 8	R: 0 H: 1 E: 0 LOB: 0 K: 1 BB: 0 S: 5 P: 5	R: 1 H: 1 E: 1 LOB: 1 K: 0 BB: 0 S: 5 P: 5	R: 1 H: 3 E: 0 LOB: 2 K: 1 BB: 0 S: 8 P: 8	R: 2 H: 3 E: 0 LOB: 2 K: 0 BB: 1 S: 6 P: 10	R: 0 H: 0 E: 1 LOB: 2 K: 1 BB: 1 S: 6 P: 10	R: 0 H: 1 E: 0 LOB: 1 K: 0 BB: 0 S: 4 P: 4	R: 1 H: 3 E: 0 LOB: 2 K: 1 BB: 0 S: 8 P: 8	R: 0 H: 0 E: 0 LOB: 0 K: 3 BB: 0 S: 9 P: 9	R: 1 H: 1 E: 0 LOB: 2 K: 1 BB: 2 S: 5 P: 13	1B: 10 SF: 0 2B: 2 SAC: 3 3B: 0 DP: 0 HR: 1 HBP: 0						

PITCHER		IP	WLS	BF	H	R	ER	SO	BB	IBB	HBP	BLK	WP	HR	S	P	ERA	WHIP
Dave Hillman, R ERA: 3.2	(1, 1)	7.1		35	10	5	3	4	3	0	0	0	0	1	40	52	3.68	1.773
Don Elston, R ERA: 3.21	(8, 1)	2.1	L	12	3	1	1	5	1	1	0	0	0	0	20	28	3.86	1.714

PITCHER	IP	WLS	BF	H	R	ER	SO	BB	IBB	HBP	BLK	WP	HR	S	P	ERA	WHIP

BOTTOM

Chicago Cubs @ San Francisco Giants

Seals Stadium, San Francisco , CA

Fri Jul 24 1959, 10:05 PM EDT

Att. 22,865 - Unknown

livebaseballscorecards.com

AB	39
R	6
H	13
RBI	6
BB	5
SO	9
LOB	24

1B: 10 SF: 0
2B: 2 SAC: 3
3B: 0 DP: 0
HR: 1 HBP: 0

WP: 0 PA: 47
PB: 0
SB: 0
CS: 1

Batter	1	2	3	4	5	6	7	8	9	AB	R	H	RBI	BB	SO	LOB
Tony Taylor, R (1, 4) OBP: 0.326, SLG: 0.364	1-3		S 1B		6-3 2-3		K	F8		5	0	1	0	0	1	2
Alvin Dark, R (1, 5) OBP: 0.325, SLG: 0.347	5-3		K 1-2		E7 1B 3-H 1B		F9		5-3	5	1	1	1	0	1	2
Jim Marshall, L (1, 3) OBP: 0.329, SLG: 0.397	1B		4-3		2-H 1B		14 1B 1-2 1B 1B		3-1	5	1	3	1	0	0	1
14 Ernie Banks, R (1, 6) OBP: 0.361, SLG: 0.583	5-3			F7	K		1-3 2-H 1B		WP 2B	5	1	2	1	0	1	2
Walt Moryn, L (1, 7) OBP: 0.313, SLG: 0.364		1B		F8		3-1	1B IBB		G3 2-3	4	0	1	0	1	0	1
Bobby Thomson, R (1, 9) OBP: 0.326, SLG: 0.409 Irv Noren, L (7, PH) OBP: 0.344, SLG: 0.345 Lee Walls, R (7, 9) OBP: 0.340, SLG: 0.388		F8	1B		F5	1-3 2-H 3-H 1B				3 1 0	0 0 0	1 1 0	0 2 0	0 0 0	0 0 0	1 0 0
Sammy Taylor, L (1, 2) OBP: 0.317, SLG: 0.379		K	1-3		E3	K				4	0	0	0	0	2	4
George Altman, L (1, 8) OBP: 0.308, SLG: 0.354		G1			6-3 SH2-4 E 1B	G3		4-3		4	1	1	0	0	0	2
Art Ceccarelli, R (1, 1) OBP: 0.071, SLG: 0.071			K		SH2-4 1-2		14 1B 1B 1B	6-3		3	1	1	0	0	1	0
Inning Stats	R: 0 E: 0 K: 0 S: 4 H: 1 LOB: 1 BB: 0 P: 4	R: 0 E: 0 K: 1 S: 6 H: 1 LOB: 1 BB: 0 P: 6	R: 0 E: 0 K: 2 S: 8 H: 1 LOB: 1 BB: 0 P: 8	R: 0 E: 0 K: 0 S: 4 H: 1 LOB: 1 BB: 0 P: 4	R: 2 E: 1 K: 1 S: 8 H: 3 LOB: 1 BB: 0 P: 8	R: 0 E: 1 K: 0 S: 4 H: 0 LOB: 1 BB: 0 P: 4	R: 3 E: 0 K: 2 S: 11 H: 4 LOB: 2 BB: 1 P: 15	R: 0 E: 0 K: 0 S: 3 H: 0 LOB: 0 BB: 0 P: 3	R: 0 E: 0 K: 0 S: 4 H: 1 LOB: 1 BB: 0 P: 4	1B: 11 2B: 1 3B: 0 HR: 0 SF: 0 SAC: 1 DP: 0 HBP: 0						

PITCHER	IP	WLS	BF	H	R	ER	SO	BB	IBB	HBP	BLK	WP	HR	S	P	ERA	WHIP
Stu Miller, R (1, 1) ERA: 2.95	8.0	L	37	11	5	4	6	0	1	0	0	0	0	48	52	4.50	1.375
Al Worthington, R (9, 1) ERA: 3.77	1.0		4	1	0	0	0	0	0	0	0	1	0	4	4	0.00	1.000

PITCHER	IP	WLS	BF	H	R	ER	SO	BB	IBB	HBP	BLK	WP	HR	S	P	ERA	WHIP

TOP

Chicago Cubs @ San Francisco Giants

Seals Stadium, San Francisco , CA

Sat Jul 25 1959, 6:33 AM EDT

Att. 20,261 - Unknown

livebaseballscorecards.com

AB	39
R	5
H	12
RBI	5
BB	1
SO	6
LOB	15

WP: 1 PA: 41
PB: 0
SB: 1
CS: 0

Batter	1	2	3	4	5	6	7	8	9	AB	R	H	RBI	BB	SO	LOB
Jackie Brandt, R (1, 7) OBP: 0.317, SLG: 0.408	4-3		K			K		1B, SF9, 1B		4	1	1	0	0	2	0
Jim Davenport, R (1, 5) OBP: 0.284, SLG: 0.332	6-3			F4		F9		1-3, 1B		4	0	1	0	0	0	0
Willie Kirkland, L (1, 9) OBP: 0.346, SLG: 0.505	F3			4-3		G3		SF9, 3-H		3	0	0	0	0	0	0
Willie Mays, R (8, PH)(9, 8) OBP: 0.358, SLG: 0.528										0	0	0	1	0	0	0
Orlando Cepeda, R (1, 3) OBP: 0.362, SLG: 0.549		F9		F4			5-3	K		4	0	0	0	0	1	1
Daryl Spencer, R (1, 4) OBP: 0.345, SLG: 0.387		F6			4-3		5-3, 1B		6-3	4	0	1	0	0	0	0
Felipe Alou, R (1, 8)(9, 9) OBP: 0.319, SLG: 0.465		F9			BB, 1B		5-3, 1-2		1B	4	0	2	0	0	0	1
Bob Schmidt, R (1, 2) OBP: 0.286, SLG: 0.385			F4		F9		F7		F9	4	0	0	0	0	0	3
Eddie Bressoud, R (1, 6) OBP: 0.318, SLG: 0.407			HR		BB, 1-2			5-3	F9	3	1	1	1	1	0	1
Stu Miller, R (1, 1) OBP: 0.079, SLG: 0.054			6-3		F9			HR		2	0	0	0	0	0	2
Hank Sauer, R (8, PH) OBP: 0.077, SLG: 0.308										1	1	1	1	0	0	0
Al Worthington, R (9, 1) OBP: 0.125, SLG: 0.125										0	0	0	0	0	0	0
Inning Stats	R: 0 E: 0 K: 0 S: 3 H: 0 LOB: 0 P: 3	R: 0 E: 0 K: 0 S: 3 H: 0 LOB: 0 BB: 0 P: 3	R: 1 E: 0 K: 1 S: 6 H: 1 LOB: 0 BB: 0 P: 6	R: 0 E: 0 K: 0 S: 3 H: 0 LOB: 0 BB: 0 P: 3	R: 0 E: 0 K: 0 S: 4 H: 1 LOB: 2 BB: 1 P: 8	R: 0 E: 0 K: 1 S: 5 H: 0 LOB: 0 BB: 0 P: 5	R: 0 E: 0 K: 0 S: 4 H: 1 LOB: 1 BB: 0 P: 4	R: 2 E: 0 K: 1 S: 8 H: 3 LOB: 1 BB: 0 P: 8	R: 0 E: 0 K: 0 S: 4 H: 1 LOB: 1 BB: 0 P: 4	1B: 5 2B: 0 3B: 0 HR: 2	SF: 1 SAC: 0 DP: 0 HBP: 0						

BOTTOM

Chicago Cubs @ San Francisco Giants

Seals Stadium, San Francisco , CA

Sat Jul 25 1959, 6:33 AM EDT

Att. 20,261 - Unknown

livebaseballscorecards.com

AB	33
R	3
H	7
RBI	3
BB	1
SO	3
LOB	8

PITCHER		IP	WLS	BF	H	R	ER	SO	BB	IBB	HBP	BLK	WP	HR	S	P	ERA	WHIP
Art Ceccarelli, L ERA: 2.65	(1, 1)	9.0	W	35	7	3	3	3	1	0	0	0	0	2	40	44	3.00	0.889

PITCHER	IP	WLS	BF	H	R	ER	SO	BB	IBB	HBP	BLK	WP	HR	S	P	ERA	WHIP

Batter	1	2	3	4	5	6	7	8	9	AB	R	H	RBI	BB	SO	LOB
Tony Taylor, R (1, 4) OBP: 0.324, SLG: 0.362	3-1	FC5-4 1-2f			2B 1B	6-3		F5		5	1	1	0	0	0	2
Alvin Dark, R (1, 5) OBP: 0.323, SLG: 0.348	F7		F7		WP 1-H 1B 2B	F9			3-1	5	1	1	1	0	0	0
Art Schult, R (1, 3) (5, 7) OBP: 0.346, SLG: 0.318	K		14 HR 1B		14 BB 2-H 2B 1B	4-3			F9	5	2	2	1	0	1	0
14 Ernie Banks, R (1, 6) OBP: 0.366, SLG: 0.591		E 1B 1B BB	1-H HR		2B 1-2 BB		K		1B	3	2	2	2	2	1	0
Bobby Thomson, R (1, 7) (5, 9) OBP: 0.327, SLG: 0.413		E 1-2 1B 1B	K		1-3 2-H 2B		F9		F2	5	1	2	1	0	1	1
Earl Averill, R (1, 2) OBP: 0.305, SLG: 0.514		F9	K		4-3		1B			4	0	1	0	0	1	4
Lee Walls, R (1, 9) OBP: 0.337, SLG: 0.385		K		5-3	K		K			2	0	0	0	0	1	2
Jim Marshall, L (5, PH) (5, 3) OBP: 0.325, SLG: 0.392										2	0	0	0	0	2	3
George Altman, L (1, 8) OBP: 0.307, SLG: 0.349		E3 1B 1-2 2-3		1-3	IBB			F7		3	0	0	0	1	0	2
Bob Anderson, R (1, 1) OBP: 0.157, SLG: 0.143		FC5-4 1-2 2-H 3-H 1B		K	K			5-3		4	0	1	2	0	2	3
Inning Stats	R: 0 E: 0 K: 1 S: 5 H: 0 LOB: 0 BB: 0 P: 5	R: 2 E: 1 K: 1 S: 8 H: 2 LOB: 2 BB: 1 P: 12	R: 2 E: 0 K: 2 S: 9 H: 2 LOB: 0 BB: 0 P: 9	R: 0 E: 0 K: 1 S: 5 H: 0 LOB: 0 BB: 0 P: 5	R: 3 E: 0 K: 2 S: 11 H: 4 LOB: 3 BB: 2 P: 19	R: 0 E: 0 K: 0 S: 3 H: 0 LOB: 0 BB: 0 P: 3	R: 0 E: 0 K: 2 S: 8 H: 1 LOB: 1 BB: 0 P: 8	R: 0 E: 0 K: 0 S: 3 H: 0 LOB: 0 BB: 0 P: 3	R: 0 E: 0 K: 0 S: 4 H: 1 LOB: 1 BB: 0 P: 4	1B: 7 2B: 2 3B: 0 HR: 1 SF: 0 SAC: 0 DP: 0 HBP: 0						

PITCHER	IP	WLS	BF	H	R	ER	SO	BB	IBB	HBP	BLK	WP	HR	S	P	ERA	WHIP
Mike McCormick, L (1, 1) ERA: 3.55	4.0	L	21	7	7	5	5	1	0	0	0	1	1	30	34	11.25	2.000
Jack Sanford, R (5, 1) ERA: 3.1	3.0		13	2	0	0	4	1	1	0	0	0	0	19	27	0.00	1.000
Eddie Fisher, R (8, 1) ERA: 4.3	2.0		7	1	0	0	0	0	0	0	0	0	0	7	7	0.00	0.500

PITCHER	IP	WLS	BF	H	R	ER	SO	BB	IBB	HBP	BLK	WP	HR	S	P	ERA	WHIP

TOP

Chicago Cubs @ San Francisco Giants

Seals Stadium, San Francisco , CA

Sun Jul 26 1959, 6:33 AM EDT
Att. 22,715 - Unknown

livebaseballscorecards.com

AB	38
R	7
H	10
RBI	7
BB	3
SO	9
LOB	17

WP: 1 PB: 0 SB: 0 CS: 0 PA: 41

Batter	1	2	3	4	5	6	7	8	9	AB	R	H	RBI	BB	SO	LOB
Jackie Brandt, R (1, 7) OBP: 0.319, SLG: 0.407	B B B B 4-0 4-3 S 6-3 BB		x 0-0 ③ 6-3		x 0-0 1B			S S S 0-3 ① K		3	1	1	0	1	1	0
Jim Davenport, R (1, 5) OBP: 0.284, SLG: 0.332	x 0-0 ① 4-3 1-3			x 0-0 HR 1B	x 0-0 ③ F4			x 0-0 ② F5		4	1	1	0	0	0	2
Willie Mays, R (1, 8) OBP: 0.357, SLG: 0.533	x 0-0 ② 6-3 3-H			x 0-0 1-H HR		x 0-0 ① 6-3		S S S 0-3 ③ K		4	1	1	3	0	1	0
Orlando Cepeda, R (1, 3) OBP: 0.361, SLG: 0.546	S S S 0-3 ③ K			x 0-0 4-3 1B		x 0-0 ② 2-3			x 0-0 ① F9	4	0	1	0	0	1	0
Willie Kirkland, L (1, 9) OBP: 0.345, SLG: 0.502		x 0-0 ① 4-3		x 0-0 ① F9		x 0-0 ③ 3-1			x 0-0 4-3 1B	4	0	1	0	0	0	1
Daryl Spencer, R (1, 4) OBP: 0.344, SLG: 0.388 (8, 6)		x 0-0 ② 5-3		x 0-0 ② 4-3 1-2			x 0-0 G1 2B		x 0-0 ② 4-3 1-2	4	0	1	0	0	0	2
Hobie Landrith, L (1, 2) OBP: 0.351, SLG: 0.344		x 0-0 ③ 4-3		x 0-0 ③ 6-3			x 0-0 ① G1 2-3		x 0-0 ③ 4-3	4	0	0	0	0	0	3
Eddie Bressoud, R (1, 6) OBP: 0.313, SLG: 0.400			x 0-0 ① F8		x 0-0 ① 5-3		S S S 0-3 ② K			2	0	0	0	0	0	0
Dusty Rhodes, L (7, PH) OBP: 0.310, SLG: 0.200										1	0	0	0	0	1	1
Danny O'Connell, R (8, 4) OBP: 0.222, SLG: 0.222										0	0	0	0	0	0	0
Mike McCormick, L (1, 1) OBP: 0.200, SLG: 0.171			S S S 0-3 ② K		S S S 0-3 ② K		S S S 0-3 ③ K			1	0	0	0	0	1	0
Jack Sanford, R (5, 1) OBP: 0.178, SLG: 0.098										1	0	0	0	0	1	0
Leon Wagner, L (7, PH) OBP: 0.364, SLG: 0.462										1	0	0	0	0	1	1
Eddie Fisher, R (8, 1)										0	0	0	0	0	0	0
Inning Stats	R: 1 H: 0 E: 0 LOB: 0 K: 1 BB: 1 S: 5 P: 9	R: 0 H: 0 E: 0 LOB: 0 K: 0 BB: 0 S: 3 P: 3	R: 0 H: 0 E: 0 LOB: 0 K: 1 BB: 0 S: 5 P: 5	R: 2 H: 3 E: 0 LOB: 1 K: 0 BB: 0 S: 6 P: 6	R: 0 H: 1 E: 0 LOB: 1 K: 1 BB: 0 S: 6 P: 6	R: 0 H: 0 E: 0 LOB: 0 K: 0 BB: 0 S: 3 P: 3	R: 0 H: 1 E: 0 LOB: 1 K: 2 BB: 0 S: 8 P: 8	R: 0 H: 0 E: 0 LOB: 0 K: 2 BB: 0 S: 7 P: 7	R: 0 H: 1 E: 0 LOB: 1 K: 0 BB: 0 S: 4 P: 4	1B: 4 SF: 0 2B: 1 SAC: 0 3B: 0 DP: 0 HR: 1 HBP: 0						

PITCHER	IP	WLS	BF	H	R	ER	SO	BB	IBB	HBP	BLK	WP	HR	S	P	ERA	WHIP
Bob Anderson, R (1, 1) ERA: 3.52	9.0	W	34	6	3	3	7	1	0	0	0	0	1	47	51	3.00	0.778

PITCHER	IP	WLS	BF	H	R	ER	SO	BB	IBB	HBP	BLK	WP	HR	S	P	ERA	WHIP

BOTTOM

Chicago Cubs @ San Francisco Giants

Seals Stadium, San Francisco , CA

Sun Jul 26 1959, 6:33 AM EDT

Att. 22,715 - Unknown

livebaseballscorecards.com

AB	33
R	3
H	6
RBI	3
BB	1
SO	7
LOB	10

WP: 0	PA: 34		
PB: 0			
SB: 1			
CS: 0			

Chicago Cubs @ Milwaukee Braves

Milwaukee County Stadium, Milwaukee, WI

Tue Jul 28 1959, 8:05 PM EDT

Att. 28,940 - Unknown

TOP

livebaseballscorecards.com

Batter	1	2	3	4	5	6	7	8	9	AB	R	H	RBI	BB	SO	LOB
Tony Taylor, R (1, 4) OBP: 0.325, SLG: 0.369	HR	BB		F9		G6-4-3			K	4	1	1	1	1	1	2
Alvin Dark, R (1, 5) OBP: 0.318, SLG: 0.343	F7	F9			L8		4-3		6-3	5	0	0	0	0	0	3
Art Schult, R (1, 3) (3, 7)	14 1B 2B		F8		F9		F5		14 FC5-4 1B	5	1	2	0	0	0	0
14 Ernie Banks, R (1, 6) OBP: 0.366, SLG: 0.589	K 2-H 1B		BB 1B 1B		F8		L7		FC5-4 1-2f	5	1	2	1	0	0	1
Bobby Thomson, R (1, 7) OBP: 0.333, SLG: 0.416 (3, 9)	K 1-2		1B 1-2 P9-2 BB			2B 1B		FC6-4 1B		3	1	2	0	1	1	1
Earl Averill, R (1, 2) OBP: 0.308, SLG: 0.514 Sammy Taylor, L (6, PH) OBP: 0.315, SLG: 0.376 (6, 2)		P8	1-3 2-H 1B			P9		FC6-4 1-3 1-2f 1B		2	0	1	1	0	0	0
										2	0	0	0	0	0	2
Lee Walls, R (1, 9) OBP: 0.339, SLG: 0.388 Jim Marshall, L (3, PH) OBP: 0.331, SLG: 0.404 (3, 3)		WP BB 1B	P9-2 3-Hf			1B 1-H 2B		1-3 1-2 1B		1	0	1	0	0	0	0
										3	1	2	1	0	0	2
George Altman, L (1, 8) OBP: 0.310, SLG: 0.349		WP 1-2 BB		K		SH 2-H 1B		1-3 1-2 2-3		3	0	1	1	1	1	2
Glen Hobbie, R (1, 1) OBP: 0.176, SLG: 0.163 Bill Henry, L (6, 1) OBP: 0.190, SLG: 0.150		K		K		SH G6-4-3 1-3		F7		2	0	0	0	0	2	2
										1	0	0	0	0	0	2

	AB	36
	R	5
	H	12
	RBI	5
	BB	3
	SO	5
	LOB	17

Inning Stats																												
	R: 2	H: 3	R: 0	H: 1	R: 1	H: 2	R: 0	H: 0	R: 0	H: 0	R: 2	H: 3	R: 0	H: 0	R: 0	H: 2	R: 0	H: 1	1B: 9	SF: 0	WP: 1	PA: 40
	E: 0	LOB: 0	E: 0	LOB: 3	E: 0	LOB: 1	E: 0	LOB: 0	E: 0	LOB: 0	E: 1	LOB: 1	E: 0	LOB: 0	E: 0	LOB: 2	E: 0	LOB: 1	2B: 3	SAC: 1	PB: 0	
	K: 1	BB: 0	K: 1	BB: 2	K: 0	BB: 0	K: 2	BB: 0	K: 0	BB: 0	K: 0	BB: 0	K: 0	BB: 0	K: 0	BB: 0	K: 1	BB: 0	3B: 0	DP: 2	SB: 0	
	S: 7	P: 7	S: 6	P: 14	S: 4	P: 8	S: 7	P: 7	S: 3	P: 3	S: 6	P: 6	S: 3	P: 3	S: 5	P: 5	S: 6	P: 6	HR: 1	HBP: 0	CS: 0	

PITCHER		IP	WLS	BF	H	R	ER	SO	BB	IBB	HBP	BLK	WP	HR	S	P	ERA	WHIP
Juan Pizarro, L ERA: 4.08	(1, 1)	2.1		15	6	3	3	2	3	0	0	0	1	1	16	28	11.57	3.857
Carl Willey, R ERA: 4.52	(3, 1)	3.2	L	13	3	2	2	2	0	0	0	0	0	0	17	17	4.91	0.818
Bob Trowbridge, R ERA: 4.56	(7, 1)	3.0		12	3	0	0	1	0	0	0	0	0	0	14	14	0.00	1.000

PITCHER	IP	WLS	BF	H	R	ER	SO	BB	IBB	HBP	BLK	WP	HR	S	P	ERA	WHIP

BOTTOM

Chicago Cubs @ Milwaukee Braves

Milwaukee County Stadium, Milwaukee, WI

Tue Jul 28 1959, 8:05 PM EDT

Att. 28,940 - Unknown

Batter	1	2	3	4	5	6	7	8	9	AB	R	H	RBI	BB	SO	LOB
Bobby Avila, R (1, 4) OBP: 0.292, SLG: 0.320	F5		6-3		F6		L7		F4	5	0	0	0	0	0	0
Bill Bruton, L (1, 8) OBP: 0.339, SLG: 0.410 Stan Lopata, R (9, PH) OBP: 0.108, SLG: 0.057	BB E 1B		K		FC6-4 1B		1B		F6	3 1	1 0	2 0	0 0	1 0	1 0	0 0
Hank Aaron, R (1, 5) (9, 9) OBP: 0.406, SLG: 0.655	F8 1-3		1B		FC6-4 1-2f		F6			4	0	1	0	0	0	3
Joe Adcock, R (1, 3) OBP: 0.339, SLG: 0.482	1B 3-H		F8		F7		F9			4	0	1	1	0	0	3
Wes Covington, L (1, 7) OBP: 0.329, SLG: 0.389 Felix Mantilla, R (8, PR) OBP: 0.240, SLG: 0.198 (9, 5)	4-3			1B 2B		K		K FC3-6		4 0	1 0	1 0	0 0	0 0	2 0	1 0
Lee Maye, L (1, 9) OBP: 0.382, SLG: 0.333 Andy Pafko, R (8, PH) OBP: 0.305, SLG: 0.322 (9, 7)		F7		FC6-4 2-H 1B		1B 2B		FC3-6 FC6-4 1-2f		3 1	1 0	2 0	1 0	0 0	0 0	0 1
Johnny Logan, R (1, 6) OBP: 0.399, SLG: 0.491		5-3		K		6-3		F7		4	0	0	0	0	1	3
Del Crandall, R (1, 2) OBP: 0.296, SLG: 0.399		BB		FC6-4 1-2f 1B		FC4 2-H 1B		FC6-4 1-2f		3	1	1	1	1	0	2
Juan Pizarro, L (1, 1) OBP: 0.167, SLG: 0.107 Carl Willey, R (3, 1) OBP: 0.111, SLG: 0.148 Frank Torre, L (6, PH) OBP: 0.320, SLG: 0.337 Bob Trowbridge, R (7, 1) Mel Roach, R (9, PH) OBP: 0.152, SLG: 0.097		1-3		2-H 1B		FC4 1-2f			1-3	1 1 1 0 1	0 0 0 0 0	0 1 0 0 0	0 1 0 0 0	0 0 0 0 0	0 0 0 0 0	1 0 1 0 0
Inning Stats	R: 1 H: 1 E: 0 LOB: 1 K: 0 BB: 1 S: 4 P: 8	R: 0 H: 0 E: 0 LOB: 1 K: 0 BB: 1 S: 3 P: 7	R: 0 H: 1 E: 0 LOB: 1 K: 1 BB: 0 S: 6 P: 6	R: 2 H: 3 E: 1 LOB: 1 K: 1 BB: 0 S: 7 P: 7	R: 0 H: 1 E: 0 LOB: 1 K: 0 BB: 0 S: 4 P: 4	R: 1 H: 2 E: 0 LOB: 1 K: 1 BB: 0 S: 7 P: 7	R: 0 H: 1 E: 0 LOB: 1 K: 0 BB: 0 S: 4 P: 4	R: 0 H: 0 E: 0 LOB: 1 K: 1 BB: 0 S: 6 P: 6	R: 0 H: 0 E: 0 LOB: 0 K: 0 BB: 0 S: 3 P: 3	1B: 7 2B: 2 3B: 0 HR: 0	SF: 0 SAC: 0 DP: 0 HBP: 0						

PITCHER	IP	WLS	BF	H	R	ER	SO	BB	IBB	HBP	BLK	WP	HR	S	P	ERA	WHIP
Glen Hobbie, R (1, 1) ERA: 3.22	5.2	W	26	8	4	2	3	2	0	0	0	0	0	30	38	3.18	1.765
Bill Henry, L (6, 1) ERA: 2.55	3.1	S	12	1	0	0	1	0	0	0	0	0	0	14	14	0.00	0.300

PITCHER	IP	WLS	BF	H	R	ER	SO	BB	IBB	HBP	BLK	WP	HR	S	P	ERA	WHIP

livebaseballscorecards.com

AB	36
R	4
H	9
RBI	4
BB	2
SO	4
LOB	15

WP: 0 PA: 38
PB: 1
SB: 0
CS: 0

Batter	1	2	3	4	5	6	7	8	9	AB	R	H	RBI	BB	SO	LOB
Tony Taylor, R (1, 4) OBP: 0.325, SLG: 0.368	SSS 0-3 ① K		x 0-0 ③ F9			x 0-0 1B 14 HR 1B	x 0-0 ② F9			4	1	1	0	0	1	2
Alvin Dark, R (1, 5) OBP: 0.317, SLG: 0.342	x 0-0 ② F3			x 0-0 ① 6-3		x 0-0 1-2 14 HR 1B	x 0-0 ③ F9			4	1	1	0	0	0	1
Jim Marshall, L (1, 3) OBP: 0.324, SLG: 0.393	x 0-0 ③ F3			x 0-0 ② F7		x 0-0 ① F4		x 0-0 ① F7		4	0	0	0	0	0	2
14 Ernie Banks, R (1, 6) OBP: 0.370, SLG: 0.605		x 0-0 ① F8		x 0-0 HR		x 0-0 1-H 2-H HR		BBB 4-0 FC4-6 BB		3	2	2	4	1	0	0
Walt Moryn, L (1, 7) OBP: 0.312, SLG: 0.362		x 0-0 ② F7		x 0-0 1B		x 0-0 ② 4-3		x 0-0 ② FC4-6 1-2f		4	0	1	0	0	0	1
Bobby Thomson, R (1, 9) OBP: 0.329, SLG: 0.409		x 0-0 ③ 6-3		x 0-0 ③ P6		x 0-0 ③ 5-3		x 0-0 ③ F4		4	0	0	0	0	0	2
Sammy Taylor, L (1, 2) OBP: 0.313, SLG: 0.387			x 0-0 ① F3		x 0-0 ① F3		x 0-0 HR		x 0-0 ① F9	4	1	1	1	0	0	0
George Altman, L (1, 8) OBP: 0.309, SLG: 0.347			x 0-0 ② 4-3		x 0-0 ② 3-1		x 0-0 1B		x 0-0 ② 4-1	4	0	1	0	0	0	0
Dave Hillman, R (1, 1) OBP: 0.265, SLG: 0.163 Art Schult, R (5, PH) OBP: 0.344, SLG: 0.357 Moe Drabowsky, R (5, 1) OBP: 0.188, SLG: 0.167 Irv Noren, L (7, PH) OBP: 0.338, SLG: 0.339 Elmer Singleton, R (7, 1) Dale Long, L (9, PH) OBP: 0.319, SLG: 0.460			x 0-0 1B		x 0-0 ③ F8		SSS 0-3 ① K		SSS 0-3 ③ K	1 1 0 1 0 1	0 0 0 0 0 0	1 0 0 0 0 1	0 0 0 0 0 1	0 0 0 0 0 0	0 0 0 1 0 0	0 0 0 1 0 0
Inning Stats	R: 0 E: 0 K: 1 S: 5 H: 0 LOB: 0 BB: 0 P: 5	R: 0 E: 0 K: 0 S: 3 H: 0 LOB: 0 BB: 0 P: 3	R: 0 E: 0 K: 0 S: 4 H: 1 LOB: 1 BB: 0 P: 4	R: 1 E: 0 K: 0 S: 5 H: 2 LOB: 1 BB: 0 P: 5	R: 0 E: 0 K: 0 S: 3 H: 0 LOB: 0 BB: 0 P: 3	R: 3 E: 0 K: 0 S: 6 H: 3 LOB: 0 BB: 0 P: 6	R: 1 E: 0 K: 1 S: 7 H: 2 LOB: 1 BB: 0 P: 7	R: 0 E: 0 K: 0 S: 3 H: 0 LOB: 1 BB: 1 P: 7	R: 0 E: 0 K: 1 S: 5 H: 0 LOB: 0 BB: 0 P: 5	1B: 5 2B: 0 3B: 0 HR: 3 SF: 0 SAC: 0 DP: 0 HBP: 0						

TOP

Chicago Cubs @ Milwaukee Braves

Milwaukee County Stadium, Milwaukee, WI

Wed Jul 29 1959, 8:05 PM EDT

Att. 21,236 - Unknown

livebaseballscorecards.com

AB	35
R	5
H	8
RBI	5
BB	1
SO	3
LOB	9

WP: 0 PB: 0 SB: 0 CS: 0 PA: 36

PITCHER		IP	WLS	BF	H	R	ER	SO	BB	IBB	HBP	BLK	WP	HR	S	P	ERA	WHIP
Lew Burdette, R ERA: 4.0	(1, 1)	6.0	W	26	8	5	5	1	0	0	0	0	0	3	28	28	7.50	1.333
Don McMahon, R ERA: 2.3	(7, 1)	3.0	S	10	0	0	0	2	1	0	0	0	0	0	13	17	0.00	0.333

PITCHER	IP	WLS	BF	H	R	ER	SO	BB	IBB	HBP	BLK	WP	HR	S	P	ERA	WHIP

Batter	1	2	3	4	5	6	7	8	9	AB	R	H	RBI	BB	SO	LOB
Bobby Avila, R (1, 4) OBP: 0.291, SLG: 0.312	B B B B 4-0 HR BB		x 0-0 F5 ① x 0-0 1-3 ③			x 0-0 F3 ③		x 0-0 SH1-4 ② 1-2		3	1	0	0	1	0	1
Eddie Mathews, L (1, 5) OBP: 0.381, SLG: 0.596 Frank Torre, L (8, 3) OBP: 0.319, SLG: 0.335	x 0-0 F8 ① 1-2		x 0-0 1-3 ② 1-2		B B B B 4-0 1B 1B BB		B B B B 4-0 4-3 2B BB	x 0-0 F2 ③		2 1	2 0	0 0	0 0	2 0	0 0	1 1
Hank Aaron, R (1, 9) OBP: 0.409, SLG: 0.671	x 0-0 1-H HR		x 0-0 HR		x 0-0 1B E 1-2 1B		x 0-0 4-3 ① 1-2			4	3	3	3	0	0	1
Joe Adcock, R (1, 3) OBP: 0.342, SLG: 0.498 Felix Mantilla, R (7, PR) (8, 5) OBP: 0.240, SLG: 0.198	x 0-0 5-3 ② 1-2		x 0-0 3B 1-2		x 0-0 F7 ① 1-2		x 0-0 1B 2B 2-H			4 0	0 1	2 0	1 0	0 0	0 0	2 0
Wes Covington, L (1, 7) OBP: 0.331, SLG: 0.391	S S S 0-3 K ③		S S S 0-3 K ③		x 0-0 E 1-3 2-H 1B		x 0-0 2-H 1B			4	0	2	2	0	2	1
Johnny Logan, R (1, 6) OBP: 0.394, SLG: 0.484		x 0-0 F7 ① 1-2		x 0-0 F3 ① 1-2	x 0-0 E2 G6-4-3 1-2 3-H		x 0-0 F4 ② 1-2			4	0	0	0	0	0	3
Bill Bruton, L (1, 8) OBP: 0.340, SLG: 0.411		x 0-0 1B 1-2		x 0-0 S 1B 1B 1-2	x 0-0 G6-4-3 ② ③ 1-2f		x 0-0 4-3 ③ 1-2			4	1	2	0	0	0	4
Del Crandall, R (1, 2) OBP: 0.293, SLG: 0.394		x 0-0 F4 ② 1-2		x 0-0 F5 ② 1-2		x 0-0 6-3 ① 1-2		x 0-0 F7 ① 1-2		4	0	0	0	0	0	2
Lew Burdette, R (1, 1) OBP: 0.214, SLG: 0.239 Don McMahon, R (7, 1) OBP: 0.375, SLG: 0.286		S S S 0-3 K ③ 1-2		x 0-0 2-H 1B 1-2		x 0-0 F9 ② 1-2		x 0-0 SH1-4 1B 1-2		3 1	0 0	1 1	1 0	0 0	1 0	1 0
Inning Stats	R: 2 E: 0 K: 1 S: 6 H: 1 LOB: 0 BB: 1 P: 10	R: 0 E: 0 K: 1 S: 6 H: 1 LOB: 1 BB: 0 P: 6	R: 1 E: 0 K: 1 S: 7 H: 2 LOB: 1 BB: 0 P: 7	R: 1 E: 0 K: 0 S: 5 H: 2 LOB: 1 BB: 0 P: 5	R: 2 E: 1 K: 0 S: 5 H: 2 LOB: 1 BB: 1 P: 9	R: 0 E: 0 K: 0 S: 3 H: 0 LOB: 0 BB: 0 P: 3	R: 2 E: 0 K: 0 S: 5 H: 2 LOB: 2 BB: 1 P: 9	R: 0 E: 0 K: 0 S: 4 H: 1 LOB: 1 BB: 0 P: 4		1B: 7 2B: 1 3B: 1 HR: 2 SF: 0 SAC: 1 DP: 1 HBP: 0						

PITCHER		IP	WLS	BF	H	R	ER	SO	BB	IBB	HBP	BLK	WP	HR	S	P	ERA	WHIP
Dave Hillman, R ERA: 3.38	(1, 1)	4.0	L	19	6	4	4	3	1	0	0	0	0	2	24	28	9.00	1.750
Moe Drabowsky, R ERA: 4.39	(5, 1)	2.0		9	2	2	1	0	1	0	0	0	0	0	8	12	4.50	1.500
Elmer Singleton, R ERA: 2.79	(7, 1)	2.0		10	3	2	2	0	1	0	0	0	0	0	9	13	9.00	2.000

PITCHER	IP	WLS	BF	H	R	ER	SO	BB	IBB	HBP	BLK	WP	HR	S	P	ERA	WHIP

BOTTOM

Chicago Cubs @ Milwaukee Braves

Milwaukee County Stadium, Milwaukee, WI

Wed Jul 29 1959, 8:05 PM EDT

Att. 21,236 - Unknown

livebaseballscorecards.com

AB	34
R	8
H	11
RBI	7
BB	3
SO	3
LOB	17

WP: 0 PB: 0 SB: 1 CS: 0 PA: 38

Chicago Cubs @ Milwaukee Braves

Milwaukee County Stadium, Milwaukee, WI

Thu Jul 30 1959, 8:05 PM EDT

Att. 29,170 - Unknown

TOP

livebaseballscorecards.com

Batter	1	2	3	4	5	6	7	8	9	AB	R	H	RBI	BB	SO	LOB
Tony Taylor, R (1, 4) OBP: 0.326, SLG: 0.369	1-3		1-3			1B G4-3-6-1 1B			1B	4	1	2	0	0	0	0
Alvin Dark, R (1, 5) OBP: 0.317, SLG: 0.340	L9			1-3		1-3 G4-3-6-1 1B			F7	4	0	1	0	0	0	1
Art Schult, R (1, 3) OBP: 0.306, SLG: 0.313	F2			1-3		G4-3-6-1 1-2f 3-H			F9	4	0	0	0	0	0	2
14 Ernie Banks, R (1, 6) OBP: 0.367, SLG: 0.599		6-3		4-3			F8		1-3	4	0	0	0	0	0	1
Bobby Thomson, R (1, 7) OBP: 0.329, SLG: 0.420		F8			HR		2-3			3	1	1	1	0	0	0
Earl Averill, R (1, 2) OBP: 0.309, SLG: 0.509		1B			SSS K		F5			3	0	1	0	0	1	0
Lee Walls, R (1, 9) OBP: 0.336, SLG: 0.384		F7			6-3			6-3		3	0	0	0	0	0	1
George Altman, L (1, 8) OBP: 0.306, SLG: 0.343			G3		SSS K			SSS K		3	0	0	0	0	2	0
Art Ceccarelli, R (1, 1) OBP: 0.067, SLG: 0.067			SSS K			F7		F8		1	0	0	0	0	1	0
John Buzhardt, R (5, 1) OBP: 0.115, SLG: 0.120										0	0	0	0	0	0	0
Cal Neeman, R (6, PH) OBP: 0.211, SLG: 0.208										1	0	0	0	0	0	0
Moe Drabowsky, R (6, 1) OBP: 0.188, SLG: 0.167										0	0	0	0	0	0	0
Randy Jackson, R (8, PH) OBP: 0.329, SLG: 0.359										1	0	0	0	0	0	0
Don Elston, R (8, 1) OBP: 0.200, SLG: 0.200										0	0	0	0	0	0	0
Inning Stats	R: 0 E: 0 K: 0 S: 3 H: 0 LOB: 0 BB: 0 P: 3	R: 0 E: 0 K: 0 S: 4 H: 1 LOB: 1 BB: 0 P: 4	R: 0 E: 0 K: 1 S: 5 H: 0 LOB: 0 BB: 0 P: 5	R: 0 E: 0 K: 0 S: 3 H: 0 LOB: 0 BB: 0 P: 3	R: 1 E: 0 K: 2 S: 8 H: 1 LOB: 0 BB: 0 P: 8	R: 1 E: 0 K: 0 S: 4 H: 2 LOB: 0 BB: 0 P: 4	R: 0 E: 0 K: 0 S: 3 H: 0 LOB: 0 BB: 0 P: 3	R: 0 E: 0 K: 1 S: 5 H: 0 LOB: 0 BB: 0 P: 5	R: 0 E: 0 K: 0 S: 4 H: 1 LOB: 1 BB: 0 P: 4	1B: 4 2B: 0 3B: 0 HR: 1	SF: 0 SAC: 0 DP: 1 HBP: 0						

	AB	31
	R	2
	H	5
	RBI	1
	BB	0
	SO	4
	LOB	5

WP: 0 PB: 0 SB: 0 CS: 0 PA: 31

PITCHER	IP	WLS	BF	H	R	ER	SO	BB	IBB	HBP	BLK	WP	HR	S	P	ERA	WHIP
Warren Spahn, L (1, 1) ERA: 2.82	9.0	W	31	5	2	2	4	0	0	0	0	0	1	39	39	2.00	0.556

PITCHER	IP	WLS	BF	H	R	ER	SO	BB	IBB	HBP	BLK	WP	HR	S	P	ERA	WHIP

BOTTOM

Chicago Cubs @ Milwaukee Braves

Milwaukee County Stadium, Milwaukee, WI

Thu Jul 30 1959, 8:05 PM EDT

Att. 29,170 - Unknown

livebaseballscorecards.com

Batter	1	2	3	4	5	6	7	8	9	AB	R	H	RBI	BB	SO	LOB
Bobby Avila, R (1, 4) OBP: 0.297, SLG: 0.313	BBBB 4-0 F9 E 1B BB		x 0-0 ② 6-3	x 0-0 E5 1-2 3-H		x 0-0 G4-6-3 1B				3	1	1	0	1	0	1
Felix Mantilla, R (1, 5) OBP: 0.240, SLG: 0.222	x 0-0 E4 1B 1-2		x 0-0 HR	x 0-0 ③ F2		x 0-0 ②③ G4-6-3 1-2f				4	1	1	1	0	0	4
Hank Aaron, R (1, 9) OBP: 0.408, SLG: 0.674	x 0-0 ① F9 2-3		x 0-0 HR		x 0-0 ① 6-3		x 0-0 ① F3			4	1	1	1	0	0	2
Joe Adcock, R (1, 3) OBP: 0.345, SLG: 0.498	x 0-0 G5-4-3 1-2 3-H 1B		x 0-0 1B		x 0-0 ② F7		SSS 0-3 ② K			4	0	2	1	0	1	0
Johnny Logan, R (1, 6) OBP: 0.393, SLG: 0.491	x 0-0 ②③ G5-4-3 1-2f		x 0-0 ③ L7		x 0-0 HR		x 0-0 ③ F6			4	1	1	1	0	0	3
Andy Pafko, R (1, 7) OBP: 0.303, SLG: 0.352		x 0-0 ① 5-3		x 0-0 ① F9	x 0-0 HR			x 0-0 ① 5-3		4	1	1	1	0	0	0
Bill Bruton, L (1, 8) OBP: 0.342, SLG: 0.412		SSS 0-3 ② K		SSS 0-3 ② K	x 0-0 1B			x 0-0 1B		4	0	2	0	0	2	0
Del Crandall, R (1, 2) OBP: 0.292, SLG: 0.391		x 0-0 ③ F6		BBBB 4-0 1B E BB	x 0-0 ③ P7			x 0-0 ② F2		3	1	0	0	1	0	2
Warren Spahn, L (1, 1) OBP: 0.260, SLG: 0.324			x 0-0 ① 4-3	x 0-0 E 1-3 1B		SSS 0-3 ① K		SSS 0-3 ③ K		4	0	1	0	0	2	1
Inning Stats	R: 1 E: 1 K: 0 S: 4 H: 1 LOB: 1 BB: 1 P: 8	R: 0 E: 0 K: 1 S: 5 H: 0 LOB: 0 BB: 0 P: 5	R: 2 E: 0 K: 0 S: 6 H: 3 LOB: 1 BB: 0 P: 6	R: 1 E: 1 K: 1 S: 7 H: 1 LOB: 2 BB: 1 P: 11	R: 2 E: 0 K: 0 S: 6 H: 3 LOB: 1 BB: 0 P: 6	R: 0 E: 0 K: 1 S: 5 H: 1 LOB: 0 BB: 0 P: 5	R: 0 E: 0 K: 1 S: 5 H: 0 LOB: 0 BB: 0 P: 5	R: 0 E: 0 K: 1 S: 6 H: 1 LOB: 1 BB: 0 P: 6		1B: 6 2B: 0 3B: 0 HR: 4	SF: 0 SAC: 0 DP: 2 HBP: 0						

	AB	34
	R	6
	H	10
	RBI	5
	BB	2
	SO	5
	LOB	13

WP: 0 PB: 0 SB: 0 CS: 0 PA: 36

PITCHER		IP	WLS	BF	H	R	ER	SO	BB	IBB	HBP	BLK	WP	HR	S	P	ERA	WHIP
Art Ceccarelli, L ERA: 3.26	(1, 1)	4.2	L	25	8	6	4	2	2	0	0	0	0	4	27	35	7.71	2.143
John Buzhardt, R ERA: 4.2	(5, 1)	0.1		1	0	0	0	0	0	0	0	0	0	0	1	1	0.00	0.000
Moe Drabowsky, R ERA: 4.29	(6, 1)	2.0		6	1	0	0	2	0	0	0	0	0	0	10	10	0.00	0.500
Don Elston, R ERA: 3.15	(8, 1)	1.0		4	1	0	0	1	0	0	0	0	0	0	6	6	0.00	1.000

PITCHER	IP	WLS	BF	H	R	ER	SO	BB	IBB	HBP	BLK	WP	HR	S	P	ERA	WHIP

Batter	1	2	3	4	5	6	7	8	9	AB	R	H	RBI	BB	SO	LOB
Tony Taylor, R (1, 4) OBP: 0.327, SLG: 0.370	3-1 14 1B 2B		BBBB 1B 2B BB	6-3 1-2			5-3		F7	4	2	1	0	1	0	1
Alvin Dark, R (1, 5) OBP: 0.316, SLG: 0.339	3-1 2-3		2B 1-2 1B	5-3			SSS K			4	0	1	0	0	1	1
Jim Marshall, L (1, 3) OBP: 0.328, SLG: 0.409	L3		1-3 2-H 2B	SSS K				14 L6-4 2B		4	0	2	1	0	1	1
14 Ernie Banks, R (1, 6) OBP: 0.370, SLG: 0.599	FC6-4 3-H 1B		IIII G4-6-3 IBB		1B			L6-4 2-3		3	0	2	1	1	0	1
Walt Moryn, L (1, 7) OBP: 0.307, SLG: 0.356	FC6-4 1-2f		SSS K		F8			SSS K		4	0	0	0	0	2	5
Sammy Taylor, L (1, 2) OBP: 0.313, SLG: 0.385		G5-4-3 1B	G4-6-3 1-2f			F9			F8	4	0	1	0	0	0	3
Bobby Thomson, R (1, 9) OBP: 0.328, SLG: 0.417		G5-4-3 1-2f	SSS K			F7			HR 1B	4	1	1	0	0	1	1
George Altman, L (1, 8) OBP: 0.313, SLG: 0.359		BBBB BB		S 1B		P6			HR 1-H	3	1	2	2	1	0	0
Bob Anderson, R (1, 1) OBP: 0.151, SLG: 0.137		SSS K		SSS K			4-3		6-3	2	0	0	0	0	2	2
Bill Henry, L (4, 1) OBP: 0.190, SLG: 0.150										0	0	0	0	0	0	0
Dale Long, L (7, PH) OBP: 0.318, SLG: 0.458										1	0	0	0	0	0	0
Don Elston, R (7, 1) OBP: 0.182, SLG: 0.182										1	0	0	0	0	0	0

TOP

Chicago Cubs @ Cincinnati Redlegs

Crosley Field, Cincinnati, OH

Fri Jul 31 1959, 7:05 PM EDT

Att. 13,846 - Unknown

livebaseballscorecards.com

AB	34
R	4
H	10
RBI	4
BB	3
SO	7
LOB	15

Inning Stats	1	2	3	4	5	6	7	8	9
	R: 1 E: 0 K: 0 S: 5	R: 0 E: 0 K: 1 S: 5	R: 1 E: 0 K: 1 S: 6	R: 0 E: 0 K: 2 S: 8	R: 0 E: 0 K: 1 S: 6	R: 0 E: 0 K: 0 S: 3	R: 0 E: 0 K: 1 S: 5	R: 0 E: 0 K: 1 S: 5	R: 2 E: 0 K: 0 S: 5
	H: 2 LOB: 1 BB: 0 P: 5	H: 1 LOB: 1 BB: 1 P: 9	H: 2 LOB: 2 BB: 2 P: 14	H: 1 LOB: 1 BB: 0 P: 8	H: 1 LOB: 1 BB: 0 P: 6	H: 0 LOB: 0 BB: 0 P: 3	H: 0 LOB: 0 BB: 0 P: 5	H: 1 LOB: 0 BB: 0 P: 5	H: 2 LOB: 0 BB: 0 P: 5

| | | | | | | | | | |

Batter	1	2	3	4	5	6	7	8	9	AB	R	H	RBI	BB	SO	LOB
Johnny Temple, R (1, 4) OBP: 0.403, SLG: 0.450	BBBB 4-0 FC4-6 BB		x 0-0 ① SH1-3 1-2	x 0-0 E7 1-3 2-H 3-H 1B			x 0-0 ① F8			2	0	1	2	1	0	0
Vada Pinson, L (1, 8) OBP: 0.374, SLG: 0.502	x 0-0 ① FC4-6 CS 1-2f		x 0-0 1B 2-3 1B	SSS 0-3 ② K			x 0-0 ② F7			4	0	1	0	0	1	3
Gus Bell, L (1, 9) OBP: 0.311, SLG: 0.432	x 0-0 ②③ P6 1-2		x 0-0 G1-4-3 1-3 3-H 1B	SSS 0-3 ③ K			x 0-0 ③ F3			4	0	1	1	0	1	3
Frank Robinson, R (1, 3) OBP: 0.409, SLG: 0.591		x 0-0 ① F9	x 0-0 ②③ G1-4-3 1-2f		x 0-0 ① P4			SSS 0-3 ① K		4	0	0	0	0	1	2
Jerry Lynch, L (1, 7) OBP: 0.322, SLG: 0.441 Jim Pendleton, R (9, 7) OBP: 0.323, SLG: 0.360		x 0-0 ② F7		x 0-0 1B G1 BB 1B	x 0-0 ② 6-3			x 0-0 ② P3		4 0	1 0	1 0	0 0	0 0	0 0	0 0
Ed Bailey, L (1, 2) OBP: 0.367, SLG: 0.395		x 0-0 S 1B		x 0-0 ① G1 1-2	SSS 0-3 ③ K			x 0-0 ③ 6-3		4	0	1	0	0	1	1
Willie Jones, R (1, 5) OBP: 0.340, SLG: 0.448	BBBB 4-0 1-2 BB			x 0-0 E5 BB 1B E		x 0-0 ① F2		SSS 0-3 ① K		3	1	0	0	1	1	1
Roy McMillan, R (1, 6) OBP: 0.343, SLG: 0.465	SSS 0-3 ③ K			x 0-0 BB E 1-2 2-3 1B		x 0-0 ② 6-3		SSS 0-3 ② K		4	1	1	0	0	2	2
Don Newcombe, L (1, 1) OBP: 0.413, SLG: 0.418 Jim Brosnan, R (8, 1) OBP: 0.190, SLG: 0.250 John Powers, L (9, PH) OBP: 0.313, SLG: 0.548			x 0-0 1B SH1-3 1B 1B	BBBB 4-0 E 1-2 2-3 3-H BB		x 0-0 ③ L5			X 0-0 HR	2 0 1	1 0 1	1 0 1	1 0 1	1 0 0	0 0 0	0 0 0
Inning Stats	R: 0 H: 0 E: 0 LOB: 0 K: 0 BB: 1 S: 2 P: 6	R: 0 H: 1 E: 0 LOB: 2 K: 1 BB: 1 S: 6 P: 10	R: 1 H: 3 E: 0 LOB: 1 K: 0 BB: 0 S: 5 P: 5	R: 3 H: 3 E: 2 LOB: 2 K: 2 BB: 1 S: 11 P: 15	R: 0 H: 0 E: 0 LOB: 0 K: 1 BB: 0 S: 5 P: 5	R: 0 H: 0 E: 0 LOB: 0 K: 0 BB: 0 S: 3 P: 3	R: 0 H: 0 E: 0 LOB: 0 K: 0 BB: 0 S: 3 P: 3	R: 0 H: 0 E: 0 LOB: 0 K: 1 BB: 0 S: 5 P: 5	R: 1 H: 1 E: 0 LOB: 0 K: 2 BB: 0 S: 7 P: 7	1B: 7 SF: 0 2B: 0 SAC: 1 3B: 0 DP: 1 HR: 1 HBP: 0						

PITCHER		IP	WLS	BF	H	R	ER	SO	BB	IBB	HBP	BLK	WP	HR	S	P	ERA	WHIP
Bob Anderson, R ERA: 3.63	(1, 1)	3.1		19	7	4	3	1	3	0	0	0	0	0	18	30	8.10	3.000
Bill Henry, L ERA: 2.46	(4, 1)	2.2		8	0	0	0	3	0	0	0	0	0	0	14	14	0.00	0.000
Don Elston, R ERA: 3.16	(7, 1)	2.2	L	9	1	1	1	3	0	0	0	0	0	1	15	15	3.38	0.375

PITCHER	IP	WLS	BF	H	R	ER	SO	BB	IBB	HBP	BLK	WP	HR	S	P	ERA	WHIP

BOTTOM

Chicago Cubs @ Cincinnati Redlegs

Crosley Field, Cincinnati, OH

Fri Jul 31 1959, 7:05 PM EDT

Att. 13,846 - Unknown

livebaseballscorecards.com

AB	32
R	5
H	8
RBI	5
BB	3
SO	7
LOB	12



Batter	1	2	3	4	5	6	7	8	9	AB	R	H	RBI	BB	SO	LOB
Tony Taylor, R (1, 4) OBP: 0.326, SLG: 0.369	14 1B 1-3 1B	F8			E5		F8			4	1	1	0	0	0	1
Alvin Dark, R (1, 5) Ed Donnelly, R (5, 1) Dale Long, L (8, PH) OBP: 0.317, SLG: 0.456 Elmer Singleton, R (8, 1)	1-3 1-2		BBBB E BB		P4			SSS K2-3		2 0 1 0	0 0 0 0	0 0 0 0	0 0 0 0	1 0 0 0	0 0 1 0	2 0 0 0
Jim Marshall, L (1, 3) OBP: 0.320, SLG: 0.399	SSS K		E7 L1-3 1-2		F3			F2		4	0	0	0	0	1	3
14 Ernie Banks, R (1, 6) OBP: 0.369, SLG: 0.596	1B 2-H 1B		F9			F8		F2		4	1	1	1	0	0	2
Walt Moryn, L (1, 7) OBP: 0.313, SLG: 0.362	FC4-6 2-H 1B		L1-3 1-2			FC4-6 1B			1B G5-4-3 1B	4	1	3	1	0	0	2
Sammy Taylor, L (1, 2) OBP: 0.312, SLG: 0.382	FC4-6 1-2f			L6		F9			G5-4-3 1-3 1B	4	0	1	0	0	0	2
Bobby Thomson, R (1, 9) OBP: 0.327, SLG: 0.413		BBBB 4-3 PB BB		P3		FC4-6 1-2f			G5-4-3 1-2f 3-H	3	0	0	0	1	0	2
George Altman, L (1, 8) OBP: 0.308, SLG: 0.353		4-3 1-3		SSS K			SSS K		SSS K	4	0	0	0	0	3	1
Glen Hobbie, R (1, 1) OBP: 0.173, SLG: 0.160 John Buzhardt, R (3, 1) OBP: 0.115, SLG: 0.120 Art Schult, R (5, PH) OBP: 0.297, SLG: 0.303 Don Eaddy, R (5, 5)		5-3			4-3		SSS K			1 0 1 1	0 0 0 0	0 0 0 0	0 0 0 0	0 0 0 0	0 0 0 1	1 0 0 0
Inning Stats	R: 2 E: 0 K: 1 S: 8 H: 3 LOB: 1 BB: 0 P: 8	R: 0 E: 0 K: 0 S: 3 H: 0 LOB: 1 BB: 1 P: 7	R: 0 E: 1 K: 0 S: 3 H: 0 LOB: 1 BB: 1 P: 7	R: 0 E: 0 K: 1 S: 5 H: 0 LOB: 0 BB: 0 P: 5	R: 0 E: 1 K: 0 S: 4 H: 0 LOB: 1 BB: 0 P: 4	R: 0 E: 0 K: 0 S: 4 H: 1 LOB: 1 BB: 0 P: 4	R: 0 E: 0 K: 2 S: 7 H: 0 LOB: 0 BB: 0 P: 7	R: 0 E: 0 K: 1 S: 5 H: 0 LOB: 0 BB: 0 P: 5	R: 1 E: 0 K: 1 S: 6 H: 2 LOB: 0 BB: 0 P: 6	1B: 6 2B: 1 3B: 0 HR: 0 SF: 0 SAC: 0 DP: 2 HBP: 0						

PITCHER	IP	WLS	BF	H	R	ER	SO	BB	IBB	HBP	BLK	WP	HR	S	P	ERA	WHIP
Bob Purkey, R (1, 1) ERA: 4.43	9.0	W	35	6	3	3	6	2	0	0	0	0	0	45	53	3.00	0.889

PITCHER	IP	WLS	BF	H	R	ER	SO	BB	IBB	HBP	BLK	WP	HR	S	P	ERA	WHIP

TOP

Chicago Cubs @ Cincinnati Redlegs

Crosley Field, Cincinnati, OH

Sat Aug 01 1959, 3:33 AM EDT

Att. 6,622 - Unknown

livebaseballscorecards.com

AB	33
R	3
H	6
RBI	2
BB	2
SO	6
LOB	16

1B: 6	SF: 0	WP: 0	PA: 35
2B: 1	SAC: 0	PB: 1	
3B: 0	DP: 2	SB: 0	
HR: 0	HBP: 0	CS: 0	

Batter	1	2	3	4	5	6	7	8	9	AB	R	H	RBI	BB	SO	LOB
Johnny Temple, R (1, 4) OBP: 0.407, SLG: 0.452	B B B B 4-0 HR BB		4-0 1B BB 0-0 1B		x 0-0 ③ F8		x 0-0 FC6-4 1B			3	2	2	0	2	0	1
Vada Pinson, L (1, 8) OBP: 0.376, SLG: 0.510	x 0-0 1-H HR		0-0 1B 1-2 PB 1B 0-0 5-3			x 0-0 FC3-6 1B 1B 1B	x 0-0 ① 			5	3	3	2	0	0	2
Gus Bell, L (1, 9) OBP: 0.312, SLG: 0.431	x 0-0 ① 4-3		x 0-0 E 1-3 2-H 1B 1B	x 0-0 ① 4-3		x 0-0 1-2 FC3-6 1B	x 0-0 ② F2			5	1	2	1	0	0	1
Frank Robinson, R (1, 3) OBP: 0.404, SLG: 0.583	S S S 0-3 ② K		x 0-0 ① P4 1-3 3-H	x 0-0 ② 5-3		x 0-0 ① F9	x 0-0 ③ FC6-4 1-2f			5	0	0	0	0	1	4
Jerry Lynch, L (1, 7) OBP: 0.323, SLG: 0.451	x 0-0 ③ 3-1		x 0-0 1B 1B FC5-2 3-H 1B	x 0-0 HR		x 0-0 ② FC3-6 1B E 1-2f 2-3		x 0-0 ① 4-3		5	2	2	2	0	0	2
Ed Bailey, L (1, 2) OBP: 0.368, SLG: 0.395		x 0-0 ① F9	x 0-0 FC5-2 1-2 HR 1B 1B	x 0-0 ③ 4-3		x 0-0 E 1-3 3-H 1B		S S S 0-3 ② K		5	1	2	1	0	1	0
Roy McMillan, R (1, 6) OBP: 0.348, SLG: 0.468		x 0-0 1B 1B	x 0-0 FC5-2 1-2 2-3 HR 1B		x 0-0 ① 5-3	x 0-0 E5 BB 1-3 3-H		x 0-0 1B		5	1	3	0	0	0	1
Eddie Kasko, R (1, 5) OBP: 0.291, SLG: 0.298		x 0-0 G5-4-3 1-3 1B	x 0-0 ② FC5-2 1-2 2-3 3-Hf HR		S S S 0-3 ② K	B B B 4-0 1-2 BB		x 0-0 ③ 4-3		4	1	1	0	1	1	4
Bob Purkey, R (1, 1) OBP: 0.291, SLG: 0.347		x 0-0 ②③ G5-4-3 1-2f	x 0-0 1-H 2-H 3-H HR		x 0-0 2B	S S S 0-3 ③ K				4	1	2	4	0	1	5
Inning Stats	R: 2 E: 0 K: 1 S: 6 H: 1 LOB: 0 BB: 1 P: 10	R: 0 E: 0 K: 0 S: 4 H: 2 LOB: 1 BB: 0 P: 4	R: 7 E: 0 K: 0 S: 10 H: 7 LOB: 1 BB: 1 P: 14	R: 1 E: 0 K: 0 S: 4 H: 1 LOB: 0 BB: 0 P: 4	R: 0 E: 0 K: 1 S: 6 H: 1 LOB: 1 BB: 0 P: 6	R: 2 E: 1 K: 1 S: 9 H: 3 LOB: 3 BB: 1 P: 13	R: 0 E: 0 K: 0 S: 4 H: 1 LOB: 1 BB: 0 P: 4	R: 0 E: 0 K: 1 S: 6 H: 1 LOB: 1 BB: 0 P: 6		1B: 13 2B: 1 3B: 0 HR: 3 SF: 0 SAC: 0 DP: 1 HBP: 0				WP: 0 PB: 1 SB: 0 CS: 0 PA: 44	

PITCHER		IP	WLS	BF	H	R	ER	SO	BB	IBB	HBP	BLK	WP	HR	S	P	ERA	WHIP
Glen Hobbie, R ERA: 3.53	(1, 1)	2.1	L	14	6	6	6	1	2	0	0	0	0	1	14	22	23.14	3.429
John Buzhardt, R ERA: 4.54	(3, 1)	1.2		10	5	4	4	0	0	0	0	0	0	2	10	10	21.60	3.000
Ed Donnelly, R ERA: 3.0	(5, 1)	3.0		16	5	2	1	2	1	0	0	0	0	0	19	23	3.00	2.000
Elmer Singleton, R ERA: 2.72	(8, 1)	1.0		4	1	0	0	1	0	0	0	0	0	0	6	6	0.00	1.000

PITCHER	IP	WLS	BF	H	R	ER	SO	BB	IBB	HBP	BLK	WP	HR	S	P	ERA	WHIP

BOTTOM

Chicago Cubs @ Cincinnati Redlegs

Crosley Field, Cincinnati, OH

Sat Aug 01 1959, 3:33 AM EDT

Att. 6,622 - Unknown

livebaseballscorecards.com

AB	41
R	12
H	17
RBI	10
BB	3
SO	4
LOB	20

Batter	1	2	3	4	5	6	7	8	9	AB	R	H	RBI	BB	SO	LOB
Tony Taylor, R (1, 4) OBP: 0.326, SLG: 0.368	S S S 0-3 ① K		x 0-0 S 1B			x 0-0 ① ② L5-4 2-3		x 0-0 ③ 5-3		4	0	1	0	0	1	1
Alvin Dark, R (1, 5) OBP: 0.313, SLG: 0.333	x 0-0 ② F7		x 0-0 ③ F9 1-2			x 0-0 ③ F7			x 0-0 ① 5-3	4	0	0	0	0	0	1
Jim Marshall, L (1, 3) OBP: 0.324, SLG: 0.398	x 0-0 ③ P4			B B B B 4-0 G3-6-1 BB			x 0-0 ① P4		x 0-0 14 2B 1B	3	0	1	0	1	0	0
14 Ernie Banks, R (1, 6) OBP: 0.370, SLG: 0.596		x 0-0 ① F7		x 0-0 ① F7			B B B 4-0 CS BB		x 0-0 1-3 2B	3	0	1	0	1	0	1
Walt Moryn, L (1, 7) (7, 9) OBP: 0.313, SLG: 0.358		S S S 0-3 ② K		x 0-0 ② ③ G3-6-1 1-2f			B B B B 4-0 ② BB 1-2 BB		S S S 0-3 ② K	3	0	0	0	1	2	3
Sammy Taylor, L (1, 2) OBP: 0.314, SLG: 0.382		x 0-0 ① 1B			x 0-0 ① 3-1		B B B B 4-0 1-2 BB		S S S 0-3 ③ K	3	0	1	0	1	1	2
Lee Walls, R (1, 9) OBP: 0.334, SLG: 0.381		x 0-0 ③ F8			x 0-0 ② F9		x 0-0 ③ 2-3			2	0	0	0	0	0	1
Irv Noren, L (7, PH) (7, 7) OBP: 0.333, SLG: 0.333										1	0	0	0	0	0	2
George Altman, L (1, 8) OBP: 0.305, SLG: 0.349			S S S 0-3 ① K		x 0-0 ③ F7			x 0-0 ① 4-3		3	0	0	0	0	1	0
Dave Hillman, R (1, 1) OBP: 0.260, SLG: 0.159			x 0-0 ② B2			x 0-0 L5-4 2B		S S S 0-3 ② K		1	0	0	0	0	0	0
Dale Long, L (6, PH) OBP: 0.319, SLG: 0.462										1	0	1	0	0	0	0
Bill Henry, L (6, 1) OBP: 0.190, SLG: 0.150										0	0	0	0	0	0	0
Earl Averill, R (8, PH) OBP: 0.306, SLG: 0.504										1	0	0	0	0	1	0
Art Ceccarelli, R (8, 1) OBP: 0.067, SLG: 0.067										0	0	0	0	0	0	0
Inning Stats	R: 0 E: 0 K: 1 S: 5 H: 0 LOB: 0 BB: 0 P: 5	R: 0 E: 0 K: 1 S: 6 H: 1 LOB: 1 BB: 0 P: 6	R: 0 E: 0 K: 1 S: 6 H: 1 LOB: 1 BB: 0 P: 6	R: 0 E: 0 K: 0 S: 2 H: 0 LOB: 0 BB: 1 P: 6	R: 0 E: 0 K: 0 S: 3 H: 0 LOB: 0 BB: 0 P: 3	R: 0 E: 0 K: 0 S: 3 H: 1 LOB: 0 BB: 0 P: 3	R: 0 E: 0 K: 0 S: 2 H: 0 LOB: 2 BB: 3 P: 14	R: 0 E: 0 K: 1 S: 5 H: 0 LOB: 0 BB: 0 P: 5	R: 0 E: 0 K: 2 S: 9 H: 2 LOB: 2 BB: 0 P: 9	1B: 3 2B: 3 3B: 0 HR: 0	SF: 0 SAC: 0 DP: 2 HBP: 0						

TOP

Chicago Cubs @ Cincinnati Redlegs

Crosley Field, Cincinnati, OH

Sun Aug 02 1959, 3:33 AM EDT

Att. 15,750 - Unknown

livebaseballscorecards.com

AB	29
R	0
H	5
RBI	0
BB	4
SO	6
LOB	11

PITCHER		IP	WLS	BF	H	R	ER	SO	BB	IBB	HBP	BLK	WP	HR	S	P	ERA	WHIP
Jay Hook, R ERA: 2.08	(1, 1)	6.2	W	24	3	0	0	3	4	0	0	0	0	0	26	42	0.00	1.050
Brooks Lawrence, R ERA: 4.5	(7, 1)	2.1	S	9	2	0	0	3	0	0	0	0	0	0	15	15	0.00	0.857

PITCHER		IP	WLS	BF	H	R	ER	SO	BB	IBB	HBP	BLK	WP	HR	S	P	ERA	WHIP

WP: 0 PB: 0 SB: 1 CS: 1 PA: 33

Chicago Cubs @ Cincinnati Redlegs

Crosley Field, Cincinnati, OH

Sun Aug 02 1959, 3:33 AM EDT

Att. 15,750 - Unknown

BOTTOM

Batter	1	2	3	4	5	6	7	8	9	AB	R	H	RBI	BB	SO	LOB
Johnny Temple, R (1, 4) OBP: 0.404, SLG: 0.447	5-3		4-3 2-3		F7	F8				4	0	0	0	0	0	4
Vada Pinson, L (1, 8) OBP: 0.375, SLG: 0.508	K		1B S 1B 3-H		F7		K			4	1	1	1	0	2	0
Gus Bell, L (1, 9) OBP: 0.314, SLG: 0.432	4-3		S 1B 1-3		1B		F8			4	0	2	0	0	0	0
Whitey Lockman, L (1, 3) OBP: 0.284, SLG: 0.255		F9	K 1-2 3-H		4-3		4-3			4	0	0	0	0	1	2
Jerry Lynch, L (1, 7) OBP: 0.325, SLG: 0.452 Jim Pendleton, R (9, 7) OBP: 0.323, SLG: 0.360	E8 1B			F8		SH1-4 1B 1B		F9		4 0	0 0	2 0	0 0	0 0	0 0	0 0
Ed Bailey, L (1, 2) OBP: 0.370, SLG: 0.397	F7			E 1B		SH1-4 1-2 1B		F3		4	0	2	0	0	0	1
Roy McMillan, R (1, 6) OBP: 0.344, SLG: 0.462	6-3			E5 1-2		SH1-4 1-2 2-3		P4		3	0	0	0	0	0	2
Eddie Kasko, R (1, 5) OBP: 0.297, SLG: 0.300			4-3 SH1-4 1B 1B	F7		IBB				2	1	1	0	1	0	2
Jay Hook, L (1, 1) Brooks Lawrence, R (7, 1) OBP: 0.150, SLG: 0.175			SH1-4 1-2	F9		K				2 0	0 0	0 0	0 0	0 0	1 0	5 0
Inning Stats	R: 0 H: 0 E: 0 LOB: 0 K: 1 BB: 0 S: 5 P: 5	R: 0 H: 1 E: 1 LOB: 1 K: 0 BB: 0 S: 4 P: 4	R: 2 H: 3 E: 0 LOB: 1 K: 1 BB: 0 S: 8 P: 8	R: 0 H: 1 E: 1 LOB: 2 K: 0 BB: 0 S: 5 P: 5	R: 0 H: 1 E: 0 LOB: 1 K: 0 BB: 0 S: 4 P: 4	R: 0 H: 2 E: 0 LOB: 3 K: 1 BB: 1 S: 7 P: 11	R: 0 H: 0 E: 0 LOB: 0 K: 1 BB: 0 S: 5 P: 5	R: 0 H: 0 E: 0 LOB: 0 K: 0 BB: 0 S: 3 P: 3		1B: 8 SF: 0 2B: 0 SAC: 2 3B: 0 DP: 0 HR: 0 HBP: 0						

livebaseballscorecards.com

AB	31
R	2
H	8
RBI	1
BB	1
SO	4
LOB	16

WP: 0 PB: 0 SB: 2 CS: 0 PA: 34

PITCHER		IP	WLS	BF	H	R	ER	SO	BB	IBB	HBP	BLK	WP	HR	S	P	ERA	WHIP
Dave Hillman, R ERA: 3.38	(1, 1)	5.0	L	22	6	2	2	2	0	0	0	0	0	0	26	26	3.60	1.200
Bill Henry, L ERA: 2.41	(6, 1)	2.0		9	2	0	0	2	0	1	0	0	0	0	12	16	0.00	1.000
Art Ceccarelli, L ERA: 3.18	(8, 1)	1.0		3	0	0	0	0	0	0	0	0	0	0	3	3	0.00	0.000

PITCHER	IP	WLS	BF	H	R	ER	SO	BB	IBB	HBP	BLK	WP	HR	S	P	ERA	WHIP

Batter	1	2	3	4	5	6	7	8	9	AB	R	H	RBI	BB	SO	LOB
Joe Koppe, R (1, 6) OBP: 0.322, SLG: 0.359	F7		BB		1-3			FC4-6, 1B, 2B, BB	L9	3	1	0	0	2	0	2
Richie Ashburn, L (1, 8) OBP: 0.361, SLG: 0.316	5-3		5-3			6-3		F9		4	0	0	0	0	0	2
Ed Bouchee, L (1, 3) OBP: 0.366, SLG: 0.459	4-3			6-3		4-3		1-2, FC4-6, 1B		4	0	1	0	0	0	0
Dave Philley, S (1, 9) OBP: 0.377, SLG: 0.530		1-3		1B		1B		FC4-6, 2B, 1-2f, 2-3		4	1	2	0	0	0	2
Harry Anderson, L (1, 7) OBP: 0.320, SLG: 0.440		S S S, K		F7		G3		1-H, 3-H, 2B		4	0	1	2	0	1	2
Gene Freese, R (1, 5) OBP: 0.352, SLG: 0.546		1B		L7			F8	1-6-3		4	0	1	0	0	0	2
Sparky Anderson, R (1, 4) OBP: 0.274, SLG: 0.230		1-3			4-3		BB, 1B		SH1-4, 1B	4	0	2	0	0	0	1
Carl Sawatski, L (1, 2) OBP: 0.365, SLG: 0.434 Solly Drake, S (7, PR) OBP: 0.167, SLG: 0.118 Joe Lonnett, R (7, 2) OBP: 0.371, SLG: 0.314			S S S, K		1B		B B B B, 1-2, G4-6-3, BB		1-2, SH1-4	2	0	1	0	1	1	0
										0	0	0	0	0	0	0
										0	0	0	0	0	0	0
Robin Roberts, S (1, 1) OBP: 0.203, SLG: 0.218			F8		F8		1-2f, G4-6-3		S S S, K	4	0	0	0	0	1	4
Inning Stats	R: 0 E: 0 K: 0 S: 3 H: 0 LOB: 0 BB: 0 P: 3	R: 0 E: 0 K: 1 S: 6 H: 1 LOB: 1 BB: 0 P: 6	R: 0 E: 0 K: 1 S: 5 H: 0 LOB: 1 BB: 1 P: 9	R: 0 E: 0 K: 0 S: 4 H: 1 LOB: 1 BB: 0 P: 4	R: 0 E: 0 K: 0 S: 4 H: 1 LOB: 1 BB: 0 P: 4	R: 0 E: 0 K: 0 S: 4 H: 1 LOB: 1 BB: 0 P: 4	R: 0 E: 0 K: 0 S: 3 H: 1 LOB: 2 BB: 1 P: 7	R: 2 E: 0 K: 0 S: 5 H: 2 LOB: 1 BB: 1 P: 9	R: 0 E: 0 K: 1 S: 6 H: 1 LOB: 1 BB: 0 P: 6	1B: 7 2B: 1 3B: 0 HR: 0 SF: 0 SAC: 1 DP: 1 HBP: 0	WP: 0 PB: 0 SB: 0 CS: 0 PA: 37					

PITCHER	IP	WLS	BF	H	R	ER	SO	BB	IBB	HBP	BLK	WP	HR	S	P	ERA	WHIP
Bob Anderson, R (1, 1) ERA: 3.53	9.0	L	37	8	2	2	3	3	0	0	0	0	0	40	52	2.00	1.222

PITCHER	IP	WLS	BF	H	R	ER	SO	BB	IBB	HBP	BLK	WP	HR	S	P	ERA	WHIP

TOP

Philadelphia Phillies @ Chicago Cubs

Wrigley Field, Chicago, IL

Tue Aug 04 1959, 3:33 AM CDT

Att. 8,348 - Unknown

livebaseballscorecards.com

AB	33
R	2
H	8
RBI	2
BB	3
SO	3
LOB	15

Batter	1	2	3	4	5	6	7	8	9	AB	R	H	RBI	BB	SO	LOB
Tony Taylor, R (1, 4) OBP: 0.323, SLG: 0.364	5-3		1-3		5-3			P6		4	0	0	0	0	0	1
Irv Noren, L (1, 7) OBP: 0.343, SLG: 0.323	4-3		F9			FC3-6, HBP		HBP		2	0	0	0	0	0	0
George Altman, L (8, PR) OBP: 0.305, SLG: 0.349										0	0	0	0	0	0	0
Lee Walls, R (9, 9) OBP: 0.334, SLG: 0.381										0	0	0	0	0	0	0
Jim Marshall, L (1, 9) (9, 7) OBP: 0.317, SLG: 0.388	K			G3		FC3-6 (1-2f)		F9		4	0	0	0	0	1	2
14 Ernie Banks, R (1, 6) OBP: 0.369, SLG: 0.595		6-3		2B		F7		F8		4	0	1	0	0	0	2
Dale Long, L (1, 3) OBP: 0.318, SLG: 0.459		FC6-4 (1B), 1B		K		3-1			4-3	4	1	1	0	0	1	2
Sammy Taylor, L (1, 2) OBP: 0.317, SLG: 0.384		FC6-4 (1-3), 1B		1-3			FC5-4, 1B		1-3	4	0	2	0	0	0	1
Bobby Thomson, R (1, 8) OBP: 0.322, SLG: 0.407		FC6-4 (1-2f, 3-H)			F9		F4		5-3	4	0	0	1	0	0	2
Alvin Dark, R (1, 5) OBP: 0.313, SLG: 0.336		F7			2B		P4			3	0	1	0	0	0	2
Bob Anderson, R (1, 1) OBP: 0.143, SLG: 0.130			K		F3		FC5-4 (1-2f)			3	0	0	0	0	1	2
Inning Stats	R: 0 E: 0 K: 1 S: 5 H: 0 LOB: 0 P: 5	R: 1 E: 0 K: 0 S: 5 H: 2 LOB: 1 BB: 0 P: 5	R: 0 E: 0 K: 1 S: 5 H: 0 LOB: 0 BB: 0 P: 5	R: 0 E: 0 K: 1 S: 6 H: 1 LOB: 1 BB: 0 P: 6	R: 0 E: 0 K: 0 S: 4 H: 1 LOB: 1 BB: 0 P: 4	R: 0 E: 0 K: 0 S: 3 H: 0 LOB: 1 BB: 0 P: 4	R: 0 E: 0 K: 0 S: 4 H: 1 LOB: 1 BB: 0 P: 4	R: 0 E: 0 K: 0 S: 3 H: 0 LOB: 1 BB: 0 P: 4	R: 0 E: 0 K: 0 S: 3 H: 0 LOB: 0 BB: 0 P: 3	1B: 3 2B: 2 3B: 0 HR: 0 SF: 0 SAC: 0 DP: 0 HBP: 2							

PITCHER	IP	WLS	BF	H	R	ER	SO	BB	IBB	HBP	BLK	WP	HR	S	P	ERA	WHIP
Robin Roberts, R (1, 1) ERA: 4.28	9.0	W	34	5	1	1	3	0	0	2	0	0	0	38	40	1.00	0.556

PITCHER	IP	WLS	BF	H	R	ER	SO	BB	IBB	HBP	BLK	WP	HR	S	P	ERA	WHIP

BOTTOM

Philadelphia Phillies @ Chicago Cubs

Wrigley Field, Chicago, IL

Tue Aug 04 1959, 3:33 AM CDT

Att. 8,348 - Unknown

livebaseballscorecards.com

AB	32
R	1
H	5
RBI	1
BB	0
SO	3
LOB	14

WP: 0 PB: 0 SB: 0 CS: 0 PA: 34

Philadelphia Phillies @ Chicago Cubs

Wrigley Field, Chicago, IL

Wed Aug 05 1959, 3:33 AM CDT

Att. 9,128 - Unknown

TOP

livebaseballscorecards.com

Batter	1	2	3	4	5	6	7	8	9	AB	R	H	RBI	BB	SO	LOB
Joe Koppe, R (1, 6) OBP: 0.328, SLG: 0.362	F9 BB WP 1B	4-3		K			FC3-6 BB		1B 1B	4	2	2	0	1	1	0
Richie Ashburn, L (1, 8) OBP: 0.363, SLG: 0.321	WP 1B BB	1B 2B		3-1			FC3-6 S		1B 1B	4	3	2	0	1	0	1
Ed Bouchee, L (1, 3) OBP: 0.369, SLG: 0.461	F9	1B 1B			CS 1B		L8		1B	5	0	3	2	0	0	3
Wally Post, R (1, 9) OBP: 0.304, SLG: 0.440	1B 1B				K		IBB		1B IBB	3	1	2	1	2	1	1
Harry Anderson, L (1, 7) OBP: 0.319, SLG: 0.437	K	4-3			L6		K		G6-4-3 1B	5	0	1	1	0	2	6
Solly Drake, S (9, PR) (9, 7) OBP: 0.167, SLG: 0.118										0	0	0	0	0	0	0
Gene Freese, R (1, 5) OBP: 0.354, SLG: 0.546	1B HBP		F7		CS	4-3		K	G6-4-3	0	0	0	0	0	0	0
Harry Hanebrink, L (1, PR) (1, 5) OBP: 0.283, SLG: 0.350										4	0	0	0	0	1	3
Sparky Anderson, R (1, 4) OBP: 0.277, SLG: 0.233	1B		1-6-3			1B		4-3		4	0	2	1	0	0	0
Carl Sawatski, L (1, 2) OBP: 0.358, SLG: 0.424	3-1		K			F4		F9		3	0	0	0	0	1	3
Bob Bowman, R (8, PH) OBP: 0.164, SLG: 0.229										1	0	0	0	0	0	0
Joe Lonnett, R (8, 2) OBP: 0.371, SLG: 0.314										0	0	0	0	0	0	0
Gene Conley, R (1, 1) OBP: 0.220, SLG: 0.237		1-3		F7			K		6-3	3	0	0	0	0	1	1
Jim Bolger, R (9, PH) OBP: 0.136, SLG: 0.098										1	0	0	0	0	0	0
Taylor Phillips, L (9, 1) OBP: 0.100, SLG: 0.100										0	0	0	0	0	0	0

Inning Stats										
	R: 3 E: 0 K: 1 S: 8	H: 3 LOB: 2 BB: 1 P: 13	R: 1 E: 0 K: 0 S: 6	H: 3 LOB: 2 BB: 0 P: 6	R: 0 E: 0 K: 1 S: 5	H: 0 LOB: 0 BB: 0 P: 5	R: 0 E: 0 K: 1 S: 5	H: 0 LOB: 0 BB: 0 P: 5	R: 0 E: 0 K: 1 S: 5	H: 1 LOB: 0 BB: 0 P: 5
	R: 0 E: 0 K: 1 S: 6	H: 1 LOB: 1 BB: 0 P: 6	R: 0 E: 0 K: 1 S: 5	H: 0 LOB: 2 BB: 2 P: 13	R: 0 E: 0 K: 1 S: 5	H: 0 LOB: 0 BB: 0 P: 5	R: 2 E: 0 K: 0 S: 6	H: 4 LOB: 3 BB: 1 P: 10		

	AB	37
	R	6
	H	12
	RBI	5
	BB	4
	SO	7
	LOB	18

	1B: 11	SF: 0	WP: 1	PA: 43
	2B: 1	SAC: 0	PB: 0	
	3B: 0	DP: 1	SB: 1	
	HR: 0	HBP: 1	CS: 1	

PITCHER		IP	WLS	BF	H	R	ER	SO	BB	IBB	HBP	BLK	WP	HR	S	P	ERA	WHIP
Glen Hobbie, R (1, 1) ERA: 3.7		0.2		6	2	3	3	1	1	0	1	0	1	0	6	11	40.50	4.500
John Buzhardt, R (1, 1) ERA: 4.42		4.1		17	5	1	1	3	0	0	0	0	0	0	23	23	2.08	1.154
Ed Donnelly, R (6, 1) ERA: 2.08		1.1		6	1	0	0	1	1	0	0	0	0	0	7	11	0.00	1.500
Bill Henry, L (7, 1) ERA: 2.54		2.2	L	13	4	2	2	2	0	2	0	0	0	0	15	23	6.75	1.500

PITCHER	IP	WLS	BF	H	R	ER	SO	BB	IBB	HBP	BLK	WP	HR	S	P	ERA	WHIP

BOTTOM

Philadelphia Phillies @ Chicago Cubs

Wrigley Field, Chicago, IL

Wed Aug 05 1959, 3:33 AM CDT

Att. 9,128 - Unknown

Batter	1	2	3	4	5	6	7	8	9	AB	R	H	RBI	BB	SO	LOB
Tony Taylor, R (1, 4) OBP: 0.326, SLG: 0.370	BBBB 4-0 F8 PB BB		x 0-0 ② 6-3		x 0-0 1-3 2-H 2B		x 0-0 2B		x 0-0 ③ 4-3	4	0	2	1	1	0	1
Alvin Dark, R (1, 5) OBP: 0.310, SLG: 0.332	x 0-0 ① L9 1-2		x 0-0 ③ 6-3		x 0-0 ③ 1-3		x 0-0 ③ 6-3			4	0	0	0	0	0	4
Lee Walls, R (1, 9) OBP: 0.333, SLG: 0.377	x 0-0 ② F8 2-3			SSS 0-3 ① K		x 0-0 ① 1-3		BBBB 4-0 FC6-4 BB		3	0	0	0	1	1	1
14 Ernie Banks, R (1, 6) OBP: 0.368, SLG: 0.600	x 0-0 ③ F7			x 0-0 ② F8		x 0-0 HR		x 0-0 ① L6		4	1	1	1	0	0	2
Dale Long, L (1, 3) OBP: 0.317, SLG: 0.453		BBBB 4-0 E G4-6-3 BB		x 0-0 ③ F8		SSS 0-3 ② K		x 0-0 ② P6		3	1	0	0	1	1	1
Bobby Thomson, R (1, 8) OBP: 0.318, SLG: 0.401		x 0-0 E1 G4-6-3 1-3			x 0-0 ① 5-3	x 0-0 ③ 5-3		x 0-0 ③ FC6-4 1-2f		4	0	0	0	0	0	2
Walt Moryn, L (1, 7) OBP: 0.309, SLG: 0.354 Randy Jackson, R (9, PH) OBP: 0.324, SLG: 0.354		x 0-0 ① ② G4-6-3 1-2f 3-H			x 0-0 ② 4-3		x 0-0 ① 4-3		x 0-0 ① 5-3	3 1	0 0	0 0	0 0	0 0	0 0	1 0
Sammy Taylor, L (1, 2) OBP: 0.321, SLG: 0.397 Earl Averill, R (9, PH) OBP: 0.312, SLG: 0.509		x 0-0 ③ L3			BBBB 4-0 1B 2B BB		x 0-0 HR		x 0-0 1B	2 1	2 0	1 1	1 0	1 0	0 0	0 0
Glen Hobbie, R (1, 1) OBP: 0.173, SLG: 0.160 John Buzhardt, R (1, 1) OBP: 0.111, SLG: 0.115 Art Schult, R (5, PH) OBP: 0.316, SLG: 0.324 Ed Donnelly, R (6, 1) Bill Henry, L (7, 1) OBP: 0.182, SLG: 0.143 Cal Neeman, R (9, PH) OBP: 0.207, SLG: 0.204			x 0-0 ① L3		x 0-0 2B 1-2 1B		x 0-0 ② 3-1		SSS 0-3 ② K	0 1 1 0 1 1	0 0 0 0 0 0	0 0 1 0 0 0	0 0 0 0 0 1	0 0 0 0 0 0	0 0 0 0 0 0	0 0 0 0 0 1
Inning Stats	R: 0 E: 0 K: 0 S: 3 H: 0 LOB: 1 BB: 1 P: 7	R: 1 E: 1 K: 0 S: 3 H: 0 LOB: 0 BB: 1 P: 7	R: 0 E: 0 K: 0 S: 3 H: 0 LOB: 0 BB: 0 P: 3	R: 0 E: 0 K: 1 S: 5 H: 0 LOB: 0 BB: 0 P: 5	R: 1 E: 0 K: 0 S: 5 H: 2 LOB: 2 BB: 1 P: 9	R: 1 E: 0 K: 1 S: 6 H: 1 LOB: 0 BB: 0 P: 6	R: 1 E: 0 K: 0 S: 5 H: 2 LOB: 1 BB: 0 P: 5	R: 0 E: 0 K: 0 S: 3 H: 0 LOB: 1 BB: 1 P: 7	R: 0 E: 0 K: 1 S: 6 H: 1 LOB: 1 BB: 0 P: 6	1B: 2 2B: 2 3B: 0 HR: 2	SF: 0 SAC: 0 DP: 1 HBP: 0						

PITCHER		IP	WLS	BF	H	R	ER	SO	BB	IBB	HBP	BLK	WP	HR	S	P	ERA	WHIP
Gene Conley, R ERA: 2.8	(1, 1)	8.0	W	33	5	4	3	2	4	0	0	0	0	2	33	49	3.38	1.125
Taylor Phillips, L ERA: 5.37	(9, 1)	1.0	S	4	1	0	0	1	0	0	0	0	0	0	6	6	0.00	1.000

PITCHER	IP	WLS	BF	H	R	ER	SO	BB	IBB	HBP	BLK	WP	HR	S	P	ERA	WHIP

AB	33
R	4
H	6
RBI	3
BB	4
SO	3
LOB	13

WP: 0	PB: 1	SB: 0	CS: 0
PA: 37			

livebaseballscorecards.com

Batter	1	2	3	4	5	6	7	8	9	AB	R	H	RBI	BB	SO	LOB
Joe Koppe, R (1, 6) OBP: 0.323, SLG: 0.355 Carl Sawatski, L (9, PH) OBP: 0.355, SLG: 0.421	6-3		4-3			F7		F9	F8 2-3	4 1	0 0	0 0	0 0	0 0	0 0	1 2
Richie Ashburn, L (1, 8) OBP: 0.362, SLG: 0.319	F7			4-3		3-1		BB, 1B 1-2 1B	FC6 1-2f	5	1	1	0	0	0	2
Ed Bouchee, L (1, 3) OBP: 0.371, SLG: 0.460	K			BB BB		1B		L8		3	0	1	0	1	1	2
Wally Post, R (1, 9) OBP: 0.303, SLG: 0.436		P4		F7		F9		1B 1-2 2-3 BB		3	0	0	0	1	0	2
Gene Freese, R (1, 5) OBP: 0.364, SLG: 0.552		1B		1-2 BB			4-3 1B	1-3 2-H 3-H 1B		3	0	3	2	1	0	0
Harry Anderson, L (1, 7) OBP: 0.315, SLG: 0.432		K		F8			4-3 1-2	4-3		4	0	0	0	0	1	6
Sparky Anderson, R (1, 4) OBP: 0.277, SLG: 0.234		F9			6-3		F9		F8, 1B 1B	4	0	1	0	0	0	2
Joe Lonnett, R (1, 2) OBP: 0.354, SLG: 0.296 Harry Hanebrink, L (9, PH) OBP: 0.279, SLG: 0.344			F8		F8		5-3		F7	3 1	0 0	0 0	0 0	0 0	0 0	1 1
Jim Owens, R (1, 1) OBP: 0.145, SLG: 0.060 Jim Bolger, R (8, PH) OBP: 0.156, SLG: 0.119 Humberto Robinson, R (8, 1) OBP: 0.500, SLG: 0.500 Turk Farrell, R (8, 1) Dave Philley, S (9, PH) OBP: 0.380, SLG: 0.533			K		K			BB, 1B 1B	FC6 1-2	2 1 0 0 1	0 1 0 0 0	0 1 0 0 1	0 0 0 0 0	0 0 0 0 0	2 0 0 0 0	0 0 0 0 0
Inning Stats	R: 0 E: 0 K: 1 S: 5 H: 0 LOB: 0 BB: 0 P: 5	R: 0 E: 0 K: 1 S: 6 H: 1 LOB: 1 BB: 0 P: 6	R: 0 E: 0 K: 1 S: 5 H: 0 LOB: 0 BB: 0 P: 5	R: 0 E: 0 K: 0 S: 3 H: 0 LOB: 2 BB: 2 P: 11	R: 0 E: 0 K: 1 S: 5 H: 0 LOB: 0 BB: 0 P: 5	R: 0 E: 0 K: 0 S: 4 H: 1 LOB: 1 BB: 0 P: 4	R: 0 E: 0 K: 0 S: 4 H: 1 LOB: 1 BB: 0 P: 4	R: 2 E: 0 K: 0 S: 6 H: 3 LOB: 2 BB: 1 P: 10	R: 0 E: 0 K: 0 S: 5 H: 2 LOB: 2 BB: 0 P: 5	1B: 8 2B: 0 3B: 0 HR: 0	SF: 0 SAC: 0 DP: 0 HBP: 0			WP: 0 PB: 0 SB: 0 CS: 0	PA: 38	

TOP

Philadelphia Phillies @ Chicago Cubs

Wrigley Field, Chicago, IL

Thu Aug 06 1959, 3:33 AM CDT

Att. 6,477 - Unknown

livebaseballscorecards.com

AB	35
R	2
H	8
RBI	2
BB	3
SO	4
LOB	19

PITCHER		IP	WLS	BF	H	R	ER	SO	BB	IBB	HBP	BLK	WP	HR	S	P	ERA	WHIP
Art Ceccarelli, L ERA: 3.04	(1, 1)	7.2		31	5	2	2	4	3	0	0	0	0	0	36	48	2.35	1.043
Don Elston, R ERA: 3.09	(8, 1)	1.1	W	7	3	0	0	0	0	0	0	0	0	0	7	7	0.00	2.250

PITCHER	IP	WLS	BF	H	R	ER	SO	BB	IBB	HBP	BLK	WP	HR	S	P	ERA	WHIP

BOTTOM

Philadelphia Phillies @ Chicago Cubs

Wrigley Field, Chicago, IL

Thu Aug 06 1959, 3:33 AM CDT

Att. 6,477 - Unknown

Batter	1	2	3	4	5	6	7	8	9	AB	R	H	RBI	BB	SO	LOB
Tony Taylor, R (1, 4) OBP: 0.325, SLG: 0.368	0-0 1B G3 1B	0-3 K			0-0 L8		0-0 F9	0-0 6-3		5	1	1	0	0	1	4
Jim Marshall, L (1, 3) OBP: 0.321, SLG: 0.396	0-0 G3 1B 1-3		0-0 P6		0-0 2B		0-3 K			4	0	2	0	0	1	0
Billy Williams, L (1, 7)	0-0 G3 1-2 3-H		0-0 4-3		0-0 F8		0-3 K			4	0	0	1	0	1	2
14 Ernie Banks, R (1, 6) OBP: 0.367, SLG: 0.599	0-3 K		0-3 K			0-0 F8		0-0 SH 2B		4	1	1	0	0	2	1
Art Schult, R (1, 9) OBP: 0.317, SLG: 0.324	0-3 K			0-0 F9		0-0 E 1B 1B		0-0 SH 6-3 1B 2-H		3	2	1	0	0	1	1
Earl Averill, R (1, 5) OBP: 0.310, SLG: 0.500		0-0 P4		0-0 P4		0-0 E 1B 1-2		0-0 6-3 2-3		4	0	1	0	0	0	1
Alvin Dark, R (9, 5) OBP: 0.310, SLG: 0.332										0	0	0	0	0	0	0
Sammy Taylor, L (1, 2) OBP: 0.327, SLG: 0.398		0-0 1B 1B		4-0 BB		0-0 F7		4-0 SH3-4 1B IBB		2	0	1	0	2	0	2
Bobby Thomson, R (1, 8) OBP: 0.321, SLG: 0.402		0-3 K		0-0 F8		0-0 E8 1B 1-3 2-H		0-0 SH3-4 1B 1-2 3-H		4	0	2	2	0	1	2
Art Ceccarelli, R (1, 1) OBP: 0.111, SLG: 0.111		0-0 1-3 1B 1-3			0-3 K	0-0 1-3		0-0 SH3-4 1-2 2-3		3	0	1	0	0	1	2
Don Elston, R (8, 1) OBP: 0.182, SLG: 0.182										0	0	0	0	0	0	0
Inning Stats	R: 1 E: 0 K: 2 S: 9 H: 2 LOB: 1 BB: 0 P: 9	R: 0 E: 0 K: 2 S: 9 H: 2 LOB: 2 BB: 0 P: 9	R: 0 E: 0 K: 1 S: 5 H: 0 LOB: 0 BB: 0 P: 5	R: 0 E: 0 K: 0 S: 3 H: 0 LOB: 1 BB: 1 P: 7	R: 0 E: 0 K: 1 S: 6 H: 1 LOB: 1 BB: 0 P: 6	R: 1 E: 1 K: 0 S: 6 H: 3 LOB: 2 BB: 0 P: 6	R: 0 E: 0 K: 2 S: 7 H: 0 LOB: 0 BB: 0 P: 7	R: 2 E: 1 K: 0 S: 6 H: 2 LOB: 2 BB: 1 P: 10		1B: 8 2B: 2 3B: 0 HR: 0	SF: 0 SAC: 2 DP: 0 HBP: 0					

livebaseballscorecards.com

	AB	33
	R	4
	H	10
	RBI	3
	BB	2
	SO	8
	LOB	15

WP: 0 PB: 0 SB: 0 CS: 0 PA: 37

PITCHER		IP	WLS	BF	H	R	ER	SO	BB	IBB	HBP	BLK	WP	HR	S	P	ERA	WHIP
Jim Owens, R ERA: 3.68	(1, 1)	7.0		30	8	2	2	8	1	0	0	0	0	0	45	49	2.57	1.286
Humberto Robinson, R ERA: 3.34	(8, 1)	0.1	L	5	2	2	2	0	0	1	0	0	0	0	4	8	54.00	6.000
Turk Farrell, R ERA: 5.3	(8, 1)	0.2		2	0	0	0	0	0	0	0	0	0	0	2	2	0.00	0.000

PITCHER	IP	WLS	BF	H	R	ER	SO	BB	IBB	HBP	BLK	WP	HR	S	P	ERA	WHIP

Pittsburgh Pirates @ Chicago Cubs

Wrigley Field, Chicago, IL

Fri Aug 07 1959, 3:33 AM CDT

Att. 7,434 - Unknown

livebaseballscorecards.com

Batter	1	2	3	4	5	6	7	8	9	AB	R	H	RBI	BB	SO	LOB
Bob Skinner, L (1, 7) OBP: 0.365, SLG: 0.416	F5			G3		FC5 2B		K2-3		4	0	1	0	0	1	0
Dick Groat, R (1, 6) OBP: 0.310, SLG: 0.362	6-3			K		BB			1B	3	0	1	0	1	1	0
Roberto Clemente, R (1, 9) OBP: 0.303, SLG: 0.375	5-3			F9		FC5 2-3f			K	4	0	0	0	0	1	3
Rocky Nelson, L (1, 3) OBP: 0.360, SLG: 0.407		4-3			L4		F8		F7	4	0	0	0	0	0	1
Smoky Burgess, L (1, 2) OBP: 0.360, SLG: 0.525		G6-4-3 BB			F8		1B		F9	3	0	1	0	1	0	1
Don Hoak, R (1, 5) OBP: 0.361, SLG: 0.409		G6-4-3 1-2f			2B		G6-4-3 1B 1-2			3	0	2	0	0	0	1
Bill Mazeroski, R (1, 4) OBP: 0.301, SLG: 0.357			L7		K		G6-4-3 1-2f			3	0	0	0	0	1	3
Bill Virdon, L (1, 8) OBP: 0.291, SLG: 0.328			K			F8		4-3		3	0	0	0	0	1	0
Ron Kline, R (1, 1) OBP: 0.152, SLG: 0.152			L4-3			K		4-3		1	0	0	0	0	0	0
Fred Green, R (4, 1)										1	0	0	0	0	1	0
Dick Schofield, S (8, PH) OBP: 0.272, SLG: 0.256										1	0	0	0	0	0	0
Don Gross, L (8, 1)										0	0	0	0	0	0	0

TOP	
AB	30
R	0
H	5
RBI	0
BB	2
SO	6
LOB	9

Inning Stats	1	2	3	4	5	6	7	8	9	1B: 3 SF: 0	WP: 0 PA: 32
R:	0	0	0	0	0	0	0	0	0	2B: 2 SAC: 0	PB: 0
E:	0	0	0	0	0	0	0	0	0	3B: 0 DP: 2	SB: 0
K:	0	0	1	1	1	1	0	1	1	HR: 0 HBP: 0	CS: 0
S:	3	2	5	5	6	6	4	5	6		
H:	0	0	0	0	1	1	2	0	1		
LOB:	0	0	0	0	1	2	1	0	1		
BB:	0	1	0	0	0	1	0	0	0		
P:	3	6	5	5	6	10	4	5	6		

PITCHER	IP	WLS	BF	H	R	ER	SO	BB	IBB	HBP	BLK	WP	HR	S	P	ERA	WHIP
Moe Drabowsky, R (1, 1) ERA: 3.92	9.0	W	32	5	0	0	6	2	0	0	0	0	0	42	50	0.00	0.778

PITCHER	IP	WLS	BF	H	R	ER	SO	BB	IBB	HBP	BLK	WP	HR	S	P	ERA	WHIP

Batter	1	2	3	4	5	6	7	8	9	AB	R	H	RBI	BB	SO	LOB
Tony Taylor, R (1, 4) OBP: 0.324, SLG: 0.373	3B	SF8		K			L1			3	0	1	1	0	1	0
Jim Marshall, L (1, 3) OBP: 0.315, SLG: 0.387	F8	F9			K			G3		4	0	0	0	0	1	2
Billy Williams, L (1, 7)	L1-3		F9		K			4-3		4	0	0	0	0	1	1
14 Ernie Banks, R (1, 6) OBP: 0.368, SLG: 0.604	BB		HR		F7			K2-3		3	1	1	1	1	1	0
Art Schult, R (1, 9) OBP: 0.318, SLG: 0.400	F8		HR			L5				3	1	1	1	0	0	2
Earl Averill, R (1, 5) OBP: 0.311, SLG: 0.492		BB	6-3			4-3				2	1	0	0	1	0	0
Sammy Taylor, L (1, 2) OBP: 0.327, SLG: 0.397		SF8	4-3			G3				3	1	1	0	0	0	0
Bobby Thomson, R (1, 8) OBP: 0.318, SLG: 0.398		P6		K			F9			3	0	0	0	0	1	2
Moe Drabowsky, R (1, 1) OBP: 0.200, SLG: 0.182				6-3			F7			3	0	1	1	0	0	0
Inning Stats	R: 0 E: 0 K: 0 S: 4 H: 1 LOB: 2 BB: 1 P: 8	R: 2 E: 0 K: 0 S: 5 H: 2 LOB: 1 BB: 1 P: 9	R: 2 E: 0 K: 0 S: 5 H: 2 LOB: 0 BB: 0 P: 5	R: 0 E: 0 K: 2 S: 7 H: 0 LOB: 0 BB: 0 P: 7	R: 0 E: 0 K: 2 S: 7 H: 0 LOB: 0 BB: 0 P: 7	R: 0 E: 0 K: 0 S: 3 H: 0 LOB: 0 BB: 0 P: 3	R: 0 E: 0 K: 0 S: 3 H: 0 LOB: 0 BB: 0 P: 3	R: 0 E: 0 K: 1 S: 5 H: 0 LOB: 0 BB: 0 P: 5		1B: 2 2B: 0 3B: 1 HR: 2	SF: 1 SAC: 0 DP: 0 HBP: 0						

PITCHER		IP	WLS	BF	H	R	ER	SO	BB	IBB	HBP	BLK	WP	HR	S	P	ERA	WHIP
Ron Kline, R ERA: 4.27	(1, 1)	3.0	L	16	5	4	4	0	2	0	0	0	0	2	14	22	12.00	2.333
Fred Green, L ERA: 3.48	(4, 1)	4.0		12	0	0	0	4	0	0	0	0	0	0	20	20	0.00	0.000
Don Gross, L ERA: 5.74	(8, 1)	1.0		3	0	0	0	1	0	0	0	0	0	0	5	5	0.00	0.000

PITCHER	IP	WLS	BF	H	R	ER	SO	BB	IBB	HBP	BLK	WP	HR	S	P	ERA	WHIP

BOTTOM

Pittsburgh Pirates @ Chicago Cubs

Wrigley Field, Chicago, IL

Fri Aug 07 1959, 3:33 AM CDT

Att. 7,434 - Unknown

livebaseballscorecards.com

AB	28
R	4
H	5
RBI	4
BB	2
SO	5
LOB	7

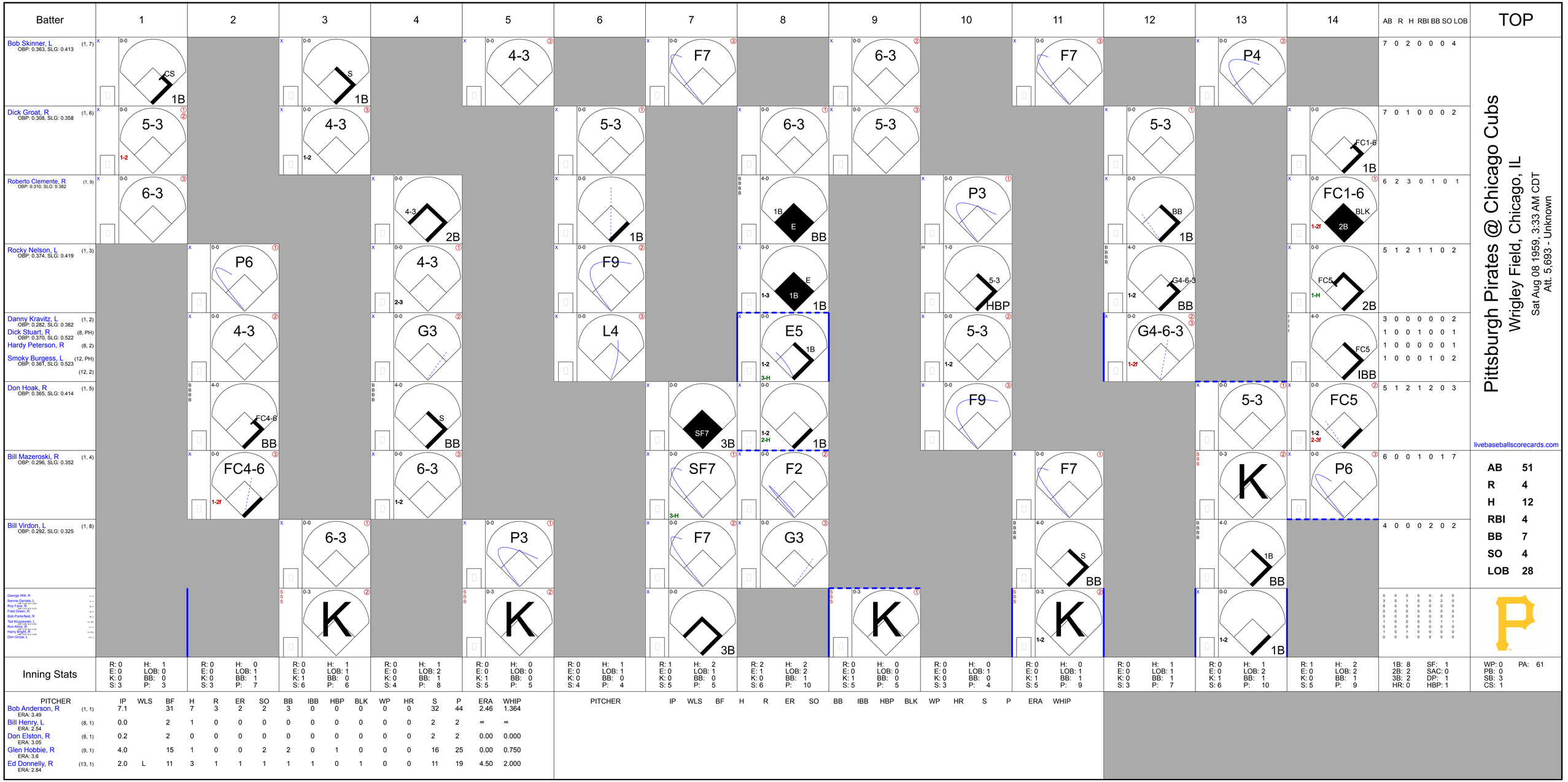
Batter
1
2
3
4
5
6
7
8
9
10
11
12
13
14
AB R H RBI BB SO LOB
TOP
Bob Skinner, L (1, 7) OBP: 0.363, SLG: 0.413
Dick Groat, R (1, 6) OBP: 0.308, SLG: 0.358
Roberto Clemente, R (1, 9) OBP: 0.310, SLG: 0.382
Rocky Nelson, L (1, 3) OBP: 0.374, SLG: 0.419
Danny Kravitz, L (1, 2) OBP: 0.282, SLG: 0.382
Dick Stuart, R (8, PH) OBP: 0.370, SLG: 0.522
Hardy Peterson, R (8, 2)
Smoky Burgess, L (12, PH) OBP: 0.361, SLG: 0.523 (12, 2)
Don Hoak, R (1, 5) OBP: 0.365, SLG: 0.414
Bill Mazeroski, R (1, 4) OBP: 0.296, SLG: 0.352
Bill Virdon, L (1, 8) OBP: 0.292, SLG: 0.325
George Witt, R
Bennie Daniels, L
Roy Face, R
Fred Green, R
Bob Porterfield, R
Ted Kluszewski, L
Ron Kline, R
Harry Bright, R
Don Gross, L
Inning Stats
PITCHER IP WLS BF H R ER SO BB IBB HBP BLK WP HR S P ERA WHIP
Bob Anderson, R (1, 1) ERA: 3.49 7.1 L 31 7 3 2 2 3 0 0 0 0 0 32 44 2.46 1.364
Bill Henry, L (8, 1) ERA: 2.54 0.0 2 1 0 0 0 0 0 0 0 2 2 ∞ ∞
Don Elston, R (8, 1) ERA: 3.05 0.2 2 0 0 0 0 0 0 0 0 2 2 0.00 0.000
Glen Hobbie, R (9, 1) ERA: 3.6 4.0 15 1 0 0 2 2 0 1 0 0 0 16 25 0.00 0.750
Ed Donnelly, R (13, 1) ERA: 2.84 2.0 L 11 3 1 1 1 1 1 0 1 0 0 11 19 4.50 2.000
PITCHER IP WLS BF H R ER SO BB IBB HBP BLK WP HR S P ERA WHIP
Pittsburgh Pirates @ Chicago Cubs
Wrigley Field, Chicago, IL
Sat Aug 08 1959, 3:33 AM CDT
Att. 5,693 - Unknown
livebaseballscorecards.com
AB 51
R 4
H 12
RBI 4
BB 7
SO 4
LOB 28
1B: 8 SF: 1
2B: 2 SAC: 0
3B: 2 DP: 1
HR: 0 HBP: 1
WP: 0 PA: 61
PB: 0
SB: 3
CS: 1

BOTTOM

Pittsburgh Pirates @ Chicago Cubs

Wrigley Field, Chicago, IL

Sat Aug 08 1959, 3:33 AM CDT

Att. 5,693 - Unknown

livebaseballscorecards.com

	AB	R	H	RBI	BB	SO	LOB
Tony Taylor, R (1, 4) OBP: 0.321, SLG: 0.369	5	1	0	1	1	0	2
Jim Marshall, L (1, 3) (10, 7) OBP: 0.315, SLG: 0.385	6	0	2	0	0	0	0
Billy Williams, L (1, 7) OBP: 0.309, SLG: 0.354	3	0	0	1	0	1	1
Walt Moryn, L (8, PH) OBP: 0.309, SLG: 0.354	0	0	0	0	0	0	0
Lee Walls, R (8, PH) (9, 9) OBP: 0.330, SLG: 0.373	3	0	0	0	0	1	3
14 Ernie Banks, R (1, 6) OBP: 0.372, SLG: 0.602	3	0	1	0	3	0	0
Art Schult, R (1, 9) (9, 7) OBP: 0.313, SLG: 0.409	4	0	1	0	0	1	5
Dale Long, L (10, 3) OBP: 0.318, SLG: 0.452	1	0	0	0	1	0	1
Earl Averill, R (1, 5) (10, 2) OBP: 0.297, SLG: 0.468	6	0	0	0	0	1	3
Sammy Taylor, L (1, 2) OBP: 0.330, SLG: 0.400	3	0	1	0	1	0	1
Don Eaddy, R (9, PR)	0	1	0	0	0	0	0
Alvin Dark, R (10, 5) OBP: 0.311, SLG: 0.331	1	0	0	0	1	0	2
Bobby Thomson, R (1, 8) OBP: 0.318, SLG: 0.397	6	1	2	1	0	0	2
Bob Anderson, R (2, 9) OBP: 0.125, SLG: 0.125	2	0	0	0	0	1	1
Bill Henry, L (9, 8) OBP: 0.000, SLG: 0.143	0	0	0	0	0	0	0
Don Elston, R (9, 7) OBP: 0.000, SLG: 0.143	0	0	0	0	0	0	0
Irv Noren, L (8, PH) OBP: 0.000, SLG: 0.000	1	0	0	0	0	0	0
George Altman, L (8, PH) OBP: 0.000, SLG: 0.000	0	0	0	0	0	0	0
Glen Hobbie, R (9, P) OBP: 0.000, SLG: 0.000	1	0	0	0	0	1	2
Randy Jackson, R (10, PH) OBP: 0.000, SLG: 0.000	1	0	0	0	0	0	0
Ed Donnelly, R (10, PH) OBP: 0.000, SLG: 0.000	0	0	0	0	0	0	0
Cal Neeman, R (10, PH) OBP: 0.000, SLG: 0.000	1	0	0	0	0	0	0
	6	1	2	1	0	0	2

AB	47
R	3
H	8
RBI	3
BB	7
SO	6
LOB	23

Inning Stats	1	2	3	4	5	6	7	8	9	10	11	12	13	14
	R: 1 E: 0 K: 0 S: 3	R: 0 E: 0 K: 1 S: 5	R: 0 E: 0 K: 0 S: 3	R: 0 E: 0 K: 0 S: 4	R: 0 E: 0 K: 0 S: 3	R: 0 E: 0 K: 1 S: 5	R: 0 E: 0 K: 1 S: 5	R: 1 E: 0 K: 1 S: 8	R: 1 E: 0 K: 2 S: 9	R: 0 E: 0 K: 0 S: 3	R: 0 E: 0 K: 0 S: 2	R: 0 E: 0 K: 0 S: 3	R: 0 E: 0 K: 0 S: 4	R: 0 E: 0 K: 0 S: 3
	H: 1 LOB: 1 BB: 2 P: 11	H: 0 LOB: 1 BB: 1 P: 9	H: 0 LOB: 0 BB: 0 P: 3	H: 1 LOB: 1 BB: 0 P: 4	H: 0 LOB: 0 BB: 0 P: 3	H: 0 LOB: 0 BB: 0 P: 5	H: 0 LOB: 0 BB: 0 P: 5	H: 3 LOB: 3 BB: 1 P: 12	H: 2 LOB: 2 BB: 0 P: 9	H: 0 LOB: 1 BB: 1 P: 7	H: 0 LOB: 0 BB: 1 P: 6	H: 0 LOB: 0 BB: 0 P: 3	H: 1 LOB: 2 BB: 1 P: 8	H: 0 LOB: 0 BB: 0 P: 3

| | | |

Batter	1	2	3	4	5	6	7	8	9	10	AB	R	H	RBI	BB	SO	LOB
Bob Skinner, L (1, 7) OBP: 0.362, SLG: 0.409	K		F8			5-3		F8		IBB	4	1	0	0	1	1	1
Dick Groat, R (1, 6) OBP: 0.311, SLG: 0.364	P5			K		1B			1B 2B	BB 1B	5	1	3	2	0	1	0
Roberto Clemente, R (1, 9) OBP: 0.311, SLG: 0.382	4-3			6-3		K			1B SF8 1B	BB 1B	5	1	2	1	0	1	1
Rocky Nelson, L (1, 3) OBP: 0.375, SLG: 0.411		F4		3-1			F9		1B	BB	4	0	1	1	1	0	0
Danny Kravitz, L (1, 2) OBP: 0.276, SLG: 0.374 Harry Bright, R (9, PH) OBP: 0.341, SLG: 0.525 Smoky Burgess, L (9, PH) OBP: 0.358, SLG: 0.521 (9, 2)		3-1			3-1		F9		SF8	F8	3 0 1	0 0 0	0 0 0	0 0 1	0 0 0	0 0 3	0 0 3
Don Hoak, R (1, 5) OBP: 0.367, SLG: 0.415		BB			P4		1B		G5-4-3	F7	4	0	2	0	1	0	3
Bill Mazeroski, R (1, 4) OBP: 0.293, SLG: 0.348		K			4-3		P4		G5-4-3		4	0	0	0	0	1	4
Bill Virdon, L (1, 8) OBP: 0.291, SLG: 0.323 Ted Kluszewski, L (8, PH) OBP: 0.293, SLG: 0.420 Roman Mejias, R (8, 8) OBP: 0.308, SLG: 0.335			G3			E4 SH2-4 1B		G3		SH3-4 1B	2 1 1	1 0 1	0 0 1	0 0 0	0 0 0	0 0 0	0 0 0
Vern Law, R (1, 1) OBP: 0.208, SLG: 0.257 Dick Stuart, R (8, PH) OBP: 0.368, SLG: 0.520 Roy Face, R (8, 1) OBP: 0.273, SLG: 0.273			2-3			SH2-4		F8		SH3-4	1 1 0	0 0 0	0 0 0	0 0 0	0 0 0	0 0 0	0 0 0
Inning Stats	R: 0 H: 0 E: 0 LOB: 0 K: 1 BB: 0 S: 5 P: 5	R: 0 H: 0 E: 0 LOB: 1 K: 1 BB: 1 S: 5 P: 9	R: 0 H: 0 E: 0 LOB: 0 K: 0 BB: 0 S: 3 P: 3	R: 0 H: 0 E: 0 LOB: 0 K: 1 BB: 0 S: 5 P: 5	R: 0 H: 0 E: 0 LOB: 0 K: 0 BB: 0 S: 3 P: 3	R: 1 H: 1 E: 1 LOB: 1 K: 1 BB: 0 S: 7 P: 7	R: 0 H: 1 E: 0 LOB: 1 K: 0 BB: 0 S: 4 P: 4	R: 0 H: 0 E: 0 LOB: 0 K: 0 BB: 0 S: 3 P: 3	R: 2 H: 4 E: 0 LOB: 1 K: 0 BB: 0 S: 6 P: 6	R: 2 H: 3 E: 0 LOB: 3 K: 0 BB: 2 S: 6 P: 14	1B: 8 SF: 1 2B: 1 SAC: 2 3B: 0 DP: 1 HR: 0 HBP: 0						

PITCHER		IP	WLS	BF	H	R	ER	SO	BB	IBB	HBP	BLK	WP	HR	S	P	ERA	WHIP
Dave Hillman, R ERA: 3.32	(1, 1)	8.0		30	4	3	2	4	1	0	0	0	0	0	37	41	2.25	0.625
Bill Henry, L ERA: 2.54	(9, 1)	0.0		1	1	0	0	0	0	0	0	0	0	0	1	1	∞	∞
Don Elston, R ERA: 3.28	(9, 1)	1.1	L	7	3	2	2	0	0	1	0	0	0	0	6	10	13.50	2.250
Glen Hobbie, R ERA: 3.6	(10, 1)	0.0		1	1	0	0	0	0	0	0	0	0	0	1	1	∞	∞
Art Ceccarelli, L ERA: 3.0	(10, 1)	0.2		3	0	0	0	0	1	0	0	0	0	0	2	6	0.00	1.500

PITCHER	IP	WLS	BF	H	R	ER	SO	BB	IBB	HBP	BLK	WP	HR	S	P	ERA	WHIP

TOP

Pittsburgh Pirates @ Chicago Cubs

Wrigley Field, Chicago, IL

Sun Aug 09 1959, 3:33 AM CDT

Att. 19,138 - Unknown

livebaseballscorecards.com

AB	36
R	5
H	9
RBI	5
BB	3
SO	4
LOB	12

WP: 0	PA: 42		
PB: 0			
SB: 0			
CS: 0			

Batter	1	2	3	4	5	6	7	8	9	10	AB	R	H	RBI	BB	SO	LOB
Tony Taylor, R (1, 4) OBP: 0.320, SLG: 0.367	6-3		P4			G1-6-3 1B		E6 1B 1B	6-3		5	1	1	0	0	0	1
Billy Williams, L (1, 7) OBP: 0.125, SLG: 0.125	2-3		1B			G1-6-3 1-2f		K		L3-6 1B	5	0	2	0	0	1	2
Jim Marshall, L (1, 3) OBP: 0.317, SLG: 0.402	F9		F8			HR		1-3 1B 1B		L3-6 1-2	5	1	2	1	0	0	2
14 Ernie Banks, R (1, 6) OBP: 0.372, SLG: 0.606		HR		P5		6-3		1B IBB		F8	4	1	1	1	1	0	0
Sammy Taylor, L (1, 2) OBP: 0.329, SLG: 0.398		6-3		F7			4-3	1-2 2-H 3-H 1B			4	0	1	1	0	0	0
Walt Moryn, L (1, 9) OBP: 0.309, SLG: 0.353 Lee Walls, R (9, 9) OBP: 0.330, SLG: 0.373		F9		F7			FC5-4 1B 1B	F8			4 0	0 0	1 0	0 0	0 0	0 0	2 0
Earl Averill, R (1, 5) OBP: 0.305, SLG: 0.473 Alvin Dark, R (8, 5) OBP: 0.312, SLG: 0.333		1B		K			FC5-4 1-2 1B		SH2-4 1B		3 1	0 0	2 1	0 0	0 0	1 0	0 0
Bobby Thomson, R (1, 8) OBP: 0.314, SLG: 0.391		F8		5-3			FC5-4 1-2f 2-3		K		4	0	0	0	0	1	4
Dave Hillman, R (1, 1) OBP: 0.245, SLG: 0.149 Bill Henry, L (9, 1) OBP: 0.182, SLG: 0.143 Don Elston, R (9, 1) OBP: 0.182, SLG: 0.182 Glen Hobbie, R (10, 1) OBP: 0.170, SLG: 0.157 Art Ceccarelli, R (10, 1) OBP: 0.111, SLG: 0.111			K		K		K		SH2-4 1-2		3 0 0 0 0	0 0 0 0 0	0 0 0 0 0	0 0 0 0 0	0 0 0 0 0	3 0 0 0 0	2 0 0 0 0
Inning Stats	R: 0 H: 0 E: 0 LOB: 0 K: 0 BB: 0 S: 3 P: 3	R: 1 H: 2 E: 0 LOB: 1 K: 0 BB: 0 S: 5 P: 5	R: 0 H: 1 E: 0 LOB: 1 K: 1 BB: 0 S: 6 P: 6	R: 0 H: 0 E: 0 LOB: 0 K: 0 BB: 0 S: 3 P: 3	R: 0 H: 0 E: 0 LOB: 0 K: 2 BB: 0 S: 7 P: 7	R: 1 H: 2 E: 0 LOB: 0 K: 0 BB: 0 S: 4 P: 4	R: 0 H: 2 E: 0 LOB: 2 K: 1 BB: 0 S: 7 P: 7	R: 1 H: 2 E: 1 LOB: 2 K: 1 BB: 1 S: 7 P: 11	R: 0 H: 1 E: 0 LOB: 1 K: 1 BB: 0 S: 6 P: 6	R: 0 H: 1 E: 0 LOB: 0 K: 0 BB: 0 S: 3 P: 3	1B: 9 2B: 1 3B: 0 HR: 2	SF: 0 SAC: 1 DP: 2 HBP: 0					WP: 0 PB: 0 SB: 0 CS: 0	PA: 40

PITCHER	IP	WLS	BF	H	R	ER	SO	BB	IBB	HBP	BLK	WP	HR	S	P	ERA	WHIP
Vern Law, R (1, 1) ERA: 3.34	7.0		27	7	2	2	4	0	0	0	0	0	2	35	35	2.57	1.000
Roy Face, R (8, 1) ERA: 1.99	3.0	W	13	4	1	0	2	0	1	0	0	0	0	16	20	0.00	1.333

PITCHER	IP	WLS	BF	H	R	ER	SO	BB	IBB	HBP	BLK	WP	HR	S	P	ERA	WHIP

BOTTOM

Pittsburgh Pirates @ Chicago Cubs

Wrigley Field, Chicago, IL

Sun Aug 09 1959, 3:33 AM CDT

Att. 19,138 - Unknown

livebaseballscorecards.com

AB	38
R	3
H	11
RBI	3
BB	1
SO	6
LOB	13

Batter	1	2	3	4	5	6	7	8	9	10	AB	R	H	RBI	BB	SO	LOB
Jim Gilliam, S (1, 5) OBP: 0.437, SLG: 0.384	B C B B C X 3-2 G1-6-3 1B		C C B B X 2-2 F8 S 1B		C F B B B B 4-2 S 1B BB		S B B B B 4-1 1B BB		F X 0-1 6-3 S PB 1B		3	2	3	0	2	0	0
Charlie Neal, R (1, 4) OBP: 0.347, SLG: 0.468	X 0-0 ① ② G1-6-3 1-2f		F B S B B B 4-2 F8 1-2 BB		B S B S B X 3-2 ② F7 1-2		C X 0-1 1-3 1B		B S B S X 2-2 ② 6-3 1-3		4	0	1	0	1	0	3
Wally Moon, L (1, 7) OBP: 0.387, SLG: 0.453	B B B C C B 4-2 BB		C X 0-1 ② F8 1-2 2-3		C B X 1-1 2-H 1B		X 0-0 ③ F8		B B S C S 2-3 ③ K 3-H		4	0	1	1	1	1	4
Duke Snider, L (1, 9) OBP: 0.386, SLG: 0.552 Rip Repulski, R (10, 9) OBP: 0.345, SLG: 0.324	F B S B B F B X 3-2 ③ F2		I I I I 4-0 IBB		X 0-0 ③ G3			B F B B X 3-1 ① 6-3		B S C F B B B 4-2 WP 1B BB	3 0	1 0	0 0	0 0	2 0	0 0	2 0
Norm Larker, L (1, 3) OBP: 0.344, SLG: 0.441		X 0-0 ① 4-3	B B X 2-0 ③ 4-3			B C X 1-1 ① 4-3		C B B B X 3-1 HR		C B C B B X 3-2 1-H FC5-4 1B	5	1	2	2	0	0	3
Don Demeter, R (1, 8) OBP: 0.293, SLG: 0.450		X 0-0 ② L6		C S B C 1-3 ① K		B F X 1-1 ② 6-3		B B B B 4-0 BB		L X 0-1 ① B3	4	0	0	0	1	1	1
John Roseboro, L (1, 2) OBP: 0.326, SLG: 0.361	C B B B C B 4-2 BB		F C B B B X 3-2 ② 4-3			X 0-0 ③ F6		F B B X 2-1 ② F3		C X 0-1 ② FC5-4 1-2f	4	0	0	0	1	0	2
Maury Wills, S (1, 6) OBP: 0.242, SLG: 0.244	B C S C 1-3 ③ K		C B X 1-1 ③ 1-3				B C C X 1-2 ① F8	B X 1-0 ③ 1-3		S T F F B X 1-2 ③ F8	5	0	0	0	0	1	3
Johnny Podres, L (1, 1) OBP: 0.302, SLG: 0.265 Gil Hodges, R (7, PH) OBP: 0.390, SLG: 0.558 Ron Fairly, L (7, PH) OBP: 0.327, SLG: 0.337 Stan Williams, R (7, 1) OBP: 0.250, SLG: 0.182 Sandy Koufax, R (8, 1) OBP: 0.121, SLG: 0.182 Clem Labine, R (9, 1)			X 0-0 ① F6		B X 1-0 ① 4-3		C B B B C X 3-2 ② 4-3		S C S 0-3 ① K		2 0 1 0 1 0	0 0 0 0 0 0	0 0 0 0 0 0	0 0 0 0 0 0	0 0 0 0 1 0	0 0 0 0 0 0	0 0 0 0 0 0
Inning Stats	R: 0 H: 1 E: 0 LOB: 1 K: 0 BB: 1 S: 10 P: 20	R: 0 H: 0 E: 0 LOB: 1 K: 1 BB: 1 S: 7 P: 12	R: 0 H: 1 E: 0 LOB: 3 K: 0 BB: 2 S: 9 P: 21	R: 0 H: 0 E: 0 LOB: 0 K: 1 BB: 0 S: 8 P: 13	R: 1 H: 1 E: 0 LOB: 1 K: 0 BB: 1 S: 9 P: 18	R: 0 H: 0 E: 0 LOB: 0 K: 0 BB: 0 S: 5 P: 7	R: 0 H: 1 E: 0 LOB: 2 K: 0 BB: 1 S: 10 P: 18	R: 1 H: 1 E: 0 LOB: 1 K: 0 BB: 1 S: 7 P: 20	R: 1 H: 1 E: 0 LOB: 0 K: 2 BB: 0 S: 11 P: 15	R: 1 H: 1 E: 0 LOB: 1 K: 0 BB: 1 S: 15 P: 23	1B: 6 2B: 0 3B: 0 HR: 1	SF: 0 SAC: 0 DP: 1 HBP: 0						

PITCHER		IP	WLS	BF	H	R	ER	SO	BB	IBB	HBP	BLK	WP	HR	S	P	ERA	WHIP
Moe Drabowsky, R ERA: 3.8	(1, 1)	8.0		35	5	2	2	2	6	1	0	0	0	1	65	129	2.25	1.375
Glen Hobbie, R ERA: 3.64	(9, 1)	1.0		5	1	2	1	2	1	0	0	0	0	0	14	22	9.00	2.000
Bill Henry, L ERA: 2.51	(10, 1)	1.0	W	4	1	0	0	0	0	0	0	0	1	0	12	16	0.00	1.000

PITCHER	IP	WLS	BF	H	R	ER	SO	BB	IBB	HBP	BLK	WP	HR	S	P	ERA	WHIP

TOP

Los Angeles Dodgers @ Chicago Cubs

Wrigley Field, Chicago, IL

Tue Aug 11 1959, 3:33 AM CDT

Att. 15,793 - Unknown

livebaseballscorecards.com

AB	36
R	4
H	7
RBI	3
BB	8
SO	4
LOB	18

1B: 6	SF: 0	WP: 1	PA: 44
2B: 0	SAC: 0	PB: 1	
3B: 0	DP: 1	SB: 3	
HR: 1	HBP: 0	CS: 0	

Los Angeles Dodgers @ Chicago Cubs

Wrigley Field, Chicago, IL

Tue Aug 11 1959, 3:33 AM CDT

Att. 15,793 - Unknown

livebaseballscorecards.com

BOTTOM

Batter	1	2	3	4	5	6	7	8	9	10	AB	R	H	RBI	BB	SO	LOB
Tony Taylor, R (1, 4) OBP: 0.322, SLG: 0.378	1-1 FC1-6 1B		1-1 F3 ①		1-1 F9 ①		1-1 6-3 ②		1-1 14 1B 2B	1-1 HR	6	2	3	1	0	0	0
Jim Marshall, L (1, 3) OBP: 0.324, SLG: 0.406	0-1 FC1-6 2B 1-2f ①		4-0 BB		4-1 14 HR BB		0-0 2B		0-0 B5 ①		3	1	1	0	2	0	2
Lee Walls, R (1, 9) OBP: 0.330, SLG: 0.376 Irv Noren, L (7, PH) OBP: 0.361, SLG: 0.333 George Altman, L (8, 8) OBP: 0.305, SLG: 0.349 Cal Neeman, R (9, PH) OBP: 0.217, SLG: 0.200 Don Eaddy, R (9, PR) Billy Williams, L (10, 7) OBP: 0.125, SLG: 0.125	3-2 L6-4 1-3 2B		2-2 F7 ②		2-2 F6 ②		4-1 BB		4-0 6-3 14 1B BB		3 0 0 0 0	0 0 0 0 0	1 0 0 0 0	0 1 0 1 0	0 0 0 0 0	0 0 0 0 0	2 0 0 0 0
14 Ernie Banks, R (1, 6) OBP: 0.375, SLG: 0.612	4-0 IBB		2-2 6-3 ③		2-2 1-H HR		2-2 F4 ③		0-0 6-3 1-2 2-H 1B		4	1	2	3	1	0	3
Earl Averill, R (1, 2) OBP: 0.301, SLG: 0.470	0-1 L6-4 2-3 ② ③			0-0 3-1 2B	1-0 F2 ③			0-1 1-3 ①	2-1 6-3 1-2 2-3 ②		5	0	1	0	0	0	5
Bobby Thomson, R (1, 8) OBP: 0.312, SLG: 0.386 (8, 9)		4-2 BB		3-3 K ①		0-2 F7 ①		1-3 K ②	1-0 F8 ③		4	0	0	0	1	2	4
Walt Moryn, L (1, 7) OBP: 0.310, SLG: 0.357 (10, 8)		2-3 K ①		1-1 3-1 2-3 ②		1-2 L6 1B		0-1 2B		2-2 4-3 ①	5	0	2	0	0	1	2
Alvin Dark, R (1, 5) OBP: 0.316, SLG: 0.342		2-3 K ②		4-0 IBB		2-1 L6 1-2 ② ③		4-0 IBB		0-0 HR	3	1	1	1	2	1	2
Moe Drabowsky, R (1, 1) OBP: 0.184, SLG: 0.167 Sammy Taylor, L (8, PH) OBP: 0.329, SLG: 0.398 Randy Jackson, R (8, PH) OBP: 0.316, SLG: 0.343 Glen Hobbie, R (9, 1) OBP: 0.170, SLG: 0.157 Bill Henry, L (10, 1) OBP: 0.174, SLG: 0.136		3-3 K ③		0-0 1-3 ③			3-3 K ①	1-3 K ③		3-3 K ②	3 0 1 0 1	0 0 0 0 0	0 0 0 0 0	0 0 0 0 0	2 0 1 0 1	3 0 2 0 0	3 0 2 0 0
Inning Stats	R: 0 H: 2 E: 0 LOB: 2 K: 0 BB: 1 S: 9 P: 17	R: 0 H: 0 E: 0 LOB: 1 K: 3 BB: 1 S: 16 P: 26	R: 0 H: 0 E: 0 LOB: 1 K: 0 BB: 1 S: 8 P: 17	R: 0 H: 1 E: 0 LOB: 2 K: 1 BB: 1 S: 7 P: 15	R: 2 H: 1 E: 0 LOB: 0 K: 0 BB: 1 S: 11 P: 21	R: 0 H: 1 E: 0 LOB: 1 K: 0 BB: 0 S: 9 P: 11	R: 0 H: 1 E: 0 LOB: 2 K: 1 BB: 1 S: 12 P: 22	R: 0 H: 1 E: 0 LOB: 2 K: 2 BB: 1 S: 11 P: 17	R: 1 H: 2 E: 0 LOB: 3 K: 0 BB: 1 S: 7 P: 15	R: 2 H: 2 E: 0 LOB: 0 K: 1 BB: 0 S: 11 P: 17							

AB	38
R	5
H	11
RBI	5
BB	8
SO	8
LOB	25

1B: 3 SF: 0 WP: 0 PA: 46
2B: 6 SAC: 0 PB: 0
3B: 0 DP: 1 SB: 0
HR: 3 HBP: 0 CS: 0

PITCHER		IP	WLS	BF	H	R	ER	SO	BB	IBB	HBP	BLK	WP	HR	S	P	ERA	WHIP
Johnny Podres, L ERA: 4.04	(1, 1)	6.0		26	5	2	2	4	3	2	0	0	0	1	60	107	3.00	1.333
Stan Williams, R ERA: 3.89	(7, 1)	1.2		9	2	0	0	2	1	1	0	0	0	0	20	35	0.00	1.800
Sandy Koufax, L ERA: 3.61	(8, 1)	0.2		5	2	1	1	1	1	0	0	0	0	0	7	13	13.50	4.500
Clem Labine, R ERA: 3.65	(9, 1)	1.1	L	6	2	2	2	1	0	0	0	0	0	2	14	23	13.50	1.500

PITCHER	IP	WLS	BF	H	R	ER	SO	BB	IBB	HBP	BLK	WP	HR	S	P	ERA	WHIP

Batter	1	2	3	4	5	6	7	8	9	AB	R	H	RBI	BB	SO	LOB
Jim Gilliam, S (1, 5) OBP: 0.441, SLG: 0.390	C C B B X 2-2 G1-6-3 BB 1B	B B C X 2-1 1-3 1B		B F F X 1-2 S 2-H 1B			B B C F X 2-2 F8 ① 1B	C X 0-1 1-3 HR 1B		5	1	4	1	0	0	0
Charlie Neal, R (1, 4) OBP: 0.347, SLG: 0.473	B B B C B 4-1 G1-6-3 1-2 BB	B X 1-0 ③ 5-3		B B X 2-0 ③ L7 1-2			B F B F B X 3-2 F4 ② 1B	B X 1-0 1-H 3-H HR		4	1	1	3	1	0	3
Wally Moon, L (1, 7) OBP: 0.385, SLG: 0.448	C L B F X 1-2 ① ② G1-6-3 1-2f 2-3	B B C S C 2-3 ① K	X 0-0 ① L7				C B B B B 4-1 E BB	X 0-0 ② 1-3		4	0	0	0	1	1	2
Duke Snider, L (1, 8) OBP: 0.388, SLG: 0.548 Carl Furillo, R (8, PH) OBP: 0.359, SLG: 0.356 Larry Sherry, R (8, 1) OBP: 0.200, SLG: 0.200	B B B C B 4-1 BB	B B B C B 4-1 FC3-6 BB	C B B X 2-1 ② F8				F B C B X 2-2 E1 1-2	C X 0-1 ③ 1-3		2 1 0	0 0 0	0 0 0	0 0 0	2 0 0	0 0 0	1 0 0
Norm Larker, L (1, 3) OBP: 0.340, SLG: 0.440	B C B X 2-1 ③ 1-3	B C C X 1-2 ② FC3-6 1-2f			B F C X 1-2 ③ F8		B F F S 1-3 ③ K		B X 1-0 E5 1B 2B	5	1	1	0	0	1	5
Rip Repulski, R (1, 9) OBP: 0.337, SLG: 0.316	X 0-0 ① F8	B B S C X 2-2 ③ F8			S X 0-1 ① F9			B B C X 2-1 1B E 1B	X 0-0 ① 4-3	5	1	1	0	0	0	2
John Roseboro, L (1, 2) OBP: 0.330, SLG: 0.376	B B X 2-0 HR	F B B X 2-1 S 1B 1B			F C X 0-2 ② L8			S X 0-1 E 1-2 SF8 1B	F B F B B C 3-3 ② K	5	3	3	1	0	1	1
Maury Wills, S (1, 6) OBP: 0.256, SLG: 0.252	B B B C C B 4-2 1B BB	B C C S 1-3 ① K 1-2			C S B B X 2-2 FC6-4 1B			X 0-0 E6 1B 1-3 2-H HR	C X 0-1 3-H 1B	4	1	2	1	1	1	2
Don Drysdale, R (1, 1) OBP: 0.211, SLG: 0.394 Roger Craig, R (1, 1) OBP: 0.000, SLG: 0.000 Chuck Essegian, R (8, PH) OBP: 0.000, SLG: 0.000 Danny McDevitt, L (4, 1) OBP: 0.100, SLG: 0.182 Don Demeter, R (8, PH) OBP: 0.000, SLG: 0.000 Art Fowler, R (8, 1) OBP: 0.000, SLG: 0.000 Ron Fairly, L (8, PH) OBP: 0.256, SLG: 0.337 (8, 8) Don Zimmer, R (8, PH) OBP: 0.278, SLG: 0.291	C B X 1-1 ② F8	X 0-0 ② 6-3			B X 1-0 ③ FC6-4 1-2f			B B C X 2-1 ① SF8 3-H	S S X 0-2 ③ F7	0 1 1 0 1 0 0 0 1	0 0 0 0 0 0 0 1 0	0 0 0 0 0 0 0 0 0	0 0 0 0 0 1 0 0 0	0 0 0 0 0 0 0 0 0	0 1 1 0 1 0 0 0 0	0 1 1 0 1 0 0 0 1
Inning Stats	R: 0 H: 1 E: 0 LOB: 2 K: 0 BB: 2 S: 11 P: 24	R: 1 H: 2 E: 0 LOB: 2 K: 0 BB: 1 S: 9 P: 19	R: 0 H: 0 E: 0 LOB: 1 K: 1 BB: 1 S: 10 P: 19	R: 1 H: 2 E: 0 LOB: 1 K: 1 BB: 0 S: 10 P: 16	R: 0 H: 0 E: 0 LOB: 0 K: 0 BB: 0 S: 6 P: 9	R: 0 H: 1 E: 0 LOB: 1 K: 0 BB: 0 S: 9 P: 12	R: 0 H: 0 E: 1 LOB: 2 K: 1 BB: 1 S: 13 P: 25	R: 5 H: 4 E: 1 LOB: 0 K: 0 BB: 0 S: 13 P: 18	R: 1 H: 2 E: 1 LOB: 1 K: 1 BB: 0 S: 10 P: 14	1B: 9 SF: 1 2B: 1 SAC: 0 3B: 0 DP: 1 HR: 2 HBP: 0						

PITCHER	IP	WLS	BF	H	R	ER	SO	BB	IBB	HBP	BLK	WP	HR	S	P	ERA	WHIP
Bob Anderson, R (1, 1) ERA: 3.65	7.1	W	38	10	7	6	3	5	0	0	0	0	2	78	139	7.36	2.045
Bill Henry, L (8, 1) ERA: 2.56	1.2	S	7	2	1	1	1	0	0	0	0	0	0	13	17	5.40	1.200

PITCHER	IP	WLS	BF	H	R	ER	SO	BB	IBB	HBP	BLK	WP	HR	S	P	ERA	WHIP

TOP

Los Angeles Dodgers @ Chicago Cubs

Wrigley Field, Chicago, IL

Wed Aug 12 1959, 3:33 AM CDT

Att. 15,835 - Unknown

livebaseballscorecards.com

AB	39
R	8
H	12
RBI	7
BB	5
SO	4
LOB	20

1B: 9	SF: 1	WP: 0	PA: 45
2B: 1	SAC: 0	PB: 0	
3B: 0	DP: 1	SB: 2	
HR: 2	HBP: 0	CS: 0	

Batter	1	2	3	4	5	6	7	8	9	AB	R	H	RBI	BB	SO	LOB
Tony Taylor, R (1, 4) OBP: 0.323, SLG: 0.379	1-1 HBP 1B 1B	2-3 ① K		3-3 ② K		3-2 SH1-3 1B	0-0 ② SF8 2-3 3-H			4	1	2	1	0	2	0
George Altman, L (1, 8) OBP: 0.311, SLG: 0.350	1-0 1B 14 HR HBP 1-2	2-1 G3-6-3 1B		1-1 HBP		0-1 ① SH1-3 1-2	1-2 ③ F8			2	1	1	0	0	0	1
Jim Marshall, L (1, 3) OBP: 0.326, SLG: 0.403	1-0 14 HR 1B 1-3 2-H	2-1 ②③ G3-6-3 1-2f		1-3 ③ K		4-1 BB		3-2 ① F8		4	1	1	1	1	1	2
14 Ernie Banks, R (1, 6) OBP: 0.377, SLG: 0.620	1-0 1-H 3-H HR	2-1 ① 5-3			1-0 4-3 1B 2B	1-0 ② F8		4-1 G4-6-3 BB		4	2	2	3	1	0	2
Sammy Taylor, L (1, 2) OBP: 0.326, SLG: 0.405	0-1 HR	0-0 ② F5			0-0 ① 4-3 2-3	0-1 ③ F6		1-0 ②③ G4-6-3 1-2f		5	1	1	1	0	0	4
Irv Noren, L (1, 7) OBP: 0.395, SLG: 0.418 Lee Walls, R (8, 9) OBP: 0.330, SLG: 0.376	3-2 G4-6-3 1B	2-1 HR			2-0 1B SF8 3-H 1B		3-2 2B 1B			4 0	3 0	4 0	2 0	0 0	0 0	0 0
Walt Moryn, L (1, 9) OBP: 0.313, SLG: 0.363 Billy Williams, L (8, 7) OBP: 0.125, SLG: 0.125	1-0 ①② G4-6-3 1-2f	0-0 ③ 3-1			0-0 1-3 1B		1-1 E 1-H SF8 2B			4 0	1 0	2 0	1 0	0 0	0 0	1 0
Alvin Dark, R (1, 5) OBP: 0.321, SLG: 0.356	2-1 1B			1-2 HR	3-0 ② SF8 3-H		1-1 E3 SF8 2-3 1B			3	1	3	2	0	0	0
Bob Anderson, R (1, 1) OBP: 0.129, SLG: 0.117 Bill Henry, L (8, 1) OBP: 0.174, SLG: 0.136	0-3 ③ K			1-1 ① 6-3	1-0 ③ 4-3		1-3 ① K			4 0	0 0	0 0	0 0	0 0	2 0	4 0
Inning Stats	R: 5 E: 0 K: 1 S: 15 H: 6 LOB: 1 BB: 0 P: 25	R: 0 E: 0 K: 1 S: 7 H: 1 LOB: 0 BB: 0 P: 13	R: 1 E: 0 K: 0 S: 6 H: 1 LOB: 0 BB: 0 P: 10	R: 1 E: 0 K: 2 S: 12 H: 1 LOB: 1 BB: 0 P: 19	R: 2 E: 0 K: 0 S: 6 H: 3 LOB: 1 BB: 0 P: 13	R: 0 E: 0 K: 0 S: 9 H: 1 LOB: 2 BB: 1 P: 17	R: 2 E: 1 K: 1 S: 15 H: 3 LOB: 1 BB: 0 P: 22	R: 0 E: 0 K: 0 S: 5 H: 0 LOB: 0 BB: 1 P: 13		1B: 10 2B: 2 3B: 0 HR: 4	SF: 2 SAC: 1 DP: 3 HBP: 2				WP: 0 PB: 0 SB: 0 CS: 0	PA: 41	

PITCHER		IP	WLS	BF	H	R	ER	SO	BB	IBB	HBP	BLK	WP	HR	S	P	ERA	WHIP
Don Drysdale, R ERA: 3.07	(1, 1)	0.0	L	5	4	5	5	0	0	0	1	0	0	2	6	10	∞	∞
Roger Craig, R ERA: 1.89	(1, 1)	3.0		11	4	1	1	2	0	0	0	0	0	1	22	38	3.00	1.333
Danny McDevitt, L ERA: 4.2	(4, 1)	2.0		11	4	3	3	2	0	0	1	0	0	1	18	32	13.50	2.000
Art Fowler, R ERA: 5.31	(6, 1)	2.0		11	4	2	2	1	1	0	0	0	0	0	24	39	9.00	2.500
Larry Sherry, R ERA: 2.97	(8, 1)	1.0		3	0	0	0	0	1	0	0	0	0	0	5	13	0.00	1.000

PITCHER	IP	WLS	BF	H	R	ER	SO	BB	IBB	HBP	BLK	WP	HR	S	P	ERA	WHIP

BOTTOM

Los Angeles Dodgers @ Chicago Cubs

Wrigley Field, Chicago, IL

Wed Aug 12 1959, 3:33 AM CDT

Att. 15,835 - Unknown

livebaseballscorecards.com

AB	34
R	11
H	16
RBI	11
BB	2
SO	5
LOB	14

Batter	1	2	3	4	5	6	7	8	9	AB	R	H	RBI	BB	SO	LOB
Jackie Brandt, R (1, 7) OBP: 0.310, SLG: 0.395	BBBB 4-0 3B BB	x 0-0 2-H 2B		BBBB 4-0 G5-4-3 BB		x 0-0 2-H HR	x 0-0 ③ F7			3	2	2	3	2	0	2
Mike McCormick, L (7, 1) OBP: 0.188, SLG: 0.159										0	0	0	0	0	0	0
Jim Davenport, R (1, 5) OBP: 0.289, SLG: 0.333	x 0-0 1-H HR 3B	x 0-0 ③ F7		x 0-0 ①② G5-4-3 1-2f		x 0-0 ② F8		x 0-0 ① 5-3		5	1	1	1	0	0	2
Willie Mays, R (1, 8) OBP: 0.364, SLG: 0.537	x 0-0 3-H HR		BBBB 4-0 E HR BB	x 0-0 3B		BBBB 4-0 1B BB		x 0-0 ② 6-3		3	2	2	2	2	0	0
Orlando Cepeda, R (1, 3) OBP: 0.359, SLG: 0.549	x 0-0 ① 1-3	x 0-0 E3 1-3 HR	SSS 0-3 ③ K			x 0-0 1-2 1B		x 0-0 1B		5	1	2	0	0	1	2
(7, 7)																
Willie Kirkland, L (1, 9) OBP: 0.343, SLG: 0.513	x 0-0 ② 4-3	x 0-0 1-H 3-H HR			x 0-0 ① F6	x 0-0 ③ G3		SSS 0-3 ③ K2-3		5	1	1	3	0	1	3
Daryl Spencer, R (1, 4) OBP: 0.334, SLG: 0.377	x 0-0 ③ 6-3	x 0-0 FC1 1-4-3 1B			x 0-0 ② 6-3		x 0-0 BB 1B		BBBB 4-0 BB	1	0	0	0	0	0	0
Danny O'Connell, R (1, 4) OBP: 0.229, SLG: 0.229										2	0	1	0	0	0	0
Willie McCovey, L (7, PH) OBP: 0.471, SLG: 0.795										1	0	1	0	1	0	0
(7, 3)																
Eddie Bressoud, R (1, 6) OBP: 0.314, SLG: 0.405		x 0-0 ① F8	x 0-0 ① 1-4-3 1-2		x 0-0 ③ F2		SSS 0-3 ① K		x 0-0 ① F7	5	0	0	0	0	1	3
Bob Schmidt, R (1, 2) OBP: 0.274, SLG: 0.365	x 0-0 SH3-1 2B 1B	x 0-0 ② FC1 FC6 2-3				x 0-0 ① F7	BBBB 4-0 1-2 BB		x 0-0 ② F8	2	1	1	0	0	0	1
Hobie Landrith, L (6, PH) OBP: 0.345, SLG: 0.326										2	0	0	0	1	0	1
(6, 2)																
Jack Sanford, R (1, 1) OBP: 0.200, SLG: 0.222	x 0-0 ② SH3-1 1-2	x 0-0 ③ FC6 1-2f				x 0-0 HR 2B	x 0-0 ② F8		x 0-0 ③ F8	0	0	0	0	0	0	0
Gordon Jones, R (1, 1)										0	0	0	0	0	0	0
Eddie Fisher, R (2, 1)										1	0	0	0	0	0	1
Stu Miller, R (4, 1) OBP: 0.214, SLG: 0.690										0	0	0	0	0	0	0
Dusty Rhodes, L (6, PH) OBP: 0.333, SLG: 0.500										1	1	1	0	0	0	0
Al Worthington, R (6, 1) OBP: 0.000, SLG: 0.125										0	0	0	0	0	0	0
Bud Byerly, R (6, 1)										0	0	0	0	0	0	0
Leon Wagner, L (7, PH) OBP: 0.368, SLG: 0.450										1	0	0	0	0	0	2
Jose Pagan, R (7, 4)										1	0	0	0	0	0	1
Inning Stats	R: 3 E: 0 K: 0 S: 5 / H: 2 LOB: 0 BB: 1 P: 9	R: 1 E: 0 K: 0 S: 5 / H: 2 LOB: 1 BB: 0 P: 5	R: 3 E: 1 K: 0 S: 6 / H: 2 LOB: 1 BB: 1 P: 10	R: 0 E: 0 K: 1 S: 5 / H: 1 LOB: 1 BB: 1 P: 9	R: 0 E: 0 K: 0 S: 3 / H: 0 LOB: 0 BB: 0 P: 3	R: 2 E: 0 K: 0 S: 6 / H: 3 LOB: 2 BB: 1 P: 10	R: 0 E: 0 K: 1 S: 6 / H: 1 LOB: 2 BB: 1 P: 10	R: 0 E: 0 K: 1 S: 6 / H: 1 LOB: 1 BB: 0 P: 6	R: 0 E: 0 K: 0 S: 3 / H: 0 LOB: 1 BB: 1 P: 7	1B: 5 2B: 2 3B: 2 HR: 3 / SF: 0 SAC: 1 DP: 1 HBP: 0							WP: 0 PB: 0 SB: 0 CS: 0 / PA: 45

TOP

San Francisco Giants @ Chicago Cubs

Wrigley Field, Chicago, IL

Thu Aug 13 1959, 3:33 AM CDT

Att. 17,963 - Unknown

livebaseballscorecards.com

AB	38
R	9
H	12
RBI	9
BB	6
SO	3
LOB	18

PITCHER		IP	WLS	BF	H	R	ER	SO	BB	IBB	HBP	BLK	WP	HR	S	P	ERA	WHIP
Art Ceccarelli, L ERA: 3.96	(1, 1)	2.0		14	5	7	6	0	2	0	0	0	0	2	12	20	27.00	3.500
John Buzhardt, R ERA: 4.37	(3, 1)	1.0		4	1	0	0	0	0	0	0	0	0	0	4	4	0.00	1.000
Ed Donnelly, R ERA: 2.45	(4, 1)	1.0	W	4	1	0	0	1	1	0	0	0	0	0	5	9	0.00	2.000
Don Elston, R ERA: 3.31	(5, 1)	5.0	S	23	5	2	2	2	3	0	0	0	0	1	24	36	3.60	1.600

PITCHER	IP	WLS	BF	H	R	ER	SO	BB	IBB	HBP	BLK	WP	HR	S	P	ERA	WHIP

Batter	1	2	3	4	5	6	7	8	9	AB	R	H	RBI	BB	SO	LOB
Tony Taylor, R (1, 4) OBP: 0.331, SLG: 0.393	BBBB 4-0 HR BB	BBBB 4-0 HR BB	x 0-0 ③ F9		BBBB 4-0 G3 SH1-3 BB	x 0-0 1B 1-3 2-H 1B	x 0-0 HR	x 0-0 2-H 3B		4	3	3	3	3	0	0
George Altman, L (1, 8) OBP: 0.322, SLG: 0.385	x 0-0 1-H HR	x 0-0 1-H HR		x 0-0 1B G3 1B	x 0-0 ① SH1-3 1-2	x 0-0 1-3 3-H 1B	x 0-0 WP 1B	x 0-0 ③ 3-1		6	3	5	5	0	0	1
Jim Marshall, L (1, 3) OBP: 0.332, SLG: 0.410 Lee Walls, R (7, 9) OBP: 0.329, SLG: 0.375	BBBB 4-0 1B BB	x 0-0 2B		x 0-0 G3 G3 1-3 1B	x 0-0 ② G3 2-3	x 0-0 ③ F7	SSS 0-3 ② K 1-3			4 1	1 0	2 0	0 0	1 0	0 1	3 1
14 Ernie Banks, R (1, 6) OBP: 0.383, SLG: 0.622	x 0-0 ① F2	4-0 IBB		4-0 G3 G3 1B IBB	BBBB 4-0 FC6-4 BB		0-0 1B 2B	BB		2	2	1	0	4	0	1
Sammy Taylor, L (1, 2) OBP: 0.322, SLG: 0.399 Earl Averill, R (7, PH) OBP: 0.304, SLG: 0.471 (8, 2)	x 0-0 ② F9	x 0-0 ③ F7		x 0-0 ① G3 1-2 2-3 3-H	x 0-0 ③ FC6-4 1-2f		0-0 1B BB 2-H HR 1B	F7		4 2	0 1	0 1	1 1	0 0	0 0	7 2
Irv Noren, L (1, 7) OBP: 0.415, SLG: 0.451 (7, 3)	x 0-0 1-3 1B		x 0-0 ① F8	4-0 G3 1B IBB		SSS 0-3 ① K	BBBB 4-0 1B 1-2 HR BB	x 0-0 6-3 3B		4	3	2	0	2	1	0
Walt Moryn, L (1, 9) OBP: 0.315, SLG: 0.360 (7, 7) Bobby Thomson, R (7, PH) OBP: 0.313, SLG: 0.387 (8, 7)	x 0-0 ③ 4-3		H 1-0 HR HBP	x 0-0 ② G3 1-2 2-3 3-H		BBBB 4-0 1B 1B BB	x 0-0 1-2 2-3 HR 1B	x 0-0 ① 6-3 3-H		2 2	2 1	0 1	1 1	1 0	0 0	4 0
Alvin Dark, R (1, 5) OBP: 0.323, SLG: 0.363		x 0-0 ① 6-3	x 0-0 ② F4	4-0 1B IBB		x 0-0 ② F8	x 0-0 1-H 2-H 3-H HR	BBBB 4-0 6-3 3B BB		4	2	1	4	2	0	2
Art Ceccarelli, R (1, 1) OBP: 0.105, SLG: 0.105 John Buzhardt, R (3, 1) OBP: 0.111, SLG: 0.115 Dale Long, L (3, PH) OBP: 0.327, SLG: 0.465 Ed Donnelly, R (4, 1) Art Schult, R (4, PH) OBP: 0.327, SLG: 0.422 Don Elston, R (5, 1) OBP: 0.214, SLG: 0.214		x 0-0 ② F4	x 0-0 1-H HR	x 0-0 ③ 1-2 2-H 3-H 1B		x 0-0 1B 1-2 1B	x 0-0 ① F7	x 0-0 ② 6-3 1-2		1 0 1 0 1 3	0 0 1 0 0 1	0 0 1 0 0 1	0 0 2 0 2 0	0 0 0 0 0 1	0 0 0 0 0 0	0 0 0 0 0 1
Inning Stats	R: 2 E: 0 K: 0 S: 5 H: 2 LOB: 2 BB: 2 P: 13	R: 2 E: 0 K: 0 S: 5 H: 2 LOB: 2 BB: 2 P: 13	R: 2 E: 0 K: 0 S: 4 H: 1 LOB: 0 BB: 0 P: 5	R: 4 E: 0 K: 0 S: 5 H: 3 LOB: 1 BB: 3 P: 17	R: 0 E: 0 K: 0 S: 3 H: 0 LOB: 2 BB: 2 P: 11	R: 2 E: 0 K: 1 S: 8 H: 3 LOB: 2 BB: 1 P: 12	R: 6 E: 0 K: 1 S: 11 H: 6 LOB: 2 BB: 2 P: 19	R: 2 E: 0 K: 0 S: 5 H: 2 LOB: 1 BB: 1 P: 9		1B: 10 2B: 2 3B: 2 HR: 5 SF: 0 SAC: 1 DP: 0 HBP: 1						

BOTTOM

San Francisco Giants @ Chicago Cubs

Wrigley Field, Chicago, IL

Thu Aug 13 1959, 3:33 AM CDT

Att. 17,963 - Unknown

livebaseballscorecards.com

AB	41
R	20
H	19
RBI	20
BB	13
SO	2
LOB	22

WP: 2 PA: 56
PB: 0
SB: 0
CS: 0

PITCHER		IP	WLS	BF	H	R	ER	SO	BB	IBB	HBP	BLK	WP	HR	S	P	ERA	WHIP
Jack Sanford, R ERA: 3.06	(1, 1)	0.0		2	1	2	2	0	1	0	0	0	0	1	1	5	∞	∞
Gordon Jones, R ERA: 4.11	(1, 1)	1.2		11	3	2	2	0	2	1	0	0	0	1	8	20	10.80	3.000
Eddie Fisher, R ERA: 5.68	(2, 1)	1.1	L	8	3	4	4	0	0	0	1	0	0	1	7	8	27.00	2.250
Stu Miller, R ERA: 3.17	(4, 1)	2.0		11	1	2	2	0	2	3	0	0	0	0	6	26	9.00	1.500
Al Worthington, R ERA: 4.02	(6, 1)	0.2		6	3	2	2	1	1	0	0	0	0	0	7	11	27.00	6.000

PITCHER		IP	WLS	BF	H	R	ER	SO	BB	IBB	HBP	BLK	WP	HR	S	P	ERA	WHIP
Bud Byerly, R ERA:	(6, 1)	0.1		1	0	0	0	0	0	0	0	0	0	0	1	1	0.00	0.000
Mike McCormick, L ERA: 4.03	(7, 1)	2.0		17	8	8	8	1	3	0	0	0	1	2	16	28	36.00	5.500

Batter	1	2	3	4	5	6	7	8	9	AB	R	H	RBI	BB	SO	LOB
Jim Davenport, R (1, 5) OBP: 0.292, SLG: 0.335	B B B B 4-0 WP BB		x 0-0 ③ 2B 1B 3-H 1B	S S S 0-3 ③ K		x 0-0 ③ FC5-4 1-2f			x 0-0 FC5-4 1B	4	1	2	1	1	1	3
Willie Mays, R (1, 8) OBP: 0.364, SLG: 0.538	S S S 0-3 ① K		x 0-0 E 1-3 2B		x 0-0 ① 5-3		x 0-0 S 1B 1B		x 0-0 ① FC5-4 1B 1-2f SF9	5	2	2	0	0	1	2
Willie McCovey, L (1, 3) OBP: 0.491, SLG: 0.854 Jackie Brandt, R (7, PR) OBP: 0.311, SLG: 0.396 (7, 7)	x 0-0 ② F6		x 0-0 1-3 3-H 1B		x 0-0 HR		x 0-0 4-3 S 1-H 1B		x 0-0 1-3 1B	4 1	1 0	3 1	3 0	0 0	0 0	1 0
Orlando Cepeda, R (1, 7) OBP: 0.358, SLG: 0.546 (7, 3)	S S S 0-3 ③ K 1-2		x 0-0 ② 1-3 1-2 2-3		x 0-0 ② 1B		S S S 0-3 ① K		x 0-0 ② SF9 3-H	4	0	1	1	0	2	4
Willie Kirkland, L (1, 9) OBP: 0.341, SLG: 0.507		S S S 0-3 ① K	S S S 0-3 ③ K		B B B B 4-0 E S BB		x 0-0 ② 4-3 1-3		S S S 0-3 ③ K	4	0	0	0	1	3	4
Daryl Spencer, R (1, 4) OBP: 0.331, SLG: 0.374		x 0-0 ② 5-3		x 0-0 ① 6-3	S S S 0-3 ③ K 1-3		S S S 0-3 ③ K			4	0	0	0	0	2	3
Hobie Landrith, L (1, 2) OBP: 0.345, SLG: 0.326 Jose Pagan, R (8, PH) Bob Schmidt, R (8, 2) OBP: 0.274, SLG: 0.365		x 0-0 ③ 6-3		S S S 0-3 ② K		x 0-0 FC5-4 1B		x 0-0 ① F9		3 1 0	0 0 0	1 0 0	0 0 0	0 0 0	1 0 0	0 0 0
Eddie Bressoud, R (1, 6) OBP: 0.317, SLG: 0.413			x 0-0 SH1-4 1B 2B	x 0-0 BB 1B		S S S 0-3 ① K		x 0-0 ② 5-3		4	1	2	0	0	1	1
Sam Jones, R (1, 1) OBP: 0.132, SLG: 0.123 Bud Byerly, R (7, 1) Felipe Alou, R (8, PH) OBP: 0.315, SLG: 0.463 Gordon Jones, R (8, 1)			x 0-0 ① SH1-4 2-3	B B B 4-0 1-2 BB		x 0-0 ② F6		S S S 0-3 ③ K		1 0 1 0	0 0 0 0	0 0 0 0	0 0 0 0	1 0 0 0	0 0 1 0	1 0 0 0
Inning Stats	R: 0 E: 0 K: 2 S: 7 H: 0 LOB: 1 BB: 1 P: 11	R: 0 E: 0 K: 1 S: 5 H: 0 LOB: 0 BB: 0 P: 5	R: 2 E: 1 K: 1 S: 9 H: 4 LOB: 2 BB: 0 P: 9	R: 0 E: 0 K: 2 S: 8 H: 1 LOB: 2 BB: 1 P: 12	R: 1 E: 0 K: 1 S: 6 H: 2 LOB: 1 BB: 1 P: 10	R: 0 E: 0 K: 1 S: 6 H: 1 LOB: 1 BB: 0 P: 6	R: 1 E: 0 K: 2 S: 9 H: 2 LOB: 2 BB: 0 P: 9	R: 0 E: 0 K: 1 S: 5 H: 0 LOB: 0 BB: 0 P: 5	R: 1 E: 0 K: 1 S: 7 H: 2 LOB: 1 BB: 0 P: 7	1B: 9 2B: 2 3B: 0 HR: 1 SF: 1 SAC: 1 DP: 0 HBP: 0						

PITCHER	IP	WLS	BF	H	R	ER	SO	BB	IBB	HBP	BLK	WP	HR	S	P	ERA	WHIP
Glen Hobbie, R (1, 1) ERA: 3.7	7.0	W	33	10	4	4	10	3	0	0	0	1	1	50	62	5.14	1.857
Bill Henry, L (8, 1) ERA: 2.6	2.0	S	8	2	1	1	2	0	0	0	0	0	0	12	12	4.50	1.000

PITCHER	IP	WLS	BF	H	R	ER	SO	BB	IBB	HBP	BLK	WP	HR	S	P	ERA	WHIP

TOP

San Francisco Giants @ Chicago Cubs

Wrigley Field, Chicago, IL

Fri Aug 14 1959, 3:33 AM CDT

Att. 14,176 - Unknown

livebaseballscorecards.com

AB	36
R	5
H	12
RBI	5
BB	3
SO	12
LOB	19

WP: 1	PA: 41																
PB: 0																	
SB: 3																	
CS: 0																	

Batter	1	2	3	4	5	6	7	8	9	AB	R	H	RBI	BB	SO	LOB
Tony Taylor, R (1, 4) OBP: 0.332, SLG: 0.393	6-3		G4-6-3, 1B		FC1-4, FC6, 1-2f		1-3, S, FC4-2, HBP			3	0	1	0	0	0	1
George Altman, L (1, 8) OBP: 0.321, SLG: 0.380	FC4-6, HBP		G4-6-3, 1-2f		FC6, 1-2f		1-3			3	0	0	0	0	0	3
Jim Marshall, L (1, 3) OBP: 0.335, SLG: 0.409	FC4-6, 14 FC5-4, 1-2f		BBB, 14 FC6-4, BB			FC6-4, 1B	FC4-2, 14 HR, 3-H			3	1	1	0	1	0	2
Bill Henry, L (8, 1) OBP: 0.174, SLG: 0.136										0	0	0	0	0	0	0
14 Ernie Banks, R (1, 6) OBP: 0.382, SLG: 0.626	FC5-4, 1-2f		FC6-4, 1-2f			F7	1-H, HR			4	1	1	2	0	0	3
Irv Noren, L (1, 7) OBP: 0.407, SLG: 0.453		1B, 2B		F9		FC6-4, 1-2f, HR	F6			4	2	1	0	0	0	1
Bobby Thomson, R (8, 7) OBP: 0.313, SLG: 0.387										0	0	0	0	0	0	0
Walt Moryn, L (1, 9) OBP: 0.314, SLG: 0.369	F7		F8			1-H, HR		4-3		4	1	1	2	0	0	1
Lee Walls, R (9, 9) OBP: 0.329, SLG: 0.375										0	0	0	0	0	0	0
Sammy Taylor, L (1, 2) OBP: 0.324, SLG: 0.401	2-H, FC6-4, 1B		6-3			F8		SSS, K		1	0	1	1	0	0	0
Earl Averill, R (4, 2) OBP: 0.298, SLG: 0.460										3	0	0	0	0	1	0
Alvin Dark, R (1, 5) OBP: 0.323, SLG: 0.360	FC6-4, 1-2f				F8	BBB, HR, BB	SSS, K			3	1	0	0	1	1	1
Glen Hobbie, R (1, 1) OBP: 0.182, SLG: 0.170	F6				FC1-4, 1B		1-H, HR			2	0	1	0	0	0	1
Dale Long, L (7, PH) OBP: 0.323, SLG: 0.479 (8, 3)										1	1	1	2	0	0	0
Inning Stats	R: 0 H: 0 E: 0 LOB: 1 K: 0 BB: 0 S: 3 P: 4	R: 1 H: 2 E: 0 LOB: 1 K: 0 BB: 0 S: 5 P: 5	R: 0 H: 1 E: 0 LOB: 1 K: 0 BB: 1 S: 3 P: 7	R: 0 H: 0 E: 0 LOB: 0 K: 0 BB: 0 S: 3 P: 3	R: 0 H: 1 E: 0 LOB: 1 K: 0 BB: 0 S: 4 P: 4	R: 2 H: 2 E: 0 LOB: 0 K: 0 BB: 0 S: 5 P: 5	R: 4 H: 2 E: 0 LOB: 0 K: 0 BB: 1 S: 5 P: 10	R: 0 H: 0 E: 0 LOB: 0 K: 2 BB: 0 S: 7 P: 7		1B: 4 SF: 0 2B: 1 SAC: 0 3B: 0 DP: 1 HR: 3 HBP: 2						

PITCHER		IP	WLS	BF	H	R	ER	SO	BB	IBB	HBP	BLK	WP	HR	S	P	ERA	WHIP
Sam Jones, R ERA: 3.14	(1, 1)	6.0	L	28	7	6	6	0	2	0	2	0	0	2	24	34	9.00	1.500
Bud Byerly, R ERA: 1.8	(7, 1)	1.0		4	1	1	1	0	0	0	0	0	0	1	4	4	9.00	1.000
Gordon Jones, R ERA: 4.0	(8, 1)	1.0		3	0	0	0	2	0	0	0	0	0	0	7	7	0.00	0.000

PITCHER	IP	WLS	BF	H	R	ER	SO	BB	IBB	HBP	BLK	WP	HR	S	P	ERA	WHIP

BOTTOM

San Francisco Giants @ Chicago Cubs

Wrigley Field, Chicago, IL

Fri Aug 14 1959, 3:33 AM CDT

Att. 14,176 - Unknown

livebaseballscorecards.com

AB	31
R	7
H	8
RBI	7
BB	2
SO	2
LOB	13

WP: 0 PA: 35
PB: 0
SB: 1
CS: 0

Batter	1	2	3	4	5	6	7	8	9	AB	R	H	RBI	BB	SO	LOB
Jim Davenport, R (1, 5) OBP: 0.292, SLG: 0.334	6-3	F6			E 1B 1B	F6				4	1	1	0	0	0	3
Willie Mays, R (1, 8) OBP: 0.368, SLG: 0.546	BB 1B 1B		HR		1-2 E E 1B		F9			3	3	2	1	1	0	0
Willie McCovey, L (1, 3) OBP: 0.492, SLG: 0.885	1-3 1B 1B		4-3		E3 E S 1-H 2-H		HR			4	1	2	1	0	0	0
Orlando Cepeda, R (1, 7) OBP: 0.357, SLG: 0.543 Jackie Brandt, R (7, 7) OBP: 0.311, SLG: 0.396	1-3 3-H 1B	F3			K		5-3			4 0	0 0	1 0	1 0	0 0	1 0	1 0
Willie Kirkland, L (1, 9) OBP: 0.338, SLG: 0.501	K	F7			K		E5			4	0	0	0	0	2	2
Daryl Spencer, R (1, 4) OBP: 0.330, SLG: 0.379		F4		HR	F9 1-3		4-3			4	1	1	1	0	0	2
Hobie Landrith, L (1, 2) OBP: 0.348, SLG: 0.326		1-3 1B BB		F7		FC1-6 1B		4-3		3	0	1	0	1	0	0
Eddie Bressoud, R (1, 6) OBP: 0.316, SLG: 0.409		1-3 1-2 1B		4-3		FC1-6 1-2f		K		4	0	1	0	0	1	1
Jack Sanford, R (1, 1) OBP: 0.190, SLG: 0.113		1-3 1-2 2-3		K		K		K		4	0	0	0	0	3	3
Inning Stats	R: 1 E: 0 K: 1 S: 6 H: 2 LOB: 1 BB: 1 P: 10	R: 0 E: 0 K: 0 S: 4 H: 1 LOB: 2 BB: 1 P: 8	R: 1 E: 0 K: 0 S: 4 H: 1 LOB: 0 BB: 0 P: 4	R: 1 E: 0 K: 1 S: 6 H: 1 LOB: 0 BB: 0 P: 6	R: 2 E: 1 K: 2 S: 10 H: 2 LOB: 1 BB: 0 P: 10	R: 0 E: 0 K: 1 S: 6 H: 1 LOB: 1 BB: 0 P: 6	R: 1 E: 1 K: 0 S: 5 H: 1 LOB: 1 BB: 0 P: 5	R: 0 E: 0 K: 2 S: 7 H: 0 LOB: 0 BB: 0 P: 7		1B: 6 2B: 0 3B: 0 HR: 3 SF: 0 SAC: 0 DP: 0 HBP: 0						

PITCHER	IP	WLS	BF	H	R	ER	SO	BB	IBB	HBP	BLK	WP	HR	S	P	ERA	WHIP
Moe Drabowsky, R (1, 1) ERA: 3.84	6.0	L	28	8	5	3	5	2	0	0	0	0	2	36	44	4.50	1.667
John Buzhardt, R (7, 1) ERA: 4.37	2.0		8	1	1	1	2	0	0	0	0	0	1	12	12	4.50	0.500

PITCHER	IP	WLS	BF	H	R	ER	SO	BB	IBB	HBP	BLK	WP	HR	S	P	ERA	WHIP

TOP

San Francisco Giants @ Chicago Cubs

Wrigley Field, Chicago, IL

Sat Aug 15 1959, 3:33 AM CDT

Att. 24,070 - Unknown

livebaseballscorecards.com

AB	34
R	6
H	9
RBI	4
BB	2
SO	7
LOB	12

WP: 0	PB: 0	SB: 1	CS: 0
PA: 36			

Batter	1	2	3	4	5	6	7	8	9	AB	R	H	RBI	BB	SO	LOB
Tony Taylor, R (1, 4) (7, 6) OBP: 0.331, SLG: 0.390	x 0-0 ① F4	x 0-0 ③ 6-3		B B B B 4-0 BB		x 0-0 ③ 6-3				3	0	0	0	1	0	0
George Altman, L (1, 8) OBP: 0.320, SLG: 0.376	B B B B 4-0 14 HBP 1B BB		S S S 0-3 ① K	x 0-0 ③ F5			x 0-0 ① 4-3			3	1	0	0	1	1	1
Irv Noren, L (1, 7) OBP: 0.400, SLG: 0.436	x 0-0 ② F8		B B B B 4-0 BB 14 BB 4-3 BB		x 0-0 ① 1-3		S S S 0-3 ② K2-3			3	1	0	0	1	1	1
14 Ernie Banks, R (1, 6) OBP: 0.383, SLG: 0.624 Earl Averill, R (7, 4) OBP: 0.296, SLG: 0.457	H 1-0 1B 1-2 HBP		B B B B 4-0 4-3 BB 1-2 BB		S S S 0-3 ② K		x 0-0 ③ G3			1	0	0	0	1	1	0
										1	0	0	0	0	0	0
Dale Long, L (1, 3) OBP: 0.327, SLG: 0.479	x 0-0 1-3 2-H 1B		B B B B 4-0 4-3 1-2 2-3 BB		x 0-0 ③ F7					2	0	1	1	1	0	0
Walt Moryn, L (1, 9) OBP: 0.317, SLG: 0.370	B B B B 4-0 BB		x 0-0 ② 4-3 1-2 2-3 3-H			x 0-0 3B 1B				2	1	1	1	1	0	2
Sammy Taylor, L (1, 2) OBP: 0.322, SLG: 0.399 Billy Williams, L (6, PH) OBP: 0.118, SLG: 0.118 Cal Neeman, R (7, 2) OBP: 0.217, SLG: 0.200	S S S 0-3 ③ K		S S S 0-3 ③ K			S S S 0-3 ① K				2	0	0	0	0	2	5
										1	0	0	0	0	1	1
										0	0	0	0	0	0	0
Alvin Dark, R (1, 5) OBP: 0.323, SLG: 0.365		x 0-0 ① 4-3		x 0-0 ① 5-3		x 0-0 1-H G3 3B				3	1	1	1	0	0	0
Moe Drabowsky, R (1, 1) OBP: 0.175, SLG: 0.158 Jim Marshall, L (6, PH) OBP: 0.333, SLG: 0.407 John Buzhardt, R (7, 1) OBP: 0.111, SLG: 0.115		S S S 0-3 ② K		S S S 0-3 ② K		x 0-0 ② G3 3-H				2	0	0	0	0	2	0
										1	0	0	1	0	0	0
										0	0	0	0	0	0	0
Inning Stats	R: 1 E: 0 K: 1 S: 6 H: 1 LOB: 3 BB: 2 P: 15	R: 0 E: 0 K: 1 S: 5 H: 0 LOB: 0 BB: 0 P: 5	R: 1 E: 0 K: 2 S: 7 H: 0 LOB: 2 BB: 3 P: 19	R: 0 E: 0 K: 1 S: 5 H: 0 LOB: 1 BB: 1 P: 9	R: 0 E: 0 K: 1 S: 5 H: 0 LOB: 0 BB: 0 P: 5	R: 2 E: 0 K: 1 S: 7 H: 2 LOB: 0 BB: 0 P: 7	R: 0 E: 0 K: 1 S: 5 H: 0 LOB: 0 BB: 0 P: 5			1B: 2 2B: 0 3B: 1 HR: 0	SF: 0 SAC: 0 DP: 0 HBP: 1					

PITCHER	IP	WLS	BF	H	R	ER	SO	BB	IBB	HBP	BLK	WP	HR	S	P	ERA	WHIP
Jack Sanford, R (1, 1) ERA: 3.15	7.0	W	31	3	4	4	8	6	0	1	0	0	0	40	65	5.14	1.286

PITCHER	IP	WLS	BF	H	R	ER	SO	BB	IBB	HBP	BLK	WP	HR	S	P	ERA	WHIP

BOTTOM

San Francisco Giants @ Chicago Cubs

Wrigley Field, Chicago, IL

Sat Aug 15 1959, 3:33 AM CDT

Att. 24,070 - Unknown

livebaseballscorecards.com

AB	24
R	4
H	3
RBI	4
BB	6
SO	8
LOB	10

WP: 0 PA: 31
PB: 0
SB: 0
CS: 0

Batter	1	2	3	4	5	6	7	8	9	AB	R	H	RBI	BB	SO	LOB
Jim Davenport, R (1, 5) OBP: 0.293, SLG: 0.333	HR 1B		6-3		4-3 2-3 3-H		BBBB 1B BB		6-3	4	1	1	1	1	0	1
Willie Mays, R (1, 8) OBP: 0.372, SLG: 0.553	1-H HR		SSS K		BBBB S BB		1-2 1B		BBBB F4 BB	3	1	2	2	2	1	0
Willie McCovey, L (1, 3) OBP: 0.453, SLG: 0.807	SSS K		4-3		4-3 1-2		SSS K		F4 1-2	5	0	0	0	0	2	5
Orlando Cepeda, R (1, 7) OBP: 0.356, SLG: 0.543	SSS K			SSS K		4-3 2B		5-3		4	0	1	0	0	2	0
Willie Kirkland, L (1, 9) OBP: 0.334, SLG: 0.496	F8			SSS K		4-3 2-3		6-3		4	0	0	0	0	1	1
Daryl Spencer, R (1, 4) OBP: 0.332, SLG: 0.383		FC1-4 1B		F9		F6		1B 2B		4	1	2	0	0	0	1
Hobie Landrith, L (1, 2) OBP: 0.348, SLG: 0.327		F7			SH1-4 1B 4-3	SSS K		1B HBP		3	1	1	0	0	1	2
Leon Wagner, L (8, PH) OBP: 0.372, SLG: 0.450										0	0	0	0	0	0	0
Bob Schmidt, R (8, 2) OBP: 0.274, SLG: 0.365										0	0	0	0	0	0	0
Eddie Bressoud, R (1, 6) OBP: 0.318, SLG: 0.410		FC1-4 1-2f			4-3 SH1-4 1-2		G3	1-3 2-H 1B		2	0	1	0	0	0	1
Dusty Rhodes, L (7, PH) OBP: 0.314, SLG: 0.290										1	0	0	0	0	0	0
Jose Pagan, R (7, 6) OBP: 0.250, SLG: 0.250										1	0	1	1	0	0	0
Johnny Antonelli, L (1, 1) OBP: 0.155, SLG: 0.159		6-3			SH1-4 1-2 2-3		SSS F8	K		1	0	0	0	0	0	1
Jackie Brandt, R (7, PH) OBP: 0.311, SLG: 0.395										1	0	0	0	0	0	0
Stu Miller, R (7, 1) OBP: 0.073, SLG: 0.050										0	0	0	0	0	0	0
Felipe Alou, R (8, PH) OBP: 0.314, SLG: 0.460										1	0	0	0	0	1	2
Sam Jones, R (8, 1) OBP: 0.132, SLG: 0.123										0	0	0	0	0	0	0
Inning Stats	R: 2 E: 0 K: 2 S: 9 H: 2 LOB: 0 BB: 0 P: 9	R: 0 E: 1 K: 0 S: 4 H: 1 LOB: 1 BB: 0 P: 4	R: 0 E: 0 K: 1 S: 5 H: 0 LOB: 0 BB: 0 P: 5	R: 0 E: 0 K: 2 S: 7 H: 0 LOB: 0 BB: 0 P: 7	R: 1 E: 0 K: 0 S: 5 H: 2 LOB: 2 BB: 1 P: 9	R: 0 E: 0 K: 1 S: 6 H: 1 LOB: 1 BB: 0 P: 6	R: 0 E: 0 K: 1 S: 6 H: 1 LOB: 2 BB: 1 P: 10	R: 1 E: 0 K: 1 S: 7 H: 2 LOB: 2 BB: 0 P: 8	R: 0 E: 0 K: 0 S: 2 H: 0 LOB: 0 BB: 1 P: 6	1B: 6 2B: 2 3B: 0 HR: 1 SF: 0 SAC: 1 DP: 0 HBP: 1						

TOP

San Francisco Giants @ Chicago Cubs

Wrigley Field, Chicago, IL

Sun Aug 16 1959, 3:33 AM CDT

Att. 19,992 - Unknown

livebaseballscorecards.com

AB	34
R	4
H	9
RBI	4
BB	3
SO	8
LOB	14

WP: 0 PB: 0 SB: 1 CS: 0 PA: 39

PITCHER		IP	W/L/S	BF	H	R	ER	SO	BB	IBB	HBP	BLK	WP	HR	S	P	ERA	WHIP
Bob Anderson, R ERA: 3.7	(1, 1)	7.2	W	35	9	4	4	7	2	0	1	0	0	1	46	55	4.70	1.435
Don Elston, R ERA: 3.24	(8, 1)	1.1	S	4	0	0	0	1	1	0	0	0	0	0	5	9	0.00	0.750

PITCHER		IP	W/L	BF	H	R	ER	SO	BB	IBB	HBP	BLK	WP	HR	S	P	ERA	WHIP

Batter	1	2	3	4	5	6	7	8	9	AB	R	H	RBI	BB	SO	LOB
Tony Taylor, R (1, 4) OBP: 0.331, SLG: 0.389	FC5-4 1B		6-3		K			6-3		4	0	1	0	0	1	0
Alvin Dark, R (1, 5) OBP: 0.319, SLG: 0.361	FC5-4 14 HR 1-2f		F9		5-3			F2		4	1	0	0	0	0	1
Bobby Thomson, R (1, 8) (8, 7) OBP: 0.310, SLG: 0.382	F8			5-3		5-3		5-3		4	0	0	0	0	0	1
14 Ernie Banks, R (1, 6) OBP: 0.385, SLG: 0.630	1-H HR			BBBB 4-0 FC6-4 HR BB		F8				2	2	1	2	1	0	0
Art Schult, R (1, 3) OBP: 0.327, SLG: 0.404 Jim Marshall, L (9, 3) OBP: 0.333, SLG: 0.407	F8			BBBB 4-0 FC6-4 1-2 BB		5-3				2 0	0 0	0 0	0 0	1 0	0 0	0 0
Earl Averill, R (1, 7) OBP: 0.292, SLG: 0.451 George Altman, L (7, PH) (8, 8) OBP: 0.322, SLG: 0.378		K		FC6-4 HR 1-2f 2-3				2B 4-3 1B		2 1	1 0	0 1	0 0	0 0	1 0	2 0
Lee Walls, R (1, 9) OBP: 0.332, SLG: 0.391		F2		1-H HR 3-H				1-3 2B		3	1	2	3	0	0	0
Cal Neeman, R (1, 2) OBP: 0.206, SLG: 0.190		F8		5-3				5-3		3	0	0	0	0	0	2
Bob Anderson, R (1, 1) OBP: 0.123, SLG: 0.111 Don Elston, R (8, 1) OBP: 0.214, SLG: 0.214			K		F4			4-3 3-H		3 0	0 0	0 0	0 0	0 0	1 0	2 0
Inning Stats	R: 2 H: 2 E: 0 LOB: 0 K: 0 BB: 0 S: 5 P: 5	R: 0 H: 0 E: 0 LOB: 0 K: 1 BB: 0 S: 5 P: 5	R: 0 H: 0 E: 0 LOB: 0 K: 1 BB: 0 S: 5 P: 5	R: 3 H: 1 E: 0 LOB: 0 K: 0 BB: 2 S: 4 P: 12	R: 0 H: 0 E: 0 LOB: 0 K: 1 BB: 0 S: 5 P: 5	R: 0 H: 0 E: 0 LOB: 0 K: 0 BB: 0 S: 3 P: 3	R: 0 H: 2 E: 0 LOB: 1 K: 0 BB: 0 S: 4 P: 4	R: 0 H: 0 E: 0 LOB: 0 K: 0 BB: 0 S: 3 P: 3		1B: 2 SF: 0 2B: 1 SAC: 0 3B: 0 DP: 0 HR: 2 HBP: 0						

PITCHER		IP	WLS	BF	H	R	ER	SO	BB	IBB	HBP	BLK	WP	HR	S	P	ERA	WHIP
Johnny Antonelli, L ERA: 2.77	(1, 1)	6.0	L	23	3	5	5	3	2	0	0	0	0	2	27	35	7.50	0.833
Stu Miller, R ERA: 3.15	(7, 1)	1.0		4	2	0	0	0	0	0	0	0	0	0	4	4	0.00	2.000
Sam Jones, R ERA: 3.12	(8, 1)	1.0		3	0	0	0	0	0	0	0	0	0	0	3	3	0.00	0.000

PITCHER	IP	WLS	BF	H	R	ER	SO	BB	IBB	HBP	BLK	WP	HR	S	P	ERA	WHIP

BOTTOM

San Francisco Giants @ Chicago Cubs

Wrigley Field, Chicago, IL

Sun Aug 16 1959, 3:33 AM CDT

Att. 19,992 - Unknown

livebaseballscorecards.com

AB	28
R	5
H	5
RBI	5
BB	2
SO	3
LOB	8

WP: 0 PA: 30
PB: 0
SB: 0
CS: 0

Chicago Cubs @ Pittsburgh Pirates

Forbes Field, Pittsburgh, PA

Mon Aug 17 1959, 7:05 PM EDT

Att. 12,815 - Unknown

TOP

livebaseballscorecards.com

Batter	1	2	3	4	5	6	7	8	9	AB	R	H	RBI	BB	SO	LOB
Tony Taylor, R (1, 4) OBP: 0.330, SLG: 0.388	F6		3B SH1-4 1B		F7		K			4	1	1	0	0	1	0
George Altman, L (1, 8) OBP: 0.322, SLG: 0.375	FC6-5 WP BB		SH1-4 1-2		F6			G3		2	0	0	0	1	0	0
Bobby Thomson, R (1, 7) (6, 9)	FC6-5 14 HR 1-3		14 2B 2-H 3B			E 1B 1B		6-3		4	3	2	1	0	0	1
14 Ernie Banks, R (1, 6) OBP: 0.386, SLG: 0.638	HR 1-H		2B 3-H			K		K		4	1	2	3	0	2	1
Art Schult, R (1, 3) OBP: 0.333, SLG: 0.396	FC5-4 BB		F4			E9 1B 1-H 1B			4-3	1	0	0	0	1	0	0
Jim Marshall, L (6, PH) OBP: 0.335, SLG: 0.408 (6, 3)										2	1	1	0	0	0	0
Lee Walls, R (1, 9) OBP: 0.330, SLG: 0.388	FC5-4 1-2f			K		G5-4-3 3-H 1B			2B	2	0	0	0	0	1	1
Irv Noren, L (6, PH) OBP: 0.400, SLG: 0.436										0	0	0	0	0	0	0
Earl Averill, R (6, PH) OBP: 0.301, SLG: 0.465										2	0	2	1	0	0	0
(6, 7)																
Don Eaddy, R (9, PR)										0	0	0	0	0	0	0
Alvin Dark, R (1, 5) OBP: 0.316, SLG: 0.358		6-3		F6		G5-4-3 1-2f			F9	4	0	0	0	0	0	2
Cal Neeman, R (1, 2) OBP: 0.212, SLG: 0.197		9-3 1B		K			F4		F8	3	0	1	0	0	1	0
Randy Jackson, R (9, PH) OBP: 0.312, SLG: 0.338										1	0	0	0	0	0	1
Dave Hillman, R (1, 1) OBP: 0.236, SLG: 0.143		9-3 1-2f			K		1-3			2	0	0	0	0	1	1
Bill Henry, L (5, 1) OBP: 0.167, SLG: 0.130										1	0	0	0	0	0	0
Inning Stats	R: 2 E: 0 K: 0 S: 4 H: 1 LOB: 1 BB: 2 P: 12	R: 0 E: 0 K: 0 S: 3 H: 1 LOB: 0 BB: 0 P: 3	R: 2 E: 0 K: 0 S: 5 H: 3 LOB: 0 BB: 0 P: 5	R: 0 E: 0 K: 2 S: 7 H: 0 LOB: 0 BB: 0 P: 7	R: 0 E: 0 K: 1 S: 5 H: 0 LOB: 0 BB: 0 P: 5	R: 2 E: 1 K: 1 S: 7 H: 3 LOB: 0 BB: 0 P: 7	R: 0 E: 0 K: 1 S: 5 H: 0 LOB: 0 BB: 0 P: 5	R: 0 E: 0 K: 1 S: 5 H: 0 LOB: 0 BB: 0 P: 5	R: 0 E: 0 K: 0 S: 4 H: 1 LOB: 1 BB: 0 P: 4	1B: 5 2B: 3 3B: 1 HR: 1	SF: 0 SAC: 1 DP: 2 HBP: 0						

	AB	32
	R	6
	H	9
	RBI	5
	BB	2
	SO	6
	LOB	7

WP: 1 PB: 0 SB: 0 CS: 0 PA: 35

PITCHER		IP	WLS	BF	H	R	ER	SO	BB	IBB	HBP	BLK	WP	HR	S	P	ERA	WHIP
Harvey Haddix, L ERA: 3.2	(1, 1)	3.0		14	5	4	4	0	2	0	0	0	1	1	12	20	12.00	2.333
George Witt, R ERA: 6.52	(4, 1)	2.1		9	2	2	1	4	0	0	0	0	0	0	17	17	3.86	0.857
Fred Green, L ERA: 2.25	(6, 1)	3.2	W	12	2	0	0	2	0	0	0	0	0	0	16	16	0.00	0.545

PITCHER	IP	WLS	BF	H	R	ER	SO	BB	IBB	HBP	BLK	WP	HR	S	P	ERA	WHIP

Chicago Cubs @ Pittsburgh Pirates

Forbes Field, Pittsburgh, PA

Mon Aug 17 1959, 7:05 PM EDT

Att. 12,815 - Unknown

BOTTOM

Batter	1	2	3	4	5	6	7	8	9	AB	R	H	RBI	BB	SO	LOB
Bob Skinner, L (1, 7) OBP: 0.358, SLG: 0.414	F9		F8		F7		6-3			4	0	0	0	0	0	1
Dick Groat, R (1, 6) OBP: 0.305, SLG: 0.353	F9			BBBB 4-0 E 4-3 HBP BB	1B 2B		BBBB 4-0 1B E BB			2	3	1	0	2	0	0
Roberto Clemente, R (1, 9) OBP: 0.327, SLG: 0.403	F8			H 1-0 4-3 E 1-2 SF8 HBP	2-H HR 1B		0-0 E7 1-H 1B			3	2	2	1	0	0	0
Rocky Nelson, L (1, 3) OBP: 0.383, SLG: 0.431		4-3		0-0 E3 4-3 1-2 2B 2-3	1-H HR		F6			4	2	1	2	0	0	3
Smoky Burgess, L (1, 2) OBP: 0.351, SLG: 0.504		F4		4-3 1-2 2-3 3-H	F5		F5			4	0	0	1	0	0	3
Don Hoak, R (1, 5) OBP: 0.365, SLG: 0.414		F8		SF8 3-H	PO 1B			SSS 0-3 K		3	0	1	1	0	1	0
Dick Schofield, S (1, 4) OBP: 0.296, SLG: 0.299			G3	2-H 2B	PO 1-2		F4	4-3		4	0	1	1	0	0	0
Bill Virdon, L (1, 8) OBP: 0.293, SLG: 0.324			BBBB 4-0 FC4 BB	BBBB 4-0 BB			SSS 0-3 K	SSS 0-3 K		2	0	0	0	2	2	0
Harvey Haddix, L (1, 1) OBP: 0.188, SLG: 0.197			0-0 FC4 1-2f	0-3 K			SSS 0-3 K			0	0	0	0	0	0	0
Bill Mazeroski, R (3, PH) OBP: 0.290, SLG: 0.344										1	0	0	0	0	0	1
Ron Kline, R (3, PR) OBP: 0.160, SLG: 0.160										0	0	0	0	0	0	0
George Witt, R (4, 1)										1	0	0	0	0	1	2
Fred Green, R (6, 1)										1	0	0	0	0	1	0
Inning Stats	R: 0 E: 0 K: 0 S: 3 H: 0 LOB: 0 BB: 0 P: 3	R: 0 E: 0 K: 0 S: 3 H: 0 LOB: 0 BB: 0 P: 3	R: 0 E: 0 K: 0 S: 3 H: 0 LOB: 1 BB: 1 P: 7	R: 3 E: 1 K: 1 S: 7 H: 1 LOB: 2 BB: 2 P: 16	R: 3 E: 0 K: 0 S: 6 H: 4 LOB: 0 BB: 0 P: 6	R: 0 E: 0 K: 2 S: 7 H: 0 LOB: 0 BB: 0 P: 7	R: 1 E: 1 K: 0 S: 4 H: 1 LOB: 1 BB: 1 P: 8	R: 0 E: 0 K: 2 S: 7 H: 0 LOB: 0 BB: 0 P: 7		1B: 3 2B: 2 3B: 0 HR: 1	SF: 1 SAC: 0 DP: 0 HBP: 1			WP: 0 PB: 0 SB: 0 CS: 0	PA: 36		

livebaseballscorecards.com

AB	29
R	7
H	6
RBI	6
BB	4
SO	5
LOB	10

PITCHER		IP	WLS	BF	H	R	ER	SO	BB	IBB	HBP	BLK	WP	HR	S	P	ERA	WHIP
Dave Hillman, R ERA: 3.4	(1, 1)	4.1		21	3	5	3	1	3	0	1	0	0	0	19	32	6.23	1.385
Bill Henry, L ERA: 2.6	(5, 1)	3.2	L	14	3	2	1	4	1	0	0	0	0	1	21	25	2.46	1.091

PITCHER	IP	WLS	BF	H	R	ER	SO	BB	IBB	HBP	BLK	WP	HR	S	P	ERA	WHIP

Chicago Cubs @ Philadelphia Phillies

Connie Mack Stadium, Philadelphia, PA

Wed Aug 19 1959, 7:05 PM EDT

Unknown

TOP

livebaseballscorecards.com

Batter	1	2	3	4	5	6	7	8	9	AB	R	H	RBI	BB	SO	LOB
Tony Taylor, R (1, 4) OBP: 0.331, SLG: 0.390	BBBB 4-0 G3 S BB		x 0-0 2B 2B		x 0-0 ②③ G1-6-3 1-2f		x 0-0 ③ P6			3	1	1	0	1	0	3
George Altman, L (1, 8) OBP: 0.321, SLG: 0.377	SSS 0-3 ① K 1-2		x 0-0 4-3 2-H 2B			x 0-0 ① F7		x 0-0 ① 4-3		4	0	1	1	0	1	1
Jim Marshall, L (1, 3) OBP: 0.333, SLG: 0.402	x 0-0 ② G3 2-3		x 0-0 ② 4-3 2-3			SSS 0-3 ② K		BBBB 4-0 BB		3	0	0	0	1	1	2
14 Ernie Banks, R (1, 6) OBP: 0.385, SLG: 0.634	SSS 0-3 ③ K		x 0-0 ③ 6-3			BBBB 4-0 S BB		SSS 0-3 ② K		3	0	0	0	1	2	3
Irv Noren, L (1, 7) OBP: 0.394, SLG: 0.420		BBBB 4-0 FC4-6 BB		x 0-0 ① F7		SSS 0-3 ③ K 1-2		x 0-0 ③ G3		3	0	0	0	1	1	2
Walt Moryn, L (1, 9) OBP: 0.313, SLG: 0.365		x 0-0 ① FC4-6 1-2f		SSS 0-3 ② K			x 0-0 ① F2		x 0-0 ① F8	4	0	0	0	0	1	1
Sammy Taylor, L (1, 2) OBP: 0.321, SLG: 0.394		x 0-0 ② P6		x 0-0 ③ P4			BBBB 4-0 HBP BB		x 0-0 ② F5	3	0	0	0	1	0	1
Alvin Dark, R (1, 5) OBP: 0.318, SLG: 0.357		x 0-0 ③ F9			x 0-0 G1-6-3 1B		H 1-0 1-2 HBP		x 0-0 ③ F8	3	0	1	0	0	0	1
Glen Hobbie, R (1, 1) OBP: 0.175, SLG: 0.164			SSS 0-3 ① K		SSS 0-3 ① K		SSS 0-3 ② K			2	0	0	0	0	2	1
Dale Long, L (7, PH) OBP: 0.325, SLG: 0.477										1	0	0	0	0	1	2
Ed Donnelly, R (7, 1)										0	0	0	0	0	0	0
Inning Stats	R: 0 E: 0 K: 2 S: 7 H: 0 LOB: 1 BB: 1 P: 11	R: 0 E: 0 K: 0 S: 3 H: 0 LOB: 1 BB: 1 P: 7	R: 1 E: 0 K: 1 S: 7 H: 2 LOB: 1 BB: 0 P: 7	R: 0 E: 0 K: 1 S: 5 H: 0 LOB: 0 BB: 0 P: 5	R: 0 E: 0 K: 1 S: 5 H: 1 LOB: 0 BB: 0 P: 5	R: 0 E: 0 K: 2 S: 7 H: 0 LOB: 1 BB: 1 P: 11	R: 0 E: 0 K: 1 S: 5 H: 0 LOB: 2 BB: 1 P: 10	R: 0 E: 0 K: 1 S: 5 H: 0 LOB: 1 BB: 1 P: 9	R: 0 E: 0 K: 0 S: 3 H: 0 LOB: 0 BB: 0 P: 3	1B: 1 2B: 2 3B: 0 HR: 0 SF: 0 SAC: 0 DP: 1 HBP: 1						

	AB	29
	R	1
	H	3
	RBI	1
	BB	5
	SO	9
	LOB	17

WP: 0 PB: 0 SB: 2 CS: 0 PA: 35

PITCHER	IP	WLS	BF	H	R	ER	SO	BB	IBB	HBP	BLK	WP	HR	S	P	ERA	WHIP
Gene Conley, R (1, 1) ERA: 3.0	9.0	W	35	3	1	1	9	5	0	1	0	0	0	47	68	1.00	0.889

PITCHER	IP	WLS	BF	H	R	ER	SO	BB	IBB	HBP	BLK	WP	HR	S	P	ERA	WHIP

Chicago Cubs @ Philadelphia Phillies

Connie Mack Stadium, Philadelphia, PA

Wed Aug 19 1959, 7:05 PM EDT

Unknown

livebaseballscorecards.com

BOTTOM

Batter	1	2	3	4	5	6	7	8	9	AB	R	H	RBI	BB	SO	LOB
Richie Ashburn, L (1, 8) OBP: 0.366, SLG: 0.318	4-3		G6-4-3 1B (1-2)		6-3		BBBB 4-3 2B BB			3	1	1	0	1	0	1
Sparky Anderson, R (1, 4) OBP: 0.276, SLG: 0.234	F9		G6-4-3 (1-2f)		6-3		4-3 (1-2)			4	0	0	0	0	0	4
Ed Bouchee, L (1, 3) OBP: 0.375, SLG: 0.451	BBBB BB			SSS K		1B BB PB 1B	2-H 2B			3	1	2	1	1	1	0
Wally Post, R (1, 9) OBP: 0.315, SLG: 0.453	SSS K			1B 1B		BBBB PB 1B SF7 (1-2) BB	6-3			3	1	1	0	1	1	2
Gene Freese, R (1, 5) OBP: 0.357, SLG: 0.528		6-3		P5		SF7 PB SF8 (1-2 2-3) 1B	P4			4	1	1	0	0	0	2
Harry Anderson, L (1, 7) OBP: 0.325, SLG: 0.445		SSS K		1B (1-3)		SF7 (1-3 2-H 3-H)		F7		3	0	1	1	0	1	0
Solly Drake, S (9, 7) OBP: 0.214, SLG: 0.132										0	0	0	0	0	0	0
Joe Koppe, R (1, 6) OBP: 0.334, SLG: 0.378		5-3		L9		SF8 (3-H)		BBBB G4-6-3 BB		2	0	0	1	1	0	2
Carl Sawatski, L (1, 2) OBP: 0.372, SLG: 0.426			F8		BBBB SH1-4 BB	BBBB BB		G4-6-3 (1-2f)		2	0	0	0	2	0	1
Gene Conley, R (1, 1) OBP: 0.250, SLG: 0.269			H 1B HBP		SH1-4 (1-2)	6-3				1	0	0	0	0	0	1

	AB	25
	R	4
	H	6
	RBI	3
	BB	6
	SO	3
	LOB	13

Inning Stats										
	R: 0	H: 0	R: 0	H: 0	R: 0	H: 1	R: 0	H: 2	R: 0	H: 0
	E: 0	LOB: 1	E: 0	LOB: 0	E: 0	LOB: 1	E: 0	LOB: 2	K: 0	LOB: 1
	K: 1	BB: 1	K: 1	BB: 0	K: 0	BB: 0	K: 1	BB: 0	S: 3	BB: 1
	S: 5	P: 9	S: 5	P: 5	S: 3	P: 4	S: 7	P: 7		P: 7

	R: 3	H: 2	R: 1	H: 1	R: 0	H: 0
	E: 0	LOB: 1	E: 0	LOB: 1	E: 0	LOB: 0
	K: 0	BB: 2	K: 0	BB: 1	K: 0	BB: 1
	S: 5	P: 13	S: 4	P: 8	S: 2	P: 6

	1B: 5	SF: 2
	2B: 1	SAC: 1
	3B: 0	DP: 2
	HR: 0	HBP: 1

	WP: 0	PA: 35
	PB: 1	
	SB: 0	
	CS: 0	

PITCHER		IP	WLS	BF	H	R	ER	SO	BB	IBB	HBP	BLK	WP	HR	S	P	ERA	WHIP
Glen Hobbie, R ERA: 3.68	(1, 1)	6.0	L	27	5	3	2	3	4	0	1	0	0	0	28	45	3.00	1.500
Ed Donnelly, R ERA: 2.89	(7, 1)	2.0		8	1	1	1	0	2	0	0	0	0	0	6	14	4.50	1.500

PITCHER	IP	WLS	BF	H	R	ER	SO	BB	IBB	HBP	BLK	WP	HR	S	P	ERA	WHIP

Batter	1	2	3	4	5	6	7	8	9	10	11	12	AB	R	H	RBI	BB	SO	LOB
Tony Taylor, R (1, 4) OBP: 0.329, SLG: 0.387	0-3 K	0-0 F3			0-0 P5	0-0 1-2 3-H 1B		0-0 P3			0-0 F9		6	0	1	1	0	1	2
George Altman, L (1, 8) OBP: 0.322, SLG: 0.378	0-0 2B	0-0 L9			4-0 G1-6-3 BB	0-0 4-3			0-3 K		0-0 L7		5	1	1	0	1	1	3
Jim Marshall, L (1, 3) OBP: 0.340, SLG: 0.433	0-0 14 1B 1B 2-H 2B		0-0 HR		0-0 G1-6-3 1-2f		0-0 2B		0-0 F7		0-3 K		4	2	3	2	0	0	1
Don Eaddy, R (7, PR)													0	0	0	0	0	0	0
Dale Long, L (7, 3) OBP: 0.323, SLG: 0.474													2	0	0	0	0	1	0
14 Ernie Banks, R (1, 6) OBP: 0.382, SLG: 0.628	0-0 1B 2-3 1B		0-0 F8			0-0 P3	0-0 F2		0-3 K			0-3 K	6	0	1	0	0	2	1
Earl Averill, R (1, 5) OBP: 0.309, SLG: 0.493	0-0 1-3 3-H 1B		0-0 F8			0-0 HR 2B	0-0 6-3			0-0 6-3		0-0 HR	6	2	3	2	0	0	1
Alvin Dark, R (12, 5) OBP: 0.318, SLG: 0.357													0	0	0	0	0	0	0
Bobby Thomson, R (1, 9) OBP: 0.312, SLG: 0.398	0-3 K		0-0 P6			0-0 2-H HR	0-0 6-3			0-0 E 1B		0-0 F9	6	1	2	2	0	1	3
Billy Williams, L (1, 7) OBP: 0.174, SLG: 0.261	0-0 F8	0-0 5-3				0-0 FC3-6 1B		0-3 K		0-0 E5 1-2		0-0 3B	6	0	2	0	0	1	3
Cal Neeman, R (1, 2) OBP: 0.221, SLG: 0.194		4-0 SH5-4 BB				0-0 FC3-6 1B 1-2f 1B		0-0 3-1		0-0 F7		4-0 IBB	1	0	0	0	1	0	0
Sammy Taylor, L (6, PH) OBP: 0.320, SLG: 0.390													3	1	0	0	1	0	3
(6, 2)																			
Art Ceccarelli, R (1, 1) OBP: 0.100, SLG: 0.100		0-0 SH5-4 1-2				0-0 1B 1-3 1B		0-0 1B		0-0 5-3		0-0 F9	1	0	0	0	0	1	0
Dave Hillman, R (5, 1) OBP: 0.236, SLG: 0.143													0	0	0	0	0	0	0
Irv Noren, L (6, PH) OBP: 0.400, SLG: 0.427													1	0	1	0	0	0	0
Don Elston, R (6, 1) OBP: 0.235, SLG: 0.235													3	0	1	0	0	0	4
Bill Henry, L (12, 1) OBP: 0.167, SLG: 0.130													0	0	0	0	0	0	0
Inning Stats	R: 2 E: 0 K: 2 S: 11 H: 4 LOB: 2 BB: 0 P: 11	R: 0 E: 0 K: 0 S: 3 H: 0 LOB: 1 BB: 1 P: 7	R: 1 E: 0 K: 0 S: 4 H: 1 LOB: 0 BB: 0 P: 4	R: 0 E: 0 K: 1 S: 5 H: 0 LOB: 0 BB: 0 P: 5	R: 0 E: 0 K: 0 S: 2 H: 0 LOB: 0 BB: 1 P: 6	R: 3 E: 0 K: 0 S: 8 H: 5 LOB: 2 BB: 0 P: 8	R: 0 E: 0 K: 0 S: 4 H: 1 LOB: 1 BB: 0 P: 4	R: 0 E: 0 K: 1 S: 6 H: 1 LOB: 1 BB: 0 P: 6	R: 0 E: 0 K: 2 S: 7 H: 0 LOB: 0 BB: 0 P: 7	R: 0 E: 1 K: 0 S: 5 H: 1 LOB: 2 BB: 0 P: 5	R: 0 E: 0 K: 1 S: 5 H: 0 LOB: 0 BB: 0 P: 5	R: 1 E: 0 K: 1 S: 7 H: 2 LOB: 2 BB: 1 P: 11	1B: 7 2B: 4 3B: 1 HR: 3	SF: 0 SAC: 1 DP: 1 HBP: 0					

PITCHER	IP	WLS	BF	H	R	ER	SO	BB	IBB	HBP	BLK	WP	HR	S	P	ERA	WHIP
Don Cardwell, R (1, 1) ERA: 3.87	5.2		28	10	6	6	3	2	0	0	0	0	2	32	40	9.53	2.118
Turk Farrell, R (6, 1) ERA: 4.59	6.1		26	5	1	1	5	0	1	0	0	0	1	35	39	1.42	0.789

PITCHER	IP	WLS	BF	H	R	ER	SO	BB	IBB	HBP	BLK	WP	HR	S	P	ERA	WHIP

TOP

Chicago Cubs @ Philadelphia Phillies

Connie Mack Stadium, Philadelphia, PA

Wed Aug 19 1959, 7:05 PM EDT

Att. 13,611 - Unknown

livebaseballscorecards.com

AB	50
R	7
H	15
RBI	7
BB	3
SO	8
LOB	21

WP: 0 PB: 0 SB: 0 CS: 0 PA: 54

Chicago Cubs @ Philadelphia Phillies

Connie Mack Stadium, Philadelphia, PA

Wed Aug 19 1959, 7:05 PM EDT

Att. 13,611 - Unknown

livebaseballscorecards.com

BOTTOM

Batter	1	2	3	4	5	6	7	8	9	10	11	12	AB	R	H	RBI	BB	SO	LOB
Richie Ashburn, L (1, 8) OBP: 0.368, SLG: 0.320	FC6-4 1B		P6		F9 1B 2B 1-2 1B	BB S 1B		K			F7		6	1	3	0	0	1	0
Sparky Anderson, R (1, 4) OBP: 0.276, SLG: 0.234	FC6-4 WP HR 1-2f		WP 1B 1B		B2	BB BB 1-2			F9		E5		5	2	1	0	1	0	3
Ed Bouchee, L (1, 3) OBP: 0.377, SLG: 0.449	F7		L9		2B 1B 1-2 2-H	BB 1-2 2-3			F7			FC5-4 IBB	4	0	1	1	2	0	2
Wally Post, R (1, 9) OBP: 0.315, SLG: 0.460	HR 1-H		FC6-4 1B 1-H		F9 2-3	F8			K		FC5-4 1-2f		6	1	2	3	0	1	7
Gene Freese, R (1, 5) OBP: 0.354, SLG: 0.524	K		FC6-4 1-2f		FC5 2B 1-3 3-H		F2			K		P6	6	0	1	1	0	2	1
Harry Anderson, L (1, 7) OBP: 0.322, SLG: 0.439		L9		F9			F8			4-3		L9	5	0	0	0	1	0	0
Joe Koppe, R (1, 6) OBP: 0.341, SLG: 0.392		HR		G6-4-3 1B 1-2f	FC5 2-3f		P3			BB		3B 1B	5	2	3	1	1	0	3
Valmy Thomas, R (1, 2) Dave Philley, S (10, PH) OBP: 0.371, SLG: 0.503 Joe Lonnett, R (11, 2) OBP: 0.322, SLG: 0.250 Harry Hanebrink, L (12, PH) OBP: 0.293, SLG: 0.373		L9		G6-4-3 1-2f		4-3		5-3		F5		3B 1-H	4	0	0	0	0	0	1
													1	0	0	0	0	0	1
													0	0	0	0	0	0	0
													1	0	1	1	0	0	0
Don Cardwell, R (1, 1) OBP: 0.051, SLG: 0.026 Turk Farrell, R (6, 1) Carl Sawatski, L (12, PH) OBP: 0.372, SLG: 0.426 Bob Bowman, R (12, PH) OBP: 0.156, SLG: 0.216		F8			1B 1B 1B	K		F5			K	L9	2	1	1	0	0	0	0
													3	0	0	0	0	2	0
													0	0	0	0	0	0	0
													1	0	0	0	0	0	1
Inning Stats	R: 2 H: 2 E: 0 LOB: 0 K: 1 BB: 0 S: 7 P: 7	R: 1 H: 1 E: 0 LOB: 0 K: 0 BB: 0 S: 4 P: 4	R: 1 H: 2 E: 0 LOB: 1 K: 0 BB: 0 S: 5 P: 5	R: 0 H: 1 E: 0 LOB: 0 K: 0 BB: 0 S: 3 P: 3	R: 2 H: 4 E: 0 LOB: 3 K: 0 BB: 1 S: 7 P: 11	R: 0 H: 1 E: 0 LOB: 3 K: 1 BB: 2 S: 6 P: 14	R: 0 H: 0 E: 0 LOB: 0 K: 0 BB: 0 S: 3 P: 3	R: 0 H: 0 E: 0 LOB: 0 K: 1 BB: 0 S: 5 P: 5	R: 0 H: 0 E: 0 LOB: 0 K: 1 BB: 0 S: 5 P: 5	R: 0 H: 0 E: 0 LOB: 1 K: 1 BB: 1 S: 5 P: 9	R: 0 H: 0 E: 1 LOB: 2 K: 1 BB: 1 S: 6 P: 10	R: 1 H: 2 E: 0 LOB: 1 K: 0 BB: 0 S: 5 P: 5	1B: 9 2B: 1 3B: 1 HR: 2	SF: 0 SAC: 0 DP: 1 HBP: 0			WP: 3 PB: 0 SB: 1 CS: 0	PA: 54		

PITCHER	IP	WLS	BF	H	R	ER	SO	BB	IBB	HBP	BLK	WP	HR	S	P	ERA	WHIP
Art Ceccarelli, L (1, 1) ERA: 4.64	4.1		21	9	6	6	1	0	0	0	0	2	2	23	23	12.46	2.077
Dave Hillman, R (5, 1) ERA: 3.39	0.2		4	1	0	0	0	0	1	0	0	0	0	3	7	0.00	1.500
Don Elston, R (6, 1) ERA: 3.07	6.2		28	3	1	1	5	3	1	0	0	0	0	34	50	1.35	0.900
Bill Henry, L (12, 1) ERA: 2.59	0.1		1	0	0	0	0	0	0	0	0	0	0	1	1	0.00	0.000

PITCHER	IP	WLS	BF	H	R	ER	SO	BB	IBB	HBP	BLK	WP	HR	S	P	ERA	WHIP

AB	49
R	7
H	13
RBI	7
BB	5
SO	6
LOB	19

Batter	1	2	3	4	5	6	7	8	9	AB	R	H	RBI	BB	SO	LOB
Tony Taylor, R (1, 4) OBP: 0.332, SLG: 0.395	CS 1B		HR		5-3		S 1B		1-3	5	1	3	1	0	0	1
George Altman, L (1, 8) OBP: 0.326, SLG: 0.385	K 1-2		G1-6-3 1B		2-H 1B		P4 1-2		BLK 2B	5	0	3	1	0	1	2
Jim Marshall, L (1, 3) OBP: 0.337, SLG: 0.441	K		G1-6-3 1-2f		F7			HR	F8 2-3	5	1	1	1	0	1	3
14 Ernie Banks, R (1, 6) OBP: 0.379, SLG: 0.622		F7	6-3			5-3		P4		4	0	0	0	0	0	0
Earl Averill, R (1, 5) OBP: 0.307, SLG: 0.484		K2-3		5-3		BB		K		3	0	0	0	1	2	0
Bobby Thomson, R (1, 9) OBP: 0.314, SLG: 0.401		E5 1B 1B		G3-6-1 BB		K		WP E 2B		3	2	1	0	1	1	1
Billy Williams, L (1, 7) OBP: 0.222, SLG: 0.269		1B 1-3 1B		G3-6-1 1-2f		F8		WP E1 BB		3	0	1	0	1	0	2
Sammy Taylor, L (1, 2) OBP: 0.323, SLG: 0.395		1-2 3-H 1B			1B 2B		3-1	E1 1-H 2-H		4	1	2	1	0	0	1
Moe Drabowsky, R (1, 1) OBP: 0.163, SLG: 0.146 Irv Noren, L (9, PH) OBP: 0.396, SLG: 0.422		P4			K		P3		F7	3 1	0 0	0 0	0 0	0 0	1 0	3 0
Inning Stats	R: 0 H: 1 E: 0 LOB: 0 K: 2 BB: 0 S: 7 P: 7	R: 1 H: 2 E: 1 LOB: 2 K: 1 BB: 0 S: 8 P: 8	R: 1 H: 2 E: 0 LOB: 0 K: 0 BB: 0 S: 4 P: 4	R: 0 H: 0 E: 0 LOB: 0 K: 0 BB: 1 S: 2 P: 6	R: 1 H: 2 E: 0 LOB: 1 K: 1 BB: 0 S: 7 P: 7	R: 0 H: 0 E: 0 LOB: 1 K: 1 BB: 1 S: 5 P: 9	R: 0 H: 1 E: 0 LOB: 1 K: 0 BB: 0 S: 4 P: 4	R: 2 H: 2 E: 1 LOB: 2 K: 1 BB: 1 S: 7 P: 11	R: 0 H: 1 E: 0 LOB: 1 K: 0 BB: 0 S: 4 P: 4	1B: 6 SF: 0 2B: 3 SAC: 0 3B: 0 DP: 2 HR: 2 HBP: 0						

PITCHER	IP	WLS	BF	H	R	ER	SO	BB	IBB	HBP	BLK	WP	HR	S	P	ERA	WHIP
Ruben Gomez, R (1, 1) ERA: 5.91	9.0	W	39	11	5	3	6	3	0	0	1	1	2	48	60	3.00	1.556

PITCHER	IP	WLS	BF	H	R	ER	SO	BB	IBB	HBP	BLK	WP	HR	S	P	ERA	WHIP

TOP

Chicago Cubs @ Philadelphia Phillies

Connie Mack Stadium, Philadelphia, PA

Thu Aug 20 1959, 7:05 PM EDT

Unknown

livebaseballscorecards.com

AB	36
R	5
H	11
RBI	4
BB	3
SO	6
LOB	13

WP: 1	PA: 39		
PB: 0			
SB: 1			
CS: 1			

BOTTOM

Chicago Cubs @ Philadelphia Phillies

Connie Mack Stadium, Philadelphia, PA

Thu Aug 20 1959, 7:05 PM EDT

Unknown

livebaseballscorecards.com

Batter	1	2	3	4	5	6	7	8	9	AB	R	H	RBI	BB	SO	LOB
Richie Ashburn, L (1, 8) OBP: 0.370, SLG: 0.320	BBBB 4-0 BB 5-3 FC6-4 BB		x 0-0 ① 6-3	x 0-0 ③ 2-H 1B			BBBB 4-0 L3 BB	x 0-0 ③ F5		3	1	1	0	2	0	0
Sparky Anderson, R (1, 4) OBP: 0.274, SLG: 0.231	x 0-0 ① 5-3 1-2		SSS 0-3 ② K		x 0-0 ① 6-3		x 0-0 ①② L3 1-2			4	0	0	0	0	1	2
Ed Bouchee, L (1, 3) OBP: 0.380, SLG: 0.449	BBBB 4-0 FC6-4 BB BB		x 0-0 ③ 6-3		x 0-0 G6-4-3 1B		H 1-0 HR HBP			2	1	1	0	1	0	0
Wally Post, R (1, 9) OBP: 0.317, SLG: 0.467	BBBB 4-0 FC6-4 1-2 2-3 BB			x 0-0 ① 5-3	x 0-0 ②③ G6-4-3 1-2f		x 0-0 1-H HR			3	1	1	2	1	0	1
Gene Freese, R (1, 5) OBP: 0.350, SLG: 0.517	x 0-0 ② FC6-4 1-2f 2-3 3-H			x 0-0 E4 WP 1B 1B		SSS 0-3 ① K	x 0-0 ③ F7			4	1	0	1	0	1	2
Harry Anderson, L (1, 7) OBP: 0.326, SLG: 0.441 Solly Drake, S (9, 7) OBP: 0.214, SLG: 0.132	x 0-0 ③ L9			x 0-0 1B WP 1-2 2B 1B		BBBB 4-0 S BB		x 0-0 FC1-6 1B		3 0	1 0	2 0	0 0	1 0	0 0	2 0
Joe Koppe, R (1, 6) OBP: 0.340, SLG: 0.390		x 0-0 ① F9		x 0-0 1-3 2-H 2B 1B		x 0-0 ② F9 1-2		x 0-0 ① FC1-6 1-2f HR		4	2	1	1	0	0	2
Carl Sawatski, L (1, 2) OBP: 0.381, SLG: 0.458		x 0-0 ② F7		x 0-0 1-H 1B 3-H 2B		4-0 IBB		x 0-0 1-H HR		3	1	2	4	1	0	0
Ruben Gomez, R (1, 1) OBP: 0.222, SLG: 0.176		x 0-0 ③ F8		x 0-0 ② F9		SSS 0-3 ③ K		x 0-0 ② F9		4	0	0	0	0	1	3
Inning Stats	R: 1 H: 0 E: 0 LOB: 2 K: 0 BB: 3 S: 3 P: 15	R: 0 H: 0 E: 0 LOB: 0 K: 0 BB: 0 S: 3 P: 3	R: 0 H: 0 E: 0 LOB: 0 K: 1 BB: 0 S: 5 P: 5	R: 3 H: 4 E: 1 LOB: 2 K: 0 BB: 0 S: 7 P: 7	R: 0 H: 1 E: 0 LOB: 0 K: 0 BB: 0 S: 3 P: 3	R: 0 H: 0 E: 0 LOB: 2 K: 2 BB: 2 S: 7 P: 15	R: 2 H: 1 E: 0 LOB: 0 K: 0 BB: 1 S: 3 P: 8	R: 2 H: 2 E: 0 LOB: 0 K: 0 BB: 0 S: 5 P: 5		1B: 5 SF: 0 2B: 2 SAC: 0 3B: 0 DP: 2 HR: 2 HBP: 1				WP: 1 PA: 37 PB: 0 SB: 1 CS: 0		

	AB	30
	R	8
	H	8
	RBI	8
	BB	6
	SO	3
	LOB	12

PITCHER		IP	WLS	BF	H	R	ER	SO	BB	IBB	HBP	BLK	WP	HR	S	P	ERA	WHIP
Moe Drabowsky, R ERA: 4.09	(1, 1)	8.0	L	37	8	8	7	3	5	1	1	0	1	2	36	61	7.88	1.625

PITCHER	IP	WLS	BF	H	R	ER	SO	BB	IBB	HBP	BLK	WP	HR	S	P	ERA	WHIP

Chicago Cubs @ Philadelphia Phillies

Connie Mack Stadium, Philadelphia, PA

Thu Aug 20 1959, 7:05 PM EDT

Att. 7,929 - Unknown

TOP

livebaseballscorecards.com

Batter	1	2	3	4	5	6	7	8	9	AB	R	H	RBI	BB	SO	LOB
Tony Taylor, R (1, 4) OBP: 0.333, SLG: 0.395	K		FC6-4 1B	K			SH5-4 1B		L6	5	1	2	0	0	2	0
George Altman, L (1, 8) OBP: 0.325, SLG: 0.383	1B 2B 1B		FC6-4 14 WP BB SF7	K			SH5-4		E3 1B	4	2	1	0	0	1	2
Art Schult, R (1, 3) OBP: 0.379, SLG: 0.490 Jim Marshall, L (8, 3) OBP: 0.340, SLG: 0.444	2B 1B		14 WP 2B BB		HR		14 FC6-4 2-H 1B		FC5-4 1B	3 1	2 0	3 1	2 0	1 0	0 0	0 0
14 Ernie Banks, R (1, 6) OBP: 0.380, SLG: 0.619	F8		2B BB		CS 1B		FC6-4 FC6-4		F2	4	0	1	0	1	0	5
Earl Averill, R (1, 5) OBP: 0.306, SLG: 0.487 Alvin Dark, R (7, 5) OBP: 0.317, SLG: 0.356	1-H 2-H 2B		SF7		K		FC6-4		FC5-4	3 1	0 0	1 0	2 0	0 0	1 0	2 2
Bobby Thomson, R (1, 7) OBP: 0.314, SLG: 0.402		1-3	1-3 2-H 2B		P4			6-3		4	0	1	1	0	0	1
Lee Walls, R (1, 9) OBP: 0.335, SLG: 0.391		5-3	BB		CS	CS 1B		FC4-6 1B		3	0	2	0	1	0	0
Cal Neeman, R (1, 2) OBP: 0.217, SLG: 0.190 Sammy Taylor, L (3, PH) OBP: 0.319, SLG: 0.391 (3, 2)	L5		F8			K		FC4-6		1 3	0 0	0 0	0 0	0 1	0 5	0 0
Bob Anderson, R (1, 1) OBP: 0.132, SLG: 0.108 Bill Henry, L (6, 1) OBP: 0.160, SLG: 0.125			FC6-4 14 WP 1B HBP	P6		5-3		K		2 1	1 0	0 0	0 0	0 0	0 1	0 1
Inning Stats	R: 1 H: 3 E: 0 LOB: 2 K: 1 BB: 0 S: 7 P: 7	R: 0 H: 0 E: 0 LOB: 0 K: 0 BB: 0 S: 3 P: 3	R: 3 H: 2 E: 0 LOB: 3 K: 0 BB: 3 S: 5 P: 18	R: 0 H: 0 E: 0 LOB: 0 K: 2 BB: 0 S: 7 P: 7	R: 1 H: 2 E: 0 LOB: 0 K: 1 BB: 0 S: 6 P: 6	R: 0 H: 1 E: 0 LOB: 0 K: 1 BB: 0 S: 5 P: 5	R: 1 H: 2 E: 0 LOB: 1 K: 0 BB: 0 S: 5 P: 5	R: 0 H: 1 E: 0 LOB: 1 K: 1 BB: 0 S: 6 P: 6	R: 0 H: 1 E: 1 LOB: 2 K: 0 BB: 0 S: 5 P: 5	1B: 9 SF: 1 2B: 3 SAC: 1 3B: 0 DP: 1 HR: 1 HBP: 1						

	AB	35
	R	6
	H	12
	RBI	5
	BB	3
	SO	6
	LOB	18

	WP: 1	PA: 42
	PB: 0	
	SB: 0	
	CS: 2	

PITCHER		IP	WLS	BF	H	R	ER	SO	BB	IBB	HBP	BLK	WP	HR	S	P	ERA	WHIP
Taylor Phillips, L ERA: 6.14	(1, 1)	0.0	L	0	0	0	0	0	0	0	0	0	0	0	0	0	∞	∞
Jack Meyer, R ERA: 4.46	(3, 1)	4.2		19	6	2	2	4	1	0	0	0	0	1	26	30	3.86	1.500
Humberto Robinson, R ERA: 3.0	(8, 1)	2.0		9	2	0	0	1	0	0	0	0	0	0	11	11	0.00	1.000

PITCHER	IP	WLS	BF	H	R	ER	SO	BB	IBB	HBP	BLK	WP	HR	S	P	ERA	WHIP

BOTTOM

Batter	1	2	3	4	5	6	7	8	9	AB	R	H	RBI	BB	SO	LOB
Richie Ashburn, L (1, 8) OBP: 0.372, SLG: 0.322	1B	FC6-4			4-3		BB		F7	4	1	2	0	1	0	1
Sparky Anderson, R (1, 4) OBP: 0.271, SLG: 0.228	E1	FC6-4			5-3		P4			4	1	0	0	0	0	4
Ed Bouchee, L (1, 3) OBP: 0.382, SLG: 0.449	FC5-4		4-3			1B WP	K			2	0	1	0	1	0	0
Don Cardwell, R (6, PR) OBP: 0.051, SLG: 0.026										0	1	0	0	0	0	0
Joe Lonnett, R (7, 2) OBP: 0.318, SLG: 0.247										1	0	0	0	0	1	1
Wally Post, R (1, 9) OBP: 0.319, SLG: 0.467	FC5-4		6-3			2B WP		K		4	1	2	2	0	1	0
Gene Freese, R (1, 5) OBP: 0.348, SLG: 0.517	FC5-4		K			WP 2B		F8		4	0	1	1	0	1	2
Harry Anderson, L (1, 7) OBP: 0.323, SLG: 0.436	P5			L8		K		K		4	0	0	0	0	2	4
Joe Koppe, R (1, 6) OBP: 0.341, SLG: 0.395		5-3 FC6-2 2B		6-3		P3			1B	4	0	2	0	0	0	3
Valmy Thomas, R (1, 2) OBP: 0.242, SLG: 0.224		5-3		P4		K			K	2	0	0	0	0	0	1
Dave Philley, S (6, PH) OBP: 0.368, SLG: 0.497										2	0	0	0	0	2	3
(7, 3)																
Taylor Phillips, L (1, 1) OBP: 0.077, SLG: 0.077		FC6-2			5-3		4-3		F7	1	0	0	0	0	0	1
Jack Meyer, R (3, 1) OBP: 0.100, SLG: 0.100										1	0	0	0	0	0	0
Jim Bolger, R (7, PH) OBP: 0.132, SLG: 0.100										1	0	0	0	0	0	0
Humberto Robinson, R (8, 1) OBP: 0.600, SLG: 0.500										0	0	0	0	0	0	0
Bob Bowman, R (9, PH) OBP: 0.154, SLG: 0.213										1	0	0	0	0	0	1
Inning Stats	R: 2 E: 1 K: 0 S: 6 H: 3 LOB: 1 BB: 0 P: 6	R: 0 E: 0 K: 0 S: 5 H: 2 LOB: 2 BB: 0 P: 5	R: 0 E: 0 K: 1 S: 5 H: 0 LOB: 0 BB: 0 P: 5	R: 0 E: 0 K: 0 S: 3 H: 0 LOB: 0 BB: 0 P: 3	R: 0 E: 0 K: 0 S: 3 H: 0 LOB: 0 BB: 0 P: 3	R: 2 E: 0 K: 2 S: 9 H: 2 LOB: 2 BB: 1 P: 13	R: 0 E: 0 K: 1 S: 5 H: 0 LOB: 1 BB: 1 P: 9	R: 0 E: 0 K: 2 S: 7 H: 0 LOB: 0 BB: 0 P: 7	R: 0 E: 0 K: 1 S: 6 H: 1 LOB: 1 BB: 0 P: 6	1B: 6 2B: 2 3B: 0 HR: 0 SF: 0 SAC: 0 DP: 1 HBP: 0	WP: 2 PB: 0 SB: 0 CS: 0 PA: 37					

PITCHER	IP	WLS	BF	H	R	ER	SO	BB	IBB	HBP	BLK	WP	HR	S	P	ERA	WHIP
Bob Anderson, R (1, 1) ERA: 3.74	5.0	W	23	7	4	3	1	1	0	0	0	1	0	24	28	5.40	1.600
Bill Henry, L (6, 1) ERA: 2.49	4.0	S	14	1	0	0	6	1	0	0	0	1	0	25	29	0.00	0.500

PITCHER	IP	WLS	BF	H	R	ER	SO	BB	IBB	HBP	BLK	WP	HR	S	P	ERA	WHIP

Chicago Cubs @ Philadelphia Phillies

Connie Mack Stadium, Philadelphia, PA

Thu Aug 20 1959, 7:05 PM EDT

Att. 7,929 - Unknown

livebaseballscorecards.com

AB	35
R	4
H	8
RBI	3
BB	2
SO	7
LOB	21

Chicago Cubs @ Milwaukee Braves

Milwaukee County Stadium, Milwaukee, WI

Sat Aug 22 1959, 4:33 AM EDT

Unknown

TOP

livebaseballscorecards.com

Batter	1	2	3	4	5	6	7	8	9	AB	R	H	RBI	BB	SO	LOB
Tony Taylor, R (1, 4) OBP: 0.334, SLG: 0.396	F3		1B		1-2 1B			F7		4	0	2	0	0	0	0
George Altman, L (1, 8) OBP: 0.324, SLG: 0.381	1B		1-2 K		K			5-3		4	0	1	0	0	2	3
Jim Marshall, L (1, 3) OBP: 0.335, SLG: 0.436	F8		4-3			K		P3		4	0	0	0	0	1	2
14 Ernie Banks, R (1, 6) OBP: 0.377, SLG: 0.614	F7			F8		P6			F7	4	0	0	0	0	0	1
Art Schult, R (1, 7) OBP: 0.371, SLG: 0.473		5-3		F3		5-3			1B	4	0	1	0	0	0	0
Earl Averill, R (1, 2) OBP: 0.299, SLG: 0.475		F3		K			F9		F5	4	0	0	0	0	1	1
Bobby Thomson, R (1, 9) OBP: 0.316, SLG: 0.403		1B			1B		F7		K	4	0	2	0	0	1	1
Alvin Dark, R (1, 5) OBP: 0.317, SLG: 0.354		F8			L5		BB			2	0	0	0	1	0	2
Glen Hobbie, R (1, 1) OBP: 0.169, SLG: 0.158			F9		K		K			2	0	0	0	0	1	1
Ed Donnelly, R (5, 1)										0	0	0	0	0	0	0
Irv Noren, L (7, PH) OBP: 0.392, SLG: 0.417										1	0	0	0	0	1	1
Moe Drabowsky, R (7, 1) OBP: 0.163, SLG: 0.146										0	0	0	0	0	0	0
Inning Stats	R: 0 E: 0 K: 0 S: 4 H: 1 LOB: 1 BB: 0 P: 4	R: 0 E: 0 K: 0 S: 4 H: 1 LOB: 1 BB: 0 P: 4	R: 0 E: 0 K: 1 S: 6 H: 1 LOB: 1 BB: 0 P: 6	R: 0 E: 0 K: 1 S: 5 H: 0 LOB: 0 BB: 0 P: 5	R: 0 E: 0 K: 2 S: 9 H: 2 LOB: 2 BB: 0 P: 9	R: 0 E: 0 K: 1 S: 5 H: 0 LOB: 0 BB: 0 P: 5	R: 0 E: 0 K: 1 S: 5 H: 0 LOB: 1 BB: 1 P: 9	R: 0 E: 0 K: 0 S: 3 H: 0 LOB: 0 BB: 0 P: 3	R: 0 E: 0 K: 1 S: 6 H: 1 LOB: 1 BB: 0 P: 6	1B: 6 2B: 0 3B: 0 HR: 0	SF: 0 SAC: 0 DP: 0 HBP: 0			WP: 0 PB: 0 SB: 1 CS: 0	PA: 34		

	AB	33
	R	0
	H	6
	RBI	0
	BB	1
	SO	7
	LOB	12

PITCHER	IP	WLS	BF	H	R	ER	SO	BB	IBB	HBP	BLK	WP	HR	S	P	ERA	WHIP
Carl Willey, R (1, 1) ERA: 3.94	9.0	W	34	6	0	0	7	1	0	0	0	0	0	47	51	0.00	0.778

PITCHER	IP	WLS	BF	H	R	ER	SO	BB	IBB	HBP	BLK	WP	HR	S	P	ERA	WHIP

Batter	1	2	3	4	5	6	7	8	9	AB	R	H	RBI	BB	SO	LOB
Bill Bruton, L (1, 8) OBP: 0.345, SLG: 0.413	4-3		S 1B	1B 1B 1-2 2-H	1B 1B 1-2			F8		5	0	3	1	0	0	0
Eddie Mathews, L (1, 5) OBP: 0.377, SLG: 0.572	K		F7 1-2	1-3 2-H 1B	1-2 2-H 1B			E9 2B		5	1	3	2	0	1	1
Hank Aaron, R (1, 9) OBP: 0.418, SLG: 0.676	BB BB BB		K	K	5-3			F8		4	0	0	0	1	2	5
Joe Adcock, R (1, 7) OBP: 0.343, SLG: 0.538 Andy Pafko, R (7, 7) OBP: 0.305, SLG: 0.330	BB 1-2 BB		BB		K	5-3		6-3		2 1	0 0	0 0	0 0	2 0	1 0	0 0
Frank Torre, L (1, 3) OBP: 0.333, SLG: 0.337	1-2 2-3 BB		F7		BB HR 1B	F9				3	1	1	0	1	0	2
Johnny Logan, R (1, 6) OBP: 0.377, SLG: 0.448	F9			1B 2B	F9	F8				4	1	1	0	0	0	4
Bobby Avila, R (1, 4) OBP: 0.313, SLG: 0.298		G5-4-3 1B		1B 1B BB	1-2 HR BB		G5-4-3 BB			1	2	1	0	3	0	0
Del Crandall, R (1, 2) OBP: 0.293, SLG: 0.396		G5-4-3 1-2f		F8	1-H 2-H HR		G5-4-3 1-2f			4	1	1	3	0	0	4
Carl Willey, R (1, 1) OBP: 0.121, SLG: 0.125		4-3		K	1B 1B BB		3-1			3	1	0	0	1	1	2
Inning Stats	R: 0 H: 0 E: 0 LOB: 3 K: 1 BB: 3 S: 5 P: 17		R: 0 H: 1 E: 0 LOB: 0 K: 0 BB: 0 S: 3 P: 3	R: 0 H: 1 E: 0 LOB: 2 K: 1 BB: 1 S: 6 P: 10	R: 2 H: 3 E: 0 LOB: 2 K: 2 BB: 1 S: 10 P: 14	R: 4 H: 4 E: 0 LOB: 2 K: 1 BB: 2 S: 9 P: 17	R: 0 H: 0 E: 0 LOB: 0 K: 0 BB: 0 S: 3 P: 3	R: 0 H: 0 E: 0 LOB: 0 K: 0 BB: 1 S: 2 P: 6	R: 1 H: 1 E: 1 LOB: 0 K: 0 BB: 0 S: 4 P: 4		1B: 7 SF: 0 2B: 2 SAC: 0 3B: 0 DP: 2 HR: 1 HBP: 0						

PITCHER		IP	WLS	BF	H	R	ER	SO	BB	IBB	HBP	BLK	WP	HR	S	P	ERA	WHIP
Glen Hobbie, R ERA: 3.89	(1, 1)	4.2	L	27	7	6	6	5	7	0	0	0	0	1	30	58	11.57	3.000
Ed Donnelly, R ERA: 2.53	(5, 1)	1.1		6	2	0	0	0	0	0	0	0	0	0	6	6	0.00	1.500
Moe Drabowsky, R ERA: 4.03	(7, 1)	2.0		7	1	1	0	0	1	0	0	0	0	0	6	10	0.00	1.000

PITCHER	IP	WLS	BF	H	R	ER	SO	BB	IBB	HBP	BLK	WP	HR	S	P	ERA	WHIP

BOTTOM

Chicago Cubs @ Milwaukee Braves

Milwaukee County Stadium, Milwaukee, WI

Sat Aug 22 1959, 4:33 AM EDT

Unknown

livebaseballscorecards.com

AB	32
R	7
H	10
RBI	6
BB	8
SO	5
LOB	18

Batter	1	2	3	4	5	6	7	8	9	AB	R	H	RBI	BB	SO	LOB
Tony Taylor, R (1, 4) OBP: 0.333, SLG: 0.395	SSS 0-3 ① K		SSS 0-3 ② K		x 0-0 ③ 1-3			x 0-0 FC1-6 1B		4	0	1	0	0	2	1
George Altman, L (1, 8) OBP: 0.320, SLG: 0.376	x 0-0 ② 4-3		x 0-0 ③ G3			SSS 0-3 ① K		x 0-0 ① FC1-6 BB 1-2f		4	0	0	0	0	1	1
Jim Marshall, L (1, 3) OBP: 0.337, SLG: 0.434	x 0-0 ③ P6			x 0-0 14 G1-4-3 1B		x 0-0 ② P3		BBBB 4-0 1-2 BB		3	0	1	0	1	0	0
14 Ernie Banks, R (1, 6) OBP: 0.374, SLG: 0.608		x 0-0 ① L6		x 0-0 ① ② G1-4-3 1-2f		x 0-0 ③ F9		x 0-0 ② P3		4	0	0	0	0	0	3
Art Schult, R (1, 7) OBP: 0.379, SLG: 0.475		x 0-0 2B 1B		SSS 0-3 ③ K			x 0-0 1-3 1B	x 0-0 ③ P4		4	1	2	0	0	1	2
Bobby Thomson, R (8, 7) OBP: 0.316, SLG: 0.403										0	0	0	0	0	0	0
Irv Noren, L (1, 9) OBP: 0.396, SLG: 0.432		x 0-0 1-H 2B			x 0-0 1-3 1B 1B		x 0-0 ① 1-3 1-2		x 0-0 ① F7	4	1	2	1	0	0	1
Lee Walls, R (9, 9) OBP: 0.335, SLG: 0.391										0	0	0	0	0	0	0
Sammy Taylor, L (1, 2) OBP: 0.315, SLG: 0.385		x 0-0 ② 6-3			x 0-0 ① 1-3 1-2		x 0-0 ② F7		x 0-0 ② 6-3	4	0	0	0	0	0	3
Alvin Dark, R (1, 5) OBP: 0.322, SLG: 0.355		x 0-0 ③ 4-3			x 0-0 SH5-3 2-H 1B		IIII 4-0 IBB	BBBB 4-0 BB		2	0	1	1	2	0	1
Dave Hillman, R (1, 1) OBP: 0.228, SLG: 0.137			SSS 0-3 ① K		x 0-0 ② SH5-3 1-2		SSS 0-3 ③ K		x 0-0 ③ F7	2	0	0	0	0	2	2
Don Elston, R (8, 1) OBP: 0.222, SLG: 0.222										1	0	0	0	0	0	1
Bill Henry, L (9, 1) OBP: 0.160, SLG: 0.125										0	0	0	0	0	0	0
Inning Stats	R: 0 E: 0 K: 1 S: 5 H: 0 LOB: 0 BB: 0 P: 5	R: 1 E: 0 K: 0 S: 5 H: 2 LOB: 1 BB: 0 P: 5	R: 0 E: 0 K: 2 S: 7 H: 0 LOB: 0 BB: 0 P: 7	R: 0 E: 0 K: 1 S: 5 H: 1 LOB: 0 BB: 0 P: 5	R: 1 E: 0 K: 0 S: 5 H: 2 LOB: 1 BB: 0 P: 5	R: 0 E: 0 K: 1 S: 5 H: 0 LOB: 0 BB: 0 P: 5	R: 0 E: 0 K: 1 S: 6 H: 1 LOB: 2 BB: 1 P: 10	R: 0 E: 0 K: 0 S: 4 H: 1 LOB: 2 BB: 1 P: 8	R: 0 E: 0 K: 0 S: 3 H: 0 LOB: 1 BB: 1 P: 7	1B: 6 2B: 1 3B: 0 HR: 0	SF: 0 SAC: 1 DP: 1 HBP: 0						

TOP

Chicago Cubs @ Milwaukee Braves

Milwaukee County Stadium, Milwaukee, WI

Sat Aug 22 1959, 4:38 AM EDT
Att. 36,211 - Unknown

livebaseballscorecards.com

AB	32
R	2
H	7
RBI	2
BB	3
SO	6
LOB	15

WP: 0 PA: 36
PB: 0
SB: 0
CS: 0

PITCHER		IP	WLS	BF	H	R	ER	SO	BB	IBB	HBP	BLK	WP	HR	S	P	ERA	WHIP
Joey Jay, R ERA: 4.27	(1, 1)	7.0		27	6	2	2	6	0	1	0	0	0	0	38	42	2.57	0.857
Don McMahon, R ERA: 2.03	(8, 1)	2.0	W	9	1	0	0	0	2	0	0	0	0	0	7	15	0.00	1.500

PITCHER	IP	WLS	BF	H	R	ER	SO	BB	IBB	HBP	BLK	WP	HR	S	P	ERA	WHIP

Chicago Cubs @ Milwaukee Braves

Milwaukee County Stadium, Milwaukee, WI

Sat Aug 22 1959, 4:38 AM EDT

Att. 36,211 - Unknown

BOTTOM

livebaseballscorecards.com

Batter	1	2	3	4	5	6	7	8	9	AB	R	H	RBI	BB	SO	LOB
Bill Bruton, L (1, 8) OBP: 0.347, SLG: 0.418	2B		F9		K				WP 1-2 2-3 3-H	1	0	1	0	0	0	0
Lee Maye, L (3, 9) OBP: 0.343, SLG: 0.333										3	0	0	0	0	1	0
Stan Lopata, R (9, PH) OBP: 0.143, SLG: 0.087										1	0	0	0	0	0	2
Eddie Mathews, L (1, 5) OBP: 0.378, SLG: 0.573	6-3		BBBB G6-4-3 BB		2B		4-3			3	0	1	0	1	0	1
Hank Aaron, R (1, 9) (3, 8) OBP: 0.415, SLG: 0.670	F9		G6-4-3 1-2f		P4			6-3		4	0	0	0	0	0	3
Joe Adcock, R (1, 7) (9, 3) OBP: 0.342, SLG: 0.534	5-3			G6-4-3 1B		6-3		F8		4	0	1	0	0	0	1
Frank Torre, L (1, 3) OBP: 0.332, SLG: 0.340		3-1		G6-4-3 1-2f		4-3		2B		4	0	1	0	0	0	1
Felix Mantilla, R (8, PR) OBP: 0.275, SLG: 0.278										0	0	0	0	0	0	0
Andy Pafko, R (9, 7) OBP: 0.305, SLG: 0.330										0	0	0	0	0	0	0
Johnny Logan, R (1, 6) OBP: 0.381, SLG: 0.451		4-3 1B		1B 1B		2B 1B		6-3		4	1	3	0	0	0	1
Bobby Avila, R (1, 4) OBP: 0.316, SLG: 0.308		4-3 1-2		1-2 1B		1-H 2B			E5 1B WP	4	1	2	1	0	0	1
Del Crandall, R (1, 2) OBP: 0.295, SLG: 0.396		IBB		P6			F7		WP BB 2-3 1B	3	0	1	0	1	0	2
Joey Jay, S (1, 1) OBP: 0.179, SLG: 0.115		F7			1-3		HR		BBBB WP 1-2 BB	2	0	0	0	0	0	2
Mickey Vernon, L (7, PH) OBP: 0.280, SLG: 0.403										1	1	1	1	0	0	0
Don McMahon, R (8, 1) OBP: 0.375, SLG: 0.286										0	0	0	0	0	0	0
Ray Boone, R (9, PH) OBP: 0.400, SLG: 0.366										0	0	0	0	1	0	0
Inning Stats	R: 0 E: 0 K: 0 S: 4 H: 1 LOB: 1 BB: 0 P: 4	R: 0 E: 0 K: 0 S: 4 H: 1 LOB: 2 BB: 1 P: 8	R: 0 E: 0 K: 0 S: 2 H: 0 LOB: 0 BB: 1 P: 6	R: 0 E: 0 K: 0 S: 5 H: 3 LOB: 2 BB: 0 P: 5	R: 0 E: 0 K: 1 S: 6 H: 1 LOB: 1 BB: 0 P: 6	R: 1 E: 0 K: 0 S: 4 H: 2 LOB: 1 BB: 0 P: 4	R: 1 E: 0 K: 0 S: 4 H: 1 LOB: 0 BB: 0 P: 4	R: 0 E: 0 K: 0 S: 4 H: 1 LOB: 1 BB: 0 P: 4	R: 1 E: 1 K: 0 S: 2 H: 1 LOB: 2 BB: 1 P: 6	1B: 6 2B: 4 3B: 0 HR: 1	SF: 0 SAC: 0 DP: 2 HBP: 0						

	AB	34
	R	3
	H	11
	RBI	2
	BB	3
	SO	1
	LOB	14

WP: 1 PB: 0 SB: 0 CS: 0 PA: 37

PITCHER		IP	WLS	BF	H	R	ER	SO	BB	IBB	HBP	BLK	WP	HR	S	P	ERA	WHIP
Dave Hillman, R ERA: 3.34	(1, 1)	7.2		32	10	2	2	1	1	1	0	0	0	1	32	40	2.35	1.435
Don Elston, R ERA: 3.05	(8, 1)	0.1	L	4	1	1	0	0	1	0	0	0	0	0	3	7	0.00	6.000
Bill Henry, L ERA: 2.49	(9, 1)	0.0		1	0	0	0	0	0	0	0	0	1	0	0	0	∞	∞

PITCHER	IP	WLS	BF	H	R	ER	SO	BB	IBB	HBP	BLK	WP	HR	S	P	ERA	WHIP

Batter	1	2	3	4	5	6	7	8	9	AB	R	H	RBI	BB	SO	LOB
Tony Taylor, R (1, 4) OBP: 0.333, SLG: 0.393	B B B B 4-0 1B BB		x 0-0 ② 6-3			x 0-0 ① L1		x 0-0 ① 1-3		3	0	0	0	1	0	0
George Altman, L (1, 8) OBP: 0.322, SLG: 0.378	x 0-0 ① 1-2 5-3 1B		S S S 0-3 ③ K			x 0-0 1B 1B		x 0-0 ② 3-1		4	0	2	0	0	1	0
Art Schult, R (1, 7) OBP: 0.371, SLG: 0.460	x 0-0 ② 5-3 1-2			x 0-0 ① 5-3		x 0-0 14 G6-4-3 1-2 1B		x 0-0 ③ 5-3		4	0	1	0	0	0	1
14 Ernie Banks, R (1, 6) OBP: 0.375, SLG: 0.607	x 0-0 ③ 6-3			x 0-0 G4-6-3 1B		x 0-0 ② ③ G6-4-3 1-2f			x 0-0 BB 1B	4	0	2	0	0	0	3
Walt Moryn, L (1, 9) OBP: 0.310, SLG: 0.360		x 0-0 ① 1-3		x 0-0 ② ③ G4-6-3 1-2f			x 0-0 ① 4-3		x 0-0 ① F5	4	0	0	0	0	0	2
Dale Long, L (1, 3) OBP: 0.322, SLG: 0.468		x 0-0 ② F9			x 0-0 ① 5-3		B B B B 4-0 2B BB		S S S 0-3 ② K	3	0	0	0	1	1	1
Earl Averill, R (1, 5) OBP: 0.309, SLG: 0.472 Billy Williams, L (9, PR) OBP: 0.222, SLG: 0.269		H 1-0 HBP			B B B B 4-0 FC6-4 BB		S S S 0-3 ② K		B B B B 4-0 1-2 BB	1	0	0	0	2	1	1
										0	0	0	0	0	0	0
Cal Neeman, R (1, 2) OBP: 0.222, SLG: 0.212 Jim Marshall, L (9, PH) OBP: 0.336, SLG: 0.432		x 0-0 ③ F7			x 0-0 ② FC6-4 1-2f		x 0-0 1-3 2B		x 0-0 ③ 3-1	3	0	1	0	0	0	2
										1	0	0	0	0	0	2
Art Ceccarelli, R (1, 1) OBP: 0.091, SLG: 0.091 Irv Noren, L (7, PH) OBP: 0.392, SLG: 0.427 Don Elston, R (7, 1) OBP: 0.222, SLG: 0.222			S S S 0-3 ① K		S S S 0-3 ③ K		x 0-0 ③ F4			2	0	0	0	0	2	1
										1	0	0	0	0	0	2
										0	0	0	0	0	0	0
Inning Stats	R: 0 E: 0 K: 0 S: 3 H: 1 LOB: 1 BB: 1 P: 7	R: 0 E: 0 K: 0 S: 3 H: 0 LOB: 1 BB: 0 P: 4	R: 0 E: 0 K: 2 S: 7 H: 0 LOB: 0 BB: 0 P: 7	R: 0 E: 0 K: 0 S: 3 H: 1 LOB: 0 BB: 0 P: 3	R: 0 E: 0 K: 1 S: 5 H: 0 LOB: 1 BB: 1 P: 9	R: 0 E: 0 K: 0 S: 4 H: 2 LOB: 1 BB: 0 P: 4	R: 0 E: 0 K: 1 S: 6 H: 1 LOB: 2 BB: 1 P: 10	R: 0 E: 0 K: 0 S: 3 H: 0 LOB: 0 BB: 0 P: 3	R: 0 E: 0 K: 1 S: 6 H: 1 LOB: 2 BB: 1 P: 10	1B: 5 2B: 1 3B: 0 HR: 0		SF: 0 SAC: 0 DP: 2 HBP: 1				

PITCHER	IP	WLS	BF	H	R	ER	SO	BB	IBB	HBP	BLK	WP	HR	S	P	ERA	WHIP
Bob Buhl, R (1, 1) ERA: 2.81	9.0	W	35	6	0	0	5	4	0	1	0	0	0	40	57	0.00	1.111

PITCHER	IP	WLS	BF	H	R	ER	SO	BB	IBB	HBP	BLK	WP	HR	S	P	ERA	WHIP

TOP

Chicago Cubs @ Milwaukee Braves

Milwaukee County Stadium, Milwaukee, WI

Sun Aug 23 1959, 8:05 PM EDT

Att. 33,464 - Unknown

livebaseballscorecards.com

AB	30
R	0
H	6
RBI	0
BB	4
SO	5
LOB	15

WP: 0 PB: 0 SB: 0 CS: 0 PA: 35

Batter	1	2	3	4	5	6	7	8	9	AB	R	H	RBI	BB	SO	LOB
Felix Mantilla, R (1, 4) OBP: 0.269, SLG: 0.272	5-3			K		6-3		6-3		4	0	0	0	0	1	0
Eddie Mathews, L (1, 5) OBP: 0.376, SLG: 0.569	F8			K		K				3	0	0	0	0	2	0
Hank Aaron, R (1, 8) OBP: 0.413, SLG: 0.666	6-3			5-3			F7			3	0	0	0	0	0	0
Joe Adcock, R (1, 7) (8, 3) OBP: 0.339, SLG: 0.528		F7			K		5-3			3	0	0	0	0	1	0
Ray Boone, R (1, 3) OBP: 0.399, SLG: 0.361		F7			E5 1B SF8		BB			2	1	0	0	1	0	0
Lee Maye, L (7, PR) (8, 9) OBP: 0.343, SLG: 0.333										0	0	0	0	0	0	0
Andy Pafko, R (1, 9) (8, 7) OBP: 0.305, SLG: 0.331		K			FC6-4 1-3 1B		F9			3	0	1	0	0	1	1
Johnny Logan, R (1, 6) OBP: 0.381, SLG: 0.454			F8		SF8 3-H			F9 SH3 2B		2	1	1	1	0	0	0
Del Crandall, R (1, 2) OBP: 0.293, SLG: 0.393			5-3		FC6-4 1-2f			F9 2-3		3	0	0	0	0	0	2
Bob Buhl, R (1, 1) OBP: 0.057, SLG: 0.057			K			6-3		SH3 3-H		2	0	0	1	0	1	0
Inning Stats	R: 0 E: 0 K: 0 S: 3 H: 0 LOB: 0 BB: 0 P: 3	R: 0 E: 0 K: 1 S: 5 H: 0 LOB: 0 BB: 0 P: 5	R: 0 E: 0 K: 1 S: 5 H: 0 LOB: 0 BB: 0 P: 5	R: 0 E: 0 K: 2 S: 7 H: 0 LOB: 0 BB: 0 P: 7	R: 1 E: 1 K: 1 S: 7 H: 1 LOB: 1 BB: 0 P: 7	R: 0 E: 0 K: 1 S: 5 H: 0 LOB: 0 BB: 0 P: 5	R: 0 E: 0 K: 0 S: 3 H: 0 LOB: 1 BB: 1 P: 7	R: 1 E: 0 K: 0 S: 4 H: 1 LOB: 0 BB: 0 P: 4		1B: 1 2B: 1 3B: 0 HR: 0	SF: 1 SAC: 1 DP: 0 HBP: 0			WP: 0 PB: 0 SB: 0 CS: 0		PA: 28	

PITCHER		IP	WLS	BF	H	R	ER	SO	BB	IBB	HBP	BLK	WP	HR	S	P	ERA	WHIP
Art Ceccarelli, L ERA: 4.18	(1, 1)	6.0	L	20	1	1	0	6	0	0	0	0	0	0	32	32	0.00	0.167
Don Elston, R ERA: 3.09	(7, 1)	2.0		8	1	1	1	0	1	0	0	0	0	0	7	11	4.50	1.000

PITCHER	IP	WLS	BF	H	R	ER	SO	BB	IBB	HBP	BLK	WP	HR	S	P	ERA	WHIP

BOTTOM

Chicago Cubs @ Milwaukee Braves

Milwaukee County Stadium, Milwaukee, WI

Sun Aug 23 1959, 8:05 PM EDT

Att. 33,464 - Unknown

livebaseballscorecards.com

AB	25
R	2
H	2
RBI	2
BB	1
SO	6
LOB	3

Chicago Cubs @ Milwaukee Braves

Milwaukee County Stadium, Milwaukee, WI

Mon Aug 24 1959, 8:05 PM EDT

Att. 27,381 - Unknown

TOP

livebaseballscorecards.com

Batter	1	2	3	4	5	6	7	8	9	AB	R	H	RBI	BB	SO	LOB
Tony Taylor, R (1, 4) OBP: 0.334, SLG: 0.398	BBBB 4-0 FC4-6 BB		x 0-0 HR		x 0-0 ③ 6-3			x 0-0 ② F9 2-3		3	1	1	1	1	0	2
George Altman, L (1, 8) OBP: 0.321, SLG: 0.376	x 0-0 ① FC4-6 1B 14 E 1-2f		x 0-0 ② 6-3			x 0-0 ① F8		x 0-0 1B 3-H 1B		4	1	1	1	0	0	1
Jim Marshall, L (1, 3) OBP: 0.339, SLG: 0.434	x 0-0 14 E 1-3 1B		x 0-0 ③ 3-1			x 0-0 ② 4-3		x 0-0 1-3 1B		4	0	2	0	0	0	0
14 Ernie Banks, R (1, 6) OBP: 0.372, SLG: 0.602	x 0-0 FC4 G6-4-3 1-2 3-H			SSS 0-3 ① K		x 0-0 ③ F7		x 0-0 ③ F4		4	0	0	1	0	1	3
Art Schult, R (1, 7) OBP: 0.351, SLG: 0.433	x 0-0 ② ③ G6-4-3 1-2f			x 0-0 ② 5-3			x 0-0 ① F8		x 0-0 ① F7	4	0	0	0	0	0	2
Lee Walls, R (1, 9) OBP: 0.331, SLG: 0.386		x 0-0 ① F9		x 0-0 ③ F4			SSS 0-3 ② K		x 0-0 ② F4	4	0	0	0	0	1	0
Alvin Dark, R (1, 5) OBP: 0.323, SLG: 0.362		x 0-0 ② F9			x 0-0 6-3 2B		x 0-0 ③ F7		x 0-0 2B	4	0	2	0	0	0	0
Cal Neeman, R (1, 2) OBP: 0.237, SLG: 0.217		x 0-0 ③ 5-3			x 0-0 ① 6-3 2-3			x 0-0 F9 SH2-4 1B 1B	4-0 IBB	3	1	1	0	1	0	1
Bob Anderson, R (1, 1) OBP: 0.127, SLG: 0.103			x 0-0 ① 6-3		x 0-0 ② 6-3			x 0-0 ① SSS SH2-4 1-2	0-3 ③ K	3	0	0	0	0	1	3
Inning Stats	R: 1 E: 1 K: 0 S: 4 H: 1 LOB: 1 BB: 1 P: 8	R: 0 E: 0 K: 0 S: 3 H: 0 LOB: 0 BB: 0 P: 3	R: 1 E: 0 K: 0 S: 4 H: 1 LOB: 0 BB: 0 P: 4	R: 0 E: 0 K: 1 S: 5 H: 0 LOB: 0 BB: 0 P: 5	R: 0 E: 0 K: 0 S: 4 H: 1 LOB: 1 BB: 0 P: 4	R: 0 E: 0 K: 0 S: 3 H: 0 LOB: 0 BB: 0 P: 3	R: 0 E: 0 K: 1 S: 5 H: 0 LOB: 0 BB: 0 P: 5	R: 1 E: 0 K: 0 S: 6 H: 3 LOB: 2 BB: 0 P: 6	R: 0 E: 0 K: 1 S: 6 H: 1 LOB: 2 BB: 1 P: 10	1B: 4 2B: 2 3B: 0 HR: 1 SF: 0 SAC: 1 DP: 1 HBP: 0							

	AB	33
	R	3
	H	7
	RBI	3
	BB	2
	SO	3
	LOB	12

WP: 0 PB: 0 SB: 0 CS: 0 PA: 36

PITCHER		IP	WLS	BF	H	R	ER	SO	BB	IBB	HBP	BLK	WP	HR	S	P	ERA	WHIP
Lew Burdette, R ERA: 4.06	(1, 1)	8.0	L	31	6	3	3	2	1	0	0	0	0	1	34	38	3.38	0.875
Don McMahon, R ERA: 1.99	(9, 1)	1.0		5	1	0	0	1	0	1	0	0	0	0	6	10	0.00	1.000

PITCHER		IP	WLS	BF	H	R	ER	SO	BB	IBB	HBP	BLK	WP	HR	S	P	ERA	WHIP

Batter	1	2	3	4	5	6	7	8	9	AB	R	H	RBI	BB	SO	LOB
Felix Mantilla, R (1, 4) OBP: 0.265, SLG: 0.268	F3		F9		F6			K		3	0	0	0	0	0	3
Mickey Vernon, L (8, PH) OBP: 0.277, SLG: 0.397										1	0	0	0	0	1	0
Don McMahon, R (9, 1) OBP: 0.375, SLG: 0.286										0	0	0	0	0	0	0
Eddie Mathews, L (1, 5) OBP: 0.375, SLG: 0.566	F6		BB (1-2, 2-3)			F6		F3		3	0	0	0	1	0	0
Hank Aaron, R (1, 8) OBP: 0.411, SLG: 0.663	F3		F9			G6-4-3 (1B)			5-3	4	0	1	0	0	0	3
Joe Adcock, R (1, 7) OBP: 0.334, SLG: 0.521		4-3		K		G6-4-3 (1-2f)			K	4	0	0	0	0	2	1
Frank Torre, L (1, 3) OBP: 0.327, SLG: 0.333		4-3		F8			6-3		4-3	4	0	0	0	0	0	0
Lee Maye, L (1, 9) OBP: 0.342, SLG: 0.333		K		6-3			1B			3	0	1	0	0	1	0
Johnny Logan, R (1, 6) OBP: 0.382, SLG: 0.456			F6		FC5-4		G5-4-3 (1-2)			3	0	2	0	0	0	0
Del Crandall, R (1, 2) OBP: 0.293, SLG: 0.392			BB, 1B		F8		G5-4-3 (1-2f)			3	0	1	0	0	0	3
Lew Burdette, R (1, 1) OBP: 0.238, SLG: 0.263			BB (1-2)		FC5-4 (1-2f)			K		2	0	1	0	0	0	1
Bobby Avila, R (8, PH) (9, 4) OBP: 0.315, SLG: 0.306										1	0	0	0	0	1	0
Inning Stats	R: 0 E: 0 K: 0 S: 3 H: 0 LOB: 0 BB: 0 P: 3	R: 0 E: 0 K: 1 S: 5 H: 0 LOB: 0 BB: 0 P: 5	R: 0 E: 0 K: 0 S: 5 H: 2 LOB: 3 BB: 1 P: 9	R: 0 E: 0 K: 1 S: 5 H: 0 LOB: 0 BB: 0 P: 5	R: 0 E: 0 K: 0 S: 4 H: 1 LOB: 1 BB: 0 P: 4	R: 0 E: 0 K: 0 S: 3 H: 1 LOB: 0 BB: 0 P: 3	R: 0 E: 0 K: 0 S: 4 H: 2 LOB: 1 BB: 0 P: 4	R: 0 E: 0 K: 2 S: 7 H: 0 LOB: 0 BB: 0 P: 7	R: 0 E: 0 K: 1 S: 5 H: 0 LOB: 0 BB: 0 P: 5	1B: 6 2B: 0 3B: 0 HR: 0 SF: 0 SAC: 0 DP: 2 HBP: 0						

PITCHER	IP	WLS	BF	H	R	ER	SO	BB	IBB	HBP	BLK	WP	HR	S	P	ERA	WHIP
Bob Anderson, R (1, 1) ERA: 3.57	9.0	W	32	6	0	0	5	1	0	0	0	0	0	41	45	0.00	0.778

PITCHER	IP	WLS	BF	H	R	ER	SO	BB	IBB	HBP	BLK	WP	HR	S	P	ERA	WHIP

BOTTOM

Chicago Cubs @ Milwaukee Braves

Milwaukee County Stadium, Milwaukee, WI

Mon Aug 24 1959, 8:05 PM EDT

Att. 27,381 - Unknown

livebaseballscorecards.com

AB	31
R	0
H	6
RBI	0
BB	1
SO	5
LOB	11

WP: 0 PA: 32
PB: 0
SB: 0
CS: 0

Chicago Cubs @ Cincinnati Redlegs

Crosley Field, Cincinnati, OH

Tue Aug 25 1959, 7:05 PM EDT

Att. 9,418 - Unknown

TOP

livebaseballscorecards.com

Batter	1	2	3	4	5	6	7	8	9	AB	R	H	RBI	BB	SO	LOB
Tony Taylor, R (1, 4) OBP: 0.335, SLG: 0.399	0-0 1B 1B	0-0 FC4-6 ③ 1-2f		0-0 2B WP 1-2 1B		0-0 SH3-4 ① 1-2		0-3 K ③ S S S		4	2	2	0	0	1	1
George Altman, L (1, 8) OBP: 0.323, SLG: 0.380	0-0 1B 14 SF8 1-2 1B		0-0 F7 ①	0-0 WP 1-3 2-H 2B		0-0 E3 2-H			0-0 F9 ①	5	1	2	1	0	0	0
Jim Marshall, L (1, 3) OBP: 0.336, SLG: 0.429	0-0 G4-3 1-3 2-H 1B		0-3 K ② S S S	0-0 P6 ②		0-0 F5 ②			0-0 G3 ②	5	0	1	1	0	1	3
14 Ernie Banks, R (1, 6) OBP: 0.374, SLG: 0.604	0-0 SF8 ① 3-H		0-0 2B	4-0 WP IBB		0-0 P4 ③			4-0 BB B B B B	2	0	1	1	2	0	1
Art Schult, R (1, 7) (8, 9) OBP: 0.329, SLG: 0.403	0-0 G4-3 ② ③ 1-2f		0-0 F7 ③	0-0 6-3 ③ 1-2 2-3 3-H			0-0 L5 ①		0-0 P6 ③	5	0	0	0	0	0	5
Irv Noren, L (1, 9) OBP: 0.396, SLG: 0.462 Bobby Thomson, R (8, 7) OBP: 0.316, SLG: 0.403		0-0 HR		0-0 HR 1B	0-3 K ① S S S		0-0 L9 ②			4 0	2 0	2 0	1 0	0 0	1 0	0 0
Alvin Dark, R (1, 5) OBP: 0.320, SLG: 0.358		0-0 6-3 ①		0-0 F7 ①	0-0 F3 ②		0-0 4-3 ③			4	0	0	0	0	0	1
Cal Neeman, R (1, 2) OBP: 0.238, SLG: 0.260		0-0 E6 FC1-6		0-0 HR 1-H	0-3 K ③ S S S			0-0 F8 ①		4	1	1	2	0	1	0
John Buzhardt, R (1, 1) OBP: 0.107, SLG: 0.111 Bill Henry, L (2, 1) OBP: 0.222, SLG: 0.192 Don Elston, R (7, 1) OBP: 0.211, SLG: 0.211		0-0 FC1-6 ② FC4-6 1-2f		0-0 1B 2B 1B		0-0 SH3-4 E 1B		0-0 1-3 ②		1 2 1	0 2 0	0 2 0	0 0 0	0 0 0	0 0 0	1 0 0
Inning Stats	R: 2 E: 0 K: 0 S: 5 H: 3 LOB: 0 BB: 0 P: 5	R: 1 E: 1 K: 0 S: 5 H: 1 LOB: 1 BB: 0 P: 5	R: 0 E: 0 K: 1 S: 6 H: 1 LOB: 1 BB: 0 P: 6	R: 4 E: 0 K: 0 S: 8 H: 5 LOB: 2 BB: 1 P: 12	R: 0 E: 0 K: 2 S: 7 H: 0 LOB: 0 BB: 0 P: 7	R: 1 E: 1 K: 0 S: 5 H: 1 LOB: 1 BB: 0 P: 5	R: 0 E: 0 K: 0 S: 3 H: 0 LOB: 0 BB: 0 P: 3	R: 0 E: 0 K: 1 S: 5 H: 0 LOB: 0 BB: 0 P: 5	R: 0 E: 0 K: 0 S: 3 H: 0 LOB: 1 BB: 1 P: 7	1B: 7 2B: 2 3B: 0 HR: 2	SF: 1 SAC: 1 DP: 1 HBP: 0						

	AB	37
	R	8
	H	11
	RBI	6
	BB	2
	SO	4
	LOB	12

WP: 1 PB: 0 SB: 0 CS: 0 PA: 41

PITCHER		IP	WLS	BF	H	R	ER	SO	BB	IBB	HBP	BLK	WP	HR	S	P	ERA	WHIP
Bob Purkey, R ERA: 4.68	(1, 1)	3.1	L	18	8	6	6	1	0	0	0	0	0	2	20	20	16.20	2.400
Willard Schmidt, R ERA: 4.06	(4, 1)	0.2		5	2	1	1	0	0	1	0	0	1	0	4	8	13.50	3.000
Jim Brosnan, R ERA: 4.05	(5, 1)	3.0		11	1	1	0	2	0	0	0	0	0	0	15	15	0.00	0.333
Tom Acker, R ERA: 3.66	(8, 1)	1.0		3	0	0	0	1	0	0	0	0	0	0	5	5	0.00	0.000
Orlando Pena, R ERA: 4.72	(9, 1)	1.0		4	0	0	0	0	1	0	0	0	0	0	3	7	0.00	1.000

PITCHER		IP	WLS	BF	H	R	ER	SO	BB	IBB	HBP	BLK	WP	HR	S	P	ERA	WHIP

Batter	1	2	3	4	5	6	7	8	9	AB	R	H	RBI	BB	SO	LOB
Johnny Temple, R (1, 4) OBP: 0.397, SLG: 0.442	0-0 1B G6-4-3 1B	0-0 1-3 2B 1-2 2-H 1B		0-0 L5 ③			0-0 F7 ①	0-0 F9 ③		5	2	2	1	0	0	2
Vada Pinson, L (1, 8) OBP: 0.391, SLG: 0.537	0-0 G6-4-3 1-3 1B	0-0 ② 1-3 1-2 2-3			0-3 ① K		0-0 ② 6-3		0-0 F7 ①	5	0	1	0	0	1	2
Gus Bell, L (1, 9) OBP: 0.323, SLG: 0.461	0-0 ① ② G6-4-3 1-2f 3-H	0-0 2B 2-H 3-H			0-0 ② 4-3		0-0 2B		0-0 ② P4	5	0	2	2	0	0	1
Frank Robinson, R (1, 3) OBP: 0.399, SLG: 0.597	0-0 S 1B	0-3 ③ K			0-0 1B		0-3 ③ K		0-3 ③ K	5	0	2	0	0	3	2
Jerry Lynch, L (1, 7) OBP: 0.318, SLG: 0.468	4-0 1-2 BB		0-0 ① 6-3		0-0 ③ 5-3			0-0 HR		3	1	1	1	1	0	1
Ed Bailey, L (1, 2) OBP: 0.366, SLG: 0.381	0-0 ③ 4-3		0-3 ② K			0-0 ① F8		4-0 FC3-6 BB		3	0	0	0	1	1	2
Willie Jones, R (1, 5) OBP: 0.341, SLG: 0.432		0-0 ① P6	0-0 ③ 6-3			0-0 ② F8		0-3 ① K		4	0	0	0	0	1	1
Eddie Kasko, R (1, 6) OBP: 0.284, SLG: 0.310		0-0 BB 1B		0-0 ① F9		0-0 ③ F5		4-0 FC3-6 1-2 BB		3	1	1	0	0	0	0
John Powers, L (8, PH) OBP: 0.357, SLG: 0.553										0	0	0	0	1	0	0
Bobby Henrich, R (9, 6)										0	0	0	0	0	0	0
Bob Purkey, R (1, 1) OBP: 0.288, SLG: 0.327		4-0 1-3 1B 1-2 2B BB		0-3 ② K			0-0 HR	0-0 ② FC3-6 1-2f 2-3		0	1	0	0	1	0	0
Willard Schmidt, R (4, 1) OBP: 0.333, SLG: 0.091										0	0	0	0	0	0	0
Pete Whisenant, R (4, PH) OBP: 0.329, SLG: 0.500										1	0	0	0	0	1	0
Jim Brosnan, R (5, 1) OBP: 0.154, SLG: 0.200										0	0	0	0	0	0	0
Jim Pendleton, R (7, PH) OBP: 0.306, SLG: 0.359										1	1	1	1	0	0	0
Tom Acker, R (8, 1) OBP: 0.200, SLG: 0.111										0	0	0	0	0	0	0
Whitey Lockman, L (8, PH) OBP: 0.304, SLG: 0.302										1	0	0	0	0	0	2
Orlando Pena, R (9, 1) OBP: 0.233, SLG: 0.154										0	0	0	0	0	0	0
Inning Stats	R: 1 E: 0 K: 0 S: 5 H: 3 LOB: 2 BB: 1 P: 9	R: 3 E: 0 K: 1 S: 8 H: 3 LOB: 1 BB: 1 P: 12	R: 0 E: 0 K: 1 S: 5 H: 0 LOB: 0 BB: 0 P: 5	R: 0 E: 0 K: 1 S: 5 H: 0 LOB: 0 BB: 0 P: 5	R: 0 E: 0 K: 1 S: 6 H: 1 LOB: 1 BB: 0 P: 6	R: 0 E: 0 K: 0 S: 3 H: 0 LOB: 0 BB: 0 P: 3	R: 1 E: 0 K: 1 S: 7 H: 2 LOB: 1 BB: 0 P: 7	R: 1 E: 0 K: 1 S: 6 H: 1 LOB: 2 BB: 2 P: 14	R: 0 E: 0 K: 1 S: 5 H: 0 LOB: 0 BB: 0 P: 5	1B: 6 2B: 2 3B: 0 HR: 2	SF: 0 SAC: 0 DP: 1 HBP: 0						

PITCHER		IP	WLS	BF	H	R	ER	SO	BB	IBB	HBP	BLK	WP	HR	S	P	ERA	WHIP
John Buzhardt, R ERA: 4.69	(1, 1)	1.1		10	5	4	4	0	2	0	0	0	0	0	8	16	27.00	5.250
Bill Henry, L ERA: 2.45	(2, 1)	5.1	W	20	4	1	1	4	0	0	0	0	0	1	28	28	1.69	0.750
Don Elston, R ERA: 3.12	(7, 1)	2.1	S	10	1	1	1	3	2	0	0	0	0	1	14	22	3.86	1.286

PITCHER	IP	WLS	BF	H	R	ER	SO	BB	IBB	HBP	BLK	WP	HR	S	P	ERA	WHIP

BOTTOM

Chicago Cubs @ Cincinnati Redlegs

Crosley Field, Cincinnati, OH

Tue Aug 25 1959, 7:05 PM EDT

Att. 9,418 - Unknown

livebaseballscorecards.com

AB	36
R	6
H	10
RBI	5
BB	4
SO	7
LOB	13

WP: 0 PB: 0 SB: 1 CS: 0 PA: 40

Chicago Cubs @ Cincinnati Redlegs

Crosley Field, Cincinnati, OH

Wed Aug 26 1959, 7:05 PM EDT

Att. 7,621 - Unknown

TOP

livebaseballscorecards.com

Batter	1	2	3	4	5	6	7	8	9	AB	R	H	RBI	BB	SO	LOB
Tony Taylor, R (1, 4) OBP: 0.339, SLG: 0.408	2B 1B	G6-4-3 1-2f			4-3 1B 2B	FC4-6 1B		E 3B	K	6	3	4	0	0	1	3
George Altman, L (1, 8) OBP: 0.324, SLG: 0.381	1B 1-H 2B		HBP 14 1B		4-3 2-3	FC4-6 1-2f		E3 14 F8 3-H		4	1	1	2	0	0	2
Jim Marshall, L (1, 3) OBP: 0.341, SLG: 0.430	1B 2-H 1B		F7		1B 2B 3-H 1B		BBBB 14 2B BB	F9		4	2	2	2	1	0	2
14 Ernie Banks, R (1, 6) OBP: 0.374, SLG: 0.604	K		1-2 1B		L7		2B 1-H 2B	F8 2-3		5	1	2	1	0	1	3
Art Schult, R (1, 9) (8, 7) OBP: 0.345, SLG: 0.408	L3-6 1-3 1B		P5		2B 1-3 1B		K	HBP		4	1	2	0	0	1	3
Irv Noren, L (1, 7) OBP: 0.396, SLG: 0.480	L3-6 1-2		3-1		1-H 3-H 2B		1B 2-H 2B	K2-3		5	1	2	3	0	1	6
Bobby Thomson, R (8, 9) OBP: 0.316, SLG: 0.403										0	0	0	0	0	0	0
Alvin Dark, R (1, 5) OBP: 0.323, SLG: 0.361		FC6-4 1B 1B		F5	5-3		1B 2-H 1B		FC1-6 1B	5	0	3	1	0	0	1
Cal Neeman, R (1, 2) OBP: 0.235, SLG: 0.256		FC6-4 1-2 1B		6-3		P2	F8		FC1-6 SH1-4 1-2f	5	0	1	0	0	0	2
Glen Hobbie, R (1, 1) OBP: 0.167, SLG: 0.155		FC6-4 G6-4-3 1-2f 2-3		F7		K	K		SH1-4 1-2	1	0	0	0	0	0	2
Billy Williams, L (4, PH) OBP: 0.214, SLG: 0.259										1	0	0	0	0	0	0
Dave Hillman, R (4, 1) OBP: 0.220, SLG: 0.132										2	0	0	0	0	2	1
Inning Stats	R: 2 E: 0 K: 1 S: 8 H: 4 LOB: 1 BB: 0 P: 8	R: 0 E: 0 K: 0 S: 4 H: 2 LOB: 1 BB: 0 P: 4	R: 0 E: 0 K: 0 S: 4 H: 1 LOB: 2 BB: 0 P: 5	R: 0 E: 0 K: 0 S: 3 H: 0 LOB: 0 BB: 0 P: 3	R: 3 E: 0 K: 0 S: 7 H: 4 LOB: 1 BB: 0 P: 7	R: 0 E: 0 K: 1 S: 6 H: 1 LOB: 1 BB: 0 P: 6	R: 3 E: 0 K: 2 S: 10 H: 3 LOB: 1 BB: 1 P: 14	R: 1 E: 1 K: 1 S: 7 H: 1 LOB: 2 BB: 0 P: 8	R: 0 E: 0 K: 1 S: 6 H: 1 LOB: 1 BB: 0 P: 6	1B: 11 2B: 6 3B: 1 HR: 0	SF: 0 SAC: 1 DP: 2 HBP: 2						

AB	42
R	9
H	17
RBI	9
BB	1
SO	6
LOB	25

WP: 0 PB: 0 SB: 0 CS: 0 PA: 46

PITCHER		IP	WLS	BF	H	R	ER	SO	BB	IBB	HBP	BLK	WP	HR	S	P	ERA	WHIP
Jay Hook, R ERA: 3.71	(1, 1)	2.1		13	7	2	2	1	0	0	1	0	0	0	14	15	7.71	3.000
Orlando Pena, R ERA: 4.86	(3, 1)	2.1		11	4	3	3	0	0	0	0	0	0	0	11	11	11.57	1.714
Brooks Lawrence, R ERA: 4.87	(5, 1)	2.1	L	12	4	3	3	3	1	0	0	0	0	0	17	21	11.57	2.143
Jim Brosnan, R ERA: 4.05	(8, 1)	2.0		10	2	1	1	2	0	0	1	0	0	0	13	14	4.50	1.000

PITCHER	IP	WLS	BF	H	R	ER	SO	BB	IBB	HBP	BLK	WP	HR	S	P	ERA	WHIP

BOTTOM

Chicago Cubs @ Cincinnati Redlegs

Crosley Field, Cincinnati, OH

Wed Aug 26 1959, 7:05 PM EDT

Att. 7,621 - Unknown

livebaseballscorecards.com

Batter	1	2	3	4	5	6	7	8	9	AB	R	H	RBI	BB	SO	LOB
Johnny Temple, R (1, 4) OBP: 0.397, SLG: 0.442	0-0 WP 1B BB 1B	0-0 S 1B		0-0 ② F2			0-0 ② F7		0-0 ③ F7	5	1	2	0	0	0	1
Vada Pinson, L (1, 8) OBP: 0.390, SLG: 0.535	0-0 BB WP 1-2 2B 1B	0-0 ② F2 1-2		S S S 0-3 ③ K			0-0 ③ F8			4	1	1	0	0	1	2
Gus Bell, L (1, 9) OBP: 0.324, SLG: 0.460	H 1-0 BB 1-2 2-3 2B HBP	0-0 ③ F7			0-0 ① F8			0-0 BB 1B		3	1	1	0	0	0	1
Frank Robinson, R (1, 3) OBP: 0.403, SLG: 0.604	B B B B 4-0 1-2 2-3 3-H 2B BB		0-0 HR		B B B B 4-0 L3 BB			B B B B 4-0 1-2 BB		1	2	1	2	3	0	0
Jerry Lynch, L (1, 7) OBP: 0.318, SLG: 0.469	0-0 4-3 1-H 2-H 3-H 2B		0-0 ① 3-1		0-0 ② ③ L3 1-2			0-0 ① F7		4	0	1	3	0	0	3
Ed Bailey, L (1, 2) OBP: 0.362, SLG: 0.376	0-0 ① 4-3 2-3		0-0 ② F9			0-0 ① P5		0-0 ② F9		4	0	0	0	0	0	3
Willie Jones, R (1, 5) OBP: 0.338, SLG: 0.427	0-0 ② F8		0-0 ③ F8			0-0 ② F7		0-0 ③ P2		4	0	0	0	0	0	3
Eddie Kasko, R (1, 6) OBP: 0.283, SLG: 0.309	S S S 0-3 ③ K			0-0 FC3-6 1B		0-0 ③ L1			0-0 ① 5-3	4	0	1	0	0	1	1
Jay Hook, L (1, 1) OBP: 0.133, SLG: 0.071 Orlando Pena, R (3, 1) OBP: 0.226, SLG: 0.148 Brooks Lawrence, R (5, 1) OBP: 0.150, SLG: 0.175 Whitey Lockman, L (7, PH) OBP: 0.302, SLG: 0.299 Jim Brosnan, R (8, 1) OBP: 0.154, SLG: 0.200 John Powers, L (9, PH) OBP: 0.349, SLG: 0.538		0-0 ① 4-3		0-0 ① FC3-6 1-2f			0-0 ① 4-3		S S S 0-3 ② K	1 1 0 1 0 1	0 0 0 0 0 0	0 1 0 0 0 1	0 0 0 0 0 0	0 0 0 0 0 0	0 1 0 0 0 1	0 0 0 0 0 0
Inning Stats	R: 4 H: 3 E: 0 LOB: 1 K: 1 BB: 1 S: 8 P: 13	R: 0 H: 1 E: 0 LOB: 1 K: 0 BB: 0 S: 4 P: 4	R: 1 H: 1 E: 0 LOB: 0 K: 0 BB: 0 S: 4 P: 4	R: 0 H: 1 E: 0 LOB: 1 K: 1 BB: 0 S: 6 P: 6	R: 0 H: 0 E: 0 LOB: 0 K: 0 BB: 1 S: 2 P: 6	R: 0 H: 0 E: 0 LOB: 0 K: 0 BB: 0 S: 3 P: 3	R: 0 H: 0 E: 0 LOB: 0 K: 0 BB: 0 S: 3 P: 3	R: 0 H: 1 E: 0 LOB: 2 K: 0 BB: 1 S: 4 P: 8	R: 0 H: 0 E: 0 LOB: 0 K: 1 BB: 0 S: 5 P: 5	1B: 5 SF: 0 2B: 2 SAC: 0 3B: 0 DP: 1 HR: 1 HBP: 1						

AB	33
R	5
H	7
RBI	5
BB	3
SO	3
LOB	15



PITCHER		IP	WLS	BF	H	R	ER	SO	BB	IBB	HBP	BLK	WP	HR	S	P	ERA	WHIP
Glen Hobbie, R ERA: 4.09	(1, 1)	3.0		16	5	5	5	1	1	0	1	0	1	1	16	21	15.00	2.000
Dave Hillman, R ERA: 3.22	(4, 1)	6.0	W	21	2	0	0	2	2	0	0	0	0	0	23	31	0.00	0.667

PITCHER	IP	WLS	BF	H	R	ER	SO	BB	IBB	HBP	BLK	WP	HR	S	P	ERA	WHIP

Batter	1	2	3	4	5	6	7	8	9	AB	R	H	RBI	BB	SO	LOB
Tony Taylor, R (1, 4) OBP: 0.338, SLG: 0.406	BBBB 4-0 BB		SSS 0-3 ① K		x 0-0 ③ F8		x 0-0 ③ P3			3	0	0	0	1	1	3
George Altman, L (1, 8) OBP: 0.326, SLG: 0.381	SSS 0-3 ① K		SSS 0-3 ② K			BBBB 4-0 1B BB		x 0-0 14 G6-4-3 1B		3	0	1	0	1	2	3
Lee Walls, R (1, 9) OBP: 0.331, SLG: 0.384	SSS 0-3 ② K		SSS 0-3 ③ K			x 0-0 1-2 1B		SSS 0-3 ① K		4	0	1	0	0	3	4
14 Ernie Banks, R (1, 6) OBP: 0.372, SLG: 0.599	x 0-0 ③ F8			SSS 0-3 ① K		x 0-0 ① F2		x 0-0 ②③ G6-4-3 1-2f		4	0	0	0	0	1	4
Art Schult, R (1, 3) OBP: 0.330, SLG: 0.388		x 0-0 ① F7		x 0-0 E6		x 0-0 ② F3			SSS 0-3 ① K	4	0	0	0	0	1	2
Bobby Thomson, R (1, 7) OBP: 0.312, SLG: 0.398		x 0-0 ② F7		SSS 0-3 ② K		x 0-0 ③ P4			x 0-0 ② P4	4	0	0	0	0	1	3
Alvin Dark, R (1, 5) OBP: 0.323, SLG: 0.360		x 0-0 ③ F7		x 0-0 ③ F8			x 0-0 ① 6-3		x 0-0 1B	4	0	1	0	0	0	1
Cal Neeman, R (1, 2) OBP: 0.247, SLG: 0.259			BBBB 4-0 BB BB		x 0-0 G4-6-3 1B		SSS 0-3 ② K		x 0-0 ③ 5-3	3	0	1	0	1	1	1
Art Ceccarelli, R (1, 1) OBP: 0.160, SLG: 0.125 Moe Drabowsky, R (8, 1) OBP: 0.163, SLG: 0.146			BBBB 4-0 1-2 BB		x 0-0 ①② G4-6-3 1-2f		x 0-0 1B			2 0	0 0	1 0	0 0	1 0	0 0	1 0
Inning Stats	R: 0 H: 0 E: 0 LOB: 1 K: 2 BB: 1 S: 7 P: 11	R: 0 H: 0 E: 0 LOB: 0 K: 0 BB: 0 S: 3 P: 3	R: 0 H: 0 E: 0 LOB: 2 K: 3 BB: 2 S: 9 P: 17	R: 0 H: 0 E: 1 LOB: 1 K: 2 BB: 0 S: 8 P: 8	R: 0 H: 1 E: 0 LOB: 0 K: 0 BB: 0 S: 3 P: 3	R: 0 H: 1 E: 0 LOB: 2 K: 0 BB: 1 S: 4 P: 8	R: 0 H: 1 E: 0 LOB: 1 K: 1 BB: 0 S: 6 P: 6	R: 0 H: 1 E: 0 LOB: 0 K: 1 BB: 0 S: 5 P: 5	R: 0 H: 1 E: 0 LOB: 1 K: 1 BB: 0 S: 6 P: 6	1B: 5 SF: 0 2B: 0 SAC: 0 3B: 0 DP: 2 HR: 0 HBP: 0						WP: 0 PA: 35 PB: 0 SB: 0 CS: 0

PITCHER	IP	WLS	BF	H	R	ER	SO	BB	IBB	HBP	BLK	WP	HR	S	P	ERA	WHIP
Jim O'Toole, L (1, 1) ERA: 4.88	9.0	W	35	5	0	0	10	4	0	0	0	0	0	51	67	0.00	1.000

PITCHER	IP	WLS	BF	H	R	ER	SO	BB	IBB	HBP	BLK	WP	HR	S	P	ERA	WHIP

TOP

Chicago Cubs @ Cincinnati Redlegs

Crosley Field, Cincinnati, OH

Thu Aug 27 1959, 7:05 PM EDT

Att. 6,592 - Unknown

livebaseballscorecards.com

AB	31
R	0
H	5
RBI	0
BB	4
SO	10
LOB	22

Batter	1	2	3	4	5	6	7	8	9	AB	R	H	RBI	BB	SO	LOB
Johnny Temple, R (1, 4) OBP: 0.398, SLG: 0.441	K		G4-6-3 1B 1B		L4-3 BB		L8			3	0	1	0	1	1	1
Vada Pinson, L (1, 8) OBP: 0.391, SLG: 0.536	F9		1-2 G4-6-3 1B		1-2 L4-3			G3 BB 2B		4	1	2	0	0	0	1
Gus Bell, L (1, 9) OBP: 0.323, SLG: 0.459	1B BLK 1B		1-2f 2-3 G4-6-3		P6			2-3 G3		4	1	1	0	0	0	3
Frank Robinson, R (1, 3) OBP: 0.404, SLG: 0.602	1-3 BLK 1B		K			6-3		BB S SF8 IBB		3	1	1	0	1	1	1
Frank Thomas, R (1, 7) OBP: 0.281, SLG: 0.378	1-2 F8 3-H			2B 1B		F8		SF8 BB 1-2 IBB		3	1	1	0	1	0	1
Willie Jones, R (1, 5) OBP: 0.342, SLG: 0.435		1B SF8 2B		1-H 2B		F8		WP 1-2 2-3 3-H BB		3	1	2	2	1	0	0
Dutch Dotterer, R (1, 2) OBP: 0.338, SLG: 0.372		2-3 B1-6-4 1B		B1-3			5-3	2-3 3-H SF8		3	0	1	1	0	0	1
Eddie Kasko, R (1, 6) OBP: 0.283, SLG: 0.314		SF8 3-H		5-3			6-3 2B	1-2 F7		3	0	1	1	0	0	3
Jim O'Toole, S (1, 1) OBP: 0.265, SLG: 0.167		1-2f B1-6-4		6-3			2-3 6-3			3	0	0	0	0	0	3
Inning Stats	R: 1 E: 0 K: 1 S: 7 H: 2 LOB: 1 BB: 0 P: 7	R: 1 E: 0 K: 0 S: 4 H: 2 LOB: 0 BB: 0 P: 4	R: 0 E: 0 K: 1 S: 6 H: 2 LOB: 1 BB: 0 P: 6	R: 1 E: 0 K: 0 S: 5 H: 2 LOB: 1 BB: 0 P: 5	R: 0 E: 0 K: 0 S: 2 H: 0 LOB: 0 BB: 1 P: 6	R: 0 E: 0 K: 0 S: 3 H: 0 LOB: 0 BB: 0 P: 3	R: 0 E: 0 K: 0 S: 4 H: 1 LOB: 1 BB: 0 P: 4	R: 2 E: 0 K: 0 S: 4 H: 1 LOB: 2 BB: 3 P: 16		1B: 6 2B: 5 3B: 0 HR: 0 SF: 2 SAC: 0 DP: 3 HBP: 0						

PITCHER	IP	WLS	BF	H	R	ER	SO	BB	IBB	HBP	BLK	WP	HR	S	P	ERA	WHIP
Art Ceccarelli, L (1, 1) ERA: 4.39	7.1	L	32	10	5	5	2	1	2	0	1	0	0	33	45	6.14	1.500
Moe Drabowsky, R (8, 1) ERA: 4.01	0.2		3	0	0	0	0	1	0	0	0	1	0	2	6	0.00	1.500

PITCHER	IP	WLS	BF	H	R	ER	SO	BB	IBB	HBP	BLK	WP	HR	S	P	ERA	WHIP

BOTTOM

Chicago Cubs @ Cincinnati Redlegs

Crosley Field, Cincinnati, OH

Thu Aug 27 1959, 7:05 PM EDT

Att. 6,592 - Unknown

livebaseballscorecards.com

AB	29
R	5
H	10
RBI	4
BB	4
SO	2
LOB	14

PA: 35

Batter	1	2	3	4	5	6	7	8	9	AB	R	H	RBI	BB	SO	LOB
Bobby Avila, R (1, 4) OBP: 0.336, SLG: 0.340	FC6-4 S 1B 1B	2B 1B	F2			1B SF8 2-3 1B		F8		5	3	3	0	0	0	1
Eddie Mathews, L (1, 5) OBP: 0.385, SLG: 0.572	BBBB FC6-4 1-2 BB	1-H 2B		P6		1-3 3-H 1B		G6-4-3 1B		4	0	3	2	1	0	0
Hank Aaron, R (1, 8) OBP: 0.404, SLG: 0.652	FC6-4 S 1B 1-2f 2-3	F7		HR		L5		G6-4-3 1-2f		5	2	1	1	0	0	6
Joe Adcock, R (1, 7) OBP: 0.340, SLG: 0.534 Felix Mantilla, R (9, 7) OBP: 0.269, SLG: 0.272	SSS K 1-2		HR	F8		SF8 3-H			F7	4 0	1 0	1 0	2 0	0 0	1 0	2 0
Frank Torre, L (1, 3) OBP: 0.323, SLG: 0.323	2B 2-H 3-H 1B		G3	4-3		F8			BBBB BB	4	0	1	2	1	0	1
Lee Maye, L (1, 9) OBP: 0.317, SLG: 0.321 Andy Pafko, R (7, 9) OBP: 0.299, SLG: 0.323	1-3 2B		3-1		P3		6-3		F9	4 1	0 0	1 0	0 0	0 0	0 0	0 1
Johnny Logan, R (1, 6) OBP: 0.373, SLG: 0.441	P5		HR 1B		5-3		F2		F9	5	1	1	0	0	0	3
Del Crandall, R (1, 2) OBP: 0.293, SLG: 0.391		6-3	1-H HR		5-3		BBBB BB			3	1	1	2	1	0	0
Lew Burdette, R (1, 1) OBP: 0.250, SLG: 0.286		F8	1B			1B 1B 2B	1-3			4	1	2	0	0	0	1
Inning Stats	R: 2 E: 0 K: 1 S: 8 H: 3 LOB: 2 BB: 1 P: 12	R: 1 E: 0 K: 0 S: 5 H: 2 LOB: 1 BB: 0 P: 5	R: 3 E: 0 K: 0 S: 7 H: 4 LOB: 1 BB: 0 P: 7	R: 1 E: 0 K: 0 S: 4 H: 1 LOB: 0 BB: 0 P: 4	R: 0 E: 0 K: 0 S: 3 H: 0 LOB: 0 BB: 0 P: 3	R: 2 E: 0 K: 0 S: 6 H: 3 LOB: 1 BB: 0 P: 6	R: 0 E: 0 K: 0 S: 3 H: 0 LOB: 1 BB: 1 P: 7	R: 0 E: 0 K: 0 S: 3 H: 1 LOB: 0 BB: 0 P: 3	R: 0 E: 0 K: 0 S: 3 H: 0 LOB: 1 BB: 1 P: 7	1B: 8 2B: 3 3B: 0 HR: 3	SF: 1 SAC: 0 DP: 1 HBP: 0						

PITCHER		IP	WLS	BF	H	R	ER	SO	BB	IBB	HBP	BLK	WP	HR	S	P	ERA	WHIP
Bob Anderson, R ERA: 3.8	(1, 1)	2.2	L	17	8	6	6	1	1	0	0	0	0	2	18	22	20.25	3.375
John Buzhardt, R ERA: 4.81	(3, 1)	3.1		15	5	3	3	0	0	0	0	0	0	1	15	15	8.10	1.500
Ed Donnelly, R ERA: 2.31	(7, 1)	1.0		4	0	0	0	0	1	0	0	0	0	0	3	7	0.00	1.000
Don Elston, R ERA: 3.04	(8, 1)	2.0		7	1	0	0	0	1	0	0	0	0	0	6	10	0.00	1.000

PITCHER	IP	WLS	BF	H	R	ER	SO	BB	IBB	HBP	BLK	WP	HR	S	P	ERA	WHIP

TOP

Milwaukee Braves @ Chicago Cubs

Wrigley Field, Chicago, IL

Fri Aug 28 1959, 3:33 AM CDT

Att. 15,929 - Unknown

livebaseballscorecards.com

AB	39
R	9
H	14
RBI	9
BB	3
SO	1
LOB	15

Batter	1	2	3	4	5	6	7	8	9	AB	R	H	RBI	BB	SO	LOB
Tony Taylor, R (1, 4) OBP: 0.339, SLG: 0.413	S S S 0-3 ① K		x 0-0 3B			x 0-0 HR 2B		x 0-0 ① L6		4	1	2	0	0	1	0
George Altman, L (1, 8) OBP: 0.331, SLG: 0.398	x 0-0 1B		x 0-0 ③ F7			x 0-0 2-H HR		x 0-0 F8 2B		4	1	3	2	0	0	1
Jim Marshall, L (1, 3) OBP: 0.336, SLG: 0.423	x 0-0 ② F9			S S S 0-3 ① K		x 0-0 ② F9		x 0-0 ② F8 2-3		4	0	0	0	0	1	2
14 Ernie Banks, R (1, 6) OBP: 0.369, SLG: 0.594	x 0-0 ③ L8			x 0-0 ② L7		x 0-0 ③ 6-3		x 0-0 ③ P4		4	0	0	0	0	0	2
Art Schult, R (1, 9) OBP: 0.315, SLG: 0.369		x 0-0 ① L4		S S S 0-3 ③ K			x 0-0 ① 5-3		x 0-0 ① 5-3	4	0	0	0	0	1	0
Irv Noren, L (1, 7) OBP: 0.400, SLG: 0.480		x 0-0 8-3 1B			x 0-0 ① F9		x 0-0 4-3 S 1B 1B		x 0-0 ② F8	4	1	2	0	0	0	0
Alvin Dark, R (1, 5) OBP: 0.320, SLG: 0.357		x 0-0 ② ③ 8-3 1-2f			x 0-0 ② F7		x 0-0 ② 4-3 1-3		x 0-0 ③ F8	4	0	0	0	0	0	2
Cal Neeman, R (1, 2) OBP: 0.242, SLG: 0.253 Walt Moryn, L (7, PH) OBP: 0.312, SLG: 0.362 Sammy Taylor, L (8, 2) OBP: 0.315, SLG: 0.385			x 0-0 ① F9		x 0-0 ③ F2		x 0-0 3-H 1B			2 1 0	0 0 0	0 1 0	0 1 0	0 0 0	0 0 0	0 0 0
Bob Anderson, R (1, 1) OBP: 0.127, SLG: 0.103 John Buzhardt, R (3, 1) OBP: 0.103, SLG: 0.107 Billy Williams, L (6, PH) OBP: 0.207, SLG: 0.250 Ed Donnelly, R (7, 1) Dale Long, L (7, PH) OBP: 0.321, SLG: 0.467 Don Elston, R (8, 1) OBP: 0.211, SLG: 0.211			x 0-0 ② 6-3			x 0-0 ① 6-3	S S S 0-3 ③ K			0 1 1 0 1 0	0 0 0 0 0 0	0 0 0 0 0 0	0 0 0 0 0 0	0 0 0 0 1 0	0 0 0 0 1 0	0 0 0 0 1 0
Inning Stats	R: 0 E: 0 K: 1 S: 6 H: 1 LOB: 1 BB: 0 P: 6	R: 0 E: 0 K: 0 S: 3 H: 1 LOB: 0 BB: 0 P: 3	R: 0 E: 0 K: 0 S: 4 H: 1 LOB: 1 BB: 0 P: 4	R: 0 E: 0 K: 2 S: 7 H: 0 LOB: 0 BB: 0 P: 7	R: 0 E: 0 K: 0 S: 3 H: 0 LOB: 0 BB: 0 P: 3	R: 2 E: 0 K: 0 S: 5 H: 2 LOB: 0 BB: 0 P: 5	R: 1 E: 0 K: 1 S: 7 H: 2 LOB: 1 BB: 0 P: 7	R: 0 E: 0 K: 0 S: 4 H: 1 LOB: 1 BB: 0 P: 4	R: 0 E: 0 K: 0 S: 3 H: 0 LOB: 0 BB: 0 P: 3	1B: 4 2B: 3 3B: 1 HR: 1	SF: 0 SAC: 0 DP: 1 HBP: 0						

PITCHER	IP	WLS	BF	H	R	ER	SO	BB	IBB	HBP	BLK	WP	HR	S	P	ERA	WHIP
Lew Burdette, R (1, 1) ERA: 4.02	9.0	W	34	8	3	3	4	0	0	0	0	0	1	42	42	3.00	0.889

PITCHER	IP	WLS	BF	H	R	ER	SO	BB	IBB	HBP	BLK	WP	HR	S	P	ERA	WHIP

Milwaukee Braves @ Chicago Cubs

Wrigley Field, Chicago, IL

Fri Aug 28 1959, 3:33 AM CDT

Att. 15,929 - Unknown

BOTTOM

livebaseballscorecards.com

AB	34
R	3
H	8
RBI	3
BB	0
SO	4
LOB	8

WP: 0 PB: 0 SB: 1 CS: 0 PA: 34

Batter	1	2	3	4	5	6	7	8	9	AB	R	H	RBI	BB	SO	LOB
Bobby Avila, R (1, 4) OBP: 0.333, SLG: 0.337	5-3	F9		G4-6-3 2-3 1B		F9		SH1-4 1-2	E5 2B	5	1	1	0	0	0	1
Eddie Mathews, L (1, 5) OBP: 0.388, SLG: 0.574	FC5-4 1B		E FC3-6 1B	G4-6-3 1-2f 3-H		BBBB BB		3-1	2-H 2B	5	1	3	1	1	0	2
Hank Aaron, R (1, 8) OBP: 0.405, SLG: 0.662	FC5-4 1B 1B 1-2f		E1 FC3-6 1-3 1B	HR		P6			HR K2-3	6	3	3	2	0	1	3
Joe Adcock, R (1, 7) OBP: 0.344, SLG: 0.544	1B 1-3 1B		F8	BBBB BB			HR		6-3	4	1	2	1	1	0	2
Frank Torre, L (1, 3) OBP: 0.328, SLG: 0.326	1-2 3-H 1B		IIII FC3-6 IBB	F8			F8		HBP 1B 1B	4	1	2	1	1	0	1
Lee Maye, L (1, 9) OBP: 0.310, SLG: 0.313 Andy Pafko, R (5, PH) OBP: 0.300, SLG: 0.317 (5, 9)	F9		FC3-6 FC5 BB 1-2f 2-3 3-H		SSS K		SSS K		H 1B 1-2 3B HBP	2 2	0 1	0 0	1 0	0 0	0 2	4 0
Johnny Logan, R (1, 6) OBP: 0.375, SLG: 0.441		F5	BBBB 1-2 BB	BBBB G6-4-3 BB			6-3		1-3 2-H 3B 1B	3	1	1	1	2	0	0
Del Crandall, R (1, 2) OBP: 0.295, SLG: 0.396		FC1-6 1B	FC5 2-3f	G6-4-3 1-2f				F7	1-H 3-H SF9 3B	5	1	2	2	0	0	4
Warren Spahn, L (1, 1) OBP: 0.242, SLG: 0.307		FC1-6 1-2f		1B G4-6-3 2B		6-3		SH1-4 1B	SF9 3-H	4	1	2	1	0	0	1
Inning Stats	R: 1 H: 3 E: 0 LOB: 2 K: 0 BB: 0 S: 6 P: 6	R: 0 H: 1 E: 0 LOB: 1 K: 0 BB: 0 S: 4 P: 4	R: 1 H: 2 E: 1 LOB: 3 K: 0 BB: 2 S: 5 P: 13	R: 2 H: 3 E: 0 LOB: 1 K: 0 BB: 1 S: 5 P: 9	R: 0 H: 0 E: 0 LOB: 0 K: 1 BB: 1 S: 4 P: 8	R: 0 H: 0 E: 0 LOB: 1 K: 0 BB: 1 S: 3 P: 7	R: 1 H: 1 E: 0 LOB: 0 K: 1 BB: 0 S: 6 P: 6	R: 0 H: 1 E: 0 LOB: 1 K: 0 BB: 0 S: 4 P: 4	R: 6 H: 5 E: 1 LOB: 1 K: 1 BB: 0 S: 11 P: 12	1B: 10 SF: 1 2B: 2 SAC: 1 3B: 1 DP: 2 HR: 3 HBP: 1						

TOP

Milwaukee Braves @ Chicago Cubs

Wrigley Field, Chicago, IL

Sat Aug 29 1959, 3:33 AM CDT

Att. 20,277 - Unknown

livebaseballscorecards.com

AB	40
R	11
H	16
RBI	10
BB	5
SO	3
LOB	18

PITCHER		IP	WLS	BF	H	R	ER	SO	BB	IBB	HBP	BLK	WP	HR	S	P	ERA	WHIP
Moe Drabowsky, R ERA: 4.12	(1, 1)	3.0		19	8	4	4	0	1	1	0	0	0	0	17	25	12.00	3.000
Bill Henry, L ERA: 2.52	(4, 1)	4.0	L	15	2	1	1	2	3	0	0	0	0	2	16	28	2.25	1.250
Don Elston, R ERA: 3.43	(8, 1)	1.1		9	4	4	4	0	0	0	1	0	0	1	8	9	27.00	3.000
Dave Hillman, R ERA: 3.26	(9, 1)	0.2		5	2	2	1	1	0	0	0	0	0	0	7	7	13.50	3.000

PITCHER	IP	WLS	BF	H	R	ER	SO	BB	IBB	HBP	BLK	WP	HR	S	P	ERA	WHIP

Milwaukee Braves @ Chicago Cubs

Wrigley Field, Chicago, IL

Sat Aug 29 1959, 3:33 AM CDT

Att. 20,277 - Unknown

livebaseballscorecards.com

Batter	1	2	3	4	5	6	7	8	9	AB	R	H	RBI	BB	SO	LOB
Tony Taylor, R (1, 4) OBP: 0.340, SLG: 0.413	S S S 0-3 ① K		x 0-0 BB 1B 14 HR 1B		x 0-0 ① 4-3			x 0-0 SH5-4 1B		4	1	2	0	0	1	0
George Altman, L (1, 8) OBP: 0.331, SLG: 0.398	S S S 0-3 ② K		x 0-0 BB 14 HR 1-2 1B		x 0-0 ② F7			x 0-0 ① SH5-4 1-2		3	1	1	0	0	1	0
Lee Walls, R (1, 9) OBP: 0.335, SLG: 0.387	x 0-0 14 FC6-4 1B		B B B B 4-0 14 HR 1-2 2-3 BB		S S S 0-3 ③ K			x 0-0 14 G6-4-3 1B		3	1	2	0	1	1	0
14 Ernie Banks, R (1, 6) OBP: 0.368, SLG: 0.597	x 0-0 ③ FC6-4 1-2f		x 0-0 1-H 2-H 3-H HR			x 0-0 ① F8		x 0-0 ② ③ G6-4-3 1-2f		4	1	1	4	0	0	3
Art Schult, R (1, 3) OBP: 0.302, SLG: 0.352		x 0-0 ① 5-3	x 0-0 ③ 6-3			x 0-0 ② 6-3			x 0-0 ① 6-3	4	0	0	0	0	0	0
Bobby Thomson, R (1, 7) OBP: 0.312, SLG: 0.396		x 0-0 ② 5-3		x 0-0 ① F8		x 0-0 ③ 5-3			x 0-0 FC4-6 1B	4	0	1	0	0	0	0
Alvin Dark, R (1, 5) OBP: 0.319, SLG: 0.356		x 0-0 ③ 5-3		x 0-0 1B			x 0-0 ① F9		x 0-0 ② FC4-6 1-2f	4	0	1	0	0	0	1
Cal Neeman, R (1, 2) OBP: 0.237, SLG: 0.247			S S S 0-3 ① K	x 0-0 ② F7			x 0-0 ② 5-3		x 0-0 ③ F7	2	0	0	0	0	1	1
Earl Averill, R (7, PH) OBP: 0.306, SLG: 0.466 (8, 2)										2	0	0	0	0	0	1
Moe Drabowsky, R (1, 1) OBP: 0.159, SLG: 0.143			x 0-0 ② F8	x 0-0 ③ F7			x 0-0 ③ 5-3			1	0	0	0	0	0	0
Bill Henry, L (4, 1) OBP: 0.214, SLG: 0.185										1	0	0	0	0	0	1
Randy Jackson, R (7, PH) OBP: 0.308, SLG: 0.333										1	0	0	0	0	0	0
Don Elston, R (8, 1) OBP: 0.211, SLG: 0.211										0	0	0	0	0	0	0
Dave Hillman, R (9, 1) OBP: 0.220, SLG: 0.132										0	0	0	0	0	0	0

Inning Stats	1	2	3	4	5	6	7	8	9	1B	SF	WP	PA
	R: 0 H: 1	R: 0 H: 0	R: 4 H: 3	R: 0 H: 1	R: 0 H: 0	R: 0 H: 0	R: 0 H: 0	R: 0 H: 2	R: 0 H: 1	1B: 7	SF: 0	WP: 0	PA: 35
	E: 0 LOB: 1	E: 0 LOB: 0	E: 0 LOB: 0	E: 0 LOB: 1	E: 0 LOB: 0	E: 0 LOB: 0	E: 0 LOB: 0	E: 0 LOB: 1	E: 0 LOB: 1	2B: 0	SAC: 1	PB: 0	
	K: 2 BB: 0	K: 0 BB: 0	K: 1 BB: 1	K: 0 BB: 0	K: 1 BB: 0	K: 0 BB: 0	K: 0 BB: 0	K: 0 BB: 0	K: 0 BB: 0	3B: 0	DP: 1	SB: 0	
	S: 8 P: 8	S: 3 P: 3	S: 8 P: 12	S: 4 P: 4	S: 5 P: 5	S: 3 P: 3	S: 3 P: 3	S: 4 P: 4	S: 4 P: 4	HR: 1	HBP: 0	CS: 0	

PITCHER	IP	WLS	BF	H	R	ER	SO	BB	IBB	HBP	BLK	WP	HR	S	P	ERA	WHIP
Warren Spahn, L (1, 1) ERA: 2.91	9.0	W	35	8	4	4	4	1	0	0	0	0	1	42	46	4.00	1.000

PITCHER	IP	WLS	BF	H	R	ER	SO	BB	IBB	HBP	BLK	WP	HR	S	P	ERA	WHIP

AB	33
R	4
H	8
RBI	4
BB	1
SO	4
LOB	7

Batter	1	2	3	4	5	6	7	8	9	AB	R	H	RBI	BB	SO	LOB
Bobby Avila, R (1, 4) OBP: 0.331, SLG: 0.330	F3		BB FC4-6		F6		K		F3	4	0	0	0	1	1	3
Eddie Mathews, L (1, 5) OBP: 0.387, SLG: 0.578	F7		FC4-6 1-2f			HR		F7		4	2	1	1	0	0	1
Hank Aaron, R (1, 8) OBP: 0.407, SLG: 0.666	BB 1B		1-H 3B			E1		S 1B		4	0	3	1	0	0	0
Joe Adcock, R (1, 7) OBP: 0.343, SLG: 0.538	BB 1-2		F9			K		F9 1-2		3	0	0	0	1	1	2
Frank Torre, L (1, 3) OBP: 0.327, SLG: 0.322	4-3			F9		F4		BB		3	0	0	0	1	0	2
Lee Maye, L (1, 9) OBP: 0.310, SLG: 0.313		F3		4-3			S BB 1B	F8		3	0	1	0	0	0	0
Andy Pafko, R (7, 9) OBP: 0.298, SLG: 0.315										1	0	0	0	0	0	2
Johnny Logan, R (1, 6) OBP: 0.372, SLG: 0.436		5-3		6-3			F8		F7	4	0	0	0	0	0	1
Del Crandall, R (1, 2) OBP: 0.296, SLG: 0.398		F2			F9		BB 1-2 S		2B	3	0	1	0	1	0	0
Carl Willey, R (1, 1) OBP: 0.105, SLG: 0.108			F8		4-3		K 1-2 2-3		6-3	3	0	0	0	0	1	2
Don McMahon, R (8, 1) OBP: 0.375, SLG: 0.286										0	0	0	0	0	0	0
Ray Boone, R (9, PH) OBP: 0.399, SLG: 0.358										1	0	0	0	0	0	1

TOP

Milwaukee Braves @ Chicago Cubs

Wrigley Field, Chicago, IL

Sun Aug 30 1959, 3:33 AM CDT

Att. 28,158 - Unknown

livebaseballscorecards.com

AB	33
R	2
H	6
RBI	2
BB	4
SO	3
LOB	14

Inning Stats	1	2	3	4	5	6	7	8	9
	R: 0 E: 0 K: 0 S: 4	R: 0 E: 0 K: 0 S: 3	R: 1 E: 0 K: 0 S: 4	R: 0 E: 0 K: 0 S: 3	R: 0 E: 0 K: 0 S: 3	R: 1 E: 1 K: 1 S: 6	R: 0 E: 0 K: 2 S: 8	R: 0 E: 0 K: 0 S: 4	R: 0 E: 0 K: 0 S: 4
	H: 1 LOB: 2 BB: 1 P: 8	H: 0 LOB: 0 BB: 0 P: 3	H: 1 LOB: 1 BB: 1 P: 8	H: 0 LOB: 0 BB: 0 P: 3	H: 0 LOB: 0 BB: 0 P: 3	H: 1 LOB: 0 BB: 0 P: 6	H: 1 LOB: 2 BB: 1 P: 12	H: 1 LOB: 2 BB: 1 P: 8	H: 1 LOB: 1 BB: 0 P: 4

	1B	2B	3B	HR	SF	SAC	DP	HBP	WP	PB	SB	CS	PA
	3	1	1	1	0	0	0	0	0	0	3	0	37

PITCHER		IP	WLS	BF	H	R	ER	SO	BB	IBB	HBP	BLK	WP	HR	S	P	ERA	WHIP
Glen Hobbie, R ERA: 4.01	(1, 1)	8.0	W	33	5	2	2	3	4	0	0	0	0	1	35	51	2.25	1.125
Bill Henry, L ERA: 2.5	(9, 1)	1.0	S	4	1	0	0	0	0	0	0	0	0	0	4	4	0.00	1.000

PITCHER	IP	WLS	BF	H	R	ER	SO	BB	IBB	HBP	BLK	WP	HR	S	P	ERA	WHIP

Milwaukee Braves @ Chicago Cubs

Wrigley Field, Chicago, IL

Sun Aug 30 1959, 3:33 AM CDT

Att. 28,158 - Unknown

livebaseballscorecards.com

BOTTOM

Batter	1	2	3	4	5	6	7	8	9	AB	R	H	RBI	BB	SO	LOB
Tony Taylor, R (1, 4) OBP: 0.340, SLG: 0.412	6-3		5-3			F9		FC2-5 1-2 2B 1B		4	1	1	0	0	0	0
George Altman, L (1, 8) OBP: 0.327, SLG: 0.393	F7		4-3			2-3		FC2-5 2B 1B 1-2 2-3f		4	1	0	0	0	0	2
Jim Marshall, L (1, 3) OBP: 0.335, SLG: 0.424	F8			F3		4-3		1B 1-3 2-H 2B		4	1	1	1	0	0	0
14 Ernie Banks, R (1, 6) OBP: 0.369, SLG: 0.596		FC7-4 1B		F8			SSS K	1B 1B IBB		3	1	1	0	1	1	0
Irv Noren, L (1, 9) OBP: 0.403, SLG: 0.481 Bobby Thomson, R (8, PR) OBP: 0.312, SLG: 0.396 (9, 9)		FC7-4 BB 1-2f		4-3			3B 1B	1B 1B 1-2 2-H 3-H 1B		4 0	1 1	2 0	2 0	0 0	0 0	1 0
Walt Moryn, L (1, 7) OBP: 0.314, SLG: 0.370 Billy Williams, L (9, 7) OBP: 0.207, SLG: 0.250	F7				FC6-4 1B		1-H 3B	F5		4 0	0 0	2 0	1 0	0 0	0 0	3 0
Alvin Dark, R (1, 5) OBP: 0.321, SLG: 0.355	BBB 1-2 BB				F2		F3	1B 1-2 2-H 1B		3	0	1	1	1	0	2
Sammy Taylor, L (1, 2) OBP: 0.315, SLG: 0.384		F5			F8		4-3	1-2 2-H 1B		4	0	1	1	0	0	4
Glen Hobbie, R (1, 1) OBP: 0.161, SLG: 0.150 Dale Long, L (8, PH) OBP: 0.323, SLG: 0.469 Don Eaddy, R (8, PR) Earl Averill, R (8, PH) OBP: 0.304, SLG: 0.463 Bill Henry, L (9, 1) OBP: 0.214, SLG: 0.185			6-3		FC6-4 1-2f			FC2-5 1B 1B K		2 1 0 1 0	0 0 0 0 0	0 1 0 0 0	0 0 0 0 0	0 0 0 1 0	0 0 0 1 0	1 0 0 2 0
Inning Stats	R: 0 E: 0 K: 0 S: 3 H: 0 LOB: 0 BB: 0 P: 3	R: 0 E: 0 K: 0 S: 4 H: 1 LOB: 2 BB: 1 P: 8	R: 0 E: 0 K: 0 S: 3 H: 0 LOB: 0 BB: 0 P: 3	R: 0 E: 0 K: 0 S: 3 H: 0 LOB: 0 BB: 0 P: 3	R: 0 E: 0 K: 0 S: 4 H: 1 LOB: 1 BB: 0 P: 4	R: 0 E: 0 K: 0 S: 3 H: 0 LOB: 0 BB: 0 P: 3	R: 1 E: 0 K: 1 S: 7 H: 2 LOB: 1 BB: 0 P: 7	R: 5 E: 0 K: 1 S: 11 H: 6 LOB: 2 BB: 1 P: 15		1B: 8 2B: 1 3B: 1 HR: 0 SF: 0 SAC: 0 DP: 0 HBP: 0						

	AB	34
	R	6
	H	10
	RBI	6
	BB	2
	SO	2
	LOB	15

WP: 0 PB: 0 SB: 0 CS: 0 PA: 36

PITCHER		IP	WLS	BF	H	R	ER	SO	BB	IBB	HBP	BLK	WP	HR	S	P	ERA	WHIP
Carl Willey, R ERA: 4.17	(1, 1)	7.1	L	32	8	6	6	1	1	1	0	0	0	0	32	40	7.36	1.227
Don McMahon, R ERA: 1.99	(8, 1)	0.2		4	2	0	0	1	0	0	0	0	0	0	6	6	0.00	3.000

PITCHER	IP	WLS	BF	H	R	ER	SO	BB	IBB	HBP	BLK	WP	HR	S	P	ERA	WHIP

Batter	1	2	3	4	5	6	7	8	9	AB	R	H	RBI	BB	SO	LOB
Tony Taylor, R (1, 4) OBP: 0.339, SLG: 0.411	F7		F4			1-3			1B 14 1B 1B	4	1	1	0	0	0	0
George Altman, L (1, 8) OBP: 0.326, SLG: 0.391	K			F4		K			1-2 14 1B 1B	4	1	1	0	0	2	0
Lee Walls, R (1, 9) OBP: 0.332, SLG: 0.383	K			F7			F7		K	3	0	0	0	0	1	0
Jim Marshall, L (9, PH) OBP: 0.335, SLG: 0.424										0	0	0	0	0	0	0
Dale Long, L (9, PH) OBP: 0.322, SLG: 0.467										1	0	0	0	0	1	2
(9, 3)																
14 Ernie Banks, R (1, 6) OBP: 0.368, SLG: 0.593		F8		5-3			F6		1B 1-2 2-H 1B	4	0	1	1	0	0	0
Bobby Thomson, R (1, 7) OBP: 0.312, SLG: 0.405		F8			HR		K		1-2 2-H 1B	3	1	1	1	0	1	0
Walt Moryn, L (9, PH) OBP: 0.316, SLG: 0.373										1	0	1	1	0	0	0
(9, 9)																
Art Schult, R (1, 3) OBP: 0.303, SLG: 0.352		FC6-4 1B			F6			K	K	3	0	1	0	0	1	0
Irv Noren, L (9, PH) OBP: 0.400, SLG: 0.477										1	0	0	0	0	1	2
(9, 7)																
Alvin Dark, R (1, 5) OBP: 0.319, SLG: 0.353		FC6-4 1-2f			F2			6-3		3	0	0	0	0	0	1
Cal Neeman, R (1, 2) OBP: 0.229, SLG: 0.239			F4		6-3			F8		3	0	0	0	0	0	0
Art Ceccarelli, R (1, 1) OBP: 0.148, SLG: 0.115			G3			K			6-3	2	0	0	0	0	1	0
Earl Averill, R (9, PH) OBP: 0.302, SLG: 0.461										1	0	0	0	0	0	0
Don Elston, R (9, 1) OBP: 0.211, SLG: 0.211										0	0	0	0	0	0	0

TOP

Chicago Cubs @ San Francisco Giants

Seals Stadium, San Francisco , CA

Wed Sep 02 1959, 6:33 AM EDT

Att. 16,422 - Unknown

livebaseballscorecards.com

AB	33
R	3
H	6
RBI	3
BB	0
SO	8
LOB	5

Inning Stats	1	2	3	4	5	6	7	8	9
R	0	0	0	0	1	0	0	0	2
E	0	0	0	0	0	0	0	0	0
K	2	0	0	0	0	2	1	1	2
S	7	4	3	3	4	7	5	5	11
H	0	1	0	0	1	0	0	0	4
LOB	0	1	0	0	0	0	0	0	2
BB	0	0	0	0	0	0	0	0	0
P	7	4	3	3	4	7	5	5	11

1B: 5 SF: 0
2B: 0 SAC: 0
3B: 0 DP: 0
HR: 1 HBP: 0

WP: 0 PA: 33
PB: 0
SB: 0
CS: 0

PITCHER		IP	WLS	BF	H	R	ER	SO	BB	IBB	HBP	BLK	WP	HR	S	P	ERA	WHIP
Mike McCormick, L ERA: 4.25	(1, 1)	8.1		29	4	3	3	6	0	0	0	0	0	1	41	41	3.24	0.480
Sam Jones, R ERA: 2.99	(9, 1)	0.2	W	4	2	0	0	2	0	0	0	0	0	0	8	8	0.00	3.000

PITCHER		IP	WLS	BF	H	R	ER	SO	BB	IBB	HBP	BLK	WP	HR	S	P	ERA	WHIP

Batter	1	2	3	4	5	6	7	8	9	AB	R	H	RBI	BB	SO	LOB
Danny O'Connell, R (1, 4) OBP: 0.261, SLG: 0.273	K		BB		5-3			F3		3	0	0	0	1	1	0
Willie McCovey, L (1, 3) Jim Davenport, R (9, 5) OBP: 0.449, SLG: 0.719 OBP: 0.295, SLG: 0.335	K		F9			HR		K		4 0	1 0	1 0	1 0	0 0	2 0	1 0
Willie Mays, R (1, 8) OBP: 0.366, SLG: 0.542	K		F3			F7		F7		4	0	0	0	0	1	1
Orlando Cepeda, R (1, 7) (9, 3) OBP: 0.352, SLG: 0.537		1B SF8 1B		F8		5-3			F9	4	1	1	0	0	0	0
Jackie Brandt, R (1, 5) (9, 7) OBP: 0.325, SLG: 0.414		S 1-3 1B		F2		5-3			HR	4	1	2	1	0	0	0
Felipe Alou, R (1, 9) OBP: 0.321, SLG: 0.478		SF8 3-H		HR						1	1	1	2	1	0	0
Eddie Bressoud, R (1, 6) OBP: 0.307, SLG: 0.398		F5 1-2		K						3	0	0	0	0	2	2
Jim Hegan, R (1, 2) OBP: 0.240, SLG: 0.232		F6			F8					3	0	0	0	0	0	2
Mike McCormick, L (1, 1) Sam Jones, R (9, 1) OBP: 0.155, SLG: 0.130 OBP: 0.141, SLG: 0.122			K		K					3 0	0 0	0 0	0 0	0 0	2 0	1 0
Inning Stats	R: 0 E: 0 K: 3 S: 9 H: 0 LOB: 0 BB: 0 P: 9	R: 1 E: 0 K: 0 S: 5 H: 2 LOB: 1 BB: 0 P: 5	R: 0 E: 0 K: 1 S: 5 H: 0 LOB: 1 BB: 1 P: 9	R: 1 E: 0 K: 1 S: 6 H: 1 LOB: 0 BB: 0 P: 6	R: 0 E: 0 K: 1 S: 5 H: 0 LOB: 0 BB: 0 P: 5	R: 1 E: 0 K: 0 S: 4 H: 1 LOB: 0 BB: 0 P: 4	R: 0 E: 0 K: 1 S: 5 H: 0 LOB: 1 BB: 1 P: 9	R: 0 E: 0 K: 1 S: 5 H: 0 LOB: 0 BB: 0 P: 5	R: 1 E: 0 K: 0 S: 2 H: 1 LOB: 0 BB: 0 P: 2	1B: 2 2B: 0 3B: 0 HR: 3 SF: 1 SAC: 0 DP: 0 HBP: 0						

PITCHER		IP	WLS	BF	H	R	ER	SO	BB	IBB	HBP	BLK	WP	HR	S	P	ERA	WHIP
Art Ceccarelli, L ERA: 4.28	(1, 1)	8.0		30	4	3	3	8	2	0	0	0	0	2	44	52	3.38	0.750
Don Elston, R ERA: 3.53	(9, 1)	0.1	L	2	1	1	1	0	0	0	0	0	0	1	2	2	27.00	3.000

PITCHER	IP	WLS	BF	H	R	ER	SO	BB	IBB	HBP	BLK	WP	HR	S	P	ERA	WHIP

BOTTOM

Chicago Cubs @ San Francisco Giants

Seals Stadium, San Francisco , CA

Wed Sep 02 1959, 6:33 AM EDT

Att. 16,422 - Unknown

livebaseballscorecards.com

AB	29
R	4
H	5
RBI	4
BB	2
SO	8
LOB	7

Chicago Cubs @ San Francisco Giants

Seals Stadium, San Francisco , CA

Thu Sep 03 1959, 6:33 AM EDT

Att. 15,424 - Unknown

TOP

Batter	1	2	3	4	5	6	7	8	9	AB	R	H	RBI	BB	SO	LOB
Tony Taylor, R (1, 4) OBP: 0.338, SLG: 0.409	F6		5-3	F4		1B		F3		5	0	1	0	0	0	2
George Altman, L (1, 8) OBP: 0.324, SLG: 0.388	14 1B 4-3 1B		G3	1-3		5-3			1-3	5	0	1	0	0	0	2
Lee Walls, R (1, 9) OBP: 0.333, SLG: 0.382	4-3 1-2		BBBB 14 2B BB		14 FC5-4 1B		SSS K		1B	1	1	0	0	1	0	1
Walt Moryn, L (5, PH) (5, 7) OBP: 0.319, SLG: 0.375										3	0	2	0	0	1	0
14 Ernie Banks, R (1, 6) OBP: 0.368, SLG: 0.593	2-3 1B		1-H 2B 2B		FC5-4 1B 1-2f		1-3		F8	5	1	2	1	0	0	2
Bobby Thomson, R (1, 7) (5, 9) OBP: 0.310, SLG: 0.400	F4		BBBB 2B BB		SSS K		1-3		SSS K	4	1	0	0	1	2	4
Art Schult, R (1, 3) OBP: 0.307, SLG: 0.366		6-3	1-H 2-H 2B		FC4-6 1B 1-3			F7		2	0	1	2	0	0	0
Dale Long, L (4, 3) OBP: 0.324, SLG: 0.467										2	0	1	0	0	0	0
Alvin Dark, R (1, 5) OBP: 0.320, SLG: 0.364		HR	F9		FC4-6 1-2f			1B G3 2B		4	2	2	1	0	0	3
Cal Neeman, R (1, 2) OBP: 0.232, SLG: 0.253		6-3		SH2-4 2B		6-3		G3 2-3		3	0	1	0	0	0	0
Irv Noren, L (8, PH) OBP: 0.405, SLG: 0.481								1B		1	0	1	0	0	0	0
John Buzhardt, R (8, 1) OBP: 0.103, SLG: 0.107										0	0	0	0	0	0	0
Bob Anderson, R (1, 1) OBP: 0.125, SLG: 0.101										1	0	0	0	0	1	0
Dave Hillman, R (4, 1) OBP: 0.220, SLG: 0.132										0	0	0	0	0	0	0
Don Elston, R (5, 1) OBP: 0.211, SLG: 0.211										0	0	0	0	0	0	0
Billy Williams, L (6, PH) OBP: 0.200, SLG: 0.241										1	0	0	0	0	1	0
Bill Henry, L (6, 1) OBP: 0.214, SLG: 0.185										0	0	0	0	0	0	0
Sammy Taylor, L (8, PH) (8, 2) OBP: 0.314, SLG: 0.382		K		SH2-4 2-3		K		G3 1-2 3-H		1	0	0	1	0	0	1
Inning Stats	R: 0 E: 0 K: 0 S: 5 H: 2 LOB: 2 BB: 0 P: 5	R: 1 E: 0 K: 1 S: 6 H: 1 LOB: 0 BB: 0 P: 6	R: 3 E: 0 K: 0 S: 5 H: 2 LOB: 1 BB: 2 P: 13	R: 0 E: 0 K: 0 S: 4 H: 1 LOB: 1 BB: 0 P: 4	R: 0 E: 0 K: 1 S: 7 H: 2 LOB: 2 BB: 0 P: 7	R: 0 E: 0 K: 1 S: 6 H: 1 LOB: 1 BB: 0 P: 6	R: 0 E: 0 K: 1 S: 5 H: 0 LOB: 0 BB: 0 P: 5	R: 1 E: 0 K: 0 S: 5 H: 2 LOB: 1 BB: 0 P: 5	R: 0 E: 0 K: 1 S: 6 H: 1 LOB: 1 BB: 0 P: 6	1B: 7 2B: 4 3B: 0 HR: 1 SF: 0 SAC: 1 DP: 0 HBP: 0							WP: 0 PB: 0 SB: 0 CS: 0 PA: 41

PITCHER		IP	WLS	BF	H	R	ER	SO	BB	IBB	HBP	BLK	WP	HR	S	P	ERA	WHIP
Johnny Antonelli, L ERA: 2.9	(1, 1)	2.2		15	5	4	4	1	2	0	0	0	0	1	15	23	13.50	2.625
Stu Miller, R ERA: 2.95	(3, 1)	6.1	W	26	7	1	1	4	0	0	0	0	0	0	34	34	1.42	1.105

PITCHER	IP	WLS	BF	H	R	ER	SO	BB	IBB	HBP	BLK	WP	HR	S	P	ERA	WHIP

AB	38
R	5
H	12
RBI	5
BB	2
SO	5
LOB	15

livebaseballscorecards.com

Batter	1	2	3	4	5	6	7	8	9	AB	R	H	RBI	BB	SO	LOB
Jackie Brandt, R (1, 5) (8, 7) OBP: 0.326, SLG: 0.419	S S S 0-3 K ①		x 0-0 4-3 3B	x 0-0 F4 ③		x 0-0 HR 1B		x 0-0 F8 ②		5	2	2	0	0	1	2
Willie Mays, R (1, 8) OBP: 0.364, SLG: 0.545	x 0-0 6-3 ②		x 0-0 4-3 ② 3-H		x 0-0 F9 ①	x 0-0 1-H HR		x 0-0 6-3 ③		5	1	1	3	0	0	0
Willie McCovey, L (1, 3) OBP: 0.443, SLG: 0.729 Jim Davenport, R (8, 5) OBP: 0.295, SLG: 0.335	x 0-0 4-3 ③		S S S 0-3 K ③		x 0-0 HR	x 0-0 1-3 ③				4 0	1 0	1 0	1 0	0 0	1 0	0 0
Orlando Cepeda, R (1, 7) (8, 3) OBP: 0.355, SLG: 0.541		x 0-0 F8 ①		x 0-0 1B BB 1B 1B	x 0-0 2B 2B		x 0-0 1B 1B 1B			4	2	3	0	0	0	0
Willie Kirkland, L (1, 9) OBP: 0.330, SLG: 0.482		S S S 0-3 K ②		x 0-0 F9 ①	x 0-0 2-H 2B		x 0-0 1B 1-2 1B			4	0	2	1	0	1	1
Daryl Spencer, R (1, 4) OBP: 0.330, SLG: 0.384		x 0-0 1B	B B B 4-0 1B 1-2 1B BB		x 0-0 F2 ②		S S S 0-3 K ①			3	1	1	0	1	1	3
Hobie Landrith, L (1, 2) OBP: 0.343, SLG: 0.330 Felipe Alou, R (7, PH) OBP: 0.324, SLG: 0.481 Jim Hegan, R (8, 2) OBP: 0.240, SLG: 0.232		x 0-0 F8 ③		x 0-0 SH1-4 1B 1-2 2-3 1B	x 0-0 G3 ③		x 0-0 1-3 2-3 1B ②			3 1 0	0 0 0	1 1 0	0 0 0	0 0 0	0 0 0	2 0 0
Eddie Bressoud, R (1, 6) OBP: 0.310, SLG: 0.413			x 0-0 HR	x 0-0 SH1-4 1-2 2-H 3-H 1B		x 0-0 F4 ①	x 0-0 F9 ③			4	1	2	3	0	0	2
Johnny Antonelli, L (1, 1) OBP: 0.170, SLG: 0.239 Stu Miller, R (3, 1) OBP: 0.087, SLG: 0.045			x 0-0 6-3 ①	x 0-0 SH1-4 ② 1-2 2-3		x 0-0 4-3 ②		x 0-0 F7 ①		0 3	0 0	0 0	0 0	0 0	0 0	0 0
Inning Stats	R: 0 E: 0 K: 1 S: 5 H: 0 LOB: 0 BB: 0 P: 5	R: 0 E: 0 K: 1 S: 6 H: 1 LOB: 1 BB: 0 P: 6	R: 2 E: 0 K: 1 S: 7 H: 2 LOB: 0 BB: 0 P: 7	R: 2 E: 0 K: 0 S: 6 H: 3 LOB: 2 BB: 1 P: 10	R: 2 E: 0 K: 0 S: 6 H: 3 LOB: 1 BB: 0 P: 6	R: 2 E: 0 K: 0 S: 5 H: 2 LOB: 0 BB: 0 P: 5	R: 0 E: 0 K: 1 S: 7 H: 3 LOB: 2 BB: 0 P: 7	R: 0 E: 0 K: 0 S: 3 H: 0 LOB: 0 BB: 0 P: 3		1B: 8 2B: 2 3B: 1 HR: 3	SF: 0 SAC: 1 DP: 0 HBP: 0						

BOTTOM

Chicago Cubs @ San Francisco Giants

Seals Stadium, San Francisco , CA

Thu Sep 03 1959, 6:33 AM EDT

Att. 15,424 - Unknown

livebaseballscorecards.com

AB	36
R	8
H	14
RBI	8
BB	1
SO	4
LOB	10

WP: 0 PB: 0 SB: 0 CS: 0 PA: 38

PITCHER	IP	WLS	BF	H	R	ER	SO	BB	IBB	HBP	BLK	WP	HR	S	P	ERA	WHIP
Bob Anderson, R (1, 1) ERA: 3.92	3.1		17	6	4	4	3	1	0	0	0	0	1	22	26	10.80	2.100
Dave Hillman, R (4, 1) ERA: 3.35	1.0	L	6	3	2	2	0	0	0	0	0	0	1	6	6	18.00	3.000
Don Elston, R (5, 1) ERA: 3.5	0.2		2	0	0	0	0	0	0	0	0	0	0	2	2	0.00	0.000
Bill Henry, L (6, 1) ERA: 2.61	2.0		10	5	2	2	1	0	0	0	0	0	1	12	12	9.00	2.500
John Buzhardt, R (8, 1) ERA: 4.76	1.0		3	0	0	0	0	0	0	0	0	0	0	3	3	0.00	0.000

PITCHER	IP	WLS	BF	H	R	ER	SO	BB	IBB	HBP	BLK	WP	HR	S	P	ERA	WHIP

Batter	1	2	3	4	5	6	7	8	9	AB	R	H	RBI	BB	SO	LOB
Tony Taylor, R (1, 4) OBP: 0.336, SLG: 0.406	S S S 0-3 ① K		x 0-0 ② 5-3		x 0-0 ② 5-3		x 0-0 ① F8			4	0	0	0	0	1	2
George Altman, L (1, 8) OBP: 0.324, SLG: 0.385	x 0-0 ② F8		x 0-0 ③ F3		B B B B 4-0 BB		x 0-0 ② F6			3	0	0	0	1	0	1
Jim Marshall, L (1, 3) OBP: 0.333, SLG: 0.421	x 0-0 ③ G3			x 0-0 G4-6-3 1B	x 0-0 ③ 4-3		S S S 0-3 ③ K			4	0	1	0	0	1	2
14 Ernie Banks, R (1, 6) OBP: 0.368, SLG: 0.589		B B B B 4-0 1B BB		S S S 0-3 ① K		x 0-0 ① F9		S S S 0-3 ① K		3	0	0	0	1	2	1
Walt Moryn, L (1, 9) OBP: 0.318, SLG: 0.372 Lee Walls, R (8, 9) OBP: 0.333, SLG: 0.382	S S S 0-3 ① K			x 0-0 ②③ G4-6-3 1-2f		B B B B 4-0 BB 1B BB		S S S 0-3 ② K		3 0	0 0	0 0	0 0	1 0	2 0	2 0
Irv Noren, L (1, 7) OBP: 0.400, SLG: 0.473 Bobby Thomson, R (8, 7) OBP: 0.310, SLG: 0.400		x 0-0 ② FC4-6 1-3 1B			x 0-0 E5 E 1B 2B	x 0-0 ② F9		x 0-0 ③ F9		4 0	1 0	1 0	0 0	0 0	0 0	1 0
Sammy Taylor, L (1, 2) OBP: 0.316, SLG: 0.384		x 0-0 ③ FC4-6 1-2f			x 0-0 E5 1-3 2B 1B	x 0-0 BB 1-2 1B			x 0-0 ① F7	4	1	2	0	0	0	1
Alvin Dark, R (1, 5) OBP: 0.324, SLG: 0.367			B B B B 4-0 SH1-4 BB		x 0-0 2-H 3-H 2B	B B B B 4-0 1-2 2-3 BB			S S S 0-3 ② K	2	0	1	2	2	1	0
Glen Hobbie, R (1, 1) OBP: 0.154, SLG: 0.143			x 0-0 ① SH1-4 1-2		x 0-0 ① F9	x 0-0 ③ F5			x 0-0 ③ F8	3	0	0	0	0	0	4
Inning Stats	R: 0 E: 0 K: 1 S: 5 H: 0 LOB: 0 BB: 0 P: 5	R: 0 E: 0 K: 1 S: 5 H: 1 LOB: 1 BB: 1 P: 9	R: 0 E: 0 K: 0 S: 3 H: 0 LOB: 1 BB: 1 P: 7	R: 0 E: 0 K: 1 S: 5 H: 1 LOB: 0 BB: 0 P: 5	R: 2 E: 2 K: 0 S: 6 H: 2 LOB: 2 BB: 1 P: 10	R: 0 E: 0 K: 0 S: 4 H: 1 LOB: 3 BB: 2 P: 12	R: 0 E: 0 K: 1 S: 5 H: 0 LOB: 0 BB: 0 P: 5	R: 0 E: 0 K: 2 S: 7 H: 0 LOB: 0 BB: 0 P: 7	R: 0 E: 0 K: 1 S: 5 H: 0 LOB: 0 BB: 0 P: 5	1B: 4 2B: 1 3B: 0 HR: 0	SF: 0 SAC: 1 DP: 1 HBP: 0						

TOP

Chicago Cubs @ San Francisco Giants

Seals Stadium, San Francisco , CA

Fri Sep 04 1959, 10:05 PM EDT

Att. 22,850 - Unknown

livebaseballscorecards.com

AB	30
R	2
H	5
RBI	2
BB	5
SO	7
LOB	14

WP: 0 PB: 0 SB: 0 CS: 0 PA: 36

PITCHER		IP	WLS	BF	H	R	ER	SO	BB	IBB	HBP	BLK	WP	HR	S	P	ERA	WHIP
Jack Sanford, R ERA: 3.17	(1, 1)	7.0	L	30	5	2	0	4	5	0	0	0	0	0	33	53	0.00	1.429
Sam Jones, R ERA: 2.97	(8, 1)	2.0		6	0	0	0	3	0	0	0	0	0	0	12	12	0.00	0.000

PITCHER	IP	WLS	BF	H	R	ER	SO	BB	IBB	HBP	BLK	WP	HR	S	P	ERA	WHIP

Chicago Cubs @ San Francisco Giants

Seals Stadium, San Francisco , CA

Fri Sep 04 1959, 10:05 PM EDT

Att. 22,850 - Unknown

BOTTOM

livebaseballscorecards.com

Batter	1	2	3	4	5	6	7	8	9	AB	R	H	RBI	BB	SO	LOB
Jackie Brandt, R (1, 5) OBP: 0.325, SLG: 0.416	F8		F4		BB		F7			3	0	0	0	1	0	3
Willie Mays, R (1, 8) OBP: 0.363, SLG: 0.543	5-3		F9		F8			G4-6-3 1B		4	0	1	0	0	0	2
Willie McCovey, L (1, 3) OBP: 0.437, SLG: 0.730	E 3B		F9			K		G4-6-3 1-2f		4	1	1	0	0	1	2
Orlando Cepeda, R (1, 7) OBP: 0.358, SLG: 0.542	E1 1B 3-H			3-1 S 1B		CS 1B		4-3		4	0	3	1	0	0	0
Willie Kirkland, L (1, 9) OBP: 0.327, SLG: 0.477	F3			F7		F7			3-1	4	0	0	0	0	0	3
Daryl Spencer, R (1, 4) OBP: 0.331, SLG: 0.384		G3		3-1 1-3		CS 1-2		SH1-4 BB	1B 1B	3	0	1	0	1	0	1
Hobie Landrith, L (1, 2) OBP: 0.339, SLG: 0.326		F7		F8			SH1-4 1-2		F4	3	0	0	0	0	0	2
Eddie Bressoud, R (1, 6) OBP: 0.308, SLG: 0.409		F6			F7		K		1-2 1B	2	0	0	0	0	0	0
Leon Wagner, L (7, PH) OBP: 0.366, SLG: 0.427										1	0	0	0	0	1	1
Sam Jones, R (8, 1) OBP: 0.141, SLG: 0.122										0	0	0	0	0	0	0
Felipe Alou, R (9, PH) OBP: 0.327, SLG: 0.483										1	0	1	0	0	0	0
Jack Sanford, R (1, 1) OBP: 0.200, SLG: 0.111			BB		F9		BB		6-3	1	0	0	0	1	0	0
Dusty Rhodes, L (7, PH) OBP: 0.326, SLG: 0.289										0	0	0	0	1	0	0
Jose Pagan, R (7, PR) OBP: 0.231, SLG: 0.231										0	0	0	0	0	0	0
(8, 6)																
Jim Davenport, R (9, PH) OBP: 0.294, SLG: 0.334										1	0	0	0	0	0	2
Inning Stats	R: 1 E: 1 K: 0 S: 5 H: 2 LOB: 1 BB: 0 P: 5	R: 0 E: 0 K: 0 S: 3 H: 0 LOB: 0 BB: 0 P: 3	R: 0 E: 0 K: 0 S: 3 H: 0 LOB: 1 BB: 1 P: 7	R: 0 E: 0 K: 0 S: 4 H: 1 LOB: 1 BB: 0 P: 4	R: 0 E: 0 K: 0 S: 3 H: 0 LOB: 1 BB: 1 P: 7	R: 0 E: 0 K: 1 S: 5 H: 1 LOB: 0 BB: 0 P: 5	R: 0 E: 0 K: 1 S: 5 H: 0 LOB: 2 BB: 2 P: 13	R: 0 E: 0 K: 0 S: 3 H: 1 LOB: 0 BB: 0 P: 3	R: 0 E: 0 K: 0 S: 5 H: 2 LOB: 2 BB: 0 P: 5	1B: 6 2B: 0 3B: 1 HR: 0 SF: 0 SAC: 1 DP: 1 HBP: 0						

PITCHER	IP	WLS	BF	H	R	ER	SO	BB	IBB	HBP	BLK	WP	HR	S	P	ERA	WHIP
Glen Hobbie, R (1, 1) ERA: 3.86	9.0	W	36	7	1	1	2	4	0	0	0	0	0	36	52	1.00	1.222

PITCHER	IP	WLS	BF	H	R	ER	SO	BB	IBB	HBP	BLK	WP	HR	S	P	ERA	WHIP

AB	31
R	1
H	7
RBI	1
BB	4
SO	2
LOB	16

WP: 0 PA: 37
PB: 0
SB: 1
CS: 1

Batter	1	2	3	4	5	6	7	8	9	10	AB	R	H	RBI	BB	SO	LOB
Tony Taylor, R (1, 4) OBP: 0.334, SLG: 0.403	B B C X 2-1 F6 ①		X 0-0 F9 ③			B F S S 1-3 K ①	B F B X 2-1 FC6-4 ③ 1-2f			B B B B 4-0 14 HR SH2-4 BB	4	1	0	0	1	1	2
Alvin Dark, R (1, 5) OBP: 0.323, SLG: 0.364	B B B B 4-0 1B 1-2 BB			B C X 1-1 F3 ①		C C B B X 2-2 F3 ②		C B B X 2-1 F6 ①		B B X 2-0 SH2-4 ① 1-2	3	0	0	0	1	0	0
Lee Walls, R (1, 9) OBP: 0.337, SLG: 0.382	C C X 0-2 1-3 1B			S B C X 1-2 4-3 ②		C C B B F B F B 4-2 14 BLK BB		B X 1-0 F8 ②		B B F B F B 4-2 14 HR BB	3	1	1	0	2	0	0
14 Ernie Banks, R (1, 6) OBP: 0.368, SLG: 0.593	S B B C C S 2-3 K ②			F F X 0-2 F5 ③		F I I I I 4-1 1-2 IBB		B X 1-0 6-3 ③		B F S X 1-2 1-H 2-H HR	4	1	1	3	1	1	2
Art Schult, R (1, 3) OBP: 0.302, SLG: 0.367 Jim Marshall, L (10, PR) OBP: 0.333, SLG: 0.421 (10, 3)	B 1-0 1-2 ③ 3-H	B B B B C F S 3-3 K ①			F S B B X 2-2 2B	B S X 1-1 F4 ③			C B F C 1-3 K ①	B X 1-0 E5 G4-6-3	5 0	0 0	1 0	0 0	0 0	2 0	2 0
Earl Averill, R (1, 7) OBP: 0.301, SLG: 0.456 Don Eaddy, R (9, PR) Walt Moryn, L (9, 7) OBP: 0.317, SLG: 0.371 George Altman, L (10, 8) OBP: 0.324, SLG: 0.385		X 0-0 F9 ②			C S S 0-3 K ①		C X 0-1 6-3 ①		B X 1-0 E 1B	B C C B F X 2-2 1-2f G4-6-3 ②③	4 0 1 0	0 0 0 0	1 0 0 0	0 0 0 0	0 0 0 0	1 0 0 0	1 0 1 0
Bobby Thomson, R (1, 8) OBP: 0.312, SLG: 0.398 (10, 7)		X 0-0 F4 ③			B B B I 4-0 IBB		C S B B B F B B 4-2 1B BB		B C B F B X 3-2 E5 1-2		2	0	0	0	2	0	1
Cal Neeman, R (1, 2) OBP: 0.233, SLG: 0.253			B X 1-0 F3 ①		B B F S S 2-3 K ②		F X 0-1 1-3 FC6-4 1B		C S S 0-3 K ②		4	0	1	0	0	2	4
Art Ceccarelli, R (1, 1) OBP: 0.129, SLG: 0.100			S S C 0-3 K ②		B C S B F B S 3-3 K ③		S B X 1-1 B3 ②		F S B S 1-3 K ③		4	0	0	0	0	3	6
Inning Stats	R: 0 E: 0 K: 1 S: 8 H: 1 LOB: 2 BB: 1 P: 17	R: 0 E: 0 K: 1 S: 5 H: 0 LOB: 0 BB: 0 P: 8	R: 0 E: 0 K: 1 S: 5 H: 0 LOB: 0 BB: 0 P: 6	R: 0 E: 0 K: 0 S: 8 H: 0 LOB: 0 BB: 0 P: 10	R: 0 E: 0 K: 3 S: 13 H: 1 LOB: 2 BB: 1 P: 24	R: 0 E: 0 K: 1 S: 13 H: 0 LOB: 2 BB: 2 P: 25	R: 0 E: 0 K: 0 S: 11 H: 1 LOB: 2 BB: 1 P: 18	R: 0 E: 0 K: 0 S: 4 H: 0 LOB: 0 BB: 0 P: 8	R: 0 E: 1 K: 3 S: 13 H: 1 LOB: 2 BB: 0 P: 19	R: 3 E: 1 K: 0 S: 11 H: 1 LOB: 1 BB: 2 P: 25	1B: 3 2B: 1 3B: 0 HR: 1 SF: 0 SAC: 1 DP: 1 HBP: 0						

PITCHER	IP	WLS	BF	H	R	ER	SO	BB	IBB	HBP	BLK	WP	HR	S	P	ERA	WHIP
Sandy Koufax, L (1, 1) ERA: 3.68	10.0	L	43	5	3	3	10	5	2	0	1	0	1	91	160	2.70	1.000

PITCHER	IP	WLS	BF	H	R	ER	SO	BB	IBB	HBP	BLK	WP	HR	S	P	ERA	WHIP

TOP

Chicago Cubs @ Los Angeles Dodgers

Los Angeles Memorial Coliseum, Los Angeles, CA

Sun Sep 06 1959, 6:33 AM EDT

Unknown

livebaseballscorecards.com

AB	34
R	3
H	5
RBI	3
BB	7
SO	10
LOB	19

WP: 0	PA: 42	1B: 3	SF: 0	WP: 0													
PB: 0		2B: 1	SAC: 1	PB: 0													
SB: 0		3B: 0	DP: 1	SB: 0													
CS: 0		HR: 1	HBP: 0	CS: 0													

Batter	1	2	3	4	5	6	7	8	9	10	AB	R	H	RBI	BB	SO	LOB
Jim Gilliam, S (1, 5) OBP: 0.400, SLG: 0.352	F2		F9			F9		6-3		F9	5	0	0	0	0	0	0
Charlie Neal, R (1, 4) OBP: 0.337, SLG: 0.453	1B		G4-6-3 1B			E1 1B		K2-3		1B	5	0	4	0	0	1	0
Wally Moon, L (1, 8) (8, 9) OBP: 0.390, SLG: 0.469	F9		G4-6-3 1-2f			4-3		BB		F6	4	0	0	0	1	0	4
Gil Hodges, R (1, 3) OBP: 0.380, SLG: 0.548	K			6-3		K		F4		K	5	0	0	0	0	3	4
Carl Furillo, R (1, 9) OBP: 0.346, SLG: 0.333		6-3		F7			E4 5-3 BB		K		3	0	0	0	0	0	0
Don Demeter, R (7, PR) OBP: 0.290, SLG: 0.438											1	0	0	0	0	1	0
(8, 8)																	
Chuck Essegian, R (1, 7) OBP: 0.289, SLG: 0.397		FC4 1B BB		F8			5-3 BB 1-2		BB		1	0	0	0	3	0	0
Don Zimmer, R (9, PR) OBP: 0.274, SLG: 0.249											0	0	0	0	0	0	0
(10, 6)																	
Joe Pignatano, R (1, 2) OBP: 0.331, SLG: 0.295	FC4 1B 1-2				L8-3 1B		5-3 1-2 2-3		BB 1-2		3	0	2	0	1	0	2
Maury Wills, S (1, 6) OBP: 0.253, SLG: 0.236	FC4 1-2f 2-3				L8-3 1-2		4-0 IBB		K		2	0	0	0	1	0	3
Rip Repulski, R (9, PH) OBP: 0.340, SLG: 0.359											1	0	0	0	0	1	2
(10, 7)																	
Sandy Koufax, R (1, 1) OBP: 0.160, SLG: 0.188	4-3				1-3		K		K		4	0	0	0	0	2	6
Inning Stats	R: 0 H: 1 E: 0 LOB: 1 K: 1 BB: 0 S: 6 P: 10	R: 0 H: 1 E: 0 LOB: 2 K: 0 BB: 1 S: 8 P: 18	R: 0 H: 1 E: 0 LOB: 0 K: 0 BB: 0 S: 9 P: 17	R: 0 H: 0 E: 0 LOB: 0 K: 0 BB: 0 S: 10 P: 16	R: 0 H: 1 E: 0 LOB: 0 K: 0 BB: 0 S: 5 P: 7	R: 0 H: 1 E: 1 LOB: 1 K: 1 BB: 0 S: 9 P: 14	R: 0 H: 0 E: 1 LOB: 2 K: 1 BB: 2 S: 11 P: 23	R: 0 H: 0 E: 0 LOB: 1 K: 1 BB: 1 S: 6 P: 13	R: 0 H: 0 E: 0 LOB: 2 K: 3 BB: 2 S: 13 P: 26	R: 0 H: 1 E: 0 LOB: 1 K: 1 BB: 0 S: 12 P: 21	1B: 6 SF: 0 2B: 1 SAC: 0 3B: 0 DP: 2 HR: 0 HBP: 0						

PITCHER	IP	WLS	BF	H	R	ER	SO	BB	IBB	HBP	BLK	WP	HR	S	P	ERA	WHIP
Art Ceccarelli, L (1, 1) ERA: 3.78	10.0	W	40	6	0	0	8	5	1	0	0	0	0	89	165	0.00	1.100

PITCHER	IP	WLS	BF	H	R	ER	SO	BB	IBB	HBP	BLK	WP	HR	S	P	ERA	WHIP

BOTTOM

Chicago Cubs @ Los Angeles Dodgers

Los Angeles Memorial Coliseum, Los Angeles, CA

Sun Sep 06 1959, 6:33 AM EDT

Unknown

livebaseballscorecards.com

AB	34
R	0
H	6
RBI	0
BB	6
SO	8
LOB	21

WP: 0 PA: 40
PB: 0
SB: 0
CS: 0

Batter	1	2	3	4	5	6	7	8	9	AB	R	H	RBI	BB	SO	LOB
Tony Taylor, R (1, 4) OBP: 0.337, SLG: 0.404	L3 1B		G4-6-3 1B		F9		F9		1B HR 1B	5	1	3	0	0	0	0
George Altman, L (1, 8) OBP: 0.322, SLG: 0.380	L3 1-2		G4-6-3 1-2f		4-2 BB		1-3 K		1-3 K	4	0	0	0	1	2	3
Jim Marshall, L (1, 3) OBP: 0.331, SLG: 0.417	2-3 K		1-3 K		1-0 F7			0-1 4-3	1-2 HR 1B	5	1	1	0	0	2	1
14 Ernie Banks, R (1, 6) OBP: 0.366, SLG: 0.595		1-1 F4		0-0 5-3		0-3 K		2-2 HR	0-1 F3	5	1	1	1	0	1	2
Walt Moryn, L (1, 7) OBP: 0.324, SLG: 0.388		0-0 BB 1B 1B		0-1 4-3		0-0 2B		4-0 2B BB	2-2 1-H 2-H HR	4	2	3	3	1	0	0
Irv Noren, L (1, 9) OBP: 0.408, SLG: 0.483 Lee Walls, R (9, 9) OBP: 0.337, SLG: 0.382	4-2 1-2 1B BB		0-1 WP 1B		1-2 5-3			1-1 1-3 2B	1-3 K	4 0	0 0	2 0	0 0	1 0	1 0	1 0
Sammy Taylor, L (1, 2) OBP: 0.321, SLG: 0.383	2-3 K		4-2 FC6-4 1-2 BB		4-0 BB			4-0 IBB		1	0	0	0	3	1	2
Randy Jackson, R (1, 5) OBP: 0.309, SLG: 0.333 Earl Averill, R (8, PH) OBP: 0.299, SLG: 0.453 Alvin Dark, R (8, 5) OBP: 0.323, SLG: 0.364	2-1 1-2 2-H 1B		1-1 FC6-4 1-2f		0-1 F2			1-3 K		3 1 0	0 0 0	1 0 0	1 0 0	0 0 0	0 1 0	4 3 0
Moe Drabowsky, R (1, 1) OBP: 0.159, SLG: 0.143 Ben Johnson, R (1, 1) Dale Long, L (7, PH) OBP: 0.322, SLG: 0.465 Bill Henry, L (7, 1) OBP: 0.214, SLG: 0.185 Bobby Thomson, R (8, PH) OBP: 0.312, SLG: 0.397 Don Elston, R (8, 1) OBP: 0.211, SLG: 0.211		1-3 K			1-0 L6		2-1 4-3	2-3 K		0 2 1 0 1 0	0 0 0 0 0 0	0 0 0 0 0 0	0 0 0 0 0 0	0 0 0 0 0 0	0 1 0 0 1 0	0 2 0 0 3 0
Inning Stats	R: 0 E: 0 K: 1 S: 10 H: 1 LOB: 0 BB: 0 P: 15	R: 1 E: 0 K: 2 S: 16 H: 2 LOB: 2 BB: 1 P: 26	R: 0 E: 0 K: 1 S: 6 H: 1 LOB: 0 BB: 0 P: 7	R: 0 E: 0 K: 0 S: 9 H: 1 LOB: 2 BB: 1 P: 14	R: 0 E: 0 K: 0 S: 6 H: 0 LOB: 1 BB: 1 P: 13	R: 0 E: 0 K: 1 S: 9 H: 1 LOB: 2 BB: 1 P: 14	R: 0 E: 0 K: 1 S: 6 H: 0 LOB: 0 BB: 0 P: 9	R: 1 E: 0 K: 2 S: 16 H: 2 LOB: 3 BB: 2 P: 30	R: 3 E: 0 K: 2 S: 19 H: 3 LOB: 0 BB: 0 P: 24	1B: 7 2B: 3 3B: 0 HR: 2 SF: 0 SAC: 0 DP: 2 HBP: 0						

TOP

Chicago Cubs @ Los Angeles Dodgers

Los Angeles Memorial Coliseum, Los Angeles, CA

Sun Sep 06 1959, 10:05 PM EDT

Att. 39,432 - Unknown

livebaseballscorecards.com

AB	36
R	5
H	11
RBI	5
BB	6
SO	10
LOB	21

WP: 1 PB: 0 SB: 0 CS: 0 PA: 42

PITCHER		IP	WLS	BF	H	R	ER	SO	BB	IBB	HBP	BLK	WP	HR	S	P	ERA	WHIP
Larry Sherry, R ERA: 2.55	(1, 1)	7.1		33	8	2	2	6	5	0	0	0	1	1	70	113	2.46	1.773
Don Drysdale, R ERA: 3.54	(8, 1)	1.2	L	9	3	3	3	4	0	1	0	0	0	1	27	39	16.20	1.800

PITCHER		IP	WLS	BF	H	R	ER	SO	BB	IBB	HBP	BLK	WP	HR	S	P	ERA	WHIP

Batter	1	2	3	4	5	6	7	8	9	AB	R	H	RBI	BB	SO	LOB
Jim Gilliam, S (1, 5) OBP: 0.401, SLG: 0.352	4-0 1B 1B FC4-6 BB	2-1 ② 4-3			1-2 ② 6-3			0-0 SH2-4 1B		3	1	1	0	1	0	0
Wally Moon, L (1, 9) (8, 7) OBP: 0.390, SLG: 0.468	2-1 FC4-6 1B 1-2 1B	0-0 ③ 5-3			0-1 ③ 3-1			1-1 ① SH2-4 1-2		3	0	1	0	0	0	0
Norm Larker, L (1, 7) OBP: 0.327, SLG: 0.424 Don Demeter, R (8, 8) OBP: 0.290, SLG: 0.438 Ron Fairly, L (8, PH) OBP: 0.332, SLG: 0.349 (9, 8)	2-1 FC4-6 1-2 2-3 1B		1-1 ① F8			0-0 ① G3		2-2 ② F7		3 0 1	0 0 0	1 0 0	0 0 0	0 0 0	0 0 0	0 0 1
Duke Snider, L (1, 8) (8, 9) OBP: 0.403, SLG: 0.558	3-2 ① FC4-6 BB 1-2f 2-3 3-H		4-2 G5-4-3 BB			3-2 ② 4-3		4-0 IBB		2	0	0	1	2	0	2
Gil Hodges, R (1, 3) OBP: 0.379, SLG: 0.543	4-1 1-2 BB		3-1 ②③ G5-4-3 1-2f			0-3 ③ K		1-3 ③ K		3	0	0	0	1	2	3
Charlie Neal, R (1, 4) OBP: 0.335, SLG: 0.449	2-1 ② F4			1-0 ① F9			1-1 ① 6-3		2-3 ① K	4	0	0	0	0	1	3
John Roseboro, L (1, 2) OBP: 0.332, SLG: 0.376	1-1 ③ F7			1-1 ② F9			1-0 HR		1-3 ② K	4	1	1	1	0	1	3
Maury Wills, S (1, 6) OBP: 0.249, SLG: 0.232 Carl Furillo, R (9, PH) OBP: 0.341, SLG: 0.329		1-1 ① L7		2-3 ③ K			0-1 ② L9		1-3 ③ K	3 1	0 0	0 0	0 0	0 0	1 1	0 0
Larry Sherry, R (1, 1) OBP: 0.240, SLG: 0.480 Don Drysdale, R (8, 1) OBP: 0.200, SLG: 0.346		0-0 HR			2-2 ① 6-3			0-2 ③ 4-3		3 0	1 0	1 0	1 0	0 0	0 0	0 0
Inning Stats	R: 1 H: 2 E: 0 LOB: 3 K: 0 BB: 2 S: 12 P: 30	R: 1 H: 1 E: 0 LOB: 0 K: 0 BB: 0 S: 6 P: 9	R: 0 H: 0 E: 0 LOB: 0 K: 0 BB: 1 S: 7 P: 15	R: 0 H: 0 E: 0 LOB: 0 K: 1 BB: 0 S: 6 P: 10	R: 0 H: 0 E: 0 LOB: 0 K: 0 BB: 0 S: 10 P: 13	R: 0 H: 0 E: 0 LOB: 0 K: 1 BB: 0 S: 7 P: 10	R: 1 H: 1 E: 0 LOB: 0 K: 0 BB: 0 S: 8 P: 10	R: 0 H: 1 E: 0 LOB: 2 K: 1 BB: 1 S: 10 P: 18	R: 0 H: 0 E: 0 LOB: 0 K: 3 BB: 0 S: 11 P: 15	1B: 3 SF: 0 2B: 0 SAC: 1 3B: 0 DP: 1 HR: 2 HBP: 0						WP: 0 PA: 35 PB: 0 SB: 0 CS: 0	

PITCHER		IP	WLS	BF	H	R	ER	SO	BB	IBB	HBP	BLK	WP	HR	S	P	ERA	WHIP
Moe Drabowsky, R ERA: 4.18	(1, 1)	0.1		5	2	1	1	0	2	0	0	0	0	0	8	23	27.00	12.000
Ben Johnson, R ERA: 1.59	(1, 1)	5.2		18	1	1	1	2	1	0	0	0	0	1	40	64	1.59	0.353
Bill Henry, L ERA: 2.67	(7, 1)	1.0		4	1	1	1	0	0	0	0	0	0	1	8	10	9.00	1.000
Don Elston, R ERA: 3.42	(8, 1)	2.0	W	8	1	0	0	4	0	1	0	0	0	0	21	33	0.00	0.500

PITCHER	IP	WLS	BF	H	R	ER	SO	BB	IBB	HBP	BLK	WP	HR	S	P	ERA	WHIP

BOTTOM

Chicago Cubs @ Los Angeles Dodgers

Los Angeles Memorial Coliseum, Los Angeles, CA

Sun Sep 06 1959, 10:05 PM EDT

Att. 39,432 - Unknown

livebaseballscorecards.com

AB	30
R	3
H	5
RBI	3
BB	4
SO	6
LOB	12

Batter	1	2	3	4	5	6	7	8	9	AB	R	H	RBI	BB	SO	LOB
Tony Taylor, R (1, 4) OBP: 0.334, SLG: 0.401	C C B X 1-2 ① F8		B B B C C F S 3-3 ① K		X 0-0 ① F8		B C F C 1-3 ① K		C B B X 2-1 ③ 5-3	5	0	0	0	0	2	0
Alvin Dark, R (1, 5) OBP: 0.323, SLG: 0.363	B B C X 2-1 1B 1B		X 0-0 ② F7		B C C C B F F F X 2-2 ② F9		B X 1-0 ② F7			4	0	1	0	0	0	0
Lee Walls, R (1, 9) OBP: 0.339, SLG: 0.381	B C X 1-1 14 IBB 1-3 1B		C B S S 1-3 ③ K		C B F B B F B 4-2 BB		F C B B B C 2-3 ③ K			3	0	1	0	1	2	0
14 Ernie Banks, R (1, 6) OBP: 0.367, SLG: 0.593	I I I I 4-0 1-2 IBB			B X 1-0 ① 4-3	F F F S 0-3 ③ K			B B C F X 2-2 1B		3	0	1	0	1	1	1
Walt Moryn, L (1, 7) OBP: 0.326, SLG: 0.391	C S B S 1-3 ② K			B B B C B 4-1 2B BB		C B B X 2-1 1-3 2B		C C B S 1-3 ① K		3	1	1	0	1	2	4
Art Schult, R (1, 3) OBP: 0.300, SLG: 0.373	S S B S 1-3 ③ K			F X 0-1 1-H 2B		F B X 1-1 ① 6-3		B X 1-0 ② L8		4	0	1	1	0	1	5
Bobby Thomson, R (1, 8) OBP: 0.311, SLG: 0.395		S T B S 1-3 ① K		C X 0-1 ② F3		F X 0-1 1-3 1B		F B B C C 2-3 ③ K		4	0	1	0	0	2	2
Cal Neeman, R (1, 2) OBP: 0.234, SLG: 0.245		B B F B C S 3-3 ② K		I I I I 4-0 IBB		B B F X 2-1 ② 1-3 1-2 2-3			X 0-0 ① L6	3	0	0	0	1	1	2
Bob Anderson, R (1, 1) OBP: 0.120, SLG: 0.097 Bill Henry, L (7, 1) OBP: 0.214, SLG: 0.185 Earl Averill, R (9, PH) OBP: 0.298, SLG: 0.450		S S C 0-3 ③ K		C S B S 1-3 ③ K		B C S S S 1-3 ③ K			C X 0-1 ② 5-3	3 0 1	0 0 0	0 0 0	0 0 0	0 0 0	3 0 0	4 0 0
Inning Stats	R: 0 H: 2 E: 0 LOB: 3 K: 2 BB: 1 S: 13 P: 23	R: 0 H: 0 E: 0 LOB: 0 K: 3 BB: 0 S: 9 P: 13	R: 0 H: 0 E: 0 LOB: 0 K: 2 BB: 0 S: 8 P: 12	R: 1 H: 1 E: 0 LOB: 2 K: 1 BB: 2 S: 9 P: 19	R: 0 H: 0 E: 0 LOB: 1 K: 1 BB: 1 S: 14 P: 20	R: 0 H: 2 E: 0 LOB: 2 K: 1 BB: 0 S: 11 P: 17	R: 0 H: 0 E: 0 LOB: 0 K: 2 BB: 0 S: 7 P: 11	R: 0 H: 1 E: 0 LOB: 1 K: 2 BB: 0 S: 10 P: 16	R: 0 H: 0 E: 0 LOB: 0 K: 0 BB: 0 S: 5 P: 7	1B: 4 SF: 0 2B: 2 SAC: 0 3B: 0 DP: 0 HR: 0 HBP: 0						

TOP

Chicago Cubs @ Los Angeles Dodgers

Los Angeles Memorial Coliseum, Los Angeles, CA

Mon Sep 07 1959, 10:05 PM EDT

Att. 18,439 - Unknown

livebaseballscorecards.com

AB	33
R	1
H	6
RBI	1
BB	4
SO	14
LOB	18

PITCHER	IP	WLS	BF	H	R	ER	SO	BB	IBB	HBP	BLK	WP	HR	S	P	ERA	WHIP
Johnny Podres, L (1, 1) ERA: 3.83	9.0	W	37	6	1	1	14	2	2	0	0	0	0	86	138	1.00	0.889

PITCHER	IP	WLS	BF	H	R	ER	SO	BB	IBB	HBP	BLK	WP	HR	S	P	ERA	WHIP

WP: 0 PB: 0 SB: 0 CS: 0 PA: 37

Batter	1	2	3	4	5	6	7	8	9	AB	R	H	RBI	BB	SO	LOB
Jim Gilliam, S (1, 5) OBP: 0.402, SLG: 0.353	6-3			4-3		1B	PB 1B			4	0	2	1	0	0	0
Wally Moon, L (1, 9) OBP: 0.390, SLG: 0.471	L4-3 HBP			4-3 3B		G3	F8			3	1	1	0	0	0	2
Norm Larker, L (1, 7) OBP: 0.324, SLG: 0.419	L4-3			4-3		F9		4-3		3	0	0	1	0	0	2
Rip Repulski, R (8, 7) OBP: 0.336, SLG: 0.355										1	0	0	0	0	0	0
Duke Snider, L (1, 8) OBP: 0.405, SLG: 0.558		G1-4-3 BB		K			1B 3B 1B	K		2	1	1	0	1	1	0
Don Demeter, R (8, 8) OBP: 0.290, SLG: 0.437										1	0	0	0	0	1	0
Gil Hodges, R (1, 3) OBP: 0.378, SLG: 0.548		K			F5		F4	HR		4	1	1	1	0	1	2
Charlie Neal, R (1, 4) OBP: 0.334, SLG: 0.448		G1-4-3			4-3		3B 1B	K		4	1	1	0	0	1	1
John Roseboro, L (1, 2) OBP: 0.333, SLG: 0.381		K			L8		1B 3B			3	1	1	2	0	1	0
Maury Wills, S (1, 6) OBP: 0.250, SLG: 0.229		K				S 1B BB	F7			2	1	0	0	1	1	1
Johnny Podres, L (1, 1) OBP: 0.297, SLG: 0.267		4-3				K	E PB 1B			3	1	1	1	0	1	1
Inning Stats	R: 0 E: 0 K: 0 S: 4 H: 0 LOB: 0 BB: 0 P: 8	R: 0 E: 0 K: 1 S: 7 H: 0 LOB: 0 BB: 1 P: 13	R: 0 E: 0 K: 2 S: 7 H: 0 LOB: 0 BB: 0 P: 11	R: 1 E: 0 K: 1 S: 7 H: 1 LOB: 0 BB: 0 P: 12	R: 0 E: 0 K: 0 S: 5 H: 0 LOB: 0 BB: 0 P: 7	R: 1 E: 0 K: 1 S: 10 H: 1 LOB: 1 BB: 1 P: 17	R: 4 E: 1 K: 0 S: 17 H: 5 LOB: 1 BB: 0 P: 24	R: 1 E: 0 K: 2 S: 11 H: 1 LOB: 0 BB: 0 P: 16		1B: 5 2B: 1 3B: 2 HR: 1	SF: 0 SAC: 0 DP: 2 HBP: 1						

PITCHER	IP	WLS	BF	H	R	ER	SO	BB	IBB	HBP	BLK	WP	HR	S	P	ERA	WHIP
Bob Anderson, R (1, 1) ERA: 4.01	6.2	L	27	6	6	5	5	2	0	1	0	0	0	52	86	6.75	1.200
Bill Henry, L (7, 1) ERA: 2.72	1.1		6	2	1	1	2	0	0	0	0	0	1	16	22	6.75	1.500

PITCHER	IP	WLS	BF	H	R	ER	SO	BB	IBB	HBP	BLK	WP	HR	S	P	ERA	WHIP

BOTTOM

Chicago Cubs @ Los Angeles Dodgers

Los Angeles Memorial Coliseum, Los Angeles, CA

Mon Sep 07 1959, 10:05 PM EDT

Att. 18,439 - Unknown

livebaseballscorecards.com

AB	30
R	7
H	8
RBI	6
BB	2
SO	7
LOB	9

Batter	1	2	3	4	5	6	7	8	9	10	AB	R	H	RBI	BB	SO	LOB
Johnny Temple, R (1, 4) OBP: 0.389, SLG: 0.430	L5		P3		F9			FC6-4 1B		FC3-5 1B 1-2 2-3f	5	0	1	0	0	0	2
Vada Pinson, L (1, 8) OBP: 0.377, SLG: 0.516	K			F8	K			FC6-4 1-2f		K	5	0	0	0	0	3	3
Gus Bell, L (1, 7) OBP: 0.324, SLG: 0.452	F8			2B 3B		4-1		F8		1B 1-2 2-H	5	1	2	1	0	0	1
Whitey Lockman, L (10, 3) OBP: 0.289, SLG: 0.288											0	0	0	0	0	0	0
Frank Robinson, R (1, 3) OBP: 0.394, SLG: 0.589 (10, 7)		FC4-6 BB		E 1B 2B 3-H		5-3			L9	K	4	1	1	1	1	1	2
Willie Jones, R (1, 5) OBP: 0.340, SLG: 0.433		FC4-6 1-2f		L9		5-3			F3		4	0	0	0	0	0	2
Buddy Gilbert, L (1, 9)		L9		E1 1B 2-3			F9		G3		4	0	0	0	0	0	2
Eddie Kasko, R (1, 6) OBP: 0.301, SLG: 0.348		F7		FC4 1-2 3-H			6-3			1B 1B	4	1	2	1	0	0	1
Dutch Dotterer, R (1, 2) OBP: 0.325, SLG: 0.357			F9	FC4 1-2f			2-3			FC3-5 1B 1-3	3	0	0	0	0	0	2
Ed Bailey, L (10, PH) OBP: 0.368, SLG: 0.386 (10, 2)											1	0	1	0	0	0	0
Bob Purkey, R (1, 1) OBP: 0.273, SLG: 0.305			K		K			1-3		FC3-5 1-2 3-H	3	0	0	0	0	2	0
Jerry Lynch, L (10, PH) OBP: 0.323, SLG: 0.472										1B 1B	1	0	1	1	0	0	0
Bobby Henrich, R (10, PR)											0	1	0	0	0	0	0
Brooks Lawrence, R (10, 1) OBP: 0.150, SLG: 0.175											0	0	0	0	0	0	0
Inning Stats	R: 0 H: 0 E: 0 LOB: 0 K: 1 BB: 0 S: 5 P: 5	R: 0 H: 0 E: 0 LOB: 1 K: 0 BB: 1 S: 3 P: 7	R: 0 H: 0 E: 0 LOB: 0 K: 1 BB: 0 S: 5 P: 5	R: 2 H: 3 E: 1 LOB: 2 K: 0 BB: 0 S: 7 P: 7	R: 0 H: 0 E: 0 LOB: 0 K: 2 BB: 0 S: 7 P: 7	R: 0 H: 0 E: 0 LOB: 0 K: 0 BB: 0 S: 3 P: 3	R: 0 H: 0 E: 0 LOB: 0 K: 0 BB: 0 S: 3 P: 3	R: 0 H: 1 E: 0 LOB: 1 K: 0 BB: 0 S: 4 P: 4	R: 0 H: 0 E: 0 LOB: 0 K: 0 BB: 0 S: 3 P: 3	R: 2 H: 4 E: 0 LOB: 2 K: 2 BB: 0 S: 11 P: 11	1B: 6 SF: 0 2B: 1 SAC: 0 3B: 1 DP: 0 HR: 0 HBP: 0						

TOP

Cincinnati Redlegs @ Chicago Cubs

Wrigley Field, Chicago, IL

Wed Sep 09 1959, 3:33 AM CDT

Unknown

livebaseballscorecards.com

AB	39
R	4
H	8
RBI	4
BB	1
SO	6
LOB	15

WP: 0 PA: 40
PB: 0
SB: 0
CS: 0

PITCHER	IP	WLS	BF	H	R	ER	SO	BB	IBB	HBP	BLK	WP	HR	S	P	ERA	WHIP
Glen Hobbie, R (1, 1) ERA: 3.83	9.0	L	36	7	4	3	4	1	0	0	0	0	0	43	47	3.00	0.889
Don Elston, R (10, 1) ERA: 3.4	0.1		1	0	0	0	0	0	0	0	0	0	0	1	1	0.00	0.000
Bill Henry, L (10, 1) ERA: 2.7	0.2		3	1	0	0	2	0	0	0	0	0	0	7	7	0.00	1.500

PITCHER	IP	WLS	BF	H	R	ER	SO	BB	IBB	HBP	BLK	WP	HR	S	P	ERA	WHIP

Batter	1	2	3	4	5	6	7	8	9	10	AB	R	H	RBI	BB	SO	LOB
Tony Taylor, R (1, 4) OBP: 0.334, SLG: 0.401	0-0 1B		0-0 FC1-5 14 1B 1-2 1B		0-0 F7 ①		0-0 5-3 ①		0-0 5-3 ③		5	1	2	0	0	0	0
George Altman, L (1, 8) OBP: 0.320, SLG: 0.376	0-0 F7 ①		0-0 FC1-5 ① 14 1B 1-2 2-3f		0-0 F9 ②		0-0 F3 ②			B B B 4-0 14 FC6-4 BB	4	0	0	0	1	0	3
Jim Marshall, L (1, 3) OBP: 0.329, SLG: 0.412	0-0 F8 ②		S S S 0-3 K ②		0-0 14 HBP 1B		0-0 F7 ③			0-0 L9 ①	5	0	1	0	0	1	4
14 Ernie Banks, R (1, 6) OBP: 0.368, SLG: 0.590	0-0 F8 ③		0-0 1-2 2-H 1B		H 1-0 1-2 HBP			0-0 F7 ①		0-0 FC6-4 ② 1-2f	4	0	1	1	0	0	2
Walt Moryn, L (1, 7) OBP: 0.322, SLG: 0.385		0-0 P5 ①	0-0 F9 ③		0-0 F9 ③			0-0 P4 ②		0-0 4-3 ③	5	0	0	0	0	0	5
Irv Noren, L (1, 9) OBP: 0.403, SLG: 0.475		0-0 G3 ②		0-0 L9 ①		0-0 F8 ①		0-0 1B			4	0	1	0	0	0	0
Sammy Taylor, L (1, 2) OBP: 0.323, SLG: 0.394		0-0 HR		0-0 F8 ②		0-0 1B		0-0 F7 ③			4	1	2	1	0	0	1
Alvin Dark, R (1, 5) OBP: 0.322, SLG: 0.362		S S S 0-3 K ③		0-0 1B		0-0 F2 ②			0-0 5-3 ①		4	0	1	0	0	1	1
Glen Hobbie, R (1, 1) OBP: 0.159, SLG: 0.149 Don Elston, R (10, 1) OBP: 0.211, SLG: 0.211 Bill Henry, L (10, 1) OBP: 0.214, SLG: 0.185			0-0 FC1-5 1B 1B	0-0 L6 ③		0-0 F9 ③			0-0 5-3 ②		4 0 0	0 0 0	1 0 0	0 0 0	0 0 0	0 0 0	2 0 0
Inning Stats	R: 0 H: 1 E: 0 LOB: 1 K: 0 BB: 0 S: 4 P: 4	R: 1 H: 1 E: 0 LOB: 0 K: 1 BB: 0 S: 6 P: 6	R: 1 H: 3 E: 0 LOB: 2 K: 1 BB: 0 S: 8 P: 8	R: 0 H: 1 E: 0 LOB: 1 K: 0 BB: 0 S: 4 P: 4	R: 0 H: 1 E: 0 LOB: 2 K: 0 BB: 0 S: 4 P: 5	R: 0 H: 1 E: 0 LOB: 1 K: 0 BB: 0 S: 4 P: 4	R: 0 H: 0 E: 0 LOB: 0 K: 0 BB: 0 S: 3 P: 3	R: 0 H: 1 E: 0 LOB: 1 K: 0 BB: 0 S: 4 P: 4	R: 0 H: 0 E: 0 LOB: 0 K: 0 BB: 0 S: 3 P: 3	R: 0 H: 0 E: 0 LOB: 1 K: 0 BB: 1 S: 3 P: 7	1B: 8 2B: 0 3B: 0 HR: 1	SF: 0 SAC: 0 DP: 0 HBP: 1					

PITCHER	IP	WLS	BF	H	R	ER	SO	BB	IBB	HBP	BLK	WP	HR	S	P	ERA	WHIP
Bob Purkey, R (1, 1) ERA: 4.48	9.0	W	37	9	2	2	2	0	0	1	0	0	1	40	41	2.00	1.000
Brooks Lawrence, R (10, 1) ERA: 4.79	1.0	S	4	0	0	0	0	1	0	0	0	0	0	3	7	0.00	1.000

PITCHER	IP	WLS	BF	H	R	ER	SO	BB	IBB	HBP	BLK	WP	HR	S	P	ERA	WHIP

BOTTOM

Cincinnati Redlegs @ Chicago Cubs

Wrigley Field, Chicago, IL

Wed Sep 09 1959, 3:33 AM CDT

Unknown

livebaseballscorecards.com

AB	39
R	2
H	9
RBI	2
BB	1
SO	2
LOB	18

Batter	1	2	3	4	5	6	7	8	9	AB	R	H	RBI	BB	SO	LOB
Johnny Temple, R (1, 4) OBP: 0.387, SLG: 0.427	x 0-0 ① F9	x 0-0 ③ F8			x 0-0 ① F9					3	0	0	0	0	0	2
Vada Pinson, L (1, 8) OBP: 0.379, SLG: 0.522	x 0-0 HR		x 0-0 ① F6		BBB 4-0 1B HR BB					2	2	1	1	1	0	0
Gus Bell, L (1, 7) OBP: 0.324, SLG: 0.452	x 0-0 ② F8		x 0-0 ② F6		x 0-0 1-3 2-H HR 1B					3	1	1	1	0	0	0
Frank Robinson, R (1, 3) OBP: 0.393, SLG: 0.593	x 0-0 ③ 5-3		x 0-0 ③ F9		x 0-0 1-H 3-H HR					3	1	1	3	0	0	0
Buddy Gilbert, L (1, 9)		BBBB 4-0 HR BB		SSS 0-3 ① K	x 0-0 ② 4-3					2	1	0	0	1	1	0
Ed Bailey, L (1, 2) OBP: 0.370, SLG: 0.397		x 0-0 1-H HR		x 0-0 FC6-4 1B	x 0-0 ③ F9					3	1	2	2	0	0	0
Cliff Cook, R (1, 5)		x 0-0 ① G3		x 0-0 ② FC6-4 S 1-2f						2	0	0	0	0	0	1
Eddie Kasko, R (1, 6) OBP: 0.302, SLG: 0.349		x 0-0 1B		SSS 0-3 ③ K 1-2						2	0	1	0	0	1	1
Jay Hook, L (1, 1) OBP: 0.167, SLG: 0.130		SSS 0-3 ② K			x 0-0 1B 2B					1	0	0	0	0	1	1
Joe Nuxhall, L (2, 1) OBP: 0.283, SLG: 0.318										1	1	1	0	0	0	0
Inning Stats	R: 1 E: 0 K: 0 S: 4 H: 1 LOB: 0 BB: 0 P: 4	R: 2 E: 0 K: 1 S: 7 H: 2 LOB: 1 BB: 1 P: 11	R: 0 E: 0 K: 0 S: 3 H: 0 LOB: 0 BB: 0 P: 3	R: 0 E: 0 K: 2 S: 8 H: 1 LOB: 1 BB: 0 P: 8	R: 4 E: 0 K: 0 S: 6 H: 3 LOB: 0 BB: 1 P: 10					1B: 3 2B: 1 3B: 0 HR: 3		SF: 0 SAC: 0 DP: 0 HBP: 0		WP: 0 PB: 0 SB: 1 CS: 0	PA: 24	

TOP

Cincinnati Redlegs @ Chicago Cubs

Wrigley Field, Chicago, IL

Wed Sep 09 1959, 3:38 AM CDT

Att. 5,552 - Unknown

livebaseballscorecards.com

AB	22
R	7
H	7
RBI	7
BB	2
SO	3
LOB	5

PITCHER		IP	WLS	BF	H	R	ER	SO	BB	IBB	HBP	BLK	WP	HR	S	P	ERA	WHIP
Dave Hillman, R ERA: 3.47	(1, 1)	2.0	L	10	3	3	3	1	1	0	0	0	0	2	11	15	13.50	2.000
John Buzhardt, R ERA: 4.97	(3, 1)	3.0		14	4	4	4	2	1	0	0	0	0	1	17	21	12.00	1.667

PITCHER	IP	WLS	BF	H	R	ER	SO	BB	IBB	HBP	BLK	WP	HR	S	P	ERA	WHIP

Batter	1	2	3	4	5	6	7	8	9	AB	R	H	RBI	BB	SO	LOB
Tony Taylor, R (1, 4) OBP: 0.333, SLG: 0.399	F8	F2		F7						3	0	0	0	0	0	2
George Altman, L (1, 8) OBP: 0.320, SLG: 0.375	1B	K		G3						3	0	1	0	0	1	2
Irv Noren, L (1, 9) OBP: 0.401, SLG: 0.472	F8		1B		F7					3	0	1	0	0	0	1
14 Ernie Banks, R (1, 6) OBP: 0.366, SLG: 0.587	F6		F7		F6					3	0	0	0	0	0	2
Walt Moryn, L (1, 7) OBP: 0.327, SLG: 0.398		HR	1-3 BB 1B		BB					2	1	2	1	1	0	0
Dale Long, L (1, 3) OBP: 0.321, SLG: 0.464	G3		1-2 FC6-4 BB		F8					1	0	0	0	0	0	0
Art Schult, R (3, PH) OBP: 0.304, SLG: 0.369										1	0	0	0	1	0	1
(4, 3)																
Sammy Taylor, L (1, 2) OBP: 0.324, SLG: 0.393	BB 1B	K								1	1	0	0	1	1	3
Randy Jackson, R (1, 5) OBP: 0.313, SLG: 0.329	1B 1-2 BB	FC6-4 1-2f								1	0	0	0	1	0	3
Dave Hillman, R (1, 1) OBP: 0.220, SLG: 0.132	1-3 2-H 1B			F4						0	0	0	0	0	0	0
Lou Jackson, L (2, PH) OBP: 1.000, SLG: 1.000										1	0	1	1	0	0	0
John Buzhardt, R (3, 1) OBP: 0.100, SLG: 0.103										1	0	0	0	0	0	0
Inning Stats	R: 0 E: 0 K: 0 S: 4 H: 1 LOB: 1 BB: 0 P: 4	R: 2 E: 0 K: 1 S: 7 H: 2 LOB: 2 BB: 2 P: 15	R: 0 E: 0 K: 1 S: 7 H: 2 LOB: 3 BB: 1 P: 11	R: 0 E: 0 K: 0 S: 3 H: 0 LOB: 0 BB: 0 P: 3	R: 0 E: 0 K: 0 S: 3 H: 0 LOB: 1 BB: 1 P: 7					1B: 4 2B: 0 3B: 0 HR: 1 SF: 0 SAC: 0 DP: 0 HBP: 0						

PITCHER		IP	WLS	BF	H	R	ER	SO	BB	IBB	HBP	BLK	WP	HR	S	P	ERA	WHIP
Jay Hook, R ERA: 3.59	(1, 1)	1.1		9	3	2	2	0	2	0	0	0	0	1	7	15	13.50	3.750
Joe Nuxhall, L ERA: 4.28	(2, 1)	3.2	W	15	2	0	0	2	2	0	0	0	0	0	17	25	0.00	1.091

PITCHER	IP	WLS	BF	H	R	ER	SO	BB	IBB	HBP	BLK	WP	HR	S	P	ERA	WHIP

BOTTOM

Cincinnati Redlegs @ Chicago Cubs

Wrigley Field, Chicago, IL

Wed Sep 09 1959, 3:38 AM CDT

Att. 5,552 - Unknown

livebaseballscorecards.com

AB	20
R	2
H	5
RBI	2
BB	4
SO	2
LOB	14

WP: 0 PA: 24
PB: 0
SB: 0
CS: 0

Batter	1	2	3	4	5	6	7	8	9	AB	R	H	RBI	BB	SO	LOB
Johnny Temple, R (1, 4) OBP: 0.384, SLG: 0.423	5-3		1-3 K		F8		6-3			5	0	0	0	0	1	2
Vada Pinson, L (1, 8) OBP: 0.377, SLG: 0.519	4-3		1B 2B 1B		F9 K			K		5	1	1	0	0	2	0
Gus Bell, L (1, 9) OBP: 0.324, SLG: 0.451	K		2B 1B 1B 1-3		HR 1B	4-1		F8		5	2	2	0	0	1	0
Frank Robinson, R (1, 7) OBP: 0.397, SLG: 0.602		BB 3B	1B 2B 1-3 3-H		HR 1-H	BB E S 1B		F9		3	4	2	3	2	0	0
Frank Thomas, R (1, 3) OBP: 0.276, SLG: 0.367		L7	1B IBB 1B 1B		E 1B	K 1-3			L5	4	2	1	0	1	1	2
Cliff Cook, R (1, 5) OBP: 0.571, SLG: 0.857		3B 1-H	BB 1B SH1-3 1-3 2-H 3-H		FC6-4 1-2 1B	1B 3-H			K	5	1	4	4	0	1	0
Eddie Kasko, R (1, 6) OBP: 0.300, SLG: 0.347		6-3	SH1-3 BB 1-2 3-H 1B		FC6-4 1-2f 2-H	L9			P6	5	0	1	1	0	0	3
Dutch Dotterer, R (1, 2) OBP: 0.329, SLG: 0.352		IBB	SH1-3 1-2 2-3 BB		F7		P3			2	0	0	0	2	0	1
Jim O'Toole, S (1, 1) OBP: 0.225, SLG: 0.139 Jim Brosnan, R (4, 1) OBP: 0.143, SLG: 0.185		1-3	SH1-3 1-2 2-3 3-H		K		6-3			1 2	0 0	0 0	1 0	0 0	0 1	2 0
Inning Stats	R: 0 E: 0 K: 1 S: 5 H: 0 LOB: 0 BB: 0 P: 5	R: 1 E: 0 K: 0 S: 4 H: 1 LOB: 2 BB: 2 P: 12	R: 5 E: 0 K: 1 S: 10 H: 5 LOB: 2 BB: 2 P: 18	R: 3 E: 1 K: 0 S: 7 H: 4 LOB: 1 BB: 0 P: 7	R: 0 E: 0 K: 2 S: 7 H: 0 LOB: 0 BB: 0 P: 7	R: 1 E: 0 K: 1 S: 6 H: 1 LOB: 1 BB: 1 P: 10	R: 0 E: 0 K: 0 S: 3 H: 0 LOB: 0 BB: 0 P: 3	R: 0 E: 0 K: 1 S: 5 H: 0 LOB: 0 BB: 0 P: 5	R: 0 E: 0 K: 1 S: 5 H: 0 LOB: 0 BB: 0 P: 5	1B: 8 2B: 1 3B: 1 HR: 1	SF: 0 SAC: 1 DP: 0 HBP: 0			WP: 0 PB: 0 SB: 1 CS: 0	PA: 43		

PITCHER	IP	WLS	BF	H	R	ER	SO	BB	IBB	HBP	BLK	WP	HR	S	P	ERA	WHIP
Art Ceccarelli, L (1, 1) ERA: 4.3	2.1	L	16	6	6	6	1	1	2	0	0	0	0	15	27	23.14	3.000
Ed Donnelly, R (3, 1) ERA: 3.38	1.2		10	4	3	2	1	1	0	0	0	0	1	11	15	10.80	3.000
Dave Hillman, R (5, 1) ERA: 3.48	2.0		8	1	1	1	3	1	0	0	0	0	0	13	17	4.50	1.000
Moe Drabowsky, R (7, 1) ERA: 4.09	3.0		9	0	0	0	2	0	0	0	0	0	0	13	13	0.00	0.000

PITCHER	IP	WLS	BF	H	R	ER	SO	BB	IBB	HBP	BLK	WP	HR	S	P	ERA	WHIP

TOP

Cincinnati Redlegs @ Chicago Cubs

Wrigley Field, Chicago, IL

Thu Sep 10 1959, 3:33 AM CDT

Unknown

livebaseballscorecards.com

AB	37
R	10
H	11
RBI	9
BB	5
SO	7
LOB	10



Batter	1	2	3	4	5	6	7	8	9	AB	R	H	RBI	BB	SO	LOB
Tony Taylor, R (1, 4) OBP: 0.333, SLG: 0.397	BBBB 4-0 2B BB		BBBB 4-0 L5-4 BB	x 0-0 SF8 ② 3-H BB			x 0-0 5-3 ②		x 0-0 FC6-4 ③ 1-2f	2	1	0	1	2	0	1
Alvin Dark, R (1, 5) OBP: 0.322, SLG: 0.360	SSS 0-3 K ①		BBBB 4-0 1-2 BB	x 0-0 F9 ③			x 0-0 E5			3	0	0	0	1	1	2
Lee Walls, R (1, 9) OBP: 0.338, SLG: 0.383	x 0-0 FC5 1-H 2B		x 0-0 L5-4 ① ② 2-3		SSS 0-3 K ①		SSS 0-3 K ③			4	0	1	1	0	2	3
14 Ernie Banks, R (1, 6) OBP: 0.365, SLG: 0.584	BBBB 4-0 BB		x 0-0 F9 ③		SSS 0-3 K ②			x 0-0 F8 ①		3	0	0	0	1	1	1
Bobby Thomson, R (1, 8) OBP: 0.310, SLG: 0.391	x 0-0 F9 ②			BBBB 4-0 E BB	x 0-0 6-3 ③			x 0-0 F9 ②		3	1	0	0	1	0	2
Art Schult, R (1, 3) OBP: 0.307, SLG: 0.365 Dale Long, L (6, 3) OBP: 0.319, SLG: 0.460	x 0-0 FC5 ③ 2-3f			BBBB 4-0 E 1B 1-2 BB		x 0-0 P3 ①		x 0-0 6-3 ③		1 2	1 0	0 0	0 0	1 0	0 0	2 0
Walt Moryn, L (1, 7) OBP: 0.324, SLG: 0.393		x 0-0 F7 ①		SSS 0-3 K ①		x 0-0 P4 ②			x 0-0 L9 ①	4	0	0	0	0	1	2
Cal Neeman, R (1, 2) OBP: 0.231, SLG: 0.242 Lou Jackson, L (4, PH) OBP: 0.500, SLG: 0.500 Dave Hillman, R (5, 1) OBP: 0.220, SLG: 0.132 Billy Williams, L (6, PH) OBP: 0.194, SLG: 0.233 Moe Drabowsky, R (7, 1) OBP: 0.159, SLG: 0.143 George Altman, L (9, PH) OBP: 0.320, SLG: 0.374		x 0-0 5-3 ②		x 0-0 E5 1B 1-2 2-H SF8		x 0-0 1-3 ③			SSS 0-3 K ②	1 1 0 1 0 0 1	0 1 0 0 0 0 0	0 0 0 0 0 0 0	0 0 0 0 0 0 0	0 1 0 0 0 0 1	0 0 0 0 0 0 0	0 1 0 0 0 0 0
Art Ceccarelli, R (1, 1) OBP: 0.125, SLG: 0.097 Ed Donnelly, R (3, 1) Sammy Taylor, L (4, PH) OBP: 0.327, SLG: 0.395 (5, 2)		SSS 0-3 K ③		x 0-0 1-3 2-H 1B			x 0-0 F9 ①		x 0-0 FC6-4 1B	1 0 3	0 0 0	0 0 2	0 0 1	0 0 0	1 0 0	0 0 0
Inning Stats	R: 1 H: 1 E: 0 LOB: 2 K: 1 BB: 2 S: 6 P: 14	R: 0 H: 0 E: 0 LOB: 0 K: 1 BB: 0 S: 5 P: 5	R: 0 H: 0 E: 0 LOB: 1 K: 0 BB: 2 S: 2 P: 10	R: 3 H: 1 E: 1 LOB: 1 K: 1 BB: 2 S: 7 P: 15	R: 0 H: 0 E: 0 LOB: 0 K: 2 BB: 0 S: 7 P: 7	R: 0 H: 0 E: 0 LOB: 0 K: 0 BB: 0 S: 3 P: 3	R: 0 H: 0 E: 1 LOB: 1 K: 1 BB: 0 S: 6 P: 6	R: 0 H: 0 E: 0 LOB: 0 K: 0 BB: 0 S: 3 P: 3	R: 0 H: 1 E: 0 LOB: 1 K: 1 BB: 0 S: 6 P: 6	1B: 2 SF: 1 2B: 2 SAC: 0 3B: 0 DP: 1 HR: 0 HBP: 0						

BOTTOM

Cincinnati Redlegs @ Chicago Cubs

Wrigley Field, Chicago, IL

Thu Sep 10 1959, 3:33 AM CDT

Unknown

livebaseballscorecards.com

AB	30
R	4
H	3
RBI	3
BB	6
SO	7
LOB	14

WP: 0 PB: 0 SB: 0 CS: 0 PA: 37

PITCHER		IP	WLS	BF	H	R	ER	SO	BB	IBB	HBP	BLK	WP	HR	S	P	ERA	WHIP
Jim O'Toole, L ERA: 4.99	(1, 1)	3.0		15	1	3	3	2	6	0	0	0	0	0	13	37	9.00	2.333
Jim Brosnan, R ERA: 3.71	(4, 1)	6.0	W	22	2	1	0	5	0	0	0	0	0	0	32	32	0.00	0.333

PITCHER	IP	WLS	BF	H	R	ER	SO	BB	IBB	HBP	BLK	WP	HR	S	P	ERA	WHIP

Cincinnati Redlegs @ Chicago Cubs

Wrigley Field, Chicago, IL

Thu Sep 10 1959, 3:38 AM CDT

Att. 3,453 - Unknown

TOP

livebaseballscorecards.com

Batter	1	2	3	4	5	6	7	8	9	AB	R	H	RBI	BB	SO	LOB
Johnny Temple, R (1, 4) OBP: 0.384, SLG: 0.423	1-3		1B		F9	6-3			FC6-4 1B	5	1	2	0	0	0	0
Vada Pinson, L (1, 8) OBP: 0.376, SLG: 0.516	F5		1B 1-2		E5		K		FC6-4 1-2f 2B	5	2	1	0	0	1	1
Gus Bell, L (1, 7) (8, 9) OBP: 0.329, SLG: 0.456	FC6-4		1-3 2-H		E BB 1-3		6-3		1-H	5	0	4	2	0	0	0
Frank Robinson, R (1, 3) OBP: 0.395, SLG: 0.597	FC6-4 1-2f		F8		BB 1-2		K		6-3	4	0	0	0	1	1	4
Ed Bailey, L (1, 2) OBP: 0.367, SLG: 0.392		4-3		K	L4 1-2 2-3 3-H			K		4	0	0	0	0	2	2
Buddy Gilbert, L (1, 9) OBP: 0.300, SLG: 0.125		L9		2B 1B	BB			F7		2	0	1	0	1	0	0
Frank Thomas, R (8, PH) (8, 7) OBP: 0.275, SLG: 0.366										1	0	0	0	0	0	0
Cliff Cook, R (1, 5) OBP: 0.545, SLG: 0.818		F8		1-3 2B	K			1B		4	0	2	0	0	1	3
Eddie Kasko, R (1, 6) OBP: 0.296, SLG: 0.342			5-3	F2		F9		F9		4	0	0	0	0	0	3
Jim Bailey, S (1, 1)			K	6-3		K			6-3	3	0	0	0	0	2	2
Tom Acker, R (8, 1) OBP: 0.200, SLG: 0.111										0	0	0	0	0	0	0
Willie Jones, R (9, PH) OBP: 0.339, SLG: 0.432										1	0	0	0	0	0	0

Inning Stats									
	R: 0 E: 0 K: 0 S: 4	H: 1 LOB: 1 BB: 0 P: 4	R: 0 E: 0 K: 0 S: 3	H: 0 LOB: 0 BB: 0 P: 3	R: 1 E: 0 K: 1 S: 8	H: 3 LOB: 2 BB: 0 P: 8	R: 0 E: 0 K: 1 S: 7	H: 2 LOB: 2 BB: 0 P: 7	R: 1 E: 2 K: 1 S: 7	H: 1 LOB: 3 BB: 2 P: 15
	R: 0 E: 0 K: 1 S: 5	H: 0 LOB: 0 BB: 0 P: 5	R: 0 E: 0 K: 2 S: 7	H: 0 LOB: 0 BB: 0 P: 7	R: 0 E: 0 K: 1 S: 6	H: 1 LOB: 1 BB: 0 P: 6	R: 1 E: 0 K: 0 S: 5	H: 2 LOB: 1 BB: 0 P: 5	1B: 8 2B: 2 3B: 0 HR: 0	SF: 0 SAC: 0 DP: 0 HBP: 0
	WP: 0 PB: 0 SB: 0 CS: 0	PA: 40								

	AB	38
	R	3
	H	10
	RBI	2
	BB	2
	SO	7
	LOB	15

PITCHER	IP	WLS	BF	H	R	ER	SO	BB	IBB	HBP	BLK	WP	HR	S	P	ERA	WHIP
Ben Johnson, R (1, 1) ERA: 1.74	4.2		24	7	2	1	2	2	0	0	0	0	0	26	34	1.93	1.929
Don Elston, R (5, 1) ERA: 3.39	0.1		1	0	0	0	1	0	0	0	0	0	0	3	3	0.00	0.000
Bill Henry, L (6, 1) ERA: 2.69	4.0	W	15	3	1	1	4	0	0	0	0	0	0	23	23	2.25	0.750

PITCHER	IP	WLS	BF	H	R	ER	SO	BB	IBB	HBP	BLK	WP	HR	S	P	ERA	WHIP

Batter	1	2	3	4	5	6	7	8	9	AB	R	H	RBI	BB	SO	LOB
Tony Taylor, R (1, 4) OBP: 0.336, SLG: 0.398	4-3		BBB 4-0 G4-6-3 BB		0-0 FC6-4 1B 2-3 3-H	0-0 P3		0-0 2B 1B 1-2 2-3		4	1	2	1	1	0	3
George Altman, L (1, 8) OBP: 0.318, SLG: 0.375	SSS 0-3 K		0-0 G4-6-3 1-2f		SSS 0-3 K		SSS 0-3 K	0-0 2B 1-H 2-H 3-H		5	0	1	3	0	3	3
Lee Walls, R (1, 9) OBP: 0.341, SLG: 0.391	0-0 HR			BBB 4-0 G6-4-3 14 BB BB	0-0 FC6-4 1-2f		H 1-0 FC6-4 HBP	SSS 0-3 K		3	1	1	1	1	1	3
14 Ernie Banks, R (1, 6) OBP: 0.364, SLG: 0.580	0-0 F8			BBB 4-0 G6-4-3 1-2 BB		0-0 F7	0-0 F8			3	0	0	0	1	0	1
Art Schult, R (1, 3) OBP: 0.305, SLG: 0.361		0-0 5-3		0-0 G6-4-3 1-2f 2-3		0-0 2B 1B	0-0 FC6-4 1-2f			4	1	1	0	0	0	3
Earl Averill, R (1, 2) OBP: 0.307, SLG: 0.460		0-0 1B		0-0 L6		0-0 2B 2B 1-3		BBBB 4-0 1B 1B 2B BB		3	1	2	0	1	0	1
Walt Moryn, L (1, 7) OBP: 0.325, SLG: 0.397		0-0 F9			0-0 2B 1B	0-0 2B 2-3 3-H		0-0 P3		4	1	2	1	0	0	2
Randy Jackson, R (1, 5) OBP: 0.322, SLG: 0.342 Alvin Dark, R (9, 5) OBP: 0.322, SLG: 0.360		0-0 F9			0-0 1B 2B 1-3	4-0 IBB		0-0 F8		3 0	0 0	1 0	0 0	1 0	0 0	2 0
Ben Johnson, R (1, 1) Don Elston, R (5, 1) OBP: 0.211, SLG: 0.211 Bobby Thomson, R (5, PH) OBP: 0.309, SLG: 0.390 Bill Henry, L (6, 1) OBP: 0.233, SLG: 0.207			0-0 G3		0-0 5-3 SSS	0-3 K		0-0 2B 1B 1B 1-2		1 0 1 2	0 0 0 1	0 0 0 1	0 0 0 0	0 0 0 1	0 0 2 3	0 0 2 3
Inning Stats	R: 1 H: 1 E: 0 LOB: 0 K: 1 BB: 0 S: 6 P: 6	R: 0 H: 1 E: 0 LOB: 1 K: 0 BB: 0 S: 4 P: 4	R: 0 H: 0 E: 0 LOB: 0 K: 0 BB: 1 S: 2 P: 6	R: 0 H: 0 E: 0 LOB: 1 K: 0 BB: 2 S: 2 P: 10	R: 1 H: 3 E: 0 LOB: 2 K: 1 BB: 0 S: 8 P: 8	R: 1 H: 3 E: 0 LOB: 3 K: 1 BB: 1 S: 8 P: 12	R: 0 H: 0 E: 0 LOB: 1 K: 1 BB: 0 S: 5 P: 6	R: 3 H: 3 E: 0 LOB: 1 K: 1 BB: 1 S: 8 P: 12		1B: 6 SF: 0 2B: 4 SAC: 0 3B: 0 DP: 2 HR: 1 HBP: 1						

PITCHER	IP	WLS	BF	H	R	ER	SO	BB	IBB	HBP	BLK	WP	HR	S	P	ERA	WHIP
Jim Bailey, L (1, 1) ERA: 7.04	7.2	L	38	11	6	6	4	4	1	1	0	0	1	40	61	7.04	1.957
Tom Acker, R (8, 1) ERA: 3.64	0.1		1	0	0	0	1	0	0	0	0	0	0	3	3	0.00	0.000

PITCHER	IP	WLS	BF	H	R	ER	SO	BB	IBB	HBP	BLK	WP	HR	S	P	ERA	WHIP

BOTTOM

Cincinnati Redlegs @ Chicago Cubs

Wrigley Field, Chicago, IL

Thu Sep 10 1959, 3:38 AM CDT

Att. 3,453 - Unknown

livebaseballscorecards.com

AB	33
R	6
H	11
RBI	6
BB	5
SO	5
LOB	23

WP: 0 PA: 39
PB: 0
SB: 0
CS: 0

Batter	1	2	3	4	5	6	7	8	9	AB	R	H	RBI	BB	SO	LOB
Don Blasingame, L (1, 4) OBP: 0.362, SLG: 0.359	2-3		F8 (2-3)			6-3			6-3	4	0	0	0	0	0	1
Tim McCarver, L (1, 2)	6-3		1-3			G3			L3	4	0	0	0	0	0	1
Joe Cunningham, L (1, 3) OBP: 0.451, SLG: 0.482	4-3			1-3			BB, G6-3		PB, S, 1B	3	0	1	0	1	0	0
Bill White, L (9, PR) OBP: 0.344, SLG: 0.469 (9, 3)									1B	0	1	0	0	0	0	0
Ken Boyer, R (1, 5) OBP: 0.392, SLG: 0.518		5-3		K (S,S,S)			G6-3 (1-2f)		FC6-4 (1-H)	4	0	1	1	0	1	1
Gene Oliver, R (1, 7) OBP: 0.265, SLG: 0.396		E5, S		F3			1B		FC6-4 (1-2f)	4	0	1	0	0	0	1
Curt Flood, R (9, 7) OBP: 0.322, SLG: 0.438										0	0	0	0	0	0	0
Gene Green, R (1, 9) OBP: 0.246, SLG: 0.321		K (S,S,S) (1-2)			K (S,S,S)		K (S,S,S)			3	0	0	0	0	3	2
Duke Carmel, L (1, 8)		4-3			L6			K (S,S,S)		3	0	0	0	0	1	1
Alex Grammas, R (1, 6) OBP: 0.334, SLG: 0.335			BB, F8, SH3-4		5-3			1-3		1	0	0	0	1	0	0
Wally Shannon, L (8, PH) OBP: 0.314, SLG: 0.371 (8, 6)										1	0	0	0	0	0	0
Bob Miller, R (1, 1) OBP: 0.125, SLG: 0.125			SH3-4 (1-2)			F9		F7		1	0	0	0	0	0	0
George Crowe, L (8, PH) OBP: 0.333, SLG: 0.606										1	0	0	0	0	0	0
Bob Blaylock, R (8, 1)										0	0	0	0	0	0	0
Marshall Bridges, S (9, 1) OBP: 0.238, SLG: 0.400										0	0	0	0	0	0	0
Inning Stats	R: 0 E: 0 K: 0 S: 3 H: 0 LOB: 0 BB: 0 P: 3	R: 0 E: 1 K: 1 S: 6 H: 0 LOB: 1 BB: 0 P: 6	R: 0 E: 0 K: 0 S: 3 H: 0 LOB: 1 BB: 1 P: 7	R: 0 E: 0 K: 1 S: 5 H: 0 LOB: 0 BB: 0 P: 5	R: 0 E: 0 K: 1 S: 5 H: 0 LOB: 0 BB: 0 P: 5	R: 0 E: 0 K: 0 S: 3 H: 0 LOB: 0 BB: 0 P: 3	R: 0 E: 0 K: 1 S: 5 H: 1 LOB: 1 BB: 1 P: 9	R: 0 E: 0 K: 1 S: 5 H: 0 LOB: 0 BB: 0 P: 5	R: 1 E: 0 K: 0 S: 5 H: 2 LOB: 1 BB: 0 P: 5	1B: 3 2B: 0 3B: 0 HR: 0	SF: 0 SAC: 1 DP: 1 HBP: 0						

TOP

St. Louis Cardinals @ Chicago Cubs

Wrigley Field, Chicago, IL

Fri Sep 11 1959, 3:33 AM CDT

Att. 1,662 - Unknown

livebaseballscorecards.com

AB	29
R	1
H	3
RBI	1
BB	2
SO	5
LOB	7

PITCHER		IP	WLS	BF	H	R	ER	SO	BB	IBB	HBP	BLK	WP	HR	S	P	ERA	WHIP
Bob Anderson, R ERA: 3.88	(1, 1)	9.0	W	32	3	1	1	5	2	0	0	0	0	0	40	48	1.00	0.556

PITCHER	IP	WLS	BF	H	R	ER	SO	BB	IBB	HBP	BLK	WP	HR	S	P	ERA	WHIP

BOTTOM

St. Louis Cardinals @ Chicago Cubs

Wrigley Field, Chicago, IL

Fri Sep 11 1959, 3:33 AM CDT

Att. 1,662 - Unknown

livebaseballscorecards.com

Batter	1	2	3	4	5	6	7	8	9	AB	R	H	RBI	BB	SO	LOB
Tony Taylor, R (1, 4) OBP: 0.334, SLG: 0.396	P6	6-3			SH1-3 (1-2)			F8		3	0	0	0	0	0	3
George Altman, L (1, 8) OBP: 0.315, SLG: 0.370	4-3		3-1		P3			4-3		4	0	0	0	0	0	1
Irv Noren, L (1, 9) OBP: 0.390, SLG: 0.457 Lee Walls, R (9, 9) OBP: 0.341, SLG: 0.391	K		K			5-3		F9		4 0	0 0	0 0	0 0	0 0	2 0	0 0
14 Ernie Banks, R (1, 6) OBP: 0.367, SLG: 0.581		F8 1B 2B 1B	K			G3-6-3 BB			1B WP 1B	3	2	2	0	1	1	0
Walt Moryn, L (1, 7) OBP: 0.327, SLG: 0.398		2B 1-2 1B		F7		G3-6-3 (1-2f)			WP 1-3 1B	4	0	2	0	0	0	1
Dale Long, L (1, 3) OBP: 0.319, SLG: 0.457 Art Schult, R (9, PH) OBP: 0.305, SLG: 0.361	F8 2-3			6-3			1B 3-5 BB		WP 1-2 3-H	2 1	0 0	0 0	0 0	1 0	0 0	2 1
Sammy Taylor, L (1, 2) OBP: 0.330, SLG: 0.401		1-3 3-H 2B		L4			FC6-4 1-3 1B			3	0	2	1	0	0	0
Alvin Dark, R (1, 5) OBP: 0.324, SLG: 0.359		IBB			FC1-6 BB		FC6-4 (1-2f)			1	0	0	0	2	0	2
Bob Anderson, R (1, 1) OBP: 0.115, SLG: 0.093		K			FC1-6 SH1-3 (1-2f)		3-5 (3-Hf)			3	0	0	0	0	1	6
Inning Stats	R: 0 E: 0 K: 1 S: 5 H: 0 LOB: 0 BB: 0 P: 5	R: 1 E: 0 K: 1 S: 8 H: 3 LOB: 3 BB: 1 P: 12	R: 0 E: 0 K: 2 S: 7 H: 0 LOB: 0 BB: 0 P: 7	R: 0 E: 0 K: 0 S: 3 H: 0 LOB: 0 BB: 0 P: 3	R: 0 E: 0 K: 0 S: 3 H: 0 LOB: 1 BB: 1 P: 7	R: 0 E: 0 K: 0 S: 2 H: 0 LOB: 0 BB: 1 P: 6	R: 0 E: 0 K: 0 S: 3 H: 1 LOB: 1 BB: 1 P: 7	R: 0 E: 0 K: 0 S: 3 H: 0 LOB: 0 BB: 0 P: 3	R: 1 E: 0 K: 0 S: 2 H: 2 LOB: 1 BB: 0 P: 2	1B: 5 2B: 2 3B: 0 HR: 0	SF: 0 SAC: 1 DP: 2 HBP: 0						

	AB	28
	R	2
	H	6
	RBI	1
	BB	4
	SO	4
	LOB	16

WP: 1 PB: 0 SB: 0 CS: 0 PA: 33

PITCHER		IP	WLS	BF	H	R	ER	SO	BB	IBB	HBP	BLK	WP	HR	S	P	ERA	WHIP
Bob Miller, R ERA: 3.58	(1, 1)	7.0		27	4	1	1	4	3	1	0	0	0	0	31	47	1.29	1.000
Bob Blaylock, R ERA: 9.0	(8, 1)	1.0	L	5	2	1	1	0	0	0	0	0	0	0	5	5	9.00	2.000
Marshall Bridges, L ERA: 4.17	(9, 1)	0.0		1	0	0	0	0	0	0	0	0	1	0	0	0	∞	∞

PITCHER	IP	WLS	BF	H	R	ER	SO	BB	IBB	HBP	BLK	WP	HR	S	P	ERA	WHIP

St. Louis Cardinals @ Chicago Cubs

Wrigley Field, Chicago, IL

Sat Sep 12 1959, 3:33 AM CDT

Att. 8,471 - Unknown

TOP

livebaseballscorecards.com

Batter	1	2	3	4	5	6	7	8	9	AB	R	H	RBI	BB	SO	LOB
Don Blasingame, L (1, 4) OBP: 0.362, SLG: 0.361	6-3		F5		FC6-5 2B	5-3 1-2			FC5-4 1B	5	0	2	0	0	0	2
Tim McCarver, L (1, 2)	P6		1-3 2-3		FC6-5 1B 2-3	F8			FC5-4 1-2f	5	0	0	0	0	0	4
Joe Cunningham, L (1, 3) OBP: 0.452, SLG: 0.482	BB HR		F5		1-3 1B		G4-6-3 1B		F9	4	1	2	0	1	0	2
Ken Boyer, R (1, 5) OBP: 0.392, SLG: 0.527	1-H HR			E 3B	2-3		G4-6-3 1-2f		K	5	2	2	2	0	1	4
Gene Oliver, R (1, 7) OBP: 0.265, SLG: 0.388 Curt Flood, R (9, 8) OBP: 0.322, SLG: 0.438	K			L4		F9 PB BB				3 0	0 0	0 0	0 0	1 0	1 0	1 0
Gene Green, R (1, 9) OBP: 0.262, SLG: 0.339 Gino Cimoli, R (9, 9) OBP: 0.327, SLG: 0.430		4-3		E IBB		1B 2B	K 1-2			3 0	1 0	1 0	0 0	1 0	1 0	1 0
Duke Carmel, L (1, 8) OBP: 0.125, SLG: 0.125 (9, 7)		4-3		E4 G6-4-3 1-2 3-H		2B 1B 2-H			F7	4	1	1	2	0	0	1
Alex Grammas, R (1, 6) OBP: 0.333, SLG: 0.337	K			G6-4-3 1-2f		1B 2B 2-H			P6	4	1	1	1	0	1	2
Bob Gibson, R (1, 1) OBP: 0.125, SLG: 0.208			1-3 2B		K	5-3 1B 2-H			K	4	0	2	1	0	2	0

	AB	37
	R	6
	H	11
	RBI	6
	BB	3
	SO	6
	LOB	17

Inning Stats																																
	R: 2	E: 0	K: 1	S: 6	H: 1	LOB: 0	BB: 1	P: 10	R: 0	E: 0	K: 1	S: 5	H: 0	LOB: 0	BB: 0	P: 5	R: 0	E: 0	K: 0	S: 4	H: 1	LOB: 1	BB: 0	P: 4	R: 1	E: 1	K: 0	S: 4	H: 1	LOB: 1	BB: 1	P: 8
	R: 0	E: 0	K: 1	S: 7	H: 2	LOB: 2	BB: 0	P: 7	R: 3	E: 0	K: 0	S: 7	H: 4	LOB: 1	BB: 0	P: 7	R: 0	E: 0	K: 1	S: 5	H: 1	LOB: 1	BB: 1	P: 9	R: 0	E: 0	K: 1	S: 5	H: 0	LOB: 0	BB: 0	P: 5
	R: 0	E: 0	K: 1	S: 6	H: 1	LOB: 1	BB: 0	P: 6	1B: 5	2B: 4	3B: 1	HR: 1	SF: 0	SAC: 0	DP: 2	HBP: 0	WP: 0	PB: 1	SB: 0	CS: 0	PA: 40											

PITCHER		IP	WLS	BF	H	R	ER	SO	BB	IBB	HBP	BLK	WP	HR	S	P	ERA	WHIP
Art Ceccarelli, L ERA: 4.63	(1, 1)	5.1	L	26	8	6	6	3	1	1	0	0	0	1	30	38	10.12	1.688
Moe Drabowsky, R ERA: 4.04	(6, 1)	1.2		7	2	0	0	1	1	0	0	0	0	0	8	12	0.00	1.800
Don Elston, R ERA: 3.31	(8, 1)	2.0		7	1	0	0	2	0	0	0	0	0	0	11	11	0.00	0.500

PITCHER	IP	WLS	BF	H	R	ER	SO	BB	IBB	HBP	BLK	WP	HR	S	P	ERA	WHIP

Batter	1	2	3	4	5	6	7	8	9	AB	R	H	RBI	BB	SO	LOB
Tony Taylor, R (1, 4) OBP: 0.333, SLG: 0.395	14 FC6-4 1B		G6-3 1-2f 3-H		4-3		K			4	0	1	0	0	1	4
George Altman, L (1, 8) OBP: 0.314, SLG: 0.367	K		K			BB HR BB	F7			3	1	0	0	1	2	2
Irv Noren, L (1, 9) OBP: 0.386, SLG: 0.446	P6			P6		HR 1-2 BB		F8		3	1	0	0	1	0	1
14 Ernie Banks, R (1, 6) OBP: 0.364, SLG: 0.576	FC6-4 1-2f			K		K		L7		4	0	0	0	0	2	3
Walt Moryn, L (1, 7) OBP: 0.326, SLG: 0.405		4-3		1-3		1-H 2-H HR		K		4	1	1	3	0	1	0
Dale Long, L (1, 3) OBP: 0.315, SLG: 0.451		K			4-3	F7			F7	4	0	0	0	0	1	0
Sammy Taylor, L (1, 2) OBP: 0.332, SLG: 0.406		K			BB 1B	F7			2B	4	0	2	0	0	1	0
Alvin Dark, R (1, 5) OBP: 0.325, SLG: 0.362			PB G6-3 2B		F8		1B		K2-3	4	1	2	0	0	1	2
Art Ceccarelli, R (1, 1) OBP: 0.176, SLG: 0.097					1-2 BB		F5		K	0	0	0	0	2	0	0
Moe Drabowsky, R (6, 1) OBP: 0.159, SLG: 0.143										0	0	0	0	0	0	0
Jim Marshall, L (7, PH) OBP: 0.328, SLG: 0.411										1	0	0	0	0	0	1
Don Elston, R (8, 1) OBP: 0.211, SLG: 0.211										0	0	0	0	0	0	0
Lou Jackson, L (9, PH) OBP: 0.333, SLG: 0.333										1	0	0	0	0	1	1
Inning Stats	R: 0 E: 0 K: 1 S: 6 H: 1 LOB: 1 BB: 0 P: 6	R: 0 E: 0 K: 2 S: 7 H: 0 LOB: 0 BB: 0 P: 7	R: 1 E: 0 K: 1 S: 5 H: 1 LOB: 0 BB: 1 P: 9	R: 0 E: 0 K: 1 S: 5 H: 0 LOB: 0 BB: 0 P: 5	R: 0 E: 0 K: 0 S: 4 H: 1 LOB: 2 BB: 1 P: 8	R: 3 E: 0 K: 1 S: 6 H: 1 LOB: 0 BB: 2 P: 14	R: 0 E: 0 K: 1 S: 6 H: 1 LOB: 1 BB: 0 P: 6	R: 0 E: 0 K: 1 S: 5 H: 0 LOB: 0 BB: 0 P: 5	R: 0 E: 0 K: 2 S: 8 H: 1 LOB: 1 BB: 0 P: 8	1B: 3 2B: 2 3B: 0 HR: 1 SF: 0 SAC: 0 DP: 1 HBP: 0						

PITCHER	IP	WLS	BF	H	R	ER	SO	BB	IBB	HBP	BLK	WP	HR	S	P	ERA	WHIP
Bob Gibson, R (1, 1) ERA: 3.42	9.0	W	36	6	4	3	10	4	0	0	0	0	1	52	68	3.00	1.111

PITCHER	IP	WLS	BF	H	R	ER	SO	BB	IBB	HBP	BLK	WP	HR	S	P	ERA	WHIP

BOTTOM

St. Louis Cardinals @ Chicago Cubs

Wrigley Field, Chicago, IL

Sat Sep 12 1959, 3:33 AM CDT

Att. 8,471 - Unknown

St.

livebaseballscorecards.com

AB	32
R	4
H	6
RBI	3
BB	4
SO	10
LOB	14

WP: 0 PB: 1 SB: 0 CS: 0 PA: 36

Batter	1	2	3	4	5	6	7	8	9	AB	R	H	RBI	BB	SO	LOB
Tim McCarver, L (1, 2) OBP: 0.077, SLG: 0.077	FC4-6 1B		4-3			FC1-6 1-2f			G3	3	0	1	0	0	0	1
George Crowe, L (9, PH) OBP: 0.330, SLG: 0.600										1	0	0	0	0	0	0
Wally Shannon, L (1, 4) OBP: 0.297, SLG: 0.351	FC4-6 G4-6-3 1-2f			G3		F8			1-3	4	0	0	0	0	0	2
(8, 6)																
Joe Cunningham, L (1, 3) OBP: 0.452, SLG: 0.481	G4-6-3 1-2f			FC5-4 1B		F8			FC5-4 BB	3	0	1	0	1	0	2
Ken Boyer, R (1, 5) OBP: 0.390, SLG: 0.523		F9		FC5-4 1-2f			6-3		FC5-4 1-2f	4	0	0	0	0	0	2
Duke Carmel, L (1, 8) OBP: 0.091, SLG: 0.091		1-3		K			G3			3	0	0	0	0	1	1
Gene Oliver, R (1, 7) OBP: 0.266, SLG: 0.387		FC4-6 1B			K		6-3			3	0	1	0	0	1	0
Gene Green, R (1, 9) OBP: 0.250, SLG: 0.322		FC4-6 1-2f			K			K		3	0	0	0	0	2	1
Alex Grammas, R (1, 6) OBP: 0.332, SLG: 0.335			4-3		G3			1-3		2	0	0	0	0	0	0
Don Blasingame, L (8, PH) OBP: 0.362, SLG: 0.360										1	0	0	0	0	0	0
(8, 4)																
Tom Hughes, L (1, 1)			K			FC1-6 BB		5-3		1	0	0	0	0	1	0
Bob Duliba, R (3, 1)										0	0	0	0	0	0	0
Stan Musial, L (6, PH) OBP: 0.361, SLG: 0.416										0	0	0	0	1	0	0
Bob Blaylock, R (6, 1) OBP: 0.343, SLG: 0.468										0	0	0	0	0	0	0
Bill White, L (8, PH) OBP: 0.125, SLG: 0.034										1	0	0	0	0	0	0
Lindy McDaniel, R (8, 1)										0	0	0	0	0	0	0
Inning Stats	R: 0 E: 0 K: 0 S: 3 H: 1 LOB: 0 BB: 0 P: 3	R: 0 E: 0 K: 0 S: 4 H: 1 LOB: 1 BB: 0 P: 4	R: 0 E: 0 K: 1 S: 5 H: 0 LOB: 0 BB: 0 P: 5	R: 0 E: 0 K: 1 S: 6 H: 1 LOB: 1 BB: 0 P: 6	R: 0 E: 0 K: 2 S: 7 H: 0 LOB: 0 BB: 0 P: 7	R: 0 E: 0 K: 0 S: 3 H: 0 LOB: 1 BB: 1 P: 7	R: 0 E: 0 K: 0 S: 3 H: 0 LOB: 0 BB: 0 P: 3	R: 0 E: 0 K: 1 S: 5 H: 0 LOB: 0 BB: 0 P: 5	R: 0 E: 0 K: 0 S: 3 H: 0 LOB: 1 BB: 1 P: 7	1B: 3 2B: 0 3B: 0 HR: 0	SF: 0 SAC: 0 DP: 1 HBP: 0						

PITCHER		IP	WLS	BF	H	R	ER	SO	BB	IBB	HBP	BLK	WP	HR	S	P	ERA	WHIP
Glen Hobbie, R ERA: 3.66	(1, 1)	9.0	W	31	3	0	0	5	2	0	0	0	0	0	39	47	0.00	0.556

PITCHER	IP	WLS	BF	H	R	ER	SO	BB	IBB	HBP	BLK	WP	HR	S	P	ERA	WHIP

TOP

St. Louis Cardinals @ Chicago Cubs

Wrigley Field, Chicago, IL

Sun Sep 13 1959, 3:33 AM CDT

Att. 13,490 - Unknown

livebaseballscorecards.com

AB	29
R	0
H	3
RBI	0
BB	2
SO	5
LOB	9

Batter	1	2	3	4	5	6	7	8	9	AB	R	H	RBI	BB	SO	LOB
Tony Taylor, R (1, 4) OBP: 0.334, SLG: 0.395	E6	L8					FC6-4			5	2	2	0	0	0	3
George Altman, L (1, 8) OBP: 0.318, SLG: 0.371			6-3		G3					5	2	3	1	0	0	1
Jim Marshall, L (1, 3) OBP: 0.332, SLG: 0.410	P4									3	2	1	0	2	0	2
14 Ernie Banks, R (1, 6) OBP: 0.365, SLG: 0.581										4	1	2	5	0	0	2
Walt Moryn, L (1, 7) OBP: 0.322, SLG: 0.399	F7		F9							5	0	0	0	0	1	3
Irv Noren, L (1, 9) OBP: 0.389, SLG: 0.470	F9									4	1	2	2	0	1	1
Lee Walls, R (8, 9) OBP: 0.341, SLG: 0.391										0	0	0	0	0	0	0
Sammy Taylor, L (1, 2) OBP: 0.334, SLG: 0.407		F5		4-3						4	0	2	0	0	0	2
Alvin Dark, R (1, 5) OBP: 0.327, SLG: 0.361										2	0	0	0	2	0	1
Glen Hobbie, R (1, 1) OBP: 0.151, SLG: 0.141										4	0	0	0	0	2	5
Inning Stats	R: 2 E: 1 K: 0 S: 6 / H: 2 LOB: 1 BB: 0 P: 6	R: 0 E: 0 K: 1 S: 5 / H: 0 LOB: 1 BB: 1 P: 9	R: 3 E: 0 K: 0 S: 6 / H: 3 LOB: 2 BB: 2 P: 14	R: 2 E: 0 K: 0 S: 6 / H: 3 LOB: 2 BB: 1 P: 10	R: 0 E: 0 K: 0 S: 4 / H: 1 LOB: 1 BB: 0 P: 4	R: 0 E: 0 K: 0 S: 3 / H: 0 LOB: 0 BB: 0 P: 3	R: 0 E: 1 K: 2 S: 9 / H: 1 LOB: 2 BB: 0 P: 9	R: 1 E: 0 K: 1 S: 6 / H: 2 LOB: 0 BB: 0 P: 6		1B: 10 2B: 0 3B: 0 HR: 2	SF: 1 SAC: 0 DP: 0 HBP: 0					

PITCHER		IP	WLS	BF	H	R	ER	SO	BB	IBB	HBP	BLK	WP	HR	S	P	ERA	WHIP
Tom Hughes, R ERA: 10.13	(1, 1)	2.2	L	16	5	5	3	1	2	0	0	0	0	2	16	24	10.12	2.625
Bob Duliba, R ERA: 3.0	(3, 1)	2.1		13	4	2	2	0	2	0	0	0	0	0	11	19	7.71	2.571
Bob Blaylock, R ERA: 3.0	(6, 1)	2.0		8	1	0	0	2	0	0	0	0	0	0	12	12	0.00	0.500
Lindy McDaniel, R ERA: 3.74	(8, 1)	1.0		4	2	1	1	1	0	0	0	0	0	0	6	6	9.00	2.000

PITCHER	IP	WLS	BF	H	R	ER	SO	BB	IBB	HBP	BLK	WP	HR	S	P	ERA	WHIP

BOTTOM

St. Louis Cardinals @ Chicago Cubs

Wrigley Field, Chicago, IL

Sun Sep 13 1959, 3:33 AM CDT

Att. 13,490 - Unknown

St.

livebaseballscorecards.com

AB	36
R	8
H	12
RBI	8
BB	4
SO	4
LOB	20

1B: 10	SF: 1	WP: 0	PA: 41
2B: 0	SAC: 0	PB: 1	
3B: 0	DP: 0	SB: 2	
HR: 2	HBP: 0	CS: 0	

Batter	1	2	3	4	5	6	7	8	9	AB	R	H	RBI	BB	SO	LOB
Bob Skinner, L (1, 7) OBP: 0.353, SLG: 0.400	4-3 2B 2B	P6			P6		FC5-4 1B			4	1	2	0	0	0	1
Dick Groat, R (1, 6) OBP: 0.311, SLG: 0.358	4-3 2-3		1B FC4 1B		5-3		FC5-4 1-2f			4	1	1	0	0	0	2
Roberto Clemente, R (1, 9) OBP: 0.316, SLG: 0.388	 3-H 2B		FC4 BB 1-3 2-4-3-2 1B		6-3			S S S K		4	0	2	1	0	1	0
Dick Stuart, R (1, 3) OBP: 0.371, SLG: 0.560	6-3		F7			FC4-6 1B		5-3		4	0	1	0	0	0	3
Smoky Burgess, L (1, 2) OBP: 0.357, SLG: 0.500	4-3		B B B B FC4 1-2 BB			FC4-6 FC4-6 1-2f		1B		3	0	1	0	1	0	2
Don Hoak, R (1, 5) OBP: 0.375, SLG: 0.403		6-3	FC4 1-2f 2-3 3-H			FC4-6 1-2f		F7		4	0	0	1	0	0	4
Bill Mazeroski, R (1, 4) OBP: 0.286, SLG: 0.336		HR	2-4-3-2 3-H	5-3		F3			6-3	4	1	1	1	0	0	1
Bill Virdon, L (1, 8) OBP: 0.315, SLG: 0.327		4-3		3-1			6-3		F7	4	0	0	0	0	0	0
Vern Law, R (1, 1) OBP: 0.200, SLG: 0.228		E4		5-3			6-3		1-3	4	0	0	0	0	0	0

TOP

Pittsburgh Pirates @ Chicago Cubs

Wrigley Field, Chicago, IL

Wed Sep 16 1959, 3:33 AM CDT

Unknown

livebaseballscorecards.com

AB	35
R	3
H	8
RBI	3
BB	1
SO	1
LOB	13

Inning Stats	1	2	3	4	5	6	7	8	9
	R: 1 E: 0 K: 0 S: 5	R: 1 E: 1 K: 0 S: 5	R: 1 E: 0 K: 0 S: 4	R: 0 E: 0 K: 0 S: 3	R: 0 E: 0 K: 0 S: 3	R: 0 E: 0 K: 0 S: 4	R: 0 E: 0 K: 0 S: 4	R: 0 E: 0 K: 1 S: 6	R: 0 E: 0 K: 0 S: 3
	H: 2 LOB: 1 BB: 0 P: 5	H: 1 LOB: 1 BB: 0 P: 5	H: 2 LOB: 2 BB: 1 P: 8	H: 0 LOB: 0 BB: 0 P: 3	H: 0 LOB: 0 BB: 0 P: 3	H: 1 LOB: 1 BB: 0 P: 4	H: 1 LOB: 1 BB: 0 P: 4	H: 1 LOB: 1 BB: 0 P: 6	H: 0 LOB: 0 BB: 0 P: 3

1B: 5 SF: 0
2B: 2 SAC: 0
3B: 0 DP: 0
HR: 1 HBP: 0

WP: 0 PA: 36
PB: 0
SB: 0
CS: 0

PITCHER		IP	WLS	BF	H	R	ER	SO	BB	IBB	HBP	BLK	WP	HR	S	P	ERA	WHIP
Bob Anderson, R ERA: 3.88	(1, 1)	7.0	L	30	7	3	3	0	1	0	0	0	0	1	28	32	3.86	1.143
Don Elston, R ERA: 3.24	(8, 1)	2.0		7	1	0	0	1	0	0	0	0	0	0	9	9	0.00	0.500

PITCHER	IP	WLS	BF	H	R	ER	SO	BB	IBB	HBP	BLK	WP	HR	S	P	ERA	WHIP

Batter	1	2	3	4	5	6	7	8	9	AB	R	H	RBI	BB	SO	LOB
Tony Taylor, R (1, 4) OBP: 0.332, SLG: 0.392	5-3		F9		SH5-4 1-2 2-3		6-3		FC6-4 1-2f	4	0	0	0	0	0	2
George Altman, L (1, 8) OBP: 0.317, SLG: 0.370	F8		1B		SF9 2-3 3-H		K			3	0	1	1	0	1	0
Jim Marshall, L (1, 3) OBP: 0.331, SLG: 0.415	14 1B 3B		F9		F9			G3		4	1	1	0	0	0	2
14 Ernie Banks, R (1, 6) OBP: 0.364, SLG: 0.579	3-H 1B		1-3			F8		F8		4	0	1	1	0	0	1
Walt Moryn, L (1, 7) OBP: 0.322, SLG: 0.398	F7			P6		WP 1B		F7		4	0	1	0	0	0	1
Irv Noren, L (1, 9) OBP: 0.392, SLG: 0.471 Don Eaddy, R (9, PR)		4-3		K		WP 1-2			1B	4 0	0 0	2 0	0 0	0 0	1 0	0 0
Sammy Taylor, L (1, 2) OBP: 0.331, SLG: 0.402		F7		3-1		F9			F5	4	0	0	0	0	0	3
Alvin Dark, R (1, 5) OBP: 0.330, SLG: 0.364		1B			SH5-4 SH SF9 1B	L4 1-2 2-3			BB 1-3 1B	4	1	3	0	0	0	2
Bob Anderson, R (1, 1) OBP: 0.114, SLG: 0.092 Dale Long, L (7, PH) OBP: 0.314, SLG: 0.449 Don Elston, R (8, 1) OBP: 0.211, SLG: 0.211 Earl Averill, R (9, PH) OBP: 0.311, SLG: 0.460 Lou Jackson, L (9, PR) OBP: 0.333, SLG: 0.333		K			SH SF9 SH5-4 1-2		F7		FC6-4 1-2 BB	1 1 0 0 0	0 0 0 0 0	0 0 0 0 0	0 0 0 0 0	1 0 0 1 0	1 0 0 0 0	1 0 0 0 0
Inning Stats	R: 1 E: 0 K: 0 S: 5 H: 2 LOB: 1 BB: 0 P: 5	R: 0 E: 0 K: 1 S: 6 H: 1 LOB: 1 BB: 0 P: 6	R: 0 E: 0 K: 0 S: 4 H: 1 LOB: 1 BB: 0 P: 4	R: 0 E: 0 K: 1 S: 5 H: 0 LOB: 0 BB: 0 P: 5	R: 1 E: 1 K: 0 S: 5 H: 1 LOB: 1 BB: 0 P: 5	R: 0 E: 0 K: 0 S: 5 H: 2 LOB: 2 BB: 0 P: 5	R: 0 E: 0 K: 1 S: 5 H: 0 LOB: 0 BB: 0 P: 5	R: 0 E: 0 K: 0 S: 3 H: 0 LOB: 0 BB: 0 P: 3	R: 0 E: 0 K: 0 S: 4 H: 2 LOB: 2 BB: 1 P: 8	1B: 8 2B: 0 3B: 1 HR: 0 SF: 1 SAC: 2 DP: 0 HBP: 0						

PITCHER	IP	WLS	BF	H	R	ER	SO	BB	IBB	HBP	BLK	WP	HR	S	P	ERA	WHIP
Vern Law, R (1, 1) ERA: 3.05	9.0	W	37	9	2	1	3	1	0	0	0	1	0	42	46	1.00	1.111

PITCHER	IP	WLS	BF	H	R	ER	SO	BB	IBB	HBP	BLK	WP	HR	S	P	ERA	WHIP

BOTTOM

Pittsburgh Pirates @ Chicago Cubs

Wrigley Field, Chicago, IL

Wed Sep 16 1959, 3:33 AM CDT

Unknown

livebaseballscorecards.com

AB	33
R	2
H	9
RBI	2
BB	1
SO	3
LOB	12

WP: 1 PA: 37
PB: 0
SB: 0
CS: 0

Pittsburgh Pirates @ Chicago Cubs

Wrigley Field, Chicago, IL

Wed Sep 16 1959, 3:38 AM CDT

Att. 1,366 - Unknown

livebaseballscorecards.com

Batter	1	2	3	4	5	6	7	8	9	AB	R	H	RBI	BB	SO	LOB
Bob Skinner, L (1, 7) OBP: 0.356, SLG: 0.402	B B B B 4-0 1B BB		x 0-0 2B			x 0-0 ①		B B B B 4-0 G6-4-3 BB		2	0	1	0	2	0	0
Dick Groat, R (1, 6) OBP: 0.310, SLG: 0.358	x 0-0 ①		x 0-0 ③ 3-1			x 0-0 2B 1B 1B		x 0-0 ① F8		4	1	1	0	0	0	3
Roberto Clemente, R (1, 9) OBP: 0.320, SLG: 0.394	x 0-0 L4-3 1-2 1B			x 0-0 G4-6-3 1B		x 0-0 1B 1-3 SF7 2B		x 0-0 ② ③ G6-4-3 1-2f		4	1	3	0	0	0	1
Dick Stuart, R (1, 3) OBP: 0.370, SLG: 0.556	x 0-0 ② ③ L4-3 1-2			x 0-0 ① F9		x 0-0 2-3 3-H 1B			x 0-0 ① F8	4	0	1	1	0	0	3
Smoky Burgess, L (1, 2) OBP: 0.354, SLG: 0.497 Hank Foiles, R (7, 2) OBP: 0.277, SLG: 0.338		S S S 0-3 ① K		x 0-0 ② ③ G4-6-3 1-2f		x 0-0 ② SF7 3-H			x 0-0 ② F5	2 1	0 0	0 0	1 0	0 0	1 0	1 0
Don Hoak, R (1, 5) OBP: 0.375, SLG: 0.405		x 0-0 ② 6-3			x 0-0 G4-6-3 1B	x 0-0 ③ F8			x 0-0 2B	4	0	2	0	0	0	1
Bill Mazeroski, R (1, 4) OBP: 0.283, SLG: 0.333		x 0-0 ③ F7			x 0-0 ① ② G4-6-3 1-2f		x 0-0 ① F7		S S S 0-3 ③ K	4	0	0	0	0	1	2
Bill Virdon, L (1, 8) OBP: 0.315, SLG: 0.327			x 0-0 ① F7		x 0-0 1B		S S S 0-3 ② K			3	0	1	0	0	1	0
Bob Friend, R (1, 1) OBP: 0.176, SLG: 0.167			x 0-0 ② F8		x 0-0 ③ F7		S S S 0-3 ③ K			3	0	0	0	0	1	1
Inning Stats	R: 0 E: 0 K: 0 S: 3 H: 1 LOB: 1 BB: 1 P: 7	R: 0 E: 0 K: 1 S: 5 H: 0 LOB: 0 BB: 0 P: 5	R: 0 E: 0 K: 0 S: 4 H: 1 LOB: 1 BB: 0 P: 4	R: 0 E: 0 K: 0 S: 3 H: 1 LOB: 0 BB: 0 P: 3	R: 0 E: 0 K: 0 S: 4 H: 2 LOB: 1 BB: 0 P: 4	R: 2 E: 0 K: 0 S: 6 H: 3 LOB: 1 BB: 0 P: 6	R: 0 E: 0 K: 2 S: 7 H: 0 LOB: 0 BB: 0 P: 7	R: 0 E: 0 K: 0 S: 2 H: 0 LOB: 0 BB: 1 P: 6	R: 0 E: 0 K: 1 S: 6 H: 1 LOB: 1 BB: 0 P: 6	1B: 6 2B: 4 3B: 0 HR: 0 SF: 1 SAC: 0 DP: 4 HBP: 0						

TOP

AB	31
R	2
H	9
RBI	2
BB	2
SO	4
LOB	12

WP: 0 PA: 34
PB: 0
SB: 0
CS: 0

PITCHER		IP	WLS	BF	H	R	ER	SO	BB	IBB	HBP	BLK	WP	HR	S	P	ERA	WHIP
Ben Johnson, R ERA: 2.3	(1, 1)	5.1		22	8	2	2	1	1	0	0	0	0	0	23	27	3.38	1.688
Bill Henry, L ERA: 2.65	(6, 1)	1.2		5	0	0	0	2	0	0	0	0	0	0	9	9	0.00	0.000
Don Elston, R ERA: 3.16	(8, 1)	2.0	W	7	1	0	0	1	1	0	0	0	0	0	8	12	0.00	1.000

PITCHER		IP	WLS	BF	H	R	ER	SO	BB	IBB	HBP	BLK	WP	HR	S	P	ERA	WHIP

Pittsburgh Pirates @ Chicago Cubs

Wrigley Field, Chicago, IL

Wed Sep 16 1959, 3:38 AM CDT

Att. 1,366 - Unknown

livebaseballscorecards.com

BOTTOM

Batter	1	2	3	4	5	6	7	8	9	AB	R	H	RBI	BB	SO	LOB
Tony Taylor, R (1, 4) OBP: 0.330, SLG: 0.389	0-0 ①		0-0 ②		0-3 ③ K			0-0 ① 5-3		4	0	0	0	0	1	2
George Altman, L (1, 8) OBP: 0.314, SLG: 0.366	0-0 ② F6		0-0 ③ F8			0-0 ① F8		0-3 ② K		4	0	0	0	0	1	1
Jim Marshall, L (1, 3) OBP: 0.330, SLG: 0.413	0-0 ③ F7			0-3 ① K2-3		0-0 ② F7		0-0 14 2B 1B		4	1	1	0	0	1	0
14 Ernie Banks, R (1, 6) OBP: 0.366, SLG: 0.582		0-0 CS 1B		0-0 1B		0-0 ③ 5-3		0-0 1-H 2B		4	0	3	1	0	0	0
Walt Moryn, L (1, 7) OBP: 0.318, SLG: 0.393		0-0 ① F9		0-0 ② F6			0-0 ① F2	0-0 ③ F8		4	0	0	0	0	0	3
Irv Noren, L (1, 9) OBP: 0.395, SLG: 0.472 Lou Jackson, L (9, PR) OBP: 0.333, SLG: 0.333	0-3 ② ③ K 1-2			0-0 ③ F9			0-0 BB 1B		0-0 HR 1B	4 0	0 1	2 0	0 0	0 0	1 0	2 0
Sammy Taylor, L (1, 2) OBP: 0.335, SLG: 0.414		0-0 2B 6-3 1B			0-0 ① F8		4-0 1-2 BB		0-0 1-H HR	3	2	2	2	1	0	0
Randy Jackson, R (1, 5) OBP: 0.333, SLG: 0.367		0-0 1-3 2B			0-0 SH3-4 1B		0-0 ② F8			3	0	2	0	0	0	2
Ben Johnson, R (1, 1) Bill Henry, L (6, 1) OBP: 0.233, SLG: 0.207 Dale Long, L (7, PH) OBP: 0.313, SLG: 0.448 Don Elston, R (8, 1) OBP: 0.211, SLG: 0.211		0-0 ① 6-3 3-H			0-0 ② SH3-4 1-2		0-0 ③ 4-3			1 0 1 0	0 0 0 0	0 0 0 0	1 0 0 0	0 0 0 0	0 0 0 0	1 0 2 0
Inning Stats	R: 0 E: 0 K: 0 S: 3 H: 0 LOB: 0 BB: 0 P: 3	R: 0 E: 0 K: 1 S: 5 H: 1 LOB: 1 BB: 0 P: 5	R: 1 E: 0 K: 0 S: 5 H: 2 LOB: 1 BB: 0 P: 5	R: 0 E: 0 K: 1 S: 6 H: 1 LOB: 1 BB: 0 P: 6	R: 0 E: 0 K: 1 S: 6 H: 1 LOB: 1 BB: 0 P: 6	R: 0 E: 0 K: 0 S: 3 H: 0 LOB: 0 BB: 0 P: 3	R: 0 E: 0 K: 0 S: 4 H: 1 LOB: 2 BB: 1 P: 8	R: 1 E: 0 K: 1 S: 7 H: 2 LOB: 1 BB: 0 P: 7	R: 2 E: 0 K: 0 S: 2 H: 2 LOB: 1 BB: 0 P: 2	1B: 7 2B: 3 3B: 0 HR: 1	SF: 0 SAC: 1 DP: 1 HBP: 0					WP: 0 PB: 0 SB: 0 CS: 1	PA: 34

	AB	32
	R	4
	H	10
	RBI	4
	BB	1
	SO	4
	LOB	13

PITCHER		IP	WLS	BF	H	R	ER	SO	BB	IBB	HBP	BLK	WP	HR	S	P	ERA	WHIP
Bob Friend, R ERA: 3.91	(1, 1)	8.0	L	34	10	4	4	4	1	0	0	0	0	1	41	45	4.50	1.375

PITCHER	IP	WLS	BF	H	R	ER	SO	BB	IBB	HBP	BLK	WP	HR	S	P	ERA	WHIP

Batter	1	2	3	4	5	6	7	8	9	AB	R	H	RBI	BB	SO	LOB
Richie Ashburn, L (1, 8) OBP: 0.361, SLG: 0.310	FC4-6 1B		1-3 FC5-4 1B	1-2 FC4-6 1B		BBB 4-0 CS BB			F9	3	0	3	0	1	0	0
Solly Drake, S (6, PR) OBP: 0.250, SLG: 0.136 (6, 8)										1	0	0	0	0	0	0
Joe Koppe, R (1, 6) OBP: 0.325, SLG: 0.381	F9		FC5-4 1B 1B 1-2f	FC4-6 1B 1-2f 2-3		F8 1-2			SSS K	5	1	0	0	0	1	5
Dave Philley, S (1, 3) OBP: 0.350, SLG: 0.470	FC4-6 1-2f		1B 1B 1-2 1B	1-2 3-H 1B			F7		4-3	5	1	2	1	0	0	1
Harry Anderson, L (1, 7) OBP: 0.312, SLG: 0.410	SSS K		1B 1B 1-3 2-H 1B	G3			F7			4	1	1	1	0	1	3
Wally Post, R (1, 9) OBP: 0.311, SLG: 0.454		SSS K	1B 1-2 3-H 1B		F8		SSS K			4	0	1	1	0	2	0
Gene Freese, R (1, 5) OBP: 0.341, SLG: 0.488		6-3	1-3 2-H 1B		F7			F8		4	0	1	1	0	0	0
Sparky Anderson, R (1, 4) OBP: 0.279, SLG: 0.246		1B	F8		BBB 4-0 BB			S SF9 2B		3	1	2	0	1	0	2
Carl Sawatski, L (1, 2) OBP: 0.382, SLG: 0.442		6-3		BBB 4-0 FC1-6 BB	L7			SF9 2-H		2	0	0	0	1	0	2
Jim Bolger, R (8, PH) OBP: 0.136, SLG: 0.093										0	0	0	1	0	0	0
Joe Lonnett, R (8, 2) OBP: 0.307, SLG: 0.235										0	0	0	0	0	0	0
Robin Roberts, S (1, 1) OBP: 0.239, SLG: 0.244			1B 1B	FC1-6 FC4-6 1B 1-2f 1B		F9		SSS K		4	1	1	0	0	1	1
Inning Stats	R: 0 H: 1 E: 0 LOB: 1 K: 1 BB: 0 S: 6 P: 6	R: 0 H: 1 E: 0 LOB: 1 K: 1 BB: 0 S: 6 P: 6	R: 3 H: 6 E: 0 LOB: 2 K: 0 BB: 0 S: 8 P: 8	R: 1 H: 2 E: 0 LOB: 2 K: 0 BB: 1 S: 5 P: 9	R: 0 H: 0 E: 0 LOB: 1 K: 0 BB: 1 S: 3 P: 7	R: 0 H: 0 E: 0 LOB: 1 K: 0 BB: 1 S: 2 P: 6	R: 0 H: 0 E: 0 LOB: 0 K: 1 BB: 0 S: 5 P: 5	R: 1 H: 1 E: 0 LOB: 0 K: 1 BB: 0 S: 6 P: 6	R: 0 H: 0 E: 0 LOB: 0 K: 1 BB: 0 S: 5 P: 5	1B: 10 SF: 1 2B: 1 SAC: 0 3B: 0 DP: 0 HR: 0 HBP: 0						

TOP

Philadelphia Phillies @ Chicago Cubs

Wrigley Field, Chicago, IL

Thu Sep 17 1959, 3:33 AM CDT

Att. 598 - Unknown

livebaseballscorecards.com

AB	35
R	5
H	11
RBI	5
BB	3
SO	5
LOB	14

WP: 0 PA: 39
PB: 0
SB: 1
CS: 1

PITCHER		IP	WLS	BF	H	R	ER	SO	BB	IBB	HBP	BLK	WP	HR	S	P	ERA	WHIP
Glen Hobbie, R ERA: 3.74	(1, 1)	5.0	L	26	10	4	4	2	2	0	0	0	0	0	28	36	7.20	2.400
Dave Hillman, R ERA: 3.44	(6, 1)	2.0		6	0	0	0	1	1	0	0	0	0	0	7	11	0.00	0.500
Bill Henry, L ERA: 2.68	(8, 1)	2.0		7	1	1	1	2	0	0	0	0	0	0	11	11	4.50	0.500

PITCHER	IP	WLS	BF	H	R	ER	SO	BB	IBB	HBP	BLK	WP	HR	S	P	ERA	WHIP

Batter	1	2	3	4	5	6	7	8	9	AB	R	H	RBI	BB	SO	LOB
Tony Taylor, R (1, 4) OBP: 0.328, SLG: 0.387	F8	5-3 1-2			P6		F8			4	0	0	0	0	0	2
George Altman, L (1, 8) OBP: 0.313, SLG: 0.365	14 1B 1B		F7		6-3			6-3		4	0	1	0	0	0	0
Jim Marshall, L (1, 3) OBP: 0.326, SLG: 0.407	P5		F8			L8		F9		4	0	0	0	0	0	1
14 Ernie Banks, R (1, 6) OBP: 0.367, SLG: 0.587	1-3 1B		E3			HR		F8		4	1	2	1	0	0	0
Walt Moryn, L (1, 7) OBP: 0.315, SLG: 0.389	K		F9			K			F9	4	0	0	0	0	2	3
Irv Noren, L (1, 9) OBP: 0.391, SLG: 0.486		HR		L9		K			4-3	4	1	1	1	0	1	0
Sammy Taylor, L (1, 2) OBP: 0.334, SLG: 0.412		FC5-4 1B		P6			4-3		K	4	0	1	0	0	1	0
Alvin Dark, R (1, 5) OBP: 0.330, SLG: 0.366		FC5-4 E 1-2f		F7			2B			3	0	1	0	0	0	1
Glen Hobbie, R (1, 1) OBP: 0.149, SLG: 0.139 Lou Jackson, L (5, PH) OBP: 0.250, SLG: 0.250 Dave Hillman, R (6, 1) OBP: 0.220, SLG: 0.132 Dale Long, L (7, PH) OBP: 0.313, SLG: 0.446 Bill Henry, L (8, 1) OBP: 0.233, SLG: 0.207		K			K		F7			1 1 0 1 0	0 0 0 0 0	0 0 0 0 0	0 0 0 0 0	1 1 0 0 0	1 0 0 1 0	1 0 0 1 0
Inning Stats	R: 0 E: 0 K: 1 S: 7 H: 2 LOB: 2 BB: 0 P: 7	R: 1 E: 0 K: 1 S: 7 H: 2 LOB: 1 BB: 0 P: 7	R: 0 E: 1 K: 0 S: 4 H: 0 LOB: 1 BB: 0 P: 4	R: 0 E: 0 K: 0 S: 3 H: 0 LOB: 0 BB: 0 P: 3	R: 0 E: 0 K: 1 S: 5 H: 0 LOB: 0 BB: 0 P: 5	R: 1 E: 0 K: 2 S: 8 H: 1 LOB: 0 BB: 0 P: 8	R: 0 E: 0 K: 0 S: 4 H: 1 LOB: 1 BB: 0 P: 4	R: 0 E: 0 K: 0 S: 3 H: 0 LOB: 0 BB: 0 P: 3	R: 0 E: 0 K: 1 S: 5 H: 0 LOB: 0 BB: 0 P: 5	1B: 3 2B: 1 3B: 0 HR: 2 SF: 0 SAC: 0 DP: 0 HBP: 0						

PITCHER	IP	WLS	BF	H	R	ER	SO	BB	IBB	HBP	BLK	WP	HR	S	P	ERA	WHIP
Robin Roberts, R (1, 1) ERA: 4.23	9.0	W	34	6	2	2	6	0	0	0	0	0	2	46	46	2.00	0.667

PITCHER	IP	WLS	BF	H	R	ER	SO	BB	IBB	HBP	BLK	WP	HR	S	P	ERA	WHIP

BOTTOM

Philadelphia Phillies @ Chicago Cubs

Wrigley Field, Chicago, IL

Thu Sep 17 1959, 3:33 AM CDT

Att. 598 - Unknown

livebaseballscorecards.com

AB	34
R	2
H	6
RBI	2
BB	0
SO	6
LOB	9

Batter	1	2	3	4	5	6	7	8	9	10	11	12	13	AB	R	H	RBI	BB	SO	LOB
Solly Drake, S (1, 8) OBP: 0.243, SLG: 0.138	5-3		K			1B HR 1B		F8		F8		FC1-6 1-2f		6	1	1	0	0	1	1
Joe Koppe, R (1, 6) OBP: 0.325, SLG: 0.383	K			F7		1-3 HR 1B		K			FC6-5 2B	K		6	1	2	0	0	3	1
Dave Philley, S (1, 3) OBP: 0.346, SLG: 0.467	1-3			5-3		P6		2B			FC6-5 WP BB 2-3		F7	6	0	1	0	0	0	3
Wally Post, R (1, 9) OBP: 0.313, SLG: 0.459		6-3		2B BB		1-H 3-H HR		K			WP BB 1-2		F8	4	1	1	3	2	1	1
Gene Freese, R (1, 5) OBP: 0.346, SLG: 0.500		HR		1-3 2B		L5			K				1B	5	1	3	1	1	1	0
Harry Anderson, L (1, 7) OBP: 0.308, SLG: 0.405		F9		4-3		K			F8		K		F7	6	0	0	0	0	2	6
Sparky Anderson, R (1, 4) OBP: 0.276, SLG: 0.243		K	5-3			F9			6-3		F9			5	0	0	0	0	1	3
Joe Lonnett, R (1, 2) OBP: 0.298, SLG: 0.227 Harry Hanebrink, L (10, PH) OBP: 0.280, SLG: 0.352 Valmy Thomas, R (10, 2) OBP: 0.253, SLG: 0.236			L7		6-3		F9			K		F9		3 1 1	0 0 0	0 0 0	0 0 0	0 1 0	0 0 0	0 0 0
Jim Owens, R (1, 1) OBP: 0.162, SLG: 0.116 Jim Bolger, R (10, PH) OBP: 0.133, SLG: 0.091 Jack Meyer, R (10, 1) OBP: 0.083, SLG: 0.083 Bob Bowman, R (12, PH) OBP: 0.176, SLG: 0.203 (12, 1)			1-3		6-3		K			L4		F9 FC1-6 BB		3 1 0 0	0 0 0 0	0 0 0 0	0 0 0 0	1 0 0 0	0 0 0 0	0 0 0 0
Inning Stats	R: 0 E: 0 K: 1 S: 5 H: 0 LOB: 0 BB: 0 P: 5	R: 1 E: 0 K: 1 S: 6 H: 1 LOB: 0 BB: 0 P: 6	R: 0 E: 0 K: 1 S: 5 H: 0 LOB: 0 BB: 0 P: 5	R: 0 E: 0 K: 0 S: 4 H: 1 LOB: 2 BB: 1 P: 8	R: 0 E: 0 K: 0 S: 3 H: 0 LOB: 0 BB: 0 P: 3	R: 3 E: 0 K: 1 S: 8 H: 3 LOB: 0 BB: 0 P: 8	R: 0 E: 0 K: 1 S: 5 H: 0 LOB: 0 BB: 0 P: 5	R: 0 E: 0 K: 2 S: 8 H: 1 LOB: 1 BB: 0 P: 8	R: 0 E: 0 K: 1 S: 5 H: 0 LOB: 0 BB: 0 P: 5	R: 0 E: 0 K: 1 S: 5 H: 0 LOB: 0 BB: 0 P: 5	R: 0 E: 0 K: 1 S: 6 H: 1 LOB: 3 BB: 2 P: 14	R: 0 E: 0 K: 1 S: 5 H: 0 LOB: 1 BB: 1 P: 9	R: 0 E: 0 K: 0 S: 4 H: 1 LOB: 1 BB: 0 P: 4	1B: 3 2B: 3 3B: 0 HR: 2 SF: 0 SAC: 0 DP: 0 HBP: 0			WP: 1 PB: 0 SB: 0 CS: 0	PA: 51		

PITCHER		IP	WLS	BF	H	R	ER	SO	BB	IBB	HBP	BLK	WP	HR	S	P	ERA	WHIP
Art Ceccarelli, L ERA: 4.62	(1, 1)	8.0		31	6	4	4	7	1	0	0	0	0	2	44	48	4.50	0.875
Don Elston, R ERA: 3.09	(9, 1)	2.1		10	1	0	0	2	2	0	0	0	1	0	12	20	0.00	1.286
Bill Henry, L ERA: 2.64	(11, 1)	1.2		6	0	0	0	2	1	0	0	0	0	0	9	13	0.00	0.600
Dave Hillman, R ERA: 3.42	(13, 1)	1.0	W	4	1	0	0	0	0	0	0	0	0	0	4	4	0.00	1.000

PITCHER	IP	WLS	BF	H	R	ER	SO	BB	IBB	HBP	BLK	WP	HR	S	P	ERA	WHIP

TOP

Philadelphia Phillies @ Chicago Cubs

Wrigley Field, Chicago, IL

Fri Sep 18 1959, 3:33 AM CDT

Att. 971 - Unknown

livebaseballscorecards.com

AB	47
R	4
H	8
RBI	4
BB	4
SO	11
LOB	15

Batter	1	2	3	4	5	6	7	8	9	10	11	12	13	AB	R	H	RBI	BB	SO	LOB
Tony Taylor, R (1, 4) OBP: 0.328, SLG: 0.387	6-3		P4 3-H			F8		1B 2B		K			E 1B BB	5	2	1	0	1	1	0
George Altman, L (1, 8) OBP: 0.314, SLG: 0.365	1-3			FC3-6 1B		G3		2-H 1B			P3		E4 1B 1-2	6	0	2	1	0	0	1
Irv Noren, L (1, 9) OBP: 0.383, SLG: 0.474	4-3			FC3-6 14 1B 1-2f G3		F5		F8			6-3		1-2 2-H 1B	6	1	1	1	0	0	2
14 Ernie Banks, R (1, 6) OBP: 0.368, SLG: 0.585		F7		G3 1-3 1B			F8		6-3		1B			5	0	2	0	0	0	0
Walt Moryn, L (1, 7) OBP: 0.311, SLG: 0.384		G3		G3 1-2 3-H			F8		K		K			5	0	0	1	0	2	2
Dale Long, L (1, 3) OBP: 0.311, SLG: 0.440		F7		1-3			G3		2B BB			F9		4	0	0	0	1	0	1
Sammy Taylor, L (1, 2) OBP: 0.338, SLG: 0.429			4-3 WP 2B		4-3			HR	1-H 2B			3-1		5	2	3	1	0	0	0
Alvin Dark, R (1, 5) OBP: 0.329, SLG: 0.367			4-3 2-3		K			6-3		F8		FC5 2B		5	0	1	0	0	1	1
Art Ceccarelli, R (1, 1) OBP: 0.167, SLG: 0.091			6-3		K			4-3		1-3		FC5 2-3		2	0	0	0	0	1	1
Jim Marshall, L (8, PH) OBP: 0.325, SLG: 0.405														1	0	0	0	0	0	0
Don Elston, R (9, 1) OBP: 0.200, SLG: 0.200														1	0	0	0	0	0	0
Bill Henry, L (11, 1) OBP: 0.207, SLG: 0.207														0	0	0	0	0	0	0
Earl Averill, R (12, PH) OBP: 0.306, SLG: 0.457														1	0	0	0	0	0	1
Dave Hillman, R (13, 1) OBP: 0.220, SLG: 0.132														0	0	0	0	0	0	0
Inning Stats	R: 0 E: 0 K: 0 S: 3 H: 0 LOB: 0 BB: 0 P: 3	R: 0 E: 0 K: 0 S: 3 H: 0 LOB: 0 BB: 0 P: 3	R: 1 E: 0 K: 0 S: 4 H: 1 LOB: 0 BB: 0 P: 4	R: 1 E: 0 K: 0 S: 5 H: 2 LOB: 1 BB: 0 P: 5	R: 0 E: 0 K: 2 S: 7 H: 0 LOB: 0 BB: 0 P: 7	R: 0 E: 0 K: 0 S: 3 H: 0 LOB: 0 BB: 0 P: 3	R: 0 E: 0 K: 0 S: 3 H: 0 LOB: 0 BB: 0 P: 3	R: 2 E: 0 K: 0 S: 6 H: 3 LOB: 0 BB: 0 P: 6	R: 0 E: 0 K: 1 S: 5 H: 1 LOB: 2 BB: 1 P: 9	R: 0 E: 0 K: 1 S: 5 H: 0 LOB: 0 BB: 0 P: 5	R: 0 E: 0 K: 1 S: 6 H: 1 LOB: 1 BB: 0 P: 6	R: 0 E: 0 K: 0 S: 4 H: 1 LOB: 1 BB: 0 P: 4	R: 1 E: 1 K: 0 S: 2 H: 1 LOB: 2 BB: 1 P: 6	1B: 5 2B: 4 3B: 0 HR: 1 SF: 0 SAC: 0 DP: 0 HBP: 0	WP: 1 PB: 0 SB: 0 CS: 0 PA: 48						

PITCHER		IP	WLS	BF	H	R	ER	SO	BB	IBB	HBP	BLK	WP	HR	S	P	ERA	WHIP
Jim Owens, R ERA: 3.4	(1, 1)	9.0		34	7	4	4	3	1	0	0	0	1	1	39	43	4.00	0.889
Jack Meyer, R ERA: 3.66	(10, 1)	2.0		7	1	0	0	2	0	0	0	0	0	0	11	11	0.00	0.500
Bob Bowman, R ERA: 6.0	(12, 1)	1.0	L	7	2	1	0	0	1	0	0	0	0	0	6	10	0.00	3.000

PITCHER	IP	WLS	BF	H	R	ER	SO	BB	IBB	HBP	BLK	WP	HR	S	P	ERA	WHIP

BOTTOM

Philadelphia Phillies @ Chicago Cubs

Wrigley Field, Chicago, IL

Fri Sep 18 1959, 3:33 AM CDT

Att. 971 - Unknown

livebaseballscorecards.com

AB	46
R	5
H	10
RBI	4
BB	2
SO	5
LOB	9

Chicago Cubs @ St. Louis Cardinals

Sportsman's Park, St. Louis, MO

Sat Sep 19 1959, 4:33 AM EDT

Att. 8,180 - Unknown

TOP

livebaseballscorecards.com

Batter	1	2	3	4	5	6	7	8	9	AB	R	H	RBI	BB	SO	LOB
Tony Taylor, R (1, 4) OBP: 0.329, SLG: 0.386	B B B B 4-0 G6-4-3 BB		x 0-0 ③ 1-3			x 0-0 ② FC5-4 1-2f		x 0-0 1-2 1B		3	0	1	0	1	0	2
George Altman, L (1, 8) OBP: 0.311, SLG: 0.361	S S S 0-3 ① K			x 0-0 ① 5-3		x 0-0 ③ 1-3		x 0-0 ③ G3		4	0	0	0	0	1	4
Irv Noren, L (1, 9) OBP: 0.380, SLG: 0.465	x 0-0 ②③ G6-4-3 1-2f			x 0-0 ② F7			B B B B 4-0 14 E 14 1B SF8 BB		x 0-0 ① F7	3	1	0	0	1	0	1
14 Ernie Banks, R (1, 6) OBP: 0.367, SLG: 0.583		S S S 0-3 ① K		x 0-0 ③ F8			x 0-0 E7 G1-6-3 1-3 1B		x 0-0 ② 1-5-3	4	0	1	0	0	1	0
Walt Moryn, L (1, 7) OBP: 0.311, SLG: 0.383 Bobby Thomson, R (9, PR) OBP: 0.309, SLG: 0.390		S S S 0-3 ② K			x 0-0 ① F7		x 0-0 ① SF8 3-H		x 0-0 1B 1B	3 0	0 0	1 0	1 0	0 0	1 0	0 0
Dale Long, L (1, 3) OBP: 0.308, SLG: 0.435 Earl Averill, R (9, PH) OBP: 0.313, SLG: 0.460 Don Eaddy, R (9, PR)		x 0-0 ③ F8			x 0-0 ② 3-1		x 0-0 ②③ G1-6-3 1-2f		x 0-0 1-2 1B	3 1 0	0 0 0	0 1 0	0 0 0	0 0 0	0 0 0	1 0 0
Sammy Taylor, L (1, 2) OBP: 0.335, SLG: 0.426 Art Schult, R (9, PH) OBP: 0.303, SLG: 0.358			x 0-0 ① F7		x 0-0 ③ 5-3			S S S 0-3 ① K	x 0-0 ③ 6-3	3 1	0 0	0 0	0 0	0 0	1 0	0 2
Alvin Dark, R (1, 5) OBP: 0.331, SLG: 0.371			x 0-0 FC6-5 2B			x 0-0 FC5-4 1B		x 0-0 E6 FC6-4		3	0	2	0	0	0	0
Bob Anderson, R (1, 1) OBP: 0.113, SLG: 0.091 Bill Henry, L (5, 1) OBP: 0.233, SLG: 0.207 Jim Marshall, L (6, PH) OBP: 0.324, SLG: 0.404 John Buzhardt, R (6, 1) OBP: 0.100, SLG: 0.103 Billy Williams, L (8, PH) OBP: 0.188, SLG: 0.226 Ben Johnson, R (8, 1)			x 0-0 ② FC6-5 2-3			x 0-0 ① F3		x 0-0 ② FC6-4 1-2f 1B		1 0 1 0 1 0	0 0 0 0 0 0	0 0 0 0 0 0	0 0 0 0 0 0	0 0 0 0 0 0	0 0 0 0 0 0	1 0 1 0 1 0

	AB	31
	R	1
	H	6
	RBI	1
	BB	2
	SO	4
	LOB	13

Inning Stats	1	2	3	4	5	6	7	8	9
	R: 0 E: 0 K: 1 S: 4	H: 0 LOB: 0 BB: 1 P: 8	R: 0 E: 0 K: 2 S: 7	H: 0 LOB: 0 BB: 0 P: 7	R: 0 E: 0 K: 0 S: 4	H: 1 LOB: 1 BB: 0 P: 4	R: 0 E: 0 K: 0 S: 3	H: 0 LOB: 0 BB: 0 P: 3	R: 0 E: 0 K: 0 S: 3	H: 0 LOB: 0 BB: 0 P: 3	R: 0 E: 0 K: 0 S: 4	H: 1 LOB: 1 BB: 0 P: 4	R: 1 E: 1 K: 0 S: 3	H: 1 LOB: 0 BB: 1 P: 7	R: 0 E: 1 K: 1 S: 7	H: 1 LOB: 2 BB: 0 P: 7	R: 0 E: 0 K: 0 S: 5	H: 2 LOB: 2 BB: 0 P: 5

| | | |

Batter	1	2	3	4	5	6	7	8	9	AB	R	H	RBI	BB	SO	LOB
Tim McCarver, L (1, 2) OBP: 0.231, SLG: 0.208 Hal Smith, R (9, 2) OBP: 0.294, SLG: 0.388	4-3		G3		F5		FC5-4 PO 2B			4 0	0 0	1 0	0 0	0 0	0 0	2 0
Wally Shannon, L (1, 4) OBP: 0.279, SLG: 0.318	F2		4-3		K		K			4	0	0	0	0	2	3
Joe Cunningham, L (1, 3) OBP: 0.455, SLG: 0.486	1B		4-3		1-2 3-H 1B		FC5-4 BB			3	0	2	1	1	0	0
Ken Boyer, R (1, 5) OBP: 0.389, SLG: 0.519	6-3			2B 2B	F9		FC5-4 1-2f 2-3			4	1	1	0	0	0	5
Duke Carmel, L (1, 8) (9, 7) OBP: 0.182, SLG: 0.190		K		CS 2-H 2B	F9		PO 3-H	E 1B		4	0	2	1	0	1	0
Gene Oliver, R (1, 7) OBP: 0.265, SLG: 0.389 Gino Cimoli, R (9, 9) OBP: 0.327, SLG: 0.430		2B		L5	1B 2B			F3		4 0	0 0	2 0	0 0	0 0	0 0	2 0
Gene Green, R (1, 9) OBP: 0.240, SLG: 0.314 Curt Flood, R (8, PR) OBP: 0.322, SLG: 0.438 (9, 8)		K		1-3 2-3		6-3		E4 1-2		4 0	0 0	0 0	0 0	0 0	1 0	4 0
Alex Grammas, R (1, 6) OBP: 0.334, SLG: 0.334		IBB			1B S 1B 1B		IBB	F8		2	1	1	0	2	0	2
Bob Miller, R (1, 1) OBP: 0.200, SLG: 0.200 Marshall Bridges, S (9, 1) OBP: 0.238, SLG: 0.400 Lindy McDaniel, R (9, 1) OBP: 0.125, SLG: 0.034		1-3			1-3 1B		1-2 2-H 1B	K		4 0 0	0 0 0	2 0 0	0 0 0	0 0 0	1 0 0	4 0 0
Inning Stats	R: 0 E: 0 K: 0 S: 4 H: 1 LOB: 1 BB: 0 P: 4	R: 0 E: 0 K: 2 S: 8 H: 1 LOB: 2 BB: 1 P: 12	R: 0 E: 0 K: 0 S: 3 H: 0 LOB: 0 BB: 0 P: 3	R: 1 E: 0 K: 0 S: 4 H: 2 LOB: 0 BB: 0 P: 4	R: 1 E: 0 K: 1 S: 8 H: 3 LOB: 2 BB: 0 P: 8	R: 0 E: 0 K: 0 S: 4 H: 2 LOB: 2 BB: 1 P: 8	R: 0 E: 0 K: 1 S: 5 H: 1 LOB: 1 BB: 1 P: 9	R: 0 E: 1 K: 1 S: 7 H: 1 LOB: 2 BB: 0 P: 7		1B: 6 2B: 5 3B: 0 HR: 0	SF: 0 SAC: 0 DP: 0 HBP: 0					WP: 0 PB: 0 SB: 1 CS: 1	PA: 37

PITCHER		IP	WLS	BF	H	R	ER	SO	BB	IBB	HBP	BLK	WP	HR	S	P	ERA	WHIP
Bob Anderson, R ERA: 3.89	(1, 1)	4.0	L	18	6	2	2	2	0	1	0	0	0	0	21	25	4.50	1.500
Bill Henry, L ERA: 2.62	(5, 1)	1.0		4	1	0	0	1	0	0	0	0	0	0	6	6	0.00	1.000
John Buzhardt, R ERA: 4.88	(6, 1)	2.0		9	3	0	0	1	1	1	0	0	0	0	9	17	0.00	2.000
Ben Johnson, R ERA: 2.16	(8, 1)	1.0		5	1	0	0	1	0	0	0	0	0	0	7	7	0.00	1.000

PITCHER	IP	WLS	BF	H	R	ER	SO	BB	IBB	HBP	BLK	WP	HR	S	P	ERA	WHIP

BOTTOM

Chicago Cubs @ St. Louis Cardinals

Sportsman's Park, St. Louis, MO

Sat Sep 19 1959, 4:33 AM EDT

Att. 8,180 - Unknown

livebaseballscorecards.com

AB	33
R	2
H	11
RBI	2
BB	3
SO	5
LOB	22

Chicago Cubs @ St. Louis Cardinals

Sportsman's Park, St. Louis, MO

Sun Sep 20 1959, 4:33 AM EDT

Att. 9,922 - Unknown

TOP

livebaseballscorecards.com

Batter	1	2	3	4	5	6	7	8	9	AB	R	H	RBI	BB	SO	LOB
Tony Taylor, R (1, 4) OBP: 0.329, SLG: 0.386	E5 1B		1-3		BB BB		6-3		6-3	4	1	1	0	1	0	1
George Altman, L (1, 8) OBP: 0.313, SLG: 0.362	G3-6 2-H 1B		4-3		1-2 BB		5-3		F3	2	0	1	1	1	0	0
Lee Walls, R (7, PH) OBP: 0.339, SLG: 0.389 (7, 9)										2	0	0	0	0	0	1
Jim Marshall, L (1, 3) OBP: 0.324, SLG: 0.401	G3-6 1-2f			14 1B HR BB	F9		K			2	1	0	0	1	0	2
Art Schult, R (7, PH) OBP: 0.300, SLG: 0.355 (7, 3)										1	0	0	0	0	1	0
14 Ernie Banks, R (1, 6) OBP: 0.366, SLG: 0.581	E6			HR 1-2 1B		F2		5-3		4	1	1	0	0	0	0
Walt Moryn, L (1, 9) OBP: 0.313, SLG: 0.391 (7, 7)	4-3			1-H 2-H HR		3-1 1B BB		P5		3	1	1	3	1	0	1
Billy Williams, L (1, 7) OBP: 0.176, SLG: 0.212		F7		F5		3-1 1-2 1B		FC6-4 1B		2	0	0	0	0	0	0
Bobby Thomson, R (6, PH) OBP: 0.313, SLG: 0.394 (6, 7) (7, 8)										2	0	2	0	0	0	0
Earl Averill, R (1, 2) OBP: 0.307, SLG: 0.450		5-3		5-3		3-1 1-2 2-3		FC6-4 1-2f		4	0	0	0	0	0	3
Alvin Dark, R (1, 5) OBP: 0.330, SLG: 0.368		F7		F9		IBB			E4 5-3	3	0	0	0	1	0	0
Moe Drabowsky, R (1, 1) OBP: 0.149, SLG: 0.133			K		F7	K			5-3 1-2	3	0	0	0	0	2	3
Don Elston, R (6, 1) OBP: 0.200, SLG: 0.200										0	0	0	0	0	0	0
Dave Hillman, R (6, 1) OBP: 0.220, SLG: 0.132										0	0	0	0	0	0	0
Art Ceccarelli, R (7, 1) OBP: 0.167, SLG: 0.091										0	0	0	0	0	0	0
Ed Donnelly, R (8, 1)										0	0	0	0	0	0	0
Randy Jackson, R (9, PH) OBP: 0.330, SLG: 0.363										1	0	0	0	0	0	1

Inning Stats	1	2	3	4	5	6	7	8	9
	R: 1 E: 2 K: 0 S: 5	R: 0 E: 0 K: 0 S: 3	R: 0 E: 0 K: 1 S: 5	R: 3 E: 0 K: 0 S: 5	R: 0 E: 0 K: 0 S: 2	R: 0 E: 0 K: 1 S: 6	R: 0 E: 0 K: 1 S: 5	R: 0 E: 0 K: 0 S: 4	R: 0 E: 1 K: 0 S: 4
	H: 2 LOB: 1 BB: 0 P: 5	H: 0 LOB: 0 BB: 0 P: 3	H: 0 LOB: 0 BB: 0 P: 5	H: 2 LOB: 0 BB: 1 P: 9	H: 0 LOB: 1 BB: 2 P: 10	H: 1 LOB: 3 BB: 2 P: 14	H: 0 LOB: 0 BB: 0 P: 5	H: 1 LOB: 1 BB: 0 P: 4	H: 0 LOB: 1 BB: 0 P: 4

AB	33
R	4
H	6
RBI	4
BB	5
SO	3
LOB	12

1B: 5	SF: 0	WP: 0	PA: 38
2B: 0	SAC: 0	PB: 0	
3B: 0	DP: 1	SB: 0	
HR: 1	HBP: 0	CS: 0	

PITCHER		IP	WLS	BF	H	R	ER	SO	BB	IBB	HBP	BLK	WP	HR	S	P	ERA	WHIP
Bob Blaylock, R ERA: 4.5	(1, 1)	5.0		21	4	4	3	1	3	0	0	0	0	1	20	32	5.40	1.400
Vinegar Bend Mizell, L ERA: 4.19	(6, 1)	4.0	W	17	2	0	0	2	1	1	0	0	0	0	19	27	0.00	0.750

PITCHER	IP	WLS	BF	H	R	ER	SO	BB	IBB	HBP	BLK	WP	HR	S	P	ERA	WHIP

Batter	1	2	3	4	5	6	7	8	9	AB	R	H	RBI	BB	SO	LOB
Don Blasingame, L (1, 4) OBP: 0.360, SLG: 0.359	3-1			FC6-4 1B	F2		3-1	FC6-4 1-2f		5	0	1	0	0	0	2
Joe Cunningham, L (1, 9) (8, 3) OBP: 0.453, SLG: 0.482	6-3			F9		L8 BBBB	2B 1B BB	P6		4	1	0	0	1	0	2
Bill White, L (1, 7) OBP: 0.344, SLG: 0.471	K			K		BB 1B 2B	1B 1-3 WP 2B	G3		5	2	2	0	0	2	2
Ken Boyer, R (1, 5) OBP: 0.389, SLG: 0.518		F7		FC6-4 1-2f		BBBB 4-0 BB 1B BB	PB WP HR 2-3 3-H 1B			3	2	1	1	1	0	1
Stan Musial, L (1, 3) OBP: 0.365, SLG: 0.428 Gino Cimoli, R (8, 9) OBP: 0.327, SLG: 0.430		L6-3 1B			F8 BBBB	4-0 1B 2B 1-2 2-3 BB	1-H 3-H HR			3 0	2 0	2 0	2 0	1 0	0 0	0 0
Curt Flood, R (1, 8) OBP: 0.319, SLG: 0.433 George Crowe, L (6, PH) OBP: 0.336, SLG: 0.604 Tim McCarver, L (6, PR) OBP: 0.231, SLG: 0.208 Duke Carmel, L (7, 8) OBP: 0.174, SLG: 0.182		L6-3 1-2			6-3	0-0 2B 1B 1-2 2-H 3-H	F5			2 1 0 1	0 0 1 0	0 1 0 0	0 2 0 0	0 0 0 0	0 0 0 0	1 0 0 0
Hal Smith, R (1, 2) OBP: 0.298, SLG: 0.400			5-3		3B 1B	1-H 2-H 2B	HR			4	2	3	3	0	0	0
Alex Grammas, R (1, 6) OBP: 0.333, SLG: 0.339			5-3		1-H 1B 3B	F9	F3			4	1	1	1	0	0	2
Bob Blaylock, R (1, 1) Wally Shannon, L (5, PH) OBP: 0.287, SLG: 0.326 Larry Jackson, R (5, PR) OBP: 0.123, SLG: 0.114 Vinegar Bend Mizell, R (6, 1) OBP: 0.211, SLG: 0.230			K	3-H 1B	5-3			FC6-4 1B		1 1 0 2	0 0 0 0	0 1 0 1	0 1 0 0	0 0 0 0	1 0 0 0	0 0 0 2
Inning Stats	R: 0 E: 0 K: 1 S: 5 H: 0 LOB: 0 BB: 0 P: 5	R: 0 E: 0 K: 0 S: 3 H: 1 LOB: 0 BB: 0 P: 3	R: 0 E: 0 K: 1 S: 5 H: 0 LOB: 0 BB: 0 P: 5	R: 0 E: 0 K: 1 S: 6 H: 1 LOB: 1 BB: 0 P: 6	R: 2 E: 0 K: 0 S: 6 H: 3 LOB: 1 BB: 0 P: 6	R: 4 E: 0 K: 0 S: 6 H: 3 LOB: 2 BB: 2 P: 14	R: 5 E: 0 K: 0 S: 7 H: 4 LOB: 0 BB: 1 P: 11	R: 0 E: 0 K: 0 S: 4 H: 1 LOB: 1 BB: 0 P: 4		1B: 7 2B: 4 3B: 1 HR: 2	SF: 0 SAC: 0 DP: 1 HBP: 0					

BOTTOM

Chicago Cubs @ St. Louis Cardinals

Sportsman's Park, St. Louis, MO

Sun Sep 20 1959, 4:33 AM EDT

Att. 9,922 - Unknown

livebaseballscorecards.com

AB	36
R	11
H	13
RBI	10
BB	3
SO	3
LOB	12

WP: 1 PB: 1 SB: 0 CS: 0 PA: 39

PITCHER		IP	WLS	BF	H	R	ER	SO	BB	IBB	HBP	BLK	WP	HR	S	P	ERA	WHIP
Moe Drabowsky, R ERA: 4.14	(1, 1)	5.1		22	6	4	4	3	1	0	0	0	0	0	27	31	6.75	1.312
Don Elston, R ERA: 3.28	(6, 1)	0.0	L	3	2	2	2	0	1	0	0	0	0	0	2	6	∞	∞
Dave Hillman, R ERA: 3.56	(6, 1)	1.0		6	2	3	3	0	1	0	0	0	0	0	5	9	27.00	3.000
Art Ceccarelli, L ERA: 4.76	(7, 1)	0.2		4	2	2	2	0	0	0	0	0	1	2	4	4	27.00	3.000
Ed Donnelly, R ERA: 3.14	(8, 1)	1.0		4	1	0	0	0	0	0	0	0	0	0	4	4	0.00	1.000

PITCHER	IP	WLS	BF	H	R	ER	SO	BB	IBB	HBP	BLK	WP	HR	S	P	ERA	WHIP

Chicago Cubs @ St. Louis Cardinals

Sportsman's Park, St. Louis, MO

Mon Sep 21 1959, 8:05 PM EDT

Att. 4,083 - Unknown

TOP

livebaseballscorecards.com

Batter	1	2	3	4	5	6	7	8	9	AB	R	H	RBI	BB	SO	LOB
Tony Taylor, R (1, 4) OBP: 0.329, SLG: 0.390	S S S 0-3 ① K	x 0-0 ① 1-2 HR 3-H 1B		x 0-0 HR	S S S 0-3 ① K		x 0-0 ① 5-3	x 0-0 ② F8		6	2	2	2	0	2	3
George Altman, L (1, 8) OBP: 0.314, SLG: 0.376	x 0-0 ② G3	x 0-0 1-H 2-H HR		S S S 0-3 ① K	x 0-0 ② 1-3		x 0-0 HR	S S S 0-3 ③ K		6	2	2	4	0	2	3
Jim Marshall, L (1, 3) OBP: 0.325, SLG: 0.401 Lee Walls, R (9, PH) (9, 9) OBP: 0.338, SLG: 0.388	x 0-0 ③ F8	x 0-0 ③ F5		x 0-0 WP 14 1B BB 1B	x 0-0 14 BB 1B		S S S 0-3 ② K		S S S 0-3 ① K	5 1	1 0	2 0	0 0	0 0	1 1	0 0
14 Ernie Banks, R (1, 6) OBP: 0.372, SLG: 0.592		x 0-0 4-3 3B	x 0-0 HR	x 0-0 BB WP 1-2 FC1-2 1B	B B B B 4-0 1-2 BB		B B B B 4-0 BB		x 0-0 BB 1B 1B	4	3	4	1	2	0	0
Walt Moryn, L (1, 9) OBP: 0.315, SLG: 0.388 Dale Long, L (9, 3) OBP: 0.308, SLG: 0.435		x 0-0 ① 4-3 3-H	B B B B 4-0 1-3 BB	I I I 4-0 FC1-2 BB 1-2 2-3 BB IBB	S S S 0-3 ③ K		x 0-0 ③ P6		B B B B 4-0 1B 1-2 BB	3 0	1 0	0 0	1 0	3 0	1 0	3 0
Bobby Thomson, R (1, 7) OBP: 0.316, SLG: 0.394		x 0-0 2B 1B	S S S 0-3 ① K	B B B B 4-0 BB FC1-2 1-2 2-3 3-H BB		x 0-0 ① 6-3		x 0-0 E5 E 1B	x 0-0 FC6-4 1-2 2-H 1B	5	1	2	2	1	1	1
Sammy Taylor, L (1, 2) OBP: 0.335, SLG: 0.427		x 0-0 1B 1-H 1B 2B	x 0-0 ② 1-3 1-2	x 0-0 ② FC1-2 BB 1-2 2-3 3-Hf		x 0-0 ② P6		x 0-0 E 1-2 1B	S S S 0-3 ② K	6	1	2	1	0	1	6
Alvin Dark, R (1, 5) OBP: 0.334, SLG: 0.368		x 0-0 1B HR 2-3 1B	I I I I 4-0 IBB	B B B B 4-0 FC4 1-2 2-3 3-H BB		B B B B 4-0 BB		x 0-0 E6 1-2 2-3	x 0-0 ③ FC6-4 1-2f	3	1	1	1	3	0	4
Glen Hobbie, R (1, 1) OBP: 0.139, SLG: 0.130		S S S 0-3 ② K	S S S 0-3 ③ K	x 0-0 ③ FC4 1-2f		x 0-0 ③ L9		S S S 0-3 ① K		5	0	0	0	0	3	11

Inning Stats	R: 0 E: 0 K: 1 S: 5	H: 0 LOB: 0 BB: 0 P: 5	R: 6 E: 0 K: 1 S: 11	H: 6 LOB: 0 BB: 0 P: 11	R: 1 E: 0 K: 2 S: 8	H: 1 LOB: 2 BB: 2 P: 16
	R: 3 E: 0 K: 1 S: 8	H: 3 LOB: 3 BB: 3 P: 20	R: 0 E: 0 K: 2 S: 8	H: 1 LOB: 2 BB: 1 P: 12	R: 0 E: 0 K: 0 S: 3	H: 0 LOB: 1 BB: 1 P: 7
	R: 1 E: 0 K: 1 S: 6	H: 1 LOB: 1 BB: 1 P: 10	R: 0 E: 2 K: 2 S: 10	H: 1 LOB: 3 BB: 0 P: 10	R: 1 E: 0 K: 2 S: 9	H: 2 LOB: 2 BB: 1 P: 13
	1B: 9 2B: 1 3B: 1 HR: 4	SF: 0 SAC: 0 DP: 0 HBP: 0	WP: 1 PB: 0 SB: 0 CS: 0	PA: 53		

PITCHER		IP	WLS	BF	H	R	ER	SO	BB	IBB	HBP	BLK	WP	HR	S	P	ERA	WHIP
Tom Hughes, R ERA: 15.75	(1, 1)	1.1	L	8	4	4	4	1	0	0	0	0	0	0	10	10	27.00	3.000
Ernie Broglio, R ERA: 4.71	(2, 1)	2.0		14	6	6	6	4	1	1	0	0	0	3	20	28	27.00	3.500
Bob Duliba, R ERA: 2.66	(4, 1)	3.2		19	2	1	1	3	5	1	0	0	1	1	19	43	2.46	1.909
Dean Stone, L ERA: 4.2	(8, 1)	2.0		12	3	1	1	4	1	0	0	0	0	0	19	23	4.50	2.000

PITCHER	IP	WLS	BF	H	R	ER	SO	BB	IBB	HBP	BLK	WP	HR	S	P	ERA	WHIP

AB	44
R	12
H	15
RBI	12
BB	9
SO	12
LOB	31

BOTTOM

Chicago Cubs @ St. Louis Cardinals

Sportsman's Park, St. Louis, MO

Mon Sep 21 1959, 8:05 PM EDT

Att. 4,083 - Unknown

livebaseballscorecards.com

Batter	1	2	3	4	5	6	7	8	9	AB	R	H	RBI	BB	SO	LOB
Don Blasingame, L (1, 4) OBP: 0.361, SLG: 0.358	2B 1B		4-3		6-3		F7		BB	4	1	1	0	1	0	1
Joe Cunningham, L (1, 9) (9, 3) OBP: 0.456, SLG: 0.485	3-1 1-H 2B		BB		WP BB			2B 5-3 1B	1-3	3	1	2	1	2	0	1
Bill White, L (1, 7) OBP: 0.343, SLG: 0.470 Gino Cimoli, R (2, 7) OBP: 0.327, SLG: 0.431	3-1 2-3		4-3		F8 1-2			1-3 2B		1 3	0 0	0 1	0 0	0 0	0 0	1 2
Ken Boyer, R (1, 5) OBP: 0.388, SLG: 0.518	E6 G4-6-3			F9 2B 2B		P4		5-3 3-H		4	1	1	1	0	0	2
Stan Musial, L (1, 3) OBP: 0.363, SLG: 0.424 Duke Carmel, L (9, 9) OBP: 0.174, SLG: 0.182	G4-6-3 1-2f			F9 2-3		F8		BB		3 0	0 0	0 0	0 0	1 0	0 0	3 0
Curt Flood, R (1, 8) OBP: 0.313, SLG: 0.424		5-3		P3		6-3		F3		4	0	0	0	0	0	3
Hal Smith, R (1, 2) OBP: 0.299, SLG: 0.403 Gene Oliver, R (5, 2) OBP: 0.262, SLG: 0.384	K			3-H 2B			K	F7		2 2	0 0	1 0	1 0	0 0	1 1	0 2
Alex Grammas, R (1, 6) OBP: 0.330, SLG: 0.335		3-1		6-3			6-3		E5 G4-6-3	4	0	0	0	0	0	1
Tom Hughes, L (1, 1) Ernie Broglio, R (2, 1) OBP: 0.141, SLG: 0.098 Bob Duliba, R (4, 1) Wally Shannon, L (7, PH) OBP: 0.295, SLG: 0.333 Dean Stone, L (8, 1) George Crowe, L (9, PH) OBP: 0.333, SLG: 0.598			K		K		1B		G4-6-3 1-2f	0 1 1 1 0 1	0 0 0 0 0 0	0 0 0 1 0 0	0 0 0 0 0 0	0 1 1 0 0 0	0 0 0 0 0 0	0 0 0 0 0 1
Inning Stats	R: 1 E: 1 K: 0 S: 5 H: 2 LOB: 1 BB: 0 P: 5	R: 0 E: 0 K: 1 S: 5 H: 0 LOB: 0 BB: 0 P: 5	R: 0 E: 0 K: 1 S: 5 H: 0 LOB: 1 BB: 1 P: 9	R: 1 E: 0 K: 0 S: 5 H: 2 LOB: 1 BB: 0 P: 5	R: 0 E: 0 K: 1 S: 5 H: 0 LOB: 1 BB: 1 P: 9	R: 0 E: 0 K: 0 S: 3 H: 0 LOB: 0 BB: 0 P: 3	R: 0 E: 0 K: 1 S: 6 H: 1 LOB: 1 BB: 0 P: 6	R: 1 E: 0 K: 0 S: 5 H: 2 LOB: 2 BB: 1 P: 9	R: 0 E: 1 K: 0 S: 3 H: 0 LOB: 1 BB: 1 P: 7	1B: 3 2B: 4 3B: 0 HR: 0	SF: 0 SAC: 0 DP: 2 HBP: 0						

AB	34
R	3
H	7
RBI	3
BB	4
SO	4
LOB	17

WP: 1 PB: 0 SB: 0 CS: 0 PA: 38

PITCHER		IP	WLS	BF	H	R	ER	SO	BB	IBB	HBP	BLK	WP	HR	S	P	ERA	WHIP
Glen Hobbie, R ERA: 3.71	(1, 1)	9.0	W	38	7	3	3	4	4	0	0	0	1	0	42	58	3.00	1.222

PITCHER		IP	WLS	BF	H	R	ER	SO	BB	IBB	HBP	BLK	WP	HR	S	P	ERA	WHIP

Batter	1	2	3	4	5	6	7	8	9	AB	R	H	RBI	BB	SO	LOB
Eddie Bressoud, R (1, 6) OBP: 0.309, SLG: 0.404	SSS 0-3 ① K	SSS 0-3 ② K		x 0-0 ② F9			x 0-0 ① P5	x 0-0 ③ F9		5	0	0	0	0	2	5
Felipe Alou, R (1, 9) OBP: 0.320, SLG: 0.466	x 0-0 3-1 BB 1B	x 0-0 ③ F8		x 0-0 ③ 5-3			x 0-0 ② P5		x 0-0 ① F9	5	0	1	0	0	0	3
Willie Mays, R (1, 8) OBP: 0.374, SLG: 0.561	BBB 4-0 3-1 1-2 BB		x 0-0 F9 1B FC5-4 1B		x 0-0 ① 6-3		x 0-0 ③ 5-3		x 0-0 ② 6-3	4	1	1	0	1	0	0
Willie McCovey, L (1, 3) OBP: 0.436, SLG: 0.657 Jim Hegan, R (8, 2) OBP: 0.207, SLG: 0.198	x 0-0 ② 3-1 1-2 2-3		x 0-0 FC5-4 1-2 1B		x 0-0 2B			x 0-0 F4 E 2B	x 0-0 ③ F4	4 1	1 0	3 0	0 0	0 0	0 0	2 0
Orlando Cepeda, R (1, 7) (8, 3) OBP: 0.353, SLG: 0.519	x 0-0 ③ F6		x 0-0 ① F9 2-3		x 0-0 ② 5-3			x 0-0 ① F4 2-3		4	0	0	0	0	0	6
Daryl Spencer, R (1, 4) OBP: 0.332, SLG: 0.372		BBB 4-0 1B 1B BB	x 0-0 ② FC5-4 1-2f 3-H		x 0-0 ③ F8			BBB 4-0 E 2B BB		2	2	0	1	2	0	2
Hobie Landrith, L (1, 2) OBP: 0.346, SLG: 0.335 Leon Wagner, L (8, PH) OBP: 0.364, SLG: 0.429 Danny O'Connell, R (8, 5) OBP: 0.254, SLG: 0.241		x 0-0 FC1-5 1B 1-2 1B	x 0-0 ③ F8			x 0-0 ① F7		x 0-0 E3 2B 1-3 3-H		3 1 0	0 0 0	1 0 0	0 1 0	0 0 0	0 0 0	1 1 0
Jim Davenport, R (1, 5) OBP: 0.300, SLG: 0.343 Jose Pagan, R (5, 5) OBP: 0.172, SLG: 0.143 Willie Kirkland, L (8, PH) OBP: 0.331, SLG: 0.472 Sam Jones, R (8, 1) OBP: 0.161, SLG: 0.145		x 0-0 FC1-5 1-2 2-H 1B		x 0-0 SH1-4 1B		x 0-0 ② 5-3		x 0-0 1-3 3-H 2B		2 1 1 0	0 0 0 0	2 0 1 0	1 0 1 0	0 0 0 0	0 0 0 0	0 0 0 0
Jack Sanford, R (1, 1) OBP: 0.200, SLG: 0.111 Dusty Rhodes, L (6, PH) OBP: 0.275, SLG: 0.244 Mike McCormick, L (6, 1) OBP: 0.145, SLG: 0.109 Jackie Brandt, R (8, PH) OBP: 0.324, SLG: 0.411 (8, 7)		x 0-0 ① FC1-5 1-2 2-3f		x 0-0 ① SH1-4 1-2		x 0-0 ③ F7		x 0-0 ② F9		1 1 0 1	0 0 0 0	0 0 0 0	0 0 0 0	0 0 0 0	0 0 0 0	2 0 0 2
Inning Stats	R: 0 E: 0 K: 1 S: 6 H: 1 LOB: 2 BB: 1 P: 10	R: 1 E: 0 K: 1 S: 7 H: 2 LOB: 2 BB: 1 P: 11	R: 1 E: 0 K: 0 S: 5 H: 2 LOB: 1 BB: 0 P: 5	R: 0 E: 0 K: 0 S: 4 H: 1 LOB: 1 BB: 0 P: 4	R: 0 E: 0 K: 0 S: 4 H: 1 LOB: 1 BB: 0 P: 4	R: 0 E: 0 K: 0 S: 3 H: 0 LOB: 0 BB: 0 P: 3	R: 0 E: 0 K: 0 S: 3 H: 0 LOB: 0 BB: 0 P: 3	R: 2 E: 1 K: 0 S: 6 H: 2 LOB: 2 BB: 1 P: 10	R: 0 E: 0 K: 0 S: 3 H: 0 LOB: 0 BB: 0 P: 3	1B: 6 2B: 3 3B: 0 HR: 0 SF: 0 SAC: 1 DP: 0 HBP: 0						

PITCHER		IP	WLS	BF	H	R	ER	SO	BB	IBB	HBP	BLK	WP	HR	S	P	ERA	WHIP
Dave Hillman, R ERA: 3.61	(1, 1)	7.1		34	8	4	4	2	3	0	0	0	0	0	35	47	4.91	1.500
Don Elston, R ERA: 3.22	(8, 1)	1.2	W	6	1	0	0	0	0	0	0	0	0	0	6	6	0.00	0.600

PITCHER		IP	WLS	BF	H	R	ER	SO	BB	IBB	HBP	BLK	WP	HR	S	P	ERA	WHIP

TOP

San Francisco Giants @ Chicago Cubs

Wrigley Field, Chicago, IL

Tue Sep 22 1959, 3:33 AM CDT

Att. 5,442 - Unknown

livebaseballscorecards.com

AB	36
R	4
H	9
RBI	4
BB	3
SO	2
LOB	24

WP: 0	PA: 40		
PB: 0			
SB: 0			
CS: 0			

Batter	1	2	3	4	5	6	7	8	9	AB	R	H	RBI	BB	SO	LOB
Tony Taylor, R (1, 4) OBP: 0.328, SLG: 0.388	HR 1B	5-3			F6		4-3		F9	5	1	1	0	0	0	1
George Altman, L (1, 8) OBP: 0.317, SLG: 0.387	K	K			E8 G3 14 1B		G5-4-3 1B		2-H HR	5	2	3	2	0	2	1
Jim Marshall, L (1, 3) OBP: 0.328, SLG: 0.414	1-H HR		F8 14 1B		G3 2-3		G5-4-3 1-2f			3	1	2	2	0	0	1
Art Schult, R (7, PH) OBP: 0.298, SLG: 0.351										1	0	0	0	0	0	1
Dale Long, L (8, 3) OBP: 0.308, SLG: 0.435										0	0	0	0	0	0	0
14 Ernie Banks, R (1, 6) OBP: 0.373, SLG: 0.592	K		1-2 1B		3-H 1B			6-3		4	0	2	1	0	1	0
Walt Moryn, L (1, 7) OBP: 0.315, SLG: 0.387	1B 1B		F8 2-3		4-3			1B		3	0	1	0	0	0	3
Lee Walls, R (7, 9) OBP: 0.340, SLG: 0.390										1	0	1	0	0	0	0
Irv Noren, L (1, 9) OBP: 0.382, SLG: 0.465	1-2 1B		4-3			K		F7		2	0	1	0	0	0	2
Bobby Thomson, R (6, PH) OBP: 0.314, SLG: 0.392										2	0	0	0	0	1	1
(7, 7)																
Sammy Taylor, L (1, 2) OBP: 0.332, SLG: 0.422	4-3			L6		G3		K		4	0	0	0	0	1	3
Alvin Dark, R (1, 5) OBP: 0.335, SLG: 0.376		4-3		F7		3B			HR 2B	4	1	2	0	0	0	0
Dave Hillman, R (1, 1) OBP: 0.210, SLG: 0.125		K		4-3		F2			F7	3	0	0	0	0	1	1
Don Elston, R (8, 1) OBP: 0.200, SLG: 0.200										0	0	0	0	0	0	0
Earl Averill, R (9, PH) OBP: 0.305, SLG: 0.448										1	0	0	0	0	0	1
Inning Stats	R: 2 E: 0 K: 2 S: 11 H: 4 LOB: 2 BB: 0 P: 11	R: 0 E: 0 K: 1 S: 5 H: 0 LOB: 0 BB: 0 P: 5	R: 0 E: 0 K: 1 S: 7 H: 2 LOB: 2 BB: 0 P: 7	R: 0 E: 0 K: 0 S: 3 H: 0 LOB: 0 BB: 0 P: 3	R: 1 E: 1 K: 0 S: 5 H: 2 LOB: 1 BB: 0 P: 5	R: 0 E: 0 K: 1 S: 6 H: 1 LOB: 1 BB: 0 P: 6	R: 0 E: 0 K: 0 S: 3 H: 1 LOB: 0 BB: 0 P: 3	R: 0 E: 0 K: 1 S: 6 H: 1 LOB: 1 BB: 0 P: 6	R: 2 E: 0 K: 0 S: 4 H: 2 LOB: 0 BB: 0 P: 4	1B: 9 2B: 1 3B: 1 HR: 2 SF: 0 SAC: 0 DP: 1 HBP: 0						

PITCHER		IP	WLS	BF	H	R	ER	SO	BB	IBB	HBP	BLK	WP	HR	S	P	ERA	WHIP
Jack Sanford, R ERA: 3.16	(1, 1)	5.0		23	8	3	3	4	0	0	0	0	0	1	31	31	5.40	1.600
Mike McCormick, L ERA: 4.13	(6, 1)	2.0		7	2	0	0	1	0	0	0	0	0	0	9	9	0.00	1.000
Sam Jones, R ERA: 2.9	(8, 1)	1.2	L	8	3	2	2	1	0	0	0	0	0	1	10	10	10.80	1.800

PITCHER	IP	WLS	BF	H	R	ER	SO	BB	IBB	HBP	BLK	WP	HR	S	P	ERA	WHIP

BOTTOM

San Francisco Giants @ Chicago Cubs

Wrigley Field, Chicago, IL

Tue Sep 22 1959, 3:33 AM CDT

Att. 5,442 - Unknown

livebaseballscorecards.com

AB	38
R	5
H	13
RBI	5
BB	0
SO	6
LOB	15

1B: 9	SF: 0	WP: 0	PA: 38
2B: 1	SAC: 0	PB: 0	
3B: 1	DP: 1	SB: 0	
HR: 2	HBP: 0	CS: 0	

Batter	1	2	3	4	5	6	7	8	9	10	AB	R	H	RBI	BB	SO	LOB
Jose Pagan, R (1, 5) OBP: 0.229, SLG: 0.212	FC6-4 1B	F8			K		BLK SF7 2B	BB		6-3	5	1	2	0	1	1	2
Felipe Alou, R (1, 9) OBP: 0.322, SLG: 0.471	FC6-4 6-3 2B 1-2f	1B 1-2 2-H			1B 3-4-3 2B		SF7 2-H	F9			4	2	2	1	0	0	3
Willie Mays, R (1, 8) OBP: 0.376, SLG: 0.572	6-3 1-2		4-3		3-4-3 1B 2-3		HR		HR		5	2	3	2	0	0	1
Willie McCovey, L (1, 3) OBP: 0.435, SLG: 0.661	HR 2B 2-H		6-3		3-4-3 1-2 3-H		2B		F2		5	1	2	2	0	0	1
Orlando Cepeda, R (1, 7) OBP: 0.353, SLG: 0.522	HR 2-H		5-3		5-3		K		6-3 BB		4	1	1	2	1	1	1
Daryl Spencer, R (1, 4) OBP: 0.331, SLG: 0.370	K			FC6-4 1B		6-3		5-3	6-3 1-2		5	0	1	0	0	1	1
Hobie Landrith, L (1, 2) OBP: 0.346, SLG: 0.335		FC1-5 1B 1B		FC6-4 1-2f		6-3		K	F5		3	0	1	0	0	0	1
Bob Schmidt, R (8, PH) OBP: 0.280, SLG: 0.366 (8, 2)											2	0	0	0	0	1	1
Eddie Bressoud, R (1, 6) OBP: 0.313, SLG: 0.407		1-2 FC1-5 1B 1B		F6		1B		3B 1B		F7	5	1	3	0	0	0	1
Johnny Antonelli, L (1, 1) Stu Miller, R (3, 1) Dusty Rhodes, L (4, PH) Gordon Jones, R (4, 1) Al Worthington, R (4, 1) Leon Wagner, L (5, PH) Bud Byerly, R (6, 1) Jackie Brandt, R (6, PH) Mike McCormick, L (6, 1) Willie Kirkland, L (10, PH) Eddie Fisher, R (10, 1)	FC1-5 1B 1-2 2-3f			FC4-6 1-2f		F7		1-H 3B		6-3	1 0 0 0 0 0 2 0 0 0 0 0 0 0 1 0 0 0 0 0 1 0 0 0 0 0 0 0 0 0 0 0 0 0 0 1 0 0 0 0 0 1 0 0 0 0 0 0 0 1 0 1 1 0 0 0 0 0 0 0 0 0 0 1 0 0 0 0 0 0 0 0 0 0 0 0 0						
Inning Stats	R: 3 E: 0 K: 1 S: 8 / H: 3 LOB: 0 BB: 0 P: 8	R: 0 E: 0 K: 0 S: 5 / H: 3 LOB: 3 BB: 0 P: 5	R: 0 E: 0 K: 0 S: 3 / H: 0 LOB: 0 BB: 0 P: 3	R: 0 E: 0 K: 0 S: 4 / H: 1 LOB: 1 BB: 0 P: 4	R: 1 E: 0 K: 1 S: 7 / H: 2 LOB: 1 BB: 0 P: 7	R: 0 E: 0 K: 0 S: 4 / H: 1 LOB: 1 BB: 0 P: 4	R: 2 E: 0 K: 1 S: 7 / H: 3 LOB: 0 BB: 0 P: 7	R: 1 E: 0 K: 1 S: 7 / H: 2 LOB: 2 BB: 1 P: 11	R: 1 E: 0 K: 0 S: 4 / H: 1 LOB: 1 BB: 1 P: 8	R: 0 E: 0 K: 0 S: 3 / H: 0 LOB: 0 BB: 0 P: 3	1B: 8 2B: 4 3B: 1 HR: 3	SF: 1 SAC: 0 DP: 0 HBP: 0					

PITCHER		IP	WLS	BF	H	R	ER	SO	BB	IBB	HBP	BLK	WP	HR	S	P	ERA	WHIP
Bob Anderson, R ERA: 4.02	(1, 1)	6.1		30	12	6	6	2	0	0	0	1	0	2	34	34	8.53	1.895
Bill Henry, L ERA: 2.72	(7, 1)	2.0		11	4	2	2	2	2	0	0	0	0	1	13	21	9.00	3.000
Don Elston, R ERA: 3.17	(9, 1)	1.2	W	5	0	0	0	0	0	0	0	0	0	0	5	5	0.00	0.000

PITCHER	IP	WLS	BF	H	R	ER	SO	BB	IBB	HBP	BLK	WP	HR	S	P	ERA	WHIP

TOP

San Francisco Giants @ Chicago Cubs

Wrigley Field, Chicago, IL

Wed Sep 23 1959, 3:33 AM CDT

Att. 4,940 - Unknown

livebaseballscorecards.com

AB	43
R	8
H	16
RBI	8
BB	2
SO	4
LOB	16

WP: 0	PA: 46		
PB: 0			
SB: 0			
CS: 0			

Batter	1	2	3	4	5	6	7	8	9	10	AB	R	H	RBI	BB	SO	LOB
Tony Taylor, R (1, 4) OBP: 0.330, SLG: 0.390	F6		F8	BB 1B SF8 1-2 1B	2-H 2B		F2		BBBB 2-3 BB		5	1	2	1	1	0	1
George Altman, L (1, 8) OBP: 0.317, SLG: 0.393	F9		F3	SF8 BB 1-2 2-3 1B	F9			HR	SSS K		6	1	2	1	0	1	3
Lee Walls, R (1, 9) OBP: 0.343, SLG: 0.397	BBBB 14 HR BB		HR	BBBB 1-2 2-3 3-H BB		5-3		F4	SSS K		4	2	1	2	2	1	2
14 Ernie Banks, R (1, 6) OBP: 0.374, SLG: 0.596	1-H HR		1B 1B 1B	F5		6-3		1B 1B		F6	6	2	3	2	0	0	3
Bobby Thomson, R (1, 7) OBP: 0.317, SLG: 0.395	4-3		1B 1-2 1B	SF8 2-3 3-H		1B		1-3 1B		F7	5	0	3	1	0	0	0
Art Schult, R (1, 3) OBP: 0.303, SLG: 0.366 Jim Marshall, L (3, PH) OBP: 0.328, SLG: 0.413 (4, 3) Cal Neeman, R (8, PH) OBP: 0.236, SLG: 0.277 (9, 2)	F8 2B		BB 1-3 2-H 1B	1-3		G3		F3		HR	1 3 2	0 0 1	1 1 1	0 1 1	0 0 0	0 0 0	0 3 2
Earl Averill, R (1, 2) OBP: 0.303, SLG: 0.445 Sammy Taylor, L (3, PH) OBP: 0.334, SLG: 0.421 (4, 2) Randy Jackson, R (8, PH) OBP: 0.326, SLG: 0.358 Dale Long, L (9, 3) OBP: 0.308, SLG: 0.435	F9		BBBB 1-2 BB	BBBB 1-3 2B BB			4-3	5-3			1 1 1 0	0 1 0 0	0 0 0 0	0 2 0 0	0 0 0 0	0 0 0 0	1 0 2 0
Alvin Dark, R (1, 5) OBP: 0.336, SLG: 0.373	F8 2-3		4-3		1-3 1-2		BBBB 1-3 BB		BBBB WP SH1-4 BB		3	0	0	0	2	0	5
Bob Anderson, R (1, 1) OBP: 0.120, SLG: 0.089 Bill Henry, L (7, 1) OBP: 0.226, SLG: 0.200 Don Elston, R (9, 1) OBP: 0.200, SLG: 0.200	SSS K			BBBB 1B 1B BB BB	F6		1-3 1-2		SH1-4 1-2		2 1 0	1 0 0	0 0 0	0 0 0	1 0 0	1 0 0	2 1 0
Inning Stats	R: 2 H: 1 E: 0 LOB: 0 K: 0 BB: 1 S: 4 P: 8	R: 0 H: 1 E: 0 LOB: 1 K: 1 BB: 0 S: 6 P: 6	R: 2 H: 4 E: 0 LOB: 3 K: 0 BB: 1 S: 7 P: 11	R: 2 H: 2 E: 0 LOB: 2 K: 0 BB: 2 S: 5 P: 13	R: 1 H: 1 E: 0 LOB: 1 K: 0 BB: 1 S: 4 P: 8	R: 0 H: 1 E: 0 LOB: 1 K: 0 BB: 0 S: 4 P: 4	R: 0 H: 0 E: 0 LOB: 1 K: 0 BB: 1 S: 3 P: 7	R: 1 H: 3 E: 0 LOB: 2 K: 0 BB: 0 S: 6 P: 6	R: 0 H: 0 E: 0 LOB: 2 K: 2 BB: 2 S: 7 P: 15	R: 1 H: 1 E: 0 LOB: 0 K: 0 BB: 0 S: 3 P: 3	1B: 8 SF: 1 2B: 2 SAC: 1 3B: 0 DP: 0 HR: 4 HBP: 0						

PITCHER		IP	WLS	BF	H	R	ER	SO	BB	IBB	HBP	BLK	WP	HR	S	P	ERA	WHIP
Johnny Antonelli, L ERA: 3.1	(1, 1)	2.2		14	5	4	4	1	1	0	0	0	0	2	15	19	13.50	2.250
Stu Miller, R ERA: 2.85	(3, 1)	0.1		3	1	0	0	0	1	0	0	0	0	0	2	6	0.00	6.000
Gordon Jones, R ERA: 4.29	(4, 1)	0.0		4	2	2	2	0	2	0	0	0	0	0	2	10	∞	∞
Al Worthington, R ERA: 3.73	(4, 1)	2.0		8	1	1	1	0	1	0	0	0	0	0	7	11	4.50	1.000
Bud Byerly, R ERA: 1.5	(6, 1)	2.0		8	1	0	0	0	1	0	0	0	0	0	7	11	0.00	1.000

PITCHER		IP	WLS	BF	H	R	ER	SO	BB	IBB	HBP	BLK	WP	HR	S	P	ERA	WHIP
Mike McCormick, L ERA: 4.13	(8, 1)	2.0		11	3	1	1	2	2	0	0	0	1	1	13	21	4.50	2.500
Eddie Fisher, R ERA: 6.69	(10, 1)	0.2	L	3	1	1	1	0	0	0	0	0	0	1	3	3	13.50	1.500

BOTTOM

San Francisco Giants @ Chicago Cubs

Wrigley Field, Chicago, IL

Wed Sep 23 1959, 3:33 AM CDT

Att. 4,940 - Unknown

livebaseballscorecards.com

AB	41
R	9
H	14
RBI	9
BB	8
SO	3
LOB	25

WP: 1 PA: 51
PB: 0
SB: 0
CS: 0

Batter	1	2	3	4	5	6	7	8	9	10	11	AB	R	H	RBI	BB	SO	LOB
Jim Gilliam, S (1, 5) OBP: 0.391, SLG: 0.350	B C C B X 2-2 F6 ①		X 0-0 F3 ②		C B X 2-1 F9 ③		X 0-0 SH5-4 ① 1-2 2-3			X 0-0 F8 ① B X 1-0 L9 ③		5	0	0	0	0	0	2
Charlie Neal, R (1, 4) OBP: 0.337, SLG: 0.451	B B X 2-0 F3 ②		B F B B F B 4-2 BB			B C C B X 2-2 6-3 ①	F B B F B F S 3-3 K ②			X 0-0 F5 ②		4	0	0	0	1	1	2
Wally Moon, L (1, 9) (8, 7) OBP: 0.393, SLG: 0.496	C C F B B F X 2-2 HR		X 0-0 F8 ③			B C C C 1-3 K ②	X 0-0 3-1 ③			C B B B X 3-1 2B		5	1	2	1	0	1	3
Duke Snider, L (1, 8) OBP: 0.401, SLG: 0.541	F B B S B B 4-2 FC6 BB			S C F B C 1-3 K ①		C B B B B 4-1 S 2B BB		B S X 1-1 1B ①		S S F X 0-2 F8 ③		1	1	0	0	2	1	0
Don Demeter, R (8, PH) OBP: 0.295, SLG: 0.441 (8, 8)												2	0	1	0	0	0	1
Norm Larker, L (1, 7) OBP: 0.332, SLG: 0.411	X 0-0 FC6 ③ 1-2f			X 0-0 F4 ②		C B B B B 4-1 2B 1-2 BB		B B C X 2-1 6-3 ②			C C B F X 1-2 F8 ①	2	1	0	0	1	0	1
Frank Howard, R (8, PH) OBP: 0.217, SLG: 0.381												1	0	0	0	0	0	0
Ron Fairly, L (8, 9) OBP: 0.328, SLG: 0.350												1	0	0	0	0	0	0
Gil Hodges, R (1, 3) OBP: 0.366, SLG: 0.523		B C F X 1-2 6-3 ①		C S B C 1-3 K ③		C B X 1-1 2B 1-H 2-H		X 0-0 F8 ③			B C B B B F X 3-2 HR	5	1	2	3	0	1	0
John Roseboro, L (1, 2) OBP: 0.327, SLG: 0.371	X 0-0 F5 ②			B C B F B F B 4-2 4-3 S SF8 BB		B B X 2-0 F9 ③			B S B B S C 3-3 K ①		F S B X 1-2 F4 ②	2	1	0	0	1	0	1
Chuck Essegian, R (9, PH) OBP: 0.289, SLG: 0.400												1	0	0	0	0	1	0
Joe Pignatano, R (9, 2) OBP: 0.338, SLG: 0.297												1	0	0	0	0	0	0
Maury Wills, S (1, 6) OBP: 0.307, SLG: 0.307	F B B X 2-1 6-3 ③			S F X 0-2 4-3 ① 1-3			F F B B B X 2-2 SH5-4 1B 1B		F F C 0-3 K ②		F C B B B X 3-2 1B 1B	5	0	2	0	0	1	1
Don Drysdale, R (1, 1) OBP: 0.200, SLG: 0.333			B B F F S 2-3 K ①		B B X 2-0 SF8 ② 3-H		X 0-0 SH5-4 1B 1-2 1B		F S B X 1-2 6-3 ③		C X 0-1 1B 1-3	2	0	1	1	0	1	0
Danny McDevitt, L (7, 1) OBP: 0.130, SLG: 0.133												1	0	0	0	0	0	0
Larry Sherry, R (10, 1) OBP: 0.233, SLG: 0.433												1	0	1	0	0	0	0
Inning Stats	R: 1 H: 1 E: 0 LOB: 1 K: 0 BB: 1 S: 12 P: 22	R: 0 H: 0 E: 0 LOB: 0 K: 0 BB: 0 S: 6 P: 9	R: 0 H: 0 E: 0 LOB: 1 K: 1 BB: 1 S: 7 P: 13	R: 0 H: 0 E: 0 LOB: 0 K: 2 BB: 0 S: 8 P: 10	R: 1 H: 0 E: 0 LOB: 0 K: 0 BB: 1 S: 9 P: 17	R: 2 H: 1 E: 0 LOB: 1 K: 1 BB: 2 S: 11 P: 25	R: 0 H: 2 E: 0 LOB: 2 K: 1 BB: 0 S: 10 P: 15	R: 0 H: 1 E: 0 LOB: 0 K: 0 BB: 0 S: 5 P: 8	R: 0 H: 0 E: 0 LOB: 0 K: 2 BB: 0 S: 9 P: 13	R: 0 H: 1 E: 0 LOB: 1 K: 0 BB: 0 S: 8 P: 11	R: 1 H: 3 E: 0 LOB: 2 K: 0 BB: 0 S: 16 P: 25	1B: 5 SF: 1 2B: 2 SAC: 1 3B: 0 DP: 0 HR: 2 HBP: 0						

PITCHER		IP	WLS	BF	H	R	ER	SO	BB	IBB	HBP	BLK	WP	HR	S	P	ERA	WHIP
Glen Hobbie, R ERA: 3.76	(1, 1)	7.0		30	4	4	4	5	5	0	0	0	0	1	63	111	5.14	1.286
Bill Henry, L ERA: 2.71	(8, 1)	4.0	L	16	5	1	1	2	0	0	0	0	0	1	38	57	2.25	1.250

PITCHER	IP	WLS	BF	H	R	ER	SO	BB	IBB	HBP	BLK	WP	HR	S	P	ERA	WHIP

TOP

Los Angeles Dodgers @ Chicago Cubs

Wrigley Field, Chicago, IL

Fri Sep 25 1959, 3:33 AM CDT

Att. 7,195 - Unknown

livebaseballscorecards.com

AB	39
R	5
H	9
RBI	5
BB	5
SO	7
LOB	11

Batter	1	2	3	4	5	6	7	8	9	10	11	AB	R	H	RBI	BB	SO	LOB
Tony Taylor, R (1, 4) OBP: 0.329, SLG: 0.390	F B X 1-1 14 1B 2B		B B C X 2-1 ① F9		F F X 0-2 ② L7		B L L X 1-2 ①② FC6-4-5 1-2 2-3			S L B S 1-3 ① K		5	1	1	0	0	1	4
George Altman, L (1, 8) OBP: 0.316, SLG: 0.391	F S B S 1-3 ① K		B S S S 1-3 ② K		X 0-0 1-3 2-H 1B		X 0-0 ③ F9			S B X 1-1 E3 1B		5	0	1	1	0	2	2
Jim Marshall, L (1, 3) OBP: 0.325, SLG: 0.409 Art Schult, R (8, PH) OBP: 0.306, SLG: 0.368 (9, 3)	C C B X 1-2 ② F8		C B B B X 3-1 ③ F5		C B B X 2-1 ③ 4-3			B X 1-0 ① 5-3		C B X 1-1 1-2 1B		3 2	0 0	0 1	0 0	0 0	0 0	3 0
14 Ernie Banks, R (1, 6) OBP: 0.374, SLG: 0.599	C X 0-1 BB 2-H 1B			X 0-0 ① F6		F B B F F X 2-2 ① 6-3		B F C X 1-2 HR		C B F C 1-3 ② K		5	1	2	2	0	1	2
Walt Moryn, L (1, 7) OBP: 0.314, SLG: 0.383	B B B C B 4-1 1-2 BB			B B F F F F X 2-2 ② 4-3		C B X 1-1 ② 4-3		F F B X 1-2 ② 1-3		B B F X 2-1 ③ 3-1		4	0	0	0	1	0	2
Irv Noren, L (1, 9) OBP: 0.375, SLG: 0.456 Lee Walls, R (8, PH) OBP: 0.343, SLG: 0.395 (9, 9)	B S X 1-1 ③ L6			B F B X 2-1 ③ 4-3		X 0-0 ③ L3		X 0-0 ③ 1-3		B B B C B 4-1 SH1-4 BB		3 1	0 0	0 0	0 0	0 1	0 0	2 0
Sammy Taylor, L (1, 2) OBP: 0.337, SLG: 0.431 Cal Neeman, R (9, PH) OBP: 0.234, SLG: 0.275 (10, 2)		C F X 0-2 ① 6-3			X 0-0 FC3-5 BB 1B		B C B X 2-1 HR		X 0-0 ① 4-3	B X 1-0 ① SH1-4 1-2		3 1	1 0	2 0	1 0	0 0	0 0	0 0
Alvin Dark, R (1, 5) OBP: 0.336, SLG: 0.372		S B B S B S 2-3 ② K			B B B C B 4-1 FC3-5 1-2 1B BB		X 0-0 FC6-4-5 SH 1B		X 0-0 ② 1-3	S C X 0-2 ② P3		4	1	1	0	1	1	1
Glen Hobbie, R (1, 1) OBP: 0.136, SLG: 0.127 Billy Williams, L (7, PH) OBP: 0.176, SLG: 0.212 Randy Jackson, R (7, PH) OBP: 0.308, SLG: 0.358 Don Eaddy, R (7, PR) Bill Henry, L (8, 1) OBP: 0.219, SLG: 0.194 Dale Long, L (11, PH) OBP: 0.307, SLG: 0.434		S B X 1-1 ③ F7			L X 0-1 ① FC3-5 1B 1-2 2-3f		X 0-0 SH FC6-4-5 1-2		B B C S S 2-3 ③ K		B F B F F F B S 3-3 ③ K	2 0 0 0 1 1	0 0 0 0 0 0	0 0 0 0 0 1	0 0 0 0 0 1	0 0 0 0 0 0	0 0 0 0 1 1	2 0 0 0 0 1
Inning Stats	R: 1 H: 2 E: 0 LOB: 2 K: 1 BB: 1 S: 13 P: 21	R: 0 H: 0 E: 0 LOB: 0 K: 1 BB: 0 S: 8 P: 11	R: 0 H: 0 E: 0 LOB: 0 K: 1 BB: 0 S: 7 P: 13	R: 0 H: 0 E: 0 LOB: 0 K: 0 BB: 0 S: 7 P: 11	R: 1 H: 2 E: 0 LOB: 2 K: 0 BB: 1 S: 10 P: 16	R: 0 H: 0 E: 0 LOB: 0 K: 0 BB: 0 S: 7 P: 10	R: 1 H: 2 E: 1 LOB: 1 K: 0 BB: 0 S: 8 P: 11	R: 1 H: 1 E: 0 LOB: 0 K: 0 BB: 0 S: 8 P: 11	R: 0 H: 0 E: 0 LOB: 0 K: 1 BB: 0 S: 5 P: 7	R: 0 H: 1 E: 1 LOB: 2 K: 2 BB: 0 S: 12 P: 18	R: 0 H: 0 E: 0 LOB: 1 K: 1 BB: 1 S: 10 P: 18	1B: 5 2B: 1 3B: 0 HR: 2	SF: 0 SAC: 2 DP: 1 HBP: 0			WP: 0 PB: 0 SB: 0 CS: 0	PA: 45	

PITCHER		IP	WLS	BF	H	R	ER	SO	BB	IBB	HBP	BLK	WP	HR	S	P	ERA	WHIP
Don Drysdale, R ERA: 3.41	(1, 1)	6.0		26	6	3	3	3	2	0	0	0	0	1	55	87	4.50	1.333
Danny McDevitt, L ERA: 3.95	(7, 1)	3.1		13	2	1	1	2	0	0	0	0	0	1	25	34	2.70	0.600
Larry Sherry, R ERA: 2.39	(10, 1)	1.2	W	6	0	0	0	2	1	0	0	0	0	0	15	26	0.00	0.600

PITCHER	IP	WLS	BF	H	R	ER	SO	BB	IBB	HBP	BLK	WP	HR	S	P	ERA	WHIP

BOTTOM

Los Angeles Dodgers @ Chicago Cubs

Wrigley Field, Chicago, IL

Fri Sep 25 1959, 3:33 AM CDT

Att. 7,195 - Unknown

livebaseballscorecards.com

AB	40
R	4
H	8
RBI	4
BB	3
SO	7
LOB	19

Batter	1	2	3	4	5	6	7	8	9	AB	R	H	RBI	BB	SO	LOB
Jim Gilliam, S (1, 5) OBP: 0.392, SLG: 0.353	B C C F B F X 2-2 ① 4-3			C B C X 1-2 ① F4		F B C B B X 3-2 F8 1-H 1B 2B		B X 1-0 2B 1B		4	1	2	1	0	0	0
Charlie Neal, R (1, 4) OBP: 0.335, SLG: 0.448	F F B X 1-2 ② F2			B B C S C 2-3 ② K		S X 0-1 ① F8 2-3		B F F X 1-2 ② F4		4	0	0	0	0	1	2
Wally Moon, L (1, 9) OBP: 0.395, SLG: 0.500	C B F B B X 3-2 ③ G3			C B X 1-1 BB 1B		X 0-0 G6-4-3 3-H 1B		F B X 1-1 1-3 2B		4	0	3	1	0	0	0
Duke Snider, L (1, 8) OBP: 0.403, SLG: 0.541 Don Demeter, R (6, 8) OBP: 0.294, SLG: 0.440		B C B X 2-1 G4-6-3 1B		B F B S B B 4-2 1-2 BB		F S B F B X 2-2 ② ③ G6-4-3 1-2f		C X 0-1 ③ 4-3		2 1	0 0	1 0	0 0	1 0	0 0	1 2
Norm Larker, L (1, 7) OBP: 0.334, SLG: 0.412		X 0-0 ① ② G4-6-3 1-2f		B C C S 1-3 ③ K			S B F X 1-2 FC4-6 1B		X 0-0 FC3-6 1B	4	0	2	0	0	1	3
Gil Hodges, R (1, 3) OBP: 0.363, SLG: 0.517		C B F C 1-3 ③ K			C X 0-1 ① 6-3		C S B C 1-3 ① K		X 0-0 ① F8	4	0	0	0	0	2	2
John Roseboro, L (1, 2) OBP: 0.326, SLG: 0.368			B B B C B 4-1 G6-4-3 BB		B F F B X 2-2 ② F8		F B B S C 2-3 ② K		F X 0-1 ② FC3-6 1-2f	3	0	0	0	1	1	2
Maury Wills, S (1, 6) OBP: 0.302, SLG: 0.301			B C X 1-1 ① ② G6-4-3 1-2f		B F B C C 2-3 ③ K		C S X 0-2 ③ FC4-6 1-2f		F F X 0-2 ③ G3	4	0	0	0	0	1	3
Johnny Podres, L (1, 1) OBP: 0.310, SLG: 0.266 Chuck Churn, R (3, 1) OBP: 0.167, SLG: 0.333 Clem Labine, R (3, 1) Bill Harris, L (4, 1) Sandy Amoros, L (6, PH) OBP: 0.200, SLG: 0.200 Stan Williams, R (6, 1) OBP: 0.270, SLG: 0.206 Ron Fairly, L (8, PH) OBP: 0.327, SLG: 0.349 Johnny Klippstein, R (8, 1) OBP: 0.143, SLG: 0.143			X 0-0 ③ F3			F B X 1-1 2B 1B		B B C T C 2-3 ① K		1 0 0 0 1 0 0 1 0	0 0 0 0 1 0 0 0 0	0 0 0 0 1 0 0 0 0	0 0 0 0 0 0 0 0 0	0 0 0 0 0 0 0 1 0	0 0 0 0 0 0 0 0 0	0 0 0 0 0 0 0 0 0
Inning Stats	R: 0 E: 0 K: 0 S: 11 H: 0 LOB: 0 BB: 0 P: 17	R: 0 E: 0 K: 1 S: 6 H: 1 LOB: 0 BB: 0 P: 9	R: 0 E: 0 K: 0 S: 4 H: 0 LOB: 0 BB: 1 P: 9	R: 0 E: 0 K: 2 S: 13 H: 1 LOB: 2 BB: 1 P: 22	R: 0 E: 0 K: 1 S: 8 H: 0 LOB: 0 BB: 0 P: 12	R: 2 E: 0 K: 0 S: 12 H: 3 LOB: 0 BB: 0 P: 18	R: 0 E: 0 K: 2 S: 12 H: 1 LOB: 1 BB: 0 P: 16	R: 0 E: 0 K: 1 S: 11 H: 2 LOB: 2 BB: 0 P: 16	R: 0 E: 0 K: 0 S: 7 H: 1 LOB: 1 BB: 0 P: 7	1B: 7 2B: 2 3B: 0 HR: 0		SF: 0 SAC: 0 DP: 3 HBP: 0				

PITCHER	IP	WLS	BF	H	R	ER	SO	BB	IBB	HBP	BLK	WP	HR	S	P	ERA	WHIP
Dave Hillman, R (1, 1) ERA: 3.53	9.0	W	35	9	2	2	7	2	0	0	0	0	0	84	126	2.00	1.222

PITCHER	IP	WLS	BF	H	R	ER	SO	BB	IBB	HBP	BLK	WP	HR	S	P	ERA	WHIP

TOP

Los Angeles Dodgers @ Chicago Cubs

Wrigley Field, Chicago, IL

Sat Sep 26 1959, 3:33 AM CDT

Att. 9,348 - Unknown

livebaseballscorecards.com

AB	33
R	2
H	9
RBI	2
BB	2
SO	7
LOB	15

1B: 7	SF: 0	WP: 0	PA: 35
2B: 2	SAC: 0	PB: 0	
3B: 0	DP: 3	SB: 0	
HR: 0	HBP: 0	CS: 0	

Batter	1	2	3	4	5	6	7	8	9	AB	R	H	RBI	BB	SO	LOB
Tony Taylor, R (1, 4) OBP: 0.332, SLG: 0.392	0-1 CS 1B		2-3 K; 0-0 1-3 3-H 1B	4-2 1-2 2-3 3-H BB			1-2 SH5-4 1B	0-0 L8		5	0	3	2	1	1	3
George Altman, L (1, 8) OBP: 0.313, SLG: 0.387	1-2 F6		1-3 K; 2-1 F8	0-0 4-3			1-0 SH5-4 1-2			4	0	0	0	0	1	6
Lee Walls, R (1, 9) OBP: 0.342, SLG: 0.393	3-3 K 1-2		2-2 14 HBP 1B 1B	1-2 L7	1-2 6-3		2-2 P1			5	1	1	0	0	1	2
14 Ernie Banks, R (1, 6) OBP: 0.374, SLG: 0.597		1-1 L7	1-1 1B 1B 1-2 HBP	2-2 1B 1B	1-1 1-3		3-2 F4			4	2	1	0	0	0	1
Bobby Thomson, R (1, 7) OBP: 0.323, SLG: 0.400		0-0 1B HR 1B	1-1 BB 1B 1-3 2-H BB 1B	0-2 1B 1-2 FC3-6 1B	3-2 F6			0-1 1B SH1 1B		5	3	4	1	0	0	0
Art Schult, R (1, 3) OBP: 0.320, SLG: 0.381		2-2 1-3 HR 1B	0-0 BB BB 1-2 3-H 1B	0-1 FC3-6 1-3 2-H BB 1B		2-2 4-3		0-0 SH1 1-2		4	3	3	2	0	0	0
Alvin Dark, R (1, 5) OBP: 0.341, SLG: 0.385		1-1 1-H 3-H HR	4-2 BB 1B 1-2 2-3 BB	4-0 FC3-6 IBB		2-0 3B		2-1 L9		3	2	2	3	2	0	1
Cal Neeman, R (1, 2) OBP: 0.241, SLG: 0.267		2-1 F5	4-1 1B 1B 1-2 2-3 3-H BB	1-1 FC3-6 BB DI 1-2f 2-3 3-H		1-3 K		4-1 1B BB		3	1	0	2	2	1	3
Dave Hillman, R (1, 1) OBP: 0.239, SLG: 0.150		0-3 K	2-1 1B 1-3 2-H 3-H 1B	4-2 BB 1-2 BB		1-3 K		1-1 1-2 2-3 1B		4	0	2	2	1	2	1
Inning Stats	R: 0 E: 0 K: 1 S: 11 H: 1 LOB: 0 BB: 0 P: 15	R: 3 E: 0 K: 1 S: 13 H: 3 LOB: 0 BB: 0 P: 19	R: 6 E: 0 K: 2 S: 24 H: 5 LOB: 2 BB: 2 P: 43	R: 3 E: 0 K: 0 S: 21 H: 3 LOB: 3 BB: 3 P: 37	R: 0 E: 0 K: 0 S: 8 H: 0 LOB: 0 BB: 0 P: 13	R: 0 E: 0 K: 2 S: 10 H: 1 LOB: 1 BB: 0 P: 16	R: 0 E: 0 K: 0 S: 10 H: 1 LOB: 1 BB: 0 P: 17	R: 0 E: 0 K: 0 S: 9 H: 2 LOB: 3 BB: 1 P: 16		1B: 14 2B: 0 3B: 1 HR: 1	SF: 0 SAC: 2 DP: 0 HBP: 1					

PITCHER		IP	WLS	BF	H	R	ER	SO	BB	IBB	HBP	BLK	WP	HR	S	P	ERA	WHIP
Johnny Podres, L ERA: 4.16	(1, 1)	2.2	L	14	6	6	6	4	0	0	1	0	0	1	38	55	20.25	2.250
Chuck Churn, R ERA: 4.91	(3, 1)	0.0		3	1	0	0	0	2	0	0	0	0	0	5	13	∞	∞
Clem Labine, R ERA: 3.95	(3, 1)	0.2		7	5	6	6	0	0	0	0	0	0	0	16	23	81.00	7.500
Bill Harris, R ERA:	(4, 1)	1.2		8	0	0	0	0	2	1	0	0	0	0	18	36	0.00	1.200
Stan Williams, R ERA: 4.07	(6, 1)	2.0		8	2	0	0	2	0	0	0	0	0	0	20	33	0.00	1.000

PITCHER		IP	WLS	BF	H	R	ER	SO	BB	IBB	HBP	BLK	WP	HR	S	P	ERA	WHIP
Johnny Klippstein, R ERA: 5.91	(8, 1)	1.0		6	2	0	0	0	1	0	0	0	0	0	9	16	0.00	3.000

BOTTOM

Los Angeles Dodgers @ Chicago Cubs

Wrigley Field, Chicago, IL

Sat Sep 26 1959, 3:33 AM CDT

Att. 9,348 - Unknown

livebaseballscorecards.com

AB	37
R	12
H	16
RBI	12
BB	6
SO	6
LOB	17

Batter	1	2	3	4	5	6	7	8	9	AB	R	H	RBI	BB	SO	LOB
Jim Gilliam, S (1, 5) OBP: 0.388, SLG: 0.349	5-3	1-3		F7			F2		G3	5	0	0	0	0	0	2
Charlie Neal, R (1, 4) OBP: 0.335, SLG: 0.456	K		1B 3B	2-H HR			F6		F9	5	2	2	2	0	1	0
Wally Moon, L (1, 9) (6, 7) OBP: 0.394, SLG: 0.497	S BB		4-3	4-3			F7			3	0	0	0	1	0	1
Duke Snider, L (1, 8) OBP: 0.401, SLG: 0.538 Don Demeter, R (4, 8) OBP: 0.295, SLG: 0.440	K 1-2		G3		FC1-6 1B			F6		2 2	0 0	0 1	0 0	0 0	1 0	2 0
Norm Larker, L (1, 7) OBP: 0.337, SLG: 0.413 Ron Fairly, L (6, 9) OBP: 0.326, SLG: 0.347		1B BB	1B 1B 3-H	FC1-6 G1-4-3 1-2f				F9		2 1	1 0	1 0	1 0	1 0	0 0	1 0
Gil Hodges, R (1, 3) OBP: 0.364, SLG: 0.516		F4	1-3 1B	G1-4-3 1-2f				HR BB		3	1	1	0	1	0	2
John Roseboro, L (1, 2) OBP: 0.325, SLG: 0.374		F5	F7			L3		1-H HR		4	1	1	2	0	0	3
Maury Wills, S (1, 6) OBP: 0.305, SLG: 0.305		1B 1-2 1B		SH3-4 HR 1B		4-3		K		4	2	2	0	0	1	0
Roger Craig, R (1, 1) OBP: 0.075, SLG: 0.058		1-H 2-H 1B		SH3-4 1-2		K			1-3	3	0	1	2	0	1	0
Inning Stats	R: 0 E: 0 K: 2 S: 10 / H: 0 LOB: 1 BB: 1 P: 19	R: 2 E: 0 K: 0 S: 18 / H: 2 LOB: 1 BB: 1 P: 29	R: 1 E: 0 K: 0 S: 10 / H: 3 LOB: 2 BB: 0 P: 15	R: 2 E: 0 K: 0 S: 10 / H: 2 LOB: 0 BB: 0 P: 15	R: 0 E: 0 K: 0 S: 8 / H: 1 LOB: 0 BB: 0 P: 10	R: 0 E: 0 K: 1 S: 8 / H: 0 LOB: 0 BB: 0 P: 12	R: 0 E: 0 K: 0 S: 6 / H: 0 LOB: 0 BB: 0 P: 9	R: 2 E: 0 K: 1 S: 10 / H: 1 LOB: 0 BB: 1 P: 22	R: 0 E: 0 K: 0 S: 7 / H: 0 LOB: 0 BB: 0 P: 11	1B: 6 2B: 0 3B: 1 HR: 2	SF: 0 SAC: 1 DP: 1 HBP: 0						

TOP

Los Angeles Dodgers @ Chicago Cubs

Wrigley Field, Chicago, IL

Sun Sep 27 1959, 3:33 AM CDT

Att. 28,346 - Unknown

livebaseballscorecards.com

AB	34
R	7
H	9
RBI	7
BB	3
SO	4
LOB	11

PITCHER		IP	WLS	BF	H	R	ER	SO	BB	IBB	HBP	BLK	WP	HR	S	P	ERA	WHIP
Bob Anderson, R ERA: 4.15	(1, 1)	3.2	L	20	7	5	5	2	2	0	0	0	0	1	46	74	12.27	2.455
Bill Henry, L ERA: 2.68	(4, 1)	1.1		4	1	0	0	0	0	0	0	0	0	0	10	14	0.00	0.750
Glen Hobbie, R ERA: 3.72	(6, 1)	2.0		6	0	0	0	1	0	0	0	0	0	0	14	21	0.00	0.000
Don Elston, R ERA: 3.28	(8, 1)	2.0		8	1	2	2	1	1	0	0	0	0	1	17	33	9.00	1.000

PITCHER	IP	WLS	BF	H	R	ER	SO	BB	IBB	HBP	BLK	WP	HR	S	P	ERA	WHIP

Batter	1	2	3	4	5	6	7	8	9	AB	R	H	RBI	BB	SO	LOB
Tony Taylor, R (1, 6) OBP: 0.331, SLG: 0.393	L7		5-3		F7			1B 2B		4	0	1	0	0	0	1
George Altman, L (1, 8) OBP: 0.310, SLG: 0.383	F9			L3	G3			F7		4	0	0	0	0	0	1
Jim Marshall, L (1, 3) OBP: 0.324, SLG: 0.405	G3			FC6-4 BB	K			F9		3	0	0	0	1	1	1
Bobby Thomson, R (1, 9) OBP: 0.322, SLG: 0.398		5-3		FC6-4 1-2f	5-3			2-3 1B		4	0	1	0	0	0	1
Irv Noren, L (1, 7) OBP: 0.372, SLG: 0.451		FC5-4 1B		L8			4-3	F8		4	0	1	0	0	0	3
Earl Averill, R (1, 4) OBP: 0.302, SLG: 0.457		FC5-4 1-2f			HR		6-3		K	4	1	1	1	0	1	1
Sammy Taylor, L (1, 2) OBP: 0.336, SLG: 0.428		L9			4-3		1B BB		4-3	3	0	0	0	1	0	1
Alvin Dark, R (1, 5) OBP: 0.342, SLG: 0.386			K		1B		1-2 1B		4-3	4	0	2	0	0	1	0
Bob Anderson, R (1, 1) OBP: 0.119, SLG: 0.088 Bill Henry, L (4, 1) OBP: 0.219, SLG: 0.194 Dale Long, L (5, PH) OBP: 0.306, SLG: 0.432 Glen Hobbie, R (6, 1) OBP: 0.136, SLG: 0.127 14 Ernie Banks, R (7, PH) OBP: 0.374, SLG: 0.596 Don Elston, R (8, 1) OBP: 0.200, SLG: 0.200			5-3		F8		F6			1 0 1 0 1 0	0 0 0 0 0 0	0 0 0 0 0 0	0 0 0 0 0 0	0 0 0 0 0 0	0 0 0 0 0 0	0 0 1 0 0 2
Inning Stats	R: 0 H: 0 E: 0 LOB: 0 K: 0 BB: 0 S: 7 P: 14	R: 0 H: 1 E: 0 LOB: 1 K: 0 BB: 0 S: 10 P: 16	R: 0 H: 0 E: 0 LOB: 0 K: 1 BB: 0 S: 8 P: 15	R: 0 H: 0 E: 0 LOB: 1 K: 0 BB: 1 S: 8 P: 14	R: 1 H: 2 E: 0 LOB: 1 K: 0 BB: 0 S: 10 P: 15	R: 0 H: 0 E: 0 LOB: 0 K: 1 BB: 0 S: 6 P: 9	R: 0 H: 1 E: 0 LOB: 2 K: 0 BB: 1 S: 12 P: 20	R: 0 H: 2 E: 0 LOB: 2 K: 0 BB: 0 S: 10 P: 14	R: 0 H: 0 E: 0 LOB: 0 K: 1 BB: 0 S: 6 P: 8	1B: 4 SF: 0 2B: 1 SAC: 0 3B: 0 DP: 0 HR: 1 HBP: 0						

PITCHER	IP	WLS	BF	H	R	ER	SO	BB	IBB	HBP	BLK	WP	HR	S	P	ERA	WHIP
Roger Craig, R (1, 1) ERA: 2.06	9.0	W	35	6	1	1	3	2	0	0	0	0	1	77	125	1.00	0.889

PITCHER	IP	WLS	BF	H	R	ER	SO	BB	IBB	HBP	BLK	WP	HR	S	P	ERA	WHIP

BOTTOM

Los Angeles Dodgers @ Chicago Cubs

Wrigley Field, Chicago, IL

Sun Sep 27 1959, 3:33 AM CDT

Att. 28,346 - Unknown

livebaseballscorecards.com

AB	33
R	1
H	6
RBI	1
BB	2
SO	3
LOB	12

WP: 0 PA: 35
PB: 0
SB: 0
CS: 0