

Chicago Cubs - 1959

Batter	1	2	3	4	5	6	7	8	9	AB	R	H	RBI	BB	SO	LOB	TOP		
Ron Fairly, L OBP: 0.250, SLG: 0.250 (1, 9)	G3		4-3			L3 1B			K	4	0	1	0	0	1	0	Los Angeles Dodgers @ Chicago Cubs Wrigley Field, Chicago, IL Sat Apr 11 1959, 3:33 AM CST Att: 12,288 - Unknown livebaseballscorecards.com		
Wally Moon, L OBP: 0.500, SLG: 0.333 (1, 7)	G1-6-3 1B			F7		L3			E BB	3	0	1	0	1	0	2			
John Roseboro, L (1, 2)	G1-6-3			4-1			F7		E6	4	0	0	0	0	0	2			
Duke Snider, L (1, 8)		K		F8			6-3		1-3	4	0	0	0	0	1	2			
Charlie Neal, R (1, 4)		6-3			6-3		6-3			3	0	0	0	0	0	0			
Gil Hodges, R OBP: 0.333, SLG: 0.333 (1, 3)		1-3			G6-3 1B			K		3	0	1	0	0	1	0			
Don Zimmer, R OBP: 0.333, SLG: 0.333 (1, 6)			6-3		G6-3 1B			G6-4-3 1B		3	0	1	0	0	0	1			
Jim Baxes, R OBP: 0.333, SLG: 0.333 (1, 5)			6-3			1B		G6-4-3 1B		3	0	1	0	0	0	1			
Don Drysdale, R OBP: 1.000, SLG: 4.000 (1, 1)									F8	1	1	1	1	0	0	0			
Jim Gilliam, S (6, PH)										1	0	0	0	0	1	1			
Art Fowler, R (6, PH)										0	0	0	0	0	0	0			
Norm Larker, L (9, PH)										1	0	0	0	0	0	0			
Inning Stats	R: 0 H: 1 E: 0 K: 0 S: 12	H: 0 LOB: 0 BB: 0 P: 16	R: 0 H: 0 E: 0 K: 1 S: 5	H: 0 LOB: 0 BB: 0 P: 7	R: 1 H: 1 E: 0 K: 0 S: 10	H: 1 LOB: 0 BB: 0 P: 16	R: 0 H: 0 E: 0 K: 0 S: 7	H: 0 LOB: 0 BB: 0 P: 10	R: 0 H: 2 E: 0 K: 1 S: 8	H: 1 LOB: 1 BB: 0 P: 14	R: 0 H: 0 E: 0 K: 0 S: 5	H: 0 LOB: 0 BB: 0 P: 9	R: 0 H: 1 E: 0 K: 1 S: 11	H: 0 LOB: 0 BB: 0 P: 17	R: 0 H: 0 E: 1 K: 1 S: 12	H: 0 LOB: 2 BB: 1 P: 18	1B: 5 2B: 1 3B: 0 HR: 1	SF: 0 SAC: 0 DP: 4 HBP: 0	WP: 0 PA: 31 PB: 0 SB: 0 CS: 0
PITCHER Bob Anderson, R ERA: 1.0 (1, 1)	IP: 9.0 WLS: W BF: 31 H: 6 R: 1 ER: 1 SO: 4 BB: 1 IBB: 0 HBP: 0 BLK: 0 WP: 0 HR: 1 S: 80 P: 122 ERA: 1.00 WHIP: 0.778																		

Batter	1	2	3	4	5	6	7	8	9	AB	R	H	RBI	BB	SO	LOB	BOTTOM		
Tony Taylor, R OBP: 0.200, SLG: 0.200 (1, 4)	K		1B	L7		F9		6-3		5	0	1	0	0	1	2	Los Angeles Dodgers @ Chicago Cubs Wrigley Field, Chicago, IL Sat Apr 11 1959, 3:33 AM CST Att: 12,288 - Unknown livebaseballscorecards.com		
George Altman, L OBP: 0.750, SLG: 0.667 (1, 8)	HBP		1B		14 SH1-4 2B	K				3	1	2	0	0	1	0			
14 Ernie Banks, R OBP: 0.333, SLG: 0.333 (1, 6)	K		F8		SH1-4					3	0	1	0	0	1	3			
Walt Moryn, L OBP: 0.500, SLG: 0.333 (1, 7)	K			WP E 1B	2B FC5-2 BB	F7				3	1	1	0	1	1	2			
Earl Averill, R OBP: 0.500, SLG: 0.750 (1, 5)		F9		E WP 1B 1B	FC5-2 2B 2B		K			4	2	2	1	0	1	0			
Dale Long, L (1, 3)		1-3		4-3	FC5-2 2B IBB		K			3	1	0	0	1	1	2			
Bobby Thomson, R (1, 9)			K	FC6 1B	FC5-2 2B		F7			4	1	0	0	0	1	4			
Sammy Taylor, L OBP: 0.500, SLG: 0.750 (1, 2)			K		1-2 2-3 3-H 1-1		F8			4	0	2	4	0	1	0			
Bob Anderson, R (1, 1)			K	F6			K		5-3	4	0	0	0	0	2	3			
Inning Stats	R: 0 H: 0 E: 0 K: 3 S: 9	H: 0 LOB: 1 BB: 0 P: 14	R: 0 H: 0 E: 0 K: 1 S: 10	H: 0 LOB: 0 BB: 0 P: 15	R: 0 H: 2 E: 1 K: 2 S: 18	H: 2 LOB: 2 BB: 0 P: 27	R: 2 H: 3 E: 1 K: 0 S: 15	H: 3 LOB: 2 BB: 0 P: 21	R: 4 H: 3 E: 0 K: 1 S: 12	H: 3 LOB: 1 BB: 2 P: 21	R: 0 H: 1 E: 0 K: 1 S: 10	H: 0 LOB: 0 BB: 0 P: 15	R: 0 H: 0 E: 0 K: 0 S: 9	H: 0 LOB: 0 BB: 0 P: 15	R: 0 H: 0 E: 0 K: 0 S: 9	H: 0 LOB: 0 BB: 0 P: 15		1B: 7 2B: 2 3B: 0 HR: 0	SF: 0 SAC: 1 DP: 0 HBP: 1
PITCHER Don Drysdale, R ERA: 9.0 (1, 1)	IP: 5.0 WLS: L BF: 27 H: 8 R: 6 ER: 5 SO: 7 BB: 1 IBB: 1 HBP: 1 BLK: 0 WP: 1 HR: 0 S: 64 P: 98 ERA: 9.00 WHIP: 1.800																		
Art Fowler, R ERA: (6, 1)	IP: 3.0 WLS: L BF: 10 H: 1 R: 0 ER: 0 SO: 3 BB: 0 IBB: 0 HBP: 0 BLK: 0 WP: 0 HR: 0 S: 29 P: 47 ERA: 0.00 WHIP: 0.333																		

Batter	1	2	3	4	5	6	7	8	9	AB	R	H	RBI	BB	SO	LOB	TOP			
Tony Taylor, R (1,4) OBP: 0.263, SLG: 0.176										4	0	1	0	0	2	2	Chicago Cubs @ San Francisco Giants Seals Stadium, San Francisco, CA Wed Apr 15 1959, 9:05 PM EST Att: 15,479 - Unknown			
Alvin Dark, R (1,3) OBP: 0.500, SLG: 0.333										3	1	1	0	1	0	2				
Lee Walls, R (1,9) OBP: 0.333, SLG: 0.333										4	0	1	0	0	1	2				
14 Ernie Banks, R (1,6) OBP: 0.375, SLG: 0.875										4	0	1	1	0	0	2				
Earl Averill, R (1,5) OBP: 0.188, SLG: 0.313										4	0	0	0	0	1	2				
Bobby Thomson, R (1,8)										4	0	0	0	0	0	2				
Walt Moryn, L (1,7) OBP: 0.375, SLG: 0.286										4	0	1	0	0	1	0				
Cal Neeman, R (1,2)										3	0	0	0	0	1	1				
Moe Drabowsky, R (1,1) Elmer Singleton, R (6,1) Bobby Adams, R (8,PH) Joe Schaffernoth, R (8,1)										1	0	0	0	1	0	1				
Inning Stats	R: 1 E: 0 K: 1 S: 7	H: 2 LOB: 2 BB: 1 P: 11	R: 0 E: 0 K: 1 S: 6	H: 1 LOB: 1 BB: 0 P: 6	R: 0 E: 0 K: 1 S: 5	H: 0 LOB: 0 BB: 0 P: 5	R: 0 E: 0 K: 1 S: 5	H: 0 LOB: 0 BB: 0 P: 5	R: 0 E: 0 K: 0 S: 3	H: 0 LOB: 1 BB: 1 P: 7	R: 0 E: 0 K: 0 S: 3	H: 0 LOB: 0 BB: 0 P: 3	R: 0 E: 0 K: 1 S: 5	H: 2 LOB: 2 BB: 0 P: 5	R: 0 E: 0 K: 1 S: 5	H: 0 LOB: 0 BB: 0 P: 5	1B: 5 2B: 1 3B: 0 HR: 0	SF: 0 SAC: 0 DP: 1 HBP: 0	WP: 0 PB: 0 SB: 0 CS: 0	PA: 34
PITCHER Johnny Antonelli, L (1,1) ERA: 2.65	IP: 9.0 WLS: W BF: 34 H: 5 R: 1 ER: 1 SO: 6 BB: 2 IBB: 0 HBP: 0 BLK: 0 WP: 0 HR: 0 S: 44 P: 52 ERA: 1.00 WHIP: 0.778															PITCHER				

AB	32
R	1
H	5
RBI	1
BB	2
SO	6
LOB	14



Batter	1	2	3	4	5	6	7	8	9	AB	R	H	RBI	BB	SO	LOB	BOTTOM			
Jim Davenport, R (1,5) OBP: 0.409, SLG: 0.350										5	0	0	0	0	1	0	Chicago Cubs @ San Francisco Giants Seals Stadium, San Francisco, CA Wed Apr 15 1959, 9:05 PM EST Att: 15,479 - Unknown			
Jackie Brandt, R (1,7) OBP: 0.304, SLG: 0.286										4	2	2	0	1	0	0				
Willie Mays, R (1,8) OBP: 0.375, SLG: 0.350										4	1	0	0	1	1	3				
Orlando Cepeda, R (1,3) OBP: 0.348, SLG: 0.826										4	2	2	3	0	1	3				
Felipe Alou, R (1,9) OBP: 0.462, SLG: 1.154										4	2	2	2	0	0	0				
Daryl Spencer, R (1,4) OBP: 0.333, SLG: 0.263										4	0	1	1	0	0	2				
Andre Rodgers, R (1,6) OBP: 0.350, SLG: 0.375										3	0	0	0	1	1	4				
Bob Schmidt, R (1,2) OBP: 0.550, SLG: 0.750										2	0	2	1	2	0	0				
Johnny Antonelli, L (1,1) OBP: 0.143, SLG: 0.143										4	0	0	0	0	1	4				
Inning Stats	R: 0 E: 1 K: 0 S: 4	H: 0 LOB: 1 BB: 0 P: 4	R: 0 E: 0 K: 0 S: 4	H: 1 LOB: 2 BB: 1 P: 8	R: 0 E: 0 K: 1 S: 5	H: 0 LOB: 0 BB: 0 P: 5	R: 2 E: 1 K: 0 S: 6	H: 2 LOB: 1 BB: 0 P: 6	R: 3 E: 0 K: 0 S: 7	H: 4 LOB: 1 BB: 0 P: 7	R: 0 E: 0 K: 0 S: 2	H: 0 LOB: 0 BB: 1 P: 6	R: 2 E: 1 K: 2 S: 8	H: 1 LOB: 2 BB: 3 P: 20	R: 0 E: 0 K: 2 S: 8	H: 1 LOB: 1 BB: 0 P: 8	1B: 6 2B: 1 3B: 0 HR: 3	SF: 0 SAC: 0 DP: 1 HBP: 0	WP: 0 PB: 0 SB: 3 CS: 0	PA: 40
PITCHER Moe Drabowsky, R (1,1) ERA: 7.2	IP: 5.0 WLS: L BF: 26 H: 7 R: 5 ER: 4 SO: 1 BB: 2 IBB: 0 HBP: 0 BLK: 0 WP: 0 HR: 3 S: 26 P: 34 ERA: 9.00 WHIP: 1.800															PITCHER				
PITCHER Elmer Singleton, R (6,1) ERA: 9.0	IP: 2.0 WLS: 9 BF: 1 H: 2 R: 2 ER: 2 SO: 2 BB: 1 IBB: 0 HBP: 0 BLK: 0 WP: 0 HR: 10 S: 10 P: 22 ERA: 9.00 WHIP: 1.500															PITCHER				
PITCHER Joe Schaffernoth, R (8,1) ERA:	IP: 1.0 WLS: 4 BF: 1 H: 0 R: 0 ER: 0 SO: 2 BB: 0 IBB: 0 HBP: 0 BLK: 0 WP: 0 HR: 8 S: 8 P: 8 ERA: 0.00 WHIP: 1.000															PITCHER				



Batter	1	2	3	4	5	6	7	8	9	AB	R	H	RBI	BB	SO	LOB	TOP					
Tony Taylor, R OBP: 0.367, SLG: 0.296 (1, 4)	5-3			F8		F8		SH2-4 1B	1B PB	5	2	3	0	0	0	0						
Alvin Dark, R OBP: 0.500, SLG: 0.538 (1, 5)	5-3			F6		F8		SH2-4	1B	4	0	2	1	0	0	1						
George Altman, L OBP: 0.429, SLG: 0.368 (1, 8)	K			F8		4-3		HR 14 5-3	1B	5	1	2	2	0	1	2						
14 Ernie Banks, R OBP: 0.444, SLG: 0.833 (1, 6)		K		F7				HR	5-3	5	1	1	1	0	1	4						
Walt Moryn, L OBP: 0.423, SLG: 0.476 (1, 7)		F8			F8			HR		3	2	1	2	1	0	0						
Dale Long, L OBP: 0.318, SLG: 0.600 (1, 3)		F8			F8			HR		4	1	1	1	0	0	0						
Lee Walls, R OBP: 0.444, SLG: 0.600 (1, 9)			1-3		HR			SF9		2	2	1	2	0	0	0						
Sammy Taylor, L OBP: 0.333, SLG: 0.313 (1, 2)			4-3		K			F8		4	0	0	0	0	1	1						
Dick Drott, R Bill Henry, L (5, 1)			1-3					F8	B2	1	0	0	0	0	0	0						
Inning Stats	R: 0 E: 0 K: 1 S: 9	H: 0 LOB: 0 BB: 0 P: 15	R: 0 E: 0 K: 1 S: 9	H: 0 LOB: 0 BB: 0 P: 14	R: 0 E: 0 K: 0 S: 7	H: 1 LOB: 1 BB: 0 P: 10	R: 0 E: 0 K: 0 S: 14	H: 1 LOB: 1 BB: 0 P: 21	R: 1 E: 0 K: 1 S: 9	H: 1 LOB: 0 BB: 0 P: 14	R: 0 E: 0 K: 0 S: 8	H: 1 LOB: 1 BB: 0 P: 14	R: 3 E: 0 K: 1 S: 14	H: 2 LOB: 0 BB: 1 P: 23	R: 3 E: 0 K: 0 S: 12	H: 3 LOB: 0 BB: 0 P: 16	R: 2 E: 0 K: 0 S: 20	H: 3 LOB: 2 BB: 0 P: 31	1B: 7 2B: 0 3B: 1 HR: 3	SF: 1 SAC: 1 DP: 0 HBP: 1	WP: 0 PB: 1 SB: 0 CS: 0	PA: 40
PITCHER	IP WLS BF H R ER SO BB IBB HBP BLK WP HR S P ERA WHIP																					
Stan Williams, R ERA: 6.0 (1, 1)	6.0		24	5	4	4	3	1	0	0	0	0	0	0	0	2	63	100	6.00	1.000		
Clem Labine, R ERA: 3.18 (7, 1)	1.2	L	7	2	2	2	1	0	0	0	0	0	0	0	0	1	14	20	10.80	1.200		
Johnny Podres, L ERA: 7.11 (8, 1)	0.1		2	1	1	1	0	0	0	0	0	0	1	5	7	27.00	3.000					
Don Drysdale, R ERA: 4.2 (9, 1)	1.0		7	3	2	2	0	0	0	1	0	0	0	0	20	31	18.00	3.000				

Chicago Cubs @ Los Angeles Dodgers
Los Angeles Memorial Coliseum, Los Angeles, CA

AB 36
R 9
H 11
RBI 9
BB 1
SO 4
LOB 9



WP: 0 PA: 40
PB: 1
SB: 0
CS: 0

Chicago Cubs @ Los Angeles Dodgers
Los Angeles Memorial Coliseum, Los Angeles, CA

AB 33
R 4
H 7
RBI 3
BB 5
SO 6
LOB 22



WP: 1 PA: 40
PB: 0
SB: 2
CS: 1

Batter	1	2	3	4	5	6	7	8	9	AB	R	H	RBI	BB	SO	LOB	BOTTOM				
Wally Moon, L OBP: 0.350, SLG: 0.294 Jim Gilliam, S (9, PH)	L9		K		BB	4-3			F9	3	0	0	1	1	1	2					
John Roseboro, L OBP: 0.200, SLG: 0.200 Dick Gray, R (9, PH)	5-3		G3		F5			FC5 WP 1B	K	4	0	1	0	0	0	3					
Norm Larker, L Gil Hodges, R OBP: 0.238, SLG: 0.429 (8, 3)	4-3			1B FC6-4 BB	F7			K	F5	2	1	0	0	1	0	3					
Don Demeter, R OBP: 0.412, SLG: 1.000 (1, 8)		K		K	F8			FC5		4	0	0	0	0	2	5					
Carl Furillo, R OBP: 0.111, SLG: 0.111 (1, 9)	1-3			FC6-4 1B	F8			4-3		4	0	1	0	0	0	1					
Charlie Neal, R OBP: 0.261, SLG: 0.105 (1, 4)		1B S BB		FC6-4 CS				1B BB	FC6-4 1B	2	2	1	1	2	0	1					
Don Zimmer, R OBP: 0.455, SLG: 0.490 (1, 6)				CS	1B BB			F2		3	1	2	0	1	0	1					
Jim Baxes, R OBP: 0.429, SLG: 0.737 (1, 5)		F9			BB SH 1B			F9		4	0	1	0	0	1	4					
Stan Williams, R OBP: 0.500, SLG: 0.500 Clem Labine, R Johnny Podres, L Rip Repulski, R Don Drysdale, R OBP: 0.250, SLG: 1.000 (9, 1)			F4		SH BB			FC6-4		2	0	1	1	0	0	0					
Inning Stats	R: 0 E: 0 K: 0 S: 6	H: 0 LOB: 0 BB: 0 P: 8	R: 1 E: 0 K: 1 S: 16	H: 1 LOB: 1 BB: 1 P: 23	R: 0 E: 0 K: 1 S: 10	H: 0 LOB: 0 BB: 0 P: 15	R: 1 E: 0 K: 1 S: 8	H: 1 LOB: 0 BB: 1 P: 14	R: 1 E: 1 K: 0 S: 7	H: 1 LOB: 3 BB: 2 P: 21	R: 1 E: 0 K: 1 S: 14	H: 2 LOB: 2 BB: 1 P: 23	R: 0 E: 0 K: 1 S: 12	H: 1 LOB: 1 BB: 0 P: 18	R: 0 E: 0 K: 0 S: 9	H: 1 LOB: 1 BB: 0 P: 14	R: 0 E: 0 K: 1 S: 9	H: 0 LOB: 0 BB: 0 P: 13	1B: 7 2B: 0 3B: 0 HR: 0	SF: 0 SAC: 1 DP: 0 HBP: 0	WP: 1 PA: 40 PB: 0 SB: 2 CS: 1
PITCHER	IP WLS BF H R ER SO BB IBB HBP BLK WP HR S P ERA WHIP																				
Dick Drott, R ERA: 4.5 Bill Henry, L ERA: 1.8 (5, 1)	4.0	W	21	4	1	1	3	2	0	0	0	0	1	0	49	82	1.80	1.200			

WP: 1 PA: 40
PB: 0
SB: 2
CS: 1

Batter	1	2	3	4	5	6	7	8	9	AB	R	H	RBI	BB	SO	LOB	TOP	
Tony Taylor, R OBP: 0.385, SLG: 0.294										4	1	1	0	0	0	2	<p>Chicago Cubs @ Los Angeles Dodgers Los Angeles Memorial Coliseum, Los Angeles, CA</p> <p>Sun Apr 19 1959, 6:33 AM EST Att: 29,663 - Unknown</p> <p>livebaseballscores.com</p>	
Alvin Dark, R OBP: 0.476, SLG: 0.476										4	1	1	0	0	0	1		
Lee Walls, R OBP: 0.444, SLG: 0.636										3	1	1	0	1	0	0		
14 Ernie Banks, R OBP: 0.417, SLG: 0.806										3	0	0	1	0	0	1		
Walt Moryn, L OBP: 0.400, SLG: 0.444										3	0	0	1	0	0	1		
Earl Averill, R OBP: 0.238, SLG: 0.300										3	0	0	0	1	0	0		
Bobby Thomson, R										3	0	0	0	0	1	2		
Cal Neeman, R										3	0	0	0	0	1	1		
Dave Hillman, R Morrie Martin, L Don Elston, R										1	0	1	0	1	0	0		
Inning Stats	R: 3 E: 1 K: 0 S: 11	H: 2 LOB: 1 BB: 1 P: 20	R: 0 E: 0 K: 0 S: 7	H: 0 LOB: 0 BB: 1 P: 12	R: 0 E: 0 K: 0 S: 11	H: 1 LOB: 1 BB: 0 P: 18	R: 0 E: 0 K: 2 S: 7	H: 0 LOB: 0 BB: 0 P: 11	R: 0 E: 0 K: 0 S: 4	H: 0 LOB: 1 BB: 1 P: 11	R: 0 E: 0 K: 0 S: 3	H: 0 LOB: 0 BB: 0 P: 6	R: 0 E: 0 K: 0 S: 6	H: 0 LOB: 0 BB: 0 P: 9	1B: 4 2B: 0 3B: 0 HR: 0	SF: 2 SAC: 0 DP: 1 HBP: 1	WP: 1 PB: 0 SB: 1 CS: 2	PA: 35
PITCHER Johnny Podres, L ERA: 4.11	IP: 9.0 WLS: W BF: 33 H: 4 R: 3 ER: 2 SO: 2 BB: 3 IBB: 0 HBP: 1 BLK: 0 WP: 1 HR: 0 S: 60 P: 104 ERA: 2.00 WHIP: 0.778																	

Batter	1	2	3	4	5	6	7	8	9	AB	R	H	RBI	BB	SO	LOB	BOTTOM			
Wally Moon, L OBP: 0.448, SLG: 0.520										5	2	3	2	0	0	2	<p>Chicago Cubs @ Los Angeles Dodgers Los Angeles Memorial Coliseum, Los Angeles, CA</p> <p>Sun Apr 19 1959, 6:33 AM EST Att: 29,663 - Unknown</p> <p>livebaseballscores.com</p>			
John Roseboro, L Carl Furillo, R Jim Gilliam, S Joe Pignatano, R										3	0	0	0	1	0	2				
Duke Snider, L Ron Fairly, L										5	1	2	3	0	1	2				
Don Demeter, R										5	1	2	1	0	0	0				
Norm Larker, L Gil Hodges, R										4	0	0	0	1	0	4				
Charlie Neal, R										4	1	3	1	0	0	2				
Don Zimmer, R										3	0	0	0	0	1	3				
Jim Baxes, R										2	1	0	0	2	0	0				
Johnny Podres, L										2	1	1	0	1	0	0				
Inning Stats	R: 1 E: 0 K: 1 S: 14	H: 2 LOB: 2 BB: 1 P: 21	R: 0 E: 0 K: 0 S: 9	H: 1 LOB: 1 BB: 0 P: 15	R: 1 E: 0 K: 1 S: 11	H: 2 LOB: 2 BB: 1 P: 20	R: 0 E: 0 K: 0 S: 7	H: 1 LOB: 1 BB: 0 P: 11	R: 1 E: 1 K: 0 S: 11	H: 1 LOB: 1 BB: 0 P: 20	R: 0 E: 0 K: 0 S: 4	H: 0 LOB: 1 BB: 1 P: 9	R: 0 E: 0 K: 0 S: 4	H: 0 LOB: 0 BB: 0 P: 6	R: 5 E: 0 K: 0 S: 10	H: 5 LOB: 1 BB: 2 P: 22	1B: 11 2B: 0 3B: 0 HR: 1	SF: 0 SAC: 2 DP: 0 HBP: 0	WP: 0 PB: 0 SB: 1 CS: 0	PA: 41
PITCHER Dave Hillman, R Morrie Martin, L Don Elston, R	IP: 7.1 WLS: L BF: 35 H: 8 R: 5 ER: 4 SO: 2 BB: 4 IBB: 0 HBP: 0 BLK: 0 WP: 0 HR: 1 S: 63 P: 109 ERA: 4.91 WHIP: 1.636																			

Batter	1	2	3	4	5	6	7	8	9	AB	R	H	RBI	BB	SO	LOB	TOP
Don Blasingame, L (1,4) OBP: 0.378, SLG: 0.410	5-3			F8			6-3		FC6-4 HBP	4	0	0	0	0	0	1	St. Louis Cardinals @ Chicago Cubs Wrigley Field, Chicago, IL Tue Apr 21 1959, 3:33 AM CST Att: 2,501 - Unknown AB 28 R 0 H 1 RBI 0 BB 1 SO 4 LOB 5
Gino Cimoli, R (1,9) OBP: 0.405, SLG: 0.378	F9			1-3			4-3		HBP	3	0	0	0	0	0	0	
Stan Musial, L (1,3) OBP: 0.316, SLG: 0.242	1-3			F7			2B		HBP	4	0	1	0	0	0	2	
Ken Boyer, R (1,5) OBP: 0.375, SLG: 0.432		K			2-3		5-3			3	0	0	0	0	1	1	
Joe Cunningham, L (1,7) OBP: 0.458, SLG: 0.235		F7			6-3				F8	3	0	0	0	0	0	0	
Bill White, L (1,8) OBP: 0.136, SLG: 0.053		F8			K				4-3	3	0	0	0	0	1	0	
Hal Smith, R (1,2) OBP: 0.229, SLG: 0.412			L8			5-3			L7	3	0	0	0	0	0	0	
Alex Grammas, R (1,6) OBP: 0.241, SLG: 0.250			5-3			F8				2	0	0	0	0	0	0	
Solly Hemus, L (9, PH)										0	0	0	0	1	0	0	
Curt Flood, R (9, PR)									FC6-4 BB	0	0	0	0	0	0	0	
Gary Blaylock, R (1,1)										2	0	0	0	0	1	0	
George Crowe, L (9, PH)									K	1	0	0	0	0	1	1	
Inning Stats	R: 0 E: 0 K: 0 S: 3	H: 0 LOB: 0 BB: 0 P: 3	R: 0 E: 0 K: 1 S: 5	H: 0 LOB: 0 BB: 0 P: 5	R: 0 E: 0 K: 1 S: 5	H: 0 LOB: 0 BB: 0 P: 5	R: 0 E: 0 K: 0 S: 3	H: 0 LOB: 0 BB: 0 P: 3	R: 0 E: 0 K: 0 S: 4	H: 1 LOB: 1 BB: 0 P: 4	R: 0 E: 0 K: 0 S: 3	H: 0 LOB: 0 BB: 0 P: 3	R: 0 E: 0 K: 1 S: 5	H: 0 LOB: 2 BB: 1 P: 10	1B: 0 2B: 1 3B: 0 HR: 0	SF: 0 SAC: 0 DP: 0 HBP: 1	WP: 0 PA: 30 PB: 0 SB: 0 CS: 0
PITCHER Glen Hobbie, R (1,1) ERA: 1.06	IP: 9.0 WLS: W BF: 30 H: 1 R: 0 ER: 0 SO: 4 BB: 1 IBB: 0 HBP: 1 BLK: 0 WP: 0 HR: 0 S: 36 P: 41 ERA: 0.00 WHIP: 0.222																

Batter	1	2	3	4	5	6	7	8	9	AB	R	H	RBI	BB	SO	LOB	BOTTOM		
Tony Taylor, R (1,4) OBP: 0.395, SLG: 0.297	6-3			CS 1B			6-3			3	0	1	0	1	0	1	St. Louis Cardinals @ Chicago Cubs Wrigley Field, Chicago, IL Tue Apr 21 1959, 3:33 AM CST Att: 2,501 - Unknown AB 27 R 1 H 5 RBI 1 BB 4 SO 5 LOB 16		
Alvin Dark, R (1,5) OBP: 0.407, SLG: 0.400	6-3		4-3				K		F8	4	0	0	0	0	1	2			
George Altman, L (1,8) OBP: 0.346, SLG: 0.292	4-3		G1						1-3	4	0	0	0	0	0	0			
14 Ernie Banks, R (1,6) OBP: 0.400, SLG: 0.771		K							F2	4	0	1	0	0	1	0			
Walt Moryn, L (1,7) OBP: 0.447, SLG: 0.464		FC5-4 BB 1B								1	1	1	0	2	0	0			
Jim Marshall, L (1,3)										2	0	0	0	1	0	3			
Lee Walls, R (1,9) OBP: 0.433, SLG: 0.640		FC5-4 1B								3	0	1	0	0	0	4			
Sammy Taylor, L (1,2) OBP: 0.333, SLG: 0.318										3	0	1	1	0	2	3			
Glen Hobbie, R (1,1) OBP: 0.143, SLG: 0.143										3	0	0	0	0	1	3			
Inning Stats	R: 0 E: 0 K: 0 S: 3	H: 0 LOB: 0 BB: 0 P: 3	R: 1 E: 0 K: 1 S: 7	H: 2 LOB: 2 BB: 1 P: 11	R: 0 E: 0 K: 0 S: 3	H: 1 LOB: 0 BB: 0 P: 3	R: 0 E: 0 K: 1 S: 6	H: 1 LOB: 2 BB: 1 P: 10	R: 0 E: 0 K: 1 S: 4	H: 0 LOB: 1 BB: 1 P: 8	R: 0 E: 0 K: 0 S: 3	H: 0 LOB: 1 BB: 1 P: 7	R: 0 E: 0 K: 2 S: 8	H: 1 LOB: 1 BB: 0 P: 8	R: 0 E: 0 K: 0 S: 3	H: 0 LOB: 0 BB: 0 P: 3		1B: 3 2B: 3 3B: 0 HR: 0	SF: 0 SAC: 0 DP: 1 HBP: 0
PITCHER Gary Blaylock, R (1,1) ERA: 0.9	IP: 8.0 WLS: L BF: 31 H: 5 R: 1 ER: 1 SO: 5 BB: 4 IBB: 0 HBP: 0 BLK: 0 WP: 0 HR: 0 S: 37 P: 53 ERA: 1.12 WHIP: 1.125																		

Batter	1	2	3	4	5	6	7	8	9	10	AB	R	H	RBI	BB	SO	LOB	TOP							
Tony Taylor, R OBP: 0.333, SLG: 0.292 (1, 4)	P4	FC5		F9			K		K		5	0	0	0	0	2	4								
George Altman, L OBP: 0.367, SLG: 0.489 (1, 8)									F8		5	2	3	1	0	1	0								
14 Ernie Banks, R OBP: 0.400, SLG: 0.656 (1, 6)			6-3		6-3						5	1	3	2	0	0	0								
Walt Moryn, L OBP: 0.353, SLG: 0.352 (1, 7)	F8			F7							4	0	1	0	1	0	1								
Lee Walls, R OBP: 0.392, SLG: 0.490 (1, 9)	F3			F8							4	0	0	0	0	0	5								
Dale Long, L OBP: 0.314, SLG: 0.563 (1, 3)				F9							5	0	0	0	0	0	1								
Alvin Dark, R OBP: 0.333, SLG: 0.365 (1, 5)											3	0	0	0	2	0	1								
Sammy Taylor, L OBP: 0.319, SLG: 0.326 (1, 2)											4	0	2	0	0	0	0								
Bob Anderson, R OBP: 0.200, SLG: 0.200 Bill Henry, L (9, 1)											4	0	0	0	0	1	4								
Inning Stats	R: 1 E: 0 K: 0 S: 5	H: 2 LOB: 1 BB: 0 P: 5	R: 0 E: 0 K: 0 S: 4	H: 1 LOB: 2 BB: 1 P: 8	R: 1 E: 0 K: 0 S: 4	H: 1 LOB: 2 BB: 1 P: 8	R: 0 E: 0 K: 1 S: 6	H: 1 LOB: 1 BB: 0 P: 6	R: 0 E: 0 K: 0 S: 3	H: 0 LOB: 0 BB: 0 P: 3	R: 0 E: 0 K: 2 S: 9	H: 2 LOB: 3 BB: 1 P: 13	R: 0 E: 0 K: 0 S: 3	H: 0 LOB: 0 BB: 0 P: 3	R: 0 E: 0 K: 1 S: 5	H: 0 LOB: 0 BB: 0 P: 5	R: 1 E: 1 K: 0 S: 5	H: 1 LOB: 1 BB: 0 P: 5	1B: 6 2B: 1 3B: 0 HR: 2	SF: 0 SAC: 1 DP: 0 HBP: 0	WP: 0 PA: 43				
PITCHER	IP	WLS	BF	H	R	ER	SO	BB	IBB	HBP	BLK	WP	HR	S	P	ERA	WHIP								
Bob Purkey, R ERA: 3.62 (1, 1)	7.0		32	8	2	2	3	3	0	0	0	0	1	35	47	2.57	1.571								
Tom Acker, R ERA: 2.84 (8, 1)	2.0		6	0	0	0	1	0	0	0	0	0	0	8	8	0.00	0.000								
Bob Mabe, R ERA: 2.16 (10, 1)	1.0	L	5	1	1	1	0	0	0	0	0	0	1	5	5	9.00	1.000								

Chicago Cubs @ Cincinnati Redlegs
Crosley Field, Cincinnati, OH
Thu Apr 30 1959, 7:05 PM EDT
Att: 3,377 - Unknown

AB 39
R 3
H 9
RBI 3
BB 3
SO 4
LOB 16



Batter	1	2	3	4	5	6	7	8	9	10	AB	R	H	RBI	BB	SO	LOB	BOTTOM							
Johnny Temple, R OBP: 0.417, SLG: 0.540 (1, 4)	1-3 BB		G6-4-3								2	0	1	1	3	0	1								
Vada Pinson, L OBP: 0.431, SLG: 0.571 (1, 8)	1-3										5	0	0	0	0	1	8								
Jerry Lynch, L OBP: 0.288, SLG: 0.521 Walt Drope, R (10, PH)	F2										4	1	2	1	0	0	1								
Frank Robinson, R OBP: 0.377, SLG: 0.559 (1, 3)	F3										5	0	0	0	0	0	2								
Gus Bell, L OBP: 0.344, SLG: 0.554 (1, 9)											5	0	1	0	0	1	1								
Frank Thomas, R OBP: 0.373, SLG: 0.500 (1, 5)											5	1	1	0	0	2	2								
Ed Bailey, L OBP: 0.356, SLG: 0.375 (1, 2)											3	0	1	0	1	0	0								
Roy McMillan, R OBP: 0.367, SLG: 0.566 (1, 6)											4	0	1	0	0	0	2								
Bob Purkey, R OBP: 0.300, SLG: 0.400 John Powers, L OBP: 0.750, SLG: 1.000 (7, PH)											2	0	1	0	0	1	2								
Tom Acker, R OBP: 0.667, SLG: 0.500 (8, 1)											1	0	0	0	1	0	0								
Eddie Kasko, R OBP: 0.500, SLG: 0.500 (9, PR)											0	0	0	0	0	0	0								
Bob Mabe, R (10, 1)											0	0	0	0	0	0	0								
Inning Stats	R: 0 E: 0 K: 0 S: 3	H: 0 LOB: 1 BB: 1 P: 7	R: 0 E: 0 K: 2 S: 7	H: 0 LOB: 0 BB: 0 P: 7	R: 0 E: 0 K: 0 S: 3	H: 1 LOB: 0 BB: 0 P: 3	R: 1 E: 0 K: 1 S: 8	H: 3 LOB: 2 BB: 0 P: 8	R: 0 E: 0 K: 0 S: 3	H: 0 LOB: 0 BB: 0 P: 3	R: 0 E: 0 K: 1 S: 6	H: 1 LOB: 3 BB: 2 P: 14	R: 0 E: 0 K: 1 S: 6	H: 1 LOB: 1 BB: 0 P: 6	R: 0 E: 0 K: 1 S: 5	H: 0 LOB: 2 BB: 0 P: 13	R: 0 E: 0 K: 1 S: 6	H: 1 LOB: 1 BB: 0 P: 6	1B: 6 2B: 1 3B: 0 HR: 1	SF: 0 SAC: 0 DP: 1 HBP: 0	WP: 1 PA: 42				
PITCHER	IP	WLS	BF	H	R	ER	SO	BB	IBB	HBP	BLK	WP	HR	S	P	ERA	WHIP								
Bob Purkey, R ERA: 1.78 (9, 1)	8.2		37	7	2	2	5	5	0	0	0	1	1	42	62	2.08	1.385								
Bill Henry, L ERA: 1.42 (9, 1)	1.1	W	5	1	0	0	2	0	0	0	0	0	0	9	9	0.00	0.750								

Chicago Cubs @ Cincinnati Redlegs
Crosley Field, Cincinnati, OH
Thu Apr 30 1959, 7:05 PM EDT
Att: 3,377 - Unknown

AB 37
R 2
H 8
RBI 2
BB 5
SO 7
LOB 21



Batter	1	2	3	4	5	6	7	8	9	AB	R	H	RBI	BB	SO	LOB	TOP					
Tony Taylor, R OBP: 0.316, SLG: 0.275 (1, 4)	F8		5-3		F9			F9		4	0	0	0	0	0	0	Chicago Cubs @ Philadelphia Phillies Connie Mack Stadium, Philadelphia, PA Fri May 01 1959, 7:05 PM EDT Att: 9,054 - Unknown					
Alvin Dark, R OBP: 0.326, SLG: 0.345 (1, 5)	1-3			3B BB		K2-3			5-3	3	1	0	0	1	1	0						
George Altman, L OBP: 0.358, SLG: 0.510 (1, 8)	G3			SF7 3B		K			G3	4	1	1	1	0	1	0						
14 Ernie Banks, R OBP: 0.392, SLG: 0.631 (1, 6)									5-3	4	0	1	0	0	1	0						
Walt Moryn, L OBP: 0.366, SLG: 0.386 (1, 7)				1B						3	0	2	0	0	1	2						
Jim Marshall, L (1, 3)										2	0	0	1	0	0	2						
Lee Walls, R OBP: 0.344, SLG: 0.462 (1, 9)										3	0	0	0	0	2	2						
Sammy Taylor, L OBP: 0.300, SLG: 0.304 (1, 2)										3	0	0	0	0	0	0						
Glen Hobbie, R OBP: 0.200, SLG: 0.300 Bill Henry, L (4, 1)										1	0	0	0	0	0	0						
Johnny Gonyl, R OBP: 0.333, SLG: 1.333 Don Elston, R (8, 1)										1	0	0	0	0	1	0						
										1	0	0	0	0	0	0						
										0	0	0	0	0	0	0						
Inning Stats	R: 0 E: 0 K: 0 S: 3	H: 0 LOB: 0 BB: 0 P: 3	R: 0 E: 0 K: 2 S: 8	H: 1 LOB: 1 BB: 0 P: 8	R: 0 E: 0 K: 0 S: 3	H: 0 LOB: 0 BB: 0 P: 3	R: 2 E: 0 K: 1 S: 7	H: 2 LOB: 1 BB: 1 P: 11	R: 0 E: 0 K: 1 S: 5	H: 0 LOB: 0 BB: 0 P: 5	R: 0 E: 0 K: 2 S: 7	H: 0 LOB: 0 BB: 0 P: 7	R: 0 E: 0 K: 1 S: 5	H: 1 LOB: 0 BB: 0 P: 5	R: 0 E: 0 K: 0 S: 3	H: 0 LOB: 0 BB: 0 P: 3	R: 0 E: 0 K: 0 S: 3	H: 0 LOB: 0 BB: 0 P: 3	1B: 2 2B: 1 3B: 1 HR: 0	SF: 1 SAC: 0 DP: 1 HBP: 0	WP: 0 PB: 0 SB: 0 CS: 0	PA: 31
PITCHER Jim Owens, R ERA: 3.28 (1, 1)	IP: 9.0 WLS: W BF: 31 H: 4 R: 2 ER: 2 SO: 7 BB: 1 IBB: 0 HBP: 0 BLK: 0 WP: 0 HR: 0 S: 44 P: 48 ERA: 2.00 WHIP: 0.556															PITCHER	IP: 9.0 WLS: W BF: 31 H: 4 R: 2 ER: 2 SO: 7 BB: 1 IBB: 0 HBP: 0 BLK: 0 WP: 0 HR: 0 S: 44 P: 48 ERA: 2.00 WHIP: 0.556					

AB	29
R	2
H	4
RBI	2
BB	1
SO	7
LOB	6



Batter	1	2	3	4	5	6	7	8	9	AB	R	H	RBI	BB	SO	LOB	BOTTOM					
Richie Ashburn, L OBP: 0.371, SLG: 0.214 (1, 8)	G6-3 BB		K	5-3		HBP				2	0	0	0	1	1	3	Chicago Cubs @ Philadelphia Phillies Connie Mack Stadium, Philadelphia, PA Fri May 01 1959, 7:05 PM EDT Att: 9,054 - Unknown					
Chico Fernandez, R OBP: 0.317, SLG: 0.410 (1, 6)	K		L6		6-3	P4				4	0	0	0	0	1	3						
Ed Bouchee, L OBP: 0.456, SLG: 0.467 (1, 3)	G6-3									4	0	2	0	0	0	1						
Wally Post, R OBP: 0.333, SLG: 0.654 (1, 9)										4	1	1	1	0	0	2						
Harry Anderson, L OBP: 0.368, SLG: 0.528 Bob Bowman, R OBP: 0.250, SLG: 0.400 (5, PH) (6, 7)										2	1	1	0	0	0	0						
										2	0	1	0	0	0	1						
Willie Jones, R OBP: 0.458, SLG: 0.660 (1, 5)										2	2	1	1	2	1	1						
Sparky Anderson, R OBP: 0.304, SLG: 0.220 (1, 4)										4	0	1	0	0	2	3						
Carl Sawatski, L OBP: 0.444, SLG: 0.571 (1, 2)										3	0	1	2	1	2	0						
Jim Owens, R OBP: 0.111, SLG: 0.111 (1, 1)										3	0	0	0	0	1	2						
										3	0	0	0	0	1	2						
Inning Stats	R: 0 E: 0 K: 1 S: 4	H: 0 LOB: 1 BB: 1 P: 8	R: 1 E: 0 K: 1 S: 6	H: 1 LOB: 0 BB: 0 P: 6	R: 0 E: 0 K: 1 S: 5	H: 0 LOB: 1 BB: 1 P: 9	R: 3 E: 0 K: 1 S: 9	H: 4 LOB: 2 BB: 1 P: 13	R: 0 E: 0 K: 1 S: 7	H: 2 LOB: 3 BB: 1 P: 11	R: 0 E: 0 K: 1 S: 5	H: 0 LOB: 1 BB: 0 P: 6	R: 0 E: 0 K: 1 S: 6	H: 1 LOB: 1 BB: 0 P: 6	R: 0 E: 0 K: 1 S: 5	H: 0 LOB: 0 BB: 0 P: 5	R: 0 E: 0 K: 1 S: 5	H: 0 LOB: 0 BB: 0 P: 5	1B: 3 2B: 3 3B: 0 HR: 2	SF: 0 SAC: 1 DP: 1 HBP: 1	WP: 0 PB: 0 SB: 0 CS: 0	PA: 36
PITCHER Glen Hobbie, R ERA: 2.89 Bill Henry, L ERA: 0.0 Don Elston, R ERA: 2.89 (1, 1) (4, 1) (8, 1)	IP: 3.1 WLS: L BF: 17 H: 5 R: 4 ER: 4 SO: 3 BB: 3 IBB: 0 HBP: 0 BLK: 0 WP: 0 HR: 2 S: 20 P: 32 ERA: 10.80 WHIP: 2.400															PITCHER	IP: 3.1 WLS: L BF: 17 H: 5 R: 4 ER: 4 SO: 3 BB: 3 IBB: 0 HBP: 0 BLK: 0 WP: 0 HR: 2 S: 20 P: 32 ERA: 10.80 WHIP: 2.400					

AB	30
R	4
H	8
RBI	4
BB	4
SO	8
LOB	16



Batter	1	2	3	4	5	6	7	8	9	AB	R	H	RBI	BB	SO	LOB	TOP									
Tony Taylor, R OBP: 0.337, SLG: 0.304 (1, 4)	F7		6-3			6-3			4-3 2B	5	2	2	0	0	0	1	Chicago Cubs @ Philadelphia Phillies Connie Mack Stadium, Philadelphia, PA Sun May 03 1959, 3:33 AM EDT Unknown									
George Altman, L OBP: 0.339, SLG: 0.456 (1, 8)	1B		K			P6		F5	4-3 1-3	5	0	1	0	0	1	2										
Lee Walls, R OBP: 0.400, SLG: 0.508 (1, 9)	1B		14 HR			SF9		14 FC5-4 BB	2B	4	1	4	1	1	0	0										
14 Ernie Banks, R OBP: 0.398, SLG: 0.653 (1, 6)	L7		HR			IBB		FC5-4	IBB	3	1	1	2	2	0	3										
Bobby Thomson, R OBP: 0.105, SLG: 0.114 (1, 7)	F8		2B			SF9		L9	1-3	4	0	1	1	0	0	5										
Johnny Goryl, R OBP: 0.290, SLG: 0.875 Walt Moryn, L OBP: 0.356, SLG: 0.373 Dale Long, L OBP: 0.306, SLG: 0.551 (1, 5)	6-3		6-3			K		6-3		2	0	0	0	0	0	1										
Alvin Dark, R OBP: 0.333, SLG: 0.328 (5, 5)	BB					F7		F4		3	0	0	0	1	0	0										
Cal Neeman, R OBP: 0.176, SLG: 0.067 (1, 2)	P6					4-3		K		4	0	1	0	0	1	1										
Dick Drott, R John Buzhardt, R Earl Averill, R Don Elston, R (1, 1)	P6					K		SH1-4		1	0	0	0	0	0	1										
Inning Stats	R: 0 E: 0 K: 0 S: 5	H: 2 LOB: 2 BB: 0 P: 5	R: 0 E: 0 K: 0 S: 3	H: 0 LOB: 1 BB: 1 P: 7	R: 2 E: 0 K: 1 S: 8	H: 3 LOB: 1 BB: 0 P: 8	R: 0 E: 0 K: 1 S: 5	H: 0 LOB: 0 BB: 0 P: 5	R: 1 E: 0 K: 1 S: 7	H: 2 LOB: 2 BB: 1 P: 11	R: 0 E: 0 K: 0 S: 4	H: 1 LOB: 1 BB: 0 P: 4	R: 0 E: 0 K: 0 S: 3	H: 0 LOB: 1 BB: 1 P: 7	R: 0 E: 0 K: 1 S: 5	H: 0 LOB: 0 BB: 0 P: 5		R: 1 E: 0 K: 0 S: 7	H: 2 LOB: 2 BB: 1 P: 11	1B: 7 2B: 2 3B: 0 HR: 1	SF: 1 SAC: 1 DP: 0 HBP: 0	WP: 0 PB: 0 SB: 1 CS: 0	PA: 41			
PITCHER	IP	WLS	BF	H	R	ER	SO	BB	IBB	HBP	BLK	WP	HR	S	P	ERA		WHIP								
Chris Short, L ERA: 8.16 Turk Farrell, R ERA: 5.99 (1, 1)	4.1		21	7	3	3	2	1	0	0	0	0	1	24	28	6.23		1.846								
(5, 1)	4.2	L	20	3	1	1	3	1	2	0	0	0	0	23	35	1.93	0.857									

AB 35
R 4
H 10
RBI 4
BB 4
SO 5
LOB 16



Batter	1	2	3	4	5	6	7	8	9	AB	R	H	RBI	BB	SO	LOB	BOTTOM									
Richie Ashburn, L OBP: 0.400, SLG: 0.238 (1, 8)	F7 WP BB		BB 2B BB			FC5-4 1B		6-3 SH3 BB	F9	2	1	1	0	3	0	0	Chicago Cubs @ Philadelphia Phillies Connie Mack Stadium, Philadelphia, PA Sun May 03 1959, 3:33 AM EDT Unknown									
Chico Fernandez, R OBP: 0.382, SLG: 0.405 Dave Philley, S OBP: 0.313, SLG: 0.643 (1, 6)	S BB		2B BB			FC5-4 2B		SH3	K	1	1	0	0	2	0	1										
Ed Bouchee, L OBP: 0.462, SLG: 0.500 (1, 3)	F2		1-3 2-H 2B			F9 E 2B		6-3		4	1	2	2	0	0	3										
Wally Post, R OBP: 0.339, SLG: 0.617 (1, 9)	F7		P4			F9		F8		4	0	0	0	0	0	6										
Harry Anderson, L OBP: 0.375, SLG: 0.500 (1, 7)	1-3 BB		IBB			E9		6-3		2	0	0	0	2	0	0										
Willie Jones, R OBP: 0.433, SLG: 0.600 (1, 5)	F7		K			F7		FC5-4 1B		4	0	1	0	0	1	5										
Sparky Anderson, R OBP: 0.264, SLG: 0.188 (1, 4)	1-3					6-3		F8		4	0	0	0	0	0	2										
Jim Hegan, R OBP: 0.185, SLG: 0.192 (1, 2)	K					F2		K		4	0	0	0	0	2	2										
Chris Short, R Turk Farrell, R Harry Hanebrink, L (1, 1)			K			5-3		5-3		2	0	0	0	0	1	0										
Inning Stats	R: 0 E: 0 K: 0 S: 2	H: 0 LOB: 2 BB: 2 P: 10	R: 0 E: 0 K: 1 S: 5	H: 0 LOB: 1 BB: 1 P: 9	R: 1 E: 0 K: 2 S: 8	H: 1 LOB: 3 BB: 3 P: 20	R: 0 E: 0 K: 0 S: 3	H: 0 LOB: 0 BB: 0 P: 3	R: 2 E: 1 K: 0 S: 6	H: 2 LOB: 1 BB: 0 P: 6	R: 0 E: 0 K: 1 S: 5	H: 0 LOB: 0 BB: 0 P: 5	R: 0 E: 0 K: 0 S: 3	H: 0 LOB: 1 BB: 1 P: 7	R: 0 E: 0 K: 0 S: 4	H: 1 LOB: 1 BB: 0 P: 4		R: 0 E: 0 K: 1 S: 5	H: 0 LOB: 0 BB: 0 P: 5	1B: 2 2B: 2 3B: 0 HR: 0	SF: 0 SAC: 1 DP: 0 HBP: 0	WP: 1 PB: 0 SB: 1 CS: 0	PA: 38			
PITCHER	IP	WLS	BF	H	R	ER	SO	BB	IBB	HBP	BLK	WP	HR	S	P	ERA		WHIP								
Dick Drott, R ERA: 9.39 John Buzhardt, R ERA: 4.3 Don Elston, R ERA: 2.31 (1, 1)	2.1		12	1	1	1	2	5	0	0	0	0	0	11	31	3.86		2.571								
(3, 1)	5.2	W	23	3	2	1	2	1	1	0	0	0	0	25	33	1.59	0.706									
(9, 1)	1.0	S	3	0	0	0	1	0	0	0	0	0	0	5	5	0.00	0.000									

AB 30
R 3
H 4
RBI 2
BB 7
SO 5
LOB 19



Batter	1	2	3	4	5	6	7	8	9	AB R H RBI BB SO LOB	TOP										
Tony Taylor, R OBP: 0.341, SLG: 0.333 Johnny Goryl, R OBP: 0.300, SLG: 0.778 Earl Averill, R OBP: 0.172, SLG: 0.214	 4-3 3B		 G3				 F7		 F8	2 1 1 0 0 0 0 1 0 0 0 1 0 0 1 0 0 0 0 0 2											
Alvin Dark, R OBP: 0.326, SLG: 0.323	 4-3 3H			 E6	 1-3		 F7			4 0 1 1 0 0 0											
George Altman, L OBP: 0.318, SLG: 0.426	 K			 1-3	 3-1			 K		4 0 0 0 0 2 4											
14 Ernie Banks, R OBP: 0.402, SLG: 0.658	 P6			 K		 E 2B		 CS 1B		4 1 2 0 0 1 1											
Walt Moryn, L OBP: 0.338, SLG: 0.349 Bobby Thomson, R OBP: 0.105, SLG: 0.114		 P5		 4-3			 F8		 P6	4 0 0 0 0 0 3 0 0 0 0 0 0 0											
Dale Long, L OBP: 0.304, SLG: 0.528	 F8				 6-3	 E3 1B		 CS	 K	4 1 1 0 0 1 0											
Lee Walls, R OBP: 0.392, SLG: 0.484	 6-3				 K	 5-3			 1B BB	3 0 0 0 1 1 0											
Sammy Taylor, L OBP: 0.286, SLG: 0.346			 F5		 HR		 F2		 F3	4 1 1 1 0 0 1											
Moe Drabowsky, R OBP: 0.222, SLG: 0.125 Bill Henry, L OBP: 0.333, SLG: 0.378 Don Elston, R OBP: 0.222, SLG: 0.353 Jim Marshall, L OBP: 0.250, SLG: 0.091			 K		 1B BB		 K		 1B	3 0 1 0 0 2 0 0 0 0 0 0 0 0 0 0 0 0 0 0 0 1 0 1 0 0 0 0											
Inning Stats	R: 1 E: 0 K: 1 S: 6	H: 1 LOB: 0 BB: 0 P: 6	R: 0 E: 0 K: 0 S: 3	H: 0 LOB: 0 BB: 0 P: 3	R: 0 E: 0 K: 1 S: 5	H: 0 LOB: 0 BB: 0 P: 5	R: 0 E: 1 K: 1 S: 6	H: 0 LOB: 1 BB: 0 P: 6	R: 1 E: 0 K: 0 S: 8	H: 3 LOB: 3 BB: 1 P: 12	R: 2 E: 1 K: 0 S: 5	H: 2 LOB: 0 BB: 0 P: 5	R: 0 E: 0 K: 1 S: 5	H: 0 LOB: 0 BB: 0 P: 5	R: 0 E: 0 K: 1 S: 5	H: 1 LOB: 0 BB: 0 P: 5	R: 0 E: 0 K: 1 S: 6	H: 1 LOB: 2 BB: 1 P: 10	1B: 5 2B: 1 3B: 1 HR: 1	SF: 0 SAC: 0 DP: 0 HBP: 0	WP: 0 PA: 38 PB: 0 SB: 0 CS: 1
PITCHER	IP WLS BF H R ER SO BB IBB HBP BLK WP HR S P ERA WHIP	PITCHER IP WLS BF H R ER SO BB IBB HBP BLK WP HR S P ERA WHIP																			
Ruben Gomez, R ERA: 1.86 Jack Meyer, R ERA: 3.65	7.0 29 6 4 2 5 1 0 0 0 0 1 38 42 2.57 1.000	2.0 W 8 2 0 0 2 1 0 0 0 0 0 0 11 15 0.00 1.500																			

Chicago Cubs @ Philadelphia Phillies
 Sun May 03 1959, 3:38 AM EDT
 Att: 13,660 - Unknown

AB	35
R	4
H	8
RBI	2
BB	2
SO	7
LOB	11



Batter	1	2	3	4	5	6	7	8	9	AB R H RBI BB SO LOB	BOTTOM								
Richie Ashburn, L OBP: 0.393, SLG: 0.242	 E S SF9 1B		 F8			 FC6-5		 SF8		3 1 1 2 0 0 2									
Chico Fernandez, R OBP: 0.333, SLG: 0.378	 SF9 1H		 B1-3		 L5		 F8			3 0 0 1 0 0 3									
Ed Bouchee, L OBP: 0.449, SLG: 0.518	 3-1			 3-1		 L8		 3B		4 1 1 0 0 0 0									
Wally Post, R OBP: 0.364, SLG: 0.656	 1B			 K		 1B		 1B 3B		4 1 3 1 0 1 0									
Harry Anderson, L OBP: 0.368, SLG: 0.484	 K			 L4		 F8		 FC1-6 1B		4 0 1 1 0 1 2									
Willie Jones, R OBP: 0.408, SLG: 0.559		 6-3			 L9	 L7		 FC1-6 BB		4 0 0 0 0 0 2									
Sparky Anderson, R OBP: 0.281, SLG: 0.196	 B3-1				 BB S FC6-5 1B		 E SF8 BB	 K		3 2 1 0 1 1 1	AB 30 R 5 H 7 RBI 5 BB 4 SO 5 LOB 14								
Valmy Thomas, R OBP: 0.333, SLG: 0.200 Harry Hanebrink, L OBP: 0.083, SLG: 0.083 Bob Bowman, R OBP: 0.222, SLG: 0.353 Jim Hegan, R OBP: 0.214, SLG: 0.192		 6-3			 FC6-5 BB		 K	 BB		1 0 0 0 1 0 0 0 0 0 0 0 0 0 1 0 0 0 0 1 1 0 0 0 0 1 0 0									
Ruben Gomez, R Gene Freese, R OBP: 0.308, SLG: 0.727 Jack Meyer, R OBP: 0.333, SLG: 0.333		 P6			 FC6-5 BB		 E5	 K		1 0 0 0 1 0 0 1 0 0 0 0 0 1 1 0 0 0 0 1 2									
Inning Stats	R: 1 E: 0 K: 1 S: 7	H: 2 LOB: 1 BB: 0 P: 7	R: 0 E: 0 K: 0 S: 3	H: 0 LOB: 0 BB: 0 P: 3	R: 0 E: 0 K: 0 S: 3	H: 0 LOB: 0 BB: 0 P: 3	R: 0 E: 0 K: 1 S: 5	H: 0 LOB: 0 BB: 0 P: 5	R: 1 E: 0 K: 0 S: 4	H: 1 LOB: 2 BB: 2 P: 12	R: 0 E: 0 K: 0 S: 4	H: 1 LOB: 1 BB: 0 P: 4	R: 1 E: 1 K: 1 S: 6	H: 0 LOB: 1 BB: 1 P: 10	R: 2 E: 0 K: 2 S: 10	H: 3 LOB: 2 BB: 1 P: 14	1B: 5 2B: 0 3B: 2 HR: 0	SF: 2 SAC: 0 DP: 0 HBP: 0	WP: 0 PA: 36 PB: 0 SB: 2 CS: 0
PITCHER	IP WLS BF H R ER SO BB IBB HBP BLK WP HR S P ERA WHIP	PITCHER IP WLS BF H R ER SO BB IBB HBP BLK WP HR S P ERA WHIP																	
Moe Drabowsky, R ERA: 4.95 Bill Henry, L ERA: 2.45 Don Elston, R ERA: 2.13	6.0 25 4 3 2 2 0 0 0 0 0 0 9 9 3.00 1.167	1.0 L 7 3 2 2 1 0 0 0 0 0 0 7 11 0.00 1.000																	

Chicago Cubs @ Philadelphia Phillies
 Sun May 03 1959, 3:38 AM EDT
 Att: 13,660 - Unknown

Batter	1	2	3	4	5	6	7	8	9	AB	R	H	RBI	BB	SO	LOB	TOP										
Johnny Goryl, R OBP: 0.357, SLG: 0.769 (1.4)	L9		6-3			G3 1B		2B		4	0	2	0	0	0	0											
Alvin Dark, R OBP: 0.325, SLG: 0.309 (1.5)	14 1B BB		F9			G3		L9		3	0	0	0	1	0	2											
George Altman, L OBP: 0.314, SLG: 0.415 (1.8)	L9			P7		F8			1B	4	0	1	0	0	0	2											
14 Ernie Banks, R OBP: 0.396, SLG: 0.638 (1.6)				F9			L1-3		F7	4	0	1	0	0	0	1											
Walt Moryn, L OBP: 0.325, SLG: 0.333 Bobby Thomson, R OBP: 0.103, SLG: 0.111 (1.7) (8.7)	F7			K			K		K	3	0	0	0	0	2	2											
11 10										1	0	0	0	0	1	1											
Jim Marshall, L OBP: 0.250, SLG: 0.333 (1.3)		L8			F4			HR		4	1	1	1	0	0	1											
Lee Walls, R OBP: 0.377, SLG: 0.462 (1.9)		6-3			6-3			L6		3	0	0	0	0	0	0											
Sammy Taylor, L OBP: 0.271, SLG: 0.327 (1.2)					L7				F5	3	0	0	0	0	1	0											
Bob Anderson, R OBP: 0.154, SLG: 0.154 Don Elston, R (8.1)				5-3					P8	3	0	0	0	0	1	0											
0									K	0	0	0	0	0	0	0											
Inning Stats	R: 0 E: 0 K: 0 S: 4	H: 1 LOB: 2 BB: 1 P: 8	R: 0 E: 0 K: 1 S: 5	H: 0 LOB: 0 BB: 0 P: 5	R: 0 E: 0 K: 1 S: 3	H: 0 LOB: 0 BB: 0 P: 3	R: 0 E: 0 K: 0 S: 3	H: 0 LOB: 0 BB: 0 P: 3	R: 0 E: 0 K: 0 S: 4	H: 1 LOB: 1 BB: 0 P: 4	R: 1 E: 0 K: 1 S: 6	H: 1 LOB: 0 BB: 0 P: 6	R: 0 E: 0 K: 1 S: 6	H: 1 LOB: 1 BB: 0 P: 6	R: 0 E: 0 K: 1 S: 6	H: 1 LOB: 1 BB: 0 P: 6	1B: 3 2B: 1 3B: 0 HR: 1	SF: 0 SAC: 0 DP: 0 HBP: 0	WP: 0 PB: 0 SB: 0 CS: 0	PA: 33							
PITCHER	IP	WLS	BF	H	R	ER	SO	BB	IBB	HBP	BLK	WP	HR	S	P	ERA	WHIP										
Ron Kline, R ERA: 3.25 Roy Face, R ERA: 1.8 (1.1) (9.1)	8.0	W	29	4	1	1	4	1	0	0	0	0	1	36	40	1.12	0.625										
(9.1)	1.0	S	4	1	0	0	1	0	0	0	0	0	0	6	6	0.00	1.000										

Chicago Cubs @ Pittsburgh Pirates
 Forbes Field, Pittsburgh, PA
 Mon May 04 1959, 7:05 PM EDT
 Att: 14,421 - Unknown

AB	32
R	1
H	5
RBI	1
BB	1
SO	5
LOB	9




Batter	1	2	3	4	5	6	7	8	9	AB	R	H	RBI	BB	SO	LOB	BOTTOM										
Don Hoak, R OBP: 0.370, SLG: 0.348 (1.5)	L8		F6			1-3		E 1-2 HBP		3	0	0	0	0	0	0											
Roberto Clemente, R OBP: 0.364, SLG: 0.373 (1.9)			6-3			K2-3		E7 1B		4	0	2	1	0	1	0											
Smoky Burgess, L OBP: 0.354, SLG: 0.736 Bennie Daniels, L (6, PR) Roy Face, R OBP: 0.333, SLG: 0.333 (1.2) (8, PR) (9.1)	G3 1-2				F8			4-0 IBB		3	0	0	0	1	1	1											
0										0	0	0	0	0	0	0											
Dick Stuart, R OBP: 0.426, SLG: 0.636 (1.3)					FC4 1B					4	0	1	0	0	2	4											
Bob Skinner, L OBP: 0.208, SLG: 0.116 (1.7)					FC4 1-2					4	0	0	0	0	0	4											
Bill Mazaroski, R OBP: 0.278, SLG: 0.368 (1.4)					K					3	0	0	0	0	1	1											
Dick Groat, R OBP: 0.325, SLG: 0.371 (1.6)										3	1	2	0	0	0	0											
Bill Virdon, L OBP: 0.222, SLG: 0.300 (1.8)										3	0	0	0	0	0	2											
Ron Kline, R Rocky Nelson, L OBP: 0.364, SLG: 0.400 Dick Schofield, S OBP: 1.000, SLG: 1.000 Hank Foiles, R OBP: 0.250, SLG: 0.435 (1.1) (8, PH) (8, PR) (9.2)					L4-3					2	0	0	0	0	0	0											
0										1	0	1	1	0	0	0											
										0	1	0	0	0	0	0											
										0	0	0	0	0	0	0											
Inning Stats	R: 0 E: 0 K: 0 S: 4	H: 1 LOB: 1 BB: 0 P: 4	R: 0 E: 0 K: 0 S: 4	H: 1 LOB: 0 BB: 0 P: 4	R: 0 E: 0 K: 0 S: 3	H: 0 LOB: 0 BB: 0 P: 3	R: 0 E: 0 K: 1 S: 6	H: 1 LOB: 1 BB: 0 P: 6	R: 0 E: 0 K: 0 S: 3	H: 0 LOB: 0 BB: 0 P: 3	R: 0 E: 0 K: 2 S: 7	H: 0 LOB: 0 BB: 0 P: 7	R: 0 E: 0 K: 1 S: 5	H: 0 LOB: 0 BB: 0 P: 5	R: 2 E: 1 K: 1 S: 8	H: 3 LOB: 3 BB: 1 P: 13	1B: 5 2B: 1 3B: 0 HR: 0	SF: 0 SAC: 0 DP: 0 HBP: 1	WP: 0 PB: 0 SB: 0 CS: 0	PA: 32							
PITCHER	IP	WLS	BF	H	R	ER	SO	BB	IBB	HBP	BLK	WP	HR	S	P	ERA	WHIP										
Bob Anderson, R ERA: 1.93 Don Elston, R ERA: 2.03 (1.1) (8.1)	7.1	L	29	6	2	2	4	0	0	1	0	0	0	36	37	2.46	0.818										
(8.1)	0.2		3	0	0	0	1	0	1	0	0	0	0	4	8	0.00	0.000										


Chicago Cubs @ Pittsburgh Pirates
 Forbes Field, Pittsburgh, PA
 Mon May 04 1959, 7:05 PM EDT
 Att: 14,421 - Unknown

AB	30
R	2
H	6
RBI	2
BB	1
SO	5
LOB	12



livebaseballscores.com

Batter	1	2	3	4	5	6	7	8	9	AB	R	H	RBI	BB	SO	LOB	TOP							
Johnny Goryl, R OBP: 0.368, SLG: 0.667 (1, 4)	0-3 K	0-0 1B			0-0 6-3		0-0 F5		0-0 BB	5	0	2	2	0	1	0	Chicago Cubs @ Pittsburgh Pirates Forbes Field, Pittsburgh, PA Tue May 05 1959, 7:05 PM EDT Att: 17,429 - Unknown AB 36 R 6 H 10 RBI 6 BB 3 SO 5 LOB 14 							
Jim Marshall, L OBP: 0.380, SLG: 0.389 (1, 3)	0-0 FC6-4 1B	0-0 1B			4-0 F5 BB		0-0 L9	0-0 BB	4-0 BB	3	0	2	2	2	0	0								
Lee Walls, R OBP: 0.354, SLG: 0.429 (1, 9)	0-0 FC6-4 FC5-4	0-3 K			0-0 F5		0-0 6-3	0-3 K	0-0 K	5	0	0	0	0	2	7								
14 Ernie Banks, R OBP: 0.379, SLG: 0.607 (1, 6)	0-0 FC5-4		0-0 F8		0-0 5-3		0-0 K		0-0 F5	4	0	0	0	0	1	1								
George Altman, L OBP: 0.311, SLG: 0.449 (1, 8)		0-0 F8	0-0 3-1		0-0 HR		0-0 F7	0-0 1B	0-0 2B	4	1	1	1	0	0	0								
Walt Moryn, L OBP: 0.333, SLG: 0.357 (9, PR)		0-0 2B 1B	0-0 F8		0-0 6-3		0-0 6-3	0-0 1B FC3-2	0-0 1B	4	1	2	0	0	0	0								
Bobby Thomson, R OBP: 0.103, SLG: 0.111 (9, 7)		0-0 1B	0-0 F8		0-0 6-3		0-0 6-3	0-0 1B FC3-2	0-0 1B	0	1	0	0	0	0	0								
Alvin Dark, R OBP: 0.333, SLG: 0.333 (1, 5)		0-0 1B 2B	0-0 4-3		0-0 6-3		0-0 6-3	0-0 1B FC3-2	0-0 1B	4	1	2	0	0	0	0								
Sammy Taylor, L OBP: 0.286, SLG: 0.328 (1, 2)		4-0 1B IBB	0-0 6-3		0-0 6-3		0-0 6-3	0-0 1B FC3-2	0-0 1B	3	2	1	1	1	0	0								
Glen Hobbie, R OBP: 0.143, SLG: 0.214 (1, 1)	0-3 K	0-3 K	0-0 4-3		0-0 6-3		0-0 6-3	0-0 FC3-2 BB 1B	0-0 1B	4	0	0	0	0	1	6								
Inning Stats	R: 0 E: 0 K: 1 S: 6	H: 1 LOB: 1 BB: 0 P: 6	R: 3 E: 0 K: 2 S: 11	H: 4 LOB: 2 BB: 1 P: 15	R: 0 E: 0 K: 0 S: 3	H: 0 LOB: 0 BB: 0 P: 3	R: 0 E: 0 K: 0 S: 3	H: 0 LOB: 0 BB: 1 P: 6	R: 1 E: 0 K: 0 S: 4	H: 1 LOB: 0 BB: 0 P: 4	R: 0 E: 0 K: 0 S: 3	H: 0 LOB: 0 BB: 0 P: 3	R: 0 E: 0 K: 1 S: 5	H: 0 LOB: 0 BB: 0 P: 5	R: 2 E: 0 K: 1 S: 9	H: 4 LOB: 3 BB: 1 P: 13	1B: 7 2B: 2 3B: 0 HR: 1	SF: 0 SAC: 0 DP: 0 HBP: 0	WP: 0 PB: 0 SB: 0 CS: 0	PA: 39				
PITCHER	IP	WLS	BF	H	R	ER	SO	BB	IBB	HBP	BLK	WP	HR	S	P	ERA	WHIP							
Bob Friend, R ERA: 7.53 (1, 1)	7.0	L	28	6	4	4	3	1	1	0	0	0	1	32	40	5.14	1.000							
Paul Giel, R ERA: 7.71 (8, 1)	1.2		9	4	2	2	1	0	0	0	0	0	0	11	11	10.80	2.400							
Bob Smith, L ERA: 1.0 (9, 1)	0.1		2	0	0	0	1	1	0	0	0	0	0	3	7	0.00	3.000							

Batter	1	2	3	4	5	6	7	8	9	AB	R	H	RBI	BB	SO	LOB	BOTTOM							
Don Hoak, R OBP: 0.365, SLG: 0.333 (1, 5)	0-0 6-3		0-0 FC6-4		4-0 S 1B BB		0-0 F9			3	1	0	0	1	0	2	Chicago Cubs @ Pittsburgh Pirates Forbes Field, Pittsburgh, PA Tue May 05 1959, 7:05 PM EDT Att: 17,429 - Unknown AB 32 R 3 H 6 RBI 3 BB 3 SO 7 LOB 12 							
Roberto Clemente, R OBP: 0.300, SLG: 0.368 (1, 9)	0-3 K			0-3 K	0-0 1B		0-3 K		0-3 K	4	0	1	1	0	3	0								
Smoky Burgess, L OBP: 0.469, SLG: 0.750 (1, 2)	0-0 F7			0-0 1B	0-0 L8		4-0 BB			3	1	1	0	1	0	1								
Dick Schofield, S OBP: 1.000, SLG: 1.000 (6, PR)				0-0 3B						0	0	0	0	0	0	0								
Hank Foiles, R OBP: 0.250, SLG: 0.435 (9, 2)				0-0 1B						0	0	0	0	0	0	0								
Dick Stuart, R OBP: 0.417, SLG: 0.610 (1, 3)		0-0 F7		0-0 S 1B		0-0 F5		0-3 K		4	0	1	1	0	1	1								
Bob Skinner, L OBP: 0.192, SLG: 0.106 (1, 7)		0-3 K		0-3 K		0-0 F6		0-0 F9		4	0	0	0	0	2	2								
Bill Mazerowski, R OBP: 0.285, SLG: 0.350 (1, 4)		0-0 1-3		0-0 1-3		0-0 5-3			0-0 E5 1B	4	0	0	0	0	0	1								
Dick Groat, R OBP: 0.333, SLG: 0.370 (1, 6)			0-0 4-3		4-0 WP 1-3 4-3 BB		0-0 L8 WP 1B		0-0 F8	3	1	1	0	1	0	1								
Bill Virdon, L OBP: 0.235, SLG: 0.310 (1, 8)			0-0 FC6-4 1B		0-0 1-3		0-3 K		0-0 1B	4	0	2	0	0	1	2								
Bob Friend, R OBP: 0.200, SLG: 0.200 (1, 1)			0-0 FC6-4		0-0 4-3		0-0 L8			2	0	0	1	0	0	1								
Ted Kluszewski, L OBP: 0.435, SLG: 0.545 (7, PH)			0-0 FC6-4							1	0	0	0	0	0	1								
Paul Giel, R (8, 1)			0-0 FC6-4							0	0	0	0	0	0	0								
Bob Smith, R (9, 1)			0-0 FC6-4							0	0	0	0	0	0	0								
Inning Stats	R: 0 E: 0 K: 1 S: 5	H: 0 LOB: 0 BB: 0 P: 5	R: 0 E: 0 K: 1 S: 5	H: 0 LOB: 0 BB: 0 P: 5	R: 0 E: 0 K: 0 S: 4	H: 1 LOB: 1 BB: 0 P: 4	R: 1 E: 0 K: 2 S: 9	H: 2 LOB: 1 BB: 0 P: 9	R: 2 E: 0 K: 0 S: 4	H: 1 LOB: 1 BB: 2 P: 12	R: 0 E: 0 K: 0 S: 3	H: 0 LOB: 0 BB: 0 P: 3	R: 0 E: 0 K: 1 S: 6	H: 1 LOB: 1 BB: 0 P: 6	R: 0 E: 0 K: 2 S: 7	H: 0 LOB: 1 BB: 1 P: 11	R: 0 E: 1 K: 0 S: 3	H: 1 LOB: 2 BB: 0 P: 3	1B: 5 2B: 0 3B: 1 HR: 0	SF: 0 SAC: 0 DP: 0 HBP: 0	WP: 2 PB: 0 SB: 2 CS: 0	PA: 35		
PITCHER	IP	WLS	BF	H	R	ER	SO	BB	IBB	HBP	BLK	WP	HR	S	P	ERA	WHIP							
Glen Hobbie, R ERA: 2.92 (1, 1)	9.0	W	35	6	3	3	7	3	0	0	0	2	0	46	58	3.00	1.000							

Batter	1	2	3	4	5	6	7	8	9	AB	R	H	RBI	BB	SO	LOB	TOP											
Johnny Goryl, R OBP: 0.375, SLG: 0.652	F2		6-3		L3-6 2B		FC4-6 1B		5-3	5	0	2	0	0	0	0	Chicago Cubs @ Pittsburgh Pirates Forbes Field, Pittsburgh, PA Wed May 06 1959, 3:33 AM EDT Att: 5,860 - Unknown											
Jim Marshall, L OBP: 0.333, SLG: 0.348	K		P6		L3-6 2-3		FC4-6 1-2		1B	5	0	1	0	0	1	2												
Lee Walls, R OBP: 0.345, SLG: 0.427	K		14 2B		F7		F8		F7	5	1	1	0	0	1	2												
14 Ernie Banks, R OBP: 0.394, SLG: 0.625		F2				SH5-3 1B		SH5-3 1B		4	0	3	1	0	0	0												
Randy Jackson, R OBP: 0.222, SLG: 0.125		2B	5-3			SH5-3 1-2		SH5-3 1-2		1	1	0	0	1	0	1												
Bobby Thomson, R OBP: 0.183, SLG: 0.158		1B			FC3-6 BB		FC6-4 IBB		F9	2	1	1	1	2	0	1												
George Altman, L OBP: 0.321, SLG: 0.444		1B			P5		K		FC6-4 IBB	3	0	1	1	1	1	3												
Cal Neeman, R OBP: 0.150, SLG: 0.056		F9			FC3-6		FC6-4		FC6-4	3	0	0	0	0	0	4												
Walt Moryn, L OBP: 0.333, SLG: 0.357					1-2		1-2			0	0	0	0	0	0	0												
Earl Averill, R OBP: 0.167, SLG: 0.207					1-2		1-2			1	0	0	0	0	0	2												
Dave Hillman, R OBP: 0.250, SLG: 0.077	K				K		6-3		F2	4	0	0	0	0	2	2												
Inning Stats	R: 0 E: 0 K: 2 S: 7	H: 0 LOB: 0 BB: 0 P: 7	R: 2 E: 0 K: 1 S: 7	H: 2 LOB: 1 BB: 1 P: 11	R: 1 E: 0 K: 0 S: 5	H: 2 LOB: 1 BB: 0 P: 5	R: 0 E: 0 K: 1 S: 5	H: 0 LOB: 1 BB: 0 P: 9	R: 0 E: 0 K: 0 S: 3	H: 1 LOB: 0 BB: 0 P: 3	R: 0 E: 0 K: 1 S: 6	H: 1 LOB: 2 BB: 1 P: 10	R: 0 E: 0 K: 0 S: 4	H: 1 LOB: 2 BB: 1 P: 4	R: 0 E: 0 K: 0 S: 4	H: 1 LOB: 2 BB: 0 P: 8	R: 0 E: 0 K: 0 S: 4	H: 1 LOB: 4 BB: 0 P: 4	1B: 5 2B: 5 3B: 0 HR: 0	SF: 0 SAC: 2 DP: 1 HBP: 0	WP: 0 PB: 0 SB: 0 CS: 0	PA: 39						
PITCHER	IP	WLS	BF	H	R	ER	SO	BB	IBB	HBP	BLK	WP	HR	S	P	ERA	WHIP											
Harvey Haddix, L ERA: 2.4	(1, 1)	6.0	L	26	6	3	3	5	2	1	0	0	0	0	33	45	4.50	1.333										
Ron Blackburn, R ERA: 1.5	(7, 1)	1.2		8	2	0	0	0	0	1	0	0	0	0	7	11	0.00	1.200										
Bob Smith, L ERA: 0.87	(8, 1)	1.1		5	1	0	0	0	0	0	0	0	0	5	5	0.00	0.750											
Batter	1	2	3	4	5	6	7	8	9	AB	R	H	RBI	BB	SO	LOB	BOTTOM											
Don Hoak, R OBP: 0.364, SLG: 0.333	FC6-4 1B		6-3			F8			SH5-3 2-3	3	0	1	0	0	0	0	Chicago Cubs @ Pittsburgh Pirates Forbes Field, Pittsburgh, PA Wed May 06 1959, 3:33 AM EDT Att: 5,860 - Unknown											
Roberto Clemente, R OBP: 0.297, SLG: 0.352	FC6-4 1-2				6-3		F7		F8	4	0	0	0	0	0	2												
Bill Virdon, L OBP: 0.227, SLG: 0.299	K				P6		4-3			3	0	0	0	0	1	1												
Dick Stuart, R OBP: 0.400, SLG: 0.581	K				L5		L5			3	0	0	0	0	1	1												
Bob Skinner, L OBP: 0.182, SLG: 0.100		4-3				3-1			F8	3	0	0	0	0	0	0												
Bill Mazeroski, R OBP: 0.296, SLG: 0.337		5-3				6-3			1-3	3	0	0	0	0	0	0												
Dick Groat, R OBP: 0.321, SLG: 0.355						F9			F9	3	0	0	0	0	0	0												
Hank Foiles, R OBP: 0.296, SLG: 0.440						F8			SH5-3 G3 BB	2	0	1	0	1	0	0												
Harvey Haddix, L OBP: 0.364, SLG: 0.400						F9			G3	1	0	0	0	0	0	0												
Rocky Nelson, L OBP: 0.333, SLG: 0.364										1	0	0	0	0	0	1												
Ron Blackburn, R										0	0	0	0	0	0	0												
Bob Smith, R										0	0	0	0	0	0	0												
Ted Kluszewski, L OBP: 0.417, SLG: 0.522										1	0	0	0	0	0	1												
Inning Stats	R: 0 E: 0 K: 2 S: 8	H: 1 LOB: 1 BB: 0 P: 8	R: 0 E: 0 K: 0 S: 3	H: 0 LOB: 0 BB: 0 P: 3	R: 0 E: 0 K: 0 S: 3	H: 0 LOB: 0 BB: 0 P: 3	R: 0 E: 0 K: 0 S: 3	H: 0 LOB: 0 BB: 0 P: 3	R: 0 E: 0 K: 0 S: 3	H: 1 LOB: 0 BB: 0 P: 3	R: 0 E: 0 K: 0 S: 3	H: 0 LOB: 0 BB: 0 P: 3	R: 0 E: 0 K: 0 S: 3	H: 0 LOB: 0 BB: 0 P: 3	R: 0 E: 0 K: 0 S: 3	H: 0 LOB: 1 BB: 1 P: 7	1B: 2 2B: 1 3B: 0 HR: 0	SF: 0 SAC: 1 DP: 1 HBP: 0	WP: 0 PB: 0 SB: 0 CS: 0	PA: 29								
PITCHER	IP	WLS	BF	H	R	ER	SO	BB	IBB	HBP	BLK	WP	HR	S	P	ERA	WHIP											
Dave Hillman, R ERA: 2.95	(1, 1)	9.0	W	29	2	0	0	2	1	0	0	0	0	0	32	36	0.00	0.333										

AB 33
R 3
H 9
RBI 3
BB 4
SO 5
LOB 17



AB 27
R 0
H 2
RBI 0
BB 1
SO 2
LOB 6



Batter	1	2	3	4	5	6	7	8	9	10	AB	R	H	RBI	BB	SO	LOB	TOP				
Tony Taylor, R OBP: 0.337, SLG: 0.321 Randy Jackson, R OBP: 0.354, SLG: 0.444	F8	BB		P5			3-1	G6-3		3B	3	0	0	1	0	0						
George Altman, L OBP: 0.318, SLG: 0.413	3-1	BB		K			FC5-4	G6-3		K	5	0	1	0	1	2	4					
Lee Walls, R OBP: 0.365, SLG: 0.452	14 BB	K		K			14 FC5-4				5	0	3	0	0	2	3					
14 Ernie Banks, R OBP: 0.389, SLG: 0.625	E			F9			FC5-4			L9	4	0	0	0	1	0	3					
Jim Marshall, L OBP: 0.333, SLG: 0.531	F8	BB		F9			1-6-3			F8	5	0	0	0	0	0	5					
Walt Moryn, L OBP: 0.333, SLG: 0.354		3B		1B			6-3			F7	5	1	2	0	0	0	1					
Alvin Dark, R OBP: 0.352, SLG: 0.372 Chick King, R OBP: 0.310, SLG: 0.519		1B		1B						F7	3	0	3	1	1	0	0					
Johnny Goyl, R OBP: 0.310, SLG: 0.536		3B		1B						BB	1	0	0	0	0	0	0					
Sammy Taylor, L OBP: 0.286, SLG: 0.323 Don Eaddy, R OBP: 0.143, SLG: 0.053		G3		4-3			F7			K	4	0	1	0	0	0	4					
Cal Neeman, R OBP: 0.143, SLG: 0.053										BB	1	0	0	0	0	1	0					
Bob Anderson, R OBP: 0.125, SLG: 0.125 Dale Long, L OBP: 0.310, SLG: 0.519 Dave Hillman, R OBP: 0.250, SLG: 0.077 Bill Henry, L OBP: 0.200, SLG: 0.200		K		K			K			BB	3	0	0	0	0	3	2					
Inning Stats	R: 0 E: 1 K: 0 S: 4	H: 1 LOB: 2 BB: 1 P: 8	R: 1 E: 0 K: 2 S: 9	H: 2 LOB: 3 BB: 2 P: 17	R: 0 E: 0 K: 0 S: 5	H: 2 LOB: 2 BB: 0 P: 7	R: 0 E: 0 K: 1 S: 5	H: 0 LOB: 0 BB: 0 P: 5	R: 0 E: 0 K: 1 S: 6	H: 1 LOB: 1 BB: 0 P: 6	R: 0 E: 0 K: 0 S: 5	H: 2 LOB: 2 BB: 0 P: 5	R: 1 E: 0 K: 0 S: 3	H: 1 LOB: 3 BB: 3 P: 15	R: 0 E: 0 K: 0 S: 4	H: 1 LOB: 1 BB: 0 P: 4	R: 1 E: 0 K: 2 S: 9	H: 2 LOB: 1 BB: 0 P: 9	1B: 10 2B: 0 3B: 2 HR: 0	SF: 0 SAC: 0 DP: 1 HBP: 0	WP: 0 PB: 0 SB: 0 CS: 0	PA: 47
PITCHER	IP WLS BF H R ER SO BB IBB HBP BLK WP HR S P ERA WHIP	7.1 1.2 1.0	36 6 5	9 1 2	2 0 1	2 0 1	6 0 2	5 1 0	0 0 0	0 0 0	0 0 0	43 5 9	63 9 9	2.46 0.00 9.00	1.909 1.200 2.000							

Chicago Cubs @ St. Louis Cardinals
Sportsman's Park, St. Louis, MO
Fri May 08 1959, 8:05 PM EDT
Att: 9,245 - Unknown

AB	41
R	3
H	12
RBI	3
BB	6
SO	8
LOB	22



Batter	1	2	3	4	5	6	7	8	9	10	AB	R	H	RBI	BB	SO	LOB	BOTTOM		
Don Blasingame, L OBP: 0.292, SLG: 0.275	4-3		1B		5-3		4-3			6-3	5	2	2	0	0	0	0			
Gino Cimoli, R OBP: 0.368, SLG: 0.462 Curt Flood, R OBP: 0.214, SLG: 0.321 Chuck Essegian, R OBP: 0.200, SLG: 0.320	4-3		1B		4-3		P6			K	3	0	1	0	0	0	1			
Stan Musial, L OBP: 0.362, SLG: 0.367	SF7		G4-6-3		P4		K			1-3	4	0	0	1	0	1	1			
Ken Boyer, R OBP: 0.371, SLG: 0.457	F8		BB		K		4-3				3	0	0	0	1	1	0			
Bill White, L OBP: 0.312, SLG: 0.465		3B		P6			K			K	4	0	1	0	0	2	1			
Jos Cunningham, L OBP: 0.360, SLG: 0.293		6-3					2B			K	4	0	2	0	0	1	1			
Hal Smith, R OBP: 0.278, SLG: 0.430 Bobby Gene Smith, R OBP: 0.293, SLG: 0.294 Gene Green, R OBP: 0.217, SLG: 0.364		1-3		F9			F8			1B	4	0	1	0	0	0	3			
Alex Grammas, R OBP: 0.364, SLG: 0.407		BB		6-3						1B	3	0	1	0	1	0	1			
Gary Blaylock, R OBP: 0.360, SLG: 0.500 Ray Jablonski, R OBP: 0.250, SLG: 0.750		K		F8			5-3			K	3	0	0	0	0	1	3			
Inning Stats	R: 1 E: 0 K: 0 S: 4	H: 1 LOB: 0 BB: 4 P: 4	R: 0 E: 0 K: 1 S: 6	H: 1 LOB: 2 BB: 1 P: 10	R: 1 E: 0 K: 0 S: 4	H: 2 LOB: 1 BB: 1 P: 8	R: 0 E: 0 K: 0 S: 3	H: 0 LOB: 0 BB: 0 P: 3	R: 0 E: 0 K: 1 S: 5	H: 1 LOB: 1 BB: 0 P: 8	R: 0 E: 0 K: 0 S: 3	H: 0 LOB: 0 BB: 0 P: 5	R: 0 E: 0 K: 3 S: 11	H: 2 LOB: 2 BB: 11 P: 11	R: 0 E: 0 K: 1 S: 5	H: 0 LOB: 0 BB: 0 P: 5	1B: 5 2B: 2 3B: 1 HR: 0	SF: 1 SAC: 0 DP: 1 HBP: 0	WP: 0 PB: 0 SB: 0 CS: 0	PA: 39
PITCHER	IP WLS BF H R ER SO BB IBB HBP BLK WP HR S P ERA WHIP	7.0 3.0	28 11	6 2	2 0	3 5	2 0	0 0	0 0	0 0	0 0	32 21	40 21	2.57 0.00	1.143 0.667					

Chicago Cubs @ St. Louis Cardinals
Sportsman's Park, St. Louis, MO
Fri May 08 1959, 8:05 PM EDT
Att: 9,245 - Unknown

AB	36
R	2
H	8
RBI	1
BB	2
SO	8
LOB	13



Batter	1	2	3	4	5	6	7	8	9	AB	R	H	RBI	BB	SO	LOB	TOP				
Johnny Goryl, R OBP: 0.303, SLG: 0.531 (1.4)	P6				FC5-4			5-3		4	0	1	1	0	0	1	Chicago Cubs @ St. Louis Cardinals Sportsman's Park, St. Louis, MO Sat May 09 1959, 4:33 AM EDT Att: 6,964 - Unknown				
George Altman, L OBP: 0.304, SLG: 0.393 (1.8)	P4		L8		P6			4-3		4	0	0	0	0	0	2					
Lee Walls, R OBP: 0.350, SLG: 0.432 (1.9)	K		P4					5-3		4	0	0	0	0	1	1					
14 Ernie Banks, R OBP: 0.375, SLG: 0.600 (1.6)		5-3		G3				F7		4	0	0	0	0	0	0					
Jim Marshall, L OBP: 0.349, SLG: 0.528 (1.3)	L9 1B			G4-6-3 1B				F7		4	0	2	0	0	0	0					
Walt Moryn, L OBP: 0.340, SLG: 0.354 (1.7)				G4-6-3 1B				L9		3	0	1	0	1	0	1					
Alvin Dark, R OBP: 0.359, SLG: 0.390 (1.5)	L9									4	1	2	0	0	0	3					
Sammy Taylor, L OBP: 0.301, SLG: 0.328 (1.2)	K									2	0	1	0	1	1	2					
Glen Hobbie, R OBP: 0.131, SLG: 0.200 (4.1)										1	0	0	0	0	0	1					
Elmer Singleton, R OBP: 0.285, SLG: 0.500 (5. PH)										0	0	0	0	0	0	0					
Dale Long, L OBP: 0.285, SLG: 0.500 (5.1)										0	0	0	0	0	0	0					
Taylor Phillips, L OBP: 0.285, SLG: 0.500 (7. PH)										0	0	0	0	0	0	0					
Randy Jackson, R OBP: 0.329, SLG: 0.460 (7.1)										0	0	0	0	0	0	0					
Joe Schaffernoth, R OBP: 0.285, SLG: 0.500 (8.1)										0	0	0	0	0	0	0					
Don Elston, R OBP: 0.285, SLG: 0.500 (8.1)										0	0	0	0	0	0	0					
Bill Henry, L OBP: 0.285, SLG: 0.500 (8.1)										0	0	0	0	0	0	0					
Inning Stats	R: 0 E: 0 K: 1 S: 5	H: 0 LOB: 0 BB: 0 P: 5	R: 0 E: 0 K: 1 S: 7	H: 2 LOB: 2 BB: 0 P: 7	R: 0 E: 0 K: 1 S: 6	H: 1 LOB: 1 BB: 0 P: 6	R: 0 E: 0 K: 0 S: 3	H: 1 LOB: 0 BB: 0 P: 3	R: 1 E: 0 K: 1 S: 7	H: 2 LOB: 1 BB: 0 P: 7	R: 0 E: 0 K: 0 S: 3	H: 0 LOB: 0 BB: 0 P: 3	R: 0 E: 0 K: 0 S: 3	H: 1 LOB: 1 BB: 1 P: 7	R: 0 E: 0 K: 0 S: 3	H: 0 LOB: 1 BB: 1 P: 3	R: 0 E: 0 K: 0 S: 3	H: 0 LOB: 1 BB: 1 P: 7	1B: 5 2B: 2 3B: 0 HR: 0	SF: 0 SAC: 0 DP: 2 HBP: 0	WP: 0 PA: 34 PB: 0 SB: 0 CS: 0
PITCHER Larry Jackson, R ERA: 4.23 (1.1)	IP: 9.0 WLS: W BF: 34 H: 7 R: 1 ER: 1 SO: 4 BB: 2 IBB: 0 HBP: 0 BLK: 0 WP: 0 HR: 0 S: 40 P: 48 ERA: 1.00 WHIP: 1.000																				

Chicago Cubs @ St. Louis Cardinals
Sportsman's Park, St. Louis, MO
Sat May 09 1959, 4:33 AM EDT
Att: 6,964 - Unknown

AB 32
R 1
H 7
RBI 1
BB 2
SO 4
LOB 14



Batter	1	2	3	4	5	6	7	8	9	AB	R	H	RBI	BB	SO	LOB	BOTTOM			
Don Blasingame, L OBP: 0.288, SLG: 0.271 (1.4)	S 1B		K		4-3	L7		K		5	1	1	0	0	2	5	Chicago Cubs @ St. Louis Cardinals Sportsman's Park, St. Louis, MO Sat May 09 1959, 4:33 AM EDT Att: 6,964 - Unknown			
Gino Cimoli, R OBP: 0.365, SLG: 0.469 (1.8)	K		G6-3							3	0	1	0	0	1	2				
Curt Flood, R OBP: 0.233, SLG: 0.310 (5. FR)	K									1	1	0	0	1	0	0				
George Crowe, L OBP: 0.381, SLG: 0.632 (7.9)	1-3 1B									3	0	1	1	0	0	1				
Bobby Gene Smith, R OBP: 0.222, SLG: 0.306 (7.9)	1-3 1B									2	1	1	0	0	0	0				
Ken Boyer, R OBP: 0.373, SLG: 0.495 (1.5)	1-3									5	2	2	4	0	0	3				
Bill White, L OBP: 0.317, SLG: 0.461 (1.7)	1-3									5	1	2	0	0	0	2				
Joe Cunningham, L OBP: 0.385, SLG: 0.333 (7.3)										4	2	2	1	0	0	1				
Hal Smith, R OBP: 0.287, SLG: 0.500 (1.2)	F9									4	2	2	5	0	0	1				
Alex Grammas, R OBP: 0.371, SLG: 0.419 (1.6)	K									3	0	1	0	1	1	0				
Larry Jackson, R OBP: 0.313, SLG: 0.333 (1.1)										3	1	2	0	1	0	1				
Inning Stats	R: 1 E: 0 K: 1 S: 7	H: 2 LOB: 1 BB: 0 P: 7	R: 0 E: 0 K: 1 S: 5	H: 0 LOB: 0 BB: 0 P: 5	R: 0 E: 0 K: 1 S: 5	H: 1 LOB: 0 BB: 0 P: 5	R: 3 E: 0 K: 0 S: 7	H: 4 LOB: 1 BB: 0 P: 7	R: 0 E: 0 K: 0 S: 4	H: 1 LOB: 2 BB: 0 P: 4	R: 0 E: 0 K: 0 S: 4	H: 1 LOB: 3 BB: 2 P: 12	R: 0 E: 0 K: 0 S: 3	H: 0 LOB: 0 BB: 0 P: 3	R: 7 E: 0 K: 1 S: 11	H: 6 LOB: 0 BB: 1 P: 15		1B: 7 2B: 5 3B: 0 HR: 3	SF: 0 SAC: 0 DP: 1 HBP: 0	WP: 0 PA: 41 PB: 0 SB: 1 CS: 0
PITCHER Bill Henry, L ERA: 1.88 (8.1)	IP: 0.1 WLS: L BF: 1 H: 0 R: 0 ER: 0 SO: 0 BB: 0 IBB: 0 HBP: 0 BLK: 0 WP: 0 HR: 0 S: 1 P: 1 ERA: 0.00 WHIP: 0.000																			

Chicago Cubs @ St. Louis Cardinals
Sportsman's Park, St. Louis, MO
Sat May 09 1959, 4:33 AM EDT
Att: 6,964 - Unknown

AB 38
R 11
H 15
RBI 11
BB 3
SO 4
LOB 16



Batter	1	2	3	4	5	6	7	8	9	10	11	AB	R	H	RBI	BB	SO	LOB
Tony Taylor, R OBP: 0.343, SLG: 0.330 (1, 4)	F9 HR 1B	E6		1B L1-5		L9	F3		CS 1B		F9	7	1	3	0	0	0	3
Alvin Dark, R OBP: 0.364, SLG: 0.379 (1, 5)	K	F8		1B		FC5 14	BB	14 1B	F8		1-3	5	1	1	0	2	1	3
Jim Marshall, L OBP: 0.367, SLG: 0.487 (1, 3)	F9		K	L1-5		14 23	BB	14 1B	1-2 BB			3	1	0	0	3	1	3
14 Ernie Banks, R OBP: 0.373, SLG: 0.581 (1, 6)	HR BB		F2		6-3	FC5		E2 1B	F8			5	2	1	1	1	0	4
Bobby Thomson, R OBP: 0.224, SLG: 0.349 (1, 8) (8, 7)	HR		2B BB		F8		HR	2H 1B		6-3		5	3	3	6	1	0	0
Lee Walls, R OBP: 0.368, SLG: 0.446 (1, 9)	HBP		2B		P4		1B	HBP		F9		4	0	2	1	0	0	0
Walt Moryn, L OBP: 0.343, SLG: 0.360 George Altman, L OBP: 0.301, SLG: 0.388 (1, 7) (8, 8)	L4		HBP		1B	2B	K	P2		3-1		4	1	1	0	0	0	1
Earl Averill, R OBP: 0.194, SLG: 0.314 (1, 2)		F8	K		SH1-4 2B	1B	P4	F7			HR	6	1	2	2	0	1	5
Dave Hillman, R OBP: 0.263, SLG: 0.125 Bill Henry, L OBP: 0.167, SLG: 0.167 Glen Hobbie, R OBP: 0.133, SLG: 0.200 Taylor Phillips, L (9, 1) Elmer Singleton, R (9, 1)	K		K		SH1-4 1B	1B	K	K			K	3	0	1	0	0	2	0

Inning Stats	R: 3	H: 2	E: 0	K: 1	S: 7	H: 2	LOB: 1	BB: 1	P: 12	R: 0	H: 0	E: 1	K: 1	S: 6	H: 1	LOB: 1	BB: 0	P: 6	R: 1	H: 1	E: 0	K: 2	S: 8	H: 2	LOB: 2	BB: 1	P: 13	R: 0	H: 0	E: 0	K: 0	S: 3	R: 1	H: 2	E: 0	K: 0	S: 5	R: 1	H: 3	E: 0	K: 1	S: 8	R: 3	H: 2	E: 1	K: 1	S: 7	R: 0	H: 1	E: 0	K: 0	S: 3	R: 0	H: 0	E: 0	K: 0	S: 3	R: 1	H: 1	E: 0	K: 1	S: 6	1B: 9	SF: 0	2B: 3	SAC: 1	3B: 0	DP: 1	HR: 3	HBP: 3	WP: 0	PA: 56	PB: 0	SB: 1	CS: 1
--------------	------	------	------	------	------	------	--------	-------	-------	------	------	------	------	------	------	--------	-------	------	------	------	------	------	------	------	--------	-------	-------	------	------	------	------	------	------	------	------	------	------	------	------	------	------	------	------	------	------	------	------	------	------	------	------	------	------	------	------	------	------	------	------	------	------	------	-------	-------	-------	--------	-------	-------	-------	--------	-------	--------	-------	-------	-------

Batter	1	2	3	4	5	6	7	8	9	10	11	AB	R	H	RBI	BB	SO	LOB
Don Blasingame, L OBP: 0.298, SLG: 0.273 Bobby Gene Smith, R OBP: 0.211, SLG: 0.289 (1, 4) (9, PH) (10, 9)	HR 1B		1B SF7	BB	F8		K		K	FC1-2-5-2		3	2	1	0	1	1	2
Gino Cimoli, R OBP: 0.362, SLG: 0.520 (1, 8) (9, 9) (10, 8)	F7		1B	1B			1B FC6-4	1B	HR	K		6	2	4	2	0	1	3
Stan Musial, L OBP: 0.374, SLG: 0.422 Lindy McDaniel, R (9, PH) (10, 1)	HR		SF7	4-3			FC6-4 1B		HR 1B	F8		4	1	3	4	0	0	1
Ken Boyer, R OBP: 0.371, SLG: 0.514 (1, 5)	P5		1B				FC6-4	PO	HR		5-3	6	1	2	3	0	0	1
Bill White, L OBP: 0.346, SLG: 0.443 Curt Flood, R OBP: 0.281, SLG: 0.310 (1, 7) (8, PH) (9, 8) (10, 4)	K		1-3			5-3	PO		BB	BB	5-3	3	0	0	0	0	1	2
Ray Jablonski, R OBP: 0.346, SLG: 0.478 (11, PH)							1-2		BB	BB		1	0	0	0	0	0	0
Joe Cunningham, L OBP: 0.417, SLG: 0.347 (1, 9) (9, 7) (10, 3)			3-1			E1	1B		F8		1B	4	0	2	0	2	0	1
Hal Smith, R OBP: 0.280, SLG: 0.479 (1, 2)	G6-4-3	L8				5-3			F3		5-3	6	0	1	0	0	0	5
Alex Grammas, R OBP: 0.348, SLG: 0.488 Solly Hemus, R OBP: 0.193, SLG: 0.444 Gary Blaylock, R (7, PH) (9, PH) (10, 9) (11, PH) Glen Hobbie, R OBP: 0.133, SLG: 0.200 Taylor Phillips, L (9, 1) Elmer Singleton, R (9, 1)	6-3		6-3			6-3			1B	F8		2	0	0	0	0	0	0
Vinagar Bend Mizell, R OBP: 0.190, SLG: 0.190 Jim Brosnan, R OBP: 0.250, SLG: 0.1750 George Crowe, L OBP: 0.409, SLG: 0.650 Lee Tate, R (7, PH) (8, 6)						5-3			F7	SH		2	0	0	0	0	0	0


Inning Stats	R: 2	H: 2	E: 0	K: 1	S: 7	H: 0	LOB: 0	BB: 0	P: 7	R: 0	H: 1	E: 0	K: 0	S: 3	H: 0	LOB: 2	BB: 1	P: 3	R: 1	H: 2	E: 0	K: 0	S: 5	H: 0	LOB: 0	BB: 0	P: 3	R: 0	H: 1	E: 0	K: 0	S: 4	R: 3	H: 4	E: 0	K: 1	S: 8	R: 0	H: 0	E: 0	K: 0	S: 3	R: 0	H: 1	E: 0	K: 1	S: 7	R: 0	H: 1	E: 0	K: 0	S: 4	1B: 11	SF: 1	2B: 2	SAC: 1	3B: 0	DP: 1	HR: 3	HBP: 0	WP: 0	PA: 54	PB: 0	SB: 0	CS: 0
--------------	------	------	------	------	------	------	--------	-------	------	------	------	------	------	------	------	--------	-------	------	------	------	------	------	------	------	--------	-------	------	------	------	------	------	------	------	------	------	------	------	------	------	------	------	------	------	------	------	------	------	------	------	------	------	------	--------	-------	-------	--------	-------	-------	-------	--------	-------	--------	-------	-------	-------


Chicago Cubs @ St. Louis Cardinals
Sportsman's Park, St. Louis, MO
Sun May 10 1959, 4:33 AM EDT
Unknown


AB	45
R	10
H	14
RBI	10
BB	7
SO	8
LOB	24

Chicago Cubs @ St. Louis Cardinals
Sportsman's Park, St. Louis, MO
Sun May 10 1959, 4:33 AM EDT
Unknown

AB	46
R	9
H	16
RBI	9
BB	5
SO	4
LOB	22



Batter	1	2	3	4	5	6	7	8	9	AB	R	H	RBI	BB	SO	LOB	TOP		
Johnny Temple, R (1.4) OBP: 0.413, SLG: 0.495	6-3		F9		2B		F9			4	0	1	0	0	0	1	Cincinnati Redlegs @ Chicago Cubs Wed May 13 1959, 3:33 AM CDT Att: 3,705 - Unknown - 49 F 		
Vada Pinson, L (1.8) OBP: 0.421, SLG: 0.559	F7		S BB		6-3		F8			3	0	0	0	1	0	1			
Jerry Lynch, L (1.7) OBP: 0.287, SLG: 0.532	BB		K		F5		F8			3	0	0	0	1	1	2			
Frank Robinson, R (1.3) OBP: 0.380, SLG: 0.623	4-3		4-3		F3		5-3			4	0	0	0	0	0	2			
Gus Bell, L (1.9) OBP: 0.306, SLG: 0.410		K		3-1		K				4	0	0	0	0	2	0			
Frank Thomas, R (1.5) OBP: 0.342, SLG: 0.467		1B BB		K		5-3				3	0	0	0	1	1	0			
Ed Bailey, L (1.2) OBP: 0.382, SLG: 0.366		1-3 1B		1B		F7				3	0	2	0	1	0	0			
Roy McMillan, R (1.6) OBP: 0.352, SLG: 0.484		K		P3		F8				4	0	0	0	0	1	4			
Bob Purkey, R (1.1) Willard Schmidt, R (3.1) Jim Pendleton, R (5. Ph) Don Rudolph, L (5.1) Don Newcombe, L (7. Ph) Jim O'Toole, S (7.1)	F8					K				1	0	0	0	0	0	2			
Inning Stats	R: 0 E: 0 K: 0 S: 3	H: 0 LOB: 1 BB: 1 P: 7	R: 0 E: 0 K: 2 S: 8	H: 1 LOB: 2 BB: 1 P: 12	R: 0 E: 0 K: 1 S: 5	H: 0 LOB: 1 BB: 1 P: 9	R: 0 E: 0 K: 1 S: 6	H: 1 LOB: 1 BB: 0 P: 6	R: 0 E: 0 K: 1 S: 5	H: 0 LOB: 0 BB: 0 P: 5	R: 0 E: 0 K: 0 S: 3	H: 0 LOB: 1 BB: 1 P: 7	R: 0 E: 0 K: 0 S: 3	H: 0 LOB: 1 BB: 1 P: 7	R: 0 E: 0 K: 0 S: 3	H: 0 LOB: 1 BB: 1 P: 7	1B: 2 2B: 1 3B: 0 HR: 0	SF: 0 SAC: 0 DP: 0 HBP: 0	WP: 0 PA: 35 PB: 0 SB: 1 CS: 0
PITCHER Glen Hobbie, R (1.1) ERA: 2.9	IP: 9.0 WLS: W BF: 35 H: 3 R: 0 ER: 0 SO: 6 BB: 5 IBB: 0 HBP: 0 BLK: 0 WP: 0 HR: 0 S: 42 P: 62 ERA: 0.00 WHIP: 0.889															PITCHER			

Batter	1	2	3	4	5	6	7	8	9	AB	R	H	RBI	BB	SO	LOB	BOTTOM		
Tony Taylor, R (1.4) OBP: 0.350, SLG: 0.374	P4		1B 14 HR	K		K		3B		5	2	2	1	0	2	0	Cincinnati Redlegs @ Chicago Cubs Wed May 13 1959, 3:33 AM CDT Att: 3,705 - Unknown - 49 F 		
Alvin Dark, R (1.5) OBP: 0.361, SLG: 0.396	4-3		1B 14 HR	1-3		1B PB		14 1B 3B		5	3	3	2	0	0	0			
14 Ernie Banks, R (1.6) OBP: 0.360, SLG: 0.550	F2		1B 1-H 2-H 3-H HR		F2		F9	1B		5	1	2	5	0	0	1			
Walt Moryn, L (1.7) OBP: 0.350, SLG: 0.427		F7	F7		1B 2B		PB 1B	K		5	0	2	0	0	1	1			
Dale Long, L (1.3) OBP: 0.333, SLG: 0.516	P4		2B BB		P3		K			3	1	0	0	1	1	3			
Bobby Thomson, R (1.8) OBP: 0.288, SLG: 0.431	5-3		1B 2B				FC5-4 BB			3	0	2	1	1	0	0			
Lee Walls, R (1.9) OBP: 0.366, SLG: 0.410			1B K		P4		FC5-4			4	1	1	0	0	1	5			
Sammy Taylor, L (1.2) OBP: 0.284, SLG: 0.307			1B F7				P6			4	1	1	0	0	0	1			
Glen Hobbie, R (1.1) OBP: 0.158, SLG: 0.167			1B 14 HR BB	K		F3		F8		3	1	0	0	1	1	0			
Inning Stats	R: 0 E: 0 K: 0 S: 3	H: 0 LOB: 0 BB: 0 P: 3	R: 0 E: 0 K: 0 S: 3	H: 0 LOB: 0 BB: 0 P: 3	R: 7 E: 0 K: 1 S: 11	H: 6 LOB: 1 BB: 2 P: 19	R: 0 E: 0 K: 2 S: 7	H: 0 LOB: 0 BB: 0 P: 7	R: 0 E: 0 K: 1 S: 5	H: 2 LOB: 2 BB: 0 P: 5	R: 1 E: 0 K: 1 S: 7	H: 2 LOB: 2 BB: 1 P: 11	R: 2 E: 0 K: 1 S: 8	H: 3 LOB: 1 BB: 0 P: 8	R: 2 E: 0 K: 1 S: 8	H: 3 LOB: 1 BB: 0 P: 8	1B: 8 2B: 2 3B: 2 HR: 1	SF: 0 SAC: 0 DP: 0 HBP: 0	WP: 0 PA: 40 PB: 1 SB: 0 CS: 0
PITCHER Bob Purkey, R (1.1) ERA: 4.33 Willard Schmidt, R (3.1) ERA: 4.15 Don Rudolph, L (5.1) ERA: 2.0 Jim O'Toole, L (7.1) ERA: 8.8	IP: 2.0 WLS: L BF: 12 H: 5 R: 6 ER: 6 SO: 6 BB: 1 IBB: 0 HBP: 0 BLK: 0 WP: 0 HR: 1 S: 11 P: 15 ERA: 27.00 WHIP: 3.000															PITCHER			

Batter	1	2	3	4	5	6	7	8	9	AB	R	H	RBI	BB	SO	LOB	TOP								
Johnny Temple, R (1,4) OBP: 0.415, SLG: 0.500	F3			5-3		4-0 BB			1B 1B	3	1	1	0	1	0	0									
Vada Pinson, L (1,8) OBP: 0.415, SLG: 0.548	K			G3		1-3			1B BB 1B	4	1	1	0	0	0	1									
Jerry Lynch, L (1,7) OBP: 0.275, SLG: 0.506 Eddie Kasko, R (9,5) OBP: 0.500, SLG: 0.500	K			3-1			G3		K	4	0	0	0	0	2	2									
Frank Robinson, R (1,3) OBP: 0.376, SLG: 0.606					5-3				1B 1-2 BB	3	0	0	0	1	0	0									
Gus Bell, L (1,9) OBP: 0.313, SLG: 0.413					K				1B 1-3 2H 3H	4	0	2	2	0	1	0									
Frank Thomas, R (1,5) OBP: 0.339, SLG: 0.459									5-3	4	0	1	0	0	1	2									
Ed Bailey, L (1,2) OBP: 0.370, SLG: 0.351										3	0	0	0	0	1	1									
Roy McMillan, R (1,6) OBP: 0.342, SLG: 0.469										3	0	0	0	0	0	0									
Joe Nuxhall, L (1,1) OBP: 0.308, SLG: 0.308										3	0	0	0	0	1	0									
Inning Stats	R: 0 E: 0 K: 2 S: 7	H: 0 LOB: 0 BB: 0 P: 7	R: 0 E: 0 K: 0 S: 3	H: 0 LOB: 0 BB: 0 P: 3	R: 0 E: 0 K: 2 S: 7	H: 0 LOB: 0 BB: 0 P: 7	R: 0 E: 0 K: 0 S: 3	H: 0 LOB: 0 BB: 0 P: 3	R: 0 E: 0 K: 1 S: 6	H: 1 LOB: 1 BB: 0 P: 6	R: 0 E: 0 K: 0 S: 3	H: 0 LOB: 0 BB: 1 P: 7	R: 0 E: 0 K: 1 S: 6	H: 1 LOB: 1 BB: 0 P: 6	R: 0 E: 0 K: 0 S: 3	H: 0 LOB: 0 BB: 0 P: 3	R: 2 E: 0 K: 1 S: 7	H: 3 LOB: 1 BB: 1 P: 11	1B: 4 2B: 1 3B: 0 HR: 0	SF: 0 SAC: 0 DP: 0 HBP: 0	WP: 0 PB: 0 SB: 0 CS: 0	PA: 33			
PITCHER	IP	WLS	BF	H	R	ER	SO	BB	IBB	HBP	BLK	WP	HR	S	P	ERA	WHIP								
Dave Hillman, R (1,1) ERA: 3.53	8.0	L	29	4	2	2	6	1	0	0	0	0	0	40	44	2.25	0.625								
Bill Henry, L (9,1) ERA: 2.99	0.1		1	0	0	0	1	0	0	0	0	0	0	3	3	0.00	0.000								
Don Elston, R (9,1) ERA: 3.86	0.2		3	1	0	0	0	1	0	0	0	0	0	2	6	0.00	3.000								

Cincinnati Redlegs @ Chicago Cubs
Wrigley Field, Chicago, IL
Thu May 14 1959, 3:33 AM CDT
Att: 2,163 - Unknown

AB 31
R 2
H 5
RBI 2
BB 2
SO 7
LOB 6



Batter	1	2	3	4	5	6	7	8	9	AB	R	H	RBI	BB	SO	LOB	BOTTOM								
Tony Taylor, R (1,4) OBP: 0.339, SLG: 0.360	P6			4-3					F8	4	0	0	0	0	0	0									
Alvin Dark, R (1,5) OBP: 0.397, SLG: 0.384	7-3 BB				5-3				P4	3	0	0	0	1	1	0									
Walt Moryn, L (1,7) OBP: 0.350, SLG: 0.425	7-3 1-2									3	0	1	0	0	0	1									
14 Ernie Banks, R (1,6) OBP: 0.360, SLG: 0.553										3	0	1	0	0	0	0									
Bobby Thomson, R (1,8) OBP: 0.275, SLG: 0.410										3	0	0	0	0	1	1									
Earl Averill, R (1,2) OBP: 0.250, SLG: 0.500										3	0	1	0	0	0	0									
Lee Walls, R (1,9) OBP: 0.357, SLG: 0.398										3	0	0	0	0	1	1									
Dale Long, L (1,3) OBP: 0.319, SLG: 0.493										3	0	0	0	0	2	0									
Dave Hillman, R (1,1) OBP: 0.238, SLG: 0.111 Bill Henry, L (9,1) OBP: 0.167, SLG: 0.167 Don Elston, R (9,1) Randy Jackson, R (9,PH) OBP: 0.333, SLG: 0.500										2	0	0	0	0	1	0									
Inning Stats	R: 0 E: 0 K: 0 S: 2	H: 0 LOB: 1 BB: 1 P: 6	R: 0 E: 0 K: 2 S: 8	H: 1 LOB: 1 BB: 0 P: 8	R: 0 E: 0 K: 2 S: 7	H: 0 LOB: 0 BB: 0 P: 7	R: 0 E: 0 K: 0 S: 4	H: 2 LOB: 1 BB: 0 P: 4	R: 0 E: 0 K: 1 S: 5	H: 0 LOB: 0 BB: 0 P: 5	R: 0 E: 0 K: 1 S: 5	H: 0 LOB: 0 BB: 0 P: 5	R: 0 E: 0 K: 0 S: 3	H: 0 LOB: 0 BB: 0 P: 3	R: 0 E: 0 K: 0 S: 3	H: 0 LOB: 0 BB: 0 P: 3	R: 0 E: 0 K: 0 S: 3	H: 0 LOB: 0 BB: 0 P: 3	1B: 1 2B: 3 3B: 0 HR: 0	SF: 0 SAC: 0 DP: 1 HBP: 0	WP: 0 PB: 0 SB: 0 CS: 0	PA: 29			
PITCHER	IP	WLS	BF	H	R	ER	SO	BB	IBB	HBP	BLK	WP	HR	S	P	ERA	WHIP								
Joe Nuxhall, L (1,1) ERA: 4.3	9.0	W	29	3	0	0	6	1	0	0	0	0	0	40	44	0.00	0.444								

Cincinnati Redlegs @ Chicago Cubs
Wrigley Field, Chicago, IL
Thu May 14 1959, 3:33 AM CDT
Att: 2,163 - Unknown

AB 28
R 0
H 3
RBI 0
BB 1
SO 6
LOB 3



Batter	1	2	3	4	5	6	7	8	9	AB	R	H	RBI	BB	SO	LOB	TOP										
Don Hoak, R OBP: 0.353, SLG: 0.313 (1,5)	0-0 6-3		0-0 F8		0-0 6-3			0-0 FC6 1B	0-0 P4	5	0	1	0	0	0	1											
Roberto Clemente, R OBP: 0.288, SLG: 0.358 (1,9)	1-0 BB HBP		0-0 2B		0-0 4-1			0-0 F8	0-3 K	4	0	1	0	0	0	1	2										
Smoky Burgess, L OBP: 0.453, SLG: 0.726 (1,2)	0-0 F9		0-0 F2		0-0 4-3			0-0 FC6 BB HBP		4	0	0	0	0	0	3											
Dick Schofield, S OBP: 0.500, SLG: 0.500 (8, PR)										0	0	0	0	0	0	0											
Hank Foiles, R OBP: 0.278, SLG: 0.364 (8,2)								1-2 BB HBP		0	0	0	0	0	0	0											
Dick Stuart, R OBP: 0.385, SLG: 0.614 (1,3)	4-0 1-2 BB			0-0 P4		0-0 P5		1-0 BB HBP		2	0	0	0	1	0	0											
Bob Skinner, L OBP: 0.273, SLG: 0.337 (1,7)	0-3 K			0-0 1B				0-0 F9	4-0 1-2 2-3 BB	3	0	1	0	1	1	2											
Bill Mazerowski, R OBP: 0.256, SLG: 0.333 (1,4)		0-0 F2		0-0 P4				0-0 F5		4	1	1	1	0	0	4											
Dick Groat, R OBP: 0.317, SLG: 0.353 (1,6)		0-0 5-3		0-3 K				0-0 1B		4	1	2	1	0	1	1											
Bill Virdon, L OBP: 0.262, SLG: 0.316 (1,8)		0-3 K			0-0 3-1			0-0 F9	4-0 SH1-4 BB	3	0	0	0	1	1	1											
Harvey Haddix, L OBP: 0.294, SLG: 0.267 (1,1)			0-0 1-3		0-0 6-3			0-0 F7	0-0 SH1-4	3	0	0	0	0	0	1											
Inning Stats	R: 0 E: 0 K: 1 S: 5	H: 0 LOB: 2 BB: 1 P: 10	R: 0 E: 0 K: 1 S: 5	H: 0 LOB: 0 BB: 0 P: 5	R: 0 E: 0 K: 0 S: 4	H: 1 LOB: 1 BB: 0 P: 4	R: 0 E: 0 K: 1 S: 6	H: 1 LOB: 1 BB: 0 P: 6	R: 0 E: 0 K: 0 S: 3	H: 0 LOB: 0 BB: 0 P: 3	R: 1 E: 0 K: 0 S: 5	H: 2 LOB: 1 BB: 0 P: 5	R: 0 E: 0 K: 0 S: 4	H: 1 LOB: 3 BB: 1 P: 9	R: 1 E: 0 K: 1 S: 6	H: 1 LOB: 1 BB: 1 P: 10	1B: 3 2B: 1 3B: 0 HR: 2	SF: 0 SAC: 1 DP: 0 HBP: 2	WP: 0 PB: 0 SB: 0 CS: 0	PA: 38							
PITCHER	IP	WLS	BF	H	R	ER	SO	BB	IBB	HBP	BLK	WP	HR	S	P	ERA	WHIP										
Moe Drabowsky, R ERA: 3.67 (1,1)	7.2		32	5	1	1	3	2	0	2	0	0	1	34	44	1.17	0.913										
Don Elston, R ERA: 4.08 (8,1)	1.1	W	6	1	1	1	1	1	0	0	0	0	0	7	11	6.75	1.500										

Pittsburgh Pirates @ Chicago Cubs
Wrigley Field, Chicago, IL
Sat May 16 1959, 3:33 AM CDT
Att: 10,496 - Unknown


AB 32
R 2
H 6
RBI 2
BB 3
SO 4
LOB 15



Batter	1	2	3	4	5	6	7	8	9	AB	R	H	RBI	BB	SO	LOB	BOTTOM										
Tony Taylor, R OBP: 0.336, SLG: 0.357 (1,4)	0-0 E3		0-0 FC1-5 1B		0-3 K			0-0 6-3		4	0	1	0	0	1	0											
Alvin Dark, R OBP: 0.345, SLG: 0.369 (1,5)	0-3 K		0-0 FC1-5 14 G5-4-3			0-0 F8			0-3 K 14 1B	4	0	0	0	0	2	2											
Chick King, R (9, PR)	1-2 K		1-3 FC1-5 14 G5-4-3			0-3 K			0-0 1B 1B	0	1	0	0	0	0	0											
14 Ernie Banks, R OBP: 0.357, SLG: 0.543 (1,6)	0-0 L7		0-0 G5-4-3			0-3 K			0-0 1B 1B	4	0	1	0	0	1	2											
Walt Moryn, L OBP: 0.354, SLG: 0.455 (1,7)	0-0 5-3			0-0 HR		0-0 1-3			0-0 1B 1B	4	1	2	1	0	0	1											
Bobby Thomson, R OBP: 0.288, SLG: 0.462 (1,8)		0-0 HR		0-0 F8				0-0 F8	0-0 1B 1B	4	1	2	2	0	0	0											
Earl Averill, R OBP: 0.235, SLG: 0.469 (1,2)		0-0 F8		0-3 K				0-0 L5	0-0 1B 1B	3	0	0	0	0	1	0											
Lee Walls, R OBP: 0.349, SLG: 0.387 (1,9)		0-0 F8		0-0 F8				0-0 P6		3	0	0	0	0	0	0											
Dale Long, L OBP: 0.320, SLG: 0.486 (1,3)		0-0 1B			0-0 3-1			0-3 K2-3		3	0	1	0	0	1	0											
Moe Drabowsky, R OBP: 0.200, SLG: 0.143 (1,1)		0-3 K			0-3 K			0-0 F9		2	0	0	0	0	2	1											
Don Elston, R (8,1)										1	0	0	0	0	0	0											
Inning Stats	R: 0 E: 1 K: 1 S: 6	H: 0 LOB: 1 BB: 0 P: 6	R: 1 E: 0 K: 1 S: 7	H: 2 LOB: 1 BB: 0 P: 7	R: 0 E: 0 K: 0 S: 3	H: 1 LOB: 0 BB: 0 P: 3	R: 1 E: 0 K: 1 S: 6	H: 1 LOB: 0 BB: 0 P: 6	R: 0 E: 0 K: 2 S: 7	H: 0 LOB: 0 BB: 0 P: 7	R: 0 E: 0 K: 1 S: 5	H: 0 LOB: 0 BB: 0 P: 5	R: 0 E: 0 K: 0 S: 3	H: 0 LOB: 0 BB: 0 P: 3	R: 0 E: 0 K: 1 S: 5	H: 0 LOB: 0 BB: 0 P: 5	R: 0 E: 0 K: 1 S: 6	H: 3 LOB: 3 BB: 0 P: 6	1B: 5 2B: 0 3B: 0 HR: 2	SF: 0 SAC: 0 DP: 1 HBP: 0	WP: 0 PB: 1 SB: 2 CS: 0	PA: 32					
PITCHER	IP	WLS	BF	H	R	ER	SO	BB	IBB	HBP	BLK	WP	HR	S	P	ERA	WHIP										
Harvey Haddix, L ERA: 2.8 (1,1)	8.0	L	32	7	3	2	8	0	0	0	0	0	0	2	48	2.25	0.875										

Pittsburgh Pirates @ Chicago Cubs
Wrigley Field, Chicago, IL
Sat May 16 1959, 3:33 AM CDT
Att: 10,496 - Unknown

AB 32
R 3
H 7
RBI 3
BB 0
SO 8
LOB 6



Batter	1	2	3	4	5	6	7	8	9	AB	R	H	RBI	BB	SO	LOB	TOP										
Don Hoak, R OBP: 0.340, SLG: 0.300 (1, 5)										5	0	0	0	0	1	5	Pittsburgh Pirates @ Chicago Cubs Wrigley Field, Chicago, IL Sun May 17 1959, 3:33 AM CDT Unknown										
Roberto Clemente, R OBP: 0.292, SLG: 0.377 (1, 9)										4	1	1	1	1	0	2											
Smoky Burgess, L OBP: 0.444, SLG: 0.716 Hank Foiles, R OBP: 0.278, SLG: 0.364 (1, 2) (9, 2)										4	0	1	0	0	0	1											
Dick Stuart, R OBP: 0.370, SLG: 0.587 Rocky Nelson, L OBP: 0.294, SLG: 0.333 (1, 3) (8, 3)										4	0	0	0	0	0	1											
Bob Skinner, L OBP: 0.282, SLG: 0.337 (1, 7)										3	2	1	0	1	0	0											
Bill Mazerowski, R OBP: 0.283, SLG: 0.386 (1, 4)										4	2	2	3	0	0	1											
Dick Groat, R OBP: 0.323, SLG: 0.358 (1, 6)										4	0	2	1	0	0	0											
Bill Virdon, L OBP: 0.270, SLG: 0.331 (1, 8)										4	0	2	0	0	1	1											
Vern Law, R OBP: 0.238, SLG: 0.350 Roy Face, R OBP: 0.250, SLG: 0.250 (1, 1) (9, 1)										4	0	0	0	0	1	4											
Inning Stats	R: 0 E: 0 K: 0 S: 4	H: 1 LOB: 1 BB: 0 P: 4	R: 1 E: 1 K: 1 S: 7	H: 1 LOB: 2 BB: 1 P: 11	R: 0 E: 0 K: 0 S: 2	H: 0 LOB: 0 BB: 1 P: 6	R: 2 E: 0 K: 1 S: 8	H: 3 LOB: 1 BB: 0 P: 8	R: 1 E: 0 K: 0 S: 4	H: 1 LOB: 0 BB: 0 P: 4	R: 1 E: 0 K: 0 S: 3	H: 0 LOB: 0 BB: 0 P: 3	R: 0 E: 0 K: 0 S: 3	H: 0 LOB: 0 BB: 0 P: 3	R: 0 E: 0 K: 1 S: 7	H: 2 LOB: 2 BB: 0 P: 7		1B: 4 2B: 2 3B: 0 HR: 3	SF: 0 SAC: 0 DP: 1 HBP: 0	WP: 0 PB: 0 SB: 2 CS: 0	PA: 38						
PITCHER	IP	WLS	BF	H	R	ER	SO	BB	IBB	HBP	BLK	WP	HR	S	P	ERA	WHIP										
Bob Anderson, R ERA: 2.73 (1, 1)	5.0	L	23	6	4	4	2	2	0	0	0	0	2	25	33	7.20	1.600										
Bob Porterfield, R ERA: 2.94 (6, 1)	1.0		4	1	1	1	0	0	0	0	0	0	1	4	4	9.00	1.000										
John Buzhardt, R ERA: 4.01 (7, 1)	3.0		11	2	0	0	1	0	0	0	0	0	0	13	13	0.00	0.667										

Batter	1	2	3	4	5	6	7	8	9	AB	R	H	RBI	BB	SO	LOB	BOTTOM										
Tony Taylor, R OBP: 0.331, SLG: 0.345 (1, 4)										4	0	0	0	1	1	3	Pittsburgh Pirates @ Chicago Cubs Wrigley Field, Chicago, IL Sun May 17 1959, 3:33 AM CDT Unknown										
Alvin Dark, R OBP: 0.335, SLG: 0.361 (1, 5)										5	0	1	1	0	0	3											
14 Ernie Banks, R OBP: 0.347, SLG: 0.527 (1, 6)										4	0	0	0	0	0	2											
Walt Moryn, L OBP: 0.359, SLG: 0.456 (1, 7)										4	0	2	0	0	0	0											
Dale Long, L OBP: 0.316, SLG: 0.514 (1, 3)										4	1	1	1	0	1	2											
Bobby Thomson, R OBP: 0.286, SLG: 0.493 (1, 8)										4	1	1	1	0	0	2											
Lee Walls, R OBP: 0.361, SLG: 0.490 (1, 9)										4	1	3	0	0	0	0											
Sammy Taylor, L OBP: 0.306, SLG: 0.329 Chick King, R (9, PR)										4	1	3	0	0	0	0											
Bob Anderson, R OBP: 0.211, SLG: 0.222 George Altman, L OBP: 0.307, SLG: 0.379 Bob Porterfield, R (1, 1) (5, PH) (8, 1)										0	0	0	0	1	0	0											
Earl Averill, R OBP: 0.231, SLG: 0.460 John Buzhardt, R (7, 1) Jim Marshall, L OBP: 0.330, SLG: 0.408 (9, PH)										0	0	0	0	0	1	0											
Inning Stats	R: 0 E: 0 K: 0 S: 3	H: 0 LOB: 0 BB: 0 P: 3	R: 1 E: 0 K: 0 S: 4	H: 1 LOB: 0 BB: 0 P: 4	R: 0 E: 0 K: 1 S: 5	H: 0 LOB: 1 BB: 1 P: 9	R: 0 E: 0 K: 1 S: 6	H: 1 LOB: 1 BB: 0 P: 6	R: 1 E: 0 K: 0 S: 5	H: 3 LOB: 2 BB: 1 P: 9	R: 1 E: 0 K: 0 S: 6	H: 3 LOB: 0 BB: 0 P: 6	R: 0 E: 0 K: 0 S: 3	R: 0 E: 0 K: 0 S: 3	R: 0 E: 0 K: 1 S: 4	H: 1 LOB: 0 BB: 0 P: 3	R: 1 E: 0 K: 0 S: 4	H: 2 LOB: 2 BB: 1 P: 8	1B: 9 2B: 1 3B: 0 HR: 2	SF: 0 SAC: 0 DP: 3 HBP: 0	WP: 0 PB: 0 SB: 0 CS: 0	PA: 38					
PITCHER	IP	WLS	BF	H	R	ER	SO	BB	IBB	HBP	BLK	WP	HR	S	P	ERA	WHIP										
Vern Law, R ERA: 4.22 (1, 1)	8.0	W	35	11	4	4	2	2	0	0	0	0	2	37	45	4.50	1.625										
Roy Face, R ERA: 2.1 (9, 1)	1.0	S	3	0	0	0	0	1	0	0	0	0	0	2	6	0.00	1.000										



Batter	1	2	3	4	5	6	7	8	9	AB	R	H	RBI	BB	SO	LOB	TOP					
Don Hoak, R (1, 5) OBP: 0.349, SLG: 0.325	0-0 HR		4-0 BB		4-0 BB		0-3 K		0-3 K	3	1	1	1	2	2	0	Pittsburgh Pirates @ Chicago Cubs Wrigley Field, Chicago, IL Sun May 17 1959, 3:38 AM CDT Att: 32,017 - Unknown					
Roberto Clemente, R (1, 9) OBP: 0.289, SLG: 0.384	0-0 1-3		0-0 G4-6-3 BB		0-0 SF7		0-0 F8		0-0 HR	4	1	1	2	0	0	1						
Smoky Burgess, L (1, 2) OBP: 0.442, SLG: 0.710	0-0 FC4-6 1B			0-0 1B 2B		0-0 L8		0-3 K	0-0 4-3	5	1	2	0	0	1	1						
Ted Kluszewski, L (1, 3) OBP: 0.417, SLG: 0.630	0-3 K			0-0 F9		0-0 F8		0-0 BB 1B		4	1	1	0	0	1	2						
Bob Skinner, L (1, 7) OBP: 0.299, SLG: 0.378	0-0 FC4-6			0-0 FC5-4 1B		0-0 HR		4-0 1B BB		3	1	2	2	1	0	1						
Bill Mazaroski, R (1, 4) OBP: 0.283, SLG: 0.389		0-0 L9		0-0 FC5-4 1B		0-0 2B		0-0 F5		4	0	1	0	0	0	3						
Dick Groat, R (1, 6) OBP: 0.321, SLG: 0.355		0-0 F9		0-0 4-3		0-0 6-3		0-0 1-3 2-H 1B		4	0	1	1	0	0	2						
Bill Virdon, L (1, 8) OBP: 0.271, SLG: 0.339		0-0 L8				0-0 F2		0-0 F9		3	1	1	0	0	0	1						
Harry Bright, R (8, PH) OBP: 0.300, SLG: 0.778						0-0 WP SF7 2B				1	0	0	0	0	0	2						
Roman Mejias, R (8, 8) OBP: 0.300, SLG: 0.283										0	0	0	0	0	0	0						
Bennie Daniels, L (1, 1) OBP: 0.333, SLG: 0.400			0-0 F7						0-0 F8	2	0	0	0	0	1	1						
Dick Stuart, R (7, PH) OBP: 0.387, SLG: 0.581										1	0	0	0	0	1	0						
Bob Smith, R (7, 1) OBP: 0.387, SLG: 0.581										0	0	0	0	0	0	0						
R C Stevens, R (8, PH) OBP: 0.387, SLG: 0.581										1	0	0	0	0	0	0						
Inning Stats	R: 1 E: 0 K: 1 S: 7	H: 2 LOB: 1 BB: 0 P: 7	R: 0 E: 0 K: 0 S: 3	H: 0 LOB: 0 BB: 0 P: 3	R: 0 E: 0 K: 0 S: 2	H: 0 LOB: 0 BB: 1 P: 6	R: 1 E: 0 K: 0 S: 5	H: 2 LOB: 1 BB: 0 P: 5	R: 1 E: 0 K: 1 S: 6	H: 1 LOB: 1 BB: 1 P: 10	R: 1 E: 0 K: 0 S: 5	H: 2 LOB: 1 BB: 0 P: 5	R: 0 E: 0 K: 2 S: 7	H: 0 LOB: 0 BB: 0 P: 7	R: 1 E: 0 K: 1 S: 7	H: 2 LOB: 2 BB: 1 P: 11	R: 1 E: 0 K: 1 S: 6	H: 1 LOB: 0 BB: 0 P: 6	1B: 4 2B: 3 3B: 0 HR: 3	SF: 1 SAC: 0 DP: 1 HBP: 0	WP: 1 PB: 0 SB: 0 CS: 0	PA: 39
PITCHER	IP WLS BF H R ER SO BB IBB HBP BLK WP HR S P ERA WHIP																					
Glen Hobbie, R (1, 1) ERA: 3.25	5.2 W 25 7 4 4 2 2 0 0 0 1 2 27 35 6.35 1.588																					
Bill Henry, L (6, 1) ERA: 3.27	3.1 S 14 3 2 2 4 1 0 0 0 0 1 21 25 5.40 1.200																					

AB 35
R 6
H 10
RBI 6
BB 3
SO 6
LOB 14



Batter	1	2	3	4	5	6	7	8	9	AB	R	H	RBI	BB	SO	LOB	BOTTOM			
Tony Taylor, R (1, 4) OBP: 0.343, SLG: 0.377	0-0 1B		0-0 2B		0-0 SF9		0-0 14 E 2B			3	1	3	1	0	0	0	Pittsburgh Pirates @ Chicago Cubs Wrigley Field, Chicago, IL Sun May 17 1959, 3:38 AM CDT Att: 32,017 - Unknown			
Alvin Dark, R (1, 5) OBP: 0.336, SLG: 0.351	0-3 K		0-3 K		0-0 FC4-6 14 HR		4-0 14 E BB			3	2	0	0	1	2	3				
14 Ernie Banks, R (1, 6) OBP: 0.344, SLG: 0.541	0-0 F8			0-0 6-3		0-0 1-H HR		0-0 E6		4	1	1	2	0	0	1				
Walt Moryn, L (1, 7) OBP: 0.356, SLG: 0.449	0-0 4-3			0-0 HR 1B		0-3 K		0-3 K		4	1	1	0	0	2	2				
Dale Long, L (1, 3) OBP: 0.325, SLG: 0.545		0-0 4-3		0-0 1-H HR		4-0 FC6-4 BB		0-0 4-3		3	1	1	2	1	0	0				
Bobby Thomson, R (1, 8) OBP: 0.272, SLG: 0.466		0-0 6-3		0-3 K		0-0 FC6-4 L6-3		0-0 F8		4	0	0	0	0	1	1				
Lee Walls, R (1, 9) OBP: 0.358, SLG: 0.395		0-0 6-3		0-3 K		0-0 L6-3		0-0 1B		4	0	1	0	0	1	1				
Sammy Taylor, L (1, 2) OBP: 0.303, SLG: 0.337			0-0 F6		0-0 1B SF9 2B		0-3 K		0-0 F5	4	1	1	0	0	1	1				
Glen Hobbie, R (1, 1) OBP: 0.190, SLG: 0.200			0-0 6-3		0-0 FC4-6 1B		0-3 K			2	0	1	0	0	0	0				
Bill Henry, L (6, 1) OBP: 0.143, SLG: 0.143										1	0	0	0	0	1	0				
Inning Stats	R: 0 E: 0 K: 1 S: 6	H: 1 LOB: 1 BB: 0 P: 6	R: 0 E: 0 K: 0 S: 3	H: 0 LOB: 0 BB: 0 P: 3	R: 0 E: 0 K: 1 S: 6	H: 1 LOB: 1 BB: 0 P: 6	R: 2 E: 0 K: 2 S: 9	H: 2 LOB: 0 BB: 0 P: 9	R: 3 E: 0 K: 1 S: 8	H: 3 LOB: 0 BB: 0 P: 8	R: 0 E: 0 K: 0 S: 2	H: 0 LOB: 0 BB: 1 P: 6	R: 2 E: 1 K: 3 S: 11	H: 1 LOB: 1 BB: 1 P: 15	R: 0 E: 0 K: 0 S: 4	H: 1 LOB: 1 BB: 0 P: 4	1B: 4 2B: 4 3B: 0 HR: 2	SF: 1 SAC: 0 DP: 1 HBP: 0	WP: 0 PB: 0 SB: 0 CS: 0	PA: 35
PITCHER	IP WLS BF H R ER SO BB IBB HBP BLK WP HR S P ERA WHIP																			
Bennie Daniels, R (1, 1) ERA: 4.71	6.0 L 25 7 5 5 5 1 0 0 0 0 0 0 15 19 7.50 1.333																			
Bob Smith, L (7, 1) ERA: 1.93	2.0 10 2 2 0 3 1 0 0 0 0 0 0 15 19 0.00 1.500																			



Batter	1	2	3	4	5	6	7	8	9	AB	R	H	RBI	BB	SO	LOB	TOP								
Richie Ashburn, L OBP: 0.370, SLG: 0.267 (1, 8)										5	1	2	0	0	1	1	Philadelphia Phillies @ Chicago Cubs Wrigley Field, Chicago, IL Tue May 19 1959, 3:33 AM CDT Att: 2,436 - Unknown livebaseballscorecards.com								
Chico Fernandez, R OBP: 0.344, SLG: 0.400 (1, 6)										5	0	2	1	0	1	1									
Ed Bouchee, L OBP: 0.400, SLG: 0.473 (1, 3)										4	0	0	0	1	0	3									
Dave Philley, S OBP: 0.286, SLG: 0.462 (1, 9)										4	0	0	0	0	1	2									
Harry Anderson, L OBP: 0.298, SLG: 0.443 (1, 7)										4	0	0	0	0	0	0									
Willie Jones, R OBP: 0.383, SLG: 0.564 (1, 5)										3	2	1	0	1	0	1									
Sparky Anderson, R OBP: 0.263, SLG: 0.202 (1, 4)										3	2	2	0	1	0	1									
Carl Sawatski, L OBP: 0.429, SLG: 0.633 (9, PH)										3	1	2	4	0	1	2									
Wally Post, R OBP: 0.310, SLG: 0.549 (9, PH)										1	1	1	2	0	0	0									
Jim Hegan, R OBP: 0.136, SLG: 0.119 (9, 2)										0	0	0	0	0	0	0									
Gene Conley, R OBP: 0.167, SLG: 0.167 (1, 1)										3	0	0	0	0	1	3									
Turk Farrell, R (7, 1)										0	0	0	0	0	0	0									
Taylor Phillips, L (8, 1)										0	0	0	0	0	0	0									
Humberto Robinson, R (9, 1)										0	0	0	0	0	0	0									
Inning Stats	R: 0 E: 0 K: 2 S: 8	H: 1 LOB: 1 BB: 0 P: 8	R: 2 E: 0 K: 0 S: 5	H: 2 LOB: 0 BB: 0 P: 5	R: 0 E: 0 K: 1 S: 5	H: 0 LOB: 1 BB: 1 P: 9	R: 2 E: 0 K: 0 S: 5	H: 2 LOB: 1 BB: 1 P: 9	R: 0 E: 0 K: 0 S: 3	H: 0 LOB: 0 BB: 0 P: 3	R: 0 E: 1 K: 2 S: 9	H: 1 LOB: 2 BB: 0 P: 9	R: 0 E: 0 K: 0 S: 3	H: 1 LOB: 0 BB: 0 P: 3	R: 0 E: 0 K: 0 S: 3	H: 0 LOB: 0 BB: 0 P: 3	R: 3 E: 0 K: 1 S: 7	H: 3 LOB: 0 BB: 1 P: 11	1B: 5 2B: 5 3B: 0 HR: 2	SF: 0 SAC: 0 DP: 2 HBP: 0	WP: 0 PB: 0 SB: 1 CS: 0	PA: 39			
PITCHER	IP	WLS	BF	H	R	ER	SO	BB	IBB	HBP	BLK	WP	HR	S	P	ERA	WHIP								
Dave Hillman, R ERA: 3.86 (1, 1)	5.0		22	5	4	4	3	2	0	0	0	0	1	26	34	7.20	1.400								
Seth Morehead, L ERA: 8.25 (6, 1)	2.0		8	2	0	0	2	0	0	0	0	0	0	12	12	0.00	1.000								
Bill Henry, L ERA: 4.24 (8, 1)	1.1	W	7	2	3	3	1	1	0	0	0	0	1	8	12	20.25	2.250								
Don Elston, R ERA: 3.93 (9, 1)	0.2		2	1	0	0	0	0	0	0	0	0	0	2	2	0.00	1.500								


Batter	1	2	3	4	5	6	7	8	9	AB	R	H	RBI	BB	SO	LOB	BOTTOM									
Tony Taylor, R OBP: 0.352, SLG: 0.402 (1, 4)										5	1	3	1	0	1	2	Philadelphia Phillies @ Chicago Cubs Wrigley Field, Chicago, IL Tue May 19 1959, 3:33 AM CDT Att: 2,436 - Unknown livebaseballscorecards.com									
Alvin Dark, R OBP: 0.336, SLG: 0.353 (1, 5)										5	1	2	0	0	1	3										
14 Ernie Banks, R OBP: 0.353, SLG: 0.540 (1, 6)										4	1	2	1	1	0	2										
Walt Moryn, L OBP: 0.350, SLG: 0.434 (1, 7)										4	1	0	0	1	2	4										
Dale Long, L OBP: 0.322, SLG: 0.543 (1, 3)										4	1	1	0	0	1	1										
Earl Averill, R OBP: 0.245, SLG: 0.460 (9, PH)										0	1	0	0	1	0	0										
Bobby Thomson, R OBP: 0.279, SLG: 0.468 (1, 8)										4	0	1	2	1	0	3										
Lee Walls, R OBP: 0.348, SLG: 0.385 (1, 9)										3	0	0	1	0	0	3										
Jim Marshall, L OBP: 0.350, SLG: 0.417 (9, PH)										1	0	1	2	0	0	0										
Sammy Taylor, L OBP: 0.312, SLG: 0.372 (1, 2)										3	2	1	1	1	1	1										
Dave Hillman, R OBP: 0.227, SLG: 0.105 (5, PH)										1	0	0	0	0	0	0										
Johnny Cooney, R OBP: 0.324, SLG: 0.531 (8, 1)										0	0	0	0	0	0	0										
Seth Morehead, L (8, 1)										0	0	0	0	0	0	0										
George Altman, L OBP: 0.299, SLG: 0.375 (7, PH)										1	0	0	0	0	0	1										
Bill Henry, L OBP: 0.250, SLG: 0.250 (8, 1)										1	0	1	0	0	0	0										
Don Elston, R (9, 1)										0	0	0	0	0	0	0										
Inning Stats	R: 0 E: 0 K: 1 S: 5	H: 1 LOB: 1 BB: 1 P: 9	R: 0 E: 0 K: 1 S: 5	H: 0 LOB: 1 BB: 1 P: 9	R: 0 E: 0 K: 0 S: 4	H: 2 LOB: 1 BB: 0 P: 4	R: 0 E: 1 K: 0 S: 4	H: 0 LOB: 1 BB: 0 P: 4	R: 0 E: 0 K: 1 S: 5	H: 0 LOB: 0 BB: 1 P: 9	R: 1 E: 0 K: 1 S: 6	H: 1 LOB: 1 BB: 1 P: 10	R: 2 E: 0 K: 0 S: 5	H: 2 LOB: 1 BB: 1 P: 9	R: 2 E: 0 K: 1 S: 8	H: 3 LOB: 1 BB: 0 P: 8	R: 3 E: 1 K: 1 S: 7	H: 3 LOB: 2 BB: 1 P: 11	1B: 8 2B: 2 3B: 1 HR: 1	SF: 1 SAC: 0 DP: 2 HBP: 0	WP: 2 PB: 0 SB: 0 CS: 0	PA: 43				
PITCHER	IP	WLS	BF	H	R	ER	SO	BB	IBB	HBP	BLK	WP	HR	S	P	ERA	WHIP									
Gene Conley, R ERA: 1.62 (1, 1)	6.1		28	5	3	3	4	5	0	0	0	0	1	0	31	51	4.26	1.579								
Turk Farrell, R ERA: 5.4 (7, 1)	1.1		7	3	2	2	0	0	0	0	0	0	1	7	7	13.50	2.250									
Taylor Phillips, L ERA: 8.71 (8, 1)	0.2	L	6	3	3	3	2	1	0	0	0	1	0	9	13	40.50	6.000									
Humberto Robinson, R ERA: 4.15 (9, 1)	0.0		2	1	0	0	0	0	0	0	0	0	0	2	2	*	*									

Batter	1	2	3	4	5	6	7	8	9	AB	R	H	RBI	BB	SO	LOB	TOP			
Richie Ashburn, L OBP: 0.371, SLG: 0.266 (1, 8)	4-0 BB S BB	0-0 6-3			0-0 1-3		0-0 F9 1B 1B		0-0 L9	4	1	1	0	1	0	1				
Chico Fernandez, R OBP: 0.333, SLG: 0.383 (1, 6)	0-3 K		0-0 P3		0-0 5-3		0-0 1-2 1B		0-0 F2	5	0	1	0	0	1	2				
Ed Bouchee, L OBP: 0.400, SLG: 0.478 (1, 3)	0-0 E5 BB BB		0-0 4-3		0-0 1B 1B		0-0 F9 2-3		0-0 1B 2B	5	1	2	0	0	0	3				
Wally Post, R OBP: 0.323, SLG: 0.538 (1, 9)	4-0 BB 1-2 2-3 3-4 BB		0-3 K		0-0 F8		0-0 4-3		0-0 1B	4	0	1	2	1	1	3				
Harry Anderson, L OBP: 0.319, SLG: 0.455 (1, 7)	4-0 FC5-4 1-2 2-3 3-4 BB			0-3 K		0-0 1B		0-0 FC6 1B	2H 3H 0-0 1B	4	0	3	1	1	1	0				
Willie Jones, R OBP: 0.388, SLG: 0.538 (1, 5)	0-3 K		0-3 K		0-0 1-3		0-0 FC6 1-2 FC4-6		0-3 K	5	0	0	0	0	3	8				
Sparky Anderson, R OBP: 0.257, SLG: 0.198 (7, PH)	0-0 FC5-4 1-2 2-3 3-4 BB		0-0 6-3		0-0 K		0-0 FC4-6 1-2 FC5-4			2	0	0	0	0	0	3	AB 38			
Gene Freese, R OBP: 0.296, SLG: 0.609 (7, 1)										1	0	0	0	0	1	0	R 5			
Jack Meyer, R OBP: 0.333, SLG: 0.333 (8, PH)										0	0	0	0	0	0	0	H 10			
Dave Philley, S OBP: 0.278, SLG: 0.444 (8, PH)										1	0	0	0	0	0	1	RBI 5			
Humberto Robinson, R OBP: 0.136, SLG: 0.119 (8, 1)										0	0	0	0	0	0	0	SO 10			
Carl Sawatski, L OBP: 0.421, SLG: 0.594 (7, PR)		0-3 K		0-0 6-3		0-0 FC5-4 1-2 FC5-4				2	0	0	0	1	1	0	BB 4			
Joe Koppe, R OBP: 0.316, SLG: 0.133 (7, 2)										0	1	0	0	0	0	0	SO 10			
Valmy Thomas, R OBP: 0.207, SLG: 0.115 (8, PH)										1	0	0	0	0	0	1	LOB 22			
Bob Bowman, R OBP: 0.189, SLG: 0.250 (8, 2)										0	0	0	0	0	0	0				
Jim Hegan, R OBP: 0.136, SLG: 0.119 (8, 2)										0	0	0	0	0	0	0				
Don Cardwell, R OBP: 0.143, SLG: 0.143 (7, PH)		0-3 K		0-3 K		0-0 HR BB		0-0 2B 1B		2	0	0	0	0	2	0				
Ray Semproch, R OBP: 0.250, SLG: 0.400 (7, 4)										0	0	0	0	0	0	0				
Harry Hanebrink, L OBP: 0.250, SLG: 0.400 (7, 4)										2	2	2	2	0	0	0				
Inning Stats	R: 1 E: 1 K: 2 S: 8	H: 0 LOB: 3 BB: 3 P: 20	R: 0 E: 0 K: 2 S: 7	H: 0 LOB: 0 BB: 0 P: 7	R: 0 E: 0 K: 1 S: 5	H: 0 LOB: 0 BB: 0 P: 5	R: 0 E: 0 K: 2 S: 7	H: 0 LOB: 0 BB: 0 P: 7	R: 0 E: 0 K: 1 S: 5	H: 2 LOB: 2 BB: 0 P: 5	R: 2 E: 0 K: 1 S: 8	H: 3 LOB: 2 BB: 1 P: 12	R: 0 E: 0 K: 0 S: 4	H: 1 LOB: 1 BB: 0 P: 4	R: 2 E: 0 K: 1 S: 9	H: 4 LOB: 2 BB: 0 P: 9	1B: 8 2B: 1 3B: 0 HR: 1	SF: 0 SAC: 0 DP: 0 HBP: 0	WP: 0 PB: 0 SB: 1 CS: 0	PA: 42
PITCHER	IP WLS BF H R ER SO BB IBB HBP BLK WP HR S P ERA WHIP																			
Moe Drabowsky, R ERA: 3.56 (1, 1)	6.1 W 28 4 3 2 9 4 0 0 0 0 0 1 42 58 2.84 1.263																			
Bob Porterfield, R ERA: 4.15 (7, 1)	2.1 12 5 2 2 0 0 0 0 0 0 0 0 12 12 7.71 2.143																			
Bill Henry, L ERA: 4.24 (9, 1)	0.0 1 1 0 0 0 0 0 0 0 0 0 0 1 1 ∞ ∞																			
Don Elston, R ERA: 3.86 (9, 1)	0.1 S 1 0 0 0 1 0 0 0 0 0 0 0 3 3 0.00 0.000																			

Philadelphia Phillies @ Chicago Cubs
Wrigley Field, Chicago, IL
Wed May 20 1959, 3:33 AM CDT
Att. 4,825 - Unknown

livebaseballscorecards.com

AB 38
R 5
H 10
RBI 5
BB 4
SO 10
LOB 22




Batter	1	2	3	4	5	6	7	8	9	AB	R	H	RBI	BB	SO	LOB	BOTTOM			
Tony Taylor, R OBP: 0.342, SLG: 0.389 (1, 4)	0-0 1-3		0-3 K		0-0 SH FC4-6	0-0 6-3		0-0 F2		4	0	0	0	0	1	2				
Alvin Dark, R OBP: 0.336, SLG: 0.345 (1, 5)	0-0 6-3		1-0 14 G5-4-3 HBP		0-0 FC4-6 14 2B FC4-2 1-2 3-H	0-0 P4		4-0 14 HR BB		3	0	0	1	0	0	2				
George Altman, L OBP: 0.306, SLG: 0.375 (8, 8)										0	1	0	0	1	0	0				
14 Ernie Banks, R OBP: 0.360, SLG: 0.566 (1, 6)	0-3 K		0-0 G5-4-3 1-2		0-0 FC4-2 1-3 PB 2B		4-0 BB BB	0-0 1H 2H HR		4	2	2	3	1	1	1				
Walt Moryn, L OBP: 0.352, SLG: 0.429 (1, 7)		0-0 F7		4-0 1B BB	0-0 FC4-2 1B PB		0-0 F2	0-0 1B		4	1	1	0	1	0	3				
Randy Jackson, R OBP: 0.333, SLG: 0.500 (9, 5)										0	0	0	0	0	0	0				
Dale Long, L OBP: 0.337, SLG: 0.536 (1, 3)	4-0 BB 4-3 BB		0-0 F7		0-0 FC6-4 1B		4-0 BB	0-0 4-3		3	0	1	1	2	0	2				
Bobby Thomson, R OBP: 0.278, SLG: 0.457 (1, 8)	0-0 4-3		0-0 FC6-4 1-2 1B		0-0 FC6-4 1-2 1B		0-0 F8			4	0	1	0	0	0	4				
Lee Walls, R OBP: 0.352, SLG: 0.392 (1, 9)	4-0 BB BB		0-0 F4		0-0 1B 2B		0-0 P4			3	1	1	0	1	0	4				
Sammy Taylor, L OBP: 0.320, SLG: 0.371 (1, 2)	4-0 1-2 2-3 BB		0-3 K		0-0 6-3 2H 1B		0-0 E3 FC1-6			3	0	1	1	1	1	2				
Moe Drabowsky, R OBP: 0.222, SLG: 0.235 (7, 1)	0-0 P4		0-0 SH FC4-6 2B		0-0 K		0-0 FC1-6 14 HR BB			0	0	0	0	0	0	0				
Bill Henry, L OBP: 0.250, SLG: 0.250 (9, 1)										0	0	0	0	0	0	0				
Don Elston, R ERA: 3.72 (8, 1)										0	0	0	0	0	0	0				
Inning Stats	R: 0 E: 0 K: 1 S: 5	H: 0 LOB: 0 BB: 0 P: 5	R: 0 E: 0 K: 0 S: 3	H: 0 LOB: 3 BB: 3 P: 15	R: 0 E: 0 K: 1 S: 4	H: 0 LOB: 0 BB: 0 P: 5	R: 0 E: 0 K: 1 S: 6	H: 1 LOB: 2 BB: 1 P: 10	R: 3 E: 0 K: 0 S: 7	H: 3 LOB: 1 BB: 0 P: 7	R: 1 E: 0 K: 1 S: 7	H: 2 LOB: 1 BB: 0 P: 7	R: 0 E: 0 K: 0 S: 3	H: 0 LOB: 2 BB: 2 P: 11	R: 3 E: 1 K: 0 S: 6	H: 2 LOB: 1 BB: 1 P: 10	1B: 4 2B: 3 3B: 0 HR: 1	SF: 0 SAC: 1 DP: 1 HBP: 1	WP: 0 PB: 1 SB: 0 CS: 0	PA: 41
PITCHER	IP WLS BF H R ER SO BB IBB HBP BLK WP HR S P ERA WHIP																			
Don Cardwell, R ERA: 6.75 (1, 1)	5.0 L 26 6 4 3 3 4 0 0 0 0 0 0 27 44 5.40 2.000																			
Ray Semproch, R ERA: 5.26 (6, 1)	1.0 3 0 0 0 1 0 0 0 0 0 0 0 5 5 0.00 0.000																			
Jack Meyer, R ERA: 5.66 (7, 1)	1.0 5 0 0 0 0 2 0 0 0 0 0 0 3 11 0.00 2.000																			
Humberto Robinson, R ERA: 3.72 (8, 1)	1.0 7 2 3 0 0 1 0 0 0 0 0 1 6 10 0.00 3.000																			

Philadelphia Phillies @ Chicago Cubs
Wrigley Field, Chicago, IL
Wed May 20 1959, 3:33 AM CDT
Att. 4,825 - Unknown

livebaseballscorecards.com

AB 32
R 7
H 8
RBI 6
BB 7
SO 4
LOB 25



Batter	1	2	3	4	5	6	7	8	9	AB	R	H	RBI	BB	SO	LOB	TOP				
Richie Ashburn, L OBP: 0.361, SLG: 0.260 (1, 8)	0-0 5-3 1B		0-0 F8			0-0 6-3		0-0 SF9		3	0	1	0	0	1		Philadelphia Phillies @ Chicago Cubs Wrigley Field, Chicago, IL Thu May 21 1959, 3:33 AM CDT Att: 3,725 - Unknown				
Chico Fernandez, R OBP: 0.329, SLG: 0.375 (1, 6)	0-0 E S 1B		0-0 6-3			0-0 3-1		0-0 5-3		4	0	1	0	0	2						
Ed Bouchee, L OBP: 0.396, SLG: 0.471 (1, 3)	0-0 L1			0-0 4-3			0-0 4-3		0-0 CS 1B	4	0	1	0	0	1						
Wally Post, R OBP: 0.320, SLG: 0.545 (1, 9)	0-3 K			0-3 K			0-0 F9		0-0 1-2 SF8 3B	4	1	1	0	0	2	1					
Harry Anderson, L OBP: 0.317, SLG: 0.442 (1, 7)		0-3 K		0-0 L9			0-0 G3		4-0 IBB	3	0	0	0	1	1	0					
Willie Jones, R OBP: 0.394, SLG: 0.532 (1, 5)		0-0 F7			0-0 F9			0-0 2B SF7 1B	0-0 SF8	3	1	1	1	0	0	0					
Sparky Anderson, R OBP: 0.257, SLG: 0.211 (1, 4)		0-0 5-3			0-0 B3			0-0 1B SF9 2B	0-0 F8	4	1	1	0	0	0	1					
Jim Hegan, R OBP: 0.149, SLG: 0.136 (1, 2)			0-0 SH1-4 1B		0-0 F8			0-0 SF7		2	0	1	1	0	0	0					
Ruben Gomez, R OBP: 0.286, SLG: 0.167 (1, 1)			0-0 SH1-4			0-3 K		0-0 2-3 1B		2	0	1	0	0	1	0					
Inning Stats	R: 0 E: 0 K: 1 S: 6	H: 1 LOB: 1 BB: 0 P: 6	R: 0 E: 0 K: 1 S: 5	H: 0 LOB: 0 BB: 0 P: 5	R: 0 E: 0 K: 0 S: 4	H: 1 LOB: 1 BB: 0 P: 4	R: 0 E: 0 K: 1 S: 5	H: 0 LOB: 0 BB: 0 P: 5	R: 0 E: 0 K: 0 S: 3	H: 0 LOB: 0 BB: 0 P: 3	R: 0 E: 0 K: 0 S: 3	H: 0 LOB: 0 BB: 0 P: 3	R: 2 E: 0 K: 0 S: 6	H: 3 LOB: 1 BB: 0 P: 6	R: 1 E: 0 K: 0 S: 4	H: 2 LOB: 1 BB: 1 P: 8	1B: 5 2B: 1 3B: 1 HR: 0	SF: 3 SAC: 1 DP: 0 HBP: 0	WP: 0 PB: 0 SB: 1 CS: 1	PA: 34	
PITCHER	IP	WLS	BF	H	R	ER	SO	BB	IBB	HBP	BLK	WP	HR	S	P	ERA	WHIP				
Bob Anderson, R ERA: 2.67 (1, 1)	8.0	L	29	5	2	2	4	0	0	0	0	0	0	37	37	2.25	0.625				
John Buzhardt, R ERA: 4.21 (9, 1)	1.0		5	2	1	1	0	0	1	0	0	0	0	4	8	9.00	2.000				

AB	29
R	3
H	7
RBI	3
BB	1
SO	4
LOB	6



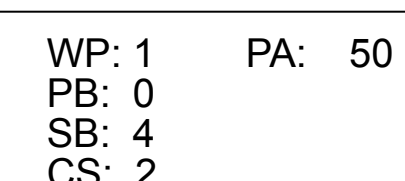
Batter	1	2	3	4	5	6	7	8	9	AB	R	H	RBI	BB	SO	LOB	BOTTOM				
Tony Taylor, R OBP: 0.340, SLG: 0.385 (1, 4)	0-0 G1-6-3 1B		0-0 6-3			0-0 5-3			0-0 F8	4	0	1	0	0	0	0	Philadelphia Phillies @ Chicago Cubs Wrigley Field, Chicago, IL Thu May 21 1959, 3:33 AM CDT Att: 3,725 - Unknown				
Alvin Dark, R OBP: 0.336, SLG: 0.339 (1, 5)	0-0 G1-6-3		4-0 BB			0-0 4-3			0-0 F8	2	0	0	0	1	0	1					
Jim Marshall, L OBP: 0.344, SLG: 0.408 (9, PH)	0-0 1-2									1	0	0	0	0	0	0					
14 Ernie Banks, R OBP: 0.352, SLG: 0.551 (1, 6)	0-0 4-3		0-0 P6			0-0 F8			0-0 F7	4	0	0	0	0	0	1					
Walt Moryn, L OBP: 0.351, SLG: 0.426 (1, 7)		0-0 F9 1B		0-0 4-3			0-0 F9			3	0	1	0	0	0	0					
Dale Long, L OBP: 0.337, SLG: 0.529 (1, 3)		0-0 1-2 1B		0-0 P4			0-0 1-3			3	0	1	0	0	0	0					
Bobby Thomson, R OBP: 0.289, SLG: 0.440 (1, 8)		0-0 F9		0-0 F8			0-0 P3			3	0	0	0	0	0	2					
Lee Walls, R OBP: 0.347, SLG: 0.386 (1, 9)		0-3 K			0-0 6-3			0-0 P3		2	0	0	0	0	1	2					
Irv Noren, L OBP: 0.111, SLG: 0.222 (8, PH) (9, 9)										1	0	0	0	0	0	0					
Sammy Taylor, L OBP: 0.320, SLG: 0.370 (1, 2)		0-0 L9			0-0 G5-4-3 1B			0-3 K		3	0	1	0	0	1	2					
Bob Anderson, R OBP: 0.190, SLG: 0.200 (1, 1)								0-3 K		2	0	0	0	0	0	1					
George Altman, L OBP: 0.303, SLG: 0.371 (8, PH)										1	0	0	0	0	1	0					
John Buzhardt, R ERA: 4.73 (9, 1)								0-3 K		0	0	0	0	0	0	0					
Inning Stats	R: 0 E: 0 K: 0 S: 3	H: 1 LOB: 0 BB: 0 P: 3	R: 0 E: 0 K: 1 S: 7	H: 2 LOB: 2 BB: 0 P: 7	R: 0 E: 0 K: 0 S: 3	H: 0 LOB: 1 BB: 1 P: 7	R: 0 E: 0 K: 0 S: 3	H: 0 LOB: 0 BB: 0 P: 3	R: 0 E: 0 K: 0 S: 3	H: 0 LOB: 0 BB: 0 P: 3	R: 0 E: 0 K: 2 S: 7	H: 0 LOB: 0 BB: 0 P: 7	R: 0 E: 0 K: 0 S: 3	H: 0 LOB: 0 BB: 0 P: 3	1B: 4 2B: 0 3B: 0 HR: 0	SF: 0 SAC: 0 DP: 2 HBP: 0	WP: 0 PB: 0 SB: 0 CS: 0	PA: 30			
PITCHER	IP	WLS	BF	H	R	ER	SO	BB	IBB	HBP	BLK	WP	HR	S	P	ERA	WHIP				
Ruben Gomez, R ERA: 4.73 (1, 1)	9.0	W	30	4	0	0	3	1	0	0	0	0	0	35	39	0.00	0.556				

AB	29
R	0
H	4
RBI	0
BB	1
SO	3
LOB	9



Top section of the baseball scorecard showing batting order 1-14 with player names, statistics (R, H, RBI, BB, SO, LOB), and play diagrams for each batter.

St. Louis Cardinals @ Chicago Cubs
Wrigley Field, Chicago, IL
Fri May 22 1959, 3:33 AM CDT
Att. 3,192 - Unknown




AB 44
R 3
H 8
RBI 2
BB 4
SO 12
LOB 15

Pitcher and Inning Stats sections for the top half of the game. Includes ERA, WHIP, and other performance metrics for both teams.

Bottom section of the baseball scorecard showing batting order 1-14 with player names, statistics, and play diagrams for the second half of the game.

St. Louis Cardinals @ Chicago Cubs
Wrigley Field, Chicago, IL
Fri May 22 1959, 3:33 AM CDT
Att. 3,192 - Unknown



AB 46
R 9
H 1
RBI 1
BB 3
SO 10
LOB 19

Batter	1	2	3	4	5	6	7	8	9	AB	R	H	RBI	BB	SO	LOB	TOP				
Don Blasingame, L (1,4) OBP: 0.333, SLG: 0.340	1-3			3-1		BB 1B		3B		4	1	2	0	0	0	0	St. Louis Cardinals @ Chicago Cubs Wrigley Field, Chicago, IL Sat May 23 1959, 3:33 AM CDT Att: 7,763 - Unknown				
Gino Cimoli, R (1,8) OBP: 0.365, SLG: 0.507	G3			5-3		1B 1B		5-3		3	1	0	0	1	0						
Stan Musial, L (1,3) Curt Flood, R (6, PR) OBP: 0.250, SLG: 0.250	F7			HR 1B		BB 1B		K		3	1	2	1	0	0						
Ken Boyer, R (1,5) OBP: 0.382, SLG: 0.544		F8		HR 1B		1B CS BB		F7		3	1	1	2	1	0	1					
Bill White, L (1,7) Ray Jablonski, R (6, PH) Bobby Gene Smith, R (6,7) OBP: 0.213, SLG: 0.340		4-3		F9		F9		K		2	0	0	0	0	0	0					
Joe Cunningham, L (1,9) OBP: 0.448, SLG: 0.410		1-3				1B 1B		1B BB		3	0	1	2	1	0	0					
Hal Smith, R (1,2) OBP: 0.289, SLG: 0.422			6-3		F9	CS	L7	1B 1B		4	0	1	0	0	0	0					
Lee Tate, R (1,6)			6-3		F7		P4	K		4	0	0	0	0	1	1					
Larry Jackson, R (1,1) OBP: 0.192, SLG: 0.200			3-1			L8	5-3			3	0	0	0	0	0	0					
Inning Stats	R: 0 E: 0 K: 0 S: 3	H: 0 LOB: 0 BB: 0 P: 3	R: 0 E: 0 K: 0 S: 3	H: 0 LOB: 0 BB: 0 P: 3	R: 0 E: 0 K: 0 S: 3	H: 2 LOB: 0 BB: 0 P: 5	R: 0 E: 0 K: 0 S: 3	H: 0 LOB: 0 BB: 0 P: 3	R: 3 E: 0 K: 0 S: 5	H: 3 LOB: 1 BB: 2 P: 13	R: 0 E: 0 K: 0 S: 3	H: 0 LOB: 0 BB: 0 P: 3	R: 0 E: 0 K: 1 S: 6	H: 1 LOB: 1 BB: 0 P: 6	R: 0 E: 0 K: 2 S: 7	H: 1 LOB: 1 BB: 1 P: 11		1B: 5 2B: 0 3B: 1 HR: 1	SF: 0 SAC: 0 DP: 0 HBP: 0	WP: 0 PB: 0 SB: 0 CS: 1	PA: 36
PITCHER	IP	WLS	BF	H	R	ER	SO	BB	IBB	HBP	BLK	WP	HR	S	P	ERA	WHIP				
Dave Hillman, R (1,1) ERA: 3.84	5.0	L	17	2	2	2	0	0	0	0	0	0	1	17	17	3.60	0.400				
Bob Porterfield, L (6,1) ERA: 7.0	0.1		5	2	3	3	0	2	0	0	0	0	0	3	11	81.00	12.000				
Seth Morehead, L (6,1) ERA: 6.75	2.2		9	2	0	0	1	0	0	0	0	0	0	11	11	0.00	0.750				
Elmer Singleton, R (9,1) ERA: 3.18	1.0		4	1	0	0	2	1	0	0	0	0	0	7	11	0.00	2.000				

Batter	1	2	3	4	5	6	7	8	9	AB	R	H	RBI	BB	SO	LOB	BOTTOM				
Tony Taylor, R (1,4) OBP: 0.338, SLG: 0.376	6-3		P4			6-3		4-3		4	0	0	0	0	0	0	St. Louis Cardinals @ Chicago Cubs Wrigley Field, Chicago, IL Sat May 23 1959, 3:33 AM CDT Att: 7,763 - Unknown				
Jim Marshall, L (1,3) OBP: 0.318, SLG: 0.370	6-3			4-3		1-3		L9		4	0	0	0	0	0	0					
Irv Noren, L (1,8) OBP: 0.286, SLG: 0.429				5-3		14 1B		K		4	1	2	0	0	1	0					
14 Ernie Banks, R (1,6) OBP: 0.351, SLG: 0.538			F7		L8			5-3		4	0	1	1	0	0	1					
Walt Moryn, L (1,7) OBP: 0.338, SLG: 0.406		G3			5-3			F3		3	0	0	0	0	0	0					
Bobby Thomson, R (1,9) OBP: 0.275, SLG: 0.418		F9			1B 5-3 BB			6-3		2	0	0	0	1	0	0					
Earl Averill, R (1,2) OBP: 0.246, SLG: 0.444			K		5-3			F5		3	0	0	0	0	1	1					
Randy Jackson, R (1,5) OBP: 0.333, SLG: 0.458			K		2-3 1B			5-3		3	0	1	0	0	1	0					
Dave Hillman, R (1,1) OBP: 0.217, SLG: 0.100										1	0	0	0	0	0	0					
Dale Long, L (5, PH) OBP: 0.333, SLG: 0.300										1	0	0	0	0	0	2					
Bob Porterfield, R (6,1) Seth Morehead, L (6,1) George Altman, L (6, PH) Elmer Singleton, R (9,1)			G3					G3		0	0	0	0	0	0	0					
Inning Stats	R: 0 E: 0 K: 0 S: 4	H: 1 LOB: 1 BB: 0 P: 4	R: 0 E: 0 K: 1 S: 5	H: 0 LOB: 0 BB: 0 P: 5	R: 0 E: 0 K: 0 S: 3	H: 0 LOB: 0 BB: 0 P: 3	R: 0 E: 0 K: 0 S: 4	H: 1 LOB: 2 BB: 1 P: 8	R: 1 E: 0 K: 0 S: 4	H: 2 LOB: 1 BB: 0 P: 4	R: 0 E: 0 K: 0 S: 3	H: 0 LOB: 0 BB: 0 P: 3	R: 0 E: 0 K: 0 S: 3	H: 0 LOB: 0 BB: 0 P: 3	R: 0 E: 0 K: 1 S: 5	H: 0 LOB: 0 BB: 0 P: 5	1B: 3 2B: 1 3B: 0 HR: 0	SF: 0 SAC: 0 DP: 0 HBP: 0	WP: 0 PB: 0 SB: 0 CS: 0	PA: 31	
PITCHER	IP	WLS	BF	H	R	ER	SO	BB	IBB	HBP	BLK	WP	HR	S	P	ERA	WHIP				
Larry Jackson, R (1,1) ERA: 3.39	9.0	W	31	4	1	1	3	1	0	0	0	0	0	36	40	1.00	0.556				

AB	32
R	5
H	7
RBI	5
BB	3
SO	3
LOB	7



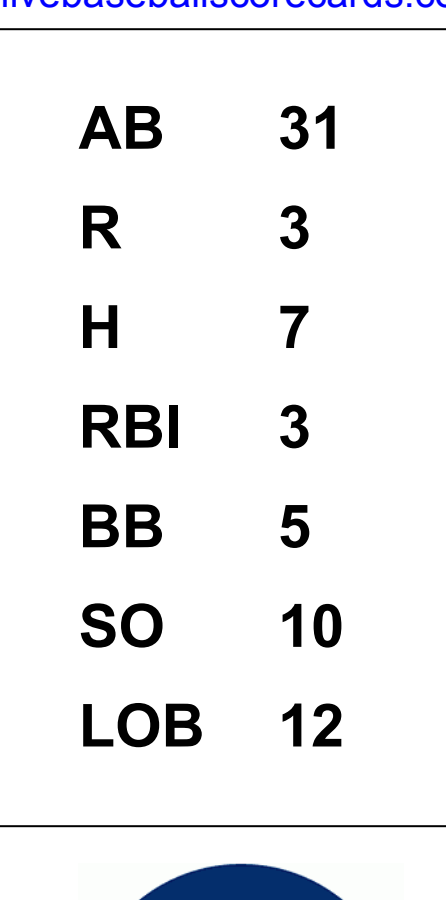

AB	30
R	1
H	4
RBI	1
BB	1
SO	3
LOB	4



Batter	1	2	3	4	5	6	7	8	9	AB	R	H	RBI	BB	SO	LOB	TOP										
Don Blasingame, L (1, 4) OBP: 0.341, SLG: 0.344	G1		BB 2B	S 3-1-2 1B		4-3			CS 1B	4	1	2	1	1	0	0	St. Louis Cardinals @ Chicago Cubs Wrigley Field, Chicago, IL Sun May 24 1959, 3:33 AM CDT Att: 19,921 - Unknown										
Gino Cimoli, R (1, 8) OBP: 0.364, SLG: 0.493 (7, 9)	G6-4-3 BB		K	3-1-2 1-2 1-H		5-3			F9 1-2	4	0	0	0	1	1	4											
Stan Musial, L (1, 3) Curt Flood, R (7, 8) OBP: 0.382, SLG: 0.381 OBP: 0.267, SLG: 0.268	G6-4-3		2B	5-3		5-3			1B	3	0	0	0	1	0	1											
Ken Boyer, R (1, 5) OBP: 0.382, SLG: 0.546		F8	2B	4-3 1B		4-3 1B			K	5	1	2	2	0	1	1											
Bill White, L (1, 7) Bobby Gene Smith, R (7, 7) OBP: 0.355, SLG: 0.536 OBP: 0.213, SLG: 0.340	4-3		F8	4-3 1B		4-3 1B			2B	3	1	1	0	1	0	2											
Joe Cunningham, L (1, 9) OBP: 0.450, SLG: 0.427 (7, 3)	2B		2B	1B		4-3			L7	4	1	2	0	0	0	3											
Hal Smith, R (1, 2) OBP: 0.301, SLG: 0.439	1-3		3B	2B		1B			1B	4	1	3	2	0	0	1											
Lee Tate, R (1, 6) OBP: 0.125, SLG: 0.313			FC1-5 2B	1B		F9			6-3	4	1	2	2	0	0	1											
Vinegar Bend Mizell, R (1, 1) Lindy McDaniel, R (5, 1) OBP: 0.226, SLG: 0.323	FC1-5 2B		F2	3B		6-3			5-3	2	1	0	0	0	0	2											
										2	0	0	0	0	0	0											
Inning Stats	R: 0 E: 0 K: 0 S: 2	H: 0 LOB: 0 BB: 1 P: 6	R: 0 E: 0 K: 0 S: 4	H: 1 LOB: 1 BB: 0 P: 4	R: 2 E: 0 K: 1 S: 7	H: 2 LOB: 2 BB: 2 P: 15	R: 3 E: 0 K: 0 S: 6	H: 4 LOB: 0 BB: 0 P: 6	R: 2 E: 0 K: 0 S: 5	H: 2 LOB: 1 BB: 1 P: 9	R: 0 E: 0 K: 0 S: 3	H: 0 LOB: 0 BB: 0 P: 3	R: 0 E: 0 K: 0 S: 4	H: 1 LOB: 1 BB: 0 P: 4	R: 0 E: 0 K: 0 S: 3	H: 1 LOB: 0 BB: 0 P: 3	R: 0 E: 0 K: 1 S: 6	H: 2 LOB: 1 BB: 0 P: 6	1B: 7 2B: 6 3B: 1 HR: 0	SF: 0 SAC: 0 DP: 2 HBP: 0	WP: 0 PB: 0 SB: 2 CS: 1	PA: 40					
PITCHER	IP	WLS	BF	H	R	ER	SO	BB	IBB	HBP	BLK	WP	HR	S	P	ERA	WHIP										
Moe Drabowsky, R (1, 1) ERA: 4.21	3.1	L	19	7	5	5	1	3	0	0	0	0	0	18	30	13.50	3.000										
John Buzhardt, R (4, 1) ERA: 4.51	1.2		7	2	2	2	0	1	0	0	0	0	0	6	10	10.80	1.800										
Seth Morehead, L (6, 1) ERA: 5.94	2.0		7	1	0	0	0	0	0	0	0	0	0	7	7	0.00	0.500										
Elmer Singleton, R (8, 1) ERA: 2.7	2.0		7	3	0	0	1	0	0	0	0	0	0	9	9	0.00	1.500										

Batter	1	2	3	4	5	6	7	8	9	AB	R	H	RBI	BB	SO	LOB	BOTTOM										
Tony Taylor, R (1, 4) OBP: 0.333, SLG: 0.372	K		G5-4-3 1B		SF9		L6		K	4	0	1	1	0	2	2	St. Louis Cardinals @ Chicago Cubs Wrigley Field, Chicago, IL Sun May 24 1959, 3:33 AM CDT Att: 19,921 - Unknown										
Lee Walls, R (1, 9) OBP: 0.344, SLG: 0.377	K		G5-4-3		BB		6-3			3	0	0	0	1	1	1											
Walt Moryn, L (1, 7) OBP: 0.348, SLG: 0.414	BB		14 G6-4-3 BB		1-2 2-3 3-H		2B			2	0	1	1	2	1	0											
14 Ernie Banks, R (1, 6) OBP: 0.343, SLG: 0.525	K		P4		G6-4-3		K			4	0	0	0	0	2	5											
Bobby Thomson, R (1, 8) OBP: 0.274, SLG: 0.411			F9		5-3		K			4	0	1	0	0	1	1											
Alvin Dark, R (1, 5) OBP: 0.331, SLG: 0.333	F7		2B		4-3		1-3		1-3	3	1	1	0	0	0	1											
Irv Noren, L (9, PH) OBP: 0.267, SLG: 0.400			BB		1B		4-3		1-3	1	0	0	0	0	0	0											
Jim Marshall, L (1, 3) OBP: 0.314, SLG: 0.379	F7		BB		2B		L3		K	4	1	1	0	0	1	1											
Cal Neeman, R (1, 2) OBP: 0.174, SLG: 0.050	K		SF9		BB		4-3		1B	1	1	0	0	1	1	1											
Sammy Taylor, L (7, 2) OBP: 0.305, SLG: 0.354			BB		BB		K		1B	2	0	1	0	0	0	0											
Moe Drabowsky, R (1, 1) John Buzhardt, R (4, 1) Earl Averill, R (5, PH) Seth Morehead, L (6, 1) George Altman, L (7, PH) Elmer Singleton, R (8, 1) Dale Long, L (9, PH) OBP: 0.211, SLG: 0.511	F9		F9		BB		K		1-2	1	0	0	0	0	0	0											
										1	0	0	0	0	0	0											
Inning Stats	R: 0 E: 0 K: 3 S: 9	H: 0 LOB: 1 BB: 1 P: 13	R: 0 E: 0 K: 1 S: 6	H: 1 LOB: 0 BB: 0 P: 6	R: 0 E: 0 K: 0 S: 3	H: 1 LOB: 0 BB: 0 P: 3	R: 0 E: 0 K: 1 S: 5	H: 0 LOB: 0 BB: 0 P: 5	R: 3 E: 0 K: 0 S: 4	H: 2 LOB: 2 BB: 4 P: 20	R: 0 E: 0 K: 0 S: 3	H: 0 LOB: 0 BB: 0 P: 3	R: 0 E: 0 K: 1 S: 5	H: 0 LOB: 0 BB: 0 P: 5	R: 0 E: 0 K: 2 S: 8	H: 1 LOB: 1 BB: 0 P: 8	R: 0 E: 0 K: 2 S: 9	H: 2 LOB: 2 BB: 0 P: 9	1B: 5 2B: 2 3B: 0 HR: 0	SF: 1 SAC: 0 DP: 2 HBP: 0	WP: 0 PB: 0 SB: 0 CS: 0	PA: 37					
PITCHER	IP	WLS	BF	H	R	ER	SO	BB	IBB	HBP	BLK	WP	HR	S	P	ERA	WHIP										
Vinegar Bend Mizell, L (1, 1) ERA: 3.61	4.1		20	4	3	3	5	4	0	0	0	0	0	26	42	6.23	1.846										
Lindy McDaniel, R (5, 1) ERA: 3.65	4.2	W	17	3	0	0	5	1	0	0	0	0	0	26	30	0.00	0.857										

AB	36
R	7
H	13
RBI	7
BB	4
SO	2
LOB	15



Batter	1	2	3	4	5	6	7	8	9	AB	R	H	RBI	BB	SO	LOB	TOP										
Tony Taylor, R OBP: 0.341, SLG: 0.393 (1, 4)	0-0 1B 2B	0-0 HR 1B		0-3 K			0-0 E HR 2B	0-0 E6		5	3	3	0	0	1	2											
Jim Marshall, L OBP: 0.320, SLG: 0.419 (1, 9)	4-0 1B 14 SF7 BB	0-0 HR			0-0 3-1		0-3 K	0-0 F8		4	2	1	3	1	1	3											
Irv Noren, L OBP: 0.276, SLG: 0.389 Bobby Thomson, R OBP: 0.278, SLG: 0.443 (7, PH) (7, 8) (9, 7)	0-0 1B 1-3 2-H	0-0 F9			0-0 F7		0-0 HR		0-0 6-3	3	0	1	1	0	0	0											
14 Ernie Banks, R OBP: 0.339, SLG: 0.515 (1, 6)	0-0 SF7		0-0 F9		0-3 K		0-0 1-3		1-0 2B HBP	3	1	0	1	0	1	0											
Walt Moryn, L OBP: 0.343, SLG: 0.407 George Altman, L OBP: 0.290, SLG: 0.344 (1, 7) (9, 8)	0-0 G3-6-3 1-3 1B		0-3 K		0-3 K		0-0 3-1		0-0 F8	5	0	1	0	0	2	1											
Dale Long, L OBP: 0.343, SLG: 0.545 (1, 3)	0-0 G3-6-3 1-2		0-0 F9		0-3 K		0-0 HR		0-0 2B	5	1	2	2	0	1	2											
Sammy Taylor, L OBP: 0.304, SLG: 0.340 (1, 2)		0-0 F2		0-0 F5		4-0 BB BB		0-0 4-3	0-0 6-3	4	0	0	0	1	0	1											
Alvin Dark, R OBP: 0.336, SLG: 0.328 (1, 5)		0-0 F7		4-0 BB		4-0 BB		0-0 E6		2	0	0	0	2	0	0											
Bob Anderson, R OBP: 0.208, SLG: 0.217 Bill Henry, L OBP: 0.200, SLG: 0.200 (1, 1) (7, 1)		0-0 E7 1B HR 1B		0-0 F9		0-0 6-3		0-0 P1		3	1	1	0	0	0	3											
Inning Stats	R: 2 E: 0 K: 0 S: 5	H: 3 LOB: 1 BB: 1 P: 9	R: 3 E: 1 K: 0 S: 6	H: 3 LOB: 0 BB: 0 P: 6	R: 0 E: 0 K: 1 S: 5	H: 0 LOB: 0 BB: 0 P: 5	R: 0 E: 0 K: 1 S: 5	H: 0 LOB: 1 BB: 1 P: 9	R: 0 E: 0 K: 2 S: 7	H: 0 LOB: 2 BB: 2 P: 15	R: 2 E: 1 K: 1 S: 7	H: 2 LOB: 0 BB: 0 P: 7	R: 1 E: 2 K: 0 S: 6	H: 1 LOB: 2 BB: 0 P: 6	R: 1 E: 0 K: 0 S: 4	H: 1 LOB: 1 BB: 0 P: 5	1B: 4 2B: 3 3B: 0 HR: 3	SF: 1 SAC: 0 DP: 1 HBP: 1	WP: 0 PB: 0 SB: 0 CS: 0	PA: 43							
PITCHER	IP	WLS	BF	H	R	ER	SO	BB	IBB	HBP	BLK	WP	HR	S	P	ERA	WHIP										
Tom Cheney, R ERA: 7.71 (1, 1)	0.1		5	3	2	2	0	1	0	0	0	0	0	4	8	54.00	12.000										
Ernie Broglio, R ERA: 6.75 (1, 1)	5.2	L	22	3	3	3	5	3	0	0	0	0	1	29	41	4.76	1.059										
Alex Kellner, L ERA: 3.42 (7, 1)	2.0		11	3	3	3	1	0	0	0	0	0	2	13	13	13.50	1.500										
Jim Brosnan, R ERA: 4.73 (9, 1)	1.0		5	1	1	1	0	0	0	1	0	0	0	4	5	9.00	1.000										

Chicago Cubs @ St. Louis Cardinals
Sportsman's Park, St. Louis, MO
Mon May 25 1959, 8:05 PM EDT
Att: 10,111 - Unknown

AB	37
R	9
H	10
RBI	9
BB	4
SO	6
LOB	13



Batter	1	2	3	4	5	6	7	8	9	AB	R	H	RBI	BB	SO	LOB	BOTTOM										
Don Blasingame, L OBP: 0.353, SLG: 0.365 (1, 4)	0-0 2B 1B		4-0 BB BB		0-0 6-3		0-0 2B 4-3 1B		0-0 3B	4	2	3	0	1	0	0											
Gino Cimoli, R OBP: 0.371, SLG: 0.506 (1, 8)	0-0 G3 1-H 6-3 2B		4-0 BB BB		0-0 F8		0-0 4-3 2B		0-0 F8	4	1	2	1	1	0	1											
Stan Musial, L OBP: 0.375, SLG: 0.367 (1, 3)	0-0 G3		4-0 1-2 2-3 BB		0-0 F8		0-0 4-3		0-0 P6	4	0	0	1	1	0	3											
Ken Boyer, R OBP: 0.371, SLG: 0.529 (1, 5)	0-0 6-3		0-3 K		0-0 5-3		0-0 P3		0-0 F9	5	0	0	1	0	1	5											
Bill White, L OBP: 0.352, SLG: 0.543 (1, 7)	0-0 4-3		0-0 P3		0-0 SF7 3B		0-0 F3			4	1	1	0	0	0	4											
Joe Cunningham, L OBP: 0.442, SLG: 0.424 (1, 9)		0-0 1B 1B		0-0 3-1		0-0 SF7		0-3 K		3	0	1	1	0	1	3											
Hal Smith, R OBP: 0.307, SLG: 0.441 (1, 2)		0-0 5-3 1B		0-0 E5		0-0 1B 1B		0-0 6-3		4	0	2	0	0	0	0											
Lee Tate, R OBP: 0.250, SLG: 0.368 (1, 6)		0-0 5-3		0-0 G6-4-3 1B		0-0 1B		4-0 FC5-4 BB		3	0	2	0	1	0	1											
Tom Cheney, R OBP: 0.250, SLG: 0.143 Ernie Broglio, R OBP: 0.290, SLG: 0.143 George Crowder, L OBP: 0.342, SLG: 0.599 Alex Kellner, R OBP: 0.187, SLG: 0.187 Ray Jablonski, R OBP: 0.281, SLG: 0.279 Jim Brosnan, R OBP: 0.333, SLG: 0.667 (1, 1) (1, 1) (6, PH) (7, 1) (8, PH) (9, 1)		0-0 5-3		0-0 G6-4-3		0-0 4-3		0-0 FC5-4		0	0	0	0	0	0	0											
Inning Stats	R: 2 E: 0 K: 0 S: 5	H: 2 LOB: 0 BB: 0 P: 5	R: 0 E: 0 K: 0 S: 4	H: 2 LOB: 1 BB: 0 P: 4	R: 0 E: 0 K: 1 S: 5	H: 0 LOB: 3 BB: 3 P: 17	R: 0 E: 1 K: 0 S: 3	H: 1 LOB: 0 BB: 0 P: 3	R: 0 E: 0 K: 0 S: 3	H: 0 LOB: 0 BB: 0 P: 3	R: 1 E: 0 K: 0 S: 6	H: 3 LOB: 2 BB: 0 P: 6	R: 1 E: 0 K: 0 S: 5	H: 2 LOB: 1 BB: 0 P: 5	R: 0 E: 0 K: 1 S: 5	H: 0 LOB: 1 BB: 1 P: 9	R: 0 E: 0 K: 0 S: 4	H: 1 LOB: 1 BB: 0 P: 4	1B: 7 2B: 2 3B: 2 HR: 0	SF: 1 SAC: 0 DP: 1 HBP: 0	WP: 0 PB: 0 SB: 0 CS: 0	PA: 40					
PITCHER	IP	WLS	BF	H	R	ER	SO	BB	IBB	HBP	BLK	WP	HR	S	P	ERA	WHIP										
Bob Anderson, R ERA: 2.97 (1, 1)	6.0	W	29	10	4	4	1	3	0	0	0	0	0	28	40	6.00	2.167										
Bill Henry, L ERA: 3.73 (7, 1)	3.0	S	11	1	0	0	1	1	0	0	0	0	0	12	16	0.00	0.667										

Chicago Cubs @ St. Louis Cardinals
Sportsman's Park, St. Louis, MO
Mon May 25 1959, 8:05 PM EDT
Att: 10,111 - Unknown

AB	35
R	4
H	11
RBI	4
BB	4
SO	2
LOB	22



Batter	1	2	3	4	5	6	7	8	9	AB	R	H	RBI	BB	SO	LOB	TOP					
Tony Taylor, R OBP: 0.345, SLG: 0.396 (1, 4)	F9		FC6-4 1B														4 0 2 0 0 0 1					
Alvin Dark, R OBP: 0.333, SLG: 0.326 (1, 5)	K		FC6-4 1B		4-3												4 0 1 0 0 1 3					
Bobby Thomson, R OBP: 0.277, SLG: 0.430 (1, 8)			FC6-4 1B														3 0 0 0 1 1 1					
14 Ernie Banks, R OBP: 0.342, SLG: 0.530 (1, 6)	L6																3 1 1 1 0 1 1					
Walt Moryn, L OBP: 0.335, SLG: 0.396 (1, 7)																	4 0 0 0 0 0 1					
Dale Long, L OBP: 0.330, SLG: 0.524 (1, 3)																	4 0 0 0 0 1 1					
Lee Walls, R OBP: 0.344, SLG: 0.371 Jim Marshall, L OBP: 0.287, SLG: 0.340 (9, PH)																	2 0 0 0 1 2 1 1 0 0 0 0 1 0					
Sammy Taylor, L OBP: 0.302, SLG: 0.330 (1, 2)																	3 0 0 0 1 3 1					
Glen Hobbie, R OBP: 0.200, SLG: 0.208 (7, PH)																	2 0 1 0 0 0 0					
George Altman, L OBP: 0.287, SLG: 0.340 Bill Henry, L OBP: 0.200, SLG: 0.200 (7, 1)																	1 0 0 0 0 1 1 0 0 0 0 0 0 0					
Inning Stats	R: 0 E: 0 K: 1 S: 12	H: 0 LOB: 1 BB: 1 P: 20	R: 0 E: 0 K: 1 S: 10	H: 0 LOB: 1 BB: 1 P: 20	R: 0 E: 0 K: 0 S: 9	H: 2 LOB: 1 BB: 0 P: 15	R: 0 E: 0 K: 1 S: 13	H: 0 LOB: 1 BB: 0 P: 16	R: 0 E: 0 K: 1 S: 8	H: 1 LOB: 1 BB: 0 P: 14	R: 1 E: 0 K: 1 S: 9	H: 1 LOB: 0 BB: 0 P: 15	R: 0 E: 0 K: 2 S: 16	H: 1 LOB: 2 BB: 1 P: 24	R: 0 E: 0 K: 1 S: 8	H: 0 LOB: 0 BB: 0 P: 12	R: 0 E: 0 K: 3 S: 10	H: 0 LOB: 0 BB: 0 P: 16	1B: 4 2B: 0 3B: 0 HR: 1	SF: 0 SAC: 0 DP: 0 HBP: 1	WP: 0 PB: 0 SB: 0 CS: 0	PA: 35
PITCHER Don Drysdale, R ERA: 3.47 (1, 1)	IP: 9.0 WLS: W BF: 35 H: 5 R: 1 ER: 1 SO: 11 BB: 3 IBB: 0 HBP: 1 BLK: 0 WP: 0 HR: 1 S: 95 P: 152 ERA: 1.00 WHIP: 0.889															PITCHER Don Drysdale, R ERA: 3.47 (1, 1)	IP: 9.0 WLS: W BF: 35 H: 5 R: 1 ER: 1 SO: 11 BB: 3 IBB: 0 HBP: 1 BLK: 0 WP: 0 HR: 1 S: 95 P: 152 ERA: 1.00 WHIP: 0.889					

Chicago Cubs @ Los Angeles Dodgers
Los Angeles Memorial Coliseum, Los Angeles, CA
Wed May 27 1959, 10:05 PM EDT
Att: 12,701 - Unknown

AB 31
R 1
H 5
RBI 1
BB 3
SO 11
LOB 11






Batter	1	2	3	4	5	6	7	8	9	AB	R	H	RBI	BB	SO	LOB	BOTTOM			
Ron Fairly, L OBP: 0.406, SLG: 0.448 (1, 9)	5-3																4 1 2 0 0 0 0			
Charlie Neal, R OBP: 0.357, SLG: 0.421 (1, 4)																	3 1 1 1 1 0 1			
Wally Moon, L OBP: 0.372, SLG: 0.410 (1, 7)																	3 1 0 0 1 1 2			
Don Demeter, R OBP: 0.343, SLG: 0.522 (1, 8)																	4 0 1 0 0 2 2			
Gil Hodges, R OBP: 0.361, SLG: 0.485 (1, 3)																	3 0 1 1 1 0 1			
John Roseboro, L OBP: 0.344, SLG: 0.286 (1, 2)																	1 1 0 0 2 0 0			
Dick Gray, R OBP: 0.271, SLG: 0.349 (1, 5)																	4 0 0 1 0 0 5			
Bob Lillis, R OBP: 0.233, SLG: 0.244 Duke Snider, L OBP: 0.330, SLG: 0.441 Don Zimmer, R OBP: 0.323, SLG: 0.312 (5, 6)																	1 0 0 0 0 0 0 1 0 1 1 0 0 0 1 0 0 0 1 0 0			
Don Drysdale, R OBP: 0.143, SLG: 0.206 (1, 1)																	4 0 0 0 0 2 4			
Inning Stats	R: 0 E: 0 K: 1 S: 8	H: 0 LOB: 1 BB: 1 P: 14	R: 0 E: 0 K: 0 S: 6	H: 0 LOB: 0 BB: 0 P: 7	R: 0 E: 0 K: 1 S: 10	H: 1 LOB: 1 BB: 0 P: 17	R: 2 E: 0 K: 1 S: 13	H: 1 LOB: 2 BB: 3 P: 31	R: 2 E: 0 K: 0 S: 12	H: 3 LOB: 2 BB: 1 P: 22	R: 0 E: 0 K: 1 S: 7	H: 0 LOB: 0 BB: 0 P: 10	R: 0 E: 0 K: 1 S: 5	H: 0 LOB: 0 BB: 0 P: 8	R: 0 E: 0 K: 0 S: 8	H: 1 LOB: 2 BB: 1 P: 14	1B: 5 2B: 0 3B: 1 HR: 0	SF: 0 SAC: 1 DP: 0 HBP: 0	WP: 0 PB: 0 SB: 2 CS: 0	PA: 36
PITCHER Glen Hobbie, R ERA: 3.29 Bill Henry, L ERA: 3.51 (7, 1)	IP: 6.0 WLS: L BF: 28 H: 5 R: 4 ER: 4 SO: 4 BB: 4 IBB: 0 HBP: 0 BLK: 0 WP: 0 HR: 0 S: 56 P: 101 ERA: 6.00 WHIP: 1.500															PITCHER Don Drysdale, R ERA: 3.47 (1, 1)	IP: 9.0 WLS: W BF: 35 H: 5 R: 1 ER: 1 SO: 11 BB: 3 IBB: 0 HBP: 1 BLK: 0 WP: 0 HR: 1 S: 95 P: 152 ERA: 1.00 WHIP: 0.889			


Chicago Cubs @ Los Angeles Dodgers
Los Angeles Memorial Coliseum, Los Angeles, CA
Wed May 27 1959, 10:05 PM EDT
Att: 12,701 - Unknown

AB 29
R 4
H 6
RBI 4
BB 6
SO 5
LOB 15



Batter	1	2	3	4	5	6	7	8	9	AB	R	H	RBI	BB	SO	LOB	TOP										
Tony Taylor, R (1,4) C OBP: 0.352, SLG: 0.411	0-1 1B	2-1 1B		0-0 1-3			4-1 1B 14 HR BB		2-1 F8	4	2	2	0	1	0	1											
Jim Marshall, L (1,3) F OBP: 0.346, SLG: 0.433	0-1 F8 14 BB 3B	1-0 F7		3-2 1B 2-H			3-2 14 HR 1B		4-1 14 PB BB E	4	2	3	2	1	0	1											
Irv Noren, L (1,8) F George Altman, L (7,8) S OBP: 0.227, SLG: 0.318 OBP: 0.294, SLG: 0.340	2-3 K		1-3 K	2-2 L7			2-1 F5		4-1 14 PB BB E	4	0	0	0	0	2	4											
14 Ernie Banks, R (1,6) S OBP: 0.354, SLG: 0.550	4-2 BB 1-2 BB		0-1 1B		2-1 F8		0-0 1B		4-0 E 1-2 3-H IBB	3	1	2	3	2	0	0											
Walt Moryn, L (1,7) X OBP: 0.331, SLG: 0.390	0-0 F8		2-2 F9		0-0 L1		0-0 F9		3-2 E9	5	0	1	2	0	0	3											
Bobby Thomson, R (1,9) B OBP: 0.291, SLG: 0.427	4-2 1-2 BB		0-0 FC6-4 1B		3-2 F9		3-2 5-3		1-3 2-H 3-H 4-0 IBB	3	0	1	0	2	0	0											
Earl Averill, R (1,2) X OBP: 0.254, SLG: 0.414	2-2 F8		0-1 FC6-4 1-2			4-2 L1-3 BB		2-1 6-3	2-3 K	4	0	0	0	1	1	8											
Alvin Dark, R (1,5) S Dale Long, L (9, PH) S Randy Jackson, R (9,5) S OBP: 0.331, SLG: 0.324 OBP: 0.327, SLG: 0.519 OBP: 0.333, SLG: 0.458		2-1 5-3		1-1 SH3-4 1B		2-2 L1-3		3-3 K	3-1 F7	4	1	1	0	0	1	1											
Seth Morehead, L (1,1) X Dave Hillman, R (1,1) S Don Elston, R (9,1) S OBP: 0.192, SLG: 0.087		1-1 B1-3		0-0 SH3-4		0-3 K		1-3 K		0	0	0	0	0	0	0											
Inning Stats	R: 1 E: 0 K: 1 S: 17	H: 2 LOB: 3 BB: 2 P: 29	R: 0 E: 0 K: 0 S: 7	H: 1 LOB: 1 BB: 0 P: 13	R: 0 E: 0 K: 1 S: 12	H: 2 LOB: 2 BB: 0 P: 15	R: 1 E: 0 K: 0 S: 12	H: 2 LOB: 1 BB: 0 P: 18	R: 0 E: 0 K: 1 S: 6	H: 0 LOB: 0 BB: 1 P: 11	R: 3 E: 0 K: 0 S: 12	H: 2 LOB: 0 BB: 1 P: 26	R: 0 E: 0 K: 2 S: 8	H: 0 LOB: 0 BB: 0 P: 14	R: 2 E: 1 K: 1 S: 12	H: 1 LOB: 3 BB: 4 P: 38	1B: 8 2B: 1 3B: 1 HR: 1	SF: 0 SAC: 1 DP: 1 HBP: 0	WP: 0 PB: 1 SB: 0 CS: 0	PA: 44							
PITCHER	IP 6.0	WLS 29	BF 8	H 4	R 4	ER 1	SO 3	BB 4	IBB 0	HBP 0	BLK 0	WP 0	HR 0	S 67	P 112	ERA 6.00	WHIP 2.000										
Stan Williams, R (1,1) S Johnny Kippstein, R (7,1) S Art Fowler, R (8,1) S Clem Labine, R (9,1) S ERA: 5.17 ERA: 4.75 ERA: 5.49 ERA: 4.65	1.0 1.1 0.2	L	8	1	2	2	2	0	1	0	0	0	0	15	38	13.50	2.250										
Batter	1	2	3	4	5	6	7	8	9	AB	R	H	RBI	BB	SO	LOB	BOTTOM										
Jim Gilliam, S (1,7) B OBP: 0.397, SLG: 0.333	4-1 1B 2B BB	2-2 F6			2-3 K		2-1 4-3 2H 2B		0-1 F9	4	1	1	1	1	1	1											
Charlie Neal, R (1,4) B OBP: 0.353, SLG: 0.415	2-1 1-3 2B	1-3 K			0-0 6-3		0-1 4-3		0-3 K	5	1	1	0	0	2	2											
Don Demeter, R (1,8) S OBP: 0.335, SLG: 0.509	0-3 K	0-0 F6			3-3 K		1-1 5-3			4	0	0	0	0	2	3											
Gil Hodges, R (1,3) S OBP: 0.374, SLG: 0.519	4-0 2B IBB		1-3 K		0-1 HR		0-1 SH3-4 1B			3	2	2	1	1	1	0											
Rip Repulski, R (1,9) B Ron Fairly, L (6, PH) S OBP: 0.425, SLG: 0.438 OBP: 0.402, SLG: 0.443	1-1 WP 2B		1-3 K		0-0 F3		1-0 SH3-4		1-2 1B	2	0	1	3	0	1	0											
Dick Gray, R (1,5) B OBP: 0.269, SLG: 0.326	4-1 WP BB		1-2 F4		1-3 K		1-2 F8		1-2 F8	3	0	0	0	1	1	1											
Joe Pignatano, R (1,2) S John Roseboro, L (1, PH) S OBP: 0.299, SLG: 0.294 OBP: 0.340, SLG: 0.276	4-1 1-2 2-3 IBB			0-3 K		1-3 K		1-0 F8		0	0	0	0	0	0	0											
Bob Lillis, R (1,6) S Duke Snider, L (1, PH) S OBP: 0.233, SLG: 0.244 OBP: 0.337, SLG: 0.443	2-3 K			4-3 K			0-1 SH1-4 2B 1B		1-1 1B	0	0	0	0	0	0	0											
Stan Williams, R (1,1) S Johnny Kippstein, R (7,1) S Wally Moon, L (8,1) S Art Fowler, R (9,1) S Clem Labine, R (9, PH) S OBP: 0.167, SLG: 0.992 OBP: 0.249, SLG: 0.410 OBP: 0.302, SLG: 0.100 OBP: 0.407, SLG: 0.469	0-3 K			3-3 K		1-1 SH1-4 1B		0-3 K		2	0	0	0	0	2	3											
Inning Stats	R: 3 E: 0 K: 3 S: 17	H: 2 LOB: 3 BB: 4 P: 38	R: 0 E: 0 K: 1 S: 8	H: 0 LOB: 0 BB: 0 P: 11	R: 0 E: 0 K: 2 S: 10	H: 0 LOB: 0 BB: 0 P: 13	R: 0 E: 0 K: 2 S: 8	H: 0 LOB: 0 BB: 0 P: 13	R: 1 E: 0 K: 2 S: 10	H: 1 LOB: 0 BB: 0 P: 12	R: 1 E: 0 K: 0 S: 10	H: 2 LOB: 1 BB: 0 P: 14	R: 0 E: 0 K: 0 S: 7	H: 1 LOB: 1 BB: 0 P: 10	R: 0 E: 0 K: 2 S: 11	H: 1 LOB: 1 BB: 0 P: 12	1B: 4 2B: 2 3B: 0 HR: 1	SF: 0 SAC: 2 DP: 0 HBP: 0	WP: 1 PB: 0 SB: 0 CS: 0	PA: 38							
PITCHER	IP 0.1	WLS 29	BF 5	H 2	R 2	ER 2	SO 11	BB 0	IBB 1	HBP 0	BLK 0	WP 1	HR 1	S 71	P 103	ERA 2.35	WHIP 0.652										
Seth Morehead, L (1,1) S Dave Hillman, R (1,1) S Don Elston, R (9,1) S ERA: 7.41 ERA: 3.07 ERA: 3.32	7.2	W	29	5	2	2	11	0	1	0	0	1	1	71	103	2.35	0.652										
Chicago Cubs @ Los Angeles Dodgers Los Angeles Memorial Coliseum, Los Angeles, CA Thu May 28 1959, 10:05 PM EDT Att: 13,079 - Unknown																											
																											

Batter	1	2	3	4	5	6	7	8	9	AB	R	H	RBI	BB	SO	LOB	TOP					
Tony Taylor , R OBP: 0.348, SLG: 0.401 (1, 4)	1-1 1-3		4-2 BB	2-3 K	0-1 6-3			0-0 4-3		4	0	0	0	1	1	2	<p>Chicago Cubs @ Los Angeles Dodgers Los Angeles Memorial Coliseum, Los Angeles, CA</p> <p>Fri May 29 1959, 10:05 PM EDT Att: 18,297 - Unknown</p> <p>livebaseballscores.com</p> <p>AB 38 R 9 H 9 RBI 7 BB 4 SO 11 LOB 17</p> 					
Jim Marshall , L OBP: 0.326, SLG: 0.408 (1, 3)	2-0 E6 14 CS		1-3 BB	3-2 SF9		1-2 F9		1-1 4-3		4	0	0	1	0	1	1						
Lee Walls , R OBP: 0.340, SLG: 0.366 George Altman , L OBP: 0.313, SLG: 0.347 (1, 9) (4, PH) (4, 8)	2-3 K		3-3 K	3-H 6-0 E 14 1B		4-0 BB FC6-4		4-2 BB 14 WP		2	0	0	0	0	2	2						
14 Ernie Banks , R OBP: 0.350, SLG: 0.540 (1, 6)	1-1 CS	1-1 E6 1B		E6 BB 1B E8 1B		1-2 FC6-4 1B		1-3 BB K		5	2	1	0	0	1	2						
Bobby Thomson , R OBP: 0.311, SLG: 0.449 (1, 8) (4, 9)		1-2 1B		BB 1B 2B 3-1		0-1 1B		1-2 1-3 1B		4	1	3	1	1	0	0						
Walt Moryn , L OBP: 0.330, SLG: 0.386 Irv Noren , L OBP: 0.217, SLG: 0.304 (1, 7) (8, 7)		0-3 1B		BB 1B		2-1 F6		1-2 3-1		4	1	1	1	0	1	5						
Earl Averill , R OBP: 0.265, SLG: 0.460 (1, 2)		2-3 K		1-2 E 1B 2-H 1B		0-0 HR		2-1 F2		5	2	2	2	0	2	2						
Alvin Dark , R OBP: 0.329, SLG: 0.321 (1, 5)		0-3 K		0-0 E SF9 1B		2-2 4-3		0-2 6-3		4	1	1	1	0	1	2						
Moe Drabowsky , R OBP: 0.182, SLG: 0.190 Bill Henry , L OBP: 0.162, SLG: 0.162 (1, 1) (6, 1)				0-1 E 1B 2-H 1B		2-2 6-3		1-3 K		3	1	0	0	0	1	1						
Inning Stats	R: 0 E: 1 K: 1 S: 7	H: 0 LOB: 0 BB: 0 P: 13	R: 0 E: 1 K: 3 S: 16	H: 1 LOB: 2 BB: 0 P: 20	R: 0 E: 0 K: 3 S: 11	H: 0 LOB: 1 BB: 1 P: 19	R: 8 E: 3 K: 1 S: 27	H: 6 LOB: 1 BB: 1 P: 43	R: 1 E: 0 K: 0 S: 10	H: 1 LOB: 0 BB: 0 P: 14	R: 0 E: 0 K: 0 S: 10	H: 1 LOB: 2 BB: 1 P: 18	R: 0 E: 0 K: 2 S: 9	H: 0 LOB: 0 BB: 0 P: 13	R: 0 E: 0 K: 1 S: 10	H: 0 LOB: 1 BB: 1 P: 16	R: 0 E: 0 K: 0 S: 8	H: 0 LOB: 0 BB: 0 P: 12	1B: 7 2B: 1 3B: 0 HR: 1	SF: 1 SAC: 0 DP: 0 HBP: 0	WP: 1 PB: 0 SB: 0 CS: 1	PA: 44
PITCHER	IP WLS BF H R ER SO BB IBB HBP BLK WP HR S P ERA WHIP																					
Danny McDevitt , L ERA: 3.93 (1, 1)	3.0 L 18 4 2 1 0 1 0 0 0 0 0 0 9 15 6.00 3.000																					
Art Fowler , R ERA: 5.4 (4, 1)	0.2 11 3 2 1 0 1 0 0 0 0 0 1 23 37 3.86 1.714																					
Carl Erskine , R ERA: 7.56 (4, 1)	2.1 7 0 0 0 3 1 0 0 0 0 1 0 19 29 0.00 0.500																					
Gene Snyder , L ERA: 3.6 (7, 1)	2.0 3 0 0 0 0 0 0 0 0 0 0 0 8 12 0.00 0.000																					
Johnny Klippstein , R ERA: 4.6 (9, 1)	1.0 3 0 0 0 0 0 0 0 0 0 0 0 8 12 0.00 0.000																					

Batter	1	2	3	4	5	6	7	8	9	AB	R	H	RBI	BB	SO	LOB	BOTTOM					
Jim Gilliam , S OBP: 0.390, SLG: 0.328 (1, 4)	3-2 4-3		1-2 6-3		2-2 6-3	3-2 BB 1B		0-0 F2		5	0	1	2	0	0	0	<p>Chicago Cubs @ Los Angeles Dodgers Los Angeles Memorial Coliseum, Los Angeles, CA</p> <p>Fri May 29 1959, 10:05 PM EDT Att: 18,297 - Unknown</p> <p>livebaseballscores.com</p> <p>AB 35 R 4 H 10 RBI 4 BB 4 SO 7 LOB 19</p> 					
Wally Moon , L OBP: 0.379, SLG: 0.413 (1, 7)	3-1 WP 1B		0-0 4-3		2-1 WP 1B	4-2 G5-4-3 BB		2-3 K		4	0	2	0	1	1	0						
Ron Fairly , L OBP: 0.400, SLG: 0.451 Rip Repulski , R OBP: 0.405, SLG: 0.412 (1, 8) (6, PH) (7, 9)	2-3 K		0-1 1B 2B		0-1 F8	1-2 G5-4-3 BB		0-1 5-3		3	1	1	0	0	1	2						
Duke Snider , L OBP: 0.346, SLG: 0.450 (1, 9) (7, 8)	2-1 WP 1B		0-0 1B		2-2 L6			1-3 K		3	0	2	1	0	0	1						
Solly Drake , S OBP: 0.333, SLG: 0.250 (7, PH) (8, 8)	1-2 1B		2-H 1B		1-2 1B					1	0	0	0	0	1	0						
Gil Hodges , R OBP: 0.370, SLG: 0.505 (1, 3)	2-3 K		1-1 F8			4-1 2B BB		3-3 K		3	1	0	0	1	2	3						
John Roseboro , L OBP: 0.346, SLG: 0.289 (1, 2)		4-1 4-3 BB		0-0 4-3		0-1 BB 1B 2B		3-2 F7		3	1	1	0	1	0	0						
Dick Gray , R OBP: 0.250, SLG: 0.300 (1, 5)		2-1 F4		1-0 F2		2-1 E8 BB 1B		0-3 K		4	1	0	0	0	1	3						
Bob Lillis , R OBP: 0.298, SLG: 0.295 (1, 6)		0-1 1B		0-0 1B		4-2 1B BB		0-2 G5-4-3 1B		3	0	3	1	1	0	0						
Danny McDevitt , L OBP: 0.176, SLG: 0.236 Art Fowler , R OBP: 0.100, SLG: 0.100 Carl Erskine , R OBP: 0.333, SLG: 0.506 Gene Snyder , L OBP: 0.305, SLG: 0.309 Don Zimmerman , R OBP: 0.305, SLG: 0.309 Johnny Klippstein , R ERA: 4.6 (1, 1) (4, 1) (4, 1) (6, PH) (7, 1) (8, PH) (9, 1)	0-2 4-3		1-0 1-3		1-0 1-3	1-3 3-H 1B		0-2 G5-4-3		1	0	0	0	0	0	2						
Inning Stats	R: 0 E: 0 K: 2 S: 13	H: 2 LOB: 2 BB: 0 P: 25	R: 0 E: 0 K: 0 S: 8	H: 1 LOB: 1 BB: 1 P: 14	R: 1 E: 0 K: 0 S: 9	H: 2 LOB: 1 BB: 0 P: 11	R: 0 E: 0 K: 0 S: 4	H: 1 LOB: 1 BB: 0 P: 6	R: 0 E: 0 K: 0 S: 10	H: 1 LOB: 1 BB: 0 P: 16	R: 3 E: 1 K: 1 S: 19	H: 2 LOB: 2 BB: 3 P: 38	R: 0 E: 0 K: 2 S: 11	H: 0 LOB: 0 BB: 0 P: 18	R: 0 E: 0 K: 1 S: 9	H: 1 LOB: 0 BB: 0 P: 9	R: 0 E: 0 K: 1 S: 7	H: 0 LOB: 0 BB: 0 P: 9	1B: 8 2B: 2 3B: 0 HR: 0	SF: 0 SAC: 0 DP: 2 HBP: 0	WP: 2 PB: 0 SB: 0 CS: 0	PA: 39
PITCHER	IP WLS BF H R ER SO BB IBB HBP BLK WP HR S P ERA WHIP																					
Moe Drabowsky , R ERA: 4.29 (1, 1)	5.1 W 29 9 4 0 3 3 4 0 0 0 0 0 0 59 105 5.06 2.438																					
Bill Henry , L ERA: 3.16 (6, 1)	3.2 S 10 1 0 0 4 0 0 0 0 0 0 0 31 41 0.00 0.273																					

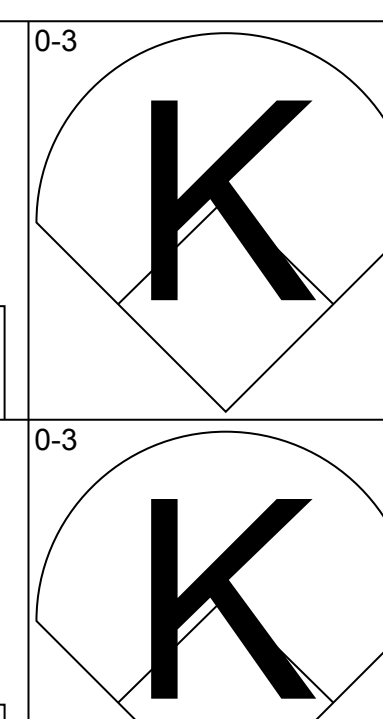
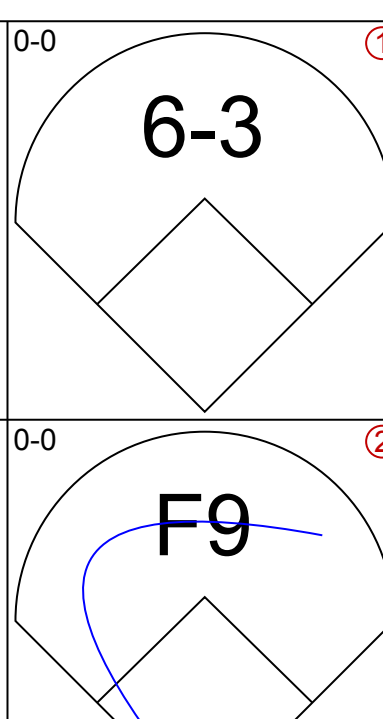
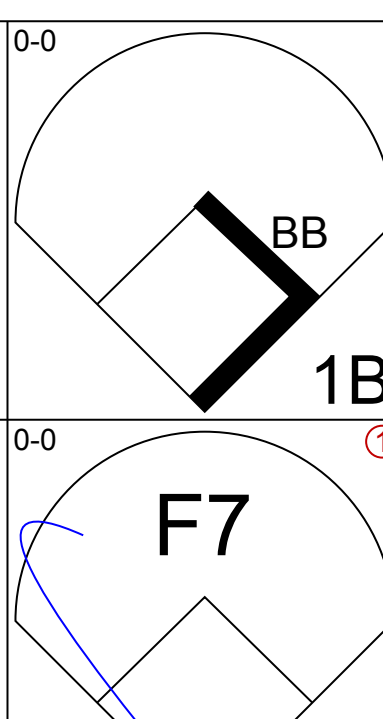
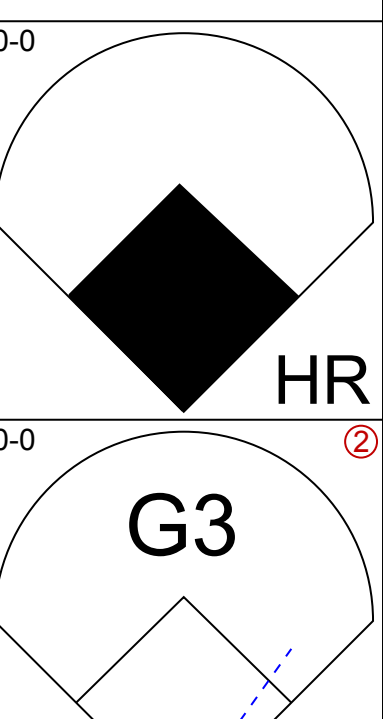
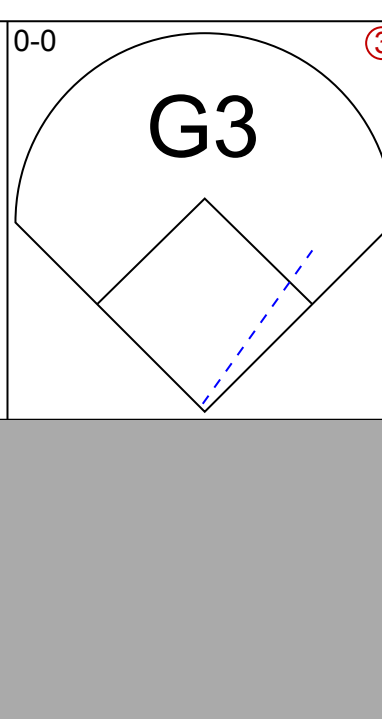
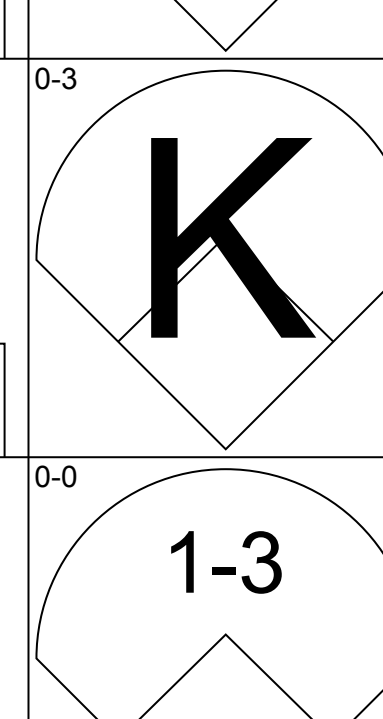
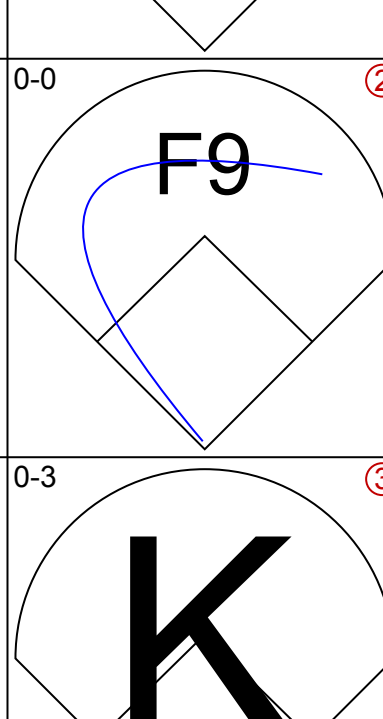
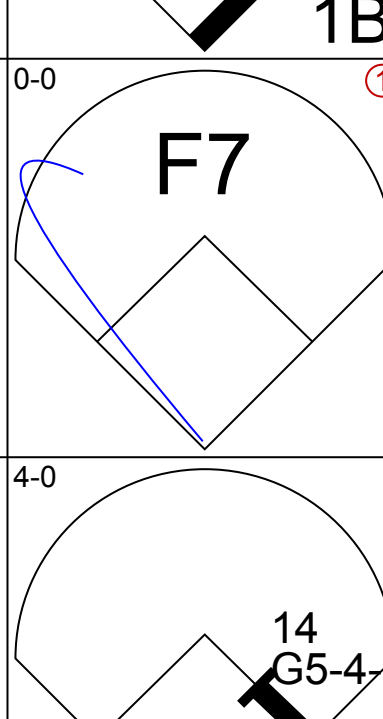
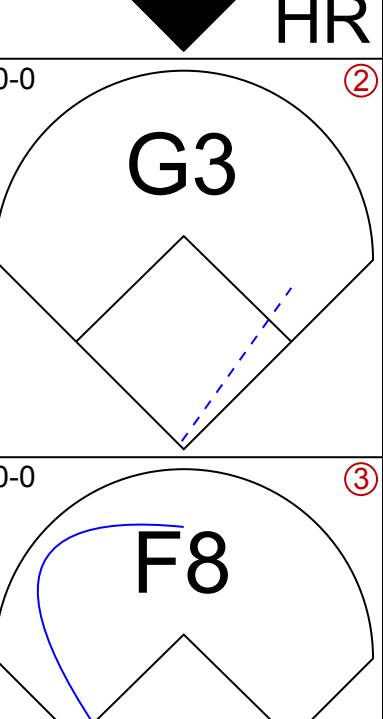
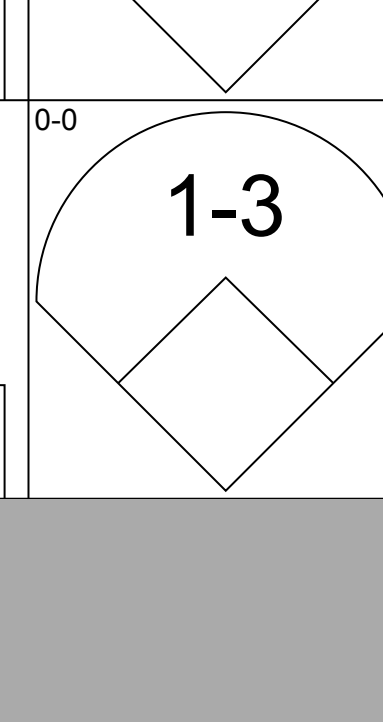
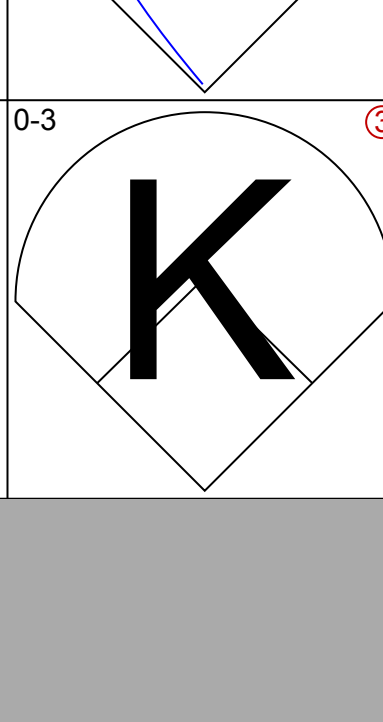
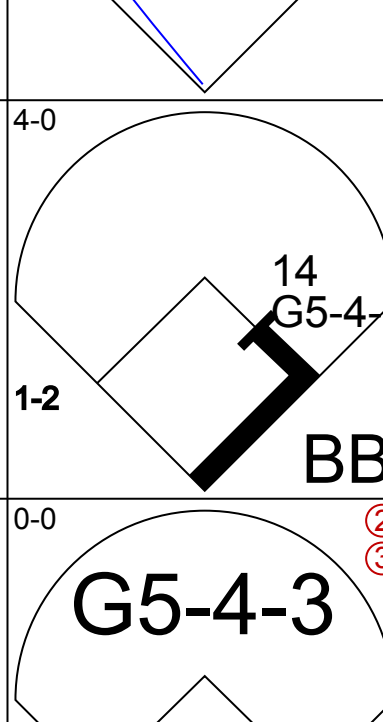
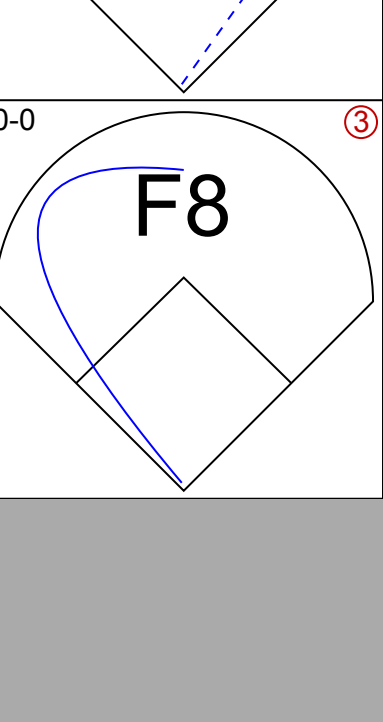
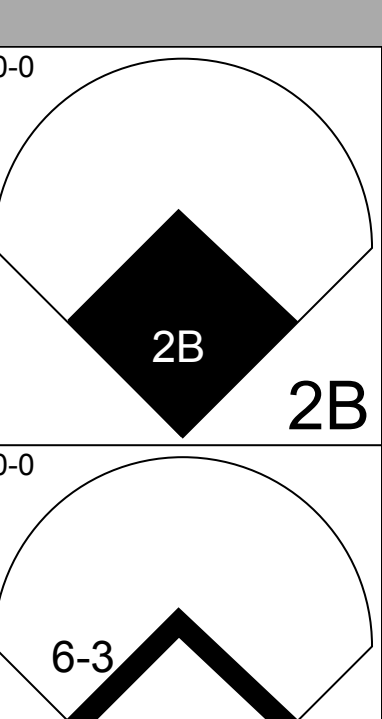
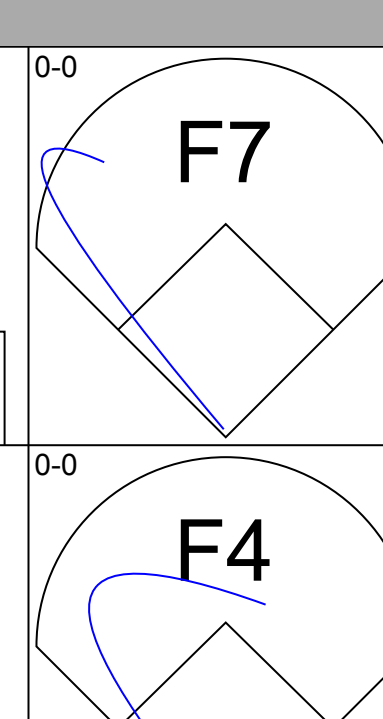
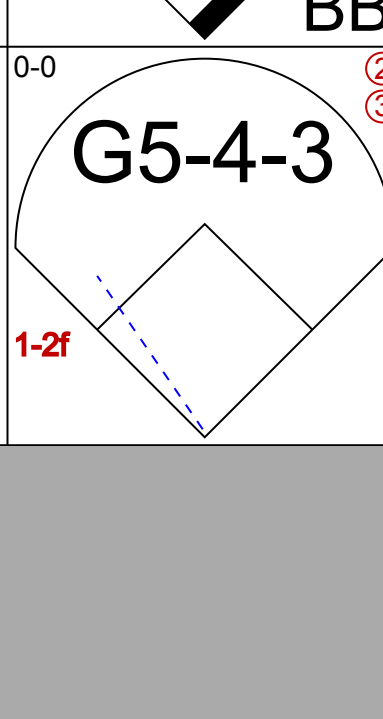
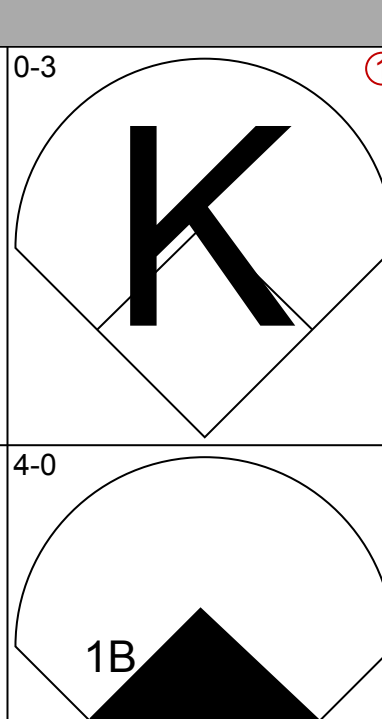
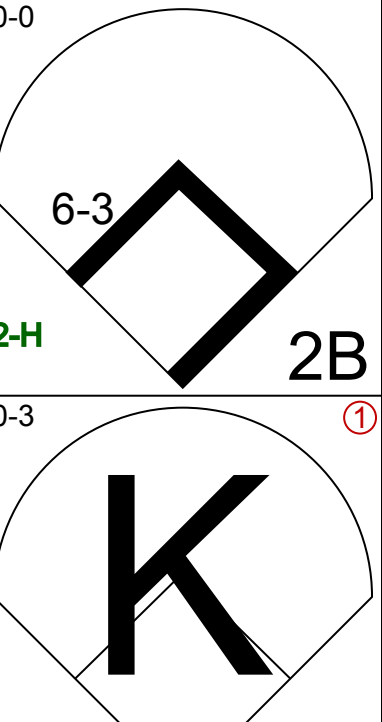
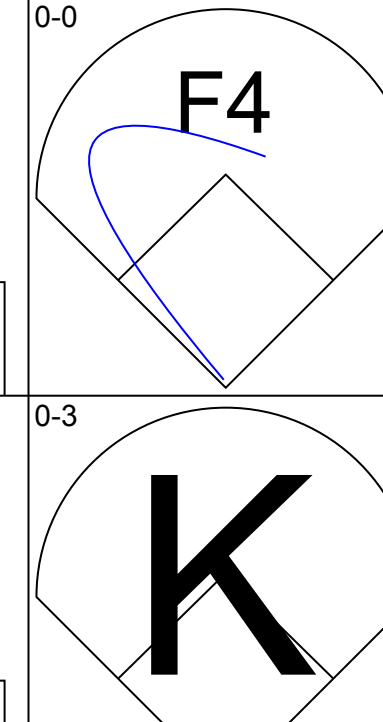
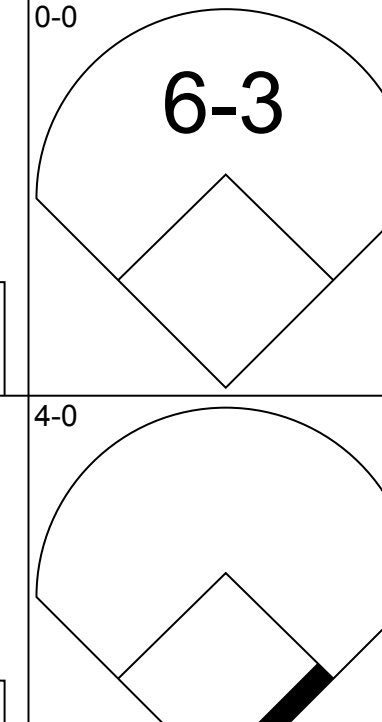
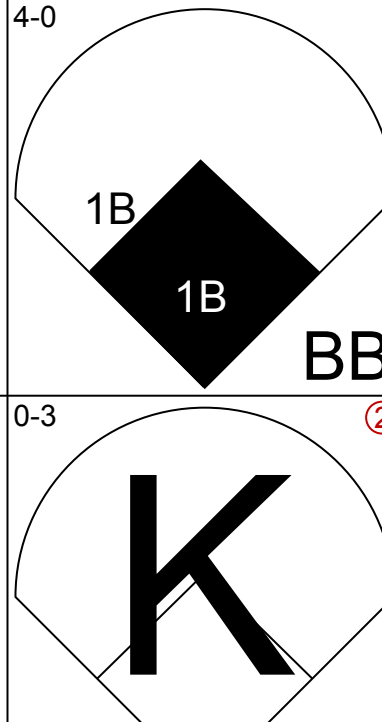

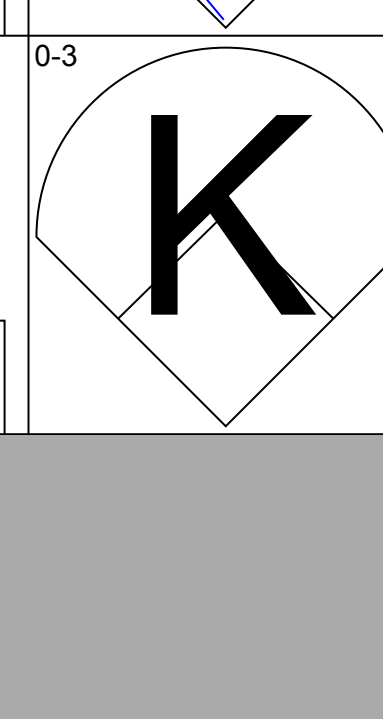
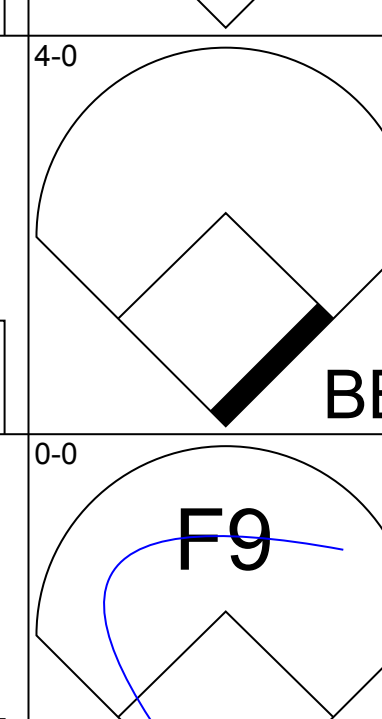
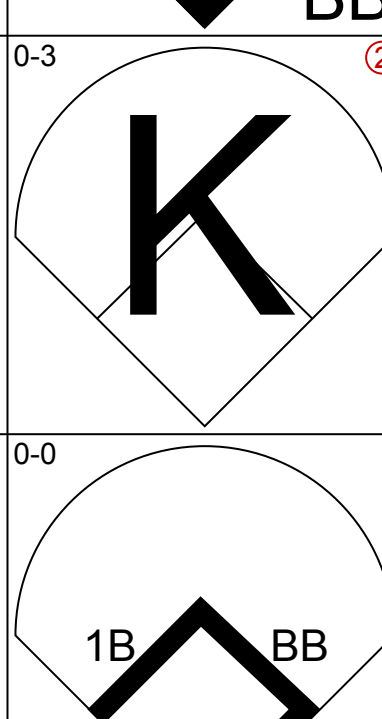

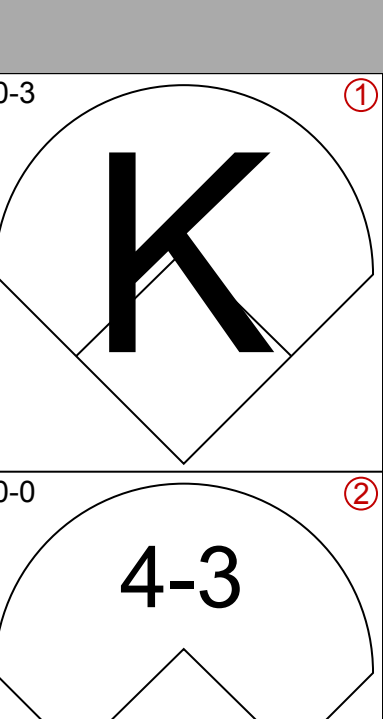
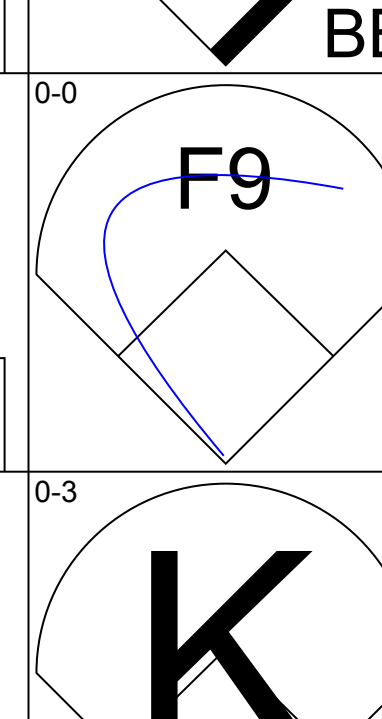
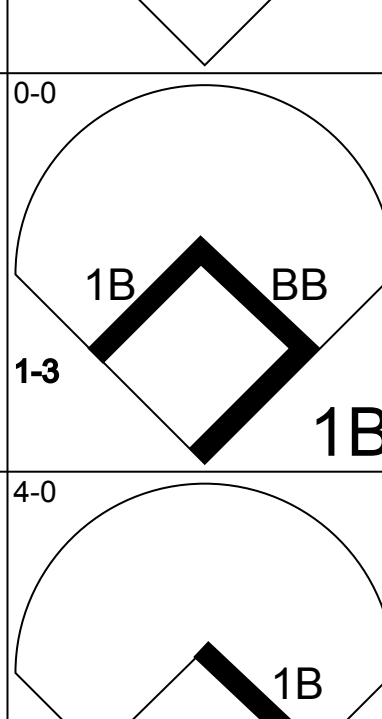
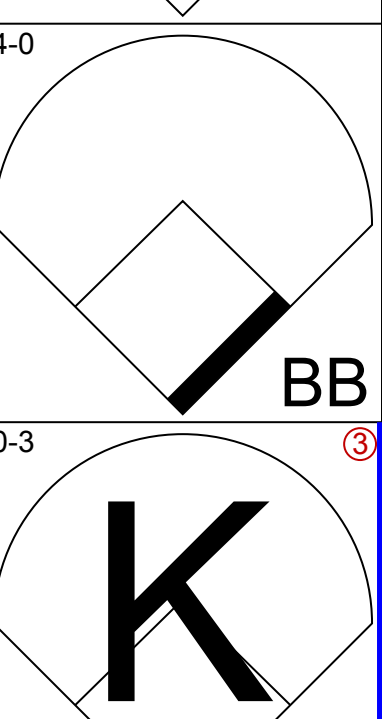
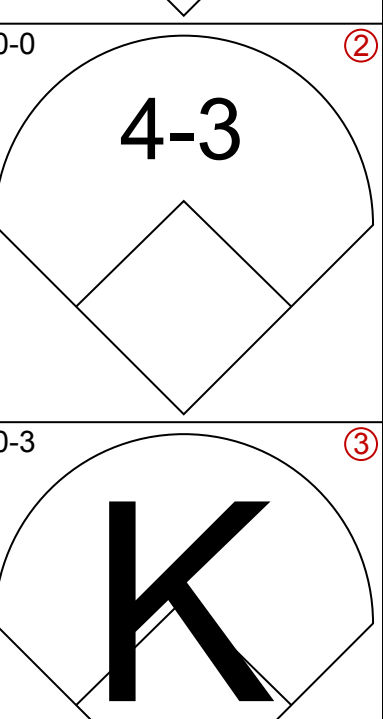

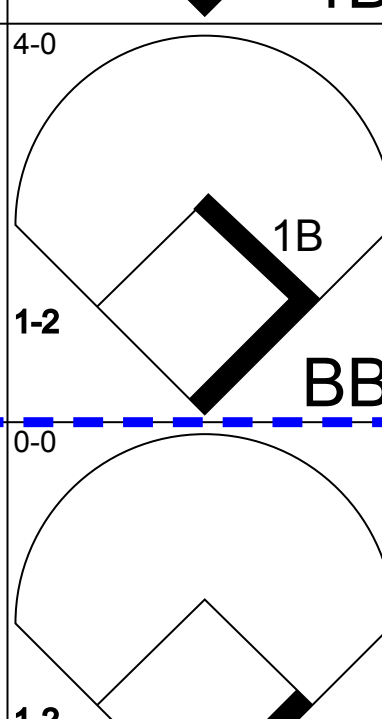
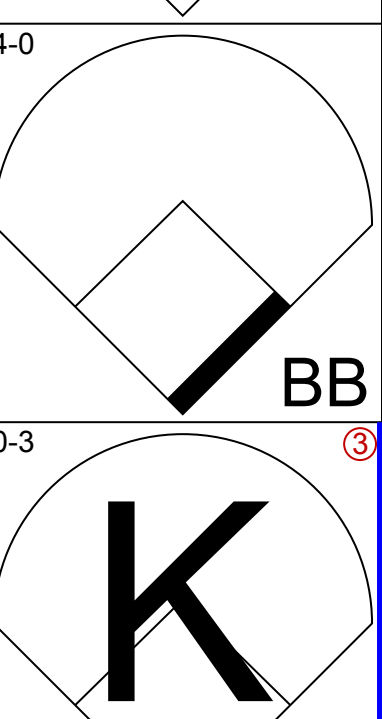
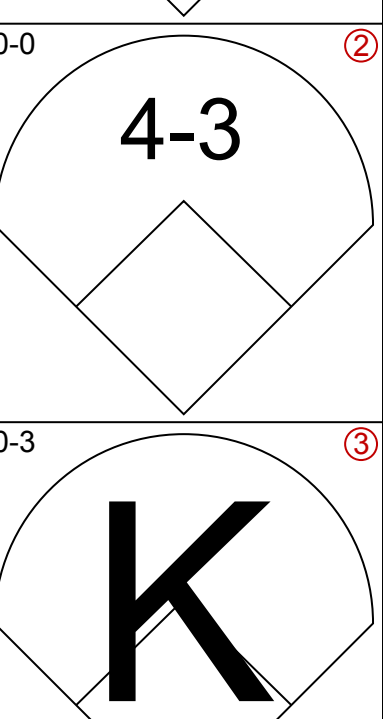
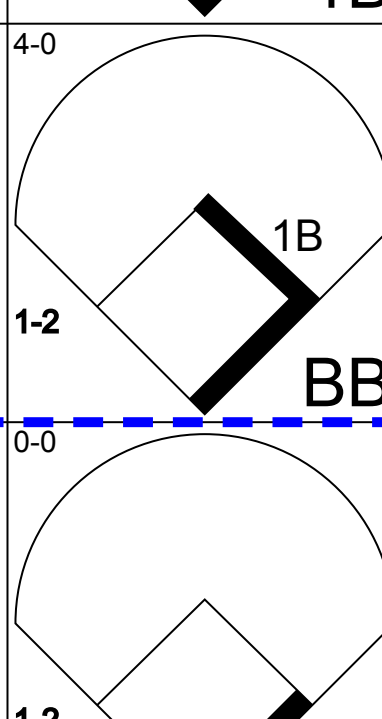
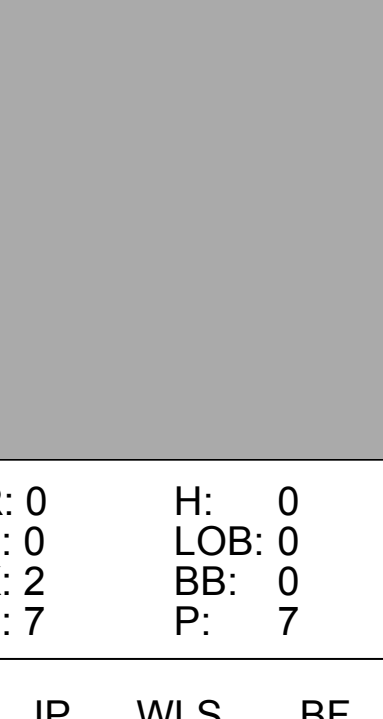
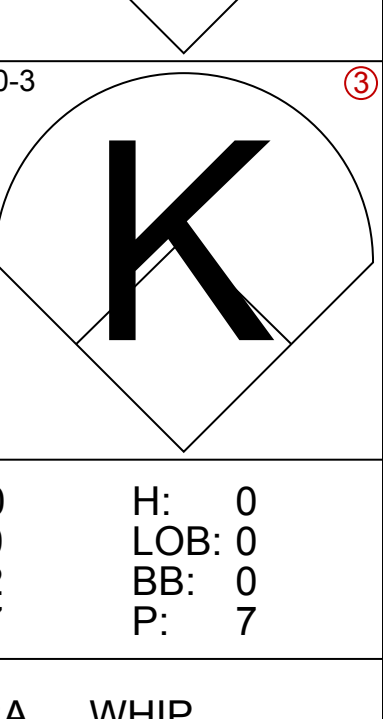
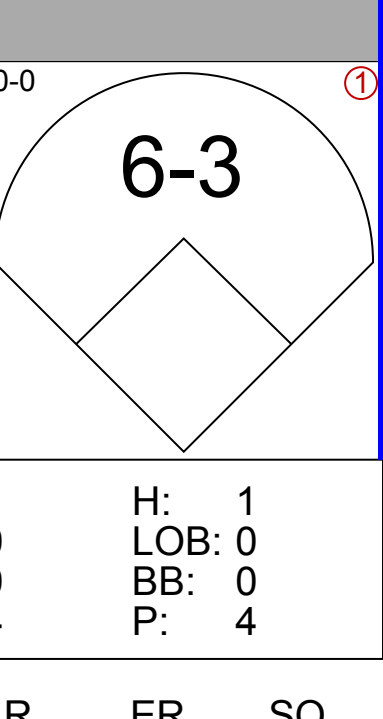
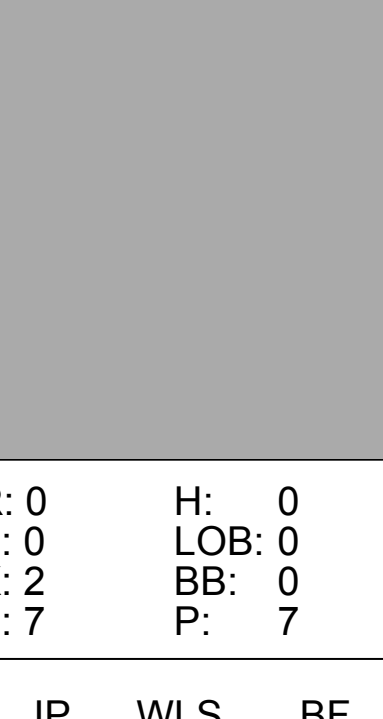
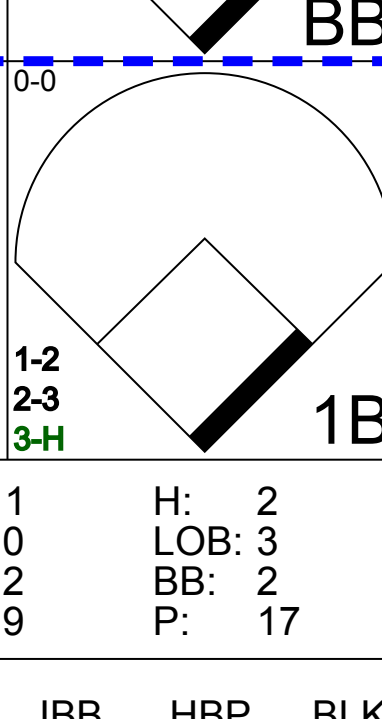
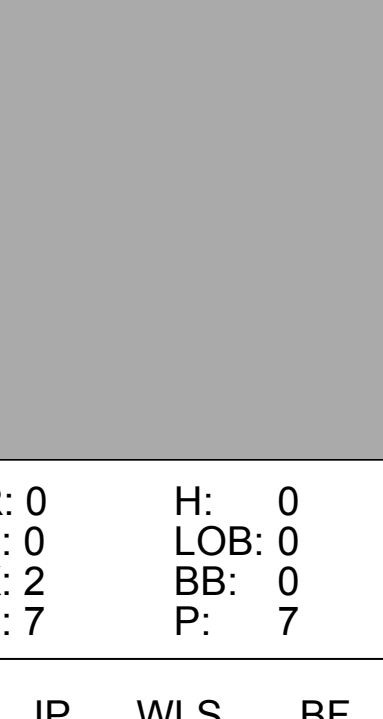
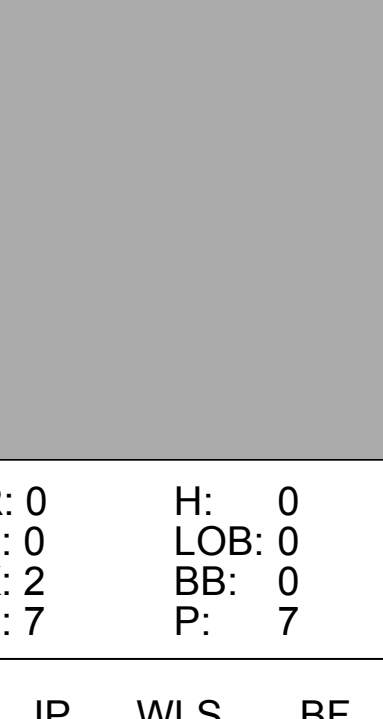
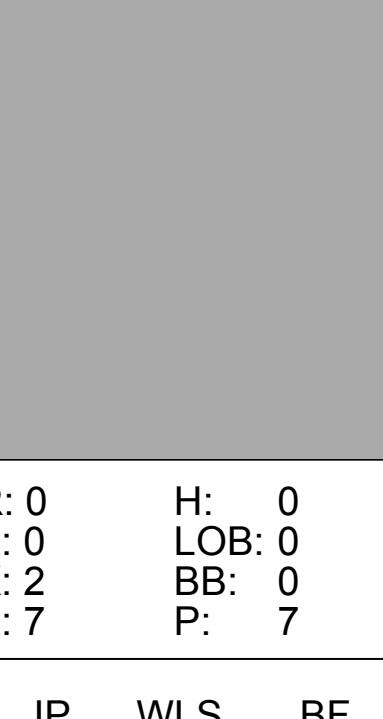
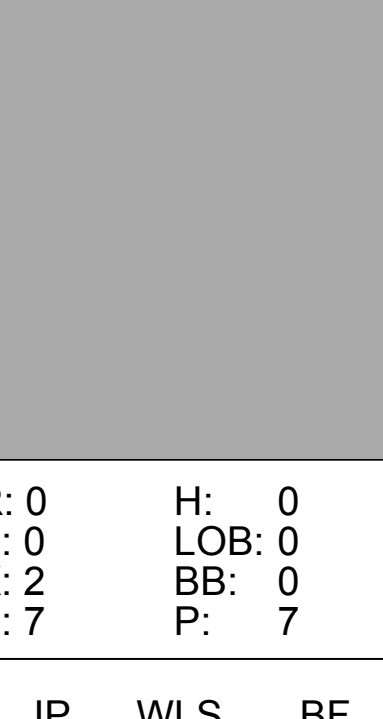
Batter	1	2	3	4	5	6	7	8	9	AB	R	H	RBI	BB	SO	LOB	TOP					
Tony Taylor, R (1, 4) OBP: 0.346, SLG: 0.398	0-3 K ①		0-3 K ③					0-0 6-3 ②		4	0	1	1	0	2	0	Chicago Cubs @ San Francisco Giants Seals Stadium, San Francisco, CA Sat May 30 1959, 6:33 AM EDT Att: 21,890 - Unknown					
Jim Marshall, L (1, 3) OBP: 0.322, SLG: 0.392	0-3 K ②			0-3 K ①	0-3 K ③			4-0 BB		3	0	0	0	1	3	2						
Lee Walls, R (1, 9) OBP: 0.331, SLG: 0.355	0-0 6-3 ③			0-3 K ②				0-0 F9 ③		4	0	0	0	0	2	1						
14 Ernie Banks, R (1, 6) OBP: 0.353, SLG: 0.539		0-0 F8 ①		0-0 1B				0-0 F4 ②		4	0	2	0	0	0	0						
Bobby Thomson, R (1, 8) OBP: 0.310, SLG: 0.441		0-0 F8 ②						0-0 F9 ③		4	1	1	0	0	0	1						
Walt Moryn, L (1, 7) OBP: 0.330, SLG: 0.381 Randy Jackson, R (9, PH) OBP: 0.321, SLG: 0.440		4-0 FC5-4 BB			0-3 K ①			0-3 K ①		2	0	0	0	1	2	1						
Earl Averill, R (1, 2) OBP: 0.266, SLG: 0.446		0-0 FC5-4 1-2			4-0 1B BB			0-3 K ③		1	0	0	0	0	1	0						
Alvin Dark, R (1, 5) OBP: 0.323, SLG: 0.315			0-3 K ①					0-0 F7 ②		3	0	0	0	0	1	2						
Bob Anderson, R (1, 1) OBP: 0.231, SLG: 0.240 John Buzhardt, R (7, 1) Johnny Gonyl, R (8, PH) OBP: 0.297, SLG: 0.486 Elmer Singleton, R (8, 1)		0-0 6-3 ②			0-0 F7 ②			0-0 F8 ①		2	0	1	1	0	0	0						
					1-3 2-H 1B					0	0	0	0	0	0	0						
Inning Stats	R: 0 E: 0 K: 2 S: 7	H: 0 LOB: 0 BB: 0 P: 7	R: 0 E: 0 K: 0 S: 3	H: 0 LOB: 1 BB: 1 P: 7	R: 0 E: 0 K: 2 S: 7	H: 0 LOB: 0 BB: 0 P: 7	R: 0 E: 0 K: 2 S: 7	H: 1 LOB: 1 BB: 0 P: 7	R: 2 E: 1 K: 2 S: 10	H: 3 LOB: 2 BB: 1 P: 14	R: 0 E: 0 K: 1 S: 5	H: 0 LOB: 0 BB: 0 P: 5	R: 0 E: 0 K: 1 S: 5	H: 0 LOB: 0 BB: 0 P: 5	R: 0 E: 0 K: 0 S: 3	H: 0 LOB: 1 BB: 1 P: 7	R: 0 E: 0 K: 1 S: 5	H: 1 LOB: 0 BB: 0 P: 5	1B: 5 2B: 0 3B: 0 HR: 0	SF: 0 SAC: 0 DP: 1 HBP: 0	WP: 0 PB: 0 SB: 0 CS: 0	PA: 33
PITCHER Mike McCormick, L (1, 1) ERA: 3.42	IP: 9.0 WLS: W BF: 33 H: 5 R: 2 ER: 2 SO: 11 BB: 3 IBB: 0 HBP: 0 BLK: 0 WP: 0 HR: 0 S: 52 P: 64 ERA: 2.00 WHIP: 0.889																					

AB	30
R	2
H	5
RBI	2
BB	3
SO	11
LOB	8



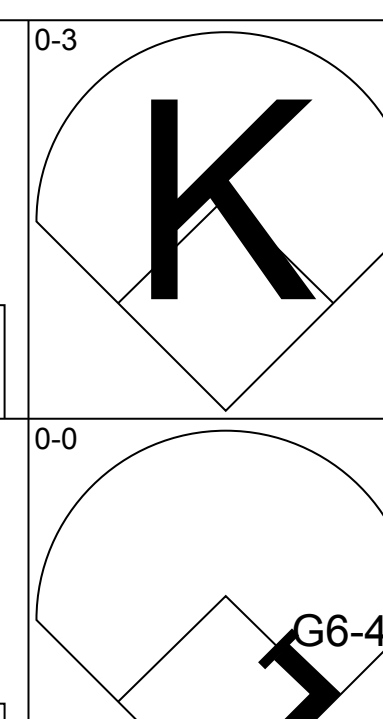
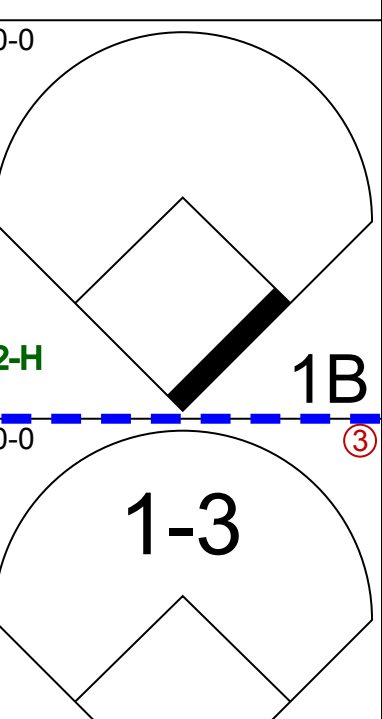
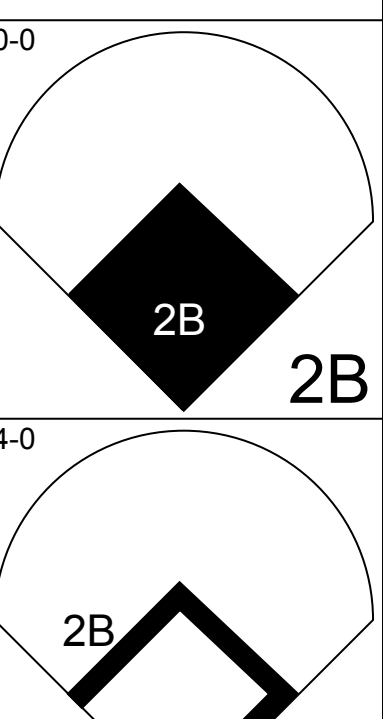

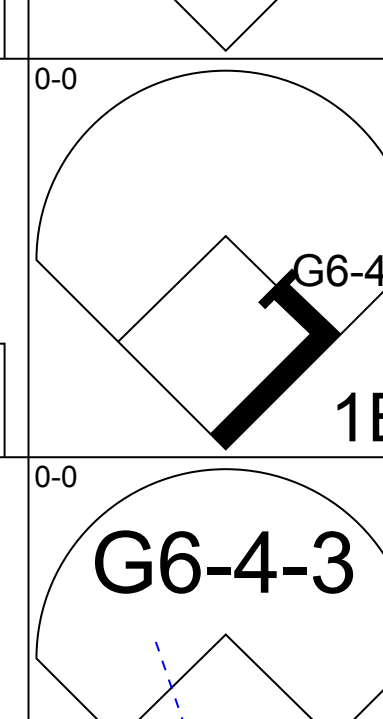
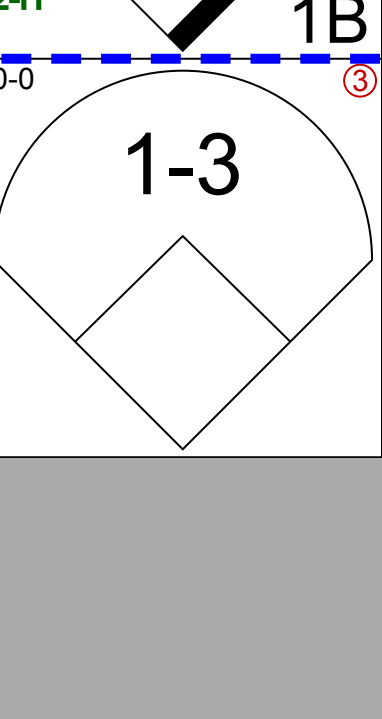
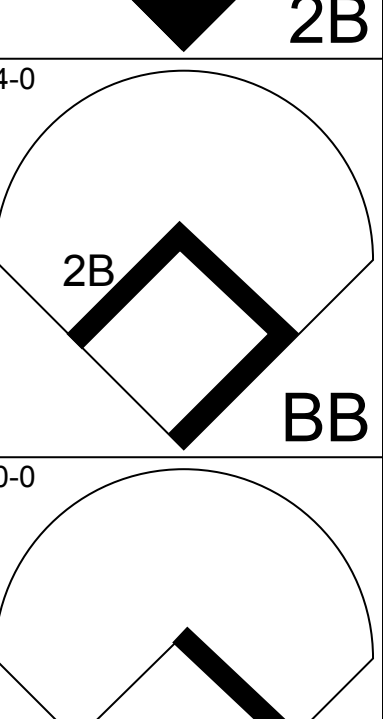
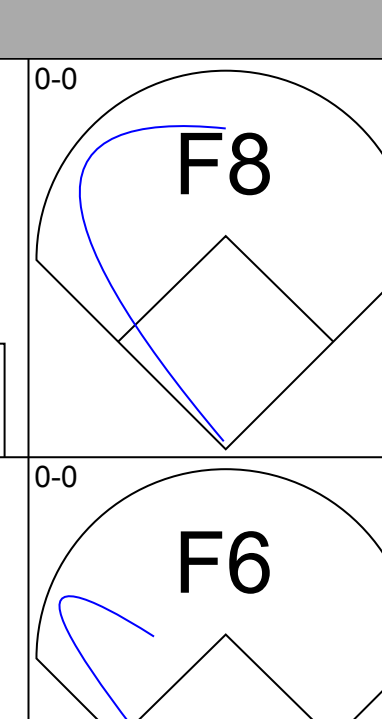
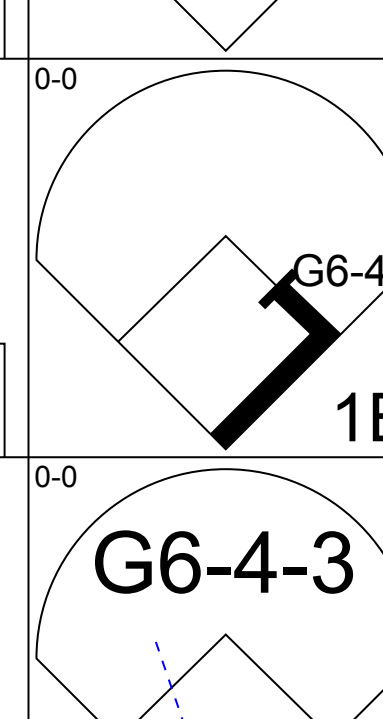
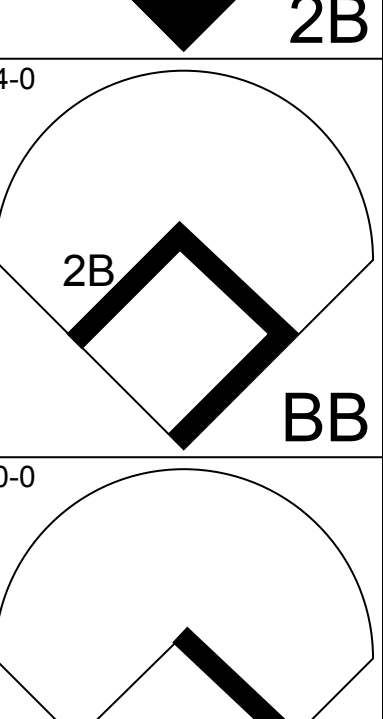
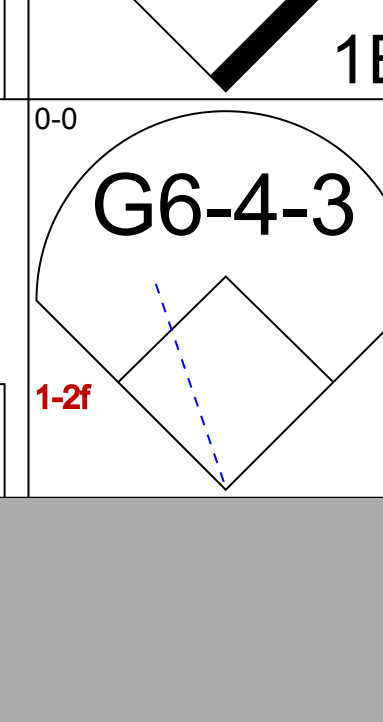
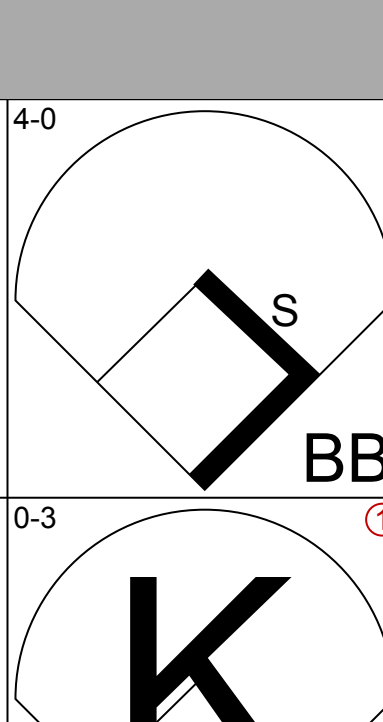
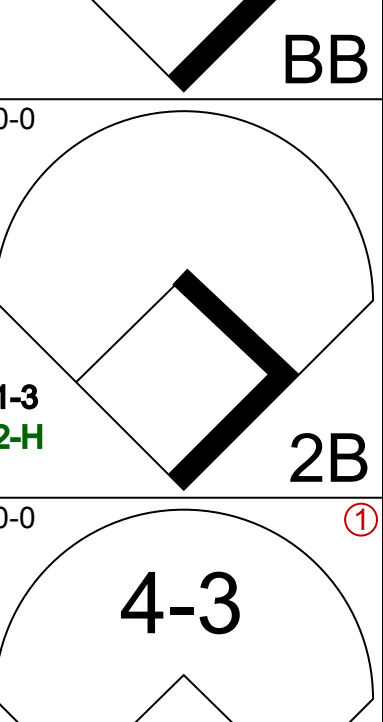
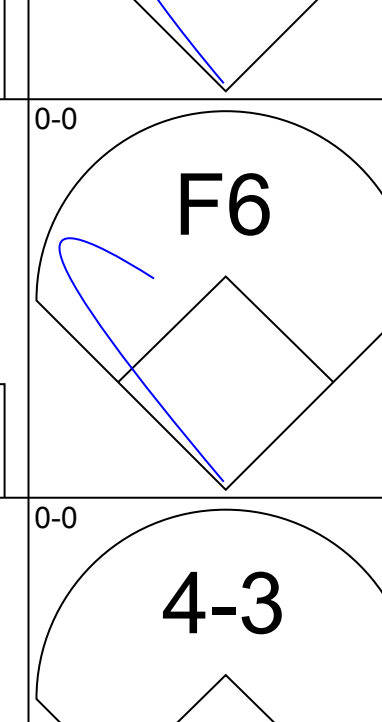
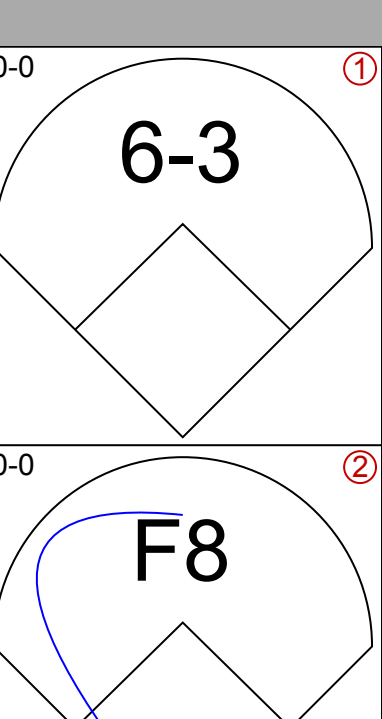
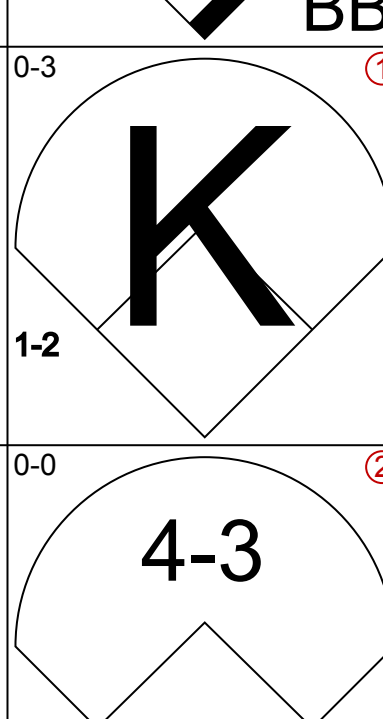
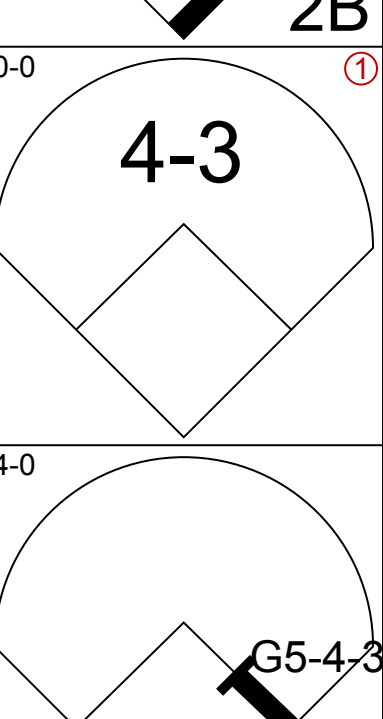
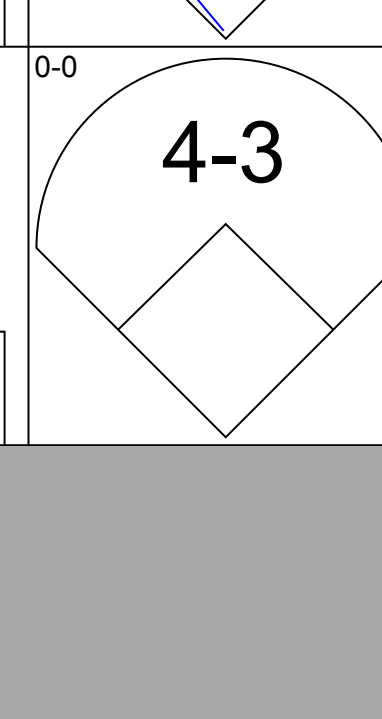
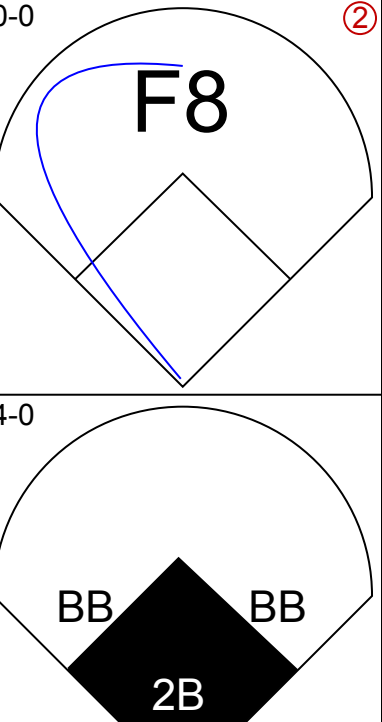
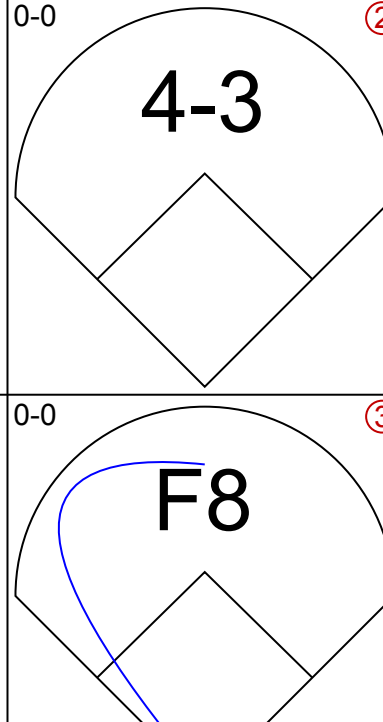
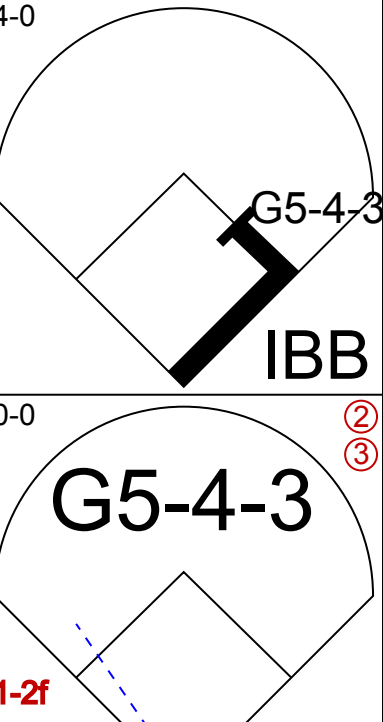
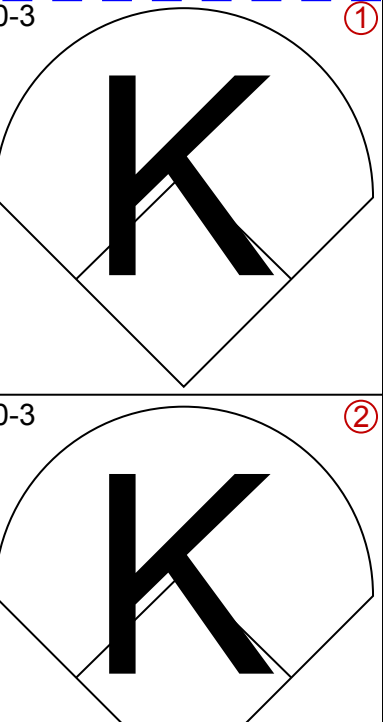
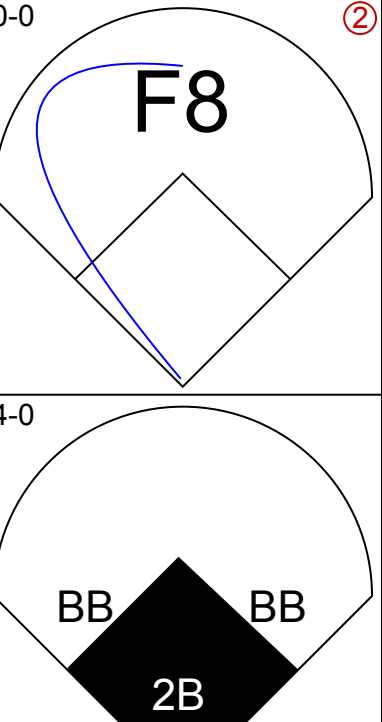
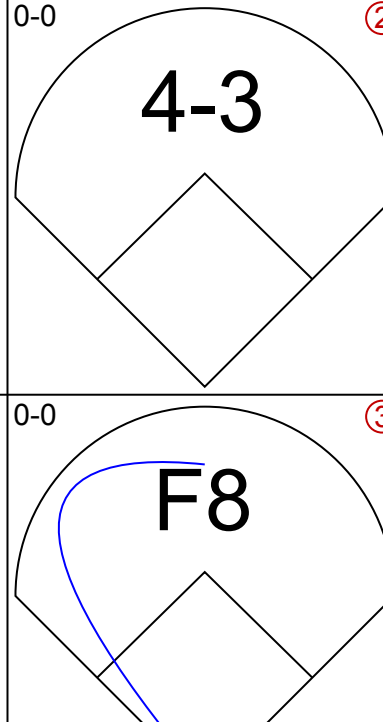
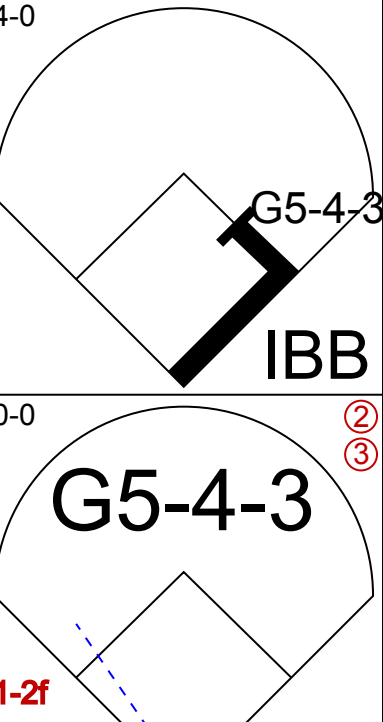
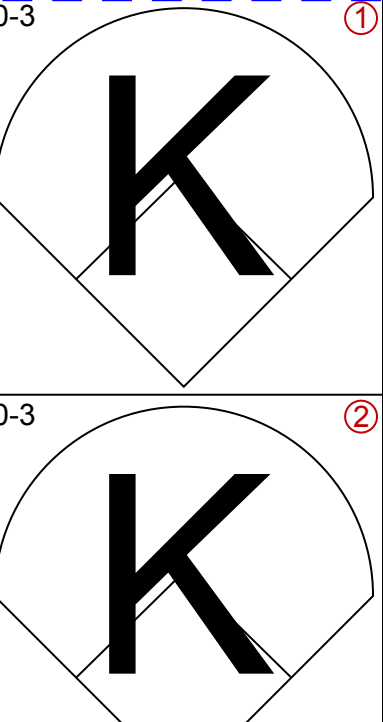
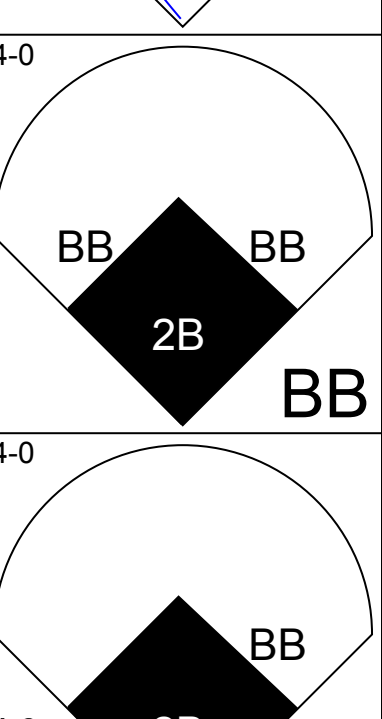
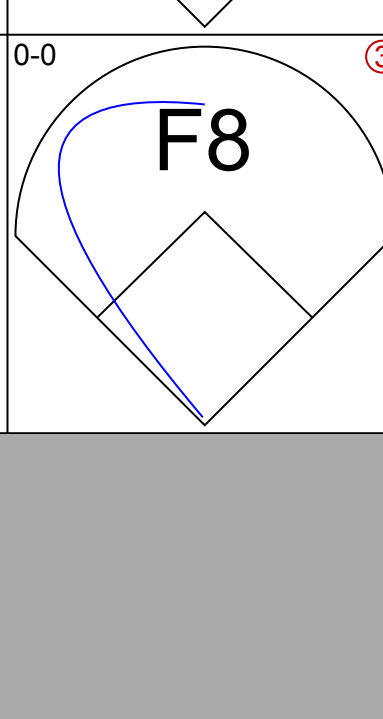
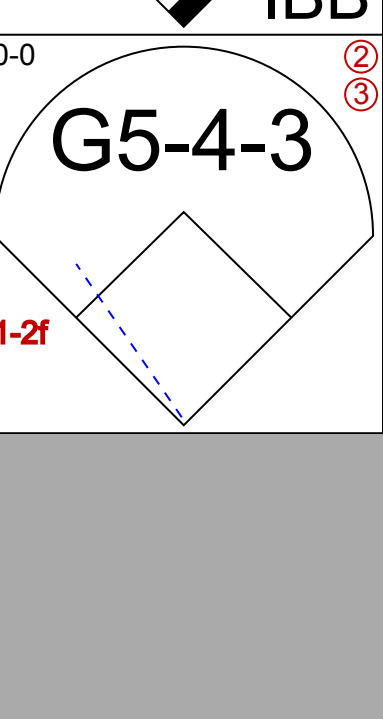
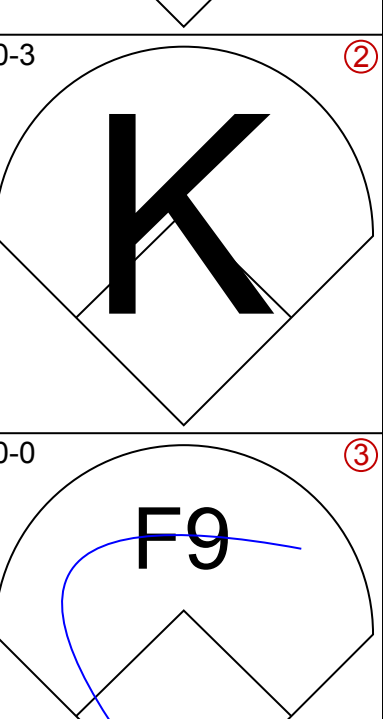
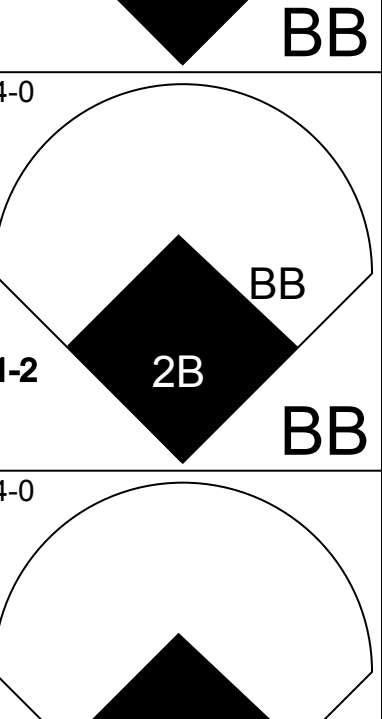
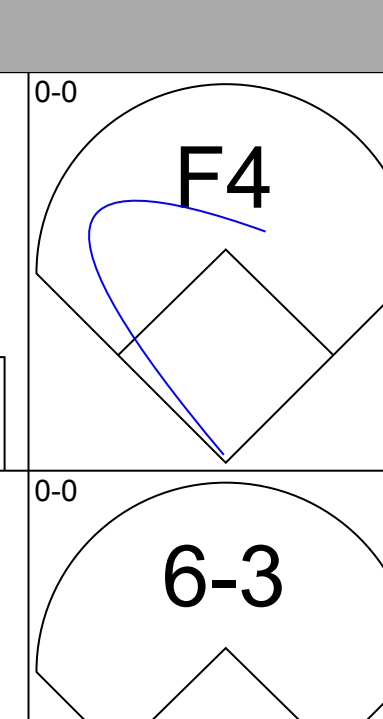
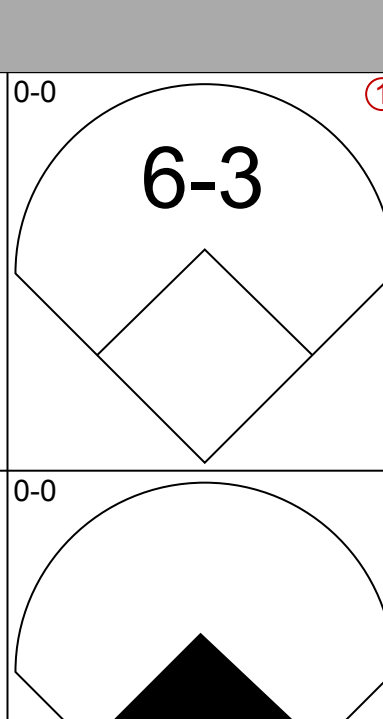
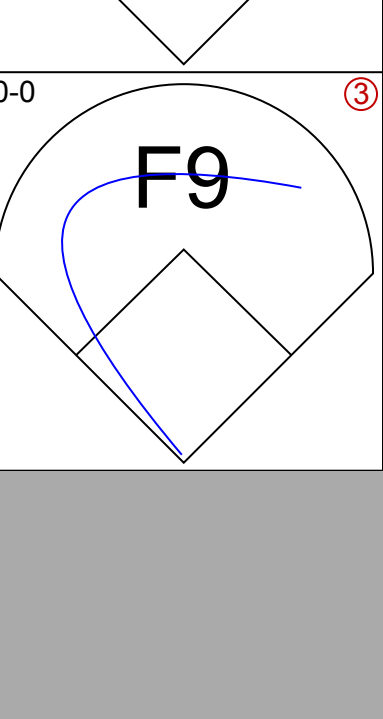
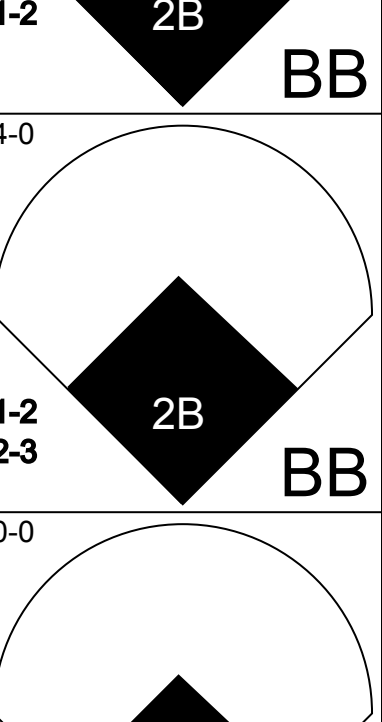
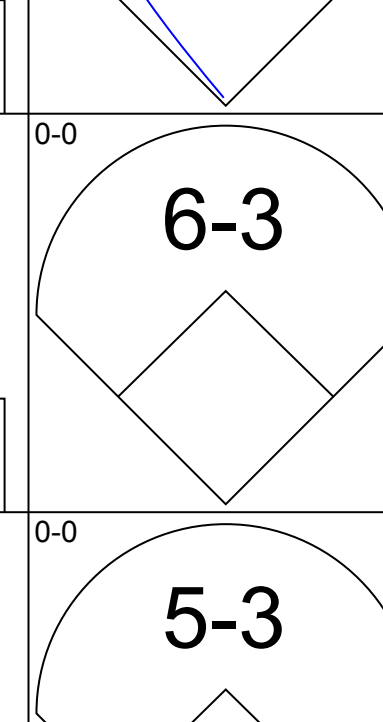
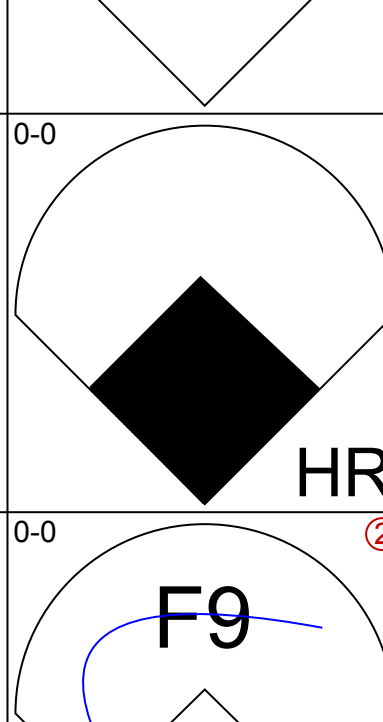
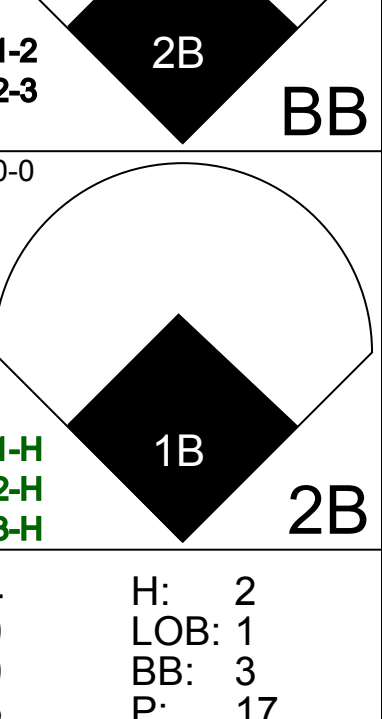
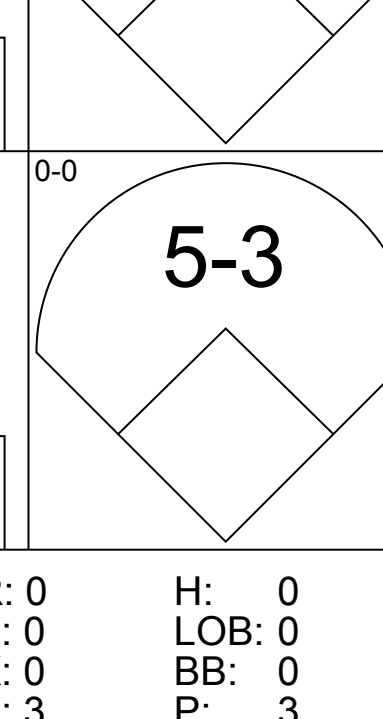
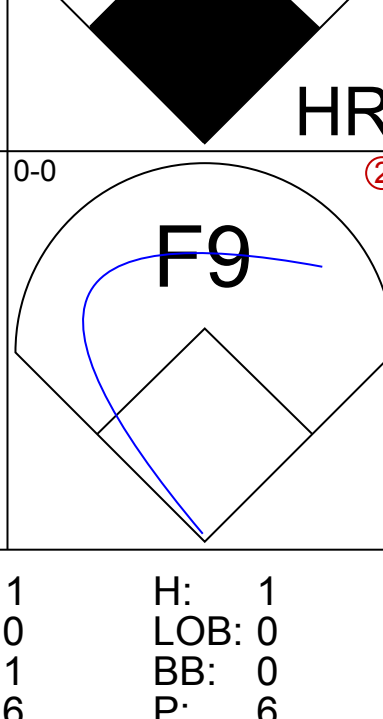
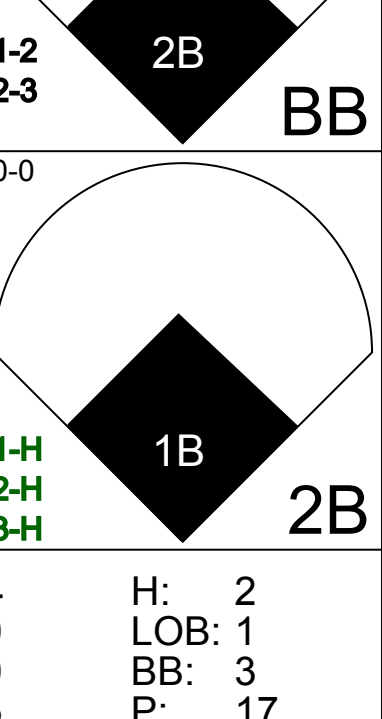
Batter	1	2	3	4	5	6	7	8	9	AB	R	H	RBI	BB	SO	LOB	BOTTOM			
Jim Davenport, R (1, 5) OBP: 0.251, SLG: 0.311	0-0 5-3 ①		0-0 2B 1B					0-0 4-3 ③		5	1	1	0	0	0	2	Chicago Cubs @ San Francisco Giants Seals Stadium, San Francisco, CA Sat May 30 1959, 6:33 AM EDT Att: 21,890 - Unknown			
Willie Kirkland, L (1, 9) OBP: 0.356, SLG: 0.392	4-0 1B 1B BB		0-0 F8 ①					0-0 6-3 ①		2	0	0	0	2	0	1				
Willie Mays, R (1, 8) OBP: 0.390, SLG: 0.605	0-0 1-2 1B		0-0 F6 ②					0-0 F9 ②		4	1	2	0	0	0	2				
Orlando Cepeda, R (1, 3) OBP: 0.361, SLG: 0.598	0-0 F3 ②		0-0 1-H 2B					0-0 F7 ③		4	2	2	2	0	0	3				
Leon Wagner, L (1, 7) OBP: 0.403, SLG: 0.655 Felipe Alou, R (8, 9) OBP: 0.336, SLG: 0.530	0-0 FC6-4 1-2 2-3 1B		0-0 2-H 2B					4-0 SH1-3 1B SF9 BB		3	1	2	1	1	0	1				
Daryl Spencer, R (1, 4) OBP: 0.333, SLG: 0.356	0-0 FC6-4 1-2 1B		0-3 K ③					0-0 SF9 SH1-3 1B 1-2 2-H 1B		4	0	2	1	0	1	4				
Andre Rodgers, R (1, 6) OBP: 0.336, SLG: 0.431		0-0 4-3 ①			0-3 K ①			0-0 SH1-3 1-2 2-3		3	0	0	0	0	1	1				
Bob Schmidt, R (1, 2) OBP: 0.300, SLG: 0.376 Jackie Brandt, R (6, PH) OBP: 0.329, SLG: 0.403 Hobie Landrith, L (7, 2) OBP: 0.289, SLG: 0.294		0-0 1-3 ②			0-3 K ②			4-0 S IBB		2	0	0	0	0	1	0				
Mike McCormick, L (1, 1) OBP: 0.250, SLG: 0.154		0-0 5-3 ③			0-0 6-3 ③			0-0 SF9 2-3 3-H		3	0	0	1	0	0	0				
Inning Stats	R: 0 E: 0 K: 0 S: 5	H: 2 LOB: 3 BB: 1 P: 9	R: 0 E: 0 K: 0 S: 3	H: 0 LOB: 0 BB: 0 P: 3	R: 2 E: 0 K: 1 S: 8	H: 3 LOB: 1 BB: 0 P: 8	R: 0 E: 0 K: 2 S: 7	H: 0 LOB: 0 BB: 0 P: 7	R: 0 E: 0 K: 0 S: 3	H: 0 LOB: 1 BB: 1 P: 7	R: 0 E: 0 K: 0 S: 4	H: 1 LOB: 2 BB: 2 P: 12	R: 2 E: 0 K: 0 S: 6	H: 3 LOB: 1 BB: 0 P: 6	R: 0 E: 0 K: 0 S: 3	H: 0 LOB: 0 BB: 0 P: 3		1B: 7 2B: 2 3B: 0 HR: 0	SF: 1 SAC: 1 DP: 0 HBP: 0	WP: 0 PB: 0 SB: 3 CS: 0
PITCHER Bob Anderson, R (1, 1) ERA: 3.31 John Buzhardt, R (7, 1) ERA: 4.55 Elmer Singleton, R (8, 1) ERA: 2.51	IP: 6.2 WLS: L BF: 33 H: 9 R: 5 ER: 5 SO: 3 BB: 3 IBB: 1 HBP: 0 BLK: 0 WP: 0 HR: 0 S: 35 P: 51 ERA: 6.75 WHIP: 1.800																			



Batter	1	2	3	4	5	6	7	8	9	AB	R	H	RBI	BB	SO	LOB	TOP				
Tony Taylor, R OBP: 0.347, SLG: 0.415 (1, 4)										5	1	2	1	0	1	3	Chicago Cubs @ San Francisco Giants Seals Stadium, San Francisco, CA Sun May 31 1959, 6:33 AM EDT Att: 21,828 - Unknown				
George Altman, L OBP: 0.302, SLG: 0.333 (1, 8)										4	0	0	0	0	1	1					
Randy Jackson, R OBP: 0.313, SLG: 0.393 (1, 5)										3	0	0	0	1	1	0					
14 Ernie Banks, R OBP: 0.351, SLG: 0.538 (1, 6)										4	1	1	0	0	1	2					
Bobby Thomson, R OBP: 0.315, SLG: 0.447 (1, 9)										3	1	1	1	1	0	0					
Walt Moryn, L OBP: 0.328, SLG: 0.374 (1, 7)										3	0	0	0	1	3	2					
Earl Averill, R OBP: 0.267, SLG: 0.435 (1, 2)										4	0	1	0	0	1	2					
Jim Marshall, L OBP: 0.323, SLG: 0.382 (9, PH)										2	0	0	0	1	1	1					
Alvin Dark, R OBP: 0.327, SLG: 0.315 (9, PH)										0	0	0	0	1	0	0					
Glen Hobbie, R OBP: 0.182, SLG: 0.200 (1, 1)										1	0	0	0	0	1	2					
John Buzhardt, R OBP: 0.296, SLG: 0.472 (8, PH)										1	0	0	0	0	1	0					
Johnny Goryl, R OBP: 0.296, SLG: 0.472 (8, PH)										1	0	0	0	0	0	0					
Elmer Singleton, R OBP: 0.171, SLG: 0.050 (9, PH)										0	0	0	0	0	0	0					
Cal Neuman, R OBP: 0.171, SLG: 0.050 (9, PH)										0	0	0	0	0	0	0					
Dale Lord, L OBP: 0.233, SLG: 0.524 (9, PH)										1	0	1	1	0	0	0					
Inning Stats	R: 0 E: 0 K: 2 S: 7	H: 0 LOB: 0 BB: 0 P: 7	R: 1 E: 0 K: 2 S: 9	H: 2 LOB: 2 BB: 1 P: 13	R: 0 E: 0 K: 1 S: 5	H: 0 LOB: 0 BB: 0 P: 5	R: 0 E: 0 K: 1 S: 5	H: 0 LOB: 0 BB: 0 P: 5	R: 0 E: 0 K: 2 S: 7	H: 0 LOB: 0 BB: 0 P: 7	R: 0 E: 0 K: 0 S: 3	H: 1 LOB: 1 BB: 1 P: 7	R: 0 E: 0 K: 1 S: 5	H: 0 LOB: 1 BB: 1 P: 9	R: 1 E: 0 K: 0 S: 4	H: 1 LOB: 0 BB: 0 P: 4	R: 1 E: 0 K: 2 S: 9	H: 2 LOB: 3 BB: 2 P: 17	1B: 3 2B: 2 3B: 0 HR: 1	SF: 0 SAC: 0 DP: 1 HBP: 0	WP: 0 PA: 37 PB: 0 SB: 0 CS: 0
PITCHER	IP WLS BF H R ER SO BB IBB HBP BLK WP HR S P ERA WHIP	IP WLS BF H R ER SO BB IBB HBP BLK WP HR S P ERA WHIP																			
Johnny Antonelli, L ERA: 2.47 (1, 1)	8.2 W 35 5 3 3 11 5 0 0 0 0 1 52 72 3.12 1.154																				
Stu Miller, R ERA: 2.35 (9, 1)	0.1 S 2 1 0 0 0 0 0 0 0 0 0 0 2 2 0.00 3.000																				

AB	32
R	3
H	6
RBI	3
BB	5
SO	11
LOB	13



Batter	1	2	3	4	5	6	7	8	9	AB	R	H	RBI	BB	SO	LOB	BOTTOM				
Jim Davenport, R OBP: 0.257, SLG: 0.321 (1, 5)										4	1	2	1	0	2	0	Chicago Cubs @ San Francisco Giants Seals Stadium, San Francisco, CA Sun May 31 1959, 6:33 AM EDT Att: 21,828 - Unknown				
Willie Kirkland, L OBP: 0.384, SLG: 0.390 (1, 9)										3	0	1	0	1	0	1					
Felipe Alou, R OBP: 0.336, SLG: 0.530 (8, 9)										0	0	0	0	0	0	0					
Willie Mays, R OBP: 0.392, SLG: 0.606 (1, 8)										3	0	1	1	1	0	1					
Orlando Cepeda, R OBP: 0.353, SLG: 0.584 (1, 3)										4	0	0	0	0	1	3					
Leon Wagner, L OBP: 0.400, SLG: 0.633 (1, 7)										2	0	0	0	1	0	1					
Jackie Brandt, R OBP: 0.326, SLG: 0.400 (7, 7)										1	0	0	0	0	1	0					
Daryl Spencer, R OBP: 0.332, SLG: 0.349 (1, 4)										3	1	0	0	1	1	4					
Andre Rodgers, R OBP: 0.335, SLG: 0.421 (1, 6)										3	1	0	0	1	0	0					
Bob Schmidt, R OBP: 0.310, SLG: 0.408 (1, 2)										2	2	1	1	1	0	0					
Johnny Antonelli, L OBP: 0.088, SLG: 0.118 (1, 1)										3	1	1	3	0	0	0					
Stu Miller, R OBP: 0.083, SLG: 0.083 (9, 1)										0	0	0	0	0	0	0					
Inning Stats	R: 0 E: 0 K: 1 S: 5	H: 1 LOB: 0 BB: 0 P: 5	R: 4 E: 0 K: 0 S: 5	H: 2 LOB: 1 BB: 3 P: 17	R: 0 E: 0 K: 1 S: 5	H: 0 LOB: 1 BB: 1 P: 9	R: 0 E: 0 K: 0 S: 3	H: 0 LOB: 0 BB: 0 P: 3	R: 1 E: 0 K: 0 S: 4	H: 2 LOB: 2 BB: 2 P: 12	R: 1 E: 0 K: 1 S: 6	H: 1 LOB: 0 BB: 0 P: 6	R: 0 E: 0 K: 0 S: 3	H: 0 LOB: 0 BB: 0 P: 3	R: 0 E: 0 K: 2 S: 7	H: 0 LOB: 0 BB: 0 P: 7	R: 0 E: 0 K: 2 S: 9	H: 0 LOB: 0 BB: 0 P: 17	1B: 2 2B: 3 3B: 0 HR: 1	SF: 0 SAC: 0 DP: 2 HBP: 0	WP: 0 PA: 34 PB: 0 SB: 1 CS: 0
PITCHER	IP WLS BF H R ER SO BB IBB HBP BLK WP HR S P ERA WHIP	IP WLS BF H R ER SO BB IBB HBP BLK WP HR S P ERA WHIP																			
Glen Hobbie, R ERA: 3.73 (1, 1)	1.2 L 10 3 4 2 2 2 2 1 0 0 0 1 22 34 3.38 0.938																				
John Buzhardt, R ERA: 4.39 (2, 1)	5.1 3 2 2 2 2 1 0 0 0 0 0 7 7 0.00 0.000																				
Elmer Singleton, R ERA: 2.35 (8, 1)	1.0 3 0 0 0 0 2 0 0 0 0 0 0 0 7 7 0.00 0.000																				



Batter	1	2	3	4	5	6	7	8	9	AB	R	H	RBI	BB	SO	LOB	TOP				
Tony Taylor, R OBP: 0.344, SLG: 0.409 (1,4)										5	1	1	0	0	1	2	Chicago Cubs @ Philadelphia Phillies Connie Mack Stadium, Philadelphia, PA Wed Jun 03 1959, 7:05 PM EDT Att: 7,883 - Unknown livebaseballscorecards.com				
Alvin Dark, R OBP: 0.335, SLG: 0.331 (1,5)										5	1	3	0	0	1	2					
14 Ernie Banks, R OBP: 0.344, SLG: 0.527 (1,6)										4	0	0	0	0	1	3					
Dale Long, L OBP: 0.331, SLG: 0.509 (1,3)										3	0	0	0	1	0	2					
Bobby Thomson, R OBP: 0.328, SLG: 0.453 (1,9)										3	1	2	0	1	0	2					
Walt Moryn, L OBP: 0.326, SLG: 0.367 (1,7)										3	0	0	0	1	1	4					
George Altman, L OBP: 0.300, SLG: 0.330 (1,8)										4	0	1	0	0	0	2					
Sammy Taylor, L OBP: 0.292, SLG: 0.318 (1,2)										4	0	0	0	0	1	2					
Dave Hillman, R OBP: 0.179, SLG: 0.080 (1,1)										2	0	0	0	0	1	1					
Bill Henry, L OBP: 0.162, SLG: 0.162 (5,1)										0	0	0	0	0	0	0					
Irv Noren, L OBP: 0.250, SLG: 0.304 (7, PH)										0	0	0	0	1	0	0					
Seth Morehead, L OBP: 0.330, SLG: 0.390 (9, PH)										1	0	1	0	0	0	0					
Inning Stats	R: 1 E: 1 K: 2 S: 9	H: 1 LOB: 2 BB: 1 P: 13	R: 0 E: 0 K: 0 S: 3	H: 0 LOB: 0 BB: 0 P: 3	R: 0 E: 0 K: 1 S: 6	H: 1 LOB: 1 BB: 0 P: 6	R: 1 E: 0 K: 1 S: 5	H: 1 LOB: 0 BB: 0 P: 13	R: 0 E: 0 K: 0 S: 3	H: 1 LOB: 0 BB: 0 P: 3	R: 0 E: 0 K: 0 S: 3	H: 0 LOB: 1 BB: 1 P: 7	R: 1 E: 1 K: 1 S: 8	H: 2 LOB: 2 BB: 0 P: 8	R: 0 E: 0 K: 1 S: 6	H: 1 LOB: 1 BB: 0 P: 6		1B: 7 2B: 1 3B: 0 HR: 0	SF: 0 SAC: 0 DP: 3 HBP: 0	WP: 1 PB: 0 SB: 1 CS: 0	PA: 38
PITCHER Jim Owens, R ERA: 3.17 (1,1)	IP: 9.0 WLS: W BF: 38	H: 8 R: 3 ER: 1 SO: 6	BB: 4 IBB: 0 HBP: 0 BLK: 0	WP: 1 HR: 0 S: 46 P: 62	ERA: 1.00 WHIP: 1.333	PITCHER															

Batter	1	2	3	4	5	6	7	8	9	AB	R	H	RBI	BB	SO	LOB	BOTTOM				
Richie Ashburn, L OBP: 0.346, SLG: 0.258 (1,8)										4	2	3	0	0	0	0	Chicago Cubs @ Philadelphia Phillies Connie Mack Stadium, Philadelphia, PA Wed Jun 03 1959, 7:05 PM EDT Att: 7,883 - Unknown livebaseballscorecards.com				
Ed Bouchee, L OBP: 0.420, SLG: 0.518 (1,3)										2	2	2	2	2	0	0					
Willie Jones, R OBP: 0.350, SLG: 0.481 (1,5)										4	0	1	1	0	1	3					
Wally Post, R OBP: 0.341, SLG: 0.530 (1,9)										4	0	1	1	0	1	3					
Harry Anderson, L OBP: 0.322, SLG: 0.457 (1,7)										4	0	0	0	0	1	4					
Carl Sawatski, L OBP: 0.361, SLG: 0.516 (1,2)										4	0	0	0	0	2	2					
Sparky Anderson, R OBP: 0.282, SLG: 0.250 (1,4)										4	0	2	0	0	1	0					
Chico Fernandez, R OBP: 0.266, SLG: 0.278 (1,6)										3	0	0	0	0	0	2					
Jim Owens, R OBP: 0.172, SLG: 0.077 (1,1)										3	0	0	0	0	2	1					
Inning Stats	R: 0 E: 0 K: 3 S: 10	H: 1 LOB: 2 BB: 1 P: 14	R: 0 E: 0 K: 1 S: 6	H: 1 LOB: 0 BB: 0 P: 6	R: 2 E: 0 K: 0 S: 5	H: 2 LOB: 0 BB: 0 P: 5	R: 0 E: 0 K: 1 S: 5	H: 1 LOB: 0 BB: 0 P: 5	R: 2 E: 1 K: 1 S: 8	H: 3 LOB: 2 BB: 1 P: 12	R: 0 E: 0 K: 1 S: 5	H: 0 LOB: 0 BB: 0 P: 5	R: 0 E: 0 K: 0 S: 4	H: 1 LOB: 1 BB: 0 P: 4	R: 0 E: 0 K: 1 S: 5	H: 0 LOB: 0 BB: 0 P: 5		1B: 7 2B: 1 3B: 0 HR: 1	SF: 0 SAC: 0 DP: 0 HBP: 0	WP: 0 PB: 0 SB: 1 CS: 1	PA: 34
PITCHER Dave Hillman, R ERA: 3.95 (1,1)	IP: 4.1 WLS: L BF: 22	H: 8 R: 4 ER: 4 SO: 5	BB: 2 IBB: 0 HBP: 0 BLK: 0	WP: 0 HR: 1 S: 30 P: 38	ERA: 8.31 WHIP: 2.308	PITCHER															
Bill Henry, L ERA: 3.03 (5,1)	IP: 1.2 WLS: 5 BF: 0	H: 0 R: 0 ER: 0 SO: 2	BB: 0 IBB: 0 HBP: 0 BLK: 0	WP: 0 HR: 0 S: 9 P: 9	ERA: 0.00 WHIP: 0.000																
Seth Morehead, L ERA: 6.63 (7,1)	IP: 2.0 WLS: 7 BF: 1	H: 1 R: 0 ER: 0 SO: 1	BB: 0 IBB: 0 HBP: 0 BLK: 0	WP: 0 HR: 0 S: 9 P: 9	ERA: 0.00 WHIP: 0.500																

Batter	1	2	3	4	5	6	7	8	9	10	AB	R	H	RBI	BB	SO	LOB	TOP				
Tony Taylor, R OBP: 0.337, SLG: 0.400 (1, 4)	1-3		6-3			4-3			1-3		4	0	0	0	0	0	0	Chicago Cubs @ Philadelphia Phillies Connie Mack Stadium, Philadelphia, PA Thu Jun 04 1959, 7:05 PM EDT Att: 7,445 - Unknown livebaseballscorecards.com				
Alvin Dark, R OBP: 0.333, SLG: 0.342 (1, 5)	F7			5-3		K2-3			3B		4	0	1	0	0	1	0					
14 Ernie Banks, R OBP: 0.347, SLG: 0.524 (1, 6)				6-3				P5			3	0	1	0	1	0	0					
Dale Long, L OBP: 0.328, SLG: 0.485 (1, 3)	4-3								IBB		3	0	0	0	1	0	3					
Bobby Thomson, R OBP: 0.326, SLG: 0.442 (1, 9) (10, 7)			5-3			L3-6 SH1-4 BB					3	0	0	0	1	0	3					
Walt Morin, L OBP: 0.326, SLG: 0.385 (1, 7)											3	1	1	1	0	0	0					
Lee Walls, R OBP: 0.331, SLG: 0.355 (10, 9)	G3					SH1-4					0	0	0	0	0	0	0					
George Altman, L OBP: 0.298, SLG: 0.345 (1, 8)											4	1	1	0	0	0	1					
Sammy Taylor, L OBP: 0.280, SLG: 0.345 (1, 2)											3	1	1	2	0	1	0					
Bob Anderson, R OBP: 0.214, SLG: 0.222 Don Elston, R (7, 1)											2	0	0	0	0	0	0					
											2	0	0	0	0	0	0					
Inning Stats	R: 0 E: 0 K: 0 S: 4	H: 1 LOB: 1 BB: 0 P: 4	R: 0 E: 0 K: 0 S: 3	H: 0 LOB: 0 BB: 0 P: 3	R: 0 E: 0 K: 1 S: 5	H: 0 LOB: 0 BB: 0 P: 5	R: 0 E: 0 K: 0 S: 3	H: 0 LOB: 0 BB: 0 P: 3	R: 0 E: 0 K: 0 S: 2	H: 0 LOB: 0 BB: 1 P: 6	R: 0 E: 0 K: 0 S: 2	H: 0 LOB: 0 BB: 1 P: 6	R: 0 E: 0 K: 0 S: 4	H: 1 LOB: 0 BB: 0 P: 4	R: 0 E: 0 K: 0 S: 4	H: 1 LOB: 2 BB: 1 P: 8	R: 0 E: 0 K: 0 S: 4	H: 1 LOB: 0 BB: 0 P: 4	1B: 1 2B: 1 3B: 2 HR: 2	SF: 1 SAC: 1 DP: 2 HBP: 0	WP: 0 PB: 0 SB: 0 CS: 0	PA: 36
PITCHER Gene Conley, R ERA: 2.23 (1, 1)	IP: 10.0 WLS: L BF: 36 H: 5 R: 3 ER: 3 SO: 2 BB: 2 IBB: 1 HBP: 0 BLK: 0 WP: 0 HR: 1 S: 37 P: 49 ERA: 2.70 WHIP: 0.700																					

Batter	1	2	3	4	5	6	7	8	9	10	AB	R	H	RBI	BB	SO	LOB	BOTTOM		
Richie Ashburn, L OBP: 0.347, SLG: 0.262 (1, 8)	FC5-4 1B										5	0	2	0	0	0	0	Chicago Cubs @ Philadelphia Phillies Connie Mack Stadium, Philadelphia, PA Thu Jun 04 1959, 7:05 PM EDT Att: 7,445 - Unknown livebaseballscorecards.com		
Ed Bouchee, L OBP: 0.419, SLG: 0.512 (1, 3)	FC5-4 1-2f										4	0	1	0	0	0	1			
Willie Jones, R OBP: 0.343, SLG: 0.469 (1, 5)	FC5-4 1-2f										4	0	0	0	0	0	2			
Wally Post, R OBP: 0.339, SLG: 0.524 (1, 9)	F8										4	1	1	0	0	1	2			
Harry Anderson, L OBP: 0.331, SLG: 0.461 (1, 7)											3	0	2	0	1	0	0			
Carl Sawatski, L OBP: 0.360, SLG: 0.500 Joe Koppe, R OBP: 0.333, SLG: 0.125 (7, PR) (8, 4)											2	0	0	0	1	1	2			
Sparky Anderson, R OBP: 0.278, SLG: 0.246 Dave Philley, S OBP: 0.357, SLG: 0.514 Valmy Thomas, R OBP: 0.222, SLG: 0.152 Gene Freese, R OBP: 0.324, SLG: 0.800 Jim Hegan, R OBP: 0.232, SLG: 0.216 Chico Fernandez, R OBP: 0.266, SLG: 0.271 (1, 6)											2	0	0	0	0	0	2			
											1	0	1	1	0	0	0			
											0	0	0	0	0	0	0			
											0	0	0	0	0	0	0			
											3	0	0	0	1	1	2			
											3	0	0	0	1	1	2			
											3	0	0	0	1	2				
											3	0	0	0	1	2				
											1	0	0	0	0	0				
Inning Stats	R: 0 E: 0 K: 0 S: 4	H: 1 LOB: 1 BB: 0 P: 4	R: 0 E: 0 K: 1 S: 5	H: 1 LOB: 0 BB: 0 P: 5	R: 0 E: 0 K: 0 S: 4	H: 0 LOB: 1 BB: 0 P: 4	R: 0 E: 0 K: 1 S: 5	H: 0 LOB: 0 BB: 0 P: 5	R: 0 E: 0 K: 0 S: 2	H: 3 LOB: 2 BB: 1 P: 12	R: 0 E: 0 K: 0 S: 3	H: 0 LOB: 1 BB: 0 P: 4	R: 0 E: 0 K: 2 S: 7	H: 0 LOB: 1 BB: 1 P: 11	R: 0 E: 0 K: 0 S: 3	H: 0 LOB: 0 BB: 0 P: 3	1B: 6 2B: 0 3B: 1 HR: 0	SF: 0 SAC: 0 DP: 1 HBP: 1	WP: 0 PB: 0 SB: 1 CS: 1	PA: 38
PITCHER Bob Anderson, R ERA: 3.26 Don Elston, R ERA: 2.88 (1, 1) (7, 1)	IP: 6.2 WLS: W BF: 13 H: 0 R: 0 ER: 0 SO: 3 BB: 2 IBB: 0 HBP: 1 BLK: 0 WP: 0 HR: 0 S: 28 P: 32 ERA: 2.70 WHIP: 1.200																			

Batter	1	2	3	4	5	6	7	8	9	AB	R	H	RBI	BB	SO	LOB	TOP									
Tony Taylor, R OBP: 0.346, SLG: 0.414 (1,4)	0-0 3B 1B	0-0 WP 1B 2B	0-0 FC4			0-0 1-3		0-0 E 1B	0-0 1-2 2-H 1B	6	2	4	2	0	0	2	Chicago Cubs @ Pittsburgh Pirates Forbes Field, Pittsburgh, PA									
Alvin Dark, R OBP: 0.333, SLG: 0.354 (1,5)	0-0 14 SF7 3B	0-0 14 S HR 1B				0-3 F8 K		0-3 K	0-0 4-3	6	2	2	2	0	2	3	Fri Jun 05 1959, 7:05 PM EDT Att: 27,335 - Unknown									
14 Ernie Banks, R OBP: 0.353, SLG: 0.542 (1,6)	0-0 SF7	0-0 HR				0-0 P9		0-0 2B 1B	4-0 G4-6-3 IBB	3	1	2	3	1	0	0	livebaseballscores.com									
Dale Long, L OBP: 0.346, SLG: 0.539 (1,3)	0-0 HR	4-0 BB				0-0 1B 1B		0-0 1B 2B	0-0 G4-6-3 1-2	4	2	3	1	1	0	2										
Bobby Thomson, R OBP: 0.329, SLG: 0.435 (1,9)	0-0 F8	0-0 F2				0-0 1B 1-2 1B		4-0 1B IBB	0-0 F8	4	0	1	0	1	0	1										
Walt Moryn, L OBP: 0.328, SLG: 0.382 (1,7)	0-0 F5					0-0 FC1-5 BB		0-3 K	0-0 F6	4	0	1	1	1	1	3										
Lee Walls, R OBP: 0.331, SLG: 0.355 (9,9)						1-3 2-H 1B		0-3 K		0	0	0	0	0	0	0										
George Altman, L OBP: 0.302, SLG: 0.365 (1,8)						0-0 K		0-0 3-1	0-0 K	5	2	2	0	0	2	1	AB 41									
Sammy Taylor, L OBP: 0.295, SLG: 0.342 (1,2)						0-0 F3		0-3 K	4-0 1B IBB	4	1	1	0	1	1	1	R 10									
Glen Hobbie, R OBP: 0.167, SLG: 0.172 (1,1)						0-0 F8		0-0 FC1-5 1B	0-0 F8	4	0	0	0	0	1	3	H 17									
Don Elston, R OBP: 0.167, SLG: 0.167 (7,1)						0-0 FC1-5 FC4		0-3 F8	0-0 K	1	0	1	1	0	0	0	RBI 10									
						1-2 2-3			0-0 1B	1	0	1	1	0	0	0	BB 5									
									1-2 3-H 1B	4	0	0	0	0	1	3	SO 7									
Inning Stats	R: 3 E: 0 K: 0 S: 6	H: 3 LOB: 0 BB: 0 P: 6	R: 4 E: 0 K: 0 S: 7	H: 4 LOB: 1 BB: 1 P: 11	R: 0 E: 0 K: 1 S: 6	H: 1 LOB: 2 BB: 1 P: 10	R: 1 E: 0 K: 0 S: 5	H: 3 LOB: 2 BB: 0 P: 5	R: 0 E: 0 K: 1 S: 5	H: 0 LOB: 0 BB: 0 P: 5	R: 0 E: 0 K: 2 S: 9	H: 2 LOB: 3 BB: 1 P: 13	R: 0 E: 0 K: 2 S: 7	H: 0 LOB: 0 BB: 0 P: 7	R: 0 E: 1 K: 1 S: 5	H: 1 LOB: 1 BB: 1 P: 9	R: 2 E: 0 K: 0 S: 6	H: 3 LOB: 2 BB: 1 P: 10	1B: 11 2B: 2 3B: 2 HR: 2	SF: 1 SAC: 0 DP: 1 HBP: 0	WP: 1 PB: 0 SB: 1 CS: 0	PA: 47				
PITCHER	IP	WLS	BF	H	R	ER	SO	BB	IBB	HBP	BLK	WP	HR	S	P	ERA	WHIP	PITCHER								
Vern Law, R ERA: 4.56 (1,1)	1.2	L	11	6	6	6	0	0	0	0	0	1	1	11	11	32.40	3.600									
Ron Blackburn, R ERA: 4.54 (2,1)	0.1		3	1	1	1	0	1	0	0	0	0	1	2	6	27.00	6.000									
Bob Smith, L ERA: 2.67 (3,1)	2.0		10	4	1	1	1	1	0	0	0	0	0	11	15	4.50	2.500									
Al Jackson, L ERA: 5.0 (5,1)	4.0		16	3	0	0	6	0	2	0	0	0	0	26	34	0.00	0.750									
Don Williams, R ERA: 8.22 (9,1)	1.0		7	3	2	2	0	0	1	0	0	0	0	6	10	18.00	3.000									
Batter	1	2	3	4	5	6	7	8	9	AB	R	H	RBI	BB	SO	LOB	BOTTOM									
Bill Virdon, L OBP: 0.295, SLG: 0.388 (1,8)	0-3 K		4-0 G1-6-3 BB			0-0 G4-6-3 1B		0-0 2B 2B		4	1	2	0	1	1	0	Chicago Cubs @ Pittsburgh Pirates Forbes Field, Pittsburgh, PA									
Dick Groat, R OBP: 0.312, SLG: 0.343 (1,6)	0-0 4-3		0-0 G1-6-3			0-0 G4-6-3		0-0 1B 1B	0-0 2B 2B	5	1	2	1	0	0	2	Fri Jun 05 1959, 7:05 PM EDT Att: 27,335 - Unknown									
Smoky Burgess, L OBP: 0.667 (1,2)	0-0 HR 1B		0-0 BB 1B			0-0 BB 1B		0-0 F7	0-0 4-3	5	2	3	0	0	0	2	livebaseballscores.com									
Don Williams, R OBP: 0.500, SLG: 1.500 (9,1)			0-0 BB 1B			0-0 BB 1B		0-0 F7	0-0 4-3	0	0	0	0	0	0	0										
Dick Stuart, R OBP: 0.368, SLG: 0.539 (1,3)	0-0 1-H HR		4-0 1-2 BB			4-0 1-2 BB		0-0 BB 1B	0-0 6-3	3	1	2	2	2	0	0										
Bob Skinner, L OBP: 0.366, SLG: 0.503 (1,7)	0-0 F8		0-3 K			0-0 1-2 2-H 1B		0-0 BB 1B	0-0 BB 1B	5	0	3	2	0	1	2										
Bill Mazeroski, R OBP: 0.285, SLG: 0.392 (1,4)			0-0 P8			0-0 L9		4-0 L7	0-0 G1-6-3 BB	3	0	0	0	2	0	2										
Don Hoak, R OBP: 0.378, SLG: 0.429 (1,5)			0-0 2B			0-3 K		0-0 F6	0-0 G1-6-3	5	0	1	0	0	1	5	AB 38									
Roman Mejias, R OBP: 0.317, SLG: 0.291 (1,9)			0-3 K			0-0 1B		0-3 K	0-0 F7	4	0	1	0	0	2	1	R 5									
Vern Law, R OBP: 0.285, SLG: 0.345 (1,1)			0-0 6-3			0-3 K		0-3 K	0-0 1-3	0	0	0	0	0	0	0	H 14									
Ron Blackburn, R OBP: 0.447 (2,1)						0-0 K		0-0 K		0	0	0	0	0	0	0	RBI 5									
Dick Schofield, S OBP: 0.447 (2,1)						0-0 K		0-0 K		0	0	0	0	0	0	0	BB 5									
Bob Smith, R OBP: 0.304 (3,1)						0-0 K		0-0 K		0	0	0	0	0	0	0	SO 7									
Rocky Nelson, L OBP: 0.304 (4,1)						0-0 K		0-0 K		0	0	0	0	0	0	0	LOB 16									
Al Jackson, L OBP: 0.304 (5,1)						0-0 K		0-0 K		0	0	0	0	0	0	0										
Danny Kravitz, L OBP: 0.526 (8,2)						0-0 K		0-0 K		0	0	0	0	0	0	0	WP: 0									
						0-0 K		0-0 K		0	0	0	0	0	0	0	PB: 0									
						0-0 K		0-0 K		0	0	0	0	0	0	0	SB: 0									
						0-0 K		0-0 K		0	0	0	0	0	0	0	CS: 0									
						0-0 K		0-0 K		0	0	0	0	0	0	0	PA: 43									
Inning Stats	R: 2 E: 0 K: 1 S: 7	H: 2 LOB: 0 BB: 0 P: 7	R: 0 E: 0 K: 1 S: 6	H: 1 LOB: 0 BB: 0 P: 6	R: 0 E: 0 K: 1 S: 5	H: 1 LOB: 2 BB: 2 P: 13	R: 0 E: 0 K: 2 S: 8	H: 1 LOB: 1 BB: 0 P: 8	R: 1 E: 0 K: 0 S: 5	H: 3 LOB: 0 BB: 1 P: 9	R: 0 E: 0 K: 2 S: 7	H: 0 LOB: 0 BB: 0 P: 7	R: 1 E: 0 K: 0 S: 6	H: 3 LOB: 3 BB: 1 P: 10	R: 1 E: 0 K: 0 S: 5	H: 2 LOB: 1 BB: 0 P: 5	R: 0 E: 0 K: 0 S: 3	H: 1 LOB: 1 BB: 1 P: 7	1B: 10 2B: 3 3B: 0 HR: 1	SF: 0 SAC: 0 DP: 3 HBP: 0	WP: 0 PB: 0 SB: 0 CS: 0	PA: 43				
PITCHER	IP	WLS	BF	H	R	ER	SO	BB	IBB	HBP	BLK	WP	HR	S	P	ERA	WHIP	PITCHER								
Glen Hobbie, R ERA: 3.87 (1,1)	6.2	W	33	11	4	4	7	4	0	0	0	0	0	9	13	5.40	2.250									
Don Elston, R ERA: 2.96 (7,1)	2.1	S	10	3	1	1	0	1	0	0	0	0	0	9	13	3.86	1.714									

Batter	1	2	3	4	5	6	7	8	9	AB R H RBI BB SO LOB	TOP									
Tony Taylor, R OBP: 0.348, SLG: 0.414 (1, 4)										5 1 2 1 0 1 1	Chicago Cubs @ Pittsburgh Pirates Forbes Field, Pittsburgh, PA Sat Jun 06 1959, 3:33 AM EDT Att: 12,953 - Unknown									
Alvin Dark, R OBP: 0.324, SLG: 0.344 (1, 5)										5 0 0 0 0 0 3										
14 Ernie Banks, R OBP: 0.356, SLG: 0.561 (1, 6)										4 2 2 1 0 1 0										
Dale Long, L OBP: 0.344, SLG: 0.534 (1, 3)										3 0 1 1 0 0 1										
Bobby Thomson, R OBP: 0.327, SLG: 0.430 (1, 9) (8, 7)										4 1 1 1 0 0 1										
Walt Moryn, L OBP: 0.327, SLG: 0.395 Lee Walls, R OBP: 0.331, SLG: 0.355 (1, 7) (8, 9)										4 1 1 2 0 0 0 0 0 0 0 0 0 0										
George Altman, L OBP: 0.308, SLG: 0.381 (1, 8)										3 2 1 0 1 0 0										
Sammy Taylor, L OBP: 0.293, SLG: 0.347 (1, 2)										4 1 1 1 0 0 1										
Moe Drabowsky, R OBP: 0.231, SLG: 0.208 (1, 1)										3 0 1 1 1 1 0										
Inning Stats	R: 6 E: 0 K: 0 S: 9	H: 6 LOB: 2 BB: 2 P: 17	R: 0 E: 0 K: 1 S: 5	H: 1 LOB: 0 BB: 0 P: 5	R: 1 E: 0 K: 0 S: 4	H: 1 LOB: 0 BB: 0 P: 4	R: 0 E: 0 K: 0 S: 3	H: 0 LOB: 0 BB: 0 P: 3	R: 0 E: 0 K: 1 S: 5	H: 0 LOB: 0 BB: 0 P: 5	R: 0 E: 0 K: 0 S: 3	H: 0 LOB: 0 BB: 0 P: 3	R: 0 E: 0 K: 0 S: 3	H: 0 LOB: 0 BB: 0 P: 3	R: 0 E: 0 K: 1 S: 5	H: 0 LOB: 0 BB: 0 P: 5	1B: 5 2B: 1 3B: 3 HR: 1	SF: 1 SAC: 0 DP: 1 HBP: 0	WP: 0 PB: 1 SB: 0 CS: 0	PA: 38
PITCHER	IP WLS BF H R ER SO BB IBB HBP BLK WP HR S P ERA WHIP																			
Bennie Daniels, R ERA: 5.4 (1, 1)	0.2 L 7 4 5 5 0 1 0 0 0 0 0 1 6 10 67.50 7.500																			
Bob Smith, L ERA: 3.0 (1, 1)	0.0 3 2 1 1 1 0 1 0 0 0 0 0 2 6 ∞ ∞																			
Don Williams, R ERA: 6.75 (1, 1)	4.1 16 4 2 2 1 0 0 0 0 0 0 0 18 18 4.15 0.923																			
Ron Blackburn, R ERA: 3.91 (6, 1)	4.0 12 0 0 0 2 0 0 0 0 0 0 0 16 16 0.00 0.000																			

Batter	1	2	3	4	5	6	7	8	9	AB R H RBI BB SO LOB	BOTTOM											
Bill Virdon, L OBP: 0.299, SLG: 0.387 (1, 8)										3 0 1 0 1 1 0	Chicago Cubs @ Pittsburgh Pirates Forbes Field, Pittsburgh, PA Sat Jun 06 1959, 3:33 AM EDT Att: 12,953 - Unknown											
Dick Groat, R OBP: 0.316, SLG: 0.343 (1, 6)										3 0 1 0 1 0 1												
Smoky Burgess, L OBP: 0.408, SLG: 0.649 (1, 2)										4 0 0 0 0 1 3												
Dick Stuart, R OBP: 0.357, SLG: 0.521 (1, 3)										4 0 0 0 0 0 1												
Bob Skinner, L OBP: 0.368, SLG: 0.500 (1, 7)										3 0 1 0 1 0 1												
Bill Mazeroski, R OBP: 0.294, SLG: 0.389 (1, 4)										4 0 1 0 0 0 2												
Don Hoak, R OBP: 0.376, SLG: 0.426 (1, 5)										4 0 1 0 0 0 2												
Roman Mejias, R OBP: 0.315, SLG: 0.316 (1, 9)										4 1 1 1 0 0 1												
Bennie Daniels, L OBP: 0.285, SLG: 0.455 (1, 1)										0 0 0 0 0 0 0 0 0 0 0 0 0 0 1 0 0 0 0 0 0 1 0 0 0 0 0 0 1 1 1 1 0 0 0 1 0 0 0 0 0 0												
Inning Stats	R: 0 E: 0 K: 0 S: 3	H: 0 LOB: 0 BB: 0 P: 3	R: 0 E: 0 K: 0 S: 4	H: 1 LOB: 1 BB: 0 P: 4	R: 0 E: 0 K: 0 S: 3	H: 0 LOB: 2 BB: 2 P: 11	R: 0 E: 0 K: 0 S: 3	H: 0 LOB: 1 BB: 1 P: 7	R: 0 E: 0 K: 0 S: 4	H: 1 LOB: 1 BB: 0 P: 4	R: 0 E: 0 K: 0 S: 4	H: 1 LOB: 1 BB: 0 P: 4	R: 1 E: 0 K: 1 S: 6	H: 2 LOB: 0 BB: 0 P: 6	R: 0 E: 0 K: 1 S: 6	H: 1 LOB: 1 BB: 0 P: 6	R: 1 E: 0 K: 0 S: 4	H: 1 LOB: 0 BB: 0 P: 4	1B: 5 2B: 0 3B: 0 HR: 2	SF: 0 SAC: 0 DP: 1 HBP: 0	WP: 0 PB: 0 SB: 0 CS: 0	PA: 36
PITCHER	IP WLS BF H R ER SO BB IBB HBP BLK WP HR S P ERA WHIP																					
Moe Drabowsky, R ERA: 3.97 (1, 1)	9.0 W 36 7 2 2 2 3 0 0 0 0 0 2 37 49 2.00 1.111																					

AB	35
R	8
H	10
RBI	8
BB	2
SO	3
LOB	7



AB	33
R	2
H	7
RBI	2
BB	3
SO	2
LOB	11



Batter	1	2	3	4	5	6	7	8	9	AB	R	H	RBI	BB	SO	LOB	TOP			
Tony Taylor, R OBP: 0.353, SLG: 0.418 (1,4)										5	1	3	0	0	0	1	Chicago Cubs @ Pittsburgh Pirates Forbes Field, Pittsburgh, PA Sun Jun 07 1959, 3:33 AM EDT Unknown			
Alvin Dark, R OBP: 0.323, SLG: 0.341 (1,5)										4	1	1	0	0	1	1				
Lee Walls, R OBP: 0.335, SLG: 0.359 (1,9)										4	1	2	0	0	0	2				
14 Ernie Banks, R OBP: 0.358, SLG: 0.563 (1,6)										3	0	1	2	1	0	1				
Bobby Thomson, R OBP: 0.331, SLG: 0.458 (1,8) (8,7)										3	1	2	2	0	0	1				
Walt Moryn, L OBP: 0.320, SLG: 0.387 (1,7) George Altman, L OBP: 0.308, SLG: 0.381 (8,8)										4	0	0	0	0	2	5				
Cal Neeman, R OBP: 0.148, SLG: 0.042 (1,2)										4	0	0	0	0	1	0				
Dale Long, L OBP: 0.333, SLG: 0.516 (1,3)										4	0	0	0	0	2	0				
John Buzhardt, R (1,1) Bill Henry, L OBP: 0.167, SLG: 0.167 (8,1)										2	0	0	0	1	2	0				
Inning Stats	R: 1 E: 0 K: 0 S: 5	H: 2 LOB: 2 BB: 1 P: 9	R: 0 E: 0 K: 2 S: 7	H: 0 LOB: 1 BB: 1 P: 11	R: 0 E: 1 K: 1 S: 7	H: 1 LOB: 2 BB: 0 P: 7	R: 0 E: 0 K: 1 S: 5	H: 0 LOB: 0 BB: 0 P: 5	R: 2 E: 1 K: 0 S: 6	H: 2 LOB: 1 BB: 0 P: 6	R: 0 E: 0 K: 2 S: 4	H: 2 LOB: 1 BB: 0 P: 4	R: 1 E: 0 K: 1 S: 6	H: 1 LOB: 0 BB: 0 P: 6	R: 0 E: 0 K: 2 S: 7	H: 1 LOB: 1 BB: 0 P: 7	1B: 7 2B: 2 3B: 0 HR: 1	SF: 1 SAC: 1 DP: 1 HBP: 0	WP: 0 PB: 1 SB: 0 CS: 1	PA: 38
PITCHER	IP WLS BF H R ER SO BB IBB HBP BLK WP HR S P ERA WHIP																			
Harvey Haddix, L (1,1) ERA: 2.04	8.0 L 35 8 4 3 7 1 1 0 0 0 1 47 55 3.38 1.125																			
Roy Face, R (9,1) ERA: 1.67	1.0 3 1 0 0 2 0 0 0 0 0 0 7 7 0.00 1.000																			

AB	34
R	4
H	9
RBI	4
BB	2
SO	9
LOB	11



Batter	1	2	3	4	5	6	7	8	9	AB	R	H	RBI	BB	SO	LOB	BOTTOM	
Bill Virdon, L OBP: 0.303, SLG: 0.394 (1,8)										4	0	2	0	0	0	0	Chicago Cubs @ Pittsburgh Pirates Forbes Field, Pittsburgh, PA Sun Jun 07 1959, 3:33 AM EDT Unknown	
Dick Groat, R OBP: 0.305, SLG: 0.337 (1,6)										3	0	0	1	0	1	1		
Smoky Burgess, L (1,2) Dick Schofield, S (8, PR) Roy Face, R (9,1) OBP: 0.400, SLG: 0.400										3	0	0	0	1	0	1		
Ted Kluszewski, L OBP: 0.365, SLG: 0.535 (1,3)											4	0	0	0	0	4		
Bob Skinner, L OBP: 0.366, SLG: 0.491 (1,7)											3	1	0	0	1	1		
Bill Mazeroski, R OBP: 0.288, SLG: 0.398 (1,4)											3	0	1	1	1	0		
Don Hoak, R OBP: 0.373, SLG: 0.427 (1,5)											4	0	1	0	0	1		
Roman Mejias, R (1,9) Dick Stuart, R (9, PH) OBP: 0.308, SLG: 0.308 OBP: 0.355, SLG: 0.517										3	0	0	0	0	0	2		
Harvey Haddix, L (1,1) Rocky Nelson, L (8, PH) Joe Christopher, R (8, PR) Hank Foiles, R (9,2) OBP: 0.219, SLG: 0.200 OBP: 0.304, SLG: 0.304 OBP: 0.233, SLG: 0.300										2	0	0	0	0	1	0		
Inning Stats	R: 0 E: 0 K: 0 S: 3	H: 0 LOB: 0 BB: 0 P: 3	R: 0 E: 0 K: 0 S: 3	H: 0 LOB: 0 BB: 0 P: 3	R: 0 E: 0 K: 1 S: 5	H: 1 LOB: 0 BB: 0 P: 5	R: 1 E: 0 K: 1 S: 6	H: 1 LOB: 2 BB: 1 P: 10	R: 0 E: 0 K: 1 S: 3	H: 0 LOB: 0 BB: 0 P: 3	R: 1 E: 1 K: 0 S: 5	H: 1 LOB: 2 BB: 1 P: 9	R: 0 E: 0 K: 1 S: 5	H: 0 LOB: 1 BB: 1 P: 9	1B: 1 2B: 2 3B: 1 HR: 0	SF: 1 SAC: 0 DP: 0 HBP: 0	WP: 0 PB: 0 SB: 0 CS: 0	PA: 35
PITCHER	IP WLS BF H R ER SO BB IBB HBP BLK WP HR S P ERA WHIP																	
John Buzhardt, R (1,1) ERA: 3.98	7.2 W 30 4 2 2 3 3 0 0 0 0 0 33 45 2.35 0.913																	
Bill Henry, L (8,1) ERA: 2.93	1.1 S 5 0 0 0 1 1 0 0 0 0 0 6 10 0.00 0.750																	

AB	30
R	2
H	4
RBI	2
BB	4
SO	4
LOB	11



Batter	1	2	3	4	5	6	7	8	9	AB	R	H	RBI	BB	SO	LOB	TOP				
Tony Taylor, R OBP: 0.356, SLG: 0.414 (1, 4)	4-0 FC4-6 BB		4-0 FC6-4 BB		0-0 6-3			0-3 K		2	0	0	0	2	1	0					
George Altman, L OBP: 0.299, SLG: 0.369 (1, 8)	0-0 FC4-6 14 FC6-4 1-2		0-0 FC6-4 1-2		0-0 4-3			0-0 F5		4	0	0	0	0	0	2					
Lee Walls, R OBP: 0.333, SLG: 0.363 (1, 9)	0-3 K		0-3 K					0-3 K		4	0	1	0	0	3	2					
14 Ernie Banks, R OBP: 0.352, SLG: 0.552 (1, 6)	0-0 FC6-4 1-2			0-0 6-3				0-3 K		4	0	0	0	0	1	2					
Dale Long, L OBP: 0.338, SLG: 0.524 (1, 3)		0-0 2B		0-0 2B 1B				0-3 K		4	1	2	0	0	2	1					
Walt Moryn, L OBP: 0.318, SLG: 0.389 Bobby Thomson, R OBP: 0.331, SLG: 0.458 (9, 7)		0-3 K		0-0 G3 1-H 2B				0-0 4-3		4	0	1	1	0	1	2					
Sammy Taylor, L OBP: 0.294, SLG: 0.347 (1, 2)		0-0 F7		0-0 G3				0-0 G6-4-3 1B		3	0	1	0	0	0	2					
Johnny Goryl, R OBP: 0.268, SLG: 0.436 (1, 5)		0-3 K		0-0 F6				0-0 G6-4-3 1-2		3	0	0	0	0	1	3					
Elmer Singleton, R Bill Henry, L OBP: 0.167, SLG: 0.167 Don Elston, R OBP: 0.167, SLG: 0.167 (8, 1) (8, 1)				0-3 K				0-3 K		3	0	0	0	0	2	0					
Inning Stats	R: 0 E: 0 K: 1 S: 5	H: 0 LOB: 1 BB: 1 P: 9	R: 0 E: 0 K: 2 S: 8	H: 1 LOB: 1 BB: 0 P: 8	R: 0 E: 0 K: 2 S: 7	H: 0 LOB: 1 BB: 1 P: 11	R: 1 E: 0 K: 0 S: 5	H: 2 LOB: 0 BB: 0 P: 6	R: 0 E: 0 K: 3 S: 9	H: 0 LOB: 0 BB: 0 P: 9	R: 0 E: 0 K: 0 S: 3	H: 1 LOB: 0 BB: 0 P: 3	R: 0 E: 0 K: 2 S: 7	H: 0 LOB: 0 BB: 0 P: 7	R: 0 E: 0 K: 1 S: 6	H: 1 LOB: 1 BB: 0 P: 6	1B: 2 2B: 3 3B: 0 HR: 0	SF: 0 SAC: 0 DP: 1 HBP: 0	WP: 0 PB: 0 SB: 0 CS: 0	PA: 33	
PITCHER	IP	WLS	BF	H	R	ER	SO	BB	IBB	HBP	BLK	WP	HR	S	P	ERA	WHIP				
Bob Friend, R ERA: 5.64 Roy Face, R ERA: 1.62	(1, 1) (9, 1)	8.0 1.0	L 4	29 1	4 0	1 0	1 0	10 1	2 0	0 0	0 0	0 0	0 0	47 6	55 6	1.12 0.00	0.750 1.000				

Chicago Cubs @ Pittsburgh Pirates
Forbes Field, Pittsburgh, PA
Sun Jun 07 1959, 3:38 AM EDT
Att: 32,078 - Unknown

AB	31
R	1
H	5
RBI	1
BB	2
SO	11
LOB	14



Batter	1	2	3	4	5	6	7	8	9	AB	R	H	RBI	BB	SO	LOB	BOTTOM				
Roman Mejias, R OBP: 0.350, SLG: 0.300 Smoky Burgess, L OBP: 0.428, SLG: 0.630 Joe Christopher, R OBP: 0.275, SLG: 0.335 Ted Kluszewski, L OBP: 0.316, SLG: 0.345 Vern Law, R OBP: 0.442, SLG: 0.400 (11, 9) (5, PH) (8, 9) (8, PH) (8, PH) (9, 1)	0-0 L8		0-3 K		0-0 4-3			4-0 FC6-4 BB		2	0	0	0	0	1	0					
Bill Virdon, L OBP: 0.297, SLG: 0.387 (1, 8)	0-0 E3 5-3			0-0 L9				0-0 F9		4	0	0	0	0	0	2					
Dick Groat, R OBP: 0.308, SLG: 0.335 (1, 6)	0-0 5-3 1-2			0-0 F8				0-0 FC6-4 1-2		4	0	1	0	0	0	3					
Dick Stuart, R OBP: 0.345, SLG: 0.500 (1, 3)	0-0 F4			0-3 K				0-0 G5-4-3 1B		4	0	0	0	0	1	2					
Bob Skinner, L OBP: 0.365, SLG: 0.489 Harry Bright, R OBP: 0.308, SLG: 0.583 (1, 7) (8, 7)		0-3 K			0-0 1B SH1-4 1B			0-0 4-3		3	0	1	0	0	1	0					
Bill Mazeroski, R OBP: 0.284, SLG: 0.393 (1, 4)		0-0 F9			0-0 SH1-4 1-2			0-0 F6		3	0	0	0	0	0	0					
Don Hoak, R OBP: 0.370, SLG: 0.426 (1, 5)		0-0 F6			0-0 BB 1B			0-0 4-3		3	0	1	0	0	0	0					
Hank Foiles, R OBP: 0.217, SLG: 0.279 (1, 2)				0-3 K				0-0 F3		3	0	0	0	0	1	2					
Bob Friend, R OBP: 0.346, SLG: 0.292 Rocky Nelson, L OBP: 0.316, SLG: 0.304 Dick Schofield, S OBP: 0.357, SLG: 0.436 (1, 1) (8, PH) (8, PR) (9, 9)				0-0 F3				4-0 BB BB		1	0	0	0	1	0	0					
Inning Stats	R: 0 E: 1 K: 0 S: 4	H: 0 LOB: 0 BB: 0 P: 4	R: 0 E: 0 K: 1 S: 5	H: 0 LOB: 0 BB: 0 P: 5	R: 0 E: 0 K: 2 S: 7	H: 0 LOB: 0 BB: 0 P: 7	R: 0 E: 0 K: 1 S: 5	H: 0 LOB: 0 BB: 0 P: 6	R: 0 E: 0 K: 0 S: 3	H: 2 LOB: 3 BB: 1 P: 9	R: 0 E: 0 K: 0 S: 3	H: 1 LOB: 0 BB: 0 P: 3	R: 0 E: 0 K: 0 S: 3	H: 0 LOB: 2 BB: 2 P: 11	R: 0 E: 0 K: 0 S: 3	H: 0 LOB: 0 BB: 0 P: 3	1B: 3 2B: 0 3B: 0 HR: 0	SF: 0 SAC: 1 DP: 1 HBP: 0	WP: 0 PB: 0 SB: 0 CS: 0	PA: 33	
PITCHER	IP	WLS	BF	H	R	ER	SO	BB	IBB	HBP	BLK	WP	HR	S	P	ERA	WHIP				
Elmer Singleton, R Bill Henry, L Don Elston, R	(1, 1) (8, 1) (8, 1)	7.1 0.1 1.1	W S 4	28 0 0	3 0 0	0 0 0	0 0 0	0 0 0	0 0 0	0 0 0	0 0 0	0 0 0	0 0 4	1 1 4	33 45 4	0.00 0.00 0.00	0.818 0.000 0.000				

Chicago Cubs @ Pittsburgh Pirates
Forbes Field, Pittsburgh, PA
Sun Jun 07 1959, 3:38 AM EDT
Att: 32,078 - Unknown

AB	29
R	0
H	3
RBI	0
BB	3
SO	4
LOB	12



Batter	1	2	3	4	5	6	7	8	9	AB	R	H	RBI	BB	SO	LOB	TOP		
Tony Taylor, R OBP: 0.353, SLG: 0.409 (1, 4)	F9		K			4-3 1B		P4	K	5	0	1	0	0	2	2	Chicago Cubs @ Milwaukee Braves Milwaukee County Stadium, Milwaukee, WI Mon Jun 08 1959, 4:33 AM EDT Att: 12,288 - Unknown		
Alvin Dark, R OBP: 0.319, SLG: 0.343 (1, 5)	1-3		F8			4-3 1-2		14 2B	L7	5	1	1	0	0	0	2			
14 Ernie Banks, R OBP: 0.350, SLG: 0.551 (1, 6)	P3				F5	5-3		1B		4	1	1	2	0	0	1			
Dale Long, L OBP: 0.343, SLG: 0.523 (1, 3)		6-3			1B	K		2B	BB 1B	4	1	2	1	0	1	1			
Bobby Thomson, R OBP: 0.329, SLG: 0.452 (1, 9)	E1				F8		5-3	BB 2B	1B	4	1	1	0	0	0	1			
Walt Moryn, L OBP: 0.318, SLG: 0.383 (1, 7)	F9				F5		F8	2B	BB	3	0	0	0	1	0	2			
George Altman, L OBP: 0.298, SLG: 0.373 (1, 8)	K				5-3		6-3	1-3 2-H 3-H	2B	4	0	1	2	0	1	1			
Sammy Taylor, L OBP: 0.286, SLG: 0.336 (1, 2)			G3			F8		G3	F8	4	0	0	0	0	0	2			
Seth Morehead, L OBP: 0.200, SLG: 0.400 Bob Porterfield, R (5, 1)					4-3			2B	K	2	0	1	0	0	0	0			
Irv Noren, L OBP: 0.280, SLG: 0.333 Moe Drabowsky, R OBP: 0.231, SLG: 0.208 Jim Marshall, L OBP: 0.326, SLG: 0.385 (9, PH)			2B					2B	14 2B	1	1	1	0	0	0	0			
										1	0	0	0	0	1	0			
	R: 0 H: 0 E: 0 LOB: 0 K: 0 BB: 0 S: 3 P: 3	R: 0 H: 0 E: 1 LOB: 1 K: 1 BB: 0 S: 6 P: 6	R: 0 H: 1 E: 0 LOB: 1 K: 1 BB: 0 S: 6 P: 6	R: 0 H: 1 E: 0 LOB: 1 K: 0 BB: 0 S: 4 P: 4	R: 0 H: 0 E: 0 LOB: 0 K: 0 BB: 0 S: 3 P: 3	R: 0 H: 1 E: 0 LOB: 1 K: 1 BB: 0 S: 6 P: 6	R: 0 H: 0 E: 0 LOB: 0 K: 0 BB: 0 S: 3 P: 3	R: 5 H: 6 E: 0 LOB: 2 K: 0 BB: 1 S: 9 P: 13	R: 0 H: 0 E: 0 LOB: 0 K: 2 BB: 0 S: 7 P: 7	1B: 5 SF: 0 2B: 4 SAC: 0 3B: 0 DP: 0 HR: 0 HBP: 0	WP: 0 PA: 38 PB: 0 SB: 0 CS: 0								
PITCHER	IP	WLS	BF	H	R	ER	SO	BB	IBB	HBP	BLK	WP	HR	S	P	ERA		WHIP	
Lew Burdette, R ERA: 4.01 (1, 1)	7.2	W	31	7	4	4	3	0	0	0	0	0	0	37	37	4.70		0.913	
Carl Willey, R ERA: 3.51 (8, 1)	0.0		3	2	1	1	0	1	0	0	0	0	0	2	6	∞	∞		
Don McMahon, R ERA: 1.85 (8, 1)	1.1	S	4	0	0	0	2	0	0	0	0	0	0	8	8	0.00	0.000		

AB 37
R 5
H 9
RBI 5
BB 1
SO 5
LOB 12



Batter	1	2	3	4	5	6	7	8	9	AB	R	H	RBI	BB	SO	LOB	BOTTOM		
Casey Wise, S OBP: 0.371, SLG: 0.310 (1, 4)	F7	6-3		P4	1B		FC1-5			4	0	0	0	1	0	4	Chicago Cubs @ Milwaukee Braves Milwaukee County Stadium, Milwaukee, WI Mon Jun 08 1959, 4:33 AM EDT Att: 12,288 - Unknown		
Eddie Mathews, L OBP: 0.355, SLG: 0.618 (1, 5)	1B				BB		G1-6-3		G1-6-3	3	2	1	1	2	0	4			
Hank Aaron, R OBP: 0.460, SLG: 0.756 (1, 9)	FC6-4			F9	E4			L8		5	1	2	1	0	0	1			
Joe Adcock, R OBP: 0.350, SLG: 0.435 (1, 3)	K			P6	1B		FC6-4	F3		5	1	1	1	0	1	4			
Del Crandall, R OBP: 0.317, SLG: 0.423 (1, 2)	FC6-4			2B	1B	5-3		1B		5	1	3	1	0	0	2			
Andy Pafko, R OBP: 0.265, SLG: 0.265 (6, 7)	6-3		6-3		1B		F7	P4		5	1	1	1	0	0	2			
Mel Roach, R OBP: 0.250, SLG: 0.250 Bill Bruton, L OBP: 0.358, SLG: 0.479 (5, PH) (6, 8)				F9	2B	5-3		1B		2	0	1	0	0	0	0			
Felix Mantilla, R OBP: 0.250, SLG: 0.123 (1, 6)	FC8-6			L9	F7			FC1-5	1B	4	1	1	0	0	0	4			
Lew Burdette, R OBP: 0.250, SLG: 0.310 Carl Willey, R (8, 1)					1B			FC1-5	1B	4	1	4	4	0	0	0			
Don McMahon, R OBP: 0.333, SLG: 0.200 (8, 1)	1-H				1B			FC1-5	1B	0	0	0	0	0	0	0			
										0	0	0	0	0	0	0			
	R: 0 H: 1 E: 0 LOB: 2 K: 1 BB: 1 S: 6 P: 10	R: 1 H: 2 E: 0 LOB: 1 K: 0 BB: 0 S: 5 P: 5	R: 1 H: 2 E: 0 LOB: 1 K: 0 BB: 0 S: 5 P: 5	R: 0 H: 1 E: 0 LOB: 1 K: 0 BB: 0 S: 4 P: 4	R: 7 H: 6 E: 1 LOB: 2 K: 0 BB: 2 S: 10 P: 18	R: 0 H: 0 E: 0 LOB: 0 K: 0 BB: 0 S: 3 P: 3	R: 0 H: 2 E: 0 LOB: 1 K: 0 BB: 0 S: 4 P: 4	R: 0 H: 1 E: 0 LOB: 1 K: 0 BB: 0 S: 4 P: 4	R: 0 H: 1 E: 0 LOB: 1 K: 0 BB: 0 S: 4 P: 4	1B: 11 SF: 0 2B: 3 SAC: 0 3B: 0 DP: 1 HR: 1 HBP: 0	WP: 0 PA: 42 PB: 0 SB: 0 CS: 0								
PITCHER	IP	WLS	BF	H	R	ER	SO	BB	IBB	HBP	BLK	WP	HR	S	P	ERA		WHIP	
Seth Morehead, L ERA: 7.43 (1, 1)	4.0	L	23	8	6	5	1	2	0	0	0	0	0	23	31	11.25		2.500	
Bob Porterfield, R ERA: 6.75 (5, 1)	3.0		15	6	3	2	0	1	0	0	0	0	0	14	18	6.00	2.333		
Moe Drabowsky, R ERA: 3.92 (8, 1)	1.0		4	1	0	0	0	0	0	0	0	0	0	4	4	0.00	1.000		

AB 39
R 9
H 15
RBI 9
BB 3
SO 1
LOB 21



Batter	1	2	3	4	5	6	7	8	9	AB	R	H	RBI	BB	SO	LOB	TOP										
Johnny Temple, R (1,4) OBP: 0.416, SLG: 0.464	1-3		7-3 BB		6-3		1-3 1B			3	0	1	0	1	0	1	Cincinnati Redlegs @ Chicago Cubs Wrigley Field, Chicago, IL Tue Jun 09 1959, 3:33 AM CDT Att: 9,141 - Unknown										
Vada Pinson, L (1,8) OBP: 0.396, SLG: 0.585	K		7-3		HR		F8			4	1	1	2	0	1	3											
Jerry Lynch, L (1,7) Pete Whisenant, R (7,PH) John Powers, L (7,7) OBP: 0.322, SLG: 0.474 OBP: 0.333, SLG: 0.395 OBP: 0.316, SLG: 0.389	L8			1-3	4-3		F8			3	0	0	0	0	0	0											
Frank Robinson, R (1,3) OBP: 0.373, SLG: 0.560		CS BB		1B WP BB		1B G4-6-3 1B		F9		2	2	1	0	2	0	0											
Gus Bell, L (1,9) OBP: 0.312, SLG: 0.412	1B 1-2 1B			G3 WP 1B		G4-6-3 1B		K		4	0	3	0	0	1	0											
Ed Bailey, L (1,2) OBP: 0.360, SLG: 0.353	F7			G3		G4-6-3		2-3		4	0	0	0	0	0	3											
Frank Thomas, R (1,5) OBP: 0.291, SLG: 0.375				6-3		F8		F8		4	0	1	0	0	0	1											
Roy McMillan, R (1,6) OBP: 0.346, SLG: 0.468	K			HR SH2-4 BB		K		F7		3	1	0	0	1	2	2											
Joe Nuxhall, L (1,1) Tom Acker, R (7,1) Luis Arroyo, L (7,1) Jim Pendleton, R (9,PH) OBP: 0.286, SLG: 0.250 OBP: 0.250, SLG: 0.143 OBP: 0.375, SLG: 0.318	F7		F7	SH2-4		1B HBP		K2-3		1	0	0	0	0	0	0											
Inning Stats	R: 0 E: 0 K: 1 S: 5	H: 0 LOB: 0 BB: 0 P: 5	R: 0 E: 0 K: 1 S: 6	H: 2 LOB: 2 BB: 1 P: 10	R: 0 E: 0 K: 0 S: 2	H: 0 LOB: 0 BB: 1 P: 6	R: 1 E: 0 K: 0 S: 4	H: 1 LOB: 1 BB: 1 P: 8	R: 2 E: 0 K: 0 S: 4	H: 1 LOB: 0 BB: 1 P: 8	R: 1 E: 0 K: 0 S: 4	H: 2 LOB: 0 BB: 0 P: 4	R: 0 E: 0 K: 1 S: 6	H: 1 LOB: 2 BB: 0 P: 7	R: 0 E: 0 K: 1 S: 5	H: 0 LOB: 0 BB: 0 P: 5		R: 0 E: 0 K: 1 S: 5	H: 0 LOB: 0 BB: 0 P: 5	1B: 6 2B: 1 3B: 0 HR: 1	SF: 0 SAC: 1 DP: 2 HBP: 1	WP: 1 PB: 0 SB: 0 CS: 1	PA: 36				
PITCHER	IP	WLS	BF	H	R	ER	SO	BB	IBB	HBP	BLK	WP	HR	S	P	ERA	WHIP										
Bob Anderson, R (1,1) ERA: 3.44	6.1		28	7	4	4	3	4	0	0	0	1	1	29	46	5.68	1.737										
Bill Henry, L (7,1) ERA: 2.72	2.2	W	8	0	0	0	2	0	0	0	0	0	0	12	12	0.00	0.000										

Batter	1	2	3	4	5	6	7	8	9	AB	R	H	RBI	BB	SO	LOB	BOTTOM										
Tony Taylor, R (1,4) OBP: 0.349, SLG: 0.409	F8		CS 2B		6-3	F3	FC6-4			5	0	1	0	0	0	3	Cincinnati Redlegs @ Chicago Cubs Wrigley Field, Chicago, IL Tue Jun 09 1959, 3:33 AM CDT Att: 9,141 - Unknown										
Alvin Dark, R (1,5) OBP: 0.316, SLG: 0.350	6-3		1-3		F8	P4		14 SF8 3B		5	1	1	0	0	0	2											
Lee Walls, R (1,9) OBP: 0.353, SLG: 0.380	14 BB 1B				14 HR 1B		14 HR 1B			4	2	4	0	1	0	0											
14 Ernie Banks, R (1,6) OBP: 0.356, SLG: 0.567	FC6-4 BB		1-3		HR 1B		HR			3	2	2	3	1	0	1											
Bobby Thomson, R (1,7) OBP: 0.338, SLG: 0.475	FC6-4				4-3 1B 1B		F3			4	2	2	3	1	0	2											
Cal Neaman, R (1,2) OBP: 0.196, SLG: 0.069	K				4-3 1B		K			5	0	1	0	0	2	3											
Dale Long, L (1,3) OBP: 0.340, SLG: 0.537	F7				P4		F8			4	1	1	1	0	0	2											
George Altman, L (1,8) OBP: 0.317, SLG: 0.400										4	0	4	1	0	0	0											
Bob Anderson, R (1,1) Tom Acker, R (7,1) Luis Arroyo, L (7,1) OBP: 0.200, SLG: 0.207 OBP: 0.231, SLG: 0.167		2B			2H 1B		SH3-4 1B			2	0	0	0	0	1	2											
Inning Stats	R: 0 E: 0 K: 0 S: 4	H: 1 LOB: 2 BB: 1 P: 8	R: 0 E: 0 K: 2 S: 8	H: 1 LOB: 1 BB: 0 P: 8	R: 0 E: 0 K: 0 S: 4	H: 2 LOB: 1 BB: 0 P: 4	R: 1 E: 0 K: 0 S: 5	H: 2 LOB: 1 BB: 0 P: 5	R: 3 E: 0 K: 0 S: 7	H: 4 LOB: 1 BB: 0 P: 7	R: 0 E: 0 K: 0 S: 4	H: 1 LOB: 1 BB: 0 P: 4	R: 3 E: 0 K: 1 S: 9	H: 4 LOB: 2 BB: 1 P: 13	R: 1 E: 0 K: 0 S: 3	H: 1 LOB: 1 BB: 2 P: 11		1B: 10 2B: 2 3B: 1 HR: 3	SF: 1 SAC: 1 DP: 1 HBP: 0	WP: 0 PB: 0 SB: 0 CS: 1	PA: 42						
PITCHER	IP	WLS	BF	H	R	ER	SO	BB	IBB	HBP	BLK	WP	HR	S	P	ERA	WHIP										
Joe Nuxhall, L (1,1) ERA: 4.42	6.0	L	30	12	5	5	2	1	0	0	0	0	0	33	37	7.50	2.167										
Tom Acker, R (7,1) ERA: 3.55	0.2		5	3	2	2	1	0	0	0	0	0	2	7	7	27.00	4.500										
Luis Arroyo, L (7,1) ERA: 9.82	1.1		7	1	1	1	0	2	1	0	0	0	0	4	16	6.75	2.250										



Batter	1	2	3	4	5	6	7	8	9	AB	R	H	RBI	BB	SO	LOB	TOP					
Johnny Temple, R (1, 4) OBP: 0.420, SLG: 0.465										4	2	2	0	1	0	1	Cincinnati Redlegs @ Chicago Cubs Wrigley Field, Chicago, IL Wed Jun 10 1959, 3:33 AM CDT Att: 7,657 - Unknown					
Vada Pinson, L (1, 8) OBP: 0.386, SLG: 0.579										4	0	1	0	1	1	2						
Jerry Lynch, L (1, 7) OBP: 0.286, SLG: 0.463										4	0	0	1	0	1	5						
Walt Dropo, R (7, 3) OBP: 0.171, SLG: 0.219										1	0	0	0	0	0	0						
Frank Robinson, R (1, 3) OBP: 0.386, SLG: 0.583										4	2	4	3	1	0	0						
Gus Bell, L (1, 9) OBP: 0.309, SLG: 0.406										5	0	1	0	0	2	6						
Ed Bailey, L (1, 2) OBP: 0.355, SLG: 0.355										5	0	1	1	0	1	4						
Frank Thomas, R (1, 5) OBP: 0.286, SLG: 0.367										4	0	0	0	0	2	2						
Eddie Kasko, R (8, 5) OBP: 0.267, SLG: 0.333										0	0	0	0	0	0	0						
Roy McMillan, R (1, 6) OBP: 0.344, SLG: 0.479										4	1	1	1	0	1	0						
Bob Purkey, R (1, 1) OBP: 0.250, SLG: 0.300										3	1	1	0	1	2	0						
Orlando Pena, R (8, 1) OBP: 0.231, SLG: 0.091										0	0	0	0	0	0	0						
Inning Stats	R: 0 E: 0 K: 1 S: 7	H: 2 LOB: 3 BB: 1 P: 11	R: 0 E: 0 K: 3 S: 9	H: 0 LOB: 0 BB: 0 P: 9	R: 2 E: 0 K: 2 S: 10	H: 3 LOB: 2 BB: 1 P: 14	R: 2 E: 1 K: 1 S: 7	H: 2 LOB: 2 BB: 2 P: 15	R: 0 E: 0 K: 0 S: 3	H: 0 LOB: 0 BB: 0 P: 3	R: 0 E: 0 K: 2 S: 7	H: 0 LOB: 0 BB: 0 P: 7	R: 0 E: 0 K: 1 S: 6	H: 1 LOB: 1 BB: 0 P: 6	R: 1 E: 0 K: 0 S: 5	H: 2 LOB: 2 BB: 0 P: 5	R: 1 E: 0 K: 0 S: 4	H: 1 LOB: 0 BB: 0 P: 4	1B: 8 2B: 1 3B: 0 HR: 2	SF: 0 SAC: 0 DP: 0 HBP: 0	WP: 0 PB: 0 SB: 2 CS: 0	PA: 42
PITCHER	IP WLS BF H R ER SO BB IBB HBP BLK WP HR S P ERA WHIP																					
Glen Hobbie, R (1, 1) ERA: 4.16	3.1 L 20 6 4 4 6 4 0 0 0 0 0 0 28 44 10.80 3.000																					
Elmer Singleton, R (4, 1) ERA: 1.48	1.2 6 1 0 0 1 0 0 0 0 0 0 0 8 8 0.00 0.600																					
Dick Drott, R (6, 1) ERA: 7.59	3.0 12 3 1 1 3 0 0 0 0 0 0 1 18 18 3.00 1.000																					
Dave Hillman, R (9, 1) ERA: 4.01	1.0 4 1 1 1 0 0 0 0 0 0 0 1 4 4 9.00 1.000																					

Batter	1	2	3	4	5	6	7	8	9	AB	R	H	RBI	BB	SO	LOB	BOTTOM					
Tony Taylor, R (1, 4) OBP: 0.343, SLG: 0.401										4	0	0	0	0	0	1	Cincinnati Redlegs @ Chicago Cubs Wrigley Field, Chicago, IL Wed Jun 10 1959, 3:33 AM CDT Att: 7,657 - Unknown					
Alvin Dark, R (1, 5) OBP: 0.315, SLG: 0.354										4	0	1	0	0	1	1						
Lee Walls, R (1, 9) OBP: 0.350, SLG: 0.377										4	1	1	0	0	0	1						
14 Ernie Banks, R (1, 6) OBP: 0.354, SLG: 0.575										4	1	1	2	0	0	1						
Dale Long, L (1, 3) OBP: 0.331, SLG: 0.522										4	0	0	0	0	0	1						
Bobby Thomson, R (1, 7) OBP: 0.335, SLG: 0.476										4	0	1	0	0	1	0						
George Altman, L (1, 8) OBP: 0.315, SLG: 0.396										4	1	1	0	0	1	1						
Sammy Taylor, L (1, 2) OBP: 0.294, SLG: 0.362										2	1	1	2	1	0	0						
Glen Hobbie, R (1, 1) ERA: 4.16										1	0	0	0	0	0	0						
Elmer Singleton, R (4, 1) ERA: 1.48										0	0	0	0	0	0	0						
Irv Noren, L (5, PH) OBP: 0.181, SLG: 0.167										1	0	0	0	0	0	0						
Dick Drott, R (6, 1) ERA: 7.59										1	0	0	0	0	0	0						
Jim Marshall, L (8, PH) OBP: 0.323, SLG: 0.380										1	0	0	0	0	0	0						
Dave Hillman, R (9, 1) ERA: 4.01										0	0	0	0	0	0	0						
Inning Stats	R: 0 E: 0 K: 0 S: 3	H: 0 LOB: 0 BB: 0 P: 3	R: 0 E: 0 K: 0 S: 4	H: 1 LOB: 1 BB: 0 P: 4	R: 0 E: 0 K: 0 S: 3	H: 0 LOB: 0 BB: 0 P: 3	R: 0 E: 0 K: 0 S: 4	H: 1 LOB: 1 BB: 0 P: 4	R: 2 E: 0 K: 2 S: 9	H: 2 LOB: 0 BB: 0 P: 9	R: 0 E: 0 K: 0 S: 3	H: 0 LOB: 0 BB: 0 P: 3	R: 0 E: 0 K: 0 S: 3	H: 0 LOB: 0 BB: 0 P: 3	R: 0 E: 0 K: 2 S: 7	H: 0 LOB: 1 BB: 1 P: 11	R: 2 E: 0 K: 1 S: 7	H: 2 LOB: 0 BB: 0 P: 7	1B: 2 2B: 2 3B: 0 HR: 2	SF: 0 SAC: 0 DP: 0 HBP: 0	WP: 0 PB: 0 SB: 0 CS: 0	PA: 34
PITCHER	IP WLS BF H R ER SO BB IBB HBP BLK WP HR S P ERA WHIP																					
Bob Purkey, R (1, 1) ERA: 4.74	7.0 W 26 4 2 2 2 1 0 0 0 0 0 1 29 33 2.57 0.714																					
Orlando Pena, R (8, 1) ERA: 5.96	2.0 S 8 2 2 2 3 0 0 0 0 0 0 1 14 14 9.00 1.000																					



Batter	1	2	3	4	5	6	7	8	9	AB	R	H	RBI	BB	SO	LOB	TOP				
Johnny Temple, R OBP: 0.412, SLG: 0.455 (1, 4)	F9		4-3	F8			6-3		6-3	5	0	0	0	0	0	1					
Vada Pinson, L OBP: 0.397, SLG: 0.573 (1, 8)	L4		WP 1B BB		6-3			S 1B 1B	3-1	4	2	1	0	1	0	0					
Jerry Lynch, L OBP: 0.281, SLG: 0.457 Walt Drogo, R OBP: 0.171, SLG: 0.219 (8, 3)	F7		F9		F7			1B BB E 1B		4	1	1	0	0	0	1					
Frank Robinson, R OBP: 0.392, SLG: 0.582 (8, 7)		4-3	2B 1B		CS BB			1B E BB		2	2	1	1	2	0	0					
Gus Bell, L OBP: 0.317, SLG: 0.418 (1, 9)	1B HR 1B		1-H 2B		CS 1-2	F8		E 1B		4	1	3	2	0	0	0					
Ed Bailey, L OBP: 0.353, SLG: 0.352 (1, 2)	HR 1B		6-3		E4 G5-4-3			E3 G5-4-3		4	1	1	0	0	0	2					
Frank Thomas, R OBP: 0.281, SLG: 0.360 Eddie Kasko, R OBP: 0.267, SLG: 0.333 (8, 5)	F9				F7		G5-4-3 1-2	K		4	0	0	0	0	1	5					
Roy McMillan, R OBP: 0.342, SLG: 0.490 (1, 6)	HR 2-H		K		K		5-3	G5-4-3 1-2		4	1	1	3	0	1	2					
Don Newcombe, L OBP: 0.415, SLG: 0.444 (1, 1)	5-3						K		1-3	3	0	0	0	1	1	0					
Inning Stats	R: 0 E: 0 K: 0 S: 3	H: 0 LOB: 0 BB: 0 P: 3	R: 3 E: 0 K: 0 S: 6	H: 3 LOB: 0 BB: 0 P: 6	R: 2 E: 0 K: 0 S: 5	H: 2 LOB: 1 BB: 1 P: 9	R: 0 E: 0 K: 1 S: 5	H: 0 LOB: 0 BB: 1 P: 9	R: 0 E: 1 K: 0 S: 3	H: 0 LOB: 0 BB: 0 P: 6	R: 0 E: 0 K: 1 S: 5	H: 0 LOB: 0 BB: 0 P: 5	R: 3 E: 1 K: 1 S: 8	H: 3 LOB: 1 BB: 1 P: 12	R: 0 E: 0 K: 0 S: 3	H: 0 LOB: 0 BB: 0 P: 3	1B: 6 2B: 1 3B: 0 HR: 1	SF: 0 SAC: 0 DP: 2 HBP: 0	WP: 1 PB: 0 SB: 1 CS: 1	PA: 39	
PITCHER	IP WLS BF H R ER SO BB IBB HBP BLK WP HR S P ERA WHIP	IP WLS BF H R ER SO BB IBB HBP BLK WP HR S P ERA WHIP	Moe Drabowsky, R ERA: 4.27 (1, 1)	Glen Hobbie, R ERA: 4.09 (6, 1)	Seth Morehead, L ERA: 7.83 (8, 1)	Dave Hillman, R ERA: 3.91 (8, 1)															

Cincinnati Redlegs @ Chicago Cubs
Wrigley Field, Chicago, IL
Thu Jun 11 1959, 3:33 AM CDT
Att: 5,422 - Unknown

AB 34
R 8
H 8
RBI 6
BB 4
SO 3
LOB 11



Batter	1	2	3	4	5	6	7	8	9	AB	R	H	RBI	BB	SO	LOB	BOTTOM			
Tony Taylor, R OBP: 0.350, SLG: 0.407 (1, 4)	FC4-6 1B		5-3 1B		1-2 1B		FC6-4 1-2			4	0	3	0	0	0	1				
Alvin Dark, R OBP: 0.505, SLG: 0.346 (1, 5)	FC4-6 1B 1-2		F7		F8			F8		4	0	0	0	0	0	4				
Lee Walls, R OBP: 0.348, SLG: 0.373 (1, 9)	14 G5-4-3 1B 1-3		5-3		K			F8		4	0	1	0	0	1	3				
14 Ernie Banks, R OBP: 0.348, SLG: 0.564 (1, 6)	G5-4-3 1-2		F5			5-3		5-3		4	0	0	0	0	0	3				
Dale Long, L OBP: 0.329, SLG: 0.511 (1, 3)		L9			F7		3-1		1B BB	3	0	0	0	1	0	0				
Bobby Thomson, R OBP: 0.327, SLG: 0.463 (1, 7)	5-3		K		K		F7		F8	4	0	0	0	0	1	1				
George Altman, L OBP: 0.320, SLG: 0.399 (8, 1)	1B 1B		K		K		3-1		1-3 1B	4	0	2	0	0	1	0				
Sammy Taylor, L OBP: 0.299, SLG: 0.366 (1, 2)	1-3 1B				G3		FC6-4 1B		F9	4	0	2	0	0	0	2				
Moe Drabowsky, R OBP: 0.222, SLG: 0.200 (5, PH) Irv Noren, L OBP: 0.296, SLG: 0.346 (8, 1) Glen Hobbie, R OBP: 0.348, SLG: 0.373 (7, PH) Jim Marshall, L OBP: 0.281, SLG: 0.457 (8, 1) Seth Morehead, L OBP: 0.171, SLG: 0.219 (8, 1) Dave Hillman, R OBP: 0.342, SLG: 0.490 (1, PH) Walt Morin, L OBP: 0.317, SLG: 0.418 (8, PH)	K				1B		F9		F9	1	0	0	0	0	1	2				
Inning Stats	R: 0 E: 0 K: 0 S: 4	H: 2 LOB: 1 BB: 0 P: 4	R: 0 E: 0 K: 1 S: 7	H: 2 LOB: 2 BB: 0 P: 7	R: 0 E: 0 K: 2 S: 7	H: 1 LOB: 1 BB: 0 P: 4	R: 0 E: 0 K: 2 S: 7	H: 0 LOB: 0 BB: 0 P: 7	R: 0 E: 0 K: 0 S: 3	H: 0 LOB: 0 BB: 0 P: 3	R: 0 E: 0 K: 0 S: 4	H: 1 LOB: 1 BB: 0 P: 4	R: 0 E: 0 K: 0 S: 3	H: 0 LOB: 0 BB: 0 P: 3	R: 0 E: 0 K: 0 S: 4	H: 1 LOB: 2 BB: 1 P: 8	1B: 9 2B: 0 3B: 0 HR: 0	SF: 0 SAC: 0 DP: 1 HBP: 0	WP: 0 PB: 0 SB: 0 CS: 0	PA: 36
PITCHER	IP WLS BF H R ER SO BB IBB HBP BLK WP HR S P ERA WHIP	IP WLS BF H R ER SO BB IBB HBP BLK WP HR S P ERA WHIP	Don Newcombe, R ERA: 3.23 (1, 1)																	

Cincinnati Redlegs @ Chicago Cubs
Wrigley Field, Chicago, IL
Thu Jun 11 1959, 3:33 AM CDT
Att: 5,422 - Unknown

AB 35
R 0
H 9
RBI 0
BB 1
SO 4
LOB 19



Batter	1	2	3	4	5	6	7	8	9	AB	R	H	RBI	BB	SO	LOB	TOP					
Casey Wise, S OBP: 0.302, SLG: 0.304	(1,4) X F8		(2) X 6-3		(2) X F8		(2) X E3 1B 2B		(1) X 6-3	5	1	0	0	0	0	0	Milwaukee Braves @ Chicago Cubs Wrigley Field, Chicago, IL Fri Jun 12 1959, 3:33 AM CDT Att: 11,873 - Unknown - 86 F					
Eddie Mathews, L OBP: 0.366, SLG: 0.633	(1,5) B 4-0 BB		(2) X HR		(3) X 4-3		(2) X 1-2 2B 1B		(2) X HR	4	3	3	2	1	0	0						
Hank Aaron, R OBP: 0.451, SLG: 0.745	(1,9) X F8		(3) X 6-3		(1) X 5-3		(2) X 1-2 2B 1B		(2) X G4-6-3 1B	5	0	2	2	0	0	1						
Wes Covington, L OBP: 0.359, SLG: 0.429	(1,7) X 1-3			(1) X 4-3		(2) X G3	(2) X F7		(2) X G4-6-3 1B	5	0	0	0	0	0	3						
Frank Torre, L OBP: 0.329, SLG: 0.352	(1,3) X	(1) X P6		(2) X FC5 2B		(3) X F9	(3) X FC5-6-4			4	0	1	0	0	0	1						
Bill Bruton, L OBP: 0.353, SLG: 0.469	(1,8) X	(2) X 1-3		(2) X FC5 BB		(2) X 1B HR	(1) X K			3	1	1	0	1	1	0						
Del Crandall, R OBP: 0.324, SLG: 0.456	(1,2) X	(2) X 2B		(2) X FC5 1-2 2-3		(2) X 1B HR	(2) X 1B			4	1	3	0	0	0	2						
Johnny Logan, R OBP: 0.396, SLG: 0.476	(1,6) X	(3) X 6-3		(3) X P4		(2) X 1B HR	(2) X K			4	1	1	3	0	1	4						
Lew Burdette, R OBP: 0.296, SLG: 0.310	(1,1) X		(1) X 6-3		(1) X 6-3		(1) X 4-3		(3) X F9	0	0	0	0	0	0	0						
Bob Trowbridge, R OBP: 0.167, SLG: 0.167	(2,1) X									1	0	0	0	0	0	0						
Mel Roach, R OBP: 0.167, SLG: 0.167	(3,1) X									1	0	0	0	0	0	0						
Bob Giggie, R OBP: 0.333, SLG: 0.333	(3,1) X									1	0	0	0	0	0	0						
Mickey Vernon, L OBP: 0.286, SLG: 0.286	(7,1) X									1	0	0	0	0	0	0						
Bob Hartman, R OBP: 0.286, SLG: 0.286	(7,1) X									1	0	0	0	0	0	0						
Stan Lopata, R OBP: 0.286, SLG: 0.286	(8,1) X									1	0	0	0	0	0	1						
Don McMahon, R OBP: 0.286, SLG: 0.286	(8,1) X									0	0	0	0	0	0	0						
Inning Stats	R: 0 E: 0 K: 0 S: 3	H: 0 LOB: 1 BB: 1 P: 7	R: 0 E: 0 K: 0 S: 4	H: 1 LOB: 1 BB: 0 P: 4	R: 1 E: 0 K: 0 S: 4	H: 1 LOB: 0 BB: 1 P: 4	R: 0 E: 0 K: 0 S: 4	H: 1 LOB: 0 BB: 0 P: 8	R: 0 E: 0 K: 0 S: 3	H: 0 LOB: 0 BB: 0 P: 3	R: 0 E: 0 K: 0 S: 3	H: 0 LOB: 0 BB: 0 P: 3	R: 5 E: 1 K: 0 S: 9	H: 5 LOB: 1 BB: 0 P: 9	R: 0 E: 0 K: 2 S: 8	H: 1 LOB: 1 BB: 0 P: 8	R: 1 E: 0 K: 0 S: 4	H: 2 LOB: 0 BB: 0 P: 4	1B: 5 2B: 3 3B: 0 HR: 3	SF: 0 SAC: 0 DP: 1 HBP: 0	WP: 0 PB: 0 SB: 0 CS: 0	PA: 40
PITCHER	IP WLS BF H R ER SO BB IBB HBP BLK WP HR S P ERA WHIP																					
John Buzhardt, R ERA: 4.21	(1,1) 6.1 W 28 6 5 5 0 2 0 0 0 0 0 2 26 34 7.11 1.263																					
Bill Henry, L ERA: 2.96	(7,1) 2.2 S 12 5 2 1 2 0 0 0 0 0 0 1 16 16 3.38 1.875																					

Batter	1	2	3	4	5	6	7	8	9	AB	R	H	RBI	BB	SO	LOB	BOTTOM					
Tony Taylor, R OBP: 0.353, SLG: 0.409	(1,4) X 5-3	(2) X 1B G2-3		(1) X 14 1B		(2) X SH1-3		(2) X F8		4	1	2	0	0	0	0	Milwaukee Braves @ Chicago Cubs Wrigley Field, Chicago, IL Fri Jun 12 1959, 3:33 AM CDT Att: 11,873 - Unknown - 86 F					
Alvin Dark, R OBP: 0.311, SLG: 0.347	(1,5) X F7	(2) X 1B G2-3		(1) X P4		(2) X 3B 1B		(3) X F8		5	2	2	2	0	0	2						
Lee Walls, R OBP: 0.351, SLG: 0.407	(1,9) X HR	(2) X 1B G2-3		(2) X F5		(2) X 3B				4	1	2	3	0	0	3						
14 Ernie Banks, R OBP: 0.355, SLG: 0.581	(1,6) X HR	(2) X 1B		(3) X 1B		(3) X K				4	1	3	3	0	1	1						
Dale Long, L OBP: 0.333, SLG: 0.507	(1,3) X WP 2B	(3) X F8		(1) X G6-4-3 BB		(1) X P6				3	1	1	0	1	0	1						
Bobby Thomson, R OBP: 0.331, SLG: 0.470	(1,7) X 2B		(2) X G4-6-3 1B		(2) X G6-4-3		(2) X F8			4	0	2	1	0	0	1						
George Altman, L OBP: 0.318, SLG: 0.390	(1,8) X 4-3		(1) X F5		(3) X L3		(3) X BB			3	0	0	0	1	0	2						
Sammy Taylor, L OBP: 0.298, SLG: 0.362	(1,2) X	(1) X P5	(2) X G4-6-3		(2) X FC1-6 1B		(3) X 4-3			4	0	1	0	0	0	2						
John Buzhardt, R OBP: 0.200, SLG: 0.214	(1,1) X	(2) X 1B		(1) X 1B		(1) X FC1-6 SH1-3 1B		(1) X K		3	3	2	0	0	0	1						
Bill Henry, L OBP: 0.214, SLG: 0.154	(7,1) X	(2) X 1B		(2) X 1B						1	0	0	0	0	1	0						
Inning Stats	R: 3 E: 0 K: 0 S: 7	H: 4 LOB: 1 BB: 0 P: 7	R: 3 E: 0 K: 0 S: 7	H: 4 LOB: 1 BB: 0 P: 7	R: 0 E: 0 K: 0 S: 3	H: 1 LOB: 0 BB: 0 P: 3	R: 1 E: 0 K: 0 S: 5	H: 3 LOB: 2 BB: 0 P: 5	R: 0 E: 0 K: 0 S: 2	H: 0 LOB: 1 BB: 1 P: 6	R: 2 E: 0 K: 1 S: 8	H: 3 LOB: 1 BB: 0 P: 8	R: 0 E: 0 K: 0 S: 3	H: 0 LOB: 1 BB: 1 P: 7	R: 0 E: 0 K: 1 S: 5	H: 0 LOB: 0 BB: 0 P: 5	R: 0 E: 0 K: 1 S: 5	H: 0 LOB: 0 BB: 0 P: 5	1B: 10 2B: 2 3B: 1 HR: 2	SF: 0 SAC: 1 DP: 2 HBP: 0	WP: 1 PB: 0 SB: 0 CS: 0	PA: 38
PITCHER	IP WLS BF H R ER SO BB IBB HBP BLK WP HR S P ERA WHIP																					
Lew Burdette, R ERA: 4.44	(1,1) 1.1 L 11 7 6 0 0 0 0 0 0 0 0 0 0 3 3 0.00 1.500																					
Bob Trowbridge, R ERA: 4.39	(2,1) 0.2 3 1 0 0 0 0 0 0 0 0 0 0 0 3 3 0.00 1.500																					
Bob Giggie, R ERA: 3.97	(3,1) 4.0 17 7 3 3 1 1 0 0 0 0 0 0 0 18 22 6.75 2.000																					
Bob Hartman, L ERA: 27.0	(7,1) 1.0 4 0 0 0 0 0 1 0 0 0 0 0 0 3 7 0.00 1.000																					
Don McMahon, R ERA: 1.71	(8,1) 1.0 3 0 0 0 0 1 0 0 0 0 0 0 0 5 5 0.00 0.000																					

AB	38
R	7
H	11
RBI	7
BB	2
SO	2
LOB	12



AB	35
R	9
H	15
RBI	9
BB	2
SO	2
LOB	13



Batter	1	2	3	4	5	6	7	8	9	AB	R	H	RBI	BB	SO	LOB	TOP		
Casey Wise, S OBP: 0.310, SLG: 0.300	4-0 1B 2B BB		0-0 7-4 BB 1B	0-0 L7		0-0 F8		0-0 FC4-6		4	1	1	0	1	0	5			
Eddie Mathews, L OBP: 0.375, SLG: 0.631	0-0 2B 6-3 1B		4-0 1B BB		0-0 L9		0-0 G5-4-3 1B		0-0 3-1	4	1	2	0	1	0	0			
Hank Aaron, R OBP: 0.450, SLG: 0.742	0-0 4-3 1-3 2-H 2B		0-0 7-4		0-0 BB FC3-6 1B		0-0 G5-4-3 1-2		0-0 6-3	5	1	2	1	0	0	3			
Wes Covington, L OBP: 0.360, SLG: 0.428	0-0 6-3		0-0 1-2 1B		0-0 BB E 1B		0-0 F7		0-0 4-1	5	1	2	1	0	0	1			
Frank Torre, L OBP: 0.333, SLG: 0.352	0-0 4-3 2-3		0-0 4-3		4-0 FC3-6 BB 1-2 2-3 1B					3	0	1	0	1	0	3			
Bill Bruton, L OBP: 0.353, SLG: 0.464	0-0 6-3			4-0 SH1-3 BB		0-0 FC3-6 1-2 2-3 1B		0-0 SH1-4 1B		2	0	0	1	1	0	2			
Del Crandall, R OBP: 0.320, SLG: 0.450		0-0 6-3		0-0 SH1-3 1-2		0-0 F8		0-0 E9 2-3		3	0	0	0	0	0	2			
Johnny Logan, R OBP: 0.400, SLG: 0.471		0-0 F8		4-0 BB		0-0 F8		4-0 FC4-6 IBB		2	0	0	0	2	0	0			
Warren Spahn, L OBP: 0.262, SLG: 0.237		0-0 4-3		0-3 K		0-0 4-3		0-0 F7		4	0	0	0	0	1	5			
Don McMahon, R OBP: 0.333, SLG: 0.200										0	0	0	0	0	0	0			
Inning Stats	R: 2 E: 0 K: 0 S: 5	H: 2 LOB: 1 BB: 1 P: 9	R: 0 E: 0 K: 0 S: 3	H: 0 LOB: 0 BB: 0 P: 3	R: 0 E: 0 K: 1 S: 4	H: 2 LOB: 2 BB: 1 P: 8	R: 0 E: 0 K: 1 S: 5	H: 0 LOB: 0 BB: 0 P: 13	R: 2 E: 1 K: 0 S: 3	H: 2 LOB: 1 BB: 1 P: 9	R: 0 E: 0 K: 0 S: 3	H: 1 LOB: 0 BB: 0 P: 3	R: 0 E: 1 K: 0 S: 5	H: 1 LOB: 3 BB: 1 P: 9	R: 0 E: 0 K: 0 S: 3	H: 0 LOB: 0 BB: 0 P: 3	1B: 7 2B: 2 3B: 0 HR: 0	SF: 0 SAC: 2 DP: 2 HBP: 0	WP: 0 PA: 40 PB: 0 SB: 0 CS: 0
PITCHER	IP WLS BF H R ER SO BB IBB HBP BLK WP HR S P ERA WHIP	IP WLS BF H R ER SO BB IBB HBP BLK WP HR S P ERA WHIP																	
Bob Anderson, R ERA: 3.57	(1, 1)	4.1	L	23	6	4	3	1	5	0	0	0	0	0	0	20	40	6.23	2.538
Dave Hillman, R ERA: 3.79	(5, 1)	2.2		8	1	0	0	0	0	0	0	0	0	0	8	8	0.00	0.375	
Elmer Singleton, R ERA: 1.37	(8, 1)	2.0		9	1	0	0	0	0	1	0	0	0	0	8	12	0.00	0.500	

Milwaukee Braves @ Chicago Cubs
Wrigley Field, Chicago, IL
Sat Jun 13 1959, 3:33 AM CDT
Att: 23,583 - Sunny

AB 32
R 4
H 8
RBI 3
BB 6
SO 1
LOB 21



Batter	1	2	3	4	5	6	7	8	9	AB	R	H	RBI	BB	SO	LOB	BOTTOM				
Tony Taylor, R OBP: 0.350, SLG: 0.409	0-0 F7		0-3 K		0-0 E1 FC4-6		0-0 4-3		0-0 1-3 2B	5	0	1	1	0	1	1					
Alvin Dark, R OBP: 0.310, SLG: 0.345	0-0 F7		0-0 14 FC6-4 1B		0-0 FC4-6 BB		0-0 G3		0-0 3-H P5	4	0	1	0	0	0	2					
Jim Marshall, L OBP: 0.316, SLG: 0.370					1-2 1-2					1	0	0	0	0	0	2					
Lee Walls, R OBP: 0.353, SLG: 0.404	0-3 K		0-0 14 FC6-4 1B		4-0 14 FC6-4 BB			0-0 P6	4	0	1	0	1	1	2						
14 Ernie Banks, R OBP: 0.357, SLG: 0.580		0-0 1B 1B	0-0 FC6-4 FC6-4		0-0 FC6-4 1-2			0-0 SH5-3 1B	4	1	2	0	0	0	4						
Bobby Thomson, R OBP: 0.326, SLG: 0.461		0-3 K	0-0 FC6-4 1-2		0-0 L6			0-0 SH5-3 1-2	3	0	0	0	0	1	3						
Cal Neaman, R OBP: 0.194, SLG: 0.121		0-0 1B 1-2 1B		0-3 K		0-0 K		0-0 F9	4	0	2	0	0	1	1						
Dale Long, L OBP: 0.337, SLG: 0.503		0-0 FC6-4 1-2 2-H 1B		0-3 K		0-0 K		0-0 G4-6-3 1B	3	1	1	1	1	1	1						
George Altman, L OBP: 0.313, SLG: 0.382		0-0 P2		0-3 K			0-0 B1		0-0 F8 2B BB	3	0	0	0	0	1	2					
Earl Averill, R OBP: 0.276, SLG: 0.443									1-2 1B	1	0	1	0	0	0	0					
Bob Anderson, R OBP: 0.194, SLG: 0.200		0-0 FC6-4			0-3 K		4-0 BB		0-0 F8	1	0	0	0	0	0	2					
Dave Hillman, R OBP: 0.172, SLG: 0.077										1	0	0	0	0	1	0					
Randy Jackson, R OBP: 0.333, SLG: 0.393										0	0	0	0	1	0	0					
Elmer Singleton, R OBP: 0.315, SLG: 0.379									2-3	0	0	0	0	0	0	2					
Walt Moryn, L OBP: 0.315, SLG: 0.379										1	0	0	0	0	0	2					
Inning Stats	R: 0 E: 0 K: 1 S: 5	H: 0 LOB: 0 BB: 0 P: 5	R: 1 E: 0 K: 1 S: 8	H: 3 LOB: 2 BB: 0 P: 8	R: 0 E: 0 K: 1 S: 7	H: 2 LOB: 2 BB: 0 P: 7	R: 0 E: 0 K: 3 S: 9	H: 0 LOB: 0 BB: 0 P: 9	R: 0 E: 1 K: 1 S: 6	H: 0 LOB: 2 BB: 1 P: 10	R: 0 E: 0 K: 0 S: 3	H: 1 LOB: 0 BB: 0 P: 3	R: 0 E: 0 K: 0 S: 3	H: 0 LOB: 1 BB: 1 P: 7	R: 0 E: 0 K: 0 S: 4	H: 1 LOB: 1 BB: 0 P: 4	R: 1 E: 0 K: 0 S: 5	H: 2 LOB: 2 BB: 1 P: 9	1B: 8 2B: 1 3B: 0 HR: 0	SF: 0 SAC: 1 DP: 1 HBP: 0	WP: 0 PA: 39 PB: 0 SB: 0 CS: 0
PITCHER	IP WLS BF H R ER SO BB IBB HBP BLK WP HR S P ERA WHIP	IP WLS BF H R ER SO BB IBB HBP BLK WP HR S P ERA WHIP																			
Warren Spahn, L ERA: 3.08	(1, 1)	8.1	W	37	9	2	2	7	3	0	0	0	0	0	48	60	2.16	1.440			
Don McMahon, R ERA: 1.07	(9, 1)	0.2	S	2	0	0	0	0	0	0	0	0	0	2	2	0.00	0.000				

Milwaukee Braves @ Chicago Cubs
Wrigley Field, Chicago, IL
Sat Jun 13 1959, 3:33 AM CDT
Att: 23,583 - Sunny

AB 35
R 2
H 9
RBI 2
BB 3
SO 7
LOB 22



Batter	1	2	3	4	5	6	7	8	9	AB	R	H	RBI	BB	SO	LOB	TOP			
Casey Wise, S OBP: 0.306, SLG: 0.283 (1, 4)	F5		F8				F9			3	0	0	0	1	0	1	Milwaukee Braves @ Chicago Cubs Wrigley Field, Chicago, IL Sun Jun 14 1959, 3:33 AM CDT Att: 36,895 - Unknown			
Eddie Mathews, L OBP: 0.371, SLG: 0.625 (1, 5)	G3				FC3-6 BB			P3		4	0	1	0	0	0	2				
Hank Aaron, R OBP: 0.447, SLG: 0.733 (1, 9)	F8		FC5-4 1B							4	0	1	0	0	0	4				
Wes Covington, L OBP: 0.358, SLG: 0.429 (1, 7)		F9 FC5-2 2B		F6				P3		4	0	1	0	0	0	1				
Frank Torre, L OBP: 0.325, SLG: 0.341 (1, 3)	F9			F8			F4	F5		4	0	0	0	0	0	2				
Bill Bruton, L OBP: 0.356, SLG: 0.470 (1, 8)	FC5-2									4	0	2	0	0	1	1				
Del Crandall, R OBP: 0.318, SLG: 0.443 (1, 2)	F8			F5			K			3	0	0	0	1	1	3				
Johnny Logan, R OBP: 0.397, SLG: 0.466 (1, 6)			1B G3 1B				F7	F8		4	0	1	0	0	1	1				
Bob Rush, R OBP: 0.158, SLG: 0.158 (1, 1)			G3				F8	FC6		2	0	1	0	0	0	1				
Mel Roach, R OBP: 0.143, SLG: 0.143 (7, PH)										1	0	0	0	0	0	0				
Carl Willey, R (7, 1)										0	0	0	0	0	0	0				
Mickey Vernon, L OBP: 0.283, SLG: 0.386 (8, PH)										1	0	0	0	0	0	1				
Inning Stats	R: 0 E: 0 K: 0 S: 3	H: 0 LOB: 0 BB: 0 P: 3	R: 0 E: 0 K: 0 S: 4	H: 1 LOB: 1 BB: 0 P: 4	R: 0 E: 0 K: 0 S: 5	H: 2 LOB: 2 BB: 0 P: 5	R: 0 E: 0 K: 0 S: 4	H: 1 LOB: 1 BB: 0 P: 4	R: 0 E: 0 K: 1 S: 6	H: 1 LOB: 1 BB: 0 P: 6	R: 0 E: 0 K: 0 S: 3	H: 0 LOB: 0 BB: 0 P: 3	R: 0 E: 0 K: 0 S: 4	H: 1 LOB: 1 BB: 1 P: 4	R: 0 E: 0 K: 1 S: 5	H: 0 LOB: 1 BB: 1 P: 9	1B: 5 2B: 2 3B: 0 HR: 0	SF: 0 SAC: 0 DP: 0 HBP: 0	WP: 0 PB: 0 SB: 0 CS: 0	PA: 36
PITCHER Dick Drott, R ERA: 4.12 (1, 1)	IP: 9.0 WLS: W BF: 36 H: 7 R: 0 ER: 0 SO: 3 BB: 2 IBB: 0 HBP: 0 BLK: 0 WP: 0 HR: 0 S: 40 P: 48 ERA: 0.00 WHIP: 1.000															PITCHER				

Batter	1	2	3	4	5	6	7	8	9	AB	R	H	RBI	BB	SO	LOB	BOTTOM	
Tony Taylor, R OBP: 0.360, SLG: 0.421 (1, 4)	G3 FC5-3 2B		FC1-6 BB		FC6-4 1B		SH1-4 1B			3	1	3	0	1	0	0	Milwaukee Braves @ Chicago Cubs Wrigley Field, Chicago, IL Sun Jun 14 1959, 3:33 AM CDT Att: 36,895 - Unknown	
Alvin Dark, R OBP: 0.310, SLG: 0.345 (1, 5)	G3		FC1-6 2B		FC6-4 1B		SH1-4			3	1	1	0	0	0	3		
Lee Walls, R OBP: 0.356, SLG: 0.412 (1, 9)	FC5-3				FC6-4					4	1	2	3	0	0	3		
14 Ernie Banks, R OBP: 0.355, SLG: 0.587 (1, 6)		F4	K		1-3					4	1	1	2	0	1	3		
Dale Long, L OBP: 0.341, SLG: 0.530 (1, 3)										4	1	2	1	0	0	0		
Bobby Thomson, R OBP: 0.318, SLG: 0.449 (1, 7)		5-3								4	0	0	0	0	1	1		
George Altman, L OBP: 0.311, SLG: 0.385 (1, 8)										4	0	1	0	0	1	1		
Sammy Taylor, L OBP: 0.303, SLG: 0.369 (1, 2)			FC1-6 2B		F6					3	1	1	0	1	0	0		
Dick Drott, R (1, 1)							P3			4	0	0	0	0	2	3		
Inning Stats	R: 0 E: 0 K: 0 S: 3	H: 1 LOB: 0 BB: 0 P: 3	R: 0 E: 0 K: 0 S: 4	H: 1 LOB: 1 BB: 0 P: 4	R: 2 E: 0 K: 2 S: 9	H: 2 LOB: 1 BB: 1 P: 13	R: 1 E: 0 K: 1 S: 6	H: 1 LOB: 0 BB: 0 P: 6	R: 0 E: 0 K: 1 S: 6	H: 1 LOB: 2 BB: 1 P: 10	R: 3 E: 0 K: 0 S: 6	H: 3 LOB: 0 BB: 0 P: 6	R: 0 E: 0 K: 1 S: 5	H: 0 LOB: 0 BB: 0 P: 5	1B: 4 2B: 6 3B: 0 HR: 2	SF: 0 SAC: 1 DP: 1 HBP: 0		WP: 0 PB: 0 SB: 0 CS: 0
PITCHER Bob Rush, R ERA: 1.99 Carl Willey, R ERA: 3.66 (1, 1) (7, 1)	IP: 6.0 WLS: L BF: 27 H: 8 R: 3 ER: 3 SO: 4 BB: 1 IBB: 0 HBP: 0 BLK: 0 WP: 0 HR: 1 S: 33 P: 41 ERA: 4.50 WHIP: 1.500															PITCHER		



Batter	1	2	3	4	5	6	7	8	9	AB	R	H	RBI	BB	SO	LOB	TOP
Bill Virdon, L OBP: 0.299, SLG: 0.361 (1, 8)	G3			1B		1-3		G3	CS	4	1	1	0	0	0	1	
Dick Groat, R OBP: 0.303, SLG: 0.333 (1, 6)	1-3			P3		5-3			F9	4	0	0	0	0	0	1	
Danny Kravitz, L OBP: 0.364, SLG: 0.537 (1, 2)	F5			P6		4-3			K	4	0	0	0	0	1	1	
Dick Stuart, R OBP: 0.389, SLG: 0.597 (9, PR)				1B						3	0	2	0	1	0	0	
Dick Schofield, S OBP: 0.327, SLG: 0.378 (9, 3)				1B						0	1	0	0	0	0	0	
Rocky Nelson, L OBP: 0.328, SLG: 0.292 (9, 3)				1B						0	0	0	0	0	0	0	
Bob Skinner, L OBP: 0.366, SLG: 0.486 (1, 7)	F5			1B		3-1			BB	4	1	2	1	0	0	1	
Bill Mazerowski, R OBP: 0.293, SLG: 0.384 (1, 4)	G6-4-3			1B					BB	3	1	0	0	1	0	1	
Don Hoak, R OBP: 0.398, SLG: 0.473 (1, 5)						6-3			BB	4	1	3	2	0	0	0	
Roman Mejias, R OBP: 0.295, SLG: 0.281 (1, 9)									BB	2	0	0	0	1	0	1	
Bob Friend, R OBP: 0.333, SLG: 0.290 (1, 1)									BB	4	0	1	2	0	1	2	
Roy Face, R OBP: 0.429, SLG: 0.429 (9, 1)									BB	0	0	0	0	0	0	0	
Inning Stats	R: 0 E: 0 K: 0 S: 3	H: 0 LOB: 0 BB: 0 P: 3	R: 0 E: 0 K: 0 S: 3	H: 1 LOB: 0 BB: 0 P: 3	R: 0 E: 0 K: 0 S: 3	H: 0 LOB: 0 BB: 0 P: 3	R: 1 E: 0 K: 0 S: 5	H: 3 LOB: 2 BB: 0 P: 5	R: 0 E: 0 K: 0 S: 3	H: 0 LOB: 0 BB: 0 P: 3	R: 0 E: 0 K: 0 S: 4	H: 1 LOB: 1 BB: 0 P: 4	R: 4 E: 0 K: 1 S: 7	H: 3 LOB: 1 BB: 3 P: 19	1B: 8 2B: 1 3B: 0 HR: 0	SF: 0 SAC: 1 DP: 1 HBP: 0	WP: 0 PA: 37 PB: 0 SB: 0 CS: 1
PITCHER	IP WLS BF H R ER SO BB IBB HBP BLK WP HR S P ERA WHIP																
Dave Hillman, R ERA: 3.71 (1, 1)	8.2 L 32 7 3 3 2 1 0 0 0 0 0 0 35 39 3.12 0.923																
Don Elston, R ERA: 3.45 (9, 1)	0.0 4 2 2 2 0 1 1 0 0 0 0 0 2 10 ∞ ∞																
Bill Henry, L ERA: 2.93 (9, 1)	0.1 0 0 0 0 0 0 0 0 0 0 0 0 0 0 0.00 0.000																

Pittsburgh Pirates @ Chicago Cubs
Wrigley Field, Chicago, IL
Tue Jun 16 1959, 3:33 AM CDT
Att: 10,391 - Unknown


AB 32
R 5
H 9
RBI 5
BB 3
SO 2
LOB 8



Batter	1	2	3	4	5	6	7	8	9	AB	R	H	RBI	BB	SO	LOB	BOTTOM		
Tony Taylor, R OBP: 0.357, SLG: 0.414 (1, 4)	6-3		L5		G1-6-3			SH1-4 HBP	K	4	0	0	0	0	1	3			
Alvin Dark, R OBP: 0.315, SLG: 0.355 (1, 5)	14 E 1B		2B		6-3			SH1-4		3	0	2	0	0	0	0			
Lee Walls, R OBP: 0.348, SLG: 0.402 (1, 9)	P6		6-3					F8		4	0	0	0	0	0	3			
14 Ernie Banks, R OBP: 0.357, SLG: 0.598 (1, 6)	E4			HR				P4		4	1	2	1	0	0	2			
Dale Long, L OBP: 0.345, SLG: 0.529 (1, 3)	P4			1B				K2-6		4	1	2	0	0	1	3			
Walt Moryn, L OBP: 0.306, SLG: 0.371 (1, 7)			P6		F8			4-1		4	0	0	0	0	0	2			
George Altman, L OBP: 0.304, SLG: 0.375 (1, 8)			F8		F9			F7		4	0	0	0	0	0	2			
Sammy Taylor, L OBP: 0.308, SLG: 0.372 (1, 2)			1-3		F5					4	0	2	1	0	0	1			
Cal Neeman, R OBP: 0.194, SLG: 0.121 (9, PR)										0	0	0	0	0	0	0			
Dave Hillman, R OBP: 0.188, SLG: 0.071 (1, 1)										2	0	0	0	1	1	1			
Don Elston, R OBP: 0.167, SLG: 0.167 (9, 1)										0	0	0	0	0	0	0			
Bill Henry, L OBP: 0.214, SLG: 0.154 (9, PH)										0	0	0	0	0	0	0			
Jim Marshall, L OBP: 0.313, SLG: 0.366 (9, PH)										1	0	0	0	0	0	2			
Inning Stats	R: 0 E: 1 K: 0 S: 5	H: 1 LOB: 2 BB: 0 P: 5	R: 0 E: 0 K: 0 S: 3	H: 0 LOB: 0 BB: 0 P: 3	R: 0 E: 0 K: 0 S: 4	H: 1 LOB: 1 BB: 0 P: 4	R: 1 E: 0 K: 0 S: 5	H: 2 LOB: 1 BB: 0 P: 5	R: 0 E: 0 K: 1 S: 6	H: 1 LOB: 1 BB: 0 P: 5	R: 0 E: 0 K: 1 S: 6	H: 1 LOB: 1 BB: 0 P: 6	R: 0 E: 0 K: 0 S: 3	H: 0 LOB: 1 BB: 0 P: 4	R: 1 E: 1 K: 1 S: 8	H: 2 LOB: 2 BB: 0 P: 8	1B: 6 2B: 2 3B: 0 HR: 1	SF: 0 SAC: 1 DP: 2 HBP: 1	WP: 0 PA: 37 PB: 0 SB: 0 CS: 0
PITCHER	IP WLS BF H R ER SO BB IBB HBP BLK WP HR S P ERA WHIP																		
Bob Friend, R ERA: 5.03 (1, 1)	8.1 W 35 8 2 1 2 1 0 0 0 0 0 0 37 42 1.08 1.080																		
Roy Face, R ERA: 1.5 (9, 1)	0.2 S 2 0 0 0 1 0 0 0 0 0 0 0 4 4 0.00 0.000																		

Pittsburgh Pirates @ Chicago Cubs
Wrigley Field, Chicago, IL
Tue Jun 16 1959, 3:33 AM CDT
Att: 10,391 - Unknown

AB 34
R 2
H 8
RBI 2
BB 1
SO 3
LOB 19




Batter	1	2	3	4	5	6	7	8	9	AB	R	H	RBI	BB	SO	LOB	TOP			
Bill Virdon, L OBP: 0.302, SLG: 0.364 (1, 8)	0-0 4-3			0-0 3B 1B		0-0 4-3		0-0 1B 1B		4	1	2	0	0	0	0	Pittsburgh Pirates @ Chicago Cubs Wrigley Field, Chicago, IL Wed Jun 17 1959, 3:33 AM CDT Att: 10,230 - Unknown			
Dick Groat, R OBP: 0.306, SLG: 0.345 (1, 6)	0-0 4-3			0-0 1-H 4-3 3B		0-0 L4		0-0 1-3 1B		4	1	2	1	0	0	0				
Smoky Burgess, L OBP: 0.389, SLG: 0.593 (1, 2)	0-0 P6			0-0 4-3		0-0 L6		0-3 K		4	0	0	1	0	1	2				
Dick Stuart, R OBP: 0.392, SLG: 0.595 (1, 3)		0-0 6-3		0-0 FC6-4 1B			0-3 K		0-0 1B 4-3 1B	4	0	2	0	0	1	0				
Bob Skinner, L OBP: 0.360, SLG: 0.477 (1, 7)		0-0 6-3		0-0 FC6-4 CS			0-0 4-3		0-0 4-3	4	0	0	0	0	0	2				
Dick Schofield, S OBP: 0.340, SLG: 0.375 (1, 4)		0-0 4-3		0-0 CS	0-0 F9		4-0 BB		0-0 2-3 1B	3	0	1	0	1	0	0				
Don Hoak, R OBP: 0.396, SLG: 0.467 (1, 5)			0-0 F9		4-0 8-6 1B BB		0-0 L6		0-3 K	3	0	0	0	1	1	3				
Roman Mejias, R OBP: 0.300, SLG: 0.287 (1, 9)			0-0 G6-4-3 1B		0-0 1-2 1B			0-0 P6	0-0 P4	4	0	2	0	0	0	2				
Harvey Haddix, L OBP: 0.189, SLG: 0.171 (1, 1)			0-0 G6-4-3 1-2		0-0 8-6 2-3			0-0 6-3		3	0	0	0	0	0	3				
Inning Stats	R: 0 E: 0 K: 0 S: 3	H: 0 LOB: 0 BB: 0 P: 3	R: 0 E: 0 K: 0 S: 3	H: 0 LOB: 0 BB: 0 P: 3	R: 0 E: 0 K: 0 S: 3	H: 1 LOB: 0 BB: 0 P: 3	R: 2 E: 0 K: 0 S: 5	H: 3 LOB: 0 BB: 0 P: 5	R: 0 E: 0 K: 0 S: 3	H: 1 LOB: 1 BB: 1 P: 7	R: 0 E: 0 K: 1 S: 5	H: 0 LOB: 1 BB: 1 P: 9	R: 0 E: 0 K: 1 S: 7	H: 2 LOB: 2 BB: 0 P: 7	R: 0 E: 0 K: 1 S: 7	H: 2 LOB: 2 BB: 0 P: 7	1B: 8 2B: 1 3B: 1 HR: 0	SF: 0 SAC: 0 DP: 2 HBP: 0	WP: 0 PB: 0 SB: 0 CS: 1	PA: 36
PITCHER	IP	WLS	BF	H	R	ER	SO	BB	IBB	HBP	BLK	WP	HR	S	P	ERA	WHIP			
John Buzhardt, R ERA: 3.95 Bill Henry, L ERA: 2.85	(1, 1)	7.2	29	7	2	2	1	2	0	0	0	0	0	29	37	2.35	1.174			

Batter	1	2	3	4	5	6	7	8	9	AB	R	H	RBI	BB	SO	LOB	BOTTOM			
Tony Taylor, R OBP: 0.355, SLG: 0.411 (1, 4)	0-0 5-3		0-0 S 1B			0-3 K	0-0 6-3			4	0	1	0	0	1	1	Pittsburgh Pirates @ Chicago Cubs Wrigley Field, Chicago, IL Wed Jun 17 1959, 3:33 AM CDT Att: 10,230 - Unknown			
Alvin Dark, R OBP: 0.314, SLG: 0.353 (1, 5)	0-0 F7		0-3 K			0-0 14 1B		0-0 4-3		4	0	1	0	0	1	1				
Lee Walls, R OBP: 0.347, SLG: 0.416 (1, 9)	0-0 HR		0-0 F9 1-2			0-0 P6		0-0 P4		4	1	1	1	0	0	2				
14 Ernie Banks, R OBP: 0.363, SLG: 0.601 (1, 6)	0-0 1B			0-0 1-3		0-0 1-2 1B		0-0 E7		4	1	3	0	0	0	0				
Bobby Thomson, R OBP: 0.317, SLG: 0.441 (1, 7) (8, 8)	0-0 F9			0-3 K		0-3 K		4-0 IHR		3	1	0	0	1	2	3				
Cal Neaman, R OBP: 0.225, SLG: 0.243 (1, 2)		0-0 F9		0-0 L3		0-0 SH1-4 1B		0-0 1-H 2-H IHR		4	2	2	3	0	0	0				
Dale Long, L OBP: 0.347, SLG: 0.529 Randy Jackson, R OBP: 0.333, SLG: 0.393 Irv Noren, L OBP: 0.321, SLG: 0.346 (1, 3) (7, PH) (8, 7)		0-0 G6-3 1B			0-3 K	0-0 SH1-4		4-0 IHR		2	0	1	0	0	1	0				
George Altman, L OBP: 0.300, SLG: 0.370 Earl Averill, R OBP: 0.286, SLG: 0.451 Dave Hillman, R OBP: 0.188, SLG: 0.071 Jim Marshall, L OBP: 0.310, SLG: 0.361 (1, 8) (7, PH) (7, PR) (8, 3)		0-0 G6-3 1-2			0-3 K	0-0 SH3-4 1B		0-0 F8		2	0	0	0	0	1	1				
John Buzhardt, R OBP: 0.176, SLG: 0.188 Bill Henry, L OBP: 0.214, SLG: 0.154 (1, 1) (8, 1)			0-3 K		0-3 K	0-0 SH3-4 1-2				2	0	0	0	0	2	0				
Inning Stats	R: 1 E: 0 K: 0 S: 5	H: 2 LOB: 1 BB: 0 P: 5	R: 0 E: 0 K: 0 S: 3	H: 1 LOB: 0 BB: 0 P: 3	R: 0 E: 0 K: 2 S: 8	H: 1 LOB: 1 BB: 0 P: 8	R: 0 E: 0 K: 1 S: 5	H: 0 LOB: 0 BB: 0 P: 5	R: 0 E: 0 K: 3 S: 9	H: 0 LOB: 0 BB: 0 P: 9	R: 0 E: 0 K: 2 S: 9	H: 2 LOB: 2 BB: 0 P: 9	R: 1 E: 0 K: 0 S: 5	H: 2 LOB: 1 BB: 0 P: 5	R: 3 E: 1 K: 0 S: 5	H: 2 LOB: 1 BB: 2 P: 13	1B: 8 2B: 0 3B: 0 HR: 2	SF: 0 SAC: 2 DP: 1 HBP: 0	WP: 0 PB: 0 SB: 1 CS: 0	PA: 35
PITCHER	IP	WLS	BF	H	R	ER	SO	BB	IBB	HBP	BLK	WP	HR	S	P	ERA	WHIP			
Harvey Haddix, L ERA: 2.73	(1, 1)	8.0	L 35	10	5	5	8	1	1	0	0	0	1	49	57	5.62	1.375			

Batter	1	2	3	4	5	6	7	8	9	10	11	12	13	AB	R	H	RBI	BB	SO	LOB	TOP					
Dick Schofield, S OBP: 0.339, SLG: 0.346 (1, 4)	4-3		E4			1B			L4			4-3		4	0	0	0	2	0	2						
Dick Groat, R OBP: 0.306, SLG: 0.345 (1, 6)	6-3		4-3			K			3-1					6	0	2	0	0	1	5						
Danny Kravitz, L OBP: 0.340, SLG: 0.489 (1, 2)	3-1			F7					F8					6	1	1	0	0	0	2						
Ted Kuszewski, L OBP: 0.360, SLG: 0.512 (1, 3)		4-3		F7										6	1	1	0	0	1	3						
Bob Skinner, L OBP: 0.359, SLG: 0.471 (1, 7)		G3		6-3					L9					5	0	1	1	1	0	0						
Bill Virdon, L OBP: 0.296, SLG: 0.357 (1, 8)		1-3												5	0	0	1	0	0	1						
Don Hoak, R OBP: 0.394, SLG: 0.463 (1, 5)			5-3											6	1	2	0	0	0	1						
Roman Mejias, R OBP: 0.296, SLG: 0.283 (1, 9)														2	0	0	0	0	1	0						
Dick Stuart, R OBP: 0.350, SLG: 0.616 (7, PH)			K											1	1	1	2	0	0	0						
Joe Christopher, R (7, 9)														1	0	0	0	0	0	0						
Rocky Nelson, L OBP: 0.328, SLG: 0.292 (12, 9)														0	0	0	0	0	0	0						
Ron Kline, R OBP: 0.161, SLG: 0.161 (1, 1)														3	0	1	0	0	1	0						
Harry Bright, R OBP: 0.350, SLG: 0.667 (9, PH)														1	0	0	0	0	0	1						
Roy Face, R OBP: 0.375, SLG: 0.375 (9, 1)														1	0	0	0	0	0	0						
Inning Stats	R: 0 E: 0 K: 0 S: 3	H: 0 LOB: 0 BB: 0 P: 3	R: 0 E: 0 K: 0 S: 3	H: 0 LOB: 0 BB: 0 P: 3	R: 0 E: 2 K: 1 S: 7	H: 0 LOB: 2 BB: 0 P: 7	R: 0 E: 0 K: 0 S: 3	H: 0 LOB: 0 BB: 0 P: 3	R: 0 E: 0 K: 0 S: 8	H: 1 LOB: 2 BB: 1 P: 12	R: 2 E: 0 K: 0 S: 6	H: 3 LOB: 2 BB: 1 P: 10	R: 0 E: 0 K: 0 S: 5	H: 0 LOB: 1 BB: 0 P: 9	R: 0 E: 0 K: 0 S: 3	H: 1 LOB: 1 BB: 0 P: 4	R: 0 E: 0 K: 0 S: 3	H: 0 LOB: 0 BB: 0 P: 3	R: 0 E: 0 K: 0 S: 3	H: 0 LOB: 0 BB: 0 P: 3	R: 2 E: 1 K: 0 S: 6	H: 3 LOB: 1 BB: 0 P: 6	1B: 8 2B: 0 3B: 0 HR: 1	SF: 1 SAC: 1 DP: 1 HBP: 0	W/P: 0 PB: 0 SB: 0 CS: 0	PA: 52
PITCHER	IP	WLS	BF	H	R	ER	SO	BB	IBB	HBP	BLK	WP	HR	S	P	ERA	WHIP									
Moe Drabowsky, R ERA: 4.14 (1, 1)	6.2		28	4	2	2	3	2	0	0	0	0	1	32	40	2.70	0.900									
Don Elston, R ERA: 3.3 (7, 1)	1.1		5	0	0	0	1	1	0	0	0	0	0	6	10	0.00	0.750									
Bill Henry, L ERA: 2.77 (9, 1)	4.2	L	18	5	2	1	0	0	0	0	0	0	0	18	18	1.93	1.071									
Glen Hobbie, R ERA: 4.04 (13, 1)	0.1		1	0	0	0	0	0	0	0	0	0	0	1	1	0.00	0.000									

Pittsburgh Pirates @ Chicago Cubs
Wrigley Field, Chicago, IL
Thu Jun 18 1959, 3:33 AM CDT
Att: 7,562 - Unknown


AB 47
R 4
H 9
RBI 4
BB 3
SO 4
LOB 15



Batter	1	2	3	4	5	6	7	8	9	10	11	12	13	AB	R	H	RBI	BB	SO	LOB	BOTTOM				
Tony Taylor, R OBP: 0.358, SLG: 0.411 (1, 4)			4-3											0	0	0	0	0	0	0					
Johnny Goryl, R OBP: 0.289, SLG: 0.415 (1, PR)														2	0	0	0	2	0	0					
Irv Noren, L OBP: 0.310, SLG: 0.333 (13, PH)														1	0	0	0	0	0	0					
Alvin Dark, R OBP: 0.310, SLG: 0.348 (1, 5)														6	0	1	0	0	1	3					
Lee Walls, R OBP: 0.341, SLG: 0.404 (1, 9)														5	0	0	0	1	2	4					
14 Ernie Banks, R OBP: 0.360, SLG: 0.591 (1, 6)														4	0	0	0	1	1	2					
Dale Long, L OBP: 0.343, SLG: 0.519 (1, 3)														5	0	1	0	0	1	3					
Sammy Taylor, L OBP: 0.305, SLG: 0.362 (1, 2)														4	0	0	0	1	0	1					
Walt Moryn, L OBP: 0.311, SLG: 0.387 (1, 7)														5	1	2	1	0	1	2					
George Altman, L OBP: 0.291, SLG: 0.358 (1, 8)														5	0	0	0	0	1	1					
Moe Drabowsky, R OBP: 0.207, SLG: 0.185 (1, 1)														2	0	0	0	0	1	0					
Don Elston, R OBP: 0.161, SLG: 0.167 (7, 1)														0	0	0	0	0	0	0					
Jim Marshall, L OBP: 0.317, SLG: 0.405 (6, PH)														1	1	1	0	0	0	0					
Bill Henry, L OBP: 0.188, SLG: 0.133 (9, 1)														2	0	0	0	0	1	1					
Glen Hobbie, R OBP: 0.161, SLG: 0.167 (13, 1)														0	0	0	0	0	0	0					
Inning Stats	R: 0 E: 0 K: 3 S: 9	H: 0 LOB: 2 BB: 1 P: 14	R: 0 E: 0 K: 0 S: 2	H: 0 LOB: 0 BB: 1 P: 6	R: 0 E: 0 K: 1 S: 5	H: 0 LOB: 0 BB: 0 P: 5	R: 0 E: 0 K: 0 S: 3	H: 0 LOB: 0 BB: 0 P: 3	R: 1 E: 0 K: 0 S: 4	H: 1 LOB: 1 BB: 1 P: 8	R: 0 E: 0 K: 0 S: 2	H: 1 LOB: 1 BB: 0 P: 4	R: 0 E: 0 K: 2 S: 7	H: 0 LOB: 0 BB: 0 P: 7	R: 0 E: 0 K: 1 S: 6	H: 1 LOB: 1 BB: 0 P: 6	R: 0 E: 0 K: 0 S: 4	H: 1 LOB: 1 BB: 0 P: 4	R: 0 E: 0 K: 1 S: 5	H: 0 LOB: 0 BB: 0 P: 5	1B: 3 2B: 0 3B: 0 HR: 2	SF: 0 SAC: 0 DP: 1 HBP: 1	W/P: 0 PB: 0 SB: 1 CS: 1	PA: 48	
PITCHER	IP	WLS	BF	H	R	ER	SO	BB	IBB	HBP	BLK	WP	HR	S	P	ERA	WHIP								
Ron Kline, R ERA: 3.53 (1, 1)	8.0		30	2	2	2	5	5	0	1	0	0	2	34	55	2.25	0.875								
Roy Face, R ERA: 1.34 (9, 1)	5.0	W	18	3	0	0	4	0	0	0	0	0	0	26	26	0.00	0.600								

Pittsburgh Pirates @ Chicago Cubs
Wrigley Field, Chicago, IL
Thu Jun 18 1959, 3:33 AM CDT
Att: 7,562 - Unknown

AB 42
R 2
H 5
RBI 2
BB 5
SO 9
LOB 17



Batter	1	2	3	4	5	6	7	8	9	AB	R	H	RBI	BB	SO	LOB	TOP											
Joe Koppe, R OBP: 0.369, SLG: 0.375	FC1-6 1B BB	6-3		K		P4		K		4	1	0	0	1	2	0	Philadelphia Phillies @ Chicago Cubs Wrigley Field, Chicago, IL Fri Jun 19 1959, 3:33 AM CDT Att: 8,516 - Sunny											
Richie Ashburn, L OBP: 0.365, SLG: 0.295	FC1-6 1-2 1B	2B 1B		K		K		6-3		5	1	2	0	0	2	0												
Ed Bouchee, L OBP: 0.394, SLG: 0.471	FC1-6 1B 1-2 2-3 HR	4-3 1-H 2B		HR		K		P5		5	2	2	2	0	1	2												
Dave Philley, S OBP: 0.368, SLG: 0.500	1-2 3-H HR	4-3 2-3 1B		E				F9		5	2	2	1	0	0	1												
Harry Anderson, L OBP: 0.338, SLG: 0.467	1-H 2-H HR	F5		E9				P6		5	2	2	3	0	0	1												
Solly Drake, S OBP: 0.267, SLG: 0.154	1-H 2-H HR			E		FC1 1B		P6		0	0	0	0	0	0	0												
Gene Freese, R OBP: 0.347, SLG: 0.600	1B			K		FC1 1B		F7		5	0	2	0	0	1	2												
Sparky Anderson, R OBP: 0.258, SLG: 0.231	F9			5-3 1B		P4				4	0	1	1	0	0	2												
Carl Sawatski, L OBP: 0.388, SLG: 0.472	1-2 1B			6-3		4-3		P6		4	0	1	0	0	0	3												
Gene Conley, R OBP: 0.138, SLG: 0.172	K			F7		K		1-3		3	0	0	0	0	2	3												
Jack Meyer, R OBP: 0.167, SLG: 0.167										1	0	0	0	0	0	2												
Jim Owens, R OBP: 0.156, SLG: 0.069										0	0	0	0	0	0	0												
Inning Stats	R: 4 E: 0 K: 1 S: 10	H: 5 LOB: 2 BB: 1 P: 14	R: 1 E: 0 K: 0 S: 5	H: 2 LOB: 1 BB: 0 P: 5	R: 0 E: 0 K: 0 S: 4	H: 1 LOB: 1 BB: 0 P: 4	R: 2 E: 1 K: 3 S: 12	H: 2 LOB: 1 BB: 0 P: 12	R: 0 E: 0 K: 2 S: 7	H: 0 LOB: 0 BB: 0 P: 5	R: 1 E: 0 K: 0 S: 6	H: 2 LOB: 2 BB: 0 P: 6	R: 0 E: 0 K: 1 S: 5	H: 0 LOB: 0 BB: 0 P: 5	R: 0 E: 0 K: 0 S: 3	H: 0 LOB: 0 BB: 0 P: 3	1B: 8 2B: 2 3B: 0 HR: 2	SF: 0 SAC: 0 DP: 0 HBP: 0	WP: 0 PA: 42 PB: 0 SB: 0 CS: 0									
PITCHER	IP WLS BF H R ER SO BB IBB HBP BLK WP HR S P ERA WHIP	0.1 L 6 4 4 4 0 1 0 0 0 0 1 5 9 108.00 15.000	4.2 6 21 6 3 2 5 0 0 0 0 0 1 31 31 3.86 1.286	1.0 3 6 0 0 0 2 0 0 0 0 0 0 7 7 0.00 0.000	2.0 9 2 1 0 1 0 0 0 0 0 0 0 11 11 0.00 1.000	1.0 3 0 0 0 0 0 0 0 0 0 0 0 3 3 0.00 0.000	PITCHER										IP WLS BF H R ER SO BB IBB HBP BLK WP HR S P ERA WHIP											
Bob Anderson, R ERA: 3.96											0.1	L	6	4	4	4	0	1	0	0	0	0	0	1	5	9	108.00	15.000
Elmer Singleton, R ERA: 1.74											4.2	6	21	6	3	2	5	0	0	0	0	0	0	1	31	31	3.86	1.286
Seth Morehead, L ERA: 7.5											1.0	3	6	0	0	0	2	0	0	0	0	0	0	0	7	7	0.00	0.000
Dave Hillman, R ERA: 3.63											2.0	9	2	1	0	1	0	0	0	0	0	0	0	11	11	0.00	1.000	
Don Elston, R ERA: 3.19											1.0	3	0	0	0	0	0	0	0	0	0	0	0	3	3	0.00	0.000	
Batter	1	2	3	4	5	6	7	8	9	AB	R	H	RBI	BB	SO	LOB	BOTTOM											
Johnny Goryl, R OBP: 0.265, SLG: 0.378	6-3		F5		F7		F7	L8		4	0	0	0	0	0	1	Philadelphia Phillies @ Chicago Cubs Wrigley Field, Chicago, IL Fri Jun 19 1959, 3:33 AM CDT Att: 8,516 - Sunny											
Earl Averill, R OBP: 0.282, SLG: 0.444										1	0	0	0	0	0	1												
Don Elston, R OBP: 0.167, SLG: 0.167										0	0	0	0	0	0	0												
George Altman, L OBP: 0.294, SLG: 0.356	14 2B		4-3				1-3			4	1	1	0	1	0	0												
Lee Walls, R OBP: 0.338, SLG: 0.399	F8		F7				P4			5	1	1	0	0	0	2												
14 Ernie Banks, R OBP: 0.365, SLG: 0.607	1-H 1B				L8		14 HR			5	2	3	3	0	1	0												
Dale Long, L OBP: 0.341, SLG: 0.512	2-H 1B				1-3		K			4	0	1	1	0	2	2												
Bobby Thomson, R OBP: 0.321, SLG: 0.448	K				F3					4	2	2	0	0	1	1												
Randy Jackson, R OBP: 0.324, SLG: 0.406			L6		1-4-3		1-H 1B			4	1	1	1	0	0	1												
Sammy Taylor, L OBP: 0.304, SLG: 0.359			K		L8		2-H 1B			4	0	1	1	0	1	1												
Bob Anderson, R ERA: 3.96											0.1	L	6	4	4	4	0	1	0	0	0	0	1	5	9	108.00	15.000	
Elmer Singleton, R ERA: 1.74											4.2	6	21	6	3	2	5	0	0	0	0	0	0	1	31	31	3.86	1.286
Seth Morehead, L ERA: 7.5											1.0	3	6	0	0	0	2	0	0	0	0	0	0	0	7	7	0.00	0.000
Dave Hillman, R ERA: 3.63											2.0	9	2	1	0	1	0	0	0	0	0	0	0	11	11	0.00	1.000	
Don Elston, R ERA: 3.19											1.0	3	0	0	0	0	0	0	0	0	0	0	0	3	3	0.00	0.000	
Inning Stats	R: 2 E: 0 K: 1 S: 8	H: 3 LOB: 1 BB: 0 P: 8	R: 0 E: 0 K: 1 S: 5	H: 0 LOB: 0 BB: 0 P: 5	R: 0 E: 0 K: 0 S: 3	H: 0 LOB: 0 BB: 0 P: 3	R: 0 E: 0 K: 0 S: 3	H: 0 LOB: 0 BB: 0 P: 3	R: 0 E: 0 K: 0 S: 4	H: 1 LOB: 1 BB: 0 P: 4	R: 4 E: 0 K: 1 S: 10	H: 5 LOB: 2 BB: 1 P: 10	R: 0 E: 0 K: 0 S: 6	H: 1 LOB: 1 BB: 1 P: 10	R: 1 E: 0 K: 0 S: 5	H: 2 LOB: 1 BB: 0 P: 5	R: 0 E: 0 K: 1 S: 5	H: 0 LOB: 0 BB: 0 P: 5	1B: 8 2B: 3 3B: 0 HR: 1	SF: 0 SAC: 0 DP: 0 HBP: 0	WP: 0 PA: 40 PB: 0 SB: 0 CS: 0							
PITCHER	IP WLS BF H R ER SO BB IBB HBP BLK WP HR S P ERA WHIP	5.2 W 26 9 6 6 3 0 0 0 0 0 1 32 32 9.53 1.588	2.0 10 3 1 1 1 1 0 0 0 0 0 0 11 15 4.50 2.000	1.1 S 4 0 0 0 1 0 0 0 0 0 0 6 6 0.00 0.000	PITCHER										IP WLS BF H R ER SO BB IBB HBP BLK WP HR S P ERA WHIP													
Gene Conley, R ERA: 2.9											5.2	W	26	9	6	6	3	0	0	0	0	0	0	1	32	32	9.53	1.588
Jack Meyer, R ERA: 4.22											2.0	10	3	1	1	1	1	1	0	0	0	0	0	11	15	4.50	2.000	
Jim Owens, R ERA: 3.4											1.1	S	4	0	0	0	1	0	0	0	0	0	0	6	6	0.00	0.000	

Batter	1	2	3	4	5	6	7	8	9	AB	R	H	RBI	BB	SO	LOB	TOP			
Joe Koppe, R OBP: 0.391, SLG: 0.344	F9		F9			P6			P6	4	0	0	0	0	0	1				
Richie Ashburn, L OBP: 0.362, SLG: 0.291	1-3			P6			4-3			3	0	0	0	0	0	0				
Dave Philley, S OBP: 0.345, SLG: 0.474	F8			6-3			6-3			3	0	0	0	0	0	0				
Wally Post, R OBP: 0.315, SLG: 0.457		G6-4-3 BB		F7			5-3			2	0	0	0	1	0	0				
Harry Anderson, L OBP: 0.340, SLG: 0.461	P6				3-1			G3		3	0	0	0	0	0	1				
Gene Freese, R OBP: 0.324, SLG: 0.554	G6-4-3				F6			K		3	0	0	0	0	1	1				
Sparky Anderson, R OBP: 0.254, SLG: 0.228			5-3		F7			K		3	0	0	0	0	1	0				
Carl Sawatski, L OBP: 0.373, SLG: 0.448				G3				F8		3	0	1	0	0	0	0				
Ruben Gomez, R OBP: 0.273, SLG: 0.200				FC6-4 1B				4-3		1	0	0	0	0	0	1				
Ray Semproch, R OBP: 0.217, SLG: 0.217				FC6-4		K2-3				1	0	0	0	0	1	0				
Solly Drake, S OBP: 0.250, SLG: 0.143										1	0	0	0	0	0	0				
Inning Stats	R: 0 E: 0 K: 0 S: 3	H: 0 LOB: 0 BB: 0 P: 3	R: 0 E: 0 K: 0 S: 2	H: 0 LOB: 0 BB: 1 P: 6	R: 0 E: 0 K: 0 S: 4	H: 1 LOB: 1 BB: 0 P: 4	R: 0 E: 0 K: 0 S: 3	H: 0 LOB: 0 BB: 0 P: 3	R: 0 E: 0 K: 1 S: 5	H: 0 LOB: 0 BB: 0 P: 5	R: 0 E: 0 K: 0 S: 3	H: 0 LOB: 0 BB: 0 P: 3	R: 0 E: 0 K: 2 S: 7	H: 0 LOB: 0 BB: 0 P: 7	R: 0 E: 0 K: 0 S: 3	H: 0 LOB: 0 BB: 0 P: 3	1B: 1 2B: 0 3B: 0 HR: 0	SF: 0 SAC: 0 DP: 1 HBP: 0	WP: 0 PB: 0 SB: 0 CS: 0	PA: 28
PITCHER John Buzhardt, R ERA: 3.39	IP: 9.0 WLS: W BF: 28 H: 1 R: 0 ER: 0 SO: 3 BB: 1 IBB: 0 HBP: 0 BLK: 0 WP: 0 HR: 0 S: 33 P: 37 ERA: 0.00 WHIP: 0.222															PITCHER IP: 9.0 WLS: W BF: 28 H: 1 R: 0 ER: 0 SO: 3 BB: 1 IBB: 0 HBP: 0 BLK: 0 WP: 0 HR: 0 S: 33 P: 37 ERA: 0.00 WHIP: 0.222				

Philadelphia Phillies @ Chicago Cubs
Wrigley Field, Chicago, IL
Sun Jun 21 1959, 3:33 AM CDT
Att: 17,995 - Unknown

AB 27
R 0
H 1
RBI 0
BB 1
SO 3
LOB 4



Batter	1	2	3	4	5	6	7	8	9	AB	R	H	RBI	BB	SO	LOB	BOTTOM			
Tony Taylor, R OBP: 0.358, SLG: 0.412	6-3		F8 2B		1B 1-2		5-3			4	0	2	0	0	0	0				
Alvin Dark, R OBP: 0.313, SLG: 0.350	1-3		F8 2-3		14 BB 1-3 2-H					4	0	2	1	0	0	1				
Lee Walls, R OBP: 0.335, SLG: 0.387	K				14 BB		1-3			2	0	0	0	2	1	1				
14 Ernie Banks, R OBP: 0.368, SLG: 0.602		G1-6-3 1B	F8		1-2 2-3			SH1-4 1B		3	1	2	0	1	0	2				
Walt Moryn, L OBP: 0.309, SLG: 0.382										3	0	0	0	0	0	4				
George Altman, L OBP: 0.288, SLG: 0.347	G1-6-3			F5	F8			SH1-4		0	0	0	0	0	0	0				
Bobby Thomson, R OBP: 0.309, SLG: 0.430										4	0	0	0	0	1	1				
Dale Long, L OBP: 0.344, SLG: 0.512										4	1	2	1	0	1	0				
Sammy Taylor, L OBP: 0.303, SLG: 0.375										3	1	2	2	0	1	0				
John Buzhardt, R OBP: 0.150, SLG: 0.158										3	1	0	0	0	1	1				
Inning Stats	R: 0 E: 0 K: 1 S: 5	H: 1 LOB: 0 BB: 0 P: 5	R: 0 E: 0 K: 1 S: 5	H: 1 LOB: 0 BB: 0 P: 5	R: 2 E: 0 K: 1 S: 8	H: 3 LOB: 2 BB: 1 P: 12	R: 0 E: 0 K: 1 S: 5	H: 0 LOB: 0 BB: 0 P: 5	R: 1 E: 0 K: 0 S: 5	H: 3 LOB: 3 BB: 2 P: 13	R: 0 E: 0 K: 1 S: 5	H: 0 LOB: 0 BB: 0 P: 5	R: 0 E: 0 K: 0 S: 4	H: 1 LOB: 1 BB: 0 P: 4	R: 1 E: 0 K: 0 S: 4	H: 2 LOB: 1 BB: 0 P: 4	1B: 8 2B: 1 3B: 0 HR: 1	SF: 0 SAC: 1 DP: 1 HBP: 0	WP: 0 PB: 0 SB: 0 CS: 0	PA: 34
PITCHER Ruben Gomez, R ERA: 6.02	IP: 4.2 WLS: L BF: 20 H: 7 R: 3 ER: 3 SO: 4 BB: 1 IBB: 0 HBP: 0 BLK: 0 WP: 0 HR: 1 S: 27 P: 31 ERA: 5.79 WHIP: 1.714															PITCHER Ray Semproch, R ERA: 4.42				

Philadelphia Phillies @ Chicago Cubs
Wrigley Field, Chicago, IL
Sun Jun 21 1959, 3:33 AM CDT
Att: 17,995 - Unknown

AB 30
R 4
H 10
RBI 4
BB 3
SO 5
LOB 10



Batter	1	2	3	4	5	6	7	8	9	AB	R	H	RBI	BB	SO	LOB	TOP								
Tony Taylor, R OBP: 0.364, SLG: 0.425 (1, 4)										4	2	3	0	0	0	0	Chicago Cubs @ Cincinnati Redlegs Crosley Field, Cincinnati, OH Tue Jun 23 1959, 7:05 PM EDT Att: 8,553 - Unknown								
Alvin Dark, R OBP: 0.312, SLG: 0.350 (1, 5)										3	0	1	1	0	0	2									
Lee Walls, R OBP: 0.338, SLG: 0.394 (1, 9)										4	0	2	2	0	1	1									
14 Ernie Banks, R OBP: 0.374, SLG: 0.603 (1, 6)										3	0	2	0	1	0	1									
Bobby Thomson, R OBP: 0.308, SLG: 0.426 (1, 8) (9, 7)										4	0	1	0	0	0	2									
Cal Neeman, R OBP: 0.227, SLG: 0.225 (1, 2)										3	0	0	0	1	1	0									
Walt Moryn, L OBP: 0.303, SLG: 0.375 George Altman, L OBP: 0.288, SLG: 0.347 (1, 7) (9, 8)										4	0	0	0	0	0	3									
Dale Long, L OBP: 0.342, SLG: 0.506 (1, 3)										4	1	1	0	0	1	0									
Glen Hobbie, R OBP: 0.147, SLG: 0.152 (1, 1)										3	0	0	0	0	3	1									
Inning Stats	R: 1 E: 0 K: 0 S: 5	H: 3 LOB: 1 BB: 0 P: 5	R: 0 E: 0 K: 1 S: 5	H: 0 LOB: 0 BB: 0 P: 5	R: 0 E: 0 K: 1 S: 5	H: 1 LOB: 0 BB: 0 P: 5	R: 0 E: 0 K: 0 S: 3	H: 1 LOB: 2 BB: 2 P: 11	R: 2 E: 0 K: 1 S: 8	H: 3 LOB: 1 BB: 0 P: 8	R: 0 E: 0 K: 0 S: 3	H: 0 LOB: 0 BB: 0 P: 3	R: 0 E: 0 K: 2 S: 7	H: 0 LOB: 0 BB: 0 P: 7	R: 0 E: 0 K: 1 S: 6	H: 2 LOB: 1 BB: 0 P: 6		R: 0 E: 0 K: 0 S: 3	H: 0 LOB: 0 BB: 0 P: 3	1B: 7 2B: 4 3B: 0 HR: 0	SF: 1 SAC: 0 DP: 2 HBP: 0	WP: 0 PB: 0 SB: 0 CS: 1	PA: 35		
PITCHER	IP	WLS	BF	H	R	ER	SO	BB	IBB	HBP	BLK	WP	HR	S	P	ERA	WHIP								
Joe Nuxhall, L ERA: 4.7 (1, 1)	4.2	L	21	8	3	3	3	2	0	0	0	0	0	25	33	5.79	2.143								
Willard Schmidt, R ERA: 3.44 (5, 1)	0.1		1	0	0	0	0	0	0	0	0	0	0	1	1	0.00	0.000								
Orlando Pena, R ERA: 6.25 (6, 1)	2.0		6	0	0	0	2	0	0	0	0	0	0	10	10	0.00	0.000								
Brooks Lawrence, R ERA: 5.29 (8, 1)	2.0		7	2	0	0	1	0	0	0	0	0	0	9	9	0.00	1.000								


AB	32
R	3
H	10
RBI	3
BB	2
SO	6
LOB	10




Batter	1	2	3	4	5	6	7	8	9	AB	R	H	RBI	BB	SO	LOB	BOTTOM								
Johnny Temple, R OBP: 0.416, SLG: 0.472 (1, 4)										4	1	2	0	0	0	1	Chicago Cubs @ Cincinnati Redlegs Crosley Field, Cincinnati, OH Tue Jun 23 1959, 7:05 PM EDT Att: 8,553 - Unknown								
Vada Pinson, L OBP: 0.385, SLG: 0.562 (1, 8)										4	0	0	0	0	1	2									
Jerry Lynch, L OBP: 0.324, SLG: 0.454 (1, 7)										3	0	1	0	1	0	1									
Frank Robinson, R OBP: 0.389, SLG: 0.557 (1, 3)										4	0	4	1	0	0	0									
Gus Bell, L OBP: 0.291, SLG: 0.383 (1, 9)										4	0	0	0	0	0	7									
Frank Thomas, R OBP: 0.279, SLG: 0.380 (1, 5)										4	0	0	0	0	2	4									
Ed Bailey, L OBP: 0.363, SLG: 0.358 (1, 2)										3	0	1	0	1	1	0									
Eddie Kasko, R OBP: 0.302, SLG: 0.294 (1, 6)										2	0	0	0	0	1	1									
Whitley Lockman, L OBP: 0.255, SLG: 0.257 (7, PH)										1	0	0	0	0	0	1									
Brooks Lawrence, R OBP: 0.167, SLG: 0.200 (8, 1)										0	0	0	0	0	0	0									
Jim Pendleton, R OBP: 0.341, SLG: 0.395 (9, PH)										1	0	0	0	0	0	0									
Joe Nuxhall, L OBP: 0.268, SLG: 0.268 (1, 1)										1	0	0	0	0	0	0									
Willard Schmidt, R OBP: 0.285, SLG: 0.318 (5, PH)										0	0	0	0	0	0	0									
John Powers, L OBP: 0.285, SLG: 0.318 (8, 1)										1	0	0	0	0	0	0									
Orlando Pena, R OBP: 0.176, SLG: 0.087 (8, 1)										0	0	0	0	0	0	0									
Don Newcombe, L OBP: 0.430, SLG: 0.417 (7, PH)										1	0	0	0	0	0	1									
Bobby Henrich, R (8, 6)										0	0	0	0	0	0	0									
Inning Stats	R: 1 E: 0 K: 1 S: 7	H: 2 LOB: 2 BB: 1 P: 11	R: 0 E: 0 K: 1 S: 5	H: 0 LOB: 0 BB: 0 P: 5	R: 0 E: 1 K: 0 S: 5	H: 2 LOB: 2 BB: 0 P: 5	R: 0 E: 0 K: 1 S: 5	H: 1 LOB: 0 BB: 0 P: 5	R: 0 E: 0 K: 0 S: 3	H: 0 LOB: 0 BB: 0 P: 3	R: 0 E: 0 K: 0 S: 4	H: 2 LOB: 1 BB: 0 P: 4	R: 0 E: 0 K: 0 S: 3	H: 0 LOB: 1 BB: 1 P: 7	R: 0 E: 0 K: 0 S: 4	H: 1 LOB: 1 BB: 0 P: 4	R: 0 E: 0 K: 2 S: 7	H: 0 LOB: 0 BB: 0 P: 7	1B: 7 2B: 1 3B: 0 HR: 0	SF: 0 SAC: 0 DP: 2 HBP: 0	WP: 0 PB: 0 SB: 1 CS: 0	PA: 35			
PITCHER	IP	WLS	BF	H	R	ER	SO	BB	IBB	HBP	BLK	WP	HR	S	P	ERA	WHIP								
Glen Hobbie, R ERA: 3.66 (1, 1)	9.0	W	35	8	1	1	5	2	0	0	0	0	0	43	51	1.00	1.111								

AB	33
R	1
H	8
RBI	1
BB	2
SO	5
LOB	18



Batter	1	2	3	4	5	6	7	8	9	AB	R	H	RBI	BB	SO	LOB	TOP			
Tony Taylor, R OBP: 0.362, SLG: 0.422 (1, 4)	0-0 S 1B		0-3 K			0-3 K		0-0 P4		4	0	1	0	0	2	1	Chicago Cubs @ Cincinnati Redlegs Crosley Field, Cincinnati, OH Wed Jun 24 1959, 7:05 PM EDT Att: 6,510 - Unknown livebaseballscores.com AB 30 R 0 H 4 RBI 0 BB 2 SO 7 LOB 14 			
Alvin Dark, R OBP: 0.307, SLG: 0.344 (1, 5)	0-3 K		0-0 6-3			0-0 5-3		0-0 L3		4	0	0	0	0	1	2				
Lee Walls, R OBP: 0.341, SLG: 0.393 (1, 9)	4-0 1-2 BB			0-0 F3					0-3 K	3	0	1	0	1	1	0				
14 Ernie Banks, R OBP: 0.369, SLG: 0.594 (1, 6)	0-0 F2			0-0 F3		0-0 F8			0-0 F8	4	0	0	0	0	0	3				
Dale Long, L OBP: 0.340, SLG: 0.497 (1, 3)	0-0 L7			0-0 4-3					0-0 G3	3	0	0	0	1	0	2				
Bobby Thomson, R OBP: 0.308, SLG: 0.425 (1, 8)				0-0 F8					0-0 6-3	3	0	1	0	0	0	1				
Walt Moryn, L OBP: 0.300, SLG: 0.370 (1, 7)				0-0 P4		0-0 F8			0-0 F8	3	0	0	0	0	0	2				
Sammy Taylor, L OBP: 0.298, SLG: 0.368 (1, 2)				0-0 F9		0-0 L8			0-3 K	3	0	0	0	0	1	2				
Dick Drott, R (1, 1) Dave Hillman, R (1, 1) Jim Marshall, L (5, Ph) Seth Morehead, L (5, 1) Irv Noren, L (8, Ph) Elmer Singleton, R (8, 1)			0-3 K			0-3 K			0-0 L3	0	0	0	0	0	0	0				
Inning Stats	R: 0 E: 0 K: 1 S: 6	H: 1 LOB: 2 BB: 1 P: 10	R: 0 E: 0 K: 0 S: 3	H: 0 LOB: 0 BB: 0 P: 3	R: 0 E: 0 K: 2 S: 7	H: 0 LOB: 0 BB: 0 P: 7	R: 0 E: 0 K: 0 S: 3	H: 0 LOB: 0 BB: 0 P: 3	R: 0 E: 0 K: 1 S: 6	H: 1 LOB: 1 BB: 0 P: 6	R: 0 E: 0 K: 1 S: 5	H: 0 LOB: 0 BB: 1 P: 9	R: 0 E: 0 K: 0 S: 3	H: 1 LOB: 0 BB: 0 P: 3	R: 0 E: 0 K: 1 S: 5	H: 0 LOB: 0 BB: 0 P: 5	1B: 4 2B: 1 3B: 0 HR: 0	SF: 0 SAC: 0 DP: 1 HBP: 0	WP: 0 PB: 0 SB: 1 CS: 0	PA: 32
PITCHER Jim Brosnan, R ERA: 3.65 (1, 1)	IP: 9.0 WLS: W BF: 32 H: 4 R: 0 ER: 0 SO: 7 BB: 2 IBB: 0 HBP: 0 BLK: 0 WP: 0 HR: 0 S: 44 P: 52 ERA: 0.00 WHIP: 0.667															PITCHER IP: WLS: BF: H: R: ER: SO: BB: IBB: HBP: BLK: WP: HR: S: P: ERA: WHIP				

Batter	1	2	3	4	5	6	7	8	9	AB	R	H	RBI	BB	SO	LOB	BOTTOM				
Johnny Temple, R OBP: 0.414, SLG: 0.468 (1, 4)	0-0 L7			0-0 1B		0-0 5-3				4	0	1	0	0	0	3	Chicago Cubs @ Cincinnati Redlegs Crosley Field, Cincinnati, OH Wed Jun 24 1959, 7:05 PM EDT Att: 6,510 - Unknown livebaseballscores.com AB 30 R 5 H 9 RBI 5 BB 5 SO 1 LOB 14 				
Vada Pinson, L OBP: 0.390, SLG: 0.558 (1, 8)	0-0 F8	4-0 G3 BB		0-0 P6				4-0 B5-3 BB		2	0	0	0	2	0	1					
Jerry Lynch, L OBP: 0.323, SLG: 0.447 (1, 7)	4-0 G3	0-0 G3		0-0 G3				0-0 B5-3		3	1	0	0	1	0	3					
Whitey Lockman, L OBP: 0.295, SLG: 0.257 (8, 3)	0-0 2B BB	1-2						1-2		0	0	0	0	0	0	0					
Frank Robinson, R OBP: 0.393, SLG: 0.568 (1, 3) (8, 7)	0-0 WP 1H 1B 2B	0-0 P3		0-0 1B 2B				0-0 1B		4	2	3	1	0	0	1					
Gus Bell, L OBP: 0.294, SLG: 0.385 (1, 9)	0-0 HR 1B	0-0 F8		0-0 G5-4-3 1B				0-0 F9		4	1	2	2	0	0	2					
Ed Bailey, L OBP: 0.365, SLG: 0.380 (1, 2)	0-0 HR 1B		0-0 4-3		0-0 F9			0-0 SH5-3 1B		4	1	2	2	0	0	1					
Frank Thomas, R OBP: 0.280, SLG: 0.377 (1, 5)	4-0 2B BB		0-0 5-3		0-0 G5-4-3			0-0 SH5-3		2	0	0	0	1	0	1					
Eddie Kasko, R OBP: 0.298, SLG: 0.309 (1, 6)	0-0 1-3 2B		0-0 5-3					0-0 1-3		4	0	1	0	0	0	1					
Jim Brosnan, R OBP: 0.214, SLG: 0.308 (1, 1)	4-0 BB			0-0 6-3		0-3 K		0-0 5-3		3	0	0	0	1	1	1					
Inning Stats	R: 4 E: 0 K: 0 S: 7	H: 4 LOB: 3 BB: 3 P: 19	R: 0 E: 0 K: 0 S: 3	H: 0 LOB: 1 BB: 1 P: 7	R: 0 E: 0 K: 0 S: 3	H: 0 LOB: 0 BB: 0 P: 3	R: 0 E: 0 K: 0 S: 4	H: 1 LOB: 0 BB: 0 P: 4	R: 1 E: 0 K: 0 S: 4	H: 2 LOB: 0 BB: 0 P: 4	R: 0 E: 0 K: 1 S: 5	H: 0 LOB: 0 BB: 0 P: 5	R: 0 E: 0 K: 0 S: 3	H: 1 LOB: 1 BB: 1 P: 7	R: 0 E: 0 K: 0 S: 4	H: 1 LOB: 1 BB: 0 P: 4		1B: 5 2B: 4 3B: 0 HR: 1	SF: 0 SAC: 1 DP: 2 HBP: 0	WP: 1 PB: 0 SB: 0 CS: 0	PA: 36
PITCHER Dick Drott, R (1, 1) Dave Hillman, R (1, 1) Seth Morehead, L (5, 1) Elmer Singleton, R (8, 1)	IP: 0.2 WLS: L BF: 6 H: 3 R: 4 ER: 4 SO: 0 BB: 1 IBB: 0 HBP: 0 BLK: 0 WP: 0 HR: 1 S: 5 P: 9 ERA: 54.00 WHIP: 6.000															PITCHER IP: WLS: BF: H: R: ER: SO: BB: IBB: HBP: BLK: WP: HR: S: P: ERA: WHIP					

Batter	1	2	3	4	5	6	7	8	9	AB	R	H	RBI	BB	SO	LOB	TOP								
Tony Taylor, R OBP: 0.363, SLG: 0.424 (1, 4)	6-3		6-3		F3			1B	BB	4	1	1	0	1	0	0									
Alvin Dark, R OBP: 0.305, SLG: 0.342 (1, 5)	4-3		G4-6-3		1-3			14 2-3 1B	K	4	1	1	0	1	1	1									
Lee Walls, R OBP: 0.342, SLG: 0.393 (1, 9)	F8		G4-6-3					14 2-3 1B	1B	5	1	2	1	0	1	1									
14 Ernie Banks, R OBP: 0.369, SLG: 0.600 (1, 6)		F8		1B HBP				2-3	P3	4	1	1	1	0	0	4									
Dale Long, L OBP: 0.337, SLG: 0.486 (1, 3)	F8			F7				1-2 2-3	F8	4	1	0	0	1	0	3									
Walt Moryn, L OBP: 0.303, SLG: 0.372 (1, 7)					K					4	1	2	2	0	1	1									
George Altman, L OBP: 0.288, SLG: 0.347 (8, 8)	1B							1-3 2-H 3-H	1B	0	0	0	0	0	0	0									
Bobby Thomson, R OBP: 0.312, SLG: 0.426 (1, 8)								5-3		4	0	2	1	0	1	1									
Sammy Taylor, L OBP: 0.302, SLG: 0.367 (1, 2)				4-3						3	0	1	1	1	1	2									
Bob Anderson, R OBP: 0.171, SLG: 0.176 (1, 1)										4	0	0	0	0	3	4									
Bill Henry, L OBP: 0.188, SLG: 0.133 (9, 1)										0	0	0	0	0	0	0									
Inning Stats	R: 0 E: 0 K: 0 S: 3	H: 0 LOB: 0 BB: 0 P: 3	R: 1 E: 0 K: 1 S: 8	H: 3 LOB: 2 BB: 0 P: 8	R: 0 E: 0 K: 1 S: 2	H: 0 LOB: 0 BB: 1 P: 6	R: 0 E: 0 K: 1 S: 6	H: 1 LOB: 2 BB: 0 P: 7	R: 0 E: 0 K: 1 S: 5	H: 0 LOB: 0 BB: 0 P: 5	R: 1 E: 0 K: 2 S: 6	H: 1 LOB: 0 BB: 0 P: 6	R: 0 E: 0 K: 2 S: 7	H: 0 LOB: 0 BB: 0 P: 7	R: 4 E: 0 K: 1 S: 9	H: 4 LOB: 2 BB: 2 P: 17	R: 0 E: 0 K: 1 S: 6	H: 1 LOB: 2 BB: 1 P: 10	1B: 8 2B: 1 3B: 0 HR: 1	SF: 0 SAC: 0 DP: 1 HBP: 1	WP: 0 PB: 0 SB: 0 CS: 0	PA: 41			
PITCHER	IP	WLS	BF	H	R	ER	SO	BB	IBB	HBP	BLK	WP	HR	S	P	ERA	WHIP								
Bob Purkey, R ERA: 4.85 (1, 1)	7.0	L	27	5	2	2	6	1	0	1	0	0	1	37	42	2.57	0.857								
Orlando Pena, R ERA: 6.71 (8, 1)	0.0		3	3	3	3	0	0	0	0	0	0	0	3	3	∞	∞								
Willard Schmidt, R ERA: 3.5 (8, 1)	2.0		11	2	1	1	2	1	2	0	0	0	0	12	24	4.50	1.500								

Chicago Cubs @ Cincinnati Redlegs
Crosley Field, Cincinnati, OH
Thu Jun 25 1959, 7:05 PM EDT
Att.: 4,884 - Unknown

AB	36
R	6
H	10
RBI	6
BB	4
SO	8
LOB	17



Batter	1	2	3	4	5	6	7	8	9	AB	R	H	RBI	BB	SO	LOB	BOTTOM								
Johnny Temple, R OBP: 0.409, SLG: 0.462 (1, 4)	K		F8		SH1-4			F8	F9	4	0	0	0	0	1	3									
Vada Pinson, L OBP: 0.390, SLG: 0.555 (1, 8)	6-3		L8		G3-6-3			1B SF8	K	5	1	2	0	0	1	3									
Jerry Lynch, L OBP: 0.320, SLG: 0.441 (1, 7)	F7				G3-6-3			K	K	5	1	1	0	0	2	5									
Frank Robinson, R OBP: 0.395, SLG: 0.568 (1, 3)					E5					0	0	0	0	0	0	0									
Whitey Lockman, L OBP: 0.250, SLG: 0.417 (3, 3)					SF8			6-3		3	0	2	0	0	0	0									
Gus Bell, L OBP: 0.294, SLG: 0.383 (1, 9)		F5			SF8			4-0		1	0	0	2	1	0	1									
Ed Bailey, L OBP: 0.363, SLG: 0.373 (1, 2)		F9			2-3 3-H 4-0			BB		3	0	0	0	1	1	3									
Frank Thomas, R OBP: 0.275, SLG: 0.370 (1, 5)		FC5-4			K			K		4	0	0	0	0	2	6									
Eddie Kasko, R OBP: 0.283, SLG: 0.293 (1, 6)										3	0	0	0	0	0	2									
Don Newcombe, L OBP: 0.439, SLG: 0.417 (9, PH)					1-3			6-3		0	0	0	0	1	0	0									
Bobby Henrich, R OBP: 0.357, SLG: 0.395 (9, PH)					1-2				BB	0	0	0	0	0	0	0									
Bob Purkey, R OBP: 0.278, SLG: 0.281 (1, 1)										0	0	0	0	2	0	0									
John Powers, L OBP: 0.250, SLG: 0.304 (7, PH)										1	0	0	0	0	0	0									
Orlando Pena, R OBP: 0.176, SLG: 0.067 (8, 1)								1B	SH1-4	0	0	0	0	0	0	0									
Willard Schmidt, R OBP: 0.357, SLG: 0.395 (9, PH)										0	0	0	0	1	0	0									
Jim Pendleton, R OBP: 0.357, SLG: 0.395 (9, PH)										0	0	0	0	1	0	0									
Inning Stats	R: 0 E: 0 K: 1 S: 5	H: 0 LOB: 0 BB: 0 P: 5	R: 0 E: 0 K: 0 S: 3	H: 0 LOB: 1 BB: 0 P: 4	R: 0 E: 0 K: 0 S: 3	H: 0 LOB: 1 BB: 1 P: 7	R: 1 E: 1 K: 1 S: 7	H: 2 LOB: 2 BB: 1 P: 11	R: 0 E: 0 K: 0 S: 3	H: 1 LOB: 1 BB: 1 P: 7	R: 0 E: 0 K: 2 S: 7	H: 0 LOB: 1 BB: 1 P: 11	R: 0 E: 0 K: 0 S: 3	H: 0 LOB: 0 BB: 0 P: 3	R: 1 E: 1 K: 1 S: 8	H: 2 LOB: 2 BB: 0 P: 8	R: 0 E: 0 K: 2 S: 7	H: 0 LOB: 2 BB: 2 P: 15	1B: 5 2B: 0 3B: 0 HR: 0	SF: 2 SAC: 1 DP: 1 HBP: 1	WP: 0 PB: 0 SB: 0 CS: 0	PA: 39			
PITCHER	IP	WLS	BF	H	R	ER	SO	BB	IBB	HBP	BLK	WP	HR	S	P	ERA	WHIP								
Bob Anderson, R ERA: 3.82 (1, 1)	8.0	W	36	5	2	2	5	5	1	1	0	0	0	39	64	2.25	1.250								
Bill Henry, L ERA: 2.6 (9, 1)	1.0	S	3	0	0	0	2	0	0	0	0	0	0	7	7	0.00	0.000								


Chicago Cubs @ Cincinnati Redlegs
Crosley Field, Cincinnati, OH
Thu Jun 25 1959, 7:05 PM EDT
Att.: 4,884 - Unknown


AB	29
R	2
H	5
RBI	2
BB	6
SO	7
LOB	23



Batter	1	2	3	4	5	6	7	8	9	AB	R	H	RBI	BB	SO	LOB	TOP		
Tony Taylor, R OBP: 0.360, SLG: 0.419 (1, 4)	F7		14 1B		4-3		4-3		F2	5	0	1	0	0	0	1	Chicago Cubs @ Milwaukee Braves Milwaukee County Stadium, Milwaukee, WI Fri Jun 26 1959, 8:05 PM EDT Att: 35,262 - Unknown		
Alvin Dark, R OBP: 0.315, SLG: 0.352 (1, 5)	FC5 1B		P3		1B FC4-6		14 FC6-4 1B		F9	5	1	3	0	0	0	2			
Lee Walls, R OBP: 0.339, SLG: 0.389 (1, 9)	E4		F9		14 FC4-6 1B		F9		1-3	5	0	1	0	0	0	4			
14 Ernie Banks, R OBP: 0.368, SLG: 0.595 (1, 6)	K		1-2 1B		FC4-6 FC6-4		FC6-4			4	0	1	1	0	1	4			
Bobby Thomson, R OBP: 0.311, SLG: 0.422 (1, 8)	FC5		F8		FC6-4		FC6-4		1B 1B	4	0	1	0	0	0	5			
Cal Neeman, R OBP: 0.229, SLG: 0.227 (1, 2)		P3		K		1B		F9		4	0	1	0	0	1	1			
Walt Moryn, L OBP: 0.306, SLG: 0.372 (1, 7)		FC3-6 BB		4-3		K		G4-3 1B		3	0	1	0	1	1	1			
Dale Long, L OBP: 0.335, SLG: 0.481 (1, 3)		FC3-6		FC5-4 1B		K		G4-3		4	0	1	0	0	1	4			
John Buzhardt, R Seth Morehead, L Moe Drabowsky, R Randy Johnson, R Elmer Singleton, R Earl Averill, R	P3		FC5-4		5-3			WP 1B		2	0	0	0	0	0	2	AB 38 R 1 H 11 RBI 1 BB 1 SO 4 LOB 25		
Inning Stats	R: 0 E: 1 K: 1 S: 7	H: 1 LOB: 2 BB: 0 P: 7	R: 0 E: 0 K: 0 S: 3	H: 0 LOB: 1 BB: 1 P: 7	R: 0 E: 0 K: 1 S: 5	H: 2 LOB: 2 BB: 0 P: 5	R: 0 E: 0 K: 1 S: 6	H: 1 LOB: 1 BB: 0 P: 6	R: 1 E: 0 K: 2 S: 5	H: 2 LOB: 1 BB: 0 P: 5	R: 0 E: 0 K: 0 S: 4	H: 1 LOB: 1 BB: 0 P: 4	R: 0 E: 0 K: 0 S: 4	H: 2 LOB: 1 BB: 0 P: 4	R: 0 E: 0 K: 0 S: 4	H: 1 LOB: 1 BB: 0 P: 4		1B: 10 2B: 1 3B: 0 HR: 0	SF: 0 SAC: 0 DP: 1 HBP: 0
PITCHER Warren Spahn, L ERA: 3.25	IP	WLS	BF	H	R	ER	SO	BB	IBB	HBP	BLK	WP	HR	S	P	ERA	WHIP		
	9.0	W	39	11	1	1	4	1	0	0	0	1	0	46	50	1.00	1.333		

Batter	1	2	3	4	5	6	7	8	9	AB	R	H	RBI	BB	SO	LOB	BOTTOM		
Bill Bruton, L OBP: 0.353, SLG: 0.469 (1, 8)	6-3	4-3		G3 1B		1B 2B		5-3		5	2	2	1	0	0	1	Chicago Cubs @ Milwaukee Braves Milwaukee County Stadium, Milwaukee, WI Fri Jun 26 1959, 8:05 PM EDT Att: 35,262 - Unknown		
Eddie Mathews, L OBP: 0.376, SLG: 0.577 (1, 5)	FC6-4 1B	BB		G3		2B 1B		P3		4	0	2	1	1	0	2			
Hank Aaron, R OBP: 0.436, SLG: 0.721 (1, 9)	FC6-4 1B	P6		1B IBB		2B		1B 1B		4	2	2	0	1	0	3			
Wes Covington, L OBP: 0.353, SLG: 0.419 (1, 7)	1B 2B	1B		F8		P3		E 1B 1B		5	2	3	3	0	0	2			
Joe Adcock, R OBP: 0.340, SLG: 0.425 (1, 3)	2B 1B			P4		K		E9 1B 1B		5	2	2	1	0	1	4			
Del Crandall, R OBP: 0.320, SLG: 0.465 (1, 2)	1-2 2B			6-3		F8		1-3		5	0	1	2	0	1	4			
Johnny Logan, R OBP: 0.409, SLG: 0.484 (1, 6)	P5			1B 5-3 1B		FC6 1B		P3		5	1	3	2	0	0	1			
Felix Mantilla, R OBP: 0.265, SLG: 0.193 (1, 4)		4-3 1B		5-3		K		F7		5	0	2	0	0	1	2			
Warren Spahn, L OBP: 0.269, SLG: 0.313 (1, 1)		K		G3 1B 1B		FC6		P4		5	2	2	1	0	1	4	AB 43 R 11 H 19 RBI 11 BB 2 SO 4 LOB 23		
Inning Stats	R: 3 E: 1 K: 0 S: 7	H: 4 LOB: 1 BB: 0 P: 7	R: 0 E: 0 K: 1 S: 6	H: 1 LOB: 2 BB: 1 P: 10	R: 0 E: 0 K: 0 S: 3	H: 0 LOB: 0 BB: 0 P: 3	R: 3 E: 0 K: 0 S: 7	H: 4 LOB: 2 BB: 1 P: 11	R: 0 E: 0 K: 2 S: 8	H: 1 LOB: 1 BB: 0 P: 8	R: 1 E: 0 K: 1 S: 8	H: 3 LOB: 2 BB: 0 P: 8	R: 1 E: 0 K: 0 S: 4	H: 1 LOB: 0 BB: 0 P: 4	R: 3 E: 1 K: 0 S: 8	H: 5 LOB: 2 BB: 0 P: 8		1B: 15 2B: 3 3B: 0 HR: 1	SF: 0 SAC: 0 DP: 0 HBP: 0
PITCHER John Buzhardt, R Seth Morehead, L Moe Drabowsky, R Elmer Singleton, R	IP	WLS	BF	H	R	ER	SO	BB	IBB	HBP	BLK	WP	HR	S	P	ERA	WHIP		
	3.1	L	19	8	6	6	1	1	0	0	0	0	0	20	24	16.20	2.700		
	0.1		3	1	0	0	0	0	1	0	0	0	0	2	6	0.00	3.000		
	1.1		5	1	0	0	2	0	0	0	0	0	0	9	9	0.00	0.750		
	3.0		18	9	5	5	1	0	0	0	0	0	1	20	20	15.00	3.000		

Batter	1	2	3	4	5	6	7	8	9	AB	R	H	RBI	BB	SO	LOB	TOP					
Tony Taylor, R OBP: 0.364, SLG: 0.426 (1, 4)	5-3		BB 14 SF8 1B		F3			L5-4 1-H 2B		5	1	3	2	0	0	0	<p>Chicago Cubs @ Milwaukee Braves Milwaukee County Stadium, Milwaukee, WI Sat Jun 27 1959, 4:33 AM EDT Att: 26,881 - Unknown</p> <p>AB 37 R 7 H 13 RBI 7 BB 3 SO 2 LOB 11</p> 					
Alvin Dark, R OBP: 0.316, SLG: 0.353 (1, 5)	E7 1B		1-2 BB 1B		F7	F6		L5-4 2-2		5	0	2	0	0	0	3						
Lee Walls, R OBP: 0.340, SLG: 0.386 (1, 9)	K		1-2 2-3 BB			F8		F8		4	1	1	0	1	1	1						
14 Ernie Banks, R OBP: 0.365, SLG: 0.601 (1, 6)	F5		SF8			F2	HR	F8		4	1	1	2	0	0	2						
Dale Long, L OBP: 0.332, SLG: 0.489 (1, 3)		4-3	3-1			HR		4-3		5	1	1	2	0	0	2						
Walt Moryn, L OBP: 0.305, SLG: 0.367 George Altman, L OBP: 0.288, SLG: 0.347 (7, 8)	4-3				F3	4-3		BB		3	0	0	0	1	0	0						
Bobby Thomson, R OBP: 0.315, SLG: 0.435 (7, 7)					F6	1B 2B		F8		4	1	2	0	0	0	1						
Sammy Taylor, L OBP: 0.312, SLG: 0.373 (1, 2)	4-3					1B		FC3-6 1B		3	1	2	0	1	0	1						
Glen Hobbie, R OBP: 0.158, SLG: 0.162 (1, 1)			5-3		K	1-2 2-H 1B		FC3-6 WP 2B		4	1	1	1	0	1	1						
Inning Stats	R: 0 E: 1 K: 1 S: 6	H: 1 LOB: 1 BB: 0 P: 6	R: 0 E: 0 K: 0 S: 4	H: 1 LOB: 1 BB: 0 P: 4	R: 1 E: 0 K: 0 S: 5	H: 2 LOB: 2 BB: 1 P: 9	R: 0 E: 0 K: 0 S: 3	H: 1 LOB: 1 BB: 0 P: 3	R: 0 E: 0 K: 1 S: 5	H: 0 LOB: 0 BB: 0 P: 5	R: 4 E: 0 K: 0 S: 8	H: 5 LOB: 2 BB: 1 P: 12	R: 1 E: 0 K: 0 S: 4	H: 1 LOB: 1 BB: 1 P: 8	R: 1 E: 0 K: 0 S: 4	H: 2 LOB: 0 BB: 0 P: 4	R: 0 E: 0 K: 0 S: 3	H: 0 LOB: 0 BB: 0 P: 3	1B: 8 2B: 4 3B: 0 HR: 2	SF: 1 SAC: 0 DP: 1 HBP: 0	WP: 1 PB: 0 CS: 0	PA: 41
PITCHER	IP WLS BF H R ER SO BB IBB HBP BLK WP HR S P ERA WHIP																					
Carl Willey, R ERA: 4.37 Joey Jay, R ERA: 5.6 Don McMahon, R ERA: 1.42 (1, 1) (6, 1) (9, 1)	5.2 L 28 10 5 5 2 1 1 0 0 0 1 1 30 38 7.94 1.941																					

Batter	1	2	3	4	5	6	7	8	9	AB	R	H	RBI	BB	SO	LOB	BOTTOM					
Bill Bruton, L OBP: 0.346, SLG: 0.460 (1, 8)	6-3		F3			F8		F5		4	0	0	0	0	0	1	<p>Chicago Cubs @ Milwaukee Braves Milwaukee County Stadium, Milwaukee, WI Sat Jun 27 1959, 4:33 AM EDT Att: 26,881 - Unknown</p> <p>AB 31 R 1 H 6 RBI 1 BB 3 SO 3 LOB 11</p> 					
Eddie Mathews, L OBP: 0.373, SLG: 0.569 (1, 5)	6-3		4-3			1-3		K		4	0	0	0	0	1	1						
Hank Aaron, R OBP: 0.433, SLG: 0.714 (1, 9)	6-3		F3			F7		BB BB		3	0	0	0	1	0	0						
Wes Covington, L OBP: 0.348, SLG: 0.412 (1, 7)		5-3				F8		1-3		4	0	0	0	0	0	1						
Joe Adcock, R OBP: 0.338, SLG: 0.420 (1, 3)		5-3				6-3				4	0	1	0	0	0	1						
Del Crandall, R OBP: 0.322, SLG: 0.461 (1, 2)		1B 1B BB				6-3		G5-4-3 1B		2	0	0	0	2	0	1						
Johnny Logan, R OBP: 0.414, SLG: 0.502 (1, 6)										4	1	3	1	0	0	2						
Felix Mantilla, R OBP: 0.269, SLG: 0.200 Frank Torre, L OBP: 0.322, SLG: 0.322 Mel Roach, R OBP: 0.071, SLG: 0.071 (1, 4) (6, PH) (9, 4)						G4-6-3 1B				2	0	1	0	0	0	1						
Carl Willey, R OBP: 0.053, SLG: 0.105 Joey Jay, S OBP: 0.286, SLG: 0.167 Mickey Vernon, L OBP: 0.293, SLG: 0.436 Don McMahon, R OBP: 0.333, SLG: 0.200 (1, 1) (6, 1) (9, 1)						G4-6-3 1B		4-3		1	0	0	0	0	0	0						
Inning Stats	R: 0 E: 0 K: 0 S: 3	H: 0 LOB: 0 BB: 0 P: 3	R: 0 E: 0 K: 1 S: 7	H: 2 LOB: 3 BB: 1 P: 11	R: 0 E: 0 K: 0 S: 3	H: 0 LOB: 0 BB: 0 P: 3	R: 0 E: 0 K: 0 S: 3	H: 0 LOB: 0 BB: 0 P: 3	R: 0 E: 0 K: 1 S: 5	H: 1 LOB: 0 BB: 0 P: 5	R: 0 E: 0 K: 0 S: 3	H: 0 LOB: 0 BB: 0 P: 3	R: 0 E: 0 K: 0 S: 3	H: 1 LOB: 0 BB: 0 P: 3	R: 1 E: 0 K: 1 S: 7	H: 2 LOB: 1 BB: 0 P: 7	R: 0 E: 0 K: 0 S: 3	H: 0 LOB: 2 BB: 2 P: 11	1B: 4 2B: 1 3B: 0 HR: 1	SF: 0 SAC: 0 DP: 2 HBP: 0	WP: 0 PB: 0 CS: 0	PA: 34
PITCHER	IP WLS BF H R ER SO BB IBB HBP BLK WP HR S P ERA WHIP																					
Glen Hobbie, R ERA: 3.43 (1, 1)	9.0 W 34 6 1 1 3 3 0 0 0 0 1 37 49 1.00 1.000																					

Batter	1	2	3	4	5	6	7	8	9	AB	R	H	RBI	BB	SO	LOB	TOP				
Tony Taylor, R OBP: 0.366, SLG: 0.431 (1, 4)										4	0	2	0	0	0	4	Chicago Cubs @ Milwaukee Braves Milwaukee County Stadium, Milwaukee, WI Sun Jun 28 1959, 4:33 AM EDT Att: 32,884 - Unknown				
Alvin Dark, R OBP: 0.315, SLG: 0.349 (1, 5)										3	0	0	0	1	2	4					
Lee Walls, R OBP: 0.343, SLG: 0.382 (1, 9)										2	0	0	0	2	0	2					
14 Ernie Banks, R OBP: 0.363, SLG: 0.594 (1, 6)										3	0	0	0	1	1	2					
Bobby Thomson, R OBP: 0.318, SLG: 0.433 (1, 8)										3	1	1	0	1	0	3					
Earl Averill, R OBP: 0.289, SLG: 0.442 (1, 7) (5, 2)										4	0	1	0	0	1	2					
Cal Neeman, R OBP: 0.240, SLG: 0.239 Walt Moryn, L OBP: 0.303, SLG: 0.363 (5, 7)										2	0	1	1	0	1	0					
Dale Long, L OBP: 0.325, SLG: 0.479 (1, 3)										4	0	0	0	0	1	2					
Dave Hillman, R OBP: 0.229, SLG: 0.069 Don Elston, R OBP: 0.167, SLG: 0.167 Johnny Gonyea, R OBP: 0.260, SLG: 0.370 Bill Henry, L OBP: 0.188, SLG: 0.133 Randy Jackson, R OBP: 0.333, SLG: 0.389 (9, PH)										0	0	0	0	2	0	0					
Inning Stats	R: 0 E: 0 S: 5	H: 1 LOB: 2 BB: 2 P: 13	R: 0 E: 0 S: 7	H: 0 LOB: 0 BB: 0 P: 7	R: 0 E: 1 S: 5	H: 0 LOB: 1 BB: 1 P: 9	R: 1 E: 0 S: 5	H: 2 LOB: 3 BB: 2 P: 13	R: 0 E: 0 S: 3	H: 0 LOB: 0 BB: 0 P: 3	R: 0 E: 0 S: 3	H: 1 LOB: 0 BB: 0 P: 3	R: 0 E: 0 S: 3	H: 1 LOB: 1 BB: 1 P: 7	R: 0 E: 0 S: 7	H: 0 LOB: 0 BB: 0 P: 7		1B: 4 2B: 2 3B: 0 HR: 0	SF: 0 SAC: 0 DP: 2 HBP: 0	WP: 0 PB: 1 SB: 1 CS: 1	PA: 36
PITCHER Juan Pizarro, L ERA: 4.35 (1, 1)	IP: 9.0 WLS: W BF: 36 H: 5 R: 1 ER: 1 SO: 7 BB: 7 IBB: 0 HBP: 0 BLK: 0 WP: 0 HR: 0 S: 43 P: 71 ERA: 1.00 WHIP: 1.333															PITCHER					

Batter	1	2	3	4	5	6	7	8	9	AB	R	H	RBI	BB	SO	LOB	BOTTOM				
Bill Bruton, L OBP: 0.345, SLG: 0.454 (1, 8)										3	0	0	0	1	1	0	Chicago Cubs @ Milwaukee Braves Milwaukee County Stadium, Milwaukee, WI Sun Jun 28 1959, 4:33 AM EDT Att: 32,884 - Unknown				
Eddie Mathews, L OBP: 0.375, SLG: 0.578 (1, 5)										4	1	2	1	0	0	1					
Hank Aaron, R OBP: 0.428, SLG: 0.704 (1, 9)										4	0	0	0	0	1	2					
Wes Covington, L OBP: 0.352, SLG: 0.413 Andy Pafko, R OBP: 0.301, SLG: 0.325 (9, PH)										2	1	1	0	1	0	0					
Joe Adcock, R OBP: 0.345, SLG: 0.421 (1, 3)										2	0	1	0	1	0	1					
Del Crandall, R OBP: 0.322, SLG: 0.459 (1, 2)										3	0	1	1	0	0	2					
Johnny Logan, R OBP: 0.414, SLG: 0.502 Mel Roach, R OBP: 0.118, SLG: 0.063 (3, 4)										0	0	0	0	0	0	0					
Felix Mantilla, R OBP: 0.262, SLG: 0.194 (3, 6)										3	0	0	0	0	0	3					
Juan Pizarro, L OBP: 0.176, SLG: 0.125 (1, 1)										3	0	0	0	0	2	0					
Inning Stats	R: 0 E: 0 S: 3	H: 0 LOB: 0 BB: 0 P: 3	R: 0 E: 0 S: 3	H: 1 LOB: 0 BB: 0 P: 3	R: 0 E: 0 S: 3	H: 0 LOB: 0 BB: 0 P: 3	R: 2 E: 0 S: 6	H: 3 LOB: 3 BB: 2 P: 14	R: 0 E: 0 S: 7	H: 0 LOB: 1 BB: 1 P: 11	R: 0 E: 0 S: 3	H: 0 LOB: 1 BB: 1 P: 7	R: 0 E: 0 S: 7	H: 0 LOB: 0 BB: 0 P: 7	R: 0 E: 0 S: 3	H: 1 LOB: 0 BB: 0 P: 3		1B: 4 2B: 0 3B: 0 HR: 1	SF: 0 SAC: 0 DP: 2 HBP: 0	WP: 0 PB: 0 SB: 0 CS: 0	PA: 31
PITCHER Dave Hillman, R ERA: 3.46 Don Elston, R ERA: 2.98 Bill Henry, L ERA: 2.51	IP: 3.2 WLS: L BF: 16 H: 4 R: 2 ER: 1 SO: 1 BB: 2 IBB: 0 HBP: 0 BLK: 0 WP: 0 HR: 1 S: 14 P: 22 ERA: 2.46 WHIP: 1.636															PITCHER					

AB	29
R	1
H	5
RBI	1
BB	7
SO	7
LOB	19




Batter	1	2	3	4	5	6	7	8	9	AB	R	H	RBI	BB	SO	LOB	TOP			
Don Blasingame, L (1,4) OBP: 0.367, SLG: 0.368	4-3	5-3			4-3		4-3		K	5	0	0	0	0	1	2	St. Louis Cardinals @ Chicago Cubs Wrigley Field, Chicago, IL Tue Jun 30 1959, 3:33 AM CDT Att: 9,885 - Unknown			
Joe Cunningham, L (1,9) OBP: 0.435, SLG: 0.464	K		F7				4-3		G3	5	0	1	0	0	1	1				
Bill White, L (1,7) OBP: 0.392, SLG: 0.566	1B	2B			F7				1B	4	2	3	0	0	0	1				
Ken Boyer, R (1,5) OBP: 0.397, SLG: 0.560			K				F8		1B	3	0	1	1	1	1	1				
Gino Cimoli, R (1,8) OBP: 0.364, SLG: 0.500	K				6-3		6-3		K	4	0	0	0	0	2	2				
Stan Musial, L (1,3) OBP: 0.385, SLG: 0.428			5-3							2	1	1	0	2	1	0				
Curt Flood, R (8, FR) OBP: 0.300, SLG: 0.250		1B					K		1B	0	0	0	0	0	0	0				
Hal Smith, R (1,2) OBP: 0.311, SLG: 0.451		5-3					5-3		F5	4	0	1	0	0	0	3				
Dick Gray, R (1,6) OBP: 0.301, SLG: 0.369									F9	3	1	2	1	0	1	1				
Lee Tate, R (7,6) OBP: 0.232, SLG: 0.260					K				1B	1	0	0	0	0	0	2				
Larry Jackson, R (1,1) OBP: 0.156, SLG: 0.159			K				3-1		P4	4	0	1	1	0	1	1				
Inning Stats	R: 1 E: 0 K: 2 S: 9	H: 2 LOB: 1 BB: 0 P: 9	R: 1 E: 0 K: 1 S: 7	H: 2 LOB: 1 BB: 0 P: 7	R: 0 E: 0 K: 1 S: 5	H: 1 LOB: 0 BB: 0 P: 5	R: 0 E: 0 K: 1 S: 5	H: 1 LOB: 1 BB: 1 P: 9	R: 0 E: 0 K: 0 S: 4	H: 0 LOB: 0 BB: 0 P: 5	R: 1 E: 0 K: 0 S: 5	H: 2 LOB: 1 BB: 0 P: 5	R: 1 E: 1 K: 1 S: 6	H: 1 LOB: 2 BB: 2 P: 14	R: 0 E: 0 K: 1 S: 5	H: 0 LOB: 0 BB: 0 P: 5	1B: 9 2B: 1 3B: 0 HR: 0	SF: 0 SAC: 0 DP: 0 HBP: 0	WP: 0 PB: 0 SB: 6 CS: 1	PA: 38
PITCHER	IP WLS BF H R ER SO BB IBB HBP BLK WP HR S P ERA WHIP																			
Bob Anderson, R (1,1) ERA: 3.82	7.0 L 29 9 3 3 6 1 0 0 0 0 0 0 40 44 3.86 1.429																			
Don Elston, R (8,1) ERA: 2.72	2.0 9 1 1 0 2 1 1 0 0 0 0 0 0 11 19 0.00 1.000																			

Batter	1	2	3	4	5	6	7	8	9	AB	R	H	RBI	BB	SO	LOB	BOTTOM					
Tony Taylor, R (1,4) OBP: 0.361, SLG: 0.425	6-3		E4		K		5-3			4	1	0	0	0	1	1	St. Louis Cardinals @ Chicago Cubs Wrigley Field, Chicago, IL Tue Jun 30 1959, 3:33 AM CDT Att: 9,885 - Unknown					
Alvin Dark, R (1,5) OBP: 0.314, SLG: 0.347	F9		14 BB		6-3				5-3	4	0	1	0	0	0	0						
Irv Noren, L (1,7) OBP: 0.333, SLG: 0.353	4-3		F9		K				5-3	4	0	0	0	0	1	2						
14 Ernie Banks, R (1,6) OBP: 0.365, SLG: 0.591			FC4-6		4-3				6-3	3	0	1	0	1	0	0						
Dale Long, L (1,3) OBP: 0.324, SLG: 0.472		FC4-6	1B		4-3				K	3	0	0	1	1	1	1						
Bobby Thomson, R (1,8) OBP: 0.312, SLG: 0.424		F8			K				L6	4	0	0	0	0	1	4						
Lee Walls, R (1,9) OBP: 0.341, SLG: 0.380					5-3				5-3	4	0	1	0	0	0	0						
Sammy Taylor, L (1,2) OBP: 0.307, SLG: 0.366					4-3				K	3	0	0	0	0	1	2						
Bob Anderson, R (1,1) OBP: 0.162, SLG: 0.167					6-3					2	0	0	0	0	1	0						
Jim Marshall, L (7, PH) OBP: 0.315, SLG: 0.429					K				1B	1	0	1	0	0	0	0						
Don Elston, R (8,1) OBP: 0.167, SLG: 0.167										0	0	0	0	0	0	0						
Inning Stats	R: 0 E: 0 K: 0 S: 3	H: 0 LOB: 0 BB: 0 P: 3	R: 0 E: 0 K: 0 S: 5	H: 2 LOB: 2 BB: 0 P: 5	R: 1 E: 1 K: 1 S: 7	H: 1 LOB: 3 BB: 2 P: 15	R: 0 E: 0 K: 1 S: 5	H: 0 LOB: 0 BB: 0 P: 5	R: 0 E: 0 K: 2 S: 7	H: 0 LOB: 0 BB: 0 P: 7	R: 0 E: 0 K: 0 S: 3	H: 0 LOB: 0 BB: 0 P: 3	R: 0 E: 0 K: 1 S: 6	H: 1 LOB: 1 BB: 0 P: 6	R: 0 E: 0 K: 0 S: 3	H: 0 LOB: 0 BB: 0 P: 3	R: 0 E: 0 K: 1 S: 5	H: 0 LOB: 0 BB: 0 P: 5	1B: 4 2B: 0 3B: 0 HR: 0	SF: 0 SAC: 0 DP: 0 HBP: 0	WP: 0 PB: 0 SB: 0 CS: 0	PA: 34
PITCHER	IP WLS BF H R ER SO BB IBB HBP BLK WP HR S P ERA WHIP																					
Larry Jackson, R (1,1) ERA: 3.02	9.0 W 34 4 1 0 6 2 0 0 0 0 0 0 0 44 52 0.00 0.667																					

Batter	1	2	3	4	5	6	7	8	9	AB	R	H	RBI	BB	SO	LOB	TOP			
Don Blasingame, L (1, 4) OBP: 0.368, SLG: 0.370	4-0 1B BB		0-0 5-3	0-0 4-3		0-0 2H 2B		0-3 K		4	0	1	1	1	1	2				
Joe Cunningham, L (1, 9) OBP: 0.433, SLG: 0.462	0-3 K		0-0 1B 2B		0-0 L6	0-0 4-3		0-0 F8		5	1	1	0	0	1	4				
Bill White, L (1, 7) OBP: 0.396, SLG: 0.567 (7, 3)	0-0 1B BB		0-0 E SF8 1B		0-0 BB 1B		0-3 K		0-0 F5	5	1	3	1	0	1	0				
Ken Boyer, R (1, 5) OBP: 0.397, SLG: 0.554	4-0 FC4-6 BB		0-0 E5 2B		4-0 G4-6-3 BB		0-0 6-3		0-0 F8	3	1	0	0	2	0	1				
Gino Cimoli, R (1, 8) OBP: 0.361, SLG: 0.503 (7, 7)	0-3 K		0-0 SF8		0-0 G4-6-3 BB		0-0 3B		0-0 F7	4	0	1	1	0	1	5				
Stan Musial, L (1, 3) OBP: 0.367, SLG: 0.435 Curt Flood, R (7, 8) OBP: 0.300, SLG: 0.250	0-0 FC4-6		0-0 2B		0-0 2B 1B		0-0 4-3			4	1	2	1	0	0	4				
Hal Smith, R (1, 2) OBP: 0.313, SLG: 0.456		0-3 K	0-0 4-3		0-0 FC1-5-6 2B 1B		0-0 FC3-6 1B			4	0	2	1	0	1	1				
Dick Gray, R (1, 6) OBP: 0.289, SLG: 0.353 Alex Grammas, R (7, 6) OBP: 0.327, SLG: 0.333		0-0 F8		0-0 5-3		0-0 FC1-5-6 SH1-4 2B		0-0 FC3-6 1B		3	1	0	0	0	0	1				
Ernie Broglio, R (1, 1) OBP: 0.240, SLG: 0.136 Lindy McDaniel, R (8, 1) OBP: 0.182, SLG: 0.053		0-0 F9		0-0 F8		0-0 SH1-4 1B		0-0 1B		3	0	1	0	0	0	0				
Inning Stats	R: 0 E: 0 K: 2 S: 8	H: 1 LOB: 3 BB: 2 P: 16	R: 0 E: 0 K: 1 S: 5	H: 0 LOB: 0 BB: 0 P: 5	R: 3 E: 1 K: 0 S: 7	H: 3 LOB: 1 BB: 0 P: 7	R: 0 E: 0 K: 0 S: 3	H: 0 LOB: 0 BB: 0 P: 3	R: 0 E: 0 K: 0 S: 6	H: 1 LOB: 1 BB: 1 P: 7	R: 0 E: 0 K: 1 S: 6	H: 1 LOB: 1 BB: 0 P: 6	R: 0 E: 0 K: 1 S: 7	H: 2 LOB: 2 BB: 0 P: 7	R: 0 E: 0 K: 0 S: 3	H: 0 LOB: 0 BB: 0 P: 3	1B: 6 2B: 4 3B: 1 HR: 0	SF: 1 SAC: 1 DP: 1 HBP: 0	WP: 0 PA: 41 PB: 0 SB: 0 CS: 0	
PITCHER	IP	WLS	BF	H	R	ER	SO	BB	IBB	HBP	BLK	WP	HR	S	P	ERA	WHIP			
John Buzhardt, R (1, 1) ERA: 4.07	6.0		29	8	5	3	3	3	0	0	0	0	0	32	44	4.50	1.833			
Bill Henry, L (7, 1) ERA: 2.43	2.0		9	3	0	0	2	0	0	0	0	0	0	13	13	0.00	1.500			
Don Elston, R (9, 1) ERA: 2.65	1.0	W	3	0	0	0	0	0	0	0	0	0	0	3	3	0.00	0.000			

St. Louis Cardinals @ Chicago Cubs
Wrigley Field, Chicago, IL
Wed Jul 01 1959, 3:33 AM CDT
Att: 5,562 - Unknown

AB 36
R 5
H 11
RBI 5
BB 3
SO 5
LOB 19



Batter	1	2	3	4	5	6	7	8	9	AB	R	H	RBI	BB	SO	LOB	BOTTOM			
Tony Taylor, R (1, 4) OBP: 0.359, SLG: 0.421	0-0 F8	0-0 F7		0-0 1B		0-0 F7		0-0 1-3		5	0	1	0	0	0	4				
Alvin Dark, R (1, 5) OBP: 0.316, SLG: 0.348	0-0 5-3		0-0 BB 1B	0-0 F7		0-0 F6	0-0 2H 3H 1B	0-0 K		5	0	2	2	0	0	2				
Irv Noren, L (1, 7) OBP: 0.341, SLG: 0.324	4-0 14 3B BB		4-0 1-2 BB	0-0 L8		0-0 4-3		0-3 K		3	1	0	0	2	1	1				
14 Ernie Banks, R (1, 6) OBP: 0.369, SLG: 0.597	0-0 1H 3B		0-0 P4 BB	4-0 FC5-4 BB		0-0 F7		0-0 1-3 1B		4	1	2	1	1	0	2				
Dale Long, L (1, 3) OBP: 0.326, SLG: 0.465	4-0 BB		0-3 K	0-3 K		4-0 BB BB		0-0 1-3		3	1	0	0	2	2	4				
Bobby Thomson, R (1, 8) OBP: 0.314, SLG: 0.421	0-3 K		0-3 K	0-0 FC5-4 1B		4-0 F8 1B BB		0-0 1B		4	1	1	1	1	2	5				
Lee Walls, R (1, 9) OBP: 0.352, SLG: 0.393		0-0 2B		4-0 FC6-4 BB		0-0 FC1-6 1B		0-0 1-3 1B 1B		3	1	3	1	1	0	0				
Cal Neeman, R (1, 2) OBP: 0.231, SLG: 0.229 George Altman, L (6, PH) OBP: 0.332, SLG: 0.345 Sammy Taylor, L (7, 2) OBP: 0.305, SLG: 0.364		0-3 K		0-0 FC6-4 1B		0-0 FC1-6 FC1-6		0-0 F8		2	0	0	0	0	1	2				
John Buzhardt, R (1, 1) OBP: 0.125, SLG: 0.130 Jim Marshall, L (6, PH) OBP: 0.312, SLG: 0.424 Bill Henry, L (7, 1) OBP: 0.188, SLG: 0.133 Walt Moryn, L (8, PH) OBP: 0.306, SLG: 0.366 Don Elston, R (9, 1) OBP: 0.167, SLG: 0.167		0-3 K		0-3 K		0-0 FC1-6		0-0 1-3 1B		2	0	0	0	0	2	2				
Inning Stats	R: 1 E: 0 K: 1 S: 6	H: 1 LOB: 2 BB: 2 P: 14	R: 0 E: 0 K: 2 S: 8	H: 1 LOB: 0 BB: 0 P: 8	R: 0 E: 0 K: 2 S: 8	H: 1 LOB: 2 BB: 1 P: 12	R: 0 E: 0 K: 1 S: 6	H: 1 LOB: 1 BB: 1 P: 10	R: 0 E: 0 K: 0 S: 4	H: 0 LOB: 1 BB: 0 P: 4	R: 0 E: 0 K: 0 S: 3	H: 0 LOB: 0 BB: 0 P: 3	R: 4 E: 0 K: 1 S: 8	H: 3 LOB: 1 BB: 2 P: 16	R: 1 E: 0 K: 0 S: 3	H: 2 LOB: 1 BB: 0 P: 3	1B: 8 2B: 1 3B: 1 HR: 0	SF: 0 SAC: 0 DP: 0 HBP: 0	WP: 0 PA: 42 PB: 0 SB: 1 CS: 0	
PITCHER	IP	WLS	BF	H	R	ER	SO	BB	IBB	HBP	BLK	WP	HR	S	P	ERA	WHIP			
Ernie Broglio, R (1, 1) ERA: 5.53	7.0		34	6	4	4	7	7	0	0	0	0	0	41	69	5.14	1.857			
Lindy McDaniel, R (8, 1) ERA: 3.0	1.1	L	8	4	2	2	1	0	0	0	0	0	0	10	10	13.50	3.000			

St. Louis Cardinals @ Chicago Cubs
Wrigley Field, Chicago, IL
Wed Jul 01 1959, 3:33 AM CDT
Att: 5,562 - Unknown

AB 35
R 6
H 10
RBI 6
BB 7
SO 8
LOB 26



Batter	1	2	3	4	5	6	7	8	9	AB	R	H	RBI	BB	SO	LOB	TOP																			
Jim Davenport, R (1.5) OBP: 0.280, SLG: 0.344	5-3		P4			F7	K		K	5	0	0	0	0	2	1	San Francisco Giants @ Chicago Cubs Wrigley Field, Chicago, IL Thu Jul 02 1959, 3:33 AM CDT Att: 12,320 - Unknown livebaseballscorecards.com																			
Willie Mays, R (1.8) OBP: 0.382, SLG: 0.541	K			P3		FC5-4 1B	WP BB			3	1	0	0	1	1																					
Willie Kirkland, L (1.9) OBP: 0.381, SLG: 0.553	G3			G6-4-3 1B		1B 1B	K			3	1	1	0	1	1																					
Orlando Cepeda, R (1.3) OBP: 0.377, SLG: 0.587		S 1B		G6-4-3 1-2		1B 1B	K			4	1	2	1	0	1	2																				
Leon Wagner, L (1.7) OBP: 0.367, SLG: 0.485		P6				1B 1B		K		3	1	1	1	1	1																					
Daryl Spencer, R (1.4) OBP: 0.352, SLG: 0.376		F3				1B 1B		F5		4	0	1	1	0	0	2																				
Andre Rodgers, R (1.6) OBP: 0.158, SLG: 0.398 Dusty Rhodes, L (6, PH) OBP: 0.400, SLG: 0.250 Eddie Bressoud, R (6, FR) OBP: 0.228, SLG: 0.250	K					1B 1B		F8		2	0	0	0	0	2	2																				
Jim Hegan, R (1.2) OBP: 0.213, SLG: 0.196 Felipe Alou, R (6, PH) OBP: 0.333, SLG: 0.493 Gordon Jones, R (6, 1)			F8			F8			F4	2	0	0	0	0	0	1																				
Jack Sanford, R (8, 1) OBP: 0.158, SLG: 0.086 Bob Schmidt, R (9, PH) OBP: 0.300, SLG: 0.403						1-2 2-3 BB				0	0	0	0	1	0	0																				
Eddie Fisher, R (1, 1) Billy Muffett, R (5, 1) Hobie Landrith, L (6, PH) OBP: 0.349, SLG: 0.352			K						3-1	1	0	0	0	0	1	0																				
Inning Stats	R: 0 E: 0 K: 1 S: 5	H: 0 LOB: 0 BB: 0 P: 5	R: 0 E: 0 K: 1 S: 6	H: 1 LOB: 1 BB: 0 P: 6	R: 0 E: 0 K: 1 S: 5	H: 0 LOB: 0 BB: 0 P: 5	R: 0 E: 0 K: 0 S: 3	H: 1 LOB: 1 BB: 0 P: 3	R: 0 E: 0 K: 1 S: 5	H: 0 LOB: 1 BB: 1 P: 9	R: 4 E: 0 K: 0 S: 7	H: 4 LOB: 3 BB: 3 P: 19	R: 0 E: 0 K: 3 S: 9	H: 0 LOB: 1 BB: 1 P: 13	R: 0 E: 0 K: 1 S: 5	H: 0 LOB: 0 BB: 0 P: 5		R: 0 E: 0 K: 1 S: 5	H: 0 LOB: 0 BB: 0 P: 5	1B: 6 2B: 0 3B: 0 HR: 0	SF: 0 SAC: 0 DP: 1 HBP: 0	WP: 1 PB: 0 SB: 1 CS: 0	PA: 37													
PITCHER	IP 5.2	WLS W	BF 25	H 6	R 4	ER 4	SO 4	BB 3	IBB 0	HBP 0	BLK 0	WP 0	HR 0	S 30	P 42	ERA 6.35		WHIP 1.588	PITCHER	IP 6.1	WLS S	BF 12	H 0	R 0	ER 0	SO 5	BB 2	IBB 0	HBP 0	BLK 0	WP 1	HR 0	S 20	P 28	ERA 0.00	WHIP 0.600

AB 32
R 4
H 6
RBI 4
BB 5
SO 9
LOB 14



Batter	1	2	3	4	5	6	7	8	9	AB	R	H	RBI	BB	SO	LOB	BOTTOM																			
Tony Taylor, R (1.4) OBP: 0.359, SLG: 0.422	G3 1B			P4		K		FC6-4 BB		4	1	1	0	1	1	3	San Francisco Giants @ Chicago Cubs Wrigley Field, Chicago, IL Thu Jul 02 1959, 3:33 AM CDT Att: 12,320 - Unknown livebaseballscorecards.com																			
Alvin Dark, R (1.5) OBP: 0.316, SLG: 0.361	G3		1B SF7	HR		K		FC6-4 1-2		5	2	2	2	0	1	3																				
Irv Noren, L (1.7) OBP: 0.370, SLG: 0.357 George Altman, L (9, 8) OBP: 0.286, SLG: 0.345	FC4-6 1B		1B SF7	L9		14 HR		F4		5	2	3	1	0	0	1																				
14 Ernie Banks, R (1.6) OBP: 0.370, SLG: 0.606	FC4-6 1-2		F3			HR 1B		HR		4	2	2	3	0	0	3																				
Dale Long, L (1.3) OBP: 0.329, SLG: 0.480			SF7			HR 1B		F9		2	1	1	3	1	0	0																				
Bobby Thomson, R (1.8) OBP: 0.317, SLG: 0.420	G3					HR BB				3	0	1	1	1	1	2																				
Lee Walls, R (1.9) OBP: 0.346, SLG: 0.386		K	1-3			F8		1-3		4	0	0	0	0	1	2																				
Sammy Taylor, L (1.2) OBP: 0.299, SLG: 0.356	1-3			E3 HR		G4-6-3 1-2		K		4	1	0	0	0	1	1																				
Glen Hobbie, R (1.1) OBP: 0.154, SLG: 0.158 Don Elston, R (6, 1) OBP: 0.250, SLG: 0.250		E6		SH3-4 HR		14 HR 1B		K		1	0	0	0	0	0	0																				
Inning Stats	R: 1 E: 0 K: 0 S: 5	H: 2 LOB: 2 BB: 1 P: 9	R: 0 E: 1 K: 1 S: 6	H: 0 LOB: 1 BB: 0 P: 6	R: 2 E: 0 K: 0 S: 6	H: 3 LOB: 1 BB: 0 P: 6	R: 2 E: 1 K: 0 S: 5	H: 1 LOB: 0 BB: 0 P: 5	R: 2 E: 0 K: 0 S: 4	H: 2 LOB: 0 BB: 1 P: 8	R: 3 E: 0 K: 2 S: 10	H: 3 LOB: 0 BB: 0 P: 10	R: 0 E: 0 K: 2 S: 7	H: 0 LOB: 0 BB: 0 P: 7	R: 0 E: 0 K: 1 S: 5	H: 0 LOB: 1 BB: 1 P: 9		R: 0 E: 0 K: 1 S: 5	H: 0 LOB: 1 BB: 1 P: 9	1B: 7 2B: 1 3B: 0 HR: 3	SF: 1 SAC: 1 DP: 1 HBP: 0	WP: 0 PB: 0 SB: 1 CS: 0	PA: 39													
PITCHER	IP 4.0	WLS L	BF 22	H 7	R 6	ER 4	SO 1	BB 1	IBB 0	HBP 0	BLK 0	WP 0	HR 1	S 23	P 27	ERA 9.00		WHIP 2.000	PITCHER	IP 1.0	WLS 4	BF 1	H 1	R 1	ER 1	SO 0	BB 1	IBB 0	HBP 0	BLK 0	WP 0	HR 3	S 7	P 7	ERA 9.00	WHIP 2.000

AB 34
R 10
H 11
RBI 10
BB 3
SO 6
LOB 15



Batter	1	2	3	4	5	6	7	8	9	AB	R	H	RBI	BB	SO	LOB	TOP					
Jim Davenport, R (1.5) OBP: 0.277, SLG: 0.340	F3		F6			F8	1-3			4	0	0	0	0	0	3	San Francisco Giants @ Chicago Cubs Wrigley Field, Chicago, IL Fri Jul 03 1959, 3:33 AM CDT Att: 19,386 - Unknown					
Willie Mays, R (1.8) OBP: 0.360, SLG: 0.537	F2		1B			F9		6-3		4	0	1	0	0	0	0						
Willie Kirkland, L (1.9) OBP: 0.379, SLG: 0.562	HR		4-1			K		F4		4	1	1	1	0	1	2						
Orlando Cepeda, R (1.3) OBP: 0.378, SLG: 0.594	K			1-3			1B	HR		3	2	1	1	1	1	0						
Daryl Spencer, R (1.4) OBP: 0.348, SLG: 0.371		6-3		K			F7	5-3		4	0	0	0	0	1	1						
Jackie Brandt, R (1.7) OBP: 0.306, SLG: 0.394		G3-6-3 1B		F8			1B		F4	4	1	2	1	0	0	0						
Hobie Landrith, L (1.2) OBP: 0.353, SLG: 0.352		G3-6-3 1-2				K	1B	BB		3	0	1	0	1	1	1						
Eddie Bressoud, R (1.6) OBP: 0.246, SLG: 0.268			FC1-6 1B		K		FC3-6 1B	K		4	0	2	1	0	2	1						
Johnny Antonelli, L (1.1) OBP: 0.123, SLG: 0.158			FC1-6 1B		F6		FC3-6	F5		4	0	0	0	0	0	4						
Inning Stats	R: 1 E: 0 K: 1 S: 6	H: 1 LOB: 0 BB: 0 P: 6	R: 0 E: 0 K: 0 S: 3	H: 1 LOB: 0 BB: 0 P: 3	R: 0 E: 0 K: 0 S: 5	H: 2 LOB: 2 BB: 0 P: 5	R: 0 E: 0 K: 1 S: 5	H: 0 LOB: 0 BB: 0 P: 5	R: 0 E: 0 K: 2 S: 7	H: 0 LOB: 0 BB: 0 P: 7	R: 0 E: 0 K: 1 S: 5	H: 0 LOB: 0 BB: 0 P: 5	R: 2 E: 0 K: 0 S: 6	H: 3 LOB: 2 BB: 1 P: 10	R: 1 E: 0 K: 0 S: 4	H: 1 LOB: 0 BB: 0 P: 4	R: 0 E: 0 K: 1 S: 5	H: 0 LOB: 1 BB: 1 P: 9	1B: 6 2B: 0 3B: 0 HR: 2	SF: 0 SAC: 0 DP: 1 HBP: 0	WP: 0 PB: 0 SB: 2 CS: 0	PA: 36
PITCHER	IP	WLS	BF	H	R	ER	SO	BB	IBB	HBP	BLK	WP	HR	S	P	ERA	WHIP					
Dave Hillman, R (1.1) ERA: 3.48	7.0	L	28	7	3	3	5	1	0	0	0	0	1	37	41	3.86	1.143					
Bill Henry, L (8.1) ERA: 2.49	2.0		8	1	1	1	1	1	0	0	0	0	1	9	13	4.50	1.000					

Batter	1	2	3	4	5	6	7	8	9	AB	R	H	RBI	BB	SO	LOB	BOTTOM					
Tony Taylor, R (1.4) OBP: 0.364, SLG: 0.427	14 5-3 1B		E 1B		HBP 1B		1-3			4	0	3	0	0	0	0	San Francisco Giants @ Chicago Cubs Wrigley Field, Chicago, IL Fri Jul 03 1959, 3:33 AM CDT Att: 19,386 - Unknown					
Alvin Dark, R (1.5) OBP: 0.320, SLG: 0.358	F8		F9		HBP			BB		2	0	0	0	1	0	2						
Lee Walls, R (1.9) OBP: 0.345, SLG: 0.384	14 5-3 1B		E4		F8		F8			4	0	1	0	0	0	4						
14 Ernie Banks, R (1.6) OBP: 0.366, SLG: 0.598	5-3		F8		F8			1-3		4	0	0	0	0	0	6						
Bobby Thomson, R (1.8) OBP: 0.312, SLG: 0.411	F8		F8		F8			F4		4	0	0	0	0	0	4						
Earl Averill, R (1.7) OBP: 0.287, SLG: 0.432		K		E 1B		1-3		5-3		4	0	1	0	0	1	0						
Cal Neeman, R (1.2) OBP: 0.214, SLG: 0.212	F8		F8		E4		6-3		F4	4	0	0	0	0	0	1						
Dale Long, L (1.3) OBP: 0.323, SLG: 0.471		K		K		3-1		K		4	0	0	0	0	3	2						
Dave Hillman, R (1.1) OBP: 0.216, SLG: 0.065			5-3		K				F7	2	0	0	0	0	1	2						
Johnny Goryl, R (7, PH) OBP: 0.255, SLG: 0.362										1	0	0	0	0	0	0						
Bill Henry, L (8.1) OBP: 0.188, SLG: 0.133										0	0	0	0	0	0	0						
Randy Jackson, R (8, PH) OBP: 0.326, SLG: 0.378										1	0	0	0	0	0	0						
Inning Stats	R: 0 E: 0 K: 0 S: 5	H: 2 LOB: 2 BB: 0 P: 5	R: 0 E: 0 K: 2 S: 7	H: 0 LOB: 0 BB: 0 P: 7	R: 0 E: 1 K: 0 S: 5	H: 1 LOB: 2 BB: 0 P: 5	R: 0 E: 1 K: 2 S: 9	H: 1 LOB: 2 BB: 0 P: 9	R: 0 E: 0 K: 0 S: 4	H: 1 LOB: 2 BB: 0 P: 5	R: 0 E: 0 K: 0 S: 3	H: 0 LOB: 0 BB: 0 P: 3	R: 0 E: 0 K: 0 S: 3	H: 0 LOB: 0 BB: 1 P: 7	R: 0 E: 0 K: 0 S: 3	H: 0 LOB: 0 BB: 0 P: 3	R: 0 E: 0 K: 1 S: 5	H: 0 LOB: 0 BB: 0 P: 5	1B: 5 2B: 0 3B: 0 HR: 0	SF: 0 SAC: 0 DP: 0 HBP: 1	WP: 0 PB: 0 SB: 0 CS: 0	PA: 36
PITCHER	IP	WLS	BF	H	R	ER	SO	BB	IBB	HBP	BLK	WP	HR	S	P	ERA	WHIP					
Johnny Antonelli, L (1.1) ERA: 2.68	9.0	W	36	5	0	0	5	1	0	1	0	0	0	44	49	0.00	0.667					



Batter	1	2	3	4	5	6	7	8	9	AB	R	H	RBI	BB	SO	LOB	TOP					
Jim Gilliam, S OBP: 0.457, SLG: 0.425 (1, 5)	3-1		4-3					F7		3	0	0	0	1	0	1	Los Angeles Dodgers @ Chicago Cubs Wrigley Field, Chicago, IL Sat Jul 04 1959, 3:33 AM CDT Unknown					
Charlie Neal, R OBP: 0.361, SLG: 0.467 (1, 4)	1-3				F7	F3		5-3		4	0	0	0	0	0	2						
Wally Moon, L OBP: 0.380, SLG: 0.442 (1, 7)	6-3				1B			4-3		4	0	1	0	0	0	0						
Duke Snider, L OBP: 0.338, SLG: 0.497 (1, 9)		6-3			F8			K		4	1	1	1	0	1	1						
Gil Hodges, R OBP: 0.399, SLG: 0.565 (1, 3)		F9						K		4	0	1	0	0	1	0						
Ron Fairly, L OBP: 0.351, SLG: 0.376 Joe Pignatano, R OBP: 0.355, SLG: 0.316 (9, PR)		5-3			F8			1-3		4	0	1	0	0	0	2						
John Roseboro, L OBP: 0.317, SLG: 0.360 (1, 2)								K		3	0	0	0	1	1	1						
Maury Wills, S OBP: 0.188, SLG: 0.194 (1, 6)					B5-3			L7		3	0	1	0	0	0	0						
Larry Sherry, R OBP: 0.500, SLG: 0.500 Norm Larker, L OBP: 0.373, SLG: 0.418 Johnny Klippstein, R OBP: 0.167, SLG: 0.167 (8, PH)					FC6-2			K		2	0	1	0	0	0	1						
										1	0	0	0	0	1	0						
Inning Stats	R: 0 E: 0 K: 0 S: 3	H: 0 LOB: 0 BB: 0 P: 6	R: 0 E: 0 K: 0 S: 6	H: 0 LOB: 0 BB: 0 P: 11	R: 0 E: 0 K: 0 S: 6	H: 1 LOB: 1 BB: 1 P: 12	R: 0 E: 0 K: 0 S: 8	H: 2 LOB: 2 BB: 0 P: 11	R: 0 E: 0 K: 0 S: 9	H: 1 LOB: 2 BB: 1 P: 15	R: 0 E: 0 K: 2 S: 11	H: 0 LOB: 0 BB: 0 P: 16	R: 0 E: 0 K: 1 S: 9	H: 0 LOB: 0 BB: 0 P: 10	R: 0 E: 0 K: 1 S: 7	H: 0 LOB: 0 BB: 0 P: 9	R: 1 E: 0 K: 0 S: 9	H: 2 LOB: 1 BB: 0 P: 15	1B: 5 2B: 0 3B: 0 HR: 1	SF: 0 SAC: 0 DP: 0 HBP: 0	WP: 0 PB: 0 SB: 0 CS: 0	PA: 34
PITCHER Bob Anderson, R ERA: 3.6 (1, 1)	IP: 9.0 WLS: W BF: 34 H: 6 R: 1 ER: 1 SO: 4 BB: 2 IBB: 0 HBP: 0 BLK: 0 WP: 0 HR: 1 S: 68 P: 105 ERA: 1.00 WHIP: 0.889																					


Batter	1	2	3	4	5	6	7	8	9	AB	R	H	RBI	BB	SO	LOB	BOTTOM					
Tony Taylor, R OBP: 0.360, SLG: 0.421 (1, 4)	1-3									4	0	0	0	0	3	0	Los Angeles Dodgers @ Chicago Cubs Wrigley Field, Chicago, IL Sat Jul 04 1959, 3:33 AM CDT Unknown					
Alvin Dark, R OBP: 0.319, SLG: 0.354 (1, 5)	FC6-4				F6			F2		3	0	0	0	1	1	0						
Irv Noren, L OBP: 0.340, SLG: 0.326 George Altman, L OBP: 0.286, SLG: 0.345 (9, 8)	FC6-4				F8			4-3		4	0	0	0	0	0	1						
14 Ernie Banks, R OBP: 0.361, SLG: 0.590 (1, 6)	FC6-4				F8			5-3		4	0	0	0	0	0	1						
Walt Moryn, L OBP: 0.310, SLG: 0.367 Bobby Thomson, R OBP: 0.312, SLG: 0.411 (9, 7)					F7					2	0	1	0	0	0	0						
Dale Long, L OBP: 0.323, SLG: 0.469 (1, 3)					F5			K		3	1	1	0	0	1	2						
Lee Walls, R OBP: 0.345, SLG: 0.383 (1, 9)					E5			4-3		3	1	1	0	0	0	2						
Sammy Taylor, L OBP: 0.299, SLG: 0.367 (1, 2)					F7			F5		3	0	1	2	0	0	2						
Bob Anderson, R OBP: 0.150, SLG: 0.154 (1, 1)					K			K		3	0	0	0	0	2	3						
Inning Stats	R: 0 E: 0 K: 0 S: 10	H: 0 LOB: 1 BB: 1 P: 18	R: 0 E: 0 K: 1 S: 9	H: 1 LOB: 2 BB: 0 P: 16	R: 0 E: 0 K: 2 S: 9	H: 0 LOB: 0 BB: 0 P: 13	R: 2 E: 1 K: 0 S: 10	H: 2 LOB: 1 BB: 0 P: 14	R: 0 E: 0 K: 1 S: 7	H: 0 LOB: 0 BB: 0 P: 10	R: 0 E: 0 K: 1 S: 12	H: 1 LOB: 1 BB: 0 P: 16	R: 0 E: 0 K: 2 S: 10	H: 0 LOB: 0 BB: 0 P: 13	R: 0 E: 0 K: 0 S: 8	H: 0 LOB: 0 BB: 0 P: 12	R: 0 E: 0 K: 0 S: 3	H: 0 LOB: 0 BB: 0 P: 15	1B: 3 2B: 0 3B: 1 HR: 0	SF: 0 SAC: 0 DP: 0 HBP: 1	WP: 0 PB: 0 SB: 0 CS: 0	PA: 31
PITCHER Larry Sherry, R ERA: 5.13 (1, 1)	IP: 7.0 WLS: L BF: 28 H: 4 R: 2 ER: 2 SO: 7 BB: 1 IBB: 0 HBP: 0 BLK: 0 WP: 0 HR: 0 S: 67 P: 100 ERA: 0.00 WHIP: 0.714																					
PITCHER Johnny Klippstein, R ERA: 5.13 (8, 1)	IP: 1.0 WLS: L BF: 3 H: 0 R: 0 ER: 0 SO: 0 BB: 0 IBB: 0 HBP: 0 BLK: 0 WP: 0 HR: 0 S: 8 P: 12 ERA: 0.00 WHIP: 0.000																					


AB	32
R	1
H	6
RBI	1
BB	2
SO	4
LOB	8



AB	29
R	2
H	4
RBI	2
BB	1
SO	7
LOB	11



Batter	1	2	3	4	5	6	7	8	9	AB	R	H	RBI	BB	SO	LOB	TOP					
Jim Gilliam, S OBP: 0.461, SLG: 0.432 (1, 5)	0-0 CS 1B		2-0 E 2B	4-0 3B BB		0-0 SH1-4 1-2		0-0 F7		3	1	2	0	1	0	0	Los Angeles Dodgers @ Chicago Cubs Wrigley Field, Chicago, IL Sat Jul 04 1959, 3:38 AM CDT Att: 29,440 - Unknown AB 33 R 5 H 9 RBI 5 BB 6 SO 4 LOB 17 					
Charlie Neal, R OBP: 0.359, SLG: 0.469 (1, 4)	1-3 K		0-1 F3	0-0 1B 3B		1-1 6-3		1-1 F3		5	1	1	3	0	1	3						
Wally Moon, L OBP: 0.380, SLG: 0.439 (1, 7)	3-3 K		1-0 E6 FC5 BB	0-0 1B		4-0 BB			3-2 6-3	4	0	1	1	1	1	2						
Duke Snider, L OBP: 0.345, SLG: 0.516 Don Demeter, R OBP: 0.319, SLG: 0.508 (4, PH) (4, 8)		2-2 HR	4-0 BB	0-0 F8		0-3 K			3-2 F4	1	1	1	1	1	0	0						
Gil Hodges, R OBP: 0.399, SLG: 0.559 (1, 3)		4-0 FC6-4 BB	2-2 FC5		0-1 6-3		1-1 SH3 1B		2-0 5-3	4	0	1	0	1	0	3						
Ron Fairly, L OBP: 0.351, SLG: 0.375 (1, 9)	1-1 F8			0-0 F8	2-2 2B 1B		0-0 SH3			3	0	1	0	0	0	1						
Maury Wills, S OBP: 0.194, SLG: 0.229 (1, 6)	1-2 FC6-4 FC6-4			1-0 6-3	0-0 1-1 2B		1-2 F7			4	0	1	0	0	0	2						
Joe Pignatano, R OBP: 0.351, SLG: 0.305 (1, 2)	1-0 FC6-4			4-1 BB 3B WP BB	0-0 5-3		1-0 5-3			3	1	0	0	1	0	3						
Don Drysdale, R OBP: 0.196, SLG: 0.370 (1, 1)			0-3 K	4-2 BB 3B BB		0-0 SH1-4 1B		2-1 F5		3	1	1	0	1	1	0						
Inning Stats	R: 0 E: 0 K: 2 S: 7	H: 1 LOB: 1 BB: 0 P: 11	R: 1 E: 0 K: 0 S: 9	H: 1 LOB: 1 BB: 1 P: 18	R: 0 E: 1 K: 1 S: 10	H: 1 LOB: 3 BB: 1 P: 19	R: 4 E: 0 K: 0 S: 11	H: 2 LOB: 1 BB: 3 P: 27	R: 0 E: 0 K: 1 S: 7	H: 2 LOB: 1 BB: 0 P: 9	R: 0 E: 0 K: 0 S: 7	H: 1 LOB: 2 BB: 1 P: 12	R: 0 E: 0 K: 0 S: 7	H: 1 LOB: 1 BB: 0 P: 10	R: 0 E: 0 K: 0 S: 5	H: 0 LOB: 0 BB: 0 P: 8	R: 0 E: 0 K: 0 S: 7	H: 0 LOB: 0 BB: 0 P: 15	1B: 5 2B: 3 3B: 1 HR: 1	SF: 0 SAC: 2 DP: 1 HBP: 0	WP: 1 PB: 0 SB: 0 CS: 1	PA: 41
PITCHER	IP WLS BF	H R ER SO	BB IBB HBP BLK	WP HR S P	ERA WHIP	PITCHER	IP WLS BF	H R ER SO	BB IBB HBP BLK	WP HR S P	ERA WHIP											
Moe Drabowsky, R ERA: 4.43 (1, 1)	3.2 L	20 4	5 5	3 3	5 5	0 0	0 0	0 0	0 0	0 0	1 1	32 67	12.27 2.455									
Seth Morehead, L ERA: 5.59 (4, 1)	1.1	6 3	0 0	0 0	0 0	0 0	0 0	0 0	0 0	0 0	12 17	0.00 2.250										
Elmer Singleton, R ERA: 2.68 (6, 1)	2.0	9 2	0 0	1 1	0 0	0 0	0 0	0 0	0 0	14 22	0.00 1.500											
Glen Hobbie, R ERA: 3.52 (8, 1)	2.0	6 0	0 0	0 0	0 0	0 0	0 0	0 0	0 0	12 23	0.00 0.000											

Batter	1	2	3	4	5	6	7	8	9	AB	R	H	RBI	BB	SO	LOB	BOTTOM					
Tony Taylor, R OBP: 0.358, SLG: 0.416 (1, 4)	1-3 K		0-0 F7		4-2 1B BB			0-1 B5-3		3	0	0	0	1	1	1	Los Angeles Dodgers @ Chicago Cubs Wrigley Field, Chicago, IL Sat Jul 04 1959, 3:38 AM CDT Att: 29,440 - Unknown AB 32 R 2 H 5 RBI 2 BB 1 SO 11 LOB 7 					
Alvin Dark, R OBP: 0.316, SLG: 0.352 (1, 5)	1-3 K			1-0 6-3	2-1 1-3 2H 1B		1-0 6-3			4	0	1	1	0	1	0						
Irv Noren, L OBP: 0.333, SLG: 0.306 (1, 8)	1-3 K			1-3 K	0-3 K			2-2 HBP		3	0	0	0	0	3	2						
14 Ernie Banks, R OBP: 0.360, SLG: 0.585 (1, 6)		2-3 K		1-0 1B		1-1 F3		0-1 F4		4	0	1	0	0	1	1						
Walt Moryn, L OBP: 0.305, SLG: 0.361 (1, 7)		0-0 F8		0-1 L9		0-0 4-3			0-3 K	4	0	0	0	0	1	1						
Dale Long, L OBP: 0.322, SLG: 0.479 (1, 3)		3-2 F6			1-0 HR		0-0 F7		1-1 F5	4	1	1	1	0	0	0						
Lee Walls, R OBP: 0.343, SLG: 0.389 (1, 9)			3-1 3B		2-3 K		0-0 F4		2-3 K	4	0	1	0	0	2	0						
Sammy Taylor, L OBP: 0.295, SLG: 0.361 (1, 2)			0-3 K		2-2 4-3		2-2 3-1			3	0	0	0	0	1	1						
Moe Drabowsky, R ERA: 4.43 (1, 1)	9.0 W	34 5	2 2	2 2	11 11	1 0	0 1	0 0	0 0	0 0	0 0	0 0	0 0	0 0	0 0	0 0	11 118	2.00 0.667				
Seth Morehead, L ERA: 5.59 (4, 1)	1.1	6 3	0 0	0 0	0 0	0 0	0 0	0 0	0 0	12 17	0.00 2.250											
Elmer Singleton, R ERA: 2.68 (6, 1)	2.0	9 2	0 0	1 1	0 0	0 0	0 0	0 0	0 0	14 22	0.00 1.500											
Glen Hobbie, R ERA: 3.52 (8, 1)	2.0	6 0	0 0	0 0	0 0	0 0	0 0	0 0	0 0	12 23	0.00 0.000											
Inning Stats	R: 0 E: 0 K: 3 S: 9	H: 0 LOB: 0 BB: 0 P: 12	R: 0 E: 0 K: 1 S: 7	H: 0 LOB: 0 BB: 0 P: 12	R: 0 E: 0 K: 2 S: 9	H: 1 LOB: 1 BB: 0 P: 14	R: 0 E: 0 K: 1 S: 7	H: 1 LOB: 1 BB: 0 P: 10	R: 2 E: 0 K: 2 S: 21	H: 3 LOB: 2 BB: 1 P: 32	R: 0 E: 0 K: 0 S: 4	H: 0 LOB: 0 BB: 0 P: 5	R: 0 E: 0 K: 0 S: 7	H: 0 LOB: 0 BB: 0 P: 12	R: 0 E: 0 K: 0 S: 7	H: 0 LOB: 1 BB: 0 P: 10	R: 0 E: 0 K: 2 S: 8	H: 0 LOB: 0 BB: 0 P: 11	1B: 3 2B: 0 3B: 1 HR: 1	SF: 0 SAC: 0 DP: 0 HBP: 1	WP: 0 PB: 0 SB: 0 CS: 0	PA: 34
PITCHER	IP WLS BF	H R ER SO	BB IBB HBP BLK	WP HR S P	ERA WHIP	PITCHER	IP WLS BF	H R ER SO	BB IBB HBP BLK	WP HR S P	ERA WHIP											

Batter	1	2	3	4	5	6	7	8	9	AB R H RBI BB SO LOB	TOP											
Jim Gilliam, S OBP: 0.460, SLG: 0.431	1-1		1-0 HR		2-2 1B	0-0 F7			2-0 G3	5 1 2 0 0 0 1	Los Angeles Dodgers @ Chicago Cubs Wrigley Field, Chicago, IL Sun Jul 05 1959, 3:33 AM CDT Unknown											
Charlie Neal, R OBP: 0.360, SLG: 0.477	0-1 5-3		1-2 HR		1-3 K		2-2 E	3-3 K	5 1 2 2 0 2 2													
Wally Moon, L OBP: 0.378, SLG: 0.437	2-1 1-3		2-3 K		1-0 1B		2-0 E4		4 0 1 1 0 1 1													
Duke Snider, L OBP: 0.338, SLG: 0.505 Don Demeter, R OBP: 0.319, SLG: 0.508		1-1 F9		1-1 1-3	2-3 K		2-3 K		4 0 0 0 0 2 4 0 0 0 0 0 0 0													
Gil Hodges, R OBP: 0.404, SLG: 0.573		2-1 1B		1-0 HR	4-1 1-2 BB		1-0 G5-4-3		3 1 2 1 1 0 2													
Ron Fairly, L OBP: 0.348, SLG: 0.368		2-1 F4		4-1 1B	1-3 K		0-0 G3		3 0 0 0 1 1 4													
John Roseboro, L OBP: 0.325, SLG: 0.368		0-1 F9		2-1 1B	1-2 S		1-2 L5-3		4 0 3 0 0 0 1													
Maury Wills, S OBP: 0.200, SLG: 0.231			2-0 SH2-4	0-1 G6-4-3	1-2 F9		0-1 L5-3		4 0 1 0 0 0 4													
Roger Craig, R OBP: 0.182, SLG: 0.100 Danny McDevitt, L OBP: 0.143, SLG: 0.171			0-0 SH2-4		2-2 1B	1-3 K		1-2 F5	2 1 1 0 0 1 1 1 0 0 0 0 0 0													
Inning Stats	R: 0 E: 0 K: 0 S: 6	H: 0 LOB: 0 BB: 0 P: 9	R: 0 E: 0 K: 0 S: 8	H: 1 LOB: 1 BB: 0 P: 13	R: 2 E: 0 K: 1 S: 9	H: 3 LOB: 0 BB: 0 P: 15	R: 1 E: 0 K: 0 S: 8	H: 2 LOB: 1 BB: 1 P: 16	R: 1 E: 0 K: 3 S: 21	H: 3 LOB: 3 BB: 1 P: 34		R: 0 E: 0 K: 1 S: 12	H: 1 LOB: 1 BB: 0 P: 15	R: 0 E: 1 K: 1 S: 8	H: 1 LOB: 1 BB: 0 P: 15	R: 0 E: 0 K: 0 S: 6	H: 1 LOB: 0 BB: 0 P: 7	R: 0 E: 0 K: 1 S: 7	H: 0 LOB: 0 BB: 0 P: 13	1B: 10 2B: 1 3B: 0 HR: 2	SF: 0 SAC: 1 DP: 3 HBP: 0	WP: 0 PB: 0 SB: 2 CS: 0
PITCHER	IP WLS BF H R ER SO BB IBB HBP BLK WP HR S P ERA WHIP												IP WLS BF H R ER SO BB IBB HBP BLK WP HR S P ERA WHIP									
John Buzhardt, R ERA: 4.24	3.1 L 16 6 3 3 1 1 0 0 0 0 2 29 51 8.10 2.100																					
Bill Henry, L ERA: 2.53	2.2 12 4 1 1 4 1 0 0 0 0 0 35 51 3.38 1.875																					
Glen Hobbie, R ERA: 3.46	2.0 7 2 0 0 1 0 0 0 0 0 0 14 22 0.00 1.000																					
Don Elston, R ERA: 2.38	1.0 3 0 0 0 1 0 0 0 0 0 0 7 13 0.00 0.000																					


Batter	1	2	3	4	5	6	7	8	9	AB R H RBI BB SO LOB	BOTTOM									
Tony Taylor, R OBP: 0.356, SLG: 0.413	1-2 5-3		0-0 E		2-1 5-3	0-3 K		0-0 L7		5 0 1 0 0 1 3	Los Angeles Dodgers @ Chicago Cubs Wrigley Field, Chicago, IL Sun Jul 05 1959, 3:33 AM CDT Unknown									
Alvin Dark, R OBP: 0.316, SLG: 0.350	1-2 14 4-3 1B		2-0 E5		1-2 F3		0-0 F7	0-0 F6	5 1 1 0 0 0 1											
Walt Moryn, L OBP: 0.307, SLG: 0.359	4-0 1B		2-3 K		1-0 1B		1-3 K	2-3 K	4 0 1 0 1 3 2											
14 Ernie Banks, R OBP: 0.358, SLG: 0.578	1-2 4-3		0-3 K		3-3 K		4-2 FC6-4	0-3 K	4 0 0 0 1 3 5											
Bobby Thomson, R OBP: 0.315, SLG: 0.410	3-1 1B		0-1 F8			4-2 1B	1-1 FC6-4		3 1 1 1 1 0 3											
Dale Long, L OBP: 0.325, SLG: 0.477	2-3 3H			4-0 BB		0-0 1B	1-1 FC6-4		3 0 1 0 1 0 2											
Lee Walls, R OBP: 0.345, SLG: 0.395		1-2 L1		1-3 K		0-0 1B	1-2 SF8		4 1 2 1 0 1 1											
Sammy Taylor, L OBP: 0.292, SLG: 0.357		0-0 G3		1-1 F2		2-2 1B	1-2 3H		2 0 0 0 0 0 1											
Randy Jackson, R OBP: 0.341, SLG: 0.395								2-1 5-3	1 0 1 0 0 0 0											
Glen Hobbie, R OBP: 0.154, SLG: 0.158									0 0 0 0 0 0 0											
Johnny Goryl, R OBP: 0.176, SLG: 0.354									1 0 0 0 0 0 1											
Don Elston, R OBP: 0.250, SLG: 0.250									0 0 0 0 0 0 0											
John Buzhardt, R OBP: 0.120, SLG: 0.125								3-2 HBP	1 0 0 0 0 0 0											
Bill Henry, L OBP: 0.176, SLG: 0.125									1 0 0 0 0 0 1											
Earl Averill, R OBP: 0.292, SLG: 0.432									0 0 0 1 0 0 0											
Inning Stats	R: 1 E: 0 K: 0 S: 14	H: 2 LOB: 2 BB: 1 P: 25	R: 0 E: 0 K: 0 S: 7	H: 0 LOB: 0 BB: 0 P: 9	R: 0 E: 1 K: 2 S: 10	H: 1 LOB: 2 BB: 0 P: 14	R: 0 E: 0 K: 1 S: 8	H: 0 LOB: 1 BB: 1 P: 15	R: 2 E: 0 K: 1 S: 15	H: 3 LOB: 1 BB: 1 P: 22	R: 0 E: 0 K: 1 S: 8	H: 0 LOB: 1 BB: 1 P: 14	R: 0 E: 0 K: 0 S: 8	H: 1 LOB: 2 BB: 0 P: 15	R: 0 E: 0 K: 2 S: 9	H: 0 LOB: 0 BB: 0 P: 11	1B: 7 2B: 1 3B: 0 HR: 0	SF: 1 SAC: 0 DP: 0 HBP: 1	WP: 0 PB: 0 SB: 0 CS: 0	PA: 40
PITCHER	IP WLS BF H R ER SO BB IBB HBP BLK WP HR S P ERA WHIP												IP WLS BF H R ER SO BB IBB HBP BLK WP HR S P ERA WHIP							
Roger Craig, R ERA: 3.1	5.0 W 25 6 3 3 4 3 0 0 0 0 0 55 92 5.40 1.800																			
Danny McDevitt, L ERA: 3.05	4.0 S 15 2 0 0 4 1 0 1 0 0 0 33 49 0.00 0.750																			

Batter	1	2	3	4	5	6	7	8	9	AB	R	H	RBI	BB	SO	LOB	TOP					
Jim Gilliam, S OBP: 0.482, SLG: 0.430 (1, 5)	4-2 G3-6-3 BB BB		4-0 CS BB		2-2 6-3		1-1 4-3	1-0 1B		3	0	1	0	2	0	0						
Charlie Neal, R OBP: 0.363, SLG: 0.480 (1, 4)	4-2 G3-6-3 1-2 BB		2-1 1-2 1B		3-3 K		0-2 S 1B 2B	2-2 F8 1-2		4	1	2	0	1	1	1						
Wally Moon, L OBP: 0.379, SLG: 0.438 (1, 7)	0-0 G3-6-3 1-2 2-3		0-3 K			2-0 1B 2B	4-2 1B S BB		0-0 F9	4	1	1	0	1	1	3						
Gil Hodges, R OBP: 0.404, SLG: 0.568 (1, 3)	2-1 5-3			2-3 K		0-0 SH3 1B 1B 2H	4-2 1B 2-3 BB		2-3 K	4	1	1	1	1	2	1						
Ron Fairly, L OBP: 0.350, SLG: 0.365 (7, PH)		1-1 F8		4-0 BB 7-2 BB		0-0 SH3 1-2	2-1 1-2 1B		0-1 F7	1	0	0	0	1	0	0						
Rip Repulski, R OBP: 0.385, SLG: 0.389 (7, 9)										2	0	1	1	0	0	0						
John Roseboro, L OBP: 0.332, SLG: 0.383 (1, 2)		0-0 HR		4-2 1-2 BB BB		1-0 1B SH3-4 HBP	0-3 K 2			2	2	1	1	1	1	3						
Don Demeter, R OBP: 0.321, SLG: 0.506 (1, 8)		1-2 F7		4-0 1-2 2-3 BB		2-2 SH3-4 1B 2H	1-3 K			3	0	1	1	1	1	3						
Maury Wills, S OBP: 0.195, SLG: 0.225 (4, PH)					0-1 7-2					1	0	0	0	0	0	0						
Norm Larker, L OBP: 0.369, SLG: 0.414 (4, 6)										1	0	0	0	0	0	3						
Don Zimmer, R OBP: 0.277, SLG: 0.256 (4, 6)										1	0	0	1	0	0	0						
Stan Williams, R OBP: 0.214, SLG: 0.154 (1, 1)										1	0	0	0	0	0	0						
Clem Labine, R OBP: 0.337, SLG: 0.503 (6, PH)										1	0	0	0	0	0	0						
Duke Snider, L OBP: 0.133, SLG: 0.200 (6, 1)										1	0	0	0	0	1	1						
Sandy Koufax, R OBP: 0.133, SLG: 0.200 (6, 1)										1	0	0	0	0	1	0						
Johnny Klippstein, R OBP: 0.167, SLG: 0.167 (9, 1)										0	0	0	0	0	0	0						
Inning Stats	R: 0 E: 0 K: 0 S: 7	H: 0 LOB: 1 BB: 2 P: 17	R: 1 E: 0 K: 0 S: 7	H: 1 LOB: 0 BB: 0 P: 10	R: 0 E: 0 K: 1 S: 7	H: 1 LOB: 1 BB: 1 P: 15	R: 0 E: 0 K: 1 S: 7	H: 0 LOB: 2 BB: 3 P: 21	R: 0 E: 0 K: 1 S: 12	H: 0 LOB: 0 BB: 0 P: 20	R: 3 E: 0 K: 1 S: 11	H: 3 LOB: 1 BB: 0 P: 17	R: 1 E: 0 K: 2 S: 17	H: 2 LOB: 2 BB: 2 P: 29	R: 0 E: 0 K: 1 S: 9	H: 1 LOB: 1 BB: 0 P: 16	R: 0 E: 0 K: 1 S: 8	H: 0 LOB: 0 BB: 0 P: 10	1B: 5 2B: 3 3B: 0 HR: 1	SF: 0 SAC: 2 DP: 2 HBP: 1	WP: 0 PB: 0 SB: 3 CS: 1	PA: 41
PITCHER	IP WLS BF H R ER SO BB IBB HBP BLK WP HR S P ERA WHIP																					
Dick Drott, R ERA: 5.93 (1, 1)	3.1	16	2	1	1	2	6	0	0	0	0	0	0	0	1	26	61	2.70	2.400			
Dave Hillman, R ERA: 3.46 (4, 1)	0.2	1	0	0	0	0	0	0	0	0	0	0	0	0	2	2	0.00	0.000				
Glen Hobbie, R ERA: 3.7 (5, 1)	2.1	L 14	4	4	4	2	2	0	1	0	0	0	0	0	2	55	15.43	2.571				
Bill Henry, L ERA: 2.51 (7, 1)	0.2	3	1	0	0	2	0	0	0	0	0	0	0	0	8	11	0.00	1.500				
Don Euston, R ERA: 2.27 (8, 1)	2.0	7	1	0	0	2	0	0	0	0	0	0	0	0	17	26	0.00	0.500				
Batter	1	2	3	4	5	6	7	8	9	AB <th>R</th> <th>H</th> <th>RBI</th> <th>BB</th> <th>SO</th> <th>LOB</th> <th>BOTTOM</th>	R	H	RBI	BB	SO	LOB	BOTTOM					
Tony Taylor, R OBP: 0.350, SLG: 0.406 (1, 4)	0-0 5-3		3-3 K		1-0 F8		1-3 K		1-2 F8	5	0	0	0	0	2	4						
George Altman, L OBP: 0.291, SLG: 0.345 (7, PH)	2-2 14 HBP		1-0 L3		1-1 4-3		1-3 K		3-3 K	2	0	0	0	0	0	1						
Bobby Thomson, R OBP: 0.313, SLG: 0.407 (8, 8)										2	0	0	0	0	2	3						
Jim Marshall, L OBP: 0.304, SLG: 0.408 (1, 3)	0-0 F8		0-3 K		2-2 3-1		1-2 F6		1-1 1B	5	0	1	1	0	1	2						
14 Ernie Banks, R OBP: 0.361, SLG: 0.588 (1, 6)	1-1 1-2 1B		1-0 HR		2-1 1B 1B		2-2 L7		0-3 K	5	1	3	1	0	1	2						
Walt Moryn, L OBP: 0.310, SLG: 0.356 (1, 7)	0-0 4-3		4-1 1B 2B BB		1-3 K		4-2 BB			2	1	0	0	2	1	3						
Lee Walls, R OBP: 0.344, SLG: 0.393 (1, 9)		3-2 F5		3-2 2B 1B		1-3 K		0-0 F8		4	0	1	0	0	1	2						
Randy Jackson, R OBP: 0.354, SLG: 0.429 (1, 5)		2-2 F8		1-0 1-3 2H 2B		1-0 1-2 1B		2-2 L6		4	0	2	1	0	0	1						
Earl Averill, R OBP: 0.290, SLG: 0.435 (1, 2)		1-3 K		1-3 K		0-3 K			0-2 F8 1B 2B	4	1	1	0	0	3	4						
Dick Drott, R ERA: 4.78 (1, 1)										1	0	1	0	0	0	0						
Dave Hillman, R ERA: 4.01 (4, PH)										0	0	0	0	0	0	0						
Dale Gribble, L ERA: 4.75 (5, 1)										1	0	0	0	0	0	2						
Glen Hobbie, R ERA: 3.33 (6, 1)										0	0	0	0	0	0	0						
Bill Henry, L ERA: 2.51 (7, PH)										0	0	0	0	0	0	0						
Alvin Dark, R ERA: 3.33 (8, 1)										0	0	0	0	0	1	0						
Don Euston, R ERA: 2.27 (9, PH)										0	0	0	0	0	0	0						
Johnny Klippstein, R ERA: 5.09 (9, PH)										0	0	0	0	0	0	0						
Inning Stats	R: 0 E: 0 K: 0 S: 7	H: 1 LOB: 2 BB: 0 P: 10	R: 0 E: 0 K: 1 S: 11	H: 0 LOB: 0 BB: 0 P: 17	R: 0 E: 0 K: 1 S: 7	H: 1 LOB: 0 BB: 0 P: 11	R: 2 E: 0 K: 2 S: 16	H: 3 LOB: 2 BB: 1 P: 28	R: 0 E: 0 K: 0 S: 7	H: 0 LOB: 0 BB: 0 P: 11	R: 0 E: 0 K: 3 S: 12	H: 2 LOB: 2 BB: 0 P: 17	R: 0 E: 0 K: 2 S: 10	H: 0 LOB: 1 BB: 1 P: 17	R: 0 E: 0 K: 0 S: 12	H: 0 LOB: 1 BB: 1 P: 20	R: 1 E: 0 K: 2 S: 15	H: 2 LOB: 2 BB: 1 P: 24	1B: 6 2B: 3 3B: 0 HR: 1	SF: 0 SAC: 0 DP: 1 HBP: 1	WP: 0 PB: 0 SB: 0 CS: 0	PA: 40
PITCHER	IP WLS BF H R ER SO BB IBB HBP BLK WP HR S P ERA WHIP																					
Stan Williams, R ERA: 4.78 (1, 1)	3.1	15	4	2	2	3	1	0	1	0	0	0	0	0	14	22	0.00	0.600				
Clem Labine, R ERA: 4.01 (4, 1)	1.2	W 6	1	0	0	1	0	0	0	0	0	0	0	0	46	75	2.46	1.909				
Sandy Koufax, L ERA: 3.33 (6, 1)	3.2	S 18	4	1	1	6	3	0	0	0	0	0	0	0	3	3	0.00	0.000				
Johnny Klippstein, R ERA: 5.09 (9, 1)	0.1	S 1	0	0	0	1	0	0	0	0	0	0	0	0	3	3	0.00	0.000				

Los Angeles Dodgers @ Chicago Cubs
Wrigley Field, Chicago, IL
Sun Jul 05 1959, 3:38 AM CDT
Att: 32,728 - Unknown

livebaseballscores.com


AB	30
R	5
H	8
RBI	5
BB	8
SO	8
LOB	15



Los Angeles Dodgers @ Chicago Cubs
Wrigley Field, Chicago, IL
Sun Jul 05 1959, 3:38 AM CDT
Att: 32,728 - Unknown

livebaseballscores.com

AB	35
R	3
H	9
RBI	3
BB	4
SO	11
LOB	24



Batter	1	2	3	4	5	6	7	8	9	10	11	AB	R	H	RBI	BB	SO	LOB	TOP								
Tony Taylor, R OBP: 0.348, SLG: 0.399 (1.4)	4-0 S 1B BB		0-0 6-3		0-0 6-3			0-0 6-3		0-0 FC6-4	0-3 K	5	1	0	0	1	1	5									
George Altman, L OBP: 0.286, SLG: 0.343 (1.8)	0-0 F9		0-0 P6		0-0 P4			0-0 1-3			0-0 1B	5	1	1	0	0	0	1									
Jim Marshall, L OBP: 0.309, SLG: 0.406 Bobby Thomson, R OBP: 0.315, SLG: 0.409 (1.7) (9.7)	0-0 1B			0-0 E4 14 1B 14 WP SF7		0-0 4-3			0-0 14 G1-4-3 1B		0-0 14 1B	4	1	2	1	0	0	0									
14 Ernie Banks, R OBP: 0.357, SLG: 0.575 (1.6)	0-3 K			0-0 1B E 1B		0-0 P5			0-0 G1-4-3		0-0 SH 1B	5	2	2	1	0	1	2									
Dale Long, L OBP: 0.319, SLG: 0.471 (1.3)	0-0 F7			0-0 SF7		0-0 K			0-0 4-3		0-0 SH BB	3	0	0	1	1	1	1									
Randy Jackson, R OBP: 0.266, SLG: 0.417 (1.5)		0-3 K		0-0 E9 1B		0-0 6-3			0-0 SH3-4 1B		0-0 SH 1B	4	0	2	0	0	1	0									
Lee Walls, R OBP: 0.341, SLG: 0.396 (1.9)		0-0 CS 1B		0-0 P6		0-3 K			0-0 SH3-4		0-3 K	4	0	1	0	0	2	3									
Sammy Taylor, L OBP: 0.308, SLG: 0.370 (1.2)		0-0 3-1		0-0 4-3		0-0 F8			0-0 FC6-4 IBB		0-0 IBB	3	0	0	0	2	0	2									
Glen Hobbie, R OBP: 0.143, SLG: 0.146 Bill Henry, L OBP: 0.176, SLG: 0.125 Irv Noren, L OBP: 0.339, SLG: 0.353 Don Elston, R OBP: 0.222, SLG: 0.222 (1.1) (9.1) (10. PH) (10.1)			0-3 K		0-0 5-3			0-0 6-3		0-0 F8	0-3 K	3	0	0	0	0	1	0									
Inning Stats	R: 1 E: 0 K: 1 S: 6	H: 1 LOB: 1 BB: 1 P: 10	R: 0 E: 0 K: 1 S: 5	H: 1 LOB: 0 BB: 0 P: 5	R: 0 E: 0 K: 1 S: 5	H: 0 LOB: 0 BB: 0 P: 5	R: 2 E: 2 K: 0 S: 6	H: 2 LOB: 1 BB: 0 P: 6	R: 0 E: 0 K: 0 S: 3	H: 0 LOB: 0 BB: 0 P: 3	R: 0 E: 0 K: 1 S: 5	H: 0 LOB: 0 BB: 0 P: 5	R: 0 E: 0 K: 0 S: 3	H: 1 LOB: 0 BB: 0 P: 3	R: 0 E: 0 K: 0 S: 4	H: 1 LOB: 2 BB: 1 P: 8	R: 3 E: 1 K: 3 S: 13	H: 3 LOB: 3 BB: 2 P: 21	1B: 8 2B: 1 3B: 0 HR: 0	SF: 1 SAC: 2 DP: 1 HBP: 0	WP: 1 PB: 0 SB: 1 CS: 1	PA: 46					
PITCHER	IP 8.0	WLS 29	BF 4	H 4	R 3	ER 1	SO 5	BB 1	IBB 0	HBP 0	BLK 0	WP 1	HR 0	S 38	P 42	ERA 1.12	WHIP 0.625										
Bob Friend, R ERA: 5.02 (1.1)	0.0	0	0	0	0	0	0	0	0	0	0	0	0	0	0	∞	∞										
Bob Porterfield, R ERA: 5.76 (9.1)	1.0	8	4	3	2	0	0	1	0	0	0	0	0	7	11	18.00	4.000										
Ron Blackburn, R ERA: 3.67 (10.1)	1.0	W	6	0	0	0	3	1	1	0	0	0	0	10	18	0.00	1.000										
Bennie Daniels, R ERA: 5.72 (11.1)																											

Chicago Cubs @ Pittsburgh Pirates
Forbes Field, Pittsburgh, PA
Fri Jul 10 1959, 7:05 PM EDT
Att. 25,360 - Unknown

AB	39
R	6
H	9
RBI	4
BB	4
SO	8
LOB	19



Batter	1	2	3	4	5	6	7	8	9	10	11	AB	R	H	RBI	BB	SO	LOB	BOTTOM								
Bill Virdon, L OBP: 0.290, SLG: 0.324 (1.8)	0-0 P3		0-0 4-3		0-0 F7			0-0 E4 2B		0-3 K	0-0 1B HR BB	5	2	0	0	1	1	4									
Dick Groat, R OBP: 0.311, SLG: 0.366 (1.6)	0-0 4-3		0-0 FC1-2			0-0 4-3		0-0 4-3 2B		0-0 FC3-6 1B	0-0 F9	6	0	2	1	0	0	3									
Smoky Burgess, L OBP: 0.354, SLG: 0.526 Danny Kravitz, L OBP: 0.323, SLG: 0.473 Dick Schofield, S OBP: 0.286, SLG: 0.280 Hank Foiles, R OBP: 0.254, SLG: 0.309 (1.2) (4.2) (10. PR) (11.2)	0-0 4-3			0-0 E4 3B		0-0 6-3		0-0 4-3		0-0 FC3-6 BB 1B	0-0 HR 1B	1	0	0	0	0	0	0									
Dick Stuart, R OBP: 0.402, SLG: 0.592 (1.3)		0-3 K		0-3 K		0-0 1B		0-0 6-3		0-0 BB 1B	0-0 HR 1B	6	1	3	3	0	2	2									
Bob Skinner, L OBP: 0.351, SLG: 0.438 (1.7)	0-0 G3			0-0 1B 3B		0-0 G3			0-0 E3 FC1-6	0-3 K		5	1	1	1	0	1	3									
Bill Mazeroski, R OBP: 0.368, SLG: 0.388 (1.4)				0-0 1B		0-0 G4-6-3 1B		0-0 5-3		0-0 FC1-6 E BB	0-0 BB	4	0	2	1	1	0	1									
Don Hoak, R OBP: 0.375, SLG: 0.445 (1.5)				0-3 K		0-0 G4-6-3		0-3 K		0-0 E3	0-0 L4	5	0	0	0	0	2	6									
Roberto Clemente, R OBP: 0.294, SLG: 0.388 (1.9)			0-0 SH3-4 FC1-2 BB		0-0 5-3		0-0 F8		0-0 E6		0-0 FC1-6 1B	4	0	1	0	1	0	2									
Bob Friend, R ERA: 5.02 (1.1) Irv Noren, L OBP: 0.339, SLG: 0.353 (10. PH) Rocky Nelson, L OBP: 0.327 Harry Bright, L OBP: 0.329 Ron Blackburn, R OBP: 0.339, SLG: 0.400 Bennie Daniels, L OBP: 0.339, SLG: 0.375 Roman Mejias OBP: 0.254, SLG: 0.305 (8. PH) (8. PH) (8. PH) (10.1) (11.1) (11. PH)	0-0 SH3-4			0-0 6-3		0-0 4-3		0-0 4-3		0-0 FC1-6 BB	0-0 FC1-6 1B	1	0	0	0	0	0	0									
Inning Stats	R: 0 E: 0 K: 0 S: 3	H: 0 LOB: 0 BB: 0 P: 3	R: 0 E: 0 K: 2 S: 8	H: 1 LOB: 1 BB: 0 P: 8	R: 0 E: 0 K: 0 S: 3	H: 0 LOB: 1 BB: 1 P: 7	R: 2 E: 1 K: 1 S: 7	H: 2 LOB: 0 BB: 0 P: 7	R: 0 E: 0 K: 0 S: 3	H: 0 LOB: 0 BB: 0 P: 3	R: 1 E: 2 K: 0 S: 5	H: 1 LOB: 1 BB: 0 P: 5	R: 0 E: 3 K: 2 S: 10	H: 2 LOB: 3 BB: 1 P: 10	R: 0 E: 0 K: 1 S: 7	H: 2 LOB: 3 BB: 1 P: 11	R: 4 E: 0 K: 0 S: 5	H: 3 LOB: 0 BB: 1 P: 9	1B: 7 2B: 1 3B: 1 HR: 1	SF: 0 SAC: 1 DP: 1 HBP: 0	WP: 0 PB: 0 SB: 0 CS: 0	PA: 49					
PITCHER	IP 8.1	WLS 35	BF 35	H 5	R 3	ER 1	SO 4	BB 1	IBB 0	HBP 0	BLK 0	WP 0	HR 0	S 42	P 46	ERA 1.08	WHIP 0.720										
Glen Hobbie, R ERA: 3.52 (9.1)	0.2	2	0	0	0	2	0	0	0	0	0	0	0	6	6	0.00	0.000										
Don Elston, R ERA: 2.57 (10.1)	1.2	L	12	5	4	4	1	2	0	0	0	0	1	12	20	21.60	4.200										

Chicago Cubs @ Pittsburgh Pirates
Forbes Field, Pittsburgh, PA
Fri Jul 10 1959, 7:05 PM EDT
Att. 25,360 - Unknown


AB	45
R	7
H	10
RBI	7
BB	3
SO	7
LOB	27



Batter	1	2	3	4	5	6	7	8	9	AB	R	H	RBI	BB	SO	LOB	TOP								
Tony Taylor, R (1.4)	6-3		6-3	P4		P4			F9	5	0	0	0	0	0	3									
George Altman, L (1.8)	1B		F8		14 3B		1-3		FC6-4	5	1	3	0	0	0	0									
Jim Marshall, L (1.7)	14 G5-4-3		L3-1		14 3B		4-3		FC6-4	4	1	2	0	0	0	0									
Bobby Thomson, R (8.7)	1B				14 3B				1-2	1	0	0	0	0	0	2									
14 Ernie Banks, R (1.6)	G5-4-3			HR	1B		5-3			4	2	2	3	0	0	2									
Dale Long, L (1.3)		4-3	L1-3		1B				6-3	4	0	2	1	0	0	0									
Randy Jackson, R (1.5)	4-3			WP	G4-3					4	1	1	0	0	0	2									
Lee Walls, R (1.9)	2-3		P6		1B		5-3			3	0	0	0	1	0	1									
Earl Averill, R (1.2)	K		1B WP		IBB		5-3		1B	3	0	1	0	1	1	2									
Dave Hillman, R (1.1)	FC6				1B		5-3		K	4	0	1	1	0	1	3									
Inning Stats	R: 0 E: 0 K: 0 S: 4	H: 2 LOB: 1 BB: 0 P: 4	R: 0 E: 0 K: 1 S: 6	H: 1 LOB: 2 BB: 1 P: 10	R: 0 E: 0 K: 0 S: 3	H: 0 LOB: 0 BB: 0 P: 3	R: 2 E: 0 K: 0 S: 6	H: 3 LOB: 2 BB: 1 P: 10	R: 3 E: 0 K: 0 S: 6	H: 4 LOB: 0 BB: 0 P: 6	R: 0 E: 0 K: 0 S: 3	H: 0 LOB: 0 BB: 0 P: 3	R: 0 E: 0 K: 0 S: 3	H: 0 LOB: 0 BB: 0 P: 3	R: 0 E: 0 K: 1 S: 7	H: 2 LOB: 2 BB: 0 P: 7	1B: 8 2B: 2 3B: 1 HR: 1	SF: 0 SAC: 0 DP: 2 HBP: 0	WP: 1 PB: 0 SB: 0 CS: 0	PA: 39					
PITCHER	IP	WLS	BF	H	R	ER	SO	BB	IBB	HBP	BLK	WP	HR	S	P	ERA	WHIP								
Ron Kline, R (1.1)	4.0	L	23	10	5	5	1	1	1	0	0	1	1	23	31	11.25	2.750								
Bob Porterfield, R (5.1)	0.0																								
Don Gross, L (6.1)	2.0													6	6	0.00	0.000								
Bennie Daniels, R (8.1)	2.0													10	10	0.00	1.000								

Chicago Cubs @ Pittsburgh Pirates
Forbes Field, Pittsburgh, PA
Sat Jul 11 1959, 3:33 AM EDT
Att: 15,110 - Unknown


AB	37
R	5
H	12
RBI	5
BB	2
SO	2
LOB	15



Batter	1	2	3	4	5	6	7	8	9	AB	R	H	RBI	BB	SO	LOB	BOTTOM								
Bill Virdon, L (1.8)	4-3		F9				4-3			4	0	1	0	0	0	0									
Dick Groat, R (1.6)	G3				L4				1B SF9	4	1	3	0	0	0	2									
Danny Kravitz, L (1.2)	G3		4-3		G3				FC6	4	0	1	0	0	0	4									
Dick Stuart, R (1.3)	K			P5					1B SF9	3	0	1	1	0	1	1									
Bob Skinner, L (1.7)		E8		F8		P3			P3	4	0	1	0	0	0	2									
Bill Mazerowski, R (1.4)	4-3					F8			FC6	4	0	1	0	0	0	3									
Don Hoak, R (1.5)	1-3			K		L3				4	0	0	0	0	1	3									
Roberto Clemente, R (1.9)	5-3				F7		6-3		4-3	4	0	0	0	0	0	1									
Ron Kline, R (1.1)										1	0	0	0	0	1	0									
Bob Porterfield, R (5.1)										0	0	0	0	0	0	0									
Rocky Nelson, L (5. PH)										1	0	1	0	0	0	0									
Don Gross, L (6.1)										0	0	0	0	0	0	0									
Dick Schofield, S (7. PH)										1	0	0	0	0	1	0									
Bennie Daniels, R (8.1)										0	0	0	0	0	0	0									
Ted Kluszewski, R (9. PH)										1	0	0	0	0	0	0									
Inning Stats	R: 0 E: 0 K: 1 S: 6	H: 1 LOB: 1 BB: 0 P: 6	R: 0 E: 1 K: 0 S: 4	H: 1 LOB: 1 BB: 0 P: 4	R: 0 E: 0 K: 1 S: 6	H: 1 LOB: 1 BB: 0 P: 6	R: 0 E: 0 K: 0 S: 5	H: 2 LOB: 2 BB: 0 P: 5	R: 0 E: 0 K: 0 S: 4	H: 1 LOB: 1 BB: 0 P: 4	R: 0 E: 0 K: 1 S: 5	H: 0 LOB: 0 BB: 0 P: 5	R: 1 E: 0 K: 0 S: 5	H: 2 LOB: 1 BB: 0 P: 5	R: 0 E: 0 K: 0 S: 3	H: 0 LOB: 0 BB: 0 P: 3	1B: 7 2B: 2 3B: 0 HR: 0	SF: 1 SAC: 0 DP: 0 HBP: 0	WP: 0 PB: 0 SB: 0 CS: 0	PA: 36					
PITCHER	IP	WLS	BF	H	R	ER	SO	BB	IBB	HBP	BLK	WP	HR	S	P	ERA	WHIP								
Dave Hillman, R (1.1)	9.0	W	36	9	1	1	4	0	0	0	0	0	0	44	44	1.00	1.000								

Chicago Cubs @ Pittsburgh Pirates
Forbes Field, Pittsburgh, PA
Sat Jul 11 1959, 3:33 AM EDT
Att: 15,110 - Unknown

AB	35
R	1
H	9
RBI	1
BB	0
SO	4
LOB	16



Batter	1	2	3	4	5	6	7	8	9	AB	R	H	RBI	BB	SO	LOB	TOP				
Tony Taylor, R (1, 4) OBP: 0.341, SLG: 0.393										5	0	1	0	0	2	1					
George Altman, L (1, 8) OBP: 0.292, SLG: 0.346										5	1	1	0	0	2	2					
Jim Marshall, L (1, 7) Bobby Thomson, R (7, 7) OBP: 0.314, SLG: 0.407										4	1	1	0	0	0	1					
14 Ernie Banks, R (1, 6) OBP: 0.357, SLG: 0.586										4	1	1	1	0	0	1					
Dale Long, L (1, 3) OBP: 0.320, SLG: 0.470										3	1	0	0	1	1	1					
Randy Jackson, R (1, 5) OBP: 0.349, SLG: 0.411										4	1	1	2	0	0	0					
Lee Walls, R (1, 9) OBP: 0.342, SLG: 0.397										4	1	2	1	0	1	0					
Earl Averill, R (1, 2) OBP: 0.297, SLG: 0.457										4	1	1	3	0	1	1					
Art Ceccarelli, R (1, 1) Bill Henry, L (8, 1) OBP: 0.176, SLG: 0.125										3	0	0	0	0	1	1					
Inning Stats	R: 0 E: 0 K: 2 S: 7	H: 0 LOB: 0 BB: 0 P: 7	R: 0 E: 0 K: 0 S: 3	H: 0 LOB: 0 BB: 0 P: 3	R: 0 E: 0 K: 0 S: 3	H: 0 LOB: 0 BB: 0 P: 3	R: 7 E: 0 K: 1 S: 11	H: 6 LOB: 0 BB: 1 P: 15	R: 0 E: 1 K: 2 S: 8	H: 0 LOB: 1 BB: 0 P: 8	R: 0 E: 0 K: 0 S: 4	H: 1 LOB: 1 BB: 0 P: 4	R: 0 E: 0 K: 1 S: 5	H: 0 LOB: 0 BB: 0 P: 5	R: 0 E: 1 K: 0 S: 4	H: 0 LOB: 1 BB: 0 P: 4	1B: 5 2B: 2 3B: 0 HR: 1	SF: 0 SAC: 1 DP: 0 HBP: 0	WP: 0 PB: 0 SB: 0 CS: 0	PA: 38	
PITCHER	IP	WLS	BF	H	R	ER	SO	BB	IBB	HBP	BLK	WP	HR	S	P	ERA	WHIP				
Ruben Gomez, R (1, 1) ERA: 7.21	3.1	L	16	5	6	2	1	0	0	0	0	0	0	19	23	16.20	1.800				
Jack Meyer, R (4, 1) ERA: 4.35	3.2		15	3	1	1	5	0	0	0	0	0	1	25	25	2.46	0.818				
Humberto Robinson, R (8, 1) ERA: 3.03	1.0		3	0	0	0	1	0	0	0	0	0	0	5	5	0.00	0.000				
Turk Farrell, R (9, 1) ERA: 5.22	1.0		4	0	0	0	0	0	0	0	0	0	0	4	4	0.00	0.000				

Chicago Cubs @ Philadelphia Phillies
 Connie Mack Stadium, Philadelphia, PA
 Sun Jul 12 1959, 3:33 AM EDT
 Unknown

AB	36
R	7
H	8
RBI	7
BB	1
SO	8
LOB	8



Batter	1	2	3	4	5	6	7	8	9	AB	R	H	RBI	BB	SO	LOB	BOTTOM				
Joe Koppe, R (1, 6) OBP: 0.365, SLG: 0.409										3	1	1	0	1	0	0					
Richie Ashburn, L (1, 8) OBP: 0.356, SLG: 0.309										2	1	1	0	1	1	1					
Gene Freese, R (1, 5) OBP: 0.331, SLG: 0.531										3	0	1	0	0	0	2					
Wally Post, R (1, 9) OBP: 0.303, SLG: 0.446										4	0	0	0	0	0	5					
Ed Bouchee, L (1, 3) OBP: 0.389, SLG: 0.472										3	2	1	2	1	1	1					
Bob Bowman, R (1, 7) Humberto Robinson, R (8, 1) Dave Philley, S (8, PH) Turk Farrell, R (9, 1) OBP: 0.158, SLG: 0.226 OBP: 0.500, SLG: 0.500 OBP: 0.353, SLG: 0.463										3	0	0	0	0	2	1					
Sparky Anderson, R (1, 4) OBP: 0.262, SLG: 0.226										4	1	1	0	0	1	0					
Joe Lonnett, R (1, 2) OBP: 0.250, SLG: 1.000										4	1	1	3	0	1	0					
Ruben Gomez, R (1, 1) Jack Meyer, R (4, 1) Jim Bolger, L (7, PH) OBP: 0.250, SLG: 0.182 OBP: 0.111, SLG: 0.111 OBP: 0.172, SLG: 0.115										1	0	0	0	0	0	0					
Inning Stats	R: 1 E: 0 K: 1 S: 5	H: 0 LOB: 1 BB: 1 P: 10	R: 0 E: 0 K: 2 S: 7	H: 0 LOB: 0 BB: 0 P: 7	R: 0 E: 0 K: 0 S: 4	H: 1 LOB: 1 BB: 0 P: 4	R: 0 E: 0 K: 1 S: 5	H: 0 LOB: 0 BB: 0 P: 5	R: 0 E: 0 K: 1 S: 6	H: 2 LOB: 1 BB: 0 P: 6	R: 3 E: 0 K: 0 S: 5	H: 2 LOB: 0 BB: 1 P: 9	R: 2 E: 0 K: 0 S: 4	H: 1 LOB: 0 BB: 1 P: 8	R: 0 E: 0 K: 2 S: 7	H: 0 LOB: 0 BB: 0 P: 7	1B: 4 2B: 0 3B: 0 HR: 2	SF: 0 SAC: 1 DP: 1 HBP: 1	WP: 1 PB: 0 SB: 0 CS: 0	PA: 36	
PITCHER	IP	WLS	BF	H	R	ER	SO	BB	IBB	HBP	BLK	WP	HR	S	P	ERA	WHIP				
Art Ceccarelli, L (1, 1) ERA: 6.43	7.0		29	5	5	5	6	3	0	0	0	0	1	37	50	6.43	1.143				
Bill Henry, L (8, 1) ERA: 2.62	2.0	S	7	1	1	1	2	0	0	0	0	0	1	11	11	4.50	0.500				

Chicago Cubs @ Philadelphia Phillies
 Connie Mack Stadium, Philadelphia, PA
 Sun Jul 12 1959, 3:33 AM EDT
 Unknown

AB	31
R	6
H	6
RBI	5
BB	3
SO	8
LOB	10



Batter	1	2	3	4	5	6	7	8	9	AB	R	H	RBI	BB	SO	LOB	TOP					
Tony Taylor, R OBP: 0.340, SLG: 0.391 (1, 4)										4	0	1	0	0	0	0	Chicago Cubs @ Philadelphia Phillies Connie Mack Stadium, Philadelphia, PA Sun Jul 12 1959, 3:38 AM EDT Att: 6,519 - Unknown					
George Altman, L OBP: 0.291, SLG: 0.340 (1, 8)										3	1	0	0	1	0	1						
Jim Marshall, L OBP: 0.304, SLG: 0.390 (1, 7)										4	0	0	0	0	0	3						
14 Ernie Banks, R OBP: 0.356, SLG: 0.582 (1, 6)										4	0	1	1	0	0	1						
Dale Long, L OBP: 0.323, SLG: 0.475 (1, 3)										4	0	2	0	0	0	1						
Randy Jackson, R OBP: 0.343, SLG: 0.390 (1, 5)										3	0	0	0	1	1	2						
Lee Walls, R OBP: 0.341, SLG: 0.392 (1, 9)										3	0	0	0	1	0	4						
Sammy Taylor, L OBP: 0.308, SLG: 0.369 (1, 2)										3	0	1	0	0	0	0						
Moe Drabowsky, R OBP: 0.194, SLG: 0.172 (1, 1)										1	0	0	0	0	0	0						
Walt Moryn, L OBP: 0.307, SLG: 0.353 (4, PH)										1	0	0	0	0	0	2						
Elmer Singleton, R (4, 1)										0	0	0	0	0	0	0						
Alvin Dark, R OBP: 0.317, SLG: 0.348 (7, PH)										1	0	0	0	0	1	0						
John Buzhardt, R OBP: 0.120, SLG: 0.125 (7, 1)										0	0	0	0	0	0	0						
Inning Stats	R: 1 E: 2 K: 0 S: 6	H: 2 LOB: 2 BB: 1 P: 10	R: 0 E: 0 K: 0 S: 3	H: 0 LOB: 0 BB: 0 P: 3	R: 0 E: 0 K: 1 S: 3	H: 0 LOB: 0 BB: 0 P: 3	R: 0 E: 0 K: 1 S: 6	H: 1 LOB: 2 BB: 1 P: 10	R: 0 E: 0 K: 0 S: 3	H: 0 LOB: 0 BB: 0 P: 3	R: 0 E: 0 K: 0 S: 4	H: 1 LOB: 1 BB: 0 P: 4	R: 0 E: 0 K: 1 S: 5	H: 0 LOB: 0 BB: 0 P: 5	R: 0 E: 0 K: 0 S: 2	H: 0 LOB: 0 BB: 1 P: 6	R: 0 E: 0 K: 0 S: 3	H: 1 LOB: 0 BB: 0 P: 3	1B: 4 2B: 2 3B: 0 HR: 0	SF: 0 SAC: 0 DP: 3 HBP: 0	WP: 0 PB: 0 SB: 1 CS: 0	PA: 34
PITCHER Ray Semproch, R ERA: 4.66 (1, 1)	IP: 9.0 WLS: W BF: 34 H: 5 R: 1 ER: 0 SO: 2 BB: 3 IBB: 0 HBP: 0 BLK: 0 WP: 0 HR: 0 S: 35 P: 47 ERA: 0.00 WHIP: 0.889																					

AB 31
R 1
H 5
RBI 1
BB 3
SO 2
LOB 14



Batter	1	2	3	4	5	6	7	8	9	AB	R	H	RBI	BB	SO	LOB	BOTTOM					
Joe Koppe, R OBP: 0.356, SLG: 0.397 (1, 6)										4	1	0	0	0	1	0	Chicago Cubs @ Philadelphia Phillies Connie Mack Stadium, Philadelphia, PA Sun Jul 12 1959, 3:38 AM EDT Att: 6,519 - Unknown					
Solly Drake, S OBP: 0.172, SLG: 0.111 (9, 7)										4	0	1	0	0	2	1						
Ed Bouchee, L OBP: 0.387, SLG: 0.480 (1, 3)										4	1	1	2	0	0	1						
Dave Philley, S OBP: 0.364, SLG: 0.472 (1, 9)										4	1	3	0	0	0	0						
Harry Anderson, L OBP: 0.312, SLG: 0.430 (1, 7)										4	0	0	0	0	0	3						
Richie Ashburn, L OBP: 0.356, SLG: 0.309 (9, 8)										0	0	0	0	0	0	0						
Gene Freese, R OBP: 0.331, SLG: 0.527 (1, 5)										3	1	1	0	0	1	1						
Sparky Anderson, R OBP: 0.263, SLG: 0.228 (1, 4)										3	0	1	2	0	0	1						
Carl Sawatski, L OBP: 0.367, SLG: 0.421 (1, 2)										2	0	0	0	1	0	0						
Ray Semproch, R OBP: 0.192, SLG: 0.192 (1, 1)										3	0	0	0	0	2	2						
Inning Stats	R: 4 E: 2 K: 1 S: 10	H: 4 LOB: 2 BB: 1 P: 14	R: 0 E: 0 K: 2 S: 7	H: 0 LOB: 0 BB: 0 P: 7	R: 0 E: 0 K: 1 S: 5	H: 0 LOB: 0 BB: 0 P: 5	R: 0 E: 0 K: 0 S: 3	H: 0 LOB: 0 BB: 0 P: 3	R: 0 E: 0 K: 0 S: 3	H: 1 LOB: 0 BB: 0 P: 3	R: 0 E: 0 K: 0 S: 4	H: 1 LOB: 1 BB: 0 P: 4	R: 0 E: 0 K: 1 S: 5	H: 0 LOB: 0 BB: 0 P: 5	R: 0 E: 0 K: 1 S: 6	H: 1 LOB: 1 BB: 0 P: 6	R: 0 E: 0 K: 1 S: 6	H: 1 LOB: 1 BB: 0 P: 6	1B: 6 2B: 0 3B: 0 HR: 1	SF: 0 SAC: 0 DP: 0 HBP: 0	WP: 0 PB: 0 SB: 0 CS: 1	PA: 33
PITCHER Moe Drabowsky, R ERA: 4.38 (1, 1)	IP: 3.0 WLS: L BF: 15 H: 4 R: 4 ER: 1 SO: 4 BB: 0 IBB: 4 HBP: 1 BLK: 0 WP: 1 HR: 1 S: 22 P: 26 ERA: 3.00 WHIP: 1.333																					
Elmer Singleton, R ERA: 2.46 (4, 1)	IP: 3.0 WLS: 10 BF: 2 H: 0 R: 0 ER: 0 SO: 0 BB: 0 IBB: 0 HBP: 0 BLK: 0 WP: 0 HR: 0 S: 10 P: 10 ERA: 0.00 WHIP: 0.667																					
John Buzhardt, R ERA: 4.14 (7, 1)	IP: 2.0 WLS: 7 BF: 1 H: 0 R: 0 ER: 0 SO: 2 BB: 0 IBB: 0 HBP: 0 BLK: 0 WP: 0 HR: 0 S: 11 P: 11 ERA: 0.00 WHIP: 0.500																					

AB 31
R 4
H 7
RBI 4
BB 1
SO 6
LOB 9



Batter	1	2	3	4	5	6	7	8	9	AB	R	H	RBI	BB	SO	LOB	TOP			
Bill Bruton, L OBP: 0.338, SLG: 0.425 Mel Roach, R OBP: 0.130, SLG: 0.091 Bob Giggle, R (8, 1)	0-0 FC1-4-4 BB FC1 1B	0-0 E3 BB	0-0 FC4-6 1-2		0-3 K			0-0 F2		4	1	1	0	0	1	4				
Eddie Mathews, L OBP: 0.376, SLG: 0.594	4-0 FC1-4-4 BB 1-2	4-0 BB 1-2		0-0 3-1		0-3 K		0-0		3	0	0	0	2	1	0				
Hank Aaron, R OBP: 0.411, SLG: 0.688	0-0 FC1-4-6 FC1 1-2 2-3	0-0 F8		0-0 5-3		0-0 HR				5	1	1	1	0	0	5				
Wes Covington, L OBP: 0.345, SLG: 0.409 Joe Adcock, R OBP: 0.343, SLG: 0.457	0-0 FC1 G4-6-3 1-2 3-H		0-0 4-3	0-0	0-0	0-0 F5		0-3 K		4	0	1	1	0	0	1				
Frank Torre, L OBP: 0.321, SLG: 0.319 Andy Pafko, R OBP: 0.307, SLG: 0.321	0-0 G4-6-3 1-2		0-0	4-0	0-0	0-0 P6		4-0		3	1	1	0	1	0	2				
Del Crandall, R OBP: 0.307, SLG: 0.428		0-0 1B FC5-2 1B	0-3 K	0-0	4-3			0-0 F8		5	0	1	0	0	1	4				
Johnny Logan, R OBP: 0.407, SLG: 0.494		0-0 FC5-2 1B E	0-0 1B E			0-0 F8		0-0 6-3		4	2	2	0	0	0	0				
Johnny O'Brien, R OBP: 0.291, SLG: 0.286		0-3 K	0-0 E	1-3 2-H	0-0 FC5-6 1B			0-0 F9		4	0	2	1	0	1	2				
Juan Pizarro, L OBP: 0.167, SLG: 0.091 Joey Jay, S OBP: 0.294, SLG: 0.200 Don McMahon, R OBP: 0.286, SLG: 0.167 Felix Mantilla, R OBP: 0.244, SLG: 0.197	0-0 FC5-2 E 1-2 3-H	0-0 E4 FC4-6	0-0 FC5-6 1B		0-0 FC5-6			0-0 F7		3	0	0	0	0	0	4				
Inning Stats	R: 1 E: 0 K: 0 S: 4	H: 1 LOB: 1 BB: 1 P: 8	R: 1 E: 1 K: 1 S: 8	H: 2 LOB: 3 BB: 1 P: 12	R: 2 E: 1 K: 1 S: 9	H: 3 LOB: 2 BB: 0 P: 9	R: 0 E: 0 K: 0 S: 4	H: 1 LOB: 2 BB: 1 P: 8	R: 0 E: 0 K: 1 S: 6	H: 1 LOB: 1 BB: 0 P: 6	R: 1 E: 0 K: 1 S: 6	H: 1 LOB: 0 BB: 0 P: 6	R: 0 E: 0 K: 0 S: 3	H: 0 LOB: 0 BB: 0 P: 3	R: 0 E: 0 K: 0 S: 3	H: 0 LOB: 1 BB: 1 P: 9	1B: 7 2B: 0 3B: 1 HR: 1	SF: 0 SAC: 0 DP: 1 HBP: 0	WP: 0 PB: 0 SB: 0 CS: 0	PA: 42
PITCHER	IP WLS BF H R ER SO BB IBB HBP BLK WP HR S P ERA WHIP	IP WLS BF H R ER SO BB IBB HBP BLK WP HR S P ERA WHIP																		
Bob Anderson, R ERA: 3.67	(1, 1) 3.2 22 7 4 2 2 2 0 0 0 0 0 0 24 32 4.91 2.455	(4, 1) 5.1 W 20 2 1 1 3 2 0 0 0 0 1 24 32 1.69 0.750																		

Milwaukee Braves @ Chicago Cubs
Wrigley Field, Chicago, IL
Tue Jul 14 1959, 3:33 AM CDT
Att: 21,157 - Unknown

AB 38
R 5
H 9
RBI 3
BB 4
SO 5
LOB 22



Batter	1	2	3	4	5	6	7	8	9	AB	R	H	RBI	BB	SO	LOB	BOTTOM					
Tony Taylor, R OBP: 0.341, SLG: 0.388	4-0 HR BB	0-0 4-3		0-0 2-1-4 1-2	4-0 SH5-4 BB 5-3 BB	0-0 5-3	0-0 G3			3	2	0	0	2	0	3						
Alvin Dark, R OBP: 0.322, SLG: 0.351	0-0 F7		0-0 1B		4-0 5-3 SH5-4 BB 1-2		0-0 SH 14 2B 1B	0-0 E5 1B 14 G6-4-3		4	2	2	0	1	0	1						
Lee Walls, R OBP: 0.344, SLG: 0.407	0-0 HR		0-0 P6		0-0 SH5-4 1-2 2-3		0-0 SH 14 2B G3	0-0 1B 14 G6-4-3		3	2	2	2	0	0	1						
14 Ernie Banks, R OBP: 0.359, SLG: 0.587	0-0 2B		0-0 P6		4-0 5-3 IBB		0-0 G3 1B 2B	0-0 G6-4-3		4	2	2	1	1	0	2						
Bobby Thomson, R OBP: 0.320, SLG: 0.409	0-0 F3		0-0 1B		0-0 5-3 1-2 2-3 3-H		0-0 1B HBP G3	0-0 1B		4	1	2	1	0	0	3						
Art Schult, R OBP: 0.333, SLG: 0.667 Dale Long, L OBP: 0.325, SLG: 0.475	0-0 2B		0-3 K		0-0 5-3		0-0 G3	0-0 1B		3	0	1	1	0	1	4						
Earl Averill, R OBP: 0.256, SLG: 0.484 Irv Noren, L OBP: 0.333, SLG: 0.346 Sammy Taylor, L OBP: 0.307, SLG: 0.367	0-3 K			0-0 K		0-0 HR	0-0 L8	0-3 K		3	1	1	1	0	2	1						
George Altman, L OBP: 0.300, SLG: 0.342		0-0 1-3		0-0 FC2-6 1B		4-0 5-3 BB	4-0 E 1B IBB			2	0	1	0	2	0	0						
Bob Anderson, R OBP: 0.140, SLG: 0.143 Bill Henry, L OBP: 0.200, SLG: 0.158		0-3 K		0-0 FC2-6 2-1-4		0-0 P6	0-0 E8			1	0	0	0	0	1	0						
Inning Stats	R: 3 E: 0 K: 1 S: 8	H: 3 LOB: 1 BB: 1 P: 12	R: 0 E: 0 K: 1 S: 5	H: 0 LOB: 0 BB: 0 P: 5	R: 0 E: 0 K: 1 S: 7	H: 2 LOB: 2 BB: 0 P: 7	R: 0 E: 0 K: 1 S: 5	H: 1 LOB: 1 BB: 0 P: 5	R: 1 E: 0 K: 0 S: 3	H: 0 LOB: 3 BB: 3 P: 15	R: 1 E: 0 K: 0 S: 3	H: 1 LOB: 0 BB: 1 P: 7	R: 4 E: 2 K: 0 S: 7	H: 3 LOB: 2 BB: 1 P: 12	R: 1 E: 1 K: 1 S: 8	H: 3 LOB: 2 BB: 0 P: 8	1B: 8 2B: 3 3B: 0 HR: 2	SF: 0 SAC: 2 DP: 1 HBP: 1	WP: 0 PB: 0 SB: 0 CS: 0	PA: 43		
PITCHER	IP WLS BF H R ER SO BB IBB HBP BLK WP HR S P ERA WHIP	IP WLS BF H R ER SO BB IBB HBP BLK WP HR S P ERA WHIP																				
Juan Pizarro, L ERA: 4.21	(1, 1) 5.0 27 7 5 5 4	(6, 1) 1.0 L 6 2 4 1 0	(7, 1) 1.0 5 1 0 0 0	(8, 1) 1.0 6 3 1 0 1	(8, 1) 1.0 6 3 1 0 1																	

Milwaukee Braves @ Chicago Cubs
Wrigley Field, Chicago, IL
Tue Jul 14 1959, 3:33 AM CDT
Att: 21,157 - Unknown

AB 34
R 10
H 13
RBI 9
BB 6
SO 5
LOB 23




Batter	1	2	3	4	5	6	7	8	9	AB	R	H	RBI	BB	SO	LOB	TOP					
Bill Bruton, L OBP: 0.337, SLG: 0.420 (1, 8)	L4		G6-3 BB		F7		P6			3	0	0	0	1	0	1	Milwaukee Braves @ Chicago Cubs Wrigley Field, Chicago, IL Wed Jul 15 1959, 3:33 AM CDT Att: 22,206 - Unknown					
Eddie Mathews, L OBP: 0.377, SLG: 0.591 (1, 5)	1B		G6-3 1-2		G1			2B BB		3	1	1	0	1	0	1						
Hank Aaron, R OBP: 0.412, SLG: 0.692 (1, 9)	F4			3-1 2B		P5		2B		4	1	2	1	0	0	1						
Mickey Vernon, L OBP: 0.284, SLG: 0.406 (1, 3)	K			F7		1B		F8		4	0	1	0	0	1	3						
Joe Adcock, R OBP: 0.341, SLG: 0.448 (1, 7)		P4		3-1 BB		K		L7		3	0	0	0	1	1	2						
Andy Pafko, R OBP: 0.307, SLG: 0.321 (8, 7)				2-3 BB						0	0	0	0	0	0	0						
Stan Lopata, R (1, 2)	5-3			3-1		F9		6-3		4	0	0	1	0	0	3						
Johnny Logan, R OBP: 0.409, SLG: 0.492 (1, 6)		1B					P4		6-3	3	0	1	0	1	0	0						
Johnny O'Brien, R OBP: 0.281, SLG: 0.275 (1, 4)	F9			F9			K		4-3	4	0	0	0	0	1	3						
Carl Willey, R OBP: 0.286, SLG: 0.120 (1, 1)			5-3		F8			G3		1	0	0	0	0	0	0						
Frank Torpe, L OBP: 0.319, SLG: 0.317 (5, PH)										1	0	0	0	0	0	0						
Bob Rush, R OBP: 0.142, SLG: 0.182 (5, 1)										0	0	0	0	0	0	0						
Mel Roach, L OBP: 0.256, SLG: 0.299 (7, PH)										0	0	0	0	1	0	0						
Don McMahon, R OBP: 0.258, SLG: 0.127 (7, 1)										0	0	0	0	0	0	0						
Wes Covington, L OBP: 0.234, SLG: 0.408 (6, PH)										1	0	0	0	0	0	0						
Inning Stats	R: 0 E: 0 K: 1 S: 6	H: 1 LOB: 1 BB: 0 P: 6	R: 0 E: 0 K: 0 S: 4	H: 1 LOB: 1 BB: 0 P: 4	R: 0 E: 0 K: 0 S: 2	H: 0 LOB: 0 BB: 1 P: 6	R: 1 E: 0 K: 0 S: 4	H: 1 LOB: 2 BB: 2 P: 12	R: 0 E: 0 K: 1 S: 3	H: 0 LOB: 0 BB: 0 P: 3	R: 0 E: 0 K: 1 S: 6	H: 1 LOB: 1 BB: 0 P: 6	R: 0 E: 0 K: 1 S: 5	H: 0 LOB: 1 BB: 1 P: 9	R: 1 E: 0 K: 0 S: 4	H: 1 LOB: 1 BB: 1 P: 8	R: 0 E: 0 K: 0 S: 3	H: 0 LOB: 0 BB: 0 P: 3	1B: 3 2B: 2 3B: 0 HR: 0	SF: 0 SAC: 0 DP: 1 HBP: 0	WP: 0 PB: 0 SB: 1 CS: 0	PA: 36
PITCHER Glen Hobbie, R ERA: 3.42 (1, 1)	IP: 9.0 WLS: W BF: 36 H: 5 R: 2 ER: 2 SO: 3 BB: 5 IBB: 0 HBP: 0 BLK: 0 WP: 0 HR: 0 S: 37 P: 57 ERA: 2.00 WHIP: 1.111															PITCHER						

Batter	1	2	3	4	5	6	7	8	9	AB	R	H	RBI	BB	SO	LOB	BOTTOM			
Tony Taylor, R OBP: 0.339, SLG: 0.383 (1, 4)	1-3		FC5 S BB	F8			FC3-6 S 1B	F7		4	1	0	0	1	0	5	Milwaukee Braves @ Chicago Cubs Wrigley Field, Chicago, IL Wed Jul 15 1959, 3:33 AM CDT Att: 22,206 - Unknown			
Alvin Dark, R OBP: 0.325, SLG: 0.350 (1, 5)	F8		1-2 BB		K		1B 14 SF7	1B		3	1	1	1	1	1	0				
Lee Walls, R OBP: 0.343, SLG: 0.404 (1, 9)	6-3		FC5 2-3f		6-3		2-3 1B	1B		4	0	1	0	0	0	2				
14 Ernie Banks, R OBP: 0.358, SLG: 0.583 (1, 6)	6-3			1B SF8 BB		K	SF7			2	1	0	1	1	1	0				
Bobby Thomson, R OBP: 0.319, SLG: 0.406 (1, 7)	5-3			SF8 1B 1B		3-1	5-3			4	1	1	0	0	0	1				
Art Schult, R OBP: 0.167, SLG: 0.400 (1, 3)	6-3			SF8		L6		FC4-6 BB		2	0	0	1	0	0	0				
Dale Long, L OBP: 0.327, SLG: 0.475 (8, 3)				1-2 3-H 2-H						0	0	0	0	1	0	0				
George Altman, L OBP: 0.299, SLG: 0.340 (1, 8)			P6	K		1B		F5		4	0	1	0	0	1	2				
Sammy Taylor, L OBP: 0.311, SLG: 0.382 (1, 2)			HR	1B IBB		F8		FC4-6 E 1B 1-2		3	1	1	1	1	0	2				
Glen Hobbie, R OBP: 0.196, SLG: 0.182 (1, 1)			K	1-2 2-H 1B			FC3-6 BB	E7 1-3 1B		3	0	2	1	1	1	0				
Inning Stats	R: 0 E: 0 K: 0 S: 3	H: 0 LOB: 0 BB: 0 P: 3	R: 0 E: 0 K: 0 S: 3	H: 0 LOB: 0 BB: 0 P: 3	R: 1 E: 0 K: 1 S: 6	H: 1 LOB: 2 BB: 2 P: 14	R: 2 E: 0 K: 1 S: 7	H: 2 LOB: 2 BB: 2 P: 15	R: 0 E: 0 K: 2 S: 7	H: 0 LOB: 0 BB: 0 P: 7	R: 0 E: 0 K: 0 S: 4	H: 1 LOB: 1 BB: 0 P: 4	R: 2 E: 0 K: 0 S: 5	H: 2 LOB: 1 BB: 1 P: 9	R: 0 E: 1 K: 0 S: 4	H: 1 LOB: 2 BB: 1 P: 8	1B: 6 2B: 0 3B: 0 HR: 1	SF: 2 SAC: 0 DP: 0 HBP: 0	WP: 0 PB: 0 SB: 2 CS: 0	PA: 37
PITCHER Carl Willey, R ERA: 4.24 (1, 1)	IP: 4.0 WLS: L BF: 19 H: 3 R: 3 ER: 3 SO: 2 BB: 3 IBB: 1 HBP: 0 BLK: 0 WP: 0 HR: 1 S: 19 P: 35 ERA: 6.75 WHIP: 1.500															PITCHER				
Bob Rush, R ERA: 2.03 (5, 1)	2.0	7	1	0	0	2	0	0	0	0	0	11	11	0.00	0.500					
Don McMahon, R ERA: 2.04 (7, 1)	2.0	11	3	2	2	0	2	0	0	0	0	9	17	9.00	2.500					



Batter	1	2	3	4	5	6	7	8	9	AB	R	H	RBI	BB	SO	LOB	TOP					
Bill Bruton, L OBP: 0.339, SLG: 0.421 (1, 8)	0-0 1B		0-0 4-3		0-0 1-3 1B			0-0 3-1		4	0	2	0	0	0	0	Milwaukee Braves @ Chicago Cubs Wrigley Field, Chicago, IL Thu Jul 16 1959, 3:33 AM CDT Att: 23,678 - Unknown					
Eddie Mathews, L OBP: 0.376, SLG: 0.587 (1, 5)	0-0 F8		0-0 F5		0-0 G3			0-0 2B 3-1 1B		4	1	1	0	0	0	3						
Hank Aaron, R OBP: 0.411, SLG: 0.690 (1, 9)	0-0 L8		0-0 6-3			0-0 6-3		0-0 3-1 1-3 2B		4	0	1	0	0	0	1						
Wes Covington, L OBP: 0.340, SLG: 0.402 (1, 7)	0-0 F8			0-0 4-3		0-0 4-3		0-0 3-1		4	0	0	1	0	0	2						
Frank Torre, L OBP: 0.323, SLG: 0.339 (1, 3)		0-0 1B 3B		0-0 F7		0-0 2B		0-0 6-3		4	1	2	0	0	0	1						
Stan Lopata, R OBP: 0.077, SLG: 0.040 (1, 2)		0-0 5 1B		0-0 F3		0-0 F4			0-0 6-3	4	0	1	1	0	0	1						
Johnny Logan, R OBP: 0.410, SLG: 0.492 (1, 6)		0-0 1B			0-0 1B		0-0 F7		0-0 6-3	4	0	2	0	0	0	0						
Johnny O'Brien, R OBP: 0.274, SLG: 0.268 (1, 4)		0-0 1B			0-0 F9		0-0 5-3		0-0 F9	3	0	0	0	0	0	3						
Del Crandall, R OBP: 0.306, SLG: 0.427 (9, PH)		0-0 F8			0-0 F8					1	0	0	0	0	0	0						
Lew Burdette, R OBP: 0.222, SLG: 0.250 (1, 1)		0-0 5			0-0 F8		0-0 F7			2	0	0	0	0	0	3						
Mickey Vernon, L OBP: 0.279, SLG: 0.400 (7, PH)										1	0	0	0	0	0	0						
Bob Trowbridge, R (7, 1)										0	0	0	0	0	0	0						
Inning Stats	R: 0 E: 0 K: 0 S: 4	H: 1 LOB: 1 BB: 0 P: 4	R: 1 E: 0 K: 0 S: 5	H: 3 LOB: 1 BB: 0 P: 5	R: 0 E: 0 K: 0 S: 3	H: 0 LOB: 0 BB: 0 P: 3	R: 0 E: 0 K: 0 S: 3	H: 0 LOB: 0 BB: 0 P: 3	R: 0 E: 0 K: 0 S: 5	H: 2 LOB: 2 BB: 0 P: 5	R: 0 E: 0 K: 0 S: 4	H: 1 LOB: 1 BB: 0 P: 4	R: 0 E: 0 K: 0 S: 3	H: 0 LOB: 0 BB: 0 P: 3	R: 1 E: 0 K: 0 S: 5	H: 2 LOB: 1 BB: 0 P: 5	R: 0 E: 0 K: 0 S: 3	H: 0 LOB: 0 BB: 0 P: 3	1B: 6 2B: 3 3B: 1 HR: 0	SF: 0 SAC: 0 DP: 1 HBP: 0	WP: 0 PB: 0 SB: 0 CS: 0	PA: 35
PITCHER Dave Hillman, R ERA: 3.17 (1, 1)	IP: 9.0 WLS: W BF: 35 H: 9 R: 2 ER: 2 SO: 0 BB: 0 IBB: 0 HBP: 0 BLK: 0 WP: 0 HR: 0 S: 35 P: 35 ERA: 2.00 WHIP: 1.000																	PITCHER				

Batter	1	2	3	4	5	6	7	8	9	AB	R	H	RBI	BB	SO	LOB	BOTTOM			
Tony Taylor, R OBP: 0.338, SLG: 0.382 (1, 4)	0-0 1B E 1B		0-0 F3		0-0 B1-3		0-3 K			4	1	1	0	0	1	1	Milwaukee Braves @ Chicago Cubs Wrigley Field, Chicago, IL Thu Jul 16 1959, 3:33 AM CDT Att: 23,678 - Unknown			
Alvin Dark, R OBP: 0.324, SLG: 0.349 (1, 5)	0-0 E3 14 1B SF7 1B		0-0 L6		0-0 F7			0-0 F2		4	1	1	0	0	0	0				
Lee Walls, R OBP: 0.339, SLG: 0.399 (1, 9)	0-3 K		0-0 5-3		0-0 6-3			0-0 6-3		4	0	0	0	0	1	1				
14 Ernie Banks, R OBP: 0.360, SLG: 0.591 (1, 6)	0-0 FC6 2-3 1B			0-0 HR		0-0 F3		0-3 K		4	1	2	1	0	1	0				
Bobby Thomson, R OBP: 0.319, SLG: 0.404 (1, 7)	0-0 SF7			4-0 1B BB		0-0 L8				1	1	0	1	1	0	0				
Dale Long, L OBP: 0.323, SLG: 0.469 (1, 3)	0-0 FC6 1-2			0-0 F7 1-2		0-0 1-3				3	0	0	0	0	0	2				
George Altman, L OBP: 0.304, SLG: 0.345 (1, 8)		0-0 4-3		0-0 2H 1B			0-0 PB 1B			3	0	2	1	0	0	0				
Sammy Taylor, L OBP: 0.306, SLG: 0.376 (1, 2)		0-0 4-3		0-0 F8			0-0 F9 1-2			3	0	0	0	0	0	2				
Dave Hillman, R OBP: 0.205, SLG: 0.079 (1, 1)		0-0 4-3		0-3 K			0-3 K			3	0	0	0	0	2	2				
Inning Stats	R: 2 E: 1 K: 1 S: 8	H: 3 LOB: 1 BB: 0 P: 8	R: 0 E: 0 K: 0 S: 3	H: 0 LOB: 0 BB: 0 P: 3	R: 0 E: 0 K: 0 S: 3	H: 0 LOB: 0 BB: 0 P: 3	R: 2 E: 0 K: 1 S: 7	H: 2 LOB: 1 BB: 1 P: 11	R: 0 E: 0 K: 0 S: 3	H: 0 LOB: 0 BB: 0 P: 3	R: 0 E: 0 K: 2 S: 8	H: 1 LOB: 1 BB: 0 P: 8	R: 0 E: 0 K: 1 S: 5	H: 0 LOB: 0 BB: 0 P: 5	R: 0 E: 0 K: 1 S: 5	H: 0 LOB: 0 BB: 0 P: 5		1B: 5 2B: 0 3B: 0 HR: 1	SF: 1 SAC: 0 DP: 0 HBP: 0	WP: 0 PB: 1 SB: 0 CS: 0
PITCHER Lew Burdette, R ERA: 3.92 (1, 1)	IP: 6.0 WLS: L BF: 24 H: 5 R: 4 ER: 3 SO: 2 BB: 1 IBB: 0 HBP: 0 BLK: 0 WP: 0 HR: 1 S: 27 P: 31 ERA: 4.50 WHIP: 1.000																	PITCHER		
Bob Trowbridge, R ERA: 5.12 (7, 1)	IP: 2.0 WLS: L BF: 7 H: 1 R: 0 ER: 0 SO: 3 BB: 0 IBB: 0 HBP: 0 BLK: 0 WP: 0 HR: 0 S: 13 P: 13 ERA: 0.00 WHIP: 0.500																	PITCHER		



Batter	1	2	3	4	5	6	7	8	9	AB	R	H	RBI	BB	SO	LOB	TOP			
Johnny Temple, R (1,4) OBP: 0.397, SLG: 0.440	1-3		P4		F8		4-3 2B		F8	5	0	1	0	0	0	0	Cincinnati Redlegs @ Chicago Cubs Wrigley Field, Chicago, IL Fri Jul 17 1959, 3:33 AM CDT Att: 7,748 - Unknown			
Vada Pinson, L (1,8) OBP: 0.376, SLG: 0.524	1B		PB 4-3 BB		BB 2B		6-3		S 1B	4	0	3	0	1	0	1				
Gus Bell, L (1,9) OBP: 0.318, SLG: 0.433	F7		4-3		BB BB		4-3		F7	4	0	0	0	1	0	4				
Frank Robinson, R (1,3) OBP: 0.420, SLG: 0.633	1-3		FC6-4 BB		BB BB		BB			1	0	0	0	3	0	1				
Frank Thomas, R (1,7)		F9	FC6-4		F3		P4			4	0	0	0	0	0	7				
Dutch Dotterer, R (1,2) OBP: 0.370, SLG: 0.415	F8			K		P5		P4		4	0	0	0	0	1	0				
Willie Jones, R (1,5) OBP: 0.329, SLG: 0.428				5-3		F8		L7		4	0	1	0	0	0	0				
Eddie Kasko, R (1,6) OBP: 0.284, SLG: 0.280				6-3				4-3		3	0	1	0	1	0	0				
Bob Purkey, R (1,1) OBP: 0.283, SLG: 0.250						F8				3	0	0	0	0	0	3				
Pete Whisenant, R (9, PH) OBP: 0.348, SLG: 0.567	P6					F2			F8	1	0	0	0	0	0	0				
Inning Stats	R: 0 E: 0 K: 0 S: 4	H: 1 LOB: 1 BB: 0 P: 4	R: 0 E: 0 K: 0 S: 4	H: 1 LOB: 2 BB: 1 P: 8	R: 0 E: 0 K: 1 S: 3	H: 0 LOB: 0 BB: 2 P: 11	R: 0 E: 0 K: 1 S: 5	H: 0 LOB: 0 BB: 0 P: 5	R: 0 E: 0 K: 0 S: 4	H: 1 LOB: 1 BB: 0 P: 12	R: 0 E: 0 K: 0 S: 4	H: 1 LOB: 2 BB: 1 P: 8	R: 0 E: 0 K: 0 S: 3	H: 0 LOB: 0 BB: 0 P: 3	R: 0 E: 0 K: 0 S: 4	H: 1 LOB: 1 BB: 0 P: 4	1B: 3 2B: 3 3B: 0 HR: 0	SF: 0 SAC: 0 DP: 0 HBP: 0	WP: 0 PB: 1 SB: 1 CS: 0	PA: 39
PITCHER Art Ceccarelli, L (1,1) ERA: 2.81	IP: 9.0 WLS: W BF: 39 H: 6 R: 0 ER: 0 SO: 1 BB: 6 IBB: 0 HBP: 0 BLK: 0 WP: 0 HR: 0 S: 35 P: 59 ERA: 0.00 WHIP: 1.333																			

Batter	1	2	3	4	5	6	7	8	9	AB	R	H	RBI	BB	SO	LOB	BOTTOM			
Tony Taylor, R (1,4) OBP: 0.340, SLG: 0.383			F8		FC6-4 BB 1-2 1B		F8			4	0	2	0	0	0	0	Cincinnati Redlegs @ Chicago Cubs Wrigley Field, Chicago, IL Fri Jul 17 1959, 3:33 AM CDT Att: 7,748 - Unknown			
Alvin Dark, R (1,5) OBP: 0.326, SLG: 0.349	P5		BB 1B		FC6-4 1-2 2-3 BB		F7			3	0	1	0	1	0	1				
Lee Walls, R (1,9) OBP: 0.338, SLG: 0.394	F8		BB		FC6-4 1-2 2-3 BB		5-3			3	0	0	1	1	0	3				
14 Ernie Banks, R (1,6) OBP: 0.358, SLG: 0.590	K		F2		F7					4	0	1	0	0	1	5				
Bobby Thomson, R (1,7) OBP: 0.322, SLG: 0.406		G4-6-3 BB 1B			F9		P4 1B		F9	4	0	2	0	0	0	1				
Jim Marshall, L (1,3) OBP: 0.304, SLG: 0.383		G4-6-3 BB 1-2 BB			P6		P4 1-2			2	0	0	0	1	0	1				
George Altman, L (1,8) OBP: 0.300, SLG: 0.340		G4-6-3 1-2 2-3			F7		F9			3	0	0	0	0	0	2				
Sammy Taylor, L (1,2) OBP: 0.307, SLG: 0.376		F8			FC3-6 BB 1B 1-2 FC6-4		F8			3	0	1	0	0	0	1				
Art Ceccarelli, R (1,1)			1-3				3-1			3	1	0	0	0	0	1				
Inning Stats	R: 0 E: 0 K: 1 S: 6	H: 1 LOB: 1 BB: 0 P: 6	R: 0 E: 0 K: 0 S: 3	H: 1 LOB: 1 BB: 1 P: 7	R: 0 E: 0 K: 0 S: 4	H: 1 LOB: 2 BB: 1 P: 8	R: 0 E: 0 K: 0 S: 3	H: 0 LOB: 0 BB: 0 P: 3	R: 0 E: 0 K: 0 S: 3	H: 1 LOB: 1 BB: 0 P: 4	R: 0 E: 0 K: 0 S: 4	H: 1 LOB: 1 BB: 0 P: 4	R: 0 E: 0 K: 0 S: 3	H: 0 LOB: 0 BB: 0 P: 3	R: 0 E: 0 K: 0 S: 4	H: 1 LOB: 1 BB: 0 P: 4		1B: 6 2B: 1 3B: 0 HR: 0	SF: 0 SAC: 0 DP: 1 HBP: 0	WP: 0 PB: 0 SB: 0 CS: 0
PITCHER Bob Purkey, R (1,1) ERA: 4.7	IP: 8.0 WLS: L BF: 32 H: 7 R: 1 ER: 1 SO: 1 BB: 3 IBB: 0 HBP: 0 BLK: 0 WP: 0 HR: 0 S: 31 P: 43 ERA: 1.12 WHIP: 1.250																			

AB 33
R 0
H 6
RBI 0
BB 6
SO 1
LOB 16



AB 29
R 1
H 7
RBI 1
BB 3
SO 1
LOB 15



Batter	1	2	3	4	5	6	7	8	9	AB	R	H	RBI	BB	SO	LOB	TOP				
Johnny Temple, R OBP: 0.396, SLG: 0.437 (1, 4)	0-0 5-3		4-0 WP 1B BB		0-0 F7		0-0 F8			3	1	0	0	1	0	0					
Vada Pinson, L OBP: 0.375, SLG: 0.521 (1, 8)	0-0 4-3		0-0 4-3		0-0 4-3			0-0 F8 1B		4	1	1	1	0	0	1					
Gus Bell, L OBP: 0.321, SLG: 0.443 (1, 9)	0-0 L3		0-0 FC5-4 1B			0-0 HR		0-0 F8		4	1	2	2	0	0	1					
Frank Robinson, R OBP: 0.419, SLG: 0.628 (1, 3)		0-0 L6	0-0 FC5-4 1B			0-0 F9		0-0 CS 1B		4	0	1	1	0	0	1					
Jerry Lynch, L OBP: 0.327, SLG: 0.452 Jim Pendleton, R OBP: 0.314, SLG: 0.363 (1, 7) (8, 7)		0-0 F9		0-0 4-3		0-3 K		0-3 K		4	0	0	0	0	2	1					
Ed Bailey, L OBP: 0.367, SLG: 0.412 (1, 2)		0-0 F9		0-0 3-1		0-0 1B		0-0 CS	0-0 F8	4	0	1	0	0	0	0					
Willie Jones, R OBP: 0.336, SLG: 0.436 (1, 5)			0-0 BB WP 1B	0-0 2B		0-0 L7			4-0 5-3 BB	3	1	2	0	1	0	1	AB 33				
Eddie Kasko, R OBP: 0.283, SLG: 0.279 (1, 6)			0-0 WP BB 4-3 1B	0-3 K		0-0 F7		0-0 5-3		4	1	1	0	0	1	2	R 5				
Jay Hook, L (1, 1)			0-0 F8		0-0 F8		0-0 6-3			3	0	0	0	0	0	2	H 8				
Inning Stats	R: 0 E: 0 K: 0 S: 3	H: 0 LOB: 0 BB: 0 P: 3	R: 0 E: 0 K: 0 S: 3	H: 0 LOB: 0 BB: 0 P: 3	R: 3 E: 0 K: 0 S: 6	H: 3 LOB: 1 BB: 1 P: 10	R: 0 E: 0 K: 1 S: 6	H: 1 LOB: 1 BB: 0 P: 6	R: 0 E: 0 K: 0 S: 3	H: 0 LOB: 0 BB: 0 P: 3	R: 1 E: 0 K: 0 S: 6	H: 2 LOB: 1 BB: 0 P: 6	R: 0 E: 0 K: 1 S: 6	H: 0 LOB: 0 BB: 0 P: 6	R: 0 E: 0 K: 0 S: 2	H: 0 LOB: 0 BB: 1 P: 6	1B: 6 2B: 2 3B: 0 HR: 1	SF: 0 SAC: 0 DP: 1 HBP: 0	WP: 1 PB: 0 SB: 1 CS: 1	PA: 36	
PITCHER	IP	WLS	BF	H	R	ER	SO	BB	IBB	HBP	BLK	WP	HR	S	P	ERA	WHIP				
John Buzhardt, R ERA: 4.21 Bill Henry, L ERA: 2.51 Don Elston, R ERA: 2.94 (1, 1) (6, 1) (8, 1)	5.0	L	20	4	3	3	1	1	0	0	0	1	0	21	25	5.40	1.000				

Cincinnati Redlegs @ Chicago Cubs
Wrigley Field, Chicago, IL
Sat Jul 18 1959, 3:33 AM CDT
Att: 10,417 - Unknown

AB	33
R	5
H	8
RBI	4
BB	2
SO	3
LOB	9



Batter	1	2	3	4	5	6	7	8	9	AB	R	H	RBI	BB	SO	LOB	BOTTOM				
Tony Taylor, R OBP: 0.336, SLG: 0.379 (1, 4)	0-0 F9		0-0 F7		0-0 F8		0-3 K			4	0	0	0	0	1	4					
Alvin Dark, R OBP: 0.322, SLG: 0.344 (1, 5)	0-3 K		0-0 F7		0-0 FC4-6			0-0 F7		4	0	0	0	0	1	2					
Lee Walls, R OBP: 0.340, SLG: 0.394 (1, 9)	4-0 14 FC5-4 BB			0-0 P4		0-3 K		0-0 1B		3	0	1	0	1	1	0					
14 Ernie Banks, R OBP: 0.355, SLG: 0.583 (1, 6)	0-0 FC5-4			0-0 6-3		0-0 P6		0-3 K		4	0	0	0	0	1	2					
Bobby Thomson, R OBP: 0.321, SLG: 0.403 (1, 7)		0-0 6-3		0-0 1B		0-0 F9		0-0 P5		4	0	1	0	0	0	1					
Jim Marshall, L OBP: 0.310, SLG: 0.377 (1, 3)		4-0 8-3 BB		0-0 F8		0-0 F7		4-0 BB		2	0	0	0	2	0	1					
Sammy Taylor, L OBP: 0.306, SLG: 0.373 (1, 2)		0-0 8-3			0-3 K		0-0 1B	0-0 F9		4	0	1	0	0	1	2	AB 32				
George Altman, L OBP: 0.307, SLG: 0.362 (1, 8)			0-0 HR		0-0 BB		1-2 1B	0-0 K		4	1	3	1	0	1	1	R 1				
John Buzhardt, R OBP: 0.115, SLG: 0.120 Irv Noren, L OBP: 0.245, SLG: 0.346 Bill Henry, L OBP: 0.279, SLG: 0.198 Dale Lynch, L OBP: 0.222, SLG: 0.467 Don Elston, R OBP: 0.222, SLG: 0.222 Walt Morin, L OBP: 0.200, SLG: 0.201 (1, 1) (5, PH) (6, 1) (7, PH) (8, 1) (9, PH)			0-0 F3		4-0 FC4-6 BB		0-3 K		0-0 L3	1	0	0	0	0	0	0	RBI 1				
Inning Stats	R: 0 E: 0 K: 1 S: 5	H: 0 LOB: 1 BB: 1 P: 9	R: 0 E: 0 K: 0 S: 2	H: 0 LOB: 0 BB: 1 P: 6	R: 1 E: 0 K: 0 S: 4	H: 1 LOB: 0 BB: 0 P: 4	R: 0 E: 0 K: 0 S: 4	H: 1 LOB: 1 BB: 0 P: 4	R: 0 E: 0 K: 1 S: 5	H: 0 LOB: 0 BB: 0 P: 5	R: 0 E: 0 K: 2 S: 9	H: 2 LOB: 2 BB: 0 P: 9	R: 0 E: 0 K: 1 S: 6	H: 1 LOB: 1 BB: 0 P: 6	R: 0 E: 0 K: 1 S: 5	H: 0 LOB: 1 BB: 1 P: 9	1B: 5 2B: 1 3B: 0 HR: 1	SF: 0 SAC: 0 DP: 1 HBP: 0	WP: 0 PB: 0 SB: 0 CS: 0	PA: 36	
PITCHER	IP	WLS	BF	H	R	ER	SO	BB	IBB	HBP	BLK	WP	HR	S	P	ERA	WHIP				
Jay Hook, R ERA: 1.0 (1, 1)	9.0	W	36	6	1	1	7	4	0	0	0	0	1	46	62	1.00	1.111				

Cincinnati Redlegs @ Chicago Cubs
Wrigley Field, Chicago, IL
Sat Jul 18 1959, 3:33 AM CDT
Att: 10,417 - Unknown

AB	32
R	1
H	6
RBI	1
BB	4
SO	7
LOB	16



Batter	1	2	3	4	5	6	7	8	9	AB	R	H	RBI	BB	SO	LOB	TOP			
Tony Taylor, R (1,4) OBP: 0.332, SLG: 0.374	0-0 6-3		0-0 6-3		0-0 6-3		0-3 K		0-0 1B	4	0	0	0	0	1	0	Chicago Cubs @ St. Louis Cardinals Sportsman's Park, St. Louis, MO Mon Jul 20 1959, 8:05 PM EDT Att: 15,008 - Unknown			
Irv Noren, L (9, PH) OBP: 0.356, SLG: 0.358										1	0	1	0	0	0	0				
Dave Hillman, R (9, PR) OBP: 0.205, SLG: 0.079										0	0	0	0	0	0	0				
Alvin Dark, R (1,5) OBP: 0.326, SLG: 0.352	0-0 1B		0-0 WP 1B		0-0 14 1B 2B		0-3 K		0-0 G3	5	0	3	0	0	1	1				
Walt Moryn, L (1,9) OBP: 0.309, SLG: 0.351	0-0 L8		0-0 P6		4-0 FC5 14 1B BB		0-0 1B			3	0	1	0	1	0	2				
14 Ernie Banks, R (1,6) OBP: 0.354, SLG: 0.580	0-0 F4			0-3 K		0-0 1-2 2-3 1B		0-3 K		4	0	1	0	0	2	2				
Bobby Thomson, R (1,7) OBP: 0.323, SLG: 0.403		4-0 S BB		0-0 1B 1B		0-0 FC5 2-3		0-3 K		3	0	1	0	1	1	3				
Dale Long, L (1,3) OBP: 0.321, SLG: 0.463	0-0 F8		0-0 F8		0-0 1-3 1B		0-0 4-3			4	0	1	0	0	0	2				
Sammy Taylor, L (1,2) OBP: 0.305, SLG: 0.371	0-3 K		0-0 1B		0-0 F7		0-0 4-3			4	0	1	0	0	1	2				
George Altman, L (1,8) OBP: 0.302, SLG: 0.355	0-0 3-1		0-0 F7		0-0 1-3		0-0 1-3		0-0 F2	4	0	0	0	0	0	4				
Glen Hobbie, R (1,1) OBP: 0.184, SLG: 0.170			0-0 5-3		0-0 P4		0-3 K		0-0 F9	3	0	0	0	0	1	1				
Jim Marshall, L (9, PH) OBP: 0.308, SLG: 0.374										1	0	0	0	0	0	0				
Inning Stats	R: 0 E: 0 K: 0 S: 4	H: 1 LOB: 1 BB: 0 P: 4	R: 0 E: 0 K: 1 S: 5	H: 0 LOB: 1 BB: 1 P: 9	R: 0 E: 0 K: 1 S: 4	H: 1 LOB: 1 BB: 0 P: 4	R: 0 E: 0 K: 1 S: 7	H: 2 LOB: 2 BB: 0 P: 7	R: 0 E: 0 K: 0 S: 5	H: 2 LOB: 3 BB: 1 P: 9	R: 0 E: 0 K: 1 S: 6	H: 1 LOB: 1 BB: 0 P: 6	R: 0 E: 0 K: 3 S: 10	H: 1 LOB: 0 BB: 0 P: 10	R: 0 E: 0 K: 1 S: 5	H: 1 LOB: 1 BB: 0 P: 4	1B: 8 2B: 1 3B: 0 HR: 0	SF: 0 SAC: 0 DP: 0 HBP: 0	WP: 1 PB: 0 SB: 1 CS: 0	PA: 38
PITCHER Ernie Broglio, R (1,1) ERA: 5.35	IP: 9.0 WLS: W BF: 38 H: 9 R: 0 ER: 0 SO: 7 BB: 2 IBB: 0 HBP: 0 BLK: 0 WP: 1 HR: 0 S: 50 P: 58 ERA: 0.00 WHIP: 1.222															PITCHER				

Batter	1	2	3	4	5	6	7	8	9	AB	R	H	RBI	BB	SO	LOB	BOTTOM
Don Blasingame, L (1,4) OBP: 0.365, SLG: 0.364	0-0 6-3		0-0 FC4-6 BB		0-0 5-3		0-0 SH1-4	0-0 F7		4	0	0	0	0	0	3	Chicago Cubs @ St. Louis Cardinals Sportsman's Park, St. Louis, MO Mon Jul 20 1959, 8:05 PM EDT Att: 15,008 - Unknown
Joe Cunningham, L (1,9) OBP: 0.444, SLG: 0.457	0-0 1-3		4-0 1-2 BB		0-0 BB 1B		0-0 F8			3	0	1	0	1	0	1	
Bill White, L (1,3) OBP: 0.392, SLG: 0.554	0-0 3-1		0-3 K		4-0 1-2 BB		0-0 1B 1B			3	1	1	0	1	1	3	
Ken Boyer, R (1,5) OBP: 0.397, SLG: 0.524		0-0 L6		0-0 P5	0-0 L8		0-0 1B 1B			4	0	1	1	0	0	2	
Gino Cimoli, R (1,7) OBP: 0.358, SLG: 0.486	0-0 L9		0-0 S 1B		0-3 K		0-0 3-H 1B			4	0	2	1	0	1	0	
Curt Flood, R (1,8) OBP: 0.333, SLG: 0.400	0-0 5-3		0-0 P5		4-0 S BB		0-0 G1			3	0	0	0	1	0	3	
Alex Grammas, R (1,6) OBP: 0.366, SLG: 0.352			0-0 FC4-6 1B 1B		4-0 1-2 BB		0-0 F3		0-0 SH1 1B	3	0	2	0	1	0	1	
Hal Smith, R (1,2) OBP: 0.302, SLG: 0.427			0-0 FC4-6 1B		0-0 5-3		0-3 K		0-0 SH1	3	0	1	0	0	1	3	
Ernie Broglio, R (1,1) OBP: 0.194, SLG: 0.121			0-3 K		0-0 1-3		0-0 E4 1B SH1-4 1B		0-0 F8	4	1	0	0	0	1	3	
Inning Stats	R: 0 E: 0 K: 0 S: 3	H: 0 LOB: 0 BB: 0 P: 3	R: 0 E: 0 K: 2 S: 9	H: 2 LOB: 3 BB: 1 P: 13	R: 0 E: 0 K: 0 S: 4	H: 1 LOB: 2 BB: 1 P: 8	R: 0 E: 0 K: 2 S: 7	H: 0 LOB: 1 BB: 1 P: 11	R: 2 E: 1 K: 0 S: 7	H: 3 LOB: 2 BB: 0 P: 7	R: 0 E: 0 K: 0 S: 4	H: 1 LOB: 1 BB: 0 P: 4	1B: 8 2B: 0 3B: 0 HR: 0	SF: 0 SAC: 2 DP: 0 HBP: 0	WP: 0 PB: 0 SB: 2 CS: 0	PA: 37	
PITCHER Glen Hobbie, R (1,1) ERA: 3.22	IP: 8.0 WLS: L BF: 37 H: 8 R: 2 ER: 0 SO: 4 BB: 4 IBB: 0 HBP: 0 BLK: 0 WP: 0 HR: 0 S: 41 P: 57 ERA: 0.00 WHIP: 1.500															PITCHER	

AB	36
R	0
H	9
RBI	0
BB	2
SO	7
LOB	17



AB	31
R	2
H	8
RBI	2
BB	4
SO	4
LOB	19



Batter	1	2	3	4	5	6	7	8	9	AB	R	H	RBI	BB	SO	LOB	TOP			
Tony Taylor, R OBP: 0.333, SLG: 0.375 (1, 4)	0-0 3-1		0-3 K		0-0 6-3		0-0 S 1B 1B		0-0 BB HR 1B	5	2	2	0	0	1	0				
Alvin Dark, R OBP: 0.330, SLG: 0.352 (1, 5)	4-0 14 5-3 BB BB		0-0 5-3			0-0 FC5-4 1B 1B	0-0 F7		4-0 1-2 HR BB	3	2	1	0	2	0	1				
Jim Marshall, L OBP: 0.324, SLG: 0.409 (1, 3)	4-0 14 5-3 BB 1-2		0-0 E8 1B			0-0 3-1	0-0 14 1B		0-0 1-H 2-H HR	4	1	3	4	1	0	1				
14 Ernie Banks, R OBP: 0.357, SLG: 0.587 (1, 6)	0-0 5-3 1-2 2-3		0-0 6-3			4-0 FC5-4 BB 1B	0-0 1-2 1B		0-0 HR	4	1	2	1	1	0	3				
Art Schult, R OBP: 0.182, SLG: 0.300 (1, 7)	0-0 1-3			0-0 5-3		0-0 FC5-4 BB 1B	0-0 P6		0-0 6-3 1B	5	1	1	0	0	0	6				
Walt Moryn, L OBP: 0.315, SLG: 0.371 Bobby Thomson, R OBP: 0.322, SLG: 0.401 (8, 9)		0-0 HR		0-0 G3		4-0 1B BB		0-0 1B K 2B	3	1	2	1	1	0	0					
Sammy Taylor, L OBP: 0.311, SLG: 0.373 (1, 2)		0-0 4-3		0-0 5-3		1-2 2-H 3-H 1B		0-0 2-3 1B	4	0	2	2	1	0	0					
George Altman, L OBP: 0.296, SLG: 0.347 (1, 8)		0-0 4-3			0-0 1-4-3	0-0 6-3		0-0 F5	5	0	0	0	0	0	0	6				
Art Ceccarelli, R (1, 1)		0-3 K		0-0 G3			0-0 F9	0-3 K 3-H	5	0	0	0	0	3	4					
Inning Stats	R: 0 E: 0 K: 0 S: 3	H: 0 LOB: 2 BB: 2 P: 11	R: 1 E: 0 K: 1 S: 6	H: 1 LOB: 0 BB: 0 P: 6	R: 0 E: 1 K: 1 S: 6	H: 1 LOB: 1 BB: 0 P: 6	R: 0 E: 0 K: 0 S: 3	H: 0 LOB: 0 BB: 0 P: 3	R: 0 E: 0 K: 0 S: 5	H: 2 LOB: 2 BB: 2 P: 13	R: 1 E: 0 K: 0 S: 6	H: 3 LOB: 2 BB: 0 P: 6	R: 0 E: 0 K: 1 S: 6	H: 2 LOB: 1 BB: 2 P: 6	R: 4 E: 0 K: 1 S: 9	H: 4 LOB: 2 BB: 2 P: 17	1B: 9 2B: 1 3B: 0 HR: 3	SF: 0 SAC: 0 DP: 0 HBP: 0	WP: 0 PB: 0 SB: 1 CS: 0	PA: 45
PITCHER	IP WLS BF H R ER SO	BB IBB HBP BLK	WP HR S P	ERA WHIP	PITCHER	IP WLS BF H R ER SO	BB IBB HBP BLK	WP HR S P	ERA WHIP											
Larry Jackson, R ERA: 3.54 (1, 1)	7.0 L 34	9 4 4 2	4 0 0 0	0 0 0 1	0 0 0 0	0 0 0 0	0 0 2 3	7 ∞ ∞	∞											
Dean Stone, L ERA: 1.17 (8, 1)	1.0 2	0 0 0 1	0 0 0 0	0 0 0 0	0 0 2 3	7 ∞ ∞														
Gary Blaylock, R ERA: 5.13 (9, 1)	1.0 5	1 0 0 1	0 1 0 0	0 1 0 0	0 0 6 10	0.00 1.000														
Jack Urban, R ERA: 8.31 (9, 1)																				

Chicago Cubs @ St. Louis Cardinals
Sportsman's Park, St. Louis, MO
Tue Jul 21 1959, 8:05 PM EDT
Att: 25,585 - Unknown

AB 39
R 8
H 13
RBI 8
BB 6
SO 4
LOB 22





Batter	1	2	3	4	5	6	7	8	9	AB	R	H	RBI	BB	SO	LOB	BOTTOM			
Don Blasingame, L OBP: 0.365, SLG: 0.364 (1, 4)	0-0 1-3			0-0 CS 1B		0-0 F9		4-0 1-2 BB		3	0	1	0	0	0	0				
Dick Gray, R OBP: 0.303, SLG: 0.333 (8, PH)										0	0	0	0	1	0	0				
Ray Katt, R OBP: 0.292, SLG: 0.375 (9, 2)										0	0	0	0	0	0	0				
Gino Cimoli, R OBP: 0.354, SLG: 0.481 (1, 7)	0-0 L8			0-0 P4		0-0 6-3		0-3 K		4	0	0	0	0	1	3				
Bill White, L OBP: 0.388, SLG: 0.547 (1, 3)	0-0 F7			0-0 F8 1-2		0-0 F8			0-0 4-3	4	0	0	0	0	0	1				
Ken Boyer, R OBP: 0.395, SLG: 0.521 (1, 5)		0-3 K			0-0 G6-4-3 1B		0-0 F9		0-0 L9	4	0	1	0	0	1	0				
Joe Cunningham, L OBP: 0.444, SLG: 0.461 (1, 9)		0-0 L7			0-0 G6-4-3		0-0 G4-6-3 1B		0-0 2B	4	0	2	0	0	0	1				
Alex Grammas, R OBP: 0.384, SLG: 0.350 (1, 6)		0-0 F7			0-0 HR 1B		0-0 G4-6-3		0-0 4-3	4	1	1	0	0	0	2				
Curt Flood, R OBP: 0.346, SLG: 0.448 (1, 8)			0-0 F3		0-0 1-H HR			4-0 BB BB		2	1	1	2	1	0	0				
Hal Smith, R OBP: 0.304, SLG: 0.427 (1, 2)			0-0 F7					0-3 K		2	0	1	0	0	0	0				
Ray Jablonski, R OBP: 0.357, SLG: 0.467 (8, PH)										1	0	0	0	0	1	1				
Wally Shannon, L OBP: 0.429, SLG: 0.429 (9, 4)										0	0	0	0	0	0	0				
Larry Jackson, R OBP: 0.154, SLG: 0.157 (8, 1)			0-0 1-3					0-3 K		2	0	0	0	0	0	1				
Dean Stone, L (8, 1)										0	0	0	0	0	0	0				
Gene Oliver, R OBP: 0.280, SLG: 0.433 (8, PH)										1	0	0	0	0	1	1				
Gary Blaylock, R OBP: 0.118, SLG: 0.294 (9, 1)										0	0	0	0	0	0	0				
Jack Urban, R (9, 1)										0	0	0	0	0	0	0				
Inning Stats	R: 0 E: 0 K: 0 S: 3	H: 0 LOB: 0 BB: 0 P: 3	R: 0 E: 0 K: 1 S: 5	H: 0 LOB: 0 BB: 0 P: 5	R: 0 E: 0 K: 0 S: 3	H: 0 LOB: 0 BB: 0 P: 3	R: 0 E: 0 K: 0 S: 3	H: 1 LOB: 0 BB: 0 P: 3	R: 2 E: 0 K: 0 S: 6	H: 4 LOB: 1 BB: 0 P: 6	R: 0 E: 0 K: 0 S: 3	H: 0 LOB: 0 BB: 0 P: 3	R: 0 E: 0 K: 3 S: 9	H: 0 LOB: 2 BB: 2 P: 17	R: 0 E: 0 K: 0 S: 4	H: 1 LOB: 1 BB: 0 P: 4	1B: 5 2B: 1 3B: 0 HR: 1	SF: 0 SAC: 0 DP: 2 HBP: 0	WP: 0 PB: 0 SB: 0 CS: 1	PA: 33
PITCHER	IP WLS BF H R ER SO	BB IBB HBP BLK	WP HR S P	ERA WHIP	PITCHER	IP WLS BF H R ER SO	BB IBB HBP BLK	WP HR S P	ERA WHIP											
Art Ceccarelli, L ERA: 2.52 (1, 1)	9.0 W 33	7 2 2 4	2 0 0 0	0 0 0 0	0 0 1 39	47 2.00 1.000														


Chicago Cubs @ St. Louis Cardinals
Sportsman's Park, St. Louis, MO
Tue Jul 21 1959, 8:05 PM EDT
Att: 25,585 - Unknown


AB 31
R 2
H 7
RBI 2
BB 2
SO 4
LOB 10



Batter	1	2	3	4	5	6	7	8	9	AB R H RBI BB SO LOB	TOP											
Tony Taylor, R OBP: 0.332, SLG: 0.372 (1, 4)	F5	14 BB 1B 6-3		F8		F8		K		5 1 1 0 0 1 1	Chicago Cubs @ Los Angeles Dodgers Los Angeles Memorial Coliseum, Los Angeles, CA Wed Jul 22 1959, 10:05 PM EDT Att: 29,790 - Unknown AB 33 R 7 H 6 RBI 7 BB 4 SO 11 LOB 12 											
Alvin Dark, R OBP: 0.325, SLG: 0.346 (1, 5)	5-3	F3		K			5-3		K2-3	5 0 0 0 0 2 3												
Randy Jackson, R OBP: 0.338, SLG: 0.383 (2, PH)										1 0 0 0 0 1 0												
Jim Marshall, L OBP: 0.322, SLG: 0.405 (2, 3)	K	14 BB 6-3		4-3			F6		K	4 0 1 1 0 1 0												
14 Ernie Banks, R OBP: 0.360, SLG: 0.585 (1, 6)		HR 1B							K2-3	3 1 1 1 2 1 0												
Art Schult, R OBP: 0.267, SLG: 0.308 (1, 3) (2, 7)		HR 1B								3 1 1 1 0 1 2												
Bobby Thomson, R OBP: 0.325, SLG: 0.400 (1, 8)		HR HBP								3 1 1 0 0 1 4												
Earl Averill, R OBP: 0.296, SLG: 0.505 (1, 2)		HR		2-3					K	4 1 1 4 0 1 1												
Lee Walls, R OBP: 0.342, SLG: 0.391 (1, 9)		HR 1B BB HBP		F8			F9			2 1 0 0 1 0 0												
Bob Anderson, R OBP: 0.149, SLG: 0.133 (1, 1)		HR 1B BB		K			K		F4	3 1 0 0 1 2 1												
Inning Stats	R: 0 E: 0 K: 1 S: 7	H: 0 LOB: 0 BB: 0 P: 12	R: 7 E: 0 K: 1 S: 18	H: 5 LOB: 2 BB: 2 P: 35	R: 0 E: 0 K: 1 S: 7	H: 0 LOB: 0 BB: 0 P: 10	R: 0 E: 0 K: 1 S: 6	H: 0 LOB: 0 BB: 0 P: 9	R: 0 E: 0 K: 1 S: 9	H: 1 LOB: 1 BB: 0 P: 14	R: 0 E: 0 K: 1 S: 7	H: 0 LOB: 0 BB: 0 P: 11	R: 0 E: 0 K: 1 S: 10	H: 0 LOB: 2 BB: 1 P: 23	R: 0 E: 0 K: 2 S: 11	H: 0 LOB: 1 BB: 1 P: 17	R: 0 E: 0 K: 3 S: 10	H: 0 LOB: 0 BB: 0 P: 11	1B: 5 2B: 0 3B: 0 HR: 1	SF: 0 SAC: 0 DP: 0 HBP: 3	WP: 0 PB: 0 SB: 0 CS: 0	PA: 40
PITCHER	IP WLS BF H R ER SO BB IBB HBP BLK WP HR S P ERA WHIP																					
Danny McDevitt, L ERA: 4.11 (1, 1)	1.0 L 9 3 6 6 1 1 1 0 2 0 0 1 15 31 54.00 4.000																					
Clem Labine, R ERA: 3.79 (2, 1)	1.0 6 2 1 1 1 1 0 0 0 0 0 0 10 16 9.00 3.000																					
Stan Williams, R ERA: 4.41 (3, 1)	6.0 22 1 0 0 6 2 0 1 0 0 0 0 50 84 0.00 0.500																					
Art Fowler, R ERA: 5.17 (9, 1)	1.0 3 0 0 0 3 0 0 0 0 0 0 0 10 11 0.00 0.000																					

Batter	1	2	3	4	5	6	7	8	9	AB R H RBI BB SO LOB	BOTTOM											
Jim Gilliam, S OBP: 0.436, SLG: 0.395 (1, 5)	G3 1B		4-3		5-3			5-3		4 1 1 0 0 0 0	Chicago Cubs @ Los Angeles Dodgers Los Angeles Memorial Coliseum, Los Angeles, CA Wed Jul 22 1959, 10:05 PM EDT Att: 29,790 - Unknown AB 32 R 2 H 5 RBI 2 BB 1 SO 9 LOB 8 											
Charlie Neal, R OBP: 0.354, SLG: 0.480 (1, 4)	G3		K			G4-6-3 1B		K		4 0 1 0 0 2 1												
Wally Moon, L OBP: 0.375, SLG: 0.427 (1, 7)	BLK 2-H 1B		K			G4-6-3 1-2		K		4 0 1 1 0 2 1												
Duke Snider, L OBP: 0.350, SLG: 0.498 (1, 9)	K			G3 6-3 2B		FC5-4 BB		K		3 1 1 0 1 2 1												
Gil Hodges, R OBP: 0.388, SLG: 0.548 (1, 3)	K		G3	G3		FC5-4 1-2		E5		4 0 0 0 0 1 3												
Don Demeter, R OBP: 0.307, SLG: 0.479 (1, 8)		F8		6-3			5-3		K	4 0 0 1 0 1 1												
John Roseboro, L OBP: 0.316, SLG: 0.372 (1, 2)		F2		4-3			K			3 0 0 0 0 1 0												
Maury Wills, S OBP: 0.238, SLG: 0.237 (1, 6)					1-3 1B		6-3			3 0 1 0 0 0 0												
Danny McDevitt, L OBP: 0.135, SLG: 0.152 (2, 1)										0 0 0 0 0 0 0												
Ron Fairly, L OBP: 0.340, SLG: 0.353 (2, PH)										0 0 0 0 0 0 0												
Stan Williams, R OBP: 0.307, SLG: 0.148 (3, 1)										1 0 0 0 0 0 0												
Norm Larker, L OBP: 0.302, SLG: 0.482 (8, PH)										1 0 0 0 0 0 0												
Art Fowler, R OBP: 0.291, SLG: 0.291 (9, 1)										0 0 0 0 0 0 0												
Inning Stats	R: 1 E: 0 K: 2 S: 13	H: 2 LOB: 1 BB: 0 P: 24	R: 0 E: 0 K: 0 S: 8	H: 1 LOB: 1 BB: 0 P: 11	R: 0 E: 0 K: 2 S: 9	H: 0 LOB: 0 BB: 0 P: 12	R: 1 E: 0 K: 0 S: 5	H: 1 LOB: 0 BB: 0 P: 8	R: 0 E: 0 K: 0 S: 5	H: 0 LOB: 0 BB: 0 P: 8	R: 0 E: 0 K: 0 S: 8	H: 1 LOB: 1 BB: 1 P: 16	R: 0 E: 0 K: 1 S: 6	H: 0 LOB: 0 BB: 0 P: 9	R: 0 E: 0 K: 1 S: 9	H: 0 LOB: 0 BB: 0 P: 11	R: 0 E: 1 K: 3 S: 12	H: 0 LOB: 1 BB: 0 P: 16	1B: 4 2B: 1 3B: 0 HR: 0	SF: 0 SAC: 0 DP: 1 HBP: 0	WP: 0 PB: 0 SB: 0 CS: 0	PA: 33
PITCHER	IP WLS BF H R ER SO BB IBB HBP BLK WP HR S P ERA WHIP																					
Bob Anderson, R ERA: 3.56 (1, 1)	9.0 W 33 5 2 2 9 1 0 0 0 0 0 75 115 2.00 0.667																					

Batter	1	2	3	4	5	6	7	8	9	AB	R	H	RBI	BB	SO	LOB	TOP								
Tony Taylor, R OBP: 0.330, SLG: 0.370 (1, 4)	0-2 6-3		0-2 F3					0-0 FC5-4 E	3-2 F7	5	1	1	1	0	0	2	Chicago Cubs @ Los Angeles Dodgers Los Angeles Memorial Coliseum, Los Angeles, CA Thu Jul 23 1959, 10:05 PM EDT Att: 21,418 - Unknown AB 33 R 3 H 8 RBI 3 BB 4 SO 3 LOB 19 								
Alvin Dark, R OBP: 0.324, SLG: 0.348 (1, 5)	2-1 F9		3-3 K					1-1 F7 14 1B		4	1	1	0	0	1	1									
Jim Marshall, L OBP: 0.321, SLG: 0.396 (1, 3)	3-1 F6		3-2 F8					1-1 F7 14 G4-3 BB		3	0	0	0	1	0	2									
14 Ernie Banks, R OBP: 0.361, SLG: 0.584 (1, 6)		0-2 FC1-6 1B		1-0 5-3				1-1 G4-3 1-2	1-2 F7 2H 3H 0-1	4	0	2	2	0	0	1									
Irv Noren, L OBP: 0.333, SLG: 0.333 (1, 8)	1-2 FC1-6 2B		2-0 F7					2-2 6-3	0-1 F8	4	0	0	0	0	0	2									
Walt Moryn, L OBP: 0.311, SLG: 0.365 (1, 7)	0-2 F7		3-1 F6					2-2 3-1	0-0 4-3	4	0	0	0	0	0	2									
Sammy Taylor, L OBP: 0.322, SLG: 0.386 (1, 2)	3-2 F7 1-3		4-2 1B FC5-4 BB					0-0 BB 1B	3-2 DI PB 1B	3	1	3	0	1	0	0									
George Altman, L OBP: 0.303, SLG: 0.348 (1, 9)	4-0 IBB		2-2 FC5-4 1B					4-2 G6-4-3 BB	0-2 F5	2	0	1	0	2	0	1									
Moe Drabowsky, R OBP: 0.189, SLG: 0.167 (5, PH)	3-3 K		0-3 K					1-1 G6-4-3 1-2	0-0 F9	1	0	0	0	0	1	3									
Dale Long, L OBP: 0.270, SLG: 0.462 (5, PH)										1	0	0	0	0	1	2									
Bill Henry, L OBP: 0.290, SLG: 0.158 (7, PH)										0	0	0	0	0	0	0									
Earl Averill, L OBP: 0.310, SLG: 0.500 (7, PH)										1	0	0	0	0	0	2									
Don Elston, R OBP: 0.220, SLG: 0.232 (7, PH)										0	0	0	0	0	0	0									
Art Schult, R OBP: 0.220, SLG: 0.290 (9, PH)										1	0	0	0	0	0	1									
Inning Stats	R: 0 E: 0 K: 0 S: 7	H: 0 LOB: 0 BB: 0 P: 12	R: 0 E: 0 K: 1 S: 15	H: 2 LOB: 3 BB: 1 P: 26	R: 0 E: 0 K: 1 S: 9	H: 0 LOB: 0 BB: 0 P: 15	R: 0 E: 0 K: 0 S: 4	H: 0 LOB: 0 BB: 0 P: 10	R: 1 E: 1 K: 1 S: 10	H: 1 LOB: 1 BB: 1 P: 16	R: 0 E: 0 K: 0 S: 7	H: 0 LOB: 0 BB: 1 P: 14	R: 0 E: 0 K: 0 S: 8	H: 1 LOB: 1 BB: 1 P: 15	R: 2 E: 0 K: 0 S: 11	H: 3 LOB: 1 BB: 0 P: 14	R: 0 E: 0 K: 0 S: 14	H: 1 LOB: 1 BB: 0 P: 20	1B: 6 2B: 2 3B: 0 HR: 0	SF: 0 SAC: 0 DP: 2 HBP: 0	WP: 0 PB: 1 SB: 0 CS: 0	PA: 37			
PITCHER	IP	WLS	BF	H	R	ER	SO	BB	IBB	HBP	BLK	WP	HR	S	P	ERA	WHIP								
Larry Sherry, R ERA: 3.08 (1, 1)	7.1	W	31	7	3	3	3	3	1	0	0	0	0	68	119	3.68	1.364								
Don Drysdale, R ERA: 2.93 (8, 1)	1.2	S	6	1	0	0	0	0	0	0	0	0	0	17	23	0.00	0.600								

Batter	1	2	3	4	5	6	7	8	9	AB	R	H	RBI	BB	SO	LOB	BOTTOM									
Jim Gilliam, S OBP: 0.434, SLG: 0.393 (1, 5)	1-1 L9		2-2 L4							4	0	1	0	0	0	0	Chicago Cubs @ Los Angeles Dodgers Los Angeles Memorial Coliseum, Los Angeles, CA Thu Jul 23 1959, 10:05 PM EDT Att: 21,418 - Unknown AB 30 R 5 H 8 RBI 5 BB 5 SO 7 LOB 17 									
Charlie Neal, R OBP: 0.353, SLG: 0.478 (1, 4)	2-2 4-3 BB 1B		1-0 5-3							4	0	1	0	0	1	3										
Don Zimmer, R OBP: 0.277, SLG: 0.250 (8, 4)			2-0 1-3							0	0	0	0	0	0	0										
Wally Moon, L OBP: 0.379, SLG: 0.437 (1, 7)	4-1 1-2 BB		2-0 1-3							2	1	1	2	2	0	0										
Duke Snider, L OBP: 0.348, SLG: 0.491 (1, 9)	3-1 4-3			4-2 HR BB						3	1	0	0	1	2	5										
Gil Hodges, R OBP: 0.391, SLG: 0.558 (1, 3)	0-0 5-3			1-1 HR BB						2	1	1	2	1	0	2										
Norm Larker, L OBP: 0.380, SLG: 0.463 (7, 3)				1-H HR						1	0	0	0	0	0	3										
Don Demeter, R OBP: 0.303, SLG: 0.473 (1, 8)			1-3 K		1-3 K2-3					4	0	0	0	0	3	1										
John Roseboro, L OBP: 0.322, SLG: 0.376 (1, 2)			1-0 FC6-4 1B		3-2 CS 1B					3	1	2	0	1	0	0										
Maury Wills, S OBP: 0.238, SLG: 0.238 (1, 6)			1-0 FC6-4		1-0 L7					4	1	1	0	0	1	2										
Larry Sherry, R OBP: 0.222, SLG: 0.222 (1, 1)			1-0 L9		2-2 F8					3	0	1	1	0	0	1										
Don Drysdale, R OBP: 0.188, SLG: 0.355 (8, 1)										0	0	0	0	0	0	0										
Inning Stats	R: 0 E: 0 K: 0 S: 10	H: 1 LOB: 2 BB: 1 P: 20	R: 0 E: 0 K: 1 S: 6	H: 1 LOB: 0 BB: 0 P: 10	R: 0 E: 0 K: 0 S: 5	H: 0 LOB: 0 BB: 0 P: 10	R: 2 E: 0 K: 1 S: 13	H: 2 LOB: 0 BB: 1 P: 22	R: 0 E: 0 K: 0 S: 6	H: 0 LOB: 0 BB: 0 P: 11	R: 1 E: 0 K: 1 S: 10	H: 1 LOB: 0 BB: 1 P: 19	R: 2 E: 0 K: 2 S: 20	H: 3 LOB: 3 BB: 2 P: 35	R: 0 E: 0 K: 2 S: 12	H: 0 LOB: 0 BB: 0 P: 16	1B: 6 2B: 1 3B: 0 HR: 2	SF: 0 SAC: 0 DP: 1 HBP: 0	WP: 0 PB: 0 SB: 1 CS: 1	PA: 35						
PITCHER	IP	WLS	BF	H	R	ER	SO	BB	IBB	HBP	BLK	WP	HR	S	P	ERA	WHIP									
Moe Drabowsky, R ERA: 4.38 (1, 1)	4.0	L	17	4	2	2	2	2	0	0	0	0	0	1	34	62	4.50	1.500								
Bill Henry, L ERA: 2.65 (5, 1)	2.0		7	1	1	1	1	1	0	0	0	0	0	1	16	30	4.50	1.000								
Don Elston, R ERA: 3.18 (7, 1)	2.0		11	3	2	2	4	2	0	0	0	0	0	0	32	51	9.00	2.500								

Batter	1	2	3	4	5	6	7	8	9	10	AB	R	H	RBI	BB	SO	LOB	TOP			
Tony Taylor, R OBP: 0.328, SLG: 0.367 (1, 4)	F7			6-3	SH3-4 1B	FC5-4		FC3-6		K	6	0	1	0	0	1	4				
Alvin Dark, R OBP: 0.326, SLG: 0.350 (1, 5) (2, 6)	G5-4-3 1B			4-3 1B	SH3-4	F8		F2			4	0	2	0	0	0	3				
Lee Walls, R OBP: 0.340, SLG: 0.388 Jim Marshall, L OBP: 0.321, SLG: 0.390 (1, 9) (5, PH) (5, 3)	G5-4-3			4-3	IBB			3-1		6-3	2	0	0	0	0	0	2				
14 Ernie Banks, R Randy Jackson, R OBP: 0.333, SLG: 0.365 (1, 6) (2, 5)		F8		4-3	G1-2-3			F3		F4	1	0	0	0	0	0	0				
Art Schult, R OBP: 0.333, SLG: 0.294 (1, 3) (5, 7)		5-3		6-3	BB	FC4-6 BB		BB BB 1B		FC6-4 BB	3	0	1	0	2	0	2				
Bobby Thomson, R OBP: 0.326, SLG: 0.410 (1, 7) (5, 9)		6-3			HR	FC4-6 HR		BB		FC6-4	4	2	1	1	1	0	2				
Earl Averill, R OBP: 0.307, SLG: 0.524 (1, 2)			4-3		2B E BB	HR		1-2 BB		F8	3	2	1	2	2	0	0				
George Altman, L OBP: 0.309, SLG: 0.356 (1, 8)			G3		1-3 E 2B	FC5-4 1B		K		6-3 1B	4	1	2	0	1	1	3				
Dave Hillman, R Don Elston, R OBP: 0.250, SLG: 0.143 OBP: 0.200, SLG: 0.200 (1, 1) (8, 1)			K		SH3-4 G1-2-3 1B	FC5-4 1B				6-3	4	0	3	0	0	1	0				
Inning Stats	R: 0 E: 0 K: 3 S: 3	H: 1 LOB: 0 BB: 0 P: 3	R: 0 E: 0 K: 0 S: 3	H: 0 LOB: 0 BB: 0 P: 3	R: 0 E: 0 K: 1 S: 5	H: 0 LOB: 0 BB: 0 P: 5	R: 0 E: 0 K: 0 S: 4	H: 1 LOB: 2 BB: 1 P: 8	R: 3 E: 1 K: 0 S: 6	H: 4 LOB: 2 BB: 2 P: 14	R: 2 E: 0 K: 0 S: 5	H: 2 LOB: 3 BB: 2 P: 13	R: 0 E: 0 K: 1 S: 3	H: 1 LOB: 0 BB: 0 P: 3	R: 0 E: 0 K: 0 S: 3	H: 0 LOB: 1 BB: 1 P: 7	R: 0 E: 0 K: 1 S: 6	H: 1 LOB: 1 BB: 0 P: 6	1B: 8 2B: 1 3B: 0 HR: 2	SF: 0 SAC: 1 DP: 2 HBP: 0	WP: 0 PA: 46
PITCHER	IP WLS BF H R ER SO ERA WHIP	IP WLS BF H R ER SO ERA WHIP	IP WLS BF H R ER SO ERA WHIP	IP WLS BF H R ER SO ERA WHIP	IP WLS BF H R ER SO ERA WHIP	IP WLS BF H R ER SO ERA WHIP	IP WLS BF H R ER SO ERA WHIP	IP WLS BF H R ER SO ERA WHIP	IP WLS BF H R ER SO ERA WHIP	IP WLS BF H R ER SO ERA WHIP	IP WLS BF H R ER SO ERA WHIP	IP WLS BF H R ER SO ERA WHIP	IP WLS BF H R ER SO ERA WHIP	IP WLS BF H R ER SO ERA WHIP	IP WLS BF H R ER SO ERA WHIP	IP WLS BF H R ER SO ERA WHIP	IP WLS BF H R ER SO ERA WHIP	IP WLS BF H R ER SO ERA WHIP	IP WLS BF H R ER SO ERA WHIP	IP WLS BF H R ER SO ERA WHIP	IP WLS BF H R ER SO ERA WHIP
Johnny Antonelli, L ERA: 2.61	4.0	19	6	3	3	1	2	0	0	0	0	0	0	0	1	19	27	6.75	2.000		
Gordon Jones, R ERA: 4.15	2.0	10	2	2	2	0	2	1	0	0	0	0	0	1	7	19	9.00	2.000			
Eddie Fisher, R ERA: 4.81	2.0	9	2	0	0	1	2	0	0	0	0	0	0	0	9	17	0.00	2.000			
Sam Jones, R ERA: 2.95	2.0	W	8	1	0	0	1	0	0	0	0	0	0	0	9	13	0.00	1.000			

Chicago Cubs @ San Francisco Giants
Seals Stadium, San Francisco, CA
Fri Jul 24 1959, 10:05 PM EDT
Att: 22,865 - Unknown

AB 37
R 5
H 11
RBI 3
BB 8
SO 3
LOB 20





Batter	1	2	3	4	5	6	7	8	9	10	AB	R	H	RBI	BB	SO	LOB	BOTTOM					
Jackie Brandt, R OBP: 0.318, SLG: 0.410 (1, 7)	CS BB		FC6-4		HR	F8		FC1-2 1B		K	5	1	2	2	1	1	5						
Jim Davenport, R OBP: 0.285, SLG: 0.333 (1, 5)	K		FC5-4		1B 2B	K		FC1-2		1B	6	1	2	1	0	2	6						
Willie Kirkland, L Sam Jones, R OBP: 0.349, SLG: 0.510 OBP: 0.102, SLG: 0.105 (1, 9) (9, 1)	F9				1B BB			P6		K	4	0	0	0	1	1	2						
Orlando Cepeda, R OBP: 0.365, SLG: 0.555 (1, 3)			K 2B		1B 4-3 1B	F3		F9		K	5	1	2	0	0	1	2						
Daryl Spencer, R OBP: 0.346, SLG: 0.386 (1, 4) (9, 6)		5-3		4-3	1-2 2H 1B			1B		K	5	0	2	1	0	1	2						
Felipe Alou, R OBP: 0.315, SLG: 0.464 (1, 8) (9, 9)		K		1B	5-3			4-3		K	5	0	1	0	0	2	4						
Hobie Landrith, L OBP: 0.359, SLG: 0.353 (1, 2)			E5 1B		1-2 3H 1B	SH5-4 BB		4-3		SH3-4 1B BB	3	2	1	1	2	0	0						
Eddie Bressoud, R OBP: 0.312, SLG: 0.383 Leon Wagner, L OBP: 0.367, SLG: 0.467 Danny O'Connell, R OBP: 0.222, SLG: 0.222 (1, 6) (8, PH) (9, 4)			SH3-4		K	SH5-4		1B 1B		SH3-4	1	0	0	0	0	1	2						
Johnny Antonelli, L Gordon Jones, R Dusty Rhodes, L Andre Rodgers, R Eddie Fisher, R Willie Mays, R OBP: 0.118, SLG: 0.147 OBP: 0.307, SLG: 0.208 OBP: 0.307, SLG: 0.208 OBP: 0.222, SLG: 0.222 OBP: 0.222, SLG: 0.222 (1, 11) (5, 1) (8, PH) (8, PH) (7, 1) (8, PH) (9, 8)			FC6-4 1B		4-3	E5		1B FC1-2 1B		1B IBB	1	0	1	1	0	0	0						
Inning Stats	R: 0 E: 0 K: 1 S: 4	H: 0 LOB: 0 BB: 1 P: 8	R: 0 E: 0 K: 1 S: 5	H: 1 LOB: 1 BB: 0 P: 5	R: 1 E: 0 K: 0 S: 5	H: 1 LOB: 1 BB: 0 P: 5	R: 1 E: 0 K: 1 S: 8	H: 3 LOB: 2 BB: 0 P: 8	R: 2 E: 0 K: 0 S: 6	H: 3 LOB: 2 BB: 1 P: 10	R: 0 E: 1 K: 0 S: 6	H: 0 LOB: 0 BB: 1 P: 10	R: 0 E: 0 K: 0 S: 4	H: 1 LOB: 1 BB: 0 P: 4	R: 1 E: 0 K: 1 S: 8	H: 3 LOB: 2 BB: 0 P: 8	R: 0 E: 0 K: 3 S: 9	H: 0 LOB: 0 BB: 0 P: 9	R: 1 E: 0 K: 1 S: 5	H: 1 LOB: 2 BB: 2 P: 13	1B: 10 2B: 2 3B: 0 HR: 1	SF: 0 SAC: 3 DP: 0 HBP: 0	WP: 0 PA: 47
PITCHER	IP WLS BF H R ER SO ERA WHIP	IP WLS BF H R ER SO ERA WHIP	IP WLS BF H R ER SO ERA WHIP	IP WLS BF H R ER SO ERA WHIP	IP WLS BF H R ER SO ERA WHIP	IP WLS BF H R ER SO ERA WHIP	IP WLS BF H R ER SO ERA WHIP	IP WLS BF H R ER SO ERA WHIP	IP WLS BF H R ER SO ERA WHIP	IP WLS BF H R ER SO ERA WHIP	IP WLS BF H R ER SO ERA WHIP	IP WLS BF H R ER SO ERA WHIP	IP WLS BF H R ER SO ERA WHIP	IP WLS BF H R ER SO ERA WHIP	IP WLS BF H R ER SO ERA WHIP	IP WLS BF H R ER SO ERA WHIP	IP WLS BF H R ER SO ERA WHIP	IP WLS BF H R ER SO ERA WHIP	IP WLS BF H R ER SO ERA WHIP	IP WLS BF H R ER SO ERA WHIP			
Dave Hillman, R ERA: 3.2	7.1	35	10	5	3	3	4	3	0	0	3	6	8	1	1	5	1	1					
Don Elston, R ERA: 3.21	2.1	L	12	3	1	1	5	1	1	0	0	0	0	0	0	20	28	3.86	1.714				

Chicago Cubs @ San Francisco Giants
Seals Stadium, San Francisco, CA
Fri Jul 24 1959, 10:05 PM EDT
Att: 22,865 - Unknown

AB 39
R 6
H 13
RBI 6
BB 5
SO 9
LOB 24



Batter	1	2	3	4	5	6	7	8	9	AB	R	H	RBI	BB	SO	LOB	TOP
Tony Taylor, R OBP: 0.326, SLG: 0.364 (1, 4)	0-0 1-3		0-0 K 1B		0-0 6-3		0-3 K	0-0 F8		5	0	1	0	0	1	2	<p>Chicago Cubs @ San Francisco Giants</p> <p>Seals Stadium, San Francisco, CA</p> <p>Sat Jul 25 1959, 6:33 AM EDT</p> <p>Att: 20,261 - Unknown</p> <p>livebaseballscorecards.com</p> <p>AB 39 R 5 H 12 RBI 5 BB 1 SO 6 LOB 15</p> 
Alvin Dark, R OBP: 0.325, SLG: 0.347 (1, 5)	0-0 5-3		0-3 K 1-2 1B		0-0 E7 1B		0-0 F9		0-0 5-3	5	1	1	1	0	1	2	
Jim Marshall, L OBP: 0.329, SLG: 0.397 (1, 3)	0-0 1B		0-0 4-3		0-0 1B		0-0 14 1B 1-2 1B		0-0 3-1	5	1	3	1	0	0	1	
14 Ernie Banks, R OBP: 0.361, SLG: 0.583 (1, 6)	0-0 5-3			0-0 F7	0-3 K		0-0 1B 1-3 2H 1B		0-0 WP 2B	5	1	2	1	0	1	2	
Walt Moryn, L OBP: 0.313, SLG: 0.364 (1, 7)		0-0 1B		0-0 F8		0-0 3-1	0-0 1B IBB		0-0 G3	4	0	1	0	1	0	1	
Bobby Thomson, R OBP: 0.326, SLG: 0.409 (7, PH)		0-0 F8		0-0 1B		0-0 F5		0-0 1-3 2H 3H 1B		3	0	1	0	0	0	1	
Irv Noren, L OBP: 0.344, SLG: 0.345 (7, 9)										1	0	1	2	0	0	0	
Lee Walls, R OBP: 0.340, SLG: 0.388 (7, 9)										0	0	0	0	0	0	0	
Sammy Taylor, L OBP: 0.317, SLG: 0.379 (1, 2)			0-3 K		0-0 1-3		0-0 E3 K			4	0	0	0	0	2	4	
George Altman, L OBP: 0.308, SLG: 0.354 (1, 8)			0-0 G1			0-0 6-3 SH2-4 E 1B	0-0 G3		0-0 4-3	4	1	1	0	0	0	2	
Art Ceccarelli, R OBP: 0.071, SLG: 0.071 (1, 1)			0-3 K			0-0 SH2-4 1-2 1B		0-0 14 1B 1B	0-0 6-3	3	1	1	0	0	1	0	
Inning Stats	R: 0 E: 0 K: 0 S: 4	H: 1 LOB: 1 BB: 0 P: 4	R: 0 E: 0 K: 1 S: 6	H: 1 LOB: 1 BB: 0 P: 6	R: 0 E: 0 K: 2 S: 8	H: 1 LOB: 1 BB: 0 P: 8	R: 0 E: 0 K: 0 S: 4	H: 0 LOB: 0 BB: 0 P: 4	R: 3 E: 0 K: 2 S: 11	H: 4 LOB: 2 BB: 1 P: 15	R: 0 E: 0 K: 0 S: 3	H: 0 LOB: 0 BB: 0 P: 3	R: 0 E: 0 K: 0 S: 4	H: 1 LOB: 1 BB: 0 P: 4	1B: 11 2B: 1 3B: 0 HR: 0	SF: 0 SAC: 1 DP: 0 HBP: 0	WP: 1 PA: 41 PB: 0 SB: 1 CS: 0
PITCHER	IP WLS BF H R ER SO BB IBB HBP BLK WP HR S P ERA WHIP																
Stu Miller, R ERA: 2.95 (1, 1)	8.0 L 37 11 5 4 6 0 0 0 0 0 0 48 52 4.50 1.375																
Al Worthington, R ERA: 3.77 (9, 1)	1.0 4 1 0 0 0 0 0 0 0 0 1 0 4 4 0.00 1.000																


Batter	1	2	3	4	5	6	7	8	9	AB	R	H	RBI	BB	SO	LOB	BOTTOM		
Jackie Brandt, R OBP: 0.317, SLG: 0.408 (1, 7)	0-0 4-3		0-3 K			0-3 K		0-0 1B SF9 1B		4	1	1	0	0	2	0	<p>Chicago Cubs @ San Francisco Giants</p> <p>Seals Stadium, San Francisco, CA</p> <p>Sat Jul 25 1959, 6:33 AM EDT</p> <p>Att: 20,261 - Unknown</p> <p>livebaseballscorecards.com</p> <p>AB 33 R 3 H 7 RBI 3 BB 1 SO 3 LOB 8</p> 		
Jim Davenport, R OBP: 0.284, SLG: 0.332 (1, 5)	0-0 6-3			0-0 F4		0-0 F9		0-0 1-3 1B		4	0	1	0	0	0	0			
Willie Kirkland, L OBP: 0.346, SLG: 0.505 (1, 9)				0-0 4-3		0-0 G3		0-0 SF9		3	0	0	0	0	0	0			
Willie Mays, R OBP: 0.358, SLG: 0.528 (8, PH) (9, 8)								0-0 3H K		0	0	0	1	0	0	0			
Orlando Cepeda, R OBP: 0.362, SLG: 0.549 (1, 3)		0-0 F9		0-0 F4			0-0 5-3	0-3 K		4	0	0	0	0	1	1			
Daryl Spencer, R OBP: 0.345, SLG: 0.387 (1, 4)		0-0 F6			0-0 4-3		0-0 5-3 1B		0-0 6-3	4	0	1	0	0	0	0			
Felipe Alou, R OBP: 0.319, SLG: 0.465 (1, 8) (9, 9)		0-0 F9			0-0 BB 1B		0-0 5-3 1-2 1B		0-0 1B	4	0	2	0	0	0	1			
Bob Schmidt, R OBP: 0.286, SLG: 0.385 (1, 2)			0-0 F4		0-0 F9		0-0 F7		0-0 F9	4	0	0	0	0	0	3			
Eddie Bressoud, R OBP: 0.318, SLG: 0.407 (1, 6)				4-0 HR		4-0 BB		0-0 5-3	0-0 F9	3	1	1	1	1	0	1			
Stu Miller, R OBP: 0.079, SLG: 0.054 (8, PH)			0-0 6-3		0-0 F9			0-0 HR		2	0	0	0	0	0	2			
Hank Sauer, R OBP: 0.077, SLG: 0.308 (8, PH)										1	1	1	1	0	0	0			
Al Worthington, R OBP: 0.125, SLG: 0.125 (9, 1)										0	0	0	0	0	0	0			
Inning Stats	R: 0 E: 0 K: 0 S: 3	H: 0 LOB: 0 BB: 0 P: 3	R: 0 E: 0 K: 0 S: 3	H: 0 LOB: 0 BB: 0 P: 3	R: 1 E: 0 K: 1 S: 6	H: 1 LOB: 0 BB: 0 P: 6	R: 0 E: 0 K: 0 S: 3	H: 0 LOB: 0 BB: 0 P: 3	R: 0 E: 0 K: 1 S: 5	H: 0 LOB: 0 BB: 0 P: 5	R: 0 E: 0 K: 0 S: 4	H: 1 LOB: 1 BB: 0 P: 4	R: 2 E: 0 K: 1 S: 8	H: 3 LOB: 1 BB: 0 P: 8	R: 0 E: 0 K: 0 S: 4	H: 1 LOB: 1 BB: 0 P: 4	1B: 5 2B: 0 3B: 0 HR: 2	SF: 1 SAC: 0 DP: 0 HBP: 0	WP: 0 PA: 35 PB: 0 SB: 0 CS: 0
PITCHER	IP WLS BF H R ER SO BB IBB HBP BLK WP HR S P ERA WHIP																		
Art Ceccarelli, L ERA: 2.65 (1, 1)	9.0 W 35 7 3 3 3 1 0 0 0 0 2 40 44 3.00 0.889																		

Batter	1	2	3	4	5	6	7	8	9	AB	R	H	RBI	BB	SO	LOB	TOP										
Tony Taylor, R OBP: 0.324, SLG: 0.362 (1, 4)	0-0 3-1	0-0 FC5-4						0-0 F5		5	1	1	0	0	0	2											
Alvin Dark, R OBP: 0.323, SLG: 0.348 (1, 5)	0-0 F7		0-0 F7			0-0 2B 1B	0-0 F9		0-0 3-1	5	1	1	1	0	0	0											
Art Schult, R OBP: 0.346, SLG: 0.318 (1, 3) (5, 7)	0-3 K		0-0 14 HR 1B			0-0 2B 1B	0-0 4-3		0-0 F9	5	2	2	1	0	1	0											
14 Ernie Banks, R OBP: 0.366, SLG: 0.591 (1, 6)		4-0 E 1B BB	0-0 1B HR			4-0 2B BB		0-3 K	0-0 1B	3	2	2	2	2	1	0											
Bobby Thomson, R OBP: 0.327, SLG: 0.413 (1, 7) (5, 9)		0-0 E 1B 1B	0-3 K			0-0 2B		0-0 F9	0-0 F2	5	1	2	1	0	1	1											
Earl Averill, R OBP: 0.305, SLG: 0.514 (1, 2)		0-0 F9	0-3 K			0-0 4-3		0-0 1B		4	0	1	0	0	1	4											
Lee Walls, R OBP: 0.337, SLG: 0.385 (1, 9) Jim Marshall, L OBP: 0.325, SLG: 0.392 (5, PH) (5, 3)		0-3 K		0-0 5-3		0-3 K		0-3 K		2	0	0	0	0	1	2	AB 38 R 7 H 10 RBI 7 BB 3 SO 9 LOB 17										
George Altman, L OBP: 0.307, SLG: 0.349 (1, 8)		0-0 E3 1B 1-2 2-3		0-0 1-3		4-0 1B IBB		0-0 F7		3	0	0	0	1	0	2											
Bob Anderson, R OBP: 0.157, SLG: 0.143 (1, 1)		0-0 FC5-4 1B 1-2 2-H 3-H		0-3 K		0-3 K		0-0 5-3		4	0	1	2	0	2	3											
Inning Stats	R: 0 E: 0 K: 1 S: 5	H: 0 LOB: 0 BB: 0 P: 5	R: 2 E: 1 K: 1 S: 8	H: 2 LOB: 2 BB: 1 P: 12	R: 2 E: 0 K: 2 S: 9	H: 2 LOB: 0 BB: 0 P: 9	R: 0 E: 0 K: 1 S: 5	H: 0 LOB: 0 BB: 0 P: 5	R: 3 E: 0 K: 2 S: 11	H: 4 LOB: 3 BB: 2 P: 19	R: 0 E: 0 K: 0 S: 3	H: 0 LOB: 0 BB: 0 P: 3	R: 0 E: 0 K: 2 S: 8	H: 1 LOB: 1 BB: 0 P: 8	R: 0 E: 0 K: 0 S: 3	H: 0 LOB: 0 BB: 0 P: 3	R: 0 E: 0 K: 0 S: 4	H: 1 LOB: 1 BB: 0 P: 4	1B: 7 2B: 2 3B: 0 HR: 1	SF: 0 SAC: 0 DP: 0 HBP: 0	WP: 1 PB: 0 SB: 0 CS: 0	PA: 41					
PITCHER	IP	WLS	BF	H	R	ER	SO	BB	IBB	HBP	BLK	WP	HR	S	P	ERA	WHIP										
Mike McCormick, L ERA: 3.55 (1, 1)	4.0	L	21	7	7	5	5	1	0	0	0	1	1	30	34	11.25	2.000										
Jack Sanford, R ERA: 3.1 (5, 1)	3.0		13	2	0	0	4	1	1	0	0	0	0	19	27	0.00	1.000										
Eddie Fisher, R ERA: 4.3 (8, 1)	2.0		7	1	0	0	0	0	0	0	0	0	0	7	7	0.00	0.500										

Chicago Cubs @ San Francisco Giants
Seals Stadium, San Francisco, CA
Sun Jul 26 1959, 6:33 AM EDT
Att: 22,715 - Unknown

livebaseballscorecards.com

AB 38
R 7
H 10
RBI 7
BB 3
SO 9
LOB 17




Batter	1	2	3	4	5	6	7	8	9	AB	R	H	RBI	BB	SO	LOB	BOTTOM										
Jackie Brandt, R OBP: 0.319, SLG: 0.407 (1, 7)	4-0 4-3 6-3 S BB		0-0 6-3					0-3 K		3	1	1	0	1	1	0											
Jim Davenport, R OBP: 0.284, SLG: 0.332 (1, 5)	0-0 4-3			0-0 HR 1B	0-0 F4			0-0 F5		4	1	1	0	0	0	2											
Willie Mays, R OBP: 0.357, SLG: 0.533 (1, 8)	0-0 6-3			0-0 HR		0-0 6-3		0-3 K		4	1	1	3	0	1	0											
Orlando Cepeda, R OBP: 0.361, SLG: 0.546 (1, 3)	0-3 K			0-0 4-3 1B		0-0 2-3			0-0 F9	4	0	1	0	0	1	0											
Willie Kirkland, L OBP: 0.345, SLG: 0.502 (1, 9)			0-0 4-3		0-0 F9			0-0 3-1		4	0	1	0	0	0	1											
Daryl Spencer, R OBP: 0.344, SLG: 0.388 (1, 4) (8, 6)			0-0 5-3		0-0 4-3		0-0 G1 2B		0-0 4-3	4	0	1	0	0	0	2											
Hobie Landrith, L OBP: 0.351, SLG: 0.344 (1, 2)			0-0 4-3		0-0 6-3		0-0 G1		0-0 4-3	4	0	0	0	0	0	3											
Eddie Bressoud, R OBP: 0.313, SLG: 0.400 (1, 6) Dusty Rhodes, L OBP: 0.178, SLG: 0.200 (7, PH) Danny O'Connell, R OBP: 0.222, SLG: 0.222 (8, 4)			0-0 F8			0-0 5-3		0-3 K		2	0	0	0	0	0	0											
Mike McCormick, L OBP: 0.200, SLG: 0.171 (1, 1) Jack Sanford, R OBP: 0.178, SLG: 0.098 (5, 1) Leon Wagner, L OBP: 0.364, SLG: 0.462 (7, PH) Eddie Fisher, R (8, 1)			0-3 K			0-3 K		0-3 K		1	0	0	0	0	1	0											
Inning Stats	R: 1 E: 0 K: 1 S: 5	H: 0 LOB: 0 BB: 1 P: 9	R: 0 E: 0 K: 0 S: 3	H: 0 LOB: 0 BB: 0 P: 3	R: 0 E: 0 K: 1 S: 5	H: 0 LOB: 0 BB: 0 P: 5	R: 2 E: 0 K: 0 S: 6	H: 3 LOB: 1 BB: 0 P: 6	R: 0 E: 0 K: 1 S: 6	H: 1 LOB: 1 BB: 0 P: 6	R: 0 E: 0 K: 0 S: 3	H: 0 LOB: 0 BB: 0 P: 3	R: 0 E: 0 K: 2 S: 8	H: 1 LOB: 1 BB: 0 P: 8	R: 0 E: 0 K: 2 S: 7	H: 0 LOB: 0 BB: 0 P: 7	R: 0 E: 0 K: 0 S: 4	H: 1 LOB: 1 BB: 0 P: 4	1B: 4 2B: 1 3B: 0 HR: 1	SF: 0 SAC: 0 DP: 0 HBP: 0	WP: 0 PB: 0 SB: 1 CS: 0	PA: 34					
PITCHER	IP	WLS	BF	H	R	ER	SO	BB	IBB	HBP	BLK	WP	HR	S	P	ERA	WHIP										
Bob Anderson, R ERA: 3.52 (1, 1)	9.0	W	34	6	3	3	7	1	0	0	0	0	1	47	51	3.00	0.778										

Chicago Cubs @ San Francisco Giants
Seals Stadium, San Francisco, CA
Sun Jul 26 1959, 6:33 AM EDT
Att: 22,715 - Unknown

livebaseballscorecards.com

AB 33
R 3
H 6
RBI 3
BB 1
SO 7
LOB 10



Batter	1	2	3	4	5	6	7	8	9	AB	R	H	RBI	BB	SO	LOB	TOP								
Tony Taylor, R OBP: 0.325, SLG: 0.369 (1, 4)										4	1	1	1	1	1	2	Chicago Cubs @ Milwaukee Braves Milwaukee County Stadium, Milwaukee, WI Tue Jul 28 1959, 8:05 PM EDT Att: 28,940 - Unknown livebaseballscores.com								
Alvin Dark, R OBP: 0.316, SLG: 0.343 (1, 5)										5	0	0	0	0	0	3									
Art Schult, R OBP: 0.355, SLG: 0.370 (1, 3) (3, 7)										5	1	2	0	0	0	0									
14 Ernie Banks, R OBP: 0.366, SLG: 0.589 (1, 6)										5	1	2	1	0	0	1									
Bobby Thomson, R OBP: 0.333, SLG: 0.416 (1, 7) (3, 9)										3	1	2	0	1	1	1									
Earl Averill, R OBP: 0.308, SLG: 0.514 Sammy Taylor, L OBP: 0.315, SLG: 0.376 (6, PH) (6, 2)										2	0	1	1	0	0	0									
Lee Walls, R OBP: 0.339, SLG: 0.388 Jim Marshall, L OBP: 0.331, SLG: 0.404 (3, PH) (3, 3)										1	0	1	0	0	0	0									
George Altman, L OBP: 0.310, SLG: 0.349 (1, 8)										3	0	1	1	1	1	2									
Glen Hobbie, R OBP: 0.176, SLG: 0.163 Bill Henry, L OBP: 0.190, SLG: 0.150 (6, 1) (6, 1)										2	0	0	0	0	2	2									
										1	0	0	0	0	2										
Inning Stats	R: 2 E: 0 K: 1 S: 7	H: 3 LOB: 0 BB: 0 P: 7	R: 0 E: 0 K: 1 S: 6	H: 1 LOB: 3 BB: 2 P: 14	R: 1 E: 0 K: 0 S: 4	H: 2 LOB: 1 BB: 1 P: 8	R: 0 E: 0 K: 2 S: 7	H: 0 LOB: 0 BB: 0 P: 7	R: 0 E: 0 K: 0 S: 3	H: 0 LOB: 0 BB: 0 P: 3	R: 2 E: 1 K: 0 S: 6	H: 3 LOB: 1 BB: 0 P: 6	R: 0 E: 0 K: 0 S: 3	H: 0 LOB: 0 BB: 0 P: 3	R: 0 E: 0 K: 0 S: 5	H: 2 LOB: 2 BB: 0 P: 5	R: 0 E: 0 K: 1 S: 6	H: 1 LOB: 1 BB: 0 P: 6	1B: 9 2B: 3 3B: 0 HR: 1	SF: 0 SAC: 1 DP: 2 HBP: 0	WP: 1 PB: 0 SB: 0 CS: 0	PA: 40			
PITCHER	IP	WLS	BF	H	R	ER	SO	BB	IBB	HBP	BLK	WP	HR	S	P	ERA	WHIP								
Juan Pizarro, L ERA: 4.08 Carl Willey, R ERA: 4.52 Bob Trowbridge, R ERA: 4.56	2.1	L	15	6	3	3	2	3	0	0	0	1	1	16	28	11.57	3.857								
	3.2	L	13	3	2	2	2	0	0	0	0	0	0	17	17	4.91	0.818								
	3.0		12	3	0	0	1	0	0	0	0	0	0	14	14	0.00	1.000								

Batter	1	2	3	4	5	6	7	8	9	AB	R	H	RBI	BB	SO	LOB	BOTTOM								
Bobby Avila, R OBP: 0.292, SLG: 0.320 (1, 4)										5	0	0	0	0	0	0	Chicago Cubs @ Milwaukee Braves Milwaukee County Stadium, Milwaukee, WI Tue Jul 28 1959, 8:05 PM EDT Att: 28,940 - Unknown livebaseballscores.com								
Bill Bruton, L OBP: 0.339, SLG: 0.410 Stan Lopata, R OBP: 0.108, SLG: 0.057 (8, PH) (8, 8)										3	1	2	0	1	1	0									
Hank Aaron, R OBP: 0.406, SLG: 0.655 (9, 9)										4	0	1	0	0	0	3									
Joe Adcock, R OBP: 0.339, SLG: 0.482 (1, 3)										4	0	1	1	0	0	3									
Wes Covington, L OBP: 0.325, SLG: 0.389 Felix Mantilla, R OBP: 0.240, SLG: 0.198 (8, PR) (9, 5)										4	1	1	0	0	2	1									
Lee Mays, L OBP: 0.382, SLG: 0.333 Andy Pafko, R OBP: 0.305, SLG: 0.322 (8, PH) (9, 7)										3	1	2	1	0	0	0									
Johnny Logan, R OBP: 0.399, SLG: 0.491 (1, 6)										4	0	0	0	0	1	3									
Del Crandall, R OBP: 0.296, SLG: 0.399 (1, 2)										3	1	1	1	1	0	2									
Juan Pizarro, L OBP: 0.167, SLG: 0.107 Carl Willey, R OBP: 0.111, SLG: 0.148 Frank Torre, L OBP: 0.320, SLG: 0.337 Bob Trowbridge, R (7, 1) Mel Roach, R OBP: 0.152, SLG: 0.097 (8, PH)										1	0	0	0	0	0	1									
										1	0	1	1	0	0	0									
										1	0	0	0	0	0	0									
										0	0	0	0	0	0	0									
										1	0	0	0	0	0	0									
Inning Stats	R: 1 E: 0 K: 0 S: 4	H: 1 LOB: 1 BB: 1 P: 8	R: 0 E: 0 K: 0 S: 3	H: 0 LOB: 1 BB: 1 P: 7	R: 0 E: 0 K: 1 S: 6	H: 1 LOB: 1 BB: 0 P: 6	R: 2 E: 1 K: 1 S: 7	H: 3 LOB: 1 BB: 0 P: 7	R: 0 E: 0 K: 0 S: 4	H: 1 LOB: 1 BB: 0 P: 4	R: 1 E: 0 K: 1 S: 7	H: 2 LOB: 1 BB: 0 P: 7	R: 0 E: 0 K: 0 S: 4	H: 1 LOB: 1 BB: 0 P: 4	R: 0 E: 0 K: 1 S: 6	H: 0 LOB: 0 BB: 0 P: 6	R: 0 E: 0 K: 0 S: 3	H: 0 LOB: 0 BB: 0 P: 3	1B: 7 2B: 2 3B: 0 HR: 0	SF: 0 SAC: 0 DP: 0 HBP: 0	WP: 0 PB: 1 SB: 0 CS: 0	PA: 38			
PITCHER	IP	WLS	BF	H	R	ER	SO	BB	IBB	HBP	BLK	WP	HR	S	P	ERA	WHIP								
Glen Hobbie, R ERA: 3.22 Bill Henry, L ERA: 2.55	5.2	W	26	8	4	2	3	2	0	0	0	0	0	30	38	3.18	1.765								
	3.1	S	12	1	0	0	1	0	0	0	0	0	0	14	14	0.00	0.300								

Batter	1	2	3	4	5	6	7	8	9	AB	R	H	RBI	BB	SO	LOB	TOP										
Tony Taylor, R OBP: 0.325, SLG: 0.368 (1, 4)										4	1	1	0	0	1	2	Chicago Cubs @ Milwaukee Braves Milwaukee County Stadium, Milwaukee, WI Wed Jul 29 1959, 8:05 PM EDT Att: 21,236 - Unknown										
Alvin Dark, R OBP: 0.317, SLG: 0.342 (1, 5)										4	1	1	0	0	0	1											
Jim Marshall, L OBP: 0.324, SLG: 0.393 (1, 3)										4	0	0	0	0	0	2											
14 Ernie Banks, R OBP: 0.370, SLG: 0.605 (1, 6)										3	2	2	4	1	0	0											
Walt Moryn, L OBP: 0.312, SLG: 0.362 (1, 7)										4	0	1	0	0	0	1											
Bobby Thomson, R OBP: 0.329, SLG: 0.409 (1, 9)										4	0	0	0	0	0	2											
Sammy Taylor, L OBP: 0.313, SLG: 0.387 (1, 2)										4	1	1	1	0	0	0											
George Altman, L OBP: 0.309, SLG: 0.347 (1, 8)										4	0	1	0	0	0	0											
Dave Hillman, R Art Schull, R Moe Drabowsky, R Irv Noren, L Elmer Singleton, R Dale Long, L OBP: 0.285, SLG: 0.163 (5, PH) OBP: 0.344, SLG: 0.307 OBP: 0.198, SLG: 0.167 OBP: 0.35, SLG: 0.438 (7, 1) OBP: 0.379, SLG: 0.490 (9, PH)										1	0	1	0	0	0	0											
Inning Stats	R: 0 E: 0 K: 1 S: 5	H: 0 LOB: 0 BB: 0 P: 5	R: 0 E: 0 K: 0 S: 3	H: 0 LOB: 0 BB: 0 P: 3	R: 0 E: 0 K: 0 S: 4	H: 1 LOB: 1 BB: 0 P: 4	R: 1 E: 0 K: 0 S: 5	H: 2 LOB: 1 BB: 0 P: 5	R: 0 E: 0 K: 0 S: 3	H: 0 LOB: 0 BB: 0 P: 3	R: 3 E: 0 K: 0 S: 6	H: 3 LOB: 0 BB: 0 P: 6	R: 1 E: 0 K: 1 S: 7	H: 2 LOB: 1 BB: 0 P: 7	R: 0 E: 0 K: 0 S: 3	H: 0 LOB: 1 BB: 1 P: 7	R: 0 E: 0 K: 1 S: 5	H: 0 LOB: 0 BB: 0 P: 5	1B: 5 2B: 0 3B: 0 HR: 3	SF: 0 SAC: 0 DP: 0 HBP: 0	WP: 0 PB: 0 SB: 0 CS: 0	PA: 36					
PITCHER	IP	WLS	BF	H	R	ER	SO	BB	IBB	HBP	BLK	WP	HR	S	P	ERA	WHIP										
Lew Burdette, R ERA: 4.0 (1, 1)	6.0	W	26	8	5	5	1	0	0	0	0	0	3	28	28	7.50	1.333										
Don McMahon, R ERA: 2.3 (7, 1)	3.0	S	10	0	0	0	2	1	0	0	0	0	0	13	17	0.00	0.333										


AB	35
R	5
H	8
RBI	5
BB	1
SO	3
LOB	9




Batter	1	2	3	4	5	6	7	8	9	AB	R	H	RBI	BB	SO	LOB	BOTTOM										
Bobby Avila, R OBP: 0.291, SLG: 0.312 (1, 4)										3	1	0	0	1	0	1	Chicago Cubs @ Milwaukee Braves Milwaukee County Stadium, Milwaukee, WI Wed Jul 29 1959, 8:05 PM EDT Att: 21,236 - Unknown										
Eddie Mathews, L OBP: 0.381, SLG: 0.596 Frank Torre, L OBP: 0.319, SLG: 0.335 (1, 5) (8, 3)										2	2	0	0	2	0	1											
Hank Aaron, R OBP: 0.409, SLG: 0.671 (1, 9)										4	3	3	3	0	0	1											
Joe Adcock, R OBP: 0.342, SLG: 0.498 Felix Mantilla, R OBP: 0.240, SLG: 0.198 (1, 3) (7, PR) (8, 5)										4	0	2	1	0	0	2											
Wes Covington, L OBP: 0.331, SLG: 0.391 (1, 7)										4	0	2	2	0	2	1											
Johnny Logan, R OBP: 0.394, SLG: 0.484 (1, 6)										4	0	0	0	0	0	3											
Bill Bruton, L OBP: 0.340, SLG: 0.411 (1, 8)										4	1	2	0	0	0	4											
Del Crandall, R OBP: 0.293, SLG: 0.394 (1, 2)										4	0	0	0	0	0	2											
Lew Burdette, R OBP: 0.214, SLG: 0.239 Don McMahon, R OBP: 0.375, SLG: 0.286 (1, 1) (7, 1)										3	0	1	1	0	1	1											
Inning Stats	R: 2 E: 0 K: 1 S: 6	H: 1 LOB: 1 BB: 1 P: 10	R: 0 E: 0 K: 1 S: 6	H: 1 LOB: 0 BB: 0 P: 6	R: 1 E: 0 K: 1 S: 7	H: 2 LOB: 1 BB: 0 P: 7	R: 1 E: 0 K: 0 S: 5	H: 2 LOB: 1 BB: 0 P: 5	R: 2 E: 1 K: 0 S: 5	H: 2 LOB: 1 BB: 1 P: 9	R: 0 E: 0 K: 0 S: 3	H: 0 LOB: 0 BB: 0 P: 3	R: 2 E: 0 K: 0 S: 5	H: 2 LOB: 2 BB: 1 P: 9	R: 0 E: 0 K: 0 S: 4	H: 1 LOB: 1 BB: 0 P: 4	1B: 7 2B: 1 3B: 1 HR: 2	SF: 0 SAC: 1 DP: 1 HBP: 0	WP: 0 PB: 0 SB: 1 CS: 0	PA: 38							
PITCHER	IP	WLS	BF	H	R	ER	SO	BB	IBB	HBP	BLK	WP	HR	S	P	ERA	WHIP										
Dave Hillman, R ERA: 3.38 (5, 1)	4.0	L	19	6	4	4	3	1	0	0	0	0	2	24	28	9.00	1.750										
Moe Drabowsky, R ERA: 4.39 (7, 1)	2.0		9	2	2	1	0	1	0	0	0	0	0	8	12	4.50	1.500										
Elmer Singleton, R ERA: 2.79 (7, 1)	2.0		10	3	2	2	0	1	0	0	0	0	0	9	13	9.00	2.000										

AB	34
R	8
H	11
RBI	7
BB	3
SO	3
LOB	17



Batter	1	2	3	4	5	6	7	8	9	AB	R	H	RBI	BB	SO	LOB	TOP			
Tony Taylor, R OBP: 0.326, SLG: 0.369 (1, 4)	0-0 1-3		0-0 1-3						0-0 1B	4	1	2	0	0	0	0	Chicago Cubs @ Milwaukee Braves Milwaukee County Stadium, Milwaukee, WI Thu Jul 30 1959, 8:05 PM EDT Att: 29,170 - Unknown 			
Alvin Dark, R OBP: 0.317, SLG: 0.340 (1, 5)	0-0 L9			0-0 1-3		0-0 1B			0-0 F7	4	0	1	0	0	0	1				
Art Schult, R OBP: 0.306, SLG: 0.313 (1, 3)	0-0 F2			0-0 1-3		0-0 G4-3-6-1			0-0 F9	4	0	0	0	0	0	2				
14 Ernie Banks, R OBP: 0.367, SLG: 0.599 (1, 6)		0-0 6-3		0-0 4-3					0-0 F8	4	0	0	0	0	0	1				
Bobby Thomson, R OBP: 0.329, SLG: 0.420 (1, 7)		0-0 F8			0-0 HR				0-0 2-3	3	1	1	1	0	0	0				
Earl Averill, R OBP: 0.309, SLG: 0.509 (1, 2)		0-0 1B			0-3 K				0-0 F5	3	0	1	0	0	1	0				
Lee Walls, R OBP: 0.336, SLG: 0.384 (1, 9)		0-0 F7			0-0 6-3				0-0 6-3	3	0	0	0	0	0	1				
George Altman, L OBP: 0.306, SLG: 0.343 (1, 8)			0-0 G3		0-3 K				0-0 F8	3	0	0	0	0	2	0				
Art Ceccarelli, R OBP: 0.087, SLG: 0.087 (5, 1) John Buzhardt, R OBP: 0.115, SLG: 0.120 (5, 1) Cal Neenan, R OBP: 0.271, SLG: 0.271 (6, PH) Moe Drabowsky, R OBP: 0.198, SLG: 0.229 (6, 1) Randy Jackson, R OBP: 0.309, SLG: 0.329 (8, PH) Don Elston, R OBP: 0.200, SLG: 0.200 (8, 1)			0-3 K			0-0 F7			0-0 F8	1	0	0	0	0	0	0				
Inning Stats	R: 0 E: 0 K: 0 S: 3	H: 0 LOB: 0 BB: 0 P: 3	R: 0 E: 0 K: 0 S: 4	H: 1 LOB: 1 BB: 0 P: 4	R: 0 E: 0 K: 1 S: 5	H: 0 LOB: 0 BB: 0 P: 5	R: 0 E: 0 K: 0 S: 3	H: 0 LOB: 0 BB: 0 P: 3	R: 1 E: 0 K: 2 S: 8	H: 1 LOB: 0 BB: 0 P: 8	R: 0 E: 0 K: 0 S: 3	H: 0 LOB: 0 BB: 0 P: 3	R: 0 E: 0 K: 1 S: 5	H: 0 LOB: 0 BB: 0 P: 5	R: 0 E: 0 K: 0 S: 4	H: 1 LOB: 1 BB: 0 P: 4	1B: 4 2B: 0 3B: 0 HR: 1	SF: 0 SAC: 0 DP: 1 HBP: 0	WP: 0 PB: 0 SB: 0 CS: 0	PA: 31
PITCHER Warren Spahn, L ERA: 2.82 (1, 1)	IP: 9.0 WLS: W BF: 31 H: 5 R: 2 ER: 2 SO: 4 BB: 0 IBB: 0 HBP: 0 BLK: 0 WP: 0 HR: 1 S: 39 P: 39 ERA: 2.00 WHIP: 0.556															PITCHER				

Batter	1	2	3	4	5	6	7	8	9	AB	R	H	RBI	BB	SO	LOB	BOTTOM			
Bobby Avila, R OBP: 0.297, SLG: 0.313 (1, 4)	4-0 F9 1B BB		0-0 6-3	0-0 E5		0-0 G4-6-3 1B				3	1	1	0	1	0	1	Chicago Cubs @ Milwaukee Braves Milwaukee County Stadium, Milwaukee, WI Thu Jul 30 1959, 8:05 PM EDT Att: 29,170 - Unknown 			
Felix Mantilla, R OBP: 0.240, SLG: 0.222 (1, 5)	0-0 E4 1B		0-0 HR	0-0 F2		0-0 G4-6-3 1B				4	1	1	1	0	0	4				
Hank Aaron, R OBP: 0.408, SLG: 0.674 (1, 9)	0-0 F9		0-0 HR		0-0 6-3				0-0 F3	4	1	1	1	0	0	2				
Joe Adcock, R OBP: 0.345, SLG: 0.498 (1, 3)	0-0 G5-4-3 1B		0-0 1B		0-0 F7				0-3 K	4	0	2	1	0	1	0				
Johnny Logan, R OBP: 0.393, SLG: 0.491 (1, 6)	0-0 G5-4-3		0-0 L7		0-0 HR				0-0 F6	4	1	1	1	0	0	3				
Andy Pafko, R OBP: 0.303, SLG: 0.352 (1, 7)		0-0 5-3		0-0 F9		0-0 HR			0-0 5-3	4	1	1	1	0	0	0				
Bill Bruton, L OBP: 0.342, SLG: 0.412 (1, 8)		0-3 K		0-3 K		0-0 1B			0-0 1B	4	0	2	0	0	2	0				
Del Crandall, R OBP: 0.292, SLG: 0.391 (1, 2)		0-0 F6		4-0 1B E BB		0-0 P7			0-0 F2	3	1	0	0	1	0	2				
Warren Spahn, L OBP: 0.260, SLG: 0.324 (1, 1)			0-0 4-3	0-0 1B		0-3 K			0-3 K	4	0	1	0	0	2	1				
Inning Stats	R: 1 E: 1 K: 0 S: 4	H: 1 LOB: 1 BB: 1 P: 8	R: 0 E: 0 K: 1 S: 5	H: 0 LOB: 0 BB: 0 P: 5	R: 2 E: 0 K: 0 S: 6	H: 3 LOB: 1 BB: 0 P: 6	R: 1 E: 1 K: 1 S: 7	H: 1 LOB: 2 BB: 1 P: 11	R: 2 E: 0 K: 0 S: 6	H: 3 LOB: 1 BB: 0 P: 6	R: 0 E: 0 K: 1 S: 5	H: 1 LOB: 0 BB: 0 P: 5	R: 0 E: 0 K: 1 S: 5	H: 0 LOB: 0 BB: 0 P: 5	R: 0 E: 0 K: 1 S: 6	H: 1 LOB: 1 BB: 0 P: 6	1B: 6 2B: 0 3B: 0 HR: 4	SF: 0 SAC: 0 DP: 2 HBP: 0	WP: 0 PB: 0 SB: 0 CS: 0	PA: 36
PITCHER Art Ceccarelli, L ERA: 3.26 (1, 1) John Buzhardt, R ERA: 4.2 (5, 1) Moe Drabowsky, R ERA: 4.29 (6, 1) Don Elston, R ERA: 3.15 (8, 1)	IP: 4.2 WLS: L BF: 25 H: 8 R: 6 ER: 4 SO: 2 BB: 2 IBB: 0 HBP: 0 BLK: 0 WP: 0 HR: 4 S: 4 P: 27 ERA: 7.71 WHIP: 2.143															PITCHER				

Batter	1	2	3	4	5	6	7	8	9	AB	R	H	RBI	BB	SO	LOB	TOP										
Tony Taylor, R OBP: 0.327, SLG: 0.370 (1,4)										4	2	1	0	1	0	1											
Alvin Dark, R OBP: 0.316, SLG: 0.339 (1,5)										4	0	1	0	0	1	1											
Jim Marshall, L OBP: 0.328, SLG: 0.409 (1,3)										4	0	2	1	0	1	1											
14 Ernie Banks, R OBP: 0.370, SLG: 0.599 (1,6)										3	0	2	1	1	0	1											
Walt Moryn, L OBP: 0.307, SLG: 0.356 (1,7)										4	0	0	0	0	2	5											
Sammy Taylor, L OBP: 0.313, SLG: 0.385 (1,2)										4	0	1	0	0	0	3											
Bobby Thomson, R OBP: 0.328, SLG: 0.417 (1,9)										4	1	1	0	0	1	1											
George Altman, L OBP: 0.313, SLG: 0.359 (1,8)										3	1	2	2	1	0	0											
Bob Anderson, R OBP: 0.151, SLG: 0.137 (1,1)										2	0	0	0	0	2	2											
Bill Henry, L OBP: 0.190, SLG: 0.150 (4,1)										0	0	0	0	0	0	0											
Dale Long, L OBP: 0.318, SLG: 0.458 (7, PH)										1	0	0	0	0	0	0											
Don Elston, R OBP: 0.182, SLG: 0.182 (7,1)										1	0	0	0	0	0	0											
Inning Stats	R: 1 E: 0 K: 0 S: 5	H: 2 LOB: 1 BB: 0 P: 5	R: 0 E: 0 K: 1 S: 5	H: 1 LOB: 1 BB: 1 P: 9	R: 1 E: 0 K: 1 S: 6	H: 2 LOB: 2 BB: 2 P: 14	R: 0 E: 0 K: 2 S: 8	H: 1 LOB: 1 BB: 0 P: 8	R: 0 E: 0 K: 1 S: 6	H: 0 LOB: 0 BB: 0 P: 3	R: 0 E: 0 K: 1 S: 5	H: 0 LOB: 0 BB: 0 P: 5	R: 0 E: 0 K: 1 S: 5	H: 1 LOB: 0 BB: 0 P: 5	R: 2 E: 0 K: 0 S: 5	H: 2 LOB: 0 BB: 0 P: 5	1B: 6 2B: 4 3B: 0 HR: 1	SF: 0 SAC: 0 DP: 3 HBP: 0	WP: 0 PB: 0 SB: 1 CS: 0	PA: 37							
PITCHER	IP	WLS	BF	H	R	ER	SO	BB	IBB	HBP	BLK	WP	HR	S	P	ERA	WHIP										
Don Newcombe, R ERA: 3.11 (1,1)	7.0		29	7	2	2	6	2	1	0	0	0	0	38	50	2.57	1.286										
Jim Brosnan, R ERA: 4.24 (8,1)	2.0	W	8	3	2	2	1	0	0	0	0	0	1	10	10	9.00	1.500										

Chicago Cubs @ Cincinnati Redlegs
Crosley Field, Cincinnati, OH
Fri Jul 31 1959, 7:05 PM EDT
Att: 13,846 - Unknown

AB 34
R 4
H 10
RBI 4
BB 3
SO 7
LOB 15



Batter	1	2	3	4	5	6	7	8	9	AB	R	H	RBI	BB	SO	LOB	BOTTOM										
Johnny Temple, R OBP: 0.403, SLG: 0.450 (1,4)										2	0	1	2	1	0	0											
Vada Pinson, L OBP: 0.374, SLG: 0.502 (1,8)										4	0	1	0	0	1	3											
Gus Bell, L OBP: 0.311, SLG: 0.432 (1,9)										4	0	1	1	0	1	3											
Frank Robinson, R OBP: 0.409, SLG: 0.591 (1,3)										4	0	0	0	0	1	2											
Jerry Lynch, L OBP: 0.322, SLG: 0.441 (1,7)										4	1	1	0	0	0	0											
Jim Pendleton, R OBP: 0.323, SLG: 0.360 (9,7)										0	0	0	0	0	0	0											
Ed Bailey, L OBP: 0.397, SLG: 0.395 (1,2)										4	0	1	0	0	1	1											
Willie Jones, R OBP: 0.340, SLG: 0.448 (1,5)										3	1	0	0	1	1	1											
Roy McMillan, R OBP: 0.343, SLG: 0.465 (1,6)										4	1	1	0	0	2	2											
Don Newcombe, L OBP: 0.413, SLG: 0.418 (1,1)										2	1	1	1	1	0	0											
Jim Brosnan, R ERA: 2.46 (8,1)										0	0	0	0	0	0	0											
John Powers, L OBP: 0.313, SLG: 0.548 (9, PH)										1	1	1	1	0	0	0											
Inning Stats	R: 0 E: 0 K: 0 S: 2	H: 0 LOB: 0 BB: 1 P: 6	R: 0 E: 0 K: 1 S: 6	H: 1 LOB: 2 BB: 1 P: 10	R: 1 E: 0 K: 0 S: 5	H: 3 LOB: 1 BB: 0 P: 5	R: 3 E: 2 K: 2 S: 11	H: 3 LOB: 2 BB: 1 P: 15	R: 0 E: 0 K: 1 S: 5	H: 0 LOB: 0 BB: 0 P: 5	R: 0 E: 0 K: 0 S: 3	H: 0 LOB: 0 BB: 0 P: 3	R: 0 E: 0 K: 1 S: 5	H: 0 LOB: 0 BB: 0 P: 5	R: 1 E: 0 K: 2 S: 7	H: 1 LOB: 0 BB: 0 P: 7	1B: 7 2B: 0 3B: 0 HR: 1	SF: 0 SAC: 1 DP: 1 HBP: 0	WP: 0 PB: 0 SB: 1 CS: 1	PA: 36							
PITCHER	IP	WLS	BF	H	R	ER	SO	BB	IBB	HBP	BLK	WP	HR	S	P	ERA	WHIP										
Bob Anderson, R ERA: 3.63 (1,1)	3.1		19	7	4	3	1	3	0	0	0	0	0	18	30	8.10	3.000										
Bill Henry, L ERA: 2.46 (4,1)	2.2		8	0	0	0	3	0	0	0	0	0	0	14	14	0.00	0.000										
Don Elston, R ERA: 3.16 (7,1)	2.2	L	9	1	1	1	3	0	0	0	0	0	1	15	15	3.38	0.375										

Chicago Cubs @ Cincinnati Redlegs
Crosley Field, Cincinnati, OH
Fri Jul 31 1959, 7:05 PM EDT
Att: 13,846 - Unknown

AB 32
R 5
H 8
RBI 5
BB 3
SO 7
LOB 12



Batter	1	2	3	4	5	6	7	8	9	AB	R	H	RBI	BB	SO	LOB	TOP		
Tony Taylor, R OBP: 0.326, SLG: 0.369 (1, 4)										4	1	1	0	0	0	1			
Alvin Dark, R OBP: 0.316, SLG: 0.337 Ed Donnelly, R (5, 1)										2	0	0	0	1	0	2			
Dale Long, L OBP: 0.317, SLG: 0.456 Elmer Singleton, R (8, PH)										1	0	0	0	0	1	0			
Jim Marshall, L OBP: 0.320, SLG: 0.399 (1, 3)										4	0	0	0	0	1	3			
14 Ernie Banks, R OBP: 0.369, SLG: 0.596 (1, 6)										4	1	1	1	0	0	2			
Walt Moryn, L OBP: 0.313, SLG: 0.362 (1, 7)										4	1	3	1	0	0	2			
Sammy Taylor, L OBP: 0.312, SLG: 0.382 (1, 2)										4	0	1	0	0	0	2			
Bobby Thomson, R OBP: 0.327, SLG: 0.413 (1, 9)										3	0	0	0	1	0	2			
George Altman, L OBP: 0.308, SLG: 0.353 (1, 8)										4	0	0	0	0	3	1			
Glen Hobbie, R OBP: 0.173, SLG: 0.160 John Buzhardt, R OBP: 0.315, SLG: 0.120 Art Schult, R OBP: 0.297, SLG: 0.303 Don Eaddy, R (5, 5)										1	0	0	0	0	0	1			
Inning Stats	R: 2 E: 0 K: 1 S: 8	H: 3 LOB: 1 BB: 0 P: 8	R: 0 E: 0 K: 0 S: 3	H: 0 LOB: 1 BB: 1 P: 7	R: 0 E: 1 K: 0 S: 3	H: 0 LOB: 0 BB: 1 P: 7	R: 0 E: 0 K: 1 S: 5	H: 0 LOB: 0 BB: 0 P: 5	R: 0 E: 1 K: 0 S: 4	H: 0 LOB: 1 BB: 0 P: 4	R: 0 E: 0 K: 2 S: 7	H: 0 LOB: 0 BB: 0 P: 7	R: 0 E: 0 K: 1 S: 5	H: 0 LOB: 0 BB: 0 P: 5	R: 1 E: 0 K: 1 S: 6	H: 2 LOB: 2 BB: 0 P: 6	1B: 6 2B: 1 3B: 0 HR: 0	SF: 0 SAC: 0 DP: 2 HBP: 0	WP: 0 PA: 35 PB: 1 SB: 0 CS: 0
PITCHER Bob Purkey, R ERA: 4.43 (1, 1)	IP: 9.0 WLS: W BF: 35 H: 6 R: 3 ER: 3 SO: 6 BB: 2 IBB: 0 HBP: 0 BLK: 0 WP: 0 HR: 0 S: 45 P: 53 ERA: 3.00 WHIP: 0.889															PITCHER			

Chicago Cubs @ Cincinnati Redlegs
Crosley Field, Cincinnati, OH
Sat Aug 01 1959, 3:33 AM EDT
Att: 6,622 - Unknown

AB	33
R	3
H	6
RBI	2
BB	2
SO	6
LOB	16



Batter	1	2	3	4	5	6	7	8	9	AB	R	H	RBI	BB	SO	LOB	BOTTOM
Johnny Temple, R OBP: 0.407, SLG: 0.452 (1, 4)										3	2	2	0	2	0	1	
Vada Pinson, L OBP: 0.376, SLG: 0.510 (1, 8)										5	3	3	2	0	0	2	
Gus Bell, L OBP: 0.312, SLG: 0.431 (1, 9)										5	1	2	1	0	0	1	
Frank Robinson, R OBP: 0.404, SLG: 0.583 (1, 3)										5	0	0	0	0	1	4	
Jerry Lynch, L OBP: 0.323, SLG: 0.451 (1, 7)										5	2	2	2	0	0	2	
Ed Bailey, L OBP: 0.368, SLG: 0.395 (1, 2)										5	1	2	1	0	1	0	
Roy McMillan, R OBP: 0.348, SLG: 0.468 (1, 6)										5	1	3	0	0	0	1	
Eddie Kasko, R OBP: 0.291, SLG: 0.298 (1, 5)										4	1	1	0	1	1	4	
Bob Purkey, R OBP: 0.291, SLG: 0.347 (1, 1)										4	1	2	4	0	1	5	
Inning Stats	R: 2 E: 0 K: 1 S: 6	H: 1 LOB: 0 BB: 1 P: 10	R: 0 E: 0 K: 0 S: 4	H: 2 LOB: 0 BB: 0 P: 4	R: 7 E: 0 K: 0 S: 10	H: 7 LOB: 1 BB: 1 P: 14	R: 1 E: 0 K: 0 S: 4	H: 1 LOB: 0 BB: 0 P: 4	R: 0 E: 1 K: 1 S: 9	H: 3 LOB: 3 BB: 1 P: 13	R: 0 E: 0 K: 0 S: 4	H: 1 LOB: 1 BB: 0 P: 4	R: 0 E: 0 K: 1 S: 6	H: 1 LOB: 1 BB: 0 P: 6	1B: 13 2B: 1 3B: 0 HR: 3	SF: 0 SAC: 0 DP: 1 HBP: 0	WP: 0 PA: 44 PB: 1 SB: 0 CS: 0
PITCHER Glen Hobbie, R ERA: 3.53 John Buzhardt, R ERA: 4.54 Ed Donnelly, R ERA: 3.0 Elmer Singleton, R ERA: 2.72	IP: 2.1 WLS: L BF: 14 H: 6 R: 6 ER: 6 SO: 1 BB: 0 IBB: 0 HBP: 0 BLK: 0 WP: 0 HR: 1 S: 14 P: 22 ERA: 23.14 WHIP: 3.429															PITCHER	

Chicago Cubs @ Cincinnati Redlegs
Crosley Field, Cincinnati, OH
Sat Aug 01 1959, 3:33 AM EDT
Att: 6,622 - Unknown


AB	41
R	12
H	17
RBI	10
BB	3
SO	4
LOB	20



Batter	1	2	3	4	5	6	7	8	9	AB	R	H	RBI	BB	SO	LOB	TOP					
Tony Taylor, R (1,4) OBP: 0.326, SLG: 0.368	0-3 K		0-0 S 1B			0-0 L5-4		0-0 5-3		4	0	1	0	0	1	1						
Alvin Dark, R (1,5) OBP: 0.313, SLG: 0.333	0-0 F7		0-0 F9			0-0 F7			0-0 5-3	4	0	0	0	0	0	1						
Jim Marshall, L (1,3) OBP: 0.324, SLG: 0.398	0-0 P4			4-0 G3-6-1 BB			0-0 P4		0-0 14 2B 1B	3	0	1	0	1	0	0						
14 Ernie Banks, R (1,6) OBP: 0.370, SLG: 0.596		0-0 F7		0-0 F7			4-0 CS BB		0-0 1-3 2B	3	0	1	0	1	0	1						
Walt Moryn, L (1,7) OBP: 0.313, SLG: 0.358		0-3 K		0-0 G3-6-1			4-0 BB BB		0-3 K	3	0	0	0	1	2	3						
Sammy Taylor, L (1,2) OBP: 0.314, SLG: 0.382		0-0 1B			0-0 3-1		4-0 1-2 BB		0-3 K	3	0	1	0	1	1	2						
Lee Walls, R (1,9) OBP: 0.334, SLG: 0.381		0-0 F8			0-0 F9		0-0 2-3			2	0	0	0	0	0	1						
Irv Noren, L (7, PH) OBP: 0.333, SLG: 0.333										1	0	0	0	0	0	2						
George Altman, L (1,8) OBP: 0.305, SLG: 0.349			0-3 K		0-0 F7			0-0 4-3		3	0	0	0	0	1	0						
Dave Hillman, R (1,1) OBP: 0.260, SLG: 0.159			0-0 B2			0-0 L5-4 2B		0-3 K		1	0	0	0	0	0	0						
Dale Long, L (6, PH) OBP: 0.319, SLG: 0.462										1	0	1	0	0	0	0						
Bill Henry, L (6, PH) OBP: 0.190, SLG: 0.150										0	0	0	0	0	0	0						
Earl Averill, R (8, PH) OBP: 0.306, SLG: 0.504										1	0	0	0	0	1	0						
Art Ceccarelli, R (8,1) OBP: 0.097, SLG: 0.067										0	0	0	0	0	0	0						
Inning Stats	R: 0 E: 0 K: 1 S: 5	H: 0 LOB: 0 BB: 0 P: 5	R: 0 E: 0 K: 1 S: 6	H: 1 LOB: 1 BB: 0 P: 6	R: 0 E: 0 K: 1 S: 6	H: 1 LOB: 1 BB: 0 P: 6	R: 0 E: 0 K: 0 S: 2	H: 0 LOB: 0 BB: 1 P: 6	R: 0 E: 0 K: 0 S: 3	H: 0 LOB: 0 BB: 0 P: 3	R: 0 E: 0 K: 0 S: 3	H: 1 LOB: 0 BB: 0 P: 3	R: 0 E: 0 K: 0 S: 2	H: 0 LOB: 0 BB: 3 P: 14	R: 0 E: 0 K: 1 S: 5	H: 0 LOB: 0 BB: 0 P: 5	R: 0 E: 0 K: 2 S: 9	H: 2 LOB: 2 BB: 0 P: 9	1B: 3 2B: 3 3B: 0 HR: 0	SF: 0 SAC: 0 DP: 2 HBP: 0	WP: 0 PB: 0 SB: 1 CS: 1	PA: 33
PITCHER	IP WLS BF H R ER SO BB IBB HBP BLK WP HR S P ERA WHIP																					
Jay Hook, R (1,1) ERA: 2.08	6.2 W 24 3 0 0 3 4 0 0 0 0 0 0 0 26 42 0.00 1.050																					
Brooks Lawrence, R (7,1) ERA: 4.5	2.1 S 9 2 0 0 3 0 0 0 0 0 0 0 0 15 15 0.00 0.857																					

Chicago Cubs @ Cincinnati Redlegs
Crosley Field, Cincinnati, OH
Sun Aug 02 1959, 3:33 AM EDT
Att: 15,750 - Unknown


AB 29
R 0
H 5
RBI 0
BB 4
SO 6
LOB 11



Batter	1	2	3	4	5	6	7	8	9	AB	R	H	RBI	BB	SO	LOB	BOTTOM			
Johnny Temple, R (1,4) OBP: 0.404, SLG: 0.447	0-0 5-3		0-0 4-3		0-0 F7	0-0 F8				4	0	0	0	0	0	4				
Vada Pinson, L (1,8) OBP: 0.375, SLG: 0.508	0-3 K		0-0 2-3 1B S		0-0 F7		0-3 K			4	1	1	1	0	2	0				
Gus Bell, L (1,9) OBP: 0.314, SLG: 0.432	0-0 4-3		0-0 3-H 1B S		0-0 1-3 1B		0-0 F8			4	0	2	0	0	0	0				
Whitey Lockman, L (1,3) OBP: 0.284, SLG: 0.255		0-0 F9	0-3 K		0-0 4-3		0-0 4-3			4	0	0	0	1	2					
Jerry Lynch, L (1,7) OBP: 0.325, SLG: 0.452		0-0 E8 1B		0-0 F8		0-0 SH1-4 1B		0-0 F9		4	0	2	0	0	0	0				
Jim Pendleton, R (9,7) OBP: 0.323, SLG: 0.360										0	0	0	0	0	0	0				
Ed Bailey, L (1,2) OBP: 0.370, SLG: 0.397		0-0 F7		0-0 E 1B		0-0 SH1-4 1B		0-0 F3		4	0	2	0	0	1					
Roy McMillan, R (1,6) OBP: 0.344, SLG: 0.462		0-0 6-3		0-0 E5		0-0 SH1-4		0-0 P4		3	0	0	0	0	2					
Eddie Kasko, R (1,5) OBP: 0.297, SLG: 0.300			0-0 4-3 SH1-4 1B		0-0 F7		4-0 1B			2	1	1	0	1	0	2				
Jay Hook, L (1,1) Brooks Lawrence, R (7,1) OBP: 0.150, SLG: 0.175			0-0 SH1-4		0-0 F9		0-3 K			2	0	0	0	1	5					
Inning Stats	R: 0 E: 0 K: 1 S: 5	H: 0 LOB: 0 BB: 0 P: 5	R: 0 E: 1 K: 0 S: 4	H: 1 LOB: 1 BB: 0 P: 4	R: 2 E: 0 K: 1 S: 8	H: 3 LOB: 1 BB: 0 P: 8	R: 0 E: 1 K: 0 S: 5	H: 1 LOB: 2 BB: 0 P: 5	R: 0 E: 0 K: 0 S: 4	H: 1 LOB: 1 BB: 0 P: 4	R: 0 E: 0 K: 1 S: 7	H: 2 LOB: 3 BB: 1 P: 11	R: 0 E: 0 K: 1 S: 5	H: 0 LOB: 0 BB: 0 P: 5	R: 0 E: 0 K: 0 S: 3	H: 0 LOB: 0 BB: 0 P: 3	1B: 8 2B: 0 3B: 0 HR: 0	SF: 0 SAC: 2 DP: 0 HBP: 0	WP: 0 PB: 0 SB: 2 CS: 0	PA: 34
PITCHER	IP WLS BF H R ER SO BB IBB HBP BLK WP HR S P ERA WHIP																			
Dave Hillman, R (1,1) ERA: 3.38	5.0 L 22 6 2 2 2 2 0 0 0 0 0 0 0 26 26 3.60 1.200																			
Bill Henry, L (6,1) ERA: 2.41	2.0 9 2 0 0 2 0 1 0 0 0 0 0 12 16 0.00 1.000																			
Art Ceccarelli, L (8,1) ERA: 3.18	1.0 3 0 0 0 0 0 0 0 0 0 0 0 3 3 0.00 0.000																			

Chicago Cubs @ Cincinnati Redlegs
Crosley Field, Cincinnati, OH
Sun Aug 02 1959, 3:33 AM EDT
Att: 15,750 - Unknown

AB 31
R 2
H 8
RBI 1
BB 1
SO 4
LOB 16



Batter	1	2	3	4	5	6	7	8	9	AB	R	H	RBI	BB	SO	LOB	TOP			
Joe Koppe, R OBP: 0.322, SLG: 0.359 (1, 6)										3	1	0	0	2	0	2	Philadelphia Phillies @ Chicago Cubs Wrigley Field, Chicago, IL Tue Aug 04 1959, 3:33 AM CDT Att: 8,348 - Unknown			
Richie Ashburn, L OBP: 0.361, SLG: 0.316 (1, 8)										4	0	0	0	0	0	2				
Ed Bouchee, L OBP: 0.366, SLG: 0.459 (1, 3)										4	0	1	0	0	0	0				
Dave Philley, S OBP: 0.377, SLG: 0.530 (1, 9)										4	1	2	0	0	0	2				
Harry Anderson, L OBP: 0.320, SLG: 0.440 (1, 7)										4	0	1	2	0	1	2				
Gene Freese, R OBP: 0.352, SLG: 0.546 (1, 5)										4	0	1	0	0	0	2				
Sparky Anderson, R OBP: 0.274, SLG: 0.230 (1, 4)										4	0	2	0	0	0	1				
Carl Sawatski, L OBP: 0.365, SLG: 0.434 Solly Drake, S OBP: 0.167, SLG: 0.118 (7, PR) Joe Lonnett, R OBP: 0.371, SLG: 0.314 (7, 2)										2	0	1	0	1	1	0				
Robin Roberts, S OBP: 0.203, SLG: 0.218 (1, 1)										0	0	0	0	0	0	0				
Inning Stats	R: 0 E: 0 K: 0 S: 3	H: 0 LOB: 0 BB: 0 P: 3	R: 0 E: 0 K: 1 S: 6	H: 1 LOB: 1 BB: 0 P: 6	R: 0 E: 0 K: 1 S: 5	H: 0 LOB: 1 BB: 1 P: 9	R: 0 E: 0 K: 0 S: 4	H: 1 LOB: 1 BB: 0 P: 4	R: 0 E: 0 K: 0 S: 4	H: 1 LOB: 1 BB: 0 P: 4	R: 0 E: 0 K: 0 S: 3	H: 1 LOB: 2 BB: 1 P: 7	R: 2 E: 0 K: 0 S: 5	H: 2 LOB: 1 BB: 1 P: 9	R: 0 E: 0 K: 1 S: 6	H: 1 LOB: 1 BB: 0 P: 6		1B: 7 2B: 1 3B: 0 HR: 0	SF: 0 SAC: 1 DP: 1 HBP: 0	WP: 0 PB: 0 SB: 0 CS: 0
PITCHER Bob Anderson, R ERA: 3.53 (1, 1)	IP: 9.0 WLS: L BF: 37 H: 8 R: 2 ER: 2 SO: 3 BB: 3 IBB: 0 HBP: 0 BLK: 0 WP: 0 HR: 0 S: 40 P: 52 ERA: 2.00 WHIP: 1.222															PITCHER				

Batter	1	2	3	4	5	6	7	8	9	AB	R	H	RBI	BB	SO	LOB	BOTTOM			
Tony Taylor, R OBP: 0.323, SLG: 0.364 (1, 4)										4	0	0	0	0	0	1	Philadelphia Phillies @ Chicago Cubs Wrigley Field, Chicago, IL Tue Aug 04 1959, 3:33 AM CDT Att: 8,348 - Unknown			
Inv Noren, L OBP: 0.343, SLG: 0.323 George Altman, L OBP: 0.305, SLG: 0.349 (8, PR) Lee Walls, R OBP: 0.334, SLG: 0.381 (9, 9)										2	0	0	0	0	0	0				
Jim Marshall, L OBP: 0.317, SLG: 0.388 (9, 7)										4	0	0	0	0	1	2				
14 Ernie Banks, R OBP: 0.369, SLG: 0.595 (1, 6)										4	0	1	0	0	0	2				
Dale Long, L OBP: 0.318, SLG: 0.459 (1, 3)										4	1	1	0	0	1	2				
Sammy Taylor, L OBP: 0.377, SLG: 0.384 (1, 2)										4	0	2	0	0	0	1				
Bobby Thomson, R OBP: 0.322, SLG: 0.407 (1, 8)										4	0	0	1	0	0	2				
Alvin Dark, R OBP: 0.313, SLG: 0.336 (1, 5)										3	0	1	0	0	0	2				
Bob Anderson, R OBP: 0.143, SLG: 0.130 (1, 1)										3	0	0	0	0	1	2				
Inning Stats	R: 0 E: 0 K: 1 S: 5	H: 2 LOB: 1 BB: 0 P: 5	R: 1 E: 0 K: 0 S: 5	H: 2 LOB: 1 BB: 0 P: 5	R: 0 E: 0 K: 1 S: 5	H: 0 LOB: 0 BB: 0 P: 5	R: 0 E: 0 K: 1 S: 6	H: 1 LOB: 1 BB: 0 P: 6	R: 0 E: 0 K: 0 S: 4	H: 1 LOB: 1 BB: 0 P: 4	R: 0 E: 0 K: 0 S: 3	H: 0 LOB: 1 BB: 0 P: 4	R: 0 E: 0 K: 0 S: 3	H: 0 LOB: 0 BB: 0 P: 3	R: 0 E: 0 K: 0 S: 3	H: 0 LOB: 0 BB: 0 P: 3		1B: 3 2B: 2 3B: 0 HR: 0	SF: 0 SAC: 0 DP: 0 HBP: 2	WP: 0 PB: 0 SB: 0 CS: 0
PITCHER Robin Roberts, R ERA: 4.28 (1, 1)	IP: 9.0 WLS: W BF: 34 H: 5 R: 1 ER: 1 SO: 3 BB: 0 IBB: 0 HBP: 2 BLK: 0 WP: 0 HR: 0 S: 38 P: 40 ERA: 1.00 WHIP: 0.556															PITCHER				



Batter	1	2	3	4	5	6	7	8	9	AB	R	H	RBI	BB	SO	LOB	TOP														
Joe Koppe, R OBP: 0.328, SLG: 0.362 (1, 6)										4	2	2	0	1	1	0	Philadelphia Phillies @ Chicago Cubs Wrigley Field, Chicago, IL Wed Aug 05 1959, 3:33 AM CDT Att: 9,128 - Unknown														
Richie Ashburn, L OBP: 0.363, SLG: 0.321 (1, 8)										4	3	2	0	1	0	1															
Ed Bouchee, L OBP: 0.369, SLG: 0.461 (1, 3)										5	0	3	2	0	0	3															
Wally Post, R OBP: 0.304, SLG: 0.440 (1, 9)										3	1	2	1	2	1	1															
Harry Anderson, L OBP: 0.319, SLG: 0.437 Solly Drake, S OBP: 0.167, SLG: 0.118 (9, PR) (9, 7)										5	0	1	1	0	2	6															
Gene Freese, R OBP: 0.354, SLG: 0.546 Harry Hanebrink, L OBP: 0.283, SLG: 0.350 (1, PR) (1, 5)										0	0	0	0	0	0	0															
Sparky Anderson, R OBP: 0.277, SLG: 0.233 (1, 4)										4	0	2	1	0	0	0															
Carl Sawatski, L OBP: 0.358, SLG: 0.424 Bob Bowman, R OBP: 0.194, SLG: 0.229 Joe Lonnett, R OBP: 0.371, SLG: 0.314 (8, PH) (8, 2)										3	0	0	0	0	1	3															
Gene Conley, R OBP: 0.220, SLG: 0.237 Jim Bolger, R OBP: 0.136, SLG: 0.098 Taylor Phillips, L OBP: 0.100, SLG: 0.100 (9, PH) (9, 1)										3	0	0	0	0	1	1															
Inning Stats	R: 3 E: 0 K: 1 S: 8	H: 3 LOB: 2 BB: 1 P: 13	R: 1 E: 0 K: 0 S: 6	H: 3 LOB: 2 BB: 0 P: 6	R: 0 E: 0 K: 1 S: 5	H: 0 LOB: 0 BB: 0 P: 5	R: 0 E: 0 K: 1 S: 5	H: 1 LOB: 1 BB: 0 P: 5	R: 0 E: 0 K: 1 S: 6	H: 1 LOB: 0 BB: 2 P: 13	R: 0 E: 0 K: 1 S: 5	H: 0 LOB: 0 BB: 0 P: 5	R: 0 E: 0 K: 1 S: 6	H: 0 LOB: 0 BB: 0 P: 10	R: 2 E: 0 K: 0 S: 6	H: 4 LOB: 3 BB: 1 P: 10		1B: 11 2B: 1 3B: 0 HR: 0	SF: 0 SAC: 0 DP: 1 HBP: 1	WP: 1 PB: 0 SB: 1 CS: 1	PA: 43										
PITCHER	IP WLS BF H R ER SO BB IBB HBP BLK WP HR S P ERA WHIP	IP WLS BF H R ER SO BB IBB HBP BLK WP HR S P ERA WHIP																													
Glen Hobbie, R ERA: 3.7 (1, 1)	0.2	6	2	3	3	1	1	0	1	0	6	11	40.50	4.500																	
John Buzhardt, R ERA: 4.42 (6, 1)	4.1	17	5	1	1	3	0	0	0	0	23	23	2.08	1.154																	
Ed Donnelly, R ERA: 2.08 Bill Henry, L ERA: 2.54 (7, 1)	1.1	6	1	0	0	1	1	0	0	0	7	11	0.00	1.500																	
	2.2	L	13	4	2	2	2	0	2	0	15	23	6.75	1.500																	

Batter	1	2	3	4	5	6	7	8	9	AB	R	H	RBI	BB	SO	LOB	BOTTOM														
Tony Taylor, R OBP: 0.326, SLG: 0.370 (1, 4)										4	0	2	1	1	0	1	Philadelphia Phillies @ Chicago Cubs Wrigley Field, Chicago, IL Wed Aug 05 1959, 3:33 AM CDT Att: 9,128 - Unknown														
Alvin Dark, R OBP: 0.310, SLG: 0.332 (1, 5)										4	0	0	0	0	0	4															
Lee Walls, R OBP: 0.333, SLG: 0.377 (1, 9)										3	0	0	0	1	1	1															
14 Ernie Banks, R OBP: 0.368, SLG: 0.600 (1, 6)										4	1	1	1	0	0	2															
Dale Long, L OBP: 0.317, SLG: 0.453 (1, 3)										3	1	0	0	1	1	1															
Bobby Thomson, R OBP: 0.318, SLG: 0.401 (1, 8)										4	0	0	0	0	0	2															
Walt Moryn, L OBP: 0.309, SLG: 0.354 Randy Jackson, R OBP: 0.324, SLG: 0.354 (9, PH)										3	0	0	0	0	0	1															
Sammy Taylor, L OBP: 0.321, SLG: 0.397 Earl Averill, R OBP: 0.312, SLG: 0.509 (9, PH)										1	0	1	0	0	0	0															
Glen Hobbie, R John Buzhardt, R Art Schult, R Ed Donnelly, R Bill Henry, L Cal Neeman, R (1, 1) (1, 1) (5, PR) (8, 1) (7, 1) (9, PH)										0	0	0	0	0	0	0															
Inning Stats	R: 0 E: 0 K: 0 S: 3	H: 0 LOB: 1 BB: 1 P: 7	R: 1 E: 1 K: 0 S: 3	H: 0 LOB: 0 BB: 1 P: 7	R: 0 E: 0 K: 0 S: 3	H: 0 LOB: 0 BB: 0 P: 3	R: 0 E: 0 K: 1 S: 5	H: 0 LOB: 0 BB: 0 P: 5	R: 1 E: 0 K: 0 S: 5	H: 2 LOB: 2 BB: 1 P: 9	R: 1 E: 0 K: 1 S: 6	H: 1 LOB: 0 BB: 0 P: 6	R: 1 E: 0 K: 0 S: 5	H: 2 LOB: 1 BB: 0 P: 5	R: 0 E: 0 K: 0 S: 3	H: 0 LOB: 1 BB: 1 P: 7		R: 0 E: 0 K: 1 S: 6	H: 1 LOB: 1 BB: 0 P: 6	1B: 2 2B: 2 3B: 0 HR: 2	SF: 0 SAC: 0 DP: 1 HBP: 0	WP: 0 PB: 1 SB: 0 CS: 0	PA: 37								
PITCHER	IP WLS BF H R ER SO BB IBB HBP BLK WP HR S P ERA WHIP	IP WLS BF H R ER SO BB IBB HBP BLK WP HR S P ERA WHIP																													
Gene Conley, R ERA: 2.8 (1, 1)	8.0	W	33	5	4	3	2	4	0	0	0	0	3.38	1.125																	
Taylor Phillips, L ERA: 5.37 (9, 1)	1.0	S	4	1	0	0	1	0	0	0	6	6	0.00	1.000																	



Batter	1	2	3	4	5	6	7	8	9	AB	R	H	RBI	BB	SO	LOB	TOP			
Bob Skinner, L OBP: 0.365, SLG: 0.416 (1, 7)	F5			G3		FC5 2B		K2-3		4	0	1	0	0	1	0	Pittsburgh Pirates @ Chicago Cubs Wrigley Field, Chicago, IL Fri Aug 07 1959, 3:33 AM CDT Att: 7,434 - Unknown			
Dick Groat, R OBP: 0.310, SLG: 0.362 (1, 6)	6-3			K		BB		1B		3	0	1	0	1	1	0				
Roberto Clemente, R OBP: 0.363, SLG: 0.375 (1, 9)	5-3			F9		FC5 2-3f		K		4	0	0	0	0	1	3				
Rocky Nelson, L OBP: 0.360, SLG: 0.407 (1, 3)		4-3			L4			F7		4	0	0	0	0	0	1				
Smoky Burgess, L OBP: 0.360, SLG: 0.525 (1, 2)		G6-4-3 BB			F8			F9		3	0	1	0	1	0	1				
Don Hoak, R OBP: 0.361, SLG: 0.409 (1, 5)		G6-4-3 1-2f				2B		1B		3	0	2	0	0	0	1				
Bill Mazerowski, R OBP: 0.301, SLG: 0.357 (1, 4)				L7		K		G6-4-3 1-2f		3	0	0	0	0	1	3				
Bill Virdon, L OBP: 0.291, SLG: 0.328 (1, 8)				K				F8		3	0	0	0	0	1	0				
Ron Kline, R OBP: 0.152, SLG: 0.152 Fred Green, R (4, 1)				L4-3				4-3		1	0	0	0	0	0	0				
Dick Schofield, S OBP: 0.272, SLG: 0.256 Don Gross, L (8, 1)						K		4-3		1	0	0	0	0	1	0				
										1	0	0	0	0	0	0				
										1	0	0	0	0	0	0				
										0	0	0	0	0	0	0				
Inning Stats	R: 0 E: 0 K: 0 S: 3	H: 0 LOB: 0 BB: 0 P: 3	R: 0 E: 0 K: 0 S: 2	H: 0 LOB: 0 BB: 1 P: 6	R: 0 E: 0 K: 1 S: 5	H: 0 LOB: 0 BB: 0 P: 5	R: 0 E: 0 K: 1 S: 5	H: 1 LOB: 1 BB: 0 P: 5	R: 0 E: 0 K: 1 S: 6	H: 1 LOB: 2 BB: 1 P: 10	R: 0 E: 0 K: 0 S: 4	H: 2 LOB: 1 BB: 0 P: 4	R: 0 E: 0 K: 1 S: 5	H: 0 LOB: 0 BB: 0 P: 5	R: 0 E: 0 K: 1 S: 6	H: 1 LOB: 1 BB: 0 P: 6	1B: 3 2B: 2 3B: 0 HR: 0	SF: 0 SAC: 0 DP: 2 HBP: 0	WP: 0 PB: 0 SB: 0 CS: 0	PA: 32
PITCHER Moe Drabowsky, R ERA: 3.92 (1, 1)	IP: 9.0 WLS: W BF: 32 H: 5 R: 0 ER: 0 SO: 6 BB: 2 IBB: 0 HBP: 0 BLK: 0 WP: 0 HR: 0 S: 42 P: 50 ERA: 0.00 WHIP: 0.778															PITCHER				

AB 30
R 0
H 5
RBI 0
BB 2
SO 6
LOB 9



Batter	1	2	3	4	5	6	7	8	9	AB	R	H	RBI	BB	SO	LOB	BOTTOM
Tony Taylor, R OBP: 0.324, SLG: 0.373 (1, 4)		SF8		K				L1		3	0	1	1	0	1	0	Pittsburgh Pirates @ Chicago Cubs Wrigley Field, Chicago, IL Fri Aug 07 1959, 3:33 AM CDT Att: 7,434 - Unknown
Jim Marshall, L OBP: 0.315, SLG: 0.387 (1, 3)	F8	F9			K			G3		4	0	0	0	0	1	2	
Billy Williams, L (1, 7)	L1-3			F9		K		4-3		4	0	0	0	0	1	1	
14 Ernie Banks, R OBP: 0.368, SLG: 0.604 (1, 6)					F7			K2-3		3	1	1	1	1	1	0	
Art Schult, R OBP: 0.318, SLG: 0.400 (1, 9)	F8					L5				3	1	1	1	0	0	2	
Earl Averill, R OBP: 0.311, SLG: 0.492 (1, 5)		1B BB		6-3		4-3				2	1	0	0	1	0	0	
Sammy Taylor, L OBP: 0.327, SLG: 0.397 (1, 2)		1B SF8 1B		4-3		G3				3	1	1	0	0	0	0	
Bobby Thomson, R OBP: 0.318, SLG: 0.398 (1, 8)		P6			K			F9		3	0	0	0	0	1	2	
Moe Drabowsky, R OBP: 0.200, SLG: 0.182 (1, 1)				6-3				F7		3	0	1	1	0	0	0	
										1B: 2 2B: 0 3B: 1 HR: 2	SF: 1 SAC: 0 DP: 0 HBP: 0	WP: 0 PB: 0 SB: 0 CS: 0	PA: 31				
Inning Stats	R: 0 E: 0 K: 0 S: 4	H: 1 LOB: 2 BB: 1 P: 8	R: 2 E: 0 K: 0 S: 5	H: 2 LOB: 1 BB: 1 P: 9	R: 2 E: 0 K: 0 S: 5	H: 2 LOB: 0 BB: 0 P: 5	R: 0 E: 0 K: 2 S: 7	H: 0 LOB: 0 BB: 0 P: 7	R: 0 E: 0 K: 0 S: 3	H: 0 LOB: 0 BB: 0 P: 3	R: 0 E: 0 K: 0 S: 3	H: 0 LOB: 0 BB: 0 P: 3	R: 0 E: 0 K: 1 S: 5	H: 0 LOB: 0 BB: 0 P: 5	R: 0 E: 0 K: 1 S: 5	H: 0 LOB: 0 BB: 0 P: 5	
PITCHER Ron Kline, R ERA: 4.27 Fred Green, L ERA: 3.48 Don Gross, L ERA: 5.74 (1, 1)	IP: 3.0 WLS: L BF: 16 H: 5 R: 4 ER: 4 SO: 4 BB: 2 IBB: 0 HBP: 0 BLK: 0 WP: 0 HR: 2 S: 22 P: 22 ERA: 12.00 WHIP: 2.333															PITCHER	

AB 28
R 4
H 5
RBI 4
BB 2
SO 5
LOB 7



Batter	1	2	3	4	5	6	7	8	9	10	11	12	13	14	AB	R	H	RBI	BB	SO	LOB	TOP								
Bob Skinner, L OBP: 0.363, SLG: 0.413 (1, 7)															7	0	2	0	0	0	4									
Dick Crot, R OBP: 0.308, SLG: 0.358 (1, 6)															7	0	1	0	0	0	2									
Roberto Clemente, R OBP: 0.310, SLG: 0.382 (1, 9)															6	2	3	0	1	0	1									
Rocky Nelson, L OBP: 0.374, SLG: 0.419 (1, 3)															5	1	2	1	1	0	2									
Danny Kravitz, L OBP: 0.282, SLG: 0.382 (8, PH)																3	0	0	0	0	0	2								
Dick Stuart, R OBP: 0.370, SLG: 0.522 (8, 2)																1	0	0	1	0	0	1								
Hardy Peterson, R (8, 2)																1	0	0	0	0	0	1								
Smoky Burgess, L OBP: 0.361, SLG: 0.523 (12, 2)																1	0	0	0	0	0	1								
Don Hoak, R OBP: 0.365, SLG: 0.414 (1, 5)																5	1	2	1	2	0	3								
Bill Mazerowski, R OBP: 0.296, SLG: 0.352 (1, 4)																6	0	0	1	0	1	7								
Bill Virdon, L OBP: 0.292, SLG: 0.325 (1, 8)															4	0	0	0	2	0	2									
George Will, R OBP: 0.284 (1, 1)															4	0	0	0	2	0	2									
Inning Stats	R: 0 E: 0 K: 0 S: 3	H: 1 LOB: 0 BB: 0 P: 3	R: 0 E: 0 K: 0 S: 3	H: 0 LOB: 1 BB: 1 P: 7	R: 0 E: 0 K: 1 S: 6	H: 1 LOB: 1 BB: 0 P: 6	R: 0 E: 0 K: 0 S: 4	H: 1 LOB: 2 BB: 1 P: 8	R: 0 E: 0 K: 1 S: 5	H: 0 LOB: 0 BB: 0 P: 5	R: 0 E: 0 K: 0 S: 4	H: 0 LOB: 1 BB: 1 P: 4	R: 0 E: 0 K: 0 S: 3	H: 1 LOB: 1 BB: 1 P: 7	R: 0 E: 0 K: 1 S: 6	H: 2 LOB: 2 BB: 1 P: 10	R: 0 E: 0 K: 0 S: 5	H: 0 LOB: 0 BB: 0 P: 5	R: 0 E: 0 K: 0 S: 3	H: 0 LOB: 1 BB: 1 P: 9	R: 0 E: 0 K: 0 S: 3	H: 1 LOB: 1 BB: 1 P: 7	R: 0 E: 0 K: 1 S: 6	H: 1 LOB: 2 BB: 1 P: 10	R: 1 E: 0 K: 0 S: 5	H: 2 LOB: 2 BB: 1 P: 9	1B: 8 2B: 2 3B: 0 HR: 0	SF: 1 SAC: 0 DP: 1 HBP: 1	WP: 0 PB: 0 SB: 3 CS: 1	PA: 61

Pittsburgh Pirates @ Chicago Cubs
Wrigley Field, Chicago, IL
Sat-Aug 08 1959, 3:33 AM CDT
Att. 5,693 - Unknown

AB: 51
R: 12
H: 4
RBI: 4
BB: 7
SO: 4
LOB: 28

Batter	1	2	3	4	5	6	7	8	9	10	11	12	13	14	AB	R	H	RBI	BB	SO	LOB	BOTTOM						
Tony Taylor, R OBP: 0.321, SLG: 0.369 (1, 4)																5	1	0	1	1	0	2						
Jim Marshall, L OBP: 0.315, SLG: 0.385 (1, 3) (10, 7)																6	0	2	0	0	0	0						
Billy Williams, L (1, 7)																3	0	0	1	0	1	1						
Walt Moryn, L OBP: 0.309, SLG: 0.354 (8, PH)																0	0	0	0	0	0	0						
Lee Walls, R OBP: 0.330, SLG: 0.373 (9, 9)																3	0	0	0	0	0	1	3					
14 Ernie Banks, R OBP: 0.372, SLG: 0.602 (1, 6)																3	0	1	0	3	0	0						
Art Schult, R OBP: 0.313, SLG: 0.409 (1, 9) (9, 7)																4	0	1	0	0	1	5						
Dale Long, L OBP: 0.318, SLG: 0.452 (10, 3)																1	0	0	0	1	0	1						
Earl Averill, R OBP: 0.297, SLG: 0.468 (1, 5) (10, 2)																6	0	0	0	0	1	3						
Sammy Taylor, L OBP: 0.330, SLG: 0.400 (1, 2) (9, PH)																3	0	1	0	1	0	1						
Don Eaddy, R OBP: 0.311, SLG: 0.331 (10, 5)																0	1	0	0	0	0	0						
Alvin Dark, R OBP: 0.311, SLG: 0.331 (10, 5)																1	0	0	0	1	0	2						
Bobby Thomson, R OBP: 0.318, SLG: 0.397 (1, 8)																6	1	2	1	0	0	2						
Bob Anderson, R OBP: 0.284 (1, 1)																2	0	0	0	0	0	1	1					
Inning Stats	R: 1 E: 0 K: 0 S: 3	H: 1 LOB: 2 BB: 1 P: 11	R: 0 E: 0 K: 1 S: 5	H: 0 LOB: 1 BB: 1 P: 9	R: 0 E: 0 K: 0 S: 3	H: 0 LOB: 0 BB: 0 P: 3	R: 0 E: 0 K: 0 S: 4	H: 1 LOB: 1 BB: 0 P: 4	R: 0 E: 0 K: 0 S: 3	H: 0 LOB: 0 BB: 0 P: 5	R: 0 E: 0 K: 0 S: 5	R: 1 E: 0 K: 0 S: 3	H: 0 LOB: 0 BB: 0 P: 6	R: 0 E: 0 K: 0 S: 3	R: 0 E: 0 K: 1 S: 4	H: 1 LOB: 2 BB: 1 P: 8	R: 0 E: 0 K: 0 S: 3	H: 0 LOB: 0 BB: 0 P: 3	R: 0 E: 0 K: 0 S: 3	H: 0 LOB: 0 BB: 0 P: 3	R: 0 E: 0 K: 0 S: 3	H: 1 LOB: 1 BB: 1 P: 8	R: 0 E: 0 K: 0 S: 3	H: 0 LOB: 0 BB: 0 P: 3	1B: 6 2B: 2 3B: 0 HR: 0	SF: 1 SAC: 0 DP: 2 HBP: 0	WP: 0 PB: 0 SB: 0 CS: 0	PA: 55

Pittsburgh Pirates @ Chicago Cubs
Wrigley Field, Chicago, IL
Sat-Aug 08 1959, 3:33 AM CDT
Att. 5,693 - Unknown

AB: 47
R: 3
H: 8
RBI: 3
BB: 7
SO: 6
LOB: 23

PITCHER	IP	WLS	BF	H	R	ER	SO	BB	IBB	HBP	BLK	WP	HR	S	P	ERA	WHIP
George Will, R ERA: 6.65 (1, 1)	0.1		4	1	1	1	0	0	0	0	0	0	0	2	10	27.00	9.000
Bennie Daniels, R ERA: 5.35 (8, 1)	6.2		23	3	1	1	3	1	0	0	0	0	0	28	32	1.35	0.600
Roy Face, R ERA: 2.08 (8, 1)	0.1		2	1	0	0	0	0	0	0	0	0	0	2	2	0.00	3.000
Fred Green, L ERA: 3.38 (8, 1)	0.1		1	0	0	0	1	0	0	0	0	0	0	3	3	0.00	0.000
Bob Porterfield, R ERA: 5.92 (8, 1)	2.1		11	2	1	1	2	1	1	0	0	0	0	13	21	3.86	1.286
Ron Kline, R ERA: 4.21 (11, 1)	2.0		8	1	0	0	0	1	0	0	0	0	0	7	11	0.00	1.000
Don Gross, L ERA: 5.09 (13, 1)	2.0	W	8	1	0	0	0	1	0	0	0	0	0	7	11	0.00	1.000

Batter	1	2	3	4	5	6	7	8	9	10	AB	R	H	RBI	BB	SO	LOB	TOP					
Bob Skinner, L OBP: 0.362, SLG: 0.409 (1, 7)	K		F8			5-3		F8		1B BB IBB	4	1	0	0	1	1	1						
Dick Groat, R OBP: 0.311, SLG: 0.364 (1, 6)	P5			K					1B 2B	BB 1B	5	1	3	2	0	1	0						
Roberto Clemente, R OBP: 0.311, SLG: 0.382 (1, 9)	4-3			6-3				K		BB 1B	5	1	2	1	0	1	1						
Rocky Nelson, L OBP: 0.375, SLG: 0.411 (1, 3)		F4		3-1				F9		1B BB	4	0	1	1	1	0	0						
Danny Kravitz, L OBP: 0.276, SLG: 0.374 (1, 2)										1B BB													
Harry Bright, R OBP: 0.341, SLG: 0.525 (9, PH)	3-1				3-1			F9		SF8	3	0	0	0	0	0	0						
Smoky Burgess, L OBP: 0.338, SLG: 0.521 (9, 2)										F8	2	0	0	0	0	0	0						
Don Hoak, R OBP: 0.367, SLG: 0.415 (1, 5)					P4					1B BB	4	0	2	0	1	0	3						
Bill Mazeroski, R OBP: 0.293, SLG: 0.348 (1, 4)		BB						1B		G5-4-3	4	0	0	0	0	1	4						
Bill Virdon, L OBP: 0.291, SLG: 0.323 (1, 8)																							
Ted Kluszewski, L OBP: 0.283, SLG: 0.420 (8, PH)				G3				E4 SH2-4 1B		G3	2	1	0	0	0	0	0						
Roman Mejias, R OBP: 0.308, SLG: 0.335 (8, 8)											1	0	0	0	0	0	0						
Vern Law, R OBP: 0.208, SLG: 0.257 (1, 1)											1	0	0	0	0	0	0						
Dick Stuart, R OBP: 0.358, SLG: 0.520 (8, PH)				2-3				SH2-4		F8	1	0	0	0	0	0	0						
Roy Face, R OBP: 0.273, SLG: 0.273 (8, 1)											0	0	0	0	0	0	0						
Inning Stats	R: 0 E: 0 K: 1 S: 5	H: 0 LOB: 0 BB: 0 P: 5	R: 0 E: 0 K: 1 S: 5	H: 0 LOB: 1 BB: 1 P: 9	R: 0 E: 0 K: 1 S: 3	H: 0 LOB: 0 BB: 0 P: 3	R: 0 E: 0 K: 1 S: 5	H: 0 LOB: 0 BB: 0 P: 5	R: 0 E: 0 K: 0 S: 3	H: 0 LOB: 0 BB: 0 P: 3	R: 1 E: 1 K: 1 S: 7	H: 1 LOB: 1 BB: 0 P: 7	R: 0 E: 0 K: 0 S: 4	H: 1 LOB: 1 BB: 0 P: 4	R: 0 E: 0 K: 0 S: 3	H: 0 LOB: 0 BB: 0 P: 3	R: 2 E: 0 K: 0 S: 6	H: 4 LOB: 1 BB: 0 P: 6	R: 2 E: 0 K: 0 S: 6	H: 3 LOB: 3 BB: 2 P: 14	1B: 8 2B: 1 3B: 0 HR: 0	SF: 1 SAC: 2 DP: 1 HBP: 0	WP: 0 PA: 42
PITCHER	IP WLS BF H R ER SO BB IBB HBP BLK WP HR S P ERA WHIP	PITCHER																					
Dave Hillman, R ERA: 3.32 (1, 1)	8.0	0	30	4	3	2	4	1	0	0	0	0	0	0	0	0	1	1	∞	∞			
Bill Henry, L ERA: 2.54 (9, 1)	0.0	1	1	0	0	0	0	0	0	0	0	0	0	0	0	0	1	1	∞	∞			
Don Elston, R ERA: 3.28 (9, 1)	1.1	L	7	3	2	2	0	0	1	0	0	0	0	0	0	6	10	13.50	2.250				
Glen Hobbie, R ERA: 3.6 (10, 1)	0.0	1	1	0	0	0	0	0	0	0	0	0	0	0	0	1	1	∞	∞				
Art Ceccarelli, L ERA: 3.0 (10, 1)	0.2	3	0	0	0	0	0	1	0	0	0	0	0	0	2	6	0.00	1.500					

Pittsburgh Pirates @ Chicago Cubs
Wrigley Field, Chicago, IL
Sun Aug 09 1959, 3:33 AM CDT
Att. 19,138 - Unknown


AB	36
R	5
H	9
RBI	5
BB	3
SO	4
LOB	12

WP: 0	PA: 42
PB: 0	
SB: 0	
CS: 0	

Batter	1	2	3	4	5	6	7	8	9	10	AB	R	H	RBI	BB	SO	LOB	BOTTOM					
Tony Taylor, R OBP: 0.320, SLG: 0.367 (1, 4)	6-3		P4					E6 1B 1B		6-3	5	1	1	0	0	0	1						
Billy Williams, L OBP: 0.125, SLG: 0.125 (1, 7)	2-3					G1-6-3 1B		K			5	0	2	0	0	1	2						
Jim Marshall, L OBP: 0.317, SLG: 0.402 (1, 3)	F9							HR		L3-6 1B	5	1	2	1	0	0	2						
14 Ernie Banks, R OBP: 0.372, SLG: 0.606 (1, 6)					P5			6-3			4	1	1	1	1	0	0						
Sammy Taylor, L OBP: 0.329, SLG: 0.386 (1, 2)		HR								F8	4	0	1	1	0	0	0						
Walt Morin, L OBP: 0.309, SLG: 0.353 (1, 9)											4	0	1	0	0	0	2						
Lee Walls, R OBP: 0.330, SLG: 0.373 (9, 9)											0	0	0	0	0	0	0						
Earl Averill, R OBP: 0.305, SLG: 0.473 (1, 5)											3	0	2	0	0	1	0						
Alvin Dark, R OBP: 0.312, SLG: 0.333 (8, 5)											1	0	1	0	0	0	0						
Bobby Thomson, R OBP: 0.314, SLG: 0.391 (1, 8)											4	0	0	0	0	1	4						
Dave Hillman, R OBP: 0.245, SLG: 0.149 (1, 1)											3	0	0	0	0	3	2						
Bill Henry, L OBP: 0.182, SLG: 0.143 (9, 1)											0	0	0	0	0	0	0						
Don Elston, R OBP: 0.182, SLG: 0.182 (9, 1)											0	0	0	0	0	0	0						
Glen Hobbie, R OBP: 0.170, SLG: 0.157 (10, 1)											0	0	0	0	0	0	0						
Art Ceccarelli, R OBP: 0.111, SLG: 0.111 (10, 1)											0	0	0	0	0	0	0						
Inning Stats	R: 0 E: 0 K: 0 S: 3	H: 0 LOB: 0 BB: 0 P: 3	R: 1 E: 0 K: 0 S: 5	H: 2 LOB: 1 BB: 0 P: 5	R: 0 E: 0 K: 1 S: 6	H: 1 LOB: 1 BB: 0 P: 6	R: 0 E: 0 K: 0 S: 3	H: 0 LOB: 0 BB: 0 P: 3	R: 0 E: 0 K: 2 S: 7	H: 0 LOB: 0 BB: 0 P: 7	R: 1 E: 1 K: 1 S: 4	H: 2 LOB: 0 BB: 0 P: 4	R: 0 E: 0 K: 1 S: 7	H: 2 LOB: 2 BB: 0 P: 7	R: 1 E: 1 K: 1 S: 7	H: 2 LOB: 2 BB: 1 P: 11	R: 0 E: 0 K: 1 S: 6	H: 1 LOB: 1 BB: 0 P: 6	R: 0 E: 0 K: 0 S: 3	H: 1 LOB: 0 BB: 0 P: 3	1B: 9 2B: 1 3B: 0 HR: 2	SF: 0 SAC: 1 DP: 2 HBP: 0	WP: 0 PA: 40
PITCHER	IP WLS BF H R ER SO BB IBB HBP BLK WP HR S P ERA WHIP	PITCHER																					
Vern Law, R ERA: 3.34 (1, 1)	7.0	0	27	7	2	2	4	0	0	0	0	0	0	0	0	0	0	0	2.57	1.000			
Roy Face, R ERA: 1.99 (8, 1)	3.0	W	13	4	1	0	2	0	1	0	0	0	0	0	0	16	20	0.00	1.333				



Batter	1	2	3	4	5	6	7	8	9	10	AB	R	H	RBI	BB	SO	LOB	TOP						
Jim Gilliam, S OBP: 0.437, SLG: 0.384 (1, 5)	G1-6-3 1B		F8 1B		1B BB		1B BB		6-3 1B		3	2	3	0	2	0	0	Los Angeles Dodgers @ Chicago Cubs Wrigley Field, Chicago, IL Tue Aug 11 1959, 3:33 AM CDT Att: 15,793 - Unknown						
Charlie Neal, R OBP: 0.347, SLG: 0.468 (1, 4)	G1-6-3		F8 BB		F7		1-3 1B		6-3		4	0	1	0	1	0	3							
Wally Moon, L OBP: 0.367, SLG: 0.453 (1, 7)	BB		F8		F8		F8		K		4	0	1	1	1	1	4							
Duke Snider, L OBP: 0.396, SLG: 0.552 Rip Repulski, R OBP: 0.345, SLG: 0.324 (1, 9) (10, 9)	F2		IBB		G3				6-3		3	1	0	0	2	0	2							
Norm Larker, L OBP: 0.344, SLG: 0.441 (1, 3)		4-3	4-3				4-3		HR		0	0	0	0	0	0	0							
Don Demeter, R OBP: 0.293, SLG: 0.450 (1, 8)	L6				K		6-3		BB		4	0	0	0	1	1	1							
John Roseboro, L OBP: 0.326, SLG: 0.361 (1, 2)					4-3		F6		F3		4	0	0	0	1	0	2							
Maury Wills, S OBP: 0.242, SLG: 0.244 (1, 6)					1-3				F8		5	0	0	0	0	1	3							
Johnny Podres, L OBP: 0.292, SLG: 0.265 Gil Hodges, R OBP: 0.297, SLG: 0.337 Ron Fairly, L OBP: 0.259, SLG: 0.182 Stan Williams, R OBP: 0.212, SLG: 0.182 Sandy Koufax, R OBP: 0.212, SLG: 0.182 Clem Labine, R OBP: 0.212, SLG: 0.182 (1, 11) (7, PH) (7, PH) (7, PH) (8, 11) (8, 11) (8, 11)			F6		4-3		4-3		K		2	0	0	0	0	0	0							
Inning Stats	R: 0 E: 0 K: 0 S: 10	H: 1 LOB: 1 BB: 1 P: 20	R: 0 E: 0 K: 1 S: 7	H: 0 LOB: 1 BB: 1 P: 12	R: 0 E: 0 K: 0 S: 9	H: 1 LOB: 3 BB: 2 P: 21	R: 0 E: 0 K: 1 S: 8	H: 0 LOB: 0 BB: 0 P: 13	R: 1 E: 0 K: 0 S: 9	H: 1 LOB: 1 BB: 1 P: 18	R: 0 E: 0 K: 0 S: 5	H: 0 LOB: 0 BB: 0 P: 7	R: 0 E: 0 K: 0 S: 10	H: 1 LOB: 2 BB: 1 P: 18	R: 1 E: 0 K: 2 S: 11	H: 1 LOB: 0 BB: 0 P: 15	R: 1 E: 0 K: 0 S: 15		H: 1 LOB: 1 BB: 1 P: 23	1B: 6 2B: 0 3B: 0 HR: 1	SF: 0 SAC: 0 DP: 1 HBP: 0	WP: 1 PB: 1 SB: 3 CS: 0	PA: 44	
PITCHER	IP	WLS	BF	H	R	ER	SO	BB	IBB	HBP	BLK	WP	HR	S	P	ERA	WHIP							
Moe Drabowsky, R ERA: 3.8 (1, 1)	8.0		35	5	2	2	2	6	0	0	0	0	0	65	129	2.25	1.375							
Glen Hobbie, R ERA: 3.64 (9, 1)	1.0		5	1	2	1	2	1	0	0	0	0	0	14	22	9.00	2.000							
Bill Henry, L ERA: 2.51 (10, 1)	1.0	W	4	1	0	0	0	0	0	0	0	1	0	12	16	0.00	1.000							
Batter	1	2	3	4	5	6	7	8	9	10	AB	R	H	RBI	BB	SO	LOB	BOTTOM						
Tony Taylor, R OBP: 0.322, SLG: 0.378 (1, 4)	FC1-6 1B		F3		F9		6-3		14 1B 2B		6	2	3	1	0	0	0	Los Angeles Dodgers @ Chicago Cubs Wrigley Field, Chicago, IL Tue Aug 11 1959, 3:33 AM CDT Att: 15,793 - Unknown						
Jim Marshall, L OBP: 0.324, SLG: 0.406 (1, 3)	FC1-6 2B		BB		14 HR BB		2B		B5		3	1	1	0	2	0	2							
Lee Walls, R OBP: 0.302, SLG: 0.376 Irv Noren, L OBP: 0.302, SLG: 0.333 George Altman, L OBP: 0.295, SLG: 0.349 Carl Nielson, R OBP: 0.217, SLG: 0.200 Don Eaddy, R OBP: 0.125, SLG: 0.125 (1, 9) (7, PH) (8, 8) (8, PH) (8, PH) (10, 7)	L6-4 2B		F7		F6		BB		6-3 14 1B BB		3	0	1	0	0	2								
14 Ernie Banks, R OBP: 0.375, SLG: 0.612 (1, 6)	IBB		6-3		F4		HR		F4		4	1	2	3	1	0	3							
Earl Averill, R OBP: 0.301, SLG: 0.470 (1, 2)	L6-4				F2				6-3		5	0	1	0	0	0	5							
Bobby Thomson, R OBP: 0.312, SLG: 0.386 (1, 8) (8, 8)					K				F8		4	0	0	0	1	2	4							
Walt Moryn, L OBP: 0.310, SLG: 0.357 (1, 7) (10, 8)					3-1				K		5	0	2	0	0	1	2							
Alvin Dark, R OBP: 0.316, SLG: 0.342 (1, 5)					2B				F8		4	0	0	0	1	2	4							
Moe Drabowsky, R OBP: 0.184, SLG: 0.167 (1, 1)					1-3				K		3	0	0	0	0	2	3							
Sammy Taylor, L ERA: 3.89 (8, PH)					1-3				K		0	0	0	0	0	0	0							
Randy Jackson, R OBP: 0.316, SLG: 0.343 (8, PH)					1-3				K		1	0	0	0	1	2								
Glen Hobbie, R OBP: 0.170, SLG: 0.157 (9, 1)									K		0	0	0	0	0	0	0							
Bill Henry, L OBP: 0.174, SLG: 0.136 (10, 1)									K		1	0	0	0	1	0								
Inning Stats	R: 0 E: 0 K: 0 S: 9	H: 2 LOB: 2 BB: 1 P: 17	R: 0 E: 0 K: 3 S: 16	H: 0 LOB: 1 BB: 1 P: 26	R: 0 E: 0 K: 0 S: 8	H: 1 LOB: 1 BB: 1 P: 17	R: 0 E: 0 K: 1 S: 7	H: 1 LOB: 2 BB: 1 P: 15	R: 2 E: 0 K: 0 S: 11	H: 1 LOB: 0 BB: 1 P: 21	R: 0 E: 0 K: 0 S: 9	H: 1 LOB: 1 BB: 0 P: 11	R: 0 E: 0 K: 1 S: 12	H: 1 LOB: 2 BB: 1 P: 22	R: 0 E: 0 K: 2 S: 11	H: 1 LOB: 2 BB: 1 P: 17	R: 1 E: 0 K: 0 S: 7	H: 2 LOB: 3 BB: 0 P: 15	R: 2 E: 0 K: 1 S: 11	H: 2 LOB: 0 BB: 0 P: 17	1B: 3 2B: 6 3B: 0 HR: 3	SF: 0 SAC: 0 DP: 1 HBP: 0	WP: 0 PB: 0 SB: 0 CS: 0	PA: 46
PITCHER	IP	WLS	BF	H	R	ER	SO	BB	IBB	HBP	BLK	WP	HR	S	P	ERA	WHIP							
Johnny Podres, L ERA: 4.04 (1, 1)	6.0		26	5	2	2	4	3	0	0	0	0	0	60	107	3.00	1.333							
Stan Williams, R ERA: 3.89 (7, 1)	1.2		9	2	0	0	2	1	1	0	0	0	0	20	35	0.00	1.800							
Sandy Koufax, L ERA: 3.61 (8, 1)	0.2		5	2	1	1	1	1	0	0	0	0	0	7	13	13.50	4.500							
Clem Labine, R ERA: 3.65 (9, 1)	1.1	L	6	2	2	2	1	0	0	0	0	0	2	14	23	13.50	1.500							

Batter	1	2	3	4	5	6	7	8	9	AB	R	H	RBI	BB	SO	LOB	TOP		
Jim Gilliam, S OBP: 0.441, SLG: 0.390	2-2 G1-6-3 BB 1B	2-1 1-3 1B		1-2 2-H 1B			2-2 F8	0-1 HR 1B		5	1	4	1	0	0	0			
Charlie Neal, R OBP: 0.347, SLG: 0.473	4-1 G1-6-3 BB 1B	1-0 5-3		2-0 L7			3-2 F4	1-0 1-H HR		4	1	1	3	1	0	3			
Wally Moon, L OBP: 0.385, SLG: 0.448	1-2 G1-6-3 1-2 2-3		2-3 K		0-0 L7		4-1 BB	0-0 1-3		4	0	0	0	1	1	2			
Duke Snider, L OBP: 0.388, SLG: 0.548	4-1 BB		4-1 FC3-6 BB		2-1 F8		2-2 E1	0-1 1-3		2	0	0	0	2	0	1			
Carl Furillo, R OBP: 0.359, SLG: 0.356										1	0	0	0	0	0	0			
Larry Sherry, R OBP: 0.200, SLG: 0.200										0	0	0	0	0	0	0			
Norm Larker, L OBP: 0.340, SLG: 0.440	2-1 1-3		1-2 FC3-6 1-2		1-2 F8		1-3 K		1-0 E5 1B 2B	5	1	1	0	0	1	5			
Rip Repulski, R OBP: 0.337, SLG: 0.316		0-0 F8	2-2 F8			0-1 F9		2-1 E 1B	0-0 4-3	5	1	1	0	0	0	2			
John Roseboro, L OBP: 0.330, SLG: 0.376		2-0 HR		2-1 S 1B 1B		0-2 L8		0-1 E SF8 1B	3-3 K	5	3	3	1	0	1	1			
Maury Wills, S OBP: 0.256, SLG: 0.252		4-2 1B BB		1-3 K		2-2 FC6-4 1B		0-0 E6 1B HR	0-1 1B HR	4	1	2	1	1	1	2			
Don Drysdale, R Roger Clinton, R Chuck Engelson, R Denny McLain, R Don Demeter, R Art Fowler, R Roy Face, R Tom Seaver, R Don Zimmer, R		1-1 F8		0-0 6-3		1-0 FC6-4 1-2		2-1 SF8 3-H	0-2 F7	0	1	0	0	0	0	1			
Inning Stats	R: 0 E: 0 K: 0 S: 11	H: 1 LOB: 2 BB: 2 P: 24	R: 1 E: 0 K: 0 S: 9	H: 2 LOB: 2 BB: 1 P: 19	R: 0 E: 0 K: 1 S: 10	H: 0 LOB: 1 BB: 1 P: 19	R: 1 E: 0 K: 1 S: 10	H: 2 LOB: 1 BB: 0 P: 16	R: 0 E: 0 K: 0 S: 6	H: 1 LOB: 2 BB: 0 P: 9	R: 0 E: 1 K: 1 S: 13	H: 0 LOB: 2 BB: 1 P: 25	R: 5 E: 1 K: 0 S: 13	H: 4 LOB: 0 BB: 0 P: 18	R: 1 E: 1 K: 1 S: 10	H: 2 LOB: 1 BB: 0 P: 14	1B: 9 2B: 1 3B: 0 HR: 2	SF: 1 SAC: 0 DP: 1 HBP: 0	WP: 0 PA: 45 PB: 0 SB: 2 CS: 0
PITCHER	IP WLS BF H R ER SO BB IBB HBP BLK WP HR S P ERA WHIP																		
Bob Anderson, R ERA: 3.65	(1, 1) 7.1 W 38 10 7 6 3 5 0 0 0 0 0 2 78 139 7.36 2.045																		
Bill Henry, L ERA: 2.56	(8, 1) 1.2 S 7 2 1 1 1 0 0 0 0 0 0 0 13 17 5.40 1.200																		

Los Angeles Dodgers @ Chicago Cubs
Wrigley Field, Chicago, IL
Wed Aug 12 1959, 3:33 AM CDT
Att: 15,835 - Unknown

AB 39
R 8
H 12
RBI 7
BB 5
SO 4
LOB 20

Batter	1	2	3	4	5	6	7	8	9	AB	R	H	RBI	BB	SO	LOB	BOTTOM		
Tony Taylor, R OBP: 0.323, SLG: 0.379	1-1 HBP 1B	2-3 K		3-3 K		3-2 SH1-3 1B	0-0 SF8			4	1	2	1	0	2	0			
George Altman, L OBP: 0.311, SLG: 0.350	1-0 1B 14 HR HBP	2-1 G3-6-3 1B		1-1 HBP		0-1 SH1-3	1-2 F8			2	1	1	0	0	0	1			
Jim Marshall, L OBP: 0.326, SLG: 0.403	1-0 1B 14 HR 2-H	2-1 G3-6-3		1-3 K		4-1 BB		3-2 F8		4	1	1	1	1	1	2			
14 Ernie Banks, R OBP: 0.377, SLG: 0.620	1-0 1B 1-H 3-H HR		2-1 5-3		1-0 4-3 1B 2B	1-0 F8		4-1 G4-6-3 BB		4	2	2	3	1	0	2			
Sammy Taylor, L OBP: 0.326, SLG: 0.405	0-1 HR		0-0 F5		0-0 4-3	0-1 F6		1-0 G4-6-3		5	1	1	1	0	0	4			
Irv Noren, L OBP: 0.395, SLG: 0.418	3-2		2-1		2-0		3-2			4	3	4	2	0	0	0			
Lee Walls, R OBP: 0.330, SLG: 0.376	4-6-3 1B				1-0 1B SF8 1B		1-1 2B 1B			0	0	0	0	0	0	0			
Walt Moryn, L OBP: 0.363	1-0 G4-6-3		0-0 3-1		1-3 1B		1-1 E SF8 2B			4	1	2	1	0	0	1			
Billy Williams, L OBP: 0.125, SLG: 0.125							1-H SF8 2B			0	0	0	0	0	0	0			
Alvin Dark, R OBP: 0.321, SLG: 0.356	2-1 1B		1-2 HR		3-0 SF8		1-1 E3 SF8 1B			3	1	3	2	0	0	0			
Bob Anderson, R OBP: 0.129, SLG: 0.117	0-3 K		1-1 6-3		1-1 4-3		1-3 K			4	0	0	0	0	2	4			
Bill Henry, L OBP: 0.174, SLG: 0.136										0	0	0	0	0	0	0			
Inning Stats	R: 5 E: 0 K: 1 S: 15	H: 6 LOB: 1 BB: 0 P: 25	R: 0 E: 0 K: 1 S: 7	H: 1 LOB: 0 BB: 0 P: 13	R: 1 E: 0 K: 2 S: 12	H: 1 LOB: 1 BB: 0 P: 19	R: 2 E: 0 K: 0 S: 6	H: 3 LOB: 1 BB: 0 P: 13	R: 0 E: 0 K: 0 S: 9	H: 1 LOB: 2 BB: 1 P: 17	R: 2 E: 1 K: 1 S: 15	H: 3 LOB: 1 BB: 0 P: 22	R: 0 E: 0 K: 0 S: 5	H: 0 LOB: 0 BB: 1 P: 13	1B: 10 2B: 2 3B: 0 HR: 4	SF: 2 SAC: 1 DP: 3 HBP: 2	WP: 0 PA: 41 PB: 0 SB: 0 CS: 0		
PITCHER	IP WLS BF H R ER SO BB IBB HBP BLK WP HR S P ERA WHIP																		
Don Drysdale, R ERA: 3.07	(1, 1) 0.0 L 5 4 5 0 0 0 0 0 0 0 0 1 22 38 3.00 1.333																		
Roger Craig, R ERA: 1.99	(4, 1) 2.0 11 4 3 3 2 0 0 1 0 0 1 18 32 13.50 2.000																		
Danny McDevitt, L ERA: 4.2	(6, 1) 2.0 11 4 2 2 1 1 0 0 0 0 0 24 39 9.00 2.500																		
Art Fowler, R ERA: 5.31	(8, 1) 1.0 3 0 0 0 0 0 1 0 0 0 0 5 13 0.00 1.000																		

Los Angeles Dodgers @ Chicago Cubs
Wrigley Field, Chicago, IL
Wed Aug 12 1959, 3:33 AM CDT
Att: 15,835 - Unknown

AB 34
R 11
H 16
RBI 11
BB 2
SO 5
LOB 14



Batter	1	2	3	4	5	6	7	8	9	AB	R	H	RBI	BB	SO	LOB	TOP								
Jim Davenport, R (1, 5) OBP: 0.292, SLG: 0.335	4-0 WP BB		0-0 2B 1B	0-3 K		0-0 FC5-4		0-0 FC5-4 1B	4 1 2 1 1 1 3																
Willie Mays, R (1, 8) OBP: 0.364, SLG: 0.538	0-3 K		0-0 E 1-3 2B		0-0 5-3		0-0 S 1B	5 2 2 0 0 1 2																	
Willie McCovey, L (1, 3) OBP: 0.491, SLG: 0.854	0-0 F6		0-0 1-3 1B		0-0 HR		0-0 S 1B	4 1 3 3 0 0 1																	
Jackie Brandt, R (7, PR) (7, 7) OBP: 0.311, SLG: 0.396	0-0 F6		0-0 1-3 1B		0-0 HR		0-0 S 1B	1 0 1 0 0 0 0																	
Orlando Cepeda, R (1, 7) (7, 3) OBP: 0.358, SLG: 0.546	0-3 K		0-0 1-3		0-0 1B		0-3 K	4 0 1 1 0 2 4																	
Willie Kirkland, L (1, 9) OBP: 0.341, SLG: 0.507		0-3 K	0-3 K		4-0 E S BB		0-0 4-3	4 0 0 0 1 3 4																	
Daryl Spencer, R (1, 4) OBP: 0.331, SLG: 0.374		0-0 5-3		0-0 6-3		0-3 K		4 0 0 0 0 2 3																	
Hobie Landrith, L (8, PH) Jose Pagan, R (8, PH) Bob Schmidt, R (8, 2) OBP: 0.274, SLG: 0.365		0-0 6-3		0-3 K		0-0 FC5-4 1B	0-0 F9	3 0 1 0 0 1 0																	
Eddie Bressoud, R (1, 6) OBP: 0.317, SLG: 0.413			0-0 SH1-4 1B 2B	0-0 BB 1B	0-0 K	0-3 K	0-0 5-3	4 1 2 0 0 1 1																	
Sam Jones, R (1, 1) OBP: 0.132, SLG: 0.123			0-0 SH1-4	4-0 BB	0-0 K	0-0 F6	0-3 K	1 0 0 0 1 0 1																	
Bud Byerly, R (7, 1)			0-0 SH1-4	1-2 BB				0 0 0 0 0 0 0																	
Felipe Alou, R (8, PH) Gordon Jones, R (8, 1)				1-2 BB				1 0 0 0 0 1 0																	
Inning Stats	R: 0 E: 0 K: 2 S: 7	H: 0 LOB: 1 BB: 1 P: 11	R: 0 E: 0 K: 1 S: 5	H: 0 LOB: 0 BB: 0 P: 5	R: 2 E: 1 K: 1 S: 9	H: 4 LOB: 2 BB: 0 P: 9	R: 0 E: 0 K: 2 S: 8	H: 1 LOB: 2 BB: 1 P: 12	R: 1 E: 0 K: 1 S: 6	H: 2 LOB: 1 BB: 0 P: 10	R: 0 E: 0 K: 1 S: 6	H: 1 LOB: 1 BB: 0 P: 6	R: 1 E: 0 K: 2 S: 9	H: 2 LOB: 2 BB: 0 P: 9	R: 0 E: 0 K: 1 S: 5	H: 0 LOB: 0 BB: 0 P: 5	R: 1 E: 0 K: 1 S: 7	H: 2 LOB: 1 BB: 0 P: 7	1B: 9 2B: 2 3B: 0 HR: 1	SF: 1 SAC: 1 DP: 0 HBP: 0	WP: 1 PB: 0 SB: 3 CS: 0	PA: 41			
PITCHER Glen Hobbie, R (1, 1) ERA: 3.7	IP: 7.0 WLS: W BF: 33 H: 10 R: 4 ER: 4 SO: 10				BB: 3 IBB: 0 HBP: 0 BLK: 0	WP: 1 HR: 1 S: 50 P: 62	ERA: 5.14 WHIP: 1.857		PITCHER Bill Henry, L (8, 1) ERA: 2.6	IP: 2.0 WLS: S BF: 8 H: 2 R: 1 ER: 1 SO: 2															

San Francisco Giants @ Chicago Cubs
Wrigley Field, Chicago, IL
Fri Aug 14 1959, 3:33 AM CDT
Att: 14,176 - Unknown

AB	36
R	5
H	12
RBI	5
BB	3
SO	12
LOB	19





Batter	1	2	3	4	5	6	7	8	9	AB	R	H	RBI	BB	SO	LOB	BOTTOM							
Tony Taylor, R (1, 4) OBP: 0.332, SLG: 0.393	0-0 6-3		0-0 G4-6-3 1B		0-0 FC1-4 FC6		1-0 S FC4-2 HBP		3 0 1 0 0 0 1															
George Altman, L (1, 8) OBP: 0.321, SLG: 0.380	1-0 FC4-6 HBP		0-0 G4-6-3		0-0 FC6		0-0 1-3		3 0 0 0 0 0 3															
Jim Marshall, L (1, 3) OBP: 0.335, SLG: 0.409	0-0 FC4-6		4-0 FC5-4 14 FC6-4 BB		0-0 FC6-4 1B		0-0 FC4-2 14 HR		3 1 1 0 1 0 2															
Bill Henry, L (8, 1) OBP: 0.174, SLG: 0.136	0-0 FC4-6		0-0 FC5-4		0-0 FC6-4		0-0 FC4-2		0 0 0 0 0 0 0															
14 Ernie Banks, R (1, 6) OBP: 0.382, SLG: 0.626	0-0 FC5-4		0-0 FC6-4		0-0 F7		0-0 HR		4 1 1 2 0 0 3															
Irv Noren, L (1, 7) OBP: 0.407, SLG: 0.453		0-0 1B 2B		0-0 F9		0-0 FC6-4 HR	0-0 F6		4 2 1 0 0 0 1															
Bobby Thomson, R (8, 7) OBP: 0.313, SLG: 0.387		0-0 1B 2B		0-0 F9		0-0 FC6-4 HR	0-0 F6		0 0 0 0 0 0 0															
Walt Moryn, L (1, 9) OBP: 0.314, SLG: 0.369		0-0 F7		0-0 F8		0-0 HR	0-0 4-3		4 1 1 2 0 0 1															
Lee Walls, R (9, 9) OBP: 0.329, SLG: 0.375		0-0 F7		0-0 F8		0-0 HR	0-0 4-3		0 0 0 0 0 0 0															
Sammy Taylor, L (1, 2) OBP: 0.324, SLG: 0.401		0-0 FC6-4 1B		0-0 6-3		0-0 F8	0-3 K		1 0 1 1 0 0 0															
Earl Averill, R (4, 2) OBP: 0.298, SLG: 0.460		0-0 FC6-4 1B		0-0 6-3		0-0 F8	0-3 K		3 0 0 0 0 1 0															
Alvin Dark, R (1, 5) OBP: 0.323, SLG: 0.360		0-0 FC6-4		0-0 F8		0-0 F8	0-3 K		3 1 0 0 1 1 1															
Glen Hobbie, R (1, 1) OBP: 0.182, SLG: 0.170		0-0 FC6-4		0-0 F8		0-0 FC1-4 1B	0-0 K		2 0 1 0 0 0 1															
Dale Long, L (7, PH) (8, 3) OBP: 0.323, SLG: 0.479		0-0 F6		0-0 FC6-4		0-0 FC1-4 1B	0-0 K		1 1 1 2 0 0 0															
Inning Stats	R: 0 E: 0 K: 0 S: 3	H: 0 LOB: 1 BB: 0 P: 4	R: 1 E: 0 K: 0 S: 5	H: 2 LOB: 1 BB: 0 P: 5	R: 0 E: 0 K: 0 S: 3	H: 1 LOB: 1 BB: 1 P: 7	R: 0 E: 0 K: 0 S: 3	H: 0 LOB: 0 BB: 0 P: 3	R: 0 E: 0 K: 0 S: 4	H: 1 LOB: 1 BB: 0 P: 4	R: 2 E: 0 K: 0 S: 5	H: 2 LOB: 0 BB: 0 P: 5	R: 4 E: 0 K: 0 S: 5	H: 2 LOB: 0 BB: 1 P: 10	R: 0 E: 0 K: 2 S: 7	H: 0 LOB: 0 BB: 0 P: 7	1B: 4 2B: 1 3B: 0 HR: 3	SF: 0 SAC: 0 DP: 1 HBP: 2	WP: 0 PB: 1 SB: 1 CS: 0	PA: 35				
PITCHER Sam Jones, R (1, 1) ERA: 3.14	IP: 6.0 WLS: L BF: 28 H: 7 R: 6 ER: 6 SO: 6			BB: 2 IBB: 0 HBP: 0 BLK: 0	WP: 0 HR: 2 S: 24 P: 34	ERA: 9.00 WHIP: 1.500		PITCHER Bud Byerly, R (7, 1) ERA: 1.8	IP: 1.0 WLS: L BF: 4 H: 1 R: 1 ER: 1 SO: 0															
Gordon Jones, R (8, 1) ERA: 4.0	IP: 1.0 WLS: L BF: 3 H: 0 R: 0 ER: 0 SO: 2			BB: 0 IBB: 0 HBP: 0 BLK: 0	WP: 0 HR: 0 S: 7 P: 7	ERA: 0.00 WHIP: 0.000																		

San Francisco Giants @ Chicago Cubs
Wrigley Field, Chicago, IL
Fri Aug 14 1959, 3:33 AM CDT
Att: 14,176 - Unknown

AB	31
R	7
H	8
RBI	7
BB	2
SO	2
LOB	13



Batter	1	2	3	4	5	6	7	8	9	AB	R	H	RBI	BB	SO	LOB	TOP
Jim Davenport, R OBP: 0.292, SLG: 0.334 (1, 5)	0-0 6-3	0-0 F6				0-0 1B E 1B	0-0 F6			4	1	1	0	0	0	3	San Francisco Giants @ Chicago Cubs Wrigley Field, Chicago, IL Sat Aug 15 1959, 3:33 AM CDT Att: 24,070 - Unknown AB 34 R 6 H 9 RBI 4 BB 2 SO 7 LOB 12 
Willie Mays, R OBP: 0.368, SLG: 0.546 (1, 8)	4-0 1B 1B BB		0-0 HR			0-0 E 1B	0-0 F9			3	3	2	1	1	0	0	
Willie McCovey, L OBP: 0.492, SLG: 0.885 (1, 3)	0-0 1B 1-3 1B		0-0 4-3			0-0 E3 E S 1-H 2-H	0-0 HR			4	1	2	1	0	0	0	
Orlando Cepeda, R OBP: 0.357, SLG: 0.543 Jackie Brandt, R OBP: 0.311, SLG: 0.396 (7, 7)	0-0 1-3 3-H 1B		0-0 F3			0-3 K	0-0 5-3			4	0	1	1	0	1	1	
Willie Kirkland, L OBP: 0.338, SLG: 0.501 (1, 9)	0-3 K		0-3 F7			0-3 K	0-0 E5			4	0	0	0	0	2	2	
Daryl Spencer, R OBP: 0.330, SLG: 0.379 (1, 4)		0-0 F4			0-0 HR	0-0 F9 1-3	0-0 4-3			4	1	1	1	0	0	2	
Hobie Landrith, L OBP: 0.348, SLG: 0.326 (1, 2)	4-0 1-3 1B BB		0-0 F7			0-0 FC1-6 1B	0-0 4-3			3	0	1	0	1	0	0	
Eddie Bressoud, R OBP: 0.316, SLG: 0.409 (1, 6)	0-0 1-3 1-2 1B		0-0 4-3			0-0 FC1-6 1-2	0-3 K			4	0	1	0	0	1	1	
Jack Sanford, R OBP: 0.190, SLG: 0.113 (1, 1)	0-0 1-2 2-3 1B		0-3 K			0-3 K	0-3 K			4	0	0	0	0	3	3	
Inning Stats	R: 1 E: 0 K: 1 S: 6	H: 2 LOB: 1 BB: 1 P: 10	R: 0 E: 0 K: 0 S: 4	H: 1 LOB: 2 BB: 1 P: 8	R: 1 E: 0 K: 0 S: 4	H: 1 LOB: 0 BB: 0 P: 4	R: 1 E: 0 K: 1 S: 6	H: 2 LOB: 1 BB: 0 P: 10	R: 0 E: 0 K: 0 S: 7	H: 0 LOB: 0 BB: 0 P: 7						WP: 0 PA: 36 1B: 6 2B: 0 3B: 0 HR: 3	
PITCHER	IP WLS BF H R ER SO BB IBB HBP BLK WP HR S P ERA WHIP															ERA WHIP	
Moe Drabowsky, R ERA: 3.84 John Buzhardt, R ERA: 4.37 (7, 1)	6.0 L 28 8 5 3 5 2 0 0 0 0 0 2 36 44 4.50 1.667															4.50 0.500	

Batter	1	2	3	4	5	6	7	8	9	AB	R	H	RBI	BB	SO	LOB	BOTTOM	
Tony Taylor, R OBP: 0.331, SLG: 0.390 (1, 4) (7, 6)	0-0 F4	0-0 6-3		4-0 BB		0-0 6-3				3	0	0	0	1	0	0	San Francisco Giants @ Chicago Cubs Wrigley Field, Chicago, IL Sat Aug 15 1959, 3:33 AM CDT Att: 24,070 - Unknown AB 24 R 4 H 3 RBI 4 BB 6 SO 8 LOB 10 	
George Altman, L OBP: 0.320, SLG: 0.376 (1, 8)	4-0 14 HBP 1B BB		0-3 K	0-0 F5		0-0 4-3				3	1	0	0	1	1	1		
Irv Noren, L OBP: 0.400, SLG: 0.436 (1, 7)	0-0 F8		4-0 BB 14 BB 4-3 BB		0-0 1-3	0-3 K2-3				3	1	0	0	1	1	1		
14 Ernie Banks, R OBP: 0.383, SLG: 0.624 Earl Averill, R OBP: 0.296, SLG: 0.457 (7, 4)	1-0 1B 1-2 HBP		4-0 4-3 BB BB		0-3 K	0-0 G3				1	0	0	0	1	1	0		
Dale Long, L OBP: 0.327, SLG: 0.479 (1, 3)	0-0 1-3 2-H 1B		4-0 1-2 2-3 BB		0-0 F7					2	0	1	1	1	0	0		
Walt Moryn, L OBP: 0.317, SLG: 0.370 (1, 9)	4-0 BB		0-0 4-3			0-0 3B 1B				2	1	1	1	1	0	2		
Sammy Taylor, L OBP: 0.322, SLG: 0.399 Billy Williams, L OBP: 0.118, SLG: 0.118 (6, PH) Cal Neeman, R OBP: 0.217, SLG: 0.200 (7, 2)	0-3 K		0-3 K			0-3 K				2	0	0	0	0	2	5		
Alvin Dark, R OBP: 0.323, SLG: 0.365 (1, 5)		0-0 4-3		0-0 5-3		0-0 G3 3B				3	1	1	1	0	0	0		
Moe Drabowsky, R OBP: 0.175, SLG: 0.158 Jim Marshall, L OBP: 0.333, SLG: 0.407 (6, PH) John Buzhardt, R OBP: 0.111, SLG: 0.115 (7, 1)	0-3 K		0-3 K			0-0 G3				2	0	0	0	0	2	0		
Inning Stats	R: 1 E: 0 K: 1 S: 6	H: 1 LOB: 3 BB: 2 P: 15	R: 0 E: 0 K: 1 S: 5	H: 0 LOB: 0 BB: 0 P: 5	R: 1 E: 0 K: 2 S: 7	H: 0 LOB: 2 BB: 3 P: 19	R: 0 E: 0 K: 1 S: 5	H: 0 LOB: 0 BB: 0 P: 5	R: 2 E: 0 K: 1 S: 7	H: 2 LOB: 0 BB: 0 P: 7	R: 0 E: 0 K: 1 S: 5	H: 0 LOB: 0 BB: 0 P: 5						WP: 0 PA: 31 1B: 2 2B: 0 3B: 1 HR: 0
PITCHER	IP WLS BF H R ER SO BB IBB HBP BLK WP HR S P ERA WHIP															ERA WHIP		
Jack Sanford, R ERA: 3.15 (1, 1)	7.0 W 31 3 4 4 8 6 0 1 0 0 0 40 65 5.14 1.286															5.14 1.286		

Batter	1	2	3	4	5	6	7	8	9	AB	R	H	RBI	BB	SO	LOB	TOP	
Tony Taylor, R OBP: 0.330, SLG: 0.388 (1, 4)	F6		SH1-4 3B 1B		F7		K			4	1	1	0	0	1	0	Chicago Cubs @ Pittsburgh Pirates Forbes Field, Pittsburgh, PA Mon Aug 17 1959, 7:05 PM EDT Att: 12,815 - Unknown	
George Altman, L OBP: 0.322, SLG: 0.375 (1, 8)	FC6-5 WP BB		SH1-4 1-2		F6			G3		2	0	0	0	1	0	0		
Bobby Thomson, R OBP: 0.312, SLG: 0.390 (1, 7) (6, 9)	FC6-5 14 HR		14 2B 3B			1B E 1B		6-3		4	3	2	1	0	0	1		
14 Ernie Banks, R OBP: 0.386, SLG: 0.638 (1, 6)	HR		2B		K		K			4	1	2	3	0	2	1		
Art Schult, R OBP: 0.333, SLG: 0.396 (1, 3) Jim Marshall, L OBP: 0.335, SLG: 0.408 (6, 3)	FC5-4 BB		F4		E9 1B 1B			4-3		1	0	0	0	1	0	0		
Lee Walls, R OBP: 0.330, SLG: 0.388 (1, 9) Irv Noren, L OBP: 0.400, SLG: 0.436 (6, PH) Earl Averill, R OBP: 0.301, SLG: 0.465 (6, PH) Don Eaddy, R (9, FR)	FC5-4 1-2			K		G5-4-3 1B				2	0	0	0	0	1	1		
Alvin Dark, R OBP: 0.316, SLG: 0.358 (1, 5)		6-3		F6		G5-4-3 1-2		F9		4	0	0	0	0	0	2		
Cal Neeman, R OBP: 0.212, SLG: 0.197 Randy Jackson, R OBP: 0.312, SLG: 0.338 (9, PH)				K			F4		F8	3	0	1	0	0	1	0		
Dave Hillman, R OBP: 0.236, SLG: 0.143 Bill Henry, L OBP: 0.167, SLG: 0.130 (5, 1)		9-3			K		1-3			2	0	0	0	0	1	1		
Inning Stats	R: 2 E: 0 K: 0 S: 4	H: 1 LOB: 1 BB: 2 P: 12	R: 0 E: 0 K: 0 S: 3	H: 1 LOB: 0 BB: 0 P: 3	R: 2 E: 0 K: 0 S: 5	H: 3 LOB: 0 BB: 0 P: 5	R: 0 E: 0 K: 2 S: 7	H: 0 LOB: 0 BB: 0 P: 7	R: 0 E: 0 K: 1 S: 5	H: 0 LOB: 0 BB: 0 P: 5	R: 0 E: 0 K: 1 S: 5	H: 0 LOB: 0 BB: 0 P: 5	R: 0 E: 0 K: 0 S: 4	H: 1 LOB: 1 BB: 0 P: 4	1B: 5 2B: 3 3B: 1 HR: 1	SF: 0 SAC: 1 DP: 2 HBP: 0		WP: 1 PB: 0 SB: 0 CS: 0
PITCHER	IP WLS BF H R ER SO BB IBB HBP BLK WP HR S P ERA WHIP																	
Harvey Haddix, L ERA: 3.2 George Witt, R ERA: 6.52 Fred Green, L ERA: 2.25	(1, 1) (4, 1) (6, 1)	3.0 2.1 3.2	WLS 9 W	BF 14 9 12	H 5 2 2	R 4 2 0	ER 4 1 0	SO 0 4 2	BB 2 0 0	IBB 0 0 0	HBP 0 0 0	BLK 0 0 0	WP 1 0 0	HR 1 0 0	S 12 17 16	P 20 17 16	ERA 12.00 3.86 0.00	WHIP 2.333 0.857 0.545

AB	32
R	6
H	9
RBI	5
BB	2
SO	6
LOB	7



Batter	1	2	3	4	5	6	7	8	9	AB	R	H	RBI	BB	SO	LOB	BOTTOM			
Bob Skinner, L OBP: 0.358, SLG: 0.414 (1, 7)	F9		F8		F7		6-3			4	0	0	0	0	0	1	Chicago Cubs @ Pittsburgh Pirates Forbes Field, Pittsburgh, PA Mon Aug 17 1959, 7:05 PM EDT Att: 12,815 - Unknown			
Dick Groat, R OBP: 0.305, SLG: 0.353 (1, 6)	F9			E 4-3 BB	1B 2B		E 1B BB			2	3	1	0	2	0	0				
Roberto Clemente, R OBP: 0.327, SLG: 0.493 (1, 9)	F8			4-3 SF8 HBP	HR 1B		E7 1H 1B			3	2	2	1	0	0	0				
Rocky Nelson, L OBP: 0.383, SLG: 0.431 (1, 3)		4-3		E3 4-3 2B	HR		F6			4	2	1	2	0	0	3				
Smoky Burgess, L OBP: 0.351, SLG: 0.504 (1, 2)	F4			4-3	F5		F5			4	0	0	1	0	0	3				
Don Hoak, R OBP: 0.365, SLG: 0.414 (1, 5)	F8			SF8	PO 1B		K			3	0	1	1	0	1	0				
Dick Schofield, S OBP: 0.296, SLG: 0.299 (1, 4)			G3	2B	PO		F4		4-3	4	0	1	1	0	0	0				
Bill Virdon, L OBP: 0.293, SLG: 0.324 (1, 8)			FC4 BB	BB			K		K	2	0	0	0	2	2	0				
Harvey Haddix, L OBP: 0.188, SLG: 0.197 Bill Mazerowski, R OBP: 0.290, SLG: 0.344 Ron Kline, R OBP: 0.160, SLG: 0.160 George Witt, R Fred Green, R	(1, 1) (3, PH) (3, PR) (4, 1) (6, 1)			FC4	K		K			0	0	0	0	0	0	0				
Inning Stats	R: 0 E: 0 K: 0 S: 3	H: 0 LOB: 0 BB: 0 P: 3	R: 0 E: 0 K: 0 S: 3	H: 0 LOB: 1 BB: 1 P: 3	R: 0 E: 0 K: 1 S: 3	H: 0 LOB: 1 BB: 1 P: 7	R: 3 E: 1 K: 1 S: 7	H: 1 LOB: 2 BB: 2 P: 16	R: 3 E: 0 K: 0 S: 6	H: 4 LOB: 0 BB: 0 P: 6	R: 0 E: 0 K: 2 S: 7	H: 0 LOB: 0 BB: 0 P: 7	R: 1 E: 1 K: 0 S: 4	H: 1 LOB: 1 BB: 1 P: 8	R: 0 E: 0 K: 2 S: 7	H: 0 LOB: 0 BB: 0 P: 7		1B: 3 2B: 2 3B: 0 HR: 1	SF: 1 SAC: 0 DP: 0 HBP: 1	WP: 0 PB: 0 SB: 0 CS: 0
PITCHER	IP WLS BF H R ER SO BB IBB HBP BLK WP HR S P ERA WHIP																			
Dave Hillman, R ERA: 3.4 Bill Henry, L ERA: 2.6	(1, 1) (5, 1)	4.1 3.2	L	BF 21 14	H 3 3	R 5 2	ER 3 1	SO 1 4	BB 3 1	IBB 0 0	HBP 1 0	BLK 0 0	WP 0 0	HR 0 1	S 19 21	P 32 25	ERA 6.23 2.46	WHIP 1.385 1.091		



Batter	1	2	3	4	5	6	7	8	9	AB	R	H	RBI	BB	SO	LOB	TOP		
Tony Taylor, R (1, 4) OBP: 0.331, SLG: 0.390	4-0 G3 S BB		0-0 2B		0-0 G1-6-3		0-0 P6			3	1	1	0	1	0	3	Chicago Cubs @ Philadelphia Phillies Connie Mack Stadium, Philadelphia, PA Wed Aug 19 1959, 7:05 PM EDT Unknown		
George Altman, L (1, 8) OBP: 0.321, SLG: 0.377	0-3 K		0-0 4-3 2B			0-0 F7		0-0 4-3		4	0	1	1	0	1				
Jim Marshall, L (1, 3) OBP: 0.333, SLG: 0.402	0-0 G3		0-0 4-3			0-3 K		4-0		3	0	0	0	1	1				
14 Ernie Banks, R (1, 6) OBP: 0.385, SLG: 0.634	0-3 K		0-0 6-3			4-0 S BB		0-3 K		3	0	0	0	1	2				
Irv Noren, L (1, 7) OBP: 0.394, SLG: 0.420		4-0 FC4-6 BB		0-0 F7		0-3 K		0-0 G3		3	0	0	0	1	1				
Walt Moryn, L (1, 9) OBP: 0.313, SLG: 0.365		0-0 FC4-6		0-3 K			0-0 F2		0-0 F8	4	0	0	0	0	1				
Sammy Taylor, L (1, 2) OBP: 0.321, SLG: 0.394		0-0 P6		0-0 P4			4-0 HBP BB		0-0 F5	3	0	0	0	1	0				
Alvin Dark, R (1, 5) OBP: 0.318, SLG: 0.357		0-0 F9			0-0 G1-6-3 1B		1-0 HBP		0-0 F8	3	0	1	0	0	0				
Glen Hobbie, R (1, 1) OBP: 0.175, SLG: 0.164			0-3 K		0-3 K		0-3 K			2	0	0	0	0	2				
Dale Long, L (7, PH) OBP: 0.325, SLG: 0.477										1	0	0	0	0	1				
Ed Donnelly, R (7, 1)										0	0	0	0	0	0				
Inning Stats	R: 0 E: 0 K: 2 S: 7	H: 0 LOB: 1 BB: 1 P: 11	R: 0 E: 0 K: 0 S: 3	H: 0 LOB: 1 BB: 1 P: 7	R: 1 E: 0 K: 1 S: 7	H: 2 LOB: 1 BB: 0 P: 7	R: 0 E: 0 K: 1 S: 5	H: 0 LOB: 0 BB: 0 P: 5	R: 0 E: 0 K: 2 S: 5	H: 0 LOB: 1 BB: 1 P: 11	R: 0 E: 0 K: 1 S: 5	H: 0 LOB: 2 BB: 1 P: 10	R: 0 E: 0 K: 1 S: 5	H: 0 LOB: 1 BB: 1 P: 9	R: 0 E: 0 K: 0 S: 3	H: 0 LOB: 0 BB: 0 P: 3	1B: 1 2B: 2 3B: 0 HR: 0	SF: 0 SAC: 0 DP: 1 HBP: 1	WP: 0 PA: 35 PB: 0 SB: 2 CS: 0
PITCHER Gene Conley, R (1, 1) ERA: 3.0	IP: 9.0 WLS: W BF: 35 H: 3 R: 1 ER: 1 SO: 9 BB: 5 IBB: 0 HBP: 1 BLK: 0 WP: 0 HR: 0 S: 47 P: 68 ERA: 1.00 WHIP: 0.889																		

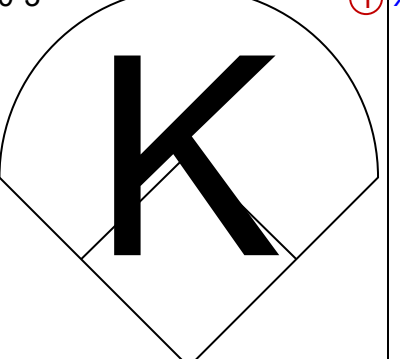
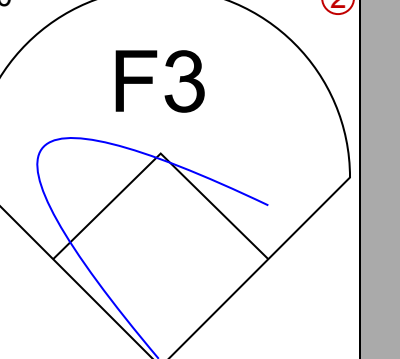
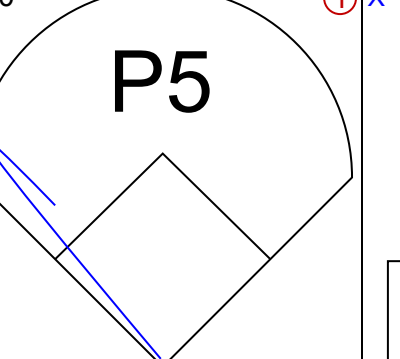
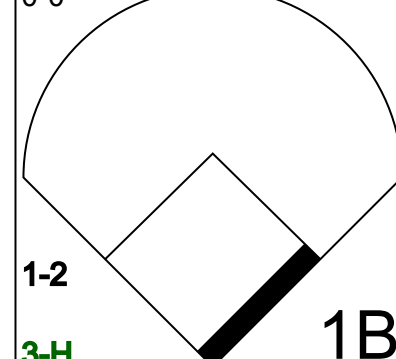
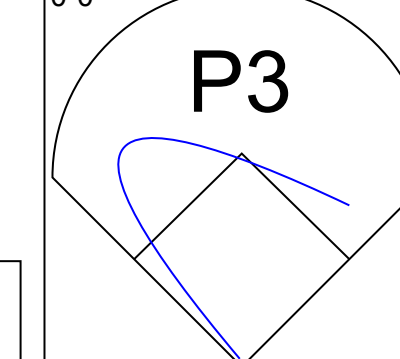
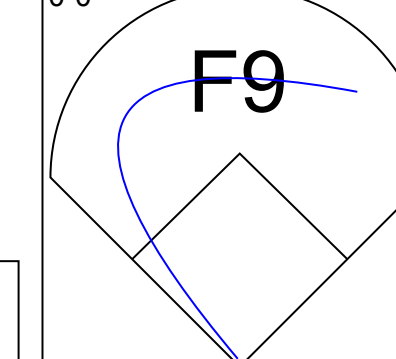
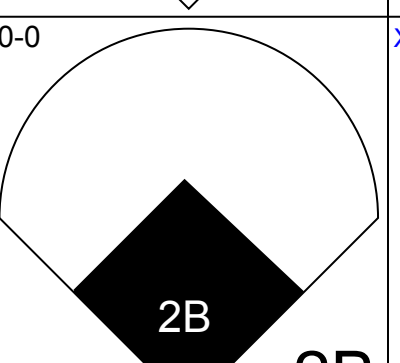
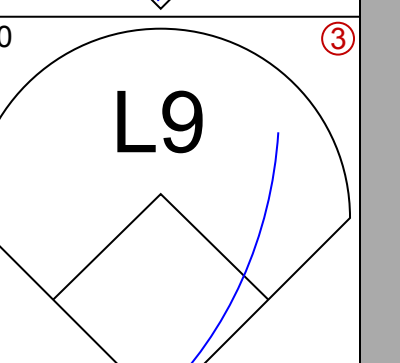
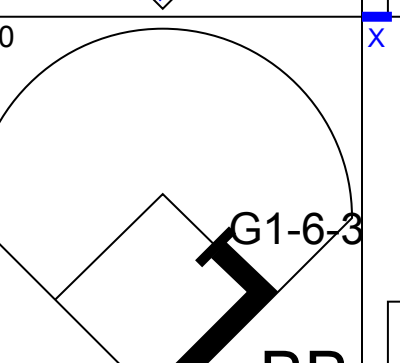
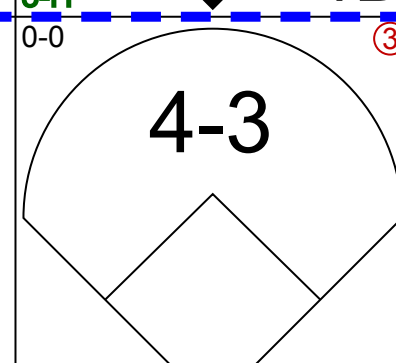
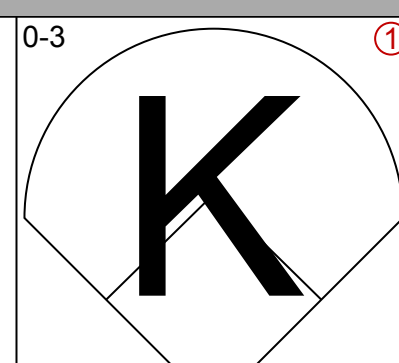
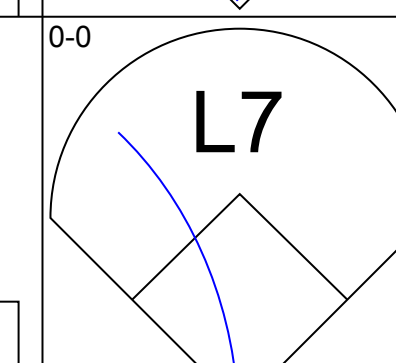
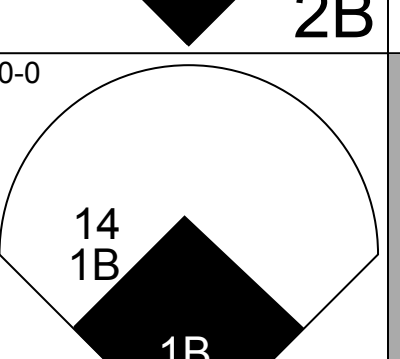
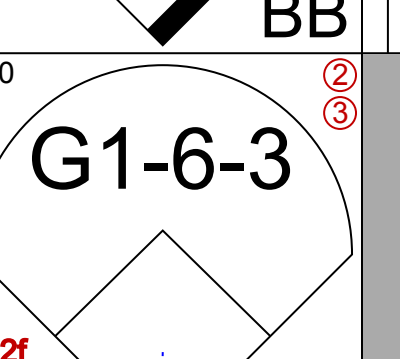
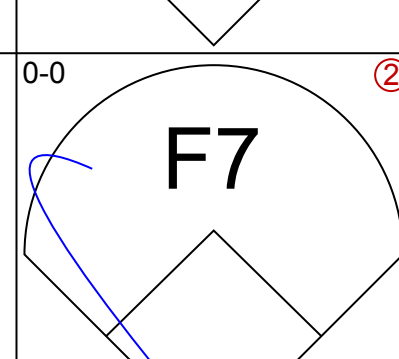
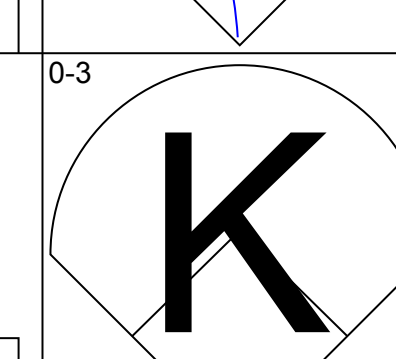
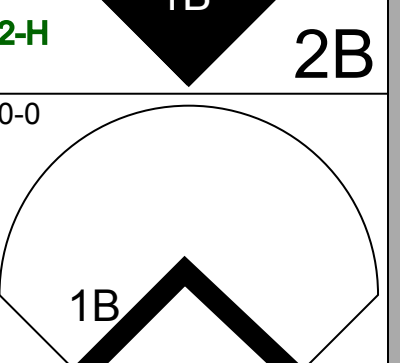
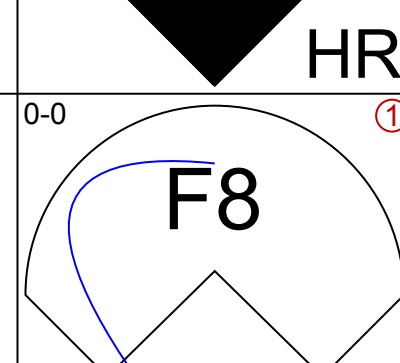
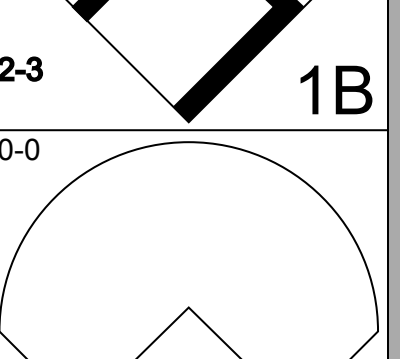
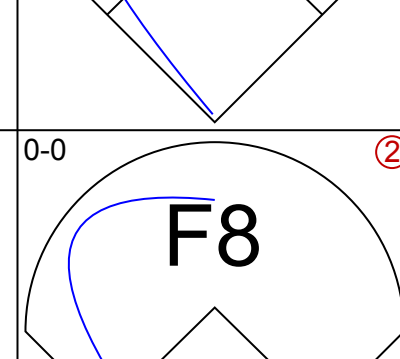
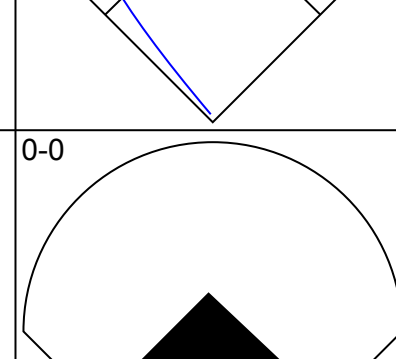
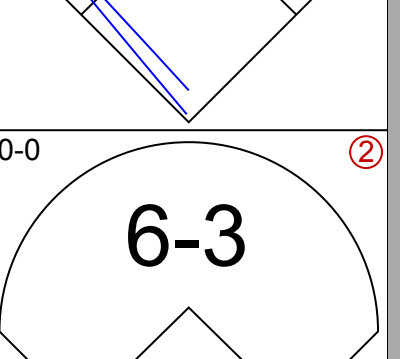
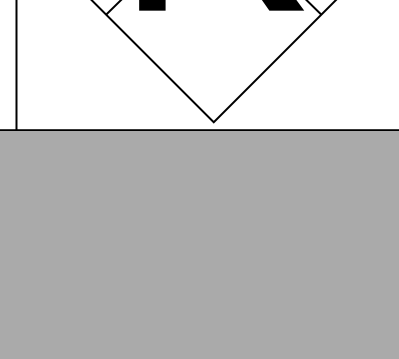
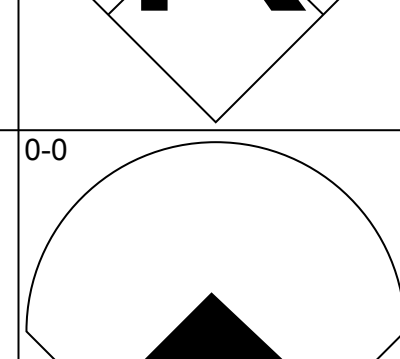
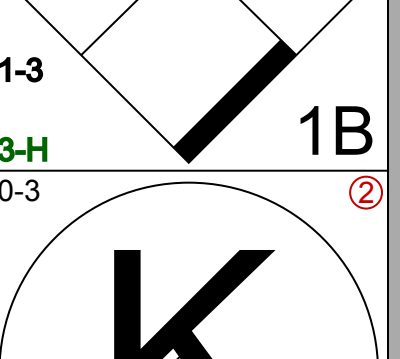
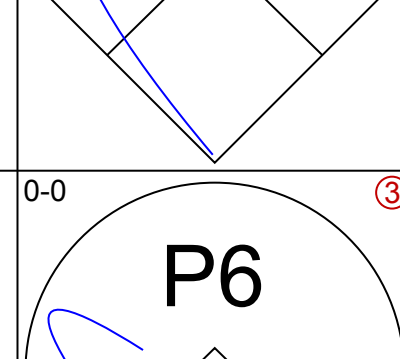
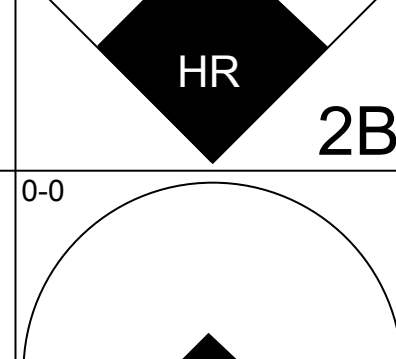
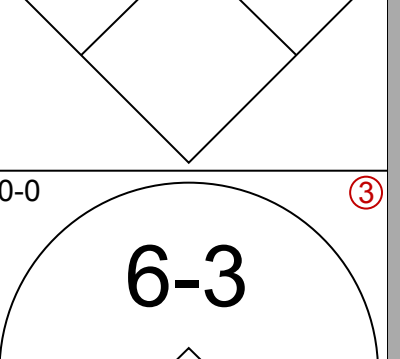
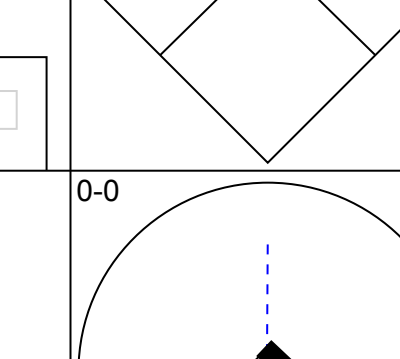
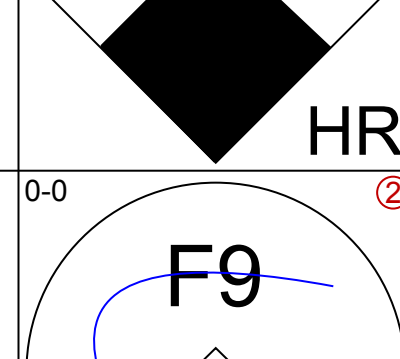
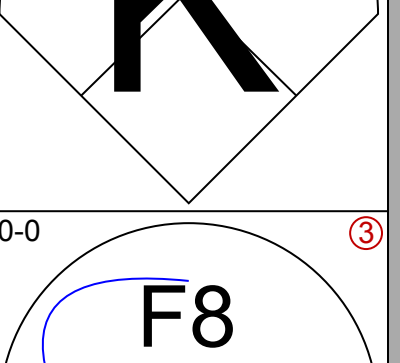
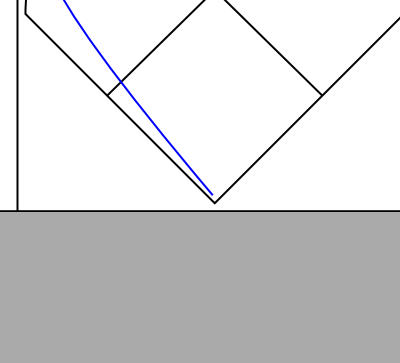
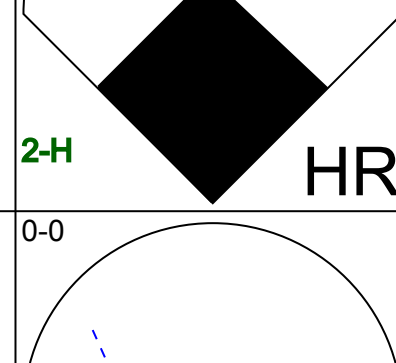
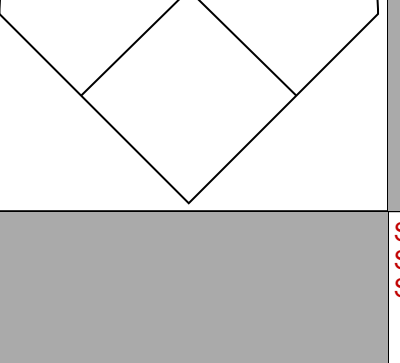
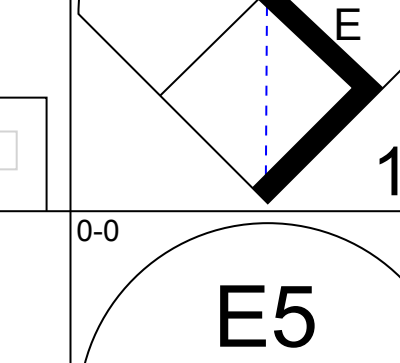

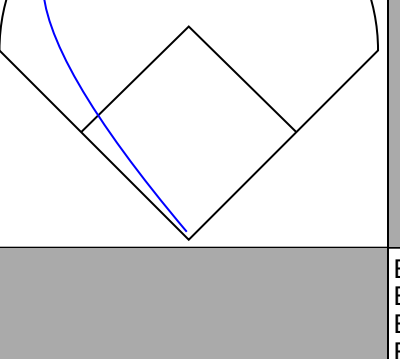
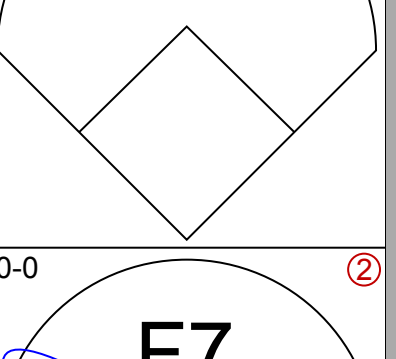
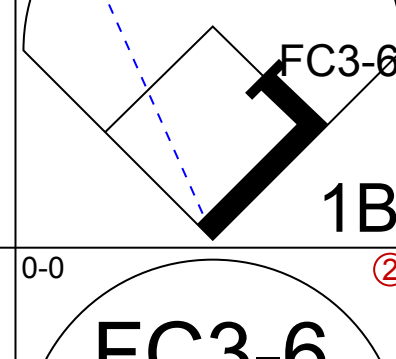
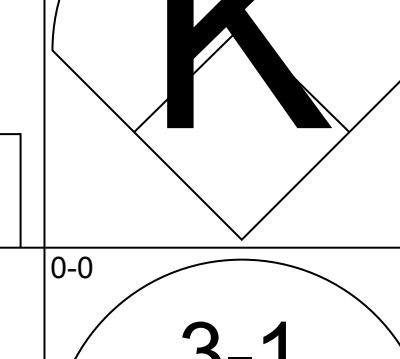
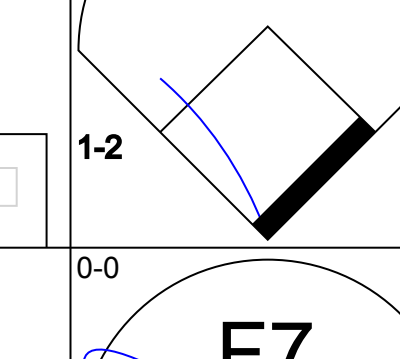
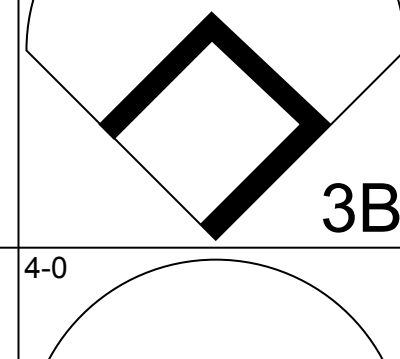
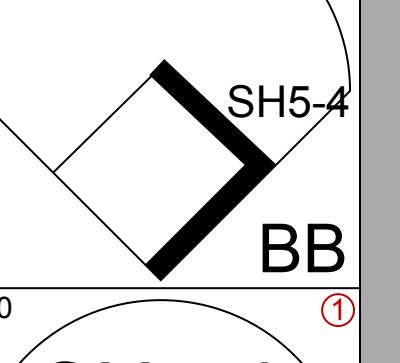
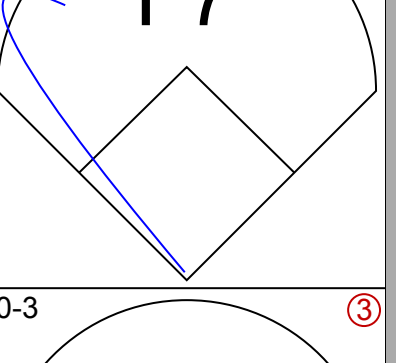
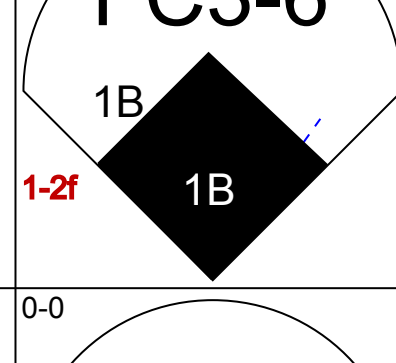
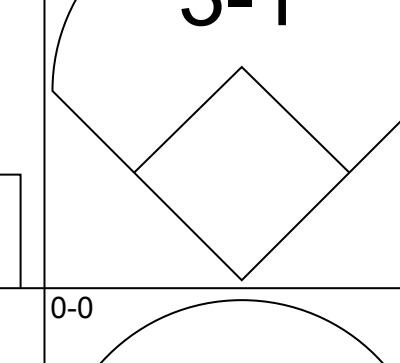
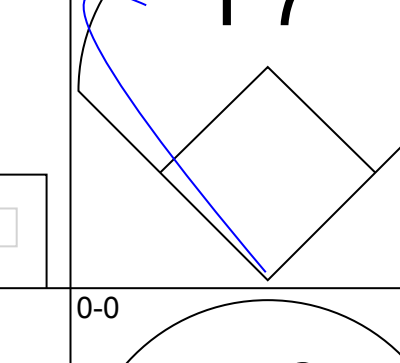
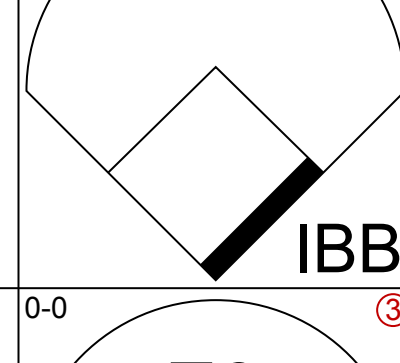
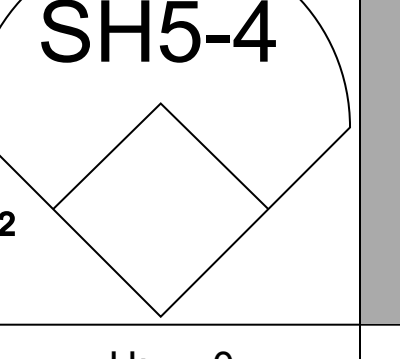

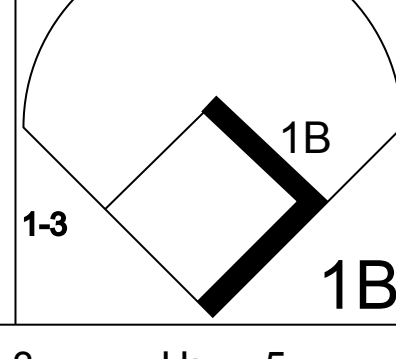
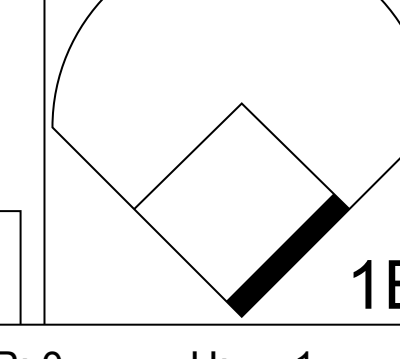
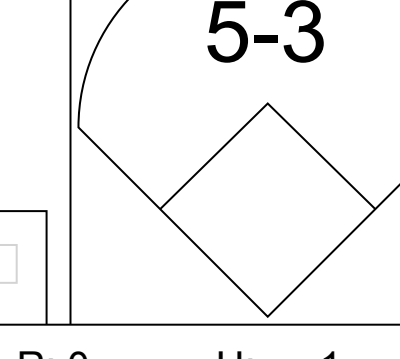
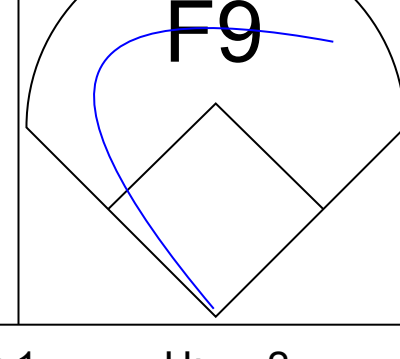
Batter	1	2	3	4	5	6	7	8	9	AB	R	H	RBI	BB	SO	LOB	BOTTOM		
Richie Ashburn, L (1, 8) OBP: 0.366, SLG: 0.318	0-0 4-3		0-0 G6-4-3 1B		0-0 6-3		4-0 2B BB			3	1	1	0	1	0	1	Chicago Cubs @ Philadelphia Phillies Connie Mack Stadium, Philadelphia, PA Wed Aug 19 1959, 7:05 PM EDT Unknown		
Sparky Anderson, R (1, 4) OBP: 0.276, SLG: 0.234	0-0 F9		0-0 G6-4-3		0-0 6-3		0-0 4-3			4	0	0	0	0	0	4			
Ed Bouchee, L (1, 3) OBP: 0.375, SLG: 0.451	4-0 BB			0-3 K		0-0 1B BB 1B		0-0 2B		3	1	2	1	1	1	0			
Wally Post, R (1, 9) OBP: 0.315, SLG: 0.453	0-3 K			0-0 1B		4-0 PB 1B SF7 BB		0-0 6-3		3	1	1	0	1	1	2			
Gene Freese, R (1, 5) OBP: 0.357, SLG: 0.528		0-0 6-3		0-0 P5		0-0 SF7 PB SF8 1B		0-0 P4		4	1	1	0	0	0	2			
Harry Anderson, L (1, 7) OBP: 0.325, SLG: 0.445		0-3 K		0-0 1B		0-0 SF7		0-0 F7		3	0	1	1	0	1	0			
Solly Drake, S (9, 7) OBP: 0.214, SLG: 0.132				1-3 1B		1-3 2H 3H				0	0	0	0	0	0	0			
Joe Koppe, R (1, 6) OBP: 0.334, SLG: 0.378		0-0 5-3		0-0 L9		0-0 SF8		4-0 G4-6-3 BB		2	0	0	1	1	0	2			
Carl Sawatski, L (1, 2) OBP: 0.372, SLG: 0.426			0-0 F8		4-0 SH1-4 BB		4-0 BB		0-0 G4-6-3	2	0	0	0	2	0	1			
Gene Conley, R (1, 1) OBP: 0.250, SLG: 0.269			1-0 HBP		0-0 SH1-4		0-0 6-3			1	0	0	0	0	0	1			
Inning Stats	R: 0 E: 0 K: 1 S: 5	H: 0 LOB: 1 BB: 1 P: 9	R: 0 E: 0 K: 1 S: 5	H: 0 LOB: 0 BB: 0 P: 5	R: 0 E: 0 K: 0 S: 3	H: 1 LOB: 1 BB: 0 P: 4	R: 0 E: 0 K: 1 S: 7	H: 2 LOB: 2 BB: 0 P: 7	R: 0 E: 0 K: 0 S: 3	H: 0 LOB: 1 BB: 1 P: 7	R: 3 E: 0 K: 0 S: 5	H: 2 LOB: 1 BB: 2 P: 13	R: 1 E: 0 K: 0 S: 4	H: 1 LOB: 1 BB: 1 P: 8	R: 0 E: 0 K: 0 S: 2	H: 0 LOB: 0 BB: 1 P: 6	1B: 5 2B: 1 3B: 0 HR: 0	SF: 2 SAC: 1 DP: 2 HBP: 1	WP: 0 PA: 35 PB: 1 SB: 0 CS: 0
PITCHER Glen Hobbie, R (1, 1) ERA: 3.88	IP: 6.0 WLS: L BF: 27 H: 5 R: 3 ER: 2 SO: 3 BB: 4 IBB: 0 HBP: 1 BLK: 0 WP: 0 HR: 0 S: 28 P: 45 ERA: 3.00 WHIP: 1.500																		
Ed Donnelly, R (7, 1) ERA: 2.89	IP: 2.0 WLS: 8 BF: 1 H: 1 R: 1 ER: 1 SO: 0 BB: 2 IBB: 0 HBP: 0 BLK: 0 WP: 0 HR: 0 S: 6 P: 14 ERA: 4.50 WHIP: 1.500																		

AB	29
R	1
H	3
RBI	1
BB	5
SO	9
LOB	17



AB	25
R	4
H	6
RBI	3
BB	6
SO	3
LOB	13

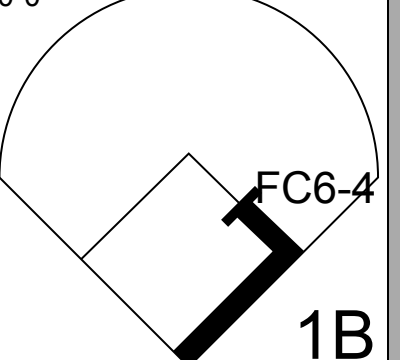
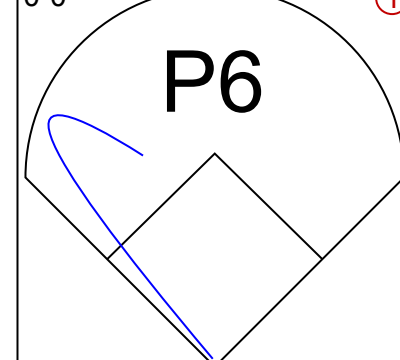
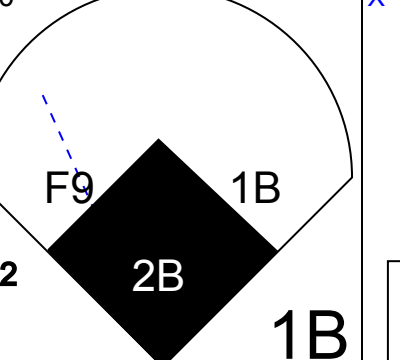
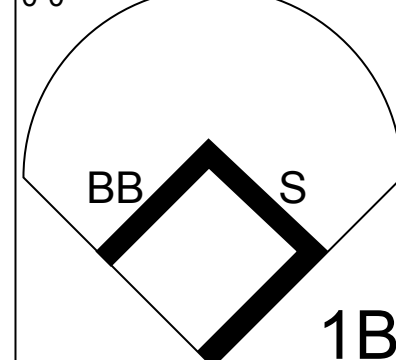
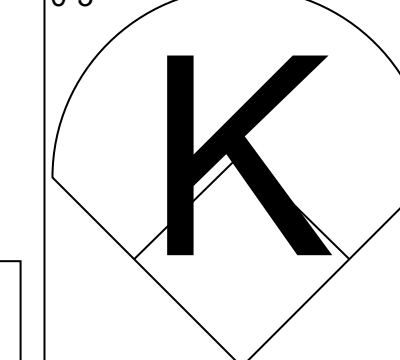
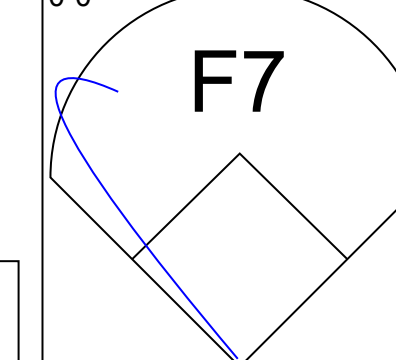
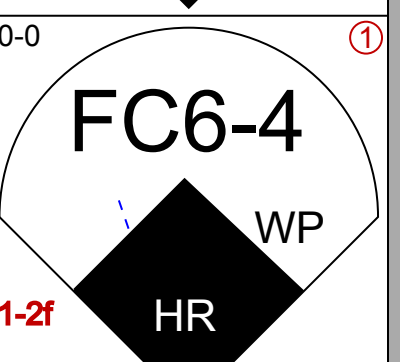
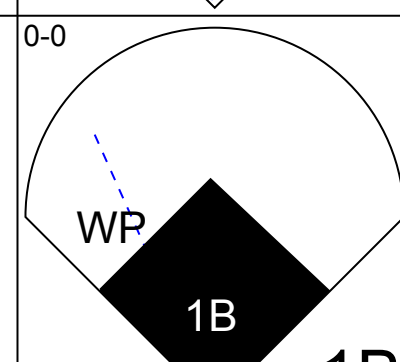
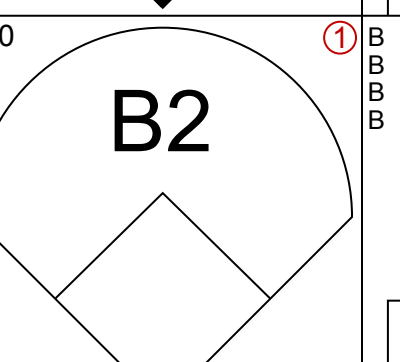
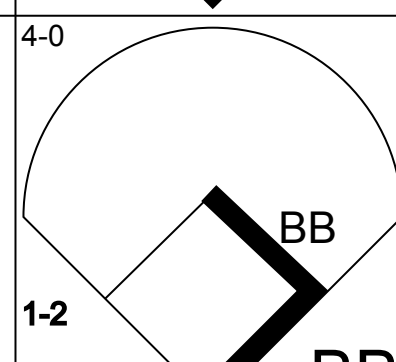
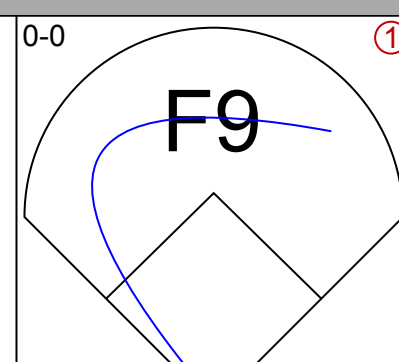
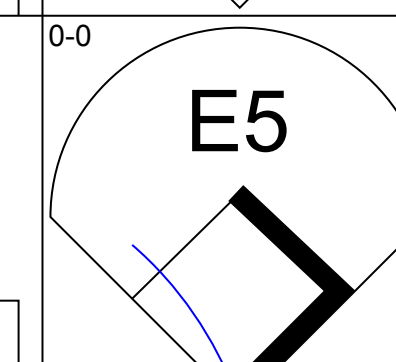
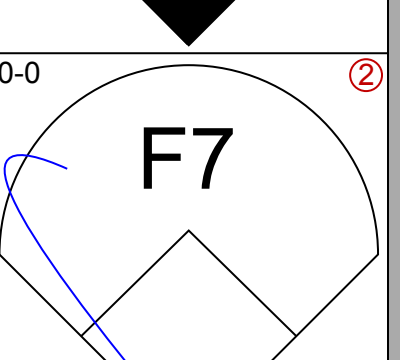
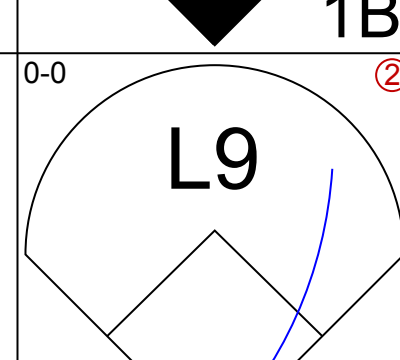
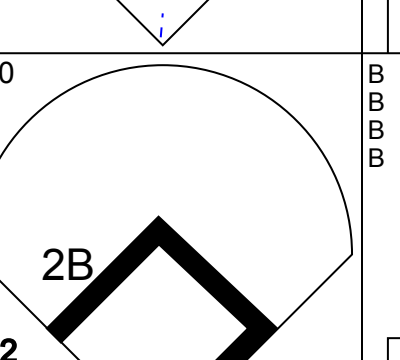
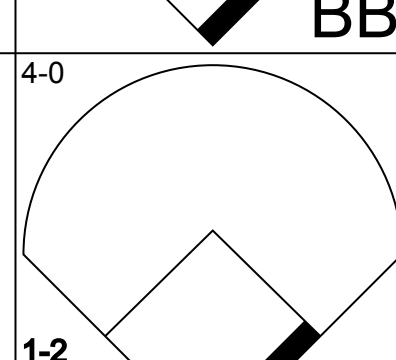
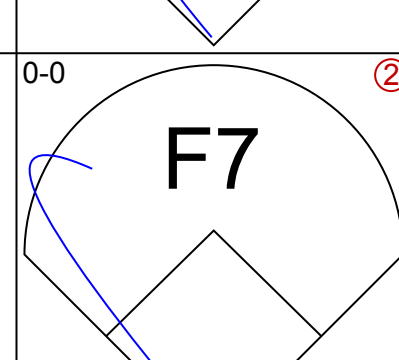
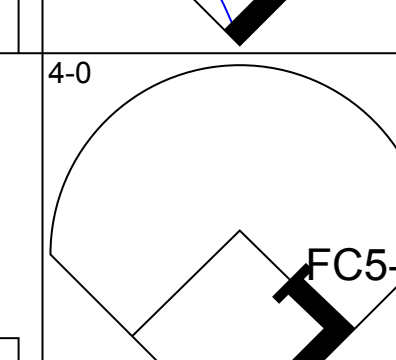
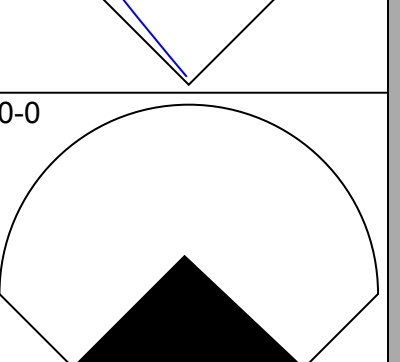
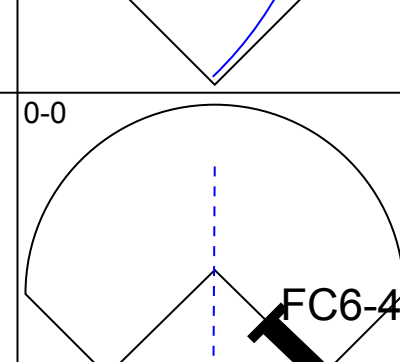
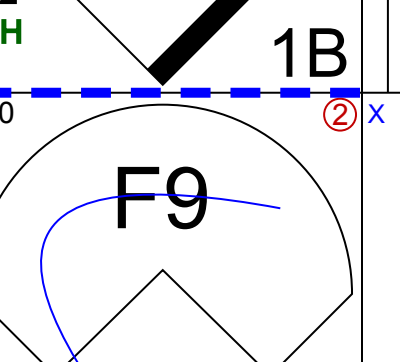
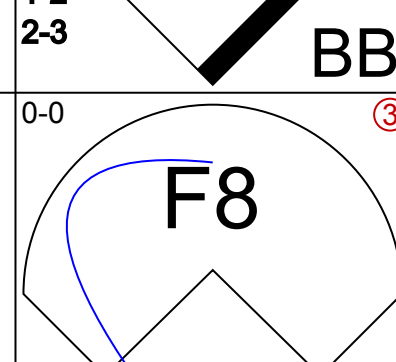
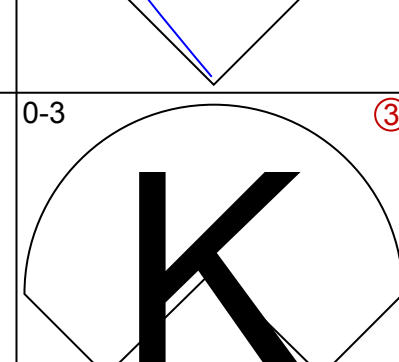
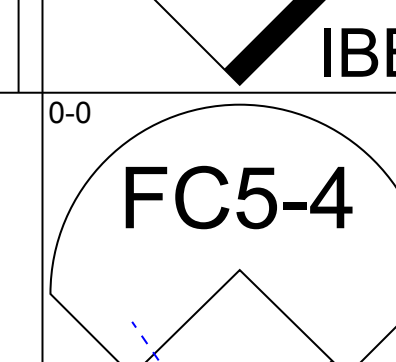
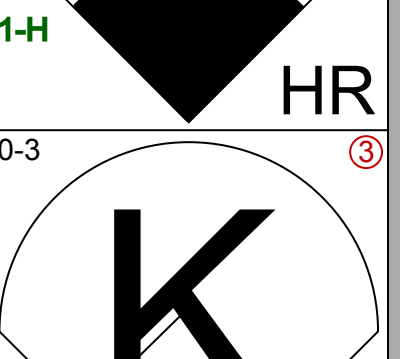
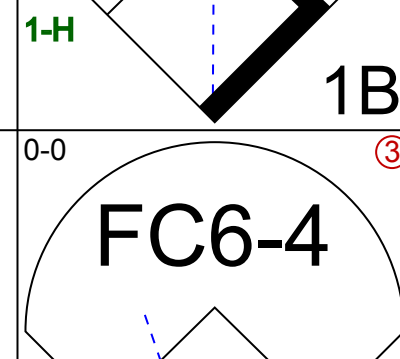
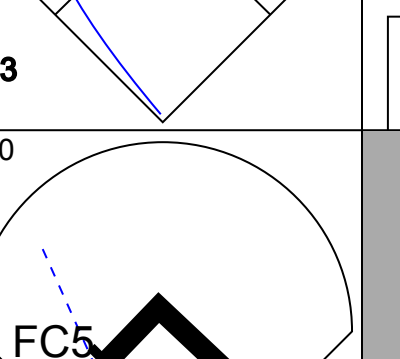
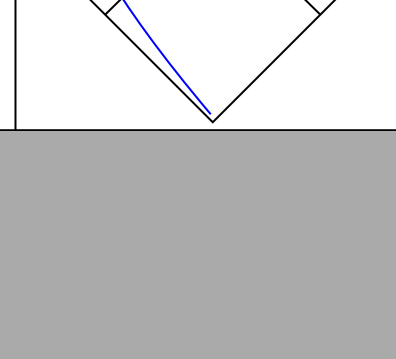
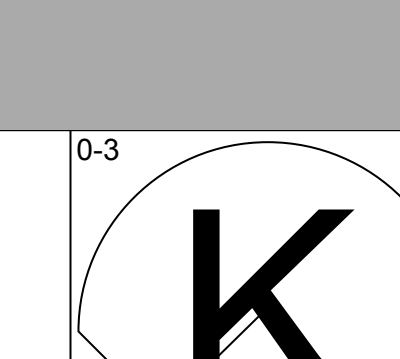
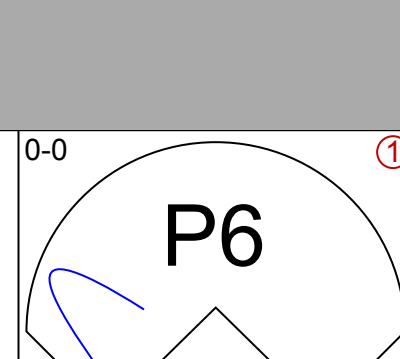
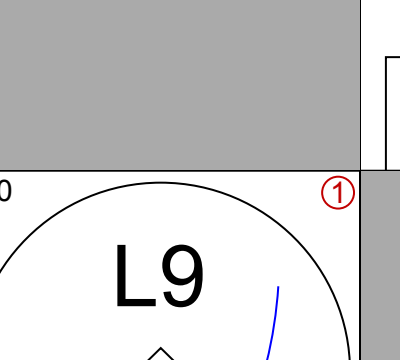
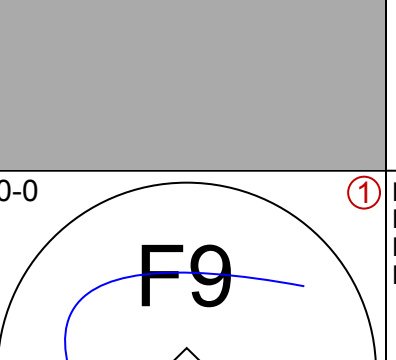

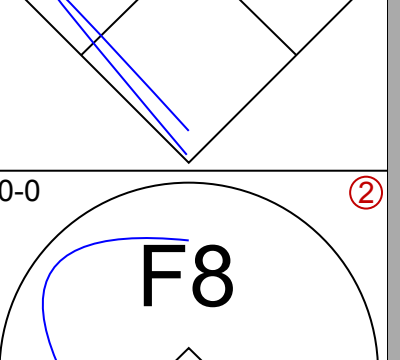
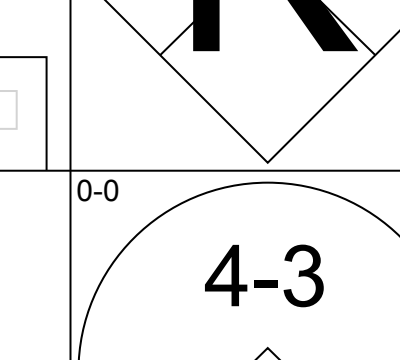
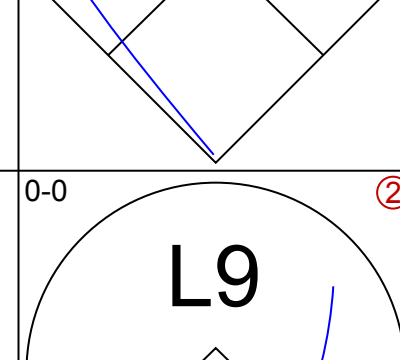
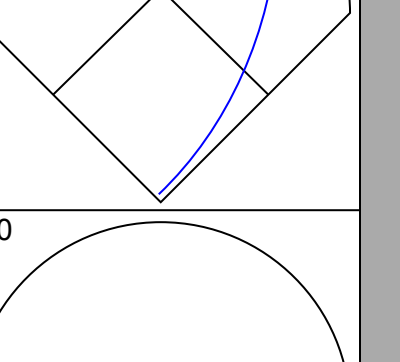
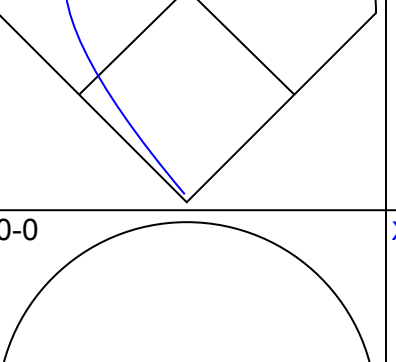

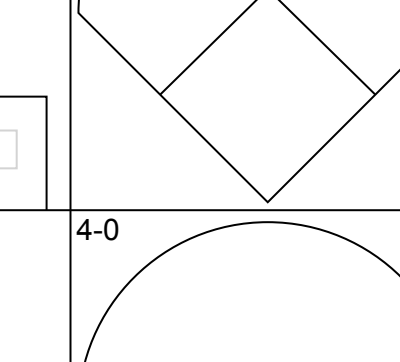
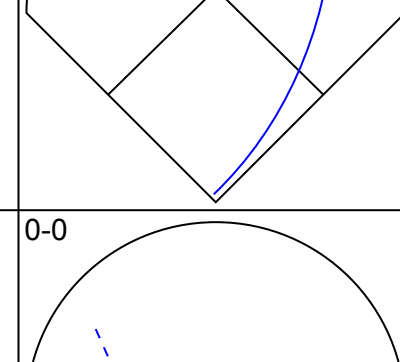
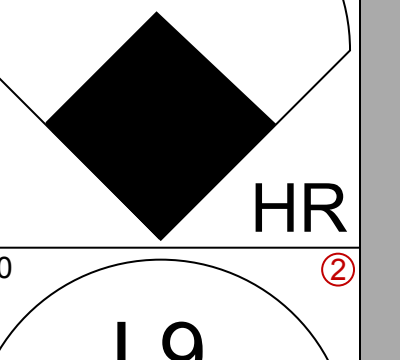
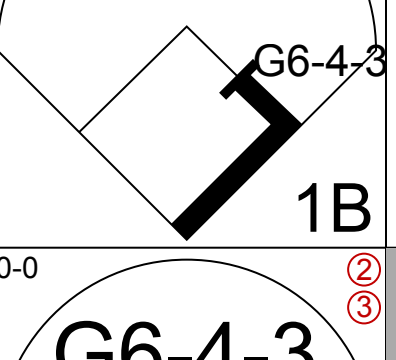
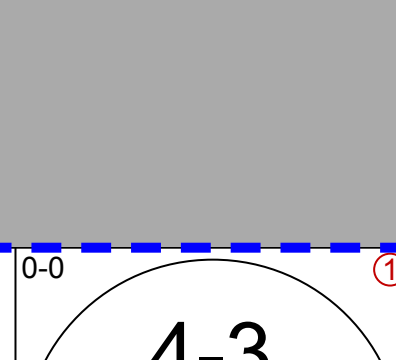
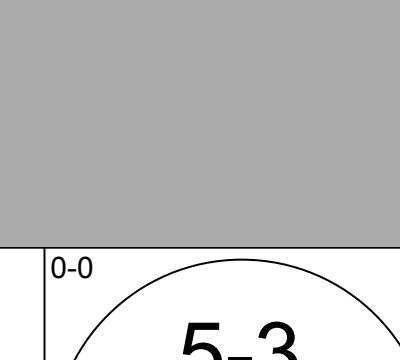
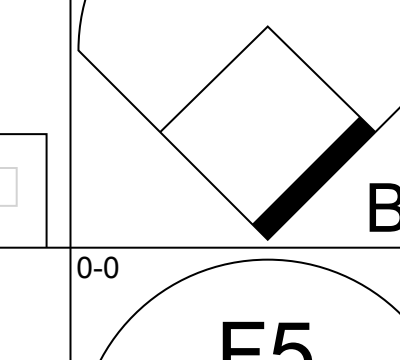
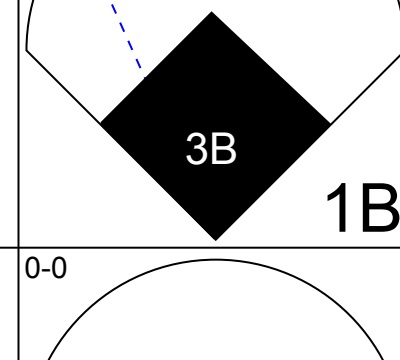


Batter	1	2	3	4	5	6	7	8	9	10	11	12	AB	R	H	RBI	BB	SO	LOB	TOP		
Tony Taylor, R OBP: 0.329, SLG: 0.387 (1.4)													6	0	1	1	0	1	2			
George Altman, L OBP: 0.322, SLG: 0.378 (1.8)													5	1	1	0	1	1	3			
Jim Marshall, L OBP: 0.340, SLG: 0.433 Don Eaddy, R (7, PR)													4	2	3	2	0	0	1			
Dale Long, L OBP: 0.323, SLG: 0.474 (7.3)													4	2	3	2	0	0	1			
14 Ernie Banks, R OBP: 0.382, SLG: 0.628 (1.6)													6	0	1	0	0	2	1			
Earl Averill, R OBP: 0.309, SLG: 0.493 Alvin Dark, R OBP: 0.316, SLG: 0.357 (12.5)													6	2	3	2	0	0	1			
Bobby Thomson, R OBP: 0.312, SLG: 0.398 (1.9)													6	1	2	2	0	1	3			
Billy Williams, L OBP: 0.174, SLG: 0.261 (1.7)													6	0	2	0	0	1	3			
Cal Neeman, R OBP: 0.221, SLG: 0.194 Sammy Taylor, L OBP: 0.320, SLG: 0.390 (6.2)													1	0	0	0	1	0	0			
Art Ceccarelli, R OBP: 0.100, SLG: 0.100 Dave Hillman, R OBP: 0.236, SLG: 0.143 Irv Noren, L OBP: 0.400, SLG: 0.427 Don Elston, R OBP: 0.235, SLG: 0.235 Bill Henry, L OBP: 0.167, SLG: 0.130 (12.1)													1	0	0	0	0	1	0			
Inning Stats	R: 2 E: 0 K: 2 S: 11	H: 4 LOB: 2 BB: 0 P: 11	R: 0 E: 0 K: 0 S: 3	H: 0 LOB: 1 BB: 1 P: 7	R: 1 E: 0 K: 0 S: 4	H: 1 LOB: 0 BB: 0 P: 4	R: 0 E: 0 K: 1 S: 5	H: 0 LOB: 0 BB: 0 P: 6	R: 0 E: 0 K: 0 S: 2	H: 1 LOB: 1 BB: 0 P: 6	R: 0 E: 0 K: 2 S: 7	H: 0 LOB: 0 BB: 0 P: 7	R: 0 E: 0 K: 0 S: 5	H: 1 LOB: 2 BB: 0 P: 5	R: 0 E: 0 K: 1 S: 6	H: 0 LOB: 0 BB: 0 P: 5	R: 1 E: 0 K: 1 S: 7	H: 2 LOB: 2 BB: 1 P: 11	1B: 7 2B: 4 3B: 1 HR: 3	SF: 0 SAC: 1 DP: 1 HBP: 0	WP: 0 PB: 0 SB: 0 CS: 0	PA: 54
PITCHER Don Cardwell, R ERA: 3.87 Turk Farrell, R ERA: 4.59	IP 5.2	WLS 2	BF 28	H 10	R 6	ER 6	SO 3	BB 2	IBB 0	HBP 0	BLK 0	WP 0	HR 1	S 35	P 39	ERA 1.42	WHIP 0.789					
PITCHER	IP	WLS	BF	H	R	ER	SO	BB	IBB	HBP	BLK	WP	HR	S	P	ERA	WHIP					

Chicago Cubs @ Philadelphia Phillies
 Connie Mack Stadium, Philadelphia, PA
 Wed Aug 19 1959, 7:05 PM EDT
 Att: 13,611 - Unknown

AB 50
 R 7
 H 15
 RBI 7
 BB 3
 SO 8
 LOB 21





Batter	1	2	3	4	5	6	7	8	9	10	11	12	AB	R	H	RBI	BB	SO	LOB	BOTTOM	
Richie Ashburn, L OBP: 0.368, SLG: 0.320 (1.8)													6	1	3	0	0	1	0		
Sparky Anderson, R OBP: 0.276, SLG: 0.234 (1.4)													5	2	1	0	1	0	3		
Ed Bouchee, L OBP: 0.377, SLG: 0.449 (1.3)													4	0	1	1	2	0	2		
Wally Post, R OBP: 0.315, SLG: 0.480 (1.9)													6	1	2	3	0	1	7		
Gene Freese, R OBP: 0.354, SLG: 0.524 (1.5)													6	0	1	1	0	2	1		
Harry Anderson, L OBP: 0.322, SLG: 0.439 (1.7)													5	0	0	0	1	0	0		
Joe Koppe, R OBP: 0.341, SLG: 0.392 (1.6)													5	2	3	1	1	0	3		
Valmy Thomas, R OBP: 0.246, SLG: 0.228 Dave Philley, S OBP: 0.371, SLG: 0.503 Joe Lonnett, R OBP: 0.322, SLG: 0.250 Harry Hanebrink, L OBP: 0.293, SLG: 0.373 (11.2)													4	0	0	0	0	0	1		
Don Cardwell, R OBP: 0.051, SLG: 0.026 Turk Farrell, R ERA: 4.59	IP 6.1	WLS 3	BF 28	H 3	R 1	ER 1	SO 5	BB 3	IBB 0	HBP 0	BLK 0	WP 0	HR 1	S 37	P 50	ERA 1.35	WHIP 0.900				
PITCHER	IP	WLS	BF	H	R	ER	SO	BB	IBB	HBP	BLK	WP	HR	S	P	ERA	WHIP				
PITCHER Art Ceccarelli, L ERA: 4.54 Dave Hillman, R ERA: 3.39 Don Elston, R ERA: 3.07 Bill Henry, L ERA: 2.59	IP 4.1	WLS 2	BF 21	H 9	R 6	ER 6	SO 1	BB 0	IBB 0	HBP 0	BLK 0	WP 2	HR 2	S 23	P 23	ERA 12.46	WHIP 2.077				
PITCHER	IP	WLS	BF	H	R	ER	SO	BB	IBB	HBP	BLK	WP	HR	S	P	ERA	WHIP				

Chicago Cubs @ Philadelphia Phillies
 Connie Mack Stadium, Philadelphia, PA
 Wed Aug 19 1959, 7:05 PM EDT
 Att: 13,611 - Unknown

AB 49
 R 7
 H 13
 RBI 7
 BB 5
 SO 6
 LOB 19



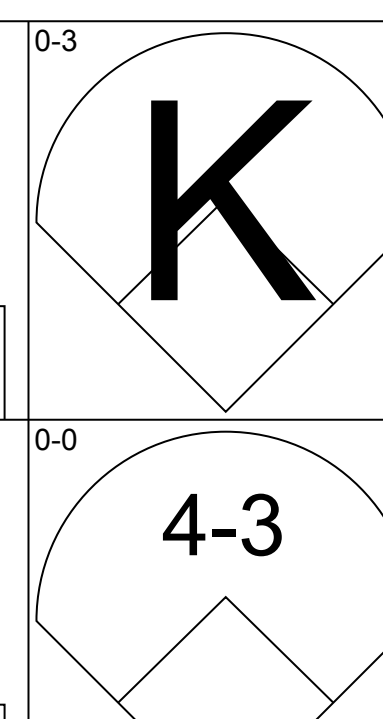
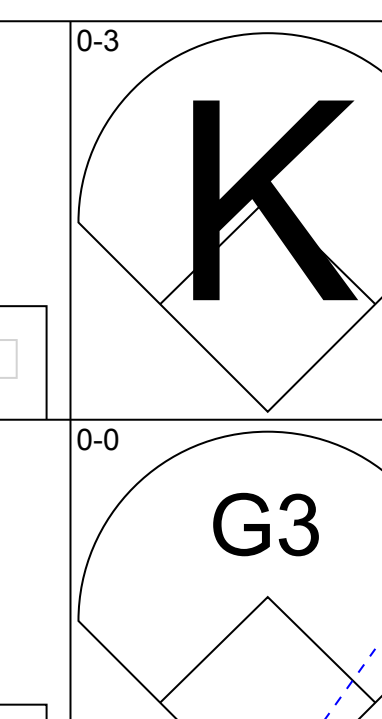
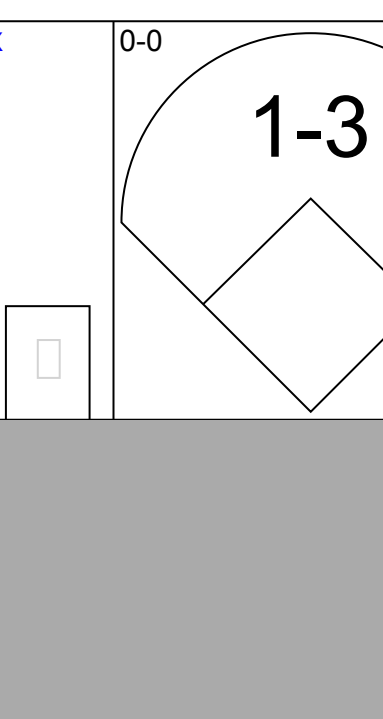
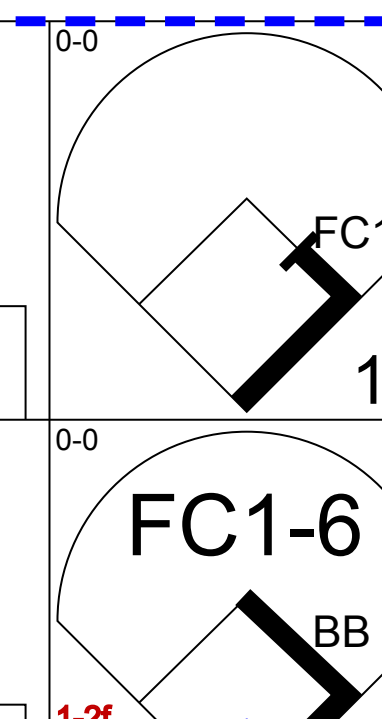
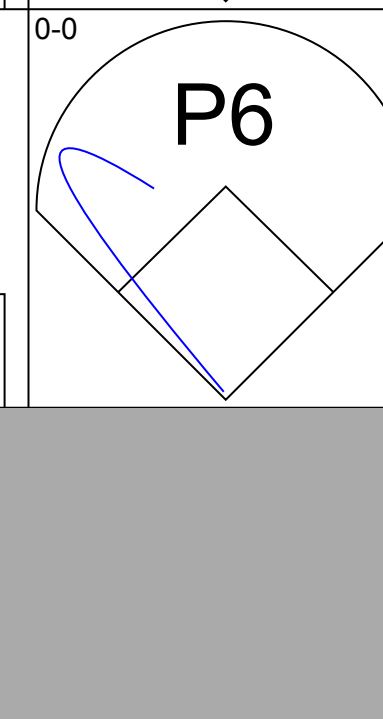

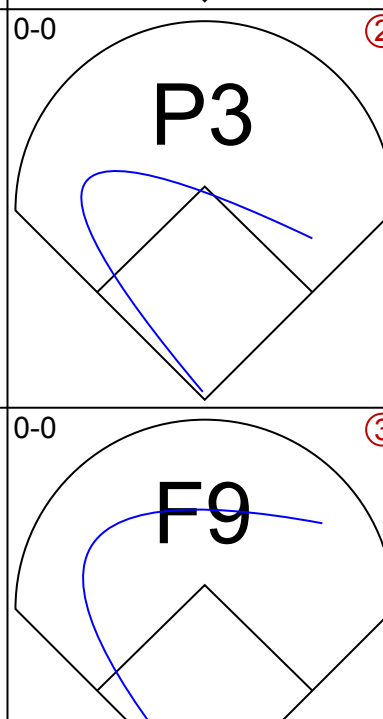
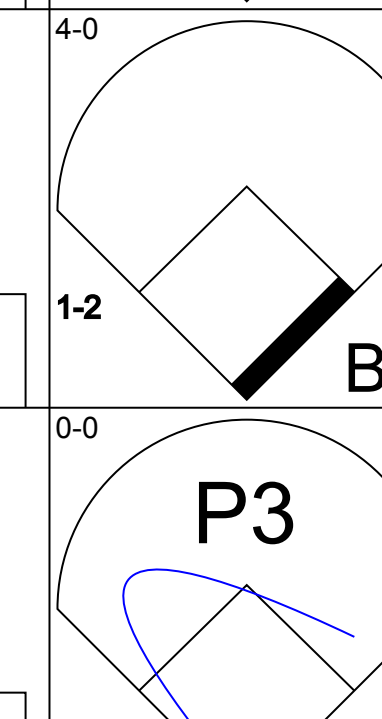

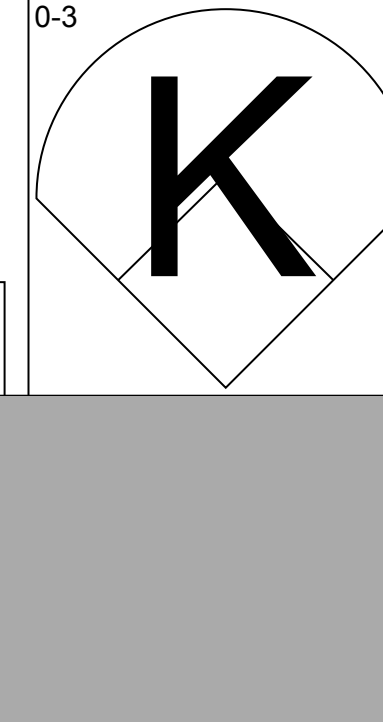

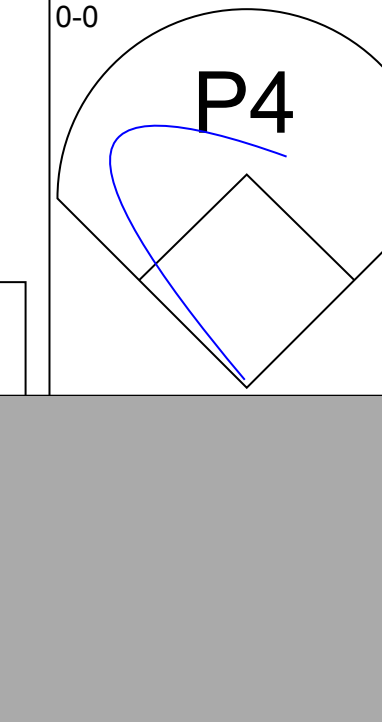
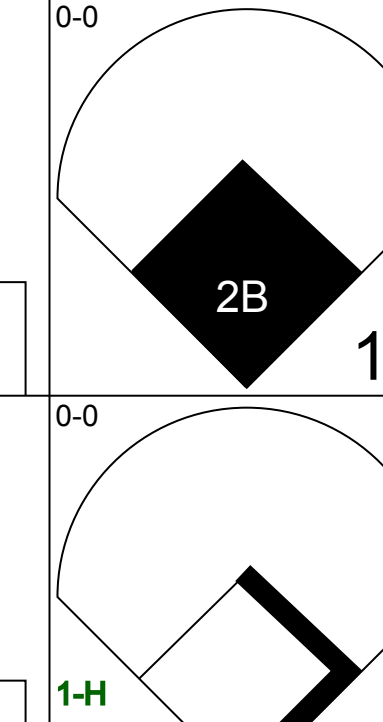
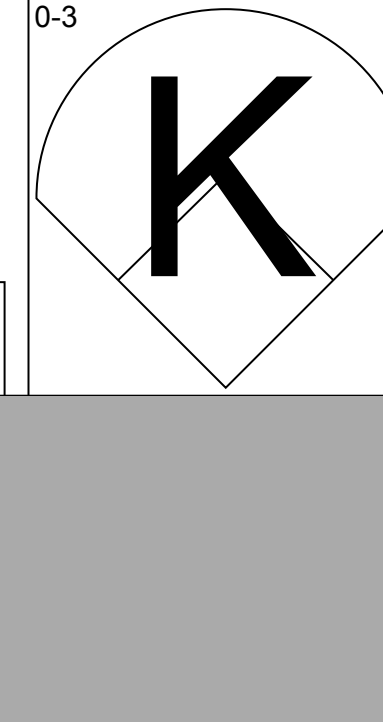

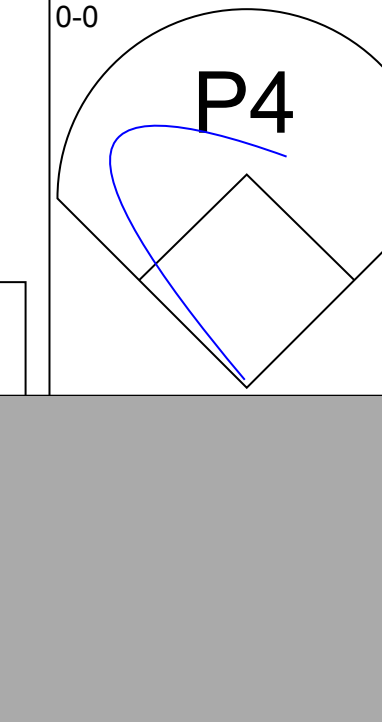
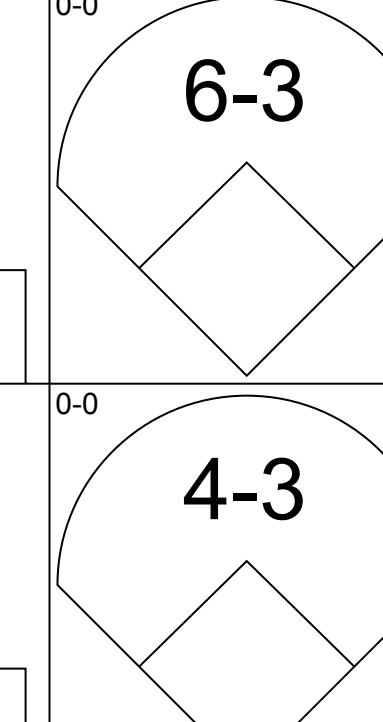

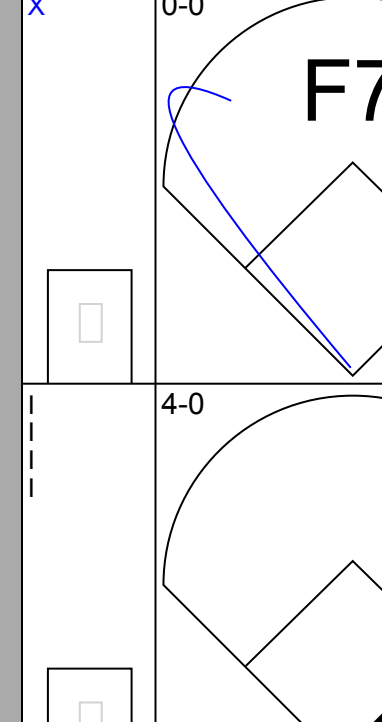

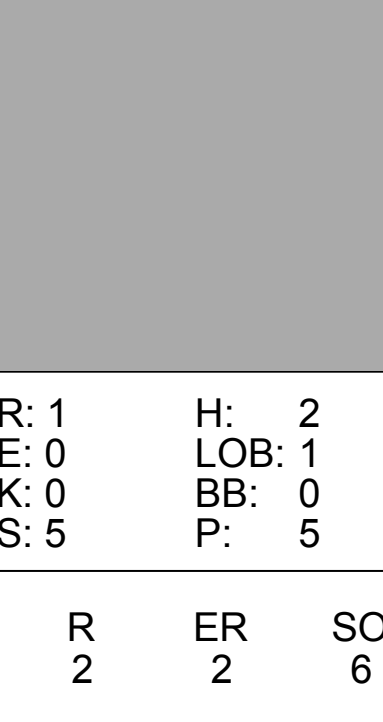
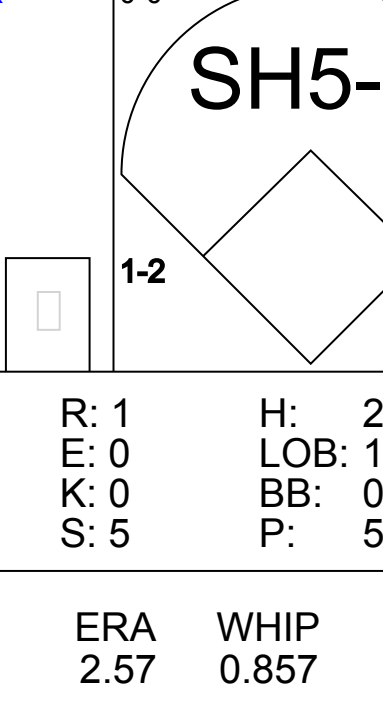
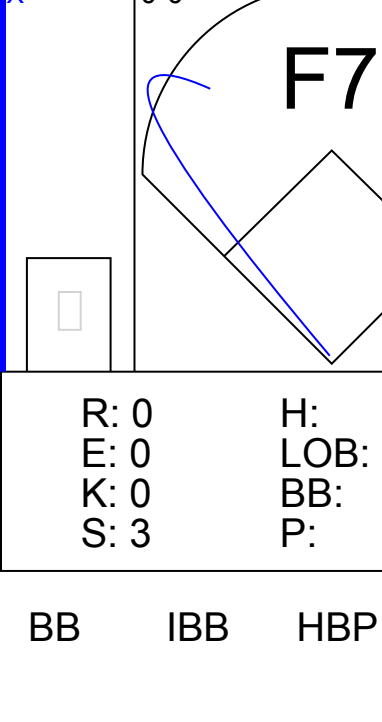
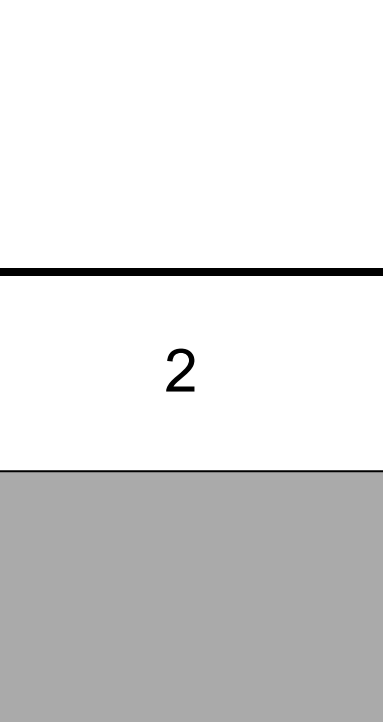
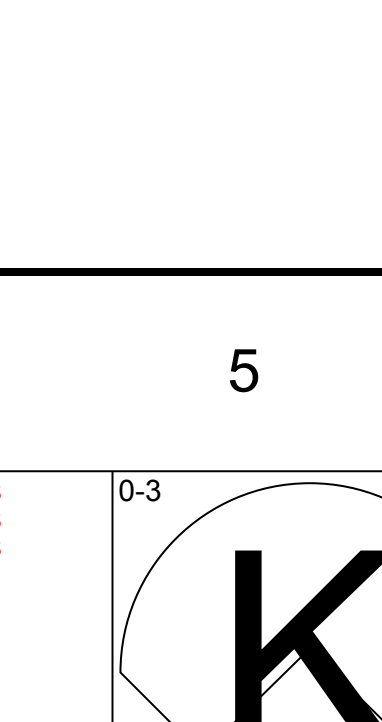
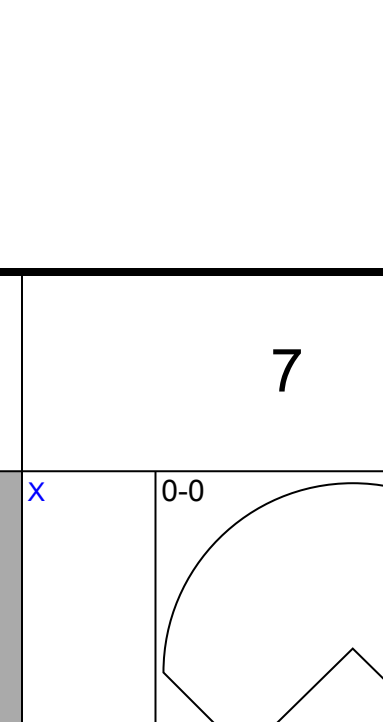
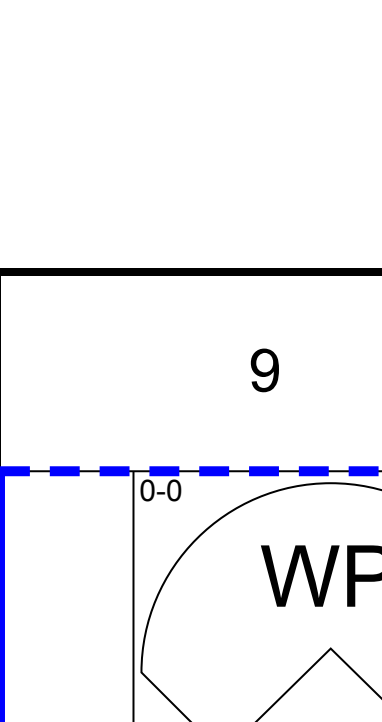

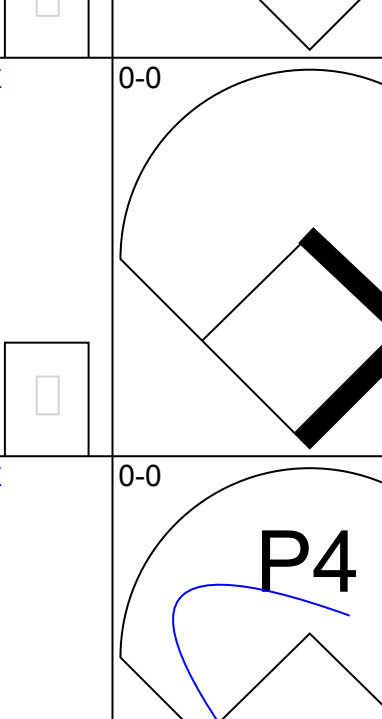
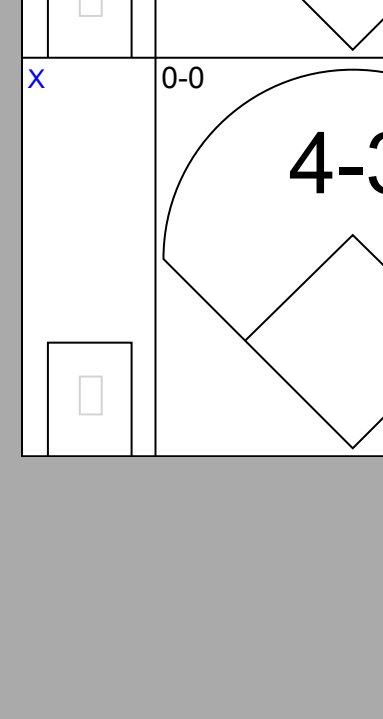





Batter	1	2	3	4	5	6	7	8	9	AB	R	H	RBI	BB	SO	LOB	TOP					
Tony Taylor, R (1.4) OBP: 0.332, SLG: 0.395	0-0 CS 1B		0-0 HR		0-0 5-3		0-0 S 1B		0-0 1-3	5	1	3	1	0	0	1	Chicago Cubs @ Philadelphia Phillies Connie Mack Stadium, Philadelphia, PA Thu Aug 20 1959, 7:05 PM EDT Unknown livebaseballscorecards.com AB 36 R 5 H 11 RBI 4 BB 3 SO 6 LOB 13 					
George Altman, L (1.8) OBP: 0.326, SLG: 0.385	0-3 K		0-0 G1-6-3 1B		0-0 2H 1B		0-0 P4		0-0 BLK 2B	5	0	3	1	0	1	2						
Jim Marshall, L (1.3) OBP: 0.337, SLG: 0.441	0-3 K		0-0 G1-6-3 1-2		0-0 F7				0-0 HR	5	1	1	1	0	1	3						
14 Ernie Banks, R (1.6) OBP: 0.379, SLG: 0.622		0-0 F7	0-0 6-3		0-0 5-3				0-0 P4	4	0	0	0	0	0	0						
Earl Averill, R (1.5) OBP: 0.307, SLG: 0.484		0-3 K2-3		0-0 5-3		4-0 BB		0-3 K		3	0	0	0	1	2	0						
Bobby Thomson, R (1.9) OBP: 0.314, SLG: 0.401		0-0 E5 1B		4-0 G3-6-1 BB		0-3 K		0-0 WP E 2B		3	2	1	0	1	1	1						
Billy Williams, L (1.7) OBP: 0.222, SLG: 0.269		0-0 1B		0-0 G3-6-1 1-2		0-0 F8		4-0 WP E1 BB 2B		3	0	1	0	1	0	2						
Sammy Taylor, L (1.2) OBP: 0.323, SLG: 0.395		0-0 1-2 3-H 1B			0-0 1B 2B		0-0 3-1		0-0 E1	4	1	2	1	0	0	1						
Moe Drabowsky, R (1.1) OBP: 0.163, SLG: 0.146		0-0 P4			0-3 K		0-0 P3		0-0 F7	3	0	0	0	0	1	3						
Irv Noren, L (9, PH) OBP: 0.396, SLG: 0.422										1	0	0	0	0	0	0						
Inning Stats	R: 0 E: 0 K: 2 S: 7	H: 1 LOB: 0 BB: 0 P: 7	R: 1 E: 1 K: 1 S: 8	H: 2 LOB: 2 BB: 0 P: 8	R: 1 E: 0 K: 0 S: 4	H: 2 LOB: 0 BB: 1 P: 4	R: 0 E: 0 K: 0 S: 2	H: 0 LOB: 0 BB: 1 P: 6	R: 1 E: 0 K: 1 S: 7	H: 2 LOB: 1 BB: 0 P: 7	R: 0 E: 0 K: 1 S: 5	H: 0 LOB: 1 BB: 1 P: 9	R: 0 E: 0 K: 0 S: 4	H: 1 LOB: 1 BB: 0 P: 4	R: 2 E: 1 K: 1 S: 7	H: 2 LOB: 2 BB: 1 P: 11	R: 0 E: 0 K: 0 S: 4	H: 1 LOB: 1 BB: 0 P: 4	1B: 6 2B: 3 3B: 0 HR: 2	SF: 0 SAC: 0 DP: 2 HBP: 0	WP: 1 PB: 0 SB: 1 CS: 1	PA: 39
PITCHER Ruben Gomez, R (1.1) ERA: 5.91	IP: 9.0 WLS: W BF: 39	H: 11 R: 5 ER: 3 SO: 6	BB: 3 IBB: 0 HBP: 0 BLK: 1	WP: 1 HR: 2 S: 48 P: 60	ERA: 3.00 WHIP: 1.556	PITCHER																

Batter	1	2	3	4	5	6	7	8	9	AB	R	H	RBI	BB	SO	LOB	BOTTOM					
Richie Ashburn, L (1.8) OBP: 0.370, SLG: 0.320	4-0 BB FC6-4 BB		0-0 6-3	0-0 2H 1B			4-0 L3 BB	0-0 F5		3	1	1	0	2	0	0	Chicago Cubs @ Philadelphia Phillies Connie Mack Stadium, Philadelphia, PA Thu Aug 20 1959, 7:05 PM EDT Unknown livebaseballscorecards.com AB 30 R 8 H 8 RBI 8 BB 6 SO 3 LOB 12 					
Sparky Anderson, R (1.4) OBP: 0.274, SLG: 0.231	0-0 5-3 1-2		0-3 K		0-0 6-3		0-0 L3			4	0	0	0	0	1	2						
Ed Bouchee, L (1.3) OBP: 0.380, SLG: 0.449	4-0 FC6-4 BB		0-0 6-3		0-0 G6-4-3 1B		1-0 HR HBP			2	1	1	0	1	0	0						
Wally Post, R (1.9) OBP: 0.317, SLG: 0.467	4-0 FC6-4 1-2 2-3 BB			0-0 5-3	0-0 G6-4-3 1-2		0-0 1-H HR			3	1	1	2	1	0	1						
Gene Freese, R (1.5) OBP: 0.350, SLG: 0.517	0-0 FC6-4 1-2 2-3 3-H		0-0 E4 WP 1B		0-3 K		0-0 F7			4	1	0	1	0	1	2						
Harry Anderson, L (1.7) OBP: 0.326, SLG: 0.441	0-0 L9		0-0 1B WP	0-0 1-2 2B 1B		4-0 S BB		0-0 FC1-6 1B		3	1	2	0	1	0	2						
Solly Drake, S (9, 7) OBP: 0.214, SLG: 0.132										0	0	0	0	0	0	0						
Joe Koppe, R (1.6) OBP: 0.340, SLG: 0.390		0-0 F9		0-0 1-3 2-H 2B 1B		0-0 F9		0-0 FC1-6 1-2 HR		4	2	1	1	0	2							
Carl Sawatski, L (1.2) OBP: 0.381, SLG: 0.458		0-0 F7		0-0 1-H 1B 2B		4-0 IBB		0-0 HR		3	1	2	4	1	0	0						
Ruben Gomez, R (1.1) OBP: 0.222, SLG: 0.176		0-0 F8		0-0 3-H F9		0-3 K		0-0 F9		4	0	0	0	0	1	3						
Inning Stats	R: 1 E: 0 K: 0 S: 3	H: 0 LOB: 2 BB: 3 P: 15	R: 0 E: 0 K: 0 S: 3	H: 0 LOB: 0 BB: 0 P: 3	R: 0 E: 0 K: 1 S: 5	H: 0 LOB: 0 BB: 0 P: 5	R: 3 E: 1 K: 0 S: 7	H: 4 LOB: 2 BB: 0 P: 7	R: 0 E: 0 K: 0 S: 3	H: 1 LOB: 0 BB: 0 P: 3	R: 0 E: 0 K: 2 S: 7	H: 0 LOB: 2 BB: 2 P: 15	R: 2 E: 0 K: 0 S: 3	H: 1 LOB: 0 BB: 1 P: 8	R: 2 E: 0 K: 0 S: 5	H: 2 LOB: 0 BB: 0 P: 5	R: 2 E: 0 K: 0 S: 5	H: 2 LOB: 0 BB: 0 P: 5	1B: 5 2B: 2 3B: 0 HR: 2	SF: 0 SAC: 0 DP: 2 HBP: 1	WP: 1 PB: 0 SB: 1 CS: 0	PA: 37
PITCHER Moe Drabowsky, R (1.1) ERA: 4.09	IP: 8.0 WLS: L BF: 37	H: 8 R: 8 ER: 7 SO: 3	BB: 5 IBB: 1 HBP: 1 BLK: 0	WP: 1 HR: 2 S: 36 P: 61	ERA: 7.88 WHIP: 1.625	PITCHER																

Batter	1	2	3	4	5	6	7	8	9	AB	R	H	RBI	BB	SO	LOB	TOP					
Tony Taylor, R (1,4) OBP: 0.334, SLG: 0.396	F3		S 1B		1-2 1B			F7		4	0	2	0	0	0	0	Chicago Cubs @ Milwaukee Braves Milwaukee County Stadium, Milwaukee, WI Sat Aug 22 1959, 4:33 AM EDT Unknown					
George Altman, L (1,8) OBP: 0.324, SLG: 0.381	1B		K		K			5-3		4	0	1	0	0	2	3						
Jim Marshall, L (1,3) OBP: 0.335, SLG: 0.436	F8		4-3					P3		4	0	0	0	0	1	2						
14 Ernie Banks, R (1,6) OBP: 0.377, SLG: 0.614	F7				F8			P6		4	0	0	0	0	0	1						
Art Schult, R (1,7) OBP: 0.371, SLG: 0.473			5-3		F3			5-3		4	0	1	0	0	0	0						
Earl Averill, R (1,2) OBP: 0.299, SLG: 0.475			F3		K			F9		4	0	0	0	0	1	1						
Bobby Thomson, R (1,9) OBP: 0.316, SLG: 0.403			1B		1B			F7		4	0	2	0	0	1	1						
Alvin Dark, R (1,5) OBP: 0.317, SLG: 0.354			F8		L5			BB		2	0	0	0	1	0	2						
Glen Hobbie, R (1,1) OBP: 0.169, SLG: 0.158					F9			K		2	0	0	0	0	1	1						
Ed Donnelly, R (5,1)								K		0	0	0	0	0	0	0						
Irv Noren, L (7,PH) OBP: 0.392, SLG: 0.417										1	0	0	0	0	1	1						
Moe Drabowsky, R (7,1) OBP: 0.163, SLG: 0.146										0	0	0	0	0	0	0						
Inning Stats	R: 0 E: 0 K: 0 S: 4	H: 1 LOB: 1 BB: 0 P: 4	R: 0 E: 0 K: 0 S: 4	H: 1 LOB: 1 BB: 0 P: 4	R: 0 E: 0 K: 1 S: 6	H: 1 LOB: 1 BB: 0 P: 6	R: 0 E: 0 K: 1 S: 5	H: 0 LOB: 0 BB: 0 P: 5	R: 0 E: 0 K: 2 S: 9	H: 2 LOB: 2 BB: 0 P: 9	R: 0 E: 0 K: 1 S: 5	H: 0 LOB: 0 BB: 0 P: 5	R: 0 E: 0 K: 1 S: 5	H: 0 LOB: 1 BB: 1 P: 9	R: 0 E: 0 K: 0 S: 3	H: 0 LOB: 0 BB: 0 P: 3	R: 0 E: 0 K: 1 S: 6	H: 1 LOB: 1 BB: 0 P: 6	1B: 6 2B: 0 3B: 0 HR: 0	SF: 0 SAC: 0 DP: 0 HBP: 0	WP: 0 PB: 0 SB: 1 CS: 0	PA: 34
PITCHER Carl Willey, R (1,1) ERA: 3.94	IP: 9.0 WLS: W BF: 34 H: 6 R: 0 ER: 0 SO: 7 BB: 1 IBB: 0 HBP: 0 BLK: 0 WP: 0 HR: 0 S: 47 P: 51 ERA: 0.00 WHIP: 0.778															PITCHER						

Batter	1	2	3	4	5	6	7	8	9	AB	R	H	RBI	BB	SO	LOB	BOTTOM			
Bill Bruton, L (1,8) OBP: 0.345, SLG: 0.413	4-3		S 1B	1-2 2H 1B	1-2 1B			F8		5	0	3	1	0	0	0	Chicago Cubs @ Milwaukee Braves Milwaukee County Stadium, Milwaukee, WI Sat Aug 22 1959, 4:33 AM EDT Unknown			
Eddie Mathews, L (1,5) OBP: 0.377, SLG: 0.572	K		F7	1-2 2H 1B	1-2 2H 1B			E9 2B		5	1	3	2	0	1	1				
Hank Aaron, R (1,9) OBP: 0.418, SLG: 0.676	BB BB BB		K	K	5-3			F8		4	0	0	0	1	2	5				
Joe Adcock, R (1,7) OBP: 0.343, SLG: 0.538	BB BB BB				K			5-3		2	0	0	0	2	1	0				
Andy Pafko, R (7,7) OBP: 0.305, SLG: 0.330	1-2 BB				K			6-3		1	0	0	0	0	0	0				
Frank Torre, L (1,3) OBP: 0.333, SLG: 0.337	1-2 2-3 BB		F7		BB HR 1B			F9		3	1	1	0	1	0	2				
Johnny Logan, R (1,6) OBP: 0.377, SLG: 0.448	F9				F9			F8		4	1	1	0	0	0	4				
Bobby Avila, R (1,4) OBP: 0.313, SLG: 0.298			G5-4-3 1B	BB BB BB	BB BB BB			G5-4-3 BB		1	2	1	0	3	0	0				
Del Crandall, R (1,2) OBP: 0.293, SLG: 0.396			G5-4-3		F8			G5-4-3		4	1	1	3	0	0	4				
Carl Willey, R (1,1) OBP: 0.121, SLG: 0.125			4-3		K			3-1		3	1	0	0	1	1	2				
Inning Stats	R: 0 E: 0 K: 1 S: 5	H: 0 LOB: 3 BB: 3 P: 17	R: 0 E: 0 K: 0 S: 3	H: 1 LOB: 0 BB: 0 P: 3	R: 0 E: 0 K: 1 S: 6	H: 1 LOB: 2 BB: 1 P: 10	R: 2 E: 0 K: 2 S: 10	H: 3 LOB: 2 BB: 1 P: 14	R: 4 E: 0 K: 1 S: 9	H: 4 LOB: 2 BB: 2 P: 17	R: 0 E: 0 K: 0 S: 3	H: 0 LOB: 0 BB: 0 P: 3	R: 0 E: 0 K: 0 S: 2	H: 0 LOB: 1 BB: 1 P: 6	R: 1 E: 1 K: 0 S: 4	H: 1 LOB: 0 BB: 0 P: 4	1B: 7 2B: 2 3B: 0 HR: 1	SF: 0 SAC: 0 DP: 2 HBP: 0	WP: 0 PB: 0 SB: 1 CS: 0	PA: 40
PITCHER Glen Hobbie, R (1,1) ERA: 3.89	IP: 4.2 WLS: L BF: 27 H: 7 R: 6 ER: 6 SO: 5 BB: 7 IBB: 0 HBP: 0 BLK: 0 WP: 0 HR: 1 S: 30 P: 58 ERA: 11.57 WHIP: 3.000															PITCHER				
Ed Donnelly, R (5,1) ERA: 2.53	1.1	6	2	0	0	0	0	0	0	6	0	0	0	0	0	0	0.00	1.500		
Moe Drabowsky, R (7,1) ERA: 4.03	2.0	7	1	1	0	0	1	0	0	6	0	0	0	0	0	0	0.00	1.000		

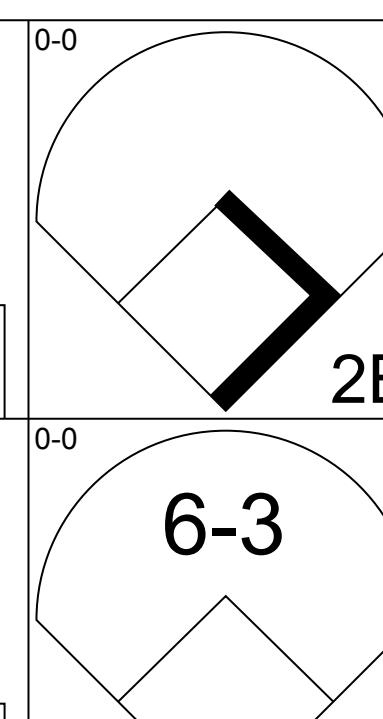
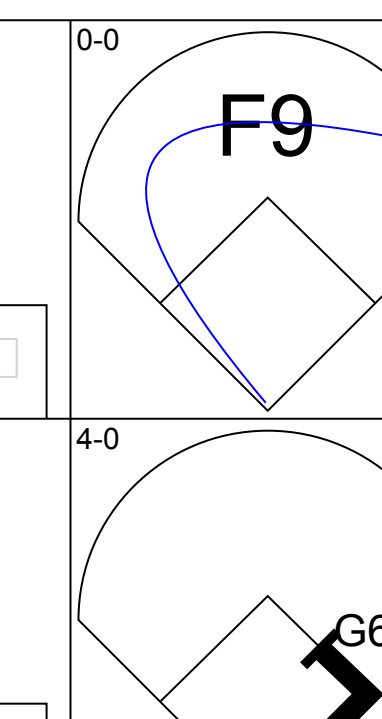
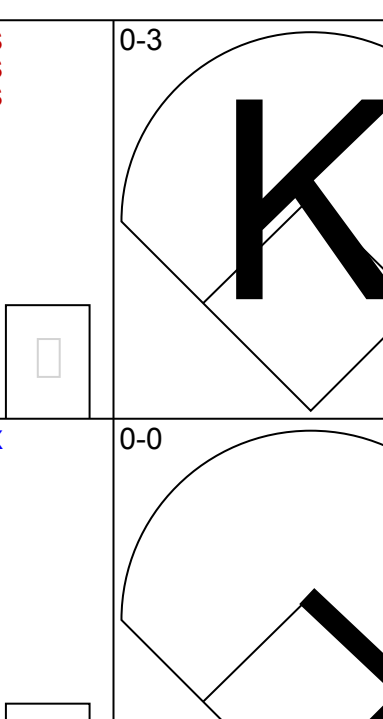
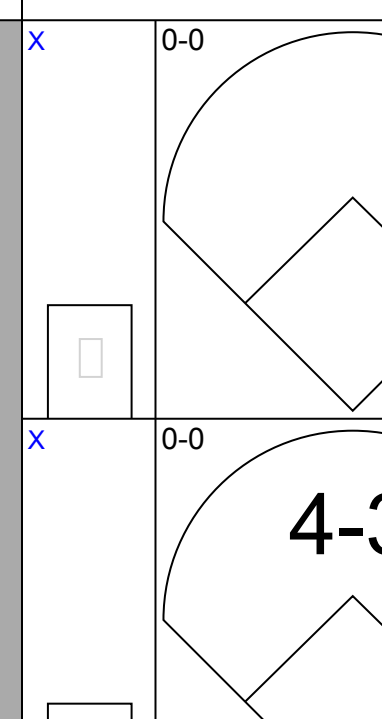
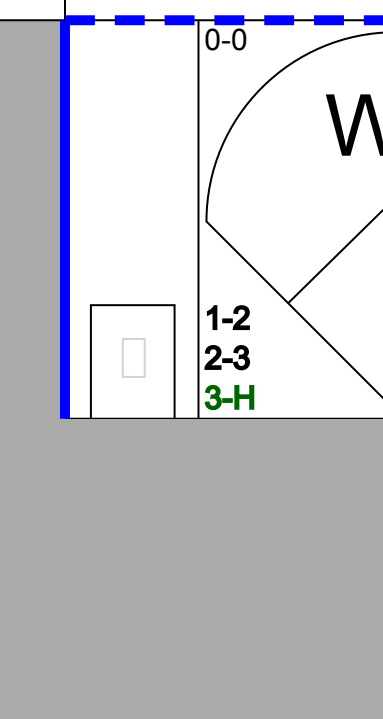
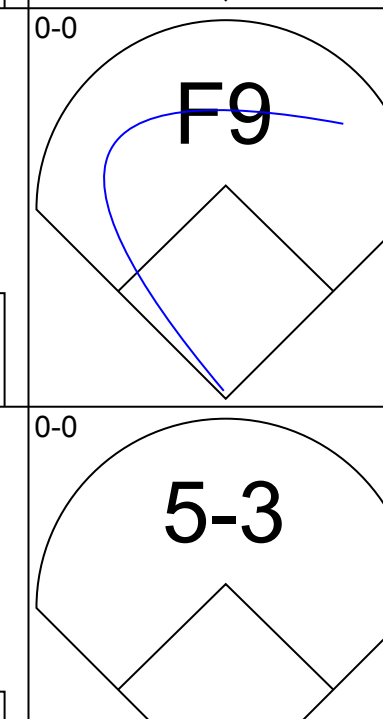
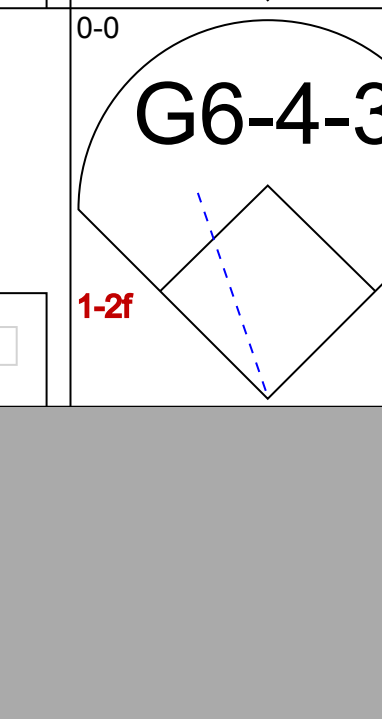
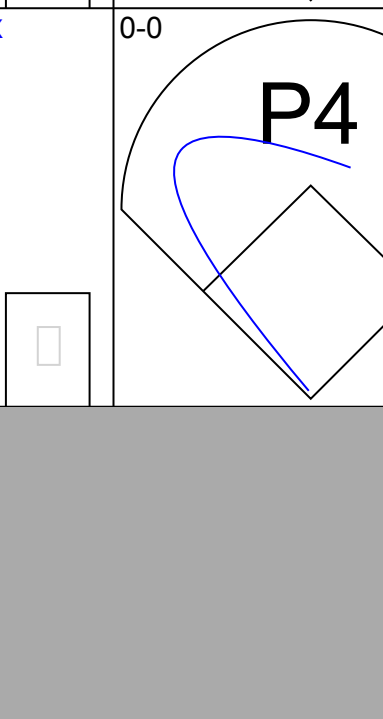




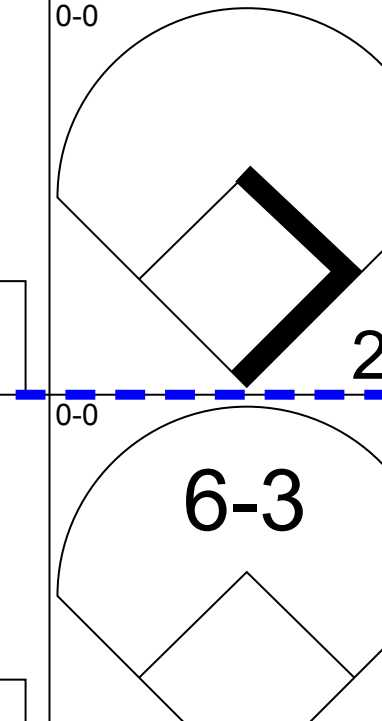

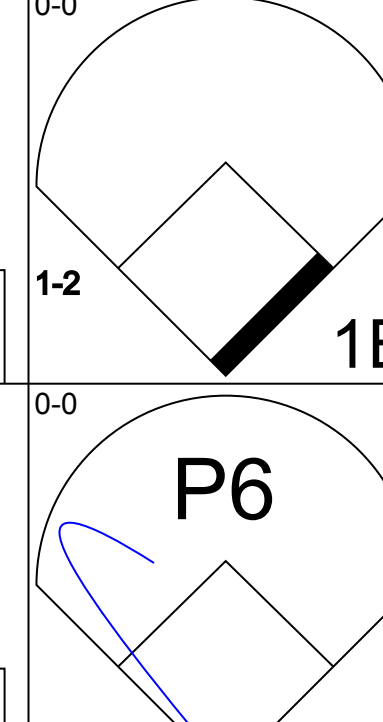
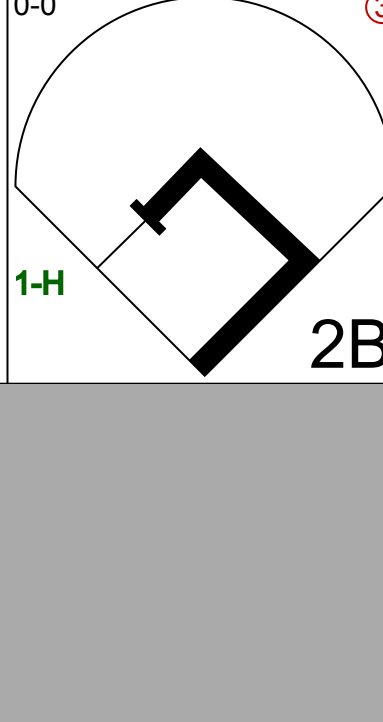

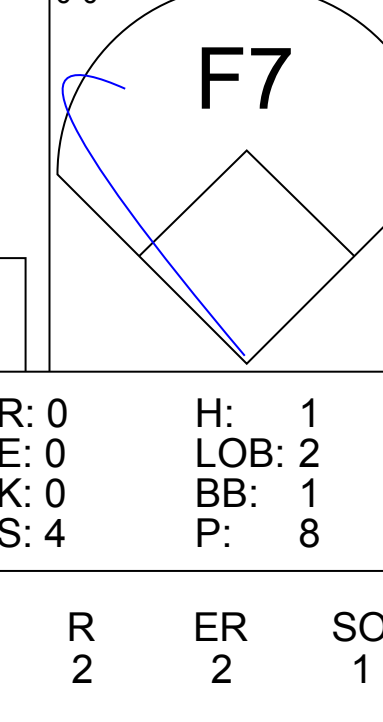


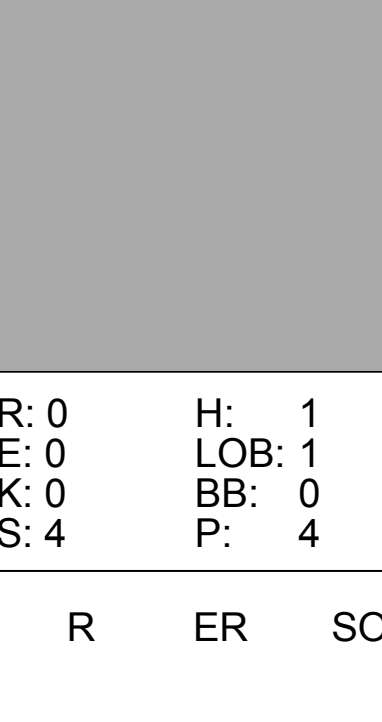

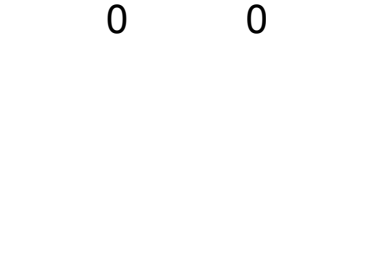




Batter	1	2	3	4	5	6	7	8	9	AB	R	H	RBI	BB	SO	LOB	TOP					
Tony Taylor, R (1,4) OBP: 0.333, SLG: 0.395										4	0	1	0	0	2	1						
George Altman, L (1,8) OBP: 0.320, SLG: 0.376										4	0	0	0	0	1	1						
Jim Marshall, L (1,3) OBP: 0.337, SLG: 0.434										3	0	1	0	1	0	0						
14 Ernie Banks, R (1,6) OBP: 0.374, SLG: 0.608										4	0	0	0	0	0	3						
Art Schult, R (1,7) OBP: 0.379, SLG: 0.475										4	1	2	0	0	1	2						
Bobby Thomson, R (8,7) OBP: 0.316, SLG: 0.403										0	0	0	0	0	0	0						
Irv Noren, L (1,9) OBP: 0.396, SLG: 0.432										4	1	2	1	0	0	1						
Lee Walls, R (9,9) OBP: 0.335, SLG: 0.391										0	0	0	0	0	0	0						
Sammy Taylor, L (1,2) OBP: 0.315, SLG: 0.385										4	0	0	0	0	0	3						
Alvin Dark, R (1,5) OBP: 0.322, SLG: 0.355										2	0	1	1	2	0	1						
Dave Hillman, R (1,1) OBP: 0.228, SLG: 0.137										2	0	0	0	0	2	2						
Don Elston, R (8,1) OBP: 0.222, SLG: 0.222										1	0	0	0	0	0	1						
Bill Henry, L (9,1) OBP: 0.160, SLG: 0.125										0	0	0	0	0	0	0						
Inning Stats	R: 0 E: 0 K: 1 S: 5	H: 0 LOB: 0 BB: 0 P: 5	R: 1 E: 0 K: 0 S: 5	H: 2 LOB: 1 BB: 0 P: 5	R: 0 E: 0 K: 2 S: 7	H: 0 LOB: 0 BB: 0 P: 7	R: 0 E: 0 K: 1 S: 5	H: 1 LOB: 0 BB: 0 P: 5	R: 1 E: 0 K: 0 S: 5	H: 2 LOB: 1 BB: 0 P: 5	R: 0 E: 0 K: 1 S: 5	H: 0 LOB: 0 BB: 0 P: 5	R: 0 E: 0 K: 1 S: 6	H: 1 LOB: 2 BB: 1 P: 10	R: 0 E: 0 K: 0 S: 4	H: 1 LOB: 2 BB: 1 P: 8	R: 0 E: 0 K: 0 S: 3	H: 0 LOB: 1 BB: 1 P: 7	1B: 6 2B: 1 3B: 0 HR: 0	SF: 0 SAC: 1 DP: 1 HBP: 0	WP: 0 PB: 0 SB: 0 CS: 0	PA: 36
PITCHER	IP	WLS	BF	H	R	ER	SO	BB	IBB	HBP	BLK	WP	HR	S	P	ERA	WHIP					
Joey Jay, R (1,1) ERA: 4.27	7.0		27	6	2	2	6	0	1	0	0	0	0	38	42	2.57	0.857					
Don McMahon, R (8,1) ERA: 2.03	2.0	W	9	1	0	0	0	2	0	0	0	0	0	7	15	0.00	1.500					

Chicago Cubs @ Milwaukee Braves
Milwaukee County Stadium, Milwaukee, WI
Sat Aug 22 1959, 4:38 AM EDT
Att: 36,211 - Unknown

AB 32
R 2
H 7
RBI 2
BB 3
SO 6
LOB 15





Batter	1	2	3	4	5	6	7	8	9	AB	R	H	RBI	BB	SO	LOB	BOTTOM					
Bill Bruton, L (1,8) OBP: 0.347, SLG: 0.418										1	0	1	0	0	0	0						
Lee Maye, L (3,9) OBP: 0.343, SLG: 0.333										3	0	0	0	0	1	0						
Stan Lopata, R (9,PH) OBP: 0.143, SLG: 0.087										1	0	0	0	0	0	2						
Eddie Mathews, L (1,5) OBP: 0.376, SLG: 0.573										3	0	1	0	1	0	1						
Hank Aaron, R (1,9) OBP: 0.415, SLG: 0.670										4	0	0	0	0	0	3						
Joe Adcock, R (1,7) OBP: 0.342, SLG: 0.534										4	0	1	0	0	0	1						
Frank Torre, L (1,3) OBP: 0.332, SLG: 0.340										4	0	1	0	0	0	1						
Felix Mantilla, R (8,PR) OBP: 0.275, SLG: 0.278										0	0	0	0	0	0	0						
Andy Pafko, R (9,7) OBP: 0.305, SLG: 0.330										0	0	0	0	0	0	0						
Johnny Logan, R (1,6) OBP: 0.381, SLG: 0.451										4	1	3	0	0	0	1						
Bobby Avila, R (1,4) OBP: 0.316, SLG: 0.308										4	1	2	1	0	0	1						
Del Crandall, R (1,2) OBP: 0.295, SLG: 0.396										3	0	1	0	1	0	2						
Joey Jay, S (1,1) OBP: 0.179, SLG: 0.115										2	0	0	0	0	0	2						
Mickey Vernon, L (7,PH) OBP: 0.280, SLG: 0.403										1	1	1	1	0	0	0						
Don McMahon, R (8,1) OBP: 0.375, SLG: 0.286										0	0	0	0	0	0	0						
Ray Boone, R (9,PH) OBP: 0.400, SLG: 0.366										0	0	0	0	1	0	0						
Inning Stats	R: 0 E: 0 K: 0 S: 4	H: 1 LOB: 1 BB: 0 P: 4	R: 0 E: 0 K: 0 S: 4	H: 1 LOB: 2 BB: 1 P: 8	R: 0 E: 0 K: 0 S: 2	H: 0 LOB: 0 BB: 1 P: 6	R: 0 E: 0 K: 0 S: 5	H: 3 LOB: 2 BB: 0 P: 5	R: 0 E: 0 K: 1 S: 6	H: 1 LOB: 1 BB: 0 P: 6	R: 1 E: 0 K: 0 S: 4	H: 2 LOB: 1 BB: 0 P: 4	R: 1 E: 0 K: 0 S: 4	H: 1 LOB: 0 BB: 0 P: 4	R: 0 E: 0 K: 0 S: 4	H: 1 LOB: 1 BB: 0 P: 4	R: 1 E: 1 K: 0 S: 2	H: 1 LOB: 2 BB: 1 P: 6	1B: 6 2B: 4 3B: 0 HR: 1	SF: 0 SAC: 0 DP: 2 HBP: 0	WP: 1 PB: 0 SB: 0 CS: 0	PA: 37
PITCHER	IP	WLS	BF	H	R	ER	SO	BB	IBB	HBP	BLK	WP	HR	S	P	ERA	WHIP					
Dave Hillman, R (1,1) ERA: 3.34	7.2		32	10	2	2	1	1	0	0	0	0	0	32	40	2.35	1.435					
Don Elston, R (8,1) ERA: 3.05	0.1	L	4	1	1	0	0	1	0	0	0	0	0	3	7	0.00	6.000					
Bill Henry, L (9,1) ERA: 2.49	0.0		1	0	0	0	0	0	0	0	0	1	0	0	0	∞	∞					

Chicago Cubs @ Milwaukee Braves
Milwaukee County Stadium, Milwaukee, WI
Sat Aug 22 1959, 4:38 AM EDT
Att: 36,211 - Unknown

AB 34
R 3
H 11
RBI 2
BB 3
SO 1
LOB 14



Batter	1	2	3	4	5	6	7	8	9	AB	R	H	RBI	BB	SO	LOB	TOP					
Tony Taylor, R (1, 4) OBP: 0.333, SLG: 0.393	4-0 BB		0-0 6-3			0-0 L1		0-0 1-3		3	0	0	0	1	0	0	<p>Chicago Cubs @ Milwaukee Braves Milwaukee County Stadium, Milwaukee, WI Sun Aug 23 1959, 8:05 PM EDT Att: 33,464 - Unknown</p> <p>livebaseballscores.com</p> <p>AB 30 R 0 H 6 RBI 0 BB 4 SO 5 LOB 15</p> 					
George Altman, L (1, 8) OBP: 0.322, SLG: 0.378	0-0 5-3 1B		0-3 K			0-0 1B		0-0 3-1		4	0	2	0	0	1	0						
Art Schult, R (1, 7) OBP: 0.371, SLG: 0.460	0-0 5-3 1-2 1B					0-0 1B		0-0 5-3		4	0	1	0	0	0	1						
14 Ernie Banks, R (1, 6) OBP: 0.375, SLG: 0.607	0-0 6-3					0-0 G4-6-3 1B		0-0 G6-4-3 1B		4	0	2	0	0	0	3						
Walt Moryn, L (1, 9) OBP: 0.310, SLG: 0.360			0-0 1-3			0-0 G4-6-3 1-2		0-0 4-3		4	0	0	0	0	0	2						
Dale Long, L (1, 3) OBP: 0.322, SLG: 0.468			0-0 F9			0-0 5-3		4-0 2B BB		3	0	0	0	1	1	1						
Earl Averill, R (1, 5) OBP: 0.309, SLG: 0.472 Billy Williams, L (9, PR) OBP: 0.222, SLG: 0.269			1-0 HBP			4-0 FC6-4 BB		0-3 K		1	0	0	0	2	1	1						
Cal Neeman, R (1, 2) OBP: 0.222, SLG: 0.212 Jim Marshall, L (9, PH) OBP: 0.336, SLG: 0.432			0-0 F7			0-0 FC6-4 1-2		0-0 3-1		3	0	1	0	0	0	2						
Art Ceccarelli, R (1, 1) OBP: 0.091, SLG: 0.091 Irv Noren, L (7, PH) OBP: 0.392, SLG: 0.427 Don Elston, R (7, 1) OBP: 0.222, SLG: 0.222			0-3 K			0-3 K		0-0 F4		2	0	0	0	0	2	1						
Inning Stats	R: 0 E: 0 K: 0 S: 3	H: 1 LOB: 1 BB: 1 P: 7	R: 0 E: 0 K: 0 S: 3	H: 0 LOB: 1 BB: 0 P: 4	R: 0 E: 0 K: 2 S: 7	H: 0 LOB: 0 BB: 0 P: 7	R: 0 E: 0 K: 0 S: 3	H: 1 LOB: 0 BB: 0 P: 3	R: 0 E: 0 K: 1 S: 5	H: 0 LOB: 1 BB: 1 P: 9	R: 0 E: 0 K: 0 S: 4	H: 2 LOB: 1 BB: 0 P: 4	R: 0 E: 0 K: 1 S: 6	H: 1 LOB: 2 BB: 1 P: 10	R: 0 E: 0 K: 0 S: 3	H: 0 LOB: 0 BB: 0 P: 3		R: 0 E: 0 K: 1 S: 6	H: 1 LOB: 2 BB: 1 P: 10	1B: 5 2B: 1 3B: 0 HR: 0	SF: 0 SAC: 0 DP: 2 HBP: 1	WP: 0 PB: 0 CS: 0
PITCHER Bob Buhl, R (1, 1) ERA: 2.81	IP: 9.0 WLS: W BF: 35 H: 6 R: 0 ER: 0 SO: 5 BB: 4 IBB: 0 HBP: 1 BLK: 0 WP: 0 HR: 0 S: 40 P: 57 ERA: 0.00 WHIP: 1.111																					

Batter	1	2	3	4	5	6	7	8	9	AB	R	H	RBI	BB	SO	LOB	BOTTOM			
Felix Mantilla, R (1, 4) OBP: 0.269, SLG: 0.272	0-0 5-3			0-3 K		0-0 6-3		0-0 6-3		4	0	0	0	0	1	0	<p>Chicago Cubs @ Milwaukee Braves Milwaukee County Stadium, Milwaukee, WI Sun Aug 23 1959, 8:05 PM EDT Att: 33,464 - Unknown</p> <p>livebaseballscores.com</p> <p>AB 25 R 2 H 2 RBI 2 BB 1 SO 6 LOB 3</p> 			
Eddie Mathews, L (1, 5) OBP: 0.376, SLG: 0.569	0-0 F8			0-3 K		0-3 K				3	0	0	0	0	2	0				
Hank Aaron, R (1, 8) OBP: 0.413, SLG: 0.666	0-0 6-3			0-0 5-3				0-0 F7		3	0	0	0	0	0	0				
Joe Adcock, R (1, 7) OBP: 0.339, SLG: 0.528 (8, 3)				0-3 K		0-0 5-3				3	0	0	0	0	1	0				
Ray Boone, R (1, 3) OBP: 0.399, SLG: 0.361 Lee Maye, L (7, PR) OBP: 0.343, SLG: 0.333 (8, 9)				0-0 E5 1B SF8		4-0 BB				2	1	0	0	1	0	0				
Andy Pafko, R (1, 9) OBP: 0.305, SLG: 0.331 (8, 7)				0-0 K		0-0 FC6-4 1B		0-0 F9		3	0	1	0	0	1	1				
Johnny Logan, R (1, 6) OBP: 0.381, SLG: 0.454				0-0 F8		0-0 SF8		0-0 F9 SH3 2B		2	1	1	1	0	0	0				
Del Crandall, R (1, 2) OBP: 0.293, SLG: 0.393				0-0 5-3		0-0 FC6-4 1-2		0-0 F9		3	0	0	0	0	0	2				
Bob Buhl, R (1, 1) OBP: 0.057, SLG: 0.057				0-3 K		0-0 6-3		0-0 SH3		2	0	0	1	0	1	0				
Inning Stats	R: 0 E: 0 K: 0 S: 3	H: 0 LOB: 0 BB: 0 P: 3	R: 0 E: 0 K: 1 S: 5	H: 0 LOB: 0 BB: 0 P: 5	R: 0 E: 0 K: 1 S: 5	H: 0 LOB: 0 BB: 0 P: 5	R: 0 E: 0 K: 2 S: 7	H: 0 LOB: 0 BB: 0 P: 7	R: 1 E: 1 K: 1 S: 7	H: 1 LOB: 1 BB: 0 P: 7	R: 0 E: 0 K: 1 S: 5	H: 0 LOB: 0 BB: 0 P: 5	R: 0 E: 0 K: 0 S: 3	H: 0 LOB: 1 BB: 1 P: 7	R: 1 E: 0 K: 0 S: 4	H: 1 LOB: 0 BB: 0 P: 4		1B: 1 2B: 1 3B: 0 HR: 0	SF: 1 SAC: 1 DP: 0 HBP: 0	WP: 0 PB: 0 CS: 0
PITCHER Art Ceccarelli, L (1, 1) ERA: 4.18 Don Elston, R (7, 1) ERA: 3.09	IP: 6.0 WLS: L BF: 20 H: 1 R: 1 ER: 1 SO: 6 BB: 1 IBB: 0 HBP: 0 BLK: 0 WP: 0 HR: 0 S: 32 P: 32 ERA: 0.00 WHIP: 0.167																			

Batter	1	2	3	4	5	6	7	8	9	AB	R	H	RBI	BB	SO	LOB	TOP										
Tony Taylor, R (1,4) OBP: 0.334, SLG: 0.398										3	1	1	1	1	0	2	Chicago Cubs @ Milwaukee Braves Milwaukee County Stadium, Milwaukee, WI Mon Aug 24 1959, 8:05 PM EDT Att: 27,381 - Unknown										
George Altman, L (1,8) OBP: 0.321, SLG: 0.376										4	1	1	1	0	0	1											
Jim Marshall, L (1,3) OBP: 0.339, SLG: 0.434										4	0	2	0	0	0	0											
14 Ernie Banks, R (1,6) OBP: 0.372, SLG: 0.602										4	0	0	1	0	1	3											
Art Schult, R (1,7) OBP: 0.351, SLG: 0.433										4	0	0	0	0	0	2											
Lee Walls, R (1,9) OBP: 0.331, SLG: 0.386										4	0	0	0	0	1	0											
Alvin Dark, R (1,5) OBP: 0.323, SLG: 0.362										4	0	2	0	0	0	0											
Cal Neeman, R (1,2) OBP: 0.237, SLG: 0.217										3	1	1	0	1	0	1											
Bob Anderson, R (1,1) OBP: 0.127, SLG: 0.103										3	0	0	0	0	1	3											
Inning Stats	R: 1 E: 1 K: 0 S: 4	H: 1 LOB: 1 BB: 1 P: 8	R: 0 E: 0 K: 0 S: 3	H: 0 LOB: 0 BB: 0 P: 3	R: 1 E: 0 K: 0 S: 4	H: 1 LOB: 0 BB: 0 P: 4	R: 0 E: 0 K: 1 S: 5	H: 0 LOB: 0 BB: 0 P: 5	R: 0 E: 0 K: 0 S: 4	H: 1 LOB: 1 BB: 0 P: 4	R: 0 E: 0 K: 1 S: 5	H: 0 LOB: 0 BB: 0 P: 5	R: 0 E: 0 K: 0 S: 6	H: 3 LOB: 3 BB: 0 P: 6	R: 0 E: 0 K: 1 S: 6	H: 1 LOB: 2 BB: 1 P: 10		1B: 4 2B: 2 3B: 0 HR: 1	SF: 0 SAC: 1 DP: 1 HBP: 0	WP: 0 PB: 0 SB: 0 CS: 0	PA: 36						
PITCHER	IP	WLS	BF	H	R	ER	SO	BB	IBB	HBP	BLK	WP	HR	S	P	ERA	WHIP										
Lew Burdette, R (1,1) ERA: 4.06	8.0	L	31	6	3	3	2	1	0	0	0	0	1	34	38	3.38	0.875										
Don McMahon, R (9,1) ERA: 1.99	1.0		5	1	0	0	1	0	1	0	0	0	0	6	10	0.00	1.000										

Batter	1	2	3	4	5	6	7	8	9	AB	R	H	RBI	BB	SO	LOB	BOTTOM										
Felix Mantilla, R (1,4) OBP: 0.265, SLG: 0.268										3	0	0	0	0	0	3	Chicago Cubs @ Milwaukee Braves Milwaukee County Stadium, Milwaukee, WI Mon Aug 24 1959, 8:05 PM EDT Att: 27,381 - Unknown										
Mickey Vernon, L (8, PH) OBP: 0.277, SLG: 0.397										1	0	0	0	0	1	0											
Don McMahon, R (9,1) OBP: 0.375, SLG: 0.286										0	0	0	0	0	0	0											
Eddie Mathews, L (1,5) OBP: 0.375, SLG: 0.566										3	0	0	0	1	0	0											
Hank Aaron, R (1,8) OBP: 0.411, SLG: 0.663										4	0	1	0	0	0	3											
Joe Adcock, R (1,7) OBP: 0.334, SLG: 0.521										4	0	0	0	0	2	1											
Frank Torre, L (1,3) OBP: 0.327, SLG: 0.333										4	0	0	0	0	0	0											
Lee Maye, L (1,9) OBP: 0.342, SLG: 0.333										3	0	1	0	0	1	0											
Johnny Logan, R (1,6) OBP: 0.382, SLG: 0.456										3	0	2	0	0	0	0											
Del Crandall, R (1,2) OBP: 0.293, SLG: 0.392										3	0	1	0	0	0	3											
Lew Burdette, R (1,1) OBP: 0.238, SLG: 0.263										2	0	1	0	0	0	1											
Bobby Avila, R (8, PH) OBP: 0.315, SLG: 0.306										1	0	0	0	0	1	0											
Inning Stats	R: 0 E: 0 K: 0 S: 3	H: 0 LOB: 0 BB: 0 P: 3	R: 0 E: 0 K: 1 S: 5	H: 0 LOB: 0 BB: 0 P: 5	R: 0 E: 0 K: 0 S: 5	H: 2 LOB: 3 BB: 1 P: 9	R: 0 E: 0 K: 1 S: 5	H: 0 LOB: 0 BB: 0 P: 5	R: 0 E: 0 K: 0 S: 4	H: 1 LOB: 1 BB: 0 P: 4	R: 0 E: 0 K: 0 S: 3	H: 1 LOB: 1 BB: 0 P: 3	R: 0 E: 0 K: 0 S: 4	H: 2 LOB: 1 BB: 0 P: 4	R: 0 E: 0 K: 2 S: 7	H: 0 LOB: 0 BB: 0 P: 7		R: 0 E: 0 K: 1 S: 5	H: 0 LOB: 0 BB: 0 P: 5	1B: 6 2B: 0 3B: 0 HR: 0	SF: 0 SAC: 0 DP: 2 HBP: 0	WP: 0 PB: 0 SB: 0 CS: 0	PA: 32				
PITCHER	IP	WLS	BF	H	R	ER	SO	BB	IBB	HBP	BLK	WP	HR	S	P	ERA	WHIP										
Bob Anderson, R (1,1) ERA: 3.57	9.0	W	32	6	0	0	5	1	0	0	0	0	0	41	45	0.00	0.778										

Batter	1	2	3	4	5	6	7	8	9	AB	R	H	RBI	BB	SO	LOB	TOP			
Tony Taylor, R (1,4) OBP: 0.335, SLG: 0.399										4	2	2	0	0	1	1				
George Altman, L (1,8) OBP: 0.323, SLG: 0.380										5	1	2	1	0	0	0				
Jim Marshall, L (1,3) OBP: 0.336, SLG: 0.429										5	0	1	1	0	1	3				
14 Ernie Banks, R (1,6) OBP: 0.374, SLG: 0.604										2	0	1	1	2	0	1				
Art Schult, R (1,7) OBP: 0.329, SLG: 0.403										5	0	0	0	0	0	5				
Irv Noren, L (1,9) OBP: 0.396, SLG: 0.462										4	2	2	1	0	1	0				
Bobby Thomson, R (8,7) OBP: 0.316, SLG: 0.403										0	0	0	0	0	0	0				
Alvin Dark, R (1,5) OBP: 0.320, SLG: 0.358										4	0	0	0	0	0	1				
Cal Neeman, R (1,2) OBP: 0.238, SLG: 0.260										4	1	1	2	0	1	0				
John Buzhardt, R (1,1) OBP: 0.107, SLG: 0.111										1	0	0	0	0	0	1				
Bill Henry, L (2,1) OBP: 0.222, SLG: 0.192										2	2	2	0	0	0	0				
Don Elston, R (7,1) OBP: 0.211, SLG: 0.211										1	0	0	0	0	0	0				
Inning Stats	R: 2 E: 0 K: 0 S: 5	H: 3 LOB: 0 BB: 0 P: 5	R: 1 E: 1 K: 0 S: 5	H: 1 LOB: 1 BB: 0 P: 5	R: 0 E: 0 K: 1 S: 6	H: 1 LOB: 1 BB: 0 P: 6	R: 4 E: 0 K: 0 S: 8	H: 5 LOB: 2 BB: 1 P: 12	R: 0 E: 0 K: 2 S: 7	H: 0 LOB: 0 BB: 0 P: 7	R: 1 E: 1 K: 0 S: 5	H: 1 LOB: 1 BB: 0 P: 5	R: 0 E: 0 K: 0 S: 3	H: 0 LOB: 0 BB: 0 P: 3	R: 0 E: 0 K: 1 S: 5	H: 0 LOB: 0 BB: 1 P: 7	1B: 7 2B: 2 3B: 0 HR: 2	SF: 1 SAC: 1 DP: 1 HBP: 0	WP: 1 PB: 0 SB: 0 CS: 0	PA: 41
PITCHER	IP WLS BF H R ER SO BB IBB HBP BLK WP HR S P ERA WHIP																			
Bob Purkey, R (1,1) ERA: 4.68	3.1 L 18 8 6 6 1 0 0 0 0 0 2 20 20 16.20 2.400																			
Willard Schmidt, R (4,1) ERA: 4.05	0.2 5 2 1 1 0 0 1 0 0 1 0 4 8 13.50 3.000																			
Jim Brosnan, R (5,1) ERA: 4.05	3.0 11 1 1 0 2 0 0 0 0 0 0 15 15 0.00 0.333																			
Tom Acker, R (8,1) ERA: 3.66	1.0 3 0 0 0 1 0 0 0 0 0 0 5 5 0.00 0.000																			
Orlando Pena, R (9,1) ERA: 4.72	1.0 4 0 0 0 0 1 0 0 0 0 0 3 7 0.00 1.000																			

Chicago Cubs @ Cincinnati Redlegs
Crosley Field, Cincinnati, OH
Tue Aug 25 1959, 7:05 PM EDT
Att: 9,418 - Unknown


AB	37
R	8
H	11
RBI	6
BB	2
SO	4
LOB	12



Batter	1	2	3	4	5	6	7	8	9	AB	R	H	RBI	BB	SO	LOB	BOTTOM					
Johnny Temple, R (1,4) OBP: 0.397, SLG: 0.442										5	2	2	1	0	0	2						
Vada Pinson, L (1,8) OBP: 0.391, SLG: 0.537										5	0	1	0	0	1	2						
Gus Bell, L (1,9) OBP: 0.323, SLG: 0.461										5	0	2	2	0	0	1						
Frank Robinson, R (1,3) OBP: 0.399, SLG: 0.597										5	0	2	0	0	3	2						
Jerry Lynch, L (1,7) OBP: 0.318, SLG: 0.468										3	1	1	1	1	0	1						
Ed Bailey, L (1,2) OBP: 0.366, SLG: 0.381										3	0	0	0	1	1	2						
Willie Jones, R (1,5) OBP: 0.341, SLG: 0.432										4	0	0	0	0	1	1						
Eddie Kasko, R (1,6) OBP: 0.284, SLG: 0.310										3	1	1	0	0	0	0						
John Powers, L (8, PH) OBP: 0.557, SLG: 0.553										0	0	0	0	1	0	0						
Bobby Henrich, R (9,6) OBP: 0.266, SLG: 0.302										0	0	0	0	0	0	0						
Bob Purkey, R (11,1) ERA: 4.68	4.0 11 1 1 0 2 0 0 0 0 0 0 15 15 0.00 0.333																					
Willard Schmidt, R (4,1) ERA: 4.05	0.2 5 2 1 1 0 0 1 0 0 1 0 4 8 13.50 3.000																					
Pete Whisenand, R (4, PH) ERA: 4.05	3.0 11 1 1 0 2 0 0 0 0 0 0 15 15 0.00 0.333																					
Jim Brosnan, R (5,1) ERA: 4.05	1.0 3 0 0 0 1 0 0 0 0 0 0 5 5 0.00 0.000																					
Jim Pendleton, R (7, PH) OBP: 0.306, SLG: 0.359	1.0 4 0 0 0 0 1 0 0 0 0 0 3 7 0.00 1.000																					
Tom Acker, R (8,1) ERA: 3.66																						
Whitby Lockman, L (8, PH) OBP: 0.266, SLG: 0.302																						
Orlando Pena, R (9,1) ERA: 4.72																						
Inning Stats	R: 1 E: 0 K: 0 S: 5	H: 3 LOB: 1 BB: 1 P: 9	R: 3 E: 0 K: 1 S: 8	H: 3 LOB: 1 BB: 1 P: 12	R: 0 E: 0 K: 1 S: 5	H: 0 LOB: 0 BB: 0 P: 5	R: 0 E: 0 K: 1 S: 5	H: 0 LOB: 0 BB: 0 P: 5	R: 0 E: 0 K: 1 S: 6	H: 1 LOB: 1 BB: 0 P: 6	R: 0 E: 0 K: 0 S: 3	H: 0 LOB: 0 BB: 0 P: 3	R: 1 E: 0 K: 1 S: 7	H: 2 LOB: 1 BB: 0 P: 7	R: 1 E: 0 K: 1 S: 6	H: 1 LOB: 2 BB: 2 P: 14	R: 0 E: 0 K: 1 S: 5	H: 0 LOB: 0 BB: 0 P: 5	1B: 6 2B: 2 3B: 0 HR: 2	SF: 0 SAC: 0 DP: 1 HBP: 0	WP: 0 PB: 0 SB: 1 CS: 0	PA: 40
PITCHER	IP WLS BF H R ER SO BB IBB HBP BLK WP HR S P ERA WHIP																					
John Buzhardt, R (1,1) ERA: 4.69	1.1 4 1 1 1 0 0 0 0 0 0 1 28 28 1.69 0.750																					
Bill Henry, L (2,1) ERA: 2.45	5.1 W 20 4 1 1 4 0 0 0 0 0 0 1 28 28 1.69 0.750																					
Don Elston, R (7,1) ERA: 3.12	2.1 S 10 1 1 1 3 2 0 0 0 0 0 1 14 22 3.86 1.286																					

Chicago Cubs @ Cincinnati Redlegs
Crosley Field, Cincinnati, OH
Tue Aug 25 1959, 7:05 PM EDT
Att: 9,418 - Unknown

AB	36
R	6
H	10
RBI	5
BB	4
SO	7
LOB	13




Batter	1	2	3	4	5	6	7	8	9	AB R H RBI BB SO LOB	TOP											
Tony Taylor, R OBP: 0.339, SLG: 0.408 (1, 4)										6 3 4 0 0 1 3	Chicago Cubs @ Cincinnati Redlegs Crosley Field, Cincinnati, OH Wed Aug 26 1959, 7:05 PM EDT Att: 7,621 - Unknown											
George Altman, L OBP: 0.324, SLG: 0.381 (1, 8)										4 1 1 2 0 0 2												
Jim Marshall, L OBP: 0.341, SLG: 0.430 (1, 3)										4 2 2 2 1 0 2												
14 Ernie Banks, R OBP: 0.374, SLG: 0.604 (1, 6)										5 1 2 1 0 1 3												
Art Schult, R OBP: 0.345, SLG: 0.408 (1, 9) (8, 7)										4 1 2 0 0 1 3												
Irv Noren, L OBP: 0.396, SLG: 0.480 Bobby Thomson, R OBP: 0.316, SLG: 0.403 (1, 7) (8, 9)										5 1 2 3 0 1 6 0 0 0 0 0 0 0												
Alvin Dark, R OBP: 0.323, SLG: 0.361 (1, 5)										5 0 3 1 0 0 1												
Cal Neeman, R OBP: 0.235, SLG: 0.256 (1, 2)										5 0 1 0 0 0 2												
Glen Hobbie, R OBP: 0.167, SLG: 0.155 Billy Williams, L OBP: 0.214, SLG: 0.259 Dave Hillman, R OBP: 0.220, SLG: 0.132 (1, 1) (4, PH) (4, 1)										1 0 0 0 0 0 2 1 0 0 0 0 0 0 2 0 0 0 0 2 1												
Inning Stats	R: 2 E: 0 K: 1 S: 8	H: 4 LOB: 1 BB: 0 P: 8	R: 0 E: 0 K: 0 S: 4	H: 2 LOB: 1 BB: 0 P: 4	R: 0 E: 0 K: 0 S: 4	H: 1 LOB: 2 BB: 0 P: 5	R: 0 E: 0 K: 0 S: 3	H: 0 LOB: 0 BB: 0 P: 3	R: 3 E: 0 K: 0 S: 7	H: 4 LOB: 1 BB: 0 P: 7		R: 0 E: 0 K: 1 S: 6	H: 1 LOB: 1 BB: 0 P: 6	R: 3 E: 0 K: 2 S: 10	H: 3 LOB: 1 BB: 1 P: 14	R: 1 E: 1 K: 1 S: 7	H: 1 LOB: 2 BB: 0 P: 8	R: 0 E: 0 K: 1 S: 6	H: 1 LOB: 1 BB: 0 P: 6	1B: 11 2B: 6 3B: 1 HR: 0	SF: 0 SAC: 1 DP: 2 HBP: 2	WP: 0 PB: 0 SB: 0 CS: 0
PITCHER	IP WLS BF H R ER SO BB IBB HBP BLK WP HR S P ERA WHIP											IP WLS BF H R ER SO BB IBB HBP BLK WP HR S P ERA WHIP										
Jay Hook, R ERA: 3.71 (1, 1)	2.1 13 7 2 2 1 0 0 0 0 0 0 14 15 7.71 3.000																					
Orlando Pena, R ERA: 4.95 (3, 1)	2.1 11 4 3 3 0 0 0 0 0 0 0 11 11 11.57 1.714																					
Brooks Lawrence, R ERA: 4.87 (5, 1)	2.1 L 12 4 3 3 3 1 0 0 0 0 0 0 17 21 11.57 2.143																					
Jim Brosnan, R ERA: 4.05 (8, 1)	2.0 10 2 1 1 2 0 0 0 1 0 0 0 13 14 4.50 1.000																					

Batter	1	2	3	4	5	6	7	8	9	AB R H RBI BB SO LOB	BOTTOM											
Johnny Temple, R OBP: 0.397, SLG: 0.442 (1, 4)										5 1 2 0 0 0 1	Chicago Cubs @ Cincinnati Redlegs Crosley Field, Cincinnati, OH Wed Aug 26 1959, 7:05 PM EDT Att: 7,621 - Unknown											
Vada Pinson, L OBP: 0.390, SLG: 0.535 (1, 8)										4 1 1 0 0 1 2												
Gus Bell, L OBP: 0.324, SLG: 0.460 (1, 9)										3 1 1 0 0 0 1												
Frank Robinson, R OBP: 0.403, SLG: 0.604 (1, 3)										1 2 1 2 3 0 0												
Jerry Lynch, L OBP: 0.318, SLG: 0.469 (1, 7)										4 0 1 3 0 0 3												
Ed Bailey, L OBP: 0.362, SLG: 0.376 (1, 2)										4 0 0 0 0 0 3												
Willie Jones, R OBP: 0.336, SLG: 0.427 (1, 5)										4 0 0 0 0 0 3												
Eddie Kasko, R OBP: 0.283, SLG: 0.309 (1, 6)										4 0 1 0 0 1 1												
Jay Hook, L OBP: 0.335, SLG: 0.471 Orlando Pena, R OBP: 0.226, SLG: 0.159 Brooks Lawrence, R OBP: 0.195, SLG: 0.259 Whitely Lockman, L OBP: 0.194, SLG: 0.259 Jim Brosnan, R OBP: 0.341, SLG: 0.430 John Powers, L OBP: 0.341, SLG: 0.430 (1, 1) (3, 1) (5, 1) (7, PH) (8, 1) (9, PH)										1 0 0 0 0 0 0 1 0 0 0 0 0 1 0 0 0 0 0 0 0 1 0 0 0 0 0 0 0 0 0 0 0 0 0 1 0 0 0 0 1 0												
Inning Stats	R: 4 E: 0 K: 1 S: 8	H: 3 LOB: 1 BB: 1 P: 13	R: 0 E: 0 K: 0 S: 4	H: 1 LOB: 1 BB: 0 P: 4	R: 1 E: 0 K: 0 S: 4	H: 1 LOB: 0 BB: 0 P: 4	R: 0 E: 0 K: 1 S: 6	H: 1 LOB: 1 BB: 0 P: 6	R: 0 E: 0 K: 0 S: 2	H: 0 LOB: 0 BB: 1 P: 6		R: 0 E: 0 K: 0 S: 3	H: 0 LOB: 0 BB: 0 P: 3	R: 0 E: 0 K: 0 S: 3	H: 0 LOB: 0 BB: 0 P: 3	R: 0 E: 0 K: 0 S: 4	H: 1 LOB: 2 BB: 1 P: 8	R: 0 E: 0 K: 1 S: 5	H: 0 LOB: 0 BB: 0 P: 5	1B: 5 2B: 2 3B: 0 HR: 1	SF: 0 SAC: 0 DP: 1 HBP: 1	WP: 1 PB: 0 SB: 1 CS: 0
PITCHER	IP WLS BF H R ER SO BB IBB HBP BLK WP HR S P ERA WHIP											IP WLS BF H R ER SO BB IBB HBP BLK WP HR S P ERA WHIP										
Glen Hobbie, R ERA: 4.09 (1, 1)	3.0 16 5 5 5 1 1 0 0 0 0 0 0 23 31 0.00 0.667																					
Dave Hillman, R ERA: 3.22 (4, 1)	6.0 W 21 2 0 0 2 2 0 0 0 0 0 0 23 31 0.00 0.667																					

Batter	1	2	3	4	5	6	7	8	9	AB	R	H	RBI	BB	SO	LOB	TOP					
Tony Taylor, R (1.4) OBP: 0.338, SLG: 0.406	4-0 BB		0-3 K		0-0 F8		0-0 P3			3	0	0	0	1	1	3						
George Altman, L (1.8) OBP: 0.326, SLG: 0.381	0-3 K		0-3 K			4-0 1B BB		0-0 14 G6-4-3 1B		3	0	1	0	1	2	3						
Lee Walls, R (1.9) OBP: 0.331, SLG: 0.384	0-3 K		0-3 K			0-0 1B		0-3 K		4	0	1	0	0	3	4						
14 Ernie Banks, R (1.6) OBP: 0.372, SLG: 0.599	0-0 F8			0-3 K		0-0 F2		0-0 G6-4-3 1-2		4	0	0	0	0	1	4						
Art Schult, R (1.3) OBP: 0.330, SLG: 0.388		0-0 F7		0-0 E6		0-0 F3		0-3 K		4	0	0	0	0	1	2						
Bobby Thomson, R (1.7) OBP: 0.312, SLG: 0.398		0-0 F7		0-3 K		0-0 P4		0-0 P4		4	0	0	0	0	1	3						
Alvin Dark, R (1.5) OBP: 0.323, SLG: 0.360		0-0 F7		0-0 F8			0-0 6-3		0-0 1B	4	0	1	0	0	0	1						
Cal Neeman, R (1.2) OBP: 0.247, SLG: 0.259			4-0 BB		0-0 G4-6-3 1B		0-3 K		0-0 5-3	3	0	1	0	1	1	1						
Art Ceccarelli, R (1.1) OBP: 0.160, SLG: 0.125			4-0 BB		0-0 G4-6-3 1-2 BB					2	0	1	0	1	0	1						
Moe Drabowsky, R (8.1) OBP: 0.163, SLG: 0.146					0-0 G4-6-3 1-2					0	0	0	0	0	0	0						
Inning Stats	R: 0 E: 0 K: 2 S: 7	H: 0 LOB: 1 BB: 1 P: 11	R: 0 E: 0 K: 0 S: 3	H: 0 LOB: 0 BB: 0 P: 3	R: 0 E: 0 K: 3 S: 9	H: 0 LOB: 2 BB: 2 P: 17	R: 0 E: 1 K: 2 S: 8	H: 0 LOB: 1 BB: 0 P: 8	R: 0 E: 0 K: 0 S: 4	H: 1 LOB: 0 BB: 0 P: 3	R: 0 E: 0 K: 0 S: 6	H: 1 LOB: 2 BB: 1 P: 8	R: 0 E: 0 K: 1 S: 5	H: 1 LOB: 1 BB: 0 P: 5	R: 0 E: 0 K: 1 S: 6	H: 1 LOB: 1 BB: 0 P: 6	R: 0 E: 0 K: 1 S: 6	H: 1 LOB: 1 BB: 0 P: 6	1B: 5 2B: 0 3B: 0 HR: 0	SF: 0 SAC: 0 DP: 2 HBP: 0	WP: 0 PB: 0 SB: 0 CS: 0	PA: 35
PITCHER Jim O'Toole, L (1.1) ERA: 4.88	IP: 9.0 WLS: W BF: 35 H: 5 R: 0 ER: 0 SO: 10 BB: 4 IBB: 0 HBP: 0 BLK: 0 WP: 0 HR: 0 S: 51 P: 67 ERA: 0.00 WHIP: 1.000															PITCHER	IP: 9.0 WLS: W BF: 35 H: 5 R: 0 ER: 0 SO: 10 BB: 4 IBB: 0 HBP: 0 BLK: 0 WP: 0 HR: 0 S: 51 P: 67 ERA: 0.00 WHIP: 1.000					

Chicago Cubs @ Cincinnati Redlegs
Crosley Field, Cincinnati, OH
Thu Aug 27 1959, 7:05 PM EDT
Att: 6,592 - Unknown


AB	31
R	0
H	5
RBI	0
BB	4
SO	10
LOB	22



Batter	1	2	3	4	5	6	7	8	9	AB	R	H	RBI	BB	SO	LOB	BOTTOM					
Johnny Temple, R (1.4) OBP: 0.398, SLG: 0.441	0-3 K		0-0 G4-6-3 1B		4-0 L4-3 BB		0-0 L8			3	0	1	0	1	1	1						
Vada Pinson, L (1.8) OBP: 0.391, SLG: 0.536	0-0 F9		0-0 G4-6-3 1B		0-0 L4-3 1-2			0-0 G3 BB 2B		4	1	2	0	0	0	1						
Gus Bell, L (1.9) OBP: 0.323, SLG: 0.459	0-0 1B BLK 1B		0-0 G4-6-3 1-2 2-3		0-0 P6			0-0 G3 2-3		4	1	1	0	0	0	3						
Frank Robinson, R (1.3) OBP: 0.404, SLG: 0.602	0-0 BLK 1B		0-3 K			0-0 6-3		4-0 BB SF8 IBB		3	1	1	0	1	1	1						
Frank Thomas, R (1.7) OBP: 0.281, SLG: 0.378	0-0 F8 1-2 3-H			0-0 2B 1B		0-0 F8		4-0 SF8 BB IBB 1-2		3	1	1	0	1	0	1						
Willie Jones, R (1.5) OBP: 0.342, SLG: 0.435		0-0 1B SF8 2B		0-0 1B 2B		0-0 F8		4-0 WP BB 1-2 2-3 3-H		3	1	2	2	1	0	0						
Dutch Dotterer, R (1.2) OBP: 0.338, SLG: 0.372		0-0 B1-6-4 1B 2-3		0-0 B1-3			0-0 5-3	0-0 SF8 2-3 3-H		3	0	1	1	0	0	1						
Eddie Kasko, R (1.6) OBP: 0.283, SLG: 0.314		0-0 SF8		0-0 5-3			0-0 6-3 2B	0-0 F7 1-2		3	0	1	1	0	0	3						
Jim O'Toole, S (1.1) OBP: 0.265, SLG: 0.167		0-0 B1-6-4 1-2		0-0 6-3			0-0 6-3 2-3			3	0	0	0	0	0	3						
Inning Stats	R: 1 E: 0 K: 1 S: 7	H: 2 LOB: 1 BB: 0 P: 7	R: 1 E: 0 K: 0 S: 4	H: 2 LOB: 0 BB: 0 P: 4	R: 0 E: 0 K: 1 S: 6	H: 2 LOB: 1 BB: 0 P: 6	R: 1 E: 0 K: 0 S: 5	H: 2 LOB: 1 BB: 0 P: 5	R: 0 E: 0 K: 0 S: 2	H: 0 LOB: 0 BB: 1 P: 6	R: 0 E: 0 K: 0 S: 3	H: 0 LOB: 0 BB: 0 P: 3	R: 0 E: 0 K: 0 S: 4	H: 1 LOB: 1 BB: 0 P: 4	R: 2 E: 0 K: 0 S: 4	H: 1 LOB: 2 BB: 3 P: 16	R: 0 E: 0 K: 0 S: 4	H: 1 LOB: 2 BB: 3 P: 16	1B: 6 2B: 5 3B: 0 HR: 0	SF: 2 SAC: 0 DP: 3 HBP: 0	WP: 1 PB: 0 SB: 1 CS: 0	PA: 35
PITCHER Art Ceccarelli, L (1.1) ERA: 4.39	IP: 7.1 WLS: L BF: 32 H: 10 R: 5 ER: 5 SO: 2 BB: 1 IBB: 2 HBP: 0 BLK: 1 WP: 1 HR: 0 S: 33 P: 45 ERA: 6.14 WHIP: 1.500															PITCHER	IP: 7.1 WLS: L BF: 32 H: 10 R: 5 ER: 5 SO: 2 BB: 1 IBB: 2 HBP: 0 BLK: 1 WP: 1 HR: 0 S: 33 P: 45 ERA: 6.14 WHIP: 1.500					
PITCHER Moe Drabowsky, R (8.1) ERA: 4.01	IP: 0.2 WLS: L BF: 3 H: 0 R: 0 ER: 0 SO: 0 BB: 1 IBB: 0 HBP: 0 BLK: 0 WP: 1 HR: 0 S: 2 P: 6 ERA: 0.00 WHIP: 1.500															PITCHER	IP: 0.2 WLS: L BF: 3 H: 0 R: 0 ER: 0 SO: 0 BB: 1 IBB: 0 HBP: 0 BLK: 0 WP: 1 HR: 0 S: 2 P: 6 ERA: 0.00 WHIP: 1.500					

Chicago Cubs @ Cincinnati Redlegs
Crosley Field, Cincinnati, OH
Thu Aug 27 1959, 7:05 PM EDT
Att: 6,592 - Unknown

AB	29
R	5
H	10
RBI	4
BB	4
SO	2
LOB	14



Batter	1	2	3	4	5	6	7	8	9	AB	R	H	RBI	BB	SO	LOB	TOP					
Bobby Avila, R OBP: 0.336, SLG: 0.340 (1, 4)										5	3	3	0	0	0	1						
Eddie Mathews, L OBP: 0.395, SLG: 0.572 (1, 5)										4	0	3	2	1	0	0						
Hank Aaron, R OBP: 0.404, SLG: 0.652 (1, 8)										5	2	1	1	0	0	6						
Joe Adcock, R OBP: 0.340, SLG: 0.534 Felix Mantilla, R OBP: 0.299, SLG: 0.272 (9, 7)											4	1	1	2	0	1	2					
Frank Torre, L OBP: 0.323, SLG: 0.323 (1, 3)											4	0	1	2	1	0	1					
Lee Maye, L OBP: 0.317, SLG: 0.321 Andy Paiko, R OBP: 0.299, SLG: 0.323 (7, 9)											4	0	1	0	0	0	0					
Johnny Logan, R OBP: 0.373, SLG: 0.441 (1, 6)											5	1	1	0	0	0	3					
Del Crandall, R OBP: 0.293, SLG: 0.391 (1, 2)											3	1	1	2	1	0	0					
Lew Burdette, R OBP: 0.250, SLG: 0.286 (1, 1)										4	1	2	0	0	0	1						
Inning Stats	R: 2 E: 0 K: 1 S: 8	H: 3 LOB: 2 BB: 1 P: 12	R: 1 E: 0 K: 0 S: 5	H: 2 LOB: 1 BB: 0 P: 5	R: 3 E: 0 K: 0 S: 7	H: 4 LOB: 1 BB: 0 P: 7	R: 1 E: 0 K: 0 S: 4	H: 1 LOB: 0 BB: 0 P: 4	R: 0 E: 0 K: 0 S: 3	H: 0 LOB: 0 BB: 0 P: 3	R: 2 E: 0 K: 0 S: 6	H: 3 LOB: 1 BB: 0 P: 6	R: 0 E: 0 K: 0 S: 3	H: 0 LOB: 1 BB: 1 P: 7	R: 0 E: 0 K: 0 S: 3	H: 1 LOB: 0 BB: 0 P: 3	R: 0 E: 0 K: 0 S: 3	H: 0 LOB: 1 BB: 1 P: 7	1B: 8 2B: 3 3B: 0 HR: 3	SF: 1 SAC: 0 DP: 1 HBP: 0	WP: 0 PB: 0 SB: 2 CS: 0	PA: 43
PITCHER	IP WLS BF H R ER SO BB IBB HBP BLK WP HR S P ERA WHIP																					
Bob Anderson, R ERA: 3.8 (1, 1)	2.2 L 17 8 6 6 1 1 0 0 0 0 2 18 22 20.25 3.375																					
John Buzhardt, R ERA: 4.51 (3, 1)	3.1 15 5 3 3 0 0 0 0 0 0 1 15 15 8.10 1.500																					
Ed Donnelly, R ERA: 2.31 (7, 1)	1.0 4 0 0 0 0 1 0 0 0 0 0 0 3 7 0.00 1.000																					
Don Elston, R ERA: 3.04 (8, 1)	2.0 7 1 0 0 0 1 0 0 0 0 0 0 6 10 0.00 1.000																					

Milwaukee Braves @ Chicago Cubs
Wrigley Field, Chicago, IL
Fri Aug 28 1959, 3:33 AM CDT
Att: 15,929 - Unknown

AB 39
R 9
H 14
RBI 9
BB 3
SO 1
LOB 15



Batter	1	2	3	4	5	6	7	8	9	AB	R	H	RBI	BB	SO	LOB	BOTTOM					
Tony Taylor, R OBP: 0.339, SLG: 0.413 (1, 4)										4	1	2	0	0	1	0						
George Altman, L OBP: 0.331, SLG: 0.398 (1, 8)										4	1	3	2	0	0	1						
Jim Marshall, L OBP: 0.336, SLG: 0.423 (1, 3)										4	0	0	0	0	1	2						
14 Ernie Banks, R OBP: 0.369, SLG: 0.594 (1, 6)										4	0	0	0	0	0	2						
Art Schult, R OBP: 0.315, SLG: 0.369 (1, 9)											4	0	0	0	0	1	0					
Irv Noren, L OBP: 0.400, SLG: 0.480 (1, 7)											4	1	2	0	0	0						
Alvin Dark, R OBP: 0.320, SLG: 0.357 (1, 5)											4	0	0	0	0	2						
Cal Neeman, R OBP: 0.242, SLG: 0.253 Watt Moryn, L OBP: 0.312, SLG: 0.362 Sammy Taylor, L OBP: 0.315, SLG: 0.385 (7, PH) (8, 2)											2	0	0	0	0	0						
Bob Anderson, R OBP: 0.127, SLG: 0.103 John Buzhardt, R OBP: 0.103, SLG: 0.107 Billy Williams, R OBP: 0.207, SLG: 0.290 Ed Donnelly, R OBP: 0.287, SLG: 0.467 Dale Long, L OBP: 0.271, SLG: 0.211 (1, 1) (3, 1) (6, PH) (7, 1) (8, 1)											1	0	1	1	0	0						
Inning Stats	R: 0 E: 0 K: 1 S: 6	H: 1 LOB: 1 BB: 0 P: 6	R: 0 E: 0 K: 0 S: 3	H: 1 LOB: 0 BB: 0 P: 3	R: 0 E: 0 K: 0 S: 4	H: 1 LOB: 1 BB: 0 P: 4	R: 0 E: 0 K: 2 S: 7	H: 0 LOB: 0 BB: 0 P: 7	R: 0 E: 0 K: 0 S: 3	H: 0 LOB: 0 BB: 0 P: 3	R: 2 E: 0 K: 0 S: 5	H: 2 LOB: 0 BB: 0 P: 5	R: 1 E: 0 K: 1 S: 7	H: 2 LOB: 1 BB: 0 P: 7	R: 0 E: 0 K: 0 S: 4	H: 1 LOB: 1 BB: 0 P: 4	R: 0 E: 0 K: 0 S: 3	H: 0 LOB: 0 BB: 0 P: 3	1B: 4 2B: 3 3B: 1 HR: 1	SF: 0 SAC: 0 DP: 1 HBP: 0	WP: 0 PB: 0 SB: 1 CS: 0	PA: 34
PITCHER	IP WLS BF H R ER SO BB IBB HBP BLK WP HR S P ERA WHIP																					
Lew Burdette, R ERA: 4.02 (1, 1)	9.0 W 34 8 3 3 4 0 0 0 0 0 1 42 42 3.00 0.889																					

Milwaukee Braves @ Chicago Cubs
Wrigley Field, Chicago, IL
Fri Aug 28 1959, 3:33 AM CDT
Att: 15,929 - Unknown

AB 34
R 3
H 8
RBI 3
BB 0
SO 4
LOB 8



Batter	1	2	3	4	5	6	7	8	9	AB	R	H	RBI	BB	SO	LOB	TOP								
Bobby Avila, R OBP: 0.333, SLG: 0.337 (1, 4)	0-0 5-3 1B	0-0 F9		0-0 G4-6-3 1B		0-0 F9		0-0 SH1-4 1-2	0-0 E5 2B	5	1	1	0	0	0	1									
Eddie Mathews, L OBP: 0.398, SLG: 0.574 (1, 5)	0-0 FC5-4 1B		0-0 FC3-6 1B	0-0 G4-6-3 1-2 3-H 0-0		0-0 BB		0-0 3-1	0-0 2B	5	1	3	1	1	0	2									
Hank Aaron, R OBP: 0.405, SLG: 0.662 (1, 8)	0-0 FC5-4 1B 1-2		0-0 E1 FC3-6 1-3 1B	0-0 HR		0-0 P6			0-0 K2-3 HR	6	3	3	2	0	1	3									
Joe Adcock, R OBP: 0.344, SLG: 0.544 (1, 7)	0-0 1B		0-0 F8	4-0 BB				0-0 6-3	0-0 6-3	4	1	2	1	1	0	2									
Frank Torre, L OBP: 0.328, SLG: 0.326 (1, 3)	0-0 1B		4-0 FC3-6 IBB	0-0 F8				0-0 F8	0-0 HBP 1B	4	1	2	1	1	0	1									
Lee Mays, L OBP: 0.310, SLG: 0.313 Andy Paiko, R OBP: 0.300, SLG: 0.317 (5, PH) (5, 9)	0-0 F9		0-0 FC3-6 FC5 BB 1-2 2-3 3-H 4-0		0-3 K			0-3 K	1-0 1B 3B HBP	2	0	0	1	0	0	4									
Johnny Logan, R OBP: 0.375, SLG: 0.441 (1, 6)		0-0 F5	0-0 BB 1-2 BB	0-0 BB G6-4-3 BB		0-0 6-3		0-0 6-3	0-0 1-3 2-H 3B 1B	3	1	1	1	2	0	0									
Del Crandall, R OBP: 0.295, SLG: 0.396 (1, 2)		0-0 FC1-6 1B	0-0 FC5 2-3	0-0 G6-4-3 1-2				0-0 F7	0-0 1-H 3-H SF9 3B	5	1	2	2	0	0	4									
Warren Spahn, L OBP: 0.242, SLG: 0.307 (1, 1)	0-0 FC1-6 1-2		0-0 1B G4-6-3 2B			0-0 6-3		0-0 SH1-4 1B	0-0 3-H SF9	4	1	2	1	0	0	1									
Inning Stats	R: 1 E: 0 K: 0 S: 6	H: 3 LOB: 2 BB: 0 P: 6	R: 0 E: 0 K: 0 S: 4	H: 1 LOB: 1 BB: 0 P: 4	R: 1 E: 1 K: 0 S: 5	H: 2 LOB: 3 BB: 2 P: 13	R: 2 E: 0 K: 0 S: 5	H: 3 LOB: 1 BB: 1 P: 9	R: 0 E: 0 K: 1 S: 4	H: 0 LOB: 0 BB: 1 P: 8	R: 0 E: 0 K: 0 S: 3	H: 0 LOB: 1 BB: 1 P: 7	R: 1 E: 0 K: 1 S: 6	H: 1 LOB: 0 BB: 0 P: 6	R: 0 E: 0 K: 0 S: 4	H: 1 LOB: 1 BB: 0 P: 4	R: 6 E: 1 K: 1 S: 11	H: 5 LOB: 1 BB: 0 P: 12	1B: 10 2B: 2 HR: 3	SF: 1 SAC: 1 DP: 2 HBP: 1	WP: 0 PB: 0 SB: 0 CS: 0	PA: 48			
PITCHER	IP	WLS	BF	H	R	ER	SO	BB	IBB	HBP	BLK	WP	HR	S	P	ERA	WHIP								
Moe Drabowsky, R ERA: 4.12 (1, 1)	3.0		19	8	4	4	0	1	1	0	0	0	0	17	25	12.00	3.000								
Bill Henry, L ERA: 2.52 (4, 1)	4.0	L	15	2	1	1	2	3	0	0	0	0	2	16	28	2.25	1.250								
Don Elston, R ERA: 3.43 (8, 1)	1.1		9	4	4	4	0	0	0	1	0	0	1	8	9	27.00	3.000								
Dave Hillman, R ERA: 3.26 (9, 1)	0.2		5	2	2	1	1	0	0	0	0	0	0	7	7	13.50	3.000								

Milwaukee Braves @ Chicago Cubs
Wrigley Field, Chicago, IL
Sat Aug 29 1959, 3:33 AM CDT
Att: 20,277 - Unknown

AB 40
R 11
H 16
RBI 10
BB 5
SO 3
LOB 18



Batter	1	2	3	4	5	6	7	8	9	AB	R	H	RBI	BB	SO	LOB	BOTTOM								
Tony Taylor, R OBP: 0.340, SLG: 0.413 (1, 4)	0-3 K		0-0 BB 14 HR 1B		0-0 4-3			0-0 SH5-4 1B		4	1	2	0	0	1	0									
George Altman, L OBP: 0.331, SLG: 0.398 (1, 8)	0-3 K		0-0 14 HR BB 1B		0-0 F7			0-0 SH5-4 1-2		3	1	1	0	0	1	0									
Lee Walls, R OBP: 0.335, SLG: 0.387 (1, 9)	0-0 14 FC6-4 1B		4-0 14 HR 1-2 2-3 BB		0-3 K			0-0 14 G6-4-3 1B		3	1	2	0	1	1	0									
14 Ernie Banks, R OBP: 0.368, SLG: 0.597 (1, 6)	0-0 FC6-4 1-2		0-0 HR 1-2 2-3 3-H		0-0 F8			0-0 G6-4-3 1-2		4	1	1	4	0	0	3									
Art Schult, R OBP: 0.302, SLG: 0.352 (1, 3)		0-0 5-3	0-0 6-3		0-0 6-3			0-0 6-3	0-0 6-3	4	0	0	0	0	0	0									
Bobby Thomson, R OBP: 0.312, SLG: 0.396 (1, 7)		0-0 5-3		0-0 F8		0-0 5-3		0-0 FC4-6 1B		4	0	1	0	0	0	0									
Alvin Dark, R OBP: 0.319, SLG: 0.356 (1, 5)		0-0 5-3		0-0 1B		0-0 F9		0-0 FC4-6 1-2		4	0	1	0	0	0	1									
Cal Neeman, R OBP: 0.237, SLG: 0.247 (1, 2)			0-3 K	0-0 F7		0-0 5-3		0-0 F7		2	0	0	0	0	1	1									
Earl Averill, R OBP: 0.305, SLG: 0.466 (7, PH) (8, 2)			0-0 K	0-0 F7		0-0 5-3		0-0 F7		2	0	0	0	0	0	1									
Moe Drabowsky, R OBP: 0.159, SLG: 0.143 (1, 1)			0-0 F8	0-0 F7		0-0 5-3				1	0	0	0	0	0	0									
Bill Henry, L OBP: 0.214, SLG: 0.185 (4, 1)			0-0 F8	0-0 F7		0-0 5-3				1	0	0	0	0	0	1									
Randy Jackson, R OBP: 0.308, SLG: 0.333 (7, PH)			0-0 F8	0-0 F7		0-0 5-3				1	0	0	0	0	0	0									
Don Elston, R OBP: 0.211, SLG: 0.211 (8, 1)			0-0 F8	0-0 F7		0-0 5-3				0	0	0	0	0	0	0									
Dave Hillman, R OBP: 0.220, SLG: 0.132 (9, 1)			0-0 F8	0-0 F7		0-0 5-3				0	0	0	0	0	0	0									
Inning Stats	R: 0 E: 0 K: 2 S: 8	H: 1 LOB: 1 BB: 0 P: 8	R: 0 E: 0 K: 0 S: 3	H: 0 LOB: 0 BB: 0 P: 3	R: 4 E: 0 K: 1 S: 8	H: 3 LOB: 0 BB: 1 P: 12	R: 0 E: 0 K: 0 S: 4	H: 1 LOB: 1 BB: 0 P: 4	R: 0 E: 0 K: 0 S: 5	H: 0 LOB: 0 BB: 0 P: 5	R: 0 E: 0 K: 0 S: 3	H: 0 LOB: 0 BB: 0 P: 3	R: 0 E: 0 K: 0 S: 3	H: 0 LOB: 0 BB: 0 P: 3	R: 0 E: 0 K: 0 S: 4	H: 2 LOB: 1 BB: 0 P: 4	R: 0 E: 0 K: 0 S: 4	H: 1 LOB: 1 BB: 0 P: 4	1B: 7 2B: 0 HR: 1	SF: 0 SAC: 1 DP: 1 HBP: 0	WP: 0 PB: 0 SB: 0 CS: 0	PA: 35			
PITCHER	IP	WLS	BF	H	R	ER	SO	BB	IBB	HBP	BLK	WP	HR	S	P	ERA	WHIP								
Warren Spahn, L ERA: 2.91 (1, 1)	9.0	W	35	8	4	4	4	1	0	0	0	0	1	42	46	4.00	1.000								

Milwaukee Braves @ Chicago Cubs
Wrigley Field, Chicago, IL
Sat Aug 29 1959, 3:33 AM CDT
Att: 20,277 - Unknown

AB 33
R 4
H 8
RBI 4
BB 1
SO 4
LOB 7



Batter	1	2	3	4	5	6	7	8	9	AB	R	H	RBI	BB	SO	LOB	TOP	
Bobby Avila, R (1, 4) OBP: 0.331, SLG: 0.330	F3		FC4-6 BB		F6		K		F3	4	0	0	0	1	1	3	Milwaukee Braves @ Chicago Cubs Wrigley Field, Chicago, IL Sun Aug 30 1959, 3:33 AM CDT Att: 28,158 - Unknown	
Eddie Mathews, L (1, 5) OBP: 0.397, SLG: 0.578	F7		FC4-6 3B 1-2			HR		F7		4	2	1	1	0	0	1		
Hank Aaron, R (1, 8) OBP: 0.407, SLG: 0.666	BB 1B		1-H 3B			E1		1B		4	0	3	1	0	0	0		
Joe Adcock, R (1, 7) OBP: 0.343, SLG: 0.538	1-2 BB		F9			K		F9		3	0	0	0	1	1	2		
Frank Torre, L (1, 3) OBP: 0.327, SLG: 0.322	4-3				F9		F4			3	0	0	0	1	0	2		
Lee Maye, L (1, 9) OBP: 0.310, SLG: 0.313		F3			4-3					3	0	1	0	0	0	0		
Andy Paiko, R (7, 9) OBP: 0.298, SLG: 0.315							S BB 1B	F8		1	0	0	0	0	0	2		
Johnny Logan, R (1, 6) OBP: 0.372, SLG: 0.436		5-3			6-3		F8			4	0	0	0	0	0	1		
Del Crandall, R (1, 2) OBP: 0.296, SLG: 0.398		F2				F9	S BB			3	0	1	0	1	0	0		
Carl Willey, R (1, 1) OBP: 0.105, SLG: 0.108						4-3				3	0	0	0	0	1	2		
Don McMahon, R (8, 1) OBP: 0.375, SLG: 0.286						4-3				0	0	0	0	0	0	0		
Ray Boone, R (9, PH) OBP: 0.399, SLG: 0.358							1-2 2-3 K		6-3	1	0	0	0	0	0	1		
Inning Stats	R: 0 E: 0 K: 0 S: 4	H: 1 LOB: 2 BB: 1 P: 8	R: 0 E: 0 K: 0 S: 3	H: 0 LOB: 0 BB: 0 P: 3	R: 1 E: 0 K: 0 S: 4	H: 1 LOB: 1 BB: 1 P: 8	R: 0 E: 0 K: 0 S: 3	H: 0 LOB: 0 BB: 0 P: 3	R: 0 E: 0 K: 2 S: 8	H: 1 LOB: 2 BB: 1 P: 12	R: 0 E: 0 K: 0 S: 4	H: 1 LOB: 1 BB: 0 P: 4	R: 0 E: 0 K: 0 S: 4	H: 1 LOB: 1 BB: 0 P: 4	1B: 3 2B: 1 3B: 1 HR: 1	SF: 0 SAC: 0 DP: 0 HBP: 0	WP: 0 PA: 37 PB: 0 SB: 3 CS: 0	
PITCHER	IP	WLS	BF	H	R	ER	SO	BB	IBB	HBP	BLK	WP	HR	S	P	ERA	WHIP	
Glen Hobbie, R (1, 1) ERA: 4.01	8.0	W	33	5	2	2	3	4	0	0	0	0	1	35	51	2.25	1.125	
Bill Henry, L (9, 1) ERA: 2.5	1.0	S	4	1	0	0	0	0	0	0	0	0	0	4	4	0.00	1.000	

Batter	1	2	3	4	5	6	7	8	9	AB	R	H	RBI	BB	SO	LOB	BOTTOM	
Tony Taylor, R (1, 4) OBP: 0.340, SLG: 0.412	6-3		5-3			F9		FC2-5 2B 1B		4	1	1	0	0	0	0	Milwaukee Braves @ Chicago Cubs Wrigley Field, Chicago, IL Sun Aug 30 1959, 3:33 AM CDT Att: 28,158 - Unknown	
George Altman, L (1, 8) OBP: 0.327, SLG: 0.393	F7		4-3			2-3		FC2-5 2B 1B 1-2 2-3		4	1	0	0	0	0	2		
Jim Marshall, L (1, 3) OBP: 0.335, SLG: 0.424	F8				F3		4-3	1-3 2-H 1B 2B		4	1	1	1	0	0	0		
14 Ernie Banks, R (1, 6) OBP: 0.369, SLG: 0.596					F8			1B 1B IBB		3	1	1	0	1	1	0		
Irv Noren, L (1, 9) OBP: 0.403, SLG: 0.481										4	1	2	2	0	0	1		
Bobby Thomson, R (8, PR) OBP: 0.312, SLG: 0.396					4-3			1B 1B 1B		0	1	0	0	0	0	0		
Walt Moryn, L (1, 7) OBP: 0.314, SLG: 0.370								1-2 2-H 3-H 1B 1B		4	0	2	1	0	0	3		
Billy Williams, L (9, 7) OBP: 0.207, SLG: 0.250						FC6-4 1B		F5		0	0	0	0	0	0	0		
Alvin Dark, R (1, 5) OBP: 0.321, SLG: 0.355								1-2 2-H 1B 1B		3	0	1	1	1	0	2		
Sammy Taylor, L (1, 2) OBP: 0.315, SLG: 0.384								1-2 2-H 1B		4	0	1	1	0	0	4		
Glen Hobbie, R (1, 1) OBP: 0.161, SLG: 0.150										2	0	0	0	0	0	1		
Dale Long, L (8, PH) OBP: 0.323, SLG: 0.469										1	0	1	0	0	0	0		
Don Eaddy, R (8, PR)										0	0	0	0	0	0	0		
Earl Averill, R (8, PH) OBP: 0.304, SLG: 0.463										1	0	0	0	0	1	2		
Bill Henry, L (9, 1) OBP: 0.214, SLG: 0.185										0	0	0	0	0	0	0		
Inning Stats	R: 0 E: 0 K: 0 S: 3	H: 0 LOB: 0 BB: 0 P: 3	R: 0 E: 0 K: 0 S: 4	H: 1 LOB: 2 BB: 1 P: 8	R: 0 E: 0 K: 0 S: 3	H: 0 LOB: 0 BB: 0 P: 3	R: 0 E: 0 K: 0 S: 3	H: 0 LOB: 0 BB: 0 P: 3	R: 0 E: 0 K: 1 S: 7	H: 2 LOB: 1 BB: 0 P: 7	R: 5 E: 0 K: 1 S: 11	H: 6 LOB: 2 BB: 1 P: 15	1B: 8 2B: 1 3B: 1 HR: 0	SF: 0 SAC: 0 DP: 0 HBP: 0	WP: 0 PA: 36 PB: 0 SB: 0 CS: 0			
PITCHER	IP	WLS	BF	H	R	ER	SO	BB	IBB	HBP	BLK	WP	HR	S	P	ERA	WHIP	
Carl Willey, R (1, 1) ERA: 4.17	7.1	L	32	8	6	6	1	1	1	0	0	0	0	6	6	0.00	3.000	
Don McMahon, R (8, 1) ERA: 1.99	0.2		4	2	0	0	1	0	0	0	0	0	0	6	6	0.00	3.000	



Batter	1	2	3	4	5	6	7	8	9	AB	R	H	RBI	BB	SO	LOB	TOP				
Tony Taylor, R OBP: 0.339, SLG: 0.411 (1, 4)										4	1	1	0	0	0	0	Chicago Cubs @ San Francisco Giants Seals Stadium, San Francisco, CA Wed Sep 02 1959, 6:33 AM EDT Att: 16,422 - Unknown				
George Altman, L OBP: 0.326, SLG: 0.391 (1, 8)										4	1	1	0	0	2	0					
Lee Walls, R OBP: 0.332, SLG: 0.383 Jim Marshall, L OBP: 0.335, SLG: 0.424 Dale Long, L OBP: 0.322, SLG: 0.467 (1, 9)										3	0	0	0	0	1	0					
14 Ernie Banks, R OBP: 0.368, SLG: 0.593 (1, 6)										4	0	1	1	0	0	0					
Bobby Thomson, R OBP: 0.312, SLG: 0.405 Walt Moryn, L OBP: 0.316, SLG: 0.373 (1, 7)										3	1	1	1	0	1	0					
Art Schult, R OBP: 0.303, SLG: 0.352 Irv Noren, L OBP: 0.400, SLG: 0.477 (1, 3)										3	0	1	0	0	1	0					
Alvin Dark, R OBP: 0.319, SLG: 0.353 (1, 5)										3	0	0	0	0	0	1					
Cal Neeman, R OBP: 0.229, SLG: 0.239 (1, 2)										3	0	0	0	0	0	0					
Art Ceccarelli, R OBP: 0.148, SLG: 0.115 Earl Averill, R OBP: 0.302, SLG: 0.461 Don Elston, R OBP: 0.211, SLG: 0.211 (1, 1)										2	0	0	0	0	1	0					
Inning Stats	R: 0 E: 0 K: 2 S: 7	H: 0 LOB: 0 BB: 0 P: 7	R: 0 E: 0 K: 0 S: 4	H: 1 LOB: 1 BB: 0 P: 4	R: 0 E: 0 K: 0 S: 3	H: 0 LOB: 0 BB: 0 P: 3	R: 0 E: 0 K: 0 S: 3	H: 0 LOB: 0 BB: 0 P: 3	R: 1 E: 0 K: 0 S: 4	H: 1 LOB: 0 BB: 0 P: 4	R: 0 E: 0 K: 1 S: 5	H: 0 LOB: 0 BB: 0 P: 5	R: 0 E: 0 K: 1 S: 5	H: 0 LOB: 0 BB: 0 P: 5	R: 2 E: 0 K: 2 S: 11	H: 4 LOB: 2 BB: 0 P: 11		1B: 5 2B: 0 3B: 0 HR: 1	SF: 0 SAC: 0 DP: 0 HBP: 0	WP: 0 PB: 0 SB: 0 CS: 0	PA: 33
PITCHER	IP	WLS	BF	H	R	ER	SO	BB	IBB	HBP	BLK	WP	HR	S	P	ERA	WHIP				
Mike McCormick, L ERA: 4.25 Sam Jones, R ERA: 2.99 (1, 1)	8.1		29	4	3	3	6	0	0	0	0	0	1	41	41	3.24	0.480				
(9, 1)	0.2	W	4	2	0	0	2	0	0	0	0	0	0	8	8	0.00	3.000				

AB	33
R	3
H	6
RBI	3
BB	0
SO	8
LOB	5



Batter	1	2	3	4	5	6	7	8	9	AB	R	H	RBI	BB	SO	LOB	BOTTOM					
Danny O'Connell, R OBP: 0.261, SLG: 0.273 (1, 4)										3	0	0	0	1	1	0	Chicago Cubs @ San Francisco Giants Seals Stadium, San Francisco, CA Wed Sep 02 1959, 6:33 AM EDT Att: 16,422 - Unknown					
Willie McCovey, L OBP: 0.449, SLG: 0.719 Jim Davenport, R OBP: 0.295, SLG: 0.335 (1, 3)										4	1	1	1	0	2	1						
Willie Mays, R OBP: 0.366, SLG: 0.542 (1, 8)										4	0	0	0	0	1	1						
Orlando Cepeda, R OBP: 0.352, SLG: 0.537 (1, 7)										4	1	1	0	0	0	0						
Jackie Brandt, R OBP: 0.325, SLG: 0.414 (1, 5)										4	1	2	1	0	0	0						
Felipe Alou, R OBP: 0.321, SLG: 0.478 (1, 9)										1	1	1	2	1	0	0						
Eddie Bressoud, R OBP: 0.307, SLG: 0.398 (1, 6)										3	0	0	0	0	2	2						
Jim Hegan, R OBP: 0.240, SLG: 0.232 (1, 2)										3	0	0	0	0	0	2						
Mike McCormick, L OBP: 0.155, SLG: 0.130 Sam Jones, R OBP: 0.141, SLG: 0.122 (1, 1)										3	0	0	0	0	2	1						
Inning Stats	R: 0 E: 0 K: 3 S: 9	H: 2 LOB: 1 BB: 0 P: 9	R: 1 E: 0 K: 0 S: 5	H: 2 LOB: 1 BB: 0 P: 5	R: 0 E: 0 K: 1 S: 5	H: 0 LOB: 1 BB: 1 P: 9	R: 0 E: 0 K: 1 S: 6	H: 1 LOB: 0 BB: 0 P: 6	R: 0 E: 0 K: 1 S: 5	H: 0 LOB: 0 BB: 0 P: 5	R: 1 E: 0 K: 0 S: 4	H: 1 LOB: 0 BB: 0 P: 4	R: 0 E: 0 K: 1 S: 5	H: 0 LOB: 1 BB: 1 P: 9	R: 0 E: 0 K: 1 S: 5	H: 0 LOB: 0 BB: 0 P: 5		R: 1 E: 0 K: 0 S: 2	H: 1 LOB: 0 BB: 0 P: 2	1B: 2 2B: 0 3B: 0 HR: 3	SF: 1 SAC: 0 DP: 0 HBP: 0	WP: 0 PB: 0 SB: 2 CS: 0
PITCHER	IP	WLS	BF	H	R	ER	SO	BB	IBB	HBP	BLK	WP	HR	S	P	ERA	WHIP					
Art Ceccarelli, L ERA: 4.28 Don Elston, R ERA: 3.53 (1, 1)	8.0		30	4	3	3	8	2	0	0	0	0	1	44	52	3.38	0.750					
(9, 1)	0.1	L	2	1	1	1	0	0	0	0	0	0	1	2	2	27.00	3.000					



Batter	1	2	3	4	5	6	7	8	9	AB	R	H	RBI	BB	SO	LOB	TOP																	
Tony Taylor, R OBP: 0.338, SLG: 0.409 (1, 4)										5	0	1	0	0	0	2	Chicago Cubs @ San Francisco Giants Seals Stadium, San Francisco, CA Thu Sep 03 1959, 6:33 AM EDT Att: 15,424 - Unknown																	
George Altman, L OBP: 0.324, SLG: 0.388 (1, 8)										5	0	1	0	0	0	2																		
Lee Walls, R OBP: 0.333, SLG: 0.382 Walt Moryn, L OBP: 0.319, SLG: 0.375 (5, 7)										1	1	0	0	1	0	1																		
14 Ernie Banks, R OBP: 0.368, SLG: 0.593 (1, 6)										5	1	2	1	0	0	2																		
Bobby Thomson, R OBP: 0.310, SLG: 0.400 (5, 9)										4	1	0	0	1	2	4																		
Art Schult, R OBP: 0.307, SLG: 0.366 Dale Long, L OBP: 0.324, SLG: 0.467 (4, 3)										2	0	1	2	0	0	0																		
Alvin Dark, R OBP: 0.320, SLG: 0.364 (1, 5)										4	2	2	1	0	0	3																		
Cal Neeman, R OBP: 0.232, SLG: 0.253 Irv Noren, L OBP: 0.495, SLG: 0.481 John Buzhardt, R OBP: 0.103, SLG: 0.107 (8, 1)										3	0	1	0	0	0	0																		
Bob Anderson, R OBP: 0.125, SLG: 0.101 Dave Hillman, R OBP: 0.229, SLG: 0.132 Don Elston, R OBP: 0.211, SLG: 0.211 Billy Williams, R OBP: 0.215, SLG: 0.241 Bill Henry, L OBP: 0.214, SLG: 0.185 Sammy Taylor, L OBP: 0.214, SLG: 0.202 (8, 2)										1	0	0	0	0	1	0																		
Inning Stats	R: 0 E: 0 K: 0 S: 5	H: 2 LOB: 2 BB: 0 P: 5	R: 1 E: 0 K: 1 S: 6	H: 1 LOB: 0 BB: 0 P: 6	R: 3 E: 0 K: 0 S: 5	H: 2 LOB: 1 BB: 2 P: 13	R: 0 E: 0 K: 0 S: 4	H: 1 LOB: 1 BB: 0 P: 4	R: 0 E: 0 K: 1 S: 7	H: 2 LOB: 2 BB: 0 P: 7	R: 0 E: 0 K: 1 S: 5	H: 0 LOB: 0 BB: 0 P: 5	R: 0 E: 0 K: 0 S: 5	H: 2 LOB: 1 BB: 0 P: 5	R: 0 E: 0 K: 1 S: 6	H: 1 LOB: 1 BB: 0 P: 6		1B: 7 2B: 4 3B: 0 HR: 1	SF: 0 SAC: 1 DP: 0 HBP: 0	WP: 0 PB: 0 SB: 0 CS: 0	PA: 41													
PITCHER	IP WLS BF H R ER SO BB IBB HBP BLK WP HR S P ERA WHIP																																	
Johnny Antonelli, L ERA: 2.9 Stu Miller, R ERA: 2.95	(1, 1) (3, 1)	2.2 6.1	15 W 26	5 7	4 1	4 1	1 4	2 0	0 0	0 0	0 0	0 0	0 0	1 34	15 34	23 34	13.50 1.42	2.625 1.105																

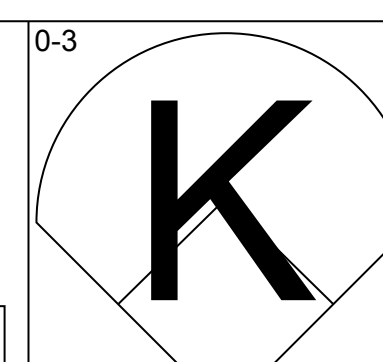
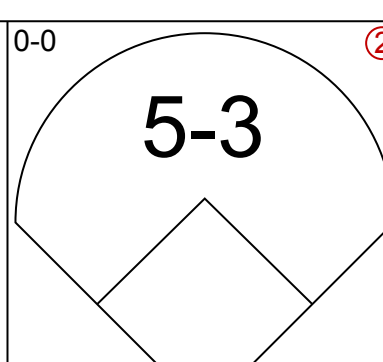
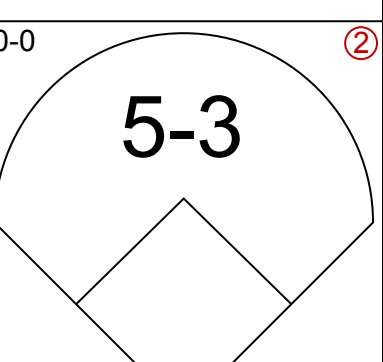
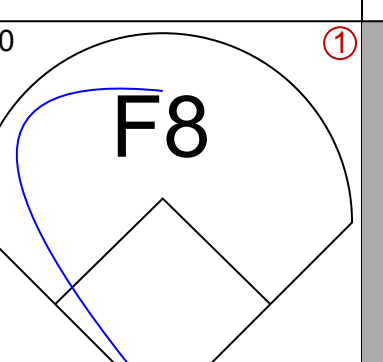
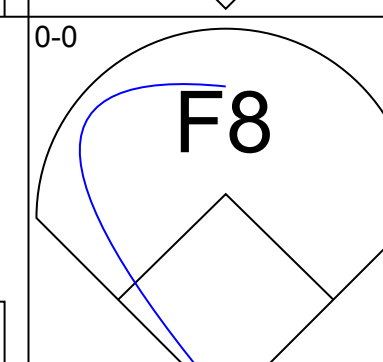
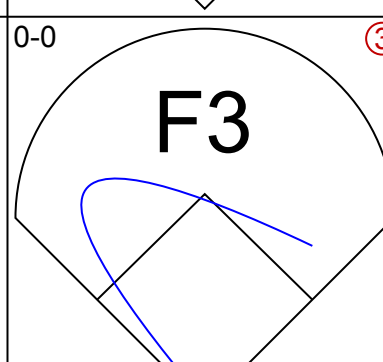
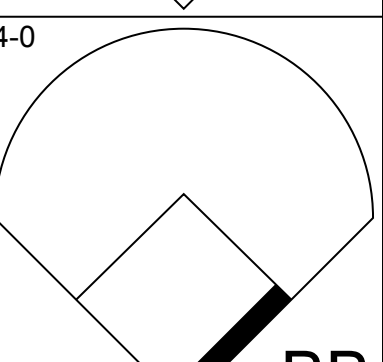
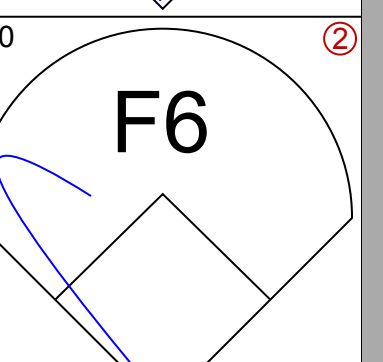
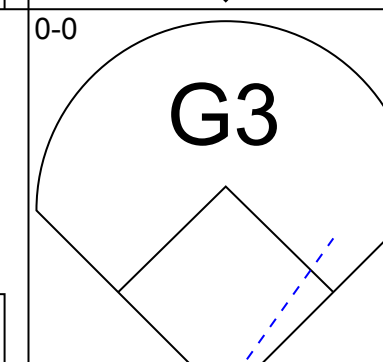
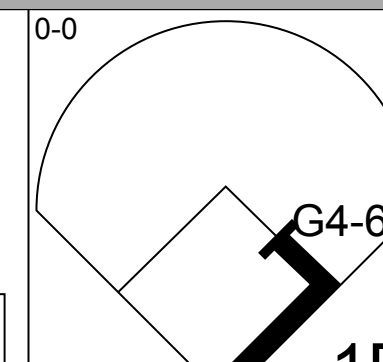
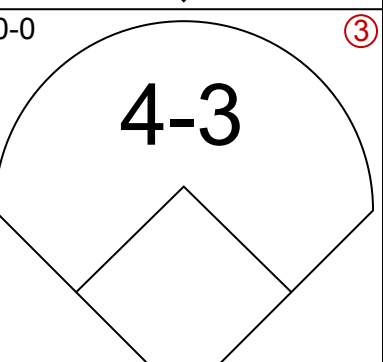
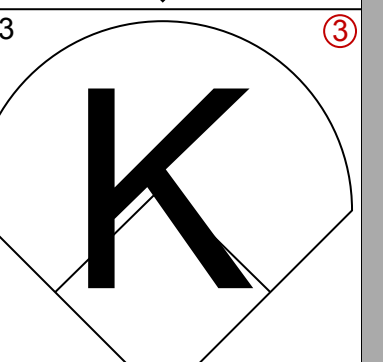
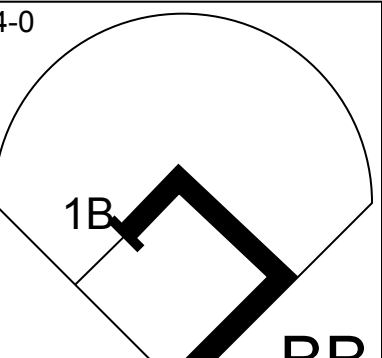
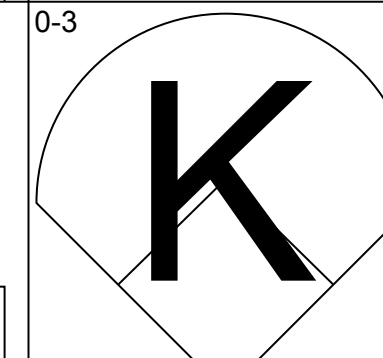
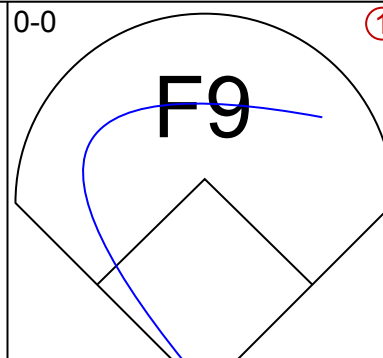
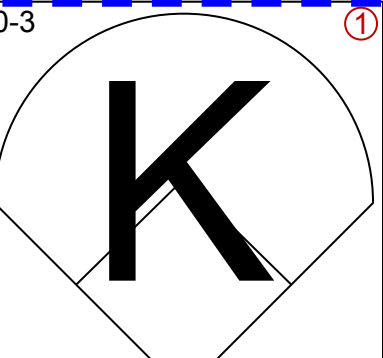
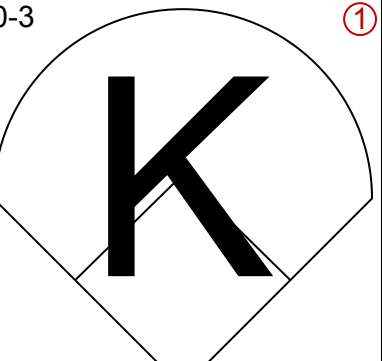
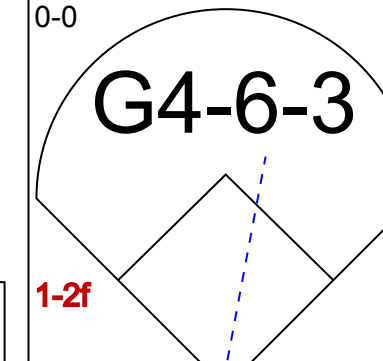
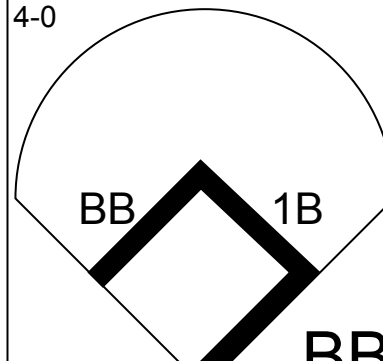
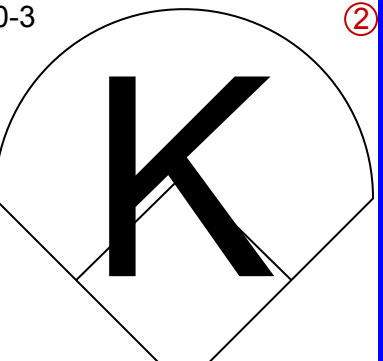
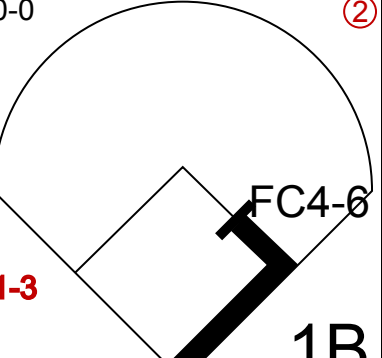
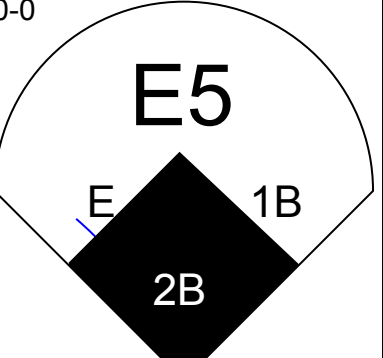
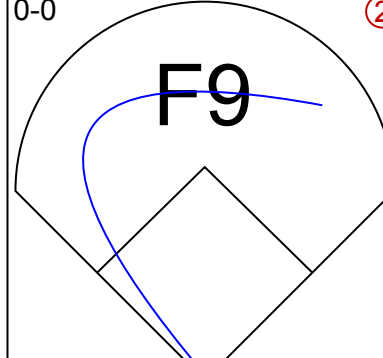
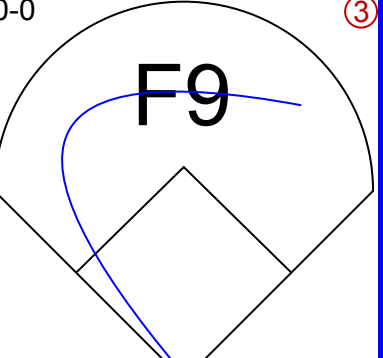
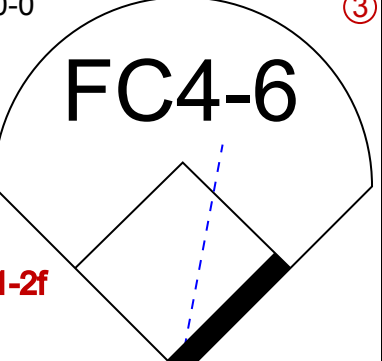
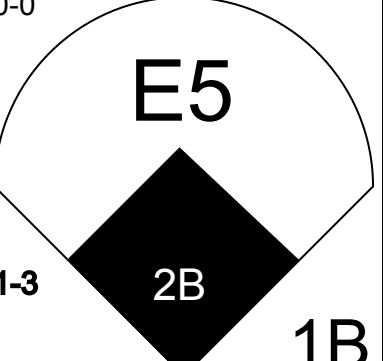
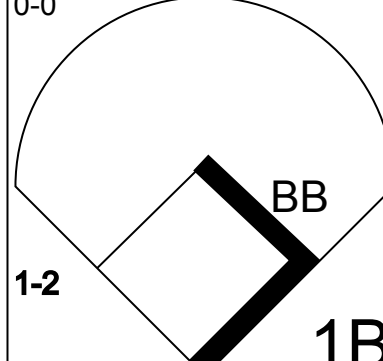
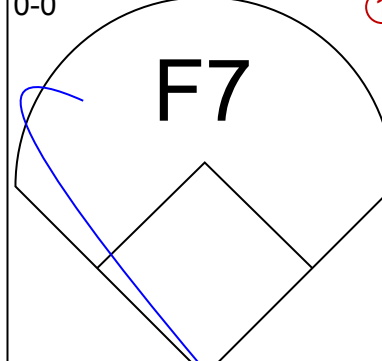
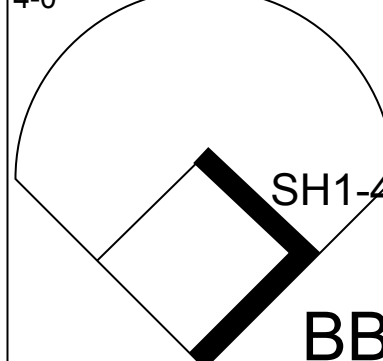
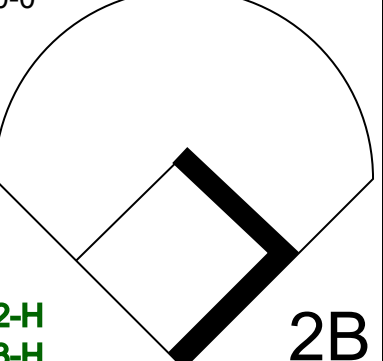
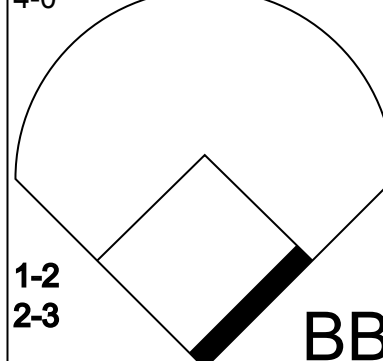
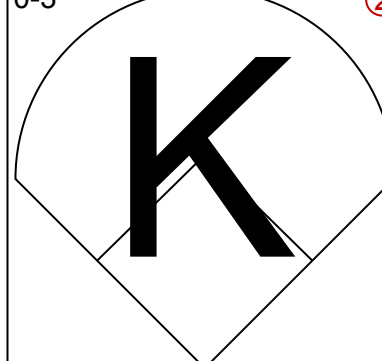
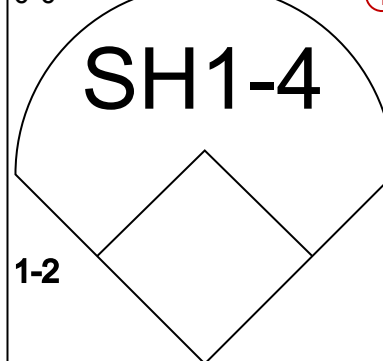
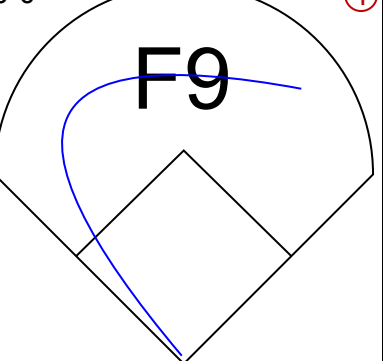
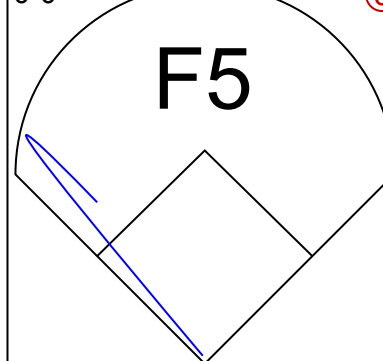
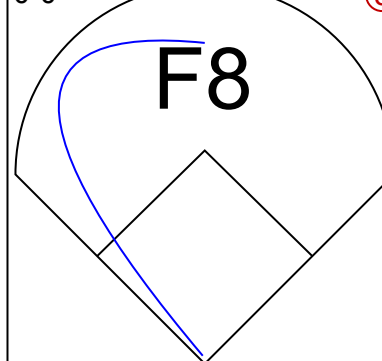
AB	38
R	5
H	12
RBI	5
BB	2
SO	5
LOB	15

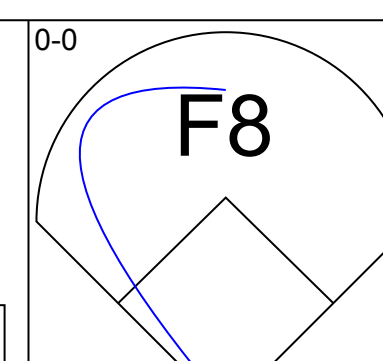
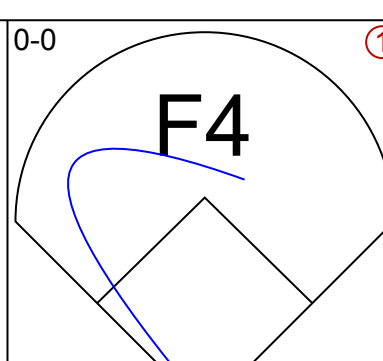
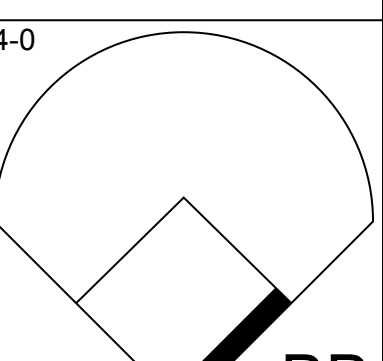
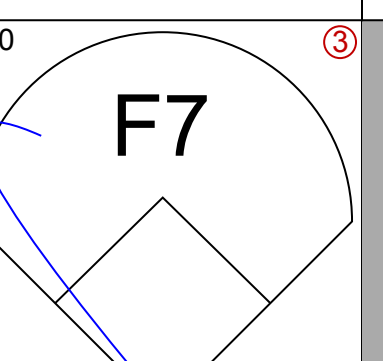
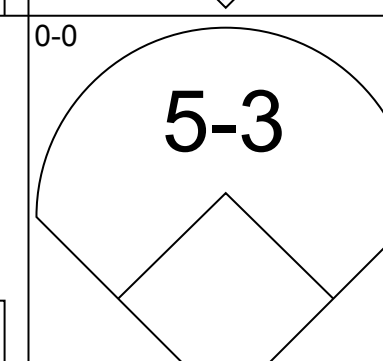
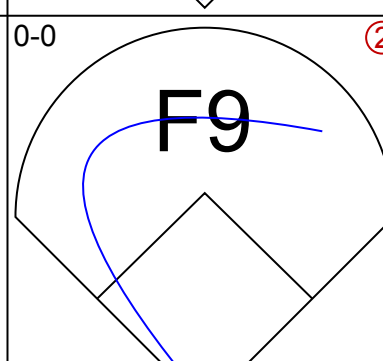
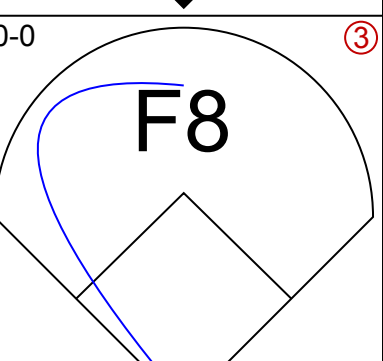
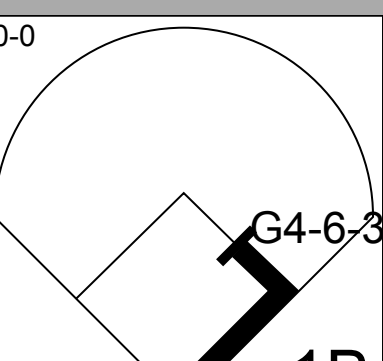
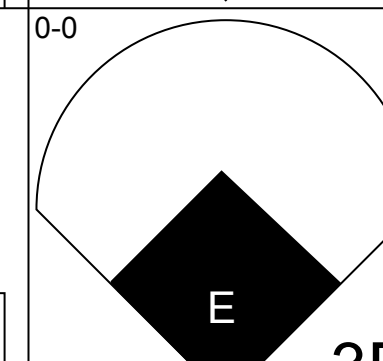
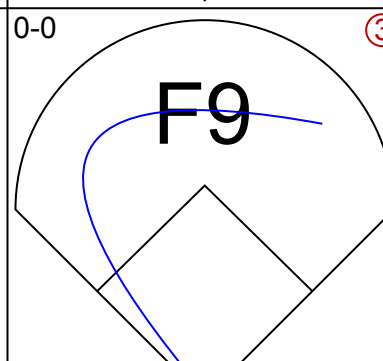
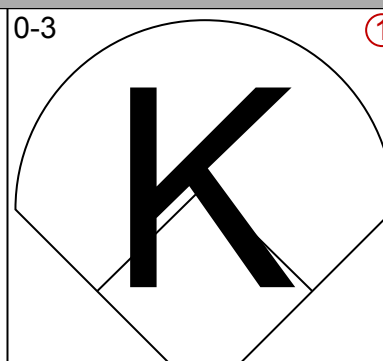
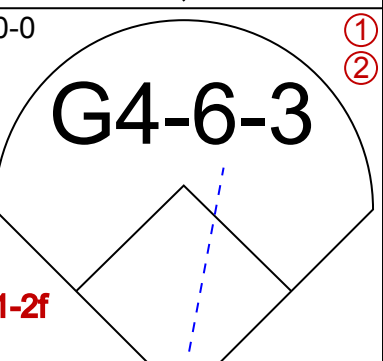
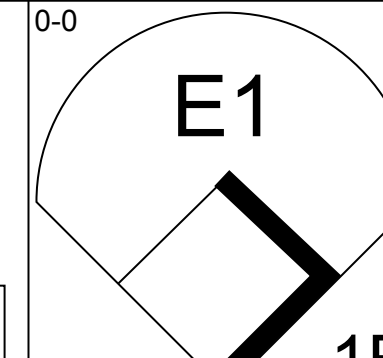
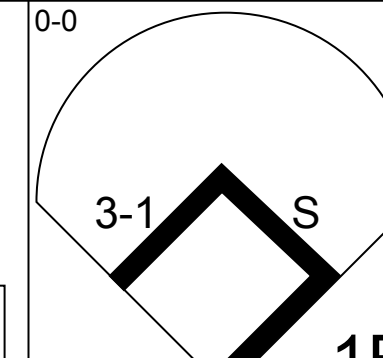
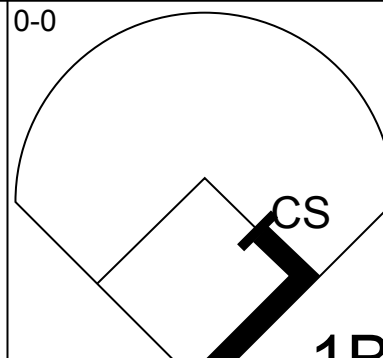
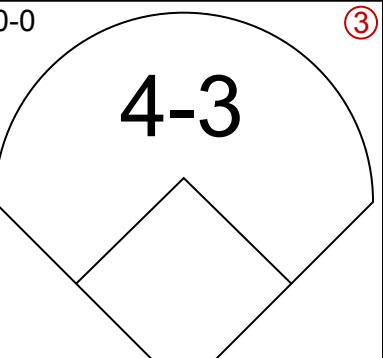
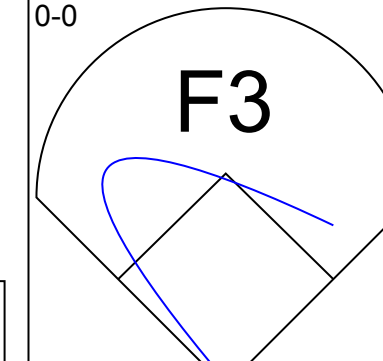
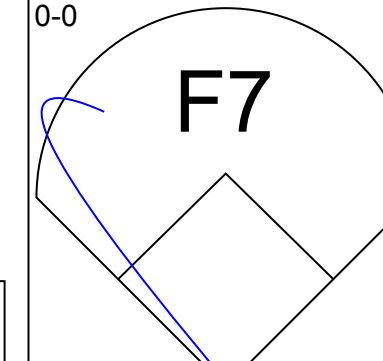
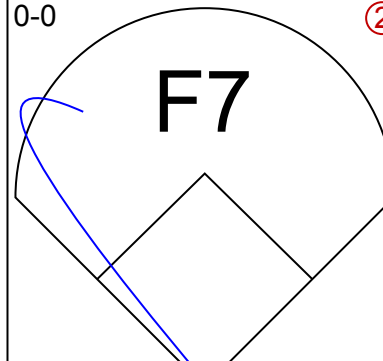
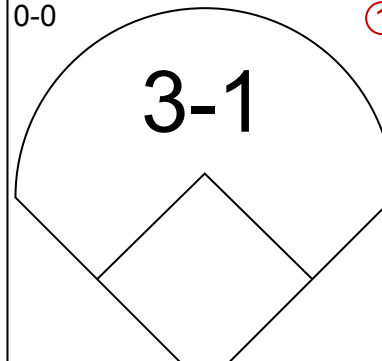
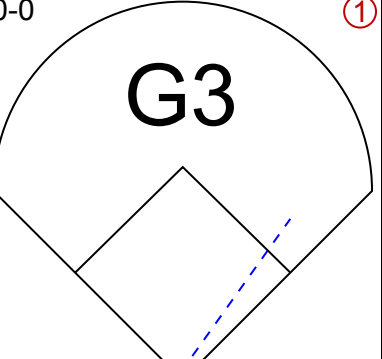
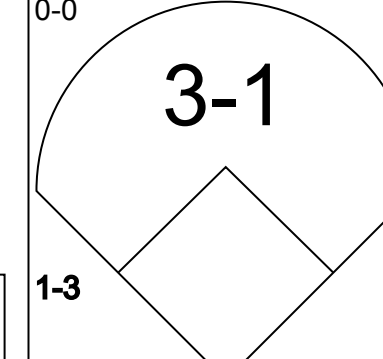
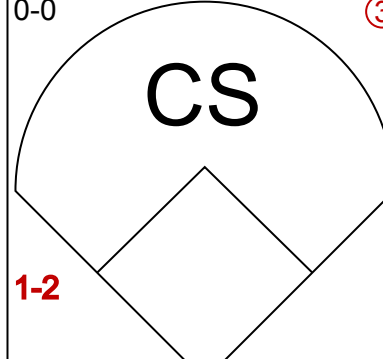
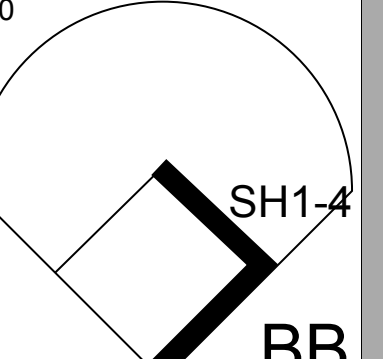
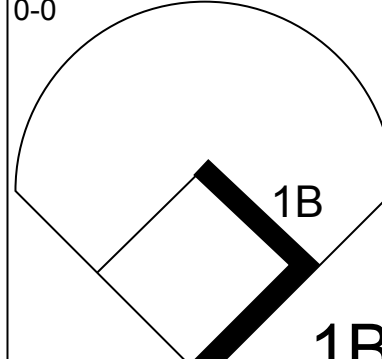
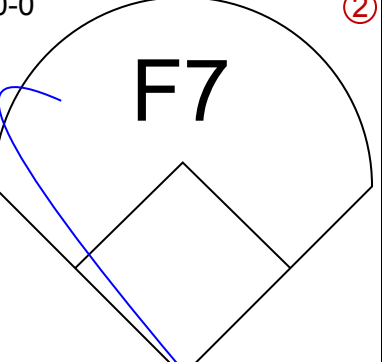
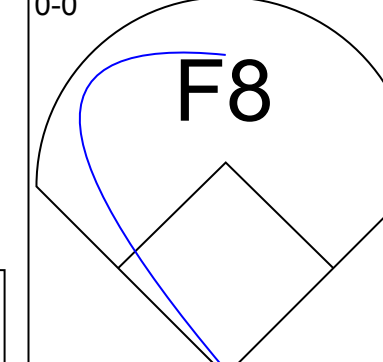
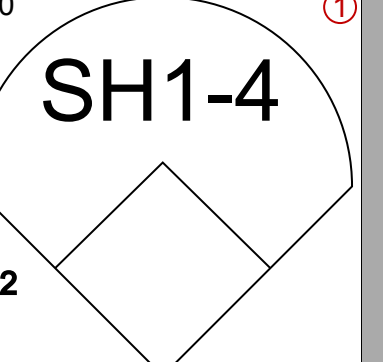
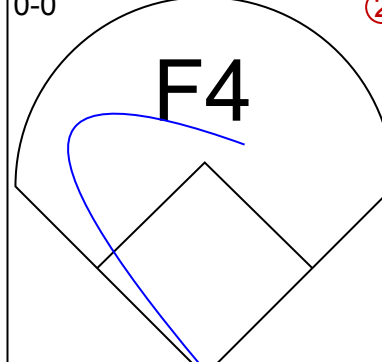
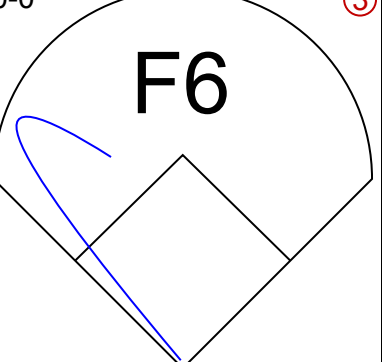
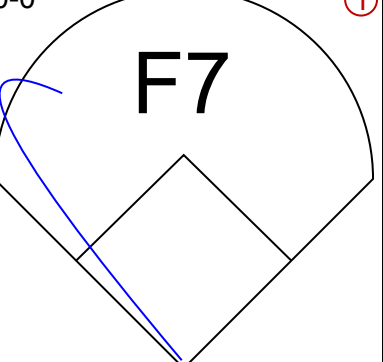
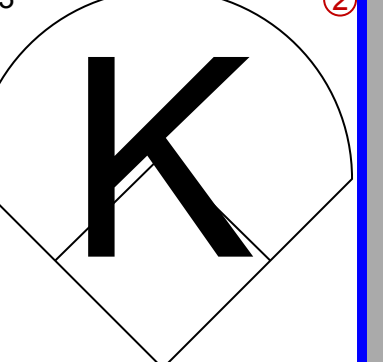
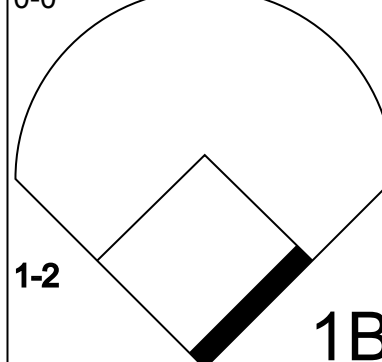
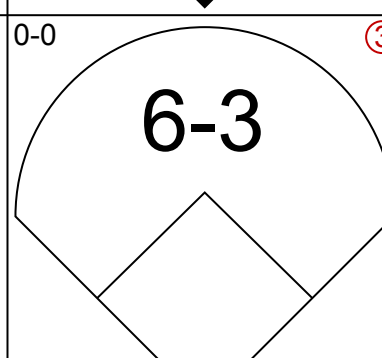
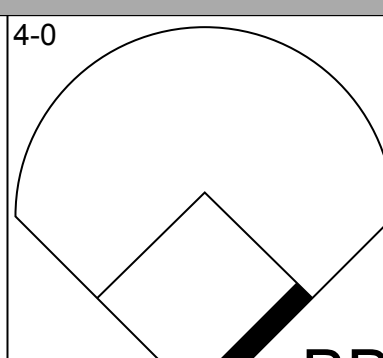
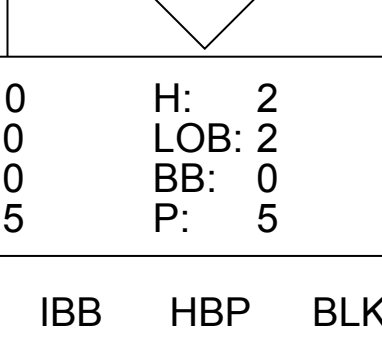


Batter	1	2	3	4	5	6	7	8	9	AB	R	H	RBI	BB	SO	LOB	BOTTOM													
Jackie Brandt, R OBP: 0.326, SLG: 0.419 (8, 7)										5	2	2	0	0	1	2	Chicago Cubs @ San Francisco Giants Seals Stadium, San Francisco, CA Thu Sep 03 1959, 6:33 AM EDT Att: 15,424 - Unknown													
Willie Mays, R OBP: 0.384, SLG: 0.545 (1, 8)										5	1	1	3	0	0	0														
Willie McCovey, L OBP: 0.443, SLG: 0.729 Jim Davenport, R OBP: 0.295, SLG: 0.335 (8, 5)										4	1	1	1	0	1	0														
Orlando Cepeda, R OBP: 0.355, SLG: 0.541 (8, 3)										4	2	3	0	0	0	0														
Willie Kirkland, L OBP: 0.330, SLG: 0.482 (1, 9)										4	0	2	1	0	1	1														
Daryl Spencer, R OBP: 0.330, SLG: 0.384 (1, 4)										3	1	1	0	1	1	3														
Hobie Landrith, L OBP: 0.343, SLG: 0.330 Felipe Alou, R OBP: 0.324, SLG: 0.481 Jim Hegan, R OBP: 0.240, SLG: 0.232 (8, 2)										3	0	1	0	0	0	2														
Eddie Bressoud, R OBP: 0.310, SLG: 0.413 (1, 6)										4	1	2	3	0	0	2														
Johnny Antonelli, L OBP: 0.170, SLG: 0.239 Stu Miller, R OBP: 0.087, SLG: 0.045 (3, 1)										0	0	0	0	0	0	0														
Inning Stats	R: 0 E: 0 K: 1 S: 5	H: 0 LOB: 0 BB: 0 P: 5	R: 0 E: 0 K: 1 S: 6	H: 1 LOB: 0 BB: 0 P: 6	R: 2 E: 0 K: 1 S: 7	H: 2 LOB: 0 BB: 0 P: 7	R: 2 E: 0 K: 0 S: 6	H: 3 LOB: 1 BB: 1 P: 6	R: 2 E: 0 K: 0 S: 5	H: 2 LOB: 0 BB: 0 P: 5	R: 0 E: 0 K: 1 S: 7	H: 3 LOB: 2 BB: 0 P: 7	R: 0 E: 0 K: 0 S: 3	H: 0 LOB: 0 BB: 0 P: 3	1B: 8 2B: 2 3B: 1 HR: 3	SF: 0 SAC: 1 DP: 0 HBP: 0		WP: 0 PB: 0 SB: 0 CS: 0	PA: 38											
PITCHER	IP WLS BF H R ER SO BB IBB HBP BLK WP HR S P ERA WHIP																													
Bob Anderson, R ERA: 3.92 Dave Hillman, R ERA: 3.35 Don Elston, R ERA: 3.5 Bill Henry, L ERA: 2.61 John Buzhardt, R ERA: 4.76	(1, 1) (4, 1) (5, 1) (6, 1) (8, 1)	3.1 1.0 0.2 2.0 1.0	17 L 6 2 10 3	6 3 0 5 0	4 2 0 2 0	4 2 0 2 0	3 0 0 1 0	0 0 0 0 0	0 0 0 1 0	0 6 2 12 3	22 6 2 12 3	26 6 2 12 3	10.80 18.00 0.00 9.00 0.00	2.100 3.000 0.000 2.500 0.000																


AB	36
R	8
H	14
RBI	8
BB	1
SO	4
LOB	10




Batter	1	2	3	4	5	6	7	8	9	AB	R	H	RBI	BB	SO	LOB	TOP					
Tony Taylor, R OBP: 0.336, SLG: 0.406 (1, 4)										4	0	0	0	0	1	2	Chicago Cubs @ San Francisco Giants Seals Stadium, San Francisco, CA Fri Sep 04, 1959, 10:05 PM EDT Att: 22,850 - Unknown livebaseballscorecards.com					
George Altman, L OBP: 0.324, SLG: 0.385 (1, 8)										3	0	0	0	1	0	1						
Jim Marshall, L OBP: 0.333, SLG: 0.421 (1, 3)										4	0	1	0	0	1	2						
14 Ernie Banks, R OBP: 0.368, SLG: 0.589 (1, 6)										3	0	0	0	1	2	1						
Walt Moryn, L OBP: 0.318, SLG: 0.372 (1, 9)										3	0	0	0	1	2	2						
Lee Walls, R OBP: 0.333, SLG: 0.382 (8, 9)										0	0	0	0	0	0	0						
Irv Noren, L OBP: 0.400, SLG: 0.473 (1, 7)										4	1	1	0	0	0	1						
Bobby Thomson, R OBP: 0.310, SLG: 0.400 (8, 7)										0	0	0	0	0	0	0						
Sammy Taylor, L OBP: 0.316, SLG: 0.384 (1, 2)										4	1	2	0	0	0	1						
Alvin Dark, R OBP: 0.324, SLG: 0.367 (1, 5)										2	0	1	2	2	1	0						
Glen Hobbie, R OBP: 0.154, SLG: 0.143 (1, 1)										3	0	0	0	0	0	4						
Inning Stats	R: 0 E: 0 K: 1 S: 5	H: 0 LOB: 0 BB: 0 P: 5	R: 0 E: 0 K: 1 S: 5	H: 1 LOB: 1 BB: 1 P: 9	R: 0 E: 0 K: 0 S: 3	H: 0 LOB: 0 BB: 1 P: 7	R: 0 E: 0 K: 1 S: 5	H: 1 LOB: 0 BB: 0 P: 5	R: 2 E: 2 K: 0 S: 6	H: 2 LOB: 2 BB: 1 P: 10	R: 0 E: 0 K: 0 S: 4	H: 1 LOB: 3 BB: 2 P: 12	R: 0 E: 0 K: 1 S: 5	H: 0 LOB: 0 BB: 0 P: 5	R: 0 E: 0 K: 2 S: 7	H: 0 LOB: 0 BB: 0 P: 7	R: 0 E: 0 K: 1 S: 5	H: 0 LOB: 0 BB: 0 P: 5	1B: 4 2B: 1 3B: 0 HR: 0	SF: 0 SAC: 1 DP: 1 HBP: 0	WP: 0 PB: 0 SB: 0 CS: 0	PA: 36
PITCHER	IP	WLS	BF	H	R	ER	SO	BB	IBB	HBP	BLK	WP	HR	S	P	ERA	WHIP					
Jack Sanford, R ERA: 3.17 (1, 1)	7.0	L	30	5	2	0	4	5	0	0	0	0	0	33	53	0.00	1.429					
Sam Jones, R ERA: 2.97 (8, 1)	2.0		6	0	0	0	3	0	0	0	0	0	0	12	12	0.00	0.000					

Batter	1	2	3	4	5	6	7	8	9	AB	R	H	RBI	BB	SO	LOB	BOTTOM					
Jackie Brandt, R OBP: 0.325, SLG: 0.416 (1, 5)										3	0	0	0	1	0	3	Chicago Cubs @ San Francisco Giants Seals Stadium, San Francisco, CA Fri Sep 04, 1959, 10:05 PM EDT Att: 22,850 - Unknown livebaseballscorecards.com					
Willie Mays, R OBP: 0.363, SLG: 0.543 (1, 8)										4	0	1	0	0	0	2						
Willie McCovey, L OBP: 0.437, SLG: 0.730 (1, 3)										4	1	1	0	0	1	2						
Orlando Cepeda, R OBP: 0.358, SLG: 0.542 (1, 7)										4	0	3	1	0	0	0						
Willie Kirkland, L OBP: 0.327, SLG: 0.477 (1, 9)										4	0	0	0	0	0	3						
Daryl Spencer, R OBP: 0.331, SLG: 0.384 (1, 4)										3	0	1	0	1	0	1						
Hobie Landrith, L OBP: 0.339, SLG: 0.326 (1, 2)										3	0	0	0	0	0	2						
Eddie Bressoud, R OBP: 0.308, SLG: 0.409 (1, 6)										2	0	0	0	0	0	0						
Leon Wagner, L OBP: 0.326, SLG: 0.427 (7, PH)										1	0	0	0	0	1	1						
Sam Jones, R OBP: 0.141, SLG: 0.122 (8, 1)										0	0	0	0	0	0	0						
Felipe Alou, R OBP: 0.327, SLG: 0.483 (9, PH)										1	0	1	0	0	0	0						
Jack Sanford, R OBP: 0.200, SLG: 0.111 (1, 1)										1	0	0	0	1	0	0						
Dusty Rhodes, L OBP: 0.326, SLG: 0.289 (7, PH)										0	0	0	0	1	0	0						
Jose Pagan, R OBP: 0.231, SLG: 0.231 (7, PR)										0	0	0	0	0	0	0						
Jim Davenport, R OBP: 0.254, SLG: 0.334 (9, PH)										1	0	0	0	0	0	2						
Inning Stats	R: 1 E: 1 K: 0 S: 5	H: 2 LOB: 1 BB: 0 P: 5	R: 0 E: 0 K: 0 S: 3	H: 0 LOB: 0 BB: 0 P: 3	R: 0 E: 0 K: 0 S: 3	H: 0 LOB: 1 BB: 1 P: 7	R: 0 E: 0 K: 0 S: 4	H: 1 LOB: 1 BB: 0 P: 4	R: 0 E: 0 K: 0 S: 3	H: 0 LOB: 1 BB: 1 P: 7	R: 0 E: 0 K: 1 S: 5	H: 1 LOB: 2 BB: 0 P: 5	R: 0 E: 0 K: 1 S: 5	H: 0 LOB: 2 BB: 2 P: 13	R: 0 E: 0 K: 0 S: 3	H: 1 LOB: 0 BB: 0 P: 3	R: 0 E: 0 K: 0 S: 5	H: 2 LOB: 2 BB: 0 P: 5	1B: 6 2B: 0 3B: 1 HR: 0	SF: 0 SAC: 1 DP: 1 HBP: 0	WP: 0 PB: 0 SB: 1 CS: 1	PA: 37
PITCHER	IP	WLS	BF	H	R	ER	SO	BB	IBB	HBP	BLK	WP	HR	S	P	ERA	WHIP					
Glen Hobbie, R ERA: 3.86 (1, 1)	9.0	W	36	7	1	1	2	4	0	0	0	0	0	36	52	1.00	1.222					



Batter	1	2	3	4	5	6	7	8	9	10	AB	R	H	RBI	BB	SO	LOB	TOP
Tony Taylor, R OBP: 0.334, SLG: 0.403 (1, 4)	F6		F9			K	FC6-4			SH2-4 14 HR BB	4	1	0	0	1	1	2	Chicago Cubs @ Los Angeles Dodgers Los Angeles Memorial Coliseum, Los Angeles, CA Sun Sep 06 1959, 6:33 AM EDT Unknown AB 34 R 3 H 5 RBI 3 BB 7 SO 10 LOB 19 
Alvin Dark, R OBP: 0.323, SLG: 0.364 (1, 5)	1B 1-2 BB		F3			F3		F6		SH2-4	3	0	0	0	1	0	0	
Lee Walls, R OBP: 0.337, SLG: 0.382 (1, 9)	1-3 1B		4-3			4-2 14 BLK BB		F8		14 HR BB	3	1	1	0	2	0	0	
14 Ernie Banks, R OBP: 0.368, SLG: 0.593 (1, 6)	K		F5			4-1 1-2 IBB		6-3		1-2 14 HR HR	4	1	1	3	1	1	2	
Art Schult, R OBP: 0.302, SLG: 0.367 Jim Marshall, L OBP: 0.333, SLG: 0.421 (10, PR) (10, 3)	1-2 3-H		K			2-2 2B		F4		E5 G4-6-3	5	0	1	0	0	2	2	
Earl Averill, R OBP: 0.401, SLG: 0.456 Don Eaddy, R (9, PR)			F9			K		6-3		G4-6-3	4	0	1	0	0	1	1	
Walt Morin, L OBP: 0.317, SLG: 0.371 George Altman, L OBP: 0.324, SLG: 0.385 (10, 8)						4-0 IBB		1B BB		1-2 E5	2	0	0	0	2	0	1	
Bobby Thomson, R OBP: 0.312, SLG: 0.398 (10, 7)			F4			K		1B BB		K	4	0	1	0	0	2	4	
Cal Neeman, R OBP: 0.233, SLG: 0.253 (1, 2)			F3			K		FC6-4 1B		K	4	0	0	0	0	2	4	
Art Ceccarelli, R OBP: 0.129, SLG: 0.100 (1, 1)			K			K		B3		K	4	0	0	0	0	3	6	
Inning Stats	R: 0 E: 0 K: 1 S: 8	H: 1 LOB: 2 BB: 1 P: 17	R: 0 E: 0 K: 1 S: 5	H: 0 LOB: 0 BB: 0 P: 8	R: 0 E: 0 K: 1 S: 5	H: 0 LOB: 0 BB: 0 P: 6	R: 0 E: 0 K: 3 S: 13	H: 1 LOB: 2 BB: 1 P: 24	R: 0 E: 0 K: 0 S: 11	H: 0 LOB: 2 BB: 2 P: 18	R: 0 E: 0 K: 3 S: 13	H: 1 LOB: 2 BB: 0 P: 19	R: 3 E: 1 K: 0 S: 11	H: 1 LOB: 1 BB: 2 P: 25	1B: 3 2B: 1 3B: 0 HR: 1	SF: 0 SAC: 1 DP: 1 HBP: 0	WP: 0 PA: 42 PB: 0 SB: 0 CS: 0	
PITCHER Sandy Koufax, L ERA: 3.68 (1, 1)	IP: 10.0 WLS: L BF: 43 H: 5 R: 3 ER: 3 SO: 10 BB: 5 IBB: 2 HBP: 0 BLK: 1 WP: 0 HR: 1 S: 91 P: 160 ERA: 2.70 WHIP: 1.000																	

Batter	1	2	3	4	5	6	7	8	9	10	AB	R	H	RBI	BB	SO	LOB	BOTTOM	
Jim Gilliam, S OBP: 0.400, SLG: 0.352 (1, 5)	F2		F9			F9		6-3		F9	5	0	0	0	0	0	0	Chicago Cubs @ Los Angeles Dodgers Los Angeles Memorial Coliseum, Los Angeles, CA Sun Sep 06 1959, 6:33 AM EDT Unknown AB 34 R 0 H 6 RBI 0 BB 6 SO 8 LOB 21 	
Charlie Neal, R OBP: 0.337, SLG: 0.453 (1, 4)	1B		G4-6-3 1B			E1 1B		K2-3		1B	5	0	4	0	0	1	0		
Wally Moon, L OBP: 0.350, SLG: 0.469 (8, 9)	F9		G4-6-3 1-2			4-3		BB		F6	4	0	0	0	1	0	4		
Gil Hodges, R OBP: 0.380, SLG: 0.548 (1, 3)	K		6-3			K		F4		K	5	0	0	0	0	3	4		
Carl Furillo, R OBP: 0.346, SLG: 0.333 Don Demeter, R OBP: 0.290, SLG: 0.438 (7, PR) (8, 8)			6-3			F7		E4 5-3 BB		K	3	0	0	0	0	0	0		
Chuck Essegian, R OBP: 0.289, SLG: 0.397 Don Zimmer, R OBP: 0.274, SLG: 0.249 (10, 6)			FC4 1B BB			F8		5-3 BB		BB BB	1	0	0	0	3	0	0		
Joe Pignatano, R OBP: 0.331, SLG: 0.295 (1, 2)			FC4 1B			L8-3 1B		5-3		BB	3	0	2	0	1	0	2		
Maury Wills, S OBP: 0.253, SLG: 0.236 Rip Repulski, R OBP: 0.340, SLG: 0.359 (9, PH) (10, 7)			FC4 1-2 2-3			L8-3		1-2 2-3 IBB		K	2	0	0	0	1	0	3		
Sandy Koufax, R OBP: 0.160, SLG: 0.188 (1, 1)			4-3			1-3		K		K	4	0	0	0	0	2	6		
Inning Stats	R: 0 E: 0 K: 1 S: 6	H: 1 LOB: 1 BB: 0 P: 10	R: 0 E: 0 K: 0 S: 8	H: 1 LOB: 2 BB: 1 P: 18	R: 0 E: 0 K: 0 S: 9	H: 1 LOB: 0 BB: 0 P: 17	R: 0 E: 0 K: 0 S: 5	H: 1 LOB: 0 BB: 0 P: 7	R: 0 E: 1 K: 1 S: 11	H: 0 LOB: 2 BB: 2 P: 23	R: 0 E: 0 K: 1 S: 6	H: 0 LOB: 1 BB: 1 P: 13	R: 0 E: 0 K: 3 S: 13	H: 0 LOB: 2 BB: 2 P: 26	R: 0 E: 0 K: 1 S: 12	H: 1 LOB: 1 BB: 0 P: 21	1B: 6 2B: 1 3B: 0 HR: 0		SF: 0 SAC: 0 DP: 2 HBP: 0
PITCHER Art Ceccarelli, L ERA: 3.78 (1, 1)	IP: 10.0 WLS: W BF: 40 H: 6 R: 0 ER: 0 SO: 8 BB: 5 IBB: 1 HBP: 0 BLK: 0 WP: 0 HR: 0 S: 89 P: 165 ERA: 0.00 WHIP: 1.100																		

Batter	1	2	3	4	5	6	7	8	9	AB	R	H	RBI	BB	SO	LOB	TOP								
Tony Taylor, R (1.4) OBP: 0.337, SLG: 0.404	0-1 L3 1B		0-0 G4-6-3 1B		1-1 F9		0-0 F9		0-0 1B HR 1B	5	1	3	0	0	0	0	Chicago Cubs @ Los Angeles Dodgers Los Angeles Memorial Coliseum, Los Angeles, CA Sun Sep 06 1959, 10:05 PM EDT Att: 39,432 - Unknown								
George Altman, L (1.8) OBP: 0.322, SLG: 0.380	3-2 L3 1-2		0-1 G4-6-3 1-2		4-2 BB		1-3 K		1-3 K	4	0	0	0	1	2	3									
Jim Marshall, L (1.3) OBP: 0.331, SLG: 0.417	2-3 K		1-3 K		1-0 F7			0-1 4-3	1-2 HR 1B	5	1	1	0	0	2	1									
14 Ernie Banks, R (1.6) OBP: 0.366, SLG: 0.595		1-1 F4		0-0 5-3		0-3 K		2-2 HR	0-1 F3	5	1	1	1	0	1	2									
Walt Moryn, L (1.7) OBP: 0.324, SLG: 0.388		0-0 BB 1B		0-1 4-3		0-0 2B		4-0 2B BB	2-2 HR	4	2	3	3	1	0	0									
Irv Noren, L (1.9) OBP: 0.408, SLG: 0.483		4-2 1B BB		0-1 WP 1B		1-2 5-3		1-1 2B	1-3 K	4	0	2	0	1	1	1									
Lee Walls, R (9.9) OBP: 0.337, SLG: 0.382		1-2 BB		4-2 FC6-4 BB		4-0 BB		1-3 K		1	0	0	0	3	1	2									
Sammy Taylor, L (1.2) OBP: 0.321, SLG: 0.383		2-3 K		1-1 FC6-4 BB		0-1 F2		1-3 K		3	0	1	1	0	0	4									
Randy Jackson, R (1.5) OBP: 0.309, SLG: 0.333		2-1 1B		1-2 1B		1-1 F2		1-3 K		1	0	0	0	0	1	3									
Earl Averill, R (8. PH) OBP: 0.299, SLG: 0.453		1-2 2H 1B		1-3 K		1-0 L6		2-1 4-3		0	0	0	0	0	0	0									
Alvin Dark, R (8.5) OBP: 0.323, SLG: 0.364										0	0	0	0	0	0	0									
Moe Drabowsky, R (1.1) OBP: 0.159, SLG: 0.143										0	0	0	0	0	0	0									
Ben Johnson, R (1.1) OBP: 0.159, SLG: 0.143										2	0	0	0	0	1	2									
Dale Long, L (7. PH) OBP: 0.327, SLG: 0.495										1	0	0	0	0	0	0									
Bill Henry, L (7.1) OBP: 0.327, SLG: 0.495										0	0	0	0	0	0	0									
Bobby Thomson, R (8. PH) OBP: 0.327, SLG: 0.495										1	0	0	0	0	1	3									
Don Elston, R (8.1) OBP: 0.271, SLG: 0.271										0	0	0	0	0	0	0									
Inning Stats	R: 0 E: 0 K: 1 S: 10	H: 1 LOB: 0 BB: 0 P: 15	R: 1 E: 0 K: 2 S: 16	H: 2 LOB: 2 BB: 1 P: 26	R: 0 E: 0 K: 1 S: 6	H: 1 LOB: 0 BB: 0 P: 7	R: 0 E: 0 K: 0 S: 9	H: 1 LOB: 2 BB: 1 P: 14	R: 0 E: 0 K: 0 S: 6	H: 0 LOB: 1 BB: 1 P: 13	R: 0 E: 0 K: 1 S: 9	H: 1 LOB: 2 BB: 1 P: 14	R: 0 E: 0 K: 1 S: 6	H: 0 LOB: 0 BB: 0 P: 9	R: 1 E: 0 K: 2 S: 16	H: 2 LOB: 3 BB: 2 P: 30	R: 3 E: 0 K: 2 S: 19	H: 3 LOB: 0 BB: 0 P: 24	1B: 7 2B: 3 3B: 0 HR: 2	SF: 0 SAC: 0 DP: 2 HBP: 0	WP: 1 PB: 0 SB: 0 CS: 0	PA: 42			
PITCHER	IP WLS BF H R ER SO BB IBB HBP BLK WP HR S P ERA WHIP	7.1 L 9 3 3 3 4 0 1 0 0 0 1 70 113 2.46 1.773	1.2 L 9 3 3 3 4 0 1 0 0 0 1 27 39 16.20 1.800																						

AB	36
R	5
H	11
RBI	5
BB	6
SO	10
LOB	21



Batter	1	2	3	4	5	6	7	8	9	AB	R	H	RBI	BB	SO	LOB	BOTTOM							
Jim Gilliam, S (1.5) OBP: 0.401, SLG: 0.352	4-0 1B FC4-6 BB		2-1 4-3		1-2 6-3			0-0 SH2-4 1B		3	1	1	0	1	0	0	Chicago Cubs @ Los Angeles Dodgers Los Angeles Memorial Coliseum, Los Angeles, CA Sun Sep 06 1959, 10:05 PM EDT Att: 39,432 - Unknown							
Wally Moon, L (1.9) OBP: 0.390, SLG: 0.468	2-1 FC4-6 1B		0-0 5-3		0-1 3-1		1-1 SH2-4		1-2 1B	3	0	1	0	0	0	0								
Norm Larker, L (1.7) OBP: 0.327, SLG: 0.424	2-1 FC4-6 1B		1-1 F8		0-0 G3		2-2 F7			3	0	1	0	0	0	0								
Don Demeter, R (8.8) OBP: 0.290, SLG: 0.438		3-2 FC4-6 BB		4-2 G5-4-3 BB		3-2 4-3		4-0 IBB		2	0	0	1	2	0	2								
Ron Fairly, L (8. PH) OBP: 0.332, SLG: 0.349	1-2 2-3 3-H		3-1 G5-4-3		0-3 K		1-3 K			3	0	0	0	1	2	3								
Duke Snider, L (1.8) OBP: 0.403, SLG: 0.558	4-1 BB		1-2 BB		1-0 F9		1-1 6-3		2-3 K	4	0	0	0	0	1	3								
Gil Hodges, R (1.3) OBP: 0.379, SLG: 0.543	1-2 BB		1-2 BB		1-1 F9		1-0 HR		1-3 K	4	1	1	1	0	1	3								
Charlie Neal, R (1.4) OBP: 0.335, SLG: 0.449	2-1 F4		1-0 F9		2-3 K		0-1 L9		1-3 K	3	0	0	0	0	1	0								
John Roseboro, L (1.2) OBP: 0.332, SLG: 0.376	1-1 F7		1-1 F9		2-2 6-3		0-2 4-3			3	1	1	1	0	0	0								
Maury Wills, S (1.6) OBP: 0.249, SLG: 0.232		1-1 L7		2-3 K						1	0	0	0	0	1	0								
Carl Furillo, R (9. PH) OBP: 0.341, SLG: 0.329										0	0	0	0	0	0	0								
Larry Sherry, R (1.1) OBP: 0.240, SLG: 0.480		0-0 HR								0	0	0	0	0	0	0								
Don Drysdale, R (8.1) OBP: 0.200, SLG: 0.346										0	0	0	0	0	0	0								
Inning Stats	R: 1 E: 0 K: 0 S: 12	H: 2 LOB: 3 BB: 2 P: 30	R: 1 E: 0 K: 0 S: 6	H: 1 LOB: 0 BB: 0 P: 9	R: 0 E: 0 K: 0 S: 7	H: 0 LOB: 1 BB: 1 P: 15	R: 0 E: 0 K: 1 S: 6	H: 0 LOB: 0 BB: 0 P: 10	R: 0 E: 0 K: 1 S: 7	H: 0 LOB: 0 BB: 0 P: 10	R: 1 E: 0 K: 0 S: 8	H: 1 LOB: 0 BB: 0 P: 10	R: 0 E: 0 K: 1 S: 10	H: 1 LOB: 2 BB: 1 P: 18	R: 0 E: 0 K: 3 S: 11	H: 0 LOB: 0 BB: 0 P: 15	1B: 3 2B: 0 3B: 0 HR: 2	SF: 0 SAC: 1 DP: 1 HBP: 0	WP: 0 PB: 0 SB: 0 CS: 0	PA: 35				
PITCHER	IP WLS BF H R ER SO BB IBB HBP BLK WP HR S P ERA WHIP	0.1 L 18 1 1 1 2 1 0 0 0 0 1 40 64 1.59 0.353	1.0 L 4 1 1 1 0 0 0 0 0 0 1 8 10 9.00 1.000	2.0 W 8 1 0 0 4 0 1 0 0 0 0 21 33 0.00 0.500																				


AB	30
R	3
H	5
RBI	3
BB	4
SO	6
LOB	12



Batter	1	2	3	4	5	6	7	8	9	10	AB	R	H	RBI	BB	SO	LOB	TOP			
Johnny Temple, R OBP: 0.389, SLG: 0.430 (1, 4)	L5		P3		F9			FC6-4 1B		FC3-5 1B	5	0	1	0	0	0	2				
Vada Pinson, L OBP: 0.377, SLG: 0.516 (1, 8)	K			F8	K			FC6-4 1-2f		K	5	0	0	0	0	3	3				
Gus Bell, L OBP: 0.324, SLG: 0.452 Whitely Lockman, L OBP: 0.289, SLG: 0.288 (1, 7) (10, 3)	F8				2B 3B		4-1	F8		1B	5	1	2	1	0	0	1				
Frank Robinson, R OBP: 0.394, SLG: 0.589 (1, 3) (10, 7)					E 1B 2B		5-3			L9 K	4	1	1	1	1	1	2				
Willie Jones, R OBP: 0.340, SLG: 0.433 (1, 5)		FC4-6 1-2f		L9			5-3			F3	4	0	0	0	0	0	2				
Buddy Gilbert, L (1, 9)		L9		E1 1B				F9		G3	4	0	0	0	0	0	2				
Eddie Kasko, R OBP: 0.301, SLG: 0.348 (1, 6)		F7		1-2 3-H FC4 1B				6-3			4	1	2	1	0	0	1				
Dutch Dotterer, R OBP: 0.325, SLG: 0.357 Ed Bailey, L OBP: 0.368, SLG: 0.386 (1, 2) (10, PH) (10, 2)			F9	FC4				2-3		FC3-5 1B 1-3 1B	3	0	0	0	0	0	2				
Bob Purkey, R OBP: 0.273, SLG: 0.305 Jerry Lynch, L OBP: 0.323, SLG: 0.472 Bobby Henrich, R (10, PR) Brooks Lawrence, R OBP: 0.150, SLG: 0.175 (1, 1) (10, PH) (10, 1)			K		K			1-3		FC3-5 1B 1-2 3-H 1B	3	0	0	0	0	2	0				
Inning Stats	R: 0 E: 0 K: 1 S: 5	H: 0 LOB: 0 BB: 0 P: 5	R: 0 E: 0 K: 0 S: 3	H: 0 LOB: 1 BB: 1 P: 7	R: 0 E: 0 K: 1 S: 5	H: 0 LOB: 0 BB: 0 P: 5	R: 2 E: 1 K: 0 S: 7	H: 3 LOB: 2 BB: 0 P: 5	R: 0 E: 0 K: 2 S: 7	H: 0 LOB: 0 BB: 0 P: 7	R: 0 E: 0 K: 0 S: 3	H: 0 LOB: 0 BB: 0 P: 3	R: 0 E: 0 K: 0 S: 4	H: 1 LOB: 1 BB: 0 P: 4	R: 0 E: 0 K: 0 S: 3	H: 0 LOB: 0 BB: 0 P: 3	R: 2 E: 0 K: 2 S: 11	H: 4 LOB: 2 BB: 0 P: 11	1B: 6 2B: 1 3B: 1 HR: 0	SF: 0 SAC: 0 DP: 0 HBP: 0	WP: 0 PA: 40 PB: 0 SB: 0 CS: 0
PITCHER	IP 9.0	WLS L	BF 36	H 7	R 4	ER 3	SO 4	BB 1	IBB 0	HBP 0	BLK 0	WP 0	HR 0	S 43	P 47	ERA 3.00	WHIP 0.889				
Glen Hobbie, R ERA: 3.83 Don Elston, R ERA: 3.4 Bill Henry, L ERA: 2.7	(1, 1)	(10, 1)	(10, 1)	0.1	1	0	0	0	0	0	0	0	0	1	1	0.00	0.000				
(10, 1)	0.2	3	1	0	0	2	0	0	0	0	0	0	0	7	7	0.00	1.500				

Cincinnati Redlegs @ Chicago Cubs
Wrigley Field, Chicago, IL
Wed Sep 09 1959, 3:33 AM CDT
Unknown

AB 39
R 4
H 8
RBI 4
BB 1
SO 6
LOB 15



Batter	1	2	3	4	5	6	7	8	9	10	AB	R	H	RBI	BB	SO	LOB	BOTTOM			
Tony Taylor, R OBP: 0.334, SLG: 0.401 (1, 4)			FC1-5 14 1B 1B		F7					5-3	5	1	2	0	0	0					
George Altman, L OBP: 0.320, SLG: 0.376 (1, 8)	F7		FC1-5 14 1B 1-2 2-3f		F9			F3		FC6-4 14 BB	4	0	0	0	1	0	3				
Jim Marshall, L OBP: 0.329, SLG: 0.412 (1, 3)	F8		K					F7		L9	5	0	1	0	0	1	4				
14 Ernie Banks, R OBP: 0.368, SLG: 0.590 (1, 6)	F8									FC6-4 1-2f	4	0	1	1	0	0	2				
Walt Moryn, L OBP: 0.322, SLG: 0.385 (1, 7)		P5	F9		F9			P4		4-3	5	0	0	0	0	0	5				
Irv Noren, L OBP: 0.403, SLG: 0.475 (1, 9)		G3			L9			F8			4	0	1	0	0	0	0				
Sammy Taylor, L OBP: 0.323, SLG: 0.394 (1, 2)					F8					F7	4	1	2	1	0	0	1				
Alvin Dark, R OBP: 0.322, SLG: 0.362 (1, 5)		HR K						F2		5-3	4	0	1	0	0	1	1				
Glen Hobbie, R OBP: 0.159, SLG: 0.149 Don Elston, R OBP: 0.211, SLG: 0.211 Bill Henry, L OBP: 0.214, SLG: 0.185 (1, 1) (10, 1) (10, 1)			FC1-5 1B 1B		L6			F9		5-3	4	0	1	0	0	0	2				
Inning Stats	R: 0 E: 0 K: 0 S: 4	H: 1 LOB: 1 BB: 0 P: 4	R: 1 E: 0 K: 1 S: 6	H: 1 LOB: 0 BB: 0 P: 6	R: 1 E: 0 K: 1 S: 8	H: 3 LOB: 2 BB: 0 P: 8	R: 0 E: 0 K: 0 S: 4	H: 1 LOB: 1 BB: 0 P: 4	R: 0 E: 0 K: 0 S: 4	H: 1 LOB: 1 BB: 0 P: 5	R: 0 E: 0 K: 0 S: 4	H: 0 LOB: 0 BB: 0 P: 3	R: 0 E: 0 K: 0 S: 4	H: 1 LOB: 1 BB: 0 P: 4	R: 0 E: 0 K: 0 S: 3	H: 0 LOB: 0 BB: 0 P: 3	R: 0 E: 0 K: 0 S: 3	H: 0 LOB: 1 BB: 1 P: 7	1B: 8 2B: 0 3B: 0 HR: 1	SF: 0 SAC: 0 DP: 0 HBP: 1	WP: 0 PA: 41 PB: 0 SB: 0 CS: 0
PITCHER	IP 9.0	WLS W	BF 37	H 9	R 2	ER 2	SO 2	BB 0	IBB 0	HBP 1	BLK 0	WP 0	HR 1	S 40	P 41	ERA 2.00	WHIP 1.000				
Bob Purkey, R ERA: 4.48 Brooks Lawrence, R ERA: 4.79	(1, 1)	(10, 1)	(10, 1)	1.0	S	4	0	0	0	0	0	0	0	3	7	0.00	1.000				

Cincinnati Redlegs @ Chicago Cubs
Wrigley Field, Chicago, IL
Wed Sep 09 1959, 3:33 AM CDT
Unknown


AB 39
R 2
H 9
RBI 2
BB 1
SO 2
LOB 18



Batter	1	2	3	4	5	6	7	8	9	AB	R	H	RBI	BB	SO	LOB	TOP						
Johnny Temple, R OBP: 0.387, SLG: 0.427 (1, 4)	F9	F8			F9					3	0	0	0	0	0	2	Cincinnati Redlegs @ Chicago Cubs Wrigley Field, Chicago, IL Wed Sep 09 1959, 3:38 AM CDT Att: 5,552 - Unknown						
Vada Pinson, L OBP: 0.375, SLG: 0.522 (1, 8)	HR		F6		1B HR					2	2	1	1	1	0	0							
Gus Bell, L OBP: 0.324, SLG: 0.452 (1, 7)	F8		F6		1B HR					3	1	1	1	0	0	0							
Frank Robinson, R OBP: 0.393, SLG: 0.593 (1, 3)	5-3		F9		1B HR					3	1	1	3	0	0	0							
Buddy Gilbert, L (1, 9)		HR BB		K	4-3					2	1	0	0	1	1	0							
Ed Bailey, L OBP: 0.370, SLG: 0.397 (1, 2)		HR		FC6-4 1B	F9					3	1	2	2	0	0	0							
Cliff Cook, R (1, 5)		G3		FC6-4 1B						2	0	0	0	0	0	1							
Eddie Kasko, R OBP: 0.302, SLG: 0.349 (1, 6)		1B		K						2	0	1	0	0	1	1							
Jay Hook, L OBP: 0.167, SLG: 0.130 (1, 1)		K								1	0	0	0	0	1	1							
Joe Nuxhall, L OBP: 0.283, SLG: 0.318 (2, 1)					1B 2B					1	1	1	0	0	0	0							
Inning Stats	R: 1 E: 0 K: 0 S: 4	H: 1 LOB: 0 BB: 0 P: 4	R: 2 E: 0 K: 1 S: 7	H: 2 LOB: 1 BB: 1 P: 11	R: 0 E: 0 K: 0 S: 3	H: 0 LOB: 0 BB: 0 P: 3	R: 0 E: 0 K: 2 S: 8	H: 1 LOB: 1 BB: 0 P: 8	R: 4 E: 0 K: 0 S: 6	H: 3 LOB: 0 BB: 1 P: 10													
PITCHER	IP	WLS	BF	H	R	ER	SO	BB	IBB	HBP	BLK	WP	HR	S	P	ERA	WHIP						
Dave Hillman, R ERA: 3.47 (1, 1)	2.0	L	10	3	3	3	1	1	0	0	0	0	2	11	15	13.50	2.000						
John Buzhardt, R ERA: 4.97 (3, 1)	3.0		14	4	4	4	2	1	0	0	0	0	1	17	21	12.00	1.667						

Batter	1	2	3	4	5	6	7	8	9	AB	R	H	RBI	BB	SO	LOB	BOTTOM						
Tony Taylor, R OBP: 0.333, SLG: 0.399 (1, 4)	F8	F2		F7						3	0	0	0	0	0	2	Cincinnati Redlegs @ Chicago Cubs Wrigley Field, Chicago, IL Wed Sep 09 1959, 3:38 AM CDT Att: 5,552 - Unknown						
George Altman, L OBP: 0.320, SLG: 0.375 (1, 8)	1B	K		G3						3	0	1	0	0	1	2							
Irv Noren, L OBP: 0.401, SLG: 0.472 (1, 9)	F8		1B		F7					3	0	1	0	0	0	1							
14 Ernie Banks, R OBP: 0.366, SLG: 0.587 (1, 6)	F6		F7		F6					3	0	0	0	0	0	2							
Walt Moryn, L OBP: 0.327, SLG: 0.398 (1, 7)		HR	1B		BB					2	1	2	1	1	0	0							
Dale Long, L OBP: 0.321, SLG: 0.464 (1, 3)		G3		FC6-4 BB						1	0	0	0	0	0	0							
Art Schult, R OBP: 0.304, SLG: 0.369 (3, PH) (4, 3)		FC6-4 BB		F8						1	0	0	0	1	0	1							
Sammy Taylor, L OBP: 0.324, SLG: 0.393 (1, 2)		BB 1B	K							1	1	0	0	1	1	3							
Randy Jackson, R OBP: 0.313, SLG: 0.329 (1, 5)		1B BB	FC6-4							1	0	0	0	1	0	3							
Dave Hillman, R OBP: 0.220, SLG: 0.132 (1, 1)		1B		F4						0	0	0	0	0	0	0							
Lou Jackson, L OBP: 1.000, SLG: 1.000 (2, PH)										1	0	1	1	0	0	0							
John Buzhardt, R OBP: 0.100, SLG: 0.103 (3, 1)		1-3 2-H								1	0	0	0	0	0	0							
Inning Stats	R: 0 E: 0 K: 0 S: 4	H: 1 LOB: 1 BB: 0 P: 4	R: 2 E: 0 K: 1 S: 7	H: 2 LOB: 2 BB: 2 P: 15	R: 0 E: 0 K: 1 S: 7	H: 2 LOB: 3 BB: 1 P: 11	R: 0 E: 0 K: 0 S: 3	H: 0 LOB: 0 BB: 0 P: 3	R: 0 E: 0 K: 0 S: 3	H: 0 LOB: 1 BB: 1 P: 7													
PITCHER	IP	WLS	BF	H	R	ER	SO	BB	IBB	HBP	BLK	WP	HR	S	P	ERA	WHIP						
Jay Hook, R ERA: 3.59 (1, 1)	1.1		9	3	2	2	0	2	0	0	0	0	0	7	15	13.50	3.750						
Joe Nuxhall, L ERA: 4.28 (2, 1)	3.2	W	15	2	0	0	2	2	0	0	0	0	0	17	25	0.00	1.091						


AB	22
R	7
H	7
RBI	7
BB	2
SO	3
LOB	5



Batter	1	2	3	4	5	6	7	8	9	AB	R	H	RBI	BB	SO	LOB	TOP					
Johnny Temple, R OBP: 0.384, SLG: 0.423 (1, 4)	5-3		1-3		F8		6-3			5	0	0	0	0	1	2						
Vada Pinson, L OBP: 0.377, SLG: 0.519 (1, 8)	4-3		1B	2B	F9		K		K	5	1	1	0	0	2	0						
Gus Bell, L OBP: 0.324, SLG: 0.451 (1, 9)	K		2B	1B	HR		4-1		F8	5	2	2	0	0	1	0						
Frank Robinson, R OBP: 0.397, SLG: 0.602 (1, 7)		3B	1B	2B	HR		E	S	F9	3	4	2	3	2	0	0						
Frank Thomas, R OBP: 0.276, SLG: 0.367 (1, 3)	L7		1B	1B	1B		K		L5	4	2	1	0	1	1	2						
Cliff Cook, R OBP: 0.571, SLG: 0.857 (1, 5)		3B	1B	1B	FC6-4				K	5	1	4	4	0	1	0						
Eddie Kasko, R OBP: 0.300, SLG: 0.347 (1, 6)	6-3		SH1-3	1B	FC6-4		L9		P6	5	0	1	1	0	0	3						
Dutch Dotterer, R OBP: 0.329, SLG: 0.352 (1, 2)			SH1-3	BB	F7		P3			2	0	0	0	2	0	1						
Jim O'Toole, S OBP: 0.225, SLG: 0.139 (1, 1)	1-3		SH1-3				6-3			1	0	0	1	0	0	2						
Jim Brosnan, R OBP: 0.143, SLG: 0.165 (4, 1)			1-2	2-3						2	0	0	0	0	1	0						
Inning Stats	R: 0 E: 0 K: 1 S: 5	H: 0 LOB: 0 BB: 0 P: 5	R: 1 E: 0 K: 0 S: 4	H: 1 LOB: 2 BB: 2 P: 12	R: 5 E: 0 K: 1 S: 10	H: 5 LOB: 2 BB: 2 P: 18	R: 3 E: 1 K: 0 S: 7	H: 4 LOB: 1 BB: 0 P: 7	R: 0 E: 0 K: 2 S: 7	H: 0 LOB: 0 BB: 0 P: 7	R: 1 E: 0 K: 1 S: 6	H: 1 LOB: 1 BB: 1 P: 10	R: 0 E: 0 K: 0 S: 3	H: 0 LOB: 0 BB: 0 P: 3	R: 0 E: 0 K: 1 S: 5	H: 0 LOB: 0 BB: 0 P: 5	R: 0 E: 0 K: 1 S: 5	H: 0 LOB: 0 BB: 0 P: 5	1B: 8 2B: 1 3B: 1 HR: 1	SF: 0 SAC: 1 DP: 0 HBP: 0	WP: 0 PB: 0 SB: 1 CS: 0	PA: 43
PITCHER	IP	WLS	BF	H	R	ER	SO	BB	IBB	HBP	BLK	WP	HR	S	P	ERA	WHIP					
Art Ceccarelli, L ERA: 4.3 (1, 1)	2.1	L	16	6	6	6	1	1	2	0	0	0	0	15	27	23.14	3.000					
Ed Donnelly, R ERA: 3.35 (3, 1)	1.2		10	4	3	2	1	1	0	0	0	0	1	11	15	10.80	3.000					
Dave Hillman, R ERA: 3.48 (5, 1)	2.0		8	1	1	1	3	1	0	0	0	0	0	13	17	4.50	1.000					
Moe Drabowsky, R ERA: 4.09 (7, 1)	3.0		9	0	0	0	2	0	0	0	0	0	0	13	13	0.00	0.000					

Cincinnati Redlegs @ Chicago Cubs
Wrigley Field, Chicago, IL
Thu Sep 10 1959, 3:33 AM CDT
Unknown

AB	37
R	10
H	11
RBI	9
BB	5
SO	7
LOB	10



Batter	1	2	3	4	5	6	7	8	9	AB	R	H	RBI	BB	SO	LOB	BOTTOM					
Tony Taylor, R OBP: 0.333, SLG: 0.397 (1, 4)	2B		L5-4	BB	SF8		5-3		FC6-4	2	1	0	1	2	0	1						
Alvin Dark, R OBP: 0.322, SLG: 0.360 (1, 5)	K		1-2	BB	F9		E5			3	0	0	0	1	1	2						
Lee Walls, R OBP: 0.338, SLG: 0.383 (1, 9)	FC5		L5-4				K		K	4	0	1	1	0	2	3						
14 Ernie Banks, R OBP: 0.365, SLG: 0.584 (1, 6)			F9				K		K	3	0	0	0	1	1	1						
Bobby Thomson, R OBP: 0.310, SLG: 0.391 (1, 8)	F9			BB	6-3				F9	3	1	0	0	1	0	2						
Art Schult, R OBP: 0.307, SLG: 0.365 (1, 3)	FC5			E			P3			1	1	0	0	1	0	2						
Dale Long, L OBP: 0.319, SLG: 0.460 (6, 3)				1B	BB				6-3	2	0	0	0	0	0	0						
Walt Moryn, L OBP: 0.324, SLG: 0.393 (1, 7)			F7		K		P3		P4	4	0	0	0	0	1	2						
Cal Neeman, R OBP: 0.251, SLG: 0.242 (1, 2)										1	0	0	0	0	0	0						
Lou Jackson, L OBP: 0.200, SLG: 0.000 (4, PH)										1	1	0	0	0	0	1						
Dave Hillman, R OBP: 0.199, SLG: 0.132 (5, 1)										0	0	0	0	0	0	0						
Billy Williams, L OBP: 0.199, SLG: 0.230 (6, PH)										1	0	0	0	0	0	0						
Moe Drabowsky, R OBP: 0.155, SLG: 0.143 (7, 1)										0	0	0	0	0	0	0						
George Altman, R OBP: 0.320, SLG: 0.374 (9, PH)										1	0	0	0	0	1	0						
Art Ceccarelli, R OBP: 0.125, SLG: 0.097 (1, 1)										1	0	0	0	0	1	0						
Ed Donnelly, R (3, 1)										0	0	0	0	0	0	0						
Sammy Taylor, L OBP: 0.327, SLG: 0.395 (4, PH) (5, 2)										3	0	2	1	0	0	0						
Inning Stats	R: 1 E: 0 K: 1 S: 6	H: 1 LOB: 2 BB: 2 P: 14	R: 0 E: 0 K: 1 S: 5	H: 0 LOB: 0 BB: 0 P: 5	R: 0 E: 0 K: 0 S: 2	H: 0 LOB: 1 BB: 2 P: 10	R: 3 E: 1 K: 1 S: 7	H: 1 LOB: 1 BB: 2 P: 15	R: 0 E: 0 K: 2 S: 7	H: 0 LOB: 0 BB: 0 P: 7	R: 0 E: 0 K: 0 S: 3	H: 0 LOB: 0 BB: 0 P: 3	R: 0 E: 1 K: 1 S: 6	H: 0 LOB: 1 BB: 0 P: 6	R: 0 E: 0 K: 0 S: 3	H: 0 LOB: 0 BB: 0 P: 3	R: 0 E: 0 K: 1 S: 6	H: 1 LOB: 1 BB: 0 P: 6	1B: 2 2B: 2 3B: 0 HR: 0	SF: 1 SAC: 0 DP: 1 HBP: 0	WP: 0 PB: 0 SB: 0 CS: 0	PA: 37
PITCHER	IP	WLS	BF	H	R	ER	SO	BB	IBB	HBP	BLK	WP	HR	S	P	ERA	WHIP					
Jim O'Toole, L ERA: 4.99 (1, 1)	3.0		15	1	3	3	2	6	0	0	0	0	0	13	37	9.00	2.333					
Jim Brosnan, R ERA: 3.71 (4, 1)	6.0	W	22	2	1	0	5	0	0	0	0	0	0	32	32	0.00	0.333					

Cincinnati Redlegs @ Chicago Cubs
Wrigley Field, Chicago, IL
Thu Sep 10 1959, 3:33 AM CDT
Unknown

AB	30
R	4
H	3
RBI	3
BB	6
SO	7
LOB	14



Batter	1	2	3	4	5	6	7	8	9	AB	R	H	RBI	BB	SO	LOB	TOP					
Johnny Temple, R (1,4) OBP: 0.384, SLG: 0.423	1-3		1B			6-3			FC6-4	5	1	2	0	0	0	0	Cincinnati Redlegs @ Chicago Cubs Wrigley Field, Chicago, IL Thu Sep 10 1959, 3:38 AM CDT Att: 3,453 - Unknown					
Vada Pinson, L (1,8) OBP: 0.376, SLG: 0.516	F5		1B			E5		K	FC6-4	5	2	1	0	0	1	1						
Gus Bell, L (1,7) OBP: 0.329, SLG: 0.456	FC6-4		1B			E		6-3	1B	5	0	4	2	0	0	0						
Frank Robinson, R (1,3) OBP: 0.395, SLG: 0.597	FC6-4		F8			E		K	6-3	4	0	0	0	1	1	4						
Ed Bailey, L (1,2) OBP: 0.367, SLG: 0.392		4-3				K		K		4	0	0	0	0	2	2						
Buddy Gilbert, L (1,9) OBP: 0.300, SLG: 0.125		L9				2B		F7		2	0	1	0	1	0	0						
Frank Thomas, R (8, PH) OBP: 0.275, SLG: 0.366						1B		BB		1	0	0	0	0	0	0						
Cliff Cook, R (1,5) OBP: 0.345, SLG: 0.818						2B		1B		4	0	2	0	0	1	3						
Eddie Kasko, R (1,6) OBP: 0.296, SLG: 0.342			5-3			F2		F9		4	0	0	0	0	0	3						
Jim Bailey, S (1,1)						K		K		3	0	0	0	0	2	2						
Tom Acker, R (8,1) OBP: 0.260, SLG: 0.111						6-3				0	0	0	0	0	0	0						
Willie Jones, R (9, PH) OBP: 0.339, SLG: 0.432								K		1	0	0	0	0	0	0						
Inning Stats	R: 0 E: 0 K: 0 S: 4	H: 1 LOB: 1 BB: 0 P: 4	R: 0 E: 0 K: 0 S: 3	H: 0 LOB: 0 BB: 0 P: 3	R: 1 E: 0 K: 1 S: 8	H: 3 LOB: 2 BB: 0 P: 8	R: 0 E: 0 K: 1 S: 7	H: 2 LOB: 2 BB: 0 P: 7	R: 1 E: 2 K: 1 S: 7	H: 1 LOB: 3 BB: 2 P: 15	R: 0 E: 0 K: 2 S: 5	H: 0 LOB: 0 BB: 0 P: 5	R: 0 E: 0 K: 2 S: 7	H: 0 LOB: 0 BB: 0 P: 7	R: 0 E: 0 K: 1 S: 6	H: 1 LOB: 1 BB: 0 P: 6	R: 1 E: 0 K: 0 S: 5	H: 2 LOB: 1 BB: 0 P: 5	1B: 8 2B: 2 3B: 0 HR: 0	SF: 0 SAC: 0 DP: 0 HBP: 0	WP: 0 PB: 0 SB: 0 CS: 0	PA: 40
PITCHER	IP	WLS	BF	H	R	ER	SO	BB	IBB	HBP	BLK	WP	HR	S	P	ERA	WHIP					
Ben Johnson, R (1,1) ERA: 1.74	4.2		24	7	2	1	2	2	0	0	0	0	0	26	34	1.93	1.929					
Don Elston, R (5,1) ERA: 3.39	0.1		1	0	0	0	1	0	0	0	0	0	0	3	3	0.00	0.000					
Bill Henry, L (6,1) ERA: 2.69	4.0	W	15	3	1	1	4	0	0	0	0	0	0	23	23	2.25	0.750					

Batter	1	2	3	4	5	6	7	8	9	AB	R	H	RBI	BB	SO	LOB	BOTTOM					
Tony Taylor, R (1,4) OBP: 0.336, SLG: 0.398	4-3		BB			P3		2B		4	1	2	1	1	0	3	Cincinnati Redlegs @ Chicago Cubs Wrigley Field, Chicago, IL Thu Sep 10 1959, 3:38 AM CDT Att: 3,453 - Unknown					
George Altman, L (1,8) OBP: 0.318, SLG: 0.375	K		G4-6-3			K		1B		5	0	1	3	0	3	3						
Lee Walls, R (1,9) OBP: 0.341, SLG: 0.391						FC6-4		2B		3	1	1	1	1	1	3						
14 Ernie Banks, R (1,6) OBP: 0.364, SLG: 0.580	F8					FC6-4		K		3	0	0	0	1	0	1						
Art Schult, R (1,3) OBP: 0.305, SLG: 0.361		5-3				F7		F8		4	1	1	0	0	0	3						
Earl Averill, R (1,2) OBP: 0.307, SLG: 0.460						G6-4-3		2B		3	1	2	0	1	0	1						
Walt Moryn, L (1,7) OBP: 0.325, SLG: 0.397						L6		1B		4	1	2	1	0	0	2						
Randy Jackson, R (1,5) OBP: 0.322, SLG: 0.342						F9		P3		3	0	1	0	1	0	2						
Alvin Dark, R (9,5) OBP: 0.322, SLG: 0.360						F9		F8		0	0	0	0	0	0	0						
Ben Johnson, R (1,1) ERA: 7.04						G3		5-3		1	0	0	0	0	0	0						
Don Elston, R (5,1) OBP: 0.211, SLG: 0.211								K		0	0	0	0	0	0	0						
Bobby Thomson, R (6, PH) OBP: 0.309, SLG: 0.390										1	0	0	0	0	0	2						
Bill Henry, L (6,1) OBP: 0.233, SLG: 0.207								1B		2	1	1	0	0	1	3						
Inning Stats	R: 1 E: 0 K: 1 S: 6	H: 1 LOB: 0 BB: 0 P: 6	R: 0 E: 0 K: 0 S: 4	H: 1 LOB: 1 BB: 0 P: 4	R: 0 E: 0 K: 0 S: 2	H: 0 LOB: 0 BB: 1 P: 6	R: 0 E: 0 K: 0 S: 2	H: 0 LOB: 1 BB: 2 P: 10	R: 1 E: 0 K: 1 S: 8	H: 3 LOB: 2 BB: 0 P: 8	R: 1 E: 0 K: 1 S: 8	H: 3 LOB: 3 BB: 1 P: 12	R: 0 E: 0 K: 1 S: 5	H: 0 LOB: 1 BB: 0 P: 6	R: 3 E: 0 K: 1 S: 8	H: 3 LOB: 1 BB: 1 P: 12	R: 0 E: 0 K: 1 S: 8	H: 3 LOB: 1 BB: 1 P: 12	1B: 6 2B: 4 3B: 0 HR: 1	SF: 0 SAC: 0 DP: 2 HBP: 1	WP: 0 PB: 0 SB: 0 CS: 0	PA: 39
PITCHER	IP	WLS	BF	H	R	ER	SO	BB	IBB	HBP	BLK	WP	HR	S	P	ERA	WHIP					
Jim Bailey, L (1,1) ERA: 7.04	7.2	L	38	11	6	6	4	4	1	0	0	0	0	40	61	7.04	1.957					
Tom Acker, R (8,1) ERA: 3.64	0.1		1	0	0	0	1	0	0	0	0	0	0	3	3	0.00	0.000					



Batter	1	2	3	4	5	6	7	8	9	AB	R	H	RBI	BB	SO	LOB	TOP			
Don Blasingame, L (1,4) OBP: 0.362, SLG: 0.359	2-3		F8			6-3			6-3	4	0	0	0	0	0	1	St. Louis Cardinals @ Chicago Cubs Wrigley Field, Chicago, IL Fri Sep 11 1959, 3:33 AM CDT Att: 1,662 - Unknown livebaseballscores.com			
Tim McCarver, L (1,2) OBP: 0.344, SLG: 0.469	6-3		1-3			G3			L3	4	0	0	0	0	0	1				
Joe Cunningham, L (1,3) OBP: 0.451, SLG: 0.482 Bill White, L (9, PR) OBP: 0.344, SLG: 0.469	4-3			1-3					PB S 1B	3	0	1	0	1	0	0				
Ken Boyer, R (1,5) OBP: 0.392, SLG: 0.518		5-3		K					G6-3 BB	4	0	1	1	0	1	1				
Gene Oliver, R (1,7) OBP: 0.265, SLG: 0.396 Curt Flood, R (9,7) OBP: 0.322, SLG: 0.438		E5		F3					FC6-4 1B	4	0	1	0	0	0	1				
Gene Green, R (1,9) OBP: 0.246, SLG: 0.321		K							FC6-4 1B	3	0	0	0	0	3	2				
Duke Carmel, L (1,8) OBP: 0.334, SLG: 0.335 Wally Shannon, L (8, PH) OBP: 0.314, SLG: 0.371		4-3							K	3	0	0	0	0	1	1				
Alex Grammas, R (1,6) OBP: 0.334, SLG: 0.335 Wally Shannon, L (8, PH) OBP: 0.314, SLG: 0.371				F8 SH3-4 BB		5-3			1-3	1	0	0	0	1	0	0				
Bob Miller, R (1,1) OBP: 0.125, SLG: 0.125 George Crowe, L (8, PH) OBP: 0.333, SLG: 0.606 Bob Blaylock, R (8,1) OBP: 0.341, SLG: 0.391 Marshall Bridges, S (9,1) OBP: 0.238, SLG: 0.400				SH3-4					F9	1	0	0	0	0	0	0				
									F7	1	0	0	0	0	0	0				
										1	0	0	0	0	0	0				
										1	0	0	0	0	0	0				
										0	0	0	0	0	0	0				
										0	0	0	0	0	0	0				
Inning Stats	R: 0 E: 0 K: 0 S: 3	H: 0 LOB: 0 BB: 0 P: 3	R: 0 E: 1 K: 1 S: 6	H: 0 LOB: 1 BB: 0 P: 6	R: 0 E: 0 K: 0 S: 3	H: 0 LOB: 0 BB: 1 P: 7	R: 0 E: 0 K: 1 S: 5	H: 0 LOB: 0 BB: 0 P: 5	R: 0 E: 0 K: 0 S: 5	H: 0 LOB: 0 BB: 0 P: 5	R: 0 E: 0 K: 0 S: 5	H: 1 LOB: 1 BB: 1 P: 9	R: 0 E: 0 K: 0 S: 5	H: 0 LOB: 0 BB: 0 P: 5	R: 1 E: 0 K: 0 S: 5	H: 2 LOB: 1 BB: 0 P: 5	1B: 3 2B: 0 3B: 0 HR: 0	SF: 0 SAC: 1 DP: 1 HBP: 0	WP: 0 PB: 1 SB: 2 CS: 0	PA: 32
PITCHER Bob Anderson, R (1,1) ERA: 3.88	IP: 9.0 WLS: W BF: 32	H: 3 R: 1 ER: 1 SO: 5	BB: 2 IBB: 0 HBP: 0 BLK: 0	WP: 0 HR: 0 S: 40 P: 48	ERA: 1.00 WHIP: 0.556															

Batter	1	2	3	4	5	6	7	8	9	AB	R	H	RBI	BB	SO	LOB	BOTTOM			
Tony Taylor, R (1,4) OBP: 0.334, SLG: 0.396	P6	6-3							F8	3	0	0	0	0	0	3	St. Louis Cardinals @ Chicago Cubs Wrigley Field, Chicago, IL Fri Sep 11 1959, 3:33 AM CDT Att: 1,662 - Unknown livebaseballscores.com			
George Altman, L (1,8) OBP: 0.315, SLG: 0.370	4-3		3-1						4-3	4	0	0	0	0	0	1				
Irv Noren, L (1,9) OBP: 0.360, SLG: 0.457 Lee Walls, R (9,9) OBP: 0.341, SLG: 0.391	K		K						F9	4	0	0	0	0	2	0				
14 Ernie Banks, R (1,6) OBP: 0.367, SLG: 0.581		F8 1B 2B 1B	K						G3-6-3 BB	3	2	2	0	1	1	0				
Walt Moryn, L (1,7) OBP: 0.327, SLG: 0.398		2B 1B							G3-6-3 1-2	4	0	2	0	0	0	1				
Dale Long, L (1,3) OBP: 0.319, SLG: 0.457 Art Schult, R (9, PH) OBP: 0.305, SLG: 0.361		F8							1B 3-5 BB	2	0	0	0	1	0	2				
Sammy Taylor, L (1,2) OBP: 0.330, SLG: 0.401									FC6-4 1B	3	0	2	1	0	0	0				
Alvin Dark, R (1,5) OBP: 0.324, SLG: 0.359									FC6-4 1-2	1	0	0	0	2	0	2				
Bob Anderson, R (1,1) OBP: 0.115, SLG: 0.093									FC1-8 BB	3	0	0	0	1	6					
									FC1-6 SH1-3	3	0	0	0	1	6					
									3-5 3-H	3	0	0	0	1	6					
										3	0	0	0	1	6					
Inning Stats	R: 0 E: 0 K: 1 S: 5	H: 3 LOB: 3 BB: 1 P: 12	R: 0 E: 0 K: 2 S: 7	H: 0 LOB: 0 BB: 0 P: 7	R: 0 E: 0 K: 0 S: 3	H: 0 LOB: 0 BB: 0 P: 3	R: 0 E: 0 K: 0 S: 3	H: 0 LOB: 1 BB: 1 P: 7	R: 0 E: 0 K: 0 S: 2	H: 0 LOB: 0 BB: 1 P: 6	R: 0 E: 0 K: 0 S: 3	H: 1 LOB: 1 BB: 1 P: 7	R: 0 E: 0 K: 0 S: 3	H: 0 LOB: 0 BB: 0 P: 3	R: 1 E: 0 K: 0 S: 2	H: 2 LOB: 1 BB: 0 P: 2		1B: 5 2B: 2 3B: 0 HR: 0	SF: 0 SAC: 1 DP: 2 HBP: 0	WP: 1 PB: 0 SB: 0 CS: 0
PITCHER Bob Miller, R (1,1) ERA: 3.58 Bob Blaylock, R (8,1) ERA: 9.0 Marshall Bridges, L (9,1) ERA: 4.17	IP: 7.0 WLS: L BF: 5	H: 4 R: 1 ER: 1 SO: 4	BB: 3 IBB: 0 HBP: 0 BLK: 0	WP: 0 HR: 0 S: 5 P: 47	ERA: 1.29 WHIP: 2.000															

AB 29
R 1
H 3
RBI 1
BB 2
SO 5
LOB 7



Batter	1	2	3	4	5	6	7	8	9	AB	R	H	RBI	BB	SO	LOB	TOP					
Don Blasingame, L <small>OBP: 0.362, SLG: 0.361</small> (1, 4)	0-0 6-3		0-0 F5		0-0 FC6-5 2B	0-0 5-3		0-0 FC5-4 1B	0-0 FC5-4 1B	5	0	2	0	0	0	2						
Tim McCarver, L <small>OBP: 0.362, SLG: 0.361</small> (1, 2)	0-0 P6		0-0 1-3		0-0 FC6-5 1B	0-0 F8		0-0 FC5-4 1-2	0-0 FC5-4 1-2	5	0	0	0	0	0	4						
Joe Cunningham, L <small>OBP: 0.452, SLG: 0.482</small> (1, 3)	4-0 HR		0-0 F5		0-0 1-3 1B		0-0 G4-6-3 1B		0-0 F9	4	1	2	0	1	0	2						
Ken Boyer, R <small>OBP: 0.392, SLG: 0.527</small> (1, 5)	0-0 1-H HR			0-0 E 3B	0-0 2-3		0-0 G4-6-3 1-2		0-0 K	5	2	2	2	0	1	4						
Gene Oliver, R <small>OBP: 0.265, SLG: 0.388</small> Curt Flood, R <small>OBP: 0.322, SLG: 0.438</small> (9, 8)	0-3 K			0-0 L4		0-0 F9	4-0 PB BB			3	0	0	0	1	1	1						
Gene Green, R <small>OBP: 0.282, SLG: 0.339</small> Gino Cimoli, R <small>OBP: 0.327, SLG: 0.430</small> (9, 9)		0-0 4-3		4-0 E IBB		0-0 1B 2B	0-3 K			3	1	1	0	1	1	1						
Duke Carmel, L <small>OBP: 0.125, SLG: 0.125</small> (9, 7)		0-0 4-3		0-0 E4 G6-4-3 3-H		0-0 2B 1B		0-0 F7		4	1	1	2	0	0	1						
Alex Grammas, R <small>OBP: 0.333, SLG: 0.337</small> (1, 6)		0-3 K		0-0 G6-4-3 1-2		0-0 2H 1B 2B		0-0 P6		4	1	1	1	0	1	2						
Bob Gibson, R <small>OBP: 0.125, SLG: 0.208</small> (1, 1)			0-0 1-3 2B		0-3 K	0-0 2H 5-3 1B		0-3 K		4	0	2	1	0	2	0						
Inning Stats	R: 2 E: 0 K: 1 S: 6	H: 1 LOB: 0 BB: 1 P: 10	R: 0 E: 0 K: 1 S: 5	H: 0 LOB: 0 BB: 0 P: 5	R: 0 E: 0 K: 0 S: 4	H: 1 LOB: 1 BB: 0 P: 4	R: 1 E: 1 K: 0 S: 4	H: 1 LOB: 1 BB: 1 P: 8	R: 0 E: 0 K: 1 S: 7	H: 2 LOB: 2 BB: 0 P: 7	R: 3 E: 0 K: 0 S: 7	H: 4 LOB: 1 BB: 0 P: 7	R: 0 E: 0 K: 1 S: 5	H: 1 LOB: 1 BB: 1 P: 9	R: 0 E: 0 K: 1 S: 5	H: 0 LOB: 0 BB: 0 P: 5	R: 0 E: 0 K: 1 S: 6	H: 1 LOB: 1 BB: 0 P: 6	1B: 5 2B: 4 3B: 1 HR: 1	SF: 0 SAC: 0 DP: 2 HBP: 0	WP: 0 PB: 1 SB: 0 CS: 0	PA: 40
PITCHER	IP WLS BF H R ER SO BB IBB HBP BLK WP HR S P ERA WHIP	5.1 L 26 8 6 6 3 1 1 0 0 0 1 30 38 10.12 1.688	1.2 7 2 0 0 1 1 0 0 0 0 0 8 12 0.00 1.800	2.0 7 1 0 0 2 0 0 0 0 0 0 11 11 0.00 0.500											IP WLS BF H R ER SO BB IBB HBP BLK WP HR S P ERA WHIP	9.0 W 36 6 4 3 10 4 0 0 0 0 1 52 68 3.00 1.111						

Batter	1	2	3	4	5	6	7	8	9	AB	R	H	RBI	BB	SO	LOB	BOTTOM					
Tony Taylor, R <small>OBP: 0.333, SLG: 0.395</small> (1, 4)	0-0 14 FC6-4 1B		0-0 G6-3 1-2 3-H		0-0 4-3		0-3 K		0-0 F7	4	0	1	0	0	1	4						
George Altman, L <small>OBP: 0.314, SLG: 0.367</small> (1, 8)	0-3 K		0-3 K		4-0 BB HR BB		0-0 F7			3	1	0	0	1	2	2						
Irv Noren, L <small>OBP: 0.386, SLG: 0.446</small> (1, 9)	0-0 P6			0-0 P6		4-0 HR BB		0-0 F8		3	1	0	0	1	0	1						
14 Ernie Banks, R <small>OBP: 0.364, SLG: 0.576</small> (1, 6)	0-0 FC6-4 1-2			0-3 K		0-3 K		0-0 L7		4	0	0	0	0	2	3						
Walt Moryn, L <small>OBP: 0.326, SLG: 0.405</small> (1, 7)		0-0 4-3		0-0 1-3		0-0 1-H 2-H HR		0-3 K		4	1	1	3	0	1	0						
Dale Long, L <small>OBP: 0.315, SLG: 0.451</small> (1, 3)		0-3 K		0-0 4-3		0-0 F7		0-0 F7		4	0	0	0	0	1	0						
Sammy Taylor, L <small>OBP: 0.332, SLG: 0.406</small> (1, 2)		0-3 K		0-0 BB 1B		0-0 F7		0-0 2B		4	0	2	0	0	1	0						
Alvin Dark, R <small>OBP: 0.325, SLG: 0.362</small> (1, 5)			0-0 PB G6-3 2B		0-0 F8		0-0 1B		0-3 K2-3	4	1	2	0	0	1	2						
Art Ceccarelli, R <small>OBP: 0.176, SLG: 0.097</small> Moe Drabowsky, R <small>OBP: 0.159, SLG: 0.143</small> Jim Marshall, L <small>OBP: 0.328, SLG: 0.411</small> Don Elston, R <small>OBP: 0.211, SLG: 0.211</small> Lou Jackson, L <small>OBP: 0.333, SLG: 0.333</small> (9, PH)			4-0 G6-3 BB		4-0 F5		0-0 F5		0-3 K	0	0	0	0	2	0	0						
Inning Stats	R: 0 E: 0 K: 1 S: 6	H: 1 LOB: 1 BB: 0 P: 6	R: 0 E: 0 K: 2 S: 7	H: 0 LOB: 0 BB: 0 P: 7	R: 1 E: 0 K: 1 S: 5	H: 1 LOB: 0 BB: 1 P: 9	R: 0 E: 0 K: 1 S: 5	H: 0 LOB: 0 BB: 0 P: 5	R: 0 E: 0 K: 1 S: 6	H: 1 LOB: 2 BB: 1 P: 8	R: 3 E: 0 K: 1 S: 6	H: 1 LOB: 0 BB: 2 P: 14	R: 0 E: 0 K: 1 S: 6	H: 1 LOB: 1 BB: 0 P: 6	R: 0 E: 0 K: 1 S: 5	H: 0 LOB: 0 BB: 0 P: 5	R: 0 E: 0 K: 2 S: 8	H: 1 LOB: 1 BB: 0 P: 8	1B: 3 2B: 2 3B: 0 HR: 1	SF: 0 SAC: 0 DP: 1 HBP: 0	WP: 0 PB: 1 SB: 0 CS: 0	PA: 36
PITCHER	IP WLS BF H R ER SO BB IBB HBP BLK WP HR S P ERA WHIP	9.0 W 36 6 4 3 10 4 0 0 0 0 1 52 68 3.00 1.111											IP WLS BF H R ER SO BB IBB HBP BLK WP HR S P ERA WHIP	9.0 W 36 6 4 3 10 4 0 0 0 0 1 52 68 3.00 1.111								

St. Louis Cardinals @ Chicago Cubs
Wrigley Field, Chicago, IL
Sat Sep 12 1959, 3:33 AM CDT
Att: 8,471 - Unknown

AB	37
R	6
H	11
RBI	6
BB	3
SO	6
LOB	17



St. Louis Cardinals @ Chicago Cubs
Wrigley Field, Chicago, IL
Sat Sep 12 1959, 3:33 AM CDT
Att: 8,471 - Unknown

AB	32
R	4
H	6
RBI	3
BB	4
SO	10
LOB	14



Batter	1	2	3	4	5	6	7	8	9	AB	R	H	RBI	BB	SO	LOB	TOP		
Tim McCarver, L (1,2) OBP: 0.077, SLG: 0.077 George Crowe, L (9, PH) OBP: 0.330, SLG: 0.600			4-3			FC1-6		G3		3	0	1	0	0	0	1			
Wally Shannon, L (1,4) OBP: 0.297, SLG: 0.351					G3	F8		1-3		4	0	0	0	0	0	2			
Joe Cunningham, L (1,3) OBP: 0.452, SLG: 0.481					FC5-4, 1B	F8		FC5-4, BB		3	0	1	0	1	0	2			
Ken Boyer, R (1,5) OBP: 0.390, SLG: 0.523		F9			FC5-4, 1-2			6-3		4	0	0	0	0	0	2			
Duke Carmel, L (1,8) OBP: 0.091, SLG: 0.091		1-3			K			G3		3	0	0	0	0	1	1			
Gene Oliver, R (1,7) OBP: 0.286, SLG: 0.387					K			6-3		3	0	1	0	0	1	0			
Gene Green, R (1,9) OBP: 0.250, SLG: 0.322		FC4-6, 1B			K			K		3	0	0	0	0	2	1			
Alex Grammas, R (1,6) OBP: 0.332, SLG: 0.335 Don Blasingame, L (8, PH) OBP: 0.362, SLG: 0.360			4-3		G3			1-3		2	0	0	0	0	0	0			
Tom Hughes, L (1,1) Bob Dulliba, R (3,1) Stan Musial, L (6, PH) Bob Blaylock, R (6,1) Bill White, L (8, PH) Lindy McDaniel, R (8,1)			K					5-3		1	0	0	0	0	1	0			
Inning Stats	R: 0 E: 0 K: 0 S: 3	H: 1 LOB: 0 BB: 0 P: 3	R: 0 E: 0 K: 0 S: 4	H: 1 LOB: 1 BB: 0 P: 4	R: 0 E: 0 K: 1 S: 5	H: 0 LOB: 0 BB: 0 P: 5	R: 0 E: 0 K: 1 S: 6	H: 1 LOB: 1 BB: 0 P: 6	R: 0 E: 0 K: 2 S: 7	H: 0 LOB: 0 BB: 0 P: 7	R: 0 E: 0 K: 0 S: 3	H: 0 LOB: 0 BB: 0 P: 3	R: 0 E: 0 K: 1 S: 5	H: 0 LOB: 1 BB: 1 P: 5	R: 0 E: 0 K: 0 S: 3	H: 0 LOB: 1 BB: 1 P: 7	1B: 3 2B: 0 3B: 0 HR: 0	SF: 0 SAC: 0 DP: 1 HBP: 0	WP: 0 PA: 31 PB: 0 SB: 0 CS: 0
PITCHER Glen Hobbie, R (1,1) ERA: 3.66	IP: 9.0 WLS: W BF: 31 H: 3 R: 0 ER: 0 SO: 5 BB: 2 IBB: 0 HBP: 0 BLK: 0 WP: 0 HR: 0 S: 39 P: 47 ERA: 0.00 WHIP: 0.556																		

St. Louis Cardinals @ Chicago Cubs
Wrigley Field, Chicago, IL
Sun Sep 13 1959, 3:33 AM CDT
Att: 13,490 - Unknown

AB 29
R 0
H 3
RBI 0
BB 2
SO 5
LOB 9



Batter	1	2	3	4	5	6	7	8	9	AB	R	H	RBI	BB	SO	LOB	BOTTOM		
Tony Taylor, R (1,4) OBP: 0.334, SLG: 0.395		L8					FC6-4			5	2	2	0	0	0	3			
George Altman, L (1,8) OBP: 0.318, SLG: 0.371			6-3			14 FC5, 1B	G3		1B, 14 SF9, 1B	5	2	3	1	0	0	1			
Jim Marshall, L (1,3) OBP: 0.332, SLG: 0.410			4-0 HR, BB			FC4, 14 FC5, 1B, BB	6-3		1-3, 1B	3	2	1	0	2	0	2			
14 Ernie Banks, R (1,6) OBP: 0.365, SLG: 0.581						FC5, FC4	F3		SF9	4	1	2	5	0	0	2			
Walt Moryn, L (1,7) OBP: 0.322, SLG: 0.399						FC4, 1B	F7		K	5	0	0	0	0	1	3			
Irv Noren, L (1,9) OBP: 0.389, SLG: 0.470 Lee Walls, R (8,9) OBP: 0.341, SLG: 0.391						1-2, 2-3			K	4	1	2	2	0	1	1			
Sammy Taylor, L (1,2) OBP: 0.334, SLG: 0.407						1-3, 3H, 1B				4	0	2	0	0	0	2			
Alvin Dark, R (1,5) OBP: 0.327, SLG: 0.361										2	0	0	0	2	0	1			
Glen Hobbie, R (1,1) OBP: 0.151, SLG: 0.141										4	0	0	0	0	2	5			
Inning Stats	R: 2 E: 1 K: 0 S: 6	H: 2 LOB: 1 BB: 0 P: 6	R: 0 E: 0 K: 1 S: 5	H: 0 LOB: 1 BB: 1 P: 9	R: 3 E: 0 K: 0 S: 6	H: 3 LOB: 2 BB: 2 P: 14	R: 2 E: 0 K: 0 S: 6	H: 3 LOB: 2 BB: 1 P: 10	R: 0 E: 0 K: 0 S: 4	H: 1 LOB: 1 BB: 0 P: 4	R: 0 E: 0 K: 0 S: 3	H: 0 LOB: 0 BB: 0 P: 3	R: 0 E: 1 K: 2 S: 9	H: 1 LOB: 2 BB: 0 P: 9	R: 1 E: 0 K: 1 S: 6	H: 2 LOB: 0 BB: 0 P: 6	1B: 10 2B: 0 3B: 0 HR: 2	SF: 1 SAC: 0 DP: 0 HBP: 0	WP: 0 PA: 41 PB: 1 SB: 2 CS: 0
PITCHER Tom Hughes, R (1,1) ERA: 10.13 Bob Dulliba, R (3,1) ERA: 3.0 Bob Blaylock, R (6,1) ERA: 3.0 Lindy McDaniel, R (8,1) ERA: 3.74	IP: 2.2 WLS: L BF: 16 H: 4 R: 2 ER: 2 SO: 3 BB: 2 IBB: 0 HBP: 0 BLK: 0 WP: 0 HR: 2 S: 16 P: 24 ERA: 10.12 WHIP: 2.625																		

St. Louis Cardinals @ Chicago Cubs
Wrigley Field, Chicago, IL
Sun Sep 13 1959, 3:33 AM CDT
Att: 13,490 - Unknown

AB 36
R 8
H 12
RBI 8
BB 4
SO 4
LOB 20




Batter	1	2	3	4	5	6	7	8	9	AB	R	H	RBI	BB	SO	LOB	TOP										
Bob Skinner, L (1, 7) OBP: 0.353, SLG: 0.400										4	1	2	0	0	0	1	Pittsburgh Pirates @ Chicago Cubs Wrigley Field, Chicago, IL Wed Sep 16 1959, 3:33 AM CDT Unknown										
Dick Groat, R (1, 6) OBP: 0.311, SLG: 0.358										4	1	1	0	0	0	2											
Roberto Clemente, R (1, 9) OBP: 0.316, SLG: 0.388										4	0	2	1	0	1	0											
Dick Stuart, R (1, 3) OBP: 0.371, SLG: 0.560										4	0	1	0	0	0	3											
Smoky Burgess, L (1, 2) OBP: 0.357, SLG: 0.500										3	0	1	0	1	0	2											
Don Hoak, R (1, 5) OBP: 0.375, SLG: 0.403										4	0	0	1	0	0	4											
Bill Mazerolski, R (1, 4) OBP: 0.286, SLG: 0.336										4	1	1	1	0	0	1											
Bill Virdon, L (1, 8) OBP: 0.315, SLG: 0.327										4	0	0	0	0	0	0											
Vern Law, R (1, 1) OBP: 0.200, SLG: 0.228										4	0	0	0	0	0	0											
Inning Stats	R: 1 E: 0 K: 0 S: 5	H: 2 LOB: 1 BB: 0 P: 5	R: 1 E: 1 K: 0 S: 5	H: 1 LOB: 1 BB: 0 P: 5	R: 1 E: 0 K: 0 S: 4	H: 2 LOB: 2 BB: 1 P: 8	R: 0 E: 0 K: 0 S: 3	H: 0 LOB: 0 BB: 0 P: 3	R: 0 E: 0 K: 0 S: 4	H: 1 LOB: 1 BB: 0 P: 4	R: 0 E: 0 K: 0 S: 4	H: 1 LOB: 1 BB: 0 P: 4	R: 0 E: 0 K: 1 S: 6	H: 1 LOB: 1 BB: 0 P: 6	R: 0 E: 0 K: 0 S: 3	H: 0 LOB: 0 BB: 0 P: 3		1B: 5 2B: 2 3B: 0 HR: 1	SF: 0 SAC: 0 DP: 0 HBP: 0	WP: 0 PB: 0 SB: 0 CS: 0	PA: 36						
PITCHER	IP	WLS	BF	H	R	ER	SO	BB	IBB	HBP	BLK	WP	HR	S	P	ERA	WHIP										
Bob Anderson, R (1, 1) ERA: 3.88	7.0	L	30	7	3	3	0	1	0	0	0	0	1	28	32	3.86	1.143										
Don Elston, R (8, 1) ERA: 3.24	2.0		7	1	0	0	1	0	0	0	0	0	0	9	9	0.00	0.500										

Batter	1	2	3	4	5	6	7	8	9	AB	R	H	RBI	BB	SO	LOB	BOTTOM										
Tony Taylor, R (1, 4) OBP: 0.332, SLG: 0.392										4	0	0	0	0	0	2	Pittsburgh Pirates @ Chicago Cubs Wrigley Field, Chicago, IL Wed Sep 16 1959, 3:33 AM CDT Unknown										
George Altman, L (1, 8) OBP: 0.314, SLG: 0.370										3	0	1	1	0	1	0											
Jim Marshall, L (1, 3) OBP: 0.331, SLG: 0.415										4	1	1	0	0	0	2											
14 Ernie Banks, R (1, 6) OBP: 0.364, SLG: 0.579										4	0	1	1	0	0	1											
Walt Moryn, L (1, 7) OBP: 0.322, SLG: 0.398										4	0	1	0	0	0	1											
Irv Noren, L (1, 9) OBP: 0.392, SLG: 0.471										4	0	2	0	0	1	0											
Don Eaddy, R (9, FR)										0	0	0	0	0	0	0											
Sammy Taylor, L (1, 2) OBP: 0.331, SLG: 0.402										4	0	0	0	0	0	3											
Alvin Dark, R (1, 5) OBP: 0.330, SLG: 0.364										4	1	3	0	0	0	2											
Bob Anderson, R (1, 1) OBP: 0.114, SLG: 0.092										1	0	0	0	0	1	1											
Dale Long, L (7, PH) OBP: 0.314, SLG: 0.449										1	0	0	0	0	0	0											
Don Elston, R (8, 1) OBP: 0.211, SLG: 0.211										0	0	0	0	0	0	0											
Earl Averill, R (9, PH) OBP: 0.311, SLG: 0.460										0	0	0	0	1	0	0											
Lou Jackson, L (9, FR) OBP: 0.333, SLG: 0.333										0	0	0	0	0	0	0											
Inning Stats	R: 1 E: 0 K: 0 S: 5	H: 2 LOB: 1 BB: 0 P: 5	R: 0 E: 0 K: 1 S: 6	H: 1 LOB: 1 BB: 0 P: 6	R: 0 E: 0 K: 1 S: 5	H: 1 LOB: 1 BB: 0 P: 4	R: 0 E: 0 K: 1 S: 5	H: 0 LOB: 0 BB: 0 P: 5	R: 0 E: 0 K: 0 S: 5	H: 2 LOB: 2 BB: 0 P: 5	R: 0 E: 0 K: 1 S: 5	H: 0 LOB: 0 BB: 0 P: 5	R: 0 E: 0 K: 0 S: 3	H: 0 LOB: 0 BB: 0 P: 3	R: 0 E: 0 K: 0 S: 4	H: 2 LOB: 2 BB: 1 P: 8	1B: 8 2B: 0 3B: 1 HR: 0	SF: 1 SAC: 2 DP: 0 HBP: 0	WP: 1 PB: 0 SB: 0 CS: 0	PA: 37							
PITCHER	IP	WLS	BF	H	R	ER	SO	BB	IBB	HBP	BLK	WP	HR	S	P	ERA	WHIP										
Vern Law, R (1, 1) ERA: 3.05	9.0	W	37	9	2	1	3	1	0	0	0	1	0	42	46	1.00	1.111										



Batter	1	2	3	4	5	6	7	8	9	AB	R	H	RBI	BB	SO	LOB	TOP					
Bob Skinner, L (1, 7) OBP: 0.356, SLG: 0.402	4-0 BB		0-0 2B		0-0 1B			4-0 BB		2	0	1	0	2	0	0	Pittsburgh Pirates @ Chicago Cubs Wrigley Field, Chicago, IL Wed Sep 16 1959, 3:38 AM CDT Att: 1,366 - Unknown					
Dick Groat, R (1, 6) OBP: 0.310, SLG: 0.358	0-0		0-0 3-1			0-0 2B 1B		0-0 F8		4	1	1	0	0	0	3						
Roberto Clemente, R (1, 9) OBP: 0.320, SLG: 0.394	0-0 1-2 1B			0-0 G4-6-3 1B		0-0 1B SF7 2B		0-0 G6-4-3		4	1	3	0	0	0	1						
Dick Stuart, R (1, 3) OBP: 0.370, SLG: 0.556	0-0 L4-3			0-0 F9		0-0 1B			0-0 F8	4	0	1	1	0	0	3						
Smoky Burgess, L (1, 2) OBP: 0.354, SLG: 0.497		0-3 K		0-0 G4-6-3		0-0 SF7			0-0 F5	2	0	0	1	0	1	1						
Hank Foiles, R (7, 2) OBP: 0.277, SLG: 0.338										1	0	0	0	0	0	0						
Don Hoak, R (1, 5) OBP: 0.375, SLG: 0.405		0-0 6-3			0-0 G4-6-3 1B			0-0 F8		4	0	2	0	0	0	1						
Bill Mazerowski, R (1, 4) OBP: 0.283, SLG: 0.333					0-0 G4-6-3		0-0 F7		0-3 K	4	0	0	0	0	1	2						
Bill Virdon, L (1, 8) OBP: 0.315, SLG: 0.327			0-0 F7		0-0 1B					3	0	1	0	0	1	0						
Bob Friend, R (1, 1) OBP: 0.176, SLG: 0.167			0-0 F8		0-0 F7		0-3 K			3	0	0	0	0	1	1						
Inning Stats	R: 0 E: 0 K: 0 S: 3	H: 1 LOB: 1 BB: 1 P: 7	R: 0 E: 0 K: 1 S: 5	H: 0 LOB: 0 BB: 0 P: 5	R: 0 E: 0 K: 0 S: 4	H: 1 LOB: 1 BB: 0 P: 4	R: 0 E: 0 K: 0 S: 3	H: 1 LOB: 0 BB: 0 P: 3	R: 0 E: 0 K: 0 S: 4	H: 2 LOB: 1 BB: 0 P: 4	R: 2 E: 0 K: 0 S: 6	H: 3 LOB: 1 BB: 0 P: 6	R: 0 E: 0 K: 2 S: 7	H: 0 LOB: 0 BB: 0 P: 7	R: 0 E: 0 K: 0 S: 2	H: 0 LOB: 0 BB: 1 P: 6	R: 0 E: 0 K: 1 S: 6	H: 1 LOB: 1 BB: 0 P: 6	1B: 6 2B: 4 3B: 0 HR: 0	SF: 1 SAC: 0 DP: 4 HBP: 0	WP: 0 PB: 0 SB: 0 CS: 0	PA: 34
PITCHER	IP WLS BF H R ER SO BB IBB HBP BLK WP HR S P ERA WHIP																					
Ben Johnson, R (1, 1) ERA: 2.3	5.1	22	8	2	2	1	1	0	0	0	0	0	0	0	23	27	3.38	1.688				
Bill Henry, L (6, 1) ERA: 2.55	1.2	5	0	0	0	2	0	0	0	0	0	0	0	9	9	0.00	0.000					
Don Elston, R (8, 1) ERA: 3.16	2.0	W	7	1	0	0	1	0	0	0	0	0	0	8	12	0.00	1.000					

Batter	1	2	3	4	5	6	7	8	9	AB	R	H	RBI	BB	SO	LOB	BOTTOM					
Tony Taylor, R (1, 4) OBP: 0.330, SLG: 0.389	0-0		0-0		0-3 K			0-0 5-3		4	0	0	0	0	1	2	Pittsburgh Pirates @ Chicago Cubs Wrigley Field, Chicago, IL Wed Sep 16 1959, 3:38 AM CDT Att: 1,366 - Unknown					
George Altman, L (1, 8) OBP: 0.314, SLG: 0.366	0-0 F6		0-0 F8			0-0 F8		0-3 K		4	0	0	0	0	1	1						
Jim Marshall, L (1, 3) OBP: 0.330, SLG: 0.413	0-0 F7			0-3 K2-3		0-0 F7		0-0 14 2B 1B		4	1	1	0	0	1	0						
14 Ernie Banks, R (1, 6) OBP: 0.366, SLG: 0.582		0-0 CS 1B		0-0 1B		0-0 5-3		0-0 1-1 2B		4	0	3	1	0	0	0						
Walt Moryn, L (1, 7) OBP: 0.318, SLG: 0.393		0-0 F9		0-0 F6		0-0 F2		0-0 F8		4	0	0	0	0	0	3						
Irv Noren, L (1, 9) OBP: 0.395, SLG: 0.472		0-3 K		0-0 F9		0-0 BB 1B			0-0 HR 1B	4	0	2	0	0	1	2						
Lou Jackson, L (8, FR) OBP: 0.333, SLG: 0.333										0	1	0	0	0	0	0						
Sammy Taylor, L (1, 2) OBP: 0.335, SLG: 0.414			0-0 2B 6-3 1B		0-0 F8		4-0 BB 1B		0-0 HR	3	2	2	2	1	0	0						
Randy Jackson, R (1, 5) OBP: 0.333, SLG: 0.367			0-0 1-3 2B		0-0 SH3-4 1B		0-0 F8			3	0	2	0	0	0	2						
Ben Johnson, R (1, 1) ERA: 2.3			0-0 6-3		0-0 SH3-4 1B		0-0 4-3			1	0	0	1	0	0	1						
Bill Henry, L (6, 1) ERA: 2.55										0	0	0	0	0	0	0						
Dale Long, L (7, PH) OBP: 0.313, SLG: 0.448										1	0	0	0	0	0	2						
Don Elston, R (8, 1) OBP: 0.211, SLG: 0.211										0	0	0	0	0	0	0						
Inning Stats	R: 0 E: 0 K: 0 S: 3	H: 0 LOB: 0 BB: 0 P: 3	R: 0 E: 0 K: 1 S: 5	H: 1 LOB: 1 BB: 0 P: 5	R: 0 E: 0 K: 0 S: 5	H: 2 LOB: 1 BB: 0 P: 5	R: 0 E: 0 K: 1 S: 6	H: 1 LOB: 1 BB: 0 P: 6	R: 0 E: 0 K: 0 S: 3	H: 0 LOB: 0 BB: 0 P: 3	R: 0 E: 0 K: 0 S: 4	H: 1 LOB: 2 BB: 1 P: 8	R: 1 E: 0 K: 1 S: 7	H: 2 LOB: 1 BB: 0 P: 7	R: 2 E: 0 K: 0 S: 2	H: 2 LOB: 1 BB: 0 P: 2	R: 2 E: 0 K: 0 S: 2	H: 2 LOB: 1 BB: 0 P: 2	1B: 7 2B: 3 3B: 0 HR: 1	SF: 0 SAC: 1 DP: 1 HBP: 0	WP: 0 PB: 0 SB: 0 CS: 1	PA: 34
PITCHER	IP WLS BF H R ER SO BB IBB HBP BLK WP HR S P ERA WHIP																					
Bob Friend, R (1, 1) ERA: 3.91	8.0	L	34	10	4	4	4	1	0	0	0	0	0	1	41	45	4.50	1.375				



Batter	1	2	3	4	5	6	7	8	9	AB	R	H	RBI	BB	SO	LOB	TOP			
Richie Ashburn, L OBP: 0.361, SLG: 0.310 (1, 8)										3	0	3	0	1	0	0	Philadelphia Phillies @ Chicago Cubs Wrigley Field, Chicago, IL Thu Sep 17 1959, 3:33 AM CDT Att: 598 - Unknown			
Solly Drake, S OBP: 0.250, SLG: 0.136 (6, FR)										5	1	0	0	0	1	5				
Joe Koppe, R OBP: 0.325, SLG: 0.381 (1, 6)										5	1	2	1	0	0	1				
Dave Philley, S OBP: 0.350, SLG: 0.470 (1, 3)										5	1	2	1	0	0	1				
Harry Anderson, L OBP: 0.312, SLG: 0.410 (1, 7)										4	1	1	1	0	1	3				
Wally Post, R OBP: 0.311, SLG: 0.454 (1, 9)										4	0	1	1	0	2	0				
Gene Freese, R OBP: 0.341, SLG: 0.488 (1, 5)										4	0	1	1	0	0	0				
Sparky Anderson, R OBP: 0.279, SLG: 0.246 (1, 4)										3	1	2	0	1	0	2				
Carl Sawatski, L OBP: 0.382, SLG: 0.442 (8, PH)										2	0	0	0	1	0	2				
Jim Bolger, R OBP: 0.156, SLG: 0.093 (8, 2)										0	0	0	1	0	0	0				
Joe Lonnett, R OBP: 0.307, SLG: 0.235 (8, 2)										0	0	0	0	0	0	0				
Robin Roberts, S OBP: 0.239, SLG: 0.244 (1, 1)										4	1	1	0	0	1	1				
Inning Stats	R: 0 E: 0 K: 1 S: 6	H: 1 LOB: 1 BB: 0 P: 6	R: 0 E: 0 K: 1 S: 6	H: 1 LOB: 1 BB: 0 P: 6	R: 3 E: 0 K: 0 S: 8	H: 6 LOB: 2 BB: 0 P: 8	R: 1 E: 0 K: 0 S: 5	H: 2 LOB: 2 BB: 1 P: 9	R: 0 E: 0 K: 0 S: 3	H: 0 LOB: 1 BB: 1 P: 7	R: 0 E: 0 K: 1 S: 5	H: 0 LOB: 0 BB: 0 P: 5	R: 1 E: 0 K: 1 S: 6	H: 1 LOB: 0 BB: 0 P: 6	R: 0 E: 0 K: 1 S: 5	H: 0 LOB: 0 BB: 0 P: 5	1B: 10 2B: 1 3B: 0 HR: 0	SF: 1 SAC: 0 DP: 0 HBP: 0	WP: 0 PB: 0 SB: 1 CS: 1	PA: 39
PITCHER	IP	WLS	BF	H	R	ER	SO	BB	IBB	HBP	BLK	WP	HR	S	P	ERA	WHIP			
Glen Hobbie, R ERA: 3.74	(1, 1)	5.0	L	26	10	4	4	2	2	0	0	0	0	28	36	7.20	2.400			
Dave Hillman, R ERA: 3.44	(6, 1)	2.0		6	0	0	0	1	1	0	0	0	0	7	11	0.00	0.500			
Bill Henry, L ERA: 2.68	(8, 1)	2.0		7	1	1	1	2	0	0	0	0	0	11	11	4.50	0.500			

Batter	1	2	3	4	5	6	7	8	9	AB	R	H	RBI	BB	SO	LOB	BOTTOM					
Tony Taylor, R OBP: 0.326, SLG: 0.387 (1, 4)										4	0	0	0	0	0	2	Philadelphia Phillies @ Chicago Cubs Wrigley Field, Chicago, IL Thu Sep 17 1959, 3:33 AM CDT Att: 598 - Unknown					
George Altman, L OBP: 0.313, SLG: 0.365 (1, 8)										4	0	1	0	0	0	0						
Jim Marshall, L OBP: 0.326, SLG: 0.407 (1, 3)										4	0	0	0	0	0	1						
14 Ernie Banks, R OBP: 0.367, SLG: 0.587 (1, 6)										4	1	2	1	0	0	0						
Walt Moryn, L OBP: 0.315, SLG: 0.389 (1, 7)										4	0	0	0	0	2	3						
Irv Noren, L OBP: 0.391, SLG: 0.486 (1, 9)										4	1	1	1	0	1	0						
Sammy Taylor, L OBP: 0.334, SLG: 0.412 (1, 2)										4	0	1	0	0	1	0						
Alvin Dark, R OBP: 0.330, SLG: 0.366 (1, 5)										3	0	1	0	0	0	1						
Glen Hobbie, R OBP: 0.149, SLG: 0.139 (5, PH)										1	0	0	0	0	1	1						
Lou Jackson, L OBP: 0.250, SLG: 0.250 (6, 1)										1	0	0	0	0	1	0						
Dave Hillman, R OBP: 0.220, SLG: 0.132 (7, PH)										0	0	0	0	0	0	0						
Dale Long, L OBP: 0.313, SLG: 0.446 (8, 1)										0	0	0	0	0	0	1						
Bill Henry, L OBP: 0.333, SLG: 0.207 (8, 1)										0	0	0	0	0	0	0						
Inning Stats	R: 0 E: 0 K: 1 S: 7	H: 2 LOB: 2 BB: 0 P: 7	R: 1 E: 0 K: 1 S: 7	H: 2 LOB: 1 BB: 0 P: 7	R: 0 E: 1 K: 0 S: 4	H: 0 LOB: 1 BB: 0 P: 4	R: 0 E: 0 K: 0 S: 3	H: 0 LOB: 0 BB: 0 P: 3	R: 0 E: 0 K: 1 S: 5	H: 0 LOB: 0 BB: 0 P: 5	R: 1 E: 0 K: 2 S: 8	H: 1 LOB: 0 BB: 0 P: 8	R: 0 E: 0 K: 0 S: 4	H: 1 LOB: 1 BB: 0 P: 4	R: 0 E: 0 K: 0 S: 3	H: 0 LOB: 0 BB: 0 P: 3	R: 0 E: 0 K: 1 S: 5	H: 0 LOB: 0 BB: 0 P: 5	1B: 3 2B: 1 3B: 0 HR: 2	SF: 0 SAC: 0 DP: 0 HBP: 0	WP: 0 PB: 0 SB: 0 CS: 0	PA: 34
PITCHER	IP	WLS	BF	H	R	ER	SO	BB	IBB	HBP	BLK	WP	HR	S	P	ERA	WHIP					
Robin Roberts, R ERA: 4.23	(1, 1)	9.0	W	34	6	2	2	6	0	0	0	0	2	46	46	2.00	0.667					

AB	35
R	5
H	11
RBI	5
BB	3
SO	5
LOB	14



Batter	1	2	3	4	5	6	7	8	9	10	11	12	13	AB R H RBI BB SO LOB	TOP									
Solly Drake, S OBP: 0.263, SLG: 0.138 (1, 8)	5-3		K			1B HR		F8		F8		FC1-6		6 1 1 0 0 1 1	Philadelphia Phillies @ Chicago Cubs Wrigley Field, Chicago, IL Fri Sep 18 1959, 3:33 AM CDT Att: 971 - Unknown AB 47 R 4 H 8 RBI 4 BB 4 SO 11 LOB 15									
Joe Koppe, R OBP: 0.226, SLG: 0.383 (1, 6)	K			F7		1B HR		K			FC6-5	K	6 1 2 0 0 3 1											
Dave Philley, S OBP: 0.346, SLG: 0.467 (1, 3)	1-3			5-3		P6					FC6-5		6 0 1 0 0 0 3											
Wally Post, R OBP: 0.313, SLG: 0.459 (1, 9)		6-3			2B BB						WP BB		4 1 1 3 2 1 1											
Gene Freese, R OBP: 0.346, SLG: 0.500 (1, 5)		HR			2B	1-4 3-H HR					1-2	BB	5 1 3 1 1 1 0											
Harry Anderson, L OBP: 0.306, SLG: 0.405 (1, 7)		F9		4-3		K					1-2 2-3	BB	6 0 0 0 0 2 6											
Sparky Anderson, R OBP: 0.276, SLG: 0.243 (1, 4)		K			5-3		F9		6-3		F9		5 0 0 0 0 1 3											
Joe Lonnett, R OBP: 0.296, SLG: 0.227 (1, 2)				L7						K		F9	3 0 0 0 0 0 0											
Harry Hanebrink, L (10, PH) OBP: 0.299, SLG: 0.352					6-3		F9						1 0 0 0 0 1 0											
Valmy Thomas, R (10, 2) OBP: 0.253, SLG: 0.236													1 0 0 0 0 0 0											
Jim Owens, R OBP: 0.162, SLG: 0.116 (1, 1)				1-3								FC1-6	3 0 0 0 0 1 0											
Jim Bolger, R (10, PH) OBP: 0.133, SLG: 0.091					6-3		K				L4	BB	1 0 0 0 0 0 0											
Jack Meyer, R (10, 1) OBP: 0.083, SLG: 0.083													0 0 0 0 0 0 0											
Bob Bowman, R (12, PH) OBP: 0.176, SLG: 0.203 (12, 1)													0 0 0 0 1 0 0											
Inning Stats	R: 0 E: 0 K: 1 S: 5	H: 0 LOB: 0 BB: 0 P: 5	R: 1 E: 0 K: 1 S: 6	H: 1 LOB: 0 BB: 0 P: 6	R: 0 E: 0 K: 1 S: 5	H: 1 LOB: 0 BB: 1 P: 8	R: 0 E: 0 K: 0 S: 3	H: 0 LOB: 0 BB: 0 P: 3	R: 3 E: 0 K: 1 S: 8	H: 3 LOB: 0 BB: 0 P: 8	R: 0 E: 0 K: 2 S: 8	H: 1 LOB: 1 BB: 0 P: 8	R: 0 E: 0 K: 1 S: 5	H: 0 LOB: 0 BB: 0 P: 5	R: 0 E: 0 K: 1 S: 6	H: 1 LOB: 3 BB: 2 P: 14	R: 0 E: 0 K: 1 S: 5	H: 0 LOB: 1 BB: 1 P: 9	R: 0 E: 0 K: 0 S: 4	H: 1 LOB: 1 BB: 0 P: 4	1B: 3 2B: 3 3B: 0 HR: 2	SF: 0 SAC: 0 DP: 0 HBP: 0	WP: 1 PB: 0 SB: 0 CS: 0	PA: 51
PITCHER	IP WLS BF H R ER SO BB IBB HBP BLK WP HR S P ERA WHIP																							
Art Ceccarelli, L (1, 1) ERA: 4.62	8.0	31	6	4	4	7	1	0	0	0	0	0	0	1	0	12	20	0.00	1.286					
Don Elston, R (9, 1) ERA: 3.09	2.1	10	1	0	0	2	2	0	0	0	0	0	0	0	0	9	13	0.00	0.600					
Bill Henry, L (11, 1) ERA: 2.64	1.2	6	0	0	0	2	1	0	0	0	0	0	0	0	0	4	4	0.00	1.000					
Dave Hillman, R (13, 1) ERA: 3.42	1.0	W 4	1	0	0	0	0	0	0	0	0	0	0	0	0	4	4	0.00	1.000					

Batter	1	2	3	4	5	6	7	8	9	10	11	12	13	AB R H RBI BB SO LOB	BOTTOM													
Tony Taylor, R OBP: 0.328, SLG: 0.387 (1, 4)	6-3		P4			F8		1B 2B						5 2 1 0 1 1 0	Philadelphia Phillies @ Chicago Cubs Wrigley Field, Chicago, IL Fri Sep 18 1959, 3:33 AM CDT Att: 971 - Unknown AB 46 R 5 H 10 RBI 4 BB 2 SO 5 LOB 9													
George Altman, L (1, 8) OBP: 0.314, SLG: 0.365	1-3			FC3-6		G3					P3		6 0 2 1 0 0 1															
Irv Noren, L (1, 9) OBP: 0.363, SLG: 0.474	4-3			FC3-6		F5		F8			6-3		6 1 1 1 0 0 2															
14 Ernie Banks, R OBP: 0.368, SLG: 0.585 (1, 6)		F7			G3								5 0 2 0 0 0 0															
Walt Moryn, L (1, 7) OBP: 0.311, SLG: 0.384		G3			G3								5 0 0 1 0 2 2															
Dale Long, L (1, 3) OBP: 0.311, SLG: 0.440		F7		1-3									4 0 0 0 1 0 1															
Sammy Taylor, L (1, 2) OBP: 0.336, SLG: 0.429				4-3									5 2 3 1 0 0 0															
Alvin Dark, R (1, 5) OBP: 0.329, SLG: 0.367				4-3				HR					5 0 1 0 0 1 1															
Art Ceccarelli, R (1, 1) ERA: 4.62				6-3									2 0 0 0 0 0 1 1															
Jim Hanebrink, L (10, PH) OBP: 0.299, SLG: 0.352													1 0 0 0 0 0 0 0															
Don Elston, R (9, 1) ERA: 3.09													1 0 0 0 0 0 0 0															
Bill Henry, L (11, 1) ERA: 2.64													1 0 0 0 0 0 0 0															
Sparky Anderson, R (12, PH) OBP: 0.276, SLG: 0.243 (12, 1)													0 0 0 0 0 0 0 0															
Inning Stats	R: 0 E: 0 K: 0 S: 3	H: 0 LOB: 0 BB: 0 P: 3	R: 0 E: 0 K: 0 S: 3	H: 0 LOB: 0 BB: 0 P: 3	R: 1 E: 0 K: 0 S: 4	H: 1 LOB: 0 BB: 0 P: 4	R: 1 E: 0 K: 0 S: 5	H: 2 LOB: 1 BB: 0 P: 5	R: 0 E: 0 K: 2 S: 7	H: 0 LOB: 0 BB: 0 P: 7	R: 0 E: 0 K: 0 S: 3	H: 0 LOB: 0 BB: 0 P: 3	R: 2 E: 0 K: 0 S: 6	H: 3 LOB: 1 BB: 0 P: 6	R: 0 E: 0 K: 1 S: 5	H: 1 LOB: 2 BB: 1 P: 9	R: 0 E: 0 K: 1 S: 5	H: 0 LOB: 0 BB: 0 P: 5	R: 0 E: 0 K: 1 S: 6	H: 1 LOB: 1 BB: 0 P: 6	R: 0 E: 0 K: 0 S: 4	H: 1 LOB: 1 BB: 0 P: 4	R: 1 E: 1 K: 0 S: 2	H: 1 LOB: 2 BB: 1 P: 6	1B: 5 2B: 4 3B: 0 HR: 1	SF: 0 SAC: 0 DP: 0 HBP: 0	WP: 1 PB: 0 SB: 0 CS: 0	PA: 48
PITCHER	IP WLS BF H R ER SO BB IBB HBP BLK WP HR S P ERA WHIP																											
Jim Owens, R (1, 1) ERA: 3.4	9.0	34	7	4	4	3	1	0	0	0	0	0	0	1	0	11	11	0.00	0.500									
Jack Meyer, R (10, 1) ERA: 3.66	2.0	7	1	0	0	2	0	0	0	0	0	0	0	0	0	6	10	0.00	3.000									
Bob Bowman, R (12, 1) ERA: 6.0	1.0	L 7	2	1	0	0	1	0	0	0	0	0	0	0	0	6	10	0.00	3.000									

Philadelphia Phillies @ Chicago Cubs
 Wrigley Field, Chicago, IL
 Fri Sep 18 1959, 3:33 AM CDT
 Att: 971 - Unknown



Philadelphia Phillies @ Chicago Cubs
 Wrigley Field, Chicago, IL
 Fri Sep 18 1959, 3:33 AM CDT
 Att: 971 - Unknown



Batter	1	2	3	4	5	6	7	8	9	AB	R	H	RBI	BB	SO	LOB	TOP		
Tony Taylor, R (1, 4) OBP: 0.329, SLG: 0.386	4-0 BB G6-4-3		1-3			FC5-4 1-2		1B		3	0	1	0	1	0	2	Chicago Cubs @ St. Louis Cardinals Sportsman's Park, St. Louis, MO Sat Sep 19 1959, 4:33 AM EDT Att: 8,180 - Unknown		
George Altman, L (1, 8) OBP: 0.311, SLG: 0.361	0-3 K			5-3		1-3		G3		4	0	0	0	0	1	4			
Irv Noren, L (1, 9) OBP: 0.380, SLG: 0.465	0-0 G6-4-3 1-2			F7			4-0 14 E 14 B SF8 BB	F7		3	1	0	0	1	0	1			
14 Ernie Banks, R (1, 6) OBP: 0.367, SLG: 0.583		0-3 K		F8			0-0 E7 G1-6-3 1B	1-5-3		4	0	1	0	0	1	0			
Walt Moryn, L (1, 7) OBP: 0.311, SLG: 0.383 Bobby Thomson, R (9, PR) OBP: 0.309, SLG: 0.390	0-3 K			F7			0-0 SF8	1B		3	0	1	1	0	1	0			
Dale Long, L (1, 3) OBP: 0.308, SLG: 0.435 Earl Averill, R (9, PH) OBP: 0.313, SLG: 0.460 Don Eaddy, R (9, PR)	0-0 F8			3-1			3-H 0-0 G1-6-3 1-2	1B		3	0	0	0	0	0	1			
Sammy Taylor, L (1, 2) OBP: 0.335, SLG: 0.426 Art Schult, R (9, PH) OBP: 0.303, SLG: 0.358			0-0 F7		5-3			0-0 K	0-0 6-3	3	0	0	0	0	1	0			
Alvin Dark, R (1, 5) OBP: 0.331, SLG: 0.371			0-0 FC6-5 2B			0-0 FC5-4 1B		0-0 E6 FC6-4		3	0	2	0	0	0	0			
Bob Anderson, R (1, 1) OBP: 0.113, SLG: 0.091 Bill Henry, L (5, 1) OBP: 0.233, SLG: 0.207 Jim Marshall, L (9, PH) OBP: 0.256, SLG: 0.404 John Buzhardt, R (6, 1) OBP: 0.188, SLG: 0.103 Billy Williams, L (8, PH) OBP: 0.188, SLG: 0.228 Ben Johnson, R (8, 1)			0-0 FC6-5			0-0 F3		0-0 FC6-4 1B		1	0	0	0	0	0	1			
Inning Stats	R: 0 E: 0 K: 1 S: 4	H: 0 LOB: 0 BB: 1 P: 8	R: 0 E: 0 K: 2 S: 7	H: 0 LOB: 0 BB: 0 P: 7	R: 0 E: 0 K: 0 S: 4	H: 1 LOB: 1 BB: 0 P: 4	R: 0 E: 0 K: 0 S: 3	H: 0 LOB: 0 BB: 0 P: 3	R: 0 E: 0 K: 0 S: 4	H: 1 LOB: 1 BB: 0 P: 4	R: 1 E: 1 K: 0 S: 3	H: 1 LOB: 0 BB: 1 P: 7	R: 0 E: 1 K: 1 S: 7	H: 1 LOB: 2 BB: 0 P: 7	R: 0 E: 0 K: 0 S: 5	H: 2 LOB: 2 BB: 0 P: 5		1B: 5 2B: 1 3B: 0 HR: 0	SF: 1 SAC: 0 DP: 2 HBP: 0
PITCHER	IP WLS BF H R ER SO BB IBB HBP BLK WP HR S P ERA WHIP																		
Bob Miller, R (1, 1) ERA: 3.05	8.2 W 32 5 1 0 4 2 0 0 0 0 0 0 38 46 0.00 0.808																		
Marshall Bridges, L (9, 1) ERA: 4.17	0.0 1 1 0 0 0 0 0 0 0 0 0 0 1 1 = =																		
Lindy McDaniel, R (9, 1) ERA: 3.7	0.1 S 1 0 0 0 0 0 0 0 0 0 0 0 1 1 0.00 0.000																		

AB 31
R 1
H 6
RBI 1
BB 2
SO 4
LOB 13



Batter	1	2	3	4	5	6	7	8	9	AB	R	H	RBI	BB	SO	LOB	BOTTOM		
Tim McCarver, L (1, 2) OBP: 0.231, SLG: 0.208 Hal Smith, R (9, 2) OBP: 0.294, SLG: 0.388	0-0 4-3		G3		F5		FC5-4 PO 2B			4	0	1	0	0	0	2	Chicago Cubs @ St. Louis Cardinals Sportsman's Park, St. Louis, MO Sat Sep 19 1959, 4:33 AM EDT Att: 8,180 - Unknown		
Wally Shannon, L (1, 4) OBP: 0.276, SLG: 0.318	0-0 F2		4-3		K		K			4	0	0	0	0	2	3			
Joe Cunningham, L (1, 3) OBP: 0.455, SLG: 0.486	0-0 1B		4-3		1-2 3-H 1B		4-0 FC5-4 BB			3	0	2	1	1	0	0			
Ken Boyer, R (1, 5) OBP: 0.389, SLG: 0.519	0-0 6-3			2B 2B	F9		0-0 FC5-4			4	1	1	0	0	0	5			
Duke Carmel, L (1, 8) OBP: 0.182, SLG: 0.190 (9, 7)		0-3 K		CS 2H 2B	F9		0-0 PO	0-0 E 1B		4	0	2	1	0	1	0			
Gene Oliver, R (1, 7) OBP: 0.285, SLG: 0.389 Gino Cimoli, R (9, 9) OBP: 0.327, SLG: 0.430		0-0 2B		L5		1B 2B		0-0 F3		4	0	2	0	0	0	2			
Gene Green, R (1, 9) OBP: 0.240, SLG: 0.314 Curt Flood, R (6, PR) OBP: 0.322, SLG: 0.438 (9, 8)		0-3 K		1-3		6-3		0-0 E4		4	0	0	0	0	1	4			
Alex Grammas, R (1, 6) OBP: 0.334, SLG: 0.334		4-0 IBB			1B 1B 1B	1B 1B		0-0 F8		2	1	1	0	2	0	2			
Bob Miller, R (1, 1) OBP: 0.200, SLG: 0.200 Marshall Bridges, S (9, 1) OBP: 0.238, SLG: 0.400 Lindy McDaniel, R (9, 1) OBP: 0.125, SLG: 0.034		0-0 1-3			1-3 1B	1-2 2H 1B		0-3 K		4	0	2	0	0	1	4			
Inning Stats	R: 0 E: 0 K: 0 S: 4	H: 1 LOB: 1 BB: 0 P: 4	R: 0 E: 0 K: 2 S: 8	H: 1 LOB: 2 BB: 1 P: 12	R: 0 E: 0 K: 0 S: 3	H: 0 LOB: 0 BB: 0 P: 3	R: 1 E: 0 K: 0 S: 4	H: 2 LOB: 0 BB: 0 P: 4	R: 1 E: 0 K: 1 S: 8	H: 3 LOB: 2 BB: 0 P: 8	R: 0 E: 0 K: 0 S: 4	H: 2 LOB: 1 BB: 1 P: 8	R: 0 E: 0 K: 1 S: 5	H: 1 LOB: 1 BB: 1 P: 9	R: 0 E: 1 K: 1 S: 7	H: 1 LOB: 2 BB: 0 P: 7		1B: 6 2B: 5 3B: 0 HR: 0	SF: 0 SAC: 0 DP: 0 HBP: 0
PITCHER	IP WLS BF H R ER SO BB IBB HBP BLK WP HR S P ERA WHIP																		
Bob Anderson, R (1, 1) ERA: 3.89	4.0 L 18 4 1 0 0 1 0 0 0 0 0 0 6 6 0.00 1.000																		
Bill Henry, L (5, 1) ERA: 2.42	1.0 4 1 0 0 1 0 0 0 0 0 0 6 6 0.00 1.000																		
John Buzhardt, R (6, 1) ERA: 4.88	2.0 9 3 0 0 1 1 1 0 0 0 0 9 17 0.00 2.000																		
Ben Johnson, R (8, 1) ERA: 2.16	1.0 5 1 0 0 1 0 0 0 0 0 0 7 7 0.00 1.000																		

AB 33
R 2
H 11
RBI 2
BB 3
SO 5
LOB 22



Batter	1	2	3	4	5	6	7	8	9	AB	R	H	RBI	BB	SO	LOB	TOP																		
Tony Taylor, R OBP: 0.329, SLG: 0.386 (1, 4)										4	1	1	0	1	0	1	Chicago Cubs @ St. Louis Cardinals Sportsman's Park, St. Louis, MO Sun Sep 20 1959, 4:33 AM EDT Att: 9,922 - Unknown																		
George Altman, L OBP: 0.313, SLG: 0.362 Lee Walls, R OBP: 0.339, SLG: 0.389 (7, PH) (7, 9)										2	0	1	1	1	0	0																			
Jim Marshall, L OBP: 0.324, SLG: 0.401 Art Schult, R OBP: 0.300, SLG: 0.355 (7, PH) (7, 3)										2	1	0	0	1	0	2																			
14 Ernie Banks, R OBP: 0.366, SLG: 0.581 (1, 6)										4	1	1	0	0	0	0																			
Walt Moryn, L OBP: 0.313, SLG: 0.391 (1, 9) (7, 7)										3	1	1	3	1	0	1																			
Billy Williams, L OBP: 0.376, SLG: 0.212 Bobby Thomson, R OBP: 0.313, SLG: 0.394 (6, PH) (6, 7) (7, 8)										2	0	0	0	0	0	0																			
Earl Averill, R OBP: 0.307, SLG: 0.450 (1, 2)										4	0	0	0	0	0	3																			
Alvin Dark, R OBP: 0.330, SLG: 0.368 (1, 5)										3	0	0	0	1	0	0																			
Moe Drabowsky, R OBP: 0.149, SLG: 0.133 Don Elston, R OBP: 0.200, SLG: 0.200 Dave Hillman, R OBP: 0.220, SLG: 0.132 Art Ceccarelli, L OBP: 0.291, SLG: 0.097 Ed Donnelly, R OBP: 0.300, SLG: 0.300 (1, 1) (6, 1) (6, 1) (7, 1) (8, PH) (8, PH)										3	0	0	0	0	2	3																			
Inning Stats	R: 1 E: 2 K: 0 S: 5	H: 2 LOB: 1 BB: 0 P: 5	R: 0 E: 0 K: 0 S: 3	H: 0 LOB: 0 BB: 0 P: 3	R: 0 E: 0 K: 1 S: 5	H: 0 LOB: 0 BB: 1 P: 5	R: 3 E: 0 K: 0 S: 5	H: 2 LOB: 0 BB: 1 P: 9	R: 0 E: 0 K: 0 S: 2	H: 1 LOB: 3 BB: 2 P: 14	R: 0 E: 0 K: 1 S: 5	H: 0 LOB: 0 BB: 0 P: 5	R: 0 E: 0 K: 0 S: 4	H: 1 LOB: 1 BB: 0 P: 4	R: 0 E: 1 K: 0 S: 4	H: 0 LOB: 1 BB: 0 P: 4		1B: 5 2B: 0 3B: 0 HR: 1	SF: 0 SAC: 0 DP: 1 HBP: 0	WP: 0 PB: 0 SB: 0 CS: 0	PA: 38														
PITCHER	IP WLS BF H R ER SO BB IBB HBP BLK WP HR S P ERA WHIP	IP WLS BF H R ER SO BB IBB HBP BLK WP HR S P ERA WHIP																																	
Bob Blaylock, R ERA: 4.5	(1, 1)	5.0	21	4	4	3	1	3	0	0	0	0	0	1	20	32	5.40	1.400																	
Vinegar Bend Mizell, L ERA: 4.19	(6, 1)	4.0	W	17	2	0	0	2	1	1	0	0	0	0	19	27	0.00	0.750																	

AB 33
R 4
H 6
RBI 4
BB 5
SO 3
LOB 12



Batter	1	2	3	4	5	6	7	8	9	AB	R	H	RBI	BB	SO	LOB	BOTTOM																		
Don Blasingame, L OBP: 0.360, SLG: 0.359 (1, 4)										5	0	1	0	0	0	2	Chicago Cubs @ St. Louis Cardinals Sportsman's Park, St. Louis, MO Sun Sep 20 1959, 4:33 AM EDT Att: 9,922 - Unknown																		
Joe Cunningham, L OBP: 0.455, SLG: 0.482 (1, 9) (8, 3)										4	1	0	0	1	0	2																			
Bill White, L OBP: 0.344, SLG: 0.471 (1, 7)										5	2	2	0	0	2	2																			
Ken Boyer, R OBP: 0.389, SLG: 0.518 (1, 5)									3	2	1	1	1	0	1																				
Stan Musial, L OBP: 0.365, SLG: 0.428 Gino Cimoli, R OBP: 0.327, SLG: 0.430 (1, 3) (8, 9)									3	2	2	2	1	0	0	0																			
Curt Flood, R OBP: 0.319, SLG: 0.433 George Crowe, L OBP: 0.336, SLG: 0.604 Tim McCarver, L OBP: 0.231, SLG: 0.208 Duke Carmel, L OBP: 0.174, SLG: 0.182 (1, 8) (6, PH) (6, PR) (7, 8)										2	0	0	0	0	0	1																			
Hal Smith, R OBP: 0.298, SLG: 0.400 (1, 2)									4	2	3	3	0	0	0																				
Alex Grammas, R OBP: 0.333, SLG: 0.339 (1, 6)									4	1	1	1	0	0	2																				
Bob Blaylock, R Wally Shannon, L OBP: 0.297, SLG: 0.326 Larry Jackson, R OBP: 0.123, SLG: 0.114 Vinegar Bend Mizell, R OBP: 0.211, SLG: 0.230 (1, 1) (6, PH) (6, PR) (6, 1)									1	0	0	0	0	1	0	0																			
Inning Stats	R: 0 E: 0 K: 1 S: 5	H: 0 LOB: 0 BB: 0 P: 5	R: 0 E: 0 K: 0 S: 3	H: 1 LOB: 0 BB: 0 P: 3	R: 0 E: 0 K: 1 S: 5	H: 0 LOB: 0 BB: 0 P: 5	R: 0 E: 0 K: 1 S: 6	H: 1 LOB: 1 BB: 0 P: 6	R: 2 E: 0 K: 0 S: 6	H: 3 LOB: 1 BB: 0 P: 6	R: 4 E: 0 K: 0 S: 6	H: 3 LOB: 2 BB: 2 P: 14	R: 5 E: 0 K: 0 S: 7	H: 4 LOB: 0 BB: 1 P: 11	R: 0 E: 0 K: 0 S: 4	H: 1 LOB: 1 BB: 0 P: 4		1B: 7 2B: 4 3B: 1 HR: 2	SF: 0 SAC: 0 DP: 1 HBP: 0	WP: 1 PB: 1 SB: 0 CS: 0	PA: 39														
PITCHER	IP WLS BF H R ER SO BB IBB HBP BLK WP HR S P ERA WHIP	IP WLS BF H R ER SO BB IBB HBP BLK WP HR S P ERA WHIP																																	
Moe Drabowsky, R ERA: 4.14	(1, 1)	5.1		22	6	4	4	3	1	0	0	0	0	0	27	31	6.75	1.312																	
Don Elston, R ERA: 3.29	(6, 1)	0.0	L	3	2	2	2	0	1	0	0	0	0	0	2	6	∞	∞																	
Dave Hillman, R ERA: 3.56	(6, 1)	1.0		6	2	3	3	0	1	0	0	0	0	0	5	9	27.00	3.000																	
Art Ceccarelli, L ERA: 4.76	(7, 1)	0.2		4	2	2	2	0	0	0	0	0	1	2	4	4	27.00	3.000																	
Ed Donnelly, R ERA: 3.14	(8, 1)	1.0		4	1	0	0	0	0	0	0	0	0	0	4	4	0.00	1.000																	

AB 36
R 11
H 13
RBI 10
BB 3
SO 3
LOB 12



Batter	1	2	3	4	5	6	7	8	9	AB	R	H	RBI	BB	SO	LOB	TOP				
Tony Taylor, R OBP: 0.328, SLG: 0.390 (1, 4)	0-3 K	0-0 HR 1B		0-0 HR	0-3 K		0-0 5-3	0-0 F8		6	2	2	2	0	2	3					
George Altman, L OBP: 0.314, SLG: 0.376 (1, 8)	0-0 G3	0-0 HR		0-3 K	0-0 1-3		0-0 HR	0-3 K		6	2	2	4	0	2	3					
Jim Marshall, L OBP: 0.325, SLG: 0.401 Lee Walls, R OBP: 0.338, SLG: 0.388 (9, PH) (9, 9)	0-0 F8	0-0 F5		0-0 WP 14 1B BB	0-0 14 BB 1B		0-3 K		0-3 K	5	1	2	0	0	1	0					
14 Ernie Banks, R OBP: 0.372, SLG: 0.592 (1, 6)		0-0 4-3 3B	0-0 HR	0-0 BB WP FC1-2 1B	1-2 BB		4-0 BB		0-0 BB 1B	4	3	4	1	2	0	0					
Walt Moryn, L OBP: 0.315, SLG: 0.388 Dale Long, L OBP: 0.308, SLG: 0.435 (9, 3)		0-0 4-3	4-0 1-3 BB	4-0 FC1-2 BB 1-2 2-3 IBB	0-3 K		0-0 P6		4-0 1B BB	3	1	0	1	3	1	3					
Bobby Thomson, R OBP: 0.316, SLG: 0.394 (1, 7)	0-0 2B 1B	0-3 K	4-0 BB FC1-2 BB 1-2 2-3 3-H			0-0 6-3		0-0 E5 1B	0-0 FC6-4 1B	5	1	2	2	1	1	1					
Sammy Taylor, L OBP: 0.335, SLG: 0.427 (1, 2)	0-0 1B 2B	0-0 1-3	0-0 FC1-2 BB	0-0 P6	0-0 K		0-0 E 1B	0-3 K		6	1	2	1	0	1	6					
Alvin Dark, R OBP: 0.334, SLG: 0.368 (1, 5)	0-0 1B HR 1B	4-0 1B	4-0 FC4 BB 1-2 2-3 3-H			4-0 E6		0-0 FC6-4		3	1	1	1	3	0	4					
Glen Hobbie, R OBP: 0.139, SLG: 0.130 (1, 1)	0-3 K	0-3 K	0-0 FC4	0-0 L9			0-3 K			5	0	0	0	0	3	11					
Inning Stats	R: 0 E: 0 K: 1 S: 5	H: 0 LOB: 0 BB: 0 P: 5	R: 6 E: 0 K: 1 S: 11	H: 6 LOB: 0 BB: 0 P: 11	R: 1 E: 0 K: 2 S: 8	H: 1 LOB: 2 BB: 2 P: 16	R: 3 E: 0 K: 1 S: 8	H: 3 LOB: 3 BB: 3 P: 20	R: 0 E: 0 K: 2 S: 8	H: 1 LOB: 2 BB: 1 P: 12	R: 1 E: 0 K: 1 S: 6	H: 1 LOB: 1 BB: 1 P: 10	R: 0 E: 2 K: 2 S: 10	H: 3 LOB: 3 BB: 0 P: 10	R: 1 E: 0 K: 2 S: 9	H: 2 LOB: 2 BB: 1 P: 13	1B: 9 2B: 1 3B: 1 HR: 4	SF: 0 SAC: 0 DP: 0 HBP: 0	WP: 1 PB: 0 SB: 0 CS: 0	PA: 53	
PITCHER	IP	WLS	BF	H	R	ER	SO	BB	IBB	HBP	BLK	WP	HR	S	P	ERA	WHIP				
Tom Hughes, R ERA: 15.75 (1, 1)	1.1	L	8	4	4	4	1	0	0	0	0	0	0	10	10	27.00	3.000				
Ernie Broglio, R ERA: 4.71 (2, 1)	2.0		14	6	6	6	4	1	1	0	0	0	3	20	28	27.00	3.500				
Bob Duliba, R ERA: 2.66 (4, 1)	3.2		19	2	1	1	3	5	1	0	0	1	1	19	43	2.46	1.909				
Dean Stone, L ERA: 4.2 (8, 1)	2.0		12	3	1	1	4	1	0	0	0	0	0	19	23	4.50	2.000				

Chicago Cubs @ St. Louis Cardinals
Sportsman's Park, St. Louis, MO
Mon Sep 21 1959, 8:05 PM EDT
Att: 4,083 - Unknown

AB 44
R 12
H 15
RBI 12
BB 9
SO 12
LOB 31



Batter	1	2	3	4	5	6	7	8	9	AB	R	H	RBI	BB	SO	LOB	BOTTOM				
Don Blasingame, L OBP: 0.361, SLG: 0.358 (1, 4)	0-0 2B 1B		0-0 4-3		0-0 6-3		0-0 F7		4-0 BB	4	1	1	0	1	0	1					
Joe Cunningham, L OBP: 0.495, SLG: 0.485 (1, 9) (9, 3)	0-0 3-1 2B		4-0 BB		4-0 WP BB			0-0 2B 5-3 1B	0-0 1-3	3	1	2	1	2	0	1					
Bill White, L OBP: 0.343, SLG: 0.470 Gino Cimoli, R OBP: 0.327, SLG: 0.431 (1, 7) (2, 7)	0-0 3-1		0-0 4-3		0-0 F8			0-0 2B	1-3 2B	1	0	0	0	0	0	1					
Ken Boyer, R OBP: 0.388, SLG: 0.518 (1, 5)	0-0 E6 G4-6-3			0-0 F9 2B 2B		0-0 P4		0-0 5-3		4	1	1	1	0	0	2					
Stan Musial, L OBP: 0.363, SLG: 0.424 Duke Carmel, L OBP: 0.174, SLG: 0.182 (1, 3) (9, 9)	0-0 G4-6-3			0-0 F9		0-0 F8		4-0 BB		3	0	0	0	1	0	3					
Curt Flood, R OBP: 0.313, SLG: 0.424 (1, 8)		0-0 5-3		0-0 P3		0-0 6-3		0-0 F3		4	0	0	0	0	0	3					
Hal Smith, R OBP: 0.299, SLG: 0.403 Gene Oliver, R OBP: 0.262, SLG: 0.384 (1, 2) (5, 2)		0-3 K		0-0 2B			0-3 K	0-0 F7		2	0	1	1	0	1	0					
Alex Grammas, R OBP: 0.330, SLG: 0.335 (1, 6)		0-0 3-1		0-0 6-3			0-0 6-3		0-0 E5 G4-6-3	4	0	0	0	0	0	1					
Tom Hughes, L Ernie Broglio, R Bob Duliba, R Wally Shannon, L Dean Stone, L George Crowe, L (1, 1) (2, 1) (4, 1) (7, PH) (8, 1) (9, PH)			0-3 K		0-3 K			0-0 1B	0-0 G4-6-3	0	0	0	0	0	0	0					
Inning Stats	R: 1 E: 1 K: 0 S: 5	H: 2 LOB: 1 BB: 0 P: 5	R: 0 E: 0 K: 1 S: 5	H: 0 LOB: 0 BB: 0 P: 5	R: 0 E: 0 K: 1 S: 5	H: 0 LOB: 1 BB: 0 P: 9	R: 1 E: 0 K: 0 S: 5	H: 2 LOB: 1 BB: 0 P: 5	R: 0 E: 0 K: 1 S: 3	H: 1 LOB: 0 BB: 0 P: 3	R: 0 E: 0 K: 1 S: 6	H: 1 LOB: 1 BB: 0 P: 6	R: 1 E: 0 K: 0 S: 5	H: 2 LOB: 2 BB: 1 P: 9	R: 0 E: 1 K: 0 S: 3	H: 0 LOB: 1 BB: 1 P: 7	1B: 3 2B: 4 3B: 0 HR: 0	SF: 0 SAC: 0 DP: 2 HBP: 0	WP: 1 PB: 0 SB: 0 CS: 0	PA: 38	
PITCHER	IP	WLS	BF	H	R	ER	SO	BB	IBB	HBP	BLK	WP	HR	S	P	ERA	WHIP				
Glen Hobbie, R ERA: 3.71 (1, 1)	9.0	W	38	7	3	3	4	4	0	0	0	1	0	42	58	3.00	1.222				

Chicago Cubs @ St. Louis Cardinals
Sportsman's Park, St. Louis, MO
Mon Sep 21 1959, 8:05 PM EDT
Att: 4,083 - Unknown


AB 34
R 3
H 7
RBI 3
BB 4
SO 4
LOB 17



Batter	1	2	3	4	5	6	7	8	9	10	AB	R	H	RBI	BB	SO	LOB	TOP						
Jose Pagan, R OBP: 0.229, SLG: 0.212 (1.5)											5	1	2	0	1	1	2							
Felipe Alou, R OBP: 0.322, SLG: 0.471 (1.9)											4	2	2	1	0	0	3							
Willie Mays, R OBP: 0.376, SLG: 0.572 (1.8)											5	2	3	2	0	0	1							
Willie McCovey, L OBP: 0.435, SLG: 0.661 (1.3)											5	1	2	2	0	0	1							
Orlando Cepeda, R OBP: 0.353, SLG: 0.522 (1.7)											4	1	1	2	1	1	1							
Daryl Spencer, R OBP: 0.331, SLG: 0.370 (1.4)											5	0	1	0	0	1	1							
Hobie Landrith, L OBP: 0.346, SLG: 0.335 (1.2)											3	0	1	0	0	0	1							
Bob Schmidt, R OBP: 0.280, SLG: 0.366 (8.2)											2	0	0	0	0	1	1							
Eddie Bressoud, R OBP: 0.313, SLG: 0.407 (1.6)											5	1	3	0	0	0	1							
Johnny Antonelli, L ERA: 3.1 (1.1)											1	0	0	0	0	0	2							
Inning Stats	R: 3 E: 0 K: 1 S: 8	H: 3 LOB: 0 BB: 0 P: 8	R: 0 E: 0 K: 0 S: 5	H: 3 LOB: 3 BB: 0 P: 5	R: 0 E: 0 K: 0 S: 3	H: 0 LOB: 0 BB: 0 P: 3	R: 0 E: 0 K: 0 S: 4	H: 1 LOB: 1 BB: 0 P: 4	R: 1 E: 0 K: 1 S: 7	H: 2 LOB: 1 BB: 0 P: 7	R: 0 E: 0 K: 0 S: 4	H: 1 LOB: 1 BB: 0 P: 4	R: 2 E: 0 K: 1 S: 7	H: 3 LOB: 0 BB: 0 P: 7	R: 1 E: 0 K: 0 S: 7	H: 2 LOB: 2 BB: 1 P: 11	R: 1 E: 0 K: 0 S: 4	H: 1 LOB: 1 BB: 1 P: 8	R: 0 E: 0 K: 0 S: 3	H: 0 LOB: 0 BB: 0 P: 3	1B: 8 2B: 4 3B: 1 HR: 3	SF: 1 SAC: 0 DP: 0 HBP: 0	WP: 0 PB: 0 SB: 0 CS: 0	PA: 46
PITCHER	IP WLS BF H R ER SO BB IBB HBP BLK WP HR S P ERA WHIP	6.1 12 30 6 2 6 2 0 0 0 1 0 2 13 34 8.53 1.895	2.0 4 11 2 2 2 2 0 0 0 0 1 13 21 9.00 3.000	1.2 0 5 0 0 0 0 0 0 0 0 0 5 5 0.00 0.000	PITCHER										IP WLS BF H R ER SO BB IBB HBP BLK WP HR S P ERA WHIP	6.1 12 30 6 2 6 2 0 0 0 1 0 2 13 34 8.53 1.895								

San Francisco Giants @ Chicago Cubs
Wrigley Field, Chicago, IL
Wed Sep 23 1959, 3:33 AM CDT
Att: 4,940 - Unknown


AB	43
R	8
H	16
RBI	8
BB	2
SO	4
LOB	16



Batter	1	2	3	4	5	6	7	8	9	10	AB	R	H	RBI	BB	SO	LOB	BOTTOM					
Tony Taylor, R OBP: 0.330, SLG: 0.390 (1.4)											5	1	2	1	1	0	1						
George Altman, L OBP: 0.317, SLG: 0.393 (1.8)											6	1	2	1	0	1	3						
Lee Walls, R OBP: 0.343, SLG: 0.397 (1.9)											4	2	1	2	2	1	2						
14 Ernie Banks, R OBP: 0.374, SLG: 0.596 (1.6)											6	2	3	2	0	0	3						
Bobby Thomson, R OBP: 0.317, SLG: 0.395 (1.7)											5	0	3	1	0	0	0						
Art Schult, R OBP: 0.303, SLG: 0.366 (1.3)											1	0	1	0	0	0	0						
Jim Marshall, L OBP: 0.328, SLG: 0.413 (4.3)											3	0	1	1	0	0	3						
Cal Neeman, R OBP: 0.236, SLG: 0.277 (8.2)											2	1	1	1	0	0	2						
Earl Averill, R OBP: 0.303, SLG: 0.445 (1.2)											1	0	0	0	0	0	1						
Sammy Taylor, L OBP: 0.334, SLG: 0.421 (4.2)											1	1	0	0	2	0	0						
Randy Jackson, R OBP: 0.326, SLG: 0.358 (8.2)											1	0	0	0	0	0	2						
Dale Long, L OBP: 0.308, SLG: 0.435 (9.3)											0	0	0	0	0	0	0						
Alvin Dark, R OBP: 0.336, SLG: 0.373 (1.5)											3	0	0	0	2	0	5						
Bob Anderson, R OBP: 0.120, SLG: 0.089 (1.1)											2	1	0	0	1	1	2						
Bill Henry, L OBP: 0.226, SLG: 0.200 (7.1)											1	0	0	0	0	0	1						
Don Elston, R OBP: 0.200, SLG: 0.200 (9.1)											0	0	0	0	0	0	0						
Inning Stats	R: 2 E: 0 K: 0 S: 4	H: 1 LOB: 0 BB: 1 P: 8	R: 0 E: 0 K: 1 S: 6	H: 1 LOB: 1 BB: 0 P: 6	R: 2 E: 0 K: 0 S: 7	H: 4 LOB: 3 BB: 1 P: 11	R: 2 E: 0 K: 0 S: 5	H: 2 LOB: 2 BB: 2 P: 13	R: 1 E: 0 K: 0 S: 4	H: 1 LOB: 1 BB: 1 P: 8	R: 0 E: 0 K: 0 S: 3	H: 0 LOB: 1 BB: 1 P: 7	R: 1 E: 0 K: 0 S: 6	H: 3 LOB: 2 BB: 0 P: 6	R: 0 E: 0 K: 2 S: 7	H: 0 LOB: 2 BB: 2 P: 15	R: 1 E: 0 K: 0 S: 3	H: 1 LOB: 0 BB: 0 P: 3	1B: 8 2B: 2 3B: 0 HR: 4	SF: 1 SAC: 1 DP: 0 HBP: 0	WP: 1 PB: 0 SB: 0 CS: 0	PA: 51	
PITCHER	IP WLS BF H R ER SO BB IBB HBP BLK WP HR S P ERA WHIP	2.2 0.1 0.0 2.0 2.0	4.0 3.1 4.2 1.1 0.0	4.0 0.0 0.0 0.0 0.0	1.0 0.0 0.0 0.0 0.0	2.0 0.0 0.0 0.0 0.0	2.0 0.0 0.0 0.0 0.0	15.0 6.00 2.250	2.0 0.2 0.0	11.0 3.1 1.1	1.0 1.0 1.0	0.0 0.0 0.0	2.0 0.0 0.0	0.0 0.0 0.0	0.0 0.0 0.0	0.0 0.0 0.0	1.0 1.0 3.0	13.50 4.50 1.500	21.0 2.0 3.0	1.0 0.0 0.0	0.0 0.0 0.0	0.0 0.0 0.0	51.0

San Francisco Giants @ Chicago Cubs
Wrigley Field, Chicago, IL
Wed Sep 23 1959, 3:33 AM CDT
Att: 4,940 - Unknown

AB	41
R	9
H	14
RBI	9
BB	8
SO	3
LOB	25



Batter	1	2	3	4	5	6	7	8	9	10	11	AB	R	H	RBI	BB	SO	LOB	TOP					
Jim Gilliam, S OBP: 0.391, SLG: 0.350 (1, 5)	F6		F3		F9		SH5-4			F8	L9	5	0	0	0	0	0	2						
Charlie Neal, R OBP: 0.337, SLG: 0.451 (1, 4)	F3		BB			6-3	K			F5		4	0	0	0	1	1	2						
Wally Moon, L OBP: 0.393, SLG: 0.496 (8, 7)	HR		F8			K	3-1			2B		5	1	2	1	0	1	3						
Duke Snider, L OBP: 0.401, SLG: 0.541 Don Demeter, R OBP: 0.255, SLG: 0.441 (8, PH) (8, 8)	FC6 BB			K		2B BB			1B	F8		1	1	0	0	2	1	0						
Norm Larker, L OBP: 0.332, SLG: 0.411 Frank Howard, R OBP: 0.217, SLG: 0.381 Ron Fairly, L OBP: 0.328, SLG: 0.350 (1, 7) (8, PH) (8, 9)	FC6			F4		2B BB			6-3	F8		2	1	0	0	1	0	1						
Gil Hodges, R OBP: 0.358, SLG: 0.523 (1, 3)		6-3		K				F8			HR	5	1	2	3	0	1	0						
John Roseboro, L OBP: 0.327, SLG: 0.371 Chuck Essegian, R OBP: 0.299, SLG: 0.400 Joe Pignatano, R OBP: 0.338, SLG: 0.297 (1, 2) (9, PH) (9, 2)	F5				4-3 S BB	F9			K	F4		2	1	0	0	1	0	1						
Maury Wills, S OBP: 0.307, SLG: 0.307 (1, 6)	6-3									1B		5	0	2	0	0	1	1						
Don Drysdale, R OBP: 0.130, SLG: 0.133 Danny McDevitt, L OBP: 0.233, SLG: 0.433 (1, 1) (7, 1) (10, 1)			K		SF8		SH5-4 1B		6-3		1B	2	0	1	1	0	1	0						
Inning Stats	R: 1 E: 0 K: 0 S: 12	H: 1 LOB: 1 BB: 1 P: 22	R: 0 E: 0 K: 0 S: 6	H: 0 LOB: 0 BB: 0 P: 9	R: 0 E: 0 K: 1 S: 7	H: 0 LOB: 1 BB: 1 P: 13	R: 0 E: 0 K: 2 S: 8	H: 0 LOB: 0 BB: 0 P: 10	R: 1 E: 0 K: 0 S: 9	H: 0 LOB: 0 BB: 1 P: 17	R: 2 E: 0 K: 1 S: 11	H: 1 LOB: 1 BB: 0 P: 25	R: 0 E: 0 K: 1 S: 10	H: 2 LOB: 2 BB: 0 P: 15	R: 0 E: 0 K: 2 S: 9	H: 0 LOB: 0 BB: 0 P: 13	R: 0 E: 0 K: 0 S: 8	H: 1 LOB: 1 BB: 0 P: 11	R: 1 E: 0 K: 0 S: 16	H: 3 LOB: 2 BB: 0 P: 25	1B: 5 2B: 2 3B: 0 HR: 2	SF: 1 SAC: 1 DP: 0 HBP: 0	WP: 0 PB: 0 SB: 2 CS: 0	PA: 46
PITCHER	IP WLS BF H R ER SO ERA WHIP	IP WLS BF H R ER SO ERA WHIP																						
Glen Hobbie, R ERA: 3.76 (1, 1)	7.0	4.0	L	16	5	1	1	2	0	0	0	0	0	0	0	0	0	0	0	1	38	57	2.25	1.250

Los Angeles Dodgers @ Chicago Cubs
Wrigley Field, Chicago, IL
Fri Sep 25 1959, 3:33 AM CDT
Att. 7,195 - Unknown

livebaseballscores.com

AB 39
R 5
H 9
RBI 5
BB 5
SO 7
LOB 11



Batter	1	2	3	4	5	6	7	8	9	10	11	AB	R	H	RBI	BB	SO	LOB	BOTTOM					
Tony Taylor, R OBP: 0.329, SLG: 0.390 (1, 4)	14 1B 2B		F9		L7		FC6-4-5			K		5	1	1	0	0	1	4						
George Altman, L OBP: 0.316, SLG: 0.391 (1, 8)	K		K				F9			E3 1B		5	0	1	1	0	2	2						
Jim Marshall, L OBP: 0.325, SLG: 0.409 Art Schult, R OBP: 0.306, SLG: 0.368 (1, 3) (8, PH) (9, 3)	F8		F5		4-3				5-3		1B	3	0	0	0	0	0	3						
14 Ernie Banks, R OBP: 0.374, SLG: 0.599 (1, 6)	BB 1B			F6		6-3				HR		5	1	2	2	0	1	2						
Walt Moryn, L OBP: 0.314, SLG: 0.383 (1, 7)	BB			4-3		4-3		1-3		3-1		4	0	0	0	1	0	2						
Irv Noren, L OBP: 0.375, SLG: 0.456 Lee Walls, R OBP: 0.343, SLG: 0.395 (1, 9) (8, PH) (9, 9)	L6			4-3		L3		1-3			SH1-4 BB	3	0	0	0	0	0	2						
Sammy Taylor, L OBP: 0.337, SLG: 0.431 Cal Neeman, R OBP: 0.234, SLG: 0.275 (1, 2) (9, PH) (10, 2)		6-3			FC3-5 BB 1B		HR		4-3		SH1-4	3	1	2	1	0	0	0						
Alvin Dark, R OBP: 0.336, SLG: 0.372 (1, 5)	K				FC3-5 BB 1B		FC3-5 SH 1B		1-3		P3	4	1	1	0	1	1	1						
Glen Hobbie, R ERA: 3.41 Don Drysdale, R ERA: 3.95 Lary Sherry, R ERA: 2.39 (1, 1) (7, PH) (10, 1)	F7				FC3-5 1B		SH		K		K	2	0	0	0	0	0	2						
Inning Stats	R: 1 E: 0 K: 1 S: 13	H: 2 LOB: 2 BB: 1 P: 21	R: 0 E: 0 K: 1 S: 8	H: 0 LOB: 0 BB: 0 P: 11	R: 0 E: 0 K: 1 S: 7	H: 0 LOB: 0 BB: 0 P: 13	R: 0 E: 0 K: 0 S: 7	H: 0 LOB: 0 BB: 0 P: 11	R: 1 E: 0 K: 0 S: 10	H: 2 LOB: 1 BB: 0 P: 16	R: 0 E: 0 K: 0 S: 7	H: 0 LOB: 0 BB: 0 P: 10	R: 1 E: 1 K: 0 S: 8	H: 2 LOB: 1 BB: 0 P: 11	R: 0 E: 0 K: 0 S: 8	H: 0 LOB: 0 BB: 0 P: 11	R: 0 E: 1 K: 2 S: 12	H: 1 LOB: 2 BB: 0 P: 18	R: 0 E: 0 K: 1 S: 10	H: 0 LOB: 1 BB: 1 P: 18	1B: 5 2B: 1 3B: 0 HR: 2	SF: 0 SAC: 2 DP: 1 HBP: 0	WP: 0 PB: 0 SB: 0 CS: 0	PA: 45
PITCHER	IP WLS BF H R ER SO ERA WHIP	IP WLS BF H R ER SO ERA WHIP																						
Don Drysdale, R ERA: 3.41 (1, 1)	6.0	3.1	13	2	1	1	2	0	0	0	0	0	0	0	0	0	0	0	0	1	25	34	2.70	0.600
Danny McDevitt, L ERA: 3.95 (7, 1)	3.1	13	2	1	1	2	0	0	0	0	0	0	0	0	0	0	0	0	0	1	25	34	2.70	0.600
Lary Sherry, R ERA: 2.39 (10, 1)	1.2	W	6	0	0	0	2	1	0	0	0	0	0	0	0	0	0	0	0	0	15	26	0.00	0.600

Los Angeles Dodgers @ Chicago Cubs
Wrigley Field, Chicago, IL
Fri Sep 25 1959, 3:33 AM CDT
Att. 7,195 - Unknown

livebaseballscores.com

AB 40
R 4
H 8
RBI 4
BB 3
SO 7
LOB 19



Batter	1	2	3	4	5	6	7	8	9	AB	R	H	RBI	BB	SO	LOB	TOP				
Jim Gilliam, S OBP: 0.392, SLG: 0.353	4-3			F4		F8 1B 2B		2B 1B		4	1	2	1	0	0	0	Los Angeles Dodgers @ Chicago Cubs Wrigley Field, Chicago, IL Sat Sep 26 1959, 3:33 AM CDT Att: 9,348 - Unknown				
Charlie Neal, R OBP: 0.335, SLG: 0.448	F2			K		F8		F4		4	0	0	0	0	1	2					
Wally Moon, L OBP: 0.395, SLG: 0.500	G3			BB 1B		G6-4-3 1B		2B		4	0	3	1	0	0	0					
Duke Snider, L OBP: 0.403, SLG: 0.541 Don Demeter, R OBP: 0.294, SLG: 0.440		G4-6-3 1B		BB		G6-4-3 1-2		4-3		2	0	1	0	1	0	1					
Norm Larker, L OBP: 0.334, SLG: 0.412	G4-6-3 1-2			BB		K		1B		4	0	2	0	0	1	3					
Gil Hodges, R OBP: 0.363, SLG: 0.517	K					6-3		F8		4	0	0	0	0	2	2					
John Roseboro, L OBP: 0.326, SLG: 0.368			G6-4-3 BB			F8		K		3	0	0	0	1	1	2					
Maury Wills, S OBP: 0.302, SLG: 0.301			G6-4-3 1-2			K		FC4-6		4	0	0	0	0	1	3					
Johnny Podres, L OBP: 0.316, SLG: 0.266 Chuck Chum, R OBP: 0.187, SLG: 0.333 Clem Labine, R OBP: 0.277, SLG: 0.206 Bill Harris, L OBP: 0.227, SLG: 0.206 Sandy Amoros, L OBP: 0.227, SLG: 0.206 Stan Williams, R OBP: 0.227, SLG: 0.206 Ron Fairly, L OBP: 0.227, SLG: 0.206 Johnny Klippstein, R OBP: 0.227, SLG: 0.206			F3			2B 1B		K		1	0	0	0	0	0	0					
Inning Stats	R: 0 E: 0 K: 0 S: 11	H: 0 LOB: 0 BB: 0 P: 17	R: 0 E: 0 K: 1 S: 6	H: 1 LOB: 0 BB: 0 P: 9	R: 0 E: 0 K: 0 S: 4	H: 0 LOB: 0 BB: 1 P: 9	R: 0 E: 0 K: 2 S: 13	H: 1 LOB: 2 BB: 1 P: 22	R: 0 E: 0 K: 1 S: 8	H: 0 LOB: 0 BB: 0 P: 12	R: 2 E: 0 K: 0 S: 12	H: 3 LOB: 0 BB: 0 P: 18	R: 0 E: 0 K: 2 S: 12	H: 1 LOB: 1 BB: 0 P: 16	R: 0 E: 0 K: 1 S: 11	H: 2 LOB: 2 BB: 0 P: 16		R: 0 E: 0 K: 0 S: 7	H: 1 LOB: 1 BB: 0 P: 7	1B: 7 2B: 2 3B: 0 HR: 0	SF: 0 SAC: 0 DP: 3 HBP: 0
PITCHER Dave Hillman, R ERA: 3.53	IP: 9.0 WLS: W BF: 35 H: 9 R: 2 ER: 2 SO: 7	BB: 2 IBB: 0 HBP: 0 BLK: 0	WP: 0 HR: 0 S: 84 P: 126	ERA: 2.00 WHIP: 1.222																	

Batter	1	2	3	4	5	6	7	8	9	AB	R	H	RBI	BB	SO	LOB	BOTTOM		
Tony Taylor, R OBP: 0.332, SLG: 0.392	CS 1B			BB				L8		5	0	3	2	1	1	3	Los Angeles Dodgers @ Chicago Cubs Wrigley Field, Chicago, IL Sat Sep 26 1959, 3:33 AM CDT Att: 9,348 - Unknown		
George Altman, L OBP: 0.313, SLG: 0.387	F6			4-3			SH5-4 1B		4	0	0	0	0	1	6				
Lee Walls, R OBP: 0.342, SLG: 0.393	K		14 HBP 1B	L7	6-3		P1		5	1	1	0	0	1	2				
14 Ernie Banks, R OBP: 0.374, SLG: 0.597		L7	1B 1B HBP	1B 1B	1-3		F4		4	2	1	0	0	0	1				
Bobby Thomson, R OBP: 0.323, SLG: 0.400	1B HR	1B BB 1B	1B BB 1B	1B FC3-6	F6		1B SH1		5	3	4	1	0	0	0				
Art Schult, R OBP: 0.320, SLG: 0.381	HR	1B	BB BB	FC3-6 BB	1B	4-3	SH1		4	3	3	2	0	0	0				
Alvin Dark, R OBP: 0.341, SLG: 0.385	HR	HR	1B BB	FC3-6 IBB		3B	L9		3	2	2	3	2	0	1				
Cal Neeman, R OBP: 0.241, SLG: 0.267	F5		1B BB	FC3-6 DI		K	1B BB		3	1	0	2	2	1	3				
Dave Hillman, R OBP: 0.239, SLG: 0.150	K		1B BB	BB		K	1B		4	0	2	2	1	2	1				
Inning Stats	R: 0 E: 0 K: 1 S: 11	H: 1 LOB: 0 BB: 0 P: 15	R: 3 E: 0 K: 1 S: 13	H: 3 LOB: 0 BB: 0 P: 19	R: 6 E: 0 K: 2 S: 24	H: 5 LOB: 2 BB: 2 P: 43	R: 3 E: 0 K: 0 S: 21	H: 3 LOB: 3 BB: 3 P: 37	R: 0 E: 0 K: 0 S: 8	H: 0 LOB: 0 BB: 0 P: 13	R: 0 E: 0 K: 2 S: 10	H: 1 LOB: 1 BB: 0 P: 16	R: 0 E: 0 K: 0 S: 10	H: 1 LOB: 1 BB: 0 P: 17	R: 0 E: 0 K: 0 S: 9	H: 2 LOB: 3 BB: 1 P: 16		1B: 14 2B: 0 3B: 1 HR: 1	SF: 0 SAC: 2 DP: 0 HBP: 1
PITCHER Johnny Podres, L ERA: 4.16 Chuck Chum, R ERA: 4.91 Clem Labine, R ERA: 3.95 Bill Harris, R ERA: Stan Williams, R ERA: 4.07	IP: 2.2 WLS: L BF: 14 H: 6 R: 6 ER: 6 SO: 4	BB: 6 IBB: 0 HBP: 0 BLK: 0	WP: 0 HR: 1 S: 38 P: 55	ERA: 20.25 WHIP: 2.250															
PITCHER Johnny Klippstein, R ERA: 5.91	IP: 1.0 WLS: BF: 6 H: 2 R: 0 ER: 0 SO: 0	BB: 1 IBB: 0 HBP: 0 BLK: 0	WP: 0 HR: 0 S: 9 P: 16	ERA: 0.00 WHIP: 3.000															

