Chicago Cubs - 1960

Batter	1	2	3	4	5	6	7	8	9	10	11	AB	R	H	RBI	BB	SO	LOB
Richie Ashburn, L (1, 8) OBP: 0.600, SLG: 0.600	E6 G1-6-3		2B 1B		1-3 FC1-5 1B		1-3			FC3-6 1B		5	0	3	0	0	0	0
Tony Taylor, R (1, 4) OBP: 0.200, SLG: 0.400	G1-6-3		2B		FC1-5		F9			FC3-6		5	0	1	1	0	0	4
Bob Will, L (1, 9)	L5		F5		1-3			K		F7		5	0	0	0	0	1	5
14 Ernie Banks, R (1, 6)		F8	IBB		IBB			L1		K		3	0	0	0	2	1	1
Frank Thomas, R (1, 7)		K	K		FC5			K			K	5	0	0	0	0	4	6
George Altman, L (1, 3)		F8		K		F5			F3		BB	4	0	0	0	1	1	0
Don Zimmer, R (1, 5) OBP: 0.400, SLG: 1.000			HR	F5		K			E5 G3		BB	4	1	1	1	1	1	0
Cal Neeman, R (1, 2) Sammy Taylor, L (9, PH) Del Rice, R (9, 2)			K	K		K			G3		K	3 1 1	0 0 0	0 0 0	0 0 0	0 0 0	3 0 1	0 1 2
Bob Anderson, R (1, 1) OBP: 0.667, SLG: 0.667 Irv Noren, L (9, PH) Don Elston, R (9, 1)			1B WP 2B 1B		FC1-5 1B		K		K		5-6-3	3 1 1	1 0 0	2 0 0	0 0 0	0 1 0	1 1 2	0 1 2
Inning Stats	R: 0 E: 1 K: 0 S: 8 H: 0 LOB: 0 BB: 0 P: 13	R: 0 E: 0 K: 1 S: 6 H: 0 LOB: 0 BB: 0 P: 9	R: 2 E: 0 K: 2 S: 17 H: 4 LOB: 3 BB: 1 P: 28	R: 0 E: 0 K: 2 S: 9 H: 0 LOB: 0 BB: 0 P: 10	R: 0 E: 0 K: 0 S: 9 H: 2 LOB: 3 BB: 1 P: 15	R: 0 E: 0 K: 2 S: 8 H: 0 LOB: 0 BB: 0 P: 14	R: 0 E: 0 K: 1 S: 11 H: 0 LOB: 0 BB: 0 P: 14	R: 0 E: 0 K: 2 S: 7 H: 0 LOB: 0 BB: 0 P: 14	R: 0 E: 1 K: 1 S: 10 H: 0 LOB: 1 BB: 0 P: 12	R: 0 E: 0 K: 1 S: 9 H: 1 LOB: 1 BB: 0 P: 11	R: 0 E: 0 K: 2 S: 12 H: 0 LOB: 2 BB: 2 P: 24	1B: 5 2B: 1 3B: 0 HR: 1 SF: 0 SAC: 0 DP: 1 HBP: 0						

PITCHER	IP	WLS	BF	H	R	ER	SO	BB	IBB	HBP	BLK	WP	HR	S	P	ERA	WHIP
Don Drysdale, R (1, 1) ERA: 1.64	11.0	W	45	7	2	2	14	2	2	0	0	1	1	106	164	1.64	0.818

PITCHER	IP	WLS	BF	H	R	ER	SO	BB	IBB	HBP	BLK	WP	HR	S	P	ERA	WHIP

TOP

Chicago Cubs @ Los Angeles Dodgers

Los Angeles Memorial Coliseum, Los Angeles, CA

Tue Apr 12 1960, 9:05 PM EST

Att. 67,550 - Unknown - 55 F

livebaseballscorecards.com

AB	41
R	2
H	7
RBI	2
BB	4
SO	14
LOB	22

1B: 5	SF: 0	WP: 1	PA: 45
2B: 1	SAC: 0	PB: 0	
3B: 0	DP: 1	SB: 0	
HR: 1	HBP: 0	CS: 0	

Batter	1	2	3	4	5	6	7	8	9	10	11	AB	R	H	RBI	BB	SO	LOB
Jim Gilliam, S (1, 5) (4, 4)	4-2 1B BB		3-2 F4		4-0 2B FC5-2-5 BB		0-1 F7		1-0 1-3			3	1	0	0	2	0	2
Charlie Neal, R (1, 4)	0-3 K		1-1 HBP		1-2 FC5-2-5 2B 1-2 2-H		4-0 BB		4-1 BB			1	0	0	0	0	1	1
Bob Lillis, R (3, PR) (4, 5)												1	1	0	0	0	0	2
Norm Larker, L (7, PH) (8, 3)												0	0	0	0	2	0	0
Wally Moon, L (1, 7) OBP: 0.400, SLG: 0.600	1-1 1-3 1B		0-1 4-3		2-2 1-H 2-H 2B		1-1 4-3		2-1 3-1			5	0	2	2	0	0	5
Duke Snider, L (1, 9)	1-3 K			4-2 BB	2-3 K			0-0 F8		0-0 G3		4	0	0	0	1	2	3
Gil Hodges, R (1, 3) (8, 5)	1-3 K			1-3 K		1-3 K		0-0 6-3		2-2 6-3		5	0	0	0	0	3	3
John Roseboro, L (1, 2) OBP: 0.400, SLG: 0.600		0-1 FC1-5-6 2B		1-2 F8		0-0 G3		0-1 1B		0-3 K		5	0	2	0	0	1	1
Don Demeter, R (1, 8)		1-2 FC1-5-6 G6-4-3 2-3		2-3 K		0-1 5-3		1-2 L6			0-3 K	5	0	0	0	0	2	3
Maury Wills, S (1, 6) OBP: 0.400, SLG: 0.500		0-1 G6-4-3 1-2f			4-2 S FC5-2-5 BB		0-0 6-3		1-2 2B		2-2 4-3	4	0	1	0	1	0	1
Don Drysdale, R (1, 1) OBP: 0.250, SLG: 0.750			2-3 K		3-3 K 1-2		1-1 3B		1-3 K		1-0 HR	4	0	1	0	0	3	2
Chuck Essegian, R (11, PH) OBP: 1.000, SLG: 4.000												1	1	1	1	0	0	0
Inning Stats	R: 0 H: 1 E: 0 LOB: 2 K: 3 BB: 1 S: 15 P: 22	R: 0 H: 1 E: 0 LOB: 0 K: 0 BB: 0 S: 7 P: 8	R: 0 H: 0 E: 0 LOB: 1 K: 1 BB: 0 S: 9 P: 15	R: 0 H: 0 E: 0 LOB: 1 K: 2 BB: 1 S: 13 P: 21	R: 2 H: 1 E: 0 LOB: 1 K: 2 BB: 2 S: 16 P: 32	R: 0 H: 0 E: 0 LOB: 0 K: 1 BB: 0 S: 6 P: 7	R: 0 H: 1 E: 0 LOB: 2 K: 0 BB: 1 S: 7 P: 13	R: 0 H: 1 E: 0 LOB: 1 K: 0 BB: 0 S: 7 P: 8	R: 0 H: 1 E: 0 LOB: 2 K: 1 BB: 1 S: 10 P: 19	R: 0 H: 0 E: 0 LOB: 0 K: 1 BB: 0 S: 8 P: 10	R: 1 H: 1 E: 0 LOB: 0 K: 1 BB: 0 S: 8 P: 11	1B: 2 SF: 0 2B: 3 SAC: 0 3B: 1 DP: 1 HR: 1 HBP: 1	WP: 0 PA: 45 PB: 0 SB: 1 CS: 0						

PITCHER	IP	WLS	BF	H	R	ER	SO	BB	IBB	HBP	BLK	WP	HR	S	P	ERA	WHIP
Bob Anderson, R (1, 1) ERA: 2.25	8.0		34	5	2	2	9	5	0	1	0	0	0	80	126	2.25	1.250
Don Elston, R (9, 1) ERA: 3.38	2.2	L	11	2	1	1	3	1	0	0	0	0	1	26	40	3.38	1.125

PITCHER	IP	WLS	BF	H	R	ER	SO	BB	IBB	HBP	BLK	WP	HR	S	P	ERA	WHIP

BOTTOM

Chicago Cubs @ Los Angeles Dodgers

Los Angeles Memorial Coliseum, Los Angeles, CA

Tue Apr 12 1960, 9:05 PM EST

Att. 67,550 - Unknown - 55 F

livebaseballscorecards.com

AB	38
R	3
H	7
RBI	3
BB	6
SO	12
LOB	23

Batter	1	2	3	4	5	6	7	8	9	AB	R	H	RBI	BB	SO	LOB
Richie Ashburn, L (1, 8) OBP: 0.556, SLG: 0.556	C X 0-1 ① 4-3		C C B B F C 2-3 ① K		B X 1-0 ① WP 1-2 1B			C F F B F B X 2-2 ① 1B HR 1B		4	1	2	0	0	1	0
Tony Taylor, R (1, 4) OBP: 0.222, SLG: 0.333	S B X 1-1 ② L4		F X 0-1 ② 4-3		S F F S 0-3 ② K			L X 0-1 ② 1-2 HR 1B		4	1	1	0	0	1	2
Bob Will, L (1, 9) OBP: 0.111, SLG: 0.111	B B B C F F X 3-2 ② WP 14 E 1B		B X 1-0 ③ 4-3		B S B X 2-1 ③ L7 1-2 2-3			X 0-0 ① F5		4	0	1	0	0	0	4
14 Ernie Banks, R (1, 6) OBP: 0.444, SLG: 0.714	S X 0-1 ① E4 WP 1-2			X 0-0 ① HR		X 0-0 ① G4-6-3 1B		S X 0-1 ② F2		4	1	2	1	0	0	3
Frank Thomas, R (1, 7) OBP: 0.222, SLG: 0.500	F B B B B 4-1 ③ 1-2 2-3 BB			B S S S 1-3 ① K		X 0-0 ① F6		B B C S X 2-2 ② 1-H 2-H HR		3	1	1	3	1	1	1
George Altman, L (1, 3) OBP: 0.222, SLG: 0.500	B F B B S S 2-3 ③ K			F B X 1-1 ② F5		C B B C X 2-2 ②③ G4-6-3 1-2f		C B F B S 2-3 ③ K		4	0	0	0	0	2	4
Don Zimmer, R (1, 5) OBP: 0.222, SLG: 0.500		B X 1-0 ① L1		X 0-0 ③ F9			B C F X 1-2 ① 6-3		X 0-0 ① F8	4	0	0	0	0	0	0
Del Rice, R (1, 2) OBP: 0.200, SLG: 0.200		B S F B B X 3-2 ② 1B		C C B B F X 2-2 ① F5			C B S B B F F F X 3-2 ② 5-3		B C X 1-1 ② 6-3	4	0	1	0	0	0	0
Glen Hobbie, R (1, 1) OBP: 0.250, SLG: 0.250		B C F X 1-2 ③ 5-3		X 0-0 WP 1B 1B			S S C 0-3 ③ K		X 0-0 ③ F5	4	0	1	0	0	1	0
Inning Stats	R: 0 H: 1 E: 1 LOB: 3 K: 1 BB: 1 S: 14 P: 24	R: 0 H: 1 E: 0 LOB: 0 K: 0 BB: 0 S: 7 P: 12	R: 0 H: 0 E: 0 LOB: 0 K: 1 BB: 0 S: 7 P: 10	R: 1 H: 1 E: 0 LOB: 0 K: 1 BB: 0 S: 7 P: 9	R: 0 H: 2 E: 0 LOB: 2 K: 1 BB: 0 S: 12 P: 17	R: 0 H: 1 E: 0 LOB: 0 K: 0 BB: 0 S: 5 P: 7	R: 0 H: 0 E: 0 LOB: 0 K: 1 BB: 0 S: 12 P: 16	R: 3 H: 3 E: 0 LOB: 0 K: 1 BB: 0 S: 16 P: 22	R: 0 H: 0 E: 0 LOB: 0 K: 0 BB: 0 S: 4 P: 5	1B: 7 SF: 0 2B: 0 SAC: 0 3B: 0 DP: 1 HR: 2 HBP: 0						WP: 2 PA: 36 PB: 0 SB: 0 CS: 0

PITCHER	IP	WLS	BF	H	R	ER	SO	BB	IBB	HBP	BLK	WP	HR	S	P	ERA	WHIP
Larry Sherry, R (1, 1) ERA: 4.0	9.0	L	36	9	4	4	6	1	0	0	0	2	2	84	122	4.00	1.111

PITCHER	IP	WLS	BF	H	R	ER	SO	BB	IBB	HBP	BLK	WP	HR	S	P	ERA	WHIP

TOP

Chicago Cubs @ Los Angeles Dodgers

Los Angeles Memorial Coliseum, Los Angeles, CA

Wed Apr 13 1960, 9:05 PM EST
Att. 24,475 - Unknown

livebaseballscorecards.com

AB	35
R	4
H	9
RBI	4
BB	1
SO	6
LOB	14

Batter	1	2	3	4	5	6	7	8	9	AB	R	H	RBI	BB	SO	LOB
Jim Gilliam, S (1, 5)	F8		BB		BB		BB		5-3	2	0	0	0	3	0	1
Charlie Neal, R (1, 4) OBP: 0.333, SLG: 0.200	E7		K		F9		1-3			4	0	1	0	0	1	3
Wally Moon, L (1, 7) OBP: 0.444, SLG: 0.556	4-3		1B		4-3			G4-6-3		4	0	2	0	0	0	2
Duke Snider, L (1, 9)	HBP		F6			BB		G4-6-3		2	0	0	0	1	0	3
Gil Hodges, R (1, 3)	1-3		1-3			F9		BB		3	0	0	0	1	0	5
John Roseboro, L (1, 2) OBP: 0.222, SLG: 0.333		F2		F6		F9		L4		4	0	0	0	0	0	2
Don Demeter, R (1, 8) OBP: 0.125, SLG: 0.125		CS 1B		K		K			F7	3	0	1	0	0	2	1
Sandy Amoros, L (9, PH)										1	0	0	0	0	0	0
Maury Wills, S (1, 6) OBP: 0.375, SLG: 0.429		CS		6-3			6-3			3	0	1	0	0	0	0
Norm Larker, L (9, PH)									BB	0	0	0	0	1	0	0
Bob Lillis, R (9, PR)										0	0	0	0	0	0	0
Larry Sherry, R (1, 1)		F8			6-3		1-3		F9	3	0	0	0	0	0	2
Chuck Essegian, R (9, PH) OBP: 0.500, SLG: 2.000										1	0	0	0	0	0	1
Inning Stats	R: 0 E: 1 K: 0 S: 7 H: 1 LOB: 2 BB: 0 P: 12	R: 0 E: 0 K: 0 S: 9 H: 2 LOB: 1 BB: 0 P: 18	R: 0 E: 0 K: 1 S: 11 H: 1 LOB: 2 BB: 1 P: 21	R: 0 E: 0 K: 1 S: 6 H: 0 LOB: 0 BB: 0 P: 12	R: 0 E: 0 K: 0 S: 7 H: 0 LOB: 1 BB: 1 P: 12	R: 0 E: 0 K: 1 S: 13 H: 0 LOB: 1 BB: 1 P: 23	R: 0 E: 0 K: 0 S: 8 H: 0 LOB: 1 BB: 1 P: 16	R: 0 E: 0 K: 0 S: 7 H: 1 LOB: 1 BB: 1 P: 13	R: 0 E: 0 K: 0 S: 12 H: 0 LOB: 1 BB: 1 P: 19	1B: 5 2B: 0 3B: 0 HR: 0	SF: 0 SAC: 0 DP: 1 HBP: 1						

PITCHER		IP	WLS	BF	H	R	ER	SO	BB	IBB	HBP	BLK	WP	HR	S	P	ERA	WHIP
Glen Hobbie, R ERA:	(1, 1)	9.0	W	37	5	0	0	3	6	0	1	0	0	0	80	146	0.00	1.222

PITCHER	IP	WLS	BF	H	R	ER	SO	BB	IBB	HBP	BLK	WP	HR	S	P	ERA	WHIP

BOTTOM

Chicago Cubs @ Los Angeles Dodgers

Los Angeles Memorial Coliseum, Los Angeles, CA

Wed Apr 13 1960, 9:05 PM EST

Att. 24,475 - Unknown

livebaseballscorecards.com

AB	30
R	0
H	5
RBI	0
BB	6
SO	3
LOB	20

1B: 5	SF: 0	WP: 0	PA: 37
2B: 0	SAC: 0	PB: 0	
3B: 0	DP: 1	SB: 0	
HR: 0	HBP: 1	CS: 2	

Chicago Cubs @ San Francisco Giants

Candlestick Park, San Francisco, CA

Thu Apr 14 1960, 9:05 PM EST

Att. 32,350 - Unknown

TOP

livebaseballscorecards.com

Batter	1	2	3	4	5	6	7	8	9	AB	R	H	RBI	BB	SO	LOB
Richie Ashburn, L (1, 8) OBP: 0.500, SLG: 0.538	6-3		F5		2B		BB	K		4	1	1	0	1	1	5
Tony Taylor, R (1, 4) OBP: 0.286, SLG: 0.462	1-3		14 HR 1-2 2-3 BB		1-3		1-H FC7-2 3B		K	4	1	1	1	1	1	2
Bob Will, L (1, 9) OBP: 0.143, SLG: 0.077	F5		K		6-3		FC7-2 3-H		E BB	4	1	0	0	1	1	6
14 Ernie Banks, R (1, 6) OBP: 0.429, SLG: 0.818		F4	1-H 2-H 3-H HR		IBB		F9		F8	4	1	1	4	1	0	1
Frank Thomas, R (1, 7) OBP: 0.357, SLG: 0.615		WP 1B	F7		K			WP 1B	E6 1-H 2B	5	0	3	1	0	1	3
George Altman, L (1, 3) OBP: 0.214, SLG: 0.083		K 1-2		G1-6-3 1B		5-3		K	BB	4	0	1	0	1	2	2
Don Zimmer, R (1, 5) OBP: 0.286, SLG: 0.462		F6		F8		S 1B		WP 1-2 1B	F6	5	0	2	0	0	0	4
Del Rice, R (1, 2) OBP: 0.333, SLG: 0.250			BB SH 14 HR 1B	G1-6-3 1-2f		F6 1-2		1-2 2-3 IBB		3	1	1	0	1	0	2
Seth Morehead, L (1, 1) OBP: 0.333, SLG: 0.333			SH BB 14 HR 1-2		2B 1B	K		K		3	1	1	0	0	2	4
Don Elston, R (8, 1)										0	0	0	0	0	0	0
Art Ceccarelli, R (9, 1)										0	0	0	0	0	0	0
Ben Johnson, R (9, 1)										0	0	0	0	0	0	0

	AB	36
	R	6
	H	11
	RBI	6
	BB	6
	SO	8
	LOB	29

Inning Stats	1	2	3	4	5	6	7	8	9
	R: 0 E: 0 K: 0 S: 3	H: 0 LOB: 0 BB: 0 P: 3	R: 0 E: 0 K: 1 S: 6	H: 1 LOB: 1 BB: 0 P: 6	R: 4 E: 0 K: 1 S: 8	H: 2 LOB: 0 BB: 1 P: 12	R: 0 E: 0 K: 0 S: 3	H: 1 LOB: 0 BB: 0 P: 3	R: 0 E: 0 K: 1 S: 7	H: 2 LOB: 3 BB: 1 P: 11	R: 0 E: 0 K: 1 S: 6	H: 1 LOB: 0 BB: 0 P: 6	R: 1 E: 0 K: 0 S: 3	H: 1 LOB: 0 BB: 1 P: 7	R: 0 E: 0 K: 3 S: 11	H: 2 LOB: 3 BB: 1 P: 15	R: 1 E: 1 K: 1 S: 6	H: 1 LOB: 2 BB: 2 P: 14

1B: 7	SF: 0
2B: 3	SAC: 1
3B: 1	DP: 2
HR: 1	HBP: 0

WP: 2	PA: 43
PB: 0	
SB: 1	
CS: 0	

PITCHER		IP	WLS	BF	H	R	ER	SO	BB	IBB	HBP	BLK	WP	HR	S	P	ERA	WHIP
Jack Sanford, R ERA: 9.0	(1, 1)	4.0		19	6	4	4	2	1	0	0	0	1	1	22	26	9.00	1.750
Stu Miller, R ERA: 3.0	(5, 1)	3.0		12	2	1	1	2	1	1	0	0	0	0	14	22	3.00	1.000
Billy O'Dell, L ERA: 4.5	(8, 1)	2.0	L	12	3	1	1	4	2	1	0	0	1	0	17	29	4.50	2.500

PITCHER		IP	WLS	BF	H	R	ER	SO	BB	IBB	HBP	BLK	WP	HR	S	P	ERA	WHIP

Batter	1	2	3	4	5	6	7	8	9	AB	R	H	RBI	BB	SO	LOB
Don Blasingame, L (1, 4) OBP: 0.143, SLG: 0.214	F5		F9		1-3			HR, 1B, 1B	F9, 2-3	5	1	1	0	0	0	2
Jim Davenport, R (1, 5) OBP: 0.462, SLG: 0.417	1B		F6			6-3		1-2, HR, 1B	FC6-4, 1-2f	5	1	2	0	0	0	2
Willie Mays, R (1, 8) OBP: 0.538, SLG: 0.667	F3		CS, 1B			F6		F3		4	0	1	0	0	0	3
Willie McCovey, L (1, 3) OBP: 0.308, SLG: 0.545	K		CS, 1-2	6-3		BB		1-H, 2-H, HR		3	1	1	3	1	1	1
Orlando Cepeda, R (1, 7) OBP: 0.417, SLG: 0.917		HR		K		1-3		K		4	1	1	1	0	2	1
Willie Kirkland, L (1, 9) OBP: 0.500, SLG: 1.091		K		2B			HR	F6		4	1	2	1	0	1	0
Eddie Bressoud, R (1, 6) OBP: 0.417, SLG: 0.500		1-3		F8			F8		F9, SH2-4, BB	3	0	0	0	1	0	1
Bob Schmidt, R (1, 2) OBP: 0.300, SLG: 0.125 Joey Amalfitano, R (9, PH)		1B			F2		F7		SH2-4, 1-2	3 0	0 0	1 0	0 0	0 0	0 0	0 0
Jack Sanford, R (1, 1) Stu Miller, R (5, 1) Jose Pagan, R (7, PH) Billy O'Dell, S (8, 1) Dale Long, L (9, PH) Felipe Alou, R (9, PR)		F7			F9		K		FC6-4, BB	1 1 1 0 0 0	0 0 0 0 0 0	0 0 0 0 1 0	0 0 0 0 0 0	0 0 0 0 1 0	0 0 1 0 0 0	1 0 0 0 0 0
Inning Stats	R: 0, E: 0, K: 1, S: 6 H: 1, LOB: 1, BB: 0, P: 6	R: 1, E: 0, K: 1, S: 7 H: 2, LOB: 1, BB: 0, P: 7	R: 0, E: 0, K: 0, S: 3 H: 1, LOB: 0, BB: 0, P: 3	R: 0, E: 0, K: 1, S: 6 H: 1, LOB: 1, BB: 0, P: 6	R: 0, E: 0, K: 0, S: 3 H: 0, LOB: 0, BB: 0, P: 3	R: 0, E: 0, K: 0, S: 3 H: 0, LOB: 1, BB: 0, P: 7	R: 1, E: 0, K: 1, S: 6 H: 1, LOB: 0, BB: 0, P: 6	R: 3, E: 0, K: 1, S: 8 H: 3, LOB: 0, BB: 0, P: 8	R: 0, E: 0, K: 0, S: 3 H: 0, LOB: 2, BB: 2, P: 11	1B: 5 2B: 1 3B: 0 HR: 3	SF: 0 SAC: 1 DP: 0 HBP: 0		WP: 0 PB: 0 SB: 0 CS: 1	PA: 39			

PITCHER		IP	WLS	BF	H	R	ER	SO	BB	IBB	HBP	BLK	WP	HR	S	P	ERA	WHIP
Seth Morehead, L ERA: 5.14	(1, 1)	7.0		29	8	4	4	4	1	0	0	0	0	2	36	40	5.14	1.286
Don Elston, R ERA: 4.5	(8, 1)	1.1	W	7	1	1	1	1	2	0	0	0	0	1	7	15	6.75	2.250
Art Ceccarelli, L ERA:	(9, 1)	0.1		1	0	0	0	0	0	0	0	0	0	0	1	1	0.00	0.000
Ben Johnson, R ERA:	(9, 1)	0.1	S	1	0	0	0	0	0	0	0	0	0	0	1	1	0.00	0.000

PITCHER	IP	WLS	BF	H	R	ER	SO	BB	IBB	HBP	BLK	WP	HR	S	P	ERA	WHIP

BOTTOM

Chicago Cubs @ San Francisco Giants

Candlestick Park, San Francisco, CA

Thu Apr 14 1960, 9:05 PM EST

Att. 32,350 - Unknown

livebaseballscorecards.com

AB	34
R	5
H	9
RBI	5
BB	3
SO	5
LOB	11

Batter	1	2	3	4	5	6	7	8	9	AB	R	H	RBI	BB	SO	LOB
Richie Ashburn, L (1, 8) OBP: 0.389, SLG: 0.412	6-3		4-3			F4		F7		4	0	0	0	0	0	1
Tony Taylor, R (1, 4) OBP: 0.222, SLG: 0.353	F9		F8			6-3			6-3	4	0	0	0	0	0	1
Bob Will, L (1, 9) OBP: 0.111, SLG: 0.059	K		F8			4-3			F8	4	0	0	0	0	1	1
14 Ernie Banks, R (1, 6) OBP: 0.333, SLG: 0.600		F7		K			F7		5-3	4	0	0	0	0	1	0
Frank Thomas, R (1, 7) OBP: 0.353, SLG: 0.533		BB, FC3-6		F8			P5			2	0	0	0	1	0	0
George Altman, L (1, 3) OBP: 0.176, SLG: 0.067		FC3-6, WP 1-2f		F7			F9			3	0	0	0	0	0	1
Don Zimmer, R (1, 5) OBP: 0.294, SLG: 0.400		BB 1-2			F4			K		2	0	0	0	1	1	0
Del Rice, R (1, 2) OBP: 0.250, SLG: 0.182		F3			F7			F8		3	0	0	0	0	0	2
Dick Drott, R (1, 1) Irv Noren, L (3, PH) Glen Hobbie, R (3, 1) OBP: 0.200, SLG: 0.200 John Goetz, R (5, 1) Walt Moryn, L (8, PH) OBP: 1.000, SLG: 4.000 Art Ceccarelli, R (8, 1)			BB, 4-3		6-3			HR		0 0 1 0 1 0	0 0 0 0 1 0	0 0 0 0 1 0	0 0 0 0 1 0	0 1 0 0 0 0	0 0 0 0 0 0	0 0 0 0 0 0
Inning Stats	R: 0 E: 0 K: 1 S: 5 H: 0 LOB: 0 BB: 0 P: 5	R: 0 E: 0 K: 0 S: 3 H: 0 LOB: 2 BB: 2 P: 11	R: 0 E: 0 K: 0 S: 3 H: 0 LOB: 1 BB: 1 P: 7	R: 0 E: 0 K: 1 S: 5 H: 0 LOB: 0 BB: 0 P: 5	R: 0 E: 0 K: 0 S: 3 H: 0 LOB: 0 BB: 0 P: 3	R: 0 E: 0 K: 0 S: 3 H: 0 LOB: 0 BB: 0 P: 3	R: 0 E: 0 K: 0 S: 3 H: 0 LOB: 0 BB: 0 P: 3	R: 1 E: 0 K: 1 S: 6 H: 1 LOB: 0 BB: 0 P: 6	R: 0 E: 0 K: 0 S: 3 H: 0 LOB: 0 BB: 0 P: 3	1B: 0 2B: 0 3B: 0 HR: 1 SF: 0 SAC: 0 DP: 0 HBP: 0						

PITCHER		IP	WLS	BF	H	R	ER	SO	BB	IBB	HBP	BLK	WP	HR	S	P	ERA	WHIP
Sam Jones, R ERA: 1.0	(1, 1)	9.0	W	31	1	1	1	3	3	0	0	0	1	1	34	46	1.00	0.444

PITCHER	IP	WLS	BF	H	R	ER	SO	BB	IBB	HBP	BLK	WP	HR	S	P	ERA	WHIP

TOP

Chicago Cubs @ San Francisco Giants

Candlestick Park, San Francisco, CA

Sat Apr 16 1960, 6:33 AM EST
Att. 29,771 - Unknown

livebaseballscorecards.com

AB	28
R	1
H	1
RBI	1
BB	3
SO	3
LOB	6

WP: 1 PA: 31
PB: 0
SB: 0
CS: 0

Batter	1	2	3	4	5	6	7	8	9	AB	R	H	RBI	BB	SO	LOB
Don Blasingame, L (1, 4) OBP: 0.278, SLG: 0.250	F8 HBP 3-1 1B		BBBB 6-3 S 1B BB	BBBB S BB		6-3 ①				2	2	1	0	2	0	0
Jim Davenport, R (1, 5) OBP: 0.412, SLG: 0.333	1B 3-1 1-2 HBP		6-3 ① 1-3	SSS K ③ 1-2		6-3 ②				3	0	0	0	0	1	3
Willie Mays, R (1, 8) OBP: 0.529, SLG: 0.625	F8 ① 2-3		1-3 3-H 1B		F8 BB 2B 1B	SSS K ③				4	2	2	1	0	1	2
Willie McCovey, L (1, 3) OBP: 0.294, SLG: 0.429	3-1 ② 1-2 3-H		1-3 ② 1-2		BBBB 2B 1-2 BB		F8 ①			3	1	0	1	1	0	2
Orlando Cepeda, R (1, 7) OBP: 0.438, SLG: 0.813	2-3 1B		S 2-H 1B		F8 ① 2-3		SSS K ②			4	0	2	1	0	1	2
Willie Kirkland, L (1, 9) OBP: 0.438, SLG: 0.933	4-3 ③		F8 ③ 1-2		1B 1-H 3-H 2B		F5 ③			4	1	1	2	0	0	3
Eddie Bressoud, R (1, 6) OBP: 0.438, SLG: 0.462		F7 ①		BBBB 6-3 SH1 BB	CS 2-H 1B			F9 ①		3	0	1	1	1	0	0
Bob Schmidt, R (1, 2) OBP: 0.308, SLG: 0.100		F9 ②		SH1 ① 1-2	BBBB 1-2 BB ②			SSS K ②		2	0	0	0	1	1	0
Sam Jones, R (1, 1) OBP: 0.143, SLG: 0.143		F8 ③		6-3 ② 2-3	6-3 ③			SSS K ③		4	0	0	0	0	1	2
Inning Stats	R: 1 H: 2 E: 0 LOB: 2 K: 0 BB: 0 S: 5 P: 6	R: 0 H: 0 E: 0 LOB: 0 K: 0 BB: 0 S: 3 P: 3	R: 2 H: 2 E: 0 LOB: 1 K: 0 BB: 1 S: 5 P: 9	R: 0 H: 0 E: 0 LOB: 2 K: 1 BB: 2 S: 5 P: 13	R: 3 H: 3 E: 0 LOB: 1 K: 0 BB: 2 S: 5 P: 13	R: 0 H: 0 E: 0 LOB: 0 K: 1 BB: 0 S: 5 P: 5	R: 0 H: 0 E: 0 LOB: 0 K: 1 BB: 0 S: 5 P: 5	R: 0 H: 0 E: 0 LOB: 0 K: 2 BB: 0 S: 7 P: 7		1B: 6 SF: 0 2B: 1 SAC: 1 3B: 0 DP: 0 HR: 0 HBP: 1						

PITCHER		IP	WLS	BF	H	R	ER	SO	BB	IBB	HBP	BLK	WP	HR	S	P	ERA	WHIP
Dick Drott, R ERA: 4.5	(1, 1)	2.0	L	9	2	1	1	0	0	0	1	0	0	0	8	9	4.50	1.000
Glen Hobbie, R ERA: 3.97	(3, 1)	2.1		15	4	5	5	1	4	0	0	0	0	0	13	29	19.29	3.429
John Goetz, R ERA:	(5, 1)	2.2		9	1	0	0	2	1	0	0	0	0	0	12	16	0.00	0.750
Art Ceccarelli, L ERA:	(8, 1)	1.0		3	0	0	0	2	0	0	0	0	0	0	7	7	0.00	0.000

PITCHER	IP	WLS	BF	H	R	ER	SO	BB	IBB	HBP	BLK	WP	HR	S	P	ERA	WHIP

BOTTOM

Chicago Cubs @ San Francisco Giants

Candlestick Park, San Francisco, CA

Sat Apr 16 1960, 6:33 AM EST

Att. 29,771 - Unknown

livebaseballscorecards.com

AB	29
R	6
H	7
RBI	6
BB	5
SO	5
LOB	14

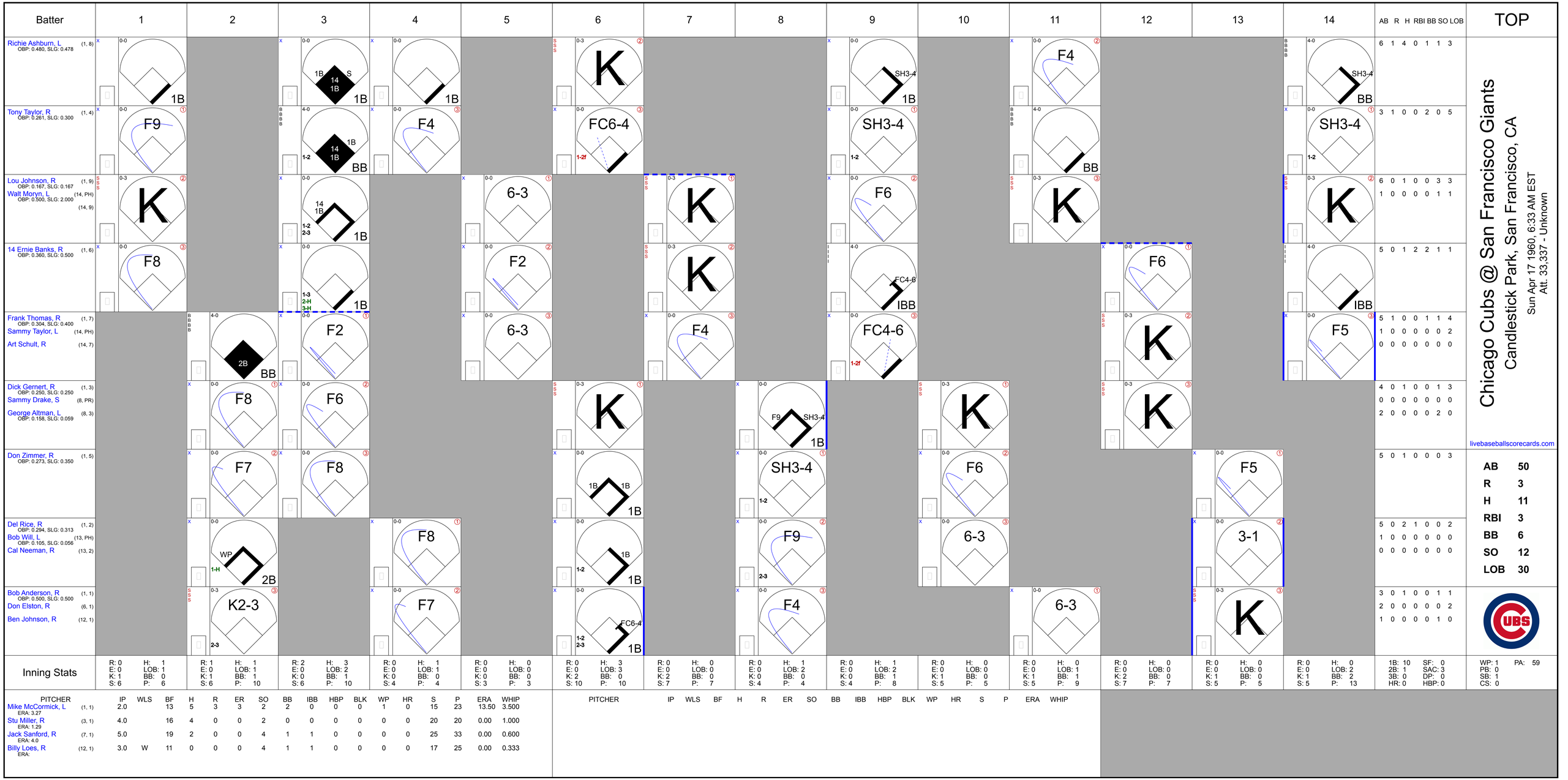
Batter
1
2
3
4
5
6
7
8
9
10
11
12
13
14
AB R H RBI BB SO LOB
TOP
Richie Ashburn, L (1, 8) OBP: 0.480, SLG: 0.478
Tony Taylor, R (1, 4) OBP: 0.261, SLG: 0.300
Lou Johnson, R (1, 9) OBP: 0.167, SLG: 0.167
Walt Moryn, L (14, PH) OBP: 0.500, SLG: 2.000
(14, 9)
14 Ernie Banks, R (1, 6) OBP: 0.360, SLG: 0.500
Frank Thomas, R (1, 7) OBP: 0.304, SLG: 0.400
Sammy Taylor, L (14, PH)
Art Schult, R (14, 7)
Dick Gernert, R (1, 3) OBP: 0.250, SLG: 0.250
Sammy Drake, S (8, PR)
George Altman, L (8, 3) OBP: 0.158, SLG: 0.059
Don Zimmer, R (1, 5) OBP: 0.273, SLG: 0.350
Del Rice, R (1, 2) OBP: 0.294, SLG: 0.313
Bob Will, L (13, PH) OBP: 0.105, SLG: 0.056
Cal Neeman, R (13, 2)
Bob Anderson, R (1, 1) OBP: 0.500, SLG: 0.500
Don Elston, R (6, 1)
Ben Johnson, R (12, 1)
Chicago Cubs @ San Francisco Giants
Candlestick Park, San Francisco, CA
Sun Apr 17 1960, 6:33 AM EST
Att. 33,337 - Unknown
livebaseballscorecards.com
AB 50
R 3
H 11
RBI 3
BB 6
SO 12
LOB 30
Inning Stats
PITCHER IP WLS BF H R ER SO BB IBB HBP BLK WP HR S P ERA WHIP
Mike McCormick, L (1, 1) ERA: 3.27
Stu Miller, R (3, 1) ERA: 1.29
Jack Sanford, R (7, 1) ERA: 4.0
Billy Loes, R (12, 1) ERA:
1B: 10 SF: 0
2B: 1 SAC: 3
3B: 0 DP: 0
HR: 0 HBP: 0
WP: 1 PA: 59
PB: 0
SB: 1
CS: 0

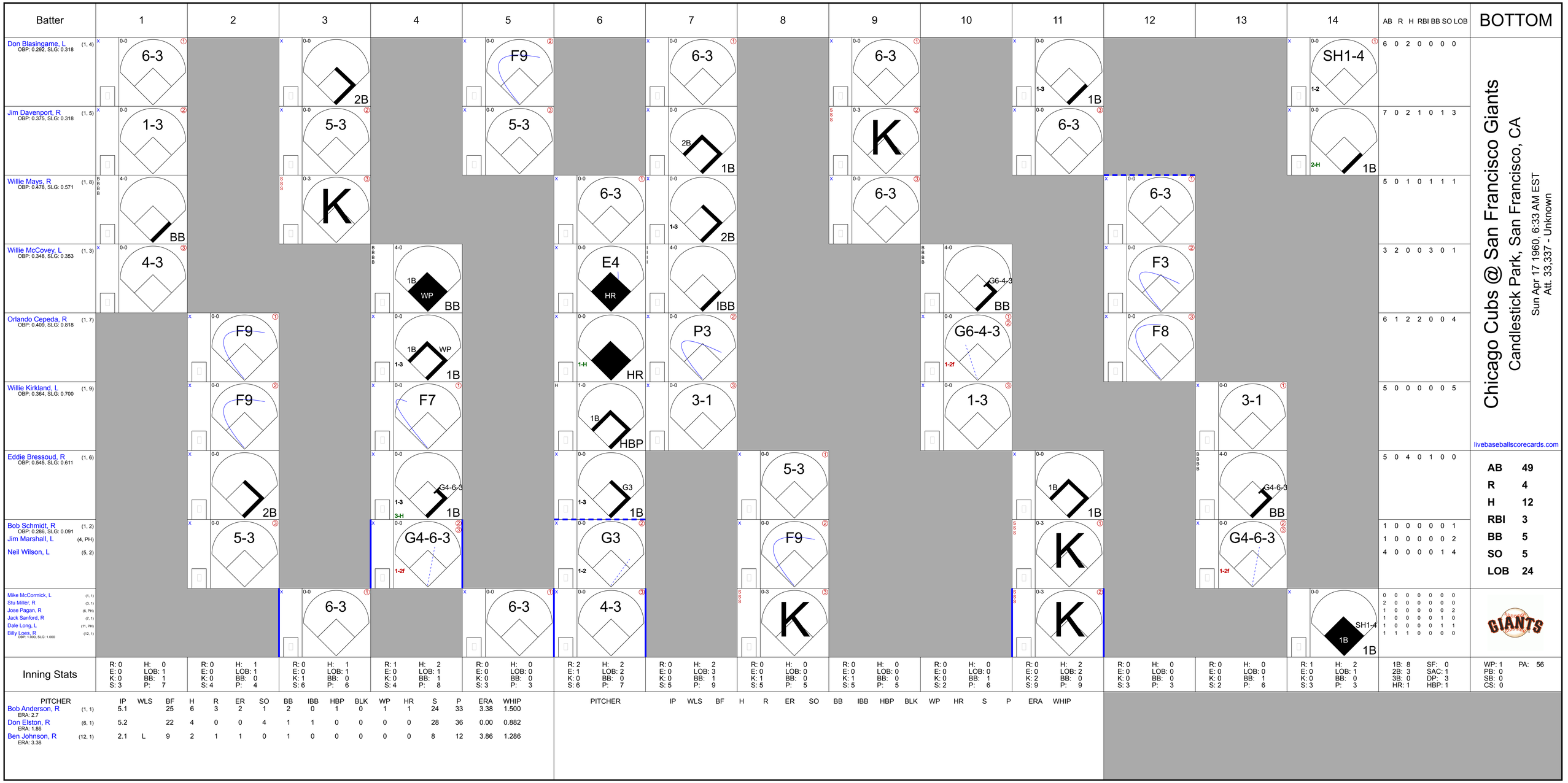
Batter
1
2
3
4
5
6
7
8
9
10
11
12
13
14
AB R H RBI BB SO LOB
BOTTOM
Don Blasingame, L (1, 4) OBP: 0.292, SLG: 0.318
6-3
2B
F9
6-3
6-3
1-3
1B
SH1-4
1-2
6 0 2 0 0 0 0
Jim Davenport, R (1, 5) OBP: 0.375, SLG: 0.318
1-3
5-3
5-3
2B
1B
K
6-3
2-H
1B
7 0 2 1 0 1 3
Willie Mays, R (1, 8) OBP: 0.478, SLG: 0.571
BB
K
6-3
6-3
1-3
2B
6-3
5 0 1 0 1 1 1
Willie McCovey, L (1, 3) OBP: 0.348, SLG: 0.353
4-3
1B
WP
BB
E4
HR
IBB
G6-4-3
BB
F3
3 2 0 0 3 0 1
Orlando Cepeda, R (1, 7) OBP: 0.409, SLG: 0.818
F9
1B
WP
1B
1-3
P3
G6-4-3
1-2f
F8
6 1 2 2 0 0 4
Willie Kirkland, L (1, 9) OBP: 0.364, SLG: 0.700
F9
F7
1-H
HR
1B
HBP
3-1
1-3
3-1
5 0 0 0 0 0 5
Eddie Bressoud, R (1, 6) OBP: 0.545, SLG: 0.611
2B
G4-6-3
1B
3-H
G3
1-3
1B
5-3
1B
1B
G4-6-3
BB
5 0 4 0 1 0 0
Bob Schmidt, R (1, 2) OBP: 0.286, SLG: 0.091
Jim Marshall, L (4, PH)
Neil Wilson, L (5, 2)
5-3
G4-6-3
1-2f
G3
1-2
F9
K
K
G4-6-3
1-2f
1 0 0 0 0 0 1
1 0 0 0 0 0 2
4 0 0 0 0 1 4
Mike McCormick, L (1, 1)
Stu Miller, R (3, 1)
Jose Pagan, R (6, PH)
Jack Sanford, R (7, 1)
Dale Long, L (11, PH)
Billy Loes, R (12, 1) OBP: 1.000, SLG: 1.000
6-3
6-3
4-3
K
K
SH1-4
1B
1B
0 0 0 0 0 0 0
2 0 0 0 0 0 0
1 0 0 0 0 0 2
1 0 0 0 0 1 0
1 0 0 0 0 1 1
1 1 1 0 0 0 0
Inning Stats
R: 0 E: 0 K: 0 S: 3
H: 0 LOB: 1 BB: 1 P: 7
R: 0 E: 0 K: 0 S: 4
H: 1 LOB: 1 BB: 0 P: 4
R: 0 E: 0 K: 1 S: 6
H: 1 LOB: 1 BB: 0 P: 6
R: 1 E: 0 K: 0 S: 4
H: 2 LOB: 1 BB: 1 P: 8
R: 0 E: 0 K: 0 S: 3
H: 0 LOB: 0 BB: 0 P: 3
R: 2 E: 1 K: 0 S: 6
H: 2 LOB: 2 BB: 0 P: 7
R: 0 E: 0 K: 0 S: 5
H: 2 LOB: 3 BB: 1 P: 9
R: 0 E: 0 K: 1 S: 5
H: 0 LOB: 0 BB: 0 P: 5
R: 0 E: 0 K: 1 S: 5
H: 0 LOB: 0 BB: 0 P: 5
R: 0 E: 0 K: 0 S: 2
H: 0 LOB: 0 BB: 1 P: 6
R: 0 E: 0 K: 2 S: 9
H: 2 LOB: 2 BB: 0 P: 9
R: 0 E: 0 K: 0 S: 3
H: 0 LOB: 0 BB: 0 P: 3
R: 0 E: 0 K: 0 S: 2
H: 0 LOB: 0 BB: 1 P: 6
R: 1 E: 0 K: 0 S: 3
H: 2 LOB: 1 BB: 0 P: 3
1B: 8 2B: 3 3B: 0 HR: 1
SF: 0 SAC: 1 DP: 3 HBP: 1
WP: 1 PB: 0 SB: 0 CS: 0
PA: 56
PITCHER IP WLS BF H R ER SO BB IBB HBP BLK WP HR S P ERA WHIP
Bob Anderson, R (1, 1) ERA: 2.7 5.1 25 6 3 2 1 2 0 1 0 1 1 24 33 3.38 1.500
Don Elston, R (6, 1) ERA: 1.86 5.2 22 4 0 0 4 1 1 0 0 0 0 28 36 0.00 0.882
Ben Johnson, R (12, 1) ERA: 3.38 2.1 L 9 2 1 1 0 1 0 0 0 0 0 8 12 3.86 1.286
PITCHER IP WLS BF H R ER SO BB IBB HBP BLK WP HR S P ERA WHIP
Chicago Cubs @ San Francisco Giants
Candlestick Park, San Francisco, CA
Sun Apr 17 1960, 6:33 AM EST
Att. 33,337 - Unknown
livebaseballscorecards.com
AB 49
R 4
H 12
RBI 3
BB 5
SO 5
LOB 24

Batter	1	2	3	4	5	6	7	8	9	AB	R	H	RBI	BB	SO	LOB
Richie Ashburn, L (1, 8) OBP: 0.467, SLG: 0.444	0-0 SH5-3 14 1B 1B		0-0 ① 6-3		4-0 14 L5-4 BB BB		0-3 ③ K		0-0 ③ L8	4	1	1	0	1	1	2
Tony Taylor, R (1, 4) OBP: 0.269, SLG: 0.273	0-0 ① SH5-3 1-2		0-0 ② 5-3		4-0 1-2 BB			0-0 ① F8		2	0	0	0	1	0	0
14 Ernie Banks, R (1, 6) OBP: 0.379, SLG: 0.625	0-0 BB 2-H 1B		0-0 HR		0-0 ① ② L5-4 1-1 2-3			0-0 ② F4		4	1	2	2	0	0	2
Frank Thomas, R (1, 7) OBP: 0.333, SLG: 0.391	4-0 1-2 BB		0-3 ③ K		0-0 ③ F7			0-0 1B		3	0	1	0	1	1	1
Dick Gernert, R (1, 3) OBP: 0.125, SLG: 0.125	0-3 ② K			0-3 ① K		0-0 ① F8		0-0 ③ F3		4	0	0	0	0	2	3
Lou Johnson, R (1, 9) OBP: 0.100, SLG: 0.100	0-0 ③ F7			0-3 ② K		0-0 ② F2			0-3 ① K	4	0	0	0	0	2	2
Don Zimmer, R (1, 5) OBP: 0.308, SLG: 0.348		0-3 ① K		0-0 1B 1B		0-0 ③ F7			4-0 1B BB	3	0	1	0	1	1	0
Del Rice, R (1, 2) OBP: 0.333, SLG: 0.350 Sammy Drake, S (9, PR)		0-0 ② F8		0-0 1-3 1B			0-0 ① F3		0-0 1-3 1B	4 0	0 0	2 0	0 0	0 0	0 0	0 0
Seth Morehead, L (1, 1) OBP: 0.200, SLG: 0.200 Art Schult, R (7, PH) Moe Drabowsky, R (7, 1) Earl Averill, R (9, PH) Walt Moryn, L (9, PH) OBP: 0.333, SLG: 1.333		0-3 ③ K		0-3 ③ K			0-3 ② K		0-3 ② K	2 1 0 0 1	0 0 0 0 0	0 0 0 0 0	0 0 0 0 0	0 0 0 0 0	2 1 0 0 1	2 0 0 0 2
Inning Stats	R: 1 E: 0 K: 1 S: 7 H: 2 LOB: 2 BB: 1 P: 11	R: 0 E: 0 K: 2 S: 7 H: 0 LOB: 0 BB: 0 P: 7	R: 1 E: 0 K: 1 S: 6 H: 1 LOB: 0 BB: 0 P: 6	R: 0 E: 0 K: 3 S: 11 H: 2 LOB: 2 BB: 0 P: 11	R: 0 E: 1 K: 0 S: 2 H: 0 LOB: 1 BB: 2 P: 10	R: 0 E: 0 K: 0 S: 3 H: 0 LOB: 0 BB: 0 P: 3	R: 0 E: 0 K: 2 S: 7 H: 0 LOB: 0 BB: 0 P: 7	R: 0 E: 0 K: 0 S: 4 H: 1 LOB: 1 BB: 0 P: 4	R: 0 E: 0 K: 2 S: 8 H: 1 LOB: 2 BB: 1 P: 12	1B: 6 2B: 1 3B: 0 HR: 1	SF: 0 SAC: 1 DP: 1 HBP: 0						

TOP

Chicago Cubs @ St. Louis Cardinals

Sportsman's Park, St. Louis, MO

Tue Apr 19 1960, 7:05 PM EST

Att. 25,888 - Unknown

livebaseballscorecards.com

AB	32
R	2
H	7
RBI	2
BB	4
SO	11
LOB	14

PITCHER		IP	WLS	BF	H	R	ER	SO	BB	IBB	HBP	BLK	WP	HR	S	P	ERA	WHIP
Vinegar Bend Mizell, L ERA: 6.1	(1, 1)	8.1	W	35	7	2	2	10	4	0	0	0	0	1	51	67	2.16	1.320
Lindy McDaniel, R ERA:	(9, 1)	0.2	S	2	0	0	0	1	0	0	0	0	0	0	4	4	0.00	0.000

PITCHER		IP	WLS	BF	H	R	ER	SO	BB	IBB	HBP	BLK	WP	HR	S	P	ERA	WHIP

Batter	1	2	3	4	5	6	7	8	9	AB	R	H	RBI	BB	SO	LOB
Joe Cunningham, L (1, 9) OBP: 0.333, SLG: 0.250	CS 1B	4-3			BB 2B 1B		4-3	BB		4	1	2	0	1	0	1
Daryl Spencer, R (1, 6) OBP: 0.231, SLG: 0.136	1-2 BB		L4-3 1B		1-2 2B BB		5-3	F9		3	1	1	0	2	0	2
Stan Musial, L (1, 3) OBP: 0.318, SLG: 0.524	F9		L4-3 1-2		1-H 2-H 2B		1B BB			3	0	1	2	0	0	2
Curt Flood, R (6, 8)										0	0	0	0	1	0	0
Ken Boyer, R (1, 5) OBP: 0.375, SLG: 0.526	F4		6-3		6-3		1-2 1B			4	0	1	0	0	0	1
Bob Nieman, R (1, 7) OBP: 0.267, SLG: 0.214		1B 4-3 FC5-2 BB		F6	F9		F8			2	0	0	0	1	0	0
Ellis Burton, S (6, 7) OBP: 0.273, SLG: 0.300										1	0	0	0	0	0	2
Bill White, L (1, 8) OBP: 0.360, SLG: 0.435		4-3 1-2		5-3 1B		F8		HR		4	1	2	1	0	0	1
Alex Grammas, R (1, 4) OBP: 0.400, SLG: 0.526		FC5-2 2B 2-3 1B		5-3 1-2		5-3 1B		SH3-4 1B		4	1	3	0	0	0	1
Hal Smith, R (1, 2)		FC5-2 1-2 2B 3-H		IBB		5-3 1-2		F8		3	1	0	0	1	0	4
Vinegar Bend Mizell, R (1, 1) OBP: 0.250, SLG: 0.500				K		K		SH3-4 1-2		3	0	1	2	0	2	3
Lindy McDaniel, R (9, 1)		1-H 2-H 2B								0	0	0	0	0	0	0
Inning Stats	R: 0 H: 1 E: 0 LOB: 1 K: 0 BB: 1 S: 3 P: 7	R: 2 H: 2 E: 0 LOB: 1 K: 0 BB: 1 S: 5 P: 9	R: 0 H: 1 E: 0 LOB: 0 K: 0 BB: 0 S: 3 P: 3	R: 0 H: 1 E: 0 LOB: 2 K: 1 BB: 1 S: 6 P: 10	R: 2 H: 2 E: 0 LOB: 0 K: 0 BB: 1 S: 4 P: 8	R: 0 H: 1 E: 0 LOB: 1 K: 1 BB: 0 S: 6 P: 6	R: 0 H: 1 E: 0 LOB: 2 K: 0 BB: 1 S: 4 P: 8	R: 1 H: 2 E: 0 LOB: 2 K: 0 BB: 1 S: 5 P: 9		1B: 8 SF: 0 2B: 3 SAC: 1 3B: 0 DP: 1 HR: 1 HBP: 0						

BOTTOM

Chicago Cubs @ St. Louis Cardinals

Sportsman's Park, St. Louis, MO

Tue Apr 19 1960, 7:05 PM EST

Att. 25,888 - Unknown

livebaseballscorecards.com

AB	31
R	5
H	11
RBI	5
BB	6
SO	2
LOB	17

PITCHER		IP	WLS	BF	H	R	ER	SO	BB	IBB	HBP	BLK	WP	HR	S	P	ERA	WHIP
Seth Morehead, L ERA: 5.54	(1, 1)	6.0	L	27	8	4	4	2	3	1	0	0	0	0	27	43	6.00	1.833
Moe Drabowsky, R ERA: 4.5	(7, 1)	2.0		11	3	1	1	0	2	0	0	0	0	1	9	17	4.50	2.500

PITCHER	IP	WLS	BF	H	R	ER	SO	BB	IBB	HBP	BLK	WP	HR	S	P	ERA	WHIP

San Francisco Giants @ Chicago Cubs

Wrigley Field, Chicago, IL

Fri Apr 22 1960, 3:33 AM CST

Att. 26,763 - Sunny - 80 F

TOP

livebaseballscorecards.com

Batter	1	2	3	4	5	6	7	8	9	AB	R	H	RBI	BB	SO	LOB
Don Blasingame, L (1, 4) OBP: 0.316, SLG: 0.273	BBBB 4-0 G4-6-3 SH BB		SSS 0-3 ① K	x 0-0 ③ F8		BBBB 4-0 SH1-4 2B BB		BBBB 4-0 FC5 2B 1-2 2-3 BB	x 0-0 ② FC6-4 1-2f	3	2	0	0	3	1	2
Jim Davenport, R (1, 5) OBP: 0.344, SLG: 0.500	x 0-0 SH G4-6-3 1-2		x 0-0 HR		x 0-0 HR	x 0-0 ① SH1-4 1-2		x 0-0 ① FC5 2B 1-2 2-3f 3-H	x 0-0 ③ F3	4	2	2	3	0	0	3
Willie Mays, R (1, 8) OBP: 0.500, SLG: 0.594	x 0-0 ① ② G4-6-3 1-2f 2-3		x 0-0 E S 1B		SSS 0-3 ① K	x 0-0 CS 2-H 2B		x 0-0 1-3 2-H 2B		5	0	3	2	0	1	2
Willie McCovey, L (1, 3) OBP: 0.343, SLG: 0.385	x 0-0 ③ 4-3		BBBB 4-0 1-3 BB		x 0-0 HR	x 0-0 ②③ 3-1 2-3		IIII 4-0 IBB		3	1	1	1	2	0	2
Orlando Cepeda, R (1, 7) OBP: 0.353, SLG: 0.606		x 0-0 ① 5-3	x 0-0 ② F6		x 0-0 ② F4		x 0-0 ① F5	x 0-0 ② F2		5	0	0	0	0	0	5
Willie Kirkland, L (1, 9) OBP: 0.412, SLG: 0.621		x 0-0 2B	x 0-0 ③ G3		BBBB 4-0 1B S HR BB		x 0-0 G6-4-3 1B	x 0-0 ③ F9		4	1	2	0	1	0	5
Eddie Bressoud, R (1, 6) OBP: 0.471, SLG: 0.586		x 0-0 ② F5		H 1-0 FC3-6 HBP	x 0-0 1-3 HR 1B		x 0-0 ②③ G6-4-3 1-2f		x 0-0 HR	4	2	2	1	0	0	2
Neil Wilson, L (1, 2) Dale Long, L (5, PH) OBP: 0.667, SLG: 2.000 Bob Schmidt, R (5, 2) OBP: 0.294, SLG: 0.143 Jose Pagan, R (8, PR) Hobie Landrith, L (8, 2)		IIII 4-0 IBB	x 0-0 ① FC3-6 SH1 1-2f		x 0-0 1-H 3-H HR			x 0-0 BB E FC5 1B	SSS 0-3 ① K	1 1 1 0 1	0 1 0 1 0	0 1 1 0 0	0 3 0 0 0	1 0 0 0 0	0 0 0 0 1	1 0 0 0 0
Sam Jones, R (1, 1) OBP: 0.111, SLG: 0.111 Stu Miller, R (6, 1) Billy O'Dell, S (7, 1) Billy Loes, R (7, 1) OBP: 1.000, SLG: 1.000 Jim Marshall, L (8, PH) Johnny Antonelli, L (8, 1) OBP: 1.000, SLG: 1.000	SSS 0-3 ③ K		x 0-0 ② SH1 1-2	SSS 0-3 ③ K		x 0-0 E3 FC5 BB 1-2	x 0-0 FC6-4 1B			2 0 0 0 1 1	0 0 0 0 0 0	0 0 0 0 0 1	0 0 0 0 0 0	0 0 0 0 0 0	2 0 0 0 0 0	2 0 0 0 1 0

Inning Stats																								
	R: 0	H: 0	R: 0	H: 1	R: 1	H: 2	R: 0	H: 0	R: 5	H: 4	R: 1	H: 1	R: 0	H: 1	R: 2	H: 2	R: 1	H: 2	1B: 5	SF: 0	WP: 0	PA: 47
	E: 1	LOB: 1	E: 0	LOB: 2	E: 0	LOB: 2	E: 0	LOB: 1	E: 0	LOB: 0	E: 0	LOB: 0	E: 0	LOB: 0	E: 1	LOB: 3	E: 0	LOB: 1	2B: 3	SAC: 3	PB: 0	
	K: 0	BB: 1	K: 1	BB: 1	K: 1	BB: 1	K: 0	BB: 0	K: 2	BB: 1	K: 0	BB: 1	K: 0	BB: 0	K: 0	BB: 2	K: 1	BB: 0	3B: 0	DP: 2	SB: 2	
	S: 3	P: 7	S: 6	P: 10	S: 7	P: 11	S: 3	P: 4	S: 11	P: 15	S: 3	P: 7	S: 3	P: 3	S: 6	P: 14	S: 7	P: 7	HR: 5	HBP: 1	CS: 1	

PITCHER		IP	WLS	BF	H	R	ER	SO	BB	IBB	HBP	BLK	WP	HR	S	P	ERA	WHIP
Glen Hobbie, R ERA: 6.06	(1, 1)	5.0		27	7	6	6	4	3	1	1	0	0	4	30	47	10.80	2.000
Ben Johnson, R ERA: 4.91	(6, 1)	1.0		4	1	1	1	0	1	0	0	0	0	0	3	7	9.00	2.000
Don Elston, R ERA: 2.31	(7, 1)	2.0	L	11	3	2	1	0	1	1	0	0	0	0	9	17	4.50	2.000
Bob Anderson, R ERA: 3.14	(9, 1)	1.0		5	2	1	1	1	0	0	0	0	0	1	7	7	9.00	2.000

PITCHER	IP	WLS	BF	H	R	ER	SO	BB	IBB	HBP	BLK	WP	HR	S	P	ERA	WHIP

AB	36
R	10
H	13
RBI	10
BB	7
SO	5
LOB	25

Batter	1	2	3	4	5	6	7	8	9	AB	R	H	RBI	BB	SO	LOB
Richie Ashburn, L (1, 8) OBP: 0.471, SLG: 0.433	BBB 4-0 14 4-3 BB		x 0-0 ① SH5-3 1-2	x 0-0 ② F7			x 0-0 ① F9	x 0-0 PO 1B		3	0	1	0	1	0	2
Tony Taylor, R (1, 4) OBP: 0.258, SLG: 0.333	SSS 0-3 ① K		x 0-0 ② F4	SSS 0-3 ③ K			x 0-0 ② 6-3	0-0 ③ PO 1-2	x 0-0 3B	5	0	1	0	0	2	4
14 Ernie Banks, R (1, 6) OBP: 0.382, SLG: 0.571	x 0-0 ② 4-3 1-2		BBB 4-0 HR BB		x 0-0 ① 5-3		x 0-0 1B 1B 1B		x 0-0 E5 BB	4	2	1	0	1	0	2
Frank Thomas, R (1, 7) OBP: 0.344, SLG: 0.500	x 0-0 ③ F2		x 0-0 1-H 2-H HR		x 0-0 ② F7		x 0-0 1B 1-2 2B 1B		x 0-0 ① F4	5	2	2	3	0	0	3
George Altman, L (1, 3) OBP: 0.227, SLG: 0.300 Earl Averill, R (7, PH) OBP: 1.000, SLG: 1.000 Sammy Drake, S (7, PR) Dick Gernert, R (8, 3) OBP: 0.111, SLG: 0.111		x 0-0 FC5-4 1B	x 0-0 ③ 1-4-3		x 0-0 HR		x 0-0 1-2 2-H 2B 1B		x 0-0 ② F8	3 1 0 1	1 0 1 0	2 1 0 0	1 1 0 0	0 0 0 0	0 0 0 0	0 0 0 2
Lou Johnson, R (1, 9) OBP: 0.154, SLG: 0.308 Walt Moryn, L (7, PH) OBP: 0.600, SLG: 1.500 (8, 9)	x 0-0 ① FC5-4 1B 1-2f		x 0-0 1B 3B	x 0-0 ③ F7			x 0-0 1-H 2-H 2B	BBB 4-0 FC6-4 1-2 BB		3 1	1 0	1 1	0 2	0 1	0 0	1 0
Don Zimmer, R (1, 5) OBP: 0.323, SLG: 0.333	x 0-0 G6-4-3 1-2 1B		BBB 4-0 1B BB		SSS 0-3 ① K		SSS 0-3 ③ K		x 0-0 ③ FC6-4 1-2f	4	0	1	0	1	2	5
Del Rice, R (1, 2) OBP: 0.348, SLG: 0.364 Bob Will, L (6, PH) OBP: 0.100, SLG: 0.053 Cal Neeman, R (7, 2)	x 0-0 ② ③ G6-4-3 1-2f		x 0-0 1-2 3-H 1B		x 0-0 ② 1-3			x 0-0 ① F8		2 1 1	0 0 0	1 0 0	1 0 0	0 0 0	0 0 0	2 0 0
Glen Hobbie, R (1, 1) OBP: 0.286, SLG: 0.167 Ben Johnson, R (6, 1) Irv Noren, L (6, PH) Don Elston, R (7, 1) Art Schult, R (8, PH) Bob Anderson, R (9, 1) OBP: 0.500, SLG: 0.500			BBB 4-0 SH5-3 HR BB	x 0-0 ① B3			SSS 0-3 ③ K	x 0-0 ② F2		1 0 1 0 1 0	1 0 0 0 0 0	0 0 0 0 0 0	0 0 0 0 0 0	1 0 1 0 0 0	0 0 0 0 0 0	2 0 0 0 0 0
Inning Stats	R: 0 E: 0 K: 1 S: 5 H: 0 LOB: 1 BB: 1 P: 9	R: 0 E: 0 K: 0 S: 4 H: 2 LOB: 1 BB: 0 P: 4	R: 3 E: 0 K: 0 S: 4 H: 1 LOB: 0 BB: 2 P: 12	R: 1 E: 0 K: 1 S: 7 H: 2 LOB: 2 BB: 1 P: 11	R: 1 E: 0 K: 0 S: 4 H: 1 LOB: 0 BB: 0 P: 4		R: 0 E: 0 K: 2 S: 7 H: 0 LOB: 0 BB: 0 P: 7	R: 3 E: 0 K: 1 S: 9 H: 4 LOB: 2 BB: 0 P: 9	R: 0 E: 0 K: 0 S: 3 H: 1 LOB: 0 BB: 0 P: 3	R: 0 E: 1 K: 0 S: 5 H: 1 LOB: 3 BB: 1 P: 9	1B: 7 2B: 1 3B: 2 HR: 2	SF: 0 SAC: 1 DP: 1 HBP: 0		WP: 0 PB: 0 SB: 0 CS: 0	PA: 44			

PITCHER		IP	WLS	BF	H	R	ER	SO	BB	IBB	HBP	BLK	WP	HR	S	P	ERA	WHIP
Sam Jones, R ERA: 1.57	(1, 1)	5.0		24	6	5	2	2	4	0	0	0	0	2	24	40	3.60	2.000
Stu Miller, R ERA: 2.79	(6, 1)	1.2		7	2	2	2	2	0	0	0	0	0	0	11	11	10.80	1.200
Billy O'Dell, L ERA: 2.7	(7, 1)	0.0		1	1	0	0	0	0	0	0	0	0	0	1	1	∞	∞
Billy Loes, R ERA: 2.7	(7, 1)	0.1	W	2	1	1	1	1	0	0	0	0	0	0	4	4	27.00	3.000
Johnny Antonelli, L ERA:	(8, 1)	2.0	S	9	2	0	0	0	1	0	0	0	0	0	8	12	0.00	1.500

PITCHER	IP	WLS	BF	H	R	ER	SO	BB	IBB	HBP	BLK	WP	HR	S	P	ERA	WHIP

BOTTOM

San Francisco Giants @ Chicago Cubs

Wrigley Field, Chicago, IL

Fri Apr 22 1960, 3:33 AM CST
Att. 26,763 - Sunny - 80 F

livebaseballscorecards.com

AB	37
R	8
H	12
RBI	8
BB	5
SO	5
LOB	23

San Francisco Giants @ Chicago Cubs

Wrigley Field, Chicago, IL

Sat Apr 23 1960, 3:33 AM CST

Att. 24,703 - Unknown

livebaseballscorecards.com

TOP

Batter	1	2	3	4	5	6	7	8	9	AB	R	H	RBI	BB	SO	LOB
Don Blasingame, L (1, 4) OBP: 0.364, SLG: 0.297	L6	4-3		G6-4-3 BB	E7 1B		3B BB	1B		4	2	2	2	2	0	0
Jim Davenport, R (1, 5) OBP: 0.361, SLG: 0.485	1B HBP		5-3	G6-4-3				K		3	1	1	1	0	0	1
Joey Amalfitano, R (5, PR) (5, 5) OBP: 0.286, SLG: 0.571	2B			1-2f	1B		1B 3B			2	1	1	1	0	1	2
Willie Mays, R (1, 8) OBP: 0.537, SLG: 0.611	2B 1B		S 1B		BB K		HR 1B		5-3	4	3	3	1	1	1	1
Felipe Alou, R (7, 8)										1	0	0	0	0	0	0
Willie McCovey, L (1, 3) OBP: 0.366, SLG: 0.516	HR 2B		F5		S 2B BB	4-3	HR		F8	5	3	2	4	1	0	1
Orlando Cepeda, R (1, 7) OBP: 0.350, SLG: 0.667	HR		F5		2B	6-3	6-3		F3	6	2	2	4	0	0	1
Willie Kirkland, L (1, 9) OBP: 0.487, SLG: 0.697	CS 1B			E HR BB	WP SH4-3 2B	1B		G6-4-3 1B		4	2	4	1	1	0	0
Eddie Bressoud, R (1, 6) OBP: 0.421, SLG: 0.515	K			E6 HR	SH4-3	F4		G6-4-3		4	1	0	1	0	1	4
Bob Schmidt, R (1, 2) OBP: 0.318, SLG: 0.333	CS	K		HR	F6		K	1B BB		4	2	1	3	1	2	0
Jack Sanford, R (1, 1) OBP: 0.286, SLG: 0.286		1-3		6-3	WP E 1B		K	1B 1B		5	1	2	0	0	1	0
Inning Stats	R: 4 H: 4 E: 0 LOB: 0 K: 1 BB: 0 S: 8 P: 9	R: 0 H: 0 E: 0 LOB: 0 K: 1 BB: 0 S: 5 P: 5	R: 0 H: 1 E: 0 LOB: 1 K: 0 BB: 0 S: 4 P: 4	R: 3 H: 1 E: 1 LOB: 0 K: 0 BB: 2 S: 4 P: 12	R: 6 H: 5 E: 1 LOB: 1 K: 1 BB: 2 S: 10 P: 18	R: 0 H: 1 E: 0 LOB: 1 K: 0 BB: 0 S: 4 P: 4	R: 4 H: 3 E: 0 LOB: 0 K: 2 BB: 1 S: 10 P: 14	R: 1 H: 3 E: 0 LOB: 2 K: 1 BB: 1 S: 7 P: 11	R: 0 H: 0 E: 0 LOB: 0 K: 0 BB: 0 S: 3 P: 3	1B: 11 SF: 0 2B: 3 SAC: 1 3B: 1 DP: 2 HR: 3 HBP: 1						

	AB	42
	R	18
	H	18
	RBI	18
	BB	6
	SO	6
	LOB	10

WP: 2 PA: 51
PB: 0
SB: 3
CS: 1

PITCHER		IP	WLS	BF	H	R	ER	SO	BB	IBB	HBP	BLK	WP	HR	S	P	ERA	WHIP
Dick Drott, R ERA: 10.5	(1, 1)	4.0	L	20	6	7	6	2	2	0	1	0	0	2	21	30	13.50	2.000
Moe Drabowsky, R ERA: 18.0	(5, 1)	0.0		3	1	3	3	0	2	0	0	0	0	0	1	9	∞	∞
Art Ceccarelli, L ERA: 13.5	(5, 1)	0.2		6	4	3	3	0	0	0	0	0	2	0	6	6	40.50	6.000
John Goetz, R ERA: 7.2	(5, 1)	2.1		12	4	4	4	3	1	0	0	0	0	1	17	21	15.43	2.143
Ben Johnson, R ERA: 4.76	(8, 1)	2.0		9	3	1	1	1	1	0	0	0	0	0	10	14	4.50	2.000

PITCHER	IP	WLS	BF	H	R	ER	SO	BB	IBB	HBP	BLK	WP	HR	S	P	ERA	WHIP

Batter	1	2	3	4	5	6	7	8	9	AB	R	H	RBI	BB	SO	LOB
Richie Ashburn, L (1, 8) OBP: 0.421, SLG: 0.382	G3		6-3		6-3			F3		4	0	0	0	0	0	0
Tony Taylor, R (1, 4) OBP: 0.257, SLG: 0.323	K		F3			14 BB, 1B		5-3		4	1	1	0	0	1	0
14 Ernie Banks, R (1, 6) OBP: 0.421, SLG: 0.552	BB			F7		1B, 1-2 BB		DI BB		1	0	0	0	3	0	0
Frank Thomas, R (1, 7) OBP: 0.333, SLG: 0.469	F2			F3		G3-6-3, 1-2, 2-H, 1B		F8, 1-2		4	0	1	1	0	0	2
George Altman, L (1, 3) OBP: 0.231, SLG: 0.333		4-3		1B, 2B		K			F7	4	1	1	0	0	1	2
Walt Moryn, L (1, 9) OBP: 0.444, SLG: 0.875		3-1		2-H, 1B		G3-6-3, 1-2f			F7	4	0	1	1	0	0	2
Don Zimmer, R (1, 5) OBP: 0.314, SLG: 0.323		1B		1-3			5-3		5-3	4	0	1	0	0	0	1
Cal Neeman, R (1, 2) Sammy Taylor, L (7, PH) Moe Thacker, R (8, 2)		K	6-3				BB, G4-6-3			2 0 0	0 0 0	0 0 0	0 0 0	0 1 0	1 0 0	1 0 0
Dick Drott, R (1, 1) Moe Drabowsky, R (5, 1) Art Ceccarelli, R (5, 1) John Goetz, R (5, 1) Irv Noren, L (7, PH) Ben Johnson, R (8, 1)			K	K			G4-6-3, 1-2f			1 0 0 1 1 0	0 0 0 0 0 0	0 0 0 0 0 0	0 0 0 0 0 0	1 0 0 1 0 0	0 0 0 0 0 0	0 0 0 0 1 0
Inning Stats	R: 0 H: 0 E: 0 LOB: 1 K: 1 BB: 1 S: 5 P: 9	R: 0 H: 1 E: 0 LOB: 1 K: 1 BB: 0 S: 6 P: 6	R: 0 H: 0 E: 0 LOB: 0 K: 1 BB: 0 S: 5 P: 5	R: 1 H: 2 E: 0 LOB: 1 K: 0 BB: 0 S: 5 P: 5	R: 0 H: 0 E: 0 LOB: 0 K: 1 BB: 0 S: 5 P: 5	R: 1 H: 2 E: 0 LOB: 1 K: 1 BB: 1 S: 6 P: 10	R: 0 H: 0 E: 0 LOB: 0 K: 0 BB: 1 S: 2 P: 6	R: 0 H: 0 E: 0 LOB: 1 K: 0 BB: 1 S: 3 P: 7	R: 0 H: 0 E: 0 LOB: 0 K: 0 BB: 0 S: 3 P: 3	1B: 4 SF: 0 2B: 1 SAC: 0 3B: 0 DP: 2 HR: 0 HBP: 0							WP: 0 PA: 34 PB: 0 SB: 0 CS: 0

PITCHER	IP	WLS	BF	H	R	ER	SO	BB	IBB	HBP	BLK	WP	HR	S	P	ERA	WHIP
Jack Sanford, R (1, 1) ERA: 3.0	9.0	W	34	5	2	2	5	4	0	0	0	0	0	40	56	2.00	1.000

PITCHER	IP	WLS	BF	H	R	ER	SO	BB	IBB	HBP	BLK	WP	HR	S	P	ERA	WHIP

BOTTOM

San Francisco Giants @ Chicago Cubs

Wrigley Field, Chicago, IL

Sat Apr 23 1960, 3:33 AM CST

Att. 24,703 - Unknown

livebaseballscorecards.com

AB	30
R	2
H	5
RBI	2
BB	4
SO	5
LOB	9

Batter	1	2	3	4	5	6	7	8	9	AB	R	H	RBI	BB	SO	LOB
Don Blasingame, L (1, 4) OBP: 0.333, SLG: 0.268	F8	1-3		F8			F8			4	0	0	0	0	0	2
Jim Davenport, R (1, 5) OBP: 0.350, SLG: 0.459	5-3		F8		1B 1B		6-3			4	0	1	0	0	0	0
Willie Mays, R (1, 8) OBP: 0.533, SLG: 0.675	HR		6-3		1-3 1B		5-3			4	1	2	1	0	0	0
Willie McCovey, L (1, 3) OBP: 0.356, SLG: 0.471	BB		K		F5			F6		3	0	0	0	1	1	1
Orlando Cepeda, R (1, 7) OBP: 0.341, SLG: 0.619	K			1B 1B BB	6-3			K		3	1	0	0	1	2	2
Willie Kirkland, L (1, 9) OBP: 0.512, SLG: 0.722		3B BB		SH1-4 1B 1-3 1B		SH5-3 2B		K		3	1	2	0	1	1	0
Eddie Bressoud, R (1, 6) OBP: 0.415, SLG: 0.556		E 1-H 3B		K		SH5-3 2-3			F2	3	1	1	1	0	1	2
Bob Schmidt, R (1, 2) OBP: 0.308, SLG: 0.318		P3		SH1-4 1-2 3-H 1B		K			F9	4	0	1	1	0	1	2
Billy O'Dell, S (1, 1)		F2 3-H		SH1-4 1-2 2-3		F9			4-3	2	0	0	0	0	0	1
Billy Loes, R (8, 1) OBP: 1.000, SLG: 1.000										0	0	0	0	0	0	0
Stu Miller, R (8, 1)										0	0	0	0	0	0	0
Bud Byerly, R (8, 1)										0	0	0	0	0	0	0
Joey Amalfitano, R (9, PH) OBP: 0.250, SLG: 0.500										1	0	0	0	0	0	0
Inning Stats	R: 1 E: 0 K: 1 S: 6 H: 1 LOB: 1 BB: 1 P: 10	R: 2 E: 1 K: 0 S: 4 H: 1 LOB: 0 BB: 1 P: 8	R: 0 E: 0 K: 1 S: 5 H: 0 LOB: 0 BB: 0 P: 5	R: 1 E: 0 K: 1 S: 7 H: 2 LOB: 2 BB: 1 P: 11	R: 0 E: 0 K: 0 S: 4 H: 2 LOB: 1 BB: 0 P: 4	R: 0 E: 0 K: 1 S: 6 H: 1 LOB: 1 BB: 0 P: 6	R: 0 E: 0 K: 0 S: 3 H: 0 LOB: 0 BB: 0 P: 3	R: 0 E: 0 K: 2 S: 7 H: 0 LOB: 0 BB: 0 P: 7	R: 0 E: 0 K: 0 S: 3 H: 0 LOB: 0 BB: 0 P: 3	1B: 4 2B: 1 3B: 1 HR: 1	SF: 0 SAC: 2 DP: 0 HBP: 0						

PITCHER	IP	WLS	BF	H	R	ER	SO	BB	IBB	HBP	BLK	WP	HR	S	P	ERA	WHIP
Bob Anderson, R (1, 1) ERA: 3.38	7.0		30	7	4	3	4	3	0	0	0	0	1	35	47	3.86	1.429
Don Elston, R (8, 1) ERA: 2.13	1.0	W	3	0	0	0	2	0	0	0	0	0	0	7	7	0.00	0.000
Seth Morehead, L (9, 1) ERA: 5.14	1.0	S	3	0	0	0	0	0	0	0	0	0	0	3	3	0.00	0.000

PITCHER	IP	WLS	BF	H	R	ER	SO	BB	IBB	HBP	BLK	WP	HR	S	P	ERA	WHIP

TOP

San Francisco Giants @ Chicago Cubs

Wrigley Field, Chicago, IL

Sun Apr 24 1960, 3:33 AM CDT

Att. 20,818 - Unknown

livebaseballscorecards.com

AB	31
R	4
H	7
RBI	3
BB	3
SO	6
LOB	10

PA:	36
WP:	0
PB:	0
SB:	0
CS:	0

Batter	1	2	3	4	5	6	7	8	9	AB	R	H	RBI	BB	SO	LOB
Tony Taylor, R (1, 4) OBP: 0.275, SLG: 0.417	0-0 1B 5-3 BLK 1B	0-0 F8			0-0 4-3		0-3 K	0-0 1-H HR		5	2	2	2	0	1	0
Richie Ashburn, L (1, 8) OBP: 0.442, SLG: 0.378	0-0 5-3 1-2		0-0 1-3		4-0 BB		0-0 1B	4-0 1B 14 1B BB		3	1	1	0	2	0	1
Lou Johnson, R (1, 9) OBP: 0.222, SLG: 0.389	0-0 6-3		0-0 2B		0-3 K		0-0 F8	0-0 14 1B 1-2 2B 1B		5	1	2	0	0	1	3
14 Ernie Banks, R (1, 6) OBP: 0.419, SLG: 0.515	4-0 BLK 1B BB		0-0 F5		0-0 F7			F8 / 2B 1-3 2-H 1B		4	0	1	1	1	0	2
Frank Thomas, R (1, 7) OBP: 0.341, SLG: 0.486	0-0 BLK 1-2 2-3 1B		0-0 6-3			0-0 F8		5-3 / 1-3 3-H 2B		5	0	2	1	0	0	1
George Altman, L (1, 3) OBP: 0.290, SLG: 0.333	4-0 1-2 2-3 3-H BB			0-0 5-3		0-3 K2-3		BB BB 1B / 4-0 BB		3	1	1	0	2	1	0
Don Zimmer, R (1, 5) OBP: 0.316, SLG: 0.324 Walt Moryn, L (8, PH) OBP: 0.500, SLG: 0.875 Sammy Drake, S (8, PR) (9, 5)	0-0 F8			0-0 1B		0-3 K		4-0 1-2 BB / 4-3		3 0 1	0 0 1	1 0 1	0 0 0	1 1 0	3 0 0	3 0 3
Del Rice, R (1, 2) OBP: 0.308, SLG: 0.320 Sammy Taylor, L (8, PH) Seth Morehead, L (9, 1) OBP: 0.200, SLG: 0.200		0-0 F2		0-3 K			0-0 5-3	4-0 1-2 2-3 1B BB		3 0 0	0 1 0	0 0 0	0 0 0	0 1 0	1 0 0	1 0 0
Bob Anderson, R (1, 1) OBP: 0.375, SLG: 0.375 Earl Averill, R (7, PH) OBP: 1.000, SLG: 2.500 Don Elston, R (8, 1) Bob Will, L (8, PH) OBP: 0.143, SLG: 0.100 Cal Neeman, R (9, 2)		0-3 K		0-3 K			0-0 HR	0-0 1-H 2-H 3-H HR 1B		2 1 0 1 0	0 1 0 1 0	0 1 0 1 0	0 1 0 3 0	0 0 0 0 0	2 0 0 0 0	1 0 0 0 0
Inning Stats	R: 1 E: 0 K: 0 S: 5 H: 2 LOB: 3 BB: 2 P: 13	R: 0 E: 0 K: 1 S: 5 H: 0 LOB: 0 BB: 0 P: 5	R: 0 E: 0 K: 0 S: 4 H: 1 LOB: 1 BB: 0 P: 4	R: 0 E: 0 K: 2 S: 8 H: 1 LOB: 1 BB: 0 P: 8	R: 0 E: 0 K: 1 S: 5 H: 0 LOB: 1 BB: 1 P: 9	R: 0 E: 0 K: 2 S: 7 H: 0 LOB: 0 BB: 0 P: 7	R: 1 E: 0 K: 1 S: 7 H: 2 LOB: 1 BB: 0 P: 7	R: 7 E: 0 K: 0 S: 9 H: 6 LOB: 3 BB: 4 P: 25		1B: 8 2B: 2 3B: 0 HR: 2	SF: 0 SAC: 0 DP: 0 HBP: 0						

PITCHER		IP	WLS	BF	H	R	ER	SO	BB	IBB	HBP	BLK	WP	HR	S	P	ERA	WHIP
Billy O'Dell, L ERA: 2.65	(1, 1)	7.0		30	6	2	2	7	3	0	0	1	0	1	41	53	2.57	1.286
Billy Loes, R ERA: 15.75	(8, 1)	0.2	L	8	3	6	6	0	3	0	0	0	0	1	5	17	81.00	9.000
Stu Miller, R ERA: 3.72	(8, 1)	0.0		2	2	0	0	0	0	0	0	0	0	0	2	2	∞	∞
Bud Byerly, R ERA:	(8, 1)	0.1		3	1	1	1	0	1	0	0	0	0	0	2	6	27.00	6.000

PITCHER	IP	WLS	BF	H	R	ER	SO	BB	IBB	HBP	BLK	WP	HR	S	P	ERA	WHIP

BOTTOM

San Francisco Giants @ Chicago Cubs

Wrigley Field, Chicago, IL

Sun Apr 24 1960, 3:33 AM CDT

Att. 20,818 - Unknown

livebaseballscorecards.com

AB	36
R	9
H	12
RBI	8
BB	7
SO	7
LOB	15

1B: 8 2B: 2 3B: 0 HR: 2 SF: 0 SAC: 0 DP: 0 HBP: 0

WP: 0 PB: 0 SB: 0 CS: 0 PA: 43

Batter	1	2	3	4	5	6	7	8	9	AB	R	H	RBI	BB	SO	LOB
Jim Gilliam, S (1, 5) OBP: 0.353, SLG: 0.244	B B C B C B 4-2 F8 E BB	X 0-0 F8 ②	C C B X 1-2 BB 1-3 3-H 1B		B C X 1-1 F9 ③		B X 1-0 8-3 1B			4	1	2	1	1	0	2
Charlie Neal, R (1, 4) OBP: 0.348, SLG: 0.243	C T B X 1-2 F8 ① 1-2	X 0-0 E1 1-2 E	B B F B B 4-1 1-2 BB			F B X 1-1 L7 ①	B X 1-0 8-3 ② ③ 1-2f			4	1	0	0	1	0	3
Wally Moon, L (1, 7) OBP: 0.375, SLG: 0.512	L B C T X 1-2 E5 1B 2-H	B B C T X 2-2 E7 1-H 2-H 2B	C T X 0-2 1-3 ③			B X 1-0 1B 5-3 E 1B		X 0-0 G4-6-3 1B		5	2	3	2	0	0	3
Gil Hodges, R (1, 3) OBP: 0.277, SLG: 0.432	X 0-0 1-3 ②	B C X 1-1 1-3 ③		C F B C 1-3 K ①		C S B B X 2-2 5-3 ② 1-2		F F X 0-2 F7 ①		5	0	0	0	0	1	4
John Roseboro, L (1, 2) OBP: 0.413, SLG: 0.553	B X 1-0 1B 2-H		B C X 1-1 2B	B S C X 1-2 B1 ②		S H 1-1 E HBP		B B X 2-0 G4-6-3 ② ③ 1-2f		4	1	2	1	0	0	1
Tommy Davis, R (1, 9) OBP: 0.240, SLG: 0.182	C C B F F X 1-2 1-3 ③		F B C B S 3-3 K ①	C B X 2-1 F7 ③		F B B B C X 3-2 E5 1-3 2-H 1B			X 0-0 5-3 ①	5	0	1	0	0	1	2
Don Demeter, R (1, 8) OBP: 0.263, SLG: 0.176		S B B C X 2-2 G3 ①	B F X 1-1 F8 ②		C B B C B B 4-2 G5-4-3 BB	B B B B 4-0 FC6 BB			B X 1-0 6-3 ②	3	0	0	0	2	0	1
Maury Wills, S (1, 6) OBP: 0.333, SLG: 0.357		C B B X 2-1 S 1B 1B	C C F B B F B X 3-2 1B 2-H 1B 1B		B C X 1-1 ① ② G5-4-3 1-2f	C X 0-1 FC6 ③ 1-2f			X 0-0 F7 ③	5	2	2	1	0	0	4
Don Drysdale, R (1, 1) OBP: 0.333, SLG: 0.583		C X 0-1 E 1-H E 1B	C B B B X 3-1 1B 1-3 1B		B B C F X 2-2 2B		C C B S 1-3 K ①			4	1	3	1	0	1	0
Inning Stats	R: 2 H: 1 E: 1 LOB: 1 K: 0 BB: 1 S: 16 P: 24	R: 3 H: 3 E: 2 LOB: 1 K: 0 BB: 0 S: 14 P: 21	R: 2 H: 4 E: 0 LOB: 3 K: 1 BB: 1 S: 21 P: 37	R: 0 H: 0 E: 0 LOB: 0 K: 1 BB: 0 S: 8 P: 12	R: 0 H: 1 E: 0 LOB: 1 K: 0 BB: 1 S: 9 P: 17	R: 1 H: 2 E: 1 LOB: 3 K: 0 BB: 1 S: 12 P: 24	R: 0 H: 1 E: 0 LOB: 0 K: 1 BB: 0 S: 5 P: 8	R: 0 H: 1 E: 0 LOB: 0 K: 0 BB: 0 S: 5 P: 7	R: 0 H: 0 E: 0 LOB: 0 K: 0 BB: 0 S: 3 P: 4	1B: 10 SF: 0 2B: 4 SAC: 0 3B: 0 DP: 3 HR: 0 HBP: 1						

TOP

Los Angeles Dodgers @ Chicago Cubs

Wrigley Field, Chicago, IL

Tue Apr 26 1960, 3:33 AM CDT

Att. 7,610 - Unknown

livebaseballscorecards.com

AB	39
R	8
H	13
RBI	6
BB	4
SO	3
LOB	20

| | | | | | |

Batter	1	2	3	4	5	6	7	8	9	AB	R	H	RBI	BB	SO	LOB
Tony Taylor, R (1, 4) OBP: 0.273, SLG: 0.400	1-2 6-3		X 0-0 6-3			C B S S 1-3 K			X 0-0 14 FC5 1B 1B	4	0	1	0	0	1	0
Richie Ashburn, L (1, 8) OBP: 0.447, SLG: 0.375	B C C B X 2-2 3-1			F B B B C F F S 3-3 K		C C F B B B F F F 4-2 B B G4-6-3 BB			X 0-0 14 E 1-2 1B	3	0	1	0	1	1	0
Lou Johnson, R (1, 9) OBP: 0.227, SLG: 0.333	B B H 3-0 HBP			F B B X 2-1 F6		F X 0-1 G4-6-3 1-2f			C F B F C 1-3 K	3	0	0	0	0	1	3
14 Ernie Banks, R (1, 6) OBP: 0.383, SLG: 0.459	B C S S 1-3 K			C X 0-1 F6			C B F S 1-3 K		B B X 2-0 FC5 DI 1-3 2-3f	4	0	0	0	0	2	3
Frank Thomas, R (1, 7) OBP: 0.311, SLG: 0.439		B B C T F X 2-2 5-3			C B S S 1-3 K		F X 0-1 5-3		F B S S 1-3 K 1-2	4	0	0	0	0	2	2
George Altman, L (1, 3) OBP: 0.294, SLG: 0.367		F X 0-1 B1-3			B X 1-0 2B 2B		F F X 0-2 4-3			3	1	1	0	0	0	0
Don Zimmer, R (1, 5) OBP: 0.293, SLG: 0.297		B C B T F S 2-3 K			B S X 1-1 F3			B B B C C X 3-2 6-3		3	0	0	0	0	1	1
Del Rice, R (1, 2) OBP: 0.310, SLG: 0.357			B C F X 1-2 F7		C X 0-1 2-H 2B			B F F F X 1-2 6-3		3	0	1	1	0	0	0
Glen Hobbie, R (1, 1) OBP: 0.286, SLG: 0.167			F S X 0-2 F7		B C F T S 1-3 K2-3			C S B B B S 3-3 K		0	0	0	0	0	0	0
John Goetz, R (3, 1)										0	0	0	0	0	0	0
Irv Noren, L (3, PH)										1	0	0	0	0	0	0
Seth Morehead, L (4, 1) OBP: 0.200, SLG: 0.200										0	0	0	0	0	0	0
Bob Will, L (5, PH) OBP: 0.136, SLG: 0.095										1	0	0	0	0	1	1
Ben Johnson, R (6, 1)										0	0	0	0	0	0	0
Walt Moryn, L (8, PH) OBP: 0.455, SLG: 0.778										1	0	0	0	0	1	0
Moe Drabowsky, R (9, 1)										0	0	0	0	0	0	0
Inning Stats	R: 0 E: 0 K: 1 S: 10 H: 0 LOB: 1 BB: 0 P: 17	R: 0 E: 0 K: 1 S: 10 H: 0 LOB: 0 BB: 0 P: 14	R: 0 E: 0 K: 0 S: 7 H: 0 LOB: 0 BB: 0 P: 8	R: 0 E: 0 K: 1 S: 9 H: 0 LOB: 0 BB: 0 P: 14	R: 1 E: 0 K: 2 S: 12 H: 2 LOB: 1 BB: 0 P: 16	R: 0 E: 0 K: 1 S: 12 H: 0 LOB: 0 BB: 1 P: 17	R: 0 E: 0 K: 1 S: 8 H: 0 LOB: 0 BB: 0 P: 9	R: 0 E: 0 K: 1 S: 10 H: 0 LOB: 0 BB: 0 P: 17	R: 0 E: 1 K: 2 S: 10 H: 2 LOB: 2 BB: 0 P: 14	1B: 2 2B: 2 3B: 0 HR: 0	SF: 0 SAC: 0 DP: 1 HBP: 1						

PITCHER	IP	WLS	BF	H	R	ER	SO	BB	IBB	HBP	BLK	WP	HR	S	P	ERA	WHIP
Don Drysdale, R (1, 1) ERA: 1.46	9.0	W	32	4	1	1	10	1	0	1	0	0	0	88	126	1.00	0.556

PITCHER	IP	WLS	BF	H	R	ER	SO	BB	IBB	HBP	BLK	WP	HR	S	P	ERA	WHIP

BOTTOM

Los Angeles Dodgers @ Chicago Cubs

Wrigley Field, Chicago, IL

Tue Apr 26 1960, 3:33 AM CDT

Att. 7,610 - Unknown

livebaseballscorecards.com

AB	30
R	1
H	4
RBI	1
BB	1
SO	10
LOB	10

WP: 0	PA: 32		
PB: 0			
SB: 0			
CS: 0			

Batter	1	2	3	4	5	6	7	8	9	AB	R	H	RBI	BB	SO	LOB
Jim Gilliam, S (1, 5) OBP: 0.393, SLG: 0.256	B B B C B 4-1 L4-6 S BB		B C B B B 4-1 BB 1B SF7 BB		X 0-0 ① FC1-6 FC1-4 1-2f		C B B B C B 4-2 2B BB	B X 1-0 3-H 1B		2	2	1	1	3	0	1
Charlie Neal, R (1, 4) OBP: 0.353, SLG: 0.244	B C C B F F F F B 4-2 B 1-2 BB		B C S X 1-2 BB 1B		C X 0-1 ② FC1-4 S 1-2f 3B		S X 0-1 ② F9	B X 1-0 ③ G3		4	1	1	0	1	0	3
Wally Moon, L (1, 7) OBP: 0.415, SLG: 0.596	B C B X 2-1 ① ② L4-6 2-3		B S F F B F B 4-2 1-2 2-3 BB		B B F X 2-1 1-H 3B		B X 1-0 1-H HR 2B		B B B C X 3-1 F8 S 2B 1B	4	2	3	2	1	0	2
Gil Hodges, R (1, 3) OBP: 0.288, SLG: 0.489	B F X 1-1 ③ F8		X 0-0 ② SF7 3-H		B B C B B 4-1 BB		C F X 0-2 2-H HR		F B S C 1-3 ① K 1-2	3	1	1	3	1	1	2
John Roseboro, L (1, 2) OBP: 0.392, SLG: 0.500		B B B B 4-0 CS S BB	C T X 0-2 ③ F7		C T B X 1-2 ③ F5		C B B X 2-2 ③ F7		B F B X 2-1 ② F8 2-3	4	0	0	0	1	0	5
Tommy Davis, R (1, 9) OBP: 0.233, SLG: 0.222		B C F S 1-3 ① K 1-2		C X 0-1 ① 5-3		C B B X 2-1 ① F9		X 0-0 ① L8	X 0-0 1B 3-H 2B	5	1	1	1	0	1	1
Don Demeter, R (1, 8) OBP: 0.292, SLG: 0.273		B 2 SAFE B C X 2-1 ② 2-3 2B		X 0-0 ② F7		B F B C B S 3-3 ② K		C B F X 1-2 E6 1B SH1	B X 1-0 2-H 1B	5	1	2	1	0	1	0
Maury Wills, S (1, 6) OBP: 0.343, SLG: 0.344		X 0-0 ③ F9		B X 1-0 ③ F7		C B X 1-1 ③ 6-3		L X 0-1 SH1 1-3 1B 1B	I I I I 4-0 IBB	4	1	1	0	1	0	1
Roger Craig, R (1, 1)			B C C C 1-3 ① K		B C B B B 4-1 FC1-6 BB		S B B F B X 3-2 ① F3	C X 0-1 ② SH1 2-3 3-H	F C S 0-3 ③ K	3	0	0	1	1	2	2
Inning Stats	R: 0 H: 0 E: 0 LOB: 1 K: 0 BB: 2 S: 11 P: 22	R: 0 H: 1 E: 0 LOB: 1 K: 1 BB: 1 S: 6 P: 13	R: 1 H: 1 E: 0 LOB: 2 K: 1 BB: 2 S: 15 P: 25	R: 0 H: 0 E: 0 LOB: 0 K: 0 BB: 0 S: 4 P: 5	R: 1 H: 1 E: 0 LOB: 2 K: 0 BB: 2 S: 10 P: 21	R: 0 H: 0 E: 0 LOB: 0 K: 1 BB: 0 S: 7 P: 13	R: 3 H: 2 E: 0 LOB: 0 K: 0 BB: 1 S: 14 P: 24	R: 2 H: 2 E: 1 LOB: 1 K: 0 BB: 0 S: 10 P: 13	R: 2 H: 3 E: 0 LOB: 2 K: 2 BB: 1 S: 12 P: 23	1B: 5 SF: 1 2B: 4 SAC: 1 3B: 1 DP: 1 HR: 1 HBP: 0						WP: 0 PA: 45 PB: 0 SB: 4 CS: 1

PITCHER		IP	WLS	BF	H	R	ER	SO	BB	IBB	HBP	BLK	WP	HR	S	P	ERA	WHIP
Dick Drott, R ERA: 6.75	(1, 1)	6.0	L	26	3	2	2	3	7	0	0	0	0	0	53	99	3.00	1.667
Don Elston, R ERA: 4.6	(7, 1)	3.0		19	7	7	5	2	1	1	0	0	0	1	36	60	15.00	2.667

PITCHER	IP	WLS	BF	H	R	ER	SO	BB	IBB	HBP	BLK	WP	HR	S	P	ERA	WHIP

TOP

Los Angeles Dodgers @ Chicago Cubs

Wrigley Field, Chicago, IL

Wed Apr 27 1960, 3:33 AM CDT

Att. 6,485 - Unknown

livebaseballscorecards.com

AB	34
R	9
H	10
RBI	9
BB	9
SO	5
LOB	17

BOTTOM

Batter	1	2	3	4	5	6	7	8	9	AB	R	H	RBI	BB	SO	LOB
Tony Taylor, R (1, 4) OBP: 0.271, SLG: 0.386	B C F B X 2-2 ① 6-3			X 0-0 ① 5-3		B X 1-0 ③ 3-H 1B			C X 0-1 ① F8	4	0	1	1	0	0	1
Richie Ashburn, L (1, 8) OBP: 0.451, SLG: 0.357	B F B X 2-1 ② L8			C B X 1-1 ② L7			B B C B B 4-1 FC4-6 BB		B C B B B 4-1 14 G3 BB 1-2 1B BB	2	1	0	0	2	0	0
George Altman, L (1, 3) OBP: 0.289, SLG: 0.333	F B X 1-1 ③ L9			F M X 0-2 ③ 3-1			C F F B X 1-2 ① FC4-6 1-2f		B B B C B 4-1 14 G3 1-2 2-3 1B BB	3	1	0	0	1	0	1
14 Ernie Banks, R (1, 6) OBP: 0.353, SLG: 0.415		C X 0-1 ① F9			X 0-0 ① 6-3		F B B X 2-1 ② F5		F X 0-1 ② G3 1-2 2-3 3-H	4	0	0	1	0	0	3
Frank Thomas, R (1, 7) OBP: 0.306, SLG: 0.422		C S B B C 2-3 ② K			F X 0-1 ② 6-3		C S B F B S 2-3 ③ K		B F B F B X 3-2 2-H 3-H 1B	4	0	1	2	0	2	1
Walt Moryn, L (1, 9) OBP: 0.333, SLG: 0.538		C F B S 1-3 ③ K			X 0-0 ③ F8			F B B X 2-1 ① F6	B C C X 1-2 ③ 4-1	4	0	0	0	0	1	1
Don Zimmer, R (1, 5) OBP: 0.273, SLG: 0.275			X 0-0 ① 6-3			F B F F B X 2-2 ① F7		B B C B C F S 3-3 ② K		3	0	0	0	0	1	0
Del Rice, R (1, 2) OBP: 0.313, SLG: 0.387			C C S 0-3 ② K			F X 0-1 G3 1B 2B		B X 1-0 ③ F7		3	1	1	0	0	1	0
Dick Drott, R (1, 1) Irv Noren, L (6, PH) Don Elston, R (7, 1) Bob Will, L (9, PH) OBP: 0.174, SLG: 0.136			B B C C F S 2-3 ③ K			F B X 1-1 ② G3 2-3			C X 0-1 BB 14 G3 BB 1B	1 1 0 1	0 0 0 1	0 0 0 1	0 0 0 0	0 0 0 0	1 0 0 0	0 1 0 0
Inning Stats	R: 0 E: 0 K: 0 S: 7 H: 0 LOB: 0 BB: 0 P: 12	R: 0 E: 0 K: 2 S: 8 H: 0 LOB: 0 BB: 0 P: 11	R: 0 E: 0 K: 2 S: 9 H: 0 LOB: 0 BB: 0 P: 11	R: 0 E: 0 K: 0 S: 6 H: 0 LOB: 0 BB: 0 P: 7	R: 0 E: 0 K: 0 S: 4 H: 0 LOB: 0 BB: 0 P: 4	R: 1 E: 0 K: 0 S: 9 H: 2 LOB: 1 BB: 0 P: 13	R: 0 E: 0 K: 1 S: 11 H: 0 LOB: 1 BB: 1 P: 20	R: 0 E: 0 K: 1 S: 7 H: 0 LOB: 0 BB: 0 P: 13	R: 3 E: 0 K: 0 S: 14 H: 2 LOB: 1 BB: 2 P: 26	1B: 3 2B: 1 3B: 0 HR: 0	SF: 0 SAC: 0 DP: 0 HBP: 0						

PITCHER	IP	WLS	BF	H	R	ER	SO	BB	IBB	HBP	BLK	WP	HR	S	P	ERA	WHIP
Roger Craig, R (1, 1) ERA: 6.35	9.0	W	33	4	4	4	6	3	0	0	0	0	0	75	117	4.00	0.778

PITCHER	IP	WLS	BF	H	R	ER	SO	BB	IBB	HBP	BLK	WP	HR	S	P	ERA	WHIP

Los Angeles Dodgers @ Chicago Cubs

Wrigley Field, Chicago, IL

Wed Apr 27 1960, 3:33 AM CDT

Att. 6,485 - Unknown

livebaseballscorecards.com

AB	30
R	4
H	4
RBI	4
BB	3
SO	6
LOB	8

1B: 3	SF: 0	WP: 0	PA: 33
2B: 1	SAC: 0	PB: 0	
3B: 0	DP: 0	SB: 0	
HR: 0	HBP: 0	CS: 0	

Batter	1	2	3	4	5	6	7	8	9	AB	R	H	RBI	BB	SO	LOB
Tony Taylor, R (1, 4) OBP: 0.283, SLG: 0.388	5-3		E4 BB 1-2		6-3 1-2		14 HR 1B 1-2		E 14 HR 1B	5	2	2	0	0	0	2
Richie Ashburn, L (1, 8) OBP: 0.429, SLG: 0.326	BBBB 14 1B BB		L9		2-3		F8		E3 14 HR 1-2	4	1	0	0	1	0	6
George Altman, L (1, 3) OBP: 0.279, SLG: 0.297	K		BBBB 1-2 2-3 BB		F8		L9		K	4	0	0	0	1	2	6
14 Ernie Banks, R (1, 6) OBP: 0.375, SLG: 0.565	1-2 1B		K			F6	1-H 2-H HR		1-H 2-H HR	5	2	3	6	0	1	3
Frank Thomas, R (1, 7) OBP: 0.296, SLG: 0.400	K		F9			4-3 1B	K		K	5	0	1	0	0	3	6
Walt Moryn, L (1, 9) OBP: 0.300, SLG: 0.444		3-1		F5		4-3 1-2 1B		F6	F8	5	0	1	0	0	0	0
Sammy Taylor, L (1, 2)		K		G3		4-3 1-2 2-3		K		4	0	0	0	0	2	2
Don Zimmer, R (1, 5) OBP: 0.255, SLG: 0.256		K		6-3		K		HBP		3	0	0	0	0	2	2
Ben Johnson, R (7, 1)										0	0	0	0	0	0	0
Earl Averill, R (8, PH) OBP: 1.000, SLG: 2.500										0	0	0	0	0	0	0
Moe Drabowsky, R (8, 1)										0	0	0	0	0	0	0
John Goetz, R (8, 1)										0	0	0	0	0	0	0
Seth Morehead, L (1, 1) OBP: 0.200, SLG: 0.200			BB E 1B		E6 6-3		BB 14 HR 1B		F4	0	0	0	0	0	0	0
Al Schroll, R (2, 1) OBP: 1.000, SLG: 1.000										1	0	1	0	0	0	0
Bob Will, L (5, PH) OBP: 0.167, SLG: 0.130										1	0	0	0	0	0	0
Art Ceccarelli, R (5, 1)										0	0	0	0	0	0	0
Irv Noren, L (7, PH)										0	0	0	0	1	0	0
Sammy Drake, S (7, PR)										1	1	0	0	0	0	1
(7, 5)																
Inning Stats	R: 0 E: 0 K: 2 S: 8 H: 1 LOB: 2 BB: 1 P: 12	R: 0 E: 0 K: 2 S: 7 H: 0 LOB: 0 BB: 0 P: 7	R: 0 E: 1 K: 1 S: 7 H: 1 LOB: 3 BB: 1 P: 11	R: 0 E: 0 K: 0 S: 3 H: 0 LOB: 0 BB: 0 P: 3	R: 0 E: 1 K: 0 S: 4 H: 0 LOB: 1 BB: 0 P: 4	R: 0 E: 0 K: 1 S: 7 H: 2 LOB: 2 BB: 0 P: 7	R: 3 E: 0 K: 1 S: 7 H: 2 LOB: 1 BB: 1 P: 11	R: 0 E: 0 K: 1 S: 5 H: 0 LOB: 1 BB: 0 P: 6	R: 3 E: 1 K: 2 S: 10 H: 2 LOB: 0 BB: 0 P: 10	1B: 6 2B: 0 3B: 0 HR: 2 SF: 0 SAC: 0 DP: 0 HBP: 1						

TOP

Chicago Cubs @ St. Louis Cardinals

Sportsman's Park, St. Louis, MO

Fri Apr 29 1960, 8:05 PM EDT

Att. 6,859 - Unknown

livebaseballscorecards.com

AB	38
R	6
H	8
RBI	6
BB	3
SO	10
LOB	28

WP: 0 PB: 0 SB: 0 CS: 0 PA: 42

PITCHER		IP	WLS	BF	H	R	ER	SO	BB	IBB	HBP	BLK	WP	HR	S	P	ERA	WHIP
Bob Miller, R ERA: 3.46	(1, 1)	6.2	W	31	6	3	3	6	3	0	0	0	0	1	40	52	4.05	1.350
Frank Barnes, R ERA: 7.71	(7, 1)	2.1	S	11	2	3	2	4	0	0	1	0	0	1	18	19	7.71	0.857

PITCHER		IP	WLS	BF	H	R	ER	SO	BB	IBB	HBP	BLK	WP	HR	S	P	ERA	WHIP

Batter	1	2	3	4	5	6	7	8	9	AB	R	H	RBI	BB	SO	LOB
Joe Cunningham, L (1, 9) OBP: 0.488, SLG: 0.455	4-3 BLK 2B	K	FC4-6 1-2f			4-3		HBP 1B HR 1B		5	3	2	1	0	1	3
Alex Grammas, R (1, 4) OBP: 0.302, SLG: 0.357	4-3 2-3	F8		F8		1-6-3		1B K		6	1	1	0	0	1	3
Bill White, L (1, 8) (8, 3) OBP: 0.455, SLG: 0.612	F8 3-H		BBBB 1B HR BB	BB 1B		1B		1B HR		5	3	4	3	1	0	0
Ken Boyer, R (1, 5) OBP: 0.415, SLG: 0.814	BBBB BB		F9	F5		4-3		2B F9		5	1	1	1	1	0	3
Stan Musial, L (1, 3) OBP: 0.455, SLG: 0.667	L3		HR 1B 1-2	BB 1-2			F9	2B 1B 2-3 3-H 1B		3	1	1	0	1	0	1
Curt Flood, R (8, 8) OBP: 0.500, SLG: 0.250										1	1	1	1	0	0	0
Daryl Spencer, R (1, 6) OBP: 0.407, SLG: 0.630		BBBB 1B WP BB	HR 1-H 2-H	5-3			1B	1B 1-3 3-H 2B		4	3	3	4	1	0	2
Leon Wagner, L (1, 7) OBP: 0.385, SLG: 0.500		WP 1-3 1B 1B	BBBB BB BB		K		1B 1-3 1B	IIII E 1B IBB		3	2	2	0	2	1	0
Hal Smith, R (1, 2) OBP: 0.143, SLG: 0.100		L7 1-2 3-H	K		F7		1B 1-2 1B	E3 4-3 1-H 2-H 3-H 1B		5	1	2	2	0	1	2
Bob Miller, R (1, 1) OBP: 0.500, SLG: 0.333										2	0	1	1	1	0	0
Frank Barnes, R (7, 1)		1B 2-H	BBBB FC4-6 BB 1-2		1-3		1-3	4-3 2-3		2	0	0	0	0	0	3
Inning Stats	R: 1 H: 1 E: 0 LOB: 1 K: 0 BB: 1 S: 4 P: 8	R: 2 H: 2 E: 0 LOB: 1 K: 1 BB: 1 S: 7 P: 11	R: 3 H: 2 E: 0 LOB: 2 K: 1 BB: 3 S: 7 P: 19	R: 0 H: 1 E: 0 LOB: 2 K: 0 BB: 1 S: 4 P: 8	R: 0 H: 0 E: 0 LOB: 0 K: 1 BB: 0 S: 5 P: 5	R: 0 H: 1 E: 0 LOB: 1 K: 0 BB: 0 S: 4 P: 4	R: 0 H: 3 E: 0 LOB: 2 K: 0 BB: 0 S: 5 P: 5	R: 10 H: 8 E: 1 LOB: 0 K: 1 BB: 1 S: 13 P: 18		1B: 13 SF: 0 2B: 3 SAC: 0 3B: 0 DP: 0 HR: 2 HBP: 1						

PITCHER		IP	WLS	BF	H	R	ER	SO	BB	IBB	HBP	BLK	WP	HR	S	P	ERA	WHIP
Seth Morehead, L ERA: 5.71	(1, 1)	1.1	L	9	3	3	3	0	2	0	0	1	1	0	7	15	20.25	3.750
Al Schroll, R ERA: 10.13	(2, 1)	2.2		15	3	3	3	2	4	0	0	0	0	1	15	31	10.12	2.625
Art Ceccarelli, L ERA: 6.75	(5, 1)	2.0		7	1	0	0	1	0	0	0	0	0	0	9	9	0.00	0.500
Ben Johnson, R ERA: 2.79	(7, 1)	1.0		5	3	0	0	0	0	0	0	0	0	0	5	5	0.00	3.000
Moe Drabowsky, R ERA: 27.0	(8, 1)	0.0		5	4	5	5	0	0	0	1	0	0	0	4	5	∞	∞

PITCHER		IP	WLS	BF	H	R	ER	SO	BB	IBB	HBP	BLK	WP	HR	S	P	ERA	WHIP
John Goetz, R ERA: 12.79	(8, 1)	1.0		8	4	5	5	1	0	1	0	0	0	1	9	13	45.00	4.000

BOTTOM

Chicago Cubs @ St. Louis Cardinals

Sportsman's Park, St. Louis, MO

Fri Apr 29 1960, 8:05 PM EDT

Att. 6,859 - Unknown

livebaseballscorecards.com

AB	41
R	16
H	18
RBI	13
BB	7
SO	4
LOB	17

PA: 49

Batter	1	2	3	4	5	6	7	8	9	AB	R	H	RBI	BB	SO	LOB
Tony Taylor, R (1, 4) OBP: 0.310, SLG: 0.415	F9 WP 2B		BBB 4-0 BB		1B FC1-2 14 1B 1-3 1B	FC5-4 1-2f			F9	4	2	2	0	1	0	1
Richie Ashburn, L (1, 8) OBP: 0.410, SLG: 0.300	F9 2-3		F7		FC1-2 1B 14 1B 1-2 3-H		BBB 4-0 S BB		4-3	4	1	0	0	1	0	4
Lou Johnson, R (1, 9) OBP: 0.240, SLG: 0.333	F3 3-H			5-3	14 1B 1B 1-2 2-3 1B		SSS 0-3 K 1-2			3	1	1	0	0	0	0
Walt Moryn, L (7, PH) OBP: 0.286, SLG: 0.421										1	0	0	0	0	1	1
Don Elston, R (7, 1)										0	0	0	0	0	0	0
14 Ernie Banks, R (1, 6) OBP: 0.400, SLG: 0.563	F8			BBB 4-0 2B BB	1B 1-3 2-H 3-H 1B		G5-4-3 IBB			2	0	1	2	2	0	0
Dick Gernert, R (1, 3) OBP: 0.231, SLG: 0.308		SSS 0-3 K		G5-3 1-3 2B	1-2 3-H 1B		G5-4-3 1-2f			4	0	2	1	0	1	2
Art Schult, R (1, 7)		F6		IBB	F3			4-1		3	0	0	0	1	0	2
Don Zimmer, R (1, 5) OBP: 0.235, SLG: 0.234		5-3		G5-3 2-3f		F8		F8		4	0	0	0	0	0	3
Moe Thacker, R (1, 2)			F7		BBB 4-0 1B FC1-2 BB	SSS 0-3 K		F9		3	0	0	0	1	1	0
Bob Anderson, R (1, 1) OBP: 0.364, SLG: 0.364			SSS 0-3 K		SSS 0-3 K				6-3	3	0	1	0	0	2	1
George Altman, L (7, 9) OBP: 0.273, SLG: 0.289						FC5-4 1B				1	0	0	0	0	0	0
Inning Stats	R: 1 E: 0 K: 0 S: 4 H: 1 LOB: 0 BB: 0 P: 4	R: 0 E: 0 K: 1 S: 5 H: 0 LOB: 0 BB: 0 P: 5	R: 0 E: 0 K: 1 S: 5 H: 0 LOB: 1 BB: 1 P: 9	R: 0 E: 0 K: 0 S: 3 H: 1 LOB: 2 BB: 2 P: 11	R: 3 E: 0 K: 1 S: 9 H: 4 LOB: 2 BB: 1 P: 13	R: 0 E: 0 K: 1 S: 6 H: 1 LOB: 1 BB: 0 P: 6	R: 0 E: 0 K: 1 S: 4 H: 0 LOB: 1 BB: 2 P: 12	R: 0 E: 0 K: 0 S: 3 H: 0 LOB: 0 BB: 0 P: 3	R: 0 E: 0 K: 0 S: 3 H: 0 LOB: 0 BB: 0 P: 3	1B: 5 2B: 2 3B: 0 HR: 0	SF: 0 SAC: 0 DP: 2 HBP: 0						

TOP

Chicago Cubs @ St. Louis Cardinals

Sportsman's Park, St. Louis, MO

Sat Apr 30 1960, 8:05 PM EDT

Att. 7,592 - Unknown

livebaseballscorecards.com

AB	32
R	4
H	7
RBI	3
BB	6
SO	5
LOB	14

WP: 1 PB: 0 SB: 1 CS: 0 PA: 38

PITCHER		IP	WLS	BF	H	R	ER	SO	BB	IBB	HBP	BLK	WP	HR	S	P	ERA	WHIP
Vinegar Bend Mizell, L ERA: 6.23	(1, 1)	4.2		23	6	4	4	3	3	1	0	0	1	0	25	41	7.71	1.929
Ernie Broglio, R ERA: 3.65	(5, 1)	1.1		6	1	0	0	1	1	0	0	0	0	0	7	11	0.00	1.500
Lindy McDaniel, R ERA:	(7, 1)	3.0	W	9	0	0	0	1	0	1	0	0	0	0	10	14	0.00	0.000

PITCHER		IP	WLS	BF	H	R	ER	SO	BB	IBB	HBP	BLK	WP	HR	S	P	ERA	WHIP

BOTTOM

Batter	1	2	3	4	5	6	7	8	9	AB	R	H	RBI	BB	SO	LOB
Joe Cunningham, L (1, 9) OBP: 0.467, SLG: 0.432	G4-6-3 1B	FC6 1-2f			F7	4-3				4	0	1	0	0	0	4
Daryl Spencer, R (1, 6) OBP: 0.379, SLG: 0.580	G4-6-3 1-2f		F7		5-3		K			4	0	0	0	0	1	1
Bill White, L (1, 8) (9, 3) OBP: 0.441, SLG: 0.642	F8		5-3		HR		1-3			4	1	1	1	0	0	0
Ken Boyer, R (1, 5) OBP: 0.439, SLG: 0.804		FC3-6 1B	BB		1B		F8			3	0	2	0	1	0	0
Stan Musial, L (1, 3) OBP: 0.417, SLG: 0.600 Curt Flood, R (9, 8) OBP: 0.500, SLG: 0.250	FC3-6 1B 1B 1-2f		F9		F6			K		4 0	1 0	0 0	0 0	0 0	1 0	3 0
Carl Sawatski, L (1, 2) OBP: 0.450, SLG: 0.833 Hal Smith, R (9, 2) OBP: 0.143, SLG: 0.100	HBP 1B 1-3 1B			F8		HR		F8		4 0	1 0	2 0	1 0	0 0	0 0	0 0
Leon Wagner, L (1, 7) OBP: 0.419, SLG: 0.684	HBP 1-2 3-H 1B			HR		3-1		HR		4	2	3	3	0	0	0
Wally Shannon, L (1, 4) OBP: 0.545, SLG: 0.375	FC6 1-2 2-3 HBP			4-3		4-3		K		3	0	0	0	0	1	0
Vinegar Bend Mizell, R (1, 1) OBP: 0.111, SLG: 0.222 Ernie Broglio, R (5, 1) Lindy McDaniel, R (7, 1) OBP: 0.333, SLG: 0.333	K			6-3		BB				2 0 0	0 0 0	0 0 0	0 0 0	0 1 0	1 0 0	3 0 0
Inning Stats	R: 0 E: 0 K: 0 S: 3 H: 1 LOB: 0 BB: 0 P: 3	R: 1 E: 0 K: 1 S: 8 H: 3 LOB: 3 BB: 0 P: 9	R: 0 E: 0 K: 0 S: 3 H: 0 LOB: 1 BB: 1 P: 7	R: 1 E: 0 K: 0 S: 4 H: 1 LOB: 0 BB: 0 P: 4	R: 1 E: 0 K: 0 S: 5 H: 2 LOB: 1 BB: 0 P: 5	R: 1 E: 0 K: 0 S: 4 H: 1 LOB: 1 BB: 1 P: 8	R: 0 E: 0 K: 1 S: 5 H: 0 LOB: 0 BB: 0 P: 5	R: 1 E: 0 K: 2 S: 8 H: 1 LOB: 0 BB: 0 P: 8		1B: 5 2B: 0 3B: 0 HR: 4 SF: 0 SAC: 0 DP: 1 HBP: 1						

PITCHER		IP	WLS	BF	H	R	ER	SO	BB	IBB	HBP	BLK	WP	HR	S	P	ERA	WHIP
Bob Anderson, R ERA: 3.95	(1, 1)	6.0		28	8	4	4	1	2	0	1	0	0	3	27	36	6.00	1.667
Don Elston, R ERA: 4.58	(7, 1)	2.0	L	7	1	1	1	3	0	0	0	0	0	1	13	13	4.50	0.500

PITCHER		IP	WLS	BF	H	R	ER	SO	BB	IBB	HBP	BLK	WP	HR	S	P	ERA	WHIP

Chicago Cubs @ St. Louis Cardinals

Sportsman's Park, St. Louis, MO

Sat Apr 30 1960, 8:05 PM EDT

Att. 7,592 - Unknown

livebaseballscorecards.com

AB	32
R	5
H	9
RBI	5
BB	2
SO	4
LOB	11

WP: 0 PA: 35
PB: 0
SB: 0
CS: 0

Chicago Cubs @ St. Louis Cardinals

Sportsman's Park, St. Louis, MO

Sun May 01 1960, 4:33 AM EDT

Att. 13,954 - Unknown

TOP

livebaseballscorecards.com

Batter	1	2	3	4	5	6	7	8	9	AB	R	H	RBI	BB	SO	LOB
Tony Taylor, R (1, 4) OBP: 0.349, SLG: 0.500	6-3		PO 3-H 1B		2B 2-H 3B		BB 2-H 2B		1B 1B	5	1	4	3	0	0	0
Richie Ashburn, L (1, 8) OBP: 0.439, SLG: 0.340	G1-6-3 BB		PO 1-2	6-3	2B 3-H 2B		BB BB		1-3 1B	3	0	2	1	2	0	0
Bob Will, L (1, 9) OBP: 0.207, SLG: 0.148	G1-6-3 1-2f			14 BB 1B	4-3		1-2 2-3 BB		4-3	4	0	1	0	1	0	4
14 Ernie Banks, R (1, 6) OBP: 0.391, SLG: 0.529		F8		G6-4-3 1-2 BB		5-3	K			3	0	0	0	1	1	3
Frank Thomas, R (1, 7) OBP: 0.276, SLG: 0.370		5-3		G6-4-3 1-2f		F8		K		4	0	0	0	0	1	2
Dick Gernert, R (1, 3) OBP: 0.235, SLG: 0.294		6-3			2B 4-3 1B	5-3		K		4	1	1	0	0	1	0
Sammy Taylor, L (1, 2) OBP: 0.333, SLG: 0.300 Cal Neeman, R (8, 2)			K		1-3 3B 2B		SH5-4 2B 1B	F8		4 0	2 0	2 0	0 0	0 0	1 0	0 0
Don Zimmer, R (1, 5) OBP: 0.236, SLG: 0.275			1B 3B		4-3		K		5-3	4	1	1	1	0	1	2
Glen Hobbie, R (1, 1) OBP: 0.222, SLG: 0.125 Al Schroll, R (8, 1) OBP: 1.000, SLG: 1.000 Don Elston, R (8, 1)			K		3-H 5-3		1-2 SH5-4		K	2 0 1	0 0 0	0 0 0	0 0 0	0 0 0	1 0 1	2 0 0

Inning Stats	1	2	3	4	5	6	7	8	9
R	0	0	1	0	3	0	1	0	0
E	0	0	0	0	0	0	0	0	0
K	0	0	2	0	0	0	2	2	1
S	2	3	8	3	7	3	9	7	7
H	0	0	2	1	4	0	2	0	2
LOB	0	0	0	1	1	0	3	0	0
BB	1	0	0	1	0	0	2	0	0
P	6	3	8	7	7	3	17	7	7

AB	34
R	5
H	11
RBI	5
BB	4
SO	7
LOB	13

1B: 6	SF: 0
2B: 3	SAC: 1
3B: 2	DP: 2
HR: 0	HBP: 0

WP: 0	PA: 40
PB: 0	
SB: 0	
CS: 0	

PITCHER		IP	WLS	BF	H	R	ER	SO	BB	IBB	HBP	BLK	WP	HR	S	P	ERA	WHIP
Larry Jackson, R ERA: 4.13	(1, 1)	6.0	L	24	7	4	4	2	2	0	0	0	0	0	26	34	6.00	1.500
Frank Barnes, R ERA: 9.0	(7, 1)	0.2		6	2	1	1	1	2	0	0	0	0	0	6	14	13.50	6.000
Ernie Broglio, R ERA: 3.29	(7, 1)	1.1		4	0	0	0	3	0	0	0	0	0	0	10	10	0.00	0.000
Lindy McDaniel, R ERA:	(9, 1)	1.0		5	2	0	0	1	0	0	0	0	0	0	7	7	0.00	2.000

PITCHER		IP	WLS	BF	H	R	ER	SO	BB	IBB	HBP	BLK	WP	HR	S	P	ERA	WHIP

BOTTOM

Batter	1	2	3	4	5	6	7	8	9	AB	R	H	RBI	BB	SO	LOB
Joe Cunningham, L (1, 9) OBP: 0.440, SLG: 0.429	E5 FC3-6		G3		1B 2B		G1		K	5	1	1	0	0	1	0
Wally Shannon, L (1, 4) OBP: 0.400, SLG: 0.250	FC3-6 BB 1-3 WP 1-2f		K		F5		G3		F7	4	1	0	0	0	1	2
Ken Boyer, R (9, PH) OBP: 0.431, SLG: 0.787										1	0	0	0	0	0	0
Bill White, L (1, 8) OBP: 0.422, SLG: 0.603	1-3 1-2		K		BB 2-H 1B		F6		3-1	5	0	1	1	0	1	1
Stan Musial, L (1, 3) OBP: 0.442, SLG: 0.595	WP BB BB			F3	1-2 BB			1B SF8 1B		2	1	1	0	2	0	0
Carl Sawatski, L (1, 2) OBP: 0.458, SLG: 0.762	WP 1-2 2-3 BB			F9	3-1			BB 1-3 1B		3	0	1	0	1	0	2
Curt Flood, R (8, PR) OBP: 0.500, SLG: 0.250										0	0	0	0	0	0	0
Dick Gray, R (9, 5)										0	0	0	0	0	0	0
Daryl Spencer, R (1, 6) OBP: 0.403, SLG: 0.660	L7 1-2 2-3 3-H			HR	2B			1-2 BB		3	1	2	1	1	0	2
Leon Wagner, L (1, 7) OBP: 0.404, SLG: 0.634		F4		BB	F5			F3		3	0	0	0	1	0	4
Alex Grammas, R (1, 5) OBP: 0.283, SLG: 0.333		L3		F8	F9			SF8 3-H		3	0	0	0	0	0	2
George Crowe, L (8, PH)										0	0	0	1	0	0	0
Hal Smith, R (9, 2) OBP: 0.143, SLG: 0.100										0	0	0	0	0	0	0
Larry Jackson, R (1, 1) OBP: 0.182, SLG: 0.100		4-3			6-3		4-3	K		2	0	0	0	0	0	0
Ellis Burton, S (6, PH) OBP: 0.308, SLG: 0.273										1	0	0	0	0	0	1
Frank Barnes, R (7, 1)										0	0	0	0	0	0	0
Ernie Broglio, R (7, 1)										0	0	0	0	0	0	0
Bob Nieman, R (8, PH) OBP: 0.278, SLG: 0.188										1	0	0	0	0	1	2
Lindy McDaniel, R (9, 1) OBP: 0.333, SLG: 0.333										0	0	0	0	0	0	0
Inning Stats	R: 1 E: 1 K: 0 S: 4 H: 0 LOB: 2 BB: 2 P: 12	R: 0 E: 0 K: 0 S: 3 H: 0 LOB: 0 BB: 0 P: 3	R: 0 E: 0 K: 2 S: 7 H: 0 LOB: 0 BB: 0 P: 7	R: 1 E: 0 K: 0 S: 4 H: 1 LOB: 1 BB: 1 P: 8	R: 1 E: 0 K: 0 S: 5 H: 2 LOB: 2 BB: 1 P: 9	R: 0 E: 0 K: 0 S: 4 H: 1 LOB: 1 BB: 0 P: 4	R: 0 E: 0 K: 0 S: 3 H: 0 LOB: 0 BB: 0 P: 3	R: 1 E: 0 K: 1 S: 7 H: 2 LOB: 2 BB: 1 P: 11	R: 0 E: 0 K: 1 S: 5 H: 0 LOB: 0 BB: 0 P: 5	1B: 3 2B: 2 3B: 0 HR: 1 SF: 1 SAC: 0 DP: 0 HBP: 0	WP: 1 PB: 0 SB: 0 CS: 0 PA: 39					

PITCHER		IP	WLS	BF	H	R	ER	SO	BB	IBB	HBP	BLK	WP	HR	S	P	ERA	WHIP
Glen Hobbie, R ERA: 5.88	(1, 1)	7.0	W	32	6	4	3	2	4	0	0	0	1	1	32	48	3.86	1.429
Al Schroll, R ERA: 10.13	(8, 1)	0.0		1	0	0	0	0	1	0	0	0	0	0	0	4	∞	∞
Don Elston, R ERA: 4.12	(8, 1)	2.0	S	6	0	0	0	2	0	0	0	0	0	0	10	10	0.00	0.000

PITCHER	IP	WLS	BF	H	R	ER	SO	BB	IBB	HBP	BLK	WP	HR	S	P	ERA	WHIP

Chicago Cubs @ St. Louis Cardinals

Sportsman's Park, St. Louis, MO

Sun May 01 1960, 4:33 AM EDT

Att. 13,954 - Unknown

livebaseballscorecards.com

AB	33
R	4
H	6
RBI	3
BB	5
SO	4
LOB	16

Batter	1	2	3	4	5	6	7	8	9	AB	R	H	RBI	BB	SO	LOB
Tony Curry, L (1, 9) OBP: 0.400, SLG: 0.387 Bobby Del Greco, R (9, 8) OBP: 0.379, SLG: 0.468	F8	K		G4-6-3 1-2f			WP E SF8 1-3 1B	F6		5 0	1 0	1 0	0 0	0 0	1 0	5 0
Alvin Dark, R (1, 5) OBP: 0.301, SLG: 0.246	WP 4-3 2B		F9		L7		E3 WP 1-2 3-H	G3		5	1	1	1	0	0	4
Johnny Callison, L (1, 8) OBP: 0.413, SLG: 0.537 (8, 7)	4-3 2-H		BB FC5 2B		F7		BBBB 4-0 1-2 2-3 BB		BB BB 1B 1B	4	2	2	1	1	0	0
Ed Bouchee, L (1, 3) OBP: 0.364, SLG: 0.362 Bobby Malkmus, R (9, PR) OBP: 0.500, SLG: 0.500 (9, 4)	2B		BBBB 4-0 FC5 BB BB		SSS 0-3 K		SF8 3-H		BBBB 4-0 BB 1-2 1B BB	2 0	0 1	1 0	1 0	2 0	1 0	0 0
Wally Post, R (1, 7) OBP: 0.286, SLG: 0.333 Turk Farrell, R (7, 1) Harry Anderson, L (9, PH) OBP: 0.349, SLG: 0.389 Bobby Gene Smith, R (9, PR) OBP: 0.400, SLG: 0.400 Jim Owens, R (9, 1) Humberto Robinson, R (9, 1) OBP: 0.500, SLG: 0.500 Chris Short, R (9, 1)	BBBB 4-0 BB		BBBBB 4-0 FC5 1-2 2-3 BB		SSS 0-3 K		SSS 0-3 K		BBBB 4-0 1B 1-2 2-3 BB	2 0 0 0 0 0 0 0	0 0 0 0 0 0 0 0	0 0 0 0 0 0 0 0	0 0 1 0 0 0 0 0	2 0 0 0 0 0 0 0	2 0 0 0 0 0 0 0	2 0 0 0 0 0 0 0
Pancho Herrera, R (1, 4) OBP: 0.290, SLG: 0.371 (9, 3)	L6		FC5 1-2 2-3f 3-H			SSS 0-3 K		SSS 0-3 K	1B 1-2 2-H 3-H 1B	5	1	1	3	0	2	4
Jimmie Coker, R (1, 2) OBP: 0.310, SLG: 0.442		F7	SSS 0-3 K			SSS 0-3 K		BBBB 4-0 BB 1B BB	G4-6-3 2-H 1B	4	0	1	1	1	2	2
Joe Koppe, R (1, 6) OBP: 0.266, SLG: 0.211	1B			6-3			5-3	BB 1-2	G4-6-3 1-2f	5	0	2	0	0	0	1
Robin Roberts, S (1, 1) OBP: 0.100, SLG: 0.100 Ruben Gomez, R (5, 1) OBP: 0.400, SLG: 0.250 Dave Philley, S (7, PH) OBP: 0.385, SLG: 0.364 (7, 7) Ken Walters, R (8, PR) OBP: 0.294, SLG: 0.200 (8, 8) (9, 9)		SSS 0-3 K		G4-6-3 1B			BBBB 4-0 1B E BB	BBBB 4-0 1-2 2-3 BB		2 0 0 0 0	0 0 1 0 0	1 0 0 0 0	0 0 0 0 0	1 0 2 0 0	1 0 0 0 0	
Inning Stats	R: 1 H: 2 E: 0 LOB: 2 K: 0 BB: 1 S: 5 P: 9	R: 0 H: 1 E: 0 LOB: 1 K: 2 BB: 0 S: 8 P: 8	R: 1 H: 1 E: 0 LOB: 2 K: 1 BB: 2 S: 6 P: 14	R: 0 H: 1 E: 0 LOB: 0 K: 0 BB: 0 S: 3 P: 3	R: 0 H: 0 E: 0 LOB: 0 K: 1 BB: 0 S: 5 P: 5	R: 0 H: 0 E: 0 LOB: 0 K: 3 BB: 0 S: 9 P: 9	R: 2 H: 1 E: 1 LOB: 2 K: 1 BB: 2 S: 7 P: 15	R: 0 H: 1 E: 0 LOB: 3 K: 1 BB: 2 S: 6 P: 14	R: 3 H: 3 E: 0 LOB: 1 K: 0 BB: 2 S: 4 P: 12	1B: 7 SF: 1 2B: 3 SAC: 0 3B: 0 DP: 2 HR: 0 HBP: 0						

PITCHER		IP	WLS	BF	H	R	ER	SO	BB	IBB	HBP	BLK	WP	HR	S	P	ERA	WHIP
Dick Drott, R ERA: 5.89	(1, 1)	6.1		30	6	4	3	7	5	0	0	0	2	0	39	59	4.26	1.737
Don Elston, R ERA: 4.64	(7, 1)	1.2		11	2	3	3	2	4	0	0	0	0	0	11	27	16.20	3.600
Ben Johnson, R ERA: 3.38	(9, 1)	1.0	W	3	2	0	0	0	0	0	0	0	0	0	3	3	0.00	2.000

PITCHER	IP	WLS	BF	H	R	ER	SO	BB	IBB	HBP	BLK	WP	HR	S	P	ERA	WHIP

TOP

Philadelphia Phillies @ Chicago Cubs

Wrigley Field, Chicago, IL

Mon May 02 1960, 3:33 AM CDT

Att. 2,807 - Unknown

livebaseballscorecards.com

AB	34
R	7
H	10
RBI	7
BB	9
SO	9
LOB	19

WP: 2	PA: 44		
PB: 0			
SB: 0			
CS: 0			

Batter	1	2	3	4	5	6	7	8	9	AB	R	H	RBI	BB	SO	LOB
Tony Taylor, R (1, 4) OBP: 0.353, SLG: 0.475	K		K		S 1B HBP	1-3			4-3 3B BB	3	2	0	0	1	2	1
Richie Ashburn, L (1, 8) OBP: 0.437, SLG: 0.333	4-3		14 FC6-4 1-2 BB		S E 1-H 1B	K			4-3 1-2	4	1	1	1	1	1	1
Bob Will, L (1, 9) OBP: 0.265, SLG: 0.258	3-1		F5		E9 BB BB 1-H 1B		FC5-4 BB		1B 2-H 3B	4	2	2	2	1	0	2
14 Ernie Banks, R (1, 6) OBP: 0.391, SLG: 0.500		K	FC6-4 1-2f		BB BB E IBB		K		1B 1B 1B IBB	3	2	0	0	2	2	3
Frank Thomas, R (1, 7) OBP: 0.290, SLG: 0.368 George Altman, L (9, PH) OBP: 0.273, SLG: 0.289 Earl Averill, R (9, PH) OBP: 0.750, SLG: 1.667		1B 1B 1B	F6	E BB 1-2 2-3 BB			FC5-4 1-2f		K	3 0 1	1 0 0	1 0 0	0 0 0	1 0 0	0 0 1	1 0 2
Dick Gernert, R (1, 3) OBP: 0.318, SLG: 0.333 Sammy Drake, S (9, PR)		1B 1-2 1B	F6	E 1-2 2-3 3-H BB			K		1B 1B 1-2 3-H 1B	4 0	0 0	2 0	2 0	1 0	1 0	1 0
Sammy Taylor, L (1, 2) OBP: 0.333, SLG: 0.308 Cal Neeman, R (6, 2) OBP: 0.125, SLG: 0.125		PO 1-2 2-H 1B	L8	E4 FC6-4 1-2 2-3 3-H				5-3	1B 1-2 2-3 1B	3 2	0 0	1 1	1 0	0 0	0 0	2 0
Don Zimmer, R (1, 5) OBP: 0.233, SLG: 0.268		F4		K FC6-4 1-2f				K	1-2 2-3 3-H 1B	5	0	1	1	0	2	5
Dick Drott, R (1, 1) OBP: 0.200, SLG: 0.200 Don Elston, R (7, 1) Ben Johnson, R (9, 1)		PO 1-2	BB 1B		K	K		K		3 1 0	0 0 0	1 0 0	0 0 0	0 0 0	2 1 0	0 0 0
Inning Stats	R: 0 E: 0 K: 1 S: 5 H: 0 LOB: 0 BB: 0 P: 5	R: 1 E: 0 K: 1 S: 7 H: 3 LOB: 1 BB: 0 P: 7	R: 0 E: 0 K: 1 S: 6 H: 1 LOB: 2 BB: 1 P: 10	R: 0 E: 0 K: 0 S: 3 H: 0 LOB: 0 BB: 0 P: 3	R: 4 E: 2 K: 2 S: 10 H: 2 LOB: 3 BB: 3 P: 23	R: 0 E: 0 K: 2 S: 7 H: 0 LOB: 0 BB: 0 P: 7	R: 0 E: 0 K: 2 S: 7 H: 0 LOB: 1 BB: 1 P: 11	R: 0 E: 0 K: 2 S: 7 H: 0 LOB: 0 BB: 0 P: 7	R: 3 E: 0 K: 1 S: 8 H: 4 LOB: 3 BB: 2 P: 16	1B: 9 2B: 0 3B: 1 HR: 0 SF: 0 SAC: 0 DP: 0 HBP: 1						

PITCHER		IP	WLS	BF	H	R	ER	SO	BB	IBB	HBP	BLK	WP	HR	S	P	ERA	WHIP
Robin Roberts, R ERA: 9.51	(1, 1)	4.2		24	6	5	4	5	3	1	1	0	0	0	29	46	7.71	1.929
Ruben Gomez, R ERA: 3.98	(5, 1)	1.1		5	0	0	0	2	0	0	0	0	0	0	9	9	0.00	0.000
Turk Farrell, R ERA: 0.87	(7, 1)	2.0		7	0	0	0	4	1	0	0	0	0	0	14	18	0.00	0.500
Jim Owens, R ERA: 7.31	(9, 1)	0.1		3	1	2	2	0	1	0	0	0	0	0	2	6	54.00	6.000
Humberto Robinson, R ERA: 5.56	(9, 1)	0.0	L	1	0	0	0	0	0	1	0	0	0	0	0	4	∞	∞

PITCHER		IP	WLS	BF	H	R	ER	SO	BB	IBB	HBP	BLK	WP	HR	S	P	ERA	WHIP
Chris Short, L ERA:	(9, 1)	0.1		4	3	1	1	1	0	0	0	0	0	0	6	6	27.00	9.000

BOTTOM

Philadelphia Phillies @ Chicago Cubs

Wrigley Field, Chicago, IL

Mon May 02 1960, 3:33 AM CDT

Att. 2,807 - Unknown

livebaseballscorecards.com

AB	36
R	8
H	10
RBI	7
BB	7
SO	12
LOB	18

WP: 0 PA: 45
PB: 0
SB: 2
CS: 0

Batter	1	2	3	4	5	6	7	8	9	AB	R	H	RBI	BB	SO	LOB
Bobby Malkmus, R (1, 4) (5, 5) OBP: 0.429, SLG: 0.500	L8			BB	1-3 E 2B; F4		1-3			4	2	1	0	1	0	3
Alvin Dark, R (1, 5) OBP: 0.299, SLG: 0.246	6-3			1-2 E 1B	E3 1B 1B 2-H 3-H; K			K		4	2	1	1	0	1	3
Ed Bouchee, L (5, 3) OBP: 0.357, SLG: 0.354										1	0	0	0	0	1	0
Bobby Del Greco, R (1, 8) OBP: 0.381, SLG: 0.462	F8			1-H 2-H E9 SF9 1B	1-3 BB 1B	F8		F4		5	2	2	1	0	0	0
Pancho Herrera, R (1, 3) (5, 4) OBP: 0.311, SLG: 0.385		G6-4-3 1B		3-H SF9	1-2 1B BB BB	1B		F3		3	1	2	1	1	0	0
Wally Post, R (1, 7) OBP: 0.308, SLG: 0.391		F9		2B	1-2 2-H 3-H BB WP 1B	K			F9	5	1	2	2	0	1	2
Bobby Gene Smith, R (9, 7) OBP: 0.400, SLG: 0.400										0	0	0	0	0	0	0
Ken Walters, R (1, 9) OBP: 0.364, SLG: 0.450		1-2f G6-4-3		F3	1-2 2-3 WP BB FC1-2 1B	1-2 1B			HR	5	1	3	1	0	0	2
Jimmie Coker, R (1, 2) OBP: 0.317, SLG: 0.418			F7	BB	1-2 2-3 3-H FC1-2 WP BB	L9			F3	3	0	0	1	2	0	2
Joe Koppe, R (1, 6) OBP: 0.261, SLG: 0.197			K K	K	1-2 2-3 3-H FC1-2 BB		E4 CS		K	4	0	0	0	1	3	2
Gene Conley, R (1, 1)										0	0	0	0	0	0	0
Ted Lepcio, R (3, PH) OBP: 0.154, SLG: 0.231					2B E BB; FC1-2					1	0	0	0	0	1	0
Jack Meyer, R (3, 1)										2	1	0	0	1	1	4
Turk Farrell, R (8, 1)			K				1-2 K			0	0	0	0	0	0	0
Inning Stats	R: 0 E: 0 K: 0 S: 3 / H: 0 LOB: 0 BB: 0 P: 3	R: 0 E: 0 K: 0 S: 3 / H: 1 LOB: 0 BB: 0 P: 3	R: 0 E: 0 K: 2 S: 7 / H: 0 LOB: 0 BB: 0 P: 7	R: 3 E: 1 K: 1 S: 8 / H: 3 LOB: 2 BB: 2 P: 16	R: 6 E: 1 K: 1 S: 10 / H: 4 LOB: 3 BB: 4 P: 26	R: 0 E: 0 K: 1 S: 7 / H: 2 LOB: 2 BB: 0 P: 7	R: 0 E: 1 K: 1 S: 5 / H: 0 LOB: 0 BB: 0 P: 5	R: 0 E: 0 K: 1 S: 5 / H: 0 LOB: 0 BB: 0 P: 5	R: 1 E: 0 K: 1 S: 6 / H: 1 LOB: 0 BB: 0 P: 6	1B: 8 2B: 2 3B: 0 HR: 1 / SF: 1 SAC: 0 DP: 1 HBP: 0						

TOP

Philadelphia Phillies @ Chicago Cubs

Wrigley Field, Chicago, IL

Tue May 03 1960, 3:33 AM CDT

Att. 3,046 - Unknown

livebaseballscorecards.com

AB	37
R	10
H	11
RBI	7
BB	6
SO	8
LOB	18

WP: 1 PB: 0 SB: 0 CS: 1 PA: 44

PITCHER		IP	WLS	BF	H	R	ER	SO	BB	IBB	HBP	BLK	WP	HR	S	P	ERA	WHIP
Art Ceccarelli, L ERA: 7.88	(1, 1)	4.0		19	5	5	4	3	3	0	0	0	0	0	22	34	9.00	2.000
Glen Hobbie, R ERA: 6.92	(5, 1)	0.0	L	5	3	2	2	0	1	0	0	0	0	0	4	8	∞	∞
Moe Drabowsky, R ERA: 27.0	(5, 1)	0.0		2	0	2	1	0	2	0	0	0	1	0	0	8	∞	∞
Ben Johnson, R ERA: 2.63	(5, 1)	3.0		11	2	0	0	3	0	0	0	0	0	0	17	17	0.00	0.667
Seth Morehead, L ERA: 5.59	(8, 1)	2.0		7	1	1	1	2	0	0	0	0	0	1	11	11	4.50	0.500

PITCHER	IP	WLS	BF	H	R	ER	SO	BB	IBB	HBP	BLK	WP	HR	S	P	ERA	WHIP

Batter	1	2	3	4	5	6	7	8	9	AB	R	H	RBI	BB	SO	LOB
Tony Taylor, R (1, 4) OBP: 0.356, SLG: 0.469	S 2B 1B	SF8 3-H			K		6-3		E 1-2 BB	3	1	1	1	1	1	0
Richie Ashburn, L (1, 8) OBP: 0.434, SLG: 0.328	L8	6-3			1B			2B 6-3 BB	6-3 1-2 2-H	4	1	1	1	1	0	2
Bob Will, L (1, 9) OBP: 0.282, SLG: 0.333	14 2B 1-H 2B		F5		F8			1B 1-3 2B	5-3	5	2	2	1	0	0	2
14 Ernie Banks, R (1, 6) OBP: 0.384, SLG: 0.500	HR 2-H 2B		F8			5-3		K		4	1	1	1	0	1	2
Frank Thomas, R (1, 7) OBP: 0.303, SLG: 0.475	HR 2-H		L5			HR		6-3 3-H		4	2	2	4	0	0	1
Irv Noren, L (1, 3) OBP: 0.273, SLG: 0.111	K			K		F4		S 2-H 1B		4	0	1	1	0	2	0
Lou Johnson, R (8, PR) OBP: 0.240, SLG: 0.333										0	0	0	0	0	0	0
Art Schult, R (9, 3)										0	0	0	0	0	0	0
Cal Neeman, R (1, 2) OBP: 0.100, SLG: 0.100	F8			F3		K		5-3 1-2		2	0	0	0	0	0	0
Walt Moryn, L (6, PH) OBP: 0.273, SLG: 0.400										1	0	0	0	0	1	0
Moe Thacker, R (7, 2)										0	0	0	0	0	0	0
Earl Averill, R (8, PH) OBP: 0.600, SLG: 1.250										1	0	0	0	0	0	1
(9, 2)																
Don Zimmer, R (1, 5) OBP: 0.242, SLG: 0.293		SH3-4 SF8 2B		F8			4-3		K	2	1	1	0	0	0	0
George Altman, L (7, PH) OBP: 0.267, SLG: 0.282										1	0	0	0	0	0	0
Seth Morehead, L (8, 1) OBP: 0.200, SLG: 0.200										0	0	0	0	0	0	0
Sammy Taylor, L (9, PH) OBP: 0.313, SLG: 0.286										1	0	0	0	0	1	0
Art Ceccarelli, R (1, 1)		SH3-4 2-3			K		K		E WP 6-3 BB	0	0	0	0	0	0	0
Glen Hobbie, R (5, 1) OBP: 0.222, SLG: 0.125										0	0	0	0	0	0	0
Moe Drabowsky, R (5, 1)										0	0	0	0	0	0	0
Ben Johnson, R (5, 1)										1	0	0	0	0	1	0
Sammy Drake, S (7, PH)										1	1	0	0	1	1	0
(8, 5)																
Inning Stats	R: 4 E: 0 K: 1 S: 9 H: 4 LOB: 0 BB: 0 P: 9	R: 1 E: 0 K: 0 S: 4 H: 1 LOB: 0 BB: 0 P: 4	R: 0 E: 0 K: 0 S: 3 H: 0 LOB: 0 BB: 0 P: 3	R: 0 E: 0 K: 1 S: 5 H: 0 LOB: 0 BB: 0 P: 5	R: 0 E: 0 K: 2 S: 8 H: 1 LOB: 1 BB: 0 P: 8	R: 1 E: 0 K: 1 S: 6 H: 1 LOB: 0 BB: 0 P: 6	R: 0 E: 0 K: 1 S: 5 H: 0 LOB: 0 BB: 0 P: 5	R: 2 E: 0 K: 1 S: 7 H: 2 LOB: 2 BB: 1 P: 11	R: 1 E: 1 K: 1 S: 5 H: 0 LOB: 1 BB: 2 P: 13	1B: 3 2B: 4 3B: 0 HR: 2	SF: 1 SAC: 1 DP: 0 HBP: 0						

PITCHER		IP	WLS	BF	H	R	ER	SO	BB	IBB	HBP	BLK	WP	HR	S	P	ERA	WHIP
Gene Conley, R ERA: 22.5	(1, 1)	2.0		11	5	5	5	1	0	0	0	0	0	1	13	13	22.50	2.500
Jack Meyer, R ERA: 5.06	(3, 1)	5.0	W	19	3	3	3	5	1	0	0	0	0	1	28	32	5.40	0.800
Turk Farrell, R ERA: 0.73	(8, 1)	2.0	S	9	1	1	0	2	2	0	0	0	1	0	11	19	0.00	1.500

PITCHER	IP	WLS	BF	H	R	ER	SO	BB	IBB	HBP	BLK	WP	HR	S	P	ERA	WHIP

BOTTOM

Philadelphia Phillies @ Chicago Cubs

Wrigley Field, Chicago, IL

Tue May 03 1960, 3:33 AM CDT

Att. 3,046 - Unknown

livebaseballscorecards.com

AB	34
R	9
H	9
RBI	9
BB	3
SO	8
LOB	8

1B: 3	SF: 1	WP: 1	PA: 39
2B: 4	SAC: 1	PB: 0	
3B: 0	DP: 0	SB: 2	
HR: 2	HBP: 0	CS: 0	

Batter	1	2	3	4	5	6	7	8	9	AB	R	H	RBI	BB	SO	LOB
Bob Skinner, L (1, 7) OBP: 0.468, SLG: 0.667	F8			1B SF8 1B		4-3		F7		4	1	1	0	0	0	1
Dick Groat, R (1, 6) OBP: 0.360, SLG: 0.417	5-3			1-3 1B		2B 1B			6-3	4	0	2	0	0	0	0
Roberto Clemente, R (1, 9) OBP: 0.370, SLG: 0.603	5-3			SF8 3-H		1-H 2B			6-3	3	0	1	1	0	0	0
Dick Stuart, R (1, 3) OBP: 0.319, SLG: 0.338		1-3		K			5-3		K	4	0	0	0	0	2	1
Don Hoak, R (1, 5) OBP: 0.355, SLG: 0.283		6-3		K			6-3			3	0	0	0	0	1	1
Hal Smith, R (1, 2) OBP: 0.414, SLG: 0.846		6-3			6-3		F7			3	0	0	0	0	0	0
Gino Cimoli, R (1, 8) OBP: 0.273, SLG: 0.263			6-3		6-3			FC5-4 1B		3	0	1	0	0	0	0
Bill Mazeroski, R (1, 4) OBP: 0.254, SLG: 0.429			3-1		6-3			FC5-4 FC6 1-2f		3	0	0	0	0	0	1
Bob Friend, R (1, 1) OBP: 0.071, SLG: 0.071			K			F9		FC6 1-2f		2	0	0	0	0	1	0
Gene Baker, R (8, PH)										1	0	0	0	0	0	1
Joe Christopher, R (8, PR)										0	0	0	0	0	0	0
Roy Face, R (8, 1)										0	0	0	0	0	0	0
Inning Stats	R: 0 E: 0 K: 0 S: 3 H: 0 LOB: 0 BB: 0 P: 3	R: 0 E: 0 K: 0 S: 3 H: 0 LOB: 0 BB: 0 P: 3	R: 0 E: 0 K: 1 S: 5 H: 0 LOB: 0 BB: 0 P: 5	R: 1 E: 0 K: 2 S: 9 H: 2 LOB: 1 BB: 0 P: 9	R: 0 E: 0 K: 0 S: 3 H: 0 LOB: 0 BB: 0 P: 3	R: 0 E: 0 K: 0 S: 4 H: 2 LOB: 2 BB: 0 P: 4	R: 0 E: 0 K: 0 S: 3 H: 0 LOB: 0 BB: 0 P: 3	R: 0 E: 0 K: 0 S: 4 H: 1 LOB: 1 BB: 0 P: 4	R: 0 E: 0 K: 1 S: 5 H: 0 LOB: 0 BB: 0 P: 5	1B: 4 2B: 1 3B: 0 HR: 0	SF: 1 SAC: 0 DP: 0 HBP: 0					

TOP

Pittsburgh Pirates @ Chicago Cubs

Wrigley Field, Chicago, IL

Wed May 04 1960, 3:33 AM CDT

Att. 4,631 - Unknown

livebaseballscorecards.com

AB	30
R	1
H	5
RBI	1
BB	0
SO	4
LOB	5

PITCHER		IP	WLS	BF	H	R	ER	SO	BB	IBB	HBP	BLK	WP	HR	S	P	ERA	WHIP
Dick Ellsworth, L ERA: 1.0	(1, 1)	9.0	W	31	5	1	1	4	0	0	0	0	0	0	39	39	1.00	0.556

PITCHER	IP	WLS	BF	H	R	ER	SO	BB	IBB	HBP	BLK	WP	HR	S	P	ERA	WHIP

Batter	1	2	3	4	5	6	7	8	9	AB	R	H	RBI	BB	SO	LOB
Tony Taylor, R (1, 4) OBP: 0.351, SLG: 0.456	K		1B		6-3			L8		4	0	1	0	0	1	0
Richie Ashburn, L (1, 8) OBP: 0.425, SLG: 0.323	K		4-3			F8		1B 14 SF7 1B		4	1	1	0	0	1	1
Bob Will, L (1, 9) OBP: 0.302, SLG: 0.350	14 FC6-4 1B			G3		1-3		1-3 HR 1B		4	1	2	0	0	0	0
14 Ernie Banks, R (1, 6) OBP: 0.377, SLG: 0.508	FC6-4 1-2f			2B 2B		6-3		SF7 3-H		3	1	1	1	0	0	1
Frank Thomas, R (1, 7) OBP: 0.300, SLG: 0.508		L5		1-6-3			5-3	1-H HR		4	1	1	2	0	0	1
George Altman, L (1, 3) OBP: 0.286, SLG: 0.310		F5		2-H 2B			BBB 4-0 1B FC4-6 BB	F3		3	1	1	1	1	0	0
Del Rice, R (1, 2) OBP: 0.314, SLG: 0.382		K		3-1			FC4-6 1-3 1B			3	0	1	0	0	1	1
Don Zimmer, R (1, 5) OBP: 0.234, SLG: 0.283		K			F8		FC4-6 1-2f 3-H			2	0	0	0	0	1	0
Sammy Taylor, L (7, PH) OBP: 0.294, SLG: 0.267										1	0	0	1	0	0	1
Sammy Drake, S (7, PR) (8, 5)										0	0	0	0	0	0	0
Dick Ellsworth, L (1, 1)			K		K		6-3			3	0	0	0	0	2	1
Inning Stats	R: 0 E: 0 K: 2 S: 8 / H: 1 LOB: 1 BB: 0 P: 8	R: 0 E: 0 K: 1 S: 5 / H: 0 LOB: 0 BB: 0 P: 5	R: 0 E: 0 K: 2 S: 8 / H: 1 LOB: 1 BB: 0 P: 8	R: 1 E: 0 K: 0 S: 5 / H: 2 LOB: 1 BB: 0 P: 5	R: 0 E: 0 K: 1 S: 5 / H: 0 LOB: 0 BB: 0 P: 5	R: 0 E: 0 K: 0 S: 3 / H: 0 LOB: 0 BB: 0 P: 3	R: 1 E: 0 K: 0 S: 4 / H: 1 LOB: 1 BB: 1 P: 8	R: 3 E: 0 K: 0 S: 6 / H: 3 LOB: 0 BB: 0 P: 6		1B: 5 2B: 2 3B: 0 HR: 1	SF: 1 SAC: 0 DP: 0 HBP: 0						

Pittsburgh Pirates @ Chicago Cubs

Wrigley Field, Chicago, IL

Wed May 04 1960, 3:33 AM CDT

Att. 4,631 - Unknown

livebaseballscorecards.com

AB	31
R	5
H	8
RBI	5
BB	1
SO	6
LOB	6

WP: 0 PB: 0 SB: 0 CS: 0 PA: 33

PITCHER		IP	WLS	BF	H	R	ER	SO	BB	IBB	HBP	BLK	WP	HR	S	P	ERA	WHIP
Bob Friend, R ERA: 1.32	(1, 1)	7.0	L	27	5	2	2	6	1	0	0	0	0	0	38	42	2.57	0.857
Roy Face, R ERA: 4.91	(8, 1)	1.0		6	3	3	3	0	0	0	0	0	0	1	6	6	27.00	3.000

PITCHER	IP	WLS	BF	H	R	ER	SO	BB	IBB	HBP	BLK	WP	HR	S	P	ERA	WHIP

Pittsburgh Pirates @ Chicago Cubs

Wrigley Field, Chicago, IL

Thu May 05 1960, 3:33 AM CDT

Att. 3,429 - Unknown

TOP

livebaseballscorecards.com

Batter	1	2	3	4	5	6	7	8	9	AB	R	H	RBI	BB	SO	LOB
Bob Skinner, L (1, 7) OBP: 0.470, SLG: 0.662	4-3 6-3 2B		1-6-3		K		E8 1B 1B	L7	BB	5	2	2	0	1	1	0
Dick Groat, R (1, 6) OBP: 0.370, SLG: 0.416	4-3 2-3		6-3		PB 1B BB		HR 2-H 1B	1B	L3	5	1	2	1	1	0	3
Roberto Clemente, R (1, 9) OBP: 0.385, SLG: 0.671	6-3 3-H		1B 3B		FC4 1-2 1B		HR 1-H	F9		5	2	3	3	0	0	1
Dick Stuart, R (1, 3) OBP: 0.338, SLG: 0.371	BB 1B		1B 3-H		K 2-3		1B 2B	F4		5	1	3	1	0	1	3
Don Hoak, R (1, 5) OBP: 0.358, SLG: 0.281	BB 1-2		1-3		FC4 1-2f		E 1B 1B 2-H		F9	4	1	1	1	1	0	3
Hal Smith, R (1, 2)	F8			L7		5-3	E6 1B 1-2		1B 3B 1B	4	0	0	0	0	0	3
Roman Mejias, R (7, PR)										0	0	0	0	0	0	0
Dick Schofield, S (7, 4) OBP: 0.750, SLG: 0.750										1	1	1	0	0	0	0
Gino Cimoli, R (1, 8) OBP: 0.296, SLG: 0.292		F9		F9		5-3	1-2 1B 2-H		1-3 3B 1B	5	1	2	1	0	0	0
Bill Mazeroski, R (1, 4) OBP: 0.257, SLG: 0.415		F8		BB		F8	F8		F7	2	0	0	0	1	0	0
Smoky Burgess, L (7, PH) OBP: 0.452, SLG: 0.658										2	0	0	0	0	0	4
(7, 2)																
Bob Oldis, R (9, 2)										0	0	0	0	0	0	0
George Witt, R (1, 1)		K		5-3			1-3 F9		1-H 3-H 3B	1	0	0	0	0	1	0
Jim Umbricht, R (3, 1) OBP: 0.333, SLG: 0.333										1	0	0	0	0	0	1
Joe Christopher, R (7, PH)										1	0	0	0	0	0	0
Rocky Nelson, L (7, PH)										1	0	0	0	0	0	2
Fred Green, R (7, 1) OBP: 0.667, SLG: 1.667										0	0	0	0	0	0	0
Bill Virdon, L (9, PH) OBP: 0.404, SLG: 0.324										1	0	1	2	0	0	0
Roy Face, R (9, 1)										0	0	0	0	0	0	0
Inning Stats	R: 1 E: 0 K: 0 S: 5 H: 2 LOB: 2 BB: 1 P: 9	R: 0 E: 0 K: 1 S: 5 H: 0 LOB: 0 BB: 0 P: 5	R: 1 E: 0 K: 0 S: 5 H: 2 LOB: 1 BB: 0 P: 5	R: 0 E: 0 K: 0 S: 3 H: 0 LOB: 1 BB: 1 P: 7	R: 0 E: 0 K: 2 S: 8 H: 1 LOB: 2 BB: 1 P: 12	R: 0 E: 0 K: 0 S: 3 H: 0 LOB: 0 BB: 0 P: 3	R: 5 E: 2 K: 0 S: 10 H: 6 LOB: 2 BB: 0 P: 10	R: 0 E: 0 K: 0 S: 4 H: 1 LOB: 1 BB: 0 P: 4	R: 2 E: 0 K: 0 S: 6 H: 3 LOB: 2 BB: 1 P: 10	1B: 10 2B: 2 3B: 2 HR: 1	SF: 0 SAC: 0 DP: 0 HBP: 0						

	AB	43
	R	9
	H	15
	RBI	9
	BB	4
	SO	3
	LOB	20

WP: 0 PB: 1 SB: 0 CS: 0 PA: 47

PITCHER		IP	WLS	BF	H	R	ER	SO	BB	IBB	HBP	BLK	WP	HR	S	P	ERA	WHIP
Seth Morehead, L	(1, 1)	6.1		31	9	6	6	3	3	0	0	0	0	1	34	46	8.53	1.895
ERA: 6.31																		
Don Elston, R	(7, 1)	0.0		3	2	1	0	0	0	0	0	0	0	0	3	3	∞	∞
ERA: 4.64																		
Glen Hobbie, R	(7, 1)	2.2	L	13	4	2	2	0	1	0	0	0	0	0	12	16	6.75	1.875
ERA: 6.91																		

PITCHER	IP	WLS	BF	H	R	ER	SO	BB	IBB	HBP	BLK	WP	HR	S	P	ERA	WHIP

Batter	1	2	3	4	5	6	7	8	9	AB	R	H	RBI	BB	SO	LOB
Tony Taylor, R (1, 4) OBP: 0.329, SLG: 0.425	L7	F9 2-3		K		6-3	FC4-6 1-2f			5	0	0	0	0	1	4
Richie Ashburn, L (1, 8) OBP: 0.412, SLG: 0.314	E6 14 1B SF7	1-2 3-H 1B		4-3		F6		5-3		5	1	1	1	0	0	0
14 Ernie Banks, R (1, 6) OBP: 0.378, SLG: 0.500	SF7 1-3 2B 1B	1-3			F2	1B 1B		F8		5	1	2	0	0	0	2
Walt Moryn, L (1, 7) OBP: 0.346, SLG: 0.522 George Altman, L (7, 3) OBP: 0.280, SLG: 0.302	SF7 1-2 3-H	2B 1B			PB SF7 2B	1-2 1B		K		3 1	2 0	3 0	1 0	0 0	0 1	0 0
Frank Thomas, R (1, 3) (7, 7) OBP: 0.320, SLG: 0.515	2B BB	1-H 1B 2B			BB PB BB	F8			F7	3	2	1	1	2	0	2
Bob Will, L (1, 9) OBP: 0.333, SLG: 0.386	1-H 2-H 2B	2-H G6-4-3 1B			BB 1-2 2-3 IBB		F7		K	4	0	2	3	1	1	0
Del Rice, R (1, 2) OBP: 0.282, SLG: 0.351 Sammy Taylor, L (9, PH) OBP: 0.333, SLG: 0.375	5-3	G6-4-3 1-2f			SF7 3-H	6-3			2B	3 1	0 0	0 1	1 0	0 0	0 0	1 0
Don Zimmer, R (1, 5) OBP: 0.265, SLG: 0.279 Irv Noren, L (9, PH) OBP: 0.250, SLG: 0.100	F9 E 1B BB	L7			1-2 2-3 BB	BB BB			F8	1 1	1 0	0 0	0 0	3 0	0 0	0 1
Seth Morehead, L (1, 1) OBP: 0.125, SLG: 0.125 Don Elston, R (7, 1) Glen Hobbie, R (7, 1) OBP: 0.300, SLG: 0.125	E5 1B 1-2			4-3	F6	FC4-6 1-2 BB				3 0 0	0 0 0	0 0 0	0 0 0	0 0 1	0 0 0	4 0 0
Inning Stats	R: 3 E: 1 K: 0 S: 5 H: 2 LOB: 1 BB: 1 P: 9	R: 1 E: 1 K: 0 S: 5 H: 1 LOB: 2 BB: 1 P: 9	R: 2 E: 0 K: 0 S: 5 H: 3 LOB: 0 BB: 0 P: 5	R: 0 E: 0 K: 1 S: 5 H: 0 LOB: 0 BB: 0 P: 5	R: 1 E: 0 K: 0 S: 4 H: 1 LOB: 3 BB: 3 P: 16	R: 0 E: 0 K: 0 S: 5 H: 2 LOB: 2 BB: 0 P: 5	R: 0 E: 0 K: 0 S: 3 H: 0 LOB: 2 BB: 2 P: 11	R: 0 E: 0 K: 1 S: 5 H: 0 LOB: 0 BB: 0 P: 5	R: 0 E: 0 K: 1 S: 6 H: 1 LOB: 1 BB: 0 P: 6	1B: 6 2B: 4 3B: 0 HR: 0 SF: 2 SAC: 0 DP: 1 HBP: 0						

PITCHER		IP	WLS	BF	H	R	ER	SO	BB	IBB	HBP	BLK	WP	HR	S	P	ERA	WHIP
George Witt, R ERA: 4.5	(1, 1)	2.0		15	6	6	2	0	2	0	0	0	0	0	13	21	9.00	4.000
Jim Umbricht, R ERA: 7.71	(3, 1)	4.0		17	3	1	1	1	2	1	0	0	0	0	16	28	2.25	1.250
Fred Green, L ERA: 3.0	(7, 1)	2.0	W	8	0	0	0	1	2	0	0	0	0	0	8	16	0.00	1.000
Roy Face, R ERA: 4.5	(9, 1)	1.0	S	4	1	0	0	1	0	0	0	0	0	0	6	6	0.00	1.000

PITCHER	IP	WLS	BF	H	R	ER	SO	BB	IBB	HBP	BLK	WP	HR	S	P	ERA	WHIP

BOTTOM

Pittsburgh Pirates @ Chicago Cubs

Wrigley Field, Chicago, IL

Thu May 05 1960, 3:33 AM CDT

Att. 3,429 - Unknown

livebaseballscorecards.com

AB	35
R	7
H	10
RBI	7
BB	7
SO	3
LOB	14

WP: 0	PA: 44
PB: 1	
SB: 0	
CS: 0	

Batter	1	2	3	4	5	6	7	8	9	AB	R	H	RBI	BB	SO	LOB
Eddie Kasko, R (1, 5) OBP: 0.422, SLG: 0.529	1B 2B 1B 1-2 2-H 3-H	BBBB BB E 2B 1-2 BB		E5 E F8				G3-6 1B		5	2	3	2	1	0	2
Vada Pinson, L (1, 8) OBP: 0.364, SLG: 0.439	F9 S 3B 1B 2-H 1B 1-2 2-H	E3 BB 2B 1-2 2-H		K2-3		CS BB 1B 1B		F7		6	3	3	2	0	1	3
Gus Bell, L (1, 7) OBP: 0.318, SLG: 0.343	3B BB 4-3 1-2	BBBB 2B 1-2 2-3 BB		E6 HBP 2-3		BBBB CS 1-2 BB		G3-6 1-2f		3	1	0	0	3	0	4
Frank Robinson, R (1, 3) OBP: 0.402, SLG: 0.585	F9 2-3	1B 2B 1B 2B 1-3 2-H 3-H		H 1-0 HBP 1-2		SSS 0-3 K 1-2 2-3			6-3	5	1	2	2	0	1	4
Tony Gonzalez, L (1, 9) OBP: 0.313, SLG: 0.484	2B 3B 1-H 3-H	2B SF9 1B 1-3 F7		SSS 0-3 K		1B 3-H			4-3	6	2	3	3	0	1	5
Ed Bailey, L (1, 2) OBP: 0.404, SLG: 0.500	BB 1B 2B 3-H	1B 2B 1-3 3-H	F8		SSS 0-3 K	1-3			SSS 0-3 K	6	2	2	2	0	2	1
Roy McMillan, R (1, 6) OBP: 0.305, SLG: 0.447	E5 BB 1B	1-3	G4-6-3 1B		FC5-4 1B 1-2f		F2			5	1	2	0	0	0	3
Billy Martin, R (1, 4) OBP: 0.337, SLG: 0.405	F9	SF9 3-H	G4-6-3 1-2f		FC5-4 BB 1-2f		G6-4-3 1B 1-2f			4	0	1	1	0	0	4
Bob Purkey, R (1, 1) OBP: 0.364, SLG: 0.222	BBBB 1B 1B 1-2 2-3 BB	BB E 1B 2-H		SSS 0-3 K	BBBB 1-2 BB		G6-4-3 1-2f			3	2	1	1	2	1	1
Inning Stats	R: 7 E: 1 K: 0 S: 10 H: 6 LOB: 2 BB: 2 P: 18	R: 6 E: 1 K: 0 S: 9 H: 5 LOB: 2 BB: 2 P: 17	R: 0 E: 0 K: 0 S: 3 H: 1 LOB: 0 BB: 0 P: 3	R: 0 E: 2 K: 3 S: 11 H: 0 LOB: 3 BB: 0 P: 12	R: 0 E: 0 K: 1 S: 6 H: 1 LOB: 2 BB: 1 P: 10	R: 1 E: 0 K: 1 S: 6 H: 2 LOB: 1 BB: 1 P: 10	R: 0 E: 0 K: 0 S: 3 H: 1 LOB: 0 BB: 0 P: 3	R: 0 E: 0 K: 0 S: 3 H: 1 LOB: 0 BB: 0 P: 3	R: 0 E: 0 K: 1 S: 5 H: 0 LOB: 0 BB: 0 P: 5	1B: 12 2B: 5 3B: 1 HR: 0 SF: 1 SAC: 0 DP: 4 HBP: 1						

TOP

Cincinnati Reds @ Chicago Cubs

Wrigley Field, Chicago, IL

Thu May 12 1960, 3:33 AM CDT

Att. 2,721 - Unknown

livebaseballscorecards.com

AB	43
R	14
H	17
RBI	13
BB	6
SO	6
LOB	27

PITCHER		IP	WLS	BF	H	R	ER	SO	BB	IBB	HBP	BLK	WP	HR	S	P	ERA	WHIP
Bob Anderson, R ERA: 5.2	(1, 1)	0.1	L	5	3	4	4	0	1	0	0	0	0	0	4	8	108.00	12.000
Moe Drabowsky, R ERA: 24.3	(1, 1)	0.1		6	3	3	0	0	1	0	0	0	0	0	5	9	0.00	12.000
Ben Johnson, R ERA: 4.3	(1, 1)	1.0		11	5	6	3	0	2	0	0	0	0	0	9	17	27.00	7.000
Seth Morehead, L ERA: 5.18	(2, 1)	7.1		29	6	1	1	6	2	0	1	0	0	0	38	47	1.23	1.091

PITCHER	IP	WLS	BF	H	R	ER	SO	BB	IBB	HBP	BLK	WP	HR	S	P	ERA	WHIP

WP: 0 PB: 0 SB: 1 CS: 2 PA: 51

BOTTOM

Cincinnati Reds @ Chicago Cubs

Wrigley Field, Chicago, IL

Thu May 12 1960, 3:33 AM CDT

Att. 2,721 - Unknown

livebaseballscorecards.com

Batter	1	2	3	4	5	6	7	8	9	AB	R	H	RBI	BB	SO	LOB
Tony Taylor, R (1, 4) OBP: 0.337, SLG: 0.421	F9		FC4-6, BB		F9		SH1-3, 1B			3	0	1	0	1	0	0
Richie Ashburn, L (1, 8) OBP: 0.420, SLG: 0.310	BB		FC4-6, 1-2f		BB		SH1-3, 1-2			1	0	0	0	2	0	1
George Altman, L (8, 8) OBP: 0.280, SLG: 0.302										0	0	0	0	0	0	0
14 Ernie Banks, R (1, 6) OBP: 0.360, SLG: 0.471	K		F6		F4		6-3			4	0	0	0	0	1	4
Earl Averill, R (8, 5) OBP: 0.600, SLG: 1.250										0	0	0	0	0	0	0
Walt Moryn, L (1, 7) OBP: 0.333, SLG: 0.481	K			F6	F8			G6-4-3, 1B		4	0	1	0	0	1	2
Frank Thomas, R (1, 3) OBP: 0.321, SLG: 0.507		5-3, 1B		E6, 1B, 1B	F3			G6-4-3, 1-2f		3	1	1	0	0	0	0
Dick Gernert, R (7, 3) OBP: 0.304, SLG: 0.318										1	0	0	0	0	0	1
Bob Will, L (1, 9) OBP: 0.327, SLG: 0.375		F5		1B, 1-2	K			F8		4	0	1	0	0	1	1
Cal Neeman, R (1, 2) OBP: 0.154, SLG: 0.231		5-3, 1-2		K	2B				1-3	3	0	1	0	0	1	3
Sammy Taylor, L (7, 2) OBP: 0.316, SLG: 0.353										1	0	0	0	0	0	0
Don Zimmer, R (1, 5) OBP: 0.264, SLG: 0.277		K		1B, 1-2, 2-H	L4				F5	4	0	1	1	0	1	2
(8, 6)																
Bob Anderson, R (1, 1) OBP: 0.364, SLG: 0.364			K	4-3			L5		3-1	0	0	0	0	0	0	0
Moe Drabowsky, R (1, 1)										0	0	0	0	0	0	0
Ben Johnson, R (1, 1)										0	0	0	0	0	0	0
Seth Morehead, L (2, 1) OBP: 0.091, SLG: 0.091										3	0	0	0	0	1	2
Art Schult, R (9, PH)										1	0	0	0	0	0	0

Inning Stats	1	2	3	4	5	6	7	8	9
	R: 0 E: 0 K: 2 S: 7	H: 0 LOB: 1 BB: 1 P: 11	R: 0 E: 0 K: 1 S: 6	H: 1 LOB: 1 BB: 0 P: 6	R: 0 E: 0 K: 1 S: 5	H: 0 LOB: 1 BB: 1 P: 9	R: 1 E: 1 K: 1 S: 8	H: 2 LOB: 2 BB: 0 P: 8	R: 0 E: 0 K: 0 S: 3	H: 0 LOB: 1 BB: 1 P: 7
	R: 0 E: 0 K: 1 S: 6	H: 1 LOB: 1 BB: 0 P: 6	R: 0 E: 0 K: 0 S: 4	H: 1 LOB: 1 BB: 0 P: 4	R: 0 E: 0 K: 0 S: 3	H: 1 LOB: 0 BB: 0 P: 3	R: 0 E: 0 K: 0 S: 3	H: 0 LOB: 0 BB: 0 P: 3		

	AB	32
	R	1
	H	6
	RBI	1
	BB	3
	SO	6
	LOB	16

	1B: 5	SF: 0	WP: 0	PA: 36
	2B: 1	SAC: 1	PB: 0	
	3B: 0	DP: 1	SB: 0	
	HR: 0	HBP: 0	CS: 0	

PITCHER	IP	WLS	BF	H	R	ER	SO	BB	IBB	HBP	BLK	WP	HR	S	P	ERA	WHIP
Bob Purkey, R (1, 1) ERA: 2.41	9.0	W	36	6	1	0	6	3	0	0	0	0	0	45	57	0.00	1.000

PITCHER	IP	WLS	BF	H	R	ER	SO	BB	IBB	HBP	BLK	WP	HR	S	P	ERA	WHIP

Batter	1	2	3	4	5	6	7	8	9	AB	R	H	RBI	BB	SO	LOB
Joe Cunningham, L (1, 9) OBP: 0.432, SLG: 0.419	x 0-0 ① L7		S S S 0-3 ① K		x 0-0 CS 1B		x 0-0 ②③ G6-4-3 1-2f			4	0	1	0	0	1	1
Daryl Spencer, R (1, 4) (7, 6) OBP: 0.414, SLG: 0.593	B B B B 4-0 BB BB		x 0-0 4-3 1B		S S S 0-3 ② K			x 0-0 ① F5		3	0	1	0	1	1	1
Stan Musial, L (1, 3) OBP: 0.390, SLG: 0.441	x 0-0 ② F5		x 0-0 ② 4-3 1-2		0-0 ③ CS 1-2	B B B B 4-0 G5-4-3 BB BB		x 0-0 ② 1-6-3		3	0	0	0	1	0	2
Bill White, L (1, 8) OBP: 0.373, SLG: 0.495	B B B B 4-0 1-2 BB		B B B B 4-0 BB			B B B B 4-0 G5-4-3 1-2 BB		x 0-0 ③ 1-3		1	0	0	0	3	0	0
Ken Boyer, R (1, 5) OBP: 0.316, SLG: 0.506	S S S 0-3 ③ K		x 0-0 ③ F9			x 0-0 ①② G5-4-3 1-2f 2-3			x 0-0 ① F8	4	0	0	0	0	1	6
Leon Wagner, L (1, 7) OBP: 0.386, SLG: 0.471		S S S 0-3 ① K		S S S 0-3 ① K		x 0-0 ③ 4-3			x 0-0 ② F2	4	0	0	0	0	2	1
Hal Smith, R (1, 2) OBP: 0.222, SLG: 0.206		x 0-0 FC4-6 1B		x 0-0 ② 5-3			x 0-0 G3 1B 2B		S S S 0-3 ③ K	4	1	2	0	0	1	0
Alex Grammas, R (1, 6) OBP: 0.264, SLG: 0.265 Wally Shannon, L (7, PH) OBP: 0.364, SLG: 0.222 (7, 4)		x 0-0 ② FC4-6 1-2f		x 0-0 ③ F9			x 0-0 ① G3 2-3			2	0	0	0	0	0	1
										1	0	0	0	0	0	1
Ron Kline, R (1, 1) George Crowe, L (7, PH) OBP: 0.286, SLG: 0.250 Larry Jackson, R (7, PR) OBP: 0.133, SLG: 0.071 Marshall Bridges, S (7, 1)		x 0-0 ③ L3-1			S S S 0-3 ① K		x 0-0 G6-4-3 3-H 1B			2	0	0	0	0	1	1
										1	0	1	1	0	0	0
										0	0	0	0	0	0	0
										0	0	0	0	0	0	0

St. Louis Cardinals @ Chicago Cubs

Wrigley Field, Chicago, IL

Fri May 13 1960, 3:33 AM CDT

Att. 3,176 - Unknown

TOP

livebaseballscorecards.com

AB	29
R	1
H	5
RBI	1
BB	5
SO	7
LOB	14

Inning Stats	1	2	3	4	5	6	7	8	9
	R: 0 E: 0 K: 1 S: 5	H: 0 LOB: 2 BB: 2 P: 13	R: 0 E: 0 K: 1 S: 6	H: 1 LOB: 1 BB: 0 P: 6	R: 0 E: 0 K: 1 S: 6	H: 1 LOB: 2 BB: 1 P: 10	R: 0 E: 0 K: 1 S: 5	H: 0 LOB: 0 BB: 0 P: 5	R: 0 E: 0 K: 2 S: 7	H: 1 LOB: 0 BB: 0 P: 7
	R: 0 E: 0 K: 0 S: 2	H: 0 LOB: 1 BB: 2 P: 10	R: 1 E: 0 K: 0 S: 4	H: 2 LOB: 1 BB: 0 P: 4	R: 0 E: 0 K: 0 S: 3	H: 0 LOB: 0 BB: 0 P: 3	R: 0 E: 0 K: 1 S: 5	H: 0 LOB: 0 BB: 0 P: 5		

PITCHER		IP	WLS	BF	H	R	ER	SO	BB	IBB	HBP	BLK	WP	HR	S	P	ERA	WHIP	PITCHER	IP	WLS	BF	H	R	ER	SO	BB	IBB	HBP	BLK	WP	HR	S	P	ERA	WHIP
Glen Hobbie, R ERA: 5.5	(1, 1)	9.0	W	34	5	1	1	7	5	0	0	0	0	0	43	63	1.00	1.111																	

1B: 4 2B: 1 3B: 0 HR: 0	SF: 0 SAC: 0 DP: 2 HBP: 0	WP: 0 PB: 0 SB: 0 CS: 1	PA: 35
---	---	---	---

Batter	1	2	3	4	5	6	7	8	9	AB	R	H	RBI	BB	SO	LOB
Richie Ashburn, L (1, 8) OBP: 0.435, SLG: 0.347	1B		6-3		1B S 1-2 1B		2B			4	1	3	0	0	0	0
Bob Will, L (1, 9) OBP: 0.321, SLG: 0.365	F9		F7		S 1-3 2-H 1B		F7			4	0	1	1	0	0	2
Walt Moryn, L (1, 7) OBP: 0.294, SLG: 0.419	F8		F8		G3 1-2 3-H		S S S 0-3 K			4	0	0	0	0	1	3
14 Ernie Banks, R (1, 6) OBP: 0.356, SLG: 0.500	5-3			6-3		HR		F4		4	1	1	1	0	0	1
Frank Thomas, R (1, 5) OBP: 0.321, SLG: 0.541 Don Zimmer, R (7, 5) OBP: 0.260, SLG: 0.273		HR		F7		6-3		L5		3 1	1 0	1 0	1 0	0 0	0 0	0 0
Sammy Taylor, L (1, 2) OBP: 0.261, SLG: 0.286		G3		L4		F6		S S S 0-3 K		4	0	0	0	0	1	0
Dick Gernert, R (1, 3) OBP: 0.346, SLG: 0.333		B B B 4-0 BB			F9	FC6-4 1B				2	0	1	0	1	0	0
Jerry Kindall, R (1, 4)		F9			F7	FC6-4 1-2f				3	0	0	0	0	0	2
Glen Hobbie, R (1, 1) OBP: 0.308, SLG: 0.100		4-3			B B B 4-0 1B 1B BB		S S S 0-3 K			2	1	0	0	1	1	1
Inning Stats	R: 0 H: 1 E: 0 LOB: 1 K: 0 BB: 0 S: 4 P: 4	R: 1 H: 1 E: 0 LOB: 1 K: 0 BB: 1 S: 4 P: 8	R: 0 H: 0 E: 0 LOB: 0 K: 0 BB: 0 S: 3 P: 3	R: 0 H: 0 E: 0 LOB: 0 K: 0 BB: 0 S: 3 P: 3	R: 2 H: 2 E: 0 LOB: 1 K: 0 BB: 1 S: 5 P: 9	R: 1 H: 2 E: 0 LOB: 1 K: 0 BB: 0 S: 5 P: 5	R: 0 H: 1 E: 0 LOB: 1 K: 2 BB: 0 S: 8 P: 8	R: 0 H: 0 E: 0 LOB: 0 K: 1 BB: 0 S: 5 P: 5		1B: 4 SF: 0 2B: 1 SAC: 0 3B: 0 DP: 0 HR: 2 HBP: 0						

PITCHER	IP	WLS	BF	H	R	ER	SO	BB	IBB	HBP	BLK	WP	HR	S	P	ERA	WHIP
Ron Kline, R (1, 1) ERA: 5.28	6.0	L	26	6	4	4	0	2	0	0	0	0	2	24	32	6.00	1.333
Marshall Bridges, L (7, 1) ERA: 3.48	2.0		7	1	0	0	3	0	0	0	0	0	0	13	13	0.00	0.500

PITCHER	IP	WLS	BF	H	R	ER	SO	BB	IBB	HBP	BLK	WP	HR	S	P	ERA	WHIP

BOTTOM

St. Louis Cardinals @ Chicago Cubs

Wrigley Field, Chicago, IL

Fri May 13 1960, 3:33 AM CDT

Att. 3,176 - Unknown

St.

livebaseballscorecards.com

AB	31
R	4
H	7
RBI	3
BB	2
SO	3
LOB	9

WP: 0	PA: 33		
PB: 0			
SB: 2			
CS: 0			

Batter	1	2	3	4	5	6	7	8	9	AB	R	H	RBI	BB	SO	LOB
Joe Cunningham, L (1, 9) OBP: 0.424, SLG: 0.410	F7		F4			FC4-6, 1B	F7			4	0	1	0	0	0	4
Curt Flood, R (1, 8) OBP: 0.333, SLG: 0.222	1-3		L6			F7		G6-4-3, 1B		4	0	1	0	0	0	2
Stan Musial, L (1, 3) OBP: 0.384, SLG: 0.431	BB, 1B		K			FC4-6 1-2f		F7		4	0	1	0	0	1	3
Ken Boyer, R (1, 5) OBP: 0.313, SLG: 0.488	FC6, BB 1-2			K		6-3		G6-4-3 1-2f		3	0	0	0	1	1	2
Bob Nieman, R (1, 7) OBP: 0.250, SLG: 0.143	FC6 1-2f			K			2-3		4-3	4	0	0	0	0	1	2
Daryl Spencer, R (1, 4) OBP: 0.427, SLG: 0.596		E, 9-2, 1B		6-3			BB, 1B		BB	3	0	2	0	1	0	0
Hal Smith, R (1, 2) OBP: 0.200, SLG: 0.184		F5 1-3			5-3		K		K	4	0	0	0	0	2	3
Alex Grammas, R (1, 6) OBP: 0.263, SLG: 0.264		9-2 3-Hf			6-3		BB, 1B 1-2		4-3	4	0	1	0	0	0	2
Frank Barnes, R (1, 1)			BB		6-3		BB 1-2 2-3			0	0	0	0	1	0	0
Ernie Broglio, R (4, 1)										1	0	0	0	0	0	0
Marshall Bridges, S (5, 1)										0	0	0	0	0	0	0
Dick Gray, R (7, PH)										0	0	0	0	1	0	0
Bob Duliba, R (7, 1) OBP: 0.500, SLG: 0.500										0	0	0	0	0	0	0
Inning Stats	R: 0 E: 0 K: 0 S: 4 H: 1 LOB: 2 BB: 1 P: 8	R: 0 E: 0 K: 0 S: 3 H: 1 LOB: 0 BB: 0 P: 3	R: 0 E: 0 K: 1 S: 5 H: 0 LOB: 1 BB: 1 P: 9	R: 0 E: 0 K: 2 S: 7 H: 0 LOB: 0 BB: 0 P: 7	R: 0 E: 0 K: 0 S: 3 H: 0 LOB: 0 BB: 0 P: 3	R: 0 E: 0 K: 0 S: 4 H: 1 LOB: 1 BB: 0 P: 4	R: 0 E: 0 K: 1 S: 7 H: 2 LOB: 3 BB: 1 P: 11	R: 0 E: 0 K: 0 S: 3 H: 1 LOB: 0 BB: 0 P: 3	R: 0 E: 0 K: 1 S: 5 H: 0 LOB: 1 BB: 1 P: 9	1B: 6 2B: 1 3B: 0 HR: 0 SF: 0 SAC: 0 DP: 2 HBP: 0						

PITCHER	IP	WLS	BF	H	R	ER	SO	BB	IBB	HBP	BLK	WP	HR	S	P	ERA	WHIP
Dick Ellsworth, L (1, 1) ERA: 0.56	7.0	W	29	6	0	0	4	3	0	0	0	0	0	34	46	0.00	1.286
Seth Morehead, L (8, 1) ERA: 4.89	2.0	S	6	0	0	0	1	1	0	0	0	0	0	7	11	0.00	0.500

PITCHER	IP	WLS	BF	H	R	ER	SO	BB	IBB	HBP	BLK	WP	HR	S	P	ERA	WHIP

TOP

St. Louis Cardinals @ Chicago Cubs

Wrigley Field, Chicago, IL

Sat May 14 1960, 3:33 AM CDT

Att. 13,445 - Unknown

livebaseballscorecards.com

AB	31
R	0
H	6
RBI	0
BB	4
SO	5
LOB	18

| | | | | | | | | | |

Batter	1	2	3	4	5	6	7	8	9	AB	R	H	RBI	BB	SO	LOB
Richie Ashburn, L (1, 8) OBP: 0.443, SLG: 0.346	BBBB 4-0 G4-6-3 BB		BBBB 4-0 3-6-3 BB	x 0-0 ③ 6-3	x 0-0 ③ FC6 1-2f			x 0-0 14 BB 1B 1B		3	0	1	0	2	0	5
Bob Will, L (1, 9) OBP: 0.328, SLG: 0.386	x 0-0 ①② G4-6-3 1-2f		x 0-0 ① 3-6-3 1-2		x 0-0 1B 2B	x 0-0 ① 1-3		x 0-0 14 BB 1-2 1B		5	1	2	0	0	0	2
Ed Bouchee, L (1, 3) OBP: 0.346, SLG: 0.314	x 0-0 E7 1B		SSS 0-3 ② K		x 0-0 ① F7	SSS 0-3 ② K		SSS 0-3 ② K		5	0	1	0	0	3	4
14 Ernie Banks, R (1, 6) OBP: 0.379, SLG: 0.500	BBBB 4-0 BB		x 0-0 ③ F4		H 1-0 1B 1B HBP	x 0-0 1B		BBBB 4-0 1-2 2-3 BB		2	1	1	0	2	0	1
Frank Thomas, R (1, 5) OBP: 0.306, SLG: 0.513 Don Zimmer, R (7, 5) OBP: 0.257, SLG: 0.269	SSS 0-3 ③ K			x 0-0 E6 1B SF8	x 0-0 ② F6	x 0-0 ③ F4		x 0-0 ③ F9		4 1	1 0	0 0	0 0	0 0	1 0	5 3
Walt Moryn, L (1, 7) OBP: 0.342, SLG: 0.441		BBBB 4-0 G5-4-3 1B BB		x 0-0 SH3-4 BB 1-3 1B	x 0-0 BB 1B 1-3 2-H 1B		x 0-0 ① F5			3	1	2	1	1	0	0
Sammy Taylor, L (1, 2) OBP: 0.370, SLG: 0.348		x 0-0 G5-4-3 1-2 1B	BBBB 4-0 SH3-4 1-2 BB	BBBB 4-0 1B 1-2 BB			x 0-0 CS 1B			2	0	2	0	2	0	0
Jerry Kindall, R (1, 4) OBP: 0.143, SLG: 0.167		x 0-0 ①② G5-4-3 1-2f 2-3		x 0-0 ① SF8 3-H	x 0-0 BB 1-3 2-H 3-H 1B		x 0-0 ②③ L8 1-2			3	0	1	3	0	0	3
Dick Ellsworth, L (1, 1) Seth Morehead, L (8, 1) OBP: 0.083, SLG: 0.083		x 0-0 ③ 5-3		x 0-0 ② SH3-4 1-2 2-3	BBBB 4-0 FC6 1-2 BB			x 0-0 ① 6-3		1 1	0 0	0 0	0 0	1 0	0 0	1 0
Inning Stats	R: 0 H: 1 E: 1 LOB: 2 K: 1 BB: 2 S: 5 P: 13	R: 0 H: 1 E: 0 LOB: 1 K: 0 BB: 1 S: 3 P: 7	R: 0 H: 0 E: 0 LOB: 1 K: 1 BB: 1 S: 5 P: 9	R: 1 H: 1 E: 1 LOB: 2 K: 0 BB: 1 S: 5 P: 9	R: 3 H: 3 E: 0 LOB: 3 K: 0 BB: 2 S: 6 P: 15	R: 0 H: 1 E: 0 LOB: 1 K: 1 BB: 0 S: 6 P: 6	R: 0 H: 1 E: 0 LOB: 0 K: 0 BB: 0 S: 3 P: 3	R: 0 H: 2 E: 0 LOB: 3 K: 1 BB: 1 S: 7 P: 11		1B: 9 SF: 1 2B: 1 SAC: 1 3B: 0 DP: 2 HR: 0 HBP: 1						

BOTTOM

St. Louis Cardinals @ Chicago Cubs

Wrigley Field, Chicago, IL

Sat May 14 1960, 3:33 AM CDT

Att. 13,445 - Unknown

livebaseballscorecards.com

AB	30
R	4
H	10
RBI	4
BB	8
SO	4
LOB	24

PITCHER		IP	WLS	BF	H	R	ER	SO	BB	IBB	HBP	BLK	WP	HR	S	P	ERA	WHIP
Frank Barnes, R ERA: 3.52	(1, 1)	3.0	L	16	3	1	0	2	5	0	0	0	0	0	15	35	0.00	2.667
Ernie Broglio, R ERA: 3.6	(4, 1)	1.2		11	3	3	3	0	2	0	1	0	0	0	8	17	16.20	3.000
Marshall Bridges, L ERA: 3.09	(5, 1)	1.1		5	1	0	0	1	0	0	0	0	0	0	7	7	0.00	0.750
Bob Duliba, R ERA: 4.76	(7, 1)	2.0		9	3	0	0	1	1	0	0	0	0	0	10	14	0.00	2.000

PITCHER		IP	WLS	BF	H	R	ER	SO	BB	IBB	HBP	BLK	WP	HR	S	P	ERA	WHIP

WP: 0 PA: 41
PB: 0
SB: 0
CS: 1

Batter	1	2	3	4	5	6	7	8	9	AB	R	H	RBI	BB	SO	LOB
Ken Boyer, R (1, 5) OBP: 0.337, SLG: 0.563	BBBB 4-0 S 1B BB		x 0-0 ① F3		x 0-0 3-H HR	BBBB 4-0 ② 1-2 BB			x 0-0 HR	3	2	2	3	2	0	0
Curt Flood, R (1, 8) OBP: 0.235, SLG: 0.143	SSS 0-3 ① 1-2 K		SSS 0-3 ② K		x 0-0 ① L8	x 0-0 ③ F9			SSS 0-3 ① K	5	0	0	0	0	3	2
Bill White, L (1, 3) OBP: 0.393, SLG: 0.520	x 0-0 ② 2-H 1B		x 0-0 2B		x 0-0 CS 1B		x 0-0 ① 6-3		x 0-0 FC3-6 1B	5	0	4	0	0	0	0
Leon Wagner, L (1, 7) OBP: 0.364, SLG: 0.438	x 0-0 ③ G3		x 0-0 ③ F5		x 0-0 ②③ F2 1-2		SSS 0-3 ② K		x 0-0 ② FC3-6 FC4-6 1-2f	5	0	0	0	0	1	4
Joe Cunningham, L (1, 9) OBP: 0.423, SLG: 0.402		BBBB 4-0 1B BB		x 0-0 ① 4-3		x 0-0 BB 1B SF9 1B	x 0-0 ③ F8		x 0-0 ③ FC4-6 1-2f	4	1	1	0	1	0	1
Daryl Spencer, R (1, 4) OBP: 0.421, SLG: 0.581		x 0-0 ① F8		x 0-0 ② 5-3		x 0-0 SF9 BB 1-2 1B		SSS 0-3 ① K		4	1	1	0	0	1	1
Hal Smith, R (1, 2) OBP: 0.250, SLG: 0.225		x 0-0 ② F8		x 0-0 2B		BBBB 4-0 SF9 1B 1-2 2-3 BB		BBBB 4-0 6-3 BB		2	1	1	0	2	0	1
Alex Grammas, R (1, 6) OBP: 0.263, SLG: 0.267		x 0-0 1-2 1B		x 0-0 ③ 4-3		x 0-0 ① SF9 1-2 2-3 3-H		x 0-0 ② 6-3 1-2		3	0	1	1	0	0	2
Larry Jackson, R (1, 1) OBP: 0.211, SLG: 0.278		SSS 0-3 ③ K			x 0-0 HR 3B	x 0-0 BB 2-H 3-H 1B		x 0-0 ③ L9		4	1	2	2	0	1	3
Inning Stats	R: 0 H: 1 E: 0 LOB: 1 K: 1 BB: 1 S: 5 P: 9	R: 0 H: 1 E: 0 LOB: 2 K: 1 BB: 1 S: 6 P: 10	R: 0 H: 1 E: 0 LOB: 1 K: 1 BB: 0 S: 6 P: 6	R: 0 H: 1 E: 0 LOB: 1 K: 0 BB: 0 S: 4 P: 4	R: 2 H: 3 E: 0 LOB: 0 K: 0 BB: 0 S: 5 P: 5	R: 3 H: 3 E: 0 LOB: 1 K: 0 BB: 2 S: 5 P: 13	R: 0 H: 0 E: 0 LOB: 0 K: 1 BB: 0 S: 5 P: 5	R: 0 H: 0 E: 0 LOB: 1 K: 1 BB: 1 S: 5 P: 9	R: 1 H: 2 E: 0 LOB: 1 K: 1 BB: 0 S: 7 P: 7	1B: 7 SF: 1 2B: 2 SAC: 0 3B: 1 DP: 0 HR: 2 HBP: 0						

TOP

St. Louis Cardinals @ Chicago Cubs

Wrigley Field, Chicago, IL

Sun May 15 1960, 3:33 AM CDT

Unknown

livebaseballscorecards.com

AB	35
R	6
H	12
RBI	6
BB	5
SO	6
LOB	14

PITCHER		IP	WLS	BF	H	R	ER	SO	BB	IBB	HBP	BLK	WP	HR	S	P	ERA	WHIP
Dick Drott, R ERA: 5.4	(1, 1)	5.0	L	22	7	2	2	3	2	0	0	0	0	1	26	34	3.60	1.800
Bob Anderson, R ERA: 6.18	(6, 1)	0.0		3	2	3	3	0	1	0	0	0	0	0	2	6	∞	∞
Don Elston, R ERA: 4.24	(6, 1)	2.0		7	1	0	0	1	1	0	0	0	0	0	8	12	0.00	1.000
Art Ceccarelli, L ERA: 7.2	(8, 1)	2.0		9	2	1	1	2	1	0	0	0	0	1	12	16	4.50	1.500

PITCHER	IP	WLS	BF	H	R	ER	SO	BB	IBB	HBP	BLK	WP	HR	S	P	ERA	WHIP

Batter	1	2	3	4	5	6	7	8	9	AB	R	H	RBI	BB	SO	LOB
Richie Ashburn, L (1, 8) OBP: 0.455, SLG: 0.350	B B B B 4-0 6-3 BB		x 0-0 ③ 5-3			x 0-0 1-3 1B		B B B B 4-0 4-3 1B BB		2	1	1	0	2	0	0
Bob Will, L (1, 9) OBP: 0.308, SLG: 0.361	x 0-0 ①② 6-3 1-2			x 0-0 ① F9		x 0-0 ① 1-3 1-2		x 0-0 ① 4-3 1-2		4	0	0	0	0	0	3
Ed Bouchee, L (1, 3) OBP: 0.353, SLG: 0.315	S S S 0-3 ③ K			x 0-0 ② F9		B B B 4-0 BB		x 0-0 2-H 1B		3	0	1	1	1	1	0
14 Ernie Banks, R (1, 6) OBP: 0.364, SLG: 0.475		x 0-0 ① F3		x 0-0 ③ F4		x 0-0 ② L7		x 0-0 ② F6		4	0	0	0	0	0	3
Frank Thomas, R (1, 5) OBP: 0.292, SLG: 0.488		x 0-0 ② G3			x 0-0 E6 SH G1-2-3	x 0-0 ③ G3		x 0-0 ③ F6		4	0	0	0	0	0	3
Walt Moryn, L (1, 7) OBP: 0.405, SLG: 0.472		B B B B 4-0 S BB			B B B B 4-0 SH BB		x 0-0 5-3 1B		x 0-0 G3 1B	2	0	2	0	2	0	0
Sammy Taylor, L (1, 2) OBP: 0.333, SLG: 0.308		S S S 0-3 ③ K 1-2			x 0-0 SH 1-2 2-3	x 0-0 ① F7		x 0-0 ① G3 1-2		3	0	0	0	0	1	3
Jerry Kindall, R (1, 4) OBP: 0.091, SLG: 0.100			x 0-0 ① 6-3		S S S 0-3 ① K	x 0-0 ② 5-3 1-2		x 0-0 ② 6-3		4	0	0	0	0	1	5
Dick Drott, R (1, 1) OBP: 0.167, SLG: 0.167 George Altman, L (5, PH) OBP: 0.275, SLG: 0.295 Bob Anderson, R (6, 1) OBP: 0.364, SLG: 0.364 Don Elston, R (6, 1) Earl Averill, R (7, PH) OBP: 0.500, SLG: 1.000 Art Ceccarelli, R (8, 1) Irv Noren, L (9, PH) OBP: 0.231, SLG: 0.091			S S S 0-3 ② K		x 0-0 ②③ G1-2-3 3-Hf	x 0-0 ③ 1-3		x 0-0 ③ F7		1 0 0 0 0 1 0 1 0 0 0 0 0 3 0 0 0 0 0 0 0 0 0 0 0 0 0 0 1 0 0 0 0 0 1 0 0 0 0 0 0 0 1 0 0 0 0 0 1						
Inning Stats	R: 0 H: 0 E: 0 LOB: 0 K: 1 BB: 1 S: 4 P: 8	R: 0 H: 0 E: 0 LOB: 1 K: 1 BB: 1 S: 5 P: 9	R: 0 H: 0 E: 0 LOB: 0 K: 1 BB: 0 S: 5 P: 5	R: 0 H: 0 E: 0 LOB: 0 K: 0 BB: 0 S: 3 P: 3	R: 0 H: 0 E: 2 LOB: 2 K: 1 BB: 1 S: 6 P: 10	R: 0 H: 1 E: 0 LOB: 2 K: 0 BB: 1 S: 4 P: 8	R: 0 H: 1 E: 0 LOB: 1 K: 0 BB: 0 S: 4 P: 4	R: 1 H: 1 E: 0 LOB: 1 K: 0 BB: 1 S: 4 P: 8	R: 0 H: 1 E: 0 LOB: 1 K: 0 BB: 0 S: 4 P: 4	1B: 4 SF: 0 2B: 0 SAC: 1 3B: 0 DP: 1 HR: 0 HBP: 0						WP: 0 PA: 36 PB: 0 SB: 1 CS: 0

PITCHER	IP	WLS	BF	H	R	ER	SO	BB	IBB	HBP	BLK	WP	HR	S	P	ERA	WHIP
Larry Jackson, R (1, 1) ERA: 3.6	9.0	W	36	4	1	1	4	5	0	0	0	0	0	39	59	1.00	1.000

PITCHER	IP	WLS	BF	H	R	ER	SO	BB	IBB	HBP	BLK	WP	HR	S	P	ERA	WHIP

BOTTOM

Louis Cardinals @ Chicago Cubs

Wrigley Field, Chicago, IL

Sun May 15 1960, 3:33 AM CDT

Unknown

St. Lo

livebaseballscorecards.com

AB	30
R	1
H	4
RBI	1
BB	5
SO	4
LOB	22

Batter	1	2	3	4	5	6	7	8	9	AB	R	H	RBI	BB	SO	LOB
Joe Cunningham, L (1, 9) OBP: 0.406, SLG: 0.384	6-3		4-3			1-3			L7	4	0	0	0	0	0	0
Alex Grammas, R (1, 6) OBP: 0.268, SLG: 0.263	BB			F9			F7			1	0	0	0	1	0	0
Wally Shannon, L (7, PH) OBP: 0.348, SLG: 0.211 (7, 4)										1	0	0	0	0	0	0
Bill White, L (1, 3) OBP: 0.382, SLG: 0.505 (8, 8)	F7			1-3			F7			3	0	0	0	0	0	1
Ken Boyer, R (1, 5) OBP: 0.327, SLG: 0.544	K			F8			K			3	0	0	0	0	2	1
Daryl Spencer, R (1, 4) OBP: 0.409, SLG: 0.563 (7, 6)		4-3			K			4-3		3	0	0	0	0	1	0
Leon Wagner, L (1, 7) OBP: 0.352, SLG: 0.421		F9			5-3			G3		3	0	0	0	0	0	0
Curt Flood, R (1, 8) OBP: 0.211, SLG: 0.125		6-3			K			K		2	0	0	0	0	1	0
Stan Musial, L (8, PH) OBP: 0.379, SLG: 0.425 (8, 3)										1	0	0	0	0	1	0
Hal Smith, R (1, 2) OBP: 0.239, SLG: 0.214			K			6-3			L9	2	0	0	0	0	1	0
Carl Sawatski, L (9, PH) OBP: 0.364, SLG: 0.486										1	0	0	0	0	0	0
Lindy McDaniel, R (1, 1) OBP: 0.286, SLG: 0.286			K			4-3			F8	2	0	0	0	0	1	0
George Crowe, L (9, PH) OBP: 0.267, SLG: 0.231										1	0	0	0	0	0	0
Inning Stats	R: 0 H: 0 E: 0 LOB: 1 K: 1 BB: 1 S: 5 P: 9	R: 0 H: 0 E: 0 LOB: 0 K: 0 BB: 0 S: 3 P: 3	R: 0 H: 0 E: 0 LOB: 0 K: 2 BB: 0 S: 7 P: 7	R: 0 H: 0 E: 0 LOB: 0 K: 0 BB: 0 S: 3 P: 3	R: 0 H: 0 E: 0 LOB: 0 K: 2 BB: 0 S: 7 P: 7	R: 0 H: 0 E: 0 LOB: 0 K: 0 BB: 0 S: 3 P: 3	R: 0 H: 0 E: 0 LOB: 0 K: 1 BB: 0 S: 5 P: 5	R: 0 H: 0 E: 0 LOB: 0 K: 1 BB: 0 S: 5 P: 5	R: 0 H: 0 E: 0 LOB: 0 K: 0 BB: 0 S: 8 P: 14	1B: 0 SF: 0 2B: 0 SAC: 0 3B: 0 DP: 0 HR: 0 HBP: 0						

TOP

St. Louis Cardinals @ Chicago Cubs

Wrigley Field, Chicago, IL

Sun May 15 1960, 3:38 AM CDT

Att. 33,543 - Unknown

livebaseballscorecards.com

AB	27
R	0
H	0
RBI	0
BB	1
SO	7
LOB	2

PITCHER		IP	WLS	BF	H	R	ER	SO	BB	IBB	HBP	BLK	WP	HR	S	P	ERA	WHIP
Don Cardwell, R ERA: 3.38	(1, 1)	9.0	W	28	0	0	0	7	1	0	0	0	0	0	46	56	0.00	0.111

PITCHER	IP	WLS	BF	H	R	ER	SO	BB	IBB	HBP	BLK	WP	HR	S	P	ERA	WHIP

Batter	1	2	3	4	5	6	7	8	9	AB	R	H	RBI	BB	SO	LOB
Richie Ashburn, L (1, 8) OBP: 0.467, SLG: 0.373	6-3		CS 1B			BBBB 14 HR 2-3 BB	WP 2-H 2B			3	1	2	1	1	0	0
George Altman, L (1, 9) OBP: 0.273, SLG: 0.292	5-3 1B		CS 1-2	F3		SSS K	F7 2-3			4	0	1	0	0	1	2
Ed Bouchee, L (1, 3) OBP: 0.337, SLG: 0.299	5-3 1-2			1-3		2-3 1-2		F5		4	0	0	0	0	0	2
14 Ernie Banks, R (1, 6) OBP: 0.359, SLG: 0.500	F8			6-3		HR 2-H		6-3		4	1	1	2	0	0	1
Walt Moryn, L (1, 7) OBP: 0.391, SLG: 0.436		SSS K			6-3	BBBB BB		1-6-3		3	0	0	0	1	1	0
Frank Thomas, R (1, 5) OBP: 0.293, SLG: 0.482 Don Zimmer, R (7, 5) OBP: 0.257, SLG: 0.269		5-3			FC6-4 1B	F5				3 0	1 0	1 0	0 0	0 0	0 0	1 0
Del Rice, R (1, 2) OBP: 0.286, SLG: 0.350		5-3			FC6-4 1-3	F6				3	0	1	0	0	0	0
Jerry Kindall, R (1, 4) OBP: 0.143, SLG: 0.154			SSS K		FC6-4 1-2f 3-H	S 2B 1B				3	1	1	1	0	1	1
Don Cardwell, R (1, 1) OBP: 0.182, SLG: 0.727			SSS K		SSS K	6-3 1-2				3	0	0	0	0	2	2
Inning Stats	R: 0 E: 0 K: 0 S: 4 H: 1 LOB: 1 BB: 0 P: 4	R: 0 E: 0 K: 1 S: 5 H: 0 LOB: 0 BB: 0 P: 5	R: 0 E: 0 K: 2 S: 7 H: 1 LOB: 0 BB: 0 P: 7	R: 0 E: 0 K: 0 S: 3 H: 0 LOB: 0 BB: 0 P: 3	R: 1 E: 0 K: 1 S: 7 H: 2 LOB: 1 BB: 0 P: 7	R: 2 E: 0 K: 1 S: 6 H: 1 LOB: 1 BB: 2 P: 14	R: 1 E: 0 K: 0 S: 5 H: 2 LOB: 1 BB: 0 P: 5	R: 0 E: 0 K: 0 S: 3 H: 0 LOB: 0 BB: 0 P: 3		1B: 5 2B: 1 3B: 0 HR: 1 SF: 0 SAC: 0 DP: 0 HBP: 0						

PITCHER	IP	WLS	BF	H	R	ER	SO	BB	IBB	HBP	BLK	WP	HR	S	P	ERA	WHIP
Lindy McDaniel, R (1, 1) ERA: 4.21	8.0	L	32	7	4	4	5	2	0	0	0	1	1	40	48	4.50	1.125

PITCHER	IP	WLS	BF	H	R	ER	SO	BB	IBB	HBP	BLK	WP	HR	S	P	ERA	WHIP

BOTTOM

St. Louis Cardinals @ Chicago Cubs

Wrigley Field, Chicago, IL

Sun May 15 1960, 3:38 AM CDT

Att. 33,543 - Unknown

livebaseballscorecards.com

AB	30
R	4
H	7
RBI	4
BB	2
SO	5
LOB	9

Chicago Cubs @ Pittsburgh Pirates

Forbes Field, Pittsburgh, PA

Tue May 17 1960, 7:05 PM EDT

Att. 16,102 - Unknown

TOP

Batter	1	2	3	4	5	6	7	8	9	AB	R	H	RBI	BB	SO	LOB
Richie Ashburn, L (1, 8) OBP: 0.455, SLG: 0.364	14 HR 1B 1B		1-3		G3		4-3 2-3 3-H		4-3	5	1	1	1	0	0	1
Bob Will, L (1, 9) OBP: 0.304, SLG: 0.354	F9		F7			14 1-3 1B 1B	5-3			4	1	1	0	0	0	2
Ben Johnson, R (7, 1)										0	0	0	0	0	0	0
Ed Bouchee, L (1, 3) OBP: 0.333, SLG: 0.296	14 HR 1B 1-2		4-3			F5	4-3			4	1	1	0	0	0	2
14 Ernie Banks, R (1, 6) OBP: 0.355, SLG: 0.523	HR 1-H 2-H			5-3		1-3 1-2		K		4	1	1	3	0	1	1
Walt Moryn, L (1, 7) OBP: 0.400, SLG: 0.442	F2			4-3		1B 2-H		1B		4	0	2	1	0	0	0
Frank Thomas, R (1, 5) OBP: 0.292, SLG: 0.472	K			1B		K		F8		4	0	1	0	0	2	2
Sammy Taylor, L (1, 2) OBP: 0.324, SLG: 0.333		3-1		4-1			2B 2B	4-3		4	1	1	0	0	0	2
Jerry Kindall, R (1, 4) OBP: 0.222, SLG: 0.412		F2 3B			K		2B 4-3 2-H 2B		F7	4	1	2	1	0	1	0
Glen Hobbie, R (1, 1) OBP: 0.286, SLG: 0.091		F2 3-H			F9		4-3 2-3 2B		F5	1	0	0	0	0	0	1
Art Ceccarelli, R (2, 1)										0	0	0	0	0	0	0
Art Schult, R (5, PH)										1	0	0	0	0	0	0
Moe Drabowsky, R (5, 1)										0	0	0	0	0	0	0
George Altman, L (7, PH) OBP: 0.281, SLG: 0.320										0	0	0	0	0	0	0
(7, 9)										2	0	1	0	0	0	0
Inning Stats	R: 3 E: 0 K: 1 S: 8 H: 3 LOB: 0 BB: 0 P: 8	R: 0 E: 0 K: 0 S: 3 H: 1 LOB: 0 BB: 0 P: 3	R: 0 E: 0 K: 0 S: 3 H: 0 LOB: 0 BB: 0 P: 3	R: 0 E: 0 K: 0 S: 4 H: 1 LOB: 1 BB: 0 P: 4	R: 0 E: 0 K: 1 S: 5 H: 0 LOB: 0 BB: 0 P: 5	R: 1 E: 0 K: 1 S: 7 H: 2 LOB: 1 BB: 0 P: 7	R: 2 E: 0 K: 0 S: 6 H: 3 LOB: 1 BB: 0 P: 6	R: 0 E: 0 K: 1 S: 6 H: 1 LOB: 1 BB: 0 P: 6	R: 0 E: 0 K: 0 S: 3 H: 0 LOB: 0 BB: 0 P: 3	1B: 6 2B: 3 3B: 1 HR: 1 SF: 0 SAC: 0 DP: 0 HBP: 0	WP: 0 PB: 0 SB: 0 CS: 0 PA: 37					

PITCHER	IP	WLS	BF	H	R	ER	SO	BB	IBB	HBP	BLK	WP	HR	S	P	ERA	WHIP
Bob Friend, R (1, 1) ERA: 2.22	8.0	W	34	11	6	6	4	0	0	0	0	0	1	42	42	6.75	1.375
Roy Face, R (9, 1) ERA: 4.5	1.0	S	3	0	0	0	0	0	0	0	0	0	0	3	3	0.00	0.000

PITCHER	IP	WLS	BF	H	R	ER	SO	BB	IBB	HBP	BLK	WP	HR	S	P	ERA	WHIP

AB	37
R	6
H	11
RBI	6
BB	0
SO	4
LOB	11

livebaseballscorecards.com

Batter	1	2	3	4	5	6	7	8	9	AB	R	H	RBI	BB	SO	LOB
Don Hoak, R (1, 5) OBP: 0.347, SLG: 0.340	BBBB 4-0 2B E BB	0-0 1-H 3B	0-0 2-H 1B		0-0 2-H 1B		0-0 F8 ②			4	1	3	3	1	0	0
Dick Groat, R (1, 6) OBP: 0.351, SLG: 0.386	0-0 F9 ①	0-0 6-3 ①	0-0 4-3 ③		0-0 4-3 ③		0-0 F9 ③			5	0	0	0	0	0	4
Bob Skinner, L (1, 7) OBP: 0.459, SLG: 0.651	0-0 E 1-3 FC6-4 2B	0-0 F3 ②		0-0 F6 ①		0-0 2B FC4-6-2 1B		0-0 4-3 ①		5	1	2	0	0	0	1
Dick Stuart, R (1, 3) OBP: 0.319, SLG: 0.400	0-0 E6 FC6-4 2-3 3-H	0-0 F7 ③		0-0 FC6-5 WP 1B		0-0 FC4-6-2 1-3 1B 2B		0-0 FC4-6 1B		5	1	3	1	0	0	2
Roberto Clemente, R (1, 9) OBP: 0.388, SLG: 0.592	0-0 FC6-4 ② S 1-2f 1B 3-H		SSS 0-3 K ①	0-0 FC6-5 ② S 1-3		0-0 FC4-6-2 ① 2-3 3-H 1B		0-0 FC4-6 ② 1-2f		5	2	0	1	0	1	5
Hal Smith, R (1, 2) OBP: 0.339, SLG: 0.638	0-0 1-H 2B 1B	0-0 F7 ② SSS	0-3 K2-3 ③ 1-2			0-0 2-H 3-H 1B		0-0 6-3 ③		5	1	2	2	0	1	2
Gino Cimoli, R (1, 8) OBP: 0.400, SLG: 0.421	0-0 1-H 2B	0-0 E6 2B		BBBB 4-0 FC4 BB		BBBB 4-0 FC5-4 BB				2	1	1	1	2	0	0
Bill Mazeroski, R (1, 4) OBP: 0.260, SLG: 0.474	0-0 P4 ③	0-0 1-H E 2B		0-0 FC4 ① SH2-4 1-2f 1B		0-0 FC5-4 ③ 1-2f				4	2	1	1	0	0	3
Bob Friend, R (1, 1) OBP: 0.167, SLG: 0.091 Roy Face, R (9, 1)	BBBB 4-0 3B BB	0-0 E7 2-H 1B 1B		0-0 SH2-4 ② 1-2			SSS 0-3 K ①			2 0	2 0	1 0	1 0	1 0	1 0	0 0
Inning Stats	R: 4 E: 1 K: 0 S: 7 H: 3 LOB: 1 BB: 1 P: 11	R: 1 E: 0 K: 0 S: 4 H: 1 LOB: 1 BB: 1 P: 8	R: 3 E: 2 K: 1 S: 9 H: 3 LOB: 1 BB: 0 P: 9	R: 0 E: 0 K: 1 S: 6 H: 1 LOB: 1 BB: 0 P: 6	R: 1 E: 0 K: 0 S: 4 H: 1 LOB: 1 BB: 1 P: 8	R: 2 E: 0 K: 0 S: 5 H: 3 LOB: 1 BB: 1 P: 9	R: 0 E: 0 K: 1 S: 5 H: 0 LOB: 0 BB: 0 P: 5	R: 0 E: 0 K: 0 S: 4 H: 1 LOB: 1 BB: 0 P: 4		1B: 8 2B: 4 3B: 1 HR: 0 SF: 0 SAC: 1 DP: 0 HBP: 0						

PITCHER		IP	WLS	BF	H	R	ER	SO	BB	IBB	HBP	BLK	WP	HR	S	P	ERA	WHIP
Glen Hobbie, R ERA: 5.82	(1, 1)	1.0	L	10	4	5	2	0	2	0	0	0	0	0	8	16	18.00	6.000
Art Ceccarelli, L ERA: 5.54	(2, 1)	3.0		14	4	3	0	2	0	0	0	0	1	0	18	18	0.00	1.333
Moe Drabowsky, R ERA: 20.25	(5, 1)	2.0		11	4	3	3	0	2	0	0	0	0	0	9	17	13.50	3.000
Ben Johnson, R ERA: 3.78	(7, 1)	2.0		7	1	0	0	1	0	0	0	0	0	0	9	9	0.00	0.500

PITCHER	IP	WLS	BF	H	R	ER	SO	BB	IBB	HBP	BLK	WP	HR	S	P	ERA	WHIP

BOTTOM

Chicago Cubs @ Pittsburgh Pirates

Forbes Field, Pittsburgh, PA

Tue May 17 1960, 7:05 PM EDT

Att. 16,102 - Unknown

livebaseballscorecards.com

AB	37
R	11
H	13
RBI	10
BB	4
SO	3
LOB	17

WP: 1 PA: 42
PB: 0
SB: 2
CS: 0

Chicago Cubs @ Philadelphia Phillies

Connie Mack Stadium, Philadelphia, PA

Thu May 19 1960, 7:05 PM EDT

Att. 12,297 - Unknown

TOP

livebaseballscorecards.com

Batter	1	2	3	4	5	6	7	8	9	AB	R	H	RBI	BB	SO	LOB
Richie Ashburn, L (1, 8) OBP: 0.452, SLG: 0.387	F8		F8			E S 1B		F9 3B	FC6-4 FC6-4 1-2f 2-3 3-H	5	1	2	1	0	0	2
Bob Will, L (1, 9) OBP: 0.297, SLG: 0.357	1B 2B		F5			G3 1-3		F9 3-H	FC6-4 1-2f	5	1	1	1	0	0	3
Ed Bouchee, L (1, 3) OBP: 0.330, SLG: 0.294	14 1B 2-H 1B		F6			6-3		L7		4	0	1	1	0	0	1
14 Ernie Banks, R (1, 6) OBP: 0.360, SLG: 0.543	1-3 1B			F8		F3		3B		4	0	2	0	0	0	1
Walt Moryn, L (1, 7) OBP: 0.389, SLG: 0.447	F3			F9			2B 2B	K2-3		4	1	1	0	0	1	3
Frank Thomas, R (1, 5) OBP: 0.283, SLG: 0.457 Don Zimmer, R (8, 5) OBP: 0.267, SLG: 0.279	K			K			F7		1B FC6-4 1B	3 1	0 1	0 1	0 0	0 0	2 0	3 0
Del Rice, R (1, 2) OBP: 0.273, SLG: 0.333 George Altman, L (7, PH) OBP: 0.293, SLG: 0.353 Earl Averill, R (7, 2) OBP: 0.429, SLG: 0.833		6-3			F4		2-H 2B		F8	2 1 1	0 0 0	0 1 0	0 1 0	0 0 0	0 0 0	0 0 1
Jerry Kindall, R (1, 4) OBP: 0.227, SLG: 0.381		F4			F8		F2		FC6-4 HBP 1-3 1B	4	0	1	0	0	0	1
Bob Anderson, R (1, 1) OBP: 0.333, SLG: 0.286		F5			F8		K		H 1-0 FC6-4 1-2 HBP	3	0	0	0	0	1	1
Inning Stats	R: 1 E: 0 K: 1 S: 8 H: 3 LOB: 2 BB: 0 P: 8	R: 0 E: 0 K: 0 S: 3 H: 0 LOB: 0 BB: 0 P: 3	R: 0 E: 0 K: 0 S: 3 H: 0 LOB: 0 BB: 0 P: 3	R: 0 E: 0 K: 1 S: 5 H: 0 LOB: 0 BB: 0 P: 5	R: 0 E: 0 K: 0 S: 3 H: 0 LOB: 0 BB: 0 P: 3	R: 0 E: 0 K: 0 S: 4 H: 1 LOB: 1 BB: 0 P: 4	R: 1 E: 0 K: 1 S: 7 H: 2 LOB: 1 BB: 0 P: 7	R: 1 E: 0 K: 1 S: 7 H: 2 LOB: 1 BB: 0 P: 7	R: 1 E: 0 K: 0 S: 5 H: 2 LOB: 2 BB: 0 P: 6	1B: 5 2B: 3 3B: 2 HR: 0 SF: 0 SAC: 0 DP: 0 HBP: 1						

	AB	37
	R	4
	H	10
	RBI	4
	BB	0
	SO	4
	LOB	16

WP: 0 PB: 0 SB: 1 CS: 0 PA: 38

PITCHER		IP	WLS	BF	H	R	ER	SO	BB	IBB	HBP	BLK	WP	HR	S	P	ERA	WHIP
Robin Roberts, R ERA: 6.23	(1, 1)	7.2	L	31	8	3	3	3	0	0	0	0	0	0	37	37	3.52	1.043
Turk Farrell, R ERA: 2.03	(8, 1)	1.1		7	2	1	1	1	0	0	1	0	0	0	8	9	6.75	1.500

PITCHER	IP	WLS	BF	H	R	ER	SO	BB	IBB	HBP	BLK	WP	HR	S	P	ERA	WHIP

Batter	1	2	3	4	5	6	7	8	9	AB	R	H	RBI	BB	SO	LOB
Tony Taylor, R (1, 4) OBP: 0.345, SLG: 0.390	6-3		1B, 1-2, 1B			K		F9		4	0	1	0	0	1	0
Tony Curry, L (1, 7) OBP: 0.406, SLG: 0.563	3-1		1-3, 2-H, 1B			BB, 1B		K		4	1	2	1	0	1	0
Johnny Callison, L (1, 8) OBP: 0.388, SLG: 0.467	4-3		4-3			E, 1B, 1-2, BB		F9		3	0	0	0	1	0	2
Pancho Herrera, R (1, 3) OBP: 0.345, SLG: 0.441		5-3		6-3		E7, FC6-4, 1-3, 2-H, 1B			F2	4	0	1	1	0	0	0
Ken Walters, R (1, 9) OBP: 0.284, SLG: 0.366 Harry Anderson, L (9, PH) OBP: 0.385, SLG: 0.419		K		F8		F6			G5-4-3, BB	3 0	0 0	0 0	0 0	0 1	1 0	2 0
Alvin Dark, R (1, 5) OBP: 0.309, SLG: 0.327		6-3		F7		FC6-4, 1-2f			G5-4-3, 1-2f	4	0	0	0	0	0	3
Cal Neeman, R (1, 2) OBP: 0.273, SLG: 0.419			L7		F6		F9			3	0	0	0	0	0	0
Joe Koppe, R (1, 6) OBP: 0.250, SLG: 0.208			6-3		F6		K			3	0	0	0	0	1	0
Robin Roberts, S (1, 1) OBP: 0.176, SLG: 0.125 Turk Farrell, R (8, 1)			1B, 1B, 1B		F8		F8			3 0	1 0	1 0	0 0	0 0	0 0	0 0
Inning Stats	R: 0 E: 0 K: 0 S: 3 H: 0 LOB: 0 BB: 0 P: 3	R: 0 E: 0 K: 1 S: 5 H: 0 LOB: 0 BB: 0 P: 5	R: 1 E: 0 K: 0 S: 6 H: 3 LOB: 2 BB: 0 P: 6	R: 0 E: 0 K: 0 S: 3 H: 0 LOB: 0 BB: 0 P: 3	R: 0 E: 0 K: 0 S: 3 H: 0 LOB: 0 BB: 0 P: 3	R: 1 E: 1 K: 1 S: 7 H: 2 LOB: 2 BB: 1 P: 11	R: 0 E: 0 K: 1 S: 5 H: 0 LOB: 0 BB: 0 P: 5	R: 0 E: 0 K: 1 S: 5 H: 0 LOB: 0 BB: 0 P: 5	R: 0 E: 0 K: 0 S: 2 H: 0 LOB: 0 BB: 1 P: 6	1B: 5 2B: 0 3B: 0 HR: 0	SF: 0 SAC: 0 DP: 1 HBP: 0						

PITCHER	IP	WLS	BF	H	R	ER	SO	BB	IBB	HBP	BLK	WP	HR	S	P	ERA	WHIP
Bob Anderson, R (1, 1) ERA: 5.15	9.0	W	33	5	2	2	4	2	0	0	0	0	0	39	47	2.00	0.778

PITCHER	IP	WLS	BF	H	R	ER	SO	BB	IBB	HBP	BLK	WP	HR	S	P	ERA	WHIP

BOTTOM

Chicago Cubs @ Philadelphia Phillies

Connie Mack Stadium, Philadelphia, PA

Thu May 19 1960, 7:05 PM EDT

Att. 12,297 - Unknown

livebaseballscorecards.com

AB	31
R	2
H	5
RBI	2
BB	2
SO	4
LOB	7

Batter	1	2	3	4	5	6	7	8	9	AB	R	H	RBI	BB	SO	LOB
Richie Ashburn, L (1, 8) OBP: 0.445, SLG: 0.381	0-0 BB BB 1B	0-0 F3			0-0 F7		0-0 5-3			4	0	1	0	0	0	2
Bob Will, L (1, 9) OBP: 0.308, SLG: 0.347	4-0 BB 1-2 BB		0-0 3-1		4-0 1B 1-2 BB			0-0 4-3		2	0	0	0	2	0	0
Ed Bouchee, L (1, 3) Don Zimmer, R (5, PR) OBP: 0.267, SLG: 0.279 Dick Drott, R (5, 1) OBP: 0.167, SLG: 0.167 George Altman, L (8, PH) OBP: 0.288, SLG: 0.346 Don Elston, R (8, 1)	4-0 1-2 2-3 BB		0-0 1-3		0-0 14 L6-3 1-3 2-H 1B			0-0 F7		2 0 0 1	0 0 0 0	1 0 0 0	1 0 0 0	1 0 0 0	0 0 0 0	0 0 0 0
14 Ernie Banks, R (1, 6) OBP: 0.357, SLG: 0.563	0-0 F5		0-0 HR		0-0 L6-3 1-2			0-0 L6		4	1	1	1	0	0	5
Walt Moryn, L (1, 7) OBP: 0.397, SLG: 0.451	0-0 F9		0-0 F9			0-0 FC1-6 1B			0-0 G4-6-3 1B	4	0	2	0	0	0	3
Frank Thomas, R (1, 5) OBP: 0.272, SLG: 0.438	0-0 F2			0-0 6-3		0-0 F9			0-0 F8	4	0	0	0	0	0	5
Sammy Taylor, L (1, 2) OBP: 0.316, SLG: 0.324		0-0 SH3-4 1B		0-3 K		0-0 FC1-6 PO 1-2f			0-0 G4-6-3 1-2f	4	0	1	0	0	1	2
Jerry Kindall, R (1, 4) OBP: 0.200, SLG: 0.333		0-3 K		0-0 4-3		0-0 PO 1-2	0-0 F8			3	0	0	0	0	1	1
Dick Ellsworth, L (1, 1) Ben Johnson, R (1, 1) Art Schult, R (5, PH) OBP: 0.222, SLG: 0.125 Dick Gernert, R (5, PR) OBP: 0.333, SLG: 0.320 (5, 3)		0-0 SH3-4 1-2			0-0 BB 1B 1B		0-0 4-3			0 0 1 1	0 0 0 1	0 0 1 0	0 0 0 0	0 0 0 0	0 0 0 0	0 0 0 0
Inning Stats	R: 0 E: 0 K: 0 S: 4 H: 1 LOB: 3 BB: 2 P: 12	R: 0 E: 0 K: 1 S: 6 H: 1 LOB: 1 BB: 0 P: 6	R: 1 E: 0 K: 0 S: 4 H: 1 LOB: 0 BB: 0 P: 4	R: 0 E: 0 K: 1 S: 5 H: 0 LOB: 0 BB: 0 P: 5	R: 1 E: 0 K: 0 S: 4 H: 2 LOB: 2 BB: 1 P: 8	R: 0 E: 0 K: 0 S: 3 H: 1 LOB: 0 BB: 0 P: 3	R: 0 E: 0 K: 0 S: 3 H: 0 LOB: 0 BB: 0 P: 3	R: 0 E: 0 K: 0 S: 3 H: 0 LOB: 0 BB: 0 P: 3	R: 0 E: 0 K: 0 S: 3 H: 1 LOB: 0 BB: 0 P: 3	1B: 6 2B: 1 3B: 0 HR: 1		SF: 0 SAC: 1 DP: 2 HBP: 0				

TOP

Chicago Cubs @ Milwaukee Braves

Milwaukee County Stadium, Milwaukee, WI

Sat May 21 1960, 4:33 AM EDT
Att. 14,220 - Overcast

livebaseballscorecards.com

AB	30
R	2
H	7
RBI	2
BB	3
SO	2
LOB	18

PITCHER		IP	WLS	BF	H	R	ER	SO	BB	IBB	HBP	BLK	WP	HR	S	P	ERA	WHIP
Joey Jay, R ERA: 5.59	(1, 1)	4.1		21	5	2	2	2	3	0	0	0	0	1	22	34	4.15	1.846
Lew Burdette, R ERA: 2.94	(5, 1)	4.2	W	13	2	0	0	0	0	0	0	0	0	0	13	13	0.00	0.429

PITCHER	IP	WLS	BF	H	R	ER	SO	BB	IBB	HBP	BLK	WP	HR	S	P	ERA	WHIP

Chicago Cubs @ Milwaukee Braves

Milwaukee County Stadium, Milwaukee, WI

Sat May 21 1960, 4:33 AM EDT

Att. 14,220 - Overcast

livebaseballscorecards.com

BOTTOM

Batter	1	2	3	4	5	6	7	8	9	AB	R	H	RBI	BB	SO	LOB
Bill Bruton, L (1, 8) OBP: 0.333, SLG: 0.430	0-0 2B 1B	0-0 ③ 4-3		0-0 ③ P4			0-0 3B			4	1	2	0	0	0	3
Red Schoendienst, S (1, 4) OBP: 0.323, SLG: 0.330	0-0 ① F9		0-0 ① 4-3		0-0 ① F9		BBBB 4-0 BB			3	0	0	0	1	0	1
Eddie Mathews, L (1, 5) OBP: 0.405, SLG: 0.596	0-0 1-H 1B 2B		0-0 ② F4		0-0 ② 4-3		SSS 0-3 ② K			4	1	1	1	0	1	2
Hank Aaron, R (1, 9) OBP: 0.364, SLG: 0.636	0-0 G1-4-3 2-H 1B		0-0 ③ 5-3		SSS 0-3 ③ K		0-0 ③ F8			4	0	1	1	0	1	2
Joe Adcock, R (1, 3) OBP: 0.391, SLG: 0.627 Al Spangler, L (8, PR) OBP: 0.355, SLG: 0.370 (9, 7)	0-0 ② ③ G1-4-3 1-2f			0-0 HR		0-0 E8 SH1-4 1B		BBBB 4-0 SH5-4 BB		3 0	1 0	2 0	1 0	1 0	0 0	1 0
Mel Roach, R (1, 7) OBP: 0.267, SLG: 0.429 Frank Torre, L (9, 3) OBP: 0.233, SLG: 0.222		0-0 SH3 SF9 2B		SSS 0-3 ① K		0-0 ① SH1-4 2-3		0-0 ① SH5-4 1-2		2 0	1 0	1 0	0 0	0 0	1 0	0 0
Johnny Logan, R (1, 6) OBP: 0.351, SLG: 0.366		0-0 ① SH3 2-3		0-0 1B 1B		0-0 ② B5-4		0-0 ② F7		3	0	1	0	0	0	3
Del Crandall, R (1, 2) OBP: 0.265, SLG: 0.507		0-0 ② SF9 3-H		0-0 ② F9		0-0 ③ 5-3		4-0 FC6-4 IBB		2	0	0	1	1	0	2
Joey Jay, S (1, 1) OBP: 0.500, SLG: 0.333 Lew Burdette, R (5, 1) OBP: 0.190, SLG: 0.158		BBBB 4-0 BB		0-0 1-2 1B			0-0 ① P6	0-0 ③ FC6-4 1-2f		1 2	0 0	1 0	0 0	1 0	0 0	0 2
Inning Stats	R: 2 E: 0 K: 0 S: 5 H: 3 LOB: 0 BB: 0 P: 5	R: 1 E: 0 K: 0 S: 4 H: 1 LOB: 1 BB: 1 P: 8	R: 0 E: 0 K: 0 S: 3 H: 0 LOB: 0 BB: 0 P: 3	R: 1 E: 0 K: 1 S: 8 H: 3 LOB: 2 BB: 0 P: 8	R: 0 E: 0 K: 1 S: 5 H: 0 LOB: 0 BB: 0 P: 5	R: 0 E: 1 K: 0 S: 4 H: 1 LOB: 1 BB: 0 P: 4	R: 0 E: 0 K: 1 S: 6 H: 1 LOB: 2 BB: 1 P: 10	R: 0 E: 0 K: 0 S: 3 H: 0 LOB: 2 BB: 2 P: 11		1B: 5 2B: 2 3B: 1 HR: 1	SF: 1 SAC: 3 DP: 1 HBP: 0					

	AB	28
	R	4
	H	9
	RBI	4
	BB	4
	SO	3
	LOB	16

PITCHER		IP	WLS	BF	H	R	ER	SO	BB	IBB	HBP	BLK	WP	HR	S	P	ERA	WHIP
Dick Ellsworth, L ERA: 1.65	(1, 1)	0.1	L	4	3	2	2	0	0	0	0	0	0	0	4	4	54.00	9.000
Ben Johnson, R ERA: 3.98	(1, 1)	3.2		15	4	2	2	1	1	0	0	0	0	1	16	20	4.91	1.364
Dick Drott, R ERA: 4.78	(5, 1)	3.0		12	2	0	0	2	1	0	0	0	0	0	15	19	0.00	1.000
Don Elston, R ERA: 4.07	(8, 1)	1.0		5	0	0	0	0	1	1	0	0	0	0	3	11	0.00	1.000

PITCHER	IP	WLS	BF	H	R	ER	SO	BB	IBB	HBP	BLK	WP	HR	S	P	ERA	WHIP

WP: 0	PB: 0	SB: 0	CS: 0
PA: 36			

Batter	1	2	3	4	5	6	7	8	9	AB	R	H	RBI	BB	SO	LOB
Richie Ashburn, L (1, 8) OBP: 0.444, SLG: 0.382	6-3		14 BB 1B 1B	K			FC5-4 1B		P4	5	0	2	0	0	1	2
Jerry Kindall, R (1, 4) OBP: 0.172, SLG: 0.286	P4		F7		F7		FC5-4 FC5 1B 1-2f		F3	4	0	0	0	0	0	2
Earl Averill, R (9, PH) OBP: 0.375, SLG: 0.714										1	0	0	0	0	0	0
Ed Bouchee, L (1, 3) OBP: 0.365, SLG: 0.356	HR		14 BB 1-2 1B		BB		1-2 1B			3	1	3	1	1	0	0
14 Ernie Banks, R (1, 6) OBP: 0.361, SLG: 0.556	1B		1-2 2-3 BB		K		F7			3	0	1	0	1	1	3
Frank Thomas, R (1, 5) OBP: 0.262, SLG: 0.420	5-3		K		L7		FC5 2-3f			4	0	0	0	0	1	7
Art Schult, R (1, 7) OBP: 0.231, SLG: 0.250		K		2B		6-3		F8		4	0	1	0	0	1	0
Bob Will, L (1, 9) OBP: 0.317, SLG: 0.338		E 7-5-2 BB		BB		6-3		F9		2	0	0	0	2	0	0
Del Rice, R (1, 2) OBP: 0.271, SLG: 0.311		7-5-2 1-Hf		F9		BB		F8		3	0	0	0	1	0	3
Glen Hobbie, R (1, 1) OBP: 0.235, SLG: 0.071			1-3	F7		K			K	3	0	0	0	0	1	3
Dick Gernert, R (9, PH) OBP: 0.321, SLG: 0.308										1	0	0	0	0	1	0
Inning Stats	R: 1 E: 0 K: 0 S: 5 H: 2 LOB: 1 BB: 0 P: 5	R: 0 E: 1 K: 1 S: 4 H: 0 LOB: 0 BB: 1 P: 8	R: 0 E: 0 K: 1 S: 7 H: 2 LOB: 3 BB: 1 P: 11	R: 0 E: 0 K: 1 S: 6 H: 1 LOB: 2 BB: 1 P: 10	R: 0 E: 0 K: 1 S: 5 H: 0 LOB: 1 BB: 1 P: 9	R: 0 E: 0 K: 1 S: 5 H: 0 LOB: 1 BB: 1 P: 9	R: 0 E: 0 K: 0 S: 5 H: 2 LOB: 2 BB: 0 P: 5	R: 0 E: 0 K: 0 S: 3 H: 0 LOB: 0 BB: 0 P: 3	R: 0 E: 0 K: 1 S: 5 H: 0 LOB: 0 BB: 0 P: 5	1B: 5 2B: 2 3B: 0 HR: 1	SF: 0 SAC: 0 DP: 1 HBP: 0					

PITCHER	IP	WLS	BF	H	R	ER	SO	BB	IBB	HBP	BLK	WP	HR	S	P	ERA	WHIP
Juan Pizarro, L (1, 1) ERA: 2.35	9.0	W	38	7	1	1	6	5	0	0	0	0	1	45	65	1.00	1.333

PITCHER	IP	WLS	BF	H	R	ER	SO	BB	IBB	HBP	BLK	WP	HR	S	P	ERA	WHIP

TOP

Chicago Cubs @ Milwaukee Braves

Milwaukee County Stadium, Milwaukee, WI

Sun May 22 1960, 4:33 AM EDT

Att. 25,798 - Sunny

livebaseballscorecards.com

AB	33
R	1
H	7
RBI	1
BB	5
SO	6
LOB	20

WP: 0 PB: 0 SB: 0 CS: 0 PA: 38

BOTTOM

Chicago Cubs @ Milwaukee Braves

Milwaukee County Stadium, Milwaukee, WI

Sun May 22 1960, 4:33 AM EDT

Att. 25,798 - Sunny

livebaseballscorecards.com

Batter	1	2	3	4	5	6	7	8	9	AB	R	H	RBI	BB	SO	LOB
Bill Bruton, L (1, 8) OBP: 0.330, SLG: 0.417	F8		F8		K		BB			3	0	0	0	1	1	1
Red Schoendienst, S (1, 4) OBP: 0.320, SLG: 0.319	FC4-6 1B HBP		F2		4-3		F9			3	0	0	0	0	0	2
Eddie Mathews, L (1, 5) OBP: 0.417, SLG: 0.594	FC4-6 1B		1B BB			4-3		3-1 WP BB		2	0	1	0	2	0	0
Hank Aaron, R (1, 9) OBP: 0.368, SLG: 0.627	FC4-6		1B			E5 HR		3-1 BB		3	1	1	1	1	0	2
Joe Adcock, R (1, 3) OBP: 0.382, SLG: 0.651	F9		5-3			HR		K		4	1	1	2	0	1	6
Al Spangler, L (1, 7) OBP: 0.314, SLG: 0.323		3-1		F2		1-3		3-1		4	0	0	0	0	0	2
Johnny Logan, R (1, 6) OBP: 0.333, SLG: 0.347		5-3		6-3		6-3		K		4	0	0	0	0	1	2
Del Crandall, R (1, 2) OBP: 0.256, SLG: 0.487		1-3		K			F7			3	0	0	0	0	1	0
Juan Pizarro, L (1, 1) OBP: 0.333, SLG: 0.444			1B 2B		G3		F8			3	1	1	0	0	0	0
Inning Stats	R: 0 H: 1 E: 0 LOB: 2 K: 0 BB: 0 S: 4 P: 5	R: 0 H: 0 E: 0 LOB: 0 K: 0 BB: 0 S: 3 P: 3	R: 1 H: 2 E: 0 LOB: 2 K: 0 BB: 1 S: 5 P: 9	R: 0 H: 0 E: 0 LOB: 0 K: 1 BB: 0 S: 5 P: 5	R: 0 H: 0 E: 0 LOB: 0 K: 1 BB: 0 S: 5 P: 5	R: 2 H: 1 E: 1 LOB: 0 K: 0 BB: 0 S: 5 P: 5	R: 0 H: 0 E: 0 LOB: 1 K: 0 BB: 1 S: 3 P: 7	R: 0 H: 0 E: 0 LOB: 2 K: 2 BB: 2 S: 7 P: 15		1B: 2 SF: 0 2B: 1 SAC: 0 3B: 0 DP: 0 HR: 1 HBP: 1						WP: 1 PA: 34 PB: 0 SB: 1 CS: 0

	AB	29
	R	3
	H	4
	RBI	3
	BB	4
	SO	4
	LOB	15

PITCHER		IP	WLS	BF	H	R	ER	SO	BB	IBB	HBP	BLK	WP	HR	S	P	ERA	WHIP
Glen Hobbie, R ERA: 5.21	(1, 1)	8.0	L	34	4	3	2	4	4	0	1	0	1	1	37	54	2.25	1.000

PITCHER		IP	WLS	BF	H	R	ER	SO	BB	IBB	HBP	BLK	WP	HR	S	P	ERA	WHIP

Batter	1	2	3	4	5	6	7	8	9	10	11	12	13	AB	R	H	RBI	BB	SO	LOB
Richie Ashburn, L (1, 8) OBP: 0.438, SLG: 0.374	BBBB 4-0 1B BB	0-0 1-3 2-3			S S S 0-3 K			0-0 F8		0-0 6-3		0-0 2B 1B 1-2		5	1	1	0	1	1	1
Bob Will, L (1, 9) OBP: 0.318, SLG: 0.350	0-0 1B 14 FC5-4 1B 1-3	0-0 F9			0-0 P3			0-0 P5			S S S 0-3 K	0-0 1-3 2-H 2B		6	1	2	1	0	1	1
Ed Bouchee, L (1, 3) OBP: 0.364, SLG: 0.354	0-0 14 FC5-4 1B 1-3 3-H		0-0 14 1B 1B		0-0 F8			S S S 0-3 K			0-0 F9	S S S 0-3 K		6	0	2	1	0	2	2
14 Ernie Banks, R (1, 6) OBP: 0.368, SLG: 0.548	0-0 FC5-4 HR 1-2f 3-H		0-0 1B 1-3			0-0 F8			0-0 SH1-4 1B		BBBB 4-0 BB		0-0 F9	5	1	2	1	1	0	1
Walt Moryn, L (1, 7) OBP: 0.393, SLG: 0.500 George Altman, L (6, 7) OBP: 0.295, SLG: 0.407	0-0 HR 1-H		0-0 P3			0-0 P4			0-0 SH1-4 1-2		0-0 4-3		0-0 HR	3	1	1	2	0	0	1
														2	1	1	1	0	0	1
Sammy Taylor, L (1, 2) OBP: 0.333, SLG: 0.343 Del Rice, R (1, 2) OBP: 0.260, SLG: 0.298 Earl Averill, R (9, PH) OBP: 0.273, SLG: 0.500 (9, 2)	0-0 L4-3 1B		0-0 6-4-3			S S S 0-3 K			S S S 0-3 K			0-0 P4	0-0 F8	1	0	1	0	0	0	0
														2	0	0	0	0	1	1
														3	0	0	0	0	1	1
Frank Thomas, R (1, 5) OBP: 0.255, SLG: 0.408 Don Zimmer, R (9, PH) OBP: 0.269, SLG: 0.282 (9, 5)	0-0 L4-3 1-2			0-0 F9			0-0 6-3		0-0 P5			0-0 1B FC1-6 1B	S S S 0-3 K	3	0	0	0	0	0	1
														3	1	1	0	0	1	1
Jerry Kindall, R (1, 4) OBP: 0.206, SLG: 0.303		0-0 S SH1-4 1B		0-0 P3			S S S 0-3 K			0-0 P4		0-0 FC1-6 1B 1-3		5	0	2	0	0	1	0
Bob Anderson, R (1, 1) OBP: 0.294, SLG: 0.250 Don Elston, R (7, 1) Dick Gernert, R (10, PH) OBP: 0.310, SLG: 0.296 Seth Morehead, L (10, 1) Art Schult, R (12, PH) OBP: 0.214, SLG: 0.083 Dick Ellsworth, L (12, 1) Ben Johnson, R (12, 1)	0-0 SH1-4 1-2		S S S 0-3 K			0-0 P3			0-0 F8			0-0 FC1-6 1B 1-2f 3-H		2	0	0	0	0	1	0
														0	0	0	0	0	0	0
														1	0	0	0	0	0	1
														0	0	0	0	0	0	0
														0	0	0	0	0	0	0
Inning Stats	R: 4 E: 0 K: 0 S: 6 H: 4 LOB: 0 BB: 1 P: 10	R: 0 E: 0 K: 0 S: 4 H: 1 LOB: 1 BB: 0 P: 4	R: 0 E: 0 K: 0 S: 4 H: 2 LOB: 1 BB: 0 P: 4	R: 0 E: 0 K: 1 S: 5 H: 0 LOB: 0 BB: 0 P: 5	R: 0 E: 0 K: 1 S: 5 H: 0 LOB: 0 BB: 0 P: 5	R: 0 E: 0 K: 1 S: 5 H: 0 LOB: 0 BB: 0 P: 5	R: 0 E: 0 K: 1 S: 5 H: 0 LOB: 0 BB: 0 P: 5	R: 0 E: 0 K: 1 S: 5 H: 0 LOB: 0 BB: 0 P: 5	R: 0 E: 0 K: 1 S: 6 H: 1 LOB: 1 BB: 0 P: 6	R: 0 E: 0 K: 0 S: 3 H: 0 LOB: 0 BB: 0 P: 3	R: 0 E: 0 K: 1 S: 5 H: 0 LOB: 1 BB: 1 P: 9	R: 2 E: 0 K: 1 S: 9 H: 4 LOB: 2 BB: 0 P: 9	R: 1 E: 0 K: 1 S: 6 H: 1 LOB: 0 BB: 0 P: 6	1B: 10 2B: 2 3B: 0 HR: 2 SF: 0 SAC: 2 DP: 1 HBP: 0						

PITCHER		IP	WLS	BF	H	R	ER	SO	BB	IBB	HBP	BLK	WP	HR	S	P	ERA	WHIP
Cal McLish, R ERA: 5.54	(1, 1)	0.1		5	3	4	4	0	1	0	0	0	0	1	4	8	108.00	12.000
Jim Brosnan, R ERA: 4.91	(1, 1)	6.2		22	4	0	0	4	0	0	0	0	0	0	30	30	0.00	0.600
Joe Nuxhall, L ERA: 3.51	(8, 1)	5.0		21	5	2	2	4	1	0	0	0	0	0	28	32	3.60	1.200
Bob Grim, R ERA: 8.44	(13, 1)	1.0	L	4	1	1	1	1	0	0	0	0	0	1	6	6	9.00	1.000

PITCHER	IP	WLS	BF	H	R	ER	SO	BB	IBB	HBP	BLK	WP	HR	S	P	ERA	WHIP

TOP

Chicago Cubs @ Cincinnati Reds

Crosley Field, Cincinnati, OH

Mon May 23 1960, 7:05 PM EDT

Att. 5,040 - Unknown

livebaseballscorecards.com

AB	48
R	7
H	13
RBI	7
BB	2
SO	9
LOB	12

WP: 0 PB: 0 SB: 1 CS: 0 PA: 52

Batter	1	2	3	4	5	6	7	8	9	10	11	12	13	AB	R	H	RBI	BB	SO	LOB
Eddie Kasko, R (1, 6) (8, 5) OBP: 0.405, SLG: 0.435	4-3	K			F9		L4		F8			G4-6-3 1-2 BB		5	0	0	0	1	1	3
Vada Pinson, L (1, 8) OBP: 0.353, SLG: 0.475	F9		1-3		K			HR		G5-4-3 1B		G4-6-3 1-2f 2-3		6	1	2	1	0	1	2
Gus Bell, L (1, 9) OBP: 0.297, SLG: 0.407	BB WP 1B		F7			3-1		P3		P2		HR 3-H		6	2	2	2	0	0	1
Frank Robinson, R (1, 3) OBP: 0.415, SLG: 0.643 Lee Walls, R (9, 3) OBP: 0.408, SLG: 0.438	WP 1-2 BB		1B			P4		K		G5-4-3 1-2f		BB		3 1	0 0	1 0	0 0	1 1	1 0	0 1
Jerry Lynch, L (1, 7) OBP: 0.500, SLG: 0.545	1-3 2-H BB		P6			P3		BB			4-3	4-3		4	0	0	0	2	0	2
Ed Bailey, L (1, 2) OBP: 0.406, SLG: 0.518	P3			K			HR	F8			K		P4	6	1	1	1	0	2	3
Willie Jones, R (1, 5) OBP: 0.394, SLG: 0.444 Whitey Lockman, L (7, PR) OBP: 0.333, SLG: 0.200 Roy McMillan, R (8, 6) OBP: 0.271, SLG: 0.333		6-3		F7			PB 1B		BB		1B		F7	3 0 2	0 0 0	1 0 1	0 0 0	0 0 1	0 0 0	0 0 0
Elio Chacon, R (1, 4) OBP: 0.340, SLG: 0.283 Tony Gonzalez, L (13, PH) OBP: 0.260, SLG: 0.394		1-3		F7			K 1-2		P4		1B		K	5 1	0 0	1 0	0 0	0 0	1 1	2 0
Cal McLish, S (1, 1) Jim Brosnan, R (1, 1) OBP: 0.400, SLG: 1.000 Don Newcombe, L (7, PH) OBP: 0.188, SLG: 0.071 Joe Nuxhall, L (8, 1) OBP: 0.250, SLG: 0.500 Dutch Dotterer, R (12, PH) OBP: 0.286, SLG: 0.480 Bob Grim, R (13, 1)		HR			K		P6		P5			G4-6-3 HR BB		0 2 1 1 0 0	0 1 0 0 1 0	0 1 0 0 0 0	0 0 0 0 1 0	0 1 0 0 0 0	0 0 2 1 0 0	0 0 1 0 0 0
Inning Stats	R: 1 E: 0 K: 0 S: 4 H: 1 LOB: 2 BB: 2 P: 12	R: 1 E: 0 K: 1 S: 6 H: 1 LOB: 0 BB: 0 P: 6	R: 0 E: 0 K: 0 S: 4 H: 1 LOB: 1 BB: 0 P: 4	R: 0 E: 0 K: 1 S: 5 H: 0 LOB: 0 BB: 0 P: 5	R: 0 E: 0 K: 2 S: 7 H: 0 LOB: 0 BB: 0 P: 7	R: 0 E: 0 K: 0 S: 3 H: 0 LOB: 0 BB: 0 P: 3	R: 1 E: 0 K: 1 S: 7 H: 2 LOB: 2 BB: 0 P: 7	R: 1 E: 0 K: 1 S: 6 H: 1 LOB: 1 BB: 1 P: 10	R: 0 E: 0 K: 0 S: 3 H: 0 LOB: 1 BB: 1 P: 7	R: 0 E: 0 K: 0 S: 3 H: 1 LOB: 0 BB: 0 P: 3	R: 0 E: 0 K: 1 S: 6 H: 2 LOB: 2 BB: 0 P: 6	R: 2 E: 0 K: 0 S: 3 H: 1 LOB: 1 BB: 3 P: 15	R: 0 E: 0 K: 1 S: 5 H: 0 LOB: 0 BB: 0 P: 5	1B: 6 2B: 0 3B: 0 HR: 4	SF: 0 SAC: 0 DP: 2 HBP: 0	WP: 2 PB: 1 SB: 0 CS: 0	PA: 53				

PITCHER		IP	WLS	BF	H	R	ER	SO	BB	IBB	HBP	BLK	WP	HR	S	P	ERA	WHIP
Bob Anderson, R ERA: 5.06	(1, 1)	6.0		25	5	3	3	4	2	0	0	0	1	2	31	39	4.50	1.167
Don Elston, R ERA: 3.95	(7, 1)	3.0		12	1	1	1	2	2	0	0	0	0	1	14	22	3.00	1.000
Seth Morehead, L ERA: 4.62	(10, 1)	2.0		7	3	0	0	1	0	0	0	0	0	0	9	9	0.00	1.500
Dick Ellsworth, L ERA: 2.2	(12, 1)	0.0		1	0	1	1	0	1	0	0	0	0	0	0	4	∞	∞
Ben Johnson, R ERA: 4.03	(12, 1)	2.0	W	8	1	1	1	1	2	0	0	0	0	1	8	16	4.50	1.500

PITCHER	IP	WLS	BF	H	R	ER	SO	BB	IBB	HBP	BLK	WP	HR	S	P	ERA	WHIP

BOTTOM

Chicago Cubs @ Cincinnati Reds

Crosley Field, Cincinnati, OH

Mon May 23 1960, 7:05 PM EDT

Att. 5,040 - Unknown

livebaseballscorecards.com

AB	46
R	6
H	10
RBI	5
BB	7
SO	8
LOB	17

Batter	1	2	3	4	5	6	7	8	9	AB	R	H	RBI	BB	SO	LOB
Richie Ashburn, L (1, 8) OBP: 0.433, SLG: 0.378	L5			F2		E3		2B		4	1	1	0	0	0	0
Jerry Kindall, R (1, 4) OBP: 0.211, SLG: 0.324	L6			6-3		L8		2-H 1B 2B		4	1	1	1	0	0	1
Ed Bouchee, L (1, 3) OBP: 0.368, SLG: 0.370	3-1			2B		F8		2-H 1B		4	0	2	1	0	0	1
14 Ernie Banks, R (1, 6) OBP: 0.367, SLG: 0.551		F3		F2			1B FC5-4 2B			4	1	1	0	0	0	2
Frank Thomas, R (1, 7) OBP: 0.265, SLG: 0.443		F5			HR		2-3 FC5-4 1B			3	1	2	1	0	0	0
Don Zimmer, R (1, 5) OBP: 0.259, SLG: 0.270		K			6-3		1-2f 3-H FC5-4 G5-4-3			3	0	0	1	0	1	1
Bob Will, L (1, 9) OBP: 0.311, SLG: 0.341			F5		K		G5-4-3 1-2f			2	0	0	0	0	1	0
Earl Averill, R (7, PH) OBP: 0.250, SLG: 0.455										1	0	0	0	0	0	1
Irv Noren, L (7, 9) OBP: 0.231, SLG: 0.091										0	0	0	0	0	0	0
Del Rice, R (1, 2) OBP: 0.264, SLG: 0.300			F7		K			G5-4-3 1B		3	0	1	0	0	1	0
Don Cardwell, R (1, 1) OBP: 0.167, SLG: 0.667			K			K		1-2f G5-4-3		1	0	0	0	0	1	0
Dick Drott, R (3, 1) OBP: 0.167, SLG: 0.167										0	0	0	0	0	0	0
Mark Freeman, R (5, 1)										0	0	0	0	0	0	0
Art Schult, R (6, PH) OBP: 0.200, SLG: 0.214										1	0	0	0	0	1	0
Moe Drabowsky, R (6, 1)										0	0	0	0	0	0	0
Dick Gernert, R (8, PH) OBP: 0.300, SLG: 0.286										1	0	0	0	0	0	1
Inning Stats	R: 0 E: 0 K: 0 S: 3	H: 0 LOB: 0 BB: 0 P: 3	R: 0 E: 0 K: 1 S: 5	H: 0 LOB: 0 BB: 0 P: 5	R: 0 E: 0 K: 1 S: 5	H: 0 LOB: 0 BB: 0 P: 5	R: 0 E: 0 K: 0 S: 4	H: 1 LOB: 1 BB: 0 P: 4	R: 1 E: 0 K: 2 S: 8	H: 1 LOB: 0 BB: 0 P: 8	R: 0 E: 1 K: 1 S: 6	H: 0 LOB: 1 BB: 0 P: 6	R: 1 E: 0 K: 0 S: 4	H: 2 LOB: 0 BB: 0 P: 4	R: 2 E: 0 K: 0 S: 5	H: 4 LOB: 1 BB: 0 P: 5

1B: 3 SF: 0
2B: 4 SAC: 0
3B: 0 DP: 2
HR: 1 HBP: 0

WP: 0 PA: 31
PB: 0
SB: 0
CS: 0

PITCHER		IP	WLS	BF	H	R	ER	SO	BB	IBB	HBP	BLK	WP	HR	S	P	ERA	WHIP
Jim O'Toole, L ERA: 3.41	(1, 1)	7.2	W	30	8	4	4	5	0	0	0	0	0	1	40	40	4.70	1.043
Cal McLish, R ERA: 5.54	(8, 1)	0.0	S	1	0	0	0	0	0	0	0	0	0	0	0	0	∞	∞

PITCHER	IP	WLS	BF	H	R	ER	SO	BB	IBB	HBP	BLK	WP	HR	S	P	ERA	WHIP

TOP

Chicago Cubs @ Cincinnati Reds

Crosley Field, Cincinnati, OH

Wed May 25 1960, 7:05 PM EDT

Att. 8,050 - Unknown

livebaseballscorecards.com

AB	31
R	4
H	8
RBI	4
BB	0
SO	5
LOB	7

Batter	1	2	3	4	5	6	7	8	9	AB	R	H	RBI	BB	SO	LOB
Eddie Kasko, R (1, 6) OBP: 0.411, SLG: 0.437	0-0 E 1B 1B	0-0 ③ F2		0-0 ① P4	BBB 4-0 BB FC3-2 1-2 2-3 3-H BB		0-0 1-3 1B			4	1	2	1	1	0	0
Vada Pinson, L (1, 8) OBP: 0.348, SLG: 0.467	0-0 ① F7		0-0 1B 1B 1B	SSS 0-3 ② K2-3	0-0 ② FC3-2 BB 1-2 2-3 3-Hf		SSS 0-3 ② K			5	1	1	0	0	2	6
Gus Bell, L (1, 9) (7, 7) OBP: 0.307, SLG: 0.410	0-0 E6 BB 1B 1-2		0-0 1B SF9 1B 1-3	0-0 BB 1B	BBB 4-0 1-2 2-3 3-H BB		0-0 ③ L9			4	1	2	1	1	0	3
Frank Robinson, R (1, 3) OBP: 0.417, SLG: 0.636	SSS 0-3 ② K		0-0 2B 1B 1-3 3-H	BBB 4-0 1-2 BB	0-0 ③ F7					3	1	1	1	1	1	5
Jerry Lynch, L (1, 7) OBP: 0.469, SLG: 0.500 Tony Gonzalez, L (7, 9) OBP: 0.260, SLG: 0.394	0-0 BB 1-2 2-H 1B		0-0 ① P6	SSS 0-3 ③ K		SSS 0-3 ① K				4 0	0 0	1 0	1 0	0 0	2 0	4 0
Ed Bailey, L (1, 2) OBP: 0.409, SLG: 0.518	BBB 4-0 1-2 2-3 BB		0-0 ② SF9 3-H		0-0 BB 1B BB 1B	0-0 ② F9				2	1	1	1	1	0	0
Willie Jones, R (1, 5) OBP: 0.333, SLG: 0.462	0-0 ③ F3		0-0 1B 1-H 2B		0-0 ① P6	0-0 ③ 6-3				4	1	1	1	0	0	4
Elio Chacon, R (1, 4) OBP: 0.351, SLG: 0.300		0-0 ① F9	0-0 2-H 1B		0-0 BB BB 1-2 FC3-2 1B		SSS 0-3 ① K			4	0	2	1	0	1	0
Jim O'Toole, S (1, 1) OBP: 0.143, SLG: 0.100 Cal McLish, S (8, 1)		SSS 0-3 ② K	0-0 ③ G3		BBB 4-0 FC3-2 BB 1-2 2-3 BB		0-0 1B 1B			3 0	1 0	1 0	0 0	1 0	1 0	1 0
Inning Stats	R: 1 H: 2 E: 1 LOB: 3 K: 1 BB: 1 S: 8 P: 12	R: 0 H: 0 E: 0 LOB: 0 K: 1 BB: 0 S: 5 P: 5	R: 4 H: 5 E: 0 LOB: 1 K: 0 BB: 0 S: 8 P: 8	R: 0 H: 1 E: 0 LOB: 2 K: 2 BB: 1 S: 8 P: 12	R: 2 H: 2 E: 0 LOB: 3 K: 0 BB: 3 S: 5 P: 17	R: 0 H: 0 E: 0 LOB: 0 K: 1 BB: 0 S: 5 P: 5	R: 0 H: 2 E: 0 LOB: 2 K: 2 BB: 0 S: 9 P: 9			1B: 11 SF: 1 2B: 1 SAC: 0 3B: 0 DP: 0 HR: 0 HBP: 0						

PITCHER		IP	WLS	BF	H	R	ER	SO	BB	IBB	HBP	BLK	WP	HR	S	P	ERA	WHIP
Don Cardwell, R ERA: 4.05	(1, 1)	2.2	L	16	6	5	4	2	1	0	0	0	0	0	19	23	13.50	2.625
Dick Drott, R ERA: 5.14	(3, 1)	1.2		11	4	2	2	2	2	0	0	0	0	0	13	21	10.80	3.600
Mark Freeman, R ERA:	(5, 1)	0.2		4	0	0	0	0	2	0	0	0	0	0	2	10	0.00	3.000
Moe Drabowsky, R ERA: 14.73	(6, 1)	2.0		8	2	0	0	3	0	0	0	0	0	0	14	14	0.00	1.000

PITCHER	IP	WLS	BF	H	R	ER	SO	BB	IBB	HBP	BLK	WP	HR	S	P	ERA	WHIP

BOTTOM

Chicago Cubs @ Cincinnati Reds

Crosley Field, Cincinnati, OH

Wed May 25 1960, 7:05 PM EDT

Att. 8,050 - Unknown

livebaseballscorecards.com

AB	33
R	7
H	12
RBI	7
BB	5
SO	7
LOB	23

Batter	1	2	3	4	5	6	7	8	9	AB	R	H	RBI	BB	SO	LOB
Jim Gilliam, S (1, 5) OBP: 0.387, SLG: 0.304	K		BB	SH1-3		F6			G6-4-3 BB	2	1	0	0	2	1	1
Charlie Neal, R (1, 4) OBP: 0.340, SLG: 0.374	FC3-6 BB		SH3	F5		F5			G6-4-3	3	0	0	0	1	0	3
Wally Moon, L (1, 7) OBP: 0.360, SLG: 0.380	FC3-6		1B	4-3			F7			4	1	1	1	0	0	2
Norm Larker, L (1, 3) OBP: 0.420, SLG: 0.450 Joe Pignatano, R (8, 2) OBP: 0.333, SLG: 0.400	F5		1B		L9		4-3			4 0	0 0	1 0	0 0	0 0	0 0	1 0
Frank Howard, R (1, 9) OBP: 0.383, SLG: 0.558		1B	1B		G4-3		K			4	1	2	1	0	1	0
Duke Snider, L (1, 8) OBP: 0.333, SLG: 0.386 Don Demeter, R (8, PH) OBP: 0.297, SLG: 0.518 (8, 8)		1B G6-3	K		FC4-6			6-3		3 1	1 0	2 0	0 0	0 0	1 0	2 0
John Roseboro, L (1, 2) OBP: 0.314, SLG: 0.386 Gil Hodges, R (8, PH) OBP: 0.282, SLG: 0.391 (8, 3)		G6-3	F9		FC4-6			F9		3 1	0 0	1 0	1 0	0 0	0 0	3 0
Maury Wills, S (1, 6) OBP: 0.330, SLG: 0.279		G6-3		1B BB		S		F9		3	1	1	0	1	0	1
Stan Williams, R (1, 1) OBP: 0.091, SLG: 0.091 Larry Sherry, R (7, 1) OBP: 0.188, SLG: 0.333		K		SH1-3		K			6-3	3 1	0 0	1 0	1 0	0 0	2 0	1 0
Inning Stats	R: 0 E: 0 K: 1 S: 8 H: 0 LOB: 1 BB: 1 P: 17	R: 2 E: 0 K: 1 S: 14 H: 3 LOB: 0 BB: 0 P: 25	R: 2 E: 0 K: 1 S: 16 H: 3 LOB: 2 BB: 1 P: 26	R: 1 E: 0 K: 0 S: 12 H: 1 LOB: 1 BB: 1 P: 21	R: 0 E: 0 K: 0 S: 5 H: 1 LOB: 1 BB: 0 P: 9	R: 0 E: 0 K: 1 S: 14 H: 1 LOB: 1 BB: 0 P: 20	R: 0 E: 0 K: 1 S: 7 H: 0 LOB: 0 BB: 0 P: 12	R: 0 E: 0 K: 0 S: 6 H: 0 LOB: 0 BB: 0 P: 7	R: 0 E: 0 K: 0 S: 3 H: 0 LOB: 0 BB: 1 P: 10	1B: 9 2B: 0 3B: 0 HR: 0 SF: 0 SAC: 2 DP: 2 HBP: 0						

TOP

Los Angeles Dodgers @ Chicago Cubs

Wrigley Field, Chicago, IL

Fri May 27 1960, 3:33 AM CDT

Att. 5,328 - Unknown

livebaseballscorecards.com

AB	32
R	5
H	9
RBI	4
BB	4
SO	5
LOB	14

WP: 0 PB: 0 SB: 1 CS: 0 PA: 38

PITCHER	IP	WLS	BF	H	R	ER	SO	BB	IBB	HBP	BLK	WP	HR	S	P	ERA	WHIP
Glen Hobbie, R (1, 1) ERA: 5.69	2.1	L	14	6	4	4	2	2	0	0	0	0	0	28	55	15.43	3.429
Don Elston, R (3, 1) ERA: 3.9	2.2		11	2	1	1	1	1	0	0	0	0	0	27	43	3.38	1.125
Mark Freeman, R (6, 1) ERA:	2.0		7	1	0	0	2	0	0	0	0	0	0	21	32	0.00	0.500
Seth Morehead, L (8, 1) ERA: 4.38	2.0		6	0	0	0	0	1	0	0	0	0	0	9	17	0.00	0.500

PITCHER	IP	WLS	BF	H	R	ER	SO	BB	IBB	HBP	BLK	WP	HR	S	P	ERA	WHIP

BOTTOM

Los Angeles Dodgers @ Chicago Cubs

Wrigley Field, Chicago, IL

Fri May 27 1960, 3:33 AM CDT

Att. 5,328 - Unknown

livebaseballscorecards.com

Batter	1	2	3	4	5	6	7	8	9	AB	R	H	RBI	BB	SO	LOB
Richie Ashburn, L (1, 8) OBP: 0.420, SLG: 0.365	B C F F C 1-3 K ①		C B C F B S 2-3 K ③		B B C C B X 3-2 F6 ③		B C B X 2-1 6-3 ② 3-H		B X 1-0 1-3 ③	4	0	0	1	0	2	3
Seth Morehead, L (8, 1) OBP: 0.083, SLG: 0.083										0	0	0	0	0	0	0
Sammy Taylor, L (9, PH) OBP: 0.325, SLG: 0.333										1	0	0	0	0	0	1
George Altman, L (1, 9) (8, 8) OBP: 0.308, SLG: 0.466	C X 0-1 F6 ②			B C X 1-1 14 1B 3B		S C B F F B F B X 3-2 F8 14 1B 2B	F B X 1-1 F9 ③			4	2	2	0	0	0	1
Ed Bouchee, L (1, 3) OBP: 0.364, SLG: 0.359	C B F S 1-3 K ③			B C S C 1-3 K ①		X 0-0 F8 ① 2-3		B B B B 4-0 14 FC5-4 BB		3	0	0	0	1	2	2
14 Ernie Banks, R (1, 6) OBP: 0.371, SLG: 0.550		C F B X 1-2 F9 ①		B B C B X 3-1 FC6-4 1B 3-H		F X 0-1 1B 3-H		B B X 2-0 FC5-4 ① L5-4 1B 1-2f		4	0	2	2	0	0	1
Walt Moryn, L (1, 7) OBP: 0.385, SLG: 0.483	S X 0-1 4-3 ②			C B B X 2-1 F8 ②		S B S B S 2-3 K ②		B C S X 1-2 1B 1-2		4	0	1	0	0	1	2
Don Zimmer, R (8, PR) OBP: 0.259, SLG: 0.270										0	0	0	0	0	0	0
(9, 4)																
Frank Thomas, R (1, 5) OBP: 0.256, SLG: 0.427	F X 0-1 5-3 ③			C F B X 1-2 FC6-4 ③ 1-2f		X 0-0 L5 ③		B X 1-0 L5-4 ②③ 2-3		4	0	0	0	0	0	4
Jerry Kindall, R (1, 4) OBP: 0.195, SLG: 0.300			B F F C 1-3 K ①		F B B S B S 3-3 K ①		C F S 0-3 K ①		X 0-0 F9 ①	3	0	0	0	0	3	0
Art Schult, R (9, 7) OBP: 0.188, SLG: 0.200										1	0	0	0	0	0	0
Del Rice, R (1, 2) OBP: 0.255, SLG: 0.288			B X 1-0 6-3 ②		F X 0-1 5-3 ②		B C B X 2-1 2B 6-3 1B		B C B B B 4-1 BB	2	0	0	0	0	0	0
Earl Averill, R (7, PH) OBP: 0.357, SLG: 0.500										1	1	1	0	1	0	0
(8, 2)																
Glen Hobbie, R (1, 1) OBP: 0.235, SLG: 0.071			F F B F X 1-2 1B		C B C F B B B 4-2 BB		B X 1-0 2B 1-3		C C B B F B X 3-2 F7 ②	0	0	0	0	0	0	0
Don Elston, R (3, 1) OBP: 0.167, SLG: 0.167										1	0	1	0	0	0	0
Irv Noren, L (5, PH) OBP: 0.286, SLG: 0.091										0	0	0	0	1	0	0
Mark Freeman, R (6, 1)										0	0	0	0	0	0	0
Bob Will, L (7, PH) OBP: 0.315, SLG: 0.357										2	0	1	0	0	0	1
(8, 9)																
Inning Stats	R: 0 E: 0 K: 2 S: 9 H: 0 LOB: 0 BB: 0 P: 11	R: 0 E: 0 K: 0 S: 7 H: 0 LOB: 0 BB: 0 P: 8	R: 0 E: 0 K: 2 S: 12 H: 1 LOB: 1 BB: 0 P: 17	R: 1 E: 0 K: 1 S: 12 H: 2 LOB: 1 BB: 0 P: 20	R: 0 E: 0 K: 1 S: 11 H: 0 LOB: 1 BB: 1 P: 21	R: 1 E: 0 K: 1 S: 13 H: 2 LOB: 1 BB: 0 P: 18	R: 1 E: 0 K: 1 S: 11 H: 2 LOB: 1 BB: 0 P: 17	R: 0 E: 0 K: 0 S: 5 H: 1 LOB: 1 BB: 1 P: 13	R: 0 E: 0 K: 0 S: 7 H: 0 LOB: 1 BB: 1 P: 15	1B: 5 2B: 3 3B: 1 HR: 0 SF: 0 SAC: 0 DP: 1 HBP: 0							

	AB	34
	R	3
	H	8
	RBI	3
	BB	3
	SO	8
	LOB	15

WP: 0 PB: 0 SB: 0 CS: 0 PA: 37

PITCHER		IP	WLS	BF	H	R	ER	SO	BB	IBB	HBP	BLK	WP	HR	S	P	ERA	WHIP
Stan Williams, R ERA: 2.66	(1, 1)	6.1	W	27	7	3	3	8	1	0	0	0	0	0	71	105	4.26	1.263
Larry Sherry, R ERA: 5.22	(7, 1)	2.2	S	10	1	0	0	0	2	0	0	0	0	0	16	35	0.00	1.125

PITCHER	IP	WLS	BF	H	R	ER	SO	BB	IBB	HBP	BLK	WP	HR	S	P	ERA	WHIP

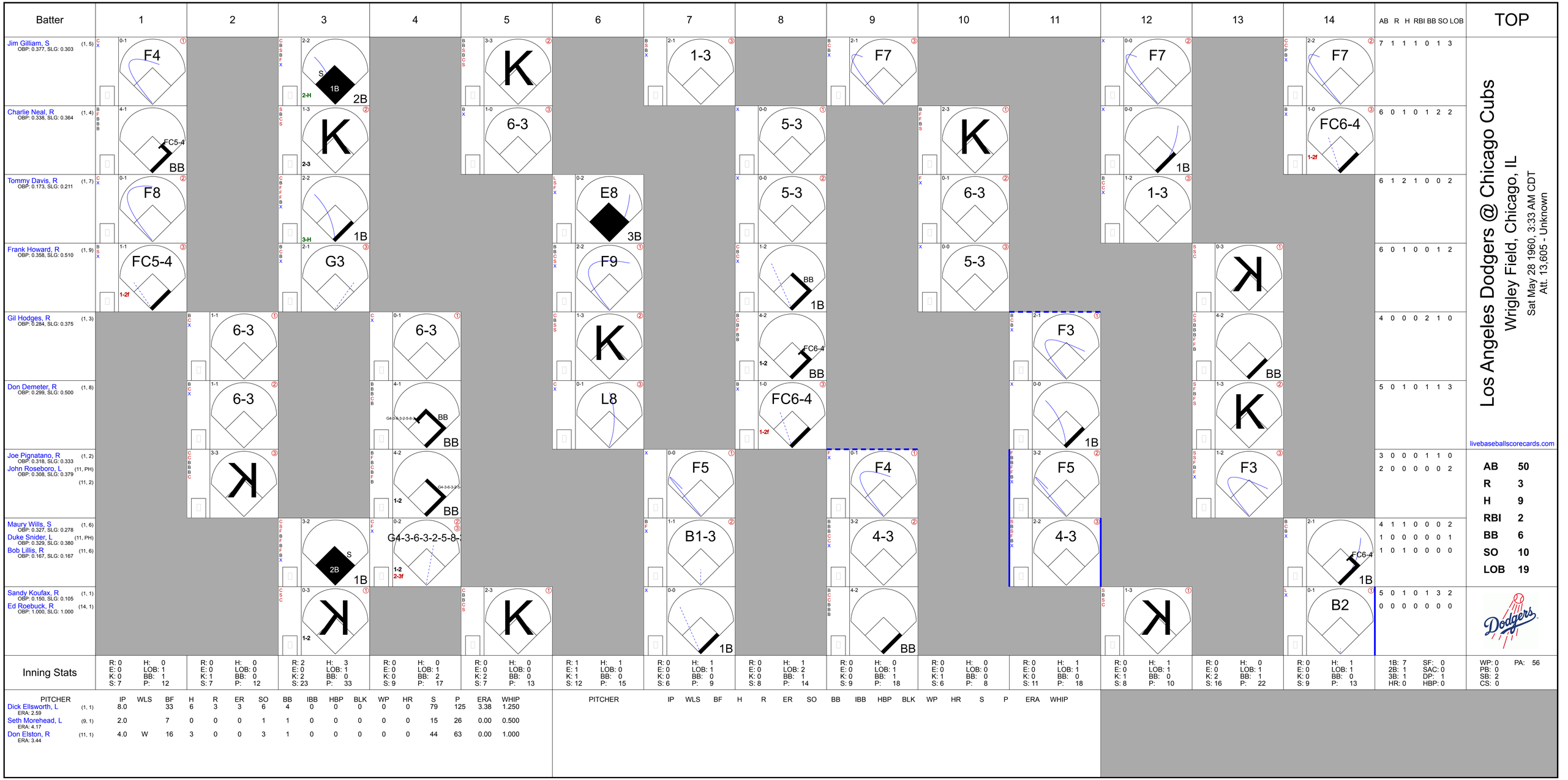
Batter
1
2
3
4
5
6
7
8
9
10
11
12
13
14
AB R H RBI BB SO LOB
TOP
Jim Gilliam, S (1, 5) OBP: 0.377, SLG: 0.303
F4
7 1 1 1 0 1 3
Charlie Neal, R (1, 4) OBP: 0.338, SLG: 0.364
FC5-4
BB
6 0 1 0 1 2 2
Tommy Davis, R (1, 7) OBP: 0.173, SLG: 0.211
F8
6 1 2 1 0 0 2
Frank Howard, R (1, 9) OBP: 0.358, SLG: 0.510
FC5-4
G3
6 0 1 0 0 1 2
Gil Hodges, R (1, 3) OBP: 0.284, SLG: 0.375
6-3
4 0 0 0 2 1 0
Don Demeter, R (1, 8) OBP: 0.299, SLG: 0.500
6-3
L8
5 0 1 0 1 1 3
Joe Pignatano, R (1, 2) OBP: 0.318, SLG: 0.333
John Roseboro, L (11, PH) OBP: 0.308, SLG: 0.379
(11, 2)
3 0 0 0 1 1 0
2 0 0 0 0 0 2
Maury Wills, S (1, 6) OBP: 0.327, SLG: 0.278
Duke Snider, L (11, PH) OBP: 0.329, SLG: 0.380
Bob Lillis, R (11, 6) OBP: 0.167, SLG: 0.167
4 1 1 0 0 0 2
1 0 0 0 0 0 1
1 0 1 0 0 0 0
Sandy Koufax, R (1, 1) OBP: 0.150, SLG: 0.105
Ed Roebuck, R (14, 1) OBP: 1.000, SLG: 1.000
5 0 1 0 1 3 2
0 0 0 0 0 0 0
Los Angeles Dodgers @ Chicago Cubs
Wrigley Field, Chicago, IL
Sat May 28 1960, 3:33 AM CDT
Att. 13,605 - Unknown
livebaseballscorecards.com
AB 50
R 3
H 9
RBI 2
BB 6
SO 10
LOB 19
Inning Stats
1: R: 0 E: 0 K: 0 S: 7 | H: 0 LOB: 1 BB: 1 P: 12
2: R: 0 E: 0 K: 1 S: 7 | H: 0 LOB: 0 BB: 0 P: 12
3: R: 2 E: 0 K: 2 S: 23 | H: 3 LOB: 1 BB: 0 P: 33
4: R: 0 E: 0 K: 0 S: 9 | H: 0 LOB: 1 BB: 2 P: 17
5: R: 0 E: 0 K: 2 S: 7 | H: 0 LOB: 0 BB: 0 P: 13
6: R: 1 E: 1 K: 1 S: 12 | H: 1 LOB: 0 BB: 0 P: 15
7: R: 0 E: 0 K: 0 S: 6 | H: 1 LOB: 1 BB: 0 P: 9
8: R: 0 E: 0 K: 0 S: 8 | H: 1 LOB: 2 BB: 1 P: 14
9: R: 0 E: 0 K: 0 S: 9 | H: 0 LOB: 1 BB: 1 P: 18
10: R: 0 E: 0 K: 1 S: 6 | H: 0 LOB: 0 BB: 0 P: 8
11: R: 0 E: 0 K: 0 S: 11 | H: 1 LOB: 1 BB: 0 P: 18
12: R: 0 E: 0 K: 1 S: 8 | H: 1 LOB: 1 BB: 0 P: 10
13: R: 0 E: 0 K: 2 S: 16 | H: 0 LOB: 1 BB: 1 P: 22
14: R: 0 E: 0 K: 0 S: 9 | H: 1 LOB: 1 BB: 0 P: 13
1B: 7 2B: 1 3B: 1 HR: 0
SF: 0 SAC: 0 DP: 1 HBP: 0
WP: 0 PB: 0 SB: 2 CS: 0
PA: 56
PITCHER IP WLS BF H R ER SO BB IBB HBP BLK WP HR S P ERA WHIP
Dick Ellsworth, L (1, 1) ERA: 2.59 8.0 33 6 3 3 6 4 0 0 0 0 0 79 125 3.38 1.250
Seth Morehead, L (9, 1) ERA: 4.17 2.0 7 0 0 0 1 1 0 0 0 0 0 15 26 0.00 0.500
Don Elston, R (11, 1) ERA: 3.44 4.0 W 16 3 0 0 3 1 0 0 0 0 0 44 63 0.00 1.000

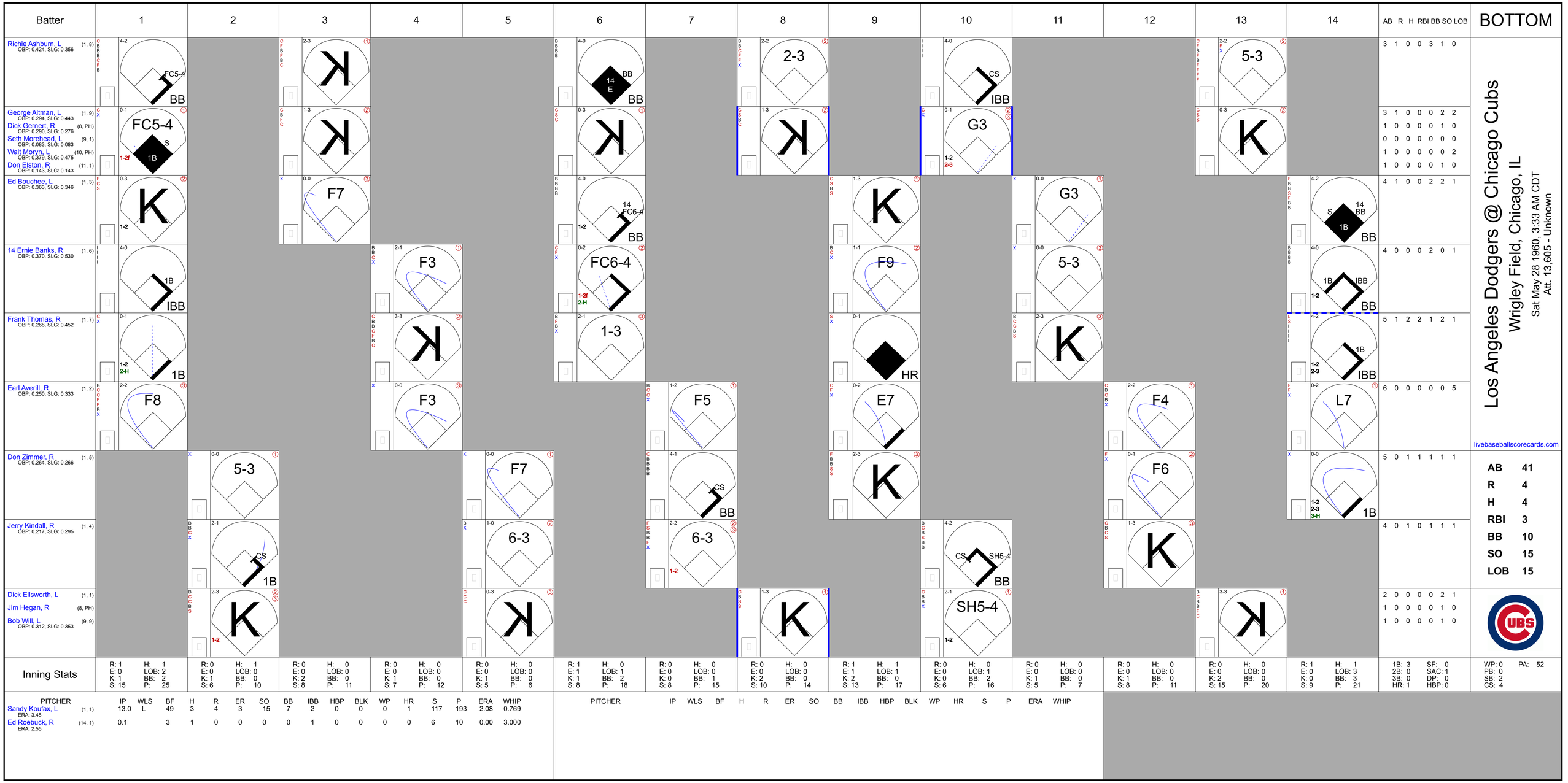
Batter
1
2
3
4
5
6
7
8
9
10
11
12
13
14
AB R H RBI BB SO LOB
BOTTOM
Richie Ashburn, L (1, 8) OBP: 0.424, SLG: 0.356
George Altman, L (1, 9) OBP: 0.294, SLG: 0.443
Dick Gernert, R (8, PH) OBP: 0.250, SLG: 0.276
Seth Morehead, L (9, 1) OBP: 0.083, SLG: 0.083
Walt Moryn, L (10, PH) OBP: 0.379, SLG: 0.475
Don Elston, R (11, 1) OBP: 0.143, SLG: 0.143
Ed Bouchee, L (1, 3) OBP: 0.363, SLG: 0.346
14 Ernie Banks, R (1, 6) OBP: 0.370, SLG: 0.530
Frank Thomas, R (1, 7) OBP: 0.268, SLG: 0.452
Earl Averill, R (1, 2) OBP: 0.250, SLG: 0.333
Don Zimmer, R (1, 5) OBP: 0.264, SLG: 0.266
Jerry Kindall, R (1, 4) OBP: 0.217, SLG: 0.295
Dick Ellsworth, L (1, 1)
Jim Hegan, R (8, PH)
Bob Will, L (9, 9) OBP: 0.312, SLG: 0.353
Inning Stats
PITCHER
Sandy Koufax, L (1, 1) ERA: 3.48
Ed Roebuck, R (14, 1) ERA: 2.55
IP WLS BF H R ER SO BB IBB HBP BLK WP HR S P ERA WHIP
13.0 L 49 3 4 3 15 7 2 0 0 0 1 117 193 2.08 0.769
0.1 3 1 0 0 0 0 1 0 0 0 0 6 10 0.00 3.000
Los Angeles Dodgers @ Chicago Cubs
Wrigley Field, Chicago, IL
Sat May 28 1960, 3:33 AM CDT
Att. 13,605 - Unknown
livebaseballscorecards.com
AB 41
R 4
H 4
RBI 3
BB 10
SO 15
LOB 15
1B: 3 SF: 0
2B: 0 SAC: 1
3B: 0 DP: 0
HR: 1 HBP: 0
WP: 0 PA: 52
PB: 0
SB: 2
CS: 4

Batter	1	2	3	4	5	6	7	8	9	AB	R	H	RBI	BB	SO	LOB
Jim Gilliam, S (1, 5) OBP: 0.369, SLG: 0.295	C B B X 2-1 ① 4-3		B C F F F B X 2-2 ③ 3-1		B X 1-0 ③ F9			X 0-0 ① F7		4	0	0	0	0	0	0
Wally Moon, L (1, 7) OBP: 0.370, SLG: 0.382	B B B C B 4-1 CS BB			B F F F F B B F B 4-2 BB HR BB		B F B B F F F X 3-2 ① 4-3		B S S B X 2-2 1B		2	1	1	0	2	0	0
Norm Larker, L (1, 3) OBP: 0.431, SLG: 0.452 Gil Hodges, R (8, PH) OBP: 0.282, SLG: 0.371 (8, 3)	S B B P X 3-1 ② 1B 1-2 1B 1B			C B B B B 4-1 HR 1-2 BB		C B F X 1-2 ② F9		B B B C X 3-1 ② F4		2	1	1	0	1	0	0
										1	0	0	0	0	0	1
Duke Snider, L (1, 8) OBP: 0.348, SLG: 0.480 (9, 9)	S X 0-1 ③ 1-H 1B			F S F X 0-2 1-H 2-H HR		B X 1-0 HR		B X 1-0 4-3		4	2	3	4	0	0	1
Frank Howard, R (1, 9) OBP: 0.333, SLG: 0.472 Joe Pignatano, R (9, 2) OBP: 0.318, SLG: 0.333		B B X 2-0 ① 6-3		C X 0-1 ① 6-3		X 0-0 ③ L4			X 0-0 ① F9	4	0	0	0	0	0	0
										0	0	0	0	0	0	0
John Roseboro, L (1, 2) OBP: 0.317, SLG: 0.396 Don Demeter, R (9, PH) OBP: 0.296, SLG: 0.495 (9, 8)		B X 1-0 ② F9		X 0-0 CS 1B			F B X 1-1 SH1-3 2B		X 0-0 ② F7	3	0	2	0	0	0	0
										1	0	0	0	0	0	0
Charlie Neal, R (1, 4) OBP: 0.338, SLG: 0.364		B X 1-0 ③ 5-3		B F B B F C 3-3 ② ③ K 1-2			C X 0-1 ① SH1-3 2-3		X 0-0 1B	3	0	1	0	0	1	1
Maury Wills, S (1, 6) OBP: 0.314, SLG: 0.266		C B C X 1-2 ① F7			B F X 1-1 ① 6-3		B L S T S 1-3 ② K		B C F B F X 2-2 ③ 6-3	4	0	0	0	0	1	2
Johnny Podres, L (1, 1) OBP: 0.160, SLG: 0.045 Larry Sherry, R (9, 1) OBP: 0.188, SLG: 0.333		B B C L X 2-2 ② F9			C C F X 0-2 ② 5-3		B X 1-0 ③ 4-3			3	0	0	0	0	0	1
										0	0	0	0	0	0	0
Inning Stats	R: 0 H: 2 E: 0 LOB: 2 K: 0 BB: 1 S: 8 P: 16	R: 0 H: 0 E: 0 LOB: 0 K: 0 BB: 0 S: 3 P: 7	R: 0 H: 0 E: 0 LOB: 0 K: 0 BB: 0 S: 11 P: 16	R: 3 H: 2 E: 0 LOB: 1 K: 1 BB: 2 S: 16 P: 27	R: 0 H: 0 E: 0 LOB: 0 K: 0 BB: 0 S: 7 P: 9	R: 1 H: 1 E: 0 LOB: 0 K: 0 BB: 0 S: 10 P: 15	R: 0 H: 1 E: 0 LOB: 1 K: 1 BB: 0 S: 9 P: 12	R: 0 H: 1 E: 0 LOB: 1 K: 0 BB: 0 S: 7 P: 13	R: 0 H: 1 E: 0 LOB: 1 K: 0 BB: 0 S: 7 P: 9	1B: 5 SF: 0 2B: 2 SAC: 1 3B: 0 DP: 1 HR: 2 HBP: 0						WP: 0 PA: 35 PB: 0 SB: 0 CS: 2

TOP

Los Angeles Dodgers @ Chicago Cubs

Wrigley Field, Chicago, IL

Sun May 29 1960, 3:33 AM CDT

Att. 24,214 - Unknown

livebaseballscorecards.com

AB	31
R	4
H	8
RBI	4
BB	3
SO	2
LOB	6

PITCHER		IP	WLS	BF	H	R	ER	SO	BB	IBB	HBP	BLK	WP	HR	S	P	ERA	WHIP
Don Cardwell, R ERA: 4.21	(1, 1)	7.0	L	27	6	4	4	2	3	0	0	0	0	2	64	102	5.14	1.286
Seth Morehead, L ERA: 3.98	(8, 1)	2.0		8	2	0	0	0	0	0	0	0	0	0	14	22	0.00	1.000

PITCHER	IP	WLS	BF	H	R	ER	SO	BB	IBB	HBP	BLK	WP	HR	S	P	ERA	WHIP

Batter	1	2	3	4	5	6	7	8	9	AB	R	H	RBI	BB	SO	LOB
Richie Ashburn, L (1, 8) OBP: 0.426, SLG: 0.355	L B B F B X 3-2 14 FC5 E 1B		B B C B C X 3-2 ② 1-3		X 0-0 ② ③ G4-6-3 1-2f			B B B C C B 4-2 14 WP 4-3 BB		3	0	1	0	1	0	2
Lou Johnson, R (1, 9) OBP: 0.241, SLG: 0.321	X 0-0 E5 14 FC5 1-2		X 0-0 1B			B C X 1-1 ① 6-3		X 0-0 ① F8		4	0	1	0	0	0	2
Ed Bouchee, L (1, 3) OBP: 0.359, SLG: 0.342	C S F B B B X 3-2 ① F7		F B X 1-1 ③ 4-3			B X 1-0 PB 1B		C F X 0-2 ② 4-3 1-2		4	0	1	0	0	0	4
14 Ernie Banks, R (1, 6) OBP: 0.359, SLG: 0.513	B C F B F X 2-2 ② FC5 1-2 2-3f			X 0-0 ① L7		X 0-0 ② L9		C B B B X 2-1 ③ 5-3 2-3		4	0	0	0	0	0	4
Frank Thomas, R (1, 7) OBP: 0.260, SLG: 0.437	B B F S C 2-3 ③ K			C S B S 1-3 ② K		C F B S 1-3 ③ K 1-2			C B X 1-1 ① 6-3	4	0	0	0	0	3	3
Moe Thacker, R (1, 2) Walt Moryn, L (9, PH) OBP: 0.388, SLG: 0.475		B C X 1-1 ① F6		X 0-0 ③ 3-1			S F B C 1-3 ① K		B B B B 4-0 FC3-6 BB	3 0	0 0	0 0	0 0	0 1	1 0	0 0
Don Zimmer, R (1, 5) OBP: 0.278, SLG: 0.284 Bob Will, L (9, PH) OBP: 0.309, SLG: 0.349		C S B B X 2-2 ② F9			F X 0-1 1B 2B		B C B S B B 4-2 BB		C X 0-1 ② FC3-6 1-2f	2 1	0 0	1 0	0 0	1 0	0 1	0 1
Jerry Kindall, R (1, 4) OBP: 0.224, SLG: 0.298 George Altman, L (9, PH) OBP: 0.290, SLG: 0.435		B S X 1-1 ③ 4-3			C F F X 0-2 G4-6-3 2-3 1B		X 0-0 ② F9		F B B B B B X 2-2 ③ 6-3	3 1	0 0	1 0	0 0	0 0	0 0	1 1
Don Cardwell, R (1, 1) OBP: 0.143, SLG: 0.571 Earl Averill, R (7, PH) OBP: 0.238, SLG: 0.316 Seth Morehead, L (8, 1) OBP: 0.083, SLG: 0.083			C X 0-1 ① 4-3		B C X 1-1 ① F3		F B F B B F X 3-2 ③ L8			2 1 0	0 0 0	0 0 0	0 0 0	0 0 0	0 0 0	2 1 0
Inning Stats	R: 0 H: 1 E: 1 LOB: 2 K: 1 BB: 0 S: 15 P: 25	R: 0 H: 0 E: 0 LOB: 0 K: 0 BB: 0 S: 7 P: 11	R: 0 H: 1 E: 0 LOB: 1 K: 0 BB: 0 S: 8 P: 12	R: 0 H: 0 E: 0 LOB: 0 K: 1 BB: 0 S: 5 P: 6	R: 0 H: 2 E: 0 LOB: 1 K: 0 BB: 0 S: 9 P: 10	R: 0 H: 1 E: 0 LOB: 1 K: 1 BB: 0 S: 7 P: 10	R: 0 H: 0 E: 0 LOB: 1 K: 1 BB: 1 S: 10 P: 18	R: 0 H: 0 E: 0 LOB: 1 K: 0 BB: 1 S: 8 P: 14	R: 0 H: 0 E: 0 LOB: 1 K: 0 BB: 1 S: 7 P: 14	1B: 4 2B: 1 3B: 0 HR: 0	SF: 0 SAC: 0 DP: 1 HBP: 0			WP: 1 PB: 1 SB: 0 CS: 0	PA: 35		

PITCHER		IP	WLS	BF	H	R	ER	SO	BB	IBB	HBP	BLK	WP	HR	S	P	ERA	WHIP
Johnny Podres, L ERA: 2.34	(1, 1)	8.0	W	31	5	0	0	4	2	0	0	0	1	0	69	106	0.00	0.875
Larry Sherry, R ERA: 5.12	(9, 1)	1.0	S	4	0	0	0	0	1	0	0	0	0	0	7	14	0.00	1.000

PITCHER	IP	WLS	BF	H	R	ER	SO	BB	IBB	HBP	BLK	WP	HR	S	P	ERA	WHIP

BOTTOM

Los Angeles Dodgers @ Chicago Cubs

Wrigley Field, Chicago, IL

Sun May 29 1960, 3:33 AM CDT

Att. 24,214 - Unknown

livebaseballscorecards.com

AB	32
R	0
H	5
RBI	0
BB	3
SO	4
LOB	21

Batter	1	2	3	4	5	6	7	8	9	AB	R	H	RBI	BB	SO	LOB
Richie Ashburn, L (1, 8) OBP: 0.441, SLG: 0.371	BBBB 4-0 FC1-6 BB		x 0-0 2B 1B 1B	x 0-0 ② 1-2 2-H 1B			x 0-0 ① SH5-4 1-2		x 0-0 6-3 SH5-4 1B	3	1	3	0	1	0	0
Lou Johnson, R (1, 7) OBP: 0.273, SLG: 0.375	x 0-0 ① FC1-6 E S 1-2f		x 0-0 1B 1-3 2B	SSS 0-3 ③ K			x 0-0 SH1-3 2-3 1B		x 0-0 ① SH5-4 1-2	4	0	2	0	0	1	3
Earl Averill, R (1, 2) OBP: 0.250, SLG: 0.318 Don Zimmer, R (7, 5) OBP: 0.275, SLG: 0.280	SSS 0-3 ② K 1-3		x 0-0 1B 2-3 3-H 1B		x 0-0 ① F4		x 0-0 ② SH1-3 1-2 3-H		x 0-0 ② 6-3 2-3	3 1	0 0	1 0	2 0	0 0	1 0	1 1
14 Ernie Banks, R (1, 6) OBP: 0.367, SLG: 0.504	x 0-0 ③ 5-3		III 4-0 FC4-6 IBB		x 0-0 ② F8		III 4-0 IBB		BBBB 4-0 BB	2	0	0	0	3	0	1
Ed Bouchee, L (1, 3) OBP: 0.346, SLG: 0.328		SSS 0-3 ① K	SSS 0-3 ② K		x 0-0 ③ F7		x 0-0 ③ 5-3		x 0-0 ③ F8	5	0	0	0	0	2	7
Frank Thomas, R (1, 5) OBP: 0.262, SLG: 0.434 Moe Thacker, R (7, 2)		x 0-0 1B	x 0-0 ③ FC4-6 1-2f			x 0-0 ① F8		x 0-0 ① F9		3 1	0 0	1 0	0 0	0 0	0 0	3 0
George Altman, L (1, 9) OBP: 0.296, SLG: 0.438 Bob Will, L (4, 9) OBP: 0.302, SLG: 0.341		x 0-0 ② F7		x 0-0 1B 1B 1B		x 0-0 ② F8		x 0-0 ② 5-3		2 2	0 0	1 0	0 0	0 0	0 0	1 0
Jerry Kindall, R (1, 4) OBP: 0.245, SLG: 0.333		x 0-0 ③ 4-3		x 0-0 1B 1-2 1B		x 0-0 ③ 6-3		x 0-0 2B		4	0	2	0	0	0	1
Bob Anderson, R (1, 1) OBP: 0.300, SLG: 0.263 Don Elston, R (7, 1) OBP: 0.125, SLG: 0.125			SSS 0-3 ① K	SSS 0-3 ① K		x 0-0 1B SH5-4 SH1-3 1B	SSS	SSS 0-3 ③ K		3 1	1 0	1 0	0 0	0 0	2 1	2 1
Inning Stats	R: 0 H: 0 E: 0 LOB: 1 K: 1 BB: 1 S: 5 P: 9	R: 0 H: 1 E: 0 LOB: 1 K: 1 BB: 0 S: 6 P: 6	R: 1 H: 3 E: 0 LOB: 3 K: 2 BB: 1 S: 10 P: 14	R: 0 H: 3 E: 0 LOB: 2 K: 2 BB: 0 S: 9 P: 9	R: 0 H: 0 E: 0 LOB: 0 K: 0 BB: 0 S: 3 P: 3	R: 0 H: 0 E: 0 LOB: 0 K: 0 BB: 0 S: 3 P: 3	R: 1 H: 2 E: 0 LOB: 2 K: 0 BB: 1 S: 5 P: 9	R: 0 H: 1 E: 0 LOB: 1 K: 1 BB: 0 S: 6 P: 6	R: 0 H: 1 E: 0 LOB: 2 K: 0 BB: 1 S: 4 P: 8	1B: 9 2B: 2 3B: 0 HR: 0	SF: 0 SAC: 3 DP: 0 HBP: 0						

PITCHER	IP	WLS	BF	H	R	ER	SO	BB	IBB	HBP	BLK	WP	HR	S	P	ERA	WHIP
Mike McCormick, L (1, 1) ERA: 1.58	8.0	L	36	10	2	2	7	1	2	0	0	0	0	47	59	2.25	1.375
Billy Loes, R (9, 1) ERA: 9.31	1.0		5	1	0	0	0	1	0	0	0	0	0	4	8	0.00	2.000

PITCHER	IP	WLS	BF	H	R	ER	SO	BB	IBB	HBP	BLK	WP	HR	S	P	ERA	WHIP

TOP

Chicago Cubs @ San Francisco Giants

Candlestick Park, San Francisco, CA

Mon May 30 1960, 6:33 AM EDT

Unknown

livebaseballscorecards.com

AB	34
R	2
H	11
RBI	2
BB	4
SO	7
LOB	21

WP: 0 PA: 41
PB: 0
SB: 1
CS: 0

Chicago Cubs @ San Francisco Giants

Candlestick Park, San Francisco, CA

Mon May 30 1960, 6:33 AM EDT

Unknown

BOTTOM

Batter	1	2	3	4	5	6	7	8	9	AB	R	H	RBI	BB	SO	LOB
Don Blasingame, L (1, 4) OBP: 0.296, SLG: 0.281	4-3			F4		SH5-4 1-2			F8	3	0	0	0	0	0	0
Joey Amalfitano, R (1, 5) OBP: 0.301, SLG: 0.388	5-3			1-3		F4			K	3	0	0	0	0	0	1
Dave Philley, S (9, PH) OBP: 0.348, SLG: 0.350										1	0	0	0	0	1	0
Willie Mays, R (1, 8) OBP: 0.425, SLG: 0.556	4-3			BB		4-3			1B	3	0	1	0	1	0	1
Willie McCovey, L (1, 3) OBP: 0.409, SLG: 0.581		F2		F8 1-2			3-1		F3	4	0	0	0	0	0	2
Orlando Cepeda, R (1, 7) OBP: 0.322, SLG: 0.553		6-3			G4-3 WP 1B 1B		K			3	1	1	0	0	1	0
Willie Kirkland, L (1, 9) OBP: 0.371, SLG: 0.577		G3			G4-3 1-2 1B		F5			3	0	1	0	0	0	0
Hobie Landrith, L (1, 2) OBP: 0.258, SLG: 0.185			F7		G4-3 1-2f 2-3			K		2	0	0	0	0	0	2
Jim Marshall, L (8, PH) OBP: 0.263, SLG: 0.353										1	0	0	0	0	1	0
Bob Schmidt, R (9, 2) OBP: 0.352, SLG: 0.365										0	0	0	0	0	0	0
Eddie Bressoud, R (1, 6) OBP: 0.301, SLG: 0.386			G4-6-3 1B		F7 3-H			K		3	0	1	0	0	1	0
Mike McCormick, L (1, 1) OBP: 0.321, SLG: 0.346			G4-6-3 1-2f			SH5-4 1B		F8		2	0	1	0	0	0	1
Dale Long, L (8, PH) OBP: 0.208, SLG: 0.238										1	0	0	0	0	0	0
Billy Loes, R (9, 1) OBP: 0.500, SLG: 0.500										0	0	0	0	0	0	0

Inning Stats	1	2	3	4	5	6	7	8	9
	R: 0 E: 0 K: 0 S: 3	H: 0 LOB: 0 BB: 0 P: 3	R: 0 E: 0 K: 0 S: 3	H: 0 LOB: 0 BB: 0 P: 3	R: 0 E: 0 K: 0 S: 3	H: 1 LOB: 0 BB: 0 P: 3	R: 0 E: 0 K: 0 S: 3	H: 0 LOB: 1 BB: 1 P: 7	R: 1 E: 0 K: 0 S: 4	H: 2 LOB: 0 BB: 0 P: 4
	R: 0 E: 0 K: 0 S: 4	H: 1 LOB: 1 BB: 0 P: 4	R: 0 E: 0 K: 1 S: 5	H: 0 LOB: 0 BB: 0 P: 5	R: 0 E: 0 K: 2 S: 7	H: 0 LOB: 0 BB: 0 P: 7	R: 0 E: 0 K: 1 S: 6	H: 1 LOB: 1 BB: 0 P: 6		

1B: 5	SF: 0
2B: 0	SAC: 1
3B: 0	DP: 2
HR: 0	HBP: 0

WP: 1 PA: 31
PB: 0
SB: 1
CS: 0

AB	29
R	1
H	5
RBI	0
BB	1
SO	4
LOB	7

livebaseballscorecards.com

PITCHER	IP	WLS	BF	H	R	ER	SO	BB	IBB	HBP	BLK	WP	HR	S	P	ERA	WHIP
Bob Anderson, R (1, 1) ERA: 4.62	6.0	W	21	4	1	1	0	1	0	0	0	1	0	20	24	1.50	0.833
Don Elston, R (7, 1) ERA: 3.16	3.0	S	10	1	0	0	4	0	0	0	0	0	0	18	18	0.00	0.333

PITCHER	IP	WLS	BF	H	R	ER	SO	BB	IBB	HBP	BLK	WP	HR	S	P	ERA	WHIP

Batter	1	2	3	4	5	6	7	8	9	AB	R	H	RBI	BB	SO	LOB
Richie Ashburn, L (1, 8) OBP: 0.439, SLG: 0.367	F7		BB		F6		1B	F3		4	0	1	0	1	0	2
Bob Will, L (1, 9) OBP: 0.307, SLG: 0.398	3B		F5		K		F9		HR	5	1	2	1	0	1	4
Ed Bouchee, L (1, 3) OBP: 0.341, SLG: 0.317	BB		F6		4-3		1-3		F6	4	0	0	0	1	0	4
14 Ernie Banks, R (1, 6) OBP: 0.362, SLG: 0.492	K		F8			F7		5-3	1B	5	0	1	0	0	1	3
Walt Moryn, L (1, 7) OBP: 0.389, SLG: 0.460	F8			BB 1B G1-2-3 BB		3-1		F9	S 1B	4	0	1	0	1	0	2
Frank Thomas, R (1, 5) OBP: 0.267, SLG: 0.441		E7 G1 WP		G1-2-3 BB 1-2 1B		6-3		HR 2B	K 1-2	5	2	2	0	0	1	2
Earl Averill, R (1, 2) OBP: 0.296, SLG: 0.304		1-3		4-3 G1-2-3 1-2 2-3 BB			BB 1B 1B	HR 2-H	BB	1	0	0	0	2	0	1
Jim Hegan, R (7, 2) OBP: 0.500, SLG: 2.000										1	1	1	2	0	0	0
Moe Thacker, R (8, 2)										0	0	0	0	1	0	0
Jerry Kindall, R (1, 4) OBP: 0.259, SLG: 0.339		G1 2-3		G1-2-3 1-2 2-3 3-Hf			1B 1-2 1B	1B 1B	1-3	5	0	2	0	0	0	7
Dick Drott, R (1, 1) OBP: 0.143, SLG: 0.143		K 3-H		1-3			K	1B 1-2		1	0	0	0	0	1	0
Mark Freeman, R (3, 1)										0	0	0	0	0	0	0
George Altman, L (4, PH) OBP: 0.400, SLG: 0.400										0	0	0	0	0	0	0
Sammy Taylor, L (4, PH) OBP: 0.417, SLG: 0.524										1	0	0	0	0	0	2
Ben Johnson, R (4, 1)										0	0	0	0	0	0	0
Lou Johnson, R (7, PH) OBP: 0.286, SLG: 0.364										1	0	0	0	0	1	2
Moe Drabowsky, R (7, 1)										0	0	0	0	0	0	0
Dick Gernert, R (8, PH) OBP: 0.313, SLG: 0.300										1	0	1	0	0	0	0
Don Zimmer, R (8, PR) OBP: 0.214, SLG: 0.286										0	0	0	0	0	0	0
Seth Morehead, L (8, 1) OBP: 0.600, SLG: 0.600										0	0	0	0	0	0	0

TOP

Chicago Cubs @ San Francisco Giants

Candlestick Park, San Francisco, CA

Mon May 30 1960, 6:38 AM EDT

Att. 41,236 - Unknown

livebaseballscorecards.com

AB	38
R	4
H	11
RBI	3
BB	6
SO	5
LOB	29

Inning Stats	1	2	3	4	5	6	7	8	9
	R: 0 E: 0 K: 1 S: 6	H: 1 LOB: 2 BB: 1 P: 10	R: 1 E: 1 K: 1 S: 6	H: 0 LOB: 0 BB: 0 P: 6	R: 0 E: 0 K: 0 S: 3	H: 0 LOB: 1 BB: 1 P: 7	R: 0 E: 0 K: 0 S: 3	H: 1 LOB: 2 BB: 2 P: 11	R: 0 E: 0 K: 1 S: 5	H: 0 LOB: 0 BB: 0 P: 5
	R: 0 E: 0 K: 0 S: 3	H: 0 LOB: 0 BB: 0 P: 3	R: 0 E: 0 K: 1 S: 7	H: 2 LOB: 3 BB: 1 P: 11	R: 2 E: 0 K: 0 S: 7	H: 4 LOB: 2 BB: 0 P: 7	R: 1 E: 0 K: 1 S: 8	H: 3 LOB: 3 BB: 1 P: 12		

1B: 7 2B: 1 3B: 1 HR: 2	SF: 0 SAC: 0 DP: 1 HBP: 0	WP: 1 PB: 0 SB: 1 CS: 0	PA: 44
---	---	---	---

PITCHER		IP	WLS	BF	H	R	ER	SO	BB	IBB	HBP	BLK	WP	HR	S	P	ERA	WHIP
Jack Sanford, R ERA: 2.71	(1, 1)	6.1		28	4	1	0	4	5	0	0	0	1	0	31	51	0.00	1.421
Bud Byerly, R ERA: 2.0	(7, 1)	1.1		7	3	2	2	0	0	0	0	0	0	1	7	7	13.50	2.250
Billy Loes, R ERA: 9.9	(8, 1)	0.1		3	2	1	1	0	0	0	0	0	0	1	3	3	27.00	6.000
Billy O'Dell, L ERA: 1.81	(9, 1)	0.1		3	2	0	0	0	0	0	0	0	0	0	3	3	0.00	6.000
Stu Miller, R ERA: 5.48	(9, 1)	0.2	W	3	0	0	0	1	1	0	0	0	0	0	4	8	0.00	1.500

PITCHER	IP	WLS	BF	H	R	ER	SO	BB	IBB	HBP	BLK	WP	HR	S	P	ERA	WHIP

Batter	1	2	3	4	5	6	7	8	9	AB	R	H	RBI	BB	SO	LOB
Don Blasingame, L (1, 4) OBP: 0.299, SLG: 0.276	BBBB 4-0 FC6-4 1B BB		BBBB 4-0 HR BB	x 0-0 ② F8		x 0-0 ① 4-3 1-2		x 0-0 ③ F5		3	1	0	0	2	0	1
Joey Amalfitano, R (1, 5) OBP: 0.295, SLG: 0.376	x 0-0 FC6-4 1-2 1B		x 0-0 ① F9	x 0-0 ③ F7		x 0-0 ② F4			x 0-0 ① 6-3	5	0	1	0	0	0	2
Willie Mays, R (1, 8) OBP: 0.430, SLG: 0.574	x 0-0 ① FC6-4 S 1-2f 2-3		x 0-0 HR 1-H		x 0-0 F8 S SF9 1B	x 0-0 ③ 5-3			BBBB 4-0 1B E BB	4	3	2	2	1	0	3
Willie McCovey, L (1, 3) OBP: 0.415, SLG: 0.586	SSS 0-3 ② K 1-2		x 0-0 BB 2B		BBBB 4-0 WP 1-2 BB		x 0-0 ① 4-3		x 0-0 E4 1-H 1B	4	0	2	0	1	1	2
Orlando Cepeda, R (1, 7) OBP: 0.314, SLG: 0.538	x 0-0 ③ F7		x 0-0 ② F4		x 0-0 ① F8 2-3		x 0-0 ② F9			4	0	0	0	0	0	5
Willie Kirkland, L (1, 9) OBP: 0.381, SLG: 0.597		x 0-0 SF7 3B	IIII 4-0 BB IBB		x 0-0 ② SF9 3-H		x 0-0 1B			2	1	2	1	1	0	0
Bob Schmidt, R (1, 2) OBP: 0.360, SLG: 0.359		x 0-0 ① SF7 3-H	BBBB 4-0 1-2 2-3 BB		BBBB 4-0 1-2 BB		x 0-0 ③ F7			1	0	0	1	2	0	1
Eddie Bressoud, R (1, 6) OBP: 0.294, SLG: 0.375		x 0-0 ② F7	SSS 0-3 ③ K		x 0-0 ③ F8			x 0-0 ① F3		4	0	0	0	0	1	5
Jack Sanford, R (1, 1) OBP: 0.276, SLG: 0.286		SSS 0-3 ③ K		x 0-0 ① F9		x 0-0 4-3 1B		x 0-0 ② 3-1		3	0	1	0	0	1	0
Bud Byerly, R (7, 1)										0	0	0	0	0	0	0
Billy Loes, R (8, 1) OBP: 0.333, SLG: 0.333										1	0	0	0	0	0	0
Billy O'Dell, S (9, 1) OBP: 0.533, SLG: 0.300										0	0	0	0	0	0	0
Stu Miller, R (9, 1)										0	0	0	0	0	0	0
Inning Stats	R: 0 E: 0 K: 1 S: 6 H: 1 LOB: 2 BB: 1 P: 10	R: 1 E: 0 K: 1 S: 6 H: 1 LOB: 0 BB: 0 P: 6	R: 2 E: 0 K: 1 S: 7 H: 2 LOB: 3 BB: 3 P: 19	R: 0 E: 0 K: 0 S: 3 H: 0 LOB: 0 BB: 0 P: 3	R: 1 E: 0 K: 0 S: 4 H: 1 LOB: 2 BB: 2 P: 12	R: 0 E: 0 K: 0 S: 4 H: 1 LOB: 1 BB: 0 P: 4	R: 0 E: 0 K: 0 S: 4 H: 1 LOB: 1 BB: 0 P: 4	R: 0 E: 0 K: 0 S: 3 H: 0 LOB: 0 BB: 0 P: 3	R: 1 E: 1 K: 0 S: 2 H: 1 LOB: 1 BB: 1 P: 6	1B: 5 2B: 1 3B: 1 HR: 1	SF: 2 SAC: 0 DP: 0 HBP: 0						

PITCHER		IP	WLS	BF	H	R	ER	SO	BB	IBB	HBP	BLK	WP	HR	S	P	ERA	WHIP
Dick Drott, R ERA: 5.64	(1, 1)	2.1		13	4	3	3	2	2	0	0	0	0	1	15	23	11.57	2.571
Mark Freeman, R ERA:	(3, 1)	0.2		4	0	0	0	1	1	1	0	0	0	0	4	12	0.00	1.500
Ben Johnson, R ERA: 3.91	(4, 1)	3.0		13	2	1	1	0	2	0	0	0	1	0	11	19	3.00	1.333
Moe Drabowsky, R ERA: 12.96	(7, 1)	1.0		4	1	0	0	0	0	0	0	0	0	0	4	4	0.00	1.000
Seth Morehead, L ERA: 3.86	(8, 1)	1.1	L	6	1	1	0	0	1	0	0	0	0	0	5	9	0.00	1.500

PITCHER	IP	WLS	BF	H	R	ER	SO	BB	IBB	HBP	BLK	WP	HR	S	P	ERA	WHIP

BOTTOM

Chicago Cubs @ San Francisco Giants

Candlestick Park, San Francisco, CA

Mon May 30 1960, 6:38 AM EDT

Att. 41,236 - Unknown

livebaseballscorecards.com

AB	31
R	5
H	8
RBI	4
BB	7
SO	3
LOB	19

1B: 5	SF: 2	WP: 1	PA: 40		
2B: 1	SAC: 0	PB: 0			
3B: 1	DP: 0	SB: 2			
HR: 1	HBP: 0	CS: 0			

Batter	1	2	3	4	5	6	7	8	9	AB	R	H	RBI	BB	SO	LOB
Richie Ashburn, L (1, 8) OBP: 0.438, SLG: 0.364	F7		6-3		F4		E S 14 2B 1B		HR BB	4	2	1	0	1	0	0
Lou Johnson, R (1, 9) OBP: 0.278, SLG: 0.353	K		14 G6-4-3 BB		F3		14 2B G6-4-3 1-3 BB		1-H HR	1	0	0	0	1	1	0
Bob Will, L (4, 9) OBP: 0.317, SLG: 0.432										2	2	1	2	1	0	0
14 Ernie Banks, R (1, 6) OBP: 0.369, SLG: 0.542	HR		G6-4-3 1-2f		F7		G6-4-3 1-3 3-H 2B		1B 3B	5	2	3	2	0	0	1
Ed Bouchee, L (1, 3) OBP: 0.350, SLG: 0.317	F4			FC5-6 1B		2B BB	G6-4-3 IBB		6-3	3	0	1	0	2	0	1
Frank Thomas, R (1, 5) OBP: 0.261, SLG: 0.431		F7		FC5-6 BB 1-2f 2B		K	G6-4-3 1-2f 2-3 3-H		G4-6-3 3-H 1B	3	1	0	0	0	1	2
Don Zimmer, R (6, 5) OBP: 0.280, SLG: 0.286										2	0	1	1	0	0	2
Earl Averill, R (1, 2) OBP: 0.300, SLG: 0.308		2B 1B		F2		F8	K		G4-6-3 1-2f	3	1	1	0	0	0	2
Moe Thacker, R (6, 2)										2	0	0	0	0	1	2
Walt Moryn, L (1, 7) OBP: 0.395, SLG: 0.470		F6		2B BB 1-2		2B 1-3		1-3		3	1	1	0	1	0	1
Jerry Kindall, R (1, 4) OBP: 0.290, SLG: 0.390		2B 1-H		2B 1-H 2-H		IBB		K		3	0	2	3	1	1	0
Glen Hobbie, R (1, 1) OBP: 0.190, SLG: 0.056		F8		4-3		1-3		K		4	0	0	0	0	1	5
Inning Stats	R: 1 E: 0 K: 1 S: 6 H: 1 LOB: 0 BB: 0 P: 6	R: 1 E: 0 K: 0 S: 5 H: 2 LOB: 1 BB: 0 P: 5	R: 0 E: 0 K: 0 S: 2 H: 0 LOB: 0 BB: 1 P: 6	R: 2 E: 0 K: 0 S: 5 H: 2 LOB: 1 BB: 1 P: 9	R: 0 E: 0 K: 0 S: 3 H: 0 LOB: 0 BB: 0 P: 3	R: 0 E: 0 K: 1 S: 6 H: 1 LOB: 3 BB: 2 P: 14	R: 2 E: 0 K: 1 S: 6 H: 2 LOB: 1 BB: 2 P: 14	R: 0 E: 0 K: 2 S: 7 H: 0 LOB: 0 BB: 0 P: 7	R: 3 E: 0 K: 0 S: 5 H: 3 LOB: 0 BB: 1 P: 9	1B: 4 2B: 4 3B: 1 HR: 2	SF: 0 SAC: 0 DP: 3 HBP: 0					

TOP

Chicago Cubs @ San Francisco Giants

Candlestick Park, San Francisco, CA

Tue May 31 1960, 10:05 PM EDT

Att. 17,573 - Unknown

livebaseballscorecards.com

AB	35
R	9
H	11
RBI	8
BB	7
SO	5
LOB	16

WP: 0 PB: 0 SB: 1 CS: 0 PA: 42

PITCHER		IP	WLS	BF	H	R	ER	SO	BB	IBB	HBP	BLK	WP	HR	S	P	ERA	WHIP
Johnny Antonelli, L ERA: 3.0	(1, 1)	4.0	L	18	5	4	4	1	2	0	0	0	0	1	18	26	9.00	1.750
Georges Maranda, R ERA: 2.08	(5, 1)	2.0		11	2	2	2	1	2	1	0	0	0	0	10	22	9.00	2.000
Stu Miller, R ERA: 5.24	(7, 1)	1.0		4	1	0	0	1	0	1	0	0	0	0	5	9	0.00	1.000
Joe Shipley, R ERA: 5.4	(8, 1)	2.0		9	3	3	3	2	1	0	0	0	0	1	12	16	13.50	2.000

PITCHER		IP	WLS	BF	H	R	ER	SO	BB	IBB	HBP	BLK	WP	HR	S	P	ERA	WHIP

Batter	1	2	3	4	5	6	7	8	9	AB	R	H	RBI	BB	SO	LOB
Don Blasingame, L (1, 4) OBP: 0.302, SLG: 0.275	F7		SH5-4 BB 1-2		4-3		FC6-4 1B		FC4-6 1-2f	4	0	1	0	1	0	1
Joey Amalfitano, R (1, 5) OBP: 0.293, SLG: 0.371	6-3		SH5-4 1-2 2-3		1B		FC6-4 BB 1-2f		1-3	4	0	1	0	0	0	2
Willie Mays, R (1, 8) OBP: 0.432, SLG: 0.567	F2		IBB		F9		BB 1-2			2	0	0	0	2	0	1
Willie McCovey, L (1, 3) OBP: 0.411, SLG: 0.573		BB 3-1 HBP 6-3	K		F8		F5			3	1	0	0	1	1	6
Orlando Cepeda, R (1, 7) OBP: 0.312, SLG: 0.527		HBP 6-3 3-1 1-2	1-4-3			F8		F8		3	0	0	0	0	0	3
Willie Kirkland, L (1, 9) OBP: 0.377, SLG: 0.587		3-1 1-2 2-3		G5-4-3 1B		K		F5		4	0	1	0	0	1	2
Bob Schmidt, R (1, 2) OBP: 0.354, SLG: 0.353		6-3 2-3 3-H		G5-4-3 1-2f		1B		F8		4	0	1	1	0	0	2
Eddie Bressoud, R (1, 6) OBP: 0.293, SLG: 0.385		5-3		3B		F9			E6 FC4-6	4	0	1	0	0	0	2
Johnny Antonelli, L (1, 1) OBP: 0.286, SLG: 0.231			SH5-4 BB 1B	1-3			K		F5	1	0	1	0	0	0	0
Jim Marshall, L (4, PH) OBP: 0.250, SLG: 0.333										1	0	0	0	0	0	1
Georges Maranda, R (5, 1) OBP: 1.000, SLG: 1.000										0	0	0	0	0	0	0
Stu Miller, R (7, 1)										0	0	0	0	0	0	0
Andre Rodgers, R (7, PH) OBP: 0.429, SLG: 0.474										1	0	0	0	0	1	0
Joe Shipley, R (8, 1)										0	0	0	0	0	0	0
Dave Philley, S (9, PH) OBP: 0.333, SLG: 0.333										1	0	0	0	0	0	1
Inning Stats	R: 0 E: 0 K: 0 S: 3 H: 0 LOB: 0 BB: 0 P: 3	R: 1 E: 0 K: 0 S: 3 H: 0 LOB: 1 BB: 1 P: 8	R: 0 E: 0 K: 1 S: 6 H: 1 LOB: 3 BB: 2 P: 14	R: 0 E: 0 K: 0 S: 4 H: 2 LOB: 1 BB: 0 P: 4	R: 0 E: 0 K: 0 S: 4 H: 1 LOB: 1 BB: 0 P: 4	R: 0 E: 0 K: 1 S: 6 H: 1 LOB: 1 BB: 0 P: 6	R: 0 E: 0 K: 1 S: 6 H: 1 LOB: 2 BB: 1 P: 10	R: 0 E: 0 K: 0 S: 3 H: 0 LOB: 0 BB: 0 P: 3	R: 0 E: 1 K: 0 S: 4 H: 0 LOB: 1 BB: 0 P: 4	1B: 5 2B: 0 3B: 1 HR: 0 SF: 0 SAC: 1 DP: 1 HBP: 1						

PITCHER		IP	WLS	BF	H	R	ER	SO	BB	IBB	HBP	BLK	WP	HR	S	P	ERA	WHIP
Glen Hobbie, R ERA: 4.97	(1, 1)	9.0	W	38	6	1	1	3	3	1	1	0	0	0	39	56	1.00	1.000

PITCHER	IP	WLS	BF	H	R	ER	SO	BB	IBB	HBP	BLK	WP	HR	S	P	ERA	WHIP

BOTTOM

Chicago Cubs @ San Francisco Giants

Candlestick Park, San Francisco, CA

Tue May 31 1960, 10:05 PM EDT

Att. 17,573 - Unknown

livebaseballscorecards.com

AB	32
R	1
H	6
RBI	1
BB	4
SO	3
LOB	21

WP: 0 PB: 0 SB: 0 CS: 0 PA: 38

Batter	1	2	3	4	5	6	7	8	9	AB	R	H	RBI	BB	SO	LOB
Richie Ashburn, L (1, 8) OBP: 0.428, SLG: 0.353	6-3		6-3		K			K		4	0	0	0	0	2	2
Bob Will, L (1, 9) OBP: 0.306, SLG: 0.414	2-3			K		1-3		F7		4	0	0	0	0	1	1
14 Ernie Banks, R (1, 6) OBP: 0.373, SLG: 0.548	F3			3B 1B		F7			F9 K 2B	4	1	2	0	0	0	0
Ed Bouchee, L (1, 3) OBP: 0.347, SLG: 0.331		F6		1-H 3B		G3			F9 2-3	4	0	1	1	0	0	1
Walt Moryn, L (1, 7) OBP: 0.380, SLG: 0.449		F6		F5			4-3		K 3-H	3	0	0	0	0	0	1
Don Zimmer, R (7, 5) OBP: 0.277, SLG: 0.282										1	0	0	0	0	1	1
Frank Thomas, R (1, 5) OBP: 0.262, SLG: 0.429		1B		F4			F5			3	0	1	0	0	0	1
Lou Johnson, R (7, 7) OBP: 0.278, SLG: 0.353										0	0	0	0	0	0	0
Earl Averill, R (1, 2) OBP: 0.281, SLG: 0.286		F9			6-3		K			2	0	0	0	0	0	1
Moe Thacker, R (5, 2)										1	0	0	0	0	1	0
Jerry Kindall, R (1, 4) OBP: 0.292, SLG: 0.387			K		5-3			1B		3	0	1	0	0	1	0
Dick Ellsworth, L (1, 1)			K		BB			P1		2	0	0	0	1	1	1
Inning Stats	R: 0 E: 0 K: 0 S: 3	H: 0 LOB: 0 BB: 0 P: 3	R: 0 E: 0 K: 0 S: 4	H: 1 LOB: 1 BB: 0 P: 4	R: 0 E: 0 K: 2 S: 7	H: 0 LOB: 0 BB: 0 P: 7	R: 1 E: 0 K: 1 S: 7	H: 2 LOB: 1 BB: 0 P: 7	R: 0 E: 0 K: 1 S: 5	H: 0 LOB: 1 BB: 1 P: 9	R: 0 E: 0 K: 0 S: 3	H: 0 LOB: 0 BB: 0 P: 3	R: 0 E: 0 K: 1 S: 5	H: 0 LOB: 0 BB: 0 P: 5	R: 0 E: 0 K: 1 S: 6	H: 1 LOB: 1 BB: 0 P: 6	R: 0 E: 0 K: 1 S: 5	H: 1 LOB: 0 BB: 0 P: 5	1B: 3 2B: 1 3B: 1 HR: 0	SF: 0 SAC: 0 DP: 0 HBP: 0				

TOP

Chicago Cubs @ San Francisco Giants

Candlestick Park, San Francisco, CA

Wed Jun 01 1960, 6:33 AM EDT

Att. 10,751 - Unknown

livebaseballscorecards.com

AB	31
R	1
H	5
RBI	1
BB	1
SO	7
LOB	9

WP: 0 PB: 0 SB: 0 CS: 0 PA: 32

PITCHER	IP	WLS	BF	H	R	ER	SO	BB	IBB	HBP	BLK	WP	HR	S	P	ERA	WHIP
Sam Jones, R (1, 1) ERA: 2.3	9.0	W	32	5	1	1	7	1	0	0	0	0	0	45	49	1.00	0.667

PITCHER	IP	WLS	BF	H	R	ER	SO	BB	IBB	HBP	BLK	WP	HR	S	P	ERA	WHIP

Batter	1	2	3	4	5	6	7	8	9	AB	R	H	RBI	BB	SO	LOB
Eddie Bressoud, R (1, 6) OBP: 0.292, SLG: 0.382	F8		E 2-H 1B		5-3		F7			4	0	1	1	0	0	0
Joey Amalfitano, R (1, 4) OBP: 0.302, SLG: 0.363	1-3		BB 1-2 BB		BB BB		F7			2	0	0	0	2	0	0
Willie Mays, R (1, 8) OBP: 0.428, SLG: 0.556	1-3		4-3		1-2 BB			4-3		3	0	0	0	1	0	2
Willie McCovey, L (1, 3) OBP: 0.401, SLG: 0.556		4-3		4-3	6-3			4-3		4	0	0	0	0	0	2
Orlando Cepeda, R (1, 7) OBP: 0.304, SLG: 0.513		F9		K		F7		2-3		4	0	0	0	0	1	0
Willie Kirkland, L (1, 9) OBP: 0.380, SLG: 0.582		4-3		S 1B		BB			4-3	3	0	1	0	1	0	0
Andre Rodgers, R (1, 5) OBP: 0.440, SLG: 0.429			SH5-4 1B BB	 1-2 BB		F7			K	2	1	0	0	2	1	1
Bob Schmidt, R (1, 2) OBP: 0.349, SLG: 0.347			F5	F2		5-3			2B 1B	4	1	1	0	0	0	4
Sam Jones, R (1, 1) OBP: 0.185, SLG: 0.231			SH5-4 1-2		K		6-3		1-H 2B	3	0	1	1	0	1	0
Inning Stats	R: 0 E: 0 K: 0 S: 3 H: 0 LOB: 0 BB: 0 P: 3	R: 0 E: 0 K: 0 S: 3 H: 0 LOB: 0 BB: 0 P: 3	R: 1 E: 1 K: 0 S: 4 H: 1 LOB: 2 BB: 2 P: 12	R: 0 E: 0 K: 1 S: 6 H: 1 LOB: 2 BB: 1 P: 10	R: 0 E: 0 K: 1 S: 5 H: 0 LOB: 2 BB: 2 P: 13	R: 0 E: 0 K: 0 S: 3 H: 0 LOB: 1 BB: 1 P: 7	R: 0 E: 0 K: 0 S: 3 H: 0 LOB: 0 BB: 0 P: 3	R: 0 E: 0 K: 0 S: 3 H: 0 LOB: 0 BB: 0 P: 3	R: 1 E: 0 K: 1 S: 6 H: 2 LOB: 1 BB: 0 P: 6	1B: 3 2B: 1 3B: 0 HR: 0 SF: 0 SAC: 1 DP: 0 HBP: 0						

PITCHER	IP	WLS	BF	H	R	ER	SO	BB	IBB	HBP	BLK	WP	HR	S	P	ERA	WHIP
Dick Ellsworth, L (1, 1) ERA: 2.45	8.2	L	36	4	2	2	3	6	0	0	0	0	0	36	60	2.08	1.154

PITCHER	IP	WLS	BF	H	R	ER	SO	BB	IBB	HBP	BLK	WP	HR	S	P	ERA	WHIP

BOTTOM

Chicago Cubs @ San Francisco Giants

Candlestick Park, San Francisco, CA

Wed Jun 01 1960, 6:33 AM EDT

Att. 10,751 - Unknown

livebaseballscorecards.com

AB	29
R	2
H	4
RBI	2
BB	6
SO	3
LOB	9

PA: 36

Batter	1	2	3	4	5	6	7	8	9	AB	R	H	RBI	BB	SO	LOB
Richie Ashburn, L (1, 8) OBP: 0.430, SLG: 0.350	4-2 3B BB	0-0 6-3 ①			0-2 4-3 ①	2-2 1B		4-1 14 1B BB 1-2 1B BB	3-2 G3 ③	4	2	1	0	2	0	0
Bob Will, L (1, 9) OBP: 0.319, SLG: 0.466	0-0 1-H 1B 3B	3-2 F8 ②			3-2 HR	1-1 G3 ③		4-2 14 1B 1-2 2-3 1B BB		4	3	2	2	1	0	1
14 Ernie Banks, R (1, 6) OBP: 0.373, SLG: 0.564	2-3 K ①	1-2 F9 ③			0-1 HR		1-2 6-3 ①	2-2 1B 1B 1-2 2-3 3-H 1B		5	1	2	2	0	1	1
Ed Bouchee, L (1, 3) OBP: 0.362, SLG: 0.344	2-1 1B HR 3-H 1B		1-3 K ①		0-1 FC3-6 1B		4-2 1B BB	0-0 1B 1-2 2-H 3-H 1B		4	1	3	3	1	1	0
Walt Moryn, L (1, 7) OBP: 0.386, SLG: 0.452 Don Zimmer, R (7, 7) OBP: 0.284, SLG: 0.291 (8, 5)	2-0 1-2 HR 1B		2-2 4-3 ②		1-2 FC3-6 1-2f 1B ②		2-2 1-2 1B	0-0 1-2 2-3 1B		4 1	1 0	2 1	0 0	0 0	0 0	1 0
Frank Thomas, R (1, 5) OBP: 0.267, SLG: 0.449 Lou Johnson, R (8, 7) OBP: 0.278, SLG: 0.353	1-1 1-H 2-H HR		1-3 K ③		3-0 1-2 1B		2-3 K ②	1-3 K ②		5 0	1 0	2 0	3 0	0 0	3 0	5 0
Earl Averill, R (1, 2) OBP: 0.314, SLG: 0.355 Moe Thacker, R (6, 2)	0-0 2B			C C B X 1-2 K 1B	1-3 K ③		3-1 F8 ③	0-1 4-3 ③		3 2	0 0	2 0	0 0	0 0	1 0	2 5
Jerry Kindall, R (1, 4) OBP: 0.271, SLG: 0.358	0-1 5-3 ②			B C S 1 SAFE S 1-3 K ① ② 1-2		0-2 F8 ①		1-1 F8 ①	0-1 F8 ①	5	0	0	0	0	1	2
Don Cardwell, R (1, 1) OBP: 0.118, SLG: 0.471 Don Elston, R (6, 1) OBP: 0.125, SLG: 0.125 Mark Freeman, R (7, 1) OBP: 0.500, SLG: 0.500	0-3 K ③			C S S 0-3 K ③		0-3 K ②		1-1 BB 14 1B BB 1B	0-0 6-3 ②	3 0 2	0 0 1	0 0 1	0 0 0	0 0 0	3 0 0	1 0 0
Inning Stats	R: 5 E: 0 K: 2 S: 20 H: 5 LOB: 1 BB: 1 P: 31	R: 0 E: 0 K: 0 S: 7 H: 0 LOB: 0 BB: 0 P: 11	R: 0 E: 0 K: 2 S: 10 H: 0 LOB: 0 BB: 0 P: 14	R: 0 E: 0 K: 2 S: 9 H: 1 LOB: 0 BB: 0 P: 11	R: 2 E: 0 K: 1 S: 21 H: 4 LOB: 2 BB: 0 P: 29	R: 0 E: 0 K: 1 S: 12 H: 1 LOB: 1 BB: 0 P: 15	R: 0 E: 0 K: 1 S: 14 H: 1 LOB: 2 BB: 1 P: 26	R: 3 E: 0 K: 1 S: 17 H: 4 LOB: 3 BB: 2 P: 30	R: 0 E: 0 K: 0 S: 6 H: 0 LOB: 0 BB: 0 P: 9	1B: 11 2B: 1 3B: 1 HR: 3	SF: 0 SAC: 0 DP: 0 HBP: 0						

TOP

Chicago Cubs @ Los Angeles Dodgers

Los Angeles Memorial Coliseum, Los Angeles, CA

Thu Jun 02 1960, 10:05 PM EDT

Att. 14,634 - Unknown

livebaseballscorecards.com

AB	42
R	10
H	16
RBI	10
BB	4
SO	10
LOB	18

PITCHER		IP	WLS	BF	H	R	ER	SO	BB	IBB	HBP	BLK	WP	HR	S	P	ERA	WHIP
Don Drysdale, R ERA: 3.45	(1, 1)	4.1	L	22	9	7	7	6	1	0	0	0	0	3	60	84	14.54	2.308
Ed Rakow, R ERA: 9.0	(5, 1)	0.2		3	1	0	0	1	0	0	0	0	0	0	7	12	0.00	1.500
Danny McDevitt, L ERA: 7.71	(6, 1)	1.0		4	1	0	0	1	0	0	0	0	0	0	12	15	0.00	1.000
Larry Sherry, R ERA: 5.33	(7, 1)	1.1		10	3	3	3	1	3	0	0	0	0	0	24	48	20.25	4.500
Clem Labine, R ERA: 3.95	(8, 1)	1.2		7	2	0	0	1	0	0	0	0	0	0	13	17	0.00	1.200

PITCHER	IP	WLS	BF	H	R	ER	SO	BB	IBB	HBP	BLK	WP	HR	S	P	ERA	WHIP

Batter	1	2	3	4	5	6	7	8	9	AB	R	H	RBI	BB	SO	LOB
Jim Gilliam, S (1, 5) OBP: 0.371, SLG: 0.337	B C F C 1-3 ① K		B X 1-0 ① F7		F X 0-1 ③ F9	F C B B X 2-2 ③ F9			C B B X 2-1 1-H HR	5	1	1	2	0	1	2
Wally Moon, L (1, 9) OBP: 0.357, SLG: 0.361	B B F C S 2-3 ② K		F B F X 1-2 ② F8			C F B B X 2-2 ① F7	B B B B 4-0 SH3-4 BB		B C C X 1-2 ① 6-3	4	0	0	0	1	1	0
Norm Larker, L (1, 3) OBP: 0.412, SLG: 0.440	B S F X 1-2 BB 1B 1B		B X 1-0 ③ 3-1			X 0-0 1B HR 1B	L P X 1-1 ① SH3-4 1-2		X 0-0 ② G3	4	2	2	0	0	0	0
Frank Howard, R (1, 7) OBP: 0.338, SLG: 0.441	B B B C B 4-1 1B 1-2 BB			B C B F X 2-2 ① 6-3		X 0-0 1-2 HR 1B	C C S 0-3 ② K		X 0-0 FC6-4 1B	4	1	2	0	1	1	1
Don Demeter, R (1, 8) OBP: 0.306, SLG: 0.520	C F X 0-2 1-2 2-H 1B			S S B X 1-2 ② 6-3		S B S X 1-2 1-H 2-H HR	B B C F F B S 3-3 ③ K		B X 1-0 ③ FC6-4 1-2f	5	1	2	4	0	1	2
Charlie Neal, R (1, 4) OBP: 0.335, SLG: 0.370	S X 0-1 ③ 4-3			B B X 2-0 ③ L9		B X 1-0 HR		B C B X 2-1 ① 6-3		4	1	1	1	0	0	2
Norm Sherry, R (1, 2) OBP: 0.333, SLG: 0.655		C S S 0-3 ① K			F X 0-1 1B	C X 0-1 ② F8		F S F F S 0-3 ② K		4	0	1	0	0	2	0
Maury Wills, S (1, 6) OBP: 0.325, SLG: 0.272 Tommy Davis, R (8, PH) OBP: 0.200, SLG: 0.250 Bob Aspromonte, R (9, 6) OBP: 0.208, SLG: 0.269		C S B C 1-3 ② K			C F S 0-3 ① K	B F F B F B F B 4-2 2B BB		B S F X 1-2 ③ 4-3		2 1 0	1 0 0	0 0 0	0 0 0	1 0 0	2 0 0	1 0 0
Don Drysdale, R (1, 1) OBP: 0.207, SLG: 0.286 Ed Rakow, S (5, 1) OBP: 0.667, SLG: 0.667 Chuck Essegian, R (5, PH) OBP: 0.259, SLG: 0.385 Danny McDevitt, L (6, 1) John Roseboro, L (6, PH) OBP: 0.318, SLG: 0.396 Larry Sherry, R (7, 1) OBP: 0.188, SLG: 0.333 Clem Labine, R (8, 1) OBP: 0.500, SLG: 1.000 Gil Hodges, R (9, PH) OBP: 0.274, SLG: 0.360		S B X 1-1 ③ 6-3			C F F B S 1-3 ② K	X 0-0 1-H 2B			X 0-0 E5 HR	1 0 0 1 0 1 0 0 1	0 0 0 0 0 0 0 0 1	0 0 0 0 0 0 0 0 0	0 0 0 0 0 0 0 0 0	0 0 0 0 1 0 0 0 0	0 0 0 0 1 0 0 0 0	0 0 0 0 1 0 0 0 0
Inning Stats	R: 1 H: 2 E: 0 LOB: 2 K: 2 BB: 1 S: 15 P: 23	R: 0 H: 0 E: 0 LOB: 0 K: 2 BB: 0 S: 8 P: 10	R: 0 H: 0 E: 0 LOB: 0 K: 0 BB: 0 S: 5 P: 8	R: 0 H: 0 E: 0 LOB: 0 K: 0 BB: 0 S: 7 P: 12	R: 0 H: 1 E: 0 LOB: 1 K: 2 BB: 0 S: 12 P: 13	R: 5 H: 5 E: 0 LOB: 1 K: 0 BB: 1 S: 19 P: 29	R: 0 H: 0 E: 0 LOB: 1 K: 2 BB: 1 S: 10 P: 17	R: 0 H: 0 E: 0 LOB: 0 K: 1 BB: 0 S: 10 P: 13	R: 2 H: 2 E: 1 LOB: 1 K: 0 BB: 0 S: 9 P: 13	1B: 6 2B: 1 3B: 0 HR: 3	SF: 0 SAC: 1 DP: 0 HBP: 0			WP: 0 PB: 0 SB: 0 CS: 0	PA: 41		

PITCHER		IP	WLS	BF	H	R	ER	SO	BB	IBB	HBP	BLK	WP	HR	S	P	ERA	WHIP
Don Cardwell, R ERA: 4.78	(1, 1)	5.2	W	26	7	6	6	6	2	0	0	0	0	2	62	89	9.53	1.588
Don Elston, R ERA: 3.11	(6, 1)	0.2		4	1	0	0	0	1	0	0	0	0	0	7	13	0.00	3.000
Mark Freeman, R ERA: 1.5	(7, 1)	2.2	S	11	2	2	1	3	0	0	0	0	0	1	26	36	3.38	0.750

PITCHER	IP	WLS	BF	H	R	ER	SO	BB	IBB	HBP	BLK	WP	HR	S	P	ERA	WHIP

BOTTOM

Chicago Cubs @ Los Angeles Dodgers

Los Angeles Memorial Coliseum, Los Angeles, CA

Thu Jun 02 1960, 10:05 PM EDT

Att. 14,634 - Unknown

livebaseballscorecards.com

AB	37
R	8
H	10
RBI	8
BB	3
SO	9
LOB	9

TOP

Chicago Cubs @ Los Angeles Dodgers

Los Angeles Memorial Coliseum, Los Angeles, CA

Fri Jun 03 1960, 10:05 PM EDT

Att. 33,573 - Unknown

livebaseballscorecards.com

Batter	1	2	3	4	5	6	7	8	9	10	AB	R	H	RBI	BB	SO	LOB
Richie Ashburn, L (1, 8) OBP: 0.429, SLG: 0.352	F F B X 1-2 G4-6-3 1B		X 0-0 ① 6-3		B B B C X 3-1 BB 1-2 1B		C C B F X 1-2 ② F2	F C B C 1-3 ③ K		C S X 0-2 BB 1-3 2-H 1B	5	1	2	0	0	1	2
Moe Thacker, R (8, 2)											0	0	0	0	0	0	0
George Altman, L (10, PH) OBP: 0.306, SLG: 0.446											1	0	1	1	0	0	0
Jim Hegan, R (10, PR) OBP: 0.500, SLG: 2.000											0	0	0	0	0	0	0
(10, 2)																	
Bob Will, L (1, 9) OBP: 0.336, SLG: 0.462	B X 1-0 ① ② G4-6-3 1-2f		B C X 1-1 CS 1B		B C B B C B 4-2 1B 1-2 2-3 BB		B F C F S 1-3 ③ K		B B B C C F B 4-2 14 1B BB	F P P B B 4-1 1-2 BB	3	0	1	0	3	1	1
14 Ernie Banks, R (1, 6) OBP: 0.372, SLG: 0.575	B C B F X 2-2 ③ F2		F B C S 1-3 ② K		S B X 1-1 ② F3			F X 0-1 HR	C H B B X 2-2 1-2 1B	B B S S C 2-3 ② K	6	1	2	1	0	2	7
Ed Bouchee, L (1, 3) OBP: 0.361, SLG: 0.338		B C B C S 2-3 ① K	B 1-0 ③ CS 1-2	F B X 1-1 ① F9	C X 0-1 1-3 2-H 3-H 1B			B B B C B 4-1 1B 1B BB	X 0-0 ① B2	C X 0-1 ③ L3	5	1	1	2	1	1	5
Frank Thomas, R (1, 5) OBP: 0.272, SLG: 0.448		B X 1-0 BB 1B		B X 1-0 ② 6-3	S S S 0-3 ③ K			B B X 2-0 1B 1-3 1B	S B X 1-1 ② F2		5	1	2	0	0	1	4
Earl Averill, R (1, 2) OBP: 0.342, SLG: 0.382	X 0-0 BB 1-2 1B			C B F B X 2-2 S 1B		F X 0-1 ① 1-3		X 0-0 SH1-4 1B 1-3 3-H 1B	B S F S 1-3 ③ K		3	0	2	0	0	0	0
Sammy Taylor, L (8, PH) OBP: 0.333, SLG: 0.342											1	0	1	1	0	0	0
Lou Johnson, R (8, 8) OBP: 0.270, SLG: 0.343											1	0	0	0	0	1	2
Walt Moryn, L (1, 7) OBP: 0.386, SLG: 0.442	S B S B B F B 4-2 FC4-6 1-2 2-3 BB		B B F S F S 2-3 ③ K 1-2		F B B X 2-1 F7			S B S X 1-2 ① F6		X 0-0 SH 1B 1B	4	0	1	0	1	1	3
Don Zimmer, R (10, PR) OBP: 0.284, SLG: 0.291											0	1	0	0	0	0	0
(10, 7)																	
Jerry Kindall, R (1, 4) OBP: 0.280, SLG: 0.361	B S S S 1-3 ② K				B F C X 1-2 FC5-6 1B	X 0-0 ③ 4-3		X 0-0 SH1-4 1-2 3-H 1B		F S X 0-2 ① F2	5	0	2	1	0	1	4
Bob Anderson, R (1, 1) OBP: 0.261, SLG: 0.227	X 0-0 ③ FC4-6 1-2f			L P X 1-1 ① FC5-6 BB 1B 1-2f 1B			B F B S B S 3-3 ① K	X 0-0 ② SH1-4 1-2 2-3		X 0-0 SH 1B 1-2	3	1	0	0	0	1	4
Seth Morehead, L (8, 1) OBP: 0.083, SLG: 0.083											0	0	0	0	0	0	0
Ben Johnson, R (8, 1)											0	0	0	0	0	0	0
Moe Drabowsky, R (9, 1)											0	0	0	0	0	0	0
Inning Stats	R: 0 E: 0 K: 0 S: 7 H: 1 LOB: 0 BB: 0 P: 11	R: 0 E: 0 K: 2 S: 12 H: 2 LOB: 3 BB: 1 P: 20	R: 0 E: 0 K: 1 S: 6 H: 1 LOB: 0 BB: 0 P: 9	R: 0 E: 0 K: 1 S: 10 H: 1 LOB: 1 BB: 0 P: 16	R: 2 E: 0 K: 1 S: 17 H: 3 LOB: 2 BB: 1 P: 26	R: 0 E: 0 K: 0 S: 5 H: 0 LOB: 0 BB: 0 P: 7	R: 0 E: 0 K: 2 S: 11 H: 0 LOB: 0 BB: 0 P: 16	R: 3 E: 0 K: 1 S: 13 H: 4 LOB: 2 BB: 1 P: 21	R: 0 E: 0 K: 1 S: 12 H: 1 LOB: 2 BB: 1 P: 20	R: 1 E: 1 K: 1 S: 16 H: 2 LOB: 3 BB: 1 P: 20	1B: 14 2B: 0 3B: 0 HR: 1 SF: 0 SAC: 2 DP: 1 HBP: 0						

PITCHER	IP	WLS	BF	H	R	ER	SO	BB	IBB	HBP	BLK	WP	HR	S	P	ERA	WHIP
Johnny Podres, L (1, 1) ERA: 2.42	5.0		23	8	2	2	5	2	0	0	0	0	0	52	82	3.60	2.000
Ed Rakow, R (6, 1) ERA: 9.75	2.0		9	2	3	3	2	1	0	0	0	0	1	20	33	13.50	1.500
Ed Roebuck, R (8, 1) ERA: 3.27	1.0		5	2	0	0	1	0	0	0	0	0	0	9	11	0.00	2.000
Danny McDevitt, L (9, 1) ERA: 7.45	0.1		3	1	0	0	0	1	0	0	0	0	0	7	13	0.00	6.000
Don Drysdale, R (9, 1) ERA: 3.49	1.2	L	9	2	1	1	2	1	0	0	0	0	0	21	27	5.40	1.800

PITCHER	IP	WLS	BF	H	R	ER	SO	BB	IBB	HBP	BLK	WP	HR	S	P	ERA	WHIP

AB	42
R	6
H	15
RBI	6
BB	5
SO	10
LOB	32

WP: 0	PA: 50		
PB: 0			
SB: 1			
CS: 1			

BOTTOM

Chicago Cubs @ Los Angeles Dodgers

Los Angeles Memorial Coliseum, Los Angeles, CA

Fri Jun 03 1960, 10:05 PM EDT

Att. 33,573 - Unknown

livebaseballscorecards.com

Batter	1	2	3	4	5	6	7	8	9	10	AB	R	H	RBI	BB	SO	LOB
Jim Gilliam, S (1, 5) (10, 4) OBP: 0.366, SLG: 0.333	B C B X 2-1 F9 ①		B X 1-0 G3-6-3 ② ③ 1-2f			S F B F X 1-2 G4-6-3 1B		X 0-0 E4 G3 1B	B C S F B F S 2-3 K ②		5	1	1	0	0	1	3
Wally Moon, L (1, 9) (10, 7) OBP: 0.358, SLG: 0.358	B S B X 2-1 4-3 ②			C B B B B 4-1 G5-4-3 BB		B B F B X 2-1 G4-6-3 ① ② 1-2f		F B F B X 2-2 G3 ① 1-2 2-3 3-H	B C F B B B X 3-2 1B		4	0	1	1	1	0	3
Norm Larker, L (1, 3) OBP: 0.398, SLG: 0.423 Gil Hodges, R (8, PH) OBP: 0.272, SLG: 0.356 Danny McDevitt, L (9, 1) Don Drysdale, R (9, 1) OBP: 0.200, SLG: 0.276	C C B X 1-2 F7 ③			B F B C X 2-2 G5-4-3 ① ② 1-2f		C X 0-1 G1 ③		B B B C S S 3-3 K ②	B B C C F F S 2-3 K ③		3 1 0 1	0 0 0 0	0 0 0 0	0 0 0 0	0 1 0 1	0 2 0 1	1 2 0 1
Frank Howard, R (1, 7) (10, 3) OBP: 0.354, SLG: 0.437		B S B B F B 4-2 FC4-6 BB		F B X 1-1 6-3 ③			C F B B B X 3-2 G6-3 1B	B F B S F B B 4-2 1B BB		B C X 1-1 1-3 ①	3	0	1	0	2	0	0
Don Demeter, R (1, 8) OBP: 0.301, SLG: 0.505		S X 0-1 FC4-6 6-3 ① 1-2f			B F X 1-1 F7 ①		B X 1-0 G6-3 ① ② 1-2f	S B X 1-1 1-2 2-H 3-H 1B		C B B S F X 2-2 L6 ②	5	0	1	2	0	0	2
Charlie Neal, R (1, 4) OBP: 0.331, SLG: 0.364 (10, 6)	B F S F B B B X 3-2 6-3 ② 1-2				X 0-0 L8 ②		B S B B B S X 3-2 1B	X 0-0 F4 ③		F B B C B F F X 3-2 6-3 ③	5	0	1	0	0	0	3
Norm Sherry, R (1, 2) OBP: 0.353, SLG: 0.625		B X 1-0 6-3 ③			B B B C B 4-1 1B BB		B C B F F B S 3-3 K ③	X 0-0 HR 1B			3	1	1	0	1	1	2
Maury Wills, S (1, 6) OBP: 0.328, SLG: 0.276 Tommy Davis, R (8, PH) OBP: 0.210, SLG: 0.260 Bob Aspromonte, R (9, 6) OBP: 0.208, SLG: 0.269 Duke Snider, L (9, PH) OBP: 0.357, SLG: 0.537 (10, 9)			B X 1-0 6-3 ①		C B X 1-1 1-2 1B			B B B C C X 3-2 2B G3 1B	F C X 0-2 1-H HR		2 1 0 1	0 1 0 1	1 1 0 1	0 0 0 2	0 0 0 0	0 0 0 0	0 0 0 0
Johnny Podres, L (1, 1) OBP: 0.192, SLG: 0.087 Chuck Essegian, R (5, PH) OBP: 0.250, SLG: 0.370 Ed Rakow, S (6, 1) OBP: 0.667, SLG: 0.667 Ed Roebuck, R (8, 1) OBP: 0.500, SLG: 0.500 John Roseboro, L (8, PH) OBP: 0.321, SLG: 0.407 (9, 3) (10, 5)			B S F B B X 2-2 G3-6-3 1B		C S S 0-3 K ③			B X 1-0 G3 1-3 1B 2B	B C F S 1-3 K ①		1 1 0 0 2	0 0 0 0 1	1 0 0 0 0	0 0 0 0 0	0 1 0 0 1	0 2 0 0 0	0 0 0 0 0
Inning Stats	R: 0 E: 0 K: 0 S: 7 H: 0 LOB: 0 BB: 0 P: 12	R: 0 E: 0 K: 0 S: 9 H: 0 LOB: 1 BB: 1 P: 17	R: 0 E: 0 K: 0 S: 5 H: 1 LOB: 0 BB: 0 P: 9	R: 0 E: 0 K: 0 S: 6 H: 0 LOB: 0 BB: 1 P: 13	R: 0 E: 0 K: 1 S: 9 H: 1 LOB: 2 BB: 1 P: 15	R: 0 E: 0 K: 0 S: 8 H: 1 LOB: 0 BB: 0 P: 11	R: 0 E: 0 K: 1 S: 11 H: 2 LOB: 1 BB: 0 P: 21	R: 3 E: 1 K: 1 S: 17 H: 3 LOB: 2 BB: 1 P: 31	R: 2 E: 0 K: 3 S: 20 H: 3 LOB: 1 BB: 0 P: 28	R: 0 E: 0 K: 0 S: 11 H: 0 LOB: 0 BB: 0 P: 17	1B: 9 2B: 1 3B: 0 HR: 1	SF: 0 SAC: 0 DP: 4 HBP: 0						

	AB	38
	R	5
	H	11
	RBI	5
	BB	4
	SO	6
	LOB	19

WP: 0 PB: 0 SB: 0 CS: 0 PA: 42

PITCHER		IP	WLS	BF	H	R	ER	SO	BB	IBB	HBP	BLK	WP	HR	S	P	ERA	WHIP
Bob Anderson, R ERA: 4.2	(1, 1)	7.0		27	7	2	1	2	3	0	0	0	0	0	59	106	1.29	1.429
Seth Morehead, L ERA: 3.8	(8, 1)	0.2		5	1	1	0	1	1	0	0	0	0	0	12	22	0.00	3.000
Ben Johnson, R ERA: 4.56	(8, 1)	0.1		3	2	2	2	0	0	0	0	0	0	1	5	5	54.00	6.000
Moe Drabowsky, R ERA: 10.45	(9, 1)	2.0	W	7	1	0	0	3	0	0	0	0	0	0	27	41	0.00	0.500

PITCHER		IP	WLS	BF	H	R	ER	SO	BB	IBB	HBP	BLK	WP	HR	S	P	ERA	WHIP

Chicago Cubs @ Los Angeles Dodgers

Los Angeles Memorial Coliseum, Los Angeles, CA

Sat Jun 04 1960, 10:05 PM EDT

Att. 24,796 - Unknown

TOP

livebaseballscorecards.com

Batter	1	2	3	4	5	6	7	8	9	AB	R	H	RBI	BB	SO	LOB
Richie Ashburn, L (1, 8) OBP: 0.434, SLG: 0.351	FC1-6 BB		3B BB	E7 1B 2-H 1B		4-3		6-3		3	2	1	1	2	0	0
Bob Will, L (1, 9) OBP: 0.331, SLG: 0.468	FC1-6 WP BB 1-2f		14 HR 1-H 3B	K		4-3			F7	5	1	1	1	0	1	2
14 Ernie Banks, R (1, 6) OBP: 0.373, SLG: 0.587	K		HR 3-H	1B IBB		6-3			F4	4	1	1	2	1	1	1
Ed Bouchee, L (1, 3) OBP: 0.368, SLG: 0.338	WP 1-2 BB		PB BB	1-3 2-H 1B			4-3		F8	3	0	1	1	2	0	0
Walt Moryn, L (1, 7) OBP: 0.380, SLG: 0.425	K 1-2 2-3		FC5-4 1-2 BB	F8			4-3			3	0	0	0	1	1	4
Frank Thomas, R (1, 5) OBP: 0.265, SLG: 0.435		5-3	K		5-3		4-3			4	0	0	0	0	1	2
Earl Averill, R (1, 2) OBP: 0.341, SLG: 0.361 Jim Hegan, R (5, 2) OBP: 0.333, SLG: 1.333	F5	FC5-4 1-2f		E CS 1B BB				K		2 1	0 0	0 0	0 0	1 0	0 1	2 0
Jerry Kindall, R (1, 4) OBP: 0.282, SLG: 0.360 Don Zimmer, R (8, PH) OBP: 0.281, SLG: 0.287 (8, 4)	5-3		E8 E	E 1-2 1B				1-3		3 1	1 0	1 0	0 0	0 0	0 0	0 0
Glen Hobbie, R (1, 1) OBP: 0.182, SLG: 0.053 Dick Drott, R (3, 1) OBP: 0.125, SLG: 0.125 Don Cardwell, R (4, 1) OBP: 0.111, SLG: 0.444 Seth Morehead, L (6, 1) OBP: 0.083, SLG: 0.083 Sammy Taylor, L (8, PH) OBP: 0.349, SLG: 0.436 Ben Johnson, R (8, 1)			K	B3-4 SAFE	K 1-2 2-H			HR		1 1 1 0 1 0	0 0 0 0 1 0	0 0 0 0 1 0	0 0 0 0 0 0	1 0 0 0 0 0	0 0 1 0 0 0	0 1 2 0 0 0
Inning Stats	R: 0 E: 0 K: 2 S: 11 H: 0 LOB: 2 BB: 2 P: 21	R: 0 E: 0 K: 0 S: 8 H: 0 LOB: 0 BB: 0 P: 14	R: 3 E: 0 K: 2 S: 17 H: 2 LOB: 2 BB: 3 P: 34	R: 2 E: 2 K: 1 S: 17 H: 2 LOB: 2 BB: 1 P: 31	R: 0 E: 1 K: 1 S: 9 H: 1 LOB: 2 BB: 1 P: 15	R: 0 E: 0 K: 0 S: 9 H: 0 LOB: 0 BB: 0 P: 15	R: 0 E: 0 K: 0 S: 7 H: 0 LOB: 0 BB: 0 P: 11	R: 1 E: 0 K: 1 S: 6 H: 1 LOB: 0 BB: 0 P: 8	R: 0 E: 0 K: 0 S: 6 H: 0 LOB: 0 BB: 0 P: 11	1B: 3 2B: 1 3B: 1 HR: 2 SF: 0 SAC: 0 DP: 1 HBP: 0						

	AB	33
	R	6
	H	6
	RBI	6
	BB	7
	SO	7
	LOB	14

	WP: 1	PA: 40
	PB: 1	
	SB: 0	
	CS: 1	

PITCHER		IP	WLS	BF	H	R	ER	SO	BB	IBB	HBP	BLK	WP	HR	S	P	ERA	WHIP
Stan Williams, R ERA: 3.18	(1, 1)	3.0		16	2	3	3	4	5	0	0	0	1	1	36	69	9.00	2.333
Larry Sherry, R ERA: 5.24	(4, 1)	1.0		7	2	2	0	1	0	1	0	0	0	0	17	31	0.00	2.000
Ed Roebuck, R ERA: 3.0	(5, 1)	5.0	W	17	2	1	1	2	1	0	0	0	0	1	37	60	1.80	0.600

PITCHER	IP	WLS	BF	H	R	ER	SO	BB	IBB	HBP	BLK	WP	HR	S	P	ERA	WHIP

BOTTOM

Chicago Cubs @ Los Angeles Dodgers

Los Angeles Memorial Coliseum, Los Angeles, CA

Sat Jun 04 1960, 10:05 PM EDT

Att. 24,796 - Unknown

livebaseballscorecards.com

Batter	1	2	3	4	5	6	7	8	9	AB	R	H	RBI	BB	SO	LOB
Jim Gilliam, S (1, 5) OBP: 0.380, SLG: 0.349	SH1-3 FC6-2 2B	6-3		G6-3 BB		PB WP 1B	IHR BB	7-5-3 1B		4	2	3	0	2	0	2
Wally Moon, L (1, 9) OBP: 0.354, SLG: 0.375	SH1-3		F7	G6-3		SF9	IHR	7-5-3		4	1	1	5	0	0	3
Norm Larker, L (1, 3) OBP: 0.393, SLG: 0.418 Gil Hodges, R (3, PH) OBP: 0.271, SLG: 0.346 (4, 3)	FC6-2 1B	6-3		F3		E E BB	E4 BB 1B			1 3	0 1	0 0	0 0	0 1	0 0	1 0
Duke Snider, L (1, 8) OBP: 0.379, SLG: 0.558	1B 1B	1B 1B			F9 SF9 2B	E4	1B BB			4	2	3	0	1	0	1
Frank Howard, R (1, 7) OBP: 0.357, SLG: 0.434	F8	1B 1B			F9	F4	1B			5	1	2	1	0	0	5
Charlie Neal, R (1, 4) OBP: 0.328, SLG: 0.361		F7	BB 1B		SF9	6-3 F8				4	1	1	2	0	0	2
John Roseboro, L (1, 2) OBP: 0.328, SLG: 0.404 Norm Sherry, R (7, PH) OBP: 0.389, SLG: 0.647 (8, 2)	E BB	1B BB			F5		F9 SH IHR 1B	SH1-4 1B		1 2	0 2	0 2	0 0	2 0	0 0	0 0
Maury Wills, S (1, 6) OBP: 0.325, SLG: 0.274 Tommy Davis, R (3, PH) OBP: 0.220, SLG: 0.269 Larry Sherry, R (4, 1) OBP: 0.188, SLG: 0.333 Ed Roebuck, R (5, 1) OBP: 0.667, SLG: 0.667	E5	1B 1B				1B SF9 1B	SH BB IHR	SH1-4		1 1 0 1	0 0 0 2	0 1 0 1	0 2 0 0	0 0 0 0	0 0 0 0	1 0 0 0
Stan Williams, R (1, 1) OBP: 0.067, SLG: 0.067 Bob Aspromonte, R (3, PH) OBP: 0.196, SLG: 0.255 (4, 6) Bob Lillis, R (8, 6) OBP: 0.286, SLG: 0.286	K	F8				K	F9	1B 1B		1 3 1	0 0 0	0 0 1	0 0 1	0 0 1	1 1 0	2 5 0
Inning Stats	R: 0 E: 0 K: 0 S: 11 H: 2 LOB: 2 BB: 0 P: 19	R: 0 E: 1 K: 1 S: 14 H: 0 LOB: 2 BB: 1 P: 21	R: 3 E: 0 K: 0 S: 17 H: 4 LOB: 2 BB: 1 P: 28	R: 0 E: 0 K: 0 S: 7 H: 0 LOB: 0 BB: 1 P: 15	R: 1 E: 0 K: 0 S: 9 H: 1 LOB: 0 BB: 0 P: 11	R: 2 E: 1 K: 1 S: 17 H: 2 LOB: 2 BB: 1 P: 25	R: 5 E: 1 K: 0 S: 20 H: 3 LOB: 2 BB: 2 P: 40	R: 1 E: 0 K: 0 S: 11 H: 3 LOB: 1 BB: 0 P: 16		1B: 12 2B: 3 3B: 0 HR: 1 SF: 2 SAC: 3 DP: 2 HBP: 0						

	AB	36
	R	12
	H	15
	RBI	11
	BB	6
	SO	2
	LOB	22

WP: 2 PB: 1 SB: 0 CS: 0 PA: 47

PITCHER		IP	WLS	BF	H	R	ER	SO	BB	IBB	HBP	BLK	WP	HR	S	P	ERA	WHIP
Glen Hobbie, R ERA: 5.19	(1, 1)	2.2		17	6	3	3	1	2	0	0	0	0	0	40	65	10.12	3.000
Dick Drott, R ERA: 5.58	(3, 1)	0.1		2	0	0	0	0	1	0	0	0	0	0	4	9	0.00	3.000
Don Cardwell, R ERA: 4.91	(4, 1)	2.1	L	9	3	3	2	1	0	0	0	0	0	0	22	29	7.71	1.286
Seth Morehead, L ERA: 4.44	(6, 1)	1.2		14	3	5	4	0	3	0	0	0	1	0	29	56	21.60	3.600
Ben Johnson, R ERA: 4.73	(8, 1)	1.0		5	3	1	1	0	0	0	0	0	0	0	11	16	9.00	3.000

PITCHER	IP	WLS	BF	H	R	ER	SO	BB	IBB	HBP	BLK	WP	HR	S	P	ERA	WHIP

Chicago Cubs @ Los Angeles Dodgers

Los Angeles Memorial Coliseum, Los Angeles, CA

Sun Jun 05 1960, 6:33 AM EDT

Att. 25,256 - Overcast

TOP

livebaseballscorecards.com

Batter	1	2	3	4	5	6	7	8	9	AB	R	H	RBI	BB	SO	LOB
Richie Ashburn, L (1, 8) OBP: 0.447, SLG: 0.362	5-3		BB			BB, BB, BB, 1B 1B	1B		BB	4	1	3	2	2	0	0
Bob Will, L (1, 9) OBP: 0.338, SLG: 0.461	K		K			BB, BB, 1B BB	L6		1B	4	1	1	0	2	2	3
14 Ernie Banks, R (1, 6) OBP: 0.366, SLG: 0.568	5-3			F6		K FC4-6, IBB	FC5		F8	5	0	0	0	1	1	6
Ed Bouchee, L (1, 3) OBP: 0.361, SLG: 0.326		F9		F6		BB FC4-6		5-3	L9	5	1	0	0	1	0	5
Frank Thomas, R (1, 5) OBP: 0.280, SLG: 0.480		5-3		1B		1B, BB	IHR	HR	6-3	5	3	3	3	1	0	2
Dick Gernert, R (1, 7) OBP: 0.314, SLG: 0.281 Walt Moryn, L (6, 7) OBP: 0.372, SLG: 0.415		BB		K		K	F8	3-1		2 2	0 0	0 0	0 0	1 0	2 0	4 0
Moe Thacker, R (1, 2)		K			K	1B, 1B 1B	2B 1B	WP 1B		2	0	0	0	0	2	1
Earl Averill, R (6, PH) OBP: 0.386, SLG: 0.410 (6, 2)										3	3	3	2	0	0	0
Jerry Kindall, R (1, 4) OBP: 0.275, SLG: 0.351 Don Zimmer, R (6, PH) OBP: 0.303, SLG: 0.322 (6, 4)			F9		F4	1B, 1B 1B	1B 2B	1B 1B	1-H	2 3	0 2	0 3	0 2	0 0	0 0	0 0
Mark Freeman, R (1, 1) OBP: 0.250, SLG: 0.250 Glen Hobbie, R (5, 1) OBP: 0.250, SLG: 0.143 Don Elston, R (7, 1) OBP: 0.111, SLG: 0.111			K		K	BB, 14 BLK, 1B 1B	14 FC5, 1B 1B	K		2 2 1	0 1 0	0 2 0	0 2 0	0 0 1	2 0 1	0 0 1
Inning Stats	R: 0 E: 0 K: 1 S: 13 H: 0 LOB: 0 BB: 0 P: 19	R: 0 E: 0 K: 1 S: 7 H: 0 LOB: 1 BB: 1 P: 13	R: 0 E: 0 K: 2 S: 11 H: 0 LOB: 1 BB: 1 P: 19	R: 0 E: 0 K: 1 S: 10 H: 1 LOB: 1 BB: 0 P: 16	R: 0 E: 0 K: 2 S: 7 H: 0 LOB: 0 BB: 0 P: 7	R: 7 E: 0 K: 2 S: 31 H: 5 LOB: 3 BB: 5 P: 58	R: 3 E: 0 K: 0 S: 17 H: 5 LOB: 2 BB: 0 P: 24	R: 2 E: 0 K: 1 S: 14 H: 3 LOB: 1 BB: 0 P: 19	R: 0 E: 0 K: 0 S: 10 H: 1 LOB: 2 BB: 1 P: 18	1B: 12 2B: 1 3B: 0 HR: 2 SF: 0 SAC: 0 DP: 0 HBP: 0						

	AB	42
	R	12
	H	15
	RBI	11
	BB	8
	SO	10
	LOB	22

WP: 1 PB: 0 SB: 1 CS: 0 PA: 50

PITCHER		IP	WLS	BF	H	R	ER	SO	BB	IBB	HBP	BLK	WP	HR	S	P	ERA	WHIP
Sandy Koufax, L ERA: 4.23	(1, 1)	5.2	L	25	3	5	5	9	5	0	0	0	0	0	68	111	7.94	1.412
Clem Labine, R ERA: 5.27	(6, 1)	0.0		4	3	1	1	0	1	0	0	0	0	0	9	15	∞	∞
Ed Rakow, R ERA: 11.37	(6, 1)	0.2		7	4	4	4	0	0	1	0	1	0	0	14	23	54.00	6.000
Danny McDevitt, L ERA: 6.97	(7, 1)	0.2		3	1	0	0	0	0	0	0	0	0	0	5	7	0.00	1.500
Stan Williams, R ERA: 3.4	(8, 1)	2.0		11	4	2	2	1	1	0	0	0	1	1	24	37	9.00	2.500

PITCHER	IP	WLS	BF	H	R	ER	SO	BB	IBB	HBP	BLK	WP	HR	S	P	ERA	WHIP

Batter	1	2	3	4	5	6	7	8	9	AB	R	H	RBI	BB	SO	LOB
Jim Gilliam, S (1, 5) OBP: 0.380, SLG: 0.343	C B X 1-1 ① L7		C F X 0-2 ② F2		C F H 1-2 1-2 2-3 HBP		B B C C B B 4-2 3-1 1B 1-2 BB		F B F X 1-2 E3 HR	3	1	0	0	1	0	0
Wally Moon, L (1, 9) OBP: 0.361, SLG: 0.400	X 0-0 E4 G3-6-3		C B B S B B 4-2 BB		X 0-0 ② SF8 3-H		C B X 1-1 3-1 1-2 2-H 1B		X 0-0 1-H HR	3	1	2	4	1	0	0
Norm Larker, L (1, 3) OBP: 0.383, SLG: 0.417	B F C F X 1-2 ② ③ G3-6-3 1-2f		C B X 1-1 ③ F8		C X 0-1 ③ 1-3		X 0-0 ① 3-1 1-2 2-3		X 0-0 4-3 6-3 2B	5	1	1	0	0	0	6
Duke Snider, L (1, 8) OBP: 0.380, SLG: 0.539		B B S B S B 4-2 HR BB		X 0-0 ① G3		B C B X 2-1 ① F8	B F B B B 4-1 BB		B S X 1-1 ① 4-3 2-3	3	1	0	0	2	0	1
Frank Howard, R (1, 7) OBP: 0.348, SLG: 0.457		B B C X 2-1 1-H HR		F S S 0-3 ② K		B S C S 1-3 ② K	B C X 1-1 ② F7		C X 0-1 ② 6-3 3-H	5	1	1	3	0	2	3
Charlie Neal, R (1, 4) OBP: 0.324, SLG: 0.375		B B C B X 3-1 ① L9		B X 1-0 ③ 6-3		B X 1-0 HR	S C X 0-2 ③ G3		F X 0-1 ③ F9	5	1	1	1	0	0	3
Norm Sherry, R (1, 2) OBP: 0.375, SLG: 0.595		F X 0-1 ② F2		B B X 2-0 ① F5		B C F B F B B 4-2 BB		B B C X 2-1 ① F7		3	0	0	0	1	0	0
Maury Wills, S (1, 6) OBP: 0.328, SLG: 0.271 Chuck Essegian, R (6, PH) OBP: 0.241, SLG: 0.357 Bob Lillis, R (7, 6) OBP: 0.250, SLG: 0.250		S F B X 1-2 ③ 5-3		F B B B B 4-1 HBP S SF8 BB		B B S X 2-1 ③ F9		B X 1-0 ② F4		1 1 1	1 0 0	0 0 0	0 0 0	1 0 0	0 0 0	0 1 0
Sandy Koufax, R (1, 1) OBP: 0.174, SLG: 0.095 Clem Labine, R (6, 1) OBP: 0.500, SLG: 1.000 Ed Rakow, S (6, 1) OBP: 0.667, SLG: 0.667 Danny McDevitt, L (7, 1) Tommy Davis, R (7, PH) OBP: 0.229, SLG: 0.278 Stan Williams, R (8, 1) OBP: 0.063, SLG: 0.063			S F F B B C 2-3 ① K	P B F B B 4-1 HBP 1-2 BB			C X 0-1 BB 1B 1B	S B F C 1-3 ③ K		1 0 0 0 1 1	0 0 0 0 1 0	0 0 0 0 1 0	0 0 0 0 1 0	1 0 0 0 0 1	1 0 0 0 0 0	0 0 0 0 0 0
Inning Stats	R: 0 H: 0 E: 1 LOB: 0 K: 0 BB: 0 S: 7 P: 9	R: 2 H: 1 E: 0 LOB: 0 K: 0 BB: 1 S: 11 P: 21	R: 0 H: 0 E: 0 LOB: 1 K: 1 BB: 1 S: 11 P: 18	R: 0 H: 0 E: 0 LOB: 0 K: 1 BB: 0 S: 5 P: 6	R: 1 H: 0 E: 0 LOB: 2 K: 0 BB: 2 S: 9 P: 19	R: 1 H: 1 E: 0 LOB: 1 K: 1 BB: 1 S: 11 P: 21	R: 1 H: 2 E: 0 LOB: 3 K: 0 BB: 2 S: 13 P: 23	R: 0 H: 0 E: 0 LOB: 0 K: 1 BB: 0 S: 6 P: 10	R: 3 H: 2 E: 1 LOB: 0 K: 0 BB: 0 S: 11 P: 13	1B: 2 SF: 1 2B: 1 SAC: 0 3B: 0 DP: 1 HR: 3 HBP: 1						

PITCHER		IP	WLS	BF	H	R	ER	SO	BB	IBB	HBP	BLK	WP	HR	S	P	ERA	WHIP
Mark Freeman, R ERA: 3.48	(1, 1)	4.1		19	1	3	3	2	4	0	1	0	0	1	40	70	6.23	1.154
Glen Hobbie, R ERA: 5.34	(5, 1)	1.2	W	10	3	2	2	1	2	0	0	0	0	1	20	35	10.80	3.000
Don Elston, R ERA: 3.1	(7, 1)	3.0	S	13	2	3	1	1	1	0	0	0	0	1	24	35	3.00	1.000

PITCHER	IP	WLS	BF	H	R	ER	SO	BB	IBB	HBP	BLK	WP	HR	S	P	ERA	WHIP

BOTTOM

Chicago Cubs @ Los Angeles Dodgers

Los Angeles Memorial Coliseum, Los Angeles, CA

Sun Jun 05 1960, 6:33 AM EDT

Att. 25,256 - Overcast

livebaseballscorecards.com

AB	33
R	8
H	6
RBI	8
BB	7
SO	4
LOB	14

WP: 0 PA: 42
PB: 0
SB: 1
CS: 0

Batter	1	2	3	4	5	6	7	8	9	AB	R	H	RBI	BB	SO	LOB
Bob Skinner, L (1, 7) OBP: 0.429, SLG: 0.566	1-3		F7			6-3		BB 1B SF8 BB	F3	2	0	0	0	0	0	1
Joe Christopher, R (4, 7)										2	1	0	0	1	0	2
Dick Groat, R (1, 6) OBP: 0.360, SLG: 0.400	6-3		4-3			BB		1-2 1B BB	1-3	2	0	0	0	0	0	1
Dick Schofield, S (4, 6) OBP: 0.522, SLG: 0.389										1	0	0	0	2	0	2
Roberto Clemente, R (1, 9) OBP: 0.382, SLG: 0.554	5-3			L4		F7		1-2 2-3 1B		4	0	1	0	0	0	1
Dick Stuart, R (1, 3) OBP: 0.288, SLG: 0.376		5-3		G6-3 1B			6-3	SF8 3-H		3	0	1	1	0	0	0
Don Hoak, R (1, 5) OBP: 0.337, SLG: 0.325		5-3		G6-3 1-2f			K	F8		4	0	0	0	0	1	3
Hal Smith, R (1, 2) OBP: 0.354, SLG: 0.562		1B	4-3				BB		5-3	3	0	1	0	1	0	0
Gino Cimoli, R (1, 8) OBP: 0.377, SLG: 0.393		K	6-3				1-2 1B		E 1B 1B	4	1	2	0	0	1	1
Bill Mazeroski, R (1, 4) OBP: 0.272, SLG: 0.433			B1-3 1B				F7		E4 1B 1-2	4	0	1	0	0	0	3
Vern Law, R (1, 1) OBP: 0.189, SLG: 0.200			B1-3 1-2			K		5-3	1-3 2-H 1B	0	0	0	0	0	0	0
Paul Giel, R (2, 1)										1	0	0	0	0	0	1
Bennie Daniels, L (3, 1) OBP: 0.250, SLG: 0.250										1	0	0	0	0	1	0
Jim Umbricht, R (7, 1) OBP: 0.333, SLG: 0.333										1	0	0	0	0	0	0
Bill Virdon, L (9, PH) OBP: 0.320, SLG: 0.242										1	0	1	1	0	0	0
Inning Stats	R: 0 E: 0 K: 0 S: 3 H: 0 LOB: 0 BB: 0 P: 3	R: 0 E: 0 K: 1 S: 6 H: 1 LOB: 1 BB: 0 P: 6	R: 0 E: 0 K: 0 S: 4 H: 1 LOB: 1 BB: 0 P: 4	R: 0 E: 0 K: 0 S: 3 H: 1 LOB: 0 BB: 0 P: 3	R: 0 E: 0 K: 0 S: 3 H: 0 LOB: 0 BB: 0 P: 3	R: 0 E: 0 K: 1 S: 5 H: 0 LOB: 1 BB: 1 P: 9	R: 0 E: 0 K: 1 S: 6 H: 1 LOB: 2 BB: 1 P: 10	R: 1 E: 0 K: 0 S: 4 H: 1 LOB: 2 BB: 2 P: 12	R: 1 E: 1 K: 0 S: 6 H: 2 LOB: 2 BB: 0 P: 6	1B: 7 2B: 0 3B: 0 HR: 0 SF: 1 SAC: 0 DP: 1 HBP: 0						

PITCHER		IP	WLS	BF	H	R	ER	SO	BB	IBB	HBP	BLK	WP	HR	S	P	ERA	WHIP
Dick Ellsworth, L ERA: 2.2	(1, 1)	8.0	W	32	5	1	1	3	4	0	0	0	0	0	34	50	1.12	1.125
Moe Drabowsky, R ERA: 9.53	(9, 1)	1.0	S	6	2	1	0	0	0	0	0	0	0	0	6	6	0.00	2.000

PITCHER	IP	WLS	BF	H	R	ER	SO	BB	IBB	HBP	BLK	WP	HR	S	P	ERA	WHIP

TOP

Pittsburgh Pirates @ Chicago Cubs

Wrigley Field, Chicago, IL

Tue Jun 07 1960, 3:33 AM CDT

Att. 8,736 - Unknown

livebaseballscorecards.com

AB	33
R	2
H	7
RBI	2
BB	4
SO	3
LOB	15

WP: 0	PB: 0	SB: 0	CS: 0	PA: 38				

BOTTOM

Pittsburgh Pirates @ Chicago Cubs

Wrigley Field, Chicago, IL

Tue Jun 07 1960, 3:33 AM CDT

Att. 8,736 - Unknown

Batter	1	2	3	4	5	6	7	8	9	AB	R	H	RBI	BB	SO	LOB
Richie Ashburn, L (1, 8) OBP: 0.446, SLG: 0.359	6-3	E 1B	E 14 1B BB	FC4-6 1-2f 2-3 3-H		E5 1B 1-2 2-3		F4		4	2	1	1	1	0	4
Lou Johnson, R (7, 8) OBP: 0.263, SLG: 0.333										1	0	0	0	0	0	0
Bob Will, L (1, 9) OBP: 0.346, SLG: 0.471	F8	E7 14 2B 1-H 2-H	E8 14 1B 1B 1-3 2-H 3-H	K		1B 1-2 2-3 3-H		2B		6	2	3	3	0	1	2
14 Ernie Banks, R (1, 6) OBP: 0.372, SLG: 0.585	2B 1B	2B 1B 2-H	1B 1B 2-H 3-H		5-3	SF7 3-H		5-3		4	3	3	4	0	0	0
Jerry Kindall, R (7, 4) OBP: 0.272, SLG: 0.346										1	0	0	0	0	0	1
Ed Bouchee, L (1, 3) OBP: 0.366, SLG: 0.329	1B 2-H 1B	HBP 1B 1-0	G6-4-3 2-H 1B		1-3	6-3		F4		5	0	2	2	0	0	3
Walt Moryn, L (1, 7) OBP: 0.384, SLG: 0.425	FC6-4 1-2 1B	1B 1-2 2-H	G6-4-3 1-2f		FC6-4 1B		K2-3			5	0	3	1	0	1	1
Frank Thomas, R (1, 5) OBP: 0.271, SLG: 0.465	FC6-4 1-2f	F7		F4	FC6-4 1-2f		5-3			5	0	0	0	0	0	5
Earl Averill, R (1, 2) OBP: 0.408, SLG: 0.429		F8	1-3 1B 1B BB	BB BB FC4-6 BB		5-3	2B			3	2	1	0	2	0	0
Jim Hegan, R (8, 2) OBP: 0.333, SLG: 1.333										0	0	0	0	0	0	0
Don Zimmer, R (1, 4) OBP: 0.327, SLG: 0.333		1-3	1-3 1-2 1B 1B	FC4-6 BB 1-2 BB		E BB 1B 1B	BB			3	2	2	0	2	0	0
(7, 6)																
Dick Ellsworth, L (1, 1) OBP: 0.333, SLG: 0.091	1B E 1B	1-3 1-2 2-3	FC4-6 1-2 2-3 BB			1B E 14 SF7 1-2 BB	K			3	2	1	0	2	1	4
Moe Drabowsky, R (9, 1)										0	0	0	0	0	0	0
Inning Stats	R: 1 H: 3 E: 0 LOB: 2 K: 0 BB: 0 S: 6 P: 6	R: 4 H: 4 E: 1 LOB: 2 K: 0 BB: 0 S: 8 P: 9	R: 5 H: 4 E: 1 LOB: 0 K: 0 BB: 2 S: 6 P: 14	R: 1 H: 0 E: 0 LOB: 2 K: 1 BB: 3 S: 5 P: 17	R: 0 H: 1 E: 0 LOB: 1 K: 0 BB: 0 S: 4 P: 4	R: 2 H: 2 E: 1 LOB: 2 K: 0 BB: 1 S: 6 P: 10	R: 0 H: 1 E: 0 LOB: 2 K: 2 BB: 1 S: 8 P: 12	R: 0 H: 1 E: 0 LOB: 1 K: 0 BB: 0 S: 4 P: 4		1B: 12 SF: 1 2B: 4 SAC: 0 3B: 0 DP: 1 HR: 0 HBP: 1						

livebaseballscorecards.com

AB	40
R	13
H	16
RBI	11
BB	7
SO	3
LOB	20

WP: 0 PA: 49
PB: 0
SB: 0
CS: 0

PITCHER		IP	WLS	BF	H	R	ER	SO	BB	IBB	HBP	BLK	WP	HR	S	P	ERA	WHIP
Vern Law, R ERA: 2.67	(1, 1)	1.2	L	14	7	5	1	0	0	0	1	0	0	0	13	14	5.40	4.200
Paul Giel, R ERA: 5.6	(2, 1)	0.1		1	0	0	0	0	0	0	0	0	0	0	1	1	0.00	0.000
Bennie Daniels, R ERA: 7.42	(3, 1)	4.0		25	7	8	7	1	6	0	0	0	0	0	21	45	15.75	3.250
Jim Umbricht, R ERA: 5.9	(7, 1)	2.0		9	2	0	0	2	1	0	0	0	0	0	12	16	0.00	1.500

PITCHER	IP	WLS	BF	H	R	ER	SO	BB	IBB	HBP	BLK	WP	HR	S	P	ERA	WHIP

Batter	1	2	3	4	5	6	7	8	9	AB	R	H	RBI	BB	SO	LOB
Bill Virdon, L (1, 8) OBP: 0.313, SLG: 0.227	4-3	4-3		4-3		BB 1B		G3		4	0	0	0	1	0	3
Dick Groat, R (1, 6) OBP: 0.361, SLG: 0.397	K		F8		F4	1-2 2-H 1B		BB		4	0	1	1	1	1	0
Bob Skinner, L (1, 7) OBP: 0.428, SLG: 0.575	F8		HR		S HR BB	F8		F7		4	2	1	1	1	0	3
Dick Stuart, R (1, 3) OBP: 0.291, SLG: 0.395		FC1-6 1B	K		1-H HR	6-3			K	5	1	2	2	0	2	2
Rocky Nelson, L (9, 3) OBP: 0.349, SLG: 0.385										0	0	0	0	0	0	0
Roberto Clemente, R (1, 9) OBP: 0.377, SLG: 0.545		FC1-6 1B WP 1-2f	BB 1B		K		4-3		F4	5	1	1	0	0	1	1
Smoky Burgess, L (1, 2) OBP: 0.398, SLG: 0.449		HBP WP 1-3 1B	1-2 BB		FC6-4 1B		2B		F9	4	0	3	0	1	0	0
Don Hoak, R (1, 5) OBP: 0.330, SLG: 0.318		F8 1-2 3-H	4-3		FC6-4 1-2f		F9			4	0	0	0	0	0	5
Bill Mazeroski, R (1, 4) OBP: 0.272, SLG: 0.425		HBP IBB		F4		E5 SH5-4 1B	K			3	1	0	0	1	1	1
Vinegar Bend Mizell, R (1, 1) OBP: 0.167, SLG: 0.136		1-2 2-3 HBP		K		SH5-4 1-2		4-3		1	0	0	0	0	1	0
Fred Green, R (7, 1) OBP: 0.750, SLG: 2.250										0	0	0	0	0	0	0
Roy Face, R (7, 1)										1	0	0	0	0	0	0
Inning Stats	R: 0 E: 0 K: 1 S: 5 H: 0 LOB: 0 BB: 0 P: 5	R: 1 E: 0 K: 0 S: 5 H: 2 LOB: 3 BB: 1 P: 10	R: 1 E: 0 K: 1 S: 7 H: 2 LOB: 2 BB: 1 P: 11	R: 0 E: 0 K: 1 S: 5 H: 0 LOB: 0 BB: 0 P: 5	R: 2 E: 0 K: 1 S: 7 H: 2 LOB: 1 BB: 1 P: 11	R: 1 E: 1 K: 0 S: 5 H: 1 LOB: 2 BB: 1 P: 9	R: 0 E: 0 K: 1 S: 6 H: 1 LOB: 1 BB: 0 P: 6	R: 0 E: 0 K: 0 S: 3 H: 0 LOB: 1 BB: 1 P: 7	R: 0 E: 0 K: 1 S: 5 H: 0 LOB: 0 BB: 0 P: 5	1B: 5 2B: 1 3B: 0 HR: 2	SF: 0 SAC: 1 DP: 0 HBP: 1					

TOP

Pittsburgh Pirates @ Chicago Cubs

Wrigley Field, Chicago, IL

Wed Jun 08 1960, 3:33 AM CDT

Att. 9,118 - Unknown

livebaseballscorecards.com

AB	35
R	5
H	8
RBI	4
BB	5
SO	6
LOB	15

PITCHER		IP	WLS	BF	H	R	ER	SO	BB	IBB	HBP	BLK	WP	HR	S	P	ERA	WHIP
Bob Anderson, R ERA: 4.5	(1, 1)	4.1	L	22	5	4	4	3	2	1	1	0	1	2	24	37	8.31	1.615
Moe Drabowsky, R ERA: 9.0	(5, 1)	0.2		3	1	0	0	1	0	0	0	0	0	0	5	5	0.00	1.500
Ben Johnson, R ERA: 4.67	(6, 1)	0.1		4	1	1	0	0	1	0	0	0	0	0	3	7	0.00	6.000
Seth Morehead, L ERA: 4.28	(6, 1)	1.2		6	1	0	0	1	0	0	0	0	0	0	8	8	0.00	0.600
Don Elston, R ERA: 3.02	(8, 1)	1.0		4	0	0	0	0	1	0	0	0	0	0	3	7	0.00	1.000

PITCHER		IP	WLS	BF	H	R	ER	SO	BB	IBB	HBP	BLK	WP	HR	S	P	ERA	WHIP
Dick Drott, R ERA: 5.4	(9, 1)	1.0		3	0	0	0	1	0	0	0	0	0	0	5	5	0.00	0.000

WP: 1	PA: 42		
PB: 0			
SB: 1			
CS: 0			

Batter	1	2	3	4	5	6	7	8	9	AB	R	H	RBI	BB	SO	LOB
Richie Ashburn, L (1, 8) OBP: 0.442, SLG: 0.356	5-3		E3 1B			K	SH1-4 1-2 2-3		6-3	4	0	1	0	0	1	0
Bob Will, L (1, 9) OBP: 0.348, SLG: 0.464	6-3		4-3			1B	BB		F7	4	0	1	0	1	0	1
14 Ernie Banks, R (1, 6) OBP: 0.368, SLG: 0.579	2B			F7		F8	F4		F8	5	0	1	0	0	0	4
Ed Bouchee, L (1, 3) OBP: 0.363, SLG: 0.322	K			BB		F9	3-1			3	0	0	0	1	1	5
Walt Moryn, L (1, 7) OBP: 0.388, SLG: 0.416		FC5-4 BB		F6			1B 2B BB	K		2	1	0	0	2	1	1
Frank Thomas, R (1, 5) OBP: 0.276, SLG: 0.466		FC5-4 CS 1-2f		L6			2B 1B 1-2	1B		4	1	2	0	0	0	2
Earl Averill, R (1, 2) OBP: 0.396, SLG: 0.435		F8 1-2			F5		1B 1B 2B 1-H 2-H	F9		4	1	1	2	0	0	2
Don Zimmer, R (1, 4) OBP: 0.333, SLG: 0.340			F6		F7		SH1-4 1B 1B 2-3	1B 1-2		4	0	2	0	0	0	0
Bob Anderson, R (1, 1) OBP: 0.000, SLG: 0.000 Moe Drabowsky, R (6, 1) Lou Johnson, R (5, PH) OBP: 0.263, SLG: 0.324 Ben Johnson, R (6, 1) Seth Morehead, L (6, 1) OBP: 0.667, SLG: 0.000 Moe Thacker, R (7, PH) OBP: 0.000, SLG: 0.067 Jerry Kindall, R (7, PH) OBP: 0.273, SLG: 0.346 Don Elston, R (6, 1) OBP: 0.111, SLG: 0.111 George Altman, L (8, PH) OBP: 0.400, SLG: 0.438 Dick Drott, R (9, 1) OBP: 0.125, SLG: 0.125			K		F9		SH1-4 1-2 3-H	P6		1 0 0 0 0 1 0 0 0 0 0 0 0 0 1 0 0 0 0 0 0 0 0 0 0 0 0 0 0 0 0 0 0 0 0 1 0 1 1 0 0 0 0 0 0 0 0 0 0 0 0 0 0 0 0 0 1 0 0 0 0 0 2 0 0 0 0 0 0 0						
Inning Stats	R: 0 E: 0 K: 1 S: 6 H: 1 LOB: 1 BB: 0 P: 6	R: 0 E: 0 K: 0 S: 2 H: 0 LOB: 0 BB: 1 P: 6	R: 0 E: 1 K: 1 S: 6 H: 1 LOB: 1 BB: 0 P: 6	R: 0 E: 0 K: 0 S: 3 H: 0 LOB: 1 BB: 1 P: 7	R: 0 E: 0 K: 0 S: 3 H: 0 LOB: 0 BB: 0 P: 3	R: 0 E: 0 K: 1 S: 6 H: 1 LOB: 1 BB: 0 P: 6	R: 3 E: 0 K: 0 S: 7 H: 4 LOB: 3 BB: 2 P: 15	R: 0 E: 0 K: 1 S: 7 H: 2 LOB: 2 BB: 0 P: 7	R: 0 E: 0 K: 0 S: 3 H: 0 LOB: 0 BB: 0 P: 3	1B: 7 2B: 2 3B: 0 HR: 0	SF: 0 SAC: 1 DP: 0 HBP: 0						

BOTTOM

Pittsburgh Pirates @ Chicago Cubs

Wrigley Field, Chicago, IL

Wed Jun 08 1960, 3:33 AM CDT

Att. 9,118 - Unknown

livebaseballscorecards.com

AB	34
R	3
H	9
RBI	3
BB	4
SO	4
LOB	17

WP: 0 PB: 0 SB: 0 CS: 1 PA: 39

PITCHER		IP	WLS	BF	H	R	ER	SO	BB	IBB	HBP	BLK	WP	HR	S	P	ERA	WHIP
Vinegar Bend Mizell, L ERA: 4.41	(1, 1)	6.0	W	26	6	3	3	3	3	0	0	0	0	0	29	41	4.50	1.500
Fred Green, L ERA: 3.18	(7, 1)	0.1		3	1	0	0	0	1	0	0	0	0	0	2	6	0.00	6.000
Roy Face, R ERA: 2.63	(7, 1)	2.2	S	10	2	0	0	1	0	0	0	0	0	0	12	12	0.00	0.750

PITCHER	IP	WLS	BF	H	R	ER	SO	BB	IBB	HBP	BLK	WP	HR	S	P	ERA	WHIP

Pittsburgh Pirates @ Chicago Cubs

Wrigley Field, Chicago, IL

Thu Jun 09 1960, 3:33 AM CDT

Att. 7,442 - Unknown

TOP

livebaseballscorecards.com

Batter	1	2	3	4	5	6	7	8	9	AB	R	H	RBI	BB	SO	LOB
Bill Virdon, L (1, 8) OBP: 0.294, SLG: 0.211	3-1		4-3		K		L4		E3 1B 1-2 2-3 3-H	5	1	0	1	0	1	2
Dick Groat, R (1, 6) OBP: 0.353, SLG: 0.388	L3		L9		6-3		5-3		L7	5	0	0	0	0	0	3
Bob Skinner, L (1, 7) OBP: 0.423, SLG: 0.565	3-1		K		P6			4-3	S 1B 1-3 2-H 3-H	5	0	1	2	0	1	0
Dick Stuart, R (1, 3) OBP: 0.302, SLG: 0.396 Joe Christopher, R (8, PR) Fred Green, R (8, 1) OBP: 0.600, SLG: 1.800		BB 2B 1B	BB 1B BB		5-3			G4-3 BB	1-3 1-2 3-H	2 0 1	2 0 0	1 0 0	0 0 0	2 0 0	0 0 0	0 0 1
Roberto Clemente, R (1, 9) OBP: 0.382, SLG: 0.542		2B BB 1-2	BB 1B BB 1-2		1B 1B			G4-3 1-2f	K	3	3	1	0	2	1	3
Hal Smith, R (1, 2) OBP: 0.379, SLG: 0.582 Dick Schofield, S (9, PR) OBP: 0.522, SLG: 0.389 Bob Oldis, R (9, 2) OBP: 0.200, SLG: 0.200		SH3-1 SF9 2B 1-H 2-H	1B BB 1-2 2-3		1B 1B 1-2				1B BB E BB	2 0 0	1 1 0	2 0 0	2 0 0	2 0 0	0 0 0	0 0 0
Don Hoak, R (1, 5) OBP: 0.340, SLG: 0.326		SH3-1 2-3	G3-6-1 1B 1-2 2-H 3-H		G6-4-3 1B 1-2 2-H				E E BB 1-2	2	1	2	3	1	0	0
Bill Mazeroski, R (1, 4) OBP: 0.271, SLG: 0.423		SF9 3-H	F7		G6-4-3 1-2f				E5 E 1B 1-3 2-H	3	1	1	1	0	0	4
Bob Friend, R (1, 1) OBP: 0.139, SLG: 0.088 Rocky Nelson, L (8, 3) OBP: 0.364, SLG: 0.385		K	G3-6-1 1-2f				1-3		E 1B BB	3 0	0 1	0 0	0 0	0 1	1 0	2 0
Inning Stats	R: 0 E: 0 K: 0 S: 3 H: 0 LOB: 0 BB: 0 P: 3	R: 3 E: 0 K: 1 S: 7 H: 2 LOB: 0 BB: 1 P: 11	R: 0 E: 0 K: 1 S: 5 H: 0 LOB: 0 BB: 0 P: 5	R: 2 E: 0 K: 0 S: 3 H: 1 LOB: 1 BB: 3 P: 15	R: 0 E: 0 K: 1 S: 5 H: 0 LOB: 0 BB: 0 P: 5	R: 1 E: 0 K: 0 S: 5 H: 3 LOB: 1 BB: 0 P: 5	R: 0 E: 0 K: 0 S: 3 H: 0 LOB: 0 BB: 0 P: 3	R: 0 E: 0 K: 0 S: 2 H: 0 LOB: 1 BB: 1 P: 6	R: 5 E: 2 K: 1 S: 8 H: 2 LOB: 2 BB: 3 P: 20	1B: 7 2B: 1 3B: 0 HR: 0 SF: 1 SAC: 1 DP: 3 HBP: 0						

	AB	31
	R	11
	H	8
	RBI	9
	BB	8
	SO	4
	LOB	15

WP: 0 PB: 0 SB: 2 CS: 0 PA: 41

PITCHER		IP	WLS	BF	H	R	ER	SO	BB	IBB	HBP	BLK	WP	HR	S	P	ERA	WHIP
Glen Hobbie, R ERA: 5.79	(1, 1)	3.0	L	14	2	5	5	2	3	0	0	0	0	0	15	27	15.00	1.667
Seth Morehead, L ERA: 4.13	(4, 1)	4.0		15	4	1	1	1	1	0	0	0	0	0	16	20	2.25	1.250
Dick Drott, R ERA: 6.15	(8, 1)	2.0		12	2	5	4	1	4	0	0	0	0	0	10	26	18.00	3.000

PITCHER	IP	WLS	BF	H	R	ER	SO	BB	IBB	HBP	BLK	WP	HR	S	P	ERA	WHIP

BOTTOM

Pittsburgh Pirates @ Chicago Cubs

Wrigley Field, Chicago, IL

Thu Jun 09 1960, 3:33 AM CDT

Att. 7,442 - Unknown

livebaseballscorecards.com

Batter	1	2	3	4	5	6	7	8	9	AB	R	H	RBI	BB	SO	LOB
Richie Ashburn, L (1, 8) OBP: 0.443, SLG: 0.360	1B 14 G6-4-3 1B		14 FC6-4 1-3 1B			4-3	L4			4	1	2	0	0	0	1
Bob Will, L (1, 9) OBP: 0.359, SLG: 0.465	14 G6-4-3 1-3 1B		K			14 HR BB		FC6-4 BB		2	1	1	0	2	1	2
14 Ernie Banks, R (1, 6) OBP: 0.365, SLG: 0.589	G6-4-3 1-2f 3-H		FC6-4 1-2f			1-H HR		L7		4	1	1	2	0	0	4
Ed Bouchee, L (1, 3) OBP: 0.361, SLG: 0.321	3-1			F9		FC5-4 1B		F9		4	0	1	0	0	0	1
Walt Moryn, L (1, 7) OBP: 0.377, SLG: 0.402		K		G3		F9		FC6-4 1-2f		3	0	0	0	0	1	1
Earl Averill, R (8, PH) (9, 7) OBP: 0.389, SLG: 0.426		K		6-3		FC5-4 1-2f			5-3	1 4	0 0	0 0	0 0	0 0	0 1	1 1
Frank Thomas, R (1, 5) OBP: 0.270, SLG: 0.455		4-3			K		5-3		6-3	4	0	0	0	0	1	0
Moe Thacker, R (1, 2) OBP: 0.143, SLG: 0.053			FC2-5 2B		K		5-3		L4	1 3	0 0	1 0	0 0	0 0	0 1	0 0
Don Zimmer, R (1, 4) OBP: 0.339, SLG: 0.357 Jerry Kindall, R (4, 4) OBP: 0.262, SLG: 0.333			FC2-5 1B 2-3		K		1B			1 1 1 0	0 0 0 0	0 0 1 0	0 0 0 0	0 0 0 0	0 1 0 0	1 0 0 0
Glen Hobbie, R (1, 1) OBP: 0.240, SLG: 0.136 Seth Morehead, L (4, 1) OBP: 0.077, SLG: 0.077 Dick Gernert, R (7, PH) OBP: 0.333, SLG: 0.303 Dick Drott, R (8, 1) OBP: 0.125, SLG: 0.125																
Inning Stats	R: 1 H: 2 E: 0 LOB: 0 K: 0 BB: 0 S: 4 P: 4	R: 0 H: 0 E: 0 LOB: 0 K: 2 BB: 0 S: 7 P: 7	R: 0 H: 2 E: 0 LOB: 2 K: 1 BB: 0 S: 7 P: 7	R: 0 H: 0 E: 0 LOB: 0 K: 0 BB: 0 S: 3 P: 3	R: 0 H: 0 E: 0 LOB: 0 K: 3 BB: 0 S: 9 P: 9	R: 2 H: 2 E: 0 LOB: 1 K: 0 BB: 1 S: 5 P: 9	R: 0 H: 1 E: 0 LOB: 1 K: 0 BB: 0 S: 4 P: 4	R: 0 H: 0 E: 0 LOB: 1 K: 0 BB: 1 S: 3 P: 7	R: 0 H: 0 E: 0 LOB: 0 K: 0 BB: 0 S: 3 P: 3	1B: 5 SF: 0 2B: 1 SAC: 0 3B: 0 DP: 1 HR: 1 HBP: 0							WP: 0 PA: 35 PB: 0 SB: 0 CS: 0

	AB	33
	R	3
	H	7
	RBI	2
	BB	2
	SO	6
	LOB	12

PITCHER		IP	WLS	BF	H	R	ER	SO	BB	IBB	HBP	BLK	WP	HR	S	P	ERA	WHIP
Bob Friend, R ERA: 2.27	(1, 1)	7.0	W	28	7	3	3	6	1	0	0	0	0	1	39	43	3.86	1.143
Fred Green, L ERA: 2.92	(8, 1)	2.0	S	7	0	0	0	0	1	0	0	0	0	0	6	10	0.00	0.500

PITCHER	IP	WLS	BF	H	R	ER	SO	BB	IBB	HBP	BLK	WP	HR	S	P	ERA	WHIP

Batter	1	2	3	4	5	6	7	8	9	AB	R	H	RBI	BB	SO	LOB
Bobby Del Greco, R (1, 8) OBP: 0.401, SLG: 0.488	SSS 0-3 ① K		BBBB 4-0 4-3 1B BB	SSS 0-3 ③ K			x 0-0 ③ F3			3	1	0	0	1	2	2
Alvin Dark, R (1, 5) OBP: 0.319, SLG: 0.337	x 0-0 ② L5		x 0-0 ② 4-3 1-2		x 0-0 ① 4-3			SSS 0-3 ① K		4	0	0	0	0	1	1
Tony Taylor, R (1, 4) OBP: 0.344, SLG: 0.409	x 0-0 ③ 6-3		x 0-0 BB 2-H 1B		x 0-0 ② L9			BBBB 4-0 BB		3	0	1	1	1	0	0
Wally Post, R (1, 7) OBP: 0.316, SLG: 0.414 Ruben Gomez, R (5, 1) OBP: 0.182, SLG: 0.100 Harry Anderson, L (8, PH) OBP: 0.330, SLG: 0.435 Humberto Robinson, R (8, 1) OBP: 0.250, SLG: 0.250		x 0-0 HBP 1B	BBBB 4-0 1-2 BB		SSS 0-3 ③ K			SSS 0-3 ② K		2 0 1 0	0 0 0 0	1 0 0 0	0 0 0 0	1 0 0 0	1 0 1 0	0 0 1 0
Ken Walters, R (1, 9) OBP: 0.310, SLG: 0.406		x 0-0 ① F8	x 0-0 ③ F2			x 0-0 ① F2		x 0-0 ③ F7		4	0	0	0	0	0	4
Pancho Herrera, R (1, 3) OBP: 0.325, SLG: 0.423		x 0-0 ② F8		x 0-0 FC3-5 BB 1B		x 0-0 G6-4-3 1B			SSS 0-3 ① K	4	0	2	0	0	1	1
Cal Neeman, R (1, 2) OBP: 0.278, SLG: 0.388		H 1-0 1-2 HBP		x 0-0 ① F4		x 0-0 ②③ G6-4-3 1-2f			x 0-0 ② F9	3	0	0	0	0	0	2
Bobby Malkmus, R (1, 6) OBP: 0.222, SLG: 0.246 Clay Dalrymple, L (7, PH) OBP: 0.357, SLG: 0.447 Ted Lepcio, R (7, 6) OBP: 0.250, SLG: 0.244		x 0-0 ③ F8		BBBB 4-0 FC3-5 1-2 BB			x 0-0 ① F8		x 0-0 ③ F8	1 1 1	0 0 0	0 0 0	0 0 0	1 0 0	0 0 0	2 0 0
Jim Owens, R (1, 1) OBP: 0.087, SLG: 0.045 Tony Curry, L (5, 7) OBP: 0.373, SLG: 0.536			x 0-0 ① 3-1	x 0-0 ② FC3-5 1-2 2-3			SSS 0-3 ② K			2 1	0 0	0 0	0 0	0 0	0 1	2 0
Inning Stats	R: 0 E: 0 K: 1 S: 5 H: 0 LOB: 0 BB: 0 P: 5	R: 0 E: 0 K: 0 S: 4 H: 1 LOB: 2 BB: 0 P: 5	R: 1 E: 0 K: 0 S: 4 H: 1 LOB: 2 BB: 2 P: 12	R: 0 E: 0 K: 1 S: 6 H: 1 LOB: 2 BB: 1 P: 10	R: 0 E: 0 K: 1 S: 5 H: 0 LOB: 0 BB: 0 P: 5	R: 0 E: 0 K: 0 S: 3 H: 1 LOB: 0 BB: 0 P: 3	R: 0 E: 0 K: 1 S: 5 H: 0 LOB: 0 BB: 0 P: 5	R: 0 E: 0 K: 2 S: 7 H: 0 LOB: 1 BB: 1 P: 11	R: 0 E: 0 K: 1 S: 5 H: 0 LOB: 0 BB: 0 P: 5	1B: 4 2B: 0 3B: 0 HR: 0	SF: 0 SAC: 0 DP: 1 HBP: 1						

PITCHER	IP	WLS	BF	H	R	ER	SO	BB	IBB	HBP	BLK	WP	HR	S	P	ERA	WHIP
Mark Freeman, R (1, 1) ERA: 2.33	9.0	W	35	4	1	1	7	4	0	1	0	0	0	44	61	1.00	0.889

PITCHER	IP	WLS	BF	H	R	ER	SO	BB	IBB	HBP	BLK	WP	HR	S	P	ERA	WHIP

TOP

Philadelphia Phillies @ Chicago Cubs

Wrigley Field, Chicago, IL

Fri Jun 10 1960, 3:33 AM CDT

Att. 5,077 - Overcast

livebaseballscorecards.com

AB	30
R	1
H	4
RBI	1
BB	4
SO	7
LOB	15

1B: 4	SF: 0	WP: 0	PA: 35
2B: 0	SAC: 0	PB: 0	
3B: 0	DP: 1	SB: 0	
HR: 0	HBP: 1	CS: 0	

Batter	1	2	3	4	5	6	7	8	9	AB	R	H	RBI	BB	SO	LOB
Richie Ashburn, L (1, 8) OBP: 0.454, SLG: 0.371	2B 1B		BBBB FC1-6 BB		1-2 14 E 1B		2B SF9 1B			3	3	3	0	1	0	0
Bob Will, L (1, 9) OBP: 0.356, SLG: 0.466	F6		FC1-6 1-2f 14 HR		F9		SF9 1-3 2B			4	1	1	0	0	0	4
14 Ernie Banks, R (1, 6) OBP: 0.368, SLG: 0.602	F7		1-H HR		E4 4-3 1-H 2-H		IBB			3	1	1	2	1	0	1
Ed Bouchee, L (1, 3) OBP: 0.364, SLG: 0.329	1-H 2B		BBBB BB		4-3 2-3		SF9 2-3 3-H			2	0	1	2	1	0	1
Walt Moryn, L (1, 7) OBP: 0.364, SLG: 0.385	F8		F7		4-3		F9			4	0	0	0	0	0	5
Frank Thomas, R (1, 5) OBP: 0.266, SLG: 0.446		5-3		SSS K		F9		F2		3	0	0	0	0	1	0
Jerry Kindall, R (7, 4) OBP: 0.259, SLG: 0.329										1	0	0	0	0	0	0
Jim Hegan, R (1, 2) OBP: 0.286, SLG: 0.714		F7		F4		SSS K		1B		4	0	1	0	0	1	0
Don Zimmer, R (1, 4) (7, 5) OBP: 0.336, SLG: 0.353		5-3		1B		5-3		SSS K		4	0	1	0	0	1	1
Mark Freeman, R (1, 1) OBP: 0.250, SLG: 0.250			SSS K		1B 14 E 1B		6-3	SSS K		4	1	1	0	0	2	1
Inning Stats	R: 1 E: 0 K: 0 S: 5 H: 2 LOB: 1 BB: 0 P: 5	R: 0 E: 0 K: 0 S: 3 H: 0 LOB: 0 BB: 0 P: 3	R: 2 E: 0 K: 1 S: 6 H: 1 LOB: 1 BB: 2 P: 14	R: 0 E: 0 K: 1 S: 5 H: 1 LOB: 1 BB: 0 P: 5	R: 2 E: 1 K: 0 S: 6 H: 2 LOB: 1 BB: 0 P: 6	R: 0 E: 0 K: 1 S: 5 H: 0 LOB: 0 BB: 0 P: 5	R: 1 E: 0 K: 0 S: 5 H: 2 LOB: 2 BB: 1 P: 9	R: 0 E: 0 K: 2 S: 8 H: 1 LOB: 1 BB: 0 P: 8		1B: 6 2B: 2 3B: 0 HR: 1	SF: 1 SAC: 0 DP: 0 HBP: 0					

PITCHER		IP	WLS	BF	H	R	ER	SO	BB	IBB	HBP	BLK	WP	HR	S	P	ERA	WHIP
Jim Owens, R ERA: 3.38	(1, 1)	4.1	L	21	6	5	3	2	2	0	0	0	0	1	23	31	6.23	1.846
Ruben Gomez, R ERA: 4.75	(5, 1)	2.2		11	2	1	1	1	0	1	0	0	0	0	12	16	3.38	0.750
Humberto Robinson, R ERA: 3.71	(8, 1)	1.0		4	1	0	0	2	0	0	0	0	0	0	8	8	0.00	1.000

PITCHER	IP	WLS	BF	H	R	ER	SO	BB	IBB	HBP	BLK	WP	HR	S	P	ERA	WHIP

BOTTOM

Philadelphia Phillies @ Chicago Cubs

Wrigley Field, Chicago, IL

Fri Jun 10 1960, 3:33 AM CDT

Att. 5,077 - Overcast

livebaseballscorecards.com

AB	32
R	6
H	9
RBI	4
BB	3
SO	5
LOB	13

WP: 0 PB: 0 SB: 0 CS: 0 PA: 36

Batter	1	2	3	4	5	6	7	8	9	AB	R	H	RBI	BB	SO	LOB
Bobby Del Greco, R (1, 8) OBP: 0.399, SLG: 0.473	L6	BBB FC6-4 1-2 BB			6-3		E5 E E	BBB 1B 4-3 1B BB	1-3	4	2	0	0	2	0	0
Alvin Dark, R (1, 5) OBP: 0.321, SLG: 0.339	BB 1B 1B	FC6-4 1-2f			BB S 1B		E4 1B E 1B 2-3	4-3 1-2		5	2	2	0	0	0	4
Tony Taylor, R (1, 4) OBP: 0.345, SLG: 0.406	SSS K		1-3		BBBB BB 1-2 BB		E3 1B 1-2 3-H	5-3 1B 1B 2-3 1B		4	1	1	0	1	1	2
Wally Post, R (1, 7) OBP: 0.350, SLG: 0.431 Bobby Gene Smith, R (7, PR) OBP: 0.296, SLG: 0.444 (7, 7)	BBBB 1B 1-2 BB		1B		BBBB 1-2 2-3 BB		1-2 2-3 1B	5-3 1-2 1B 3-H 1B		2 1	0 2	2 1	0 1	2 0	0 0	0 0
Ken Walters, R (1, 9) OBP: 0.313, SLG: 0.401	FC6 1-3 2-H 1B		6-3		4-3		BB 1B IBB	5-3 1-2 2-3		4	0	1	1	1	0	5
Pancho Herrera, R (1, 3) OBP: 0.333, SLG: 0.425	FC6 1-2f			G6-3 1B		5-3	1-2 2-H 3-H 1B	1B IBB		4	0	2	2	1	0	2
Ted Lepcio, R (1, 6) OBP: 0.255, SLG: 0.271 Harry Anderson, L (7, PH) OBP: 0.337, SLG: 0.435 Bobby Malkmus, R (7, PR) OBP: 0.234, SLG: 0.259 (7, 6)		6-3		G6-3 1-2f		BBB 2B	1-2 2-3 BB	1-3 2-H 3-H 1B		3 0 1	0 0 0	1 0 1	0 0 2	0 1 0	0 0 0	1 0 0
Cal Neeman, R (1, 2) OBP: 0.273, SLG: 0.389		FC4-5 2B		F3		F8	F9		5-3	5	0	1	0	0	0	4
Chris Short, R (1, 1)		FC4-5 BB 2-3			5-3	SSS K	3-1		SSS K	5	0	0	0	0	2	5
Inning Stats	R: 1 E: 0 K: 1 S: 7 H: 2 LOB: 2 BB: 1 P: 11	R: 0 E: 0 K: 0 S: 4 H: 1 LOB: 2 BB: 1 P: 8	R: 0 E: 0 K: 0 S: 3 H: 1 LOB: 1 BB: 0 P: 3	R: 0 E: 0 K: 0 S: 3 H: 1 LOB: 0 BB: 0 P: 3	R: 0 E: 0 K: 0 S: 4 H: 1 LOB: 3 BB: 2 P: 12	R: 0 E: 0 K: 1 S: 6 H: 1 LOB: 1 BB: 0 P: 6	R: 3 E: 3 K: 0 S: 7 H: 2 LOB: 3 BB: 2 P: 15	R: 3 E: 0 K: 0 S: 5 H: 3 LOB: 2 BB: 2 P: 13	R: 0 E: 0 K: 1 S: 5 H: 0 LOB: 0 BB: 0 P: 5	1B: 10 2B: 2 3B: 0 HR: 0 SF: 0 SAC: 0 DP: 1 HBP: 0						

TOP

Philadelphia Phillies @ Chicago Cubs

Wrigley Field, Chicago, IL

Sat Jun 11 1960, 3:33 AM CDT

Att. 13,166 - Unknown

livebaseballscorecards.com

AB	38
R	7
H	12
RBI	6
BB	8
SO	3
LOB	23

WP: 0 PA: 46
PB: 0
SB: 1
CS: 0

PITCHER		IP	WLS	BF	H	R	ER	SO	BB	IBB	HBP	BLK	WP	HR	S	P	ERA	WHIP
Dick Ellsworth, L ERA: 2.17	(1, 1)	4.2	L	22	6	1	1	1	4	0	0	0	0	0	20	36	1.93	2.143
Bob Anderson, R ERA: 4.38	(5, 1)	1.2		11	3	3	0	1	0	1	0	0	0	0	12	16	0.00	1.800
Don Elston, R ERA: 3.53	(7, 1)	1.2		10	3	3	3	0	2	1	0	0	0	0	7	19	16.20	3.000
Glen Hobbie, R ERA: 5.7	(9, 1)	1.0		3	0	0	0	1	0	0	0	0	0	0	5	5	0.00	0.000

PITCHER	IP	WLS	BF	H	R	ER	SO	BB	IBB	HBP	BLK	WP	HR	S	P	ERA	WHIP

Batter	1	2	3	4	5	6	7	8	9	AB	R	H	RBI	BB	SO	LOB
Richie Ashburn, L (1, 8) OBP: 0.455, SLG: 0.371	PO 14 BB 1B		1-3			F4		L5		3	0	1	0	1	0	0
Bob Will, L (1, 9) OBP: 0.346, SLG: 0.452	F5			4-3			F7		BBBB 14 FC6-4 BB	4	0	0	0	0	1	2
14 Ernie Banks, R (1, 6) OBP: 0.371, SLG: 0.615	BBBB 1-2 PO BB			6-3			L7		SSS K	3	1	1	1	1	0	1
Ed Bouchee, L (1, 3) OBP: 0.372, SLG: 0.335	PO 1-2 2-2			4-3			HR		FC6-4 BB 1-2f	3	0	2	0	1	0	0
Frank Thomas, R (1, 5) OBP: 0.260, SLG: 0.436		G6-4-3 1B			3-1		1B		BBBB 1-2 BB	4	0	0	0	0	0	4
Lou Johnson, R (1, 7) OBP: 0.262, SLG: 0.325		G6-4-3 1-2f			F6		F5		L8	3	0	1	0	0	0	0
Jim Hegan, R (1, 2) OBP: 0.222, SLG: 0.556 Earl Averill, R (8, PH) OBP: 0.382, SLG: 0.417 (9, 2)		1-3			F7			1B		2 1	0 0	0 0	0 0	0 0	1 1	0 1
Don Zimmer, R (1, 4) OBP: 0.328, SLG: 0.343			SSS K			6-3		SSS K		3	0	0	0	0	1	1
Dick Ellsworth, L (1, 1) OBP: 0.313, SLG: 0.083 Bob Anderson, R (5, 1) OBP: 0.240, SLG: 0.208 Don Elston, R (7, 1) OBP: 0.111, SLG: 0.111 Dick Gernert, R (8, PH) OBP: 0.324, SLG: 0.294 Glen Hobbie, R (9, 1) OBP: 0.240, SLG: 0.136			SSS K			5-3		F3		1 1 0 1 0	0 0 0 0 0	0 0 0 0 0	0 0 0 0 0	0 0 0 0 0	0 0 0 0 0	0 0 0 1 0
Inning Stats	R: 0 E: 0 K: 0 S: 2 H: 1 LOB: 1 BB: 1 P: 6	R: 0 E: 0 K: 0 S: 3 H: 1 LOB: 0 BB: 0 P: 3	R: 0 E: 0 K: 2 S: 7 H: 0 LOB: 0 BB: 0 P: 7	R: 0 E: 0 K: 0 S: 3 H: 0 LOB: 0 BB: 0 P: 3	R: 0 E: 0 K: 0 S: 3 H: 0 LOB: 0 BB: 0 P: 3	R: 0 E: 0 K: 0 S: 3 H: 0 LOB: 0 BB: 0 P: 3	R: 1 E: 0 K: 0 S: 5 H: 2 LOB: 1 BB: 0 P: 5	R: 0 E: 0 K: 1 S: 6 H: 1 LOB: 1 BB: 0 P: 6	R: 0 E: 0 K: 1 S: 5 H: 0 LOB: 2 BB: 2 P: 13	1B: 4 2B: 1 3B: 0 HR: 1	SF: 0 SAC: 0 DP: 2 HBP: 0						

PITCHER	IP	WLS	BF	H	R	ER	SO	BB	IBB	HBP	BLK	WP	HR	S	P	ERA	WHIP
Chris Short, L (1, 1) ERA: 1.65	9.0	W	32	5	1	1	4	3	0	0	0	0	1	37	49	1.00	0.889

PITCHER	IP	WLS	BF	H	R	ER	SO	BB	IBB	HBP	BLK	WP	HR	S	P	ERA	WHIP

BOTTOM

Philadelphia Phillies @ Chicago Cubs

Wrigley Field, Chicago, IL

Sat Jun 11 1960, 3:33 AM CDT

Att. 13,166 - Unknown

livebaseballscorecards.com

AB	29
R	1
H	5
RBI	1
BB	3
SO	4
LOB	10

Batter	1	2	3	4	5	6	7	8	9	10	AB	R	H	RBI	BB	SO	LOB
Bobby Del Greco, R (1, 8) OBP: 0.399, SLG: 0.466	1B	5-3		K		F9			G4-6-3 BB		4	1	1	0	1	1	1
Tony Curry, L (1, 7) OBP: 0.369, SLG: 0.526	1B		1-3	4-3		K			BB		4	1	1	0	0	1	1
Ken Walters, R (8, 7) (8, 9) OBP: 0.318, SLG: 0.401	1B SF9 1-2								G4-6-3 1-2 BB		0	0	0	0	1	0	0
Tony Taylor, R (1, 4) OBP: 0.351, SLG: 0.408	S SF9 SH1-3 1-3 2-H		1B S		E S 1B BB		5-3		G4-6-3 1-2f 2-3		4	3	2	1	1	0	2
Wally Post, R (1, 9) (8, 7) OBP: 0.341, SLG: 0.421	SF9 1-2 3-H		L9		FC4 CS BB 1-H 1B		K		F4		4	1	1	2	0	1	2
Alvin Dark, R (1, 5) OBP: 0.325, SLG: 0.339	SH1-3 2-H		2B 1-H 1B		F5		5-3			FC5-6 BB	3	1	1	2	1	0	1
Pancho Herrera, R (1, 3) OBP: 0.347, SLG: 0.440	1B		2B 1-H		FC4 1-2 BB			FC5-6 1B		FC5-6 1-2f	4	0	3	1	1	0	1
Cal Neeman, R (1, 2) OBP: 0.259, SLG: 0.368	F3		6-3		FC4 CS 1-2f 2-3			FC5-6 1-2f		1B 1-2	4	0	0	0	0	0	5
Ted Lepcio, R (8, PR) (8, 6) OBP: 0.268, SLG: 0.286											1	0	1	0	0	0	0
Bobby Malkmus, R (1, 6) OBP: 0.239, SLG: 0.250		6-3		SH1-4 BB	K 1-2 3-H			K		F4	2	0	0	0	1	1	1
Harry Anderson, L (8, PH) OBP: 0.333, SLG: 0.430											1	0	0	0	0	1	1
Jim Owens, R (8, 1) OBP: 0.087, SLG: 0.045											0	0	0	0	0	0	0
Bobby Gene Smith, R (10, PH) OBP: 0.286, SLG: 0.429											1	0	0	0	0	0	2
Humberto Robinson, R (10, 1) OBP: 0.250, SLG: 0.250											0	0	0	0	0	0	0
John Buzhardt, R (1, 1) OBP: 0.143, SLG: 0.143		K		SH1-4 1-2		K		3-1		F8	1	0	0	0	0	1	0
Ruben Gomez, R (3, 1) OBP: 0.167, SLG: 0.091											1	0	0	0	0	1	0
Turk Farrell, R (6, 1)											0	0	0	0	0	0	0
Clay Dalrymple, L (8, PH) OBP: 0.341, SLG: 0.425											2	0	0	0	0	0	3
(8, 2)																	

TOP

Philadelphia Phillies @ Chicago Cubs

Wrigley Field, Chicago, IL

Sun Jun 12 1960, 3:33 AM CDT

Att. 8,481 - Unknown

livebaseballscorecards.com

AB	36
R	7
H	10
RBI	6
BB	6
SO	7
LOB	20

Inning Stats	1	2	3	4	5	6	7	8	9	10	1B: 9	SF: 1	WP: 0	PA: 45
	R: 3 E: 0 K: 0 S: 7	H: 4 LOB: 1 BB: 0 P: 7	R: 0 E: 0 K: 1 S: 5	H: 0 LOB: 0 BB: 0 P: 5	R: 2 E: 0 K: 0 S: 6	H: 3 LOB: 1 BB: 0 P: 6	R: 0 E: 0 K: 1 S: 5	H: 0 LOB: 1 BB: 1 P: 9	R: 2 E: 0 K: 1 S: 6	H: 1 LOB: 1 BB: 2 P: 14	R: 0 E: 0 K: 2 S: 7	H: 0 LOB: 0 BB: 0 P: 7	R: 0 E: 0 K: 1 S: 5	H: 0 LOB: 0 BB: 0 P: 5	R: 0 E: 0 K: 1 S: 6	H: 1 LOB: 1 BB: 0 P: 6	R: 0 E: 0 K: 0 S: 2	H: 0 LOB: 1 BB: 2 P: 10	R: 0 E: 0 K: 0 S: 4	H: 1 LOB: 2 BB: 1 P: 8	2B: 1 3B: 0 HR: 0	SAC: 2 DP: 1 HBP: 0	PB: 0 SB: 3 CS: 2	

PITCHER	IP	WLS	BF	H	R	ER	SO	BB	IBB	HBP	BLK	WP	HR	S	P	ERA	WHIP
Moe Drabowsky, R (1, 1) ERA: 10.66	0.2		6	4	3	3	0	0	0	0	0	0	0	6	6	40.50	6.000
Ben Johnson, R (1, 1) ERA: 4.91	2.1		10	3	2	2	1	0	0	0	0	0	0	12	12	7.71	1.286
Dick Drott, R (4, 1) ERA: 6.06	2.0		10	1	2	1	2	3	0	0	0	0	0	11	23	4.50	2.000
Don Elston, R (6, 1) ERA: 3.3	3.0		10	1	0	0	4	0	0	0	0	0	0	18	18	0.00	0.333
Seth Morehead, L (9, 1) ERA: 4.02	1.1		7	1	0	0	0	3	0	0	0	0	0	4	16	0.00	3.000

PITCHER	IP	WLS	BF	H	R	ER	SO	BB	IBB	HBP	BLK	WP	HR	S	P	ERA	WHIP
Mark Freeman, R (10, 1) ERA: 2.25	0.2	W	2	0	0	0	0	0	0	0	0	0	0	2	2	0.00	0.000

Batter	1	2	3	4	5	6	7	8	9	10	AB	R	H	RBI	BB	SO	LOB
Richie Ashburn, L (1, 8) OBP: 0.460, SLG: 0.374	0-0 14 1B SH4-3 1B		0-0 ① L8		0-0 ② F7	B B B B 4-0 BB		B B B B 4-0 1-2 2-3 BB		0-0 3-H 1B	4	1	2	1	2	0	1
Bob Will, L (1, 9) OBP: 0.338, SLG: 0.439	0-0 ① SH4-3 1-2		0-0 ② L9		0-0 ③ F7	0-0 ③ F7		0-0 ③ L7			4	0	0	0	0	0	6
14 Ernie Banks, R (1, 6) OBP: 0.376, SLG: 0.618	0-0 2-H G6-4-3 1B		B B B B 4-0 1-2 1B BB			0-0 1B 1B 2B	0-0 ① 4-3		0-0 ① F3		4	1	2	1	1	0	0
Ed Bouchee, L (1, 3) OBP: 0.372, SLG: 0.337	0-0 ② ③ G6-4-3 1-2f		0-0 1-3 2-H 1B			0-0 S S S 1B 2B 2-3 1B	0-3 ② K		0-3 ② S S S K		5	1	2	1	0	2	1
Walt Moryn, L (1, 7) OBP: 0.365, SLG: 0.386		S S S 0-3 ① K	0-0 ③ F4			0-0 S S S 1-3 2B 3-H 1B	0-3 ③ K		0-0 1B 1B		5	1	2	1	0	2	2
Frank Thomas, R (1, 5) OBP: 0.263, SLG: 0.435	0-0 G5-4-3 1B		0-0 ① 6-3			0-0 ① F5		0-0 ① F8	0-0 ③ 1-3 1B		5	0	2	0	0	0	2
Jim Hegan, R (1, 2) OBP: 0.182, SLG: 0.455 Sammy Taylor, L (6, PH) OBP: 0.364, SLG: 0.475 Jerry Kindall, R (7, 4) OBP: 0.264, SLG: 0.345	0-0 ② ③ G5-4-3 1-2f		0-0 ② L7			0-0 1-H 3-H 1B 2B		0-0 BB 2B	S S S 0-3 ① K		2 1 2	0 1 0	0 1 1	0 2 0	0 0 1	0 0 0	1 0 0
Don Zimmer, R (1, 4) OBP: 0.331, SLG: 0.355 Earl Averill, R (6, PH) OBP: 0.397, SLG: 0.431 (7, 2)		0-0 1B 2B	0-0 ③ F8			0-0 3-H SH3-4 1B	S S S 0-3 ② K		0-0 E 1B		2 3	1 1	1 2	0 1	0 0	0 1	0 1
Moe Drabowsky, R (1, 1) Ben Johnson, R (1, 1) George Altman, L (3, PH) OBP: 0.371, SLG: 0.444 Bob Anderson, R (3, PH) OBP: 0.280, SLG: 0.308 Dick Drott, R (4, 1) OBP: 0.000, SLG: 0.105 Dick Gernert, R (5, PH) OBP: 0.219, SLG: 0.286 Don Elston, R (6, 1) OBP: 0.000, SLG: 0.000 Lou Johnson, R (8, PH) OBP: 0.276, SLG: 0.305 Seth Morehead, L (9, 1) OBP: 0.000, SLG: 0.000 Mark Freeman, R (10, 1) OBP: 0.000, SLG: 0.000			0-0 2-H 14 BB 1B 1B		S S S 0-3 ① K	0-0 ② SH3-4 1-2	B B B B 4-0 BB BB		0-0 ② SH5-4 1-3	0 0 0 0 0 0 0 0 0 0 0 0 0 0 1 0 1 1 0 0 0 0 1 0 0 0 0 0 0 0 0 0 0 0 0 1 0 0 0 0 1 0 0 0 0 0 0 0 0 0 0 0 0 0 1 0 0 0 0 0 0 0 0 0 0 0 0 0 0 0							
Inning Stats	R: 1 E: 0 K: 0 S: 4 H: 2 LOB: 0 BB: 0 P: 4	R: 0 E: 0 K: 1 S: 5 H: 1 LOB: 0 BB: 0 P: 5	R: 2 E: 0 K: 0 S: 6 H: 3 LOB: 2 BB: 1 P: 10	R: 0 E: 0 K: 0 S: 3 H: 0 LOB: 0 BB: 0 P: 3	R: 0 E: 0 K: 1 S: 5 H: 0 LOB: 0 BB: 0 P: 5	R: 4 E: 0 K: 0 S: 8 H: 5 LOB: 2 BB: 1 P: 12	R: 0 E: 0 K: 2 S: 7 H: 0 LOB: 0 BB: 0 P: 7	R: 0 E: 0 K: 1 S: 6 H: 1 LOB: 3 BB: 2 P: 14	R: 0 E: 0 K: 1 S: 6 H: 2 LOB: 2 BB: 0 P: 6	R: 1 E: 1 K: 1 S: 6 H: 2 LOB: 1 BB: 0 P: 6	1B: 12 2B: 4 3B: 0 HR: 0	SF: 0 SAC: 3 DP: 2 HBP: 0					

PITCHER		IP	WLS	BF	H	R	ER	SO	BB	IBB	HBP	BLK	WP	HR	S	P	ERA	WHIP
John Buzhardt, R ERA: 3.72	(1, 1)	2.2		12	5	3	3	1	1	0	0	0	0	0	13	17	10.12	2.250
Ruben Gomez, R ERA: 5.07	(3, 1)	2.1		11	4	3	3	1	0	0	0	0	0	0	13	13	11.57	1.714
Turk Farrell, R ERA: 2.66	(6, 1)	2.0		9	2	1	1	2	1	0	0	0	0	0	12	16	4.50	1.500
Jim Owens, R ERA: 3.28	(8, 1)	2.0		10	3	0	0	2	2	0	0	0	0	0	12	20	0.00	2.500
Humberto Robinson, R ERA: 3.62	(10, 1)	0.2	L	4	2	1	0	1	0	0	0	0	0	0	6	6	0.00	3.000

PITCHER	IP	WLS	BF	H	R	ER	SO	BB	IBB	HBP	BLK	WP	HR	S	P	ERA	WHIP

BOTTOM

Philadelphia Phillies @ Chicago Cubs

Wrigley Field, Chicago, IL

Sun Jun 12 1960, 3:33 AM CDT

Att. 8,481 - Unknown

livebaseballscorecards.com

AB	39
R	8
H	16
RBI	8
BB	4
SO	7
LOB	14

WP: 0 PB: 0 SB: 0 CS: 0 PA: 46

Batter	1	2	3	4	5	6	7	8	9	AB	R	H	RBI	BB	SO	LOB
Richie Ashburn, L (1, 8) OBP: 0.464, SLG: 0.369	F6		BB		14 1-3 SH1-3 BB		SH2-4 WP BB		F4	2	0	0	0	3	0	0
Bob Will, L (1, 9) OBP: 0.331, SLG: 0.430	K		K		SH1-3 1-2		SH2-4 1-3		F8	3	0	0	0	0	2	2
14 Ernie Banks, R (1, 6) OBP: 0.372, SLG: 0.623	F8			HR	1-3 2-3		F7		6-3	5	1	1	1	0	0	2
Ed Bouchee, L (1, 3) OBP: 0.370, SLG: 0.331		4-3		BB 1B BB	4-3		4-3			3	1	0	0	1	0	2
Walt Moryn, L (1, 7) OBP: 0.353, SLG: 0.371		K		F6		5-3		F8		4	0	0	0	0	1	1
Lou Johnson, R (8, 7) OBP: 0.279, SLG: 0.325										0	0	0	0	0	0	0
Frank Thomas, R (1, 5) OBP: 0.274, SLG: 0.456		K		1B 1-2 BB		HR		WP 1B		3	1	2	1	1	1	0
Jerry Kindall, R (8, 4) OBP: 0.264, SLG: 0.345										0	0	0	0	0	0	0
Earl Averill, R (1, 2) OBP: 0.387, SLG: 0.418			G3 WP 1B	F5		5-3		F8 1-2		4	0	1	0	0	0	3
Don Zimmer, R (1, 4) (8, 5) OBP: 0.344, SLG: 0.358			G3 1-3	1-2 2-H 1B		BB		IBB		2	0	1	1	2	0	1
Glen Hobbie, R (1, 1) OBP: 0.207, SLG: 0.115			6-3	K		K		K		4	0	0	0	0	3	6
Inning Stats	R: 0 E: 0 K: 1 S: 5 H: 0 LOB: 0 BB: 0 P: 5	R: 0 E: 0 K: 2 S: 7 H: 0 LOB: 0 BB: 0 P: 7	R: 0 E: 0 K: 1 S: 6 H: 1 LOB: 2 BB: 1 P: 10	R: 2 E: 0 K: 1 S: 7 H: 2 LOB: 2 BB: 2 P: 15	R: 0 E: 0 K: 0 S: 3 H: 0 LOB: 1 BB: 1 P: 7	R: 1 E: 0 K: 1 S: 6 H: 1 LOB: 1 BB: 1 P: 10	R: 0 E: 0 K: 0 S: 3 H: 0 LOB: 1 BB: 1 P: 7	R: 0 E: 0 K: 1 S: 6 H: 1 LOB: 2 BB: 1 P: 10	R: 0 E: 0 K: 0 S: 3 H: 0 LOB: 0 BB: 0 P: 3	1B: 3 2B: 0 3B: 0 HR: 2	SF: 0 SAC: 2 DP: 0 HBP: 0						

TOP

Chicago Cubs @ Milwaukee Braves

Milwaukee County Stadium, Milwaukee, WI

Tue Jun 14 1960, 8:05 PM EDT

Att. 17,848 - Unknown

livebaseballscorecards.com

AB	30
R	3
H	5
RBI	3
BB	7
SO	7
LOB	17

WP: 3 PB: 0 SB: 0 CS: 0 PA: 39

PITCHER		IP	WLS	BF	H	R	ER	SO	BB	IBB	HBP	BLK	WP	HR	S	P	ERA	WHIP
Bob Buhl, R ERA: 3.77	(1, 1)	8.0	L	36	5	3	3	7	6	1	0	0	3	2	43	71	3.38	1.375
Ron Piche, R ERA: 10.38	(9, 1)	1.0		3	0	0	0	0	0	0	0	0	0	0	3	3	0.00	0.000

PITCHER	IP	WLS	BF	H	R	ER	SO	BB	IBB	HBP	BLK	WP	HR	S	P	ERA	WHIP

Batter	1	2	3	4	5	6	7	8	9	AB	R	H	RBI	BB	SO	LOB
Bill Bruton, L (1, 8) OBP: 0.327, SLG: 0.471	BBBB 4-0 1-3 BB		x 0-0 ② F8			x 0-0 ① 4-3		x 0-0 ③ 4-3		3	0	0	0	1	0	0
Red Schoendienst, S (1, 4) OBP: 0.273, SLG: 0.272	x 0-0 ① 1-3 1-2		x 0-0 ③ 3-1			x 0-0 ② 4-3			x 0-0 ① 4-3	4	0	0	0	0	0	1
Eddie Mathews, L (1, 5) OBP: 0.433, SLG: 0.604	SSS 0-3 ② K			x 0-0 ① 4-3		x 0-0 ③ 4-3			x 0-0 HR	4	1	1	1	0	1	1
Hank Aaron, R (1, 9) OBP: 0.335, SLG: 0.544	x 0-0 ③ 1-3			BBBB 4-0 FC4 BB			SSS 0-3 ① K		SSS 0-3 ② K	3	0	0	0	1	2	1
Joe Adcock, R (1, 3) OBP: 0.389, SLG: 0.522		SSS 0-3 ① K		x 0-0 ② FC4 1-2f			x 0-0 ② 4-3		x 0-0 ③ F8	4	0	0	0	0	1	1
Wes Covington, L (1, 7) OBP: 0.324, SLG: 0.493		BBBB 4-0 BB		SSS 0-3 ③ K			x 0-0 ③ F8			2	0	0	0	1	1	1
Del Crandall, R (1, 2) OBP: 0.286, SLG: 0.467		x 0-0 ② F5		H 1-0 G1-6-3 HBP				x 0-0 HR		2	1	1	1	0	0	1
Johnny Logan, R (1, 6) OBP: 0.310, SLG: 0.340		x 0-0 ③ 4-3		x 0-0 ①② G1-6-3 1-2f				x 0-0 ① F3		3	0	0	0	0	0	2
Bob Buhl, R (1, 1) OBP: 0.143, SLG: 0.143			x 0-0 ① 1-3	x 0-0 ③ L1				x 0-0 ② F7		2	0	0	0	0	0	0
Eddie Haas, L (8, PH) OBP: 0.250, SLG: 0.250										1	0	0	0	0	0	0
Ron Piche, R (9, 1)										0	0	0	0	0	0	0
Inning Stats	R: 0 H: 0 E: 0 LOB: 1 K: 1 BB: 1 S: 5 P: 9	R: 0 H: 0 E: 0 LOB: 1 K: 1 BB: 1 S: 5 P: 9	R: 0 H: 0 E: 0 LOB: 0 K: 0 BB: 0 S: 3 P: 3	R: 0 H: 0 E: 0 LOB: 1 K: 1 BB: 1 S: 5 P: 9	R: 0 H: 0 E: 0 LOB: 0 K: 0 BB: 0 S: 2 P: 3	R: 0 H: 0 E: 0 LOB: 0 K: 0 BB: 0 S: 3 P: 3	R: 0 H: 0 E: 0 LOB: 0 K: 1 BB: 0 S: 5 P: 5	R: 1 H: 1 E: 0 LOB: 0 K: 0 BB: 0 S: 4 P: 4	R: 1 H: 1 E: 0 LOB: 0 K: 1 BB: 0 S: 6 P: 6	1B: 0 SF: 0 2B: 0 SAC: 0 3B: 0 DP: 1 HR: 2 HBP: 1						

PITCHER	IP	WLS	BF	H	R	ER	SO	BB	IBB	HBP	BLK	WP	HR	S	P	ERA	WHIP
Glen Hobbie, R (1, 1) ERA: 5.26	9.0	W	32	2	2	2	5	3	0	1	0	0	2	38	51	2.00	0.556

PITCHER	IP	WLS	BF	H	R	ER	SO	BB	IBB	HBP	BLK	WP	HR	S	P	ERA	WHIP

BOTTOM

Chicago Cubs @ Milwaukee Braves

County Stadium, Milwaukee, WI

Tue Jun 14 1960, 8:05 PM EDT

Att. 17,848 - Unknown

livebaseballscorecards.com

AB	28
R	2
H	2
RBI	2
BB	3
SO	5
LOB	8

Chicago Cubs @ Milwaukee Braves

Milwaukee County Stadium, Milwaukee, WI

Wed Jun 15 1960, 8:05 PM EDT

Unknown

TOP

livebaseballscorecards.com

Batter	1	2	3	4	5	6	7	8	9	AB	R	H	RBI	BB	SO	LOB
Richie Ashburn, L (1, 8) OBP: 0.460, SLG: 0.367	K		K			F7			1B 14 1B	4	1	1	0	0	2	0
Bob Will, L (1, 9) OBP: 0.335, SLG: 0.432	14 F8			F6		1-3			14 1B 1-3 HR	4	1	2	0	0	0	0
14 Ernie Banks, R (1, 6) OBP: 0.370, SLG: 0.615	F8 1-2			6-3		F9			HR 1-3 3-H	4	1	1	1	0	0	1
Ed Bouchee, L (1, 3) OBP: 0.373, SLG: 0.353		3-1		1B			K		HR 1-H 3-H	4	1	2	3	0	1	0
Earl Averill, R (1, 2) OBP: 0.364, SLG: 0.390		5-3		K			F6		K	4	0	0	0	0	2	1
Frank Thomas, R (1, 5) OBP: 0.278, SLG: 0.454 Seth Morehead, L (9, 1) OBP: 0.077, SLG: 0.077 Dick Drott, R (9, 1) OBP: 0.125, SLG: 0.125		BB			K 1B		K		5-3	3 0 0	0 0 0	1 0 0	0 0 0	1 0 0	1 0 0	0 0 0
Don Zimmer, R (1, 4) OBP: 0.333, SLG: 0.345 (9, 5)		F4		F4				5-3	6-3	4	0	0	0	0	0	2
Lou Johnson, R (1, 7) OBP: 0.283, SLG: 0.326			6-3	1-2 1B				K		3	0	1	0	0	1	0
Dick Ellsworth, L (1, 1) OBP: 0.278, SLG: 0.071 Don Elston, R (6, 1) OBP: 0.111, SLG: 0.111 Dick Gernert, R (8, PH) OBP: 0.308, SLG: 0.278 Moe Drabowsky, R (8, 1) Jerry Kindall, R (9, 4) OBP: 0.264, SLG: 0.345			K	K 2-3				F8		2 0 1 0 0	0 0 0 0 0	0 0 0 0 0	0 0 0 0 0	0 0 0 0 0	2 0 0 0 0	2 0 0 0 0
Inning Stats	R: 0 E: 0 K: 1 S: 5 H: 1 LOB: 0 BB: 0 P: 5	R: 0 E: 0 K: 0 S: 3 H: 0 LOB: 1 BB: 1 P: 7	R: 0 E: 0 K: 2 S: 7 H: 0 LOB: 0 BB: 0 P: 7	R: 0 E: 0 K: 1 S: 6 H: 1 LOB: 1 BB: 0 P: 6	R: 0 E: 0 K: 1 S: 6 H: 2 LOB: 1 BB: 0 P: 6	R: 0 E: 0 K: 0 S: 3 H: 0 LOB: 0 BB: 0 P: 3	R: 0 E: 0 K: 2 S: 7 H: 0 LOB: 0 BB: 0 P: 7	R: 0 E: 0 K: 1 S: 5 H: 0 LOB: 0 BB: 0 P: 5	R: 4 E: 0 K: 1 S: 9 H: 4 LOB: 0 BB: 0 P: 9	1B: 7 2B: 0 3B: 0 HR: 1	SF: 0 SAC: 0 DP: 0 HBP: 0						

	AB	33
	R	4
	H	8
	RBI	4
	BB	1
	SO	9
	LOB	6

WP: 0 PB: 0 SB: 0 CS: 0 PA: 34

PITCHER		IP	WLS	BF	H	R	ER	SO	BB	IBB	HBP	BLK	WP	HR	S	P	ERA	WHIP
Warren Spahn, L ERA: 4.24	(1, 1)	8.0		30	7	3	3	8	1	0	0	0	0	0	45	49	3.38	1.000
Don McMahon, R ERA: 6.84	(9, 1)	1.0	W	4	1	1	1	1	0	0	0	0	0	1	6	6	9.00	1.000

PITCHER	IP	WLS	BF	H	R	ER	SO	BB	IBB	HBP	BLK	WP	HR	S	P	ERA	WHIP

Batter	1	2	3	4	5	6	7	8	9	AB	R	H	RBI	BB	SO	LOB
Bill Bruton, L (1, 8) OBP: 0.324, SLG: 0.474	E8 3B	F2			6-3	4-3		F8		5	1	1	0	0	0	4
Felix Mantilla, R (1, 4) OBP: 0.269, SLG: 0.422	5-3		6-3		6-3		K		F9 BB 1B 1B	5	1	1	0	0	1	0
Eddie Mathews, L (1, 5) OBP: 0.432, SLG: 0.593	K		G3		1B BB		4-3		1B 1-2 1B BB	3	1	0	0	2	1	0
Hank Aaron, R (1, 9) OBP: 0.341, SLG: 0.543	BB BB		K		1-2 1B		S 1B		F9 2-3	4	0	2	0	1	1	2
Joe Adcock, R (1, 3) OBP: 0.390, SLG: 0.514	1-2 BB		6-3		F7		L5 1-2		1B 1-3 3-H 1B	4	0	1	1	1	0	4
Wes Covington, L (1, 7) OBP: 0.333, SLG: 0.521 Al Spangler, L (8, PR) OBP: 0.300, SLG: 0.356 (9, 7)	F8			1-3		1B 1B		WP 3B	1-2 1B 3-H	4 1	0 1	2 1	0 1	0 0	0 0	2 0
Del Crandall, R (1, 2) OBP: 0.285, SLG: 0.461		5-3		F4		CS 1-3 1B		6-3 3-H		4	0	1	0	0	0	0
Johnny Logan, R (1, 6) OBP: 0.327, SLG: 0.354		1B		1B		1-2 2B BB		1B		3	1	3	0	1	0	0
Warren Spahn, L (1, 1) OBP: 0.156, SLG: 0.241 Don McMahon, R (9, 1)		K		4-3		1-H 2B		K		4 0	0 0	1 0	1 0	0 0	2 0	4 0
Inning Stats	R: 1 H: 1 E: 1 LOB: 2 K: 1 BB: 2 S: 6 P: 14	R: 0 H: 1 E: 0 LOB: 1 K: 1 BB: 0 S: 6 P: 6	R: 0 H: 0 E: 0 LOB: 1 K: 1 BB: 0 S: 6 P: 6	R: 0 H: 1 E: 0 LOB: 1 K: 0 BB: 0 S: 4 P: 4	R: 0 H: 1 E: 0 LOB: 2 K: 0 BB: 1 S: 4 P: 8	R: 1 H: 3 E: 0 LOB: 1 K: 0 BB: 1 S: 4 P: 8	R: 0 H: 1 E: 0 LOB: 1 K: 1 BB: 0 S: 6 P: 6	R: 1 H: 2 E: 0 LOB: 2 K: 1 BB: 0 S: 7 P: 7	R: 2 H: 3 E: 0 LOB: 2 K: 0 BB: 1 S: 4 P: 8	1B: 10 SF: 0 2B: 1 SAC: 0 3B: 2 DP: 0 HR: 0 HBP: 0						

PITCHER		IP	WLS	BF	H	R	ER	SO	BB	IBB	HBP	BLK	WP	HR	S	P	ERA	WHIP
Dick Ellsworth, L ERA: 1.94	(1, 1)	5.1		25	6	2	1	3	3	0	0	0	0	0	28	40	1.69	1.688
Don Elston, R ERA: 3.38	(6, 1)	1.2		7	2	0	0	1	1	0	0	0	0	0	8	12	0.00	1.800
Moe Drabowsky, R ERA: 10.54	(8, 1)	1.0		5	2	1	1	1	0	0	0	0	1	0	7	7	9.00	2.000
Seth Morehead, L ERA: 4.33	(9, 1)	0.1	L	4	2	2	2	0	1	0	0	0	0	0	3	7	54.00	9.000
Dick Drott, R ERA: 6.06	(9, 1)	0.0		1	1	0	0	0	0	0	0	0	0	0	1	1	∞	∞

PITCHER	IP	WLS	BF	H	R	ER	SO	BB	IBB	HBP	BLK	WP	HR	S	P	ERA	WHIP

BOTTOM

Chicago Cubs @ Milwaukee Braves

Milwaukee County Stadium, Milwaukee, WI

Wed Jun 15 1960, 8:05 PM EDT

Unknown

livebaseballscorecards.com

AB	37
R	5
H	13
RBI	3
BB	5
SO	5
LOB	16

Chicago Cubs @ Milwaukee Braves

Milwaukee County Stadium, Milwaukee, WI

Wed Jun 15 1960, 8:05 PM EDT

Att. 26,575 - Unknown

TOP

livebaseballscorecards.com

Batter	1	2	3	4	5	6	7	8	9	AB	R	H	RBI	BB	SO	LOB
Richie Ashburn, L (1, 8) OBP: 0.459, SLG: 0.361	F7		K		5-3		WP, BB	1B, 14, 1B, BB		3	1	0	0	2	1	0
Bob Will, L (1, 9) OBP: 0.343, SLG: 0.433	14, FC3-6, 1B		BB		F5		K	14, 1B, 1B		4	0	2	2	1	1	2
14 Ernie Banks, R (1, 6) OBP: 0.366, SLG: 0.604	FC3-6, S		F9		K			F8; E4, 1B, 1B; K		5	0	1	1	0	1	2
Ed Bouchee, L (1, 3) OBP: 0.364, SLG: 0.343	F9			4-3		4-3				5	1	0	0	0	1	3
Walt Moryn, L (1, 7) OBP: 0.366, SLG: 0.385		1B, CS, 1B		HR, 1B		G3		1B, 1B, 1B	K	4	2	3	0	0	0	0
Lou Johnson, R (9, PH) OBP: 0.277, SLG: 0.318 (9, 7)										1	0	0	0	0	1	0
Frank Thomas, R (1, 5) OBP: 0.281, SLG: 0.468		K		HR		L7		BB, 1B, FC6-4, 1B	5-3	5	2	2	3	0	1	1
Don Zimmer, R (1, 4) OBP: 0.333, SLG: 0.345										3	0	1	0	0	0	0
Sammy Taylor, L (8, PH) OBP: 0.378, SLG: 0.488		1B		1-3		6-3		FC6-4, BB, 1B	6-3	1	0	1	1	0	0	0
Jerry Kindall, R (8, PR) OBP: 0.261, SLG: 0.341 (8, 4)										1	1	0	0	0	0	0
Jim Hegan, R (1, 2) OBP: 0.214, SLG: 0.385		F5		HBP			K	FC6-4, BB		2	0	0	0	0	1	2
Earl Averill, R (8, PH) OBP: 0.373, SLG: 0.390 (8, 2)										0	0	0	0	1	0	0
Bob Anderson, R (1, 1) OBP: 0.231, SLG: 0.200			K	K			3B	FC6-4, BB, 1B		1	0	0	0	0	1	0
Seth Morehead, L (3, 1) OBP: 0.071, SLG: 0.071										1	0	0	0	0	1	1
George Altman, L (7, PH) OBP: 0.320, SLG: 0.485										1	0	1	0	0	0	0
Moe Drabowsky, R (7, 1)										0	0	0	0	0	0	0
Dick Gernert, R (8, PH) OBP: 0.300, SLG: 0.270										1	1	0	1	0	0	2
Don Elston, R (8, 1) OBP: 0.111, SLG: 0.111										0	0	0	0	0	0	0
Inning Stats	R: 0 E: 0 K: 0 S: 4 H: 1 LOB: 1 BB: 0 P: 4	R: 0 E: 0 K: 1 S: 6 H: 2 LOB: 1 BB: 0 P: 6	R: 0 E: 0 K: 2 S: 7 H: 0 LOB: 1 BB: 1 P: 11	R: 2 E: 0 K: 1 S: 7 H: 2 LOB: 1 BB: 0 P: 8	R: 0 E: 0 K: 1 S: 5 H: 0 LOB: 0 BB: 0 P: 5	R: 0 E: 0 K: 0 S: 3 H: 0 LOB: 0 BB: 0 P: 3	R: 0 E: 0 K: 2 S: 8 H: 1 LOB: 2 BB: 1 P: 12	R: 6 E: 1 K: 1 S: 11 H: 5 LOB: 2 BB: 2 P: 19	R: 0 E: 0 K: 1 S: 5 H: 0 LOB: 0 BB: 0 P: 5	1B: 9 2B: 0 3B: 1 HR: 1 SF: 0 SAC: 0 DP: 0 HBP: 1	WP: 1 PB: 0 SB: 1 CS: 1 PA: 43					

	AB	38
	R	8
	H	11
	RBI	8
	BB	4
	SO	9
	LOB	13

PITCHER		IP	WLS	BF	H	R	ER	SO	BB	IBB	HBP	BLK	WP	HR	S	P	ERA	WHIP
Carl Willey, R ERA: 3.71	(1, 1)	7.1		33	8	5	3	7	2	0	1	0	1	1	44	53	3.68	1.364
Ron Piche, R ERA: 10.38	(8, 1)	0.0	L	2	1	0	0	0	1	0	0	0	0	0	1	5	∞	∞
Lew Burdette, R ERA: 3.96	(8, 1)	0.1		4	2	3	0	0	1	0	0	0	0	0	3	7	0.00	9.000
Ken MacKenzie, L ERA: 6.48	(8, 1)	1.1		4	0	0	0	2	0	0	0	0	0	0	8	8	0.00	0.000

PITCHER	IP	WLS	BF	H	R	ER	SO	BB	IBB	HBP	BLK	WP	HR	S	P	ERA	WHIP

BOTTOM

Chicago Cubs @ Milwaukee Braves

Milwaukee County Stadium, Milwaukee, WI

Wed Jun 15 1960, 8:05 PM EDT

Att. 26,575 - Unknown

livebaseballscorecards.com

Batter	1	2	3	4	5	6	7	8	9	AB	R	H	RBI	BB	SO	LOB
Bill Bruton, L (1, 8) OBP: 0.316, SLG: 0.463	3-1		E1 1B HR	G3			F7		G6-4-3 1-2f 2-3	5	1	0	0	0	0	2
Red Schoendienst, S (1, 4) OBP: 0.279, SLG: 0.277 Joe Adcock, R (9, PH) OBP: 0.387, SLG: 0.511	G3 1B		1-3 HR 1B		F3		F8		F3	4 1	1 0	2 0	0 0	0 0	0 0	0 1
Eddie Mathews, L (1, 5) OBP: 0.438, SLG: 0.632	G3 1-2		1-H 3-H HR		BLK 6-3 1B		HR			4	2	3	4	0	0	1
Hank Aaron, R (1, 9) OBP: 0.340, SLG: 0.535	K		B B B BB 1B		6-3 1-2		F4			3	0	0	0	1	1	2
Wes Covington, L (1, 7) OBP: 0.341, SLG: 0.558		HR	1-3 1B		S S S K 2-3			3-1		4	1	2	1	0	1	1
Frank Torre, L (1, 3) OBP: 0.200, SLG: 0.194		F9	F4			3-1		6-3		4	0	0	0	0	0	2
Charlie Lau, L (1, 2) OBP: 0.280, SLG: 0.333		B B B G4-3 BB	F9			1B		F9		3	0	1	0	1	0	2
Johnny Logan, R (1, 6) OBP: 0.325, SLG: 0.351		G4-3 1-2f		4-3		F4			G6-4-3 1B 1B	4	0	1	0	0	0	2
Carl Willey, R (1, 1) Ron Piche, R (8, 1) Lew Burdette, R (8, 1) OBP: 0.206, SLG: 0.200 Ken MacKenzie, R (8, 1) Eddie Haas, L (9, PH) OBP: 0.400, SLG: 0.400			4-3	S S S K		4-3			G6-4-3 1-2 1B	3 0 0 0 1	0 0 0 0 0	0 0 0 0 1	0 0 0 0 0	0 0 0 0 1	1 0 0 0 0	1 0 0 0 0

	AB	36
	R	5
	H	10
	RBI	5
	BB	2
	SO	3
	LOB	14

Inning Stats	1	2	3	4	5	6	7	8	9
	R: 0 E: 0 K: 1 S: 6	H: 1 LOB: 1 BB: 0 P: 6	R: 1 E: 0 K: 0 S: 3	H: 1 LOB: 0 BB: 1 P: 7	R: 3 E: 1 K: 0 S: 7	H: 3 LOB: 2 BB: 1 P: 11	R: 0 E: 0 K: 1 S: 5	H: 0 LOB: 0 BB: 0 P: 5	R: 0 E: 0 K: 1 S: 6	H: 1 LOB: 1 BB: 0 P: 6
	R: 0 E: 0 K: 0 S: 4	H: 1 LOB: 1 BB: 0 P: 4	R: 1 E: 0 K: 0 S: 4	H: 1 LOB: 0 BB: 0 P: 4	R: 0 E: 0 K: 0 S: 3	H: 0 LOB: 0 BB: 0 P: 3	R: 0 E: 0 K: 0 S: 4	H: 2 LOB: 1 BB: 0 P: 4		

	1B: 7	SF: 0	WP: 0	PA: 38
	2B: 0	SAC: 0	PB: 0	
	3B: 0	DP: 2	SB: 0	
	HR: 3	HBP: 0	CS: 0	

PITCHER		IP	WLS	BF	H	R	ER	SO	BB	IBB	HBP	BLK	WP	HR	S	P	ERA	WHIP
Bob Anderson, R ERA: 4.64	(1, 1)	2.1		14	5	4	3	1	2	0	0	0	0	2	14	22	11.57	3.000
Seth Morehead, L ERA: 4.06	(3, 1)	3.2		13	2	0	0	2	0	0	0	1	0	0	17	17	0.00	0.545
Moe Drabowsky, R ERA: 10.43	(7, 1)	1.0	W	4	1	1	1	0	0	0	0	0	0	1	4	4	9.00	1.000
Don Elston, R ERA: 3.24	(8, 1)	2.0	S	7	2	0	0	0	0	0	0	0	0	0	7	7	0.00	1.000

PITCHER	IP	WLS	BF	H	R	ER	SO	BB	IBB	HBP	BLK	WP	HR	S	P	ERA	WHIP

Chicago Cubs @ Milwaukee Braves

Milwaukee County Stadium, Milwaukee, WI

Thu Jun 16 1960, 4:33 AM EDT

Att. 13,959 - Unknown

TOP

livebaseballscorecards.com

Batter	1	2	3	4	5	6	7	8	9	AB	R	H	RBI	BB	SO	LOB
Richie Ashburn, L (1, 8) OBP: 0.460, SLG: 0.369	F7		1B BB	F7	FC6-4 1-2f		BB		1-H 3B	4	0	1	1	2	0	5
Bob Will, L (1, 9) OBP: 0.343, SLG: 0.426	3-1		1-2 1B		FC1-5 14 BB	F7	K		F6	5	0	1	0	1	1	3
14 Ernie Banks, R (1, 6) OBP: 0.365, SLG: 0.594	5-3		K		1-2 2B FC1-5 BB	BB 1B	K			5	1	1	0	1	2	5
Ed Bouchee, L (1, 3) OBP: 0.369, SLG: 0.343		WP BB		1B BB SF7 1B	FC1-5 2B 1-2 2-3f F7	1-2 BB		E4 2-3		3	2	1	0	2	0	2
Earl Averill, R (1, 2) OBP: 0.380, SLG: 0.403	1-3 1-2			1-2 1B BB	F7 1-3 2-H BB 2B	F6			F9	3	2	1	1	1	0	3
Sammy Taylor, L (8, PH) OBP: 0.370, SLG: 0.476										1	0	0	0	0	0	1
Jim Hegan, R (8, 2) OBP: 0.214, SLG: 0.385										0	0	0	0	0	0	0
Frank Thomas, R (1, 5) OBP: 0.284, SLG: 0.464	F4			1-2 2-3 1B	BB F7 IBB	F2			2-3 1-2	4	0	1	0	1	0	4
Don Zimmer, R (1, 4) OBP: 0.328, SLG: 0.367	5-3			SF7 3-H	F7 1-2 2-3 3-H		HR	F4		4	1	1	3	0	0	4
Lou Johnson, R (1, 7) OBP: 0.300, SLG: 0.326		1-3		1-2 1B 2-H	BB IBB		SH3-4 BB		F6	2	0	1	1	1	0	0
George Altman, L (7, PH) OBP: 0.325, SLG: 0.478										1	0	0	0	1	0	0
(7, 7)																
Mark Freeman, R (1, 1) OBP: 0.273, SLG: 0.200		K		B1	FC6-4 1-2 2-3 3-H BB		SH3-4 1-2		3B BB	2	0	0	1	1	1	2
Joe Schaffernoth, R (6, 1)										0	0	0	0	0	0	0
Dick Gernert, R (9, PH) OBP: 0.317, SLG: 0.270										0	1	0	0	1	0	0
Inning Stats	R: 0 E: 0 K: 0 S: 3 H: 0 LOB: 0 BB: 0 P: 3	R: 0 E: 0 K: 0 S: 3 H: 0 LOB: 1 BB: 1 P: 7	R: 0 E: 0 K: 2 S: 8 H: 1 LOB: 2 BB: 1 P: 12	R: 2 E: 0 K: 0 S: 6 H: 3 LOB: 2 BB: 1 P: 10	R: 3 E: 0 K: 0 S: 4 H: 1 LOB: 3 BB: 5 P: 24	R: 0 E: 0 K: 0 S: 4 H: 1 LOB: 2 BB: 1 P: 8	R: 1 E: 0 K: 2 S: 8 H: 1 LOB: 2 BB: 2 P: 16	R: 0 E: 1 K: 0 S: 4 H: 0 LOB: 1 BB: 0 P: 4	R: 1 E: 0 K: 0 S: 4 H: 1 LOB: 1 BB: 1 P: 8	1B: 5 2B: 1 3B: 1 HR: 1 SF: 1 SAC: 1 DP: 0 HBP: 0	WP: 1 PB: 0 SB: 0 CS: 0 PA: 48					

	AB	34
	R	7
	H	8
	RBI	7
	BB	12
	SO	4
	LOB	29

PITCHER		IP	WLS	BF	H	R	ER	SO	BB	IBB	HBP	BLK	WP	HR	S	P	ERA	WHIP
Juan Pizarro, L ERA: 3.99	(1, 1)	4.1		23	5	5	5	2	5	0	0	0	1	0	22	42	10.38	2.308
Joey Jay, R ERA: 4.5	(5, 1)	1.2		10	1	0	0	0	2	2	0	0	0	0	6	22	0.00	1.800
Ron Piche, R ERA: 8.59	(7, 1)	3.0	W	15	2	2	2	2	3	0	0	0	0	1	16	28	6.00	1.667

PITCHER	IP	WLS	BF	H	R	ER	SO	BB	IBB	HBP	BLK	WP	HR	S	P	ERA	WHIP

BOTTOM

Chicago Cubs @ Milwaukee Braves

Milwaukee County Stadium, Milwaukee, WI

Thu Jun 16 1960, 4:33 AM EDT

Att. 13,959 - Unknown

livebaseballscorecards.com

Batter	1	2	3	4	5	6	7	8	9	AB	R	H	RBI	BB	SO	LOB
Bill Bruton, L (1, 8) OBP: 0.318, SLG: 0.471	K2-3		1-3		1B 5-3 1B	2-H 3B		4-3		5	1	2	1	0	1	0
Red Schoendienst, S (1, 4) OBP: 0.276, SLG: 0.275	L4		4-3		F6	K		BB 3B 1B		5	0	1	0	0	1	2
Felix Mantilla, R (8, PR) OBP: 0.269, SLG: 0.422										0	1	0	0	0	0	0
(9, 4)																
Eddie Mathews, L (1, 5) OBP: 0.451, SLG: 0.634	BB		S E BB		1-3 5-3 1B	BB		1-2 3B BB		1	2	1	0	4	0	0
Hank Aaron, R (1, 9) OBP: 0.341, SLG: 0.542	F9		1-H E5 1B 1B		1-2 3-H 5-3	K		1-H 2-H 5-3 3B		5	2	2	4	0	1	4
Joe Adcock, R (1, 3) OBP: 0.388, SLG: 0.507		FC4-6 1B	2-H 1B		4-3		K	5-3 3-H		5	0	2	2	0	1	2
Wes Covington, L (1, 7) OBP: 0.329, SLG: 0.538		1-2f FC4-6 1B	F7			L7	6-3 1B 2B	F7		3	0	0	0	0	0	2
Al Spangler, L (7, 7) OBP: 0.308, SLG: 0.383										2	1	1	0	0	0	1
Del Crandall, R (1, 2) OBP: 0.284, SLG: 0.455		F9		F8		1B 2B 1B	2-3 6-3			4	1	1	0	0	0	2
Johnny Logan, R (1, 6) OBP: 0.335, SLG: 0.361		1-2 1B		F8		1-2 2B 1B	3-H 1B			4	1	3	1	0	0	0
Juan Pizarro, L (1, 1) OBP: 0.368, SLG: 0.526		K		K		1-H 2-H 3B 2B	K			2	0	0	0	0	2	2
Joey Jay, S (5, 1) OBP: 0.500, SLG: 0.333										0	0	0	0	0	0	0
Eddie Haas, L (6, PH) OBP: 0.500, SLG: 0.667										1	1	1	2	0	0	0
Ron Piche, R (7, 1)										1	0	0	0	0	1	1
Inning Stats	R: 0 E: 0 K: 1 S: 5 H: 0 LOB: 1 BB: 1 P: 9	R: 0 E: 0 K: 1 S: 7 H: 2 LOB: 2 BB: 0 P: 7	R: 2 E: 1 K: 0 S: 5 H: 2 LOB: 1 BB: 1 P: 9	R: 0 E: 0 K: 1 S: 5 H: 0 LOB: 0 BB: 0 P: 5	R: 1 E: 0 K: 0 S: 5 H: 2 LOB: 1 BB: 0 P: 5	R: 3 E: 0 K: 2 S: 11 H: 4 LOB: 2 BB: 1 P: 15	R: 1 E: 0 K: 2 S: 9 H: 2 LOB: 1 BB: 0 P: 9	R: 3 E: 0 K: 0 S: 5 H: 2 LOB: 1 BB: 1 P: 9		1B: 10 2B: 2 3B: 2 HR: 0 SF: 0 SAC: 0 DP: 0 HBP: 0						

	AB	38
	R	10
	H	14
	RBI	10
	BB	4
	SO	7
	LOB	16

PITCHER	IP	WLS	BF	H	R	ER	SO	BB	IBB	HBP	BLK	WP	HR	S	P	ERA	WHIP
Mark Freeman, R (1, 1) ERA: 3.55	5.1		27	9	6	5	3	2	0	0	0	0	0	31	39	8.44	2.062
Joe Schaffernoth, R (6, 1) ERA: 13.5	2.2	L	15	5	4	4	4	2	0	0	0	0	0	21	29	13.50	2.625

PITCHER	IP	WLS	BF	H	R	ER	SO	BB	IBB	HBP	BLK	WP	HR	S	P	ERA	WHIP

Batter	1	2	3	4	5	6	7	8	9	AB	R	H	RBI	BB	SO	LOB
Richie Ashburn, L (1, 8) OBP: 0.458, SLG: 0.366	B B B B 4-0 14 1B SF8 BB	x 0-0 1B 1B		x 0-0 ③ 6-3		x 0-0 E5 CS	S S S 0-3 K ③			4	1	1	0	1	1	1
Bob Will, L (1, 7) OBP: 0.344, SLG: 0.444	x 0-0 ① F7	x 0-0 14 FC5-4 1-3 1B			x 0-0 HR	S S S 0-3 ②③ K 1-2			x 0-0 ① F7	5	1	2	1	0	1	2
14 Ernie Banks, R (1, 6) OBP: 0.366, SLG: 0.587	x 0-0 1B 1-3 E 1B	x 0-0 ③ FC5-4 1-2f			x 0-0 ① P4		S S S 0-3 ① K		B B B B 4-0 1B BB	4	1	1	0	1	1	2
Ed Bouchee, L (1, 3) OBP: 0.374, SLG: 0.348	x 0-0 ② SF8 3-H		x 0-0 ① F2		x 0-0 2B 1B 1B		H 1-0 1B HBP		x 0-0 G1-6-3 1-2 1B	3	1	2	1	0	0	0
George Altman, L (1, 9) OBP: 0.329, SLG: 0.486	x 0-0 1-3 E 1B		x 0-0 ② F8		x 0-0 1-3 1B 2B		S S S 0-3 ② K		x 0-0 ②③ G1-6-3 1-2f	5	2	2	0	0	1	3
Frank Thomas, R (1, 5) OBP: 0.284, SLG: 0.459 Jerry Kindall, R (7, 4) OBP: 0.261, SLG: 0.341	x 0-0 E7 1-H 3-H		x 0-0 ③ F7		x 0-0 ② F8		x 0-0 FC6-4 1-2 1B			4 0	0 0	1 0	0 0	0 0	0 0	2 0
Earl Averill, R (1, 2) OBP: 0.375, SLG: 0.397 Jim Hegan, R (3, 2) OBP: 0.294, SLG: 0.500	x 0-0 ③ 6-3			x 0-0 2B	x 0-0 2-H 3-H 1B		x 0-0 ③ FC6-4 1-2f			1 3	0 0	0 2	0 2	0 0	0 0	1 2
Don Zimmer, R (1, 4) OBP: 0.319, SLG: 0.355 (7, 5)		x 0-0 ① 6-3		x 0-0 ① F7	x 0-0 ③ P5			x 0-0 ① F7		4	0	0	0	0	0	2
Moe Drabowsky, R (1, 1) Bob Anderson, R (2, 1) OBP: 0.222, SLG: 0.192 Don Elston, R (5, 1) OBP: 0.091, SLG: 0.091		S S S 0-3 ② K		S S S 0-3 ② K		x 0-0 ① P1		x 0-0 ② F9		1 1 2	0 0 0	0 0 0	0 0 0	1 1 0	0 1 0	0 1 0
Inning Stats	R: 3 E: 1 K: 0 S: 6 H: 2 LOB: 1 BB: 1 P: 10	R: 0 E: 0 K: 1 S: 7 H: 2 LOB: 2 BB: 0 P: 7	R: 0 E: 0 K: 0 S: 3 H: 0 LOB: 0 BB: 0 P: 3	R: 0 E: 0 K: 1 S: 6 H: 1 LOB: 1 BB: 0 P: 6	R: 3 E: 0 K: 0 S: 7 H: 4 LOB: 1 BB: 0 P: 7	R: 0 E: 1 K: 1 S: 5 H: 0 LOB: 1 BB: 0 P: 5	R: 0 E: 0 K: 2 S: 8 H: 1 LOB: 2 BB: 0 P: 9	R: 0 E: 0 K: 1 S: 5 H: 0 LOB: 0 BB: 0 P: 5	R: 0 E: 0 K: 0 S: 3 H: 1 LOB: 1 BB: 1 P: 7	1B: 8 2B: 3 3B: 0 HR: 1 SF: 1 SAC: 0 DP: 2 HBP: 1						

PITCHER		IP	WLS	BF	H	R	ER	SO	BB	IBB	HBP	BLK	WP	HR	S	P	ERA	WHIP
Don Newcombe, R ERA: 4.88	(1, 1)	4.2	L	25	9	6	4	2	1	0	0	0	0	1	28	32	7.71	2.143
Joe Nuxhall, L ERA: 3.93	(5, 1)	4.1		16	2	0	0	4	1	0	1	0	0	0	22	27	0.00	0.692

PITCHER		IP	WLS	BF	H	R	ER	SO	BB	IBB	HBP	BLK	WP	HR	S	P	ERA	WHIP

TOP

Chicago Cubs @ Cincinnati Reds

Crosley Field, Cincinnati, OH

Fri Jun 17 1960, 7:05 PM EDT

Att. 8,648 - Unknown

livebaseballscorecards.com

AB	37
R	6
H	11
RBI	4
BB	2
SO	6
LOB	16

PA: 41

WP: 0
PB: 0
SB: 0
CS: 1

Chicago Cubs @ Cincinnati Reds

Crosley Field, Cincinnati, OH

Fri Jun 17 1960, 7:05 PM EDT

Att. 8,648 - Unknown

BOTTOM

livebaseballscorecards.com

Batter	1	2	3	4	5	6	7	8	9	AB	R	H	RBI	BB	SO	LOB
Eddie Kasko, R (1, 5) (6, 6) OBP: 0.391, SLG: 0.405	BBBB 4-0 2B SF7 BB	x 0-0 E9 4-3 1-H 1B			x 0-0 ① 6-3	x 0-0 1B			x 0-0 2B	4	1	3	0	1	0	0
Vada Pinson, L (1, 8) OBP: 0.343, SLG: 0.484	x 0-0 ① F8	x 0-0 ② 4-3 2-3			x 0-0 BB BB 2B	x 0-0 ③ G3			x 0-0 ② F8	5	1	1	0	0	0	4
Jerry Lynch, L (1, 7) OBP: 0.411, SLG: 0.519	x 0-0 1-3 1B 2B	x 0-0 ③ 4-3			BBBB 4-0 BB BB BB		x 0-0 ① F9		x 0-0 ③ P4	4	1	1	0	1	0	2
Harry Anderson, L (1, 9) OBP: 0.339, SLG: 0.421	BBBB 4-0 1B BB		x 0-0 ① 4-3		BBBB 4-0 BB 1-2 2-3 BB		x 0-0 ② G3			2	0	0	0	2	0	0
Frank Robinson, R (1, 3) OBP: 0.376, SLG: 0.525	x 0-0 ② SF7 3-H		x 0-0 ② P3		BBBB 4-0 1-2 2-3 3-H BB		x 0-0 ③ 4-3			2	0	0	2	1	0	0
Frank House, L (1, 2) OBP: 0.190, SLG: 0.238	x 0-0 1-3 2-H 1B		SSS 0-3 ③ K		x 0-0 ② F9			x 0-0 ① G3		4	0	1	1	0	1	3
Roy McMillan, R (1, 6) OBP: 0.290, SLG: 0.348	x 0-0 ③ P6			x 0-0 ① F8	x 0-0 ③ F9			x 0-0 ② F7		2	0	0	0	0	0	2
Gus Bell, L (5, PH) OBP: 0.285, SLG: 0.355										1	0	0	0	0	0	3
Willie Jones, R (6, 5) OBP: 0.370, SLG: 0.378										1	0	0	0	0	0	0
Elio Chacon, R (1, 4) OBP: 0.300, SLG: 0.250		x 0-0 E 1B 1B		SSS 0-3 ② K		SSS 0-3 ① K		x 0-0 ③ 4-3		3	1	1	0	0	2	0
Ed Bailey, L (8, PH) OBP: 0.365, SLG: 0.454										1	0	0	0	0	0	0
Billy Martin, R (9, 4) OBP: 0.316, SLG: 0.366										0	0	0	0	0	0	0
Don Newcombe, L (1, 1) OBP: 0.231, SLG: 0.208		x 0-0 ① F7		x 0-0 ③ 4-3		x 0-0 ② P6			x 0-0 ① F7	2	0	0	0	0	0	1
Joe Nuxhall, L (5, 1) OBP: 0.143, SLG: 0.231										1	0	0	0	0	0	0
Wally Post, R (9, PH) OBP: 0.347, SLG: 0.447										1	0	0	0	0	0	0
Inning Stats	R: 2 E: 0 K: 0 S: 5 H: 2 LOB: 2 BB: 2 P: 13	R: 1 E: 1 K: 0 S: 5 H: 2 LOB: 1 BB: 0 P: 5	R: 0 E: 0 K: 1 S: 5 H: 0 LOB: 0 BB: 0 P: 5	R: 0 E: 0 K: 1 S: 5 H: 0 LOB: 0 BB: 0 P: 5	R: 1 E: 0 K: 0 S: 4 H: 1 LOB: 3 BB: 3 P: 16	R: 0 E: 0 K: 1 S: 6 H: 1 LOB: 1 BB: 0 P: 6	R: 0 E: 0 K: 0 S: 3 H: 0 LOB: 0 BB: 0 P: 3	R: 0 E: 0 K: 0 S: 3 H: 0 LOB: 0 BB: 0 P: 3	R: 0 E: 0 K: 0 S: 4 H: 1 LOB: 1 BB: 0 P: 4	1B: 4 2B: 3 3B: 0 HR: 0	SF: 1 SAC: 0 DP: 0 HBP: 0						

	AB	33
	R	4
	H	7
	RBI	3
	BB	5
	SO	3
	LOB	15

WP: 0 PB: 0 SB: 0 CS: 0 PA: 39

PITCHER		IP	WLS	BF	H	R	ER	SO	BB	IBB	HBP	BLK	WP	HR	S	P	ERA	WHIP
Moe Drabowsky, R ERA: 11.25	(1, 1)	1.1		10	4	3	3	0	2	0	0	0	0	0	8	16	20.25	4.500
Bob Anderson, R ERA: 4.57	(2, 1)	3.0		12	1	1	1	2	2	0	0	0	0	0	14	22	3.00	1.000
Don Elston, R ERA: 2.96	(5, 1)	4.2	W	17	2	0	0	1	1	0	0	0	0	0	18	22	0.00	0.643

PITCHER	IP	WLS	BF	H	R	ER	SO	BB	IBB	HBP	BLK	WP	HR	S	P	ERA	WHIP

Batter	1	2	3	4	5	6	7	8	9	AB	R	H	RBI	BB	SO	LOB
Danny Murphy, L (1, 8)	4-3		G3 1-2			G3			P5	4	0	0	0	0	0	1
Bob Will, L (1, 7) OBP: 0.342, SLG: 0.445	2B			F7		F8			F5	4	0	1	0	0	0	0
14 Ernie Banks, R (1, 6) OBP: 0.372, SLG: 0.588	F8			1B		BBBBB 1B BB			BB 1B 1B	3	1	2	0	1	0	1
Ed Bouchee, L (1, 3) OBP: 0.372, SLG: 0.342	SSS K			F9			F3		BBBB 1B 1B 1-2 BB	3	0	0	0	1	1	3
George Altman, L (1, 9) OBP: 0.337, SLG: 0.487		G3		F7			G5-4-3 1-2 1B		1B 1-2 2-H 1B	4	0	2	1	0	0	1
Frank Thomas, R (1, 5) OBP: 0.283, SLG: 0.455		6-3			SSS K		G5-4-3 1-2f		1-2 2-3 1B	4	0	1	0	0	1	2
Jim Hegan, R (1, 2) OBP: 0.263, SLG: 0.444		F2			F2			F7		2	0	0	0	0	0	0
Richie Ashburn, L (8, PH) OBP: 0.456, SLG: 0.365										1	0	0	0	0	0	0
Moe Thacker, R (8, 2) OBP: 0.143, SLG: 0.053										0	0	0	0	0	0	0
Don Zimmer, R (1, 4) OBP: 0.319, SLG: 0.354			CS 1B		1-3			F8		3	0	1	0	0	0	0
Seth Morehead, L (1, 1) OBP: 0.067, SLG: 0.067			B3			5-3		6-3		1	0	0	0	0	0	1
Don Cardwell, R (5, 1) OBP: 0.111, SLG: 0.444										0	0	0	0	0	0	0
Earl Averill, R (6, PH) OBP: 0.370, SLG: 0.391										1	0	0	0	0	0	0
Dick Drott, R (6, 1) OBP: 0.125, SLG: 0.125										0	0	0	0	0	0	0
Sammy Taylor, L (8, PH) OBP: 0.362, SLG: 0.465										1	0	0	0	0	0	0
Moe Drabowsky, R (8, 1)										0	0	0	0	0	0	0
Inning Stats	R: 0 E: 0 K: 1 S: 6 H: 1 LOB: 1 BB: 0 P: 6	R: 0 E: 0 K: 0 S: 3 H: 0 LOB: 0 BB: 0 P: 3	R: 0 E: 0 K: 0 S: 3 H: 1 LOB: 0 BB: 0 P: 3	R: 0 E: 0 K: 0 S: 4 H: 1 LOB: 1 BB: 0 P: 4	R: 0 E: 0 K: 1 S: 5 H: 0 LOB: 0 BB: 0 P: 5	R: 0 E: 0 K: 0 S: 3 H: 0 LOB: 0 BB: 0 P: 3	R: 0 E: 0 K: 0 S: 3 H: 1 LOB: 1 BB: 1 P: 7	R: 0 E: 0 K: 0 S: 3 H: 0 LOB: 0 BB: 0 P: 3	R: 1 E: 0 K: 0 S: 5 H: 3 LOB: 2 BB: 1 P: 9	1B: 6 2B: 1 3B: 0 HR: 0	SF: 0 SAC: 0 DP: 1 HBP: 0					

TOP

Chicago Cubs @ Cincinnati Reds

Crosley Field, Cincinnati, OH

Sat Jun 18 1960, 3:33 AM EDT

Att. 5,944 - Unknown

livebaseballscorecards.com

AB	31
R	1
H	7
RBI	1
BB	2
SO	2
LOB	9

WP: 0 PB: 0 SB: 0 CS: 1 PA: 33

PITCHER		IP	WLS	BF	H	R	ER	SO	BB	IBB	HBP	BLK	WP	HR	S	P	ERA	WHIP
Jay Hook, R ERA: 4.5	(1, 1)	9.0	W	33	7	1	1	2	2	0	0	0	0	0	35	43	1.00	1.000

PITCHER	IP	WLS	BF	H	R	ER	SO	BB	IBB	HBP	BLK	WP	HR	S	P	ERA	WHIP

Chicago Cubs @ Cincinnati Reds

Crosley Field, Cincinnati, OH

Sat Jun 18 1960, 3:33 AM EDT

Att. 5,944 - Unknown

BOTTOM

Batter	1	2	3	4	5	6	7	8	9	AB	R	H	RBI	BB	SO	LOB
Eddie Kasko, R (1, 6) (7, 5) OBP: 0.403, SLG: 0.427	BBBB 4-0 CS BB BB		BBBB 4-0 SH1-4 1-2 BB		x 0-0 BB BB FC5-2 1B	x 0-0 HR		x 0-0 BB 1B		3	1	3	1	2	0	0
Vada Pinson, L (1, 8) OBP: 0.349, SLG: 0.482	BBBB 4-0 CS 1B 1-2 BB		x 0-0 ① SH1-4 1-2 2-3		BBBB 4-0 FC5-2 BB 1-2 BB	BBBB 4-0 S BB		x 0-0 ① P4		1	2	0	0	3	0	1
Frank Robinson, R (1, 3) OBP: 0.376, SLG: 0.517	x 0-0 ① F8		SSS 0-3 ② K		BBBB 4-0 BB FC5-2 E 1-2 2-3 BB	x 0-0 ② P6 1-2		BBBB 4-0 FC6-4 1-2 BB		3	1	0	0	2	1	5
Wally Post, R (1, 7) OBP: 0.350, SLG: 0.438	x 0-0 ② 1-H 2-3 1B		IIII 4-0 IBB		x 0-0 ① FC5-2 BB E 1-2 2-3 3-Hf	x 0-0 ③ F8		SSS 0-3 ② K		4	1	1	1	1	1	6
Willie Jones, R (1, 5) OBP: 0.347, SLG: 0.350 Roy McMillan, R (7, 6) OBP: 0.292, SLG: 0.349	x 0-0 ③ P4		x 0-0 ③ F3		x 0-0 ② P6		x 0-0 HR 1B	x 0-0 ③ FC6-4 1-2f		3 2	0 1	0 1	0 0	0 0	0 0	7 2
Dutch Dotterer, R (1, 2) OBP: 0.208, SLG: 0.370 Ed Bailey, L (5, PH) OBP: 0.372, SLG: 0.476 (6, 2)		x 0-0 ① F8		x 0-0 ① 5-3	BBBB 4-0 E 1-2 2-3 3-H BB		x 0-0 ① 1-H HR			2 1	0 1	0 1	0 3	0 1	0 0	0 0
Gus Bell, L (1, 9) OBP: 0.285, SLG: 0.353		x 0-0 ② F7		x 0-0 1B	x 0-0 E3 1-2 2-H 3-H		x 0-0 ① F8			4	0	1	0	0	0	1
Elio Chacon, R (1, 4) OBP: 0.286, SLG: 0.237		x 0-0 ③ L5		x 0-0 ② F9	SSS 0-3 ③ K		SSS 0-3 ② K			4	0	0	0	0	2	3
Jay Hook, L (1, 1) OBP: 0.143, SLG: 0.063			x 0-0 SH1-4 BB 1B	SSS 0-3 ③ K		x 0-0 ① 4-3	SSS 0-3 ③ K			4	0	1	0	0	2	1
Inning Stats	R: 1 E: 0 K: 0 S: 3 H: 1 LOB: 1 BB: 2 P: 11	R: 0 E: 0 K: 0 S: 3 H: 0 LOB: 0 BB: 0 P: 3	R: 0 E: 0 K: 1 S: 6 H: 1 LOB: 3 BB: 2 P: 14	R: 0 E: 0 K: 1 S: 6 H: 1 LOB: 1 BB: 0 P: 6	R: 3 E: 1 K: 1 S: 7 H: 1 LOB: 2 BB: 3 P: 19	R: 1 E: 0 K: 0 S: 4 H: 1 LOB: 1 BB: 1 P: 8	R: 2 E: 0 K: 2 S: 9 H: 2 LOB: 0 BB: 0 P: 9	R: 0 E: 0 K: 1 S: 6 H: 1 LOB: 2 BB: 1 P: 10		1B: 6 2B: 0 3B: 0 HR: 2	SF: 0 SAC: 1 DP: 0 HBP: 0				WP: 0 PB: 0 SB: 1 CS: 2	PA: 41	

livebaseballscorecards.com

AB	31
R	7
H	8
RBI	5
BB	9
SO	6
LOB	26

PITCHER		IP	WLS	BF	H	R	ER	SO	BB	IBB	HBP	BLK	WP	HR	S	P	ERA	WHIP
Seth Morehead, L ERA: 4.09	(1, 1)	4.0	L	20	4	3	2	2	4	1	0	0	0	0	19	39	4.50	2.000
Don Cardwell, R ERA: 4.82	(5, 1)	1.0		6	0	1	0	1	2	0	0	0	0	0	6	14	0.00	2.000
Dick Drott, R ERA: 6.45	(6, 1)	2.0		10	3	3	3	2	1	0	0	0	0	2	13	17	13.50	2.000
Moe Drabowsky, R ERA: 10.59	(8, 1)	1.0		5	1	0	0	1	1	0	0	0	0	0	6	10	0.00	2.000

PITCHER	IP	WLS	BF	H	R	ER	SO	BB	IBB	HBP	BLK	WP	HR	S	P	ERA	WHIP

Chicago Cubs @ Cincinnati Reds

Crosley Field, Cincinnati, OH

Sun Jun 19 1960, 3:33 AM EDT

Unknown

TOP

livebaseballscorecards.com

Batter	1	2	3	4	5	6	7	8	9	AB	R	H	RBI	BB	SO	LOB
Richie Ashburn, L (1, 8) OBP: 0.451, SLG: 0.359	L6		F7			L7		1-3 1B		3	0	0	0	0	0	0
Danny Murphy, L (7, 8) OBP: 0.200, SLG: 0.200										1	0	1	0	0	0	0
Bob Will, L (1, 9) OBP: 0.337, SLG: 0.437	4-3			K		K		F7		3	0	0	0	0	2	0
George Altman, L (7, 9) OBP: 0.333, SLG: 0.481										1	0	0	0	0	0	2
14 Ernie Banks, R (1, 6) OBP: 0.374, SLG: 0.583	BB			K		F8		IBB		2	0	0	0	2	1	0
Ed Bouchee, L (1, 3) OBP: 0.366, SLG: 0.335	G3			K			K	P6		4	0	0	0	0	2	3
Earl Averill, R (1, 2) OBP: 0.368, SLG: 0.388		F7			L3		HR 1B		F8	3	0	1	0	0	0	0
Lou Johnson, R (7, PR) OBP: 0.300, SLG: 0.326										0	1	0	0	0	0	0
Jim Hegan, R (7, 2) OBP: 0.250, SLG: 0.421										1	0	0	0	0	0	0
Frank Thomas, R (1, 7) OBP: 0.287, SLG: 0.475		5-3			1-3 2B		1-H HR		4-3	4	2	2	2	0	0	0
Don Zimmer, R (1, 5) OBP: 0.310, SLG: 0.344		K			1-3 2-3		F9		P6	4	0	0	0	0	1	2
Jerry Kindall, R (1, 4) OBP: 0.264, SLG: 0.352			1-3		3-H 2B		K			3	0	1	1	0	1	1
Glen Hobbie, R (1, 1) OBP: 0.194, SLG: 0.107			6-3		K			1B 1B		2	0	0	0	0	1	1
Joe Schaffernoth, R (7, 1)										0	0	0	0	0	0	0
Dick Gernert, R (8, PH) OBP: 0.333, SLG: 0.289										1	0	1	0	0	0	0
Moe Drabowsky, R (8, PR)										0	0	0	0	0	0	0
Don Elston, R (8, 1) OBP: 0.091, SLG: 0.091										0	0	0	0	0	0	0
Inning Stats	R: 0 E: 0 K: 0 S: 3 H: 0 LOB: 1 BB: 1 P: 7	R: 0 E: 0 K: 1 S: 5 H: 0 LOB: 0 BB: 0 P: 5	R: 0 E: 0 K: 0 S: 3 H: 0 LOB: 0 BB: 0 P: 3	R: 0 E: 0 K: 3 S: 9 H: 0 LOB: 0 BB: 0 P: 9	R: 1 E: 0 K: 1 S: 7 H: 2 LOB: 1 BB: 0 P: 7	R: 0 E: 0 K: 1 S: 5 H: 0 LOB: 0 BB: 0 P: 5	R: 2 E: 0 K: 2 S: 9 H: 2 LOB: 1 BB: 0 P: 9	R: 0 E: 0 K: 0 S: 4 H: 2 LOB: 2 BB: 1 P: 8	R: 0 E: 0 K: 0 S: 3 H: 0 LOB: 0 BB: 0 P: 3	1B: 3 2B: 2 3B: 0 HR: 1 SF: 0 SAC: 0 DP: 0 HBP: 0						

	AB	32
	R	3
	H	6
	RBI	3
	BB	2
	SO	8
	LOB	9

WP: 0 PB: 0 SB: 0 CS: 0 PA: 34

PITCHER		IP	WLS	BF	H	R	ER	SO	BB	IBB	HBP	BLK	WP	HR	S	P	ERA	WHIP
Jim O'Toole, L ERA: 3.76	(1, 1)	7.0	W	27	5	3	3	8	1	0	0	0	0	1	42	46	3.86	0.857
Bill Henry, L ERA: 4.32	(8, 1)	2.0	S	7	1	0	0	0	0	1	0	0	0	0	6	10	0.00	0.500

PITCHER		IP	WLS	BF	H	R	ER	SO	BB	IBB	HBP	BLK	WP	HR	S	P	ERA	WHIP

Chicago Cubs @ Cincinnati Reds

Crosley Field, Cincinnati, OH

Sun Jun 19 1960, 3:33 AM EDT

Unknown

BOTTOM

livebaseballscorecards.com

Batter	1	2	3	4	5	6	7	8	9	AB	R	H	RBI	BB	SO	LOB
Eddie Kasko, R (1, 6) (6, 5) OBP: 0.404, SLG: 0.425	P3		4-3 1B	BB		SH3-4		1-3		3	0	1	0	1	0	0
Vada Pinson, L (1, 8) OBP: 0.347, SLG: 0.476	6-3		4-3	F9		4-3		1B		5	0	1	0	0	0	5
Gus Bell, L (1, 9) OBP: 0.287, SLG: 0.354	1B		K		WP BB 1B	4-3		P5		5	1	2	0	0	1	3
Harry Anderson, L (1, 7) (6, 3) OBP: 0.342, SLG: 0.414	K		F7		1B BB		G3 HR 1B	4-3		4	1	1	0	1	1	3
Ed Bailey, L (1, 2) OBP: 0.364, SLG: 0.464		F8		P5	F5		G3			4	0	0	0	0	0	3
Frank Robinson, R (1, 3) OBP: 0.377, SLG: 0.515		6-3		1B HBP	1-3 1B		2-H HR			1	1	0	0	0	0	0
Jerry Lynch, L (5, PH) (6, 7) OBP: 0.424, SLG: 0.568										2	1	2	3	0	0	0
Billy Martin, R (8, 4) OBP: 0.316, SLG: 0.366										0	0	0	0	0	0	0
Willie Jones, R (1, 5) OBP: 0.327, SLG: 0.326	E2		P3	P4			S			3	0	0	0	0	0	3
Roy McMillan, R (6, 6) OBP: 0.295, SLG: 0.353	BB						1B			1	0	1	0	0	0	0
Elio Chacon, R (1, 4) OBP: 0.299, SLG: 0.244										2	0	1	0	1	0	2
Wally Post, R (7, PH) (8, 7) OBP: 0.347, SLG: 0.433	1-2 BB		1B 1-3 1B	1-3			K			1	0	0	0	0	1	1
Jim O'Toole, S (1, 1) OBP: 0.179, SLG: 0.148										4	0	2	1	0	1	3
Bill Henry, L (8, 1)	K		1-3 3-H BB 1B			4-3 SH3-4 1B	1-2 4-3			0	0	0	0	0	0	0

| | | | | | | | | | |

Chicago Cubs @ Cincinnati Reds

Crosley Field, Cincinnati, OH

Sun Jun 19 1960, 3:38 AM EDT

Att. 20,127 - Unknown

TOP

Batter	1	2	3	4	5	6	7	8	9	AB	R	H	RBI	BB	SO	LOB
Danny Murphy, L (1, 8) OBP: 0.111, SLG: 0.111	K		L4	4-3		2-3			FC4-6 1B 1-2	4	0	0	0	0	1	2
Frank Thomas, R (9, PH) OBP: 0.290, SLG: 0.478										1	0	1	0	0	0	0
Richie Ashburn, L (1, 7) OBP: 0.454, SLG: 0.365	14 FC5-4 1B		14 HR 1B		G4-6-3 1B		K		FC4-6 BB 14 BB 1-2f 2-3	5	1	3	0	0	1	2
14 Ernie Banks, R (1, 6) OBP: 0.375, SLG: 0.590	FC5-4 1B 1-2f		1-H HR		L7		6-3		BB 1-2	4	1	1	2	1	0	2
Ed Bouchee, L (1, 3) OBP: 0.371, SLG: 0.338	1-2 1B		FC5 PB 1B		G4-6-3 1-2f		F8		BB 1-2 2-3 3-H	4	0	2	1	1	0	1
George Altman, L (1, 9) OBP: 0.333, SLG: 0.512	4-3		K 1-2			HR		K	F7	3	1	1	1	0	1	3
Lou Johnson, R (7, 9) OBP: 0.294, SLG: 0.319										1	0	0	0	0	1	0
Moe Thacker, R (9, PH) OBP: 0.136, SLG: 0.050										1	0	0	0	0	0	3
Earl Averill, R (1, 2) OBP: 0.363, SLG: 0.380		K	FC5 2-3			1B FC7-4 1B		K		4	1	1	0	0	2	1
Don Zimmer, R (1, 5) OBP: 0.322, SLG: 0.378		2B		3B		FC7-4 1-3 1B		L9		4	0	3	0	0	0	0
Jerry Kindall, R (1, 4) OBP: 0.255, SLG: 0.341		K		1-3		FC7-4 SH3-4 1-2f 3-H			FC4-6 1B BB 1B	3	0	0	1	0	1	3
Dick Gernert, R (9, PH) OBP: 0.349, SLG: 0.308										1	1	1	0	0	0	0
Dick Ellsworth, L (1, 1) OBP: 0.250, SLG: 0.063		G3		K		SH3-4 1-2			F9	2	0	0	0	0	1	2
Joe Schaffernoth, R (6, 1)										0	0	0	0	0	0	0
Jim Hegan, R (9, PH) OBP: 0.238, SLG: 0.400										1	0	0	0	0	0	1

	AB	38
	R	5
	H	13
	RBI	5
	BB	2
	SO	8
	LOB	20

livebaseballscorecards.com

Inning Stats	1	2	3	4	5	6	7	8	9
	R: 0 H: 2	R: 0 H: 1	R: 2 H: 3	R: 0 H: 1	R: 0 H: 1	R: 2 H: 3	R: 0 H: 0	R: 0 H: 0	R: 1 H: 2
	E: 0 LOB: 2	E: 0 LOB: 1	E: 0 LOB: 1	E: 0 LOB: 1	E: 0 LOB: 0	E: 0 LOB: 0	E: 0 LOB: 0	E: 0 LOB: 0	E: 0 LOB: 3
	K: 1 BB: 0	K: 2 BB: 0	K: 1 BB: 0	K: 1 BB: 0	K: 0 BB: 0	K: 0 BB: 0	K: 1 BB: 0	K: 2 BB: 0	K: 0 BB: 2
	S: 7 P: 7	S: 8 P: 8	S: 8 P: 8	S: 6 P: 6	S: 3 P: 3	S: 6 P: 6	S: 5 P: 5	S: 7 P: 7	S: 5 P: 13

1B: 9	SF: 0	WP: 0	PA: 41		
2B: 1	SAC: 1	PB: 1			
3B: 1	DP: 1	SB: 0			
HR: 2	HBP: 0	CS: 0			

PITCHER		IP	WLS	BF	H	R	ER	SO	BB	IBB	HBP	BLK	WP	HR	S	P	ERA	WHIP
Cal McLish, R	(1, 1)	6.0	W	28	11	4	4	5	0	0	0	0	0	2	38	38	6.00	1.833
ERA: 5.13																		
Joe Nuxhall, L	(7, 1)	2.2		10	2	1	1	3	0	0	0	0	0	0	16	16	3.38	0.750
ERA: 3.9																		
Bob Grim, R	(9, 1)	0.0		1	0	0	0	0	1	0	0	0	0	0	0	4	∞	∞
ERA: 3.18																		
Bill Henry, L	(9, 1)	0.1	S	2	0	0	0	0	1	0	0	0	0	0	1	5	0.00	3.000
ERA: 4.26																		

PITCHER	IP	WLS	BF	H	R	ER	SO	BB	IBB	HBP	BLK	WP	HR	S	P	ERA	WHIP

Chicago Cubs @ Cincinnati Reds

Crosley Field, Cincinnati, OH

Sun Jun 19 1960, 3:38 AM EDT

Att. 20,127 - Unknown

BOTTOM

livebaseballscorecards.com

Batter	1	2	3	4	5	6	7	8	9	AB	R	H	RBI	BB	SO	LOB
Eddie Kasko, R (1, 5) OBP: 0.401, SLG: 0.421	F8		F8	F7		G6-4-3 1-2f 2-3		S 2B 1B		5	1	1	0	0	0	3
Vada Pinson, L (1, 8) OBP: 0.348, SLG: 0.498	F2		HR		K	HR 3-H		F9 1-2		5	2	2	2	0	1	1
Gus Bell, L (1, 9) OBP: 0.297, SLG: 0.365	F7		4-3 BB		E S 1B	S 1B		2-H 2B		4	0	3	1	1	0	0
Wally Post, R (1, 7) OBP: 0.330, SLG: 0.411		K	4-3 1-2		K	F2 1-2		F7		5	0	0	0	0	2	5
Frank Robinson, R (1, 3) OBP: 0.379, SLG: 0.510		E BB SF7 BB	IBB		5-3 1-3		F9			2	1	0	0	2	0	1
Dutch Dotterer, R (1, 2) OBP: 0.235, SLG: 0.396		E 1-2 BB	5-3			E 1B 2B	2B			2	0	1	0	1	0	2
Whitey Lockman, L (6, PR) OBP: 0.417, SLG: 0.556										0	1	0	0	0	0	0
Frank House, L (7, 2) OBP: 0.227, SLG: 0.318										1	0	1	0	0	0	0
Roy McMillan, R (1, 6) OBP: 0.299, SLG: 0.353		E5 1-2 2-3		FC3-6 1B		E 1B BB	K			3	1	1	0	1	1	3
Elio Chacon, R (1, 4) OBP: 0.286, SLG: 0.235		SF7 3-H		FC3-6 1-2f		E5 G6-4-3 1B S 1-2 2-3	K			3	1	0	1	0	1	4
Cal McLish, S (1, 1)		K		F9		G6-4-3 1-2 2-H 3-H 1B		F8		2	0	0	0	0	1	3
Willie Jones, R (6, PH) OBP: 0.340, SLG: 0.341										1	0	1	2	0	0	0
Joe Nuxhall, L (7, 1) OBP: 0.133, SLG: 0.214										1	0	0	0	0	0	0
Bob Grim, R (9, 1)										0	0	0	0	0	0	0
Bill Henry, L (9, 1)										0	0	0	0	0	0	0
Inning Stats	R: 0 E: 0 K: 0 S: 3 H: 0 LOB: 0 BB: 0 P: 3	R: 1 E: 1 K: 2 S: 8 H: 0 LOB: 2 BB: 2 P: 16	R: 1 E: 0 K: 0 S: 4 H: 1 LOB: 2 BB: 2 P: 12	R: 0 E: 0 K: 0 S: 4 H: 1 LOB: 1 BB: 0 P: 4	R: 0 E: 0 K: 2 S: 8 H: 1 LOB: 1 BB: 0 P: 8	R: 4 E: 1 K: 0 S: 7 H: 4 LOB: 1 BB: 1 P: 11	R: 0 E: 0 K: 2 S: 8 H: 1 LOB: 1 BB: 0 P: 8	R: 1 E: 0 K: 0 S: 5 H: 2 LOB: 1 BB: 0 P: 5		1B: 5 2B: 3 3B: 0 HR: 2 SF: 1 SAC: 0 DP: 1 HBP: 0						

	AB	34
	R	7
	H	10
	RBI	6
	BB	5
	SO	6
	LOB	22

WP: 0 PB: 0 SB: 4 CS: 0 PA: 40

PITCHER		IP	WLS	BF	H	R	ER	SO	BB	IBB	HBP	BLK	WP	HR	S	P	ERA	WHIP
Dick Ellsworth, L ERA: 2.06	(1, 1)	5.2	L	30	7	6	2	4	4	1	0	0	0	2	33	53	3.18	1.941
Joe Schaffernoth, R ERA: 7.94	(6, 1)	2.1		10	3	1	1	2	0	0	0	0	0	0	14	14	3.86	1.286

PITCHER	IP	WLS	BF	H	R	ER	SO	BB	IBB	HBP	BLK	WP	HR	S	P	ERA	WHIP

Chicago Cubs @ Philadelphia Phillies

Connie Mack Stadium, Philadelphia, PA

Tue Jun 21 1960, 7:05 PM EDT

Unknown

TOP

livebaseballscorecards.com

Batter	1	2	3	4	5	6	7	8	9	10	11	12	13	AB	R	H	RBI	BB	SO	LOB
Richie Ashburn, L (1, 8) OBP: 0.449, SLG: 0.359	K		14 HR 4-3 BB		6-3	F5		L5			4-3 14 S 1B		F9	6	1	1	0	1	1	3
Bob Will, L (1, 9) OBP: 0.335, SLG: 0.443	1B		4-3 1-2		F5		6-3		4-3 3B		K		F9	7	1	2	0	0	1	2
14 Ernie Banks, R (1, 6) OBP: 0.386, SLG: 0.620	F3		2-H HR		WP 1B BB BB		HR		4-3 BB		4-3 1-2 IBB			3	3	2	3	3	0	1
Ed Bouchee, L (1, 3) OBP: 0.370, SLG: 0.332	4-3		4-3 BB		WP 1-2 1B BB		5-3		4-3 1-2 3-H		4-3 1-2 2-3			4	1	0	1	2	0	4
George Altman, L (1, 7) OBP: 0.323, SLG: 0.489		K	4-3 1-2		1-H 2-H 1B		F7		L7		F7			6	0	1	2	0	1	4
Frank Thomas, R (1, 5) OBP: 0.291, SLG: 0.471		1B BB	K		F6			K	6-3			1B		5	0	1	0	1	2	3
Earl Averill, R (1, 2) OBP: 0.365, SLG: 0.373		F6		K		G6-4-3 1B		FC1-2-5 1B BB		K		K		4	0	1	0	1	2	1
Jim Hegan, R (10, 2) OBP: 0.227, SLG: 0.381														1	0	0	0	0	1	0
Don Zimmer, R (1, 4) OBP: 0.323, SLG: 0.376		1-2 1B		K		G6-4-3 1-2f		1-2 FC1-2-5 1B		K		5-3		6	0	2	0	0	2	1
Don Cardwell, R (1, 1) OBP: 0.143, SLG: 0.429		K		K		1B		FC1-2-5 1-2 2-3		4-3			F8	3	0	1	0	0	2	2
Don Elston, R (6, 1) OBP: 0.083, SLG: 0.083														1	0	0	0	0	0	2
Danny Murphy, L (10, PH) OBP: 0.100, SLG: 0.100														1	0	0	0	0	0	0
Glen Hobbie, R (10, 1) OBP: 0.188, SLG: 0.103														1	0	0	0	0	0	0

	AB	48
	R	6
	H	11
	RBI	6
	BB	8
	SO	12
	LOB	23

Inning Stats													
	R: 0 E: 0 K: 1 S: 6	H: 1 LOB: 1 BB: 0 P: 6	R: 0 E: 0 K: 2 S: 8	H: 1 LOB: 2 BB: 1 P: 12	R: 2 E: 0 K: 1 S: 6	H: 1 LOB: 1 BB: 2 P: 14	R: 0 E: 0 K: 3 S: 9	H: 0 LOB: 0 BB: 0 P: 9	R: 2 E: 0 K: 0 S: 4	H: 1 LOB: 1 BB: 2 P: 12	R: 0 E: 0 K: 0 S: 4	H: 2 LOB: 1 BB: 0 P: 4	R: 1 E: 0 K: 0 S: 4
	H: 1 LOB: 0 BB: 0 P: 4	R: 0 E: 0 K: 1 S: 6	H: 1 LOB: 2 BB: 1 P: 10	R: 1 E: 0 K: 0 S: 4	H: 1 LOB: 1 BB: 1 P: 8	R: 0 E: 0 K: 2 S: 7	H: 0 LOB: 0 BB: 0 P: 7	R: 0 E: 0 K: 1 S: 6	H: 1 LOB: 2 BB: 1 P: 10	R: 0 E: 0 K: 1 S: 5	H: 1 LOB: 0 BB: 0 P: 5	R: 0 E: 0 K: 0 S: 3	H: 0 LOB: 0 BB: 0 P: 3

	1B: 8	SF: 0
	2B: 0	SAC: 0
	3B: 1	DP: 1
	HR: 2	HBP: 0

	WP: 1	PA: 56
	PB: 0	
	SB: 1	
	CS: 0	

PITCHER		IP	WLS	BF	H	R	ER	SO	BB	IBB	HBP	BLK	WP	HR	S	P	ERA	WHIP
Jim Owens, R ERA: 3.87	(1, 1)	7.2		36	8	5	5	8	6	0	0	0	1	2	46	70	5.87	1.826
Turk Farrell, R ERA: 2.76	(8, 1)	5.1	W	20	3	1	1	4	1	1	0	0	0	0	26	34	1.69	0.750

PITCHER	IP	WLS	BF	H	R	ER	SO	BB	IBB	HBP	BLK	WP	HR	S	P	ERA	WHIP

Batter	1	2	3	4	5	6	7	8	9	10	11	12	13	AB	R	H	RBI	BB	SO	LOB
Ted Lepcio, R (1, 5) (11, 6) OBP: 0.270, SLG: 0.262	L7		BB CS		F2		5-3		F3		4-3		K 2-3	6	0	0	0	1	1	2
Tony Curry, L (1, 7) OBP: 0.362, SLG: 0.524	F8		CS 1-2	K		4-3 3B	K		F6		F8		1B 3-H	7	1	2	1	0	2	0
Tony Taylor, R (1, 4) OBP: 0.356, SLG: 0.398	K			K		4-3 3-H	FC6 1B		1B		CS 1B			6	0	3	1	0	2	0
Tony Gonzalez, L (1, 8) OBP: 0.246, SLG: 0.355 Turk Farrell, R (8, 1)		6-3		1B 1B		HR BB	FC6 1-2f		K		CS 1-2	4-3		3 2	1 0	1 0	0 0	1 0	0 1	1 1
Ken Walters, R (1, 9) OBP: 0.348, SLG: 0.477		HR		1B 1-2		HR 1-H		HBP H		F8		S 1B		5	3	4	3	0	0	0
Pancho Herrera, R (1, 3) OBP: 0.372, SLG: 0.503		G6-4-3 BB		F7		FC5-4 BB		HR 1-H		2B		K 1-2		4	1	2	2	2	1	3
Cal Neeman, R (1, 2) OBP: 0.245, SLG: 0.348 Clay Dalrymple, L (10, PH) (11, 2) OBP: 0.396, SLG: 0.435	G6-4-3 1-2f				K	FC5-4 1B 1-2f		F7		IBB		F2		4 1	0 0	0 0	0 1	0 0	1 1	2 1
Ruben Amaro, R (1, 6) OBP: 0.063, SLG: 0.063 Lee Walls, R (6, PH) OBP: 0.372, SLG: 0.368 Bobby Malkmus, R (7, 6) OBP: 0.243, SLG: 0.254 Alvin Dark, R (10, PH) OBP: 0.315, SLG: 0.323 (11, 5)			K		E6	1B 1-2		F5		F9			WP SH1-4 1B 1B	2 1 1 2	0 0 0 1	0 1 0 0	0 0 0 0	1 0 0 0	0 0 0 2	0 0 0 2
Jim Owens, R (1, 1) OBP: 0.074, SLG: 0.038 Bobby Del Greco, R (8, 8) OBP: 0.376, SLG: 0.430			1-3		K	6-3		K		K			SH1-4 1-2	3 2	0 0	0 0	0 0	0 2	1 2	3 2
Inning Stats	R: 0 E: 0 K: 1 S: 5 H: 0 LOB: 0 BB: 0 P: 5	R: 1 E: 0 K: 0 S: 3 H: 1 LOB: 0 BB: 1 P: 7	R: 0 E: 0 K: 1 S: 4 H: 0 LOB: 0 BB: 1 P: 8	R: 0 E: 0 K: 2 S: 9 H: 2 LOB: 2 BB: 0 P: 9	R: 0 E: 1 K: 2 S: 8 H: 0 LOB: 1 BB: 0 P: 8	R: 3 E: 0 K: 0 S: 6 H: 3 LOB: 2 BB: 2 P: 14	R: 0 E: 0 K: 1 S: 6 H: 1 LOB: 1 BB: 0 P: 6	R: 2 E: 0 K: 1 S: 6 H: 1 LOB: 0 BB: 0 P: 7	R: 0 E: 0 K: 1 S: 6 H: 1 LOB: 1 BB: 0 P: 6	R: 0 E: 0 K: 1 S: 6 H: 1 LOB: 2 BB: 1 P: 10	R: 0 E: 0 K: 0 S: 3 H: 1 LOB: 0 BB: 0 P: 3	R: 0 E: 0 K: 1 S: 6 H: 1 LOB: 1 BB: 0 P: 6	R: 1 E: 0 K: 1 S: 6 H: 2 LOB: 1 BB: 0 P: 6	1B: 9 2B: 1 3B: 1 HR: 3	SF: 0 SAC: 1 DP: 1 HBP: 1	WP: 1 PB: 0 SB: 1 CS: 2	PA: 58					

PITCHER		IP	WLS	BF	H	R	ER	SO	BB	IBB	HBP	BLK	WP	HR	S	P	ERA	WHIP
Don Cardwell, R ERA: 4.84	(1, 1)	5.1		22	4	3	3	6	3	0	0	0	0	1	31	43	5.06	1.312
Don Elston, R ERA: 3.19	(6, 1)	3.2		18	5	3	3	3	1	0	1	0	0	2	22	27	7.36	1.636
Glen Hobbie, R ERA: 5.17	(10, 1)	3.2	L	16	5	1	1	3	0	1	0	0	1	0	21	25	2.46	1.364

PITCHER		IP	WLS	BF	H	R	ER	SO	BB	IBB	HBP	BLK	WP	HR	S	P	ERA	WHIP

BOTTOM

Chicago Cubs @ Philadelphia Phillies

Connie Mack Stadium, Philadelphia, PA

Tue Jun 21 1960, 7:05 PM EDT

Unknown

livebaseballscorecards.com

AB	49
R	7
H	14
RBI	7
BB	5
SO	12
LOB	17

Batter	1	2	3	4	5	6	7	8	9	AB	R	H	RBI	BB	SO	LOB
Richie Ashburn, L (1, 8) OBP: 0.452, SLG: 0.379	14 1B 2B		F3 ①		1-H 2-H 3B			14 WP 1B 14 SF9 1B	F3 ③	5	2	3	2	0	0	1
Bob Will, L (1, 9) OBP: 0.333, SLG: 0.438	F2 ①		E4 14 G6-4-3		F5 ②			1-2 PB 1B		4	0	1	0	0	0	2
14 Ernie Banks, R (1, 6) OBP: 0.384, SLG: 0.616	2-H G3 1B 1B		1-2f G6-4-3 ② ③		F6 ③			2-H SF9 ①		3	1	1	2	0	0	2
Ed Bouchee, L (1, 3) OBP: 0.364, SLG: 0.325	1-2 G3 ②			S S S K ①		F7 ①		1-2 S S S K ②		4	0	0	0	0	2	2
George Altman, L (1, 7) OBP: 0.320, SLG: 0.478	2-H 1B			4-3 ②		4-3 ②		S S S K ③		4	0	1	1	0	1	1
Frank Thomas, R (1, 5) OBP: 0.286, SLG: 0.463	5-3 ③			S S S K ③		F7 ③			S S S K ①	4	0	0	0	0	2	1
Earl Averill, R (1, 2) OBP: 0.348, SLG: 0.354		S S S K ①			F8 ①		F5 ①		4-3 ②	4	0	0	0	0	1	0
Don Zimmer, R (1, 4) OBP: 0.325, SLG: 0.378 Jerry Kindall, R (5, 4) OBP: 0.260, SLG: 0.344		5-3 ②			BB 3B 1B		5-3 ②		2B 1B	2 2	1 1	1 1	0 0	0 0	0 0	0 0
Mark Freeman, R (1, 1) OBP: 0.250, SLG: 0.182 Danny Murphy, L (5, PH) OBP: 0.182, SLG: 0.100 Joe Schaffernoth, R (5, 1) Sammy Taylor, L (7, PH) OBP: 0.354, SLG: 0.455 Seth Morehead, L (7, 1) OBP: 0.067, SLG: 0.067 Dick Gernert, R (9, PH) OBP: 0.364, SLG: 0.350		6-3 ③			B B B 1-2 3B BB		F7 ③		1-H 2B	1 0 0 1 0 1	0 1 0 0 0 0	0 0 0 0 0 1	0 1 0 0 0 1	0 0 0 0 0 1	0 0 0 0 0 0	0 0 0 0 0 0
Inning Stats	R: 2 E: 0 K: 0 S: 6 H: 3 LOB: 1 BB: 0 P: 6	R: 0 E: 0 K: 1 S: 5 H: 0 LOB: 0 BB: 0 P: 5	R: 0 E: 1 K: 0 S: 3 H: 0 LOB: 0 BB: 0 P: 3	R: 0 E: 0 K: 2 S: 7 H: 0 LOB: 0 BB: 0 P: 7	R: 2 E: 0 K: 0 S: 5 H: 2 LOB: 1 BB: 1 P: 9	R: 0 E: 0 K: 0 S: 3 H: 0 LOB: 0 BB: 0 P: 3	R: 0 E: 0 K: 0 S: 3 H: 0 LOB: 0 BB: 0 P: 3	R: 1 E: 0 K: 2 S: 9 H: 2 LOB: 1 BB: 0 P: 9	R: 1 E: 0 K: 1 S: 7 H: 2 LOB: 1 BB: 0 P: 7	1B: 6 2B: 2 3B: 1 HR: 0	SF: 1 SAC: 0 DP: 1 HBP: 0					

TOP

Chicago Cubs @ Philadelphia Phillies

Connie Mack Stadium, Philadelphia, PA

Tue Jun 21 1960, Postponed
Att. 26,233 - Unknown

livebaseballscorecards.com

AB	35
R	6
H	9
RBI	6
BB	1
SO	6
LOB	9

PITCHER		IP	WLS	BF	H	R	ER	SO	BB	IBB	HBP	BLK	WP	HR	S	P	ERA	WHIP
John Buzhardt, R ERA: 4.11	(1, 1)	8.0	W	32	7	5	5	5	1	0	0	0	1	0	41	45	5.62	1.000
Robin Roberts, R ERA: 5.17	(9, 1)	1.0	S	5	2	1	1	1	0	0	0	0	0	0	7	7	9.00	2.000

PITCHER	IP	WLS	BF	H	R	ER	SO	BB	IBB	HBP	BLK	WP	HR	S	P	ERA	WHIP

Batter	1	2	3	4	5	6	7	8	9	AB	R	H	RBI	BB	SO	LOB
Ted Lepcio, R (1, 5) OBP: 0.253, SLG: 0.243	K		K		K		5-3	K		5	0	0	0	0	4	1
Tony Curry, L (1, 7) OBP: 0.366, SLG: 0.523	F6		4-3		PB, 1B		FC6-4, 1B			4	1	2	0	0	0	0
Tony Taylor, R (1, 4) OBP: 0.354, SLG: 0.395	K			S, E, 1B	K 1-2		FC6-4, E 1-2f			4	1	1	0	0	2	2
Tony Gonzalez, L (1, 8) OBP: 0.254, SLG: 0.378		SF7, 3B		F8	1B, E, 1B 2-H		E4 1-3			4	2	2	1	0	0	2
Ken Walters, R (1, 9) OBP: 0.351, SLG: 0.480		SF7 3-H		E1, 2B, 1B 1-H	E4 1-H		6-3			3	1	2	2	0	0	2
Pancho Herrera, R (1, 3) OBP: 0.369, SLG: 0.514		K		K	4-3			HR		4	1	1	1	0	2	2
Jimmie Coker, R (1, 2) OBP: 0.316, SLG: 0.381		2B		2B IBB			4-3	F9		3	1	1	0	1	0	0
Ruben Amaro, R (1, 6) OBP: 0.100, SLG: 0.150		F8		1-H 2-H, 2B			L5	L6		4	0	1	2	0	0	1
John Buzhardt, R (1, 1) OBP: 0.120, SLG: 0.120			F4	6-3			F4	1B		3	0	0	0	0	0	1
Bobby Gene Smith, R (8, PH) OBP: 0.333, SLG: 0.426										1	0	1	0	0	0	0
Robin Roberts, S (9, 1) OBP: 0.194, SLG: 0.200										0	0	0	0	0	0	0
Inning Stats	R: 0 E: 0 K: 2 S: 7 H: 0 LOB: 0 BB: 0 P: 7	R: 1 E: 0 K: 1 S: 7 H: 2 LOB: 1 BB: 0 P: 7	R: 0 E: 0 K: 1 S: 5 H: 0 LOB: 0 BB: 0 P: 5	R: 3 E: 1 K: 1 S: 8 H: 3 LOB: 1 BB: 1 P: 12	R: 2 E: 1 K: 2 S: 10 H: 3 LOB: 1 BB: 0 P: 10	R: 0 E: 0 K: 0 S: 3 H: 0 LOB: 0 BB: 0 P: 3	R: 0 E: 1 K: 0 S: 5 H: 1 LOB: 2 BB: 0 P: 5	R: 1 E: 0 K: 1 S: 7 H: 2 LOB: 1 BB: 0 P: 7		1B: 7 2B: 2 3B: 1 HR: 1 SF: 1 SAC: 0 DP: 0 HBP: 0				WP: 0 PB: 1 SB: 1 CS: 0 PA: 37	

BOTTOM

Chicago Cubs @ Philadelphia Phillies

Connie Mack Stadium, Philadelphia, PA

Tue Jun 21 1960, Postponed
Att. 26,233 - Unknown

livebaseballscorecards.com

AB	35
R	7
H	11
RBI	6
BB	1
SO	8
LOB	11

PITCHER		IP	WLS	BF	H	R	ER	SO	BB	IBB	HBP	BLK	WP	HR	S	P	ERA	WHIP
Mark Freeman, R ERA: 4.3	(1, 1)	4.0		18	5	4	4	5	0	1	0	0	0	0	27	31	9.00	1.250
Joe Schaffernoth, R ERA: 5.87	(5, 1)	2.0	L	9	3	2	0	2	0	0	0	0	0	0	13	13	0.00	1.500
Seth Morehead, L ERA: 4.1	(7, 1)	2.0		10	3	1	1	1	0	0	0	0	0	1	12	12	4.50	1.500

PITCHER	IP	WLS	BF	H	R	ER	SO	BB	IBB	HBP	BLK	WP	HR	S	P	ERA	WHIP

Batter	1	2	3	4	5	6	7	8	9	AB	R	H	RBI	BB	SO	LOB
Richie Ashburn, L (1, 8) OBP: 0.451, SLG: 0.374	BBB 4-0 G4-6-3 BB		x 0-0 ③ F8		BBB 4-0 S BB		SSS 0-3 ② K	x 0-0 ③ 4-3		3	0	0	0	2	1	3
Bob Will, L (1, 9) OBP: 0.335, SLG: 0.437	x 0-0 ①② G4-6-3 1-2f			x 0-0 ① F7	x 0-0 ③ F6 1-2		x 0-0 14 BB 1B 2-H		x 0-0 1B	5	0	2	1	0	0	3
14 Ernie Banks, R (1, 6) OBP: 0.380, SLG: 0.605	x 0-0 ③ F8			x 0-0 E7		x 0-0 E4 BB	BBB 4-0 1-2 BB		x 0-0 ① F3	4	0	0	0	1	0	1
Ed Bouchee, L (1, 3) OBP: 0.362, SLG: 0.320 Moe Drabowsky, R (7, 1) Lou Johnson, R (9, PH) OBP: 0.288, SLG: 0.313		SSS 0-3 ① K		BBB 4-0 BB		x 0-0 ① F8	x 0-0 ③ F4		SSS 0-3 ② K	3 0 1	0 0 0	0 0 0	0 0 0	1 0 1	1 0 1	3 0 1
Frank Thomas, R (1, 7) OBP: 0.280, SLG: 0.452		x 0-0 ② 6-3		SSS 0-3 ② K		x 0-0 ② F9		x 0-0 ① F8	x 0-0 ③ F8	5	0	0	0	0	1	4
Moe Thacker, R (1, 2) OBP: 0.160, SLG: 0.045 Earl Averill, R (8, PH) OBP: 0.344, SLG: 0.350 (8, 2)		SSS 0-3 ③ K		SSS 0-3 ③ K		BBB 4-0 1-2 BB		x 0-0 ② 6-3		2 1	0 0	0 0	0 0	1 0	2 0	2 0
Don Zimmer, R (1, 5) OBP: 0.329, SLG: 0.381			x 0-0 FC2-6 1B		x 0-0 ① F3	x 0-0 ③ F7		x 0-0 1B 2B 1B		4	1	2	0	0	0	2
Jerry Kindall, R (1, 4) OBP: 0.280, SLG: 0.381			x 0-0 ① F9		x 0-0 5-3 2B		x 0-0 1B 2B	x 0-0 1-2 2B 1B		4	2	3	0	0	0	1
Bob Anderson, R (1, 1) OBP: 0.207, SLG: 0.179 Dick Gernert, R (7, PH) OBP: 0.370, SLG: 0.381 (7, 3)			x 0-0 ② FC2-6 1-2f		x 0-0 ② 5-3 2-3		x 0-0 ① 5-3	x 0-0 1-H 2-H 2B		2 2	0 0	0 1	0 2	0 0	0 0	2 1
Inning Stats	R: 0 H: 0 E: 0 LOB: 0 K: 0 BB: 1 S: 2 P: 6	R: 0 H: 0 E: 0 LOB: 0 K: 2 BB: 0 S: 7 P: 7	R: 0 H: 1 E: 0 LOB: 1 K: 0 BB: 0 S: 4 P: 4	R: 0 H: 0 E: 1 LOB: 2 K: 2 BB: 1 S: 8 P: 12	R: 0 H: 1 E: 0 LOB: 2 K: 0 BB: 1 S: 4 P: 8	R: 0 H: 0 E: 1 LOB: 2 K: 0 BB: 1 S: 4 P: 8	R: 1 H: 2 E: 0 LOB: 2 K: 1 BB: 1 S: 7 P: 11	R: 2 H: 3 E: 0 LOB: 1 K: 0 BB: 0 S: 6 P: 6	R: 0 H: 1 E: 0 LOB: 1 K: 1 BB: 0 S: 6 P: 6	1B: 5 2B: 3 3B: 0 HR: 0	SF: 0 SAC: 0 DP: 1 HBP: 0			WP: 0 PB: 0 SB: 1 CS: 0	PA: 41		

PITCHER	IP	WLS	BF	H	R	ER	SO	BB	IBB	HBP	BLK	WP	HR	S	P	ERA	WHIP
Chris Short, L (1, 1) ERA: 2.76	9.0	W	41	8	3	3	6	5	0	0	0	0	0	48	68	3.00	1.444

PITCHER	IP	WLS	BF	H	R	ER	SO	BB	IBB	HBP	BLK	WP	HR	S	P	ERA	WHIP

TOP

Chicago Cubs @ Philadelphia Phillies

Connie Mack Stadium, Philadelphia, PA

Wed Jun 22 1960, 7:05 PM EDT

Att. 9,342 - Unknown

livebaseballscorecards.com

AB	36
R	3
H	8
RBI	3
BB	5
SO	6
LOB	23

Batter	1	2	3	4	5	6	7	8	9	AB	R	H	RBI	BB	SO	LOB
Ted Lepcio, R (1, 5) OBP: 0.265, SLG: 0.257	CS 1B		F8 ②		HR 1B 2-H		K ① S S S 0-3			4	1	2	1	0	1	1
Tony Curry, L (1, 7) OBP: 0.362, SLG: 0.538	K ① S S S 0-3		L8 ③		HR 1-H		K ② S S S 0-3			4	1	1	2	0	2	2
Tony Taylor, R (1, 4) OBP: 0.348, SLG: 0.388	K ② ③ S S S 0-3 1-2			4-3 ① 0-0	K ③ S S S 0-3		6-3 ③ 0-0			4	0	0	0	0	2	1
Tony Gonzalez, L (1, 8) OBP: 0.262, SLG: 0.409		FC4-6 1B 0-0		6-3 ② 0-0		HR 0-0		F7 ① 0-0		4	1	2	1	0	0	0
Ken Walters, R (1, 9) OBP: 0.349, SLG: 0.475		F2 ① 0-0		5-3 ③ 0-0		1-3 ① 0-0		CS 1B 0-0		4	0	1	0	0	0	1
Pancho Herrera, R (1, 3) OBP: 0.367, SLG: 0.514		FC4-6 ② 0-0 1-2f			1B 2B 0-0	4-3 ② 0-0		K ② S S S 0-3		4	1	1	0	0	1	2
Cal Neeman, R (1, 2) OBP: 0.258, SLG: 0.352		F5 ③ 0-0			SH1-4 1B 1B 0-0 2-H	2B BB B B B 4-0		CS ③ 0-0 1-2		2	2	1	1	1	0	1
Ruben Amaro, R (1, 6) OBP: 0.182, SLG: 0.238			BB B B B B 4-0		SH1-4 ① 0-0 1-2	2B 0-0 1-H				1	0	1	1	1	0	0
Chris Short, R (1, 1)			K ① S S S 0-3		5-3 ② 0-0	6-3 ③ 0-0				3	0	0	0	0	1	3
Inning Stats	R: 0 E: 0 K: 2 S: 7 H: 1 LOB: 0 BB: 0 P: 7	R: 0 E: 0 K: 0 S: 4 H: 1 LOB: 1 BB: 0 P: 4	R: 0 E: 0 K: 1 S: 5 H: 0 LOB: 1 BB: 1 P: 9	R: 0 E: 0 K: 0 S: 3 H: 0 LOB: 0 BB: 0 P: 3	R: 4 E: 0 K: 1 S: 9 H: 4 LOB: 0 BB: 0 P: 9	R: 2 E: 0 K: 0 S: 5 H: 2 LOB: 1 BB: 1 P: 9	R: 0 E: 0 K: 2 S: 7 H: 0 LOB: 0 BB: 0 P: 7	R: 0 E: 0 K: 1 S: 5 H: 1 LOB: 0 BB: 0 P: 5		1B: 5 2B: 2 3B: 0 HR: 2 SF: 0 SAC: 1 DP: 0 HBP: 0						

BOTTOM

Chicago Cubs @ Philadelphia Phillies

Connie Mack Stadium, Philadelphia, PA

Wed Jun 22 1960, 7:05 PM EDT

Att. 9,342 - Unknown

livebaseballscorecards.com

AB	30
R	6
H	9
RBI	6
BB	2
SO	7
LOB	11

WP: 0 PB: 0 SB: 0 CS: 2 PA: 34

PITCHER		IP	WLS	BF	H	R	ER	SO	BB	IBB	HBP	BLK	WP	HR	S	P	ERA	WHIP
Bob Anderson, R ERA: 4.93	(1, 1)	6.0	L	27	8	6	6	4	2	0	0	0	0	2	33	41	9.00	1.667
Moe Drabowsky, R ERA: 9.47	(7, 1)	2.0		6	1	0	0	3	0	0	0	0	0	0	12	12	0.00	0.500

PITCHER	IP	WLS	BF	H	R	ER	SO	BB	IBB	HBP	BLK	WP	HR	S	P	ERA	WHIP

Chicago Cubs @ Philadelphia Phillies

Connie Mack Stadium, Philadelphia, PA

Thu Jun 23 1960, 7:05 PM EDT

Att. 8,144 - Unknown

TOP

livebaseballscorecards.com

Batter	1	2	3	4	5	6	7	8	9	AB	R	H	RBI	BB	SO	LOB
Richie Ashburn, L (1, 8) OBP: 0.450, SLG: 0.372	F4		BBBB 4-0 CS BB		FC5-4 1-2f		BB 1-2 1B		6-3	4	0	1	0	1	0	1
Bob Will, L (1, 9) OBP: 0.332, SLG: 0.428	4-3		SSS 0-3 K 1-2		1-3		BBBB 4-0 1-2 2-3 BB		L7	4	0	0	0	1	1	2
14 Ernie Banks, R (1, 6) OBP: 0.378, SLG: 0.612	4-3			F9		HR	F8			4	1	1	1	0	0	3
George Altman, L (1, 7) OBP: 0.327, SLG: 0.479		1B 1B		HR 1B		4-3		1-6-3		4	1	2	0	0	0	0
Dick Gernert, R (1, 3) OBP: 0.360, SLG: 0.356		F4		F3		F9		BBBB 4-0 1B BB		3	0	0	0	1	0	2
Don Zimmer, R (1, 5) OBP: 0.333, SLG: 0.404		SSS 0-3 K		1-H HR		G1		1-2 1B		4	1	2	2	0	1	1
Jerry Kindall, R (1, 4) OBP: 0.279, SLG: 0.376		1-3 1B		6-3			2-3	F8		4	0	1	0	0	0	2
Moe Thacker, R (1, 2) OBP: 0.179, SLG: 0.080		4-3			F8		FC1-6 1B	G1		3	0	1	0	0	0	2
Ed Bouchee, L (8, PH) OBP: 0.360, SLG: 0.319										1	0	0	0	0	0	2
Jim Hegan, R (8, 2) OBP: 0.227, SLG: 0.381										0	0	0	0	0	0	0
Glen Hobbie, R (1, 1) OBP: 0.188, SLG: 0.103										0	0	0	0	0	0	0
Lou Johnson, R (3, PH) OBP: 0.283, SLG: 0.306										1	0	0	0	0	0	0
Seth Morehead, L (3, 1) OBP: 0.118, SLG: 0.118										2	0	1	0	0	0	1
Danny Murphy, L (9, PH) OBP: 0.167, SLG: 0.091			1-3		FC5-4 1B		FC1-6 BB 1B 1-2f		F8	1	0	0	0	0	0	0
Inning Stats	R: 0 E: 0 K: 0 S: 3 H: 0 LOB: 0 BB: 0 P: 3	R: 0 E: 0 K: 1 S: 7 H: 2 LOB: 2 BB: 0 P: 7	R: 0 E: 0 K: 1 S: 4 H: 0 LOB: 1 BB: 1 P: 8	R: 2 E: 0 K: 0 S: 5 H: 2 LOB: 0 BB: 0 P: 5	R: 0 E: 0 K: 0 S: 4 H: 1 LOB: 1 BB: 0 P: 4	R: 1 E: 0 K: 0 S: 4 H: 1 LOB: 0 BB: 0 P: 4	R: 0 E: 0 K: 0 S: 5 H: 2 LOB: 3 BB: 1 P: 9	R: 0 E: 0 K: 0 S: 4 H: 1 LOB: 2 BB: 1 P: 8	R: 0 E: 0 K: 0 S: 3 H: 0 LOB: 0 BB: 0 P: 3	1B: 7 2B: 1 3B: 0 HR: 2 SF: 0 SAC: 0 DP: 1 HBP: 0						

	AB	35
	R	3
	H	9
	RBI	3
	BB	3
	SO	2
	LOB	16

WP: 0 PB: 0 SB: 0 CS: 1 PA: 38

PITCHER		IP	WLS	BF	H	R	ER	SO	BB	IBB	HBP	BLK	WP	HR	S	P	ERA	WHIP
Dallas Green, R ERA: 6.57	(1, 1)	6.2		29	8	3	3	2	2	0	0	0	0	2	31	39	4.05	1.500
Turk Farrell, R ERA: 2.63	(7, 1)	2.1	W	9	1	0	0	0	1	0	0	0	0	0	8	12	0.00	0.857

PITCHER	IP	WLS	BF	H	R	ER	SO	BB	IBB	HBP	BLK	WP	HR	S	P	ERA	WHIP

BOTTOM

Chicago Cubs @ Philadelphia Phillies

Connie Mack Stadium, Philadelphia, PA

Thu Jun 23 1960, 7:05 PM EDT

Att. 8,144 - Unknown

livebaseballscorecards.com

Batter	1	2	3	4	5	6	7	8	9	AB	R	H	RBI	BB	SO	LOB
Ted Lepcio, R (1, 5) OBP: 0.264, SLG: 0.247	1-4-3	F3			6-3		BBBB FC6-4 BB			3	0	0	0	1	0	0
Tony Curry, L (1, 7) OBP: 0.364, SLG: 0.537	FC5-4 1B		F5			L8	FC6-4 1-2f			2	0	1	0	0	0	0
Bobby Gene Smith, R (6, PH) (7, 7) OBP: 0.320, SLG: 0.408										2	0	0	0	0	0	2
Tony Taylor, R (1, 4) OBP: 0.343, SLG: 0.382	FC5-4 1B 1-2f		L4			4-3		4-3		4	0	0	0	0	0	1
Tony Gonzalez, L (1, 8) OBP: 0.266, SLG: 0.410	1-3 1B		SSS K			E6 1B 1B		6-3		2	0	1	0	0	1	0
Bobby Del Greco, R (6, PH) (7, 8) OBP: 0.377, SLG: 0.430										2	1	1	0	0	0	0
Ken Walters, R (1, 9) OBP: 0.352, SLG: 0.492	F8			F4		2-H 1B		HR		4	1	2	2	0	0	2
Pancho Herrera, R (1, 3) OBP: 0.365, SLG: 0.524		HR		F9		SSS K		L8		4	1	1	1	0	1	1
Cal Neeman, R (1, 2) OBP: 0.260, SLG: 0.351		5-3		L8			SH1-3 1B			3	0	1	0	0	0	0
Ruben Amaro, R (1, 6) OBP: 0.200, SLG: 0.250		2B 1B			F9		SSS K			3	1	1	0	0	1	1
Dallas Green, L (1, 1) OBP: 0.250, SLG: 0.500		1-H 2B			4-3		1-2 SH1-3			2	0	1	1	0	0	0
Turk Farrell, R (7, 1)										0	0	0	0	0	0	0
Inning Stats	R: 0 E: 0 K: 0 S: 5 H: 2 LOB: 2 BB: 0 P: 5	R: 2 E: 0 K: 0 S: 5 H: 3 LOB: 0 BB: 0 P: 5	R: 0 E: 0 K: 1 S: 5 H: 0 LOB: 0 BB: 0 P: 5	R: 0 E: 0 K: 0 S: 3 H: 0 LOB: 0 BB: 0 P: 3	R: 0 E: 0 K: 0 S: 3 H: 0 LOB: 0 BB: 0 P: 3	R: 1 E: 1 K: 1 S: 7 H: 2 LOB: 1 BB: 0 P: 7	R: 0 E: 0 K: 1 S: 6 H: 1 LOB: 2 BB: 1 P: 10	R: 1 E: 0 K: 0 S: 4 H: 1 LOB: 0 BB: 0 P: 4		1B: 6 2B: 1 3B: 0 HR: 2 SF: 0 SAC: 1 DP: 0 HBP: 0						

	AB	31
	R	4
	H	9
	RBI	4
	BB	1
	SO	3
	LOB	7

WP: 0 PB: 0 SB: 0 CS: 0 PA: 33

PITCHER		IP	WLS	BF	H	R	ER	SO	BB	IBB	HBP	BLK	WP	HR	S	P	ERA	WHIP
Glen Hobbie, R ERA: 5.26	(1, 1)	2.0		10	5	2	2	0	0	0	0	0	0	1	10	10	9.00	2.500
Seth Morehead, L ERA: 3.88	(3, 1)	6.0	L	23	4	2	1	3	1	0	0	0	0	1	28	32	1.50	0.833

PITCHER	IP	WLS	BF	H	R	ER	SO	BB	IBB	HBP	BLK	WP	HR	S	P	ERA	WHIP

Chicago Cubs @ Pittsburgh Pirates

Forbes Field, Pittsburgh, PA

Fri Jun 24 1960, 7:05 PM EDT

Att. 28,137 - Unknown

TOP

Batter	1	2	3	4	5	6	7	8	9	AB	R	H	RBI	BB	SO	LOB
Richie Ashburn, L (1, 8) OBP: 0.451, SLG: 0.374	3-1		4-3			FC6 1B		1B		4	0	2	0	0	0	1
Bob Will, L (1, 9) OBP: 0.325, SLG: 0.419	4-3			L5		F5		F7		4	0	0	0	0	0	2
14 Ernie Banks, R (1, 6) OBP: 0.376, SLG: 0.605	5-3			G5-4-3 1B		F6		K		4	0	1	0	0	1	2
Dick Gernert, R (1, 3) OBP: 0.333, SLG: 0.327		F8		G5-4-3 1-2f		FC6 1-2f		F9		4	0	0	0	0	0	3
Frank Thomas, R (1, 7) OBP: 0.281, SLG: 0.450		F8			F7		BB 1B		BB	3	0	1	0	0	0	0
George Altman, L (7, PR) (7, 7) OBP: 0.333, SLG: 0.479										0	0	0	0	1	0	0
Don Zimmer, R (1, 5) OBP: 0.331, SLG: 0.396		F8			F9		BBB 4-0 FC6-4 1-2 BB		F8	3	0	0	0	1	0	1
Jim Hegan, R (1, 2) OBP: 0.231, SLG: 0.440			5-3		1B 3B		F4		F4	4	1	1	0	0	0	3
Jerry Kindall, R (1, 4) OBP: 0.287, SLG: 0.390			2B		3-H 1B		SSS K		SSS K	4	0	2	1	0	2	3
Dick Ellsworth, L (1, 1) OBP: 0.227, SLG: 0.056			SSS K		SSS K		FC6-4 1-2f			2	0	0	0	0	2	2
Earl Averill, R (7, PH) OBP: 0.341, SLG: 0.346										1	0	0	0	0	0	2
Joe Schaffernoth, R (7, 1)										0	0	0	0	0	0	0

Inning Stats	1	2	3	4	5	6	7	8	9	1B	SF	WP	PA
R	0	0	0	0	1	0	0	0	0	5	0	0	35
E	0	0	0	0	0	0	0	0	0	2B: 1	SAC: 0	PB: 0	
K	0	0	1	0	1	0	1	1	1	3B: 1	DP: 1	SB: 0	
S	3	3	6	3	7	4	6	6	5	HR: 0	HBP: 0	CS: 0	
H	0	0	1	1	2	1	1	1	0				
LOB	0	0	1	0	1	1	2	1	1				
BB	0	0	0	0	0	0	1	0	1				
P	3	3	6	3	7	4	10	6	9				

PITCHER	IP	WLS	BF	H	R	ER	SO	BB	IBB	HBP	BLK	WP	HR	S	P	ERA	WHIP
Vinegar Bend Mizell, L (1, 1) ERA: 4.28	9.0	W	35	7	1	1	5	2	0	0	0	0	0	43	51	1.00	1.000

PITCHER	IP	WLS	BF	H	R	ER	SO	BB	IBB	HBP	BLK	WP	HR	S	P	ERA	WHIP

AB	33
R	1
H	7
RBI	1
BB	2
SO	5
LOB	19

livebaseballscorecards.com

Batter	1	2	3	4	5	6	7	8	9	AB	R	H	RBI	BB	SO	LOB
Joe Christopher, R (1, 7) Bill Virdon, L (8, 8) OBP: 0.302, SLG: 0.286	K	FC6-4 1-2f			L6	K		K		4 1	0 0	0 0	0 0	0 0	2 1	2 0
Dick Groat, R (1, 6) OBP: 0.385, SLG: 0.415	FC6-4 BB		4-3		F9		CS BB			2	0	0	0	2	0	0
Roberto Clemente, R (1, 9) OBP: 0.370, SLG: 0.490	FC6-4 E\ S 1-2f		FC4-6 1B		1B		BB BB 1-2 1B			4	0	3	0	0	0	1
Dick Stuart, R (1, 3) OBP: 0.279, SLG: 0.403 Rocky Nelson, L (8, 3) OBP: 0.355, SLG: 0.358	K 1-3		FC4-6 1-2f		G3		K			4 0	0 0	0 0	0 0	0 0	2 0	4 0
Gino Cimoli, R (1, 8) (8, 7) OBP: 0.393, SLG: 0.400		BB 1B 1B	4-3			6-3 1B 1B	BB 1-2 BB			3	2	2	0	1	0	1
Hal Smith, R (1, 2) OBP: 0.381, SLG: 0.568		1B 1-2 BB		K		6-3 1-2	FC6-4 1-2 2-3 BB			2	0	0	0	2	1	1
Don Hoak, R (1, 5) OBP: 0.380, SLG: 0.425	1B 1-3 2-H 1B			1B		1B 1B IBB	FC6-4 1-2f			3	1	2	1	1	0	3
Bill Mazeroski, R (1, 4) OBP: 0.297, SLG: 0.427		L4		K		1B 1B 1-3 2-H		6-3		4	1	1	1	0	1	2
Vinegar Bend Mizell, R (1, 1) OBP: 0.212, SLG: 0.167		FC6-4 2-H 1B		6-3		1B 1-H 3-H		1-3		4	0	2	2	0	0	1
Inning Stats	R: 0 H: 0 E: 0 LOB: 1 K: 2 BB: 1 S: 7 P: 11	R: 2 H: 3 E: 0 LOB: 1 K: 0 BB: 1 S: 5 P: 9	R: 0 H: 1 E: 0 LOB: 1 K: 0 BB: 0 S: 4 P: 4	R: 0 H: 1 E: 0 LOB: 1 K: 2 BB: 0 S: 8 P: 8	R: 0 H: 1 E: 0 LOB: 1 K: 0 BB: 0 S: 4 P: 4	R: 2 H: 3 E: 0 LOB: 1 K: 1 BB: 1 S: 7 P: 11	R: 0 H: 1 E: 0 LOB: 3 K: 1 BB: 3 S: 5 P: 17	R: 0 H: 0 E: 0 LOB: 0 K: 1 BB: 0 S: 5 P: 5		1B: 10 SF: 0 2B: 0 SAC: 0 3B: 0 DP: 0 HR: 0 HBP: 0						

PITCHER		IP	WLS	BF	H	R	ER	SO	BB	IBB	HBP	BLK	WP	HR	S	P	ERA	WHIP
Dick Ellsworth, L ERA: 2.44	(1, 1)	6.0	L	28	9	4	4	5	2	1	0	0	0	0	35	47	6.00	1.833
Joe Schaffernoth, R ERA: 4.66	(7, 1)	2.0		9	1	0	0	2	3	0	0	0	0	0	10	22	0.00	2.000

PITCHER	IP	WLS	BF	H	R	ER	SO	BB	IBB	HBP	BLK	WP	HR	S	P	ERA	WHIP

BOTTOM

Chicago Cubs @ Pittsburgh Pirates

Forbes Field, Pittsburgh, PA

Fri Jun 24 1960, 7:05 PM EDT

Att. 28,137 - Unknown

livebaseballscorecards.com

AB	31
R	4
H	10
RBI	4
BB	6
SO	7
LOB	15

WP: 0 PA: 37
PB: 0
SB: 1
CS: 1

Chicago Cubs @ Pittsburgh Pirates

Forbes Field, Pittsburgh, PA

Sat Jun 25 1960, 3:33 AM EDT

Att. 20,428 - Unknown

TOP

livebaseballscorecards.com

Batter	1	2	3	4	5	6	7	8	9	AB	R	H	RBI	BB	SO	LOB
Richie Ashburn, L (1, 8) OBP: 0.454, SLG: 0.376	0-0 F9 1B 2B 1B	0-0 F7		0-0 1-2 3-H 1B			BBBB 4-0 14 1B 1B BB		0-0 F9	4	2	2	1	1	0	1
Jerry Kindall, R (1, 4) OBP: 0.283, SLG: 0.382	0-0 2B 1-2 1B	SSS 0-3 K	0-0 F4				SSS 0-3 K		0-0 4-3 1-2	5	0	1	0	0	2	4
14 Ernie Banks, R (1, 6) OBP: 0.377, SLG: 0.601	SSS 0-3 K	0-0 F8	0-0 4-3				0-0 E 1B 1-2 1B		0-0 2-H 1B	5	0	2	1	0	1	4
Ed Bouchee, L (1, 3) OBP: 0.357, SLG: 0.316	0-0 F9 2-3	0-0 1-3		0-0 4-3			0-0 E9 1-3 2-H 1B		SSS 0-3 K	5	0	1	1	0	1	3
Frank Thomas, R (1, 7) OBP: 0.282, SLG: 0.453 Bob Will, L (7, PH) (7, 7) OBP: 0.324, SLG: 0.417	0-0 1-3 3-H 2B		0-0 L7	0-0 F8			0-0 F8			3 1	0 0	1 0	1 0	0 0	0 0	0 1
George Altman, L (1, 9) OBP: 0.339, SLG: 0.475	BBBB 4-0 FC6-4 BB		0-0 3B 1B	0-0 F6				0-0 F8		3	1	1	0	1	0	0
Don Zimmer, R (1, 5) OBP: 0.329, SLG: 0.405	0-0 FC6-4 1-2f		0-0 1-H 2B 3B		SSS 0-3 K			0-0 6-3		4	1	1	1	0	1	3
Jim Hegan, R (1, 2) OBP: 0.241, SLG: 0.464 Danny Murphy, L (8, PH) OBP: 0.154, SLG: 0.083 El Tappe, R (8, 2)		0-0 6-3	0-0 1B 1B 3-H 2B		0-0 L4			0-0 G3		3 1 0	1 0 0	1 0 0	1 0 0	0 0 0	0 0 0	0 0 0
Moe Drabowsky, R (1, 1) Bob Anderson, R (1, 1) OBP: 0.219, SLG: 0.194 Don Elston, R (6, 1) OBP: 0.083, SLG: 0.083 Earl Averill, R (9, PH) OBP: 0.348, SLG: 0.346 Lou Johnson, R (9, PR) OBP: 0.283, SLG: 0.306		0-0 5-3	0-0 1B 2-3 1B		0-0 5-3			BBBB 4-0 14 4-3 1B BB		0 3 0 0 0	0 0 0 0 1	0 1 0 0 0	0 0 0 0 0	0 0 0 1 0	0 0 0 0 0	0 0 0 0 0

	AB	37
	R	6
	H	11
	RBI	6
	BB	3
	SO	5
	LOB	16

Inning Stats																		
	R: 1	H: 3	R: 0	H: 0	R: 0	H: 0	R: 3	H: 5	R: 0	H: 0	R: 0	H: 0	R: 1	H: 2	R: 0	H: 0	R: 1	H: 1
	E: 0	LOB: 3	E: 0	LOB: 0	E: 0	LOB: 0	E: 0	LOB: 2	E: 0	LOB: 0	E: 0	LOB: 0	E: 1	LOB: 1	E: 0	LOB: 0	E: 0	LOB: 1
	K: 1	BB: 1	K: 0	BB: 0	K: 1	BB: 0	K: 0	BB: 0	K: 0	BB: 0	K: 1	BB: 0	K: 1	BB: 1	K: 0	BB: 0	K: 1	BB: 1
	S: 8	P: 12	S: 3	P: 3	S: 5	P: 5	S: 8	P: 8	S: 3	P: 3	S: 5	P: 5	S: 6	P: 10	S: 3	P: 3	S: 6	P: 10

	1B: 8	SF: 0
	2B: 2	SAC: 0
	3B: 1	DP: 0
	HR: 0	HBP: 0

	WP: 0	PA: 40
	PB: 0	
	SB: 0	
	CS: 0	

PITCHER		IP	WLS	BF	H	R	ER	SO	BB	IBB	HBP	BLK	WP	HR	S	P	ERA	WHIP
Joe Gibbon, L ERA: 5.01	(1, 1)	3.1		19	8	4	4	2	1	0	0	0	0	0	22	26	10.80	2.700
Paul Giel, R ERA: 4.87	(4, 1)	2.2	W	8	0	0	0	1	0	0	0	0	0	0	10	10	0.00	0.000
Fred Green, L ERA: 3.56	(7, 1)	0.2		4	2	1	1	1	1	0	0	0	0	0	5	9	13.50	4.500
Roy Face, R ERA: 2.61	(7, 1)	2.1	S	9	1	1	1	1	1	0	0	0	0	0	10	14	3.86	0.857

PITCHER		IP	WLS	BF	H	R	ER	SO	BB	IBB	HBP	BLK	WP	HR	S	P	ERA	WHIP

Chicago Cubs @ Pittsburgh Pirates

Forbes Field, Pittsburgh, PA

Sat Jun 25 1960, 3:33 AM EDT

Att. 20,428 - Unknown

BOTTOM

Batter	1	2	3	4	5	6	7	8	9	AB	R	H	RBI	BB	SO	LOB
Bill Virdon, L (1, 8) OBP: 0.306, SLG: 0.291	0-0 3B 1B	0-0 F7 ②			0-3 K ①	0-0 F3 ① ② 1-2 2-3		0-0 1B 1-2		5	1	2	0	0	1	2
Dick Groat, R (1, 6) OBP: 0.389, SLG: 0.427	0-0 1B 3B 1-H	0-0 4-3 ③			0-0 4-3 2B	4-0 BB		0-0 F4 ②		4	1	2	1	1	0	2
Bob Skinner, L (1, 7) OBP: 0.407, SLG: 0.525	0-3 K ①		0-0 6-3 ①		0-0 4-3 ② 2-3	0-0 F4		0-0 F8 ③		5	0	0	0	0	1	6
Rocky Nelson, L (1, 3) OBP: 0.379, SLG: 0.411	0-0 1B 1B 1B 3-H		4-0 G1-6-3 BB		0-0 F8 ③		0-0 SF8 3B			3	2	2	1	1	0	1
Roberto Clemente, R (1, 9) OBP: 0.371, SLG: 0.490 Gino Cimoli, R (4, 9) OBP: 0.395, SLG: 0.397	0-0 1B 1B 1-2		0-0 G1-6-3 ② ③ 1-2f			4-0 3B BB	0-0 4-3 ①			2 1	0 1	1 0	0 0	0 1	0 0	1 1
Smoky Burgess, L (1, 2) OBP: 0.368, SLG: 0.451	0-0 F8 ②			0-0 G3 ①		0-0 1B 3B 1-H	0-0 SF8 ② 3-H			3	1	1	2	0	0	2
Don Hoak, R (1, 5) OBP: 0.382, SLG: 0.427	0-0 1B 1-2 2-H			0-0 6-3 ②		0-0 1B 1B 3-H	0-0 F8 ③			4	1	2	2	0	0	0
Bill Mazeroski, R (1, 4) OBP: 0.301, SLG: 0.429	0-0 4-3 ③			0-0 1B		0-0 F3 1B 1-2 1B		0-0 L8 ①		4	0	2	0	0	0	2
Joe Gibbon, R (1, 1) OBP: 0.273, SLG: 0.111 Paul Giel, R (4, 1) Gene Baker, R (6, PH) OBP: 0.250, SLG: 0.222 Fred Green, R (7, 1) OBP: 0.600, SLG: 1.800 Roy Face, R (7, 1) OBP: 0.167, SLG: 0.167		0-0 F9 ①		0-0 1-3 ③		0-0 F3 1B 1-2 2-H		0-0 1B 1B		1 1 1 0 1	0 0 0 0 0	0 0 1 0 1	0 0 1 0 0	0 0 0 0 0	0 0 0 0 0	0 1 0 0 0
Inning Stats	R: 3 E: 0 K: 1 S: 10 H: 5 LOB: 2 BB: 0 P: 10	R: 0 E: 0 K: 0 S: 3 H: 0 LOB: 0 BB: 0 P: 3	R: 0 E: 0 K: 0 S: 2 H: 0 LOB: 0 BB: 1 P: 6	R: 0 E: 0 K: 0 S: 4 H: 1 LOB: 1 BB: 0 P: 4	R: 0 E: 0 K: 1 S: 6 H: 1 LOB: 1 BB: 0 P: 6	R: 3 E: 0 K: 0 S: 6 H: 4 LOB: 2 BB: 2 P: 14	R: 1 E: 0 K: 0 S: 4 H: 1 LOB: 0 BB: 0 P: 4	R: 0 E: 0 K: 0 S: 5 H: 2 LOB: 2 BB: 0 P: 5		1B: 10 2B: 1 3B: 3 HR: 0	SF: 1 SAC: 0 DP: 1 HBP: 0					

livebaseballscorecards.com

AB	35
R	7
H	14
RBI	7
BB	3
SO	2
LOB	18

PITCHER		IP	WLS	BF	H	R	ER	SO	BB	IBB	HBP	BLK	WP	HR	S	P	ERA	WHIP	
Moe Drabowsky, R ERA: 10.71	(1, 1)	0.1		5	4	3	3	1	0	0	0	0	0	0	7	7	81.00	12.000	
Bob Anderson, R ERA: 4.98	(1, 1)	4.2	L	21	6	3	3	1	2	0	0	0	0	0	21	29	5.79	1.714	
Don Elston, R ERA: 3.18	(6, 1)	3.0		13	4	1	1	0	1	0	0	0	0	0	12	16	3.00	1.667	

PITCHER	IP	WLS	BF	H	R	ER	SO	BB	IBB	HBP	BLK	WP	HR	S	P	ERA	WHIP

Batter	1	2	3	4	5	6	7	8	9	AB	R	H	RBI	BB	SO	LOB
Richie Ashburn, L (1, 7) OBP: 0.460, SLG: 0.383	G5-6-3 1B		FC3-6 1-2 1B		2B SF8 1-2 3-H 1B	3-1			BBB E 14 S 2B BB	4	2	3	1	1	0	0
Danny Murphy, L (1, 8) OBP: 0.167, SLG: 0.176	G5-6-3 1-2f		FC3-6 14 FC6-4 1-2f 2-3		SF8 2B 1-3 2-H 2B	G3			F9 1-3	5	1	1	1	0	0	4
14 Ernie Banks, R (1, 6) OBP: 0.377, SLG: 0.599	K		FC6-4 1-2f		SF8 2B IBB	5-3			2B 3-H	4	1	1	1	1	1	2
Ed Bouchee, L (1, 3) OBP: 0.354, SLG: 0.315		F7		G4-6-3 1B	SF8 1-2 2-3 3-H	G3			4-3	4	0	1	1	0	0	1
George Altman, L (1, 9) OBP: 0.336, SLG: 0.461		L7		G4-6-3 1-2f	2B IBB			6-3		3	1	0	0	1	0	1
Ron Santo, R (1, 5) OBP: 0.500, SLG: 0.750		1B		P4	1-H 2-H 3-H 2B			P4		4	0	2	3	0	0	0
Jerry Kindall, R (1, 4) OBP: 0.291, SLG: 0.386		L7			1B 1B 1B F3			1B CS 1B		4	1	2	0	0	0	2
Jim Hegan, R (1, 2) OBP: 0.273, SLG: 0.469		K			1B 1-3 2B 1B K			1-3 1B		4	1	2	0	0	2	0
Mark Freeman, R (1, 1) OBP: 0.250, SLG: 0.200 Don Elston, R (9, 1) OBP: 0.083, SLG: 0.083		FC3-6 1B			K P6			CS 3-H K		4 0	0 0	1 0	0 0	0 0	2 0	2 0
Inning Stats	R: 0 E: 0 K: 1 S: 5 H: 1 LOB: 0 BB: 0 P: 5	R: 0 E: 0 K: 0 S: 4 H: 1 LOB: 1 BB: 0 P: 4	R: 0 E: 0 K: 1 S: 7 H: 2 LOB: 2 BB: 0 P: 7	R: 0 E: 0 K: 0 S: 3 H: 1 LOB: 0 BB: 0 P: 3	R: 6 E: 0 K: 1 S: 10 H: 5 LOB: 1 BB: 2 P: 18	R: 0 E: 0 K: 1 S: 5 H: 0 LOB: 0 BB: 0 P: 5	R: 0 E: 0 K: 0 S: 3 H: 0 LOB: 0 BB: 0 P: 3	R: 0 E: 0 K: 0 S: 4 H: 2 LOB: 1 BB: 0 P: 4	R: 1 E: 0 K: 1 S: 6 H: 1 LOB: 1 BB: 1 P: 10	1B: 10 2B: 3 3B: 0 HR: 0 SF: 1 SAC: 0 DP: 2 HBP: 0						

PITCHER		IP	WLS	BF	H	R	ER	SO	BB	IBB	HBP	BLK	WP	HR	S	P	ERA	WHIP
Bob Friend, R ERA: 2.58	(1, 1)	4.2	L	24	10	6	6	3	0	2	0	0	0	0	28	36	11.57	2.143
Bennie Daniels, R ERA: 7.59	(5, 1)	2.1		7	0	0	0	1	0	0	0	0	0	0	9	9	0.00	0.000
Jim Umbricht, R ERA: 5.8	(8, 1)	2.0		9	3	1	1	1	1	0	0	0	0	0	10	14	4.50	2.000

PITCHER	IP	WLS	BF	H	R	ER	SO	BB	IBB	HBP	BLK	WP	HR	S	P	ERA	WHIP

TOP

Chicago Cubs @ Pittsburgh Pirates

Forbes Field, Pittsburgh, PA

Sun Jun 26 1960, 3:33 AM EDT

Unknown

livebaseballscorecards.com

AB	36
R	7
H	13
RBI	7
BB	3
SO	5
LOB	12

PA: 41

Batter	1	2	3	4	5	6	7	8	9	AB	R	H	RBI	BB	SO	LOB
Bill Virdon, L (1, 8) OBP: 0.324, SLG: 0.317	1B SF8 1B		BBBB 4-0 L6-3 BB		BBBB 4-0 BB			x 0-0 ① F7	x 0-0 3B	3	1	2	0	2	0	0
Dick Groat, R (1, 6) OBP: 0.386, SLG: 0.423	x 0-0 4-3 1-3 1B		x 0-0 ①② L6-3 1-2		SSS 0-3 ③ K			x 0-0 ② 5-3	x 0-0 ③ F7	5	0	1	0	0	1	3
Bob Skinner, L (1, 7) OBP: 0.401, SLG: 0.518	x 0-0 ① SF8 3-H		x 0-0 ③ 3-1			x 0-0 ① 6-3		x 0-0 ③ 4-3		3	0	0	1	0	0	0
Rocky Nelson, L (1, 3) OBP: 0.371, SLG: 0.417	x 0-0 ② 4-3 1-2			x 0-0 S 6-3 2B		x 0-0 ② L9			x 0-0 ① L9	4	1	1	0	0	0	1
Gino Cimoli, R (1, 9) OBP: 0.397, SLG: 0.396	SSS 0-3 ③ K			SSS 0-3 ① K 2-3		x 0-0 1B			BBBB 4-0 2B BB	3	1	1	0	1	2	2
Hal Smith, R (1, 2) OBP: 0.377, SLG: 0.566		SSS 0-3 ① K		x 0-0 ② 6-3 3-H		x 0-0 ③ 5-3			x 0-0 1B 1-H WP 2B	4	1	1	2	0	1	1
Don Hoak, R (1, 5) OBP: 0.380, SLG: 0.424		x 0-0 ② 4-3		SSS 0-3 ③ K			SSS 0-3 ① K		x 0-0 G3 WP HR 2-3 1B	4	1	1	0	0	2	0
Bill Mazeroski, R (1, 4) OBP: 0.300, SLG: 0.423		BBBB 4-0 BB			x 0-0 ① L5		x 0-0 ② F7		x 0-0 ② G3 1-3 3-H	3	0	0	0	1	0	1
Bob Friend, R (1, 1) OBP: 0.174, SLG: 0.073 Bennie Daniels, L (5, 1) OBP: 0.188, SLG: 0.188 Dick Schofield, S (7, PH) OBP: 0.429, SLG: 0.304 Jim Umbricht, R (8, 1) OBP: 0.333, SLG: 0.333 Smoky Burgess, L (9, PH) OBP: 0.372, SLG: 0.478		x 0-0 ③ P4			x 0-0 ② 3-1		SSS 0-3 ③ K		x 0-0 3-H HR	1 1 1 0 1	0 0 0 0 1	0 0 0 0 1	0 0 0 0 2	0 0 0 0 0	0 0 1 0 0	1 0 0 0 0
Inning Stats	R: 1 H: 2 E: 0 LOB: 1 K: 1 BB: 0 S: 7 P: 7	R: 0 H: 0 E: 0 LOB: 1 K: 1 BB: 1 S: 5 P: 9	R: 0 H: 0 E: 0 LOB: 0 K: 0 BB: 1 S: 2 P: 6	R: 1 H: 1 E: 0 LOB: 0 K: 2 BB: 0 S: 8 P: 8	R: 0 H: 0 E: 0 LOB: 1 K: 1 BB: 1 S: 5 P: 9	R: 0 H: 1 E: 0 LOB: 1 K: 0 BB: 0 S: 4 P: 4	R: 0 H: 0 E: 0 LOB: 0 K: 2 BB: 0 S: 7 P: 7	R: 0 H: 0 E: 0 LOB: 0 K: 0 BB: 0 S: 3 P: 3	R: 4 H: 4 E: 0 LOB: 1 K: 0 BB: 1 S: 7 P: 11	1B: 4 SF: 1 2B: 3 SAC: 0 3B: 1 DP: 1 HR: 1 HBP: 0						

PITCHER		IP	WLS	BF	H	R	ER	SO	BB	IBB	HBP	BLK	WP	HR	S	P	ERA	WHIP
Mark Freeman, R ERA: 4.74	(1, 1)	8.2	W	36	7	6	6	7	4	0	0	0	1	1	46	62	6.23	1.269
Don Elston, R ERA: 3.16	(9, 1)	0.1	S	2	1	0	0	0	0	0	0	0	0	0	2	2	0.00	3.000

PITCHER	IP	WLS	BF	H	R	ER	SO	BB	IBB	HBP	BLK	WP	HR	S	P	ERA	WHIP

BOTTOM

Chicago Cubs @ Pittsburgh Pirates

Forbes Field, Pittsburgh, PA

Sun Jun 26 1960, 3:33 AM EDT

Unknown

livebaseballscorecards.com

AB	33
R	6
H	8
RBI	5
BB	4
SO	7
LOB	9

WP: 1	PA: 38		
PB: 0			
SB: 1			
CS: 0			

Chicago Cubs @ Pittsburgh Pirates

Forbes Field, Pittsburgh, PA

Sun Jun 26 1960, 3:38 AM EDT

Att. 36,378 - Unknown

TOP

Batter	1	2	3	4	5	6	7	8	9	AB	R	H	RBI	BB	SO	LOB
Richie Ashburn, L (1, 7) OBP: 0.452, SLG: 0.374	5-3		F8		FC4-6 1-2f	F7		FC6-4 1-2f		5	0	0	0	0	0	4
Danny Murphy, L (1, 8) OBP: 0.174, SLG: 0.182	4-3			14 1B 1B 1B	K		F9		F8	5	1	1	0	0	1	1
14 Ernie Banks, R (1, 6) OBP: 0.374, SLG: 0.591	5-3			1B 1-2 1B		F7	K		5-3	5	0	1	0	0	1	0
Ed Bouchee, L (1, 3) OBP: 0.355, SLG: 0.311		3-1		K		1B E BB	F7		BB	3	1	0	0	2	1	2
George Altman, L (1, 9) OBP: 0.339, SLG: 0.458		F5		F7		BB E E 1-3 1B		SH3-4 1B 1B	F9	5	2	2	0	0	0	3
Ron Santo, R (1, 5) OBP: 0.429, SLG: 0.571		6-3		FC 1-2 2-H 1B		E5 BB E 1-2 3-H		SH3-4 1-2		3	1	1	2	0	0	1
Jerry Kindall, R (1, 4) OBP: 0.298, SLG: 0.390			B1-5-4 1B 1B	FC 1-2f		K		1-3 2-H 1B 1B		4	1	2	1	0	1	4
El Tappe, R (1, 2) OBP: 0.750, SLG: 0.500			B1-5-4 1-2 1B		FC1-6 BB	E 1-2 2-3 BB		1-3 1-2		2	1	1	0	2	0	1
Don Cardwell, R (1, 1) OBP: 0.125, SLG: 0.375 Seth Morehead, L (6, 1) OBP: 0.167, SLG: 0.167 Don Elston, R (8, 1) OBP: 0.083, SLG: 0.083			B1-5-4 1-2 2-3f		FC1-6 1-2f FC4-6	E7 1-H 2-H 3-H		FC6-4 2-H 1B		3 1 0	0 0 0	0 1 0	0 1 0	0 0 0	0 0 0	3 0 0

livebaseballscorecards.com

	AB	R	H	RBI	BB	SO	LOB
	36	7	9	4	4	4	19

Inning Stats																														
	R: 0	H: 0		R: 0	H: 0		R: 0	H: 2		R: 1	H: 3		R: 0	H: 0		R: 4	H: 1		R: 0	H: 0		R: 2	H: 3		R: 0	H: 0		1B: 9	SF: 0		WP: 0	PA: 41
	E: 0	LOB: 0		E: 0	LOB: 0		E: 0	LOB: 1		E: 0	LOB: 2		E: 0	LOB: 1		E: 2	LOB: 1		E: 0	LOB: 0		E: 0	LOB: 1		E: 0	LOB: 1		2B: 0	SAC: 1		PB: 0	
	K: 0	BB: 0		K: 0	BB: 0		K: 0	BB: 0		K: 1	BB: 0		K: 1	BB: 1		K: 1	BB: 2		K: 5	BB: 0		S: 6	BB: 0		K: 0	BB: 1		3B: 0	DP: 1		SB: 0	
	S: 3	P: 3		S: 3	P: 3		S: 4	P: 4		S: 8	P: 8		S: 5	P: 9		S: 8	P: 16		S: 5	P: 5		K: 0	P: 6		S: 3	P: 7		HR: 0	HBP: 0		CS: 0	

PITCHER		IP	WLS	BF	H	R	ER	SO	BB	IBB	HBP	BLK	WP	HR	S	P	ERA	WHIP
Vern Law, R ERA: 2.66	(1, 1)	8.0	L	37	9	7	4	4	3	0	0	0	0	0	42	54	4.50	1.500
Roy Face, R ERA: 2.55	(9, 1)	1.0		4	0	0	0	0	1	0	0	0	0	0	3	7	0.00	1.000

PITCHER	IP	WLS	BF	H	R	ER	SO	BB	IBB	HBP	BLK	WP	HR	S	P	ERA	WHIP

Batter	1	2	3	4	5	6	7	8	9	AB	R	H	RBI	BB	SO	LOB
Bill Virdon, L (1, 8) OBP: 0.331, SLG: 0.314 Roberto Clemente, R (6, PH) (7, 9) OBP: 0.368, SLG: 0.486	BBBB 4-0 4-3 1B BB	BBBB 4-0 BB		SSS 0-3 ② K		SSS 0-3 ② K 3-H		x 0-0 ① FC5-2 1-2 2-3 3-H		1 2	1 0	0 0	0 0	2 0	1 1	0 3
Dick Groat, R (1, 6) OBP: 0.380, SLG: 0.415	x 0-0 ① 4-3 1-2	x 0-0 ③ F9		x 0-0 ③ F3		x 0-0 ③ F8		x 0-0 ② G1-2-3 3-Hf		5	0	0	0	0	0	6
Bob Skinner, L (1, 7) OBP: 0.395, SLG: 0.508	x 0-0 ② L9	x 0-0 ① G3			x 0-0 ① 6-3		x 0-0 ① F8		x 0-0 ① 4-3	5	0	0	0	0	0	1
Rocky Nelson, L (1, 3) OBP: 0.400, SLG: 0.484	BBBB 4-0 1B BB	x 0-0 HR			x 0-0 G4-6-3 1B		x 0-0 1B		x 0-0 ② 6-3	4	1	3	1	1	0	0
Gino Cimoli, R (1, 9) (7, 8) OBP: 0.404, SLG: 0.399	x 0-0 1-2 2-H 1B	x 0-0 S 1B			x 0-0 ② ③ G4-6-3 1-2f		x 0-0 ② F8		BBBB 4-0 BB	4	0	2	1	1	0	2
Smoky Burgess, L (1, 2) OBP: 0.367, SLG: 0.464	x 0-0 ③ 1-3	x 0-0 ② F7				BBBB 4-0 HR BB	x 0-0 ③ 4-3		x 0-0 ③ 4-3	4	1	0	0	1	0	5
Don Hoak, R (1, 5) OBP: 0.389, SLG: 0.444		x 0-0 5-3 1B	BBBB 4-0 1-2 BB			x 0-0 1-H HR		x 0-0 1B 1B FC5-2 1B		3	1	3	2	1	0	0
Bill Mazeroski, R (1, 4) OBP: 0.299, SLG: 0.420		x 0-0 ① 5-3 1-2	x 0-0 ③ F5			SSS 0-3 ① K		x 0-0 FC5-2 1B 1-2 G1-2-3 1B		4	0	1	0	0	1	3
Vern Law, R (1, 1) OBP: 0.200, SLG: 0.271 Dick Schofield, S (8, PR) OBP: 0.429, SLG: 0.304 Roy Face, R (9, 1) OBP: 0.167, SLG: 0.167		x 0-0 ② L1		x 0-0 ① F7		x 0-0 WP 3B		x 0-0 FC5-2 1-2 2-3 1B		4 0 0	1 0 0	2 0 0	0 0 0	0 0 0	0 0 0	1 0 0
Inning Stats	R: 1 E: 0 K: 0 S: 4 H: 1 LOB: 2 BB: 2 P: 12	R: 0 E: 0 K: 0 S: 4 H: 1 LOB: 2 BB: 1 P: 8	R: 1 E: 0 K: 0 S: 5 H: 2 LOB: 2 BB: 1 P: 9	R: 0 E: 0 K: 1 S: 5 H: 0 LOB: 0 BB: 0 P: 5	R: 0 E: 0 K: 0 S: 3 H: 1 LOB: 0 BB: 0 P: 3	R: 3 E: 0 K: 2 S: 9 H: 2 LOB: 0 BB: 1 P: 13	R: 0 E: 0 K: 0 S: 4 H: 1 LOB: 1 BB: 0 P: 4	R: 0 E: 0 K: 0 S: 5 H: 3 LOB: 2 BB: 0 P: 5	R: 0 E: 0 K: 0 S: 3 H: 0 LOB: 1 BB: 1 P: 7	1B: 8 2B: 0 3B: 1 HR: 2	SF: 0 SAC: 0 DP: 2 HBP: 0						

PITCHER		IP	WLS	BF	H	R	ER	SO	BB	IBB	HBP	BLK	WP	HR	S	P	ERA	WHIP
Don Cardwell, R ERA: 5.13	(1, 1)	5.1		27	7	5	5	2	5	0	0	0	0	2	26	46	8.44	2.250
Seth Morehead, L ERA: 3.79	(6, 1)	1.2	W	9	4	0	0	1	0	0	0	0	1	0	11	11	0.00	2.400
Don Elston, R ERA: 3.06	(8, 1)	2.0	S	6	0	0	0	0	1	0	0	0	0	0	5	9	0.00	0.500

PITCHER	IP	WLS	BF	H	R	ER	SO	BB	IBB	HBP	BLK	WP	HR	S	P	ERA	WHIP

BOTTOM

Chicago Cubs @ Pittsburgh Pirates

Forbes Field, Pittsburgh, PA

Sun Jun 26 1960, 3:38 AM EDT

Att. 36,378 - Unknown

livebaseballscorecards.com

AB	36
R	5
H	11
RBI	4
BB	6
SO	3
LOB	21

1B: 8 SF: 0
2B: 0 SAC: 0
3B: 1 DP: 2
HR: 2 HBP: 0

WP: 1 PA: 42
PB: 0
SB: 1
CS: 0

Batter	1	2	3	4	5	6	7	8	9	AB	R	H	RBI	BB	SO	LOB
Bill Bruton, L (1, 8) OBP: 0.324, SLG: 0.479	K		BB BB 2B 1B 1-2		F7		L8		F5	5	1	1	0	0	1	0
Johnny Logan, R (1, 6) OBP: 0.318, SLG: 0.333	F5		K		K		F7			4	0	0	0	0	2	2
Eddie Mathews, L (1, 5) OBP: 0.437, SLG: 0.589	F8		BB 2B BB 1-2 2-3		BB		3-1			2	1	0	0	2	0	0
Hank Aaron, R (1, 9) OBP: 0.338, SLG: 0.549		F9	BB 2B 1-2 2-3 3-H		K			1-3 WP SF9 BB		2	1	0	1	2	1	1
Wes Covington, L (1, 7) OBP: 0.358, SLG: 0.568 Al Spangler, L (8, 7) OBP: 0.349, SLG: 0.456		5-3 1B	1-H 2-H 3-H 2B			HR		1-3 1-3		4 0	1 0	3 0	3 0	0 0	0 0	1 0
Joe Adcock, R (1, 3) OBP: 0.354, SLG: 0.505		5-3 1-2	4-3			F8		SF9 3-H		3	0	0	1	0	0	2
Del Crandall, R (1, 2) OBP: 0.286, SLG: 0.443		BB FC6		5-3		F7		5-3		3	0	0	0	1	0	0
Red Schoendienst, S (1, 4) OBP: 0.291, SLG: 0.283		FC6 1-2f		BB G4-6-3		1B S			F8	3	0	1	0	1	0	2
Warren Spahn, L (1, 1) OBP: 0.186, SLG: 0.250			BB 1B BB 1B	1-2f G4-6-3		1-2 F8			F6	4	1	1	0	0	0	2
Inning Stats	R: 0 E: 0 K: 1 S: 5 H: 0 LOB: 0 BB: 0 P: 5	R: 0 E: 0 K: 0 S: 4 H: 1 LOB: 2 BB: 1 P: 8	R: 3 E: 0 K: 1 S: 7 H: 3 LOB: 1 BB: 2 P: 15	R: 0 E: 0 K: 0 S: 2 H: 0 LOB: 0 BB: 1 P: 6	R: 0 E: 0 K: 2 S: 7 H: 0 LOB: 1 BB: 1 P: 11	R: 1 E: 0 K: 0 S: 5 H: 2 LOB: 1 BB: 0 P: 5	R: 0 E: 0 K: 0 S: 3 H: 0 LOB: 0 BB: 0 P: 3	R: 1 E: 0 K: 0 S: 3 H: 0 LOB: 0 BB: 1 P: 7	R: 0 E: 0 K: 0 S: 3 H: 0 LOB: 0 BB: 0 P: 3	1B: 4 2B: 1 3B: 0 HR: 1 SF: 1 SAC: 0 DP: 1 HBP: 0							

PITCHER	IP	WLS	BF	H	R	ER	SO	BB	IBB	HBP	BLK	WP	HR	S	P	ERA	WHIP
Glen Hobbie, R (1, 1) ERA: 5.23	9.0	L	37	6	5	5	4	6	0	0	0	1	1	39	63	5.00	1.333

PITCHER	IP	WLS	BF	H	R	ER	SO	BB	IBB	HBP	BLK	WP	HR	S	P	ERA	WHIP

TOP

Milwaukee Braves @ Chicago Cubs

Wrigley Field, Chicago, IL

Tue Jun 28 1960, 3:33 AM CDT

Att. 14,451 - Unknown

livebaseballscorecards.com

AB	30
R	5
H	6
RBI	5
BB	6
SO	4
LOB	10

PA: 37

WP: 1 PB: 0 SB: 1 CS: 0

Milwaukee Braves @ Chicago Cubs

Wrigley Field, Chicago, IL

Tue Jun 28 1960, 3:33 AM CDT

Att. 14,451 - Unknown

livebaseballscorecards.com

Batter	1	2	3	4	5	6	7	8	9	AB	R	H	RBI	BB	SO	LOB
Richie Ashburn, L (1, 8) OBP: 0.456, SLG: 0.381	G1-6-3 1B	1-2 2-H 3-H 1B			F8 ②			14 G6-4-3 1B		4	0	3	2	0	0	0
Jerry Kindall, R (1, 4) OBP: 0.296, SLG: 0.385	G1-6-3 1-2f	F5 ③			1B			F8 ①		4	0	1	0	0	0	4
14 Ernie Banks, R (1, 6) OBP: 0.369, SLG: 0.581	F9 ③		F8 ①		L5 ③			G6-4-3 ②③ 1-2f		4	0	0	0	0	0	2
Ed Bouchee, L (1, 3) OBP: 0.357, SLG: 0.311		1B 1B 1B	5-3 ②			G3 ①			BBBB FC1-5 1B BB	3	1	1	0	1	0	0
Frank Thomas, R (1, 7) OBP: 0.281, SLG: 0.450	F9 ①		6-3 ③			1-3 ②			FC1-5 1-2 1B	4	0	1	0	0	0	1
Don Zimmer, R (9, PR) OBP: 0.329, SLG: 0.405										0	0	0	0	0	0	0
Ron Santo, R (1, 5) OBP: 0.364, SLG: 0.455	1B 1-2 1B 1B			6-3 ①		5-3 ③			FC1-5 ① G6-3 1-2 2-3f	4	1	1	0	0	0	2
Earl Averill, R (1, 2) OBP: 0.344, SLG: 0.341	1B 1-3 2-H 1B			F4 ②			6-3 ①		G6-3 ②③ 1-2f	4	1	1	1	0	0	2
George Altman, L (1, 9) OBP: 0.339, SLG: 0.450	1B IBB			4-3 ③			F6 ②			2	0	0	0	1	0	0
Glen Hobbie, R (1, 1) OBP: 0.171, SLG: 0.094	F3 ②				SSS K ①		L4 ③			3	0	0	0	0	1	3

BOTTOM	
AB	32
R	3
H	8
RBI	3
BB	2
SO	1
LOB	14

Inning Stats	1	2	3	4	5	6	7	8	9
	R: 0 H: 1 E: 0 LOB: 0 K: 0 BB: 0 S: 3 P: 3	R: 3 H: 4 E: 0 LOB: 2 K: 0 BB: 1 S: 7 P: 11	R: 0 H: 0 E: 0 LOB: 0 K: 0 BB: 0 S: 3 P: 3	R: 0 H: 0 E: 0 LOB: 0 K: 0 BB: 0 S: 3 P: 3	R: 0 H: 1 E: 0 LOB: 1 K: 1 BB: 0 S: 6 P: 6	R: 0 H: 0 E: 0 LOB: 0 K: 0 BB: 0 S: 3 P: 3	R: 0 H: 0 E: 0 LOB: 0 K: 0 BB: 0 S: 3 P: 3	R: 0 H: 1 E: 0 LOB: 0 K: 0 BB: 0 S: 3 P: 3	R: 0 H: 1 E: 0 LOB: 2 K: 0 BB: 1 S: 3 P: 7

1B: 8	SF: 0
2B: 0	SAC: 0
3B: 0	DP: 3
HR: 0	HBP: 0

WP: 0	PA: 34
PB: 0	
SB: 0	
CS: 0	

PITCHER	IP	WLS	BF	H	R	ER	SO	BB	IBB	HBP	BLK	WP	HR	S	P	ERA	WHIP
Warren Spahn, L (1, 1) ERA: 4.08	9.0	W	34	8	3	3	1	1	1	0	0	0	0	34	42	3.00	1.000

PITCHER	IP	WLS	BF	H	R	ER	SO	BB	IBB	HBP	BLK	WP	HR	S	P	ERA	WHIP

Batter	1	2	3	4	5	6	7	8	9	AB	R	H	RBI	BB	SO	LOB
Bill Bruton, L (1, 8) OBP: 0.333, SLG: 0.483	B B B B 4-0 G6-4-3 BB		B B B B 4-0 BB 1B BB		x 0-0 CS 1B			x 0-0 FC6-4 1B 1-2		2	0	2	0	2	0	0
Johnny Logan, R (1, 6) OBP: 0.322, SLG: 0.333	x 0-0 ① ② G6-4-3 1-2f		x 0-0 BB 1B 1-2 2-H		x 0-0 ③ CS 1-2	B B B B 4-0 4-3 SH2-3 BB		x 0-0 ① FC6-4 BB 4-3 1-2f 2-3		3	0	1	1	1	0	3
Eddie Mathews, L (1, 5) OBP: 0.436, SLG: 0.583	S S S 0-3 ③ K		B B B B 4-0 BB 1-2 2-3			x 0-0 ① SH2-3 1-2		x 0-0 ② 4-3 1-2 3-H		2	0	0	1	1	1	1
Hank Aaron, R (1, 9) OBP: 0.341, SLG: 0.546		x 0-0 PO 1B	x 0-0 ③ F9			x 0-0 ② 4-3 2-3		I I I I 4-0 BB IBB		3	0	1	0	1	0	4
Joe Adcock, R (1, 3) OBP: 0.352, SLG: 0.497		S S S 0-3 ① K		x 0-0 ① L4		x 0-0 ③ F8		B B B B 4-0 1-2 2-3 BB		3	0	0	0	1	1	2
Wes Covington, L (1, 7) OBP: 0.346, SLG: 0.549		x 0-0 ② F5		S S S 0-3 ② K			x 0-0 ① 4-3	x 0-0 ③ 4-3		4	0	0	0	0	1	4
Felix Mantilla, R (1, 4) OBP: 0.261, SLG: 0.375		0-0 ③ PO 1-2	x 0-0 S 1B 1B	x 0-0 ③ 5-3			x 0-0 ② F4		x 0-0 ① F2	4	1	1	0	0	0	0
Del Crandall, R (1, 2) OBP: 0.280, SLG: 0.433			x 0-0 ① L7 1-2		x 0-0 ① 5-3		x 0-0 ③ 6-3		x 0-0 ② 6-3	4	0	0	0	0	0	1
Bob Buhl, R (1, 1) OBP: 0.114, SLG: 0.114 Alvin Dark, R (8, PH) OBP: 0.317, SLG: 0.322 Ron Piche, R (8, 1)			S S S 0-3 ② K		x 0-0 ② 6-3			B B B B 4-0 FC6-4 1B 4-3 BB	S S S 0-3 ③ K	2 0 1	0 1 0	0 0 0	0 0 0	1 1 0	1 0 1	1 0 0
Inning Stats	R: 0 H: 0 E: 0 LOB: 0 K: 1 BB: 1 S: 4 P: 8	R: 0 H: 1 E: 0 LOB: 0 K: 1 BB: 0 S: 5 P: 5	R: 1 H: 2 E: 0 LOB: 3 K: 1 BB: 2 S: 7 P: 15	R: 0 H: 0 E: 0 LOB: 0 K: 1 BB: 0 S: 5 P: 5	R: 0 H: 1 E: 0 LOB: 0 K: 0 BB: 0 S: 3 P: 3	R: 0 H: 0 E: 0 LOB: 1 K: 0 BB: 1 S: 3 P: 7	R: 0 H: 0 E: 0 LOB: 0 K: 0 BB: 0 S: 3 P: 3	R: 1 H: 1 E: 0 LOB: 3 K: 0 BB: 3 S: 4 P: 16	R: 0 H: 0 E: 0 LOB: 0 K: 1 BB: 0 S: 5 P: 5	1B: 5 SF: 0 2B: 0 SAC: 1 3B: 0 DP: 1 HR: 0 HBP: 0						WP: 0 PA: 38 PB: 0 SB: 1 CS: 1	

PITCHER	IP	WLS	BF	H	R	ER	SO	BB	IBB	HBP	BLK	WP	HR	S	P	ERA	WHIP
Dick Ellsworth, L (1, 1) ERA: 2.39	9.0	W	36	5	2	2	5	6	1	0	0	0	0	39	67	2.00	1.222

PITCHER	IP	WLS	BF	H	R	ER	SO	BB	IBB	HBP	BLK	WP	HR	S	P	ERA	WHIP

TOP

Milwaukee Braves @ Chicago Cubs

Wrigley Field, Chicago, IL

Wed Jun 29 1960, 3:33 AM CDT

Unknown

livebaseballscorecards.com

AB	28
R	2
H	5
RBI	2
BB	7
SO	5
LOB	16

BOTTOM

Milwaukee Braves @ Chicago Cubs
Wrigley Field, Chicago, IL
Wed Jun 29 1960, 3:33 AM CDT
Unknown

livebaseballscorecards.com

Batter	1	2	3	4	5	6	7	8	9	AB	R	H	RBI	BB	SO	LOB
Richie Ashburn, L (1, 7) (9, 8) OBP: 0.453, SLG: 0.376	BBBB 4-0 F4 S 14 3-1 BB		x 0-0 ② 3-1		x 0-0 ② 6-3			x 0-0 ① F8		3	1	0	0	1	0	0
Danny Murphy, L (1, 8) OBP: 0.185, SLG: 0.160 Frank Thomas, R (9, 7) OBP: 0.281, SLG: 0.450	x 0-0 ① F4 1-3		x 0-0 ③ F9		x 0-0 ③ F9			H 1-0 HBP		3 0	0 0	0 0	0 0	0 0	0 0	1 0
14 Ernie Banks, R (1, 6) OBP: 0.367, SLG: 0.576	x 0-0 ② 3-1 3-H			x 0-0 1B FC4-6 1B		x 0-0 ① 5-3		x 0-0 ② F7		4	1	1	1	0	0	1
Ed Bouchee, L (1, 3) OBP: 0.359, SLG: 0.319	x 0-0 2B			x 0-0 FC4-6 1-3 1B		x 0-0 ② 4-3		x 0-0 ③ F5		4	0	2	0	0	0	1
George Altman, L (1, 9) OBP: 0.336, SLG: 0.451	x 0-0 ③ F8			x 0-0 ① FC4-6 S 1-2f 3-H		x 0-0 ③ 4-3			x 0-0 FC3-5 2B	4	0	1	1	0	0	2
Ron Santo, R (1, 5) OBP: 0.333, SLG: 0.357		x 0-0 ① F3		x 0-0 ② F6 1-2			x 0-0 E6 CS		4-0 FC3-5 1B IBB	3	1	0	0	1	0	1
Jerry Kindall, R (1, 4) OBP: 0.296, SLG: 0.385 Don Zimmer, R (2, PH) OBP: 0.333, SLG: 0.400 (3, 4)		x 0-0 ② F7		4-0 IBB			BBBB 4-0 ① CS 1-2 BB		x 0-0 ① FC3-5 1B 1-2 2-3	0 2	0 0	0 0	0 0	0 2	0 0	0 2
El Tappe, R (1, 2) OBP: 0.571, SLG: 0.400 Bob Will, L (9, PH) OBP: 0.327, SLG: 0.420	SSS 0-3 ③ K			SSS 0-3 ③ K			x 0-0 ② 1-2 1B		x 0-0 1-2 2-H 1B	3 1	0 0	1 1	0 1	0 0	2 0	2 0
Dick Ellsworth, L (1, 1) OBP: 0.200, SLG: 0.048			SSS 0-3 ① K		SSS 0-3 ① K		x 0-0 ③ 5-3			3	0	0	0	0	2	1
Inning Stats	R: 1 H: 1 E: 0 LOB: 1 K: 0 BB: 1 S: 4 P: 8	R: 0 H: 0 E: 0 LOB: 0 K: 1 BB: 0 S: 5 P: 5	R: 0 H: 0 E: 0 LOB: 0 K: 1 BB: 0 S: 5 P: 5	R: 1 H: 2 E: 0 LOB: 2 K: 1 BB: 1 S: 7 P: 11	R: 0 H: 0 E: 0 LOB: 0 K: 1 BB: 0 S: 5 P: 5	R: 0 H: 0 E: 0 LOB: 0 K: 0 BB: 0 S: 3 P: 3	R: 0 H: 1 E: 1 LOB: 1 K: 0 BB: 1 S: 3 P: 7	R: 0 H: 0 E: 0 LOB: 1 K: 0 BB: 0 S: 3 P: 4	R: 1 H: 2 E: 0 LOB: 2 K: 0 BB: 1 S: 3 P: 7	1B: 4 SF: 0 2B: 2 SAC: 0 3B: 0 DP: 0 HR: 0 HBP: 1						WP: 0 PA: 35 PB: 0 SB: 2 CS: 2	

	AB	30
	R	3
	H	6
	RBI	3
	BB	4
	SO	4
	LOB	11

PITCHER		IP	WLS	BF	H	R	ER	SO	BB	IBB	HBP	BLK	WP	HR	S	P	ERA	WHIP
Bob Buhl, R ERA: 3.43	(1, 1)	7.0		27	4	2	2	4	2	1	0	0	0	0	32	44	2.57	0.857
Ron Piche, R ERA: 5.28	(8, 1)	1.1	L	8	2	1	1	0	0	1	1	0	0	0	6	11	6.75	1.500

PITCHER	IP	WLS	BF	H	R	ER	SO	BB	IBB	HBP	BLK	WP	HR	S	P	ERA	WHIP

Batter	1	2	3	4	5	6	7	8	9	AB	R	H	RBI	BB	SO	LOB
Bill Bruton, L (1, 8) OBP: 0.329, SLG: 0.476	F5	F7			1-3		F9			4	0	0	0	0	0	3
Johnny Logan, R (1, 6) OBP: 0.316, SLG: 0.327	6-3		E1 5-3		F9			F4		4	0	0	0	0	0	0
Eddie Mathews, L (1, 5) OBP: 0.430, SLG: 0.573	K		F8		4-3			4-3		4	0	0	0	0	1	1
Hank Aaron, R (1, 9) OBP: 0.339, SLG: 0.553		HR	5-3 1-2			6-3		6-3		4	1	1	1	0	0	1
Wes Covington, L (1, 7) Al Spangler, L (9, 7) OBP: 0.351, SLG: 0.552 OBP: 0.349, SLG: 0.456		BBBB 4-3 1B BB	F8			2B			F8	3 0	0 0	1 0	0 0	1 0	0 0	1 0
Joe Adcock, R (1, 3) OBP: 0.360, SLG: 0.533		4-3 1-2 1B		HR		1-3			HR	4	2	3	2	0	0	1
Charlie Lau, L (1, 2) OBP: 0.267, SLG: 0.262		4-3 1-2 2-3		F8		F8			F8	4	0	0	0	0	0	3
Red Schoendienst, S (1, 4) OBP: 0.290, SLG: 0.279		IBB		6-3			F7		G3	3	0	0	0	1	0	0
Joey Jay, S (1, 1) OBP: 0.353, SLG: 0.214		K		K			F7			3	0	0	0	0	2	3
Inning Stats	R: 0 E: 0 K: 1 S: 5 H: 0 LOB: 0 BB: 0 P: 5	R: 1 E: 0 K: 1 S: 7 H: 2 LOB: 3 BB: 2 P: 15	R: 0 E: 1 K: 0 S: 4 H: 0 LOB: 1 BB: 0 P: 4	R: 1 E: 0 K: 1 S: 6 H: 1 LOB: 0 BB: 0 P: 6	R: 0 E: 0 K: 0 S: 3 H: 0 LOB: 0 BB: 0 P: 3	R: 0 E: 0 K: 0 S: 4 H: 1 LOB: 1 BB: 0 P: 4	R: 0 E: 0 K: 0 S: 3 H: 0 LOB: 0 BB: 0 P: 3	R: 0 E: 0 K: 0 S: 3 H: 0 LOB: 0 BB: 0 P: 3	R: 1 E: 0 K: 0 S: 4 H: 1 LOB: 0 BB: 0 P: 4	1B: 1 2B: 1 3B: 0 HR: 3 SF: 0 SAC: 0 DP: 0 HBP: 0						

PITCHER		IP	WLS	BF	H	R	ER	SO	BB	IBB	HBP	BLK	WP	HR	S	P	ERA	WHIP
Bob Anderson, R ERA: 4.78	(1, 1)	7.0	L	28	4	2	2	3	1	1	0	0	0	2	32	40	2.57	0.714
Don Elston, R ERA: 3.11	(8, 1)	2.0		7	1	1	1	0	0	0	0	0	0	1	7	7	4.50	0.500

PITCHER	IP	WLS	BF	H	R	ER	SO	BB	IBB	HBP	BLK	WP	HR	S	P	ERA	WHIP

TOP

Milwaukee Braves @ Chicago Cubs

Wrigley Field, Chicago, IL

Wed Jun 29 1960, 3:38 AM CDT

Att. 24,664 - Unknown

livebaseballscorecards.com

AB	33
R	3
H	5
RBI	3
BB	2
SO	3
LOB	13

Batter	1	2	3	4	5	6	7	8	9	AB	R	H	RBI	BB	SO	LOB
Richie Ashburn, L (1, 7) (8, 8) OBP: 0.450, SLG: 0.371	BBBB 4-0 14 1B BB	x 0-0 F6 ③			x 0-0 F8 ①		x 0-0 L3 ②			3	0	0	0	1	0	3
Danny Murphy, L (1, 8) OBP: 0.161, SLG: 0.138	SSS 0-3 K ①		x 0-0 3-1 ①		x 0-0 F9 ②		x 0-0 4-3 ③			4	0	0	0	0	1	2
Don Elston, R (8, 1) OBP: 0.083, SLG: 0.083										0	0	0	0	0	0	0
14 Ernie Banks, R (1, 6) OBP: 0.372, SLG: 0.583	x 0-0 L6 BB 1-3 1B		x 0-0 G3 1B 2B		x 0-0 1-3 1B			x 0-0 F7 ①		4	1	3	0	0	0	0
Ed Bouchee, L (1, 3) OBP: 0.361, SLG: 0.316	BBBB 4-0 1-2 BB		x 0-0 G3 ② 2-3		x 0-0 4-3 ③			BBBB 4-0 G6-3 BB		2	0	0	0	2	0	3
Bob Will, L (1, 9) OBP: 0.326, SLG: 0.416	x 0-0 L6 ②③ 2-3		x 0-0 ③ 3-H 1B			x 0-0 F8 ①		x 0-0 G6-3 ②③ 1-2f		4	0	1	1	0	0	4
Ron Santo, R (1, 5) OBP: 0.316, SLG: 0.294		SSS 0-3 K ①		x 0-0 F7 ①		BBBB 4-0 BB			SSS 0-3 K ①	3	0	0	0	1	2	0
Don Zimmer, R (1, 4) OBP: 0.326, SLG: 0.390		SSS 0-3 K ②		x 0-0 5-3 ②		x 0-0 F8 ②			x 0-0 F8 ②	4	0	0	0	0	1	1
Jim Hegan, R (1, 2) OBP: 0.286, SLG: 0.471		x 0-0 1B 1B		SSS 0-3 K ③		x 0-0 F7 ③			x 0-0 1B	2	0	1	0	0	1	0
Earl Averill, R (6, PH) OBP: 0.340, SLG: 0.337										1	0	0	0	0	0	1
El Tappe, R (7, 2) OBP: 0.571, SLG: 0.400										0	0	0	0	0	0	0
George Altman, L (9, PH) OBP: 0.341, SLG: 0.456										1	0	1	0	0	0	0
Bob Anderson, R (1, 1) OBP: 0.265, SLG: 0.219		x 0-0 1-2 1B			BBBB 4-0 14 1B BB		SSS 0-3 K ①		x 0-0 F7 ③	1	0	1	0	1	0	0
Frank Thomas, R (7, PH) (8, 7) OBP: 0.279, SLG: 0.446										2	0	0	0	0	1	1
Inning Stats	R: 0 E: 0 K: 1 S: 5 H: 1 LOB: 2 BB: 2 P: 13	R: 0 E: 0 K: 2 S: 9 H: 2 LOB: 2 BB: 0 P: 9	R: 1 E: 0 K: 0 S: 4 H: 2 LOB: 1 BB: 0 P: 4	R: 0 E: 0 K: 1 S: 5 H: 0 LOB: 0 BB: 0 P: 5	R: 0 E: 0 K: 0 S: 4 H: 1 LOB: 2 BB: 1 P: 8	R: 0 E: 0 K: 0 S: 3 H: 0 LOB: 1 BB: 1 P: 7	R: 0 E: 0 K: 0 S: 5 H: 0 LOB: 0 BB: 0 P: 5	R: 0 E: 0 K: 0 S: 2 H: 0 LOB: 0 BB: 1 P: 6	R: 0 E: 0 K: 1 S: 6 H: 1 LOB: 1 BB: 0 P: 6	1B: 6 2B: 2 3B: 0 HR: 0	SF: 0 SAC: 0 DP: 2 HBP: 0						

PITCHER	IP	WLS	BF	H	R	ER	SO	BB	IBB	HBP	BLK	WP	HR	S	P	ERA	WHIP
Joey Jay, R (1, 1) ERA: 2.61	9.0	W	36	7	1	1	6	5	0	0	0	0	0	43	63	1.00	1.333

PITCHER	IP	WLS	BF	H	R	ER	SO	BB	IBB	HBP	BLK	WP	HR	S	P	ERA	WHIP

BOTTOM

Milwaukee Braves @ Chicago Cubs

Wrigley Field, Chicago, IL

Wed Jun 29 1960, 3:38 AM CDT

Att. 24,664 - Unknown

livebaseballscorecards.com

AB	31
R	1
H	7
RBI	1
BB	5
SO	6
LOB	15

Batter	1	2	3	4	5	6	7	8	9	AB	R	H	RBI	BB	SO	LOB
Bill Bruton, L (1, 8) OBP: 0.323, SLG: 0.467	SSS 0-3 ① K			x 0-0 ① F9	x 0-0 ③ F6		x 0-0 ③ FC4-6 1-2f		x 0-0 ② 3-1	5	0	0	0	0	1	2
Johnny Logan, R (1, 6) OBP: 0.318, SLG: 0.342	x 0-0 CS 2B			x 0-0 ② F8		x 0-0 SF8 3B		x 0-0 ① F7	x 0-0 ③ P6	5	1	2	0	0	0	0
Eddie Mathews, L (1, 5) OBP: 0.427, SLG: 0.568	SSS 0-3 ②③ K 2-3			BBBB 4-0 3B BB		x 0-0 ① SF8 3-H		x 0-0 ② 4-3		2	1	0	1	1	1	1
Hank Aaron, R (1, 9) OBP: 0.345, SLG: 0.561		x 0-0 ① 5-3		x 0-0 1B 1-H 3B		BBBB 4-0 FC3-6 BB		BBBB 4-0 1B 1B BB		2	2	1	1	2	0	0
Wes Covington, L (1, 7) OBP: 0.356, SLG: 0.550		x 0-0 ② F7		x 0-0 1B 3-H		x 0-0 ② FC3-6 1-2f		x 0-0 1B 1B 1-2 1B		4	1	2	1	0	0	1
Joe Adcock, R (1, 3) OBP: 0.358, SLG: 0.528		SSS 0-3 ③ K		SSS 0-3 ③ K		x 0-0 ③ 4-3		x 0-0 1B 1-2 2-H 1B		4	0	1	1	0	2	2
Del Crandall, R (1, 2) OBP: 0.279, SLG: 0.429			x 0-0 ① 5-3		x 0-0 ① F9		x 0-0 ① 5-3	x 0-0 1-2 2-H 1B		4	0	1	1	0	0	0
Red Schoendienst, S (1, 4) OBP: 0.295, SLG: 0.285 Alvin Dark, R (7, PR) OBP: 0.315, SLG: 0.320 (7, 4)		x 0-0 ② F7		x 0-0 1B			x 0-0 FC4-6 1B	x 0-0 ③ G3		3 1	0 0	2 0	0 0	0 0	0 0	0 2
Lew Burdette, R (1, 1) OBP: 0.214, SLG: 0.211 Don McMahon, R (6, 1) Eddie Haas, L (7, PH) OBP: 0.444, SLG: 0.500 Ron Piche, R (7, 1) Charlie Lau, L (9, PH) OBP: 0.261, SLG: 0.256		x 0-0 ③ F9		x 0-0 ② F8			SSS 0-3 ② K		SSS 0-3 ① K	2 0 1 0 1	0 0 0 0 0	0 0 0 0 0	0 0 0 0 0	0 0 1 0 1	0 0 1 0 0	1 0 1 0 0
Inning Stats	R: 0 H: 1 E: 0 LOB: 0 K: 2 BB: 0 S: 7 P: 7	R: 0 H: 0 E: 0 LOB: 0 K: 1 BB: 0 S: 5 P: 5	R: 0 H: 0 E: 0 LOB: 0 K: 0 BB: 0 S: 3 P: 3	R: 2 H: 2 E: 0 LOB: 1 K: 1 BB: 1 S: 7 P: 11	R: 0 H: 1 E: 0 LOB: 1 K: 0 BB: 0 S: 4 P: 4	R: 1 H: 1 E: 0 LOB: 1 K: 0 BB: 1 S: 4 P: 8	R: 0 H: 1 E: 0 LOB: 1 K: 1 BB: 0 S: 6 P: 6	R: 2 H: 3 E: 0 LOB: 2 K: 0 BB: 1 S: 6 P: 10	R: 0 H: 0 E: 0 LOB: 0 K: 1 BB: 0 S: 5 P: 5	1B: 6 SF: 1 2B: 1 SAC: 0 3B: 2 DP: 0 HR: 0 HBP: 0						

PITCHER	IP	WLS	BF	H	R	ER	SO	BB	IBB	HBP	BLK	WP	HR	S	P	ERA	WHIP
Don Cardwell, R (1, 1) ERA: 5.11	9.0	W	38	9	5	5	6	3	0	0	0	0	0	47	59	5.00	1.333

PITCHER	IP	WLS	BF	H	R	ER	SO	BB	IBB	HBP	BLK	WP	HR	S	P	ERA	WHIP

TOP

Milwaukee Braves @ Chicago Cubs

Wrigley Field, Chicago, IL

Thu Jun 30 1960, 3:33 AM CDT

Att. 8,841 - Unknown

livebaseballscorecards.com

AB	34
R	5
H	9
RBI	5
BB	3
SO	6
LOB	10

1B: 6	SF: 1	WP: 0	PA: 38
2B: 1	SAC: 0	PB: 0	
3B: 2	DP: 0	SB: 0	
HR: 0	HBP: 0	CS: 1	

Batter	1	2	3	4	5	6	7	8	9	AB	R	H	RBI	BB	SO	LOB
Richie Ashburn, L (1, 7) (4, 8) OBP: 0.461, SLG: 0.390	14 4-3 SH1-3 1B		BB FC1-5 1B 1-2	E8 E 14 1B 1B 1-3 2-H		1B 3B 1-H 3-H	14 1B 1B SF7 BB 1-2	1-2 2-3 BB		4	3	4	3	2	0	0
Danny Murphy, L (1, 8) OBP: 0.156, SLG: 0.133	SH1-3 ① 1-2		FC1-5 ① BB 1-2 2-3	E3 14 1B 2-3 3-H		14 HR 1B 3-H	14 1B 1B 1-2 2-H	SF8 ② 3-H		1	0	0	0	0	0	2
Frank Thomas, R (4, 7) OBP: 0.282, SLG: 0.449										3	1	2	3	0	0	1
14 Ernie Banks, R (1, 6) OBP: 0.375, SLG: 0.592	4-3 ② 2-3		F2 ② 1-2	1B 3-H		HR 1-H	1B 1-2 2-3	K ③ S S S		6	1	3	3	0	1	5
Ed Bouchee, L (1, 3) OBP: 0.362, SLG: 0.316	3-1 ③		B B B B 4-0 BB 1-2 2-3	3-1 ③		1B E G5-2-3 1B	SF7 ① 3-H			3	0	1	1	1	0	3
Bob Will, L (1, 9) OBP: 0.323, SLG: 0.416		2B	4-3 ③		B1 ①	E1 G5-2-3 1B 1-2	F8 ②			5	0	1	0	0	0	6
Ron Santo, R (1, 5) OBP: 0.333, SLG: 0.318		L9 ①		FC6-4 1B	F8 ②	G5-2-3 1B 1-2 2-3	S S S 0-3 K ③			5	0	2	0	0	1	3
Don Zimmer, R (1, 4) OBP: 0.323, SLG: 0.381		F4 ②		FC6-4 ① 1B 1B 1-2f	S S S 0-3 K ③	G5-2-3 ① ② 1-2 2-3 3-Hf		B B B B 4-0 BB SF8 BB		4	2	0	0	1	1	5
El Tappe, R (1, 2) OBP: 0.500, SLG: 0.444		4-3 ③		F9 ②		1B 3B 2B F8 ③		B B B B 4-0 BB 1-2 BB		4	1	1	0	1	0	4
Don Cardwell, R (1, 1) OBP: 0.241, SLG: 0.448			FC1-5 1B 1B	E E 1B 1-2		S 3B 1B 2-3	BB 1B 1B	S S S 0-3 K ①		5	3	4	0	0	1	2
Inning Stats	R: 0 E: 0 K: 0 S: 4 H: 1 LOB: 1 BB: 0 P: 4	R: 0 E: 0 K: 0 S: 4 H: 1 LOB: 1 BB: 0 P: 4	R: 0 E: 0 K: 0 S: 5 H: 2 LOB: 3 BB: 1 P: 9	R: 3 E: 2 K: 0 S: 8 H: 4 LOB: 2 BB: 0 P: 8	R: 0 E: 0 K: 1 S: 5 H: 0 LOB: 0 BB: 0 P: 5	R: 5 E: 1 K: 0 S: 10 H: 7 LOB: 2 BB: 0 P: 10	R: 2 E: 0 K: 1 S: 8 H: 3 LOB: 2 BB: 1 P: 12	R: 1 E: 0 K: 2 S: 7 H: 0 LOB: 2 BB: 3 P: 19		1B: 14 2B: 2 3B: 1 HR: 1 SF: 2 SAC: 1 DP: 1 HBP: 0						

PITCHER		IP	WLS	BF	H	R	ER	SO	BB	IBB	HBP	BLK	WP	HR	S	P	ERA	WHIP
Lew Burdette, R ERA: 4.22	(1, 1)	5.0	L	29	12	7	5	1	1	0	0	0	0	0	30	34	9.00	2.600
Don McMahon, R ERA: 6.3	(6, 1)	1.0		6	3	1	1	0	0	0	0	0	0	1	6	6	9.00	3.000
Ron Piche, R ERA: 6.23	(7, 1)	2.0		13	3	3	3	3	4	0	0	0	0	0	15	31	13.50	3.500

PITCHER	IP	WLS	BF	H	R	ER	SO	BB	IBB	HBP	BLK	WP	HR	S	P	ERA	WHIP

BOTTOM

Milwaukee Braves @ Chicago Cubs

Wrigley Field, Chicago, IL

Thu Jun 30 1960, 3:33 AM CDT

Att. 8,841 - Unknown

livebaseballscorecards.com

AB	40
R	11
H	18
RBI	10
BB	5
SO	4
LOB	31

Batter	1	2	3	4	5	6	7	8	9	10	11	12	AB	R	H	RBI	BB	SO	LOB
Eddie Kasko, R (1, 5) OBP: 0.397, SLG: 0.414	F4	BB, HBP		K		FC3-6, 1B		K			6-3		5	0	1	0	0	2	2
Vada Pinson, L (1, 8) OBP: 0.335, SLG: 0.469	F7	BB		F7		FC3-6			F8		F2		5	0	0	1	1	0	2
Gus Bell, L (1, 9) OBP: 0.311, SLG: 0.390	4-3	K	1-3		F5				1B			1B, SF8	6	1	2	0	0	1	4
Jerry Lynch, L (1, 7) OBP: 0.425, SLG: 0.568 Wally Post, R (3, PH) OBP: 0.364, SLG: 0.530 (3, 7)	1B	2B, CS, BB			2B		BB, G5-4-3		F9			F5	1 3	1 0	1 1	0 0	0 2	0 0	0 2
Harry Anderson, L (1, 3) OBP: 0.346, SLG: 0.412 Frank Robinson, R (3, PH) OBP: 0.377, SLG: 0.502 (3, 3)	1B	1B, K			2B		G5-4-3		1-3			1B, BB	1 5	1 1	1 2	1 0	0 0	0 1	0 3
Ed Bailey, L (1, 2) OBP: 0.367, SLG: 0.473 Joe Gaines, R (12, PR) Bill Henry, L (12, 1)	1B, BB	FC5-4			F6		F8			F5		BB	4 0 0	1 0 0	1 0 0	0 0 0	2 0 0	0 0 0	2 0 0
Roy McMillan, R (1, 6) OBP: 0.301, SLG: 0.339	BB, HBP, 1B	FC5-4		FC6-4, IBB				L5		F8		SF8	4	0	1	2	1	0	1
Elio Chacon, R (1, 4) OBP: 0.292, SLG: 0.214 Willie Jones, R (12, PH) OBP: 0.351, SLG: 0.340 Dutch Dotterer, R (12, 2) OBP: 0.288, SLG: 0.373	F2	K		FC6-4				E5, FC1-6		F7		FC6-4, 1B	5 1 0	0 0 0	0 1 0	0 1 0	0 0 0	1 0 0	5 0 0
Don Newcombe, L (1, 1) OBP: 0.233, SLG: 0.214 Jim Brosnan, R (7, 1) OBP: 0.182, SLG: 0.400 Frank House, L (11, PH) OBP: 0.208, SLG: 0.292 Bob Grim, R (11, 1) Billy Martin, R (12, PH) OBP: 0.301, SLG: 0.347 (12, 4)	F5	1B				K		FC1-6			5-3	FC6-4	3 1 1 0 1	0 0 0 0 0	1 0 0 0 0	0 0 0 0 0	0 0 0 0 0	1 0 0 0 0	2 1 0 0 2
Inning Stats	R: 0 E: 0 K: 0 S: 3 H: 0 LOB: 0 BB: 0 P: 3	R: 3 E: 0 K: 1 S: 9 H: 4 LOB: 3 BB: 1 P: 14	R: 0 E: 0 K: 1 S: 4 H: 0 LOB: 1 BB: 2 P: 12	R: 0 E: 0 K: 2 S: 8 H: 1 LOB: 1 BB: 0 P: 8	R: 0 E: 0 K: 0 S: 5 H: 2 LOB: 3 BB: 1 P: 9	R: 0 E: 0 K: 1 S: 6 H: 1 LOB: 1 BB: 0 P: 6	R: 0 E: 0 K: 0 S: 2 H: 0 LOB: 0 BB: 1 P: 6	R: 0 E: 1 K: 1 S: 6 H: 0 LOB: 1 BB: 0 P: 6	R: 0 E: 0 K: 0 S: 4 H: 1 LOB: 1 BB: 0 P: 4	R: 0 E: 0 K: 0 S: 3 H: 0 LOB: 0 BB: 0 P: 3	R: 0 E: 0 K: 0 S: 3 H: 0 LOB: 0 BB: 0 P: 3	R: 2 E: 0 K: 0 S: 6 H: 3 LOB: 2 BB: 1 P: 10	1B: 9 2B: 4 3B: 0 HR: 0	SF: 1 SAC: 0 DP: 2 HBP: 1	WP: 0 PB: 0 SB: 0 CS: 1	PA: 54

TOP

Cincinnati Reds @ Chicago Cubs

Wrigley Field, Chicago, IL

Fri Jul 01 1960, 3:33 AM CDT

Att. 7,066 - Unknown

livebaseballscorecards.com

AB	46
R	5
H	12
RBI	5
BB	6
SO	6
LOB	26

PITCHER		IP	WLS	BF	H	R	ER	SO	BB	IBB	HBP	BLK	WP	HR	S	P	ERA	WHIP
Mark Freeman, R ERA: 5.22	(1, 1)	1.2		11	4	3	3	0	1	0	1	0	0	0	9	14	16.20	3.000
Seth Morehead, L ERA: 3.62	(2, 1)	3.1		15	3	0	0	4	2	1	0	0	0	0	20	32	0.00	1.500
Don Elston, R ERA: 3.08	(6, 1)	6.1	L	25	4	2	2	2	2	0	0	0	0	0	27	35	2.84	0.947
Joe Schaffernoth, R ERA: 4.35	(12, 1)	0.2		3	1	0	0	0	0	0	0	0	0	0	3	3	0.00	1.500

PITCHER	IP	WLS	BF	H	R	ER	SO	BB	IBB	HBP	BLK	WP	HR	S	P	ERA	WHIP

Batter	1	2	3	4	5	6	7	8	9	10	11	12	AB	R	H	RBI	BB	SO	LOB
Richie Ashburn, L (1, 8) OBP: 0.465, SLG: 0.389	B B B B 4-0 14 5-3 BB		x 0-0 ② 6-3		B B B B 4-0 3B BB		x 0-0 1-2 1B			x 0-0 ① 6-3		B B B B 4-0 FC6 BB	3	1	1	0	3	0	0
Bob Will, L (1, 9) OBP: 0.323, SLG: 0.423	x 0-0 ① F9		x 0-0 ③ F6		x 0-0 1-H 2-H 3B		x 0-0 ① ② L1-6 2-3			x 0-0 1B		x 0-0 ③ FC6 1-2f	6	0	2	2	0	0	4
14 Ernie Banks, R (1, 6) OBP: 0.369, SLG: 0.581	x 0-0 ② 5-3 1-2			x 0-0 ① 1-3	S S S 0-3 ③ K		x 0-0 ③ F3			x 0-0 ② L6			5	0	0	0	0	1	4
Ed Bouchee, L (1, 3) OBP: 0.359, SLG: 0.318	x 0-0 ③ F8			x 0-0 2B		x 0-0 ① 3-1		S S S 0-3 ① K		x 0-0 ③ F5			5	0	1	0	0	1	2
Frank Thomas, R (1, 7) OBP: 0.289, SLG: 0.456		x 0-0 2B		x 0-0 ② 5-3		x 0-0 3B 1B		x 0-0 ② F6			x 0-0 G6-4-3 1B		5	1	3	0	0	0	1
Ron Santo, R (1, 5) OBP: 0.276, SLG: 0.259		x 0-0 ① 5-3		S S S 0-3 ③ K		x 0-0 ② F7		x 0-0 ③ 5-3			x 0-0 ① ② G6-4-3 1-2f		5	0	0	0	0	1	4
Jerry Kindall, R (1, 4) OBP: 0.305, SLG: 0.408 Don Zimmer, R (6, PR) (7, 4) OBP: 0.319, SLG: 0.376	S S S 0-3 ② K				x 0-0 6-3 3B 1B	x 0-0 1-H 3B			x 0-0 ① F8		x 0-0 ③ F7		3	1	2	1	0	1	1
													2	0	0	0	0	0	0
Jim Hegan, R (1, 2) OBP: 0.263, SLG: 0.432 George Altman, L (9, PH) OBP: 0.339, SLG: 0.452 El Tappe, R (10, 2) OBP: 0.500, SLG: 0.444 Dick Gernert, R (12, PH) OBP: 0.327, SLG: 0.320	x 0-0 ③ F7				S S S 0-3 ① K	x 0-0 ③ 6-3			x 0-0 ② 3-1			x 0-0 ① 6-3	3	0	0	0	0	1	3
													1	0	0	0	0	0	0
													0	0	0	0	0	0	0
													1	0	0	0	0	0	0
Mark Freeman, R (1, 1) OBP: 0.250, SLG: 0.200 Seth Morehead, L (2, 1) OBP: 0.158, SLG: 0.158 Earl Averill, R (5, PH) OBP: 0.357, SLG: 0.333 Don Elston, R (6, 1) OBP: 0.143, SLG: 0.143 Joe Schaffernoth, R (12, 1) OBP: 0.172, SLG: 0.077 Moe Thacker, R (12, PH)			S S S 0-3 ① K		x 0-0 ② 6-3 1-2		x 0-0 L1-6 1B 1B		S S S 0-3 ③ K			S S S 0-3 ② K	0	0	0	0	0	0	0
													1	0	0	0	0	1	0
													1	0	0	0	0	0	1
													2	0	1	0	0	1	0
													0	0	0	0	0	0	0
													1	0	0	0	0	1	0
Inning Stats	R: 0 E: 0 K: 0 S: 3 H: 0 LOB: 1 BB: 1 P: 7	R: 0 E: 0 K: 1 S: 6 H: 1 LOB: 1 BB: 0 P: 6	R: 0 E: 0 K: 1 S: 5 H: 0 LOB: 0 BB: 0 P: 5	R: 0 E: 0 K: 1 S: 6 H: 1 LOB: 1 BB: 0 P: 6	R: 2 E: 0 K: 2 S: 9 H: 2 LOB: 1 BB: 1 P: 13	R: 1 E: 0 K: 0 S: 5 H: 2 LOB: 1 BB: 0 P: 5	R: 0 E: 0 K: 0 S: 4 H: 2 LOB: 1 BB: 0 P: 4	R: 0 E: 0 K: 1 S: 5 H: 0 LOB: 0 BB: 0 P: 5	R: 0 E: 0 K: 1 S: 5 H: 0 LOB: 0 BB: 0 P: 5	R: 0 E: 0 K: 0 S: 4 H: 1 LOB: 1 BB: 0 P: 4	R: 0 E: 0 K: 0 S: 3 H: 1 LOB: 0 BB: 0 P: 3	R: 0 E: 0 K: 1 S: 5 H: 0 LOB: 1 BB: 1 P: 9	1B: 6 2B: 3 3B: 2 HR: 0	SF: 0 SAC: 0 DP: 2 HBP: 0	WP: 0 PB: 0 SB: 0 CS: 0	PA: 47		

PITCHER		IP	WLS	BF	H	R	ER	SO	BB	IBB	HBP	BLK	WP	HR	S	P	ERA	WHIP
Don Newcombe, R ERA: 4.53	(1, 1)	6.0		28	8	3	3	5	2	0	0	0	0	0	36	44	4.50	1.667
Jim Brosnan, R ERA: 2.51	(7, 1)	4.0		12	1	0	0	2	0	0	0	0	0	0	16	16	0.00	0.250
Bob Grim, R ERA: 3.86	(11, 1)	1.0	W	3	1	0	0	0	0	0	0	0	0	0	3	3	0.00	1.000
Bill Henry, L ERA: 3.6	(12, 1)	1.0	S	4	0	0	0	1	1	0	0	0	0	0	5	9	0.00	1.000

PITCHER	IP	WLS	BF	H	R	ER	SO	BB	IBB	HBP	BLK	WP	HR	S	P	ERA	WHIP

Cincinnati Reds @ Chicago Cubs

Wrigley Field, Chicago, IL

Fri Jul 01 1960, 3:33 AM CDT

Att. 7,066 - Unknown

BOTTOM

livebaseballscorecards.com

AB	44
R	3
H	10
RBI	3
BB	3
SO	8
LOB	20

Batter	1	2	3	4	5	6	7	8	9	AB	R	H	RBI	BB	SO	LOB
Eddie Kasko, R (1, 5) OBP: 0.400, SLG: 0.415	F8	FC6 1B		G4-6-3 2-H 1B		5-3		BB 1B BB		4	1	2	1	1	0	0
Vada Pinson, L (1, 8) OBP: 0.336, SLG: 0.473	1B 3B	FC6 1-2f		G4-6-3 1-2f			K	HR 1-2 2-3 3-H BB		4	2	1	1	1	1	2
Gus Bell, L (1, 9) OBP: 0.316, SLG: 0.392	3B 3-H 1B		WP BB 3-1 BB		F5		4-3	HR 1-2 2-H 3-H 1B		4	3	2	3	1	0	0
Jerry Lynch, L (1, 7) OBP: 0.435, SLG: 0.594 Wally Post, R (5, PH) OBP: 0.370, SLG: 0.585 (5, 7)	SF9 1-H 3B		3-1 WP 4-3 1-2 BB		HR		E5	HR 1-H 2-H HR		1 3	2 2	1 2	1 4	1 0	0 0	0 0
Harry Anderson, L (1, 3) OBP: 0.348, SLG: 0.409 Frank Robinson, R (5, PH) OBP: 0.376, SLG: 0.504 (5, 3)	BB	3-1 1-3 2-H			2B		F7	5-3		1 3	0 0	0 1	1 0	1 0	0 0	1 2
Ed Bailey, L (1, 2) OBP: 0.365, SLG: 0.468 Joe Gaines, R (8, PR) Dutch Dotterer, R (8, 2) OBP: 0.284, SLG: 0.367 Frank House, L (9, 2) OBP: 0.208, SLG: 0.292	SF9 3-H	4-3 3-H			K			2B BB BB	K	2 0 1 0	0 1 0 0	0 0 0 0	2 0 0 0	1 0 0 0	1 0 1 0	1 0 0 0
Roy McMillan, R (1, 6) OBP: 0.299, SLG: 0.341	F8		F7		F4			BB 1-3 1B 2B	6-3	5	1	1	0	0	0	2
Elio Chacon, R (1, 4) OBP: 0.293, SLG: 0.210 Willie Jones, R (8, PH) OBP: 0.345, SLG: 0.333 Billy Martin, R (8, 4) OBP: 0.305, SLG: 0.358		F6		SH3 1B BB		5-3		K	2B	2 1 1	1 0 0	0 0 1	0 0 0	1 0 0	0 1 0	0 3 0
Bob Purkey, R (1, 1) OBP: 0.265, SLG: 0.138 Don Newcombe, L (8, PH) OBP: 0.226, SLG: 0.207 Bob Grim, R (8, 1) Bill Henry, L (8, 1)		F6		SH3 1-2		K		F3	K	2 1 0 1	0 0 0 0	0 0 0 0	0 0 0 0	1 0 0 1	0 3 0 1	0 0 0 1
Inning Stats	R: 3 H: 3 E: 0 LOB: 1 K: 0 BB: 1 S: 6 P: 10	R: 0 H: 1 E: 0 LOB: 1 K: 0 BB: 0 S: 4 P: 4	R: 2 H: 0 E: 0 LOB: 0 K: 0 BB: 2 S: 3 P: 11	R: 1 H: 1 E: 0 LOB: 0 K: 0 BB: 1 S: 3 P: 7	R: 1 H: 2 E: 0 LOB: 1 K: 1 BB: 0 S: 7 P: 7	R: 0 H: 0 E: 0 LOB: 0 K: 1 BB: 0 S: 5 P: 5	R: 0 H: 0 E: 1 LOB: 1 K: 1 BB: 0 S: 6 P: 6	R: 6 H: 3 E: 0 LOB: 1 K: 1 BB: 3 S: 8 P: 20	R: 0 H: 1 E: 0 LOB: 1 K: 2 BB: 0 S: 8 P: 8	1B: 4 SF: 1 2B: 3 SAC: 1 3B: 2 DP: 1 HR: 2 HBP: 0						WP: 1 PA: 45 PB: 0 SB: 0 CS: 0	

PITCHER		IP	WLS	BF	H	R	ER	SO	BB	IBB	HBP	BLK	WP	HR	S	P	ERA	WHIP
Dick Drott, R ERA: 7.24	(1, 1)	3.1	L	19	5	6	6	0	4	0	0	0	1	0	15	31	16.20	2.700
Don Cardwell, R ERA: 5.07	(4, 1)	0.2		1	0	0	0	0	0	0	0	0	0	0	1	1	0.00	0.000
Seth Morehead, L ERA: 3.59	(5, 1)	3.0		12	2	1	1	3	0	0	0	0	0	1	18	18	3.00	0.667
Mark Freeman, R ERA: 6.25	(8, 1)	0.2		7	2	5	5	1	3	0	0	0	0	0	6	18	67.50	7.500
Joe Schaffernoth, R ERA: 5.06	(8, 1)	0.1		2	1	1	1	0	0	0	0	0	0	1	2	2	27.00	3.000

PITCHER		IP	WLS	BF	H	R	ER	SO	BB	IBB	HBP	BLK	WP	HR	S	P	ERA	WHIP
Moe Drabowsky, R ERA: 10.18	(9, 1)	1.0		4	1	0	0	2	0	0	0	0	0	0	8	8	0.00	1.000

TOP

Cincinnati Reds @ Chicago Cubs

Wrigley Field, Chicago, IL

Sat Jul 02 1960, 3:33 AM CDT

Att. 14,513 - Unknown

livebaseballscorecards.com

AB	36
R	13
H	11
RBI	13
BB	7
SO	6
LOB	15

Batter	1	2	3	4	5	6	7	8	9	AB	R	H	RBI	BB	SO	LOB
Richie Ashburn, L (1, 8) OBP: 0.464, SLG: 0.387	BBBB 4-0 G1 14 2B BB	x 0-0 ② F9			x 0-0 ① 6-3		x 0-0 FC1-6 1B	SSS 0-3 ③ K		4	1	1	0	1	1	1
Bob Will, L (1, 9) OBP: 0.329, SLG: 0.425	x 0-0 ① G1 1-2	x 0-0 14 FC5-4 1B			BBBB 4-0 14 2B BB		x 0-0 ② FC1-6 14 HR 1-2f		x 0-0 FC6-4 1B	4	2	2	0	1	0	2
14 Ernie Banks, R (1, 6) OBP: 0.373, SLG: 0.600	x 0-0 1B 2B 2-H	x 0-0 ③ FC5-4 1-2f			x 0-0 1B 2B 1-H		x 0-0 HR 1-H		SSS 0-3 ① K	5	2	3	4	0	1	2
Ed Bouchee, L (1, 3) OBP: 0.360, SLG: 0.317	x 0-0 E 1B 1B 2-H		BBBB 4-0 G6-4-3 BB		x 0-0 ② F7		x 0-0 ③ G3		x 0-0 ② F9	4	1	1	1	1	0	2
Frank Thomas, R (1, 7) OBP: 0.287, SLG: 0.451	x 0-0 E4 1B 1-2		x 0-0 ① ② G6-4-3 1-2f		x 0-0 ③ 5-3			x 0-0 BB 2B 1B	x 0-0 ③ FC6-4 1-2f	5	1	1	0	0	0	4
Ron Santo, R (1, 5) OBP: 0.303, SLG: 0.267	x 0-0 1-3 2-H 1B		x 0-0 ③ 2-3			x 0-0 ① F8		BBBB 4-0 2B SF8 1-2 BB		3	1	1	1	1	0	0
Jerry Kindall, R (1, 4) OBP: 0.311, SLG: 0.414	III 4-0 G6-4-3 IBB			x 0-0 ① F4		x 0-0 ② F3		x 0-0 1-3 2-H 2B		3	0	1	1	1	0	0
El Tappe, R (1, 2) OBP: 0.429, SLG: 0.364 Earl Averill, R (6, PH) (7, 2) OBP: 0.330, SLG: 0.330	x 0-0 ② ③ G6-4-3 1-2f			x 0-0 ② 6-3		SSS 0-3 ③ K		x 0-0 ① SF8 3-H		2 1	0 0	0 0	0 1	0 0	0 1	3 0
Dick Drott, R (1, 1) OBP: 0.250, SLG: 0.333 Don Cardwell, R (4, 1) OBP: 0.261, SLG: 0.448 Dick Gernert, R (4, PH) OBP: 0.261, SLG: 0.314 Seth Morehead, L (5, 1) OBP: 0.125, SLG: 0.188 Don Zimmer (7, PH) OBP: 0.000, SLG: 0.000 Mark Freeman, R (8, 1) OBP: 0.250, SLG: 0.250 Joe Schaffernoth, R (8, 1) George Altman, L (8, PH) OBP: 0.250, SLG: 0.400 Moe Thacker, R (8, PH) OBP: 0.167, SLG: 0.224 Moe Drabowsky, R (9, 1)		x 0-0 ① F8		x 0-0 ③ F9			x 0-0 ① F7	x 0-0 ② P4		1 0 1 0 1 0 0 0 0 0 1 0	0 0 0 0 0 0 0 0 0 0 0 0	0 0 0 0 0 0 0 0 0 0 0 0	0 0 0 0 0 0 0 0 0 0 0 0	0 0 0 0 0 0 0 0 0 0 0 0	0 0 0 0 0 0 0 0 0 0 0 1	0 0 0 0 0 0 0 0 0 0 0 0
Inning Stats	R: 3 E: 1 K: 0 S: 6 H: 3 LOB: 2 BB: 2 P: 14	R: 0 E: 0 K: 0 S: 4 H: 1 LOB: 1 BB: 0 P: 4	R: 0 E: 0 K: 0 S: 2 H: 0 LOB: 0 BB: 1 P: 6	R: 0 E: 0 K: 0 S: 3 H: 0 LOB: 0 BB: 0 P: 3	R: 1 E: 0 K: 0 S: 4 H: 1 LOB: 1 BB: 1 P: 8	R: 0 E: 0 K: 1 S: 5 H: 0 LOB: 0 BB: 0 P: 5	R: 2 E: 0 K: 0 S: 5 H: 2 LOB: 0 BB: 0 P: 5	R: 2 E: 0 K: 1 S: 7 H: 2 LOB: 1 BB: 1 P: 11	R: 0 E: 0 K: 1 S: 6 H: 1 LOB: 1 BB: 0 P: 6	1B: 6 2B: 3 3B: 0 HR: 1 SF: 1 SAC: 0 DP: 2 HBP: 0						

PITCHER		IP	WLS	BF	H	R	ER	SO	BB	IBB	HBP	BLK	WP	HR	S	P	ERA	WHIP
Bob Purkey, R ERA: 3.75	(1, 1)	7.0	W	31	7	6	5	1	3	1	0	0	0	1	29	45	6.43	1.429
Bob Grim, R ERA: 4.64	(8, 1)	0.1		4	2	2	2	0	1	0	0	0	0	0	3	7	54.00	9.000
Bill Henry, L ERA: 3.41	(8, 1)	1.2	S	6	1	0	0	2	0	0	0	0	0	0	10	10	0.00	0.600

PITCHER	IP	WLS	BF	H	R	ER	SO	BB	IBB	HBP	BLK	WP	HR	S	P	ERA	WHIP

BOTTOM

Cincinnati Reds @ Chicago Cubs

Wrigley Field, Chicago, IL

Sat Jul 02 1960, 3:33 AM CDT

Att. 14,513 - Unknown

livebaseballscorecards.com

AB	35
R	8
H	10
RBI	8
BB	5
SO	3
LOB	15

Batter	1	2	3	4	5	6	7	8	9	AB	R	H	RBI	BB	SO	LOB
Eddie Kasko, R (1, 5) OBP: 0.397, SLG: 0.412	6-3	E 1B 2-H		6-3			5-3		K	5	0	1	1	0	1	2
Vada Pinson, L (1, 8) OBP: 0.337, SLG: 0.472	F3	E4 2-3			FC 1B		S 1B		4-3	5	0	2	0	0	0	2
Gus Bell, L (1, 9) OBP: 0.316, SLG: 0.391	1B 2B 1B	F8			FC G4-6-3 1-3		5-3 1-2			4	1	1	0	0	0	4
Wally Post, R (1, 7) OBP: 0.374, SLG: 0.607	2B 1B 1-2		K		G4-6-3 1-2f			HR		4	2	2	1	0	1	1
Harry Anderson, L (1, 3) OBP: 0.353, SLG: 0.445	PB 2B 1-H 2-H		F9			HR		6-3		4	1	2	3	0	0	0
Ed Bailey, L (1, 2) OBP: 0.359, SLG: 0.458	F3 2-3		K			4-3		K		4	0	0	0	0	2	1
Roy McMillan, R (1, 6) OBP: 0.294, SLG: 0.335		F9		F7		F7		5-3		4	0	0	0	0	0	0
Billy Martin, R (1, 4) OBP: 0.310, SLG: 0.374		1B 2B		2B		F6			F7	4	1	2	0	0	0	0
Jim O'Toole, S (1, 1) OBP: 0.147, SLG: 0.121		K		K			F2		1B	2	0	0	0	0	2	2
Cal McLish, S (5, 1)										0	0	0	0	0	0	0
Frank House, L (7, PH) OBP: 0.200, SLG: 0.280										1	0	0	0	0	0	0
Bob Grim, R (7, 1)										0	0	0	0	0	0	0
Jerry Lynch, L (9, PH) OBP: 0.440, SLG: 0.598										1	0	1	0	0	0	0
Inning Stats	R: 2 E: 0 K: 0 S: 6 H: 3 LOB: 1 BB: 0 P: 6	R: 1 E: 1 K: 1 S: 8 H: 2 LOB: 2 BB: 0 P: 8	R: 0 E: 0 K: 2 S: 7 H: 0 LOB: 0 BB: 0 P: 7	R: 0 E: 0 K: 1 S: 6 H: 1 LOB: 1 BB: 0 P: 6	R: 0 E: 1 K: 0 S: 3 H: 1 LOB: 0 BB: 0 P: 3	R: 1 E: 0 K: 0 S: 4 H: 1 LOB: 0 BB: 0 P: 4	R: 0 E: 0 K: 0 S: 4 H: 1 LOB: 1 BB: 0 P: 4	R: 1 E: 0 K: 1 S: 6 H: 1 LOB: 0 BB: 0 P: 6	R: 0 E: 0 K: 1 S: 6 H: 1 LOB: 1 BB: 0 P: 6	1B: 6 2B: 3 3B: 0 HR: 2 SF: 0 SAC: 1 DP: 1 HBP: 0						

PITCHER	IP	WLS	BF	H	R	ER	SO	BB	IBB	HBP	BLK	WP	HR	S	P	ERA	WHIP
Glen Hobbie, R (1, 1) ERA: 5.21	9.0	W	38	11	5	5	6	0	0	0	0	0	2	50	50	5.00	1.222

PITCHER	IP	WLS	BF	H	R	ER	SO	BB	IBB	HBP	BLK	WP	HR	S	P	ERA	WHIP

TOP

Cincinnati Reds @ Chicago Cubs

Wrigley Field, Chicago, IL

Sun Jul 03 1960, 3:33 AM CDT

Att. 17,205 - Unknown

livebaseballscorecards.com

AB	38
R	5
H	11
RBI	5
BB	0
SO	6
LOB	12
PA	38

Batter	1	2	3	4	5	6	7	8	9	AB	R	H	RBI	BB	SO	LOB
Richie Ashburn, L (1, 8) OBP: 0.464, SLG: 0.388	14 FC5-4 1B	FC6-4 1-2f			1B 1B	4-3				4	1	2	0	0	0	1
Bob Will, L (1, 9) OBP: 0.336, SLG: 0.428	F9		BBBB 4-0 CS BB		1B 1-2 1B	14 CS 1B				3	1	2	0	1	0	1
14 Ernie Banks, R (1, 6) OBP: 0.368, SLG: 0.591	FC5-4 1B 1-2f HR		F5		P3	CS 1-2	SSS 0-3 K			4	1	0	0	0	1	4
Frank Thomas, R (1, 7) OBP: 0.290, SLG: 0.452	HR 1-2 1B		SSS 0-3 K		BB 1-3 2-H 1B		F7			4	2	2	1	0	1	1
Ron Santo, R (1, 5) OBP: 0.351, SLG: 0.394	HR 1-H 2-H		CS 1-2	1B E 1B	BBBB 4-0 CS 1B 1-2 BB		5-3			3	1	2	3	1	0	0
Dick Gernert, R (1, 3) OBP: 0.317, SLG: 0.309	5-3			SSS 0-3 K 1-2	CS 1-2 2-H 3-H 2B 1B			4-3		4	1	1	2	0	1	1
Jerry Kindall, R (1, 4) OBP: 0.316, SLG: 0.424		F8		FC6-4 2-3 1B	1-H 2-3 2B			SSS 0-3 K G6-4-3		4	0	2	1	0	1	0
Jim Hegan, R (1, 2) OBP: 0.238, SLG: 0.390		5-3		F6	5-3			G6-4-3 1-2f		4	0	0	0	0	0	4
Glen Hobbie, R (1, 1) OBP: 0.184, SLG: 0.088		BBBB 4-0 FC6-4 BB		FC6-4 1-2f		SSS 0-3 K				2	0	0	0	1	1	2
Inning Stats	R: 3 H: 3 E: 0 LOB: 0 K: 0 BB: 0 S: 6 P: 6	R: 0 H: 0 E: 0 LOB: 1 K: 0 BB: 1 S: 3 P: 7	R: 0 H: 0 E: 0 LOB: 0 K: 1 BB: 1 S: 4 P: 8	R: 0 H: 2 E: 1 LOB: 2 K: 1 BB: 0 S: 7 P: 7	R: 4 H: 5 E: 0 LOB: 1 K: 0 BB: 1 S: 7 P: 11	R: 0 H: 1 E: 0 LOB: 0 K: 1 BB: 0 S: 5 P: 5	R: 0 H: 0 E: 0 LOB: 0 K: 1 BB: 0 S: 5 P: 5	R: 0 H: 0 E: 0 LOB: 0 K: 1 BB: 0 S: 5 P: 5		1B: 9 SF: 0 2B: 1 SAC: 0 3B: 0 DP: 1 HR: 1 HBP: 0						

BOTTOM

Cincinnati Reds @ Chicago Cubs

Wrigley Field, Chicago, IL

Sun Jul 03 1960, 3:33 AM CDT

Att. 17,205 - Unknown

livebaseballscorecards.com

AB	32
R	7
H	11
RBI	7
BB	3
SO	5
LOB	14

WP: 0 PA: 37
PB: 1
SB: 0
CS: 4

PITCHER		IP	WLS	BF	H	R	ER	SO	BB	IBB	HBP	BLK	WP	HR	S	P	ERA	WHIP
Jim O'Toole, L ERA: 4.42	(1, 1)	4.1	L	24	9	7	7	2	3	0	0	0	0	1	25	37	14.54	2.769
Cal McLish, R ERA: 5.37	(5, 1)	1.2		5	2	0	0	1	0	0	0	0	0	0	7	7	0.00	1.200
Bob Grim, R ERA: 4.24	(7, 1)	2.0		6	0	0	0	2	0	0	0	0	0	0	10	10	0.00	0.000

PITCHER	IP	WLS	BF	H	R	ER	SO	BB	IBB	HBP	BLK	WP	HR	S	P	ERA	WHIP

Batter	1	2	3	4	5	6	7	8	9	AB	R	H	RBI	BB	SO	LOB
Don Blasingame, L (1, 4) OBP: 0.325, SLG: 0.322	SSS 0-3 ① K		x 0-0 ① 1-3		x 0-0 ② 4-3			x 0-0 ① F8		4	0	0	0	0	1	0
Jim Davenport, R (1, 5) OBP: 0.352, SLG: 0.421	x 0-0 ② F4		BBBB 4-0 CS BB		x 0-0 ③ F8			x 0-0 ② 5-3		3	0	0	0	1	0	0
Willie Mays, R (1, 8) OBP: 0.440, SLG: 0.682	BBBB 4-0 BB		SSS 0-3 ②③ K 1-2			x 0-0 HR		x 0-0 2B		3	1	2	1	1	1	1
Orlando Cepeda, R (1, 3) OBP: 0.314, SLG: 0.531	x 0-0 ③ 1-3			x 0-0 ① F7		x 0-0 ① 6-3		x 0-0 ③ F7		4	0	0	0	0	0	2
Willie Kirkland, L (1, 9) OBP: 0.366, SLG: 0.532		x 0-0 ① F4		x 0-0 ② G3		SSS 0-3 ② K			BBBB 4-0 G4-6-3 BB	3	0	0	0	1	1	0
Felipe Alou, R (1, 7) OBP: 0.214, SLG: 0.323		x 0-0 1B 2B		x 0-0 ③ F5		x 0-0 ③ 5-3			x 0-0 ①② G4-6-3 1-2f	4	1	1	0	0	0	1
Andre Rodgers, R (1, 6) OBP: 0.320, SLG: 0.351		x 0-0 ② 3-1			x 0-0 HR 2B		x 0-0 ① F5		x 0-0 ③ 4-3	4	1	1	0	0	0	1
Bob Schmidt, R (1, 2) OBP: 0.339, SLG: 0.404		x 0-0 2-H 1B			x 0-0 2-H HR		x 0-0 ② 4-3			3	1	2	3	0	0	0
Jack Sanford, R (1, 1) OBP: 0.261, SLG: 0.233		SSS 0-3 ③ K			x 0-0 ① F7		SSS 0-3 ③ K			3	0	0	0	0	2	1

Inning Stats										
	R: 0	H: 0	R: 1	H: 2	R: 0	H: 0	R: 0	H: 0	R: 2	H: 2
	E: 0	LOB: 1	E: 0	LOB: 1	E: 0	LOB: 1	K: 0	LOB: 0	E: 0	LOB: 0
	K: 1	BB: 1	K: 1	BB: 0	K: 1	BB: 1	S: 3	BB: 0	K: 0	BB: 0
	S: 5	P: 9	S: 7	P: 7	S: 4	P: 8		P: 3	S: 5	P: 5

Inning Stats										
	R: 1	H: 1	R: 0	H: 0	R: 0	H: 1	R: 0	H: 0	1B: 1	SF: 0
	E: 0	LOB: 0	E: 0	LOB: 0	E: 0	LOB: 1	K: 0	LOB: 0	2B: 4	SAC: 0
	K: 1	BB: 0	K: 1	BB: 0	K: 0	BB: 0	S: 2	BB: 1	3B: 0	DP: 2
	S: 6	P: 6	S: 5	P: 5	S: 4	P: 4		P: 6	HR: 2	HBP: 0

PITCHER		IP	WLS	BF	H	R	ER	SO	BB	IBB	HBP	BLK	WP	HR	S	P	ERA	WHIP
Dick Ellsworth, L ERA: 2.67	(1, 1)	6.0	L	24	5	4	4	4	2	0	0	0	0	2	30	38	6.00	1.167
Mark Freeman, R ERA: 5.95	(7, 1)	2.0		7	1	0	0	1	0	0	0	0	0	0	9	9	0.00	0.500
Moe Drabowsky, R ERA: 9.7	(9, 1)	1.0		3	0	0	0	0	1	0	0	0	0	0	2	6	0.00	1.000

PITCHER		IP	WLS	BF	H	R	ER	SO	BB	IBB	HBP	BLK	WP	HR	S	P	ERA	WHIP

TOP

San Francisco Giants @ Chicago Cubs

Wrigley Field, Chicago, IL

Mon Jul 04 1960, 3:33 AM CDT

Unknown

livebaseballscorecards.com

AB	31
R	4
H	6
RBI	4
BB	3
SO	5
LOB	6

PA: 34

WP: 0
PB: 0
SB: 0
CS: 1

Batter	1	2	3	4	5	6	7	8	9	AB	R	H	RBI	BB	SO	LOB
Richie Ashburn, L (1, 8) OBP: 0.459, SLG: 0.383	5-3		4-3			K		FC6-4 1-2f		4	0	0	0	0	1	2
Bob Will, L (1, 9) OBP: 0.331, SLG: 0.420	4-3			G3		F7			F6	4	0	0	0	0	0	0
14 Ernie Banks, R (1, 6) OBP: 0.370, SLG: 0.597	K			F4			G3 2B		1B 2B	4	0	2	0	0	1	0
Frank Thomas, R (1, 7) OBP: 0.289, SLG: 0.448		F3		F4			G3 2-3		1B 2-3	4	0	1	0	0	0	1
Ron Santo, R (1, 5) OBP: 0.341, SLG: 0.405		1-3			2B		F3		F3	4	0	1	0	0	0	3
Dick Gernert, R (1, 3) OBP: 0.297, SLG: 0.288		K			F9		5-3		1-3	4	0	0	0	0	1	4
Jerry Kindall, R (1, 4) OBP: 0.309, SLG: 0.415			F8		5-3			5-3		3	0	0	0	0	0	1
Jim Hegan, R (1, 2) OBP: 0.256, SLG: 0.390			BB		K			5-3		0	0	0	0	1	0	0
Earl Averill, R (5, PH) OBP: 0.324, SLG: 0.322 (6, 2)										2	0	0	0	0	1	1
Dick Ellsworth, L (1, 1) OBP: 0.192, SLG: 0.045			K			F4		FC6-4 BB		1	0	0	0	0	1	1
Danny Murphy, L (6, PH) OBP: 0.152, SLG: 0.129										1	0	0	0	0	0	0
Mark Freeman, R (7, 1) OBP: 0.250, SLG: 0.200										0	0	0	0	0	0	0
George Altman, L (8, PH) OBP: 0.344, SLG: 0.452										0	0	0	0	1	0	0
Moe Drabowsky, R (9, 1)										0	0	0	0	0	0	0
Inning Stats	R: 0 E: 0 K: 1 S: 5 H: 0 LOB: 0 BB: 0 P: 5	R: 0 E: 0 K: 1 S: 5 H: 0 LOB: 0 BB: 0 P: 5	R: 0 E: 0 K: 1 S: 5 H: 0 LOB: 1 BB: 1 P: 9	R: 0 E: 0 K: 0 S: 3 H: 0 LOB: 0 BB: 0 P: 3	R: 0 E: 0 K: 1 S: 6 H: 1 LOB: 1 BB: 0 P: 6	R: 0 E: 0 K: 1 S: 5 H: 0 LOB: 0 BB: 0 P: 5	R: 0 E: 0 K: 0 S: 4 H: 1 LOB: 1 BB: 0 P: 4	R: 0 E: 0 K: 0 S: 3 H: 0 LOB: 1 BB: 1 P: 7	R: 0 E: 0 K: 0 S: 5 H: 2 LOB: 2 BB: 0 P: 5	1B: 1 2B: 3 3B: 0 HR: 0	SF: 0 SAC: 0 DP: 0 HBP: 0						

PITCHER	IP	WLS	BF	H	R	ER	SO	BB	IBB	HBP	BLK	WP	HR	S	P	ERA	WHIP
Jack Sanford, R (1, 1) ERA: 2.92	9.0	W	33	4	0	0	5	2	0	0	0	0	0	41	49	0.00	0.667

PITCHER	IP	WLS	BF	H	R	ER	SO	BB	IBB	HBP	BLK	WP	HR	S	P	ERA	WHIP

BOTTOM

San Francisco Giants @ Chicago Cubs

Wrigley Field, Chicago, IL

Mon Jul 04 1960, 3:33 AM CDT

Unknown

AB	31
R	0
H	4
RBI	0
BB	2
SO	5
LOB	13

WP: 0 PB: 0 SB: 0 CS: 0 PA: 33

livebaseballscorecards.com

TOP

San Francisco Giants @ Chicago Cubs

Wrigley Field, Chicago, IL

Mon Jul 04 1960, 3:38 AM CDT

Att. 36,569 - Unknown

livebaseballscorecards.com

Batter	1	2	3	4	5	6	7	8	9	10	11	12	13	14	AB	R	H	RBI	BB	SO	LOB
Don Blasingame, L (1, 4) OBP: 0.318, SLG: 0.315	F6			F2	F2			FC2-6 FC6-4 1-2f		FC4-6 FC6 1-2f 2-3			4-3		6	0	0	0	0	0	3
Joey Amalfitano, R (1, 5) OBP: 0.313, SLG: 0.333	K			K		K		F8		FC6 1-2f			5-3		2	0	0	0	0	2	0
Dave Philley, S (6, PH) OBP: 0.278, SLG: 0.273															1	0	0	0	0	1	0
Jim Davenport, R (6, 5) OBP: 0.345, SLG: 0.413															3	0	0	0	0	0	3
Willie Mays, R (1, 8) OBP: 0.438, SLG: 0.675	K			1B 2B 1B		3-4-3 1B		FC6-4 1-2f			F2			F4	6	1	2	0	0	1	1
Willie Kirkland, L (1, 9) OBP: 0.366, SLG: 0.528		L3 1B		2B 1-3 1B		3-4-3 1-2			F8		F7			K	6	0	2	0	0	1	1
Orlando Cepeda, R (1, 7) OBP: 0.312, SLG: 0.529		F9		1-3 2B 3-H		F7			F4		K			K	5	0	1	1	0	1	2
Felipe Alou, R (11, 7) OBP: 0.211, SLG: 0.318															1	0	0	0	0	1	0
Dale Long, L (1, 3) OBP: 0.259, SLG: 0.277		L3 1-2		IBB			K		4-3			F3			4	0	0	0	1	1	1
Andre Rodgers, R (1, 6) OBP: 0.315, SLG: 0.345	K			5-3			6-3			FC4-6 BB 1B		K			5	0	1	0	0	2	3
Bob Schmidt, R (1, 2) OBP: 0.333, SLG: 0.396	K				5-3		F7			4-0 FC4-6 BB 1-2		F9			3	0	0	0	0	1	0
Willie McCovey, L (10, PH) OBP: 0.384, SLG: 0.489															0	0	0	0	1	0	0
Billy O'Dell, S (10, PR) OBP: 0.367, SLG: 0.208															0	0	0	0	0	0	0
Hobie Landrith, L (10, 2) OBP: 0.264, SLG: 0.220															1	0	0	0	0	0	0
Johnny Antonelli, L (1, 1) OBP: 0.211, SLG: 0.167	K				6-3			FC2-6		F5			K		0	0	0	0	0	0	0
Stu Miller, R (2, 1) OBP: 0.250, SLG: 0.143								1B							3	0	1	0	0	1	0
Jim Marshall, L (10, PH) OBP: 0.281, SLG: 0.379															1	0	0	0	0	0	2
Bud Byerly, R (10, 1)															0	0	0	0	0	0	0
Georges Maranda, R (11, 1) OBP: 0.333, SLG: 0.333															1	0	0	0	0	1	0
Inning Stats	R: 0 E: 0 K: 2 S: 7 H: 0 LOB: 0 BB: 0 P: 7	R: 0 E: 0 K: 0 S: 3 H: 1 LOB: 0 BB: 0 P: 3	R: 0 E: 0 K: 3 S: 9 H: 0 LOB: 0 BB: 0 P: 9	R: 1 E: 0 K: 1 S: 8 H: 3 LOB: 3 BB: 1 P: 12	R: 0 E: 0 K: 0 S: 3 H: 0 LOB: 0 BB: 0 P: 3	R: 0 E: 0 K: 1 S: 6 H: 1 LOB: 1 BB: 0 P: 6	R: 0 E: 0 K: 1 S: 5 H: 0 LOB: 0 BB: 0 P: 5	R: 0 E: 0 K: 0 S: 4 H: 1 LOB: 1 BB: 0 P: 4	R: 0 E: 0 K: 0 S: 3 H: 0 LOB: 0 BB: 0 P: 3	R: 0 E: 0 K: 0 S: 4 H: 1 LOB: 2 BB: 1 P: 8	R: 0 E: 0 K: 1 S: 5 H: 0 LOB: 0 BB: 0 P: 5	R: 0 E: 0 K: 1 S: 5 H: 0 LOB: 0 BB: 0 P: 5	R: 0 E: 0 K: 1 S: 5 H: 0 LOB: 0 BB: 0 P: 5	R: 0 E: 0 K: 2 S: 7 H: 0 LOB: 0 BB: 0 P: 7	1B: 6 2B: 2 3B: 0 HR: 0	SF: 0 SAC: 0 DP: 1 HBP: 0				

	AB	48
	R	1
	H	7
	RBI	1
	BB	2
	SO	13
	LOB	16

WP: 0 PB: 0 SB: 0 CS: 0 PA: 50

PITCHER		IP	WLS	BF	H	R	ER	SO	BB	IBB	HBP	BLK	WP	HR	S	P	ERA	WHIP
Bob Anderson, R ERA: 4.42	(1, 1)	9.0		35	7	1	1	8	1	1	0	0	0	0	49	57	1.00	0.889
Don Elston, R ERA: 2.88	(10, 1)	5.0		15	0	0	0	5	0	0	0	0	0	0	25	25	0.00	0.000

PITCHER	IP	WLS	BF	H	R	ER	SO	BB	IBB	HBP	BLK	WP	HR	S	P	ERA	WHIP

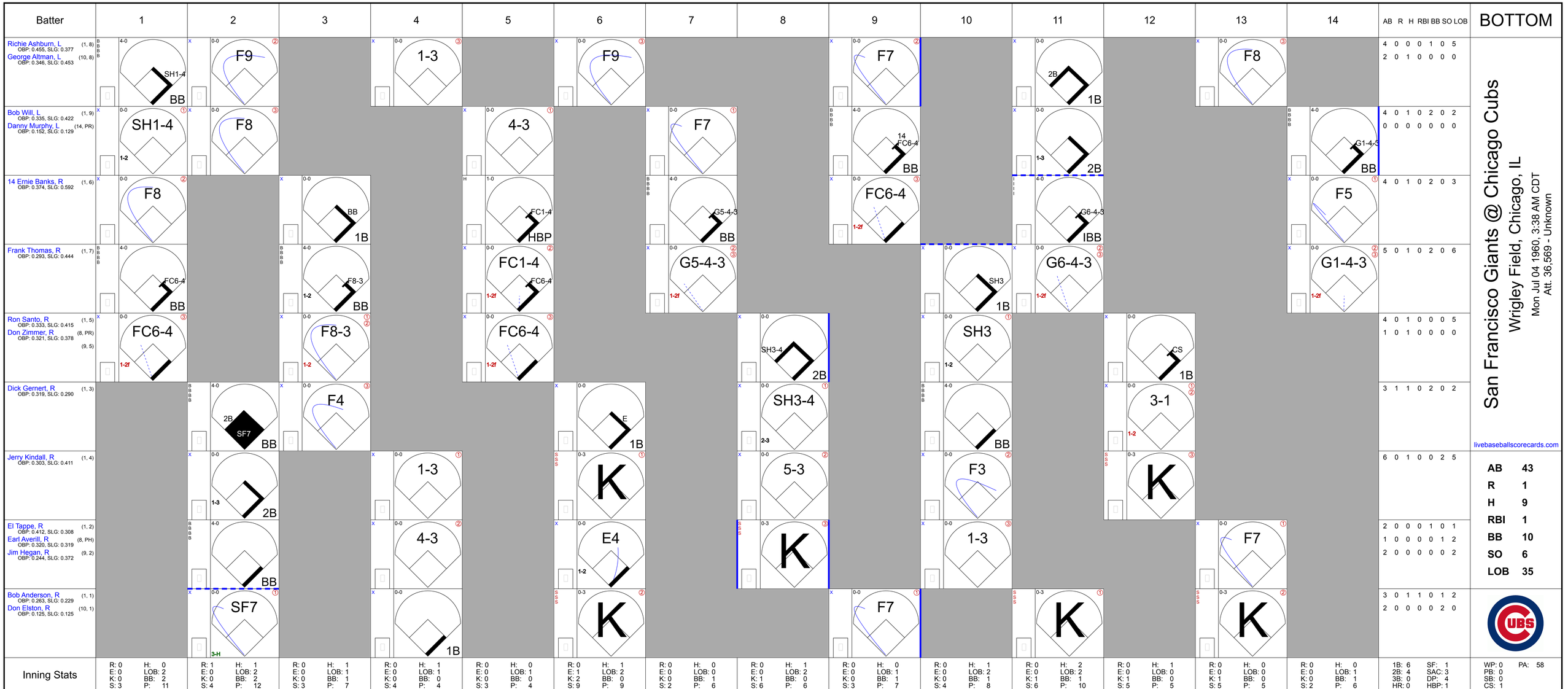
Batter
1
2
3
4
5
6
7
8
9
10
11
12
13
14
AB R H RBI BB SO LOB
BOTTOM
Richie Ashburn, L (1, 8)
OBP: 0.455, SLG: 0.377
George Altman, L (10, 8)
OBP: 0.346, SLG: 0.453
4 0 0 0 1 0 5
2 0 1 0 0 0 0
Bob Will, L (1, 9)
OBP: 0.335, SLG: 0.422
Danny Murphy, L (14, PR)
OBP: 0.152, SLG: 0.129
4 0 1 0 2 0 2
0 0 0 0 0 0 0
14 Ernie Banks, R (1, 6)
OBP: 0.374, SLG: 0.592
4 0 1 0 2 0 3
Frank Thomas, R (1, 7)
OBP: 0.293, SLG: 0.444
5 0 1 0 2 0 6
Ron Santo, R (1, 5)
OBP: 0.333, SLG: 0.415
Don Zimmer, R (8, PR)
OBP: 0.321, SLG: 0.378
(9, 5)
4 0 1 0 0 0 5
1 0 1 0 0 0 0
Dick Gernert, R (1, 3)
OBP: 0.319, SLG: 0.290
3 1 1 0 2 0 2
Jerry Kindall, R (1, 4)
OBP: 0.303, SLG: 0.411
6 0 1 0 0 2 5
El Tappe, R (1, 2)
OBP: 0.412, SLG: 0.308
Earl Averill, R (8, PH)
OBP: 0.320, SLG: 0.319
Jim Hegan, R (9, 2)
OBP: 0.244, SLG: 0.372
2 0 0 0 1 0 1
1 0 0 0 0 1 2
2 0 0 0 0 0 2
Bob Anderson, R (1, 1)
OBP: 0.263, SLG: 0.229
Don Elston, R (10, 1)
OBP: 0.125, SLG: 0.125
3 0 1 1 0 1 2
2 0 0 0 0 2 0
Inning Stats
R: 0 E: 0 K: 0 S: 3 H: 0 LOB: 2 BB: 2 P: 11
R: 1 E: 0 K: 0 S: 4 H: 1 LOB: 2 BB: 2 P: 12
R: 0 E: 0 K: 0 S: 3 H: 1 LOB: 1 BB: 1 P: 7
R: 0 E: 0 K: 0 S: 4 H: 1 LOB: 1 BB: 0 P: 4
R: 0 E: 0 K: 0 S: 3 H: 0 LOB: 1 BB: 0 P: 4
R: 0 E: 1 K: 2 S: 9 H: 1 LOB: 2 BB: 0 P: 9
R: 0 E: 0 K: 0 S: 2 H: 0 LOB: 0 BB: 1 P: 6
R: 0 E: 0 K: 1 S: 6 H: 1 LOB: 2 BB: 0 P: 6
R: 0 E: 0 K: 0 S: 3 H: 0 LOB: 1 BB: 1 P: 7
R: 0 E: 0 K: 0 S: 4 H: 1 LOB: 2 BB: 1 P: 8
R: 0 E: 0 K: 1 S: 6 H: 2 LOB: 2 BB: 1 P: 10
R: 0 E: 0 K: 1 S: 5 H: 1 LOB: 0 BB: 0 P: 5
R: 0 E: 0 K: 1 S: 5 H: 0 LOB: 0 BB: 0 P: 5
R: 0 E: 0 K: 0 S: 2 H: 0 LOB: 1 BB: 1 P: 6
1B: 6 2B: 4 3B: 0 HR: 0
SF: 1 SAC: 3 DP: 4 HBP: 1
WP: 0 PB: 0 SB: 0 CS: 1
PA: 58
PITCHER IP WLS BF H R ER SO BB IBB HBP BLK WP HR S P ERA WHIP
Johnny Antonelli, L (1, 1) ERA: 4.85 1.0 8 1 1 1 0 4 0 0 0 0 0 4 20 9.00 5.000
Stu Miller, R (2, 1) ERA: 4.93 8.0 31 4 0 0 3 3 0 1 0 0 0 33 46 0.00 0.875
Bud Byerly, R (10, 1) ERA: 4.29 1.1 8 3 0 0 1 1 0 0 0 0 0 9 13 0.00 3.000
Georges Maranda, R (11, 1) ERA: 3.57 3.2 11 1 0 0 2 1 1 0 0 0 0 13 21 0.00 0.545
PITCHER IP WLS BF H R ER SO BB IBB HBP BLK WP HR S P ERA WHIP
San Francisco Giants @ Chicago Cubs
Wrigley Field, Chicago, IL
Mon Jul 04 1960, 3:38 AM CDT
Att. 36,569 - Unknown
livebaseballscorecards.com
AB 43
R 1
H 9
RBI 1
BB 10
SO 6
LOB 35

Batter	1	2	3	4	5	6	7	8	9	AB	R	H	RBI	BB	SO	LOB
Julian Javier, R (1, 4) OBP: 0.321, SLG: 0.382	S S S 0-3 ① K			x 0-0 ① 6-3		S S S 0-3 ① K		x 0-0 ② 1-3		4	0	0	0	0	2	1
Joe Cunningham, L (1, 9) OBP: 0.390, SLG: 0.422	x 0-0 ② F5			x 0-0 3-1 2B 2B		x 0-0 1-H 2B		B B B B 4-0 3B BB		3	2	2	1	1	0	0
Bill White, L (1, 3) OBP: 0.360, SLG: 0.497	S S S 0-3 ③ K			x 0-0 ② 3-1 2-3		x 0-0 ② F7		x 0-0 1-H 3B		4	0	1	1	0	1	2
Stan Musial, L (1, 7) OBP: 0.380, SLG: 0.441 John Glenn, R (8, 7) OBP: 0.296, SLG: 0.385		x 0-0 ① F7		x 0-0 3-H 2B		4-0 IBB		x 0-0 ③ 4-3		3 0	0 0	1 0	1 0	1 0	0 0	1 0
Daryl Spencer, R (1, 6) OBP: 0.370, SLG: 0.464		x 0-0 ② 6-3		S S S 0-3 ③ K		x 0-0 ③ 4-3			x 0-0 ① L4	4	0	0	0	0	1	3
Curt Flood, R (1, 8) OBP: 0.298, SLG: 0.385		S S S 0-3 ③ K			S S S 0-3 ① K		x 0-0 ① F9		x 0-0 ② 4-3	4	0	0	0	0	2	0
Hal Smith, R (1, 2) OBP: 0.290, SLG: 0.291			x 0-0 ① 6-3		x 0-0 ② 4-3		x 0-0 ② F8		x 0-0 ③ 5-3	4	0	0	0	0	0	0
Alex Grammas, R (1, 5) OBP: 0.241, SLG: 0.242			x 0-0 ② 3-1		x 0-0 ③ F9		x 0-0 ③ F9			3	0	0	0	0	0	0
Curt Simmons, L (1, 1) OBP: 0.308, SLG: 0.308 Lindy McDaniel, R (7, 1) OBP: 0.222, SLG: 0.176			x 0-0 ③ 6-3			x 0-0 2B 1B		S S S 0-3 ① K		2 1	1 0	1 0	0 0	0 0	0 1	0 0

TOP

St. Louis Cardinals @ Chicago Cubs

Wrigley Field, Chicago, IL

Tue Jul 05 1960, 3:33 AM CDT

Att. 11,383 - Unknown

livebaseballscorecards.com

AB	32
R	3
H	5
RBI	3
BB	2
SO	7
LOB	7

Inning Stats	1	2	3	4	5	6	7	8	9
	R: 0 E: 0 K: 2 S: 7	R: 0 E: 0 K: 1 S: 5	R: 0 E: 0 K: 0 S: 3	R: 1 E: 0 K: 1 S: 7	R: 0 E: 0 K: 1 S: 5	R: 1 E: 0 K: 1 S: 7	R: 0 E: 0 K: 0 S: 3	R: 1 E: 0 K: 1 S: 6	R: 0 E: 0 K: 0 S: 3
	H: 0 LOB: 0 BB: 0 P: 7	H: 0 LOB: 0 BB: 0 P: 5	H: 0 LOB: 0 BB: 0 P: 3	H: 2 LOB: 1 BB: 0 P: 7	H: 0 LOB: 0 BB: 0 P: 5	H: 2 LOB: 2 BB: 1 P: 11	H: 0 LOB: 0 BB: 0 P: 3	H: 1 LOB: 1 BB: 1 P: 10	H: 0 LOB: 0 BB: 0 P: 3

| | | |

Batter	1	2	3	4	5	6	7	8	9	AB	R	H	RBI	BB	SO	LOB
Richie Ashburn, L (1, 8) OBP: 0.452, SLG: 0.375	5-3		K			14 HR 1B		K		4	1	1	0	0	2	1
Bob Will, L (1, 9) OBP: 0.329, SLG: 0.414	K		F7			F3		F7		4	0	0	0	0	1	2
14 Ernie Banks, R (1, 6) OBP: 0.372, SLG: 0.598	6-3			F9		1-H HR			K	4	1	1	2	0	1	0
Ron Santo, R (1, 5) OBP: 0.306, SLG: 0.378		F8		6-3		F8			L3	4	0	0	0	0	0	0
Frank Thomas, R (1, 7) OBP: 0.292, SLG: 0.441 Danny Murphy, L (9, PR) OBP: 0.152, SLG: 0.129		6-3		F4			E4 1B		1B	4 0	0 0	1 0	0 0	0 0	0 0	0 0
Dick Gernert, R (1, 3) OBP: 0.319, SLG: 0.281 George Altman, L (9, PH) OBP: 0.344, SLG: 0.449	BB				4-3		F8	K		2 1	0 0	0 0	0 0	1 1	0 1	1 1
Jerry Kindall, R (1, 4) OBP: 0.304, SLG: 0.410	K				6-3		G5-4-3 1B			3	0	1	0	0	1	1
El Tappe, R (1, 2) OBP: 0.421, SLG: 0.400 Earl Averill, R (7, PH) OBP: 0.317, SLG: 0.315 (8, 2)		2B			F8		G5-4-3			2 1	0 0	1 0	0 0	0 0	0 0	0 2
Don Cardwell, R (1, 1) OBP: 0.226, SLG: 0.419 Ed Bouchee, L (8, PH) OBP: 0.359, SLG: 0.315 Joe Schaffernoth, R (9, 1)			K			5-3		K		2 1 0	0 0 0	0 0 0	0 0 0	1 0 0	1 1 0	1 0 0
Inning Stats	R: 0 E: 0 K: 1 S: 5	R: 0 E: 0 K: 1 S: 5	R: 0 E: 0 K: 2 S: 8	R: 0 E: 0 K: 0 S: 3	R: 0 E: 0 K: 0 S: 3	R: 2 E: 0 K: 0 S: 5	R: 0 E: 1 K: 0 S: 4	R: 0 E: 0 K: 2 S: 7	R: 0 E: 0 K: 2 S: 8	1B: 3 2B: 1 3B: 0 HR: 1	SF: 0 SAC: 0 DP: 1 HBP: 0	WP: 0 PB: 0 SB: 0 CS: 0	PA: 33			

PITCHER	IP	WLS	BF	H	R	ER	SO	BB	IBB	HBP	BLK	WP	HR	S	P	ERA	WHIP
Curt Simmons, L (1, 1) ERA: 4.78	6.1		25	4	2	2	4	1	0	0	0	0	1	32	36	2.84	0.789
Lindy McDaniel, R (7, 1) ERA: 2.74	2.2	W	8	1	0	0	4	0	0	0	0	0	0	16	16	0.00	0.375

PITCHER	IP	WLS	BF	H	R	ER	SO	BB	IBB	HBP	BLK	WP	HR	S	P	ERA	WHIP

BOTTOM

St. Louis Cardinals @ Chicago Cubs

Wrigley Field, Chicago, IL

Tue Jul 05 1960, 3:33 AM CDT

Att. 11,383 - Unknown

St.

livebaseballscorecards.com

AB	32
R	2
H	5
RBI	2
BB	1
SO	8
LOB	9

Batter	1	2	3	4	5	6	7	8	9	AB	R	H	RBI	BB	SO	LOB
Julian Javier, R (1, 4) OBP: 0.314, SLG: 0.373	1-3		6-3		5-3			F8		4	0	0	0	0	0	0
Joe Cunningham, L (1, 9) OBP: 0.385, SLG: 0.416	4-3		F8		1-3			G3		4	0	0	0	0	0	0
Bill White, L (1, 3) OBP: 0.361, SLG: 0.507	K		S 1B			L9		HR		4	1	2	1	0	1	0
Stan Musial, L (1, 7) OBP: 0.383, SLG: 0.439		6-3	1-2 BB			K		1B		3	0	1	0	1	1	0
Daryl Spencer, R (1, 6) OBP: 0.368, SLG: 0.459		FC4 BB	K			F6		F3		3	0	0	0	1	1	3
Curt Flood, R (1, 8) OBP: 0.297, SLG: 0.382		FC4 1B 1-2f		K			F4		G4-6-3 1B	4	0	1	0	0	1	1
Hal Smith, R (1, 2) OBP: 0.289, SLG: 0.290		FC5 1B 1-3		6-3			5-3		F9	4	0	1	0	0	0	1
Alex Grammas, R (1, 5) OBP: 0.248, SLG: 0.252		IBB		F8			2B		G4-6-3 1-2f	3	0	1	0	1	0	1
Bob Gibson, R (1, 1) Bob Duliba, R (3, 1) OBP: 0.200, SLG: 0.200 Walt Moryn, L (5, PH) OBP: 0.333, SLG: 0.366 Ron Kline, R (5, 1) OBP: 0.107, SLG: 0.107 George Crowe, L (7, PH) OBP: 0.273, SLG: 0.366 Ed Bauta, R (7, 1)		FC5 2-3f			K		F7			1 0 1 0 1 0	0 0 0 0 0 0	0 0 0 0 0 0	0 0 0 0 0 0	0 0 1 0 0 0	0 0 0 0 0 0	3 0 0 0 1 0
Inning Stats	R: 0 E: 0 K: 1 S: 5 H: 0 LOB: 0 BB: 0 P: 5	R: 0 E: 0 K: 0 S: 4 H: 1 LOB: 3 BB: 2 P: 12	R: 0 E: 0 K: 1 S: 6 H: 1 LOB: 2 BB: 1 P: 10	R: 0 E: 0 K: 1 S: 5 H: 0 LOB: 0 BB: 0 P: 5	R: 0 E: 0 K: 1 S: 5 H: 0 LOB: 0 BB: 0 P: 5	R: 0 E: 0 K: 1 S: 5 H: 0 LOB: 0 BB: 0 P: 5	R: 0 E: 0 K: 0 S: 4 H: 1 LOB: 1 BB: 0 P: 4	R: 1 E: 0 K: 0 S: 5 H: 2 LOB: 1 BB: 0 P: 5	R: 0 E: 0 K: 0 S: 3 H: 1 LOB: 0 BB: 0 P: 3	1B: 4 2B: 1 3B: 0 HR: 1 SF: 0 SAC: 0 DP: 1 HBP: 0						

PITCHER		IP	WLS	BF	H	R	ER	SO	BB	IBB	HBP	BLK	WP	HR	S	P	ERA	WHIP
Glen Hobbie, R ERA: 4.88	(1, 1)	9.0	W	35	6	1	1	5	2	1	0	0	0	1	42	54	1.00	0.889

PITCHER	IP	WLS	BF	H	R	ER	SO	BB	IBB	HBP	BLK	WP	HR	S	P	ERA	WHIP

TOP

St. Louis Cardinals @ Chicago Cubs

Wrigley Field, Chicago, IL

Wed Jul 06 1960, 3:33 AM CDT

Att. 17,141 - Unknown

livebaseballscorecards.com

AB	32
R	1
H	6
RBI	1
BB	3
SO	5
LOB	10

Batter	1	2	3	4	5	6	7	8	9	AB	R	H	RBI	BB	SO	LOB
Richie Ashburn, L (1, 7) OBP: 0.452, SLG: 0.371	BBBB 4-0 2B BB	x 0-0 ① F7		x 0-0 ① 6-3		x 0-0 ② F6		BBBB 4-0 G4-6-3 BB		3	1	0	0	2	0	3
Danny Murphy, L (1, 8) OBP: 0.158, SLG: 0.167	x 0-0 BB 1-H 2B	SSS 0-3 ② K		x 0-0 ② 4-3		SSS 0-3 ③ K		x 0-0 ①② G4-6-3 1-2f		5	0	1	1	0	2	4
14 Ernie Banks, R (1, 6) OBP: 0.376, SLG: 0.607	x 0-0 ① F7	x 0-0 1-H 2-H HR		x 0-0 ③ F7			x 0-0 BB HR 1B	BBBB 4-0 1B HR BB		4	3	2	3	1	0	1
Ed Bouchee, L (1, 3) OBP: 0.359, SLG: 0.314	x 0-0 ② 5-3	x 0-0 ③ 4-3			SSS 0-3 ① K		BBBB 4-0 1-2 HR BB	x 0-0 1-2 HR 1B		4	2	1	0	1	1	1
George Altman, L (1, 9) OBP: 0.360, SLG: 0.504	BBBB 4-0 BB BB		SSS 0-3 ① K		BBBB 4-0 BB		x 0-0 1-H 2-H HR	x 0-0 1-H 2-H HR		3	2	2	6	2	1	0
Ron Santo, R (1, 5) OBP: 0.315, SLG: 0.388	BBBB 4-0 FC6-4 1-2 2-3 BB	x 0-0 1B 2B			x 0-0 ② F6		x 0-0 ① 6-3	x 0-0 ③ 5-3		4	0	1	0	1	0	1
Jerry Kindall, R (1, 4) OBP: 0.309, SLG: 0.408	x 0-0 ③ FC6-4 1-2f	x 0-0 2-3 1B			x 0-0 ③ F3		BBBB 4-0 E4 E BB			3	0	1	0	1	0	4
El Tappe, R (1, 2) OBP: 0.391, SLG: 0.333		BBBB 4-0 14 HR BB BB	x 0-0 ② F4			x 0-0 ① F6	x 0-0 ② E4 1-3			3	1	0	0	1	0	3
Glen Hobbie, R (1, 1) OBP: 0.214, SLG: 0.108		BBBB 4-0 14 HR 1-2 BB	SSS 0-3 ③ K			x 0-0 1B	x 0-0 ③ 4-3			3	1	1	0	1	1	3
Inning Stats	R: 1 E: 0 K: 0 S: 4 H: 1 LOB: 3 BB: 3 P: 16	R: 3 E: 0 K: 1 S: 6 H: 1 LOB: 0 BB: 2 P: 14	R: 0 E: 0 K: 2 S: 9 H: 2 LOB: 2 BB: 0 P: 9	R: 0 E: 0 K: 0 S: 3 H: 0 LOB: 0 BB: 0 P: 3	R: 0 E: 0 K: 1 S: 5 H: 0 LOB: 1 BB: 1 P: 9	R: 0 E: 0 K: 1 S: 6 H: 1 LOB: 1 BB: 0 P: 6	R: 3 E: 1 K: 0 S: 5 H: 2 LOB: 1 BB: 2 P: 13	R: 3 E: 0 K: 0 S: 4 H: 2 LOB: 0 BB: 2 P: 12		1B: 4 2B: 2 3B: 0 HR: 3	SF: 0 SAC: 0 DP: 1 HBP: 0					

PITCHER		IP	WLS	BF	H	R	ER	SO	BB	IBB	HBP	BLK	WP	HR	S	P	ERA	WHIP
Bob Gibson, R ERA: 6.0	(1, 1)	2.1	L	16	4	4	4	2	5	0	0	0	0	1	15	35	15.43	3.857
Bob Duliba, R ERA: 3.43	(3, 1)	1.2		5	0	0	0	1	0	0	0	0	0	0	7	7	0.00	0.000
Ron Kline, R ERA: 5.6	(5, 1)	2.0		8	1	0	0	2	1	0	0	0	0	0	11	15	0.00	1.000
Ed Bauta, R ERA: 27.0	(7, 1)	2.0		13	4	6	6	0	4	0	0	0	0	2	9	25	27.00	4.000

PITCHER	IP	WLS	BF	H	R	ER	SO	BB	IBB	HBP	BLK	WP	HR	S	P	ERA	WHIP

BOTTOM

St. Louis Cardinals @ Chicago Cubs

Wrigley Field, Chicago, IL

Wed Jul 06 1960, 3:33 AM CDT

Att. 17,141 - Unknown

livebaseballscorecards.com

AB	32
R	10
H	9
RBI	10
BB	10
SO	5
LOB	20

1B: 4 SF: 0
2B: 2 SAC: 0
3B: 0 DP: 1
HR: 3 HBP: 0

WP: 0 PA: 42
PB: 0
SB: 0
CS: 0

Batter	1	2	3	4	5	6	7	8	9	AB	R	H	RBI	BB	SO	LOB
Richie Ashburn, L (1, 7) (7, 8) OBP: 0.457, SLG: 0.374	B F B C F B B 4-2 BB		X 0-0 14 1B 1B		F F B X 1-2 ② F5		B C B F B F B 4-2 1-2 BB		C B F B F B X 3-2 FC5-4 1B	3	0	2	0	2	0	0
Danny Murphy, L (1, 8) OBP: 0.167, SLG: 0.175 Joe Schaffernoth, R (7, 1) Bob Will, L (9, PH) OBP: 0.328, SLG: 0.412	B C B C S 2-3 K ①		B C F C 1-3 K ①		B F B B S X 3-2 BB 14 HBP 1B		C F S 0-3 K ①		C C B X 1-2 FC5-4 1-2f ③	4 0 1	0 0 0	1 0 0	0 0 0	0 0 0	3 0 0	4 0 1
14 Ernie Banks, R (1, 6) OBP: 0.378, SLG: 0.606 Don Zimmer, R (5, PR) OBP: 0.319, SLG: 0.376 (5, 6)	B C X 1-1 ② F7		C S X 0-2 1-3 1B		H 1-0 BB 1-2 HBP		C B X 1-1 ② ③ G5-3 2-3f			2 1	0 0	1 0	0 0	0 0	0 0	1 2
Ed Bouchee, L (1, 3) OBP: 0.358, SLG: 0.310	X 0-0 ③ 4-3		F B B S B S 3-3 ② K		B B S B B 4-1 1-2 2-3 BB			C C F F B F B S 2-3 ① K		3	0	0	0	1	2	3
George Altman, L (1, 9) OBP: 0.357, SLG: 0.520		B C F F X 1-2 HR	F B C F B B F X 3-2 G3		S S F S 0-3 ③ K			C X 0-1 ② F7		4	1	1	1	0	1	5
Ron Santo, R (1, 5) OBP: 0.328, SLG: 0.396		B S B X 2-1 ① 6-3		C C S 0-3 ① K		B B X 2-0 G1-6-3 1B		C C B B F X 2-2 1B		4	0	2	0	0	1	0
Jerry Kindall, R (1, 4) OBP: 0.301, SLG: 0.397		C B X 1-1 ② 6-3		X 0-0 ② 6-3		C X 0-1 ① ② G1-6-3 1-2f		X 0-0 ③ 5-3		4	0	0	0	0	0	2
El Tappe, R (1, 2) OBP: 0.370, SLG: 0.364		B F S B X 2-2 2B		C C B X 1-2 ③ 5-3		C F C 0-3 ③ K			F B B X 2-1 ① 6-3	4	0	1	0	0	1	0
Mark Freeman, R (1, 1) OBP: 0.235, SLG: 0.188 Earl Averill, R (5, PH) OBP: 0.314, SLG: 0.312 Seth Morehead, L (5, 1) OBP: 0.158, SLG: 0.158 Frank Thomas, R (7, PH) OBP: 0.294, SLG: 0.439 (7, 7)		S X 0-1 ③ 6-3			B X 1-0 ① F3		B C B B C F B 4-2 G5-3 BB BB		X 0-0 ② F8	1 1 0 1	0 0 0 0	0 0 0 0	0 0 0 1	0 0 0 0	0 0 0 0	1 0 0 0

Inning Stats									
	R: 0 E: 0 K: 1 S: 9	H: 0 LOB: 1 BB: 1 P: 16	R: 1 E: 0 K: 0 S: 13	H: 2 LOB: 1 BB: 0 P: 19	R: 0 E: 0 K: 2 S: 15	H: 2 LOB: 2 BB: 0 P: 22	R: 0 E: 0 K: 1 S: 7	H: 0 LOB: 0 BB: 0 P: 8	R: 0 E: 0 K: 1 S: 12	H: 1 LOB: 3 BB: 1 P: 22	R: 0 E: 0 K: 1 S: 6	H: 1 LOB: 0 BB: 0 P: 8	R: 0 E: 0 K: 1 S: 11	H: 0 LOB: 1 BB: 2 P: 20	R: 0 E: 0 K: 1 S: 13	H: 1 LOB: 1 BB: 0 P: 17	R: 0 E: 0 K: 0 S: 10	H: 1 LOB: 1 BB: 0 P: 16

PITCHER	IP	WLS	BF	H	R	ER	SO	BB	IBB	HBP	BLK	WP	HR	S	P	ERA	WHIP
Don Drysdale, R (1, 1) ERA: 3.31	9.0	W	38	8	1	1	8	4	0	1	0	0	1	96	148	1.00	1.333

PITCHER	IP	WLS	BF	H	R	ER	SO	BB	IBB	HBP	BLK	WP	HR	S	P	ERA	WHIP

1B: 6	SF: 0	WP: 0	PA: 38
2B: 1	SAC: 0	PB: 0	
3B: 0	DP: 2	SB: 0	
HR: 1	HBP: 1	CS: 0	

TOP

Chicago Cubs @ Los Angeles Dodgers

Los Angeles Memorial Coliseum, Los Angeles, CA

Thu Jul 07 1960, 10:05 PM EDT

Att. 21,279 - Unknown

livebaseballscorecards.com

AB	33
R	1
H	8
RBI	1
BB	4
SO	8
LOB	19

Batter	1	2	3	4	5	6	7	8	9	AB	R	H	RBI	BB	SO	LOB
Jim Gilliam, S (1, 5) OBP: 0.395, SLG: 0.375	B C F B C 2-3 ① K	B B B B 4-0 BB		F X 0-1 2B 2-H 2B		X 0-0 ① 1-3		C B F X 1-2 ② L7		4	1	1	1	1	1	1
Wally Moon, L (1, 7) OBP: 0.359, SLG: 0.438	F X 0-1 CS 1B	B X 1-0 ② F8		B B B B 4-0 2B BB		X 0-0 ② F4		C F B C 1-3 ③ K		4	1	1	0	1	1	3
Norm Larker, L (1, 3) OBP: 0.391, SLG: 0.472 Gil Hodges, R (6, PH) OBP: 0.252, SLG: 0.338 (7, 3)	C B B B S B B 5-1 ② 1B 3B 1-2 BB	C X 0-1 ③ F9		F X 0-1 1-H 2-H 2B		C B B F X 2-2 ③ F3				2 1	1 0	1 0	2 0	1 0	0 0	2 1
Frank Howard, R (1, 9) OBP: 0.358, SLG: 0.503	B X 1-0 3B 1-2 1B		B B B C S C 3-3 ① K	B S B F S 2-3 ③ K			B C F B B X 3-2 BB 1B			4	1	2	0	0	2	1
Duke Snider, L (1, 8) OBP: 0.347, SLG: 0.518	S B F B B X 3-2 1B 1-H 2-H 3B		B X 1-0 ② F9		S B C B X 2-2 HR		S C B B S 2-3 ① K			4	2	2	3	0	1	1
Charlie Neal, R (1, 4) OBP: 0.334, SLG: 0.389	X 0-0 FC5-4 1B 3-H		B F F C 1-3 ③ K		X 0-0 ① L8		C F X 0-2 ② F2			4	0	1	1	0	1	1
Norm Sherry, R (1, 2) OBP: 0.385, SLG: 0.583	X 0-0 ③ FC5-4 1-2f			B B C B B B 4-1 FC6-4 BB	F B B F F B X 3-2 ② F6		B B F B F B 4-2 1-2 BB			2	0	0	0	2	0	1
Maury Wills, S (1, 6) OBP: 0.364, SLG: 0.348		C B X 1-1 SH3-4 1B		B X 1-0 ① FC6-4 S 2B 1-2f	F X 0-1 ③ F9		B C C B F B X 3-2 ③ 1-3			4	1	1	0	0	0	3
Don Drysdale, R (1, 1) OBP: 0.213, SLG: 0.289		B C X 1-1 ① SH3-4 1-2		B B C C S 2-3 ② K 1-2		B F B B B X 3-1 2B		B C S S 1-3 ① K		3	0	1	0	0	2	1
Inning Stats	R: 3 E: 0 K: 1 S: 13 H: 4 LOB: 1 BB: 1 P: 23	R: 0 E: 0 K: 0 S: 7 H: 1 LOB: 2 BB: 1 P: 14	R: 0 E: 0 K: 2 S: 7 H: 0 LOB: 0 BB: 0 P: 12	R: 3 E: 0 K: 2 S: 12 H: 2 LOB: 1 BB: 2 P: 25	R: 1 E: 0 K: 0 S: 10 H: 1 LOB: 0 BB: 0 P: 15	R: 0 E: 0 K: 0 S: 7 H: 1 LOB: 1 BB: 0 P: 12	R: 0 E: 0 K: 1 S: 15 H: 1 LOB: 2 BB: 1 P: 27	R: 0 E: 0 K: 2 S: 9 H: 0 LOB: 0 BB: 0 P: 12		1B: 5 2B: 3 3B: 1 HR: 1	SF: 0 SAC: 1 DP: 0 HBP: 0			WP: 0 PB: 0 SB: 1 CS: 1	PA: 38	

PITCHER		IP	WLS	BF	H	R	ER	SO	BB	IBB	HBP	BLK	WP	HR	S	P	ERA	WHIP
Mark Freeman, R ERA: 6.6	(1, 1)	4.0	L	22	7	6	6	5	4	0	0	0	0	0	39	74	13.50	2.750
Seth Morehead, L ERA: 3.62	(5, 1)	2.0		8	2	1	1	0	0	0	0	0	0	1	17	27	4.50	1.000
Joe Schaffernoth, R ERA: 3.95	(7, 1)	2.0		8	1	0	0	3	1	0	0	0	0	0	24	39	0.00	1.000

PITCHER	IP	WLS	BF	H	R	ER	SO	BB	IBB	HBP	BLK	WP	HR	S	P	ERA	WHIP

BOTTOM

Chicago Cubs @ Los Angeles Dodgers

Los Angeles Memorial Coliseum, Los Angeles, CA

Thu Jul 07 1960, 10:05 PM EDT

Att. 21,279 - Unknown

livebaseballscorecards.com

AB	32
R	7
H	10
RBI	7
BB	5
SO	8
LOB	15

Batter	1	2	3	4	5	6	7	8	9	AB	R	H	RBI	BB	SO	LOB
Richie Ashburn, L (1, 8) OBP: 0.456, SLG: 0.379	B B C C B F F F B 4-2 14 1B 1B 1B BB		C C B F X 1-2 1B 3B	X 0-0 ② 5-3		C X 0-1 ③ F6			C B B X 2-1 ① 6-3	4	2	1	0	1	0	3
George Altman, L (1, 9) OBP: 0.352, SLG: 0.504	X 0-0 ① F6		B X 1-0 ① 4-3	B B X 2-0 ③ L7			B B S B B 4-1 P4-3 BB		C S B F L 1-3 ② K	4	0	0	0	1	1	3
Frank Thomas, R (1, 7) OBP: 0.296, SLG: 0.438	F S X 0-2 14 1B 1-2 1B 1B		B C X 1-1 BB 14 S 3-H 1B		B B C X 2-1 ① L7		B X 1-0 ① ② P4-3 1-2f		X 0-0 ③ 4-3	5	1	2	1	0	0	1
14 Ernie Banks, R (1, 6) OBP: 0.383, SLG: 0.607	C F B X 1-2 1B 1-2 2-3 1B		C B S B B S 3-3 ② K 1-2		B B C S B B 4-2 G3-6-3 BB		F B X 1-1 1B			3	0	2	0	1	1	1
Ed Bouchee, L (1, 3) OBP: 0.360, SLG: 0.311	B F B B B X 3-1 G6-4-3 1-2 2-H 3-H 1B		I I I I 4-0 BB IBB		C X 0-1 ② ③ G3-6-3 1-2f		F X 0-1 ③ F8			3	0	1	2	1	0	2
Ron Santo, R (1, 5) OBP: 0.339, SLG: 0.393 Don Zimmer, R (8, PR) OBP: 0.319, SLG: 0.376 (8, 5)	C X 0-1 ② ③ G6-4-3 1-2f		B B C B B 4-1 1-2 2-3 BB			C B F S 1-3 ① K		B B S X 2-1 4-3 SH1-4 1B		3 0	0 0	1 0	0 0	1 0	1 0	2 0
Jerry Kindall, R (1, 4) OBP: 0.302, SLG: 0.396		C C B X 1-2 ① F2	S T S 0-3 ③ K			X 0-0 FC1-5 E 1B		B X 1-0 ① SH1-4 1-2		3	0	1	0	0	1	3
El Tappe, R (1, 2) OBP: 0.367, SLG: 0.400 Bob Will, L (8, PH) OBP: 0.327, SLG: 0.410 Don Elston, R (8, 1) OBP: 0.125, SLG: 0.125		B F B C B S 3-3 ② K		B F S X 1-2 2B		B F S X 1-1 E6 FC1-5 1-2		C B F X 1-2 ② 4-3 2-3		3 1 0	0 0 0	1 0 0	0 0 0	0 0 0	1 0 0	1 2 0
Bob Anderson, R (1, 1) OBP: 0.244, SLG: 0.211 Earl Averill, R (8, PH) OBP: 0.311, SLG: 0.309 (8, 2)		B X 1-0 ③ 5-3		L M S 0-3 ① K		X 0-0 ② FC1-5 1-2 2-3f		C B B X 2-1 ③ 6-3		3 1	0 0	0 0	0 0	0 0	1 0	3 2
Inning Stats	R: 2 H: 3 E: 0 LOB: 1 K: 0 BB: 1 S: 16 P: 24	R: 0 H: 0 E: 0 LOB: 0 K: 1 BB: 0 S: 7 P: 12	R: 1 H: 2 E: 0 LOB: 3 K: 2 BB: 2 S: 14 P: 28	R: 0 H: 1 E: 0 LOB: 1 K: 1 BB: 0 S: 8 P: 11	R: 0 H: 0 E: 0 LOB: 0 K: 0 BB: 1 S: 6 P: 12	R: 0 H: 1 E: 1 LOB: 2 K: 1 BB: 0 S: 9 P: 11	R: 0 H: 1 E: 0 LOB: 1 K: 0 BB: 1 S: 6 P: 12	R: 0 H: 1 E: 0 LOB: 2 K: 0 BB: 0 S: 8 P: 14	R: 0 H: 0 E: 0 LOB: 0 K: 1 BB: 0 S: 7 P: 10	1B: 7 SF: 0 2B: 2 SAC: 1 3B: 1 DP: 3 HR: 0 HBP: 0						

PITCHER		IP	WLS	BF	H	R	ER	SO	BB	IBB	HBP	BLK	WP	HR	S	P	ERA	WHIP
Roger Craig, R ERA: 4.7	(1, 1)	2.1		12	5	3	3	1	1	0	0	0	0	0	30	46	11.57	2.571
Ed Roebuck, R ERA: 2.03	(3, 1)	6.2	W	27	4	0	0	5	3	1	0	0	0	0	51	88	0.00	1.050

PITCHER	IP	WLS	BF	H	R	ER	SO	BB	IBB	HBP	BLK	WP	HR	S	P	ERA	WHIP

TOP

Chicago Cubs @ Los Angeles Dodgers

Los Angeles Memorial Coliseum, Los Angeles, CA

Fri Jul 08 1960, 10:05 PM EDT

Att. 25,540 - Unknown

livebaseballscorecards.com

AB	33
R	3
H	9
RBI	3
BB	5
SO	6
LOB	23

WP: 0	PA: 39		
PB: 0			
SB: 1			
CS: 0			

Batter	1	2	3	4	5	6	7	8	9	AB	R	H	RBI	BB	SO	LOB
Jim Gilliam, S (1, 5) OBP: 0.393, SLG: 0.371	F3		WP 1B, 1B BB		4-3		4-3			3	1	0	0	1	0	1
Wally Moon, L (1, 7) OBP: 0.361, SLG: 0.451	B1-3		1-2 WP, 1B 1B			4-3		HR		4	2	2	1	0	0	0
Norm Larker, L (1, 3) OBP: 0.388, SLG: 0.467 Gil Hodges, R (9, 3) OBP: 0.252, SLG: 0.338	F8		1-H 2-H 1B			6-3		F6		4 0	0 0	1 0	2 0	0 0	0 0	0 0
Frank Howard, R (1, 9) OBP: 0.361, SLG: 0.505		4-3 WP 2B	F9			3B BB		K		3	2	1	0	1	1	1
Duke Snider, L (1, 8) OBP: 0.345, SLG: 0.524		4-3 2-3		F8		1-H 3B		K		4	0	1	1	0	1	1
Charlie Neal, R (1, 4) OBP: 0.331, SLG: 0.385		F8 3-H		6-3		K				3	0	0	0	0	1	1
Norm Sherry, R (1, 2) OBP: 0.375, SLG: 0.566		5-3		K			K			3	0	0	0	0	2	0
Maury Wills, S (1, 6) OBP: 0.364, SLG: 0.348			4-3		5-3		S 1B			3	0	1	0	0	0	0
Roger Craig, R (1, 1) OBP: 0.182, SLG: 0.100 Ed Roebuck, R (3, 1) OBP: 0.267, SLG: 0.333			L9		K		5-3 1-2			0 3	0 0	0 0	0 0	0 0	0 1	0 1
Inning Stats	R: 0 E: 0 K: 0 S: 5 H: 0 LOB: 0 BB: 0 P: 5	R: 1 E: 0 K: 0 S: 9 H: 1 LOB: 0 BB: 0 P: 16	R: 2 E: 0 K: 0 S: 16 H: 2 LOB: 1 BB: 1 P: 28	R: 0 E: 0 K: 1 S: 7 H: 0 LOB: 0 BB: 0 P: 10	R: 0 E: 0 K: 1 S: 8 H: 0 LOB: 0 BB: 0 P: 12	R: 1 E: 0 K: 1 S: 12 H: 1 LOB: 1 BB: 1 P: 21	R: 0 E: 0 K: 1 S: 9 H: 1 LOB: 1 BB: 0 P: 13	R: 1 E: 0 K: 2 S: 12 H: 1 LOB: 0 BB: 0 P: 19		1B: 3 2B: 1 3B: 1 HR: 1 SF: 0 SAC: 0 DP: 0 HBP: 0					

PITCHER		IP	WLS	BF	H	R	ER	SO	BB	IBB	HBP	BLK	WP	HR	S	P	ERA	WHIP
Bob Anderson, R ERA: 4.47	(1, 1)	7.0	L	28	5	4	4	4	2	0	0	0	2	0	66	105	5.14	1.000
Don Elston, R ERA: 2.96	(8, 1)	1.0		4	1	1	1	2	0	0	0	0	0	1	12	19	9.00	1.000

PITCHER	IP	WLS	BF	H	R	ER	SO	BB	IBB	HBP	BLK	WP	HR	S	P	ERA	WHIP

BOTTOM

Chicago Cubs @ Los Angeles Dodgers

Los Angeles Memorial Coliseum, Los Angeles, CA

Fri Jul 08 1960, 10:05 PM EDT

Att. 25,540 - Unknown

livebaseballscorecards.com

AB	30
R	5
H	6
RBI	4
BB	2
SO	6
LOB	5

Batter	1	2	3	4	5	6	7	8	9	10	11	12	AB	R	H	RBI	BB	SO	LOB
Richie Ashburn, L (1, 8) OBP: 0.457, SLG: 0.382	E 1B		K	1-2				5-3			4-3		6	2	3	0	0	1	0
George Altman, L (1, 9) OBP: 0.351, SLG: 0.496	F8		1B	4-3			14 1B 1B 1-3 1B	5-3			4-3		6	2	2	0	0	0	3
Frank Thomas, R (1, 7) OBP: 0.301, SLG: 0.442	E8 1-H		1B 1-2		5-3		1B 14 1B 1-2 E 3-H		S		F5		2	1	2	0	0	0	0
Dick Gernert, R (3, PR) OBP: 0.329, SLG: 0.294 (3, 7)													4	1	2	1	0	0	0
14 Ernie Banks, R (1, 6) OBP: 0.385, SLG: 0.613	1B CS IBB		K		5-3		E 1-2 2-3 CS		F5			HR	5	1	2	1	1	1	3
Ed Bouchee, L (1, 3) OBP: 0.356, SLG: 0.307	K		1-3 2-H		4-3		K		K 1-2		F5		6	0	1	1	0	3	6
Ron Santo, R (1, 5) OBP: 0.338, SLG: 0.387	1-3 2-H		F7			5-3	E2 1-3 2-H 3-H		K			F8	6	0	2	2	0	1	3
Earl Averill, R (1, 2) OBP: 0.313, SLG: 0.303	CS 3-H	F3		1-3		G3	IBB			4-3		5-3	5	0	1	0	1	0	0
Jerry Kindall, R (1, 4) OBP: 0.298, SLG: 0.391		F3		K		G3 1-2	K 3-H			K			2	0	0	0	0	1	0
Bob Will, L (6, PH) OBP: 0.325, SLG: 0.409													1	0	0	0	0	0	1
Joe Schaffernoth, R (6, 1)													0	0	0	0	0	0	0
El Tappe, R (7, PH) OBP: 0.355, SLG: 0.385													1	0	0	0	0	1	3
Don Elston, R (7, 1) OBP: 0.118, SLG: 0.118													1	0	0	0	0	1	0
Dick Ellsworth, L (1, 1) OBP: 0.192, SLG: 0.045		G3		1B		F9		5-3			F7		0	0	0	0	0	0	0
Glen Hobbie, R (1, 1)													2	0	1	0	0	0	0
Don Zimmer, R (6, PH) OBP: 0.314, SLG: 0.369 (6, 4)													3	0	0	0	0	0	1

| Inning Stats | | | | | | | | | | | | |

Batter	1	2	3	4	5	6	7	8	9	10	11	12	AB	R	H	RBI	BB	SO	LOB
Jim Davenport, R (1, 5) OBP: 0.330, SLG: 0.387	1B	F8		1B		3-1			F6			4-3	4	2	2	0	0	0	2
Willie McCovey, L (9, PH) OBP: 0.375, SLG: 0.475													1	0	0	0	0	0	0
Joey Amalfitano, R (10, 5) OBP: 0.313, SLG: 0.329													0	0	0	0	0	0	0
Dale Long, L (12, PH) OBP: 0.250, SLG: 0.265													1	0	0	0	0	0	0
Don Blasingame, L (1, 4) OBP: 0.314, SLG: 0.315	F7	4-3		3B			F4			F7		F8	6	0	1	2	0	0	2
Willie Mays, R (1, 8) OBP: 0.423, SLG: 0.643	FC		F7	F5			K			K		2B	6	1	2	0	0	2	1
Orlando Cepeda, R (1, 3) OBP: 0.313, SLG: 0.523	1B		6-3		5-3		K			F2		K	6	1	1	1	0	2	1
Dave Philley, S (1, 7) OBP: 0.256, SLG: 0.250	FC		1-3		4-3				F7		SH1-4		2	0	0	1	0	0	1
Hobie Landrith, L (5, 2) OBP: 0.268, SLG: 0.227													3	0	1	0	0	0	0
Felipe Alou, R (1, 9) OBP: 0.217, SLG: 0.321 (5, 7)				FC5-4	4-3				5-3		SH1-4		4	1	2	1	0	0	0
Andre Rodgers, R (1, 6) OBP: 0.297, SLG: 0.305	6-3			FC5-4		4-3			5-3		K		5	0	0	0	0	1	3
Bob Schmidt, R (1, 2) OBP: 0.323, SLG: 0.380		F7		K		SH3-4			F9		IBB		1	0	0	0	0	0	0
Willie Kirkland, L (4, PH) OBP: 0.356, SLG: 0.502 (5, 9)													2	0	0	0	2	1	2
Mike McCormick, L (1, 1) OBP: 0.250, SLG: 0.283		2B		FC5-4		SH3-4			F6		K		1	0	1	0	0	0	0
Jim Marshall, L (4, PH) OBP: 0.286, SLG: 0.375													1	1	0	1	0	0	1
Stu Miller, R (5, 1) OBP: 0.250, SLG: 0.143													0	0	0	0	0	0	0
Johnny Antonelli, L (7, 1) OBP: 0.280, SLG: 0.304													2	0	0	0	0	1	2
Inning Stats	R: 3 E: 0 K: 0 S: 7 H: 4 LOB: 1 BB: 0 P: 7	R: 0 E: 0 K: 0 S: 4 H: 1 LOB: 1 BB: 0 P: 4	R: 0 E: 0 K: 0 S: 3 H: 0 LOB: 0 BB: 0 P: 3	R: 3 E: 0 K: 1 S: 9 H: 3 LOB: 1 BB: 0 P: 9	R: 0 E: 0 K: 0 S: 3 H: 0 LOB: 0 BB: 0 P: 3	R: 0 E: 0 K: 0 S: 3 H: 0 LOB: 1 BB: 1 P: 7	R: 0 E: 0 K: 2 S: 7 H: 0 LOB: 0 BB: 0 P: 7	R: 0 E: 0 K: 0 S: 3 H: 0 LOB: 0 BB: 0 P: 3	R: 0 E: 0 K: 0 S: 3 H: 0 LOB: 0 BB: 0 P: 3	R: 0 E: 0 K: 1 S: 5 H: 0 LOB: 0 BB: 0 P: 5	R: 0 E: 0 K: 2 S: 8 H: 1 LOB: 2 BB: 1 P: 12	R: 0 E: 0 K: 1 S: 6 H: 1 LOB: 1 BB: 0 P: 6	1B: 6 2B: 3 3B: 1 HR: 0 SF: 0 SAC: 2 DP: 0 HBP: 0						

PITCHER		IP	WLS	BF	H	R	ER	SO	BB	IBB	HBP	BLK	WP	HR	S	P	ERA	WHIP
Dick Ellsworth, L ERA: 2.99	(1, 1)	0.2		6	4	3	3	0	0	0	0	0	0	0	6	6	40.50	6.000
Glen Hobbie, R ERA: 4.93	(1, 1)	4.1		18	4	3	3	1	0	0	0	0	0	0	20	20	6.23	0.923
Joe Schaffernoth, R ERA: 3.68	(6, 1)	1.0		4	0	0	0	0	1	0	0	0	0	0	3	7	0.00	1.000
Don Elston, R ERA: 2.75	(7, 1)	6.0	W	21	2	0	0	6	0	1	0	0	0	0	32	36	0.00	0.333

PITCHER	IP	WLS	BF	H	R	ER	SO	BB	IBB	HBP	BLK	WP	HR	S	P	ERA	WHIP

BOTTOM

Chicago Cubs @ San Francisco Giants

Candlestick Park, San Francisco, CA

Sat Jul 09 1960, 6:33 AM EDT

Att. 17,145 - Unknown

livebaseballscorecards.com

AB	45
R	6
H	10
RBI	6
BB	2
SO	7
LOB	15

WP: 0 PA: 49
PB: 0
SB: 0
CS: 0

Batter	1	2	3	4	5	6	7	8	9	AB	R	H	RBI	BB	SO	LOB
Richie Ashburn, L (1, 8) OBP: 0.461, SLG: 0.385	BBB 4-0 FC5-6 BB		x 0-0 FC4-6 1B		x 0-0 ② F7		x 0-0 1B	BBB 4-0 2B BB		3	0	2	0	2	0	0
George Altman, L (1, 9) OBP: 0.353, SLG: 0.500	x 0-0 ① FC5-6 14 CS 1-2f		x 0-0 ② FC4-6 1-2f		x 0-0 1B 14 1B 1B		x 0-0 ③ F8		x 0-0 1-3 2B	5	1	2	0	0	0	3
Dick Gernert, R (1, 7) OBP: 0.329, SLG: 0.296 Bob Will, L (8, PH) OBP: 0.327, SLG: 0.407 (8, 7)	SSS 0-3 ② K		x 0-0 ③ F9		x 0-0 14 1B 1-2 1B			H 1-0 WP HBP	x 0-0 ③ F9	3 1	0 0	1 0	0 0	0 0	1 0	2 2
14 Ernie Banks, R (1, 6) OBP: 0.386, SLG: 0.612	0-0 ③ CS 1-2	x 0-0 BB 2B 1B		x 0-0 ① F7	x 0-0 ③ 1-2 2-H 1B			x 0-0 ① F4		4	1	2	1	0	0	1
Ed Bouchee, L (1, 3) OBP: 0.355, SLG: 0.304		BBBB 4-0 2B SF7-5 1-2 BB		x 0-0 ② 6-3		SSS 0-3 ① K		SSS 0-3 ② K		3	1	0	0	1	2	1
Ron Santo, R (1, 5) OBP: 0.361, SLG: 0.406 Don Zimmer, R (8, PR) OBP: 0.314, SLG: 0.369 (8, 5)		x 0-0 SF7-5 1-3 2-H 2B		BBB 4-0 1B 1-2 BB		SSS 0-3 ② K		BBB 4-0 1-2 BB		2 0	0 0	1 0	1 0	2 0	1 0	0 0
Earl Averill, R (1, 2) OBP: 0.310, SLG: 0.304		x 0-0 ① ② SF7-5 2-3 3-H		x 0-0 1-2 1B		x 0-0 ③ 5-3		SSS 0-3 ③ K		3	0	1	1	0	1	2
Jerry Kindall, R (1, 4) OBP: 0.291, SLG: 0.381		x 0-0 ③ F7		x 0-0 ③ F7			x 0-0 ① F9		x 0-0 ① 6-3	4	0	0	0	0	0	2
Don Cardwell, R (1, 1) OBP: 0.206, SLG: 0.382 Don Elston, R (7, 1) OBP: 0.118, SLG: 0.118 Bob Anderson, R (8, 1) OBP: 0.244, SLG: 0.211 Danny Murphy, L (9, PH) OBP: 0.163, SLG: 0.171			SSS 0-3 ① K		SSS 0-3 ① K		x 0-0 ② F4		x 0-0 ② 6-3	3 0 0 1	0 0 0 0	0 0 0 0	0 0 0 0	0 0 0 0	2 0 0 0	0 0 0 0
Inning Stats	R: 0 E: 0 K: 1 S: 4 H: 0 LOB: 0 BB: 1 P: 8	R: 2 E: 0 K: 0 S: 4 H: 2 LOB: 0 BB: 1 P: 8	R: 0 E: 0 K: 1 S: 6 H: 1 LOB: 1 BB: 0 P: 6	R: 0 E: 0 K: 0 S: 4 H: 1 LOB: 2 BB: 1 P: 8	R: 1 E: 0 K: 1 S: 7 H: 3 LOB: 1 BB: 0 P: 7	R: 0 E: 0 K: 2 S: 7 H: 0 LOB: 0 BB: 0 P: 7	R: 0 E: 0 K: 0 S: 4 H: 1 LOB: 1 BB: 0 P: 4	R: 0 E: 0 K: 2 S: 7 H: 0 LOB: 2 BB: 1 P: 12	R: 0 E: 0 K: 0 S: 4 H: 1 LOB: 2 BB: 1 P: 8	1B: 7 2B: 3 3B: 0 HR: 0	SF: 1 SAC: 0 DP: 1 HBP: 1			WP: 1 PB: 0 SB: 0 CS: 1		PA: 40	

PITCHER		IP	WLS	BF	H	R	ER	SO	BB	IBB	HBP	BLK	WP	HR	S	P	ERA	WHIP
Billy O'Dell, L ERA: 2.67	(1, 1)	6.0		25	7	3	3	5	3	0	0	0	0	0	32	44	4.50	1.667
Sam Jones, R ERA: 3.08	(7, 1)	3.0	W	14	2	0	0	2	2	0	1	0	1	0	15	24	0.00	1.333

PITCHER	IP	WLS	BF	H	R	ER	SO	BB	IBB	HBP	BLK	WP	HR	S	P	ERA	WHIP

TOP

Chicago Cubs @ San Francisco Giants

Candlestick Park, San Francisco, CA

Sun Jul 10 1960, 6:33 AM EDT

Att. 24,635 - Unknown

livebaseballscorecards.com

AB	32
R	3
H	9
RBI	3
BB	5
SO	7
LOB	13

Batter	1	2	3	4	5	6	7	8	9	AB	R	H	RBI	BB	SO	LOB
Jim Davenport, R (1, 5) OBP: 0.328, SLG: 0.385	S S S 0-3 K ①			S S S 0-3 K ①		B B B 4-0 BB	X 0-0 1-H 1B 3B			1	0	0	0	0	1	0
Joey Amalfitano, R (3, 5) OBP: 0.319, SLG: 0.343 (8, 6)										2	1	1	1	1	1	0
Don Blasingame, L (1, 4) OBP: 0.316, SLG: 0.318	S S S 0-3 K ②			X 0-0 1B ②		X 0-0 F7 ②	X 0-0 3-H 1B			4	0	2	1	0	1	1
Willie Mays, R (1, 8) OBP: 0.421, SLG: 0.637	S S S 0-3 K ③			B B B 4-0 BB		S S S 0-3 K ③	X 0-0 F8 ③			3	0	0	0	1	2	2
Willie McCovey, L (1, 3) OBP: 0.370, SLG: 0.468		X 0-0 F4 ①		X 0-0 F9 ③			X 0-0 E5 BB HR	X 0-0 G3 ①		3	0	0	0	0	0	1
Felipe Alou, R (7, PR) OBP: 0.214, SLG: 0.316 (8, 7)										1	1	0	0	0	0	0
Orlando Cepeda, R (1, 7) OBP: 0.312, SLG: 0.518 (8, 3)		S S S 0-3 K ②			X 0-0 F8 ①		S S S 0-3 K ①	H 1-0 FC6 HBP		3	0	0	0	0	2	1
Willie Kirkland, L (1, 9) OBP: 0.352, SLG: 0.495		X 0-0 F5 ③			X 0-0 F5 ②		X 0-0 F7 ②	X 0-0 F8 ②		4	0	0	0	0	0	2
Hobie Landrith, L (1, 2) OBP: 0.277, SLG: 0.222			X 0-0 4-3 ①		B B B 4-0 BB		B B B 4-0 1-2 HR BB	X 0-0 FC6 1-2f ③		2	1	0	0	2	0	1
Andre Rodgers, R (1, 6) OBP: 0.293, SLG: 0.301			X 0-0 G3 ②		X 0-0 F9 ③		X 0-0 1-H 2-H HR			2	0	0	0	0	0	1
Dave Philley, S (7, PH) OBP: 0.275, SLG: 0.351 (8, 5)										1	1	1	3	0	0	0
Billy O'Dell, S (1, 1) OBP: 0.344, SLG: 0.192			S S S 0-3 K ③			S S S 0-3 K ①	X 0-0 3B 1B			1	0	0	0	0	1	0
Jim Marshall, L (6, PH) OBP: 0.278, SLG: 0.364										1	0	0	0	0	1	0
Sam Jones, R (7, 1) OBP: 0.159, SLG: 0.186										1	1	1	0	0	0	0
Inning Stats	R: 0 E: 0 K: 3 S: 9 H: 0 LOB: 0 BB: 0 P: 9	R: 0 E: 0 K: 1 S: 5 H: 0 LOB: 0 BB: 0 P: 5	R: 0 E: 0 K: 1 S: 5 H: 0 LOB: 0 BB: 0 P: 5	R: 0 E: 0 K: 1 S: 5 H: 1 LOB: 1 BB: 1 P: 9	R: 0 E: 0 K: 0 S: 3 H: 0 LOB: 1 BB: 1 P: 7	R: 0 E: 0 K: 2 S: 7 H: 0 LOB: 1 BB: 1 P: 11	R: 5 E: 1 K: 1 S: 10 H: 4 LOB: 1 BB: 1 P: 14	R: 0 E: 0 K: 0 S: 3 H: 0 LOB: 1 BB: 0 P: 4		1B: 3 2B: 0 3B: 1 HR: 1	SF: 0 SAC: 0 DP: 0 HBP: 1					

PITCHER	IP	WLS	BF	H	R	ER	SO	BB	IBB	HBP	BLK	WP	HR	S	P	ERA	WHIP
Don Cardwell, R (1, 1) ERA: 4.55	6.2	L	28	4	5	0	9	4	0	0	0	0	1	42	58	0.00	1.200
Don Elston, R (7, 1) ERA: 2.74	0.1		2	1	0	0	0	0	0	0	0	0	0	2	2	0.00	3.000
Bob Anderson, R (8, 1) ERA: 4.43	1.0		4	0	0	0	0	0	0	1	0	0	0	3	4	0.00	0.000

PITCHER	IP	WLS	BF	H	R	ER	SO	BB	IBB	HBP	BLK	WP	HR	S	P	ERA	WHIP

BOTTOM

Chicago Cubs @ San Francisco Giants

Candlestick Park, San Francisco, CA

Sun Jul 10 1960, 6:33 AM EDT

Att. 24,635 - Unknown

livebaseballscorecards.com

AB	29
R	5
H	5
RBI	5
BB	4
SO	9
LOB	9

Batter	1	2	3	4	5	6	7	8	9	AB	R	H	RBI	BB	SO	LOB
Richie Ashburn, L (1, 7) OBP: 0.459, SLG: 0.381	F9		K			BB			6-3	3	0	0	0	1	1	0
Bob Will, L (1, 9) OBP: 0.322, SLG: 0.400	4-3			K		F7			1-3	4	0	0	0	0	1	1
George Altman, L (1, 8) OBP: 0.344, SLG: 0.486	K			6-3			K		K	4	0	0	0	0	3	0
14 Ernie Banks, R (1, 6) OBP: 0.385, SLG: 0.608		F7		K			BB			2	0	0	0	1	1	0
Ed Bouchee, L (1, 3) OBP: 0.354, SLG: 0.304		FC6-4 1B			F8		F6			3	0	1	0	0	0	1
Ron Santo, R (1, 5) OBP: 0.347, SLG: 0.388		FC6-4 1-2f			F7		K			3	0	0	0	0	1	2
Jerry Kindall, R (1, 4) OBP: 0.286, SLG: 0.374		K			G3			K		3	0	0	0	0	2	1
El Tappe, R (1, 2) OBP: 0.333, SLG: 0.357			K			K		K		2	0	0	0	0	2	0
Danny Murphy, L (8, PH) OBP: 0.159, SLG: 0.167										1	0	0	0	0	1	0
Moe Thacker, R (8, 2) OBP: 0.167, SLG: 0.074										0	0	0	0	0	0	0
Don Cardwell, R (1, 1) OBP: 0.194, SLG: 0.361			F9			K		K		2	0	0	0	0	1	0
Frank Thomas, R (8, PH) OBP: 0.300, SLG: 0.441										1	0	0	0	0	1	0
Joe Schaffernoth, R (8, 1)										0	0	0	0	0	0	0
Inning Stats	R: 0 E: 0 K: 1 S: 5	R: 0 E: 0 K: 1 S: 6	R: 0 E: 0 K: 2 S: 7	R: 0 E: 0 K: 2 S: 7	R: 0 E: 0 K: 0 S: 3	R: 0 E: 0 K: 2 S: 7	R: 0 E: 0 K: 2 S: 7	R: 0 E: 0 K: 3 S: 9	R: 0 E: 0 K: 1 S: 5							
	H: 0 LOB: 0 BB: 0 P: 5	H: 1 LOB: 1 BB: 0 P: 6	H: 0 LOB: 0 BB: 0 P: 7	H: 0 LOB: 0 BB: 0 P: 7	H: 0 LOB: 0 BB: 0 P: 3	H: 0 LOB: 1 BB: 1 P: 11	H: 0 LOB: 1 BB: 1 P: 11	H: 0 LOB: 0 BB: 0 P: 9	H: 0 LOB: 0 BB: 0 P: 5	1B: 1 2B: 0 3B: 0 HR: 0	SF: 0 SAC: 0 DP: 0 HBP: 0					

PITCHER		IP	WLS	BF	H	R	ER	SO	BB	IBB	HBP	BLK	WP	HR	S	P	ERA	WHIP
Ernie Broglio, R ERA: 2.81	(1, 1)	9.0	W	30	1	0	0	14	2	0	0	0	0	0	56	64	0.00	0.333

PITCHER		IP	WLS	BF	H	R	ER	SO	BB	IBB	HBP	BLK	WP	HR	S	P	ERA	WHIP

Chicago Cubs @ St. Louis Cardinals

Sportsman's Park, St. Louis, MO

Fri Jul 15 1960, 8:05 PM EDT

Att. 19,315 - Unknown

TOP

livebaseballscorecards.com

AB	28
R	0
H	1
RBI	0
BB	2
SO	14
LOB	5

PA: 30

WP: 0
PB: 0
SB: 0
CS: 0

Batter	1	2	3	4	5	6	7	8	9	AB	R	H	RBI	BB	SO	LOB
Julian Javier, R (1, 4) OBP: 0.302, SLG: 0.383	BBBB 4-0 4-3 1B BB	SSS 0-3 ③ K			x 0-0 ① 6-3		SSS 0-3 ③ K			3	1	0	0	1	2	1
Joe Cunningham, L (1, 9) OBP: 0.389, SLG: 0.421	x 0-0 ① 4-3 1-2		x 0-0 ① L8		x 0-0 ② L9			x 0-0 ① 4-3		4	0	0	0	0	0	1
Bill White, L (1, 3) OBP: 0.360, SLG: 0.498	BBBB 4-0 1B 4-3 BB		SSS 0-3 ② K		x 0-0 ③ G3			x 0-0 SF9 3B		3	2	1	0	1	1	0
Stan Musial, L (1, 7) OBP: 0.400, SLG: 0.490 John Glenn, R (9, 7) OBP: 0.296, SLG: 0.385	x 0-0 4-3 1-3 2-H 1B		x 0-0 ③ F6			x 0-0 CS 1B		x 0-0 ② SF9 3-H		3 0	0 0	2 0	2 0	0 0	0 0	0 0
Ken Boyer, R (1, 5) OBP: 0.334, SLG: 0.523	x 0-0 ② 4-3 1-2 3-H			x 0-0 1-3 1B		x 0-0 ① F7		x 0-0 2B 2B		4	1	2	1	0	0	2
Daryl Spencer, R (1, 6) OBP: 0.368, SLG: 0.463	x 0-0 ③ G3			x 0-0 ① F3		SSS 0-3 ②③ K 1-2		x 0-0 1B 2B 2-H		4	1	1	1	0	1	3
Carl Sawatski, L (1, 2) OBP: 0.308, SLG: 0.351		x 0-0 HR		x 0-0 ② 1-3 1-2			BBBB 4-0 BB	I I I 4-0 1B IBB		2	1	1	1	2	0	1
Curt Flood, R (1, 8) OBP: 0.304, SLG: 0.371		x 0-0 ① 6-3		I I I 4-0 IBB			SSS 0-3 ① K	x 0-0 ③ 1-3 2-H 1B		3	0	1	1	1	1	1
Ernie Broglio, R (1, 1) OBP: 0.290, SLG: 0.250		SSS 0-3 ② K		SSS 0-3 ③ K			SSS 0-3 ② K			3	0	0	0	0	3	3
Inning Stats	R: 2 H: 1 E: 0 LOB: 1 K: 0 BB: 2 S: 4 P: 12	R: 1 H: 1 E: 0 LOB: 0 K: 2 BB: 0 S: 8 P: 8	R: 0 H: 0 E: 0 LOB: 0 K: 1 BB: 0 S: 5 P: 5	R: 0 H: 1 E: 0 LOB: 2 K: 1 BB: 1 S: 6 P: 10	R: 0 H: 0 E: 0 LOB: 0 K: 0 BB: 0 S: 3 P: 3	R: 0 H: 1 E: 0 LOB: 0 K: 1 BB: 0 S: 5 P: 5	R: 0 H: 0 E: 0 LOB: 1 K: 3 BB: 1 S: 9 P: 13	R: 3 H: 4 E: 0 LOB: 2 K: 0 BB: 1 S: 6 P: 10		1B: 4 SF: 1 2B: 2 SAC: 0 3B: 1 DP: 0 HR: 1 HBP: 0				WP: 0 PA: 35 PB: 0 SB: 0 CS: 1		

PITCHER		IP	WLS	BF	H	R	ER	SO	BB	IBB	HBP	BLK	WP	HR	S	P	ERA	WHIP
Don Cardwell, R ERA: 4.5	(1, 1)	7.0	L	28	4	3	3	8	3	1	0	0	0	1	40	56	3.86	1.000
Joe Schaffernoth, R ERA: 5.17	(8, 1)	1.0		7	4	3	3	0	0	1	0	0	0	0	6	10	27.00	4.000

PITCHER	IP	WLS	BF	H	R	ER	SO	BB	IBB	HBP	BLK	WP	HR	S	P	ERA	WHIP

BOTTOM

Chicago Cubs @ St. Louis Cardinals

Sportsman's Park, St. Louis, MO

Fri Jul 15 1960, 8:05 PM EDT

Att. 19,315 - Unknown

livebaseballscorecards.com

AB	29
R	6
H	8
RBI	6
BB	5
SO	8
LOB	12

Chicago Cubs @ St. Louis Cardinals

Sportsman's Park, St. Louis, MO

Sat Jul 16 1960, 4:33 AM EDT

Att. 12,672 - Unknown

TOP

livebaseballscorecards.com

Batter	1	2	3	4	5	6	7	8	9	AB	R	H	RBI	BB	SO	LOB
Jerry Kindall, R (1, 4) OBP: 0.282, SLG: 0.370	6-3		G6-3 1-2f			FC5-6 1B		F8		2	0	0	0	0	0	1
Don Zimmer, R (4, 4) OBP: 0.316, SLG: 0.371										2	0	1	0	0	0	0
George Altman, L (1, 8) OBP: 0.341, SLG: 0.476	3-1			K		FC5-6 G5-4-3 1-2f		BB 1B		3	0	0	0	1	1	1
Frank Thomas, R (1, 9) OBP: 0.299, SLG: 0.438 (8, 7)	F6			F4		G5-4-3 1-2f		1-2 1B		4	0	1	0	0	0	1
14 Ernie Banks, R (1, 6) OBP: 0.384, SLG: 0.603		4-3		F7			2B 1B	K		4	1	1	0	0	1	2
Dick Gernert, R (1, 7) OBP: 0.317, SLG: 0.284		F9			5-3		L7		1B	3	0	0	0	0	0	1
Bob Will, L (8, 9) OBP: 0.324, SLG: 0.403										1	0	1	0	0	0	0
Ed Bouchee, L (1, 3) OBP: 0.356, SLG: 0.311		E4 2B			1B 1B		L4		K	4	0	2	0	0	1	2
Ron Santo, R (1, 5) OBP: 0.342, SLG: 0.394		E4 2-H			L9		WP 1-H 2B		F4	4	0	1	1	0	0	3
El Tappe, R (1, 2) OBP: 0.333, SLG: 0.355			4-3		1-2 1B		6-3 2-3		F3	3	0	1	0	0	0	1
Richie Ashburn, L (9, PH) OBP: 0.458, SLG: 0.380										1	0	0	0	0	0	1
Glen Hobbie, R (1, 1) OBP: 0.234, SLG: 0.143			G6-3 1B		K			F8		3	0	1	0	0	1	2

Inning Stats	R: 0 E: 0 K: 0 S: 3	H: 0 LOB: 0 BB: 0 P: 3	R: 0 E: 1 K: 0 S: 4	H: 1 LOB: 2 BB: 0 P: 4	R: 0 E: 0 K: 0 S: 3	H: 1 LOB: 0 BB: 0 P: 3	R: 0 E: 0 K: 1 S: 5	H: 0 LOB: 0 BB: 0 P: 5	R: 0 E: 0 K: 1 S: 7	H: 2 LOB: 2 BB: 0 P: 7	R: 0 E: 0 K: 0 S: 3	H: 1 LOB: 0 BB: 0 P: 3	R: 1 E: 0 K: 0 S: 5	H: 2 LOB: 1 BB: 0 P: 5	R: 0 E: 0 K: 1 S: 6	H: 1 LOB: 2 BB: 1 P: 10	R: 0 E: 0 K: 1 S: 6	H: 1 LOB: 1 BB: 0 P: 6	1B: 7 2B: 2 3B: 0 HR: 0	SF: 0 SAC: 0 DP: 2 HBP: 0	WP: 1 PB: 0 SB: 0 CS: 0	PA: 35

AB	34
R	1
H	9
RBI	1
BB	1
SO	4
LOB	15

PITCHER		IP	WLS	BF	H	R	ER	SO	BB	IBB	HBP	BLK	WP	HR	S	P	ERA	WHIP
Curt Simmons, L ERA: 4.29	(1, 1)	7.2		30	8	1	1	2	1	0	0	0	1	0	33	37	1.17	1.174
Lindy McDaniel, R ERA: 2.55	(8, 1)	0.1	W	1	0	0	0	1	0	0	0	0	0	0	3	3	0.00	0.000
Ron Kline, R ERA: 5.68	(9, 1)	1.0	S	4	1	0	0	1	0	0	0	0	0	0	6	6	0.00	1.000

PITCHER		IP	WLS	BF	H	R	ER	SO	BB	IBB	HBP	BLK	WP	HR	S	P	ERA	WHIP

Batter	1	2	3	4	5	6	7	8	9	AB	R	H	RBI	BB	SO	LOB
Julian Javier, R (1, 4) OBP: 0.296, SLG: 0.375	L5		F4			F2		E6 S		4	0	0	0	0	0	1
Joe Cunningham, L (1, 9) OBP: 0.387, SLG: 0.419	3-1			4-3			FC3-6 1B	6-3 1-2		4	0	1	0	0	0	1
Ron Kline, R (9, 1) OBP: 0.103, SLG: 0.103										0	0	0	0	0	0	0
Bill White, L (1, 3) OBP: 0.357, SLG: 0.494	F7			4-3			FC3-6 4-3 S 1-2f			3	0	0	0	0	0	1
Ken Boyer, R (1, 5) OBP: 0.331, SLG: 0.518		F7		L8			4-3 1-3			3	0	0	0	0	0	1
Daryl Spencer, R (1, 6) OBP: 0.367, SLG: 0.460		BBBB G4-6-3 BB			L6		1-3			2	0	0	0	1	0	1
Walt Moryn, L (1, 7) OBP: 0.323, SLG: 0.352		G4-6-3 1-2f			4-3			B1-6 BB 1B		3	0	1	0	0	0	1
Curt Flood, R (1, 8) OBP: 0.309, SLG: 0.372			6-3 1B		6-3			BBBB HR 1-2 BB		2	1	1	0	1	0	0
Hal Smith, R (1, 2) OBP: 0.291, SLG: 0.278			F7			F5		B1-6 2-3f		3	0	0	0	0	0	3
Curt Simmons, L (1, 1) OBP: 0.267, SLG: 0.267			6-3 1-2			SSS K		1-H HR		2	0	0	0	0	1	1
Lindy McDaniel, R (8, 1) OBP: 0.211, SLG: 0.167										0	0	0	0	0	0	0
George Crowe, L (8, PH) OBP: 0.271, SLG: 0.432										1	1	1	2	0	0	0
John Glenn, R (9, 9) OBP: 0.296, SLG: 0.385										0	0	0	0	0	0	0
Inning Stats	R: 0 E: 0 K: 0 S: 3 H: 0 LOB: 0 BB: 0 P: 3	R: 0 E: 0 K: 0 S: 2 H: 0 LOB: 0 BB: 1 P: 6	R: 0 E: 0 K: 0 S: 4 H: 1 LOB: 1 BB: 0 P: 4	R: 0 E: 0 K: 0 S: 3 H: 0 LOB: 0 BB: 0 P: 3	R: 0 E: 0 K: 0 S: 3 H: 0 LOB: 0 BB: 0 P: 3	R: 0 E: 0 K: 1 S: 5 H: 0 LOB: 0 BB: 0 P: 5	R: 0 E: 0 K: 0 S: 4 H: 1 LOB: 1 BB: 0 P: 4	R: 2 E: 1 K: 0 S: 5 H: 2 LOB: 1 BB: 1 P: 9		1B: 3 2B: 1 3B: 0 HR: 1	SF: 0 SAC: 0 DP: 2 HBP: 0					

PITCHER	IP	WLS	BF	H	R	ER	SO	BB	IBB	HBP	BLK	WP	HR	S	P	ERA	WHIP
Glen Hobbie, R (1, 1) ERA: 4.76	8.0	L	29	4	2	2	1	2	0	0	0	0	1	29	37	2.25	0.750

PITCHER	IP	WLS	BF	H	R	ER	SO	BB	IBB	HBP	BLK	WP	HR	S	P	ERA	WHIP

BOTTOM

Chicago Cubs @ St. Louis Cardinals

Sportsman's Park, St. Louis, MO

Sat Jul 16 1960, 4:33 AM EDT

Att. 12,672 - Unknown

livebaseballscorecards.com

AB	27
R	2
H	4
RBI	2
BB	2
SO	1
LOB	10

WP: 0 PA: 29
PB: 0
SB: 2
CS: 0

TOP

Chicago Cubs @ St. Louis Cardinals

Sportsman's Park, St. Louis, MO

Sun Jul 17 1960, 4:33 AM EDT

Unknown

Batter	1	2	3	4	5	6	7	8	9	AB	R	H	RBI	BB	SO	LOB
Don Zimmer, R (1, 4) OBP: 0.315, SLG: 0.365	BBBB 4-0 L4-3 BB		x 0-0 ② L9	x 0-0 ③ F7			S S S 0-3 ① K		3	0	0	0	1	1	2
George Altman, L (1, 7) OBP: 0.333, SLG: 0.464	x 0-0 ①② L4-3 1-2		x 0-0 ③ F7			x 0-0 ① 4-3	x 0-0 ② F8		4	0	0	0	0	0	2
Frank Thomas, R (1, 9) OBP: 0.299, SLG: 0.435 Mark Freeman, R (6, 1) OBP: 0.235, SLG: 0.188 Danny Murphy, L (8, PH) OBP: 0.156, SLG: 0.163 Dick Drott, R (8, 1) OBP: 0.111, SLG: 0.111	BBBB 4-0 BB			x 0-0 ① 6-3		x 0-0 ② L8	S S S 0-3 ③ K		2 0 1 0	0 0 0 0	0 0 0 0	0 0 0 0	1 0 0 0	0 0 1 0	0 0 0 0
14 Ernie Banks, R (1, 6) OBP: 0.383, SLG: 0.602	x 0-0 ③ F8			x 0-0 2B		S S S 0-3 ③ K		x 0-0 ① 5-3	4	0	1	0	0	1	1
Ed Bouchee, L (1, 3) OBP: 0.352, SLG: 0.306		x 0-0 ① L9		S S S 0-3 ② K			x 0-0 ① G3	x 0-0 ② F8	4	0	0	0	0	1	1
Al Heist, R (1, 8) OBP: 0.250, SLG: 0.250		x 0-0 ② F3		x 0-0 ③ L6			x 0-0 1B 1B	x 0-0 ③ F8	4	0	1	0	0	0	1
Ron Santo, R (1, 5) OBP: 0.354, SLG: 0.419		x 0-0 ③ 6-3			x 0-0 SH1 2B		x 0-0 1-2 1B		3	0	2	0	0	0	0
El Tappe, R (1, 2) OBP: 0.324, SLG: 0.344 Moe Thacker, R (6, 2) OBP: 0.161, SLG: 0.071			x 0-0 ① 6-3		x 0-0 ① SH1 2-3		x 0-0 ② F7		1 1	0 0	0 0	0 0	0 0	0 0	0 2
Dick Ellsworth, L (1, 1) OBP: 0.214, SLG: 0.043 Don Elston, R (5, 1) OBP: 0.118, SLG: 0.118 Bob Will, L (6, 9) OBP: 0.323, SLG: 0.401			BBBB 4-0 BB		S S S 0-3 ② K		x 0-0 ③ L9		1 0 1	0 0 0	0 0 0	0 0 0	1 0 0	1 0 0	1 0 2
Inning Stats	R: 0 H: 0 E: 0 LOB: 1 K: 0 BB: 2 S: 2 P: 10	R: 0 H: 0 E: 0 LOB: 0 K: 0 BB: 0 S: 3 P: 3	R: 0 H: 0 E: 0 LOB: 1 K: 0 BB: 1 S: 3 P: 7	R: 0 H: 1 E: 0 LOB: 1 K: 1 BB: 0 S: 6 P: 6	R: 0 H: 1 E: 0 LOB: 1 K: 1 BB: 0 S: 6 P: 6	R: 0 H: 0 E: 0 LOB: 0 K: 1 BB: 0 S: 5 P: 5	R: 0 H: 2 E: 0 LOB: 2 K: 0 BB: 0 S: 5 P: 5	R: 0 H: 0 E: 0 LOB: 0 K: 2 BB: 0 S: 7 P: 7	R: 0 H: 0 E: 0 LOB: 0 K: 0 BB: 0 S: 3 P: 3	1B: 2 2B: 3 3B: 0 HR: 0	SF: 0 SAC: 1 DP: 1 HBP: 0					

	AB	29
	R	0
	H	4
	RBI	0
	BB	3
	SO	5
	LOB	12

PITCHER	IP	WLS	BF	H	R	ER	SO	BB	IBB	HBP	BLK	WP	HR	S	P	ERA	WHIP
Larry Jackson, R (1, 1) ERA: 2.87	9.0	W	33	4	0	0	5	3	0	0	0	0	0	40	52	0.00	0.778

PITCHER	IP	WLS	BF	H	R	ER	SO	BB	IBB	HBP	BLK	WP	HR	S	P	ERA	WHIP

WP: 0 PB: 0 SB: 0 CS: 0 PA: 33

livebaseballscorecards.com

Batter	1	2	3	4	5	6	7	8	9	AB	R	H	RBI	BB	SO	LOB
Julian Javier, R (1, 4) OBP: 0.295, SLG: 0.372	L7		F9		3B 1-3 2-H 3-H 1B		F5			4	1	1	2	0	0	0
Joe Cunningham, L (1, 9) OBP: 0.390, SLG: 0.423	4-3			6-3 2B	3B BB		F8			2	1	1	0	1	0	0
Walt Moryn, L (6, 7) OBP: 0.321, SLG: 0.350										1	0	0	0	0	0	0
Bob Nieman, R (1, 7) OBP: 0.363, SLG: 0.442	FC5-4 BB			6-3 2-3	K		K			2	0	0	0	1	1	4
John Glenn, R (6, 9) OBP: 0.286, SLG: 0.370										1	0	0	0	0	1	0
Ken Boyer, R (1, 5) OBP: 0.331, SLG: 0.523	FC5-4 1-2f			K	3B 1-H 2-H 3-H			4-3		3	0	1	3	0	1	2
Alex Grammas, R (7, 5) OBP: 0.245, SLG: 0.248										1	0	0	0	0	0	0
Daryl Spencer, R (1, 6) OBP: 0.369, SLG: 0.461		G1-6-3 1B		6-3	F9			1B 1B		4	0	2	0	0	0	2
Bill White, L (1, 3) OBP: 0.358, SLG: 0.502		G1-6-3 1-2f			FC1-6 BB	HR		F4		3	1	1	1	1	0	2
Curt Flood, R (1, 8) OBP: 0.308, SLG: 0.370		L4			FC1-6 BB 1B 1-2f 1B	F7		1-2 1B		4	1	1	0	0	0	1
Hal Smith, R (1, 2) OBP: 0.291, SLG: 0.278			5-3		BB 1-2 1B	K		3-1		4	1	1	0	0	1	2
Larry Jackson, R (1, 1) OBP: 0.226, SLG: 0.220			4-3		1B 1-2 2-3 3B BB	6-3				2	1	0	0	1	0	0
Inning Stats	R: 0 E: 0 K: 0 S: 3 H: 0 LOB: 1 BB: 1 P: 7	R: 0 E: 0 K: 0 S: 3 H: 1 LOB: 0 BB: 0 P: 3	R: 0 E: 0 K: 0 S: 3 H: 0 LOB: 0 BB: 0 P: 3	R: 0 E: 0 K: 1 S: 6 H: 1 LOB: 1 BB: 0 P: 6	R: 5 E: 0 K: 1 S: 8 H: 3 LOB: 1 BB: 3 P: 20	R: 1 E: 0 K: 1 S: 6 H: 1 LOB: 0 BB: 0 P: 6	R: 0 E: 0 K: 1 S: 5 H: 0 LOB: 0 BB: 0 P: 5	R: 0 E: 0 K: 0 S: 5 H: 2 LOB: 2 BB: 0 P: 5		1B: 5 2B: 1 3B: 1 HR: 1	SF: 0 SAC: 0 DP: 1 HBP: 0					

PITCHER		IP	WLS	BF	H	R	ER	SO	BB	IBB	HBP	BLK	WP	HR	S	P	ERA	WHIP
Dick Ellsworth, L ERA: 3.38	(1, 1)	4.1	L	20	4	5	5	1	4	0	0	0	0	0	18	34	10.38	1.846
Don Elston, R ERA: 2.72	(5, 1)	0.2		3	1	0	0	1	0	0	0	0	0	0	5	5	0.00	1.500
Mark Freeman, R ERA: 6.52	(6, 1)	2.0		7	1	1	1	2	0	0	0	0	0	1	11	11	4.50	0.500
Dick Drott, R ERA: 7.07	(8, 1)	1.0		5	2	0	0	0	0	0	0	0	0	0	5	5	0.00	2.000

PITCHER	IP	WLS	BF	H	R	ER	SO	BB	IBB	HBP	BLK	WP	HR	S	P	ERA	WHIP

BOTTOM

Chicago Cubs @ St. Louis Cardinals

Sportsman's Park, St. Louis, MO

Sun Jul 17 1960, 4:33 AM EDT

Unknown

livebaseballscorecards.com

AB	31
R	6
H	8
RBI	6
BB	4
SO	4
LOB	13

WP: 0 PB: 0 SB: 0 CS: 0 PA: 35

Batter	1	2	3	4	5	6	7	8	9	AB	R	H	RBI	BB	SO	LOB
Al Heist, R (1, 8) OBP: 0.250, SLG: 0.143	5-3		BB		F9		1-3			3	0	0	0	1	0	2
14 Ernie Banks, R (1, 6) OBP: 0.381, SLG: 0.597	F7		F4		K			G5-4-3 1B		4	0	1	0	0	1	1
Dick Gernert, R (1, 7) OBP: 0.314, SLG: 0.282	1B		6-3			F8		G5-4-3 1-2f		4	0	1	0	0	0	2
Frank Thomas, R (1, 9) OBP: 0.299, SLG: 0.432	F9			FC1-5 1B		L5		F5		4	0	1	0	0	0	1
Ron Santo, R (1, 5) OBP: 0.349, SLG: 0.403		G1 1B BB		F7		L5			F8	3	1	0	0	1	0	1
Don Zimmer, R (1, 4) OBP: 0.319, SLG: 0.364		G1 1-2		FC1-5 1-2			1B BB		K	3	0	1	0	1	1	1
Ed Bouchee, L (1, 3) OBP: 0.354, SLG: 0.309		WP B1-5 1B 2-H		FC1-5 1-2 2-3			1-3 1B		4-3	4	0	2	1	0	0	2
El Tappe, R (1, 2) OBP: 0.308, SLG: 0.324		B1-5 2-Hf		F2			K			2	0	0	0	0	0	3
Richie Ashburn, L (7, PH) OBP: 0.457, SLG: 0.378										0	0	0	0	0	0	0
Moe Thacker, R (7, PH) OBP: 0.161, SLG: 0.071										1	0	0	0	0	1	2
(7, 2)																
Bob Anderson, R (1, 1) OBP: 0.238, SLG: 0.205			K		L4		F4			1	0	0	0	0	1	0
Seth Morehead, L (4, 1) OBP: 0.150, SLG: 0.150										1	0	0	0	0	0	0
Bob Will, L (7, PH) OBP: 0.322, SLG: 0.399										1	0	0	0	0	0	2
Jim Brewer, L (7, 1)										0	0	0	0	0	0	0
Joe Schaffernoth, R (8, 1)										0	0	0	0	0	0	0
Inning Stats	R: 0 E: 0 K: 0 S: 4 H: 1 LOB: 1 BB: 0 P: 4	R: 1 E: 0 K: 0 S: 3 H: 1 LOB: 0 BB: 1 P: 7	R: 0 E: 0 K: 1 S: 5 H: 0 LOB: 1 BB: 1 P: 9	R: 0 E: 0 K: 0 S: 5 H: 2 LOB: 2 BB: 0 P: 5	R: 0 E: 0 K: 1 S: 5 H: 0 LOB: 0 BB: 0 P: 5	R: 0 E: 0 K: 0 S: 3 H: 0 LOB: 0 BB: 0 P: 3	R: 0 E: 0 K: 1 S: 6 H: 1 LOB: 2 BB: 1 P: 10	R: 0 E: 0 K: 0 S: 3 H: 1 LOB: 0 BB: 0 P: 3	R: 0 E: 0 K: 1 S: 5 H: 0 LOB: 0 BB: 0 P: 5	1B: 6 2B: 1 3B: 0 HR: 0	SF: 0 SAC: 0 DP: 2 HBP: 0						

TOP

Chicago Cubs @ St. Louis Cardinals

Sportsman's Park, St. Louis, MO

Sun Jul 17 1960, 4:38 AM EDT

Att. 28,661 - Unknown

livebaseballscorecards.com

AB	31
R	1
H	6
RBI	1
BB	3
SO	4
LOB	17

WP: 1 PB: 0 SB: 0 CS: 0 PA: 34

PITCHER		IP	W/L/S	BF	H	R	ER	SO	BB	IBB	HBP	BLK	WP	HR	S	P	ERA	WHIP
Ray Sadecki, L ERA: 3.52	(1, 1)	9.0	W	34	6	1	1	4	3	0	0	0	1	0	39	51	1.00	1.000

PITCHER	IP	W/L/S	BF	H	R	ER	SO	BB	IBB	HBP	BLK	WP	HR	S	P	ERA	WHIP

Batter	1	2	3	4	5	6	7	8	9	AB	R	H	RBI	BB	SO	LOB
Julian Javier, R (1, 4) OBP: 0.289, SLG: 0.365	F8		E4 / G6-3 1-2 3-H		FC4-6 / S / CS 1-2f		K			4	0	0	1	0	1	5
Joe Cunningham, L (1, 9) OBP: 0.388, SLG: 0.419	1-3		G6-3 1-2f		K 1-H		2B / HBP 1-2 2-3 3-H			3	0	0	1	0	1	3
John Glenn, R (8, 9) OBP: 0.286, SLG: 0.370										0	0	0	0	0	0	0
Bill White, L (1, 3) OBP: 0.360, SLG: 0.505	L9			1B / 1B 1B		4-3	2B 1-3 2-H 3-H			4	1	2	2	0	0	0
Stan Musial, L (1, 7) OBP: 0.402, SLG: 0.490		FC4-6 1B		1B / 1B 1-2 1B		4-1	1-3			4	1	2	0	0	0	2
Ken Boyer, R (1, 5) OBP: 0.330, SLG: 0.519		FC4-6 / CS 1-2f		1B / SF7 1-2 2-H 1B		K		F8		4	1	1	1	0	1	1
Daryl Spencer, R (1, 6) OBP: 0.368, SLG: 0.458		F9 1-2		1-3 2-H 1B			E6 / 2B / FC3-2	F8		4	0	1	1	0	0	1
Carl Sawatski, L (1, 2) OBP: 0.305, SLG: 0.348			6-3	SF7 3-H			FC3-2 1-3 HBP 2B	S 2B 1B		1	0	0	0	0	0	0
Hal Smith, R (4, PH) OBP: 0.297, SLG: 0.293										2	2	2	1	0	0	0
(5, 2)																
Curt Flood, R (1, 8) OBP: 0.316, SLG: 0.379			1B E 1B	F9			HBP / FC3-2 2B IBB	1-H 2B		3	2	2	1	1	0	0
Ray Sadecki, L (1, 1) OBP: 0.320, SLG: 0.320			E 1-3 1B		FC4-6 1B		FC3-2 HBP 1-2 2-3 3-H 2B	F9		4	1	2	0	0	0	4
Inning Stats	R: 0 E: 0 K: 0 S: 3 H: 0 LOB: 0 BB: 0 P: 3	R: 0 E: 0 K: 0 S: 3 H: 1 LOB: 0 BB: 0 P: 3	R: 1 E: 1 K: 0 S: 5 H: 2 LOB: 1 BB: 0 P: 5	R: 3 E: 0 K: 0 S: 6 H: 4 LOB: 0 BB: 0 P: 6	R: 0 E: 0 K: 1 S: 5 H: 1 LOB: 0 BB: 0 P: 5	R: 0 E: 0 K: 1 S: 5 H: 0 LOB: 0 BB: 0 P: 5	R: 3 E: 1 K: 1 S: 8 H: 2 LOB: 2 BB: 1 P: 13	R: 1 E: 0 K: 0 S: 5 H: 2 LOB: 1 BB: 0 P: 5		1B: 9 2B: 3 3B: 0 HR: 0 SF: 1 SAC: 0 DP: 1 HBP: 1				WP: 0 PB: 0 SB: 3 CS: 2 PA: 36		

BOTTOM

Chicago Cubs @ St. Louis Cardinals

Sportsman's Park, St. Louis, MO

Sun Jul 17 1960, 4:38 AM EDT

Att. 28,661 - Unknown

livebaseballscorecards.com

AB	33
R	8
H	12
RBI	8
BB	1
SO	3
LOB	16

PITCHER	IP	WLS	BF	H	R	ER	SO	BB	IBB	HBP	BLK	WP	HR	S	P	ERA	WHIP
Bob Anderson, R (1, 1) ERA: 4.63	3.1	L	15	7	4	4	0	0	0	0	0	0	0	15	15	10.80	2.100
Seth Morehead, L (4, 1) ERA: 3.5	2.2		8	1	0	0	2	0	0	0	0	0	0	12	12	0.00	0.375
Jim Brewer, L (7, 1) ERA: 27.0	1.0		8	2	3	3	1	0	1	1	0	0	0	8	13	27.00	2.000
Joe Schaffernoth, R (8, 1) ERA: 5.4	1.0		5	2	1	1	0	0	0	0	0	0	0	5	5	9.00	2.000

PITCHER	IP	WLS	BF	H	R	ER	SO	BB	IBB	HBP	BLK	WP	HR	S	P	ERA	WHIP

Batter	1	2	3	4	5	6	7	8	9	AB	R	H	RBI	BB	SO	LOB
Richie Ashburn, L (1, 7) OBP: 0.452, SLG: 0.373	6-3			K		4-3 (2-3)		6-3		4	0	0	0	0	1	1
Don Zimmer, R (1, 4) OBP: 0.317, SLG: 0.362	G5-4-3 (1B)			K		5-3			F9	4	0	1	0	0	1	1
Frank Thomas, R (1, 9) OBP: 0.305, SLG: 0.437	G5-4-3 (1-2f)						1B		1B	4	1	3	0	0	0	1
14 Ernie Banks, R (1, 6) OBP: 0.377, SLG: 0.590		F9		K			K		F2	4	0	0	0	0	2	3
Ron Santo, R (1, 5) OBP: 0.344, SLG: 0.395		F7			6-3		1B (1-2)		F7	4	0	1	0	0	0	1
Al Heist, R (1, 8) OBP: 0.182, SLG: 0.100		5-3			5-3		P4			3	0	0	0	0	0	2
Dick Gernert, R (1, 3) OBP: 0.315, SLG: 0.284			6-3		5-3		1B (1-3, 2-H)			3	0	1	1	0	0	0
El Tappe, R (1, 2) OBP: 0.317, SLG: 0.314			K			4-3 E (BB)		1-3		1	0	0	0	1	1	0
Grady Hatton, L (8, PH)										1	0	0	0	0	0	0
Moe Thacker, R (8, 2) OBP: 0.161, SLG: 0.071										0	0	0	0	0	0	0
Don Cardwell, R (1, 1) OBP: 0.184, SLG: 0.342			K			F1 (1-2)		4-3		2	0	0	0	0	1	1
Ed Bouchee, L (8, PH) OBP: 0.353, SLG: 0.308										1	0	0	0	0	0	0
Joe Schaffernoth, R (8, 1)										0	0	0	0	0	0	0
Inning Stats	R: 0 E: 0 K: 0 S: 3	H: 1 LOB: 0 BB: 0 P: 3	R: 0 E: 0 K: 0 S: 3	H: 0 LOB: 0 BB: 0 P: 3	R: 0 E: 0 K: 2 S: 7	H: 0 LOB: 0 BB: 0 P: 7	R: 0 E: 0 K: 3 S: 10	H: 1 LOB: 1 BB: 0 P: 10	R: 0 E: 0 K: 0 S: 3	H: 0 LOB: 0 BB: 0 P: 3	R: 0 E: 1 K: 0 S: 3	H: 0 LOB: 1 BB: 1 P: 7	R: 1 E: 0 K: 1 S: 7	H: 3 LOB: 2 BB: 0 P: 7	R: 0 E: 0 K: 0 S: 3	H: 0 LOB: 0 BB: 0 P: 3	R: 0 E: 0 K: 0 S: 4	H: 1 LOB: 1 BB: 0 P: 4	1B: 6 2B: 0 3B: 0 HR: 0	SF: 0 SAC: 0 DP: 1 HBP: 0					

PITCHER	IP	WLS	BF	H	R	ER	SO	BB	IBB	HBP	BLK	WP	HR	S	P	ERA	WHIP
Jim O'Toole, L (1, 1) ERA: 3.75	9.0	W	32	6	1	1	6	1	0	0	0	0	0	43	47	1.00	0.778

PITCHER	IP	WLS	BF	H	R	ER	SO	BB	IBB	HBP	BLK	WP	HR	S	P	ERA	WHIP

TOP

Chicago Cubs @ Cincinnati Reds

Crosley Field, Cincinnati, OH

Tue Jul 19 1960, 7:05 PM EDT

Att. 9,905 - Unknown

livebaseballscorecards.com

AB	31
R	1
H	6
RBI	1
BB	1
SO	6
LOB	10

WP: 0	PA: 32		
PB: 0			
SB: 0			
CS: 0			

BOTTOM

Chicago Cubs @ Cincinnati Reds

Crosley Field, Cincinnati, OH

Tue Jul 19 1960, 7:05 PM EDT

Att. 9,905 - Unknown

Batter	1	2	3	4	5	6	7	8	9	AB	R	H	RBI	BB	SO	LOB
Eddie Kasko, R (1, 5) OBP: 0.373, SLG: 0.382	S S S 0-3 ① K		x 0-0 ③ F6		x 0-0 ③ F7		x 0-0 1B 1B			4	0	1	0	0	1	2
Vada Pinson, L (1, 8) OBP: 0.340, SLG: 0.473	x 0-0 1B 1B			x 0-0 ① F7		x 0-0 HR 2B	x 0-0 1-2 1B			4	1	3	0	0	0	0
Gus Bell, L (1, 9) OBP: 0.299, SLG: 0.375	x 0-0 CS 1-3 1B			x 0-0 ② F8		x 0-0 ① F2	x 0-0 ③ F3			4	0	1	0	0	0	3
Wally Post, R (1, 7) OBP: 0.353, SLG: 0.582	x 0-0 ②③ F8 1-2			S S S 0-3 ③ K		x 0-0 ② F4		x 0-0 F9 4-3 2B		4	1	1	0	0	1	3
Frank Robinson, R (1, 3) OBP: 0.374, SLG: 0.525		x 0-0 ① F9			x 0-0 HR	x 0-0 2-H HR		B B B B 4-0 4-3 F9 BB		3	2	2	3	1	0	0
Joe Gaines, R (8, PR)										0	0	0	0	0	0	0
Harry Anderson, L (9, 3) OBP: 0.351, SLG: 0.425										0	0	0	0	0	0	0
Ed Bailey, L (1, 2) OBP: 0.364, SLG: 0.450		x 0-0 ② F3			B B B 4-0 SH1-3 1B BB	B B B 4-0 BB		x 0-0 ① F9 1-2 2-3		2	0	0	0	2	0	2
Roy McMillan, R (1, 6) OBP: 0.300, SLG: 0.363		x 0-0 ③ F9			S S S 0-3 ① K	x 0-0 ③ 4-3		x 0-0 ② 4-3 2-3 3-H		4	0	0	1	0	1	3
Billy Martin, R (1, 4) OBP: 0.311, SLG: 0.352			x 0-0 ① F9		x 0-0 SH1-3 1-2 1B		x 0-0 ① F6	4-0 IBB		3	0	1	0	1	0	0
Jim O'Toole, S (1, 1) OBP: 0.119, SLG: 0.098			x 0-0 ② 6-3		x 0-0 ② SH1-3 1-2 2-3		x 0-0 ② F6	x 0-0 ③ F3		3	0	0	0	0	0	3
Inning Stats	R: 0 E: 0 K: 1 S: 6 H: 2 LOB: 1 BB: 0 P: 6	R: 0 E: 0 K: 0 S: 3 H: 0 LOB: 0 BB: 0 P: 3	R: 0 E: 0 K: 0 S: 3 H: 0 LOB: 0 BB: 0 P: 3	R: 0 E: 0 K: 1 S: 5 H: 0 LOB: 0 BB: 0 P: 5	R: 1 E: 0 K: 1 S: 7 H: 2 LOB: 2 BB: 1 P: 11	R: 2 E: 0 K: 0 S: 5 H: 2 LOB: 1 BB: 1 P: 9	R: 0 E: 0 K: 0 S: 5 H: 2 LOB: 2 BB: 0 P: 5	R: 1 E: 0 K: 0 S: 4 H: 1 LOB: 3 BB: 2 P: 12		1B: 5 2B: 2 3B: 0 HR: 2		SF: 0 SAC: 1 DP: 0 HBP: 0				

livebaseballscorecards.com

AB	31
R	4
H	9
RBI	4
BB	4
SO	3
LOB	16

WP: 0 PB: 0 SB: 0 CS: 1 PA: 36

PITCHER		IP	WLS	BF	H	R	ER	SO	BB	IBB	HBP	BLK	WP	HR	S	P	ERA	WHIP
Don Cardwell, R ERA: 4.46	(1, 1)	7.0	L	30	8	3	3	3	2	0	0	0	0	2	34	42	3.86	1.429
Joe Schaffernoth, R ERA: 5.6	(8, 1)	1.0		6	1	1	1	0	1	1	0	0	0	0	4	12	9.00	2.000

PITCHER	IP	WLS	BF	H	R	ER	SO	BB	IBB	HBP	BLK	WP	HR	S	P	ERA	WHIP

Batter	1	2	3	4	5	6	7	8	9	AB	R	H	RBI	BB	SO	LOB
Richie Ashburn, L (1, 7) OBP: 0.451, SLG: 0.372	P4	FC5-4 1-2f		6-3			FC1-6 1B		BB E 1B 1B	4	1	1	0	1	0	2
Bob Will, L (1, 9) OBP: 0.323, SLG: 0.399	1B 14 SF9 1B		E3 14 FC5-4		F7		FC1-6 14 2B 1-2f		E1 1-3 1B	5	2	2	0	0	0	1
Ron Santo, R (1, 5) OBP: 0.358, SLG: 0.407	1-3 1B		P6		14 E 1B		K		14 2B 2-H 3-H 1B	5	1	3	2	0	1	2
14 Ernie Banks, R (1, 6) OBP: 0.377, SLG: 0.595	SF9 3-H	FC5-4 2B 1-2f			E5 1-2		1-3 2B		4-3 1-H 2B	4	0	2	2	0	0	2
Ed Bouchee, L (1, 3) OBP: 0.353, SLG: 0.311	F7	1-3 2B			L4		FC6-4 IBB		4-3 2-3	4	0	1	0	1	0	4
George Altman, L (1, 8) OBP: 0.335, SLG: 0.458		FC1-5 S 1B	IBB		4-3		FC6-4 1-2f		K	4	0	1	0	1	1	6
Don Zimmer, R (1, 4) OBP: 0.310, SLG: 0.352		K 1-2	6-3			L5		F9	K	5	0	0	0	0	2	5
El Tappe, R (1, 2) OBP: 0.311, SLG: 0.289		FC1-5 BB		6-3		F7		6-3		3	0	0	0	1	0	0
Glen Hobbie, R (1, 1) OBP: 0.216, SLG: 0.130		FC1-5 FC5-4 1-2 2-3f		K		P4		F7		4	0	0	0	0	1	2
Inning Stats	R: 1 E: 0 K: 0 S: 5 H: 2 LOB: 1 BB: 0 P: 5	R: 0 E: 0 K: 1 S: 6 H: 1 LOB: 2 BB: 1 P: 10	R: 0 E: 1 K: 0 S: 5 H: 1 LOB: 3 BB: 1 P: 9	R: 0 E: 0 K: 1 S: 5 H: 0 LOB: 0 BB: 0 P: 5	R: 0 E: 1 K: 0 S: 5 H: 1 LOB: 2 BB: 0 P: 5	R: 0 E: 0 K: 0 S: 3 H: 0 LOB: 0 BB: 0 P: 3	R: 0 E: 0 K: 1 S: 7 H: 2 LOB: 3 BB: 1 P: 11	R: 0 E: 0 K: 0 S: 3 H: 0 LOB: 0 BB: 0 P: 3	R: 3 E: 1 K: 2 S: 10 H: 3 LOB: 1 BB: 1 P: 14	1B: 7 2B: 3 3B: 0 HR: 0 SF: 1 SAC: 0 DP: 0 HBP: 0	WP: 0 PB: 0 SB: 1 CS: 0 PA: 43					

PITCHER		IP	WLS	BF	H	R	ER	SO	BB	IBB	HBP	BLK	WP	HR	S	P	ERA	WHIP
Jay Hook, R ERA: 4.5	(1, 1)	8.0	L	40	10	4	4	3	2	2	0	0	0	0	42	58	4.50	1.500
Bill Henry, L ERA: 3.57	(9, 1)	1.0		3	0	0	0	2	0	0	0	0	0	0	7	7	0.00	0.000

PITCHER	IP	WLS	BF	H	R	ER	SO	BB	IBB	HBP	BLK	WP	HR	S	P	ERA	WHIP

TOP

Chicago Cubs @ Cincinnati Reds

Crosley Field, Cincinnati, OH

Wed Jul 20 1960, 7:05 PM EDT

Unknown

livebaseballscorecards.com

AB	38
R	4
H	10
RBI	4
BB	4
SO	5
LOB	24

Chicago Cubs @ Cincinnati Reds

Crosley Field, Cincinnati, OH

Wed Jul 20 1960, 7:05 PM EDT

Unknown

livebaseballscorecards.com

BOTTOM

Batter	1	2	3	4	5	6	7	8	9	AB	R	H	RBI	BB	SO	LOB
Eddie Kasko, R (1, 5) (9, 6) OBP: 0.372, SLG: 0.378	1-3			5-3			F8		BB 1B	3	0	0	0	1	0	0
Vada Pinson, L (1, 8) OBP: 0.339, SLG: 0.471	4-3			1-3			1-3		1-2 1B	4	0	1	0	0	0	0
Gus Bell, L (1, 9) OBP: 0.295, SLG: 0.370	4-3			P6			P5		F9	4	0	0	0	0	0	2
Wally Post, R (1, 7) OBP: 0.352, SLG: 0.578		K			F8			SH3-4 1B		3	0	1	0	0	1	0
Harry Anderson, L (1, 3) OBP: 0.346, SLG: 0.419		4-3			P5			SH3-4 1-2		2	0	0	0	0	0	0
Ed Bailey, L (1, 2) OBP: 0.360, SLG: 0.444		G3			K			F8		3	0	0	0	0	1	1
Roy McMillan, R (1, 6) OBP: 0.298, SLG: 0.360 Jerry Lynch, L (8, PH) OBP: 0.420, SLG: 0.557 Willie Jones, R (9, 5) OBP: 0.354, SLG: 0.370			P5		5-3			P5		2 1 0	0 0 0	0 0 0	0 0 0	0 0 0	0 0 0	0 1 0
Billy Martin, R (1, 4) OBP: 0.308, SLG: 0.349 Frank House, L (9, PH) OBP: 0.185, SLG: 0.259			F8		F8				4-3	2 1	0 0	0 0	0 0	0 0	0 0	0 0
Jay Hook, L (1, 1) OBP: 0.114, SLG: 0.049 Bill Henry, L (9, 1) Frank Robinson, R (9, PH) OBP: 0.373, SLG: 0.523			4-3		K				L8	2 0 1	0 0 0	0 0 0	0 0 0	1 0 0	0 0 0	0 0 0
Inning Stats	R: 0 E: 0 K: 0 S: 3 H: 0 LOB: 0 BB: 0 P: 3	R: 0 E: 0 K: 1 S: 5 H: 0 LOB: 0 BB: 0 P: 5	R: 0 E: 0 K: 0 S: 3 H: 0 LOB: 0 BB: 0 P: 3	R: 0 E: 0 K: 0 S: 3 H: 0 LOB: 0 BB: 0 P: 3	R: 0 E: 0 K: 1 S: 5 H: 0 LOB: 0 BB: 0 P: 5	R: 0 E: 0 K: 1 S: 5 H: 0 LOB: 0 BB: 0 P: 5	R: 0 E: 0 K: 0 S: 3 H: 0 LOB: 0 BB: 0 P: 3	R: 0 E: 0 K: 0 S: 4 H: 1 LOB: 1 BB: 0 P: 4	R: 0 E: 0 K: 0 S: 4 H: 1 LOB: 2 BB: 1 P: 8	1B: 2 2B: 0 3B: 0 HR: 0 SF: 0 SAC: 1 DP: 0 HBP: 0						

AB	28
R	0
H	2
RBI	0
BB	1
SO	3
LOB	4

WP: 0 PA: 30
PB: 0
SB: 0
CS: 0

PITCHER		IP	WLS	BF	H	R	ER	SO	BB	IBB	HBP	BLK	WP	HR	S	P	ERA	WHIP
Glen Hobbie, R ERA: 4.44	(1, 1)	9.0	W	30	2	0	0	3	1	0	0	0	0	0	35	39	0.00	0.333

PITCHER	IP	WLS	BF	H	R	ER	SO	BB	IBB	HBP	BLK	WP	HR	S	P	ERA	WHIP

Batter	1	2	3	4	5	6	7	8	9	AB	R	H	RBI	BB	SO	LOB
Richie Ashburn, L (1, 7) OBP: 0.449, SLG: 0.370	F7		CS, 2-H, 1B			L7		5-3		4	0	1	1	0	0	0
Bob Will, L (1, 9) OBP: 0.322, SLG: 0.409	1-3		CS, 1-2	K		HR		4-3		4	1	1	1	0	1	0
Ron Santo, R (1, 5) OBP: 0.354, SLG: 0.400	K			14 FC5-4, 1B		6-3		K		4	0	1	0	0	2	0
14 Ernie Banks, R (1, 6) OBP: 0.373, SLG: 0.588		K		FC5-4, FC5-6, 1-2f		F8			5-3	4	0	0	0	0	1	1
Ed Bouchee, L (1, 3) OBP: 0.355, SLG: 0.313		F9		FC5-6, 1-2f			SH5-4, 1B, SF7, 1B		1B, 1B	4	1	2	0	0	0	1
George Altman, L (1, 8) OBP: 0.345, SLG: 0.465		F9			1B		SH5-4, 1-2, 1B		CS, 1-3, 1B	4	0	3	0	0	0	0
Don Zimmer, R (1, 4) OBP: 0.306, SLG: 0.347			E6, S, 1B		L7		SH5-4, 1-2, 2-3		K, 1-2	3	1	0	0	0	1	3
Moe Thacker, R (1, 2) OBP: 0.152, SLG: 0.067			F9, 1-2		F9		SF7, 3-H			2	0	0	0	0	0	2
Grady Hatton, L (7, PH)										0	0	0	1	0	0	0
El Tappe, R (7, 2) OBP: 0.311, SLG: 0.289										0	0	0	0	0	0	0
Jim Brewer, L (1, 1)										1	0	0	0	0	0	1
Frank Thomas, R (5, PH) OBP: 0.304, SLG: 0.435										1	0	0	0	0	0	1
Mark Freeman, R (5, 1) OBP: 0.235, SLG: 0.188										0	0	0	0	0	0	0
Dick Gernert, R (7, PH) OBP: 0.311, SLG: 0.280										1	0	0	0	0	0	1
Don Elston, R (7, 1) OBP: 0.118, SLG: 0.118			F9, 1-2		F2		F3			0	0	0	0	0	0	0

TOP

Chicago Cubs @ Cincinnati Reds

Crosley Field, Cincinnati, OH

Wed Jul 20 1960, 7:05 PM EDT

Att. 12,807 - Unknown

livebaseballscorecards.com

AB	32
R	3
H	8
RBI	3
BB	0
SO	5
LOB	10

Inning Stats	1	2	3	4	5	6	7	8	9
	R: 0 E: 0 K: 1 S: 5	H: 0 LOB: 0 BB: 0 P: 5	R: 0 E: 0 K: 1 S: 5	H: 0 LOB: 0 BB: 0 P: 5	R: 1 E: 1 K: 0 S: 4	H: 1 LOB: 0 BB: 0 P: 4	R: 0 E: 0 K: 1 S: 6	H: 1 LOB: 1 BB: 0 P: 6	R: 0 E: 0 K: 0 S: 4	H: 1 LOB: 1 BB: 0 P: 4	R: 1 E: 0 K: 0 S: 4	H: 1 LOB: 0 BB: 0 P: 4	R: 1 E: 0 K: 0 S: 5	H: 2 LOB: 1 BB: 0 P: 5	R: 0 E: 0 K: 1 S: 5	H: 0 LOB: 0 BB: 0 P: 5	R: 0 E: 0 K: 1 S: 6	H: 2 LOB: 2 BB: 0 P: 6

| | | | | | | | | | |

Chicago Cubs @ Cincinnati Reds

Crosley Field, Cincinnati, OH

Wed Jul 20 1960, 7:05 PM EDT

Att. 12,807 - Unknown

livebaseballscorecards.com

BOTTOM

Batter	1	2	3	4	5	6	7	8	9	AB	R	H	RBI	BB	SO	LOB
Eddie Kasko, R (1, 5) OBP: 0.368, SLG: 0.374	F9	1-3		1-3			F3			4	0	0	0	0	0	0
Vada Pinson, L (1, 8) OBP: 0.344, SLG: 0.476	HR, 1B	BB, BB, 1B			P6		2B			4	2	3	0	0	0	0
Frank Robinson, R (1, 3) OBP: 0.378, SLG: 0.523	1-2 HR	F7			BB		BB			2	1	1	0	2	0	1
Wally Post, R (1, 9) (9, 7) OBP: 0.355, SLG: 0.591	1-H 2-H HR	1-2 BB, 1B			F8		P6			3	1	1	3	1	0	3
Dutch Dotterer, R (1, 2) OBP: 0.297, SLG: 0.354 Ed Bailey, L (8, PH) (9, 2) OBP: 0.359, SLG: 0.443	5-3	1-2 2-3 BB, 1B			F8			F8		2 1	0 0	0 0	0 0	1 0	0 0	1 0
Jerry Lynch, L (1, 7) OBP: 0.407, SLG: 0.536 Gus Bell, L (9, 9) OBP: 0.295, SLG: 0.370	E1	P6				S S S K		P4		4 0	0 0	0 0	0 0	0 0	1 0	3 0
Roy McMillan, R (1, 6) OBP: 0.297, SLG: 0.359	P4	1-2 2-H 3-H 1B			L7			F3		4	0	1	1	0	0	1
Billy Martin, R (1, 4) OBP: 0.304, SLG: 0.343		F9		6-3			F7			3	0	0	0	0	0	0
Don Newcombe, L (1, 1) OBP: 0.184, SLG: 0.167 Harry Anderson, L (7, PH) OBP: 0.344, SLG: 0.416 Jim Brosnan, R (8, 1) OBP: 0.167, SLG: 0.364		F5		F7			S S S K			2 1 0	0 0 0	0 0 0	0 0 0	0 1 0	0 0 0	0 0 0
Inning Stats	R: 3 E: 1 K: 0 S: 7 H: 3 LOB: 1 BB: 0 P: 7	R: 0 E: 0 K: 0 S: 3 H: 0 LOB: 0 BB: 0 P: 3	R: 1 E: 0 K: 0 S: 4 H: 2 LOB: 2 BB: 2 P: 12	R: 0 E: 0 K: 0 S: 3 H: 0 LOB: 0 BB: 0 P: 3	R: 0 E: 0 K: 0 S: 3 H: 0 LOB: 1 BB: 1 P: 7	R: 0 E: 0 K: 1 S: 5 H: 0 LOB: 0 BB: 0 P: 5	R: 0 E: 0 K: 1 S: 6 H: 1 LOB: 2 BB: 1 P: 10	R: 0 E: 0 K: 0 S: 3 H: 0 LOB: 0 BB: 0 P: 3		1B: 4 2B: 1 3B: 0 HR: 1	SF: 0 SAC: 0 DP: 0 HBP: 0						

	AB	30
	R	4
	H	6
	RBI	4
	BB	4
	SO	2
	LOB	9

WP: 0 PB: 0 SB: 0 CS: 0 PA: 34

PITCHER		IP	WLS	BF	H	R	ER	SO	BB	IBB	HBP	BLK	WP	HR	S	P	ERA	WHIP
Jim Brewer, L ERA: 12.6	(1, 1)	4.0	L	19	5	4	4	0	2	0	0	0	0	1	17	25	9.00	1.750
Mark Freeman, R ERA: 6.26	(5, 1)	2.0		7	0	0	0	1	1	0	0	0	0	0	8	12	0.00	0.500
Don Elston, R ERA: 2.66	(7, 1)	2.0		8	1	0	0	1	1	0	0	0	0	0	9	13	0.00	1.000

PITCHER	IP	WLS	BF	H	R	ER	SO	BB	IBB	HBP	BLK	WP	HR	S	P	ERA	WHIP

Batter	1	2	3	4	5	6	7	8	9	AB	R	H	RBI	BB	SO	LOB
Richie Ashburn, L (1, 7) OBP: 0.452, SLG: 0.372	H 1-0 2B FC3-6 HBP	B B B 4-0 G4-6-3 1-2 BB		x 0-0 ② BLK 1-2 1B		x 0-0 ③ 3-1	x 0-0 1-2 2-3 3-H 1B		x 0-0 ③ 5-3	4	1	2	1	1	0	1
Bob Will, L (1, 9) OBP: 0.324, SLG: 0.412	x 0-0 FC3-6 1-3 2B	x 0-0 ② ③ G4-6-3 1-2f		x 0-0 ③ 1-3 1-2			B B B 4-0 1B 1B BB x 0-0 ② SF7 3-H			3	1	1	1	1	0	3
Ron Santo, R (1, 5) OBP: 0.346, SLG: 0.389	x 0-0 ① F2		x 0-0 E6 14 FC4-5		x 0-0 ① 6-3		x 0-0 BB 1-3 1B 1B 0-3 ③ K			5	1	1	0	0	1	4
14 Ernie Banks, R (1, 6) OBP: 0.374, SLG: 0.584	B B B B 4-0 FC3-6 BB		x 0-0 ① FC4-5 1B 2-3		x 0-0 ② L7		x 0-0 ① F8	x 0-0 1B		4	0	1	0	1	0	3
Ed Bouchee, L (1, 3) OBP: 0.356, SLG: 0.313	x 0-0 ② FC3-6 BB 1-2f 2-3 3-H		x 0-0 1-3 1B		x 0-0 ③ F4		B B B B 4-0 1B 1B 1-2 BB	x 0-0 ① F9		4	1	1	1	1	0	3
George Altman, L (1, 8) OBP: 0.352, SLG: 0.472	B B B B 4-0 1-2 BB		x 0-0 ② F5			x 0-0 4-3 1B 2B	x 0-0 1B 1B 1-3 2-H 3-H 1B	x 0-0 ② F9		4	2	2	2	1	0	3
Don Zimmer, R (1, 4) OBP: 0.301, SLG: 0.342	x 0-0 ③ F8		x 0-0 ③ 5-3			x 0-0 ① 4-3 2-3	x 0-0 1B 1B 1B 1-3 3-H 1B	x 0-0 ③ P4		3	0	0	0	0	0	6
Grady Hatton, L (7, PH) OBP: 0.333, SLG: 0.500										1	1	1	1	0	0	0
Jerry Kindall, R (7, 4) OBP: 0.281, SLG: 0.367										1	0	0	0	0	0	1
El Tappe, R (1, 2) OBP: 0.360, SLG: 0.333		x 0-0 BB 1B		H 1-0 CS HBP		x 0-0 SH1-4 3-H 1B	x 0-0 1B 1B 1-2 SF7 3-H 1B		x 0-0 ① L9	4	1	3	2	0	0	0
Bob Anderson, R (1, 1) OBP: 0.239, SLG: 0.209		x 0-0 ① B1		x 0-0 ① B5		x 0-0 ② SH1-4 1-2	x 0-0 1B 1-2 2-3 1B		S S S 0-3 ② K	4	0	1	0	0	1	2
Inning Stats	R: 1 E: 0 K: 0 S: 4 H: 1 LOB: 3 BB: 2 P: 13	R: 0 E: 0 K: 0 S: 3 H: 1 LOB: 1 BB: 1 P: 7	R: 0 E: 1 K: 0 S: 5 H: 1 LOB: 2 BB: 0 P: 5	R: 0 E: 0 K: 0 S: 3 H: 1 LOB: 1 BB: 0 P: 4	R: 0 E: 0 K: 0 S: 3 H: 0 LOB: 0 BB: 0 P: 3	R: 1 E: 0 K: 0 S: 5 H: 2 LOB: 1 BB: 0 P: 5	R: 6 E: 0 K: 1 S: 11 H: 6 LOB: 2 BB: 2 P: 19	R: 0 E: 0 K: 0 S: 4 H: 1 LOB: 1 BB: 0 P: 4	R: 0 E: 0 K: 1 S: 5 H: 0 LOB: 0 BB: 0 P: 5	1B: 11 2B: 2 3B: 0 HR: 0 SF: 1 SAC: 1 DP: 1 HBP: 2						

Chicago Cubs @ Cincinnati Reds

Crosley Field, Cincinnati, OH

Thu Jul 21 1960, 3:33 AM EDT

Att. 4,230 - Unknown

TOP

livebaseballscorecards.com

AB	37
R	8
H	13
RBI	8
BB	5
SO	2
LOB	26

WP: 0 PB: 0 SB: 0 CS: 1 PA: 46

PITCHER		IP	WLS	BF	H	R	ER	SO	BB	IBB	HBP	BLK	WP	HR	S	P	ERA	WHIP
Bob Purkey, R ERA: 4.18	(1, 1)	6.1	L	33	8	6	6	0	5	0	2	1	0	0	26	48	8.53	2.053
Bob Grim, R ERA: 4.6	(7, 1)	1.2		10	5	2	2	1	0	0	0	0	0	0	12	12	10.80	3.000
Claude Osteen, L ERA: 6.35	(9, 1)	1.0		3	0	0	0	1	0	0	0	0	0	0	5	5	0.00	0.000

Batter	1	2	3	4	5	6	7	8	9	AB	R	H	RBI	BB	SO	LOB
Willie Jones, R (1, 5) OBP: 0.333, SLG: 0.345	F8			6-3		P4		5-3		4	0	0	0	0	0	1
Vada Pinson, L (1, 8) OBP: 0.340, SLG: 0.471	L7			1-3		1-3 (1-2)			1-3	4	0	0	0	0	0	1
Jerry Lynch, L (1, 7) OBP: 0.402, SLG: 0.553	4-3			1-3		K (SSS)			HR	4	1	1	1	0	1	1
Wally Post, R (1, 9) OBP: 0.358, SLG: 0.594		5-3			F8		G3 2B		1B 1B	4	0	2	0	0	0	0
Frank Robinson, R (1, 3) OBP: 0.374, SLG: 0.517		K (SSS)			F3		1-3		F8	3	0	0	0	0	1	1
Harry Anderson, L (8, 3) OBP: 0.342, SLG: 0.413										1	0	0	0	0	0	1
Ed Bailey, L (1, 2) OBP: 0.361, SLG: 0.444		4-3			1B 1B		G3 (2-3)		1-2 1B	4	0	2	0	0	0	1
Roy McMillan, R (1, 6) OBP: 0.297, SLG: 0.357			5-3		FC6-4 (1-3) 1B		K (SSS)		K (SSS)	4	0	1	0	0	2	3
Elio Chacon, R (1, 4) OBP: 0.281, SLG: 0.200			F9		FC6-4 (1-2f)			1-3		3	0	0	0	0	0	2
Bob Purkey, R (1, 1) OBP: 0.273, SLG: 0.179			F2			1-3 1B		F7		2	0	1	0	0	0	0
Bob Grim, R (7, 1)										0	0	0	0	0	0	0
Gus Bell, L (8, PH) OBP: 0.295, SLG: 0.369										1	0	0	0	0	0	0
Claude Osteen, L (9, 1)										0	0	0	0	0	0	0
Inning Stats	R: 0 E: 0 K: 0 S: 3 H: 0 LOB: 0 BB: 0 P: 3	R: 0 E: 0 K: 1 S: 5 H: 0 LOB: 0 BB: 0 P: 5	R: 0 E: 0 K: 0 S: 3 H: 0 LOB: 0 BB: 0 P: 3	R: 0 E: 0 K: 0 S: 3 H: 0 LOB: 0 BB: 0 P: 3	R: 0 E: 0 K: 0 S: 5 H: 2 LOB: 2 BB: 0 P: 5	R: 0 E: 0 K: 1 S: 6 H: 1 LOB: 1 BB: 0 P: 6	R: 0 E: 0 K: 1 S: 6 H: 1 LOB: 1 BB: 0 P: 6	R: 0 E: 0 K: 0 S: 3 H: 0 LOB: 0 BB: 0 P: 3	R: 1 E: 0 K: 1 S: 8 H: 3 LOB: 2 BB: 0 P: 8	1B: 5 2B: 1 3B: 0 HR: 1 SF: 0 SAC: 0 DP: 0 HBP: 0						

PITCHER	IP	WLS	BF	H	R	ER	SO	BB	IBB	HBP	BLK	WP	HR	S	P	ERA	WHIP
Bob Anderson, R (1, 1) ERA: 4.34	9.0	W	34	7	1	1	4	0	0	0	0	0	1	42	42	1.00	0.778

PITCHER	IP	WLS	BF	H	R	ER	SO	BB	IBB	HBP	BLK	WP	HR	S	P	ERA	WHIP

BOTTOM

Chicago Cubs @ Cincinnati Reds

Crosley Field, Cincinnati, OH

Thu Jul 21 1960, 3:33 AM EDT

Att. 4,230 - Unknown

livebaseballscorecards.com

AB	34
R	1
H	7
RBI	1
BB	0
SO	4
LOB	11

WP: 0 PA: 34
PB: 0
SB: 0
CS: 0

Batter	1	2	3	4	5	6	7	8	9	AB	R	H	RBI	BB	SO	LOB
Bill Bruton, L (1, 8) OBP: 0.340, SLG: 0.460	K		1B		1B		F6		F8	5	2	2	0	0	1	0
Del Crandall, R (1, 2) OBP: 0.317, SLG: 0.457	FC5-4 1B		F8 1-2		FC5-2 1B 1-2 3-H		5-3		6-3	5	0	1	0	0	0	3
Eddie Mathews, L (1, 5) OBP: 0.401, SLG: 0.539	F9		2-H 1B		1-3 2-H 1B			BB HR	HR	4	2	3	3	1	0	1
Hank Aaron, R (1, 9) OBP: 0.355, SLG: 0.598	FC5-4 1-2f		F9		2-3			1-H HR	5-3	5	1	1	2	0	0	4
Joe Adcock, R (1, 3) OBP: 0.358, SLG: 0.531		HR		F7		6-3		6-3		4	1	1	1	0	0	0
Lee Maye, L (1, 7) OBP: 0.500, SLG: 0.467		G3		F8		BB		L7		3	0	0	0	1	0	0
Johnny Logan, R (1, 6) OBP: 0.306, SLG: 0.316		L7		F4		K		1B		4	0	1	0	0	1	1
Chuck Cottier, R (1, 4) OBP: 0.235, SLG: 0.291 Wes Covington, L (8, PH) OBP: 0.320, SLG: 0.495 Red Schoendienst, S (8, 4) OBP: 0.291, SLG: 0.281		5-3			F8	F8		F5		3 1 0	0 0 0	0 0 0	0 0 0	0 0 0	0 0 0	1 1 0
Lew Burdette, R (1, 1) OBP: 0.216, SLG: 0.213 Joey Jay, S (6, 1) OBP: 0.286, SLG: 0.167 Eddie Haas, L (9, PH) OBP: 0.563, SLG: 0.769			F3		1B FC5-2 1B		K		HR	2 1 1	0 0 1	1 0 1	0 0 1	0 1 0	0 0 0	0 0 0
Inning Stats	R: 0 E: 0 K: 1 S: 6 H: 1 LOB: 1 BB: 0 P: 6	R: 1 E: 0 K: 0 S: 4 H: 1 LOB: 0 BB: 0 P: 4	R: 1 E: 0 K: 0 S: 5 H: 2 LOB: 0 BB: 0 P: 5	R: 0 E: 0 K: 0 S: 3 H: 0 LOB: 0 BB: 0 P: 3	R: 1 E: 0 K: 0 S: 6 H: 3 LOB: 2 BB: 0 P: 6	R: 0 E: 0 K: 1 S: 5 H: 0 LOB: 1 BB: 1 P: 9	R: 0 E: 0 K: 1 S: 5 H: 0 LOB: 0 BB: 0 P: 5	R: 2 E: 0 K: 0 S: 5 H: 2 LOB: 1 BB: 1 P: 9	R: 2 E: 0 K: 0 S: 5 H: 2 LOB: 0 BB: 0 P: 5	1B: 7 2B: 0 3B: 0 HR: 4 SF: 0 SAC: 0 DP: 0 HBP: 0						

TOP

Milwaukee Braves @ Chicago Cubs

Wrigley Field, Chicago, IL

Fri Jul 22 1960, 3:33 AM CDT

Att. 16,739 - Unknown

livebaseballscorecards.com

AB	38
R	7
H	11
RBI	7
BB	2
SO	3
LOB	11

WP: 0 PB: 0 SB: 1 CS: 0 PA: 40

PITCHER		IP	WLS	BF	H	R	ER	SO	BB	IBB	HBP	BLK	WP	HR	S	P	ERA	WHIP
Mark Freeman, R ERA: 6.22	(1, 1)	4.2		21	7	3	3	1	0	0	0	0	0	1	23	23	5.79	1.500
Don Elston, R ERA: 2.93	(5, 1)	4.0	W	18	4	4	4	2	2	0	0	0	0	3	20	28	9.00	1.500
Joe Schaffernoth, R ERA: 5.5	(9, 1)	0.1	S	1	0	0	0	0	0	0	0	0	0	0	1	1	0.00	0.000

PITCHER	IP	WLS	BF	H	R	ER	SO	BB	IBB	HBP	BLK	WP	HR	S	P	ERA	WHIP

Batter	1	2	3	4	5	6	7	8	9	AB	R	H	RBI	BB	SO	LOB
Richie Ashburn, L (1, 7) OBP: 0.453, SLG: 0.371	BBBB 4-0 5-3 2B BB	x 0-0 ③ F3			x 0-0 SH1-3 1B 1B		x 0-0 ① F7			3	2	1	0	1	0	0
Bob Will, L (1, 9) OBP: 0.320, SLG: 0.407	x 0-0 ① 5-3 1-2		x 0-0 ① 6-3		x 0-0 ① SH1-3 1-2		x 0-0 ② 4-3			3	0	0	0	0	0	1
Ron Santo, R (1, 5) OBP: 0.361, SLG: 0.444	x 0-0 2B 2-H 2B		x 0-0 ② L1		x 0-0 14 HR 2-H 1B		x 0-0 HR			4	3	3	3	0	0	0
14 Ernie Banks, R (1, 6) OBP: 0.372, SLG: 0.589	x 0-0 ② 6-3		x 0-0 ③ L7		x 0-0 1-H HR		x 0-0 ③ F4			4	1	1	2	0	0	1
Ed Bouchee, L (1, 3) OBP: 0.357, SLG: 0.318	x 0-0 2-H 2B			x 0-0 2B 1B	x 0-0 ② F6			x 0-0 ① F3		4	1	2	1	0	0	0
George Altman, L (1, 8) OBP: 0.360, SLG: 0.482	IIII 4-0 IBB			x 0-0 1-H SH1 2B	x 0-0 ③ F7			x 0-0 1B		3	1	2	1	1	0	0
Jerry Kindall, R (1, 4) OBP: 0.274, SLG: 0.359	x 0-0 ③ F3			x 0-0 ① 6-3		x 0-0 ① F2		x 0-0 ② F3		4	0	0	0	0	0	4
El Tappe, R (1, 2) OBP: 0.340, SLG: 0.311		x 0-0 ① 1-3		x 0-0 ② SH1 3-H		SSS 0-3 ② K		x 0-0 ③ F6		3	0	0	1	0	1	1
Mark Freeman, R (1, 1) OBP: 0.211, SLG: 0.167 Don Elston, R (5, 1) OBP: 0.111, SLG: 0.111 Joe Schaffernoth, R (9, 1)		SSS 0-3 ② K		x 0-0 ③ 6-3		x 0-0 ③ 5-3				2 1 0	0 0 0	0 0 0	0 0 0	0 0 0	1 0 0	0 0 0
Inning Stats	R: 2 H: 2 E: 0 LOB: 2 K: 0 BB: 2 S: 5 P: 13	R: 0 H: 0 E: 0 LOB: 0 K: 1 BB: 0 S: 5 P: 5	R: 0 H: 0 E: 0 LOB: 0 K: 0 BB: 0 S: 3 P: 3	R: 2 H: 2 E: 0 LOB: 0 K: 0 BB: 0 S: 5 P: 5	R: 3 H: 3 E: 0 LOB: 0 K: 0 BB: 0 S: 6 P: 6	R: 0 H: 0 E: 0 LOB: 0 K: 1 BB: 0 S: 5 P: 5	R: 1 H: 1 E: 0 LOB: 0 K: 0 BB: 0 S: 4 P: 4	R: 0 H: 1 E: 0 LOB: 1 K: 0 BB: 0 S: 4 P: 4		1B: 4 SF: 0 2B: 3 SAC: 2 3B: 0 DP: 0 HR: 2 HBP: 0				WP: 0 PA: 35 PB: 0 SB: 0 CS: 0		

PITCHER		IP	WLS	BF	H	R	ER	SO	BB	IBB	HBP	BLK	WP	HR	S	P	ERA	WHIP
Lew Burdette, R ERA: 4.17	(1, 1)	5.0	L	24	7	7	7	1	1	1	0	0	0	1	24	32	12.60	1.600
Joey Jay, R ERA: 3.57	(6, 1)	3.0		11	2	1	1	1	0	0	0	0	0	1	13	13	3.00	0.667

PITCHER	IP	WLS	BF	H	R	ER	SO	BB	IBB	HBP	BLK	WP	HR	S	P	ERA	WHIP

Milwaukee Braves @ Chicago Cubs

Wrigley Field, Chicago, IL

Fri Jul 22 1960, 3:33 AM CDT

Att. 16,739 - Unknown

BOTTOM

livebaseballscorecards.com

AB	31
R	8
H	9
RBI	8
BB	2
SO	2
LOB	7

Milwaukee Braves @ Chicago Cubs

Wrigley Field, Chicago, IL

Sat Jul 23 1960, 3:33 AM CDT

Att. 20,222 - Unknown

TOP

livebaseballscorecards.com

Batter	1	2	3	4	5	6	7	8	9	AB	R	H	RBI	BB	SO	LOB
Bill Bruton, L (1, 8) OBP: 0.339, SLG: 0.456	x 0-0 ① F7		B B B B 4-0 5-3 BB		x 0-0 ③ 4-3			x 0-0 ② F9		3	0	0	0	1	0	1
Del Crandall, R (1, 2) OBP: 0.313, SLG: 0.450	S S S 0-3 ② K		x 0-0 ② 5-3 1-2			x 0-0 ① F6		x 0-0 ③ 5-3		4	0	0	0	0	1	1
Eddie Mathews, L (1, 5) OBP: 0.402, SLG: 0.547	x 0-0 HR		x 0-0 ③ F8			B B B B 4-0 BB			x 0-0 ① 6-3	3	1	1	1	1	0	1
Hank Aaron, R (1, 9) OBP: 0.354, SLG: 0.602	x 0-0 ③ 4-3			x 0-0 ① 6-3		x 0-0 ② F7			x 0-0 HR	4	1	1	1	0	0	1
Joe Adcock, R (1, 3) OBP: 0.353, SLG: 0.523		S S S 0-3 ① K		S S S 0-3 ② K		S S S 0-3 ③ K			x 0-0 ② F8	4	0	0	0	0	3	1
Lee Maye, L (1, 7) OBP: 0.458, SLG: 0.474		x 0-0 E7 SF8 2B		x 0-0 ③ F5			x 0-0 ① F7		x 0-0 ③ F8	4	1	1	0	0	0	0
Al Spangler, L (9, 7) OBP: 0.319, SLG: 0.409										0	0	0	0	0	0	0
Johnny Logan, R (1, 6) OBP: 0.307, SLG: 0.318		x 0-0 ② SF8 3-H			x 0-0 4-3 1B		x 0-0 ② F9			2	0	1	1	0	0	0
Chuck Cottier, R (1, 4) OBP: 0.227, SLG: 0.280		S S S 0-3 ③ K			x 0-0 ① 4-3 1-2		x 0-0 ③ F6			3	0	0	0	0	1	1
Juan Pizarro, L (1, 1) OBP: 0.310, SLG: 0.414			x 0-0 ① G3		S S S 0-3 ② K			x 0-0 ① F6		3	0	0	0	0	1	1
Ron Piche, R (9, 1)										0	0	0	0	0	0	0

AB	30
R	3
H	4
RBI	3
BB	2
SO	6
LOB	7

Inning Stats	1	2	3	4	5	6	7	8	9		
	R: 1 H: 1	R: 1 H: 1	R: 0 H: 0	R: 0 H: 0	R: 0 H: 1	R: 0 H: 0	R: 0 H: 0	R: 0 H: 0	R: 1 H: 1	1B: 1 SF: 1	WP: 0 PA: 33
	E: 0 LOB: 0	E: 1 LOB: 0	E: 0 LOB: 1	E: 0 LOB: 0	E: 0 LOB: 1	E: 0 LOB: 1	E: 0 LOB: 0	E: 0 LOB: 0	E: 0 LOB: 0	2B: 1 SAC: 0	PB: 0
	K: 1 BB: 0	K: 2 BB: 0	K: 0 BB: 1	K: 1 BB: 0	K: 1 BB: 1	K: 1 BB: 1	K: 0 BB: 0	K: 0 BB: 0	K: 0 BB: 0	3B: 0 DP: 0	SB: 0
	S: 6 P: 6	S: 8 P: 8	S: 3 P: 7	S: 5 P: 5	S: 6 P: 6	S: 5 P: 9	S: 3 P: 3	S: 3 P: 3	S: 4 P: 4	HR: 2 HBP: 0	CS: 0

PITCHER		IP	WLS	BF	H	R	ER	SO	BB	IBB	HBP	BLK	WP	HR	S	P	ERA	WHIP
Don Cardwell, R (1, 1) ERA: 4.26		9.0	L	33	4	3	2	6	2	0	0	0	0	2	43	51	2.00	0.667

Batter	1	2	3	4	5	6	7	8	9	AB	R	H	RBI	BB	SO	LOB
Richie Ashburn, L (1, 7) OBP: 0.452, SLG: 0.372	0-0 1B		0-0 BB 1B 1-2		0-3 K ②		0-0 4-3 ②		0-0 G3 ② 1-2 2-3	5	0	2	0	0	1	3
Frank Thomas, R (1, 9) OBP: 0.303, SLG: 0.433 Sammy Taylor, L (9, PH) OBP: 0.347, SLG: 0.444	0-3 K ①		0-3 K ②		0-0 E 1B		0-0 F4 ③		0-0 G1 ③	4 1	0 0	1 0	0 0	0 0	2 0	4 3
Ron Santo, R (1, 5) OBP: 0.357, SLG: 0.431	0-3 K ②		4-0 BB 1-2 2-3		0-0 E6 1-2			0-0 F2 ①		3	0	0	0	1	1	2
14 Ernie Banks, R (1, 6) OBP: 0.369, SLG: 0.582	0-0 F4 ③		0-0 F6 ③		0-3 K ③			0-0 F9 ②		4	0	0	0	0	1	6
George Altman, L (1, 8) OBP: 0.358, SLG: 0.473		0-0 4-3 ①		0-3 K ①		0-3 K ①		4-0 BB		3	0	0	0	1	2	0
Dick Gernert, R (1, 3) OBP: 0.319, SLG: 0.291		0-0 F9 ②		0-0 1B 1B		0-0 G6-4-3 1B		0-0 F8 ③		4	0	2	0	0	0	1
Jerry Kindall, R (1, 4) OBP: 0.274, SLG: 0.356	0-3 K ③			0-0 G6-4-3 1-2 1B		0-0 G6-4-3 ②③ 1-2f			0-3 K ①	4	0	1	0	0	2	1
El Tappe, R (1, 2) OBP: 0.345, SLG: 0.319 Bob Will, L (7, PH) OBP: 0.319, SLG: 0.406 Moe Thacker, R (8, 2) OBP: 0.152, SLG: 0.067 Grady Hatton, L (9, PH) OBP: 0.500, SLG: 0.500 Don Zimmer, R (9, PR) OBP: 0.301, SLG: 0.342			0-0 BB 1B	0-0 G6-4-3 ②③ 1-2f			0-3 K ①		1-0 G3 BB HBP	2 1 0 0 0	0 0 0 0 0	1 0 0 0 0	0 0 0 0 0	0 1 0 0 0	0 0 0 0 0	2 0 0 0 0
Don Cardwell, R (1, 1) OBP: 0.195, SLG: 0.366 Al Heist, R (9, PH) OBP: 0.250, SLG: 0.100			0-3 K ①		0-3 K ①		0-0 2B		4-0 G3 BB 1-2	3 0	0 0	1 0	0 0	0 1	2 0	1 0
Inning Stats	R: 0 E: 0 K: 2 S: 8 H: 1 LOB: 1 BB: 0 P: 8	R: 0 E: 0 K: 1 S: 5 H: 0 LOB: 0 BB: 0 P: 5	R: 0 E: 0 K: 2 S: 9 H: 2 LOB: 3 BB: 1 P: 13	R: 0 E: 0 K: 1 S: 6 H: 2 LOB: 1 BB: 0 P: 6	R: 0 E: 1 K: 3 S: 11 H: 1 LOB: 2 BB: 0 P: 11	R: 0 E: 0 K: 1 S: 5 H: 1 LOB: 0 BB: 0 P: 5	R: 0 E: 0 K: 1 S: 6 H: 1 LOB: 1 BB: 0 P: 6	R: 0 E: 0 K: 0 S: 3 H: 0 LOB: 1 BB: 1 P: 7	R: 0 E: 0 K: 1 S: 5 H: 0 LOB: 3 BB: 1 P: 10	1B: 7 2B: 1 3B: 0 HR: 0	SF: 0 SAC: 0 DP: 2 HBP: 1						

PITCHER		IP	WLS	BF	H	R	ER	SO	BB	IBB	HBP	BLK	WP	HR	S	P	ERA	WHIP
Juan Pizarro, L ERA: 3.18	(1, 1)	8.1	W	36	8	0	0	12	3	0	1	0	0	0	56	69	0.00	1.320
Ron Piche, R ERA: 4.71	(9, 1)	0.2	S	2	0	0	0	0	0	0	0	0	0	0	2	2	0.00	0.000

PITCHER	IP	WLS	BF	H	R	ER	SO	BB	IBB	HBP	BLK	WP	HR	S	P	ERA	WHIP

BOTTOM

Milwaukee Braves @ Chicago Cubs

Wrigley Field, Chicago, IL

Sat Jul 23 1960, 3:33 AM CDT

Att. 20,222 - Unknown

livebaseballscorecards.com

AB	34
R	0
H	8
RBI	0
BB	3
SO	12
LOB	23

PA: 38

WP: 0 PB: 0 SB: 0 CS: 0

Milwaukee Braves @ Chicago Cubs

Wrigley Field, Chicago, IL

Sun Jul 24 1960, 3:33 AM CDT

Unknown

TOP

livebaseballscorecards.com

Batter	1	2	3	4	5	6	7	8	9	AB	R	H	RBI	BB	SO	LOB
Bill Bruton, L (1, 8) OBP: 0.340, SLG: 0.455	0-0 1-3 5-3 1B	0-3 K		0-0 F9	0-0 1-2 2-H 1B		0-0 4-3			5	0	2	1	0	1	3
Del Crandall, R (1, 2) OBP: 0.317, SLG: 0.452	0-0 5-3 1-2		0-0 E 2B 1B	0-0 S 1B	0-0 F9			0-0 1B		5	1	3	0	0	0	3
Eddie Mathews, L (1, 5) OBP: 0.402, SLG: 0.542	B B B 4-0 1-3 BB		0-0 F3	B B B 4-0 1-2 BB	0-0 P4			0-0 F9		3	0	0	0	2	0	4
Hank Aaron, R (1, 9) OBP: 0.352, SLG: 0.596	0-0 1-3 1-2 2-3		0-0 E4 1-2 2B	0-0 F9		0-0 G1-6-3 1B		0-0 P4		5	1	1	0	0	0	6
Joe Adcock, R (1, 3) OBP: 0.357, SLG: 0.537	I I I 4-0 IBB		0-0 3-1 1-H 2-H HR 2B		0-0 HR	S S S 0-3 K		S S S 0-3 K		4	2	2	3	1	2	2
Lee Maye, L (1, 7) Al Spangler, L (9, 7) OBP: 0.414, SLG: 0.417 OBP: 0.319, SLG: 0.409	0-0 F8		0-0 3-1 2-3		0-0 1-3	0-0 G1-6-3 1-2f			0-0 G5-4-3 1B	5 0	0 0	1 0	0 0	0 0	0 0	5 0
Johnny Logan, R (1, 6) OBP: 0.308, SLG: 0.327		0-0 F8	0-0 HR 3-H	B B B 4-0 1B WP BB			S S S 0-3 K		0-0 G5-4-3 1-2f	4	2	1	2	1	1	1
Red Schoendienst, S (1, 4) Chuck Cottier, R (7, PR) OBP: 0.295, SLG: 0.285 OBP: 0.225, SLG: 0.277 (7, 4)		0-0 F8	0-0 5-3		0-0 WP 1-3 1B		0-0 S 1B		0-0 6-3	4 1	1 0	2 0	0 0	0 0	0 0	0 0
Warren Spahn, L (1, 1) OBP: 0.180, SLG: 0.196	B B B 4-0 BB			0-0 F8	B B B 4-0 1B 1-2 3-H BB		S S S 0-3 1-2 K			2	0	0	0	2	1	1
Inning Stats	R: 0 E: 0 K: 0 S: 4 H: 1 LOB: 3 BB: 2 P: 12	R: 0 E: 0 K: 1 S: 5 H: 0 LOB: 1 BB: 1 P: 9	R: 4 E: 1 K: 0 S: 7 H: 3 LOB: 0 BB: 0 P: 7	R: 0 E: 0 K: 0 S: 4 H: 1 LOB: 2 BB: 1 P: 8	R: 3 E: 0 K: 0 S: 6 H: 3 LOB: 2 BB: 2 P: 14	R: 0 E: 0 K: 1 S: 5 H: 1 LOB: 0 BB: 0 P: 5	R: 0 E: 0 K: 2 S: 8 H: 1 LOB: 2 BB: 0 P: 8	R: 0 E: 0 K: 1 S: 6 H: 1 LOB: 1 BB: 0 P: 6	R: 0 E: 0 K: 0 S: 3 H: 1 LOB: 0 BB: 0 P: 3	1B: 9 2B: 1 3B: 0 HR: 2 SF: 0 SAC: 0 DP: 2 HBP: 0						

AB	38
R	7
H	12
RBI	6
BB	6
SO	5
LOB	25

WP: 1 PB: 0 SB: 2 CS: 0 PA: 44

PITCHER		IP	WLS	BF	H	R	ER	SO	BB	IBB	HBP	BLK	WP	HR	S	P	ERA	WHIP
Glen Hobbie, R ERA: 4.56	(1, 1)	4.1	L	27	7	7	4	1	5	1	0	0	1	2	23	47	8.31	2.769
Seth Morehead, L ERA: 3.47	(5, 1)	0.2		3	1	0	0	0	0	0	0	0	0	0	3	3	0.00	1.500
Joe Schaffernoth, R ERA: 4.95	(6, 1)	2.0		7	2	0	0	3	0	0	0	0	0	0	13	13	0.00	1.000
Mark Freeman, R ERA: 6.0	(8, 1)	2.0		7	2	0	0	1	0	0	0	0	0	0	9	9	0.00	1.000

PITCHER	IP	WLS	BF	H	R	ER	SO	BB	IBB	HBP	BLK	WP	HR	S	P	ERA	WHIP

Batter	1	2	3	4	5	6	7	8	9	AB	R	H	RBI	BB	SO	LOB
Richie Ashburn, L (1, 7) OBP: 0.454, SLG: 0.377	BBBB 4-0 G6-4-3 BB		x 0-0 1-2 3-H 1B		x 0-0 ② F8		x 0-0 HR 2B		x 0-0 ③ 5-3	4	1	2	1	1	0	0
Frank Thomas, R (1, 9) OBP: 0.305, SLG: 0.444	x 0-0 ①② G6-4-3 1-2f		x 0-0 ② P3		x 0-0 HR 1B		x 0-0 2-H HR			4	2	2	2	0	0	3
Ron Santo, R (1, 5) OBP: 0.362, SLG: 0.462	x 0-0 ③ P5		SSS 0-3 ③ K		x 0-0 1-H HR		x 0-0 1B			4	1	2	2	0	1	2
14 Ernie Banks, R (1, 6) OBP: 0.368, SLG: 0.578		SSS 0-3 ① K		x 0-0 BB 1B	x 0-0 ③ 5-3		x 0-0 ③ 4-3			4	0	1	0	0	1	1
Ed Bouchee, L (1, 3) OBP: 0.356, SLG: 0.315		x 0-0 ② F7		BBBB 4-0 1-2 BB		x 0-0 ① 4-3		x 0-0 ① 4-3		3	0	0	0	1	0	0
George Altman, L (1, 8) OBP: 0.351, SLG: 0.462		x 0-0 ③ F7		SSS 0-3 ① K		x 0-0 ② F8		SSS 0-3 ② K		4	0	0	0	0	2	2
Jerry Kindall, R (1, 4) OBP: 0.268, SLG: 0.348			x 0-0 ① F9	x 0-0 ② P2		x 0-0 ③ P5		x 0-0 ③ P4		4	0	0	0	0	0	2
El Tappe, R (1, 2) OBP: 0.351, SLG: 0.347 Al Heist, R (7, PH) OBP: 0.231, SLG: 0.091 Moe Thacker, R (8, 2) OBP: 0.147, SLG: 0.065			x 0-0 1B 1B 2B	x 0-0 ③ 5-3			x 0-0 ① F9		x 0-0 ① P4	2	1	1	0	0	0	2
										1	0	0	0	0	0	0
										1	0	0	0	0	0	0
Glen Hobbie, R (1, 1) OBP: 0.231, SLG: 0.149 Seth Morehead, L (5, 1) OBP: 0.150, SLG: 0.150 Dick Gernert, R (5, PH) OBP: 0.316, SLG: 0.287 Joe Schaffernoth, R (6, 1) Bob Will, L (7, PH) OBP: 0.318, SLG: 0.404 Mark Freeman, R (8, 1) OBP: 0.211, SLG: 0.167 Don Zimmer, R (9, PH) OBP: 0.300, SLG: 0.340			x 0-0 2-3 1B 1B		SSS 0-3 ① K		x 0-0 ② 6-3		x 0-0 ② 5-3	1	0	1	0	0	0	0
										0	0	0	0	0	0	0
										1	0	0	0	0	1	0
										0	0	0	0	0	0	0
										1	0	0	0	0	0	0
										0	0	0	0	0	0	0
										1	0	0	0	0	0	0
Inning Stats	R: 0 E: 0 K: 0 S: 2 H: 0 LOB: 0 BB: 1 P: 6	R: 0 E: 0 K: 1 S: 5 H: 0 LOB: 0 BB: 0 P: 5	R: 1 E: 0 K: 1 S: 8 H: 3 LOB: 2 BB: 0 P: 8	R: 0 E: 0 K: 1 S: 6 H: 1 LOB: 2 BB: 1 P: 10	R: 2 E: 0 K: 1 S: 7 H: 2 LOB: 0 BB: 0 P: 7	R: 0 E: 0 K: 0 S: 3 H: 0 LOB: 0 BB: 0 P: 3	R: 2 E: 0 K: 0 S: 6 H: 3 LOB: 1 BB: 0 P: 6	R: 0 E: 0 K: 1 S: 5 H: 0 LOB: 0 BB: 0 P: 5	R: 0 E: 0 K: 0 S: 3 H: 0 LOB: 0 BB: 0 P: 3	1B: 5 2B: 2 3B: 0 HR: 2	SF: 0 SAC: 0 DP: 1 HBP: 0						

PITCHER	IP	WLS	BF	H	R	ER	SO	BB	IBB	HBP	BLK	WP	HR	S	P	ERA	WHIP
Warren Spahn, L (1, 1) ERA: 3.86	9.0	W	37	9	5	5	5	2	0	0	0	0	2	45	53	5.00	1.222

PITCHER	IP	WLS	BF	H	R	ER	SO	BB	IBB	HBP	BLK	WP	HR	S	P	ERA	WHIP

BOTTOM

Milwaukee Braves @ Chicago Cubs

Wrigley Field, Chicago, IL

Sun Jul 24 1960, 3:33 AM CDT

Unknown

livebaseballscorecards.com

AB	35
R	5
H	9
RBI	5
BB	2
SO	5
LOB	12

WP: 0	PA: 37		
PB: 0			
SB: 0			
CS: 0			

Batter	1	2	3	4	5	6	7	8	9	AB	R	H	RBI	BB	SO	LOB
Bill Bruton, L (1, 8) OBP: 0.338, SLG: 0.452	F5		4-3		1B		F8		K	5	0	1	0	0	1	5
Del Crandall, R (1, 2) OBP: 0.312, SLG: 0.444	F3		E5 FC6-4		F3			F9	1-3	5	0	0	0	0	0	4
Eddie Mathews, L (1, 5) OBP: 0.397, SLG: 0.535	K		K			4-3		4-3		4	0	0	0	0	2	1
Hank Aaron, R (1, 9) OBP: 0.348, SLG: 0.589		K	FC6-4 1-2f			6-3		6-3		4	0	0	0	0	1	1
Joe Adcock, R (1, 3) OBP: 0.353, SLG: 0.530		6-3		F6		F3			6-3	4	0	0	0	0	0	0
Mel Roach, R (1, 7) OBP: 0.365, SLG: 0.515		BB 1B 1B		5-3			K		S 1B 2B	4	0	2	0	0	1	0
Al Spangler, L (9, PR) OBP: 0.319, SLG: 0.409										0	1	0	0	0	0	0
(9, 7)																
Johnny Logan, R (1, 6) OBP: 0.313, SLG: 0.330		BB 1-2 1B		F9			1B		1B 1B 2-3 IBB	3	0	2	0	1	0	0
Chuck Cottier, R (1, 4) OBP: 0.228, SLG: 0.271		BB 1-2 2-3 BB			F6		F4		1B 1-2 3-H 1B	2	0	0	0	1	0	1
Alvin Dark, R (9, PH) OBP: 0.314, SLG: 0.321										1	0	1	1	0	0	0
Felix Mantilla, R (9, PR) OBP: 0.255, SLG: 0.367										0	0	0	0	0	0	0
(9, 4)																
Bob Buhl, R (1, 1) OBP: 0.135, SLG: 0.135		4-3			6-3		1-2 1B		1-2 2-3 1B	4	0	2	0	0	0	3
Inning Stats	R: 0 E: 0 K: 1 S: 5 H: 0 LOB: 0 BB: 0 P: 5	R: 0 E: 0 K: 1 S: 7 H: 2 LOB: 3 BB: 1 P: 11	R: 0 E: 1 K: 1 S: 6 H: 0 LOB: 1 BB: 0 P: 6	R: 0 E: 0 K: 0 S: 3 H: 0 LOB: 0 BB: 0 P: 3	R: 0 E: 0 K: 0 S: 4 H: 1 LOB: 1 BB: 0 P: 4	R: 0 E: 0 K: 0 S: 3 H: 0 LOB: 0 BB: 0 P: 3	R: 0 E: 0 K: 1 S: 7 H: 2 LOB: 2 BB: 0 P: 7	R: 0 E: 0 K: 0 S: 3 H: 0 LOB: 0 BB: 0 P: 3	R: 1 E: 0 K: 1 S: 8 H: 3 LOB: 3 BB: 1 P: 12	1B: 7 2B: 1 3B: 0 HR: 0 SF: 0 SAC: 0 DP: 0 HBP: 0						

WP: 0 PB: 0 SB: 1 CS: 0 PA: 38

PITCHER	IP	WLS	BF	H	R	ER	SO	BB	IBB	HBP	BLK	WP	HR	S	P	ERA	WHIP
Jim Brewer, L (1, 1) ERA: 5.27	8.2	L	37	8	1	1	5	1	1	0	0	0	0	45	53	1.04	1.038
Don Elston, R (9, 1) ERA: 2.92	0.1		1	0	0	0	0	0	0	0	0	0	0	1	1	0.00	0.000

PITCHER	IP	WLS	BF	H	R	ER	SO	BB	IBB	HBP	BLK	WP	HR	S	P	ERA	WHIP

TOP

Milwaukee Braves @ Chicago Cubs

Wrigley Field, Chicago, IL

Sun Jul 24 1960, 3:38 AM CDT

Att. 33,457 - Unknown

livebaseballscorecards.com

AB	36
R	1
H	8
RBI	1
BB	2
SO	5
LOB	15

Batter	1	2	3	4	5	6	7	8	9	AB	R	H	RBI	BB	SO	LOB
Richie Ashburn, L (1, 7) OBP: 0.450, SLG: 0.373	F8		6-3			SH5-3		F3		3	0	0	0	0	0	0
Bob Will, L (1, 9) OBP: 0.314, SLG: 0.398	F8		F4			G3		F7		4	0	0	0	0	0	1
Ron Santo, R (1, 5) OBP: 0.350, SLG: 0.445	K			5-3		F8			F8	4	0	0	0	0	1	1
14 Ernie Banks, R (1, 6) OBP: 0.371, SLG: 0.579		4-3 1B		F5			CS 1B		BB	3	0	2	0	1	0	0
Ed Bouchee, L (1, 3) OBP: 0.352, SLG: 0.311		F8		3-1			F2		F2	4	0	0	0	0	0	3
George Altman, L (1, 8) OBP: 0.348, SLG: 0.458		4-3			F8		1B		1-3	4	0	1	0	0	0	2
Don Zimmer, R (1, 4) OBP: 0.305, SLG: 0.342		BB			F8		1B			2	0	1	0	1	0	0
Moe Thacker, R (1, 2) OBP: 0.139, SLG: 0.061		F4			F8		F4			2	0	0	0	0	0	2
Sammy Taylor, L (7, PH) OBP: 0.340, SLG: 0.435										1	0	0	0	0	0	2
El Tappe, R (8, 2) OBP: 0.351, SLG: 0.347										0	0	0	0	0	0	0
Jim Brewer, L (1, 1)			4-3			BB		K		2	0	0	0	1	1	0
Don Elston, R (9, 1) OBP: 0.111, SLG: 0.111										0	0	0	0	0	0	0
Inning Stats	R: 0 H: 0 E: 0 LOB: 0 K: 1 BB: 0 S: 5 P: 5	R: 0 H: 1 E: 0 LOB: 2 K: 0 BB: 1 S: 4 P: 8	R: 0 H: 0 E: 0 LOB: 0 K: 0 BB: 0 S: 3 P: 3	R: 0 H: 0 E: 0 LOB: 0 K: 0 BB: 0 S: 3 P: 3	R: 0 H: 0 E: 0 LOB: 0 K: 0 BB: 0 S: 3 P: 3	R: 0 H: 0 E: 0 LOB: 1 K: 0 BB: 1 S: 3 P: 7	R: 0 H: 3 E: 0 LOB: 2 K: 0 BB: 0 S: 5 P: 5	R: 0 H: 0 E: 0 LOB: 0 K: 1 BB: 0 S: 5 P: 5	R: 0 H: 0 E: 0 LOB: 1 K: 0 BB: 1 S: 3 P: 7	1B: 4 SF: 0 2B: 0 SAC: 1 3B: 0 DP: 0 HR: 0 HBP: 0						WP: 0 PA: 33 PB: 0 SB: 0 CS: 1	

PITCHER	IP	WLS	BF	H	R	ER	SO	BB	IBB	HBP	BLK	WP	HR	S	P	ERA	WHIP
Bob Buhl, R (1, 1) ERA: 3.18	9.0	W	33	4	0	0	2	3	0	0	0	0	0	34	46	0.00	0.778

PITCHER	IP	WLS	BF	H	R	ER	SO	BB	IBB	HBP	BLK	WP	HR	S	P	ERA	WHIP

Milwaukee Braves @ Chicago Cubs

Wrigley Field, Chicago, IL

Sun Jul 24 1960, 3:38 AM CDT

Att. 33,457 - Unknown

BOTTOM

livebaseballscorecards.com

AB	29
R	0
H	4
RBI	0
BB	3
SO	2
LOB	11

Batter	1	2	3	4	5	6	7	8	9	AB	R	H	RBI	BB	SO	LOB
Eddie Kasko, R (1, 4) (8, 5) (9, 4) OBP: 0.367, SLG: 0.369	F9		FC4 1-2f			1B		1B 2B 1B	SF9 3-H	4	1	2	1	0	0	1
Vada Pinson, L (1, 8) OBP: 0.337, SLG: 0.462	6-3			K		6-3		2B SF7 1-2 1B	CS 1-3 1B	5	1	2	0	0	1	0
Frank Robinson, R (1, 7) OBP: 0.379, SLG: 0.544 Billy Martin, R (8, PR) OBP: 0.303, SLG: 0.346 (8, 4) Harry Anderson, L (9, PH) OBP: 0.338, SLG: 0.410 Bill Henry, L (9, 1)	4-3			1B BB		F8		1B 1-3 2-H 2B	SF8 3-H	3 0 0 0 0	0 1 0 0 0	1 0 0 0 0	1 0 1 0 0	1 0 0 0 0	0 0 0 0 0	0 0 0 0 0
Wally Post, R (1, 9) OBP: 0.344, SLG: 0.580		K	K				6-3	SF7 3-H	CS 1-2	3	0	0	1	0	2	1
Gordy Coleman, L (1, 3) OBP: 0.500, SLG: 0.875		K	1B				6-3	FC4-6 2-3 3-H 1B		4	0	2	1	0	1	0
Ed Bailey, L (1, 2) OBP: 0.360, SLG: 0.433 Roy McMillan, R (8, PR) OBP: 0.293, SLG: 0.348 Dutch Dotterer, R (8, 2) OBP: 0.329, SLG: 0.380		6-3	4-3				1B 1B BB	FC4-6 1-2f		3 0 0	1 0 0	0 0 0	0 0 0	1 0 0	0 0 0	4 0 0
Cliff Cook, R (1, 5) (8, 7) (9, 5) OBP: 0.500, SLG: 0.333			G4-3 BB		K		1B 1-3 1B	K		3	0	1	0	1	2	2
Leo Cardenas, R (1, 6) OBP: 0.500, SLG: 0.500			G4-3 1-2f		L8		1B 1-3 3-H 1B	1B SF9 1B		4	1	2	1	0	0	1
Don Newcombe, L (1, 1) OBP: 0.206, SLG: 0.167 Claude Osteen, L (4, 1) Jerry Lynch, L (7, PH) OBP: 0.391, SLG: 0.529 Joe Nuxhall, L (7, 1) OBP: 0.111, SLG: 0.176 Jim Brosnan, R (8, 1) OBP: 0.167, SLG: 0.364 Gus Bell, L (9, PH) OBP: 0.295, SLG: 0.367 (9, 7)			FC4 BB		K		1-3	1B 1-3 SF8 1B		0 1 1 0 0 1	0 0 0 0 0 1	0 0 0 0 0 1	0 0 0 0 0 1	1 0 0 0 0 0	0 1 0 0 0 0	0 0 2 0 0 0
Inning Stats	R: 0 E: 0 K: 0 S: 3 H: 0 LOB: 0 BB: 0 P: 3	R: 0 E: 0 K: 2 S: 7 H: 0 LOB: 0 BB: 0 P: 7	R: 0 E: 0 K: 0 S: 2 H: 0 LOB: 1 BB: 2 P: 10	R: 0 E: 0 K: 2 S: 8 H: 1 LOB: 2 BB: 1 P: 12	R: 0 E: 0 K: 2 S: 7 H: 0 LOB: 0 BB: 0 P: 7	R: 0 E: 0 K: 0 S: 3 H: 1 LOB: 0 BB: 0 P: 3	R: 1 E: 0 K: 0 S: 5 H: 2 LOB: 2 BB: 1 P: 9	R: 3 E: 1 K: 1 S: 9 H: 4 LOB: 2 BB: 0 P: 9	R: 2 E: 0 K: 0 S: 5 H: 3 LOB: 0 BB: 0 P: 5	1B: 10 2B: 1 3B: 0 HR: 0 SF: 3 SAC: 0 DP: 1 HBP: 0						

PITCHER		IP	WLS	BF	H	R	ER	SO	BB	IBB	HBP	BLK	WP	HR	S	P	ERA	WHIP
Bob Anderson, R ERA: 4.31	(1, 1)	7.0		29	6	3	3	6	4	0	0	0	0	0	37	53	3.86	1.429
Don Elston, R ERA: 3.17	(8, 1)	1.1	L	9	5	3	3	1	0	0	0	0	0	0	11	11	20.25	3.750
Don Cardwell, R ERA: 4.24	(9, 1)	0.2		1	0	0	0	0	0	0	0	0	0	0	1	1	0.00	0.000

PITCHER	IP	WLS	BF	H	R	ER	SO	BB	IBB	HBP	BLK	WP	HR	S	P	ERA	WHIP

TOP

Cincinnati Reds @ Chicago Cubs

Wrigley Field, Chicago, IL

Mon Jul 25 1960, 3:33 AM CDT

Att. 8,005 - Unknown

livebaseballscorecards.com

AB	32
R	6
H	11
RBI	6
BB	4
SO	7
LOB	11

WP: 0 PA: 40
PB: 0
SB: 0
CS: 1

Batter	1	2	3	4	5	6	7	8	9	AB	R	H	RBI	BB	SO	LOB
Richie Ashburn, L (1, 7) OBP: 0.450, SLG: 0.373	P5		2-H 1B	2-3 1B			L3		F7	5	0	2	1	0	0	1
Bob Will, L (1, 9) OBP: 0.316, SLG: 0.401	BB G4-3		F8	CS 3-H	FC1-5 2B		F5		FC6-4 1-2f	3	0	1	0	1	0	1
Dick Gernert, R (9, PH) OBP: 0.313, SLG: 0.284										1	0	0	0	0	0	1
Ron Santo, R (1, 5) OBP: 0.355, SLG: 0.451	G4-3 1-2f			SH 1B 2B	BB CS FC1-5			F9		3	1	1	0	1	0	1
14 Ernie Banks, R (1, 6) OBP: 0.373, SLG: 0.579		HBP L6-3		SH 1B HR 2-3	FC1-5 1-2 2-3			1B		0	0	0	0	0	0	0
Jerry Kindall, R (2, PR) OBP: 0.270, SLG: 0.350 (3, 4)										2	1	1	0	0	0	2
Ed Bouchee, L (1, 3) OBP: 0.351, SLG: 0.310		L6-3 1-2		HR 1-3 3-H 1B	K 2-3			K		4	1	1	1	0	2	4
George Altman, L (1, 8) OBP: 0.356, SLG: 0.481		CS 1B		HR 1-H 3-H		F9		1-2 1B		4	1	3	3	0	0	0
Don Zimmer, R (1, 4) OBP: 0.304, SLG: 0.340 (3, 6)		CS 1-2	SH5-3 1B 1B	5-3		4-3		K		4	1	1	0	0	1	2
Moe Thacker, R (1, 2) OBP: 0.154, SLG: 0.057		K		BB CS SH1-3		K			FC1-6 1B	2	0	0	0	1	2	1
Frank Thomas, R (9, PH) OBP: 0.308, SLG: 0.446										1	0	1	0	0	0	0
Bob Anderson, R (1, 1) OBP: 0.234, SLG: 0.205							5-3		FC1-6 1-2f FC6-4	1	0	0	0	0	0	0
Don Elston, R (8, 1) OBP: 0.111, SLG: 0.111										0	0	0	0	0	0	0
Don Cardwell, R (9, 1) OBP: 0.195, SLG: 0.366										0	0	0	0	0	0	0
El Tappe, R (9, PH) OBP: 0.345, SLG: 0.340										1	0	0	0	0	0	1
Grady Hatton, L (9, PR) OBP: 0.500, SLG: 0.500			SH5-3 1-2	SH1-3 1-2						0	0	0	0	0	0	0
Inning Stats	R: 0 E: 0 K: 0 S: 2 H: 0 LOB: 0 BB: 1 P: 6	R: 0 E: 0 K: 0 S: 2 H: 1 LOB: 1 BB: 0 P: 3	R: 1 E: 0 K: 1 S: 7 H: 2 LOB: 1 BB: 0 P: 7	R: 4 E: 1 K: 0 S: 7 H: 4 LOB: 1 BB: 1 P: 11	R: 0 E: 0 K: 1 S: 5 H: 1 LOB: 2 BB: 1 P: 9	R: 0 E: 0 K: 1 S: 5 H: 0 LOB: 0 BB: 0 P: 5	R: 0 E: 0 K: 0 S: 3 H: 0 LOB: 0 BB: 0 P: 3	R: 0 E: 0 K: 2 S: 9 H: 2 LOB: 2 BB: 0 P: 9	R: 0 E: 0 K: 0 S: 4 H: 1 LOB: 1 BB: 0 P: 4	1B: 8 2B: 4 3B: 0 HR: 1	SF: 0 SAC: 3 DP: 3 HBP: 1						

BOTTOM

Cincinnati Reds @ Chicago Cubs

Wrigley Field, Chicago, IL

Mon Jul 25 1960, 3:33 AM CDT

Att. 8,005 - Unknown

livebaseballscorecards.com

AB	31
R	5
H	11
RBI	5
BB	3
SO	5
LOB	14

WP: 0 PB: 0 SB: 0 CS: 3 PA: 40

PITCHER		IP	WLS	BF	H	R	ER	SO	BB	IBB	HBP	BLK	WP	HR	S	P	ERA	WHIP
Don Newcombe, R ERA: 4.57	(1, 1)	3.0		15	6	5	4	1	1	0	1	0	0	1	15	20	12.00	2.333
Claude Osteen, L ERA: 5.02	(4, 1)	3.0		11	2	0	0	2	2	0	0	0	0	0	13	21	0.00	1.333
Joe Nuxhall, L ERA: 4.4	(7, 1)	1.2		7	2	0	0	1	0	0	0	0	0	0	9	9	0.00	1.200
Jim Brosnan, R ERA: 2.37	(8, 1)	0.1	W	1	0	0	0	1	0	0	0	0	0	0	3	3	0.00	0.000
Bill Henry, L ERA: 3.76	(9, 1)	1.0	S	4	1	0	0	0	0	0	0	0	0	0	4	4	0.00	1.000

PITCHER	IP	WLS	BF	H	R	ER	SO	BB	IBB	HBP	BLK	WP	HR	S	P	ERA	WHIP

Batter	1	2	3	4	5	6	7	8	9	AB	R	H	RBI	BB	SO	LOB
Tony Taylor, R (1, 4) OBP: 0.347, SLG: 0.409	6-3		F7			4-3		4-3		4	0	0	0	0	0	2
Tony Gonzalez, L (1, 8) OBP: 0.267, SLG: 0.426	F8		G3			1B 2B		CS 1B		4	1	2	0	0	0	2
Johnny Callison, L (1, 7) OBP: 0.377, SLG: 0.440	F9			F6		G6-4-3 1B 2-H		K 1-2		4	0	1	1	0	1	1
Pancho Herrera, R (1, 3) OBP: 0.360, SLG: 0.503 Bobby Malkmus, R (9, PR) OBP: 0.227, SLG: 0.235 Lee Walls, R (9, 3) OBP: 0.338, SLG: 0.341		K		K		G6-4-3 1-2f			FC1-5 BB 1B	4 0 0	0 0 0	1 0 0	0 0 0	0 0 0	2 0 0	1 0 0
Joe Morgan, L (1, 5) OBP: 0.200, SLG: 0.229		4-3		F8			L8		FC1-5 1-2 HR BB	3	1	0	0	1	0	0
Ken Walters, R (1, 9) OBP: 0.298, SLG: 0.394		CS 1B			2-3		F7		FC1-5 1-2 2-3 HR	4	1	1	0	0	0	2
Clay Dalrymple, L (1, 2) OBP: 0.388, SLG: 0.442		CS 1-2		FC3-5 2B		2B		1B HBP		3	1	3	3	0	0	0
Ruben Amaro, R (1, 6) OBP: 0.319, SLG: 0.284				FC3-5 BB		F8		1-2 1B		3	0	1	0	1	0	2
Robin Roberts, S (1, 1) OBP: 0.231, SLG: 0.188 Turk Farrell, R (9, 1) OBP: 0.333, SLG: 0.364				FC3-5 1-2 2-3		K		K		4 0	0 0	0 0	0 0	0 0	2 0	6 0
Inning Stats	R: 0 E: 0 K: 0 S: 3 H: 0 LOB: 0 BB: 0 P: 3	R: 0 E: 0 K: 1 S: 5 H: 1 LOB: 0 BB: 0 P: 5	R: 0 E: 0 K: 0 S: 4 H: 1 LOB: 2 BB: 1 P: 8	R: 0 E: 0 K: 1 S: 5 H: 0 LOB: 0 BB: 0 P: 5	R: 0 E: 0 K: 1 S: 6 H: 1 LOB: 1 BB: 0 P: 6	R: 1 E: 0 K: 0 S: 4 H: 2 LOB: 0 BB: 0 P: 4	R: 0 E: 0 K: 1 S: 6 H: 1 LOB: 2 BB: 0 P: 7	R: 0 E: 0 K: 1 S: 5 H: 1 LOB: 1 BB: 0 P: 5	R: 3 E: 0 K: 0 S: 5 H: 2 LOB: 1 BB: 1 P: 9	1B: 5 2B: 4 3B: 0 HR: 1 SF: 0 SAC: 0 DP: 2 HBP: 1						

PITCHER	IP	WLS	BF	H	R	ER	SO	BB	IBB	HBP	BLK	WP	HR	S	P	ERA	WHIP
Glen Hobbie, R (1, 1) ERA: 4.5	8.0	L	32	8	3	3	5	2	0	1	0	0	0	39	48	3.38	1.250
Mark Freeman, R (9, 1) ERA: 6.05	1.0		4	1	1	1	0	0	0	0	0	0	1	4	4	9.00	1.000

PITCHER	IP	WLS	BF	H	R	ER	SO	BB	IBB	HBP	BLK	WP	HR	S	P	ERA	WHIP

TOP

Philadelphia Phillies @ Chicago Cubs

Wrigley Field, Chicago, IL

Tue Jul 26 1960, 3:33 AM CDT

Att. 4,791 - Unknown

livebaseballscorecards.com

AB	33
R	4
H	9
RBI	4
BB	2
SO	5
LOB	16

BOTTOM

Philadelphia Phillies @ Chicago Cubs

Wrigley Field, Chicago, IL

Tue Jul 26 1960, 3:33 AM CDT

Att. 4,791 - Unknown

Batter	1	2	3	4	5	6	7	8	9	AB	R	H	RBI	BB	SO	LOB
Richie Ashburn, L (1, 7) OBP: 0.448, SLG: 0.372	K			L7		F8		1B (2-H)		4	0	1	1	0	1	0
Frank Thomas, R (9, 7) OBP: 0.308, SLG: 0.446										0	0	0	0	0	0	0
Bob Will, L (1, 9) OBP: 0.312, SLG: 0.395	6-3			L7			6-3	1-3		4	0	0	0	0	0	1
Ron Santo, R (1, 5) OBP: 0.352, SLG: 0.470	6-3			6-3			6-3		HR	4	1	1	1	0	0	0
14 Ernie Banks, R (1, 6) OBP: 0.374, SLG: 0.589		1-4-3			2-3		HR		FC6-5 2B	4	1	2	1	0	0	0
George Altman, L (1, 8) OBP: 0.354, SLG: 0.476		F8			4-3		S 1B		FC6-5 (2-3)	4	0	1	0	0	0	1
Ed Bouchee, L (1, 3) OBP: 0.350, SLG: 0.313		F7			2B		F6 (1-2)		F5	4	0	1	0	0	0	2
Don Zimmer, R (1, 4) OBP: 0.304, SLG: 0.337			K		F7			BB (SH5-4 1B)	L7	2	1	0	0	1	1	1
Sammy Taylor, L (9, PH) OBP: 0.333, SLG: 0.426										1	0	0	0	0	0	1
El Tappe, R (1, 2) OBP: 0.333, SLG: 0.327			F6			L7		SH5-4 (1-2)		2	0	0	0	0	0	0
Glen Hobbie, R (1, 1) OBP: 0.218, SLG: 0.140			K			5-3		K		3	0	0	0	0	2	1
Mark Freeman, R (9, 1) OBP: 0.211, SLG: 0.167										0	0	0	0	0	0	0

livebaseballscorecards.com

	AB	32
	R	3
	H	6
	RBI	3
	BB	1
	SO	4
	LOB	7

Inning Stats	1	2	3	4	5	6	7	8	9
	R: 0 E: 0 K: 1 S: 5	H: 0 LOB: 0 BB: 0 P: 5	R: 0 E: 0 K: 0 S: 3	H: 0 LOB: 0 BB: 0 P: 3	R: 0 E: 0 K: 2 S: 7	H: 0 LOB: 0 BB: 0 P: 7	R: 0 E: 0 K: 0 S: 3	H: 0 LOB: 0 BB: 0 P: 3	R: 0 E: 0 K: 0 S: 4	H: 1 LOB: 1 BB: 0 P: 4
	R: 0 E: 0 K: 0 S: 3	H: 0 LOB: 0 BB: 0 P: 3	R: 1 E: 0 K: 0 S: 5	H: 2 LOB: 1 BB: 0 P: 5	R: 1 E: 0 K: 1 S: 6	H: 1 LOB: 1 BB: 1 P: 10	R: 1 E: 0 K: 0 S: 5	H: 2 LOB: 1 BB: 0 P: 5		

	1B: 2	SF: 0	WP: 0	PA: 34
	2B: 2	SAC: 1	PB: 0	
	3B: 0	DP: 0	SB: 1	
	HR: 2	HBP: 0	CS: 0	

PITCHER		IP	WLS	BF	H	R	ER	SO	BB	IBB	HBP	BLK	WP	HR	S	P	ERA	WHIP
Robin Roberts, R ERA: 4.26	(1, 1)	8.0	W	30	5	3	3	4	1	0	0	0	0	2	37	41	3.38	0.750
Turk Farrell, R ERA: 2.58	(9, 1)	1.0	S	4	1	0	0	0	0	0	0	0	0	0	4	4	0.00	1.000

PITCHER	IP	WLS	BF	H	R	ER	SO	BB	IBB	HBP	BLK	WP	HR	S	P	ERA	WHIP

Philadelphia Phillies @ Chicago Cubs

Wrigley Field, Chicago, IL

Wed Jul 27 1960, 3:33 AM CDT

Att. 7,409 - Unknown

livebaseballscorecards.com

Batter	1	2	3	4	5	6	7	8	9	AB	R	H	RBI	BB	SO	LOB
Tony Taylor, R (1, 4) OBP: 0.350, SLG: 0.412	S 2B 1B	1B 2-3 1B		5-3		SH3-4 1B		6-3		5	1	3	0	0	0	0
Tony Gonzalez, L (1, 8) OBP: 0.269, SLG: 0.426	K 1-2	1-3 3-H 1B			HR	SH3-4 1-2		F3		2	0	1	1	0	1	1
Bobby Del Greco, R (5, PH) (5, 8) OBP: 0.369, SLG: 0.406										2	1	1	1	0	0	0
Johnny Callison, L (1, 7) OBP: 0.378, SLG: 0.449	2-H 2B	G3			F9	F7			E S 1B	2	0	1	1	0	0	2
Bobby Gene Smith, R (5, PH) (5, 7) OBP: 0.280, SLG: 0.398										3	0	1	0	0	0	1
Pancho Herrera, R (1, 3) OBP: 0.361, SLG: 0.512	K		1B		HR	5-3			F3 1-3	5	1	2	1	0	1	3
Joe Morgan, L (1, 5) OBP: 0.200, SLG: 0.227	K	K		1B 1B	1B 1B		4-3		F4	5	1	1	0	0	2	3
Ken Walters, R (1, 9) OBP: 0.303, SLG: 0.398		2B 1B	F8		1B 1-3 SF8 1B		SH5-3 1B		F6	5	2	3	0	0	0	2
Clay Dalrymple, L (1, 2) OBP: 0.386, SLG: 0.438		F7	F8		1-3 3-H 1B		SH5-3 1-2			3	0	1	1	0	0	2
Ruben Amaro, R (1, 6) OBP: 0.309, SLG: 0.277		F9		5-3	SF8 3-H		L1			3	0	0	1	0	0	2
Gene Conley, R (1, 1) OBP: 0.162, SLG: 0.278		1B 1-H 1B 2B		K	K			6-3		4	1	1	1	0	2	1
Turk Farrell, R (8, 1) OBP: 0.333, SLG: 0.364										0	0	0	0	0	0	0

TOP

AB	39
R	7
H	15
RBI	7
BB	0
SO	6
LOB	17

Inning Stats	1	2	3	4	5	6	7	8	9
	R: 1 E: 0 K: 3 S: 11	H: 2 LOB: 1 BB: 0 P: 11	R: 2 E: 0 K: 0 S: 7	H: 4 LOB: 2 BB: 0 P: 7	R: 0 E: 0 K: 1 S: 6	H: 1 LOB: 1 BB: 0 P: 6	R: 0 E: 0 K: 1 S: 5	H: 0 LOB: 0 BB: 0 P: 5	R: 4 E: 0 K: 1 S: 10	H: 5 LOB: 1 BB: 0 P: 10	R: 0 E: 0 K: 0 S: 4	H: 1 LOB: 1 BB: 0 P: 4	R: 0 E: 0 K: 0 S: 4	H: 1 LOB: 1 BB: 0 P: 4	R: 0 E: 0 K: 0 S: 3	H: 0 LOB: 0 BB: 0 P: 3	R: 0 E: 0 K: 0 S: 4	H: 1 LOB: 1 BB: 0 P: 4

1B: 11	SF: 1
2B: 2	SAC: 2
3B: 0	DP: 0
HR: 2	HBP: 0

WP: 0	PA: 42
PB: 0	
SB: 2	
CS: 0	

PITCHER		IP	WLS	BF	H	R	ER	SO	BB	IBB	HBP	BLK	WP	HR	S	P	ERA	WHIP
Don Cardwell, R ERA: 4.4	(1, 1)	2.0		12	6	3	3	3	0	0	0	0	0	0	18	18	13.50	3.000
Seth Morehead, L ERA: 3.8	(3, 1)	2.1	L	13	6	4	4	2	0	0	0	0	0	2	17	17	15.43	2.571
Joe Schaffernoth, R ERA: 4.57	(5, 1)	1.2		6	1	0	0	1	0	0	0	0	0	0	8	8	0.00	0.600
Dick Drott, R ERA: 6.75	(7, 1)	2.0		7	1	0	0	0	0	0	0	0	0	0	7	7	0.00	0.500
Mark Freeman, R ERA: 5.95	(9, 1)	1.0		4	1	0	0	0	0	0	0	0	0	0	4	4	0.00	1.000

PITCHER	IP	WLS	BF	H	R	ER	SO	BB	IBB	HBP	BLK	WP	HR	S	P	ERA	WHIP

Batter	1	2	3	4	5	6	7	8	9	AB	R	H	RBI	BB	SO	LOB
Richie Ashburn, L (1, 7) OBP: 0.452, SLG: 0.378	BBBB 4-0 1B SF7 BB		x 0-0 ① F8	x 0-0 1-3 2-H 2B		x 0-0 4-3 1-2 1B		BBBB 4-0 1-2 BB		3	1	2	1	2	0	0
Jerry Kindall, R (1, 4) OBP: 0.275, SLG: 0.353 Sammy Taylor, L (8, PH) OBP: 0.327, SLG: 0.417 El Tappe, R (9, 2) OBP: 0.333, SLG: 0.327	x 0-0 1-3 1B		x 0-0 1B	x 0-0 ③ F9		x 0-0 ② 4-3 1-2 2-3		x 0-0 ② L4		4 1 0	0 0 0	2 0 0	0 0 0	0 0 0	0 0 0	4 2 0
Ron Santo, R (1, 5) OBP: 0.338, SLG: 0.455	x 0-0 ① SF7 3-H		x 0-0 ② F3		x 0-0 ① F6	x 0-0 ③ L6		x 0-0 ③ 6-3		4	0	0	1	0	0	5
14 Ernie Banks, R (1, 6) OBP: 0.374, SLG: 0.585	x 0-0 ② 6-3		x 0-0 ③ F7		x 0-0 1B 1B		SSS 0-3 ① K		BBBB 4-0 1B 1B BB	4	1	1	0	1	1	2
George Altman, L (1, 8) OBP: 0.360, SLG: 0.489	SSS 0-3 ③ K			x 0-0 SF8 3B	x 0-0 1-3 1B		x 0-0 ② F8		x 0-0 1B 1-2 SF8 1B	5	2	3	0	0	1	1
Bob Will, L (1, 9) OBP: 0.313, SLG: 0.395		x 0-0 ① 4-3	x 0-0 ① F4	x 0-0 ② F5			x 0-0 1B		x 0-0 1-3 2-H 5-3 1B	5	0	2	1	0	0	3
Ed Bouchee, L (1, 3) OBP: 0.345, SLG: 0.310	SSS 0-3 ② K		x 0-0 ② SF8 3-H	SSS 0-3 ③ K		x 0-0 ③ F7			x 0-0 ① SF8 3-H	3	0	0	2	0	2	3
Moe Thacker, R (1, 2) OBP: 0.190, SLG: 0.105 Frank Thomas, R (8, PH) OBP: 0.310, SLG: 0.447 Mark Freeman, R (9, 1) OBP: 0.211, SLG: 0.167 Jim Brewer, L (9, PH)	x 0-0 FC6-4 1B		x 0-0 BB 2B 1B		x 0-0 ① 1-3			x 0-0 BB 1B	x 0-0 ② 5-3 1-2	3 1 0 1	1 0 0 0	2 1 0 0	0 0 0 0	0 0 0 0	0 0 0 0	0 0 0 1
Don Cardwell, R (1, 1) OBP: 0.195, SLG: 0.366 Al Heist, R (2, PH) OBP: 0.214, SLG: 0.083 Seth Morehead, L (3, 1) OBP: 0.190, SLG: 0.150 Joe Schaffernoth, R (5, 1) Dick Gernert, R (6, PH) OBP: 0.320, SLG: 0.284 Dick Drott, R (7, 1) OBP: 0.111, SLG: 0.111 Grady Hatton, L (8, PH) OBP: 0.333, SLG: 0.250 (9, 4)	x 0-0 ③ FC6-4 1-2f		BBBB 4-0 2B 1-2 BB		BBBB 4-0 4-3 1B BB			x 0-0 ① L4	x 0-0 ③ L8	0 1 0 0 0 0 2	0 0 0 0 0 0 0	0 0 0 0 1 0 0	0 0 0 0 0 0 2	0 0 0 0 1 0 0	0 0 0 0 0 0 0	0 1 0 0 0 0 2
Inning Stats	R: 1 H: 1 E: 0 LOB: 1 K: 1 BB: 1 S: 6 P: 10	R: 0 H: 1 E: 0 LOB: 1 K: 1 BB: 0 S: 6 P: 6	R: 0 H: 1 E: 0 LOB: 1 K: 0 BB: 0 S: 4 P: 4	R: 2 H: 3 E: 0 LOB: 2 K: 0 BB: 1 S: 6 P: 10	R: 0 H: 2 E: 0 LOB: 2 K: 1 BB: 0 S: 7 P: 7	R: 0 H: 1 E: 0 LOB: 2 K: 0 BB: 1 S: 4 P: 8	R: 0 H: 1 E: 0 LOB: 1 K: 1 BB: 0 S: 6 P: 6	R: 0 H: 1 E: 0 LOB: 2 K: 0 BB: 1 S: 4 P: 8	R: 2 H: 2 E: 0 LOB: 1 K: 0 BB: 1 S: 5 P: 9	1B: 11 SF: 3 2B: 1 SAC: 0 3B: 1 DP: 0 HR: 0 HBP: 0				WP: 0 PA: 45 PB: 0 SB: 0 CS: 0		

PITCHER		IP	WLS	BF	H	R	ER	SO	BB	IBB	HBP	BLK	WP	HR	S	P	ERA	WHIP
Gene Conley, R ERA: 3.47	(1, 1)	7.1	W	37	11	3	3	4	4	0	0	0	0	0	41	57	3.68	2.045
Turk Farrell, R ERA: 2.78	(8, 1)	1.2	S	8	2	2	2	0	1	0	0	0	0	0	7	11	10.80	1.800

PITCHER	IP	WLS	BF	H	R	ER	SO	BB	IBB	HBP	BLK	WP	HR	S	P	ERA	WHIP

BOTTOM

Philadelphia Phillies @ Chicago Cubs

Wrigley Field, Chicago, IL

Wed Jul 27 1960, 3:33 AM CDT

Att. 7,409 - Unknown

livebaseballscorecards.com

AB	37
R	5
H	13
RBI	5
BB	5
SO	4
LOB	24

Batter	1	2	3	4	5	6	7	8	9	AB	R	H	RBI	BB	SO	LOB
Bobby Del Greco, R (1, 8) OBP: 0.367, SLG: 0.417	L9			HR	F2			F7		4	1	1	1	0	0	1
Tony Taylor, R (1, 4) OBP: 0.352, SLG: 0.416	6-3			4-3 HR 2B		SH3-4 1B		L7		4	1	2	0	0	0	0
Bobby Gene Smith, R (1, 7) OBP: 0.272, SLG: 0.386	K			4-3 2-3		SH3-4 1-2		L4		3	0	0	0	0	1	1
Pancho Herrera, R (1, 3) OBP: 0.363, SLG: 0.521		CS 1B		HR 3-H		K			K	4	1	2	2	0	2	1
Ken Walters, R (1, 9) OBP: 0.302, SLG: 0.394		F8		F7		IBB			F8	3	0	0	0	1	0	1
Ted Lepcio, R (1, 5) OBP: 0.315, SLG: 0.319		F7		1B		F8			K	4	0	1	0	0	1	3
Jimmie Coker, R (1, 2) OBP: 0.293, SLG: 0.373		CS 1-2	F7		6-3		1-3			3	0	0	0	0	0	0
Ruben Amaro, R (1, 6) OBP: 0.310, SLG: 0.278			6-3		FC3-6 1B		1-3			3	0	1	0	0	0	0
Dallas Green, L (1, 1) OBP: 0.143, SLG: 0.190			K		FC3-6 1-2f		F7			3	0	0	0	0	1	1
Inning Stats	R: 0 H: 0 E: 0 LOB: 0 K: 1 BB: 0 S: 5 P: 5	R: 0 H: 1 E: 0 LOB: 0 K: 0 BB: 0 S: 3 P: 3	R: 0 H: 0 E: 0 LOB: 0 K: 1 BB: 0 S: 5 P: 5	R: 3 H: 4 E: 0 LOB: 1 K: 0 BB: 0 S: 6 P: 6	R: 0 H: 1 E: 0 LOB: 1 K: 0 BB: 0 S: 4 P: 4	R: 0 H: 1 E: 0 LOB: 2 K: 1 BB: 1 S: 6 P: 10	R: 0 H: 0 E: 0 LOB: 0 K: 0 BB: 0 S: 3 P: 3	R: 0 H: 0 E: 0 LOB: 0 K: 0 BB: 0 S: 3 P: 3	R: 0 H: 0 E: 0 LOB: 0 K: 2 BB: 0 S: 7 P: 7	1B: 4 SF: 0 2B: 1 SAC: 1 3B: 0 DP: 0 HR: 2 HBP: 0						

PITCHER		IP	WLS	BF	H	R	ER	SO	BB	IBB	HBP	BLK	WP	HR	S	P	ERA	WHIP
Dick Ellsworth, L ERA: 3.34	(1, 1)	9.0	L	33	7	3	3	5	0	1	0	0	0	2	42	46	3.00	0.778

PITCHER	IP	WLS	BF	H	R	ER	SO	BB	IBB	HBP	BLK	WP	HR	S	P	ERA	WHIP

TOP

Philadelphia Phillies @ Chicago Cubs

Wrigley Field, Chicago, IL

Thu Jul 28 1960, 3:33 AM CDT

Att. 5,442 - Unknown

livebaseballscorecards.com

AB	31
R	3
H	7
RBI	3
BB	1
SO	5
LOB	8

Batter	1	2	3	4	5	6	7	8	9	AB	R	H	RBI	BB	SO	LOB
Richie Ashburn, L (1, 7) OBP: 0.450, SLG: 0.376	FC6-4 1B	F8		F4			4-3			4	0	1	0	0	0	3
Jerry Kindall, R (1, 4) OBP: 0.269, SLG: 0.346	K	L8		F4				F9		4	0	0	0	0	1	1
Ron Santo, R (1, 5) OBP: 0.336, SLG: 0.448	FC6-4 (1-2f)	K		F7				14 G6-4-3 1B		4	0	1	0	0	1	1
14 Ernie Banks, R (1, 6) OBP: 0.373, SLG: 0.584	1-3	2B		K				G6-4-3 (1-2f)		4	0	1	0	0	1	2
George Altman, L (1, 8) OBP: 0.358, SLG: 0.482		FC4-6 1B PB BB	F5			L7			K	3	1	0	0	1	1	1
Bob Will, L (1, 9) OBP: 0.316, SLG: 0.396		FC4-6 (1-2) 1B		SH3-4 BB 1B		4-3			E6 FC6-4	4	0	2	0	0	0	0
Ed Bouchee, L (1, 3) OBP: 0.345, SLG: 0.308		FC4-6 PB 1B (1-2f) (2-3)		SH3-4 BB (1-2)		4-3			K	2	1	0	0	1	0	2
Sammy Taylor, L (9, PH) OBP: 0.321, SLG: 0.408										1	0	0	0	0	1	1
Moe Thacker, R (1, 2) OBP: 0.200, SLG: 0.122		1B (1-H) (3-H)		F8			F6		FC6-4 (1-2f)	3	0	1	1	0	0	2
Frank Thomas, R (9, PH) OBP: 0.309, SLG: 0.446										1	0	0	0	0	0	1
Dick Ellsworth, L (1, 1) OBP: 0.200, SLG: 0.040		F5		SH3-4 (1-2) (2-3)			F8			2	0	0	0	0	0	1
Inning Stats	R: 0 E: 0 K: 1 S: 6 H: 1 LOB: 1 BB: 0 P: 6	R: 2 E: 0 K: 0 S: 5 H: 2 LOB: 1 BB: 1 P: 9	R: 0 E: 0 K: 1 S: 6 H: 1 LOB: 1 BB: 0 P: 6	R: 0 E: 0 K: 0 S: 4 H: 1 LOB: 2 BB: 1 P: 8	R: 0 E: 0 K: 1 S: 5 H: 0 LOB: 0 BB: 0 P: 5	R: 0 E: 0 K: 0 S: 3 H: 0 LOB: 0 BB: 0 P: 3	R: 0 E: 0 K: 0 S: 3 H: 0 LOB: 0 BB: 0 P: 3	R: 0 E: 0 K: 0 S: 3 H: 1 LOB: 0 BB: 0 P: 3	R: 0 E: 1 K: 2 S: 8 H: 0 LOB: 1 BB: 0 P: 8	1B: 5 2B: 1 3B: 0 HR: 0	SF: 0 SAC: 1 DP: 1 HBP: 0						

PITCHER	IP	WLS	BF	H	R	ER	SO	BB	IBB	HBP	BLK	WP	HR	S	P	ERA	WHIP
Dallas Green, R (1, 1) ERA: 3.77	9.0	W	35	6	2	1	5	2	0	0	0	0	0	43	51	1.00	0.889

PITCHER	IP	WLS	BF	H	R	ER	SO	BB	IBB	HBP	BLK	WP	HR	S	P	ERA	WHIP

BOTTOM

Philadelphia Phillies @ Chicago Cubs

Wrigley Field, Chicago, IL

Thu Jul 28 1960, 3:33 AM CDT

Att. 5,442 - Unknown

livebaseballscorecards.com

AB	32
R	2
H	6
RBI	1
BB	2
SO	5
LOB	15

WP: 0 PB: 1 SB: 0 CS: 0 PA: 35

Pittsburgh Pirates @ Chicago Cubs

Wrigley Field, Chicago, IL

Fri Jul 29 1960, 3:33 AM CDT

Att. 9,673 - Unknown

TOP

livebaseballscorecards.com

Batter	1	2	3	4	5	6	7	8	9	AB	R	H	RBI	BB	SO	LOB
Bob Skinner, L (1, 7) OBP: 0.378, SLG: 0.487	5-3			4-3		FC4-6 1-3 1-2f	3-1			4	0	0	0	0	0	3
Bill Virdon, L (8, 8) OBP: 0.349, SLG: 0.433										0	0	0	0	0	0	0
Dick Groat, R (1, 6) OBP: 0.359, SLG: 0.377	E4			6-3		1-3 1-2		F9		4	0	0	0	0	0	1
Roberto Clemente, R (1, 9) OBP: 0.357, SLG: 0.441	4-3			6-3		6-3		K		4	0	0	0	0	1	1
Dick Stuart, R (1, 3) OBP: 0.293, SLG: 0.434		4-3			F3		1B 1B 1B	FC4-6 1B		4	1	2	0	0	0	0
Gino Cimoli, R (1, 8) (8, 7) OBP: 0.355, SLG: 0.335		6-3			F9		1B 1B 1-3 1B	FC4-6 1-2f		4	1	1	0	0	0	1
Hal Smith, R (1, 2) OBP: 0.358, SLG: 0.556		5-3			HR 2B		1B 1-2 3-H 1B		F3	4	1	2	1	0	0	0
Don Hoak, R (1, 5) OBP: 0.365, SLG: 0.409			6-3		HR 2-H		1B 1-2 2-H		F8	4	1	2	3	0	0	0
Bill Mazeroski, R (1, 4) OBP: 0.287, SLG: 0.377			F8		6-3		F8		K	4	0	0	0	0	1	2
Vinegar Bend Mizell, R (1, 1) OBP: 0.186, SLG: 0.150			3-1			FC4-6 1B	F9			3	0	1	0	0	0	2

	AB	35
	R	4
	H	8
	RBI	4
	BB	0
	SO	2
	LOB	10

Inning Stats	1	2	3	4	5	6	7	8	9
	R: 0 E: 1 K: 0 S: 3	H: 0 LOB: 0 BB: 0 P: 3	R: 0 E: 0 K: 0 S: 3	H: 0 LOB: 0 BB: 0 P: 3	R: 0 E: 0 K: 0 S: 3	H: 0 LOB: 0 BB: 0 P: 3	R: 0 E: 0 K: 0 S: 3	H: 0 LOB: 0 BB: 0 P: 3	R: 2 E: 0 K: 0 S: 5	H: 2 LOB: 0 BB: 0 P: 5	R: 0 E: 0 K: 0 S: 4	H: 1 LOB: 1 BB: 0 P: 4	R: 2 E: 0 K: 0 S: 7	H: 4 LOB: 2 BB: 0 P: 7	R: 0 E: 0 K: 1 S: 6	H: 1 LOB: 1 BB: 0 P: 6	R: 0 E: 0 K: 1 S: 5	H: 0 LOB: 0 BB: 0 P: 5

1B: 6	SF: 0
2B: 1	SAC: 0
3B: 0	DP: 0
HR: 1	HBP: 0

WP: 0	PA: 35
PB: 0	
SB: 0	
CS: 0	

PITCHER		IP	WLS	BF	H	R	ER	SO	BB	IBB	HBP	BLK	WP	HR	S	P	ERA	WHIP
Jim Brewer, L ERA: 5.4	(1, 1)	6.1	L	26	7	4	4	0	0	0	0	0	0	1	26	26	5.68	1.105
Joe Schaffernoth, R ERA: 4.07	(7, 1)	2.2		9	1	0	0	2	0	0	0	0	0	0	13	13	0.00	0.375

PITCHER	IP	WLS	BF	H	R	ER	SO	BB	IBB	HBP	BLK	WP	HR	S	P	ERA	WHIP

Pittsburgh Pirates @ Chicago Cubs

Wrigley Field, Chicago, IL

Fri Jul 29 1960, 3:33 AM CDT

Att. 9,673 - Unknown

livebaseballscorecards.com

Batter	1	2	3	4	5	6	7	8	9	AB	R	H	RBI	BB	SO	LOB
Richie Ashburn, L (1, 7) OBP: 0.451, SLG: 0.376	F7			3-1		BB			1B	3	0	1	0	1	0	0
Jerry Kindall, R (1, 4) OBP: 0.264, SLG: 0.339	6-3			F9		K			K	4	0	0	0	0	2	2
Ron Santo, R (1, 5) OBP: 0.329, SLG: 0.438	5-3			F8			6-3			3	0	0	0	0	0	0
14 Ernie Banks, R (1, 6) OBP: 0.371, SLG: 0.580		5-3			F9		F8			3	0	0	0	0	0	0
Frank Thomas, R (1, 3) OBP: 0.306, SLG: 0.441		F3			F4		5-3			3	0	0	0	0	0	0
George Altman, L (1, 9) OBP: 0.355, SLG: 0.477		K			K			F9		2	0	0	0	0	2	0
Dick Gernert, R (8, PH) OBP: 0.316, SLG: 0.281										1	0	0	0	0	0	0
Bob Will, L (9, 9) OBP: 0.316, SLG: 0.396										0	0	0	0	0	0	0
Al Heist, R (1, 8) OBP: 0.176, SLG: 0.067			5-3			F7		F7		3	0	0	0	0	0	0
Moe Thacker, R (1, 2) OBP: 0.188, SLG: 0.114			6-3			F8		F9		3	0	0	0	0	0	0
Jim Brewer, L (1, 1) OBP: 0.286, SLG: 0.167			K			BB			F2	2	0	1	0	0	1	0
Joe Schaffernoth, R (7, 1)										0	0	0	0	0	0	0
Don Zimmer, R (9, PH) OBP: 0.303, SLG: 0.335										1	0	0	0	0	0	0

Inning Stats	1	2	3	4	5	6	7	8	9		
	R: 0 H: 0	R: 0 H: 0	R: 0 H: 0	R: 0 H: 0	R: 0 H: 0	R: 0 H: 1	R: 0 H: 0	R: 0 H: 0	R: 0 H: 1	1B: 2 SF: 0	WP: 0 PA: 29
	E: 0 LOB: 0	E: 0 LOB: 0	E: 0 LOB: 0	E: 0 LOB: 0	E: 0 LOB: 0	E: 0 LOB: 2	E: 0 LOB: 0	E: 0 LOB: 0	E: 0 LOB: 0	2B: 0 SAC: 0	PB: 0
	K: 0 BB: 0	K: 1 BB: 0	K: 1 BB: 0	K: 0 BB: 0	K: 1 BB: 0	K: 1 BB: 1	K: 0 BB: 0	K: 0 BB: 0	K: 1 BB: 0	3B: 0 DP: 0	SB: 0
	S: 3 P: 3	S: 5 P: 5	S: 5 P: 5	S: 3 P: 3	S: 5 P: 5	S: 6 P: 10	S: 3 P: 3	S: 3 P: 3	S: 5 P: 5	HR: 0 HBP: 0	CS: 0

PITCHER	IP	WLS	BF	H	R	ER	SO	BB	IBB	HBP	BLK	WP	HR	S	P	ERA	WHIP
Vinegar Bend Mizell, L (1, 1) ERA: 3.98	9.0	W	29	2	0	0	5	1	0	0	0	0	0	38	42	0.00	0.333

PITCHER	IP	WLS	BF	H	R	ER	SO	BB	IBB	HBP	BLK	WP	HR	S	P	ERA	WHIP

Batter	1	2	3	4	5	6	7	8	9	AB	R	H	RBI	BB	SO	LOB
Bill Virdon, L (1, 8) OBP: 0.351, SLG: 0.434	x 0-0 FC3-6 1B		x 0-0 FC4-6 1B		x 0-0 ③ 4-3			x 0-0 ① 4-3		4	0	2	0	0	0	0
Dick Groat, R (1, 6) OBP: 0.358, SLG: 0.375	x 0-0 ① F7		x 0-0 ① FC4-6 FC1-6 1-2f			B B B B 4-0 BB		x 0-0 ② 4-3		3	0	0	0	1	0	2
Bob Skinner, L (1, 7) OBP: 0.377, SLG: 0.485	x 0-0 ② FC3-6 1B 1B 1-2f		x 0-0 ② FC1-6 1-2f			S S S 0-3 ① K		x 0-0 1B		4	1	1	0	0	1	3
Rocky Nelson, L (1, 3) OBP: 0.414, SLG: 0.544	x 0-0 1B 1-3 1B		x 0-0 ③ F7			x 0-0 ② F7		S S S 0-3 ③ K		4	0	1	0	0	1	3
Roberto Clemente, R (1, 9) OBP: 0.356, SLG: 0.439	x 0-0 FC6 1-3 3-H 1B			x 0-0 ① 4-3		S S S 0-3 ③ K			x 0-0 ① 5-3	4	0	1	1	0	1	1
Smoky Burgess, L (1, 2) OBP: 0.348, SLG: 0.423	x 0-0 ③ FC6 1-2f			x 0-0 ② L4			x 0-0 ① G3		x 0-0 FC5-4 1B	4	0	1	0	0	0	2
Don Hoak, R (1, 5) OBP: 0.364, SLG: 0.407		x 0-0 ① F8		x 0-0 ③ F7			x 0-0 S 1B		x 0-0 ② F8	4	0	1	0	0	0	1
Bill Mazeroski, R (1, 4) OBP: 0.284, SLG: 0.372		x 0-0 ② L6			x 0-0 ① 6-3		S S S 0-3 ② K 1-2		x 0-0 ③ FC5-4 1-2f	4	0	0	0	0	1	2
Bob Friend, R (1, 1) OBP: 0.156, SLG: 0.069 Gino Cimoli, R (7, PH) OBP: 0.354, SLG: 0.333 Roy Face, R (7, 1) OBP: 0.200, SLG: 0.200 Joe Gibbon, R (8, 1) OBP: 0.333, SLG: 0.231		S S S 0-3 ③ K			x 0-0 ② 1-3		S S S 0-3 ③ K			2 1 0 0	0 0 0 0	0 1 0 0	0 0 0 0	0 0 0 0	1 1 0 0	0 1 0 0
Inning Stats	R: 1 E: 0 K: 0 S: 6 H: 3 LOB: 2 BB: 0 P: 6	R: 0 E: 0 K: 1 S: 5 H: 0 LOB: 0 BB: 0 P: 5	R: 0 E: 0 K: 0 S: 4 H: 1 LOB: 1 BB: 0 P: 4	R: 0 E: 0 K: 0 S: 3 H: 0 LOB: 0 BB: 0 P: 3	R: 0 E: 0 K: 0 S: 3 H: 0 LOB: 0 BB: 0 P: 3	R: 0 E: 0 K: 2 S: 7 H: 0 LOB: 1 BB: 1 P: 11	R: 0 E: 0 K: 2 S: 8 H: 1 LOB: 1 BB: 0 P: 8	R: 0 E: 0 K: 1 S: 6 H: 1 LOB: 1 BB: 0 P: 6	R: 0 E: 0 K: 0 S: 4 H: 1 LOB: 1 BB: 0 P: 4	1B: 7 2B: 0 3B: 0 HR: 0	SF: 0 SAC: 0 DP: 0 HBP: 0						

PITCHER	IP	WLS	BF	H	R	ER	SO	BB	IBB	HBP	BLK	WP	HR	S	P	ERA	WHIP
Glen Hobbie, R (1, 1) ERA: 4.3	9.0	W	35	7	1	1	6	1	0	0	0	0	0	46	50	1.00	0.889

PITCHER	IP	WLS	BF	H	R	ER	SO	BB	IBB	HBP	BLK	WP	HR	S	P	ERA	WHIP

TOP

Pittsburgh Pirates @ Chicago Cubs

Wrigley Field, Chicago, IL

Sat Jul 30 1960, 3:33 AM CDT

Att. 13,365 - Cloudy

livebaseballscorecards.com

AB	34
R	1
H	7
RBI	1
BB	1
SO	6
LOB	15

WP: 0 PB: 0 SB: 1 CS: 0 PA: 35

Batter	1	2	3	4	5	6	7	8	9	AB	R	H	RBI	BB	SO	LOB
Bob Will, L (1, 9) OBP: 0.318, SLG: 0.398	5-3		K			FC5-6 1B	1B HR 1B 2-H			4	1	2	1	0	1	0
Richie Ashburn, L (1, 7) OBP: 0.449, SLG: 0.374	L7			F9		FC5-6 14 1B 1-2f 2B	HR 1B 1-2			4	2	1	0	0	0	1
14 Ernie Banks, R (1, 6) OBP: 0.372, SLG: 0.584	3B			F9		1-3 2B 1B	F8			4	1	2	0	0	0	2
George Altman, L (1, 8) OBP: 0.357, SLG: 0.490	F8			1-3		2B FC5-2 IBB	1-H 2-H HR			3	1	1	3	1	0	1
Ron Santo, R (1, 5) OBP: 0.326, SLG: 0.439		6-3			K	FC5-2 1-3 2-H 3-H 2B	F8			4	0	1	2	0	1	0
Frank Thomas, R (1, 3) OBP: 0.302, SLG: 0.436		F7			5-3	FC5-2 2-3 3-H		5-3		4	0	0	0	0	0	2
Grady Hatton, L (1, 4) OBP: 0.333, SLG: 0.286 Jerry Kindall, R (7, 4) OBP: 0.263, SLG: 0.337		K			1B 1B	F7		K		3 1	0 0	1 0	0 0	0 0	1 1	2 0
El Tappe, R (1, 2) OBP: 0.328, SLG: 0.321			G3		1-2 1B		G3	F8		4	0	1	0	0	0	0
Glen Hobbie, R (1, 1) OBP: 0.224, SLG: 0.170			K		K		1B 2B			3	1	1	0	0	2	2
Inning Stats	R: 0 H: 1 E: 0 LOB: 1 K: 0 BB: 0 S: 4 P: 4	R: 0 H: 0 E: 0 LOB: 0 K: 1 BB: 0 S: 5 P: 5	R: 0 H: 0 E: 0 LOB: 0 K: 2 BB: 0 S: 7 P: 7	R: 0 H: 0 E: 0 LOB: 0 K: 0 BB: 0 S: 3 P: 3	R: 0 H: 2 E: 0 LOB: 2 K: 2 BB: 0 S: 9 P: 9	R: 2 H: 3 E: 0 LOB: 2 K: 0 BB: 1 S: 6 P: 10	R: 4 H: 4 E: 0 LOB: 0 K: 0 BB: 0 S: 7 P: 7	R: 0 H: 0 E: 0 LOB: 0 K: 1 BB: 0 S: 5 P: 5		1B: 6 SF: 0 2B: 2 SAC: 0 3B: 1 DP: 0 HR: 1 HBP: 0						

PITCHER		IP	WLS	BF	H	R	ER	SO	BB	IBB	HBP	BLK	WP	HR	S	P	ERA	WHIP
Bob Friend, R ERA: 3.03	(1, 1)	6.0	L	25	6	2	2	5	0	1	0	0	0	0	34	38	3.00	1.000
Roy Face, R ERA: 3.52	(7, 1)	1.0		7	4	4	4	0	0	0	0	0	0	1	7	7	36.00	4.000
Joe Gibbon, L ERA: 4.44	(8, 1)	1.0		3	0	0	0	1	0	0	0	0	0	0	5	5	0.00	0.000

PITCHER	IP	WLS	BF	H	R	ER	SO	BB	IBB	HBP	BLK	WP	HR	S	P	ERA	WHIP

BOTTOM

Pittsburgh Pirates @ Chicago Cubs

Wrigley Field, Chicago, IL

Sat Jul 30 1960, 3:33 AM CDT

Att. 13,365 - Cloudy

livebaseballscorecards.com

AB	34
R	6
H	10
RBI	6
BB	1
SO	6
LOB	10

1B: 6	SF: 0	WP: 0	PA: 35
2B: 2	SAC: 0	PB: 0	
3B: 1	DP: 0	SB: 0	
HR: 1	HBP: 0	CS: 0	

Batter	1	2	3	4	5	6	7	8	9	AB	R	H	RBI	BB	SO	LOB
Bill Virdon, L (1, 8) OBP: 0.350, SLG: 0.431	F4		1B		5-3		F8			4	0	1	0	0	0	2
Dick Groat, R (1, 6) OBP: 0.355, SLG: 0.371	4-3		F9		1-3			4-3		4	0	0	0	0	0	1
Bob Skinner, L (1, 7) OBP: 0.373, SLG: 0.479	K		F8			F8		K		4	0	0	0	0	2	1
Rocky Nelson, L (1, 3) OBP: 0.409, SLG: 0.542		1B 1B 2B	F3			E4 CS		1-3		4	1	1	0	0	0	1
Roberto Clemente, R (1, 9) OBP: 0.355, SLG: 0.437		1B SF8 1B 2-3		F9		K 1-2			F8	4	1	1	0	0	1	1
Smoky Burgess, L (1, 2) OBP: 0.350, SLG: 0.425		1-3 3-H 1B		1B			1-3		F3	4	0	2	1	0	0	0
Don Hoak, R (1, 5) OBP: 0.365, SLG: 0.412		SF8 3-H		F4			2B		1B	3	0	2	1	0	0	1
Bill Mazeroski, R (1, 4) OBP: 0.283, SLG: 0.369		F8		F7			IBB		F5	3	0	0	0	1	0	3
Harvey Haddix, L (1, 1) OBP: 0.239, SLG: 0.256		K			K		F7			3	0	0	0	0	2	3
Tom Cheney, R (7, 1) OBP: 0.222, SLG: 0.333										0	0	0	0	0	0	0
Fred Green, R (7, 1) OBP: 0.444, SLG: 1.125										0	0	0	0	0	0	0
Inning Stats	R: 0 E: 0 K: 1 S: 5 H: 0 LOB: 0 BB: 0 P: 5	R: 2 E: 0 K: 1 S: 8 H: 3 LOB: 1 BB: 0 P: 8	R: 0 E: 0 K: 0 S: 4 H: 1 LOB: 1 BB: 0 P: 4	R: 0 E: 0 K: 0 S: 4 H: 1 LOB: 1 BB: 0 P: 4	R: 0 E: 0 K: 1 S: 5 H: 0 LOB: 0 BB: 0 P: 5	R: 0 E: 1 K: 1 S: 5 H: 0 LOB: 1 BB: 0 P: 5	R: 0 E: 0 K: 0 S: 4 H: 1 LOB: 2 BB: 1 P: 8	R: 0 E: 0 K: 1 S: 5 H: 0 LOB: 0 BB: 0 P: 5	R: 0 E: 0 K: 0 S: 4 H: 1 LOB: 1 BB: 0 P: 4	1B: 5 2B: 3 3B: 0 HR: 0 SF: 1 SAC: 0 DP: 1 HBP: 0	WP: 0 PB: 0 SB: 0 CS: 1 PA: 35					

PITCHER		IP	WLS	BF	H	R	ER	SO	BB	IBB	HBP	BLK	WP	HR	S	P	ERA	WHIP
Don Cardwell, R ERA: 4.29	(1, 1)	7.0	W	28	6	2	2	4	0	1	0	0	0	0	35	39	2.57	0.857
Don Elston, R ERA: 3.1	(8, 1)	2.0	S	7	1	0	0	1	0	0	0	0	0	0	9	9	0.00	0.500

PITCHER	IP	WLS	BF	H	R	ER	SO	BB	IBB	HBP	BLK	WP	HR	S	P	ERA	WHIP

TOP

Pittsburgh Pirates @ Chicago Cubs

Wrigley Field, Chicago, IL

Sun Jul 31 1960, 3:33 AM CDT

Att. 18,297 - Unknown

livebaseballscorecards.com

AB	33
R	2
H	7
RBI	2
BB	1
SO	5
LOB	13

Batter	1	2	3	4	5	6	7	8	9	AB	R	H	RBI	BB	SO	LOB
Bob Will, L (1, 9) OBP: 0.317, SLG: 0.401	1B 2B 2B		K			4-3	SF9 3-H			3	1	1	1	0	1	0
Richie Ashburn, L (1, 7) OBP: 0.449, SLG: 0.376	2B 2-3 1B		1-3			6-3	14 FC6-4 1-2 1B			4	1	2	0	0	0	0
14 Ernie Banks, R (1, 6) OBP: 0.368, SLG: 0.578	F4			5-3		E5	FC6-4 1-2f			4	0	0	0	0	0	4
George Altman, L (1, 8) OBP: 0.360, SLG: 0.495	9-4 1-H 3-H 2B			6-3			SH2-4 1B 1B 1B	4-3		4	1	2	2	0	0	0
Ron Santo, R (1, 5) OBP: 0.324, SLG: 0.434	9-4 2-3f			F2			SH2-4 1-2 1B 1B	K		4	1	1	0	0	1	1
Frank Thomas, R (1, 3) OBP: 0.299, SLG: 0.431		5-3			F4		SH2-4 1-2 2-3	6-3		3	0	0	0	0	0	0
Grady Hatton, L (1, 4) OBP: 0.417, SLG: 0.400 Jerry Kindall, R (7, PR) OBP: 0.263, SLG: 0.337 (8, 4)		1-3			FC5-4 1-3 1B		S E 2-H 3-H 1B			3 0	0 1	2 0	2 0	0 0	0 0	0 0
El Tappe, R (1, 2) OBP: 0.328, SLG: 0.310		K			1-3 1-2		E SF9 1-2 BB			2	1	0	0	1	1	1
Don Cardwell, R (1, 1) OBP: 0.186, SLG: 0.349 Sammy Taylor, L (7, PH) OBP: 0.315, SLG: 0.400 Don Elston, R (8, 1) OBP: 0.111, SLG: 0.111			K		FC5-4 2-3		E1 1B 1-3 2-H			2 1 0	0 0 0	0 0 0	0 0 0	0 0 0	1 0 0	1 1 0
Inning Stats	R: 2 E: 0 K: 0 S: 5 H: 3 LOB: 0 BB: 0 P: 5	R: 0 E: 0 K: 1 S: 5 H: 0 LOB: 0 BB: 0 P: 5	R: 0 E: 0 K: 2 S: 7 H: 0 LOB: 0 BB: 0 P: 7	R: 0 E: 0 K: 0 S: 3 H: 0 LOB: 0 BB: 0 P: 3	R: 0 E: 0 K: 0 S: 4 H: 1 LOB: 1 BB: 0 P: 4	R: 0 E: 1 K: 0 S: 3 H: 0 LOB: 1 BB: 0 P: 3	R: 4 E: 1 K: 0 S: 8 H: 4 LOB: 2 BB: 1 P: 12	R: 0 E: 0 K: 1 S: 5 H: 0 LOB: 0 BB: 0 P: 5		1B: 6 2B: 3 3B: 0 HR: 0	SF: 1 SAC: 1 DP: 1 HBP: 0					

PITCHER		IP	WLS	BF	H	R	ER	SO	BB	IBB	HBP	BLK	WP	HR	S	P	ERA	WHIP
Harvey Haddix, L ERA: 4.01	(1, 1)	6.1	L	25	7	5	4	3	0	0	0	0	0	0	31	31	5.68	1.105
Tom Cheney, R ERA: 3.51	(7, 1)	0.0		1	0	0	0	0	1	0	0	0	0	0	0	4	∞	∞
Fred Green, L ERA: 3.26	(7, 1)	1.2		7	1	1	0	1	0	0	0	0	0	0	9	9	0.00	0.600

PITCHER	IP	WLS	BF	H	R	ER	SO	BB	IBB	HBP	BLK	WP	HR	S	P	ERA	WHIP

BOTTOM

Pittsburgh Pirates @ Chicago Cubs

Wrigley Field, Chicago, IL

Sun Jul 31 1960, 3:33 AM CDT

Att. 18,297 - Unknown

livebaseballscorecards.com

AB	30
R	6
H	8
RBI	5
BB	1
SO	4
LOB	8

1B: 6	SF: 1	WP: 0	PA: 33
2B: 3	SAC: 1	PB: 0	
3B: 0	DP: 1	SB: 1	
HR: 0	HBP: 0	CS: 0	

Cincinnati Reds @ Chicago Cubs

Wrigley Field, Chicago, IL

Tue Aug 02 1960, 3:33 AM CDT

Att. 8,034 - Unknown

TOP

livebaseballscorecards.com

Batter	1	2	3	4	5	6	7	8	9	AB	R	H	RBI	BB	SO	LOB
Billy Martin, R (1, 4) OBP: 0.304, SLG: 0.343	1-3		L6		FC6-4 1B			F7	BBBB 1-2 2-3 3-H BB	4	0	1	1	1	0	0
Vada Pinson, L (1, 8) OBP: 0.340, SLG: 0.455	4-3		K		FC6-4 CS 1-2f			5-3	F8	5	0	0	0	0	1	4
Gus Bell, L (1, 9) OBP: 0.301, SLG: 0.392	BBBB BB			2B 1B	CS 1-2	F7		HR		3	2	2	1	1	0	0
Harry Anderson, L (1, 7) OBP: 0.323, SLG: 0.390	F9			F7		4-3		SSS K		4	0	0	0	0	1	2
Gordy Coleman, L (1, 3) OBP: 0.314, SLG: 0.514		6-3 1B		F9		1-3			6-3	4	0	1	0	0	0	1
Ed Bailey, L (1, 2) OBP: 0.353, SLG: 0.421		6-3 1-2		1-H 2B			E3 G3		BB 1B BB 1B	4	1	2	1	0	0	1
Cliff Cook, R (1, 5) OBP: 0.321, SLG: 0.346		SSS K		BBBB BB			SSS K		X	2	0	0	0	1	2	2
Frank Robinson, R (9, PH) OBP: 0.376, SLG: 0.539									BB BB 1-2 1B	1	0	1	0	0	0	0
Roy McMillan, R (9, PR) OBP: 0.293, SLG: 0.348										0	0	0	0	0	0	0
Leo Cardenas, R (1, 6) OBP: 0.276, SLG: 0.414		1-4-3		SSS K			G3 1-2		BBBB BB 1-2 2-3 BB	3	0	0	0	0	1	4
Wally Post, R (9, PH) OBP: 0.343, SLG: 0.556										0	0	0	0	1	0	0
Jim Maloney, L (1, 1)			F7		SSS K		F9		SSS K	2	0	0	0	0	1	0
Joe Nuxhall, L (6, 1) OBP: 0.111, SLG: 0.176										0	0	0	0	0	0	0
Jerry Lynch, L (7, PH) OBP: 0.380, SLG: 0.512										1	0	0	0	0	0	1
Claude Osteen, L (7, 1)										0	0	0	0	0	0	0
Willie Jones, R (9, PH) OBP: 0.312, SLG: 0.369										1	0	0	0	0	1	3

	AB	34
	R	3
	H	7
	RBI	3
	BB	4
	SO	7
	LOB	18

Inning Stats										
	R: 0	H: 0	R: 0	H: 1	R: 0	H: 0	R: 1	H: 2	R: 0	H: 1
	E: 0	LOB: 1	E: 0	LOB: 1	E: 0	LOB: 0	E: 0	LOB: 2	E: 0	LOB: 0
	K: 0	BB: 1	K: 1	BB: 0	K: 1	BB: 0	K: 1	BB: 1	K: 1	BB: 0
	S: 3	P: 7	S: 6	P: 6	S: 5	P: 5	S: 7	P: 11	S: 5	P: 5

R: 0	H: 0	R: 0	H: 0	R: 1	H: 0	R: 1	H: 2	1B: 5	SF: 0	WP: 0	PA: 39
E: 0	LOB: 0	E: 1	LOB: 1	E: 0	LOB: 3	2B: 1	SAC: 0	PB: 0	
K: 0	BB: 0	K: 1	BB: 0	K: 1	BB: 2	3B: 0	DP: 0	SB: 0	
S: 3	P: 3	S: 6	P: 6	S: 6	P: 6	S: 7	P: 15	HR: 1	HBP: 0	CS: 1	

PITCHER		IP	WLS	BF	H	R	ER	SO	BB	IBB	HBP	BLK	WP	HR	S	P	ERA	WHIP
Bob Anderson, R ERA: 4.24	(1, 1)	8.1	W	34	7	3	3	6	2	0	0	0	0	1	44	52	3.24	1.080
Don Elston, R ERA: 3.09	(9, 1)	0.1		3	0	0	0	1	2	0	0	0	0	0	3	11	0.00	6.000
Seth Morehead, L ERA: 3.78	(9, 1)	0.1	S	1	0	0	0	0	0	0	0	0	0	0	1	1	0.00	0.000

PITCHER	IP	WLS	BF	H	R	ER	SO	BB	IBB	HBP	BLK	WP	HR	S	P	ERA	WHIP

Batter	1	2	3	4	5	6	7	8	9	AB	R	H	RBI	BB	SO	LOB
Bob Will, L (1, 9) OBP: 0.320, SLG: 0.402	F5		F9			E 14 2B 1B	FC6-4 1B			4	1	2	0	0	0	1
Richie Ashburn, L (1, 7) OBP: 0.450, SLG: 0.378	BBBB 14 G4-6-3 BB			14 F8 2B		L5 1-3	FC6-4 14 G6-4-3 1-2f			3	0	1	0	1	0	2
14 Ernie Banks, R (1, 6) OBP: 0.367, SLG: 0.577	G4-6-3 1-2f			F8 2-3		1B 3-H 2B	G6-4-3 1-2f			4	1	1	1	0	0	3
George Altman, L (1, 8) OBP: 0.362, SLG: 0.493		SSS K		SSS K		BB 2-H 1B 1B		BBBB 1-3 BB		3	1	1	1	1	2	1
Ron Santo, R (1, 5) OBP: 0.322, SLG: 0.424		SSS K		1-3		BBBB 1B 1-2 1B BB		1-3 1-2		3	1	0	0	1	1	2
Frank Thomas, R (1, 3) OBP: 0.302, SLG: 0.442		SSS K			HR	1-3 2-H 1B 1B		F8		4	1	2	2	0	1	1
Grady Hatton, L (1, 4) OBP: 0.357, SLG: 0.333 Jerry Kindall, R (6, 4) OBP: 0.270, SLG: 0.337			F7	F8		1B IBB		IBB		2 0	0 0	0 0	0 0	0 2	0 0	0 0
El Tappe, R (1, 2) OBP: 0.333, SLG: 0.317 Al Heist, R (6, PH) OBP: 0.222, SLG: 0.125 Sammy Taylor, L (7, 2) OBP: 0.309, SLG: 0.392			1B	F4		1-3 2-H 3-H 1B		4-3		2 1 1	0 0 0	1 1 0	0 1 0	0 0 0	0 0 0	0 0 2
Bob Anderson, R (1, 1) OBP: 0.220, SLG: 0.191 Don Elston, R (9, 1) OBP: 0.111, SLG: 0.111 Seth Morehead, L (9, 1) OBP: 0.190, SLG: 0.150			B1		SSS K	3-1				3 0 0	0 0 0	0 0 0	0 0 0	0 0 0	1 0 0	3 0 0
Inning Stats	R: 0 E: 0 K: 0 S: 2 H: 0 LOB: 0 BB: 1 P: 6	R: 0 E: 0 K: 3 S: 9 H: 0 LOB: 0 BB: 0 P: 9	R: 0 E: 0 K: 0 S: 4 H: 1 LOB: 1 BB: 0 P: 4	R: 0 E: 0 K: 1 S: 6 H: 1 LOB: 1 BB: 0 P: 6	R: 1 E: 0 K: 1 S: 6 H: 1 LOB: 0 BB: 0 P: 6	R: 4 E: 1 K: 0 S: 7 H: 5 LOB: 2 BB: 2 P: 15	R: 0 E: 0 K: 0 S: 3 H: 1 LOB: 0 BB: 0 P: 3	R: 0 E: 0 K: 0 S: 3 H: 0 LOB: 2 BB: 2 P: 11		1B: 6 2B: 2 3B: 0 HR: 1	SF: 0 SAC: 0 DP: 2 HBP: 0					

PITCHER		IP	WLS	BF	H	R	ER	SO	BB	IBB	HBP	BLK	WP	HR	S	P	ERA	WHIP
Jim Maloney, R ERA: 4.38	(1, 1)	5.1	L	23	6	5	5	5	2	0	0	0	0	1	31	39	8.44	1.500
Joe Nuxhall, L ERA: 4.36	(6, 1)	0.2		4	2	0	0	0	0	1	0	0	0	0	3	7	0.00	3.000
Claude Osteen, L ERA: 3.7	(7, 1)	2.0		8	1	0	0	0	1	1	0	0	0	0	6	14	0.00	1.000

PITCHER	IP	WLS	BF	H	R	ER	SO	BB	IBB	HBP	BLK	WP	HR	S	P	ERA	WHIP

BOTTOM

Cincinnati Reds @ Chicago Cubs

Wrigley Field, Chicago, IL

Tue Aug 02 1960, 3:33 AM CDT

Att. 8,034 - Unknown

livebaseballscorecards.com

AB	30
R	5
H	9
RBI	5
BB	5
SO	5
LOB	15

1B: 6 2B: 2 3B: 0 HR: 1 SF: 0 SAC: 0 DP: 2 HBP: 0

WP: 0 PB: 0 SB: 0 CS: 0 PA: 35

Batter	1	2	3	4	5	6	7	8	9	AB	R	H	RBI	BB	SO	LOB
Billy Martin, R (1, 4) OBP: 0.306, SLG: 0.344	F8		1B SF7 1-2		HR			1-3	F8	5	2	2	0	0	0	1
Vada Pinson, L (1, 8) OBP: 0.341, SLG: 0.463	4-3		S 1-3 2-H		1-H			F7		4	1	2	3	0	0	0
Gus Bell, L (1, 9) OBP: 0.301, SLG: 0.390	G3		SF7 3-H		K			BB		2	0	0	1	1	1	0
Wally Post, R (1, 7) OBP: 0.338, SLG: 0.545		F6	K 1-2			6-3		K		4	0	0	0	0	2	2
Gordy Coleman, L (1, 3) OBP: 0.333, SLG: 0.615		HR		1-3		F7			1B SH3	4	2	2	1	0	0	0
Ed Bailey, L (1, 2) OBP: 0.352, SLG: 0.419		4-3		K		G2			SH3 2-3	4	1	1	0	0	1	0
Cliff Cook, R (1, 5) OBP: 0.281, SLG: 0.300		K		F9			5-3		P4	4	0	0	0	0	1	2
Leo Cardenas, R (1, 6) OBP: 0.250, SLG: 0.375			5-3		K		1-3		SH3 1-3 3-H	3	0	0	1	0	1	0
Jim O'Toole, S (1, 1) OBP: 0.122, SLG: 0.104 Jim Brosnan, R (7, 1) OBP: 0.214, SLG: 0.462			1B 1B		K		G3		2B 3-H	3 1	1 0	1 1	0 1	0 0	1 0	0 0
Inning Stats	R: 0 E: 0 K: 0 S: 3 H: 0 LOB: 0 BB: 0 P: 3	R: 1 E: 0 K: 1 S: 6 H: 1 LOB: 0 BB: 0 P: 6	R: 2 E: 0 K: 1 S: 8 H: 3 LOB: 1 BB: 0 P: 8	R: 0 E: 0 K: 1 S: 5 H: 0 LOB: 0 BB: 0 P: 5	R: 2 E: 0 K: 3 S: 11 H: 2 LOB: 0 BB: 0 P: 11	R: 0 E: 0 K: 0 S: 3 H: 0 LOB: 0 BB: 0 P: 3	R: 0 E: 0 K: 0 S: 3 H: 0 LOB: 0 BB: 0 P: 3	R: 0 E: 0 K: 1 S: 5 H: 0 LOB: 1 BB: 1 P: 9	R: 2 E: 0 K: 0 S: 6 H: 3 LOB: 1 BB: 0 P: 6	1B: 5 2B: 2 3B: 0 HR: 2 SF: 1 SAC: 1 DP: 0 HBP: 0						

PITCHER		IP	WLS	BF	H	R	ER	SO	BB	IBB	HBP	BLK	WP	HR	S	P	ERA	WHIP
Glen Hobbie, R ERA: 4.44	(1, 1)	5.0	L	21	6	5	5	6	0	0	0	0	0	2	33	33	9.00	1.200
Mark Freeman, R ERA: 5.75	(6, 1)	2.0		6	0	0	0	0	0	0	0	0	0	0	6	6	0.00	0.000
Seth Morehead, L ERA: 3.9	(8, 1)	2.0		10	3	2	2	1	1	0	0	0	0	0	11	15	9.00	2.000

PITCHER	IP	WLS	BF	H	R	ER	SO	BB	IBB	HBP	BLK	WP	HR	S	P	ERA	WHIP

TOP

Cincinnati Reds @ Chicago Cubs

Wrigley Field, Chicago, IL

Wed Aug 03 1960, 3:33 AM CDT

Sunny

livebaseballscorecards.com

AB	34
R	7
H	9
RBI	7
BB	1
SO	7
LOB	5

WP: 0	PA: 37		
PB: 0			
SB: 1			
CS: 0			

BOTTOM

Batter	1	2	3	4	5	6	7	8	9	AB	R	H	RBI	BB	SO	LOB
Bob Will, L (1, 9) OBP: 0.325, SLG: 0.405	F8		G3 1B 2-3		BB		1B 2-H 3-H			3	0	2	2	1	0	0
Richie Ashburn, L (1, 7) OBP: 0.448, SLG: 0.375	14 G5-4-3 BB		G3 1-2 3-H		K		G3			3	0	0	1	1	1	3
14 Ernie Banks, R (1, 6) OBP: 0.364, SLG: 0.571	G5-4-3 1-2f		F7			K	F7			4	0	0	0	0	1	2
George Altman, L (1, 8) OBP: 0.356, SLG: 0.483		K		5-3		L4	F5			4	0	0	0	0	1	0
Ron Santo, R (1, 5) OBP: 0.314, SLG: 0.413		6-3		K		5-3	6-3			4	0	0	0	0	1	0
Frank Thomas, R (1, 3) OBP: 0.304, SLG: 0.439		BB		BB			K		F8	2	0	0	0	2	1	0
Grady Hatton, L (1, 4) OBP: 0.389, SLG: 0.375		K		F9			2B 1B		WP 1B	4	1	2	0	0	1	2
El Tappe, R (1, 2) OBP: 0.338, SLG: 0.323			1B 5-3 G3 1B		6-3		F7		F8	2	1	1	0	0	0	0
Ed Bouchee, L (7, PH) OBP: 0.344, SLG: 0.307										1	0	0	0	0	0	1
Sammy Taylor, L (8, 2) OBP: 0.304, SLG: 0.385										1	0	0	0	0	0	1
Glen Hobbie, R (1, 1) OBP: 0.220, SLG: 0.167			5-3 1-2		K		1B 2B 1-3		L8 1-2	1	0	0	0	0	0	1
Dick Gernert, R (5, PH) OBP: 0.313, SLG: 0.278										1	0	0	0	0	1	0
Mark Freeman, R (6, 1) OBP: 0.211, SLG: 0.167										0	0	0	0	0	0	0
Don Zimmer, R (7, PH) OBP: 0.306, SLG: 0.343										1	1	1	0	0	0	0
Seth Morehead, L (8, 1) OBP: 0.190, SLG: 0.150										0	0	0	0	0	0	0
Al Heist, R (9, PH) OBP: 0.211, SLG: 0.118										1	0	0	0	0	0	1
Inning Stats	R: 0 E: 0 K: 0 S: 2 H: 0 LOB: 0 BB: 1 P: 6	R: 0 E: 0 K: 2 S: 7 H: 0 LOB: 1 BB: 1 P: 11	R: 1 E: 0 K: 0 S: 5 H: 2 LOB: 1 BB: 0 P: 5	R: 0 E: 0 K: 1 S: 5 H: 0 LOB: 1 BB: 1 P: 9	R: 0 E: 0 K: 2 S: 7 H: 0 LOB: 1 BB: 1 P: 11	R: 0 E: 0 K: 1 S: 5 H: 0 LOB: 0 BB: 0 P: 5	R: 2 E: 0 K: 1 S: 8 H: 3 LOB: 1 BB: 0 P: 8	R: 0 E: 0 K: 0 S: 3 H: 0 LOB: 0 BB: 0 P: 3	R: 0 E: 0 K: 0 S: 4 H: 1 LOB: 1 BB: 0 P: 4	1B: 5 2B: 1 3B: 0 HR: 0	SF: 0 SAC: 0 DP: 1 HBP: 0						

PITCHER	IP	WLS	BF	H	R	ER	SO	BB	IBB	HBP	BLK	WP	HR	S	P	ERA	WHIP
Jim O'Toole, L (1, 1) ERA: 3.86	6.2	W	28	5	3	3	7	4	0	0	0	0	0	38	54	4.05	1.350
Jim Brosnan, R (7, 1) ERA: 2.26	2.1	S	8	1	0	0	0	0	0	0	0	1	0	8	8	0.00	0.429

PITCHER	IP	WLS	BF	H	R	ER	SO	BB	IBB	HBP	BLK	WP	HR	S	P	ERA	WHIP

Cincinnati Reds @ Chicago Cubs

Wrigley Field, Chicago, IL

Wed Aug 03 1960, 3:33 AM CDT

Sunny

livebaseballscorecards.com

AB	32
R	3
H	6
RBI	3
BB	4
SO	7
LOB	11

WP: 1 PA: 36
PB: 0
SB: 0
CS: 0

Batter	1	2	3	4	5	6	7	8	9	AB	R	H	RBI	BB	SO	LOB
Billy Martin, R (1, 4) OBP: 0.309, SLG: 0.352	G3 6-3 2B		B3		G6-3 1B		F8			4	1	2	0	0	0	0
Vada Pinson, L (1, 8) OBP: 0.341, SLG: 0.461	G3 2-3		G5-4-3 1B		G6-3 1-2f			6-3		4	0	1	0	0	0	2
Frank Robinson, R (1, 7) OBP: 0.372, SLG: 0.532	6-3 3-H		G5-4-3 1-2f		5-3			K		4	0	0	1	0	1	1
Wally Post, R (1, 9) OBP: 0.336, SLG: 0.540	E5 1B			FC9-4 E 1B 1B		6-3		K		4	1	1	0	0	1	0
Cliff Cook, R (1, 5) OBP: 0.314, SLG: 0.333	1-2 1B			E5 FC9-4 1-2		1B			3-1	3	0	2	0	0	0	1
Gus Bell, L (9, PH) OBP: 0.300, SLG: 0.388										1	0	0	0	0	0	0
Gordy Coleman, L (1, 3) OBP: 0.302, SLG: 0.558	F7			FC9-4 FC1-5 1B 1-2 2-3		K			G3	4	0	0	0	0	1	5
Joe Azcue, R (1, 2) OBP: 0.333, SLG: 0.333		K		FC1-5 1B 1-2 3-H	5-3				K	3	0	1	1	0	1	1
Jerry Lynch, L (9, PH) OBP: 0.377, SLG: 0.508										1	0	0	0	0	1	0
Leo Cardenas, R (1, 6) OBP: 0.229, SLG: 0.343		F9		FC1-5 1-2 2-3			F9			3	0	0	0	0	0	2
Jay Hook, L (1, 1) OBP: 0.154, SLG: 0.064		K		G3			K			3	0	0	0	0	2	2
Inning Stats	R: 1 E: 1 K: 0 S: 6 H: 2 LOB: 2 BB: 0 P: 6	R: 0 E: 0 K: 2 S: 7 H: 0 LOB: 0 BB: 0 P: 7	R: 0 E: 0 K: 0 S: 3 H: 1 LOB: 0 BB: 0 P: 3	R: 1 E: 1 K: 0 S: 6 H: 2 LOB: 2 BB: 0 P: 6	R: 0 E: 0 K: 0 S: 3 H: 1 LOB: 0 BB: 0 P: 3	R: 0 E: 0 K: 1 S: 6 H: 1 LOB: 1 BB: 0 P: 6	R: 0 E: 0 K: 1 S: 5 H: 0 LOB: 0 BB: 0 P: 5	R: 0 E: 0 K: 2 S: 7 H: 0 LOB: 0 BB: 0 P: 7	R: 0 E: 0 K: 1 S: 5 H: 0 LOB: 0 BB: 0 P: 5	1B: 6 2B: 1 3B: 0 HR: 0 SF: 0 SAC: 0 DP: 2 HBP: 0						

PITCHER		IP	WLS	BF	H	R	ER	SO	BB	IBB	HBP	BLK	WP	HR	S	P	ERA	WHIP
Dick Ellsworth, L ERA: 3.19	(1, 1)	7.0	W	28	7	2	1	4	0	0	0	0	0	0	36	36	1.29	1.000
Don Elston, R ERA: 3.03	(8, 1)	2.0	S	6	0	0	0	3	0	0	0	0	0	0	12	12	0.00	0.000

PITCHER	IP	WLS	BF	H	R	ER	SO	BB	IBB	HBP	BLK	WP	HR	S	P	ERA	WHIP

TOP

Cincinnati Reds @ Chicago Cubs

Wrigley Field, Chicago, IL

Wed Aug 03 1960, 3:38 AM CDT

Att. 11,153 - Unknown

livebaseballscorecards.com

AB	34
R	2
H	7
RBI	2
BB	0
SO	7
LOB	14

Batter	1	2	3	4	5	6	7	8	9	AB	R	H	RBI	BB	SO	LOB
Bob Will, L (1, 9) OBP: 0.327, SLG: 0.408	L4		BB FC6-4		F8		1-H 2B			3	0	1	1	1	0	1
Richie Ashburn, L (1, 7) OBP: 0.446, SLG: 0.372	BB 14 HR		1-2f FC6-4 BB		F2		G3			3	1	0	0	1	0	3
Don Elston, R (8, 1) OBP: 0.111, SLG: 0.111										0	0	0	0	0	0	0
14 Ernie Banks, R (1, 6) OBP: 0.365, SLG: 0.581	1-H HR		P6		K			SH1-4 1B 2B		4	2	2	2	0	1	2
George Altman, L (1, 8) OBP: 0.356, SLG: 0.479	K		1-2 BB			4-3		SH1-4 2-3		2	0	0	0	1	1	0
Ron Santo, R (1, 5) OBP: 0.313, SLG: 0.408	1B		F9			K		4-3		4	0	1	0	0	1	3
Frank Thomas, R (1, 3) OBP: 0.304, SLG: 0.437 (8, 7)	L5			K		F3		3-H 1B		4	0	1	1	0	1	1
Sammy Taylor, L (1, 2) OBP: 0.283, SLG: 0.357		6-3		F8			E5 FC3-6	4-3		4	0	0	0	0	0	1
Jerry Kindall, R (1, 4) OBP: 0.266, SLG: 0.332		F4		L8			1-2f FC3-6 2B			3	1	0	0	0	0	1
Dick Ellsworth, L (1, 1) OBP: 0.219, SLG: 0.074		6-3			1B		F7			2	0	1	0	0	0	0
Grady Hatton, L (7, PH) OBP: 0.368, SLG: 0.353										1	0	0	0	0	0	1
Ed Bouchee, L (8, 3) OBP: 0.344, SLG: 0.307										0	0	0	0	0	0	0
Inning Stats	R: 2 H: 2 E: 0 LOB: 1 K: 1 BB: 1 S: 7 P: 11		R: 0 H: 0 E: 0 LOB: 0 K: 0 BB: 0 S: 3 P: 3	R: 0 H: 0 E: 0 LOB: 2 K: 0 BB: 2 S: 3 P: 11	R: 0 H: 0 E: 0 LOB: 1 K: 1 BB: 0 S: 6 P: 6	R: 0 H: 0 E: 0 LOB: 0 K: 1 BB: 0 S: 5 P: 5	R: 1 H: 1 E: 1 LOB: 1 K: 0 BB: 0 S: 5 P: 5	R: 1 H: 2 E: 0 LOB: 1 K: 0 BB: 0 S: 5 P: 5		1B: 3 SF: 0 2B: 2 SAC: 1 3B: 0 DP: 0 HR: 1 HBP: 0						

PITCHER	IP	WLS	BF	H	R	ER	SO	BB	IBB	HBP	BLK	WP	HR	S	P	ERA	WHIP
Jay Hook, R (1, 1) ERA: 4.37	8.0	L	34	6	4	3	4	3	0	0	0	0	1	39	51	3.38	1.125

PITCHER	IP	WLS	BF	H	R	ER	SO	BB	IBB	HBP	BLK	WP	HR	S	P	ERA	WHIP

BOTTOM

Cincinnati Reds @ Chicago Cubs

Wrigley Field, Chicago, IL

Wed Aug 03 1960, 3:38 AM CDT

Att. 11,153 - Unknown

livebaseballscorecards.com

AB	30
R	4
H	6
RBI	4
BB	3
SO	4
LOB	13

Cincinnati Reds @ Chicago Cubs

Wrigley Field, Chicago, IL

Thu Aug 04 1960, 3:33 AM CDT

Att. 4,209 - Unknown

TOP

livebaseballscorecards.com

Batter	1	2	3	4	5	6	7	8	9	AB	R	H	RBI	BB	SO	LOB
Billy Martin, R (1, 4) OBP: 0.311, SLG: 0.350	BBBB 4-0 1B 1B BB	S S S 0-3 ③ K			x 0-0 ② 5-3		x 0-0 ③ F8			0	1	0	0	1	0	0
Eddie Kasko, R (2, PH) OBP: 0.355, SLG: 0.351 (2, 4)										3	0	0	0	0	1	1
Vada Pinson, L (1, 8) OBP: 0.342, SLG: 0.461	x 0-0 1B 1-3 1B 1B		x 0-0 ① F9		x 0-0 ③ 4-3			x 0-0 1B		4	1	2	0	0	0	0
Gus Bell, L (1, 9) OBP: 0.299, SLG: 0.387	x 0-0 1B 1-3 3-H 1B		x 0-0 ② L7			S S S 0-3 ① K		x 0-0 ① F6		4	0	1	1	0	1	1
Wally Post, R (1, 7) OBP: 0.331, SLG: 0.530	x 0-0 ① F6		S S S 0-3 ③ K			x 0-0 ② F4		x 0-0 ② F3		4	0	0	0	0	1	3
Cliff Cook, R (1, 5) OBP: 0.308, SLG: 0.324	x 0-0 1-2 3-H 1B			x 0-0 ① 5-3		S S S 0-3 ③ K		x 0-0 ③ F9		4	0	1	1	0	1	1
Gordy Coleman, L (1, 3) OBP: 0.298, SLG: 0.532	x 0-0 ② F4			x 0-0 ② F7			x 0-0 G3 1B 1B		x 0-0 ① 1-3	4	1	1	0	0	0	2
Ed Bailey, L (1, 2) OBP: 0.354, SLG: 0.420	x 0-0 ③ 3-1			x 0-0 1B			x 0-0 ① G3 1-2		x 0-0 9-3 1B	4	0	2	0	0	0	3
Claude Osteen, L (9, PR)										0	0	0	0	0	0	0
Leo Cardenas, R (1, 6) OBP: 0.216, SLG: 0.324		S S S 0-3 ① K		x 0-0 ③ 1-3			x 0-0 SH2-3 2-H 1B		x 0-0 ②③ 9-3 1-2f	2	0	0	0	0	1	1
Jerry Lynch, L (7, PH) OBP: 0.381, SLG: 0.512										1	0	1	1	0	0	0
Roy McMillan, R (7, 6) OBP: 0.292, SLG: 0.347										1	0	0	0	0	0	1
Cal McLish, S (1, 1)		x 0-0 ② F7			x 0-0 ① L5		x 0-0 ② SH2-3 1-2			2	0	0	0	0	0	0
Bill Henry, L (7, 1)										0	0	0	0	0	0	0
Jim Brosnan, R (7, 1) OBP: 0.214, SLG: 0.462										0	0	0	0	0	0	0

	AB	33
	R	3
	H	8
	RBI	3
	BB	1
	SO	5
	LOB	13

Inning Stats	1	2	3	4	5	6	7	8	9
	R: 2 E: 0 K: 0 S: 6	H: 3 LOB: 2 BB: 1 P: 10	R: 0 E: 0 K: 2 S: 7	H: 0 LOB: 0 BB: 0 P: 7	R: 0 E: 0 K: 1 S: 5	H: 0 LOB: 0 BB: 0 P: 5	R: 0 E: 0 K: 0 S: 4	H: 1 LOB: 1 BB: 0 P: 4	R: 0 E: 0 K: 0 S: 3	H: 0 LOB: 0 BB: 0 P: 3	R: 0 E: 0 K: 2 S: 7	H: 0 LOB: 0 BB: 0 P: 7	R: 1 E: 0 K: 0 S: 5	H: 2 LOB: 1 BB: 0 P: 5	R: 0 E: 0 K: 0 S: 4	H: 1 LOB: 1 BB: 0 P: 4	R: 0 E: 0 K: 0 S: 3	H: 1 LOB: 1 BB: 0 P: 3

	1B: 8	SF: 0	WP: 0	PA: 35
	2B: 1	SAC: 1	PB: 0	
	3B: 0	DP: 1	SB: 0	
	HR: 0	HBP: 0	CS: 0	

PITCHER		IP	WLS	BF	H	R	ER	SO	BB	IBB	HBP	BLK	WP	HR	S	P	ERA	WHIP
Jim Brewer, L ERA: 5.82	(1, 1)	1.2		9	3	2	2	1	1	0	0	0	0	0	10	14	10.80	2.400
Joe Schaffernoth, R ERA: 3.64	(2, 1)	5.1	W	19	3	1	1	4	0	0	0	0	0	0	27	27	1.69	0.562
Seth Morehead, L ERA: 3.81	(8, 1)	2.0	S	7	2	0	0	0	0	0	0	0	0	0	7	7	0.00	1.000

PITCHER	IP	WLS	BF	H	R	ER	SO	BB	IBB	HBP	BLK	WP	HR	S	P	ERA	WHIP

Batter	1	2	3	4	5	6	7	8	9	AB	R	H	RBI	BB	SO	LOB
Bob Will, L (1, 9) OBP: 0.332, SLG: 0.416	1B		14 1B 2B		6-3		14 FC6-4 1B 2-H 3-H 1B			4	1	3	2	0	0	0
Richie Ashburn, L (1, 7) OBP: 0.445, SLG: 0.372 Jerry Kindall, R (7, 4) OBP: 0.270, SLG: 0.335	F8		F8			14 HR 1B	14 FC6-4 1-2 1B			3 1	1 0	1 1	0 0	0 0	0 0	2 0
14 Ernie Banks, R (1, 6) OBP: 0.366, SLG: 0.588	F7		2-H 1B			1-H HR	FC6-4 FC4-6 1-2f 2-3			4	1	2	3	0	0	3
George Altman, L (1, 8) OBP: 0.354, SLG: 0.474	FC6-4 1-2 1B		S S S K			G3	FC4-6 1-2f			4	0	1	0	0	1	3
Ron Santo, R (1, 5) OBP: 0.305, SLG: 0.397	FC6-4 1-2f			F5		6-3		1-3		4	0	0	0	0	0	2
Frank Thomas, R (1, 3) OBP: 0.300, SLG: 0.431 (7, 7)		6-3		6-3		S S S K		L6		4	0	0	0	0	1	0
Grady Hatton, L (1, 4) OBP: 0.381, SLG: 0.368 Ed Bouchee, L (7, 3) OBP: 0.342, SLG: 0.305		G4-3 1B		G3			F4 S S S	K		2 2	0 0	1 0	0 0	0 0	0 1	0 0
Sammy Taylor, L (1, 2) OBP: 0.286, SLG: 0.356		G4-3 1-2f			4-3		2B 1B 1B			3	1	1	0	0	0	1
Jim Brewer, L (1, 1) OBP: 0.286, SLG: 0.167 Joe Schaffernoth, R (2, 1) Don Zimmer, R (7, PH) OBP: 0.309, SLG: 0.351 Seth Morehead, L (8, 1) OBP: 0.190, SLG: 0.150			F3		S S S K		1-3 1B 2B			0 2 1 0	0 0 1 0	0 0 1 0	0 0 0 0	0 1 0 0	0 0 0 0	0 0 0 0
Inning Stats	R: 0 E: 0 K: 0 S: 5 H: 2 LOB: 2 BB: 0 P: 5	R: 0 E: 0 K: 0 S: 3 H: 1 LOB: 0 BB: 0 P: 3	R: 1 E: 0 K: 1 S: 7 H: 2 LOB: 1 BB: 0 P: 7	R: 0 E: 0 K: 0 S: 3 H: 0 LOB: 0 BB: 0 P: 3	R: 0 E: 0 K: 1 S: 5 H: 0 LOB: 0 BB: 0 P: 5	R: 2 E: 0 K: 1 S: 7 H: 2 LOB: 0 BB: 0 P: 7	R: 2 E: 0 K: 0 S: 7 H: 4 LOB: 2 BB: 0 P: 7	R: 0 E: 0 K: 1 S: 5 H: 0 LOB: 0 BB: 0 P: 5		1B: 8 2B: 2 3B: 0 HR: 1 SF: 0 SAC: 0 DP: 1 HBP: 0						

PITCHER		IP	WLS	BF	H	R	ER	SO	BB	IBB	HBP	BLK	WP	HR	S	P	ERA	WHIP
Cal McLish, R ERA: 4.83	(1, 1)	6.1	L	27	9	5	5	3	0	0	0	0	0	1	33	33	7.11	1.421
Bill Henry, L ERA: 3.51	(7, 1)	0.0		1	1	0	0	0	0	0	0	0	0	0	1	1	∞	∞
Jim Brosnan, R ERA: 2.21	(7, 1)	1.2		6	1	0	0	1	0	0	0	0	0	0	8	8	0.00	0.600

PITCHER	IP	WLS	BF	H	R	ER	SO	BB	IBB	HBP	BLK	WP	HR	S	P	ERA	WHIP

Cincinnati Reds @ Chicago Cubs

Wrigley Field, Chicago, IL

Thu Aug 04 1960, 3:33 AM CDT

Att. 4,209 - Unknown

BOTTOM

livebaseballscorecards.com

AB	34
R	5
H	11
RBI	5
BB	0
SO	4
LOB	11

Batter	1	2	3	4	5	6	7	8	9	AB	R	H	RBI	BB	SO	LOB
Bob Will, L (1, 9) OBP: 0.328, SLG: 0.410	4-3		5-3		G3 1-2		F6			4	0	0	0	0	0	1
Richie Ashburn, L (1, 7) OBP: 0.444, SLG: 0.370	14 2B 1B		6-3		6-3		6-3			4	1	1	0	0	0	1
14 Ernie Banks, R (1, 6) OBP: 0.367, SLG: 0.592	1-H 2B		6-3			6-3 1B 2B		F8		4	1	2	1	0	0	0
George Altman, L (1, 8) OBP: 0.348, SLG: 0.466	1-3			1-3		6-3 2-3		4-3		4	0	0	0	0	0	2
Ron Santo, R (1, 5) OBP: 0.304, SLG: 0.394	6-3			1B		6-3		F5		4	0	1	0	0	0	2
Frank Thomas, R (1, 3) OBP: 0.299, SLG: 0.429		6-3		F2		1B 3-H 1B			F8	4	0	1	1	0	0	1
Grady Hatton, L (1, 4) OBP: 0.360, SLG: 0.348		5-3		4-3		1-2 1B			1-3	4	0	1	0	0	0	1
Sammy Taylor, L (1, 2) OBP: 0.269, SLG: 0.333		E3			L8	F8			G3	4	0	0	0	0	0	2
Don Cardwell, R (1, 1) OBP: 0.182, SLG: 0.341 Mark Freeman, R (2, 1) OBP: 0.211, SLG: 0.167 Dick Gernert, R (5, PH) OBP: 0.320, SLG: 0.286 Dick Drott, R (5, 1) OBP: 0.111, SLG: 0.111 Don Zimmer, R (7, PH) OBP: 0.308, SLG: 0.349 Seth Morehead, L (7, 1) OBP: 0.190, SLG: 0.150	S S S K				G3 1B		1-3			1 0 1 0 1 0	0 0 0 0 0 0	0 0 1 0 0 0	0 0 0 0 0 0	1 0 0 0 0 0	0 0 0 0 0 0	1 0 0 0 0 0
Inning Stats	R: 1 E: 0 K: 0 S: 5 H: 2 LOB: 1 BB: 0 P: 5	R: 0 E: 1 K: 1 S: 6 H: 0 LOB: 1 BB: 0 P: 6	R: 0 E: 0 K: 0 S: 3 H: 0 LOB: 0 BB: 0 P: 3	R: 0 E: 0 K: 0 S: 4 H: 1 LOB: 1 BB: 0 P: 4	R: 0 E: 0 K: 0 S: 4 H: 1 LOB: 1 BB: 0 P: 4	R: 1 E: 0 K: 0 S: 6 H: 3 LOB: 2 BB: 0 P: 6	R: 0 E: 0 K: 0 S: 3 H: 0 LOB: 0 BB: 0 P: 3	R: 0 E: 0 K: 0 S: 3 H: 0 LOB: 0 BB: 0 P: 3	R: 0 E: 0 K: 0 S: 3 H: 0 LOB: 0 BB: 0 P: 3	1B: 5 2B: 2 3B: 0 HR: 0 SF: 0 SAC: 0 DP: 0 HBP: 0						

PITCHER	IP	WLS	BF	H	R	ER	SO	BB	IBB	HBP	BLK	WP	HR	S	P	ERA	WHIP
Lew Burdette, R (1, 1) ERA: 4.1	9.0	W	35	7	2	2	1	0	0	0	0	0	0	37	37	2.00	0.778

PITCHER	IP	WLS	BF	H	R	ER	SO	BB	IBB	HBP	BLK	WP	HR	S	P	ERA	WHIP

Chicago Cubs @ Milwaukee Braves

Milwaukee County Stadium, Milwaukee, WI

Fri Aug 05 1960, 8:05 PM EDT

Att. 33,369 - Unknown

TOP

livebaseballscorecards.com

AB	35
R	2
H	7
RBI	2
BB	0
SO	1
LOB	11

WP: 0 PA: 35
PB: 0
SB: 0
CS: 0

Batter	1	2	3	4	5	6	7	8	9	AB	R	H	RBI	BB	SO	LOB
Al Spangler, L (1, 7) OBP: 0.351, SLG: 0.429	0-0 1B G3 1B	4-0 1B F2 BB		0-0 ① F7		0-0 BB 1B WP 1B	0-0 1-3 1B			4	3	3	0	1	0	0
Del Crandall, R (1, 2) OBP: 0.321, SLG: 0.452	0-0 FC1-6-5 G3 1-3 1B	0-0 F2 1-3 1B		0-0 ② 6-3		0-0 WP BB 1-2 1B 1B	0-0 ② F6			5	1	3	0	0	0	2
Eddie Mathews, L (1, 5) OBP: 0.392, SLG: 0.523	0-0 ① G3 1-2 3-H	0-0 ② F2 1-2 3-H		4-0 BB		SSS 0-3 ① K	SSS 0-3 ③ K			4	0	0	2	1	2	6
Hank Aaron, R (1, 9) OBP: 0.348, SLG: 0.578	0-0 ② H FC1-6-5 1B 2-3	1-0 HBP		0-0 ③ F8		BBBB 4-0 WP 1B 1-2 2-3 BB		0-0 HR		3	3	1	1	1	0	2
Bill Bruton, L (1, 8) OBP: 0.332, SLG: 0.433	0-0 2B 2-H 1B	0-0 ③ F4			BBBB 4-0 G6-4-3 BB	0-0 FC4-6 1-H 2-H 3-H 1B		0-0 ① F7		4	1	2	3	1	0	2
Joe Adcock, R (1, 3) OBP: 0.342, SLG: 0.521	0-0 1-H 1B 2B		0-0 ① 6-3		0-0 ① ② SSS G6-4-3 1-2f	0-3 ② K		0-0 ② F9		5	1	1	1	0	1	2
Red Schoendienst, S (1, 4) OBP: 0.307, SLG: 0.313 Chuck Cottier, R (7, 4) OBP: 0.224, SLG: 0.262	0-0 2-H 1B		SSS 0-3 ② K		0-0 1B 2B	0-0 ③ FC4-6 1-2f		0-0 ③ 4-3		4 1	0 0	2 0	1 0	0 0	1 0	1 0
Johnny Logan, R (1, 6) OBP: 0.306, SLG: 0.319	0-0 ③ 6-3		0-0 ③ F8		0-0 2-3 1B		0-0 ① F9			4	0	1	0	0	0	1
Lew Burdette, R (1, 1) OBP: 0.241, SLG: 0.352		0-0 ① 6-3		0-0 HR	0-0 ③ 6-3		0-0 1B 1B			4	1	2	1	0	0	2
Inning Stats	R: 4 E: 0 K: 0 S: 8 H: 5 LOB: 1 BB: 0 P: 8	R: 1 E: 0 K: 0 S: 4 H: 1 LOB: 2 BB: 1 P: 9	R: 0 E: 0 K: 1 S: 5 H: 0 LOB: 0 BB: 0 P: 5	R: 1 E: 0 K: 0 S: 4 H: 1 LOB: 1 BB: 1 P: 8	R: 0 E: 0 K: 0 S: 4 H: 2 LOB: 2 BB: 1 P: 8	R: 3 E: 0 K: 2 S: 10 H: 3 LOB: 1 BB: 1 P: 14	R: 0 E: 0 K: 1 S: 7 H: 2 LOB: 2 BB: 0 P: 7	R: 1 E: 0 K: 0 S: 4 H: 1 LOB: 0 BB: 0 P: 4		1B: 11 2B: 2 3B: 0 HR: 2	SF: 0 SAC: 0 DP: 1 HBP: 1					

BOTTOM

Chicago Cubs @ Milwaukee Braves

Milwaukee County Stadium, Milwaukee, WI

Fri Aug 05 1960, 8:05 PM EDT

Att. 33,369 - Unknown

livebaseballscorecards.com

AB	38
R	10
H	15
RBI	9
BB	4
SO	4
LOB	18

WP: 1 PA: 43
PB: 0
SB: 0
CS: 0

PITCHER		IP	WLS	BF	H	R	ER	SO	BB	IBB	HBP	BLK	WP	HR	S	P	ERA	WHIP
Don Cardwell, R ERA: 4.61	(1, 1)	1.1	L	11	6	5	5	0	1	0	0	0	0	0	10	14	33.75	5.250
Mark Freeman, R ERA: 5.65	(2, 1)	2.2		11	1	1	1	1	1	0	1	0	0	1	11	16	3.38	0.750
Dick Drott, R ERA: 7.04	(5, 1)	2.0		12	5	3	3	2	2	0	0	0	1	0	14	22	13.50	3.500
Seth Morehead, L ERA: 3.83	(7, 1)	2.0		9	3	1	1	1	0	0	0	0	0	1	11	11	4.50	1.500

PITCHER	IP	WLS	BF	H	R	ER	SO	BB	IBB	HBP	BLK	WP	HR	S	P	ERA	WHIP

Chicago Cubs @ Milwaukee Braves

Milwaukee County Stadium, Milwaukee, WI

Sat Aug 06 1960, 4:33 AM EDT

Att. 26,700 - Unknown

TOP

livebaseballscorecards.com

Batter	1	2	3	4	5	6	7	8	9	AB	R	H	RBI	BB	SO	LOB
Bob Will, L (1, 9) OBP: 0.326, SLG: 0.407	0-0 1B BB 2B 1B	0-3 K		0-0 F8		0-0 6-3			0-0 F2	5	1	1	0	0	1	2
Richie Ashburn, L (1, 7) OBP: 0.442, SLG: 0.367 Ed Bouchee, L (7, 3) OBP: 0.342, SLG: 0.305	4-0 1B 1-2 2B BB	0-0 5-6-3		0-0 F7			0-0 4-3			3 0	1 0	0 0	0 0	1 0	0 0	1 0
14 Ernie Banks, R (1, 6) OBP: 0.364, SLG: 0.586	0-0 L7	0-3 K			0-0 1-3		0-0 F8			4	0	0	0	0	1	2
George Altman, L (1, 8) OBP: 0.347, SLG: 0.462	0-0 2B 1-2 2-3 1B	0-0 4-3			0-3 K		0-0 F7			4	0	1	0	0	1	0
Frank Thomas, R (1, 3) (7, 7) OBP: 0.302, SLG: 0.433	0-0 1-3 2-H 3-H 2B	0-0 E3 BB			0-0 5-3			0-0 G6-4-3 1B		4	0	2	2	0	0	0
Ron Santo, R (1, 5) OBP: 0.314, SLG: 0.395	4-0 IBB	4-0 1-2 BB				0-0 1B WP 1B		0-0 G6-4-3 1-2f		2	1	1	0	2	0	1
Jerry Kindall, R (1, 4) OBP: 0.264, SLG: 0.328	0-0 F3	0-0 F4				0-3 K		0-0 F7		4	0	0	0	0	1	6
El Tappe, R (1, 2) OBP: 0.333, SLG: 0.318	0-0 F2			0-0 F7		0-0 WP 1-3 1B			0-0 2-3	4	0	1	0	0	0	3
Bob Anderson, R (1, 1) OBP: 0.222, SLG: 0.180		0-3 K		4-0 BB		0-3 K 1-2 3-H			0-0 1-3	3	0	0	0	1	2	1
Inning Stats	R: 2 E: 0 K: 0 S: 6 H: 3 LOB: 3 BB: 2 P: 14	R: 0 E: 0 K: 2 S: 7 H: 0 LOB: 0 BB: 0 P: 7	R: 0 E: 1 K: 1 S: 6 H: 0 LOB: 2 BB: 1 P: 10	R: 0 E: 0 K: 0 S: 3 H: 0 LOB: 1 BB: 1 P: 7	R: 0 E: 0 K: 1 S: 5 H: 0 LOB: 0 BB: 0 P: 5	R: 1 E: 0 K: 2 S: 9 H: 2 LOB: 1 BB: 0 P: 9	R: 0 E: 0 K: 0 S: 3 H: 0 LOB: 0 BB: 0 P: 3	R: 0 E: 0 K: 0 S: 3 H: 1 LOB: 0 BB: 0 P: 3	R: 0 E: 0 K: 0 S: 3 H: 0 LOB: 0 BB: 0 P: 3	1B: 5 2B: 1 3B: 0 HR: 0	SF: 0 SAC: 0 DP: 1 HBP: 0						

	AB	33
	R	3
	H	6
	RBI	2
	BB	4
	SO	6
	LOB	16

WP: 1 PB: 0 SB: 0 CS: 0 PA: 37

PITCHER		IP	WLS	BF	H	R	ER	SO	BB	IBB	HBP	BLK	WP	HR	S	P	ERA	WHIP
Juan Pizarro, L ERA: 3.57	(1, 1)	8.0	L	34	6	3	3	6	3	1	0	0	1	0	42	58	3.38	1.125
Don McMahon, R ERA: 6.22	(9, 1)	1.0		3	0	0	0	0	0	0	0	0	0	0	3	3	0.00	0.000

PITCHER	IP	WLS	BF	H	R	ER	SO	BB	IBB	HBP	BLK	WP	HR	S	P	ERA	WHIP

Chicago Cubs @ Milwaukee Braves

Milwaukee County Stadium, Milwaukee, WI

Sat Aug 06 1960, 4:33 AM EDT

Att. 26,700 - Unknown

livebaseballscorecards.com

BOTTOM

Batter	1	2	3	4	5	6	7	8	9	AB	R	H	RBI	BB	SO	LOB
Al Spangler, L (1, 7) OBP: 0.346, SLG: 0.419	6-3			E 1B		E4 PB 1-2		FC6-4 1-2f		4	1	1	0	0	0	2
Del Crandall, R (1, 2) OBP: 0.317, SLG: 0.446	5-3			E5 1-H FC4-2-5		K S S S		5-3		4	0	0	0	0	1	3
Eddie Mathews, L (1, 5) OBP: 0.389, SLG: 0.517	4-3			FC4-2-5 CS 3-H		4-3 1-2 2-3			F4	4	0	0	0	0	0	3
Hank Aaron, R (1, 9) OBP: 0.347, SLG: 0.580		3-1		F3			6-3		4-3 3B	4	1	1	0	0	0	1
Bill Bruton, L (1, 8) OBP: 0.329, SLG: 0.429		F9		CS 1-2	4-3		5-3		4-3 3-H	4	0	0	1	0	0	0
Joe Adcock, R (1, 3) OBP: 0.344, SLG: 0.521		F9			G4-6-3 1B		1B		6-3	4	0	2	0	0	0	0
Red Schoendienst, S (1, 4) OBP: 0.303, SLG: 0.308			1-3	G4-6-3 1-2f			F4			3	0	0	0	0	0	2
Johnny Logan, R (1, 6) OBP: 0.304, SLG: 0.317			6-3			F8		E3 FC1-6		2	0	0	0	0	0	0
Eddie Haas, L (8, PH) OBP: 0.409, SLG: 0.526										1	0	0	0	0	0	0
Felix Mantilla, R (8, PR) OBP: 0.270, SLG: 0.370										0	0	0	0	0	0	0
(9, 6)																
Juan Pizarro, L (1, 1) OBP: 0.294, SLG: 0.382			F7			PB E 1B		FC1-6 FC6-4 1-2f		2	0	1	0	0	0	0
Lee Maye, L (8, PH) OBP: 0.355, SLG: 0.411										1	0	0	0	0	0	1
Don McMahon, R (9, 1)										0	0	0	0	0	0	0
Inning Stats	R: 0 H: 0 E: 0 LOB: 0 K: 0 BB: 0 S: 3 P: 3	R: 0 H: 0 E: 0 LOB: 0 K: 0 BB: 0 S: 3 P: 3	R: 0 H: 0 E: 0 LOB: 0 K: 0 BB: 0 S: 3 P: 3	R: 1 H: 1 E: 1 LOB: 0 K: 0 BB: 0 S: 4 P: 4	R: 0 H: 1 E: 0 LOB: 0 K: 0 BB: 0 S: 3 P: 3	R: 0 H: 1 E: 1 LOB: 2 K: 1 BB: 0 S: 7 P: 7	R: 0 H: 1 E: 0 LOB: 1 K: 0 BB: 0 S: 4 P: 4	R: 0 H: 0 E: 1 LOB: 1 K: 0 BB: 0 S: 4 P: 4	R: 1 H: 1 E: 0 LOB: 0 K: 0 BB: 0 S: 4 P: 4	1B: 4 SF: 0 2B: 0 SAC: 0 3B: 1 DP: 1 HR: 0 HBP: 0						

	AB	33
	R	2
	H	5
	RBI	1
	BB	0
	SO	1
	LOB	12

WP: 0 PA: 34
PB: 1
SB: 0
CS: 1

PITCHER	IP	WLS	BF	H	R	ER	SO	BB	IBB	HBP	BLK	WP	HR	S	P	ERA	WHIP
Bob Anderson, R (1, 1) ERA: 4.03	9.0	W	33	5	2	1	1	0	0	0	0	0	0	35	35	1.00	0.556

PITCHER	IP	WLS	BF	H	R	ER	SO	BB	IBB	HBP	BLK	WP	HR	S	P	ERA	WHIP

Batter	1	2	3	4	5	6	7	8	9	AB	R	H	RBI	BB	SO	LOB
Bob Will, L (1, 9) OBP: 0.327, SLG: 0.406	L4-3 1B		14 FC5 SH5-3 1B		6-3 1-2 2-3			K	G3	5	0	2	0	0	1	4
Richie Ashburn, L (1, 7) OBP: 0.439, SLG: 0.364	L4-3 1-2		SH5-3 1-2		G3			K		3	0	0	0	0	1	4
14 Ernie Banks, R (1, 6) OBP: 0.365, SLG: 0.584	BB		FC5 2-3			F8		1B HR 1-2 1B		3	1	1	0	1	0	1
George Altman, L (1, 8) OBP: 0.345, SLG: 0.458	4-3			F8		F7		1-2 2-H HR 1B		4	1	1	1	0	0	1
Frank Thomas, R (1, 3) OBP: 0.304, SLG: 0.443		F4		G1-4-3 1B		F9		1-H 2-H HR		4	1	2	3	0	0	0
Ron Santo, R (1, 5) OBP: 0.309, SLG: 0.388		5-3		G1-4-3 1-2f			6-3	4-3		3	0	0	0	0	0	1
Ed Bouchee, L (8, PH) OBP: 0.341, SLG: 0.304										1	0	0	0	0	0	0
Joe Schaffernoth, R (8, 1)										0	0	0	0	0	0	0
Jerry Kindall, R (1, 4) OBP: 0.270, SLG: 0.333		1B			FC6-4 1B		F7		K	3	0	2	0	0	0	0
Grady Hatton, L (9, PH) OBP: 0.346, SLG: 0.333										1	0	0	0	0	1	0
El Tappe, R (1, 2) OBP: 0.329, SLG: 0.313		F7			FC6-4 6-3 1-2f		G3		2B	1	0	0	0	0	0	1
Sammy Taylor, L (5, PH) OBP: 0.271, SLG: 0.348										3	0	1	0	0	0	1
(5, 2)																
Glen Hobbie, R (1, 1) OBP: 0.217, SLG: 0.164			F3		6-3 BB			14 1B 1B 1B	F9	1	0	0	0	0	0	0
Dick Gernert, R (5, PH) OBP: 0.327, SLG: 0.286										0	0	0	0	1	0	0
Dick Ellsworth, L (5, 1) OBP: 0.219, SLG: 0.074										0	0	0	0	0	0	0
Al Heist, R (8, PH) OBP: 0.250, SLG: 0.167										1	1	1	0	0	0	0
Don Zimmer, R (8, 5) OBP: 0.306, SLG: 0.347										1	0	0	0	0	0	1
Inning Stats	R: 0 E: 0 K: 0 S: 3 H: 1 LOB: 1 BB: 1 P: 7	R: 0 E: 0 K: 0 S: 4 H: 1 LOB: 1 BB: 0 P: 4	R: 0 E: 0 K: 0 S: 4 H: 1 LOB: 1 BB: 0 P: 4	R: 0 E: 0 K: 0 S: 3 H: 1 LOB: 0 BB: 0 P: 3	R: 0 E: 1 K: 0 S: 4 H: 1 LOB: 2 BB: 1 P: 8	R: 0 E: 0 K: 0 S: 3 H: 0 LOB: 0 BB: 0 P: 3	R: 0 E: 0 K: 0 S: 3 H: 0 LOB: 0 BB: 0 P: 3	R: 4 E: 0 K: 2 S: 11 H: 4 LOB: 0 BB: 0 P: 11	R: 0 E: 0 K: 1 S: 6 H: 1 LOB: 1 BB: 0 P: 6	1B: 8 2B: 2 3B: 0 HR: 1 SF: 0 SAC: 1 DP: 2 HBP: 0						

PITCHER	IP	WLS	BF	H	R	ER	SO	BB	IBB	HBP	BLK	WP	HR	S	P	ERA	WHIP
Warren Spahn, L (1, 1) ERA: 4.04	7.2	W	32	9	4	4	2	2	0	0	0	0	1	34	42	4.70	1.435
Ron Piche, R (8, 1) ERA: 4.67	1.1	S	5	1	0	0	1	0	0	0	0	0	0	7	7	0.00	0.750

PITCHER	IP	WLS	BF	H	R	ER	SO	BB	IBB	HBP	BLK	WP	HR	S	P	ERA	WHIP

TOP

Chicago Cubs @ Milwaukee Braves

Milwaukee County Stadium, Milwaukee, WI

Sun Aug 07 1960, 4:33 AM EDT
Att. 30,744 - Unknown

livebaseballscorecards.com

AB	34
R	4
H	10
RBI	4
BB	2
SO	3
LOB	14

WP: 0 PA: 37
PB: 0
SB: 0
CS: 0

Chicago Cubs @ Milwaukee Braves

Milwaukee County Stadium, Milwaukee, WI

Sun Aug 07 1960, 4:33 AM EDT

Att. 30,744 - Unknown

livebaseballscorecards.com

Batter	1	2	3	4	5	6	7	8	9	AB	R	H	RBI	BB	SO	LOB
Al Spangler, L (1, 7) OBP: 0.353, SLG: 0.416	1-3	CS, 2-H: 1B			G4-6-3, 1B; 2B: HBP		K			3	1	1	1	0	1	0
Del Crandall, R (1, 2) OBP: 0.316, SLG: 0.443	E5; 1B	CS, 1-2	F7		G4-6-3, 1-2: 1B		F2			4	1	1	0	0	0	0
Eddie Mathews, L (1, 5) OBP: 0.387, SLG: 0.514	1-4-3, 2-H: 1B		F8		G4-6-3, 1-2f, 2-3		K			4	0	1	1	0	1	2
Hank Aaron, R (1, 9) OBP: 0.349, SLG: 0.580	1-4-3, 1-2		S, BB		2B, 3-H			K		3	0	1	1	1	1	1
Bill Bruton, L (1, 8) OBP: 0.326, SLG: 0.425	3-1		L3, 1-2		K			E3, FC3-2-5, WP		4	0	0	0	0	1	3
Joe Adcock, R (1, 3) OBP: 0.343, SLG: 0.518		1B, SF8: 1B		F8		K		FC3-2-5, FC5-4, 1-3		4	1	1	0	0	1	1
Red Schoendienst, S (1, 4) OBP: 0.303, SLG: 0.313		L9		F3		2B		FC5-4, 1-2f		3	0	1	0	0	0	1
Chuck Cottier, R (6, PR) OBP: 0.222, SLG: 0.259										1	0	0	0	0	0	1
Johnny Logan, R (1, 6) OBP: 0.310, SLG: 0.330		SF8, 1-3: 1B		HR	G6-4-3: IBB					2	2	2	1	1	0	0
Warren Spahn, L (1, 1) OBP: 0.174, SLG: 0.190		SF8, 1-2, 3-H		K	G6-4-3, 1-2f					2	0	0	1	0	1	2
Ron Piche, R (8, 1)										0	0	0	0	0	0	0
Inning Stats	R: 1, E: 1, K: 0, S: 5; H: 1, LOB: 1, BB: 0, P: 5	R: 2, E: 0, K: 0, S: 5; H: 3, LOB: 0, BB: 0, P: 5	R: 0, E: 0, K: 0, S: 3; H: 0, LOB: 1, BB: 1, P: 7	R: 1, E: 0, K: 1, S: 6; H: 1, LOB: 0, BB: 0, P: 6	R: 1, E: 0, K: 1, S: 6; H: 2, LOB: 1, BB: 0, P: 7	R: 0, E: 0, K: 1, S: 5; H: 1, LOB: 1, BB: 1, P: 9	R: 0, E: 0, K: 2, S: 7; H: 0, LOB: 0, BB: 0, P: 7	R: 0, E: 1, K: 1, S: 6; H: 0, LOB: 1, BB: 0, P: 6		1B: 5, 2B: 2, 3B: 0, HR: 1	SF: 1, SAC: 0, DP: 2, HBP: 1					

	AB	30
	R	5
	H	8
	RBI	5
	BB	2
	SO	6
	LOB	11

WP: 1 PB: 0 SB: 1 CS: 1 PA: 35

PITCHER		IP	WLS	BF	H	R	ER	SO	BB	IBB	HBP	BLK	WP	HR	S	P	ERA	WHIP
Glen Hobbie, R ERA: 4.5	(1, 1)	4.0	L	18	5	4	3	1	1	0	0	0	0	1	19	23	6.75	1.500
Dick Ellsworth, L ERA: 3.19	(5, 1)	3.0		12	3	1	1	4	0	1	1	0	0	0	18	23	3.00	1.000
Joe Schaffernoth, R ERA: 3.52	(8, 1)	1.0		4	0	0	0	1	0	0	0	0	1	0	6	6	0.00	0.000

PITCHER		IP	WLS	BF	H	R	ER	SO	BB	IBB	HBP	BLK	WP	HR	S	P	ERA	WHIP

Chicago Cubs @ Pittsburgh Pirates

Forbes Field, Pittsburgh, PA

Tue Aug 09 1960, 7:05 PM EDT

Att. 26,797 - Unknown

TOP

livebaseballscorecards.com

Batter	1	2	3	4	5	6	7	8	9	AB	R	H	RBI	BB	SO	LOB
Bob Will, L (1, 9) OBP: 0.324, SLG: 0.401	S S S 0-3 ① K		x 0-0 ②③ 4-3 1-2f			x 0-0 ① F8			x 0-0 ① F7	4	0	0	0	0	1	2
Richie Ashburn, L (1, 7) OBP: 0.440, SLG: 0.364	B B B B 4-0 PO BB			x 0-0 14 G6-4-3 1B		x 0-0 ② 4-3			x 0-0 ② F7	3	0	1	0	1	0	0
14 Ernie Banks, R (1, 6) OBP: 0.362, SLG: 0.578	x 0-0 ② F4			x 0-0 ①② G6-4-3 1-2f		x 0-0 ③ F7			x 0-0 ③ F8	4	0	0	0	0	0	2
Frank Thomas, R (1, 3) OBP: 0.301, SLG: 0.439	0-0 ③ PO 1-2	x 0-0 ① F8		x 0-0 ③ 6-3			x 0-0 ① F3			3	0	0	0	0	0	0
Al Heist, R (1, 8) OBP: 0.304, SLG: 0.250		S S S 0-3 ② K			x 0-0 1B 2B		B B B B 4-0 G6-4-3 BB			2	1	1	0	1	1	0
Ron Santo, R (1, 5) OBP: 0.309, SLG: 0.387		x 0-0 ③ F9			x 0-0 FC6-4 2-H 1B		x 0-0 ②③ G6-4-3 1-2f			3	0	1	1	0	0	1
Sammy Taylor, L (1, 2) OBP: 0.274, SLG: 0.348			x 0-0 1B 1B	x 0-0 ① F9				x 0-0 ① 4-3		3	0	1	0	0	0	1
Jerry Kindall, R (1, 4) OBP: 0.271, SLG: 0.333			x 0-0 4-3 1-3 1B	x 0-0 ② F3				x 0-0 ② F3		3	0	1	0	0	0	1
Moe Drabowsky, R (1, 1)			S S S 0-3 ① K	x 0-0 ③ FC6-4 1-2f				x 0-0 ③ 1-3		1	0	0	0	0	1	2
Joe Schaffernoth, R (3, 1)										0	0	0	0	0	0	0
Dick Gernert, R (5, PH) OBP: 0.324, SLG: 0.283										1	0	0	0	0	0	1
Dick Ellsworth, L (5, 1) OBP: 0.219, SLG: 0.074										0	0	0	0	0	0	0
Don Zimmer, R (8, PH) OBP: 0.305, SLG: 0.346										1	0	0	0	0	0	0
Mark Freeman, R (8, 1) OBP: 0.211, SLG: 0.167										0	0	0	0	0	0	0
Inning Stats	R: 0 E: 0 K: 1 S: 4 H: 0 LOB: 0 BB: 1 P: 8	R: 0 E: 0 K: 1 S: 5 H: 0 LOB: 0 BB: 0 P: 5	R: 0 E: 0 K: 1 S: 6 H: 2 LOB: 1 BB: 0 P: 6	R: 0 E: 0 K: 0 S: 3 H: 1 LOB: 0 BB: 0 P: 3	R: 1 E: 0 K: 0 S: 5 H: 2 LOB: 1 BB: 0 P: 5	R: 0 E: 0 K: 0 S: 3 H: 0 LOB: 0 BB: 0 P: 3	R: 0 E: 0 K: 0 S: 2 H: 0 LOB: 0 BB: 1 P: 6	R: 0 E: 0 K: 0 S: 3 H: 0 LOB: 0 BB: 0 P: 3	R: 0 E: 0 K: 0 S: 3 H: 0 LOB: 0 BB: 0 P: 3	1B: 4 2B: 2 3B: 0 HR: 0	SF: 0 SAC: 0 DP: 3 HBP: 0						

	AB	28
	R	1
	H	5
	RBI	1
	BB	2
	SO	3
	LOB	10

WP: 0 PB: 0 SB: 0 CS: 0 PA: 31

PITCHER	IP	WLS	BF	H	R	ER	SO	BB	IBB	HBP	BLK	WP	HR	S	P	ERA	WHIP
Vinegar Bend Mizell, L (1, 1) ERA: 3.54	9.0	W	30	5	1	1	3	2	0	0	0	0	0	34	42	1.00	0.778

PITCHER	IP	WLS	BF	H	R	ER	SO	BB	IBB	HBP	BLK	WP	HR	S	P	ERA	WHIP

Batter	1	2	3	4	5	6	7	8	9	AB	R	H	RBI	BB	SO	LOB
Bill Virdon, L (1, 8) OBP: 0.349, SLG: 0.422	6-3		BB, 2B, 1B 2-H		G3, 1B		G4-6-3 1-2f			4	1	2	1	0	0	1
Dick Groat, R (1, 6) OBP: 0.356, SLG: 0.371	K		BB, 2B 1-2		G3 1-2		6-3			3	1	0	0	1	1	1
Bob Skinner, L (1, 7) OBP: 0.364, SLG: 0.471	F7		1B, 2B 1-H 2-H		K			4-3		4	1	1	2	0	1	1
Rocky Nelson, L (1, 3) OBP: 0.395, SLG: 0.518		F4	G4-6-3 2-H			5-3		F9		4	0	1	1	0	0	0
Gino Cimoli, R (1, 9) OBP: 0.359, SLG: 0.365		5-3	G4-6-3 1-2f			4-3		K		4	0	0	0	0	1	1
Smoky Burgess, L (1, 2) OBP: 0.353, SLG: 0.406		F8		L9		4-3				3	0	0	0	0	0	0
Don Hoak, R (1, 5) OBP: 0.360, SLG: 0.401			2B, 1B	1-3			3B, 1B			3	2	2	0	0	0	0
Bill Mazeroski, R (1, 4) OBP: 0.298, SLG: 0.385			1-H 1B, 2B	F4			1-H 1B, 3B			3	2	2	2	0	0	0
Vinegar Bend Mizell, R (1, 1) OBP: 0.184, SLG: 0.152			F2		3-1		G4-6-3 3-H 1B			3	0	1	1	0	0	1
Inning Stats	R: 0 E: 0 K: 1 S: 5 H: 0 LOB: 0 BB: 0 P: 5	R: 0 E: 0 K: 0 S: 3 H: 0 LOB: 0 BB: 0 P: 3	R: 5 E: 0 K: 0 S: 7 H: 5 LOB: 0 BB: 1 P: 11	R: 0 E: 0 K: 0 S: 3 H: 0 LOB: 0 BB: 0 P: 3	R: 0 E: 0 K: 1 S: 6 H: 1 LOB: 1 BB: 0 P: 6	R: 0 E: 0 K: 0 S: 3 H: 0 LOB: 0 BB: 0 P: 3	R: 2 E: 0 K: 0 S: 5 H: 3 LOB: 0 BB: 0 P: 5	R: 0 E: 0 K: 1 S: 5 H: 0 LOB: 0 BB: 0 P: 5		1B: 6 2B: 2 3B: 1 HR: 0 SF: 0 SAC: 0 DP: 2 HBP: 0						

PITCHER		IP	WLS	BF	H	R	ER	SO	BB	IBB	HBP	BLK	WP	HR	S	P	ERA	WHIP
Moe Drabowsky, R ERA: 10.65	(1, 1)	2.1	L	12	4	5	5	1	1	0	0	0	0	0	13	17	19.29	2.143
Joe Schaffernoth, R ERA: 3.34	(3, 1)	1.2		5	1	0	0	0	0	0	0	0	0	0	5	5	0.00	0.600
Dick Ellsworth, L ERA: 3.27	(5, 1)	3.0		12	4	2	2	1	0	0	0	0	0	0	14	14	6.00	1.333
Mark Freeman, R ERA: 5.57	(8, 1)	1.0		3	0	0	0	1	0	0	0	0	0	0	5	5	0.00	0.000

PITCHER	IP	WLS	BF	H	R	ER	SO	BB	IBB	HBP	BLK	WP	HR	S	P	ERA	WHIP

BOTTOM

Chicago Cubs @ Pittsburgh Pirates

Forbes Field, Pittsburgh, PA

Tue Aug 09 1960, 7:05 PM EDT

Att. 26,797 - Unknown

livebaseballscorecards.com

AB	31
R	7
H	9
RBI	7
BB	1
SO	3
LOB	5

Batter	1	2	3	4	5	6	7	8	9	AB	R	H	RBI	BB	SO	LOB
Bob Will, L (1, 9) OBP: 0.323, SLG: 0.399	4-3		CS 1B			F7			F7	4	0	1	0	0	0	0
Richie Ashburn, L (1, 7) OBP: 0.438, SLG: 0.366	K		CS 1-2	14 F9 SF8 2B		F7			F8	4	1	1	0	0	1	0
14 Ernie Banks, R (1, 6) OBP: 0.364, SLG: 0.578	BB			F9 2-3			G6-4-3 1B			2	0	1	0	1	0	1
George Altman, L (1, 8) OBP: 0.341, SLG: 0.454	K			SF8 3-H			F8			2	0	0	1	0	1	2
Frank Thomas, R (1, 3) OBP: 0.302, SLG: 0.438		G6-4-3 1B		5-3			G6-4-3 1-2f			3	0	1	0	0	0	1
Sammy Taylor, L (1, 2) OBP: 0.263, SLG: 0.333		F7			F7			G1		3	0	0	0	0	0	1
Ron Santo, R (1, 5) OBP: 0.304, SLG: 0.380		G6-4-3 1-2f			6-3			6-3		3	0	0	0	0	0	1
Jerry Kindall, R (1, 4) OBP: 0.269, SLG: 0.330			F5		F7			4-3		2	0	0	0	0	0	0
Ed Bouchee, L (8, PH) OBP: 0.340, SLG: 0.303										1	0	0	0	0	0	0
Don Zimmer, R (8, 4) OBP: 0.305, SLG: 0.346										0	0	0	0	0	0	0
Don Cardwell, R (1, 1) OBP: 0.174, SLG: 0.326			F7			K			4-3	2	0	0	0	0	1	0
Seth Morehead, L (6, 1) OBP: 0.190, SLG: 0.150										0	0	0	0	0	0	0
Grady Hatton, L (9, PH) OBP: 0.333, SLG: 0.320										1	0	0	0	0	0	0
Inning Stats	R: 0 E: 0 K: 2 S: 7 H: 0 LOB: 1 BB: 1 P: 11	R: 0 E: 0 K: 0 S: 3 H: 1 LOB: 0 BB: 0 P: 3	R: 0 E: 0 K: 0 S: 3 H: 1 LOB: 0 BB: 0 P: 3	R: 1 E: 0 K: 0 S: 4 H: 1 LOB: 0 BB: 0 P: 4	R: 0 E: 0 K: 0 S: 3 H: 0 LOB: 0 BB: 0 P: 3	R: 0 E: 0 K: 1 S: 5 H: 0 LOB: 0 BB: 0 P: 5	R: 0 E: 0 K: 0 S: 3 H: 1 LOB: 0 BB: 0 P: 3	R: 0 E: 0 K: 0 S: 3 H: 0 LOB: 0 BB: 0 P: 3	R: 0 E: 0 K: 0 S: 3 H: 0 LOB: 0 BB: 0 P: 3	1B: 3 2B: 1 3B: 0 HR: 0 SF: 1 SAC: 0 DP: 2 HBP: 0						

PITCHER	IP	WLS	BF	H	R	ER	SO	BB	IBB	HBP	BLK	WP	HR	S	P	ERA	WHIP
Vern Law, R (1, 1) ERA: 2.75	9.0	W	29	4	1	1	3	1	0	0	0	0	0	34	38	1.00	0.556

PITCHER	IP	WLS	BF	H	R	ER	SO	BB	IBB	HBP	BLK	WP	HR	S	P	ERA	WHIP

TOP

Chicago Cubs @ Pittsburgh Pirates

Forbes Field, Pittsburgh, PA

Wed Aug 10 1960, 7:05 PM EDT

Att. 20,074 - Unknown

livebaseballscorecards.com

AB	27
R	1
H	4
RBI	1
BB	1
SO	3
LOB	6

WP: 0 PA: 30
PB: 0
SB: 0
CS: 1

Chicago Cubs @ Pittsburgh Pirates

Forbes Field, Pittsburgh, PA

Wed Aug 10 1960, 7:05 PM EDT

Att. 20,074 - Unknown

BOTTOM

Batter	1	2	3	4	5	6	7	8	9	AB	R	H	RBI	BB	SO	LOB
Bill Virdon, L (1, 8) OBP: 0.350, SLG: 0.426	0-0 2-3 1B 2B		0-0 ① 6-3	0-0 ③ F7		0-0 ② L9		0-0 1B 1B		5	1	2	0	0	0	3
Dick Groat, R (1, 6) OBP: 0.358, SLG: 0.374	0-0 ① 2-3 2-3		0-0 6-3 1B		SSS 0-3 ① K	0-0 1-2 1B		0-0 1-2 1B		5	0	3	0	0	1	1
Bob Skinner, L (1, 7) OBP: 0.364, SLG: 0.469	0-0 FC3-6 3-H 1B		0-0 ② 6-3 1-2		BBBB 4-0 CS BB	0-0 ③ G3		0-0 ③ F7		4	0	1	1	1	0	5
Rocky Nelson, L (1, 3) OBP: 0.398, SLG: 0.511	0-0 ② FC3-6 CS 1-2f		IIII 4-0 IBB		BBBB 4-0 ② 1-2 BB		0-0 ① F4			2	0	0	0	2	0	1
Gino Cimoli, R (1, 9) OBP: 0.353, SLG: 0.359	0-0 ③ CS 1-2	SSS 0-3 ① K	0-0 ③ G3		0-0 ③ 1-3		SSS 0-3 ② K			4	0	0	0	0	2	3
Smoky Burgess, L (1, 2) OBP: 0.360, SLG: 0.417		0-0 2B		0-0 ① F8		0-0 3B 1B	0-0 BLK 1B			4	1	3	0	0	0	0
Don Hoak, R (1, 5) OBP: 0.361, SLG: 0.410		SSS 0-3 ② K		0-0 2B		0-0 1-H 1B 3B	0-0 ③ F7 1-2			4	1	2	1	0	1	2
Bill Mazeroski, R (1, 4) OBP: 0.303, SLG: 0.385		IIII 4-0 IBB		IIII 4-0 IBB		0-0 1B 3-H 1B		0-0 ① 6-3		2	0	1	1	2	0	0
Vern Law, R (1, 1) OBP: 0.192, SLG: 0.282		0-0 ③ 4-3		0-0 ② F7	SSS 0-3 ① K			0-0 ② 6-3		4	0	0	0	0	1	5
Inning Stats	R: 1 H: 2 E: 0 LOB: 0 K: 0 BB: 0 S: 4 P: 4	R: 0 H: 1 E: 0 LOB: 2 K: 2 BB: 1 S: 8 P: 12	R: 0 H: 1 E: 0 LOB: 2 K: 0 BB: 1 S: 4 P: 8	R: 0 H: 1 E: 0 LOB: 2 K: 0 BB: 1 S: 4 P: 8	R: 0 H: 0 E: 0 LOB: 1 K: 1 BB: 2 S: 4 P: 12	R: 2 H: 4 E: 0 LOB: 2 K: 1 BB: 0 S: 9 P: 9	R: 0 H: 1 E: 0 LOB: 1 K: 1 BB: 0 S: 6 P: 6	R: 0 H: 2 E: 0 LOB: 2 K: 0 BB: 0 S: 5 P: 5		1B: 8 SF: 0 2B: 3 SAC: 0 3B: 1 DP: 0 HR: 0 HBP: 0						

livebaseballscorecards.com

	AB	34
	R	3
	H	12
	RBI	3
	BB	5
	SO	5
	LOB	20

PITCHER		IP	WLS	BF	H	R	ER	SO	BB	IBB	HBP	BLK	WP	HR	S	P	ERA	WHIP
Don Cardwell, R ERA: 4.61	(1, 1)	5.2	L	29	9	3	3	4	2	3	0	0	0	0	32	52	4.76	1.941
Seth Morehead, L ERA: 3.73	(6, 1)	2.1		10	3	0	0	1	0	0	0	1	0	0	12	12	0.00	1.286

PITCHER	IP	WLS	BF	H	R	ER	SO	BB	IBB	HBP	BLK	WP	HR	S	P	ERA	WHIP

Chicago Cubs @ Philadelphia Phillies

Connie Mack Stadium, Philadelphia, PA

Fri Aug 12 1960, 7:05 PM EDT

Att. 10,714 - Unknown

TOP

livebaseballscorecards.com

Batter	1	2	3	4	5	6	7	8	9	AB	R	H	RBI	BB	SO	LOB
Richie Ashburn, L (1, 7) OBP: 0.438, SLG: 0.366	14 1B 1B 1B	9-3 1-2f		S 1B		F3		F7		5	2	2	0	0	0	3
Bob Will, L (1, 9) OBP: 0.327, SLG: 0.402	14 1B 1-2 1B		F6	1-H		14 1B 1-2		F7		5	0	3	1	0	0	1
14 Ernie Banks, R (1, 6) OBP: 0.367, SLG: 0.585	BB 1B 1-2 2-H		HR	F8		1-2 2-H		F8		5	1	3	2	0	0	2
George Altman, L (1, 8) OBP: 0.338, SLG: 0.449	F7	F7			L7		FC6-4 1B		4-3	5	0	1	0	0	0	2
Frank Thomas, R (1, 5) OBP: 0.303, SLG: 0.437	BB 1-2 2-H				K		FC6-4 G3-6-3 1-2f		K	5	0	2	0	0	2	1
Sammy Taylor, L (1, 2) OBP: 0.275, SLG: 0.333 Moe Thacker, R (7, 2) OBP: 0.184, SLG: 0.111	BB 1-2 2-3		G3		1B		G3-6-3 1-2f		K	3 1	0 0	1 0	0 0	1 0	0 1	2 0
Ed Bouchee, L (1, 3) OBP: 0.342, SLG: 0.313	K			HR	F2			HR BB		3	2	1	1	1	1	4
Grady Hatton, L (1, 4) OBP: 0.367, SLG: 0.357 Jerry Kindall, R (6, PR) OBP: 0.272, SLG: 0.348 (6, 4)		9-3 1B		4-3		FC3-6 1B		1-H HR		3 1	0 1	2 1	0 2	0 0	0 0	0 0
Glen Hobbie, R (1, 1) OBP: 0.206, SLG: 0.155 Don Elston, R (7, 1) OBP: 0.111, SLG: 0.111 Dick Gernert, R (8, PH) OBP: 0.330, SLG: 0.290 Joe Schaffernoth, R (8, 1)		K		K		FC3-6 14 1B 1B 1-2f		1B		3 0 1 0	0 0 0 0	0 0 1 0	0 0 0 0	0 0 0 0	2 0 0 0	2 0 0 0
Inning Stats	R: 1 E: 0 K: 1 S: 8 H: 4 LOB: 3 BB: 1 P: 12	R: 0 E: 0 K: 1 S: 5 H: 1 LOB: 0 BB: 0 P: 5	R: 1 E: 0 K: 0 S: 5 H: 2 LOB: 1 BB: 0 P: 5	R: 2 E: 0 K: 1 S: 8 H: 3 LOB: 1 BB: 0 P: 8	R: 0 E: 0 K: 1 S: 6 H: 1 LOB: 1 BB: 0 P: 6	R: 0 E: 0 K: 0 S: 5 H: 3 LOB: 2 BB: 0 P: 5	R: 0 E: 0 K: 0 S: 3 H: 1 LOB: 0 BB: 0 P: 3	R: 2 E: 0 K: 0 S: 5 H: 2 LOB: 1 BB: 1 P: 9	R: 0 E: 0 K: 2 S: 7 H: 0 LOB: 0 BB: 0 P: 7	1B: 14 2B: 1 3B: 0 HR: 3 SF: 0 SAC: 0 DP: 2 HBP: 0						

AB	40
R	6
H	17
RBI	6
BB	2
SO	6
LOB	17

WP: 0 PB: 0 SB: 1 CS: 0 PA: 42

PITCHER		IP	WLS	BF	H	R	ER	SO	BB	IBB	HBP	BLK	WP	HR	S	P	ERA	WHIP
Robin Roberts, R ERA: 4.24	(1, 1)	6.0		30	14	4	4	4	1	0	0	0	0	2	37	41	6.00	2.500
Chris Short, L ERA: 4.37	(7, 1)	1.2	W	8	3	2	2	0	1	0	0	0	0	1	7	11	10.80	2.400
Turk Farrell, R ERA: 2.61	(8, 1)	1.1	S	4	0	0	0	2	0	0	0	0	0	0	8	8	0.00	0.000

PITCHER	IP	WLS	BF	H	R	ER	SO	BB	IBB	HBP	BLK	WP	HR	S	P	ERA	WHIP

BOTTOM

Chicago Cubs @ Philadelphia Phillies

Connie Mack Stadium, Philadelphia, PA

Fri Aug 12 1960, 7:05 PM EDT

Att. 10,714 - Unknown

livebaseballscorecards.com

Batter	1	2	3	4	5	6	7	8	9	AB	R	H	RBI	BB	SO	LOB
Johnny Callison, L (1, 9) OBP: 0.381, SLG: 0.471	L4		G3 2B		F8		E 3B	E7 IHR		5	2	2	0	0	0	1
Tony Taylor, R (1, 4) OBP: 0.351, SLG: 0.403	6-3		K		E 2B 1-3		CI 2B BB	6-3		4	2	1	0	1	1	2
Tony Curry, L (1, 7) OBP: 0.328, SLG: 0.461	5-3		G3 2-3		E1 1B 2-H 3-H		CI 2B 1-2 3-H	IHR 2-H		4	2	2	3	0	0	1
Pancho Herrera, R (1, 3) OBP: 0.372, SLG: 0.501		6-3	K		F3		HR 2B 1-H 2-H	6-3		5	1	1	2	0	1	2
Tony Gonzalez, L (1, 8) OBP: 0.282, SLG: 0.457		F5		4-3		6-3	HR 2-H			4	1	1	2	0	0	0
Lee Walls, R (1, 5) OBP: 0.330, SLG: 0.357		3B 1B		6-3		K	G3			4	1	1	0	0	1	0
Ted Lepcio, R (8, 5) OBP: 0.308, SLG: 0.310										0	0	0	0	0	0	0
Clay Dalrymple, L (1, 2) OBP: 0.362, SLG: 0.458		3B 1-H		4-3		1B	BB			3	0	2	1	1	0	0
Ruben Amaro, R (1, 6) OBP: 0.311, SLG: 0.278		BB			5-3	1-3	F4			1	0	0	0	1	0	0
Bobby Gene Smith, R (6, PH) OBP: 0.279, SLG: 0.365										1	0	0	0	0	0	1
Chris Short, R (7, 1)										1	0	0	0	0	0	1
Turk Farrell, R (8, 1) OBP: 0.250, SLG: 0.267										0	0	0	0	0	0	0
Robin Roberts, S (1, 1) OBP: 0.237, SLG: 0.185		4-3			2B 1B BB		1-3	5-3		1	1	0	0	1	0	2
Bobby Malkmus, R (7, 6) OBP: 0.218, SLG: 0.225										2	0	0	0	0	0	0
Inning Stats	R: 0 E: 0 K: 0 S: 3 H: 0 LOB: 0 BB: 0 P: 3	R: 1 E: 0 K: 0 S: 5 H: 2 LOB: 2 BB: 1 P: 9	R: 0 E: 0 K: 2 S: 8 H: 1 LOB: 1 BB: 0 P: 8	R: 0 E: 0 K: 0 S: 3 H: 0 LOB: 0 BB: 0 P: 3	R: 2 E: 1 K: 0 S: 5 H: 2 LOB: 1 BB: 1 P: 9	R: 0 E: 0 K: 1 S: 6 H: 1 LOB: 1 BB: 0 P: 6	R: 5 E: 2 K: 0 S: 7 H: 3 LOB: 1 BB: 2 P: 15	R: 2 E: 1 K: 0 S: 5 H: 1 LOB: 0 BB: 0 P: 5		1B: 3 2B: 3 3B: 2 HR: 2	SF: 0 SAC: 0 DP: 0 HBP: 0						

	AB	35
	R	10
	H	10
	RBI	8
	BB	4
	SO	3
	LOB	10

WP: 0 PB: 0 SB: 0 CS: 0 PA: 40

PITCHER		IP	WLS	BF	H	R	ER	SO	BB	IBB	HBP	BLK	WP	HR	S	P	ERA	WHIP
Glen Hobbie, R ERA: 4.54	(1, 1)	6.1	L	29	7	5	4	3	3	0	0	0	0	0	32	44	5.68	1.579
Don Elston, R ERA: 3.19	(7, 1)	0.2		6	2	3	2	0	1	0	0	0	0	1	5	9	27.00	4.500
Joe Schaffernoth, R ERA: 3.24	(8, 1)	1.0		5	1	2	0	0	0	0	0	0	0	0	5	5	0.00	1.000

PITCHER	IP	WLS	BF	H	R	ER	SO	BB	IBB	HBP	BLK	WP	HR	S	P	ERA	WHIP

Batter	1	2	3	4	5	6	7	8	9	AB	R	H	RBI	BB	SO	LOB
Richie Ashburn, L (1, 7) OBP: 0.437, SLG: 0.365	F6		F7		1B 2-3 3-H		F7		BB	4	0	1	1	1	0	1
Bob Will, L (1, 9) OBP: 0.322, SLG: 0.398	5-3		6-3		SF8 3-H		G3-6-3 1-2f		F5	4	0	0	1	0	0	2
14 Ernie Banks, R (1, 6) OBP: 0.368, SLG: 0.591	E5 FC5-4		L9		IBB			HR		3	1	1	1	1	0	0
Frank Thomas, R (1, 3) OBP: 0.302, SLG: 0.434	FC5-4 1-2f			G5-4-3 BB	6-3			K		3	0	0	0	1	1	3
Ron Santo, R (1, 5) OBP: 0.303, SLG: 0.382		F8		K		E5 G4-3		WP 2B		4	0	1	0	0	1	1
Al Heist, R (1, 8) OBP: 0.259, SLG: 0.208		F9		G5-4-3 1-2f		G4-3 1-2f		K 2-3		4	0	0	0	0	1	3
Jerry Kindall, R (1, 4) OBP: 0.281, SLG: 0.374		2B			1B 2B 1B	HR		K		4	2	3	1	0	1	1
El Tappe, R (1, 2) OBP: 0.338, SLG: 0.329		BB			SF8 1B 1-3 2B	F7			6-3	3	1	1	0	1	0	0
Bob Anderson, R (1, 1) OBP: 0.228, SLG: 0.173 Don Elston, R (8, 1) OBP: 0.105, SLG: 0.105		F8			L6		BB G3-6-3		6-3	2 1	0 0	0 0	0 0	1 0	0 0	4 0
Inning Stats	R: 0 E: 1 K: 0 S: 4 H: 0 LOB: 1 BB: 0 P: 4	R: 0 E: 0 K: 0 S: 4 H: 1 LOB: 2 BB: 1 P: 8	R: 0 E: 0 K: 0 S: 3 H: 0 LOB: 0 BB: 0 P: 3	R: 0 E: 0 K: 1 S: 4 H: 0 LOB: 0 BB: 1 P: 8	R: 2 E: 0 K: 0 S: 6 H: 3 LOB: 2 BB: 1 P: 10	R: 1 E: 1 K: 0 S: 4 H: 1 LOB: 0 BB: 0 P: 4	R: 0 E: 0 K: 0 S: 2 H: 0 LOB: 0 BB: 1 P: 6	R: 1 E: 0 K: 3 S: 11 H: 2 LOB: 1 BB: 0 P: 11	R: 0 E: 0 K: 0 S: 3 H: 0 LOB: 1 BB: 1 P: 7	1B: 2 2B: 3 3B: 0 HR: 2 SF: 1 SAC: 0 DP: 3 HBP: 0						

PITCHER	IP	WLS	BF	H	R	ER	SO	BB	IBB	HBP	BLK	WP	HR	S	P	ERA	WHIP
John Buzhardt, R (1, 1) ERA: 3.95	7.0	L	29	5	3	3	1	3	1	0	0	0	1	27	43	3.86	1.143
Art Mahaffey, R (8, 1) ERA: 3.18	2.0		9	2	1	1	3	1	0	0	0	1	1	14	18	4.50	1.500

PITCHER	IP	WLS	BF	H	R	ER	SO	BB	IBB	HBP	BLK	WP	HR	S	P	ERA	WHIP

TOP

Chicago Cubs @ Philadelphia Phillies

Connie Mack Stadium, Philadelphia, PA

Sat Aug 13 1960, 3:33 AM EDT

Att. 2,533 - Unknown

livebaseballscorecards.com

AB	32
R	4
H	7
RBI	4
BB	5
SO	4
LOB	15

WP: 1	PA: 38		
PB: 0			
SB: 0			
CS: 0			

BOTTOM

Chicago Cubs @ Philadelphia Phillies

Connie Mack Stadium, Philadelphia, PA

Sat Aug 13 1960, 3:33 AM EDT

Att. 2,533 - Unknown

Batter	1	2	3	4	5	6	7	8	9	AB	R	H	RBI	BB	SO	LOB
Johnny Callison, L (1, 9) OBP: 0.386, SLG: 0.480	2B 3B		K		BB		BB		F4	3	1	1	0	2	1	1
Tony Taylor, R (1, 4) OBP: 0.350, SLG: 0.400	K		BB CS		1-3		6-3			3	0	0	0	1	1	4
Tony Curry, L (1, 7) OBP: 0.332, SLG: 0.473	2B 3-H		K 1-2			5-3		1B 2B FC8-6		4	1	2	1	0	1	1
Pancho Herrera, R (1, 3) OBP: 0.371, SLG: 0.499	K			6-3		K		1B FC8-6 2-3		4	0	1	0	0	2	1
Tony Gonzalez, L (1, 8) OBP: 0.285, SLG: 0.457	K			1B		1B		FC8-6 CS 1-2 3-H		4	0	2	1	0	1	2
Lee Walls, R (1, 5) OBP: 0.329, SLG: 0.354		1B CS		F4		L6		K 1-2		4	0	1	0	0	1	3
Clay Dalrymple, L (1, 2) OBP: 0.359, SLG: 0.460		K 1-2		1-3			2B		K	4	0	1	0	0	2	2
Ruben Amaro, R (1, 6) OBP: 0.309, SLG: 0.277		1B			1-3		K		K	4	0	1	0	0	2	1
John Buzhardt, R (1, 1) OBP: 0.140, SLG: 0.119		K			K		6-3		BB	2	0	0	0	0	2	1
Ken Walters, R (7, PH) OBP: 0.291, SLG: 0.364										1	0	0	0	0	0	1
Art Mahaffey, R (8, 1)										0	0	0	0	0	0	0
Bobby Gene Smith, R (9, PH) OBP: 0.285, SLG: 0.365										0	0	0	0	1	0	0
Inning Stats	R: 1 H: 2 E: 0 LOB: 1 K: 3 BB: 0 S: 11 P: 11	R: 0 H: 2 E: 0 LOB: 1 K: 2 BB: 0 S: 8 P: 8	R: 0 H: 0 E: 0 LOB: 0 K: 2 BB: 1 S: 6 P: 10	R: 0 H: 1 E: 0 LOB: 1 K: 0 BB: 0 S: 4 P: 4	R: 0 H: 0 E: 0 LOB: 1 K: 1 BB: 1 S: 5 P: 9	R: 0 H: 1 E: 0 LOB: 1 K: 1 BB: 0 S: 6 P: 6	R: 0 H: 1 E: 0 LOB: 2 K: 1 BB: 1 S: 6 P: 10	R: 1 H: 2 E: 0 LOB: 1 K: 1 BB: 0 S: 6 P: 6	R: 0 H: 0 E: 0 LOB: 1 K: 2 BB: 1 S: 7 P: 11	1B: 5 SF: 0 2B: 4 SAC: 0 3B: 1 DP: 1 HR: 0 HBP: 0							

PITCHER	IP	WLS	BF	H	R	ER	SO	BB	IBB	HBP	BLK	WP	HR	S	P	ERA	WHIP
Bob Anderson, R (1, 1) ERA: 3.96	7.0	W	31	9	2	2	10	3	0	0	0	0	0	48	60	2.57	1.714
Don Elston, R (8, 1) ERA: 3.13	2.0	S	6	0	0	0	3	1	0	0	0	0	0	11	15	0.00	0.500

PITCHER	IP	WLS	BF	H	R	ER	SO	BB	IBB	HBP	BLK	WP	HR	S	P	ERA	WHIP

AB	33
R	2
H	9
RBI	2
BB	4
SO	13
LOB	17

WP: 0 PA: 37
PB: 0
SB: 0
CS: 3

livebaseballscorecards.com

Chicago Cubs @ Philadelphia Phillies

Connie Mack Stadium, Philadelphia, PA

Sun Aug 14 1960, 3:33 AM EDT

Unknown

livebaseballscorecards.com

Batter	1	2	3	4	5	6	7	8	9	AB	R	H	RBI	BB	SO	LOB
Richie Ashburn, L (1, 7) OBP: 0.433, SLG: 0.360	6-3		G3		L9		G4-3 1-2f		F8	5	0	0	0	0	0	2
Bob Will, L (1, 9) OBP: 0.324, SLG: 0.399	F8			5-3	1B		1B			4	0	2	0	0	0	0
14 Ernie Banks, R (1, 6) OBP: 0.365, SLG: 0.585	6-3			E5 1B 1B	F2		L9			4	1	0	0	0	0	2
Frank Thomas, R (1, 3) OBP: 0.302, SLG: 0.431		6-3		1B 1B 1-2 1B		F8		F8		4	0	1	0	0	0	0
Sammy Taylor, L (1, 2) OBP: 0.298, SLG: 0.367		S S S K		1B 1-2 2-H 1B		1B 2B		CS 1B		4	0	3	1	0	1	0
Ron Santo, R (1, 5) OBP: 0.307, SLG: 0.402		HR		1-2 2-3 1B		5-3		S S S K 1-2		4	1	2	1	0	1	2
Al Heist, R (1, 8) OBP: 0.258, SLG: 0.214		L6		L3		FC6-4 2-3 1B			F8	4	0	1	0	0	0	3
Jerry Kindall, R (1, 4) OBP: 0.280, SLG: 0.372			F8	S S S K		FC6-4 1-2f			SH2-4 1B	4	0	1	0	0	1	5
Dick Ellsworth, L (1, 1) OBP: 0.229, SLG: 0.069			S S S K	S S S K		B B B G4-3 BB			SH2-4 1-2	2	0	0	0	1	2	0
Inning Stats	R: 0 E: 0 K: 0 S: 3 H: 0 LOB: 0 BB: 0 P: 3	R: 1 E: 0 K: 1 S: 6 H: 1 LOB: 0 BB: 0 P: 6	R: 0 E: 0 K: 1 S: 5 H: 0 LOB: 0 BB: 0 P: 5	R: 1 E: 1 K: 1 S: 9 H: 3 LOB: 3 BB: 0 P: 9	R: 0 E: 0 K: 1 S: 6 H: 1 LOB: 1 BB: 0 P: 6	R: 0 E: 0 K: 0 S: 5 H: 2 LOB: 2 BB: 0 P: 5	R: 0 E: 0 K: 0 S: 3 H: 1 LOB: 1 BB: 1 P: 7	R: 0 E: 0 K: 1 S: 5 H: 1 LOB: 0 BB: 0 P: 5	R: 0 E: 0 K: 0 S: 4 H: 1 LOB: 1 BB: 0 P: 4	1B: 8 2B: 1 3B: 0 HR: 1 SF: 0 SAC: 1 DP: 1 HBP: 0						

	AB	35
	R	2
	H	10
	RBI	2
	BB	1
	SO	5
	LOB	14

WP: 0 PA: 37
PB: 0
SB: 0
CS: 1

PITCHER		IP	WLS	BF	H	R	ER	SO	BB	IBB	HBP	BLK	WP	HR	S	P	ERA	WHIP
Gene Conley, R ERA: 3.69	(1, 1)	7.1	L	32	9	2	1	4	1	0	0	0	0	1	39	43	1.23	1.364
Turk Farrell, R ERA: 2.56	(8, 1)	1.2		5	1	0	0	1	0	0	0	0	0	0	7	7	0.00	0.600

PITCHER	IP	WLS	BF	H	R	ER	SO	BB	IBB	HBP	BLK	WP	HR	S	P	ERA	WHIP

Batter	1	2	3	4	5	6	7	8	9	AB	R	H	RBI	BB	SO	LOB
Bobby Del Greco, R (1, 8) OBP: 0.358, SLG: 0.401	F9		F9			L9			2B	4	1	1	0	0	0	1
Lee Walls, R (1, 5) OBP: 0.323, SLG: 0.347	1-3			F8		6-3			5-3	4	0	0	0	0	0	1
Tony Taylor, R (1, 4) OBP: 0.349, SLG: 0.401	6-3			5-3			6-3		2-H 2B	4	0	1	1	0	0	0
Pancho Herrera, R (1, 3) OBP: 0.367, SLG: 0.493		1-3		SSS K			F8		F8	4	0	0	0	0	1	1
Bobby Gene Smith, R (1, 7) OBP: 0.286, SLG: 0.364 Turk Farrell, R (8, 1) OBP: 0.250, SLG: 0.267		5-3			2B 1B		F3			3 0	0 0	1 0	0 0	0 0	0 0	0 0
Ken Walters, R (1, 9) OBP: 0.288, SLG: 0.361		5-3			F6			F6		3	0	0	0	0	0	1
Jimmie Coker, R (1, 2) OBP: 0.286, SLG: 0.359			6-3		F7			L7		3	0	0	0	0	0	1
Ruben Amaro, R (1, 6) OBP: 0.310, SLG: 0.284			5-3		1-H 2B			F9		3	0	1	0	0	0	0
Gene Conley, R (1, 1) OBP: 0.178, SLG: 0.273 Johnny Callison, L (8, 7) OBP: 0.386, SLG: 0.480 Bobby Malkmus, R (9, PH) OBP: 0.215, SLG: 0.222			E6			L9			G3	2 0 1	0 0 0	0 0 0	0 0 0	0 0 0	0 0 0	0 0 0
Inning Stats	R: 0 E: 0 K: 0 S: 3 H: 0 LOB: 0 BB: 0 P: 3	R: 0 E: 0 K: 0 S: 3 H: 0 LOB: 0 BB: 0 P: 3	R: 0 E: 1 K: 0 S: 4 H: 0 LOB: 1 BB: 0 P: 4	R: 0 E: 0 K: 1 S: 5 H: 0 LOB: 0 BB: 0 P: 5	R: 0 E: 0 K: 0 S: 4 H: 2 LOB: 2 BB: 0 P: 4	R: 0 E: 0 K: 0 S: 3 H: 0 LOB: 0 BB: 0 P: 3	R: 0 E: 0 K: 0 S: 3 H: 0 LOB: 0 BB: 0 P: 3	R: 0 E: 0 K: 0 S: 3 H: 0 LOB: 0 BB: 0 P: 3	R: 1 E: 0 K: 0 S: 5 H: 2 LOB: 1 BB: 0 P: 5	1B: 1 2B: 3 3B: 0 HR: 0 SF: 0 SAC: 0 DP: 0 HBP: 0						

PITCHER	IP	WLS	BF	H	R	ER	SO	BB	IBB	HBP	BLK	WP	HR	S	P	ERA	WHIP
Dick Ellsworth, L (1, 1) ERA: 3.09	9.0	W	31	4	1	1	1	0	0	0	0	0	0	33	33	1.00	0.444

PITCHER	IP	WLS	BF	H	R	ER	SO	BB	IBB	HBP	BLK	WP	HR	S	P	ERA	WHIP

BOTTOM

Chicago Cubs @ Philadelphia Phillies

Connie Mack Stadium, Philadelphia, PA

Sun Aug 14 1960, 3:33 AM EDT

Unknown

livebaseballscorecards.com

AB	31
R	1
H	4
RBI	1
BB	0
SO	1
LOB	5

WP: 0 PA: 31
PB: 0
SB: 0
CS: 0

Chicago Cubs @ Philadelphia Phillies

Connie Mack Stadium, Philadelphia, PA

Sun Aug 14 1960, 3:38 AM EDT

Att. 11,725 - Unknown

TOP

livebaseballscorecards.com

Batter	1	2	3	4	5	6	7	8	9	AB	R	H	RBI	BB	SO	LOB
Richie Ashburn, L (1, 7) OBP: 0.431, SLG: 0.359	4-3		5-3			BB SH1-3 HR 1B	F5			4	1	1	0	0	0	0
Bob Will, L (1, 9) OBP: 0.327, SLG: 0.399	14 HR 1B		BBBB BB			SH1-3 1-2		3-1		2	1	1	0	1	0	0
14 Ernie Banks, R (1, 6) OBP: 0.367, SLG: 0.592 Don Zimmer, R (6, 6) OBP: 0.304, SLG: 0.344	1-H HR		L4			IBB HR BB		1-4-3		2 1	2 0	1 0	2 0	1 0	0 0	1 0
Frank Thomas, R (1, 3) OBP: 0.307, SLG: 0.438	F6			9-2 3B		BBBB 1-2 2-3 HR BB		BBBB BB		2	1	1	0	2	0	0
Ron Santo, R (1, 5) OBP: 0.306, SLG: 0.416	SSS K			F7		1-H 2-H 3-H HR		F8		4	1	1	4	0	1	2
Al Heist, R (1, 8) OBP: 0.257, SLG: 0.219		CS 1B		9-2 3-Hf		L8			5-3	4	0	1	0	0	0	1
Jerry Kindall, R (1, 4) OBP: 0.275, SLG: 0.365		SSS K 1-2			SSS K	SSS K			6-3	4	0	0	0	0	3	1
El Tappe, R (1, 2) OBP: 0.333, SLG: 0.338		L4			2-3	F9			1B 2B	4	1	1	0	0	0	0
Moe Drabowsky, R (1, 1) Joe Schaffernoth, R (8, 1) OBP: 0.333, SLG: 0.333 Don Elston, R (9, 1) OBP: 0.105, SLG: 0.105 Glen Hobbie, R (9, 1) OBP: 0.206, SLG: 0.155			F5		F7	F9			2-H 1B	3 1 0 0	0 0 0 0	0 1 0 0	0 1 0 0	0 0 0 0	0 0 0 0	0 0 0 0
Inning Stats	R: 2 E: 0 K: 1 S: 7 H: 2 LOB: 0 BB: 0 P: 7	R: 0 E: 0 K: 1 S: 5 H: 1 LOB: 0 BB: 0 P: 5	R: 0 E: 0 K: 0 S: 3 H: 0 LOB: 1 BB: 1 P: 7	R: 0 E: 0 K: 0 S: 3 H: 1 LOB: 0 BB: 0 P: 3	R: 0 E: 0 K: 1 S: 5 H: 0 LOB: 0 BB: 0 P: 5	R: 4 E: 0 K: 1 S: 7 H: 2 LOB: 0 BB: 2 P: 15	R: 0 E: 0 K: 0 S: 3 H: 0 LOB: 0 BB: 0 P: 3	R: 0 E: 0 K: 0 S: 3 H: 0 LOB: 1 BB: 1 P: 7	R: 1 E: 0 K: 0 S: 4 H: 2 LOB: 1 BB: 0 P: 4	1B: 4 2B: 2 3B: 1 HR: 2 SF: 0 SAC: 1 DP: 1 HBP: 0						

	AB	31
	R	7
	H	8
	RBI	7
	BB	4
	SO	4
	LOB	5

WP: 0 PB: 0 SB: 0 CS: 1 PA: 36

PITCHER	IP	WLS	BF	H	R	ER	SO	BB	IBB	HBP	BLK	WP	HR	S	P	ERA	WHIP
Dallas Green, R (1, 1) ERA: 4.15	9.0	L	36	8	7	7	4	3	1	0	0	0	2	40	56	7.00	1.222

PITCHER	IP	WLS	BF	H	R	ER	SO	BB	IBB	HBP	BLK	WP	HR	S	P	ERA	WHIP

Chicago Cubs @ Philadelphia Phillies

Connie Mack Stadium, Philadelphia, PA

Sun Aug 14 1960, 3:38 AM EDT

Att. 11,725 - Unknown

livebaseballscorecards.com

BOTTOM

Batter	1	2	3	4	5	6	7	8	9	AB	R	H	RBI	BB	SO	LOB
Tony Taylor, R (1, 4) OBP: 0.346, SLG: 0.396	5-3		G6-4-3 1-2f			F9		F7	6-3	5	0	0	0	0	0	5
Lee Walls, R (1, 5) OBP: 0.326, SLG: 0.355	1B			1-3 SF8 2B		K		K		4	1	2	0	0	2	1
Johnny Callison, L (1, 7) OBP: 0.383, SLG: 0.475	F8			1-3 2-3		F9			1B 2B 1B	4	1	1	0	0	0	2
Pancho Herrera, R (1, 3) OBP: 0.368, SLG: 0.495	F4			SF8 3-H			G6-4-3 S 1B		2B 1-2 1B 1B	3	1	2	1	0	0	1
Tony Gonzalez, L (1, 8) OBP: 0.289, SLG: 0.460		4-3		F8			B B B B 4-0 1-2 G6-4-3 BB		1B 1-3 2-H FC1-2 2B	3	0	1	1	1	0	0
Ken Walters, R (1, 9) OBP: 0.285, SLG: 0.357		L9			F2		G6-4-3 1-2f 2-3		F8	4	0	0	0	0	0	4
Clay Dalrymple, L (1, 2) OBP: 0.356, SLG: 0.453		4-3			L4		F7		FC1-2 BB 2-3 3-H 1B	4	0	1	1	0	0	1
Ruben Amaro, R (1, 6) OBP: 0.316, SLG: 0.287 Tony Curry, L (9, PH) OBP: 0.335, SLG: 0.473			6-3		E7 1B			B B B B 4-0 FC6-4 BB	B B B B 4-0 FC1-2 1-2 BB	2 0	0 0	1 0	0 0	1 1	0 0	0 0
Dallas Green, L (1, 1) OBP: 0.207, SLG: 0.214 Bobby Gene Smith, R (9, PH) OBP: 0.284, SLG: 0.362			G6-4-3 1B		F2			FC6-4 1-2f	FC1-2 1-2 2-3 3-H	3 1	0 0	1 0	0 0	0 0	0 0	2 3
Inning Stats	R: 0 H: 1 E: 0 LOB: 1 K: 0 BB: 0 S: 4 P: 4	R: 0 H: 0 E: 0 LOB: 0 K: 0 BB: 0 S: 3 P: 3	R: 0 H: 1 E: 0 LOB: 0 K: 0 BB: 0 S: 3 P: 3	R: 1 H: 1 E: 0 LOB: 0 K: 0 BB: 0 S: 4 P: 4	R: 0 H: 1 E: 1 LOB: 1 K: 0 BB: 0 S: 4 P: 4	R: 0 H: 0 E: 0 LOB: 0 K: 1 BB: 0 S: 5 P: 5	R: 0 H: 1 E: 0 LOB: 1 K: 0 BB: 1 S: 3 P: 7	R: 0 H: 0 E: 0 LOB: 1 K: 1 BB: 1 S: 5 P: 9	R: 2 H: 4 E: 0 LOB: 3 K: 0 BB: 1 S: 7 P: 11	1B: 7 SF: 1 2B: 2 SAC: 0 3B: 0 DP: 2 HR: 0 HBP: 0						

	AB	33
	R	3
	H	9
	RBI	3
	BB	3
	SO	2
	LOB	19

WP: 0 PA: 37
PB: 0
SB: 1
CS: 0

PITCHER		IP	WLS	BF	H	R	ER	SO	BB	IBB	HBP	BLK	WP	HR	S	P	ERA	WHIP
Moe Drabowsky, R ERA: 8.51	(1, 1)	7.0	W	26	5	1	1	1	2	0	0	0	0	0	26	34	1.29	1.000
Joe Schaffernoth, R ERA: 3.67	(8, 1)	1.0		6	3	2	2	1	0	0	0	0	0	0	8	8	18.00	3.000
Don Elston, R ERA: 3.12	(9, 1)	0.1		3	1	0	0	0	1	0	0	0	0	0	2	6	0.00	6.000
Glen Hobbie, R ERA: 4.53	(9, 1)	0.2	S	2	0	0	0	0	0	0	0	0	0	0	2	2	0.00	0.000

PITCHER	IP	WLS	BF	H	R	ER	SO	BB	IBB	HBP	BLK	WP	HR	S	P	ERA	WHIP

Batter	1	2	3	4	5	6	7	8	9	10	11	AB	R	H	RBI	BB	SO	LOB
Maury Wills, S (1, 6) OBP: 0.354, SLG: 0.336	1-3		5-3			G3		1B IHR 1B	4-3		F3	6	1	1	0	0	0	0
Jim Gilliam, S (1, 5) OBP: 0.369, SLG: 0.336	2B		6-3			L8		IHR 1B	F7		4-3	6	1	2	0	0	0	0
Wally Moon, L (1, 7) OBP: 0.376, SLG: 0.453	BB			1B 2B		1B		1-H 2-H IHR	K		2B 1B	5	3	4	3	1	1	0
Norm Larker, L (1, 3) OBP: 0.395, SLG: 0.452	F7			G6-4-3 1B		1-3		FC1-5 2B		F7 1B	1B 2B	6	1	3	2	0	0	3
Tommy Davis, R (1, 8) OBP: 0.303, SLG: 0.426	6-3			G6-4-3 1-2f			P1	FC1-5 4-3 BB 2-3		FC6-4 1B	FC6 1B 3-H	6	0	2	1	0	0	4
Duke Snider, L (1, 9) OBP: 0.366, SLG: 0.505		K		G3			1B 2B	4-3 BB 1-2		FC6-4 2B 1-2f	FC6 1-2f	5	1	1	0	1	1	2
Charlie Neal, R (1, 4) OBP: 0.337, SLG: 0.366		K	K				1B K 2B	4-3 1-2 2-3		2B 1-3		5	0	1	0	0	3	3
John Roseboro, L (1, 2) OBP: 0.332, SLG: 0.387		4-3	L9				1B 2-H	IBB		IBB		3	0	1	1	2	0	0
Sandy Koufax, R (1, 1) OBP: 0.205, SLG: 0.146 Ed Roebuck, R (5, 1) OBP: 0.263, SLG: 0.278 Frank Howard, R (7, PH) OBP: 0.324, SLG: 0.494 Ed Palmquist, R (7, 1) Irv Noren, L (8, PH) OBP: 0.259, SLG: 0.130 Larry Sherry, R (8, 1) OBP: 0.188, SLG: 0.323			K		4-1		K	F7		K		2	0	0	0	0	1	0
												0	0	0	0	0	0	0
												1	0	0	0	1	1	
												0	0	0	0	0	0	0
												1	0	0	0	0	0	3
												1	0	0	0	0	1	3
Inning Stats	R: 0 E: 0 K: 0 S: 9 H: 1 LOB: 2 BB: 1 P: 16	R: 0 E: 0 K: 2 S: 8 H: 0 LOB: 0 BB: 0 P: 12	R: 0 E: 0 K: 1 S: 6 H: 0 LOB: 0 BB: 0 P: 10	R: 1 E: 0 K: 0 S: 13 H: 2 LOB: 0 BB: 0 P: 18	R: 0 E: 0 K: 1 S: 9 H: 0 LOB: 0 BB: 0 P: 14	R: 0 E: 0 K: 0 S: 8 H: 1 LOB: 1 BB: 0 P: 12	R: 1 E: 0 K: 2 S: 11 H: 2 LOB: 1 BB: 0 P: 16	R: 3 E: 0 K: 0 S: 17 H: 4 LOB: 3 BB: 2 P: 32	R: 0 E: 0 K: 1 S: 6 H: 0 LOB: 0 BB: 0 P: 10	R: 0 E: 0 K: 1 S: 13 H: 2 LOB: 3 BB: 1 P: 24	R: 2 E: 0 K: 0 S: 13 H: 3 LOB: 1 BB: 0 P: 19	1B: 8 2B: 6 3B: 0 HR: 1 SF: 0 SAC: 0 DP: 1 HBP: 0						

PITCHER		IP	WLS	BF	H	R	ER	SO	BB	IBB	HBP	BLK	WP	HR	S	P	ERA	WHIP
Don Cardwell, R ERA: 4.71	(1, 1)	7.0		30	9	5	5	6	1	0	0	0	0	0	69	106	6.43	1.429
Don Elston, R ERA: 3.17	(8, 1)	4.0	L	21	6	2	2	2	1	2	0	0	0	0	44	77	4.50	1.750

PITCHER	IP	WLS	BF	H	R	ER	SO	BB	IBB	HBP	BLK	WP	HR	S	P	ERA	WHIP

TOP

Los Angeles Dodgers @ Chicago Cubs

Wrigley Field, Chicago, IL

Tue Aug 16 1960, 3:33 AM CDT

Att. 13,139 - Unknown

livebaseballscorecards.com

AB	47
R	7
H	15
RBI	7
BB	4
SO	8
LOB	19

WP: 0	PB: 0	SB: 0	CS: 0
PA: 51			

Batter	1	2	3	4	5	6	7	8	9	10	11	AB	R	H	RBI	BB	SO	LOB
Richie Ashburn, L (1, 7) OBP: 0.430, SLG: 0.357	C B C C 1-3 K ①	C B C X 1-2 1-3 ③		C C C 1-3 K ③		B C C X 1-2 CS 1B		C B X 1-1 L7 ③			B C B C F F B B 4-2 14 1B BB	5	0	1	0	1	2	2
Bob Will, L (1, 9) OBP: 0.330, SLG: 0.398	B B C S B F F B 4-2 14 E BB	B C B F B X 3-2 BB 1B	C B F B B B 4-2 14 1B 1B 2B BB	B L B L S 3-3 ①② K 1-2			F B B C S 2-3 K2-3 ①		C B B B C F X 3-2 L4 ②	4	1	1	0	2	2	2
14 Ernie Banks, R (1, 6) OBP: 0.366, SLG: 0.588	B B B C S X 3-2 E6 1-2	B C B F X 2-2 F4 ①	X 0-0 1B 1-2 2B 1B	S S B X 1-2 F6 ③			C B B S X 2-2 5-3 ②		B C F X 1-2 1-2 1B	6	1	2	0	0	0	2
Frank Thomas, R (1, 3) OBP: 0.307, SLG: 0.434	C B X 1-1 F7 ②	S B B B B 4-1 1-2 BB	M X 0-1 2B 1-2 2-3 2B 1B			B F S F X 1-2 F2 ①	B F X 1-1 F7 ③		B S B C B F X 3-2 F2 ③	5	1	1	0	1	0	4
Ron Santo, R (1, 5) OBP: 0.308, SLG: 0.418	C X 0-1 F4 ③	X 0-0 F4 ②	C B F F F B F X 2-2 1-3 2-H 3-H 2B 2B			B B B C B 4-1 BB				B F B X 2-1 L7 ①		4	1	1	2	1	0	4
Al Heist, R (1, 8) OBP: 0.231, SLG: 0.194	F B B F B X 3-2 F9 ①	X 0-0 L7 ③			S B X 1-1 1-3 ①		X 0-0 F4 ②			C S F X 0-2 1B		4	0	0	0	0	0	5
Jerry Kindall, R (1, 4) OBP: 0.274, SLG: 0.366	C B S S 1-3 K ②	B F S B B S 3-3 K ①	X 0-0 4-3 2-H 3-H 2B				F F B F S 1-3 K ③			L F C 0-3 K ②		5	0	1	2	0	4	2
El Tappe, R (1, 2) OBP: 0.330, SLG: 0.333 Sammy Taylor, L (10, PH) OBP: 0.294, SLG: 0.363 (11, 2)	S B B B X 2-1 1B 1B	C F B X 1-2 F8 ②	B X 1-0 4-3 2-3 ②					C X 0-1 5-3 ①		X 0-0 L9 ③		4 1	0 0	1 0	0 0	0 0	0 0	1 1
Don Cardwell, R (1, 1) OBP: 0.204, SLG: 0.408 Don Elston, R (8, 1) OBP: 0.150, SLG: 0.150 George Altman, L (8, 8) OBP: 0.336, SLG: 0.445	S F B B F F X 2-2 1-2 1B	X 0-0 HR	B F S B F F F B S 3-3 K ③					B B C C B X 3-2 6-3 ②			B F B T F F S 2-3 K ①	3 1 2	1 0 0	2 1 0	1 0 0	0 0 1	1 0 0	1 0 0
Inning Stats	R: 0 H: 0 E: 1 LOB: 2 K: 1 BB: 1 S: 14 P: 23	R: 0 H: 2 E: 0 LOB: 2 K: 1 BB: 0 S: 16 P: 25	R: 0 H: 1 E: 0 LOB: 2 K: 0 BB: 1 S: 9 P: 18	R: 1 H: 1 E: 0 LOB: 0 K: 2 BB: 0 S: 10 P: 15	R: 4 H: 4 E: 0 LOB: 1 K: 1 BB: 1 S: 20 P: 31	R: 0 H: 1 E: 0 LOB: 0 K: 1 BB: 0 S: 9 P: 14	R: 0 H: 0 E: 0 LOB: 1 K: 1 BB: 1 S: 10 P: 16	R: 0 H: 0 E: 0 LOB: 0 K: 0 BB: 0 S: 7 P: 11	R: 0 H: 0 E: 0 LOB: 0 K: 1 BB: 0 S: 8 P: 13	R: 0 H: 1 E: 0 LOB: 1 K: 1 BB: 0 S: 10 P: 12	R: 0 H: 1 E: 0 LOB: 2 K: 1 BB: 1 S: 20 P: 33	1B: 8 SF: 0 2B: 3 SAC: 0 3B: 0 DP: 1 HR: 1 HBP: 0						

PITCHER		IP	WLS	BF	H	R	ER	SO	BB	IBB	HBP	BLK	WP	HR	S	P	ERA	WHIP
Sandy Koufax, L ERA: 4.17	(1, 1)	4.0		23	7	5	5	4	3	0	0	0	0	1	59	97	11.25	2.500
Ed Roebuck, R ERA: 2.44	(5, 1)	2.0		7	2	0	0	2	0	0	0	0	0	0	19	29	0.00	1.000
Ed Palmquist, R ERA: 1.69	(7, 1)	1.0		4	0	0	0	1	1	0	0	0	0	0	10	16	0.00	1.000
Larry Sherry, R ERA: 3.69	(8, 1)	4.0	W	15	2	0	0	3	1	0	0	0	0	0	45	69	0.00	0.750

PITCHER	IP	WLS	BF	H	R	ER	SO	BB	IBB	HBP	BLK	WP	HR	S	P	ERA	WHIP

BOTTOM

Los Angeles Dodgers @ Chicago Cubs

Wrigley Field, Chicago, IL

Tue Aug 16 1960, 3:33 AM CDT

Att. 13,139 - Unknown

livebaseballscorecards.com

AB	44
R	5
H	11
RBI	5
BB	5
SO	10
LOB	24

WP: 0 PA: 49
PB: 0
SB: 0
CS: 1

Batter	1	2	3	4	5	6	7	8	9	AB	R	H	RBI	BB	SO	LOB
Jim Gilliam, S (1, 5) OBP: 0.368, SLG: 0.338	C F B F F X 1-2 4-3 2B		X 0-0 ② L9		C B B X 2-1 ③ 1-3 1-2			B C B X 2-1 ② 4-3		4	0	1	0	0	0	2
Wally Moon, L (1, 7) OBP: 0.375, SLG: 0.449	L B B B F X 3-2 ① 4-3 2-3		X 0-0 ③ F3			B C B B B 4-1 FC4 1B BB		B C X 1-1 ③ 1-3		3	0	0	0	1	0	2
Tommy Davis, R (1, 8) OBP: 0.312, SLG: 0.433	C B B X 2-1 ② F2			F B X 1-1 G6-4-3 1B 1B		B X 1-0 FC4 1-2 1B			B X 1-0 G6-4-3 1B	4	0	3	0	0	0	1
Norm Larker, L (1, 3) OBP: 0.393, SLG: 0.449	B B X 2-0 ③ 4-3			B X 1-0 G6-4-3 1-2 1B		B X 1-0 ① FC4 G6-4-3 1-2f 2-3			L L X 0-2 ① ② G6-4-3 1-2f	4	0	1	0	0	0	4
Frank Howard, R (1, 9) OBP: 0.321, SLG: 0.487		F B B X 2-1 ① 6-3		X 0-0 ① ② G6-4-3 1-2f 2-3		B S X 1-1 ② ③ G6-4-3 1-2f			X 0-0 ③ L6	4	0	0	0	0	0	4
Charlie Neal, R (1, 4) OBP: 0.335, SLG: 0.363		X 0-0 ② 1-3	X 0-0 ③ L9				S B F B B X 3-2 ① F8			3	0	0	0	0	0	1
John Roseboro, L (1, 2) OBP: 0.328, SLG: 0.382		C B B F X 2-2 ③ F7			C X 0-1 ① 1-3		C B X 1-1 ② F9			3	0	0	0	0	0	0
Bob Lillis, R (1, 6) OBP: 0.300, SLG: 0.400			B X 1-0 FC1-6 1B		B C B C X 2-2 S 1B		B X 1-0 ③ L7			3	0	2	0	0	0	0
Don Drysdale, R (1, 1) OBP: 0.200, SLG: 0.273			X 0-0 ① FC1-6 1-2f		C S C 0-3 ② K			C X 0-1 ① 5-3		3	0	0	0	0	1	2
Inning Stats	R: 0 H: 1 E: 0 LOB: 1 K: 0 BB: 0 S: 11 P: 19	R: 0 H: 0 E: 0 LOB: 0 K: 0 BB: 0 S: 6 P: 10	R: 0 H: 1 E: 0 LOB: 1 K: 0 BB: 0 S: 4 P: 5	R: 0 H: 2 E: 0 LOB: 1 K: 0 BB: 0 S: 5 P: 7	R: 0 H: 1 E: 0 LOB: 1 K: 1 BB: 0 S: 10 P: 14	R: 0 H: 1 E: 0 LOB: 1 K: 0 BB: 1 S: 5 P: 12	R: 0 H: 0 E: 0 LOB: 0 K: 0 BB: 0 S: 6 P: 11	R: 0 H: 0 E: 0 LOB: 0 K: 0 BB: 0 S: 6 P: 9	R: 0 H: 1 E: 0 LOB: 0 K: 0 BB: 0 S: 5 P: 6	1B: 6 2B: 1 3B: 0 HR: 0	SF: 0 SAC: 0 DP: 3 HBP: 0					

TOP

Los Angeles Dodgers @ Chicago Cubs

Wrigley Field, Chicago, IL

Wed Aug 17 1960, 3:33 AM CDT

Att. 10,901 - Unknown

livebaseballscorecards.com

AB	31
R	0
H	7
RBI	0
BB	1
SO	1
LOB	16

PITCHER	IP	WLS	BF	H	R	ER	SO	BB	IBB	HBP	BLK	WP	HR	S	P	ERA	WHIP
Glen Hobbie, R (1, 1) ERA: 4.3	9.0	W	32	7	0	0	1	1	0	0	0	0	0	58	93	0.00	0.889

PITCHER	IP	WLS	BF	H	R	ER	SO	BB	IBB	HBP	BLK	WP	HR	S	P	ERA	WHIP

Batter	1	2	3	4	5	6	7	8	9	AB	R	H	RBI	BB	SO	LOB
Richie Ashburn, L (1, 8) OBP: 0.431, SLG: 0.357	B C B C B F B 4-2 FC5-4 BB		F C S 0-3 ③ K			X 0-0 1B		B B C X 2-1 ③ F7		3	0	1	0	1	1	1
Bob Will, L (1, 9) OBP: 0.329, SLG: 0.394	F F X 0-2 ① F7			B B C B B 4-1 14 G6-4-3 BB		B B F F F B X 3-2 ② F8			C B B C X 2-2 ① L1-3	3	0	0	0	1	0	2
14 Ernie Banks, R (1, 6) OBP: 0.365, SLG: 0.592	C F F B S 1-3 ② K			F X 0-1 ①② G6-4-3 1-2f		F B B X 2-1 ③ 5-3			X 0-0 HR	4	1	1	1	0	1	3
Frank Thomas, R (1, 3) OBP: 0.305, SLG: 0.431	B F B X 2-1 ③ FC5-4 1-2f			F C B S 1-3 ③ K			X 0-0 ① 5-3			3	0	0	0	0	1	1
Sammy Taylor, L (1, 2) OBP: 0.284, SLG: 0.349		B X 1-0 ① 4-3			B F B X 2-1 ① F9		S F X 0-2 ② 4-3			3	0	0	0	0	0	0
Ron Santo, R (1, 5) OBP: 0.303, SLG: 0.411		B C F C 1-3 ② K			F S F F X 0-2 ② 6-3		C C S 0-3 ③ K			3	0	0	0	0	2	0
George Altman, L (1, 7) OBP: 0.340, SLG: 0.448		B X 1-0 ③ F6			B C X 1-1 1B			S X 0-1 FC3-6 1B		3	0	2	0	0	0	0
Jerry Kindall, R (1, 4) OBP: 0.270, SLG: 0.361			C S B S 1-3 ① K		B B F S F B S 3-3 ③ K			L X 0-1 ① B2		3	0	0	0	0	2	2
Glen Hobbie, R (1, 1) OBP: 0.197, SLG: 0.148			B B X 2-0 ② 6-3			C B S F B F S 2-3 ① K		B X 1-0 ② FC3-6 1-2f		3	0	0	0	0	1	1
Inning Stats	R: 0 E: 0 K: 1 S: 12 H: 0 LOB: 1 BB: 1 P: 19	R: 0 E: 0 K: 1 S: 5 H: 0 LOB: 0 BB: 0 P: 8	R: 0 E: 0 K: 2 S: 7 H: 0 LOB: 0 BB: 0 P: 10	R: 0 E: 0 K: 1 S: 6 H: 0 LOB: 0 BB: 1 P: 11	R: 0 E: 0 K: 1 S: 13 H: 1 LOB: 1 BB: 0 P: 19	R: 0 E: 0 K: 1 S: 12 H: 1 LOB: 1 BB: 0 P: 19	R: 0 E: 0 K: 1 S: 7 H: 0 LOB: 0 BB: 0 P: 7	R: 0 E: 0 K: 0 S: 7 H: 1 LOB: 1 BB: 0 P: 10	R: 1 E: 0 K: 0 S: 4 H: 1 LOB: 0 BB: 0 P: 6	1B: 3 2B: 0 3B: 0 HR: 1	SF: 0 SAC: 0 DP: 1 HBP: 0			WP: 0 PB: 0 SB: 0 CS: 0		PA: 30	

PITCHER	IP	WLS	BF	H	R	ER	SO	BB	IBB	HBP	BLK	WP	HR	S	P	ERA	WHIP
Don Drysdale, R (1, 1) ERA: 3.22	8.1	L	30	4	1	1	8	2	0	0	0	0	1	73	109	1.08	0.720

PITCHER	IP	WLS	BF	H	R	ER	SO	BB	IBB	HBP	BLK	WP	HR	S	P	ERA	WHIP

BOTTOM

Los Angeles Dodgers @ Chicago Cubs

Wrigley Field, Chicago, IL

Wed Aug 17 1960, 3:33 AM CDT

Att. 10,901 - Unknown

livebaseballscorecards.com

AB	28
R	1
H	4
RBI	1
BB	2
SO	8
LOB	10

Los Angeles Dodgers @ Chicago Cubs

Wrigley Field, Chicago, IL

Thu Aug 18 1960, 3:33 AM CDT

Att. 8,632 - Unknown

TOP

livebaseballscorecards.com

Batter	1	2	3	4	5	6	7	8	9	10	11	12	13	AB	R	H	RBI	BB	SO	LOB
Jim Gilliam, S (1, 5) OBP: 0.364, SLG: 0.333	C B B C B X 3-2 F8 ①		C B X 1-1 4-3 ③			C B F F X 1-2 F3 ②		F B X 1-1 6-3 ①		C B F X 1-2 L7 ①			X 0-0 F8 ①	6	0	0	0	0	0	1
Wally Moon, L (1, 7) OBP: 0.372, SLG: 0.453	B B X 2-0 L7 ②			B X 1-0 F8 ①		F P B B B C X 3-2 G3 ③ 1-2		C B F B B F S 3-3 K ②		B C X 1-1 L4 ②			B B C T C F X 2-2 HR	6	1	1	1	0	1	1
Tommy Davis, R (1, 8) OBP: 0.308, SLG: 0.425	X 0-0 5-3 ③			C X 0-1 F9 ②			B X 1-0 5-3 ①	F X 0-1 S 1B		S C B F X 1-2 F9 ③			F C B B S 2-3 K ②	6	0	1	0	0	1	0
Norm Larker, L (1, 3) OBP: 0.395, SLG: 0.449 Joe Pignatano, R (13, PR) OBP: 0.379, SLG: 0.429 Gil Hodges, R (13, 3) OBP: 0.257, SLG: 0.337		C B X 1-1 4-3 ①		B F S B S 2-3 K ③			X 0-0 BB BB FC4-6 1B	F B I I 4-1 FC6-4 1-2 IBB			B B B B C X 3-1 F4 ①		B C X 1-1 1B	5 0 0	1 0 0	2 0 0	0 0 0	1 0 0	1 0 0	0 0 0
Frank Howard, R (1, 9) OBP: 0.318, SLG: 0.480		S F F B S 1-3 K ②	C B B B F S 2-3 K ①				B B B C S S B 4-2 BB E 1-2 BB	B X 1-0 FC6-4 1-2f ③			B S F F X 1-2 5-3 ②		B S T B B S 3-3 K ③	5	1	0	0	1	3	3
Charlie Neal, R (1, 4) OBP: 0.338, SLG: 0.369	X 0-0 1B		C S X 0-2 2-3 ②				S F B B B B B 4-2 FC4-6 1-2 2-3 BB		B F X 1-1 1B 3B		B B C F S 2-3 K ③			4	1	2	0	1	1	0
John Roseboro, L (1, 2) OBP: 0.325, SLG: 0.377	X 0-0 F8 ③		X 0-0 G3 ③				F B F X 1-2 FC4-6 ② 1-2f 2-H 3-H		X 0-0 B3-4 3-H 1B			X 0-0 F8 ①		5	0	1	2	0	0	2
Bob Lillis, R (1, 6) OBP: 0.280, SLG: 0.333		X 0-0 6-3 ①				B X 1-0 1-3 ①	I I I 4-0 FC5-4 IBB	B X 1-0 B3-4 ①② 1-2f				B C F X 1-2 F5 ②		4	0	0	0	1	0	1
Roger Craig, R (1, 1) OBP: 0.217, SLG: 0.063 Duke Snider, L (6, PH) OBP: 0.369, SLG: 0.505 Maury Wills, S (6, PR) OBP: 0.354, SLG: 0.336 Ed Roebuck, R (6, 1) OBP: 0.238, SLG: 0.250 Sandy Koufax, R (11, 1) OBP: 0.200, SLG: 0.143		C B B S C 2-3 K ②				S C B B B B S 4-2 S BB	X 0-0 FC5-4 1-2f ③			B B X 2-0 5-3 ③		B B C B S X 3-2 F8 ③		1 0 0 2 1	0 0 0 0 0	0 0 0 0 0	0 0 0 0 0	1 0 0 0 0	0 0 0 2 0	0 0 0 2 0
Inning Stats	R: 0 E: 0 K: 0 S: 5 H: 0 LOB: 0 BB: 0 P: 10	R: 0 E: 0 K: 1 S: 8 H: 1 LOB: 1 BB: 0 P: 10	R: 0 E: 0 K: 1 S: 6 H: 0 LOB: 0 BB: 0 P: 9	R: 0 E: 0 K: 1 S: 6 H: 0 LOB: 0 BB: 0 P: 9	R: 0 E: 0 K: 1 S: 8 H: 0 LOB: 0 BB: 0 P: 10	R: 0 E: 0 K: 0 S: 11 H: 0 LOB: 2 BB: 1 P: 19	R: 2 E: 1 K: 0 S: 10 H: 1 LOB: 2 BB: 3 P: 24	R: 0 E: 0 K: 1 S: 10 H: 1 LOB: 2 BB: 1 P: 19	R: 1 E: 0 K: 0 S: 5 H: 2 LOB: 0 BB: 0 P: 9	R: 0 E: 0 K: 0 S: 9 H: 0 LOB: 0 BB: 0 P: 12	R: 0 E: 0 K: 1 S: 9 H: 0 LOB: 0 BB: 0 P: 15	R: 0 E: 0 K: 0 S: 7 H: 0 LOB: 0 BB: 0 P: 11	R: 1 E: 0 K: 2 S: 14 H: 2 LOB: 1 BB: 0 P: 22	1B: 5 2B: 1 3B: 1 HR: 1	SF: 0 SAC: 0 DP: 1 HBP: 0		WP: 0 PB: 0 SB: 2 CS: 0	PA: 50			

PITCHER		IP	WLS	BF	H	R	ER	SO	BB	IBB	HBP	BLK	WP	HR	S	P	ERA	WHIP
Bob Anderson, R ERA: 3.87	(1, 1)	8.0		34	5	3	2	5	3	2	0	0	0	0	67	114	2.25	1.000
Mark Freeman, R ERA: 5.3	(9, 1)	5.0	L	16	2	1	1	3	0	0	0	0	0	1	41	65	1.80	0.400

PITCHER	IP	WLS	BF	H	R	ER	SO	BB	IBB	HBP	BLK	WP	HR	S	P	ERA	WHIP

AB	45
R	4
H	7
RBI	3
BB	5
SO	8
LOB	10

Batter	1	2	3	4	5	6	7	8	9	10	11	12	13	AB	R	H	RBI	BB	SO	LOB
Richie Ashburn, L (1, 8) OBP: 0.431, SLG: 0.356	6-3		PO 1B		1-2 BB			6-3		G3		FC6 BB		4	0	1	0	2	0	0
Bob Will, L (1, 9) OBP: 0.324, SLG: 0.387	K		1 SAFE PO 1-2	K	4-3			K		2-3		FC6 1-2f		6	0	0	0	0	3	3
14 Ernie Banks, R (1, 6) OBP: 0.365, SLG: 0.588	L8			F8		F4		FC6 1B			FC3-6 BB		F4	5	0	1	0	1	0	0
Frank Thomas, R (1, 3) OBP: 0.307, SLG: 0.444 Ed Bouchee, L (7, 3) OBP: 0.340, SLG: 0.311 Dick Gernert, R (13, PH) OBP: 0.327, SLG: 0.287		F3		2B		HR		FC6			FC3-6 SH1-3		K	3	1	2	1	0	0	0
														2	0	0	0	0	0	2
														1	0	0	0	0	1	0
Sammy Taylor, L (1, 2) OBP: 0.272, SLG: 0.333 El Tappe, R (10, 2) OBP: 0.330, SLG: 0.333 Don Zimmer, R (13, PH) OBP: 0.303, SLG: 0.343		F4		G3		3-1			K		SH1-3 1-2		F3	4	0	0	0	0	1	1
														0	0	0	0	0	0	0
														1	0	0	0	0	0	0
Ron Santo, R (1, 5) OBP: 0.316, SLG: 0.455		2B			HR	K			HR		IBB			4	2	3	2	1	1	0
George Altman, L (1, 7) OBP: 0.337, SLG: 0.443		L9			CS 1B		K		4-3		K			5	0	1	0	0	2	3
Jerry Kindall, R (1, 4) OBP: 0.264, SLG: 0.353			F8		K 1-2		5-3		5-3			K		5	0	0	0	0	2	1
Bob Anderson, R (1, 1) OBP: 0.233, SLG: 0.182 Mark Freeman, R (9, 1) OBP: 0.190, SLG: 0.150			F9		BB 1B		6-3			1-3		K		3	0	1	0	0	0	0
														2	0	0	0	0	1	0
Inning Stats	R: 0 E: 0 K: 1 S: 8 H: 0 LOB: 0 BB: 0 P: 12	R: 0 E: 0 K: 0 S: 7 H: 1 LOB: 1 BB: 0 P: 9	R: 0 E: 0 K: 0 S: 5 H: 1 LOB: 0 BB: 0 P: 10	R: 0 E: 0 K: 1 S: 8 H: 1 LOB: 1 BB: 0 P: 12	R: 1 E: 0 K: 1 S: 16 H: 3 LOB: 2 BB: 1 P: 27	R: 1 E: 0 K: 1 S: 9 H: 1 LOB: 0 BB: 0 P: 12	R: 0 E: 0 K: 1 S: 7 H: 0 LOB: 0 BB: 0 P: 10	R: 0 E: 0 K: 1 S: 8 H: 1 LOB: 1 BB: 0 P: 13	R: 1 E: 0 K: 1 S: 7 H: 1 LOB: 0 BB: 0 P: 11	R: 0 E: 0 K: 0 S: 6 H: 0 LOB: 0 BB: 0 P: 8	R: 0 E: 0 K: 1 S: 8 H: 0 LOB: 2 BB: 2 P: 18	R: 0 E: 0 K: 2 S: 16 H: 0 LOB: 1 BB: 1 P: 26	R: 0 E: 0 K: 1 S: 9 H: 0 LOB: 0 BB: 0 P: 16	1B: 4 2B: 2 3B: 0 HR: 3 SF: 0 SAC: 1 DP: 0 HBP: 0						

PITCHER		IP	WLS	BF	H	R	ER	SO	BB	IBB	HBP	BLK	WP	HR	S	P	ERA	WHIP
Roger Craig, R ERA: 4.21	(1, 1)	5.0		20	6	1	1	3	1	0	0	0	0	1	44	70	1.80	1.400
Ed Roebuck, R ERA: 2.48	(6, 1)	5.2		22	3	2	2	4	1	1	0	0	0	2	42	68	3.18	0.706
Sandy Koufax, L ERA: 4.08	(11, 1)	2.1	W	8	0	0	0	4	1	0	0	0	0	0	28	46	0.00	0.429

PITCHER	IP	WLS	BF	H	R	ER	SO	BB	IBB	HBP	BLK	WP	HR	S	P	ERA	WHIP

BOTTOM

Los Angeles Dodgers @ Chicago Cubs

Wrigley Field, Chicago, IL

Thu Aug 18 1960, 3:33 AM CDT

Att. 8,632 - Unknown

livebaseballscorecards.com

AB	45
R	3
H	9
RBI	3
BB	4
SO	11
LOB	10

WP: 0 PB: 0 SB: 0 CS: 1 PA: 51

Batter	1	2	3	4	5	6	7	8	9	AB	R	H	RBI	BB	SO	LOB
Joey Amalfitano, R (1, 5) OBP: 0.328, SLG: 0.338	6-3		BBBB 4-0 BB		1-3			G6-4-3 1-2f		3	0	0	0	1	0	1
Don Blasingame, L (1, 4) OBP: 0.306, SLG: 0.304	1B 1B		6-3			F4		4-3		4	0	1	0	0	0	1
Willie Mays, R (1, 8) OBP: 0.397, SLG: 0.590	1-3 G5-4-3 1B			HR 1B		F4			4-3	4	1	2	0	0	0	0
Orlando Cepeda, R (1, 3) OBP: 0.324, SLG: 0.520	G5-4-3 1-2f			1-H HR		CS 1B			6-3	4	1	2	2	0	0	2
Felipe Alou, R (1, 7) OBP: 0.286, SLG: 0.395		L3-6 2B		SSS K		CS 1-2	1B		F9	4	0	2	0	0	1	0
Willie Kirkland, L (1, 9) OBP: 0.313, SLG: 0.440		L3-6 2-3		SSS K			F2			3	0	0	0	0	1	2
Bob Schmidt, R (1, 2) OBP: 0.317, SLG: 0.387		5-3		SSS K			F9			3	0	0	0	0	1	1
Eddie Bressoud, R (1, 6) OBP: 0.287, SLG: 0.373			5-3		F8		SSS K			3	0	0	0	0	1	1
Mike McCormick, L (1, 1) OBP: 0.224, SLG: 0.246			SSS K	SSS K				G6-4-3 1B		3	0	1	0	0	2	0
Inning Stats	R: 0 H: 2 E: 0 LOB: 1 K: 0 BB: 0 S: 4 P: 4	R: 0 H: 1 E: 0 LOB: 0 K: 0 BB: 0 S: 3 P: 3	R: 0 H: 0 E: 0 LOB: 1 K: 1 BB: 1 S: 5 P: 9	R: 2 H: 2 E: 0 LOB: 0 K: 3 BB: 0 S: 11 P: 11	R: 0 H: 0 E: 0 LOB: 0 K: 1 BB: 0 S: 5 P: 5	R: 0 H: 1 E: 0 LOB: 0 K: 0 BB: 0 S: 3 P: 3	R: 0 H: 1 E: 0 LOB: 1 K: 1 BB: 0 S: 6 P: 6	R: 0 H: 1 E: 0 LOB: 0 K: 0 BB: 0 S: 3 P: 3	R: 0 H: 0 E: 0 LOB: 0 K: 0 BB: 0 S: 3 P: 3	1B: 6 SF: 0 2B: 2 SAC: 0 3B: 0 DP: 3 HR: 1 HBP: 0						

PITCHER		IP	WLS	BF	H	R	ER	SO	BB	IBB	HBP	BLK	WP	HR	S	P	ERA	WHIP
Dick Ellsworth, L ERA: 3.03	(1, 1)	8.0	L	29	8	2	2	6	1	0	0	0	0	1	40	44	2.25	1.125
Don Elston, R ERA: 3.14	(9, 1)	1.0		3	0	0	0	0	0	0	0	0	0	0	3	3	0.00	0.000

PITCHER	IP	WLS	BF	H	R	ER	SO	BB	IBB	HBP	BLK	WP	HR	S	P	ERA	WHIP

TOP

San Francisco Giants @ Chicago Cubs

Wrigley Field, Chicago, IL

Fri Aug 19 1960, 3:33 AM CDT

Att. 7,491 - Unknown

livebaseballscorecards.com

AB	31
R	2
H	8
RBI	2
BB	1
SO	6
LOB	8

WP: 0 PA: 33
PB: 0
SB: 0
CS: 1

Batter	1	2	3	4	5	6	7	8	9	AB	R	H	RBI	BB	SO	LOB
Richie Ashburn, L (1, 8) (8, 7) OBP: 0.430, SLG: 0.353	B B B 4-0 14 3B 4-3 BB		x 0-0 ② 4-3			x 0-0 ② 6-3		S S S 0-3 ③ K		3	1	0	0	1	1	1
Bob Will, L (1, 9) OBP: 0.323, SLG: 0.386	x 0-0 ① 4-3 1-2		x 0-0 ③ F7			x 0-0 1B			x 0-0 ① F8	4	0	1	0	0	0	1
14 Ernie Banks, R (1, 6) OBP: 0.364, SLG: 0.589	x 0-0 2-H 3B			x 0-0 ① F8		x 0-0 ③ F3			x 0-0 ② F2	4	0	1	1	0	0	1
Frank Thomas, R (1, 3) OBP: 0.304, SLG: 0.439	S S S 0-3 ② K			x 0-0 ② F5			x 0-0 ① F8		x 0-0 ③ 6-3	4	0	0	0	0	1	1
Ron Santo, R (1, 5) OBP: 0.311, SLG: 0.448	x 0-0 ③ 6-3			x 0-0 ③ F8			x 0-0 ② F6			3	0	0	0	0	0	1
George Altman, L (1, 7) OBP: 0.335, SLG: 0.439 Al Heist, R (7, PH) (8, 8) OBP: 0.225, SLG: 0.189		x 0-0 ① F7			x 0-0 ① G3		x 0-0 ③ F7			2 1	0 0	0 0	0 0	0 0	0 0	0 0
Don Zimmer, R (1, 4) OBP: 0.303, SLG: 0.342		S S S 0-3 ② K			x 0-0 ② 4-3			x 0-0 SH1-4 S 1B		3	0	1	0	0	1	0
El Tappe, R (1, 2) OBP: 0.322, SLG: 0.325		x 0-0 ③ F9			x 0-0 ③ F9			x 0-0 ① SH1-4 1-3		2	0	0	0	0	0	0
Dick Ellsworth, L (1, 1) OBP: 0.216, SLG: 0.065 Dick Gernert, R (8, PH) OBP: 0.324, SLG: 0.284 Don Elston, R (9, 1) OBP: 0.150, SLG: 0.150			S S S 0-3 ① K			S S S 0-3 ① K		S S S 0-3 ② K		2 1 0	0 0 0	0 0 0	0 0 0	2 1 0	0 1 0	0 1 0
Inning Stats	R: 1 H: 1 E: 0 LOB: 1 K: 1 BB: 1 S: 6 P: 10	R: 0 H: 0 E: 0 LOB: 0 K: 1 BB: 0 S: 5 P: 5	R: 0 H: 0 E: 0 LOB: 0 K: 1 BB: 0 S: 5 P: 5	R: 0 H: 0 E: 0 LOB: 0 K: 0 BB: 0 S: 3 P: 3	R: 0 H: 0 E: 0 LOB: 0 K: 0 BB: 0 S: 3 P: 3	R: 0 H: 1 E: 0 LOB: 1 K: 1 BB: 0 S: 6 P: 6	R: 0 H: 0 E: 0 LOB: 0 K: 0 BB: 0 S: 3 P: 3	R: 0 H: 1 E: 0 LOB: 1 K: 2 BB: 0 S: 8 P: 8	R: 0 H: 0 E: 0 LOB: 0 K: 0 BB: 0 S: 3 P: 3	1B: 2 SF: 0 2B: 0 SAC: 1 3B: 1 DP: 0 HR: 0 HBP: 0						

PITCHER	IP	WLS	BF	H	R	ER	SO	BB	IBB	HBP	BLK	WP	HR	S	P	ERA	WHIP
Mike McCormick, L (1, 1) ERA: 2.72	9.0	W	31	3	1	1	6	1	0	0	0	0	0	42	46	1.00	0.444

PITCHER	IP	WLS	BF	H	R	ER	SO	BB	IBB	HBP	BLK	WP	HR	S	P	ERA	WHIP

BOTTOM

San Francisco Giants @ Chicago Cubs

Wrigley Field, Chicago, IL

Fri Aug 19 1960, 3:33 AM CDT

Att. 7,491 - Unknown

livebaseballscorecards.com

AB	29
R	1
H	3
RBI	1
BB	1
SO	6
LOB	6

PA: 31

Batter	1	2	3	4	5	6	7	8	9	AB	R	H	RBI	BB	SO	LOB
Joey Amalfitano, R (1, 5) OBP: 0.329, SLG: 0.341 (8, 4)	PB SF9 2B	F4		BBBB 1B BB		F8		F8		4	1	1	0	1	0	3
Don Blasingame, L (1, 4) OBP: 0.305, SLG: 0.303	6-3 2-3	F7		1-3 1B		SSS K		SSS K		4	0	1	0	0	1	3
Jim Davenport, R (8, PH) OBP: 0.318, SLG: 0.362 (8, 5)										1	0	0	0	0	1	1
Willie Mays, R (1, 8) OBP: 0.395, SLG: 0.586	SF9 3-H		SSS K	FC6-4 IBB		SSS K			F4	3	0	0	1	1	2	0
Willie Kirkland, L (1, 9) OBP: 0.309, SLG: 0.435	F7	F6	F9				SSS K		4-3	4	0	0	0	0	1	3
Willie McCovey, L (9, PH) OBP: 0.363, SLG: 0.466										1	0	0	0	0	0	0
Orlando Cepeda, R (1, 3) OBP: 0.327, SLG: 0.527		BBBB 1B WP 1B BB	HR	FC6-4 1-2f			6-3		1B	4	2	2	1	1	0	3
Felipe Alou, R (1, 7) OBP: 0.293, SLG: 0.400		1B SF9 1B 1-3	1B		F7		1B		SSS K	5	1	3	0	0	1	1
Hobie Landrith, L (1, 2) OBP: 0.333, SLG: 0.348		SH 1B 2-3 3-H	1B 1-3		F2		F8			3	0	2	1	0	0	0
Bob Schmidt, R (7, PH) OBP: 0.316, SLG: 0.386 (7, 2)										1	0	0	0	0	0	1
Eddie Bressoud, R (1, 6) OBP: 0.289, SLG: 0.387	SF9 3-H	SSS K			HR			1B		3	1	2	2	0	1	2
Sam Jones, R (1, 1) OBP: 0.180, SLG: 0.200	SH 1-2		5-3	F9				SSS K		1	0	0	0	0	0	0
Stu Miller, R (4, 1) OBP: 0.167, SLG: 0.091										1	0	0	0	0	0	0
Billy Loes, R (5, 1) OBP: 0.250, SLG: 0.250										0	0	0	0	0	0	0
Andre Rodgers, R (8, PH) OBP: 0.306, SLG: 0.294										1	0	0	0	0	1	1
Sherman Jones, L (8, 1) OBP: 1.000, SLG: 1.000										0	0	0	0	0	0	0
Inning Stats	R: 1 E: 0 K: 0 S: 4 H: 1 LOB: 0 BB: 0 P: 4	R: 2 E: 1 K: 0 S: 6 H: 2 LOB: 2 BB: 1 P: 10	R: 1 E: 0 K: 2 S: 10 H: 3 LOB: 2 BB: 0 P: 10	R: 0 E: 0 K: 0 S: 4 H: 1 LOB: 3 BB: 2 P: 12	R: 1 E: 0 K: 0 S: 4 H: 1 LOB: 0 BB: 0 P: 4	R: 0 E: 0 K: 2 S: 7 H: 0 LOB: 0 BB: 0 P: 7	R: 0 E: 0 K: 1 S: 6 H: 1 LOB: 1 BB: 0 P: 6	R: 0 E: 0 K: 2 S: 8 H: 1 LOB: 1 BB: 0 P: 8	R: 0 E: 0 K: 1 S: 6 H: 1 LOB: 1 BB: 0 P: 6	1B: 8 2B: 1 3B: 0 HR: 2	SF: 2 SAC: 1 DP: 0 HBP: 0					

TOP

San Francisco Giants @ Chicago Cubs

Wrigley Field, Chicago, IL

Sat Aug 20 1960, 3:33 AM CDT

Att. 11,210 - Unknown

livebaseballscorecards.com

AB	36
R	5
H	11
RBI	5
BB	3
SO	8
LOB	18

WP: 1 PB: 1 SB: 0 CS: 0 PA: 42

PITCHER		IP	WLS	BF	H	R	ER	SO	BB	IBB	HBP	BLK	WP	HR	S	P	ERA	WHIP
Moe Drabowsky, R ERA: 8.55	(1, 1)	3.0		17	6	4	3	2	1	0	0	0	1	1	20	24	9.00	2.333
Seth Morehead, L ERA: 3.6	(4, 1)	6.0	W	25	5	1	1	6	1	1	0	0	0	1	35	43	1.50	1.000

PITCHER	IP	WLS	BF	H	R	ER	SO	BB	IBB	HBP	BLK	WP	HR	S	P	ERA	WHIP

San Francisco Giants @ Chicago Cubs

Wrigley Field, Chicago, IL

Sat Aug 20 1960, 3:33 AM CDT

Att. 11,210 - Unknown

livebaseballscorecards.com

Batter	1	2	3	4	5	6	7	8	9	AB	R	H	RBI	BB	SO	LOB
Bob Will, L (1, 9) OBP: 0.329, SLG: 0.388	2-3		14 FC6-4 BB 2B 1B 1-2	1B HR BB 1-2 2-3	BB			1B		3	2	2	0	2	0	0
Richie Ashburn, L (1, 8) OBP: 0.432, SLG: 0.353	14 FC6-4 BB		14 FC6-4 BB 1-2 2-3	HR 1B 1-3 2-H 3-H	PO 2-3	K		F4		3	1	1	2	2	1	1
14 Ernie Banks, R (1, 6) OBP: 0.361, SLG: 0.584	FC6-4 1-2f		FC6-4 2B 1-2f 2-3 3-H	K		F8				4	1	0	1	0	1	5
George Altman, L (1, 7) OBP: 0.337, SLG: 0.456	G3		2B 1-H 3-H	HR 1-H 3-H		F8				4	1	2	5	0	0	1
Ron Santo, R (1, 5) OBP: 0.310, SLG: 0.441		F5	FC5-4 BB	K			6-3			3	0	0	0	1	1	0
Frank Thomas, R (1, 3) OBP: 0.304, SLG: 0.439		F7	FC5-4 1-2f		G3 2B 2B		1-3			4	1	1	0	0	0	2
Don Zimmer, R (1, 4) OBP: 0.302, SLG: 0.341		F7		BB 1B 1B 1B	G3 2-3		6-3			4	1	1	0	0	0	1
El Tappe, R (1, 2) OBP: 0.330, SLG: 0.333			BB 14 FC6-4 1B 1B	BB 1B 1-2 1B	F4			K		4	2	2	0	0	1	1
Moe Drabowsky, R (1, 1)			K	K	PO 3-H 2B			K		0	0	0	0	0	0	0
Ed Bouchee, L (3, PH) OBP: 0.339, SLG: 0.310										1	0	0	0	0	1	1
Seth Morehead, L (4, 1) OBP: 0.208, SLG: 0.217										3	0	1	1	0	2	2

Inning Stats	1	2	3	4	5	6	7	8	9						
	R: 0 H: 0	R: 0 H: 0	R: 3 H: 3	R: 5 H: 4	R: 1 H: 2	R: 0 H: 0	R: 0 H: 0	R: 0 H: 1		1B: 6	SF: 0	WP: 0	PA: 39
	E: 0 LOB: 1	E: 0 LOB: 0	E: 0 LOB: 2	E: 0 LOB: 0	E: 0 LOB: 1	E: 0 LOB: 0	E: 0 LOB: 0	E: 0 LOB: 1		2B: 3	SAC: 0	PB: 0	
	K: 0 BB: 1	K: 0 BB: 0	K: 1 BB: 2	K: 3 BB: 1	K: 0 BB: 1	K: 1 BB: 0	K: 0 BB: 0	K: 2 BB: 0		3B: 0	DP: 0	SB: 0	
	S: 3 P: 7	S: 3 P: 3	S: 8 P: 16	S: 13 P: 17	S: 4 P: 8	S: 5 P: 5	S: 3 P: 3	S: 8 P: 8		HR: 1	HBP: 0	CS: 0	

PITCHER		IP	WLS	BF	H	R	ER	SO	BB	IBB	HBP	BLK	WP	HR	S	P	ERA	WHIP
Sam Jones, R ERA: 3.24	(1, 1)	3.1	L	19	5	6	6	2	4	0	0	0	0	0	19	35	16.20	2.700
Stu Miller, R ERA: 4.6	(4, 1)	1.1		8	4	3	3	2	0	0	0	0	0	1	12	12	20.25	3.000
Billy Loes, R ERA: 6.35	(5, 1)	2.1		7	0	0	0	1	1	0	0	0	0	0	8	12	0.00	0.429
Sherman Jones, R ERA: 1.8	(8, 1)	1.0		4	1	0	0	2	0	0	0	0	0	0	8	8	0.00	1.000

PITCHER	IP	WLS	BF	H	R	ER	SO	BB	IBB	HBP	BLK	WP	HR	S	P	ERA	WHIP

Batter	1	2	3	4	5	6	7	8	9	AB	R	H	RBI	BB	SO	LOB
Joey Amalfitano, R (1, 5) OBP: 0.327, SLG: 0.338	4-3		1-3		CS 1-2	F7		F9		2	0	0	0	0	0	0
Dave Philley, S (6, PH) OBP: 0.254, SLG: 0.273										1	0	0	0	0	0	0
Jim Davenport, R (6, 5) OBP: 0.317, SLG: 0.360										1	0	0	0	0	0	0
Don Blasingame, L (1, 4) OBP: 0.307, SLG: 0.310	G3			FC3-6 1B		1B 3B		4-3		4	1	2	0	0	0	0
Willie Mays, R (1, 8) OBP: 0.396, SLG: 0.592	6-3			F8		CS 1B 3-H		HR		4	1	2	2	0	0	1
Willie Kirkland, L (1, 9) OBP: 0.306, SLG: 0.430		G3		FC3-6 1-2f		F3 1-2		E6		4	0	0	0	0	0	2
Orlando Cepeda, R (1, 3) OBP: 0.329, SLG: 0.527		1B		K 1-2			1B 1B	F4		4	0	2	0	0	1	2
Felipe Alou, R (1, 7) OBP: 0.297, SLG: 0.417		K			HR		1-2 1B		K	4	1	2	1	0	2	1
Hobie Landrith, L (1, 2) OBP: 0.329, SLG: 0.343		F2			3-1		F9	K		2	0	0	0	0	0	1
Willie McCovey, L (7, PH) OBP: 0.361, SLG: 0.464										1	0	0	0	0	0	2
Bob Schmidt, R (7, 2) OBP: 0.315, SLG: 0.384										1	0	0	0	0	1	0
Eddie Bressoud, R (1, 6) OBP: 0.294, SLG: 0.389			CS BB		FC6-4 1B		K	F4		1	0	1	0	1	0	0
Jim Marshall, L (7, PH) OBP: 0.348, SLG: 0.354										1	0	0	0	0	1	2
Andre Rodgers, R (7, 6) OBP: 0.306, SLG: 0.294										0	0	0	0	0	0	0
Dale Long, L (9, PH) OBP: 0.262, SLG: 0.333										1	0	0	0	0	0	0
Billy O'Dell, S (1, 1) OBP: 0.321, SLG: 0.143			K 1-2		FC6-4 CS 1-2f		K			2	0	0	0	0	1	2
Johnny Antonelli, L (7, PH) OBP: 0.250, SLG: 0.267										1	0	0	0	0	1	2
(7, 1)																
Inning Stats	R: 0 E: 0 K: 0 S: 3 H: 0 LOB: 0 BB: 0 P: 3	R: 0 E: 0 K: 1 S: 6 H: 1 LOB: 1 BB: 0 P: 6	R: 0 E: 0 K: 1 S: 4 H: 0 LOB: 0 BB: 1 P: 8	R: 0 E: 0 K: 1 S: 6 H: 1 LOB: 1 BB: 0 P: 6	R: 1 E: 0 K: 0 S: 4 H: 2 LOB: 0 BB: 0 P: 4	R: 1 E: 0 K: 0 S: 4 H: 2 LOB: 0 BB: 0 P: 4	R: 0 E: 0 K: 2 S: 9 H: 2 LOB: 2 BB: 0 P: 9	R: 1 E: 1 K: 0 S: 5 H: 1 LOB: 1 BB: 0 P: 5	R: 0 E: 0 K: 2 S: 7 H: 0 LOB: 0 BB: 0 P: 7	1B: 6 2B: 0 3B: 1 HR: 2 SF: 0 SAC: 0 DP: 0 HBP: 0	WP: 0 PB: 0 SB: 1 CS: 3 PA: 36					

PITCHER		IP	WLS	BF	H	R	ER	SO	BB	IBB	HBP	BLK	WP	HR	S	P	ERA	WHIP
Glen Hobbie, R ERA: 4.26	(1, 1)	6.0	W	24	8	2	2	3	1	0	0	0	0	1	29	33	3.00	1.500
Don Elston, R ERA: 3.14	(7, 1)	3.0	S	11	1	1	1	4	0	0	0	0	0	1	19	19	3.00	0.333

PITCHER	IP	WLS	BF	H	R	ER	SO	BB	IBB	HBP	BLK	WP	HR	S	P	ERA	WHIP

San Francisco Giants @ Chicago Cubs

Wrigley Field, Chicago, IL

Sun Aug 21 1960, 3:33 AM CDT

Unknown

TOP

livebaseballscorecards.com

AB	34
R	3
H	9
RBI	3
BB	1
SO	7
LOB	15

Batter	1	2	3	4	5	6	7	8	9	AB	R	H	RBI	BB	SO	LOB
Bob Will, L (1, 9) OBP: 0.328, SLG: 0.387	1-3		1-2 1B		6-3		G3			4	0	1	0	0	0	0
Richie Ashburn, L (1, 7) (7, 8) OBP: 0.430, SLG: 0.352	K		F8-6 2-3		14 2B 1B		F7			4	0	1	0	0	1	2
14 Ernie Banks, R (1, 6) OBP: 0.364, SLG: 0.587	BB			HR 1B	1-H 2B		6-3			3	1	2	0	1	0	0
Frank Thomas, R (1, 3) OBP: 0.303, SLG: 0.445	F5			1-H HR		F8		F3		4	1	1	2	0	0	1
Ron Santo, R (1, 5) OBP: 0.304, SLG: 0.432		F3		F9		F8		E5 3B		4	1	0	0	0	0	0
Al Heist, R (1, 8) OBP: 0.233, SLG: 0.225 George Altman, L (7, 7) OBP: 0.336, SLG: 0.454		6-3		F8		1B 2B		K		3 1	1 0	1 0	0 0	0 0	0 1	0 1
Don Zimmer, R (1, 4) OBP: 0.313, SLG: 0.356		PO 1B		FC6-4 BB		1B S IBB		1-H 3B		2	1	2	1	2	0	0
Moe Thacker, R (1, 2) OBP: 0.226, SLG: 0.146		PO 1-2		FC6-4 1-2f		E S 1-3 2-H 1B		IBB		3	0	2	1	1	0	1
Glen Hobbie, R (1, 1) OBP: 0.188, SLG: 0.141 Don Elston, R (7, 1) OBP: 0.143, SLG: 0.143			FC3-6 F8-6 1B 1-2f		F5	K 1-3 3-H		F8		3 1	0 0	0 0	0 0	0 0	1 0	2 2
Inning Stats	R: 0 H: 0 E: 0 LOB: 1 K: 1 BB: 1 S: 5 P: 9	R: 0 H: 1 E: 0 LOB: 0 K: 0 BB: 0 S: 3 P: 3	R: 0 H: 2 E: 0 LOB: 1 K: 0 BB: 0 S: 4 P: 4	R: 2 H: 2 E: 0 LOB: 1 K: 0 BB: 1 S: 5 P: 9	R: 0 H: 2 E: 0 LOB: 2 K: 0 BB: 0 S: 4 P: 4	R: 2 H: 2 E: 0 LOB: 1 K: 1 BB: 1 S: 7 P: 11	R: 0 H: 0 E: 0 LOB: 0 K: 0 BB: 0 S: 3 P: 3	R: 1 H: 1 E: 1 LOB: 2 K: 1 BB: 1 S: 7 P: 11		1B: 6 SF: 0 2B: 3 SAC: 0 3B: 1 DP: 1 HR: 1 HBP: 0						

PITCHER		IP	WLS	BF	H	R	ER	SO	BB	IBB	HBP	BLK	WP	HR	S	P	ERA	WHIP
Billy O'Dell, L ERA: 2.96	(1, 1)	6.0	L	27	9	4	4	2	2	1	0	0	0	1	28	40	6.00	1.833
Johnny Antonelli, L ERA: 4.19	(7, 1)	2.0		9	1	1	0	1	0	1	0	0	0	0	10	14	0.00	0.500

PITCHER	IP	WLS	BF	H	R	ER	SO	BB	IBB	HBP	BLK	WP	HR	S	P	ERA	WHIP

BOTTOM

San Francisco Giants @ Chicago Cubs

Wrigley Field, Chicago, IL

Sun Aug 21 1960, 3:33 AM CDT

Unknown

livebaseballscorecards.com

AB	32
R	5
H	10
RBI	4
BB	4
SO	3
LOB	9

WP: 0 PA: 37
PB: 0
SB: 2
CS: 0

San Francisco Giants @ Chicago Cubs

Wrigley Field, Chicago, IL

Sun Aug 21 1960, 3:38 AM CDT

Att. 29,862 - Unknown

TOP

livebaseballscorecards.com

Batter	1	2	3	4	5	6	7	8	9	AB	R	H	RBI	BB	SO	LOB
Jim Davenport, R (1, 5) OBP: 0.311, SLG: 0.353	S S S 0-3 ① K		S S S 0-3 ② K		x 0-0 ② F8 2-3		x 0-0 ① 5-3		x 0-0 ① F9	5	0	0	0	0	2	2
Don Blasingame, L (1, 4) OBP: 0.310, SLG: 0.312	B B B B 4-0 CS BB		x 0-0 ③ 6-3		x 0-0 1-2 3-H 1B		x 0-0 4-3 1B		x 0-0 ② F4	4	0	2	1	1	0	0
Willie Mays, R (1, 8) OBP: 0.392, SLG: 0.585	x 0-0 ② ③ F7 1-2			x 0-0 ① F4	x 0-0 ③ F8		x 0-0 ② 4-3 1-2		S S S 0-3 ③ K	5	0	0	0	0	1	4
Felipe Alou, R (1, 9) OBP: 0.301, SLG: 0.424 (8, 7)		x 0-0 BB 1B		S S S 0-3 ② K		x 0-0 HR 2B	x 0-0 ③ F8			4	1	2	0	0	1	1
Orlando Cepeda, R (1, 3) OBP: 0.326, SLG: 0.522		S S S 0-3 ① K		x 0-0 ③ F9		S S S 0-3 ① K		x 0-0 ① F9		4	0	0	0	0	2	2
Dave Philley, S (1, 7) OBP: 0.280, SLG: 0.279 Willie Kirkland, L (8, PR) OBP: 0.306, SLG: 0.430 (8, 9)		B B B B 4-0 1-2 BB			B B B B 4-0 BB 1B BB	x 0-0 ② F5		x 0-0 FC3-6 1B		2 0	1 0	1 0	0 0	2 0	0 0	1 0
Hobie Landrith, L (1, 2) OBP: 0.333, SLG: 0.338		x 0-0 ② F8			B B B B 4-0 FC3-5 1B 1-2 BB	4-0 HR IBB		x 0-0 ② FC3-6 1B 1-2f		2	1	0	0	2	0	3
Eddie Bressoud, R (1, 6) OBP: 0.293, SLG: 0.387 Willie McCovey, L (5, PH) OBP: 0.364, SLG: 0.466 Andre Rodgers, R (5, 6) OBP: 0.313, SLG: 0.317		S S S 0-3 ③ K			x 0-0 F8 FC3-5 1B 1-2 2-H 1B	x 0-0 1-H 2-H HR		x 0-0 1-2 1B		1 1 2	0 1 1	0 1 2	0 1 3	0 0 0	1 0 0	2 0 0
Georges Maranda, R (1, 1) OBP: 0.167, SLG: 0.167 Jim Marshall, L (8, PH) OBP: 0.345, SLG: 0.351 Sherman Jones, L (8, 1) OBP: 1.000, SLG: 1.000			S S S 0-3 ① K		x 0-0 ① FC3-5 1B 1-2 2-3f	x 0-0 ③ 4-3		x 0-0 ③ F8		3 1 0	0 0 0	0 0 0	0 0 0	0 0 0	1 0 0	2 2 0

	AB	34
	R	5
	H	8
	RBI	5
	BB	5
	SO	8
	LOB	19

Inning Stats																		
	R: 0	H: 0	R: 0	H: 1	R: 0	H: 0	R: 0	H: 0	R: 2	H: 2	R: 3	H: 2	R: 0	H: 1	R: 0	H: 2	R: 0	H: 0
	E: 0	LOB: 0	E: 0	LOB: 2	E: 0	LOB: 0	E: 0	LOB: 0	E: 0	LOB: 2	E: 0	LOB: 1	E: 0	LOB: 1	E: 1	LOB: 2	E: 0	LOB: 0
	K: 1	BB: 0	K: 2	BB: 1	K: 2	BB: 0	K: 1	BB: 0	K: 0	BB: 2	K: 1	BB: 0	K: 0	BB: 0	K: 0	BB: 0	K: 1	BB: 0
	S: 4	P: 8	S: 8	P: 12	S: 7	P: 7	S: 5	P: 5	S: 5	P: 13	S: 7	P: 11	S: 4	P: 4	S: 5	P: 5	S: 5	P: 5

	1B: 6	SF: 0	WP: 0	PA: 39
	2B: 1	SAC: 0	PB: 0	
	3B: 0	DP: 0	SB: 0	
	HR: 1	HBP: 0	CS: 1	

PITCHER		IP	WLS	BF	H	R	ER	SO	BB	IBB	HBP	BLK	WP	HR	S	P	ERA	WHIP
Don Cardwell, R ERA: 4.67	(1, 1)	5.0		21	3	2	2	6	4	0	0	0	0	0	29	45	3.60	1.400
Mark Freeman, R ERA: 5.53	(6, 1)	2.0	L	10	3	3	3	1	0	1	0	0	0	1	11	15	13.50	1.500
Moe Drabowsky, R ERA: 8.07	(8, 1)	2.0		8	2	0	0	1	0	0	0	0	0	0	10	10	0.00	1.000

PITCHER	IP	WLS	BF	H	R	ER	SO	BB	IBB	HBP	BLK	WP	HR	S	P	ERA	WHIP

BOTTOM

San Francisco Giants @ Chicago Cubs

Wrigley Field, Chicago, IL

Sun Aug 21 1960, 3:38 AM CDT

Att. 29,862 - Unknown

livebaseballscorecards.com

Batter	1	2	3	4	5	6	7	8	9	AB	R	H	RBI	BB	SO	LOB
Bob Will, L (1, 9) OBP: 0.324, SLG: 0.381	1-3		F8		K 2-3		F5		F8	5	0	0	0	0	1	5
Richie Ashburn, L (1, 8) OBP: 0.431, SLG: 0.354	K			14 HR 1B		E6 1-3 14 5-3		14 G6-4-3 1B		4	1	2	0	0	1	0
14 Ernie Banks, R (1, 6) OBP: 0.363, SLG: 0.590	F8			1-H HR		5-3 1-2		G6-4-3 1-2f		4	1	1	2	0	0	2
George Altman, L (1, 7) OBP: 0.338, SLG: 0.453		FC5-4 1B		6-3		1-3 2-3		HBP		3	0	1	0	0	0	1
Frank Thomas, R (1, 3) OBP: 0.300, SLG: 0.441		F8		1-3		F8		F7		4	0	0	0	0	0	3
Ron Santo, R (1, 5) OBP: 0.303, SLG: 0.426		F9		F3			F5		BBB 1B BB	3	0	0	0	1	0	1
Don Zimmer, R (1, 4) OBP: 0.312, SLG: 0.354		FC5-4 1-2f			CS 1B 1B		K		F7	4	0	1	0	0	1	2
El Tappe, R (1, 2) OBP: 0.323, SLG: 0.326			1-3		F7		1B 2B		1-2 1B	2	0	0	0	0	0	1
Ed Bouchee, L (7, PH) OBP: 0.341, SLG: 0.315										1	1	1	0	0	0	0
Moe Thacker, R (8, 2) OBP: 0.241, SLG: 0.163										1	0	1	0	0	0	0
Don Cardwell, R (1, 1) OBP: 0.200, SLG: 0.400										1	0	0	0	0	1	0
Sammy Taylor, L (5, PH) OBP: 0.280, SLG: 0.341										1	0	1	0	0	0	0
Mark Freeman, R (6, 1) OBP: 0.190, SLG: 0.150										0	0	0	0	0	0	0
Grady Hatton, L (7, PH) OBP: 0.387, SLG: 0.379										1	0	1	1	0	0	0
Moe Drabowsky, R (8, 1)										0	0	0	0	0	0	0
Dick Gernert, R (9, PH) OBP: 0.321, SLG: 0.281			K		1-2 1B		2-H 1B		K	1	0	0	0	0	1	2
Inning Stats	R: 0 E: 0 K: 1 S: 5 H: 0 LOB: 0 BB: 0 P: 5	R: 0 E: 0 K: 0 S: 4 H: 1 LOB: 1 BB: 0 P: 4	R: 0 E: 0 K: 1 S: 5 H: 0 LOB: 0 BB: 0 P: 5	R: 2 E: 0 K: 0 S: 5 H: 2 LOB: 0 BB: 0 P: 5	R: 0 E: 0 K: 1 S: 6 H: 2 LOB: 2 BB: 0 P: 6	R: 0 E: 1 K: 0 S: 4 H: 0 LOB: 1 BB: 0 P: 4	R: 1 E: 0 K: 1 S: 7 H: 2 LOB: 1 BB: 0 P: 7	R: 0 E: 0 K: 0 S: 3 H: 1 LOB: 1 BB: 0 P: 4	R: 0 E: 0 K: 1 S: 6 H: 1 LOB: 2 BB: 1 P: 10	1B: 7 2B: 2 3B: 0 HR: 1	SF: 0 SAC: 0 DP: 2 HBP: 1			WP: 0 PB: 0 SB: 0 CS: 1	PA: 37		

	AB	35
	R	3
	H	9
	RBI	3
	BB	1
	SO	5
	LOB	17

PITCHER	IP	WLS	BF	H	R	ER	SO	BB	IBB	HBP	BLK	WP	HR	S	P	ERA	WHIP
Georges Maranda, R (1, 1) ERA: 4.22	7.0	W	28	7	3	3	4	0	0	0	0	0	1	36	36	3.86	1.000
Sherman Jones, R (8, 1) ERA: 1.5	2.0	S	9	2	0	0	1	1	0	1	0	0	0	9	14	0.00	1.500

PITCHER	IP	WLS	BF	H	R	ER	SO	BB	IBB	HBP	BLK	WP	HR	S	P	ERA	WHIP

Batter	1	2	3	4	5	6	7	8	9	AB	R	H	RBI	BB	SO	LOB
Billy Martin, R (1, 4) OBP: 0.311, SLG: 0.350	6-3		1-3		2B 3-H		2B 1-H		F8	5	0	2	2	0	0	1
Vada Pinson, L (1, 8) OBP: 0.334, SLG: 0.455	K		4-3		G3		E3 FC5-4		1-3	5	0	0	0	0	1	3
Gus Bell, L (1, 9) OBP: 0.308, SLG: 0.384	4-3			4-3		FC3-6 1B FC3-2 BB	F9			3	0	0	0	1	0	2
Frank Robinson, R (1, 7) OBP: 0.396, SLG: 0.589		1B BB		HR		FC3-6 1-2 1B	FC5-4 1-2f			3	1	2	1	1	0	2
Gordy Coleman, L (1, 3) OBP: 0.260, SLG: 0.369		K		L8		FC3-6 FC3-2 1-2f 2-3		L4		4	0	0	0	0	1	3
Ed Bailey, L (1, 2) OBP: 0.353, SLG: 0.401		1-3 1B		5-3		FC3-2 FC6-4 1-2 3-H		4-3		4	0	1	0	0	0	2
Cliff Cook, R (1, 5) OBP: 0.257, SLG: 0.321		K			1-3 2B 2B	FC6-4 1-2f		K		4	1	1	0	0	2	4
Leo Cardenas, R (1, 6) OBP: 0.232, SLG: 0.253 Willie Jones, R (7, PH) OBP: 0.349, SLG: 0.391 Bill Henry, L (7, 1) Harry Anderson, L (9, PH) OBP: 0.320, SLG: 0.375		2-3			1-3 2-3		FC3-6 1B		F5	2 1 0 1	0 0 0 0	0 1 0 0	0 0 0 0	0 0 0 0	0 0 0 0	3 0 0 0
Cal McLish, S (1, 1) OBP: 0.088, SLG: 0.032 Joe Nuxhall, L (5, 1) OBP: 0.130, SLG: 0.143 Jerry Lynch, L (7, PH) OBP: 0.377, SLG: 0.522 Roy McMillan, R (7, 6) OBP: 0.296, SLG: 0.349			1-3		6-3		FC3-6 1-2f 2B		HBP	2 0 1 0	0 0 1 0	0 0 0 0	0 0 0 0	0 0 0 0	0 0 0 0	1 0 1 0
Inning Stats	R: 0 E: 0 K: 1 S: 5 H: 0 LOB: 0 BB: 0 P: 5	R: 0 E: 0 K: 2 S: 8 H: 1 LOB: 2 BB: 1 P: 12	R: 0 E: 0 K: 0 S: 3 H: 0 LOB: 0 BB: 0 P: 3	R: 1 E: 0 K: 0 S: 4 H: 1 LOB: 0 BB: 0 P: 4	R: 1 E: 0 K: 0 S: 5 H: 2 LOB: 1 BB: 0 P: 5	R: 0 E: 0 K: 0 S: 4 H: 1 LOB: 2 BB: 1 P: 8	R: 1 E: 1 K: 0 S: 6 H: 2 LOB: 2 BB: 0 P: 6	R: 0 E: 0 K: 1 S: 5 H: 0 LOB: 0 BB: 0 P: 5	R: 0 E: 0 K: 0 S: 3 H: 0 LOB: 1 BB: 0 P: 4	1B: 3 2B: 3 3B: 0 HR: 1 SF: 0 SAC: 0 DP: 0 HBP: 1						

PITCHER		IP	WLS	BF	H	R	ER	SO	BB	IBB	HBP	BLK	WP	HR	S	P	ERA	WHIP
Bob Anderson, R ERA: 3.89	(1, 1)	6.1	W	28	7	3	3	3	2	0	0	0	0	1	32	40	4.26	1.421
Seth Morehead, L ERA: 3.59	(7, 1)	0.1		2	0	0	0	0	0	0	0	0	0	0	2	2	0.00	0.000
Joe Schaffernoth, R ERA: 3.44	(7, 1)	2.1	S	8	0	0	0	1	0	0	1	0	0	0	9	10	0.00	0.000

PITCHER	IP	WLS	BF	H	R	ER	SO	BB	IBB	HBP	BLK	WP	HR	S	P	ERA	WHIP

TOP

Cincinnati Reds @ Chicago Cubs

Wrigley Field, Chicago, IL

Mon Aug 22 1960, 3:33 AM CDT

Att. 6,443 - Unknown

livebaseballscorecards.com

AB	35
R	3
H	7
RBI	3
BB	2
SO	4
LOB	22

WP: 0 PA: 38
PB: 0
SB: 0
CS: 0

Cincinnati Reds @ Chicago Cubs

Wrigley Field, Chicago, IL

Mon Aug 22 1960, 3:33 AM CDT

Att. 6,443 - Unknown

BOTTOM

Batter	1	2	3	4	5	6	7	8	9	AB	R	H	RBI	BB	SO	LOB
Bob Will, L (1, 9) OBP: 0.323, SLG: 0.379	14 4-3 E 1B 1B	1-3		P6		L5		L7		5	1	1	0	0	0	2
Richie Ashburn, L (1, 8) OBP: 0.429, SLG: 0.352	FC3 1B 14 4-3 E 1-2	2-3		1-2 1B		1-3		5-3		5	1	1	0	0	0	2
14 Ernie Banks, R (1, 6) OBP: 0.364, SLG: 0.592	4-3 1-2 2-3	2B		G5-3 2-3f		WP 1B				4	0	2	0	0	0	4
George Altman, L (1, 7) OBP: 0.340, SLG: 0.451	G3 E 3B IBB	4-3			2B 1B	F8 1-2				3	2	1	0	1	0	2
Ron Santo, R (1, 5) OBP: 0.311, SLG: 0.442	E7 G3 3B 1-2 2-H 3-H 1B		2B		1-H 2B 2B		L9			4	2	3	2	0	0	0
Frank Thomas, R (1, 3) OBP: 0.297, SLG: 0.436	G3 1-2 2-3		F7		K		L8			4	0	0	0	0	1	4
Don Zimmer, R (1, 4) OBP: 0.315, SLG: 0.369	2-H 3-H 3B		5-3		2-H 2B		L9			4	0	2	3	0	0	1
Moe Thacker, R (1, 2) OBP: 0.241, SLG: 0.154	BB		L6		F3			L4		3	0	0	0	1	0	2
Bob Anderson, R (1, 1) OBP: 0.238, SLG: 0.190 Seth Morehead, L (7, 1) OBP: 0.208, SLG: 0.217 Joe Schaffernoth, R (7, 1) OBP: 0.500, SLG: 0.500	F7			14 G5-3 1B 1B	K			1B		3 0 1	0 0 0	1 0 1	0 0 0	0 0 0	1 0 0	3 0 0
Inning Stats	R: 4 E: 2 K: 0 S: 7 H: 3 LOB: 2 BB: 2 P: 15	R: 0 E: 0 K: 0 S: 4 H: 1 LOB: 1 BB: 0 P: 4	R: 0 E: 0 K: 0 S: 4 H: 1 LOB: 1 BB: 0 P: 4	R: 0 E: 0 K: 0 S: 4 H: 2 LOB: 1 BB: 0 P: 4	R: 2 E: 0 K: 2 S: 10 H: 3 LOB: 1 BB: 0 P: 10	R: 0 E: 0 K: 0 S: 4 H: 1 LOB: 1 BB: 0 P: 4	R: 0 E: 0 K: 0 S: 3 H: 0 LOB: 0 BB: 0 P: 3	R: 0 E: 0 K: 0 S: 4 H: 1 LOB: 1 BB: 0 P: 4		1B: 7 2B: 4 3B: 1 HR: 0	SF: 0 SAC: 0 DP: 1 HBP: 0					

PITCHER		IP	WLS	BF	H	R	ER	SO	BB	IBB	HBP	BLK	WP	HR	S	P	ERA	WHIP
Cal McLish, R ERA: 4.42	(1, 1)	4.1	L	25	10	6	3	1	1	1	0	0	0	0	25	33	6.23	2.538
Joe Nuxhall, L ERA: 4.55	(5, 1)	1.2		6	1	0	0	1	0	0	0	0	1	0	8	8	0.00	0.600
Bill Henry, L ERA: 3.38	(7, 1)	2.0		7	1	0	0	0	0	0	0	0	0	0	7	7	0.00	0.500

PITCHER	IP	WLS	BF	H	R	ER	SO	BB	IBB	HBP	BLK	WP	HR	S	P	ERA	WHIP

livebaseballscorecards.com

AB	36
R	6
H	12
RBI	5
BB	2
SO	2
LOB	20

WP: 1 PA: 38
PB: 0
SB: 0
CS: 0

Batter	1	2	3	4	5	6	7	8	9	AB	R	H	RBI	BB	SO	LOB
Bill Virdon, L (1, 8) OBP: 0.344, SLG: 0.421	3-4-1		F8		G4-3 1-2f		1B 5-3 1-2 2-3 3-H BB		L3	4	1	0	1	1	0	1
Dick Groat, R (1, 6) OBP: 0.372, SLG: 0.393	1-3		G6-4-3 1B			BBBB G4-3 BB	5-3 1-3 2-H 3-H 1B		F5	4	0	2	2	1	0	0
Roberto Clemente, R (1, 9) OBP: 0.357, SLG: 0.448	BBBB BB BB		G6-4-3 1-2f			G4-3 1-2f	5-3 1-2 3-H		BB 3B	4	1	1	1	1	0	4
Dick Stuart, R (1, 3) OBP: 0.307, SLG: 0.454 Joe Christopher, R (9, PR) OBP: 0.222, SLG: 0.286 Rocky Nelson, L (9, 3) OBP: 0.380, SLG: 0.483	BBBB 1-2 BB			6-3		SSS 1B	K	BBBB BB S E BB	3 0 1 0 2 1 2 0 1 0 0 0 0 0 0 0 0 0 0 0 0							
Gino Cimoli, R (1, 7) OBP: 0.344, SLG: 0.346	L4			F8		SSS K2-3		F9 1B SH1-3 1B	BBBB BB E 1-2 BB	4	2	1	0	1	1	3
Hal Smith, R (1, 2) OBP: 0.367, SLG: 0.535 Dick Schofield, S (7, PR) OBP: 0.350, SLG: 0.212 Bob Oldis, R (7, 2) OBP: 0.267, SLG: 0.214		4-3		FC6-4 1B			BB 1B BB 1B	SH1-3 1-2 1B	BBBB E 1-2 2-3 3-H BB	3 0 2 0 0 0 0 0 1 0 0 0 0 0 1 0 1 1 1 0 0						
Don Hoak, R (1, 5) OBP: 0.352, SLG: 0.412		1-3		FC6-4 1-2f			F9	F9 2-3	E4 1-3 2-H 3-H	5	0	0	0	0	0	5
Bill Mazeroski, R (1, 4) OBP: 0.318, SLG: 0.398		1B			F8		BB BB 1B 1-2 1B	SH1-3 1-2 3-H	F7	4	1	2	1	0	0	3
Harvey Haddix, L (1, 1) OBP: 0.259, SLG: 0.294 Smoky Burgess, L (7, PH) OBP: 0.347, SLG: 0.411 Gene Baker, R (7, PR) OBP: 0.222, SLG: 0.167 Clem Labine, R (7, 1) OBP: 0.125, SLG: 0.250 Roy Face, R (8, 1) OBP: 0.333, SLG: 0.333		SSS K			G4-3 1B		BBBB BB 1B 1-2 2-3 BB	SSS K		2 0 1 0 0 1 1 0 0 0 0 1 0 0 0 1 0 0 0 0 0 1 0 0 0 0 1 1 0 0 0 0 0 0 0							
Inning Stats	R: 0 E: 0 K: 0 S: 3 H: 0 LOB: 2 BB: 2 P: 11	R: 0 E: 0 K: 1 S: 6 H: 1 LOB: 1 BB: 0 P: 6	R: 0 E: 0 K: 0 S: 3 H: 1 LOB: 0 BB: 0 P: 3	R: 0 E: 0 K: 0 S: 4 H: 1 LOB: 1 BB: 0 P: 4	R: 0 E: 0 K: 0 S: 3 H: 1 LOB: 0 BB: 0 P: 3	R: 0 E: 0 K: 1 S: 5 H: 1 LOB: 1 BB: 1 P: 9	R: 4 E: 0 K: 1 S: 8 H: 3 LOB: 2 BB: 2 P: 16	R: 1 E: 0 K: 1 S: 7 H: 2 LOB: 1 BB: 0 P: 7	R: 3 E: 1 K: 0 S: 5 H: 1 LOB: 3 BB: 3 P: 17	1B: 10 2B: 0 3B: 1 HR: 0 SF: 0 SAC: 1 DP: 3 HBP: 0				WP: 0 PB: 0 SB: 1 CS: 0 PA: 44		

TOP

Pittsburgh Pirates @ Chicago Cubs

Wrigley Field, Chicago, IL

Tue Aug 23 1960, 3:33 AM CDT

Att. 13,943 - Unknown

livebaseballscorecards.com

AB	35
R	8
H	11
RBI	6
BB	8
SO	4
LOB	20

PITCHER		IP	WLS	BF	H	R	ER	SO	BB	IBB	HBP	BLK	WP	HR	S	P	ERA	WHIP
Dick Ellsworth, L ERA: 3.09	(1, 1)	6.1	L	27	7	3	3	2	4	0	0	0	0	0	27	43	4.26	1.737
Seth Morehead, L ERA: 3.68	(7, 1)	0.0		1	0	0	0	0	1	0	0	0	0	0	0	4	∞	∞
Don Elston, R ERA: 3.12	(7, 1)	0.2		3	1	1	1	1	0	0	0	0	0	0	5	5	13.50	1.500
Mark Freeman, R ERA: 5.57	(8, 1)	1.0		5	2	1	1	1	0	0	0	0	0	0	7	7	9.00	2.000
Moe Drabowsky, R ERA: 8.1	(9, 1)	1.0		8	1	3	1	0	3	0	0	0	0	0	5	17	9.00	4.000

PITCHER	IP	WLS	BF	H	R	ER	SO	BB	IBB	HBP	BLK	WP	HR	S	P	ERA	WHIP

BOTTOM

Pittsburgh Pirates @ Chicago Cubs

Wrigley Field, Chicago, IL

Tue Aug 23 1960, 3:33 AM CDT

Att. 13,943 - Unknown

Batter	1	2	3	4	5	6	7	8	9	AB	R	H	RBI	BB	SO	LOB
Bob Will, L (1, 9) OBP: 0.321, SLG: 0.379	4-3		3-1		F4			14 FC5-4 1B 2B	F8	5	1	1	0	0	0	1
Richie Ashburn, L (1, 7) (8, 8) OBP: 0.427, SLG: 0.349	L6		K			4-3		BBBB 4-0 14 FC5-4 BB		3	0	0	0	1	1	0
14 Ernie Banks, R (1, 6) OBP: 0.363, SLG: 0.591	G3		SSS 0-3 K2-3			2B		FC5-4 1B 1-2f 2-3		4	1	1	0	0	1	2
Frank Thomas, R (1, 3) OBP: 0.297, SLG: 0.434		1-3		1-3		5-3		1B 1-2 3-H 1B		4	0	1	1	0	0	1
Ron Santo, R (1, 5) OBP: 0.314, SLG: 0.445		1-3 WP 2B		4-3		4-0 IBB		F4		3	1	1	0	1	0	2
Al Heist, R (1, 8) OBP: 0.217, SLG: 0.209		1-3 2-3		1-3		1-3		0-0 FC6-4 1B 1-2 2-H		3	0	0	0	0	0	3
Mark Freeman, R (8, 1) OBP: 0.190, SLG: 0.150										0	0	0	0	0	0	0
Grady Hatton, L (8, PH) OBP: 0.406, SLG: 0.400										1	0	1	1	0	0	0
Moe Drabowsky, R (9, 1)										0	0	0	0	0	0	0
Don Zimmer, R (1, 4) OBP: 0.314, SLG: 0.364		BBBB 4-0 S BB 3-H			1-3		F7	FC6-4 1-2f		3	0	0	0	1	0	2
Moe Thacker, R (1, 2) OBP: 0.267, SLG: 0.154		IIII 4-0 1-2 IBB			BBBB 4-0 SH5-4 BB		F4		6-3	0	0	0	0	2	0	0
Ed Bouchee, L (7, PH) OBP: 0.340, SLG: 0.314										1	0	0	0	0	0	0
El Tappe, R (8, 2) OBP: 0.323, SLG: 0.326										0	0	0	0	0	0	0
Sammy Taylor, L (9, PH) OBP: 0.277, SLG: 0.337										1	0	0	0	0	0	0
Dick Ellsworth, L (1, 1) OBP: 0.211, SLG: 0.063		SSS 0-3 K			SH5-4 1-2		4-3		6-3	1	0	0	0	0	1	2
Seth Morehead, L (7, 1) OBP: 0.208, SLG: 0.217										0	0	0	0	0	0	0
Don Elston, R (7, 1) OBP: 0.143, SLG: 0.143										0	0	0	0	0	0	0
George Altman, L (7, PH) (8, 7) OBP: 0.338, SLG: 0.448										2	0	0	0	0	0	0
Inning Stats	R: 0 E: 0 K: 0 S: 3 H: 0 LOB: 0 BB: 0 P: 3	R: 1 E: 0 K: 1 S: 6 H: 1 LOB: 2 BB: 2 P: 14	R: 0 E: 0 K: 2 S: 7 H: 0 LOB: 0 BB: 0 P: 7	R: 0 E: 0 K: 0 S: 3 H: 0 LOB: 0 BB: 0 P: 3	R: 0 E: 0 K: 0 S: 3 H: 0 LOB: 1 BB: 1 P: 7	R: 0 E: 0 K: 0 S: 4 H: 1 LOB: 2 BB: 1 P: 8	R: 0 E: 0 K: 0 S: 3 H: 0 LOB: 0 BB: 0 P: 3	R: 2 E: 0 K: 0 S: 6 H: 3 LOB: 2 BB: 1 P: 10	R: 0 E: 0 K: 0 S: 3 H: 0 LOB: 0 BB: 0 P: 3	1B: 2 2B: 3 3B: 0 HR: 0 SF: 0 SAC: 1 DP: 0 HBP: 0							

WP: 1 PB: 0 SB: 1 CS: 0 PA: 37

livebaseballscorecards.com

AB	31	
R	3	
H	5	
RBI	2	
BB	5	
SO	3	
LOB	13	

PITCHER		IP	WLS	BF	H	R	ER	SO	BB	IBB	HBP	BLK	WP	HR	S	P	ERA	WHIP
Harvey Haddix, L ERA: 4.02	(1, 1)	6.0	W	24	2	1	1	3	2	2	0	0	1	0	26	42	1.50	0.667
Clem Labine, R ERA: 5.0	(7, 1)	1.1		7	2	2	2	0	1	0	0	0	0	0	6	10	13.50	2.250
Roy Face, R ERA: 2.99	(8, 1)	1.2	S	6	1	0	0	0	0	0	0	0	0	0	6	6	0.00	0.600

PITCHER		IP	WLS	BF	H	R	ER	SO	BB	IBB	HBP	BLK	WP	HR	S	P	ERA	WHIP

Batter	1	2	3	4	5	6	7	8	9	AB	R	H	RBI	BB	SO	LOB
Bill Virdon, L (1, 8) OBP: 0.351, SLG: 0.430	0-0 5-3 1B	0-0 E4 1-3 2-H 1B 1B			0-0 1-3 1B 2B	0-0 FC6-4 1B		0-0 ③ 4-3		5	1	4	0	0	0	0
Dick Groat, R (1, 6) OBP: 0.370, SLG: 0.391	0-0 ① 5-3 1-2	0-0 ③ 2-H 3-H 1B			0-0 ① 1-3 2-3	0-0 ③ FC6-4 1-2f			0-0 ① 6-3	5	0	1	1	0	0	3
Bob Skinner, L (1, 7) Joe Christopher, R (9, PR) OBP: 0.222, SLG: 0.286 Gino Cimoli, R (9, 7) OBP: 0.344, SLG: 0.346	0-0 ② F7		0-0 ① 6-3		0-0 1B 3-H 1B		0-0 1B 2B		0-0 HR 2B	5 0 0	1 1 0	3 0 0	1 0 0	0 0 0	0 0 0	1 0 0
Dick Stuart, R (1, 3) OBP: 0.305, SLG: 0.460	S S S 0-3 ③ K		0-0 ② F7		0-0 ② F8		S S S 0-3 ① K		0-0 2-H HR	5	1	1	2	0	2	3
Roberto Clemente, R (1, 9) OBP: 0.361, SLG: 0.459		0-0 3B 1B	S S S 0-3 ③ K		0-0 1-3 1B		0-0 2-H BB 1B		0-0 HR	5	2	4	2	0	1	0
Smoky Burgess, L (1, 2) OBP: 0.352, SLG: 0.420 Gene Baker, R (9, PR) OBP: 0.222, SLG: 0.167 Bob Oldis, R (9, 2) OBP: 0.267, SLG: 0.214		0-0 1-H FC4-2 3B		0-0 1B	0-0 ③ F9		B B B B 4-0 1-2 G3-6-3 BB		0-0 E3 3-1 BB WP	4 0 0	0 1 0	2 0 0	1 0 0	1 0 0	0 0 0	3 0 0
Don Hoak, R (1, 5) OBP: 0.353, SLG: 0.417		0-0 ① P4	S S S 0-3 ① K			0-0 HR	0-0 ② ③ G3-6-3 1-2f	B B B B 4-0 WP 3-1 1-2 BB		4	1	1	1	1	1	4
Bill Mazeroski, R (1, 4) OBP: 0.314, SLG: 0.393		0-0 ② FC4-2 1B 1B E 3-H	0-0 ② F6			0-0 ① 6-3		0-0 ① F4	0-0 ② 3-1 1-2 2-3	5	1	0	0	0	0	4
Vern Law, R (1, 1) OBP: 0.222, SLG: 0.316 Fred Green, R (7, 1) OBP: 0.444, SLG: 1.125 Clem Labine, R (7, 1) OBP: 0.125, SLG: 0.250 Rocky Nelson, L (8, PH) OBP: 0.379, SLG: 0.480 Roy Face, R (8, 1) OBP: 0.308, SLG: 0.308		0-0 E 1-2 1B 1B	0-0 ③ F6		S S S 0-3 ② K			0-0 ② F6	S S S 0-3 ③ 2-3 3-H K	3 0 0 1 1	1 0 0 0 0	1 0 0 0 0	0 0 0 0 0	0 0 0 0 0	1 0 0 0 1	1 0 0 0 2
Inning Stats	R: 0 H: 1 E: 0 LOB: 1 K: 1 BB: 0 S: 6 P: 6	R: 3 H: 5 E: 1 LOB: 3 K: 0 BB: 0 S: 7 P: 7	R: 0 H: 0 E: 0 LOB: 0 K: 1 BB: 0 S: 5 P: 5	R: 0 H: 1 E: 0 LOB: 1 K: 1 BB: 0 S: 6 P: 6	R: 1 H: 3 E: 0 LOB: 2 K: 0 BB: 0 S: 6 P: 6	R: 1 H: 2 E: 0 LOB: 1 K: 1 BB: 1 S: 7 P: 7	R: 1 H: 2 E: 0 LOB: 1 K: 1 BB: 1 S: 6 P: 10	R: 0 H: 0 E: 0 LOB: 0 K: 0 BB: 0 S: 3 P: 3	R: 4 H: 3 E: 1 LOB: 3 K: 1 BB: 1 S: 9 P: 13	1B: 10 SF: 0 2B: 3 SAC: 0 3B: 1 DP: 1 HR: 3 HBP: 0						

TOP

Pittsburgh Pirates @ Chicago Cubs

Wrigley Field, Chicago, IL

Wed Aug 24 1960, 3:33 AM CDT

Att. 15,268 - Unknown

livebaseballscorecards.com

AB	43
R	10
H	17
RBI	8
BB	2
SO	6
LOB	21

WP: 1 PA: 45
PB: 0
SB: 0
CS: 0

PITCHER		IP	WLS	BF	H	R	ER	SO	BB	IBB	HBP	BLK	WP	HR	S	P	ERA	WHIP
Don Cardwell, R ERA: 4.81	(1, 1)	5.0		25	11	5	5	3	0	0	0	0	0	1	31	31	9.00	2.200
Joe Schaffernoth, R ERA: 3.49	(6, 1)	2.0		9	3	1	1	2	1	0	0	0	0	0	12	16	4.50	2.000
Don Elston, R ERA: 3.32	(8, 1)	1.1	L	9	3	4	3	0	1	0	0	0	0	2	8	12	20.25	3.000
Moe Drabowsky, R ERA: 7.96	(9, 1)	0.2		2	0	0	0	1	0	0	0	0	1	0	4	4	0.00	0.000

PITCHER	IP	WLS	BF	H	R	ER	SO	BB	IBB	HBP	BLK	WP	HR	S	P	ERA	WHIP

BOTTOM

Pittsburgh Pirates @ Chicago Cubs

Wrigley Field, Chicago, IL

Wed Aug 24 1960, 3:33 AM CDT

Att. 15,268 - Unknown

Batter	1	2	3	4	5	6	7	8	9	AB	R	H	RBI	BB	SO	LOB
Richie Ashburn, L (1, 8) OBP: 0.427, SLG: 0.355	P4		2B		1-3 3B 2B		4-3	1-3		5	1	2	0	0	0	1
Bob Will, L (1, 9) OBP: 0.322, SLG: 0.385	F7		F8		2-H 3-H 1B 3B		BB 14 BB 2B 1B	3-1		5	2	2	2	0	0	2
14 Ernie Banks, R (1, 6) OBP: 0.362, SLG: 0.586	P6		6-3		F3		BBBB 4-0 BB 1-2 2B BB		F4	4	1	0	0	1	0	2
George Altman, L (1, 7) OBP: 0.342, SLG: 0.449		E 1B		F7	3-H 1B		BBBB 4-0 1-2 2-3 2B BB		F7	4	1	2	1	1	0	0
Ron Santo, R (1, 5) OBP: 0.321, SLG: 0.453		E9 1-3 1B		1B	1-3		1-H 2-H 3-H 2B		P1	5	0	3	3	0	0	1
Frank Thomas, R (1, 3) OBP: 0.296, SLG: 0.431		5-3		F4		F8	4-0 IBB			3	0	0	0	1	0	3
Don Zimmer, R (1, 4) OBP: 0.309, SLG: 0.358		5-3		SSS 0-3 K		5-3	F7			4	0	0	0	0	1	5
Moe Thacker, R (1, 2) OBP: 0.274, SLG: 0.167		SSS 0-3 K			FC5-4 1B	F8		BBBB 4-0 SH1 BB		2	0	1	0	0	1	2
Ed Bouchee, L (6, PH) OBP: 0.339, SLG: 0.313										1	0	0	0	0	0	0
El Tappe, R (7, 2) OBP: 0.330, SLG: 0.326										0	0	0	0	1	0	0
Don Cardwell, R (1, 1) OBP: 0.192, SLG: 0.385			6-3		FC5-4 2B 3B 1-2f		3-1	SH1 1-2		2	1	0	0	0	0	1
Joe Schaffernoth, R (6, 1) OBP: 0.500, SLG: 0.500										0	0	0	0	0	0	0
Sammy Taylor, L (7, PH) OBP: 0.274, SLG: 0.333										1	0	0	0	0	0	0
Don Elston, R (8, 1) OBP: 0.143, SLG: 0.143										0	0	0	0	0	0	0
Moe Drabowsky, R (9, 1)										0	0	0	0	0	0	0
Inning Stats	R: 0 E: 0 K: 0 S: 3 H: 0 LOB: 0 BB: 0 P: 3	R: 0 E: 1 K: 1 S: 7 H: 2 LOB: 2 BB: 0 P: 7	R: 0 E: 0 K: 0 S: 4 H: 1 LOB: 1 BB: 0 P: 4	R: 0 E: 0 K: 1 S: 6 H: 1 LOB: 1 BB: 0 P: 6	R: 3 E: 0 K: 0 S: 7 H: 4 LOB: 1 BB: 0 P: 7	R: 0 E: 0 K: 0 S: 3 H: 0 LOB: 0 BB: 0 P: 3	R: 3 E: 0 K: 0 S: 5 H: 2 LOB: 2 BB: 3 P: 17	R: 0 E: 0 K: 0 S: 3 H: 0 LOB: 1 BB: 1 P: 7	R: 0 E: 0 K: 0 S: 3 H: 0 LOB: 0 BB: 0 P: 3	1B: 6 2B: 3 3B: 1 HR: 0	SF: 0 SAC: 1 DP: 0 HBP: 0					

	AB	36
	R	6
	H	10
	RBI	6
	BB	4
	SO	2
	LOB	17

WP: 0 PA: 41
PB: 0
SB: 0
CS: 0

livebaseballscorecards.com

PITCHER		IP	WLS	BF	H	R	ER	SO	BB	IBB	HBP	BLK	WP	HR	S	P	ERA	WHIP
Vern Law, R ERA: 2.88	(1, 1)	6.2		30	9	5	5	2	1	0	0	0	0	0	33	37	6.75	1.500
Fred Green, L ERA: 3.7	(7, 1)	0.0		1	0	0	0	0	1	0	0	0	0	0	0	4	∞	∞
Clem Labine, R ERA: 4.96	(7, 1)	0.1		3	1	1	1	0	0	1	0	0	0	0	2	6	27.00	3.000
Roy Face, R ERA: 2.92	(8, 1)	2.0	W	7	0	0	0	0	1	0	0	0	0	0	6	10	0.00	0.500

PITCHER	IP	WLS	BF	H	R	ER	SO	BB	IBB	HBP	BLK	WP	HR	S	P	ERA	WHIP

Batter	1	2	3	4	5	6	7	8	9	AB	R	H	RBI	BB	SO	LOB
Bill Virdon, L (1, 8) OBP: 0.350, SLG: 0.434	L8		6-3		3B		F9			4	0	1	0	0	0	0
Dick Groat, R (1, 6) OBP: 0.369, SLG: 0.389	4-3		1-3		F4			BB SH		3	0	0	0	1	0	1
Gino Cimoli, R (1, 7) OBP: 0.351, SLG: 0.351	BB 1B 1B		1B			1B 2B G1-2-3		SH 1-2		2	1	2	0	1	0	0
Dick Stuart, R (1, 3) OBP: 0.307, SLG: 0.463	1B 1-3 1B		L8			2B 1-3		P4		4	0	2	0	0	0	3
Roberto Clemente, R (1, 9) OBP: 0.362, SLG: 0.458	1B 1-2 3-H			K		IBB		P4		3	0	1	1	1	1	2
Hal Smith, R (1, 2) OBP: 0.361, SLG: 0.524	K			K		P4		K		4	0	0	0	0	3	7
Don Hoak, R (1, 5) OBP: 0.350, SLG: 0.413		K		K		G1-2-3 3-Hf			K	4	0	0	0	0	3	3
Bill Mazeroski, R (1, 4) OBP: 0.311, SLG: 0.389		P3			K		F8		F8	4	0	0	0	0	1	0
Vinegar Bend Mizell, R (1, 1) OBP: 0.175, SLG: 0.132		K			F9		F9		F3	4	0	0	0	0	1	0
Inning Stats	R: 1 E: 0 K: 1 S: 7 H: 2 LOB: 2 BB: 1 P: 11	R: 0 E: 0 K: 2 S: 7 H: 0 LOB: 0 BB: 0 P: 7	R: 0 E: 0 K: 0 S: 4 H: 1 LOB: 1 BB: 0 P: 4	R: 0 E: 0 K: 3 S: 9 H: 0 LOB: 0 BB: 0 P: 9	R: 0 E: 0 K: 1 S: 6 H: 1 LOB: 1 BB: 0 P: 6	R: 0 E: 0 K: 0 S: 4 H: 2 LOB: 2 BB: 1 P: 8	R: 0 E: 0 K: 0 S: 3 H: 0 LOB: 0 BB: 0 P: 3	R: 0 E: 0 K: 1 S: 6 H: 0 LOB: 2 BB: 1 P: 10	R: 0 E: 0 K: 1 S: 5 H: 0 LOB: 0 BB: 0 P: 5	1B: 4 2B: 1 3B: 1 HR: 0	SF: 0 SAC: 1 DP: 1 HBP: 0						

PITCHER	IP	WLS	BF	H	R	ER	SO	BB	IBB	HBP	BLK	WP	HR	S	P	ERA	WHIP
Glen Hobbie, R (1, 1) ERA: 4.11	9.0	W	36	6	1	1	9	2	1	0	0	0	0	51	63	1.00	0.889

PITCHER	IP	WLS	BF	H	R	ER	SO	BB	IBB	HBP	BLK	WP	HR	S	P	ERA	WHIP

TOP

Pittsburgh Pirates @ Chicago Cubs

Wrigley Field, Chicago, IL

Thu Aug 25 1960, 3:33 AM CDT

Att. 11,701 - Unknown

livebaseballscorecards.com

AB	32
R	1
H	6
RBI	1
BB	3
SO	9
LOB	16

Batter	1	2	3	4	5	6	7	8	9	AB	R	H	RBI	BB	SO	LOB
Richie Ashburn, L (1, 7) OBP: 0.424, SLG: 0.351	P4	K			F6		E6 1-2			4	0	0	0	0	1	4
Al Heist, R (1, 8) OBP: 0.220, SLG: 0.213	G5-4-3 1B		P4		F8		F8			4	0	1	0	0	0	2
Ron Santo, R (1, 5) OBP: 0.319, SLG: 0.447	G5-4-3 1-2f		BBBB FC5-4 BB		F8		F9			3	0	0	0	1	0	3
14 Ernie Banks, R (1, 6) OBP: 0.363, SLG: 0.594		HR	F8			2B		F7		4	1	2	1	0	0	1
Frank Thomas, R (1, 3) OBP: 0.296, SLG: 0.429		6-3 1B FC3-2 1B	FC5-4 1-2f			F6		F8		4	0	1	0	0	0	2
Bob Will, L (1, 9) OBP: 0.324, SLG: 0.384		FC3-2 6-3 1-2 1B		6-3		BBBB 4-0 G6-4-3 BB		SSS 0-3 K		3	0	1	0	1	1	0
Don Zimmer, R (1, 4) OBP: 0.305, SLG: 0.352		6-3 1-2 2-3		4-3		G6-4-3 1-2f			1-3	4	0	0	0	0	0	4
Moe Thacker, R (1, 2) OBP: 0.288, SLG: 0.175		IIII 4-0 FC3-2 IBB		1B			5-3		F8	3	0	1	0	1	0	0
Glen Hobbie, R (1, 1) OBP: 0.219, SLG: 0.209		FC3-2 1-2 2-3 3-H		1-3			H 1-0 E HBP		HR	3	1	2	1	0	0	3
Inning Stats	R: 0 E: 0 K: 0 S: 3 H: 1 LOB: 0 BB: 0 P: 3	R: 1 E: 0 K: 1 S: 8 H: 3 LOB: 3 BB: 1 P: 12	R: 0 E: 0 K: 0 S: 3 H: 0 LOB: 1 BB: 1 P: 7	R: 0 E: 0 K: 0 S: 4 H: 2 LOB: 2 BB: 0 P: 4	R: 0 E: 0 K: 0 S: 3 H: 0 LOB: 0 BB: 0 P: 3	R: 0 E: 0 K: 0 S: 3 H: 1 LOB: 1 BB: 1 P: 7	R: 0 E: 1 K: 0 S: 4 H: 0 LOB: 2 BB: 0 P: 5	R: 0 E: 0 K: 1 S: 5 H: 0 LOB: 0 BB: 0 P: 5	R: 1 E: 0 K: 0 S: 3 H: 1 LOB: 0 BB: 0 P: 3	1B: 5 2B: 1 3B: 0 HR: 2 SF: 0 SAC: 0 DP: 2 HBP: 1						

PITCHER	IP	WLS	BF	H	R	ER	SO	BB	IBB	HBP	BLK	WP	HR	S	P	ERA	WHIP
Vinegar Bend Mizell, L (1, 1) ERA: 3.57	8.2	L	36	8	2	2	2	2	1	1	0	0	2	36	49	2.08	1.154

PITCHER	IP	WLS	BF	H	R	ER	SO	BB	IBB	HBP	BLK	WP	HR	S	P	ERA	WHIP

BOTTOM

Pittsburgh Pirates @ Chicago Cubs

Wrigley Field, Chicago, IL

Thu Aug 25 1960, 3:33 AM CDT

Att. 11,701 - Unknown

livebaseballscorecards.com

AB	32
R	2
H	8
RBI	2
BB	3
SO	2
LOB	19

WP: 0 PA: 36
PB: 0
SB: 0
CS: 0

Philadelphia Phillies @ Chicago Cubs

Wrigley Field, Chicago, IL

Fri Aug 26 1960, 3:33 AM CDT

Att. 5,021 - Unknown

TOP

livebaseballscorecards.com

Batter	1	2	3	4	5	6	7	8	9	AB	R	H	RBI	BB	SO	LOB
Johnny Callison, L (1, 9) (8, 7) OBP: 0.373, SLG: 0.459	0-0 2-3 1B		0-0 F7 ②			0-0 BB IHR 1B		0-0 HR		4	2	3	1	0	0	1
Tony Taylor, R (1, 4) OBP: 0.341, SLG: 0.395	0-0 ① 2-3 1-2		0-0 1-2 1B			0-0 ① L6		0-0 ① 4-3		4	0	1	0	0	0	2
Tony Curry, L (1, 7) OBP: 0.315, SLG: 0.439 Ken Walters, R (8, 9) OBP: 0.289, SLG: 0.352	0-0 ② F7		0-0 ③ 4-3			0-0 ② L7		0-0 ② 4-3		4	0	0	0	0	0	4
										0	0	0	0	0	0	0
Tony Gonzalez, L (1, 8) OBP: 0.296, SLG: 0.451	0-0 ③ L7			H 1-0 L6-3 HBP		B B B 4-0 1-2 IHR BB		0-0 1B		2	1	1	0	1	0	1
Lee Walls, R (1, 5) OBP: 0.323, SLG: 0.364 Ted Lepcio, R (8, 5) OBP: 0.312, SLG: 0.317		0-0 ① 4-3		0-0 ① F5		0-0 1-H 2-H IHR		S S S 0-3 ③ K		4	1	1	3	0	1	2
										0	0	0	0	0	0	0
Pancho Herrera, R (1, 3) OBP: 0.353, SLG: 0.468		S S S 0-3 ② K		0-0 ② ③ L6-3 1-2		S S S 0-3 ③ K			0-0 ① 4-3	4	0	0	0	0	2	1
Jimmie Coker, R (1, 2) OBP: 0.276, SLG: 0.326		0-0 ③ F9			0-0 ① 4-3		0-0 ① F9		0-0 ② L4	4	0	0	0	0	0	0
Ruben Amaro, R (1, 6) OBP: 0.296, SLG: 0.270			H 1-0 1B HBP		0-0 ② G3		0-0 ② F9		0-0 ③ 1-3	3	0	0	0	0	0	0
Robin Roberts, S (1, 1) OBP: 0.221, SLG: 0.175			0-0 ① F8		S S S 0-3 ③ K		0-0 ③ 4-3			3	0	0	0	0	1	1
Inning Stats	R: 0 E: 0 K: 0 S: 4 H: 1 LOB: 1 BB: 0 P: 4	R: 0 E: 0 K: 1 S: 5 H: 0 LOB: 0 BB: 0 P: 5	R: 0 E: 0 K: 0 S: 4 H: 1 LOB: 2 BB: 0 P: 5	R: 0 E: 0 K: 0 S: 2 H: 0 LOB: 0 BB: 0 P: 3	R: 0 E: 0 K: 1 S: 5 H: 0 LOB: 0 BB: 0 P: 5	R: 3 E: 0 K: 1 S: 7 H: 2 LOB: 0 BB: 1 P: 11	R: 0 E: 0 K: 0 S: 3 H: 0 LOB: 0 BB: 0 P: 3	R: 1 E: 0 K: 1 S: 7 H: 2 LOB: 1 BB: 0 P: 7	R: 0 E: 0 K: 0 S: 3 H: 0 LOB: 0 BB: 0 P: 3	1B: 4 2B: 1 3B: 0 HR: 2 SF: 0 SAC: 0 DP: 1 HBP: 2							

	AB	32
	R	4
	H	6
	RBI	4
	BB	1
	SO	4
	LOB	12

WP: 0 PB: 0 SB: 0 CS: 0 PA: 35

PITCHER	IP	WLS	BF	H	R	ER	SO	BB	IBB	HBP	BLK	WP	HR	S	P	ERA	WHIP
Bob Anderson, R (1, 1) ERA: 3.9	9.0	L	35	6	4	4	4	1	0	2	0	0	1	40	46	4.00	0.778

PITCHER	IP	WLS	BF	H	R	ER	SO	BB	IBB	HBP	BLK	WP	HR	S	P	ERA	WHIP

BOTTOM

Philadelphia Phillies @ Chicago Cubs

Wrigley Field, Chicago, IL

Fri Aug 26 1960, 3:33 AM CDT

Att. 5,021 - Unknown

Batter	1	2	3	4	5	6	7	8	9	AB	R	H	RBI	BB	SO	LOB
Richie Ashburn, L (1, 8) OBP: 0.427, SLG: 0.356	1-3		G3 1B		5-3 SH5-3 1B		E S 1B		1B	5	0	4	0	0	0	0
Bob Will, L (1, 9) OBP: 0.321, SLG: 0.380	4-3		G3 1-2		SH5-3 1-2		K		F8	4	0	0	0	0	1	3
Ron Santo, R (1, 5) OBP: 0.314, SLG: 0.439	K		L7		5-3 2-3		F8 1-3			4	0	0	0	0	1	3
14 Ernie Banks, R (1, 6) OBP: 0.364, SLG: 0.596		E8 3B	IBB		1-3			F2		3	1	1	0	1	0	1
George Altman, L (1, 7) OBP: 0.338, SLG: 0.442		F8	F9			K		3-1		4	0	0	0	0	1	2
Ed Bouchee, L (1, 3) OBP: 0.344, SLG: 0.319		1B 2B		G3		BB		1B		3	1	2	0	1	0	0
Don Zimmer, R (1, 4) OBP: 0.305, SLG: 0.352		F5		S 1B	F8 1-2			1-3		3	0	1	0	0	0	2
Sammy Taylor, L (8, PH) OBP: 0.271, SLG: 0.330										1	0	0	0	0	0	1
Jerry Kindall, R (9, 4) OBP: 0.264, SLG: 0.353										0	0	0	0	0	0	0
Moe Thacker, R (1, 2) OBP: 0.290, SLG: 0.183		1B		K 1-2	F8				K	3	0	1	1	0	1	2
Frank Thomas, R (9, PH) OBP: 0.295, SLG: 0.428										1	0	0	0	0	1	0
Bob Anderson, R (1, 1) OBP: 0.227, SLG: 0.180		F8		F7			6-3		F8	3	0	0	0	0	0	2
Grady Hatton, L (9, PH) OBP: 0.394, SLG: 0.387										1	0	0	0	0	0	0

	AB	35
	R	2
	H	9
	RBI	1
	BB	2
	SO	5
	LOB	16

Inning Stats										
	R: 0	H: 0	R: 2	H: 3	R: 0	H: 1	R: 0	H: 1	R: 0	H: 1
	E: 0	LOB: 0	E: 1	LOB: 1	E: 0	LOB: 2	E: 0	LOB: 1	E: 0	LOB: 1
	K: 1	BB: 0	K: 0	BB: 0	K: 0	BB: 1	K: 0	BB: 0	K: 1	BB: 0
	S: 5	P: 5	S: 6	P: 6	S: 4	P: 8	S: 6	P: 6	S: 4	P: 4

Inning Stats										
	R: 0	H: 0	R: 0	H: 1	R: 0	H: 1	R: 0	H: 1	1B: 7	SF: 0
	E: 0	LOB: 1	E: 0	LOB: 1	E: 0	LOB: 1	E: 0	LOB: 1	2B: 1	SAC: 1
	K: 1	BB: 0	K: 0	BB: 0	K: 1	BB: 0	K: 1	BB: 0	3B: 1	DP: 0
	S: 5	P: 9	S: 6	P: 6	S: 4	P: 4	S: 6	P: 6	HR: 0	HBP: 0

PITCHER	IP	WLS	BF	H	R	ER	SO	BB	IBB	HBP	BLK	WP	HR	S	P	ERA	WHIP
Robin Roberts, R (1, 1) ERA: 4.01	9.0	W	38	9	2	2	5	1	1	0	0	0	0	46	54	2.00	1.111

PITCHER	IP	WLS	BF	H	R	ER	SO	BB	IBB	HBP	BLK	WP	HR	S	P	ERA	WHIP

WP: 0	PA:	38
PB: 0		
SB: 3		
CS: 0		

livebaseballscorecards.com

Batter	1	2	3	4	5	6	7	8	9	AB	R	H	RBI	BB	SO	LOB
Tony Taylor, R (1, 4) OBP: 0.340, SLG: 0.393	SSS 0-3 ① K		x 0-0 ① G3		x 0-0 ① F8		x 0-0 1B WP 1-2 3-H 1B		x 0-0 ② F9	5	1	1	1	0	1	1
Ken Walters, R (1, 9) OBP: 0.292, SLG: 0.355 Tony Gonzalez, L (7, PH) OBP: 0.298, SLG: 0.452 (7, 9)	x 0-0 1B 1B		x 0-0 BB 3-H 1B		x 0-0 ② F1		x 0-0 WP 1-3 2-H 1B		x 0-0 ③ 1-3	3	0	2	1	0	0	0
										2	0	1	1	0	0	0
Lee Walls, R (1, 5) OBP: 0.323, SLG: 0.361 Johnny Callison, L (7, PH) OBP: 0.371, SLG: 0.457 (7, 7)	x 0-0 ② L9		BBBB 4-0 G4-3 1-2 BB		x 0-0 ③ 6-3		x 0-0 ② F5 1-2 3-H			2	0	0	0	1	0	1
										1	0	0	0	0	0	1
Bobby Gene Smith, R (1, 7) OBP: 0.302, SLG: 0.374 Tony Curry, L (7, PH) OBP: 0.314, SLG: 0.437 Chris Short, R (7, 1) Turk Farrell, R (8, 1) OBP: 0.250, SLG: 0.267	x 0-0 FC5-4 1-3 1B		x 0-0 ② ③ G4-3 1-2f			x 0-0 ① F2	SSS 0-3 ③ K			3	0	1	0	0	0	2
										1	0	0	0	0	1	1
										0	0	0	0	0	0	0
										0	0	0	0	0	0	0
Pancho Herrera, R (1, 3) OBP: 0.352, SLG: 0.465	x 0-0 ③ FC5-4 1-2f			BBBB 4-0 1B BB		x 0-0 ② 5-3		SSS 0-3 ① K		3	0	0	0	1	1	2
Jimmie Coker, R (1, 2) OBP: 0.271, SLG: 0.319		x 0-0 ① L8		x 0-0 ① F6		x 0-0 ③ F9		SSS 0-3 ② K		4	0	0	0	0	1	1
Bobby Del Greco, R (1, 8) OBP: 0.352, SLG: 0.395		x 0-0 G6-3 1B		x 0-0 ② L8			x 0-0 F9 1B 1B 1B	BBBB 4-0 BB		3	1	2	0	1	0	1
Ruben Amaro, R (1, 6) OBP: 0.300, SLG: 0.274		x 0-0 ② ③ G6-3 1-2f		x 0-0 1-2 1B			x 0-0 1B 1-2 1B 1B	x 0-0 ③ F4		4	1	2	0	0	0	2
John Buzhardt, R (1, 1) OBP: 0.143, SLG: 0.167 Ted Lepcio, R (7, PH) OBP: 0.309, SLG: 0.314 (7, 5) Clay Dalrymple, L (9, PH) OBP: 0.357, SLG: 0.449			x 0-0 1B 3B	x 0-0 ③ 2-3			x 0-0 ① F9 2-3		x 0-0 ① F9	2	1	1	0	0	0	2
										1	0	0	0	0	0	2
										1	0	0	0	0	0	0
Inning Stats	R: 0 E: 0 K: 1 S: 7 H: 2 LOB: 2 BB: 0 P: 7	R: 0 E: 0 K: 0 S: 3 H: 1 LOB: 0 BB: 0 P: 3	R: 1 E: 0 K: 0 S: 4 H: 2 LOB: 1 BB: 1 P: 8	R: 0 E: 0 K: 0 S: 4 H: 1 LOB: 2 BB: 1 P: 8	R: 0 E: 0 K: 0 S: 3 H: 0 LOB: 0 BB: 0 P: 3	R: 0 E: 0 K: 0 S: 3 H: 0 LOB: 0 BB: 0 P: 3	R: 3 E: 0 K: 1 S: 9 H: 4 LOB: 1 BB: 0 P: 9	R: 0 E: 0 K: 2 S: 7 H: 0 LOB: 1 BB: 1 P: 11	R: 0 E: 0 K: 0 S: 3 H: 0 LOB: 0 BB: 0 P: 3	1B: 9 2B: 0 3B: 1 HR: 0	SF: 0 SAC: 0 DP: 2 HBP: 0						

TOP

Philadelphia Phillies @ Chicago Cubs

Wrigley Field, Chicago, IL

Sat Aug 27 1960, 3:33 AM CDT

Att. 9,657 - Unknown

livebaseballscorecards.com

AB	35
R	4
H	10
RBI	3
BB	3
SO	4
LOB	16

WP: 1 PB: 0 SB: 0 CS: 0 PA: 38

PITCHER		IP	WLS	BF	H	R	ER	SO	BB	IBB	HBP	BLK	WP	HR	S	P	ERA	WHIP
Dick Ellsworth, L ERA: 3.22	(1, 1)	6.1		28	9	4	4	1	2	0	0	0	0	0	28	36	5.68	1.737
Don Elston, R ERA: 3.25	(7, 1)	2.2	W	10	1	0	0	3	1	0	0	0	1	0	15	19	0.00	0.750

PITCHER	IP	WLS	BF	H	R	ER	SO	BB	IBB	HBP	BLK	WP	HR	S	P	ERA	WHIP

Batter	1	2	3	4	5	6	7	8	9	AB	R	H	RBI	BB	SO	LOB
Richie Ashburn, L (1, 8) (9, 7) OBP: 0.426, SLG: 0.358	G3 14 6-3 2B		F9 ③		6-3 ①		4-3 ②			4	1	1	0	0	0	0
Bob Will, L (1, 9) OBP: 0.318, SLG: 0.376	G3 ① 2-3			3-1 ①	1-3 ②		F7 ③			4	0	0	0	0	0	1
14 Ernie Banks, R (1, 6) OBP: 0.363, SLG: 0.593	6-3 ② 3-H			F8 ②	K ③			F8 1B 1B		4	1	1	1	0	1	0
George Altman, L (1, 7) OBP: 0.338, SLG: 0.441 Al Heist, R (8, PH) (9, 8) OBP: 0.216, SLG: 0.208	4-3 ③			E6 1B 1B 1B		K ①		1-4 ①		3 1	1 0	1 0	0 0	0 0	1 0	0 1
Ron Santo, R (1, 5) OBP: 0.317, SLG: 0.444		F8 ①		1B 2B 2-3 1B		1B 2B		F8 ② 2-3		4	2	2	0	0	0	1
Ed Bouchee, L (1, 3) OBP: 0.346, SLG: 0.320 Frank Thomas, R (8, PH) (9, 3) OBP: 0.297, SLG: 0.429		F6 ②		2B 1-3 3-H 1B		1B IBB		3-H 1B		2 1	0 0	1 1	1 1	1 0	0 0	0 0
Don Zimmer, R (1, 4) OBP: 0.308, SLG: 0.359		6-3 ③		1-3 3-H 2B		G5-4-3 1-2 2-H 1B		K ③		4	0	2	2	0	1	1
Moe Thacker, R (1, 2) OBP: 0.292, SLG: 0.177			5-3 ①	IBB		G5-4-3 ② ③ 1-2f				2	0	0	0	1	0	2
Dick Ellsworth, L (1, 1) OBP: 0.200, SLG: 0.059 Don Elston, R (7, 1) OBP: 0.136, SLG: 0.136			K ②	K ③			1-3 ①			2 1	0 0	0 0	0 0	0 0	2 0	3 0
Inning Stats	R: 1 H: 1 E: 0 LOB: 0 K: 0 BB: 0 S: 4 P: 4	R: 0 H: 0 E: 0 LOB: 0 K: 0 BB: 0 S: 3 P: 3	R: 0 H: 0 E: 0 LOB: 0 K: 1 BB: 0 S: 5 P: 5	R: 2 H: 4 E: 1 LOB: 3 K: 1 BB: 1 S: 9 P: 13	R: 0 H: 0 E: 0 LOB: 0 K: 1 BB: 0 S: 5 P: 5	R: 1 H: 2 E: 0 LOB: 1 K: 1 BB: 1 S: 6 P: 10	R: 0 H: 0 E: 0 LOB: 0 K: 0 BB: 0 S: 3 P: 3	R: 1 H: 2 E: 0 LOB: 1 K: 1 BB: 0 S: 7 P: 7		1B: 6 SF: 0 2B: 3 SAC: 0 3B: 0 DP: 1 HR: 0 HBP: 0						

BOTTOM

Philadelphia Phillies @ Chicago Cubs

Wrigley Field, Chicago, IL

Sat Aug 27 1960, 3:33 AM CDT

Att. 9,657 - Unknown

livebaseballscorecards.com

AB	32
R	5
H	9
RBI	5
BB	2
SO	5
LOB	9

WP: 0 PA: 34
PB: 0
SB: 0
CS: 0

PITCHER		IP	WLS	BF	H	R	ER	SO	BB	IBB	HBP	BLK	WP	HR	S	P	ERA	WHIP
John Buzhardt, R ERA: 4.13	(1, 1)	6.0		26	7	4	4	4	0	2	0	0	0	0	32	40	6.00	1.167
Chris Short, L ERA: 4.23	(7, 1)	1.2	L	6	1	1	1	0	0	0	0	0	0	0	6	6	5.40	0.600
Turk Farrell, R ERA: 2.47	(8, 1)	0.1		2	1	0	0	1	0	0	0	0	0	0	4	4	0.00	3.000

PITCHER	IP	WLS	BF	H	R	ER	SO	BB	IBB	HBP	BLK	WP	HR	S	P	ERA	WHIP

Philadelphia Phillies @ Chicago Cubs

Wrigley Field, Chicago, IL

Sun Aug 28 1960, 3:33 AM CDT

Att. 11,383 - Unknown

livebaseballscorecards.com

Batter	1	2	3	4	5	6	7	8	9	AB	R	H	RBI	BB	SO	LOB
Johnny Callison, L (1, 9) OBP: 0.372, SLG: 0.453	S S S 0-3 ① K		B B B 4-0 CS BB			x 0-0 ① F4		x 0-0 3-1 BB 1B	x 0-0 ① L9	4	1	1	0	1	1	0
Tony Taylor, R (1, 4) OBP: 0.340, SLG: 0.392	x 0-0 ② 1-3		0-0 ③ CS 1-2	S S S 0-3 ① K		x 0-0 E9 1B		B B B B 4-0 1B 3-1 1-2 2B BB	x 0-0 FC1-6 1B	4	1	1	0	1	1	0
Tony Curry, L (1, 7) OBP: 0.311, SLG: 0.431	S S S 0-3 ③ K			x 0-0 ② 4-3		x 0-0 FC4-6 1-2 1B		x 0-0 ① 3-1 1-2 2-3	x 0-0 ② FC1-6 1-2f	5	0	1	0	0	1	3
Tony Gonzalez, L (1, 8) OBP: 0.300, SLG: 0.449		B B B 4-0 E S BB		x 0-0 ③ F4		S S S 0-3 ② K		x 0-0 2B 1B 2-3 3-H 1B	x 0-0 ③ G3	4	1	1	1	1	1	3
Lee Walls, R (1, 5) OBP: 0.318, SLG: 0.355		x 0-0 ① 4-3 1-3			x 0-0 ① 6-3	x 0-0 ③ FC4-6 1-2f		S S S 0-3 ② K		4	0	0	0	0	1	5
Pancho Herrera, R (1, 3) OBP: 0.355, SLG: 0.471		B B B B 4-0 G4-3 BB			x 0-0 HR 2B		x 0-0 ① F8	x 0-0 1B 1-3 3-H 2B		3	2	2	1	1	0	0
Jimmie Coker, R (1, 2) OBP: 0.280, SLG: 0.340		x 0-0 ② ③ G4-3 1-2f			x 0-0 2-H HR		x 0-0 FC5-4 1B	H 1-0 1B HBP		3	1	2	2	0	0	2
Ruben Amaro, R (1, 6) OBP: 0.296, SLG: 0.270 Bobby Gene Smith, R (8, PH) OBP: 0.307, SLG: 0.378 Joe Koppe, R (8, PR) OBP: 0.273, SLG: 0.224 (8, 6)			x 0-0 ① 1-3		x 0-0 ② F8		x 0-0 ② FC5-4 1-2f	x 0-0 1-2 2-H 3-H 1B		3 1 0	0 0 0	0 1 0	0 2 0	0 0 0	0 0 0	1 0 0
Gene Conley, R (1, 1) OBP: 0.157, SLG: 0.240 Chris Short, R (6, 1) Clay Dalrymple, L (7, PH) OBP: 0.355, SLG: 0.445 Dallas Green, L (7, 1) OBP: 0.207, SLG: 0.214 Ken Walters, R (8, PH) OBP: 0.291, SLG: 0.354 Turk Farrell, R (8, 1) OBP: 0.250, SLG: 0.267			x 0-0 ② 4-3		S S S 0-3 ③ K		x 0-0 ③ G3	x 0-0 ③ L7		2 0 1 0 1 0	0 0 0 0 0 0	0 0 0 0 0 0	0 0 0 0 0 0	1 0 0 0 0 0	0 0 1 0 2 0	0 0 1 0 0 0

TOP

AB	35
R	6
H	9
RBI	6
BB	4
SO	6
LOB	17

Inning Stats	1	2	3	4	5	6	7	8	9
	R: 0 E: 0 K: 2 S: 7	H: 0 LOB: 0 BB: 0 P: 7	R: 0 E: 0 K: 0 S: 2	H: 0 LOB: 1 BB: 2 P: 10	R: 0 E: 0 K: 0 S: 2	H: 0 LOB: 0 BB: 1 P: 6	R: 0 E: 0 K: 1 S: 5	H: 0 LOB: 0 BB: 0 P: 5	R: 2 E: 0 K: 1 S: 7	H: 2 LOB: 0 BB: 0 P: 7
	R: 0 E: 1 K: 1 S: 7	H: 1 LOB: 2 BB: 0 P: 7	R: 0 E: 0 K: 0 S: 4	H: 1 LOB: 1 BB: 0 P: 4	R: 4 E: 0 K: 1 S: 9	H: 4 LOB: 2 BB: 1 P: 14	R: 0 E: 0 K: 0 S: 4	H: 1 LOB: 1 BB: 0 P: 4		

| | | |

Batter	1	2	3	4	5	6	7	8	9	AB	R	H	RBI	BB	SO	LOB
Richie Ashburn, L (1, 8) OBP: 0.429, SLG: 0.360	BBBB 4-0 1B 14 SF8 BB		BBBB 4-0 14 FC4 BB		x 0-0 2B 3-H 2B	BBBB 4-0 14 WP BB 14 2B BB		x 0-0 ② F8		2	3	1	0	3	0	1
Bob Will, L (1, 9) OBP: 0.321, SLG: 0.380	x 0-0 L4-3 1-3 1B		x 0-0 ② L7		x 0-0 2B 2-H 2B	BBB 4-0 14 WP 1-2 2-3 3-H 14 2B BB		x 0-0 ③ F8		4	1	2	2	1	0	2
14 Ernie Banks, R (1, 6) OBP: 0.364, SLG: 0.595	x 0-0 ① SF8 3-H		x 0-0 ③ FC4 1-2f		4-0 FC6-4 IBB	x 0-0 1-H 2-H 3-H 2B				2	0	1	3	1	0	1
George Altman, L (1, 7) OBP: 0.333, SLG: 0.434	x 0-0 ②③ L4-3 1-2			SSS 0-3 ① K	x 0-0 ③ FC6-4 1-2f	SSS 0-3 ③ K				4	0	0	0	0	2	4
Ron Santo, R (1, 5) OBP: 0.320, SLG: 0.443		x 0-0 ① 5-3		x 0-0 ② 5-3		x 0-0 1B 1B	BBBB 4-0 G6-3 BB			3	1	1	0	1	0	0
Frank Thomas, R (1, 3) OBP: 0.294, SLG: 0.425		x 0-0 ② F3		x 0-0 ③ F9		x 0-0 ① F3	x 0-0 ① F2			4	0	0	0	0	0	2
Don Zimmer, R (1, 4) OBP: 0.314, SLG: 0.365		x 0-0 1B			x 0-0 S SH5-4 BLK 1B	x 0-0 1B 1-2 BB 1B	x 0-0 ②③ G6-3 1-2f			4	2	3	0	0	0	1
El Tappe, R (1, 2) OBP: 0.330, SLG: 0.326		x 0-0 ③ F3			x 0-0 ① SH5-4 1-2	x 0-0 ② F4		x 0-0 1B		3	0	1	0	0	0	3
Don Cardwell, R (1, 1) OBP: 0.200, SLG: 0.382 Mark Freeman, R (8, 1) OBP: 0.190, SLG: 0.150 Joe Schaffernoth, R (8, 1) OBP: 0.400, SLG: 0.400			x 0-0 ① L9		SSS 0-3 ② K 2-3	x 0-0 BB 1-3 2-H 14 WP 1B		SSS 0-3 ① K		3 0 1	1 0 0	1 0 0	1 0 0	0 0 1	1 0 1	1 0 1
Inning Stats	R: 1 H: 1 E: 0 LOB: 0 K: 0 BB: 1 S: 3 P: 7	R: 0 H: 1 E: 0 LOB: 1 K: 0 BB: 0 S: 4 P: 4	R: 0 H: 0 E: 0 LOB: 1 K: 0 BB: 1 S: 3 P: 7	R: 0 H: 0 E: 0 LOB: 0 K: 1 BB: 0 S: 5 P: 5	R: 2 H: 3 E: 0 LOB: 2 K: 1 BB: 1 S: 8 P: 12	R: 5 H: 4 E: 0 LOB: 1 K: 1 BB: 2 S: 9 P: 17	R: 0 H: 0 E: 0 LOB: 0 K: 0 BB: 1 S: 2 P: 6	R: 0 H: 1 E: 0 LOB: 1 K: 1 BB: 0 S: 6 P: 6		1B: 7 SF: 1 2B: 4 SAC: 1 3B: 0 DP: 2 HR: 0 HBP: 0						WP: 1 PA: 38 PB: 0 SB: 1 CS: 0

PITCHER		IP	WLS	BF	H	R	ER	SO	BB	IBB	HBP	BLK	WP	HR	S	P	ERA	WHIP
Gene Conley, R ERA: 3.94	(1, 1)	5.2	L	28	8	7	7	2	3	1	0	1	0	0	28	44	11.12	1.941
Chris Short, L ERA: 4.32	(6, 1)	0.1		3	1	1	1	1	1	0	0	0	1	0	4	8	27.00	6.000
Dallas Green, R ERA: 4.36	(7, 1)	1.0		3	0	0	0	0	1	0	0	0	0	0	2	6	0.00	1.000
Turk Farrell, R ERA: 2.45	(8, 1)	1.0		4	1	0	0	1	0	0	0	0	0	0	6	6	0.00	1.000

PITCHER	IP	WLS	BF	H	R	ER	SO	BB	IBB	HBP	BLK	WP	HR	S	P	ERA	WHIP

BOTTOM

Philadelphia Phillies @ Chicago Cubs

Wrigley Field, Chicago, IL

Sun Aug 28 1960, 3:33 AM CDT

Att. 11,383 - Unknown

livebaseballscorecards.com

AB	30
R	8
H	10
RBI	6
BB	6
SO	4
LOB	16

Batter	1	2	3	4	5	6	7	8	9	AB	R	H	RBI	BB	SO	LOB
Roy McMillan, R (1, 4) (8, 6) OBP: 0.293, SLG: 0.354	F2	1-3 2-H 2B		K			F8	F7		5	0	1	1	0	1	0
Vada Pinson, L (1, 8) OBP: 0.333, SLG: 0.459	HR	4-3			K		4-3 1B 2B		L7	5	2	2	1	0	1	2
Gus Bell, L (1, 9) OBP: 0.303, SLG: 0.375	WP 1B		4-3		F7		2-3		G2-3	5	0	1	0	0	0	1
Frank Robinson, R (1, 7) OBP: 0.397, SLG: 0.589	L8 1-2		BB HBP		2B		1B 1B BB		CS 1B	3	1	2	0	1	0	1
Ed Bailey, L (1, 2) OBP: 0.353, SLG: 0.420	4-3		F9		6-3		1B 1-2 3-H 1B		CS 1-2	4	0	1	1	0	0	3
Gordy Coleman, L (1, 3) OBP: 0.288, SLG: 0.400		F7	1-2 BB			5-3 1B	1-2 2-H 1B			3	0	2	1	1	0	0
Willie Jones, R (1, 5) OBP: 0.344, SLG: 0.363		1B 2B BB	K			P6	L9			3	1	0	0	1	1	5
Leo Cardenas, R (1, 6) OBP: 0.260, SLG: 0.282		P5		K		5-3 1-2		6-3		3	0	0	0	0	1	2
Jerry Lynch, L (8, PH) OBP: 0.365, SLG: 0.504										1	0	0	0	0	0	0
Billy Martin, R (8, 4) OBP: 0.304, SLG: 0.343										0	0	0	0	0	0	0
Jim O'Toole, S (1, 1) OBP: 0.158, SLG: 0.127		2B 1-2 1B		K		K		G3		3	0	1	0	0	2	1
Joe Nuxhall, L (6, 1) OBP: 0.111, SLG: 0.120										1	0	0	0	0	0	0
Inning Stats	R: 1 E: 0 K: 0 S: 5 H: 2 LOB: 1 BB: 0 P: 5	R: 1 E: 0 K: 0 S: 5 H: 2 LOB: 2 BB: 1 P: 9	R: 0 E: 0 K: 1 S: 5 H: 0 LOB: 2 BB: 1 P: 10	R: 0 E: 0 K: 3 S: 9 H: 0 LOB: 0 BB: 0 P: 9	R: 0 E: 0 K: 1 S: 6 H: 1 LOB: 1 BB: 0 P: 6	R: 0 E: 0 K: 1 S: 6 H: 1 LOB: 1 BB: 0 P: 6	R: 2 E: 0 K: 0 S: 6 H: 3 LOB: 2 BB: 1 P: 10	R: 0 E: 0 K: 0 S: 3 H: 0 LOB: 0 BB: 0 P: 3	R: 0 E: 0 K: 0 S: 3 H: 1 LOB: 0 BB: 0 P: 3	1B: 6 2B: 3 3B: 0 HR: 1 SF: 0 SAC: 0 DP: 0 HBP: 1							

PITCHER		IP	WLS	BF	H	R	ER	SO	BB	IBB	HBP	BLK	WP	HR	S	P	ERA	WHIP
Glen Hobbie, R ERA: 4.15	(1, 1)	6.2		33	9	4	4	6	3	0	1	0	1	1	41	54	5.40	1.800
Joe Schaffernoth, R ERA: 3.19	(7, 1)	2.1	W	7	1	0	0	0	0	0	0	0	0	0	7	7	0.00	0.429

PITCHER	IP	WLS	BF	H	R	ER	SO	BB	IBB	HBP	BLK	WP	HR	S	P	ERA	WHIP

TOP

Cincinnati Reds @ Chicago Cubs

Wrigley Field, Chicago, IL

Tue Aug 30 1960, 3:33 AM CDT

Att. 6,489 - Unknown

livebaseballscorecards.com

AB	36
R	4
H	10
RBI	4
BB	3
SO	6
LOB	15

WP: 1 PB: 0 SB: 0 CS: 1 PA: 41

Batter	1	2	3	4	5	6	7	8	9	AB	R	H	RBI	BB	SO	LOB
Richie Ashburn, L (1, 7) OBP: 0.427, SLG: 0.357	1-3		4-3		6-3	P6		BB		4	0	0	0	1	0	2
Al Heist, R (1, 8) OBP: 0.250, SLG: 0.245	1B		K		14 1B	1-3 2-H 1B		F7		5	0	3	1	0	1	1
14 Ernie Banks, R (1, 6) OBP: 0.364, SLG: 0.599	F8		F7		1-3 1B	K			HR	5	1	2	1	0	1	3
Frank Thomas, R (1, 3) OBP: 0.296, SLG: 0.423	F8			F9 1B 1B BB	FC6 IBB		G3			2	1	0	0	2	0	1
Ron Santo, R (1, 5) OBP: 0.319, SLG: 0.440		L4		F9 1-2 1B	F8		1-3			4	1	1	0	0	0	3
Bob Will, L (1, 9) OBP: 0.323, SLG: 0.380		1B 6-4-3 1B		F9 1-2 2-3	FC6 1-2f		BB			3	1	1	0	1	0	5
Don Zimmer, R (1, 4) OBP: 0.317, SLG: 0.364		6-4-3 1-3 1B		1B IBB		F8	5-3			3	0	1	0	1	0	1
Moe Thacker, R (1, 2) OBP: 0.289, SLG: 0.169		6-4-3 1-2 3-H		K		BB 1B BB		F3		3	1	0	1	1	1	4
Glen Hobbie, R (1, 1) OBP: 0.237, SLG: 0.217 Joe Schaffernoth, R (7, 1) OBP: 0.333, SLG: 0.333		F8		1-3 2-H 3-H 1B		1B 1-2 BB		G3		2 1	0 0	1 0	2 0	1 0	0 0	1 0
Inning Stats	R: 0 E: 0 K: 0 S: 4 H: 1 LOB: 1 BB: 0 P: 4	R: 1 E: 0 K: 0 S: 5 H: 2 LOB: 1 BB: 0 P: 5	R: 0 E: 0 K: 1 S: 5 H: 0 LOB: 0 BB: 0 P: 5	R: 2 E: 0 K: 1 S: 6 H: 2 LOB: 2 BB: 2 P: 14	R: 0 E: 0 K: 0 S: 5 H: 2 LOB: 3 BB: 1 P: 9	R: 1 E: 0 K: 1 S: 6 H: 1 LOB: 2 BB: 2 P: 14	R: 0 E: 0 K: 0 S: 3 H: 0 LOB: 1 BB: 1 P: 7	R: 0 E: 0 K: 0 S: 3 H: 0 LOB: 1 BB: 1 P: 7	R: 1 E: 0 K: 0 S: 1 H: 1 LOB: 0 BB: 0 P: 1	1B: 8 2B: 0 3B: 0 HR: 1 SF: 0 SAC: 0 DP: 0 HBP: 0						

PITCHER	IP	WLS	BF	H	R	ER	SO	BB	IBB	HBP	BLK	WP	HR	S	P	ERA	WHIP
Jim O'Toole, L (1, 1) ERA: 4.25	5.1		27	7	4	4	2	3	2	0	0	0	0	26	46	6.75	1.875
Joe Nuxhall, L (6, 1) ERA: 4.17	2.2	L	12	2	1	1	1	2	0	0	0	0	1	12	20	3.38	1.500

PITCHER	IP	WLS	BF	H	R	ER	SO	BB	IBB	HBP	BLK	WP	HR	S	P	ERA	WHIP

BOTTOM

Cincinnati Reds @ Chicago Cubs

Wrigley Field, Chicago, IL

Tue Aug 30 1960, 3:33 AM CDT

Att. 6,489 - Unknown

livebaseballscorecards.com

AB	32
R	5
H	9
RBI	5
BB	7
SO	3
LOB	21

WP: 0 PA: 39
PB: 0
SB: 0
CS: 0

Batter	1	2	3	4	5	6	7	8	9	10	AB	R	H	RBI	BB	SO	LOB
Bill Bruton, L (1, 8) OBP: 0.316, SLG: 0.402	S S S 0-3 ① K		S S S 0-3 ② K		S S S 0-3 ③ K			S S S 0-3 ① K		x 0-0 ② F7	5	0	0	0	0	4	2
Del Crandall, R (1, 2) OBP: 0.317, SLG: 0.425	x 0-0 ② F7		x 0-0 1-H HR			x 0-0 ① F7		x 0-0 ② 6-3		x 0-0 1-2 BB 1B	5	1	2	2	0	0	0
Eddie Mathews, L (1, 5) OBP: 0.394, SLG: 0.541	x 0-0 1B		S S S 0-3 ③ K			x 0-0 ② G3		x 0-0 ③ G3		B B B B 4-0 1-2 2-3 BB	4	0	1	0	1	1	0
Hank Aaron, R (1, 9) OBP: 0.336, SLG: 0.553	x 0-0 ③ L9			x 0-0 ① F2		x 0-0 ③ L4			S S S 0-3 ① K	x 0-0 ③ F9	5	0	0	0	0	1	4
Joe Adcock, R (1, 3) OBP: 0.347, SLG: 0.482		x 0-0 ① F8		x 0-0 ② F3			x 0-0 ① F9		B B B B 4-0 BB		3	0	0	0	1	0	0
Alvin Dark, R (1, 7) OBP: 0.320, SLG: 0.335 Al Spangler, L (9, 7) OBP: 0.339, SLG: 0.354		x 0-0 ② L7		x 0-0 PO 1B			x 0-0 ② F9		x 0-0 ② F3		4 0	0 0	1 0	0 0	0 0	0 0	1 0
Johnny Logan, R (1, 6) OBP: 0.317, SLG: 0.352		x 0-0 ③ F7		0-0 ③ PO 1-2	x 0-0 ① F7		x 0-0 HR		S S S 0-3 ③ K		4	1	1	1	0	1	1
Chuck Cottier, R (1, 4) OBP: 0.248, SLG: 0.303			x 0-0 ① 1-3		x 0-0 HR		x 0-0 1B			x 0-0 FC3-6 1B	4	1	3	1	0	0	0
Lew Burdette, R (1, 1) OBP: 0.221, SLG: 0.306			B B B B 4-0 HR BB		x 0-0 ② 3-1		x 0-0 ③ 6-3			x 0-0 ① FC3-6 BB 1B 1-2f	3	1	0	0	1	0	2
Inning Stats	R: 0 E: 0 K: 1 S: 6 H: 1 LOB: 1 BB: 0 P: 6	R: 0 E: 0 K: 0 S: 3 H: 0 LOB: 0 BB: 0 P: 3	R: 2 E: 0 K: 2 S: 8 H: 1 LOB: 0 BB: 1 P: 12	R: 0 E: 0 K: 0 S: 3 H: 1 LOB: 0 BB: 0 P: 3	R: 1 E: 0 K: 1 S: 6 H: 1 LOB: 0 BB: 0 P: 6	R: 0 E: 0 K: 0 S: 3 H: 0 LOB: 0 BB: 0 P: 3	R: 1 E: 0 K: 0 S: 5 H: 2 LOB: 1 BB: 0 P: 5	R: 0 E: 0 K: 1 S: 5 H: 0 LOB: 0 BB: 0 P: 5	R: 0 E: 0 K: 2 S: 7 H: 0 LOB: 1 BB: 1 P: 11	R: 0 E: 0 K: 0 S: 5 H: 2 LOB: 3 BB: 1 P: 9	1B: 5 2B: 0 3B: 0 HR: 3	SF: 0 SAC: 0 DP: 0 HBP: 0						

PITCHER	IP	WLS	BF	H	R	ER	SO	BB	IBB	HBP	BLK	WP	HR	S	P	ERA	WHIP
Dick Ellsworth, L (1, 1) ERA: 3.29	8.0		30	6	4	4	5	1	0	0	0	0	0	39	43	4.50	0.875
Don Elston, R (9, 1) ERA: 3.19	2.0	W	10	2	0	0	2	2	0	0	0	0	0	12	20	0.00	2.000

PITCHER	IP	WLS	BF	H	R	ER	SO	BB	IBB	HBP	BLK	WP	HR	S	P	ERA	WHIP

TOP

Milwaukee Braves @ Chicago Cubs

Wrigley Field, Chicago, IL

Wed Aug 31 1960, 3:33 AM CDT

Unknown

livebaseballscorecards.com

AB	37
R	4
H	8
RBI	4
BB	3
SO	7
LOB	10

WP: 0 PA: 41
PB: 0
SB: 0
CS: 0

Batter	1	2	3	4	5	6	7	8	9	10	AB	R	H	RBI	BB	SO	LOB
Richie Ashburn, L (1, 8) OBP: 0.427, SLG: 0.358	E1 6-3 E 1B	F2			4-3			1B 14 FC6-4 1B		L8	5	2	2	0	0	0	0
Bob Will, L (1, 9) OBP: 0.324, SLG: 0.388	6-3 2-3		F8			1-3		14 FC6-4 1-3 1B		HR	5	1	2	1	0	0	1
14 Ernie Banks, R (1, 6) OBP: 0.364, SLG: 0.595	BB E 1B BB		4-3			F7		FC6-4 1-2f 3-H			3	1	0	1	1	0	1
George Altman, L (1, 7) OBP: 0.329, SLG: 0.428	E6 1B 1-2 3-H		G3			4-3		SSS K			4	0	0	1	0	1	2
Ron Santo, R (1, 5) OBP: 0.314, SLG: 0.432	F4			F8			5-3		1-3		4	0	0	0	0	0	2
Frank Thomas, R (1, 3) OBP: 0.296, SLG: 0.421	1-3 2-H 1B			4-3			F3		5-3		4	0	1	1	0	0	0
Don Zimmer, R (1, 4) OBP: 0.319, SLG: 0.378	1-3			SSS K			1B		HR		4	1	2	1	0	1	2
Moe Thacker, R (1, 2) OBP: 0.282, SLG: 0.164		F3			1-3		F6		L6		2	0	0	0	0	0	0
Ed Bouchee, L (7, PH) OBP: 0.345, SLG: 0.319											1	0	0	0	0	0	1
El Tappe, R (8, 2) OBP: 0.330, SLG: 0.326											0	0	0	0	0	0	0
Don Elston, R (9, 1) OBP: 0.130, SLG: 0.130											1	0	0	0	0	0	0
Dick Ellsworth, L (1, 1) OBP: 0.190, SLG: 0.056		5-3			6-3			4-3		F7	2	0	0	0	0	0	0
Sammy Taylor, L (8, PH) OBP: 0.265, SLG: 0.323											2	0	0	0	0	0	0
(9, 2)																	
Inning Stats	R: 2 E: 2 K: 0 S: 6 H: 2 LOB: 2 BB: 1 P: 10	R: 0 E: 0 K: 0 S: 3 H: 0 LOB: 0 BB: 0 P: 3	R: 0 E: 0 K: 0 S: 3 H: 0 LOB: 0 BB: 0 P: 3	R: 0 E: 0 K: 1 S: 5 H: 0 LOB: 0 BB: 0 P: 5	R: 0 E: 0 K: 0 S: 3 H: 0 LOB: 0 BB: 0 P: 3	R: 0 E: 0 K: 0 S: 3 H: 0 LOB: 0 BB: 0 P: 3	R: 0 E: 0 K: 0 S: 4 H: 1 LOB: 1 BB: 0 P: 4	R: 1 E: 0 K: 1 S: 7 H: 2 LOB: 1 BB: 0 P: 7	R: 1 E: 0 K: 0 S: 4 H: 1 LOB: 0 BB: 0 P: 4	R: 1 E: 0 K: 0 S: 3 H: 1 LOB: 0 BB: 0 P: 3	1B: 5 2B: 0 3B: 0 HR: 2 SF: 0 SAC: 0 DP: 0 HBP: 0	WP: 0 PB: 0 SB: 0 CS: 0	PA: 38				

PITCHER		IP	WLS	BF	H	R	ER	SO	BB	IBB	HBP	BLK	WP	HR	S	P	ERA	WHIP
Lew Burdette, R ERA: 3.43	(1, 1)	9.2	L	38	7	5	3	2	1	0	0	0	0	2	41	45	2.79	0.828

PITCHER	IP	WLS	BF	H	R	ER	SO	BB	IBB	HBP	BLK	WP	HR	S	P	ERA	WHIP

BOTTOM

Milwaukee Braves @ Chicago Cubs

Wrigley Field, Chicago, IL

Wed Aug 31 1960, 3:33 AM CDT

Unknown

livebaseballscorecards.com

AB	37
R	5
H	7
RBI	5
BB	1
SO	2
LOB	9

Batter	1	2	3	4	5	6	7	8	9	AB	R	H	RBI	BB	SO	LOB
Bill Bruton, L (1, 8) OBP: 0.315, SLG: 0.406	G3	HR		E4		P4	F7			5	2	1	3	0	0	2
Chuck Cottier, R (1, 4) OBP: 0.247, SLG: 0.294	5-3	BB		3-1		F8		F8		4	0	0	0	1	0	1
Eddie Mathews, L (1, 5) OBP: 0.394, SLG: 0.546	K	FC6		G3			HR	BB		4	1	1	2	1	1	1
Hank Aaron, R (1, 9) OBP: 0.341, SLG: 0.557		1B	2B	HBP			1B	1B		4	3	3	0	0	0	1
Joe Adcock, R (1, 3) OBP: 0.350, SLG: 0.488		4-3	2B	F7			1B		WP	5	1	3	1	0	0	2
Wes Covington, L (1, 7) OBP: 0.293, SLG: 0.457		F7	F8		6-3		F9		P3	5	0	0	0	0	0	5
Al Spangler, L (9, 7) OBP: 0.339, SLG: 0.354										0	0	0	0	0	0	0
Charlie Lau, L (1, 2) OBP: 0.276, SLG: 0.231		1B	P6		4-3		FC6-4		F9	4	1	1	1	1	0	2
Johnny Logan, R (1, 6) OBP: 0.321, SLG: 0.354		1B	P4		F9		FC6-4		FC6-4	4	1	2	1	1	0	1
Carl Willey, R (1, 1) OBP: 0.163, SLG: 0.195										2	2	2	1	0	0	0
George Brunet, R (4, 1) OBP: 0.077, SLG: 0.077										0	0	0	0	0	0	0
Eddie Haas, L (6, PH) OBP: 0.385, SLG: 0.455										1	0	0	0	0	0	0
Don McMahon, R (6, 1)										2	0	0	1	0	0	4
Inning Stats	R: 0 E: 0 K: 1 S: 5 H: 0 LOB: 0 BB: 0 P: 5	R: 5 E: 0 K: 0 S: 8 H: 5 LOB: 1 BB: 1 P: 12	R: 1 E: 0 K: 0 S: 5 H: 2 LOB: 1 BB: 0 P: 5	R: 2 E: 1 K: 0 S: 5 H: 1 LOB: 1 BB: 0 P: 6	R: 0 E: 0 K: 0 S: 3 H: 0 LOB: 0 BB: 0 P: 3	R: 0 E: 0 K: 0 S: 3 H: 0 LOB: 0 BB: 0 P: 3	R: 3 E: 0 K: 0 S: 7 H: 4 LOB: 2 BB: 1 P: 11	R: 0 E: 0 K: 0 S: 2 H: 0 LOB: 0 BB: 1 P: 6	R: 0 E: 0 K: 0 S: 4 H: 1 LOB: 2 BB: 1 P: 8	1B: 7 2B: 5 3B: 0 HR: 2 SF: 0 SAC: 0 DP: 1 HBP: 1	WP: 1 PB: 1 SB: 0 CS: 0 PA: 45					

PITCHER	IP	WLS	BF	H	R	ER	SO	BB	IBB	HBP	BLK	WP	HR	S	P	ERA	WHIP
Bob Anderson, R (1, 1) ERA: 4.12	1.2	L	11	5	5	5	1	1	0	0	0	0	1	12	16	27.00	3.600
Seth Morehead, L (2, 1) ERA: 3.68	2.1		12	3	3	1	0	0	0	1	0	0	0	11	12	3.86	1.286
Moe Drabowsky, R (5, 1) ERA: 7.55	2.0		6	0	0	0	0	0	0	0	0	0	0	6	6	0.00	0.000
Mel Wright, R (7, 1) ERA: 13.5	2.0		11	4	3	3	0	1	1	0	0	0	1	9	17	13.50	2.500
Mark Freeman, R (9, 1) ERA: 5.5	1.0		5	1	0	0	0	1	0	0	0	1	0	4	8	0.00	2.000

PITCHER	IP	WLS	BF	H	R	ER	SO	BB	IBB	HBP	BLK	WP	HR	S	P	ERA	WHIP

TOP

Milwaukee Braves @ Chicago Cubs

Wrigley Field, Chicago, IL

Wed Aug 31 1960, 3:38 AM CDT

Att. 18,565 - Unknown

livebaseballscorecards.com

AB	40
R	11
H	13
RBI	10
BB	4
SO	1
LOB	19

Batter	1	2	3	4	5	6	7	8	9	AB	R	H	RBI	BB	SO	LOB
Richie Ashburn, L (1, 8) OBP: 0.425, SLG: 0.355	F8		BB 14 2B SF9		1-3	1-3		F8		4	1	0	0	1	0	0
Bob Will, L (1, 9) OBP: 0.324, SLG: 0.388	14 FC6-4 1B		F7		BB 1B 1B		F8		F8	5	1	2	0	0	0	1
14 Ernie Banks, R (1, 6) OBP: 0.366, SLG: 0.597	FC6-4 1-2f		SF9 1-3 2B		L7		BB PB BB		FC5-4 1B	4	0	2	0	1	0	2
George Altman, L (1, 7) OBP: 0.327, SLG: 0.423	K		SF9 2-3 3-H		1-2 HR 1B BB		P6 1-2		FC5-4 3 1-2f	3	1	0	1	1	1	3
Ron Santo, R (1, 5) OBP: 0.313, SLG: 0.429		K	6-3		1-2 2-H HR 1B		F9		3 1-1	4	1	1	1	0	1	2
Frank Thomas, R (1, 3) OBP: 0.300, SLG: 0.432		1B 1B		F7	1-H 2-H HR			3B 1B		4	2	3	3	0	0	0
Don Zimmer, R (1, 4) OBP: 0.318, SLG: 0.383		F3		K	6-3			1-H 4-3 3B		4	1	1	1	0	1	1
El Tappe, R (1, 2) OBP: 0.343, SLG: 0.341		1-2 1B		1B		K		P4		2	0	2	0	0	0	0
Sammy Taylor, L (6, 2) OBP: 0.260, SLG: 0.316										2	0	0	0	0	1	1
Bob Anderson, R (1, 1) OBP: 0.227, SLG: 0.180										0	0	0	0	0	0	0
Seth Morehead, L (2, 1) OBP: 0.200, SLG: 0.208										1	0	0	0	0	1	2
Don Cardwell, R (4, PH) OBP: 0.196, SLG: 0.375										1	0	0	0	0	1	1
Moe Drabowsky, R (5, 1)										0	0	0	0	0	0	0
Al Heist, R (6, PH) OBP: 0.246, SLG: 0.241										1	0	0	0	0	0	0
Mel Wright, R (7, 1)										0	0	0	0	0	0	0
Ed Bouchee, L (8, PH) OBP: 0.344, SLG: 0.318										1	0	0	1	0	0	0
Mark Freeman, R (9, 1) OBP: 0.190, SLG: 0.150		K		K		F9		4-3		0	0	0	0	0	0	0
Inning Stats	R: 0 E: 0 K: 1 S: 6 H: 1 LOB: 1 BB: 0 P: 6	R: 0 E: 0 K: 2 S: 9 H: 2 LOB: 2 BB: 0 P: 9	R: 1 E: 0 K: 0 S: 4 H: 1 LOB: 1 BB: 1 P: 8	R: 0 E: 0 K: 2 S: 8 H: 1 LOB: 1 BB: 0 P: 8	R: 4 E: 0 K: 0 S: 6 H: 3 LOB: 0 BB: 1 P: 10	R: 0 E: 0 K: 1 S: 5 H: 0 LOB: 0 BB: 0 P: 5	R: 0 E: 0 K: 0 S: 3 H: 0 LOB: 1 BB: 1 P: 7	R: 2 E: 0 K: 0 S: 5 H: 2 LOB: 0 BB: 0 P: 5	R: 0 E: 0 K: 0 S: 3 H: 1 LOB: 1 BB: 0 P: 3	1B: 8 2B: 1 3B: 1 HR: 1 SF: 1 SAC: 0 DP: 0 HBP: 0	WP: 0 PB: 1 SB: 0 CS: 0 PA: 40					

PITCHER	IP	WLS	BF	H	R	ER	SO	BB	IBB	HBP	BLK	WP	HR	S	P	ERA	WHIP
Carl Willey, R (1, 1) ERA: 4.42	3.0		14	4	1	1	3	1	0	0	0	0	0	19	23	3.00	1.667
George Brunet, L (4, 1) ERA: 4.72	2.0		11	4	4	4	2	1	0	0	0	0	1	14	18	18.00	2.500
Don McMahon, R (6, 1) ERA: 5.34	4.0	W	16	3	2	2	1	1	0	0	0	0	0	16	20	4.50	1.000

PITCHER	IP	WLS	BF	H	R	ER	SO	BB	IBB	HBP	BLK	WP	HR	S	P	ERA	WHIP

BOTTOM

Milwaukee Braves @ Chicago Cubs

Wrigley Field, Chicago, IL

Wed Aug 31 1960, 3:38 AM CDT

Att. 18,565 - Unknown

livebaseballscorecards.com

AB	36
R	7
H	11
RBI	7
BB	3
SO	6
LOB	13

Batter	1	2	3	4	5	6	7	8	9	AB	R	H	RBI	BB	SO	LOB
Bill Bruton, L (1, 8) OBP: 0.318, SLG: 0.417	2B 3B		2B BB	K			HR		L3	4	3	2	1	1	1	0
Del Crandall, R (1, 2) OBP: 0.320, SLG: 0.427	FC4-6 SF8 2B 3-H		F7	K	K		HR BB		E 1B BB	3	2	1	1	2	1	1
Eddie Mathews, L (1, 5) OBP: 0.396, SLG: 0.549 Al Spangler, L (7, 7) OBP: 0.345, SLG: 0.360	FC4-6 BB		WP 1B 1-H 2B		HR 1B		K		E8 G6-4-3 1-3 1B	3 1	2 0	2 1	1 0	1 0	1 0	1 0
Joe Adcock, R (1, 3) OBP: 0.350, SLG: 0.501	FC4-6 1-2f 2-3		4-3 2-3		HR 1-H		HR 1-H		G6-4-3 1-2f	5	2	2	4	0	0	5
Alvin Dark, R (1, 7) OBP: 0.319, SLG: 0.335 (7, 5)	SF8 3-H		2B 1B 3-H		4-3		6-3			3	1	1	2	0	0	0
Eddie Haas, L (1, 9) OBP: 0.367, SLG: 0.462	4-3		FC5 1-H 2B		K		K			4	0	1	1	0	2	1
Johnny Logan, R (1, 6) OBP: 0.318, SLG: 0.350		F7 2-3 FC5				K		4-3		4	0	0	0	0	1	1
Chuck Cottier, R (1, 4) OBP: 0.247, SLG: 0.293		F3		G6-4-3 1B		F6		6-3		4	0	1	0	0	0	0
Bob Buhl, R (1, 1) OBP: 0.151, SLG: 0.151		L9		G6-4-3 1-2f		F9		F8		4	0	0	0	0	0	1
Inning Stats	R: 2 H: 2 E: 0 LOB: 1 K: 0 BB: 1 S: 5 P: 9	R: 0 H: 0 E: 0 LOB: 0 K: 0 BB: 0 S: 3 P: 3	R: 3 H: 3 E: 0 LOB: 1 K: 0 BB: 1 S: 6 P: 10	R: 0 H: 1 E: 0 LOB: 0 K: 1 BB: 0 S: 5 P: 5	R: 2 H: 2 E: 0 LOB: 0 K: 2 BB: 0 S: 9 P: 9	R: 0 H: 0 E: 0 LOB: 0 K: 1 BB: 0 S: 5 P: 5	R: 3 H: 2 E: 0 LOB: 0 K: 2 BB: 1 S: 9 P: 13	R: 0 H: 0 E: 0 LOB: 0 K: 0 BB: 0 S: 3 P: 3	R: 0 H: 1 E: 1 LOB: 1 K: 0 BB: 1 S: 3 P: 7	1B: 4 SF: 1 2B: 3 SAC: 0 3B: 1 DP: 2 HR: 3 HBP: 0							

PITCHER		IP	WLS	BF	H	R	ER	SO	BB	IBB	HBP	BLK	WP	HR	S	P	ERA	WHIP
Dick Drott, R ERA: 7.45	(1, 1)	2.1	L	12	3	4	4	0	2	0	0	0	0	0	10	18	15.43	2.143
Bob Anderson, R ERA: 4.21	(3, 1)	2.2		12	5	3	3	3	0	0	0	0	1	1	18	18	10.12	1.875
Seth Morehead, L ERA: 3.83	(6, 1)	3.0		12	2	3	3	3	1	0	0	0	0	2	17	21	9.00	1.000
Mark Freeman, R ERA: 5.42	(9, 1)	1.0		4	1	0	0	0	1	0	0	0	0	0	3	7	0.00	2.000

PITCHER	IP	WLS	BF	H	R	ER	SO	BB	IBB	HBP	BLK	WP	HR	S	P	ERA	WHIP

TOP

Milwaukee Braves @ Chicago Cubs

Wrigley Field, Chicago, IL

Thu Sep 01 1960, 3:33 AM CDT

Att. 7,564 - Cloudy - 90 F

livebaseballscorecards.com

AB	35
R	10
H	11
RBI	10
BB	4
SO	6
LOB	10

1B: 4	SF: 1	WP: 1	PA: 40
2B: 3	SAC: 0	PB: 0	
3B: 1	DP: 2	SB: 0	
HR: 3	HBP: 0	CS: 0	

Milwaukee Braves @ Chicago Cubs

Wrigley Field, Chicago, IL

Thu Sep 01 1960, 3:33 AM CDT

Att. 7,564 - Cloudy - 90 F

livebaseballscorecards.com

BOTTOM

Batter	1	2	3	4	5	6	7	8	9	AB	R	H	RBI	BB	SO	LOB
Richie Ashburn, L (1, 8) OBP: 0.423, SLG: 0.352	4-3		L3			F9		6-3 3B		3	0	0	0	0	0	0
Al Heist, R (8, 8) OBP: 0.259, SLG: 0.291										1	1	1	0	0	0	0
Bob Will, L (1, 9) OBP: 0.324, SLG: 0.385	BBBB 14 BLK BB			4-3		4-3		6-3 3-H		3	0	0	1	1	0	0
14 Ernie Banks, R (1, 6) OBP: 0.366, SLG: 0.595	F4 1-2			1-3		1B		2B		3	0	1	0	0	0	1
Jerry Kindall, R (8, 6) OBP: 0.267, SLG: 0.360										1	0	1	0	0	0	0
George Altman, L (1, 7) OBP: 0.326, SLG: 0.421	F5			1B		F8		6-3		4	0	1	0	0	0	3
Ron Santo, R (1, 5) OBP: 0.308, SLG: 0.422		F2		5-3			F7		F4	4	0	0	0	0	0	1
Frank Thomas, R (1, 3) OBP: 0.297, SLG: 0.428		1-3			5-3		6-3		F8	4	0	0	0	0	0	0
Don Zimmer, R (1, 4) OBP: 0.318, SLG: 0.381		F3			F2		1B		1-3	4	0	1	0	0	0	0
Moe Thacker, R (1, 2) OBP: 0.284, SLG: 0.186			F8		2B		F7			3	0	1	0	0	0	1
Dick Drott, R (1, 1) OBP: 0.111, SLG: 0.111			SSS K		4-3			F6		0	0	0	0	0	0	0
Bob Anderson, R (3, 1) OBP: 0.224, SLG: 0.177										1	0	0	0	1	0	0
Sammy Taylor, L (5, PH) OBP: 0.257, SLG: 0.313										1	0	0	0	0	0	1
Seth Morehead, L (6, 1) OBP: 0.200, SLG: 0.208										0	0	0	0	0	0	0
Ed Bouchee, L (8, PH) OBP: 0.343, SLG: 0.317										1	0	0	0	0	0	0
Mark Freeman, R (9, 1) OBP: 0.190, SLG: 0.150										0	0	0	0	0	0	0
Inning Stats	R: 0 H: 0 E: 0 LOB: 1 K: 0 BB: 1 S: 3 P: 7	R: 0 H: 0 E: 0 LOB: 0 K: 0 BB: 0 S: 3 P: 3	R: 0 H: 0 E: 0 LOB: 0 K: 1 BB: 0 S: 5 P: 5	R: 0 H: 1 E: 0 LOB: 1 K: 0 BB: 0 S: 4 P: 4	R: 0 H: 1 E: 0 LOB: 1 K: 0 BB: 0 S: 4 P: 4	R: 0 H: 1 E: 0 LOB: 1 K: 0 BB: 0 S: 4 P: 4	R: 0 H: 1 E: 0 LOB: 1 K: 0 BB: 0 S: 4 P: 4	R: 1 H: 2 E: 0 LOB: 1 K: 0 BB: 0 S: 5 P: 5	R: 0 H: 0 E: 0 LOB: 0 K: 0 BB: 0 S: 3 P: 3	1B: 3 SF: 0 2B: 2 SAC: 0 3B: 1 DP: 0 HR: 0 HBP: 0						

PITCHER		IP	WLS	BF	H	R	ER	SO	BB	IBB	HBP	BLK	WP	HR	S	P	ERA	WHIP
Bob Buhl, R ERA: 3.28	(1, 1)	9.0	W	34	6	1	1	1	1	0	0	1	0	0	35	39	1.00	0.778

PITCHER	IP	WLS	BF	H	R	ER	SO	BB	IBB	HBP	BLK	WP	HR	S	P	ERA	WHIP

AB	33
R	1
H	6
RBI	1
BB	1
SO	1
LOB	7

WP: 0 PA: 34
PB: 0
SB: 0
CS: 0

Batter	1	2	3	4	5	6	7	8	9	AB	R	H	RBI	BB	SO	LOB
Richie Ashburn, L (1, 8) OBP: 0.424, SLG: 0.354	0-0 1B	0-0 E8	0-0 E5 1-3 1B 2-H			0-0 WP 14 1B		0-0 G3		3	0	2	0	0	0	1
Al Heist, R (3, 8) OBP: 0.283, SLG: 0.351								2B		2	2	2	0	0	0	0
Bob Will, L (1, 9) OBP: 0.327, SLG: 0.386	0-0 ③ 1-3 1B	S S S 0-3 ③ K	0-0 ③ 2-H 3-H 1B			B B B B 4-0 14 1B 2-3 BB		0-0 ① G3 2-3		4	0	2	1	1	1	2
14 Ernie Banks, R (1, 6) OBP: 0.366, SLG: 0.599	0-0 ① F4		0-0 HR	0-0 ① 5-3		0-0 FC5-4 1-2 3-H 1B		S S S 0-3 ② K		5	1	2	2	0	1	3
Jerry Kindall, R (8, 6) OBP: 0.267, SLG: 0.360										0	0	0	0	0	0	0
George Altman, L (1, 7) OBP: 0.324, SLG: 0.421	S S S 0-3 ② K		0-0 E4 HR	0-0 ② 4-3		S S S 0-3 ① K		0-0 3-H 2B		5	1	1	1	0	2	4
Ed Bouchee, L (1, 3) OBP: 0.342, SLG: 0.324	0-0 ③ F5		0-0 1-H HR	0-0 ③ 4-3		0-0 ② F5		0-0 ③ F3		5	1	1	2	0	0	5
Ron Santo, R (1, 5) OBP: 0.306, SLG: 0.422	S S S 0-3 ① K2-3	0-0 5-3 FC5 2B		0-0 ① 5-3		0-0 ③ FC5-4 1-2f		0-0 ① F9		5	0	1	0	0	1	2
Don Zimmer, R (1, 4) OBP: 0.316, SLG: 0.382	0-0 ② F8	0-0 ① 5-3 2-3	0-0 ② 6-3		0-0 ① 5-3			0-0 2B		5	0	1	0	0	0	1
Moe Thacker, R (1, 2) OBP: 0.279, SLG: 0.187	0-0 HR 1B	0-0 ② FC5 WP 1B E 3-H	0-0 ③ 6-3		0-0 ② F9			0-0 ② L7		5	2	1	0	0	0	2
Don Cardwell, R (1, 1) OBP: 0.230, SLG: 0.492	0-0 1-H HR	0-0 E WP 1-2 1B			0-0 HR	0-0 ③ F9		0-0 ③ 5-3		5	3	3	3	0	0	1
Inning Stats	R: 0 E: 0 K: 1 S: 7 H: 2 LOB: 2 BB: 0 P: 7	R: 2 E: 1 K: 2 S: 10 H: 3 LOB: 1 BB: 0 P: 10	R: 5 E: 2 K: 0 S: 9 H: 5 LOB: 2 BB: 0 P: 9	R: 0 E: 0 K: 0 S: 3 H: 0 LOB: 0 BB: 0 P: 3	R: 0 E: 0 K: 0 S: 3 H: 0 LOB: 0 BB: 0 P: 3	R: 2 E: 0 K: 1 S: 8 H: 3 LOB: 2 BB: 1 P: 12	R: 0 E: 0 K: 0 S: 3 H: 0 LOB: 0 BB: 0 P: 3	R: 1 E: 0 K: 1 S: 7 H: 2 LOB: 1 BB: 0 P: 7	R: 0 E: 0 K: 0 S: 4 H: 1 LOB: 1 BB: 0 P: 4	1B: 7 2B: 5 3B: 0 HR: 4 SF: 0 SAC: 0 DP: 0 HBP: 0						

PITCHER		IP	WLS	BF	H	R	ER	SO	BB	IBB	HBP	BLK	WP	HR	S	P	ERA	WHIP
Larry Jackson, R ERA: 3.55	(1, 1)	2.0	L	14	7	5	4	3	0	0	0	0	0	3	20	20	18.00	3.500
Ron Kline, R ERA: 6.31	(3, 1)	1.0		6	3	2	0	0	0	0	0	0	1	0	6	6	0.00	3.000
Ed Bauta, R ERA: 6.32	(4, 1)	4.0		16	3	2	2	1	1	0	0	0	1	1	17	21	4.50	1.000
Bob Miller, R ERA: 3.81	(8, 1)	2.0		9	3	1	1	1	0	0	0	0	0	0	11	11	4.50	1.500

PITCHER	IP	WLS	BF	H	R	ER	SO	BB	IBB	HBP	BLK	WP	HR	S	P	ERA	WHIP

TOP

Chicago Cubs @ St. Louis Cardinals

Sportsman's Park, St. Louis, MO

Fri Sep 02 1960, 8:05 PM EDT

Att. 11,007 - Unknown

livebaseballscorecards.com

AB	44
R	10
H	16
RBI	9
BB	1
SO	5
LOB	21

WP: 2 PA: 45
PB: 0
SB: 0
CS: 0

Chicago Cubs @ St. Louis Cardinals

Sportsman's Park, St. Louis, MO

Fri Sep 02 1960, 8:05 PM EDT

Att. 11,007 - Unknown

BOTTOM

livebaseballscorecards.com

Batter	1	2	3	4	5	6	7	8	9	AB	R	H	RBI	BB	SO	LOB
Joe Cunningham, L (1, 3) OBP: 0.371, SLG: 0.393	K		PB 1B 1-2		BLK PB BB 1-2		F7			3	0	1	0	1	1	1
Daryl Spencer, R (1, 6) OBP: 0.372, SLG: 0.426	K		K 1-2 2-3		K 1-2 2-3			5-3		4	0	0	0	0	3	4
Stan Musial, L (1, 7) OBP: 0.371, SLG: 0.502	F8			2B G4-6-3 1B	4-3 2-3 3-H			HR 1B		4	2	2	0	0	0	1
Ken Boyer, R (1, 5) OBP: 0.356, SLG: 0.541		6-3		G4-6-3 1-3 2B		K		1-H HR		4	1	2	2	0	1	0
Walt Moryn, L (1, 9) OBP: 0.361, SLG: 0.491		F9		G4-6-3 BB		K		F3		3	0	0	0	1	1	0
Carl Sawatski, L (1, 2) OBP: 0.322, SLG: 0.362		G3		G4-6-3 1-2f 2-3 3-H		K		F4		4	0	0	0	0	1	2
Julian Javier, R (1, 4) OBP: 0.266, SLG: 0.332 Bill White, L (9, PH) OBP: 0.342, SLG: 0.477			1B 1B	6-3			F3		K	3 1	0 0	1 0	0 0	0 0	0 1	1 0
Curt Flood, R (1, 8) OBP: 0.310, SLG: 0.369			PB 1B 1-2 1B		PB BB BLK HBP		F9		L4	3	1	1	0	0	0	0
Larry Jackson, R (1, 1) OBP: 0.253, SLG: 0.241 Ron Kline, R (3, 1) OBP: 0.147, SLG: 0.147 Tim McCarver, L (3, PH) OBP: 0.250, SLG: 0.250 Ed Bauta, R (4, 1) Bob Nieman, R (7, PH) OBP: 0.356, SLG: 0.422 Bob Miller, R (8, 1) OBP: 0.333, SLG: 0.200 Charlie James, R (9, PH) OBP: 0.241, SLG: 0.357			K		F9		1B		6-3	0 0 1 1 1 0 1	0 0 0 0 0 0 0	0 0 0 0 0 0 0	0 0 0 0 1 0 0	0 0 0 0 1 0 0	0 0 0 0 0 0 0	0 0 1 1 0 0 0
Inning Stats	R: 0 E: 0 K: 2 S: 7 H: 0 LOB: 0 BB: 0 P: 7	R: 0 E: 0 K: 0 S: 3 H: 0 LOB: 0 BB: 0 P: 3	R: 0 E: 0 K: 2 S: 9 H: 3 LOB: 2 BB: 0 P: 9	R: 1 E: 0 K: 0 S: 4 H: 2 LOB: 1 BB: 1 P: 8	R: 1 E: 0 K: 1 S: 5 H: 0 LOB: 1 BB: 1 P: 10	R: 0 E: 0 K: 3 S: 9 H: 0 LOB: 0 BB: 0 P: 9	R: 0 E: 0 K: 0 S: 4 H: 1 LOB: 1 BB: 0 P: 4	R: 2 E: 0 K: 0 S: 5 H: 2 LOB: 0 BB: 0 P: 5	R: 0 E: 0 K: 1 S: 5 H: 0 LOB: 0 BB: 0 P: 5	1B: 6 2B: 1 3B: 0 HR: 1 SF: 0 SAC: 0 DP: 1 HBP: 1			WP: 0 PB: 2 SB: 0 CS: 0	PA: 36		

	AB	33
	R	4
	H	8
	RBI	2
	BB	2
	SO	9
	LOB	11

PITCHER		IP	WLS	BF	H	R	ER	SO	BB	IBB	HBP	BLK	WP	HR	S	P	ERA	WHIP
Don Cardwell, R ERA: 4.82	(1, 1)	9.0	W	36	8	4	3	9	2	0	1	1	0	1	51	60	3.00	1.111

PITCHER	IP	WLS	BF	H	R	ER	SO	BB	IBB	HBP	BLK	WP	HR	S	P	ERA	WHIP

Batter	1	2	3	4	5	6	7	8	9	AB	R	H	RBI	BB	SO	LOB
Richie Ashburn, L (1, 8) OBP: 0.423, SLG: 0.354	6-3		1B			4-3		F7		4	0	1	0	0	0	0
Bob Will, L (1, 9) OBP: 0.324, SLG: 0.382	F7		F3			F9			4-3	4	0	0	0	0	0	1
14 Ernie Banks, R (1, 6) OBP: 0.367, SLG: 0.597	WP BB			F5		PB BB			K	2	0	0	0	2	1	0
George Altman, L (1, 7) OBP: 0.322, SLG: 0.418	F5 1-2			K		K 1-2			6-3	2	0	0	0	0	1	1
Frank Thomas, R (6, PH) OBP: 0.296, SLG: 0.425 (6, 7)										2	0	0	0	0	1	1
Ed Bouchee, L (1, 3) OBP: 0.342, SLG: 0.325		3-1		FC6-4 1B			4-3			3	0	1	0	0	0	0
Ron Santo, R (1, 5) OBP: 0.307, SLG: 0.421		G4-6-3 1B		FC6-4 1-2f			K			3	0	1	0	0	1	1
Don Zimmer, R (1, 4) OBP: 0.313, SLG: 0.378		G4-6-3 1-2f			F5		F8			3	0	0	0	0	0	1
Moe Thacker, R (1, 2) OBP: 0.273, SLG: 0.182			K		6-3			K		2	0	0	0	0	1	0
Al Heist, R (8, PH) OBP: 0.279, SLG: 0.345										1	0	0	0	0	1	0
Mel Wright, R (8, 1)										0	0	0	0	0	0	0
Glen Hobbie, R (1, 1) OBP: 0.231, SLG: 0.211			K		L7			F8		2	0	0	0	0	1	0
Sammy Taylor, L (8, PH) OBP: 0.255, SLG: 0.309 (8, 2)										1	0	0	0	0	0	0
Inning Stats	R: 0 E: 0 K: 0 S: 3 H: 0 LOB: 1 BB: 1 P: 7	R: 0 E: 0 K: 0 S: 3 H: 1 LOB: 0 BB: 0 P: 3	R: 0 E: 0 K: 2 S: 8 H: 1 LOB: 1 BB: 0 P: 8	R: 0 E: 0 K: 1 S: 6 H: 1 LOB: 1 BB: 0 P: 6	R: 0 E: 0 K: 0 S: 3 H: 0 LOB: 0 BB: 0 P: 3	R: 0 E: 0 K: 1 S: 5 H: 0 LOB: 1 BB: 1 P: 9	R: 0 E: 0 K: 1 S: 5 H: 0 LOB: 0 BB: 0 P: 5	R: 0 E: 0 K: 1 S: 5 H: 0 LOB: 0 BB: 0 P: 5	R: 0 E: 0 K: 1 S: 5 H: 0 LOB: 0 BB: 0 P: 5	1B: 3 2B: 0 3B: 0 HR: 0	SF: 0 SAC: 0 DP: 1 HBP: 0					

PITCHER		IP	WLS	BF	H	R	ER	SO	BB	IBB	HBP	BLK	WP	HR	S	P	ERA	WHIP
Ernie Broglio, R ERA: 2.64	(1, 1)	9.0	W	31	3	0	0	7	2	0	0	0	1	0	43	51	0.00	0.556

PITCHER	IP	WLS	BF	H	R	ER	SO	BB	IBB	HBP	BLK	WP	HR	S	P	ERA	WHIP

TOP

Chicago Cubs @ St. Louis Cardinals

Sportsman's Park, St. Louis, MO

Sat Sep 03 1960, 8:05 PM EDT

Att. 14,282 - Unknown

livebaseballscorecards.com

AB	29
R	0
H	3
RBI	0
BB	2
SO	7
LOB	5

1B: 3	SF: 0	WP: 1	PA: 31
2B: 0	SAC: 0	PB: 1	
3B: 0	DP: 1	SB: 0	
HR: 0	HBP: 0	CS: 0	

Batter	1	2	3	4	5	6	7	8	9	AB	R	H	RBI	BB	SO	LOB
Joe Cunningham, L (1, 3) OBP: 0.372, SLG: 0.394	G6-4-3 1B		6-3		K		1B			4	0	2	0	0	1	2
Daryl Spencer, R (1, 6) OBP: 0.369, SLG: 0.422	G6-4-3 1-2f		K			5-3	L4			4	0	0	0	0	1	2
Alex Grammas, R (8, 6) OBP: 0.284, SLG: 0.305										0	0	0	0	0	0	0
Stan Musial, L (1, 7) OBP: 0.370, SLG: 0.498	F9			F9		L5		1B 1B		4	0	1	0	0	0	0
Charlie James, R (8, PR) (9, 7) OBP: 0.241, SLG: 0.357										0	0	0	0	0	0	0
Ken Boyer, R (1, 5) OBP: 0.357, SLG: 0.547		F8		L6		HR		1-3 1B		4	1	2	1	0	0	0
Walt Moryn, L (1, 9) OBP: 0.363, SLG: 0.489		HR 1B		K		1B 2B BB		K		3	2	1	0	1	2	2
Carl Sawatski, L (1, 2) OBP: 0.331, SLG: 0.392		1-H HR			FC1-5 1B	2B 1-2 1B		K		4	1	3	2	0	1	2
Julian Javier, R (1, 4) OBP: 0.268, SLG: 0.336		K			FC4-6 FC1-5 1-2 1B	1-3 2-H 2B		5-3		4	0	2	1	0	1	2
Curt Flood, R (1, 8) OBP: 0.310, SLG: 0.366		L9			FC1-5 FC4-6 1-2 2-3f		CS BB			2	0	0	0	1	0	2
Ernie Broglio, R (1, 1) OBP: 0.279, SLG: 0.286			F4		FC4-6 1-2f 2-3		K 1-2			3	0	0	0	0	1	3
Inning Stats	R: 0 H: 1 E: 0 LOB: 0 K: 0 BB: 0 S: 3 P: 3	R: 2 H: 2 E: 0 LOB: 0 K: 1 BB: 0 S: 7 P: 7	R: 0 H: 0 E: 0 LOB: 0 K: 1 BB: 0 S: 5 P: 5	R: 0 H: 0 E: 0 LOB: 0 K: 1 BB: 0 S: 5 P: 5	R: 0 H: 2 E: 0 LOB: 2 K: 1 BB: 0 S: 7 P: 7	R: 2 H: 3 E: 0 LOB: 2 K: 0 BB: 1 S: 5 P: 9	R: 0 H: 1 E: 0 LOB: 1 K: 1 BB: 1 S: 5 P: 9	R: 0 H: 2 E: 0 LOB: 2 K: 2 BB: 0 S: 9 P: 9		1B: 8 SF: 0 2B: 1 SAC: 0 3B: 0 DP: 1 HR: 2 HBP: 0						

BOTTOM

Chicago Cubs @ St. Louis Cardinals

Sportsman's Park, St. Louis, MO

Sat Sep 03 1960, 8:05 PM EDT

Att. 14,282 - Unknown

livebaseballscorecards.com

AB	32
R	4
H	11
RBI	4
BB	2
SO	7
LOB	15

PITCHER		IP	WLS	BF	H	R	ER	SO	BB	IBB	HBP	BLK	WP	HR	S	P	ERA	WHIP
Glen Hobbie, R ERA: 4.19	(1, 1)	7.0	L	29	9	4	4	5	2	0	0	0	0	2	37	45	5.14	1.571
Mel Wright, R ERA: 9.0	(8, 1)	1.0		5	2	0	0	2	0	0	0	0	0	0	9	9	0.00	2.000

PITCHER	IP	WLS	BF	H	R	ER	SO	BB	IBB	HBP	BLK	WP	HR	S	P	ERA	WHIP

Batter	1	2	3	4	5	6	7	8	9	AB	R	H	RBI	BB	SO	LOB
Richie Ashburn, L (1, 7) OBP: 0.421, SLG: 0.352	6-3		E6 1B 1B		L5		5-3		L9	5	1	1	0	0	0	1
Al Heist, R (1, 8) OBP: 0.333, SLG: 0.435	HR		3-H 1B		BBBB 14 FC1-4 BB		1B		1-2 14 1B 1B	4	1	4	2	1	0	0
14 Ernie Banks, R (1, 6) OBP: 0.365, SLG: 0.593	5-3		F3		FC1-4 FC6-4 1-2f		L7		1-2 2-H 1B	5	0	1	1	0	0	3
Frank Thomas, R (1, 3) OBP: 0.295, SLG: 0.423	SSS K			1-3	FC6-4 1-2f			SH3-4 1B	SSS K	5	0	1	0	0	2	3
Ron Santo, R (1, 5) OBP: 0.307, SLG: 0.424		6-3		F8		4-3 2B		SH3-4 1-2		3	0	1	0	0	0	0
Bob Will, L (1, 9) OBP: 0.321, SLG: 0.379		L7		E6 2B		SSS K		SSS K		4	0	0	0	0	2	2
Don Zimmer, R (1, 4) OBP: 0.312, SLG: 0.379		3-1		1-3 2B		2-3 4-3		SSS K		4	0	1	0	0	1	2
El Tappe, R (1, 2) OBP: 0.343, SLG: 0.333			F8	IBB		SSS K			SSS K	2	0	0	0	1	1	1
Grady Hatton, L (9, PH) OBP: 0.382, SLG: 0.375										1	0	0	0	0	1	0
Dick Ellsworth, L (1, 1) OBP: 0.178, SLG: 0.051			SSS K	4-3			SSS K		S CI 1B 14 1B	3	0	0	0	0	2	3
Sammy Taylor, L (9, PH) OBP: 0.255, SLG: 0.309										0	1	0	0	0	0	0
Inning Stats	R: 1 E: 0 K: 1 S: 6 H: 1 LOB: 0 BB: 0 P: 6	R: 0 E: 0 K: 0 S: 3 H: 0 LOB: 0 BB: 0 P: 3	R: 1 E: 1 K: 1 S: 7 H: 2 LOB: 1 BB: 0 P: 7	R: 0 E: 1 K: 0 S: 5 H: 1 LOB: 3 BB: 1 P: 9	R: 0 E: 0 K: 0 S: 3 H: 0 LOB: 1 BB: 1 P: 7	R: 0 E: 0 K: 2 S: 8 H: 1 LOB: 1 BB: 0 P: 8	R: 0 E: 0 K: 1 S: 6 H: 1 LOB: 1 BB: 0 P: 6	R: 0 E: 0 K: 2 S: 8 H: 1 LOB: 1 BB: 0 P: 8	R: 1 E: 1 K: 2 S: 10 H: 2 LOB: 2 BB: 0 P: 10	1B: 6 2B: 2 3B: 0 HR: 1 SF: 0 SAC: 1 DP: 0 HBP: 0	WP: 0 PB: 0 SB: 0 CS: 0 PA: 40					

PITCHER		IP	WLS	BF	H	R	ER	SO	BB	IBB	HBP	BLK	WP	HR	S	P	ERA	WHIP
Curt Simmons, L ERA: 2.9	(1, 1)	7.0	W	31	7	2	1	5	1	1	0	0	0	1	39	47	1.29	1.143
Lindy McDaniel, R ERA: 2.25	(8, 1)	2.0	S	9	2	1	0	4	0	0	0	0	0	0	17	17	0.00	1.000

PITCHER	IP	WLS	BF	H	R	ER	SO	BB	IBB	HBP	BLK	WP	HR	S	P	ERA	WHIP

TOP

Chicago Cubs @ St. Louis Cardinals

Sportsman's Park, St. Louis, MO

Sun Sep 04 1960, 4:33 AM EDT

Att. 12,484 - Unknown

livebaseballscorecards.com

AB	36
R	3
H	9
RBI	3
BB	2
SO	9
LOB	15

Batter	1	2	3	4	5	6	7	8	9	AB	R	H	RBI	BB	SO	LOB
Julian Javier, R (1, 4) OBP: 0.273, SLG: 0.346	F6		FC4-6, 1B		3-1, 3B, 1B		3B			4	1	3	0	0	0	0
Joe Cunningham, L (1, 3) OBP: 0.369, SLG: 0.391	K		FC4-6		3-1		K			4	0	0	0	0	2	5
Bob Nieman, R (1, 7) OBP: 0.365, SLG: 0.467 Charlie James, R (9, 7) OBP: 0.241, SLG: 0.357	2B		SF9		3B			HR		3 0	1 0	3 0	4 0	0 0	0 0	0 0
Ken Boyer, R (1, 5) OBP: 0.354, SLG: 0.542	F7		K		K			6-3		4	0	0	0	0	2	3
Daryl Spencer, R (1, 6) OBP: 0.366, SLG: 0.418 Alex Grammas, R (9, 6) OBP: 0.284, SLG: 0.305		K		5-3		F8		K		4 0	0 0	0 0	0 0	0 0	2 0	0 0
Walt Moryn, L (1, 9) OBP: 0.358, SLG: 0.481		L8		F8		3-1		F2		4	0	0	0	0	0	0
Curt Flood, R (1, 8) OBP: 0.311, SLG: 0.369		2B		K		G3				3	0	1	0	0	1	0
Hal Smith, R (1, 2) OBP: 0.290, SLG: 0.292		F9			L5		1-3			3	0	0	0	0	0	1
Curt Simmons, L (1, 1) OBP: 0.286, SLG: 0.237 Lindy McDaniel, R (8, 1) OBP: 0.240, SLG: 0.250			FC4-6, 1B, SF9, BB		3-1, 1B, 3B, BB		K			1 0	2 0	0 0	0 0	2 0	1 0	0 0
Inning Stats	R: 0 E: 0 K: 1 S: 6 H: 1 LOB: 1 BB: 0 P: 6	R: 0 E: 0 K: 1 S: 6 H: 1 LOB: 1 BB: 0 P: 6	R: 1 E: 0 K: 1 S: 6 H: 1 LOB: 1 BB: 1 P: 10	R: 0 E: 0 K: 1 S: 5 H: 0 LOB: 0 BB: 0 P: 5	R: 2 E: 0 K: 1 S: 7 H: 2 LOB: 1 BB: 1 P: 11	R: 0 E: 0 K: 0 S: 3 H: 0 LOB: 0 BB: 0 P: 3	R: 0 E: 0 K: 2 S: 8 H: 1 LOB: 1 BB: 0 P: 8	R: 1 E: 0 K: 1 S: 6 H: 1 LOB: 0 BB: 0 P: 6		1B: 2 2B: 2 3B: 2 HR: 1 SF: 1 SAC: 0 DP: 0 HBP: 0						

PITCHER	IP	WLS	BF	H	R	ER	SO	BB	IBB	HBP	BLK	WP	HR	S	P	ERA	WHIP
Dick Ellsworth, L (1, 1) ERA: 3.35	8.0	L	33	7	4	4	8	2	0	0	0	0	1	47	55	4.50	1.125

PITCHER	IP	WLS	BF	H	R	ER	SO	BB	IBB	HBP	BLK	WP	HR	S	P	ERA	WHIP

BOTTOM

Chicago Cubs @ St. Louis Cardinals

Sportsman's Park, St. Louis, MO

Sun Sep 04 1960, 4:33 AM EDT

Att. 12,484 - Unknown

livebaseballscorecards.com

AB	30
R	4
H	7
RBI	4
BB	2
SO	8
LOB	9

WP: 0 PB: 0 SB: 0 CS: 0 PA: 33

Batter	1	2	3	4	5	6	7	8	9	10	AB	R	H	RBI	BB	SO	LOB
Julian Javier, R (1, 4) OBP: 0.273, SLG: 0.345	6-3		FC6-4 S 1-2f			FC3-6 1B		FC4-6 S 1-2f		FC4 2B 1-3	4	0	1	0	0	0	2
George Crowe, L (10, PH) OBP: 0.299, SLG: 0.508											1	0	1	0	0	0	0
Curt Simmons, L (10, PR) OBP: 0.286, SLG: 0.237											0	0	0	0	0	0	0
Alex Grammas, R (10, PR) OBP: 0.284, SLG: 0.305											0	0	0	0	0	0	0
(10, 4)																	
Joe Cunningham, L (1, 3) OBP: 0.368, SLG: 0.387	L8		K 1-2			L8		K 1-2		FC4 HBP	4	0	0	0	0	2	3
Stan Musial, L (1, 7) OBP: 0.364, SLG: 0.489	F5			K		FC3-6 1-2f			K	FC4 FC6-4 1-2f 2-3 3-H	5	0	0	1	0	2	3
Ken Boyer, R (1, 5) OBP: 0.355, SLG: 0.547		HR		K		4-3			CS 1B	FC6-4 1-2f	5	1	2	1	0	1	4
Walt Moryn, L (1, 9) OBP: 0.360, SLG: 0.480		F7		BB			4-3		1B 1B 1-2		3	0	1	0	1	0	0
Daryl Spencer, R (1, 6) OBP: 0.365, SLG: 0.417		K		1-3			F7		FC6 1B 1-2		4	0	1	0	0	1	1
Curt Flood, R (1, 8) OBP: 0.308, SLG: 0.366		4-3	F9				F9		FC6 1-2f		3	0	0	0	0	0	0
Bill White, L (9, PH) OBP: 0.342, SLG: 0.476											1	0	0	0	0	0	2
Charlie James, R (9, 8) OBP: 0.241, SLG: 0.357											0	0	0	0	0	0	0
Hal Smith, R (1, 2) OBP: 0.288, SLG: 0.289			4-3		L3			F8		2B FC4 BB	3	0	0	0	0	0	0
Carl Sawatski, L (10, PH) OBP: 0.335, SLG: 0.392											0	0	0	0	1	0	0
Tim McCarver, L (10, PR) OBP: 0.250, SLG: 0.250											0	1	0	0	0	0	0
(10, 2)																	
Larry Jackson, R (1, 1) OBP: 0.267, SLG: 0.256			FC6-4 1B		6-3			FC4-6 1B		F1	3	0	2	0	0	0	0
Lindy McDaniel, R (8, 1) OBP: 0.231, SLG: 0.240											1	0	0	0	0	0	1

TOP

St. Louis Cardinals @ Chicago Cubs
Wrigley Field, Chicago, IL
Mon Sep 05 1960, 3:33 AM CDT
Unknown

livebaseballscorecards.com

	AB	37
	R	2
	H	8
	RBI	2
	BB	2
	SO	6
	LOB	16

Inning Stats	1	2	3	4	5	6	7	8	9	10
	R: 0 E: 0 K: 0 S: 3 H: 0 LOB: 0 BB: 0 P: 3	R: 1 E: 0 K: 1 S: 6 H: 1 LOB: 0 BB: 0 P: 6	R: 0 E: 0 K: 1 S: 6 H: 1 LOB: 1 BB: 0 P: 6	R: 0 E: 0 K: 2 S: 7 H: 0 LOB: 1 BB: 1 P: 11	R: 0 E: 0 K: 0 S: 3 H: 0 LOB: 0 BB: 0 P: 3	R: 0 E: 0 K: 0 S: 4 H: 1 LOB: 1 BB: 0 P: 4	R: 0 E: 0 K: 0 S: 3 H: 0 LOB: 0 BB: 0 P: 3	R: 0 E: 0 K: 1 S: 6 H: 1 LOB: 1 BB: 0 P: 6	R: 0 E: 0 K: 1 S: 7 H: 3 LOB: 2 BB: 0 P: 7	R: 1 E: 0 K: 0 S: 4 H: 1 LOB: 3 BB: 1 P: 9

	1B: 6	SF: 0	WP: 0	PA: 40
	2B: 1	SAC: 0	PB: 0	
	3B: 0	DP: 0	SB: 2	
	HR: 1	HBP: 1	CS: 1	

PITCHER		IP	WLS	BF	H	R	ER	SO	BB	IBB	HBP	BLK	WP	HR	S	P	ERA	WHIP
Bob Anderson, R ERA: 4.08	(1, 1)	8.0		29	4	1	1	5	1	0	0	0	0	1	38	42	1.12	0.625
Don Elston, R ERA: 3.21	(9, 1)	2.0	L	11	4	1	1	1	1	0	1	0	0	0	11	16	4.50	2.500

Batter	1	2	3	4	5	6	7	8	9	10	AB	R	H	RBI	BB	SO	LOB
Richie Ashburn, L (1, 7) (9, 8) OBP: 0.419, SLG: 0.350	F7		FC4-6 1-2f 2-3			F7		1B 1-2 2-H		L9	5	0	1	1	0	0	2
Al Heist, R (1, 8) OBP: 0.319, SLG: 0.415 Grady Hatton, L (8, PH) OBP: 0.371, SLG: 0.364 Don Elston, R (9, 1) OBP: 0.130, SLG: 0.130	6-3		5-3			6-3		K			3 1 0	0 0 0	0 0 0	0 0 0	0 0 0	0 1 0	2 2 0
14 Ernie Banks, R (1, 6) OBP: 0.365, SLG: 0.590	F7			F9			F6		1B		4	0	1	0	0	0	0
Frank Thomas, R (1, 3) OBP: 0.294, SLG: 0.421		G3-6 1B		K			K		F2		4	0	1	0	0	2	1
Ron Santo, R (1, 5) OBP: 0.306, SLG: 0.421		F9		F7			K		1B 1-2		4	0	1	0	0	1	1
Bob Will, L (1, 9) OBP: 0.318, SLG: 0.375		G3-6 1-2f	L6					F5	K		4	0	0	0	0	1	3
Don Zimmer, R (1, 4) OBP: 0.314, SLG: 0.382			FC4-6 2B		5-3			FC4-6 BB	4-3		3	0	1	0	1	0	2
Moe Thacker, R (1, 2) OBP: 0.267, SLG: 0.177 Sammy Taylor, L (8, PH) OBP: 0.252, SLG: 0.306 Jerry Kindall, R (8, PR) OBP: 0.267, SLG: 0.360 El Tappe, R (9, 2) OBP: 0.340, SLG: 0.330			K		6-3			FC4-6 BB 1B 1-2f		6-3	2 1 0 1	0 0 1 0	0 0 0 0	0 0 0 0	1 0 0 0	1 0 0 0	1 1 0 0
Bob Anderson, R (1, 1) OBP: 0.232, SLG: 0.175 Ed Bouchee, L (8, PH) OBP: 0.343, SLG: 0.325 George Altman, L (8, PR) OBP: 0.321, SLG: 0.416 (9, 7)			FC4-6 BB			K		1B 1-2 BB		F8	1 0 1	0 0 0	0 0 0	0 0 0	1 1 0	1 0 0	0 0 0
Inning Stats	R: 0 E: 0 K: 0 S: 3 H: 0 LOB: 0 BB: 0 P: 3	R: 0 E: 0 K: 0 S: 3 H: 1 LOB: 0 BB: 0 P: 3	R: 0 E: 0 K: 1 S: 6 H: 1 LOB: 2 BB: 1 P: 10	R: 0 E: 0 K: 1 S: 5 H: 0 LOB: 0 BB: 0 P: 5	R: 0 E: 0 K: 0 S: 3 H: 0 LOB: 0 BB: 0 P: 3	R: 0 E: 0 K: 1 S: 5 H: 0 LOB: 0 BB: 0 P: 5	R: 0 E: 0 K: 2 S: 7 H: 0 LOB: 0 BB: 0 P: 7	R: 1 E: 0 K: 1 S: 6 H: 1 LOB: 2 BB: 2 P: 14	R: 0 E: 0 K: 1 S: 7 H: 2 LOB: 2 BB: 0 P: 7	R: 0 E: 0 K: 0 S: 3 H: 0 LOB: 0 BB: 0 P: 3	1B: 4 2B: 1 3B: 0 HR: 0	SF: 0 SAC: 0 DP: 1 HBP: 0		WP: 0 PB: 0 SB: 0 CS: 0		PA: 37		

PITCHER	IP	WLS	BF	H	R	ER	SO	BB	IBB	HBP	BLK	WP	HR	S	P	ERA	WHIP
Larry Jackson, R (1, 1) ERA: 3.47	7.2		27	2	1	1	5	3	0	0	0	0	0	34	46	1.17	0.652
Lindy McDaniel, R (8, 1) ERA: 2.2	2.1	W	10	3	0	0	2	0	0	0	0	0	0	14	14	0.00	1.286

PITCHER	IP	WLS	BF	H	R	ER	SO	BB	IBB	HBP	BLK	WP	HR	S	P	ERA	WHIP

BOTTOM

St. Louis Cardinals @ Chicago Cubs

Wrigley Field, Chicago, IL

Mon Sep 05 1960, 3:33 AM CDT

Unknown

livebaseballscorecards.com

AB	34
R	1
H	5
RBI	1
BB	3
SO	7
LOB	15

Batter	1	2	3	4	5	6	7	8	9	10	AB	R	H	RBI	BB	SO	LOB
Julian Javier, R (1, 4) OBP: 0.273, SLG: 0.347	2B		K		F8		L8			K	3	0	1	0	0	1	0
George Crowe, L (7, PH) OBP: 0.294, SLG: 0.500											1	0	0	0	0	0	0
Ron Kline, R (7, 1) OBP: 0.143, SLG: 0.143											1	0	0	0	0	1	0
Bill White, L (1, 3) OBP: 0.340, SLG: 0.475	F8		3B 2B		1-3		F7			K	5	1	1	0	0	1	1
Bob Nieman, R (1, 7) OBP: 0.363, SLG: 0.465	K		2-H 3B		3B 1B			1B FC4-6 1B		4-3	1	0	0	0	0	1	1
Joe Cunningham, L (1, 9) OBP: 0.371, SLG: 0.395											4	2	3	1	0	0	0
Ken Boyer, R (1, 5) OBP: 0.356, SLG: 0.551	6-3		F4		1-H 3B			1-3 FC4-6 1B			4	0	2	1	0	0	2
Walt Moryn, L (1, 9) OBP: 0.358, SLG: 0.484 (1, 7)		F7		E 3B	6-3			1-2f FC4-6 G6-4-3 3-H			4	1	1	1	0	0	2
Daryl Spencer, R (1, 6) OBP: 0.362, SLG: 0.413		6-3		3-H FC4		F8		1-2f G6-4-3			4	0	0	0	0	0	1
Carl Sawatski, L (1, 2) OBP: 0.333, SLG: 0.389		1B		F8		G3				F8	4	0	1	0	0	0	1
Curt Flood, R (1, 8) OBP: 0.308, SLG: 0.365		F7		K		1B				F6	4	0	1	0	0	1	2
Ray Sadecki, L (1, 1) OBP: 0.240, SLG: 0.240			4-3	4-3			F7			K	2	0	0	0	0	0	1
Bob Grim, R (6, 1)											0	0	0	0	0	0	0
Bob Gibson, R (6, 1) OBP: 0.148, SLG: 0.185											0	0	0	0	0	0	0
Bob Miller, R (6, 1) OBP: 0.333, SLG: 0.200											0	0	0	0	0	0	0
Stan Musial, L (7, PH) OBP: 0.383, SLG: 0.488											1	0	0	0	0	0	0
Alex Grammas, R (7, 4) OBP: 0.284, SLG: 0.305											0	0	0	0	0	0	0
Charlie James, R (9, PH) OBP: 0.233, SLG: 0.345											1	0	0	0	0	1	0
Rocky Bridges, R (9, 4) OBP: 0.333, SLG: 0.313											0	0	0	0	0	0	0
Inning Stats	R: 0 H: 1 E: 0 LOB: 1 K: 1 BB: 0 S: 6 P: 6	R: 0 H: 1 E: 0 LOB: 1 K: 0 BB: 0 S: 4 P: 4	R: 1 H: 2 E: 0 LOB: 1 K: 1 BB: 0 S: 7 P: 7	R: 1 H: 1 E: 1 LOB: 1 K: 1 BB: 0 S: 7 P: 7	R: 1 H: 2 E: 0 LOB: 1 K: 0 BB: 0 S: 5 P: 5	R: 0 H: 1 E: 0 LOB: 1 K: 0 BB: 0 S: 3 P: 3	R: 0 H: 0 E: 0 LOB: 0 K: 0 BB: 0 S: 3 P: 3	R: 1 H: 2 E: 0 LOB: 0 K: 0 BB: 0 S: 4 P: 4	R: 0 H: 0 E: 0 LOB: 0 K: 1 BB: 0 S: 5 P: 5	R: 0 H: 0 E: 0 LOB: 0 K: 2 BB: 0 S: 7 P: 7	1B: 5 SF: 0 2B: 2 SAC: 0 3B: 3 DP: 1 HR: 0 HBP: 0						

PITCHER		IP	WLS	BF	H	R	ER	SO	BB	IBB	HBP	BLK	WP	HR	S	P	ERA	WHIP
Moe Drabowsky, R ERA: 7.11	(1, 1)	5.0		23	7	3	2	3	0	0	0	0	0	0	29	29	3.60	1.400
Joe Schaffernoth, R ERA: 3.12	(6, 1)	1.0		3	1	0	0	0	0	0	0	0	0	0	3	3	0.00	1.000
Glen Hobbie, R ERA: 4.15	(7, 1)	4.0		13	2	1	1	3	0	0	0	0	0	0	19	19	2.25	0.500

PITCHER	IP	WLS	BF	H	R	ER	SO	BB	IBB	HBP	BLK	WP	HR	S	P	ERA	WHIP

TOP

St. Louis Cardinals @ Chicago Cubs

Wrigley Field, Chicago, IL

Mon Sep 05 1960, 3:38 AM CDT

Att. 24,895 - Unknown

livebaseballscorecards.com

AB	39
R	4
H	10
RBI	3
BB	0
SO	6
LOB	11

1B: 5	SF: 0	WP: 0	PA: 39
2B: 2	SAC: 0	PB: 0	
3B: 3	DP: 1	SB: 0	
HR: 0	HBP: 0	CS: 0	

Batter	1	2	3	4	5	6	7	8	9	10	AB	R	H	RBI	BB	SO	LOB
Richie Ashburn, L (1, 7) OBP: 0.422, SLG: 0.350	4-0 1B BB		0-0 F6		4-0 FC6-4 1-2 2-3 BB	4-0 14 FC5 BB 1-2 BB		4-0 1-2 BB			1	0	0	0	4	0	0
Al Heist, R (1, 8) OBP: 0.338, SLG: 0.412	0-0 1-3 1B			4-0 G5-3 1B BB	0-0 FC6-4 1-2f	4-0 1-2 2-3 3-H BB		0-0 L1-3			3	0	1	1	2	0	5
14 Ernie Banks, R (1, 6) OBP: 0.363, SLG: 0.585	0-0 F7			0-0 F7		4-0 BB 1B BB FC5 2-3f			0-3 K		4	1	0	0	1	1	5
Ron Santo, R (1, 5) OBP: 0.308, SLG: 0.418	0-0 F4			0-0 1-2 1B		4-0 1B 1-2 FC4-6 BB	0-0 2-3		0-0 F4		4	1	1	0	1	0	1
Frank Thomas, R (1, 3) OBP: 0.291, SLG: 0.416		0-0 5-3		0-0 G5-3 2-3f		0-0 F7	0-0 6-3		0-0 L1-3		5	0	0	0	0	0	4
Bob Will, L (1, 9) OBP: 0.317, SLG: 0.373		0-3 K			0-0 E6 BB 1B	0-0 FC4-6 1-3 2-H 1B	0-0 4-3			0-0 F5	5	0	1	1	0	1	0
Don Zimmer, R (1, 4) OBP: 0.312, SLG: 0.380 Sammy Taylor, L (6, PH) OBP: 0.264, SLG: 0.327 (7, 2)		0-0 F8			0-3 K	0-0 FC4-6 BB 1-2f 1B 3-H		0-0 FC2-5 2B		0-0 L1-4-3 1B	2 3	0 1	0 2	0 1	0 0	1 0	1 1
Moe Thacker, R (1, 2) OBP: 0.261, SLG: 0.173 Ed Bouchee, L (6, PH) OBP: 0.345, SLG: 0.325 Jerry Kindall, R (7, 4) OBP: 0.265, SLG: 0.357			0-0 F4		0-0 F8	4-0 1B 1-2 BB BB		0-0 FC2-5 S 2-3		0-0 L1-4-3 1-2	2 0 2	0 1 0	0 0 0	0 1 0	0 0 0	1 0 2	1 0 2
Moe Drabowsky, R (1, 1) Don Cardwell, R (5, PH) OBP: 0.242, SLG: 0.500 Joe Schaffernoth, R (6, 1) OBP: 0.333, SLG: 0.333 George Altman, L (6, PH) OBP: 0.323, SLG: 0.418 Glen Hobbie, R (7, 1) OBP: 0.228, SLG: 0.208			0-3 K		0-0 BB 1-2 1B	0-0 BB BB 1-3 2-H 1B		0-0 F8			1 1 0 1 1	0 0 0 0 0	0 0 0 1 0	0 0 0 1 0	0 0 0 0 0	1 0 0 0 0	0 0 0 0 1
Inning Stats	R: 0 H: 1 E: 0 LOB: 1 K: 0 BB: 1 S: 3 P: 7	R: 0 H: 0 E: 0 LOB: 0 K: 1 BB: 0 S: 5 P: 5	R: 0 H: 0 E: 0 LOB: 0 K: 1 BB: 0 S: 5 P: 5	R: 0 H: 1 E: 0 LOB: 1 K: 0 BB: 1 S: 3 P: 7	R: 0 H: 1 E: 1 LOB: 3 K: 1 BB: 1 S: 7 P: 11	R: 4 H: 2 E: 0 LOB: 3 K: 0 BB: 5 S: 5 P: 25	R: 0 H: 0 E: 0 LOB: 0 K: 0 BB: 0 S: 3 P: 3	R: 0 H: 1 E: 0 LOB: 2 K: 0 BB: 1 S: 4 P: 8	R: 0 H: 0 E: 0 LOB: 0 K: 1 BB: 0 S: 5 P: 5	R: 0 H: 1 E: 0 LOB: 0 K: 0 BB: 0 S: 3 P: 3	1B: 6 2B: 1 3B: 0 HR: 0	SF: 0 SAC: 0 DP: 2 HBP: 0					

PITCHER		IP	WLS	BF	H	R	ER	SO	BB	IBB	HBP	BLK	WP	HR	S	P	ERA	WHIP
Ray Sadecki, L	(1, 1)	5.1		24	4	3	3	3	5	0	0	0	0	0	25	45	5.06	1.688
ERA: 3.71																		
Bob Grim, R	(6, 1)	0.1		3	1	0	0	0	1	0	0	0	0	0	2	6	0.00	6.000
ERA: 4.5																		
Bob Gibson, R	(6, 1)	0.0		2	0	1	1	0	2	0	0	0	0	0	0	8	∞	∞
ERA: 5.21																		
Bob Miller, R	(6, 1)	0.1		1	0	0	0	0	0	0	0	0	0	0	1	1	0.00	0.000
ERA: 3.76																		
Ron Kline, R	(7, 1)	4.0		14	2	0	0	1	1	0	0	0	0	0	15	19	0.00	0.750
ERA: 6.09																		

PITCHER	IP	WLS	BF	H	R	ER	SO	BB	IBB	HBP	BLK	WP	HR	S	P	ERA	WHIP

BOTTOM

St. Louis Cardinals @ Chicago Cubs

Wrigley Field, Chicago, IL

Mon Sep 05 1960, 3:38 AM CDT

Att. 24,895 - Unknown

livebaseballscorecards.com

AB	35
R	4
H	7
RBI	4
BB	9
SO	4
LOB	21

PA: 44

WP: 0
PB: 0
SB: 1
CS: 0

Chicago Cubs @ Philadelphia Phillies

Connie Mack Stadium, Philadelphia, PA

Wed Sep 07 1960, 7:05 PM EDT

Att. 3,323 - Unknown

TOP

livebaseballscorecards.com

Batter	1	2	3	4	5	6	7	8	9	AB	R	H	RBI	BB	SO	LOB
Richie Ashburn, L (1, 7) OBP: 0.419, SLG: 0.347	S S S 0-3 ① K		x 0-0 ② F3		x 0-0 ③ F8			S S S 0-3 ② K		4	0	0	0	0	2	1
Bob Will, L (1, 9) OBP: 0.317, SLG: 0.372	x 0-0 ② F6		x 0-0 1B			x 0-0 ① F4		x 0-0 ③ F3		4	0	1	0	0	0	0
14 Ernie Banks, R (1, 6) OBP: 0.361, SLG: 0.581	S S S 0-3 ③ K		x 0-0 ③ F5			x 0-0 ② F4			x 0-0 ① F9	4	0	0	0	0	1	1
Ron Santo, R (1, 5) OBP: 0.307, SLG: 0.419		x 0-0 FC6-5 2B		x 0-0 ① L6		x 0-0 ③ F2			x 0-0 ② 5-3	4	0	1	0	0	0	0
Frank Thomas, R (1, 3) OBP: 0.291, SLG: 0.415		x 0-0 ① FC6-5 E1 2-3		x 0-0 ② F4			x 0-0 1B		x 0-0 ③ F9	4	0	1	0	0	0	1
Al Heist, R (1, 8) OBP: 0.325, SLG: 0.394		x 0-0 ② E1 1B 1-3		x 0-0 ③ F2			S S S 0-3 ① K			3	0	0	0	0	1	2
Don Zimmer, R (1, 4) OBP: 0.312, SLG: 0.379		x 0-0 1-2 1B			S S S 0-3 ① K		x 0-0 ② L9			3	0	1	0	0	1	1
Moe Thacker, R (1, 2) OBP: 0.266, SLG: 0.171 Sammy Taylor, L (7, PH) OBP: 0.262, SLG: 0.324 (7, 2)		x 0-0 ③ F1			B B B B 4-0 BB		S S S 0-3 ③ K			1	0	0	0	1	0	2
										1	0	0	0	0	1	1
Don Cardwell, R (1, 1) OBP: 0.234, SLG: 0.484 Ed Bouchee, L (8, PH) OBP: 0.344, SLG: 0.324 Don Elston, R (8, 1) OBP: 0.130, SLG: 0.130			x 0-0 ① 4-3		S S S 0-3 ② K			S S S 0-3 ① K		2	0	0	0	0	1	1
										1	0	0	0	0	1	0
										0	0	0	0	0	0	0
Inning Stats	R: 0 E: 0 K: 2 S: 7 H: 0 LOB: 0 BB: 0 P: 7	R: 0 E: 1 K: 0 S: 5 H: 2 LOB: 2 BB: 0 P: 5	R: 0 E: 0 K: 0 S: 4 H: 1 LOB: 1 BB: 0 P: 4	R: 0 E: 0 K: 0 S: 3 H: 0 LOB: 0 BB: 0 P: 3	R: 0 E: 0 K: 2 S: 7 H: 0 LOB: 1 BB: 1 P: 11	R: 0 E: 0 K: 0 S: 3 H: 0 LOB: 0 BB: 0 P: 3	R: 0 E: 0 K: 2 S: 8 H: 1 LOB: 1 BB: 0 P: 8	R: 0 E: 0 K: 2 S: 7 H: 0 LOB: 0 BB: 0 P: 7	R: 0 E: 0 K: 0 S: 3 H: 0 LOB: 0 BB: 0 P: 3	1B: 3 2B: 1 3B: 0 HR: 0 SF: 0 SAC: 0 DP: 0 HBP: 0						

	AB	31
	R	0
	H	4
	RBI	0
	BB	1
	SO	8
	LOB	10

PITCHER	IP	WLS	BF	H	R	ER	SO	BB	IBB	HBP	BLK	WP	HR	S	P	ERA	WHIP
Gene Conley, R (1, 1) ERA: 3.63	9.0	W	32	4	0	0	8	1	0	0	0	0	0	47	51	0.00	0.556

PITCHER	IP	WLS	BF	H	R	ER	SO	BB	IBB	HBP	BLK	WP	HR	S	P	ERA	WHIP

Batter	1	2	3	4	5	6	7	8	9	AB	R	H	RBI	BB	SO	LOB
Bobby Malkmus, R (1, 5) OBP: 0.257, SLG: 0.250	F4		1B 1B 1B	FC5 6-3 1-2 2-3f		F7				4	1	1	0	0	0	2
Tony Taylor, R (1, 4) OBP: 0.341, SLG: 0.397	6-3		1B 1-2 1B	6-3 1-2 2-3		6-3				4	0	1	0	0	0	2
Johnny Callison, L (1, 9) OBP: 0.370, SLG: 0.436	2B 1B		F7 1-3 2-H 1B	4-3		5-3				4	0	2	1	0	0	2
Tony Gonzalez, L (1, 8) OBP: 0.308, SLG: 0.463	1-3 2B		F7 1-2		1B SH1-3 1B		G3			4	1	2	0	0	0	2
Pancho Herrera, R (1, 3) OBP: 0.344, SLG: 0.448	K2-3		F4		F8		F4			4	0	0	0	0	1	5
Tony Curry, L (1, 7) OBP: 0.318, SLG: 0.427 Bobby Gene Smith, R (8, 7) OBP: 0.303, SLG: 0.373		F7 IBB			SH1-3 1-3 1B		K			3 0	0 0	1 0	0 0	1 0	1 0	0 0
Jimmie Coker, R (1, 2) OBP: 0.274, SLG: 0.332		K	F7		SH1-3 IBB			K		3	0	0	0	1	2	3
Ruben Amaro, R (1, 6) OBP: 0.295, SLG: 0.274		HBP		FC5 E 1B	SH1-3 1-2 2-3 3-H			F3		2	0	1	1	0	0	0
Gene Conley, R (1, 1) OBP: 0.138, SLG: 0.211		5-3		E1 6-3 FC5 1-2	L7			K		4	0	0	0	0	1	4
Inning Stats	R: 0 E: 0 K: 1 S: 7 H: 2 LOB: 2 BB: 0 P: 7	R: 0 E: 0 K: 1 S: 5 H: 0 LOB: 1 BB: 0 P: 6	R: 1 E: 0 K: 0 S: 6 H: 3 LOB: 3 BB: 1 P: 10	R: 0 E: 1 K: 0 S: 5 H: 1 LOB: 2 BB: 0 P: 5	R: 1 E: 0 K: 0 S: 5 H: 2 LOB: 2 BB: 1 P: 9	R: 0 E: 0 K: 0 S: 3 H: 0 LOB: 0 BB: 0 P: 3	R: 0 E: 0 K: 1 S: 5 H: 0 LOB: 0 BB: 0 P: 5	R: 0 E: 0 K: 2 S: 7 H: 0 LOB: 0 BB: 0 P: 7		1B: 7 2B: 1 3B: 0 HR: 0 SF: 0 SAC: 1 DP: 0 HBP: 1					

PITCHER	IP	WLS	BF	H	R	ER	SO	BB	IBB	HBP	BLK	WP	HR	S	P	ERA	WHIP
Don Cardwell, R (1, 1) ERA: 4.73	7.0	L	33	8	2	2	3	0	2	1	0	0	0	36	45	2.57	1.143
Don Elston, R (8, 1) ERA: 3.19	1.0		3	0	0	0	2	0	0	0	0	0	0	7	7	0.00	0.000

PITCHER	IP	WLS	BF	H	R	ER	SO	BB	IBB	HBP	BLK	WP	HR	S	P	ERA	WHIP

BOTTOM

Chicago Cubs @ Philadelphia Phillies

Connie Mack Stadium, Philadelphia, PA

Wed Sep 07 1960, 7:05 PM EDT

Att. 3,323 - Unknown

livebaseballscorecards.com

AB	32
R	2
H	8
RBI	2
BB	2
SO	5
LOB	20

WP: 0 PB: 0 SB: 0 CS: 0 PA: 36

Batter	1	2	3	4	5	6	7	8	9	AB	R	H	RBI	BB	SO	LOB
Richie Ashburn, L (1, 7) OBP: 0.420, SLG: 0.345	BBBB 4-0 14 FC5-4 BB		x 0-0 ③ F2			x 0-0 ① 4-3		BBBB 4-0 FC1-6 BB		2	0	0	0	2	0	0
Bob Will, L (1, 9) OBP: 0.316, SLG: 0.375	x 0-0 ① F7			x 0-0 ① F8		x 0-0 1B 3B		x 0-0 ① FC1-6 CS 1-2f		4	1	1	0	0	0	2
Ron Santo, R (1, 5) OBP: 0.310, SLG: 0.421	x 0-0 ② F8			x 0-0 ② L4		x 0-0 3-H 1B		x 0-0 ② 1-2 1B		4	0	2	1	0	0	1
14 Ernie Banks, R (1, 6) OBP: 0.360, SLG: 0.584	x 0-0 ③ FC5-4 1-2f			x 0-0 HR		x 0-0 ② L7		x 0-0 ③ 4-3		4	1	1	1	0	0	3
Sammy Taylor, L (1, 2) OBP: 0.261, SLG: 0.314		x 0-0 ① F7		BBBB 4-0 BB		SSS 0-3 ③ K			x 0-0 ① F6	3	0	0	0	1	1	1
Frank Thomas, R (1, 3) OBP: 0.290, SLG: 0.413		SSS 0-3 ② K		x 0-0 ③ 1-3			x 0-0 ① 5-3		x 0-0 ② 1B	4	0	1	0	0	1	1
Al Heist, R (1, 8) OBP: 0.321, SLG: 0.387		x 0-0 ③ F8			x 0-0 ① 6-3		x 0-0 S 1B		SSS 0-3 ③ K	4	0	1	0	0	1	0
Don Zimmer, R (1, 4) OBP: 0.309, SLG: 0.375			x 0-0 ① F7		SSS 0-3 ② K		x 0-0 ② 1-3 1-2			3	0	0	0	0	1	1
Glen Hobbie, R (1, 1) OBP: 0.220, SLG: 0.200			SSS 0-3 ② K		x 0-0 ③ F2		SSS 0-3 ③ K			3	0	0	0	0	2	1
Inning Stats	R: 0 E: 0 K: 0 S: 3 H: 0 LOB: 1 BB: 1 P: 7	R: 0 E: 0 K: 1 S: 5 H: 0 LOB: 0 BB: 0 P: 5	R: 0 E: 0 K: 1 S: 5 H: 0 LOB: 0 BB: 0 P: 5	R: 1 E: 0 K: 0 S: 4 H: 1 LOB: 1 BB: 1 P: 8	R: 0 E: 0 K: 1 S: 5 H: 0 LOB: 0 BB: 0 P: 5	R: 1 E: 0 K: 1 S: 7 H: 2 LOB: 1 BB: 0 P: 7	R: 0 E: 0 K: 1 S: 6 H: 1 LOB: 1 BB: 0 P: 6	R: 0 E: 0 K: 0 S: 3 H: 1 LOB: 1 BB: 1 P: 7	R: 0 E: 0 K: 1 S: 5 H: 1 LOB: 0 BB: 0 P: 5	1B: 4 2B: 0 3B: 1 HR: 1 SF: 0 SAC: 0 DP: 0 HBP: 0						

PITCHER		IP	WLS	BF	H	R	ER	SO	BB	IBB	HBP	BLK	WP	HR	S	P	ERA	WHIP
Art Mahaffey, R ERA: 2.16	(1, 1)	7.0	L	27	4	2	2	5	2	0	0	0	0	1	35	43	2.57	0.857
Chris Short, L ERA: 4.18	(8, 1)	2.0		7	2	0	0	1	1	0	0	0	0	0	8	12	0.00	1.500

PITCHER	IP	WLS	BF	H	R	ER	SO	BB	IBB	HBP	BLK	WP	HR	S	P	ERA	WHIP

TOP

Chicago Cubs @ Philadelphia Phillies

Connie Mack Stadium, Philadelphia, PA

Thu Sep 08 1960, 7:05 PM EDT

Att. 3,808 - Unknown

livebaseballscorecards.com

AB	31
R	2
H	6
RBI	2
BB	3
SO	6
LOB	10

PA: 34

WP: 0
PB: 0
SB: 1
CS: 1

BOTTOM

Chicago Cubs @ Philadelphia Phillies

Connie Mack Stadium, Philadelphia, PA

Thu Sep 08 1960, 7:05 PM EDT

Att. 3,808 - Unknown

livebaseballscorecards.com

Batter	1	2	3	4	5	6	7	8	9	AB	R	H	RBI	BB	SO	LOB
Bobby Malkmus, R (1, 5) OBP: 0.265, SLG: 0.252	0-0 FC6-4 1B		BBBB 4-0 BB		0-0 ③ F9			SSS 0-3 ① K		3	0	1	0	1	1	0
Tony Taylor, R (1, 4) OBP: 0.339, SLG: 0.394	0-0 ① FC6-4 CS 1-2f		0-0 ③ F7			0-0 ① F8		SSS 0-3 ② K		4	0	0	0	0	1	2
Johnny Callison, L (1, 9) OBP: 0.368, SLG: 0.433	0-0 ②③ F4 1-2			0-0 ① F7		0-0 1B		0-0 ③ F6		4	0	1	0	0	0	1
Tony Gonzalez, L (1, 8) OBP: 0.304, SLG: 0.457		0-0 ① 4-3		0-0 ② 4-3		0-0 ② F7			0-0 ① L7	4	0	0	0	0	0	1
Pancho Herrera, R (1, 3) OBP: 0.345, SLG: 0.453		0-0 1B		0-0 1B 3B		0-0 ③ 5-3			0-0 ② 6-3	4	1	2	0	0	0	1
Tony Curry, L (1, 7) OBP: 0.317, SLG: 0.422		0-0 ② L7		BBBB 4-0 1B BB			0-0 ① 4-3		0-0 ③ 4-3	3	0	0	0	1	0	1
Jimmie Coker, R (1, 2) OBP: 0.279, SLG: 0.336		0-0 ③ F8		0-0 ③ 1-2 3-H 1B			0-0 FC4-6 1B			3	0	2	1	0	0	1
Ruben Amaro, R (1, 6) OBP: 0.293, SLG: 0.272 Clay Dalrymple, L (7, PH) OBP: 0.344, SLG: 0.430 Joe Koppe, R (7, PR) OBP: 0.271, SLG: 0.222 (8, 6)			SSS 0-3 ① K		0-0 ① 6-3		0-0 ② FC4-6 1-2f			2 1 0	0 0 0	0 0 0	0 0 0	0 0 0	1 0 0	0 1 0
Art Mahaffey, R (1, 1) Bobby Gene Smith, R (7, PH) OBP: 0.301, SLG: 0.371 Chris Short, R (8, 1)			0-0 ② F4		0-0 ② 4-3		0-0 ③ L9			2 1 0	0 0 0	0 0 0	0 0 0	0 0 0	0 0 0	0 1 0
Inning Stats	R: 0 E: 0 K: 0 S: 3 H: 1 LOB: 0 BB: 0 P: 3	R: 0 E: 0 K: 0 S: 4 H: 1 LOB: 1 BB: 0 P: 4	R: 0 E: 0 K: 1 S: 5 H: 0 LOB: 1 BB: 1 P: 9	R: 1 E: 0 K: 0 S: 4 H: 2 LOB: 1 BB: 1 P: 8	R: 0 E: 0 K: 0 S: 3 H: 0 LOB: 0 BB: 0 P: 3	R: 0 E: 0 K: 0 S: 4 H: 1 LOB: 1 BB: 0 P: 4	R: 0 E: 0 K: 0 S: 4 H: 1 LOB: 1 BB: 0 P: 4	R: 0 E: 0 K: 2 S: 7 H: 0 LOB: 0 BB: 0 P: 7	R: 0 E: 0 K: 0 S: 3 H: 0 LOB: 0 BB: 0 P: 3	1B: 5 2B: 0 3B: 1 HR: 0	SF: 0 SAC: 0 DP: 0 HBP: 0					

	AB	31
	R	1
	H	6
	RBI	1
	BB	2
	SO	3
	LOB	9

PITCHER		IP	WLS	BF	H	R	ER	SO	BB	IBB	HBP	BLK	WP	HR	S	P	ERA	WHIP
Glen Hobbie, R ERA: 4.02	(1, 1)	9.0	W	33	6	1	1	3	2	0	0	0	0	0	37	45	1.00	0.889

PITCHER	IP	WLS	BF	H	R	ER	SO	BB	IBB	HBP	BLK	WP	HR	S	P	ERA	WHIP

Batter	1	2	3	4	5	6	7	8	9	AB	R	H	RBI	BB	SO	LOB
Richie Ashburn, L (1, 7) OBP: 0.421, SLG: 0.347	S S S 0-3 ① K		B B B B 4-0 FC6-4 BB		B B B B 4-0 SH BB		x 0-0 ② 3-1		x 0-0 1-3 1B 2B	3	1	1	0	2	1	0
Don Zimmer, R (1, 4) OBP: 0.309, SLG: 0.374	x 0-0 ② G3		x 0-0 ① FC6-4 5-3 1-2f		x 0-0 SH 1-2		x 0-0 ③ F7		x 0-0 FC6-4 2-H 3-H 1B	4	0	1	2	0	0	1
Ron Santo, R (1, 5) OBP: 0.304, SLG: 0.413	x 0-0 ③ F7		x 0-0 ② 5-3 1-2		x 0-0 ① F9			x 0-0 ① 5-3	x 0-0 ③ FC6-4 1-2f	5	0	0	0	0	0	4
14 Ernie Banks, R (1, 6) OBP: 0.359, SLG: 0.582		x 0-0 ① P4	x 0-0 ③ 6-3		x 0-0 ② F9			x 0-0 E7 1B		4	0	1	0	0	0	3
Frank Thomas, R (1, 3) OBP: 0.288, SLG: 0.410		x 0-0 ② 5-3		x 0-0 ① F8	x 0-0 ③ 6-3			x 0-0 ② F7		4	0	0	0	0	0	3
Al Heist, R (1, 8) OBP: 0.329, SLG: 0.385		x 0-0 1B S 1B 1B		B B B B 4-0 4-3 BB		x 0-0 ① 6-3		x 0-0 ③ F7		3	1	1	0	1	0	1
Bob Will, L (1, 9) OBP: 0.315, SLG: 0.374		x 0-0 1-3 1B 1B		x 0-0 ② 4-3 1-2		S S S 0-3 ② K			x 0-0 ① 6-3	4	0	1	0	0	1	1
Moe Thacker, R (1, 2) OBP: 0.276, SLG: 0.176		x 0-0 1-2 3-H 1B		4-0 IBB		x 0-0 ③ 5-3			x 0-0 ② 6-3	3	0	1	1	1	0	0
Dick Ellsworth, L (1, 1) OBP: 0.170, SLG: 0.049 Jerry Kindall, R (7, PH) OBP: 0.264, SLG: 0.356 Mel Wright, R (7, 1) Nelson Mathews, R (9, PH) OBP: 1.000, SLG: 1.000		S S S 0-3 ③ K		S S S 0-3 ③ K			x 0-0 ① F7		x 0-0 2B 1B 1B	2 1 0 1	0 0 0 1	0 0 0 1	0 0 0 1	0 0 0 0	2 0 0 0	4 0 0 0
Inning Stats	R: 0 E: 0 K: 1 S: 5 H: 0 LOB: 0 BB: 0 P: 5	R: 1 E: 0 K: 1 S: 8 H: 3 LOB: 2 BB: 0 P: 8	R: 0 E: 0 K: 0 S: 3 H: 0 LOB: 1 BB: 1 P: 7	R: 0 E: 0 K: 1 S: 5 H: 0 LOB: 2 BB: 2 P: 13	R: 0 E: 0 K: 0 S: 4 H: 0 LOB: 2 BB: 1 P: 8	R: 0 E: 0 K: 1 S: 5 H: 0 LOB: 0 BB: 0 P: 5	R: 0 E: 0 K: 0 S: 3 H: 0 LOB: 0 BB: 0 P: 3	R: 0 E: 1 K: 0 S: 4 H: 1 LOB: 1 BB: 0 P: 4	R: 2 E: 0 K: 0 S: 6 H: 3 LOB: 1 BB: 0 P: 6	1B: 6 2B: 1 3B: 0 HR: 0 SF: 0 SAC: 1 DP: 0 HBP: 0						

PITCHER		IP	WLS	BF	H	R	ER	SO	BB	IBB	HBP	BLK	WP	HR	S	P	ERA	WHIP
Vinegar Bend Mizell, L ERA: 3.61	(1, 1)	8.2	W	38	7	3	3	4	3	1	0	0	0	0	42	58	3.12	1.154
Roy Face, R ERA: 2.76	(9, 1)	0.1	S	1	0	0	0	0	0	0	0	0	0	0	1	1	0.00	0.000

PITCHER		IP	WLS	BF	H	R	ER	SO	BB	IBB	HBP	BLK	WP	HR	S	P	ERA	WHIP

TOP

Chicago Cubs @ Pittsburgh Pirates

Forbes Field, Pittsburgh, PA

Fri Sep 09 1960, 7:05 PM EDT

Att. 24,831 - Unknown

livebaseballscorecards.com

AB	34
R	3
H	7
RBI	3
BB	4
SO	4
LOB	17

WP: 0 PB: 0 SB: 1 CS: 0 PA: 39

Batter	1	2	3	4	5	6	7	8	9	AB	R	H	RBI	BB	SO	LOB
Bill Virdon, L (1, 8) OBP: 0.337, SLG: 0.415	0-0 1-3 1B	0-0 4-3			0-3 K		0-0 F8			4	0	1	0	0	1	2
Gino Cimoli, R (1, 7) OBP: 0.339, SLG: 0.338	0-0 1-3 1-2		0-0 6-3		0-0 FC1-6 1-2f		0-3 K			4	0	0	0	0	1	2
Roberto Clemente, R (1, 9) OBP: 0.364, SLG: 0.476	4-0 G4-6-3 BB		0-0 6-3		0-0 6-3		0-0 1B			3	0	1	0	1	0	1
Dick Stuart, R (1, 3) OBP: 0.312, SLG: 0.456	0-0 G4-6-3 1-2f		0-3 K			0-3 K	0-0 L1			4	0	0	0	0	2	3
Hal Smith, R (1, 2) OBP: 0.363, SLG: 0.526		0-0 P4		0-0 FC4 1B		0-0 F8		0-3 K		4	0	1	0	0	1	0
Don Hoak, R (1, 5) OBP: 0.360, SLG: 0.436		4-0 E 1B BB		0-0 FC4 1-2f		0-0 3B 2B		0-0 F8		3	2	1	0	1	0	1
Bill Mazeroski, R (1, 4) OBP: 0.322, SLG: 0.387		0-0 E E 1-2 1B		0-0 F7		4-0 3B IBB		0-0 4-3		3	2	1	0	1	0	1
Dick Schofield, S (1, 6) OBP: 0.385, SLG: 0.318		0-0 E6 FC4-6 1-2 2-H		0-0 6-3		0-0 3B 1-H 2-H				3	0	1	2	0	0	2
Vinegar Bend Mizell, R (1, 1) OBP: 0.203, SLG: 0.153 Roy Face, R (9, 1) OBP: 0.375, SLG: 0.438		0-0 FC4-6 1-2f 2-H			0-0 FC1-6 1B		0-0 F9			3 0	0 0	1 0	0 0	0 0	0 0	2 0
Inning Stats	R: 0 E: 0 K: 0 S: 3 H: 1 LOB: 1 BB: 1 P: 7	R: 2 E: 2 K: 0 S: 5 H: 1 LOB: 1 BB: 1 P: 9	R: 0 E: 0 K: 1 S: 5 H: 0 LOB: 0 BB: 0 P: 5	R: 0 E: 0 K: 0 S: 4 H: 1 LOB: 1 BB: 0 P: 4	R: 0 E: 0 K: 1 S: 6 H: 1 LOB: 1 BB: 0 P: 6	R: 2 E: 0 K: 1 S: 7 H: 2 LOB: 1 BB: 1 P: 11	R: 0 E: 0 K: 1 S: 6 H: 1 LOB: 1 BB: 0 P: 6	R: 0 E: 0 K: 1 S: 5 H: 0 LOB: 0 BB: 0 P: 5		1B: 5 2B: 1 3B: 1 HR: 0 SF: 0 SAC: 0 DP: 1 HBP: 0				WP: 0 PB: 0 SB: 0 CS: 0	PA: 34	

PITCHER	IP	WLS	BF	H	R	ER	SO	BB	IBB	HBP	BLK	WP	HR	S	P	ERA	WHIP
Dick Ellsworth, L (1, 1) ERA: 3.34	6.0	L	27	6	4	2	3	2	1	0	0	0	0	30	42	3.00	1.333
Mel Wright, R (7, 1) ERA: 5.4	2.0		7	1	0	0	2	0	0	0	0	0	0	11	11	0.00	0.500

PITCHER	IP	WLS	BF	H	R	ER	SO	BB	IBB	HBP	BLK	WP	HR	S	P	ERA	WHIP

BOTTOM

Chicago Cubs @ Pittsburgh Pirates

Forbes Field, Pittsburgh, PA

Fri Sep 09 1960, 7:05 PM EDT

Att. 24,831 - Unknown

livebaseballscorecards.com

AB	31
R	4
H	7
RBI	2
BB	3
SO	5
LOB	14

Chicago Cubs @ Pittsburgh Pirates

Forbes Field, Pittsburgh, PA

Sat Sep 10 1960, 3:33 AM EDT

Att. 19,701 - Unknown

TOP

livebaseballscorecards.com

Batter	1	2	3	4	5	6	7	8	9	AB	R	H	RBI	BB	SO	LOB
Richie Ashburn, L (1, 7) OBP: 0.422, SLG: 0.347	6-3		F8			4-3 1B		BB G4-6-3		3	0	1	0	1	0	0
Bob Will, L (1, 9) OBP: 0.313, SLG: 0.371	K 1B		P4			4-3 1-2		G4-6-3 1-2f		4	0	0	0	0	1	2
Ron Santo, R (1, 5) OBP: 0.307, SLG: 0.414	FC6 1-2 1B			14 G5-4-3 1B		P6		F7		4	0	2	0	0	0	1
14 Ernie Banks, R (1, 6) OBP: 0.357, SLG: 0.577	K			G5-4-3 1-2f		P4			K	4	0	0	0	0	2	4
Ed Bouchee, L (1, 3) OBP: 0.345, SLG: 0.326	FC6 1-2f			G3			1B 1B 1B		G4-3 1B	4	1	2	0	0	0	2
Al Heist, R (1, 8) OBP: 0.330, SLG: 0.383 Joe Schaffernoth, R (7, 1) OBP: 0.333, SLG: 0.333 Grady Hatton, L (9, PH) OBP: 0.361, SLG: 0.353		K			K		G4-6-3 1B 1-2 1B		G4-3 1-2f	3 0 1	0 0 0	1 0 0	0 0 0	0 0 0	2 0 0	0 0 1
Don Zimmer, R (1, 4) OBP: 0.315, SLG: 0.380		G5-4-3 1B			S 1B		G4-6-3 1-2 2-H 1B			3	0	3	1	0	0	0
Moe Thacker, R (1, 2) OBP: 0.273, SLG: 0.174 Sammy Taylor, L (5, PH) OBP: 0.257, SLG: 0.308 (5, 2)		G5-4-3 1-2f			1-3 1-2		G4-6-3 1-2f 2-3			1 2	0 0	0 0	0 0	0 0	0 0	1 3
Bob Anderson, R (1, 1) OBP: 0.229, SLG: 0.172 Seth Morehead, L (4, 1) OBP: 0.200, SLG: 0.208 Jerry Kindall, R (5, PH) OBP: 0.263, SLG: 0.354 Moe Drabowsky, R (5, 1) George Altman, L (7, PH) OBP: 0.322, SLG: 0.417 (7, 8)			P4		1-3		K			1 0 1 0 1	0 0 0 0 0	0 0 0 0 1	0 0 0 0 1	0 0 0 0 1	0 0 0 0 1	0 0 1 0 1
Inning Stats	R: 0 E: 0 K: 2 S: 9 H: 1 LOB: 2 BB: 0 P: 9	R: 0 E: 0 K: 1 S: 5 H: 1 LOB: 0 BB: 0 P: 5	R: 0 E: 0 K: 0 S: 3 H: 0 LOB: 0 BB: 0 P: 3	R: 0 E: 0 K: 0 S: 3 H: 1 LOB: 0 BB: 0 P: 3	R: 0 E: 0 K: 1 S: 6 H: 1 LOB: 1 BB: 0 P: 6	R: 0 E: 0 K: 0 S: 4 H: 1 LOB: 1 BB: 0 P: 4	R: 1 E: 0 K: 1 S: 7 H: 3 LOB: 1 BB: 0 P: 7	R: 0 E: 0 K: 0 S: 2 H: 0 LOB: 0 BB: 1 P: 6	R: 0 E: 0 K: 1 S: 5 H: 1 LOB: 0 BB: 0 P: 5	1B: 9 2B: 0 3B: 0 HR: 0 SF: 0 SAC: 0 DP: 5 HBP: 0						

AB	32
R	1
H	9
RBI	1
BB	1
SO	6
LOB	16

WP: 1 PB: 0 SB: 1 CS: 0 — PA: 33

PITCHER		IP	WLS	BF	H	R	ER	SO	BB	IBB	HBP	BLK	WP	HR	S	P	ERA	WHIP
Bob Friend, R ERA: 2.99	(1, 1)	9.0	W	33	9	1	1	6	1	0	0	0	1	0	44	48	1.00	1.111

PITCHER	IP	WLS	BF	H	R	ER	SO	BB	IBB	HBP	BLK	WP	HR	S	P	ERA	WHIP

Batter	1	2	3	4	5	6	7	8	9	AB	R	H	RBI	BB	SO	LOB
Bill Virdon, L (1, 8) OBP: 0.336, SLG: 0.413	G3		1B		F9		3-1			4	0	1	0	0	0	0
Bob Skinner, L (1, 7) OBP: 0.352, SLG: 0.446	F7		K		CS, BB		F7			3	0	0	0	1	1	1
Roberto Clemente, R (1, 9) OBP: 0.363, SLG: 0.473	4-3			E6, F8, 1B, 1B	1-2, 1B, BB		4-3			3	1	0	0	1	0	0
Dick Stuart, R (1, 3) OBP: 0.316, SLG: 0.468		HR		1-2, E, 1B	1-2, 1B			F7		4	2	3	1	0	0	0
Smoky Burgess, L (1, 2) OBP: 0.342, SLG: 0.403		F7		F8 2-3	1-3			FC6-4, 1B		4	0	1	0	0	0	4
Don Hoak, R (1, 5) OBP: 0.359, SLG: 0.435		K		E, 2B, 1B 1-2 3-H		5-3		F9		4	1	1	1	0	1	1
Bill Mazeroski, R (1, 4) OBP: 0.321, SLG: 0.386		6-3		E1, 2B 1-3 2-H		FC4-6, 1B		FC6-4 1-2f		4	0	1	0	0	0	2
Dick Schofield, S (1, 6) OBP: 0.382, SLG: 0.340			4-3	1-H, 2B 3-H		FC4-6 1-2f				3	0	1	1	0	0	1
Bob Friend, R (1, 1) OBP: 0.129, SLG: 0.063			4-3	L1		K				3	0	0	0	0	1	2
Inning Stats	R: 0 H: 0 E: 0 LOB: 0 K: 0 BB: 0 S: 3 P: 3	R: 1 H: 1 E: 0 LOB: 0 K: 1 BB: 0 S: 6 P: 6	R: 0 H: 1 E: 0 LOB: 1 K: 1 BB: 0 S: 6 P: 6	R: 3 H: 3 E: 2 LOB: 1 K: 0 BB: 0 S: 7 P: 7	R: 0 H: 1 E: 0 LOB: 2 K: 0 BB: 2 S: 3 P: 11	R: 0 H: 1 E: 1 LOB: 1 K: 1 BB: 0 S: 6 P: 6	R: 0 H: 0 E: 0 LOB: 0 K: 0 BB: 0 S: 3 P: 3	R: 0 H: 1 E: 0 LOB: 1 K: 0 BB: 0 S: 4 P: 4		1B: 6 SF: 0 2B: 1 SAC: 0 3B: 0 DP: 0 HR: 1 HBP: 0						

PITCHER		IP	WLS	BF	H	R	ER	SO	BB	IBB	HBP	BLK	WP	HR	S	P	ERA	WHIP
Bob Anderson, R ERA: 4.05	(1, 1)	3.2	L	17	5	4	1	2	0	0	0	0	0	1	21	21	2.46	1.364
Seth Morehead, L ERA: 3.82	(4, 1)	0.1		1	0	0	0	0	0	0	0	0	0	0	1	1	0.00	0.000
Moe Drabowsky, R ERA: 6.8	(5, 1)	2.0		9	2	0	0	1	2	0	0	0	0	0	9	17	0.00	2.000
Joe Schaffernoth, R ERA: 2.98	(7, 1)	2.0		7	1	0	0	0	0	0	0	0	0	0	7	7	0.00	0.500

PITCHER	IP	WLS	BF	H	R	ER	SO	BB	IBB	HBP	BLK	WP	HR	S	P	ERA	WHIP

BOTTOM

Chicago Cubs @ Pittsburgh Pirates

Forbes Field, Pittsburgh, PA

Sat Sep 10 1960, 3:33 AM EDT

Att. 19,701 - Unknown

livebaseballscorecards.com

AB	32
R	4
H	8
RBI	3
BB	2
SO	3
LOB	11

WP: 0	PA: 34		
PB: 0			
SB: 0			
CS: 1			

Chicago Cubs @ Cincinnati Reds

Crosley Field, Cincinnati, OH

Tue Sep 13 1960, 7:05 PM EDT

Att. 3,292 - Unknown

TOP

Batter	1	2	3	4	5	6	7	8	9	AB	R	H	RBI	BB	SO	LOB
Richie Ashburn, L (1, 7) OBP: 0.420, SLG: 0.346	4-1		L7		HR 1B (1-2)	P4			6-3	5	1	1	0	0	0	2
Danny Murphy, L (1, 9) OBP: 0.163, SLG: 0.234	F2		F2		HR (1-H 2-H)		F5		K	4	1	1	3	0	0	1
Moe Thacker, R (7, 2) OBP: 0.270, SLG: 0.172										1	0	0	0	0	1	0
14 Ernie Banks, R (1, 6) OBP: 0.356, SLG: 0.575	K			L8	6-3		1B			4	0	1	0	0	1	0
George Altman, L (1, 8) OBP: 0.321, SLG: 0.425 (7, 9)		P6		HR	F7		L9			4	1	1	1	0	0	1
Sammy Taylor, L (1, 2) OBP: 0.250, SLG: 0.300		4-3		G3		4-3	5-3			3	0	0	0	0	0	0
Al Heist, R (7, PH) OBP: 0.326, SLG: 0.378 (7, 8)										1	0	0	0	0	0	1
Ron Santo, R (1, 5) OBP: 0.313, SLG: 0.419		1B		1B		2B 1B		K		4	1	3	0	0	1	0
Frank Thomas, R (1, 3) OBP: 0.288, SLG: 0.410		F2		5-3		1B 3-1 2B (1-H)		K		4	1	1	1	0	1	2
Don Zimmer, R (1, 4) OBP: 0.317, SLG: 0.382			FC3-6 1B		6-3	3-1 1B (2-3)		K		4	0	2	0	0	1	0
Dick Burwell, R (1, 1) OBP: 0.500, SLG: 0.500			FC3-6 (1-2f)		HR 1B	3-1 (1-2 3-H)			F7	2	1	1	0	0	0	1
Ed Bouchee, L (6, PH) OBP: 0.345, SLG: 0.325										1	0	0	1	0	0	1
Don Elston, R (6, 1) OBP: 0.130, SLG: 0.130										0	0	0	0	0	0	0
Jerry Kindall, R (9, PH) OBP: 0.262, SLG: 0.353										1	0	0	0	0	0	0

livebaseballscorecards.com

	AB	38
	R	6
	H	11
	RBI	6
	BB	0
	SO	5
	LOB	9

Inning Stats	1	2	3	4	5	6	7	8	9
	R: 0 E: 0 K: 1 S: 5	H: 0 LOB: 0 BB: 0 P: 5	R: 0 E: 0 K: 0 S: 4	H: 1 LOB: 1 BB: 0 P: 4	R: 0 E: 0 K: 0 S: 4	H: 1 LOB: 1 BB: 0 P: 4	R: 1 E: 0 K: 0 S: 5	H: 2 LOB: 1 BB: 0 P: 5	R: 3 E: 0 K: 0 S: 6	H: 3 LOB: 0 BB: 0 P: 6	R: 2 E: 0 K: 0 S: 6	H: 3 LOB: 1 BB: 0 P: 6	R: 0 E: 0 K: 0 S: 4	H: 1 LOB: 1 BB: 0 P: 4	R: 0 E: 0 K: 3 S: 9	H: 0 LOB: 0 BB: 0 P: 9	R: 0 E: 0 K: 1 S: 5	H: 0 LOB: 0 BB: 0 P: 5

1B: 8	SF: 0	WP: 0	PA: 38
2B: 1	SAC: 0	PB: 0	
3B: 0	DP: 0	SB: 0	
HR: 2	HBP: 0	CS: 0	

PITCHER		IP	WLS	BF	H	R	ER	SO	BB	IBB	HBP	BLK	WP	HR	S	P	ERA	WHIP
Bob Purkey, R ERA: 3.51	(1, 1)	5.1		26	10	6	6	1	0	0	0	0	0	2	28	28	10.12	1.875
Marshall Bridges, L ERA: 2.49	(6, 1)	3.2	W	12	1	0	0	4	0	0	0	0	0	0	20	20	0.00	0.273

PITCHER		IP	WLS	BF	H	R	ER	SO	BB	IBB	HBP	BLK	WP	HR	S	P	ERA	WHIP

Batter	1	2	3	4	5	6	7	8	9	AB	R	H	RBI	BB	SO	LOB
Eddie Kasko, R (1, 4) OBP: 0.364, SLG: 0.385	F2		P5		HR 1-H 2-H 3-H		4-3			4	1	1	4	0	0	0
Vada Pinson, L (1, 8) OBP: 0.343, SLG: 0.475	G4-6-3 1B		CS BB		3-1		2B 1B			3	1	2	0	1	0	0
Gus Bell, L (1, 9) OBP: 0.307, SLG: 0.395	G4-6-3 1-2f		CS 1-2	F7	L7		2B 1-H			4	0	1	1	0	0	1
Frank Robinson, R (1, 7) OBP: 0.406, SLG: 0.589		HR 2B		G1-6-3 BB		SH3 S SF8 1B	HBP			2	2	2	0	1	0	0
Ed Bailey, L (1, 2) OBP: 0.357, SLG: 0.423		P3		G1-6-3 1-2f		SH3 1-3	F5			3	0	0	0	0	0	4
Gordy Coleman, L (1, 3) OBP: 0.300, SLG: 0.391		HR 2-H			F7	HBP		CS 1B		3	1	2	2	0	0	0
Willie Jones, R (1, 5) OBP: 0.377, SLG: 0.349		F8			HR 1B 1B BB	SF8 3-H		F5		2	1	0	1	1	0	1
Roy McMillan, R (1, 6) OBP: 0.294, SLG: 0.341		L7			HR 1B 1-2 1B	F9		5-3 1-2		4	1	1	0	0	0	2
Bob Purkey, R (1, 1) OBP: 0.198, SLG: 0.122			F5		HR 1-2 2-3 1B		6-3			2	1	1	0	0	0	0
Marshall Bridges, S (6, 1) OBP: 0.273, SLG: 0.111										1	0	0	0	0	0	0
Inning Stats	R: 0 E: 0 K: 0 S: 3 H: 1 LOB: 0 BB: 0 P: 3	R: 2 E: 0 K: 0 S: 5 H: 2 LOB: 0 BB: 0 P: 5	R: 0 E: 0 K: 0 S: 2 H: 0 LOB: 0 BB: 1 P: 6	R: 0 E: 0 K: 0 S: 2 H: 0 LOB: 0 BB: 1 P: 6	R: 4 E: 0 K: 0 S: 6 H: 3 LOB: 0 BB: 1 P: 10	R: 1 E: 0 K: 0 S: 4 H: 1 LOB: 1 BB: 0 P: 5	R: 1 E: 0 K: 0 S: 5 H: 2 LOB: 2 BB: 0 P: 6	R: 0 E: 0 K: 0 S: 3 H: 1 LOB: 0 BB: 0 P: 3		1B: 6 2B: 2 3B: 0 HR: 2 SF: 1 SAC: 1 DP: 2 HBP: 2						

PITCHER		IP	WLS	BF	H	R	ER	SO	BB	IBB	HBP	BLK	WP	HR	S	P	ERA	WHIP
Dick Burwell, R ERA: 10.8	(1, 1)	5.0		21	6	6	6	0	3	0	0	0	0	2	18	30	10.80	1.800
Don Elston, R ERA: 3.25	(6, 1)	3.0	L	14	4	2	2	0	0	0	2	0	0	0	12	14	6.00	1.333

PITCHER	IP	WLS	BF	H	R	ER	SO	BB	IBB	HBP	BLK	WP	HR	S	P	ERA	WHIP

BOTTOM

Chicago Cubs @ Cincinnati Reds

Crosley Field, Cincinnati, OH

Tue Sep 13 1960, 7:05 PM EDT

Att. 3,292 - Unknown

livebaseballscorecards.com

AB	28
R	8
H	10
RBI	8
BB	3
SO	0
LOB	8

1B: 6 SF: 1
2B: 2 SAC: 1
3B: 0 DP: 2
HR: 2 HBP: 2

WP: 0 PA: 36
PB: 0
SB: 1
CS: 2

Chicago Cubs @ Milwaukee Braves

Milwaukee County Stadium, Milwaukee, WI

Wed Sep 14 1960, 8:05 PM EDT

Att. 11,646 - Unknown

TOP

livebaseballscorecards.com

Batter	1	2	3	4	5	6	7	8	9	AB	R	H	RBI	BB	SO	LOB
Richie Ashburn, L (1, 7) OBP: 0.418, SLG: 0.344	P6		G3 2-3		P4			K		3	0	0	0	0	0	2
Jerry Kindall, R (6, 6) OBP: 0.261, SLG: 0.351										1	0	0	0	0	1	0
Danny Murphy, L (1, 8) OBP: 0.170, SLG: 0.235	P4		P4		G3			FC6-4 1B		4	0	1	0	0	0	2
Ron Santo, R (1, 5) OBP: 0.309, SLG: 0.413	K			P6	P5			FC6-4 BB 1-2f		4	0	0	0	0	1	1
14 Ernie Banks, R (1, 6) OBP: 0.356, SLG: 0.573		F3		G4-6-3 1B	5-3			BB 1-2		3	0	1	0	0	0	0
Al Heist, R (6, 7) OBP: 0.333, SLG: 0.378										0	0	0	0	1	0	0
Sammy Taylor, L (1, 2) OBP: 0.242, SLG: 0.289		F9		G4-6-3 1-2f		F7		5-3		4	0	0	0	0	0	3
Frank Thomas, R (1, 3) OBP: 0.289, SLG: 0.410		BB			F8 1B 2B 1B		F5		L5	3	1	1	0	1	0	0
Bob Will, L (1, 9) OBP: 0.314, SLG: 0.371		F8			F8 2B 1-2 1B		BB		F9	3	1	1	0	1	0	1
Don Zimmer, R (1, 4) OBP: 0.316, SLG: 0.383			G3 2B		F8 1-2 2-3		K		K	4	0	1	0	0	2	3
Don Cardwell, R (1, 1) OBP: 0.234, SLG: 0.484			P6		2B 2-H 3-H		L6			0	0	0	0	0	0	0
Seth Morehead, L (2, 1) OBP: 0.192, SLG: 0.200										1	0	0	0	0	0	1
George Altman, L (5, PH) OBP: 0.323, SLG: 0.430										1	0	1	2	0	0	0
Don Elston, R (5, 1) OBP: 0.130, SLG: 0.130										0	0	0	0	0	0	0
Sammy Drake, S (7, PH)										1	0	0	0	0	0	1
Dick Drott, R (7, 1) OBP: 0.111, SLG: 0.111										0	0	0	0	0	0	0
Inning Stats	R: 0 E: 0 K: 1 S: 5 H: 0 LOB: 0 BB: 0 P: 5	R: 0 E: 0 K: 0 S: 3 H: 0 LOB: 1 BB: 1 P: 7	R: 0 E: 0 K: 0 S: 4 H: 1 LOB: 1 BB: 0 P: 4	R: 0 E: 0 K: 0 S: 3 H: 1 LOB: 0 BB: 0 P: 3	R: 2 E: 0 K: 0 S: 6 H: 3 LOB: 1 BB: 0 P: 6	R: 0 E: 0 K: 0 S: 3 H: 0 LOB: 0 BB: 0 P: 3	R: 0 E: 0 K: 1 S: 5 H: 0 LOB: 1 BB: 1 P: 9	R: 0 E: 0 K: 1 S: 6 H: 1 LOB: 2 BB: 1 P: 10	R: 0 E: 0 K: 1 S: 5 H: 0 LOB: 0 BB: 0 P: 5	1B: 4 2B: 2 3B: 0 HR: 0 SF: 0 SAC: 0 DP: 1 HBP: 0						

	AB	32
	R	2
	H	6
	RBI	2
	BB	3
	SO	4
	LOB	14

WP: 0 PB: 0 SB: 0 CS: 0 PA: 35

PITCHER	IP	WLS	BF	H	R	ER	SO	BB	IBB	HBP	BLK	WP	HR	S	P	ERA	WHIP
Joey Jay, R (1, 1) ERA: 3.49	9.0	W	35	6	2	2	4	3	0	0	0	0	0	40	52	2.00	1.000

PITCHER	IP	WLS	BF	H	R	ER	SO	BB	IBB	HBP	BLK	WP	HR	S	P	ERA	WHIP

Chicago Cubs @ Milwaukee Braves

Milwaukee County Stadium, Milwaukee, WI

Wed Sep 14 1960, 8:05 PM EDT

Att. 11,646 - Unknown

BOTTOM

Batter	1	2	3	4	5	6	7	8	9	AB	R	H	RBI	BB	SO	LOB
Bill Bruton, L (1, 8) OBP: 0.320, SLG: 0.415	BBB 4-0 5-3-6 BB	x 0-0 E5 BB 1-3 3B		x 0-0 ① F8	x 0-0 ② 4-3		x 0-0 ③ F7			3	1	0	0	1	0	2
Len Gabrielson, L (7, PH) (8, 7)										1	0	0	0	0	0	3
Del Crandall, R (1, 2) OBP: 0.322, SLG: 0.423	x 0-0 ①② 5-3-6 1-3f	H 1-0 BB 3B HBP		SSS 0-3 ② K	SSS 0-3 ③ K			x 0-0 ① F3		4	1	0	0	0	2	2
Eddie Mathews, L (1, 5) OBP: 0.395, SLG: 0.557	x 0-0 HR	BBBB 4-0 3B 1-2 2-3 3-H BB		x 0-0 ③ 3-1		x 0-0 ① 4-3		x 0-0 ② L9		4	2	1	2	1	0	0
Hank Aaron, R (1, 9) OBP: 0.355, SLG: 0.562	x 0-0 S 1B 1B	x 0-0 1-H 2-H 3-H 3B			x 0-0 FC1-5 1B 1B	x 0-0 ② 1-4-3		BBBB 4-0 BB		4	1	3	3	1	0	0
(8, 8)																
Alvin Dark, R (1, 3) OBP: 0.317, SLG: 0.332	x 0-0 1-H 1B	x 0-0 ③ 4-3			x 0-0 BB FC1-5 1-2 1B 1B	x 0-0 ③ 4-3		x 0-0 ③ F5		5	1	2	1	0	0	2
Eddie Haas, L (1, 7) OBP: 0.343, SLG: 0.400	x 0-0 ③ P5		x 0-0 ① 4-3		x 0-0 ① FC1-5 BB 1B 1-2 2-3f		BBBB 4-0 E HBP BB			3	1	0	0	1	0	3
Al Spangler, L (7, PR) OBP: 0.355, SLG: 0.352										0	0	0	0	0	0	0
(8, 9)																
Johnny Logan, R (1, 6) OBP: 0.315, SLG: 0.343		x 0-0 ① F3	x 0-0 ② L8		BBBB 4-0 1B SH 1-2 2-3 BB		x 0-0 ① F3			3	1	0	0	1	0	1
Chuck Cottier, R (1, 4) OBP: 0.291, SLG: 0.339		x 0-0 FC1-6 1B	x 0-0 FC5-4 1B		x 0-0 SH 1-2 2-H 3-H 1B		H 1-0 E 1-2 HBP			3	1	3	2	0	0	0
Joey Jay, S (1, 1) OBP: 0.182, SLG: 0.125		x 0-0 ② FC1-6 E 1-2f BB	x 0-0 ③ FC5-4 1-2f		x 0-0 SH 1-H 2-H		SSS 0-3 ② K 1-2 2-3			3	1	0	0	0	1	4
Inning Stats	R: 2 E: 0 K: 0 S: 5 H: 3 LOB: 1 BB: 1 P: 9	R: 4 E: 1 K: 0 S: 6 H: 2 LOB: 1 BB: 1 P: 11	R: 0 E: 0 K: 0 S: 4 H: 1 LOB: 1 BB: 0 P: 4	R: 0 E: 0 K: 1 S: 5 H: 0 LOB: 0 BB: 0 P: 5	R: 4 E: 1 K: 1 S: 9 H: 3 LOB: 1 BB: 1 P: 13	R: 0 E: 0 K: 0 S: 3 H: 0 LOB: 0 BB: 0 P: 3	R: 0 E: 1 K: 1 S: 5 H: 0 LOB: 3 BB: 1 P: 10	R: 0 E: 0 K: 0 S: 3 H: 0 LOB: 1 BB: 1 P: 7		1B: 7 2B: 1 3B: 1 HR: 1 SF: 0 SAC: 1 DP: 1 HBP: 2						

PITCHER		IP	WLS	BF	H	R	ER	SO	BB	IBB	HBP	BLK	WP	HR	S	P	ERA	WHIP
Don Cardwell, R	(1, 1)	1.2	L	13	5	6	2	0	2	0	1	0	0	1	10	19	10.80	4.200
ERA: 4.79																		
Seth Morehead, L	(2, 1)	2.1		8	1	0	0	1	0	0	0	0	0	0	10	10	0.00	0.429
ERA: 3.74																		
Don Elston, R	(5, 1)	2.0		11	3	4	3	1	1	0	0	0	0	0	12	16	13.50	2.000
ERA: 3.42																		
Dick Drott, R	(7, 1)	2.0		9	0	0	0	1	2	0	1	0	0	0	8	17	0.00	1.000
ERA: 7.15																		

PITCHER	IP	WLS	BF	H	R	ER	SO	BB	IBB	HBP	BLK	WP	HR	S	P	ERA	WHIP

AB	33
R	10
H	9
RBI	8
BB	5
SO	3
LOB	17

WP: 0 PB: 0 SB: 1 CS: 0 PA: 41

livebaseballscorecards.com

Batter	1	2	3	4	5	6	7	8	9	AB	R	H	RBI	BB	SO	LOB
Don Zimmer, R (1, 4) OBP: 0.313, SLG: 0.378	F9			F9		5-3			K	4	0	0	0	0	1	0
Danny Murphy, L (1, 8) OBP: 0.161, SLG: 0.222	3-1			F2		F4			5-3	3	0	0	0	0	0	0
George Altman, L (9, PH) OBP: 0.322, SLG: 0.429										1	0	0	0	0	0	0
Ron Santo, R (1, 5) OBP: 0.306, SLG: 0.409	F3			5-3			6-3			3	0	0	0	0	0	0
14 Ernie Banks, R (1, 6) OBP: 0.356, SLG: 0.578		F8			HR		F6			3	1	1	1	0	0	0
Ed Bouchee, L (1, 3) OBP: 0.345, SLG: 0.328		F9			4-3 2B		K			3	0	1	0	0	1	0
Frank Thomas, R (1, 7) OBP: 0.288, SLG: 0.407		1-3			6-3			6-3		3	0	0	0	0	0	1
Bob Will, L (1, 9) OBP: 0.313, SLG: 0.368			F5		4-3 2-3			K		3	0	0	0	0	1	1
El Tappe, R (1, 2) OBP: 0.333, SLG: 0.323			6-3		G3			F7		2	0	0	0	0	0	1
Richie Ashburn, L (8, PH) OBP: 0.417, SLG: 0.343										1	0	0	0	0	0	0
Moe Thacker, R (8, 2) OBP: 0.270, SLG: 0.172										0	0	0	0	0	0	0
Glen Hobbie, R (1, 1) OBP: 0.214, SLG: 0.195			K			6-3			4-3	2	0	0	0	0	1	0
Sammy Taylor, L (9, PH) OBP: 0.240, SLG: 0.287										1	0	0	0	0	0	0
Inning Stats	R: 0 E: 0 K: 0 S: 3	R: 0 E: 0 K: 0 S: 3	R: 0 E: 0 K: 1 S: 5	R: 0 E: 0 K: 0 S: 3	R: 1 E: 0 K: 0 S: 5	R: 0 E: 0 K: 0 S: 3	R: 0 E: 0 K: 1 S: 5	R: 0 E: 0 K: 1 S: 5	R: 0 E: 0 K: 1 S: 5							
	H: 0 LOB: 0 BB: 0 P: 3	H: 0 LOB: 0 BB: 0 P: 3	H: 0 LOB: 0 BB: 0 P: 5	H: 0 LOB: 0 BB: 0 P: 3	H: 2 LOB: 1 BB: 0 P: 5	H: 0 LOB: 0 BB: 0 P: 3	H: 0 LOB: 0 BB: 0 P: 5	H: 0 LOB: 0 BB: 0 P: 5	H: 0 LOB: 0 BB: 0 P: 5							

PITCHER		IP	WLS	BF	H	R	ER	SO	BB	IBB	HBP	BLK	WP	HR	S	P	ERA	WHIP
Lew Burdette, R ERA: 3.18	(1, 1)	9.0	W	29	2	1	1	4	0	0	0	0	0	1	37	37	1.00	0.222

PITCHER	IP	WLS	BF	H	R	ER	SO	BB	IBB	HBP	BLK	WP	HR	S	P	ERA	WHIP

Chicago Cubs @ Milwaukee Braves

Milwaukee County Stadium, Milwaukee, WI

Thu Sep 15 1960, 4:33 AM EDT

Att. 8,138 - Unknown

TOP

livebaseballscorecards.com

AB	29
R	1
H	2
RBI	1
BB	0
SO	4
LOB	3

1B: 0 SF: 0
2B: 1 SAC: 0
3B: 0 DP: 0
HR: 1 HBP: 0

WP: 0 PA: 29
PB: 0
SB: 0
CS: 0

Chicago Cubs @ Milwaukee Braves

Milwaukee County Stadium, Milwaukee, WI

Thu Sep 15 1960, 4:33 AM EDT

Att. 8,138 - Unknown

livebaseballscorecards.com

Batter	1	2	3	4	5	6	7	8	9	AB	R	H	RBI	BB	SO	LOB
Bill Bruton, L (1, 8) OBP: 0.323, SLG: 0.415	BBBB 4-0 1B 1B BB		H 1-0 6-3 1B HBP		x 0-0 L3-6 S 1B		x 0-0 ② F8			2	2	1	0	1	0	1
Del Crandall, R (1, 2) OBP: 0.323, SLG: 0.424	x 0-0 WP 1B 1-2 5-3 1B		x 0-0 ① 6-3 1-2		x 0-0 ①② L3-6 1-3		x 0-0 BB 1-2 1B			4	1	2	0	0	0	2
Eddie Mathews, L (1, 5) OBP: 0.397, SLG: 0.558	x 0-0 WP 1-2 2-H 1B		x 0-0 1B 2-H 1B		SSS 0-3 ③ K		BBBB 4-0 1-2 2-3 BB			3	0	2	2	1	1	0
Hank Aaron, R (1, 9) OBP: 0.353, SLG: 0.558	SSS 0-3 ① K		x 0-0 ② F4			x 0-0 ① 6-3	x 0-0 ③ 1-3			4	0	0	0	0	1	6
Alvin Dark, R (1, 7) OBP: 0.322, SLG: 0.344 Al Spangler, L (8, PR) OBP: 0.355, SLG: 0.352 (9, 7)	x 0-0 ② 5-3 1-2 2-H		x 0-0 1-2 1B			x 0-0 3B		x 0-0 CS 1B		4 0	0 0	3 0	1 0	0 0	0 0	1 0
Joe Adcock, R (1, 3) OBP: 0.352, SLG: 0.496	x 0-0 ③ 6-3		x 0-0 ③ F8			x 0-0 ② 1-3		SSS 0-3 ① K		4	0	0	0	0	1	5
Johnny Logan, R (1, 6) OBP: 0.314, SLG: 0.343		SSS 0-3 ① K		x 0-0 ① 5-3		x 0-0 ③ 4-3		x 0-0 ② BB 1-2 1B		4	0	1	0	0	1	1
Chuck Cottier, R (1, 4) OBP: 0.290, SLG: 0.333		x 0-0 ② 1-3		SSS 0-3 ② K			x 0-0 ① F8	BBBB 4-0 FC6-4 1-2 BB		3	0	0	0	1	1	0
Lew Burdette, R (1, 1) OBP: 0.230, SLG: 0.288		x 0-0 ③ F6		x 0-0 ③ F4			BBBB 4-0 BB 1B BB	x 0-0 ③ FC6-4 1-2f		3	0	0	0	1	0	2
Inning Stats	R: 2 H: 2 E: 0 LOB: 1 K: 1 BB: 1 S: 7 P: 11	R: 0 H: 0 E: 0 LOB: 0 K: 1 BB: 0 S: 5 P: 5	R: 1 H: 2 E: 0 LOB: 2 K: 0 BB: 0 S: 5 P: 6	R: 0 H: 0 E: 0 LOB: 0 K: 1 BB: 0 S: 5 P: 5	R: 0 H: 1 E: 0 LOB: 0 K: 1 BB: 0 S: 5 P: 5	R: 0 H: 1 E: 0 LOB: 1 K: 0 BB: 0 S: 4 P: 4	R: 0 H: 1 E: 0 LOB: 3 K: 0 BB: 2 S: 4 P: 12	R: 0 H: 2 E: 0 LOB: 2 K: 1 BB: 1 S: 6 P: 10		1B: 8 SF: 0 2B: 1 SAC: 0 3B: 1 DP: 1 HR: 0 HBP: 1						WP: 1 PA: 36 PB: 0 SB: 1 CS: 1	

	AB	31
	R	3
	H	9
	RBI	3
	BB	4
	SO	5
	LOB	18

PITCHER	IP	WLS	BF	H	R	ER	SO	BB	IBB	HBP	BLK	WP	HR	S	P	ERA	WHIP
Glen Hobbie, R (1, 1) ERA: 4.0	8.0	L	36	9	3	3	5	4	0	1	0	1	0	41	58	3.38	1.625

PITCHER	IP	WLS	BF	H	R	ER	SO	BB	IBB	HBP	BLK	WP	HR	S	P	ERA	WHIP

Batter	1	2	3	4	5	6	7	8	9	AB	R	H	RBI	BB	SO	LOB
Maury Wills, S (1, 6) OBP: 0.353, SLG: 0.340	B C B X 2-1 ① 6-3		S F B C 1-3 ② K		B C B B C X 3-2 ③ 6-3		M X 0-1 S 1B		F F B X 1-2 S 2-H 1B	5	0	2	1	0	1	2
Charley Smith, R (1, 5) OBP: 0.121, SLG: 0.100	B X 1-0 ② L3		C B F X 1-2 ③ 5-3			X 0-0 ① 6-3	C S S 0-3 ② K 1-2		B F S B B X 3-2 ③ 4-3 2-3	4	0	0	0	0	1	2
Jim Gilliam, S (7, 5) OBP: 0.355, SLG: 0.317										1	0	0	0	0	0	2
Tommy Davis, R (1, 8) (9, 7) OBP: 0.300, SLG: 0.414	F B B X 2-1 ③ F8			B B B C B 4-1 FC4-6 BB		B X 1-0 1B 2B	C C F B X 1-2 4-3			3	1	1	0	1	0	1
Norm Larker, L (1, 3) OBP: 0.370, SLG: 0.431		X 0-0 ① L8		B X 1-0 ① FC4-6 CS E 1-2f		X 0-0 HR 2-H 1B		C F S 0-3 ① K		4	1	1	1	0	1	1
Frank Howard, R (1, 9) OBP: 0.322, SLG: 0.477		B C B X 2-1 G4-6-3 1B		X 0-0 E3 CS 1-2		F C B B F X 2-2 1-H HR		S X 0-1 ② F7		4	1	2	2	0	0	1
Charlie Neal, R (1, 4) OBP: 0.319, SLG: 0.358		C B X 1-1 ② ③ G4-6-3 1-2f		B X 1-0 ② ③ F9 1-2 2-3		B X 1-0 4-3 2B		B F X 1-1 ③ 5-3		4	0	1	0	0	0	3
Ron Fairly, L (1, 7) OBP: 0.250, SLG: 0.353			B C B B B 4-1 2B BB		B F S B S 2-3 ① K	B F X 1-1 ② 4-3 2-3			B B C C B B 4-2 SH1-4 1B BB	2	1	0	0	2	1	1
Willie Davis, L (9, PR) (9, 8) OBP: 0.206, SLG: 0.364										0	1	0	0	0	0	0
Joe Pignatano, R (1, 2) OBP: 0.347, SLG: 0.345			F B F B B X 3-2 4-3 1-H 2B		B B B C X 3-1 ② 6-3	C F F B F X 1-2 ③ 5-3			P L B X 2-1 ① SH1-4 1-2	3	0	1	1	0	0	1
Don Drysdale, R (1, 1) OBP: 0.224, SLG: 0.295			X 0-0 ① 4-3 2-3		S B C B B B 4-2 BB		C C X 0-2 ① 4-3		B F X 1-1 ② F8	2	0	0	0	1	0	1
Larry Sherry, R (7, 1) OBP: 0.184, SLG: 0.297										1	0	0	0	0	0	2
Inning Stats	R: 0 E: 0 K: 0 S: 5 H: 0 LOB: 0 BB: 0 P: 10	R: 0 E: 0 K: 0 S: 5 H: 1 LOB: 0 BB: 0 P: 8	R: 1 E: 0 K: 1 S: 11 H: 1 LOB: 1 BB: 1 P: 20	R: 0 E: 1 K: 0 S: 4 H: 0 LOB: 1 BB: 1 P: 10	R: 0 E: 0 K: 1 S: 10 H: 0 LOB: 1 BB: 1 P: 22	R: 3 E: 0 K: 0 S: 15 H: 4 LOB: 1 BB: 0 P: 21	R: 0 E: 0 K: 1 S: 13 H: 1 LOB: 1 BB: 0 P: 14	R: 0 E: 0 K: 1 S: 7 H: 0 LOB: 0 BB: 0 P: 8	R: 1 E: 0 K: 0 S: 13 H: 1 LOB: 2 BB: 1 P: 23	1B: 4 2B: 3 3B: 0 HR: 1 SF: 0 SAC: 1 DP: 1 HBP: 0						

TOP

Los Angeles Dodgers @ Chicago Cubs

Wrigley Field, Chicago, IL

Fri Sep 16 1960, 3:33 AM CDT

Att. 1,519 - Unknown

livebaseballscorecards.com

AB	33
R	5
H	8
RBI	5
BB	4
SO	4
LOB	17

WP: 0 PB: 0 SB: 2 CS: 2 PA: 38

PITCHER		IP	WLS	BF	H	R	ER	SO	BB	IBB	HBP	BLK	WP	HR	S	P	ERA	WHIP
Dick Ellsworth, L ERA: 3.45	(1, 1)	5.1		24	6	4	4	2	3	0	0	0	0	1	43	82	6.75	1.688
Mel Wright, R ERA: 4.05	(6, 1)	1.2		6	1	0	0	1	0	0	0	0	0	0	20	23	0.00	0.600
Joe Schaffernoth, R ERA: 3.04	(8, 1)	2.0	L	8	1	1	1	1	1	0	0	0	0	0	20	31	4.50	1.000

PITCHER	IP	WLS	BF	H	R	ER	SO	BB	IBB	HBP	BLK	WP	HR	S	P	ERA	WHIP

Batter	1	2	3	4	5	6	7	8	9	AB	R	H	RBI	BB	SO	LOB
Richie Ashburn, L (1, 7) OBP: 0.418, SLG: 0.344	C B F F C 1-3 K ①		C X 0-1 6-3 ②			B C B C X 2-2 BB 1B 1B	C X 0-1 WP 1B SF9 1-3 3-H 1B		X 0-0 SH3-4 ① 1-2	4	1	2	1	0	1	0
Sammy Drake, S (7, PR)										0	1	0	0	0	0	0
Moe Thacker, R (8, 2) OBP: 0.270, SLG: 0.172										0	0	0	0	0	0	0
Grady Hatton, L (9, PH) OBP: 0.361, SLG: 0.353										0	0	0	0	0	0	0
Don Zimmer, R (1, 4) OBP: 0.311, SLG: 0.375	C B F S 1-3 K ②		B B F X 2-1 5-3 ③			B X 1-0 F3 ①	F F X 0-2 SF9 WP 1-2 3-H 1B		B X 1-0 F9 ②	5	0	1	1	0	1	2
Ron Santo, R (1, 5) OBP: 0.307, SLG: 0.406	B X 1-0 1-3 ③			C X 0-1 L7 ①		B B C B B 4-1 1B 1-2 BB	B B X 2-0 SF9 ② 1-3 2-H		B B C B B 4-1 BB	2	0	0	1	2	0	0
14 Ernie Banks, R (1, 6) OBP: 0.355, SLG: 0.573		B C X 1-1 5-3 ①		X 0-0 L8 ②		B S X 1-1 F8 ②	I I I I 4-0 IBB		X 0-0 F8 ③	4	0	0	0	1	0	4
Sammy Taylor, L (1, 2) OBP: 0.256, SLG: 0.311		F F X 0-2 2B		X 0-0 1B		S B F X 1-2 1-3 2-H 1B	S F F B S 1-3 K ③			4	0	3	1	0	1	2
Joe Schaffernoth, R (8, 1) OBP: 0.333, SLG: 0.333										0	0	0	0	0	0	0
Ed Bouchee, L (1, 3) OBP: 0.341, SLG: 0.324		B C B F B F X 3-2 F4 ②		F F B B B F S 3-3 K ③		B B B C S F C 3-3 K ③		C B X 1-1 3-1 ①		4	0	0	0	0	2	4
Bob Will, L (1, 9) OBP: 0.314, SLG: 0.370	I I I I 4-0 IBB				C B B X 2-1 4-3 ①		X 0-0 E 1B 2B	C B X 2-1 F4 ②		3	1	1	0	1	0	0
Danny Murphy, L (1, 8) OBP: 0.150, SLG: 0.207	X 0-0 L3 ③				C X 0-1 3-1 ②		F B B F X 2-2 E3 1B 1B 2-3	B X 1-0 F3 ③		4	1	0	0	0	0	3
Dick Ellsworth, L (1, 1) OBP: 0.163, SLG: 0.047			F X 0-1 6-3 ①		B B C S B C 3-3 K ③		S S F F F S 0-3 K ①		B B C S F B B 4-2 SH3-4 BB	2	0	0	0	0	1	0
Mel Wright, R (6, 1)										0	0	0	0	0	0	0
George Altman, L (7, PH) OBP: 0.323, SLG: 0.427										1	0	0	0	1	1	2
(8, 7)																
Inning Stats	R: 0 E: 0 K: 2 S: 8 H: 0 LOB: 0 BB: 0 P: 11	R: 0 E: 0 K: 0 S: 10 H: 1 LOB: 2 BB: 1 P: 18	R: 0 E: 0 K: 0 S: 6 H: 0 LOB: 0 BB: 0 P: 8	R: 0 E: 0 K: 1 S: 8 H: 1 LOB: 1 BB: 0 P: 11	R: 0 E: 0 K: 1 S: 7 H: 0 LOB: 0 BB: 0 P: 12	R: 1 E: 0 K: 1 S: 14 H: 2 LOB: 2 BB: 1 P: 26	R: 3 E: 1 K: 2 S: 20 H: 3 LOB: 2 BB: 1 P: 29	R: 0 E: 0 K: 0 S: 5 H: 0 LOB: 0 BB: 0 P: 9	R: 0 E: 0 K: 0 S: 7 H: 0 LOB: 2 BB: 2 P: 16	1B: 5 2B: 2 3B: 0 HR: 0	SF: 1 SAC: 1 DP: 0 HBP: 0						

PITCHER	IP	WLS	BF	H	R	ER	SO	BB	IBB	HBP	BLK	WP	HR	S	P	ERA	WHIP
Don Drysdale, R (1, 1) ERA: 2.88	6.1		29	7	4	2	6	1	1	0	0	0	0	68	103	2.84	1.263
Larry Sherry, R (7, 1) ERA: 3.45	2.2	W	11	0	0	0	1	2	1	0	0	1	0	17	37	0.00	0.750

PITCHER	IP	WLS	BF	H	R	ER	SO	BB	IBB	HBP	BLK	WP	HR	S	P	ERA	WHIP

BOTTOM

Los Angeles Dodgers @ Chicago Cubs

Wrigley Field, Chicago, IL

Fri Sep 16 1960, 3:33 AM CDT

Att. 1,519 - Unknown

livebaseballscorecards.com

AB	33
R	4
H	7
RBI	4
BB	5
SO	7
LOB	17

1B: 5 SF: 1
2B: 2 SAC: 1
3B: 0 DP: 0
HR: 0 HBP: 0

WP: 1 PA: 40
PB: 0
SB: 0
CS: 0

Batter	1	2	3	4	5	6	7	8	9	AB	R	H	RBI	BB	SO	LOB
Maury Wills, S (1, 6) OBP: 0.350, SLG: 0.337	C B S C 1-3 K ①		B B F F X 2-2 F7 ③		C X 0-1 FC6-4 ③ 1-2f		C X 0-1 1-3 ②			4	0	0	0	0	1	1
Jim Gilliam, S (1, 4) OBP: 0.353, SLG: 0.315	B F B F B S 3-3 K ②			B X 1-0 4-3 ①		B C C X 1-2 4-3 ①	B X 1-0 3-1 ③			4	0	0	0	0	1	0
Willie Davis, L (1, 8) OBP: 0.237, SLG: 0.405	F X 0-1 F8 ③			F B F F X 1-2 S 1B		S X 0-1 2B 2B		C B X 1-1 F7 ①		4	1	2	0	0	0	0
Norm Larker, L (1, 3) OBP: 0.371, SLG: 0.432		B X 1-0 2B		B C B S B S 3-3 K ② 1-2		B B B B 4-0 2B 1B BB		B B B C X 3-1 F6 ②		3	1	1	0	1	1	1
Tommy Davis, R (1, 5) (6, 7) OBP: 0.302, SLG: 0.416		L C X 0-2 6-3 ①		H 1-0 HBP		C B F B F B X 3-2 1-3 2-H 1B 2B		B B C X 2-1 4-3 ③		3	1	1	1	0	0	1
Ron Fairly, L (1, 7) Wally Moon, L (6, PH) OBP: 0.383, SLG: 0.457 Bob Lillis, R (6, PR) OBP: 0.255, SLG: 0.286 (6, 5)		S S B B S 2-3 K ②		S S C 0-3 K ③		C B C B B X 3-2 2-H 3-H 1B			C F B F B B X 3-2 F5 ①	2 1 1	0 0 0	0 1 0	0 2 0	0 0 0	2 0 0	3 0 0
Frank Howard, R (1, 9) OBP: 0.319, SLG: 0.472		X 0-0 F3 ③			B C F B X 2-2 F7 ①	C B X 1-1 F8 ②			X 0-0 5-3 ②	4	0	0	0	0	0	2
John Roseboro, L (1, 2) OBP: 0.325, SLG: 0.371			S C S 0-3 K ①		B B B C B 4-1 FC6-4 BB	X 0-0 F8 ③			F X 0-1 1B	3	0	1	0	1	1	1
Sandy Koufax, R (1, 1) OBP: 0.175, SLG: 0.130 Larry Sherry, R (8, 1) OBP: 0.184, SLG: 0.297 Duke Snider, L (9, PH) OBP: 0.365, SLG: 0.526			F C B B S 2-3 K ②		L S B S 1-3 K ②		X 0-0 4-3 ①		F S S 0-3 K ③	3 0 1	0 0 0	0 0 0	0 0 0	0 0 0	2 0 1	1 0 1
Inning Stats	R: 0 E: 0 K: 2 S: 8 H: 0 LOB: 0 BB: 0 P: 12	R: 0 E: 0 K: 1 S: 8 H: 1 LOB: 1 BB: 0 P: 11	R: 0 E: 0 K: 2 S: 9 H: 0 LOB: 0 BB: 0 P: 13	R: 0 E: 0 K: 2 S: 11 H: 1 LOB: 2 BB: 0 P: 17	R: 0 E: 0 K: 1 S: 9 H: 0 LOB: 1 BB: 1 P: 16	R: 3 E: 0 K: 0 S: 15 H: 3 LOB: 1 BB: 1 P: 27	R: 0 E: 0 K: 0 S: 4 H: 0 LOB: 0 BB: 0 P: 5	R: 0 E: 0 K: 0 S: 6 H: 0 LOB: 0 BB: 0 P: 12	R: 0 E: 0 K: 1 S: 10 H: 1 LOB: 1 BB: 0 P: 13	1B: 3 2B: 3 3B: 0 HR: 0 SF: 0 SAC: 0 DP: 0 HBP: 1						

TOP

Los Angeles Dodgers @ Chicago Cubs

Wrigley Field, Chicago, IL

Sat Sep 17 1960, 3:33 AM CDT

Att. 6,895 - Unknown

livebaseballscorecards.com

AB	33
R	3
H	6
RBI	3
BB	2
SO	9
LOB	11

WP: 0 PA: 36
PB: 0
SB: 1
CS: 0

PITCHER	IP	W	L	S	BF	H	R	ER	SO	BB	IBB	HBP	BLK	WP	HR	P	ERA	WHIP
Don Cardwell, R (1, 1) ERA: 4.7	9.0	W			36	6	3	3	9	2	0	1	0	0	0	126	3.00	0.889

PITCHER	IP	W	L	S	BF	H	R	ER	SO	BB	IBB	HBP	BLK	WP	HR	P	ERA	WHIP

BOTTOM

Los Angeles Dodgers @ Chicago Cubs

Wrigley Field, Chicago, IL

Sat Sep 17 1960, 3:33 AM CDT

Att. 6,895 - Unknown

livebaseballscorecards.com

Batter	1	2	3	4	5	6	7	8	9	AB	R	H	RBI	BB	SO	LOB
Bob Will, L (1, 9) OBP: 0.315, SLG: 0.368	CCC 0-3 ① K		BCFBFBFC 3-3 ② K		SBBCFBBB 4-2 1B BB			BBCBCFFB 4-2 SH5-4 3B BB		2	1	0	0	2	2	0
Don Zimmer, R (1, 4) OBP: 0.314, SLG: 0.376	FBBCFBFFB 4-2 FC5 WP BB		X 0-0 ③ 6-3		X 0-0 1-2 1B			BLX 1-1 ① SH5-4 1-2		2	0	1	0	1	0	0
Ron Santo, R (1, 5) OBP: 0.313, SLG: 0.414	BBBCCFFB 4-2 1-2 BB			CBBSBFFB 4-2 14 HR BB	BCBFFFBFF 3-2 X ③ F4			BFX 1-1 HBP 2-H 3B		2	2	1	1	2	0	2
14 Ernie Banks, R (1, 6) OBP: 0.356, SLG: 0.577	X 0-0 ② F4			BFSX 1-2 1-H HR		CSS 0-3 ① K		III 4-0 HBP BB 2B IBB		3	2	1	2	1	1	2
Frank Thomas, R (1, 3) OBP: 0.286, SLG: 0.404 Grady Hatton, L (8, PH) OBP: 0.378, SLG: 0.353 Ed Bouchee, L (9, 3) OBP: 0.341, SLG: 0.324	X 0-0 ③ FC5 2-3f			FX 0-1 ① F8		FBBBBSX 3-2 ② F8		CBBBBB 4-1 HBP 1-2 2B BB		3 0 0	0 1 0	0 0 0	0 0 0	0 1 0	0 0 0	2 0 0
Al Heist, R (1, 8) OBP: 0.323, SLG: 0.365 Sammy Taylor, L (8, PH) OBP: 0.262, SLG: 0.311 Danny Murphy, L (9, 8) OBP: 0.150, SLG: 0.207		BX 1-0 ① 6-3		X 0-0 ② F6		BBCFFBC 3-3 ③ K		FCH 1-2 1-2 2-3 3-H 2B HBP		3 0 0	0 1 0	0 0 0	0 1 0	0 0 0	1 0 0	0 0 0
George Altman, L (1, 7) OBP: 0.321, SLG: 0.424 Richie Ashburn, L (7, PH) OBP: 0.418, SLG: 0.347 (8, 7)		BBSBFS 3-3 ② K		CBBSC 2-3 ③ K			FBCBBX 3-2 ① 6-3	CBX 1-1 FC1 1-H 2-H 3-H 2B		2 2	0 0	0 1	0 3	0 0	2 0	0 0
El Tappe, R (1, 2) OBP: 0.321, SLG: 0.310		BBBCCFX 3-2 ③ F2			BFCBX 2-2 ① L8		SBX 1-1 ② F9	BBX 2-0 ② FC1 2-3		4	0	0	0	0	0	1
Don Cardwell, R (1, 1) OBP: 0.221, SLG: 0.456			BSBCS 2-3 ① K		X 0-0 ② F8		SBCBS 2-3 ③ K	X 0-0 ③ F3		4	0	0	0	0	2	1
Inning Stats	R: 0 H: 0 E: 0 LOB: 2 K: 1 BB: 2 S: 14 P: 22	R: 0 H: 0 E: 0 LOB: 0 K: 1 BB: 0 S: 8 P: 15	R: 0 H: 0 E: 0 LOB: 0 K: 2 BB: 0 S: 9 P: 14	R: 2 H: 1 E: 0 LOB: 0 K: 1 BB: 1 S: 13 P: 20	R: 0 H: 1 E: 0 LOB: 2 K: 0 BB: 1 S: 15 P: 24	R: 0 H: 0 E: 0 LOB: 0 K: 2 BB: 0 S: 10 P: 16	R: 0 H: 0 E: 0 LOB: 0 K: 1 BB: 0 S: 8 P: 14	R: 5 H: 2 E: 0 LOB: 1 K: 0 BB: 3 S: 15 P: 33		1B: 1 SF: 0 2B: 1 SAC: 1 3B: 1 DP: 0 HR: 1 HBP: 1						WP: 1 PA: 36 PB: 0 SB: 0 CS: 0	

	AB	27
	R	7
	H	4
	RBI	7
	BB	7
	SO	8
	LOB	8

PITCHER		IP	WLS	BF	H	R	ER	SO	BB	IBB	HBP	BLK	WP	HR	S	P	ERA	WHIP
Sandy Koufax, L ERA: 3.99	(1, 1)	7.1	L	30	3	4	4	8	5	0	0	0	1	1	85	139	4.91	1.091
Larry Sherry, R ERA: 3.64	(8, 1)	0.2		6	1	3	3	0	1	1	1	0	0	0	7	19	40.50	3.000

PITCHER		IP	WLS	BF	H	R	ER	SO	BB	IBB	HBP	BLK	WP	HR	S	P	ERA	WHIP

Batter	1	2	3	4	5	6	7	8	9	AB	R	H	RBI	BB	SO	LOB
Maury Wills, S (1, 6) OBP: 0.347, SLG: 0.333	F B X 1-1 5-3 ①		B X 1-0 6-3 ②		X 0-0 1-3 ② 2-3		C B F B X 2-2 FC1-6 ② 1-2f 1B 1B		B C L F X 1-2 L6 ③	5	1	0	0	0	0	2
Charlie Neal, R (1, 4) OBP: 0.320, SLG: 0.359 Ed Roebuck, R (7, 1) OBP: 0.217, SLG: 0.227	B X 1-0 6-3 ②		X 0-0 1B		C F B X 1-2 G3 ③		B X 1-0 1B 1-2 1B			4 0	0 0	2 0	0 0	0 0	0 0	1 0
Willie Davis, L (1, 8) OBP: 0.262, SLG: 0.415	B X 1-0 E3 S		X 0-0 G3 ③			B X 1-0 CS 1B	X 0-0 1-3 2-H 1B			4	0	2	1	0	0	1
Norm Larker, L (1, 3) OBP: 0.370, SLG: 0.438	C B F B X 2-2 6-3 ③ 1-2			X 0-0 HR		X 0-0 ① F7	B F F S 1-3 K ③			4	1	1	1	0	1	4
Tommy Davis, R (1, 5) OBP: 0.305, SLG: 0.416		C F F X 0-2 L8 ①		B C F X 1-2 CS SH1-3 1B		B P B B B 4-0 ② FC5 S 1-2 BB		B C B B X 3-2 6-3 ①		3	0	1	0	1	0	0
Ron Fairly, L (1, 7) OBP: 0.240, SLG: 0.286		B X 1-0 6-3 ②		X 0-0 SH1-3 ① 1-2		B B B B 4-0 1-2 BB		C X 0-1 G3 ②		2	0	0	0	1	0	0
Frank Howard, R (1, 9) OBP: 0.318, SLG: 0.470		S F B X 1-2 1B		S B S C 1-3 ② ③ K 2-3		X 0-0 ③ FC5 2-3f		B B C C B F X 3-2 6-3 ③		4	0	1	0	0	1	3
John Roseboro, L (1, 2) OBP: 0.324, SLG: 0.370		B C C B X 2-2 5-3 ③			X 0-0 1-3 SH1-4 1B		B X 1-0 L8 ①		C C B C 1-3 K ①	4	0	1	0	0	1	1
Johnny Podres, L (1, 1) OBP: 0.203, SLG: 0.129 Ed Palmquist, R (6, 1) Jim Gilliam, S (7, PH) OBP: 0.354, SLG: 0.316 (7, 4)			B X 1-0 F4 ①		C L X 0-2 SH1-4 ① 1-2		X 0-0 FC1-6 1B		C B X 1-1 4-3 ②	1 0 2	0 0 0	0 0 1	0 0 0	0 0 0	0 0 0	0 0 0
Inning Stats	R: 0 E: 1 K: 0 S: 7 H: 0 LOB: 1 BB: 0 P: 12	R: 0 E: 0 K: 0 S: 11 H: 1 LOB: 1 BB: 0 P: 15	R: 0 E: 0 K: 0 S: 4 H: 1 LOB: 1 BB: 0 P: 6	R: 1 E: 0 K: 1 S: 8 H: 2 LOB: 0 BB: 0 P: 10	R: 0 E: 0 K: 0 S: 8 H: 1 LOB: 1 BB: 0 P: 9	R: 0 E: 0 K: 0 S: 4 H: 1 LOB: 2 BB: 2 P: 12	R: 1 E: 0 K: 1 S: 10 H: 3 LOB: 2 BB: 0 P: 15	R: 0 E: 0 K: 0 S: 9 H: 0 LOB: 0 BB: 0 P: 15	R: 0 E: 0 K: 1 S: 9 H: 0 LOB: 0 BB: 0 P: 12	1B: 8 2B: 0 3B: 0 HR: 1	SF: 0 SAC: 2 DP: 0 HBP: 0			WP: 0 PB: 0 SB: 2 CS: 2	PA: 37	

PITCHER		IP	WLS	BF	H	R	ER	SO	BB	IBB	HBP	BLK	WP	HR	S	P	ERA	WHIP
Bob Anderson, R ERA: 4.0	(1, 1)	6.2	W	30	9	2	2	1	2	0	0	0	0	1	49	75	2.70	1.650
Mel Wright, R ERA: 3.0	(7, 1)	2.1	S	7	0	0	0	2	0	0	0	0	0	0	21	31	0.00	0.000

PITCHER	IP	WLS	BF	H	R	ER	SO	BB	IBB	HBP	BLK	WP	HR	S	P	ERA	WHIP

TOP

Los Angeles Dodgers @ Chicago Cubs

Wrigley Field, Chicago, IL

Sun Sep 18 1960, 3:33 AM CDT

Att. 8,771 - Unknown

livebaseballscorecards.com

AB	33
R	2
H	9
RBI	2
BB	2
SO	3
LOB	12

Batter	1	2	3	4	5	6	7	8	9	AB	R	H	RBI	BB	SO	LOB
Richie Ashburn, L (1, 7) OBP: 0.417, SLG: 0.345	F B F F B X 2-2 ① 5-3		F X 0-1 ② 4-3			B B B B 4-0 HR BB	B X 1-0 ② G3			3	1	0	0	1	0	0
Don Zimmer, R (1, 4) OBP: 0.313, SLG: 0.384	C X 0-1 ② F9		X 0-0 ③ 5-3			F S X 0-2 1-H HR	B B C B X 3-1 ③ L8			4	1	1	2	0	0	0
Ron Santo, R (1, 5) OBP: 0.315, SLG: 0.428	B X 1-0 2B			C F B B F X 2-2 ① L6		B C X 1-1 HR		B C S F X 1-2 ① F8		4	1	2	1	0	0	0
14 Ernie Banks, R (1, 6) OBP: 0.356, SLG: 0.576	I I I I 4-0 IBB			B F F X 1-2 ② 6-3		C X 0-1 ① 5-3		B B S X 2-1 5-3 1B		3	0	1	0	1	0	0
Frank Thomas, R (1, 3) OBP: 0.283, SLG: 0.401	F B B C X 2-2 ③ 5-3			X 0-0 ③ F2		X 0-0 ② F7		B X 1-0 ② 5-3 1-2		4	0	0	0	0	0	3
Al Heist, R (1, 8) OBP: 0.330, SLG: 0.382		B X 1-0 ① F8			B B C X 2-1 FC4-6 1B	B X 1-0 HR 2B		B F B X 2-1 ③ F7		4	1	2	0	0	0	1
George Altman, L (1, 9) OBP: 0.322, SLG: 0.433		B X 1-0 ② B5-3			C X 0-1 ① FC4-6 1-2f	C B S X 1-2 2-H HR				3	1	1	2	0	0	1
El Tappe, R (1, 2) OBP: 0.313, SLG: 0.301		F B X 1-1 ③ F3			1 SAFE X 0-0 ② F8 1-1	B B X 2-0 ③ 6-3				3	0	0	0	0	0	1
Bob Anderson, R (1, 1) OBP: 0.222, SLG: 0.167 Mel Wright, R (7, 1)			C S B S 1-3 ① K		B C S F X 1-2 ③ L6		B X 1-0 ① 4-3			2 1	0 0	0 0	0 0	0 0	1 0	1 0
Inning Stats	R: 0 H: 1 E: 0 LOB: 2 K: 0 BB: 1 S: 10 P: 19	R: 0 H: 0 E: 0 LOB: 0 K: 0 BB: 0 S: 4 P: 7	R: 0 H: 0 E: 0 LOB: 0 K: 1 BB: 0 S: 6 P: 7	R: 0 H: 0 E: 0 LOB: 0 K: 0 BB: 0 S: 8 P: 11	R: 0 H: 1 E: 1 LOB: 1 K: 0 BB: 0 S: 9 P: 12	R: 5 H: 4 E: 0 LOB: 0 K: 0 BB: 1 S: 13 P: 22	R: 0 H: 0 E: 0 LOB: 0 K: 0 BB: 0 S: 4 P: 9	R: 0 H: 1 E: 0 LOB: 1 K: 0 BB: 0 S: 9 P: 15		1B: 2 SF: 0 2B: 2 SAC: 0 3B: 0 DP: 0 HR: 3 HBP: 0				WP: 0 PA: 33 PB: 0 SB: 0 CS: 0		

PITCHER		IP	WLS	BF	H	R	ER	SO	BB	IBB	HBP	BLK	WP	HR	S	P	ERA	WHIP
Johnny Podres, L ERA: 3.13	(1, 1)	5.2	L	25	6	5	5	1	1	1	0	0	0	3	49	75	7.94	1.235
Ed Palmquist, R ERA: 2.65	(6, 1)	0.1		1	0	0	0	0	0	0	0	0	0	0	1	3	0.00	0.000
Ed Roebuck, R ERA: 2.88	(7, 1)	2.0		7	1	0	0	0	0	0	0	0	0	0	13	24	0.00	0.500

PITCHER	IP	WLS	BF	H	R	ER	SO	BB	IBB	HBP	BLK	WP	HR	S	P	ERA	WHIP

BOTTOM

Los Angeles Dodgers @ Chicago Cubs

Wrigley Field, Chicago, IL

Sun Sep 18 1960, 3:33 AM CDT

Att. 8,771 - Unknown

livebaseballscorecards.com

AB	31
R	5
H	7
RBI	5
BB	2
SO	1
LOB	7

San Francisco Giants @ Chicago Cubs

Wrigley Field, Chicago, IL

Mon Sep 19 1960, 3:33 AM CDT

Unknown

TOP

livebaseballscorecards.com

Batter	1	2	3	4	5	6	7	8	9	AB	R	H	RBI	BB	SO	LOB
Don Blasingame, L (1, 4) OBP: 0.296, SLG: 0.290	4-3		K	FC5 2-3f		E3 1-3 3-H		E5 SF8 1B SF9 1-2		5	1	0	0	0	1	4
Jose Pagan, R (1, 6) OBP: 0.182, SLG: 0.364	6-3		K		6-3 3B	5-3		1-2 2-3 1B		5	1	2	0	0	1	2
Willie Mays, R (1, 8) OBP: 0.383, SLG: 0.562	S 1B		6-3		6-3		PB 1B HR 1B	SF8 2-3 3-H		4	1	2	1	0	0	1
Felipe Alou, R (1, 7) OBP: 0.306, SLG: 0.436	5-3 1-2			4-3 5-3 1B 1B	6-3 3-H		PB HR 1-2 1B	SF9 3-H		4	2	2	2	0	0	1
Orlando Cepeda, R (1, 3) OBP: 0.336, SLG: 0.501		E 1B 1B		5-3 1-2	F4		K	F8		5	1	1	0	0	1	4
Willie Kirkland, L (1, 9) OBP: 0.311, SLG: 0.449		F8		4-3 2-3		1-3	1-H 2-H HR		HR	5	2	2	4	0	0	2
Jim Davenport, R (1, 5) OBP: 0.303, SLG: 0.346		E8 1-H 1B		BB 1B 3-H 1B		F7	6-3		F7	5	1	2	1	0	0	0
Hobie Landrith, L (1, 2) OBP: 0.316, SLG: 0.310		6-3		FC5 1B 1-2 BB		1B E BB	4-3		F7	3	1	0	0	2	0	1
Eddie Fisher, R (1, 1) OBP: 0.600, SLG: 0.600		1-3		1-2 2-H 1B		E 1-3 1B		1B E SF8 1B	K	5	1	3	1	0	1	1
Inning Stats	R: 0 E: 0 K: 0 S: 4 H: 1 LOB: 1 BB: 0 P: 4	R: 1 E: 1 K: 0 S: 5 H: 2 LOB: 1 BB: 0 P: 5	R: 0 E: 0 K: 2 S: 7 H: 0 LOB: 0 BB: 0 P: 7	R: 2 E: 0 K: 0 S: 6 H: 3 LOB: 2 BB: 1 P: 10	R: 1 E: 0 K: 0 S: 4 H: 1 LOB: 0 BB: 0 P: 4	R: 1 E: 1 K: 0 S: 5 H: 1 LOB: 2 BB: 1 P: 9	R: 3 E: 0 K: 1 S: 8 H: 3 LOB: 0 BB: 0 P: 8	R: 2 E: 1 K: 0 S: 6 H: 2 LOB: 1 BB: 0 P: 6	R: 1 E: 0 K: 1 S: 6 H: 1 LOB: 0 BB: 0 P: 6	1B: 11 2B: 0 3B: 1 HR: 2 SF: 2 SAC: 0 DP: 0 HBP: 0							

	AB	41
	R	11
	H	14
	RBI	9
	BB	2
	SO	4
	LOB	16

WP: 0 PB: 1 SB: 1 CS: 0 PA: 45

PITCHER		IP	WLS	BF	H	R	ER	SO	BB	IBB	HBP	BLK	WP	HR	S	P	ERA	WHIP
Glen Hobbie, R ERA: 4.03	(1, 1)	5.0	L	23	7	4	3	2	1	0	0	0	0	0	26	30	5.40	1.600
Mark Freeman, R ERA: 5.63	(6, 1)	2.0		12	4	4	3	1	1	0	0	0	0	1	13	17	13.50	2.500
Dick Drott, R ERA: 7.05	(8, 1)	2.0		10	3	3	1	1	0	0	0	0	0	1	12	12	4.50	1.500

PITCHER	IP	WLS	BF	H	R	ER	SO	BB	IBB	HBP	BLK	WP	HR	S	P	ERA	WHIP

Batter	1	2	3	4	5	6	7	8	9	AB	R	H	RBI	BB	SO	LOB
Richie Ashburn, L (1, 7) OBP: 0.415, SLG: 0.344	5-3		FC4-6 1B		SF9-4-5 2-3 3-H		FC6-4 1-2f		F5	4	0	1	1	0	0	1
Don Zimmer, R (1, 4) OBP: 0.313, SLG: 0.382	F9		FC4-6 1-2f			5-3		14 1B SF8 1B		4	1	1	0	0	0	1
Ron Santo, R (1, 5) OBP: 0.311, SLG: 0.422	F5			5-3		6-3		F9		4	0	0	0	0	0	1
14 Ernie Banks, R (1, 6) OBP: 0.356, SLG: 0.574		K		F8		F8		BB 1-3 1B		4	0	1	0	0	1	0
Sammy Taylor, L (1, 2) OBP: 0.254, SLG: 0.303		G1		4-3			4-3	SF8 3-H		3	0	0	1	0	0	0
George Altman, L (1, 9) OBP: 0.329, SLG: 0.447		1B			BB 1B 1B SF9-4-5		HR	BB 1-2		2	2	2	1	2	0	0
Ed Bouchee, L (1, 3) OBP: 0.343, SLG: 0.334		F8			1B SF9-4-5 1-2		HR	K		4	1	2	1	0	1	3
Danny Murphy, L (1, 8) OBP: 0.141, SLG: 0.194			K		F2		2-3		6-3	4	0	0	0	0	1	2
Glen Hobbie, R (1, 1) OBP: 0.212, SLG: 0.192 Bob Will, L (5, PH) OBP: 0.317, SLG: 0.370 Mark Freeman, R (6, 1) OBP: 0.190, SLG: 0.150 Sammy Drake, S (7, PH) OBP: 0.333, SLG: 0.200 Dick Drott, R (8, 1) OBP: 0.111, SLG: 0.111 Grady Hatton, L (9, PH) OBP: 0.368, SLG: 0.343			K		1B 1-2 2-3		FC6-4 1B		F8	1 1 0 1 0 1	0 0 0 0 0 0	0 1 0 1 0 0	0 0 0 0 0 0	0 0 0 0 0 0	1 0 0 0 0 0	0 0 0 0 0 0
Inning Stats	R: 0 E: 0 K: 0 S: 3 H: 0 LOB: 0 BB: 0 P: 3	R: 0 E: 0 K: 1 S: 6 H: 1 LOB: 1 BB: 0 P: 6	R: 0 E: 0 K: 2 S: 8 H: 1 LOB: 1 BB: 0 P: 8	R: 0 E: 0 K: 0 S: 3 H: 0 LOB: 0 BB: 0 P: 3	R: 1 E: 0 K: 0 S: 4 H: 2 LOB: 1 BB: 1 P: 8	R: 0 E: 0 K: 0 S: 3 H: 0 LOB: 0 BB: 0 P: 3	R: 2 E: 0 K: 0 S: 6 H: 3 LOB: 1 BB: 0 P: 6	R: 1 E: 0 K: 1 S: 7 H: 2 LOB: 2 BB: 1 P: 11	R: 0 E: 0 K: 0 S: 3 H: 0 LOB: 0 BB: 0 P: 3	1B: 7 2B: 1 3B: 0 HR: 2	SF: 2 SAC: 0 DP: 1 HBP: 0	WP: 0 PB: 0 SB: 0 CS: 0	PA: 37			

PITCHER	IP	WLS	BF	H	R	ER	SO	BB	IBB	HBP	BLK	WP	HR	S	P	ERA	WHIP
Eddie Fisher, R (1, 1) ERA: 4.22	9.0	W	37	9	4	4	4	2	0	0	0	0	2	43	51	4.00	1.222

PITCHER	IP	WLS	BF	H	R	ER	SO	BB	IBB	HBP	BLK	WP	HR	S	P	ERA	WHIP

BOTTOM

San Francisco Giants @ Chicago Cubs

Wrigley Field, Chicago, IL

Mon Sep 19 1960, 3:33 AM CDT

Unknown

livebaseballscorecards.com

AB	33
R	4
H	9
RBI	4
BB	2
SO	4
LOB	8

Batter	1	2	3	4	5	6	7	8	9	AB	R	H	RBI	BB	SO	LOB
Joey Amalfitano, R (1, 4) OBP: 0.332, SLG: 0.351	4-3			F9	1B		G6-4-3 1-2f			4	0	1	0	0	0	2
Jose Pagan, R (1, 6) OBP: 0.200, SLG: 0.333	F9			6-3	F8			S 1B		4	0	1	0	0	0	1
Willie Mays, R (1, 8) OBP: 0.381, SLG: 0.558	6-3			6-3		5-3		F4		4	0	0	0	0	0	1
Felipe Alou, R (1, 7) OBP: 0.302, SLG: 0.430		F8			6-3 SSS	K		F8 1-2		4	0	0	0	0	1	1
Orlando Cepeda, R (1, 3) OBP: 0.338, SLG: 0.501		K SSS			2B HR 1B	BBBB BB		BBBB BB		2	1	1	0	2	1	0
Willie Kirkland, L (1, 9) OBP: 0.310, SLG: 0.449		F9			1-3 HR 2B	F4		F6		4	1	1	0	0	0	3
Jim Davenport, R (1, 5) OBP: 0.306, SLG: 0.347			K SSS		HR IBB		1B 1B			2	1	1	0	1	1	0
Bob Schmidt, R (1, 2) OBP: 0.310, SLG: 0.381			F6		1-H 2-H 3-H HR		G6-4-3 1-2 1B			3	1	2	4	0	0	0
Billy O'Dell, S (1, 1) OBP: 0.258, SLG: 0.109			K SSS		F9		K SSS			3	0	0	0	0	2	2
Inning Stats	R: 0 E: 0 K: 0 S: 3 H: 0 LOB: 0 BB: 0 P: 3	R: 0 E: 0 K: 1 S: 5 H: 0 LOB: 0 BB: 0 P: 5	R: 0 E: 0 K: 2 S: 7 H: 0 LOB: 0 BB: 0 P: 7	R: 0 E: 0 K: 0 S: 3 H: 0 LOB: 0 BB: 0 P: 3	R: 4 E: 0 K: 0 S: 7 H: 4 LOB: 1 BB: 1 P: 11	R: 0 E: 0 K: 1 S: 5 H: 0 LOB: 1 BB: 1 P: 9	R: 0 E: 0 K: 1 S: 6 H: 2 LOB: 1 BB: 0 P: 6	R: 0 E: 0 K: 0 S: 4 H: 1 LOB: 2 BB: 1 P: 8		1B: 5 2B: 1 3B: 0 HR: 1 SF: 0 SAC: 0 DP: 1 HBP: 0				WP: 0 PB: 0 SB: 1 CS: 0 PA: 33		

PITCHER	IP	WLS	BF	H	R	ER	SO	BB	IBB	HBP	BLK	WP	HR	S	P	ERA	WHIP
Seth Morehead, L (1, 1) ERA: 3.79	8.0	L	33	7	4	4	5	2	1	0	0	0	1	40	52	4.50	1.125

PITCHER	IP	WLS	BF	H	R	ER	SO	BB	IBB	HBP	BLK	WP	HR	S	P	ERA	WHIP

TOP

San Francisco Giants @ Chicago Cubs

Wrigley Field, Chicago, IL

Mon Sep 19 1960, 3:38 AM CDT

Att. 2,088 - Unknown

livebaseballscorecards.com

AB	30
R	4
H	7
RBI	4
BB	3
SO	5
LOB	10

Batter	1	2	3	4	5	6	7	8	9	AB	R	H	RBI	BB	SO	LOB
Richie Ashburn, L (1, 7) OBP: 0.414, SLG: 0.342	K		F7			4-3				3	0	0	0	0	1	0
Don Zimmer, R (1, 4) OBP: 0.316, SLG: 0.391	1B 3B		4-3			1B				3	1	2	0	0	0	0
Frank Thomas, R (1, 3) OBP: 0.284, SLG: 0.400	3-H 1B			F9		F9				3	0	1	1	0	0	1
14 Ernie Banks, R (1, 6) OBP: 0.354, SLG: 0.571	F8			6-3			F7			3	0	0	0	0	0	1
Al Heist, R (1, 8) OBP: 0.320, SLG: 0.370	K			K			G3			3	0	0	0	0	2	1
Sammy Drake, S (1, 5) OBP: 0.222, SLG: 0.125		K			F7		6-3			3	0	0	0	0	1	0
Nelson Mathews, R (1, 9) OBP: 0.250, SLG: 0.250		K			6-3			F9		3	0	0	0	0	1	0
Sammy Taylor, L (1, 2) OBP: 0.248, SLG: 0.296		F5			6-3			F9		3	0	0	0	0	0	0
Seth Morehead, L (1, 1) OBP: 0.179, SLG: 0.185 Ron Santo, R (8, PH) OBP: 0.310, SLG: 0.421			K			K		F7		2 1	0 0	0 0	0 0	0 0	2 0	0 0
Inning Stats	R: 1 H: 2 E: 0 LOB: 1 K: 2 BB: 0 S: 9 P: 9	R: 0 H: 0 E: 0 LOB: 0 K: 2 BB: 0 S: 7 P: 7	R: 0 H: 0 E: 0 LOB: 0 K: 1 BB: 0 S: 5 P: 5	R: 0 H: 0 E: 0 LOB: 0 K: 1 BB: 0 S: 5 P: 5	R: 0 H: 0 E: 0 LOB: 0 K: 0 BB: 0 S: 3 P: 3	R: 0 H: 1 E: 0 LOB: 1 K: 1 BB: 0 S: 6 P: 6	R: 0 H: 0 E: 0 LOB: 0 K: 0 BB: 0 S: 3 P: 3	R: 0 H: 0 E: 0 LOB: 0 K: 0 BB: 0 S: 3 P: 3		1B: 2 SF: 0 2B: 0 SAC: 0 3B: 1 DP: 0 HR: 0 HBP: 0						

PITCHER	IP	WLS	BF	H	R	ER	SO	BB	IBB	HBP	BLK	WP	HR	S	P	ERA	WHIP
Billy O'Dell, L (1, 1) ERA: 3.1	8.0	W	27	3	1	1	7	0	0	0	0	0	0	41	41	1.12	0.375

PITCHER	IP	WLS	BF	H	R	ER	SO	BB	IBB	HBP	BLK	WP	HR	S	P	ERA	WHIP

BOTTOM

San Francisco Giants @ Chicago Cubs

Wrigley Field, Chicago, IL

Mon Sep 19 1960, 3:38 AM CDT

Att. 2,088 - Unknown

livebaseballscorecards.com

AB	27
R	1
H	3
RBI	1
BB	0
SO	7
LOB	3

Batter	1	2	3	4	5	6	7	8	9	AB	R	H	RBI	BB	SO	LOB
Don Blasingame, L (1, 4) OBP: 0.297, SLG: 0.293	4-3		3-1		E S FC6-4 1B		6-3		2B	5	1	2	0	0	0	0
Jose Pagan, R (1, 6) OBP: 0.300, SLG: 0.421	1B 2B			1B 1B 1B	B B B FC6-4 HBP 1-3 CS BB		F1		F8	4	2	2	0	1	0	1
Willie Mays, R (1, 8) OBP: 0.382, SLG: 0.557	G6-4-3 2-H 1B			S S S K	H FC6-4 1-2 HBP		6-3			3	0	1	1	0	1	1
Felipe Alou, R (1, 7) OBP: 0.302, SLG: 0.428	G6-4-3 1-2f			1B 3B 1B 1-3	FC6-4 CS 1-2f 2-3 3-H			S S S K		4	1	1	1	0	1	3
Orlando Cepeda, R (1, 3) OBP: 0.338, SLG: 0.498		5-3		S S S K	F7 1-2 3-H			B B B B BB		3	0	0	0	1	1	4
Willie Kirkland, L (1, 9) OBP: 0.310, SLG: 0.448		1-3		3B 1B 1-3 3-H		1-3		S S S K		4	1	1	1	0	1	1
Jim Davenport, R (1, 5) OBP: 0.305, SLG: 0.352		5-3		3B 1-H 3-H		5-3		F5		4	0	1	2	0	0	1
Bob Schmidt, R (1, 2) OBP: 0.313, SLG: 0.380			F8	IBB		FC6-4 1B			F8	3	0	1	0	1	0	0
Sam Jones, R (1, 1) OBP: 0.215, SLG: 0.231			F9	F3		FC6-4 1-2f			F7	4	0	0	0	0	0	3
Inning Stats	R: 1 E: 0 K: 0 S: 4 H: 2 LOB: 0 BB: 0 P: 4	R: 0 E: 0 K: 0 S: 3 H: 0 LOB: 0 BB: 0 P: 3	R: 0 E: 0 K: 0 S: 3 H: 0 LOB: 0 BB: 0 P: 3	R: 3 E: 0 K: 2 S: 11 H: 4 LOB: 2 BB: 1 P: 15	R: 1 E: 0 K: 0 S: 3 H: 1 LOB: 1 BB: 1 P: 8	R: 0 E: 0 K: 0 S: 4 H: 1 LOB: 1 BB: 0 P: 4	R: 0 E: 0 K: 0 S: 3 H: 0 LOB: 0 BB: 0 P: 3	R: 0 E: 0 K: 2 S: 7 H: 0 LOB: 1 BB: 1 P: 11	R: 0 E: 0 K: 0 S: 4 H: 1 LOB: 1 BB: 0 P: 4	1B: 6 2B: 2 3B: 1 HR: 0 SF: 0 SAC: 0 DP: 1 HBP: 1						

TOP

San Francisco Giants @ Chicago Cubs

Wrigley Field, Chicago, IL

Tue Sep 20 1960, 3:33 AM CDT

Att. 1,013 - Unknown

livebaseballscorecards.com

AB	34
R	5
H	9
RBI	5
BB	3
SO	4
LOB	14

WP: 0 PB: 0 SB: 1 CS: 2 PA: 38

PITCHER		IP	WLS	BF	H	R	ER	SO	BB	IBB	HBP	BLK	WP	HR	S	P	ERA	WHIP
Dick Ellsworth, L ERA: 3.64	(1, 1)	4.0	L	21	7	5	5	2	1	1	1	0	0	0	22	31	11.25	2.000
Joe Schaffernoth, R ERA: 2.81	(5, 1)	4.0		13	1	0	0	2	1	0	0	0	0	0	16	20	0.00	0.500
Mel Wright, R ERA: 2.7	(9, 1)	1.0		4	1	0	0	0	0	0	0	0	0	0	4	4	0.00	1.000

PITCHER		IP	WLS	BF	H	R	ER	SO	BB	IBB	HBP	BLK	WP	HR	S	P	ERA	WHIP

Batter	1	2	3	4	5	6	7	8	9	AB	R	H	RBI	BB	SO	LOB
Richie Ashburn, L (1, 8) OBP: 0.413, SLG: 0.340	F9		BB 1B			1-3		6-3		3	0	0	0	1	0	0
Don Zimmer, R (1, 4) OBP: 0.315, SLG: 0.389	F7		K			1B		K		4	0	1	0	0	2	1
Billy Williams, L (1, 7) OBP: 0.250, SLG: 0.250	K		1-3 1B			K			F8	4	0	1	0	0	2	1
14 Ernie Banks, R (1, 6) OBP: 0.353, SLG: 0.568		F7		F6		F5			E 4-3 1B	4	1	1	0	0	0	1
Ron Santo, R (1, 5) OBP: 0.310, SLG: 0.419		1B WP 1B		F7			F7		E6 4-3 1-3	4	1	1	0	0	0	1
Bob Will, L (1, 9) OBP: 0.316, SLG: 0.369		F9-6 WP 1-3 1B		F3			F6		4-3 2-3 3-H	4	0	1	1	0	0	1
George Altman, L (1, 3) OBP: 0.331, SLG: 0.444		1-2 3-H BB			6-3		BB		4-3	2	0	0	0	2	0	1
Sammy Taylor, L (1, 2) OBP: 0.243, SLG: 0.289		F9-6 2-3			4-3		K			3	0	0	0	0	1	3
Dick Ellsworth, L (1, 1) OBP: 0.160, SLG: 0.045 Joe Schaffernoth, R (5, 1) OBP: 0.286, SLG: 0.286 Grady Hatton, L (8, PH) OBP: 0.359, SLG: 0.333 Mel Wright, R (9, 1)			K		4-3			F8		1 1 1 0	0 0 0 0	0 0 0 0	0 0 0 0	0 0 0 0	1 0 0 0	0 0 0 0
Inning Stats	R: 0 E: 0 K: 1 S: 5 H: 0 LOB: 0 BB: 0 P: 5	R: 1 E: 0 K: 0 S: 4 H: 2 LOB: 1 BB: 1 P: 8	R: 0 E: 0 K: 2 S: 7 H: 1 LOB: 2 BB: 1 P: 11	R: 0 E: 0 K: 0 S: 3 H: 0 LOB: 0 BB: 0 P: 3	R: 0 E: 0 K: 0 S: 3 H: 0 LOB: 0 BB: 0 P: 3	R: 0 E: 0 K: 1 S: 6 H: 1 LOB: 1 BB: 0 P: 6	R: 0 E: 0 K: 1 S: 5 H: 0 LOB: 1 BB: 1 P: 9	R: 0 E: 0 K: 1 S: 5 H: 0 LOB: 0 BB: 0 P: 5	R: 1 E: 1 K: 0 S: 5 H: 1 LOB: 1 BB: 0 P: 5	1B: 5 2B: 1 3B: 0 HR: 0 SF: 0 SAC: 0 DP: 1 HBP: 0						

PITCHER	IP	WLS	BF	H	R	ER	SO	BB	IBB	HBP	BLK	WP	HR	S	P	ERA	WHIP
Sam Jones, R (1, 1) ERA: 3.28	9.0	W	34	5	2	1	6	3	0	0	0	1	0	43	55	1.00	0.889

PITCHER	IP	WLS	BF	H	R	ER	SO	BB	IBB	HBP	BLK	WP	HR	S	P	ERA	WHIP

BOTTOM

San Francisco Giants @ Chicago Cubs

Wrigley Field, Chicago, IL

Tue Sep 20 1960, 3:33 AM CDT

Att. 1,013 - Unknown

livebaseballscorecards.com

AB	31
R	2
H	5
RBI	1
BB	3
SO	6
LOB	9

WP: 1 PA: 34
PB: 0
SB: 0
CS: 0

Batter	1	2	3	4	5	6	7	8	9	10	11	AB	R	H	RBI	BB	SO	LOB
Richie Ashburn, L (1, 8) OBP: 0.413, SLG: 0.341	E S 1B		F9 ②		G4-6-3 ①② 1-2f			G1-6-3 1B			F3 ①	4	0	2	0	0	0	1
Al Heist, R (8, 8) OBP: 0.317, SLG: 0.366												1	0	0	0	0	0	0
Don Zimmer, R (1, 4) OBP: 0.313, SLG: 0.389	K 1-3 ①		3B 2B		F9 ③			G1-6-3 ②③ 1-2f			5-3 ②	5	1	1	0	0	1	2
Billy Williams, L (1, 7) OBP: 0.333, SLG: 0.556	F1 ②		2-H 3B			3-1 ①			K ①		1B	5	0	2	1	0	1	1
14 Ernie Banks, R (1, 6) OBP: 0.351, SLG: 0.563	F9 ③		F6 ③			F5 ②			F6 ②		F4 ③	5	0	0	0	0	0	3
Ron Santo, R (1, 5) OBP: 0.309, SLG: 0.420		F2 ①		1B G4-6-3 2B		F7 ③			1-3 ③			4	1	1	0	0	0	0
George Altman, L (1, 3) OBP: 0.333, SLG: 0.444		1B		G4-6-3 2-3 1B			4-3 ①			K ①		4	0	2	0	0	1	0
Bob Will, L (1, 9) OBP: 0.314, SLG: 0.366		F7 ②		G4-6-3 ①② 1-2f 3-H			L9 ②			F8 ②		3	0	0	0	0	0	2
Danny Murphy, L (8, 9) OBP: 0.138, SLG: 0.190												1	0	0	0	0	0	0
Sammy Taylor, L (1, 2) OBP: 0.243, SLG: 0.295		F8 ③		1-3 ③			F6 ③			2B		4	0	1	0	0	0	1
Don Cardwell, R (1, 1) OBP: 0.208, SLG: 0.431			6-3 ①		E6 G4-6-3			F8 ①			6-3 ③	4	0	0	0	0	0	1
Dick Ellsworth, L (11, 1) OBP: 0.160, SLG: 0.045												0	0	0	0	0	0	0
Don Elston, R (11, 1) OBP: 0.130, SLG: 0.130												0	0	0	0	0	0	0
Inning Stats	R: 0 E: 0 K: 1 S: 6 H: 1 LOB: 1 BB: 0 P: 6	R: 0 E: 0 K: 0 S: 4 H: 1 LOB: 1 BB: 0 P: 4	R: 1 E: 0 K: 0 S: 5 H: 2 LOB: 1 BB: 0 P: 5	R: 1 E: 0 K: 0 S: 4 H: 2 LOB: 0 BB: 0 P: 4	R: 0 E: 1 K: 0 S: 3 H: 0 LOB: 0 BB: 0 P: 3	R: 0 E: 0 K: 0 S: 3 H: 0 LOB: 0 BB: 0 P: 3	R: 0 E: 0 K: 0 S: 3 H: 0 LOB: 0 BB: 0 P: 3	R: 0 E: 0 K: 0 S: 3 H: 1 LOB: 0 BB: 0 P: 3	R: 0 E: 0 K: 1 S: 5 H: 0 LOB: 0 BB: 0 P: 5	R: 0 E: 0 K: 1 S: 6 H: 1 LOB: 1 BB: 0 P: 6	R: 0 E: 0 K: 0 S: 4 H: 1 LOB: 1 BB: 0 P: 4							

PITCHER		IP	WLS	BF	H	R	ER	SO	BB	IBB	HBP	BLK	WP	HR	S	P	ERA	WHIP
Vern Law, R ERA: 2.84	(1, 1)	9.0		32	7	2	2	2	0	0	0	0	0	0	36	36	2.00	0.778
Roy Face, R ERA: 2.88	(10, 1)	2.0	W	8	2	0	0	1	0	0	0	0	0	0	10	10	0.00	1.000

PITCHER	IP	WLS	BF	H	R	ER	SO	BB	IBB	HBP	BLK	WP	HR	S	P	ERA	WHIP

TOP

Chicago Cubs @ Pittsburgh Pirates

Forbes Field, Pittsburgh, PA

Thu Sep 22 1960, 3:33 AM EDT

Unknown

livebaseballscorecards.com

AB	40
R	2
H	9
RBI	1
BB	0
SO	3
LOB	11

1B: 5	SF: 0	WP: 0	PA: 40		
2B: 3	SAC: 0	PB: 0			
3B: 1	DP: 3	SB: 1			
HR: 0	HBP: 0	CS: 0			

Batter	1	2	3	4	5	6	7	8	9	10	11	AB	R	H	RBI	BB	SO	LOB
Bill Virdon, L (1, 8) OBP: 0.336, SLG: 0.418	3-1		BBBB 4-0 FC6-4 1B, 1B BB	F6			F7		F9 2-3		1-2 2-3 3-H 1B	4	1	0	0	1	0	2
Gene Baker, R (11, PH) OBP: 0.235, SLG: 0.194												1	0	1	1	0	0	0
Bob Skinner, L (1, 7) OBP: 0.343, SLG: 0.436	SSS 0-3 K		0-0 1-2 FC6-4 1B		F8		F8		4-3			5	0	1	0	0	1	2
Roberto Clemente, R (1, 9) OBP: 0.356, SLG: 0.459	1B		0-0 FC6-4 1B, 1-2f 2-3		6-3			F9	F9			5	0	1	0	0	0	2
Dick Stuart, R (1, 3) OBP: 0.315, SLG: 0.471	F4		F2		SSS 0-3 K			F2	F7			5	0	0	0	0	1	3
Smoky Burgess, L (1, 2) OBP: 0.349, SLG: 0.406		6-3	1-3 3-H BB 1B			FC6 1B		E8	SSS 0-3 K			4	0	2	1	0	0	0
Joe Christopher, R (8, PR) OBP: 0.217, SLG: 0.279												0	0	0	0	0	0	0
Hal Smith, R (9, 2) OBP: 0.348, SLG: 0.510												1	0	0	0	0	1	0
Don Hoak, R (1, 5) OBP: 0.369, SLG: 0.446		SF9 3B	BBBB 4-0 1-2 BB			1-2f FC6 L4-6 E		F8			2B 1B, 1B	4	2	2	0	1	0	2
Bill Mazeroski, R (1, 4) OBP: 0.323, SLG: 0.393		3-H SF9	SSS 0-3 K			1-2 E6			F9 SH2-4 1B		1-3 1B 2B	4	0	2	1	0	1	4
Dick Schofield, S (1, 6) OBP: 0.442, SLG: 0.405		1B		G3		2-3 L4-6			1-2 SH2-4		IBB	3	0	1	0	1	0	2
Vern Law, R (1, 1) OBP: 0.198, SLG: 0.309		F2		F9			F3		IBB		F4	3	0	0	0	0	0	1
Mickey Vernon, L (9, PH) OBP: 0.333, SLG: 0.200												0	0	0	0	1	0	0
Dick Barone, R (9, PR)												0	0	0	0	0	0	0
Roy Face, R (10, 1) OBP: 0.375, SLG: 0.438												0	0	0	0	0	0	0
Rocky Nelson, L (11, PH) OBP: 0.378, SLG: 0.469												0	0	0	0	0	0	0
Gino Cimoli, R (11, PH) OBP: 0.342, SLG: 0.342												1	0	0	0	0	0	3
Inning Stats	R: 0 E: 0 K: 1 S: 6 H: 1 LOB: 1 BB: 0 P: 6	R: 1 E: 0 K: 0 S: 5 H: 2 LOB: 1 BB: 0 P: 5	R: 1 E: 0 K: 1 S: 7 H: 2 LOB: 3 BB: 2 P: 15	R: 0 E: 0 K: 0 S: 3 H: 0 LOB: 0 BB: 0 P: 3	R: 0 E: 0 K: 1 S: 5 H: 0 LOB: 0 BB: 0 P: 5	R: 0 E: 1 K: 0 S: 4 H: 1 LOB: 1 BB: 0 P: 4	R: 0 E: 0 K: 0 S: 3 H: 0 LOB: 0 BB: 0 P: 3	R: 0 E: 1 K: 0 S: 4 H: 0 LOB: 1 BB: 0 P: 4	R: 0 E: 0 K: 0 S: 4 H: 1 LOB: 2 BB: 1 P: 8	R: 0 E: 0 K: 1 S: 5 H: 0 LOB: 0 BB: 0 P: 5	R: 1 E: 0 K: 0 S: 4 H: 3 LOB: 3 BB: 1 P: 8	1B: 8 2B: 2 3B: 1 HR: 0 SF: 1 SAC: 1 DP: 1 HBP: 0						

PITCHER	IP	WLS	BF	H	R	ER	SO	BB	IBB	HBP	BLK	WP	HR	S	P	ERA	WHIP
Don Cardwell, R (1, 1) ERA: 4.59	10.0	L	44	9	3	3	4	2	2	0	0	0	0	48	64	2.70	1.100
Dick Ellsworth, L (11, 1) ERA: 3.63	0.1		1	0	0	0	0	0	0	0	0	0	0	1	1	0.00	0.000
Don Elston, R (11, 1) ERA: 3.42	0.0		1	1	0	0	0	0	0	0	0	0	0	1	1	∞	∞

PITCHER	IP	WLS	BF	H	R	ER	SO	BB	IBB	HBP	BLK	WP	HR	S	P	ERA	WHIP

BOTTOM

Chicago Cubs @ Pittsburgh Pirates

Forbes Field, Pittsburgh, PA

Thu Sep 22 1960, 3:33 AM EDT

Unknown

livebaseballscorecards.com

AB	40
R	3
H	10
RBI	3
BB	4
SO	4
LOB	21

WP: 0 PB: 0 SB: 0 CS: 0 PA: 46

Batter	1	2	3	4	5	6	7	8	9	AB	R	H	RBI	BB	SO	LOB
Nelson Mathews, R (1, 9) OBP: 0.250, SLG: 0.250	S S S 0-3 ① K		x 0-0 ① 5-3			x 0-0 ① G4-3 1B		x 0-0 ③ F8		4	0	1	0	0	1	0
Don Zimmer, R (1, 4) OBP: 0.313, SLG: 0.388	x 0-0 14 FC5 1B 1B		x 0-0 ② F7			x 0-0 ① F8			x 0-0 ① F9	4	0	1	0	0	0	1
Billy Williams, L (1, 7) OBP: 0.308, SLG: 0.462	x 0-0 14 FC5 1-2 1B		S S S 0-3 ③ K			x 0-0 ② ③ G4-3 1-2f			x 0-0 ② F4	4	0	1	0	0	1	1
14 Ernie Banks, R (1, 6) OBP: 0.350, SLG: 0.561	x 0-0 ② FC5 1-2 2-3f			x 0-0 ① F6			x 0-0 G5-4-3 1B		x 0-0 ③ 1-3	4	0	1	0	0	0	2
Ron Santo, R (1, 5) OBP: 0.306, SLG: 0.416	x 0-0 ③ F7			x 0-0 ② F9			x 0-0 ① ② G5-4-3 1-2f			3	0	0	0	0	0	3
Frank Thomas, R (1, 3) OBP: 0.284, SLG: 0.402		x 0-0 ① F7		x 0-0 ③ F6			x 0-0 2B			3	0	1	0	0	0	0
Al Heist, R (1, 8) OBP: 0.317, SLG: 0.385		x 0-0 SF7 3B			x 0-0 ① F5		x 0-0 ③ 6-3			3	1	1	0	0	0	1
Dick Bertell, R (1, 2)		x 0-0 ② SF7 3-H			x 0-0 ② F7			x 0-0 ① F5		2	0	0	1	0	0	0
Bob Anderson, R (1, 1) OBP: 0.219, SLG: 0.164 Joe Schaffernoth, R (3, 1) OBP: 0.286, SLG: 0.286 Jim McKnight, R (5, PH) Moe Drabowsky, R (5, 1) Lou Johnson, R (8, PH) OBP: 0.278, SLG: 0.300 Dick Drott, R (8, 1) OBP: 0.111, SLG: 0.111		x 0-0 ③ F3			x 0-0 ③ F5			x 0-0 ② L7		1 0 1 0 1 0	0 0 0 0 0 0	0 0 0 0 0 0	0 0 0 0 0 0	0 0 0 0 0 0	0 0 0 0 0 0	0 0 0 0 0 0
Inning Stats	R: 0 H: 2 E: 0 LOB: 2 K: 1 BB: 0 S: 7 P: 7	R: 1 H: 1 E: 0 LOB: 0 K: 0 BB: 0 S: 4 P: 4	R: 0 H: 0 E: 0 LOB: 0 K: 1 BB: 0 S: 5 P: 5	R: 0 H: 0 E: 0 LOB: 0 K: 0 BB: 0 S: 3 P: 3	R: 0 H: 0 E: 0 LOB: 0 K: 0 BB: 0 S: 3 P: 3	R: 0 H: 1 E: 0 LOB: 0 K: 0 BB: 0 S: 3 P: 3	R: 0 H: 2 E: 0 LOB: 1 K: 0 BB: 0 S: 4 P: 4	R: 0 H: 0 E: 0 LOB: 0 K: 0 BB: 0 S: 3 P: 3	R: 0 H: 0 E: 0 LOB: 0 K: 0 BB: 0 S: 3 P: 3	1B: 4 SF: 1 2B: 1 SAC: 0 3B: 1 DP: 2 HR: 0 HBP: 0						

PITCHER	IP	WLS	BF	H	R	ER	SO	BB	IBB	HBP	BLK	WP	HR	S	P	ERA	WHIP
Vinegar Bend Mizell, L (1, 1) ERA: 3.41	9.0	W	31	6	1	1	2	0	0	0	0	0	0	35	35	1.00	0.667

PITCHER	IP	WLS	BF	H	R	ER	SO	BB	IBB	HBP	BLK	WP	HR	S	P	ERA	WHIP

TOP

Chicago Cubs @ Pittsburgh Pirates

Forbes Field, Pittsburgh, PA

Thu Sep 22 1960, 3:38 AM EDT

Att. 19,566 - Unknown

livebaseballscorecards.com

AB	30
R	1
H	6
RBI	1
BB	0
SO	2
LOB	8

WP: 0 PA: 31
PB: 0
SB: 0
CS: 0

Chicago Cubs @ Pittsburgh Pirates

Forbes Field, Pittsburgh, PA

Thu Sep 22 1960, 3:38 AM EDT

Att. 19,566 - Unknown

BOTTOM

livebaseballscorecards.com

Batter	1	2	3	4	5	6	7	8	9	AB	R	H	RBI	BB	SO	LOB
Bill Virdon, L (1, 8) OBP: 0.334, SLG: 0.415	0-0 FC4-6 1B		P6 ① 0-0 FC6-4 ③ 1-2f			0-0 4-3 ②		0-0 F8 ③		5	0	1	0	0	0	3
Bob Skinner, L (1, 7) Gino Cimoli, R (8, 7) OBP: 0.342, SLG: 0.342	0-0 FC4-6 ① FC5 S 1-2f		0-0 1B 1B 1B	BBBB 4-0 G1-6-3 BB		0-0 2B				3 0	1 0	2 0	0 0	1 0	0 0	1 0
Roberto Clemente, R (1, 9) OBP: 0.357, SLG: 0.458	BBBB 4-0 1-2 BB		0-0 1B 1B 2B 1B 1-2	0-0 G1-6-3 ①② 1-2f		0-0 4-3 ③				3	1	1	0	1	0	2
Dick Stuart, R (1, 3) OBP: 0.314, SLG: 0.469	SSS 0-3 K ②		0-0 1B 2B 1B 1-2 2-H	0-0 4-3 ③			0-0 F9 ①			4	1	1	1	0	1	2
Hal Smith, R (1, 2) OBP: 0.350, SLG: 0.508	0-0 FC5 ③ 2-3f		0-0 2B 1B 1B 1-2 2-3		BBBB 4-0 1B 1B BB		0-0 6-3 ②			3	2	1	0	1	0	2
Don Hoak, R (1, 5) OBP: 0.370, SLG: 0.448		SSS 0-3 K ①	0-0 1B 1B 2B 1-3 2-H 3-H		0-0 6-3-4-5-4 1-H 1B		0-0 4-3 ③			4	1	2	3	0	1	0
Bill Mazeroski, R (1, 4) OBP: 0.324, SLG: 0.393		BBBB 4-0 BB	0-0 FC6-5 1B 2-3 3-H 1B		0-0 F4 ①			0-0 4-3 ①		3	0	1	1	1	0	1
Dick Schofield, S (1, 6) OBP: 0.444, SLG: 0.410		0-0 F7 ②	0-0 FC6-5 1-2 3-H 1B		0-0 6-3-4-5-4 ②③ 2-3f			0-0 SH2-4 1B		4	0	2	1	0	0	2
Vinegar Bend Mizell, R (1, 1) OBP: 0.194, SLG: 0.149		0-0 1-3 ③	0-0 FC6-5 ② FC6-4 1-2 2-3f			SSS 0-3 K ①		0-0 SH2-4 ② 1-2		3	0	0	0	0	1	3
Inning Stats	R: 0 E: 0 K: 1 S: 6 H: 1 LOB: 2 BB: 1 P: 10	R: 0 E: 0 K: 1 S: 5 H: 0 LOB: 1 BB: 1 P: 9	R: 5 E: 0 K: 0 S: 10 H: 7 LOB: 2 BB: 0 P: 10	R: 0 E: 0 K: 0 S: 2 H: 0 LOB: 0 BB: 1 P: 6	R: 1 E: 0 K: 0 S: 3 H: 1 LOB: 0 BB: 1 P: 7	R: 0 E: 0 K: 1 S: 6 H: 1 LOB: 1 BB: 0 P: 6	R: 0 E: 0 K: 0 S: 3 H: 0 LOB: 0 BB: 0 P: 3	R: 0 E: 0 K: 0 S: 4 H: 1 LOB: 1 BB: 0 P: 4		1B: 9 2B: 3 3B: 0 HR: 0 SF: 0 SAC: 1 DP: 2 HBP: 0						

PITCHER		IP	WLS	BF	H	R	ER	SO	BB	IBB	HBP	BLK	WP	HR	S	P	ERA	WHIP
Bob Anderson, R ERA: 4.18	(1, 1)	2.1	L	16	7	5	5	2	2	0	0	0	0	0	18	26	19.29	3.857
Joe Schaffernoth, R ERA: 2.72	(3, 1)	1.2		6	1	0	0	0	1	0	0	0	0	0	5	9	0.00	1.200
Moe Drabowsky, R ERA: 6.57	(5, 1)	3.0		11	2	1	1	1	1	0	0	0	0	0	12	16	3.00	1.000
Dick Drott, R ERA: 6.92	(8, 1)	1.0		4	1	0	0	0	0	0	0	0	0	0	4	4	0.00	1.000

PITCHER	IP	WLS	BF	H	R	ER	SO	BB	IBB	HBP	BLK	WP	HR	S	P	ERA	WHIP

AB	32
R	6
H	11
RBI	6
BB	4
SO	3
LOB	16

WP: 0 PB: 0 SB: 1 CS: 0 PA: 37

Batter	1	2	3	4	5	6	7	8	9	AB	R	H	RBI	BB	SO	LOB
Don Landrum, L (1, 8) (9, 9) OBP: 0.333, SLG: 0.588	E4 1B FC4-6		F7	F7	F4			F7		5	1	0	0	0	0	4
Joe Cunningham, L (1, 9) OBP: 0.368, SLG: 0.395	FC4-6 1-3 1B		HR 1-3 1B	WP 1B 1B		F9		F5		5	1	3	0	0	0	1
Curt Flood, R (9, 8) OBP: 0.300, SLG: 0.352										0	0	0	0	0	0	0
Bill White, L (1, 3) OBP: 0.335, SLG: 0.468	FC4-6 FC1-6 1-2f 3-H		HR 1-H 3-H	WP 1-2 1B		4-3			F5	5	1	2	4	0	0	1
Ken Boyer, R (1, 5) OBP: 0.364, SLG: 0.545	FC1-6 CS 1-2f		F9	BBBB 1-2 2-3 BB		6-3			5-3	4	0	0	0	1	0	1
Walt Moryn, L (1, 7) OBP: 0.332, SLG: 0.449	CS 1-2	1B 8-2 2B	BB PB 1B	G3			SSS K		BBBB 3B BB	4	1	2	0	1	1	3
Daryl Spencer, R (1, 6) OBP: 0.368, SLG: 0.416		8-2 2-3 1B	BBBB BB 1-2 BB		F9		BBBB CS BB		1-H 3B	2	0	1	0	2	0	0
Duke Carmel, L (7, PR)										0	0	0	0	0	0	0
Alex Grammas, R (7, 6) OBP: 0.287, SLG: 0.318										1	0	1	1	0	0	0
Carl Sawatski, L (1, 2) OBP: 0.321, SLG: 0.367		8-2 2-3 3-Hf	BBBB 1-2 2-3 BB		FC6-4 1B		F9 1-2		F5	4	0	1	0	1	0	4
Julian Javier, R (1, 4) OBP: 0.281, SLG: 0.357	SSS K	SSS K		FC6-4 BB 1-2f				SH2-4 1B		4	0	1	0	0	2	5
Ernie Broglio, R (1, 1) OBP: 0.278, SLG: 0.273			1B HR 1B	6-3	BBBB 1-2 BB			SH2-4 1-2		2	1	1	0	1	0	0
Inning Stats	R: 1 E: 1 K: 0 S: 4 H: 1 LOB: 0 BB: 0 P: 4	R: 0 E: 0 K: 1 S: 6 H: 2 LOB: 1 BB: 0 P: 6	R: 3 E: 0 K: 1 S: 9 H: 4 LOB: 3 BB: 2 P: 17	R: 0 E: 0 K: 0 S: 5 H: 2 LOB: 3 BB: 1 P: 9	R: 0 E: 0 K: 0 S: 4 H: 1 LOB: 2 BB: 1 P: 8	R: 0 E: 0 K: 0 S: 3 H: 0 LOB: 0 BB: 0 P: 3	R: 0 E: 0 K: 1 S: 4 H: 0 LOB: 1 BB: 1 P: 8	R: 0 E: 0 K: 0 S: 4 H: 1 LOB: 1 BB: 0 P: 4	R: 1 E: 0 K: 0 S: 4 H: 1 LOB: 1 BB: 1 P: 8	1B: 9 2B: 2 3B: 1 HR: 1 SF: 0 SAC: 1 DP: 1 HBP: 0						

St. Louis Cardinals @ Chicago Cubs

Wrigley Field, Chicago, IL

Fri Sep 23 1960, 3:33 AM CDT

Unknown

TOP

livebaseballscorecards.com

AB	36
R	5
H	12
RBI	5
BB	6
SO	3
LOB	19

PITCHER		IP	WLS	BF	H	R	ER	SO	BB	IBB	HBP	BLK	WP	HR	S	P	ERA	WHIP
Glen Hobbie, R ERA: 4.1	(1, 1)	2.1	L	12	6	4	3	1	0	0	0	0	0	1	14	14	11.57	2.571
Dick Burwell, R ERA: 7.04	(3, 1)	2.2		16	4	0	0	1	4	0	0	0	1	0	14	30	0.00	3.000
Joe Schaffernoth, R ERA: 2.62	(6, 1)	2.0		6	0	0	0	1	1	0	0	0	0	0	7	11	0.00	0.500
Don Elston, R ERA: 3.44	(8, 1)	2.0		9	2	1	1	0	1	0	0	0	0	0	8	12	4.50	1.500

PITCHER	IP	WLS	BF	H	R	ER	SO	BB	IBB	HBP	BLK	WP	HR	S	P	ERA	WHIP

St. Louis Cardinals @ Chicago Cubs

Wrigley Field, Chicago, IL

Fri Sep 23 1960, 3:33 AM CDT

Unknown

BOTTOM

Batter	1	2	3	4	5	6	7	8	9	AB	R	H	RBI	BB	SO	LOB
Danny Murphy, L (1, 8) OBP: 0.159, SLG: 0.197	BBBB 4-0 FC1-6 BB		x 0-0 1B		SSS 0-3 ③ K		x 0-0 ② 3-1 1-2 2-3 3-H			3	0	1	1	1	1	3
Don Zimmer, R (1, 4) OBP: 0.309, SLG: 0.383	x 0-0 ① FC1-6 CS 1-2f		x 0-0 ③ 5-3			x 0-0 ① 1-3	x 0-0 ③ F8			4	0	0	0	0	0	4
Billy Williams, L (1, 7) OBP: 0.353, SLG: 0.438	BBBB 4-0 ② 14 PB 1-2 BB			x 0-0 ① 4-3		x 0-0 14 FC5-4 1B		SSS 0-3 ① K		3	0	1	0	1	1	0
14 Ernie Banks, R (1, 6) OBP: 0.348, SLG: 0.557	x 0-0 ③ 5-3 1-2			x 0-0 ② F2		x 0-0 ② FC5-4 WP 1-2f		SSS 0-3 ② K		4	0	0	0	0	1	2
Ron Santo, R (1, 5) OBP: 0.305, SLG: 0.412		x 0-0 ① 5-3		BBBB 4-0 BB		x 0-0 ③ 6-3 1-2		SSS 0-3 ③ K		3	0	0	0	1	1	1
George Altman, L (1, 3) OBP: 0.332, SLG: 0.442		SSS 0-3 ② K		x 0-0 ③ F8			x 0-0 1B 1B 3-1 1B		x 0-0 ① F8	4	1	1	0	0	1	1
Sammy Taylor, L (1, 2) OBP: 0.236, SLG: 0.287		x 0-0 ③ F7			x 0-0 ① 4-3		x 0-0 ① F8		x 0-0 ② 4-3	4	0	0	0	0	0	1
Lou Johnson, R (1, 9) OBP: 0.293, SLG: 0.302			x 0-0 ① L7		BBBB 4-0 BB		x 0-0 3-1 1B 1-2 1B		x 0-0 ③ 5-3	3	0	1	0	1	0	0
Glen Hobbie, R (1, 1) OBP: 0.212, SLG: 0.192			SSS 0-3 ② K		x 0-0 ② F9		x 0-0 3-1 1-2 2-3 1B			0	0	0	0	0	0	0
Dick Burwell, R (3, 1) OBP: 0.333, SLG: 0.333										1	0	0	0	0	1	0
Bob Will, L (5, PH) OBP: 0.314, SLG: 0.366										1	0	0	0	0	0	1
Joe Schaffernoth, R (6, 1) OBP: 0.286, SLG: 0.286										0	0	0	0	0	0	0
Richie Ashburn, L (7, PH) OBP: 0.414, SLG: 0.343										1	0	1	0	0	0	0
Don Elston, R (8, 1) OBP: 0.130, SLG: 0.130										0	0	0	0	0	0	0
Inning Stats	R: 0 E: 0 K: 0 S: 2 H: 0 LOB: 1 BB: 2 P: 10	R: 0 E: 0 K: 1 S: 5 H: 0 LOB: 0 BB: 0 P: 5	R: 0 E: 0 K: 1 S: 6 H: 1 LOB: 1 BB: 0 P: 6	R: 0 E: 0 K: 0 S: 3 H: 0 LOB: 1 BB: 1 P: 7	R: 0 E: 0 K: 1 S: 5 H: 0 LOB: 1 BB: 1 P: 9	R: 0 E: 0 K: 0 S: 4 H: 1 LOB: 1 BB: 0 P: 4	R: 1 E: 0 K: 0 S: 6 H: 3 LOB: 2 BB: 0 P: 6	R: 0 E: 0 K: 3 S: 9 H: 0 LOB: 0 BB: 0 P: 9	R: 0 E: 0 K: 0 S: 3 H: 0 LOB: 0 BB: 0 P: 3	1B: 5 2B: 0 3B: 0 HR: 0	SF: 0 SAC: 0 DP: 0 HBP: 0						

PITCHER	IP	WLS	BF	H	R	ER	SO	BB	IBB	HBP	BLK	WP	HR	S	P	ERA	WHIP
Ernie Broglio, R (1, 1) ERA: 2.52	9.0	W	35	5	1	1	6	4	0	0	0	1	0	43	59	1.00	1.000

PITCHER	IP	WLS	BF	H	R	ER	SO	BB	IBB	HBP	BLK	WP	HR	S	P	ERA	WHIP

livebaseballscorecards.com

AB	31
R	1
H	5
RBI	1
BB	4
SO	6
LOB	13

WP: 1 PB: 1 SB: 0 CS: 1 PA: 35

Batter	1	2	3	4	5	6	7	8	9	AB	R	H	RBI	BB	SO	LOB
Don Landrum, L (1, 8) (5, 7) OBP: 0.318, SLG: 0.500	F7		L8		BBB 4-0 1B WP 1-2 BB		1-3			3	1	0	0	1	0	1
Joe Cunningham, L (1, 9) OBP: 0.367, SLG: 0.394	4-3		SSS 0-3 K		F8		1B 3B 1B			4	1	1	0	0	1	3
Bob Nieman, R (1, 7) OBP: 0.371, SLG: 0.480	F4			0-0 BB 1B	0-0 WP 1-3 2-H 1B		1-2 3B 1B			3	0	2	1	0	0	0
Gary Kolb, L (5, PR)										0	0	0	0	0	0	0
Curt Flood, R (5, 8) OBP: 0.301, SLG: 0.354										1	1	1	0	0	0	0
Ken Boyer, R (1, 5) OBP: 0.367, SLG: 0.555		HR		SSS 0-3 K	4-0 1-2 3-H IBB		1-H 2-H 3B			3	1	2	3	1	1	1
Daryl Spencer, R (1, 6) OBP: 0.367, SLG: 0.413	6-3			BBBB 4-0 1-2 BB	1-3		5-3			3	0	0	0	1	0	3
Alex Grammas, R (7, 6) OBP: 0.287, SLG: 0.318										0	0	0	0	0	0	0
Bill White, L (1, 3) OBP: 0.333, SLG: 0.465	1-3			F8		F3				3	0	0	0	0	0	2
Julian Javier, R (1, 4) OBP: 0.279, SLG: 0.354	F8			2-3		F8				3	0	0	0	0	0	2
Hal Smith, R (1, 2) OBP: 0.288, SLG: 0.283		1B		FC1-6 1B		5-3				3	0	2	0	0	0	0
Ray Sadecki, L (1, 1) OBP: 0.214, SLG: 0.214		F3		FC1-6 BB 1-2f 1B			F4			3	1	0	0	0	0	2
Inning Stats	R: 0 E: 0 K: 0 S: 3 H: 0 LOB: 0 BB: 0 P: 3	R: 1 E: 0 K: 0 S: 4 H: 1 LOB: 0 BB: 0 P: 4	R: 0 E: 0 K: 1 S: 6 H: 1 LOB: 1 BB: 0 P: 6	R: 0 E: 0 K: 1 S: 6 H: 1 LOB: 2 BB: 1 P: 10	R: 2 E: 0 K: 0 S: 5 H: 2 LOB: 2 BB: 2 P: 13	R: 0 E: 0 K: 0 S: 3 H: 0 LOB: 0 BB: 0 P: 3	R: 2 E: 0 K: 0 S: 6 H: 3 LOB: 1 BB: 0 P: 6			1B: 6 2B: 0 3B: 1 HR: 1 SF: 0 SAC: 0 DP: 0 HBP: 0						

TOP

St. Louis Cardinals @ Chicago Cubs

Wrigley Field, Chicago, IL

Fri Sep 23 1960, 3:38 AM CDT

Att. 2,061 - Unknown

livebaseballscorecards.com

AB	29
R	5
H	8
RBI	4
BB	3
SO	2
LOB	14

WP: 1 PB: 0 SB: 0 CS: 0 PA: 32

PITCHER	IP	WLS	BF	H	R	ER	SO	BB	IBB	HBP	BLK	WP	HR	S	P	ERA	WHIP
Seth Morehead, L (1, 1) ERA: 3.94	7.0	L	32	8	5	5	2	2	1	0	0	1	1	33	45	6.43	1.429

PITCHER	IP	WLS	BF	H	R	ER	SO	BB	IBB	HBP	BLK	WP	HR	S	P	ERA	WHIP

Batter	1	2	3	4	5	6	7	8	9	AB	R	H	RBI	BB	SO	LOB
Lou Johnson, R (1, 8) OBP: 0.279, SLG: 0.286	F2		6-3		G6-4-3 1-2f					3	0	0	0	0	0	2
Sammy Drake, S (1, 4) OBP: 0.167, SLG: 0.091	F4		4-3			F7				3	0	0	0	0	0	0
Billy Williams, L (1, 7) OBP: 0.400, SLG: 0.474	14 2B 1B			14 FC4-6 1B		F8				3	1	2	0	0	0	0
14 Ernie Banks, R (1, 6) OBP: 0.349, SLG: 0.559	1-H 2B			FC4-6 1B 1-2f		B B B B 4-0 FC5-4 BB				2	0	1	1	1	0	1
Ron Santo, R (1, 5) OBP: 0.306, SLG: 0.411	L7			G6-4-3 1-2 1B		FC5-4 1-2f				3	0	1	0	0	0	2
Frank Thomas, R (1, 3) OBP: 0.282, SLG: 0.400		F9		G6-4-3 1-2f			S S S 0-3 K			3	0	0	0	0	1	2
Dick Bertell, R (1, 2)		4-1			B B B B 4-0 FC1-5 1B BB		F9			2	0	0	0	1	0	0
Jim McKnight, R (1, 9) OBP: 0.250, SLG: 0.250		5-3			FC1-5 1-2 1B		F4			3	0	1	0	0	0	0
Seth Morehead, L (1, 1) OBP: 0.167, SLG: 0.172			F9		FC1-5 G6-4-3 1-2 2-3					2	0	0	0	0	0	2
Inning Stats	R: 1 E: 0 K: 0 S: 5 H: 2 LOB: 1 BB: 0 P: 5	R: 0 E: 0 K: 0 S: 3 H: 0 LOB: 0 BB: 0 P: 3	R: 0 E: 0 K: 0 S: 3 H: 0 LOB: 0 BB: 0 P: 3	R: 0 E: 0 K: 0 S: 4 H: 2 LOB: 1 BB: 0 P: 4	R: 0 E: 0 K: 0 S: 3 H: 1 LOB: 1 BB: 1 P: 7	R: 0 E: 0 K: 0 S: 3 H: 0 LOB: 1 BB: 1 P: 7	R: 0 E: 0 K: 1 S: 5 H: 0 LOB: 0 BB: 0 P: 5			1B: 4 2B: 1 3B: 0 HR: 0 SF: 0 SAC: 0 DP: 2 HBP: 0				WP: 0 PB: 0 SB: 0 CS: 0 PA: 26		

PITCHER	IP	WLS	BF	H	R	ER	SO	BB	IBB	HBP	BLK	WP	HR	S	P	ERA	WHIP
Ray Sadecki, L (1, 1) ERA: 3.83	7.0	W	26	5	1	1	1	2	0	0	0	0	0	26	34	1.29	1.000

PITCHER	IP	WLS	BF	H	R	ER	SO	BB	IBB	HBP	BLK	WP	HR	S	P	ERA	WHIP

BOTTOM

St. Louis Cardinals @ Chicago Cubs

Wrigley Field, Chicago, IL

Fri Sep 23 1960, 3:38 AM CDT

Att. 2,061 - Unknown

livebaseballscorecards.com

AB	24
R	1
H	5
RBI	1
BB	2
SO	1
LOB	9

Batter	1	2	3	4	5	6	7	8	9	AB	R	H	RBI	BB	SO	LOB
Don Landrum, L (1, 8) (7, 7) OBP: 0.370, SLG: 0.520	1-3		E2 2B 2-H 1B		1B		FC6-4 1B		4-3	5	1	3	0	0	0	0
Joe Cunningham, L (1, 9) OBP: 0.366, SLG: 0.392	G6-3 1B		K		K		FC6-4 BB 1-2f			4	0	1	0	0	2	2
Bob Nieman, R (1, 7) OBP: 0.374, SLG: 0.483	G6-3 1-2f		2B 3-H		F9		FC6-4 BB 1-2			3	0	1	1	1	0	1
Curt Flood, R (7, PR) (7, 8) OBP: 0.301, SLG: 0.354										0	0	0	0	0	0	0
Ken Boyer, R (1, 5) OBP: 0.369, SLG: 0.564		SF7 3B	FC6-4 IBB			6-3 3B	FC6-4 1-2f			3	2	2	0	1	0	2
Daryl Spencer, R (1, 6) OBP: 0.367, SLG: 0.413		SF7 3-H	FC6-4 1-2f			6-3 3-H		L6-3 1B		3	0	1	2	0	0	2
Gary Kolb, L (8, PR)										0	0	0	0	0	0	0
Alex Grammas, R (8, 6) OBP: 0.287, SLG: 0.318										0	0	0	0	0	0	0
Bill White, L (1, 3) OBP: 0.330, SLG: 0.462		3-1		F4		G3		L6-3 1-2		4	0	0	0	0	0	1
Julian Javier, R (1, 4) OBP: 0.279, SLG: 0.353		F9		F4		BB WP 4-0		3-1		2	0	0	0	1	0	0
Stan Musial, L (8, PH) OBP: 0.355, SLG: 0.495										1	0	0	0	0	0	1
Rocky Bridges, R (8, 4) OBP: 0.333, SLG: 0.313										0	0	0	0	0	0	0
Hal Smith, R (1, 2) OBP: 0.291, SLG: 0.292			E 2B	2B		F5 1-2			F4	3	1	2	0	0	0	1
George Crowe, L (9, PH) OBP: 0.301, SLG: 0.485										1	0	0	0	0	0	0
Bob Miller, R (1, 1) OBP: 0.154, SLG: 0.083			F1	4-3			F5		F2	2	0	0	0	0	0	2
Curt Simmons, L (4, 1) OBP: 0.260, SLG: 0.217										1	0	0	0	0	0	0
Carl Sawatski, L (9, PH) OBP: 0.320, SLG: 0.365										1	0	0	0	0	0	0
Inning Stats	R: 0 E: 0 K: 0 S: 3 H: 1 LOB: 0 BB: 0 P: 3	R: 1 E: 0 K: 0 S: 4 H: 1 LOB: 0 BB: 0 P: 4	R: 2 E: 1 K: 1 S: 8 H: 3 LOB: 2 BB: 1 P: 12	R: 0 E: 0 K: 0 S: 4 H: 1 LOB: 1 BB: 0 P: 4	R: 0 E: 0 K: 1 S: 5 H: 1 LOB: 0 BB: 0 P: 5	R: 1 E: 0 K: 0 S: 4 H: 1 LOB: 1 BB: 1 P: 8	R: 0 E: 0 K: 0 S: 4 H: 1 LOB: 2 BB: 1 P: 8	R: 0 E: 0 K: 0 S: 3 H: 1 LOB: 1 BB: 0 P: 3	R: 0 E: 0 K: 0 S: 3 H: 0 LOB: 0 BB: 0 P: 3	1B: 5 2B: 4 3B: 2 HR: 0	SF: 1 SAC: 0 DP: 2 HBP: 0					

PITCHER	IP	WLS	BF	H	R	ER	SO	BB	IBB	HBP	BLK	WP	HR	S	P	ERA	WHIP
Dick Ellsworth, L (1, 1) ERA: 3.62	5.2	W	25	8	4	2	2	1	1	0	0	0	0	27	35	3.18	1.588
Mel Wright, R (6, 1) ERA: 2.03	3.1	S	12	2	0	0	0	1	0	0	0	1	0	11	15	0.00	0.900

PITCHER	IP	WLS	BF	H	R	ER	SO	BB	IBB	HBP	BLK	WP	HR	S	P	ERA	WHIP

TOP

St. Louis Cardinals @ Chicago Cubs

Wrigley Field, Chicago, IL

Sat Sep 24 1960, 3:33 AM CDT

Att. 6,633 - Unknown

livebaseballscorecards.com

AB	33
R	4
H	10
RBI	3
BB	3
SO	2
LOB	12

1B: 5 SF: 1
2B: 4 SAC: 0
3B: 2 DP: 2
HR: 0 HBP: 0

WP: 1 PA: 37
PB: 0
SB: 0
CS: 0

St. Louis Cardinals @ Chicago Cubs

Wrigley Field, Chicago, IL

Sat Sep 24 1960, 3:33 AM CDT

Att. 6,633 - Unknown

livebaseballscorecards.com

BOTTOM

Batter	1	2	3	4	5	6	7	8	9	AB	R	H	RBI	BB	SO	LOB
Richie Ashburn, L (1, 8) OBP: 0.413, SLG: 0.341	5-3		F3	BB			4-3			3	0	0	0	1	0	0
Don Zimmer, R (1, 4) OBP: 0.306, SLG: 0.380	F8		1-3	SF7 2-3 3-H			K			3	0	0	1	0	1	0
Billy Williams, L (1, 7) OBP: 0.375, SLG: 0.435	K		1B	F8			4-3			4	0	1	0	0	1	2
14 Ernie Banks, R (1, 6) OBP: 0.349, SLG: 0.557		6-3	5-3		F4			FC1-6 1B		4	0	1	0	0	0	1
George Altman, L (1, 3) OBP: 0.331, SLG: 0.440		E6 1B 3B		1B 1B	K			FC1-6 WP 1-2f		4	2	1	0	0	1	1
Ron Santo, R (1, 5) OBP: 0.311, SLG: 0.414		1-2 3B 1B		1B 1-2 1B	K			1-2 IBB		3	2	2	0	1	1	0
Bob Will, L (1, 9) OBP: 0.315, SLG: 0.371		1-H 2-H 3B		E 1B 1-3 2-H SF7 1B		F6		F7		4	1	2	3	0	0	2
Sammy Taylor, L (1, 2) OBP: 0.236, SLG: 0.286		L4		E4 SF7 1-3 3-H 1B		4-3		L9		4	0	1	1	0	0	3
Dick Ellsworth, L (1, 1) OBP: 0.154, SLG: 0.043 Mel Wright, R (6, 1)		2-3		K		6-3				2 1	0 0	0 0	0 0	0 0	1 0	3 0
Inning Stats	R: 0 E: 0 K: 1 S: 5 H: 0 LOB: 0 BB: 0 P: 5	R: 2 E: 1 K: 0 S: 6 H: 2 LOB: 1 BB: 0 P: 6	R: 0 E: 0 K: 0 S: 4 H: 1 LOB: 1 BB: 0 P: 4	R: 3 E: 1 K: 1 S: 9 H: 4 LOB: 2 BB: 1 P: 13	R: 0 E: 0 K: 2 S: 7 H: 0 LOB: 0 BB: 0 P: 7	R: 0 E: 0 K: 0 S: 3 H: 0 LOB: 0 BB: 0 P: 3	R: 0 E: 0 K: 1 S: 5 H: 0 LOB: 0 BB: 0 P: 5	R: 0 E: 0 K: 0 S: 4 H: 1 LOB: 2 BB: 1 P: 8		1B: 7 2B: 0 3B: 1 HR: 0 SF: 1 SAC: 0 DP: 0 HBP: 0						

	AB	32
	R	5
	H	8
	RBI	5
	BB	2
	SO	5
	LOB	12

WP: 1 PB: 0 SB: 0 CS: 0 PA: 35

PITCHER		IP	WLS	BF	H	R	ER	SO	BB	IBB	HBP	BLK	WP	HR	S	P	ERA	WHIP
Bob Miller, R ERA: 3.13	(1, 1)	3.0	L	17	7	5	4	1	0	0	0	0	0	0	19	19	12.00	2.333
Curt Simmons, L ERA: 3.02	(4, 1)	5.0		18	1	0	0	4	1	1	0	0	1	0	24	32	0.00	0.400

PITCHER	IP	WLS	BF	H	R	ER	SO	BB	IBB	HBP	BLK	WP	HR	S	P	ERA	WHIP

St. Louis Cardinals @ Chicago Cubs

Wrigley Field, Chicago, IL

Sun Sep 25 1960, 3:33 AM CDT

Att. 8,558 - Unknown

TOP

livebaseballscorecards.com

Batter	1	2	3	4	5	6	7	8	9	AB	R	H	RBI	BB	SO	LOB
Don Landrum, L (1, 8) OBP: 0.323, SLG: 0.448	K	K			F8		6-3			4	0	0	0	0	2	3
Joe Cunningham, L (1, 9) OBP: 0.363, SLG: 0.389	F8		L9		4-3			4-3		4	0	0	0	0	0	0
Bill White, L (1, 3) OBP: 0.332, SLG: 0.462	FC6-4 1B		6-3			4-3		FC6 1B		4	0	2	0	0	0	0
Ken Boyer, R (1, 5) OBP: 0.370, SLG: 0.563	FC6-4 1-2f		1B			BB 1B		F9		4	0	2	0	0	0	2
Walt Moryn, L (1, 7) OBP: 0.331, SLG: 0.447		1B 1B	F8			F8		FC6 1-2f		4	0	1	0	0	0	3
Daryl Spencer, R (1, 6) OBP: 0.368, SLG: 0.412		1-3 1B		K		BB 1-2			L8	3	0	1	0	1	1	0
Carl Sawatski, L (1, 2) OBP: 0.313, SLG: 0.356		F7		4-3		F7			F8	4	0	0	0	0	0	4
Julian Javier, R (1, 4) OBP: 0.280, SLG: 0.352 Charlie James, R (7, PH) OBP: 0.237, SLG: 0.405 Bob Grim, R (7, 1) George Crowe, L (9, PH) OBP: 0.297, SLG: 0.478		IBB		1-3			6-3		4-3	1 1 0 1	0 0 0 0	0 0 0 0	0 0 0 0	1 0 0 0	0 0 0 0	0 0 0 0
Larry Jackson, R (1, 1) OBP: 0.247, SLG: 0.228 Stan Musial, L (7, PH) OBP: 0.354, SLG: 0.494 Alex Grammas, R (7, 4) OBP: 0.287, SLG: 0.318		K			6-3		F8			2 1 0	0 0 0	0 0 0	0 0 0	0 0 0	1 0 0	3 0 0
Inning Stats	R: 0 E: 0 K: 1 S: 6 H: 1 LOB: 1 BB: 0 P: 6	R: 0 E: 0 K: 2 S: 9 H: 2 LOB: 3 BB: 1 P: 13	R: 0 E: 0 K: 0 S: 4 H: 1 LOB: 1 BB: 0 P: 4	R: 0 E: 0 K: 1 S: 5 H: 0 LOB: 0 BB: 0 P: 5	R: 0 E: 0 K: 0 S: 3 H: 0 LOB: 0 BB: 0 P: 3	R: 0 E: 0 K: 0 S: 4 H: 1 LOB: 2 BB: 1 P: 8	R: 0 E: 0 K: 0 S: 3 H: 0 LOB: 0 BB: 0 P: 3	R: 0 E: 0 K: 0 S: 4 H: 1 LOB: 1 BB: 0 P: 4	R: 0 E: 0 K: 0 S: 3 H: 0 LOB: 0 BB: 0 P: 3	1B: 6 2B: 0 3B: 0 HR: 0 SF: 0 SAC: 0 DP: 0 HBP: 0						

	AB	33
	R	0
	H	6
	RBI	0
	BB	2
	SO	4
	LOB	15

WP: 0 PA: 35
PB: 0
SB: 0
CS: 0

PITCHER	IP	WLS	BF	H	R	ER	SO	BB	IBB	HBP	BLK	WP	HR	S	P	ERA	WHIP
Glen Hobbie, R (1, 1) ERA: 3.96	9.0	W	35	6	0	0	4	1	1	0	0	0	0	41	49	0.00	0.778

PITCHER	IP	WLS	BF	H	R	ER	SO	BB	IBB	HBP	BLK	WP	HR	S	P	ERA	WHIP

St. Louis Cardinals @ Chicago Cubs

Wrigley Field, Chicago, IL

Sun Sep 25 1960, 3:33 AM CDT

Att. 8,558 - Unknown

livebaseballscorecards.com

Batter	1	2	3	4	5	6	7	8	9	AB	R	H	RBI	BB	SO	LOB
Richie Ashburn, L (1, 8) OBP: 0.413, SLG: 0.339	BBBB 4-0 1B 4-3 BB	BBBB 4-0 2B E 1-2 BB		x 0-0 6-3 ②		x 0-0 4-3 ①		x 0-0 F4 ②		3	1	0	0	2	0	2
Don Zimmer, R (1, 4) OBP: 0.307, SLG: 0.383	x 0-0 4-3 ① 1-2	x 0-0 E9 1B 14 5-3 1-H 2-H 2B		x 0-0 1B		x 0-0 4-3 ②		x 0-0 1-3 ③		5	1	2	1	0	0	3
Billy Williams, L (1, 7) OBP: 0.357, SLG: 0.407	x 0-0 F3 ②	x 0-0 14 5-3 2-3 1B		x 0-0 F7 ③		SSS 0-3 K ③				4	0	1	0	0	1	2
14 Ernie Banks, R (1, 6) OBP: 0.350, SLG: 0.555	BBBB 4-0 1B BB	x 0-0 5-3 ② 1-2 3-H			x 0-0 2B FC4-6 1B		x 0-0 5-3 ①			3	1	1	1	1	0	1
George Altman, L (1, 3) OBP: 0.333, SLG: 0.443	x 0-0 ③ 1-2 2-3 1B	x 0-0 F8 ③			x 0-0 FC4-6 1-3 2B		x 0-0 4-3 ②			4	0	2	0	0	0	1
Ron Santo, R (1, 5) OBP: 0.307, SLG: 0.409	SSS 0-3 K ③		SSS 0-3 K ①		x 0-0 L6 ①		x 0-0 G3 ③			4	0	0	0	0	2	5
Bob Will, L (1, 9) OBP: 0.319, SLG: 0.372		x 0-0 1B F9 1B	x 0-0 F8 ②		4-0 FC4-6 IBB			BBBB 4-0 1B BB		2	1	1	0	2	0	0
Sammy Taylor, L (1, 2) OBP: 0.242, SLG: 0.291 Dick Bertell, R (3, 2) OBP: 0.222, SLG: 0.143		x 0-0 BB 2B 1-3 1B	x 0-0 6-3 ③		x 0-0 FC4-6 ② 1-2f 2-3 3-H			x 0-0 1-3 1B		1 3	1 0	1 1	0 1	0 0	0 0	0 2
Glen Hobbie, R (1, 1) OBP: 0.202, SLG: 0.183		x 0-0 F9 ① 3-H		SSS 0-3 K ①	SSS 0-3 K ③			SSS 0-3 K ①		4	0	0	1	0	3	5
Inning Stats	R: 0 H: 1 E: 0 LOB: 3 K: 1 BB: 2 S: 6 P: 14	R: 4 H: 4 E: 1 LOB: 1 K: 0 BB: 1 S: 7 P: 11	R: 0 H: 0 E: 0 LOB: 0 K: 1 BB: 0 S: 5 P: 5	R: 0 H: 1 E: 0 LOB: 1 K: 1 BB: 0 S: 6 P: 6	R: 1 H: 2 E: 0 LOB: 2 K: 1 BB: 1 S: 7 P: 11	R: 0 H: 0 E: 0 LOB: 0 K: 1 BB: 0 S: 5 P: 5	R: 0 H: 0 E: 0 LOB: 0 K: 0 BB: 0 S: 3 P: 3	R: 0 H: 1 E: 0 LOB: 2 K: 1 BB: 1 S: 6 P: 10		1B: 7 SF: 0 2B: 2 SAC: 0 3B: 0 DP: 0 HR: 0 HBP: 0						

BOTTOM	
AB	33
R	5
H	9
RBI	4
BB	5
SO	6
LOB	21

PITCHER		IP	WLS	BF	H	R	ER	SO	BB	IBB	HBP	BLK	WP	HR	S	P	ERA	WHIP
Larry Jackson, R ERA: 3.49	(1, 1)	6.0	L	30	8	5	5	5	3	1	0	0	0	0	36	52	7.50	1.833
Bob Grim, R ERA: 4.33	(7, 1)	2.0		8	1	0	0	1	1	0	0	0	0	0	9	13	0.00	1.000

PITCHER	IP	WLS	BF	H	R	ER	SO	BB	IBB	HBP	BLK	WP	HR	S	P	ERA	WHIP

WP: 0	PB: 0	SB: 0	CS: 0
PA: 38			

Batter	1	2	3	4	5	6	7	8	9	AB	R	H	RBI	BB	SO	LOB
Lou Johnson, R (1, 9) OBP: 0.262, SLG: 0.267	K		F7		1-3			K		4	0	0	0	0	2	0
Don Zimmer, R (1, 4) OBP: 0.304, SLG: 0.379	F3		5-3		6-3			K		4	0	0	0	0	1	0
Billy Williams, L (1, 7) OBP: 0.313, SLG: 0.355	K			K	1-3			K		4	0	0	0	0	3	0
14 Ernie Banks, R (1, 6) OBP: 0.352, SLG: 0.558		3B 1B		1B 1B		F8			2B	4	1	3	0	0	0	0
Ron Santo, R (1, 5) OBP: 0.309, SLG: 0.408		F5		1-3 HR 1B		5-3			BB	3	1	1	0	1	0	1
Frank Thomas, R (1, 3) OBP: 0.282, SLG: 0.405		F3		1-H HR		K			K	4	1	1	2	0	2	3
Al Heist, R (1, 8) OBP: 0.324, SLG: 0.404		1-H 3B		BBBB S BB			F8		K	3	0	1	1	1	1	2
Dick Bertell, R (1, 2) OBP: 0.231, SLG: 0.100		4-3		BBBB FC6-4 1-2 BB			6-3		F9	3	0	0	0	1	0	3
Don Cardwell, R (1, 1) OBP: 0.200, SLG: 0.413			K	1-2f FC6-4			K			3	0	0	0	0	2	2
Inning Stats	R: 0 E: 0 K: 2 S: 7 H: 0 LOB: 0 BB: 0 P: 7	R: 1 E: 0 K: 0 S: 5 H: 2 LOB: 1 BB: 0 P: 5	R: 0 E: 0 K: 1 S: 5 H: 0 LOB: 0 BB: 0 P: 5	R: 2 E: 0 K: 1 S: 7 H: 3 LOB: 2 BB: 2 P: 15	R: 0 E: 0 K: 0 S: 3 H: 0 LOB: 0 BB: 0 P: 3	R: 0 E: 0 K: 1 S: 5 H: 0 LOB: 0 BB: 0 P: 5	R: 0 E: 0 K: 1 S: 5 H: 0 LOB: 0 BB: 0 P: 5	R: 0 E: 0 K: 3 S: 9 H: 0 LOB: 0 BB: 0 P: 9	R: 0 E: 0 K: 2 S: 8 H: 1 LOB: 2 BB: 1 P: 12	1B: 3 2B: 1 3B: 1 HR: 1	SF: 0 SAC: 0 DP: 0 HBP: 0						

PITCHER	IP	WLS	BF	H	R	ER	SO	BB	IBB	HBP	BLK	WP	HR	S	P	ERA	WHIP
Billy O'Dell, L (1, 1) ERA: 3.15	5.0	L	21	5	3	3	4	2	0	0	0	0	1	27	35	5.40	1.400
Eddie Fisher, R (6, 1) ERA: 3.55	2.0		6	0	0	0	2	0	0	0	0	0	0	10	10	0.00	0.000
Stu Miller, R (8, 1) ERA: 3.9	2.0		8	1	0	0	5	1	0	0	0	0	0	17	21	0.00	1.000

PITCHER	IP	WLS	BF	H	R	ER	SO	BB	IBB	HBP	BLK	WP	HR	S	P	ERA	WHIP

TOP

Chicago Cubs @ San Francisco Giants

Candlestick Park, San Francisco, CA

Tue Sep 27 1960, 10:05 PM EDT

Att. 8,381 - Unknown

livebaseballscorecards.com

AB	32
R	3
H	6
RBI	3
BB	3
SO	11
LOB	11

1B: 3 SF: 0 WP: 0 PA: 35
2B: 1 SAC: 0 PB: 0
3B: 1 DP: 0 SB: 1
HR: 1 HBP: 0 CS: 0

BOTTOM

Batter	1	2	3	4	5	6	7	8	9	AB	R	H	RBI	BB	SO	LOB
Don Blasingame, L (1, 4) OBP: 0.298, SLG: 0.298	S S S 0-3 K ①		x 0-0 F3 ②		B B B B 4-0 1B 1-2 2-3 BB		B B B B 4-0 BB		x 0-0 4-3 ②	3	0	0	0	2	1	1
Jose Pagan, R (1, 6) OBP: 0.281, SLG: 0.387	x 0-0 G3 ②		x 0-0 FC6-4 ③ 1-2f		S S S 0-3 K ②		x 0-0 F3 ①		x 0-0 5-3 ③	2	0	0	0	0	0	1
Willie McCovey, L (5, PH) OBP: 0.340, SLG: 0.459										1	0	0	0	0	1	3
Eddie Fisher, R (6, 1) OBP: 0.600, SLG: 0.600										0	0	0	0	0	0	0
Matty Alou, L (7, PH) OBP: 0.500, SLG: 0.500										1	0	0	0	0	0	1
Stu Miller, R (8, 1) OBP: 0.259, SLG: 0.200										0	0	0	0	0	0	0
Joey Amalfitano, R (9, PH) OBP: 0.333, SLG: 0.352										1	0	0	0	0	0	0
Willie Mays, R (1, 8) OBP: 0.383, SLG: 0.557	x 0-0 CS 1B			x 0-0 2B	x 0-0 1-2 2-3 3-H 1B		x 0-0 F4 ②			4	0	3	1	0	0	1
Felipe Alou, R (1, 7) OBP: 0.299, SLG: 0.417	0-0 CS ③ 1-2	x 0-0 F8 ①		x 0-0 F7 ①	x 0-0 F4 ③		x 0-0 F5 ③			4	0	0	0	0	0	5
Orlando Cepeda, R (1, 3) OBP: 0.339, SLG: 0.496		x 0-0 1-3 ②		H 1-0 G4-6-3 HBP		x 0-0 F7 ①		x 0-0 F7 ①		3	0	0	0	0	0	0
Willie Kirkland, L (1, 9) OBP: 0.315, SLG: 0.461		x 0-0 3B		x 0-0 ② ③ G4-6-3 1-2f		x 0-0 1B		B B B B 4-0 BB		3	0	2	0	1	0	2
Jim Davenport, R (1, 5) OBP: 0.307, SLG: 0.359		x 0-0 ③ F4			x 0-0 ① F5	x 0-0 1-3 1B		x 0-0 ② F8		4	0	1	0	0	0	2
Hobie Landrith, L (1, 2) OBP: 0.318, SLG: 0.305			B B B B 4-0 FC6-4 BB		B B B B 4-0 BB BB 1B BB	S S S 0-3 K ②		x 0-0 ③ 4-3		2	1	0	0	2	1	3
Billy O'Dell, S (1, 1) OBP: 0.254, SLG: 0.107			x 0-0 F7 ①		B B B B 4-0 1B BB 1-2 BB	S S S 0-3 K ③			x 0-0 F9 ①	1	0	0	0	0	0	1
Jim Marshall, L (5, PH) OBP: 0.333, SLG: 0.342										0	0	0	0	1	0	0
Eddie Bressoud, R (6, 6) OBP: 0.291, SLG: 0.376										2	0	0	0	0	1	2
Inning Stats	R: 0 E: 0 K: 1 S: 5 H: 1 LOB: 0 BB: 0 P: 5	R: 0 E: 0 K: 0 S: 4 H: 1 LOB: 1 BB: 0 P: 4	R: 0 E: 0 K: 0 S: 3 H: 0 LOB: 1 BB: 1 P: 7	R: 0 E: 0 K: 0 S: 3 H: 1 LOB: 1 BB: 0 P: 4	R: 1 E: 0 K: 1 S: 6 H: 1 LOB: 3 BB: 3 P: 18	R: 0 E: 0 K: 2 S: 9 H: 2 LOB: 2 BB: 0 P: 9	R: 0 E: 0 K: 0 S: 3 H: 0 LOB: 1 BB: 1 P: 7	R: 0 E: 0 K: 0 S: 3 H: 0 LOB: 1 BB: 1 P: 7	R: 0 E: 0 K: 0 S: 3 H: 0 LOB: 0 BB: 0 P: 3	1B: 4 2B: 1 3B: 1 HR: 0	SF: 0 SAC: 0 DP: 1 HBP: 1						

PITCHER		IP	WLS	BF	H	R	ER	SO	BB	IBB	HBP	BLK	WP	HR	S	P	ERA	WHIP
Don Cardwell, R ERA: 4.43	(1, 1)	9.0	W	38	6	1	1	4	6	0	1	0	0	0	39	64	1.00	1.333

PITCHER	IP	WLS	BF	H	R	ER	SO	BB	IBB	HBP	BLK	WP	HR	S	P	ERA	WHIP

Chicago Cubs @ San Francisco Giants

Candlestick Park, San Francisco, CA

Tue Sep 27 1960, 10:05 PM EDT

Att. 8,381 - Unknown

livebaseballscorecards.com

AB	31
R	1
H	6
RBI	1
BB	6
SO	4
LOB	22

WP: 0 PB: 0 SB: 0 CS: 1 PA: 39

Batter	1	2	3	4	5	6	7	8	9	AB	R	H	RBI	BB	SO	LOB
Richie Ashburn, L (1, 8) OBP: 0.413, SLG: 0.339	FC3-6 1B		BBBB 4-0 14 E, 14 S 14 3B BB		0-0 ① SH1-4 1-2		0-0 ① 1-3		0-0 ① F9	3	1	1	0	1	0	1
Danny Murphy, L (1, 9) OBP: 0.164, SLG: 0.188 Lou Johnson, R (7, 9) OBP: 0.258, SLG: 0.262	SSS 0-3 ① K	0-0 ① F7	0-0 ① F7		0-0 ② F7		BBBB 4-0 E 14 FC4-6 BB		0-0 ② FC4-6 CS 1-2f	3	1	0	0	1	1	3
										1	0	0	0	0	0	1
Billy Williams, L (1, 7) OBP: 0.278, SLG: 0.314	0-0 ② FC3-6 1-2f		SSS 0-3 ② K		0-0 ③ F5		0-0 E6 14 FC4-6 1-3		0-0 ③ CS 1-2	4	0	0	0	0	1	4
14 Ernie Banks, R (1, 6) OBP: 0.353, SLG: 0.565	0-0 ③ F8		0-0 1-H 3B			0-0 SF7 3B	0-0 ② FC4-6 1-2f 3-H			4	1	2	2	0	0	2
George Altman, L (1, 3) OBP: 0.332, SLG: 0.452		0-0 HR	SSS 0-3 ③ K			0-0 ① SSS SF7 3-H	SSS 0-3 ③ K			3	1	1	2	0	2	2
Ron Santo, R (1, 5) OBP: 0.311, SLG: 0.412		0-0 1B		0-0 ① 6-3		0-0 HR 2B		0-0 ① F7		4	1	2	0	0	0	0
Sammy Taylor, L (1, 2) OBP: 0.242, SLG: 0.310		0-0 ① F7		0-0 ② F6		0-0 2-H HR		SSS 0-3 ② K		4	1	1	2	0	1	1
Sammy Drake, S (1, 4) OBP: 0.133, SLG: 0.071 Don Zimmer, R (6, 4) OBP: 0.303, SLG: 0.378	SSS 0-3 ② K		SSS 0-3 ③ K			0-0 ② F2		0-0 ③ F7		3	0	0	0	0	2	1
										1	0	0	0	0	0	0
Bob Anderson, R (1, 1) OBP: 0.221, SLG: 0.169	SSS 0-3 ③ K				0-0 E9 SH1-4	0-0 ③ 5-3			0-0 FC4-6 1B	4	0	1	0	0	1	1
Inning Stats	R: 0 E: 0 K: 1 S: 6 H: 1 LOB: 1 BB: 0 P: 6	R: 1 E: 0 K: 2 S: 9 H: 2 LOB: 1 BB: 0 P: 9	R: 1 E: 0 K: 2 S: 8 H: 1 LOB: 1 BB: 1 P: 12	R: 0 E: 0 K: 1 S: 5 H: 0 LOB: 0 BB: 0 P: 5	R: 0 E: 1 K: 0 S: 4 H: 0 LOB: 1 BB: 0 P: 4	R: 3 E: 0 K: 0 S: 6 H: 3 LOB: 0 BB: 0 P: 6	R: 1 E: 1 K: 1 S: 6 H: 0 LOB: 1 BB: 1 P: 10	R: 0 E: 0 K: 1 S: 5 H: 0 LOB: 0 BB: 0 P: 5	R: 0 E: 0 K: 0 S: 3 H: 1 LOB: 0 BB: 0 P: 3	1B: 3 2B: 1 3B: 2 HR: 2 SF: 1 SAC: 1 DP: 0 HBP: 0						

PITCHER		IP	WLS	BF	H	R	ER	SO	BB	IBB	HBP	BLK	WP	HR	S	P	ERA	WHIP
Jack Sanford, R ERA: 3.82	(1, 1)	6.0	L	27	7	5	5	6	1	0	0	0	0	2	38	42	7.50	1.333
Don Choate, R ERA: 2.25	(7, 1)	2.0		8	0	1	0	2	1	0	0	0	0	0	11	15	0.00	0.500
Billy Loes, R ERA: 4.93	(9, 1)	1.0		3	1	0	0	0	0	0	0	0	0	0	3	3	0.00	1.000

PITCHER	IP	WLS	BF	H	R	ER	SO	BB	IBB	HBP	BLK	WP	HR	S	P	ERA	WHIP

TOP

Chicago Cubs @ San Francisco Giants

Candlestick Park, San Francisco, CA

Wed Sep 28 1960, 7:33 AM EDT

Att. 5,513 - Unknown

livebaseballscorecards.com

AB	34
R	6
H	8
RBI	6
BB	2
SO	8
LOB	16

WP: 0 PB: 0 SB: 1 CS: 1 PA: 39

Chicago Cubs @ San Francisco Giants

Candlestick Park, San Francisco, CA

Wed Sep 28 1960, 7:33 AM EDT

Att. 5,513 - Unknown

livebaseballscorecards.com

BOTTOM

Batter	1	2	3	4	5	6	7	8	9	AB	R	H	RBI	BB	SO	LOB
Don Blasingame, L (1, 4) OBP: 0.301, SLG: 0.301	5-3	1-H 2B			BBBB 1B E BB	FC6-4 1B			F7	4	1	2	1	1	0	0
Jose Pagan, R (1, 6) OBP: 0.324, SLG: 0.417	BB WP 1B	F8			E1 1-H 1B	1-2f FC6-4			G6-3 1B	5	1	3	0	0	0	2
Willie Mays, R (1, 8) OBP: 0.382, SLG: 0.554	1-2 BB BB		5-3		1-3		4-3		1-2f G6-3	4	0	0	0	1	0	2
Felipe Alou, R (1, 7) OBP: 0.298, SLG: 0.413	K		3-1		5-3		BBBB BB			3	0	0	0	1	1	3
Orlando Cepeda, R (1, 3) OBP: 0.340, SLG: 0.495	1-2 2-3 BB		SSS K		3-H S 1B		SSS K			3	0	1	1	1	2	1
Willie Kirkland, L (1, 9) OBP: 0.315, SLG: 0.458	1-3			6-3	1-2 IBB		F8			3	0	0	0	1	0	4
Jim Davenport, R (1, 5) OBP: 0.305, SLG: 0.357 Joey Amalfitano, R (5, 5) OBP: 0.334, SLG: 0.353		SSS K		SSS K	6-3			G3-6-1 1B		2 2	0 0	0 1	0 0	0 0	2 0	0 2
Bob Schmidt, R (1, 2) OBP: 0.314, SLG: 0.380		2B 1B		1B		SSS K		1-2f G3-6-1		4	1	2	0	0	1	1
Jack Sanford, R (1, 1) OBP: 0.228, SLG: 0.189 Matty Alou, L (6, PH) OBP: 0.333, SLG: 0.333 Don Choate, R (7, 1) Jim Marshall, L (8, PH) OBP: 0.331, SLG: 0.339 Billy Loes, R (9, 1) OBP: 0.250, SLG: 0.250		SSS K		SSS K		F8		F7		2 1 0 1 0	0 0 0 0 0	0 0 0 0 0	0 0 0 0 0	0 0 0 0 0	2 0 0 0 0	2 0 0 0 0

	AB	34
	R	3
	H	9
	RBI	2
	BB	5
	SO	8
	LOB	17

Inning Stats	1	2	3	4	5	6	7	8	9
	R: 0 E: 0 K: 1 S: 6	H: 1 LOB: 3 BB: 2 P: 14	R: 1 E: 0 K: 2 S: 9	H: 2 LOB: 1 BB: 0 P: 9	R: 0 E: 0 K: 1 S: 5	H: 0 LOB: 0 BB: 0 P: 5	R: 0 E: 0 K: 2 S: 8	H: 1 LOB: 1 BB: 0 P: 8	R: 2 E: 1 K: 0 S: 5	H: 2 LOB: 2 BB: 2 P: 13	R: 0 E: 0 K: 1 S: 6	H: 1 LOB: 1 BB: 0 P: 6	R: 0 E: 0 K: 1 S: 5	H: 0 LOB: 1 BB: 1 P: 9	R: 0 E: 0 K: 0 S: 3	H: 1 LOB: 0 BB: 0 P: 3	R: 0 E: 0 K: 0 S: 3	H: 1 LOB: 0 BB: 0 P: 3

	1B: 8	SF: 0	WP: 1	PA: 39
	2B: 1	SAC: 0	PB: 0	
	3B: 0	DP: 2	SB: 1	
	HR: 0	HBP: 0	CS: 0	

PITCHER	IP	WLS	BF	H	R	ER	SO	BB	IBB	HBP	BLK	WP	HR	S	P	ERA	WHIP
Bob Anderson, R (1, 1) ERA: 4.13	9.0	W	39	9	3	3	8	4	1	0	0	1	0	50	70	3.00	1.444

PITCHER	IP	WLS	BF	H	R	ER	SO	BB	IBB	HBP	BLK	WP	HR	S	P	ERA	WHIP

Batter	1	2	3	4	5	6	7	8	9	AB	R	H	RBI	BB	SO	LOB
Richie Ashburn, L (1, 8) OBP: 0.412, SLG: 0.337	C B B B B C B 4-2 1B 3B BB		B X 1-0 ① 6-3		C X 0-1 ① ② G5-4-3 1-2f		B B X 2-0 ③ L9			3	1	0	0	1	0	1
Don Zimmer, R (1, 4) OBP: 0.305, SLG: 0.379	B F X 1-1 1-2 3B 1B		S S B B B X 2-2 ② 4-3		S F B B B F F F 3-2 X ③ F7			B X 1-0 WP BB 1B		4	1	2	0	0	0	0
Billy Williams, L (1, 7) OBP: 0.325, SLG: 0.378	B X 1-0 14 SF8 1-H 2-H 3B		B F B B B 4-1 14 FC5-4 BB			B X 1-0 ① 1-3		B B B B 4-0 WP 1-2 BB		2	1	1	2	2	0	0
14 Ernie Banks, R (1, 6) OBP: 0.351, SLG: 0.562	C X 0-1 ① SF8 3-H		B X 1-0 ③ FC5-4 1-2f			B X 1-0 ② F8		C B F X 1-2 ① F7		3	0	0	1	0	0	3
Frank Thomas, R (1, 3) OBP: 0.280, SLG: 0.402 George Altman, L (8, PH) OBP: 0.332, SLG: 0.450 (8, 3)	C S C 0-3 ② K			C C B C 1-3 ① K		C S S 0-3 ③ K		S S B F S 1-3 ② K		3 1	0 0	0 0	0 0	0 0	3 1	0 2
Ron Santo, R (1, 5) OBP: 0.308, SLG: 0.407	C X 0-1 ③ 6-3			B B B C X 3-1 E6 1B			B F B C S S 2-3 ① K	B F F B S 2-3 ③ K2-3 1-2 2-3		4	0	0	0	0	2	2
Bob Will, L (1, 9) OBP: 0.322, SLG: 0.373		X 0-0 ① 4-3		B C B X 2-1 L6-3 1-3 1B			B B B C C B 4-2 HR BB		B X 1-0 G4-6-3 1B	3	1	2	0	1	0	0
Sammy Taylor, L (1, 2) OBP: 0.242, SLG: 0.329		X 0-0 ② 4-3		X 0-0 ② ③ L6-3 1-2			F B B B B S F X 3-2 1-H HR		B S B B F S 3-3 ① K	4	1	1	2	0	1	3
Glen Hobbie, R (1, 1) OBP: 0.209, SLG: 0.190 Ed Bouchee, L (7, PH) OBP: 0.342, SLG: 0.333 Mel Wright, R (7, 1) Grady Hatton, L (9, PH) OBP: 0.350, SLG: 0.324		C X 0-1 ③ 4-3			B C S X 1-2 G5-4-3 1B		X 0-0 ② 4-3		B B C X 2-1 ② ③ G4-6-3 1-2f	2 1 0 1	0 0 0 0	1 0 0 0	0 0 0 0	0 0 0 0	0 0 0 0	0 0 0 1
Inning Stats	R: 3 H: 2 E: 0 LOB: 0 K: 1 BB: 1 S: 12 P: 18	R: 0 H: 0 E: 0 LOB: 0 K: 0 BB: 0 S: 4 P: 4	R: 0 H: 0 E: 0 LOB: 1 K: 0 BB: 1 S: 6 P: 14	R: 0 H: 1 E: 1 LOB: 1 K: 1 BB: 0 S: 8 P: 14	R: 0 H: 1 E: 0 LOB: 0 K: 0 BB: 0 S: 12 P: 16	R: 0 H: 0 E: 0 LOB: 0 K: 1 BB: 0 S: 5 P: 7	R: 2 H: 1 E: 0 LOB: 0 K: 1 BB: 1 S: 12 P: 23	R: 0 H: 1 E: 0 LOB: 2 K: 2 BB: 1 S: 11 P: 20	R: 0 H: 1 E: 0 LOB: 0 K: 1 BB: 0 S: 6 P: 12	1B: 5 SF: 1 2B: 1 SAC: 0 3B: 1 DP: 3 HR: 1 HBP: 0						WP: 1 PA: 36 PB: 0 SB: 0 CS: 0

PITCHER		IP	WLS	BF	H	R	ER	SO	BB	IBB	HBP	BLK	WP	HR	S	P	ERA	WHIP
Jim Golden, R ERA: 6.43	(1, 1)	7.0	W	29	6	5	5	4	3	0	0	0	0	1	60	98	6.43	1.286
Don Drysdale, R ERA: 2.87	(8, 1)	2.0	S	7	1	0	0	3	1	0	0	0	1	0	16	30	0.00	1.000

PITCHER	IP	WLS	BF	H	R	ER	SO	BB	IBB	HBP	BLK	WP	HR	S	P	ERA	WHIP

TOP

Chicago Cubs @ Los Angeles Dodgers

Los Angeles Memorial Coliseum, Los Angeles, CA

Fri Sep 30 1960, 10:05 PM EDT

Att. 14,205 - Unknown

livebaseballscorecards.com

AB	31
R	5
H	7
RBI	5
BB	4
SO	7
LOB	12

Batter	1	2	3	4	5	6	7	8	9	AB	R	H	RBI	BB	SO	LOB
Maury Wills, S (1, 6) OBP: 0.339, SLG: 0.327	6-3		L9	F7			6-3			4	0	0	0	0	0	2
Jim Gilliam, S (1, 4) OBP: 0.360, SLG: 0.317	2B SF8 BB		FC4-6 BB		L4		2B 1B			2	2	1	0	2	0	0
Willie Davis, L (1, 8) OBP: 0.350, SLG: 0.500	SF8 1-3 2B		1-2 2-3 BB		1B		1-H SF9 2B			3	1	3	1	1	0	0
Norm Larker, L (1, 3) OBP: 0.367, SLG: 0.431	SF8 2-3 3-H		FC4-6 1-2f 2-3 3-H		FC4-6 1-2f		SF9 3-H			2	0	0	3	0	0	3
Frank Howard, R (1, 9) OBP: 0.319, SLG: 0.470	K		F8		K		F5			4	0	0	0	0	2	4
Ron Fairly, L (1, 7) OBP: 0.216, SLG: 0.281		L8		PB 3B BB		K		SF8 3B		3	2	1	0	1	1	0
Charley Smith, R (1, 5) OBP: 0.172, SLG: 0.217		L7		1-H 3B		F4		3-H SF8		3	0	1	2	0	0	0
Doug Camilli, R (1, 2) OBP: 0.313, SLG: 0.533		K		6-3		HR		5-3		4	1	1	1	0	1	1
Jim Golden, L (1, 1) OBP: 0.333, SLG: 0.667			BB FC4-6 2B	1-3		K		K		3	1	1	0	0	1	1
Don Drysdale, R (8, 1) OBP: 0.211, SLG: 0.277										1	0	0	0	0	1	0
Inning Stats	R: 1 E: 0 K: 1 S: 9 H: 1 LOB: 1 BB: 1 P: 16	R: 0 E: 0 K: 1 S: 7 H: 0 LOB: 0 BB: 0 P: 10	R: 1 E: 0 K: 0 S: 5 H: 1 LOB: 2 BB: 2 P: 16	R: 1 E: 0 K: 0 S: 14 H: 1 LOB: 1 BB: 1 P: 24	R: 0 E: 0 K: 1 S: 7 H: 1 LOB: 1 BB: 0 P: 13	R: 1 E: 0 K: 2 S: 11 H: 1 LOB: 0 BB: 0 P: 14	R: 2 E: 0 K: 0 S: 5 H: 2 LOB: 0 BB: 0 P: 8	R: 1 E: 0 K: 1 S: 6 H: 1 LOB: 0 BB: 0 P: 11		1B: 2 2B: 3 3B: 2 HR: 1 SF: 3 SAC: 0 DP: 0 HBP: 0						

PITCHER		IP	WLS	BF	H	R	ER	SO	BB	IBB	HBP	BLK	WP	HR	S	P	ERA	WHIP
Glen Hobbie, R ERA: 4.0	(1, 1)	6.0		27	5	4	4	5	4	0	0	0	0	1	53	93	6.00	1.500
Mel Wright, R ERA: 3.52	(7, 1)	2.0	L	9	3	3	3	1	0	0	0	0	0	0	11	19	13.50	1.500

PITCHER	IP	WLS	BF	H	R	ER	SO	BB	IBB	HBP	BLK	WP	HR	S	P	ERA	WHIP

BOTTOM

Chicago Cubs @ Los Angeles Dodgers

Los Angeles Memorial Coliseum, Los Angeles, CA

Fri Sep 30 1960, 10:05 PM EDT

Att. 14,205 - Unknown

livebaseballscorecards.com

AB	29
R	7
H	8
RBI	7
BB	4
SO	6
LOB	11

WP: 0 PB: 1 SB: 0 CS: 0 PA: 36

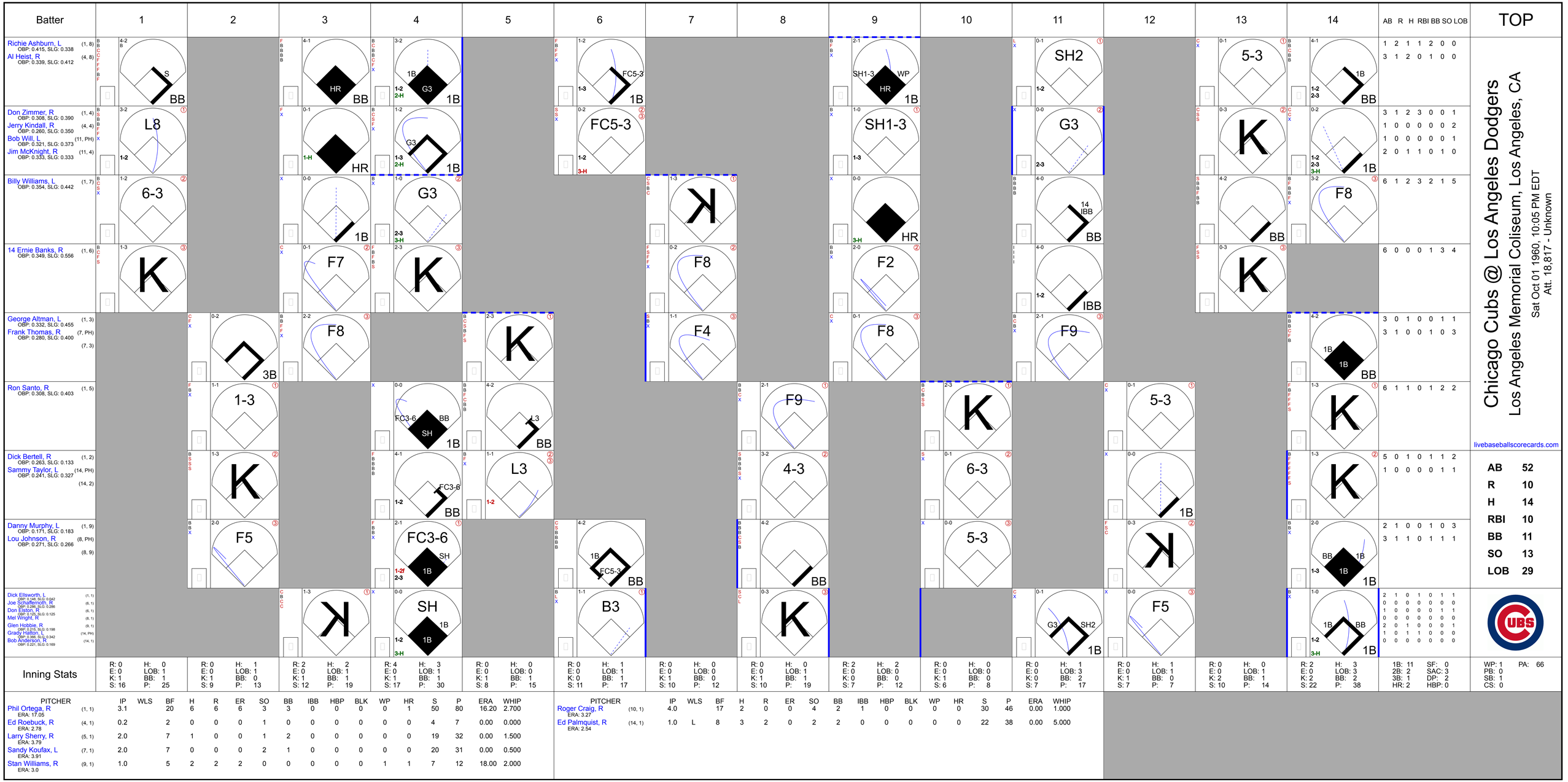
Batter
1
2
3
4
5
6
7
8
9
10
11
12
13
14
AB R H RBI BB SO LOB
TOP
Richie Ashburn, L (1, 8) OBP: 0.415, SLG: 0.338
Al Heist, R (4, 8) OBP: 0.339, SLG: 0.412
Don Zimmer, R (1, 4) OBP: 0.308, SLG: 0.390
Jerry Kindall, R (4, 4) OBP: 0.260, SLG: 0.350
Bob Will, L (11, PH) OBP: 0.321, SLG: 0.373
Jim McKnight, R (11, 4) OBP: 0.333, SLG: 0.333
Billy Williams, L (1, 7) OBP: 0.354, SLG: 0.442
14 Ernie Banks, R (1, 6) OBP: 0.349, SLG: 0.556
George Altman, L (1, 3) OBP: 0.332, SLG: 0.455
Frank Thomas, R (7, PH) OBP: 0.280, SLG: 0.400
(7, 3)
Ron Santo, R (1, 5) OBP: 0.308, SLG: 0.403
Dick Bertell, R (1, 2) OBP: 0.263, SLG: 0.133
Sammy Taylor, L (14, PH) OBP: 0.241, SLG: 0.327
(14, 2)
Danny Murphy, L (1, 9) OBP: 0.171, SLG: 0.183
Lou Johnson, R (8, PH) OBP: 0.271, SLG: 0.266
(8, 9)
Dick Ellsworth, L (1, 1) OBP: 0.148, SLG: 0.042
Joe Schaffernoth, R (6, 1) OBP: 0.286, SLG: 0.286
Don Elston, R (6, 1) OBP: 0.125, SLG: 0.125
Mel Wright, R (8, 1)
Glen Hobbie, R (9, 1) OBP: 0.215, SLG: 0.198
Grady Hatton, L (14, PH) OBP: 0.366, SLG: 0.342
Bob Anderson, R (14, 1) OBP: 0.221, SLG: 0.169
Chicago Cubs @ Los Angeles Dodgers
Los Angeles Memorial Coliseum, Los Angeles, CA
Sat Oct 01 1960, 10:05 PM EDT
Att. 18,817 - Unknown
livebaseballscorecards.com
AB 52
R 10
H 14
RBI 10
BB 11
SO 13
LOB 29
Inning Stats
PITCHER IP WLS BF H R ER SO BB IBB HBP BLK WP HR S P ERA WHIP
Phil Ortega, R (1, 1) ERA: 17.05
Ed Roebuck, R (4, 1) ERA: 2.78
Larry Sherry, R (5, 1) ERA: 3.79
Sandy Koufax, L (7, 1) ERA: 3.91
Stan Williams, R (9, 1) ERA: 3.0
Roger Craig, R (10, 1) ERA: 3.27
Ed Palmquist, R (14, 1) ERA: 2.54
1B: 11 SF: 0
2B: 2 SAC: 3
3B: 1 DP: 2
HR: 2 HBP: 0
WP: 1 PA: 66
PB: 0
SB: 1
CS: 0

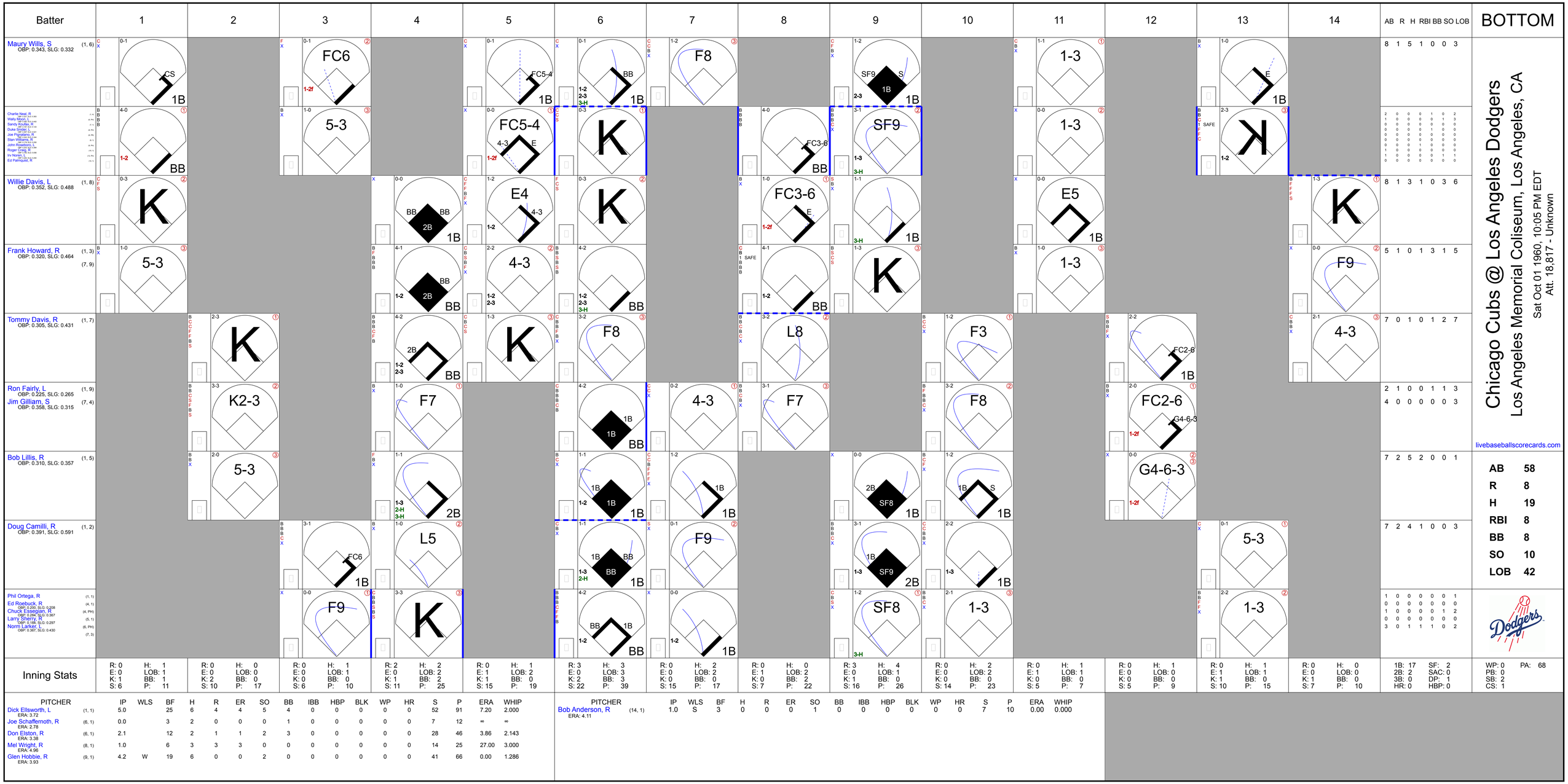
Batter
1
2
3
4
5
6
7
8
9
10
11
12
13
14
AB R H RBI BB SO LOB
BOTTOM
Maury Wills, S (1, 6) OBP: 0.343, SLG: 0.332
Willie Davis, L (1, 8) OBP: 0.352, SLG: 0.488
Frank Howard, R (1, 3) (7, 9) OBP: 0.320, SLG: 0.464
Tommy Davis, R (1, 7) OBP: 0.305, SLG: 0.431
Ron Fairly, L (1, 9) OBP: 0.225, SLG: 0.265
Jim Gilliam, S (7, 4) OBP: 0.358, SLG: 0.315
Bob Lillis, R (1, 5) OBP: 0.310, SLG: 0.357
Doug Camilli, R (1, 2) OBP: 0.391, SLG: 0.591
Phil Ortega, R (1, 1)
Ed Roebuck, R (4, 1) OBP: 0.200, SLG: 0.208
Chuck Essegian, R (4, PH) OBP: 0.333, SLG: 0.367
Larry Sherry, R (5, 1) OBP: 0.184, SLG: 0.297
Norm Larker, L (6, PH) OBP: 0.367, SLG: 0.430
(7, 3)
Charlie Neal, R (1, 4) OBP: .313, SLG: .438
Wally Moon, L (1, 7) OBP: .375, SLG: .490
Sandy Koufax, R (1, 9) OBP: .317, SLG: .510
Duke Snider, L (1, 8) OBP: .345, SLG: .537
Joe Pignatano, R (1, 2) OBP: .286, SLG: .357
Stan Williams, R (1, 1) OBP: .000, SLG: .000
John Roseboro, R (1, 2) OBP: .286, SLG: .357
Roger Craig, R (1, 1) OBP: .000, SLG: .000
Irv Noren (1, PH) OBP: .313, SLG: .438
Ed Palmquist, R (1, 1) OBP: .000, SLG: .000
Chicago Cubs @ Los Angeles Dodgers
Los Angeles Memorial Coliseum, Los Angeles, CA
Sat Oct 01 1960, 10:05 PM EDT
Att. 18,817 - Unknown
livebaseballscorecards.com
AB 58
R 8
H 19
RBI 8
BB 8
SO 10
LOB 42
Inning Stats
PITCHER IP WLS BF H R ER SO BB IBB HBP BLK WP HR S P ERA WHIP
Dick Ellsworth, L (1, 1) ERA: 3.72 5.0 25 6 4 4 5 4 0 0 0 0 0 52 91 7.20 2.000
Joe Schaffernoth, R (6, 1) ERA: 2.78 0.0 3 2 0 0 0 1 0 0 0 0 0 7 12 ∞ ∞
Don Elston, R (6, 1) ERA: 3.38 2.1 12 2 1 1 2 3 0 0 0 0 0 28 46 3.86 2.143
Mel Wright, R (8, 1) ERA: 4.96 1.0 6 3 3 3 0 0 0 0 0 0 0 14 25 27.00 3.000
Glen Hobbie, R (9, 1) ERA: 3.93 4.2 W 19 6 0 0 2 0 0 0 0 0 0 41 66 0.00 1.286
Bob Anderson, R (14, 1) ERA: 4.11 1.0 S 3 0 0 0 1 0 0 0 0 0 0 7 10 0.00 0.000
1B: 17 SF: 2
2B: 2 SAC: 0
3B: 0 DP: 1
HR: 0 HBP: 0
WP: 0 PA: 68
PB: 0
SB: 2
CS: 1

Chicago Cubs @ Los Angeles Dodgers

Los Angeles Memorial Coliseum, Los Angeles, CA

Sun Oct 02 1960, 7:33 AM EDT

Att. 15,266 - Unknown

TOP

livebaseballscorecards.com

Batter	1	2	3	4	5	6	7	8	9	AB	R	H	RBI	BB	SO	LOB
Lou Johnson, R (1, 8) OBP: 0.270, SLG: 0.265	K		3-1 E 1B		6-3		FC6-5 S 2-3			4	0	1	0	0	1	1
Danny Murphy, L (1, 9) OBP: 0.175, SLG: 0.187	1-3		E3 L4-6 3-1 1-2		1B		F2 1-2			4	0	1	0	0	0	2
Billy Williams, L (1, 7) OBP: 0.346, SLG: 0.489	HR		3-1 1-2 2-3		K		4-3			4	1	1	1	0	1	4
14 Ernie Banks, R (1, 6) OBP: 0.350, SLG: 0.554	6-3		IBB			FC4-6 BB		6-3		2	0	0	0	2	0	0
Ed Bouchee, L (1, 3) OBP: 0.339, SLG: 0.330		P6	L4-6 2-3			FC4-6 FC5-4 1-2f		5-3		4	0	0	0	0	0	4
Ron Santo, R (1, 5) OBP: 0.308, SLG: 0.408		SF8 3B		L7		FC5-4 FC6 1-2f		F7		3	1	1	0	0	0	1
Sammy Drake, S (8, PH) OBP: 0.125, SLG: 0.067 (8, 5)										1	0	0	0	0	0	0
Jerry Kindall, R (1, 4) OBP: 0.256, SLG: 0.346		SF8 3-H		2-3		FC6 1-2f			K	3	0	0	1	0	1	1
Moe Thacker, R (1, 2) OBP: 0.269, SLG: 0.167		BB		K			E6 1B		1-3	3	1	0	0	1	1	0
Dick Drott, R (1, 1) OBP: 0.100, SLG: 0.100		G3			5-3		FC6-5 2-H		K	1	0	0	0	0	0	1
Dick Burwell, R (3, 1) OBP: 0.333, SLG: 0.333										0	0	0	0	0	0	0
Don Zimmer, R (5, PH) OBP: 0.307, SLG: 0.389										1	0	0	0	0	0	0
Moe Drabowsky, R (5, 1)										0	0	0	0	0	0	0
Don Cardwell, R (6, 1) OBP: 0.208, SLG: 0.416										2	0	1	1	0	1	0
Inning Stats	R: 1 E: 0 K: 1 S: 8 H: 1 LOB: 0 BB: 0 P: 11	R: 1 E: 0 K: 0 S: 10 H: 1 LOB: 1 BB: 1 P: 19	R: 0 E: 1 K: 0 S: 7 H: 1 LOB: 2 BB: 1 P: 13	R: 0 E: 0 K: 1 S: 11 H: 0 LOB: 0 BB: 0 P: 17	R: 0 E: 0 K: 1 S: 8 H: 1 LOB: 1 BB: 0 P: 12	R: 0 E: 0 K: 0 S: 6 H: 0 LOB: 1 BB: 1 P: 15	R: 1 E: 1 K: 0 S: 11 H: 1 LOB: 1 BB: 0 P: 16	R: 0 E: 0 K: 0 S: 4 H: 0 LOB: 0 BB: 0 P: 7	R: 0 E: 0 K: 2 S: 12 H: 0 LOB: 0 BB: 0 P: 14	1B: 3 2B: 1 3B: 1 HR: 1 SF: 1 SAC: 0 DP: 1 HBP: 0						

	AB	32
	R	3
	H	5
	RBI	3
	BB	3
	SO	5
	LOB	14

	WP: 0	PA: 36
	PB: 0	
	SB: 1	
	CS: 0	

PITCHER		IP	WLS	BF	H	R	ER	SO	BB	IBB	HBP	BLK	WP	HR	S	P	ERA	WHIP
Ed Rakow, R ERA: 7.36	(1, 1)	7.0		30	5	3	2	3	2	1	0	0	0	1	61	103	2.57	1.000
Don Drysdale, R ERA: 2.84	(8, 1)	2.0	W	6	0	0	0	2	0	0	0	0	0	0	16	21	0.00	0.000

PITCHER		IP	WLS	BF	H	R	ER	SO	BB	IBB	HBP	BLK	WP	HR	S	P	ERA	WHIP

BOTTOM

Batter	1	2	3	4	5	6	7	8	9	AB	R	H	RBI	BB	SO	LOB
Maury Wills, S (1, 6) OBP: 0.342, SLG: 0.331	BFBSFX 2-2 BB BB 1B 1B	BBCCX 2-2 ③ F7			X 0-0 ① 5-3		CBBFFX 2-2 ② 1-3		X 0-0 ① SF7 3-H	4	1	1	1	0	0	0
Norm Larker, L (1, 3) OBP: 0.368, SLG: 0.430	BBBFB 4-1 BB 1B 1-2 BB	FSFFBFX 1-2 ① 4-3			X 0-0 E 1B 1B		LBX 1-1 ③ F7			3	1	1	0	1	0	0
Willie Davis, L (1, 8) OBP: 0.348, SLG: 0.477	X 0-0 ① F6		CBFBX 2-2 ② F8		X 0-0 E 1B 1-2			FX 0-1 ① F7		4	0	1	0	0	0	2
Tommy Davis, R (1, 7) OBP: 0.302, SLG: 0.426	BBX 2-0 ② F2		CX 0-1 ③ F8		X 0-0 E5 G4-6-3 1-2 2-3			FX 0-1 ② F8		4	0	0	0	0	0	4
Ron Fairly, L (1, 9) OBP: 0.250, SLG: 0.351	BSBFBFFFF 4-2 B 1B 1-2 2-3 BB			CBSBX 2-2 ① 4-3	BFX 1-1 ②③ G4-6-3 1-2f			X 0-0 HR		3	1	1	1	1	0	3
Jim Gilliam, S (1, 4) OBP: 0.359, SLG: 0.318	X 0-0 1-3 2-H 3-H 1B			CBX 1-1 E7 2B		X 0-0 ① 6-3		X 0-0 ③ L7		4	0	2	2	0	0	0
Bob Lillis, R (1, 5) OBP: 0.290, SLG: 0.333	SX 0-1 ③ F9			X 0-0 ② F5		BX 1-0 ② F5			BFX 1-1 E1 SH SF7	4	1	0	0	0	0	3
Doug Camilli, R (1, 2) OBP: 0.385, SLG: 0.542 Charlie Neal, R (9, PH) OBP: 0.321, SLG: 0.363 Wally Moon, L (9, PH) OBP: 0.383, SLG: 0.452		BBCX 2-1 ① F8		H 1-0 HBP		BFCS 1-3 ③ K			BLBBLFB 4-2 SH BB	2 0 0	0 0 0	0 0 0	0 0 0	0 0 1	1 0 0	0 0 0
Ed Rakow, S (1, 1) OBP: 0.333, SLG: 0.333 Duke Snider, L (7, PH) OBP: 0.366, SLG: 0.519 Don Drysdale, R (8, 1) OBP: 0.211, SLG: 0.277 John Roseboro, L (9, PH) OBP: 0.323, SLG: 0.369		FCS 0-3 ② K		BX 1-0 ③ 5-3			BSBFS 2-3 ① K		X 0-0 SH 1-2 2-3	2 1 0 0	0 0 0 0	0 0 0 0	0 0 0 0	0 0 0 0	1 1 0 0	2 0 0 0
Inning Stats	R: 2 E: 0 K: 0 S: 16 H: 2 LOB: 2 BB: 2 P: 28	R: 0 E: 0 K: 1 S: 8 H: 0 LOB: 0 BB: 0 P: 12	R: 0 E: 0 K: 0 S: 10 H: 0 LOB: 0 BB: 0 P: 13	R: 0 E: 1 K: 0 S: 7 H: 1 LOB: 2 BB: 0 P: 12	R: 0 E: 1 K: 0 S: 6 H: 2 LOB: 2 BB: 0 P: 7	R: 0 E: 0 K: 1 S: 5 H: 0 LOB: 0 BB: 0 P: 7	R: 0 E: 0 K: 1 S: 9 H: 0 LOB: 0 BB: 0 P: 14	R: 1 E: 0 K: 0 S: 6 H: 1 LOB: 0 BB: 0 P: 6	R: 1 E: 1 K: 0 S: 7 H: 0 LOB: 2 BB: 1 P: 12	1B: 4 2B: 1 3B: 0 HR: 1 SF: 1 SAC: 1 DP: 1 HBP: 1						WP: 0 PB: 0 SB: 0 CS: 0 PA: 37	

PITCHER		IP	WLS	BF	H	R	ER	SO	BB	IBB	HBP	BLK	WP	HR	S	P	ERA	WHIP
Dick Drott, R ERA: 6.99	(1, 1)	2.0		10	2	2	2	1	2	0	0	0	0	0	24	40	9.00	2.000
Dick Burwell, R ERA: 5.59	(3, 1)	2.0		8	1	0	0	0	0	0	1	0	0	0	17	25	0.00	0.500
Moe Drabowsky, R ERA: 6.44	(5, 1)	1.0		5	2	0	0	0	0	0	0	0	0	0	6	7	0.00	2.000
Don Cardwell, R ERA: 4.4	(6, 1)	3.1	L	14	1	2	1	2	1	0	0	0	0	1	27	39	2.70	0.600

PITCHER	IP	WLS	BF	H	R	ER	SO	BB	IBB	HBP	BLK	WP	HR	S	P	ERA	WHIP

Chicago Cubs @ Los Angeles Dodgers

Los Angeles Memorial Coliseum, Los Angeles, CA

Sun Oct 02 1960, 7:33 AM EDT

Att. 15,266 - Unknown

livebaseballscorecards.com

AB	31
R	4
H	6
RBI	4
BB	3
SO	3
LOB	14