

Chicago Cubs - 1960

Batter	1	2	3	4	5	6	7	8	9	AB	R	H	RBI	BB	SO	LOB	TOP										
Don Blasingame, L (1, 4) OBP: 0.364, SLG: 0.297	L6	4-3		G6-4-3 BB	E7 1B		3B BB	1B		4	2	2	2	2	0	0	San Francisco Giants @ Chicago Cubs Wrigley Field, Chicago, IL Sat Apr 23 1960, 3:33 AM CST Att: 24,703 - Unknown										
Jim Davenport, R (1, 5) OBP: 0.361, SLG: 0.485	1B		5-3	G6-4-3 1-2f	1B		1B	K		3	1	1	1	0	0	1											
Joey Amalfitano, R (5, FR) OBP: 0.286, SLG: 0.571	2B HBP						1B	3B	K	2	1	1	1	0	1	2											
Willie Mays, R (1, 8) OBP: 0.337, SLG: 0.611	2B	1B					HR	1B	5-3	4	3	3	1	1	1	1											
Felipe Alou, R (7, 8)										1	0	0	0	0	0	0											
Willie McCovey, L (1, 3) OBP: 0.366, SLG: 0.516	HR	2B		F5	2B BB	4-3		HR	F8	5	3	2	4	1	0	1											
Orlando Cepeda, R (1, 7) OBP: 0.350, SLG: 0.667	HR		F5		2B	6-3	6-3		F3	6	2	2	4	0	0	1											
Willie Kirkland, L (1, 9) OBP: 0.487, SLG: 0.697	CS	1B		E HR	BB	WP SH4-3 2H	2B		G6-4-3 1B	4	2	4	1	1	0	0											
Eddie Bressoud, R (1, 6) OBP: 0.421, SLG: 0.515	K		E6 HR	SH4-3	F4			G6-4-3		4	1	0	1	0	1	4											
Bob Schmidt, R (1, 2) OBP: 0.318, SLG: 0.333	CS	K			F6		K	1B BB		4	2	1	3	1	2	0											
Jack Sanford, R (1, 1) OBP: 0.286, SLG: 0.286	1-3		6-3	6-3	WP E 1B		K	1B 1-2		5	1	2	0	0	1	0											
Inning Stats	R: 4 E: 0 K: 1 S: 8	H: 4 LOB: 0 BB: 0 P: 9	R: 0 E: 0 K: 1 S: 5	H: 0 LOB: 0 BB: 0 P: 5	R: 0 E: 0 K: 0 S: 4	H: 1 LOB: 1 BB: 0 P: 4	R: 3 E: 1 K: 0 S: 4	H: 1 LOB: 0 BB: 2 P: 12	R: 6 E: 1 K: 1 S: 10	H: 5 LOB: 1 BB: 2 P: 18	R: 0 E: 0 K: 0 S: 4	H: 1 LOB: 1 BB: 0 P: 4	R: 4 E: 0 K: 2 S: 10	H: 3 LOB: 0 BB: 1 P: 14	R: 1 E: 0 K: 1 S: 7	H: 3 LOB: 2 BB: 1 P: 11	R: 0 E: 0 K: 0 S: 3	H: 0 LOB: 0 BB: 0 P: 3	1B: 11 2B: 3 3B: 1 HR: 3	SF: 0 SAC: 1 DP: 2 HBP: 1	WP: 2 PA: 51 PB: 0 SB: 3 CS: 1						
PITCHER	IP	WLS	BF	H	R	ER	SO	BB	IBB	HBP	BLK	WP	HR	S	P	ERA	WHIP										
Dick Drott, R (1, 1) ERA: 10.5	4.0	L	20	6	7	6	2	2	0	0	0	0	0	21	30	13.50	2.000										
Moe Drabowsky, R (5, 1) ERA: 18.0	0.0		3	1	3	3	0	2	0	0	0	0	0	1	9	∞	∞										
Art Ceccarelli, L (5, 1) ERA: 13.5	0.2		6	4	3	3	0	0	0	0	0	0	2	0	6	40.50	6.000										
John Goetz, R (5, 1) ERA: 7.2	2.1		12	4	4	4	3	1	0	0	0	0	1	17	21	15.43	2.143										
Ben Johnson, R (8, 1) ERA: 4.76	2.0		9	3	1	1	1	1	0	0	0	0	0	10	14	4.50	2.000										
Batter	1	2	3	4	5	6	7	8	9	AB	R	H	RBI	BB	SO	LOB	BOTTOM										
Richie Ashburn, L (1, 8) OBP: 0.421, SLG: 0.382	G3		6-3		6-3			F3		4	0	0	0	0	0	0	San Francisco Giants @ Chicago Cubs Wrigley Field, Chicago, IL Sat Apr 23 1960, 3:33 AM CST Att: 24,703 - Unknown										
Tony Taylor, R (1, 4) OBP: 0.257, SLG: 0.323	K		F3				14 BB 1B	5-3		4	1	1	0	0	1	0											
14 Ernie Banks, R (1, 6) OBP: 0.421, SLG: 0.552				F7			1B BB			1	0	0	0	3	0	0											
Frank Thomas, R (1, 7) OBP: 0.333, SLG: 0.469	F2			F3			G3-6-3 1B	F8		4	0	1	1	0	0	2											
George Altman, L (1, 3) OBP: 0.231, SLG: 0.333		4-3		1B 2B			K		F7	4	1	1	0	0	1	2											
Walt Moryn, L (1, 9) OBP: 0.444, SLG: 0.875		3-1		1B			G3-6-3 1-2f		F7	4	0	1	1	0	0	2											
Don Zimmer, R (1, 5) OBP: 0.314, SLG: 0.323			1B	1-3				5-3		4	0	1	0	0	0	1											
Cal Neeman, R (1, 2)					6-3					2	0	0	0	0	1	1											
Sammy Taylor, L (7, PH)										0	0	0	0	1	0	0											
Moe Thacker, R (8, 2)							G4-6-3 BB			0	0	0	0	0	0	0											
Dick Drott, R (1, 1) ERA: 10.5										1	0	0	0	0	1	0											
Moe Drabowsky, R (5, 1) ERA: 18.0										0	0	0	0	0	0	0											
Art Ceccarelli, R (5, 1) ERA: 13.5										0	0	0	0	0	0	0											
John Goetz, R (5, 1) ERA: 7.2										1	0	0	0	0	1	0											
Irv Noren, L (7, PH)										1	0	0	0	0	1	0											
Ben Johnson, R (8, 1) ERA: 4.76										0	0	0	0	0	0	0											
Inning Stats	R: 0 E: 0 K: 1 S: 5	H: 0 LOB: 1 BB: 0 P: 9	R: 0 E: 0 K: 1 S: 6	H: 1 LOB: 0 BB: 0 P: 6	R: 0 E: 0 K: 1 S: 5	H: 0 LOB: 0 BB: 0 P: 5	R: 1 E: 0 K: 0 S: 5	H: 2 LOB: 1 BB: 0 P: 5	R: 0 E: 0 K: 1 S: 5	H: 0 LOB: 0 BB: 0 P: 5	R: 1 E: 0 K: 1 S: 6	H: 2 LOB: 1 BB: 1 P: 10	R: 0 E: 0 K: 0 S: 2	H: 0 LOB: 0 BB: 1 P: 6	R: 0 E: 0 K: 0 S: 3	H: 0 LOB: 1 BB: 1 P: 7	R: 0 E: 0 K: 0 S: 3	H: 0 LOB: 0 BB: 0 P: 3	1B: 4 2B: 1 3B: 0 HR: 0	SF: 0 SAC: 0 DP: 2 HBP: 0	WP: 0 PA: 34 PB: 0 SB: 0 CS: 0						
PITCHER	IP	WLS	BF	H	R	ER	SO	BB	IBB	HBP	BLK	WP	HR	S	P	ERA	WHIP										
Jack Sanford, R (1, 1) ERA: 3.0	9.0	W	34	5	2	2	5	4	0	0	0	0	0	40	56	2.00	1.000										

Batter	1	2	3	4	5	6	7	8	9	AB	R	H	RBI	BB	SO	LOB	TOP																
Don Blasingame, L (1, 4) OBP: 0.333, SLG: 0.268										4	0	0	0	0	0	2																	
Jim Davenport, R (1, 5) OBP: 0.350, SLG: 0.459										4	0	1	0	0	0	0																	
Willie Mays, R (1, 8) OBP: 0.533, SLG: 0.675										4	1	2	1	0	0	0																	
Willie McCovey, L (1, 3) OBP: 0.356, SLG: 0.471										3	0	0	0	1	1	1																	
Orlando Cepeda, R (1, 7) OBP: 0.341, SLG: 0.619										3	1	0	0	1	2	2																	
Willie Kirkland, L (1, 9) OBP: 0.512, SLG: 0.722										3	1	2	0	1	1	0																	
Eddie Bressoud, R (1, 6) OBP: 0.415, SLG: 0.556										3	1	1	1	0	1	2																	
Bob Schmidt, R (1, 2) OBP: 0.308, SLG: 0.318										4	0	1	1	0	1	2																	
Billy O'Dell, S (1, 1)										2	0	0	0	0	0	1																	
Billy Loes, R (8, 1) OBP: 1.000, SLG: 1.000										0	0	0	0	0	0	0																	
Stu Miller, R (8, 1)										0	0	0	0	0	0	0																	
Bud Byerly, R (8, 1)										0	0	0	0	0	0	0																	
Joey Amalfitano, R (9, PH) OBP: 0.250, SLG: 0.500										1	0	0	0	0	0	0																	
Inning Stats	R: 1 E: 0 K: 1 S: 6	H: 1 LOB: 1 BB: 1 P: 10	R: 2 E: 1 K: 0 S: 4	H: 1 LOB: 0 BB: 1 P: 8	R: 0 E: 0 K: 1 S: 5	H: 0 LOB: 0 BB: 0 P: 5	R: 1 E: 0 K: 1 S: 7	H: 2 LOB: 2 BB: 1 P: 11	R: 0 E: 0 K: 1 S: 4	H: 1 LOB: 1 BB: 0 P: 6	R: 0 E: 0 K: 0 S: 3	H: 0 LOB: 0 BB: 0 P: 3	R: 0 E: 0 K: 2 S: 7	H: 0 LOB: 0 BB: 0 P: 7	R: 0 E: 0 K: 0 S: 3	H: 0 LOB: 0 BB: 0 P: 3	1B: 4 2B: 1 3B: 1 HR: 1	SF: 0 SAC: 2 DP: 0 HBP: 0	WP: 0 PB: 0 SB: 0 CS: 0	PA: 36													
PITCHER	IP WLS BF H R ER SO BB IBB HBP BLK WP HR S P ERA WHIP																	PITCHER	IP WLS BF H R ER SO BB IBB HBP BLK WP HR S P ERA WHIP														
Bob Anderson, R (1, 1) ERA: 3.38	7.0	30	7	4	3	4	3	0	0	0	0	0	1	35	47	3.86	1.429																
Don Elston, R (8, 1) ERA: 2.13	1.0	W	3	0	0	0	2	0	0	0	0	0	0	7	7	0.00	0.000																
Seth Morehead, L (9, 1) ERA: 5.14	1.0	S	3	0	0	0	0	0	0	0	0	0	0	3	3	0.00	0.000																

San Francisco Giants @ Chicago Cubs
Wrigley Field, Chicago, IL
Sun Apr 24 1960, 3:33 AM CDT
Att: 20,818 - Unknown

AB	31
R	4
H	7
RBI	3
BB	3
SO	6
LOB	10



Batter	1	2	3	4	5	6	7	8	9	AB	R	H	RBI	BB	SO	LOB	BOTTOM																
Tony Taylor, R (1, 4) OBP: 0.275, SLG: 0.417										5	2	2	2	0	1	0																	
Richie Ashburn, L (1, 8) OBP: 0.442, SLG: 0.378										3	1	1	0	2	0	1																	
Lou Johnson, R (1, 9) OBP: 0.222, SLG: 0.389										5	1	2	0	0	1	3																	
14 Ernie Banks, R (1, 6) OBP: 0.419, SLG: 0.515										4	0	1	1	1	0	2																	
Frank Thomas, R (1, 7) OBP: 0.341, SLG: 0.486										5	0	2	1	0	0	1																	
George Altman, L (1, 3) OBP: 0.290, SLG: 0.333										3	1	1	0	2	1	0																	
Don Zimmer, R (1, 5) OBP: 0.316, SLG: 0.324										3	0	1	0	0	1	3																	
Walt Moryn, L (8, PH) OBP: 0.500, SLG: 0.875										0	0	0	0	1	0	0																	
Sammy Drake, S (8, PR) OBP: 0.200, SLG: 0.200										1	1	0	0	0	0	3																	
Del Rice, R (1, 2) OBP: 0.308, SLG: 0.320										3	0	0	0	0	1	1																	
Sammy Taylor, L (8, PH) OBP: 1.000, SLG: 2.500										0	1	0	0	1	0	0																	
Seth Morehead, L (9, 1) OBP: 0.200, SLG: 0.200										0	0	0	0	0	0	0																	
Bob Anderson, R (1, 1) OBP: 0.375, SLG: 0.375										2	0	0	0	0	2	1																	
Earl Avenell, R (7, PH) OBP: 1.000, SLG: 2.500										1	1	1	1	0	0	0																	
Don Elston, R (8, 1) OBP: 0.143, SLG: 0.100										0	0	0	0	0	0	0																	
Bob Will, L (8, PH) OBP: 0.143, SLG: 0.100										1	1	1	3	0	0	0																	
Cal Neeman, R (9, 2)										0	0	0	0	0	0	0																	
Inning Stats	R: 1 E: 0 K: 0 S: 5	H: 2 LOB: 3 BB: 2 P: 13	R: 0 E: 0 K: 1 S: 5	H: 0 LOB: 0 BB: 0 P: 5	R: 0 E: 0 K: 0 S: 4	H: 1 LOB: 1 BB: 0 P: 4	R: 0 E: 0 K: 2 S: 8	H: 1 LOB: 1 BB: 0 P: 8	R: 0 E: 0 K: 1 S: 5	H: 0 LOB: 0 BB: 1 P: 9	R: 0 E: 0 K: 2 S: 7	H: 0 LOB: 0 BB: 0 P: 7	R: 1 E: 0 K: 1 S: 7	H: 2 LOB: 1 BB: 0 P: 7	R: 7 E: 0 K: 0 S: 9	H: 6 LOB: 3 BB: 4 P: 25	1B: 8 2B: 2 3B: 0 HR: 2	SF: 0 SAC: 0 DP: 0 HBP: 0	WP: 0 PB: 0 SB: 0 CS: 0	PA: 43													
PITCHER	IP WLS BF H R ER SO BB IBB HBP BLK WP HR S P ERA WHIP																	PITCHER	IP WLS BF H R ER SO BB IBB HBP BLK WP HR S P ERA WHIP														
Billy O'Dell, L (1, 1) ERA: 2.65	7.0	30	6	2	2	7	3	0	0	0	0	1	5	17	81.00	9.000																	
Billy Loes, R (8, 1) ERA: 15.75	0.2	L	8	3	6	6	3	0	0	0	0	0	1	5	17	81.00	9.000																
Stu Miller, R (8, 1) ERA: 3.72	0.0		2	2	0	0	0	0	0	0	0	0	2	2	∞	∞																	
Bud Byerly, R (8, 1) ERA:	0.1		3	1	1	1	0	1	0	0	0	0	2	6	27.00	6.000																	

San Francisco Giants @ Chicago Cubs
Wrigley Field, Chicago, IL
Sun Apr 24 1960, 3:33 AM CDT
Att: 20,818 - Unknown

AB	36
R	9
H	12
RBI	8
BB	7
SO	7
LOB	15



Batter	1	2	3	4	5	6	7	8	9	AB R H RBI BB SO LOB													
Jim Gilliam, S OBP: 0.353, SLG: 0.244 (1,5)	F8 E BB	F8	F8 BB 1B		F9		8-3 1B			4 1 2 1 1 0 2													
Charlie Neal, R OBP: 0.348, SLG: 0.243 (1,4)	F8	E1 E				L7	8-3 1B			4 1 0 0 1 0 3													
Wally Moon, L OBP: 0.375, SLG: 0.512 (1,7)	E5 1B 2H	E7 1B 2B 2H	1-3			1B E 5-3 1B		G4-6-3 1B		5 2 3 2 0 0 3													
Gil Hodges, R OBP: 0.277, SLG: 0.432 (1,3)	1-3	1-3				5-3		F7		5 0 0 0 0 1 4													
John Roseboro, L OBP: 0.413, SLG: 0.553 (1,2)				B1 1B 2B		E HBP		G4-6-3 1B		4 1 2 1 0 0 1													
Tommy Davis, R OBP: 0.240, SLG: 0.182 (1,9)	1-3		K	F7		E5 1B				5 0 1 0 0 1 2													
Don Demeter, R OBP: 0.263, SLG: 0.176 (1,8)		G3	F8			G5-4-3 BB		FC6 BB		3 0 0 0 2 0 1													
Maury Wills, S OBP: 0.333, SLG: 0.357 (1,6)		S 1B 1B	1B 1B			G5-4-3 1-2		FC6 1-2		5 2 2 1 0 0 4													
Don Drysdale, R OBP: 0.333, SLG: 0.583 (1,1)		E 1B	1B 1B							4 1 3 1 0 1 0													
Inning Stats	R: 2 E: 1 K: 0 S: 16	H: 1 LOB: 1 BB: 1 P: 24	R: 3 E: 2 K: 0 S: 14	H: 3 LOB: 1 BB: 0 P: 21	R: 2 E: 0 K: 1 S: 21	H: 4 LOB: 3 BB: 1 P: 37	R: 0 E: 0 K: 1 S: 8	H: 0 LOB: 0 BB: 0 P: 12	R: 0 E: 0 K: 0 S: 9	H: 1 LOB: 1 BB: 1 P: 17	R: 1 E: 1 K: 0 S: 12	H: 2 LOB: 3 BB: 1 P: 24	R: 0 E: 0 K: 1 S: 5	H: 1 LOB: 0 BB: 0 P: 8	R: 0 E: 0 K: 0 S: 5	H: 1 LOB: 0 BB: 0 P: 7	R: 0 E: 0 K: 0 S: 3	H: 0 LOB: 0 BB: 0 P: 4	1B: 10 2B: 4 3B: 0 HR: 0	SF: 0 SAC: 0 DP: 3 HBP: 1	WP: 0 PB: 0 SB: 1 CS: 0	PA: 44	
PITCHER	IP WLS BF H R ER SO BB IBB HBP BLK WP HR S P ERA WHIP																						
Glen Hobbie, R ERA: 6.63 (1,1)	2.2 L 18	7 7	3 3	0 0	0 0	1 1	0 0	0 0	0 0	0 0	0 0	44 70	10.12 3.000										
John Goetz, R ERA: 8.75 (3,1)	0.1 3	1 0	0 0	0 0	0 0	1 1	0 0	0 0	0 0	0 0	0 0	7 12	0.00 6.000										
Seth Morehead, L ERA: 4.5 (4,1)	2.0 7	1 1	0 0	0 1	1 1	0 0	0 0	0 0	0 0	0 0	0 0	17 29	0.00 1.000										
Ben Johnson, R ERA: 3.12 (6,1)	3.0 13	4 1	0 0	1 1	1 1	0 0	1 0	0 0	0 0	0 0	0 0	22 39	0.00 1.667										
Moe Drabowsky, R ERA: 12.0 (9,1)	1.0 3	0 0	0 0	0 0	0 0	0 0	0 0	0 0	0 0	0 0	0 0	3 4	0.00 0.000										

Los Angeles Dodgers @ Chicago Cubs
Wrigley Field, Chicago, IL
Tue Apr 26 1960, 3:33 AM CDT
Att: 7,610 - Unknown

TOP

AB	R	H	RBI	BB	SO	LOB
39	8	13	6	4	3	20

Batter	1	2	3	4	5	6	7	8	9	AB R H RBI BB SO LOB													
Tony Taylor, R OBP: 0.273, SLG: 0.400 (1,4)	6-3		6-3			K				4 0 1 0 0 1 0													
Richie Ashburn, L OBP: 0.447, SLG: 0.375 (1,8)	3-1					G4-6-3 BB				3 0 1 0 1 1 0													
Lou Johnson, R OBP: 0.227, SLG: 0.333 (1,9)				F6 HBP		G4-6-3 1-2				3 0 0 0 0 1 3													
14 Ernie Banks, R OBP: 0.383, SLG: 0.459 (1,6)	K			F6						4 0 0 0 0 2 3													
Frank Thomas, R OBP: 0.311, SLG: 0.439 (1,7)		5-3				K				4 0 0 0 0 2 2													
George Altman, L OBP: 0.294, SLG: 0.367 (1,3)		B1-3				2B 2B				3 1 1 0 0 0 0													
Don Zimmer, R OBP: 0.293, SLG: 0.297 (1,5)				K		F3				3 0 0 0 0 1 1													
Del Rice, R OBP: 0.310, SLG: 0.357 (1,2)				F7						3 0 1 1 0 0 0													
Glen Hobbie, R OBP: 0.228, SLG: 0.167 (3,1)										0 0 0 0 0 0 0													
John Goetz, R (3,1)										0 0 0 0 0 0 0													
Irv Noren, L (3,PH)										1 0 0 0 0 0 0													
Seth Morehead, L (4,1)										0 0 0 0 0 0 0													
Bob Will, L OBP: 0.186, SLG: 0.095 (5,PH)										1 0 0 0 0 0 1													
Ben Johnson, R (6,1)										0 0 0 0 0 0 0													
Walt Morin, L OBP: 0.485, SLG: 0.778 (6,PH)										1 0 0 0 0 1 0													
Moe Drabowsky, R (9,1)										0 0 0 0 0 0 0													
Inning Stats	R: 0 E: 0 K: 1 S: 10	H: 0 LOB: 0 BB: 0 P: 17	R: 0 E: 0 K: 1 S: 10	H: 0 LOB: 0 BB: 0 P: 14	R: 0 E: 0 K: 0 S: 7	H: 0 LOB: 0 BB: 0 P: 8	R: 0 E: 0 K: 1 S: 9	H: 0 LOB: 0 BB: 0 P: 14	R: 1 E: 0 K: 2 S: 12	H: 2 LOB: 1 BB: 0 P: 16	R: 0 E: 0 K: 1 S: 12	H: 0 LOB: 0 BB: 1 P: 17	R: 0 E: 0 K: 1 S: 8	H: 0 LOB: 0 BB: 0 P: 9	R: 0 E: 0 K: 1 S: 10	H: 0 LOB: 0 BB: 0 P: 17	R: 0 E: 1 K: 2 S: 10	H: 2 LOB: 2 BB: 0 P: 14	1B: 2 2B: 2 3B: 0 HR: 0	SF: 0 SAC: 0 DP: 1 HBP: 1	WP: 0 PB: 0 SB: 0 CS: 0	PA: 32	
PITCHER	IP WLS BF H R ER SO BB IBB HBP BLK WP HR S P ERA WHIP																						
Don Drysdale, R ERA: 1.46 (1,1)	9.0 W 32	4 1	1 1	0 0	10 10	1 1	0 0	1 1	0 0	0 0	0 0	88 126	1.00 0.556										

Los Angeles Dodgers @ Chicago Cubs
Wrigley Field, Chicago, IL
Tue Apr 26 1960, 3:33 AM CDT
Att: 7,610 - Unknown

BOTTOM

AB	R	H	RBI	BB	SO	LOB
30	1	4	1	1	10	10

Batter	1	2	3	4	5	6	7	8	9	AB	R	H	RBI	BB	SO	LOB	TOP					
Jim Gilliam, S OBP: 0.393, SLG: 0.256 (1, 5)	L4-6 BB		BB SF7 BB		FC1-6 FC1-4		2B BB	1B									2 2 1 1 1 3 0 1					
Charlie Neal, R OBP: 0.353, SLG: 0.244 (1, 4)	BB		BB 1B		FC1-4 3B		F9	G3									4 1 1 0 1 0 3					
Wally Moon, L OBP: 0.415, SLG: 0.596 (1, 7)	L4-6		BB		3B		HR 2B		F8 2B 1B								4 2 3 2 1 0 2					
Gil Hodges, R OBP: 0.288, SLG: 0.489 (1, 3)	F8		SF7		BB		HR		K								3 1 1 3 1 1 2					
John Roseboro, L OBP: 0.392, SLG: 0.500 (1, 2)		CS S BB	F7		F5		F7		F8								4 0 0 0 1 0 5					
Tommy Davis, R OBP: 0.233, SLG: 0.222 (1, 9)	K			5-3		F9		L8	1B 2B								5 1 1 1 0 1 1					
Don Demeter, R OBP: 0.292, SLG: 0.273 (1, 8)	2B		F7		K		E6 1B SH1	1B									5 1 2 1 0 1 0					
Maury Wills, S OBP: 0.343, SLG: 0.344 (1, 6)	F9		F7		6-3		SH1 1B	1B	IBB								4 1 1 0 1 0 1					
Roger Craig, R (1, 1)			K		FC1-6 BB		F3	SH1	K								3 0 0 1 1 2 2					
Inning Stats	R: 0 E: 0 K: 0 S: 11	H: 0 LOB: 1 BB: 2 P: 22	R: 0 E: 0 K: 1 S: 6	H: 1 LOB: 1 BB: 1 P: 13	R: 1 E: 0 K: 1 S: 15	H: 1 LOB: 2 BB: 2 P: 25	R: 0 E: 0 K: 0 S: 4	H: 0 LOB: 0 BB: 0 P: 5	R: 1 E: 0 K: 0 S: 10	H: 1 LOB: 2 BB: 2 P: 21	R: 0 E: 0 K: 1 S: 7	H: 0 LOB: 0 BB: 0 P: 13	R: 3 E: 0 K: 0 S: 14	H: 2 LOB: 0 BB: 1 P: 24	R: 2 E: 1 K: 0 S: 10	H: 2 LOB: 1 BB: 0 P: 13	R: 2 E: 0 K: 2 S: 12	H: 3 LOB: 2 BB: 1 P: 23	1B: 5 2B: 4 3B: 1 HR: 1	SF: 1 SAC: 1 DP: 1 HBP: 0	WP: 0 PB: 0 SB: 4 CS: 1	PA: 45
PITCHER	IP WLS BF H R ER SO BB IBB HBP BLK WP HR S P ERA WHIP	IP WLS BF H R ER SO BB IBB HBP BLK WP HR S P ERA WHIP														IP WLS BF H R ER SO BB IBB HBP BLK WP HR S P ERA WHIP						
Dick Drott, R ERA: 6.75 (1, 1)	6.0 L	26 3	2 2	2 2	3 3	7 0	0 0	0 0	0 0	0 0	1 0	53 36	99 60	3.00 15.00	1.667 2.667							
Don Elston, R ERA: 4.6 (7, 1)	3.0	19 7	7 7	5 5	2 2	1 1	1 0	0 0	0 0	0 1	36 60	60 15.00	2.667									

Los Angeles Dodgers @ Chicago Cubs
Wrigley Field, Chicago, IL
Wed Apr 27 1960, 3:33 AM CDT
Att: 6,485 - Unknown

AB 34
R 9
H 10
RBI 9
BB 9
SO 5
LOB 17



Batter	1	2	3	4	5	6	7	8	9	AB	R	H	RBI	BB	SO	LOB	BOTTOM					
Tony Taylor, R OBP: 0.271, SLG: 0.386 (1, 4)	6-3			5-3		1B			F8								4 0 1 1 0 0 1					
Richie Ashburn, L OBP: 0.451, SLG: 0.357 (1, 8)	L8			L7		FC4-6 BB		14 G3 BB	BB								2 1 0 0 2 0 0					
George Altman, L OBP: 0.289, SLG: 0.333 (1, 3)	L9			3-1		FC4-6		14 G3 BB	BB								3 1 0 0 1 0 1					
14 Ernie Banks, R OBP: 0.353, SLG: 0.415 (1, 6)	F9			6-3		F5		G3									4 0 0 1 0 0 3					
Frank Thomas, R OBP: 0.306, SLG: 0.422 (1, 7)	K			6-3		K		1B									4 0 1 2 0 2 1					
Walt Moryn, L OBP: 0.333, SLG: 0.538 (1, 9)	K			F8		F6		4-1									4 0 0 0 0 1 1					
Don Zimmer, R OBP: 0.273, SLG: 0.275 (1, 5)			6-3			F7		K									3 0 0 0 0 1 0					
Del Rice, R OBP: 0.313, SLG: 0.387 (1, 2)			K			G3 1B 2B		F7									3 1 1 0 0 1 0					
Dick Drott, R (1, 1)			K			G3		BB 14 G3 BB									1 0 0 0 0 1 0					
Irv Noren, L (6, PH)			K														1 0 0 0 0 0 1					
Don Elston, R (7, 1)			K														0 0 0 0 0 0 0					
Bob Will, L OBP: 0.174, SLG: 0.136 (8, PH)			K														1 1 1 0 0 0 0					
Inning Stats	R: 0 E: 0 K: 0 S: 7	H: 0 LOB: 0 BB: 0 P: 12	R: 0 E: 0 K: 2 S: 8	H: 0 LOB: 0 BB: 0 P: 11	R: 0 E: 0 K: 2 S: 9	H: 0 LOB: 0 BB: 0 P: 11	R: 0 E: 0 K: 0 S: 6	H: 0 LOB: 0 BB: 0 P: 7	R: 0 E: 0 K: 0 S: 4	H: 0 LOB: 0 BB: 0 P: 4	R: 1 E: 0 K: 0 S: 9	H: 2 LOB: 1 BB: 0 P: 13	R: 0 E: 0 K: 1 S: 11	H: 0 LOB: 1 BB: 1 P: 20	R: 0 E: 0 K: 1 S: 7	H: 0 LOB: 0 BB: 0 P: 13	R: 3 E: 0 K: 0 S: 14	H: 2 LOB: 1 BB: 2 P: 26	1B: 3 2B: 1 3B: 0 HR: 0	SF: 0 SAC: 0 DP: 0 HBP: 0	WP: 0 PB: 0 SB: 0 CS: 0	PA: 33
PITCHER	IP WLS BF H R ER SO BB IBB HBP BLK WP HR S P ERA WHIP	IP WLS BF H R ER SO BB IBB HBP BLK WP HR S P ERA WHIP														IP WLS BF H R ER SO BB IBB HBP BLK WP HR S P ERA WHIP						
Roger Craig, R ERA: 6.35 (1, 1)	9.0 W	33 4	4 4	4 4	6 6	3 0	0 0	0 0	0 0	75 117	4.00 0.778											

Los Angeles Dodgers @ Chicago Cubs
Wrigley Field, Chicago, IL
Wed Apr 27 1960, 3:33 AM CDT
Att: 6,485 - Unknown

AB 30
R 4
H 4
RBI 4
BB 3
SO 6
LOB 8



Batter	1	2	3	4	5	6	7	8	9	AB	R	H	RBI	BB	SO	LOB	TOP																		
Tony Taylor, R (1,4) OBP: 0.283, SLG: 0.388	0-0 5-3		0-0 E4 BB		0-0 6-3		0-0 14 HR 1B		0-0 14 HR 1B	5	2	2	0	0	0	2																			
Richie Ashburn, L (1,8) OBP: 0.429, SLG: 0.326	4-0 14 BB 1B		0-0 L9		0-0 2-3		0-0 F8		0-0 E3 14 HR	4	1	0	0	1	0	6																			
George Altman, L (1,3) OBP: 0.279, SLG: 0.297	0-3 K		4-0 1-2 2-3 BB		0-0 F8		0-0 L9		0-3 K	4	0	0	0	1	2	6																			
14 Ernie Banks, R (1,6) OBP: 0.375, SLG: 0.565	0-0 1-2 1B		0-3 K			0-0 F6	0-0 1-H 2-H HR		0-0 1-H 2-H HR	5	2	3	6	0	1	3																			
Frank Thomas, R (1,7) OBP: 0.296, SLG: 0.400	0-3 K		0-0 F9		0-0 4-3 1B		0-3 K		0-3 K	5	0	1	0	0	3	6																			
Walt Moryn, L (1,9) OBP: 0.300, SLG: 0.444		0-0 3-1		0-0 F5		0-0 4-3 1B		0-0 F6	0-0 F8	5	0	1	0	0	0	0																			
Sammy Taylor, L (1,2)	0-3 K		0-0 G3		0-0 4-3 1B		0-3 K			4	0	0	0	0	2	2																			
Don Zimmer, R (1,5) OBP: 0.255, SLG: 0.256	0-3 K		0-0 6-3							3	0	0	0	0	2	2																			
Ben Johnson, R (7,1)										0	0	0	0	0	0	0																			
Earl Averill, R (8, PH) OBP: 1.000, SLG: 2.500										0	0	0	0	0	0	0																			
Moe Drabowsky, R (8,1)										0	0	0	0	0	0	0																			
John Goetz, R (8,1)										0	0	0	0	0	0	0																			
Seth Morehead, L (1,1) OBP: 0.200, SLG: 0.200			0-0 BB E 1B		0-0 E6 6-3		4-0 14 HR 1B BB		0-0 F4	0	0	0	0	0	0	0																			
Al Schroll, R (2,1) OBP: 1.000, SLG: 1.000										1	0	1	0	0	0	0																			
Bob Will, L (5, PH) OBP: 0.500, SLG: 0.500										1	0	1	0	0	0	0																			
Art Ceccarelli, R (5,1)										1	0	1	0	0	0	0																			
Irv Noren, L (7, PH)										0	0	0	0	0	0	0																			
Sammy Drake, S (7, PH)										1	1	0	0	0	0	1																			
Inning Stats	R: 0 E: 0 K: 2 S: 8	H: 1 LOB: 2 BB: 1 P: 12	R: 0 E: 0 K: 2 S: 7	H: 0 LOB: 0 BB: 0 P: 7	R: 0 E: 1 K: 1 S: 7	H: 1 LOB: 3 BB: 1 P: 11	R: 0 E: 0 K: 0 S: 3	H: 0 LOB: 0 BB: 0 P: 3	R: 0 E: 1 K: 0 S: 4	H: 0 LOB: 1 BB: 0 P: 4	R: 0 E: 0 K: 1 S: 7	H: 2 LOB: 2 BB: 0 P: 7	R: 3 E: 0 K: 1 S: 7	H: 2 LOB: 1 BB: 1 P: 11	R: 0 E: 0 K: 1 S: 5	H: 0 LOB: 1 BB: 0 P: 6	R: 3 E: 1 K: 2 S: 10	H: 2 LOB: 0 BB: 0 P: 10	1B: 6 2B: 0 3B: 0 HR: 2	SF: 0 SAC: 0 DP: 0 HBP: 1	WP: 0 PB: 0 SB: 0 CS: 0	PA: 42													
PITCHER	IP	WLS	BF	H	R	ER	SO	BB	IBB	HBP	BLK	WP	HR	S	P	ERA	WHIP																		
Bob Miller, R (1,1) ERA: 3.46	6.2	W	31	6	3	3	6	3	0	0	0	0	1	40	52	4.05	1.350																		
Frank Barnes, R (7,1) ERA: 7.71	2.1	S	11	2	3	2	4	0	0	1	0	0	1	18	19	7.71	0.857																		

Chicago Cubs @ St. Louis Cardinals
Sportsman's Park, St. Louis, MO
Fri Apr 29 1960, 8:05 PM EDT
Att: 6,859 - Unknown

AB 38
R 6
H 8
RBI 6
BB 3
SO 10
LOB 28



Batter	1	2	3	4	5	6	7	8	9	AB	R	H	RBI	BB	SO	LOB	BOTTOM																	
Joe Cunningham, L (1,9) OBP: 0.488, SLG: 0.455	0-0 4-3 BLK 2B	0-3 K	0-0 FC4-6			0-0 4-3		0-0 1B HBP		5	3	2	1	0	1	3																		
Alex Grammas, R (1,4) OBP: 0.302, SLG: 0.357	0-0 4-3 2-3	0-0 F8		0-0 F8		0-0 1-6-3		0-0 1B HR	0-0 K	6	1	1	0	0	1	3																		
Bill White, L (1,8) OBP: 0.455, SLG: 0.612	0-0 F8		4-0 1B HR BB	0-0 BB 1B		0-0 1B		0-0 1B HR		5	3	4	3	1	0	0																		
Ken Boyer, R (1,5) OBP: 0.415, SLG: 0.814	4-0 BB		0-0 F9	0-0 F5		0-0 4-3		0-0 1B 2B F9		5	1	1	1	1	0	3																		
Stan Musial, L (1,3) OBP: 0.455, SLG: 0.667	0-0 L3		0-0 HR 1B	4-0 BB		0-0 F9		0-0 2B 1B 1B		3	1	1	0	1	0	1																		
Curt Flood, R (8,8) OBP: 0.500, SLG: 0.250			1-2 HR 1B	1-2 BB				2-3 3-H 1B		1	1	1	1	0	0	0																		
Daryl Spencer, R (1,6) OBP: 0.407, SLG: 0.630		4-0 1B WP BB	0-0 1-H 2-H HR	0-0 5-3		0-0 1B		0-0 1B 1B	0-0 1B 2B	4	3	3	4	1	0	2																		
Leon Wagner, L (1,7) OBP: 0.385, SLG: 0.500		0-0 1B WP 1B	4-0 BB BB		0-3 K		0-0 1B 1B	0-0 1B 1B	0-0 1B 1B	3	2	2	0	2	1	0																		
Hal Smith, R (1,2) OBP: 0.143, SLG: 0.100		0-0 L7	0-3 K		0-0 F7		0-0 1B	0-0 E3 1B 1B		5	1	2	2	0	1	2																		
Bob Miller, R (1,1) OBP: 0.500, SLG: 0.333		1-2 3-H	4-0 BB		0-0 1-3		0-0 1-3	0-0 4-3 1B 1B		2	0	1	1	1	0	0																		
Frank Barnes, R (7,1)		2-H 1B	1-2 FC4-6 BB					2-3		2	0	0	0	0	0	3																		
Inning Stats	R: 1 E: 0 K: 0 S: 4	H: 1 LOB: 1 BB: 1 P: 8	R: 2 E: 0 K: 1 S: 7	H: 2 LOB: 1 BB: 1 P: 11	R: 3 E: 0 K: 1 S: 7	H: 2 LOB: 3 BB: 3 P: 19	R: 0 E: 0 K: 0 S: 4	H: 1 LOB: 2 BB: 1 P: 8	R: 0 E: 0 K: 0 S: 4	H: 1 LOB: 0 BB: 0 P: 5	R: 0 E: 0 K: 0 S: 5	H: 3 LOB: 2 BB: 0 P: 5	R: 0 E: 0 K: 1 S: 13	H: 8 LOB: 0 BB: 1 P: 18	R: 10 E: 1 K: 1 S: 13	H: 6 LOB: 0 BB: 1 P: 18	1B: 13 2B: 3 3B: 0 HR: 2	SF: 0 SAC: 0 DP: 0 HBP: 1	WP: 1 PB: 0 SB: 0 CS: 0	PA: 49														
PITCHER	IP	WLS	BF	H	R	ER	SO	BB	IBB	HBP	BLK	WP	HR	S	P	ERA	WHIP																	
Seth Morehead, L (1,1) ERA: 5.71	1.1	L	9	3	3	3	0	2	0	0	0	0	1	15	31	10.12	2.625																	
Al Schroll, R (2,1) ERA: 10.13	2.2		15	3	3	3	2	4	0	0	0	0	1	15	31	10.12	2.625																	
Art Ceccarelli, L (5,1) ERA: 6.75	2.0		7	1	0	0	1	0	0	0	0	0	0	9	9	0.00	0.500																	
Ben Johnson, R (7,1) ERA: 2.79	1.0		5	3	0	0	0	0	0	0	0	0	0	5	5	0.00	3.000																	
Moe Drabowsky, R (8,1) ERA: 27.0	0.0		5	4	5	5	0	0	0	1	0	0	0	4	5	∞	∞																	

Chicago Cubs @ St. Louis Cardinals
Sportsman's Park, St. Louis, MO
Fri Apr 29 1960, 8:05 PM EDT
Att: 6,859 - Unknown

AB 41
R 16
H 18
RBI 13
BB 7
SO 4
LOB 17



Batter	1	2	3	4	5	6	7	8	9	AB	R	H	RBI	BB	SO	LOB	TOP									
Tony Taylor, R OBP: 0.310, SLG: 0.415 (1, 4)	F9 WP 2B		F9		FC1-2 1B	FC5-4		F9		4	2	2	0	1	0	1										
Richie Ashburn, L OBP: 0.410, SLG: 0.300 (1, 8)	F9		F7		FC1-2 1B			4-3		4	1	0	0	1	0	4										
Lou Johnson, R OBP: 0.240, SLG: 0.333 (1, 9)	F3			5-3						3	1	1	0	0	0	0										
Walt Moryn, L OBP: 0.286, SLG: 0.421 (7, PH)	F3									1	0	0	0	0	1	1										
Don Elston, R (7, 1)										0	0	0	0	0	0	0										
14 Ernie Banks, R OBP: 0.400, SLG: 0.563 (1, 6)	F8									2	0	1	2	2	0	0										
Dick Gernert, R OBP: 0.231, SLG: 0.308 (1, 3)										4	0	2	1	0	1	2										
Art Schult, R (1, 7)	F6									3	0	0	0	1	0	2										
Don Zimmer, R OBP: 0.235, SLG: 0.234 (1, 5)	5-3									4	0	0	0	0	0	3										
Moe Thacker, R (1, 2)										3	0	0	0	1	1	0										
Bob Anderson, R OBP: 0.364, SLG: 0.364 (1, 1)										3	0	1	0	0	2	1										
George Altman, L OBP: 0.273, SLG: 0.289 (7, 9)										1	0	0	0	0	0	0										
Inning Stats	R: 1 E: 0 K: 0 S: 4	H: 1 LOB: 0 BB: 0 P: 4	R: 0 E: 0 K: 1 S: 5	H: 0 LOB: 0 BB: 0 P: 5	R: 0 E: 0 K: 1 S: 5	H: 0 LOB: 1 BB: 1 P: 9	R: 0 E: 0 K: 0 S: 3	H: 1 LOB: 2 BB: 2 P: 11	R: 3 E: 0 K: 1 S: 9	H: 4 LOB: 2 BB: 1 P: 13	R: 0 E: 0 K: 1 S: 6	H: 1 LOB: 1 BB: 0 P: 6	R: 0 E: 0 K: 1 S: 4	H: 0 LOB: 1 BB: 2 P: 12	R: 0 E: 0 K: 0 S: 3	H: 0 LOB: 0 BB: 0 P: 3	R: 0 E: 0 K: 0 S: 3	H: 0 LOB: 0 BB: 0 P: 3	1B: 5 2B: 2 3B: 0 HR: 0	SF: 0 SAC: 0 DP: 2 HBP: 0	WP: 1 PB: 0 SB: 1 CS: 0	PA: 38				
PITCHER	IP	WLS	BF	H	R	ER	SO	BB	IBB	HBP	BLK	WP	HR	S	P	ERA	WHIP									
Vinegar Bend Mizell, L ERA: 6.23 (1, 1)	4.2		23	6	4	4	3	3	1	0	0	1	0	25	41	7.71	1.929									
Ernie Broglio, R ERA: 3.85 (5, 1)	1.1		6	1	0	0	1	1	0	0	0	0	0	7	11	0.00	1.500									
Lindy McDaniel, R ERA: (7, 1)	3.0	W	9	0	0	0	1	0	1	0	0	0	0	10	14	0.00	0.000									

Chicago Cubs @ St. Louis Cardinals
Sportsman's Park, St. Louis, MO

Sat Apr 30 1960, 8:05 PM EDT
Att: 7,592 - Unknown

AB	32
R	4
H	7
RBI	3
BB	6
SO	5
LOB	14



Batter	1	2	3	4	5	6	7	8	9	AB	R	H	RBI	BB	SO	LOB	BOTTOM									
Joe Cunningham, L OBP: 0.467, SLG: 0.432 (1, 9)	G4-6-3 1B					F7		4-3		4	0	1	0	0	0	4										
Daryl Spencer, R OBP: 0.379, SLG: 0.580 (1, 6)	G4-6-3					F7				4	0	0	0	0	1	1										
Bill White, L OBP: 0.441, SLG: 0.642 (1, 8)	F8					5-3				4	1	1	1	0	0	0										
Ken Boyer, R OBP: 0.439, SLG: 0.804 (1, 5)						HR				3	0	2	0	1	0	0										
Stan Musial, L OBP: 0.417, SLG: 0.600 (1, 3)										4	1	0	0	0	1	3										
Curt Flood, R OBP: 0.500, SLG: 0.250 (9, 8)										0	0	0	0	0	0	0										
Carl Sawatski, L OBP: 0.450, SLG: 0.833 (1, 2)										4	1	2	1	0	0	0										
Hal Smith, R OBP: 0.143, SLG: 0.100 (9, 2)										0	0	0	0	0	0	0										
Leon Wagner, L OBP: 0.319, SLG: 0.684 (1, 7)										4	2	3	3	0	0	0										
Wally Shannon, L OBP: 0.545, SLG: 0.375 (1, 4)										3	0	0	0	0	1	0										
Vinegar Bend Mizell, R OBP: 0.111, SLG: 0.222 (1, 1)										2	0	0	0	0	1	3										
Ernie Broglio, R (5, 1)										0	0	0	0	1	0	0										
Lindy McDaniel, R OBP: 0.333, SLG: 0.333 (7, 1)										0	0	0	0	0	0	0										
Inning Stats	R: 0 E: 0 K: 0 S: 3	H: 1 LOB: 0 BB: 0 P: 3	R: 1 E: 0 K: 1 S: 8	H: 3 LOB: 3 BB: 0 P: 9	R: 0 E: 0 K: 0 S: 3	H: 0 LOB: 1 BB: 1 P: 7	R: 1 E: 0 K: 0 S: 4	H: 1 LOB: 0 BB: 0 P: 4	R: 1 E: 0 K: 0 S: 5	H: 2 LOB: 1 BB: 0 P: 5	R: 1 E: 0 K: 0 S: 4	H: 1 LOB: 1 BB: 1 P: 8	R: 0 E: 0 K: 1 S: 5	H: 0 LOB: 0 BB: 0 P: 5	R: 1 E: 0 K: 2 S: 8	H: 1 LOB: 0 BB: 0 P: 8	1B: 5 2B: 0 3B: 0 HR: 4	SF: 0 SAC: 0 DP: 1 HBP: 1	WP: 0 PB: 0 SB: 0 CS: 0	PA: 35						
PITCHER	IP	WLS	BF	H	R	ER	SO	BB	IBB	HBP	BLK	WP	HR	S	P	ERA	WHIP									
Bob Anderson, R ERA: 3.95 (1, 1)	6.0		28	8	4	4	3	2	0	1	0	0	1	27	36	6.00	1.667									
Don Elston, R ERA: 4.50 (7, 1)	2.0	L	7	1	1	1	3	0	0	0	0	0	1	13	13	4.50	0.500									

Chicago Cubs @ St. Louis Cardinals
Sportsman's Park, St. Louis, MO


Sat Apr 30 1960, 8:05 PM EDT
Att: 7,592 - Unknown

AB	32
R	5
H	9
RBI	5
BB	2
SO	4
LOB	11



Batter	1	2	3	4	5	6	7	8	9	AB R H RBI BB SO LOB																									
Tony Taylor, R OBP: 0.348, SLG: 0.500 (1,4)	0-0 6-3		0-0 PO 1B		0-0 2B 3B		0-0 BB 2B		0-0 1B 1B	5 1 4 3 0 0 0																									
Richie Ashburn, L OBP: 0.439, SLG: 0.340 (1,8)	4-0 G1-6-3 BB		0-0 PO 1-2	0-0 6-3	0-0 BB 2B		4-0 BB BB		0-0 1-3 1B	3 0 2 1 2 0 0																									
Bob Will, L OBP: 0.207, SLG: 0.148 (1,9)	0-0 G1-6-3 1-2			0-0 14 BB 1B	0-0 4-3		4-0 1-2 2-3 BB		0-0 4-3	4 0 1 0 1 0 4																									
14 Ernie Banks, R OBP: 0.391, SLG: 0.529 (1,6)		0-0 F8		4-0 G6-4-3 1-2 BB		0-0 5-3	0-3 K			3 0 0 0 1 1 3																									
Frank Thomas, R OBP: 0.276, SLG: 0.370 (1,7)		0-0 5-3		0-0 G6-4-3 1-2		0-0 F8	0-3 K			4 0 0 0 0 1 2																									
Dick Gernert, R OBP: 0.235, SLG: 0.294 (1,3)		0-0 6-3			0-0 2B 4-3 1B		0-0 5-3		0-3 K	4 1 1 0 0 1 0																									
Sammy Taylor, L OBP: 0.330, SLG: 0.300 Cal Neeman, R (8,2)			0-3 K		0-0 1-3 3B 2B		0-0 SH5-4 2B 1B	0-0 F8		4 2 2 0 0 1 0 0 0 0 0 0 0 0																									
Don Zimmer, R OBP: 0.236, SLG: 0.275 (1,5)			0-0 1B 3B		0-0 4-3		0-3 K		0-0 5-3	4 1 1 1 0 1 2																									
Glen Hobbie, R OBP: 0.222, SLG: 0.125 Al Schroll, R OBP: 1.000, SLG: 1.000 Don Elston, R (8,1)			0-3 K		0-0 5-3		0-0 SH5-4 1-2	0-3 K		2 0 0 0 0 1 2 0 0 0 0 0 0 0 1 0 0 0 0 1 0																									
Inning Stats	R: 0 E: 0 K: 0 S: 2	H: 0 LOB: 0 BB: 1 P: 6	R: 0 E: 0 K: 0 S: 3	H: 0 LOB: 0 BB: 0 P: 3	R: 1 E: 0 K: 2 S: 8	H: 2 LOB: 0 BB: 0 P: 8	R: 0 E: 0 K: 0 S: 3	H: 1 LOB: 1 BB: 1 P: 7	R: 3 E: 0 K: 0 S: 7	H: 4 LOB: 1 BB: 0 P: 7	R: 0 E: 0 K: 0 S: 3	H: 0 LOB: 0 BB: 0 P: 3	R: 1 E: 0 K: 2 S: 9	H: 2 LOB: 3 BB: 2 P: 17	R: 0 E: 0 K: 2 S: 7	H: 0 LOB: 0 BB: 0 P: 7	R: 0 E: 0 K: 1 S: 7	H: 2 LOB: 2 BB: 0 P: 7	R: 0 E: 0 K: 1 S: 7	H: 2 LOB: 2 BB: 0 P: 7	1B: 6 2B: 3 3B: 2 HR: 0	SF: 0 SAC: 1 DP: 2 HBP: 0	WP: 0 PB: 0 SB: 0 CS: 0	PA: 40											
PITCHER	IP	WLS	BF	H	R	ER	SO	BB	IBB	HBP	BLK	WP	HR	S	P	ERA	WHIP																		
Larry Jackson, R ERA: 4.13 Frank Barnes, R ERA: 9.0 Ernie Broglio, R ERA: 3.29 Lindy McDaniel, R ERA:	6.0	L	24	7	4	4	2	2	0	0	0	0	0	26	34	6.00	1.500																		


Chicago Cubs @ St. Louis Cardinals
Sportsman's Park, St. Louis, MO
Sun May 01 1960, 4:33 AM EDT
Att: 13,954 - Unknown



AB 34 R 5 H 11 RBI 5 BB 4 SO 7 LOB 13	WP 0 PA 40
--	-----------------------------

Batter	1	2	3	4	5	6	7	8	9	AB R H RBI BB SO LOB																									
Joe Cunningham, L OBP: 0.440, SLG: 0.429 (1,9)	0-0 E5 FC3-6		0-0 G3		0-0 1B 2B		0-0 G1		0-3 K	5 1 1 0 0 1 0																									
Wally Shannon, L OBP: 0.400, SLG: 0.250 Ken Boyer, R OBP: 0.431, SLG: 0.787 (9, PH)	0-0 FC3-6 BB WP 1-2		0-3 K		0-0 F5		0-0 G3		0-0 F7	4 1 0 0 0 1 2 1 0 0 0 0 0 0																									
Bill White, L OBP: 0.422, SLG: 0.603 (1,8)	0-0 1-3		0-3 K		0-0 BB 1B		0-0 F6		0-0 3-1	5 0 1 1 0 1 1																									
Stan Musial, L OBP: 0.442, SLG: 0.595 (1,3)	4-0 WP BB BB			0-0 F3	4-0 1-2 BB		0-0 1B SF8 1B			2 1 1 0 2 0 0																									
Carl Sawatski, L OBP: 0.458, SLG: 0.762 Curt Flood, R OBP: 0.500, SLG: 0.250 Dick Gray, R (9, PH)	4-0 WP BB			0-0 F9	0-0 3-1		0-0 BB 1B			3 0 1 0 1 0 2 0 0 0 0 0 0 0 0 0 0 0 0 0 0																									
Daryl Spencer, R OBP: 0.403, SLG: 0.660 (1,6)	0-0 L7 1-2 2-3 3-H			0-0 HR		0-0 2B		4-0 BB 1-2 BB		3 1 2 1 1 0 2																									
Leon Wagner, L OBP: 0.304, SLG: 0.634 (1,7)		0-0 F4		4-0 BB		0-0 F5		0-0 F3		3 0 0 0 1 0 4																									
Alex Grammas, R OBP: 0.283, SLG: 0.333 George Crowe, L (8, PH) Hal Smith, R OBP: 0.143, SLG: 0.100 (9, 2)		0-0 L3		0-0 F8		0-0 F9		0-0 SF8		3 0 0 0 0 0 2 0 0 0 1 0 0 0 0 0 0 0 0 0 0																									
Larry Jackson, R OBP: 0.182, SLG: 0.100 Ellis Bluffton, S OBP: 0.308, SLG: 0.273 Frank Barnes, R (7, 1) Ernie Broglio, R (7, 1) Bob Nieman, R OBP: 0.276, SLG: 0.148 Lindy McDaniel, R OBP: 0.233, SLG: 0.333 (9, 1)		0-0 4-3			0-0 6-3		0-0 4-3		0-3 3-H K	2 0 0 0 0 0 0 1 0 0 0 0 0 1 0 0 0 0 0 0 0 0 0 0 0 0 0 0 1 0 0 0 0 1 2 0 0 0 0 0 0 0																									
Inning Stats	R: 1 E: 1 K: 0 S: 4	H: 0 LOB: 2 BB: 2 P: 12	R: 0 E: 0 K: 0 S: 3	H: 0 LOB: 0 BB: 0 P: 3	R: 0 E: 0 K: 2 S: 7	H: 0 LOB: 0 BB: 0 P: 7	R: 1 E: 0 K: 0 S: 4	H: 1 LOB: 1 BB: 1 P: 8	R: 1 E: 0 K: 0 S: 5	H: 2 LOB: 2 BB: 1 P: 9	R: 0 E: 0 K: 0 S: 4	H: 1 LOB: 1 BB: 0 P: 4	R: 0 E: 0 K: 0 S: 3	H: 0 LOB: 0 BB: 0 P: 3	R: 1 E: 0 K: 1 S: 7	H: 2 LOB: 2 BB: 1 P: 11	R: 0 E: 0 K: 1 S: 5	H: 0 LOB: 0 BB: 0 P: 5	1B: 3 2B: 2 3B: 0 HR: 1	SF: 1 SAC: 0 DP: 0 HBP: 0	WP: 1 PB: 0 SB: 0 CS: 0	PA: 39													
PITCHER	IP	WLS	BF	H	R	ER	SO	BB	IBB	HBP	BLK	WP	HR	S	P	ERA	WHIP																		
Glen Hobbie, R ERA: 5.88 Al Schroll, R ERA: 10.13 Don Elston, R ERA: 4.12	7.0	W	32	6	4	3	2	4	0	0	0	0	1	32	48	3.86	1.429																		

Chicago Cubs @ St. Louis Cardinals
Sportsman's Park, St. Louis, MO
Sun May 01 1960, 4:33 AM EDT
Att: 13,954 - Unknown



AB 33 R 4 H 6 RBI 3 BB 5 SO 4 LOB 16	WP 1 PA 39
---	-----------------------------

Batter	1	2	3	4	5	6	7	8	9	AB	R	H	RBI	BB	SO	LOB	TOP							
Tony Curry, L (1, 9) OBP: 0.400, SLG: 0.387 Bobby Del Greco, R (9, 8) OBP: 0.379, SLG: 0.468	F8	K		G4-6-3			WP SF8 1B	F6		5	1	1	0	0	1	5								
Alvin Dark, R (1, 5) OBP: 0.301, SLG: 0.246	WP 4-3 2B		F9		L7		E3 WP	G3		5	1	1	1	0	0	4								
Johnny Callison, L (1, 8) OBP: 0.413, SLG: 0.537	4-3		BB FC5 2B		F7		1-2 3-H 4-0 BB		BB BB 1B	4	2	2	1	1	0	0								
Ed Bouchee, L (1, 3) OBP: 0.364, SLG: 0.362 Bobby Malkmus, R (9, PR) OBP: 0.500, SLG: 0.590			FC5 BB		K		SF8		BB BB 1B	2	0	1	1	2	1	0								
Wally Post, R (1, 7) Turk Farrell, R (7, 1) Harry Anderson, L (9, PH) Bobby Collins, R (9, PR) Jim Owens, R (9, 1) Humberto Robinson, R (9, 1) Chris Short, R (9, 1)			1-2 2-3 BB		K		3-H 0-3 K		BB BB 1B	2	0	0	0	2	2	2								
Pancho Herrera, R (1, 4) OBP: 0.290, SLG: 0.371	L6		FC5		K			K	BB BB 1B	5	1	1	3	0	2	4								
Jimmie Coker, R (1, 2) OBP: 0.310, SLG: 0.442		F7		K		K			BB BB 1B	4	0	1	1	1	2	2								
Joe Koppe, R (1, 6) OBP: 0.266, SLG: 0.211				6-3			5-3		G4-6-3	5	0	2	0	0	0	1								
Robin Roberts, S (1, 1) Ruben Gomez, R (5, 1) Dave Finley, R (7, 7) Ken Walters, R (8, PR) OBP: 0.294, SLG: 0.200		K		G4-6-3			1B E BB		1-2 2-3 BB	2	0	1	0	0	1	1								
Inning Stats	R: 1 E: 0 K: 0 S: 5	H: 2 LOB: 2 BB: 1 P: 9	R: 0 E: 0 K: 2 S: 8	H: 1 LOB: 1 BB: 0 P: 8	R: 1 E: 0 K: 1 S: 6	H: 1 LOB: 2 BB: 0 P: 14	R: 0 E: 0 K: 0 S: 3	H: 1 LOB: 0 BB: 0 P: 3	R: 0 E: 0 K: 3 S: 9	H: 0 LOB: 0 BB: 0 P: 9	R: 0 E: 0 K: 1 S: 7	H: 0 LOB: 2 BB: 2 P: 15	R: 0 E: 0 K: 1 S: 6	H: 1 LOB: 3 BB: 2 P: 14	R: 3 E: 0 K: 0 S: 4	H: 3 LOB: 1 BB: 2 P: 12	1B: 7 2B: 3 3B: 0 HR: 0	SF: 1 SAC: 0 DP: 2 HBP: 0	WP: 2 PB: 0 SB: 0 CS: 0	PA: 44				
PITCHER	IP	WLS	BF	H	R	ER	SO	BB	IBB	HBP	BLK	WP	HR	S	P	ERA	WHIP							
Dick Drott, R (1, 1) ERA: 5.89	6.1		30	6	4	3	7	5	0	0	0	2	0	39	59	4.26	1.737							
Don Elston, R (7, 1) ERA: 4.54	1.2		11	2	3	3	2	4	0	0	0	0	0	11	27	16.20	3.600							
Ben Johnson, R (9, 1) ERA: 3.38	1.0	W	3	2	0	0	0	0	0	0	0	0	0	3	3	0.00	2.000							

Philadelphia Phillies @ Chicago Cubs
Wrigley Field, Chicago, IL
 Mon May 02 1960, 3:33 AM CDT
 Att: 2,807 - Unknown

AB	34
R	7
H	10
RBI	7
BB	9
SO	9
LOB	19



Batter	1	2	3	4	5	6	7	8	9	AB	R	H	RBI	BB	SO	LOB	BOTTOM						
Tony Taylor, R (1, 4) OBP: 0.353, SLG: 0.475	K		K		S 1B	1-3			4-3 3B BB	3	2	0	0	1	2	1							
Richie Ashburn, L (1, 8) OBP: 0.437, SLG: 0.333	4-3		14 FC6-4 BB		S 1B	K			4-3	4	1	1	1	1	1	1							
Bob Will, L (1, 9) OBP: 0.265, SLG: 0.258	3-1		F5		E9 BB 1B		FC5-4 BB		1B 3B	4	2	2	2	1	0	2							
14 Ernie Banks, R (1, 6) OBP: 0.391, SLG: 0.500		K	FC6-4		BB BB 1B		K		1B 1B 1B IBB	3	2	0	0	2	2	3							
Frank Thomas, R (1, 7) OBP: 0.290, SLG: 0.368 George Altman, L (9, PH) OBP: 0.270, SLG: 0.289 Earl Averill, R (9, PH) OBP: 0.750, SLG: 1.667		1B 1B			F6		FC5-4		K	3	1	1	0	1	0	1							
Dick Gemert, R (1, 3) OBP: 0.318, SLG: 0.333 Sammy Drake, S (9, PR)		1B 1B			F6		K		1B 1B	4	0	2	2	1	1	1							
Sammy Taylor, L (1, 2) OBP: 0.353, SLG: 0.308 Cal Neeman, R (6, 2) OBP: 0.125, SLG: 0.125		PO 1B			L8		E4 FC6-4		5-3	3	0	1	1	0	0	2							
Don Zimmer, R (1, 5) OBP: 0.233, SLG: 0.268		F4			K		FC6-4		K	5	0	1	1	0	2	5							
Dick Drott, R (1, 1) OBP: 0.200, SLG: 0.200 Don Elston, R (7, 1) Ben Johnson, R (9, 1)		PO			K		K		K	3	0	1	0	0	2	0							
Inning Stats	R: 0 E: 0 K: 1 S: 5	H: 3 LOB: 1 BB: 0 P: 7	R: 1 E: 0 K: 1 S: 7	H: 3 LOB: 0 BB: 0 P: 7	R: 0 E: 0 K: 1 S: 6	H: 1 LOB: 2 BB: 1 P: 10	R: 0 E: 0 K: 0 S: 3	H: 0 LOB: 0 BB: 0 P: 3	R: 4 E: 2 K: 2 S: 10	H: 2 LOB: 3 BB: 3 P: 23	R: 0 E: 0 K: 2 S: 7	H: 0 LOB: 1 BB: 1 P: 11	R: 0 E: 0 K: 2 S: 7	H: 0 LOB: 0 BB: 0 P: 7	R: 3 E: 0 K: 1 S: 8	H: 4 LOB: 3 BB: 2 P: 16	1B: 9 2B: 0 3B: 1 HR: 0	SF: 0 SAC: 0 DP: 0 HBP: 1	WP: 0 PB: 0 SB: 2 CS: 0	PA: 45			
PITCHER	IP	WLS	BF	H	R	ER	SO	BB	IBB	HBP	BLK	WP	HR	S	P	ERA	WHIP						
Chris Short, L (9, 1) ERA: 27.00	0.1		4	3	1	1	1	0	0	0	0	0	0	6	6	27.00	9.000						
Robin Roberts, R (1, 1) ERA: 3.98	1.1		5	0	0	0	2	0	0	0	0	0	0	9	9	0.00	0.000						
Turk Farrell, R (7, 1) ERA: 0.87	2.0		7	0	0	0	4	1	0	0	0	0	0	14	18	0.00	0.500						
Jim Owens, R (9, 1) ERA: 7.31	0.1		3	1	2	2	0	1	0	0	0	0	0	2	6	54.00	6.000						
Humberto Robinson, R (9, 1) ERA: 5.56	0.0	L	1	0	0	0	0	0	1	0	0	0	0	0	4	"	"						

Philadelphia Phillies @ Chicago Cubs
Wrigley Field, Chicago, IL
 Mon May 02 1960, 3:33 AM CDT
 Att: 2,807 - Unknown

AB	36
R	8
H	10
RBI	7
BB	7
SO	12
LOB	18



Batter	1	2	3	4	5	6	7	8	9	AB	R	H	RBI	BB	SO	LOB	TOP
Bob Skinner, L (1, 7) OBP: 0.468, SLG: 0.667										4	1	1	0	0	0	1	Pittsburgh Pirates @ Chicago Cubs Wrigley Field, Chicago, IL Wed May 04 1960, 3:33 AM CDT Att: 4,631 - Unknown livebaseballscorecards.com
Dick Groat, R (1, 6) OBP: 0.360, SLG: 0.417										4	0	2	0	0	0	0	
Roberto Clemente, R (1, 9) OBP: 0.370, SLG: 0.663										3	0	1	1	0	0	0	
Dick Stuart, R (1, 3) OBP: 0.319, SLG: 0.338										4	0	0	0	0	2	1	
Don Hoak, R (1, 5) OBP: 0.355, SLG: 0.283										3	0	0	0	0	1	1	
Hal Smith, R (1, 2) OBP: 0.414, SLG: 0.846										3	0	0	0	0	0	0	
Gino Cimoli, R (1, 8) OBP: 0.273, SLG: 0.263										3	0	1	0	0	0	0	
Bill Mazerowski, R (1, 4) OBP: 0.254, SLG: 0.429										3	0	0	0	0	0	1	
Bob Friend, R (1, 1) OBP: 0.071, SLG: 0.071 Gene Baker, R (8, PH) Joe Christopher, R (8, PR) Roy Face, R (8, 1)										2	0	0	0	0	1	0	
	R: 0 H: 0 E: 0 LOB: 0 K: 0 BB: 0 S: 3 P: 3	R: 0 H: 0 E: 0 LOB: 0 K: 0 BB: 0 S: 3 P: 3	R: 0 H: 0 E: 0 LOB: 0 K: 1 BB: 0 S: 5 P: 5	R: 1 H: 2 E: 0 LOB: 1 K: 2 BB: 0 S: 9 P: 9	R: 0 H: 0 E: 0 LOB: 0 K: 0 BB: 0 S: 3 P: 3	R: 0 H: 2 E: 0 LOB: 2 K: 0 BB: 0 S: 4 P: 4	R: 0 H: 0 E: 0 LOB: 0 K: 0 BB: 0 S: 3 P: 3	R: 0 H: 1 E: 0 LOB: 1 K: 1 BB: 0 S: 4 P: 4	R: 0 H: 0 E: 0 LOB: 0 K: 1 BB: 0 S: 5 P: 5	1B: 4 SF: 1 2B: 1 SAC: 0 3B: 0 DP: 0 HR: 0 HBP: 0	WP: 0 PA: 31 PB: 0 SB: 0 CS: 0						
PITCHER Dick Ellsworth, L (1, 1) ERA: 1.0	IP: 9.0 WLS: W BF: 31 H: 5 R: 1 ER: 1 SO: 4 BB: 0 IBB: 0 HBP: 0 BLK: 0 WP: 0 HR: 0 S: 39 P: 39 ERA: 1.00 WHIP: 0.556																


Batter	1	2	3	4	5	6	7	8	9	AB	R	H	RBI	BB	SO	LOB	BOTTOM
Tony Taylor, R (1, 4) OBP: 0.351, SLG: 0.456										4	0	1	0	0	1	0	Pittsburgh Pirates @ Chicago Cubs Wrigley Field, Chicago, IL Wed May 04 1960, 3:33 AM CDT Att: 4,631 - Unknown livebaseballscorecards.com
Richie Ashburn, L (1, 8) OBP: 0.425, SLG: 0.323										4	1	1	0	0	1	1	
Bob Will, L (1, 9) OBP: 0.302, SLG: 0.350										4	1	2	0	0	0	0	
14 Ernie Banks, R (1, 6) OBP: 0.377, SLG: 0.508										3	1	1	1	0	0	1	
Frank Thomas, R (1, 7) OBP: 0.300, SLG: 0.508										4	1	1	2	0	0	1	
George Altman, L (1, 3) OBP: 0.286, SLG: 0.310										3	1	1	1	1	0	0	
Del Rice, R (1, 2) OBP: 0.314, SLG: 0.382										3	0	1	0	0	1	1	
Don Zimmer, R (1, 5) OBP: 0.234, SLG: 0.283 Sammy Taylor, L (7, PH) Sammy Drake, S (7, PR)										2	0	0	0	0	1	0	
Dick Ellsworth, L (1, 1)										3	0	0	0	0	2	1	
	R: 0 H: 1 E: 0 LOB: 1 K: 2 BB: 0 S: 8 P: 8	R: 0 H: 0 E: 0 LOB: 0 K: 1 BB: 0 S: 5 P: 5	R: 0 H: 1 E: 0 LOB: 1 K: 2 BB: 0 S: 8 P: 8	R: 1 H: 2 E: 0 LOB: 1 K: 0 BB: 0 S: 5 P: 5	R: 0 H: 0 E: 0 LOB: 0 K: 1 BB: 0 S: 5 P: 5	R: 0 H: 0 E: 0 LOB: 0 K: 0 BB: 0 S: 3 P: 3	R: 1 H: 1 E: 0 LOB: 1 K: 0 BB: 1 S: 4 P: 8	R: 3 H: 3 E: 0 LOB: 0 K: 0 BB: 0 S: 6 P: 6	1B: 5 SF: 1 2B: 2 SAC: 0 3B: 0 DP: 0 HR: 1 HBP: 0	WP: 0 PA: 33 PB: 0 SB: 0 CS: 0							
PITCHER Bob Friend, R (1, 1) ERA: 1.32 Roy Face, R (8, 1) ERA: 4.91	IP: 7.0 WLS: L BF: 27 H: 5 R: 2 ER: 2 SO: 6 BB: 1 IBB: 0 HBP: 0 BLK: 0 WP: 0 HR: 0 S: 38 P: 42 ERA: 2.57 WHIP: 0.857																

Batter	1	2	3	4	5	6	7	8	9	AB	R	H	RBI	BB	SO	LOB	TOP					
Joe Cunningham, L (1,9) X OBP: 0.432, SLG: 0.419	L7		K				G6-4-3			4	0	1	0	0	1	1						
Daryl Spencer, R (1,4) BB (7,6) BB	BB		4-3					F5		3	0	1	0	1	1	1						
Stan Musial, L (1,3) X	F5		4-3					1-6-3		3	0	0	0	1	0	2						
Bill White, L (1,8) BB OBP: 0.373, SLG: 0.495	1-2							1-3		1	0	0	0	3	0	0						
Ken Boyer, R (1,5)	K		F9					F8		4	0	0	0	0	1	6						
Leon Wagner, L (1,7)		K		K				F2		4	0	0	0	0	2	1						
Hal Smith, R (1,2)				5-3				K		4	1	2	0	0	1	0						
Alex Grammas, R (1,6)										2	0	0	0	0	0	1						
Wally Shannon, L (7,PH) OBP: 0.364, SLG: 0.222	FC4-6		F9					G3		1	0	0	0	0	0	1						
Ron Kline, R (1,1)										2	0	0	0	0	1	1						
George Crowe, L (7,PH) OBP: 0.236, SLG: 0.250	L3-1									1	0	1	1	0	0	0						
Larry Jackson, R (7,FR) OBP: 0.133, SLG: 0.071										0	0	0	0	0	0	0						
Marshall Bridges, S (7,1)										0	0	0	0	0	0	0						
Inning Stats	R: 0 E: 0 K: 1 S: 5	H: 0 LOB: 2 BB: 2 P: 13	R: 0 E: 0 K: 1 S: 6	H: 1 LOB: 1 BB: 0 P: 6	R: 0 E: 0 K: 1 S: 6	H: 1 LOB: 2 BB: 1 P: 10	R: 0 E: 0 K: 1 S: 5	H: 0 LOB: 0 BB: 0 P: 5	R: 0 E: 0 K: 2 S: 7	H: 1 LOB: 1 BB: 2 P: 10	R: 0 E: 0 K: 0 S: 4	H: 2 LOB: 1 BB: 0 P: 4	R: 0 E: 0 K: 0 S: 3	H: 0 LOB: 0 BB: 0 P: 3	R: 0 E: 0 K: 1 S: 5	H: 0 LOB: 0 BB: 0 P: 5	1B: 4 2B: 1 3B: 0 HR: 0	SF: 0 SAC: 0 DP: 2 HBP: 0	WP: 0 PB: 0 SB: 0 CS: 1	PA: 35		
PITCHER Glen Hobbie, R (1,1) ERA: 5.5	IP: 9.0 WLS: W BF: 34 H: 5 R: 1 ER: 1 SO: 7 BB: 5 IBB: 0 HBP: 0 BLK: 0 WP: 0 HR: 0 S: 43 P: 63 ERA: 1.00 WHIP: 1.111																					

St. Louis Cardinals @ Chicago Cubs
Wrigley Field, Chicago, IL
Fri May 13 1960, 3:33 AM CDT
Att: 3,176 - Unknown

livebaseballscorecards.com

AB 29
R 1
H 5
RBI 1
BB 5
SO 7
LOB 14




Batter	1	2	3	4	5	6	7	8	9	AB	R	H	RBI	BB	SO	LOB	BOTTOM					
Richie Ashburn, L (1,8) X OBP: 0.435, SLG: 0.347			6-3							4	1	3	0	0	0	0						
Bob Will, L (1,9) X	1B		F7							4	0	1	1	0	0	2						
Walt Moryn, L (1,7) X	F8		F8							4	0	0	0	0	1	3						
14 Ernie Banks, R (1,6) X	5-3									4	1	1	1	0	0	1						
Frank Thomas, R (1,5)										3	1	1	1	0	0	0						
Don Zimmer, R (7,5)		HR								1	0	0	0	0	0	0						
Sammy Taylor, L (1,2)		G3								4	0	0	0	0	1	0						
Dick Gemert, R (1,3) BB										2	0	1	0	1	0	0						
Jerry Kindall, R (1,4)										3	0	0	0	0	0	2						
Glen Hobbie, R (1,1)										2	1	0	0	1	1	1						
Inning Stats	R: 0 E: 0 K: 0 S: 4	H: 1 LOB: 1 BB: 0 P: 4	R: 1 E: 0 K: 0 S: 4	H: 1 LOB: 1 BB: 1 P: 8	R: 0 E: 0 K: 0 S: 3	H: 0 LOB: 0 BB: 0 P: 3	R: 0 E: 0 K: 0 S: 3	H: 0 LOB: 0 BB: 0 P: 3	R: 2 E: 0 K: 0 S: 5	H: 2 LOB: 1 BB: 1 P: 9	R: 1 E: 0 K: 0 S: 5	H: 2 LOB: 1 BB: 0 P: 5	R: 0 E: 0 K: 2 S: 8	H: 1 LOB: 1 BB: 0 P: 8	R: 0 E: 0 K: 1 S: 5	H: 0 LOB: 0 BB: 0 P: 5	1B: 4 2B: 1 3B: 0 HR: 2	SF: 0 SAC: 0 DP: 0 HBP: 0	WP: 0 PB: 0 SB: 2 CS: 0	PA: 33		
PITCHER Ron Kline, R (1,1) ERA: 5.28 Marshall Bridges, L (7,1) ERA: 3.48	IP: 6.0 WLS: L BF: 26 H: 4 R: 4 ER: 4 SO: 0 BB: 4 IBB: 0 HBP: 0 BLK: 0 WP: 0 HR: 2 S: 24 P: 32 ERA: 6.00 WHIP: 1.333																					

St. Louis Cardinals @ Chicago Cubs
Wrigley Field, Chicago, IL
Fri May 13 1960, 3:33 AM CDT
Att: 3,176 - Unknown

livebaseballscorecards.com

AB 31
R 4
H 7
RBI 3
BB 2
SO 3
LOB 9



Batter	1	2	3	4	5	6	7	8	9	AB	R	H	RBI	BB	SO	LOB	TOP
Joe Cunningham, L (1,9) OBP: 0.406, SLG: 0.384	0-0 6-3		0-0 4-3			0-0 1-3			3-2 L7	4	0	0	0	0	0	0	0
Alex Grammas, R (1,6) OBP: 0.288, SLG: 0.263 Wally Shannon, L (7,PH) OBP: 0.348, SLG: 0.211	4-0 BB			0-0 F9		0-0 F7				1	0	0	0	1	0	0	0
Bill White, L (1,3) OBP: 0.382, SLG: 0.505	0-0 F7			0-0 1-3		0-0 F7				3	0	0	0	0	0	1	0
Ken Boyer, R (1,5) OBP: 0.327, SLG: 0.544	0-3 K			0-0 F8		0-3 K				3	0	0	0	0	2	1	0
Daryl Spencer, R (1,4) OBP: 0.409, SLG: 0.563		0-0 4-3			0-3 K				0-0 4-3	3	0	0	0	0	1	0	0
Leon Wagner, L (1,7) OBP: 0.352, SLG: 0.421		0-0 F9			0-0 5-3				0-0 G3	3	0	0	0	0	0	0	0
Curt Flood, R (1,8) OBP: 0.211, SLG: 0.125 Stan Musial, L (8,PH) OBP: 0.379, SLG: 0.425		0-0 6-3			0-3 K				0-3 K	2	0	0	0	0	1	0	0
Hal Smith, R (1,2) OBP: 0.239, SLG: 0.214 Carl Sawatski, L (9,PH) OBP: 0.394, SLG: 0.486			0-3 K			0-0 6-3			1-2 L9	2	0	0	0	0	1	0	0
Lindy McDaniel, R (1,1) OBP: 0.286, SLG: 0.286 George Crowe, L (9,PH) OBP: 0.267, SLG: 0.231			0-3 K			0-0 4-3			2-1 F8	2	0	0	0	0	1	0	0
Inning Stats	R: 0 E: 0 K: 1 S: 5	H: 0 LOB: 1 BB: 1 P: 9	R: 0 E: 0 K: 0 S: 3	H: 0 LOB: 0 BB: 0 P: 3	R: 0 E: 0 K: 2 S: 7	H: 0 LOB: 0 BB: 0 P: 7	R: 0 E: 0 K: 0 S: 3	H: 0 LOB: 0 BB: 0 P: 3	R: 0 E: 0 K: 1 S: 5	H: 0 LOB: 0 BB: 0 P: 5	R: 0 E: 0 K: 1 S: 5	H: 0 LOB: 0 BB: 0 P: 5	R: 0 E: 0 K: 0 S: 8	H: 0 LOB: 0 BB: 0 P: 14	1B: 0 2B: 0 3B: 0 HR: 0	SF: 0 SAC: 0 DP: 0 HBP: 0	WP: 0 PA: 28 PB: 0 SB: 0 CS: 0
PITCHER Don Cardwell, R (1,1) ERA: 3.38	IP: 9.0 WLS: W BF: 28 H: 0 R: 0 ER: 0 SO: 7 BB: 1 IBB: 0 HBP: 0 BLK: 0 WP: 0 HR: 0 S: 46 P: 56 ERA: 0.00 WHIP: 0.111																

St. Louis Cardinals @ Chicago Cubs
Wrigley Field, Chicago, IL
Sun May 15 1960, 3:38 AM CDT
Att: 33,543 - Unknown

AB 27
R 0
H 0
RBI 0
BB 1
SO 7
LOB 2



Batter	1	2	3	4	5	6	7	8	9	AB	R	H	RBI	BB	SO	LOB	BOTTOM		
Richie Ashburn, L (1,8) OBP: 0.467, SLG: 0.373	0-0 6-3		0-0 CS 1B			4-0 14 HR 2-3 BB			0-0 WP 2B	3	1	2	1	1	0	0	0		
George Altman, L (1,9) OBP: 0.273, SLG: 0.292	0-0 5-3 1B		0-0 CS 1-2	0-0 F3		0-3 K	0-0 F7			4	0	1	0	0	1	2	0		
Ed Bouchee, L (1,3) OBP: 0.337, SLG: 0.299	0-0 5-3 1-2			0-0 1-3		0-0 2-3			0-0 F5	4	0	0	0	0	0	2	0		
14 Ernie Banks, R (1,6) OBP: 0.359, SLG: 0.500	0-0 F8			0-0 6-3		0-0 HR			0-0 6-3	4	1	1	2	0	0	1	0		
Walt Moryn, L (1,7) OBP: 0.391, SLG: 0.436		0-3 K			0-0 6-3	4-0 BB			0-0 1-6-3	3	0	0	0	1	1	0	0		
Frank Thomas, R (1,5) OBP: 0.293, SLG: 0.482 Don Zimmer, R (7,5) OBP: 0.257, SLG: 0.269		0-0 5-3			0-0 5-3 1B FC6-4	0-0 F5				3	1	1	0	0	0	1	0		
Del Rice, R (1,2) OBP: 0.286, SLG: 0.350		0-0 5-3			0-0 FC6-4 1B				0-0 F6	3	0	1	0	0	0	0	0		
Jerry Kindall, R (1,4) OBP: 0.143, SLG: 0.154			0-3 K		0-0 FC6-4 1-2				0-0 S 2B 1B	3	1	1	1	0	1	1	0		
Don Cardwell, R (1,1) OBP: 0.182, SLG: 0.727			0-3 K		0-3 K				0-0 6-3 1-2	3	0	0	0	0	2	2	0		
Inning Stats	R: 0 E: 0 K: 0 S: 4	H: 1 LOB: 1 BB: 0 P: 4	R: 0 E: 0 K: 1 S: 5	H: 0 LOB: 0 BB: 0 P: 5	R: 0 E: 0 K: 2 S: 7	H: 1 LOB: 0 BB: 0 P: 7	R: 0 E: 0 K: 0 S: 3	H: 0 LOB: 0 BB: 0 P: 3	R: 1 E: 0 K: 1 S: 7	H: 2 LOB: 1 BB: 0 P: 7	R: 2 E: 0 K: 1 S: 6	H: 1 LOB: 1 BB: 2 P: 14	R: 1 E: 0 K: 0 S: 5	H: 2 LOB: 1 BB: 0 P: 5	R: 0 E: 0 K: 0 S: 3	H: 0 LOB: 0 BB: 0 P: 3	1B: 5 2B: 1 3B: 0 HR: 1	SF: 0 SAC: 0 DP: 0 HBP: 0	WP: 1 PA: 33 PB: 0 SB: 1 CS: 1
PITCHER Lindy McDaniel, R (1,1) ERA: 4.21	IP: 8.0 WLS: L BF: 32 H: 7 R: 4 ER: 4 SO: 5 BB: 2 IBB: 0 HBP: 0 BLK: 0 WP: 1 HR: 1 S: 40 P: 48 ERA: 4.50 WHIP: 1.125																		

St. Louis Cardinals @ Chicago Cubs
Wrigley Field, Chicago, IL
Sun May 15 1960, 3:38 AM CDT
Att: 33,543 - Unknown

AB 30
R 4
H 7
RBI 4
BB 2
SO 5
LOB 9



Batter	1	2	3	4	5	6	7	8	9	AB	R	H	RBI	BB	SO	LOB	TOP											
Richie Ashburn, L OBP: 0.455, SLG: 0.364 (1, 8)										5	1	1	1	0	0	1	Chicago Cubs @ Pittsburgh Pirates Forbes Field, Pittsburgh, PA Tue May 17 1960, 7:05 PM EDT Att: 16,102 - Unknown											
Bob Will, L OBP: 0.304, SLG: 0.354 Ben Johnson, R (7, 1)										4	1	1	0	0	0	2												
Ed Bouchee, L OBP: 0.333, SLG: 0.296 (1, 3)										4	1	1	0	0	0	2												
14 Ernie Banks, R OBP: 0.355, SLG: 0.523 (1, 6)										4	1	1	3	0	1	1												
Walt Moryn, L OBP: 0.400, SLG: 0.442 (1, 7)										4	0	2	1	0	0	0												
Frank Thomas, R OBP: 0.292, SLG: 0.472 (1, 5)										4	0	1	0	0	2	2												
Sammy Taylor, L OBP: 0.324, SLG: 0.333 (1, 2)										4	1	1	0	0	0	2												
Jerry Kindall, R OBP: 0.222, SLG: 0.412 (1, 4)										4	1	2	1	0	1	0												
Glen Hobbie, R OBP: 0.286, SLG: 0.091 Art Ceccarelli, R (2, 1) Art Schult, R (5, Ph) Moe Drabowsky, R (5, 1) George Altman, L OBP: 0.291, SLG: 0.320 (7, Ph) (7, 9)										1	0	0	0	0	0	1												
Inning Stats	R: 3 E: 0 K: 1 S: 8	H: 3 LOB: 0 BB: 0 P: 8	R: 0 E: 0 K: 0 S: 3	H: 1 LOB: 0 BB: 0 P: 3	R: 0 E: 0 K: 0 S: 3	H: 0 LOB: 0 BB: 0 P: 3	R: 0 E: 0 K: 0 S: 4	H: 1 LOB: 1 BB: 0 P: 4	R: 0 E: 0 K: 1 S: 5	H: 0 LOB: 0 BB: 0 P: 5	R: 1 E: 0 K: 1 S: 7	H: 2 LOB: 1 BB: 0 P: 7	R: 2 E: 0 K: 0 S: 6	H: 3 LOB: 1 BB: 0 P: 6	R: 0 E: 0 K: 1 S: 6	H: 1 LOB: 1 BB: 0 P: 6		R: 0 E: 0 K: 0 S: 3	H: 0 LOB: 0 BB: 0 P: 3	1B: 6 2B: 3 3B: 1 HR: 1	SF: 0 SAC: 0 DP: 0 HBP: 0	WP: 0 PB: 0 SB: 0 CS: 0	PA: 37					
PITCHER	IP	WLS	BF	H	R	ER	SO	BB	IBB	HBP	BLK	WP	HR	S	P	ERA	WHIP											
Bob Friend, R ERA: 2.22 Roy Face, R ERA: 4.5	(1, 1)	8.0	W	34	11	6	6	4	0	0	0	0	0	1	42	42	6.75	1.375										
(9, 1)	1.0	S	3	0	0	0	0	0	0	0	0	0	0	3	3	0.00	0.000											

AB 37
R 6
H 11
RBI 6
BB 0
SO 4
LOB 11



Batter	1	2	3	4	5	6	7	8	9	AB	R	H	RBI	BB	SO	LOB	BOTTOM											
Don Hoak, R OBP: 0.347, SLG: 0.340 (1, 5)										4	1	3	3	1	0	0	Chicago Cubs @ Pittsburgh Pirates Forbes Field, Pittsburgh, PA Tue May 17 1960, 7:05 PM EDT Att: 16,102 - Unknown											
Dick Groat, R OBP: 0.351, SLG: 0.386 (1, 6)										5	0	0	0	0	0	4												
Bob Skinner, L OBP: 0.459, SLG: 0.651 (1, 7)										5	1	2	0	0	0	1												
Dick Stuart, R OBP: 0.319, SLG: 0.400 (1, 3)										5	1	3	1	0	0	2												
Roberto Clemente, R OBP: 0.388, SLG: 0.592 (1, 9)										5	2	0	1	0	1	5												
Hal Smith, R OBP: 0.339, SLG: 0.638 (1, 2)										5	1	2	2	0	1	2												
Gino Cimoli, R OBP: 0.400, SLG: 0.421 (1, 8)										2	1	1	1	2	0	0												
Bill Mazeroski, R OBP: 0.260, SLG: 0.474 (1, 4)										4	2	1	1	0	0	3												
Bob Friend, R OBP: 0.167, SLG: 0.091 Roy Face, R (9, 1)										2	2	1	1	1	1	0												
Inning Stats	R: 4 E: 1 K: 0 S: 7	H: 3 LOB: 1 BB: 1 P: 11	R: 1 E: 0 K: 0 S: 4	H: 1 LOB: 1 BB: 1 P: 8	R: 3 E: 2 K: 1 S: 9	H: 3 LOB: 1 BB: 0 P: 9	R: 0 E: 0 K: 1 S: 6	H: 1 LOB: 1 BB: 0 P: 6	R: 1 E: 0 K: 0 S: 4	H: 1 LOB: 1 BB: 1 P: 8	R: 2 E: 0 K: 0 S: 5	H: 3 LOB: 1 BB: 1 P: 9	R: 0 E: 0 K: 1 S: 5	H: 0 LOB: 0 BB: 0 P: 5	R: 0 E: 0 K: 0 S: 4	H: 1 LOB: 1 BB: 0 P: 4		R: 0 E: 0 K: 0 S: 4	H: 0 LOB: 0 BB: 0 P: 3	1B: 8 2B: 4 3B: 1 HR: 0	SF: 0 SAC: 1 DP: 0 HBP: 0	WP: 1 PB: 0 SB: 2 CS: 0	PA: 42					
PITCHER	IP	WLS	BF	H	R	ER	SO	BB	IBB	HBP	BLK	WP	HR	S	P	ERA	WHIP											
Glen Hobbie, R ERA: 5.82 Art Ceccarelli, L ERA: 5.54 Moe Drabowsky, R ERA: 20.25 Ben Johnson, R ERA: 3.78	(1, 1)	1.0	L	10	4	5	2	0	0	0	0	0	1	0	18	18	0.00	1.333										
(2, 1)	3.0		14	4	3	0	2	0	0	0	0	1	0	18	18	0.00	1.333											
(5, 1)	2.0		11	4	3	3	0	2	0	0	0	0	0	9	17	13.50	3.000											
(7, 1)	2.0		7	1	0	0	1	0	0	0	0	0	0	9	9	0.00	0.500											



Batter	1	2	3	4	5	6	7	8	9	AB	R	H	RBI	BB	SO	LOB	TOP
Richie Ashburn, L OBP: 0.452, SLG: 0.387 (1, 8)										5	1	2	1	0	0	2	
Bob Will, L OBP: 0.297, SLG: 0.357 (1, 9)										5	1	1	1	1	0	0	3
Ed Bouchee, L OBP: 0.330, SLG: 0.294 (1, 3)										4	0	1	1	1	0	0	1
14 Ernie Banks, R OBP: 0.360, SLG: 0.543 (1, 6)										4	0	2	0	0	0	0	1
Walt Moryn, L OBP: 0.389, SLG: 0.447 (1, 7)										4	1	1	0	0	1	3	
Frank Thomas, R OBP: 0.283, SLG: 0.457 Don Zimmer, R OBP: 0.267, SLG: 0.279 (1, 5) (8, 5)										3	0	0	0	0	2	3	
Del Rice, R OBP: 0.273, SLG: 0.333 George Altman, L OBP: 0.293, SLG: 0.353 Earl Averill, R OBP: 0.429, SLG: 0.833 (1, 2) (7, PH) (7, 2)										2	0	0	0	0	0	0	
Jerry Kindall, R OBP: 0.227, SLG: 0.381 (1, 4)										4	0	1	0	0	0	1	
Bob Anderson, R OBP: 0.333, SLG: 0.286 (1, 1)										3	0	0	0	0	1	1	
Inning Stats	R: 1 E: 0 K: 1 S: 8	H: 3 LOB: 2 BB: 0 P: 8	R: 0 E: 0 K: 0 S: 3	H: 0 LOB: 0 BB: 0 P: 3	R: 0 E: 0 K: 1 S: 5	H: 0 LOB: 0 BB: 0 P: 5	R: 0 E: 0 K: 0 S: 4	H: 1 LOB: 1 BB: 0 P: 4	R: 1 E: 0 K: 1 S: 7	H: 2 LOB: 1 BB: 0 P: 7	R: 1 E: 0 K: 1 S: 7	H: 2 LOB: 1 BB: 0 P: 7	R: 1 E: 0 K: 0 S: 5	H: 2 LOB: 2 BB: 0 P: 6	1B: 5 2B: 3 3B: 2 HR: 0	SF: 0 SAC: 0 DP: 0 HBP: 1	WP: 0 PA: 38 PB: 0 SB: 1 CS: 0
PITCHER	IP WLS BF H R ER SO BB IBB HBP BLK WP HR S P ERA WHIP																
Robin Roberts, R ERA: 6.23 (1, 1)	7.2 L 31 8 3 3 3 0 0 0 0 0 0 0 0 37 37 3.52 1.043																
Turk Farrell, R ERA: 2.03 (8, 1)	1.1 7 2 1 1 1 0 0 0 1 0 0 0 0 8 9 6.75 1.500																

Chicago Cubs @ Philadelphia Phillies
 Connie Mack Stadium, Philadelphia, PA
 Thu May 19 1960, 7:05 PM EDT
 Att: 12,297 - Unknown

AB 37
 R 4
 H 10
 RBI 4
 BB 0
 SO 4
 LOB 16



Batter	1	2	3	4	5	6	7	8	9	AB	R	H	RBI	BB	SO	LOB	BOTTOM
Tony Taylor, R OBP: 0.345, SLG: 0.390 (1, 4)										4	0	1	0	0	1	0	
Tony Curry, L OBP: 0.406, SLG: 0.563 (1, 7)										4	1	2	1	0	1	0	
Johnny Callison, L OBP: 0.388, SLG: 0.467 (1, 8)										3	0	0	0	1	0	2	
Pancho Herrera, R OBP: 0.345, SLG: 0.441 (1, 3)										4	0	1	1	0	0	0	
Ken Walters, R OBP: 0.284, SLG: 0.366 Harry Anderson, L OBP: 0.385, SLG: 0.419 (1, 9) (9, PH)										3	0	0	0	0	1	2	
Alvin Dark, R OBP: 0.306, SLG: 0.327 (1, 5)										4	0	0	0	0	0	3	
Cal Neaman, R OBP: 0.273, SLG: 0.419 (1, 2)										3	0	0	0	0	0	0	
Joe Koppe, R OBP: 0.250, SLG: 0.208 (1, 6)										3	0	0	0	0	1	0	
Robin Roberts, S OBP: 0.176, SLG: 0.125 Turk Farrell, R (8, 1)										3	1	1	0	0	0	0	
Inning Stats	R: 0 E: 0 K: 0 S: 3	H: 0 LOB: 0 BB: 0 P: 3	R: 0 E: 0 K: 1 S: 5	H: 0 LOB: 0 BB: 0 P: 5	R: 1 E: 0 K: 0 S: 6	H: 3 LOB: 2 BB: 0 P: 6	R: 0 E: 0 K: 0 S: 3	H: 0 LOB: 0 BB: 0 P: 3	R: 0 E: 1 K: 1 S: 7	H: 2 LOB: 2 BB: 1 P: 11	R: 0 E: 0 K: 1 S: 5	H: 0 LOB: 0 BB: 0 P: 5	R: 0 E: 0 K: 0 S: 5	H: 0 LOB: 0 BB: 1 P: 6	1B: 5 2B: 0 3B: 0 HR: 0	SF: 0 SAC: 0 DP: 1 HBP: 0	WP: 0 PA: 33 PB: 0 SB: 0 CS: 0
PITCHER	IP WLS BF H R ER SO BB IBB HBP BLK WP HR S P ERA WHIP																
Bob Anderson, R ERA: 5.15 (1, 1)	9.0 W 33 5 2 2 4 2 0 0 0 0 0 0 0 39 47 2.00 0.778																

Chicago Cubs @ Philadelphia Phillies
 Connie Mack Stadium, Philadelphia, PA
 Thu May 19 1960, 7:05 PM EDT
 Att: 12,297 - Unknown

AB 31
 R 2
 H 5
 RBI 2
 BB 2
 SO 4
 LOB 7



Batter	1	2	3	4	5	6	7	8	9	AB	R	H	RBI	BB	SO	LOB	TOP			
Richie Ashburn, L OBP: 0.445, SLG: 0.381 (1, 8)										4	0	1	0	0	0	2	Chicago Cubs @ Milwaukee Braves Milwaukee County Stadium, Milwaukee, WI Sat May 21 1960, 4:33 AM EDT Att: 14,220 - Overcast			
Bob Will, L OBP: 0.308, SLG: 0.347 (1, 9)									2	0	0	0	2	0	0					
Ed Bouchee, L OBP: 0.340, SLG: 0.299 (1, 3)									2	0	1	1	1	0	0					
Don Zimmer, R OBP: 0.267, SLG: 0.279 (5, PR)									0	0	0	0	0	0	0					
Dick Drott, R OBP: 0.167, SLG: 0.167 (5, 1)									0	0	0	0	0	0	0					
George Altman, L OBP: 0.288, SLG: 0.346 (8, PH)									1	0	0	0	0	0	0					
Don Elston, R OBP: 0.288, SLG: 0.346 (8, 1)									0	0	0	0	0	0	0					
14 Ernie Banks, R OBP: 0.357, SLG: 0.563 (1, 6)									4	1	1	1	0	0	5					
Walt Moryn, L OBP: 0.397, SLG: 0.451 (1, 7)									4	0	2	0	0	0	3					
Frank Thomas, R OBP: 0.272, SLG: 0.438 (1, 5)									4	0	0	0	0	0	5					
Sammy Taylor, L OBP: 0.316, SLG: 0.324 (1, 2)									4	0	1	0	0	1	2					
Jerry Kindall, R OBP: 0.200, SLG: 0.333 (1, 4)									3	0	0	0	0	1	1					
Dick Ellsworth, L OBP: 0.222, SLG: 0.125 (1, 1)									0	0	0	0	0	0	0					
Ben Johnson, R OBP: 0.333, SLG: 0.320 (5, 3)									0	0	0	0	0	0	0					
Art Schult, R OBP: 0.222, SLG: 0.125 (5, PH)									1	0	1	0	0	0	0					
Dick Gemert, R OBP: 0.333, SLG: 0.320 (5, 3)									1	1	0	0	0	0	0					
Inning Stats	R: 0 E: 0 K: 0 S: 4	H: 1 LOB: 3 BB: 2 P: 12	R: 0 E: 0 K: 1 S: 6	H: 1 LOB: 1 BB: 0 P: 6	R: 1 E: 0 K: 0 S: 4	H: 1 LOB: 0 BB: 0 P: 4	R: 0 E: 0 K: 1 S: 5	H: 0 LOB: 0 BB: 0 P: 5	R: 1 E: 0 K: 0 S: 4	H: 2 LOB: 2 BB: 1 P: 8	R: 0 E: 0 K: 0 S: 3	H: 1 LOB: 0 BB: 0 P: 3	R: 0 E: 0 K: 0 S: 3	H: 0 LOB: 0 BB: 0 P: 3	R: 0 E: 0 K: 0 S: 3	H: 1 LOB: 0 BB: 0 P: 3	1B: 6 2B: 1 3B: 0 HR: 1	SF: 0 SAC: 1 DP: 2 HBP: 0	WP: 0 PA: 35 PB: 0 SB: 0 CS: 0	
PITCHER	IP WLS BF H R ER SO BB IBB HBP BLK WP HR S P ERA WHIP																			
Joey Jay, R ERA: 5.99 (1, 1)	4.1	21	5	2	2	2	3	0	0	0	0	0	0	1	22	34	4.15	1.846		
Lew Burdette, R ERA: 2.94 (5, 1)	4.2	W 13	2	0	0	0	0	0	0	0	0	0	0	0	13	13	0.00	0.429		

AB	30
R	2
H	7
RBI	2
BB	3
SO	2
LOB	18



Batter	1	2	3	4	5	6	7	8	9	AB	R	H	RBI	BB	SO	LOB	BOTTOM		
Bill Bruton, L OBP: 0.333, SLG: 0.430 (1, 8)										4	1	2	0	0	0	3	Chicago Cubs @ Milwaukee Braves Milwaukee County Stadium, Milwaukee, WI Sat May 21 1960, 4:33 AM EDT Att: 14,220 - Overcast		
Red Schoendienst, S OBP: 0.323, SLG: 0.330 (1, 4)									3	0	0	0	1	0	1				
Eddie Mathews, L OBP: 0.405, SLG: 0.596 (1, 5)									4	1	1	1	0	1	2				
Hank Aaron, R OBP: 0.364, SLG: 0.636 (1, 9)									4	0	1	1	0	1	2				
Joe Adcock, R OBP: 0.391, SLG: 0.627 (1, 3)									3	1	2	1	1	0	1				
Al Spangler, L OBP: 0.355, SLG: 0.370 (8, PR)									0	0	0	0	0	0	0				
Mel Roach, R OBP: 0.267, SLG: 0.429 (1, 7)									2	1	1	0	0	1	0				
Frank Torre, L OBP: 0.233, SLG: 0.222 (9, 3)									0	0	0	0	0	0	0				
Johnny Logan, R OBP: 0.351, SLG: 0.366 (1, 6)									3	0	1	0	0	0	3				
Del Crandall, R OBP: 0.265, SLG: 0.507 (1, 2)									2	0	0	1	1	0	2				
Joey Jay, S OBP: 0.500, SLG: 0.333 (1, 1)									1	0	1	0	1	0	0				
Lew Burdette, R OBP: 0.190, SLG: 0.158 (5, 1)									2	0	0	0	0	0	2				
Inning Stats	R: 2 E: 0 K: 0 S: 5	H: 3 LOB: 0 BB: 0 P: 5	R: 1 E: 0 K: 0 S: 4	H: 1 LOB: 1 BB: 1 P: 8	R: 0 E: 0 K: 0 S: 3	H: 0 LOB: 0 BB: 0 P: 3	R: 1 E: 0 K: 1 S: 8	H: 3 LOB: 2 BB: 0 P: 8	R: 0 E: 0 K: 1 S: 5	H: 0 LOB: 0 BB: 0 P: 5	R: 0 E: 0 K: 0 S: 4	H: 1 LOB: 1 BB: 0 P: 4	R: 0 E: 0 K: 1 S: 6	H: 1 LOB: 2 BB: 1 P: 10	R: 0 E: 0 K: 0 S: 3	H: 0 LOB: 2 BB: 2 P: 11	1B: 5 2B: 2 3B: 1 HR: 1	SF: 1 SAC: 3 DP: 1 HBP: 0	WP: 0 PA: 36 PB: 0 SB: 0 CS: 0
PITCHER	IP WLS BF H R ER SO BB IBB HBP BLK WP HR S P ERA WHIP																		
Dick Ellsworth, L ERA: 1.65 (1, 1)	3.2	15	4	2	2	1	1	0	0	0	0	1	16	20	4.91	1.364			
Ben Johnson, R ERA: 3.96 (1, 1)	3.0	12	2	0	0	2	1	0	0	0	0	0	15	19	0.00	1.000			
Dick Drott, R ERA: 4.78 (5, 1)	1.0	5	0	0	0	0	1	1	0	0	0	0	3	11	0.00	1.000			



Batter	1	2	3	4	5	6	7	8	9	AB	R	H	RBI	BB	SO	LOB	TOP			
Richie Ashburn, L (1, 8) OBP: 0.444, SLG: 0.382	0-0 6-3		0-0 14 BB 1B	0-3 K			0-0 FC5-4 1B		0-0 P4	5	0	2	0	0	1	2	Chicago Cubs @ Milwaukee Braves Milwaukee County Stadium, Milwaukee, WI Sun May 22, 1960, 4:33 AM EDT Att: 25,798 - Sunny			
Jerry Kindall, R (1, 4) OBP: 0.172, SLG: 0.286 Earl Averill, R (9, PH) OBP: 0.375, SLG: 0.714	0-0 P4		0-0 F7		0-0 F7		0-0 FC5-4 FC5 1B 1-2		0-0 F3	4	0	0	0	0	0	2				
Ed Bouchee, L (1, 3) OBP: 0.365, SLG: 0.356	0-0 HR		0-0 14 BB 1B		4-0 BB		0-0 1B			3	1	3	1	1	0	0				
14 Ernie Banks, R (1, 6) OBP: 0.361, SLG: 0.556	0-0 1B		4-0 1B		0-3 K		0-0 F7			3	0	1	0	1	1	3				
Frank Thomas, R (1, 5) OBP: 0.262, SLG: 0.420	0-0 5-3		0-3 K		0-0 L7		0-0 FC5			4	0	0	0	0	1	7				
Art Schult, R (1, 7) OBP: 0.231, SLG: 0.250		0-3 K		0-0 2B		0-0 6-3		0-0 F8		4	0	1	0	0	1	0				
Bob Will, L (1, 9) OBP: 0.317, SLG: 0.338		4-0 E 7-5-2 BB		4-0 BB		0-0 6-3		0-0 F9		2	0	0	0	2	0	0				
Del Rice, R (1, 2) OBP: 0.271, SLG: 0.311		0-0 7-5-2		0-0 F9		4-0 BB		0-0 F8		3	0	0	0	1	0	3				
Glen Hobbie, R (1, 1) OBP: 0.235, SLG: 0.071 Dick Gemert, R (9, PH) OBP: 0.321, SLG: 0.308			0-0 1-3		0-0 F7		0-3 K		0-3 K	3	0	0	0	0	1	3				
Inning Stats	R: 1 E: 0 K: 0 S: 5	H: 2 LOB: 1 BB: 0 P: 5	R: 0 E: 1 K: 1 S: 4	H: 0 LOB: 0 BB: 1 P: 8	R: 0 E: 0 K: 1 S: 7	H: 2 LOB: 3 BB: 1 P: 11	R: 0 E: 0 K: 1 S: 6	H: 1 LOB: 2 BB: 1 P: 10	R: 0 E: 0 K: 1 S: 5	H: 0 LOB: 1 BB: 1 P: 9	R: 0 E: 0 K: 0 S: 5	H: 2 LOB: 2 BB: 0 P: 5	R: 0 E: 0 K: 0 S: 3	H: 0 LOB: 0 BB: 0 P: 3	R: 0 E: 0 K: 1 S: 5	H: 0 LOB: 0 BB: 0 P: 5		1B: 5 2B: 2 3B: 0 HR: 1	SF: 0 SAC: 0 DP: 1 HBP: 0	WP: 0 PB: 0 CS: 0
PITCHER Juan Pizarro, L (1, 1) ERA: 2.35	IP: 9.0 WLS: W BF: 38 H: 7 R: 1 ER: 1 SO: 6 BB: 5 IBB: 0 HBP: 0 BLK: 0 WP: 0 HR: 1 S: 45 P: 65 ERA: 1.00 WHIP: 1.333																			

AB	33
R	1
H	7
RBI	1
BB	5
SO	6
LOB	20



Batter	1	2	3	4	5	6	7	8	9	AB	R	H	RBI	BB	SO	LOB	BOTTOM			
Bill Bruton, L (1, 8) OBP: 0.330, SLG: 0.417	0-0 F8		0-0 F8		0-3 K		4-0 S BB			3	0	0	0	1	1	1	Chicago Cubs @ Milwaukee Braves Milwaukee County Stadium, Milwaukee, WI Sun May 22, 1960, 4:33 AM EDT Att: 25,798 - Sunny			
Red Schoendienst, S (1, 4) OBP: 0.320, SLG: 0.319	1-0 FC4-6 1B HBP		0-0 F2		0-0 4-3		0-0 F9			3	0	0	0	0	0	2				
Eddie Mathews, L (1, 5) OBP: 0.417, SLG: 0.594	0-0 FC4-6 1B		4-0 1B BB		0-0 4-3		0-0 3-1 WP BB			2	0	1	0	2	0	0				
Hank Aaron, R (1, 9) OBP: 0.368, SLG: 0.627	0-0 FC4-6		0-0 1B		0-0 E5 HR		4-0 3-1 BB			3	1	1	1	1	0	2				
Joe Adcock, R (1, 3) OBP: 0.382, SLG: 0.651	0-0 F9		0-0 5-3		0-0 1-3 2H		0-0 K			4	1	1	2	0	1	6				
Al Spangler, L (1, 7) OBP: 0.314, SLG: 0.323		0-0 3-1		0-0 F2		0-0 1-3		0-0 3-1		4	0	0	0	0	0	2				
Johnny Logan, R (1, 6) OBP: 0.333, SLG: 0.347		0-0 5-3		0-0 6-3		0-0 6-3		0-3 K		4	0	0	0	0	1	2				
Del Crandall, R (1, 2) OBP: 0.256, SLG: 0.487		0-0 1-3		0-3 K			0-0 F7			3	0	0	0	0	1	0				
Juan Pizarro, L (1, 1) OBP: 0.333, SLG: 0.444			0-0 1B 2B		0-0 G3		0-0 F8			3	1	1	0	0	0	0				
Inning Stats	R: 0 E: 0 K: 0 S: 4	H: 1 LOB: 2 BB: 0 P: 5	R: 0 E: 0 K: 0 S: 3	H: 0 LOB: 0 BB: 0 P: 3	R: 1 E: 0 K: 0 S: 5	H: 2 LOB: 2 BB: 1 P: 9	R: 0 E: 0 K: 1 S: 5	H: 0 LOB: 0 BB: 0 P: 5	R: 2 E: 1 K: 0 S: 5	H: 1 LOB: 0 BB: 0 P: 5	R: 0 E: 0 K: 2 S: 7	H: 0 LOB: 2 BB: 2 P: 15	R: 0 E: 0 K: 2 S: 7	H: 0 LOB: 2 BB: 2 P: 15	R: 0 E: 0 K: 1 S: 7	H: 0 LOB: 1 BB: 1 P: 7		1B: 2 2B: 1 3B: 0 HR: 1	SF: 0 SAC: 0 DP: 0 HBP: 1	WP: 1 PB: 0 SB: 1 CS: 0
PITCHER Glen Hobbie, R (1, 1) ERA: 5.21	IP: 8.0 WLS: L BF: 34 H: 4 R: 3 ER: 2 SO: 4 BB: 4 IBB: 0 HBP: 1 BLK: 0 WP: 1 HR: 1 S: 37 P: 54 ERA: 2.25 WHIP: 1.000																			



Batter	1	2	3	4	5	6	7	8	9	10	11	12	13	AB	R	H	RBI	BB	SO	LOB	TOP	
Richie Ashburn, L OBP: 0.438, SLG: 0.374 (1, 8)														5	1	1	0	1	1	1		
Bob Will, L OBP: 0.318, SLG: 0.350 (1, 9)														6	1	2	1	0	1	1		
Ed Bouchee, L OBP: 0.364, SLG: 0.354 (1, 3)														6	0	2	1	0	2	2		
14 Ernie Banks, R OBP: 0.368, SLG: 0.548 (1, 6)														5	1	2	1	1	0	1		
Walt Moryn, L OBP: 0.393, SLG: 0.500 (6, 7)														3	1	1	2	0	0	1		
Sammy Taylor, L OBP: 0.333, SLG: 0.343 (1, 2)														2	0	0	0	0	1			
Del Rice, R OBP: 0.260, SLG: 0.298 (9, PH)														1	0	1	0	0	0	0		
Earl Averill, R OBP: 0.273, SLG: 0.500 (9, 2)														2	0	0	0	0	1			
Frank Thomas, R OBP: 0.255, SLG: 0.408 (9, PH)														3	0	0	0	0	0	1		
Don Zimmer, R OBP: 0.269, SLG: 0.282 (9, 5)														3	1	1	0	0	1			
Jerry Kindall, R OBP: 0.206, SLG: 0.303 (1, 4)														5	0	2	0	0	1	0		
Bob Anderson, R OBP: 0.254, SLG: 0.250 (7, 1)														2	0	0	0	0	1	0		
Don Eason, R OBP: 0.254, SLG: 0.250 (7, 1)														0	0	0	0	0	0	0		
Dick Gemert, R OBP: 0.163, SLG: 0.238 (16, PH)														1	0	0	0	0	0	0		
Seth Morehead, L OBP: 0.163, SLG: 0.238 (16, PH)														0	0	0	0	0	0	0		
Art Schult, R OBP: 0.174, SLG: 0.231 (12, 1)														1	1	0	1	0	0	1		
Dick Ellsworth, L OBP: 0.174, SLG: 0.231 (12, 1)														0	0	0	0	0	0	0		
Ben Johnson, R OBP: 0.174, SLG: 0.231 (12, 1)														0	0	0	0	0	0	0		
Inning Stats	R: 4 E: 0 K: 0 S: 6	H: 4 LOB: 0 BB: 1 P: 10	R: 0 E: 0 K: 0 S: 4	H: 1 LOB: 1 BB: 4 P: 4	R: 0 E: 0 K: 0 S: 4	H: 2 LOB: 1 BB: 0 P: 4	R: 0 E: 0 K: 1 S: 5	H: 0 LOB: 0 BB: 0 P: 5	R: 0 E: 0 K: 1 S: 5	H: 0 LOB: 0 BB: 0 P: 5	R: 0 E: 0 K: 1 S: 5	H: 1 LOB: 1 BB: 0 P: 6	R: 0 E: 0 K: 0 S: 3	H: 0 LOB: 0 BB: 0 P: 3	R: 2 E: 0 K: 1 S: 9	H: 4 LOB: 2 BB: 0 P: 9	R: 1 E: 0 K: 1 S: 6	H: 1 LOB: 0 BB: 0 P: 6	1B: 10 2B: 2 3B: 0 HR: 2	SF: 0 SAC: 2 DP: 1 HBP: 0	W/P: 0 PB: 0 SB: 1 CS: 0	PA: 52
PITCHER	IP	WLS	BF	H	R	ER	SO	BB	IBB	HBP	BLK	WP	HR	S	P	ERA	WHIP					
Cal McLish, R ERA: 5.54 (1, 1)	0.1		5	3	4	4	0	1	0	0	0	0	1	4	8	108.00	12.000					
Jim Bosman, R ERA: 4.91 (8, 1)	6.2		22	4	0	0	4	0	0	0	0	0	0	30	30	0.00	0.600					
Joe Nuxhall, L ERA: 3.51 (8, 1)	5.0		21	5	2	2	4	1	0	0	0	0	0	28	32	3.60	1.200					
Bob Grim, R ERA: 8.44 (13, 1)	1.0	L	4	1	1	1	1	0	0	0	0	0	1	6	6	9.00	1.000					

Chicago Cubs @ Cincinnati Reds
Crosley Field, Cincinnati, OH
Mon May 23 1960, 7:05 PM EDT
Att: 5,040 - Unknown

AB 48
R 7
H 13
RBI 7
BB 2
SO 9
LOB 12

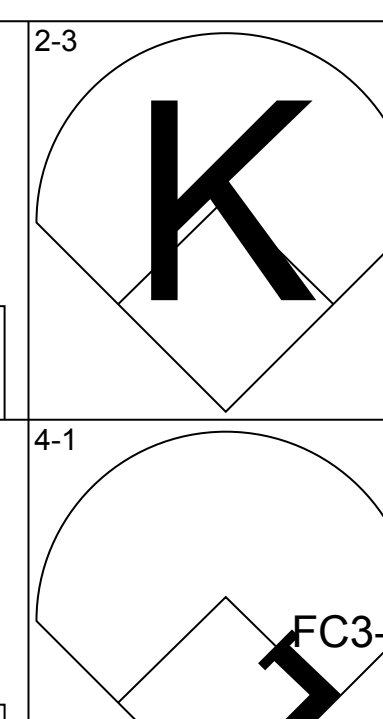
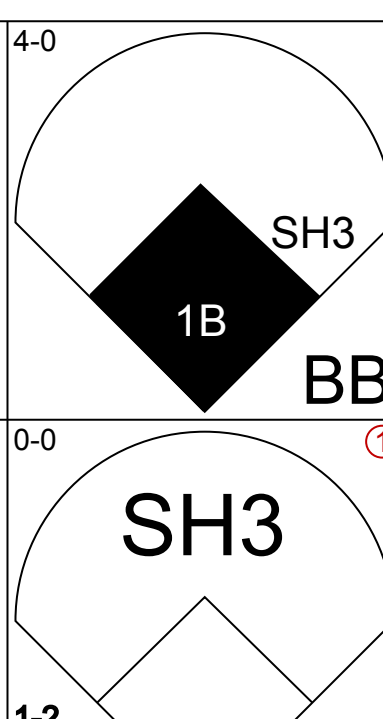
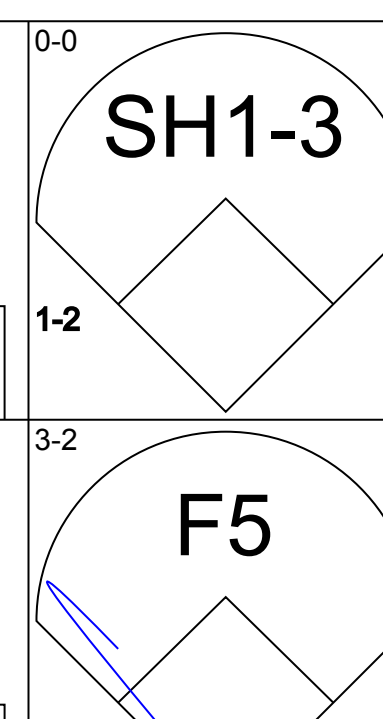
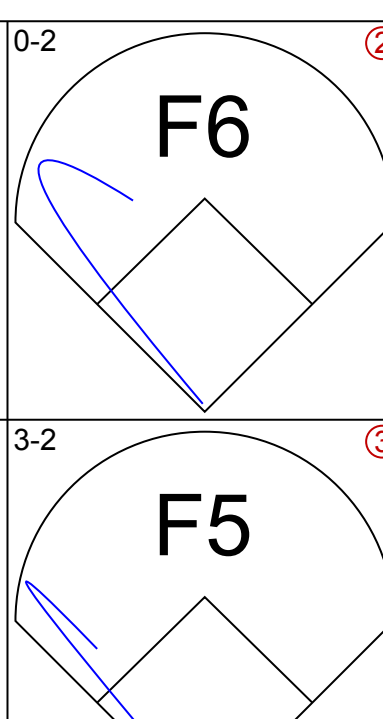
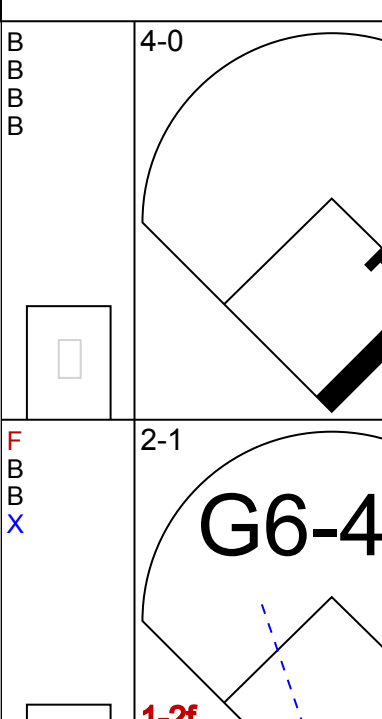
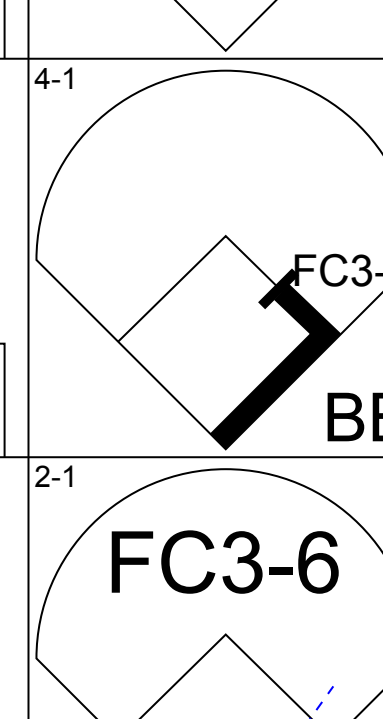
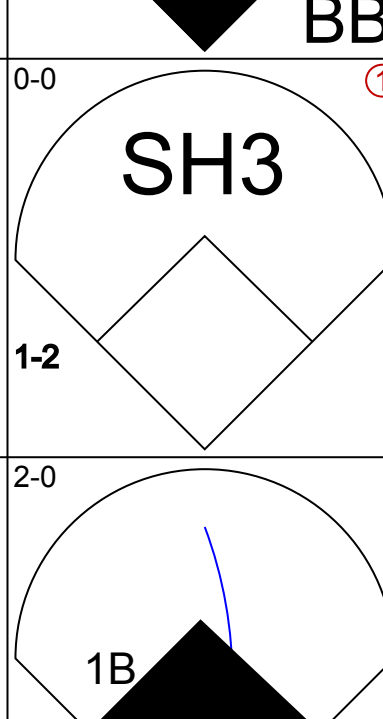
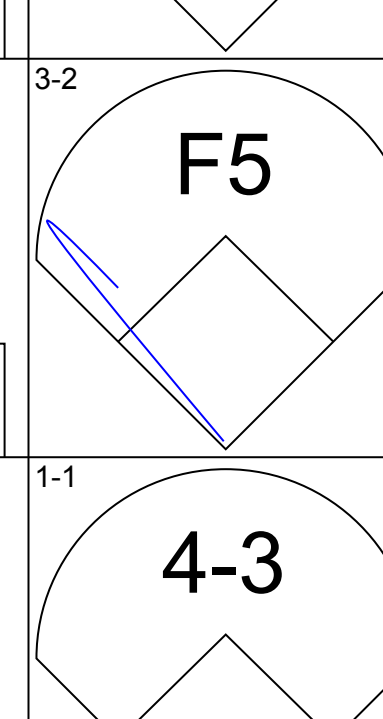
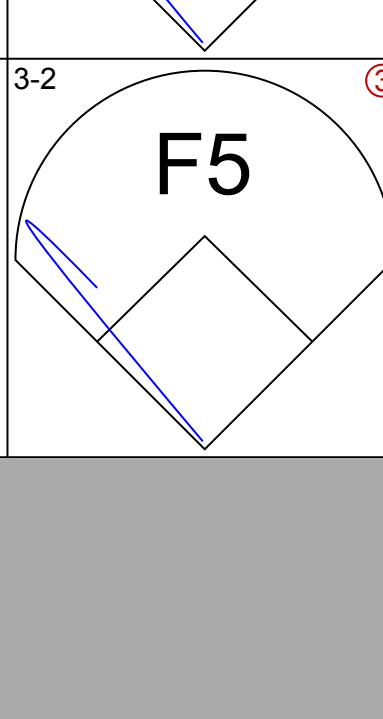
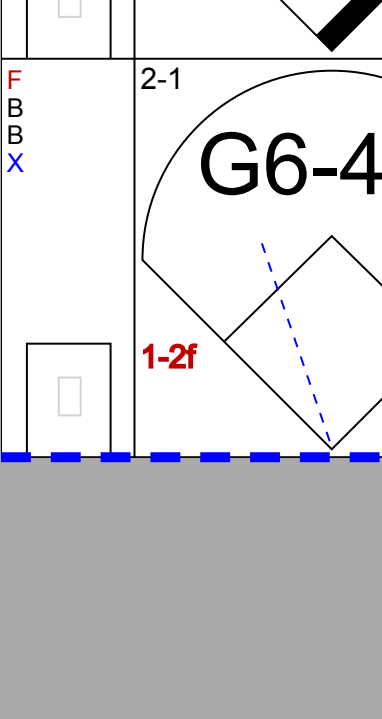
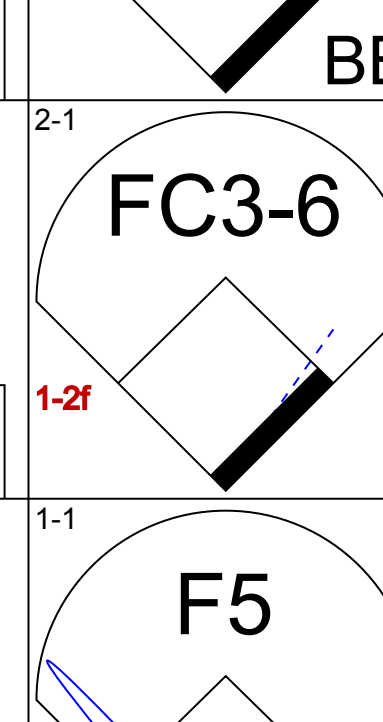
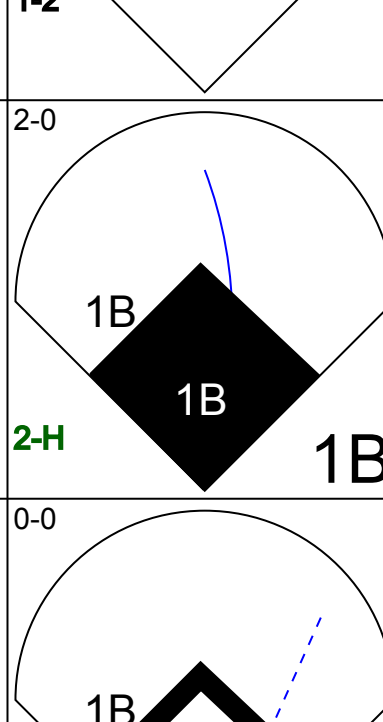
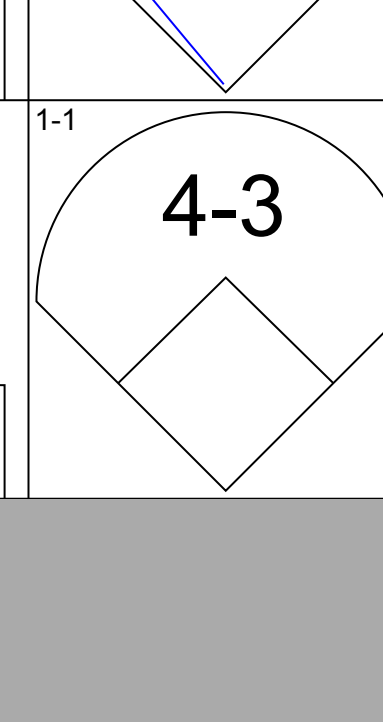

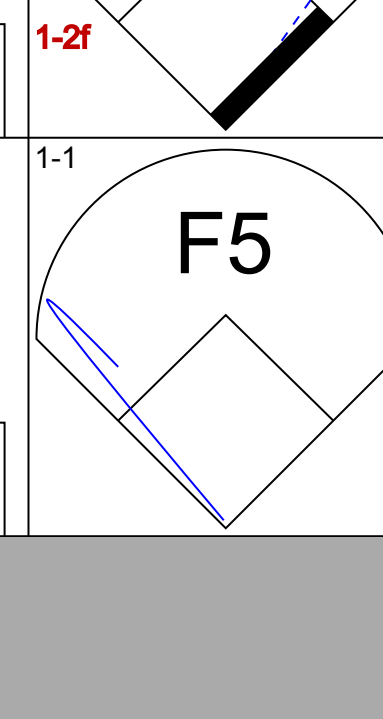
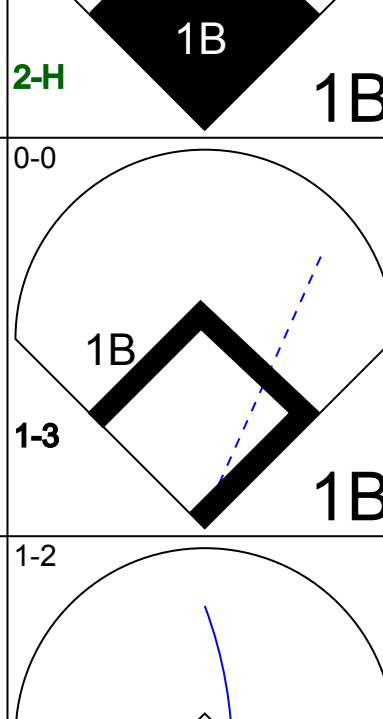
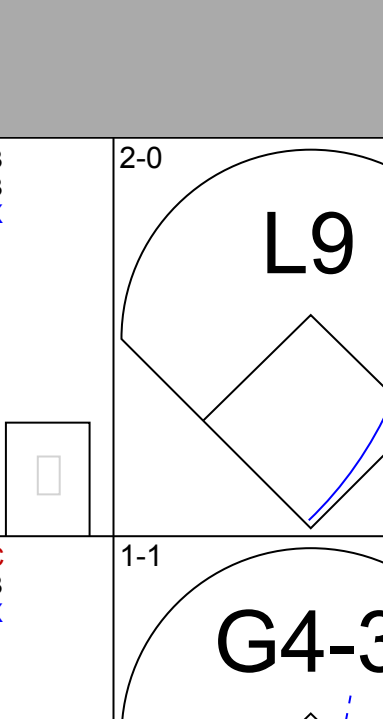

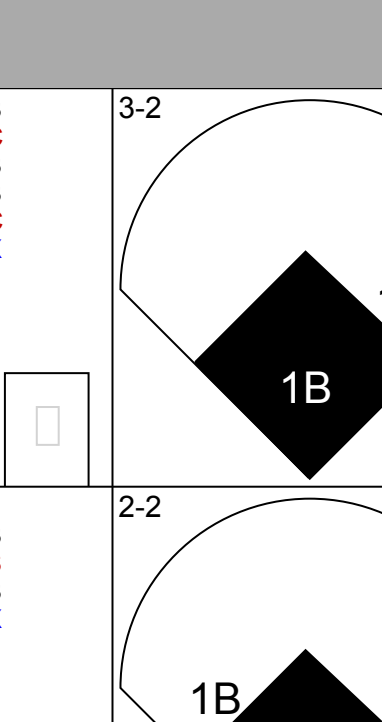
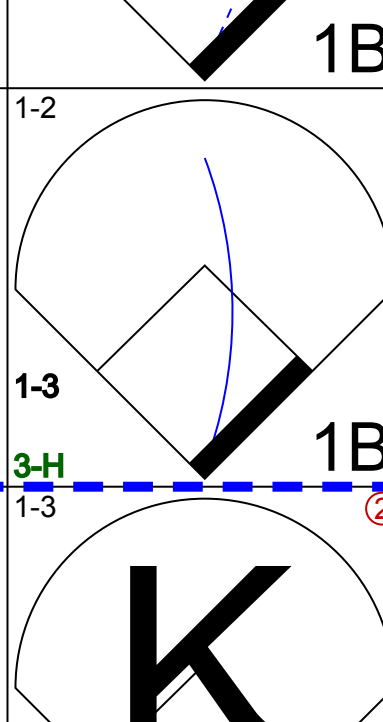



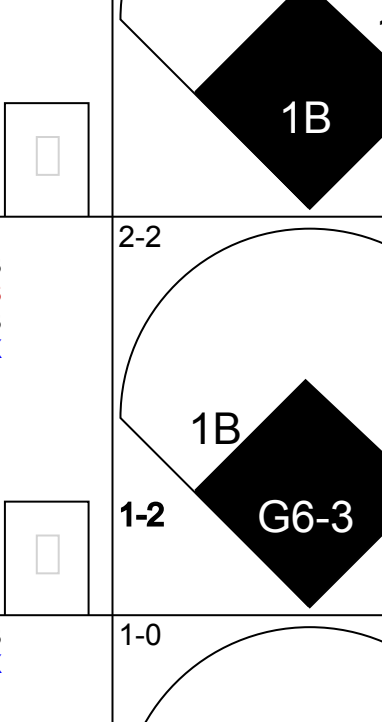
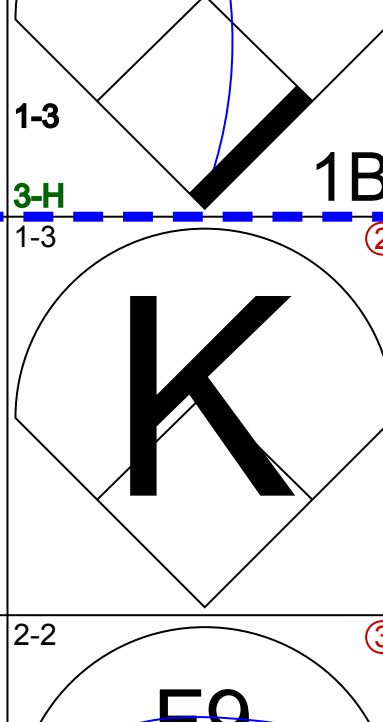



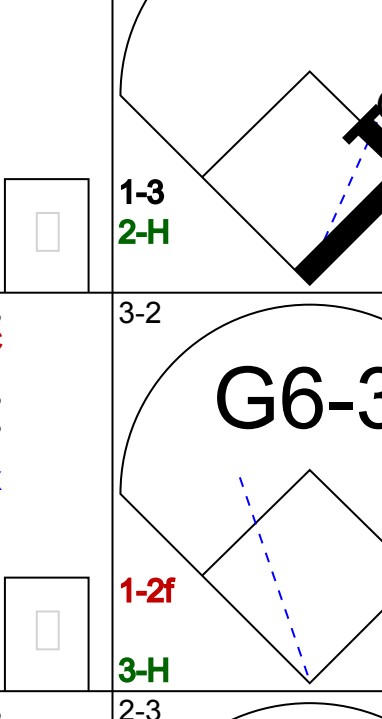
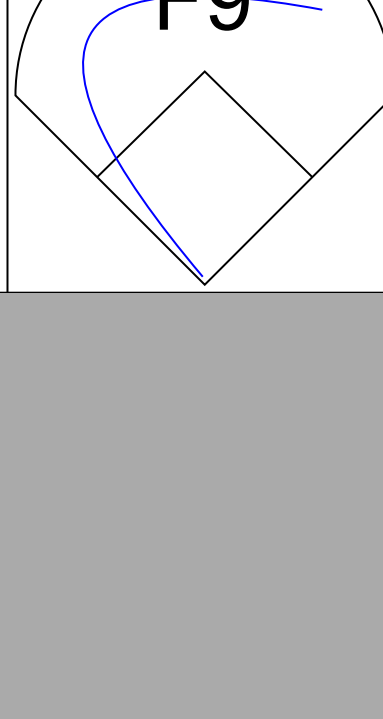
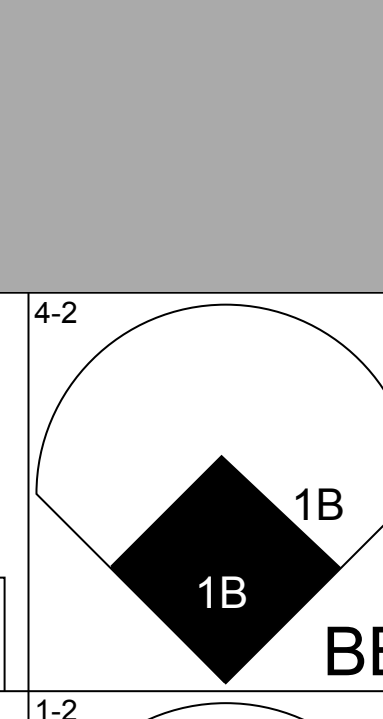
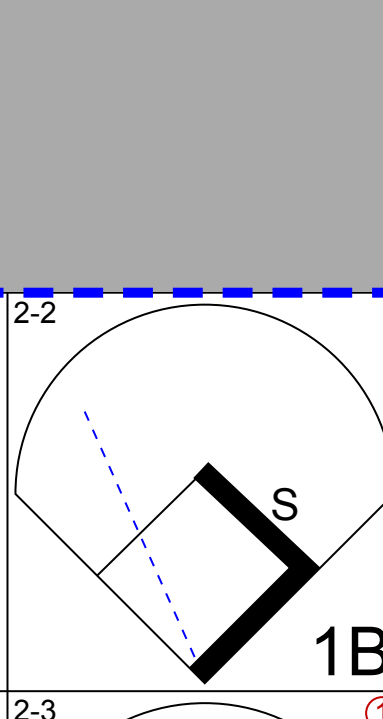

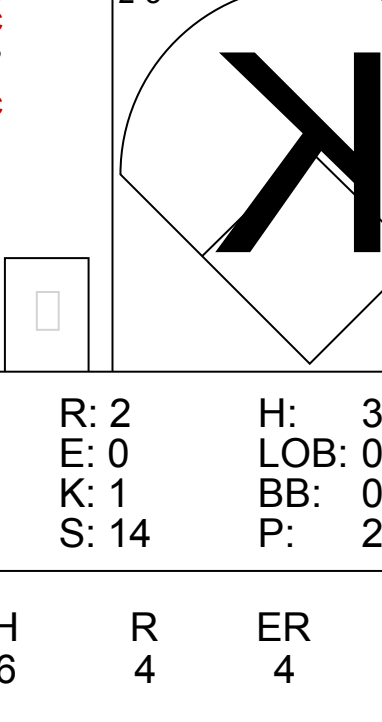
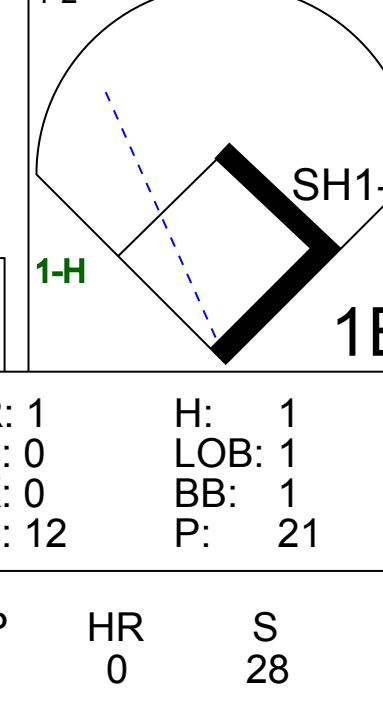
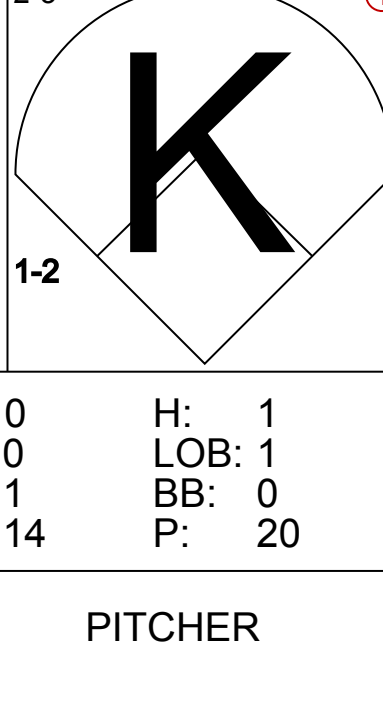
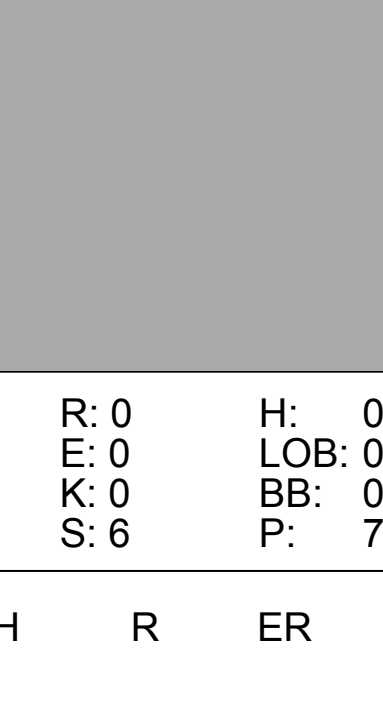


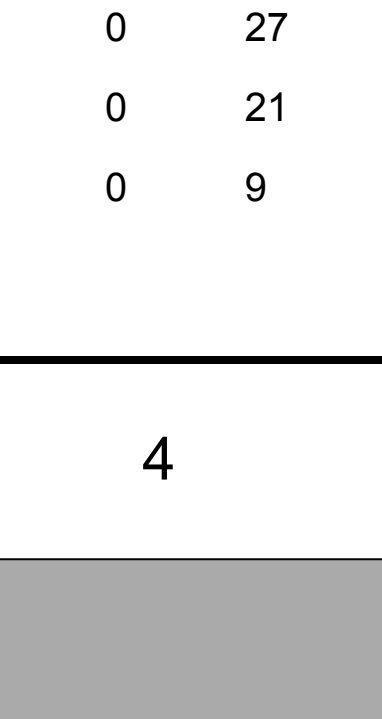
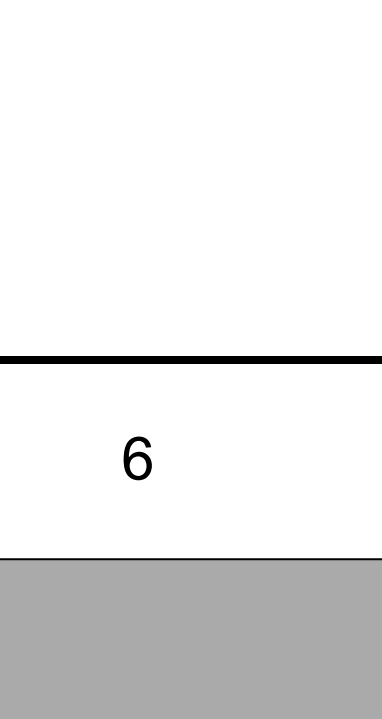
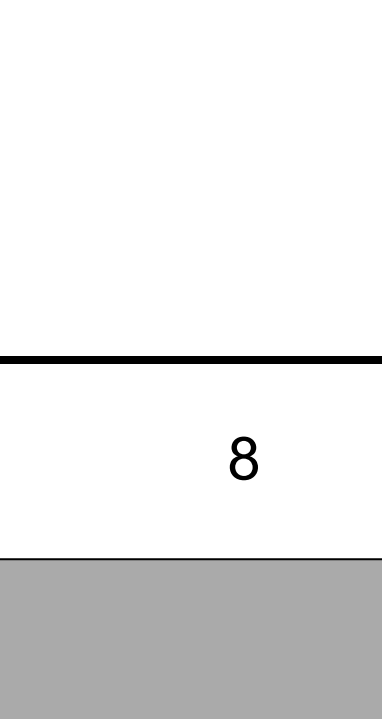


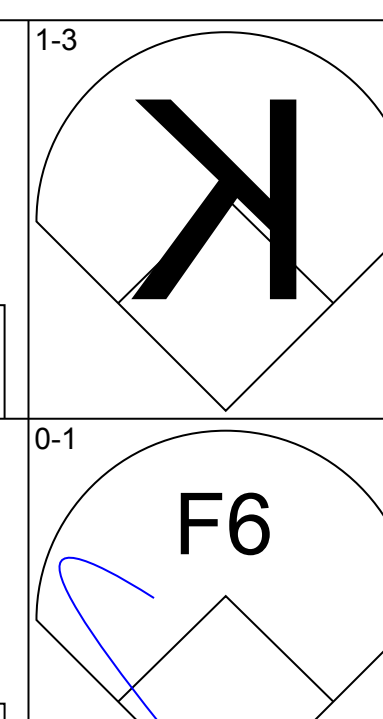

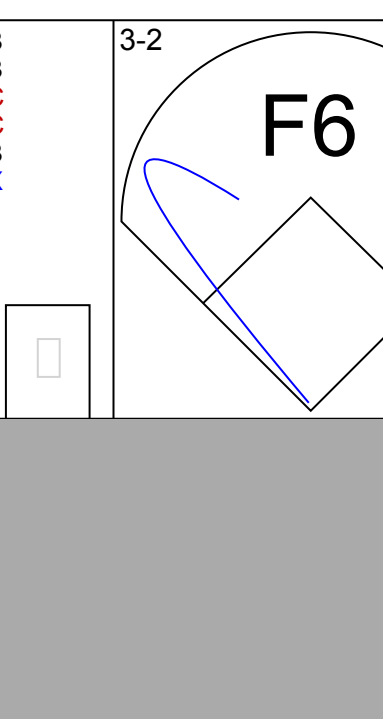
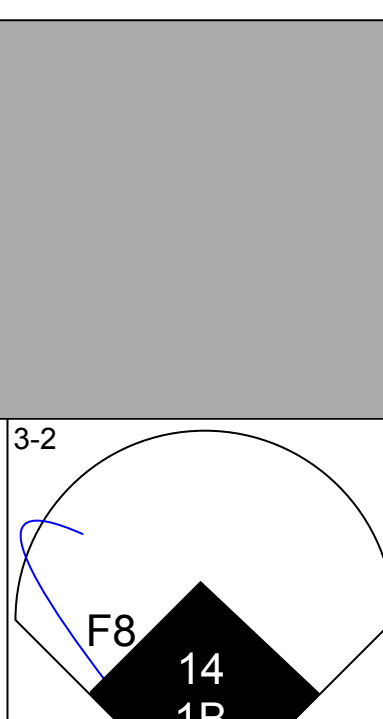
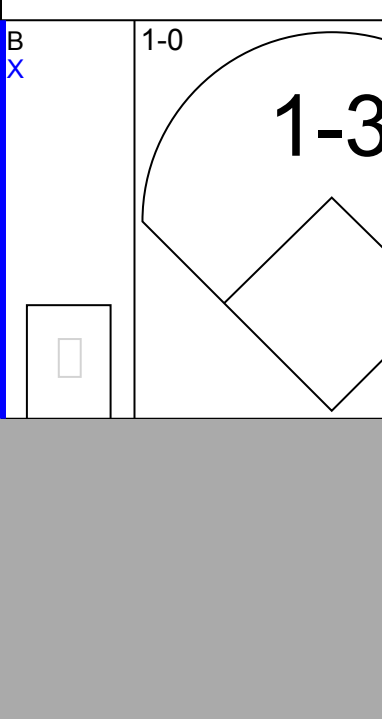
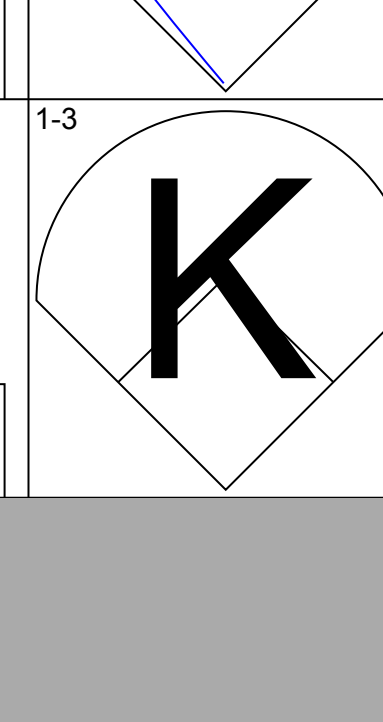
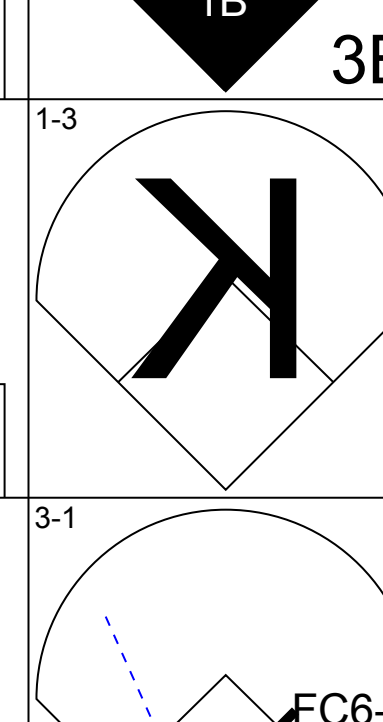
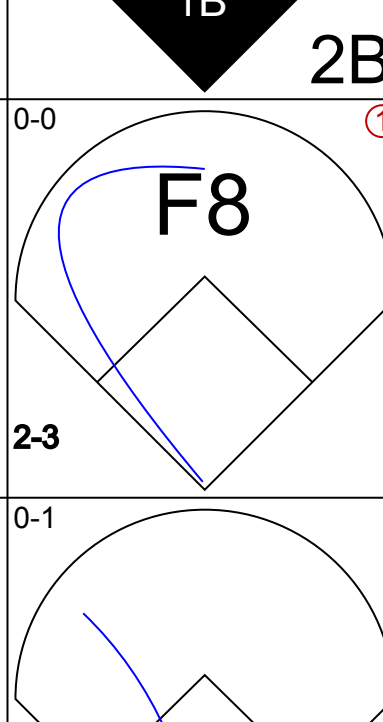
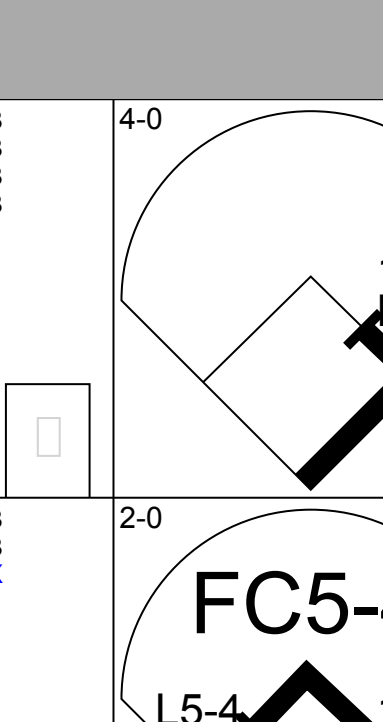

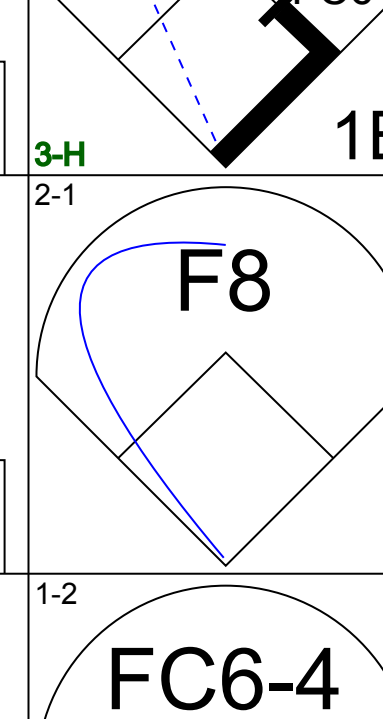
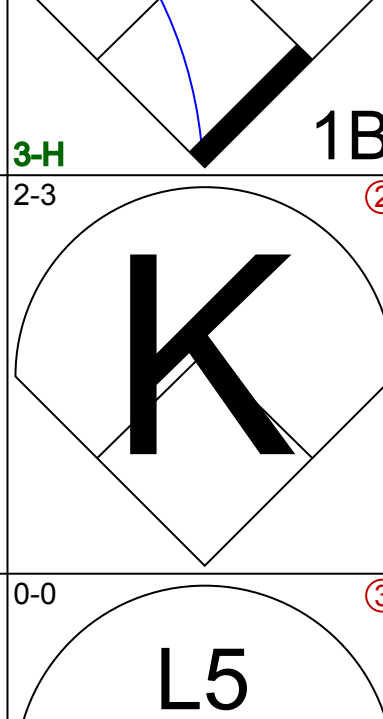
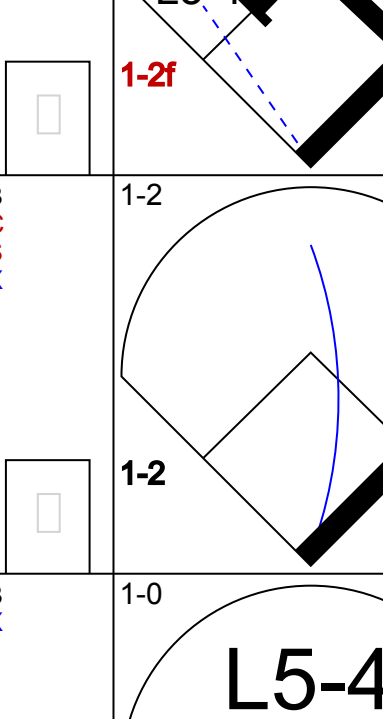
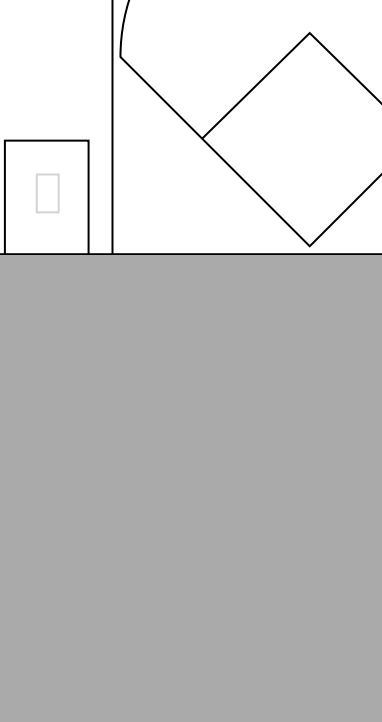
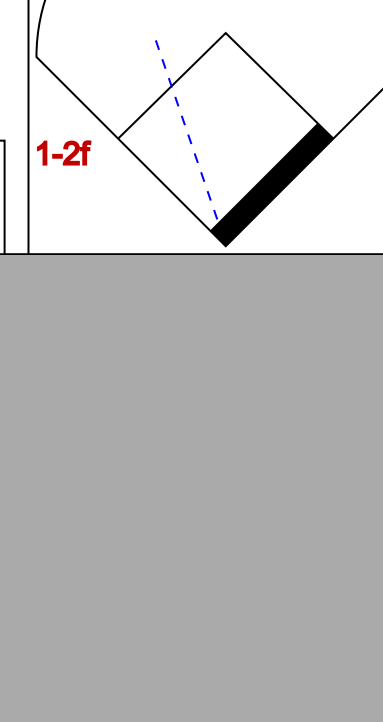
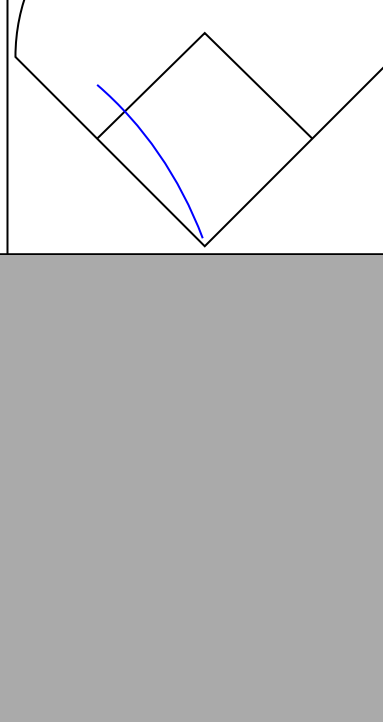
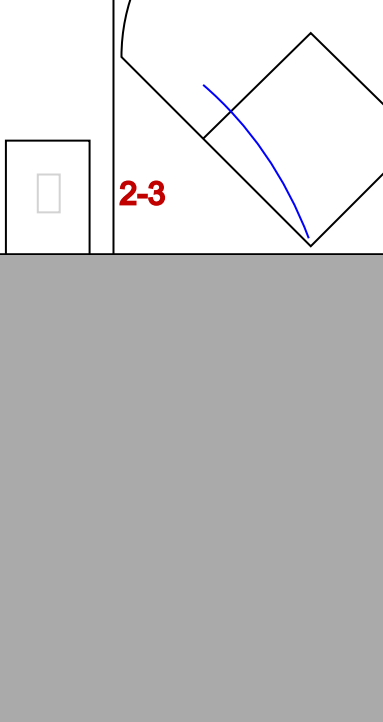




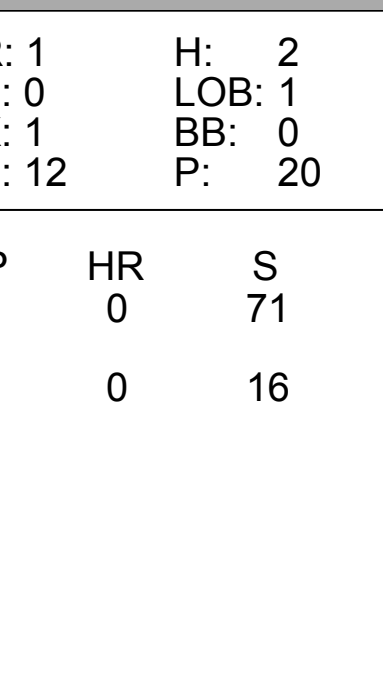
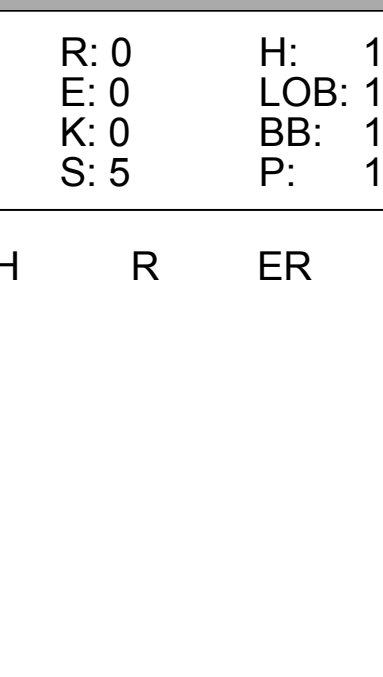
Batter	1	2	3	4	5	6	7	8	9	10	11	12	13	AB	R	H	RBI	BB	SO	LOB	BOTTOM			
Eddie Kasko, R OBP: 0.406, SLG: 0.435 (8, 5)														5	0	0	0	1	1	3				
Vada Pinson, L OBP: 0.353, SLG: 0.475 (1, 8)														6	1	2	1	0	1	2				
Gus Bell, L OBP: 0.297, SLG: 0.407 (1, 9)														6	2	2	2	0	0	1				
Frank Robinson, R OBP: 0.415, SLG: 0.643 (9, 3)														3	0	1	0	1	1	0				
Lee Walls, R OBP: 0.408, SLG: 0.438 (9, 3)														1	0	0	0	1	0	1				
Jerry Lynch, L OBP: 0.500, SLG: 0.545 (1, 7)														4	0	0	0	2	0	2				
Ed Bailey, L OBP: 0.406, SLG: 0.518 (1, 2)														6	1	1	1	0	2	3				
Willie Jones, R OBP: 0.364, SLG: 0.444 (7, PR)														3	0	1	0	0	0	0				
Whitey Lockman, L OBP: 0.333, SLG: 0.200 (8, 6)														0	0	0	0	0	0	0				
Roy McMillan, R OBP: 0.271, SLG: 0.333 (8, 6)														2	0	1	0	1	0	0				
Elio Chacon, R OBP: 0.340, SLG: 0.283 (13, PH)														5	0	1	0	0	1	2				
Tony Gonzalez, L OBP: 0.260, SLG: 0.394 (13, PH)														1	0	0	0	0	1	0				
Cal McLish, R ERA: 5.54 (1, 1)														0	0	0	0	0	0	0				
Jim Bosman, R ERA: 4.91 (8, 1)														2	1	1	1	0	1	0				
Don Newcombe, L ERA: 3.95 (10, 1)														1	0	0	0	0	0	2				
Joe Nuxhall, L ERA: 3.51 (8, 1)														1	0	0	0	0	0	1				
Dick Ellsworth, L ERA: 2.2 (12, 1)														0	1	0	1	0	0	0				
Ben Johnson, R ERA: 4.03 (12, 1)														0	0	0	0	0	0	0				
Inning Stats	R: 1 E: 0 K: 0 S: 4	H: 1 LOB: 2 BB: 2 P: 12	R: 1 E: 0 K: 1 S: 6	H: 1 LOB: 0 BB: 0 P: 4	R: 0 E: 0 K: 0 S: 4	H: 1 LOB: 1 BB: 0 P: 4	R: 0 E: 0 K: 2 S: 7	H: 0 LOB: 0 BB: 0 P: 7	R: 0 E: 0 K: 1 S: 7	H: 2 LOB: 2 BB: 0 P: 7	R: 1 E: 0 K: 1 S: 6	H: 1 LOB: 1 BB: 1 P: 10	R: 0 E: 0 K: 0 S: 3	H: 0 LOB: 0 BB: 0 P: 3	R: 0 E: 0 K: 1 S: 6	H: 2 LOB: 2 BB: 3 P: 6	R: 2 E: 0 K: 0 S: 3	H: 1 LOB: 1 BB: 0 P: 15	R: 0 E: 0 K: 1 S: 5	H: 0 LOB: 0 BB: 0 P: 5	1B: 6 2B: 0 3B: 0 HR: 4	SF: 0 SAC: 0 DP: 2 HBP: 0	W/P: 2 PB: 1 SB: 0 CS: 0	PA: 53
PITCHER	IP	WLS	BF	H	R	ER	SO	BB	IBB	HBP	BLK	WP	HR	S	P	ERA	WHIP							
Bob Anderson, R ERA: 5.06 (7, 1)	6.0		25	5	3	3	4	2	0	0	0	0	1	14	22	4.50	1.167							
Don Eiston, R ERA: 3.95 (10, 1)	3.0		12	1	1	1	2	2	0	0	0	0	1	14	22	3.00	1.000							
Seth Morehead, L ERA: 4.62 (10, 1)	2.0		7	3	0	0	1	0	0	0	0	0	0	9	9	0.00	1.500							
Dick Ellsworth, L ERA: 2.2 (12, 1)	0.0		1	0	1	1	0	1	0	0	0	0	0	4	4	2.00	1.000							
Ben Johnson, R ERA: 4.03 (12, 1)	2.0	W	8	1	1	1	1	2	0	0	0	0	1	8	16	4.50	1.500							

Chicago Cubs @ Cincinnati Reds
Crosley Field, Cincinnati, OH
Mon May 23 1960, 7:05 PM EDT
Att: 5,040 - Unknown

AB 46
R 6
H 10
RBI 5
BB 7
SO 8
LOB 17



Batter	1	2	3	4	5	6	7	8	9	AB	R	H	RBI	BB	SO	LOB	TOP			
Jim Gilliam, S OBP: 0.397, SLG: 0.304 (1, 5)										2	1	0	0	2	1	1	Los Angeles Dodgers @ Chicago Cubs Wrigley Field, Chicago, IL Fri May 27 1960, 3:33 AM CDT Att: 5,328 - Unknown			
Charlie Neal, R OBP: 0.340, SLG: 0.374 (1, 4)										3	0	0	0	1	0	3				
Wally Moon, L OBP: 0.360, SLG: 0.380 (1, 7)										4	1	1	1	0	0	2				
Norm Larker, L OBP: 0.420, SLG: 0.450 Joe Pignatano, R OBP: 0.333, SLG: 0.400 (1, 3) (8, 2)										4	0	1	0	0	0	1				
Frank Howard, R OBP: 0.383, SLG: 0.558 (1, 9)										4	1	2	1	0	1	0				
Duke Snider, L OBP: 0.333, SLG: 0.386 Don Demeter, R OBP: 0.297, SLG: 0.518 (8, PH) (8, 8)										3	1	2	0	0	1	2				
John Roseboro, L OBP: 0.314, SLG: 0.386 Gil Hodges, R OBP: 0.282, SLG: 0.391 (8, PH) (8, 3)										3	0	1	1	0	0	3				
Maury Wills, S OBP: 0.330, SLG: 0.279 (1, 6)										3	1	1	0	1	0	1				
Stan Williams, R OBP: 0.091, SLG: 0.091 Larry Sherry, R OBP: 0.188, SLG: 0.333 (1, 1) (7, 1)										3	0	1	1	0	2	1				
Inning Stats	R: 0 E: 0 K: 1 S: 8	H: 0 LOB: 1 BB: 1 P: 17	R: 2 E: 0 K: 1 S: 14	H: 3 LOB: 0 BB: 25 P: 25	R: 2 E: 0 K: 1 S: 16	H: 3 LOB: 2 BB: 1 P: 26	R: 1 E: 0 K: 0 S: 12	H: 1 LOB: 1 BB: 0 P: 21	R: 0 E: 0 K: 1 S: 14	H: 1 LOB: 1 BB: 0 P: 20	R: 0 E: 0 K: 1 S: 7	H: 0 LOB: 0 BB: 0 P: 12	R: 0 E: 0 K: 0 S: 6	H: 0 LOB: 0 BB: 0 P: 7	R: 0 E: 0 K: 0 S: 3	H: 0 LOB: 0 BB: 10 P: 10		1B: 9 2B: 0 3B: 0 HR: 0	SF: 0 SAC: 2 DP: 2 HBP: 0	WP: 0 PA: 38 PB: 0 SB: 1 CS: 0
PITCHER	IP	WLS	BF	H	R	ER	SO	BB	IBB	HBP	BLK	WP	HR	S	P	ERA	WHIP			
Glen Hobbie, R ERA: 5.69 (1, 1)	2.1	L	14	6	4	4	2	2	0	0	0	0	0	28	55	15.43	3.429			
Don Elston, R ERA: 3.9 (3, 1)	2.2		11	2	1	1	1	1	0	0	0	0	0	27	43	3.38	1.125			
Mark Freeman, R ERA: (6, 1)	2.0		7	1	0	0	2	0	0	0	0	0	0	21	32	0.00	0.500			
Seth Morehead, L ERA: 4.38 (8, 1)	2.0		6	0	0	0	0	1	0	0	0	0	0	9	17	0.00	0.500			

Batter	1	2	3	4	5	6	7	8	9	AB	R	H	RBI	BB	SO	LOB	BOTTOM				
Richie Ashburn, L OBP: 0.420, SLG: 0.365 (1, 8)										4	0	0	1	0	2	3	Los Angeles Dodgers @ Chicago Cubs Wrigley Field, Chicago, IL Fri May 27 1960, 3:33 AM CDT Att: 5,328 - Unknown				
Seth Morehead, L OBP: 0.083, SLG: 0.083 (8, 1)										0	0	0	0	0	0	0					
Sammy Taylor, L OBP: 0.325, SLG: 0.333 (9, PH)										1	0	0	0	0	0	1					
George Altman, L OBP: 0.308, SLG: 0.466 (1, 9) (8, 8)										4	2	2	0	0	0	1					
Ed Bouchee, L OBP: 0.364, SLG: 0.359 (1, 3)										3	0	0	0	1	2	2					
14 Ernie Banks, R OBP: 0.371, SLG: 0.550 (1, 6)										4	0	2	2	0	0	1					
Walt Moryn, L OBP: 0.385, SLG: 0.483 (1, 7)										4	0	1	0	0	1	2					
Don Zimmer, R OBP: 0.259, SLG: 0.270 (8, PR) (9, 4)										0	0	0	0	0	0	0					
Frank Thomas, R OBP: 0.256, SLG: 0.427 (1, 5)										4	0	0	0	0	0	4					
Jerry Kindall, R OBP: 0.195, SLG: 0.300 (1, 4)										3	0	0	0	0	3	0					
Art Schult, R OBP: 0.188, SLG: 0.200 (9, 7)										1	0	0	0	0	0	0					
Del Rice, R OBP: 0.255, SLG: 0.288 Earl Averill, R OBP: 0.357, SLG: 0.500 (1, 2) (7, PH) (8, 2)										2	0	0	0	0	0	0					
Glen Hobbie, R OBP: 0.226, SLG: 0.071 (1, 1) Don Elston, R OBP: 0.197, SLG: 0.167 (1, 1) Irv Nappier, L OBP: 0.266, SLG: 0.091 (5, PH) Mark Freeman, R (8, 1) Bob Will, L OBP: 0.195, SLG: 0.357 (7, PH) (8, 9)										0	0	0	0	0	0	0					
Inning Stats	R: 0 E: 0 K: 2 S: 9	H: 0 LOB: 0 BB: 0 P: 11	R: 0 E: 0 K: 0 S: 7	H: 0 LOB: 0 BB: 0 P: 8	R: 0 E: 0 K: 2 S: 12	H: 1 LOB: 1 BB: 0 P: 17	R: 1 E: 0 K: 1 S: 12	H: 2 LOB: 1 BB: 0 P: 20	R: 0 E: 0 K: 1 S: 11	H: 0 LOB: 1 BB: 1 P: 21	R: 1 E: 0 K: 1 S: 13	H: 2 LOB: 1 BB: 0 P: 18	R: 1 E: 0 K: 1 S: 11	H: 2 LOB: 1 BB: 0 P: 17	R: 0 E: 0 K: 0 S: 5	H: 1 LOB: 1 BB: 1 P: 13	R: 0 E: 0 K: 0 S: 7	H: 0 LOB: 1 BB: 1 P: 15	1B: 5 2B: 3 3B: 1 HR: 0	SF: 0 SAC: 0 DP: 1 HBP: 0	WP: 0 PA: 37 PB: 0 SB: 0 CS: 0
PITCHER	IP	WLS	BF	H	R	ER	SO	BB	IBB	HBP	BLK	WP	HR	S	P	ERA	WHIP				
Stan Williams, R ERA: 2.66 (1, 1)	6.1	W	27	7	3	3	8	1	0	0	0	0	0	16	35	0.00	1.263				
Larry Sherry, R ERA: 5.22 (7, 1)	2.2	S	10	1	0	0	0	2	0	0	0	0	0	16	35	0.00	1.125				



Batter	1	2	3	4	5	6	7	8	9	10	11	12	13	14	AB	R	H	RBI	BB	SO	LOB	TOP						
Jim Gilliam, S OBP: 0.377, SLG: 0.303	F4		2-2 1B 2B		K		1-3		F7			F7		F7	7	1	1	1	0	1	3							
Charlie Neal, R OBP: 0.338, SLG: 0.364	FC5-4 BB		1-3 K		6-3				5-3					FC6-4	6	0	1	0	1	2	2							
Tommy Davis, R OBP: 0.173, SLG: 0.211	F8		2-2 1B						5-3					1-3	6	1	2	1	0	0	2							
Frank Howard, R OBP: 0.358, SLG: 0.510	FC5-4		2-1 G3						F9						6	0	1	0	0	1	2							
Gl Hodges, R OBP: 0.284, SLG: 0.375		1-1 6-3		0-1 6-3					K						4	0	0	0	2	1	0							
Don Demeter, R OBP: 0.295, SLG: 0.500		1-1 6-3		4-1 BB BB					L8						5	0	1	0	1	1	3							
Joe Pignatano, R OBP: 0.318, SLG: 0.333			3-3 K						FC6-4 BB						3	0	0	0	1	1	0							
John Roseboro, L OBP: 0.308, SLG: 0.379				1-2 BB					F5						2	0	0	0	0	0	2							
Maury Wills, S OBP: 0.327, SLG: 0.278			3-2 S 2B						B1-3						4	1	1	0	0	0	2							
Duke Snider, L OBP: 0.329, SLG: 0.380				0-2 BB					4-3						1	0	0	0	0	0	1							
Bob Lillis, R OBP: 0.197, SLG: 0.167				1-2 2B											1	0	1	0	0	0	0							
Sandy Koufax, R OBP: 0.150, SLG: 0.105			0-3 K												5	0	1	0	1	3	2							
Ed Roebuck, R OBP: 1.000, SLG: 1.000			1-2 K												0	0	0	0	0	0	0							
Inning Stats	R: 0 E: 0 K: 0 S: 7	H: 0 LOB: 1 BB: 1 P: 12	R: 0 E: 0 K: 1 S: 7	H: 0 LOB: 0 BB: 0 P: 12	R: 2 E: 0 K: 2 S: 23	H: 3 LOB: 1 BB: 0 P: 33	R: 0 E: 0 K: 0 S: 9	H: 0 LOB: 1 BB: 0 P: 17	R: 0 E: 1 K: 1 S: 12	H: 1 LOB: 1 BB: 0 P: 15	R: 0 E: 0 K: 0 S: 6	H: 1 LOB: 1 BB: 1 P: 9	R: 0 E: 0 K: 0 S: 8	H: 1 LOB: 2 BB: 1 P: 14	R: 0 E: 0 K: 1 S: 9	H: 0 LOB: 1 BB: 0 P: 18	R: 0 E: 0 K: 0 S: 6	H: 0 LOB: 0 BB: 0 P: 8	R: 0 E: 0 K: 1 S: 11	H: 1 LOB: 1 BB: 0 P: 18	R: 0 E: 0 K: 2 S: 16	H: 0 LOB: 1 BB: 1 P: 22	R: 0 E: 0 K: 0 S: 9	H: 1 LOB: 1 BB: 0 P: 13	1B: 7 2B: 1 3B: 1 HR: 0	SF: 0 SAC: 0 DP: 1 HBP: 0	WP: 0 PB: 0 SB: 2 CS: 0	PA: 56
PITCHER	IP	WLS	BF	H	R	ER	SO	BB	IBB	HBP	BLK	WP	HR	S	P	ERA	WHIP											
Dick Ellsworth, L ERA: 2.59	(1, 1)	8.0	33	6	3	3	6	4	0	0	0	0	0	79	125	3.38	1.250											
Seth Morehead, L ERA: 4.17	(9, 1)	2.0	7	0	0	0	1	1	0	0	0	0	0	15	26	0.00	0.500											
Don Elston, R ERA: 3.44	(11, 1)	4.0	16	3	0	0	3	1	0	0	0	0	0	44	63	0.00	1.000											

Los Angeles Dodgers @ Chicago Cubs
Wrigley Field, Chicago, IL
Sat May 28 1960, 3:33 AM CDT
Att: 13,605 - Unknown

AB 50
R 3
H 9
RBI 2
BB 6
SO 10
LOB 19



Batter	1	2	3	4	5	6	7	8	9	10	11	12	13	14	AB	R	H	RBI	BB	SO	LOB	BOTTOM										
Richie Ashburn, L OBP: 0.424, SLG: 0.356	FC5-4 BB		2-3 K			4-0 14 E BB BB		2-2 2-3		4-0 CS IBB			5-3		3	1	0	0	3	1	0											
George Altman, L OBP: 0.294, SLG: 0.443	0-1 FC5-4		1-3 K			0-3 K		1-3 K		0-1 G3					3	1	0	0	0	2	2											
Dick Gemert, R OBP: 0.290, SLG: 0.276	FC5-4														1	0	0	0	0	1	0											
Seth Morehead, L OBP: 0.083, SLG: 0.083	1-2 1B														1	0	0	0	0	0	2											
Walt Moryn, L OBP: 0.379, SLG: 0.475										1-2 2-3					1	0	0	0	0	1	0											
Don Elston, R OBP: 0.163, SLG: 0.143															4	1	0	0	2	2	1											
Ed Bouchee, L OBP: 0.363, SLG: 0.346	K		0-0 F7			4-0 14 FC6-4 BB		0-2 FC6-4		1-1 F9					4	0	0	0	2	0	1											
14 Ernie Banks, R OBP: 0.370, SLG: 0.530	1B IBB			2-1 F3		0-2 FC6-4		2-1 F3		0-0 5-3					4	0	0	0	2	0	1											
Frank Thomas, R OBP: 0.268, SLG: 0.452	1-2 2H 1B			3-3 K		2-1 FC6-4		2-1 FC6-4		0-1 F9					5	1	2	2	1	2	1											
Earl Averill, R OBP: 0.250, SLG: 0.333	2-2 F8			0-0 F3				1-2 F5		0-2 E7					6	0	0	0	0	0	5											
Don Zimmer, R OBP: 0.264, SLG: 0.266		0-0 5-3						4-1 CS BB		2-3 K					5	0	1	1	1	1	1											
Jerry Kindall, R OBP: 0.217, SLG: 0.295		2-1 CS 1B						2-2 6-3		4-2 CS SH5-4 BB					4	0	1	0	1	1	1											
Dick Ellsworth, L OBP: 0.268, SLG: 0.452			2-3 K					1-3 K		2-1 SH5-4					2	0	0	0	0	2	1											
Jim Hegan, R OBP: 0.312, SLG: 0.353															1	0	0	0	0	1	0											
Bob Will, L OBP: 0.312, SLG: 0.353															1	0	0	0	0	1	0											
Inning Stats	R: 1 E: 0 K: 1 S: 15	H: 1 LOB: 2 BB: 2 P: 25	R: 0 E: 0 K: 1 S: 6	H: 1 LOB: 0 BB: 0 P: 10	R: 0 E: 0 K: 2 S: 8	H: 0 LOB: 0 BB: 0 P: 11	R: 0 E: 0 K: 1 S: 7	H: 0 LOB: 0 BB: 0 P: 12	R: 0 E: 0 K: 1 S: 5	H: 0 LOB: 0 BB: 0 P: 6	R: 1 E: 1 K: 1 S: 8	H: 0 LOB: 1 BB: 2 P: 18	R: 0 E: 0 K: 0 S: 8	H: 0 LOB: 0 BB: 1 P: 15	R: 0 E: 0 K: 0 S: 10	H: 0 LOB: 0 BB: 0 P: 14	R: 1 E: 1 K: 2 S: 13	H: 1 LOB: 1 BB: 0 P: 17	R: 0 E: 0 K: 0 S: 6	H: 0 LOB: 1 BB: 2 P: 16	R: 0 E: 0 K: 1 S: 5	H: 0 LOB: 0 BB: 0 P: 7	R: 0 E: 0 K: 1 S: 8	H: 0 LOB: 0 BB: 0 P: 11	R: 0 E: 0 K: 2 S: 15	H: 0 LOB: 0 BB: 0 P: 20	R: 1 E: 0 K: 0 S: 9	H: 1 LOB: 3 BB: 3 P: 21	1B: 3 2B: 0 3B: 0 HR: 1	SF: 0 SAC: 1 DP: 0 HBP: 0	WP: 0 PB: 0 SB: 2 CS: 4	PA: 52
PITCHER	IP	WLS	BF	H	R	ER	SO	BB	IBB	HBP	BLK	WP	HR	S	P	ERA	WHIP															
Sandy Koufax, L ERA: 3.48	(1, 1)	13.0	49	3	4	3	15	7	2	0	0	0	0	117	193	2.08	0.769															
Ed Roebuck, R ERA: 2.55	(14, 1)	0.1	3	1	0	0	0	0	1	0	0	0	0	6	10	0.00	3.000															

Los Angeles Dodgers @ Chicago Cubs
Wrigley Field, Chicago, IL
Sat May 28 1960, 3:33 AM CDT
Att: 13,605 - Unknown

AB 41
R 4
H 4
RBI 3
BB 10
SO 15
LOB 15



Batter	1	2	3	4	5	6	7	8	9	AB	R	H	RBI	BB	SO	LOB	TOP		
Richie Ashburn, L (1, 8) OBP: 0.441, SLG: 0.371	FC1-6 BB		2B 1B	1-2 2-H 1B			SH5-4		6-3 SH5-4 1B	3	1	3	0	1	0	0	Chicago Cubs @ San Francisco Giants Candlestick Park, San Francisco, CA Mon May 30 1960, 6:33 AM EDT Unknown		
Lou Johnson, R (1, 7) OBP: 0.273, SLG: 0.375	FC1-6 E S 1-2		1B 2B	K			SH1-3 1B		SH5-4	4	0	2	0	0	1	3			
Earl Averill, R (1, 2) OBP: 0.250, SLG: 0.318 Don Zimmer, R (7, 5) OBP: 0.275, SLG: 0.280	K		1B		F4		SH1-3		6-3	3	0	1	2	0	1	1			
14 Ernie Banks, R (1, 6) OBP: 0.367, SLG: 0.504	5-3		FC4-6 IBB		F8		IBB		BB BB BB BB BB BB BB BB	2	0	0	0	3	0	1			
Ed Bouchee, L (1, 3) OBP: 0.346, SLG: 0.328		K	K		F7		5-3		F8	5	0	0	0	0	2	7			
Frank Thomas, R (1, 5) OBP: 0.282, SLG: 0.434 Moe Thacker, R (7, 2)			FC4-6 1-2			F8			F9	3	0	1	0	0	0	3			
George Altman, L (1, 9) OBP: 0.196, SLG: 0.438 Bob Will, L (4, 9) OBP: 0.302, SLG: 0.341		F7		1B 1B		F8			5-3	2	0	1	0	0	0	1			
Jerry Kindall, R (1, 4) OBP: 0.245, SLG: 0.333			4-3			6-3				4	0	2	0	0	0	1			
Bob Anderson, R (1, 1) OBP: 0.300, SLG: 0.263 Don Elston, R (7, 1) OBP: 0.125, SLG: 0.125			K	K			1B SH1-3 1B		K	3	1	1	0	0	2	2			
Inning Stats	R: 0 E: 0 K: 1 S: 5	H: 0 LOB: 1 BB: 1 P: 9	R: 0 E: 0 K: 1 S: 6	H: 1 LOB: 1 BB: 0 P: 6	R: 1 E: 0 K: 2 S: 10	H: 3 LOB: 3 BB: 1 P: 14	R: 0 E: 0 K: 2 S: 9	H: 3 LOB: 2 BB: 0 P: 9	R: 0 E: 0 K: 0 S: 3	H: 0 LOB: 0 BB: 0 P: 3	R: 1 E: 0 K: 0 S: 5	H: 2 LOB: 2 BB: 1 P: 9	R: 0 E: 0 K: 1 S: 6	H: 1 LOB: 1 BB: 0 P: 6	R: 0 E: 0 K: 0 S: 4	H: 1 LOB: 2 BB: 1 P: 8		1B: 9 2B: 2 3B: 0 HR: 0	SF: 0 SAC: 3 DP: 0 HBP: 0
PITCHER	IP	WLS	BF	H	R	ER	SO	BB	IBB	HBP	BLK	WP	HR	S	P	ERA	WHIP		
Mike McCormick, L (1, 1) ERA: 1.58	8.0	L	36	10	2	2	7	1	2	0	0	0	0	47	59	2.25	1.375		
Billy Loes, R (9, 1) ERA: 9.31	1.0	S	5	1	0	0	0	1	0	0	0	0	0	4	8	0.00	2.000		

Batter	1	2	3	4	5	6	7	8	9	AB	R	H	RBI	BB	SO	LOB	BOTTOM				
Don Blasingame, L (1, 4) OBP: 0.296, SLG: 0.281	4-3			F4		SH5-4			F8	3	0	0	0	0	0	0	Chicago Cubs @ San Francisco Giants Candlestick Park, San Francisco, CA Mon May 30 1960, 6:33 AM EDT Unknown				
Joey Amalfitano, R (1, 5) OBP: 0.301, SLG: 0.388 Dave Philley, S (9, PH) OBP: 0.348, SLG: 0.350	5-3			1-3		F4			K	3	0	0	0	0	1	1					
Willie Mays, R (1, 8) OBP: 0.425, SLG: 0.556	4-3			S BB		4-3			1B	3	0	1	0	1	0	1					
Willie McCovey, L (1, 3) OBP: 0.409, SLG: 0.581		F2		F8		3-1			F3	4	0	0	0	0	2						
Orlando Cepeda, R (1, 7) OBP: 0.322, SLG: 0.553		6-3			G4-3 WP 1B		K			3	1	1	0	0	1	0					
Willie Kirkland, L (1, 9) OBP: 0.371, SLG: 0.577		G3			G4-3 1B		F5			3	0	1	0	0	0	0					
Hobie Landrith, L (1, 2) OBP: 0.256, SLG: 0.185 Jim Marshall, L (8, PH) OBP: 0.263, SLG: 0.353 Bob Schmidt, R (9, 2) OBP: 0.352, SLG: 0.365			F7		G4-3		K		K	2	0	0	0	0	0	2					
Eddie Bressoud, R (1, 6) OBP: 0.301, SLG: 0.386				G4-6-3 1B		F7			K	3	0	1	0	0	1	0					
Mike McCormick, L (1, 1) OBP: 0.321, SLG: 0.346 Dale Long, L (8, PH) OBP: 0.206, SLG: 0.238 Billy Loes, R (9, 1) OBP: 0.500, SLG: 0.500				G4-6-3 1-2		SH5-4 1B			F8	2	0	1	0	0	0	0					
Inning Stats	R: 0 E: 0 K: 0 S: 3	H: 0 LOB: 0 BB: 0 P: 3	R: 0 E: 0 K: 0 S: 3	H: 0 LOB: 0 BB: 0 P: 3	R: 0 E: 0 K: 0 S: 3	H: 1 LOB: 0 BB: 0 P: 3	R: 0 E: 0 K: 0 S: 3	H: 0 LOB: 1 BB: 1 P: 7	R: 1 E: 0 K: 0 S: 4	H: 2 LOB: 0 BB: 0 P: 4	R: 0 E: 0 K: 0 S: 4	H: 1 LOB: 1 BB: 0 P: 4	R: 0 E: 0 K: 1 S: 5	H: 0 LOB: 0 BB: 0 P: 5	R: 0 E: 0 K: 2 S: 7	H: 0 LOB: 0 BB: 0 P: 7		R: 0 E: 0 K: 1 S: 6	H: 1 LOB: 1 BB: 0 P: 6	1B: 5 2B: 0 3B: 0 HR: 0	SF: 0 SAC: 1 DP: 2 HBP: 0
PITCHER	IP	WLS	BF	H	R	ER	SO	BB	IBB	HBP	BLK	WP	HR	S	P	ERA	WHIP				
Bob Anderson, R (1, 1) ERA: 4.62	6.0	W	21	4	1	1	0	1	0	0	0	0	0	20	24	1.50	0.833				
Don Elston, R (7, 1) ERA: 3.16	3.0	S	10	1	0	0	4	0	0	0	0	0	0	18	18	0.00	0.333				

Batter	1	2	3	4	5	6	7	8	9	AB	R	H	RBI	BB	SO	LOB	TOP										
Richie Ashburn, L OBP: 0.439, SLG: 0.367 (1, 8)										4	0	1	0	1	0	2	Chicago Cubs @ San Francisco Giants Candlestick Park, San Francisco, CA Mon May 30 1960, 6:38 AM EDT Att: 41,236 - Unknown										
Bob Will, L OBP: 0.307, SLG: 0.398 (1, 9)										5	1	2	1	0	1	4											
Ed Bouchee, L OBP: 0.341, SLG: 0.317 (1, 3)										4	0	0	0	1	0	4											
14 Ernie Banks, R OBP: 0.362, SLG: 0.492 (1, 6)										5	0	1	0	0	1	3											
Walt Moryn, L OBP: 0.389, SLG: 0.460 (1, 7)										4	0	1	0	1	0	2											
Frank Thomas, R OBP: 0.287, SLG: 0.441 (1, 5)										5	2	2	0	0	1	2											
Earl Averill, R OBP: 0.304 (1, 2)										1	0	0	0	2	0	1											
Jim Hegan, R OBP: 0.500, SLG: 2.000 (7, 2)										1	1	1	2	0	0	0											
Moe Thacker, R (8, 2)										0	0	0	0	1	0	0											
Jerry Kindall, R OBP: 0.259, SLG: 0.339 (1, 4)										5	0	2	0	0	0	7											
Dick Drott, R OBP: 0.304 (1, 1)										1	0	0	0	0	0	0											
Inning Stats	R: 0 E: 0 K: 1 S: 6	H: 1 LOB: 2 BB: 1 P: 10	R: 1 E: 1 K: 1 S: 6	H: 0 LOB: 0 BB: 0 P: 6	R: 0 E: 0 K: 0 S: 3	H: 0 LOB: 1 BB: 1 P: 7	R: 0 E: 0 K: 0 S: 3	H: 1 LOB: 0 BB: 2 P: 11	R: 0 E: 0 K: 0 S: 5	H: 0 LOB: 0 BB: 0 P: 3	R: 0 E: 0 K: 1 S: 7	H: 2 LOB: 3 BB: 1 P: 11	R: 2 E: 0 K: 0 S: 7	H: 4 LOB: 2 BB: 0 P: 7	R: 1 E: 0 K: 1 S: 8	H: 3 LOB: 3 BB: 1 P: 12	1B: 7 2B: 1 3B: 1 HR: 2	SF: 0 SAC: 0 DP: 1 HBP: 0	WP: 1 PB: 0 SB: 1 CS: 0	PA: 44							
PITCHER	IP	WLS	BF	H	R	ER	SO	BB	IBB	HBP	BLK	WP	HR	S	P	ERA	WHIP										
Jack Sanford, R ERA: 2.71 (1, 1)	6.1		28	4	1	0	4	5	0	0	0	1	0	31	51	0.00	1.421										
Bud Byerly, R ERA: 2.0 (7, 1)	1.1		7	3	2	2	0	0	0	0	0	0	1	7	7	13.50	2.250										
Billy Loes, R ERA: 9.9 (8, 1)	0.1		3	2	1	1	0	0	0	0	0	0	1	3	3	27.00	6.000										
Billy O'Dell, L ERA: 1.81 (9, 1)	0.1		3	2	0	0	0	0	0	0	0	0	0	3	3	0.00	6.000										
Stu Miller, R ERA: 5.48 (9, 1)	0.2	W	3	0	0	0	1	1	0	0	0	0	0	4	8	0.00	1.500										

AB	38
R	4
H	11
RBI	3
BB	6
SO	5
LOB	29



Batter	1	2	3	4	5	6	7	8	9	AB	R	H	RBI	BB	SO	LOB	BOTTOM										
Don Blasingame, L OBP: 0.295, SLG: 0.276 (1, 4)										3	1	0	0	2	0	1	Chicago Cubs @ San Francisco Giants Candlestick Park, San Francisco, CA Mon May 30 1960, 6:38 AM EDT Att: 41,236 - Unknown										
Joey Amalfitano, R OBP: 0.295, SLG: 0.376 (1, 5)										5	0	1	0	0	0	2											
Willie Mays, R OBP: 0.430, SLG: 0.574 (1, 8)										4	3	2	2	1	0	3											
Willie McCovey, L OBP: 0.415, SLG: 0.586 (1, 3)										4	0	2	0	1	1	2											
Orlando Cepeda, R OBP: 0.314, SLG: 0.538 (1, 7)										4	0	0	0	0	0	5											
Willie Kirkland, L OBP: 0.381, SLG: 0.597 (1, 9)										2	1	2	1	1	0	0											
Bob Schmidt, R OBP: 0.360, SLG: 0.359 (1, 2)										1	0	0	1	2	0	1											
Eddie Bressoud, R OBP: 0.294, SLG: 0.375 (1, 6)										4	0	0	0	0	1	5											
Jack Sanford, R OBP: 0.276, SLG: 0.286 (7, 1)										3	0	1	0	0	1	0											
Bud Byerly, R (7, 1)										0	0	0	0	0	0	0											
Billy Loes, R OBP: 0.333, SLG: 0.333 (8, 1)										1	0	0	0	0	0	0											
Billy O'Dell, S OBP: 0.533, SLG: 0.300 (9, 1)										0	0	0	0	0	0	0											
Stu Miller, R (9, 1)										0	0	0	0	0	0	0											
Inning Stats	R: 0 E: 0 K: 1 S: 6	H: 1 LOB: 2 BB: 1 P: 10	R: 1 E: 0 K: 1 S: 6	H: 1 LOB: 0 BB: 0 P: 6	R: 2 E: 0 K: 1 S: 7	H: 2 LOB: 3 BB: 3 P: 19	R: 0 E: 0 K: 0 S: 3	H: 0 LOB: 0 BB: 0 P: 3	R: 1 E: 0 K: 0 S: 4	H: 1 LOB: 2 BB: 2 P: 12	R: 0 E: 0 K: 0 S: 4	H: 1 LOB: 1 BB: 0 P: 4	R: 0 E: 0 K: 0 S: 4	H: 1 LOB: 1 BB: 0 P: 4	R: 0 E: 0 K: 0 S: 3	H: 0 LOB: 0 BB: 0 P: 3	R: 1 E: 1 K: 0 S: 2	H: 1 LOB: 1 BB: 1 P: 6	1B: 5 2B: 1 3B: 1 HR: 1	SF: 2 SAC: 0 DP: 0 HBP: 0	WP: 1 PB: 0 SB: 2 CS: 0	PA: 40					
PITCHER	IP	WLS	BF	H	R	ER	SO	BB	IBB	HBP	BLK	WP	HR	S	P	ERA	WHIP										
Dick Drott, R ERA: 5.64 (1, 1)	2.1		13	4	3	3	2	2	0	0	0	0	0	4	12	11.57	2.571										
Mark Freeman, R ERA (3, 1)	0.2		4	0	0	0	1	1	1	0	0	0	0	4	12	0.00	1.500										
Ben Johnson, R ERA: 3.91 (4, 1)	3.0		13	2	1	1	0	2	0	0	0	1	0	11	19	3.00	1.333										
Moe Drabowsky, R ERA: 12.96 (7, 1)	1.0		4	1	0	0	0	0	0	0	0	0	0	4	4	0.00	1.000										
Seth Morehead, L ERA: 3.86 (8, 1)	1.1	L	6	1	1	0	0	1	0	0	0	0	0	5	9	0.00	1.500										

AB	31
R	5
H	8
RBI	4
BB	7
SO	3
LOB	19



Batter	1	2	3	4	5	6	7	8	9	AB	R	H	RBI	BB	SO	LOB	TOP								
Richie Ashburn, L OBP: 0.438, SLG: 0.364 (1, 8)	F7		6-3		F4		E 14 S 2B		HR	4	2	1	0	1	0	0	Chicago Cubs @ San Francisco Giants Candlestick Park, San Francisco, CA Tue May 31 1960, 10:05 PM EDT Att: 17,573 - Unknown								
Lou Johnson, R OBP: 0.278, SLG: 0.353 Bob Will, L OBP: 0.317, SLG: 0.432 (1, 9) (4, 9)	K		14 G6-4-3 BB		F3		14 2B G6-4-3		HR	1	0	0	0	1	1	0									
14 Ernie Banks, R OBP: 0.369, SLG: 0.542 (1, 6)	HR		G6-4-3		F7		G6-4-3 1-3 3-H		1B	5	2	3	2	0	0	1									
Ed Bouchee, L OBP: 0.350, SLG: 0.317 (1, 3)	F4								6-3	3	0	1	0	2	0	1									
Frank Thomas, R OBP: 0.261, SLG: 0.431 Don Zimmer, R OBP: 0.280, SLG: 0.286 (1, 5) (6, 5)			F7		FC5-6 BB 1B		G6-4-3			3	1	0	0	0	1	2									
Earl Averill, R OBP: 0.300, SLG: 0.308 Moe Thacker, R (1, 2) (6, 2)			2B		F2		F8		G4-6-3 1B	3	1	1	0	0	0	2									
Walt Moryn, L OBP: 0.395, SLG: 0.470 (1, 7)	F6		1B		2B		2B		G4-6-3 1-2	3	1	1	0	0	1	2									
Jerry Kindall, R OBP: 0.290, SLG: 0.390 (1, 4)			1-H 2B		2B		IBB			3	0	2	3	1	1	0									
Glen Hobbie, R OBP: 0.190, SLG: 0.056 (1, 1)	F8				4-3		1-3			4	0	0	0	0	1	5									
Inning Stats	R: 1 E: 0 K: 1 S: 6	H: 1 LOB: 0 BB: 0 P: 6	R: 2 E: 0 K: 0 S: 5	H: 2 LOB: 1 BB: 0 P: 5	R: 0 E: 0 K: 0 S: 2	H: 0 LOB: 0 BB: 1 P: 6	R: 2 E: 0 K: 0 S: 5	H: 2 LOB: 1 BB: 1 P: 9	R: 0 E: 0 K: 0 S: 3	H: 0 LOB: 0 BB: 0 P: 3	R: 0 E: 0 K: 1 S: 6	H: 1 LOB: 3 BB: 2 P: 14	R: 2 E: 0 K: 1 S: 6	H: 2 LOB: 1 BB: 2 P: 14	R: 0 E: 0 K: 2 S: 7	H: 0 LOB: 0 BB: 0 P: 7		R: 3 E: 0 K: 0 S: 5	H: 3 LOB: 0 BB: 1 P: 9	1B: 4 2B: 4 3B: 1 HR: 2	SF: 0 SAC: 0 DP: 3 HBP: 0	WP: 0 PB: 0 SB: 1 CS: 0	PA: 42		
PITCHER	IP	WLS	BF	H	R	ER	SO	BB	IBB	HBP	BLK	WP	HR	S	P	ERA	WHIP								
Johnny Antonelli, L ERA: 3.0 (1, 1)	4.0	L	18	5	4	4	1	2	0	0	0	0	1	18	26	9.00	1.750								
Georges Maranda, R ERA: 2.08 (5, 1)	2.0		11	2	2	2	1	2	1	0	0	0	0	10	22	9.00	2.000								
Stu Miller, R ERA: 5.24 (7, 1)	1.0		4	1	0	0	1	0	1	0	0	0	0	5	9	0.00	1.000								
Joe Shipley, R ERA: 5.4 (8, 1)	2.0		9	3	3	3	2	1	0	0	0	0	1	12	16	13.50	2.000								

Batter	1	2	3	4	5	6	7	8	9	AB	R	H	RBI	BB	SO	LOB	BOTTOM								
Don Blasingame, L OBP: 0.302, SLG: 0.275 (1, 4)	F7		SH5-4 BB		4-3		FC6-4 1B		FC4-6	4	0	1	0	1	0	1	Chicago Cubs @ San Francisco Giants Candlestick Park, San Francisco, CA Tue May 31 1960, 10:05 PM EDT Att: 17,573 - Unknown								
Joey Amalfitano, R OBP: 0.293, SLG: 0.371 (1, 5)	6-3		SH5-4				FC6-4 BB		1-3	4	0	1	0	0	0	2									
Willie Mays, R OBP: 0.432, SLG: 0.567 (1, 8)	F2		1-2 2-3 IBB		1B		1-2 BB			2	0	0	0	2	0	1									
Willie McCovey, L OBP: 0.411, SLG: 0.573 (1, 3)			3-1 HBP BB		K		F8		F5	3	1	0	0	1	1	6									
Orlando Cepeda, R OBP: 0.312, SLG: 0.527 (1, 7)			6-3 3-1 HBP		1-4-3		F8		F8	3	0	0	0	0	0	3									
Willie Kirkland, L OBP: 0.377, SLG: 0.587 (1, 9)			3-1		G5-4-3 1B		K		F5	4	0	1	0	0	1	2									
Bob Schmidt, R OBP: 0.354, SLG: 0.353 (1, 2)			6-3		G5-4-3				F8	4	0	1	1	0	0	2									
Eddie Bressoud, R OBP: 0.293, SLG: 0.385 (1, 6)			2-3 3-H 5-3				1B		F9	4	0	1	0	0	0	2									
Johnny Antonelli, L OBP: 0.288, SLG: 0.231 Jim Marshall, L OBP: 0.270, SLG: 0.333 Georges Maranda, R OBP: 0.300, SLG: 1.000 Stu Miller, R ERA: 5.24 (4, PH) (5, 1) (7, 1)			SH5-4 BB		1-3		K		F5	1	0	1	0	0	0	0									
Andre Rodgers, R OBP: 0.260, SLG: 0.424 Joe Shipley, R (8, 1)										1	0	0	0	0	0	1									
Dave Philley, S OBP: 0.333, SLG: 0.333 (9, PH)										1	0	0	0	0	0	1									
Inning Stats	R: 0 E: 0 K: 0 S: 3	H: 0 LOB: 0 BB: 0 P: 3	R: 1 E: 0 K: 0 S: 3	H: 0 LOB: 1 BB: 1 P: 8	R: 0 E: 0 K: 1 S: 6	H: 1 LOB: 3 BB: 2 P: 14	R: 0 E: 0 K: 0 S: 4	H: 2 LOB: 1 BB: 0 P: 4	R: 0 E: 0 K: 0 S: 4	H: 1 LOB: 1 BB: 0 P: 4	R: 0 E: 0 K: 1 S: 6	H: 1 LOB: 2 BB: 1 P: 10	R: 0 E: 0 K: 0 S: 3	H: 0 LOB: 0 BB: 0 P: 3	R: 0 E: 1 K: 0 S: 4	H: 0 LOB: 1 BB: 0 P: 4	1B: 5 2B: 0 3B: 1 HR: 0	SF: 0 SAC: 1 DP: 1 HBP: 1	WP: 0 PB: 0 SB: 0 CS: 0	PA: 38					
PITCHER	IP	WLS	BF	H	R	ER	SO	BB	IBB	HBP	BLK	WP	HR	S	P	ERA	WHIP								
Glen Hobbie, R ERA: 4.97 (1, 1)	9.0	W	38	6	1	1	3	3	1	1	0	0	0	39	56	1.00	1.000								



Batter	1	2	3	4	5	6	7	8	9	AB	R	H	RBI	BB	SO	LOB	TOP			
Richie Ashburn, L OBP: 0.428, SLG: 0.353 (1, 8)	0-0 6-3		0-0 6-3		0-3 K			0-3 K		4	0	0	0	0	2	2	Chicago Cubs @ San Francisco Giants Candlestick Park, San Francisco, CA Wed Jun 01 1960, 6:33 AM EDT Att: 10,751 - Unknown			
Bob Will, L OBP: 0.306, SLG: 0.414 (1, 9)	0-0 2-3			0-3 K		0-0 1-3		0-0 F7		4	0	0	0	0	1	1				
14 Ernie Banks, R OBP: 0.373, SLG: 0.548 (1, 6)	0-0 F3			0-0 3B 1B		0-0 F7		0-0 F9 K 2B		4	1	2	0	0	0	0				
Ed Bouchee, L OBP: 0.347, SLG: 0.331 (1, 3)		0-0 F6		0-0 1-H 3B		0-0 G3		0-0 F9 2-3		4	0	1	1	0	0	1				
Walt Moryn, L OBP: 0.380, SLG: 0.449 Don Zimmer, R OBP: 0.277, SLG: 0.282 (7, 5)		0-0 F6		0-0 F5			0-0 4-3		0-3 K	3	0	0	0	0	0	1				
Frank Thomas, R OBP: 0.282, SLG: 0.429 Lou Johnson, R OBP: 0.278, SLG: 0.353 (7, 7)		0-0 1B		0-0 F4			0-0 F5			3	0	1	0	0	0	1				
Earl Averill, R OBP: 0.281, SLG: 0.286 Moe Thacker, R (5, 2)		0-0 F9		0-0 6-3			0-3 K			2	0	0	0	0	0	1				
Jerry Kindall, R OBP: 0.292, SLG: 0.387 (1, 4)			0-3 K		0-0 5-3			0-0 1B		3	0	1	0	0	1	0				
Dick Ellsworth, L (1, 1)			0-3 K		4-0 BB			0-0 P1		2	0	0	0	1	1	1				
Inning Stats	R: 0 E: 0 K: 0 S: 3	H: 0 LOB: 0 BB: 0 P: 3	R: 0 E: 0 K: 0 S: 4	H: 1 LOB: 1 BB: 0 P: 4	R: 0 E: 0 K: 2 S: 7	H: 0 LOB: 0 BB: 0 P: 7	R: 1 E: 0 K: 1 S: 7	H: 2 LOB: 1 BB: 0 P: 7	R: 0 E: 0 K: 1 S: 5	H: 0 LOB: 0 BB: 0 P: 3	R: 0 E: 0 K: 1 S: 5	H: 0 LOB: 0 BB: 0 P: 5	R: 0 E: 0 K: 1 S: 6	H: 1 LOB: 1 BB: 0 P: 6	R: 0 E: 0 K: 1 S: 5	H: 1 LOB: 0 BB: 0 P: 5		1B: 3 2B: 1 3B: 1 HR: 0	SF: 0 SAC: 0 DP: 0 HBP: 0	WP: 0 PB: 0 SB: 0 CS: 0
PITCHER Sam Jones, R ERA: 2.3 (1, 1)	IP: 9.0 WLS: W BF: 32 H: 5 R: 1 ER: 1 SO: 7 BB: 1 IBB: 0 HBP: 0 BLK: 0 WP: 0 HR: 0 S: 45 P: 49 ERA: 1.00 WHIP: 0.667															ERA: 1.00 WHIP: 0.667				

AB	31
R	1
H	5
RBI	1
BB	1
SO	7
LOB	9



Batter	1	2	3	4	5	6	7	8	9	AB	R	H	RBI	BB	SO	LOB	BOTTOM			
Eddie Bressoud, R OBP: 0.292, SLG: 0.382 (1, 6)	0-0 F8		0-0 E 1B		0-0 5-3		0-0 F7			4	0	1	1	0	0	0	Chicago Cubs @ San Francisco Giants Candlestick Park, San Francisco, CA Wed Jun 01 1960, 6:33 AM EDT Att: 10,751 - Unknown			
Joey Amalfitano, R OBP: 0.302, SLG: 0.363 (1, 4)	0-0 1-3		4-0 1-2 BB		4-0 BB BB		0-0 F7			2	0	0	0	2	0	0				
Willie Mays, R OBP: 0.428, SLG: 0.556 (1, 8)	0-0 1-3		0-0 4-3		4-0 1-2 BB			0-0 4-3		3	0	0	0	1	0	2				
Willie McCovey, L OBP: 0.401, SLG: 0.556 (1, 3)		0-0 4-3		0-0 4-3		0-0 6-3		0-0 4-3		4	0	0	0	0	0	2				
Orlando Cepeda, R OBP: 0.304, SLG: 0.513 (1, 7)		0-0 F9		0-3 K		0-0 F7		0-0 2-3		4	0	0	0	0	1	0				
Willie Kirkland, L OBP: 0.380, SLG: 0.582 (1, 9)		0-0 4-3		0-0 S 1B		4-0 BB BB		0-0 4-3		3	0	1	0	1	0	0				
Andre Rodgers, R OBP: 0.440, SLG: 0.429 (1, 5)			4-0 SH5-4 1B BB		4-0 1-2 BB		0-0 F7		0-3 K	2	1	0	0	2	1	1				
Bob Schmidt, R OBP: 0.349, SLG: 0.347 (1, 2)			0-0 F5		0-0 F2		0-0 5-3		0-0 2B 1B	4	1	1	0	0	0	4				
Sam Jones, R OBP: 0.185, SLG: 0.231 (1, 1)			0-0 SH5-4 1-2		0-3 K		0-0 6-3		0-0 1-H 2B	3	0	1	1	0	1	0				
Inning Stats	R: 0 E: 0 K: 0 S: 3	H: 0 LOB: 0 BB: 0 P: 3	R: 0 E: 0 K: 0 S: 3	H: 0 LOB: 0 BB: 0 P: 3	R: 1 E: 1 K: 0 S: 4	H: 1 LOB: 2 BB: 2 P: 12	R: 0 E: 0 K: 1 S: 6	H: 1 LOB: 2 BB: 1 P: 10	R: 0 E: 0 K: 1 S: 5	H: 0 LOB: 2 BB: 2 P: 13	R: 0 E: 0 K: 0 S: 3	H: 0 LOB: 0 BB: 0 P: 3	R: 0 E: 0 K: 0 S: 3	H: 0 LOB: 0 BB: 0 P: 3	R: 1 E: 0 K: 1 S: 6	H: 2 LOB: 1 BB: 0 P: 6		1B: 3 2B: 1 3B: 0 HR: 0	SF: 0 SAC: 1 DP: 0 HBP: 0	WP: 0 PB: 0 SB: 1 CS: 0
PITCHER Dick Ellsworth, L ERA: 2.45 (1, 1)	IP: 8.2 WLS: L BF: 36 H: 4 R: 2 ER: 2 SO: 3 BB: 6 IBB: 0 HBP: 0 BLK: 0 WP: 0 HR: 0 S: 36 P: 60 ERA: 2.08 WHIP: 1.154															ERA: 2.08 WHIP: 1.154				

AB	29
R	2
H	4
RBI	2
BB	6
SO	3
LOB	9



Batter	1	2	3	4	5	6	7	8	9	10	AB	R	H	RBI	BB	SO	LOB	TOP	
Richie Ashburn, L <small>(1, 8) F B X</small> <small>OBP: 0.429, SLG: 0.352</small> Moe Thacker, R <small>(8, 2)</small>	 <small>G4-6-3</small>		 <small>6-3</small>		 <small>1B</small>		 <small>F2</small>	 <small>K</small>		 <small>1B</small>	5 1 2 0 0 1 2 0 0 0 0 0 0 0 1 0 1 1 0 0 0 0 0 0 0 0 0 0								
Bob Will, L <small>(1, 9) G X</small> <small>OBP: 0.336, SLG: 0.462</small>	 <small>G4-6-3</small>		 <small>1B</small>		 <small>1B</small>		 <small>K</small>		 <small>14 1B</small>	 <small>BB</small>	3 0 1 0 3 1 1								
14 Ernie Banks, R <small>(1, 6) B C B X</small> <small>OBP: 0.372, SLG: 0.575</small>	 <small>F2</small>		 <small>K</small>		 <small>F3</small>			 <small>HR</small>	 <small>1B</small>	 <small>K</small>	6 1 2 1 0 2 7								
Ed Bouchee, L <small>(1, 3)</small>		 <small>K</small>	 <small>CS</small>	 <small>F9</small>	 <small>1B</small>			 <small>1B</small>	 <small>B2</small>	 <small>L3</small>	5 1 1 2 1 1 5								
Frank Thomas, R <small>(1, 5)</small>	 <small>BB 1B</small>		 <small>6-3</small>		 <small>K</small>			 <small>1B</small>	 <small>F2</small>		5 1 2 0 0 1 4								
Earl Averill, R <small>(1, 2)</small> Sammy Taylor, L <small>(8, PH)</small> Lou Johnson, R <small>(8, 8)</small>	 <small>BB 1B</small>		 <small>1B</small>		 <small>1-3</small>			 <small>SH1-4 1B</small>	 <small>K</small>		3 0 2 0 0 0 0 1 0 1 1 0 0 0 1 0 0 0 0 1 2								
Walt Moryn, L <small>(1, 7)</small> Don Zimmer, R <small>(10, PR)</small> <small>OBP: 0.284, SLG: 0.291</small>	 <small>FC4-6 BB</small>		 <small>K</small>		 <small>F7</small>			 <small>F6</small>		 <small>SH 1B</small>	4 0 1 0 1 1 3 0 1 0 0 0 0 0								
Jerry Kindall, R <small>(1, 4)</small>	 <small>K</small>		 <small>FC5-6 1B</small>		 <small>4-3</small>			 <small>SH1-4 1B</small>	 <small>F2</small>		5 0 2 1 0 1 4								
Bob Anderson, R <small>(1, 1)</small> Seth Morehead, L <small>(8, 1)</small> Ben Johnson, R <small>(8, 1)</small> Moe Drabowsky, R <small>(9, 1)</small>	 <small>FC4-6</small>		 <small>FC5-6 1B</small>		 <small>K</small>		 <small>SH1-4</small>		 <small>SH 1B</small>	 <small>SH</small>	3 1 0 0 0 1 4 0								
Inning Stats	R: 0 H: 1 E: 0 LOB: 0 K: 0 BB: 0 S: 7 P: 11	R: 0 H: 2 E: 0 LOB: 3 K: 2 BB: 1 S: 12 P: 20	R: 0 H: 1 E: 0 LOB: 0 K: 1 BB: 0 S: 6 P: 9	R: 0 H: 1 E: 0 LOB: 1 K: 1 BB: 0 S: 10 P: 16	R: 2 H: 3 E: 0 LOB: 2 K: 1 BB: 1 S: 17 P: 26	R: 0 H: 0 E: 0 LOB: 0 K: 0 BB: 0 S: 5 P: 7	R: 0 H: 0 E: 0 LOB: 0 K: 2 BB: 0 S: 11 P: 16	R: 3 H: 4 E: 0 LOB: 2 K: 1 BB: 1 S: 13 P: 21	R: 0 H: 1 E: 0 LOB: 2 K: 1 BB: 1 S: 12 P: 20	R: 1 H: 2 E: 1 LOB: 3 K: 1 BB: 1 S: 16 P: 20	1B: 14 SF: 0 2B: 0 SAC: 2 3B: 0 DP: 1 HR: 1 HBP: 0	WP: 0 PA: 50 PB: 0 SB: 1 CS: 1							
PITCHER	IP WLS BF H R ER SO BB IBB HBP BLK WP HR S P ERA WHIP																		
Johnny Podres, L <small>(1, 1)</small> <small>ERA: 2.42</small>	5.0	23	8	2	2	5	2	0	0	0	0	0	0	1	20	33	13.50	1.500	
Ed Rakow, R <small>(6, 1)</small> <small>ERA: 9.75</small>	2.0	9	2	3	3	2	1	0	0	0	0	0	0	0	9	11	0.00	2.000	
Ed Roebuck, R <small>(8, 1)</small> <small>ERA: 3.27</small>	1.0	5	2	0	0	1	0	0	0	0	0	0	0	0	7	13	0.00	6.000	
Danny McDevitt, L <small>(9, 1)</small> <small>ERA: 7.45</small>	0.1	3	1	0	0	0	1	0	0	0	0	0	0	0	21	27	5.40	1.800	
Don Drysdale, R <small>(9, 1)</small> <small>ERA: 3.49</small>	1.2	L	9	2	1	1	2	1	0	0	0	0	0	0	0	0	0	0	

Chicago Cubs @ Los Angeles Dodgers
 Los Angeles Memorial Coliseum, Los Angeles, CA

AB 42
 R 6
 H 15
 RBI 6
 BB 5
 SO 10
 LOB 32



WP: 0 PA: 50
 PB: 0
 SB: 1
 CS: 1


Batter	1	2	3	4	5	6	7	8	9	10	AB	R	H	RBI	BB	SO	LOB	BOTTOM
Jim Gilliam, S <small>(1, 5) B B X</small> <small>OBP: 0.366, SLG: 0.333</small> <small>(10, 4)</small>	 <small>F9</small>		 <small>G3-6-3</small>			 <small>G4-6-3 1B</small>		 <small>E4 1B</small>	 <small>K</small>		5 1 1 0 0 1 3							
Wally Moon, L <small>(1, 9) B B X</small> <small>OBP: 0.358, SLG: 0.358</small> <small>(10, 7)</small>	 <small>4-3</small>			 <small>G5-4-3 BB</small>		 <small>G4-6-3 1B</small>		 <small>G3</small>	 <small>1B</small>		4 0 1 1 1 0 3							
Norm Larker, L <small>(1, 3) C C X</small> <small>OBP: 0.389, SLG: 0.423</small> Gil Hodges, F <small>(8, PH)</small> <small>OBP: 0.272, SLG: 0.356</small> Danny McDevitt, L <small>(9, 1)</small> Don Drysdale, R <small>(9, 1)</small> <small>OBP: 0.200, SLG: 0.276</small>	 <small>F7</small>		 <small>G5-4-3</small>		 <small>G1</small>		 <small>K</small>	 <small>K</small>			3 0 0 0 0 0 1 1 0 0 0 0 1 2 0 0 0 0 0 0 0 1 0 0 0 0 1 1							
Frank Howard, R <small>(1, 7)</small> <small>OBP: 0.354, SLG: 0.437</small> <small>(10, 3)</small>		 <small>FC4-6 BB</small>		 <small>6-3</small>		 <small>G6-3 1B</small>		 <small>1B BB</small>		 <small>1-3</small>	3 0 1 0 2 0 0							
Don Demeter, R <small>(1, 8)</small> <small>OBP: 0.301, SLG: 0.505</small>		 <small>FC4-6 6-3</small>		 <small>F7</small>		 <small>G6-3 1B</small>		 <small>1-2 2-H 3-H 1B</small>		 <small>L6</small>	5 0 1 2 0 0 2							
Charlie Neal, R <small>(1, 4)</small> <small>OBP: 0.331, SLG: 0.364</small> <small>(10, 6)</small>		 <small>6-3</small>		 <small>L8</small>		 <small>1B</small>		 <small>F4</small>		 <small>6-3</small>	5 0 1 0 0 0 3							
Norm Sherry, R <small>(1, 2)</small> <small>OBP: 0.353, SLG: 0.625</small>		 <small>6-3</small>		 <small>1B BB</small>		 <small>K</small>			 <small>HR 1B</small>		3 1 1 0 1 1 2							
Maury Willis, S <small>(1, 6)</small> <small>OBP: 0.328, SLG: 0.276</small>			 <small>6-3</small>		 <small>1B</small>			 <small>2B G3</small>	 <small>1B</small>	 <small>HR</small>	2 0 1 0 0 0 0 1 1 1 0 0 0 0 0 0 0 0 0 0 0 1 1 1 2 0 0 0							
Johnny Podres, L <small>(1, 1)</small> <small>OBP: 0.192, SLG: 0.067</small> Chuck Essegger, R <small>(8, PH)</small> <small>OBP: 0.210, SLG: 0.280</small> Ed Rakow, S <small>(8, 1)</small> <small>OBP: 0.200, SLG: 0.379</small> Ed Roebuck, R <small>(8, 1)</small> <small>OBP: 0.200, SLG: 0.280</small> John Roseboro, L <small>(8, PH)</small> <small>OBP: 0.201, SLG: 0.467</small> <small>(10, 5)</small>	 <small>G3-6-3 1B</small>		 <small>K</small>		 <small>K</small>		 <small>G3 1B</small>	 <small>K</small>			1 0 1 0 0 0 0 1 0 0 0 0 1 2 0 0 0 0 0 0 0 0 0 0 0 0 0 0 2 1 1 0 0 1 0							
Inning Stats	R: 0 H: 0 E: 0 LOB: 0 K: 0 BB: 0 S: 7 P: 12	R: 0 H: 0 E: 0 LOB: 1 K: 0 BB: 1 S: 9 P: 17	R: 0 H: 1 E: 0 LOB: 0 K: 0 BB: 0 S: 5 P: 9	R: 0 H: 0 E: 0 LOB: 0 K: 0 BB: 1 S: 6 P: 13	R: 0 H: 1 E: 0 LOB: 2 K: 1 BB: 1 S: 9 P: 15	R: 0 H: 1 E: 0 LOB: 0 K: 0 BB: 0 S: 8 P: 11	R: 0 H: 2 E: 0 LOB: 1 K: 1 BB: 0 S: 11 P: 21	R: 3 H: 3 E: 1 LOB: 2 K: 1 BB: 1 S: 17 P: 31	R: 2 H: 3 E: 0 LOB: 1 K: 3 BB: 0 S: 20 P: 28	R: 0 H: 0 E: 0 LOB: 0 K: 0 BB: 0 S: 11 P: 17	1B: 9 SF: 0 2B: 1 SAC: 0 3B: 0 DP: 4 HR: 1 HBP: 0	WP: 0 PA: 42 PB: 0 SB: 0 CS: 0						
PITCHER	IP WLS BF H R ER SO BB IBB HBP BLK WP HR S P ERA WHIP																	
Bob Anderson, R <small>(1, 1)</small> <small>ERA: 4.2</small>	7.0	27	7	2	1	2	3	0	0	0	0	0	0	0	59	106	1.29	1.429
Seth Morehead, L <small>(8, 1)</small> <small>ERA: 3.8</small>	0.2	5	1	1	0	1	1	0	0	0	0	0	0	0	12	22	0.00	3.000
Ben Johnson, R <small>(8, 1)</small> <small>ERA: 4.56</small>	0.1	3	2	2	2	0	0	0	0	0	0	1	5	5	5	54.00	6.000	
Moe Drabowsky, R <small>(9, 1)</small> <small>ERA: 10.45</small>	2.0	W	7	1	0	0	3	0	0	0	0	0	0	0	27	41	0.00	0.500


Chicago Cubs @ Los Angeles Dodgers
 Los Angeles Memorial Coliseum, Los Angeles, CA

AB 38
 R 5
 H 11
 RBI 5
 BB 4
 SO 6
 LOB 19



WP: 0 PA: 42
 PB: 0
 SB: 0
 CS: 0

Batter	1	2	3	4	5	6	7	8	9	AB	R	H	RBI	BB	SO	LOB	TOP								
Richie Ashburn, L (1, 8) OBP: 0.447, SLG: 0.362	2-2 5-3		4-2 S BB			4-2 BB 1B	0-0 1-2 1B		4-0 1B BB	4	1	3	2	2	0	0	Chicago Cubs @ Los Angeles Dodgers Los Angeles Memorial Coliseum, Los Angeles, CA Sun Jun 05 1960, 6:33 AM EDT Att: 25,256 - Overcast AB 42 R 12 H 15 RBI 11 BB 8 SO 10 LOB 22 								
Bob Will, L (1, 9) OBP: 0.338, SLG: 0.461	2-3 K		1-3 K			4-2 BB 1B	2-2 L6		2-1 1-2 1B	4	1	1	0	2	2	3									
14 Ernie Banks, R (1, 6) OBP: 0.366, SLG: 0.568	2-2 5-3			0-0 F6		0-0 K	0-0 FC5		1-0 F8	5	0	0	0	1	1	6									
Ed Bouchee, L (1, 3) OBP: 0.361, SLG: 0.326		0-0 F9		2-1 F6		4-2 BB 1B	2-2 FC4-6		0-0 5-3	5	1	0	0	1	0	5									
Frank Thomas, R (1, 5) OBP: 0.280, SLG: 0.480		0-1 5-3		2-2 1B		4-2 BB 1B	2-2 IHR		0-2 HR	5	3	3	3	1	0	2									
Dick Gemert, R (1, 7) OBP: 0.314, SLG: 0.281		4-1 BB		2-3 K		2-3 K	1-0 F8		0-0 3-1	2	0	0	0	1	2	4									
Walt Moryn, L (6, 7) OBP: 0.372, SLG: 0.415						2-3 K	2-3 K			2	0	0	0	0	0	0									
Moe Thacker, R (1, 2)		2-3 K								2	0	0	0	0	2	1									
Earl Averill, R (6, PH) OBP: 0.386, SLG: 0.410						0-3 K	0-0 1B 1B		1-2 WP 1B	3	3	3	2	0	0	0									
Jerry Kindall, R (1, 4) OBP: 0.275, SLG: 0.351			1-2 F9			1-2 2-H 3-H 2-0	1-2 1B 1B		3-2 1B	2	0	0	0	0	0	0									
Don Zimmer, R (6, PH) OBP: 0.303, SLG: 0.322						2-0 1B 1B	1-3 1B 2B		1-H 1B	3	2	3	2	0	0	0									
Mark Freeman, R (1, 1) OBP: 0.250, SLG: 0.250			2-3 K			0-0 K	0-2 1B		1-3 K	2	0	0	0	0	2	0									
Glen Hobbie, R (5, 1) OBP: 0.250, SLG: 0.143						1-2 2-3 1B	1-2 2-H 3-H 2-0			2	1	2	2	0	0	0									
Don Elston, R (7, 1) OBP: 0.111, SLG: 0.111						1-2 2-3 1B	1-2 2-3 1B			1	0	0	0	0	1	1									
Inning Stats	R: 0 E: 0 K: 1 S: 13	H: 0 LOB: 0 BB: 0 P: 19	R: 0 E: 0 K: 1 S: 7	H: 0 LOB: 1 BB: 1 P: 13	R: 0 E: 0 K: 2 S: 11	H: 0 LOB: 1 BB: 1 P: 19	R: 0 E: 0 K: 1 S: 10	H: 1 LOB: 1 BB: 0 P: 16	R: 0 E: 0 K: 2 S: 7	H: 0 LOB: 0 BB: 0 P: 7	R: 7 E: 0 K: 2 S: 31	H: 5 LOB: 3 BB: 5 P: 58	R: 3 E: 0 K: 0 S: 17	H: 5 LOB: 2 BB: 0 P: 24	R: 2 E: 0 K: 1 S: 14	H: 3 LOB: 1 BB: 0 P: 19	R: 0 E: 0 K: 0 S: 10	H: 1 LOB: 2 BB: 1 P: 18	1B: 12 2B: 1 3B: 0 HR: 2	SF: 0 SAC: 0 DP: 0 HBP: 0	WP: 1 PB: 0 SB: 1 CS: 0	PA: 50			
PITCHER	IP	WLS	BF	H	R	ER	SO	BB	IBB	HBP	BLK	WP	HR	S	P	ERA	WHIP								
Sandy Koufax, L (1, 1) ERA: 4.23	5.2	L	25	3	5	5	9	5	0	0	0	0	0	68	111	7.94	1.412								
Clem Labine, R (6, 1) ERA: 5.27	0.0		4	3	1	1	0	1	0	0	0	0	0	9	15	∞	∞								
Ed Rakow, R (6, 1) ERA: 11.37	0.2		7	4	4	4	0	0	1	0	1	0	0	14	23	54.00	6.000								
Danny McDevitt, L (7, 1) ERA: 6.97	0.2		3	1	0	0	0	0	0	0	0	0	0	5	7	0.00	1.500								
Stan Williams, R (8, 1) ERA: 3.4	2.0		11	4	2	2	1	1	0	0	0	1	1	24	37	9.00	2.500								

Batter	1	2	3	4	5	6	7	8	9	AB	R	H	RBI	BB	SO	LOB	BOTTOM								
Jim Gilliam, S (1, 5) OBP: 0.380, SLG: 0.343	1-1 L7		0-2 F2			1-2 HBP	4-2 3-1 1B BB		1-2 E3 HR	3	1	0	0	1	0	0	Chicago Cubs @ Los Angeles Dodgers Los Angeles Memorial Coliseum, Los Angeles, CA Sun Jun 05 1960, 6:33 AM EDT Att: 25,256 - Overcast AB 33 R 8 H 6 RBI 8 BB 7 SO 4 LOB 14 								
Wally Moon, L (1, 9) OBP: 0.361, SLG: 0.400	0-0 E4		4-2 BB		0-0 SF8	1-1 1-2 2-H 1B	1-1 3-1 1B		0-0 HR	3	1	2	4	1	0	0									
Norm Larker, L (1, 3) OBP: 0.383, SLG: 0.417	1-2 G3-6-3		1-1 F8		0-1 1-3	0-0 3-1	0-0 3-1		0-0 4-3 6-3 2B	5	1	1	0	0	0	6									
Duke Snider, L (1, 8) OBP: 0.380, SLG: 0.539		4-2 HR BB		0-0 G3		2-1 F8	4-1 BB		1-1 4-3	3	1	0	0	2	0	1									
Frank Howard, R (1, 7) OBP: 0.348, SLG: 0.457		2-1 HR		0-3 K		1-3 K	1-1 F7		0-1 6-3	5	1	1	3	0	2	3									
Charlie Neal, R (1, 4) OBP: 0.324, SLG: 0.375		3-1 L9		1-0 6-3		1-0 HR	0-2 G3		0-1 F9	5	1	1	1	0	0	3									
Norm Sherry, R (1, 2) OBP: 0.375, SLG: 0.595		0-1 F2			2-0 F5	4-2 BB	2-1 F7			3	0	0	0	1	0	0									
Maury Wills, S (1, 6) OBP: 0.328, SLG: 0.271		1-2 5-3			4-1 HBP SF8 BB	2-1 F9	1-0 F4			1	1	0	0	1	0	0									
Chuck Essegian, R (6, PH) OBP: 0.241, SLG: 0.357										1	0	0	0	0	0	1									
Bob Lillis, R (7, 6) OBP: 0.250, SLG: 0.250										1	0	0	0	0	0	0									
Sandy Koufax, R (1, 1) ERA: 0.174, SLG: 0.095			2-3 K		4-1 HBP BB	4-1 HBP BB	0-1 1B 1B		1-3 K	1	0	0	0	1	1	0									
Inning Stats	R: 0 E: 1 K: 0 S: 7	H: 0 LOB: 0 BB: 0 P: 9	R: 2 E: 0 K: 0 S: 11	H: 1 LOB: 0 BB: 1 P: 21	R: 0 E: 0 K: 1 S: 11	H: 0 LOB: 0 BB: 1 P: 18	R: 0 E: 0 K: 1 S: 5	H: 0 LOB: 0 BB: 0 P: 6	R: 1 E: 0 K: 0 S: 9	H: 0 LOB: 2 BB: 2 P: 19	R: 1 E: 0 K: 1 S: 11	H: 1 LOB: 1 BB: 1 P: 21	R: 1 E: 0 K: 0 S: 13	H: 2 LOB: 3 BB: 2 P: 23	R: 0 E: 0 K: 1 S: 6	H: 0 LOB: 0 BB: 0 P: 10	R: 3 E: 1 K: 0 S: 11	H: 2 LOB: 0 BB: 0 P: 13	1B: 2 2B: 1 3B: 0 HR: 3	SF: 1 SAC: 0 DP: 1 HBP: 1	WP: 0 PB: 0 SB: 1 CS: 0	PA: 42			
PITCHER	IP	WLS	BF	H	R	ER	SO	BB	IBB	HBP	BLK	WP	HR	S	P	ERA	WHIP								
Mark Freeman, R (1, 1) ERA: 3.48	4.1		19	1	3	3	2	4	0	0	0	0	0	40	70	6.23	1.154								
Glen Hobbie, R (5, 1) ERA: 5.34	1.2	W	10	3	2	2	1	2	0	0	0	0	1	20	35	10.80	3.000								
Don Elston, R (7, 1) ERA: 3.1	3.0	S	13	2	3	1	1	1	0	0	0	0	1	24	35	3.00	1.000								

Batter	1	2	3	4	5	6	7	8	9	AB	R	H	RBI	BB	SO	LOB	TOP				
Bob Skinner, L (1, 7) OBP: 0.429, SLG: 0.566 Joe Christopher, R (4, 7)	0-0 1-3		0-0 F7			0-0 6-3		4-0 1B BB SF8 BB	0-0 F3	2	0	0	0	0	0	1					
Dick Groat, R (1, 6) OBP: 0.360, SLG: 0.400 Dick Schofield, S (4, 6)	0-0 6-3		0-0 4-3			4-0 BB		4-0 1B BB	0-0 1-3	2	0	0	0	0	0	1					
Roberto Clemente, R (1, 9) OBP: 0.382, SLG: 0.554	0-0 5-3			0-0 L4		0-0 F7		0-0 1B BB		4	0	1	0	0	0	1					
Dick Stuart, R (1, 3) OBP: 0.288, SLG: 0.376		0-0 5-3		0-0 G6-3 1B			0-0 6-3	0-0 SF8		3	0	1	1	0	0	0					
Don Hoak, R (1, 5) OBP: 0.337, SLG: 0.325		0-0 5-3		0-0 G6-3 1B			0-3 K	0-0 F8		4	0	0	0	0	1	3					
Hal Smith, R (1, 2) OBP: 0.354, SLG: 0.562		0-0 1B		0-0 4-3			4-0 1B BB		0-0 5-3	3	0	1	0	1	0	0					
Gino Cimoli, R (1, 8) OBP: 0.377, SLG: 0.393		0-3 K		0-0 6-3			0-0 1-2 1B		0-0 E 1B	4	1	2	0	0	1	1					
Bill Mazerowski, R (1, 4) OBP: 0.272, SLG: 0.433			0-0 B1-3 1B		0-0 1-3		0-0 F7		0-0 E4 1B	4	0	1	0	0	0	3					
Vern Law, R (1, 1) OBP: 0.189, SLG: 0.200 Paul Giel, R (2, 1)			0-0 B1-3			0-3 K		0-0 5-3		0	0	0	0	0	0	0					
Bennie Daniels, L (3, 1) OBP: 0.250, SLG: 0.250 Jim Umbricht, R (7, 1) Bill Virdon, L (9, PH) OBP: 0.333, SLG: 0.333 OBP: 0.320, SLG: 0.242			1-2					1-3 2-H		1	0	1	1	0	0	0					
Inning Stats	R: 0 E: 0 K: 0 S: 3	H: 0 LOB: 0 BB: 0 P: 3	R: 0 E: 0 K: 1 S: 6	H: 1 LOB: 1 BB: 0 P: 6	R: 0 E: 0 K: 0 S: 4	H: 1 LOB: 1 BB: 0 P: 4	R: 0 E: 0 K: 0 S: 3	H: 0 LOB: 0 BB: 0 P: 3	R: 0 E: 0 K: 1 S: 5	H: 0 LOB: 1 BB: 1 P: 9	R: 0 E: 0 K: 1 S: 6	H: 1 LOB: 2 BB: 1 P: 10	R: 1 E: 0 K: 0 S: 4	H: 1 LOB: 2 BB: 2 P: 12	R: 1 E: 1 K: 0 S: 6	H: 2 LOB: 2 BB: 0 P: 6	1B: 7 2B: 0 3B: 0 HR: 0	SF: 1 SAC: 0 DP: 1 HBP: 0	WP: 0 PB: 0 SB: 0 CS: 0	PA: 38	
PITCHER	IP WLS BF H R ER SO BB IBB HBP BLK WP HR S P ERA WHIP	IP WLS BF H R ER SO BB IBB HBP BLK WP HR S P ERA WHIP	IP WLS BF H R ER SO BB IBB HBP BLK WP HR S P ERA WHIP	IP WLS BF H R ER SO BB IBB HBP BLK WP HR S P ERA WHIP	IP WLS BF H R ER SO BB IBB HBP BLK WP HR S P ERA WHIP	IP WLS BF H R ER SO BB IBB HBP BLK WP HR S P ERA WHIP	IP WLS BF H R ER SO BB IBB HBP BLK WP HR S P ERA WHIP	IP WLS BF H R ER SO BB IBB HBP BLK WP HR S P ERA WHIP	IP WLS BF H R ER SO BB IBB HBP BLK WP HR S P ERA WHIP	IP WLS BF H R ER SO BB IBB HBP BLK WP HR S P ERA WHIP	IP WLS BF H R ER SO BB IBB HBP BLK WP HR S P ERA WHIP	IP WLS BF H R ER SO BB IBB HBP BLK WP HR S P ERA WHIP	IP WLS BF H R ER SO BB IBB HBP BLK WP HR S P ERA WHIP	IP WLS BF H R ER SO BB IBB HBP BLK WP HR S P ERA WHIP	IP WLS BF H R ER SO BB IBB HBP BLK WP HR S P ERA WHIP	IP WLS BF H R ER SO BB IBB HBP BLK WP HR S P ERA WHIP	IP WLS BF H R ER SO BB IBB HBP BLK WP HR S P ERA WHIP	IP WLS BF H R ER SO BB IBB HBP BLK WP HR S P ERA WHIP	IP WLS BF H R ER SO BB IBB HBP BLK WP HR S P ERA WHIP	IP WLS BF H R ER SO BB IBB HBP BLK WP HR S P ERA WHIP	IP WLS BF H R ER SO BB IBB HBP BLK WP HR S P ERA WHIP
Dick Ellsworth, L (1, 1) ERA: 2.2	8.0 W 32 5 1 1 3 4 0 0 0 0 0 0 34 50 1.12 1.125																				
Moe Drabowsky, R (9, 1) ERA: 9.53	1.0 S 6 2 1 0 0 0 0 0 0 0 0 0 6 6 0.00 2.000																				

Pittsburgh Pirates @ Chicago Cubs
Wrigley Field, Chicago, IL
Tue Jun 07 1960, 3:33 AM CDT
Att: 8,736 - Unknown

AB	33
R	2
H	7
RBI	2
BB	4
SO	3
LOB	15

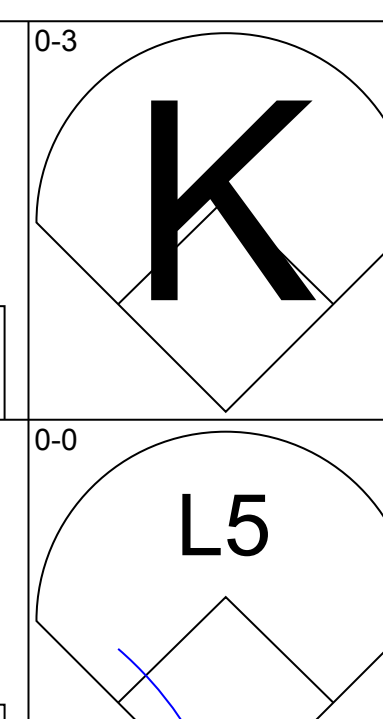
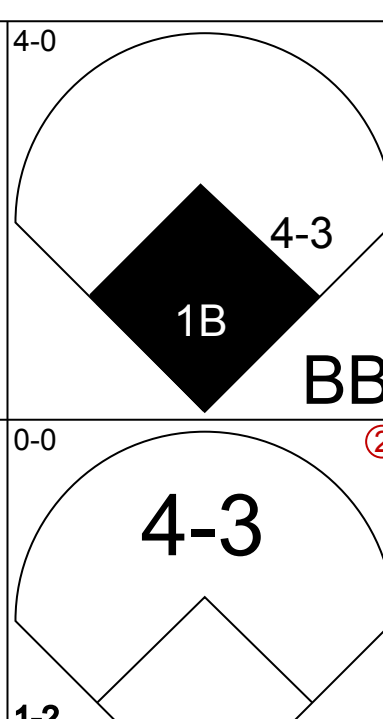

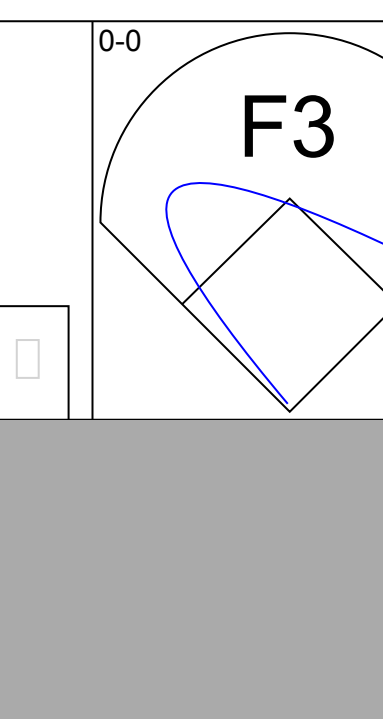
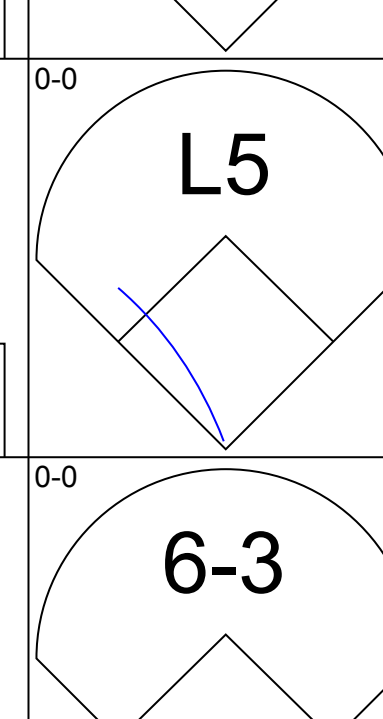
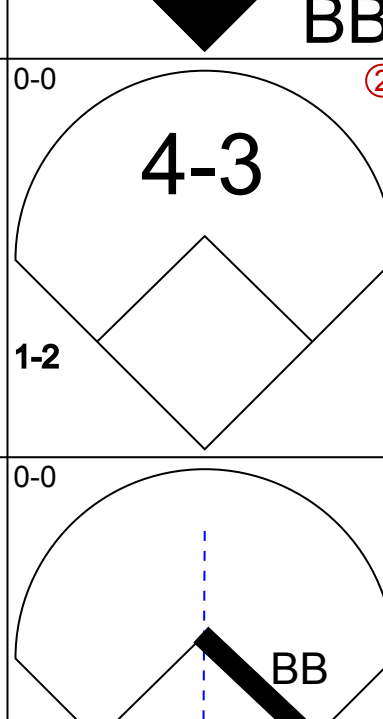
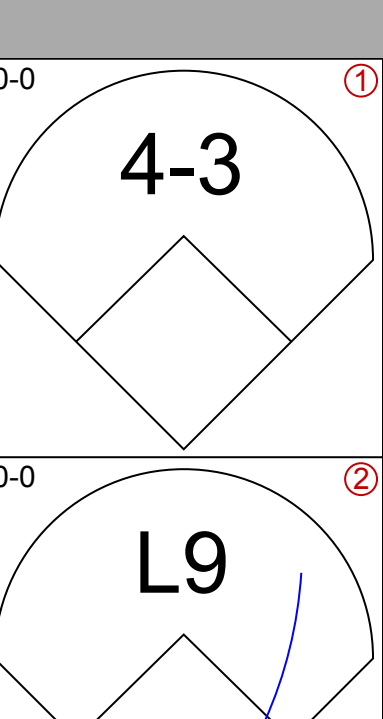
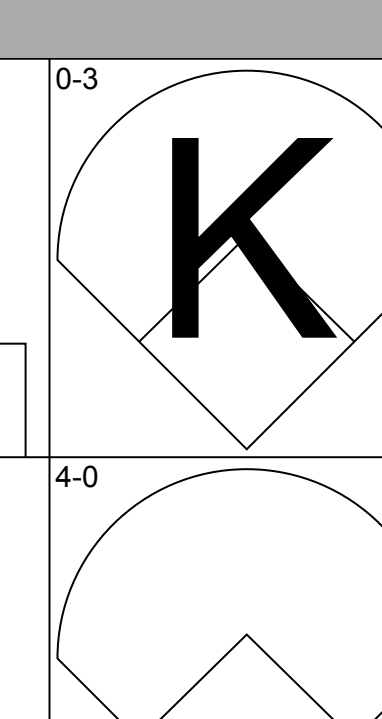
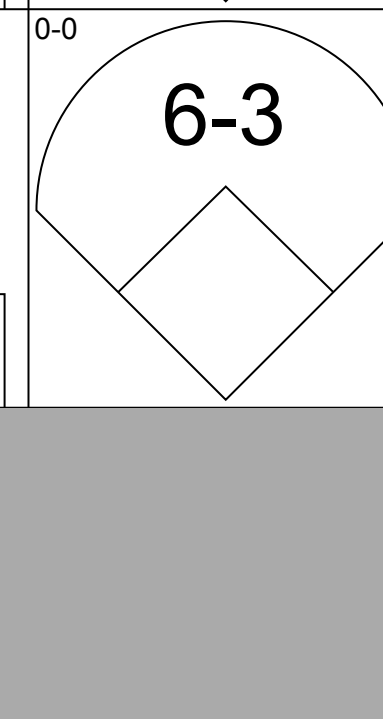
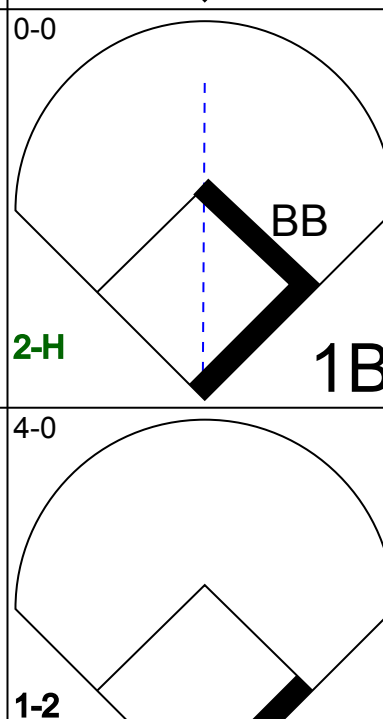
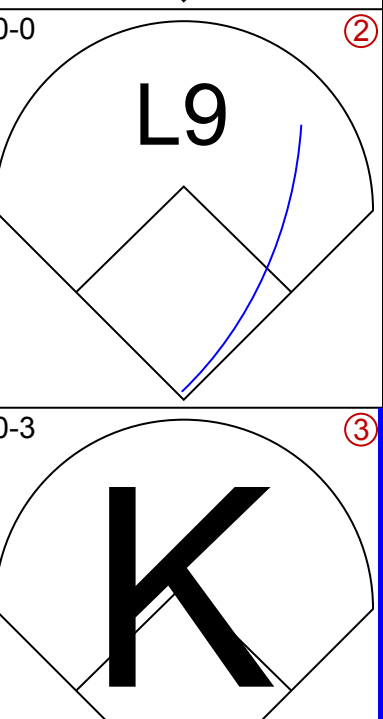
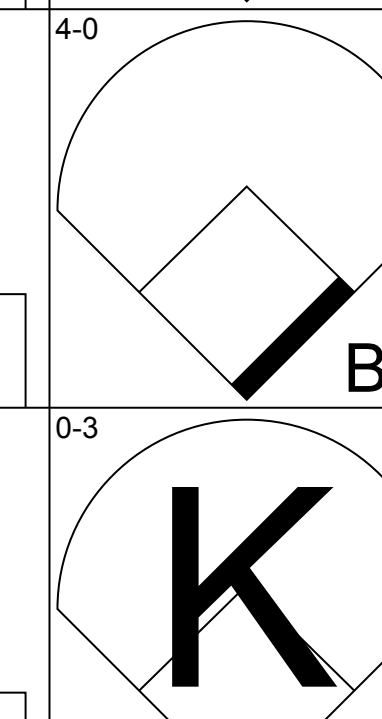
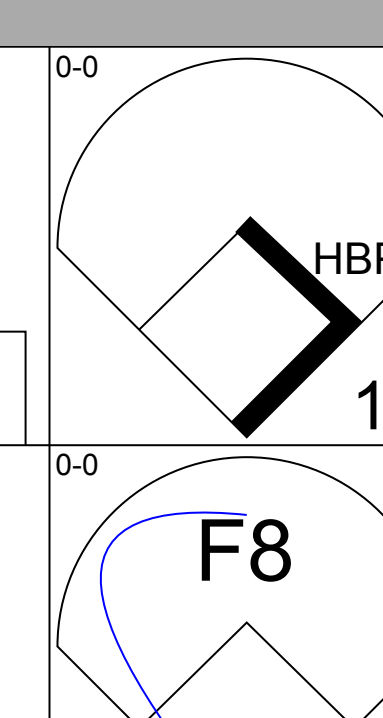
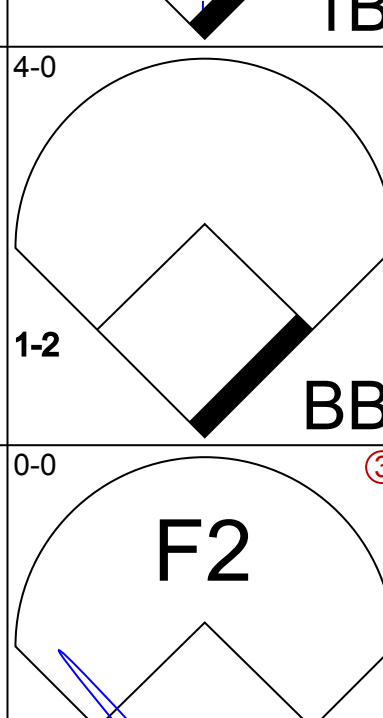
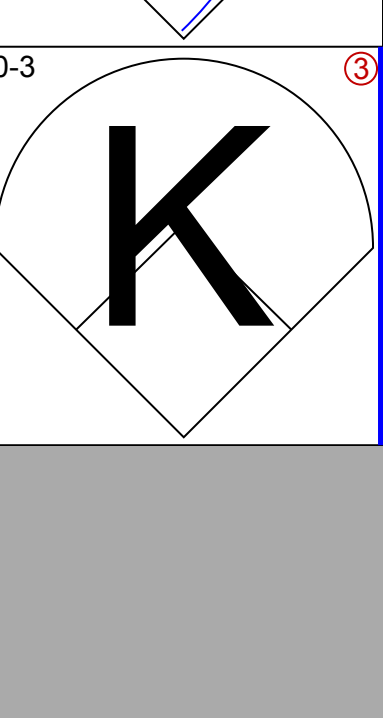
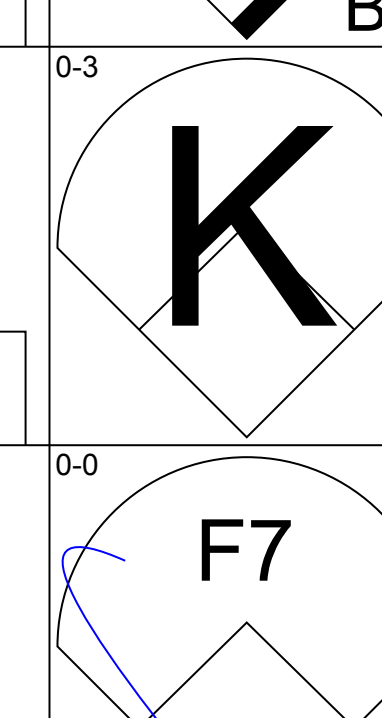
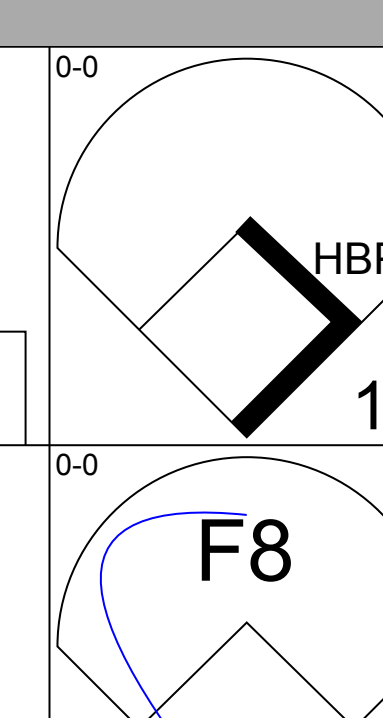
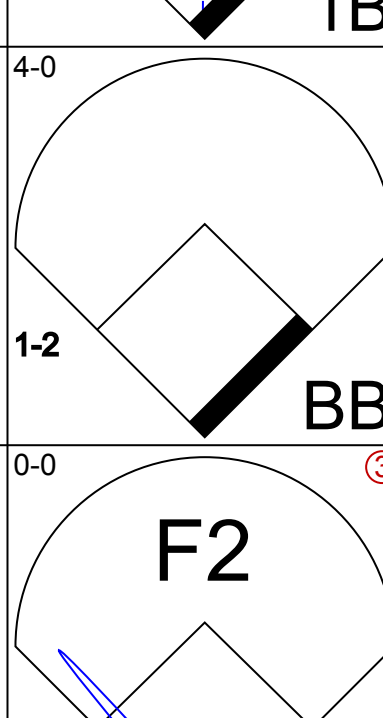
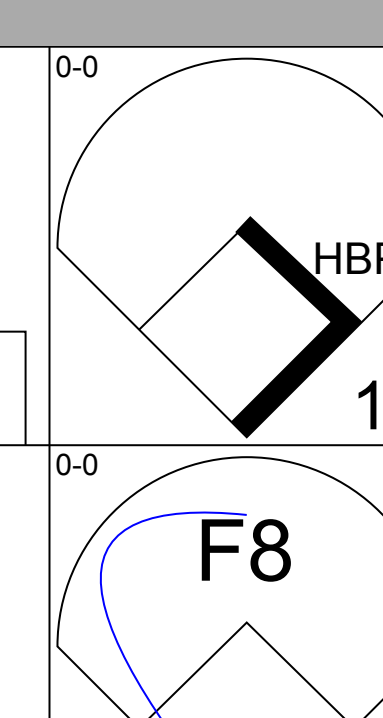
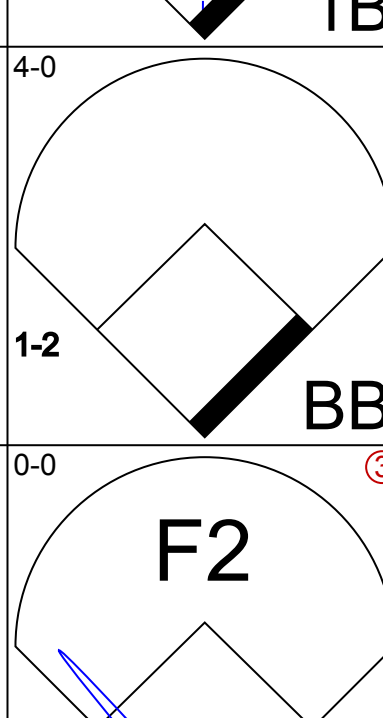
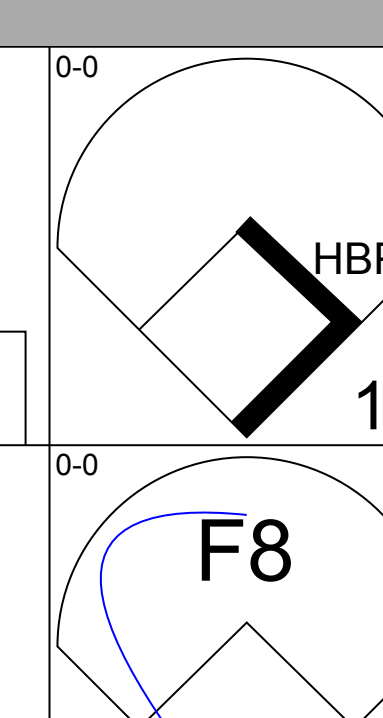
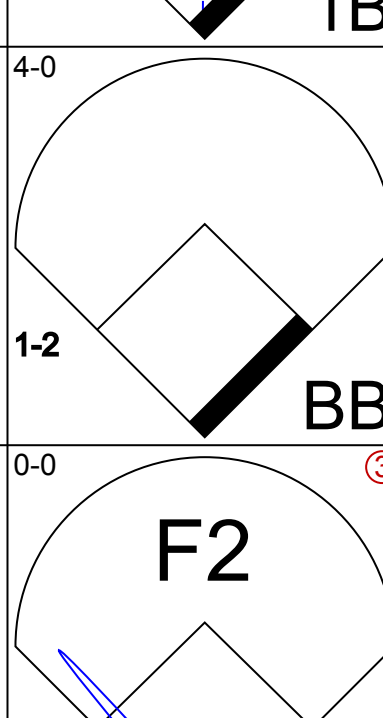
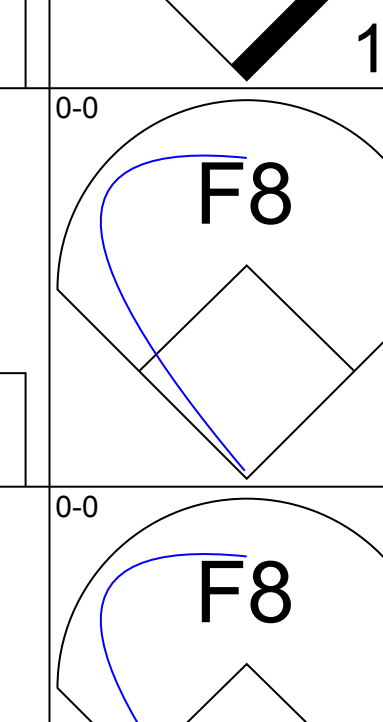
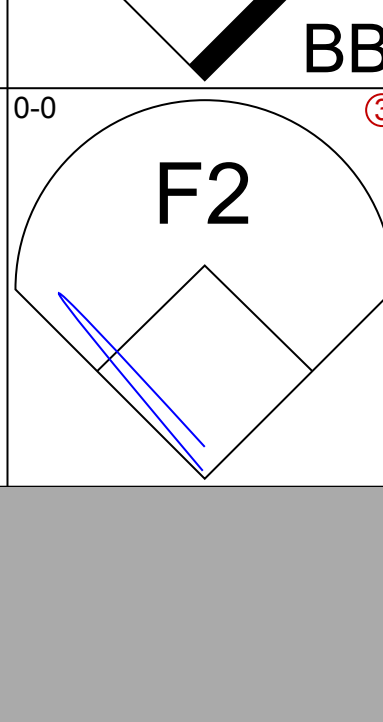
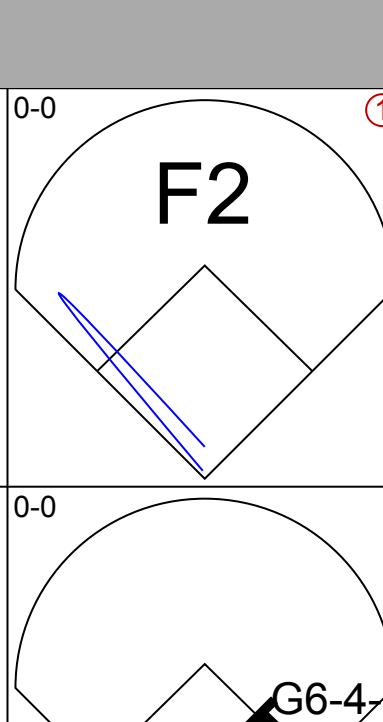
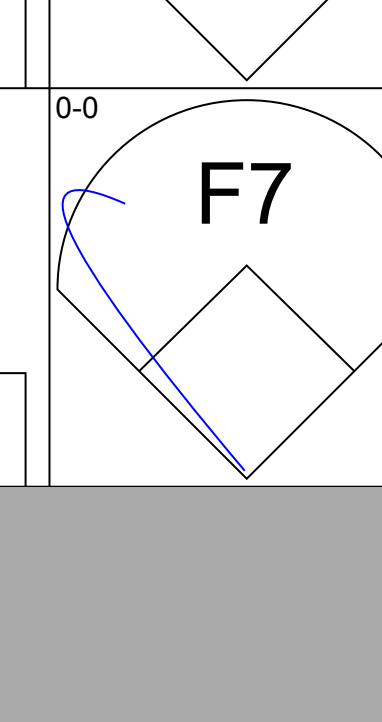
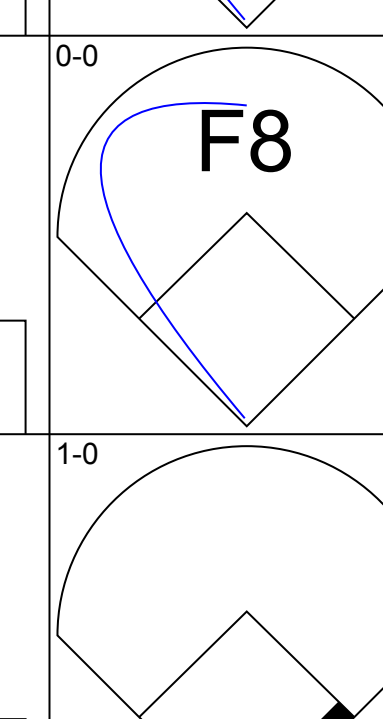
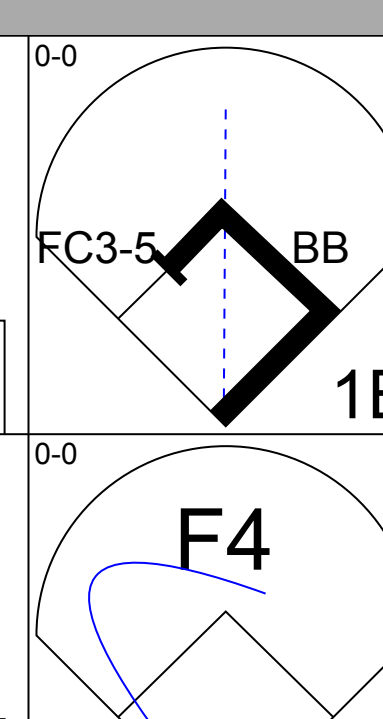
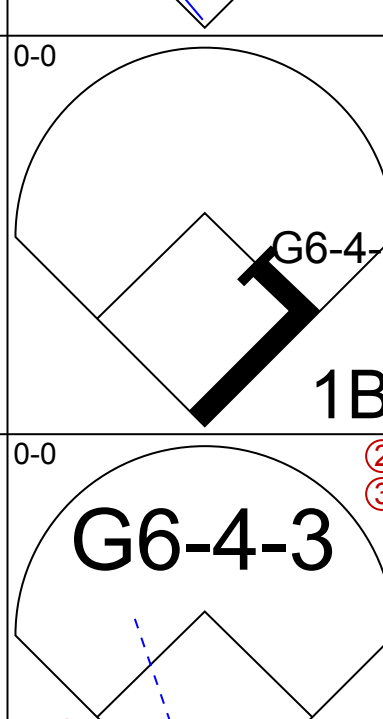
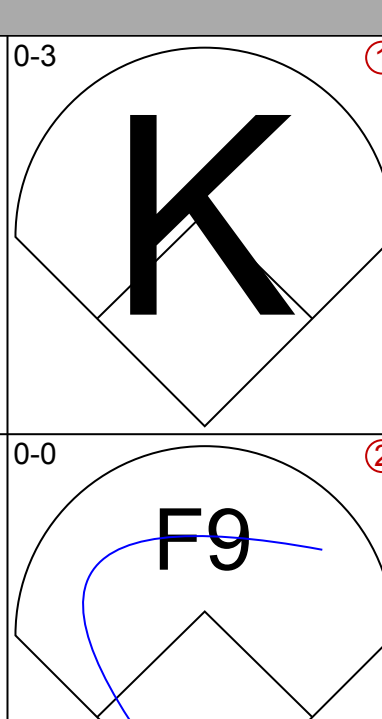
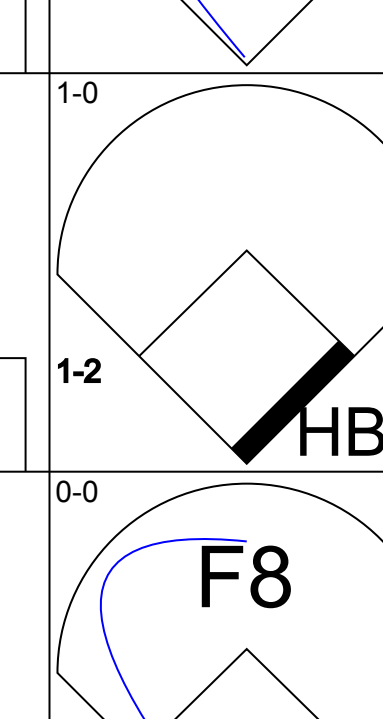
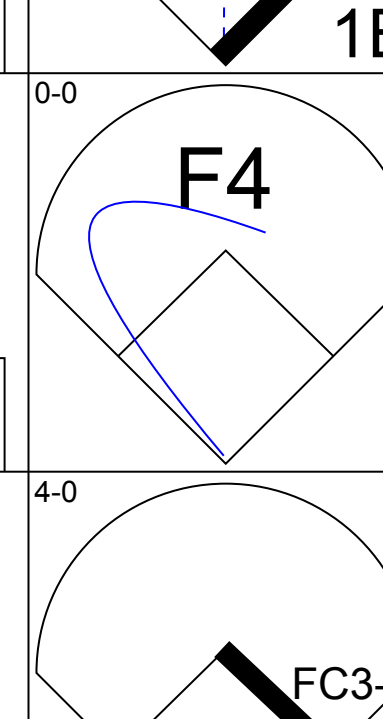
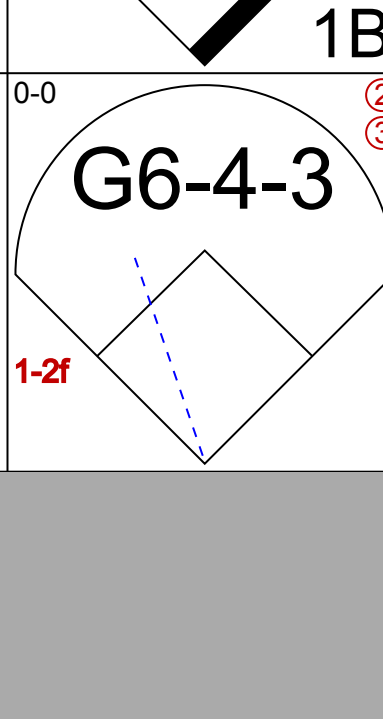
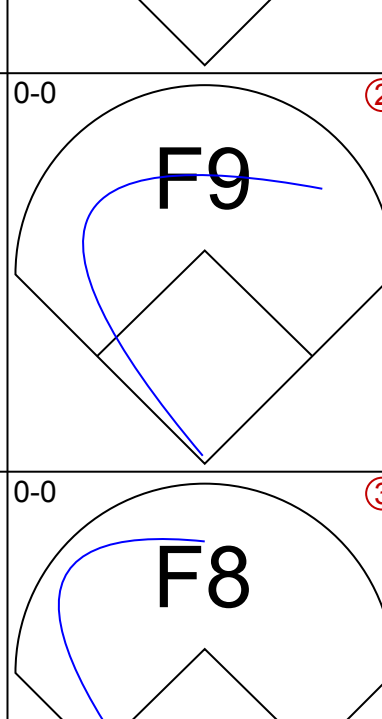
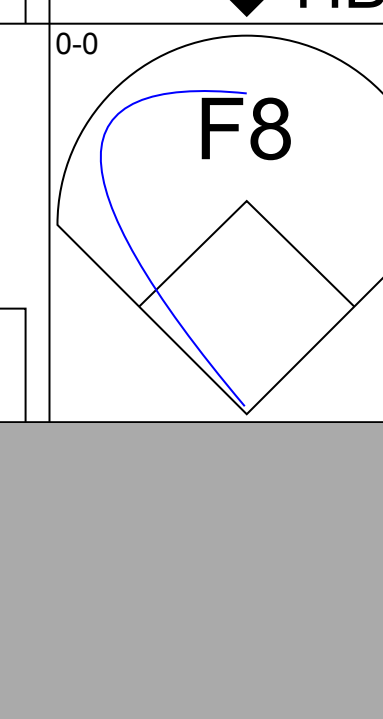
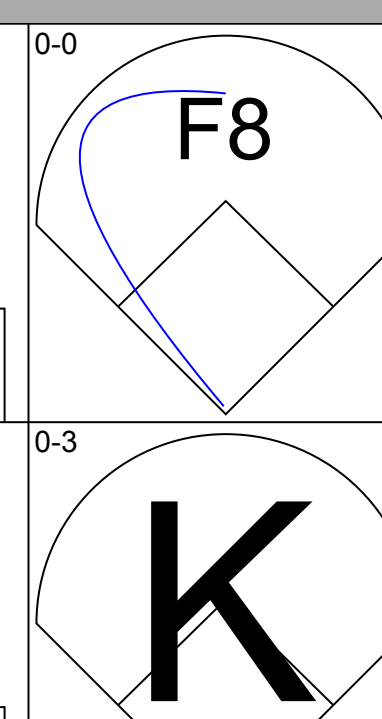
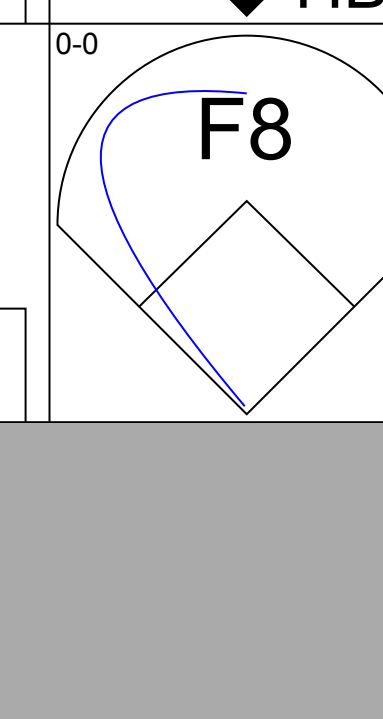
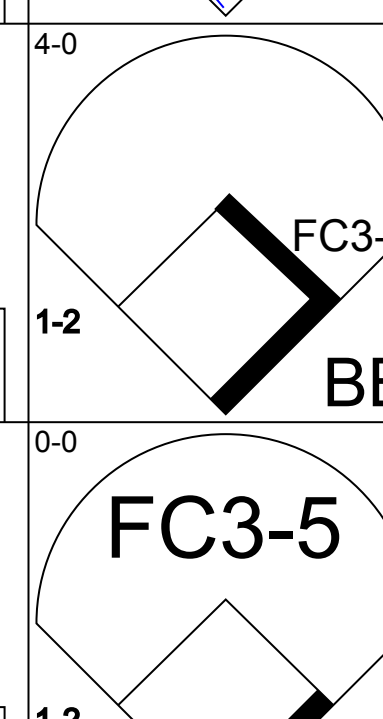
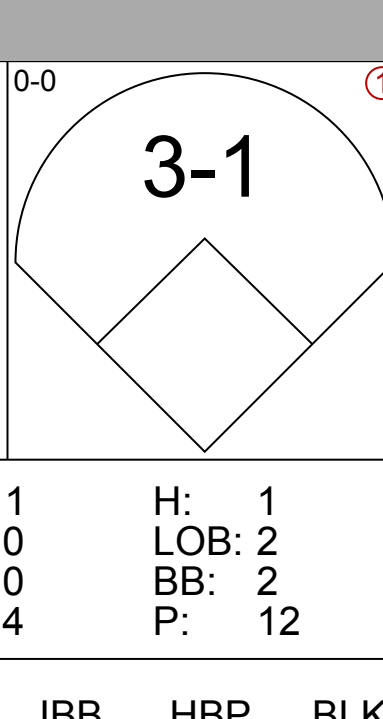
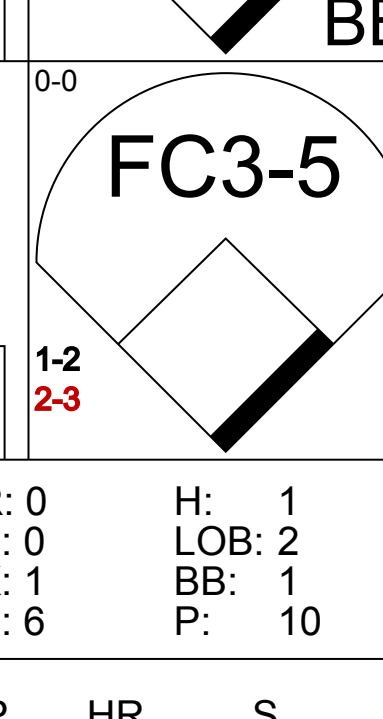
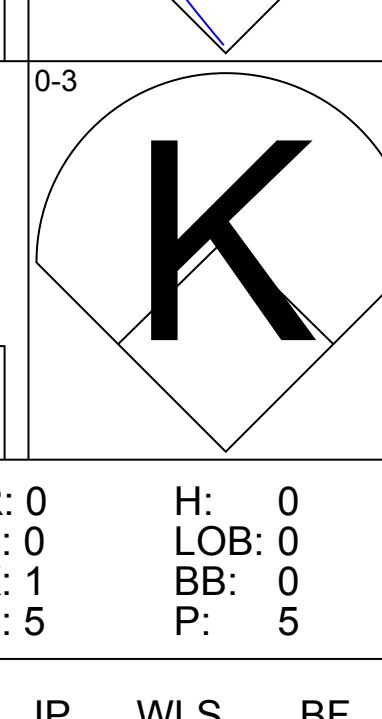


Batter	1	2	3	4	5	6	7	8	9	AB	R	H	RBI	BB	SO	LOB	BOTTOM				
Richie Ashburn, L (1, 8) OBP: 0.446, SLG: 0.359 Lou Johnson, R (7, 8)	0-0 6-3	0-0 E 1B	4-0 E 1B BB	0-0 FC4-6		0-0 E5 1B		0-0 F4		4	2	1	1	1	0	4					
Bob Will, L (1, 9) OBP: 0.346, SLG: 0.471	0-0 F8	0-0 E7 1B	0-0 E8 1B BB	0-3 K		0-0 1-2 2-3 3-H		0-0 2B		6	2	3	3	0	1	2					
14 Ernie Banks, R (1, 6) OBP: 0.508, SLG: 0.585 Jerry Kindall, R (7, 4) OBP: 0.272, SLG: 0.346	0-0 1B 2B	0-0 1B 2B	0-0 1B 1B		0-0 5-3	0-0 SF7		0-0 5-3		4	3	3	4	0	0	0					
Ed Bouchee, L (1, 3) OBP: 0.366, SLG: 0.329	0-0 1B 2H	1-0 1B 2B	0-0 1B 1B	0-0 G6-4-3		0-0 1-3		0-0 F4		5	0	2	2	0	0	3					
Walt Moryn, L (1, 7) OBP: 0.384, SLG: 0.425	0-0 FC6-4 1B	0-0 1-2 2-H 1B	0-0 G6-4-3 1B		0-0 FC6-4 1B		0-3 K2-3			5	0	3	1	0	1	1					
Frank Thomas, R (1, 5) OBP: 0.271, SLG: 0.465	0-0 FC6-4 1B	0-0 F7 1B		0-0 F4 1B	0-0 FC6-4 1B		0-0 5-3			5	0	0	0	0	0	5					
Earl Averill, R (1, 2) OBP: 0.408, SLG: 0.429 Jim Hegan, R (8, 2) OBP: 0.333, SLG: 1.333		0-0 F8 1B	4-0 1-3 1B BB	4-0 BB FC4-6 BB		0-0 5-3 1B		0-0 2B		3	2	1	0	2	0	0					
Don Zimmer, R (1, 4) OBP: 0.327, SLG: 0.333		0-0 1-3 1B	0-0 1-3 1B BB	4-0 FC4-6 BB		0-0 E BB 1B		0-0 BB		3	2	2	0	2	0	0					
Dick Ellsworth, L (1, 1) OBP: 0.333, SLG: 0.091 Moe Drabowsky, R (9, 1) ERA: 5.9		0-0 1B E 1B	0-0 1-3 1B	4-0 FC4-6 BB		4-0 1B E 14 SF7 BB		0-3 K		3	2	1	0	2	1	4					
Inning Stats	R: 1 E: 0 K: 0 S: 6	H: 3 LOB: 2 BB: 0 P: 6	R: 4 E: 1 K: 0 S: 8	H: 4 LOB: 0 BB: 0 P: 9	R: 5 E: 1 K: 0 S: 6	H: 4 LOB: 0 BB: 2 P: 14	R: 1 E: 0 K: 1 S: 5	H: 0 LOB: 3 BB: 3 P: 17	R: 0 E: 0 K: 0 S: 4	H: 1 LOB: 1 BB: 0 P: 4	R: 2 E: 1 K: 0 S: 6	H: 2 LOB: 2 BB: 1 P: 10	R: 0 E: 0 K: 2 S: 8	H: 1 LOB: 2 BB: 1 P: 12	R: 0 E: 0 K: 0 S: 4	H: 1 LOB: 1 BB: 0 P: 4	1B: 12 2B: 4 3B: 0 HR: 0	SF: 1 SAC: 0 DP: 1 HBP: 1	WP: 0 PB: 0 SB: 0 CS: 0	PA: 49	
PITCHER	IP WLS BF H R ER SO BB IBB HBP BLK WP HR S P ERA WHIP	IP WLS BF H R ER SO BB IBB HBP BLK WP HR S P ERA WHIP	IP WLS BF H R ER SO BB IBB HBP BLK WP HR S P ERA WHIP	IP WLS BF H R ER SO BB IBB HBP BLK WP HR S P ERA WHIP	IP WLS BF H R ER SO BB IBB HBP BLK WP HR S P ERA WHIP	IP WLS BF H R ER SO BB IBB HBP BLK WP HR S P ERA WHIP	IP WLS BF H R ER SO BB IBB HBP BLK WP HR S P ERA WHIP	IP WLS BF H R ER SO BB IBB HBP BLK WP HR S P ERA WHIP	IP WLS BF H R ER SO BB IBB HBP BLK WP HR S P ERA WHIP	IP WLS BF H R ER SO BB IBB HBP BLK WP HR S P ERA WHIP	IP WLS BF H R ER SO BB IBB HBP BLK WP HR S P ERA WHIP	IP WLS BF H R ER SO BB IBB HBP BLK WP HR S P ERA WHIP	IP WLS BF H R ER SO BB IBB HBP BLK WP HR S P ERA WHIP	IP WLS BF H R ER SO BB IBB HBP BLK WP HR S P ERA WHIP	IP WLS BF H R ER SO BB IBB HBP BLK WP HR S P ERA WHIP	IP WLS BF H R ER SO BB IBB HBP BLK WP HR S P ERA WHIP	IP WLS BF H R ER SO BB IBB HBP BLK WP HR S P ERA WHIP	IP WLS BF H R ER SO BB IBB HBP BLK WP HR S P ERA WHIP	IP WLS BF H R ER SO BB IBB HBP BLK WP HR S P ERA WHIP	IP WLS BF H R ER SO BB IBB HBP BLK WP HR S P ERA WHIP	IP WLS BF H R ER SO BB IBB HBP BLK WP HR S P ERA WHIP
Vern Law, R (1, 1) ERA: 2.67	1.2 L 14 7 5 1 0 0 0 0 0 0 0 0 1 1 0.00 0.000																				
Paul Giel, R (2, 1) ERA: 5.6	0.1 1 0 0 0 0 0 0 0 0 0 0 1 1 0.00 0.000																				
Bennie Daniels, R (3, 1) ERA: 7.42	4.0 25 7 8 7 1 6 0 0 0 0 0 0 21 45 15.75 3.250																				
Jim Umbricht, R (7, 1) ERA: 5.9	2.0 9 2 0 0 0 2 1 0 0 0 0 0 0 12 16 0.00 1.500																				

Pittsburgh Pirates @ Chicago Cubs
Wrigley Field, Chicago, IL
Tue Jun 07 1960, 3:33 AM CDT
Att: 8,736 - Unknown

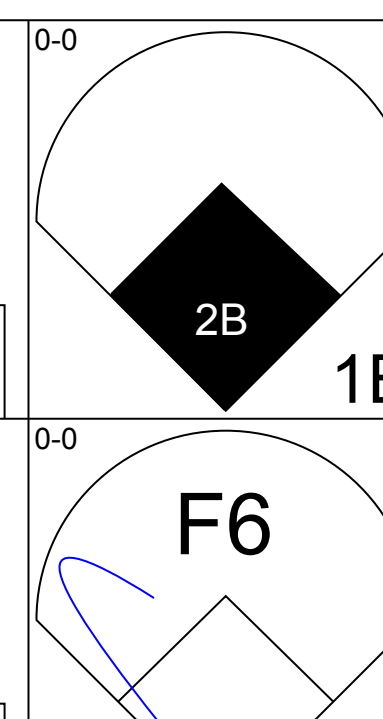
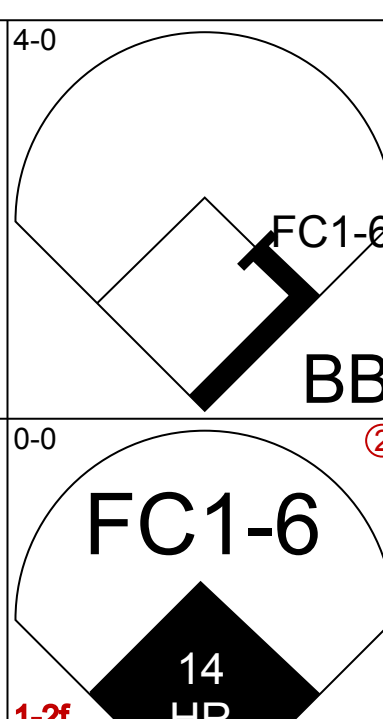
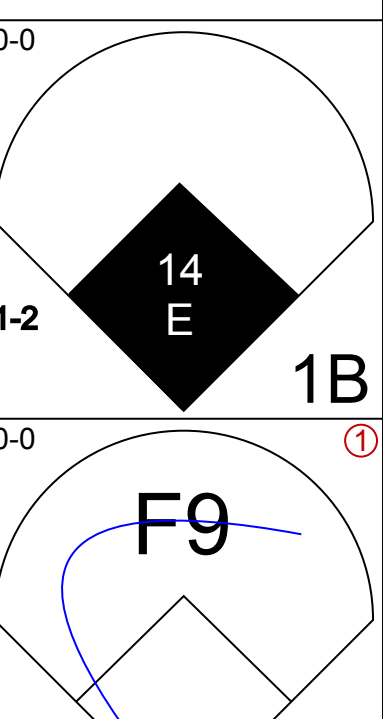
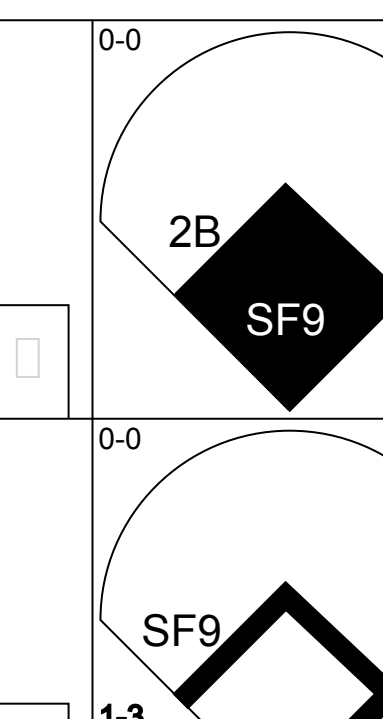
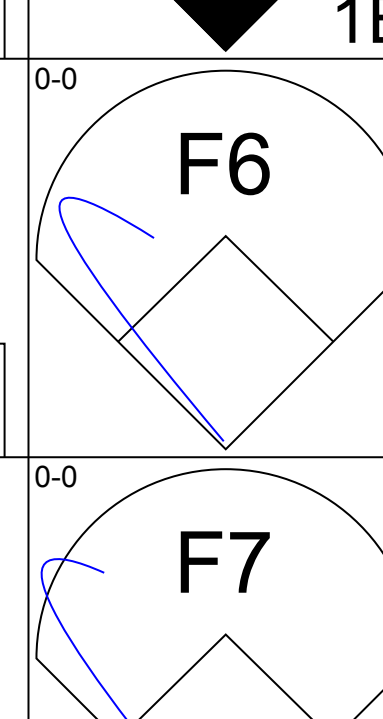
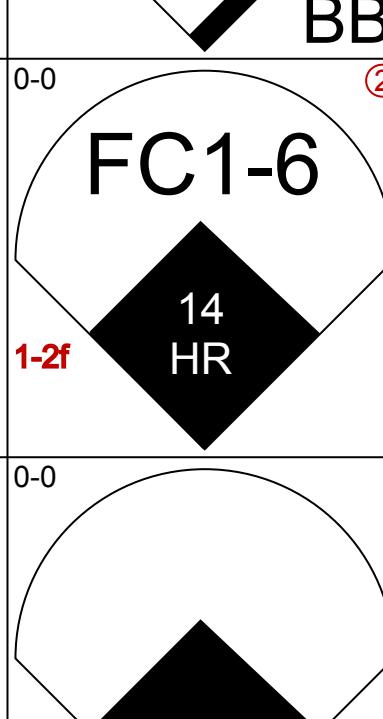
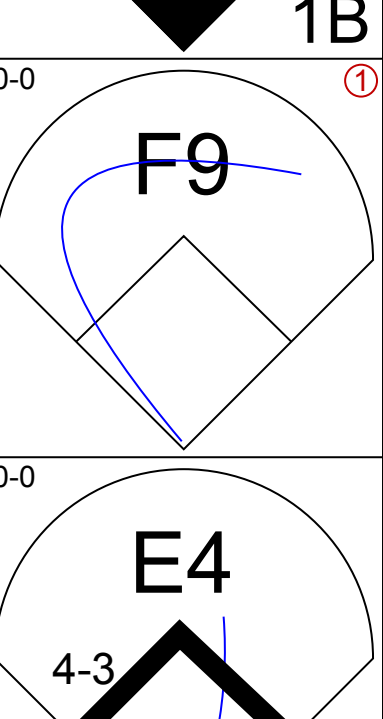
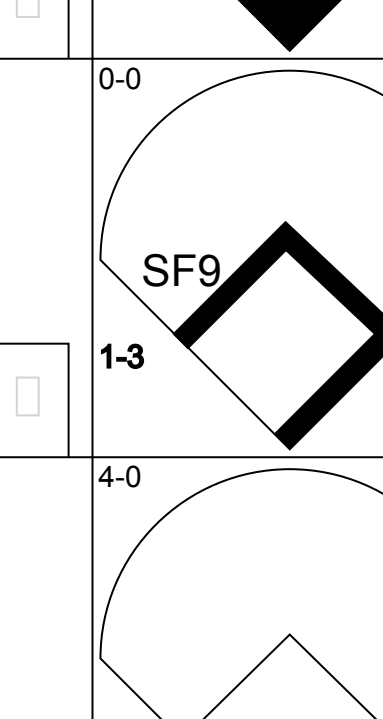
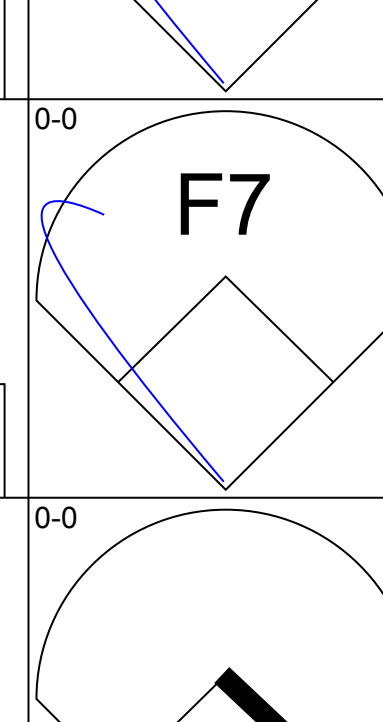
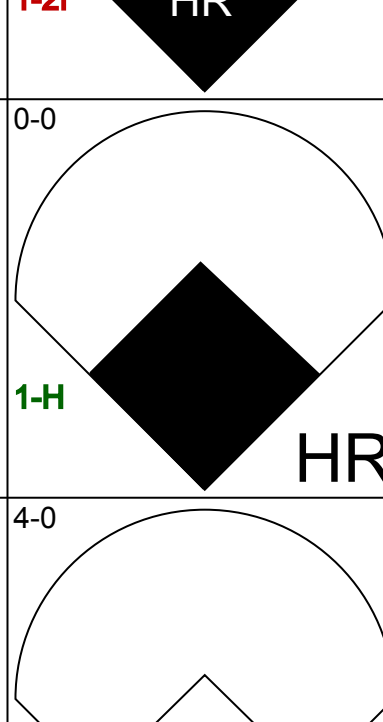
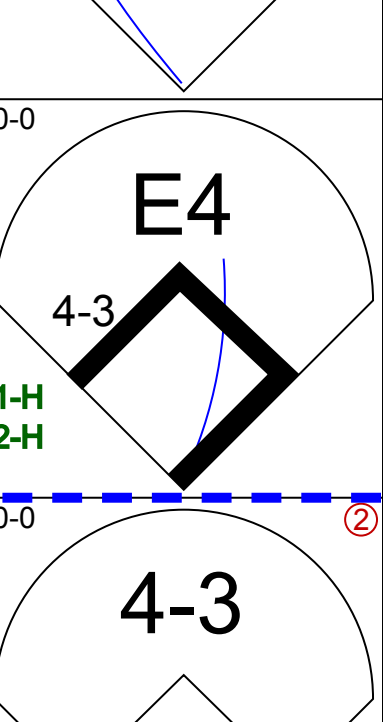
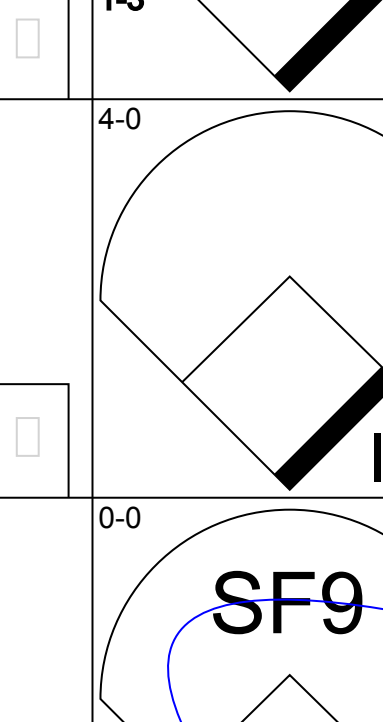
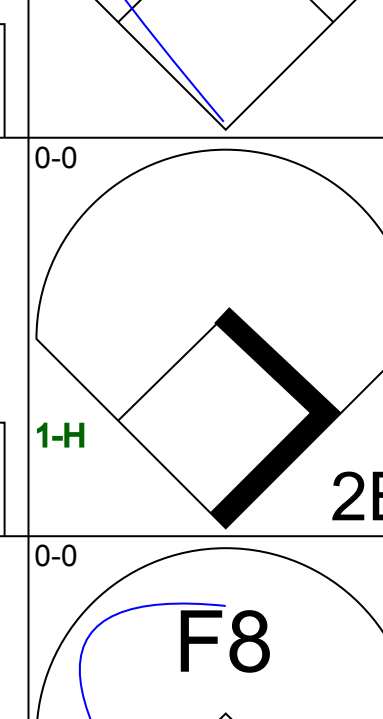
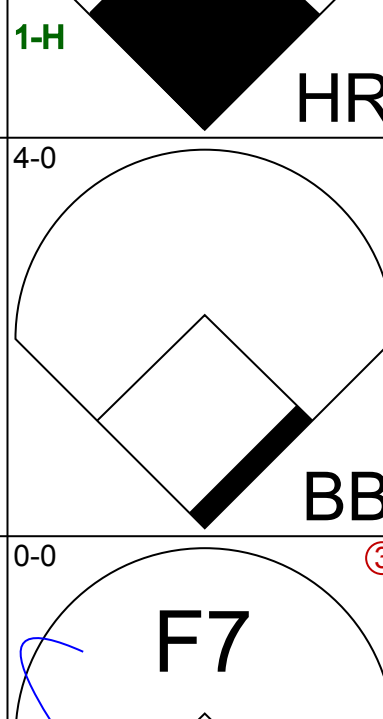
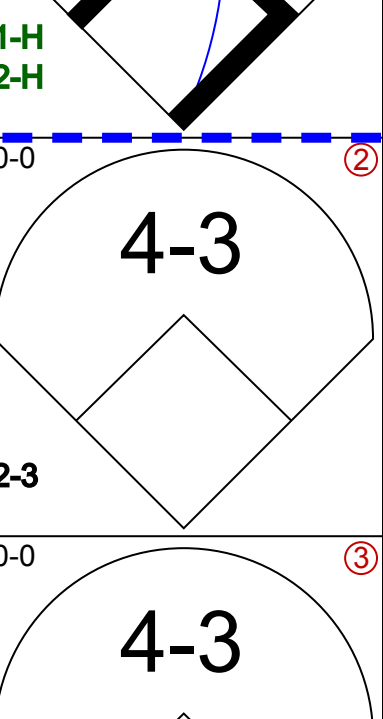
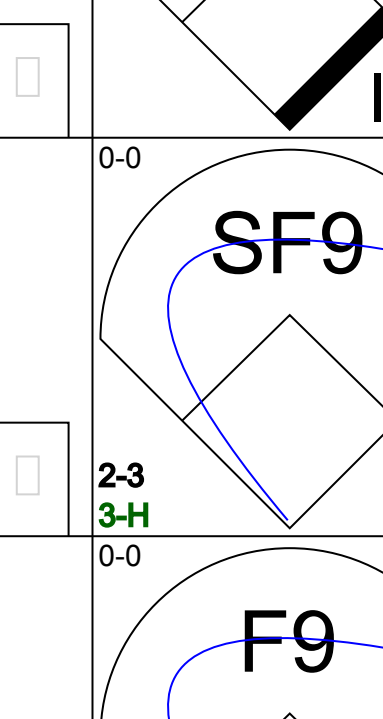
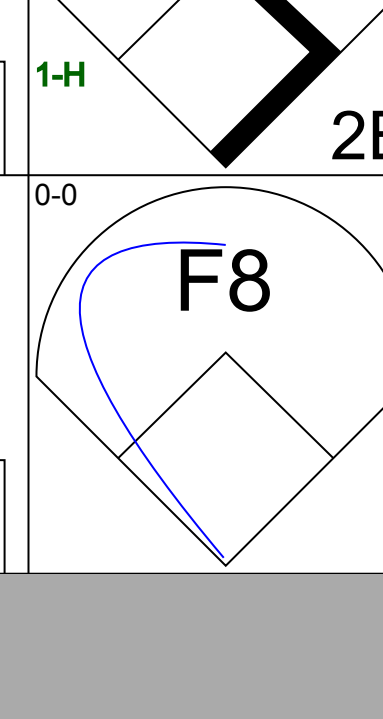
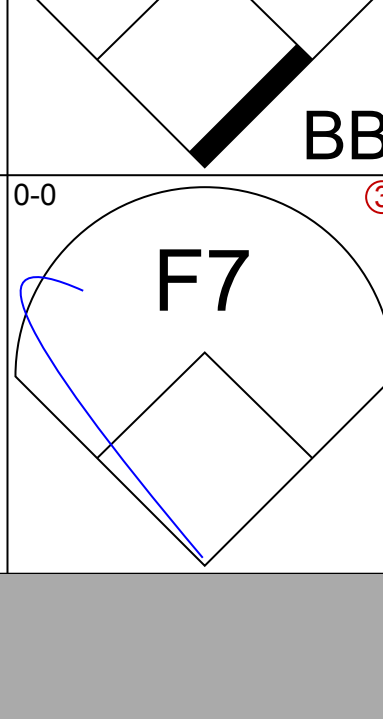
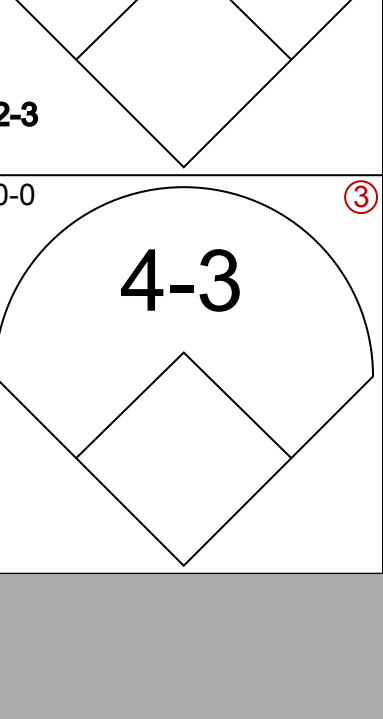
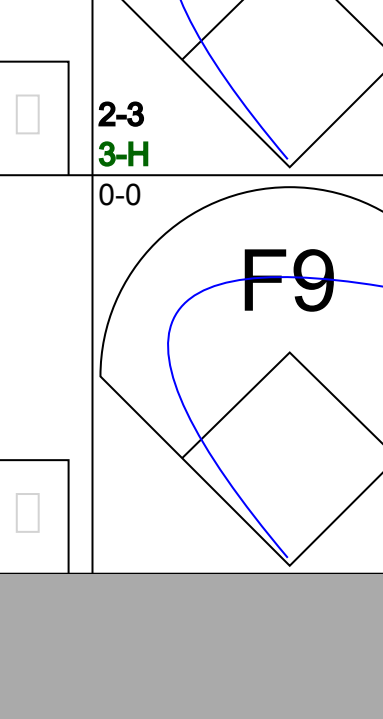
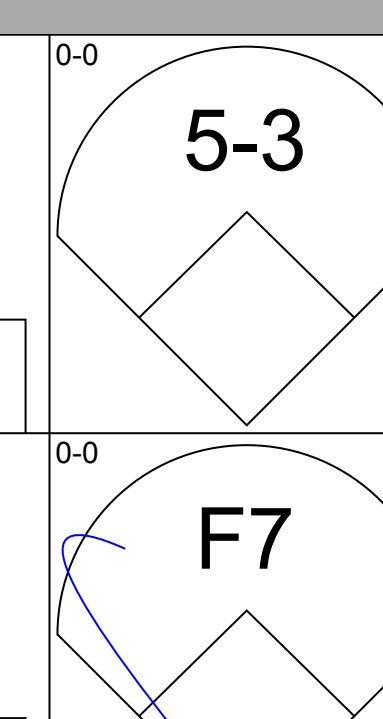
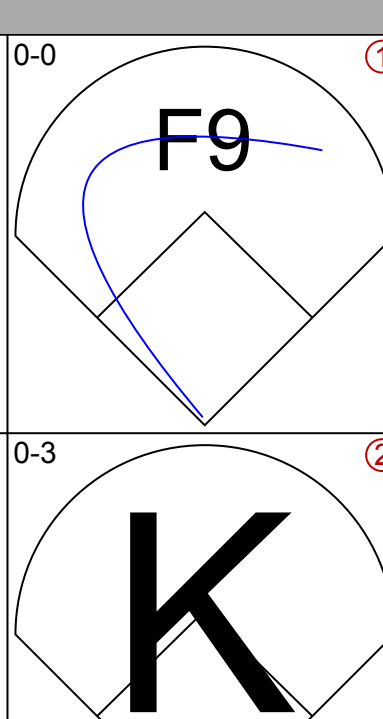
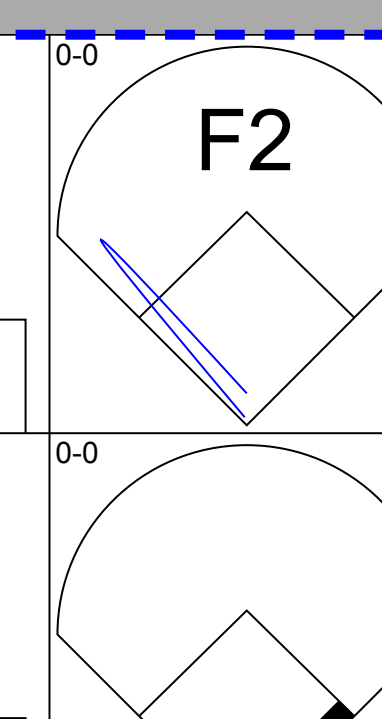
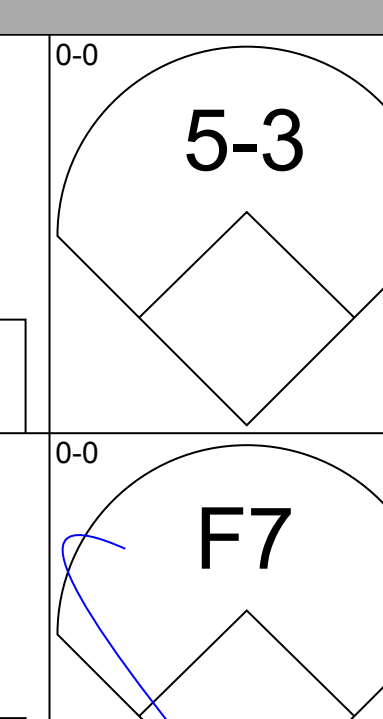
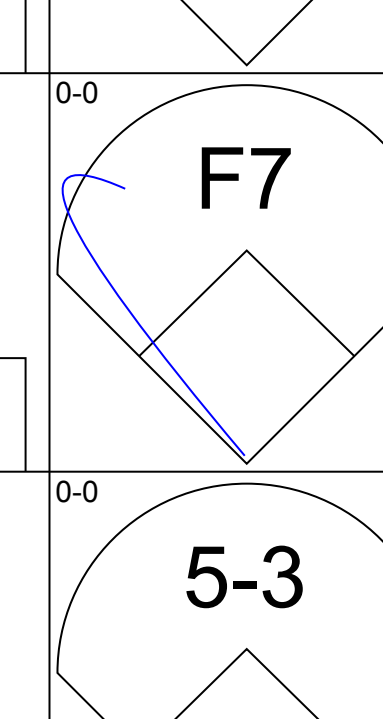
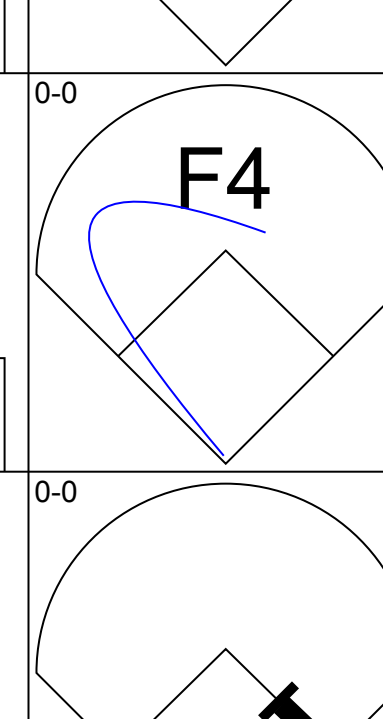
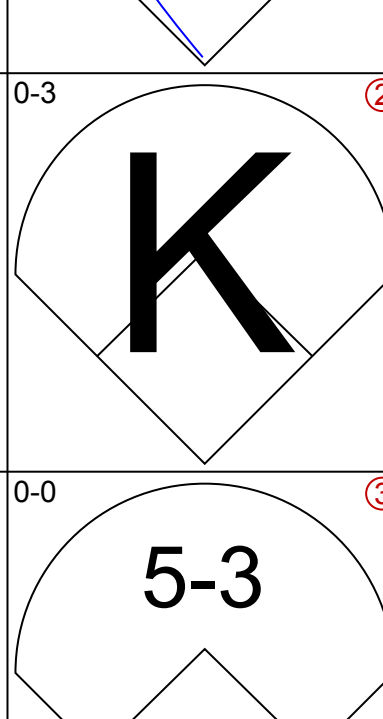
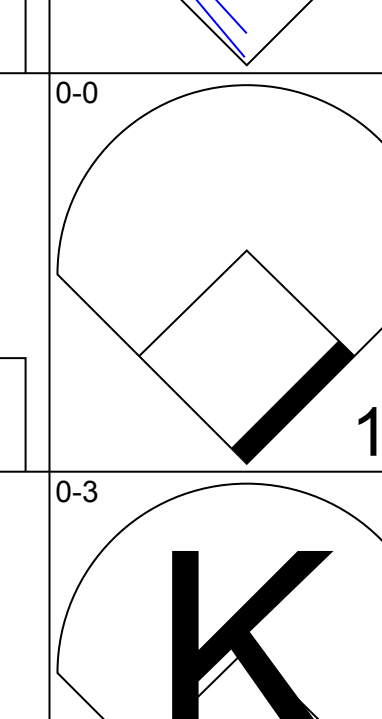
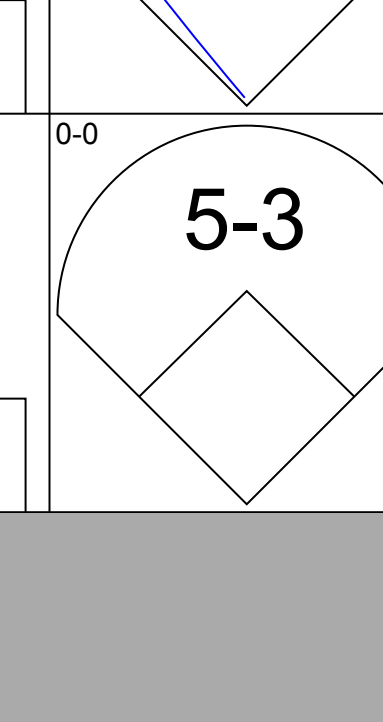
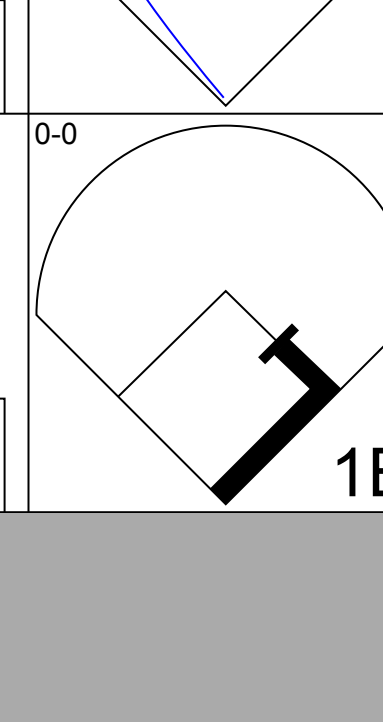
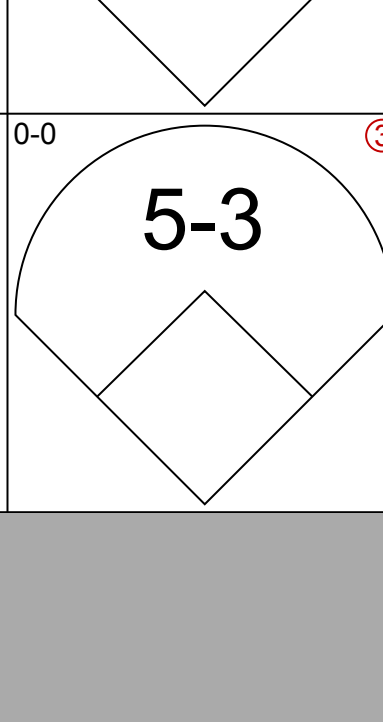
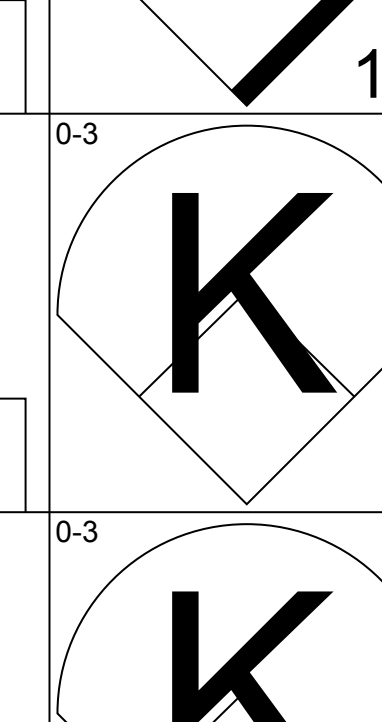
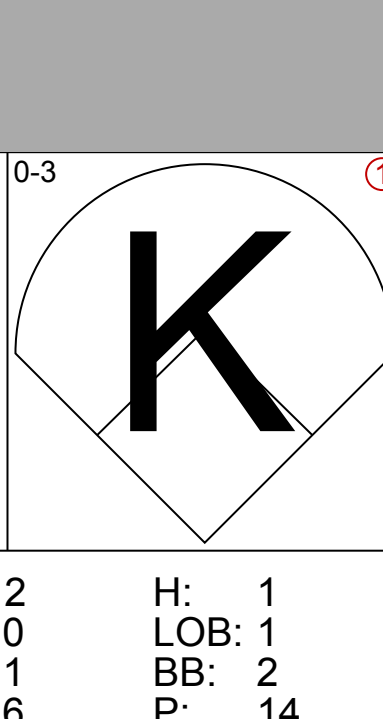
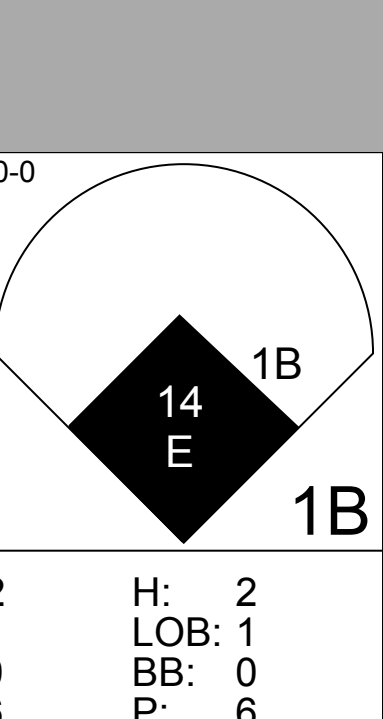
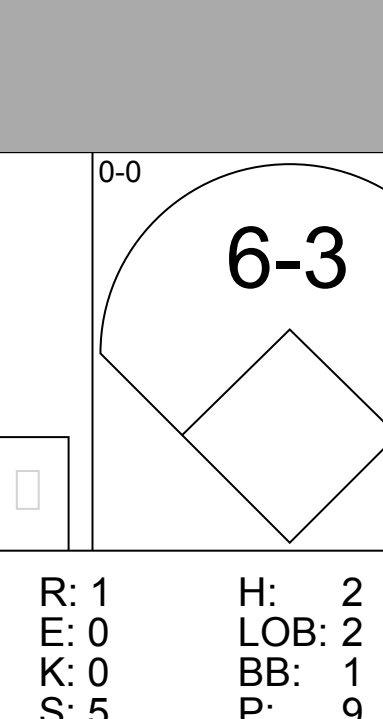
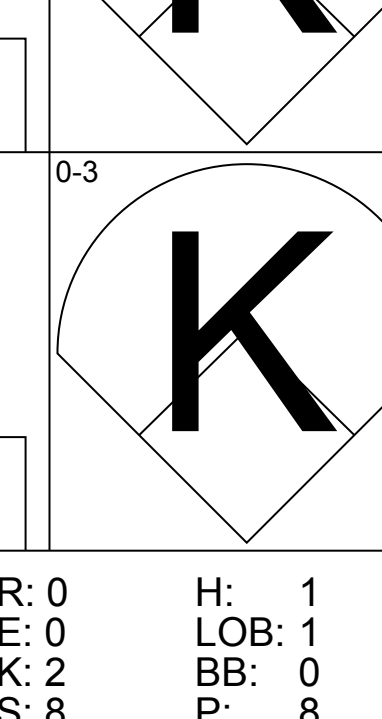
AB	40
R	13
H	16
RBI	11
BB	7
SO	3
LOB	20



Batter	1	2	3	4	5	6	7	8	9	AB	R	H	RBI	BB	SO	LOB	TOP			
Bobby Del Greco, R OBP: 0.401, SLG: 0.488 (1, 8)										3	1	0	0	1	2	2	Philadelphia Phillies @ Chicago Cubs Wrigley Field, Chicago, IL Fri Jun 10 1960, 3:33 AM CDT Att: 5,077 - Overcast			
Alvin Dark, R OBP: 0.319, SLG: 0.337 (1, 5)										4	0	0	0	0	1	1				
Tony Taylor, R OBP: 0.344, SLG: 0.409 (1, 4)										3	0	1	1	1	0	0				
Wally Post, R OBP: 0.316, SLG: 0.414 (1, 7)										2	0	1	0	1	1	0				
Ruben Gomez, R OBP: 0.182, SLG: 0.100 (5, 1)										0	0	0	0	0	0	0				
Hary Anderson, L OBP: 0.330, SLG: 0.435 (8, PH)										1	0	0	0	0	1	1				
Humberto Robinson, R OBP: 0.250, SLG: 0.250 (8, 1)										0	0	0	0	0	0	0				
Ken Walters, R OBP: 0.310, SLG: 0.406 (1, 9)										4	0	0	0	0	0	4				
Pancho Herrera, R OBP: 0.325, SLG: 0.423 (1, 3)										4	0	2	0	0	1	1				
Cal Neeman, R OBP: 0.278, SLG: 0.388 (1, 2)										3	0	0	0	0	0	2				
Bobby Malkmus, R OBP: 0.222, SLG: 0.246 (1, 6)										1	0	0	0	1	0	2				
Clay Dalrymple, L OBP: 0.357, SLG: 0.447 (7, PH)										1	0	0	0	0	0	0				
Ted Lepcio, R OBP: 0.250, SLG: 0.244 (7, 6)										1	0	0	0	0	0	0				
Jim Owens, R OBP: 0.087, SLG: 0.045 (1, 1)										2	0	0	0	0	0	2				
Tony Curry, L OBP: 0.373, SLG: 0.536 (5, 7)										1	0	0	0	0	1	0				
Inning Stats	R: 0 E: 0 K: 1 S: 5	H: 0 LOB: 0 BB: 0 P: 5	R: 0 E: 0 K: 0 S: 4	H: 1 LOB: 2 BB: 0 P: 5	R: 1 E: 0 K: 0 S: 4	H: 1 LOB: 2 BB: 2 P: 12	R: 0 E: 0 K: 1 S: 6	H: 1 LOB: 0 BB: 1 P: 10	R: 0 E: 0 K: 0 S: 3	H: 0 LOB: 0 BB: 0 P: 3	R: 0 E: 0 K: 1 S: 5	H: 0 LOB: 1 BB: 0 P: 11	R: 0 E: 0 K: 1 S: 5	H: 0 LOB: 0 BB: 0 P: 5	R: 0 E: 0 K: 1 S: 5	H: 0 LOB: 0 BB: 0 P: 5	1B: 4 2B: 0 3B: 0 HR: 0	SF: 0 SAC: 0 DP: 1 HBP: 1	WP: 0 PB: 0 SB: 0 CS: 0	PA: 35
PITCHER Mark Freeman, R ERA: 2.33 (1, 1)	IP: 9.0 WLS: W BF: 35 H: 4 R: 1 ER: 1 SO: 7 BB: 4 IBB: 0 HBP: 1 BLK: 0 WP: 0 HR: 0 S: 44 P: 61 ERA: 1.00 WHIP: 0.889															PITCHER				

AB	30
R	1
H	4
RBI	1
BB	4
SO	7
LOB	15



Batter	1	2	3	4	5	6	7	8	9	AB	R	H	RBI	BB	SO	LOB	BOTTOM			
Richie Ashburn, L OBP: 0.454, SLG: 0.371 (1, 8)										3	3	3	0	1	0	0	Philadelphia Phillies @ Chicago Cubs Wrigley Field, Chicago, IL Fri Jun 10 1960, 3:33 AM CDT Att: 5,077 - Overcast			
Bob Will, L OBP: 0.356, SLG: 0.466 (1, 9)										4	1	1	0	0	0	4				
14 Ernie Banks, R OBP: 0.368, SLG: 0.602 (1, 6)										3	1	1	2	1	0	1				
Ed Bouchee, L OBP: 0.364, SLG: 0.329 (1, 3)										2	0	1	2	1	0	1				
Walt Moryn, L OBP: 0.364, SLG: 0.385 (1, 7)										4	0	0	0	0	0	5				
Frank Thomas, R OBP: 0.286, SLG: 0.446 (1, 5)										3	0	0	0	0	1	0				
Jerry Kindall, R OBP: 0.259, SLG: 0.329 (7, 4)										1	0	0	0	0	0	0				
Jim Hegan, R OBP: 0.286, SLG: 0.714 (1, 2)										4	0	1	0	0	1	0				
Don Zimmer, R OBP: 0.336, SLG: 0.353 (1, 4)										4	0	1	0	0	1	1				
Mark Freeman, R OBP: 0.250, SLG: 0.250 (1, 1)										4	1	1	0	0	2	1				
Inning Stats	R: 1 E: 0 K: 0 S: 5	H: 2 LOB: 1 BB: 0 P: 5	R: 0 E: 0 K: 0 S: 3	H: 0 LOB: 0 BB: 0 P: 3	R: 2 E: 0 K: 1 S: 6	H: 1 LOB: 1 BB: 2 P: 14	R: 0 E: 0 K: 1 S: 5	H: 1 LOB: 0 BB: 0 P: 5	R: 2 E: 1 K: 0 S: 6	H: 2 LOB: 1 BB: 0 P: 6	R: 0 E: 0 K: 1 S: 5	H: 0 LOB: 0 BB: 0 P: 5	R: 1 E: 0 K: 0 S: 5	H: 2 LOB: 2 BB: 1 P: 9	R: 0 E: 0 K: 2 S: 8	H: 1 LOB: 1 BB: 0 P: 8	1B: 6 2B: 2 3B: 0 HR: 1	SF: 1 SAC: 0 DP: 0 HBP: 0	WP: 0 PB: 0 SB: 0 CS: 0	PA: 36
PITCHER Jim Owens, R ERA: 3.38 (1, 1)	IP: 4.1 WLS: L BF: 21 H: 6 R: 5 ER: 3 SO: 2 BB: 2 IBB: 0 HBP: 0 BLK: 0 WP: 0 HR: 0 S: 23 P: 31 ERA: 6.23 WHIP: 1.846															PITCHER				
Ruben Gomez, R ERA: 4.75 (5, 1)	IP: 2.2 WLS: L BF: 11 H: 2 R: 1 ER: 1 SO: 1 BB: 0 IBB: 0 HBP: 0 BLK: 0 WP: 0 HR: 0 S: 12 P: 16 ERA: 3.38 WHIP: 0.750															PITCHER				
Humberto Robinson, R ERA: 3.71 (8, 1)	IP: 1.0 WLS: L BF: 4 H: 1 R: 0 ER: 0 SO: 2 BB: 0 IBB: 0 HBP: 0 BLK: 0 WP: 0 HR: 0 S: 8 P: 8 ERA: 0.00 WHIP: 1.000															PITCHER				

AB	32
R	6
H	9
RBI	4
BB	3
SO	5
LOB	13



Batter	1	2	3	4	5	6	7	8	9	AB	R	H	RBI	BB	SO	LOB	TOP					
Bobby Del Greco, R OBP: 0.399, SLG: 0.473 (1, 8)	L6	FC6-4 BB			6-3		E5 E	1B 4-3 BB	1-3	4	2	0	0	2	0	0	Philadelphia Phillies @ Chicago Cubs Wrigley Field, Chicago, IL Sat Jun 11 1960, 3:33 AM CDT Att: 13,166 - Unknown					
Alvin Dark, R OBP: 0.321, SLG: 0.339 (1, 5)	BB 1B	FC6-4			BB S 1B		E4 1B E 1B	4-3		5	2	2	0	0	0	4						
Tony Taylor, R OBP: 0.345, SLG: 0.406 (1, 4)	K				1-2 BB BB		E3 1B	5-3 1B 1B		4	1	1	0	1	1	2						
Wally Post, R OBP: 0.350, SLG: 0.431 (7, PR)	1B BB				1-2 BB		3-H 1B 1B	5-3 1B 1B		2	0	2	0	2	0	0						
Bobby Gene Smith, R OBP: 0.296, SLG: 0.444 (7, 7)	1-2 BB				1-2 2-3 BB		1-2 2-3 1B 1B	1-2 2-3 1B 1B		1	2	1	1	0	0	0						
Ken Walters, R OBP: 0.313, SLG: 0.401 (1, 9)	FC6 1-3 2-H 1B				6-3		BB 1B IBB	5-3		4	0	1	1	1	0	5						
Pancho Herrera, R OBP: 0.333, SLG: 0.425 (1, 3)	FC6				G6-3 1B		1-2 2-H 3-H 1B	1B IBB		4	0	2	2	1	0	2						
Ted Lepcio, R OBP: 0.255, SLG: 0.271 (7, PH)					G6-3		E: 3 LOB: 2 1-2 2-3 BB			3	0	1	0	0	0	1						
Harry Anderson, L OBP: 0.337, SLG: 0.435 (7, PR)					1-2 BB		1-2 2-3 BB	1-3 2-H 3-H 1B		0	0	0	0	1	0	0						
Bobby Malkmus, R OBP: 0.234, SLG: 0.259 (7, PR)					F3		F8	F9		5	0	1	0	0	0	4						
Cal Neeman, R OBP: 0.273, SLG: 0.389 (1, 2)		FC4-5 2B					F9			5	0	1	0	0	0	4						
Chris Short, R (1, 1)		FC4-5 BB 2-3			5-3		K	3-1		5	0	0	0	0	2	5						
Inning Stats	R: 1 E: 0 K: 1 S: 7	H: 2 LOB: 2 BB: 1 P: 11	R: 0 E: 0 K: 0 S: 4	H: 1 LOB: 2 BB: 1 P: 8	R: 0 E: 0 K: 0 S: 3	H: 1 LOB: 0 BB: 0 P: 3	R: 0 E: 0 K: 0 S: 3	H: 1 LOB: 3 BB: 2 P: 3	R: 0 E: 0 K: 0 S: 6	H: 1 LOB: 1 BB: 0 P: 6	R: 3 E: 3 K: 0 S: 7	H: 2 LOB: 2 BB: 2 P: 15	R: 3 E: 0 K: 0 S: 5	H: 3 LOB: 2 BB: 2 P: 13	R: 0 E: 0 K: 1 S: 5	H: 0 LOB: 0 BB: 0 P: 5	1B: 10 2B: 2 3B: 0 HR: 0	SF: 0 SAC: 0 DP: 1 HBP: 0	WP: 0 PB: 0 SB: 1 CS: 0	PA: 46		
PITCHER	IP WLS BF H R ER SO BB IBB HBP BLK WP HR S P ERA WHIP	IP WLS BF H R ER SO BB IBB HBP BLK WP HR S P ERA WHIP	IP WLS BF H R ER SO BB IBB HBP BLK WP HR S P ERA WHIP	IP WLS BF H R ER SO BB IBB HBP BLK WP HR S P ERA WHIP	IP WLS BF H R ER SO BB IBB HBP BLK WP HR S P ERA WHIP	IP WLS BF H R ER SO BB IBB HBP BLK WP HR S P ERA WHIP	IP WLS BF H R ER SO BB IBB HBP BLK WP HR S P ERA WHIP	IP WLS BF H R ER SO BB IBB HBP BLK WP HR S P ERA WHIP	IP WLS BF H R ER SO BB IBB HBP BLK WP HR S P ERA WHIP	IP WLS BF H R ER SO BB IBB HBP BLK WP HR S P ERA WHIP	IP WLS BF H R ER SO BB IBB HBP BLK WP HR S P ERA WHIP	IP WLS BF H R ER SO BB IBB HBP BLK WP HR S P ERA WHIP	IP WLS BF H R ER SO BB IBB HBP BLK WP HR S P ERA WHIP	IP WLS BF H R ER SO BB IBB HBP BLK WP HR S P ERA WHIP	IP WLS BF H R ER SO BB IBB HBP BLK WP HR S P ERA WHIP	IP WLS BF H R ER SO BB IBB HBP BLK WP HR S P ERA WHIP	IP WLS BF H R ER SO BB IBB HBP BLK WP HR S P ERA WHIP	IP WLS BF H R ER SO BB IBB HBP BLK WP HR S P ERA WHIP	IP WLS BF H R ER SO BB IBB HBP BLK WP HR S P ERA WHIP	IP WLS BF H R ER SO BB IBB HBP BLK WP HR S P ERA WHIP	IP WLS BF H R ER SO BB IBB HBP BLK WP HR S P ERA WHIP	IP WLS BF H R ER SO BB IBB HBP BLK WP HR S P ERA WHIP
Dick Ellsworth, L ERA: 2.17 (1, 1)	4.2 L	22 L	6 1	1 1	1 1	4 0	0 0	0 0	0 0	0 0	20 36	1.93 2.143										
Bob Anderson, R ERA: 4.38 (5, 1)	1.2	11 3	3 3	0 1	0 1	0 1	0 0	0 0	0 0	0 0	12 16	0.00 1.800										
Don Elston, R ERA: 3.53 (7, 1)	1.2	10 3	3 3	0 1	0 1	2 1	0 0	0 0	0 0	0 7	19 16.20	3.000										
Glen Hobbie, R ERA: 5.7 (9, 1)	1.0	3 0	0 0	0 0	1 1	0 0	0 0	0 0	0 0	5 5	5 0.00	0.000										
Batter	1	2	3	4	5	6	7	8	9	AB	R	H	RBI	BB	SO	LOB	BOTTOM					
Richie Ashburn, L OBP: 0.455, SLG: 0.371 (1, 8)	PO 14 BB 1B		1-3			F4		L5		3	0	1	0	1	0	0	Philadelphia Phillies @ Chicago Cubs Wrigley Field, Chicago, IL Sat Jun 11 1960, 3:33 AM CDT Att: 13,166 - Unknown					
Bob Will, L OBP: 0.346, SLG: 0.452 (1, 9)	F5				4-3		F7		14 FC6-4 BB	4	0	0	0	0	1	2						
14 Ernie Banks, R OBP: 0.371, SLG: 0.615 (1, 6)	PO 1-2 BB				6-3		L7		K	3	1	1	1	1	0	1						
Ed Bouchee, L OBP: 0.372, SLG: 0.335 (1, 3)	PO 1-2 2-2				4-3		HR		FC6-4 BB 1-2	3	0	2	0	1	0	0						
Frank Thomas, R OBP: 0.260, SLG: 0.436 (1, 5)					G6-4-3 1B		3-1		4-0 BB BB BB BB	4	0	0	0	0	0	4						
Lou Johnson, R OBP: 0.262, SLG: 0.325 (1, 7)					G6-4-3 1-2		F6		1-2 BB	3	0	1	0	0	0	0						
Jim Hegan, R OBP: 0.222, SLG: 0.556 (1, 2)					1-2 BB		F7			2	0	0	0	0	1	0						
Earl Averill, R OBP: 0.382, SLG: 0.417 (6, PH)					1-3		F7			1	0	0	0	0	1	1						
Don Zimmer, R OBP: 0.328, SLG: 0.343 (1, 4)					K		6-3		0-3 K	3	0	0	0	0	1	1						
Dick Ellsworth, L OBP: 0.313, SLG: 0.083 (1, 1)					K		5-3			1	0	0	0	0	0	0						
Bob Anderson, R OBP: 0.240, SLG: 0.208 (5, 1)										1	0	0	0	0	0	0						
Don Elston, R OBP: 0.111, SLG: 0.111 (7, 1)										0	0	0	0	0	0	0						
Dick Gemert, R OBP: 0.324, SLG: 0.294 (8, PH)										1	0	0	0	0	0	1						
Glen Hobbie, R OBP: 0.240, SLG: 0.136 (9, 1)										0	0	0	0	0	0	0						
Inning Stats	R: 0 E: 0 K: 0 S: 2	H: 1 LOB: 1 BB: 1 P: 6	R: 0 E: 0 K: 0 S: 3	H: 1 LOB: 0 BB: 0 P: 3	R: 0 E: 0 K: 2 S: 7	H: 0 LOB: 0 BB: 0 P: 7	R: 0 E: 0 K: 0 S: 3	H: 0 LOB: 0 BB: 0 P: 3	R: 0 E: 0 K: 0 S: 3	H: 0 LOB: 0 BB: 0 P: 3	R: 1 E: 0 K: 0 S: 5	H: 2 LOB: 1 BB: 0 P: 5	R: 0 E: 0 K: 1 S: 6	H: 1 LOB: 1 BB: 0 P: 6	R: 0 E: 0 K: 1 S: 5	H: 0 LOB: 2 BB: 2 P: 13	1B: 4 2B: 1 3B: 0 HR: 1	SF: 0 SAC: 0 DP: 2 HBP: 0	WP: 0 PB: 0 SB: 0 CS: 0	PA: 33		
PITCHER	IP WLS BF H R ER SO BB IBB HBP BLK WP HR S P ERA WHIP	IP WLS BF H R ER SO BB IBB HBP BLK WP HR S P ERA WHIP	IP WLS BF H R ER SO BB IBB HBP BLK WP HR S P ERA WHIP	IP WLS BF H R ER SO BB IBB HBP BLK WP HR S P ERA WHIP	IP WLS BF H R ER SO BB IBB HBP BLK WP HR S P ERA WHIP	IP WLS BF H R ER SO BB IBB HBP BLK WP HR S P ERA WHIP	IP WLS BF H R ER SO BB IBB HBP BLK WP HR S P ERA WHIP	IP WLS BF H R ER SO BB IBB HBP BLK WP HR S P ERA WHIP	IP WLS BF H R ER SO BB IBB HBP BLK WP HR S P ERA WHIP	IP WLS BF H R ER SO BB IBB HBP BLK WP HR S P ERA WHIP	IP WLS BF H R ER SO BB IBB HBP BLK WP HR S P ERA WHIP	IP WLS BF H R ER SO BB IBB HBP BLK WP HR S P ERA WHIP	IP WLS BF H R ER SO BB IBB HBP BLK WP HR S P ERA WHIP	IP WLS BF H R ER SO BB IBB HBP BLK WP HR S P ERA WHIP	IP WLS BF H R ER SO BB IBB HBP BLK WP HR S P ERA WHIP	IP WLS BF H R ER SO BB IBB HBP BLK WP HR S P ERA WHIP	IP WLS BF H R ER SO BB IBB HBP BLK WP HR S P ERA WHIP	IP WLS BF H R ER SO BB IBB HBP BLK WP HR S P ERA WHIP	IP WLS BF H R ER SO BB IBB HBP BLK WP HR S P ERA WHIP	IP WLS BF H R ER SO BB IBB HBP BLK WP HR S P ERA WHIP	IP WLS BF H R ER SO BB IBB HBP BLK WP HR S P ERA WHIP	IP WLS BF H R ER SO BB IBB HBP BLK WP HR S P ERA WHIP
Chris Short, L ERA: 1.65 (1, 1)	9.0 W	32 L	5 1	1 1	4 4	3 0	0 0	0 0	0 0	0 0	1 37	1.00 0.889										

Batter	1	2	3	4	5	6	7	8	9	AB	R	H	RBI	BB	SO	LOB	TOP					
Richie Ashburn, L (1,8) OBP: 0.464, SLG: 0.369	F6								F4	2	0	0	0	3	0	0	Chicago Cubs @ Milwaukee Braves Milwaukee County Stadium, Milwaukee, WI Tue Jun 14 1960, 8:05 PM EDT Att: 17,848 - Unknown					
Bob Will, L (1,9) OBP: 0.331, SLG: 0.430	K								F8	3	0	0	0	0	2	2						
14 Ernie Banks, R (1,6) OBP: 0.372, SLG: 0.623	F8								6-3	5	1	1	1	0	0	2						
Ed Bouchee, L (1,3)		4-3								3	1	0	0	1	0	2						
Walt Moryn, L (1,7) OBP: 0.353, SLG: 0.371 Lou Johnson, R (8,7) OBP: 0.279, SLG: 0.325	K								F8	4	0	0	0	0	1	1						
Frank Thomas, R (1,5) OBP: 0.274, SLG: 0.456 Jerry Kindall, R (8,4) OBP: 0.264, SLG: 0.345	K								1B	3	1	2	1	1	1	0						
Earl Averill, R (1,2) OBP: 0.387, SLG: 0.418									F8	4	0	1	0	0	0	3						
Don Zimmer, R (1,4) OBP: 0.344, SLG: 0.358										2	0	1	1	2	0	1						
Glen Hobbie, R (1,1) OBP: 0.207, SLG: 0.115									K	4	0	0	0	0	3	6						
Inning Stats	R: 0 E: 0 K: 1 S: 5	H: 0 LOB: 0 BB: 0 P: 5	R: 0 E: 0 K: 2 S: 7	H: 0 LOB: 0 BB: 0 P: 7	R: 0 E: 0 K: 1 S: 6	H: 1 LOB: 2 BB: 1 P: 10	R: 2 E: 0 K: 1 S: 7	H: 2 LOB: 2 BB: 2 P: 15	R: 0 E: 0 K: 0 S: 3	H: 0 LOB: 1 BB: 1 P: 7	R: 1 E: 0 K: 0 S: 6	H: 1 LOB: 1 BB: 1 P: 10	R: 0 E: 0 K: 0 S: 3	H: 0 LOB: 1 BB: 1 P: 7	R: 0 E: 0 K: 1 S: 6	H: 1 LOB: 2 BB: 1 P: 10		R: 0 E: 0 K: 0 S: 3	H: 0 LOB: 0 BB: 0 P: 3	1B: 3 2B: 0 3B: 0 HR: 2	SF: 0 SAC: 2 DP: 0 HBP: 0	WP: 3 PB: 0 SB: 0 CS: 0
PITCHER	IP	WLS	BF	H	R	ER	SO	BB	IBB	HBP	BLK	WP	HR	S	P	ERA	WHIP					
Bob Buhl, R (1,1) ERA: 3.77 Ron Piche, R (9,1) ERA: 10.36	8.0	L	36	5	3	3	7	6	1	0	0	3	2	43	71	3.38	1.375					

Batter	1	2	3	4	5	6	7	8	9	AB	R	H	RBI	BB	SO	LOB	BOTTOM				
Bill Bruton, L (1,8) OBP: 0.327, SLG: 0.471										3	0	0	0	1	0	0	Chicago Cubs @ Milwaukee Braves Milwaukee County Stadium, Milwaukee, WI Tue Jun 14 1960, 8:05 PM EDT Att: 17,848 - Unknown				
Red Schoendienst, S (1,4) OBP: 0.273, SLG: 0.272	1-3								4-3	4	0	0	0	0	0	1					
Eddie Mathews, L (1,5) OBP: 0.433, SLG: 0.604	K								HR	4	1	1	1	0	1	1					
Hank Aaron, R (1,9) OBP: 0.335, SLG: 0.544	1-3								K	3	0	0	0	1	2	1					
Joe Adcock, R (1,3) OBP: 0.389, SLG: 0.522									F8	4	0	0	0	0	1	1					
Wes Covington, L (1,7) OBP: 0.324, SLG: 0.493										2	0	0	0	1	1	1					
Del Crandall, R (1,2) OBP: 0.286, SLG: 0.467										2	1	1	1	0	0	1					
Johnny Logan, R (1,6) OBP: 0.310, SLG: 0.340									F3	3	0	0	0	0	0	2					
Bob Buhl, R (1,1) OBP: 0.143, SLG: 0.143 Eddie Haas, L (8,PH) OBP: 0.250, SLG: 0.250 Ron Piche, R (9,1)									F7	2	0	0	0	0	0	0					
Inning Stats	R: 0 E: 0 K: 1 S: 5	H: 0 LOB: 1 BB: 1 P: 9	R: 0 E: 0 K: 1 S: 5	H: 0 LOB: 1 BB: 1 P: 9	R: 0 E: 0 K: 0 S: 3	H: 0 LOB: 0 BB: 0 P: 3	R: 0 E: 0 K: 0 S: 2	H: 0 LOB: 0 BB: 0 P: 3	R: 0 E: 0 K: 0 S: 3	H: 0 LOB: 0 BB: 0 P: 3	R: 0 E: 0 K: 1 S: 5	H: 0 LOB: 0 BB: 0 P: 5	R: 1 E: 0 K: 0 S: 4	H: 1 LOB: 0 BB: 0 P: 4	R: 1 E: 0 K: 1 S: 6	H: 1 LOB: 0 BB: 0 P: 6		1B: 0 2B: 0 3B: 0 HR: 2	SF: 0 SAC: 0 DP: 1 HBP: 1	WP: 0 PB: 0 SB: 0 CS: 0	PA: 32
PITCHER	IP	WLS	BF	H	R	ER	SO	BB	IBB	HBP	BLK	WP	HR	S	P	ERA	WHIP				
Glen Hobbie, R (1,1) ERA: 5.26	9.0	W	32	2	2	2	5	3	0	1	0	0	2	38	51	2.00	0.556				



Batter	1	2	3	4	5	6	7	8	9	AB	R	H	RBI	BB	SO	LOB	TOP										
Richie Ashburn, L OBP: 0.460, SLG: 0.367 (1, 8)	0-3 K		0-3 K						0-0 F7					1B			4 1 1 0 0 2 0										
Bob Will, L OBP: 0.335, SLG: 0.432 (1, 9)	0-0 F8 1B								0-0 1-3					1B			4 1 2 0 0 0 0										
14 Ernie Banks, R OBP: 0.370, SLG: 0.615 (1, 6)	0-0 F8								0-0 6-3					1B			4 1 1 1 0 0 1										
Ed Bouchee, L OBP: 0.373, SLG: 0.353 (1, 3)		0-0 3-1							0-0 K					1B			4 1 2 3 0 1 0										
Earl Averill, R OBP: 0.364, SLG: 0.390 (1, 2)		0-0 5-3							0-0 F6					HR			4 0 0 0 0 2 1										
Frank Thomas, R OBP: 0.276, SLG: 0.454 (9, 1)		4-0 BB							0-0 K					1B			3 0 1 0 1 1 0										
Seth Morehead, L OBP: 0.077, SLG: 0.077 (9, 1)									0-0 K					1B			0 0 0 0 0 0 0										
Dick Drott, R OBP: 0.125, SLG: 0.125 (9, 1)									0-0 K					1B			0 0 0 0 0 0 0										
Don Zimmer, R OBP: 0.333, SLG: 0.345 (9, 5)		0-0 F4							0-0 F4					1B			4 0 0 0 0 0 2										
Lou Johnson, R OBP: 0.283, SLG: 0.326 (1, 7)			0-0 6-3						0-0 K					1B			3 0 1 0 0 1 0										
Dick Ellsworth, L OBP: 0.278, SLG: 0.071 (6, 1)			0-3 K						0-0 F8					1B			2 0 0 0 0 2 2										
Don Elston, R OBP: 0.111, SLG: 0.111 (8, PH)									0-0 K					1B			0 0 0 0 0 0 0										
Dick Gemert, R OBP: 0.308, SLG: 0.278 (8, 1)									0-0 K					1B			1 0 0 0 0 0 0										
Moe Drabowsky, R OBP: 0.284, SLG: 0.345 (9, 4)									2-3 K					1B			0 0 0 0 0 0 0										
Jerry Kindall, R OBP: 0.345 (9, 4)														1B			0 0 0 0 0 0 0										
Inning Stats	R: 0 E: 0 K: 1 S: 5	H: 1 LOB: 0 BB: 0 P: 5	R: 0 E: 0 K: 0 S: 3	H: 0 LOB: 1 BB: 1 P: 7	R: 0 E: 0 K: 2 S: 7	H: 0 LOB: 0 BB: 0 P: 7	R: 0 E: 0 K: 1 S: 6	H: 1 LOB: 1 BB: 0 P: 6	R: 0 E: 0 K: 0 S: 6	H: 2 LOB: 1 BB: 0 P: 6	R: 0 E: 0 K: 0 S: 3	H: 0 LOB: 0 BB: 0 P: 7	R: 0 E: 0 K: 1 S: 5	H: 0 LOB: 0 BB: 0 P: 5	R: 4 E: 0 K: 1 S: 9	H: 4 LOB: 0 BB: 0 P: 9	1B: 7 2B: 0 3B: 0 HR: 1	SF: 0 SAC: 0 DP: 0 HBP: 0	WP: 0 PA: 34 CS: 0								
PITCHER	IP	WLS	BF	H	R	ER	SO	BB	IBB	HBP	BLK	WP	HR	S	P	ERA	WHIP										
Warren Spahn, L ERA: 4.24	8.0		30	7	3	3	8	1	0	0	0	0	0	45	49	3.38	1.000										
Don McMahon, R ERA: 6.84	1.0	W	4	1	1	1	1	0	0	0	0	0	1	6	6	9.00	1.000										

Chicago Cubs @ Milwaukee Braves
Milwaukee County Stadium, Milwaukee, WI
Wed Jun 15 1960, 8:05 PM EDT
Unknown

AB 33
R 4
H 8
RBI 4
BB 1
SO 9
LOB 6



Batter	1	2	3	4	5	6	7	8	9	AB	R	H	RBI	BB	SO	LOB	BOTTOM										
Bill Bruton, L OBP: 0.324, SLG: 0.474 (1, 8)	0-0 E8 3B								0-0 F8								5 1 1 0 0 0 4										
Felix Mantilla, R OBP: 0.289, SLG: 0.422 (1, 4)	0-0 5-3								0-0 6-3					1B			5 1 1 0 0 1 0										
Eddie Mathews, L OBP: 0.432, SLG: 0.593 (1, 5)	0-3 K								4-0 G3					1B			3 1 0 0 2 1 0										
Hank Aaron, R OBP: 0.341, SLG: 0.543 (1, 9)	4-0 BB								0-0 K					1B			4 0 2 0 1 1 2										
Joe Adcock, R OBP: 0.390, SLG: 0.514 (1, 3)	4-0 1-2 BB								0-0 6-3					1B			4 0 1 1 1 0 4										
Wes Covington, L OBP: 0.333, SLG: 0.521 (8, FR)	0-0 F8								0-0 1-3					1B			4 0 2 0 0 0 2										
Al Spangler, L OBP: 0.300, SLG: 0.356 (9, 7)									0-0 1B					1B			1 1 1 1 0 0 0										
Del Crandall, R OBP: 0.285, SLG: 0.461 (1, 2)		0-0 5-3							0-0 F4					1B			4 0 1 0 0 0 0										
Johnny Logan, R OBP: 0.327, SLG: 0.354 (1, 6)		0-0 1B							0-0 F4					1B			3 1 3 0 1 0 0										
Warren Spahn, L OBP: 0.156, SLG: 0.241 (9, 1)		0-3 K							0-0 4-3					1B			4 0 1 1 0 2 4										
Don McMahon, R ERA: 6.06									0-0 K					1B			0 0 0 0 0 0 0										
Inning Stats	R: 1 E: 1 K: 1 S: 6	H: 1 LOB: 2 BB: 2 P: 14	R: 0 E: 0 K: 1 S: 6	H: 1 LOB: 1 BB: 0 P: 6	R: 0 E: 0 K: 0 S: 4	H: 1 LOB: 1 BB: 0 P: 4	R: 0 E: 0 K: 0 S: 4	H: 1 LOB: 2 BB: 1 P: 8	R: 1 E: 0 K: 0 S: 4	H: 3 LOB: 1 BB: 1 P: 8	R: 0 E: 0 K: 1 S: 6	H: 1 LOB: 1 BB: 0 P: 6	R: 1 E: 0 K: 1 S: 7	H: 2 LOB: 2 BB: 0 P: 7	R: 2 E: 0 K: 0 S: 4	H: 3 LOB: 2 BB: 1 P: 8	1B: 10 2B: 1 3B: 2 HR: 0	SF: 0 SAC: 0 DP: 0 HBP: 0	WP: 1 PA: 42 CS: 1								
PITCHER	IP	WLS	BF	H	R	ER	SO	BB	IBB	HBP	BLK	WP	HR	S	P	ERA	WHIP										
Dick Ellsworth, L ERA: 1.94	5.1		25	6	2	1	3	3	0	0	0	0	0	28	40	1.69	1.688										
Don Elston, R ERA: 3.38	1.2		7	2	0	0	1	1	0	0	0	0	0	8	12	0.00	1.800										
Moe Drabowsky, R ERA: 10.54	1.0	L	5	2	1	1	1	0	0	0	0	1	0	7	7	9.00	2.000										
Seth Morehead, L ERA: 4.33	0.1	L	4	2	2	2	0	1	0	0	0	0	0	3	7	54.00	9.000										
Dick Drott, R ERA: 6.06	0.0		1	1	0	0	0	0	0	0	0	0	0	1	1	∞	∞										

Chicago Cubs @ Milwaukee Braves
Milwaukee County Stadium, Milwaukee, WI
Wed Jun 15 1960, 8:05 PM EDT
Unknown

AB 37
R 5
H 13
RBI 3
BB 5
SO 5
LOB 16



Batter	1	2	3	4	5	6	7	8	9	AB	R	H	RBI	BB	SO	LOB	TOP										
Richie Ashburn, L OBP: 0.460, SLG: 0.369 (1, 8)	0-0 F7		4-0 1B BB	0-0 F7	0-0 FC6-4		4-0 BB		0-0 3B	4	0	1	1	2	0	5	Chicago Cubs @ Milwaukee Braves Milwaukee County Stadium, Milwaukee, WI Thu Jun 16 1960, 4:33 AM EDT Att: 13,959 - Unknown										
Bob Will, L OBP: 0.343, SLG: 0.426 (1, 9)	0-0 3-1		1-2 1B		4-0 FC1-5 14 BB	0-0 F7	0-3 K		0-0 F6	5	0	1	0	1	1	3											
14 Ernie Banks, R OBP: 0.365, SLG: 0.594 (1, 6)	0-0 5-3		0-3 K		4-0 FC1-5 2B BB	0-0 BB	0-3 K			5	1	1	0	1	2	5											
Ed Bouchee, L OBP: 0.369, SLG: 0.343 (1, 3)		4-0 WP BB		0-0 1B BB SF7 1B	0-0 FC1-5 2B F7	4-0 1-2 BB		0-0 E4 2-3		3	2	1	0	2	0	2											
Earl Averill, R OBP: 0.380, SLG: 0.403 Sammy Taylor, L OBP: 0.370, SLG: 0.476 (8, PH) Jim Hegan, R OBP: 0.214, SLG: 0.385 (8, 2)	0-0 1-3		1-2 1B	4-0 1B BB	0-0 F7 BB	0-0 F6		0-0 F9		3	2	1	1	1	0	3											
Frank Thomas, R OBP: 0.284, SLG: 0.464 (1, 5)	0-0 F4		1-2 2-3 1B	0-0 1B BB F7 IBB	1-3 2-H 2B	0-0 F2		0-0 2-3		4	0	1	0	1	0	4											
Don Zimmer, R OBP: 0.328, SLG: 0.367 (1, 4)	0-0 5-3		0-0 SF7	0-0 F7	1-2 2-3 3-H		HR	0-0 F4		4	1	1	3	0	0	4											
Lou Johnson, R OBP: 0.300, SLG: 0.326 George Altman, L OBP: 0.325, SLG: 0.478 (7, PH) (7, 7)	0-0 1-3		1-2 2-H 1B	0-0 BB IBB	4-0 BB		SH3-4 BB	0-0 F6		2	0	1	1	1	0	0											
Mark Freeman, R OBP: 0.273, SLG: 0.200 Joe Schaffernoth, R (6, 1) Dick Gerner, R OBP: 0.317, SLG: 0.270 (9, PH)	0-0 K		0-0 B1	0-0 FC6-4 BB	1-2 2-3 3-H		SH3-4 1-2	4-0 3B BB		2	0	0	1	1	1	2											
Inning Stats	R: 0 E: 0 K: 0 S: 3	H: 0 LOB: 0 BB: 0 P: 3	R: 0 E: 0 K: 0 S: 3	H: 0 LOB: 1 BB: 1 P: 7	R: 0 E: 0 K: 2 S: 8	H: 1 LOB: 2 BB: 1 P: 12	R: 2 E: 0 K: 0 S: 6	H: 3 LOB: 2 BB: 1 P: 10	R: 3 E: 0 K: 0 S: 4	H: 1 LOB: 3 BB: 5 P: 24	R: 0 E: 0 K: 0 S: 4	H: 1 LOB: 2 BB: 1 P: 8	R: 1 E: 0 K: 2 S: 8	H: 1 LOB: 2 BB: 2 P: 16	R: 0 E: 1 K: 0 S: 4	H: 0 LOB: 1 BB: 0 P: 4		R: 1 E: 0 K: 0 S: 4	H: 1 LOB: 1 BB: 1 P: 8	1B: 5 2B: 2 3B: 1 HR: 1	SF: 1 SAC: 1 DP: 0 HBP: 0	WP: 1 PB: 0 SB: 0 CS: 0	PA: 48				
PITCHER	IP	WLS	BF	H	R	ER	SO	BB	IBB	HBP	BLK	WP	HR	S	P	ERA	WHIP										
Juan Pizarro, L ERA: 3.99 Joey Jay, R ERA: 4.5 Ron Piche, R ERA: 8.59	(1, 1) (5, 1) (7, 1)	4.1 1.2 3.0	23 10 15	5 1 2	5 0 2	5 0 2	2 0 2	5 2 3	0 2 0	0 0 0	0 0 0	1 0 0	0 6 1	22 6 16	42 22 28	10.38 0.00 6.00	2.308 1.800 1.667										

AB	34
R	7
H	8
RBI	7
BB	12
SO	4
LOB	29




Batter	1	2	3	4	5	6	7	8	9	AB	R	H	RBI	BB	SO	LOB	BOTTOM										
Bill Bruton, L OBP: 0.318, SLG: 0.471 (1, 8)	0-3 K2-3		0-0 1-3		0-0 1B 5-3 1B	0-0 2H 3B		0-0 4-3		5	1	2	1	0	1	0	Chicago Cubs @ Milwaukee Braves Milwaukee County Stadium, Milwaukee, WI Thu Jun 16 1960, 4:33 AM EDT Att: 13,959 - Unknown										
Red Schoendienst, S OBP: 0.270, SLG: 0.275 Felix Mantilla, R OBP: 0.289, SLG: 0.422 (1, 4) (8, PH) (9, 4)	0-0 L4		0-0 4-3		0-0 F6	0-3 K		0-0 BB 3B 1B		5	0	1	0	0	1	2											
Eddie Mathews, L OBP: 0.451, SLG: 0.634 (1, 5)	4-0 BB		4-0 S E BB		0-0 5-3 1B	4-0 BB		4-0 1-2 3B BB		1	2	1	0	4	0	0											
Hank Aaron, R OBP: 0.341, SLG: 0.542 (1, 9)	0-0 F9		0-0 E5 1B		0-0 5-3	0-3 K		0-0 1-2 2-H 3B		5	2	2	4	0	1	4											
Joe Adcock, R OBP: 0.388, SLG: 0.507 (1, 3)		0-0 FC4-6 1B	0-0 2H 1B		0-0 4-3		0-3 K	0-0 5-3		5	0	2	2	0	1	2											
Wes Covington, L OBP: 0.328, SLG: 0.538 Al Spangler, L OBP: 0.308, SLG: 0.383 (1, 7) (7, 7)	0-0 FC4-6 1B		0-0 F7		0-0 L7	0-0 6-3 1B 2B		0-0 F7		3	0	0	0	0	0	2											
Del Crandall, R OBP: 0.284, SLG: 0.455 (1, 2)	0-0 F9		0-0 F8		0-0 1B 2B 1B	0-0 6-3		0-0 2-3		4	1	1	0	0	0	2											
Johnny Logan, R OBP: 0.335, SLG: 0.361 (1, 6)	0-0 1B		0-0 F8		0-0 1B 2B 1B	0-0 1B		0-0 1B		4	1	3	1	0	0	0											
Juan Pizarro, L OBP: 0.368, SLG: 0.526 Joey Jay, S OBP: 0.500, SLG: 0.333 Eddie Haas, L OBP: 0.500, SLG: 0.667 (6, PH) Ron Piche, R (7, 1)	0-3 K		0-3 K		0-0 1-2 2B 1B	0-0 3-H 2B 1B		0-3 K		2	0	0	0	0	2	2											
Inning Stats	R: 0 E: 0 K: 1 S: 5	H: 0 LOB: 1 BB: 1 P: 9	R: 0 E: 0 K: 1 S: 7	H: 2 LOB: 2 BB: 0 P: 7	R: 2 E: 1 K: 0 S: 5	H: 2 LOB: 1 BB: 1 P: 9	R: 0 E: 0 K: 1 S: 5	H: 0 LOB: 0 BB: 0 P: 5	R: 1 E: 0 K: 0 S: 5	H: 2 LOB: 1 BB: 0 P: 5	R: 3 E: 0 K: 2 S: 11	H: 4 LOB: 2 BB: 1 P: 15	R: 1 E: 0 K: 2 S: 9	H: 2 LOB: 1 BB: 0 P: 9	R: 3 E: 0 K: 0 S: 5	H: 2 LOB: 1 BB: 1 P: 9		1B: 10 2B: 2 3B: 2 HR: 0	SF: 0 SAC: 0 DP: 0 HBP: 0	WP: 0 PB: 0 SB: 1 CS: 0	PA: 42						
PITCHER	IP	WLS	BF	H	R	ER	SO	BB	IBB	HBP	BLK	WP	HR	S	P	ERA	WHIP										
Mark Freeman, R ERA: 3.55 Joe Schaffernoth, R ERA: 13.5	(1, 1) (6, 1)	5.1 2.2	27 15	5 5	4 4	4 4	3 4	2 2	0 0	0 0	0 0	0 0	0 21	39 29	8.44 13.50	2.062 2.625											



Batter	1	2	3	4	5	6	7	8	9	AB	R	H	RBI	BB	SO	LOB	TOP								
Richie Ashburn, L OBP: 0.458, SLG: 0.366 (1, 8)	4-0 14 1B SF8 BB	0-0 1B		0-0 6-3		0-0 E5 CS		0-3 K		4	1	1	0	1	1	1									
Bob Will, L OBP: 0.344, SLG: 0.444 (1, 7)	0-0 F7	0-0 14 FC5-4 1B			0-0 HR	0-3 K			0-0 F7	5	1	2	1	0	1	2									
14 Ernie Banks, R OBP: 0.366, SLG: 0.587 (1, 6)	0-0 1B E	0-0 FC5-4 1B			0-0 P4			0-3 K	4-0 1B BB	4	1	1	0	1	1	2									
Ed Bouchee, L OBP: 0.374, SLG: 0.348 (1, 3)	0-0 SF8		0-0 F2		0-0 2B 1B			1-0 1B HBP	0-0 1B G1-6-3	3	1	2	1	0	0	0									
George Altman, L OBP: 0.329, SLG: 0.486 (1, 9)	0-0 E 1B		0-0 F8		0-0 1B 2B			0-3 K	0-0 G1-6-3	5	2	2	0	0	1	3									
Frank Thomas, R OBP: 0.284, SLG: 0.459 Jerry Kindall, R OBP: 0.261, SLG: 0.341 (1, 5) (7, 4)	0-0 E7		0-0 F7		0-0 F8			0-0 FC6-4 1B		4	0	1	0	0	0	2									
Earl Averill, R OBP: 0.275, SLG: 0.397 Jim Hegan, R OBP: 0.294, SLG: 0.500 (1, 2) (3, 2)	0-0 6-3			0-0 2B	0-0 2B 1B			0-0 FC6-4		1	0	0	0	0	0	1									
Don Zimmer, R OBP: 0.319, SLG: 0.355 (1, 4) (7, 5)		0-0 6-3		0-0 F7	0-0 P5			0-0 F7		4	0	0	0	0	0	2									
Moe Drabowsky, R (1, 1)			0-3 K					0-0 F9		1	0	0	0	0	1	0									
Bob Anderson, R OBP: 0.222, SLG: 0.192 Don Elston, R OBP: 0.091, SLG: 0.091 (2, 1) (5, 1)						0-0 P1				1	0	0	0	0	1	1									
Inning Stats	R: 3 E: 1 K: 0 S: 6	H: 2 LOB: 1 BB: 1 P: 10	R: 0 E: 0 K: 1 S: 7	H: 2 LOB: 0 BB: 0 P: 7	R: 0 E: 0 K: 1 S: 3	H: 0 LOB: 0 BB: 0 P: 3	R: 0 E: 0 K: 1 S: 6	H: 1 LOB: 1 BB: 0 P: 6	R: 3 E: 0 K: 0 S: 7	H: 4 LOB: 1 BB: 0 P: 7	R: 0 E: 1 K: 2 S: 5	H: 0 LOB: 1 BB: 0 P: 5	R: 0 E: 0 K: 1 S: 8	H: 1 LOB: 2 BB: 0 P: 9	R: 0 E: 0 K: 1 S: 5	H: 0 LOB: 0 BB: 0 P: 5	R: 0 E: 0 K: 0 S: 3	H: 1 LOB: 1 BB: 1 P: 7	1B: 8 2B: 3 3B: 0 HR: 1	SF: 1 SAC: 0 DP: 2 HBP: 1	WP: 0 PB: 0 SB: 0 CS: 1	PA: 41			
PITCHER	IP	WLS	BF	H	R	ER	SO	BB	IBB	HBP	BLK	WP	HR	S	P	ERA	WHIP								
Don Newcombe, R ERA: 4.88 Joe Nuxhall, L ERA: 3.93	(1, 1) (5, 1)	4.2 L	25 16	9 2	6 0	4 0	2 4	1 1	0 0	0 1	0 0	0 0	1 0	28 22	32 27	7.71 0.00	2.143 0.692								

Chicago Cubs @ Cincinnati Reds
Crosley Field, Cincinnati, OH
Fri Jun 17 1960, 7:05 PM EDT
Att: 8,648 - Unknown


AB	37
R	6
H	11
RBI	4
BB	2
SO	6
LOB	16





Batter	1	2	3	4	5	6	7	8	9	AB	R	H	RBI	BB	SO	LOB	BOTTOM									
Eddie Kasko, R OBP: 0.391, SLG: 0.405 (1, 5) (6, 6)	4-0 2B SF7 BB	0-0 E9 4-3 1B			0-0 6-3	0-0 1B			0-0 2B	4	1	3	0	1	0	0										
Vada Pinson, L OBP: 0.343, SLG: 0.484 (1, 8)	0-0 F8	0-0 4-3 2-3			0-0 BB 2B	0-0 G3			0-0 F8	5	1	1	0	0	0	4										
Jerry Lynch, L OBP: 0.411, SLG: 0.519 (1, 7)	0-0 1B 2B	0-0 4-3			4-0 BB BB			0-0 F9	0-0 P4	4	1	1	0	1	0	2										
Harry Anderson, L OBP: 0.339, SLG: 0.421 (1, 9)	4-0 1B BB		0-0 4-3		4-0 BB BB			0-0 G3		2	0	0	0	2	0	0										
Frank Robinson, R OBP: 0.376, SLG: 0.525 (1, 3)	0-0 SF7		0-0 P3		4-0 BB BB			0-0 4-3		2	0	0	2	1	0	0										
Frank House, L OBP: 0.190, SLG: 0.238 (1, 2)	0-0 1B		0-3 K		0-0 F9			0-0 G3		4	0	1	1	0	1	3										
Roy McMillan, R OBP: 0.290, SLG: 0.348 Gus Bell, L OBP: 0.285, SLG: 0.355 Willie Jones, R OBP: 0.370, SLG: 0.378 (1, 6) (5, PH) (6, 5)	0-0 P6			0-0 F8	0-0 F9			0-0 F7		2	0	0	0	0	0	2										
Elio Chacon, R OBP: 0.300, SLG: 0.250 Ed Bailey, L OBP: 0.365, SLG: 0.454 Billy Martin, R OBP: 0.316, SLG: 0.366 (1, 4) (6, PH) (9, 4)		0-0 1B E 1B		0-3 K		0-3 K		0-0 4-3		3	1	1	0	0	2	0										
Don Newcombe, L OBP: 0.231, SLG: 0.208 Joe Nuxhall, L OBP: 0.143, SLG: 0.231 Wally Post, R OBP: 0.347, SLG: 0.447 (1, 1) (5, 1) (6, PH)		0-0 F7		0-0 4-3		0-0 P6		0-0 F7		2	0	0	0	0	0	1										
Inning Stats	R: 2 E: 0 K: 0 S: 5	H: 2 LOB: 2 BB: 2 P: 13	R: 1 E: 1 K: 0 S: 5	H: 2 LOB: 1 BB: 0 P: 5	R: 0 E: 0 K: 1 S: 5	H: 0 LOB: 0 BB: 0 P: 5	R: 0 E: 0 K: 1 S: 5	H: 0 LOB: 0 BB: 0 P: 5	R: 1 E: 0 K: 0 S: 4	H: 1 LOB: 3 BB: 3 P: 16	R: 0 E: 0 K: 1 S: 6	H: 1 LOB: 1 BB: 0 P: 6	R: 0 E: 0 K: 0 S: 3	H: 0 LOB: 0 BB: 0 P: 3	R: 0 E: 0 K: 0 S: 3	H: 0 LOB: 0 BB: 0 P: 3	R: 0 E: 0 K: 0 S: 4	H: 1 LOB: 1 BB: 0 P: 4	1B: 4 2B: 3 3B: 0 HR: 0	SF: 1 SAC: 0 DP: 0 HBP: 0	WP: 0 PB: 0 SB: 0 CS: 0	PA: 39				
PITCHER	IP	WLS	BF	H	R	ER	SO	BB	IBB	HBP	BLK	WP	HR	S	P	ERA	WHIP									
Moe Drabowsky, R ERA: 11.25 Bob Anderson, R ERA: 4.57 Don Elston, R ERA: 2.96	(1, 1) (2, 1) (5, 1)	1.1 3.0 4.2	WLS 12 W	BF 10 17	H 4 2	R 3 0	ER 3 0	SO 3 1	BB 0 0	IBB 0 0	HBP 0 0	BLK 0 0	WP 0 0	HR 0 14	S 0 18	P 16 22 22	ERA 4.500 3.000 0.000	WHIP 4.500 1.000 0.643								

Chicago Cubs @ Cincinnati Reds
Crosley Field, Cincinnati, OH
Fri Jun 17 1960, 7:05 PM EDT
Att: 8,648 - Unknown

AB	33
R	4
H	7
RBI	3
BB	5
SO	3
LOB	15



Batter	1	2	3	4	5	6	7	8	9	AB	R	H	RBI	BB	SO	LOB	TOP					
Danny Murphy, L (1.8)	0-0 4-3		0-0 G3			0-0 G3			0-0 P5	4	0	0	0	0	0	1	Chicago Cubs @ Cincinnati Reds Crosley Field, Cincinnati, OH Sat Jun 18 1960, 3:33 AM EDT Att: 5,944 - Unknown AB 31 R 1 H 7 RBI 1 BB 2 SO 2 LOB 9 					
Bob Will, L (1.7) OBP: 0.342, SLG: 0.445	0-0 2B			0-0 F7		0-0 F8			0-0 F5	4	0	1	0	0	0	0						
14 Ernie Banks, R (1.6) OBP: 0.372, SLG: 0.588	0-0 F8			0-0 1B			4-0 1B BB		0-0 1B BB	3	1	2	0	1	0	1						
Ed Bouchee, L (1.3) OBP: 0.372, SLG: 0.342	0-3 K			0-0 F9			0-0 F3		4-0 1B BB	3	0	0	0	1	1	3						
George Altman, L (1.9) OBP: 0.337, SLG: 0.487		0-0 G3		0-0 F7			0-0 G5-4-3 1B		0-0 1B	4	0	2	1	0	0	1						
Frank Thomas, R (1.5) OBP: 0.283, SLG: 0.455	0-0 6-3				0-3 K		0-0 G5-4-3 1B		0-0 1B	4	0	1	0	0	1	2						
Jim Hegan, R (1.2) OBP: 0.253, SLG: 0.444	0-0 F2				0-0 F2			0-0 F7		2	0	0	0	0	0	0						
Richie Ashburn, L (8. PH) OBP: 0.456, SLG: 0.365										1	0	0	0	0	0	0						
Moe Thacker, R (8.2) OBP: 0.143, SLG: 0.053										0	0	0	0	0	0	0						
Don Zimmer, R (1.4) OBP: 0.319, SLG: 0.354			0-0 CS 1B		0-0 1-3			0-0 F8		3	0	1	0	0	0	0						
Seth Morehead, L (1.1) Don Garveris, R (5.1) Earl Averill, L (6. PH) Dick Drott, R (8.1) Sammy Taylor, L (8. PH) Moe Drabowsky, R (8.1)			0-0 B3			0-0 5-3		0-0 6-3		1	0	0	0	0	0	1						
Inning Stats	R: 0 E: 0 K: 1 S: 6	H: 1 LOB: 1 BB: 0 P: 6	R: 0 E: 0 K: 0 S: 3	H: 0 LOB: 0 BB: 0 P: 3	R: 0 E: 0 K: 0 S: 3	H: 1 LOB: 0 BB: 0 P: 3	R: 0 E: 0 K: 0 S: 4	H: 1 LOB: 1 BB: 0 P: 4	R: 0 E: 0 K: 1 S: 5	H: 0 LOB: 0 BB: 0 P: 5	R: 0 E: 0 K: 0 S: 3	H: 0 LOB: 0 BB: 0 P: 3	R: 0 E: 0 K: 0 S: 3	H: 1 LOB: 1 BB: 1 P: 7	R: 0 E: 0 K: 0 S: 3	H: 0 LOB: 2 BB: 1 P: 3	R: 1 E: 0 K: 0 S: 5	H: 3 LOB: 2 BB: 1 P: 9	1B: 6 2B: 1 3B: 0 HR: 0	SF: 0 SAC: 0 DP: 1 HBP: 0	WP: 0 PB: 0 SB: 0 CS: 1	PA: 33
PITCHER Jay Hook, R (1.1) ERA: 4.5	IP: 9.0 WLS: W BF: 33 H: 7 R: 1 ER: 1 SO: 2 BB: 2 IBB: 0 HBP: 0 BLK: 0 WP: 0 HR: 0 S: 35 P: 43 ERA: 1.00 WHIP: 1.000															PITCHER						

Batter	1	2	3	4	5	6	7	8	9	AB	R	H	RBI	BB	SO	LOB	BOTTOM					
Eddie Kasko, R (1.6) OBP: 0.403, SLG: 0.427	4-0 CS BB BB		4-0 SH1-4 BB			0-0 BB BB FC5-2 1B		0-0 HR	0-0 BB 1B	3	1	3	1	2	0	0	Chicago Cubs @ Cincinnati Reds Crosley Field, Cincinnati, OH Sat Jun 18 1960, 3:33 AM EDT Att: 5,944 - Unknown AB 31 R 7 H 8 RBI 5 BB 9 SO 6 LOB 26 					
Vada Pinson, L (1.8) OBP: 0.345, SLG: 0.482	4-0 CS 1B BB		0-0 SH1-4		4-0 FC5-2 BB BB		4-0 S BB	0-0 P4	0-0 P4	1	2	0	0	3	0	1						
Frank Robinson, R (1.3) OBP: 0.376, SLG: 0.517	0-0 F8		0-3 K		4-0 BB FC5-2 BB		0-0 P6	4-0 FC6-4 BB	4-0 FC6-4 BB	3	1	0	0	2	1	5						
Wally Post, R (1.7) OBP: 0.350, SLG: 0.438	0-0 1B		4-0 IBB		0-0 FC5-2 BB		0-0 F8	0-3 K	0-3 K	4	1	1	1	1	1	6						
Willie Jones, R (1.5) OBP: 0.347, SLG: 0.350	0-0 P4		0-0 F3		0-0 P6			0-0 FC6-4	0-0 FC6-4	3	0	0	0	0	0	7						
Roy McMillan, R (7.6) OBP: 0.292, SLG: 0.349								0-0 HR 1B	0-0 HR 1B	2	1	1	0	0	0	2						
Dutch Dotterer, R (1.2) OBP: 0.208, SLG: 0.370		0-0 F8		0-0 5-3		4-0 E BB		0-0 HR	0-0 HR	2	0	0	0	0	0	0						
Ed Bailey, L (5. PH) OBP: 0.372, SLG: 0.476					1-2 2-3 3-H			1-H HR		1	1	1	3	1	0	0						
Gus Bell, L (1.9) OBP: 0.285, SLG: 0.353		0-0 F7		0-0 1B		0-0 E3		0-0 F8		4	0	1	0	0	0	1						
Elio Chacon, R (1.4) OBP: 0.286, SLG: 0.237		0-0 L5		0-0 F9		1-2 2-H 3-H		0-3 K		4	0	0	0	0	2	3						
Jay Hook, L (1.1) OBP: 0.143, SLG: 0.063			0-0 SH1-4 BB 1B		0-3 K		0-0 4-3		0-3 K	4	0	1	0	0	2	1						
Inning Stats	R: 1 E: 0 K: 0 S: 3	H: 1 LOB: 2 BB: 2 P: 11	R: 0 E: 0 K: 0 S: 3	H: 0 LOB: 0 BB: 0 P: 3	R: 0 E: 0 K: 1 S: 6	H: 1 LOB: 3 BB: 2 P: 14	R: 0 E: 0 K: 1 S: 6	H: 1 LOB: 1 BB: 0 P: 6	R: 3 E: 1 K: 1 S: 7	H: 1 LOB: 2 BB: 3 P: 19	R: 1 E: 0 K: 0 S: 4	H: 1 LOB: 1 BB: 1 P: 8	R: 2 E: 0 K: 2 S: 9	H: 2 LOB: 0 BB: 0 P: 9	R: 0 E: 0 K: 1 S: 6	H: 1 LOB: 2 BB: 1 P: 10	R: 0 E: 0 K: 1 S: 6	H: 1 LOB: 2 BB: 1 P: 10	1B: 6 2B: 0 3B: 0 HR: 2	SF: 0 SAC: 1 DP: 0 HBP: 0	WP: 0 PB: 0 SB: 1 CS: 2	PA: 41
PITCHER Seth Morehead, L (1.1) ERA: 4.09 Don Cardwell, R (5.1) ERA: 4.92 Dick Drott, R (6.1) ERA: 6.45 Moe Drabowsky, R (8.1) ERA: 10.59	IP: 4.0 WLS: L BF: 20 H: 4 R: 3 ER: 2 SO: 2 BB: 4 IBB: 1 HBP: 0 BLK: 0 WP: 0 HR: 0 S: 19 P: 39 ERA: 4.50 WHIP: 2.000															PITCHER						

Batter	1	2	3	4	5	6	7	8	9	AB	R	H	RBI	BB	SO	LOB	TOP					
Richie Ashburn, L (1, 8) OBP: 0.451, SLG: 0.359 Danny Murphy, L (7, 8) OBP: 0.200, SLG: 0.200	L6		F7			L7		1B		3	0	0	0	0	0	0	Chicago Cubs @ Cincinnati Reds Crosley Field, Cincinnati, OH Sun Jun 19 1960, 3:33 AM EDT Unknown					
Bob Will, L (1, 9) OBP: 0.337, SLG: 0.437 George Altman, L (7, 9) OBP: 0.333, SLG: 0.481	4-3			K		K		F7		3	0	0	0	0	2	0						
14 Ernie Banks, R (1, 6) OBP: 0.374, SLG: 0.583	BB			K		F8		IBB		2	0	0	0	2	1	0						
Ed Bouchee, L (1, 3) OBP: 0.366, SLG: 0.335	G3			K			K	P6		4	0	0	0	0	2	3						
Earl Averill, R (1, 2) OBP: 0.368, SLG: 0.388 Lou Johnson, R (7, PR) OBP: 0.300, SLG: 0.326 Jim Hegan, R (7, 2) OBP: 0.250, SLG: 0.421		F7			L3		HR	1B		3	0	1	0	0	0	0						
Frank Thomas, R (1, 7) OBP: 0.287, SLG: 0.475	5-3				1-3	2B		4-3		4	2	2	2	0	0	0						
Don Zimmer, R (1, 5) OBP: 0.310, SLG: 0.344	K				1-3	2B		P6		4	0	0	0	0	1	2						
Jerry Kindall, R (1, 4) OBP: 0.264, SLG: 0.352			1-3			2B				3	0	1	1	0	1	1						
Glen Hobbie, R (1, 1) OBP: 0.194, SLG: 0.107 Joe Schaffernoth, R (7, 1) OBP: 0.333, SLG: 0.289 Dick Gernert, R (8, PH) OBP: 0.333, SLG: 0.289 Moe Drabowsky, R (8, PR) OBP: 0.091, SLG: 0.091			6-3			K		1B		2	0	0	0	0	1	1						
Inning Stats	R: 0 E: 0 K: 0 S: 3	H: 0 LOB: 1 BB: 1 P: 7	R: 0 E: 0 K: 1 S: 5	H: 0 LOB: 0 BB: 0 P: 5	R: 0 E: 0 K: 0 S: 3	H: 0 LOB: 0 BB: 0 P: 3	R: 0 E: 0 K: 3 S: 9	H: 0 LOB: 0 BB: 0 P: 9	R: 1 E: 0 K: 1 S: 7	H: 2 LOB: 1 BB: 0 P: 7	R: 0 E: 0 K: 0 S: 5	H: 0 LOB: 0 BB: 0 P: 5	R: 2 E: 0 K: 2 S: 9	H: 2 LOB: 1 BB: 0 P: 9	R: 0 E: 0 K: 0 S: 4	H: 2 LOB: 2 BB: 1 P: 8		R: 0 E: 0 K: 0 S: 3	H: 0 LOB: 0 BB: 0 P: 3	1B: 3 2B: 2 3B: 0 HR: 1	SF: 0 SAC: 0 DP: 0 HBP: 0	WP: 0 PB: 0 SB: 0 CS: 0
PITCHER	IP	WLS	BF	H	R	ER	SO	BB	IBB	HBP	BLK	WP	HR	S	P	ERA	WHIP					
Jim O'Toole, L (1, 1) ERA: 3.76 Bill Henry, L (8, 1) ERA: 4.32	7.0	W	27	5	3	3	8	1	0	0	0	0	1	42	46	3.86	0.857					
Bill Henry, L (8, 1) ERA: 4.32	2.0	S	7	1	0	0	0	0	1	0	0	0	0	6	10	0.00	0.500					

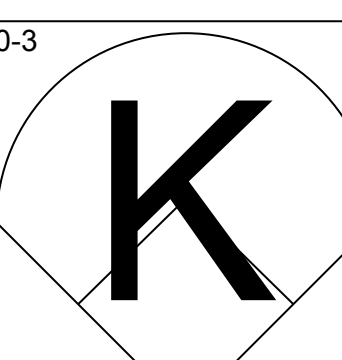
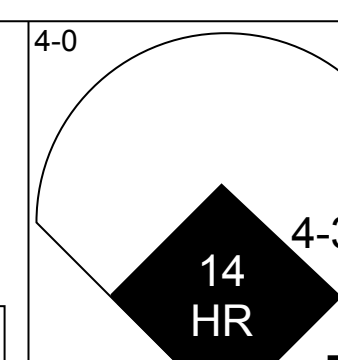
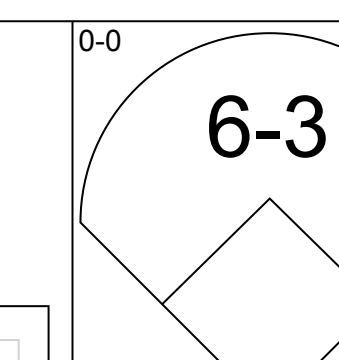
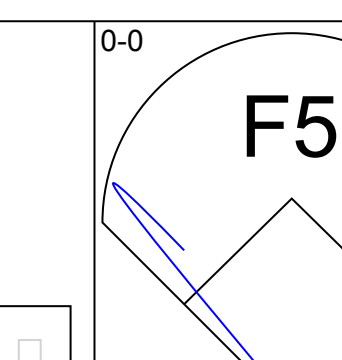
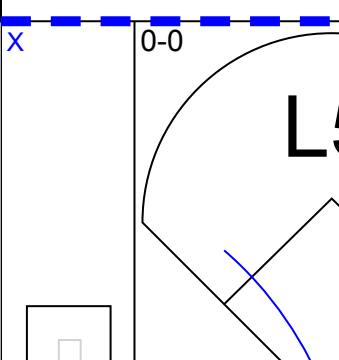
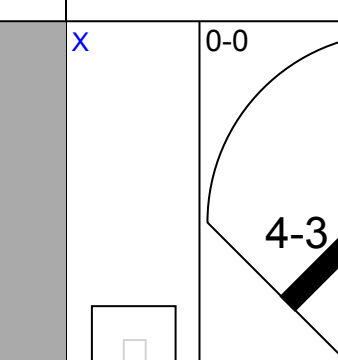
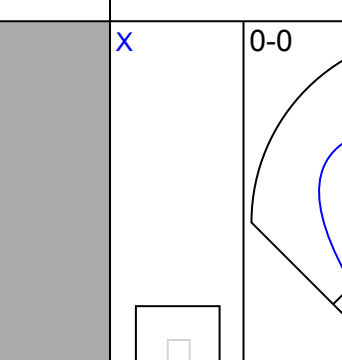
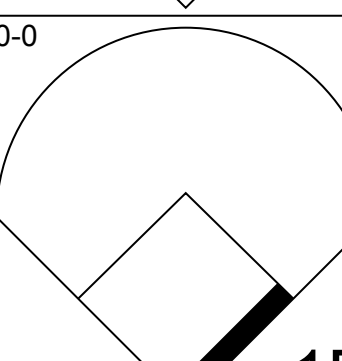
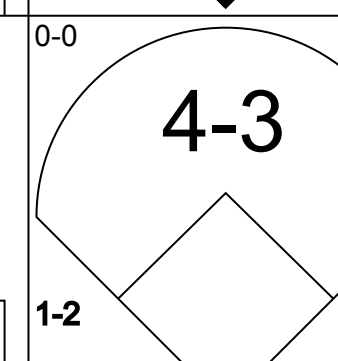
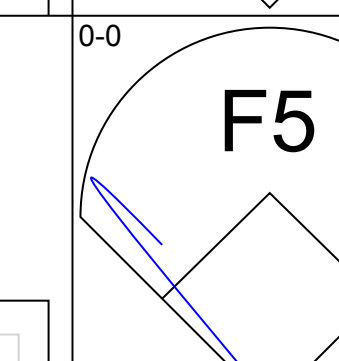
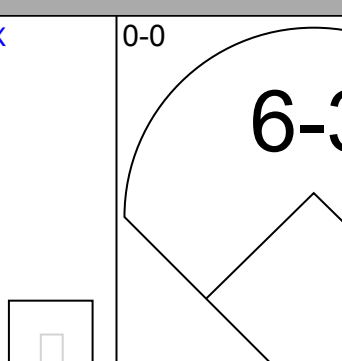
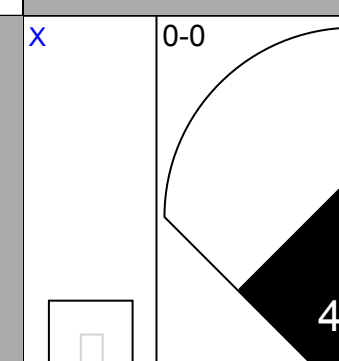
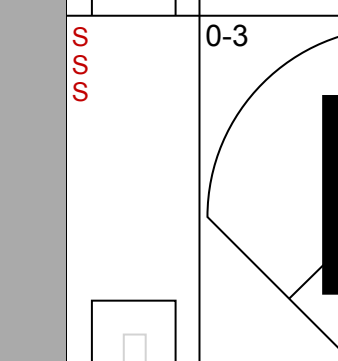
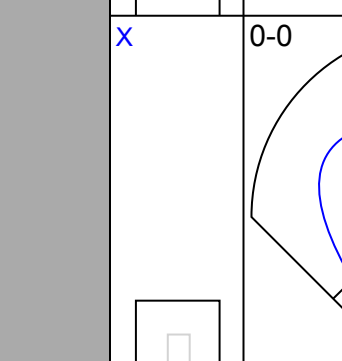
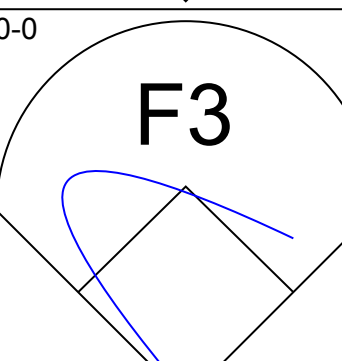
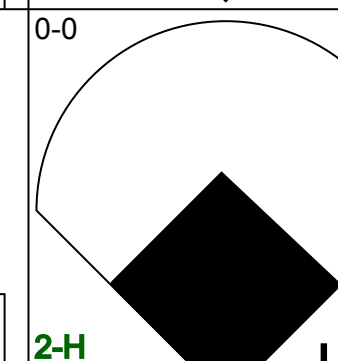
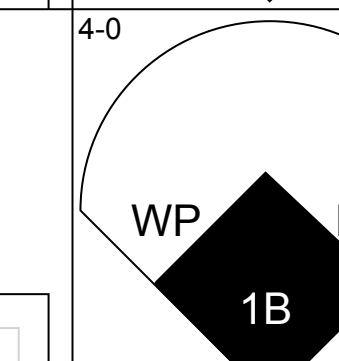
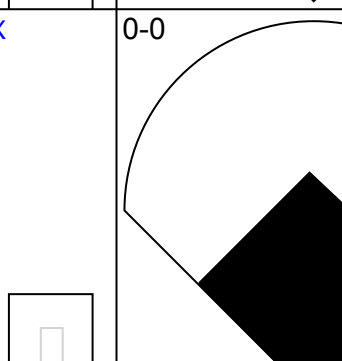
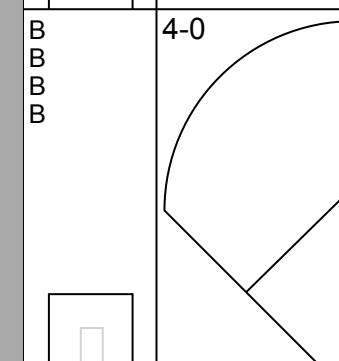
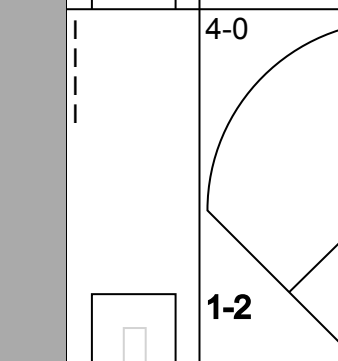
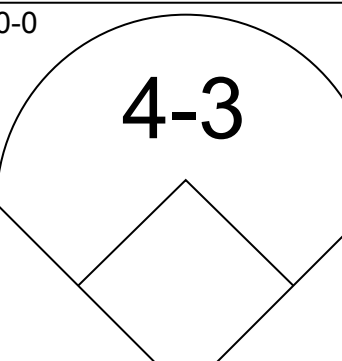
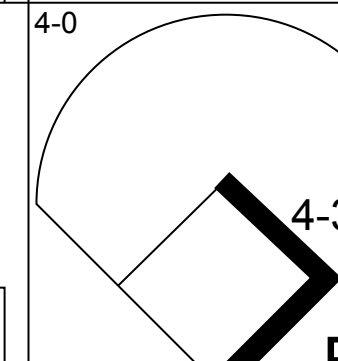
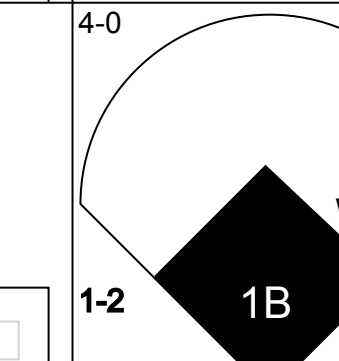
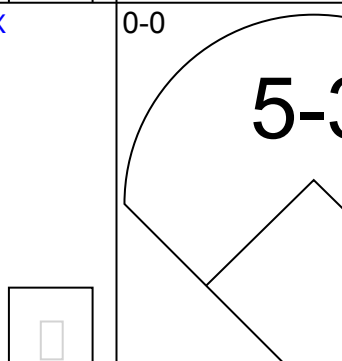
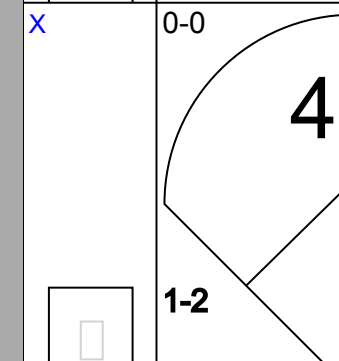
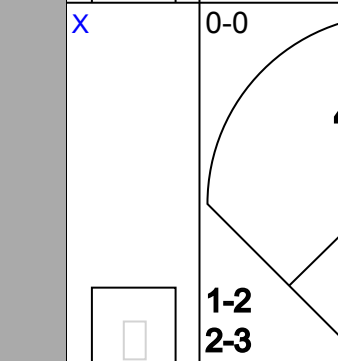


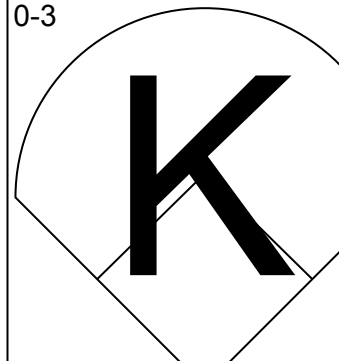
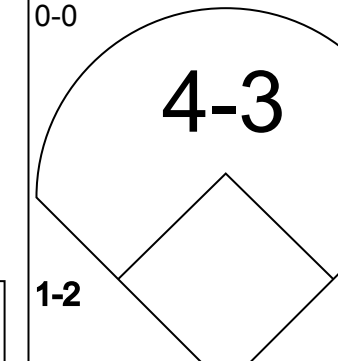
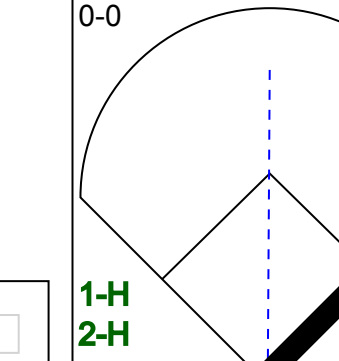

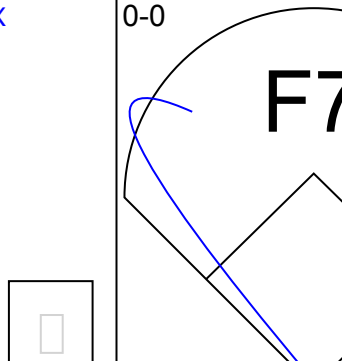
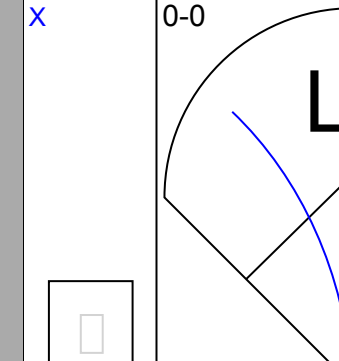
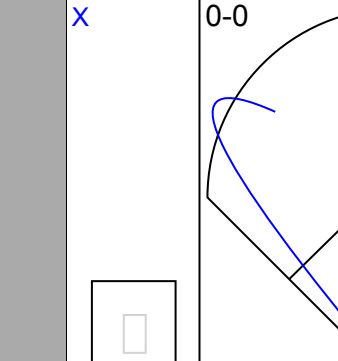

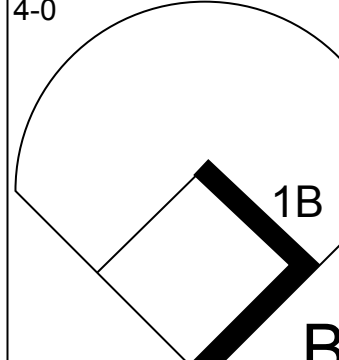
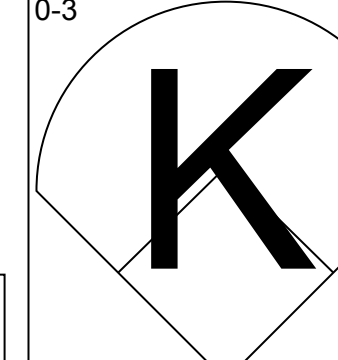
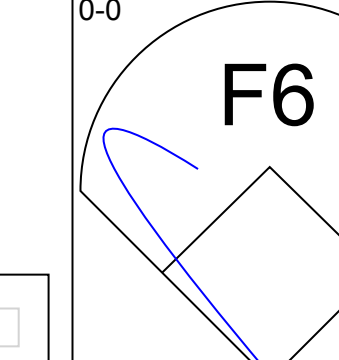

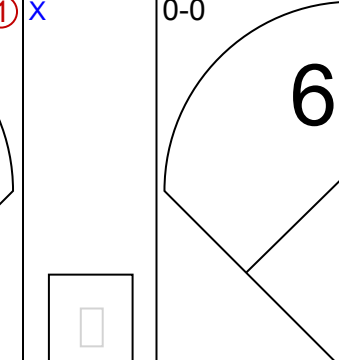



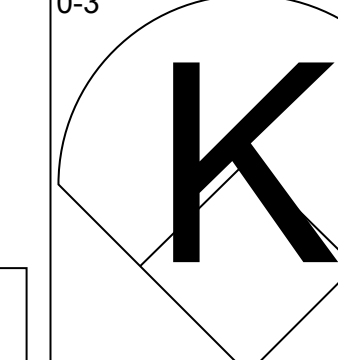
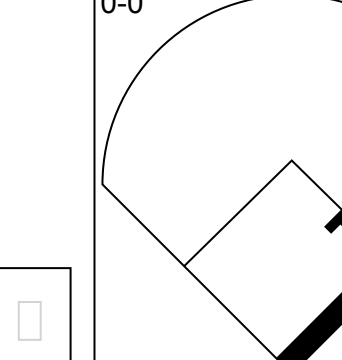
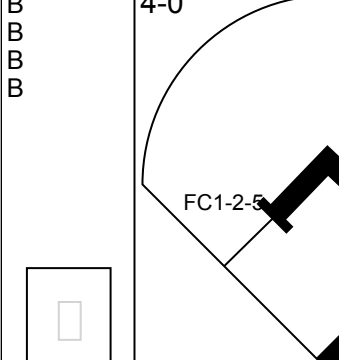
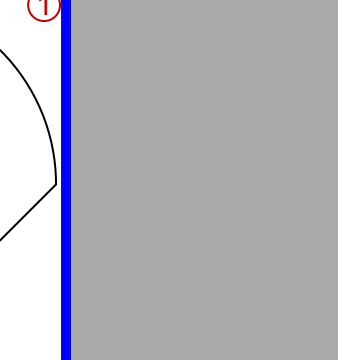
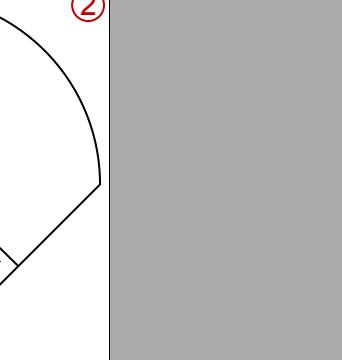

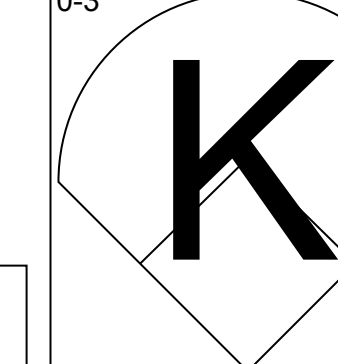
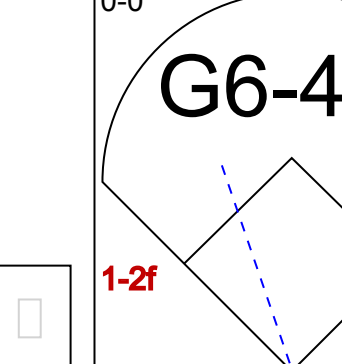
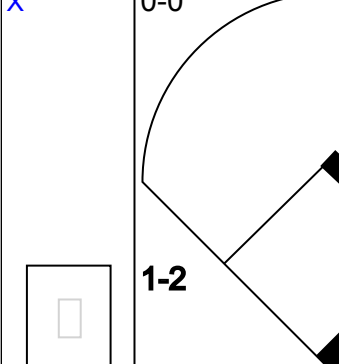
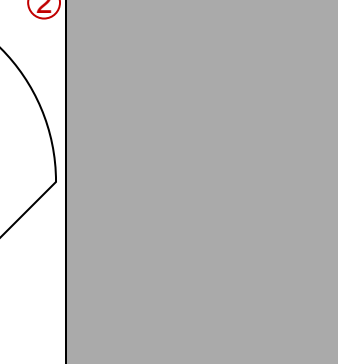
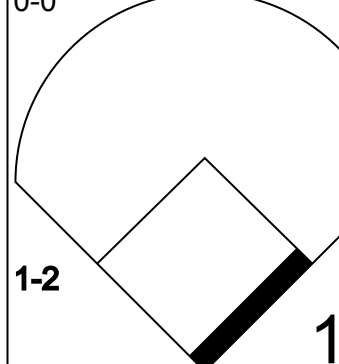
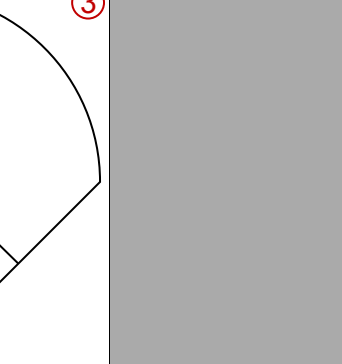

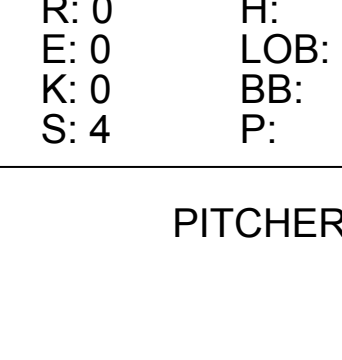
AB	32
R	3
H	6
RBI	3
BB	2
SO	8
LOB	9

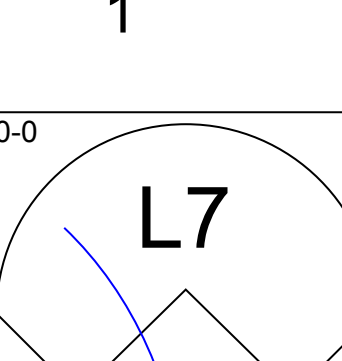
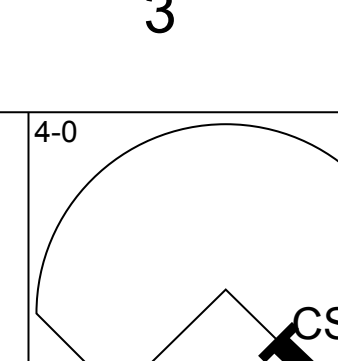
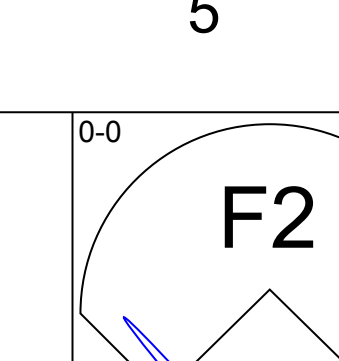
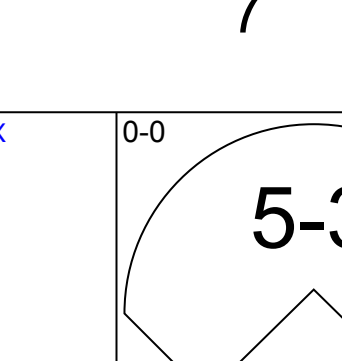
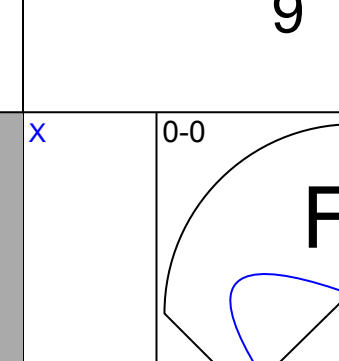
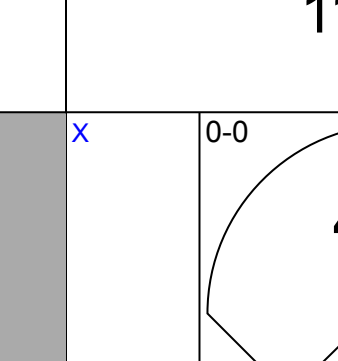
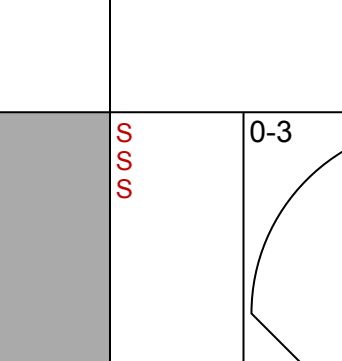
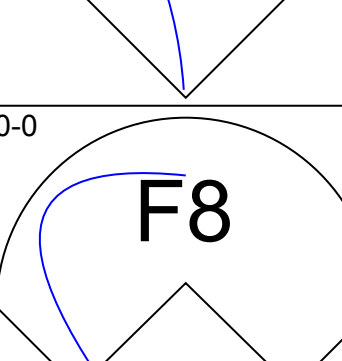
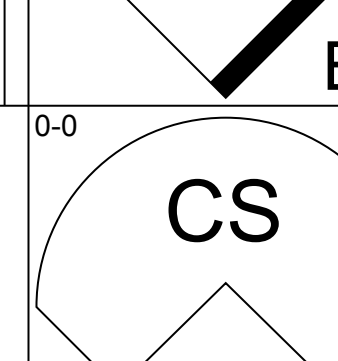
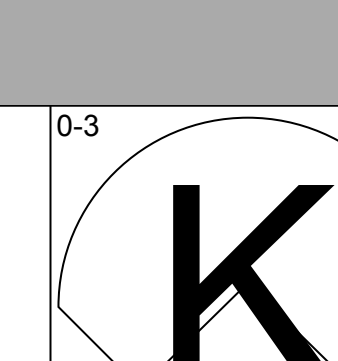
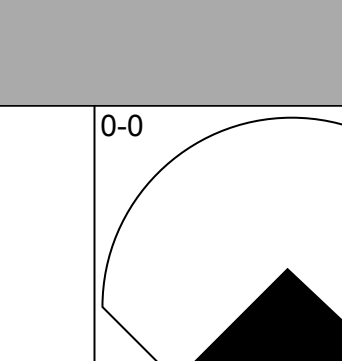
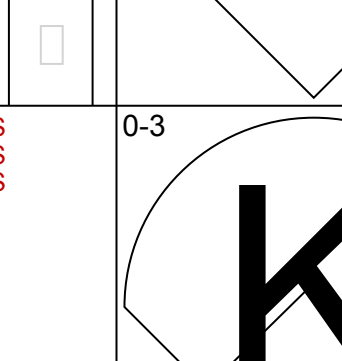
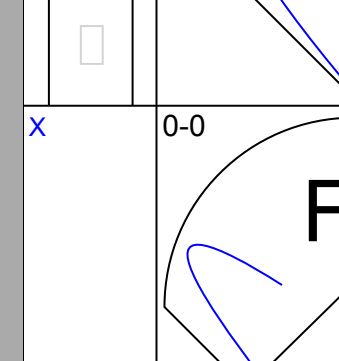
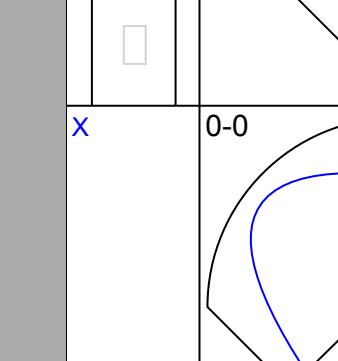
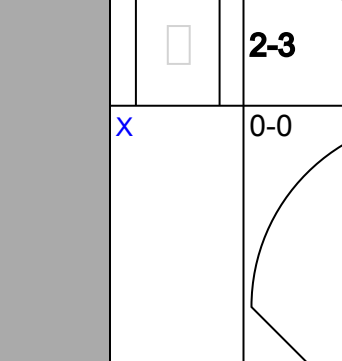
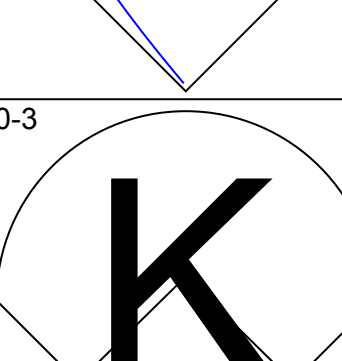
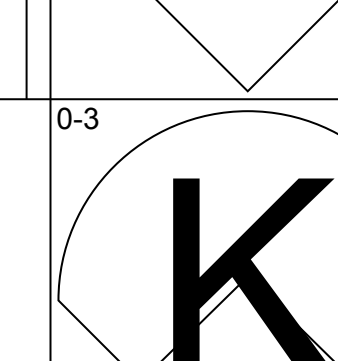
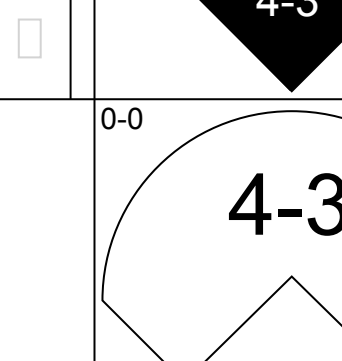
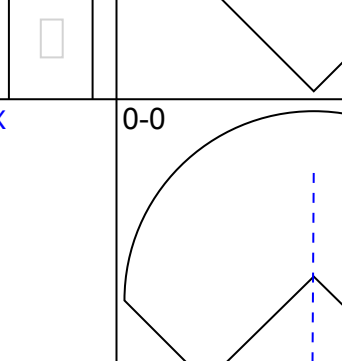
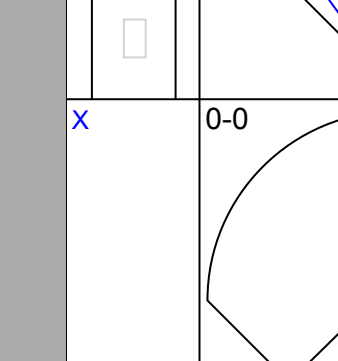

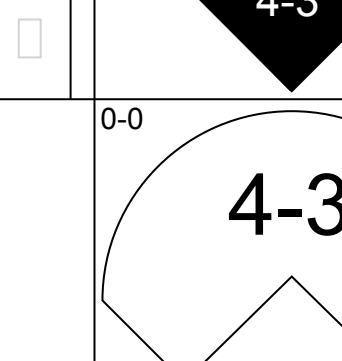
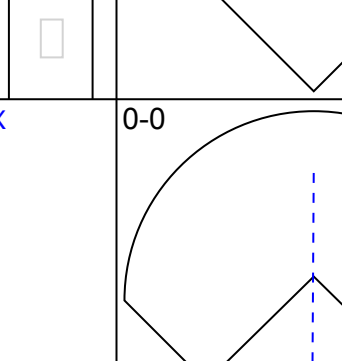
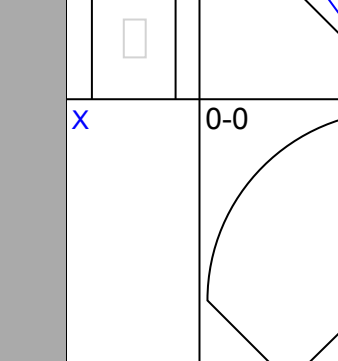
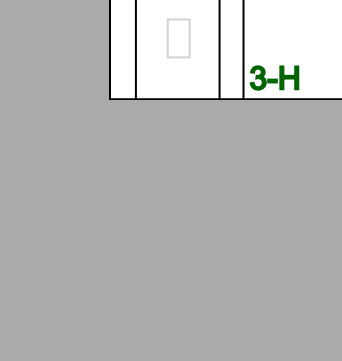
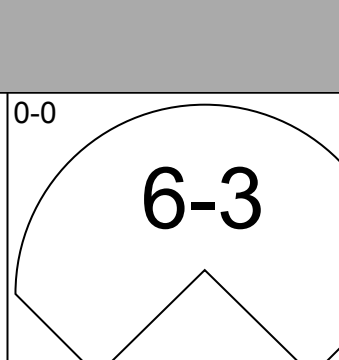
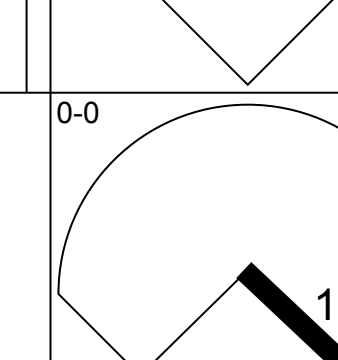
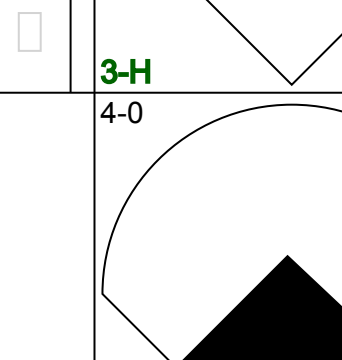
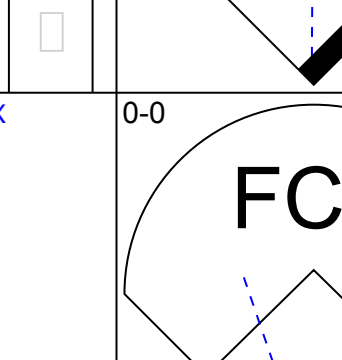
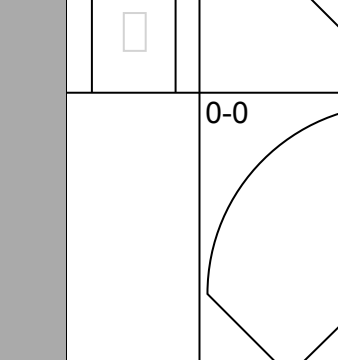
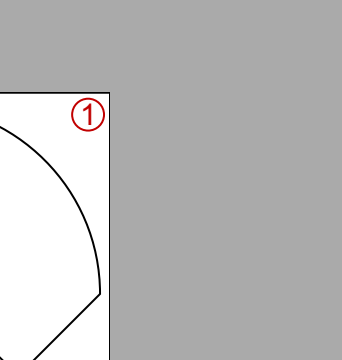

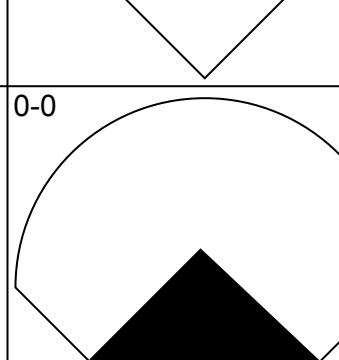
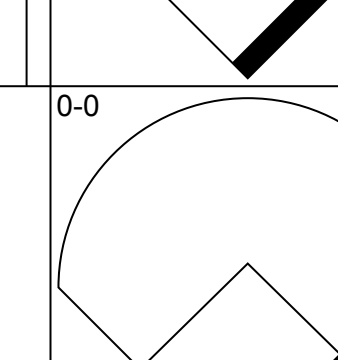
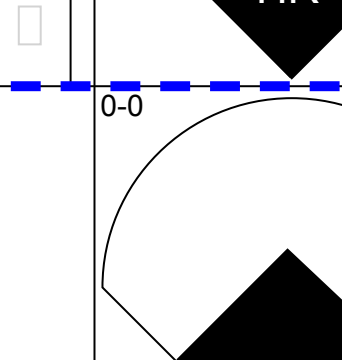
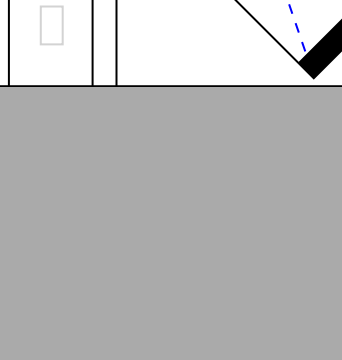
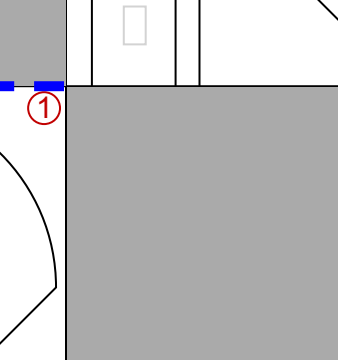


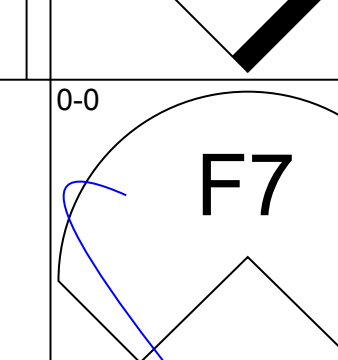
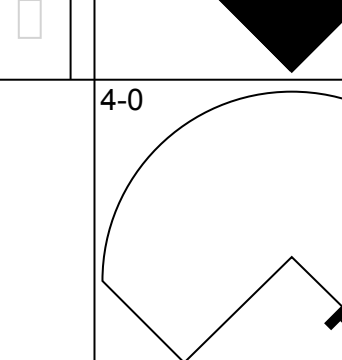



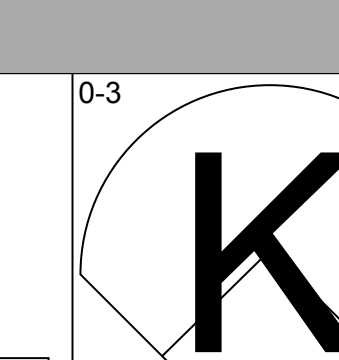
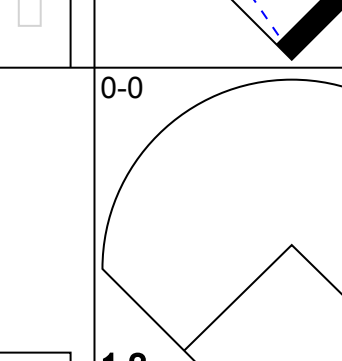
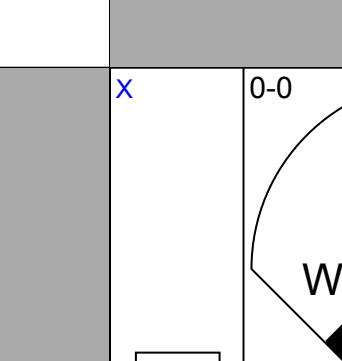
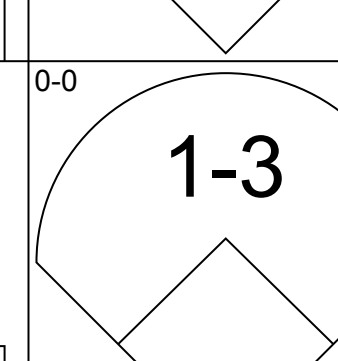


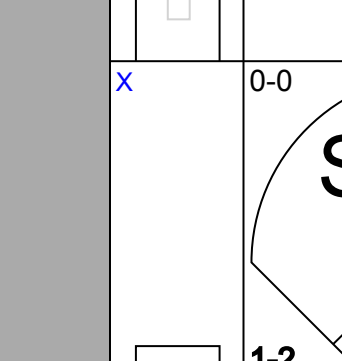


Batter	1	2	3	4	5	6	7	8	9	AB	R	H	RBI	BB	SO	LOB	BOTTOM				
Eddie Kasko, R (1, 6) OBP: 0.404, SLG: 0.425	P3		4-3	1B	1-2	BB		1-3		3	0	1	0	1	0	0	Chicago Cubs @ Cincinnati Reds Crosley Field, Cincinnati, OH Sun Jun 19 1960, 3:33 AM EDT Unknown				
Vada Pinson, L (1, 8) OBP: 0.347, SLG: 0.476	6-3		4-3	F9		4-3		1B		5	0	1	0	0	5						
Gus Bell, L (1, 9) OBP: 0.287, SLG: 0.354	1B		K		WP	BB	1B	P5		5	1	2	0	0	1	3					
Harry Anderson, L (1, 7) OBP: 0.342, SLG: 0.414	K		F7		1B	BB	1B	4-3		4	1	1	0	1	1	3					
Ed Bailey, L (1, 2) OBP: 0.364, SLG: 0.464		F8		P5	F5	G3				4	0	0	0	0	3						
Frank Robinson, R (1, 3) OBP: 0.377, SLG: 0.515 Jerry Lynch, L (5, PH) OBP: 0.424, SLG: 0.568	6-3			1B	1B	HR	1B			1	1	0	0	0	0						
Billy Martin, R (8, 4) OBP: 0.316, SLG: 0.366				1B	HBP	HR				0	0	0	0	0	0						
Willie Jones, R (1, 5) OBP: 0.327, SLG: 0.326 Roy McMillan, R (6, 6) OBP: 0.295, SLG: 0.353	E2			P3	P4					3	0	0	0	0	3						
Elio Chacon, R (1, 4) OBP: 0.299, SLG: 0.244 Wally Post, R (7, PH) OBP: 0.347, SLG: 0.433				1B	1-3	1B		1-3		2	0	1	0	1	2						
Jim O'Toole, S (1, 1) OBP: 0.179, SLG: 0.148 Bill Henry, L (8, 1) ERA: 4.32	K			1B		4-3	SH3-4	1B		4	0	2	1	0	1	3					
Inning Stats	R: 0 E: 0 K: 1 S: 6	H: 1 LOB: 1 BB: 0 P: 6	R: 0 E: 1 K: 1 S: 6	H: 0 LOB: 2 BB: 1 P: 10	R: 0 E: 0 K: 1 S: 6	H: 1 LOB: 1 BB: 0 P: 6	R: 1 E: 0 K: 0 S: 5	H: 2 LOB: 3 BB: 1 P: 10	R: 0 E: 0 K: 0 S: 4	H: 1 LOB: 1 BB: 0 P: 4	R: 2 E: 0 K: 1 S: 8	H: 3 LOB: 1 BB: 0 P: 8	R: 0 E: 0 K: 0 S: 4	H: 1 LOB: 1 BB: 0 P: 4	1B: 10 2B: 0 3B: 0 HR: 1	SF: 0 SAC: 1 DP: 0 HBP: 1	WP: 1 PB: 0 SB: 1 CS: 0	PA: 40			
PITCHER	IP	WLS	BF	H	R	ER	SO	BB	IBB	HBP	BLK	WP	HR	S	P	ERA	WHIP				
Glen Hobbie, R (1, 1) ERA: 5.29 Joe Schaffernoth, R (7, 1) ERA: 10.8 Don Elston, R (8, 1) ERA: 2.91	6.1	L	34	10	4	4	3	3	0	0	0	0	0	4	4	5.68	2.053				
Don Elston, R (8, 1) ERA: 2.91	1.0		4	1	0	0	0	0	0	0	0	0	0	4	4	0.00	1.000				

AB	35
R	4
H	11
RBI	4
BB	3
SO	4
LOB	23



Batter	1	2	3	4	5	6	7	8	9	10	11	12	13	AB R H RBI BB SO LOB	TOP									
Richie Ashburn, L OBP: 0.440, SLG: 0.359														6 1 1 0 1 1 3	Chicago Cubs @ Philadelphia Phillies Connie Mack Stadium, Philadelphia, PA Tue Jun 21 1960, 7:05 PM EDT Unknown AB 48 R 6 H 11 RBI 6 BB 8 SO 12 LOB 23									
Bob Will, L OBP: 0.335, SLG: 0.443														7 1 2 0 0 1 2										
14 Ernie Banks, R OBP: 0.386, SLG: 0.620														3 3 2 3 3 0 1										
Ed Bouchee, L OBP: 0.370, SLG: 0.332														4 1 0 1 2 0 4										
George Altman, L OBP: 0.323, SLG: 0.489														6 0 1 2 0 1 4										
Frank Thomas, R OBP: 0.291, SLG: 0.471														5 0 1 0 1 2 3										
Earl Averill, R OBP: 0.365, SLG: 0.373														4 0 1 0 1 2 1										
Jim Hegan, R OBP: 0.227, SLG: 0.381														1 0 0 0 0 1 0										
Don Zimmer, R OBP: 0.323, SLG: 0.376														6 0 2 0 0 2 1										
Don Cardwell, R OBP: 0.143, SLG: 0.429														3 0 1 0 0 2 2										
Don Elston, R OBP: 0.083, SLG: 0.083														1 0 0 0 0 0 2										
Danny Murphy, L OBP: 0.100, SLG: 0.100														1 0 0 0 0 0 0										
Glen Hobbie, R OBP: 0.188, SLG: 0.103														1 0 0 0 0 0 0										
Inning Stats	R: 0 E: 0 K: 1 S: 6	H: 1 LOB: 1 BB: 0 P: 6	R: 0 E: 0 K: 2 S: 8	H: 1 LOB: 2 BB: 1 P: 12	R: 2 E: 0 K: 1 S: 6	H: 1 LOB: 1 BB: 2 P: 14	R: 0 E: 0 K: 3 S: 9	H: 0 LOB: 0 BB: 0 P: 9	R: 2 E: 0 K: 0 S: 4	H: 1 LOB: 1 BB: 0 P: 4	R: 1 E: 0 K: 0 S: 4	H: 1 LOB: 0 BB: 0 P: 4	R: 0 E: 0 K: 2 S: 7	H: 0 LOB: 0 BB: 0 P: 7	R: 0 E: 0 K: 1 S: 6	H: 1 LOB: 2 BB: 1 P: 10	R: 0 E: 0 K: 1 S: 5	H: 1 LOB: 0 BB: 0 P: 5	R: 0 E: 0 K: 0 S: 3	H: 0 LOB: 0 BB: 0 P: 3	1B: 8 2B: 0 3B: 1 HR: 2	SF: 0 SAC: 0 DP: 1 HBP: 0	WP: 1 PB: 0 SB: 1 CS: 0	PA: 56
PITCHER	IP WLS BF H R ER SO BB IBB HBP BLK WP HR S P ERA WHIP																							
Jim Owens, R ERA: 3.87	(1, 1) 7.2 36 8 5 5 8 6 0 0 0 1 2 46 70 5.87 1.826																							
Turk Farrell, R ERA: 2.76	(8, 1) 5.1 20 3 1 1 4 1 1 0 0 0 0 26 34 1.69 0.750																							

Batter	1	2	3	4	5	6	7	8	9	10	11	12	13	AB R H RBI BB SO LOB	BOTTOM											
Ted Lepcio, R OBP: 0.270, SLG: 0.262														6 0 0 0 1 1 2	Chicago Cubs @ Philadelphia Phillies Connie Mack Stadium, Philadelphia, PA Tue Jun 21 1960, 7:05 PM EDT Unknown AB 49 R 7 H 14 RBI 7 BB 5 SO 12 LOB 17											
Tony Curry, L OBP: 0.524, SLG: 0.524														7 1 2 1 0 2 0												
Tony Taylor, R OBP: 0.396, SLG: 0.398														6 0 3 1 0 2 0												
Tony Gonzalez, L OBP: 0.245, SLG: 0.355														3 1 1 0 1 0 1												
Turk Farrell, R ERA: 2.76														2 0 0 0 0 1 1												
Ken Walters, R OBP: 0.348, SLG: 0.477														5 3 4 3 0 0 0												
Pancho Herrera, R OBP: 0.372, SLG: 0.503														4 1 2 2 2 1 3												
Cal Neeman, R OBP: 0.245, SLG: 0.348														4 0 0 0 0 1 2												
Clay Dalrymple, L OBP: 0.398, SLG: 0.435														1 0 0 0 1 0 1												
Ruben Amaro, R OBP: 0.063, SLG: 0.063														2 0 0 0 0 1 0												
Lee Walls, R OBP: 0.372, SLG: 0.368														1 0 1 0 0 0 0												
Bobby Malkmus, R OBP: 0.245, SLG: 0.254														1 0 0 0 0 0 0												
Alvin Dark, R OBP: 0.315, SLG: 0.323														2 1 1 0 0 0 2												
Jim Owens, R OBP: 0.074, SLG: 0.038														3 0 0 0 0 1 3												
Bobby Del Greco, R OBP: 0.378, SLG: 0.430														2 0 0 0 0 2 2												
Inning Stats	R: 0 E: 0 K: 1 S: 5	H: 0 LOB: 0 BB: 0 P: 5	R: 1 E: 0 K: 0 S: 3	H: 1 LOB: 0 BB: 1 P: 7	R: 0 E: 0 K: 1 S: 4	H: 0 LOB: 0 BB: 1 P: 8	R: 0 E: 0 K: 2 S: 8	H: 2 LOB: 2 BB: 0 P: 9	R: 0 E: 1 K: 2 S: 6	H: 0 LOB: 1 BB: 0 P: 8	R: 3 E: 0 K: 0 S: 6	H: 3 LOB: 2 BB: 2 P: 14	R: 0 E: 0 K: 1 S: 6	H: 1 LOB: 1 BB: 0 P: 6	R: 0 E: 0 K: 1 S: 6	H: 1 LOB: 1 BB: 1 P: 6	R: 0 E: 0 K: 0 S: 3	H: 1 LOB: 0 BB: 0 P: 3	R: 0 E: 0 K: 1 S: 6	H: 1 LOB: 1 BB: 0 P: 6	R: 1 E: 0 K: 1 S: 6	H: 2 LOB: 1 BB: 0 P: 6	1B: 9 2B: 1 3B: 1 HR: 3	SF: 0 SAC: 1 DP: 1 HBP: 1	WP: 1 PB: 0 SB: 1 CS: 2	PA: 58
PITCHER	IP WLS BF H R ER SO BB IBB HBP BLK WP HR S P ERA WHIP																									
Don Cardwell, R ERA: 4.84	(1, 1) 5.1 22 4 3 3 6 3 0 0 0 0 1 31 43 5.06 1.312																									
Don Elston, R ERA: 3.19	(6, 1) 3.2 18 5 3 3 3 1 0 1 0 0 2 22 27 7.36 1.636																									
Glen Hobbie, R ERA: 5.17	(10, 1) 3.2 16 5 1 1 3 0 1 0 0 1 0 21 25 2.46 1.364																									

Batter	1	2	3	4	5	6	7	8	9	AB	R	H	RBI	BB	SO	LOB	TOP				
Richie Ashburn, L OBP: 0.452, SLG: 0.379 (1, 8)										5	2	3	2	0	0	1					
Bob Will, L OBP: 0.333, SLG: 0.438 (1, 9)										4	0	1	0	0	0	2					
14 Ernie Banks, R OBP: 0.384, SLG: 0.616 (1, 6)										3	1	1	2	0	0	2					
Ed Bouchee, L OBP: 0.364, SLG: 0.325 (1, 3)										4	0	0	0	0	2	2					
George Altman, L OBP: 0.320, SLG: 0.478 (1, 7)										4	0	1	1	0	1	1					
Frank Thomas, R OBP: 0.286, SLG: 0.463 (1, 5)										4	0	0	0	0	2	1					
Earl Averill, R OBP: 0.348, SLG: 0.354 (1, 2)										4	0	0	0	0	1	0					
Don Zimmer, R OBP: 0.325, SLG: 0.378 (1, 4)										2	1	1	0	0	0	0					
Jerry Kindall, R OBP: 0.260, SLG: 0.344 (5, 4)										1	0	0	0	0	0	0					
Mark Freeman, R OBP: 0.250, SLG: 0.182 (5, PH) Danny Murphy, L OBP: 0.146, SLG: 0.200 (5, 1) Joe Schaffernoth, R OBP: 0.194, SLG: 0.455 (7, 1) Sammy Taylor, L OBP: 0.307, SLG: 0.387 (7, 1) Seth Morehead, L OBP: 0.304, SLG: 0.320 (8, PH)										1	0	0	0	0	0	0					
Inning Stats	R: 2 E: 0 K: 0 S: 6	H: 3 LOB: 1 BB: 0 P: 6	R: 0 E: 0 K: 1 S: 5	H: 0 LOB: 0 BB: 0 P: 5	R: 0 E: 0 K: 2 S: 7	H: 0 LOB: 0 BB: 0 P: 7	R: 2 E: 0 K: 0 S: 5	H: 2 LOB: 1 BB: 1 P: 9	R: 0 E: 0 K: 0 S: 3	H: 0 LOB: 0 BB: 0 P: 3	R: 0 E: 0 K: 0 S: 3	H: 0 LOB: 0 BB: 0 P: 3	R: 1 E: 0 K: 2 S: 9	H: 2 LOB: 1 BB: 0 P: 9	R: 1 E: 0 K: 1 S: 7	H: 2 LOB: 1 BB: 0 P: 7	1B: 6 2B: 2 3B: 1 HR: 0	SF: 1 SAC: 0 DP: 1 HBP: 0	WP: 1 PB: 1 SB: 0 CS: 0	PA: 37	
PITCHER	IP	WLS	BF	H	R	ER	SO	BB	IBB	HBP	BLK	WP	HR	S	P	ERA	WHIP				
John Buzhardt, R ERA: 4.11 (1, 1)	8.0	W	32	7	5	5	5	1	0	0	0	1	0	41	45	5.62	1.000				
Robin Roberts, R ERA: 5.17 (9, 1)	1.0	S	5	2	1	1	1	0	0	0	0	0	0	7	7	9.00	2.000				

Chicago Cubs @ Philadelphia Phillies
 Connie Mack Stadium, Philadelphia, PA
 Tue Jun 21 1960, Postponed
 Att: 26,233 - Unknown

AB 35
 R 6
 H 9
 RBI 6
 BB 1
 SO 6
 LOB 9



Batter	1	2	3	4	5	6	7	8	9	AB	R	H	RBI	BB	SO	LOB	BOTTOM				
Ted Lepcio, R OBP: 0.253, SLG: 0.243 (1, 5)										5	0	0	0	0	4	1					
Tony Curry, L OBP: 0.366, SLG: 0.523 (1, 7)										4	1	2	0	0	0	0					
Tony Taylor, R OBP: 0.354, SLG: 0.395 (1, 4)										4	1	1	0	0	2	2					
Tony Gonzalez, L OBP: 0.254, SLG: 0.378 (1, 8)										4	2	2	1	0	0	2					
Ken Walters, R OBP: 0.351, SLG: 0.480 (1, 9)										3	1	2	2	0	0	2					
Pancho Herrera, R OBP: 0.369, SLG: 0.514 (1, 3)										4	1	1	1	0	2	2					
Jimmie Coker, R OBP: 0.316, SLG: 0.381 (1, 2)										3	1	1	0	1	0	0					
Ruben Amaro, R OBP: 0.100, SLG: 0.150 (1, 6)										4	0	1	2	0	0	1					
John Buzhardt, R OBP: 0.120, SLG: 0.120 (1, 1) Bobby Gene Smith, R OBP: 0.333, SLG: 0.459 (8, PH) Robin Roberts, S OBP: 0.194, SLG: 0.200 (9, 1)										3	0	0	0	0	0	1					
Inning Stats	R: 0 E: 0 K: 2 S: 7	H: 0 LOB: 0 BB: 0 P: 7	R: 1 E: 0 K: 1 S: 7	H: 2 LOB: 1 BB: 0 P: 7	R: 0 E: 0 K: 1 S: 5	H: 0 LOB: 0 BB: 0 P: 5	R: 3 E: 1 K: 1 S: 8	H: 3 LOB: 1 BB: 1 P: 12	R: 2 E: 1 K: 2 S: 10	H: 3 LOB: 1 BB: 0 P: 10	R: 0 E: 0 K: 0 S: 3	H: 0 LOB: 0 BB: 0 P: 3	R: 0 E: 1 K: 0 S: 5	H: 1 LOB: 2 BB: 0 P: 5	R: 1 E: 0 K: 1 S: 7	H: 2 LOB: 1 BB: 0 P: 7	1B: 7 2B: 2 3B: 1 HR: 1	SF: 1 SAC: 0 DP: 0 HBP: 0	WP: 0 PB: 1 SB: 1 CS: 0	PA: 37	
PITCHER	IP	WLS	BF	H	R	ER	SO	BB	IBB	HBP	BLK	WP	HR	S	P	ERA	WHIP				
Mark Freeman, R ERA: 4.3 (1, 1)	4.0	L	18	5	4	4	5	0	1	0	0	0	0	27	31	9.00	1.250				
Joe Schaffernoth, R ERA: 5.87 (5, 1)	2.0	L	9	3	2	0	2	0	0	0	0	0	0	13	13	0.00	1.500				
Seth Morehead, L ERA: 4.1 (7, 1)	2.0		10	3	1	1	1	0	0	0	0	0	1	12	12	4.50	1.500				

Chicago Cubs @ Philadelphia Phillies
 Connie Mack Stadium, Philadelphia, PA
 Tue Jun 21 1960, Postponed
 Att: 26,233 - Unknown

AB 35
 R 7
 H 11
 RBI 6
 BB 1
 SO 8
 LOB 11



Batter	1	2	3	4	5	6	7	8	9	AB	R	H	RBI	BB	SO	LOB	TOP		
Richie Ashburn, L (1, 8) OBP: 0.451, SLG: 0.374	4-0 BB G4-6-3		0-0 F8		4-0 BB		0-3 K	0-0 4-3		3	0	0	0	2	1	3			
Bob Will, L (1, 9) OBP: 0.335, SLG: 0.437	0-0 G4-6-3 1-2f			0-0 F7	0-0 F6		0-0 14 BB 1B		0-0 1B	5	0	2	1	0	0	3			
14 Ernie Banks, R (1, 6) OBP: 0.380, SLG: 0.605	0-0 F8			0-0 E7		0-0 E4 BB	4-0 1-2 BB		0-0 F3	4	0	0	0	1	0	1			
Ed Bouchee, L (1, 3) OBP: 0.362, SLG: 0.320		0-3 K		4-0 BB		0-0 F8	0-0 F4		0-3 K	3	0	0	0	1	1	3			
Moe Drabowsky, R (7, 1) Lou Johnson, R (9, PH) OBP: 0.288, SLG: 0.313										0	0	0	0	0	0	0			
Frank Thomas, R (1, 7) OBP: 0.280, SLG: 0.452		0-0 6-3		0-3 K		0-0 F9		0-0 F8	0-0 F8	5	0	0	0	0	1	4			
Moe Thacker, R (1, 2) OBP: 0.180, SLG: 0.045		0-3 K		0-3 K		4-0 1-2 BB		0-0 6-3		2	0	0	0	1	2	2			
Earl Averill, R (8, PH) (8, 2)										1	0	0	0	0	0	0			
Don Zimmer, R (1, 5) OBP: 0.329, SLG: 0.381			0-0 FC2-6 1B		0-0 F3	0-0 F7				4	1	2	0	0	0	2			
Jerry Kindall, R (1, 4) OBP: 0.280, SLG: 0.381			0-0 F9		0-0 5-3 2B		0-0 1B 2B	0-0 1-2 2B 1B		4	2	3	0	0	0	1			
Bob Anderson, R (1, 1) OBP: 0.207, SLG: 0.179			0-0 FC2-6		0-0 5-3		0-0 5-3	0-0 1-1 2-H 2B		2	0	0	0	0	0	2			
Dick Gemert, R (7, PH) (7, 3)										2	0	1	2	0	0	1			
Inning Stats	R: 0 E: 0 K: 0 S: 2	H: 0 LOB: 0 BB: 1 P: 6	R: 0 E: 0 K: 2 S: 7	H: 0 LOB: 0 BB: 0 P: 7	R: 0 E: 0 K: 0 S: 4	H: 1 LOB: 1 BB: 0 P: 4	R: 0 E: 1 K: 2 S: 8	H: 0 LOB: 2 BB: 1 P: 12	R: 0 E: 0 K: 0 S: 4	H: 0 LOB: 2 BB: 1 P: 8	R: 1 E: 0 K: 1 S: 7	H: 2 LOB: 2 BB: 1 P: 11	R: 2 E: 0 K: 0 S: 6	H: 3 LOB: 1 BB: 0 P: 6	R: 0 E: 0 K: 1 S: 6	H: 1 LOB: 1 BB: 0 P: 6	1B: 5 2B: 3 3B: 0 HR: 0	SF: 0 SAC: 0 DP: 1 HBP: 0	WP: 0 PA: 41 PB: 0 SB: 1 CS: 0
PITCHER Chris Short, L (1, 1) ERA: 2.76	IP: 9.0 WLS: W BF: 41 H: 8 R: 3 ER: 3 SO: 6 BB: 5 IBB: 0 HBP: 0 BLK: 0 WP: 0 HR: 0 S: 48 P: 68 ERA: 3.00 WHIP: 1.444															PITCHER			

Chicago Cubs @ Philadelphia Phillies
 Connie Mack Stadium, Philadelphia, PA
 Wed Jun 22 1960, 7:05 PM EDT
 Att: 9,342 - Unknown



Batter	1	2	3	4	5	6	7	8	9	AB	R	H	RBI	BB	SO	LOB	BOTTOM		
Ted Lepcio, R (1, 5) OBP: 0.265, SLG: 0.257	0-0 CS 1B		0-0 F8		0-0 HR 1B		0-3 K			4	1	2	1	0	1	1			
Tony Curry, L (1, 7) OBP: 0.362, SLG: 0.538	0-3 K		0-0 L8		0-0 1-H HR		0-3 K			4	1	1	2	0	2	2			
Tony Taylor, R (1, 4) OBP: 0.348, SLG: 0.388	0-3 K			0-0 4-3	0-3 K		0-0 6-3			4	0	0	0	0	2	1			
Tony Gonzalez, L (1, 8) OBP: 0.262, SLG: 0.409		0-0 FC4-6 1B		0-0 6-3		0-0 HR		0-0 F7		4	1	2	1	0	0	0			
Ken Walters, R (1, 9) OBP: 0.349, SLG: 0.475		0-0 F2		0-0 5-3		0-0 1-3		0-0 CS 1B		4	0	1	0	0	0	1			
Pancho Herrera, R (1, 3) OBP: 0.397, SLG: 0.514		0-0 FC4-6			0-0 1B 2B		0-0 4-3		0-3 K	4	1	1	0	0	1	2			
Cal Neeman, R (1, 2) OBP: 0.258, SLG: 0.352		0-0 F5			0-0 SH1-4 1B 1B	4-0 2-H 1B 1B		0-0 CS		2	2	1	1	1	0	1			
Ruben Amaro, R (1, 6) OBP: 0.182, SLG: 0.238			4-0 BB		0-0 SH1-4		0-0 1-H 2B			1	0	1	1	1	0	0			
Chris Short, R (1, 1)			0-3 K		0-0 5-3		0-0 6-3			3	0	0	0	0	1	3			
Inning Stats	R: 0 E: 0 K: 2 S: 7	H: 1 LOB: 0 BB: 0 P: 7	R: 0 E: 0 K: 0 S: 4	H: 1 LOB: 1 BB: 0 P: 4	R: 0 E: 0 K: 1 S: 5	H: 0 LOB: 1 BB: 1 P: 9	R: 0 E: 0 K: 0 S: 3	H: 0 LOB: 0 BB: 0 P: 3	R: 4 E: 0 K: 1 S: 9	H: 4 LOB: 0 BB: 0 P: 9	R: 2 E: 0 K: 0 S: 5	H: 2 LOB: 1 BB: 1 P: 9	R: 0 E: 0 K: 2 S: 7	H: 0 LOB: 0 BB: 0 P: 7	R: 0 E: 0 K: 1 S: 5	H: 1 LOB: 0 BB: 0 P: 5	1B: 5 2B: 2 3B: 0 HR: 2	SF: 0 SAC: 1 DP: 0 HBP: 0	WP: 0 PA: 34 PB: 0 SB: 0 CS: 2
PITCHER Bob Anderson, R (1, 1) ERA: 4.93	IP: 6.0 WLS: L BF: 27 H: 8 R: 6 ER: 6 SO: 4 BB: 2 IBB: 0 HBP: 0 BLK: 0 WP: 0 HR: 2 S: 33 P: 41 ERA: 9.00 WHIP: 1.667															PITCHER			
Moe Drabowsky, R (7, 1) ERA: 9.47	IP: 2.0 WLS: L BF: 6 H: 1 R: 0 ER: 0 SO: 3 BB: 0 IBB: 0 HBP: 0 BLK: 0 WP: 0 HR: 0 S: 12 P: 12 ERA: 0.00 WHIP: 0.500															PITCHER			

Chicago Cubs @ Philadelphia Phillies
 Connie Mack Stadium, Philadelphia, PA
 Wed Jun 22 1960, 7:05 PM EDT
 Att: 9,342 - Unknown



Batter	1	2	3	4	5	6	7	8	9	AB	R	H	RBI	BB	SO	LOB	TOP								
Richie Ashburn, L OBP: 0.450, SLG: 0.372 (1, 8)	F4		CS BB		FC5-4		BB 1B		6-3	4	0	1	0	1	0	1									
Bob Will, L OBP: 0.332, SLG: 0.428 (1, 9)	4-3		K		1-3		BB 1B		L7	4	0	0	0	1	1	2									
14 Ernie Banks, R OBP: 0.378, SLG: 0.612 (1, 6)	4-3				F9		HR		F8	4	1	1	1	0	0	3									
George Altman, L OBP: 0.327, SLG: 0.479 (1, 7)		1B 1B			HR 1B		4-3		1-6-3	4	1	2	0	0	0	0									
Dick Gernert, R OBP: 0.360, SLG: 0.356 (1, 3)	F4		F3		F9		BB 1B			3	0	0	0	1	0	2									
Don Zimmer, R OBP: 0.333, SLG: 0.404 (1, 5)	K		HR		G1		1B			4	1	2	2	0	1	1									
Jerry Kindall, R OBP: 0.279, SLG: 0.376 (1, 4)		1B	6-3				2-3		F8	4	0	1	0	0	0	2									
Moe Thacker, R OBP: 0.179, SLG: 0.080 (8, PH)	4-3				F8		FC1-6 1B		G1	3	0	1	0	0	0	2									
Ed Bouchee, L OBP: 0.360, SLG: 0.319 (8, 2)										1	0	0	0	0	0	2									
Jim Hegan, R OBP: 0.227, SLG: 0.381 (8, 2)										0	0	0	0	0	0	0									
Glen Hobbie, R OBP: 0.188, SLG: 0.103 (3, PH)			1-3				FC1-6 BB 1B		F8	0	0	0	0	0	0	0									
Lou Johnson, R OBP: 0.293, SLG: 0.306 (3, 1)							FC5-4 1B			1	0	0	0	0	0	0									
Seth Morehead, L OBP: 0.118, SLG: 0.118 (9, PH)										2	0	1	0	0	0	1									
Danny Murphy, L OBP: 0.167, SLG: 0.091 (9, PH)										1	0	0	0	0	0	0									
Inning Stats	R: 0 E: 0 K: 0 S: 3	H: 0 LOB: 0 BB: 0 P: 3	R: 0 E: 0 K: 1 S: 7	H: 2 LOB: 2 BB: 0 P: 7	R: 0 E: 0 K: 1 S: 4	H: 0 LOB: 1 BB: 1 P: 8	R: 2 E: 0 K: 0 S: 5	H: 2 LOB: 0 BB: 0 P: 5	R: 0 E: 0 K: 0 S: 4	H: 1 LOB: 1 BB: 0 P: 4	R: 1 E: 0 K: 0 S: 4	H: 1 LOB: 0 BB: 0 P: 4	R: 0 E: 0 K: 0 S: 5	H: 2 LOB: 3 BB: 1 P: 9	R: 0 E: 0 K: 0 S: 4	H: 1 LOB: 2 BB: 1 P: 8	R: 0 E: 0 K: 0 S: 3	H: 0 LOB: 0 BB: 0 P: 3	1B: 7 2B: 1 3B: 0 HR: 2	SF: 0 SAC: 0 DP: 1 HBP: 0	WP: 0 PB: 0 SB: 0 CS: 1	PA: 38			
PITCHER	IP	WLS	BF	H	R	ER	SO	BB	IBB	HBP	BLK	WP	HR	S	P	ERA	WHIP								
Dallas Green, R ERA: 6.57 (1, 1)	6.2		29	8	3	3	2	2	0	0	0	0	2	31	39	4.05	1.500								
Turk Farrell, R ERA: 2.63 (7, 1)	2.1	W	9	1	0	0	0	1	0	0	0	0	0	8	12	0.00	0.857								

Chicago Cubs @ Philadelphia Phillies
 Connie Mack Stadium, Philadelphia, PA
 Thu Jun 23 1960, 7:05 PM EDT
 Att: 8,144 - Unknown

AB	35
R	3
H	9
RBI	3
BB	3
SO	2
LOB	16



Batter	1	2	3	4	5	6	7	8	9	AB	R	H	RBI	BB	SO	LOB	BOTTOM								
Ted Lepcio, R OBP: 0.264, SLG: 0.247 (1, 5)	1-4-3	F3			6-3		FC6-4 BB			3	0	0	0	1	0	0									
Tony Curry, L OBP: 0.364, SLG: 0.537 (6, PH)			F5				L8		FC6-4	2	0	1	0	0	0	0									
Bobby Gene Smith, R OBP: 0.320, SLG: 0.408 (7, 7)			FC5-4 1B				1-2			2	0	0	0	0	0	2									
Tony Taylor, R OBP: 0.343, SLG: 0.382 (1, 4)	FC5-4 1B		L4				4-3		4-3	4	0	0	0	0	0	1									
Tony Gonzalez, L OBP: 0.266, SLG: 0.410 (6, PH)							E6		6-3	2	0	1	0	0	1	0									
Bobby Del Greco, R OBP: 0.377, SLG: 0.430 (7, 8)			K				1B			2	1	1	0	0	0	0									
Ken Walters, R OBP: 0.352, SLG: 0.492 (1, 9)	F8						F4			4	1	2	2	0	0	2									
Pancho Herrera, R OBP: 0.385, SLG: 0.524 (1, 3)		HR					F9			4	1	1	1	0	1	1									
Cal Neeman, R OBP: 0.260, SLG: 0.351 (1, 2)		5-3					L8			3	0	1	0	0	0	0									
Ruben Amaro, R OBP: 0.200, SLG: 0.250 (1, 6)							F9			3	1	1	0	0	1	1									
Dallas Green, L OBP: 0.250, SLG: 0.500 (7, 1)							4-3		SH1-3	2	0	1	1	0	0	0									
Turk Farrell, R ERA: 3.88 (7, 1)										0	0	0	0	0	0	0									
Inning Stats	R: 0 E: 0 K: 0 S: 5	H: 2 LOB: 2 BB: 0 P: 5	R: 2 E: 0 K: 0 S: 5	H: 3 LOB: 0 BB: 0 P: 5	R: 0 E: 0 K: 1 S: 5	H: 0 LOB: 0 BB: 0 P: 5	R: 0 E: 0 K: 0 S: 3	H: 0 LOB: 0 BB: 0 P: 3	R: 0 E: 0 K: 0 S: 3	H: 0 LOB: 0 BB: 0 P: 3	R: 1 E: 1 K: 1 S: 7	H: 2 LOB: 1 BB: 0 P: 7	R: 0 E: 0 K: 1 S: 6	H: 1 LOB: 2 BB: 1 P: 10	R: 1 E: 0 K: 0 S: 4	H: 1 LOB: 0 BB: 0 P: 4	1B: 6 2B: 1 3B: 0 HR: 2	SF: 0 SAC: 1 DP: 0 HBP: 0	WP: 0 PB: 0 SB: 0 CS: 0	PA: 33					
PITCHER	IP	WLS	BF	H	R	ER	SO	BB	IBB	HBP	BLK	WP	HR	S	P	ERA	WHIP								
Glen Hobbie, R ERA: 5.26 (1, 1)	2.0		10	5	2	2	0	0	0	0	0	0	1	10	10	9.00	2.500								
Seth Morehead, L ERA: 3.88 (3, 1)	6.0	L	23	4	2	1	3	1	0	0	0	0	1	28	32	1.50	0.833								

Chicago Cubs @ Philadelphia Phillies
 Connie Mack Stadium, Philadelphia, PA
 Thu Jun 23 1960, 7:05 PM EDT
 Att: 8,144 - Unknown

AB	31
R	4
H	9
RBI	4
BB	1
SO	3
LOB	7



Batter	1	2	3	4	5	6	7	8	9	AB	R	H	RBI	BB	SO	LOB	TOP			
Richie Ashburn, L OBP: 0.451, SLG: 0.374 (1, 8)	0-0 3-1		0-0 4-3			0-0 FC6 1B		0-0 1B		4	0	2	0	0	0	1	Chicago Cubs @ Pittsburgh Pirates Forbes Field, Pittsburgh, PA Fri Jun 24 1960, 7:05 PM EDT Att: 28,137 - Unknown			
Bob Will, L OBP: 0.325, SLG: 0.419 (1, 9)	0-0 4-3			0-0 L5		0-0 F5		0-0 F7		4	0	0	0	0	0	2				
14 Ernie Banks, R OBP: 0.376, SLG: 0.605 (1, 6)	0-0 5-3			0-0 G5-4-3 1B		0-0 F6		0-3 K		4	0	1	0	0	1	2				
Dick Gemert, R OBP: 0.333, SLG: 0.327 (1, 3)		0-0 F8		0-0 G5-4-3 1-2		0-0 FC6 1-2		0-0 F9		4	0	0	0	0	0	3				
Frank Thomas, R OBP: 0.281, SLG: 0.450 George Altman, L OBP: 0.333, SLG: 0.479 (7, PR) (7, 7)		0-0 F8			0-0 F7			4-0 BB 1B		3	0	1	0	0	0	0				
Don Zimmer, R OBP: 0.331, SLG: 0.396 (1, 5)		0-0 F8			0-0 F9		4-0 FC6-4 BB 1-2	0-0 F8		3	0	0	0	1	0	1				
Jim Hegan, R OBP: 0.231, SLG: 0.440 (1, 2)			0-0 5-3		0-0 1B 3B		0-0 F4	0-0 F4		4	1	1	0	0	0	3				
Jerry Kindall, R OBP: 0.287, SLG: 0.390 (1, 4)			0-0 2B		0-0 1B		0-3 K	0-3 K		4	0	2	1	0	2	3				
Dick Ellsworth, L OBP: 0.227, SLG: 0.056 Earl Avenell, R OBP: 0.341, SLG: 0.346 Joe Schaffernoth, R (7, PH) (7, 1)			0-3 K		0-3 K		0-0 FC6-4 1-2			2	0	0	0	0	2	2				
Inning Stats	R: 0 E: 0 K: 0 S: 3	H: 0 LOB: 0 BB: 0 P: 3	R: 0 E: 0 K: 0 S: 3	H: 0 LOB: 0 BB: 0 P: 3	R: 0 E: 0 K: 1 S: 6	H: 1 LOB: 1 BB: 0 P: 6	R: 0 E: 0 K: 0 S: 3	H: 1 LOB: 0 BB: 0 P: 3	R: 1 E: 0 K: 1 S: 7	H: 2 LOB: 1 BB: 0 P: 7	R: 0 E: 0 K: 0 S: 4	H: 1 LOB: 1 BB: 0 P: 4	R: 0 E: 0 K: 1 S: 6	H: 1 LOB: 2 BB: 1 P: 10	R: 0 E: 0 K: 1 S: 5	H: 0 LOB: 1 BB: 1 P: 9		1B: 5 2B: 1 3B: 1 HR: 0	SF: 0 SAC: 0 DP: 1 HBP: 0	WP: 0 PB: 0 SB: 0 CS: 0
PITCHER Vinegar Bend Mizell, L ERA: 4.28 (1, 1)	IP: 9.0 WLS: W BF: 35 H: 7 R: 1 ER: 1 SO: 5 BB: 2 IBB: 0 HBP: 0 BLK: 0 WP: 0 HR: 0 S: 43 P: 51 ERA: 1.00 WHIP: 1.000															PITCHER Vinegar Bend Mizell, L ERA: 4.28 (1, 1)	IP: 9.0 WLS: W BF: 35 H: 7 R: 1 ER: 1 SO: 5 BB: 2 IBB: 0 HBP: 0 BLK: 0 WP: 0 HR: 0 S: 43 P: 51 ERA: 1.00 WHIP: 1.000			

AB 33
R 1
H 7
RBI 1
BB 2
SO 5
LOB 19



Batter	1	2	3	4	5	6	7	8	9	AB	R	H	RBI	BB	SO	LOB	BOTTOM	
Joe Christopher, R (1, 7)	0-3 K									4	0	0	0	0	2	2	Chicago Cubs @ Pittsburgh Pirates Forbes Field, Pittsburgh, PA Fri Jun 24 1960, 7:05 PM EDT Att: 28,137 - Unknown	
Bill Virdon, L OBP: 0.302, SLG: 0.286 (8, 8)		0-0 FC6-4 1-2			0-0 L6			0-3 K		1	0	0	0	0	1	0		
Dick Groat, R OBP: 0.385, SLG: 0.415 (1, 6)	4-0 FC6-4 BB		0-0 4-3		0-0 F9		4-0 CS BB			2	0	0	0	2	0	0		
Roberto Clemente, R OBP: 0.370, SLG: 0.490 (1, 9)	0-0 FC6-4 1-2		0-0 FC4-6 1B		0-0 1B		0-0 BB 1B			4	0	3	0	0	0	1		
Dick Stuart, R OBP: 0.279, SLG: 0.403 Rocky Nelson, L OBP: 0.355, SLG: 0.358 (8, 3)	0-3 K		0-0 FC4-6 1-2		0-0 G3		0-3 K			4	0	0	0	0	2	4		
Gino Cimoli, R OBP: 0.393, SLG: 0.400 (8, 7)		0-0 BB 1B	0-0 4-3		0-0 BB 1B		4-0 BB 1B			3	2	2	0	1	0	1		
Hal Smith, R OBP: 0.381, SLG: 0.568 (1, 2)		4-0 BB 1B		0-3 K		0-0 6-3 1B		4-0 FC6-4 BB		2	0	0	0	2	1	1		
Don Hoak, R OBP: 0.380, SLG: 0.425 (1, 5)		0-0 BB 1B		0-0 1B		4-0 1B 1B		0-0 FC6-4 1-2		3	1	2	1	1	0	3		
Bill Mazerowski, R OBP: 0.297, SLG: 0.427 (1, 4)		0-0 L4		0-3 K		0-0 BB 1B		0-0 6-3		4	1	1	1	0	1	2		
Vinegar Bend Mizell, R OBP: 0.212, SLG: 0.167 (1, 1)		0-0 FC6-4 2H		0-0 6-3		0-0 1B 1B		0-0 1-3		4	0	2	2	0	0	1		
Inning Stats	R: 0 E: 0 K: 2 S: 7	H: 0 LOB: 1 BB: 1 P: 11	R: 2 E: 0 K: 0 S: 5	H: 3 LOB: 1 BB: 1 P: 9	R: 0 E: 0 K: 0 S: 4	H: 1 LOB: 1 BB: 0 P: 4	R: 0 E: 0 K: 2 S: 8	H: 1 LOB: 1 BB: 0 P: 8	R: 0 E: 0 K: 1 S: 7	H: 1 LOB: 1 BB: 1 P: 11	R: 2 E: 0 K: 1 S: 5	H: 3 LOB: 3 BB: 3 P: 17	R: 0 E: 0 K: 1 S: 5	H: 0 LOB: 0 BB: 0 P: 5	1B: 10 2B: 0 3B: 0 HR: 0	SF: 0 SAC: 0 DP: 0 HBP: 0	WP: 0 PB: 0 SB: 1 CS: 1	PA: 37
PITCHER Dick Ellsworth, L ERA: 2.44 Joe Schaffernoth, R ERA: 4.66 (1, 1) (7, 1)	IP: 6.0 WLS: L BF: 28 H: 9 R: 4 ER: 4 SO: 5 BB: 2 IBB: 1 HBP: 0 BLK: 0 WP: 0 HR: 0 S: 35 P: 47 ERA: 6.00 WHIP: 1.833															PITCHER Dick Ellsworth, L ERA: 2.44 Joe Schaffernoth, R ERA: 4.66 (1, 1) (7, 1)	IP: 2.0 WLS: L BF: 9 H: 1 R: 0 ER: 0 SO: 2 BB: 3 IBB: 0 HBP: 0 BLK: 0 WP: 0 HR: 10 S: 22 P: 22 ERA: 0.00 WHIP: 2.000	

AB 31
R 4
H 10
RBI 4
BB 6
SO 7
LOB 15



Batter	1	2	3	4	5	6	7	8	9	AB	R	H	RBI	BB	SO	LOB	TOP								
Richie Ashburn, L OBP: 0.454, SLG: 0.376 (1, 8)										4	2	2	1	1	0	1	Chicago Cubs @ Pittsburgh Pirates Forbes Field, Pittsburgh, PA Sat Jun 25 1960, 3:33 AM EDT Att: 20,428 - Unknown								
Jerry Kindall, R OBP: 0.283, SLG: 0.382 (1, 4)										5	0	1	0	0	2	4									
14 Ernie Banks, R OBP: 0.377, SLG: 0.601 (1, 6)										5	0	2	1	0	1	4									
Ed Bouchee, L OBP: 0.357, SLG: 0.316 (1, 3)										5	0	1	1	0	1	3									
Frank Thomas, R OBP: 0.282, SLG: 0.453 Bob Will, L OBP: 0.324, SLG: 0.417 (7, PH) (7, 7)										3	0	1	1	0	0	0									
George Altman, L OBP: 0.336, SLG: 0.475 (1, 9)										3	1	1	0	1	0	0									
Don Zimmer, R OBP: 0.329, SLG: 0.405 (1, 5)										4	1	1	1	0	1	3									
Jim Hegan, R OBP: 0.241, SLG: 0.464 Danny Murphy, L OBP: 0.154, SLG: 0.083 El Tappe, R (8, 2)										3	1	1	1	0	0	0									
Moe Drabowsky, R (1, 1)										1	0	0	0	0	0	0									
Bob Anderson, R OBP: 0.219, SLG: 0.194 Don Elston, R OBP: 0.083, SLG: 0.083 Earl Averill, R OBP: 0.348, SLG: 0.346 Lou Johnson, R OBP: 0.283, SLG: 0.306 (9, PR)										0	0	0	0	0	0	0									
Inning Stats	R: 1 E: 0 K: 1 S: 8	H: 3 LOB: 3 BB: 1 P: 12	R: 0 E: 0 K: 0 S: 3	H: 0 LOB: 0 BB: 0 P: 3	R: 0 E: 0 K: 1 S: 5	H: 0 LOB: 0 BB: 0 P: 5	R: 3 E: 0 K: 0 S: 8	H: 5 LOB: 2 BB: 0 P: 8	R: 0 E: 0 K: 0 S: 3	H: 0 LOB: 0 BB: 0 P: 3	R: 0 E: 0 K: 1 S: 5	H: 0 LOB: 1 BB: 0 P: 5	R: 1 E: 1 K: 1 S: 6	H: 2 LOB: 1 BB: 1 P: 10	R: 0 E: 0 K: 0 S: 3	H: 0 LOB: 0 BB: 0 P: 3	R: 1 E: 0 K: 1 S: 6	H: 1 LOB: 1 BB: 1 P: 10	1B: 8 2B: 2 3B: 1 HR: 0	SF: 0 SAC: 0 DP: 0 HBP: 0	WP: 0 PB: 0 SB: 0 CS: 0	PA: 40			
PITCHER	IP	WLS	BF	H	R	ER	SO	BB	IBB	HBP	BLK	WP	HR	S	P	ERA	WHIP								
Joe Gibbon, L ERA: 5.01 (1, 1)	3.1		19	8	4	4	2	1	0	0	0	0	0	22	26	10.80	2.700								
Paul Giel, R ERA: 4.57 (4, 1)	2.2	W	8	0	0	0	1	0	0	0	0	0	0	10	10	0.00	0.000								
Fred Green, L ERA: 3.56 (7, 1)	0.2		4	2	1	1	1	1	0	0	0	0	0	5	9	13.50	4.500								
Roy Face, R ERA: 2.61 (7, 1)	2.1	S	9	1	1	1	1	1	0	0	0	0	0	10	14	3.86	0.857								

AB	37
R	6
H	11
RBI	6
BB	3
SO	5
LOB	16



Batter	1	2	3	4	5	6	7	8	9	AB	R	H	RBI	BB	SO	LOB	BOTTOM								
Bill Virdon, L OBP: 0.306, SLG: 0.291 (1, 8)										5	1	2	0	0	1	2	Chicago Cubs @ Pittsburgh Pirates Forbes Field, Pittsburgh, PA Sat Jun 25 1960, 3:33 AM EDT Att: 20,428 - Unknown								
Dick Groat, R OBP: 0.389, SLG: 0.427 (1, 6)										4	1	2	1	1	0	2									
Bob Skinner, L OBP: 0.407, SLG: 0.525 (1, 7)										5	0	0	0	0	1	6									
Rocky Nelson, L OBP: 0.379, SLG: 0.411 (1, 3)										3	2	2	1	1	0	1									
Roberto Clemente, R OBP: 0.371, SLG: 0.490 Gino Cimoli, R OBP: 0.366, SLG: 0.397 (4, 9)										2	0	1	0	0	0	1									
Smoky Burgess, L OBP: 0.368, SLG: 0.451 (1, 2)										3	1	1	2	0	0	2									
Don Hoak, R OBP: 0.382, SLG: 0.427 (1, 5)										4	1	2	2	0	0	0									
Bill Mazerowski, R OBP: 0.301, SLG: 0.429 (1, 4)										4	0	2	0	0	0	2									
Joe Gibbon, R OBP: 0.273, SLG: 0.111 Paul Giel, R (4, 1)										1	0	0	0	0	0	0									
Gene Baker, R OBP: 0.250, SLG: 0.222 Fred Green, R OBP: 0.600, SLG: 1.800 Roy Face, R OBP: 0.167, SLG: 0.167 (7, 1)										1	0	1	1	0	0	0									
Inning Stats	R: 3 E: 0 K: 1 S: 10	H: 5 LOB: 2 BB: 0 P: 10	R: 0 E: 0 K: 0 S: 3	H: 0 LOB: 0 BB: 0 P: 3	R: 0 E: 0 K: 0 S: 2	H: 0 LOB: 1 BB: 1 P: 6	R: 0 E: 0 K: 0 S: 4	H: 1 LOB: 1 BB: 0 P: 4	R: 0 E: 0 K: 0 S: 6	H: 1 LOB: 1 BB: 0 P: 6	R: 3 E: 0 K: 0 S: 6	H: 4 LOB: 2 BB: 2 P: 14	R: 1 E: 0 K: 0 S: 4	H: 1 LOB: 0 BB: 0 P: 4	R: 0 E: 0 K: 0 S: 5	H: 2 LOB: 2 BB: 0 P: 5	1B: 10 2B: 1 3B: 3 HR: 0	SF: 1 SAC: 0 DP: 1 HBP: 0	WP: 0 PB: 0 SB: 0 CS: 0	PA: 39					
PITCHER	IP	WLS	BF	H	R	ER	SO	BB	IBB	HBP	BLK	WP	HR	S	P	ERA	WHIP								
Moe Drabowsky, R ERA: 10.71 (1, 1)	0.1		4	3	3	3	1	0	0	0	0	0	0	7	7	81.00	12.000								
Bob Anderson, R ERA: 4.99 (1, 1)	4.2	L	21	6	3	3	1	2	0	0	0	0	0	21	29	5.79	1.714								
Don Elston, R ERA: 3.18 (6, 1)	3.0		13	4	1	1	0	1	0	0	0	0	0	12	16	3.00	1.667								

AB	35
R	7
H	14
RBI	7
BB	3
SO	2
LOB	18



Batter	1	2	3	4	5	6	7	8	9	AB	R	H	RBI	BB	SO	LOB	TOP								
Richie Ashburn, L OBP: 0.460, SLG: 0.383 (1, 7)	0-0 G5-6-3 1B		0-0 FC3-6 1B		0-0 2B SF8 1B	0-0 3-1			4-0 E 14 S 2B BB	4	2	3	1	1	0	0									
Danny Murphy, L OBP: 0.167, SLG: 0.176 (1, 8)	0-0 G5-6-3 1-2		0-0 FC3-6 14 FC6-4		0-0 SF8 2B		0-0 G3		0-0 F9	5	1	1	1	1	0	4									
14 Ernie Banks, R OBP: 0.377, SLG: 0.599 (1, 6)	0-3 K		0-0 FC6-4		4-0 SF8 2B IBB		0-0 5-3		0-0	4	1	1	1	1	1	2									
Ed Bouchee, L OBP: 0.354, SLG: 0.315 (1, 3)		0-0 F7		0-0 G4-6-3 1B	0-0 SF8		0-0 G3		0-0 4-3	4	0	1	1	0	0	1									
George Altman, L OBP: 0.336, SLG: 0.461 (1, 9)		0-0 L7		0-0 G4-6-3	0-0 2B IBB			0-0 6-3		3	1	0	0	1	0	1									
Ron Santo, R OBP: 0.500, SLG: 0.750 (1, 5)		0-0		0-0 P4	0-0			0-0 P4		4	0	2	3	0	0	0									
Jerry Kindall, R OBP: 0.291, SLG: 0.386 (1, 4)		0-0 L7			0-0 1B			0-0 1B CS 1B		4	1	2	0	0	0	2									
Jim Hegan, R OBP: 0.273, SLG: 0.469 (1, 2)			0-3 K		0-0 2B 1B	0-3 K		0-0		4	1	2	0	0	2	0									
Mark Freeman, R OBP: 0.250, SLG: 0.200 (1, 1)				0-0 FC3-6 1B	0-3 K	0-0 P6		0-0 CS	0-3 K	4	0	1	0	0	2	2									
Don Elston, R OBP: 0.083, SLG: 0.083 (9, 1)								3-H		0	0	0	0	0	0	0									
Inning Stats	R: 0 E: 0 K: 1 S: 5	H: 1 LOB: 0 BB: 0 P: 5	R: 0 E: 0 K: 0 S: 4	H: 1 LOB: 1 BB: 0 P: 4	R: 0 E: 0 K: 1 S: 7	H: 2 LOB: 2 BB: 0 P: 7	R: 0 E: 0 K: 0 S: 3	H: 1 LOB: 0 BB: 0 P: 3	R: 6 E: 0 K: 1 S: 10	H: 5 LOB: 1 BB: 2 P: 18	R: 0 E: 0 K: 0 S: 5	H: 0 LOB: 0 BB: 0 P: 5	R: 0 E: 0 K: 0 S: 3	H: 0 LOB: 0 BB: 0 P: 3	R: 0 E: 0 K: 0 S: 4	H: 2 LOB: 1 BB: 0 P: 4	R: 1 E: 0 K: 1 S: 6	H: 1 LOB: 1 BB: 1 P: 10	1B: 10 2B: 3 3B: 0 HR: 0	SF: 1 SAC: 0 DP: 2 HBP: 0	WP: 0 PB: 0 SB: 1 CS: 1	PA: 41			
PITCHER	IP	WLS	BF	H	R	ER	SO	BB	IBB	HBP	BLK	WP	HR	S	P	ERA	WHIP								
Bob Friend, R ERA: 2.58 (1, 1)	4.2	L	24	10	6	6	3	0	2	0	0	0	0	28	36	11.57	2.143								
Bennie Daniels, R ERA: 7.59 (5, 1)	2.1		7	0	0	0	1	0	0	0	0	0	0	9	9	0.00	0.000								
Jim Umbricht, R ERA: 5.8 (8, 1)	2.0		9	3	1	1	1	1	0	0	0	0	0	10	14	4.50	2.000								

Chicago Cubs @ Pittsburgh Pirates
Forbes Field, Pittsburgh, PA
Sun Jun 26 1960, 3:33 AM EDT
Unknown

AB 36
R 7
H 13
RBI 7
BB 3
SO 5
LOB 12



Batter	1	2	3	4	5	6	7	8	9	AB	R	H	RBI	BB	SO	LOB	BOTTOM								
Bill Virdon, L OBP: 0.324, SLG: 0.317 (1, 8)	0-0 1B SF8 1B		4-0 L6-3 BB		4-0			0-0 F7	0-0	3	1	2	0	2	0	0									
Dick Groat, R OBP: 0.386, SLG: 0.423 (1, 6)	0-0 4-3 1B		0-0 L6-3		0-3 K			0-0 5-3	0-0 F7	5	0	1	0	0	1	3									
Bob Skinner, L OBP: 0.401, SLG: 0.518 (1, 7)	0-0 SF8		0-0 3-1				0-0 6-3	0-0 4-3		3	0	0	1	0	0	0									
Rocky Nelson, L OBP: 0.371, SLG: 0.417 (1, 3)	0-0 4-3			0-0 6-3 2B			0-0 L9		0-0 L9	4	1	1	0	0	0	1									
Gino Cimoli, R OBP: 0.397, SLG: 0.396 (1, 9)	0-3 K			0-3 K			0-0	0-0	4-0 2B BB	3	1	1	0	1	2	2									
Hal Smith, R OBP: 0.377, SLG: 0.566 (1, 2)		0-3 K		0-0 6-3			0-0 5-3		0-0 1B WP 2B	4	1	1	2	0	1	1									
Don Hoak, R OBP: 0.380, SLG: 0.424 (1, 5)		0-0 4-3		0-0 K			0-3 K		0-0 G3 WP HR 1B	4	1	1	0	0	2	0									
Bill Mazerowski, R OBP: 0.300, SLG: 0.423 (1, 4)		4-0			0-0 L5		0-0 F7		0-0 G3	3	0	0	0	1	0	1									
Bob Friend, R OBP: 0.174, SLG: 0.073 (1, 1)		0-0			0-0 3-1		0-3 K		0-0 HR	1	0	0	0	0	0	1									
Bennie Daniels, L OBP: 0.188, SLG: 0.188 (5, 1)										1	0	0	0	0	0	0									
Dick Schofield, S OBP: 0.428, SLG: 0.304 (7, PH)										1	0	0	0	0	1	0									
Jim Umbricht, R OBP: 0.333, SLG: 0.333 (8, 1)										0	0	0	0	0	0	0									
Smoky Burgess, L OBP: 0.372, SLG: 0.478 (9, PH)									3-H HR	1	1	1	2	0	0	0									
Inning Stats	R: 1 E: 0 K: 1 S: 7	H: 2 LOB: 1 BB: 0 P: 7	R: 0 E: 0 K: 1 S: 5	H: 0 LOB: 1 BB: 1 P: 9	R: 0 E: 0 K: 0 S: 2	H: 0 LOB: 0 BB: 1 P: 6	R: 1 E: 0 K: 2 S: 8	H: 1 LOB: 0 BB: 0 P: 8	R: 0 E: 0 K: 1 S: 5	H: 0 LOB: 1 BB: 1 P: 9	R: 0 E: 0 K: 0 S: 4	H: 1 LOB: 0 BB: 0 P: 4	R: 0 E: 0 K: 2 S: 7	H: 0 LOB: 0 BB: 0 P: 7	R: 0 E: 0 K: 0 S: 3	H: 0 LOB: 0 BB: 0 P: 3	R: 4 E: 0 K: 0 S: 7	H: 4 LOB: 1 BB: 1 P: 11	1B: 4 2B: 3 3B: 1 HR: 1	SF: 1 SAC: 0 DP: 1 HBP: 0	WP: 1 PB: 0 SB: 1 CS: 0	PA: 38			
PITCHER	IP	WLS	BF	H	R	ER	SO	BB	IBB	HBP	BLK	WP	HR	S	P	ERA	WHIP								
Mark Freeman, R ERA: 4.74 (1, 1)	8.2	W	36	7	6	6	7	4	0	0	0	0	0	46	62	6.23	1.269								
Don Elston, R ERA: 3.16 (9, 1)	0.1	S	2	1	0	0	0	0	0	0	0	0	0	2	2	0.00	3.000								

Chicago Cubs @ Pittsburgh Pirates
Forbes Field, Pittsburgh, PA
Sun Jun 26 1960, 3:33 AM EDT
Unknown

AB 33
R 6
H 8
RBI 5
BB 4
SO 7
LOB 9



Batter	1	2	3	4	5	6	7	8	9	AB	R	H	RBI	BB	SO	LOB	TOP								
Richie Ashburn, L OBP: 0.452, SLG: 0.374 (1, 7)	0-0 5-3		0-0 F8		0-0 FC4-6	0-0 F7		0-0 FC6-4		5	0	0	0	0	0	4									
Danny Murphy, L OBP: 0.174, SLG: 0.182 (1, 8)	0-0 4-3			0-0 14 1B	0-3 K		0-0 F9		0-0 F8	5	1	1	0	0	1	1									
14 Ernie Banks, R OBP: 0.374, SLG: 0.591 (1, 6)	0-0 5-3			0-0 1B	0-0 F7	0-3 K			0-0 5-3	5	0	1	0	0	1	0									
Ed Bouchee, L OBP: 0.355, SLG: 0.311 (1, 3)		0-0 3-1		0-3 K	4-0 1B	0-0 F7		4-0 BB	4-0 BB	3	1	0	0	2	1	2									
George Altman, L OBP: 0.339, SLG: 0.458 (1, 9)	0-0 F5		0-0 F7		0-0 BB	1-3 E		0-0 SH3-4	0-0 F9	5	2	2	0	0	0	3									
Ron Santo, R OBP: 0.429, SLG: 0.571 (1, 5)	0-0 6-3		0-0 FC	1-2 2H	1-2 E	1-2 E		0-0 SH3-4		3	1	1	2	0	0	1									
Jerry Kindall, R OBP: 0.298, SLG: 0.390 (1, 4)			0-0 B1-5-4	0-0 FC	0-3 K	0-3 K		0-0 1-3		4	1	2	1	0	1	4									
El Tappe, R OBP: 0.750, SLG: 0.500 (1, 2)			0-0 B1-5-4	1-2 1B	4-0 FC1-6	4-0 E		0-0 1-3		2	1	1	0	2	0	1									
Don Cardwell, R OBP: 0.125, SLG: 0.375 (1, 1)			0-0 B1-5-4	1-2 2-3F	0-0 FC1-6	0-0 E7		0-0 FC6-4		3	0	0	0	0	0	3									
Seth Morehead, L OBP: 0.167, SLG: 0.167 (6, 1)					1-2 E	1-1 2H				1	0	1	1	0	0	0									
Don Elston, R OBP: 0.083, SLG: 0.083 (8, 1)					1-2 E	1-1 2H				0	0	0	0	0	0	0									
Inning Stats	R: 0 E: 0 K: 0 S: 3	H: 0 LOB: 0 BB: 0 P: 3	R: 0 E: 0 K: 0 S: 3	H: 0 LOB: 0 BB: 0 P: 3	R: 0 E: 0 K: 0 S: 4	H: 2 LOB: 1 BB: 0 P: 4	R: 1 E: 0 K: 1 S: 8	H: 3 LOB: 2 BB: 0 P: 8	R: 0 E: 0 K: 1 S: 5	H: 0 LOB: 1 BB: 1 P: 9	R: 4 E: 2 K: 1 S: 8	H: 1 LOB: 2 BB: 1 P: 16	R: 0 E: 0 K: 1 S: 5	H: 0 LOB: 0 BB: 0 P: 5	R: 2 E: 0 K: 0 S: 6	H: 3 LOB: 1 BB: 0 P: 6	R: 0 E: 0 K: 0 S: 3	H: 0 LOB: 1 BB: 1 P: 7	1B: 9 2B: 0 3B: 0 HR: 0	SF: 0 SAC: 1 DP: 1 HBP: 0	WP: 0 PB: 0 SB: 0 CS: 0	PA: 41			
PITCHER	IP	WLS	BF	H	R	ER	SO	BB	IBB	HBP	BLK	WP	HR	S	P	ERA	WHIP								
Vern Law, R ERA: 2.66 (1, 1)	8.0	L	37	9	7	4	4	3	0	0	0	0	0	42	54	4.50	1.500								
Roy Face, R ERA: 2.95 (9, 1)	1.0		4	0	0	0	0	1	0	0	0	0	0	3	7	0.00	1.000								

Chicago Cubs @ Pittsburgh Pirates
Forbes Field, Pittsburgh, PA
Sun Jun 26 1960, 3:38 AM EDT
Att: 36,378 - Unknown

AB	36
R	7
H	9
RBI	4
BB	4
SO	4
LOB	19

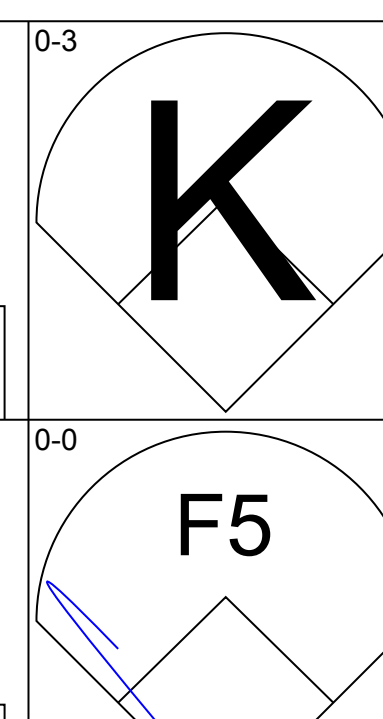
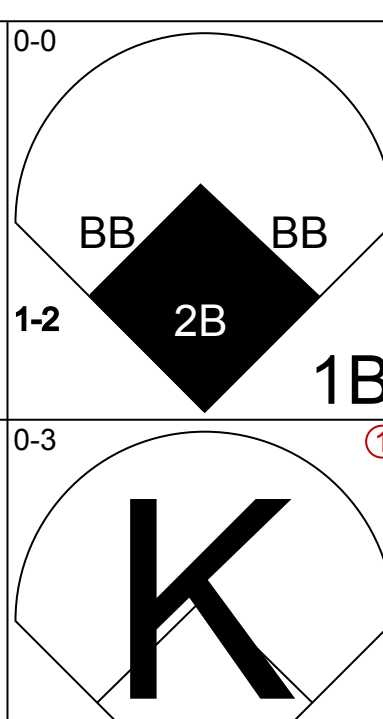
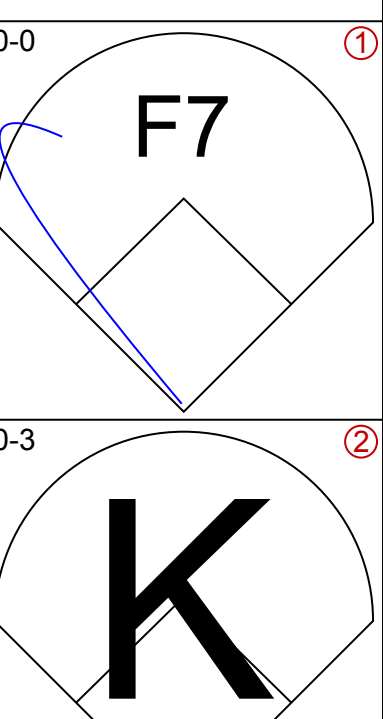
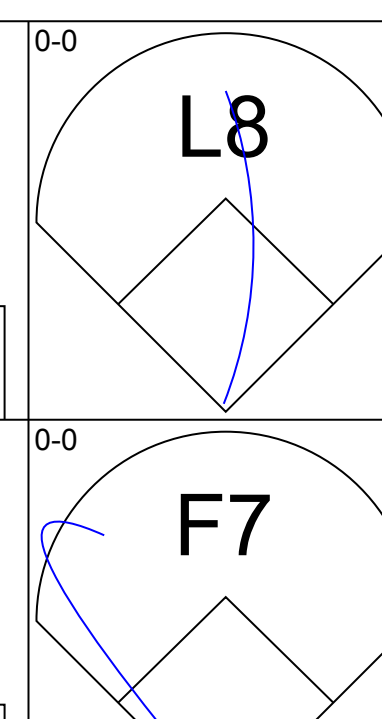
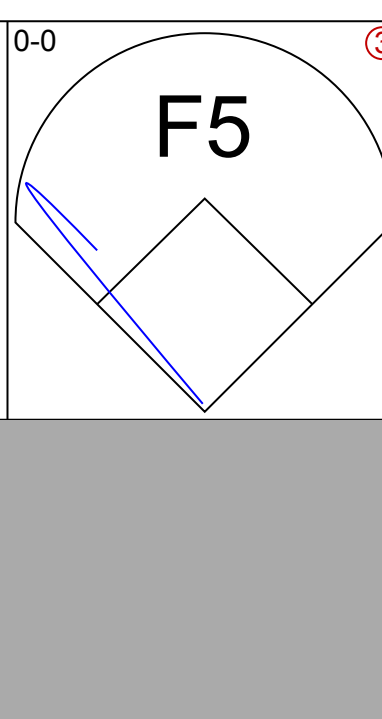
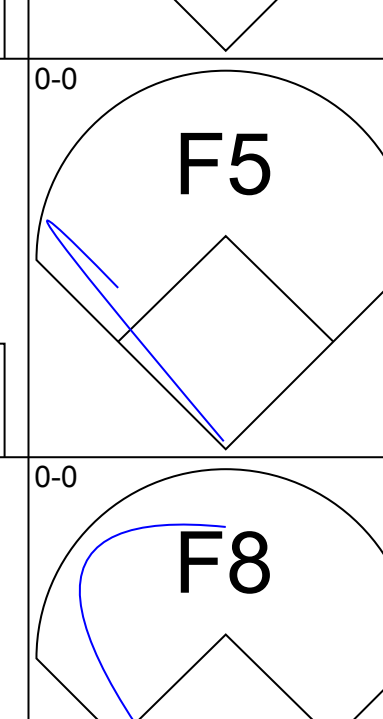
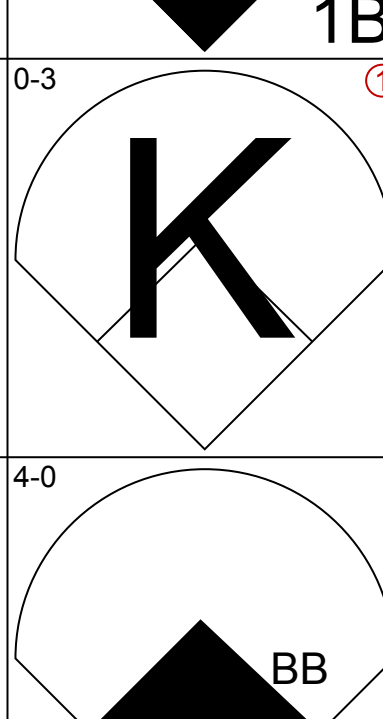
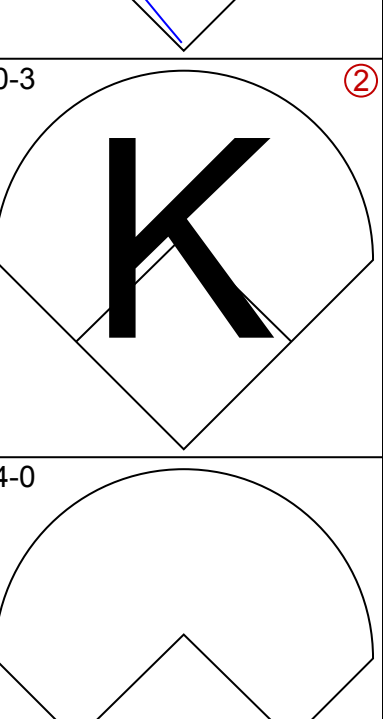
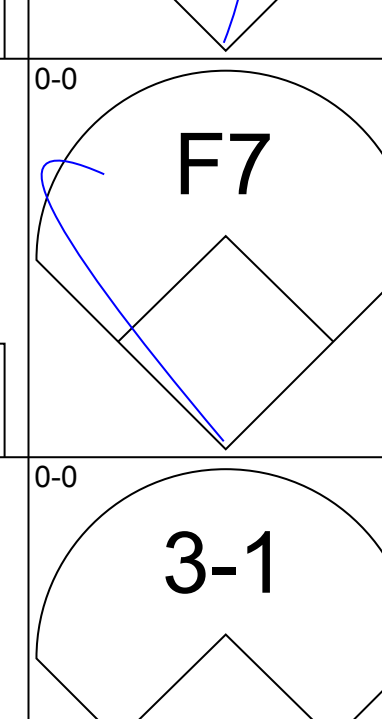
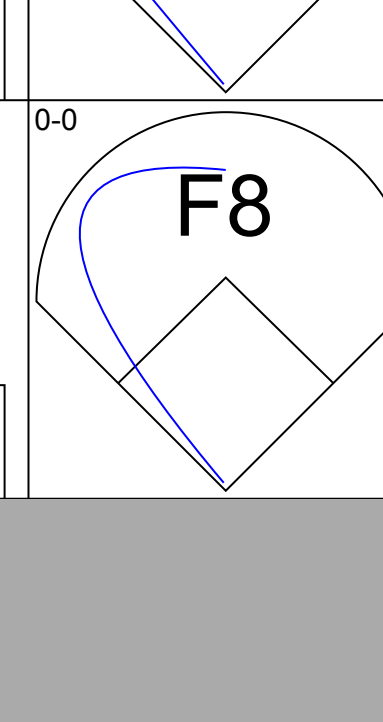
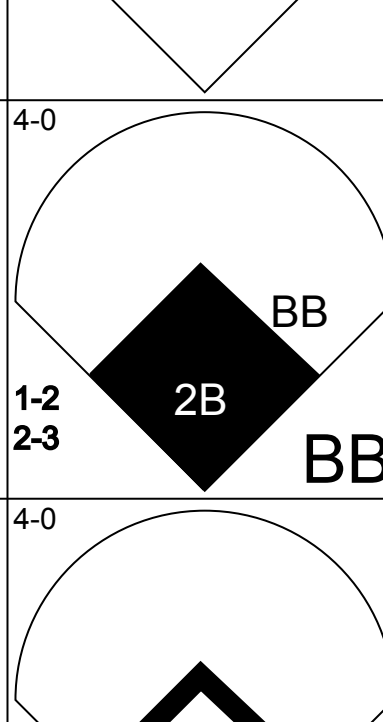
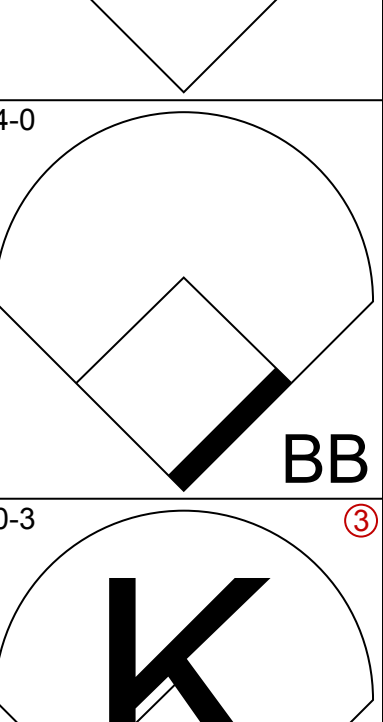
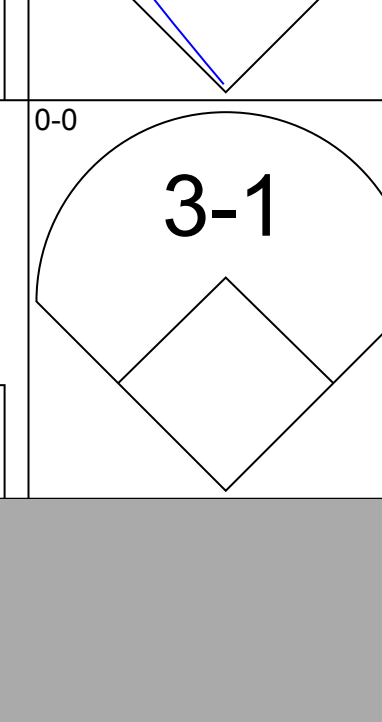
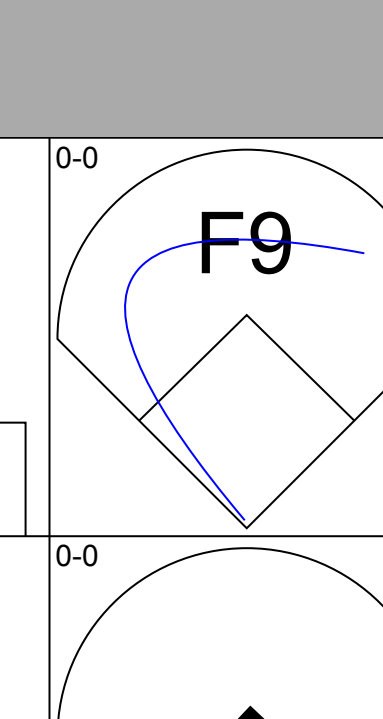
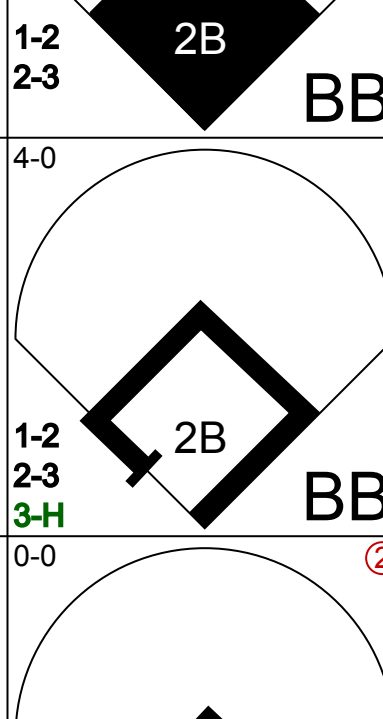
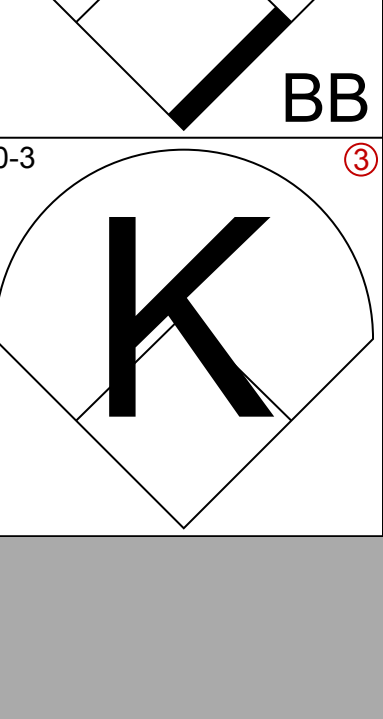
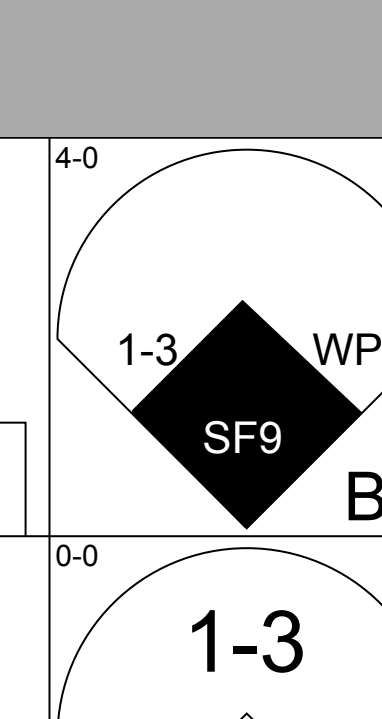
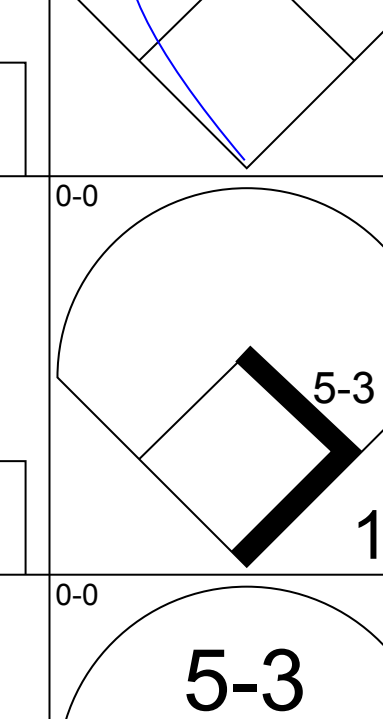
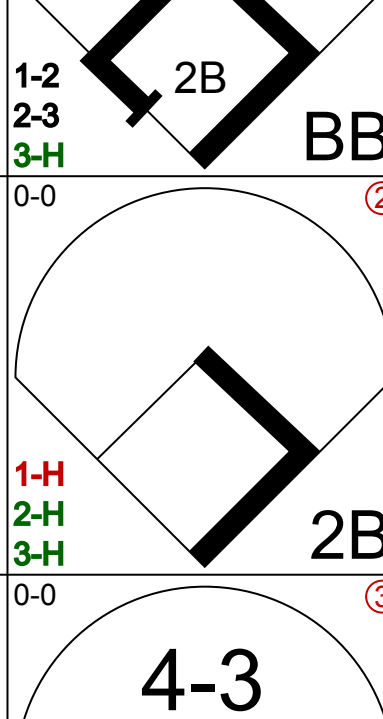
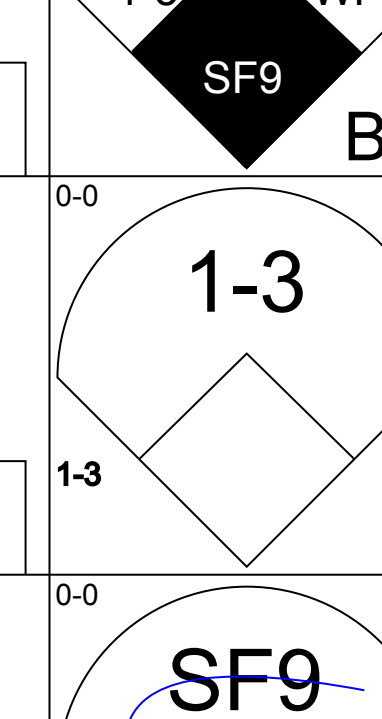
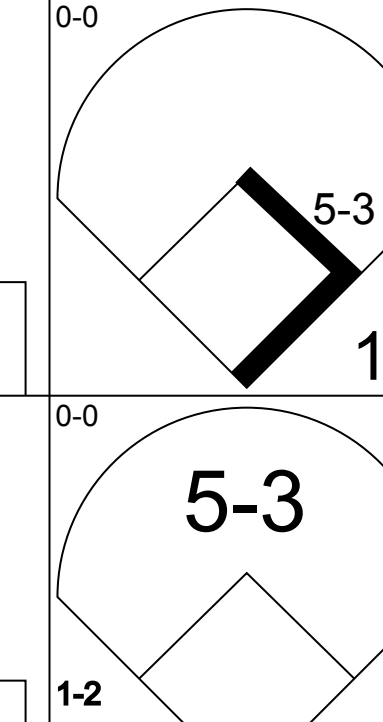
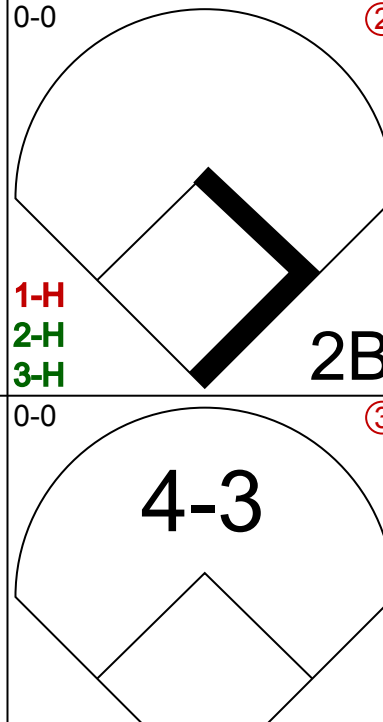
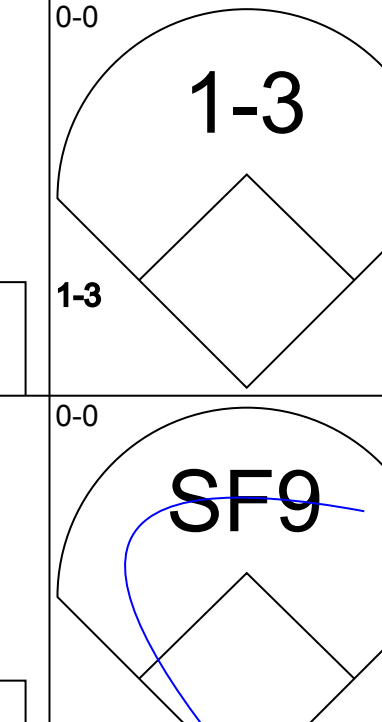
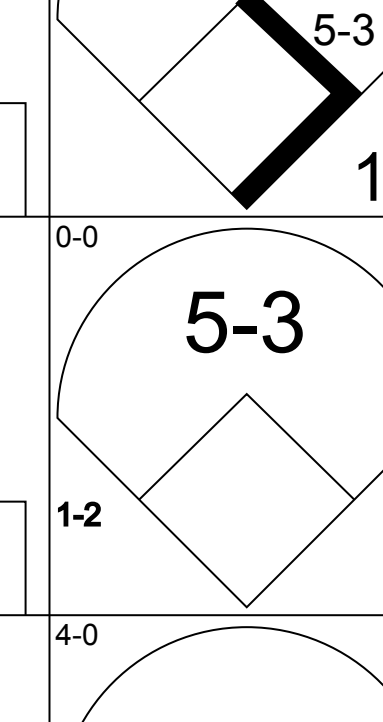
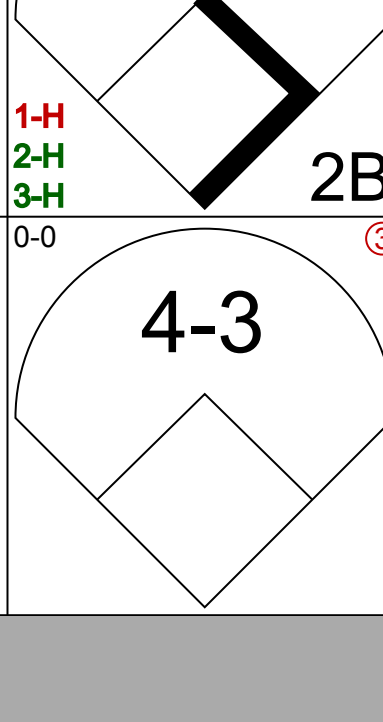
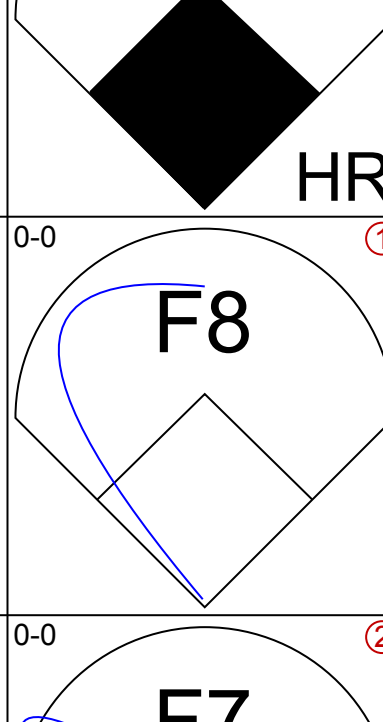
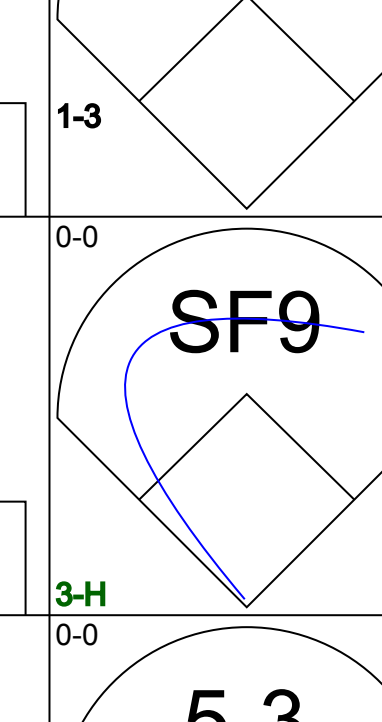
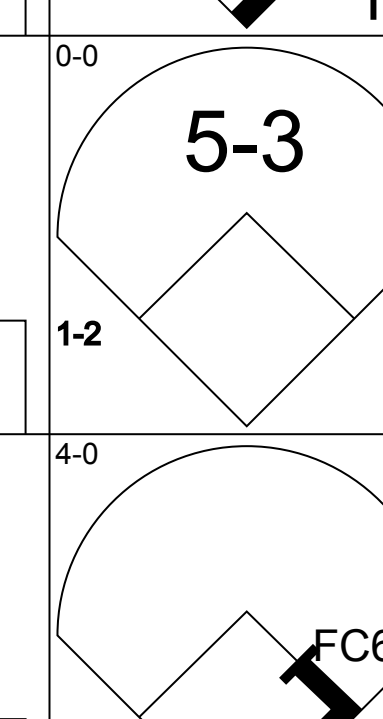
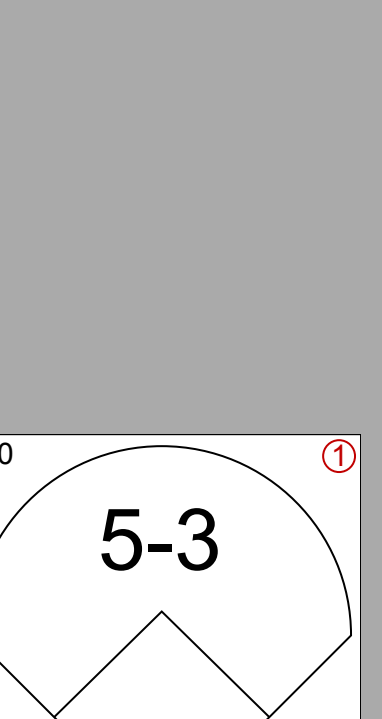
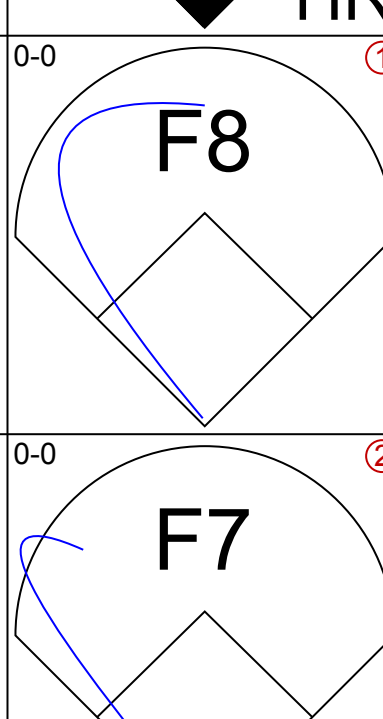
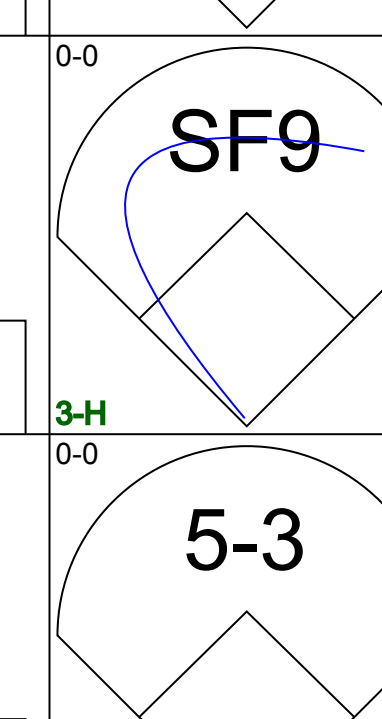
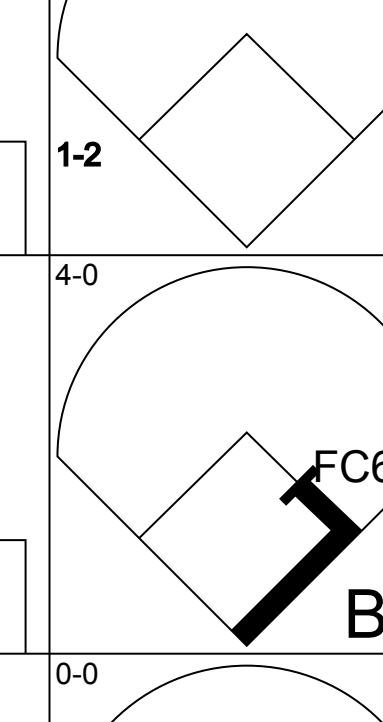
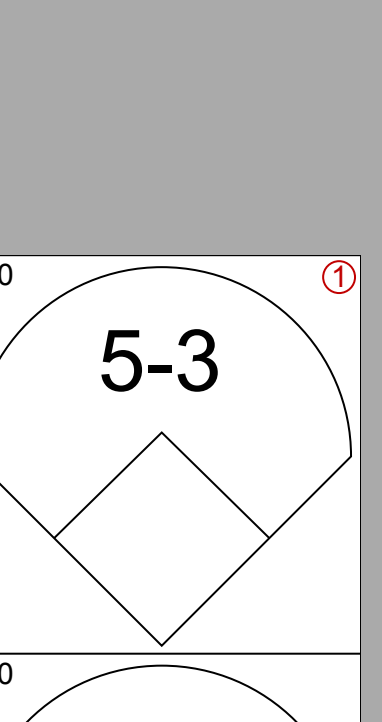
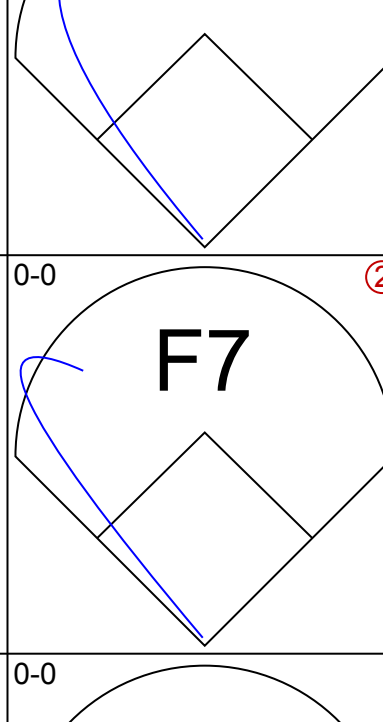


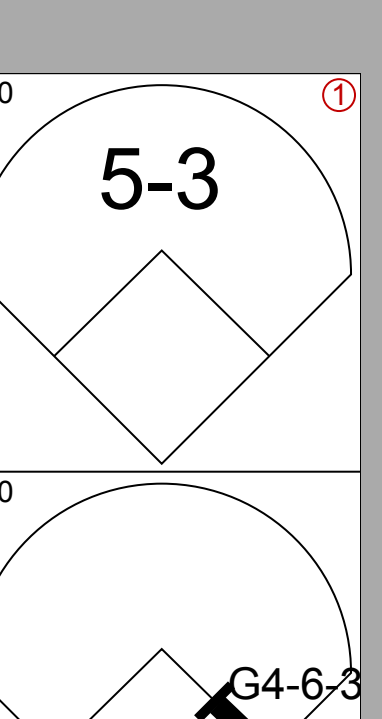
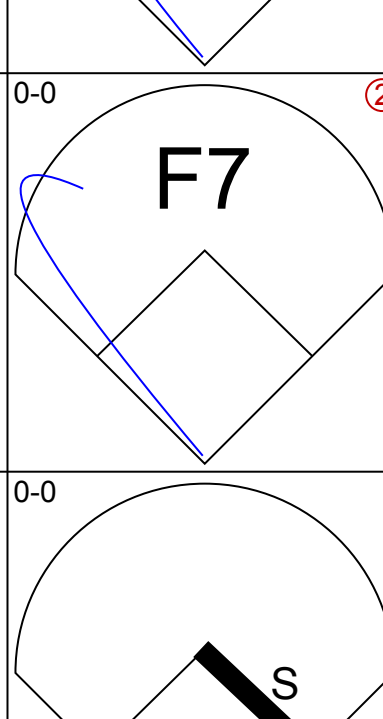
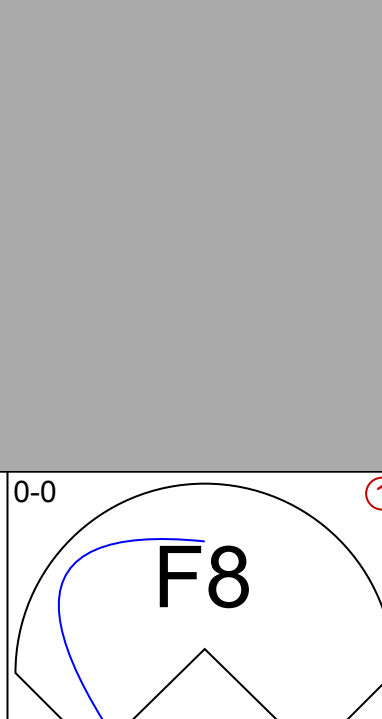


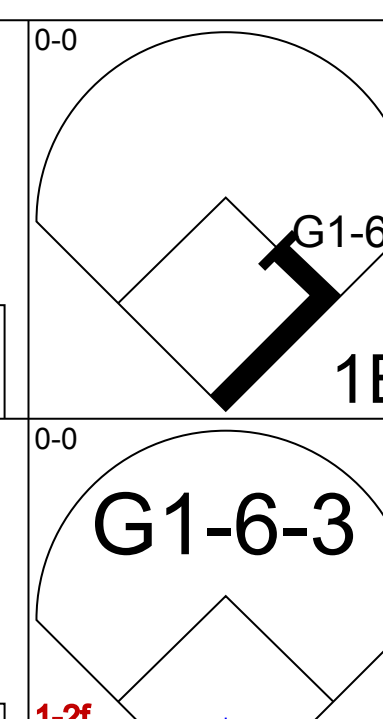
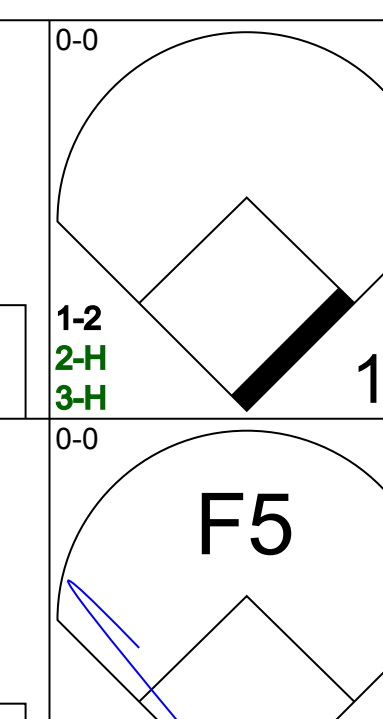
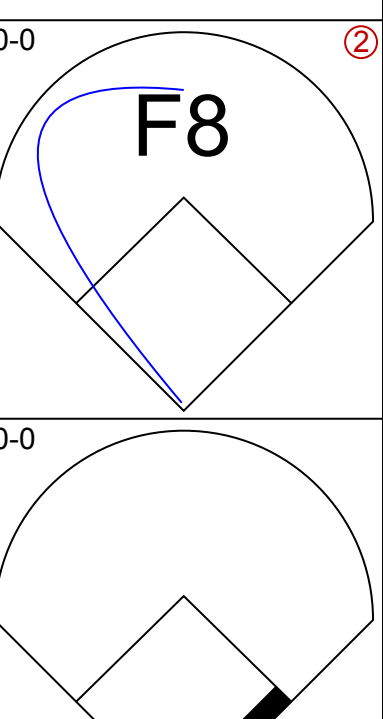
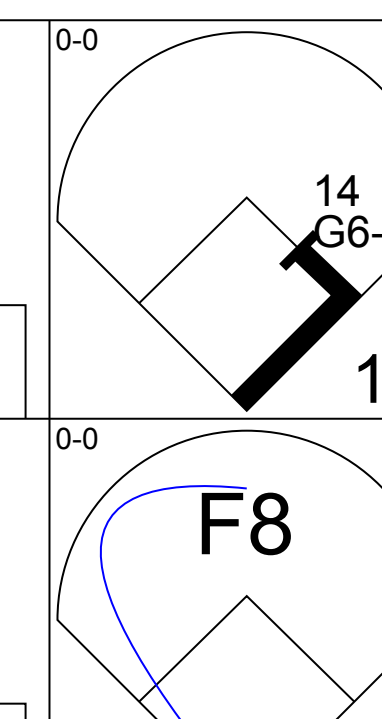
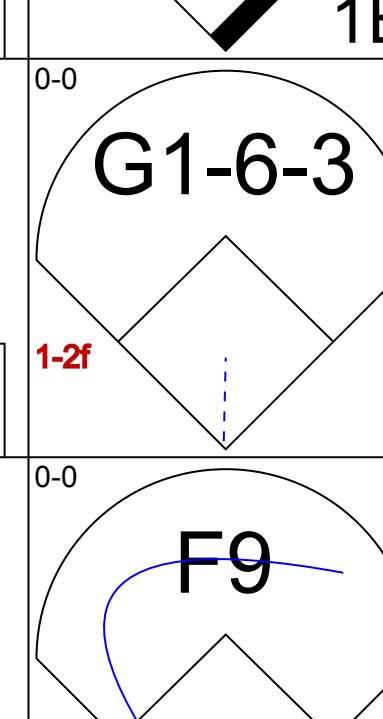
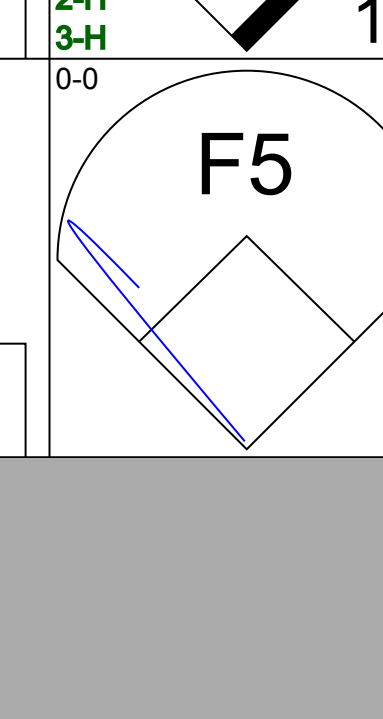
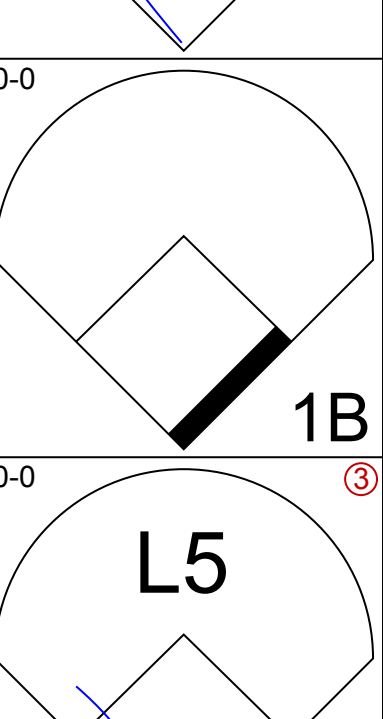
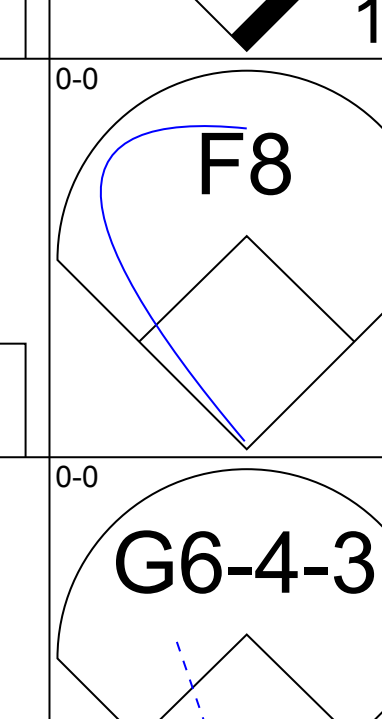
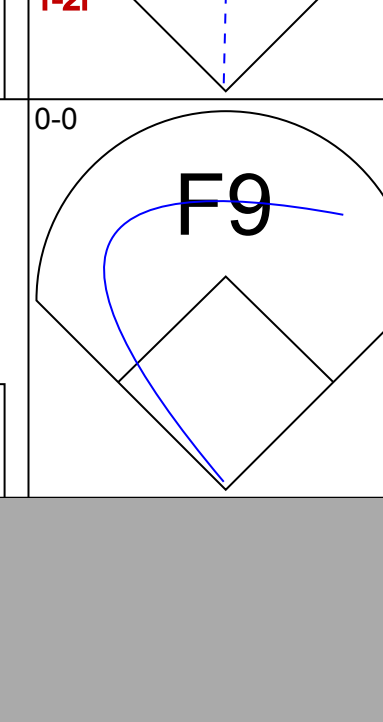
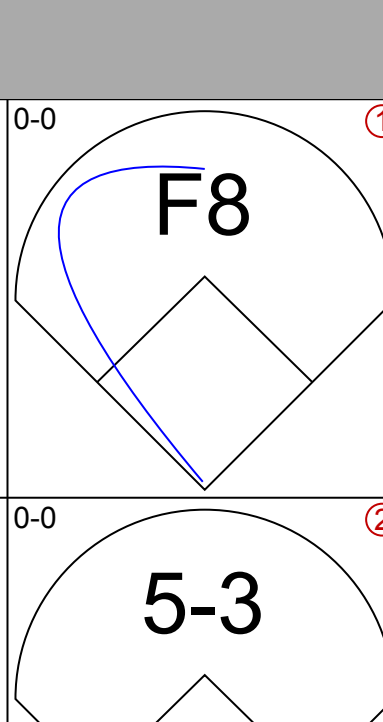
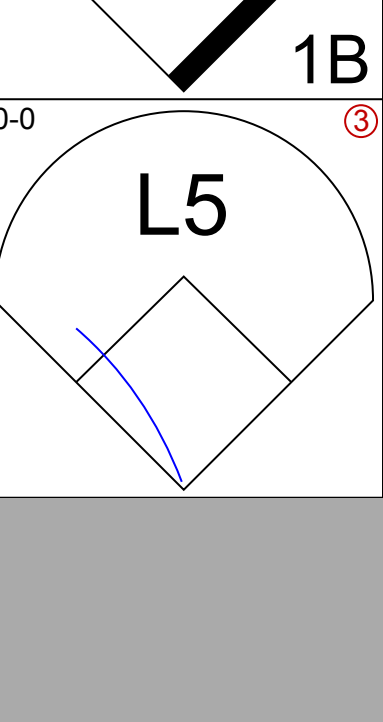
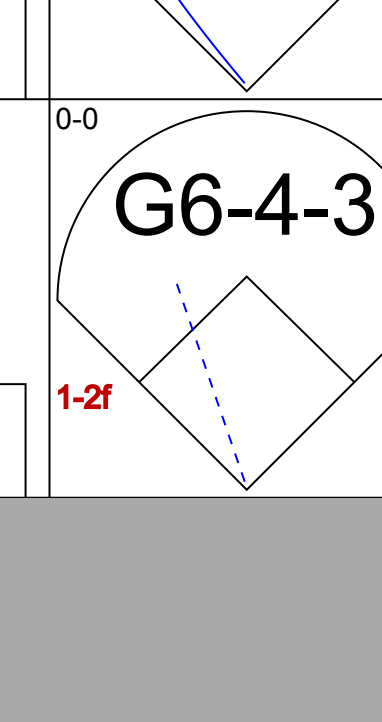
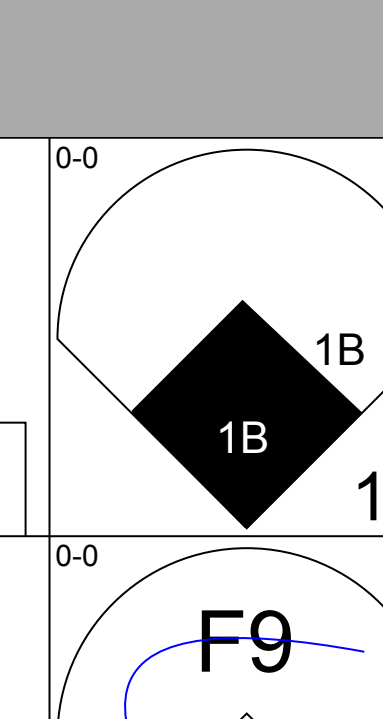
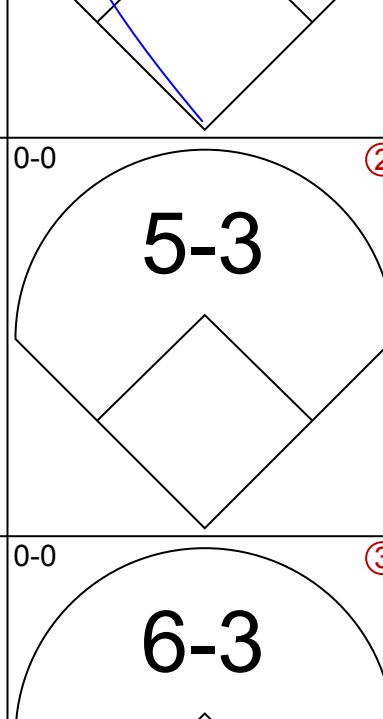
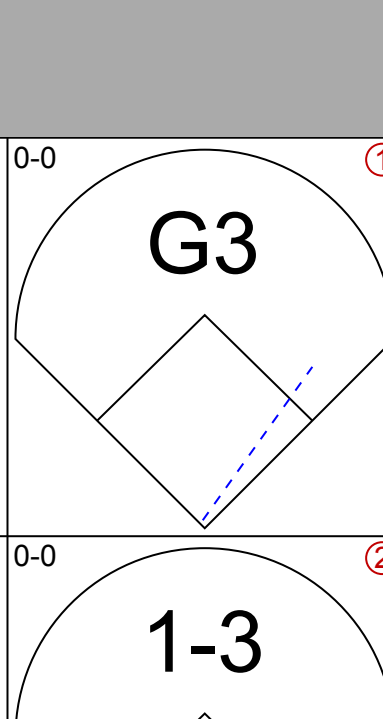
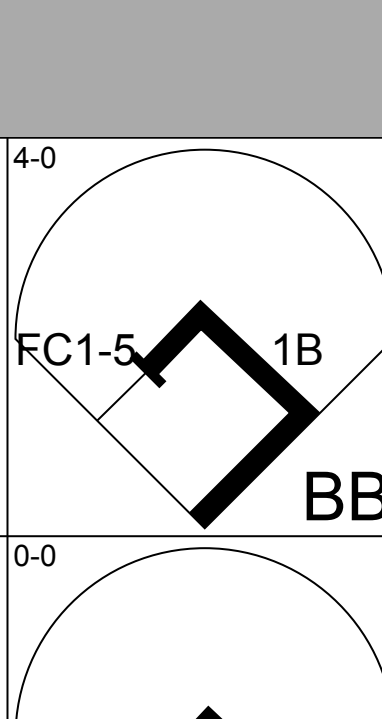
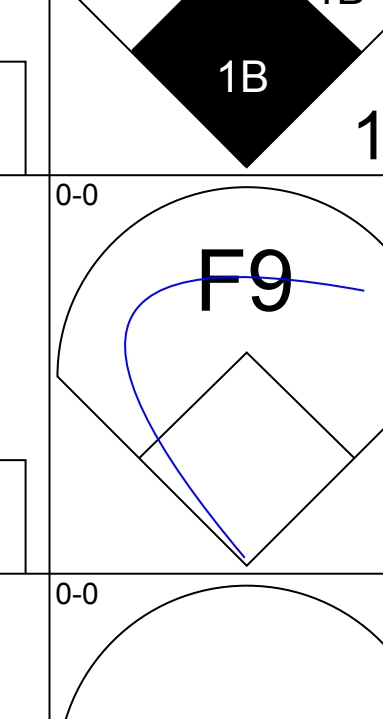
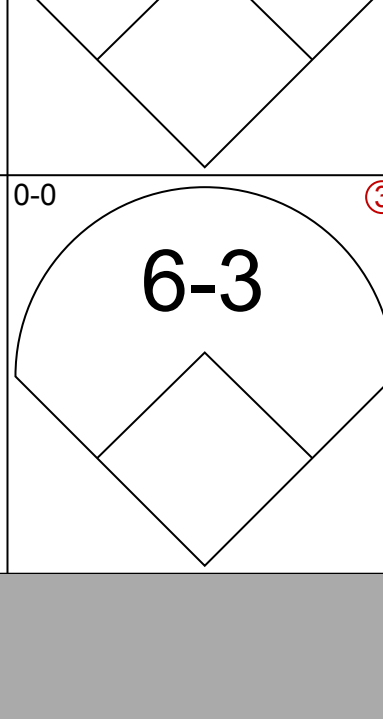
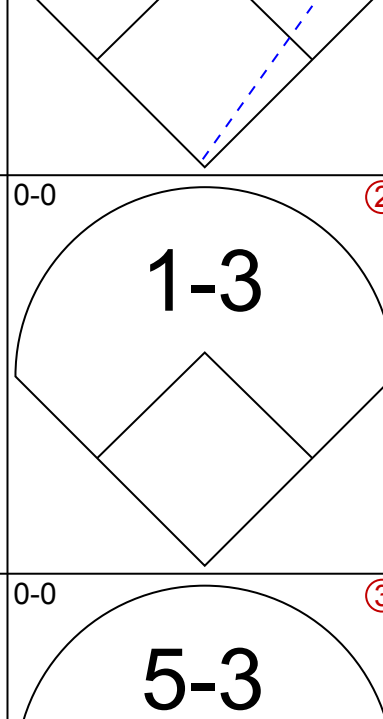
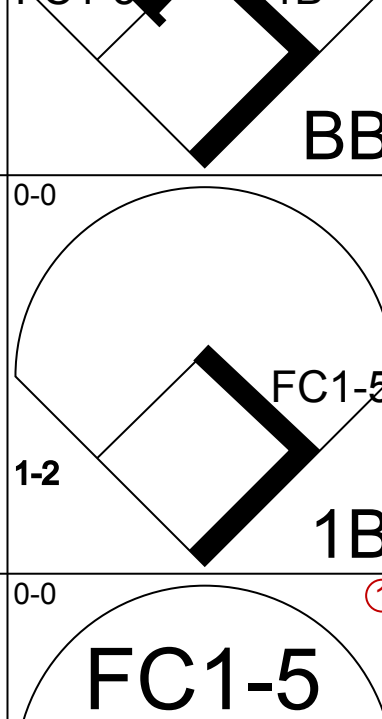
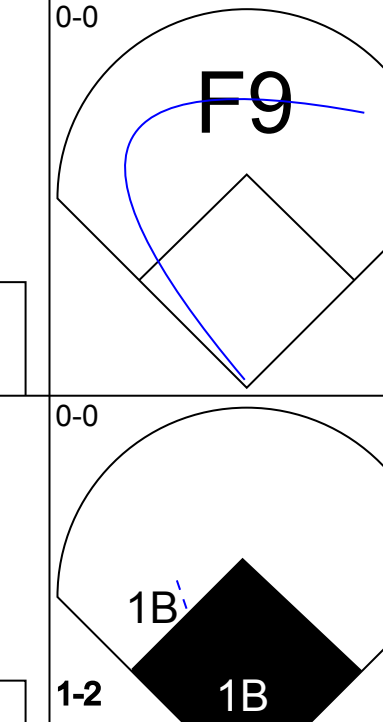
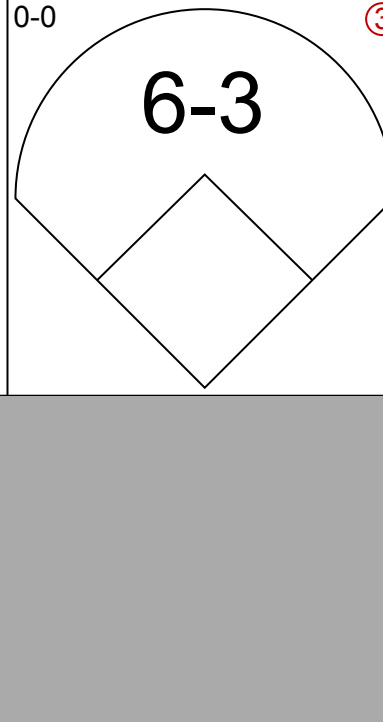
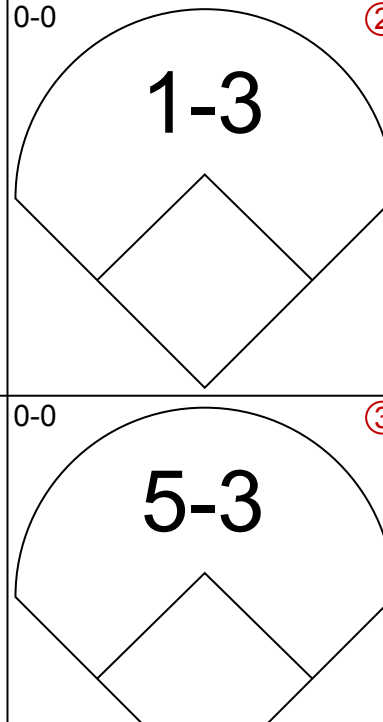
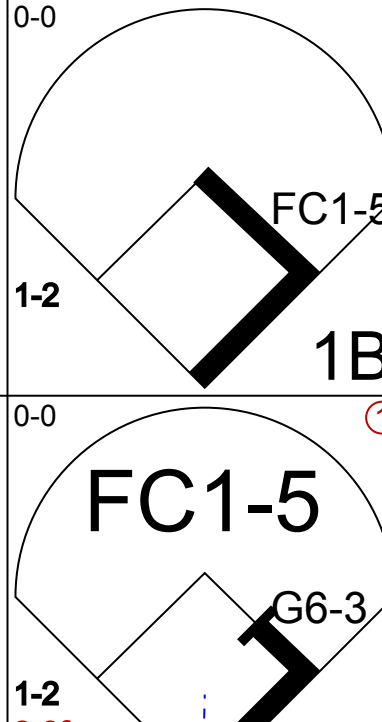
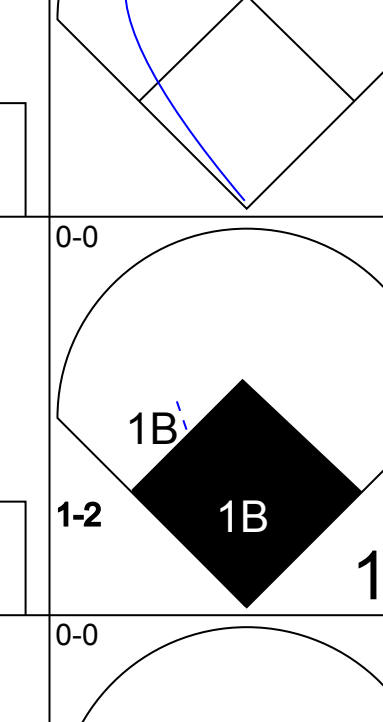
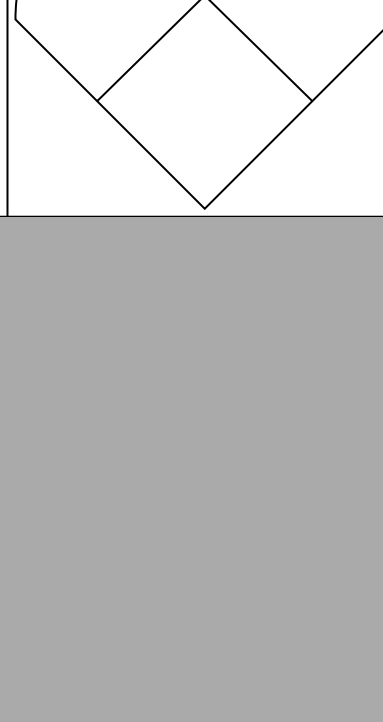
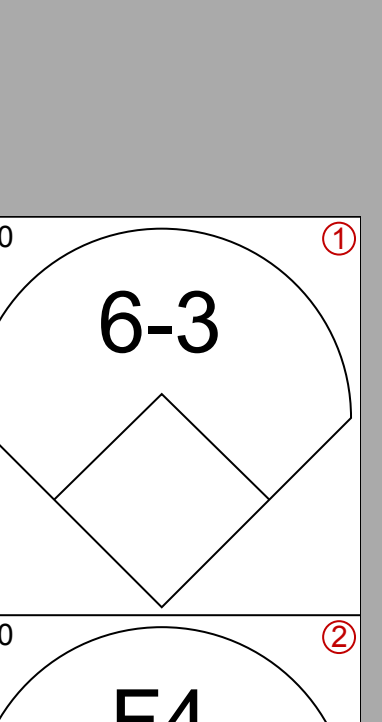
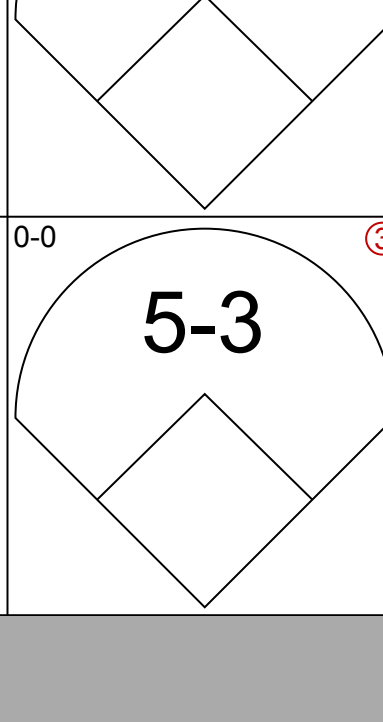
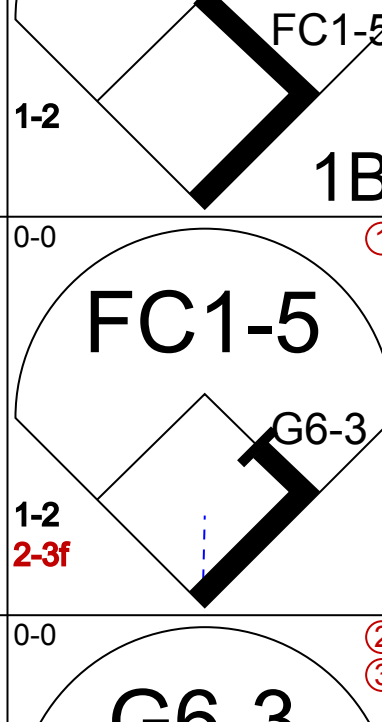
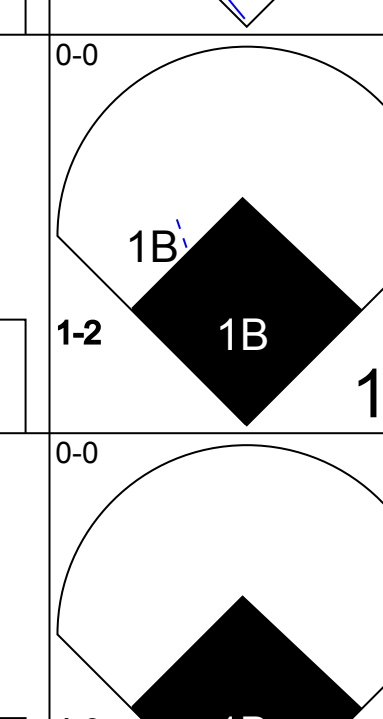

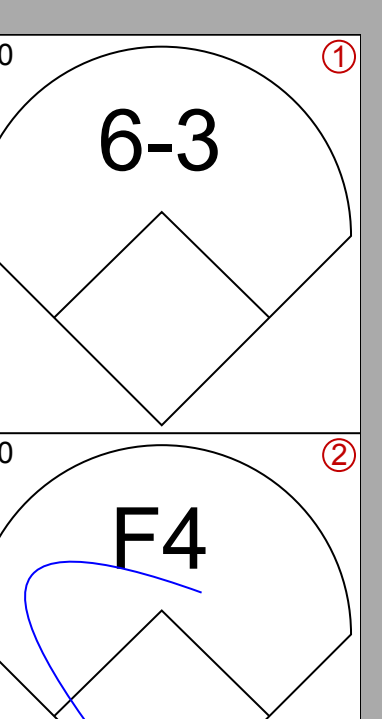

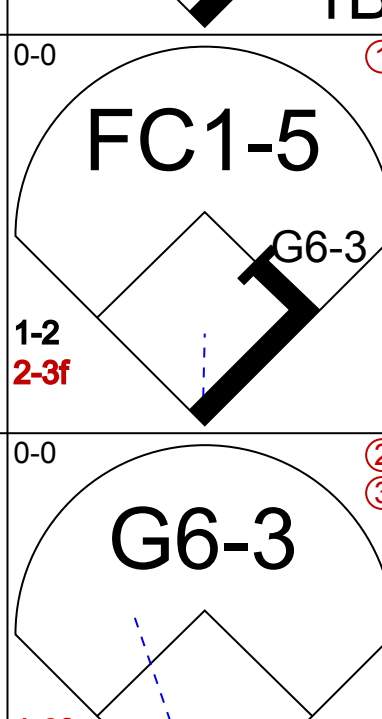
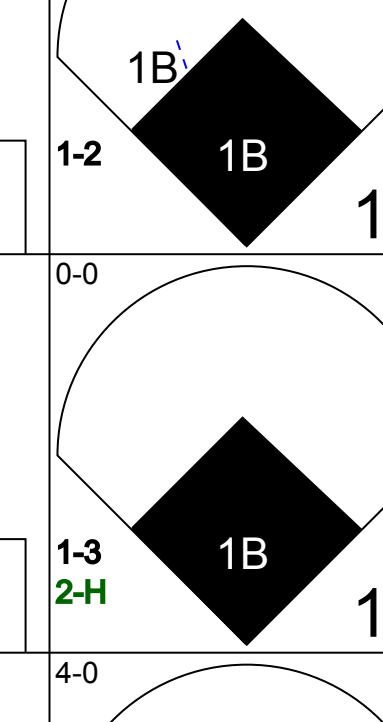

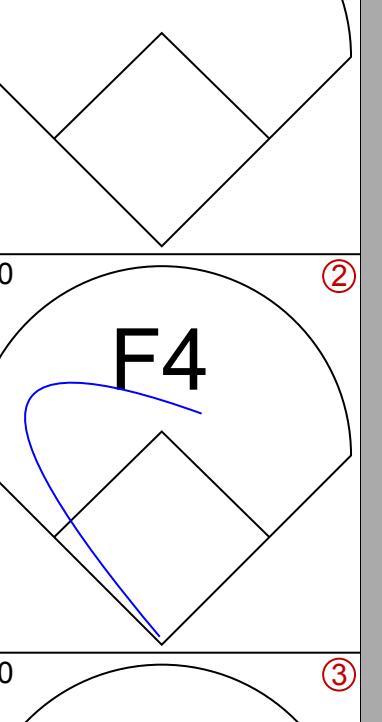
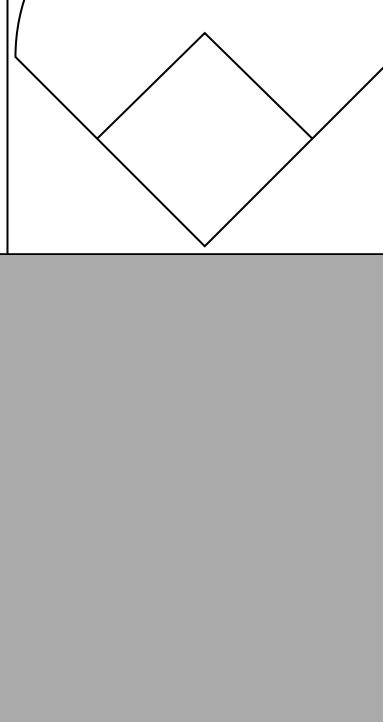


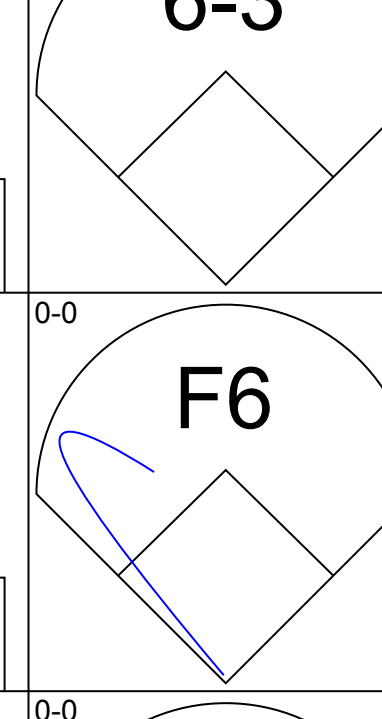
Batter	1	2	3	4	5	6	7	8	9	AB	R	H	RBI	BB	SO	LOB	BOTTOM									
Bill Virdon, L OBP: 0.331, SLG: 0.314 (1, 8)	4-0 1B			0-3 K		0-3 K		0-0 FC5-2		1	1	0	0	2	1	0										
Roberto Clemente, R OBP: 0.369, SLG: 0.489 (6, PH)	4-3 BB							1-2 2-3 3H		2	0	0	0	0	1	3										
Dick Groat, R OBP: 0.380, SLG: 0.415 (1, 6)	0-0 4-3		0-0 F9	0-0 F3		0-0 F8		0-0 G1-2-3		5	0	0	0	0	0	6										
Bob Skinner, L OBP: 0.395, SLG: 0.508 (1, 7)	0-0 L9		0-0 G3		0-0 6-3		0-0 F8		0-0 4-3	5	0	0	0	0	0	1										
Rocky Nelson, L OBP: 0.400, SLG: 0.484 (1, 3)	4-0 1B		0-0 HR		0-0 G4-6-3		0-0 1B		0-0 6-3	4	1	3	1	1	0	0										
Gino Cimoli, R OBP: 0.404, SLG: 0.399 (1, 9)	0-0 1B		0-0 S		0-0 G4-6-3		0-0 F8		4-0 BB	4	0	2	1	1	0	2										
Smoky Burgess, L OBP: 0.367, SLG: 0.464 (1, 2)	0-0 1-3		0-0 F7			4-0 HR		0-0 4-3		4	1	0	0	1	0	5										
Don Hoak, R OBP: 0.389, SLG: 0.444 (1, 5)		0-0 5-3	4-0 1B	1-2 BB		0-0 HR		0-0 1B		3	1	3	2	1	0	0										
Bill Mazeroski, R OBP: 0.299, SLG: 0.420 (1, 4)		0-0 5-3	0-0 F5		0-3 K		0-0 FC5-2		0-0 G1-2-3	4	0	1	0	0	1	3										
Vern Law, R OBP: 0.200, SLG: 0.271 (1, 1)		0-0 L1		0-0 F7		0-0 WP		0-0 FC5-2		4	1	2	0	0	0	1										
Dick Schofield, S OBP: 0.429, SLG: 0.304 (8, PR)										0	0	0	0	0	0	0										
Roy Face, R OBP: 0.167, SLG: 0.167 (9, 1)										0	0	0	0	0	0	0										
Inning Stats	R: 1 E: 0 K: 0 S: 4	H: 1 LOB: 2 BB: 2 P: 12	R: 0 E: 0 K: 0 S: 4	H: 1 LOB: 2 BB: 1 P: 8	R: 1 E: 0 K: 0 S: 5	H: 2 LOB: 2 BB: 1 P: 9	R: 0 E: 0 K: 1 S: 5	H: 0 LOB: 0 BB: 0 P: 5	R: 0 E: 0 K: 2 S: 9	H: 1 LOB: 1 BB: 1 P: 13	R: 0 E: 0 K: 0 S: 4	H: 1 LOB: 1 BB: 0 P: 4	R: 0 E: 0 K: 0 S: 5	H: 3 LOB: 2 BB: 0 P: 5	R: 0 E: 0 K: 0 S: 3	H: 0 LOB: 1 BB: 1 P: 7	1B: 8 2B: 0 3B: 1 HR: 2	SF: 0 SAC: 0 DP: 2 HBP: 0	WP: 1 PB: 0 SB: 1 CS: 0	PA: 42						
PITCHER	IP	WLS	BF	H	R	ER	SO	BB	IBB	HBP	BLK	WP	HR	S	P	ERA	WHIP									
Don Cardwell, R ERA: 5.13 (1, 1)	5.1		27	7	5	5	2	5	0	0	0	0	0	2	26	46	8.44	2.250								
Seth Morehead, L ERA: 3.79 (6, 1)	1.2	W	9	4	0	0	1	0	0	0	0	1	0	11	11	0.00	2.400									
Don Elston, R ERA: 3.06 (8, 1)	2.0	S	6	0	0	0	0	1	0	0	0	0	0	5	9	0.00	0.500									

Chicago Cubs @ Pittsburgh Pirates
Forbes Field, Pittsburgh, PA
Sun Jun 26 1960, 3:38 AM EDT
Att: 36,378 - Unknown

AB	36
R	5
H	11
RBI	4
BB	6
SO	3
LOB	21



Batter	1	2	3	4	5	6	7	8	9	AB	R	H	RBI	BB	SO	LOB	TOP		
Bill Bruton, L OBP: 0.324, SLG: 0.479 (1, 8)										5	1	1	0	0	1	0	Milwaukee Braves @ Chicago Cubs Wrigley Field, Chicago, IL Tue Jun 28 1960, 3:33 AM CDT Att: 14,451 - Unknown		
Johnny Logan, R OBP: 0.318, SLG: 0.333 (1, 6)										4	0	0	0	0	2	2			
Eddie Mathews, L OBP: 0.437, SLG: 0.589 (1, 5)										2	1	0	0	2	0	0			
Hank Aaron, R OBP: 0.338, SLG: 0.549 (1, 9)										2	1	0	1	2	1	1			
Wes Covington, L OBP: 0.358, SLG: 0.568 (1, 7)										4	1	3	3	0	0	1			
Al Spangler, L OBP: 0.349, SLG: 0.456 (8, 7)										0	0	0	0	0	0	0			
Joe Adcock, R OBP: 0.354, SLG: 0.505 (1, 3)										3	0	0	1	0	0	2			
Del Crandall, R OBP: 0.286, SLG: 0.443 (1, 2)										3	0	0	0	1	0	0			
Red Schoendienst, S OBP: 0.291, SLG: 0.283 (1, 4)										3	0	1	0	1	0	2			
Warren Spahn, L OBP: 0.186, SLG: 0.250 (1, 1)										4	1	1	0	0	0	2			
Inning Stats	R: 0 E: 0 K: 1 S: 5	H: 0 LOB: 0 BB: 0 P: 5	R: 0 E: 0 K: 0 S: 4	H: 1 LOB: 2 BB: 1 P: 8	R: 3 E: 0 K: 1 S: 7	H: 3 LOB: 1 BB: 2 P: 15	R: 0 E: 0 K: 0 S: 2	H: 0 LOB: 0 BB: 1 P: 6	R: 0 E: 0 K: 2 S: 7	H: 0 LOB: 1 BB: 1 P: 11	R: 0 E: 0 K: 0 S: 3	H: 0 LOB: 0 BB: 0 P: 3	R: 1 E: 0 K: 0 S: 3	H: 0 LOB: 0 BB: 1 P: 7	R: 0 E: 0 K: 0 S: 3	H: 0 LOB: 0 BB: 0 P: 3	1B: 4 2B: 1 3B: 0 HR: 1	SF: 1 SAC: 0 DP: 1 HBP: 0	WP: 1 PA: 37 PB: 0 SB: 1 CS: 0
PITCHER Glen Hobbie, R ERA: 5.23 (1, 1)	IP: 9.0 WLS: L BF: 37 H: 6 R: 5 ER: 5 SO: 4 BB: 6 IBB: 0 HBP: 0 BLK: 0 WP: 1 HR: 1 S: 39 P: 63 ERA: 5.00 WHIP: 1.333															PITCHER			

Batter	1	2	3	4	5	6	7	8	9	AB	R	H	RBI	BB	SO	LOB	BOTTOM		
Richie Ashburn, L OBP: 0.456, SLG: 0.381 (1, 8)										4	0	3	2	0	0	0	Milwaukee Braves @ Chicago Cubs Wrigley Field, Chicago, IL Tue Jun 28 1960, 3:33 AM CDT Att: 14,451 - Unknown		
Jerry Kindall, R OBP: 0.296, SLG: 0.385 (1, 4)										4	0	1	0	0	0	4			
14 Ernie Banks, R OBP: 0.369, SLG: 0.581 (1, 6)										4	0	0	0	0	0	2			
Ed Bouchee, L OBP: 0.357, SLG: 0.311 (1, 3)										3	1	1	0	1	0	0			
Frank Thomas, R OBP: 0.281, SLG: 0.450 (1, 7)										4	0	1	0	0	0	1			
Don Zimmer, R OBP: 0.329, SLG: 0.405 (9, PR)										0	0	0	0	0	0	0			
Ron Santo, R OBP: 0.364, SLG: 0.455 (1, 5)										4	1	1	0	0	0	2			
Earl Averill, R OBP: 0.344, SLG: 0.341 (1, 2)										4	1	1	1	0	0	2			
George Altman, L OBP: 0.339, SLG: 0.450 (1, 9)										2	0	0	0	1	0	0			
Glen Hobbie, R OBP: 0.171, SLG: 0.094 (1, 1)										3	0	0	0	0	1	3			
Inning Stats	R: 0 E: 0 K: 0 S: 3	H: 1 LOB: 0 BB: 0 P: 3	R: 3 E: 0 K: 0 S: 7	H: 4 LOB: 2 BB: 1 P: 11	R: 0 E: 0 K: 0 S: 3	H: 0 LOB: 0 BB: 0 P: 3	R: 0 E: 0 K: 1 S: 6	H: 1 LOB: 0 BB: 0 P: 6	R: 0 E: 0 K: 0 S: 3	H: 0 LOB: 0 BB: 0 P: 3	R: 0 E: 0 K: 0 S: 3	H: 1 LOB: 0 BB: 0 P: 3	R: 0 E: 0 K: 0 S: 3	H: 1 LOB: 2 BB: 1 P: 7	R: 0 E: 0 K: 0 S: 3	H: 1 LOB: 0 BB: 0 P: 3	1B: 8 2B: 0 3B: 0 HR: 0	SF: 0 SAC: 0 DP: 3 HBP: 0	WP: 0 PA: 34 PB: 0 SB: 0 CS: 0
PITCHER Warren Spahn, L ERA: 4.08 (1, 1)	IP: 9.0 WLS: W BF: 34 H: 8 R: 3 ER: 3 SO: 1 BB: 1 IBB: 1 HBP: 0 BLK: 0 WP: 0 HR: 0 S: 34 P: 42 ERA: 3.00 WHIP: 1.000															PITCHER			



Batter	1	2	3	4	5	6	7	8	9	AB	R	H	RBI	BB	SO	LOB	TOP					
Bill Bruton, L OBP: 0.333, SLG: 0.483 (1, 8)										2	0	2	0	2	0	0	Milwaukee Braves @ Chicago Cubs Wrigley Field, Chicago, IL Wed Jun 29 1960, 3:33 AM CDT Unknown					
Johnny Logan, R OBP: 0.322, SLG: 0.333 (1, 6)										3	0	1	1	1	0	3						
Eddie Mathews, L OBP: 0.436, SLG: 0.583 (1, 5)										2	0	0	1	1	1	1						
Hank Aaron, R OBP: 0.341, SLG: 0.546 (1, 9)										3	0	1	0	1	0	4						
Joe Adcock, R OBP: 0.352, SLG: 0.497 (1, 3)										3	0	0	0	1	1	2						
Wes Covington, L OBP: 0.346, SLG: 0.549 (1, 7)										4	0	0	0	0	1	4						
Felix Mantilla, R OBP: 0.261, SLG: 0.375 (1, 4)										4	1	1	0	0	0	0						
Del Crandall, R OBP: 0.280, SLG: 0.433 (1, 2)										4	0	0	0	0	0	1						
Bob Buhl, R OBP: 0.114, SLG: 0.114 (1, 1)										2	0	0	0	0	1	1						
Alvin Dark, R OBP: 0.317, SLG: 0.322 (8, PH)										0	1	0	0	1	0	0						
Ron Piche, R (8, 1)										1	0	0	0	0	1	0						
Inning Stats	R: 0 E: 0 K: 1 S: 4	H: 0 LOB: 0 BB: 1 P: 8	R: 0 E: 0 K: 1 S: 5	H: 1 LOB: 0 BB: 0 P: 5	R: 1 E: 0 K: 1 S: 7	H: 2 LOB: 2 BB: 2 P: 15	R: 0 E: 0 K: 1 S: 5	H: 0 LOB: 0 BB: 0 P: 5	R: 0 E: 0 K: 0 S: 3	H: 1 LOB: 0 BB: 1 P: 7	R: 0 E: 0 K: 0 S: 3	H: 0 LOB: 0 BB: 0 P: 3	R: 0 E: 0 K: 0 S: 3	H: 0 LOB: 0 BB: 0 P: 3	R: 1 E: 0 K: 0 S: 4	H: 1 LOB: 3 BB: 3 P: 16	R: 0 E: 0 K: 1 S: 5	H: 0 LOB: 0 BB: 0 P: 5	1B: 5 2B: 0 3B: 0 HR: 0	SF: 0 SAC: 1 DP: 1 HBP: 0	WP: 0 PB: 0 SB: 1 CS: 1	PA: 38
PITCHER Dick Ellsworth, L ERA: 2.39 (1, 1)	IP: 9.0 WLS: W BF: 36 H: 5 R: 2 ER: 2 SO: 5 BB: 6 IBB: 1 HBP: 0 BLK: 0 WP: 0 HR: 0 S: 39 P: 67 ERA: 2.00 WHIP: 1.222															PITCHER						

Batter	1	2	3	4	5	6	7	8	9	AB	R	H	RBI	BB	SO	LOB	BOTTOM					
Richie Ashburn, L OBP: 0.453, SLG: 0.376 (1, 7)										3	1	0	0	1	0	0	Milwaukee Braves @ Chicago Cubs Wrigley Field, Chicago, IL Wed Jun 29 1960, 3:33 AM CDT Unknown					
Danny Murphy, L OBP: 0.185, SLG: 0.160 (1, 8)										3	0	0	0	0	0	1						
Frank Thomas, R OBP: 0.281, SLG: 0.450 (9, 7)										0	0	0	0	0	0	0						
14 Ernie Banks, R OBP: 0.367, SLG: 0.576 (1, 6)										4	1	1	1	0	0	1						
Ed Bouchee, L OBP: 0.359, SLG: 0.319 (1, 3)										4	0	2	0	0	0	1						
George Altman, L OBP: 0.336, SLG: 0.451 (1, 9)										4	0	1	1	0	0	2						
Ron Santo, R OBP: 0.333, SLG: 0.357 (1, 5)										3	1	0	0	1	0	1						
Jerry Kindall, R OBP: 0.296, SLG: 0.385 (1, 4)										0	0	0	0	0	0	0						
Don Zimmer, R OBP: 0.333, SLG: 0.400 (2, PH) (3, 4)										2	0	0	0	2	0	2						
El Tappe, R OBP: 0.571, SLG: 0.400 (1, 2)										3	0	1	0	0	2	2						
Bob Will, L OBP: 0.327, SLG: 0.420 (9, PH)										1	0	1	1	0	0	0						
Dick Ellsworth, L OBP: 0.200, SLG: 0.048 (1, 1)										3	0	0	0	0	2	1						
Inning Stats	R: 1 E: 0 K: 0 S: 4	H: 1 LOB: 1 BB: 1 P: 8	R: 0 E: 0 K: 1 S: 5	H: 0 LOB: 0 BB: 0 P: 5	R: 0 E: 0 K: 1 S: 5	H: 0 LOB: 0 BB: 0 P: 5	R: 1 E: 0 K: 1 S: 7	H: 2 LOB: 2 BB: 1 P: 11	R: 0 E: 0 K: 1 S: 5	H: 0 LOB: 0 BB: 0 P: 5	R: 0 E: 0 K: 0 S: 3	H: 0 LOB: 0 BB: 0 P: 3	R: 0 E: 1 K: 0 S: 3	H: 1 LOB: 1 BB: 1 P: 7	R: 0 E: 0 K: 0 S: 3	H: 0 LOB: 1 BB: 0 P: 4	R: 1 E: 0 K: 0 S: 3	H: 2 LOB: 2 BB: 1 P: 7	1B: 4 2B: 2 3B: 0 HR: 0	SF: 0 SAC: 0 DP: 0 HBP: 1	WP: 0 PB: 0 SB: 2 CS: 2	PA: 35
PITCHER Bob Buhl, R ERA: 3.43 (1, 1)	IP: 7.0 WLS: L BF: 27 H: 4 R: 2 ER: 2 SO: 4 BB: 2 IBB: 1 HBP: 0 BLK: 0 WP: 0 HR: 0 S: 32 P: 44 ERA: 2.57 WHIP: 0.857															PITCHER						
Ron Piche, R ERA: 5.28 (8, 1)	IP: 1.1 WLS: L BF: 8 H: 2 R: 1 ER: 1 SO: 0 BB: 0 IBB: 1 HBP: 1 BLK: 0 WP: 0 HR: 0 S: 6 P: 11 ERA: 6.75 WHIP: 1.500															PITCHER						

AB 28
R 2
H 5
RBI 2
BB 7
SO 5
LOB 16



AB 30
R 3
H 6
RBI 3
BB 4
SO 4
LOB 11



Batter	1	2	3	4	5	6	7	8	9	AB	R	H	RBI	BB	SO	LOB	TOP			
Bill Bruton, L OBP: 0.329, SLG: 0.476 (1, 8)	F5	F7			1-3		F9			4	0	0	0	0	0	3	Milwaukee Braves @ Chicago Cubs Wrigley Field, Chicago, IL Wed Jun 29 1960, 3:38 AM CDT Att: 24,664 - Unknown			
Johnny Logan, R OBP: 0.316, SLG: 0.327 (1, 6)	6-3		E1		F9		F4			4	0	0	0	0	0	0				
Eddie Mathews, L OBP: 0.430, SLG: 0.573 (1, 5)	K		F8		4-3		4-3			4	0	0	0	0	1	1				
Hank Aaron, R OBP: 0.339, SLG: 0.553 (1, 9)		HR	5-3		6-3		6-3			4	1	1	1	0	0	1				
Wes Covington, L OBP: 0.351, SLG: 0.552 Al Spangler, L OBP: 0.349, SLG: 0.456 (9, 7)		4-3 1B BB	F8		2B		F8			3	0	1	0	1	0	1				
Joe Adcock, R OBP: 0.360, SLG: 0.533 (1, 3)		4-3 1B 1-2			1-3		HR			4	2	3	2	0	0	1				
Charlie Lau, L OBP: 0.267, SLG: 0.262 (1, 2)		4-3	F8		F8		F8			4	0	0	0	0	0	3				
Red Schoendienst, S OBP: 0.290, SLG: 0.279 (1, 4)			6-3				F7			3	0	0	0	1	0	0				
Joey Jay, S OBP: 0.353, SLG: 0.214 (1, 1)		K			K		F7			3	0	0	0	0	2	3				
Inning Stats	R: 0 E: 0 K: 1 S: 5	H: 0 LOB: 0 BB: 0 P: 5	R: 1 E: 0 K: 1 S: 7	H: 2 LOB: 3 BB: 2 P: 15	R: 0 E: 1 K: 0 S: 4	H: 0 LOB: 1 BB: 0 P: 4	R: 1 E: 0 K: 1 S: 6	H: 1 LOB: 0 BB: 0 P: 6	R: 0 E: 0 K: 0 S: 3	H: 0 LOB: 0 BB: 0 P: 3	R: 0 E: 0 K: 0 S: 3	H: 0 LOB: 0 BB: 0 P: 3	R: 0 E: 0 K: 0 S: 3	R: 1 E: 0 K: 0 S: 4	H: 1 LOB: 0 BB: 0 P: 4	1B: 1 2B: 1 3B: 0 HR: 3		SF: 0 SAC: 0 DP: 0 HBP: 0	WP: 0 PB: 0 SB: 0 CS: 0	PA: 35
PITCHER	IP	WLS	BF	H	R	ER	SO	BB	IBB	HBP	BLK	WP	HR	S	P	ERA	WHIP			
Bob Anderson, R ERA: 4.78 Don Elston, R ERA: 3.11	(1, 1)	7.0	L	28	4	2	2	3	1	1	0	0	0	2	32	40	2.57	0.714		
(8, 1)	2.0	7	1	1	1	0	0	0	0	0	0	0	1	7	7	4.50	0.500			

AB	33
R	3
H	5
RBI	3
BB	2
SO	3
LOB	13



Batter	1	2	3	4	5	6	7	8	9	AB	R	H	RBI	BB	SO	LOB	BOTTOM					
Richie Ashburn, L OBP: 0.450, SLG: 0.371 (1, 7)	14 1B BB	F6			F8		L3			3	0	0	0	1	0	3	Milwaukee Braves @ Chicago Cubs Wrigley Field, Chicago, IL Wed Jun 29 1960, 3:38 AM CDT Att: 24,664 - Unknown					
Danny Murphy, L OBP: 0.161, SLG: 0.138 Don Elston, R OBP: 0.083, SLG: 0.083 (8, 1)	K		3-1		F9		4-3			4	0	0	0	0	1	2						
14 Ernie Banks, R OBP: 0.372, SLG: 0.583 (1, 6)	L6 1-3 1B		G3 1B		1-3 1B		F7			4	1	3	0	0	0	0						
Ed Bouchee, L OBP: 0.361, SLG: 0.316 (1, 3)	4-0 1-2 BB		G3		4-3		G6-3 BB			2	0	0	0	2	0	3						
Bob Will, L OBP: 0.326, SLG: 0.416 (1, 9)	L6 2-3		3-1 1B		F8		G6-3 1-2			4	0	1	1	0	0	4						
Ron Santo, R OBP: 0.316, SLG: 0.294 (1, 5)		K			F7		BB			3	0	0	0	1	2	0						
Don Zimmer, R OBP: 0.326, SLG: 0.390 (1, 4)		K			5-3		F8			4	0	0	0	0	1	1						
Jim Hegan, R OBP: 0.286, SLG: 0.471 Earl Avenell, R OBP: 0.340, SLG: 0.337 El Tappe, R OBP: 0.571, SLG: 0.400 George Altman, L OBP: 0.341, SLG: 0.456 (9, PH)					K		F7			2	0	1	0	0	1	0						
Bob Anderson, R OBP: 0.265, SLG: 0.219 Frank Thomas, R OBP: 0.279, SLG: 0.446 (7, PH)					14 1B 1-2 1B		K			1	0	1	0	1	0	0						
Inning Stats	R: 0 E: 0 K: 1 S: 5	H: 1 LOB: 2 BB: 2 P: 13	R: 0 E: 0 K: 2 S: 9	H: 2 LOB: 2 BB: 0 P: 9	R: 1 E: 0 K: 0 S: 4	H: 2 LOB: 1 BB: 0 P: 4	R: 0 E: 0 K: 1 S: 5	H: 0 LOB: 0 BB: 0 P: 5	R: 0 E: 0 K: 0 S: 4	H: 1 LOB: 2 BB: 1 P: 8	R: 0 E: 0 K: 0 S: 3	H: 0 LOB: 1 BB: 1 P: 7	R: 0 E: 0 K: 1 S: 5	H: 0 LOB: 0 BB: 0 P: 5	R: 0 E: 0 K: 0 S: 2	H: 0 LOB: 0 BB: 1 P: 6		R: 0 E: 0 K: 1 S: 6	H: 1 LOB: 1 BB: 0 P: 6	1B: 6 2B: 2 3B: 0 HR: 0	SF: 0 SAC: 0 DP: 2 HBP: 0	WP: 0 PB: 0 SB: 0 CS: 0
PITCHER	IP	WLS	BF	H	R	ER	SO	BB	IBB	HBP	BLK	WP	HR	S	P	ERA	WHIP					
Joey Jay, R ERA: 2.61	(1, 1)	9.0	W	36	7	1	1	6	5	0	0	0	0	43	63	1.00	1.333					



Batter	1	2	3	4	5	6	7	8	9	AB	R	H	RBI	BB	SO	LOB	TOP					
Bill Bruton, L (1, 8) OBP: 0.323, SLG: 0.467	0-3 K			0-0 F9	0-0 F6		0-0 FC4-6		0-0 3-1	5	0	0	0	0	1	2						
Johnny Logan, R (1, 6) OBP: 0.318, SLG: 0.342	0-0 CS 2B			0-0 F8				0-0 F7	0-0 P6	5	1	2	0	0	0	0						
Eddie Mathews, L (1, 5) OBP: 0.427, SLG: 0.568	0-3 K			4-0 3B BB				0-0 4-3		2	1	0	1	1	1	1						
Hank Aaron, R (1, 9) OBP: 0.345, SLG: 0.561		0-0 5-3		0-0 1B 3B				4-0 1B BB		2	2	1	1	2	0	0						
Wes Covington, L (1, 7) OBP: 0.356, SLG: 0.550		0-0 F7		0-0 1B				0-0 1B BB		4	1	2	1	0	0	1						
Joe Adcock, R (1, 3) OBP: 0.358, SLG: 0.528	0-3 K			3-H 1B				0-0 1B		4	0	1	1	0	2	2						
Del Crandall, R (1, 2) OBP: 0.279, SLG: 0.429			0-0 5-3					0-0 1B		4	0	1	1	0	0	0						
Red Schoendienst, S (1, 4) OBP: 0.295, SLG: 0.285			0-0 F7					0-0 G3		3	0	2	0	0	0	0						
Alvin Dark, R (7, PR) OBP: 0.315, SLG: 0.320										1	0	0	0	0	0	2						
Lew Burdette, R (1, 1) OBP: 0.214, SLG: 0.211										2	0	0	0	0	0	1						
Don McMahon, R (6, 1)										0	0	0	0	0	0	0						
Eddie Haas, L (7, PH) OBP: 0.444, SLG: 0.500										1	0	0	0	0	1	1						
Ron Piche, R (7, 1)										0	0	0	0	0	0	0						
Charlie Lau, L (9, PH) OBP: 0.261, SLG: 0.256										1	0	0	0	0	1	0						
Inning Stats	R: 0 E: 0 K: 2 S: 7	H: 1 LOB: 0 BB: 0 P: 7	R: 0 E: 0 K: 1 S: 5	H: 0 LOB: 0 BB: 0 P: 5	R: 0 E: 0 K: 0 S: 3	H: 0 LOB: 3 BB: 0 P: 3	R: 2 E: 0 K: 1 S: 7	H: 2 LOB: 1 BB: 0 P: 11	R: 0 E: 0 K: 0 S: 4	H: 1 LOB: 1 BB: 1 P: 4	R: 1 E: 0 K: 0 S: 4	H: 1 LOB: 1 BB: 1 P: 8	R: 0 E: 0 K: 1 S: 6	H: 1 LOB: 1 BB: 0 P: 6	R: 2 E: 0 K: 0 S: 6	H: 3 LOB: 2 BB: 1 P: 10	R: 0 E: 0 K: 1 S: 5	H: 0 LOB: 0 BB: 0 P: 5	1B: 6 2B: 1 3B: 2 HR: 0	SF: 1 SAC: 0 DP: 0 HBP: 0	WP: 0 PB: 0 SB: 0 CS: 1	PA: 38
PITCHER Don Cardwell, R (1, 1) ERA: 5.11	IP: 9.0 WLS: W BF: 38 H: 9 R: 5 ER: 5 SO: 6 BB: 3 IBB: 0 HBP: 0 BLK: 0 WP: 0 HR: 0 S: 47 P: 59 ERA: 5.00 WHIP: 1.333															PITCHER						

Milwaukee Braves @ Chicago Cubs
Wrigley Field, Chicago, IL
Thu Jun 30 1960, 3:33 AM CDT
Att: 8,841 - Unknown

AB 34
R 5
H 9
RBI 5
BB 3
SO 6
LOB 10



Batter	1	2	3	4	5	6	7	8	9	AB	R	H	RBI	BB	SO	LOB	BOTTOM			
Richie Ashburn, L (1, 7) OBP: 0.461, SLG: 0.390	0-0 14 4-3 SH1-3 1B			0-0 BB FC1-5 1B	0-0 E8 14 1B 1B		0-0 1B 3B	4-0 14 1B 1B	4-0 BB BB BB BB	4	3	4	3	2	0	0				
Danny Murphy, L (1, 8) OBP: 0.156, SLG: 0.133	0-0 SH1-3			0-0 FC1-5 BB	0-0 E3 14 1B		0-0 14 HR 1B	0-0 14 1B	0-0 SF8	1	0	0	0	0	0	2				
Frank Thomas, R (4, 7) OBP: 0.282, SLG: 0.449	1-2			1-2 2-3	2-3 3-H		3-H	1-2 2-H	3-H	3	1	2	3	0	0	1				
14 Ernie Banks, R (1, 6) OBP: 0.375, SLG: 0.592	0-0 4-3			0-0 F2	0-0 1B		0-0 HR	0-0 1B	0-0 K	6	1	3	3	0	1	5				
Ed Bouchee, L (1, 3) OBP: 0.362, SLG: 0.316	0-0 3-1			4-0 1B BB	0-0 3-1		0-0 1B E	0-0 SF7		3	0	1	1	1	0	3				
Bob Will, L (1, 9) OBP: 0.323, SLG: 0.416		0-0 2B		0-0 4-3			0-0 B1	0-0 E1 G5-2-3 1B	0-0 F8	5	0	1	0	0	0	6				
Ron Santo, R (1, 5) OBP: 0.333, SLG: 0.318		0-0 L9		0-0 FC6-4 1B	0-0 F8		0-0 K	1-2 2-3 1B	0-3 K	5	0	2	0	0	1	3				
Don Zimmer, R (1, 4) OBP: 0.323, SLG: 0.381		0-0 F4		0-0 FC6-4 1B	0-3 K		0-0 G5-2-3	4-0 BB BB SF8 BB		4	2	0	0	1	1	5				
El Tappe, R (1, 2) OBP: 0.500, SLG: 0.444		0-0 4-3		0-0 F9			0-0 F8	4-0 BB BB BB BB	4-0 BB BB	4	1	1	0	1	0	4				
Don Cardwell, R (1, 1) OBP: 0.241, SLG: 0.448				0-0 FC1-5 1B	0-0 E 1B		0-0 S 3B 1B	0-3 BB 1B	0-0 K	5	3	4	0	0	1	2				
Inning Stats	R: 0 E: 0 K: 0 S: 4	H: 1 LOB: 1 BB: 0 P: 4	R: 0 E: 0 K: 0 S: 4	H: 1 LOB: 0 BB: 0 P: 4	R: 0 E: 0 K: 0 S: 5	H: 2 LOB: 3 BB: 1 P: 9	R: 3 E: 2 K: 0 S: 8	H: 4 LOB: 2 BB: 0 P: 8	R: 0 E: 0 K: 1 S: 5	H: 0 LOB: 0 BB: 0 P: 5	R: 5 E: 1 K: 0 S: 10	H: 7 LOB: 2 BB: 0 P: 10	R: 2 E: 0 K: 1 S: 8	H: 3 LOB: 2 BB: 1 P: 12	R: 1 E: 0 K: 2 S: 7	H: 0 LOB: 2 BB: 3 P: 19	1B: 14 2B: 2 3B: 1 HR: 1	SF: 2 SAC: 1 DP: 1 HBP: 0	WP: 0 PB: 0 SB: 1 CS: 0	PA: 48
PITCHER Lew Burdette, R (1, 1) ERA: 4.22	IP: 5.0 WLS: L BF: 29 H: 12 R: 7 ER: 5 SO: 1 BB: 1 IBB: 0 HBP: 0 BLK: 0 WP: 0 HR: 1 S: 30 P: 34 ERA: 9.00 WHIP: 2.600															PITCHER				
Don McMahon, R (6, 1) ERA: 6.3	IP: 1.0 WLS: L BF: 6 H: 3 R: 1 ER: 1 SO: 0 BB: 0 IBB: 0 HBP: 0 BLK: 0 WP: 0 HR: 0 S: 6 P: 6 ERA: 9.00 WHIP: 3.000																			
Ron Piche, R (7, 1) ERA: 6.23	IP: 2.0 WLS: L BF: 13 H: 3 R: 3 ER: 3 SO: 3 BB: 4 IBB: 0 HBP: 0 BLK: 0 WP: 0 HR: 0 S: 15 P: 31 ERA: 13.50 WHIP: 3.500																			

Milwaukee Braves @ Chicago Cubs
Wrigley Field, Chicago, IL
Thu Jun 30 1960, 3:33 AM CDT
Att: 8,841 - Unknown

AB 40
R 11
H 18
RBI 10
BB 5
SO 4
LOB 31



Batter	1	2	3	4	5	6	7	8	9	10	11	12	AB	R	H	RBI	BB	SO	LOB	TOP							
Eddie Kasko, R OBP: 0.397, SLG: 0.414 (1.5)	F4	HBP		K		K		K			6-3		5	0	1	0	0	2	2								
Vada Pinson, L OBP: 0.335, SLG: 0.469 (1.8)	F7	HBP		F7		FC3-6 1B				F8	F2		5	0	0	1	1	0	2								
Gus Bell, L OBP: 0.311, SLG: 0.390 (1.9)	4-3	K			1-3	F5						1B SF8 1B	6	1	2	0	0	1	4								
Jerry Lynch, L OBP: 0.425, SLG: 0.568 (3. PH)		1B		CS								F5	1	1	1	0	0	0	0								
Wally Post, R OBP: 0.364, SLG: 0.530 (3.7)		2B		BB		2B		G5-4-3 BB					3	0	1	0	2	0	2								
Harry Anderson, L OBP: 0.346, SLG: 0.412 Frank Robinson, R OBP: 0.377, SLG: 0.502 (3.3)		1B		K		2B		G5-4-3			1-3		1	1	1	1	0	0	0								
Ed Bailey, L OBP: 0.367, SLG: 0.473 Joe Gaines, R OBP: 0.364, SLG: 0.530 Bill Henry, L OBP: 0.364, SLG: 0.530 (12.1)		1B		1B		2B		1-2				1B	1	1	2	0	0	1	3								
Ed Bailey, L OBP: 0.367, SLG: 0.473 Joe Gaines, R OBP: 0.364, SLG: 0.530 Bill Henry, L OBP: 0.364, SLG: 0.530 (12.1)		1B		1B		2B		1-2				1B	4	1	1	0	2	0	2								
Roy McMillan, R OBP: 0.301, SLG: 0.339 (1.6)		1B		FC5-4		FC6-4 IBB		L5		F8		SF8	4	0	1	2	1	0	1								
Elio Chacon, R OBP: 0.292, SLG: 0.214 Willie Jones, R OBP: 0.351, SLG: 0.340 Dutch Dotterer, R OBP: 0.288, SLG: 0.373 (12.2)		1B		FC5-4		FC6-4		E5		F7		FC6-4 1B	5	0	0	0	0	1	5								
Don Newcombe, L OBP: 0.309, SLG: 0.414 Jim Brosnan, R OBP: 0.182, SLG: 0.440 Bob Grim, R OBP: 0.376, SLG: 0.292 Billy Martin, R OBP: 0.351, SLG: 0.347 (12.4)		1B		FC5-4		FC6-4		FC1-6			5-3	FC6-4	3	0	1	0	0	1	2								
Inning Stats	R: 0 E: 0 K: 0 S: 3	H: 0 LOB: 0 BB: 0 P: 3	R: 3 E: 0 K: 1 S: 9	H: 4 LOB: 3 BB: 1 P: 14	R: 0 E: 0 K: 1 S: 4	H: 0 LOB: 1 BB: 2 P: 12	R: 0 E: 0 K: 2 S: 8	H: 1 LOB: 1 BB: 0 P: 6	R: 0 E: 0 K: 1 S: 6	H: 1 LOB: 1 BB: 0 P: 6	R: 0 E: 0 K: 1 S: 6	H: 0 LOB: 0 BB: 0 P: 3	R: 0 E: 0 K: 0 S: 3	H: 0 LOB: 0 BB: 0 P: 3	R: 2 E: 0 K: 0 S: 6	H: 3 LOB: 2 BB: 1 P: 10	1B: 9 2B: 4 3B: 0 HR: 0	SF: 1 SAC: 0 DP: 2 HBP: 1	WP: 0 PA: 54 PB: 0 SB: 0 CS: 1								
PITCHER	IP	WLS	BF	H	R	ER	SO	BB	IBB	HBP	BLK	WP	HR	S	P	ERA	WHIP										
Mark Freeman, R ERA: 5.22 Seth Morehead, L ERA: 3.62 Don Estess, R ERA: 3.08 Joe Schaffelhoer, R ERA: 4.35	1.1	1.2	11	4	3	3	0	1	0	0	0	0	0	9	14	16.20	3.000										
	2.1	3.1	15	3	0	0	4	2	1	0	0	0	0	20	32	0.00	1.500										
	6.1	6.1	25	4	2	2	2	2	0	0	0	0	0	27	35	2.84	0.947										
	12.1	0.2	3	1	0	0	0	0	0	0	0	0	0	3	3	0.00	1.500										

Cincinnati Reds @ Chicago Cubs
Wrigley Field, Chicago, IL
Fri Jul 01 1960, 3:33 AM CDT
Att: 7,066 - Unknown

AB	46
R	5
H	12
RBI	5
BB	6
SO	6
LOB	26



Batter	1	2	3	4	5	6	7	8	9	10	11	12	AB	R	H	RBI	BB	SO	LOB	BOTTOM							
Richie Ashburn, L OBP: 0.465, SLG: 0.389 (1.8)	14 5-3 BB		6-3		3B BB		1-2 1B			6-3		FC6 BB	3	1	1	0	3	0	0								
Bob Will, L OBP: 0.323, SLG: 0.423 (1.9)	F9		F6		1-H 2-H 3B		L1-6					FC6	6	0	2	2	0	0	4								
14 Ernie Banks, R OBP: 0.369, SLG: 0.581 (1.6)	5-3		1-3		K		F3			L6			5	0	0	0	0	1	4								
Ed Bouchee, L OBP: 0.359, SLG: 0.318 (1.3)	F8		2B		3-1		K			F5			5	0	1	0	0	1	2								
Frank Thomas, R OBP: 0.289, SLG: 0.456 (1.7)		2B		5-3		3B 1B		F6				G6-4-3 1B	5	1	3	0	0	0	1								
Ron Santo, R OBP: 0.276, SLG: 0.259 (1.5)	5-3		K		F7		5-3					G6-4-3	5	0	0	0	0	1	4								
Jerry Kindall, R OBP: 0.395, SLG: 0.408 Don Zimmer, R OBP: 0.319, SLG: 0.376 (7.4)		K		6-3 3B 1B		1-H 3B		F8				F7	3	1	2	1	0	1	1								
Jim Hegan, R OBP: 0.263, SLG: 0.432 George Altman, L OBP: 0.339, SLG: 0.452 El Tappe, R OBP: 0.500, SLG: 0.444 Dick Gernert, R OBP: 0.327, SLG: 0.320 (12. PH)		F7		K		6-3		3-1				6-3	3	0	0	0	0	1	3								
Mark Freeman, R ERA: 4.53 Earl Averill, R ERA: 3.86 Don Estess, R ERA: 3.08 Joe Schaffelhoer, R ERA: 4.35 Moe Thacker, R ERA: 3.77 (12. PH)				K		6-3		L1-6 1B				K	0	0	0	0	0	0	0								
Inning Stats	R: 0 E: 0 K: 0 S: 3	H: 0 LOB: 1 BB: 1 P: 7	R: 0 E: 0 K: 1 S: 6	H: 1 LOB: 0 BB: 0 P: 6	R: 0 E: 0 K: 1 S: 5	H: 0 LOB: 0 BB: 0 P: 5	R: 0 E: 0 K: 1 S: 6	H: 1 LOB: 1 BB: 0 P: 6	R: 2 E: 0 K: 2 S: 9	H: 2 LOB: 1 BB: 1 P: 13	R: 1 E: 0 K: 0 S: 5	H: 2 LOB: 1 BB: 0 P: 5	R: 0 E: 0 K: 0 S: 4	H: 0 LOB: 0 BB: 0 P: 5	R: 0 E: 0 K: 1 S: 5	H: 0 LOB: 0 BB: 0 P: 4	R: 0 E: 0 K: 0 S: 3	H: 1 LOB: 1 BB: 0 P: 3	R: 0 E: 0 K: 1 S: 5	H: 1 LOB: 0 BB: 1 P: 9	1B: 6 2B: 3 3B: 2 HR: 0	SF: 0 SAC: 0 DP: 2 HBP: 0	WP: 0 PA: 47 PB: 0 SB: 0 CS: 0				
PITCHER	IP	WLS	BF	H	R	ER	SO	BB	IBB	HBP	BLK	WP	HR	S	P	ERA	WHIP										
Don Newcombe, R ERA: 4.53 Jim Brosnan, R ERA: 2.51 Bob Grim, R ERA: 3.86 Bill Henry, L ERA: 3.6	6.0	28	8	3	3	5	2	0	0	0	0	0	0	0	36	4.50	1.667										
	7.1	4.0	12	1	0	0	2	0	0	0	0	0	0	16	16	0.00	0.250										
	11.1	1.0	W	3	1	0	0	0	0	0	0	0	0	3	3	0.00	1.000										
	12.1	1.0	S	4	0	0	0	1	1	0	0	0	0	5	9	0.00	1.000										

Cincinnati Reds @ Chicago Cubs
Wrigley Field, Chicago, IL
Fri Jul 01 1960, 3:33 AM CDT
Att: 7,066 - Unknown

AB	44
R	3
H	10
RBI	3
BB	3
SO	8
LOB	20



Batter	1	2	3	4	5	6	7	8	9	AB	R	H	RBI	BB	SO	LOB	TOP			
Eddie Kasko, R OBP: 0.397, SLG: 0.412	6-3	E 2H 1B		6-3			5-3		K	5	0	1	1	0	1	2	Cincinnati Reds @ Chicago Cubs Wrigley Field, Chicago, IL Sun Jul 03 1960, 3:33 AM CDT Att: 17,205 - Unknown			
Vada Pinson, L OBP: 0.337, SLG: 0.472	F3	E4			FC 1B		S 1B		4-3	5	0	2	0	0	0	2				
Gus Bell, L OBP: 0.316, SLG: 0.391	1B 2B 1B	F8			FC G4-6-3 1-3		5-3 1-2			4	1	1	0	0	0	4				
Wally Post, R OBP: 0.374, SLG: 0.607	2B 1-2 1B			K	G4-6-3 1-2			HR		4	2	2	1	0	1	1				
Harry Anderson, L OBP: 0.353, SLG: 0.445	PB 1-H 2H 2B			F9			HR		6-3	4	1	2	3	0	0	0				
Ed Bailey, L OBP: 0.359, SLG: 0.458	F3			K			4-3		K	4	0	0	0	0	2	1				
Roy McMillan, R OBP: 0.294, SLG: 0.335					F7				5-3	4	0	0	0	0	0	0				
Billy Martin, R OBP: 0.310, SLG: 0.374							F6		F7	4	1	2	0	0	0	0				
Jim O'Toole, S OBP: 0.147, SLG: 0.121										2	0	0	0	0	2	2				
Cal McLish, S OBP: 0.200, SLG: 0.280										0	0	0	0	0	0	0				
Bob Grim, R OBP: 0.440, SLG: 0.598							F2			1	0	1	0	0	0	0				
Inning Stats	R: 2 E: 0 K: 0 S: 6	H: 3 LOB: 1 BB: 0 P: 6	R: 1 E: 1 K: 1 S: 8	H: 2 LOB: 2 BB: 0 P: 8	R: 0 E: 0 K: 2 S: 7	H: 0 LOB: 0 BB: 0 P: 7	R: 0 E: 0 K: 1 S: 6	H: 1 LOB: 1 BB: 0 P: 6	R: 0 E: 0 K: 0 S: 3	H: 1 LOB: 0 BB: 0 P: 3	R: 1 E: 0 K: 0 S: 4	H: 1 LOB: 1 BB: 0 P: 4	R: 0 E: 0 K: 1 S: 6	H: 1 LOB: 0 BB: 0 P: 6	R: 0 E: 0 K: 1 S: 6	H: 1 LOB: 1 BB: 0 P: 6	1B: 6 2B: 3 3B: 0 HR: 2	SF: 0 SAC: 1 DP: 1 HBP: 0	WP: 0 PB: 1 SB: 1 CS: 0	PA: 38
PITCHER Glen Hobbie, R ERA: 5.21	IP: 9.0 WLS: W BF: 38 H: 11 R: 5 ER: 5 SO: 6 BB: 0 IBB: 0 HBP: 0 BLK: 0 WP: 0 HR: 2 S: 50 P: 50 ERA: 5.00 WHIP: 1.222															PITCHER				

Batter	1	2	3	4	5	6	7	8	9	AB	R	H	RBI	BB	SO	LOB	BOTTOM			
Richie Ashburn, L OBP: 0.464, SLG: 0.388	14 FC5-4 1B	FC6-4 1-2				4-3				4	1	2	0	0	0	1	Cincinnati Reds @ Chicago Cubs Wrigley Field, Chicago, IL Sun Jul 03 1960, 3:33 AM CDT Att: 17,205 - Unknown			
Bob Will, L OBP: 0.336, SLG: 0.428	F9			CS BB	1B 1-2 1B	14 CS 1B				3	1	2	0	1	0	1				
14 Ernie Banks, R OBP: 0.368, SLG: 0.591	FC5-4 1B HR			F5	P3	CS	K			4	1	0	0	0	1	4				
Frank Thomas, R OBP: 0.290, SLG: 0.452	HR 1B			K	BB 1B		F7			4	2	2	1	0	1	1				
Ron Santo, R OBP: 0.351, SLG: 0.394	HR 1-2 1B			CS	1B E 1B	CS 1B	5-3			3	1	2	3	1	0	0				
Dick Gemert, R OBP: 0.317, SLG: 0.309	5-3			K	1-2 2B 1B		4-3			4	1	1	2	0	1	1				
Jerry Kindall, R OBP: 0.316, SLG: 0.424					FC6-4 1B	1-2 2H 3H 2B	K G6-4-3			4	0	2	1	0	1	0				
Jim Hegan, R OBP: 0.238, SLG: 0.390		5-3			F6		5-3		G6-4-3 1-2	4	0	0	0	0	0	4				
Glen Hobbie, R OBP: 0.184, SLG: 0.088					FC6-4 1-2		K			2	0	0	0	1	1	2				
Inning Stats	R: 3 E: 0 K: 0 S: 6	H: 3 LOB: 0 BB: 0 P: 6	R: 0 E: 0 K: 0 S: 3	H: 0 LOB: 1 BB: 1 P: 7	R: 0 E: 0 K: 1 S: 4	H: 0 LOB: 0 BB: 1 P: 8	R: 0 E: 1 K: 1 S: 7	H: 2 LOB: 2 BB: 0 P: 7	R: 4 E: 0 K: 0 S: 5	H: 5 LOB: 1 BB: 1 P: 11	R: 0 E: 0 K: 1 S: 5	H: 1 LOB: 0 BB: 0 P: 5	R: 0 E: 0 K: 1 S: 5	H: 0 LOB: 0 BB: 0 P: 5	R: 0 E: 0 K: 1 S: 5	H: 0 LOB: 0 BB: 0 P: 5		1B: 9 2B: 1 3B: 0 HR: 1	SF: 0 SAC: 0 DP: 1 HBP: 0	WP: 0 PB: 1 SB: 0 CS: 4
PITCHER Jim O'Toole, L ERA: 4.42 Cal McLish, R ERA: 5.37 Bob Grim, R ERA: 4.24	IP: 4.1 WLS: L BF: 24 H: 9 R: 7 ER: 7 SO: 2 BB: 3 IBB: 0 HBP: 0 BLK: 0 WP: 0 HR: 1 S: 25 P: 37 ERA: 14.54 WHIP: 2.769															PITCHER				

Batter	1	2	3	4	5	6	7	8	9	AB	R	H	RBI	BB	SO	LOB	TOP										
Don Blasingame, L (1, 4) OBP: 0.325, SLG: 0.322	0-3 K		0-0 1-3		0-0 4-3			0-0 F8		4	0	0	0	0	1	0	San Francisco Giants @ Chicago Cubs Wrigley Field, Chicago, IL Mon Jul 04 1960, 3:33 AM CDT Unknown livebaseballscorecards.com										
Jim Davenport, R (1, 5) OBP: 0.352, SLG: 0.421	0-0 F4		4-0 CS BB		0-0 F8			0-0 5-3		3	0	0	0	1	0	0											
Willie Mays, R (1, 8) OBP: 0.440, SLG: 0.682	4-0 BB		0-3 K		0-0 HR			0-0 2B		3	1	2	1	1	1	1											
Orlando Cepeda, R (1, 3) OBP: 0.314, SLG: 0.531	0-0 1-3			0-0 F7		0-0 6-3		0-0 F7		4	0	0	0	0	0	2											
Willie Kirkland, L (1, 9)		0-0 F4		0-0 G3		0-3 K		4-0 G4-6-3 BB		3	0	0	0	1	1	0											
Felipe Alou, R (1, 7) OBP: 0.214, SLG: 0.323		0-0 1B 2B		0-0 F5		0-0 5-3		0-0 G4-6-3 1-2		4	1	1	0	0	0	1											
Andre Rodgers, R (1, 6) OBP: 0.320, SLG: 0.351		0-0 3-1			0-0 HR 2B		0-0 F5		0-0 4-3	4	1	1	0	0	0	1											
Bob Schmidt, R (1, 2) OBP: 0.339, SLG: 0.404		0-0 2H 1B			0-0 2H HR		0-0 4-3			3	1	2	3	0	0	0											
Jack Sanford, R (1, 1) OBP: 0.261, SLG: 0.233	0-3 K				0-0 F7		0-3 K			3	0	0	0	0	2	1											
Inning Stats	R: 0 E: 0 K: 1 S: 5	H: 0 LOB: 1 BB: 1 P: 9	R: 1 E: 0 K: 1 S: 7	H: 2 LOB: 1 BB: 0 P: 7	R: 0 E: 0 K: 1 S: 4	H: 0 LOB: 1 BB: 1 P: 8	R: 0 E: 0 K: 0 S: 3	H: 0 LOB: 0 BB: 0 P: 3	R: 2 E: 0 K: 0 S: 5	H: 2 LOB: 0 BB: 0 P: 5	R: 1 E: 0 K: 1 S: 6	H: 1 LOB: 0 BB: 0 P: 6	R: 0 E: 0 K: 0 S: 5	H: 0 LOB: 0 BB: 0 P: 5	R: 0 E: 0 K: 0 S: 4	H: 1 LOB: 1 BB: 0 P: 4	R: 0 E: 0 K: 0 S: 2	H: 0 LOB: 0 BB: 1 P: 6	1B: 1 2B: 4 3B: 0 HR: 2	SF: 0 SAC: 0 DP: 2 HBP: 0	WP: 0 PA: 34 PB: 0 SB: 0 CS: 1						
PITCHER	IP	WLS	BF	H	R	ER	SO	BB	IBB	HBP	BLK	WP	HR	S	P	ERA	WHIP										
Dick Ellsworth, L (1, 1) ERA: 2.67	6.0	L	24	5	4	4	4	2	0	0	0	0	2	30	38	6.00	1.167										
Mark Freeman, R (7, 1) ERA: 5.95	2.0		7	1	0	0	1	0	0	0	0	0	0	9	9	0.00	0.500										
Moe Drabowsky, R (9, 1) ERA: 9.7	1.0		3	0	0	0	0	1	0	0	0	0	0	2	6	0.00	1.000										

Batter	1	2	3	4	5	6	7	8	9	AB	R	H	RBI	BB	SO	LOB	BOTTOM										
Richie Ashburn, L (1, 8) OBP: 0.459, SLG: 0.383	0-0 5-3		0-0 4-3			0-3 K		0-0 FC6-4 1-2		4	0	0	0	0	1	2	San Francisco Giants @ Chicago Cubs Wrigley Field, Chicago, IL Mon Jul 04 1960, 3:33 AM CDT Unknown livebaseballscorecards.com										
Bob Will, L (1, 9) OBP: 0.331, SLG: 0.420	0-0 4-3			0-0 G3		0-0 F7		0-0 F6		4	0	0	0	0	0	0											
14 Ernie Banks, R (1, 6) OBP: 0.370, SLG: 0.597	0-3 K			0-0 F4		0-0 G3 2B		0-0 1B 2B		4	0	2	0	0	1	0											
Frank Thomas, R (1, 7) OBP: 0.289, SLG: 0.448		0-0 F3		0-0 F4		0-0 G3		0-0 1B		4	0	1	0	0	0	1											
Ron Santo, R (1, 5) OBP: 0.341, SLG: 0.405		0-0 1-3			0-0 2B	0-0 F3		0-0 F3		4	0	1	0	0	0	3											
Dick Gemert, R (1, 3) OBP: 0.297, SLG: 0.288		0-3 K			0-0 F9	0-0 5-3		0-0 1-3		4	0	0	0	0	1	4											
Jerry Kindall, R (1, 4) OBP: 0.309, SLG: 0.415			0-0 F8		0-0 5-3			0-0 5-3		3	0	0	0	0	0	1											
Jim Hegan, R (1, 2) OBP: 0.256, SLG: 0.390			4-0 BB		0-3 K			0-0 5-3		0	0	0	0	1	0	0											
Earl Avenell, R (5, PH) (6, 2)								0-0 5-3		2	0	0	0	0	1	1											
Dick Ellsworth, L (1, 1) OBP: 0.192, SLG: 0.045			0-3 K		0-0 F4			4-0 FC6-4 BB		1	0	0	0	0	1	1											
Danny Murphy, L (6, PH) OBP: 0.152, SLG: 0.129										1	0	0	0	0	0	0											
Mark Freeman, R (7, 1) OBP: 0.250, SLG: 0.200										0	0	0	0	0	0	0											
George Altman, L (8, PH) OBP: 0.344, SLG: 0.452										0	0	0	0	1	0	0											
Moe Drabowsky, R (9, 1) ERA: 9.7										0	0	0	0	0	0	0											
Inning Stats	R: 0 E: 0 K: 1 S: 5	H: 0 LOB: 0 BB: 0 P: 5	R: 0 E: 0 K: 1 S: 5	H: 0 LOB: 0 BB: 0 P: 5	R: 0 E: 0 K: 1 S: 5	H: 0 LOB: 1 BB: 1 P: 9	R: 0 E: 0 K: 0 S: 3	H: 0 LOB: 0 BB: 0 P: 3	R: 0 E: 0 K: 1 S: 6	H: 1 LOB: 1 BB: 0 P: 6	R: 0 E: 0 K: 1 S: 5	H: 0 LOB: 0 BB: 0 P: 5	R: 0 E: 0 K: 0 S: 4	H: 1 LOB: 1 BB: 0 P: 4	R: 0 E: 0 K: 0 S: 3	H: 0 LOB: 1 BB: 1 P: 7	R: 0 E: 0 K: 0 S: 5	H: 2 LOB: 2 BB: 0 P: 5	1B: 1 2B: 3 3B: 0 HR: 0	SF: 0 SAC: 0 DP: 0 HBP: 0	WP: 0 PA: 33 PB: 0 SB: 0 CS: 0						
PITCHER	IP	WLS	BF	H	R	ER	SO	BB	IBB	HBP	BLK	WP	HR	S	P	ERA	WHIP										
Jack Sanford, R (1, 1) ERA: 2.92	9.0	W	33	4	0	0	5	2	0	0	0	0	0	41	49	0.00	0.667										



Batter	1	2	3	4	5	6	7	8	9	10	11	12	13	14	AB	R	H	RBI	BB	SO	LOB	TOP					
Don Blasingame, L OBP: 0.318, SLG: 0.315 (1, 4)	F6			F2	F2			FC2-6		FC4-6			4-3		6	0	0	0	0	0	3						
Joey Amalfitano, R OBP: 0.313, SLG: 0.333 Dave Philley, S OBP: 0.278, SLG: 0.273 (6, PH) Jim Davenport, R OBP: 0.345, SLG: 0.413 (6, 5)	K			K				F8		FC6			5-3		2	0	0	0	0	2	2						
Willie Mays, R OBP: 0.438, SLG: 0.675 (1, 8)	K				1B			FC6-4							6	1	2	0	0	1	1						
Willie Kirkland, L OBP: 0.366, SLG: 0.528 (1, 9)					2B			3-4-3							6	0	2	0	0	1	1						
Orlando Cepeda, R OBP: 0.312, SLG: 0.529 Felipe Alou, R OBP: 0.211, SLG: 0.318 (11, 7)	F9				2B			3-4-3		F7					5	0	1	1	0	1	2						
Dale Long, L OBP: 0.259, SLG: 0.277 (1, 3)	L3														4	0	0	0	1	1	1						
Andre Rodgers, R OBP: 0.315, SLG: 0.345 (1, 6)															5	0	1	0	0	2	3						
Bob Schmidt, R OBP: 0.333, SLG: 0.396 Willie McCovey, L OBP: 0.384, SLG: 0.489 Billy O'Dell, S OBP: 0.390, SLG: 0.208 Hobie Landrith, L OBP: 0.264, SLG: 0.220 (10, 2)	K														3	0	0	0	0	1	0						
Johnny Antonelli, L OBP: 0.311, SLG: 0.157 Stu Miller, R OBP: 0.336, SLG: 0.143 Jim Marshall, L OBP: 0.281, SLG: 0.379 Bud Byerly, R OBP: 0.333, SLG: 0.333 (10, 1)	K														0	0	0	0	0	0	0						
Inning Stats	R: 0 E: 0 K: 2 S: 7	H: 0 LOB: 0 BB: 0 P: 7	R: 0 E: 0 K: 0 S: 3	H: 1 LOB: 0 BB: 0 P: 3	R: 0 E: 0 K: 3 S: 9	H: 0 LOB: 0 BB: 0 P: 9	R: 1 E: 0 K: 1 S: 8	H: 3 LOB: 3 BB: 1 P: 12	R: 0 E: 0 K: 0 S: 3	H: 0 LOB: 0 BB: 0 P: 3	R: 0 E: 0 K: 1 S: 5	H: 1 LOB: 1 BB: 0 P: 5	R: 0 E: 0 K: 1 S: 5	H: 0 LOB: 0 BB: 0 P: 5	R: 0 E: 0 K: 1 S: 5	H: 0 LOB: 0 BB: 0 P: 7	R: 0 E: 0 K: 2 S: 7	H: 0 LOB: 0 BB: 0 P: 7	R: 0 E: 0 K: 2 S: 7	H: 0 LOB: 0 BB: 0 P: 7	1B: 6 2B: 2 3B: 0 HR: 0	SF: 0 SAC: 0 DP: 1 HBP: 0	WP: 0 PB: 0 SB: 0 CS: 0	PA: 50			
PITCHER	IP	WLS	BF	H	R	ER	SO	BB	IBB	HBP	BLK	WP	HR	S	P	ERA	WHIP										
Bob Anderson, R ERA: 4.42 (1, 1)	9.0		35	7	1	0	6									4.42	0.889										
Don Elston, R ERA: 2.88 (10, 1)	5.0		15	0	0	0	5									2.88	0.000										

San Francisco Giants @ Chicago Cubs
Wrigley Field, Chicago, IL
Mon Jul 04 1960, 3:38 AM CDT
Att. 36,569 - Unknown

AB 48
R 1
H 7
RBI 1
BB 2
SO 13
LOB 16



Batter	1	2	3	4	5	6	7	8	9	10	11	12	13	14	AB	R	H	RBI	BB	SO	LOB	BOTTOM					
Richie Ashburn, L OBP: 0.455, SLG: 0.377 George Altman, L OBP: 0.348, SLG: 0.453 (10, 8)	SH1-4			1-3											4	0	0	0	1	0	5						
Bob Will, L OBP: 0.335, SLG: 0.422 Danny Murphy, L OBP: 0.152, SLG: 0.129 (14, PR)	SH1-4														4	0	1	0	2	0	2						
14 Ernie Banks, R OBP: 0.374, SLG: 0.592 (1, 6)	F8														4	0	1	0	2	0	3						
Frank Thomas, R OBP: 0.293, SLG: 0.444 (1, 7)	FC6-4														5	0	1	0	2	0	6						
Ron Santo, R OBP: 0.333, SLG: 0.415 Don Zimmer, R OBP: 0.321, SLG: 0.378 (8, PR) (9, 5)	FC6-4														4	0	1	0	0	0	5						
Dick Gemert, R OBP: 0.319, SLG: 0.290 (1, 3)															3	1	1	0	2	0	2						
Jerry Kindall, R OBP: 0.303, SLG: 0.411 (1, 4)															6	0	1	0	0	2	5						
El Tappe, R OBP: 0.412, SLG: 0.308 Earl Averill, R OBP: 0.320, SLG: 0.319 Jim Hagen, R OBP: 0.244, SLG: 0.372 (8, PH) (9, 2)															2	0	0	0	1	0	1						
Bob Anderson, R OBP: 0.329, SLG: 0.229 Don Elston, R OBP: 0.125, SLG: 0.125 (10, 1)	SF7														3	0	1	1	0	1	2						
Inning Stats	R: 0 E: 0 K: 0 S: 3	H: 0 LOB: 2 BB: 2 P: 11	R: 1 E: 0 K: 0 S: 4	H: 1 LOB: 2 BB: 2 P: 12	R: 0 E: 0 K: 0 S: 3	H: 1 LOB: 1 BB: 1 P: 7	R: 0 E: 0 K: 0 S: 9	H: 1 LOB: 1 BB: 0 P: 9	R: 0 E: 0 K: 0 S: 2	H: 0 LOB: 0 BB: 1 P: 6	R: 0 E: 0 K: 1 S: 5	H: 1 LOB: 2 BB: 1 P: 7	R: 0 E: 0 K: 1 S: 6	H: 2 LOB: 2 BB: 1 P: 10	R: 0 E: 0 K: 1 S: 5	H: 1 LOB: 0 BB: 0 P: 5	R: 0 E: 0 K: 1 S: 5	H: 0 LOB: 0 BB: 0 P: 5	R: 0 E: 0 K: 0 S: 2	H: 0 LOB: 1 BB: 1 P: 6	1B: 6 2B: 4 3B: 0 HR: 0	SF: 1 SAC: 3 DP: 4 HBP: 1	WP: 0 PB: 0 SB: 0 CS: 1	PA: 58			
PITCHER	IP	WLS	BF	H	R	ER	SO	BB	IBB	HBP	BLK	WP	HR	S	P	ERA	WHIP										
Johnny Antonelli, L ERA: 4.85 (1, 1)	1.0		8	1	1	0	4									9.00	5.000										
Stu Miller, R ERA: 4.93 (2, 1)	8.0		31	4	0	0	3									0.00	0.875										
Bud Byerly, R ERA: 4.39 (10, 1)	1.1		8	3	0	0	1									0.00	3.000										
Georges Maranda, R ERA: 3.57 (11, 1)	3.2		11	1	0	0	2									0.00	0.545										

San Francisco Giants @ Chicago Cubs
Wrigley Field, Chicago, IL
Mon Jul 04 1960, 3:38 AM CDT
Att. 36,569 - Unknown

AB 43
R 9
H 9
RBI 1
BB 10
SO 6
LOB 35



Batter	1	2	3	4	5	6	7	8	9	AB	R	H	RBI	BB	SO	LOB	TOP								
Julian Javier, R (1, 4) OBP: 0.321, SLG: 0.382	0-3 K			0-0 6-3		0-3 K		0-0 1-3		4	0	0	0	0	2	1	St. Louis Cardinals @ Chicago Cubs Wrigley Field, Chicago, IL Tue Jul 05 1960, 3:33 AM CDT Att: 11,383 - Unknown								
Joe Cunningham, L (1, 9) OBP: 0.390, SLG: 0.422	0-0 F5			0-0 3-1 2B		0-0 1-H 2B		4-0 3B BB		3	2	2	1	1	0	0									
Bill White, L (1, 3) OBP: 0.360, SLG: 0.497	0-3 K			0-0 3-1		0-0 F7		0-0 1-H 3B		4	0	1	1	0	1	2									
Stan Musial, L (1, 7) OBP: 0.380, SLG: 0.441				0-0 2-3		4-0 IBB		0-0 4-3		3	0	1	1	1	0	1									
John Glenn, R (8, 7) OBP: 0.296, SLG: 0.385				0-0 3-H 2B		0-0 IBB		0-0 4-3		0	0	0	0	0	0	0									
Daryl Spencer, R (1, 6) OBP: 0.370, SLG: 0.464				0-0 6-3		0-0 4-3				4	0	0	0	0	1	3									
Curt Flood, R (1, 8) OBP: 0.296, SLG: 0.385				0-3 K		0-3 K		0-0 F9		4	0	0	0	0	2	0									
Hal Smith, R (1, 2) OBP: 0.290, SLG: 0.291				0-0 6-3		0-0 4-3		0-0 F8		4	0	0	0	0	0	0									
Alex Grammas, R (1, 5) OBP: 0.241, SLG: 0.242				0-0 3-1		0-0 F9		0-0 F9		3	0	0	0	0	0	0									
Curt Simmons, L (1, 1) OBP: 0.308, SLG: 0.308				0-0 6-3		0-0 2B 1B		0-3 K		2	1	1	0	0	0	0									
Lindy McDaniel, R (7, 1) OBP: 0.222, SLG: 0.176										1	0	0	0	0	1	0									
Inning Stats	R: 0 E: 0 K: 2 S: 7	H: 0 LOB: 0 BB: 0 P: 7	R: 0 E: 0 K: 1 S: 5	H: 0 LOB: 0 BB: 0 P: 5	R: 0 E: 0 K: 0 S: 3	H: 0 LOB: 0 BB: 0 P: 3	R: 1 E: 0 K: 1 S: 7	H: 2 LOB: 1 BB: 0 P: 7	R: 0 E: 0 K: 1 S: 5	H: 0 LOB: 0 BB: 0 P: 5	R: 1 E: 0 K: 1 S: 7	H: 2 LOB: 2 BB: 1 P: 11	R: 0 E: 0 K: 0 S: 3	H: 0 LOB: 0 BB: 0 P: 3	R: 1 E: 0 K: 1 S: 6	H: 1 LOB: 1 BB: 1 P: 10	R: 0 E: 0 K: 0 S: 3	H: 0 LOB: 0 BB: 0 P: 3	1B: 1 2B: 3 3B: 1 HR: 0	SF: 0 SAC: 0 DP: 0 HBP: 0	WP: 0 PB: 0 SB: 0 CS: 0	PA: 34			
PITCHER	IP	WLS	BF	H	R	ER	SO	BB	IBB	HBP	BLK	WP	HR	S	P	ERA	WHIP								
Don Cardwell, R (1, 1) ERA: 4.91	8.0	L	31	5	3	3	7	1	1	0	0	0	0	43	51	3.38	0.750								
Joe Schaffernoth, R (9, 1) ERA: 4.63	1.0		3	0	0	0	0	0	0	0	0	0	0	3	3	0.00	0.000								

Batter	1	2	3	4	5	6	7	8	9	AB	R	H	RBI	BB	SO	LOB	BOTTOM								
Richie Ashburn, L (1, 8) OBP: 0.452, SLG: 0.375	0-0 5-3			0-3 K		0-0 14 HR 1B		0-3 K		4	1	1	0	0	2	1	St. Louis Cardinals @ Chicago Cubs Wrigley Field, Chicago, IL Tue Jul 05 1960, 3:33 AM CDT Att: 11,383 - Unknown								
Bob Will, L (1, 9) OBP: 0.329, SLG: 0.414	0-3 K			0-0 F7		0-0 F3		0-0 F7		4	0	0	0	0	1	2									
14 Ernie Banks, R (1, 6) OBP: 0.372, SLG: 0.598	0-0 6-3			0-0 F9		0-0 1-H HR		0-3 K		4	1	1	2	0	1	0									
Ron Santo, R (1, 5) OBP: 0.306, SLG: 0.378				0-0 F8		0-0 6-3		0-0 F8		4	0	0	0	0	0	0									
Frank Thomas, R (1, 7) OBP: 0.292, SLG: 0.441				0-0 6-3		0-0 F4				4	0	1	0	0	0	0									
Danny Murphy, L (9, PR) OBP: 0.152, SLG: 0.129				0-0 F4						0	0	0	0	0	0	0									
Dick Gemert, R (1, 3) OBP: 0.319, SLG: 0.281				4-0 BB		0-0 4-3		0-0 F8		2	0	0	0	1	0	1									
George Altman, L (9, PH) OBP: 0.344, SLG: 0.449				0-0 BB		0-0 4-3		0-0 F8		1	0	0	0	0	1	1									
Jerry Kindall, R (1, 4) OBP: 0.304, SLG: 0.410				0-3 K		0-0 6-3		0-0 G5-4-3 1B		3	0	1	0	0	1	1									
El Tappe, R (1, 2) OBP: 0.421, SLG: 0.400				0-0 2B		0-0 F8		0-0 G5-4-3		2	0	1	0	0	0	0									
Earl Avenell, R (7, PH) OBP: 0.317, SLG: 0.315						0-0 F8		0-0 1-2		1	0	0	0	0	0	2									
Don Cardwell, R (1, 1) OBP: 0.228, SLG: 0.419				0-3 K		0-0 5-3		0-3 K		2	0	0	0	0	1	1									
Ed Bouches, L (8, PH) OBP: 0.339, SLG: 0.315										1	0	0	0	0	1	0									
Joe Schaffernoth, R (9, 1) ERA: 4.63										0	0	0	0	0	0	0									
Inning Stats	R: 0 E: 0 K: 1 S: 5	H: 0 LOB: 0 BB: 0 P: 5	R: 0 E: 0 K: 1 S: 5	H: 0 LOB: 1 BB: 1 P: 9	R: 0 E: 0 K: 2 S: 8	H: 1 LOB: 0 BB: 0 P: 8	R: 0 E: 0 K: 0 S: 3	H: 0 LOB: 0 BB: 0 P: 3	R: 2 E: 0 K: 0 S: 5	H: 2 LOB: 0 BB: 0 P: 5	R: 0 E: 1 K: 0 S: 4	H: 1 LOB: 1 BB: 0 P: 4	R: 0 E: 0 K: 2 S: 7	H: 0 LOB: 0 BB: 0 P: 7	R: 0 E: 0 K: 2 S: 8	H: 1 LOB: 1 BB: 0 P: 8	1B: 3 2B: 1 3B: 0 HR: 1	SF: 0 SAC: 0 DP: 1 HBP: 0	WP: 0 PB: 0 SB: 0 CS: 0	PA: 33					
PITCHER	IP	WLS	BF	H	R	ER	SO	BB	IBB	HBP	BLK	WP	HR	S	P	ERA	WHIP								
Curt Simmons, L (1, 1) ERA: 4.78	6.1		25	4	2	2	4	1	0	0	0	0	0	32	36	2.84	0.789								
Lindy McDaniel, R (7, 1) ERA: 2.74	2.2	W	8	1	0	0	4	0	0	0	0	0	0	16	16	0.00	0.375								



Batter	1	2	3	4	5	6	7	8	9	AB	R	H	RBI	BB	SO	LOB	TOP				
Julian Javier, R OBP: 0.314, SLG: 0.373 (1, 4)	0-0 1-3		0-0 6-3		0-0 5-3			0-0 F8		4	0	0	0	0	0	0					
Joe Cunningham, L OBP: 0.365, SLG: 0.416 (1, 9)	0-0 4-3		0-0 F8		0-0 1-3			0-0 G3		4	0	0	0	0	0	0					
Bill White, L OBP: 0.361, SLG: 0.507 (1, 3)	0-3 K		0-0 1B		0-0 L9			0-0 HR		4	1	2	1	0	1	0					
Stan Musial, L OBP: 0.383, SLG: 0.439 (1, 7)		0-0 6-3	4-0 1-2 BB		0-3 K			0-0 1B		3	0	1	0	1	1	0					
Daryl Spencer, R OBP: 0.368, SLG: 0.459 (1, 6)		4-0 FC4 BB	0-3 K		0-0 F6			0-0 F3		3	0	0	0	1	1	3					
Curt Flood, R OBP: 0.297, SLG: 0.382 (1, 8)		0-0 FC4 1B 1-2		0-3 K			0-0 F4		0-0 G4-6-3 1B	4	0	1	0	0	1	1					
Hal Smith, R OBP: 0.289, SLG: 0.290 (1, 2)		0-0 FC5 1-3 1B		0-0 6-3			0-0 5-3		0-0 F9	4	0	1	0	0	0	1					
Alex Grammas, R OBP: 0.248, SLG: 0.252 (1, 5)		4-0 IBB		0-0 F8			0-0 2B		0-0 G4-6-3 1-2	3	0	1	0	1	0	1					
Bob Gibson, R Bob Dilliba, R Walt Moryn, L Ron Kline, R George Crowe, L Ed Bauta, R (1, 1) (3, 1) (5, PH) (5, 1) (7, PH) (7, 1)		0-0 FC5 2-3		0-3 K			0-0 F7			1	0	0	0	0	0	3					
Inning Stats	R: 0 E: 0 K: 1 S: 5	H: 0 LOB: 0 BB: 0 P: 5	R: 0 E: 0 K: 0 S: 4	H: 1 LOB: 3 BB: 2 P: 12	R: 0 E: 0 K: 1 S: 6	H: 1 LOB: 2 BB: 1 P: 10	R: 0 E: 0 K: 1 S: 5	H: 0 LOB: 0 BB: 0 P: 5	R: 0 E: 0 K: 1 S: 5	H: 0 LOB: 0 BB: 0 P: 5	R: 0 E: 0 K: 0 S: 4	H: 1 LOB: 1 BB: 0 P: 4	R: 1 E: 0 K: 0 S: 5	H: 2 LOB: 1 BB: 0 P: 5	R: 0 E: 0 K: 0 S: 3	H: 1 LOB: 0 BB: 0 P: 3	1B: 4 2B: 1 3B: 0 HR: 1	SF: 0 SAC: 0 DP: 1 HBP: 0	WP: 0 PB: 0 SB: 1 CS: 0	PA: 35	
PITCHER Glen Hobbie, R ERA: 4.88 (1, 1)	IP 9.0	WLS W	BF 35	H 6	R 1	ER 1	SO 5	BB 2	IBB 1	HBP 0	BLK 0	WP 0	HR 1	S 42	P 54	ERA 1.00	WHIP 0.889				

St. Louis Cardinals @ Chicago Cubs
Wrigley Field, Chicago, IL
Wed Jul 06 1960, 3:33 AM CDT
Att: 17,141 - Unknown

AB 32
R 1
H 6
RBI 1
BB 3
SO 5
LOB 10



Batter	1	2	3	4	5	6	7	8	9	AB	R	H	RBI	BB	SO	LOB	BOTTOM				
Richie Ashburn, L OBP: 0.452, SLG: 0.371 (1, 7)	4-0 2B BB	0-0 F7		0-0 6-3		0-0 F6		4-0 G4-6-3 BB		3	1	0	0	2	0	3					
Danny Murphy, L OBP: 0.158, SLG: 0.167 (1, 8)	0-0 BB 1-H 2B	0-3 K		0-0 4-3		0-3 K		0-0 G4-6-3 1-2		5	0	1	1	0	2	4					
14 Ernie Banks, R OBP: 0.376, SLG: 0.607 (1, 6)	0-0 F7	0-0 1-H 2-H HR		0-0 F7			0-0 HR 1B	4-0 1B BB		4	3	2	3	1	0	1					
Ed Bouchee, L OBP: 0.359, SLG: 0.314 (1, 3)	0-0 5-3	0-0 4-3		0-3 K		4-0 HR BB	0-0 HR 1B	0-0 HR 1B		4	2	1	0	1	1	1					
George Altman, L OBP: 0.360, SLG: 0.504 (1, 9)	4-0 BB BB		0-3 K		4-0 BB	0-0 1-H 2-H HR	0-0 1-H 2-H HR	0-0 HR		3	2	2	6	2	1	0					
Ron Santo, R OBP: 0.315, SLG: 0.388 (1, 5)	4-0 FC6-4 1-2 2-3 BB		0-0 1B		0-0 F6		0-0 6-3	0-0 5-3		4	0	1	0	1	0	1					
Jerry Kindall, R OBP: 0.309, SLG: 0.408 (1, 4)	0-0 FC6-4 1-2		0-0 2-3 1B		0-0 F3		4-0 E4 BB			3	0	1	0	1	0	4					
El Tappe, R OBP: 0.391, SLG: 0.333 (1, 2)		4-0 14 HR BB BB		0-0 F4		0-0 F6	0-0 1-3 E4			3	1	0	0	1	0	3					
Glen Hobbie, R OBP: 0.214, SLG: 0.108 (1, 1)		4-0 14 HR BB		0-3 K		0-0 1B	0-0 4-3			3	1	1	0	1	1	3					
Inning Stats	R: 1 E: 0 K: 0 S: 4	H: 1 LOB: 3 BB: 3 P: 16	R: 3 E: 0 K: 1 S: 6	H: 1 LOB: 0 BB: 2 P: 14	R: 0 E: 0 K: 2 S: 9	H: 2 LOB: 2 BB: 0 P: 9	R: 0 E: 0 K: 0 S: 3	H: 0 LOB: 0 BB: 0 P: 3	R: 0 E: 0 K: 1 S: 5	H: 1 LOB: 1 BB: 0 P: 6	R: 3 E: 1 K: 0 S: 5	H: 2 LOB: 1 BB: 2 P: 13	R: 3 E: 0 K: 0 S: 4	H: 2 LOB: 0 BB: 2 P: 12	1B: 4 2B: 2 3B: 0 HR: 3	SF: 0 SAC: 0 DP: 1 HBP: 0	WP: 0 PB: 0 SB: 0 CS: 0	PA: 42			
PITCHER Bob Gibson, R ERA: 6.0 Bob Dilliba, R ERA: 3.43 Ron Kline, R ERA: 5.6 Ed Bauta, R ERA: 27.0 (1, 1) (3, 1) (5, 1) (7, 1)	IP 2.1	WLS L	BF 16	H 4	R 4	ER 4	SO 4	BB 0	IBB 0	HBP 0	BLK 0	WP 0	HR 1	S 15	P 35	ERA 15.43	WHIP 3.857				

St. Louis Cardinals @ Chicago Cubs
Wrigley Field, Chicago, IL
Wed Jul 06 1960, 3:33 AM CDT
Att: 17,141 - Unknown

AB 32
R 10
H 9
RBI 10
BB 10
SO 5
LOB 20



Batter	1	2	3	4	5	6	7	8	9	AB	R	H	RBI	BB	SO	LOB	TOP					
Richie Ashburn, L OBP: 0.457, SLG: 0.374 (1, 7)	4-2 BB		0-0 14 1B		1-2 F5		4-2 BB		3-2 FC5-4 1B	3	0	2	0	2	0	0	Chicago Cubs @ Los Angeles Dodgers Los Angeles Memorial Coliseum, Los Angeles, CA Thu Jul 07 1960, 10:05 PM EDT Att: 21,279 - Unknown					
Danny Murphy, L OBP: 0.197, SLG: 0.175 Joe Schaffernoth, R OBP: 0.328, SLG: 0.412 (1, 8)	2-3 K		1-3 K		3-2 BB 14 HBP 1B		0-3 K		1-2 FC5-4 1B	4	0	1	0	0	3	4						
14 Ernie Banks, R OBP: 0.378, SLG: 0.606 Don Zimmer, R OBP: 0.319, SLG: 0.376 (5, PH)	1-1 F7		0-2 1B		1-0 BB HBP		1-1 G5-3		2-3 K	2	0	1	0	0	0	1						
Ed Bouchee, L OBP: 0.358, SLG: 0.310 (1, 3)	0-0 4-3		3-3 K		4-1 1-2 2-3 BB		2-3 K		0-1 F7	4	1	1	1	0	1	5						
George Altman, L OBP: 0.357, SLG: 0.520 (1, 9)		1-2 HR	3-2 G3		0-3 K		2-2 G1-6-3 1B		2-2 1B	4	0	2	0	0	1	0						
Ron Santo, R OBP: 0.328, SLG: 0.396 (1, 5)		2-1 6-3		0-0 K		0-1 G1-6-3 1B		0-0 5-3	4	0	0	0	0	0	2							
Jerry Kindall, R OBP: 0.301, SLG: 0.397 (1, 4)		1-1 6-3		1-2 5-3		0-3 K		2-1 6-3	4	0	1	0	0	1	0							
El Tappe, R OBP: 0.370, SLG: 0.364 (1, 2)		2-2 2B		0-1 6-3		1-0 F3		0-0 F8	1	0	0	0	0	0	1							
Mark Freeman, R OBP: 0.235, SLG: 0.188 Earl Averill, R OBP: 0.314, SLG: 0.312 Seth Morehead, L OBP: 0.158, SLG: 0.158 Frank Thomas, R OBP: 0.294, SLG: 0.439 (7, 7)		0-1 6-3								1	0	0	0	0	0	1						
Inning Stats	R: 0 E: 0 K: 1 S: 9	H: 0 LOB: 1 BB: 1 P: 16	R: 1 E: 0 K: 0 S: 13	H: 2 LOB: 1 BB: 0 P: 19	R: 0 E: 0 K: 2 S: 15	H: 2 LOB: 2 BB: 0 P: 22	R: 0 E: 0 K: 1 S: 7	H: 0 LOB: 3 BB: 1 P: 8	R: 0 E: 0 K: 1 S: 12	H: 1 LOB: 0 BB: 2 P: 22	R: 0 E: 0 K: 1 S: 6	H: 0 LOB: 1 BB: 2 P: 8	R: 0 E: 0 K: 1 S: 11	H: 0 LOB: 1 BB: 2 P: 20	R: 0 E: 0 K: 1 S: 13	H: 1 LOB: 1 BB: 0 P: 17		R: 0 E: 0 K: 0 S: 10	H: 1 LOB: 1 BB: 0 P: 16	1B: 6 2B: 1 3B: 0 HR: 1	SF: 0 SAC: 0 DP: 2 HBP: 1	WP: 0 PB: 0 SB: 0 CS: 0
PITCHER Don Drysdale, R ERA: 3.31 (1, 1)	IP: 9.0 WLS: W BF: 38 H: 8 R: 1 ER: 1 SO: 8 BB: 4 IBB: 0 HBP: 1 BLK: 0 WP: 0 HR: 1 S: 96 P: 148 ERA: 1.00 WHIP: 1.333															PITCHER	IP: WLS: BF: H: R: ER: SO: BB: IBB: HBP: BLK: WP: HR: S: P: ERA: WHIP:					

AB	33
R	1
H	8
RBI	1
BB	4
SO	8
LOB	19



Batter	1	2	3	4	5	6	7	8	9	AB	R	H	RBI	BB	SO	LOB	BOTTOM					
Jim Gilliam, S OBP: 0.395, SLG: 0.375 (1, 5)	2-3 K			0-1 2B		0-0 1-3		1-2 L7		4	1	1	1	1	1	1	Chicago Cubs @ Los Angeles Dodgers Los Angeles Memorial Coliseum, Los Angeles, CA Thu Jul 07 1960, 10:05 PM EDT Att: 21,279 - Unknown					
Wally Moon, L OBP: 0.359, SLG: 0.438 (1, 7)	0-1 CS			4-0 2B		0-0 F4		1-3 K		4	1	1	0	1	1	3						
Norm Larker, L OBP: 0.391, SLG: 0.472 Gil Hodges, R OBP: 0.252, SLG: 0.338 (6, PH)	5-1 1B			0-1 2B		2-2 F3				2	1	1	2	1	0	2						
Frank Howard, R OBP: 0.358, SLG: 0.503 (1, 9)	1-0 3B			1-1 2H		0-1 2B				1	0	0	0	0	1							
Duke Snider, L OBP: 0.347, SLG: 0.518 (1, 8)	3-2 1B			1-0 F9		2-2 HR		2-3 K		4	2	2	3	0	1	1						
Charlie Neal, R OBP: 0.334, SLG: 0.389 (1, 4)	0-0 FC5-4			1-3 K		0-0 L8		0-2 F2		4	0	1	1	0	1	1						
Norm Sherry, R OBP: 0.385, SLG: 0.583 (1, 2)	0-0 FC5-4			4-1 FC6-4		3-2 F6		4-2 BB		2	0	0	0	2	0	1						
Maury Wills, S OBP: 0.364, SLG: 0.348 (1, 6)				1-0 FC6-4		0-1 F9		3-2 1-3		4	1	1	0	0	3							
Don Drysdale, R OBP: 0.213, SLG: 0.289 (1, 1)				1-1 SH3-4		2-3 K		1-3 K		3	0	1	0	0	2	1						
Inning Stats	R: 3 E: 0 K: 1 S: 13	H: 4 LOB: 1 BB: 1 P: 23	R: 0 E: 0 K: 0 S: 7	H: 1 LOB: 2 BB: 1 P: 14	R: 0 E: 0 K: 2 S: 7	H: 0 LOB: 0 BB: 0 P: 12	R: 3 E: 0 K: 2 S: 12	H: 2 LOB: 1 BB: 2 P: 25	R: 1 E: 0 K: 0 S: 10	H: 1 LOB: 0 BB: 0 P: 15	R: 0 E: 0 K: 0 S: 7	H: 1 LOB: 1 BB: 0 P: 12	R: 0 E: 0 K: 1 S: 15	H: 1 LOB: 2 BB: 1 P: 27	R: 0 E: 0 K: 2 S: 9	H: 0 LOB: 0 BB: 0 P: 12		R: 0 E: 0 K: 2 S: 9	H: 0 LOB: 0 BB: 0 P: 12	1B: 5 2B: 3 3B: 1 HR: 1	SF: 0 SAC: 1 DP: 0 HBP: 0	WP: 0 PB: 0 SB: 1 CS: 1
PITCHER Mark Freeman, R ERA: 6.6 Seth Morehead, L ERA: 3.62 Joe Schaffernoth, R ERA: 3.95 (7, 1)	IP: 4.0 WLS: L BF: 22 H: 6 R: 6 ER: 6 SO: 5 BB: 4 IBB: 0 HBP: 0 BLK: 0 WP: 0 HR: 0 S: 39 P: 74 ERA: 13.50 WHIP: 2.750															PITCHER	IP: WLS: BF: H: R: ER: SO: BB: IBB: HBP: BLK: WP: HR: S: P: ERA: WHIP:					



Batter	1	2	3	4	5	6	7	8	9	AB	R	H	RBI	BB	SO	LOB	TOP										
Richie Ashburn, L OBP: 0.456, SLG: 0.379 (1, 8)	4-2 1B 1B BB		1-2 1B 3B	0-0 5-3		0-1 F6			2-1 6-3	4	2	1	0	1	0	3	Chicago Cubs @ Los Angeles Dodgers Los Angeles Memorial Coliseum, Los Angeles, CA Fri Jul 08 1960, 10:05 PM EDT Att: 25,540 - Unknown										
George Altman, L OBP: 0.352, SLG: 0.504 (1, 9)	0-0 F6		1-0 4-3	2-0 L7			4-1 P4-3 BB		1-3 K	4	0	0	0	1	1	3											
Frank Thomas, R OBP: 0.296, SLG: 0.438 (1, 7)	0-2 1B 1B		1-1 BB 14 S 1B		2-1 L7		1-0 P4-3 1-2		0-0 4-3	5	1	2	1	0	0	1											
14 Ernie Banks, R OBP: 0.383, SLG: 0.607 (1, 6)	1-2 1B 1B		3-H 3-3 K		4-2 G3-6-3 BB		1-1 1B			3	0	2	0	1	1	1											
Ed Bouchee, L OBP: 0.360, SLG: 0.311 (1, 3)	3-1 1B 1B		4-0 BB IBB		0-1 G3-6-3 1-2		0-1 F8			3	0	1	2	1	0	2											
Ron Santo, R OBP: 0.339, SLG: 0.393 Don Zimmer, R OBP: 0.319, SLG: 0.376 (8, 5)	0-1 G6-4-3 1-2		4-1 1-2 2-3 BB			1-3 K		2-1 4-3 SH1-4 1B		3	0	1	0	1	1	2											
Jerry Kindall, R OBP: 0.302, SLG: 0.396 (1, 4)		1-2 F2	0-3 K			0-0 FC1-5 1B		1-0 SH1-4		3	0	1	0	0	1	3											
El Tappe, R OBP: 0.367, SLG: 0.400 Bob Will, L OBP: 0.327, SLG: 0.410 Don Elston, R OBP: 0.125, SLG: 0.125 (8, PH)		3-3 K		1-2 2B		1-1 E6 FC1-5		1-2 4-3		3	0	1	0	0	1	1											
Bob Anderson, R OBP: 0.244, SLG: 0.211 Earl Averill, R OBP: 0.311, SLG: 0.309 (8, PH)		1-0 5-3		0-3 K		0-0 FC1-5 1-2 2-3		2-1 6-3		3	0	0	0	0	1	3											
Inning Stats	R: 2 E: 0 K: 0 S: 16	H: 3 LOB: 1 BB: 1 P: 24	R: 0 E: 0 K: 1 S: 7	H: 0 LOB: 0 BB: 0 P: 12	R: 1 E: 0 K: 2 S: 14	H: 2 LOB: 3 BB: 2 P: 28	R: 0 E: 0 K: 1 S: 8	H: 1 LOB: 1 BB: 0 P: 11	R: 0 E: 0 K: 0 S: 6	H: 0 LOB: 0 BB: 1 P: 12	R: 0 E: 1 K: 1 S: 9	H: 1 LOB: 2 BB: 0 P: 11	R: 0 E: 0 K: 0 S: 6	H: 1 LOB: 1 BB: 1 P: 12	R: 0 E: 0 K: 0 S: 8	H: 1 LOB: 2 BB: 0 P: 14		R: 0 E: 0 K: 1 S: 7	H: 0 LOB: 0 BB: 0 P: 10	1B: 7 2B: 2 3B: 1 HR: 0	SF: 0 SAC: 1 DP: 3 HBP: 0	WP: 0 PB: 0 SB: 1 CS: 0	PA: 39				
PITCHER	IP	WLS	BF	H	R	ER	SO	BB	IBB	HBP	BLK	WP	HR	S	P	ERA	WHIP										
Roger Craig, R ERA: 4.7 Ed Roebuck, R ERA: 2.03	(1, 1)	2.1	W	12	5	3	3	1	1	0	0	0	0	30	46	11.57	2.571										
(3, 1)	6.2	W	27	4	0	0	5	3	1	0	0	0	0	51	88	0.00	1.050										

Batter	1	2	3	4	5	6	7	8	9	AB	R	H	RBI	BB	SO	LOB	BOTTOM										
Jim Gilliam, S OBP: 0.393, SLG: 0.371 (1, 5)	0-1 F3		4-2 WP 1B BB		1-2 4-3		1-0 4-3			3	1	0	0	1	0	1	Chicago Cubs @ Los Angeles Dodgers Los Angeles Memorial Coliseum, Los Angeles, CA Fri Jul 08 1960, 10:05 PM EDT Att: 25,540 - Unknown										
Wally Moon, L OBP: 0.361, SLG: 0.451 (1, 7)	0-1 B1-3		1-1 WP 1B 1B			2-2 4-3		0-0 HR		4	2	2	1	0	0	0											
Norm Larker, L OBP: 0.368, SLG: 0.467 Gil Hodges, R OBP: 0.252, SLG: 0.338 (9, 3)	0-0 F8		3-1 1-H 2-H 1B			2-1 6-3		3-1 F6		4	0	1	2	0	0	0											
Frank Howard, R OBP: 0.361, SLG: 0.505 (1, 9)		1-1 4-3 WP 2B	1-2 F9			4-2 3B BB		1-3 K		3	2	1	0	1	1	1											
Duke Snider, L OBP: 0.345, SLG: 0.524 (1, 8)		0-0 4-3		0-0 F8		0-0 1-H 3B		3-3 K		4	0	1	1	0	1	1											
Charlie Neal, R OBP: 0.331, SLG: 0.385 (1, 4)		3-2 F8		2-2 6-3		1-3 K				3	0	0	0	0	1	1											
Norm Sherry, R OBP: 0.375, SLG: 0.566 (1, 2)		3-1 5-3		1-3 K			2-3 K			3	0	0	0	0	2	0											
Maury Wills, S OBP: 0.364, SLG: 0.348 (1, 6)			1-2 4-3		2-1 5-3		0-1 S 1B			3	0	1	0	0	0	0											
Roger Craig, R OBP: 0.182, SLG: 0.100 Ed Roebuck, R OBP: 0.267, SLG: 0.333 (3, 1)			2-1 L9		1-3 K		1-2 5-3			0	0	0	0	0	0	0											
Inning Stats	R: 0 E: 0 K: 0 S: 5	H: 0 LOB: 0 BB: 0 P: 5	R: 1 E: 0 K: 0 S: 9	H: 1 LOB: 0 BB: 0 P: 16	R: 2 E: 0 K: 0 S: 16	H: 2 LOB: 1 BB: 1 P: 28	R: 0 E: 0 K: 1 S: 7	H: 0 LOB: 0 BB: 0 P: 10	R: 0 E: 0 K: 1 S: 8	H: 0 LOB: 0 BB: 0 P: 12	R: 1 E: 0 K: 1 S: 12	H: 1 LOB: 1 BB: 1 P: 21	R: 0 E: 0 K: 1 S: 9	H: 1 LOB: 0 BB: 0 P: 13	R: 1 E: 0 K: 2 S: 12	H: 1 LOB: 0 BB: 0 P: 19		1B: 3 2B: 1 3B: 1 HR: 1	SF: 0 SAC: 0 DP: 0 HBP: 0	WP: 2 PB: 0 SB: 1 CS: 0	PA: 32						
PITCHER	IP	WLS	BF	H	R	ER	SO	BB	IBB	HBP	BLK	WP	HR	S	P	ERA	WHIP										
Bob Anderson, R ERA: 4.47 Don Elston, R ERA: 2.96	(1, 1)	7.0	L	28	5	4	4	4	2	0	0	0	0	66	105	5.14	1.000										
(8, 1)	1.0		4	1	1	1	2	0	0	0	0	0	1	12	19	9.00	1.000										



Batter	1	2	3	4	5	6	7	8	9	10	11	12	AB	R	H	RBI	BB	SO	LOB	TOP								
Richie Ashburn, L OBP: 0.497, SLG: 0.382 (1.8)													6	2	3	0	0	1	0									
George Altman, L OBP: 0.351, SLG: 0.496 (1.9)													6	2	2	0	0	0	3									
Frank Thomas, R OBP: 0.301, SLG: 0.442 Dick Gernert, R OBP: 0.329, SLG: 0.294 (3, PR) (3.7)													2	1	2	0	0	0	0									
14 Ernie Banks, R OBP: 0.385, SLG: 0.613 (1.6)													5	1	2	1	1	1	3									
Ed Bouchee, L OBP: 0.356, SLG: 0.307 (1.3)													6	0	1	1	0	3	6									
Ron Santo, R OBP: 0.358, SLG: 0.387 (1.5)													6	0	2	2	0	1	3									
Earl Averill, R OBP: 0.313, SLG: 0.303 (1.2)													5	0	1	0	1	0										
Jerry Kindall, R OBP: 0.298, SLG: 0.391 Bob Viti, L OBP: 0.325, SLG: 0.409 Joe Schaffernoth, R (6, PH) (6.1)													2	0	0	0	0	1	0									
El Tappe, R OBP: 0.295, SLG: 0.385 Don Elston, R OBP: 0.118, SLG: 0.118 (7, PH) (7.1)													1	0	0	0	0	0	0									
Dick Ellsworth, L OBP: 0.192, SLG: 0.045 Glen Hobbie, R OBP: 0.227, SLG: 0.128 Don Zimmer, R OBP: 0.314, SLG: 0.369 (6, PH) (6.4)													0	0	0	0	0	0	0									
Inning Stats	R: 2 E: 1 K: 1 S: 7	H: 3 LOB: 1 BB: 1 P: 11	R: 0 E: 0 K: 0 S: 3	H: 0 LOB: 0 BB: 0 P: 3	R: 1 E: 0 K: 2 S: 10	H: 3 LOB: 2 BB: 0 P: 10	R: 0 E: 0 K: 1 S: 7	H: 2 LOB: 2 BB: 0 P: 7	R: 0 E: 0 K: 0 S: 3	H: 0 LOB: 0 BB: 0 P: 3	R: 0 E: 0 K: 2 S: 4	H: 1 LOB: 1 BB: 0 P: 4	R: 3 E: 1 K: 2 S: 11	H: 5 LOB: 2 BB: 1 P: 15	R: 0 E: 0 K: 0 S: 3	H: 0 LOB: 0 BB: 0 P: 3	R: 0 E: 0 K: 2 S: 8	H: 1 LOB: 1 BB: 0 P: 8	R: 0 E: 0 K: 1 S: 5	H: 0 LOB: 0 BB: 0 P: 5	R: 0 E: 0 K: 0 S: 3	H: 0 LOB: 0 BB: 0 P: 3	R: 1 E: 0 K: 0 S: 4	H: 1 LOB: 0 BB: 0 P: 4	1B: 15 2B: 0 3B: 0 HR: 1	SF: 0 SAC: 0 DP: 0 HBP: 0	WP: 0 PB: 0 SB: 1 CS: 2	PA: 53
PITCHER	IP	WLS	BF	H	R	ER	SO	BB	IBB	HBP	BLK	WP	HR	S	P	ERA	WHIP											
Mike McCormick, L ERA: 2.51 Stu Miller, R ERA: 5.24 Johnny Antonelli, L ERA: 4.33	(1.1) (5.1) (7.1)	4.0 2.0 6.0	8 11 L 21	3 5 3	3 3 1	3 2 1	4 0 5	0 0 1	0 0 0	0 0 0	0 0 0	0 0 0	0 0 1	27 11 30	31 11 34	6.75 9.00 1.50	2.000 2.500 0.500											

Chicago Cubs @ San Francisco Giants
Candlestick Park, San Francisco, CA
Sat Jul 09 1960, 6:33 AM EDT
Att. 17,145 - Unknown

AB 50
R 7
H 16
RBI 5
BB 2
SO 9
LOB 20

Batter	1	2	3	4	5	6	7	8	9	10	11	12	AB	R	H	RBI	BB	SO	LOB	BOTTOM							
Jim Davenport, R OBP: 0.330, SLG: 0.387 Willie McCovey, L OBP: 0.375, SLG: 0.475 Joey Amalfitano, R OBP: 0.313, SLG: 0.329 Dale Long, L OBP: 0.250, SLG: 0.285 (12, PH) (1.4)													4	2	2	0	0	0	2								
Don Blasingame, L OBP: 0.314, SLG: 0.315 (1.4)													6	0	1	2	0	0	2								
Willie Mays, R OBP: 0.423, SLG: 0.643 (1.8)													6	1	2	0	0	2	1								
Orlando Cepeda, R OBP: 0.313, SLG: 0.523 (1.3)													6	1	1	1	0	2	1								
Dave Philley, S OBP: 0.256, SLG: 0.250 Hobie Landrith, L OBP: 0.268, SLG: 0.227 (5.2)													2	0	0	1	0	0	1								
Felipe Alou, R OBP: 0.217, SLG: 0.321 (5.7)													4	1	2	1	0	0	0								
Andre Rodgers, R OBP: 0.297, SLG: 0.305 (1.6)													5	0	0	0	0	1	3								
Bob Schmidt, R OBP: 0.323, SLG: 0.380 Willie Kirkland, L OBP: 0.356, SLG: 0.502 (4, PH) (5.9)													1	0	0	0	0	0	0								
Mike McCormick, L OBP: 0.290, SLG: 0.283 Jim Marshall, L OBP: 0.296, SLG: 0.375 Stu Miller, R OBP: 0.200, SLG: 0.143 Johnny Antonelli, L OBP: 0.280, SLG: 0.304 (1.1) (4, PH) (5.1) (7.1)													1	1	1	0	0	0	1								
Inning Stats	R: 3 E: 0 K: 0 S: 7	H: 4 LOB: 1 BB: 0 P: 7	R: 0 E: 0 K: 0 S: 4	H: 1 LOB: 1 BB: 0 P: 4	R: 0 E: 0 K: 0 S: 3	H: 0 LOB: 0 BB: 0 P: 3	R: 3 E: 0 K: 1 S: 9	H: 3 LOB: 1 BB: 0 P: 9	R: 0 E: 0 K: 0 S: 3	H: 0 LOB: 1 BB: 1 P: 7	R: 0 E: 0 K: 2 S: 17	H: 0 LOB: 0 BB: 0 P: 7	R: 0 E: 0 K: 0 S: 3	H: 0 LOB: 0 BB: 0 P: 3	R: 0 E: 0 K: 0 S: 5	H: 0 LOB: 0 BB: 0 P: 5	R: 0 E: 0 K: 2 S: 8	H: 1 LOB: 2 BB: 1 P: 12	R: 0 E: 0 K: 1 S: 6	H: 1 LOB: 1 BB: 0 P: 6	1B: 6 2B: 3 3B: 1 HR: 0	SF: 0 SAC: 2 DP: 0 HBP: 0	WP: 0 PB: 0 SB: 0 CS: 0	PA: 49			
PITCHER	IP	WLS	BF	H	R	ER	SO	BB	IBB	HBP	BLK	WP	HR	S	P	ERA	WHIP										
Dick Ellsworth, L ERA: 4.99 Glen Hobbie, R ERA: 4.93 Joe Schaffernoth, R ERA: 3.68 Don Elston, R ERA: 2.75	(1.1) (1.1) (6.1) (7.1)	6.2 4.1 1.0 6.0	4 18 4 21	4 3 0 2	3 3 0 0	3 1 0 0	0 1 0 6	0 0 1 0	0 0 0 1	0 0 0 0	0 0 0 0	0 0 0 0	0 0 0 0	6 20 3 32	6 20 7 36	40.50 6.23 0.00 0.00	6.000 0.923 1.000 0.333										

Chicago Cubs @ San Francisco Giants
Candlestick Park, San Francisco, CA
Sat Jul 09 1960, 6:33 AM EDT
Att. 17,145 - Unknown

AB 45
R 6
H 10
RBI 6
BB 2
SO 7
LOB 15

Batter	1	2	3	4	5	6	7	8	9	AB	R	H	RBI	BB	SO	LOB	TOP								
Richie Ashburn, L (1, 8) OBP: 0.491, SLG: 0.385	4-0 FC5-6 BB		0-0 FC4-6 1B		0-0 F7		0-0 1B		4-0 2B BB	3	0	2	0	2	0	0	Chicago Cubs @ San Francisco Giants Candlestick Park, San Francisco, CA Sun Jul 10 1960, 6:33 AM EDT Att: 24,635 - Unknown								
George Altman, L (1, 9) OBP: 0.353, SLG: 0.500	0-0 FC5-6 14 CS		0-0 FC4-6		0-0 1B		0-0 F8		0-0 2B	5	1	2	0	0	0	3									
Dick Gemert, R (1, 7) OBP: 0.329, SLG: 0.296	0-3 K		0-0 F9		0-0 1B				0-0 F9	3	0	1	0	0	1	2									
Bob Will, L (8, PH) OBP: 0.327, SLG: 0.407					1-2 1B				1-3 2B	1	0	0	0	0	0	2									
14 Ernie Banks, R (1, 6) OBP: 0.386, SLG: 0.612	0-0 CS				0-0 F7				0-0 F4	4	1	2	1	0	0	1									
Ed Bouchee, L (1, 3) OBP: 0.355, SLG: 0.304		4-0 2B SF7-5 BB		0-0 6-3					0-3 K	3	1	0	0	1	2	1									
Ron Santo, R (1, 5) OBP: 0.361, SLG: 0.406		0-0 SF7-5 BB		4-0 1B BB		0-3 K			4-0 K	2	0	1	1	2	1	0									
Don Zimmer, R (8, PR) OBP: 0.314, SLG: 0.369		1-3 2-H 2B		0-0 BB		0-3 K			1-2 BB	0	0	0	0	0	0	0									
Earl Averill, R (1, 2) OBP: 0.310, SLG: 0.304		0-0 SF7-5		0-0 1B		0-0 5-3			0-3 K	3	0	1	1	0	1	2									
Jerry Kindall, R (1, 4) OBP: 0.291, SLG: 0.381		0-0 F7		0-0 F7					0-0 6-3	4	0	0	0	0	0	2									
Don Cardwell, R (1, 1) OBP: 0.206, SLG: 0.382					0-3 K				0-0 6-3	3	0	0	0	0	2	0									
Don Elston, R (7, 1) OBP: 0.116, SLG: 0.118									0-0 6-3	0	0	0	0	0	0	0									
Bob Anderson, R (8, 1) OBP: 0.244, SLG: 0.211									0-0 6-3	0	0	0	0	0	0	0									
Danny Murphy, L (8, PH) OBP: 0.163, SLG: 0.171									0-0 6-3	1	0	0	0	0	0	0									
Inning Stats	R: 0 E: 0 K: 1 S: 4	H: 0 LOB: 0 BB: 1 P: 8	R: 2 E: 0 K: 0 S: 4	H: 2 LOB: 0 BB: 1 P: 8	R: 0 E: 0 K: 1 S: 6	H: 1 LOB: 1 BB: 0 P: 6	R: 0 E: 0 K: 0 S: 4	H: 1 LOB: 2 BB: 1 P: 8	R: 1 E: 0 K: 2 S: 7	H: 3 LOB: 1 BB: 0 P: 7	R: 0 E: 0 K: 2 S: 7	H: 0 LOB: 0 BB: 0 P: 7	R: 0 E: 0 K: 0 S: 4	H: 1 LOB: 1 BB: 0 P: 4	R: 0 E: 0 K: 2 S: 7	H: 0 LOB: 2 BB: 1 P: 12	R: 0 E: 0 K: 0 S: 4	H: 1 LOB: 2 BB: 1 P: 8	1B: 7 2B: 3 3B: 0 HR: 0	SF: 1 SAC: 0 DP: 1 HBP: 1	WP: 1 PB: 0 SB: 0 CS: 1	PA: 40			
PITCHER	IP	WLS	BF	H	R	ER	SO	BB	IBB	HBP	BLK	WP	HR	S	P	ERA	WHIP								
Billy O'Dell, L (1, 1) ERA: 2.67	6.0		25	7	3	3	5	3	0	0	0	0	0	32	44	4.50	1.667								
Sam Jones, R (7, 1) ERA: 3.08	3.0	W	14	2	0	0	2	2	0	1	0	1	0	15	24	0.00	1.333								

AB	32
R	3
H	9
RBI	3
BB	5
SO	7
LOB	13



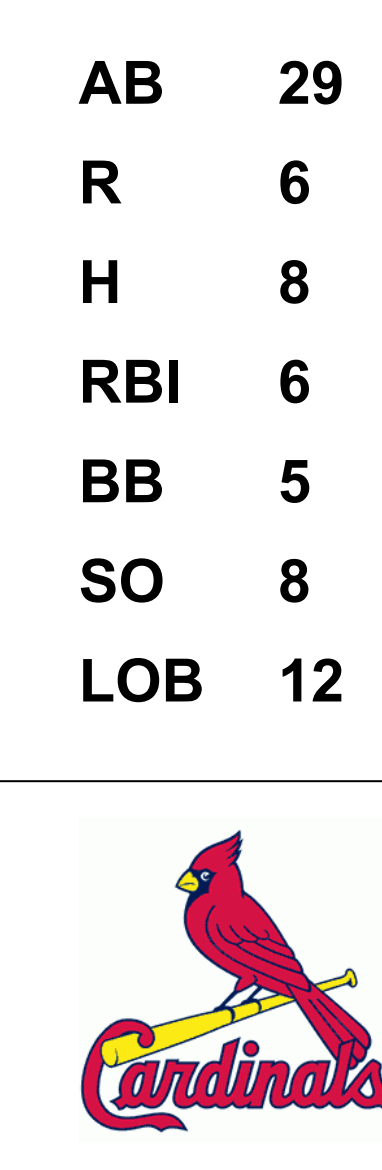
Batter	1	2	3	4	5	6	7	8	9	AB	R	H	RBI	BB	SO	LOB	BOTTOM								
Jim Davenport, R (1, 5) OBP: 0.326, SLG: 0.385	0-3 K			0-3 K		4-0 BB	0-0 1B		1-0 0 1B 3B	1	0	0	0	0	1	0	Chicago Cubs @ San Francisco Giants Candlestick Park, San Francisco, CA Sun Jul 10 1960, 6:33 AM EDT Att: 24,635 - Unknown								
Joey Amalfitano, R (3, 5) OBP: 0.319, SLG: 0.343									1-1 0 1B 3B	2	1	1	1	1	1	0									
Don Blasingame, L (1, 4) OBP: 0.316, SLG: 0.318	0-3 K			0-0 1B		0-0 F7	0-0 1B		0-0 1B	4	0	2	1	0	1	1									
Willie Mays, R (1, 8) OBP: 0.421, SLG: 0.637	0-3 K			4-0 BB		0-3 K	0-0 F8		0-0 F8	3	0	0	0	1	2	2									
Willie McCovey, L (1, 3) OBP: 0.370, SLG: 0.468		0-0 F4		0-0 F9		0-0 F9			0-0 E5 BB HR	3	0	0	0	0	0	1									
Felipe Alou, R (7, PR) OBP: 0.214, SLG: 0.316									0-0 G3	1	1	0	0	0	0	0									
Orlando Cepeda, R (1, 7) OBP: 0.312, SLG: 0.518		0-3 K				0-0 F8	0-3 K		1-0 FC6 HBP	3	0	0	0	0	2	1									
Willie Kirkland, L (1, 9) OBP: 0.352, SLG: 0.495		0-0 F5				0-0 F5	0-0 F7		0-0 F8	4	0	0	0	0	0	2									
Hobie Landrith, L (1, 2) OBP: 0.277, SLG: 0.222				0-0 4-3		4-0 BB	4-0 HR BB		0-0 FC6	2	1	0	0	2	0	1									
Andre Rodgers, R (1, 6) OBP: 0.293, SLG: 0.301				0-0 G3		0-0 F9			0-0 HR	2	0	0	0	0	0	1									
Dave Philley, S (7, PH) OBP: 0.275, SLG: 0.351									1-1 2-H HR	1	1	1	3	0	0	0									
Billy O'Dell, S (1, 1) OBP: 0.344, SLG: 0.192				0-3 K		0-3 K	0-0 3B 1B			1	0	0	0	0	1	0									
Jim Marshall, L (6, PH) OBP: 0.278, SLG: 0.364										1	0	0	0	0	1	0									
Sam Jones, R (7, 1) OBP: 0.159, SLG: 0.186										1	1	1	0	0	0	0									
Inning Stats	R: 0 E: 0 K: 3 S: 9	H: 0 LOB: 0 BB: 0 P: 9	R: 0 E: 0 K: 1 S: 5	H: 0 LOB: 0 BB: 0 P: 5	R: 0 E: 0 K: 1 S: 5	H: 0 LOB: 0 BB: 0 P: 5	R: 0 E: 0 K: 1 S: 5	H: 1 LOB: 1 BB: 1 P: 9	R: 0 E: 0 K: 0 S: 3	H: 0 LOB: 1 BB: 1 P: 7	R: 0 E: 0 K: 2 S: 7	H: 0 LOB: 1 BB: 1 P: 11	R: 5 E: 1 K: 1 S: 10	H: 4 LOB: 1 BB: 1 P: 14	R: 0 E: 0 K: 0 S: 3	H: 0 LOB: 1 BB: 0 P: 4	1B: 3 2B: 0 3B: 1 HR: 1	SF: 0 SAC: 0 DP: 0 HBP: 1	WP: 0 PB: 0 SB: 0 CS: 0	PA: 34					
PITCHER	IP	WLS	BF	H	R	ER	SO	BB	IBB	HBP	BLK	WP	HR	S	P	ERA	WHIP								
Don Cardwell, R (1, 1) ERA: 4.55			28	4	5	0	9	4	0	0	0	0	0	2	2	0.00	3.000								
Don Elston, R (7, 1) ERA: 2.74	0.1		2	1	0	0	0	0	0	0	0	0	0	2	2	0.00	3.000								
Bob Anderson, R (8, 1) ERA: 4.43	1.0		4	0	0	0	0	0	0	1	0	0	0	3	4	0.00	0.000								



Batter	1	2	3	4	5	6	7	8	9	AB	R	H	RBI	BB	SO	LOB	TOP					
Richie Ashburn, L (1, 7) OBP: 0.459, SLG: 0.381	F9		K			BB			6-3	3	0	0	0	1	1	0	Chicago Cubs @ St. Louis Cardinals Sportsman's Park, St. Louis, MO Fri Jul 15 1960, 8:05 PM EDT Att: 19,315 - Unknown					
Bob Will, L (1, 9) OBP: 0.322, SLG: 0.400	4-3			K		F7			1-3	4	0	0	0	0	1	1						
George Altman, L (1, 8) OBP: 0.344, SLG: 0.486	K			6-3					K	4	0	0	0	0	3	0						
14 Ernie Banks, R (1, 6) OBP: 0.385, SLG: 0.608		F7		K					BB	2	0	0	0	1	1	0						
Ed Bouchee, L (1, 3) OBP: 0.354, SLG: 0.304		FC6-4 1B				F8		F6		3	0	1	0	0	0	1						
Ron Santo, R (1, 5) OBP: 0.347, SLG: 0.388		FC6-4 1-2				F7		K		3	0	0	0	0	1	2						
Jerry Kindall, R (1, 4) OBP: 0.286, SLG: 0.374				K		G3			K	3	0	0	0	0	2	1						
El Tappe, R (1, 2) OBP: 0.333, SLG: 0.357			K						K	2	0	0	0	0	2	0						
Danny Murphy, L (8, PH) OBP: 0.159, SLG: 0.167									K	1	0	0	0	0	1	0						
Moe Thacker, R (8, 2) OBP: 0.167, SLG: 0.074									K	0	0	0	0	0	0	0						
Don Cardwell, R (1, 1) OBP: 0.194, SLG: 0.361				F9					K	2	0	0	0	0	1	0						
Frank Thomas, R (8, PH) OBP: 0.350, SLG: 0.441									K	1	0	0	0	0	1	0						
Joe Schaffernoth, R (8, 1) OBP: 0.167, SLG: 0.074									K	0	0	0	0	0	0	0						
Inning Stats	R: 0 E: 0 K: 1 S: 5	H: 0 LOB: 0 BB: 0 P: 5	R: 0 E: 0 K: 1 S: 6	H: 1 LOB: 1 BB: 0 P: 6	R: 0 E: 0 K: 2 S: 7	H: 0 LOB: 0 BB: 0 P: 7	R: 0 E: 0 K: 2 S: 7	H: 0 LOB: 0 BB: 0 P: 7	R: 0 E: 0 K: 0 S: 3	H: 0 LOB: 0 BB: 0 P: 3	R: 0 E: 0 K: 2 S: 7	H: 0 LOB: 1 BB: 1 P: 11	R: 0 E: 0 K: 2 S: 7	H: 0 LOB: 1 BB: 1 P: 11	R: 0 E: 0 K: 3 S: 9	H: 0 LOB: 0 BB: 0 P: 9	R: 0 E: 0 K: 1 S: 5	H: 0 LOB: 0 BB: 0 P: 5	1B: 1 2B: 0 3B: 0 HR: 0	SF: 0 SAC: 0 DP: 0 HBP: 0	WP: 0 PB: 0 SB: 0 CS: 0	PA: 30
PITCHER Ernie Broglio, R (1, 1) ERA: 2.81	IP: 9.0 WLS: W BF: 30 H: 1 R: 0 ER: 0 SO: 14 BB: 2 IBB: 0 HBP: 0 BLK: 0 WP: 0 HR: 0 S: 56 P: 64 ERA: 0.00 WHIP: 0.333															PITCHER						

Batter	1	2	3	4	5	6	7	8	9	AB	R	H	RBI	BB	SO	LOB	BOTTOM			
Julian Javier, R (1, 4) OBP: 0.302, SLG: 0.383	4-3 1B BB	K			6-3		K			3	1	0	0	1	2	1	Chicago Cubs @ St. Louis Cardinals Sportsman's Park, St. Louis, MO Fri Jul 15 1960, 8:05 PM EDT Att: 19,315 - Unknown			
Joe Cunningham, L (1, 9) OBP: 0.385, SLG: 0.421	4-3 1-2		L8		L9			4-3	4	0	0	0	0	0	1					
Bill White, L (1, 3) OBP: 0.360, SLG: 0.498	4-3 1B BB		K		G3			SF9 3B	3	2	1	0	1	1	0					
Stan Musial, L (1, 7) OBP: 0.400, SLG: 0.490	4-3		F6			CS 1B		SF9	3	0	2	2	0	0	0	0				
John Glenn, R (9, 7) OBP: 0.296, SLG: 0.385	4-3 1-3 2H	1B				1B		3H	0	0	0	0	0	0	0	0				
Ken Boyer, R (1, 5) OBP: 0.334, SLG: 0.523	4-3 1-2 3H			1-3 1B		F7		2B	4	1	2	1	0	0	2					
Daryl Spencer, R (1, 6) OBP: 0.368, SLG: 0.463	G3			F3		K	1-2	1B	4	1	1	1	0	1	3					
Carl Sawatski, L (1, 2) OBP: 0.308, SLG: 0.351				1-3				2B	2	1	1	1	2	0	1					
Curt Flood, R (1, 8) OBP: 0.304, SLG: 0.371		HR		6-3		BB		1B IBB	3	0	1	1	1	1	1					
Ernie Broglio, R (1, 1) OBP: 0.290, SLG: 0.250			K		IBB			1B	3	0	0	0	0	3	3					
Inning Stats	R: 2 E: 0 K: 0 S: 4	H: 1 LOB: 1 BB: 2 P: 12	R: 1 E: 0 K: 2 S: 8	H: 1 LOB: 0 BB: 0 P: 8	R: 0 E: 0 K: 1 S: 5	H: 0 LOB: 0 BB: 0 P: 5	R: 0 E: 0 K: 1 S: 6	H: 1 LOB: 2 BB: 1 P: 10	R: 0 E: 0 K: 0 S: 3	H: 0 LOB: 0 BB: 0 P: 3	R: 0 E: 0 K: 3 S: 9	H: 1 LOB: 1 BB: 1 P: 13	R: 3 E: 0 K: 0 S: 6	H: 4 LOB: 2 BB: 1 P: 10	R: 3 E: 0 K: 0 S: 6	H: 4 LOB: 2 BB: 1 P: 10	1B: 4 2B: 2 3B: 1 HR: 1	SF: 1 SAC: 0 DP: 0 HBP: 0	WP: 0 PB: 0 SB: 0 CS: 1	PA: 35
PITCHER Don Cardwell, R (1, 1) ERA: 4.5	IP: 7.0 WLS: L BF: 28 H: 4 R: 3 ER: 3 SO: 8 BB: 3 IBB: 1 HBP: 0 BLK: 0 WP: 0 HR: 1 S: 40 P: 56 ERA: 3.86 WHIP: 1.000															PITCHER Joe Schaffernoth, R (8, 1) ERA: 5.17				

AB	28
R	0
H	1
RBI	0
BB	2
SO	14
LOB	5



Batter	1	2	3	4	5	6	7	8	9	AB	R	H	RBI	BB	SO	LOB	TOP					
Jerry Kindall, R OBP: 0.282, SLG: 0.370 Don Zimmer, R OBP: 0.316, SLG: 0.371	6-3		G6-3					F8		2	0	0	0	0	0	1						
George Altman, L OBP: 0.341, SLG: 0.476	3-1			K		FC5-6 1B		1B BB		3	0	0	0	1	1	1						
Frank Thomas, R OBP: 0.299, SLG: 0.438	F6			F4		G5-4-3		1B		4	0	1	0	0	0	1						
14 Ernie Banks, R OBP: 0.384, SLG: 0.603		4-3		F7			2B 1B	K		4	1	1	0	0	1	2						
Dick Gernert, R OBP: 0.317, SLG: 0.284 Bob Will, L OBP: 0.324, SLG: 0.403	F9				5-3		L7			3	0	0	0	0	0	1						
Ed Bouchee, L OBP: 0.356, SLG: 0.311		E4 2B			1B 1B		L4			4	0	2	0	0	1	2						
Ron Santo, R OBP: 0.342, SLG: 0.394		E4		L9		WP 1-H 2B		F4		4	0	1	1	0	0	3						
El Tappe, R OBP: 0.333, SLG: 0.355 Richie Ashburn, L OBP: 0.456, SLG: 0.380			4-3				6-3			3	0	1	0	0	0	1						
Glen Hobbie, R OBP: 0.234, SLG: 0.143					1B			F3		1	0	0	0	0	0	1						
								F8		3	0	1	0	0	1	2						
Inning Stats	R: 0 E: 0 K: 0 S: 3	H: 0 LOB: 0 BB: 0 P: 3	R: 0 E: 1 K: 0 S: 4	H: 1 LOB: 2 BB: 0 P: 4	R: 0 E: 0 K: 0 S: 3	H: 1 LOB: 0 BB: 0 P: 3	R: 0 E: 0 K: 1 S: 5	H: 0 LOB: 0 BB: 0 P: 5	R: 0 E: 0 K: 1 S: 7	H: 2 LOB: 2 BB: 0 P: 7	R: 0 E: 0 K: 0 S: 3	H: 1 LOB: 0 BB: 0 P: 3	R: 1 E: 0 K: 0 S: 5	H: 2 LOB: 1 BB: 0 P: 5	R: 0 E: 0 K: 1 S: 6	H: 1 LOB: 2 BB: 0 P: 10	R: 0 E: 0 K: 1 S: 6	H: 1 LOB: 1 BB: 0 P: 6	1B: 7 2B: 2 3B: 0 HR: 0	SF: 0 SAC: 0 DP: 2 HBP: 0	WP: 1 PB: 0 SB: 0 CS: 0	PA: 35
PITCHER	IP	WLS	BF	H	R	ER	SO	BB	IBB	HBP	BLK	WP	HR	S	P	ERA	WHIP					
Curt Simmons, L ERA: 4.29	7.2		30	8	1	1	2	1	0	0	0	1	0	33	37	1.17	1.174					
Lindy McDaniel, R ERA: 2.55	0.1	W	1	0	0	0	1	0	0	0	0	0	0	3	3	0.00	0.000					
Ron Kline, R ERA: 5.68	1.0	S	4	1	0	0	1	0	0	0	0	0	0	6	6	0.00	1.000					

Chicago Cubs @ St. Louis Cardinals
Sportsman's Park, St. Louis, MO
Sat Jul 16 1960, 4:33 AM EDT
Att: 12,672 - Unknown

AB	34
R	1
H	9
RBI	1
BB	1
SO	4
LOB	15



Batter	1	2	3	4	5	6	7	8	9	AB	R	H	RBI	BB	SO	LOB	BOTTOM					
Julian Javier, R OBP: 0.296, SLG: 0.375	L5		F4			F2		E6		4	0	0	0	0	0	1						
Joe Cunningham, L OBP: 0.387, SLG: 0.419 Ron Kline, R OBP: 0.103, SLG: 0.103	3-1			4-3			FC3-6 1B	6-3		4	0	1	0	0	0	1						
Bill White, L OBP: 0.357, SLG: 0.494	F7			4-3		FC3-6 4-3 1-2				3	0	0	0	0	0	1						
Ken Boyer, R OBP: 0.331, SLG: 0.518		F7		L8		4-3				3	0	0	0	0	0	1						
Daryl Spencer, R OBP: 0.367, SLG: 0.460		G4-6-3 BB			L6		1-3			2	0	0	0	1	0	1						
Walt Moryn, L OBP: 0.323, SLG: 0.352		G4-6-3			4-3			B1-6 BB 1B		3	0	1	0	0	0	1						
Curt Flood, R OBP: 0.309, SLG: 0.372					6-3			1B HR BB		2	1	1	0	1	0	0						
Hal Smith, R OBP: 0.291, SLG: 0.278			F7			F5		B1-6		3	0	0	0	0	0	3						
Curt Simmons, L OBP: 0.267, SLG: 0.267 Lindy McDaniel, R OBP: 0.211, SLG: 0.167 George Crowe, L OBP: 0.271, SLG: 0.432 John Glenn, R OBP: 0.296, SLG: 0.385			6-3			K		HR		2	0	0	0	0	1	1						
										0	0	0	0	0	0	0						
										1	1	1	2	0	0	0						
										0	0	0	0	0	0	0						
Inning Stats	R: 0 E: 0 K: 0 S: 3	H: 0 LOB: 0 BB: 0 P: 3	R: 0 E: 0 K: 0 S: 2	H: 0 LOB: 0 BB: 1 P: 6	R: 0 E: 0 K: 0 S: 4	H: 1 LOB: 1 BB: 0 P: 4	R: 0 E: 0 K: 0 S: 3	H: 0 LOB: 0 BB: 0 P: 3	R: 0 E: 0 K: 1 S: 5	H: 0 LOB: 0 BB: 0 P: 5	R: 0 E: 0 K: 0 S: 4	H: 1 LOB: 1 BB: 0 P: 4	R: 0 E: 0 K: 0 S: 5	H: 2 LOB: 1 BB: 1 P: 9	R: 2 E: 1 K: 0 S: 5	H: 2 LOB: 1 BB: 1 P: 9	1B: 3 2B: 1 3B: 0 HR: 1	SF: 0 SAC: 0 DP: 2 HBP: 0	WP: 0 PB: 0 SB: 2 CS: 0	PA: 29		
PITCHER	IP	WLS	BF	H	R	ER	SO	BB	IBB	HBP	BLK	WP	HR	S	P	ERA	WHIP					
Glen Hobbie, R ERA: 4.76	8.0	L	29	4	2	2	1	2	0	0	0	0	1	29	37	2.25	0.750					

Chicago Cubs @ St. Louis Cardinals
Sportsman's Park, St. Louis, MO
Sat Jul 16 1960, 4:33 AM EDT
Att: 12,672 - Unknown

AB	27
R	2
H	4
RBI	2
BB	2
SO	1
LOB	10



Batter	1	2	3	4	5	6	7	8	9	AB	R	H	RBI	BB	SO	LOB	TOP					
Don Zimmer, R (1,4) OBP: 0.315, SLG: 0.365	L4-3 BB		L9		F7			K		3	0	0	0	1	1	2						
George Altman, L (1,7) OBP: 0.333, SLG: 0.464	L4-3		F7			4-3		F8		4	0	0	0	0	0	2						
Frank Thomas, R (1,9) OBP: 0.299, SLG: 0.435				6-3				K		2	0	0	0	1	0	0						
Mark Freeman, R (6,1) OBP: 0.235, SLG: 0.188						L8				0	0	0	0	0	0	0						
Danny Murphy, L (8,PH) OBP: 0.156, SLG: 0.163								K		1	0	0	0	0	1	0						
Dick Drott, R (8,1) OBP: 0.111, SLG: 0.111	BB									0	0	0	0	0	0	0						
14 Ernie Banks, R (1,6) OBP: 0.383, SLG: 0.602	F8					K				4	0	1	0	0	1	1						
Ed Bouchee, L (1,3) OBP: 0.352, SLG: 0.306		L9				K		G3		4	0	0	0	0	1	1						
Al Heist, R (1,8) OBP: 0.250, SLG: 0.250		F3			L6					4	0	1	0	0	0	1						
Ron Santo, R (1,5) OBP: 0.354, SLG: 0.419										3	0	2	0	0	0	0						
El Tappe, R (1,2) OBP: 0.324, SLG: 0.344										1	0	0	0	0	0	0						
Moe Thacker, R (6,2) OBP: 0.161, SLG: 0.071										1	0	0	0	0	0	2						
Dick Ellsworth, L (1,1) OBP: 0.214, SLG: 0.043										1	0	0	0	1	1	1						
Don Elston, R (5,1) OBP: 0.118, SLG: 0.118										0	0	0	0	0	0	0						
Bob Will, L (6,9) OBP: 0.323, SLG: 0.401										1	0	0	0	0	0	2						
Inning Stats	R: 0 E: 0 K: 0 S: 2	H: 0 LOB: 1 BB: 2 P: 10	R: 0 E: 0 K: 0 S: 3	H: 0 LOB: 0 BB: 0 P: 3	R: 0 E: 0 K: 0 S: 3	H: 0 LOB: 1 BB: 1 P: 7	R: 0 E: 0 K: 1 S: 6	H: 1 LOB: 1 BB: 0 P: 6	R: 0 E: 0 K: 1 S: 6	H: 1 LOB: 1 BB: 0 P: 6	R: 0 E: 0 K: 1 S: 5	H: 0 LOB: 0 BB: 0 P: 5	R: 0 E: 0 K: 0 S: 5	H: 2 LOB: 2 BB: 0 P: 5	R: 0 E: 0 K: 0 S: 7	H: 0 LOB: 0 BB: 0 P: 7	R: 0 E: 0 K: 0 S: 3	H: 0 LOB: 0 BB: 0 P: 3	1B: 2 2B: 3 3B: 0 HR: 0	SF: 0 SAC: 1 DP: 1 HBP: 0	WP: 0 PB: 0 SB: 0 CS: 0	PA: 33
PITCHER Larry Jackson, R (1,1) ERA: 2.87	IP: 9.0 WLS: W BF: 33 H: 4 R: 0 ER: 0 SO: 5 BB: 3 IBB: 0 HBP: 0 BLK: 0 WP: 0 HR: 0 S: 40 P: 52 ERA: 0.00 WHIP: 0.778															PITCHER	IP: 9.0 WLS: W BF: 33 H: 4 R: 0 ER: 0 SO: 5 BB: 3 IBB: 0 HBP: 0 BLK: 0 WP: 0 HR: 0 S: 40 P: 52 ERA: 0.00 WHIP: 0.778					

Chicago Cubs @ St. Louis Cardinals
Sportsman's Park, St. Louis, MO
Sun Jul 17 1960, 4:33 AM EDT
Unknown

AB 29
R 0
H 4
RBI 0
BB 3
SO 5
LOB 12



Batter	1	2	3	4	5	6	7	8	9	AB	R	H	RBI	BB	SO	LOB	BOTTOM												
Julian Javier, R (1,4) OBP: 0.295, SLG: 0.372	L7		F9					F5		4	1	1	2	0	0	0													
Joe Cunningham, L (1,9) OBP: 0.390, SLG: 0.423										2	1	1	0	1	0	0													
Walt Moryn, L (6,7) OBP: 0.321, SLG: 0.350	4-3							F8		1	0	0	0	0	0	0													
Bob Nieman, R (1,7) OBP: 0.363, SLG: 0.442										2	0	0	0	1	1	4													
John Glenn, R (6,9) OBP: 0.286, SLG: 0.370								K		1	0	0	0	0	1	0													
Ken Boyer, R (1,5) OBP: 0.331, SLG: 0.523										3	0	1	3	0	1	2													
Alex Grammas, R (7,5) OBP: 0.245, SLG: 0.248	FC5-4									1	0	0	0	0	0	0													
Daryl Spencer, R (1,6) OBP: 0.369, SLG: 0.461										4	0	2	0	0	0	2													
Bill White, L (1,3) OBP: 0.358, SLG: 0.502										3	1	1	1	1	0	2													
Curt Flood, R (1,8) OBP: 0.308, SLG: 0.370										4	1	1	0	0	0	1													
Hal Smith, R (1,2) OBP: 0.291, SLG: 0.278										4	1	1	0	0	1	2													
Larry Jackson, R (1,1) OBP: 0.226, SLG: 0.220										2	1	0	0	1	0	0													
Inning Stats	R: 0 E: 0 K: 0 S: 3	H: 0 LOB: 1 BB: 1 P: 7	R: 0 E: 0 K: 0 S: 3	H: 1 LOB: 0 BB: 0 P: 3	R: 0 E: 0 K: 0 S: 3	H: 0 LOB: 0 BB: 0 P: 3	R: 0 E: 0 K: 1 S: 6	H: 1 LOB: 1 BB: 0 P: 6	R: 0 E: 0 K: 1 S: 8	H: 3 LOB: 1 BB: 3 P: 20	R: 1 E: 0 K: 1 S: 6	H: 1 LOB: 0 BB: 0 P: 6	R: 0 E: 0 K: 1 S: 5	H: 0 LOB: 0 BB: 0 P: 5	R: 0 E: 0 K: 0 S: 5	H: 2 LOB: 2 BB: 0 P: 5	R: 0 E: 0 K: 0 S: 5	H: 2 LOB: 2 BB: 0 P: 5	1B: 5 2B: 1 3B: 1 HR: 1	SF: 0 SAC: 0 DP: 1 HBP: 0	WP: 0 PB: 0 SB: 0 CS: 0	PA: 35							
PITCHER Dick Ellsworth, L (1,1) ERA: 3.38	IP: 4.1 WLS: L BF: 20 H: 4 R: 5 ER: 5 SO: 1 BB: 4 IBB: 5 HBP: 0 BLK: 0 WP: 0 HR: 0 S: 18 P: 34 ERA: 10.38 WHIP: 1.846															PITCHER	IP: 4.1 WLS: L BF: 20 H: 4 R: 5 ER: 5 SO: 1 BB: 4 IBB: 5 HBP: 0 BLK: 0 WP: 0 HR: 0 S: 18 P: 34 ERA: 10.38 WHIP: 1.846												
Don Elston, R (5,1) ERA: 2.72	0.2	3	1	0	0	1	0	0	0	0	0	5	5	0.00	1.500														
Mark Freeman, R (6,1) ERA: 6.52	2.0	7	1	1	1	2	0	0	0	0	1	11	11	4.50	0.500														
Dick Drott, R (8,1) ERA: 7.07	1.0	5	2	0	0	0	0	0	0	0	0	5	5	0.00	2.000														

Chicago Cubs @ St. Louis Cardinals
Sportsman's Park, St. Louis, MO
Sun Jul 17 1960, 4:33 AM EDT
Unknown

AB 31
R 6
H 8
RBI 6
BB 4
SO 4
LOB 13



Batter	1	2	3	4	5	6	7	8	9	AB	R	H	RBI	BB	SO	LOB	TOP					
Al Heist, R OBP: 0.250, SLG: 0.143 (1, 8)	5-3				F9		1-3			3	0	0	0	1	0	2	Chicago Cubs @ St. Louis Cardinals Sportsman's Park, St. Louis, MO Sun Jul 17 1960, 4:38 AM EDT Att: 28,661 - Unknown					
14 Ernie Banks, R OBP: 0.381, SLG: 0.597 (1, 6)	F7		F4		K			G5-4-3 1B		4	0	1	0	0	1	1						
Dick Gemert, R OBP: 0.314, SLG: 0.282 (1, 7)			6-3			F8		G5-4-3 1-2		4	0	1	0	0	0	2						
Frank Thomas, R OBP: 0.299, SLG: 0.432 (1, 9)	F9			FC1-5 1B		L5		F5		4	0	1	0	0	0	1						
Ron Santo, R OBP: 0.349, SLG: 0.403 (1, 5)		G1 1B BB		F7		L5		F8		3	1	0	0	1	0	1						
Don Zimmer, R OBP: 0.319, SLG: 0.364 (1, 4)		G1 1-2		FC1-5 1B			1B BB		K	3	0	1	0	1	1	1						
Ed Bouchee, L OBP: 0.354, SLG: 0.309 (1, 3)		WP B1-5 2-H		FC1-5 1-2 2-3			1-3 1B		4-3	4	0	2	1	0	0	2						
El Tappe, R OBP: 0.308, SLG: 0.324 (7, PH)							K			2	0	0	0	0	0	3						
Richie Ashburn, L OBP: 0.457, SLG: 0.378 (7, PH)										0	0	0	0	0	0	0						
Moe Thacker, R OBP: 0.161, SLG: 0.071 (7, 2)										1	0	0	0	0	1	2						
Bob Anderson, R OBP: 0.238, SLG: 0.205 (4, 1)										1	0	0	0	0	1	0						
Seth Morehead, L OBP: 0.150, SLG: 0.150 (7, PH)										1	0	0	0	0	0	0						
Bob Will, L OBP: 0.322, SLG: 0.399 (7, 1)										1	0	0	0	0	0	2						
Jim Brewer, L (7, 1)										0	0	0	0	0	0	0						
Joe Schaffernoth, R (8, 1)										0	0	0	0	0	0	0						
Inning Stats	R: 0 E: 0 K: 0 S: 4	H: 1 LOB: 1 BB: 0 P: 4	R: 1 E: 0 K: 0 S: 3	H: 1 LOB: 0 BB: 1 P: 7	R: 0 E: 0 K: 1 S: 5	H: 0 LOB: 1 BB: 1 P: 9	R: 0 E: 0 K: 0 S: 5	H: 2 LOB: 2 BB: 0 P: 5	R: 0 E: 0 K: 1 S: 5	H: 0 LOB: 0 BB: 0 P: 5	R: 0 E: 0 K: 0 S: 3	H: 0 LOB: 0 BB: 0 P: 3	R: 0 E: 0 K: 1 S: 6	H: 1 LOB: 2 BB: 1 P: 10	R: 0 E: 0 K: 0 S: 3	H: 1 LOB: 0 BB: 0 P: 5	R: 0 E: 0 K: 1 S: 5	H: 0 LOB: 0 BB: 0 P: 5	1B: 6 2B: 1 3B: 0 HR: 0	SF: 0 SAC: 0 DP: 2 HBP: 0	WP: 1 PB: 0 SB: 0 CS: 0	PA: 34
PITCHER Ray Sadecki, L ERA: 3.52 (1, 1)	IP: 9.0 WLS: W BF: 34 H: 6 R: 1 ER: 1 SO: 4 BB: 3 IBB: 0 HBP: 0 BLK: 0 WP: 1 HR: 0 S: 39 P: 51 ERA: 1.00 WHIP: 1.000																					

Batter	1	2	3	4	5	6	7	8	9	AB	R	H	RBI	BB	SO	LOB	BOTTOM			
Julian Javier, R OBP: 0.289, SLG: 0.365 (1, 4)	F8		E4 G6-3		FC4-6 S CS		K			4	0	0	1	0	1	5	Chicago Cubs @ St. Louis Cardinals Sportsman's Park, St. Louis, MO Sun Jul 17 1960, 4:38 AM EDT Att: 28,661 - Unknown			
Joe Cunningham, L OBP: 0.385, SLG: 0.419 (1, 9)										3	0	0	1	0	1	3				
John Glenn, R OBP: 0.286, SLG: 0.370 (8, 9)	1-3		G6-3		K		2B HBP			0	0	0	0	0	0	0				
Bill White, L OBP: 0.360, SLG: 0.505 (1, 3)	L9			1B 1B		4-3		1-3 2-H 3-H		4	1	2	2	0	0	0				
Stan Musial, L OBP: 0.402, SLG: 0.490 (1, 7)				1B 1B		4-1		1-3		4	1	2	0	0	0	2				
Ken Boyer, R OBP: 0.330, SLG: 0.519 (1, 5)				1B SF7 1B		K		F8		4	1	1	1	0	1	1				
Daryl Spencer, R OBP: 0.368, SLG: 0.458 (1, 6)								F8		4	0	1	1	0	0	1				
Carl Sawatski, L OBP: 0.305, SLG: 0.348 (1, 2)								E6 2B FC3-2		1	0	0	0	0	0	0				
Hal Smith, R OBP: 0.297, SLG: 0.293 (4, PH) (5, 2)			6-3		SF7		FC3-2 HBP 2B	S 2B 1B		2	2	2	1	0	0	0				
Curt Flood, R OBP: 0.316, SLG: 0.379 (1, 8)				1B E 1B		F9	HBP 2B FC3-2			3	2	2	1	1	0	0				
Ray Sadecki, L OBP: 0.320, SLG: 0.320 (1, 1)				1B			FC3-2 HBP 2B	F9		4	1	2	0	0	0	4				
Inning Stats	R: 0 E: 0 K: 0 S: 3	H: 0 LOB: 0 BB: 0 P: 3	R: 0 E: 0 K: 0 S: 3	H: 1 LOB: 0 BB: 0 P: 3	R: 1 E: 1 K: 0 S: 5	H: 2 LOB: 1 BB: 0 P: 5	R: 3 E: 0 K: 0 S: 6	H: 4 LOB: 0 BB: 0 P: 6	R: 0 E: 0 K: 1 S: 5	H: 0 LOB: 0 BB: 0 P: 5	R: 0 E: 0 K: 1 S: 5	H: 0 LOB: 0 BB: 0 P: 5	R: 3 E: 1 K: 1 S: 8	H: 2 LOB: 2 BB: 1 P: 13	R: 1 E: 0 K: 0 S: 5	H: 2 LOB: 1 BB: 0 P: 5	1B: 9 2B: 3 3B: 0 HR: 0	SF: 1 SAC: 0 DP: 1 HBP: 1	WP: 0 PB: 0 SB: 3 CS: 2	PA: 36
PITCHER Bob Anderson, R ERA: 4.63 (1, 1)	IP: 3.1 WLS: L BF: 15 H: 7 R: 4 ER: 4 SO: 0 BB: 0 IBB: 0 HBP: 0 BLK: 0 WP: 0 HR: 0 S: 15 P: 15 ERA: 10.80 WHIP: 2.100																			
Seth Morehead, L ERA: 3.5 (4, 1)	2.2 8 1 0 0 2																			
Jim Brewer, L ERA: 0.0 (7, 1)	1.0 8 2 3 3 1																			
Joe Schaffernoth, R ERA: 5.4 (8, 1)	1.0 5 2 1 1 0																			

Batter	1	2	3	4	5	6	7	8	9	AB	R	H	RBI	BB	SO	LOB	TOP		
Richie Ashburn, L (1, 7) OBP: 0.452, SLG: 0.373	0-0 6-3			0-3 K		0-0 4-3		0-0 6-3		4	0	0	0	0	1	1			
Don Zimmer, R (1, 4) OBP: 0.317, SLG: 0.362	0-0 G5-4-3 1B			0-3 K		0-0 5-3			0-0 F9	4	0	1	0	0	1	1			
Frank Thomas, R (1, 9) OBP: 0.305, SLG: 0.437	0-0 G5-4-3 1-2			0-0 1B				0-0 1B 1B		4	1	3	0	0	0	1			
14 Ernie Banks, R (1, 6) OBP: 0.377, SLG: 0.590		0-0 F9		0-3 K				0-3 K		4	0	0	0	0	2	3			
Ron Santo, R (1, 5) OBP: 0.344, SLG: 0.395		0-0 F7			0-0 6-3			0-0 1B 1-2 1B		4	0	1	0	0	0	1			
Al Heist, R (1, 8) OBP: 0.182, SLG: 0.100		0-0 5-3			0-0 5-3			0-0 P4		3	0	0	0	0	0	2			
Dick Gemert, R (1, 3) OBP: 0.315, SLG: 0.284			0-0 6-3		0-0 5-3			0-0 1-3 2-H 1B		3	0	1	1	0	0	0			
El Tappe, R (1, 2) OBP: 0.317, SLG: 0.314			0-3 K			4-0 4-3 E BB		0-0 1-3		1	0	0	0	1	1	0			
Grady Hatton, L (8, PH)										1	0	0	0	0	0	0			
Moe Thacker, R (8, 2) OBP: 0.161, SLG: 0.071										1	0	0	0	0	0	0			
Don Cardwell, R (1, 1) OBP: 0.184, SLG: 0.342			0-3 K			0-0 F1 1-2		0-0 4-3		2	0	0	0	0	1	1			
Ed Bouchée, L (8, PH)										1	0	0	0	0	0	0			
Joe Schaffernoth, R (8, 1)										0	0	0	0	0	0	0			
Inning Stats	R: 0 E: 0 K: 0 S: 3	H: 1 LOB: 0 BB: 0 P: 3	R: 0 E: 0 K: 0 S: 3	H: 0 LOB: 0 BB: 0 P: 3	R: 0 E: 0 K: 2 S: 7	H: 0 LOB: 0 BB: 0 P: 7	R: 0 E: 0 K: 3 S: 10	H: 1 LOB: 1 BB: 0 P: 10	R: 0 E: 0 K: 0 S: 3	H: 0 LOB: 0 BB: 0 P: 3	R: 1 E: 0 K: 1 S: 7	H: 3 LOB: 2 BB: 0 P: 7	R: 0 E: 0 K: 0 S: 3	H: 0 LOB: 0 BB: 0 P: 3	R: 0 E: 0 K: 0 S: 4	H: 1 LOB: 1 BB: 0 P: 4	1B: 6 2B: 0 3B: 0 HR: 0	SF: 0 SAC: 0 DP: 1 HBP: 0	WP: 0 PA: 32 PB: 0 SB: 0 CS: 0
PITCHER Jim O'Toole, L (1, 1) ERA: 3.75	IP: 9.0 WLS: W BF: 32 H: 6 R: 1 ER: 1 SO: 6 BB: 1 IBB: 0 HBP: 0 BLK: 0 WP: 0 HR: 0 S: 43 P: 47 ERA: 1.00 WHIP: 0.778															PITCHER			

Chicago Cubs @ Cincinnati Reds
Crosley Field, Cincinnati, OH
Tue Jul 19 1960, 7:05 PM EDT
Att: 9,905 - Unknown

AB	31
R	1
H	6
RBI	1
BB	1
SO	6
LOB	10



Batter	1	2	3	4	5	6	7	8	9	AB	R	H	RBI	BB	SO	LOB	BOTTOM
Eddie Kasko, R (1, 5) OBP: 0.373, SLG: 0.382	0-3 K		0-0 F6		0-0 F7					4	0	1	0	0	1	2	
Vada Pinson, L (1, 8) OBP: 0.340, SLG: 0.473	0-0 1B			0-0 F7		0-0 HR				4	1	3	0	0	0	0	
Gus Bell, L (1, 9) OBP: 0.299, SLG: 0.375	0-0 1-3 1B			0-0 F8		0-0 F2		0-0 F3		4	0	1	0	0	0	3	
Wally Post, R (1, 7) OBP: 0.353, SLG: 0.582	0-0 F8 1-2			0-3 K		0-0 F4		0-0 F9 4-3 2B		4	1	1	0	0	1	3	
Frank Robinson, R (1, 3) OBP: 0.374, SLG: 0.525		0-0 F9			0-0 HR			4-0 4-3 F9 BB		3	2	2	3	1	0	0	
Joe Gaines, R (8, PR)										0	0	0	0	0	0	0	
Harry Anderson, L (8, 3) OBP: 0.351, SLG: 0.425										0	0	0	0	0	0	0	
Ed Bailey, L (1, 2) OBP: 0.364, SLG: 0.450		0-0 F3			4-0 SH1-3 1B BB			0-0 F9		2	0	0	0	2	0	2	
Roy McMillan, R (1, 6) OBP: 0.300, SLG: 0.363			0-0 F9		0-3 K		0-0 4-3		0-0 4-3	4	0	0	1	0	1	3	
Billy Martin, R (1, 4) OBP: 0.311, SLG: 0.352			0-0 F9		0-0 SH1-3 1B			0-0 F6		3	0	1	0	1	0	0	
Jim O'Toole, S (1, 1) OBP: 0.119, SLG: 0.098			0-0 6-3		0-0 SH1-3			0-0 F6		3	0	0	0	0	0	3	
Inning Stats	R: 0 E: 0 K: 1 S: 6	H: 2 LOB: 1 BB: 0 P: 6	R: 0 E: 0 K: 0 S: 3	H: 0 LOB: 0 BB: 0 P: 3	R: 0 E: 0 K: 0 S: 3	H: 0 LOB: 0 BB: 0 P: 3	R: 0 E: 0 K: 1 S: 5	H: 0 LOB: 0 BB: 0 P: 5	R: 2 E: 0 K: 0 S: 5	H: 2 LOB: 1 BB: 1 P: 9	R: 0 E: 0 K: 0 S: 5	H: 2 LOB: 2 BB: 0 P: 5	R: 1 E: 0 K: 0 S: 4	H: 1 LOB: 3 BB: 2 P: 12	1B: 5 2B: 2 3B: 0 HR: 2	SF: 0 SAC: 1 DP: 0 HBP: 0	WP: 0 PA: 36 PB: 0 SB: 0 CS: 1
PITCHER Don Cardwell, R (1, 1) ERA: 4.48	IP: 7.0 WLS: L BF: 30 H: 8 R: 3 ER: 3 SO: 3 BB: 2 IBB: 0 HBP: 0 BLK: 0 WP: 0 HR: 2 S: 34 P: 42 ERA: 3.86 WHIP: 1.429															PITCHER	
Joe Schaffernoth, R (8, 1) ERA: 5.6	IP: 1.0 WLS: L BF: 6 H: 1 R: 1 ER: 1 SO: 0 BB: 1 IBB: 1 HBP: 0 BLK: 0 WP: 0 HR: 0 S: 4 P: 12 ERA: 9.00 WHIP: 2.000															PITCHER	

Chicago Cubs @ Cincinnati Reds
Crosley Field, Cincinnati, OH
Tue Jul 19 1960, 7:05 PM EDT
Att: 9,905 - Unknown

AB	31
R	4
H	9
RBI	4
BB	4
SO	3
LOB	16



Batter	1	2	3	4	5	6	7	8	9	AB	R	H	RBI	BB	SO	LOB	TOP								
Richie Ashburn, L OBP: 0.491, SLG: 0.372 (1, 7)										4	1	0	1	0	2		Chicago Cubs @ Cincinnati Reds Crosley Field, Cincinnati, OH Wed Jul 20 1960, 7:05 PM EDT Unknown								
Bob Will, L OBP: 0.323, SLG: 0.399 (1, 9)										5	2	2	0	0	1										
Ron Santo, R OBP: 0.358, SLG: 0.407 (1, 5)										5	1	3	2	0	1	2									
14 Ernie Banks, R OBP: 0.377, SLG: 0.595 (1, 6)										4	0	2	2	0	2										
Ed Bouchee, L OBP: 0.353, SLG: 0.311 (1, 3)										4	0	1	0	1	0	4									
George Altman, L OBP: 0.335, SLG: 0.458 (1, 8)										4	0	1	0	1	1	6									
Don Zimmer, R OBP: 0.310, SLG: 0.352 (1, 4)										5	0	0	0	0	2	5									
El Tappe, R OBP: 0.311, SLG: 0.289 (1, 2)										3	0	0	0	1	0	0									
Glen Hobbie, R OBP: 0.216, SLG: 0.130 (1, 1)										4	0	0	0	0	1	2									
Inning Stats	R: 1 E: 0 K: 0 S: 5	H: 2 LOB: 1 BB: 0 P: 5	R: 0 E: 0 K: 1 S: 6	H: 1 LOB: 2 BB: 1 P: 10	R: 0 E: 1 K: 0 S: 5	H: 1 LOB: 3 BB: 1 P: 9	R: 0 E: 0 K: 1 S: 5	H: 0 LOB: 0 BB: 0 P: 5	R: 0 E: 1 K: 0 S: 5	H: 1 LOB: 2 BB: 0 P: 5	R: 0 E: 0 K: 0 S: 3	H: 0 LOB: 3 BB: 0 P: 3	R: 0 E: 0 K: 1 S: 7	H: 2 LOB: 1 BB: 1 P: 11	R: 0 E: 0 K: 0 S: 3	H: 0 LOB: 0 BB: 0 P: 3	R: 3 E: 1 K: 2 S: 10	H: 3 LOB: 1 BB: 1 P: 14	1B: 7 2B: 3 3B: 0 HR: 0	SF: 1 SAC: 0 DP: 0 HBP: 0	WP: 0 PB: 0 SB: 1 CS: 0	PA: 43			
PITCHER	IP	WLS	BF	H	R	ER	SO	BB	IBB	HBP	BLK	WP	HR	S	P	ERA	WHIP								
Jay Hook, R ERA: 4.5 (1, 1)	8.0	L	40	10	4	4	3	2	2	0	0	0	0	42	58	4.50	1.500								
Bill Henry, L ERA: 3.57 (9, 1)	1.0		3	0	0	0	2	0	0	0	0	0	0	7	7	0.00	0.000								

AB	38
R	4
H	10
RBI	4
BB	4
SO	5
LOB	24



Batter	1	2	3	4	5	6	7	8	9	AB	R	H	RBI	BB	SO	LOB	BOTTOM								
Eddie Kasko, R OBP: 0.372, SLG: 0.378 (1, 5) (9, 6)										3	0	0	0	1	0	0	Chicago Cubs @ Cincinnati Reds Crosley Field, Cincinnati, OH Wed Jul 20 1960, 7:05 PM EDT Unknown								
Vada Pinson, L OBP: 0.335, SLG: 0.471 (1, 8)										4	0	1	0	0	0	0									
Gus Bell, L OBP: 0.295, SLG: 0.370 (1, 9)										4	0	0	0	0	2										
Wally Post, R OBP: 0.352, SLG: 0.578 (1, 7)										3	0	1	0	0	1	0									
Harry Anderson, L OBP: 0.346, SLG: 0.419 (1, 3)										2	0	0	0	0	0	0									
Ed Bailey, L OBP: 0.360, SLG: 0.444 (1, 2)										3	0	0	0	0	1	1									
Roy McMillan, R OBP: 0.298, SLG: 0.360 (1, 6)										2	0	0	0	0	0	0									
Jerry Lynch, L OBP: 0.420, SLG: 0.557 (9, PH)										1	0	0	0	0	0	1									
Willie Jones, R OBP: 0.354, SLG: 0.370 (9, 5)										0	0	0	0	0	0	0									
Billy Martin, R OBP: 0.308, SLG: 0.349 (1, 4)										2	0	0	0	0	0	0									
Frank House, L OBP: 0.165, SLG: 0.259 (9, PH)										1	0	0	0	0	0	0									
Jay Hook, L OBP: 0.114, SLG: 0.049 (1, 1)										2	0	0	0	0	1	0									
Bill Henry, L (9, 1)										0	0	0	0	0	0	0									
Frank Robinson, R OBP: 0.373, SLG: 0.523 (9, PH)										1	0	0	0	0	0	0									
Inning Stats	R: 0 E: 0 K: 0 S: 3	H: 0 LOB: 0 BB: 0 P: 3	R: 0 E: 0 K: 1 S: 5	H: 0 LOB: 0 BB: 0 P: 5	R: 0 E: 0 K: 0 S: 3	H: 0 LOB: 0 BB: 0 P: 3	R: 0 E: 0 K: 0 S: 3	H: 0 LOB: 0 BB: 0 P: 3	R: 0 E: 0 K: 1 S: 5	H: 0 LOB: 0 BB: 0 P: 5	R: 0 E: 0 K: 0 S: 3	H: 0 LOB: 0 BB: 0 P: 3	R: 0 E: 0 K: 0 S: 4	H: 1 LOB: 1 BB: 0 P: 4	R: 0 E: 0 K: 0 S: 4	H: 1 LOB: 2 BB: 1 P: 8	1B: 2 2B: 0 3B: 0 HR: 0	SF: 0 SAC: 1 DP: 0 HBP: 0	WP: 0 PB: 0 SB: 0 CS: 0	PA: 30					
PITCHER	IP	WLS	BF	H	R	ER	SO	BB	IBB	HBP	BLK	WP	HR	S	P	ERA	WHIP								
Glen Hobbie, R ERA: 4.44 (1, 1)	9.0	W	30	2	0	0	3	1	0	0	0	0	0	35	39	0.00	0.333								

AB	28
R	0
H	2
RBI	0
BB	1
SO	3
LOB	4



Batter	1	2	3	4	5	6	7	8	9	AB	R	H	RBI	BB	SO	LOB	TOP		
Richie Ashburn, L OBP: 0.449, SLG: 0.370 (1, 7)	F7		CS			L7		5-3		4	0	1	1	0	0	0	Chicago Cubs @ Cincinnati Reds Crosley Field, Cincinnati, OH Wed Jul 20 1960, 7:05 PM EDT Att: 12,807 - Unknown		
Bob Will, L OBP: 0.322, SLG: 0.409 (1, 9)	1-3		CS	K				4-3		4	1	1	1	0	1	0			
Ron Santo, R OBP: 0.354, SLG: 0.400 (1, 5)	K							K		4	0	1	0	0	2	0			
14 Ernie Banks, R OBP: 0.373, SLG: 0.588 (1, 6)		K								4	0	0	0	0	1	1			
Ed Bouchee, L OBP: 0.355, SLG: 0.313 (1, 3)	F9									4	1	2	0	0	0	1			
George Altman, L OBP: 0.345, SLG: 0.465 (1, 8)	F9									4	0	3	0	0	0	0			
Don Zimmer, R OBP: 0.306, SLG: 0.347 (1, 4)										3	1	0	0	0	1	3			
Moe Thacker, R OBP: 0.152, SLG: 0.067 (7, PH)										2	0	0	0	0	0	2			
Grady Hatton, L (7, PH)										0	0	0	1	0	0	0			
Ei Tappe, R OBP: 0.311, SLG: 0.289 (7, 2)										0	0	0	0	0	0	0			
Jim Brewer, L (1, 1)										1	0	0	0	0	0	1			
Frank Thomas, R OBP: 0.304, SLG: 0.435 (5, PH)										1	0	0	0	0	0	1			
Mark Freeman, R OBP: 0.235, SLG: 0.188 (5, 1)										0	0	0	0	0	0	0			
Dick Gemert, R OBP: 0.311, SLG: 0.280 (7, PH)										1	0	0	0	0	0	1			
Don Elston, R OBP: 0.118, SLG: 0.118 (7, 1)										0	0	0	0	0	0	0			
Inning Stats	R: 0 E: 0 K: 1 S: 5	H: 0 LOB: 0 BB: 0 P: 5	R: 0 E: 0 K: 1 S: 5	H: 0 LOB: 0 BB: 0 P: 5	R: 1 E: 1 K: 0 S: 4	H: 1 LOB: 0 BB: 0 P: 4	R: 0 E: 0 K: 1 S: 6	H: 1 LOB: 1 BB: 0 P: 6	R: 0 E: 0 K: 0 S: 4	H: 1 LOB: 0 BB: 0 P: 4	R: 1 E: 0 K: 0 S: 5	H: 2 LOB: 1 BB: 0 P: 5	R: 0 E: 0 K: 1 S: 5	H: 0 LOB: 0 BB: 0 P: 5	R: 0 E: 0 K: 1 S: 6	H: 2 LOB: 2 BB: 0 P: 6		1B: 7 2B: 1 3B: 0 HR: 1	SF: 1 SAC: 1 DP: 1 HBP: 0
PITCHER	IP WLS BF H R ER SO BB IBB HBP BLK WP HR S P ERA WHIP																		
Don Newcombe, R ERA: 4.29 (1, 1)	7.0 W 27 6 3 2 3 0 0 0 0 0 1 33 33 2.57 0.857																		
Jim Brosnan, R ERA: 2.39 (8, 1)	2.0 S 7 2 0 0 2 0 0 0 0 0 0 0 11 11 0.00 1.000																		

Batter	1	2	3	4	5	6	7	8	9	AB	R	H	RBI	BB	SO	LOB	BOTTOM			
Eddie Kasko, R OBP: 0.368, SLG: 0.374 (1, 5)	F9	1-3		1-3				F3		4	0	0	0	0	0	0	Chicago Cubs @ Cincinnati Reds Crosley Field, Cincinnati, OH Wed Jul 20 1960, 7:05 PM EDT Att: 12,807 - Unknown			
Vada Pinson, L OBP: 0.344, SLG: 0.476 (1, 8)										4	2	3	0	0	0	0				
Frank Robinson, R OBP: 0.378, SLG: 0.523 (1, 3)										2	1	1	0	2	0	1				
Wally Post, R OBP: 0.355, SLG: 0.591 (1, 9)										3	1	1	3	1	0	3				
Dutch Dotterer, R OBP: 0.297, SLG: 0.354 (8, PH)										2	0	0	0	1	0	1				
Ed Bailey, L OBP: 0.359, SLG: 0.443 (9, 2)										1	0	0	0	0	0	0				
Jerry Lynch, L OBP: 0.407, SLG: 0.536 (1, 7)										4	0	0	0	0	1	3				
Gus Bell, L OBP: 0.295, SLG: 0.370 (9, 9)										0	0	0	0	0	0	0				
Roy McMillan, R OBP: 0.297, SLG: 0.359 (1, 6)										4	0	1	1	0	0	1				
Billy Martin, R OBP: 0.304, SLG: 0.343 (1, 4)										3	0	0	0	0	0	0				
Don Newcombe, L OBP: 0.184, SLG: 0.167 (7, PH)										2	0	0	0	0	0	0				
Harry Anderson, L OBP: 0.344, SLG: 0.416 (8, 1)										1	0	0	0	0	1	0				
Jim Brosnan, R OBP: 0.167, SLG: 0.364 (8, 1)										0	0	0	0	0	0	0				
Inning Stats	R: 3 E: 1 K: 0 S: 7	H: 3 LOB: 1 BB: 0 P: 7	R: 0 E: 0 K: 0 S: 3	H: 0 LOB: 0 BB: 0 P: 3	R: 1 E: 0 K: 0 S: 4	H: 2 LOB: 2 BB: 2 P: 12	R: 0 E: 0 K: 0 S: 3	H: 0 LOB: 0 BB: 0 P: 3	R: 0 E: 0 K: 1 S: 5	H: 0 LOB: 0 BB: 0 P: 5	R: 0 E: 0 K: 1 S: 6	H: 1 LOB: 2 BB: 1 P: 10	R: 0 E: 0 K: 0 S: 3	H: 0 LOB: 0 BB: 0 P: 3	R: 0 E: 0 K: 0 S: 3	H: 0 LOB: 0 BB: 0 P: 3		1B: 4 2B: 1 3B: 0 HR: 1	SF: 0 SAC: 0 DP: 0 HBP: 0	WP: 0 PA: 34 PB: 0 SB: 0 CS: 0
PITCHER	IP WLS BF H R ER SO BB IBB HBP BLK WP HR S P ERA WHIP																			
Jim Brewer, L ERA: 12.6 (1, 1)	4.0 L 19 5 4 4 0 2 0 0 0 0 0 1 17 25 9.00 1.750																			
Mark Freeman, R ERA: 6.99 (5, 1)	2.0 7 0 0 0 1 1 0 0 0 0 0 0 8 12 0.00 0.500																			
Don Elston, R ERA: 2.66 (7, 1)	2.0 8 1 0 0 1 1 0 0 0 0 0 0 9 13 0.00 1.000																			

Batter	1	2	3	4	5	6	7	8	9	AB	R	H	RBI	BB	SO	LOB	TOP																			
Bill Bruton, L OBP: 0.340, SLG: 0.460 (1, 8)										5	2	2	0	0	1	0	Milwaukee Braves @ Chicago Cubs Wrigley Field, Chicago, IL Fri Jul 22, 1960, 3:33 AM CDT Att: 16,739 - Unknown																			
Del Crandall, R OBP: 0.317, SLG: 0.457 (1, 2)										5	0	1	0	0	0	3																				
Eddie Mathews, L OBP: 0.401, SLG: 0.539 (1, 5)										4	2	3	3	1	0	1																				
Hank Aaron, R OBP: 0.355, SLG: 0.598 (1, 9)										5	1	1	2	0	0	4																				
Joe Adcock, R OBP: 0.358, SLG: 0.531 (1, 3)										4	1	1	1	0	0	0																				
Lee Maye, L OBP: 0.500, SLG: 0.467 (1, 7)										3	0	0	0	1	0	0																				
Johnny Logan, R OBP: 0.306, SLG: 0.316 (1, 6)										4	0	1	0	0	1	1																				
Chuck Cottier, R OBP: 0.235, SLG: 0.291 (8, PH)										3	0	0	0	0	0	1																				
Wes Covington, L OBP: 0.320, SLG: 0.495 (8, 4)										1	0	0	0	0	0	1																				
Red Schoendienst, S OBP: 0.291, SLG: 0.251 (8, 4)										0	0	0	0	0	0	0																				
Lew Burdette, R OBP: 0.216, SLG: 0.213 (1, 1)										2	0	1	0	0	0	0																				
Joey Jay, S OBP: 0.286, SLG: 0.167 (6, 1)										1	0	0	0	0	1	0																				
Eddie Haas, L OBP: 0.563, SLG: 0.769 (9, PH)										1	1	1	1	0	0	0																				
Inning Stats	R: 0 E: 0 K: 1 S: 6	H: 1 LOB: 1 BB: 0 P: 6	R: 1 E: 0 K: 0 S: 4	H: 1 LOB: 0 BB: 0 P: 4	R: 1 E: 0 K: 0 S: 5	H: 2 LOB: 1 BB: 0 P: 5	R: 0 E: 0 K: 0 S: 3	H: 0 LOB: 0 BB: 0 P: 3	R: 1 E: 0 K: 0 S: 6	H: 3 LOB: 2 BB: 0 P: 6	R: 0 E: 0 K: 1 S: 5	H: 0 LOB: 1 BB: 1 P: 9	R: 0 E: 0 K: 1 S: 5	H: 0 LOB: 0 BB: 0 P: 5	R: 2 E: 0 K: 0 S: 5	H: 2 LOB: 1 BB: 1 P: 9	R: 2 E: 0 K: 0 S: 5	H: 2 LOB: 0 BB: 0 P: 5	R: 2 E: 0 K: 0 S: 5	H: 2 LOB: 0 BB: 0 P: 5	1B: 7 2B: 0 3B: 0 HR: 4	SF: 0 SAC: 0 DP: 0 HBP: 0	WP: 0 PB: 0 SB: 1 CS: 0	PA: 40												
PITCHER	IP WLS BF H R ER SO BB IBB HBP BLK WP HR S P ERA WHIP																																			
Mark Freeman, R ERA: 6.22 (1, 1)	4.2	21	7	3	3	1	0	0	0	0	0	0	1	23	23	5.79	1.500																			
Don Elston, R ERA: 2.93 (5, 1)	4.0	W	18	4	4	4	2	2	0	0	0	0	3	20	28	9.00	1.500																			
Joe Schaffernoth, R ERA: 5.5 (9, 1)	0.1	S	1	0	0	0	0	0	0	0	0	0	0	1	1	0.00	0.000																			

Batter	1	2	3	4	5	6	7	8	9	AB	R	H	RBI	BB	SO	LOB	BOTTOM																			
Richie Ashburn, L OBP: 0.453, SLG: 0.371 (1, 7)										3	2	1	0	1	0	0	Milwaukee Braves @ Chicago Cubs Wrigley Field, Chicago, IL Fri Jul 22, 1960, 3:33 AM CDT Att: 16,739 - Unknown																			
Bob Will, L OBP: 0.320, SLG: 0.407 (1, 9)										3	0	0	0	0	0	1																				
Ron Santo, R OBP: 0.361, SLG: 0.444 (1, 5)										4	3	3	3	0	0	0																				
14 Ernie Banks, R OBP: 0.372, SLG: 0.589 (1, 6)										4	1	1	2	0	0	1																				
Ed Bouchee, L OBP: 0.357, SLG: 0.318 (1, 3)										4	1	2	1	0	0	0																				
George Altman, L OBP: 0.360, SLG: 0.482 (1, 8)										3	1	2	1	1	0	0																				
Jerry Kindall, R OBP: 0.274, SLG: 0.359 (1, 4)										4	0	0	0	0	0	4																				
El Tappe, R OBP: 0.340, SLG: 0.311 (1, 2)										3	0	0	1	0	1	1																				
Mark Freeman, R OBP: 0.211, SLG: 0.167 (1, 1)										2	0	0	0	0	1	0																				
Don Elston, R OBP: 0.111, SLG: 0.111 (5, 1)										1	0	0	0	0	0	0																				
Joe Schaffernoth, R ERA: 5.5 (9, 1)										0	0	0	0	0	0	0																				
Inning Stats	R: 2 E: 0 K: 0 S: 5	H: 2 LOB: 2 BB: 2 P: 13	R: 0 E: 0 K: 1 S: 5	H: 0 LOB: 0 BB: 0 P: 5	R: 0 E: 0 K: 0 S: 3	H: 0 LOB: 0 BB: 0 P: 3	R: 2 E: 0 K: 0 S: 5	H: 2 LOB: 0 BB: 0 P: 5	R: 3 E: 0 K: 0 S: 6	H: 3 LOB: 0 BB: 0 P: 6	R: 0 E: 0 K: 1 S: 5	H: 0 LOB: 0 BB: 0 P: 5	R: 1 E: 0 K: 0 S: 4	H: 1 LOB: 0 BB: 0 P: 4	R: 0 E: 0 K: 0 S: 4	H: 1 LOB: 1 BB: 0 P: 4	R: 0 E: 0 K: 0 S: 4	H: 1 LOB: 0 BB: 0 P: 4	1B: 4 2B: 3 3B: 0 HR: 2	SF: 0 SAC: 2 DP: 0 HBP: 0	WP: 0 PB: 0 SB: 0 CS: 0	PA: 35														
PITCHER	IP WLS BF H R ER SO BB IBB HBP BLK WP HR S P ERA WHIP																																			
Lew Burdette, R ERA: 4.17 (1, 1)	5.0	L	24	7	7	1	1	1	0	0	0	0	1	24	32	12.60	1.600																			
Joey Jay, R ERA: 3.57 (6, 1)	3.0		11	2	1	1	1	0	0	0	0	0	1	13	13	3.00	0.667																			

AB 38
R 7
H 11
RBI 7
BB 2
SO 3
LOB 11



AB 31
R 8
H 9
RBI 8
BB 2
SO 2
LOB 7



Batter	1	2	3	4	5	6	7	8	9	AB	R	H	RBI	BB	SO	LOB	TOP					
Bill Bruton, L OBP: 0.339, SLG: 0.456 (1, 8)										3	0	0	0	1	0	1	Milwaukee Braves @ Chicago Cubs Wrigley Field, Chicago, IL Sat Jul 23 1960, 3:33 AM CDT Att: 20,222 - Unknown					
Del Crandall, R OBP: 0.313, SLG: 0.450 (1, 2)										4	0	0	0	0	1	1						
Eddie Mathews, L OBP: 0.402, SLG: 0.547 (1, 5)										3	1	1	1	1	0	1						
Hank Aaron, R OBP: 0.354, SLG: 0.602 (1, 9)										4	1	1	1	0	0	1						
Joe Adcock, R OBP: 0.353, SLG: 0.523 (1, 3)										4	0	0	0	0	3	1						
Lee Maye, L OBP: 0.458, SLG: 0.474 (1, 7)										4	1	1	0	0	0	0						
Al Spangler, L OBP: 0.319, SLG: 0.409 (9, 7)										0	0	0	0	0	0	0						
Johnny Logan, R OBP: 0.307, SLG: 0.318 (1, 6)										2	0	1	1	0	0	0						
Chuck Cottier, R OBP: 0.227, SLG: 0.280 (1, 4)										3	0	0	0	0	1	1						
Juan Pizarro, L OBP: 0.310, SLG: 0.414 (1, 1)										3	0	0	0	0	1	1						
Ron Piche, R (9, 1)										0	0	0	0	0	0	0						
Inning Stats	R: 1 E: 0 K: 1 S: 6	H: 1 LOB: 0 BB: 0 P: 6	R: 1 E: 1 K: 2 S: 8	H: 1 LOB: 0 BB: 0 P: 8	R: 0 E: 0 K: 0 S: 3	H: 0 LOB: 1 BB: 1 P: 7	R: 0 E: 0 K: 1 S: 5	H: 0 LOB: 0 BB: 0 P: 5	R: 0 E: 0 K: 1 S: 6	H: 1 LOB: 1 BB: 1 P: 6	R: 0 E: 0 K: 0 S: 5	H: 0 LOB: 1 BB: 1 P: 9	R: 0 E: 0 K: 0 S: 3	H: 0 LOB: 0 BB: 0 P: 3	R: 0 E: 0 K: 0 S: 3	H: 0 LOB: 0 BB: 0 P: 4	R: 1 E: 0 K: 0 S: 4	H: 1 LOB: 0 BB: 0 P: 4	1B: 1 2B: 1 3B: 0 HR: 2	SF: 1 SAC: 0 DP: 0 HBP: 0	WP: 0 PB: 0 SB: 0 CS: 0	PA: 33
PITCHER Don Cardwell, R ERA: 4.26 (1, 1)	IP: 9.0 WLS: L BF: 33	H: 4 R: 3 ER: 2 SO: 6	BB: 2 IBB: 0 HBP: 0 BLK: 0	WP: 0 HR: 2 S: 43 P: 51	ERA: 2.00 WHIP: 0.667																	

AB 30
R 3
H 4
RBI 3
BB 2
SO 6
LOB 7



Batter	1	2	3	4	5	6	7	8	9	AB	R	H	RBI	BB	SO	LOB	BOTTOM					
Richie Ashburn, L OBP: 0.452, SLG: 0.372 (1, 7)										5	0	2	0	0	1	3	Milwaukee Braves @ Chicago Cubs Wrigley Field, Chicago, IL Sat Jul 23 1960, 3:33 AM CDT Att: 20,222 - Unknown					
Frank Thomas, R OBP: 0.303, SLG: 0.433 (1, 9)										4	0	1	0	0	2	4						
Sammy Taylor, L OBP: 0.347, SLG: 0.444 (9, PH)										1	0	0	0	0	0	3						
Ron Santo, R OBP: 0.357, SLG: 0.431 (1, 5)										3	0	0	0	1	1	2						
14 Ernie Banks, R OBP: 0.369, SLG: 0.582 (1, 6)										4	0	0	0	0	1	6						
George Altman, L OBP: 0.358, SLG: 0.473 (1, 8)										3	0	0	0	1	2	0						
Dick Gemert, R OBP: 0.319, SLG: 0.291 (1, 3)										4	0	2	0	0	0	1						
Jerry Kindall, R OBP: 0.274, SLG: 0.356 (1, 4)										4	0	1	0	0	2	1						
El Tappe, R OBP: 0.345, SLG: 0.319 (1, 2)										2	0	1	0	0	0	2						
Bob Will, L OBP: 0.319, SLG: 0.406 (7, PH)										1	0	0	0	0	1	0						
Moe Thacker, R OBP: 0.152, SLG: 0.067 (8, 2)										0	0	0	0	0	0	0						
Grady Hatton, L OBP: 0.500, SLG: 0.500 (9, PH)										0	0	0	0	0	0	0						
Don Zimmer, R OBP: 0.301, SLG: 0.342 (9, PR)										0	0	0	0	0	0	0						
Don Cardwell, R OBP: 0.195, SLG: 0.366 (1, 1)										3	0	1	0	0	2	1						
Al Heist, R OBP: 0.250, SLG: 0.100 (9, PH)										0	0	0	0	1	0	0						
Inning Stats	R: 0 E: 0 K: 2 S: 8	H: 1 LOB: 0 BB: 0 P: 8	R: 0 E: 0 K: 1 S: 5	H: 0 LOB: 0 BB: 0 P: 5	R: 0 E: 0 K: 1 S: 6	H: 2 LOB: 1 BB: 0 P: 6	R: 0 E: 0 K: 3 S: 11	H: 1 LOB: 2 BB: 0 P: 11	R: 0 E: 0 K: 1 S: 5	H: 1 LOB: 0 BB: 0 P: 5	R: 0 E: 0 K: 0 S: 6	H: 1 LOB: 1 BB: 0 P: 6	R: 0 E: 0 K: 0 S: 3	H: 0 LOB: 1 BB: 1 P: 7	R: 0 E: 0 K: 1 S: 5	H: 0 LOB: 3 BB: 1 P: 10	R: 0 E: 0 K: 1 S: 5	H: 0 LOB: 1 BB: 1 P: 10	1B: 7 2B: 1 3B: 0 HR: 0	SF: 0 SAC: 0 DP: 2 HBP: 1	WP: 0 PB: 0 SB: 0 CS: 0	PA: 38
PITCHER Juan Pizarro, L ERA: 3.18 (1, 1)	IP: 8.1 WLS: W BF: 36	H: 8 R: 0 ER: 0 SO: 12	BB: 3 IBB: 0 HBP: 1 BLK: 0	WP: 0 HR: 0 S: 56 P: 69	ERA: 0.00 WHIP: 1.320																	
Ron Piche, R ERA: 4.71 (9, 1)	IP: 0.2 WLS: S BF: 2	H: 0 R: 0 ER: 0 SO: 0	BB: 0 IBB: 0 HBP: 0 BLK: 0	WP: 0 HR: 0 S: 2 P: 2	ERA: 0.00 WHIP: 0.000																	

AB 34
R 0
H 8
RBI 0
BB 3
SO 12
LOB 23



Batter	1	2	3	4	5	6	7	8	9	AB	R	H	RBI	BB	SO	LOB	TOP								
Bill Bruton, L OBP: 0.340, SLG: 0.455 (1.8)	0-0 1-3 5-3 1B	0-3 K		0-0 F9	0-0 1-2 2-H 1B		0-0 4-3			5	0	2	1	0	1	3									
Del Grandall, R OBP: 0.317, SLG: 0.452 (1.2)	0-0 5-3 1-2		0-0 E 2B 1B	0-0 S 1B	0-0 F9			0-0 1B		5	1	3	0	0	0	3									
Eddie Mathews, L OBP: 0.402, SLG: 0.542 (1.5)	4-0 1-3 BB		0-0 F3 1-2	4-0 1-2 BB	0-0 P4			0-0 F9		3	0	0	0	2	0	4									
Hank Aaron, R OBP: 0.352, SLG: 0.596 (1.9)	0-0 1-3 1-2 2-3		0-0 E4 2B	0-0 F9		0-0 G1-6-3 1B		0-0 P4		5	1	1	0	0	0	6									
Joe Adcock, R OBP: 0.357, SLG: 0.537 (1.3)	4-0 IBB		0-0 3-1 1-H 2-H HR 2B		0-0 HR		0-3 K	0-3 K		4	2	2	3	1	2	2									
Lee Maye, L OBP: 0.414, SLG: 0.417 (1.7)	0-0 F8		0-0 3-1 2-3		0-0 1-3		0-0 G1-6-3		0-0 G5-4-3 1B	5	0	1	0	0	0	5									
Al Spangler, L OBP: 0.319, SLG: 0.409 (9.7)										0	0	0	0	0	0	0									
Johnny Logan, R OBP: 0.308, SLG: 0.327 (1.6)		0-0 F8	0-0 HR	4-0 1B WP BB	0-3 K			0-0 G5-4-3		4	2	1	2	1	1	1									
Red Schoendienst, S OBP: 0.295, SLG: 0.285 (1.4)	0-0 F8		0-0 5-3		0-0 WP 1B		0-0 K	0-0 6-3		4	1	2	0	0	0	0									
Chuck Cottier, R OBP: 0.225, SLG: 0.277 (7.4)					1-3 1B					1	0	0	0	0	0	0									
Warren Spahn, L OBP: 0.180, SLG: 0.196 (1.1)		4-0 BB		0-0 F8	4-0 1-2 3-H BB		0-3 K			2	0	0	0	2	1	1									
Inning Stats	R: 0 E: 0 K: 0 S: 4	H: 1 LOB: 3 BB: 2 P: 12	R: 0 E: 0 K: 1 S: 5	H: 0 LOB: 1 BB: 1 P: 9	R: 4 E: 1 K: 0 S: 7	H: 3 LOB: 0 BB: 0 P: 7	R: 0 E: 0 K: 0 S: 4	H: 1 LOB: 2 BB: 1 P: 8	R: 3 E: 0 K: 0 S: 6	H: 3 LOB: 2 BB: 2 P: 14	R: 0 E: 0 K: 1 S: 5	H: 1 LOB: 0 BB: 0 P: 5	R: 0 E: 0 K: 2 S: 8	H: 1 LOB: 2 BB: 0 P: 8	R: 0 E: 0 K: 1 S: 6	H: 1 LOB: 1 BB: 0 P: 6	R: 0 E: 0 K: 0 S: 3	H: 1 LOB: 0 BB: 0 P: 3	1B: 9 2B: 1 3B: 0 HR: 2	SF: 0 SAC: 0 DP: 2 HBP: 0	WP: 1 PB: 0 SB: 2 CS: 0	PA: 44			
PITCHER	IP	WLS	BF	H	R	ER	SO	BB	IBB	HBP	BLK	WP	HR	S	P	ERA	WHIP								
Glen Hobbie, R ERA: 4.95 (1.1)	4.1	L	27	7	7	4	1	5	1	0	0	1	2	23	47	8.31	2.769								
Seth Morehead, L ERA: 3.47 (5.1)	0.2		3	1	0	0	0	0	0	0	0	0	0	3	3	0.00	1.500								
Joe Schaffernoth, R ERA: 4.95 (6.1)	2.0		7	2	0	0	3	0	0	0	0	0	0	13	13	0.00	1.000								
Mark Freeman, R ERA: 6.0 (8.1)	2.0		7	2	0	0	1	0	0	0	0	0	0	9	9	0.00	1.000								

Milwaukee Braves @ Chicago Cubs
Wrigley Field, Chicago, IL
Sun Jul 24 1960, 3:33 AM CDT
Unknown

AB 38
R 7
H 12
RBI 6
BB 6
SO 5
LOB 25



Batter	1	2	3	4	5	6	7	8	9	AB	R	H	RBI	BB	SO	LOB	BOTTOM								
Richie Ashburn, L OBP: 0.454, SLG: 0.377 (1.7)	4-0 G6-4-3 BB		0-0 1-2 3-H 1B		0-0 F8		0-0 HR 2B		0-0 5-3	4	1	2	1	1	0	0									
Frank Thomas, R OBP: 0.305, SLG: 0.444 (1.9)	0-0 G6-4-3 1-2		0-0 P3		0-0 HR 1B		0-0 HR			4	2	2	2	0	0	3									
Ron Santo, R OBP: 0.362, SLG: 0.462 (1.5)	0-0 P5		0-3 K		0-0 1-H HR		0-0 1B			4	1	2	2	0	1	2									
14 Ernie Banks, R OBP: 0.368, SLG: 0.578 (1.6)		0-3 K		0-0 BB 1B	0-0 5-3		0-0 4-3			4	0	1	0	0	1	1									
Ed Bouchee, L OBP: 0.356, SLG: 0.315 (1.3)		0-0 F7		4-0 1-2 BB		0-0 4-3		0-0 4-3		3	0	0	0	1	0	0									
George Altman, L OBP: 0.351, SLG: 0.462 (1.8)		0-0 F7		0-3 K		0-0 F8		0-3 K		4	0	0	0	0	2	2									
Jerry Kindall, R OBP: 0.288, SLG: 0.348 (1.4)			0-0 F9	0-0 P2		0-0 P5		0-0 P4		4	0	0	0	0	0	2									
El Tappe, R OBP: 0.351, SLG: 0.347 (1.2)			0-0 1B 1B 2B		0-0 5-3		0-0 F9		0-0 P4	2	1	1	0	0	0	2									
Al Heist, R OBP: 0.231, SLG: 0.091 (7. PH)										1	0	0	0	0	0	0									
Moe Thacker, R OBP: 0.147, SLG: 0.065 (8.2)										1	0	0	0	0	0	0									
Glen Hobbie, R OBP: 0.231, SLG: 0.149 (5.1)					0-3 K					1	0	1	0	0	0	0									
Seth Morehead, L OBP: 0.195, SLG: 0.150 (5. PH)										0	0	0	0	0	0	0									
Dick Gerritt, R OBP: 0.118, SLG: 0.097 (5. PH)										1	0	0	0	0	0	0									
Joe Schaffernoth, R ERA: 4.95 (8.1)										0	0	0	0	0	0	0									
Bob Will, L OBP: 0.105, SLG: 0.054 (8.1)										1	0	0	0	0	0	0									
Mark Freeman, R OBP: 0.211, SLG: 0.187 (8.1)										0	0	0	0	0	0	0									
Don Zimmer, R OBP: 0.260, SLG: 0.340 (9. PH)										1	0	0	0	0	0	0									
Inning Stats	R: 0 E: 0 K: 0 S: 2	H: 0 LOB: 0 BB: 1 P: 6	R: 0 E: 0 K: 1 S: 5	H: 0 LOB: 0 BB: 0 P: 5	R: 1 E: 0 K: 1 S: 8	H: 3 LOB: 2 BB: 0 P: 8	R: 0 E: 0 K: 1 S: 6	H: 1 LOB: 2 BB: 1 P: 10	R: 2 E: 0 K: 0 S: 3	H: 2 LOB: 0 BB: 0 P: 3	R: 0 E: 0 K: 0 S: 6	H: 0 LOB: 0 BB: 0 P: 6	R: 2 E: 0 K: 1 S: 5	H: 3 LOB: 1 BB: 0 P: 5	R: 0 E: 0 K: 1 S: 3	H: 0 LOB: 0 BB: 0 P: 3	1B: 5 2B: 2 3B: 0 HR: 2	SF: 0 SAC: 0 DP: 1 HBP: 0	WP: 0 PB: 0 SB: 0 CS: 0	PA: 37					
PITCHER	IP	WLS	BF	H	R	ER	SO	BB	IBB	HBP	BLK	WP	HR	S	P	ERA	WHIP								
Warren Spahn, L ERA: 3.86 (1.1)	9.0	W	37	9	5	5	5	2	0	0	0	0	2	45	53	5.00	1.222								

Milwaukee Braves @ Chicago Cubs
Wrigley Field, Chicago, IL
Sun Jul 24 1960, 3:33 AM CDT
Unknown

AB 35
R 5
H 9
RBI 5
BB 2
SO 5
LOB 12



Batter	1	2	3	4	5	6	7	8	9	AB	R	H	RBI	BB	SO	LOB	TOP								
Bill Bruton, L OBP: 0.338, SLG: 0.452 (1, 8)	F5		4-3		1B		F8		K	5	0	1	0	0	1	5									
Del Crandall, R OBP: 0.312, SLG: 0.444 (1, 2)	F3		E5 FC6-4		F3		F9		1-3	5	0	0	0	0	0	4									
Eddie Mathews, L OBP: 0.397, SLG: 0.535 (1, 5)	K		K		4-3		4-3		4-3	4	0	0	0	0	2	1									
Hank Aaron, R OBP: 0.348, SLG: 0.589 (1, 9)		K	FC6-4 1-2		6-3		6-3		6-3	4	0	0	0	0	1	1									
Joe Adcock, R OBP: 0.353, SLG: 0.530 (1, 3)		6-3			F6		F3		6-3	4	0	0	0	0	0	0									
Mel Roach, R OBP: 0.385, SLG: 0.515 (9, PH)					5-3					4	0	2	0	0	1	0									
Al Spangler, L OBP: 0.319, SLG: 0.409 (9, 7)		BB 1B					K		S 1B	0	1	0	0	0	0	0									
Johnny Logan, R OBP: 0.313, SLG: 0.330 (1, 6)					F9		1B 1B		1B 1B 2-3 IBB	3	0	2	0	1	0	0									
Chuck Cottier, R OBP: 0.228, SLG: 0.271 (9, PH)										2	0	0	0	1	0	1									
Alvin Dark, R OBP: 0.314, SLG: 0.321 (9, PH)					F6		F4		1B	1	0	1	1	0	0	0									
Felix Mantilla, R OBP: 0.255, SLG: 0.367 (9, 4)		1-2 2-3 BB							1-2 3-H 1B	0	0	0	0	0	0	0									
Bob Buhl, R OBP: 0.135, SLG: 0.135 (1, 1)					6-3		1B		1-2 2-3 1B	4	0	2	0	0	0	3									
Inning Stats	R: 0 E: 0 K: 1 S: 5	H: 0 LOB: 0 BB: 0 P: 5	R: 0 E: 0 K: 1 S: 7	H: 2 LOB: 3 BB: 1 P: 11	R: 0 E: 1 K: 1 S: 6	H: 0 LOB: 1 BB: 0 P: 6	R: 0 E: 0 K: 0 S: 3	H: 0 LOB: 0 BB: 0 P: 3	R: 0 E: 0 K: 0 S: 4	H: 1 LOB: 1 BB: 0 P: 4	R: 0 E: 0 K: 0 S: 3	H: 0 LOB: 0 BB: 0 P: 3	R: 0 E: 0 K: 1 S: 7	H: 2 LOB: 2 BB: 0 P: 7	R: 0 E: 0 K: 0 S: 3	H: 0 LOB: 0 BB: 0 P: 3	R: 1 E: 0 K: 1 S: 8	H: 3 LOB: 3 BB: 1 P: 12	1B: 7 2B: 1 3B: 0 HR: 0	SF: 0 SAC: 0 DP: 0 HBP: 0	WP: 0 PB: 0 SB: 1 CS: 0	PA: 38			
PITCHER	IP	WLS	BF	H	R	ER	SO	BB	IBB	HBP	BLK	WP	HR	S	P	ERA	WHIP								
Jim Brewer, L ERA: 5.27 (1, 1)	8.2	L	37	8	1	1	5	1	1	0	0	0	0	45	53	1.04	1.038								
Don Elston, R ERA: 2.92 (9, 1)	0.1		1	0	0	0	0	0	0	0	0	0	0	1	1	0.00	0.000								

Milwaukee Braves @ Chicago Cubs
Wrigley Field, Chicago, IL
Sun Jul 24 1960, 3:38 AM CDT
Att: 33,457 - Unknown

AB 36
R 1
H 8
RBI 1
BB 2
SO 5
LOB 15



Batter	1	2	3	4	5	6	7	8	9	AB	R	H	RBI	BB	SO	LOB	BOTTOM								
Richie Ashburn, L OBP: 0.450, SLG: 0.373 (1, 7)	F8		6-3			SH5-3 1-2		F3		3	0	0	0	0	0	0									
Bob Will, L OBP: 0.314, SLG: 0.398 (1, 9)	F8		F4			G3 2-3		F7		4	0	0	0	0	0	1									
Ron Santo, R OBP: 0.350, SLG: 0.445 (1, 5)	K				5-3		F8		F8	4	0	0	0	0	1	1									
14 Ernie Banks, R OBP: 0.371, SLG: 0.579 (1, 6)					F5		CS 1B		BB	3	0	2	0	1	0	0									
Ed Bouchee, L OBP: 0.352, SLG: 0.311 (1, 3)		F8			3-1		F2		F2	4	0	0	0	0	0	3									
George Altman, L OBP: 0.348, SLG: 0.458 (1, 8)							F8 1B		1-3	4	0	1	0	0	0	2									
Don Zimmer, R OBP: 0.305, SLG: 0.342 (1, 4)							F8 1B			2	0	1	0	1	0	0									
Moe Thacker, R OBP: 0.139, SLG: 0.061 (1, 2)										2	0	0	0	0	0	2									
Sammy Taylor, L OBP: 0.340, SLG: 0.435 (7, PH)										1	0	0	0	0	0	2									
El Tappe, R OBP: 0.351, SLG: 0.347 (8, 2)										0	0	0	0	0	0	0									
Jim Brewer, L OBP: 0.111, SLG: 0.111 (1, 1)					4-3		G3 SH5-3 BB		K	2	0	0	0	1	1	0									
Don Elston, R OBP: 0.111, SLG: 0.111 (9, 1)										0	0	0	0	0	0	0									
Inning Stats	R: 0 E: 0 K: 1 S: 5	H: 1 LOB: 2 BB: 1 P: 8	R: 0 E: 0 K: 0 S: 4	H: 0 LOB: 0 BB: 0 P: 3	R: 0 E: 0 K: 0 S: 3	H: 0 LOB: 0 BB: 0 P: 3	R: 0 E: 0 K: 0 S: 3	H: 0 LOB: 1 BB: 1 P: 7	R: 0 E: 0 K: 0 S: 5	H: 3 LOB: 2 BB: 0 P: 5	R: 0 E: 0 K: 1 S: 5	H: 0 LOB: 1 BB: 1 P: 7	R: 0 E: 0 K: 0 S: 3	H: 0 LOB: 1 BB: 1 P: 7	1B: 4 2B: 0 3B: 0 HR: 0	SF: 0 SAC: 1 DP: 0 HBP: 0	WP: 0 PB: 0 SB: 0 CS: 1	PA: 33							
PITCHER	IP	WLS	BF	H	R	ER	SO	BB	IBB	HBP	BLK	WP	HR	S	P	ERA	WHIP								
Bob Buhl, R ERA: 3.18 (1, 1)	9.0	W	33	4	0	0	2	3	0	0	0	0	0	34	46	0.00	0.778								

Milwaukee Braves @ Chicago Cubs
Wrigley Field, Chicago, IL
Sun Jul 24 1960, 3:38 AM CDT
Att: 33,457 - Unknown

AB 29
R 0
H 4
RBI 0
BB 3
SO 2
LOB 11



Batter	1	2	3	4	5	6	7	8	9	AB	R	H	RBI	BB	SO	LOB	TOP								
Eddie Kasko, R OBP: 0.367, SLG: 0.369 (1, 4)	F9		FC4			1B		1B	SF9	4	1	2	1	0	0	1									
Vada Pinson, L OBP: 0.337, SLG: 0.462 (1, 8)	6-3			K		6-3		2B	1B	5	1	2	0	0	1	0									
Frank Robinson, R OBP: 0.379, SLG: 0.544 Billy Martin, R OBP: 0.303, SLG: 0.346 (6, PR)	4-3			1B		F8		1B	SF8	3	0	1	1	1	0	0									
Harry Anderson, L OBP: 0.338, SLG: 0.410 Bill Henry, L (9, PH)				BB				1B	2B	0	0	0	1	0	0	0									
Wally Post, R OBP: 0.344, SLG: 0.580 (1, 9)		K		K			6-3	SF7	CS	3	0	0	1	0	2	1									
Gordy Coleman, L OBP: 0.500, SLG: 0.875 (1, 3)		K					6-3			4	0	2	1	0	1	0									
Ed Bailey, L OBP: 0.360, SLG: 0.433 Roy McMillan, R OBP: 0.293, SLG: 0.348 Dutch Dotterer, R OBP: 0.329, SLG: 0.380 (8, 2)	6-3			1B			4-3	FC4-6	1B	3	1	0	0	1	0	4									
Cliff Cook, R OBP: 0.500, SLG: 0.333 (1, 5)							1B	1B	K	3	0	1	0	1	2	2									
Leo Cardenas, R OBP: 0.500, SLG: 0.500 (1, 6)			G4-3			L8		1B	SF9	4	1	2	1	0	0	1									
Don Newcombe, L OBP: 0.295, SLG: 0.187 Claude Osteen, L OBP: 0.111, SLG: 0.178 Joe Nuxhall, L OBP: 0.154, SLG: 0.205 Jim Brosnan, R OBP: 0.107, SLG: 0.134 Gus Bell, L OBP: 0.295, SLG: 0.307 (9, 7)							1-3		1B	0	0	0	0	1	0	0									
Inning Stats	R: 0 E: 0 K: 0 S: 3	H: 0 LOB: 0 BB: 0 P: 3	R: 0 E: 0 K: 2 S: 7	H: 0 LOB: 0 BB: 0 P: 7	R: 0 E: 0 K: 0 S: 2	H: 0 LOB: 1 BB: 2 P: 10	R: 0 E: 0 K: 2 S: 8	H: 1 LOB: 2 BB: 1 P: 12	R: 0 E: 0 K: 2 S: 7	H: 0 LOB: 0 BB: 0 P: 7	R: 0 E: 0 K: 0 S: 3	H: 1 LOB: 0 BB: 0 P: 3	R: 1 E: 0 K: 0 S: 5	H: 2 LOB: 2 BB: 1 P: 9	R: 3 E: 1 K: 1 S: 9	H: 4 LOB: 2 BB: 0 P: 9	R: 2 E: 0 K: 0 S: 5	H: 3 LOB: 0 BB: 0 P: 5	1B: 10 2B: 1 3B: 0 HR: 0	SF: 3 SAC: 0 DP: 1 HBP: 0	WP: 0 PB: 0 SB: 0 CS: 1	PA: 40			
PITCHER	IP	WLS	BF	H	R	ER	SO	BB	IBB	HBP	BLK	WP	HR	S	P	ERA	WHIP								
Bob Anderson, R ERA: 4.31 Don Elston, R ERA: 3.17 Don Cardwell, R ERA: 4.24	7.0		29	6	3	3	6	4	0	0	0	0	0	37	53	3.86	1.429								
	1.1	L	9	5	3	3	1	0	0	0	0	0	0	11	11	20.25	3.750								
	0.2		1	0	0	0	0	0	0	0	0	0	0	1	1	0.00	0.000								

Cincinnati Reds @ Chicago Cubs
Wrigley Field, Chicago, IL
Mon Jul 25 1960, 3:33 AM CDT
Att: 8,005 - Unknown

AB	32
R	6
H	11
RBI	6
BB	4
SO	7
LOB	11



Batter	1	2	3	4	5	6	7	8	9	AB	R	H	RBI	BB	SO	LOB	BOTTOM								
Richie Ashburn, L OBP: 0.450, SLG: 0.373 (1, 7)	P5						L3		F7	5	0	2	1	0	0	1									
Bob Will, L OBP: 0.316, SLG: 0.401 Dick Gemert, R OBP: 0.313, SLG: 0.284 (9, PH)	G4-3		F8	CS	FC1-5		F5		FC6-4	3	0	1	0	1	0	1									
Ron Santo, R OBP: 0.355, SLG: 0.451 (1, 5)	G4-3			SH	CS	FC1-5		F9		3	1	1	0	1	0	1									
14 Ernie Banks, R OBP: 0.373, SLG: 0.579 Jerry Kindall, R OBP: 0.270, SLG: 0.350 (2, PR)		L6-3		SH	FC1-5					0	0	0	0	0	0	0									
Ed Bouchee, L OBP: 0.351, SLG: 0.310 (1, 3)		HBP		1B	HR					2	1	1	0	0	0	2									
George Altman, L OBP: 0.356, SLG: 0.481 (1, 8)		L6-3		HR	K					4	1	1	1	0	2	4									
Don Zimmer, R OBP: 0.304, SLG: 0.340 (3, 6)				HR			F9			4	1	3	3	0	0	0									
Don Zimmer, R OBP: 0.304, SLG: 0.340 (3, 6)			CS		5-3		4-3			4	1	1	0	0	1	2									
Moé Thacker, R OBP: 0.154, SLG: 0.057 Frank Thomas, R OBP: 0.305, SLG: 0.446 (9, PH)				1B	SH1-3					2	0	0	0	1	2	1									
Bob Anderson, R OBP: 0.234, SLG: 0.205 Don Elston, R OBP: 0.111, SLG: 0.111 Don Cardwell, R OBP: 0.195, SLG: 0.366 El Tappe, R OBP: 0.345, SLG: 0.340 Grady Hatton, L OBP: 0.500, SLG: 0.500 (9, PR)				CS	BB					1	0	0	0	0	0	0									
Bob Anderson, R OBP: 0.234, SLG: 0.205 Don Elston, R OBP: 0.111, SLG: 0.111 Don Cardwell, R OBP: 0.195, SLG: 0.366 El Tappe, R OBP: 0.345, SLG: 0.340 Grady Hatton, L OBP: 0.500, SLG: 0.500 (9, PR)				SH5-3	SH1-3		5-3		FC1-6	1	0	0	0	0	0	0									
Inning Stats	R: 0 E: 0 K: 0 S: 2	H: 1 LOB: 1 BB: 0 P: 3	R: 1 E: 0 K: 1 S: 7	H: 2 LOB: 1 BB: 0 P: 7	R: 4 E: 1 K: 0 S: 7	H: 4 LOB: 1 BB: 1 P: 11	R: 0 E: 0 K: 1 S: 5	H: 0 LOB: 0 BB: 0 P: 5	R: 0 E: 0 K: 2 S: 9	H: 2 LOB: 2 BB: 0 P: 9	R: 0 E: 0 K: 0 S: 4	H: 1 LOB: 1 BB: 0 P: 4	1B: 8 2B: 4 3B: 0 HR: 1	SF: 0 SAC: 3 DP: 3 HBP: 1	WP: 0 PB: 0 SB: 0 CS: 3	PA: 40									
PITCHER	IP	WLS	BF	H	R	ER	SO	BB	IBB	HBP	BLK	WP	HR	S	P	ERA	WHIP								
Don Newcombe, R ERA: 4.57 Claude Osteen, L ERA: 5.02 Joe Nuxhall, L ERA: 4.4 Jim Brosnan, R ERA: 2.37 Bill Henry, L ERA: 3.76	3.0		15	6	5	4	1	1	0	0	0	0	0	13	21	0.00	1.333								
	1.2	W	7	2	0	0	1	0	0	0	0	0	0	9	9	0.00	1.200								
	0.1		1	0	0	0	1	0	0	0	0	0	0	3	3	0.00	0.000								
	1.0	S	4	1	0	0	0	0	0	0	0	0	0	4	4	0.00	1.000								

Cincinnati Reds @ Chicago Cubs
Wrigley Field, Chicago, IL
Mon Jul 25 1960, 3:33 AM CDT
Att: 8,005 - Unknown

AB	31
R	5
H	11
RBI	5
BB	3
SO	5
LOB	14



Batter	1	2	3	4	5	6	7	8	9	AB	R	H	RBI	BB	SO	LOB	TOP										
Tony Taylor, R OBP: 0.350, SLG: 0.412 (1, 4)										5	1	3	0	0	0	0	Philadelphia Phillies @ Chicago Cubs Wrigley Field, Chicago, IL Wed Jul 27 1960, 3:33 AM CDT Att: 7,409 - Unknown										
Tony Gonzalez, L OBP: 0.289, SLG: 0.426 Bobby Del Greco, R OBP: 0.369, SLG: 0.406 (1, 8) (5, PH) (5, 8)										2	0	1	1	0	1	1											
Johnny Callison, L OBP: 0.379, SLG: 0.449 Bobby Gene Smith, R OBP: 0.280, SLG: 0.398 (1, 7) (5, PH) (5, 7)										2	0	1	1	0	0	2											
Pancho Herrera, R OBP: 0.361, SLG: 0.512 (1, 3)										5	1	2	1	0	1	3											
Joe Morgan, L OBP: 0.200, SLG: 0.227 (1, 5)										5	1	1	0	0	2	3											
Ken Walters, R OBP: 0.303, SLG: 0.398 (1, 9)										5	2	3	0	0	0	2											
Clay Dalrymple, L OBP: 0.386, SLG: 0.438 (1, 2)										3	0	1	1	0	0	2											
Ruben Amaro, R OBP: 0.309, SLG: 0.277 (1, 6)										3	0	0	1	0	0	2											
Gene Conley, R OBP: 0.162, SLG: 0.278 Turk Farrell, R OBP: 0.333, SLG: 0.364 (1, 1) (8, 1)										4	1	1	1	0	2	1											
Inning Stats	R: 1 E: 0 K: 3 S: 11	H: 2 LOB: 1 BB: 0 P: 11	R: 2 E: 0 K: 0 S: 7	H: 4 LOB: 2 BB: 0 P: 7	R: 0 E: 0 K: 1 S: 6	H: 1 LOB: 1 BB: 0 P: 6	R: 0 E: 0 K: 1 S: 5	H: 0 LOB: 0 BB: 0 P: 5	R: 4 E: 0 K: 1 S: 10	H: 5 LOB: 1 BB: 0 P: 10	R: 0 E: 0 K: 0 S: 4	H: 1 LOB: 1 BB: 0 P: 4	R: 0 E: 0 K: 0 S: 4	H: 1 LOB: 1 BB: 0 P: 4	R: 0 E: 0 K: 0 S: 3	H: 0 LOB: 0 BB: 0 P: 3	R: 0 E: 0 K: 0 S: 4	H: 1 LOB: 1 BB: 0 P: 4	1B: 11 2B: 2 3B: 0 HR: 2	SF: 1 SAC: 2 DP: 0 HBP: 0	WP: 0 PB: 0 SB: 2 CS: 0	PA: 42					
PITCHER	IP	WLS	BF	H	R	ER	SO	BB	IBB	HBP	BLK	WP	HR	S	P	ERA	WHIP										
Don Cardwell, R ERA: 4.4 Seth Morehead, L ERA: 3.8 Joe Schaffernoth, R ERA: 4.57 Dick Drott, R ERA: 6.75 Mark Freeman, R ERA: 5.95 (1, 1) (3, 1) (5, 1) (7, 1) (9, 1)	2.0		12	6	3	3	3	0	0	0	0	0	0	18	18	13.50	3.000										
	2.1	L	13	6	4	4	2	0	0	0	0	0	2	17	17	15.43	2.571										
	1.2		6	1	0	0	1	0	0	0	0	0	0	8	8	0.00	0.600										
	2.0		7	1	0	0	0	0	0	0	0	0	0	7	7	0.00	0.500										
	1.0		4	1	0	0	0	0	0	0	0	0	0	4	4	0.00	1.000										

Batter	1	2	3	4	5	6	7	8	9	AB	R	H	RBI	BB	SO	LOB	BOTTOM										
Richie Ashburn, L OBP: 0.452, SLG: 0.378 (1, 7)										3	1	2	1	2	0	0	Philadelphia Phillies @ Chicago Cubs Wrigley Field, Chicago, IL Wed Jul 27 1960, 3:33 AM CDT Att: 7,409 - Unknown										
Jerry Kindall, R OBP: 0.275, SLG: 0.353 Sammy Taylor, L OBP: 0.327, SLG: 0.417 El Tappe, R OBP: 0.333, SLG: 0.327 (1, 4) (8, PH) (9, 2)										4	0	2	0	0	4	4											
Ron Santo, R OBP: 0.338, SLG: 0.455 (1, 5)										4	0	0	1	0	5												
14 Ernie Banks, R OBP: 0.374, SLG: 0.585 (1, 6)										4	1	1	0	1	1	2											
George Altman, L OBP: 0.360, SLG: 0.489 (1, 8)										5	2	3	0	0	1	1											
Bob Will, L OBP: 0.313, SLG: 0.395 (1, 9)										5	0	2	1	0	0	3											
Ed Bouchee, L OBP: 0.345, SLG: 0.310 (1, 3)										3	0	0	2	0	2	3											
Moe Thacker, R OBP: 0.190, SLG: 0.105 Frank Thomas, R OBP: 0.310, SLG: 0.447 Mark Freeman, R OBP: 0.211, SLG: 0.167 Jim Brewer, L (1, 2) (8, PH) (9, 1) (9, PH)										3	1	2	0	0	0	0											
Don Cardwell, R OBP: 0.196, SLG: 0.366 Al Hiest, R OBP: 0.214, SLG: 0.080 Seth Morehead, L OBP: 0.196, SLG: 0.390 Joe Schaffernoth, R Dick Garnett, R OBP: 0.320, SLG: 0.294 Dick Drott, R OBP: 0.110, SLG: 0.111 Grady Hatton, L OBP: 0.333, SLG: 0.250 (1, 1) (2, PH) (3, 1) (5, 1) (5, PH) (7, 1) (8, PH) (8, 4)										0	0	0	0	0	0	0											
Inning Stats	R: 1 E: 0 K: 1 S: 6	H: 1 LOB: 1 BB: 1 P: 10	R: 0 E: 0 K: 1 S: 6	H: 1 LOB: 1 BB: 0 P: 6	R: 0 E: 0 K: 0 S: 4	H: 1 LOB: 1 BB: 0 P: 4	R: 2 E: 0 K: 0 S: 6	H: 3 LOB: 2 BB: 1 P: 10	R: 0 E: 0 K: 1 S: 7	H: 2 LOB: 2 BB: 0 P: 7	R: 0 E: 0 K: 0 S: 4	H: 1 LOB: 1 BB: 1 P: 8	R: 0 E: 0 K: 1 S: 6	H: 1 LOB: 1 BB: 0 P: 6	R: 0 E: 0 K: 0 S: 4	H: 1 LOB: 2 BB: 1 P: 8	R: 0 E: 0 K: 0 S: 4	H: 1 LOB: 1 BB: 1 P: 8	R: 2 E: 0 K: 0 S: 5	H: 2 LOB: 1 BB: 1 P: 9	1B: 11 2B: 1 3B: 1 HR: 0	SF: 3 SAC: 0 DP: 0 HBP: 0	WP: 0 PB: 0 SB: 0 CS: 0	PA: 45			
PITCHER	IP	WLS	BF	H	R	ER	SO	BB	IBB	HBP	BLK	WP	HR	S	P	ERA	WHIP										
Gene Conley, R ERA: 3.47 Turk Farrell, R ERA: 2.78 (1, 1) (8, 1)	7.1		37	11	3	3	4	4	0	0	0	0	0	41	57	3.68	2.045										
	1.2	S	8	2	2	2	0	1	0	0	0	0	0	7	11	10.80	1.800										



Batter	1	2	3	4	5	6	7	8	9	AB	R	H	RBI	BB	SO	LOB	TOP		
Bobby Del Greco, R OBP: 0.367, SLG: 0.417 (1, 8)	L9			HR	F2			F7		4	1	1	1	0	0	1	Philadelphia Phillies @ Chicago Cubs Wrigley Field, Chicago, IL Thu Jul 28 1960, 3:33 AM CDT Att: 5,442 - Unknown		
Tony Taylor, R OBP: 0.352, SLG: 0.416 (1, 4)	6-3			HR	2B	SH3-4		L7		4	1	2	0	0	0	0			
Bobby Gene Smith, R OBP: 0.272, SLG: 0.386 (1, 7)	K			4-3		SH3-4		L4		3	0	0	0	0	1	1			
Pancho Herrera, R OBP: 0.363, SLG: 0.521 (1, 3)		CS		HR		K		K		4	1	2	2	0	2	1			
Ken Walters, R OBP: 0.302, SLG: 0.394 (1, 9)	F8			HR				F8		3	0	0	0	1	0	1			
Ted Lepcio, R OBP: 0.315, SLG: 0.319 (1, 5)	F7					IBB		F8		4	0	1	0	0	1	3			
Jimmie Coker, R OBP: 0.293, SLG: 0.373 (1, 2)	CS		F7			6-3		1-3		3	0	0	0	0	0	0			
Ruben Amaro, R OBP: 0.310, SLG: 0.278 (1, 6)			6-3			FC3-6		1-3		3	0	1	0	0	0	0			
Dallas Green, L OBP: 0.143, SLG: 0.190 (1, 1)			K			FC3-6		F7		3	0	0	0	0	1	1			
Inning Stats	R: 0 E: 0 K: 1 S: 5	H: 0 LOB: 0 BB: 0 P: 5	R: 0 E: 0 K: 0 S: 3	H: 1 LOB: 0 BB: 0 P: 3	R: 0 E: 0 K: 1 S: 5	H: 0 LOB: 0 BB: 0 P: 5	R: 3 E: 0 K: 0 S: 6	H: 4 LOB: 1 BB: 0 P: 6	R: 0 E: 0 K: 1 S: 4	H: 1 LOB: 1 BB: 1 P: 4	R: 0 E: 0 K: 0 S: 6	H: 0 LOB: 0 BB: 0 P: 10	R: 0 E: 0 K: 0 S: 3	H: 0 LOB: 0 BB: 0 P: 3	R: 0 E: 0 K: 2 S: 7	H: 0 LOB: 0 BB: 0 P: 7	1B: 4 2B: 1 3B: 0 HR: 2	SF: 0 SAC: 1 DP: 0 HBP: 0	WP: 0 PA: 34 PB: 0 SB: 0 CS: 1
PITCHER Dick Ellsworth, L ERA: 3.34 (1, 1)	IP: 9.0 WLS: L BF: 33 H: 7 R: 3 ER: 3 SO: 5 BB: 0 IBB: 1 HBP: 0 BLK: 0 WP: 0 HR: 2 S: 42 P: 46 ERA: 3.00 WHIP: 0.778															PITCHER			


Batter	1	2	3	4	5	6	7	8	9	AB	R	H	RBI	BB	SO	LOB	BOTTOM		
Richie Ashburn, L OBP: 0.450, SLG: 0.376 (1, 7)	FC6-4	F8		F4			4-3			4	0	1	0	0	0	3	Philadelphia Phillies @ Chicago Cubs Wrigley Field, Chicago, IL Thu Jul 28 1960, 3:33 AM CDT Att: 5,442 - Unknown		
Jerry Kindall, R OBP: 0.289, SLG: 0.346 (1, 4)	K		L8		F4			F9		4	0	0	0	0	1	1			
Ron Santo, R OBP: 0.336, SLG: 0.448 (1, 5)	FC6-4		K		F7			14 G6-4-3		4	0	1	0	0	1	1			
14 Ernie Banks, R OBP: 0.373, SLG: 0.584 (1, 6)	1-3				K			G6-4-3		4	0	1	0	0	1	2			
George Altman, L OBP: 0.358, SLG: 0.482 (1, 8)		FC4-6		F5		L7		K		3	1	0	0	1	1	1			
Bob Will, L OBP: 0.316, SLG: 0.396 (1, 9)		FC4-6		SH3-4		4-3		E6		4	0	2	0	0	0	0			
Ed Bouchee, L OBP: 0.345, SLG: 0.308 (1, 3)		FC4-6		SH3-4		4-3		K		2	1	0	0	1	0	2			
Sammy Taylor, L OBP: 0.321, SLG: 0.408 (9, PH)		FC4-6		SH3-4				K		1	0	0	0	0	1	1			
Moe Thacker, R OBP: 0.200, SLG: 0.122 (1, 2)				F8		F6		FC6-4		3	0	1	1	0	0	2			
Frank Thomas, R OBP: 0.309, SLG: 0.446 (9, PH)										1	0	0	0	0	0	1			
Dick Ellsworth, L OBP: 0.200, SLG: 0.040 (1, 1)		F5		SH3-4		F8				2	0	0	0	0	0	1			
Inning Stats	R: 0 E: 0 K: 1 S: 6	H: 1 LOB: 1 BB: 0 P: 6	R: 2 E: 0 K: 0 S: 5	H: 2 LOB: 1 BB: 1 P: 9	R: 0 E: 0 K: 1 S: 6	H: 1 LOB: 1 BB: 0 P: 6	R: 0 E: 0 K: 0 S: 4	H: 1 LOB: 2 BB: 1 P: 8	R: 0 E: 0 K: 1 S: 5	H: 0 LOB: 0 BB: 0 P: 5	R: 0 E: 0 K: 0 S: 3	H: 0 LOB: 0 BB: 0 P: 3	R: 0 E: 0 K: 0 S: 3	H: 1 LOB: 0 BB: 0 P: 3	R: 0 E: 1 K: 2 S: 8	H: 0 LOB: 1 BB: 0 P: 8	1B: 5 2B: 1 3B: 0 HR: 0	SF: 0 SAC: 1 DP: 1 HBP: 0	WP: 0 PA: 35 PB: 1 SB: 0 CS: 0
PITCHER Dallas Green, R ERA: 3.77 (1, 1)	IP: 9.0 WLS: W BF: 35 H: 6 R: 2 ER: 1 SO: 5 BB: 2 IBB: 0 HBP: 0 BLK: 0 WP: 0 HR: 0 S: 43 P: 51 ERA: 1.00 WHIP: 0.889															PITCHER			



Batter	1	2	3	4	5	6	7	8	9	AB	R	H	RBI	BB	SO	LOB	TOP										
Bob Skinner, L (1, 7) OBP: 0.378, SLG: 0.487 Bill Virdon, L (8, 8) OBP: 0.349, SLG: 0.433	0-0 5-3			0-0 4-3		0-0 FC4-6	0-0 3-1			4	0	0	0	0	0	3											
Dick Groat, R (1, 6) OBP: 0.359, SLG: 0.377	0-0 E4			0-0 6-3		0-0 1-3		0-0 F9		4	0	0	0	0	0	1											
Roberto Clemente, R (1, 9) OBP: 0.357, SLG: 0.441	0-0 4-3			0-0 6-3		0-0 6-3		0-3 K		4	0	0	0	0	1	1											
Dick Stuart, R (1, 3) OBP: 0.293, SLG: 0.434		0-0 4-3			0-0 F3			0-0 FC4-6		4	1	2	0	0	0	0											
Gino Cimoli, R (1, 8) OBP: 0.355, SLG: 0.335		0-0 6-3			0-0 F9			0-0 FC4-6		4	1	1	0	0	0	1											
Hal Smith, R (1, 2) OBP: 0.358, SLG: 0.556		0-0 5-3			0-0 HR				0-0 F3	4	1	2	1	0	0	0											
Don Hoak, R (1, 5) OBP: 0.365, SLG: 0.409			0-0 6-3		0-0 HR				0-0 F8	4	1	2	3	0	0	0											
Bill Mazerowski, R (1, 4) OBP: 0.287, SLG: 0.377			0-0 F8		0-0 6-3				0-3 K	4	0	0	0	0	1	2											
Vinegar Bend Mizell, R (1, 1) OBP: 0.196, SLG: 0.150			0-0 3-1			0-0 FC4-6			0-0 F9	3	0	1	0	0	0	2											
Inning Stats	R: 0 E: 1 K: 0 S: 3	H: 0 LOB: 0 BB: 0 P: 3	R: 0 E: 0 K: 0 S: 3	H: 0 LOB: 0 BB: 0 P: 3	R: 0 E: 0 K: 0 S: 3	H: 0 LOB: 0 BB: 0 P: 3	R: 2 E: 0 K: 0 S: 5	H: 2 LOB: 0 BB: 0 P: 5	R: 0 E: 0 K: 1 S: 4	H: 1 LOB: 1 BB: 0 P: 4	R: 2 E: 0 K: 0 S: 7	H: 4 LOB: 2 BB: 0 P: 7	R: 0 E: 0 K: 1 S: 6	H: 1 LOB: 1 BB: 0 P: 6	R: 0 E: 0 K: 1 S: 5	H: 0 LOB: 0 BB: 0 P: 5	1B: 6 2B: 1 3B: 0 HR: 1	SF: 0 SAC: 0 DP: 0 HBP: 0	WP: 0 PA: 35 PB: 0 SB: 0 CS: 0								
PITCHER	IP	WLS	BF	H	R	ER	SO	BB	IBB	HBP	BLK	WP	HR	S	P	ERA	WHIP										
Jim Brewer, L (1, 1) ERA: 5.4	6.1	L	26	7	4	4	0	0	0	0	0	0	1	26	26	5.68	1.105										
Joe Schaffernoth, R (7, 1) ERA: 4.07	2.2		9	1	0	0	2	0	0	0	0	0	0	13	13	0.00	0.375										

Pittsburgh Pirates @ Chicago Cubs
Wrigley Field, Chicago, IL
Fri Jul 29 1960, 3:33 AM CDT
Att: 9,673 - Unknown


AB 35
R 4
H 8
RBI 4
BB 0
SO 2
LOB 10



Batter	1	2	3	4	5	6	7	8	9	AB	R	H	RBI	BB	SO	LOB	BOTTOM										
Richie Ashburn, L (1, 7) OBP: 0.451, SLG: 0.376	0-0 F7			0-0 3-1		4-0 BB			0-0 K	3	0	1	0	1	0	0											
Jerry Kindall, R (1, 4) OBP: 0.284, SLG: 0.339	0-0 6-3			0-0 F9		0-3 K			0-3 K	4	0	0	0	0	2	2											
Ron Santo, R (1, 5) OBP: 0.329, SLG: 0.438	0-0 5-3			0-0 F8						3	0	0	0	0	0	0											
14 Ernie Banks, R (1, 6) OBP: 0.371, SLG: 0.580		0-0 5-3			0-0 F9					3	0	0	0	0	0	0											
Frank Thomas, R (1, 3) OBP: 0.306, SLG: 0.441		0-0 F3			0-0 F4					3	0	0	0	0	0	0											
George Altman, L (1, 9) OBP: 0.355, SLG: 0.477 Dick Gernert, R (8, FH) OBP: 0.316, SLG: 0.281 Bob Will, L (9, 9) OBP: 0.316, SLG: 0.396		0-3 K			0-3 K				0-0 F9	2	0	0	0	0	2	0											
Al Heist, R (1, 8) OBP: 0.176, SLG: 0.067			0-0 5-3			0-0 F7			0-0 F7	3	0	0	0	0	0	0											
Moe Thacker, R (1, 2) OBP: 0.188, SLG: 0.114			0-0 6-3			0-0 F8			0-0 F9	3	0	0	0	0	0	0											
Jim Brewer, L (1, 1) OBP: 0.286, SLG: 0.167 Joe Schaffernoth, R (7, 1) OBP: 0.353, SLG: 0.335 Don Zimmer, R (9, FH)			0-3 K			0-0 BB			0-0 F2	2	0	1	0	0	1	0											
Inning Stats	R: 0 E: 0 K: 0 S: 3	H: 0 LOB: 0 BB: 0 P: 3	R: 0 E: 1 K: 1 S: 5	H: 0 LOB: 0 BB: 0 P: 5	R: 0 E: 0 K: 0 S: 3	H: 0 LOB: 0 BB: 0 P: 3	R: 0 E: 0 K: 1 S: 5	H: 0 LOB: 0 BB: 0 P: 5	R: 0 E: 0 K: 1 S: 6	H: 1 LOB: 2 BB: 1 P: 10	R: 0 E: 0 K: 0 S: 3	H: 0 LOB: 0 BB: 0 P: 3	R: 0 E: 0 K: 0 S: 3	H: 0 LOB: 0 BB: 0 P: 3	R: 0 E: 0 K: 1 S: 5	H: 1 LOB: 0 BB: 0 P: 5	1B: 2 2B: 0 3B: 0 HR: 0	SF: 0 SAC: 0 DP: 0 HBP: 0	WP: 0 PA: 29 PB: 0 SB: 0 CS: 0								
PITCHER	IP	WLS	BF	H	R	ER	SO	BB	IBB	HBP	BLK	WP	HR	S	P	ERA	WHIP										
Vinegar Bend Mizell, L (1, 1) ERA: 3.98	9.0	W	29	2	0	0	5	1	0	0	0	0	0	38	42	0.00	0.333										

Pittsburgh Pirates @ Chicago Cubs
Wrigley Field, Chicago, IL
Fri Jul 29 1960, 3:33 AM CDT
Att: 9,673 - Unknown

AB 28
R 0
H 2
RBI 0
BB 1
SO 5
LOB 2



Batter	1	2	3	4	5	6	7	8	9	AB	R	H	RBI	BB	SO	LOB	TOP			
Bill Virdon, L OBP: 0.351, SLG: 0.434 (1.8)										4	0	2	0	0	0	0	Pittsburgh Pirates @ Chicago Cubs Wrigley Field, Chicago, IL Sat Jul 30 1960, 3:33 AM CDT Att. 13,365 - Cloudy			
Dick Groat, R OBP: 0.356, SLG: 0.375 (1.6)										3	0	0	0	1	0	2				
Bob Skinner, L OBP: 0.377, SLG: 0.485 (1.7)										4	1	1	0	0	1	3				
Rocky Nelson, L OBP: 0.414, SLG: 0.544 (1.3)										4	0	1	0	0	1	3				
Roberto Clemente, R OBP: 0.356, SLG: 0.439 (1.9)										4	0	1	1	0	1	1				
Smoky Burgess, L OBP: 0.348, SLG: 0.423 (1.2)										4	0	1	0	0	0	2				
Don Hoak, R OBP: 0.364, SLG: 0.407 (1.5)										4	0	1	0	0	0	1				
Bill Mazerolski, R OBP: 0.284, SLG: 0.372 (1.4)										4	0	0	0	0	1	2				
Bob Friend, R OBP: 0.156, SLG: 0.069 (7, PH)										2	0	0	0	0	1	0				
Gino Cimoli, R OBP: 0.354, SLG: 0.333 (7, PH)										1	0	0	0	0	1	1				
Roy Face, R OBP: 0.200, SLG: 0.200 (7, 1)										0	0	0	0	0	0	0				
Joe Gibbon, R OBP: 0.333, SLG: 0.231 (8, 1)										0	0	0	0	0	0	0				
Inning Stats	R: 1 E: 0 K: 0 S: 6	H: 3 LOB: 2 BB: 0 P: 6	R: 0 E: 0 K: 1 S: 5	H: 0 LOB: 0 BB: 0 P: 5	R: 0 E: 0 K: 0 S: 4	H: 1 LOB: 1 BB: 0 P: 4	R: 0 E: 0 K: 0 S: 3	H: 0 LOB: 0 BB: 0 P: 3	R: 0 E: 0 K: 2 S: 7	H: 0 LOB: 0 BB: 1 P: 11	R: 0 E: 0 K: 2 S: 8	H: 1 LOB: 1 BB: 0 P: 8	R: 0 E: 0 K: 1 S: 6	H: 1 LOB: 1 BB: 0 P: 6	R: 0 E: 0 K: 0 S: 4	H: 1 LOB: 1 BB: 0 P: 4	1B: 7 2B: 0 3B: 0 HR: 0	SF: 0 SAC: 0 DP: 0 HBP: 0	WP: 0 PB: 0 SB: 1 CS: 0	PA: 35
PITCHER Glen Hobbie, R ERA: 4.3 (1, 1)	IP: 9.0 WLS: W BF: 35 H: 7 R: 1 ER: 1 SO: 6 BB: 1 IBB: 0 HBP: 0 BLK: 0 WP: 0 HR: 0 S: 46 P: 50 ERA: 1.00 WHIP: 0.889															PITCHER				

AB	34
R	1
H	7
RBI	1
BB	1
SO	6
LOB	15



Batter	1	2	3	4	5	6	7	8	9	AB	R	H	RBI	BB	SO	LOB	BOTTOM			
Bob Will, L OBP: 0.318, SLG: 0.398 (1.9)										4	1	2	1	0	1	0	Pittsburgh Pirates @ Chicago Cubs Wrigley Field, Chicago, IL Sat Jul 30 1960, 3:33 AM CDT Att. 13,365 - Cloudy			
Richie Ashburn, L OBP: 0.449, SLG: 0.374 (1.7)										4	2	1	0	0	0	1				
14 Ernie Banks, R OBP: 0.372, SLG: 0.584 (1.6)										4	1	2	0	0	0	2				
George Altman, L OBP: 0.357, SLG: 0.490 (1.8)										3	1	1	3	1	0	1				
Ron Santo, R OBP: 0.326, SLG: 0.439 (1.5)										4	0	1	2	0	1	0				
Frank Thomas, R OBP: 0.302, SLG: 0.436 (1.3)										4	0	0	0	0	0	2				
Grady Hatton, L OBP: 0.333, SLG: 0.286 (1.4)										3	0	1	0	0	1	2				
Jerry Kindall, R OBP: 0.263, SLG: 0.337 (7, 4)										1	0	0	0	0	1	0				
El Tappe, R OBP: 0.328, SLG: 0.321 (1.2)										4	0	1	0	0	0	0				
Glen Hobbie, R OBP: 0.224, SLG: 0.170 (1, 1)										3	1	1	0	0	2	2				
Inning Stats	R: 0 E: 0 K: 0 S: 4	H: 1 LOB: 1 BB: 0 P: 4	R: 0 E: 0 K: 1 S: 5	H: 0 LOB: 0 BB: 0 P: 5	R: 0 E: 0 K: 2 S: 7	H: 0 LOB: 0 BB: 0 P: 7	R: 0 E: 0 K: 0 S: 3	H: 0 LOB: 0 BB: 0 P: 3	R: 0 E: 0 K: 2 S: 9	H: 2 LOB: 2 BB: 0 P: 9	R: 2 E: 0 K: 0 S: 6	H: 3 LOB: 2 BB: 1 P: 10	R: 4 E: 0 K: 0 S: 7	H: 4 LOB: 0 BB: 0 P: 7	R: 0 E: 0 K: 1 S: 5	H: 0 LOB: 0 BB: 0 P: 5	1B: 6 2B: 2 3B: 1 HR: 1	SF: 0 SAC: 0 DP: 0 HBP: 0	WP: 0 PB: 0 SB: 0 CS: 0	PA: 35
PITCHER Bob Friend, R ERA: 3.03 (1, 1)	IP: 6.0 WLS: L BF: 25 H: 6 R: 2 ER: 2 SO: 5 BB: 2 IBB: 2 HBP: 2 BLK: 0 WP: 0 HR: 0 S: 34 P: 38 ERA: 3.00 WHIP: 1.000															PITCHER				
Roy Face, R ERA: 3.52 (7, 1)	IP: 1.0 WLS: 7 BF: 4 H: 4 R: 4 ER: 4 SO: 0 BB: 0 IBB: 0 HBP: 0 BLK: 0 WP: 1 HR: 7 S: 7 P: 7 ERA: 36.00 WHIP: 4.000															PITCHER				
Joe Gibbon, L ERA: 4.44 (8, 1)	IP: 1.0 WLS: 3 BF: 0 H: 0 R: 0 ER: 0 SO: 1 BB: 0 IBB: 0 HBP: 0 BLK: 0 WP: 0 HR: 5 S: 5 P: 5 ERA: 0.00 WHIP: 0.000															PITCHER				

AB	34
R	6
H	10
RBI	6
BB	1
SO	6
LOB	10



Batter	1	2	3	4	5	6	7	8	9	AB	R	H	RBI	BB	SO	LOB	TOP										
Bill Virdon, L OBP: 0.350, SLG: 0.431 (1, 8)										4	0	1	0	0	0	2	Pittsburgh Pirates @ Chicago Cubs Wrigley Field, Chicago, IL Sun Jul 31 1960, 3:33 AM CDT Att: 18,297 - Unknown										
Dick Groat, R OBP: 0.355, SLG: 0.371 (1, 6)										4	0	0	0	0	0	1											
Bob Skinner, L OBP: 0.373, SLG: 0.479 (1, 7)										4	0	0	0	0	2	1											
Rocky Nelson, L OBP: 0.409, SLG: 0.542 (1, 3)										4	1	1	0	0	0	1											
Roberto Clemente, R OBP: 0.355, SLG: 0.437 (1, 9)										4	1	1	0	0	1	1											
Smoky Burgess, L OBP: 0.351, SLG: 0.425 (1, 2)										4	0	2	1	0	0	0											
Don Hoak, R OBP: 0.365, SLG: 0.412 (1, 5)										3	0	2	1	0	0	1											
Bill Mazerowski, R OBP: 0.283, SLG: 0.369 (1, 4)										3	0	0	0	1	0	3											
Harvey Haddix, L OBP: 0.239, SLG: 0.256 (1, 1)										3	0	0	0	0	2	3											
Tom Cheney, R OBP: 0.222, SLG: 0.333 (7, 1)										0	0	0	0	0	0	0											
Fred Green, R OBP: 0.444, SLG: 1.125 (7, 1)										0	0	0	0	0	0	0											
Inning Stats	R: 0 E: 0 K: 1 S: 5	H: 0 LOB: 0 BB: 0 P: 5	R: 2 E: 0 K: 1 S: 8	H: 3 LOB: 1 BB: 0 P: 8	R: 0 E: 0 K: 0 S: 4	H: 1 LOB: 1 BB: 0 P: 4	R: 0 E: 0 K: 0 S: 4	H: 1 LOB: 1 BB: 0 P: 4	R: 0 E: 0 K: 1 S: 5	H: 0 LOB: 0 BB: 0 P: 5	R: 0 E: 1 K: 0 S: 4	H: 1 LOB: 2 BB: 1 P: 8	R: 0 E: 0 K: 1 S: 5	H: 0 LOB: 0 BB: 0 P: 5	R: 0 E: 0 K: 0 S: 4	H: 1 LOB: 1 BB: 0 P: 4	1B: 5 2B: 3 3B: 0 HR: 0	SF: 1 SAC: 0 DP: 1 HBP: 0	WP: 0 PB: 0 SB: 0 CS: 1	PA: 35							
PITCHER	IP	WLS	BF	H	R	ER	SO	BB	IBB	HBP	BLK	WP	HR	S	P	ERA	WHIP										
Don Cardwell, R ERA: 4.29 (1, 1)	7.0	W	28	6	2	2	4	0	1	0	0	0	0	35	39	2.57	0.857										
Don Elston, R ERA: 3.1 (8, 1)	2.0	S	7	1	0	0	1	0	0	0	0	0	0	9	9	0.00	0.500										

Batter	1	2	3	4	5	6	7	8	9	AB	R	H	RBI	BB	SO	LOB	BOTTOM										
Bob Will, L OBP: 0.317, SLG: 0.401 (1, 9)										3	1	1	1	0	1	0	Pittsburgh Pirates @ Chicago Cubs Wrigley Field, Chicago, IL Sun Jul 31 1960, 3:33 AM CDT Att: 18,297 - Unknown										
Richie Ashburn, L OBP: 0.449, SLG: 0.376 (1, 7)										4	1	2	0	0	0	0											
14 Ernie Banks, R OBP: 0.368, SLG: 0.578 (1, 6)										4	0	0	0	0	0	4											
George Altman, L OBP: 0.360, SLG: 0.495 (1, 8)										4	1	2	2	0	0	0											
Ron Santo, R OBP: 0.324, SLG: 0.434 (1, 5)										4	1	1	0	0	1	1											
Frank Thomas, R OBP: 0.299, SLG: 0.431 (1, 3)										3	0	0	0	0	0	0											
Grady Hatton, L OBP: 0.417, SLG: 0.400 (1, 4)										3	0	2	2	0	0	0											
Jerry Kindall, R OBP: 0.263, SLG: 0.337 (7, PR) (8, 4)										0	1	0	0	0	0	0											
El Tappe, R OBP: 0.328, SLG: 0.310 (1, 2)										2	1	0	0	1	1	1											
Don Cardwell, R OBP: 0.186, SLG: 0.349 (1, 1)										2	0	0	0	0	1	1											
Sammy Taylor, L OBP: 0.315, SLG: 0.400 (7, PH)										1	0	0	0	0	0	1											
Don Elston, R OBP: 0.111, SLG: 0.111 (8, 1)										0	0	0	0	0	0	0											
Inning Stats	R: 2 E: 0 K: 0 S: 5	H: 3 LOB: 0 BB: 0 P: 5	R: 0 E: 0 K: 1 S: 5	H: 0 LOB: 0 BB: 0 P: 5	R: 0 E: 0 K: 2 S: 7	H: 0 LOB: 0 BB: 0 P: 7	R: 0 E: 0 K: 0 S: 3	H: 0 LOB: 0 BB: 0 P: 3	R: 0 E: 0 K: 0 S: 3	H: 0 LOB: 0 BB: 0 P: 3	R: 4 E: 1 K: 0 S: 8	H: 4 LOB: 2 BB: 1 P: 12	R: 0 E: 0 K: 1 S: 5	H: 0 LOB: 0 BB: 0 P: 5	R: 0 E: 0 K: 0 S: 4	H: 0 LOB: 0 BB: 0 P: 5	1B: 6 2B: 3 3B: 0 HR: 0	SF: 1 SAC: 1 DP: 1 HBP: 0	WP: 0 PB: 0 SB: 1 CS: 0	PA: 33							
PITCHER	IP	WLS	BF	H	R	ER	SO	BB	IBB	HBP	BLK	WP	HR	S	P	ERA	WHIP										
Harvey Haddix, L ERA: 4.01 (1, 1)	6.1	L	25	7	5	4	3	0	0	0	0	0	0	31	31	5.68	1.105										
Tom Cheney, R ERA: 3.51 (7, 1)	0.0		1	0	0	0	0	1	0	0	0	0	0	4	4	∞	∞										
Fred Green, L ERA: 3.26 (7, 1)	1.2		7	1	1	0	1	0	0	0	0	0	0	9	9	0.00	0.600										

AB	33
R	2
H	7
RBI	2
BB	1
SO	5
LOB	13



AB	30
R	6
H	8
RBI	5
BB	1
SO	4
LOB	8



Batter	1	2	3	4	5	6	7	8	9	AB	R	H	RBI	BB	SO	LOB	TOP		
Billy Martin, R OBP: 0.304, SLG: 0.343 (1, 4)	0-0 1-3		0-0 L6		0-0 FC6-4 1B			0-0 F7	4-0 BB	4	0	1	1	1	0	0	Cincinnati Reds @ Chicago Cubs Wrigley Field, Chicago, IL Tue Aug 02 1960, 3:33 AM CDT Att: 8,034 - Unknown		
Vada Pinson, L OBP: 0.340, SLG: 0.455 (1, 8)	0-0 4-3		0-3 K		0-0 FC6-4 CS			0-0 5-3	0-0 F8	5	0	0	0	0	1	4			
Gus Bell, L OBP: 0.301, SLG: 0.392 (1, 9)	4-0 BB			0-0 2B 1B	0-0 CS	0-0 F7		0-0 HR		3	2	2	1	1	0	0			
Harry Anderson, L OBP: 0.323, SLG: 0.390 (1, 7)	0-0 F9			0-0 F7		0-0 4-3		0-3 K		4	0	0	0	0	1	2			
Gordy Coleman, L OBP: 0.314, SLG: 0.514 (1, 3)		0-0 6-3 1B		0-0 F9		0-0 1-3			0-0 6-3	4	0	1	0	0	0	1			
Ed Bailey, L OBP: 0.353, SLG: 0.421 (1, 2)		0-0 6-3 1-2		0-0 2B			0-0 E3 G3		0-0 BB 1B BB	4	1	2	1	0	0	1			
Cliff Cook, R OBP: 0.321, SLG: 0.346 (1, 5)		0-3 K		4-0 BB		0-3 K		0-0 BB BB 1B		2	0	0	0	1	2	2			
Frank Robinson, R OBP: 0.376, SLG: 0.539 (9, PH)								1-2 BB		1	0	1	0	0	0	0			
Roy McMillan, R OBP: 0.293, SLG: 0.348 (9, PR)								1-2 BB		0	0	0	0	0	0	0			
Leo Cardenas, R OBP: 0.276, SLG: 0.414 (1, 6)		0-0 1-4-3		0-3 K		0-0 G3		4-0 BB		3	0	0	0	0	1	4			
Wally Post, R OBP: 0.343, SLG: 0.556 (9, PH)						1-2 BB		1-2 2-3 BB		0	0	0	0	1	0	0			
Jim Maloney, L OBP: 0.111, SLG: 0.176 (6, 1)			0-0 F7		0-3 K		0-0 F9		0-3 K	2	0	0	0	0	1	0			
Joe Nuxhall, L OBP: 0.380, SLG: 0.512 (7, PH)										0	0	0	0	0	0	0			
Jerry Lynch, L OBP: 0.380, SLG: 0.512 (7, PH)										1	0	0	0	0	0	1			
Claude Osteen, L OBP: 0.312, SLG: 0.577 (7, 1)										0	0	0	0	0	0	0			
Willie Jones, R OBP: 0.312, SLG: 0.577 (9, PH)										1	0	0	0	0	1	3			
Inning Stats	R: 0 E: 0 K: 0 S: 3	H: 0 LOB: 1 BB: 1 P: 7	R: 0 E: 0 K: 1 S: 6	H: 1 LOB: 1 BB: 0 P: 6	R: 0 E: 0 K: 1 S: 5	H: 0 LOB: 0 BB: 0 P: 5	R: 1 E: 0 K: 1 S: 7	H: 2 LOB: 2 BB: 1 P: 11	R: 0 E: 0 K: 1 S: 5	H: 0 LOB: 0 BB: 0 P: 3	R: 0 E: 1 K: 1 S: 6	H: 0 LOB: 1 BB: 0 P: 6	R: 1 E: 0 K: 1 S: 6	H: 1 LOB: 0 BB: 0 P: 6	R: 1 E: 0 K: 1 S: 7	H: 2 LOB: 3 BB: 2 P: 15	1B: 5 2B: 1 3B: 0 HR: 1	SF: 0 SAC: 0 DP: 0 HBP: 0	WP: 0 PA: 39 PB: 0 SB: 0 CS: 1
PITCHER	IP	WLS	BF	H	R	ER	SO	BB	IBB	HBP	BLK	WP	HR	S	P	ERA	WHIP		
Bob Anderson, R ERA: 4.24 (1, 1)	8.1	W	34	7	3	3	6	2	0	0	0	0	1	44	52	3.24	1.080		
Don Elston, R ERA: 3.09 (9, 1)	0.1		3	0	0	0	1	2	0	0	0	0	0	3	11	0.00	6.000		
Seth Morehead, L ERA: 3.78 (9, 1)	0.1	S	1	0	0	0	0	0	0	0	0	0	0	1	1	0.00	0.000		

Batter	1	2	3	4	5	6	7	8	9	AB	R	H	RBI	BB	SO	LOB	BOTTOM			
Bob Will, L OBP: 0.320, SLG: 0.402 (1, 9)	0-0 F5		0-0 F9			0-0 E 14 2B 1B	0-0 FC6-4 1B			4	1	2	0	0	0	1	Cincinnati Reds @ Chicago Cubs Wrigley Field, Chicago, IL Tue Aug 02 1960, 3:33 AM CDT Att: 8,034 - Unknown			
Richie Ashburn, L OBP: 0.450, SLG: 0.378 (1, 7)	4-0 14 G4-6-3 BB			0-0 14 F8 2B		0-0 L5	0-0 FC6-4 14 G6-4-3			3	0	1	0	1	0	2				
14 Ernie Banks, R OBP: 0.367, SLG: 0.577 (1, 6)	0-0 G4-6-3			0-0 F8		0-0 1B 2B	0-0 G6-4-3			4	1	1	1	0	0	3				
George Altman, L OBP: 0.362, SLG: 0.493 (1, 8)		0-3 K		0-3 K		0-0 BB 1B		4-0 1-3 BB		3	1	1	1	1	2	1				
Ron Santo, R OBP: 0.322, SLG: 0.424 (1, 5)		0-3 K		0-0 1-3		4-0 1B BB		0-0 1-3		3	1	0	0	1	1	2				
Frank Thomas, R OBP: 0.302, SLG: 0.442 (1, 3)		0-3 K			0-0 HR	0-0 1-3 2H 1B	0-0 1B	0-0 F8		4	1	2	2	0	1	1				
Grady Hatton, L OBP: 0.357, SLG: 0.333 (1, 4)			0-0 F7		0-0 F8	4-0 1B IBB		4-0 IBB		2	0	0	0	0	0	0				
Jerry Kindall, R OBP: 0.270, SLG: 0.337 (6, 4)										0	0	0	0	2	0	0				
El Tappe, R OBP: 0.333, SLG: 0.317 (1, 2)			0-0 F7		0-0 F4	0-0 1B		0-0 4-3		2	0	1	0	0	0	0				
Al Heist, R OBP: 0.222, SLG: 0.125 (6, PH)										1	0	1	1	0	0	0				
Sammy Taylor, L OBP: 0.309, SLG: 0.392 (7, 2)						1-3 2H 3H 1B				1	0	0	0	0	2					
Bob Anderson, R OBP: 0.220, SLG: 0.191 (1, 1)			0-0 B1		0-3 K	0-0 3-1				3	0	0	0	0	1	3				
Don Elston, R OBP: 0.111, SLG: 0.111 (9, 1)										0	0	0	0	0	0	0				
Seth Morehead, L OBP: 0.190, SLG: 0.150 (9, 1)										0	0	0	0	0	0	0				
Inning Stats	R: 0 E: 0 K: 0 S: 2	H: 0 LOB: 0 BB: 1 P: 6	R: 0 E: 0 K: 3 S: 9	H: 0 LOB: 0 BB: 0 P: 9	R: 0 E: 0 K: 0 S: 4	H: 1 LOB: 1 BB: 0 P: 4	R: 0 E: 0 K: 1 S: 6	H: 1 LOB: 1 BB: 0 P: 6	R: 1 E: 0 K: 0 S: 6	H: 1 LOB: 0 BB: 0 P: 6	R: 4 E: 1 K: 0 S: 7	H: 5 LOB: 2 BB: 2 P: 15	R: 0 E: 0 K: 0 S: 3	H: 1 LOB: 0 BB: 0 P: 3	R: 0 E: 0 K: 0 S: 3	H: 0 LOB: 2 BB: 2 P: 11		1B: 6 2B: 2 3B: 0 HR: 1	SF: 0 SAC: 0 DP: 2 HBP: 0	WP: 0 PA: 35 PB: 0 SB: 0 CS: 0
PITCHER	IP	WLS	BF	H	R	ER	SO	BB	IBB	HBP	BLK	WP	HR	S	P	ERA		WHIP		
Jim Maloney, R ERA: 4.38 (1, 1)	5.1	L	23	6	5	5	5	2	0	0	0	0	1	31	39	8.44	1.500			
Joe Nuxhall, L ERA: 4.36 (6, 1)	0.2		4	2	0	0	0	0	1	0	0	0	0	3	7	0.00	3.000			
Claude Osteen, L ERA: 3.7 (7, 1)	2.0		8	1	0	0	0	1	1	0	0	0	0	6	14	0.00	1.000			

Batter	1	2	3	4	5	6	7	8	9	AB	R	H	RBI	BB	SO	LOB	TOP		
Billy Martin, R OBP: 0.306, SLG: 0.344 (1, 4)	F8		1B SF7 1B		HR 1B			1-3	F8	5	2	2	0	0	0	1	Cincinnati Reds @ Chicago Cubs Wrigley Field, Chicago, IL Wed Aug 03 1960, 3:33 AM CDT Sunny		
Vada Pinson, L OBP: 0.341, SLG: 0.463 (1, 8)	4-3		1-3 2-H 1B		HR 1B			F7		4	1	2	3	0	0	0			
Gus Bell, L OBP: 0.301, SLG: 0.390 (1, 9)	G3		SF7		K					2	0	0	1	1	1	0			
Wally Post, R OBP: 0.338, SLG: 0.545 (1, 7)		F6	K			6-3		K		4	0	0	0	0	2	2			
Gordy Coleman, L OBP: 0.333, SLG: 0.615 (1, 3)		HR		1-3		F7			1B SH3 2B	4	2	2	1	0	0	0			
Ed Bailey, L OBP: 0.352, SLG: 0.419 (1, 2)	4-3		K		G2				SH3 2B 1B	4	1	1	0	0	1	0			
Cliff Cook, R OBP: 0.281, SLG: 0.300 (1, 5)	K			F9		5-3		P4		4	0	0	0	0	1	2			
Leo Cardenas, R OBP: 0.250, SLG: 0.375 (1, 6)			5-3		K	1-3		SH3		3	0	0	1	0	1	0			
Jim O'Toole, S OBP: 0.122, SLG: 0.104 Jim Brosnan, R OBP: 0.214, SLG: 0.462 (7, 1)			1B 1B		K	G3			1-3 3-H 2B	3	1	1	0	0	1	0			
Inning Stats	R: 0 E: 0 K: 0 S: 3	H: 0 LOB: 0 BB: 0 P: 3	R: 1 E: 0 K: 1 S: 6	H: 1 LOB: 0 BB: 0 P: 6	R: 2 E: 0 K: 1 S: 8	H: 3 LOB: 1 BB: 0 P: 8	R: 0 E: 0 K: 1 S: 5	H: 0 LOB: 0 BB: 0 P: 5	R: 2 E: 0 K: 3 S: 11	H: 2 LOB: 0 BB: 0 P: 11	R: 0 E: 0 K: 0 S: 3	H: 0 LOB: 0 BB: 0 P: 3	R: 0 E: 0 K: 1 S: 3	H: 0 LOB: 1 BB: 1 P: 9	R: 2 E: 0 K: 0 S: 6	H: 3 LOB: 1 BB: 0 P: 6	1B: 5 2B: 2 3B: 0 HR: 2	SF: 1 SAC: 1 DP: 0 HBP: 0	WP: 0 PA: 37 PB: 0 SB: 1 CS: 0
PITCHER	IP	WLS	BF	H	R	ER	SO	BB	IBB	HBP	BLK	WP	HR	S	P	ERA	WHIP		
Glen Hobbie, R ERA: 4.44 Mark Freeman, R ERA: 5.75 Seth Morehead, L ERA: 3.9	(1, 1)	5.0	L	21	6	5	5	6	0	0	0	0	2	33	33	9.00	1.200		

Batter	1	2	3	4	5	6	7	8	9	AB	R	H	RBI	BB	SO	LOB	BOTTOM		
Bob Will, L OBP: 0.325, SLG: 0.405 (1, 9)	F8		G3 1B		BB					3	0	2	2	1	0	0	Cincinnati Reds @ Chicago Cubs Wrigley Field, Chicago, IL Wed Aug 03 1960, 3:33 AM CDT Sunny		
Richie Ashburn, L OBP: 0.448, SLG: 0.375 (1, 7)	14 G5-4-3 BB		G3		BB		G3			3	0	0	1	1	1	3			
14 Ernie Banks, R OBP: 0.364, SLG: 0.571 (1, 6)	G5-4-3		F7			K		F7		4	0	0	0	0	1	2			
George Altman, L OBP: 0.356, SLG: 0.483 (1, 8)		K		5-3		L4		F5		4	0	0	0	0	1	0			
Ron Santo, R OBP: 0.314, SLG: 0.413 (1, 5)		6-3		K		5-3		6-3		4	0	0	0	0	1	0			
Frank Thomas, R OBP: 0.304, SLG: 0.439 (1, 3)		BB		BB		K		F8		2	0	0	0	2	1	0			
Grady Hatton, L OBP: 0.389, SLG: 0.375 (1, 4)		K		F9		2B 1B		WP 1B		4	1	2	0	0	1	2			
El Tappe, R OBP: 0.338, SLG: 0.323 Ed Bouchies, L OBP: 0.344, SLG: 0.307 Sammy Taylor, L OBP: 0.304, SLG: 0.385 (1, 2)			1B G3 1B			6-3		F7		2	1	1	0	0	0	0			
Glen Hobbie, R OBP: 0.226, SLG: 0.167 Dick Gerritt, R OBP: 0.313, SLG: 0.276 Mark Freeman, R OBP: 0.271, SLG: 0.197 Don Zimmerman, R OBP: 0.197, SLG: 0.343 Seth Morehead, L OBP: 0.292, SLG: 0.150 Al Hast, R OBP: 0.211, SLG: 0.118 (5, PH)			5-3			K		L8		1	0	0	0	0	0	1			
Inning Stats	R: 0 E: 0 K: 0 S: 2	H: 0 LOB: 1 BB: 1 P: 6	R: 0 E: 0 K: 2 S: 7	H: 0 LOB: 1 BB: 1 P: 11	R: 1 E: 0 K: 0 S: 5	H: 2 LOB: 0 BB: 0 P: 5	R: 0 E: 0 K: 1 S: 5	H: 0 LOB: 1 BB: 1 P: 9	R: 0 E: 0 K: 2 S: 7	H: 0 LOB: 1 BB: 1 P: 11	R: 0 E: 0 K: 1 S: 5	H: 0 LOB: 0 BB: 0 P: 5	R: 2 E: 0 K: 1 S: 8	H: 3 LOB: 1 BB: 0 P: 8	R: 0 E: 0 K: 0 S: 3	H: 1 LOB: 1 BB: 0 P: 4	1B: 5 2B: 1 3B: 0 HR: 0	SF: 0 SAC: 0 DP: 1 HBP: 0	WP: 1 PA: 36 PB: 0 SB: 0 CS: 0
PITCHER	IP	WLS	BF	H	R	ER	SO	BB	IBB	HBP	BLK	WP	HR	S	P	ERA	WHIP		
Jim O'Toole, L ERA: 3.86 Jim Brosnan, R ERA: 2.29	(1, 1)	6.2	W	28	5	3	3	7	4	0	0	0	1	0	8	4.05	1.350		

Batter	1	2	3	4	5	6	7	8	9	AB	R	H	RBI	BB	SO	LOB	TOP										
Billy Martin, R OBP: 0.309, SLG: 0.352 (1,4)										4	1	2	0	0	0	0	Cincinnati Reds @ Chicago Cubs Wrigley Field, Chicago, IL Wed Aug 03 1960, 3:38 AM CDT Att: 11,153 - Unknown										
Vada Pinson, L OBP: 0.341, SLG: 0.461 (1,8)										4	0	1	0	0	0	2											
Frank Robinson, R OBP: 0.372, SLG: 0.532 (1,7)										4	0	0	1	0	1	1											
Wally Post, R OBP: 0.336, SLG: 0.540 (1,9)										4	1	1	0	0	1	0											
Cliff Cook, R OBP: 0.314, SLG: 0.333 (1,5)										3	0	2	0	0	0	1											
Gus Bell, L OBP: 0.300, SLG: 0.388 (9, PH)										1	0	0	0	0	0	0											
Gordy Coleman, L OBP: 0.302, SLG: 0.558 (1,3)										4	0	0	0	0	1	5											
Joe Azcue, R OBP: 0.333, SLG: 0.333 (1,2)										3	0	1	1	0	1	1											
Jerry Lynch, L OBP: 0.377, SLG: 0.508 (9, PH)										1	0	0	0	0	1	0											
Leo Cardenas, R OBP: 0.229, SLG: 0.343 (1,6)										3	0	0	0	0	0	2											
Jay Hook, L OBP: 0.154, SLG: 0.064 (1,1)										3	0	0	0	0	2	2											
Inning Stats	R: 1 E: 1 K: 0 S: 6	H: 2 LOB: 2 BB: 0 P: 6	R: 0 E: 0 K: 2 S: 7	H: 0 LOB: 0 BB: 0 P: 7	R: 0 E: 0 K: 0 S: 3	H: 1 LOB: 0 BB: 0 P: 3	R: 1 E: 1 K: 0 S: 6	H: 2 LOB: 2 BB: 0 P: 6	R: 0 E: 0 K: 1 S: 5	H: 0 LOB: 0 BB: 0 P: 5	R: 0 E: 0 K: 2 S: 7	H: 0 LOB: 0 BB: 0 P: 7	R: 0 E: 0 K: 1 S: 5	H: 0 LOB: 0 BB: 0 P: 5	R: 0 E: 0 K: 1 S: 5	H: 0 LOB: 0 BB: 0 P: 5	1B: 6 2B: 1 3B: 0 HR: 0	SF: 0 SAC: 0 DP: 2 HBP: 0	WP: 0 PB: 0 SB: 0 CS: 0	PA: 34							
PITCHER	IP	WLS	BF	H	R	ER	SO	BB	IBB	HBP	BLK	WP	HR	S	P	ERA	WHIP										
Dick Ellsworth, L ERA: 3.19 (1,1)	7.0	W	28	7	2	1	4	0	0	0	0	0	0	36	36	1.29	1.000										
Don Elston, R ERA: 3.03 (8,1)	2.0	S	6	0	0	0	3	0	0	0	0	0	0	12	12	0.00	0.000										

Batter	1	2	3	4	5	6	7	8	9	AB	R	H	RBI	BB	SO	LOB	BOTTOM										
Bob Will, L OBP: 0.327, SLG: 0.408 (1,9)										3	0	1	1	1	0	1	Cincinnati Reds @ Chicago Cubs Wrigley Field, Chicago, IL Wed Aug 03 1960, 3:38 AM CDT Att: 11,153 - Unknown										
Richie Ashburn, L OBP: 0.446, SLG: 0.372 (1,7)										3	1	0	0	1	0	3											
Don Elston, R OBP: 0.111, SLG: 0.111 (8,1)										0	0	0	0	0	0	0											
14 Ernie Banks, R OBP: 0.365, SLG: 0.581 (1,6)										4	2	2	2	0	1	2											
George Altman, L OBP: 0.356, SLG: 0.479 (1,8)										2	0	0	0	1	1	0											
Ron Santo, R OBP: 0.313, SLG: 0.408 (1,5)										4	0	1	0	0	1	3											
Frank Thomas, R OBP: 0.304, SLG: 0.437 (1,3)										4	0	1	1	0	1	1											
Sammy Taylor, L OBP: 0.283, SLG: 0.357 (1,2)										4	0	0	0	0	0	1											
Jerry Kindall, R OBP: 0.266, SLG: 0.332 (1,4)										3	1	0	0	0	0	1											
Dick Ellsworth, L OBP: 0.219, SLG: 0.074 (1,1)										2	0	1	0	0	0	0											
Grady Hatton, L OBP: 0.368, SLG: 0.353 (7, PH)										1	0	0	0	0	0	1											
Ed Bouchee, L OBP: 0.344, SLG: 0.307 (8,3)										0	0	0	0	0	0	0											
Inning Stats	R: 2 E: 0 K: 1 S: 7	H: 2 LOB: 1 BB: 1 P: 11	R: 0 E: 0 K: 0 S: 3	H: 0 LOB: 0 BB: 0 P: 3	R: 0 E: 0 K: 1 S: 5	H: 0 LOB: 0 BB: 0 P: 5	R: 0 E: 0 K: 1 S: 6	H: 1 LOB: 1 BB: 0 P: 6	R: 0 E: 0 K: 1 S: 5	H: 0 LOB: 0 BB: 0 P: 5	R: 1 E: 1 K: 0 S: 5	H: 1 LOB: 1 BB: 0 P: 5	R: 1 E: 0 K: 0 S: 5	H: 2 LOB: 1 BB: 0 P: 5	R: 1 E: 0 K: 0 S: 5	H: 2 LOB: 1 BB: 0 P: 5	1B: 3 2B: 2 3B: 0 HR: 1	SF: 0 SAC: 1 DP: 0 HBP: 0	WP: 0 PB: 0 SB: 0 CS: 0	PA: 34							
PITCHER	IP	WLS	BF	H	R	ER	SO	BB	IBB	HBP	BLK	WP	HR	S	P	ERA	WHIP										
Jay Hook, R ERA: 4.37 (1,1)	8.0	L	34	6	4	3	4	3	0	0	0	0	1	39	51	3.38	1.125										

AB	34
R	2
H	7
RBI	2
BB	0
SO	7
LOB	14

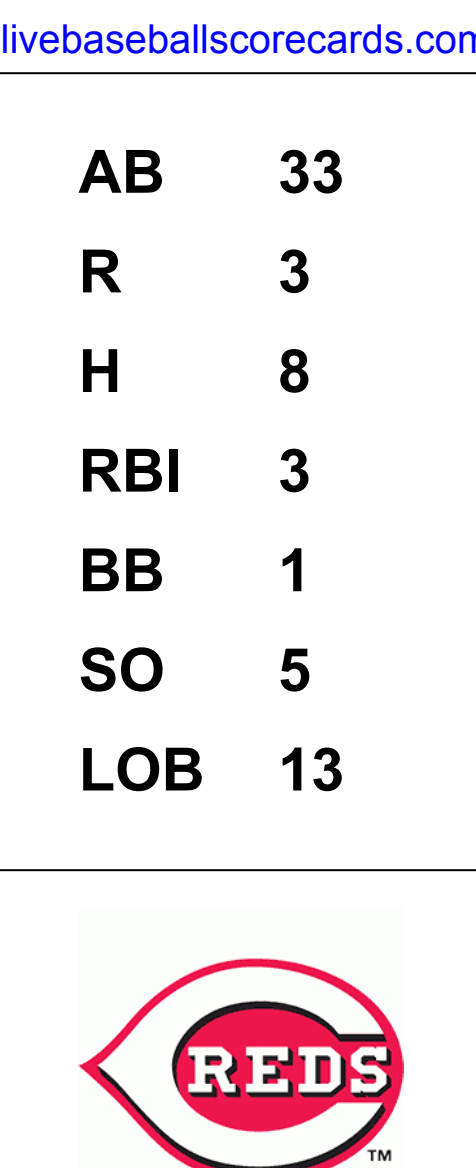


AB	30
R	4
H	6
RBI	4
BB	3
SO	4
LOB	13



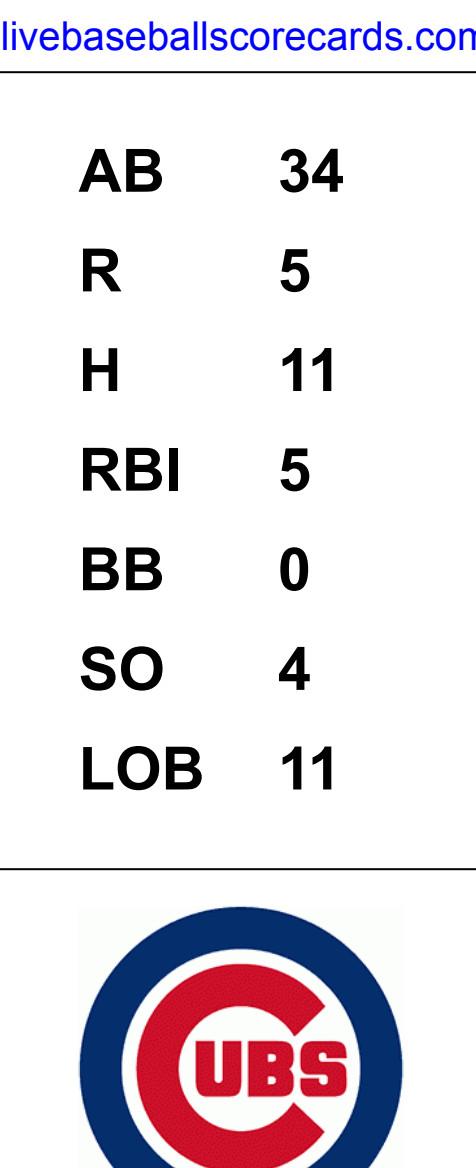
Batter	1	2	3	4	5	6	7	8	9	AB	R	H	RBI	BB	SO	LOB	TOP					
Billy Martin, R OBP: 0.311, SLG: 0.350 Eddie Kasko, R OBP: 0.355, SLG: 0.351	4-0 1B BB	0-3 K			5-3		0-0 F8			0 1 0 0 1 0 0 3 0 0 0 0 1 1												
Vada Pinson, L OBP: 0.342, SLG: 0.461	0-0 1B 1B		0-0 F9		4-3			0-0 1B		4 1 2 0 0 0 0												
Gus Bell, L OBP: 0.299, SLG: 0.387	0-0 1B 1B		0-0 L7			0-3 K		0-0 F6		4 0 1 1 0 1 1												
Wally Post, R OBP: 0.331, SLG: 0.530	0-0 F6		0-3 K			0-0 F4		0-0 F3		4 0 0 0 0 1 3												
Cliff Cook, R OBP: 0.308, SLG: 0.324	0-0 1-2 3H 1B			0-0 5-3			0-3 K		0-0 F9	4 0 1 1 0 1 1												
Gordy Coleman, L OBP: 0.298, SLG: 0.532	0-0 F4			0-0 F7				0-0 1B G3	0-0 1-3	4 1 1 0 0 0 2												
Ed Bailey, L Claude Osteen, L (9, PR)	0-0 3-1				0-0 1B			0-0 G3	0-0 1-2 1B	4 0 2 0 0 0 3 0 0 0 0 0 0 0							AB 33 R 3 H 8 RBI 3 BB 1 SO 5 LOB 13					
Leo Cardenas, R OBP: 0.216, SLG: 0.324 Jerry Lynch, L OBP: 0.381, SLG: 0.512 Roy McMillan, R OBP: 0.292, SLG: 0.347		0-3 K		0-0 1-3				0-0 SH2-3 1B	0-0 9-3	2 0 0 0 0 1 1 1 0 1 1 0 0 0 1 0 0 0 0 0 1												
Cal McLish, S Bill Henry, L Jim Brosnan, R OBP: 0.214, SLG: 0.462		0-0 F7				0-0 L5		0-0 SH2-3		2 0												
Inning Stats	R: 2 E: 0 K: 0 S: 6	H: 3 LOB: 2 BB: 1 P: 10	R: 0 E: 0 K: 2 S: 7	H: 0 LOB: 0 BB: 0 P: 7	R: 0 E: 0 K: 1 S: 5	H: 0 LOB: 0 BB: 0 P: 5	R: 0 E: 0 K: 0 S: 4	H: 1 LOB: 1 BB: 0 P: 4	R: 0 E: 0 K: 0 S: 3	H: 0 LOB: 0 BB: 0 P: 3	R: 0 E: 0 K: 2 S: 7	H: 0 LOB: 0 BB: 0 P: 7	R: 1 E: 0 K: 0 S: 5	H: 2 LOB: 1 BB: 0 P: 5	R: 0 E: 0 K: 0 S: 4	H: 1 LOB: 1 BB: 0 P: 4	R: 0 E: 0 K: 0 S: 3	H: 1 LOB: 1 BB: 0 P: 3	1B: 8 2B: 1 3B: 0 HR: 0	SF: 0 SAC: 1 DP: 1 HBP: 0	WP: 0 PB: 0 SB: 0 CS: 0	PA: 35
PITCHER	IP WLS BF H R ER SO BB IBB HBP BLK WP HR S P ERA WHIP																					
Jim Brewer, L ERA: 5.82	(1, 1) 1.2 9 3 2 2 1 1 0 0 0 0 0 0 10 14 10.80 2.400																					
Joe Schaffernoth, R ERA: 3.64	(2, 1) 5.1 W 19 3 1 1 4 0 0 0 0 0 0 0 27 27 1.69 0.562																					
Seth Morehead, L ERA: 3.81	(8, 1) 2.0 S 7 2 0 0 0 0 0 0 0 0 0 0 0 7 7 0.00 1.000																					


Cincinnati Reds @ Chicago Cubs
Wrigley Field, Chicago, IL
Thu Aug 04 1960, 3:33 AM CDT
Att: 4,209 - Unknown




Batter	1	2	3	4	5	6	7	8	9	AB	R	H	RBI	BB	SO	LOB	BOTTOM			
Bob Will, L OBP: 0.332, SLG: 0.416	0-0 1B 1B		0-0 14 1B 2B		6-3		0-0 14 FC6-4 1B			4 1 3 2 0 0 0										
Richie Ashburn, L OBP: 0.445, SLG: 0.372 Jerry Kindall, R OBP: 0.270, SLG: 0.335	0-0 F8		0-0 F8			0-0 14 HR 1B	0-0 14 FC6-4 1B			3 1 1 0 0 0 2 1 0 1 0 0 0 0										
14 Ernie Banks, R OBP: 0.366, SLG: 0.588	0-0 F7		0-0 2H 1B			0-0 HR	0-0 FC6-4 FC4-6 1B			4 1 2 3 0 0 3										
George Altman, L OBP: 0.354, SLG: 0.474	0-0 FC6-4 1B		0-3 K			0-0 G3	0-0 FC4-6			4 0 1 0 0 1 3										
Ron Santo, R OBP: 0.305, SLG: 0.397	0-0 FC6-4			0-0 F5		0-0 6-3		0-0 1-3		4 0 0 0 0 0 2										
Frank Thomas, R OBP: 0.300, SLG: 0.431		0-0 6-3		0-0 6-3		0-3 K		0-0 L6		4 0 0 0 0 1 0										
Grady Hatton, L OBP: 0.359, SLG: 0.368 Ed Bouchee, L OBP: 0.342, SLG: 0.305		0-0 G4-3 1B		0-0 G3			0-0 F4	0-3 K		2 0 1 0 0 0 0 2 0 0 0 0 1 0							AB 34 R 5 H 11 RBI 5 BB 0 SO 4 LOB 11			
Sammy Taylor, L OBP: 0.286, SLG: 0.356		0-0 G4-3		0-0 G4-3		0-0 4-3		0-0 2B 1B 1B		3 1 1 0 0 0 1										
Jim Brewer, L OBP: 0.286, SLG: 0.167 Joe Schaffernoth, R Don Zimmer, R OBP: 0.359, SLG: 0.351 Seth Morehead, L OBP: 0.190, SLG: 0.150			0-0 F3		0-3 K		0-0 1-3 1B 2B			0 0 0 0 0 0 0 2 0 0 0 0 1 0 1 1 1 0 0 0 0 0 0 0 0 0 0 0										
Inning Stats	R: 0 E: 0 K: 0 S: 5	H: 2 LOB: 2 BB: 0 P: 5	R: 0 E: 0 K: 0 S: 3	H: 1 LOB: 0 BB: 0 P: 3	R: 1 E: 0 K: 1 S: 7	H: 2 LOB: 1 BB: 0 P: 7	R: 0 E: 0 K: 0 S: 3	H: 0 LOB: 0 BB: 0 P: 3	R: 0 E: 0 K: 1 S: 5	H: 0 LOB: 0 BB: 0 P: 5	R: 2 E: 0 K: 1 S: 7	H: 2 LOB: 0 BB: 0 P: 7	R: 2 E: 0 K: 0 S: 7	H: 4 LOB: 2 BB: 0 P: 7	R: 0 E: 0 K: 1 S: 5	H: 0 LOB: 0 BB: 0 P: 5	1B: 8 2B: 2 3B: 0 HR: 1	SF: 0 SAC: 0 DP: 1 HBP: 0	WP: 0 PB: 0 SB: 0 CS: 0	PA: 34
PITCHER	IP WLS BF H R ER SO BB IBB HBP BLK WP HR S P ERA WHIP																			
Cal McLish, R ERA: 4.83	(1, 1) 6.1 L 27 9 5 5 3 0 0 0 0 0 0 0 1 33 33 7.11 1.421																			
Bill Henry, L ERA: 3.51	(7, 1) 0.0 1 1 0 0 0 0 0 0 0 0 0 0 1 1 ∞ ∞																			
Jim Brosnan, R ERA: 2.21	(7, 1) 1.2 6 1 0 0 1 0 0 0 0 0 0 0 8 8 0.00 0.600																			

Cincinnati Reds @ Chicago Cubs
Wrigley Field, Chicago, IL
Thu Aug 04 1960, 3:33 AM CDT
Att: 4,209 - Unknown



Batter	1	2	3	4	5	6	7	8	9	AB	R	H	RBI	BB	SO	LOB	TOP																			
Bob Will, L OBP: 0.328, SLG: 0.410 (1, 9)	0-0 4-3		0-0 5-3		0-0 G3		0-0 F6			4	0	0	0	0	0	1	Chicago Cubs @ Milwaukee Braves Milwaukee County Stadium, Milwaukee, WI Fri Aug 05 1960, 8:05 PM EDT Att: 33,369 - Unknown																			
Richie Ashburn, L OBP: 0.444, SLG: 0.370 (1, 7)	0-0 14 2B		0-0 6-3		0-0 6-3		0-0 6-3			4	1	1	0	0	0	1																				
14 Ernie Banks, R OBP: 0.367, SLG: 0.592 (1, 6)	0-0 1-H 2B		0-0 6-3		0-0 6-3 1B		0-0 F8			4	1	2	1	0	0	0																				
George Altman, L OBP: 0.348, SLG: 0.466 (1, 8)	0-0 1-3			0-0 1-3		0-0 6-3		0-0 4-3		4	0	0	0	0	0	2																				
Ron Santo, R OBP: 0.304, SLG: 0.394 (1, 5)	0-0 6-3			0-0 1B		0-0 6-3		0-0 F5		4	0	1	0	0	0	2																				
Frank Thomas, R OBP: 0.299, SLG: 0.429 (1, 3)		0-0 6-3		0-0 F2		0-0 1B		0-0 F8		4	0	1	1	0	0	1																				
Grady Hatton, L OBP: 0.360, SLG: 0.348 (1, 4)		0-0 5-3		0-0 4-3		0-0 1B		0-0 1-3		4	0	1	0	0	0	1																				
Sammy Taylor, L OBP: 0.269, SLG: 0.333 (1, 2)		0-0 E3			0-0 L8		0-0 F8		0-0 G3	4	0	0	0	0	0	2																				
Don Cardwell, R OBP: 0.182, SLG: 0.341 Mark Freeman, R OBP: 0.211, SLG: 0.167 Dick Gerritsen, R OBP: 0.305, SLG: 0.288 Dick Drott, R OBP: 0.191, SLG: 0.111 Don Zimmer, R OBP: 0.361, SLG: 0.340 Seth Morehead, L OBP: 0.190, SLG: 0.150 (1, 1) (2, 1) (5, PH) (5, 1) (7, PH) (7, 1)	0-3 K				0-0 G3		0-0 1-3			1	0	0	0	0	0	1																				
Inning Stats	R: 1 E: 0 K: 0 S: 5	H: 2 LOB: 1 BB: 0 P: 5	R: 0 E: 1 K: 1 S: 6	H: 0 LOB: 1 BB: 0 P: 6	R: 0 E: 0 K: 0 S: 3	H: 0 LOB: 0 BB: 0 P: 3	R: 0 E: 0 K: 0 S: 4	H: 1 LOB: 1 BB: 0 P: 4	R: 0 E: 0 K: 0 S: 6	H: 3 LOB: 2 BB: 0 P: 6	R: 0 E: 0 K: 0 S: 3	H: 0 LOB: 0 BB: 0 P: 3	R: 0 E: 0 K: 0 S: 3	H: 0 LOB: 0 BB: 0 P: 3	R: 0 E: 0 K: 0 S: 3	H: 0 LOB: 0 BB: 0 P: 3		1B: 5 2B: 2 3B: 0 HR: 0	SF: 0 SAC: 0 DP: 0 HBP: 0	WP: 0 PA: 35 CS: 0																
PITCHER Lew Burdette, R ERA: 4.1 (1, 1)	IP 9.0	WLS W	BF 35	H 7	R 2	ER 2	SO 1	BB 0	IBB 0	HBP 0	BLK 0	WP 0	HR 0	S 37	P 37	ERA 2.00	WHIP 0.778	PITCHER		IP 9.0	WLS W	BF 35	H 7	R 2	ER 2	SO 1	BB 0	IBB 0	HBP 0	BLK 0	WP 0	HR 0	S 37	P 37	ERA 2.00	WHIP 0.778

Batter	1	2	3	4	5	6	7	8	9	AB	R	H	RBI	BB	SO	LOB	BOTTOM																			
Al Spangler, L OBP: 0.351, SLG: 0.429 (1, 7)	0-0 1B G3	4-0 1B F2		0-0 F7		0-0 BB 1B WP	0-0 1B			4	3	3	0	1	0	0	Chicago Cubs @ Milwaukee Braves Milwaukee County Stadium, Milwaukee, WI Fri Aug 05 1960, 8:05 PM EDT Att: 33,369 - Unknown																			
Del Crandall, R OBP: 0.321, SLG: 0.452 (1, 2)	0-0 FC1-4 1-3 1B	0-0 F2 1B		0-0 6-3		0-0 WP 1B BB	0-0 F6			5	1	3	0	0	0	2																				
Eddie Mathews, L OBP: 0.392, SLG: 0.523 (1, 5)	0-0 G3	0-0 F2		4-0 BB		0-3 K	0-3 K			4	0	0	2	1	2	6																				
Hank Aaron, R OBP: 0.348, SLG: 0.578 (1, 9)	0-0 FC1-6-5 1B	1-0 HBP		0-0 F8		4-0 WP 1B BB		0-0 HR		3	3	1	1	1	0	2																				
Bill Bruton, L OBP: 0.332, SLG: 0.433 (1, 8)	0-0 2H 2B	0-0 F4		4-0 BB		0-0 G6-4-3 BB	0-0 FC4-6 1B			4	1	2	3	1	0	2																				
Joe Adcock, R OBP: 0.342, SLG: 0.521 (1, 3)	0-0 1H 1B		0-0 6-3		0-0 G6-4-3	0-3 K	0-0 F9			5	1	1	1	0	1	2																				
Red Schoendienst, S OBP: 0.307, SLG: 0.313 Chuck Cottier, R OBP: 0.224, SLG: 0.262 (1, 4) (7, 4)	0-0 2H 1B		0-3 K		0-0 1B	0-0 FC4-6	0-0 4-3			4	0	2	1	0	1	1																				
Johnny Logan, R OBP: 0.306, SLG: 0.319 (1, 6)	0-0 6-3		0-0 F8		0-0 2-3 1B		0-0 F9			4	0	1	0	0	0	1																				
Lew Burdette, R OBP: 0.241, SLG: 0.352 (1, 1)		0-0 6-3		0-0 HR		0-0 6-3		0-0 1B		4	1	2	1	0	0	2																				
Inning Stats	R: 4 E: 0 K: 0 S: 8	H: 5 LOB: 1 BB: 0 P: 8	R: 1 E: 0 K: 0 S: 4	H: 1 LOB: 2 BB: 1 P: 9	R: 0 E: 0 K: 1 S: 5	H: 0 LOB: 0 BB: 0 P: 5	R: 1 E: 0 K: 0 S: 4	H: 1 LOB: 1 BB: 1 P: 8	R: 0 E: 0 K: 2 S: 10	H: 3 LOB: 1 BB: 1 P: 14	R: 0 E: 0 K: 1 S: 7	H: 2 LOB: 2 BB: 0 P: 7	R: 1 E: 0 K: 0 S: 4	H: 1 LOB: 0 BB: 0 P: 4	R: 0 E: 0 K: 0 S: 4	H: 0 LOB: 0 BB: 0 P: 4		1B: 11 2B: 2 3B: 0 HR: 2	SF: 0 SAC: 0 DP: 1 HBP: 1	WP: 1 PA: 43 CS: 0																
PITCHER Don Cardwell, R ERA: 4.61 Mark Freeman, R ERA: 5.65 Dick Drott, R ERA: 7.04 Seth Morehead, L ERA: 3.83 (1, 1) (2, 1) (5, 1) (7, 1)	IP 1.1	WLS L	BF 11	H 6	R 5	ER 5	SO 0	BB 1	IBB 0	HBP 0	BLK 0	WP 0	HR 0	S 10	P 14	ERA 33.75	WHIP 5.250	PITCHER		IP 1.1	WLS L	BF 11	H 6	R 5	ER 5	SO 0	BB 1	IBB 0	HBP 0	BLK 0	WP 0	HR 0	S 10	P 14	ERA 33.75	WHIP 5.250

Batter	1	2	3	4	5	6	7	8	9	AB	R	H	RBI	BB	SO	LOB	TOP			
Bob Will, L OBP: 0.326, SLG: 0.407 (1, 9)	0-0 1B BB 2B 1B	0-3 K		0-0 F8		0-0 6-3			0-0 F2	5	1	1	0	0	1	2				
Richie Ashburn, L OBP: 0.442, SLG: 0.367 Ed Bouchee, L OBP: 0.342, SLG: 0.305 (1, 7) (7, 3)	4-0 1B 2B 1-2 BB	0-0 5-6-3		0-0 F7			0-0 4-3			3	1	0	0	1	0	1				
14 Ernie Banks, R OBP: 0.364, SLG: 0.586 (1, 6)	0-0 L7		0-3 K		0-0 1-3		0-0 F8			4	0	0	0	0	1	2				
George Altman, L OBP: 0.347, SLG: 0.462 (1, 8)	0-0 2B 1-2 2-3 1B		0-0 4-3		0-3 K		0-0 F7			4	0	1	0	0	1	0				
Frank Thomas, R OBP: 0.302, SLG: 0.433 (1, 3) (7, 7)	0-0 1-3 2-H 3-H 2B		0-0 E3 BB		0-0 5-3			0-0 G6-4-3 1B		4	0	2	2	0	0	0				
Ron Santo, R OBP: 0.314, SLG: 0.395 (1, 5)	0-0 IBB		4-0 1-2 BB		0-0 1B WP 1B			0-0 G6-4-3 1-2		2	1	1	0	2	0	1				
Jerry Kindall, R OBP: 0.284, SLG: 0.328 (1, 4)	0-0 F3		0-0 F4		0-3 K			0-0 F7		4	0	0	0	0	1	6				
El Tappe, R OBP: 0.333, SLG: 0.318 (1, 2)	0-0 F2			0-0 F7		0-0 WP 1B			0-0 2-3	4	0	1	0	0	0	3				
Bob Anderson, R OBP: 0.222, SLG: 0.180 (1, 1)		0-3 K		4-0 BB		0-3 K			0-0 1-3	3	0	0	0	1	2	1				
Inning Stats	R: 2 E: 0 K: 0 S: 6	H: 3 LOB: 3 BB: 2 P: 14	R: 0 E: 0 K: 1 S: 7	H: 0 LOB: 0 BB: 0 P: 7	R: 0 E: 1 K: 1 S: 6	H: 0 LOB: 2 BB: 1 P: 10	R: 0 E: 0 K: 0 S: 3	H: 0 LOB: 0 BB: 0 P: 7	R: 0 E: 0 K: 1 S: 5	H: 2 LOB: 1 BB: 0 P: 9	R: 0 E: 0 K: 0 S: 3	H: 0 LOB: 0 BB: 0 P: 3	R: 0 E: 0 K: 0 S: 3	H: 1 LOB: 0 BB: 0 P: 3	R: 0 E: 0 K: 0 S: 3	H: 0 LOB: 0 BB: 0 P: 3	1B: 5 2B: 1 3B: 0 HR: 0	SF: 0 SAC: 0 DP: 1 HBP: 0	WP: 1 PB: 0 CS: 0	PA: 37
PITCHER	IP WLS BF L	H R ER SO	BB IBB HBP BLK	WP HR S P	ERA WHIP	PITCHER	IP WLS BF	H R ER SO	BB IBB HBP BLK	WP HR S P	ERA WHIP									
Juan Pizarro, L ERA: 3.57 (1, 1)	8.0	34	6	3	3	6	3	1	0	42	58	3.38	1.125							
Don McMahon, R ERA: 6.22 (9, 1)	1.0	3	0	0	0	0	0	0	0	3	3	0.00	0.000							

Chicago Cubs @ Milwaukee Braves
Milwaukee County Stadium, Milwaukee, WI
Sat Aug 06 1960, 4:33 AM EDT
Att: 26,700 - Unknown

AB	33
R	3
H	6
RBI	2
BB	4
SO	6
LOB	16

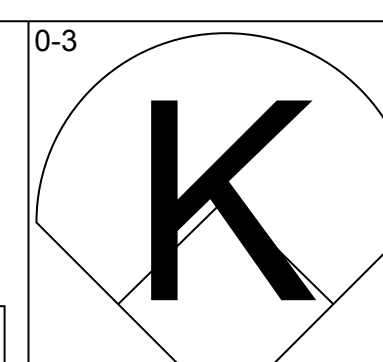
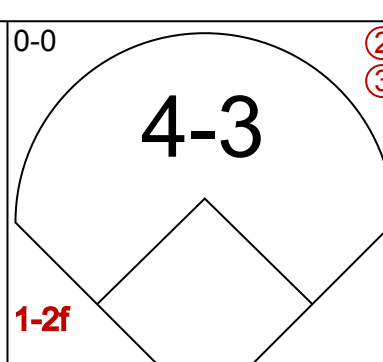
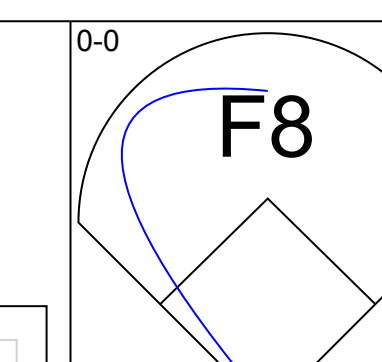
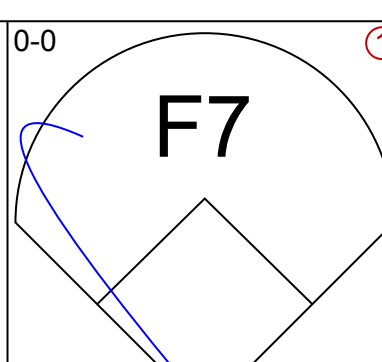
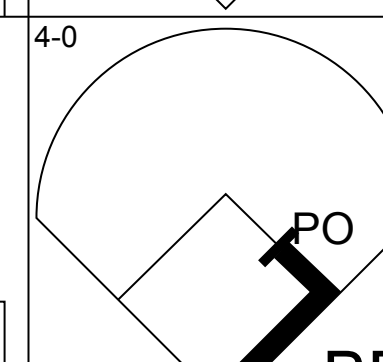
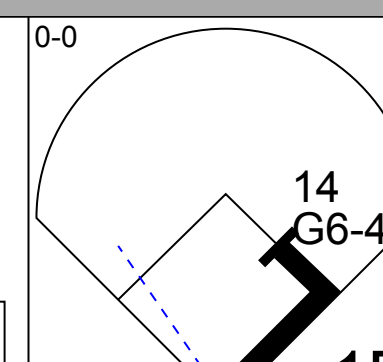
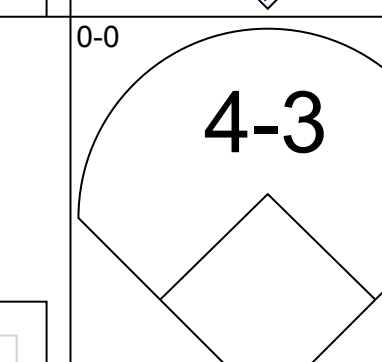
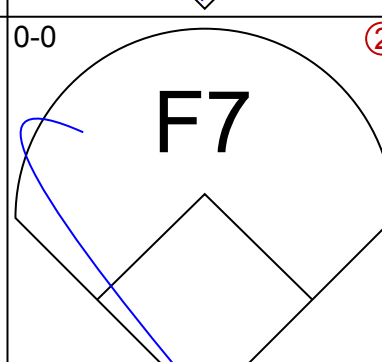
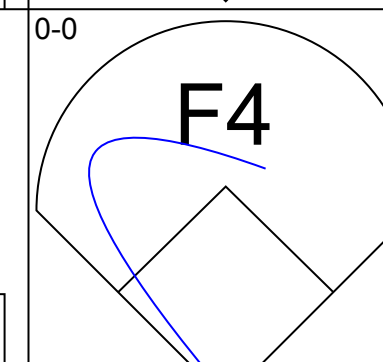
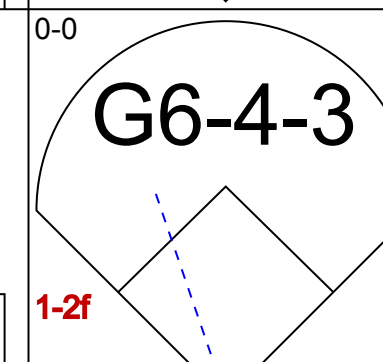
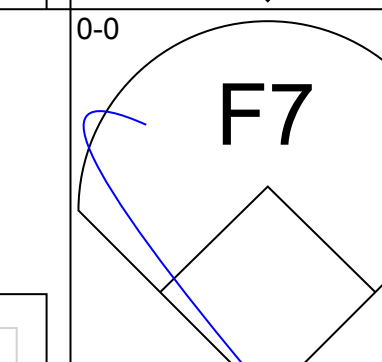
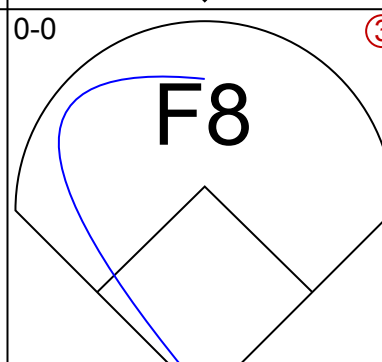
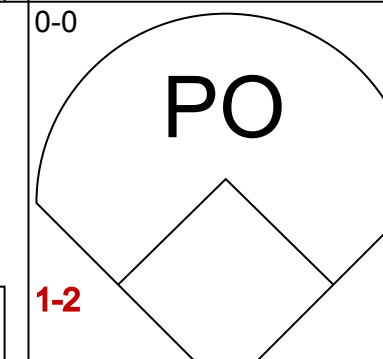
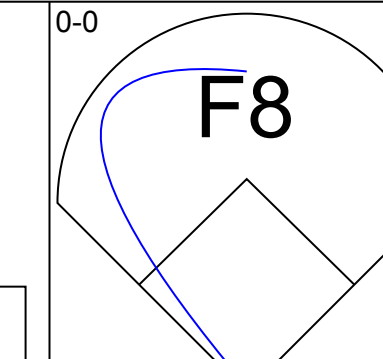
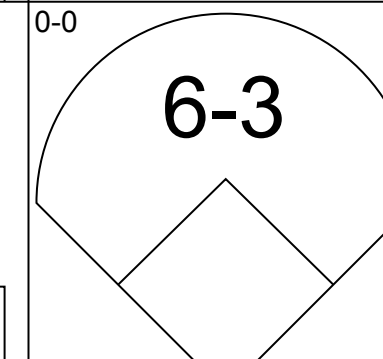
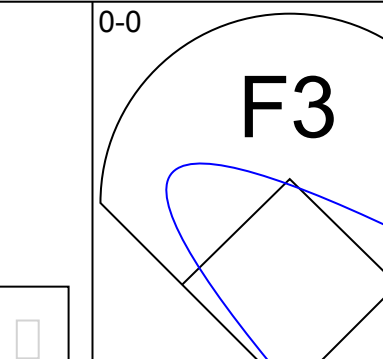
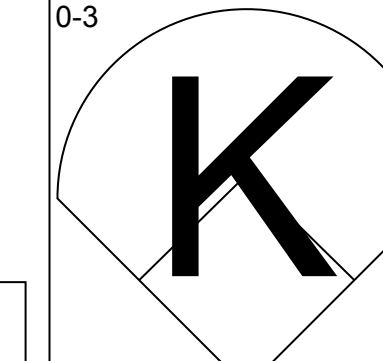
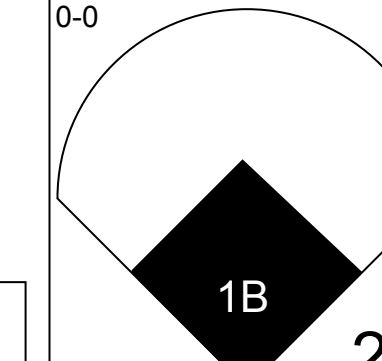
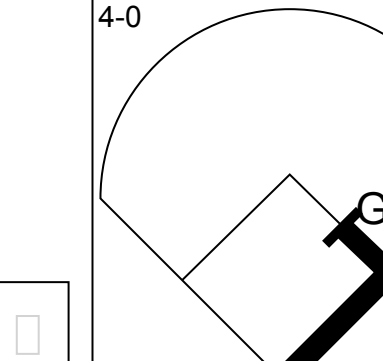
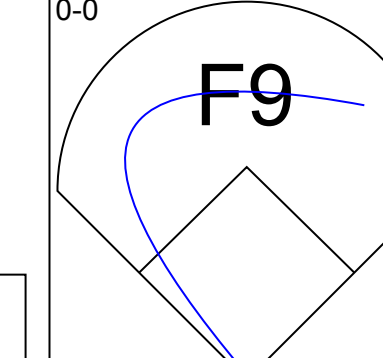
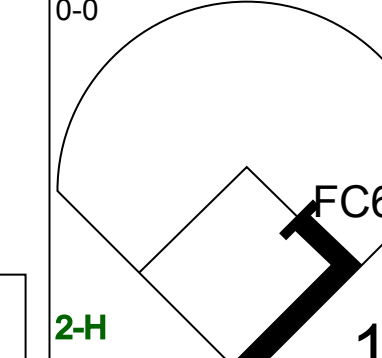
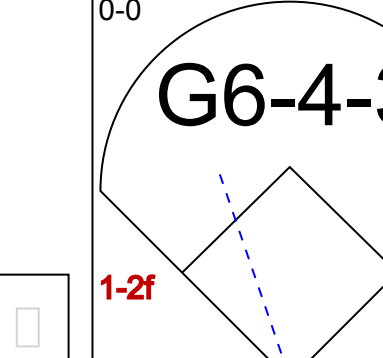
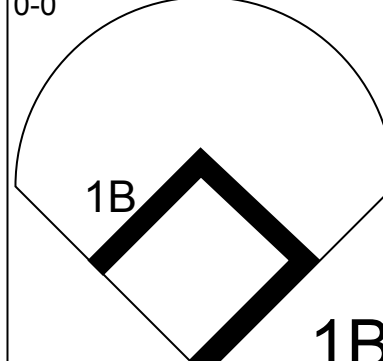
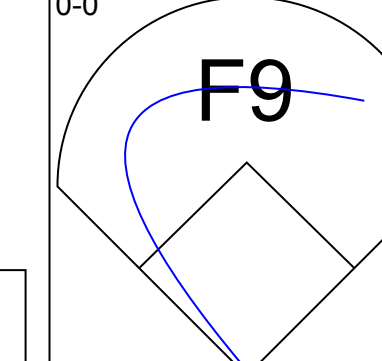
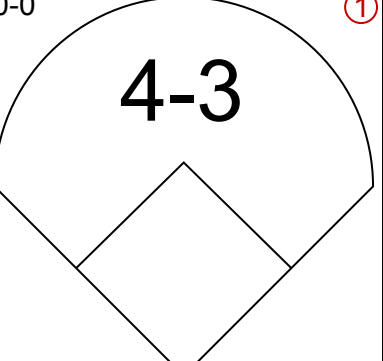
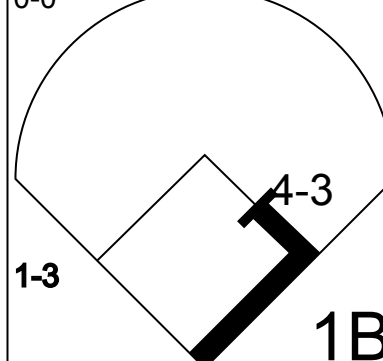
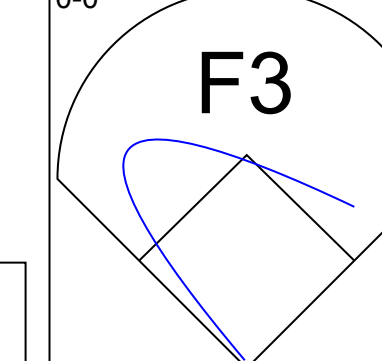
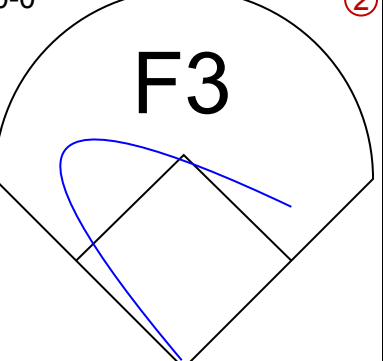

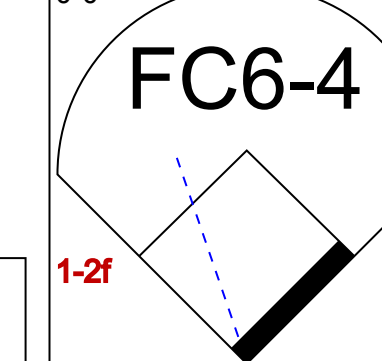
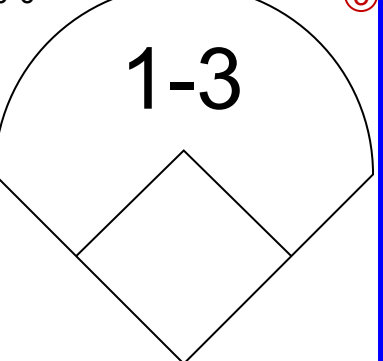


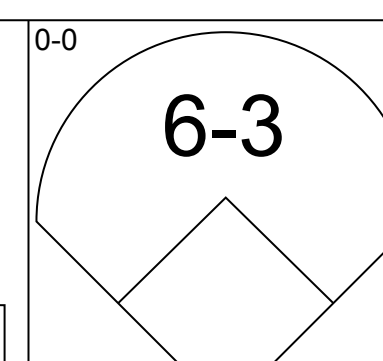
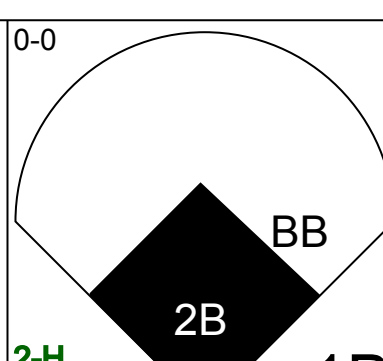
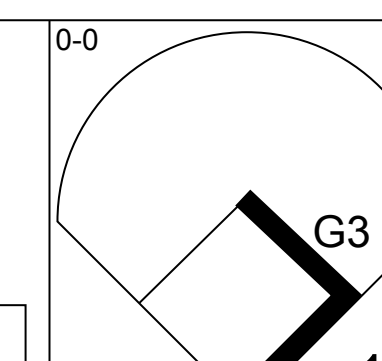
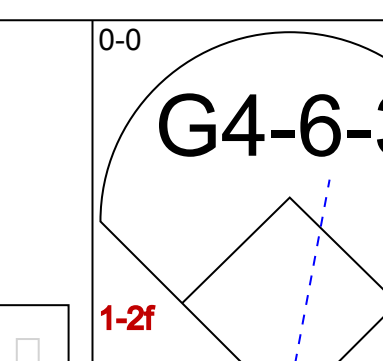
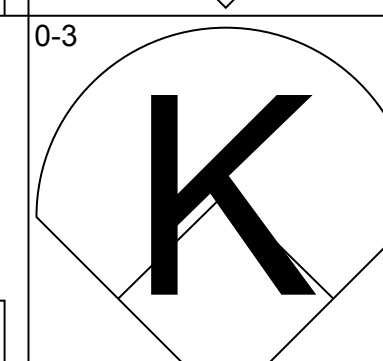
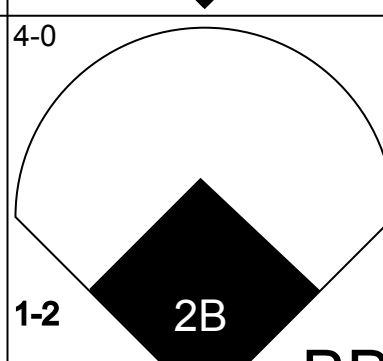
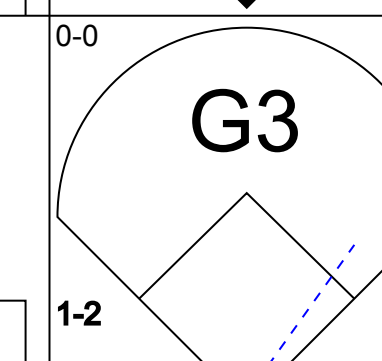
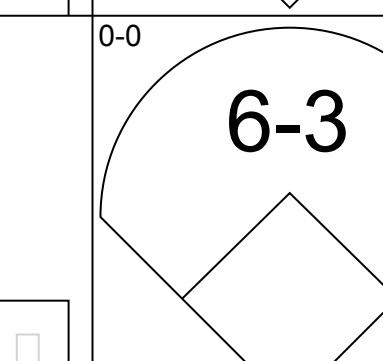
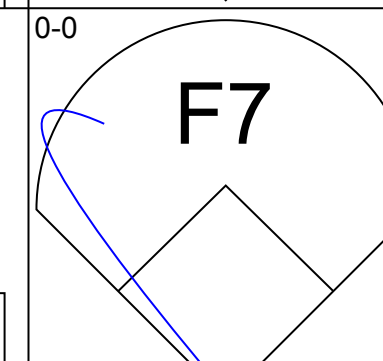
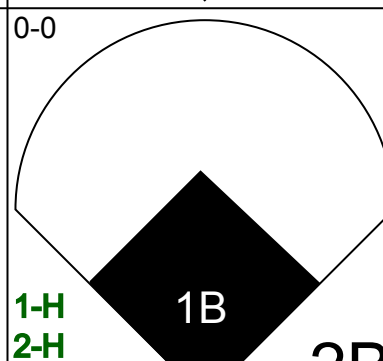
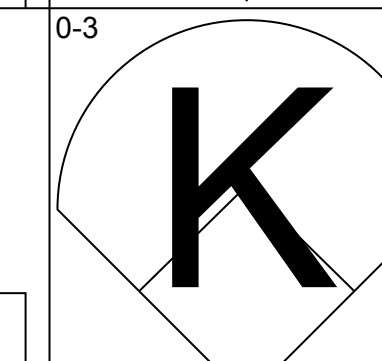
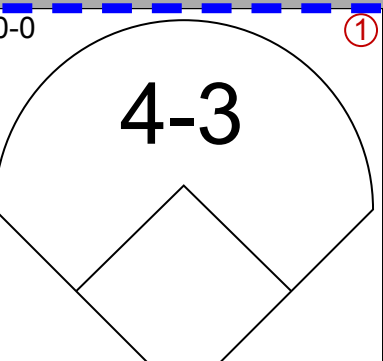
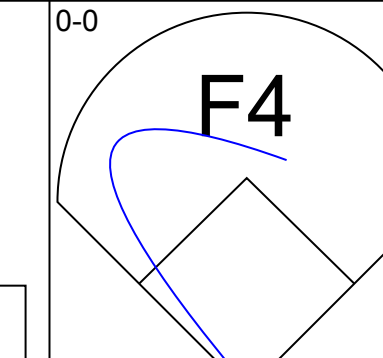
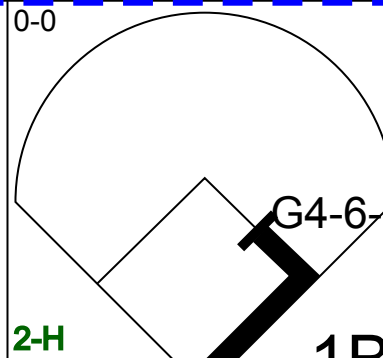
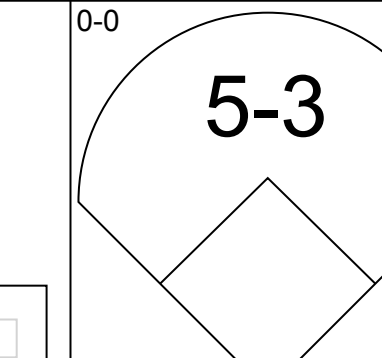
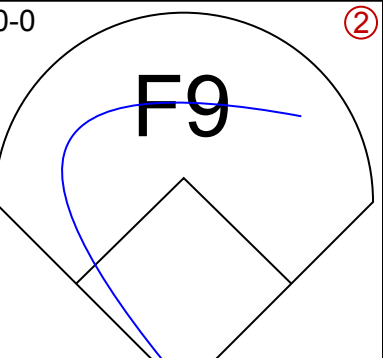
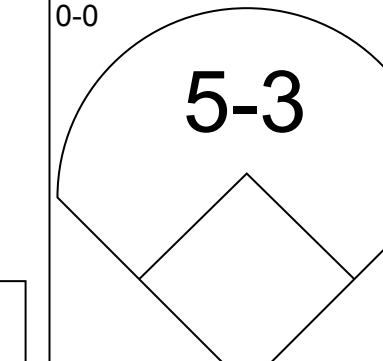
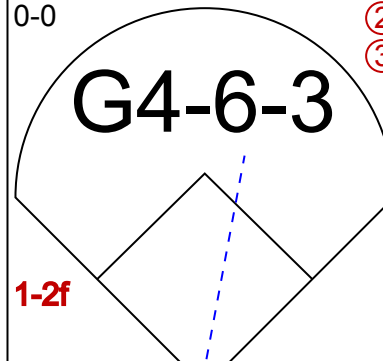
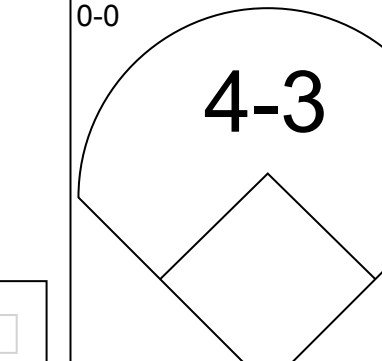
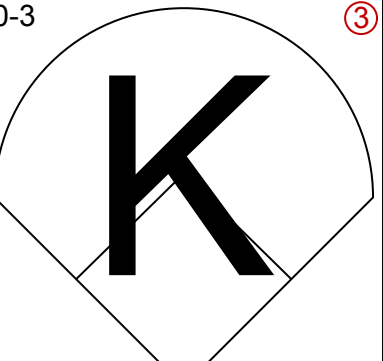
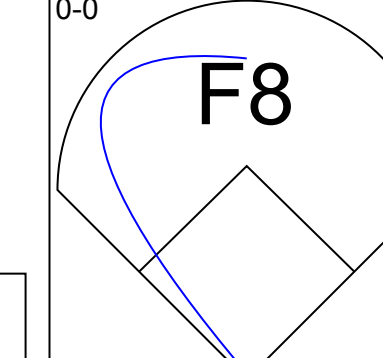
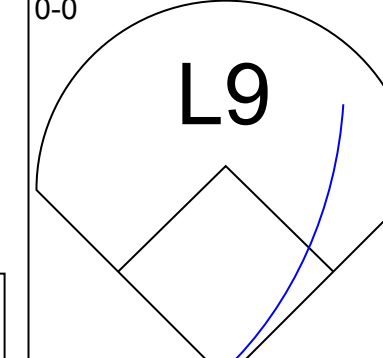
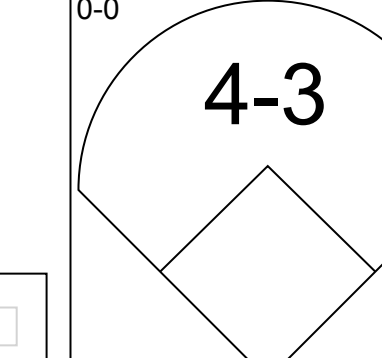
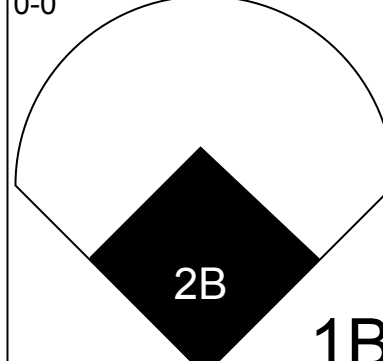
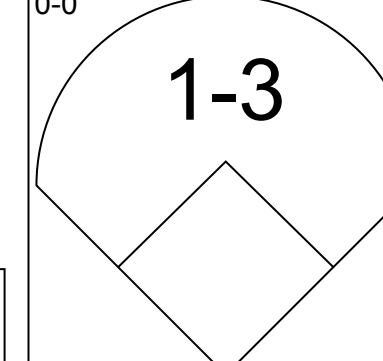
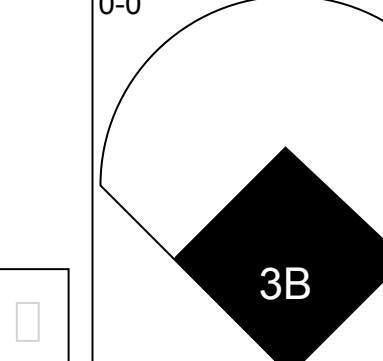
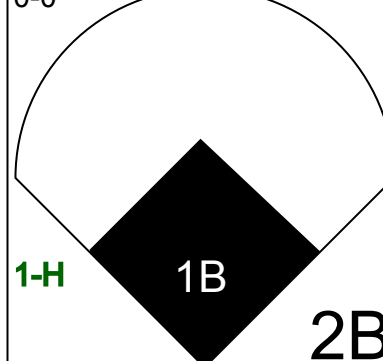
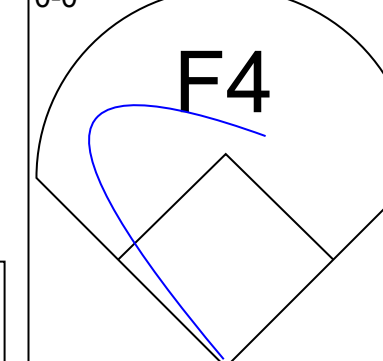
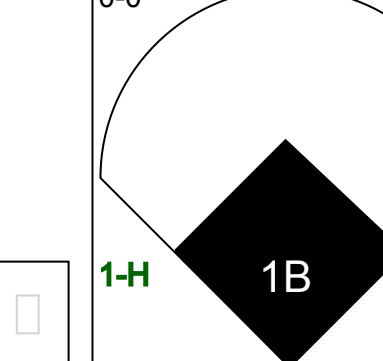
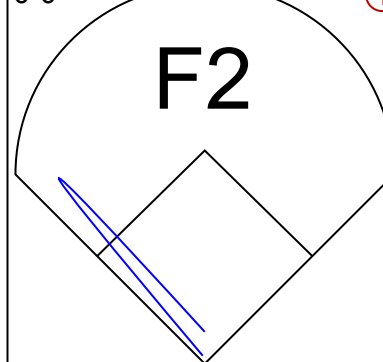
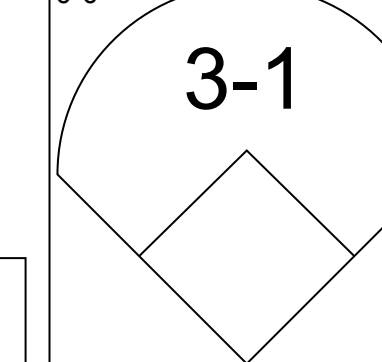
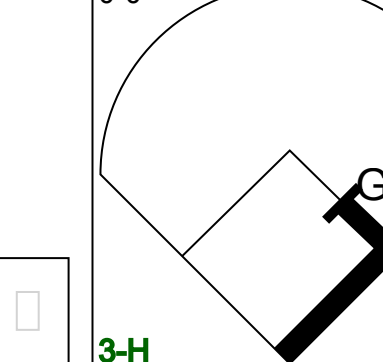
Batter	1	2	3	4	5	6	7	8	9	AB	R	H	RBI	BB	SO	LOB	BOTTOM			
Al Spangler, L OBP: 0.346, SLG: 0.419 (1, 7)	0-0 6-3			0-0 E 1B		0-0 E4 PB		0-0 FC6-4		4	1	1	0	0	0	2				
Del Crandall, R OBP: 0.317, SLG: 0.446 (1, 2)	0-0 5-3			0-0 E5 1-H CS4-2-5		0-3 K		0-0 5-3		4	0	0	0	0	1	3				
Eddie Mathews, L OBP: 0.389, SLG: 0.517 (1, 5)	0-0 4-3			0-0 FC4-2-5 CS		0-0 4-3			0-0 F4	4	0	0	0	0	0	3				
Hank Aaron, R OBP: 0.347, SLG: 0.580 (1, 9)		0-0 3-1		0-0 F3		0-0 6-3			0-0 4-3 3B	4	1	1	0	0	0	1				
Bill Bruton, L OBP: 0.329, SLG: 0.429 (1, 8)		0-0 F9		0-0 CS	0-0 4-3		0-0 5-3		0-0 4-3	4	0	0	1	0	0	0				
Joe Adcock, R OBP: 0.344, SLG: 0.521 (1, 3)		0-0 F9		0-0 G4-6-3 1B		0-0 1B			0-0 6-3	4	0	2	0	0	0	0				
Red Schoendienst, S OBP: 0.303, SLG: 0.308 (1, 4)			0-0 1-3		0-0 G4-6-3 1-2		0-0 F4			3	0	0	0	0	0	2				
Johnny Logan, R OBP: 0.304, SLG: 0.317 (8, PH)			0-0 6-3		0-0 F8			0-0 E3 FC1-8		2	0	0	0	0	0	0				
Eddie Haas, L OBP: 0.409, SLG: 0.526 Felix Mantilla, R OBP: 0.270, SLG: 0.370 (8, FR) (9, 6)			0-0 6-3		0-0 F7			0-0 FC1-6 FC6-4		1	0	0	0	0	0	0				
Juan Pizarro, L OBP: 0.294, SLG: 0.382 Lee Maye, L OBP: 0.355, SLG: 0.411 Don McMahon, R (8, PH) (9, 1)			0-0 F7		0-0 PB E 1B			0-0 FC6-4		2	0	1	0	0	0	0				
Inning Stats	R: 0 E: 0 K: 0 S: 3	H: 0 LOB: 0 BB: 0 P: 3	R: 0 E: 0 K: 0 S: 3	H: 0 LOB: 0 BB: 0 P: 3	R: 0 E: 1 K: 0 S: 4	H: 1 LOB: 0 BB: 0 P: 4	R: 0 E: 0 K: 0 S: 3	H: 1 LOB: 0 BB: 0 P: 3	R: 0 E: 1 K: 1 S: 7	H: 1 LOB: 2 BB: 0 P: 7	R: 0 E: 0 K: 0 S: 4	H: 1 LOB: 1 BB: 0 P: 4	R: 0 E: 1 K: 0 S: 4	H: 0 LOB: 1 BB: 0 P: 4	R: 1 E: 0 K: 0 S: 4	H: 1 LOB: 0 BB: 0 P: 4	1B: 4 2B: 0 3B: 1 HR: 0	SF: 0 SAC: 0 DP: 1 HBP: 0	WP: 0 PB: 1 CS: 1	PA: 34
PITCHER	IP WLS BF	H R ER SO	BB IBB HBP BLK	WP HR S P	ERA WHIP	PITCHER	IP WLS BF	H R ER SO	BB IBB HBP BLK	WP HR S P	ERA WHIP									
Bob Anderson, R ERA: 4.03 (1, 1)	9.0	33	5	2	1	1	0	0	0	35	35	1.00	0.556							


Chicago Cubs @ Milwaukee Braves
Milwaukee County Stadium, Milwaukee, WI
Sat Aug 06 1960, 4:33 AM EDT
Att: 26,700 - Unknown

AB	33
R	2
H	5
RBI	1
BB	0
SO	1
LOB	12



Batter	1	2	3	4	5	6	7	8	9	AB	R	H	RBI	BB	SO	LOB	TOP			
Bob Will, L OBP: 0.324, SLG: 0.401 (1, 9)										4	0	0	0	0	1	2	Chicago Cubs @ Pittsburgh Pirates Forbes Field, Pittsburgh, PA Tue Aug 09 1960, 7:05 PM EDT Att: 26,797 - Unknown			
Richie Ashburn, L OBP: 0.440, SLG: 0.364 (1, 7)										3	0	1	0	1	0	0				
14 Ernie Banks, R OBP: 0.362, SLG: 0.578 (1, 6)										4	0	0	0	0	0	2				
Frank Thomas, R OBP: 0.301, SLG: 0.439 (1, 3)										3	0	0	0	0	0	0				
Al Heist, R OBP: 0.304, SLG: 0.250 (1, 8)										2	1	1	0	1	1	0				
Ron Santo, R OBP: 0.309, SLG: 0.387 (1, 5)										3	0	1	1	0	0	1				
Sammy Taylor, L OBP: 0.274, SLG: 0.348 (1, 2)										3	0	1	0	0	0	1				
Jerry Kindall, R OBP: 0.271, SLG: 0.333 (1, 4)										3	0	1	0	0	0	1				
Moe Drabowsky, R Joe Schaffernoth, R Dick Gernert, R Dick Ellsworth, L Don Zimmer, R Mark Freeman, R (1, 1) (3, 1) (5, PH) (5, 1) (8, PH) (8, 1)										1	0	0	0	0	0	1	AB 28 R 1 H 5 RBI 1 BB 2 SO 3 LOB 10			
Inning Stats	R: 0 E: 0 K: 1 S: 4	H: 0 LOB: 0 BB: 1 P: 8	R: 0 E: 0 K: 1 S: 5	H: 0 LOB: 0 BB: 0 P: 5	R: 0 E: 0 K: 1 S: 6	H: 2 LOB: 1 BB: 0 P: 6	R: 0 E: 0 K: 0 S: 3	H: 1 LOB: 0 BB: 0 P: 3	R: 1 E: 0 K: 0 S: 5	H: 2 LOB: 1 BB: 0 P: 5	R: 0 E: 0 K: 0 S: 3	H: 0 LOB: 0 BB: 1 P: 6	R: 0 E: 0 K: 0 S: 3	H: 0 LOB: 0 BB: 0 P: 3	R: 0 E: 0 K: 0 S: 3	H: 0 LOB: 0 BB: 0 P: 3	1B: 4 2B: 2 3B: 0 HR: 0	SF: 0 SAC: 0 DP: 3 HBP: 0	WP: 0 PB: 0 SB: 0 CS: 0	PA: 31
PITCHER Vinegar Bend Mizell, L ERA: 3.54 (1, 1)	IP: 9.0 WLS: W BF: 30 H: 5 R: 1 ER: 1 SO: 3 BB: 2 IBB: 0 HBP: 0 BLK: 0 WP: 0 HR: 0 S: 34 P: 42 ERA: 1.00 WHIP: 0.778																			

Batter	1	2	3	4	5	6	7	8	9	AB	R	H	RBI	BB	SO	LOB	BOTTOM	
Bill Virdon, L OBP: 0.349, SLG: 0.422 (1, 8)										4	1	2	1	0	0	1	Chicago Cubs @ Pittsburgh Pirates Forbes Field, Pittsburgh, PA Tue Aug 09 1960, 7:05 PM EDT Att: 26,797 - Unknown	
Dick Groat, R OBP: 0.356, SLG: 0.371 (1, 6)										3	1	0	0	1	1	1		
Bob Skinner, L OBP: 0.364, SLG: 0.471 (1, 7)										4	1	1	2	0	1	1		
Rocky Nelson, L OBP: 0.395, SLG: 0.518 (1, 3)										4	0	1	1	0	0	0		
Gino Cimoli, R OBP: 0.359, SLG: 0.365 (1, 9)										4	0	0	0	0	1	1		
Smoky Burgess, L OBP: 0.353, SLG: 0.406 (1, 2)										3	0	0	0	0	0	0		
Don Hoak, R OBP: 0.360, SLG: 0.401 (1, 5)										3	2	2	0	0	0	0		
Bill Mazeroski, R OBP: 0.298, SLG: 0.385 (1, 4)										3	2	2	2	0	0	0		
Vinegar Bend Mizell, R OBP: 0.184, SLG: 0.152 (1, 1)										3	0	1	1	0	0	1		
Inning Stats	R: 0 E: 0 K: 1 S: 5	H: 0 LOB: 0 BB: 0 P: 5	R: 0 E: 0 K: 0 S: 3	H: 0 LOB: 0 BB: 0 P: 3	R: 5 E: 0 K: 0 S: 7	H: 5 LOB: 0 BB: 1 P: 11	R: 0 E: 0 K: 0 S: 3	H: 0 LOB: 0 BB: 0 P: 3	R: 0 E: 0 K: 0 S: 3	H: 0 LOB: 0 BB: 0 P: 3	R: 2 E: 0 K: 0 S: 5	H: 3 LOB: 0 BB: 0 P: 5	R: 0 E: 0 K: 1 S: 5	H: 0 LOB: 0 BB: 0 P: 5	1B: 6 2B: 2 3B: 1 HR: 0	SF: 0 SAC: 0 DP: 2 HBP: 0	WP: 0 PB: 0 SB: 0 CS: 0	PA: 32
PITCHER Moe Drabowsky, R ERA: 10.89 Joe Schaffernoth, R ERA: 3.34 Dick Ellsworth, L ERA: 3.27 Mark Freeman, R ERA: 5.57 (1, 1) (3, 1) (5, 1) (8, 1)	IP: 2.1 WLS: L BF: 12 H: 4 R: 5 ER: 5 SO: 1 BB: 1 IBB: 0 HBP: 0 BLK: 0 WP: 0 HR: 0 S: 13 P: 17 ERA: 19.29 WHIP: 2.143																	



Batter	1	2	3	4	5	6	7	8	9	AB	R	H	RBI	BB	SO	LOB	TOP		
Bob Will, L OBP: 0.323, SLG: 0.399 (1, 9)	4-3		CS 1B			F7			F7	4	0	1	0	0	0	0			
Richie Ashburn, L OBP: 0.438, SLG: 0.366 (1, 7)	K		CS 1-2	14 F9 SF8 2B		F7			F8	4	1	1	0	0	1	0			
14 Ernie Banks, R OBP: 0.364, SLG: 0.578 (1, 6)						F9 2-3			G6-4-3 1B	2	0	1	0	1	0	1			
George Altman, L OBP: 0.341, SLG: 0.454 (1, 8)	K					SF8			F8	2	0	0	1	0	1	2			
Frank Thomas, R OBP: 0.302, SLG: 0.438 (1, 3)						5-3			G6-4-3 1B	3	0	1	0	0	0	1			
Sammy Taylor, L OBP: 0.283, SLG: 0.333 (1, 2)						F7			G1	3	0	0	0	0	0	1			
Ron Santo, R OBP: 0.304, SLG: 0.380 (1, 5)						G6-4-3 1-2			6-3	3	0	0	0	0	0	1			
Jerry Kindall, R OBP: 0.269, SLG: 0.330 (1, 4)						F5			4-3	2	0	0	0	0	0	0			
Ed Bouchee, L OBP: 0.340, SLG: 0.303 (8, PH)						F7				1	0	0	0	0	0	0			
Don Zimmer, R OBP: 0.305, SLG: 0.346 (8, 4)						F7				0	0	0	0	0	0	0			
Don Cardwell, R OBP: 0.174, SLG: 0.326 (1, 1)						F7			4-3	2	0	0	0	0	1	0			
Seth Morehead, L OBP: 0.190, SLG: 0.150 (6, 1)										0	0	0	0	0	0	0			
Grady Hatton, L OBP: 0.333, SLG: 0.320 (9, PH)										1	0	0	0	0	0	0			
Inning Stats	R: 0 E: 0 K: 2 S: 7	H: 0 LOB: 1 BB: 1 P: 11	R: 0 E: 0 K: 0 S: 3	H: 1 LOB: 0 BB: 0 P: 3	R: 0 E: 0 K: 0 S: 3	H: 1 LOB: 0 BB: 0 P: 3	R: 1 E: 0 K: 0 S: 4	H: 1 LOB: 0 BB: 0 P: 4	R: 0 E: 0 K: 1 S: 5	H: 0 LOB: 0 BB: 0 P: 5	R: 0 E: 0 K: 0 S: 3	H: 1 LOB: 0 BB: 0 P: 3	R: 0 E: 0 K: 0 S: 3	H: 0 LOB: 0 BB: 0 P: 3	R: 0 E: 0 K: 0 S: 3	H: 0 LOB: 0 BB: 0 P: 3	1B: 3 2B: 1 3B: 0 HR: 0	SF: 1 SAC: 0 DP: 2 HBP: 0	WP: 0 PA: 30 PB: 0 SB: 0 CS: 1
PITCHER Vern Law, R ERA: 2.75 (1, 1)	IP: 9.0 WLS: W BF: 29 H: 4 R: 1 ER: 1 SO: 3 BB: 1 IBB: 0 HBP: 0 BLK: 0 WP: 0 HR: 0 S: 34 P: 38 ERA: 1.00 WHIP: 0.556																		

Chicago Cubs @ Pittsburgh Pirates
Forbes Field, Pittsburgh, PA
Wed Aug 10 1960, 7:05 PM EDT
Att: 20,074 - Unknown

AB	27
R	1
H	4
RBI	1
BB	1
SO	3
LOB	6



Batter	1	2	3	4	5	6	7	8	9	AB	R	H	RBI	BB	SO	LOB	BOTTOM
Bill Virdon, L OBP: 0.350, SLG: 0.426 (1, 8)	2-3 1B 2B		6-3	F7		L9			1B	5	1	2	0	0	0	3	
Dick Groat, R OBP: 0.356, SLG: 0.374 (1, 6)	2-3		6-3 1B			K			1B	5	0	3	0	0	1	1	
Bob Skinner, L OBP: 0.364, SLG: 0.469 (1, 7)	FC3-6 1B		6-3 1-2			G3 CS BB			F7	4	0	1	1	1	0	5	
Rocky Nelson, L OBP: 0.398, SLG: 0.511 (1, 3)	FC3-6 1-2		IBB			BB			F4	2	0	0	0	2	0	1	
Gino Cimoli, R OBP: 0.353, SLG: 0.359 (1, 9)	CS 1-2		G3			1-3			K	4	0	0	0	0	2	3	
Smoky Burgess, L OBP: 0.360, SLG: 0.417 (1, 2)						F8			BLK 1B	4	1	3	0	0	0	0	
Don Hoak, R OBP: 0.361, SLG: 0.410 (1, 5)						2B			F7	4	1	2	1	0	1	2	
Bill Mazerowski, R OBP: 0.303, SLG: 0.385 (1, 4)						2B			6-3	2	0	1	1	2	0	0	
Vern Law, R OBP: 0.192, SLG: 0.282 (1, 1)						IBB			6-3	4	0	0	0	0	1	5	
Inning Stats	R: 1 E: 0 K: 0 S: 4	H: 2 LOB: 0 BB: 0 P: 4	R: 0 E: 0 K: 2 S: 8	H: 1 LOB: 2 BB: 1 P: 12	R: 0 E: 0 K: 0 S: 4	H: 1 LOB: 2 BB: 1 P: 8	R: 0 E: 0 K: 0 S: 4	H: 1 LOB: 2 BB: 1 P: 8	R: 0 E: 0 K: 1 S: 9	H: 4 LOB: 0 BB: 0 P: 9	R: 0 E: 0 K: 1 S: 6	H: 1 LOB: 1 BB: 0 P: 6	R: 0 E: 0 K: 0 S: 5	H: 2 LOB: 2 BB: 0 P: 5	1B: 8 2B: 3 3B: 1 HR: 0	SF: 0 SAC: 0 DP: 0 HBP: 0	WP: 0 PA: 40 PB: 0 SB: 0 CS: 2
PITCHER Don Cardwell, R ERA: 4.61 (1, 1)	IP: 5.2 WLS: L BF: 29 H: 9 R: 3 ER: 3 SO: 4 BB: 2 IBB: 3 HBP: 0 BLK: 0 WP: 0 HR: 0 S: 32 P: 52 ERA: 4.76 WHIP: 1.941																
PITCHER Seth Morehead, L ERA: 3.73 (6, 1)	IP: 2.1 WLS: L BF: 10 H: 3 R: 0 ER: 0 SO: 1 BB: 0 IBB: 0 HBP: 0 BLK: 1 WP: 0 HR: 0 S: 12 P: 12 ERA: 0.00 WHIP: 1.286																

Chicago Cubs @ Pittsburgh Pirates
Forbes Field, Pittsburgh, PA
Wed Aug 10 1960, 7:05 PM EDT
Att: 20,074 - Unknown

AB	34
R	3
H	12
RBI	3
BB	5
SO	5
LOB	20



Batter	1	2	3	4	5	6	7	8	9	AB	R	H	RBI	BB	SO	LOB	TOP			
Richie Ashburn, L (1, 7) OBP: 0.438, SLG: 0.366										5	2	2	0	0	0	3	Chicago Cubs @ Philadelphia Phillies Connie Mack Stadium, Philadelphia, PA Fri Aug 12 1960, 7:05 PM EDT Att: 10,714 - Unknown			
Bob Will, L (1, 9) OBP: 0.327, SLG: 0.402										5	0	3	1	0	0	1				
14 Ernie Banks, R (1, 6) OBP: 0.367, SLG: 0.585										5	1	3	2	0	0	2				
George Altman, L (1, 8) OBP: 0.338, SLG: 0.449										5	0	1	0	0	0	2				
Frank Thomas, R (1, 5) OBP: 0.303, SLG: 0.437										5	0	2	0	0	0	1				
Sammy Taylor, L (1, 2) OBP: 0.275, SLG: 0.333										3	0	1	0	1	0	2				
Moe Thacker, R (7, 2) OBP: 0.184, SLG: 0.111										1	0	0	0	0	1	0				
Ed Bouchee, L (1, 3) OBP: 0.342, SLG: 0.313										3	2	1	1	1	1	4				
Grady Hatton, L (1, 4) OBP: 0.367, SLG: 0.357										3	0	2	0	0	0	0				
Jerry Kindall, R (6, FR) OBP: 0.272, SLG: 0.348										1	1	1	2	0	0	0				
Glen Hobbie, R (1, 1) OBP: 0.206, SLG: 0.155										3	0	0	0	0	2	2				
Don Elston, R (7, 1) OBP: 0.111, SLG: 0.111										0	0	0	0	0	0	0				
Dick Gernert, R (8, PH) OBP: 0.330, SLG: 0.290										1	0	1	0	0	0	0				
Joe Schaffernoth, R (8, 1) OBP: 0.290, SLG: 0.290										0	0	0	0	0	0	0				
Inning Stats	R: 1 E: 0 K: 1 S: 8	H: 4 LOB: 3 BB: 1 P: 12	R: 0 E: 0 K: 1 S: 5	H: 1 LOB: 0 BB: 0 P: 5	R: 1 E: 0 K: 0 S: 5	H: 2 LOB: 1 BB: 0 P: 5	R: 2 E: 0 K: 1 S: 8	H: 3 LOB: 1 BB: 0 P: 8	R: 0 E: 0 K: 0 S: 6	H: 1 LOB: 2 BB: 0 P: 6	R: 0 E: 0 K: 0 S: 3	H: 1 LOB: 0 BB: 0 P: 3	R: 2 E: 0 K: 0 S: 5	H: 2 LOB: 1 BB: 1 P: 9	R: 0 E: 0 K: 2 S: 7	H: 0 LOB: 0 BB: 0 P: 7	1B: 14 2B: 1 3B: 0 HR: 3	SF: 0 SAC: 0 DP: 2 HBP: 0	WP: 0 PB: 0 SB: 1 CS: 0	PA: 42
PITCHER	IP WLS BF H R ER SO BB IBB HBP BLK WP HR S P ERA WHIP																			
Robin Roberts, R (1, 1) ERA: 4.24	6.0		30	14	4	4	4	1	0	0	0	0	0	2	37	41	6.00	2.500		
Chris Short, L (7, 1) ERA: 4.37	1.2	W	8	3	2	2	0	1	0	0	0	0	1	7	11	10.80	2.400			
Turk Farrell, R (8, 1) ERA: 2.61	1.1	S	4	0	0	0	2	0	0	0	0	0	0	8	8	0.00	0.000			

Batter	1	2	3	4	5	6	7	8	9	AB	R	H	RBI	BB	SO	LOB	BOTTOM			
Johnny Callison, L (1, 9) OBP: 0.381, SLG: 0.471										5	2	2	0	0	0	1	Chicago Cubs @ Philadelphia Phillies Connie Mack Stadium, Philadelphia, PA Fri Aug 12 1960, 7:05 PM EDT Att: 10,714 - Unknown			
Tony Taylor, R (1, 4) OBP: 0.351, SLG: 0.403										4	2	1	0	1	1	2				
Tony Curry, L (1, 7) OBP: 0.328, SLG: 0.461										4	2	2	3	0	0	1				
Pancho Herrera, R (1, 3) OBP: 0.372, SLG: 0.501										5	1	1	2	0	1	2				
Tony Gonzalez, L (1, 8) OBP: 0.282, SLG: 0.457										4	1	1	2	0	0	0				
Lee Walls, R (1, 5) OBP: 0.330, SLG: 0.357										4	1	1	0	0	1	0				
Ted Lepcio, R (8, 5) OBP: 0.308, SLG: 0.310										0	0	0	0	0	0	0				
Clay Dalrymple, L (1, 2) OBP: 0.362, SLG: 0.458										3	0	2	1	1	0	0				
Ruben Amaro, R (1, 6) OBP: 0.311, SLG: 0.278										1	0	0	0	1	0	0				
Bobby Gene Smith, R (8, PH) OBP: 0.279, SLG: 0.365										1	0	0	0	0	0	1				
Chris Short, R (7, 1) ERA: 4.54										1	0	0	0	0	0	1				
Turk Farrell, R (8, 1) OBP: 0.250, SLG: 0.267										0	0	0	0	0	0	0				
Robin Roberts, S (1, 1) OBP: 0.237, SLG: 0.185										1	1	0	0	1	0	2				
Bobby Malkmus, R (7, 6) OBP: 0.218, SLG: 0.225										2	0	0	0	0	0	0				
Inning Stats	R: 0 E: 0 K: 0 S: 3	H: 0 LOB: 0 BB: 0 P: 3	R: 1 E: 0 K: 0 S: 5	H: 2 LOB: 1 BB: 1 P: 9	R: 0 E: 0 K: 2 S: 8	H: 1 LOB: 1 BB: 0 P: 8	R: 0 E: 0 K: 0 S: 3	H: 0 LOB: 0 BB: 0 P: 3	R: 2 E: 1 K: 0 S: 5	H: 2 LOB: 1 BB: 1 P: 9	R: 0 E: 0 K: 1 S: 6	H: 1 LOB: 1 BB: 0 P: 6	R: 5 E: 2 K: 0 S: 7	H: 3 LOB: 1 BB: 2 P: 15	R: 2 E: 1 K: 0 S: 5	H: 1 LOB: 0 BB: 0 P: 5	1B: 3 2B: 3 3B: 2 HR: 2	SF: 0 SAC: 0 DP: 0 HBP: 0	WP: 0 PB: 0 SB: 0 CS: 0	PA: 40
PITCHER	IP WLS BF H R ER SO BB IBB HBP BLK WP HR S P ERA WHIP																			
Glen Hobbie, R (1, 1) ERA: 4.54	6.1	L	29	7	5	4	3	3	0	0	0	0	0	32	44	5.68	1.579			
Don Elston, R (7, 1) ERA: 3.19	0.2		6	2	3	2	0	1	0	0	0	1	5	9	27.00	4.500				
Joe Schaffernoth, R (8, 1) ERA: 3.24	1.0		5	1	2	0	0	0	0	0	0	0	5	5	0.00	1.000				



Batter	1	2	3	4	5	6	7	8	9	AB	R	H	RBI	BB	SO	LOB	TOP					
Richie Ashburn, L OBP: 0.437, SLG: 0.365 (1, 7)	F6		F7				F7			4	0	1	1	1	0	1	Chicago Cubs @ Philadelphia Phillies Connie Mack Stadium, Philadelphia, PA Sat Aug 13 1960, 3:33 AM EDT Att: 2,533 - Unknown livebaseballscorecards.com					
Bob Will, L OBP: 0.322, SLG: 0.398 (1, 9)	5-3		6-3				G3-6-3		F5	4	0	0	1	0	0	2						
14 Ernie Banks, R OBP: 0.368, SLG: 0.591 (1, 6)	E5		L9							3	1	1	1	1	0	0						
Frank Thomas, R OBP: 0.302, SLG: 0.434 (1, 3)	FC5-4									3	0	0	0	1	1	3						
Ron Santo, R OBP: 0.303, SLG: 0.382 (1, 5)		F8								4	0	1	0	0	1	1						
Al Heist, R OBP: 0.259, SLG: 0.208 (1, 8)		F9								4	0	0	0	0	1	3						
Jerry Kindall, R OBP: 0.281, SLG: 0.374 (1, 4)										4	2	3	1	0	1	1						
El Tappe, R OBP: 0.338, SLG: 0.329 (1, 2)										3	1	1	0	1	0	0						
Bob Anderson, R OBP: 0.228, SLG: 0.173 (1, 1)										2	0	0	0	1	0	4						
Don Elston, R OBP: 0.105, SLG: 0.105 (8, 1)										1	0	0	0	0	0	0						
Inning Stats	R: 0 E: 1 K: 0 S: 4	H: 0 LOB: 1 BB: 0 P: 4	R: 0 E: 0 K: 0 S: 4	H: 1 LOB: 2 BB: 1 P: 8	R: 0 E: 0 K: 1 S: 3	H: 0 LOB: 0 BB: 0 P: 3	R: 0 E: 0 K: 1 S: 4	H: 0 LOB: 0 BB: 1 P: 8	R: 2 E: 0 K: 0 S: 6	H: 3 LOB: 2 BB: 1 P: 10	R: 1 E: 1 K: 0 S: 4	H: 1 LOB: 0 BB: 0 P: 4	R: 0 E: 0 K: 0 S: 2	H: 0 LOB: 0 BB: 1 P: 6	R: 1 E: 0 K: 3 S: 11	H: 2 LOB: 1 BB: 0 P: 11	R: 0 E: 0 K: 0 S: 3	H: 0 LOB: 1 BB: 1 P: 7	1B: 2 2B: 3 3B: 0 HR: 2	SF: 1 SAC: 0 DP: 3 HBP: 0	WP: 1 PB: 0 SB: 0 CS: 0	PA: 38
PITCHER	IP	WLS	BF	H	R	ER	SO	BB	IBB	HBP	BLK	WP	HR	S	P	ERA	WHIP					
John Buzhardt, R ERA: 3.95 (1, 1)	7.0	L	29	5	3	3	1	3	1	0	0	0	1	27	43	3.86	1.143					
Art Mahaffey, R ERA: 3.15 (8, 1)	2.0	S	9	2	1	1	3	1	0	0	0	1	1	14	18	4.50	1.500					

Batter	1	2	3	4	5	6	7	8	9	AB	R	H	RBI	BB	SO	LOB	BOTTOM					
Johnny Callison, L OBP: 0.386, SLG: 0.480 (1, 9)			K						F4	3	1	1	0	2	1	1	Chicago Cubs @ Philadelphia Phillies Connie Mack Stadium, Philadelphia, PA Sat Aug 13 1960, 3:33 AM EDT Att: 2,533 - Unknown livebaseballscorecards.com					
Tony Taylor, R OBP: 0.350, SLG: 0.400 (1, 4)										3	0	0	0	1	1	4						
Tony Curry, L OBP: 0.332, SLG: 0.473 (1, 7)										4	1	2	1	0	1	1						
Pancho Herrera, R OBP: 0.371, SLG: 0.499 (1, 3)										4	0	1	0	0	2	1						
Tony Gonzalez, L OBP: 0.285, SLG: 0.457 (1, 8)										4	0	2	1	0	1	2						
Lee Walls, R OBP: 0.329, SLG: 0.354 (1, 5)										4	0	1	0	0	1	3						
Clay Dalrymple, L OBP: 0.359, SLG: 0.460 (1, 2)										4	0	1	0	0	2	2						
Ruben Amaro, R OBP: 0.309, SLG: 0.277 (1, 6)										4	0	1	0	0	2	1						
John Buzhardt, R OBP: 0.140, SLG: 0.119 (1, 1)										2	0	0	0	0	2	1						
Ken Walters, R OBP: 0.231, SLG: 0.364 (7, PH)										1	0	0	0	0	0	1						
Art Mahaffey, R OBP: 0.285, SLG: 0.365 (8, PH)										0	0	0	0	0	0	0						
Bobby Gene Smith, R OBP: 0.285, SLG: 0.365 (9, PH)										0	0	0	0	1	0	0						
Inning Stats	R: 1 E: 0 K: 3 S: 11	H: 2 LOB: 1 BB: 0 P: 11	R: 0 E: 0 K: 2 S: 8	H: 2 LOB: 0 BB: 0 P: 8	R: 0 E: 0 K: 2 S: 6	H: 0 LOB: 0 BB: 1 P: 10	R: 0 E: 0 K: 0 S: 4	H: 1 LOB: 0 BB: 0 P: 4	R: 0 E: 0 K: 1 S: 5	H: 0 LOB: 1 BB: 1 P: 9	R: 0 E: 0 K: 1 S: 6	H: 1 LOB: 1 BB: 0 P: 6	R: 0 E: 0 K: 1 S: 6	H: 1 LOB: 2 BB: 1 P: 10	R: 1 E: 0 K: 1 S: 6	H: 2 LOB: 1 BB: 0 P: 6	R: 0 E: 0 K: 2 S: 7	H: 0 LOB: 1 BB: 1 P: 11	1B: 5 2B: 4 3B: 1 HR: 0	SF: 0 SAC: 0 DP: 1 HBP: 0	WP: 0 PB: 0 SB: 0 CS: 3	PA: 37
PITCHER	IP	WLS	BF	H	R	ER	SO	BB	IBB	HBP	BLK	WP	HR	S	P	ERA	WHIP					
Bob Anderson, R ERA: 3.96 (1, 1)	7.0	W	31	9	2	2	10	3	0	0	0	0	0	48	60	2.57	1.714					
Don Elston, R ERA: 3.13 (8, 1)	2.0	S	6	0	0	0	3	1	0	0	0	0	0	11	15	0.00	0.500					

Batter	1	2	3	4	5	6	7	8	9	AB	R	H	RBI	BB	SO	LOB	TOP								
Richie Ashburn, L (1, 7) OBP: 0.433, SLG: 0.360	0-0 6-3		0-0 G3		0-0 L9		0-0 G4-3		0-0 F8	5	0	0	0	0	0	2	Chicago Cubs @ Philadelphia Phillies Connie Mack Stadium, Philadelphia, PA Sun Aug 14 1960, 3:33 AM EDT Unknown								
Bob Will, L (1, 9) OBP: 0.324, SLG: 0.399	0-0 F8			0-0 5-3						4	0	2	0	0	0	0									
14 Ernie Banks, R (1, 6) OBP: 0.365, SLG: 0.585	0-0 6-3			0-0 E5 1B		0-0 F2				4	1	0	0	0	0	2									
Frank Thomas, R (1, 3) OBP: 0.302, SLG: 0.431		0-0 6-3		0-0 1B 1-2 1B		0-0 F8		0-0 F8		4	0	1	0	0	0	0									
Sammy Taylor, L (1, 2) OBP: 0.298, SLG: 0.367		0-3 K		0-0 1B		0-0 1B 2B		0-0 CS 1B		4	0	3	1	0	1	0									
Ron Santo, R (1, 5) OBP: 0.307, SLG: 0.402		0-0 HR		0-0 1-2 2-3 1B		0-0 5-3		0-3 K		4	1	2	1	0	1	2									
Al Heist, R (1, 8) OBP: 0.258, SLG: 0.214		0-0 L6		0-0 L3		0-0 FC6-4 1B		0-0 F8		4	0	1	0	0	0	3									
Jerry Kindall, R (1, 4) OBP: 0.280, SLG: 0.372			0-0 F8	0-3 K		0-0 FC6-4		0-0 SH2-4 1B		4	0	1	0	0	1	5									
Dick Ellsworth, L (1, 1) OBP: 0.229, SLG: 0.069			0-3 K		0-3 K		4-0 G4-3 BB		0-0 SH2-4	2	0	0	0	1	2	0									
Inning Stats	R: 0 E: 0 K: 0 S: 3	H: 0 LOB: 0 BB: 0 P: 3	R: 1 E: 0 K: 1 S: 6	H: 1 LOB: 0 BB: 0 P: 6	R: 0 E: 0 K: 1 S: 5	H: 0 LOB: 0 BB: 0 P: 5	R: 1 E: 1 K: 1 S: 9	H: 3 LOB: 3 BB: 0 P: 9	R: 0 E: 0 K: 0 S: 5	H: 1 LOB: 1 BB: 0 P: 6	R: 0 E: 0 K: 0 S: 5	H: 2 LOB: 2 BB: 0 P: 5	R: 0 E: 0 K: 0 S: 3	H: 1 LOB: 1 BB: 1 P: 7	R: 0 E: 0 K: 1 S: 5	H: 1 LOB: 0 BB: 0 P: 5	R: 0 E: 0 K: 0 S: 4	H: 1 LOB: 1 BB: 0 P: 4	1B: 8 2B: 1 3B: 0 HR: 1	SF: 0 SAC: 1 DP: 1 HBP: 0	WP: 0 PB: 0 SB: 0 CS: 1	PA: 37			
PITCHER	IP	WLS	BF	H	R	ER	SO	BB	IBB	HBP	BLK	WP	HR	S	P	ERA	WHIP								
Gene Conley, R (1, 1) ERA: 3.69	7.1	L	32	9	2	1	4	1	0	0	0	0	1	39	43	1.23	1.364								
Turk Farrell, R (8, 1) ERA: 2.96	1.2		5	1	0	0	1	0	0	0	0	0	0	7	7	0.00	0.600								

AB	35
R	2
H	10
RBI	2
BB	1
SO	5
LOB	14



Batter	1	2	3	4	5	6	7	8	9	AB	R	H	RBI	BB	SO	LOB	BOTTOM								
Bobby Del Greco, R (1, 8) OBP: 0.358, SLG: 0.401	0-0 F9		0-0 F9			0-0 L9			0-0 2B	4	1	1	0	0	0	1	Chicago Cubs @ Philadelphia Phillies Connie Mack Stadium, Philadelphia, PA Sun Aug 14 1960, 3:33 AM EDT Unknown								
Lee Waits, R (1, 5) OBP: 0.323, SLG: 0.347	0-0 1-3			0-0 F8		0-0 6-3			0-0 5-3	4	0	0	0	0	0	1									
Tony Taylor, R (1, 4) OBP: 0.349, SLG: 0.401	0-0 6-3			0-0 5-3			0-0 6-3		0-0 2B	4	0	1	1	0	0	0									
Pancho Herrera, R (1, 3) OBP: 0.367, SLG: 0.493		0-0 1-3		0-3 K			0-0 F8		0-0 F8	4	0	0	0	0	1	1									
Bobby Gene Smith, R (1, 7) OBP: 0.286, SLG: 0.364		0-0 5-3			0-0 2B 1B		0-0 F3			3	0	1	0	0	0	0									
Turk Farrell, R (8, 1) OBP: 0.250, SLG: 0.267										0	0	0	0	0	0	0									
Ken Walters, R (1, 9) OBP: 0.288, SLG: 0.361		0-0 5-3			0-0 F6			0-0 F6		3	0	0	0	0	0	1									
Jimmie Coker, R (1, 2) OBP: 0.286, SLG: 0.359			0-0 6-3		0-0 F7			0-0 L7		3	0	0	0	0	0	1									
Ruben Amaro, R (1, 6) OBP: 0.310, SLG: 0.284			0-0 5-3		0-0 1-4 2B			0-0 F9		3	0	1	0	0	0	0									
Gene Conley, R (1, 1) OBP: 0.178, SLG: 0.273			0-0 E6			0-0 L9			0-0 G3	2	0	0	0	0	0	0									
Johnny Callison, L (8, 7) OBP: 0.306, SLG: 0.480										0	0	0	0	0	0	0									
Bobby Malkmus, R (8, PH) OBP: 0.215, SLG: 0.222										1	0	0	0	0	0	0									
Inning Stats	R: 0 E: 0 K: 0 S: 3	H: 0 LOB: 0 BB: 0 P: 3	R: 0 E: 0 K: 0 S: 3	H: 0 LOB: 0 BB: 0 P: 3	R: 0 E: 1 K: 0 S: 4	H: 0 LOB: 1 BB: 0 P: 4	R: 0 E: 0 K: 1 S: 5	H: 0 LOB: 0 BB: 0 P: 5	R: 0 E: 0 K: 0 S: 4	H: 2 LOB: 2 BB: 0 P: 4	R: 0 E: 0 K: 0 S: 3	H: 0 LOB: 0 BB: 0 P: 3	R: 0 E: 0 K: 0 S: 3	H: 0 LOB: 0 BB: 0 P: 3	R: 0 E: 0 K: 0 S: 3	H: 0 LOB: 0 BB: 0 P: 3	R: 1 E: 0 K: 0 S: 5	H: 2 LOB: 1 BB: 0 P: 5	1B: 1 2B: 3 3B: 0 HR: 0	SF: 0 SAC: 0 DP: 0 HBP: 0	WP: 0 PB: 0 SB: 0 CS: 0	PA: 31			
PITCHER	IP	WLS	BF	H	R	ER	SO	BB	IBB	HBP	BLK	WP	HR	S	P	ERA	WHIP								
Dick Ellsworth, L (1, 1) ERA: 3.09	9.0	W	31	4	1	1	1	0	0	0	0	0	0	33	33	1.00	0.444								




Batter	1	2	3	4	5	6	7	8	9	AB	R	H	RBI	BB	SO	LOB	TOP		
Richie Ashburn, L (1, 7) OBP: 0.431, SLG: 0.359	0-0 4-3		0-0 5-3			0-0 SH1-3 HR 1B	0-0 F5			4	1	1	0	0	0	0	Chicago Cubs @ Philadelphia Phillies Sun Aug 14 1960, 3:38 AM EDT Att: 11,725 - Unknown Connie Mack Stadium, Philadelphia, PA livebaseballscorecards.com		
Bob Will, L (1, 9) OBP: 0.327, SLG: 0.399	0-0 14 HR 1B		4-0 BB			0-0 SH1-3 1-2		0-0 3-1		2	1	1	0	1	0	0			
14 Ernie Banks, R (1, 6) OBP: 0.367, SLG: 0.592 Don Zimmer, R (6, 6) OBP: 0.304, SLG: 0.344	0-0 1-H HR		0-0 L4			4-0 BB HR IBB		0-0 1-4-3		2	2	1	2	1	0	1			
Frank Thomas, R (1, 3) OBP: 0.307, SLG: 0.438	0-0 F6			0-0 9-2 3B		4-0 HR BB		4-0 BB		2	1	1	0	2	0	0			
Ron Santo, R (1, 5) OBP: 0.306, SLG: 0.416	0-3 K			0-0 F7		0-0 1-2 2-3 HR		0-0 F8		4	1	1	4	0	1	2			
Al Heist, R (1, 8) OBP: 0.257, SLG: 0.219		0-0 CS 1B		0-0 9-2		0-0 L8			0-0 5-3		4	0	1	0	0	1			
Jerry Kindall, R (1, 4) OBP: 0.275, SLG: 0.365		0-3 K			0-3 K				0-0 6-3		4	0	0	0	0	3		1	
El Tappe, R (1, 2) OBP: 0.333, SLG: 0.338		0-0 L4			0-0 2-3				0-0 F9		4	1	1	0	0	0		0	
Moe Drabowsky, R (1, 1) Joe Schaffernoth, R (8, 1) Don Elston, R (9, 1) Glen Hobbie, R (9, 1)			0-0 F5		0-0 F7		0-0 F9		0-0 2-H 1B		3	0	0	0	0	0	0		
Inning Stats	R: 2 E: 0 K: 1 S: 7	H: 2 LOB: 0 BB: 0 P: 7	R: 0 E: 0 K: 1 S: 5	H: 1 LOB: 0 BB: 0 P: 5	R: 0 E: 0 K: 0 S: 3	H: 0 LOB: 1 BB: 1 P: 7	R: 0 E: 0 K: 0 S: 3	H: 1 LOB: 0 BB: 0 P: 3	R: 0 E: 0 K: 1 S: 5	H: 0 LOB: 0 BB: 0 P: 5	R: 4 E: 0 K: 1 S: 7	H: 2 LOB: 0 BB: 2 P: 15	R: 0 E: 0 K: 0 S: 3	H: 0 LOB: 1 BB: 1 P: 7	R: 1 E: 0 K: 0 S: 4	H: 2 LOB: 1 BB: 0 P: 4	1B: 4 2B: 2 3B: 1 HR: 2	SF: 0 SAC: 1 DP: 1 HBP: 0	WP: 0 PA: 36 PB: 0 SB: 0 CS: 1
PITCHER Dallas Green, R (1, 1) ERA: 4.15	IP: 9.0 WLS: L BF: 36 H: 8 R: 7 ER: 7 SO: 4 BB: 3 IBB: 1 HBP: 0 BLK: 0 WP: 0 HR: 2 S: 40 P: 56 ERA: 7.00 WHIP: 1.222															PITCHER			


Batter	1	2	3	4	5	6	7	8	9	AB	R	H	RBI	BB	SO	LOB	BOTTOM		
Tony Taylor, R (1, 4) OBP: 0.346, SLG: 0.396	0-0 5-3		0-0 G6-4-3 1-2			0-0 F9		0-0 F7	0-0 6-3	5	0	0	0	0	0	5	Chicago Cubs @ Philadelphia Phillies Sun Aug 14 1960, 3:38 AM EDT Att: 11,725 - Unknown Connie Mack Stadium, Philadelphia, PA livebaseballscorecards.com		
Lee Walls, R (1, 5) OBP: 0.326, SLG: 0.355				0-0 1-3 SF8 2B		0-3 K		0-3 K		4	1	2	0	0	2	1			
Johnny Callison, L (1, 7) OBP: 0.383, SLG: 0.475				0-0 1-3		0-0 F9			0-0 1B 2B 1B	4	1	1	0	0	0	2			
Pancho Herrera, R (1, 3) OBP: 0.368, SLG: 0.495				0-0 SF8		0-0 G6-4-3 S 1B			0-0 2B 1B 1B	3	1	2	1	0	0	1			
Tony Gonzalez, L (1, 8) OBP: 0.289, SLG: 0.460		0-0 4-3		0-0 F8		4-0 G6-4-3 BB			0-0 1B FC1-2 2B	3	0	1	1	1	0	0			
Ken Walters, R (1, 9) OBP: 0.285, SLG: 0.357		0-0 L9			0-0 F2		0-0 G6-4-3 1-2 2-3		0-0 F8	4	0	0	0	0	0	4			
Clay Dalrymple, L (1, 2) OBP: 0.356, SLG: 0.453		0-0 4-3			0-0 L4		0-0 F7		0-0 FC1-2 BB 1B	4	0	1	1	0	0	1			
Ruben Amaro, R (1, 6) OBP: 0.316, SLG: 0.287 Tony Curry, L (9, PH) OBP: 0.335, SLG: 0.473			0-0 6-3		0-0 E7 1B			4-0 FC6-4 BB	4-0 FC1-2 BB	2	0	1	0	1	0	0			
Dallas Green, L (1, 1) OBP: 0.207, SLG: 0.214 Bobby Gene Smith, R (9, PH) OBP: 0.254, SLG: 0.362			0-0 G6-4-3 1B		0-0 F2			0-0 FC6-4 1-2	0-0 FC1-2	3	0	1	0	0	0	2			
Inning Stats	R: 0 E: 0 K: 0 S: 4	H: 1 LOB: 1 BB: 0 P: 4	R: 0 E: 0 K: 0 S: 3	H: 0 LOB: 0 BB: 0 P: 3	R: 0 E: 0 K: 0 S: 3	H: 1 LOB: 0 BB: 0 P: 3	R: 1 E: 0 K: 0 S: 4	H: 1 LOB: 0 BB: 0 P: 4	R: 0 E: 0 K: 1 S: 5	H: 0 LOB: 0 BB: 0 P: 5	R: 0 E: 0 K: 0 S: 3	H: 1 LOB: 1 BB: 1 P: 7	R: 0 E: 0 K: 1 S: 5	H: 0 LOB: 1 BB: 1 P: 9	R: 2 E: 0 K: 0 S: 7	H: 4 LOB: 3 BB: 1 P: 11	1B: 7 2B: 2 3B: 0 HR: 0	SF: 1 SAC: 0 DP: 2 HBP: 0	WP: 0 PA: 37 PB: 0 SB: 1 CS: 0
PITCHER Moe Drabowsky, R (1, 1) ERA: 9.57 Joe Schaffernoth, R (8, 1) ERA: 3.67 Don Elston, R (9, 1) ERA: 3.12 Glen Hobbie, R (9, 1) ERA: 4.53	IP: 7.0 WLS: W BF: 26 H: 5 R: 1 ER: 1 SO: 1 BB: 2 IBB: 0 HBP: 0 BLK: 0 WP: 0 HR: 0 S: 26 P: 34 ERA: 18.00 WHIP: 3.000															PITCHER			

Batter	1	2	3	4	5	6	7	8	9	10	11	12	13	AB R H RBI BB SO LOB	TOP																					
Jim Gilliam, S OBP: 0.364, SLG: 0.333 (1, 5)	F8		4-3			F3		6-3		L7		F8		6 0 0 0 0 0 1	Los Angeles Dodgers @ Chicago Cubs Wrigley Field, Chicago, IL Thu Aug 18 1960, 3:33 AM CDT Att: 8,632 - Unknown																					
Wally Moon, L OBP: 0.372, SLG: 0.453 (1, 7)	L7			F8		G3		K		L4		HR		6 1 1 1 0 1 1																						
Tommy Davis, R OBP: 0.306, SLG: 0.425 (1, 8)	5-3			F9			5-3	S		F9		K		6 0 1 0 0 1 0																						
Norm Larker, L OBP: 0.395, SLG: 0.449 (1, 3)		4-3												5 1 2 0 1 1 0																						
Joe Pignatano, R OBP: 0.379, SLG: 0.429 (13, PR)			K											0 0 0 0 0 0 0																						
Gil Hodges, R OBP: 0.257, SLG: 0.337 (13, 3)				K		BB	FC4-6	1B						0 0 0 0 0 0 0																						
Frank Howard, R OBP: 0.318, SLG: 0.480 (1, 9)		K												5 1 0 0 1 3 3																						
Charlie Neal, R OBP: 0.338, SLG: 0.369 (1, 4)														4 1 2 0 1 1 0																						
John Roseboro, L OBP: 0.325, SLG: 0.377 (1, 2)														5 0 1 2 0 0 2																						
Bob Lillis, R OBP: 0.280, SLG: 0.333 (1, 6)			6-3											4 0 0 0 1 0 1																						
Roger Craig, R OBP: 0.217, SLG: 0.063 (1, 1)														1 0 0 0 0 1 0																						
Duke Snider, L OBP: 0.369, SLG: 0.505 (6, PH)														0 0 0 0 1 0 0																						
Maury Wills, S OBP: 0.354, SLG: 0.336 (6, PR)														0 0 0 0 0 0 0																						
Ed Roebuck, R OBP: 0.238, SLG: 0.250 (6, 1)														2 0 0 0 0 0 2																						
Sandy Koufax, R OBP: 0.143 (11, 1)														1 0 0 0 0 0 0																						
Inning Stats	R: 0 E: 0 K: 0 S: 5	H: 0 LOB: 0 BB: 0 P: 10	R: 0 E: 0 K: 1 S: 8	H: 1 LOB: 1 BB: 0 P: 10	R: 0 E: 0 K: 1 S: 6	H: 0 LOB: 0 BB: 0 P: 9	R: 0 E: 0 K: 0 S: 11	H: 0 LOB: 2 BB: 1 P: 19	R: 0 E: 0 K: 1 S: 10	H: 1 LOB: 2 BB: 3 P: 24	R: 1 E: 0 K: 0 S: 5	H: 2 LOB: 0 BB: 0 P: 9	R: 0 E: 0 K: 0 S: 9	H: 0 LOB: 0 BB: 0 P: 15		R: 0 E: 0 K: 2 S: 7	H: 0 LOB: 0 BB: 0 P: 11	R: 1 E: 0 K: 2 S: 14	H: 2 LOB: 1 BB: 0 P: 22	1B: 5 2B: 1 3B: 1 HR: 1	SF: 0 SAC: 0 DP: 1 HBP: 0	W/P: 0 P/B: 0 SB: 2 CS: 0	PA: 50													
PITCHER	IP WLS BF H R ER SO BB IBB HBP BLK WP HR S P ERA WHIP																																			
Bob Anderson, R ERA: 3.87 (1, 1)	8.0	WLS 34	H 5	R 3	ER 2	SO 5	BB 3	IBB 2	HBP 0	BLK 0	WP 0	HR 0	S 67	P 114		ERA 2.25	WHIP 1.000																			
Mark Freeman, R ERA: 5.3 (9, 1)	5.0	L 16	2	1	1	3	0	0	0	0	0	1	41	65		1.80	0.400																			

Batter	1	2	3	4	5	6	7	8	9	10	11	12	13	AB R H RBI BB SO LOB	BOTTOM																						
Richie Ashburn, L OBP: 0.451, SLG: 0.356 (1, 8)	6-3							6-3		G3				4 0 1 0 2 0 0	Los Angeles Dodgers @ Chicago Cubs Wrigley Field, Chicago, IL Thu Aug 18 1960, 3:33 AM CDT Att: 8,632 - Unknown																						
Bob Will, L OBP: 0.324, SLG: 0.387 (1, 9)	K		PO		4-3			K		2-3		FC6		6 0 0 0 0 3 3																							
14 Ernie Banks, R OBP: 0.365, SLG: 0.588 (1, 6)	L8													5 0 1 0 1 0 0																							
Frank Thomas, R OBP: 0.307, SLG: 0.444 (1, 3)		F3												3 1 2 1 0 0 0																							
Ed Bouchee, L OBP: 0.340, SLG: 0.311 (7, 3)														2 0 0 0 0 0 2																							
Dick Gernert, R OBP: 0.327, SLG: 0.287 (13, PH)														1 0 0 0 0 1 0																							
Sammy Taylor, L OBP: 0.272, SLG: 0.333 (1, 2)														4 0 0 0 0 1 1																							
Ei Tagore, R OBP: 0.330, SLG: 0.333 (10, 2)														0 0 0 0 0 0 0																							
Don Zimmer, R OBP: 0.303, SLG: 0.343 (13, PH)														1 0 0 0 0 0 0																							
Ron Santo, R OBP: 0.316, SLG: 0.455 (1, 5)														4 2 3 2 1 1 0																							
George Altman, L OBP: 0.337, SLG: 0.443 (1, 7)														5 0 1 0 0 2 3																							
Jerry Kindall, R OBP: 0.264, SLG: 0.353 (1, 4)														5 0 0 0 0 2 1																							
Bob Anderson, R OBP: 0.233, SLG: 0.182 (1, 1)														3 0 1 0 0 0 0																							
Mark Freeman, R OBP: 0.190, SLG: 0.150 (9, 1)														2 0 0 0 0 1 0																							
Inning Stats	R: 0 E: 0 K: 1 S: 8	H: 0 LOB: 0 BB: 0 P: 12	R: 0 E: 0 K: 0 S: 7	H: 1 LOB: 1 BB: 0 P: 9	R: 0 E: 0 K: 1 S: 8	H: 1 LOB: 1 BB: 0 P: 12	R: 1 E: 0 K: 1 S: 9	H: 0 LOB: 0 BB: 0 P: 10	R: 0 E: 0 K: 1 S: 8	H: 1 LOB: 1 BB: 0 P: 13	R: 1 E: 0 K: 1 S: 7	H: 1 LOB: 0 BB: 0 P: 11	R: 0 E: 0 K: 2 S: 6	H: 0 LOB: 0 BB: 0 P: 8		R: 0 E: 0 K: 2 S: 16	H: 0 LOB: 1 BB: 1 P: 26	R: 0 E: 0 K: 1 S: 9	H: 0 LOB: 0 BB: 0 P: 16	1B: 4 2B: 2 3B: 0 HR: 3	SF: 0 SAC: 1 DP: 0 HBP: 0	W/P: 0 P/B: 0 SB: 0 CS: 1	PA: 51														
PITCHER	IP WLS BF H R ER SO BB IBB HBP BLK WP HR S P ERA WHIP																																				
Roger Craig, R ERA: 4.21 (1, 1)	5.0	WLS 20	6	1	1	3	1	0	0	0	0	0	2	44		70	1.80	1.400																			
Ed Roebuck, R ERA: 2.46 (6, 1)	5.2	22	3	2	2	4	1	1	0	0	0	2	42	68		3.18	0.706																				
Sandy Koufax, L ERA: 4.08 (11, 1)	2.1	W 8	0	0	0	4	1	0	0	0	0	0	28	46		0.00	0.429																				



Batter	1	2	3	4	5	6	7	8	9	AB	R	H	RBI	BB	SO	LOB	TOP											
Joey Amalfitano, R OBP: 0.328, SLG: 0.338 (1, 5)	0-0 6-3		4-0 BB		0-0 1-3			0-0 G6-4-3		3	0	0	0	1	0	1	San Francisco Giants @ Chicago Cubs Wrigley Field, Chicago, IL Fri Aug 19 1960, 3:33 AM CDT Att: 7,491 - Unknown											
Don Blasingame, L OBP: 0.305, SLG: 0.304 (1, 4)	0-0 1B		0-0 6-3			0-0 F4		0-0 4-3		4	0	1	0	0	0	1												
Willie Mays, R OBP: 0.397, SLG: 0.590 (1, 8)	0-0 1B			0-0 HR		0-0 F4		0-0 4-3		4	1	2	0	0	0	0												
Orlando Cepeda, R OBP: 0.324, SLG: 0.520 (1, 3)	0-0 G5-4-3			0-0 HR		0-0 CS		0-0 6-3		4	1	2	2	0	0	2												
Felipe Alou, R OBP: 0.286, SLG: 0.395 (1, 7)		0-0 L3-6		0-3 K		0-0 CS	0-0 1B		0-0 F9	4	0	2	0	0	1	0												
Willie Kirkland, L OBP: 0.313, SLG: 0.440 (1, 9)		0-0 L3-6		0-3 K			0-0 F2			3	0	0	0	0	1	2												
Bob Schmidt, R OBP: 0.317, SLG: 0.387 (1, 2)		0-0 5-3		0-3 K			0-0 F9			3	0	0	0	0	1	1												
Eddie Bressoud, R OBP: 0.287, SLG: 0.373 (1, 6)			0-0 5-3		0-0 F8		0-3 K			3	0	0	0	0	1	1												
Mike McCormick, L OBP: 0.224, SLG: 0.246 (1, 1)			0-3 K		0-3 K			0-0 G6-4-3		3	0	1	0	0	2	0												
Inning Stats	R: 0 E: 0 K: 0 S: 4	H: 2 LOB: 1 BB: 0 P: 4	R: 0 E: 0 K: 0 S: 3	H: 1 LOB: 0 BB: 0 P: 3	R: 0 E: 0 K: 1 S: 5	H: 0 LOB: 1 BB: 1 P: 9	R: 2 E: 0 K: 3 S: 11	H: 2 LOB: 0 BB: 0 P: 11	R: 0 E: 0 K: 1 S: 5	H: 1 LOB: 1 BB: 0 P: 3	R: 0 E: 0 K: 1 S: 6	H: 1 LOB: 1 BB: 0 P: 6	R: 0 E: 0 K: 0 S: 3	H: 1 LOB: 0 BB: 0 P: 3	R: 0 E: 0 K: 0 S: 3	H: 0 LOB: 0 BB: 0 P: 3		1B: 6 2B: 2 3B: 0 HR: 1	SF: 0 SAC: 0 DP: 3 HBP: 0	WP: 0 PB: 0 SB: 0 CS: 1	PA: 33							
PITCHER	IP	WLS	BF	H	R	ER	SO	BB	IBB	HBP	BLK	WP	HR	S	P	ERA	WHIP											
Dick Ellsworth, L ERA: 3.03 (1, 1)	8.0	L	29	8	2	2	6	1	0	0	0	0	0	1	40	44	2.25	1.125										
Don Elston, R ERA: 3.14 (9, 1)	1.0		3	0	0	0	0	0	0	0	0	0	0	0	3	3	0.00	0.000										

Batter	1	2	3	4	5	6	7	8	9	AB	R	H	RBI	BB	SO	LOB	BOTTOM										
Richie Ashburn, L OBP: 0.430, SLG: 0.353 (1, 8)	4-0 14 3B		0-0 4-3			0-0 6-3		0-3 K		3	1	0	0	1	1	1	San Francisco Giants @ Chicago Cubs Wrigley Field, Chicago, IL Fri Aug 19 1960, 3:33 AM CDT Att: 7,491 - Unknown										
Bob Will, L OBP: 0.323, SLG: 0.386 (1, 9)	0-0 4-3		0-0 F7			0-0 1B		0-0 F8		4	0	1	0	0	0	1											
14 Ernie Banks, R OBP: 0.364, SLG: 0.589 (1, 6)	0-0 2H			0-0 F8		0-0 F3		0-0 F2		4	0	1	1	0	0	1											
Frank Thomas, R OBP: 0.304, SLG: 0.439 (1, 3)	0-3 K			0-0 F5			0-0 F8		0-0 6-3	4	0	0	0	0	1	1											
Ron Santo, R OBP: 0.311, SLG: 0.448 (1, 5)	0-0 6-3			0-0 F8			0-0 F6			3	0	0	0	0	0	1											
George Altman, L OBP: 0.335, SLG: 0.439 (1, 7)		0-0 F7			0-0 G3			0-0 F7		2	0	0	0	0	0	0											
Al Heist, R OBP: 0.225, SLG: 0.189 (7, PH) (8, 8)										1	0	0	0	0	0	0											
Don Zimmer, R OBP: 0.303, SLG: 0.342 (1, 4)		0-3 K			0-0 4-3			0-0 SH1-4		3	0	1	0	0	1	0											
El Tappe, R OBP: 0.322, SLG: 0.325 (1, 2)		0-0 F9			0-0 F9			0-0 SH1-4		2	0	0	0	0	0	0											
Dick Ellsworth, L OBP: 0.216, SLG: 0.065 (1, 1)			0-3 K			0-3 K		0-3 K		2	0	0	0	0	2	0											
Dick Gemert, R OBP: 0.324, SLG: 0.284 (8, PH)										1	0	0	0	0	1	1											
Don Elston, R OBP: 0.150, SLG: 0.150 (9, 1)										0	0	0	0	0	0	0											
Inning Stats	R: 1 E: 0 K: 1 S: 6	H: 1 LOB: 1 BB: 1 P: 10	R: 0 E: 0 K: 1 S: 5	H: 0 LOB: 0 BB: 0 P: 5	R: 0 E: 0 K: 1 S: 5	H: 0 LOB: 0 BB: 0 P: 5	R: 0 E: 0 K: 0 S: 3	H: 0 LOB: 0 BB: 0 P: 3	R: 0 E: 0 K: 0 S: 3	H: 1 LOB: 1 BB: 0 P: 6	R: 0 E: 0 K: 0 S: 3	H: 0 LOB: 0 BB: 0 P: 3	R: 0 E: 0 K: 2 S: 8	H: 1 LOB: 1 BB: 0 P: 8	R: 0 E: 0 K: 0 S: 3	H: 0 LOB: 0 BB: 0 P: 3	1B: 2 2B: 0 3B: 1 HR: 0	SF: 0 SAC: 1 DP: 0 HBP: 0	WP: 0 PB: 0 SB: 1 CS: 0	PA: 31							
PITCHER	IP	WLS	BF	H	R	ER	SO	BB	IBB	HBP	BLK	WP	HR	S	P	ERA	WHIP										
Mike McCormick, L ERA: 2.72 (1, 1)	9.0	W	31	3	1	1	6	1	0	0	0	0	0	42	46	1.00	0.444										

Batter	1	2	3	4	5	6	7	8	9	AB	R	H	RBI	BB	SO	LOB	TOP					
Joey Amalfitano, R (1.5) OBP: 0.327, SLG: 0.338	4-3		1-3		CS	F7		F9		2	0	0	0	0	0	0	San Francisco Giants @ Chicago Cubs Wrigley Field, Chicago, IL Sun Aug 21 1960, 3:33 AM CDT Unknown					
Dave Philley, S (6, PH) OBP: 0.254, SLG: 0.273										1	0	0	0	0	0							
Jim Davenport, R (6.5) OBP: 0.317, SLG: 0.360										1	0	0	0	0	0							
Don Blasingame, L (1.4) OBP: 0.307, SLG: 0.310	G3							4-3		4	1	2	0	0	0							
Willie Mays, R (1.8) OBP: 0.396, SLG: 0.592	6-3									4	1	2	2	0	0	1						
Willie Kirkland, L (1.9) OBP: 0.306, SLG: 0.430		G3								4	0	0	0	0	2							
Orlando Cepeda, R (1.3) OBP: 0.329, SLG: 0.527										4	0	2	0	0	1	2						
Felipe Alou, R (1.7) OBP: 0.297, SLG: 0.417										4	1	2	1	0	2	1						
Hobie Landrith, L (1.2) OBP: 0.329, SLG: 0.343										2	0	0	0	0	1							
Willie McCovey, L (7, PH) OBP: 0.361, SLG: 0.464	F2									1	0	0	0	0	2							
Bob Schmidt, R (7.2) OBP: 0.315, SLG: 0.384										1	0	0	0	1	0							
Eddie Bressoud, R (1.6) OBP: 0.294, SLG: 0.389										1	0	1	0	1	0	0						
Jim Marshall, L (7, PH) OBP: 0.348, SLG: 0.354										1	0	0	0	0	1	2						
Andre Rodgers, R (7.6) OBP: 0.306, SLG: 0.294										0	0	0	0	0	0	0						
Dale Long, L (9, PH) OBP: 0.262, SLG: 0.333										1	0	0	0	0	0	0						
Billy O'Dell, S (1.1) OBP: 0.321, SLG: 0.143										2	0	0	0	0	1	2						
Johnny Antonelli, L (7, PH) OBP: 0.250, SLG: 0.267										1	0	0	0	0	1	2						
Inning Stats	R: 0 E: 0 K: 0 S: 3	H: 0 LOB: 0 BB: 0 P: 3	R: 0 E: 0 K: 1 S: 6	H: 1 LOB: 1 BB: 0 P: 6	R: 0 E: 0 K: 1 S: 4	H: 0 LOB: 0 BB: 1 P: 8	R: 0 E: 0 K: 1 S: 6	H: 1 LOB: 1 BB: 0 P: 6	R: 1 E: 0 K: 0 S: 4	H: 2 LOB: 2 BB: 0 P: 4	R: 1 E: 0 K: 0 S: 4	H: 2 LOB: 0 BB: 0 P: 4	R: 0 E: 0 K: 2 S: 9	H: 2 LOB: 2 BB: 0 P: 9	R: 1 E: 1 K: 0 S: 5	H: 1 LOB: 1 BB: 0 P: 5	R: 0 E: 0 K: 2 S: 7	H: 0 LOB: 0 BB: 0 P: 7	1B: 6 2B: 0 3B: 1 HR: 2	SF: 0 SAC: 0 DP: 0 HBP: 0	WP: 0 PB: 0 SB: 1 CS: 3	PA: 36
PITCHER	IP WLS BF H R ER SO BB IBB HBP BLK WP HR S P ERA WHIP																					
Glen Hobbie, R (1.1) ERA: 4.26	6.0 W 24 8 2 2 3 1 0 0 0 0 1 29 33 3.00 1.500																					
Don Elston, R (7.1) ERA: 3.14	3.0 S 11 1 1 1 4 0 0 0 0 0 1 19 19 3.00 0.333																					

Batter	1	2	3	4	5	6	7	8	9	AB	R	H	RBI	BB	SO	LOB	BOTTOM					
Bob Will, L (1.9) OBP: 0.328, SLG: 0.387	1-3							G3		4	0	1	0	0	0	0	San Francisco Giants @ Chicago Cubs Wrigley Field, Chicago, IL Sun Aug 21 1960, 3:33 AM CDT Unknown					
Richie Ashburn, L (1.7) OBP: 0.430, SLG: 0.352										4	0	1	0	0	1	2						
14 Ernie Banks, R (1.6) OBP: 0.364, SLG: 0.587										3	1	2	0	1	0	0						
Frank Thomas, R (1.3) OBP: 0.303, SLG: 0.445										4	1	1	2	0	0	1						
Ron Santo, R (1.5) OBP: 0.304, SLG: 0.432										4	1	0	0	0	0	0						
Al Heist, R (1.8) OBP: 0.233, SLG: 0.225										3	1	1	0	0	0	0						
George Altman, L (7.7) OBP: 0.336, SLG: 0.454										1	0	0	0	0	1	1						
Don Zimmer, R (1.4) OBP: 0.313, SLG: 0.356										2	1	2	1	2	0	0						
Moe Thacker, R (1.2) OBP: 0.226, SLG: 0.146										3	0	2	1	1	0	1						
Glen Hobbie, R (1.1) OBP: 0.188, SLG: 0.141										3	0	0	0	0	1	2						
Don Elston, R (7.1) OBP: 0.143, SLG: 0.143										1	0	0	0	0	2							
Inning Stats	R: 0 E: 0 K: 1 S: 5	H: 0 LOB: 1 BB: 1 P: 9	R: 0 E: 0 K: 0 S: 3	H: 1 LOB: 0 BB: 0 P: 3	R: 0 E: 0 K: 0 S: 4	H: 2 LOB: 1 BB: 0 P: 4	R: 2 E: 0 K: 0 S: 5	H: 2 LOB: 1 BB: 1 P: 9	R: 0 E: 0 K: 1 S: 4	H: 2 LOB: 2 BB: 0 P: 4	R: 2 E: 0 K: 0 S: 7	H: 2 LOB: 1 BB: 1 P: 11	R: 0 E: 0 K: 1 S: 3	H: 0 LOB: 0 BB: 0 P: 3	R: 1 E: 1 K: 1 S: 7	H: 1 LOB: 2 BB: 1 P: 11	R: 0 E: 0 K: 1 S: 7	H: 1 LOB: 2 BB: 1 P: 11	1B: 6 2B: 3 3B: 1 HR: 1	SF: 0 SAC: 0 DP: 1 HBP: 0	WP: 0 PB: 0 SB: 2 CS: 0	PA: 37
PITCHER	IP WLS BF H R ER SO BB IBB HBP BLK WP HR S P ERA WHIP																					
Billy O'Dell, L (1.1) ERA: 2.96	6.0 L 27 9 4 4 2 2 1 0 0 0 0 1 28 40 6.00 1.833																					
Johnny Antonelli, L (7.1) ERA: 4.19	2.0 9 1 1 0 1 0 1 0 0 0 0 0 10 14 0.00 0.500																					

Batter	1	2	3	4	5	6	7	8	9	AB	R	H	RBI	BB	SO	LOB	TOP			
Jim Davenport, R OBP: 0.311, SLG: 0.353 (1, 5)	0-3 K		0-3 K		0-0 F8		0-0 5-3		0-0 F9	5	0	0	0	0	2	2	San Francisco Giants @ Chicago Cubs Wrigley Field, Chicago, IL Sun Aug 21 1960, 3:38 AM CDT Att: 29,862 - Unknown AB 34 R 5 H 8 RBI 5 BB 5 SO 8 LOB 19			
Don Blasingame, L OBP: 0.310, SLG: 0.312 (1, 4)	4-0 CS BB		0-0 6-3		0-0 1-2 3-H 1B		0-0 4-3 1B		0-0 F4	4	0	2	1	1	0	0				
Willie Mays, R OBP: 0.392, SLG: 0.585 (1, 8)	0-0 1-2 F7			0-0 F4	0-0 F8		0-0 4-3		0-3 K	5	0	0	0	0	1	4				
Felipe Alou, R OBP: 0.301, SLG: 0.424 (1, 9) (8, 7)		0-0 BB 1B		0-3 K		0-0 HR 2B		0-0 F8		4	1	2	0	0	1	1				
Orlando Cepeda, R OBP: 0.326, SLG: 0.522 (1, 3)		0-3 K		0-0 F9		0-3 K		0-0 F9		4	0	0	0	0	2	2				
Dave Philley, S OBP: 0.280, SLG: 0.279 (1, 7)		4-0 BB BB			4-0 BB 1B		0-0 F5		0-0 FC3-6 1B	2	1	1	0	2	0	1				
Willie Kirkland, L OBP: 0.306, SLG: 0.430 (8, 9) (8, 9)		1-2 BB			BB BB					0	0	0	0	0	0	0				
Hobie Landrith, L OBP: 0.333, SLG: 0.338 (1, 2)		0-0 F8			4-0 FC3-5 1B BB		4-0 HR IBB		0-0 FC3-6 1B	2	1	0	0	2	0	3				
Eddie Bressoud, R OBP: 0.293, SLG: 0.387 (1, 6)		0-3 K			0-0 F8 FC3-5 1B		0-0 HR		0-0 1B	1	0	0	0	0	1	2				
Willie McCovey, L OBP: 0.345, SLG: 0.466 (5, PH)					1-2 2-H 1B		1-H 2-H HR		1-2 1B	1	1	1	1	0	0	0				
Andre Rodgers, R OBP: 0.313, SLG: 0.317 (5, 6)					1-2 2-H 1B				1-2 1B	2	1	2	3	0	0	0				
Georges Maranda, R OBP: 0.167, SLG: 0.167 (1, 1)			0-3 K		0-0 FC3-5 1B		0-0 4-3		0-0 F8	3	0	0	0	0	1	2				
Jim Marshall, L OBP: 0.345, SLG: 0.351 (8, PH)					1-2 2-H 1B					1	0	0	0	0	0	2				
Sherman Jones, L OBP: 1.000, SLG: 1.000 (8, 1)										0	0	0	0	0	0	0				
Inning Stats	R: 0 E: 0 K: 1 S: 4	H: 0 LOB: 0 BB: 1 P: 8	R: 0 E: 0 K: 2 S: 8	H: 1 LOB: 2 BB: 1 P: 12	R: 0 E: 0 K: 2 S: 7	H: 0 LOB: 0 BB: 0 P: 7	R: 0 E: 0 K: 1 S: 5	H: 0 LOB: 0 BB: 0 P: 5	R: 2 E: 0 K: 0 S: 5	H: 2 LOB: 2 BB: 2 P: 13	R: 3 E: 0 K: 1 S: 7	H: 2 LOB: 1 BB: 0 P: 11	R: 0 E: 0 K: 0 S: 4	H: 2 LOB: 2 BB: 0 P: 5	R: 0 E: 0 K: 1 S: 5	H: 0 LOB: 0 BB: 0 P: 5	1B: 6 2B: 1 3B: 0 HR: 1	SF: 0 SAC: 0 DP: 0 HBP: 0	WP: 0 PA: 39 PB: 0 SB: 0 CS: 1	
PITCHER	IP	WLS	BF	H	R	ER	SO	BB	IBB	HBP	BLK	WP	HR	S	P	ERA	WHIP			
Don Cardwell, R ERA: 4.67 (1, 1)	5.0		21	3	2	2	6	4	0	0	0	0	0	29	45	3.60	1.400			
Mark Freeman, R ERA: 5.53 (6, 1)	2.0	L	10	3	3	3	1	0	1	0	0	0	1	11	15	13.50	1.500			
Moe Drabowsky, R ERA: 8.07 (8, 1)	2.0		8	2	0	0	1	0	0	0	0	0	0	10	10	0.00	1.000			

Batter	1	2	3	4	5	6	7	8	9	AB	R	H	RBI	BB	SO	LOB	BOTTOM			
Bob Will, L OBP: 0.324, SLG: 0.381 (1, 9)	0-0 1-3		0-0 F8		0-3 K		0-0 F5		0-0 F8	5	0	0	0	0	1	5	San Francisco Giants @ Chicago Cubs Wrigley Field, Chicago, IL Sun Aug 21 1960, 3:38 AM CDT Att: 29,862 - Unknown AB 35 R 3 H 9 RBI 3 BB 1 SO 5 LOB 17			
Richie Ashburn, L OBP: 0.431, SLG: 0.354 (1, 8)	0-3 K			0-0 14 HR 1B		0-0 E6 1-3 14 5-3 1B		0-0 G6-4-3 1B		4	1	2	0	0	1	0				
14 Ernie Banks, R OBP: 0.363, SLG: 0.590 (1, 6)	0-0 F8			0-0 1-H HR		0-0 5-3		0-0 G6-4-3		4	1	1	2	0	0	2				
George Altman, L OBP: 0.338, SLG: 0.453 (1, 7)		0-0 FC5-4 1B		0-0 6-3		0-0 1-3		0-0 HBP		3	0	1	0	0	0	1				
Frank Thomas, R OBP: 0.300, SLG: 0.441 (1, 3)		0-0 F8		0-0 1-3		0-0 F8		0-0 F7		4	0	0	0	0	0	3				
Ron Santo, R OBP: 0.303, SLG: 0.426 (1, 5)		0-0 F9		0-0 F3		0-0 F5		4-0 BB		3	0	0	0	1	0	1				
Don Zimmer, R OBP: 0.312, SLG: 0.354 (1, 4)		0-0 FC5-4			0-0 CS 1B 1B		0-3 K		0-0 F7	4	0	1	0	0	1	2				
El Tappe, R OBP: 0.323, SLG: 0.326 (1, 2)			0-0 1-3		0-0 F7		0-0 1B 2B		0-0 1B	2	0	0	0	0	0	1				
Ed Bouchée, L OBP: 0.341, SLG: 0.315 (7, PH)										1	1	1	0	0	0	0				
Moe Thacker, R OBP: 0.241, SLG: 0.163 (8, 2)										1	0	1	0	0	0	0				
Don Cardwell, R OBP: 0.293, SLG: 0.387 (5, PH)			0-3 K							1	0	0	0	0	1	0				
Sammy Taylor, L OBP: 0.280, SLG: 0.341 (8, 1)										1	0	1	0	0	0	0				
Mark Freeman, R OBP: 0.306, SLG: 0.430 (8, 9)										0	0	0	0	0	0	0				
Grady Hatton, R OBP: 0.307, SLG: 0.190 (7, PH)										1	0	1	0	0	0	0				
Moe Drabowsky, R OBP: 0.307, SLG: 0.190 (8, 1)										0	0	0	0	0	0	0				
Dick Garmet, R OBP: 0.301, SLG: 0.281 (8, PH)					1-2 1B		2-H 1B			1	0	0	0	0	1	2				
Inning Stats	R: 0 E: 0 K: 1 S: 5	H: 0 LOB: 0 BB: 0 P: 5	R: 0 E: 0 K: 0 S: 4	H: 1 LOB: 1 BB: 0 P: 4	R: 0 E: 0 K: 1 S: 5	H: 0 LOB: 0 BB: 0 P: 5	R: 2 E: 0 K: 0 S: 5	H: 2 LOB: 0 BB: 0 P: 5	R: 0 E: 0 K: 0 S: 4	H: 0 LOB: 1 BB: 0 P: 4	R: 1 E: 0 K: 1 S: 7	H: 2 LOB: 1 BB: 0 P: 7	R: 0 E: 0 K: 0 S: 3	H: 1 LOB: 1 BB: 0 P: 4	R: 0 E: 0 K: 1 S: 6	H: 1 LOB: 2 BB: 1 P: 10	1B: 7 2B: 2 3B: 0 HR: 1	SF: 0 SAC: 0 DP: 2 HBP: 1	WP: 0 PA: 37 PB: 0 SB: 0 CS: 1	
PITCHER	IP	WLS	BF	H	R	ER	SO	BB	IBB	HBP	BLK	WP	HR	S	P	ERA	WHIP			
Georges Maranda, R ERA: 4.22 (1, 1)	7.0		28	7	3	3	4	0	0	0	0	0	0	36	36	3.86	1.000			
Sherman Jones, R ERA: 1.5 (8, 1)	2.0	S	9	2	0	0	1	1	0	1	0	0	0	9	14	0.00	1.500			

Batter	1	2	3	4	5	6	7	8	9	AB	R	H	RBI	BB	SO	LOB	TOP								
Billy Martin, R OBP: 0.311, SLG: 0.350 (1, 4)	0-0 6-3		0-0 1-3		0-0 2B		0-0 2B		0-0 F8	5	0	2	2	0	0	1	Cincinnati Reds @ Chicago Cubs Wrigley Field, Chicago, IL Mon Aug 22 1960, 3:33 AM CDT Att: 6,443 - Unknown								
Vada Pinson, L OBP: 0.334, SLG: 0.455 (1, 8)	0-3 K		0-0 4-3		0-0 G3		0-0 E3 FC5-4		0-0 1-3	5	0	0	0	0	1	3									
Gus Bell, L OBP: 0.308, SLG: 0.384 (1, 9)	0-0 4-3			0-0 4-3		4-0 FC3-6 1B FC3-2 BB		0-0 F9		3	0	0	0	1	0	2									
Frank Robinson, R OBP: 0.396, SLG: 0.589 (1, 7)		4-0 1B BB		0-0 HR		0-0 FC3-6 1B		0-0 FC5-4		3	1	2	1	1	0	2									
Gordy Coleman, L OBP: 0.260, SLG: 0.369 (1, 3)	0-3 K		0-0 L8		0-0 FC3-6 FC3-2		0-0 L4			4	0	0	0	0	1	3									
Ed Bailey, L OBP: 0.353, SLG: 0.401 (1, 2)	0-0 1B		0-0 5-3		0-0 FC3-2 FC6-4		0-0 4-3			4	0	1	0	0	0	2									
Cliff Cook, R OBP: 0.257, SLG: 0.321 (1, 5)	0-3 K		0-0 1-3 2B		0-0 FC6-4		0-3 K			4	1	1	0	0	2	4									
Leo Cardenas, R OBP: 0.232, SLG: 0.253 (7, PH)			0-0 2-3		0-0 1-3		0-0 F5			2	0	0	0	0	0	3									
Willie Jones, R OBP: 0.349, SLG: 0.391 (7, PH)					0-0 1-3		0-0 FC3-6 1B			1	0	1	0	0	0	0									
Bill Henry, L OBP: 0.377, SLG: 0.522 (7, PH)					0-0 6-3		0-0 FC3-6 2B			1	1	0	0	0	0	1									
Harry Anderson, L OBP: 0.320, SLG: 0.375 (9, PH)										1	0	0	0	0	0	0									
Cal McLish, S OBP: 0.088, SLG: 0.032 (1, 1)										2	0	0	0	0	0	1									
Joe Nuxhall, L OBP: 0.130, SLG: 0.143 (5, 1)										0	0	0	0	0	0	0									
Jerry Lynch, L OBP: 0.377, SLG: 0.522 (7, PH)										1	1	0	0	0	0	1									
Roy McMillan, R OBP: 0.296, SLG: 0.349 (7, 6)										0	0	0	0	0	0	0									
Inning Stats	R: 0 E: 0 K: 1 S: 5	H: 0 LOB: 0 BB: 0 P: 5	R: 0 E: 0 K: 2 S: 8	H: 1 LOB: 2 BB: 1 P: 12	R: 0 E: 0 K: 0 S: 3	H: 0 LOB: 0 BB: 0 P: 3	R: 1 E: 0 K: 0 S: 4	H: 1 LOB: 1 BB: 0 P: 4	R: 1 E: 0 K: 0 S: 5	H: 2 LOB: 1 BB: 0 P: 5	R: 0 E: 0 K: 0 S: 4	H: 1 LOB: 2 BB: 0 P: 8	R: 1 E: 1 K: 0 S: 6	H: 2 LOB: 2 BB: 0 P: 6	R: 0 E: 0 K: 1 S: 5	H: 0 LOB: 0 BB: 0 P: 5	R: 0 E: 0 K: 0 S: 3	H: 0 LOB: 1 BB: 0 P: 4	1B: 3 2B: 3 3B: 0 HR: 1	SF: 0 SAC: 0 DP: 0 HBP: 1	WP: 0 PB: 0 SB: 0 CS: 0	PA: 38			
PITCHER	IP	WLS	BF	H	R	ER	SO	BB	IBB	HBP	BLK	WP	HR	S	P	ERA	WHIP								
Bob Anderson, R ERA: 3.89 (1, 1)	6.1	W	28	7	3	3	3	2	0	0	0	0	1	32	40	4.26	1.421								
Seth Morehead, L ERA: 3.59 (7, 1)	0.1		2	0	0	0	0	0	0	0	0	0	0	2	2	0.00	0.000								
Joe Schaffernoth, R ERA: 3.44 (7, 1)	2.1	S	8	0	0	0	1	0	0	1	0	0	0	9	10	0.00	0.000								

AB	35
R	3
H	7
RBI	3
BB	2
SO	4
LOB	22



Batter	1	2	3	4	5	6	7	8	9	AB	R	H	RBI	BB	SO	LOB	BOTTOM								
Bob Will, L OBP: 0.323, SLG: 0.379 (1, 9)	0-0 14 4-3 E 1B		0-0 1-3		0-0 P6		0-0 L5		0-0 L7	5	1	1	0	0	0	2	Cincinnati Reds @ Chicago Cubs Wrigley Field, Chicago, IL Mon Aug 22 1960, 3:33 AM CDT Att: 6,443 - Unknown								
Richie Ashburn, L OBP: 0.429, SLG: 0.352 (1, 8)	0-0 FC3 1B E 14 4-3		0-0 2-3		0-0 1-2 1B		0-0 1-3		0-0 5-3	5	1	1	0	0	0	2									
14 Ernie Banks, R OBP: 0.364, SLG: 0.592 (1, 6)	0-0 4-3		0-0 2B		0-0 G5-3 2-3F		0-0 WP 1B			4	0	2	0	0	0	4									
George Altman, L OBP: 0.340, SLG: 0.451 (1, 7)	4-0 G3 3B E IBB		0-0 4-3		0-0 2B 1B		0-0 F8			3	2	1	0	1	0	2									
Ron Santo, R OBP: 0.311, SLG: 0.442 (1, 5)	0-0 E7 G3 3B 1B		0-0 2B		0-0 1-H 2B 2B		0-0 L9			4	2	3	2	0	0	0									
Frank Thomas, R OBP: 0.297, SLG: 0.436 (1, 3)	0-0 G3		0-0 F7		0-0 K		0-0 L8			4	0	0	0	0	1	4									
Don Zimmer, R OBP: 0.315, SLG: 0.369 (1, 4)	0-0 3B		0-0 5-3		0-0 2B		0-0 L9			4	0	2	3	0	0	1									
Moe Thacker, R OBP: 0.241, SLG: 0.154 (1, 2)	4-0 BB		0-0 L6		0-0 F3		0-0 L4			3	0	0	0	1	0	2									
Bob Anderson, R OBP: 0.238, SLG: 0.190 (1, 1)	0-0 F7		0-0 1B		0-0 K		0-0 1B			3	0	1	0	0	1	3									
Seth Morehead, L OBP: 0.238, SLG: 0.217 (7, 1)										0	0	0	0	0	0	0									
Joe Schaffernoth, R OBP: 0.500, SLG: 0.500 (7, 1)										1	0	1	0	0	0	0									
Inning Stats	R: 4 E: 2 K: 0 S: 7	H: 3 LOB: 2 BB: 2 P: 15	R: 0 E: 0 K: 0 S: 4	H: 1 LOB: 1 BB: 0 P: 4	R: 0 E: 0 K: 0 S: 4	H: 1 LOB: 1 BB: 0 P: 4	R: 0 E: 0 K: 0 S: 4	H: 2 LOB: 1 BB: 0 P: 4	R: 2 E: 0 K: 2 S: 10	H: 3 LOB: 1 BB: 0 P: 10	R: 0 E: 0 K: 0 S: 4	H: 1 LOB: 1 BB: 0 P: 4	R: 0 E: 0 K: 0 S: 3	H: 0 LOB: 0 BB: 0 P: 3	R: 0 E: 0 K: 0 S: 4	H: 1 LOB: 1 BB: 0 P: 4	1B: 7 2B: 4 3B: 1 HR: 0	SF: 0 SAC: 0 DP: 1 HBP: 0	WP: 1 PB: 0 SB: 0 CS: 0	PA: 38					
PITCHER	IP	WLS	BF	H	R	ER	SO	BB	IBB	HBP	BLK	WP	HR	S	P	ERA	WHIP								
Cal McLish, R ERA: 4.42 (1, 1)	4.1	L	25	10	6	3	1	1	0	0	0	0	0	25	33	6.23	2.538								
Joe Nuxhall, L ERA: 4.55 (5, 1)	1.2		6	1	0	0	1	0	0	0	0	1	0	8	8	0.00	0.600								
Bill Henry, L ERA: 3.38 (7, 1)	2.0		7	1	0	0	0	0	0	0	0	0	0	7	7	0.00	0.500								



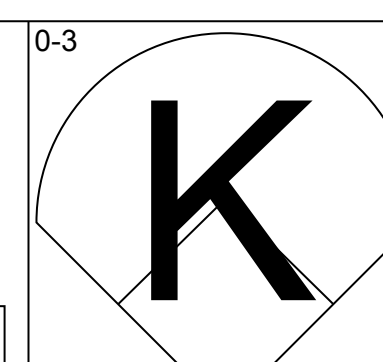
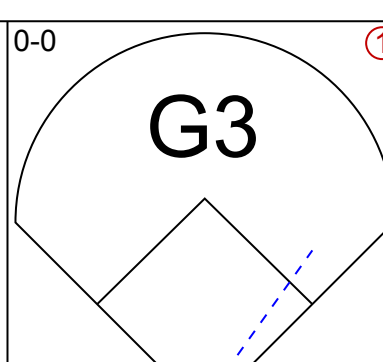
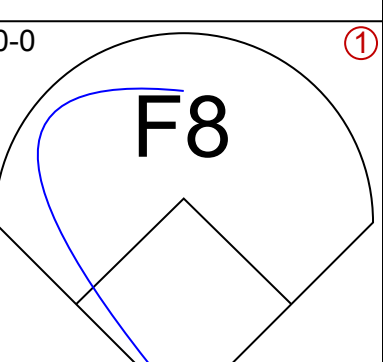
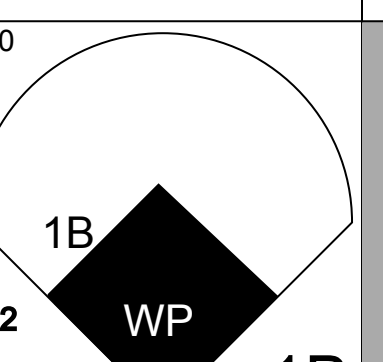
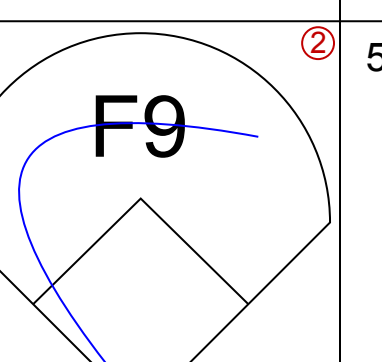
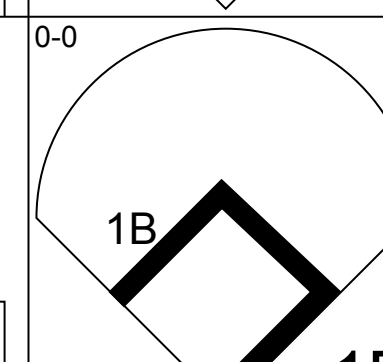
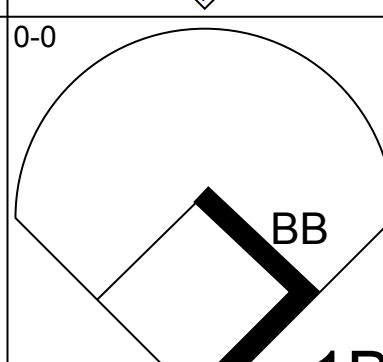
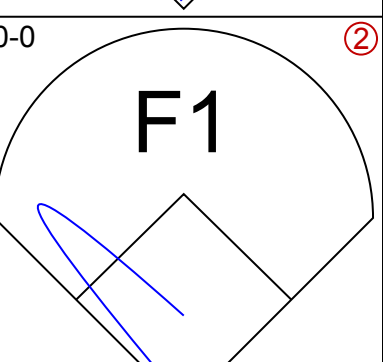
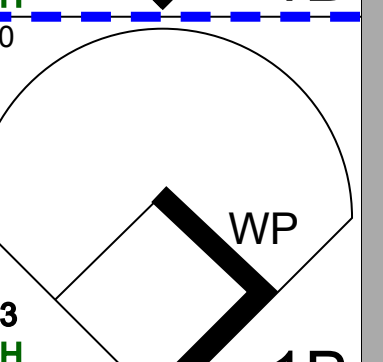
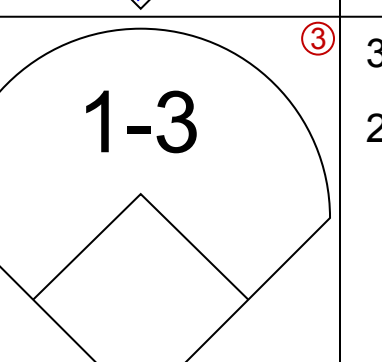
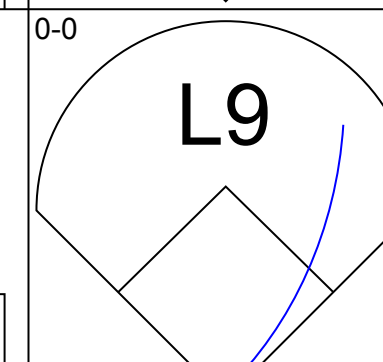
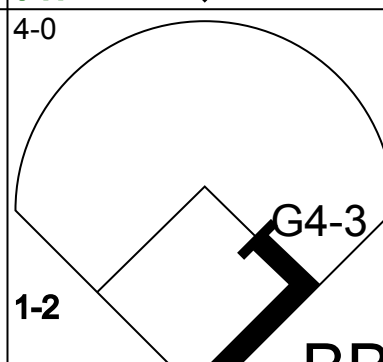
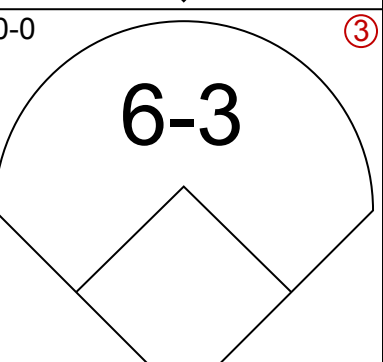
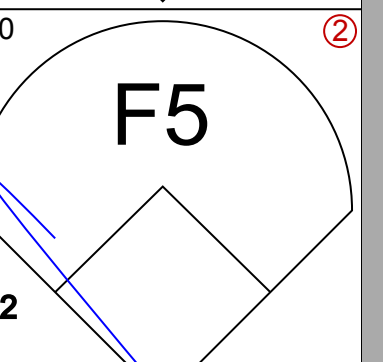

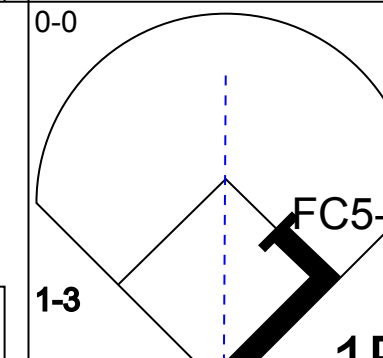
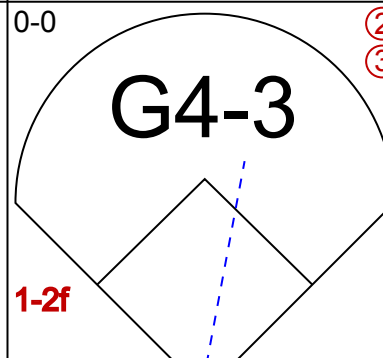

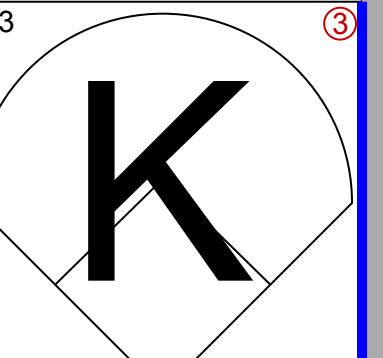
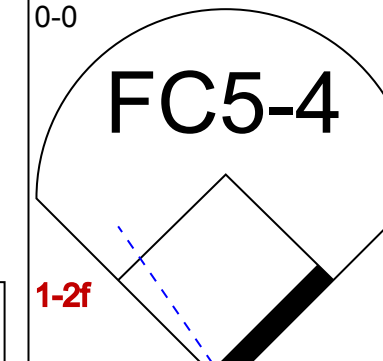










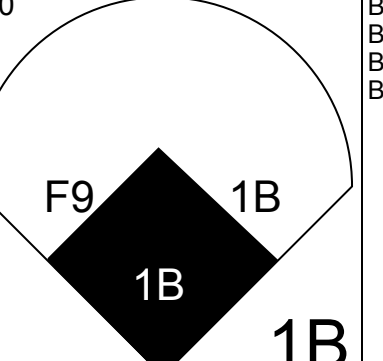



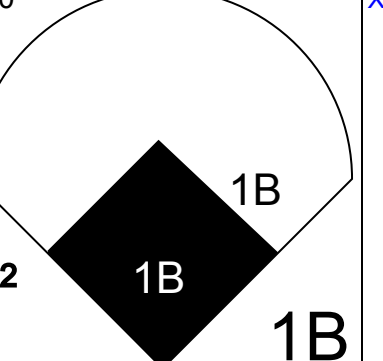

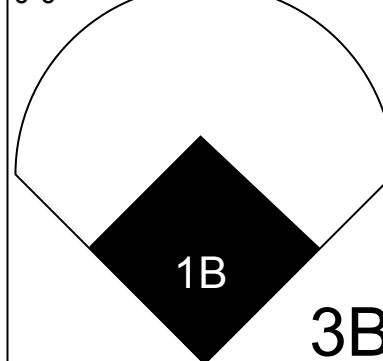

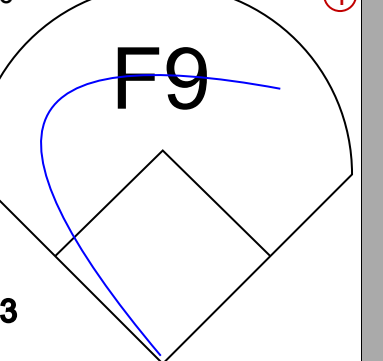
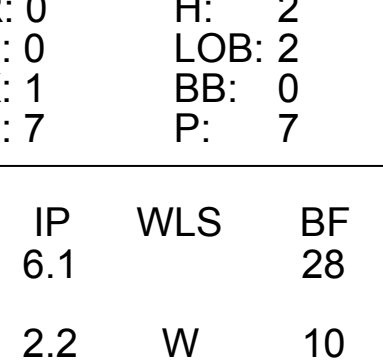

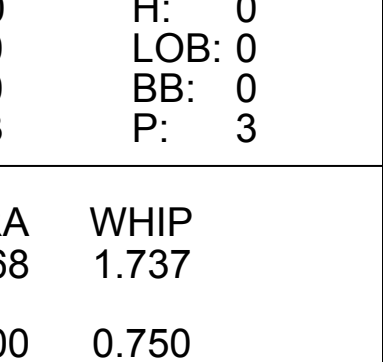
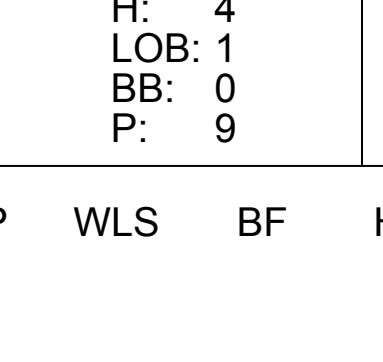
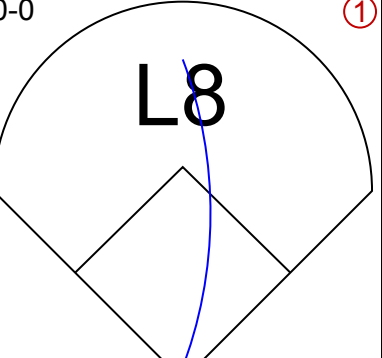
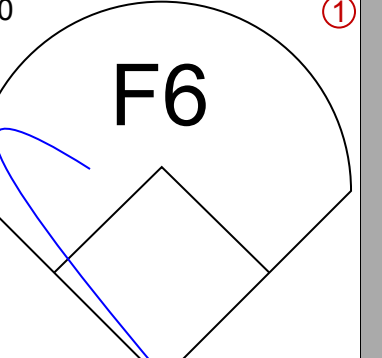
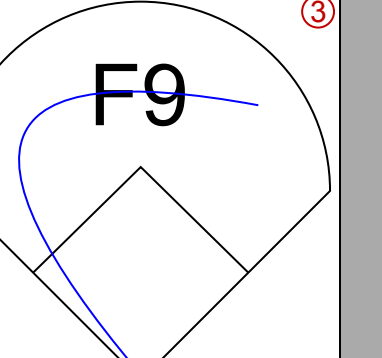
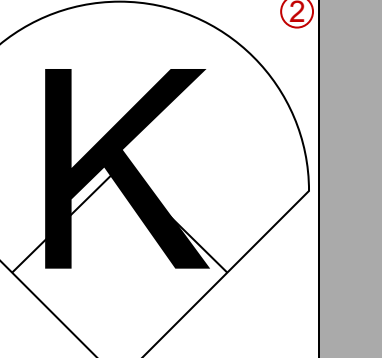
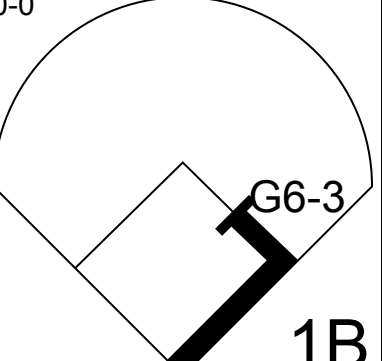
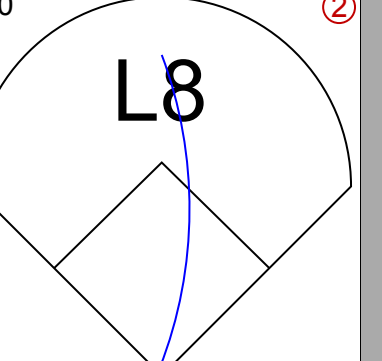
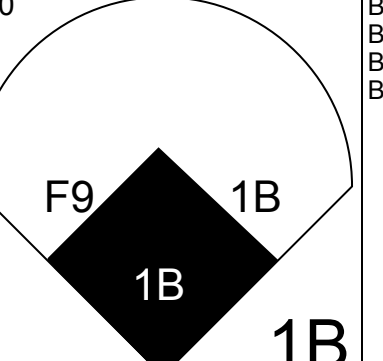
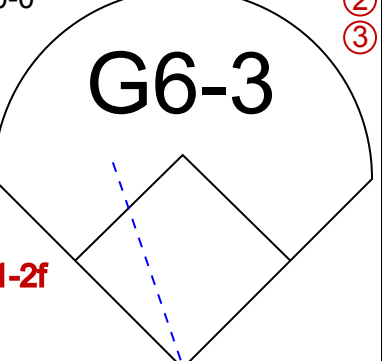
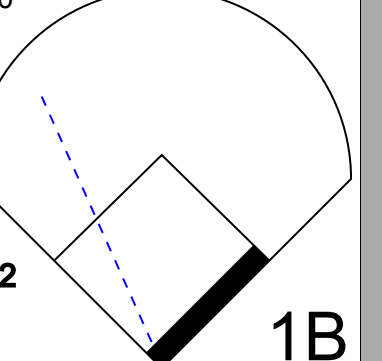
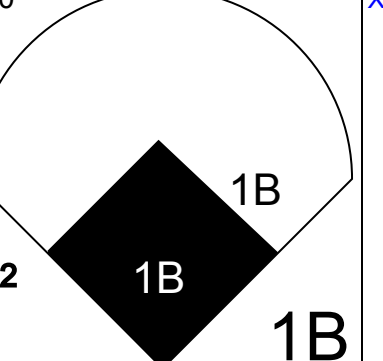
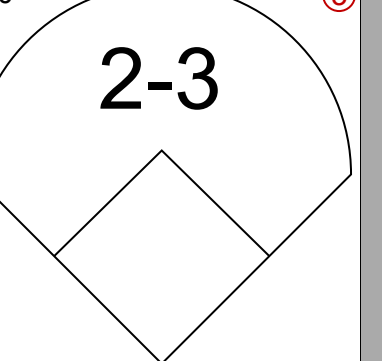
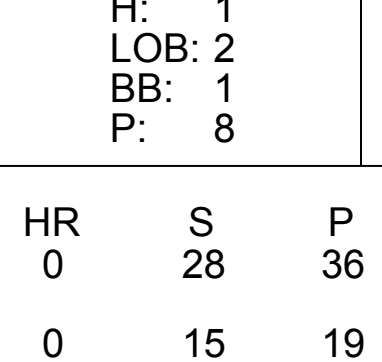
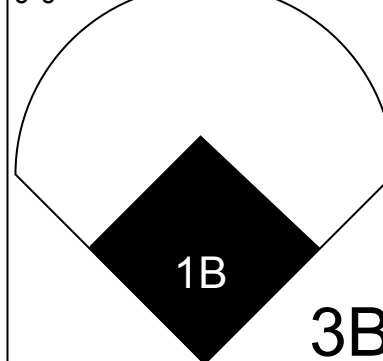
Batter	1	2	3	4	5	6	7	8	9	AB	R	H	RBI	BB	SO	LOB	TOP					
Bill Virdon, L OBP: 0.351, SLG: 0.430 (1, 8)										5	1	4	0	0	0	0	Pittsburgh Pirates @ Chicago Cubs Wrigley Field, Chicago, IL Wed Aug 24 1960, 3:33 AM CDT Att: 15,268 - Unknown					
Dick Groat, R OBP: 0.370, SLG: 0.391 (1, 6)										5	0	1	1	0	0	3						
Bob Skinner, L OBP: 0.358, SLG: 0.464 (1, 7)										5	1	3	1	0	0	1						
Joe Christopher, R OBP: 0.222, SLG: 0.286 (9, PR)										0	1	0	0	0	0	0						
Gino Cimoli, R OBP: 0.344, SLG: 0.346 (9, 7)										0	0	0	0	0	0	0						
Dick Stuart, R OBP: 0.305, SLG: 0.460 (1, 3)										5	1	1	2	0	2	3						
Roberto Clemente, R OBP: 0.361, SLG: 0.459 (1, 9)										5	2	4	2	0	1	0						
Smoky Burgess, L OBP: 0.352, SLG: 0.420 (1, 2)										4	0	2	1	1	0	3						
Gene Baker, R OBP: 0.222, SLG: 0.167 (9, PR)										0	1	0	0	0	0	0						
Bob Oldis, R OBP: 0.267, SLG: 0.214 (9, 2)										0	0	0	0	0	0	0						
Don Hoak, R OBP: 0.353, SLG: 0.417 (1, 5)										4	1	1	1	1	1	4						
Bill Mazerowski, R OBP: 0.314, SLG: 0.393 (1, 4)										5	1	0	0	0	0	4						
Vern Law, R OBP: 0.222, SLG: 0.316 (1, 1)										3	1	1	0	0	1	1						
Fred Green, R OBP: 0.444, SLG: 1.125 (7, 1)										0	0	0	0	0	0	0						
Clem Labine, R OBP: 0.125, SLG: 0.250 (7, 1)										0	0	0	0	0	0	0						
Rocky Nelson, L OBP: 0.379, SLG: 0.480 (8, PH)										1	0	0	0	0	0	0						
Roy Face, R OBP: 0.308, SLG: 0.308 (8, 1)										1	0	0	0	0	1	2						
Inning Stats	R: 0 E: 0 K: 1 S: 6	H: 1 LOB: 1 BB: 0 P: 6	R: 3 E: 1 K: 0 S: 7	H: 5 LOB: 3 BB: 0 P: 7	R: 0 E: 0 K: 1 S: 5	H: 0 LOB: 0 BB: 0 P: 5	R: 0 E: 0 K: 1 S: 6	H: 1 LOB: 1 BB: 0 P: 6	R: 1 E: 0 K: 0 S: 6	H: 3 LOB: 2 BB: 0 P: 6	R: 1 E: 0 K: 1 S: 7	H: 2 LOB: 1 BB: 0 P: 7	R: 1 E: 0 K: 1 S: 6	H: 2 LOB: 1 BB: 1 P: 10	R: 0 E: 0 K: 0 S: 3	H: 0 LOB: 0 BB: 0 P: 3	R: 4 E: 1 K: 1 S: 9	H: 3 LOB: 3 BB: 1 P: 13	1B: 10 2B: 3 3B: 1 HR: 3	SF: 0 SAC: 0 DP: 1 HBP: 0	WP: 1 PB: 0 SB: 0 CS: 0	PA: 45
PITCHER	IP WLS BF H R ER SO BB IBB HBP BLK WP HR S P ERA WHIP																					
Don Cardwell, R ERA: 4.81 (1, 1)	5.0 25 11 5 5 3 0 0 0 0 0 0 1 31 31 9.00 2.200																					
Joe Schaffernoth, R ERA: 3.49 (6, 1)	2.0 9 3 1 1 2 1 0 0 0 0 0 0 12 16 4.50 2.000																					
Don Elston, R ERA: 9.32 (8, 1)	1.1 L 9 3 4 3 0 1 0 0 0 0 0 2 8 12 20.25 3.000																					
Moe Drabowsky, R ERA: 7.96 (9, 1)	0.2 2 0 0 0 0 1 0 0 0 0 0 1 0 4 4 0.00 0.000																					
Batter	1	2	3	4	5	6	7	8	9	AB	R	H	RBI	BB	SO	LOB	BOTTOM					
Richie Ashburn, L OBP: 0.427, SLG: 0.355 (1, 8)										5	1	2	0	0	0	1	Pittsburgh Pirates @ Chicago Cubs Wrigley Field, Chicago, IL Wed Aug 24 1960, 3:33 AM CDT Att: 15,268 - Unknown					
Bob Will, L OBP: 0.322, SLG: 0.385 (1, 9)										5	2	2	2	0	0	2						
14 Ernie Banks, R OBP: 0.362, SLG: 0.586 (1, 6)										4	1	0	0	1	0	2						
George Altman, L OBP: 0.342, SLG: 0.449 (1, 7)										4	1	2	1	1	0	0						
Ron Santo, R OBP: 0.321, SLG: 0.453 (1, 5)										5	0	3	3	0	0	1						
Frank Thomas, R OBP: 0.296, SLG: 0.431 (1, 3)										3	0	0	0	1	0	3						
Don Zimmer, R OBP: 0.309, SLG: 0.358 (1, 4)										4	0	0	0	0	1	5						
Moe Thacker, R OBP: 0.274, SLG: 0.167 (1, 2)										2	0	1	0	0	1	2						
Ed Bouchee, L OBP: 0.339, SLG: 0.313 (6, PH)										1	0	0	0	0	0	0						
Ei Tappe, R OBP: 0.330, SLG: 0.326 (7, 2)										0	0	0	0	1	0	0						
Don Cardwell, R OBP: 0.192, SLG: 0.385 (1, 1)										2	1	0	0	0	0	1						
Joe Schaffernoth, R OBP: 0.500, SLG: 0.900 (6, 1)										0	0	0	0	0	0	0						
Sammy Taylor, L OBP: 0.274, SLG: 0.333 (7, PH)										1	0	0	0	0	0	0						
Don Elston, R OBP: 0.143, SLG: 0.143 (8, 1)										0	0	0	0	0	0	0						
Moe Drabowsky, R ERA: 2.92 (9, 1)										0	0	0	0	0	0	0						
Inning Stats	R: 0 E: 0 K: 0 S: 3	H: 0 LOB: 0 BB: 0 P: 3	R: 0 E: 1 K: 1 S: 7	H: 2 LOB: 2 BB: 0 P: 7	R: 0 E: 0 K: 0 S: 4	H: 1 LOB: 1 BB: 0 P: 4	R: 0 E: 0 K: 1 S: 6	H: 1 LOB: 1 BB: 0 P: 6	R: 3 E: 0 K: 0 S: 7	H: 4 LOB: 1 BB: 0 P: 7	R: 0 E: 0 K: 0 S: 3	H: 0 LOB: 0 BB: 0 P: 3	R: 3 E: 0 K: 0 S: 5	H: 2 LOB: 2 BB: 3 P: 17	R: 0 E: 0 K: 0 S: 3	H: 0 LOB: 1 BB: 1 P: 7	R: 0 E: 0 K: 0 S: 3	H: 0 LOB: 0 BB: 0 P: 3	1B: 6 2B: 3 3B: 1 HR: 0	SF: 0 SAC: 1 DP: 0 HBP: 0	WP: 0 PB: 0 SB: 0 CS: 0	PA: 41
PITCHER	IP WLS BF H R ER SO BB IBB HBP BLK WP HR S P ERA WHIP																					
Vern Law, R ERA: 2.88 (1, 1)	6.2 30 1 0 0 0 1 0 0 0 0 0 0 0 4 6.75 1.500																					
Fred Green, L ERA: 3.7 (7, 1)	0.0 1 0 0 0 0 1 0 0 0 0 0 0 0 4 27.00 3.000																					
Clem Labine, R ERA: 4.96 (7, 1)	0.1 3 1 1 1 0 0 1 0 0 0 0 0 2 6 27.00 3.000																					
Roy Face, R ERA: 2.92 (8, 1)	2.0 W 7 0 0 0 0 1 0 0 0 0 0 0 6 10 0.00 0.500																					

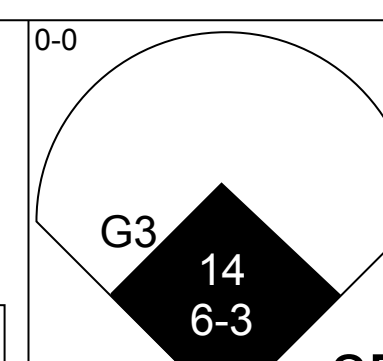
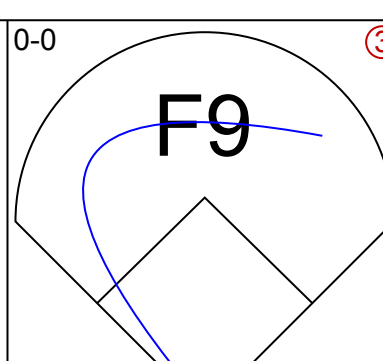
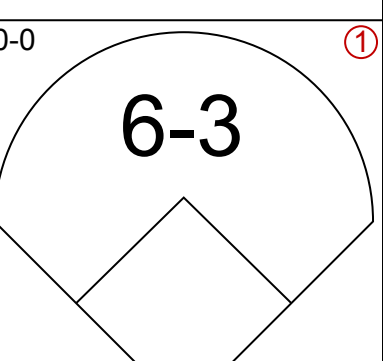
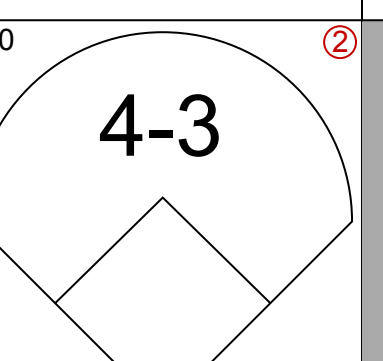
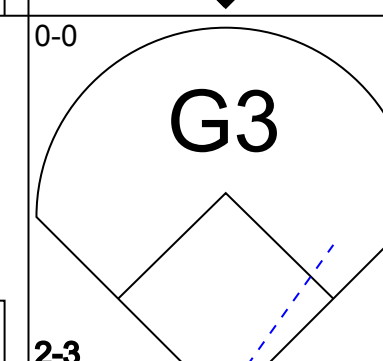
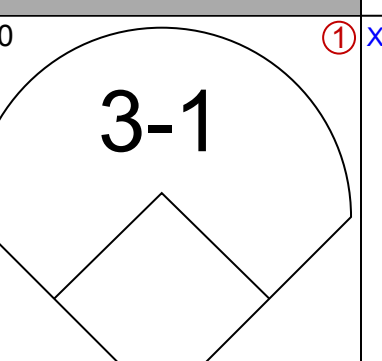
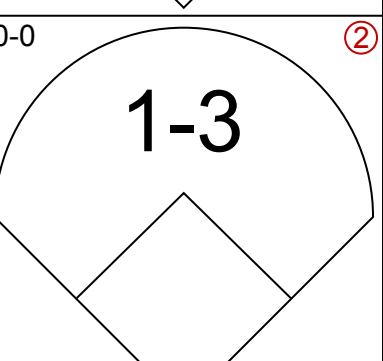
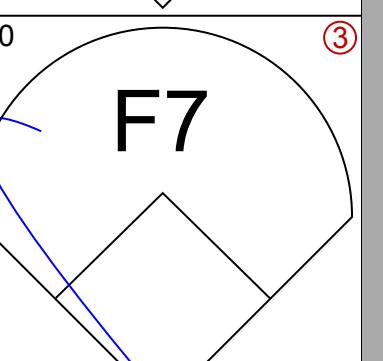
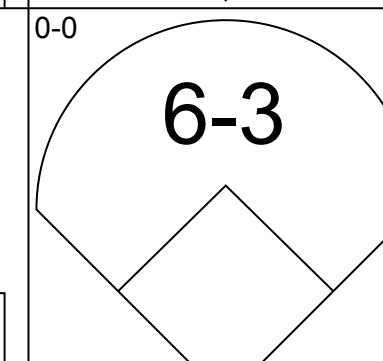
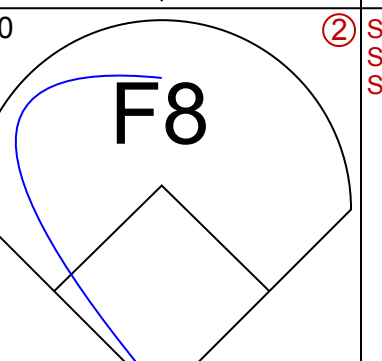
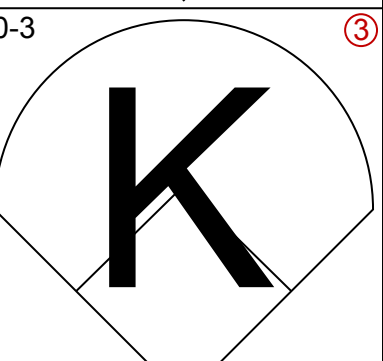

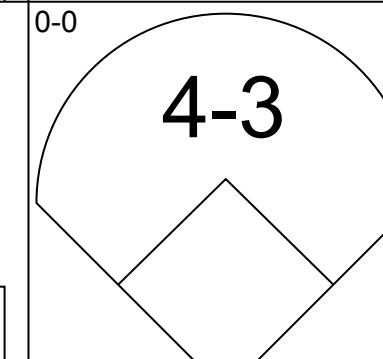
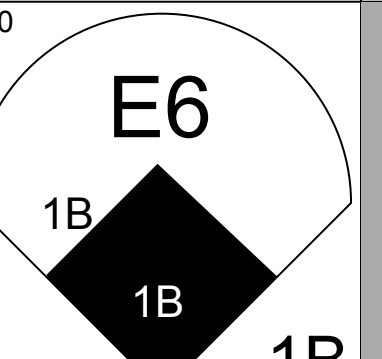
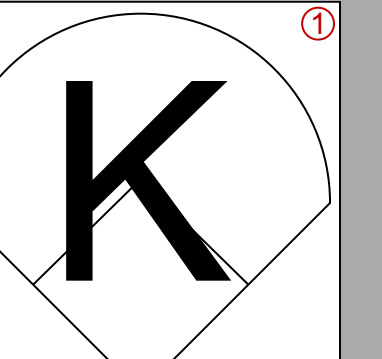
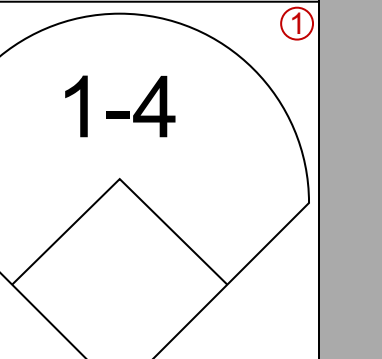

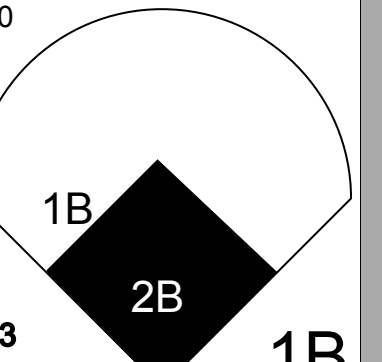

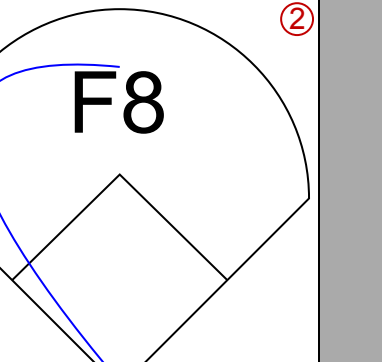
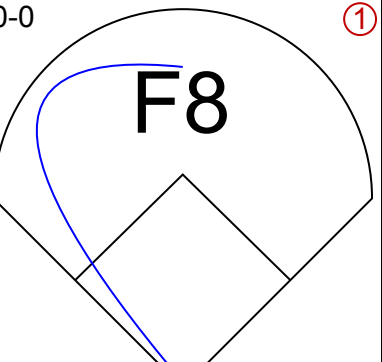
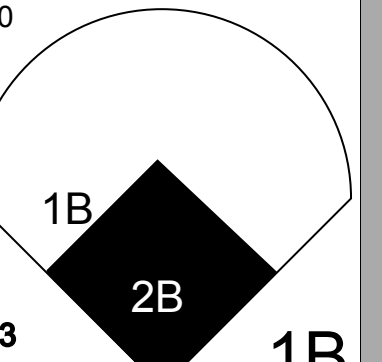

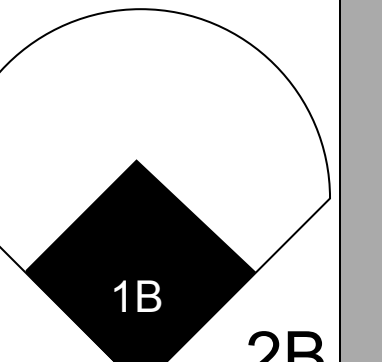
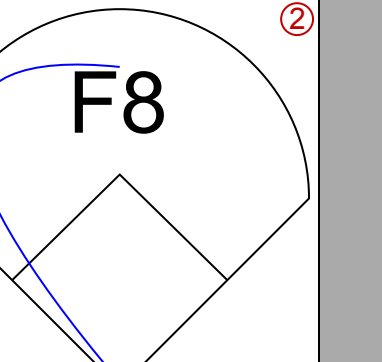
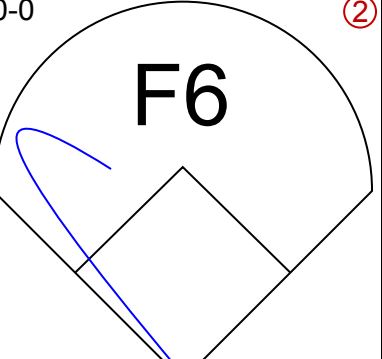
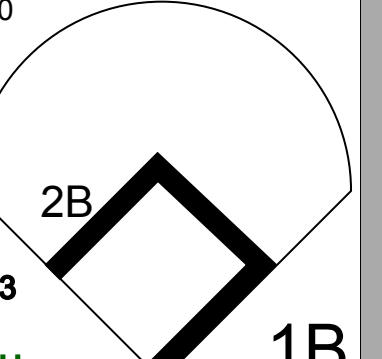

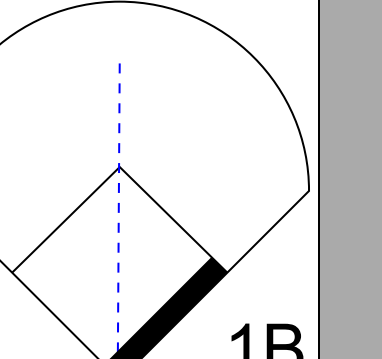
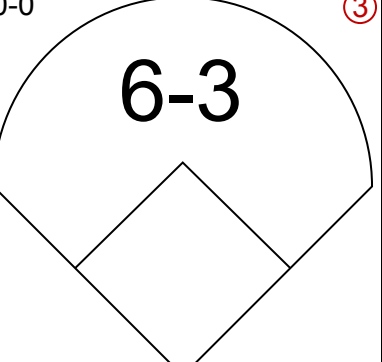
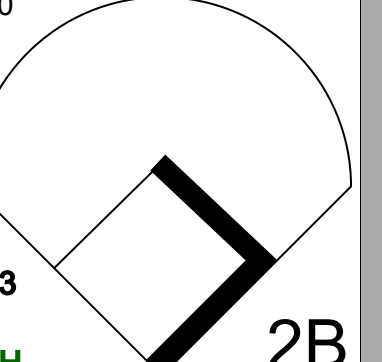

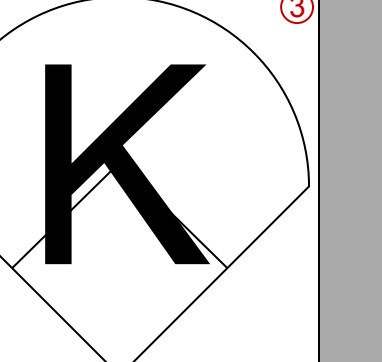

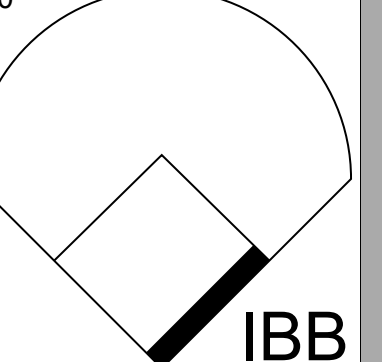


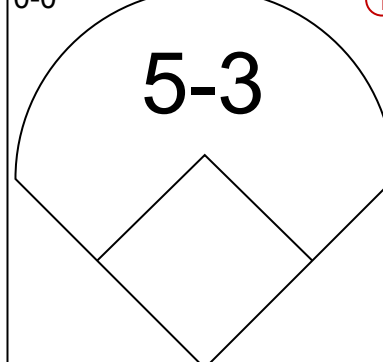

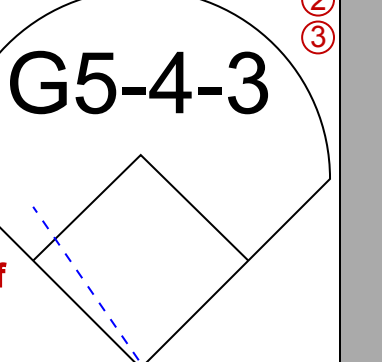
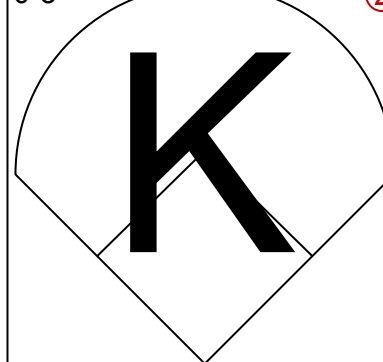

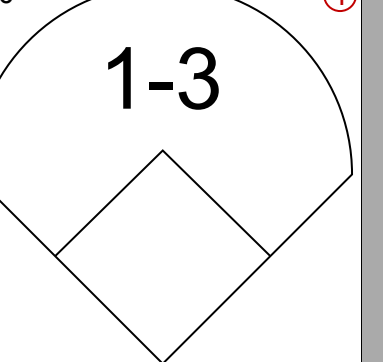
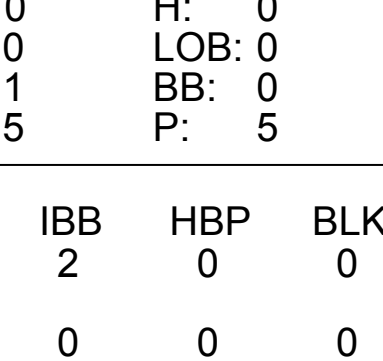
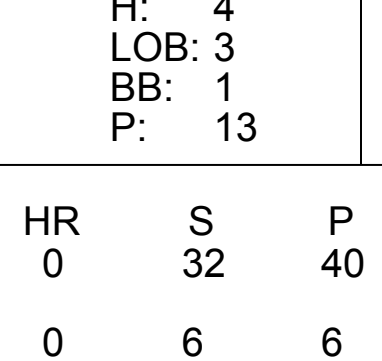
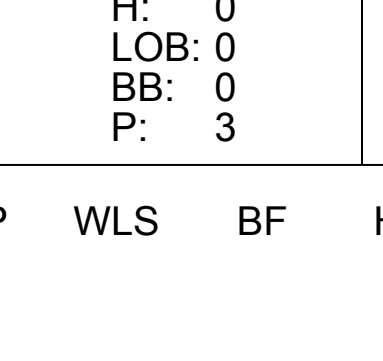
Batter	1	2	3	4	5	6	7	8	9	AB	R	H	RBI	BB	SO	LOB	TOP					
Bill Virdon, L OBP: 0.350, SLG: 0.434 (1.8)	L8		6-3		3B		F9			4	0	1	0	0	0	0	Pittsburgh Pirates @ Chicago Cubs Wrigley Field, Chicago, IL Thu Aug 25 1960, 3:33 AM CDT Att: 11,701 - Unknown livebaseballscorecards.com					
Dick Groat, R OBP: 0.369, SLG: 0.389 (1.6)	4-3		1-3		F4			SH BB		3	0	0	0	1	0	1						
Gino Cimoli, R OBP: 0.351, SLG: 0.351 (1.7)	1B BB		1B		2B G1-2-3 1B			SH 1-2		2	1	2	0	1	0	0						
Dick Stuart, R OBP: 0.307, SLG: 0.463 (1.3)	1B 1B		L8		2B			P4		4	0	2	0	0	0	3						
Roberto Clemente, R OBP: 0.362, SLG: 0.458 (1.9)	1B			K	IBB			P4		3	0	1	1	1	1	2						
Hal Smith, R OBP: 0.361, SLG: 0.524 (1.2)	K			K	P4			K		4	0	0	0	0	3	7						
Don Hoak, R OBP: 0.350, SLG: 0.413 (1.5)			K		G1-2-3 3-H			K		4	0	0	0	0	3	3						
Bill Mazeroski, R OBP: 0.311, SLG: 0.389 (1.4)	P3			K				F8		4	0	0	0	0	1	0						
Vinegar Bend Mizell, R OBP: 0.175, SLG: 0.132 (1.1)	K				F9			F9		4	0	0	0	0	1	0						
Inning Stats	R: 1 E: 0 K: 1 S: 7	H: 2 LOB: 2 BB: 1 P: 11	R: 0 E: 0 K: 2 S: 7	H: 0 LOB: 0 BB: 0 P: 7	R: 0 E: 0 K: 3 S: 4	H: 1 LOB: 1 BB: 0 P: 4	R: 0 E: 0 K: 3 S: 9	H: 0 LOB: 0 BB: 0 P: 9	R: 0 E: 0 K: 1 S: 6	H: 1 LOB: 1 BB: 0 P: 6	R: 0 E: 0 K: 0 S: 4	H: 2 LOB: 2 BB: 1 P: 8	R: 0 E: 0 K: 0 S: 3	H: 0 LOB: 0 BB: 0 P: 3	R: 0 E: 0 K: 1 S: 6	H: 0 LOB: 2 BB: 1 P: 10		R: 0 E: 0 K: 1 S: 5	H: 0 LOB: 0 BB: 0 P: 5	1B: 4 2B: 1 3B: 1 HR: 0	SF: 0 SAC: 1 DP: 1 HBP: 0	WP: 0 PB: 0 SB: 0 CS: 0
PITCHER Glen Hobbie, R ERA: 4.11 (1.1)	IP: 9.0 WLS: W BF: 36 H: 6 R: 1 ER: 1 SO: 9 BB: 2 IBB: 1 HBP: 0 BLK: 0 WP: 0 HR: 0 S: 51 P: 63 ERA: 1.00 WHIP: 0.889															PITCHER						

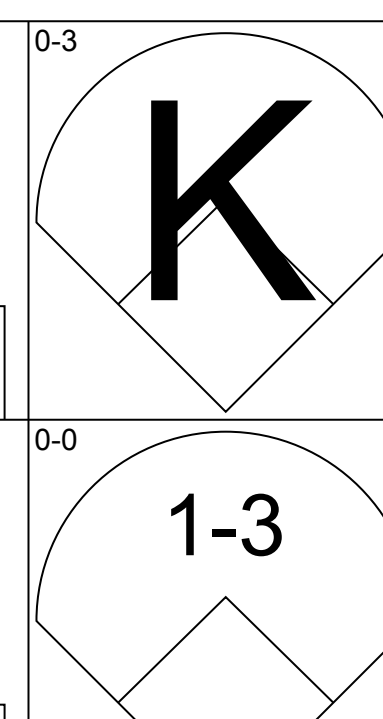
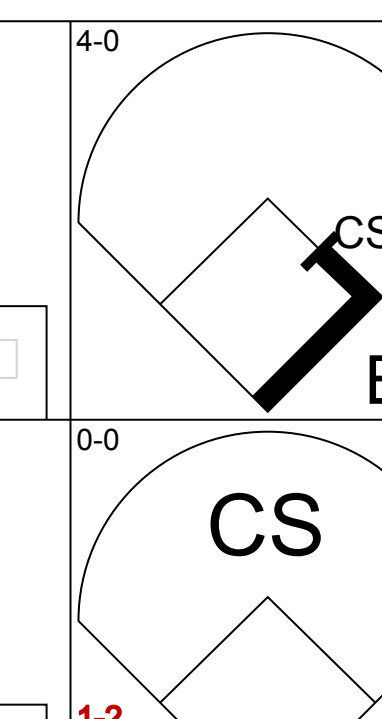
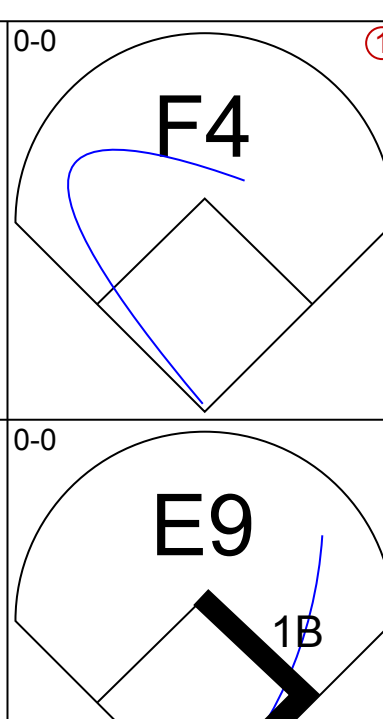
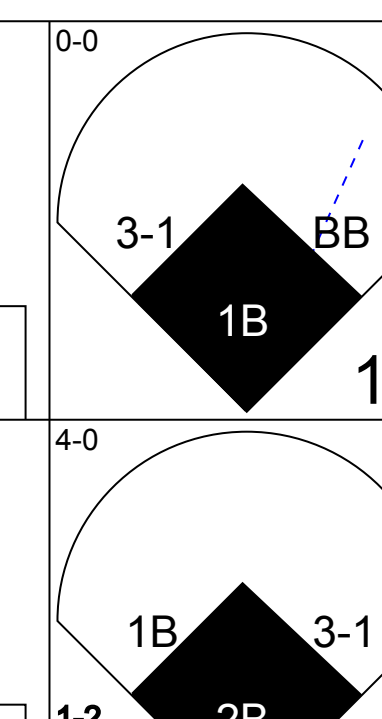
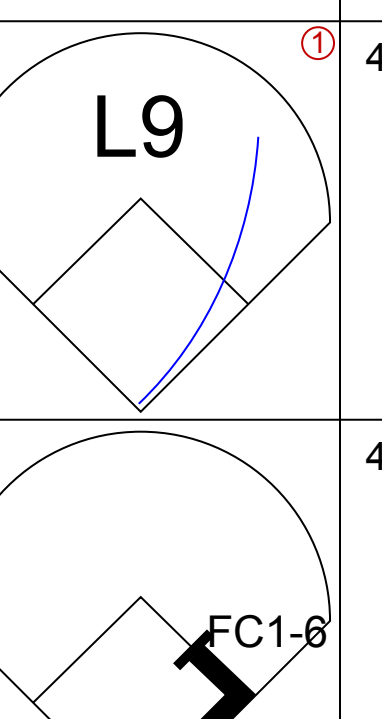
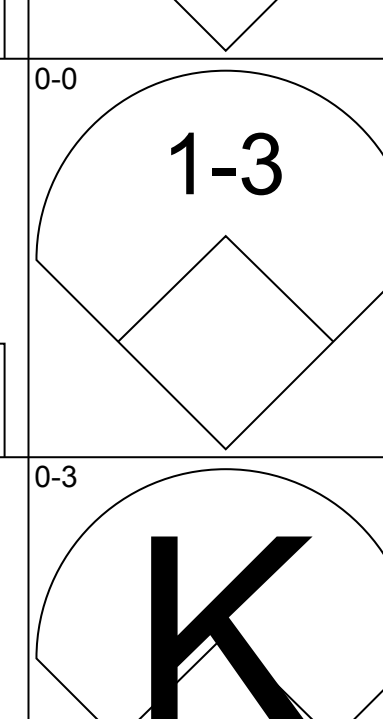
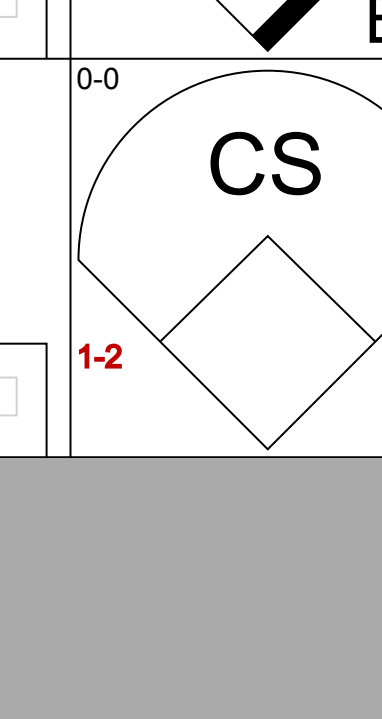
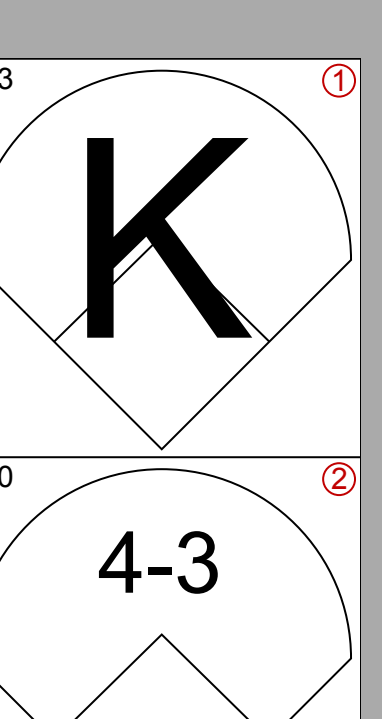
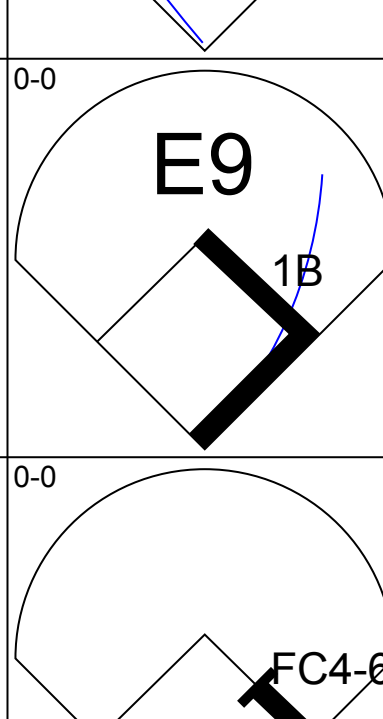
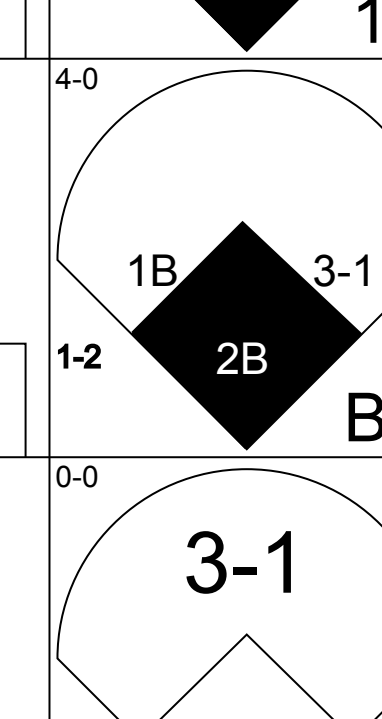
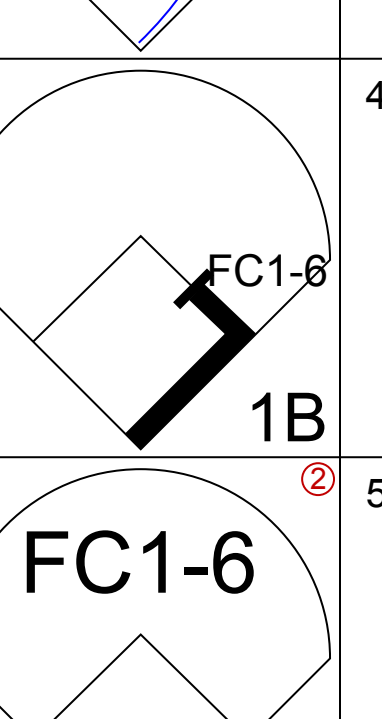
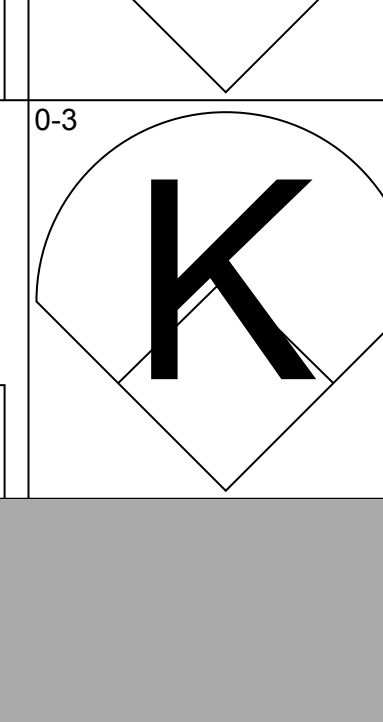
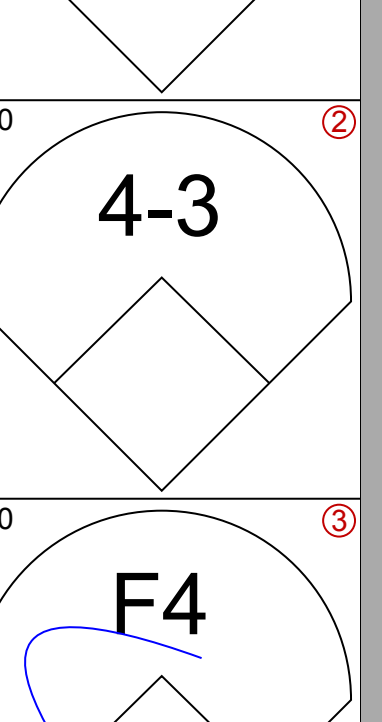
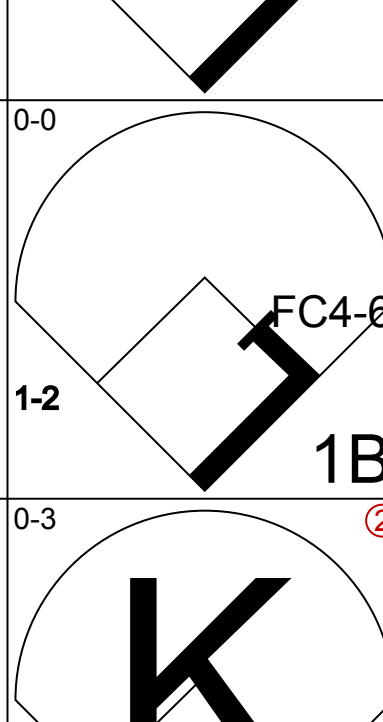
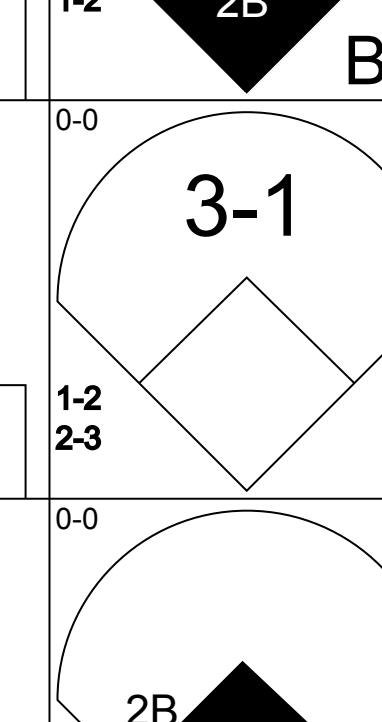
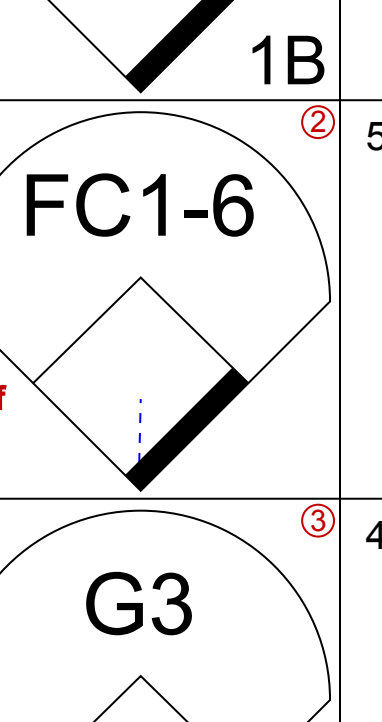
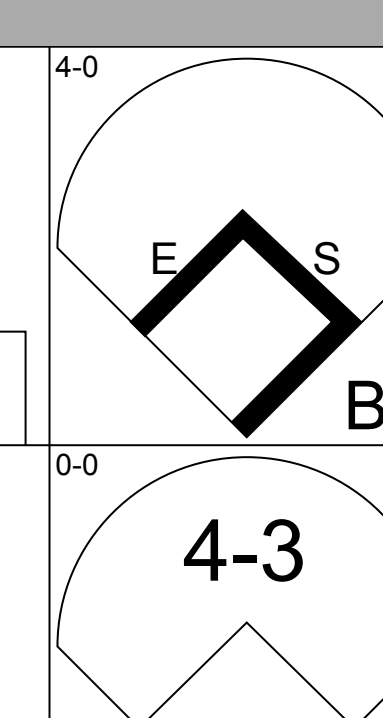
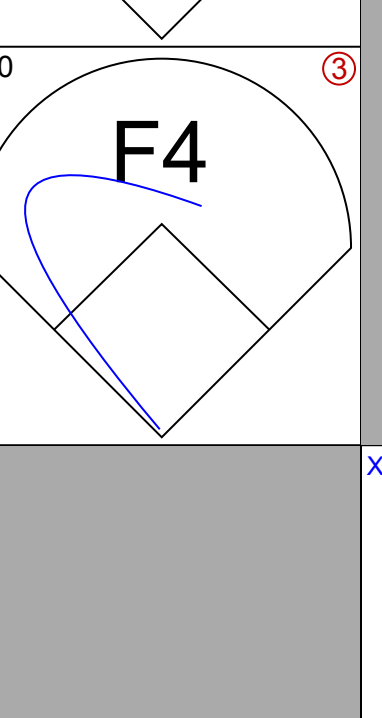
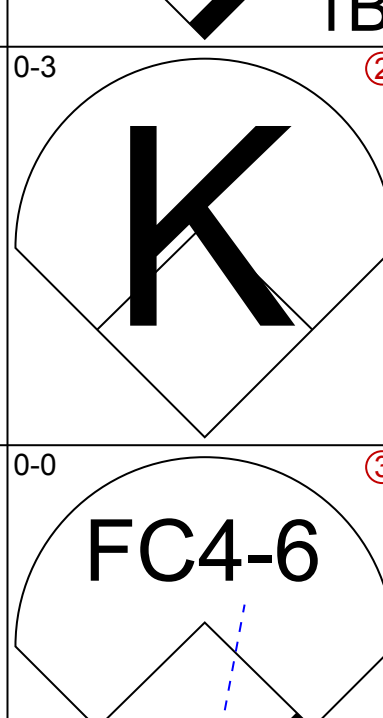
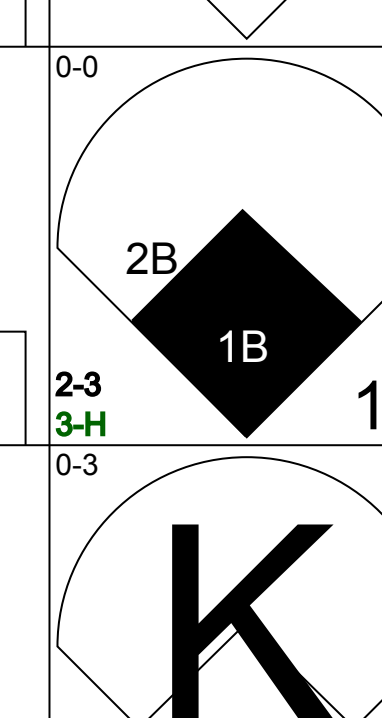
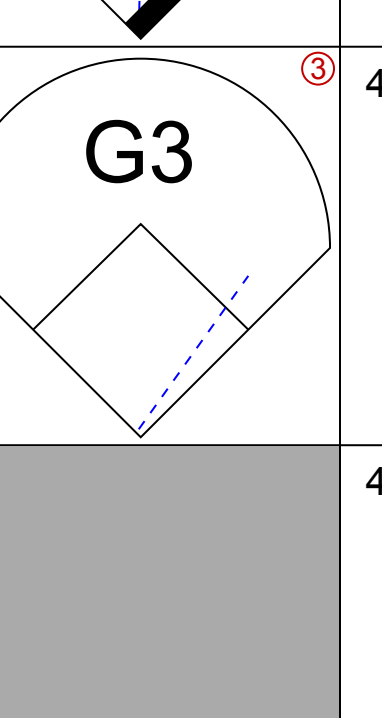

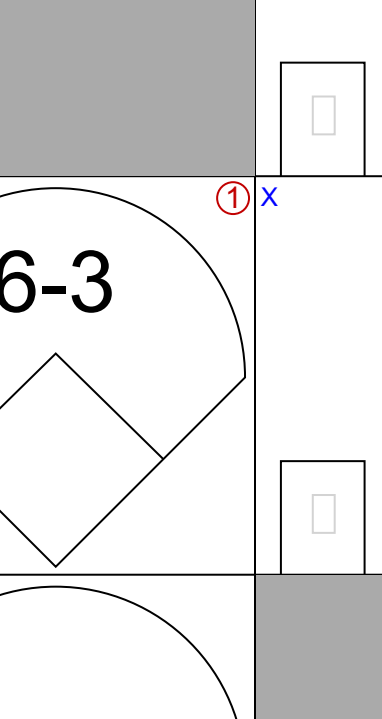
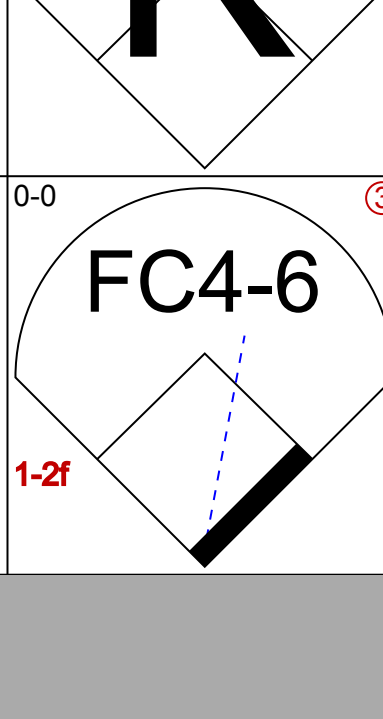
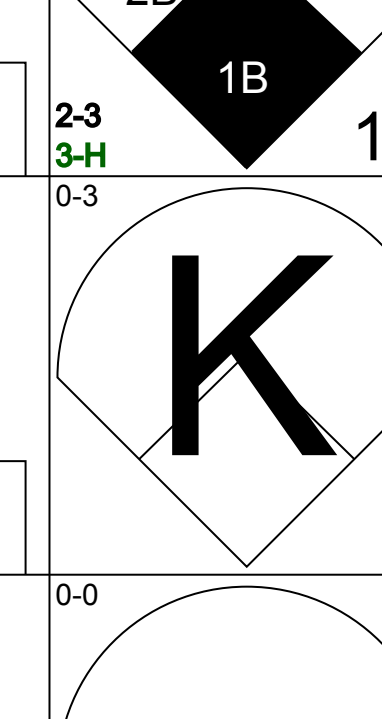

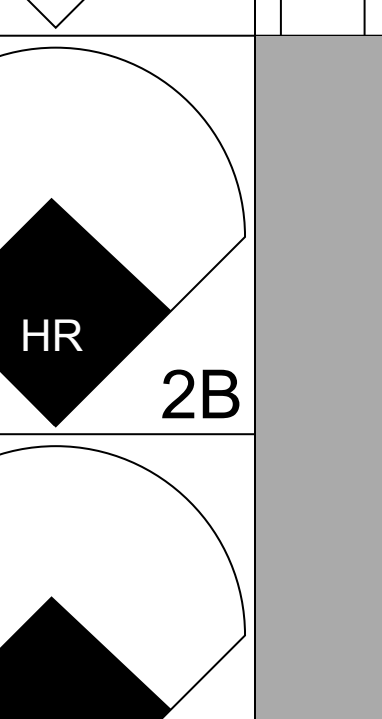
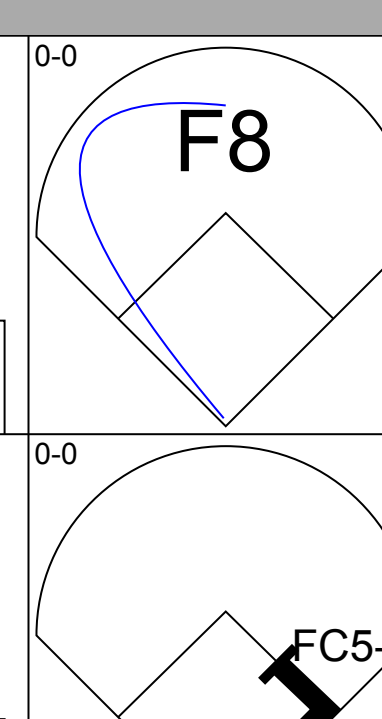
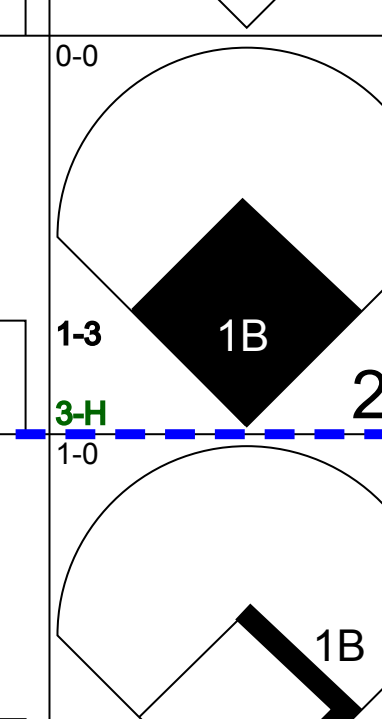

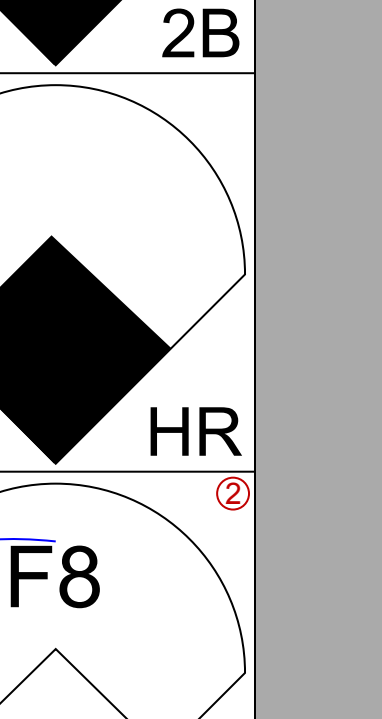
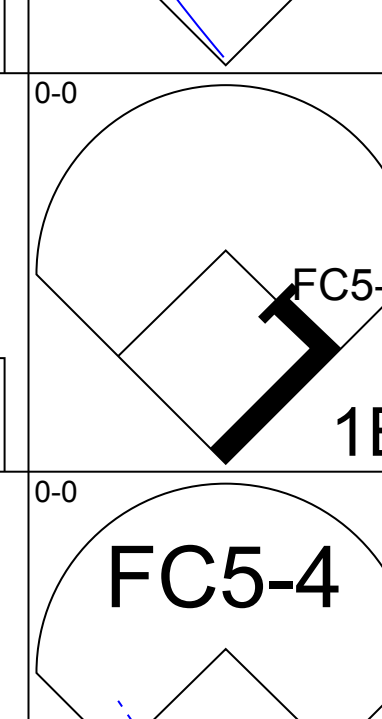
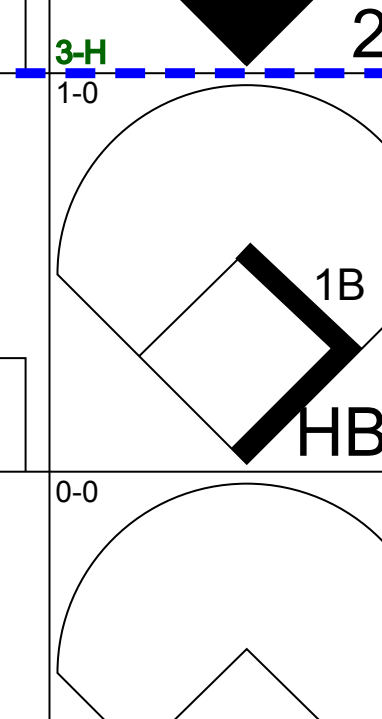
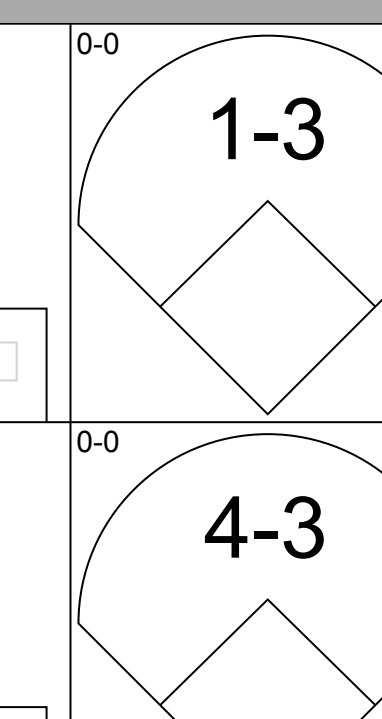
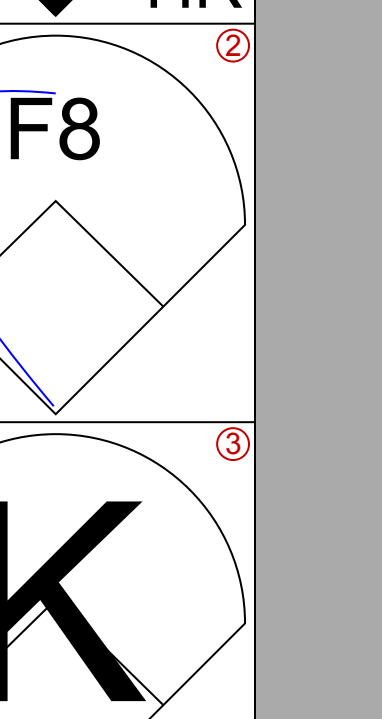
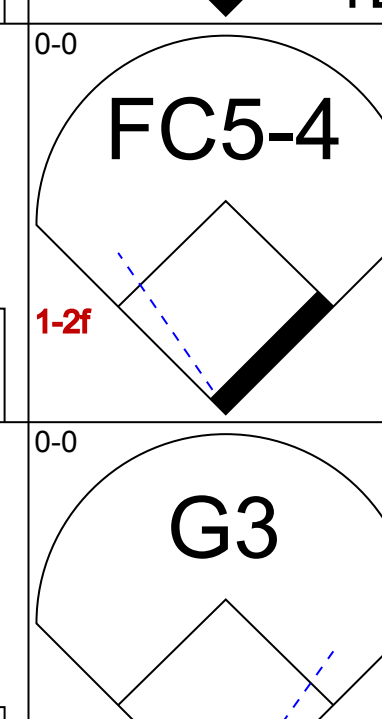
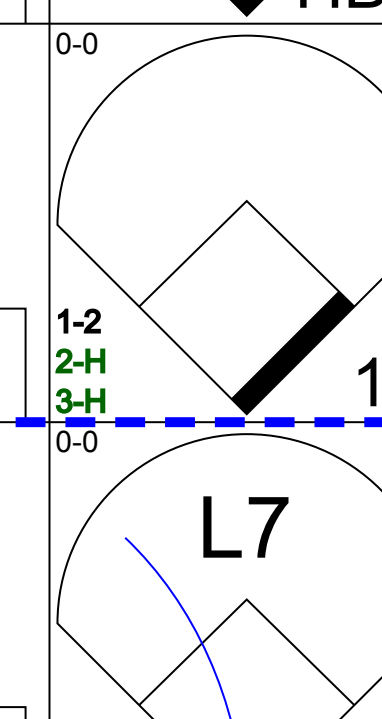
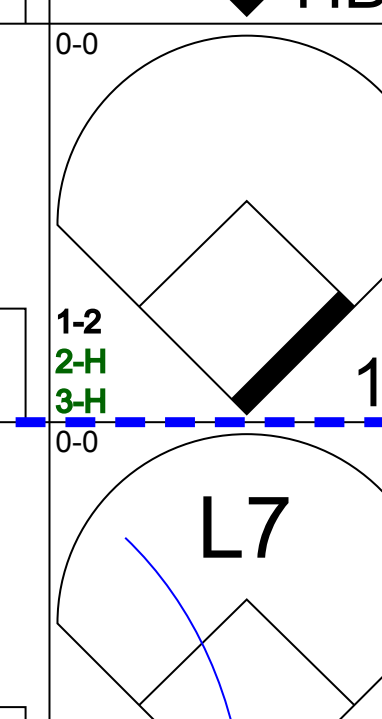
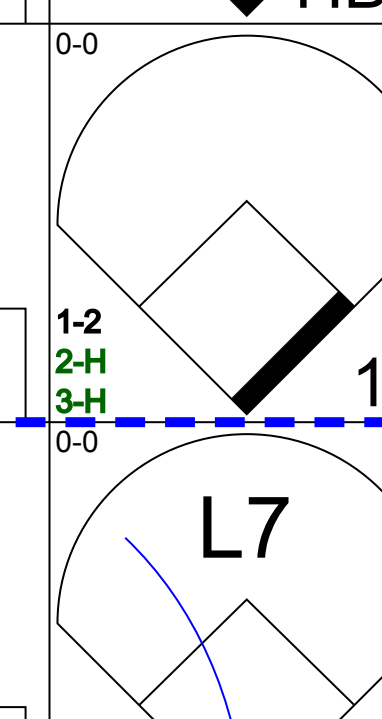
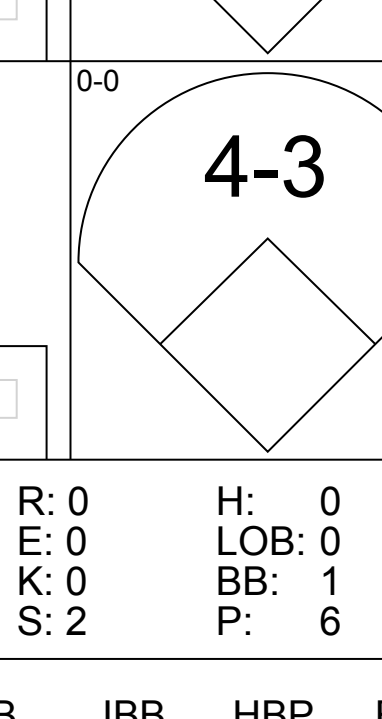
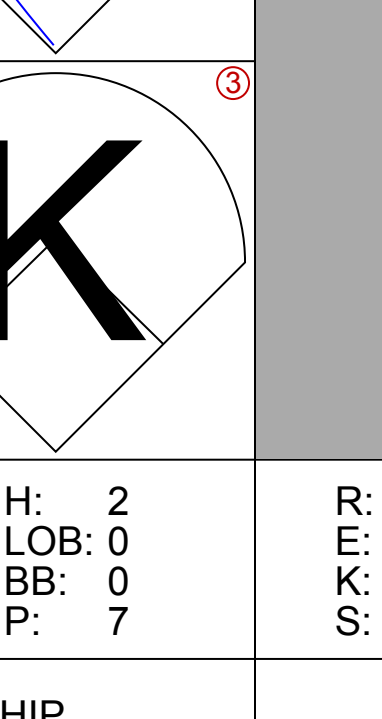
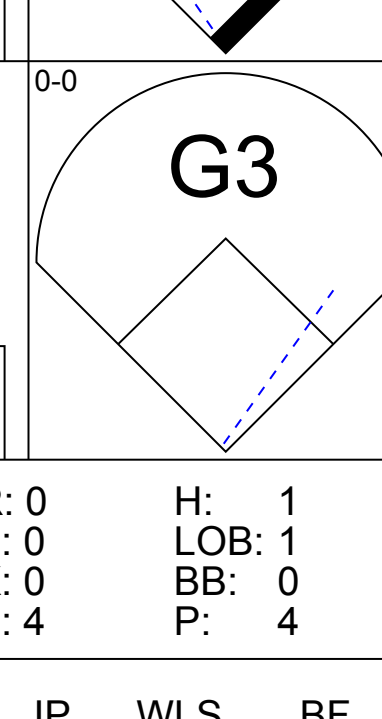
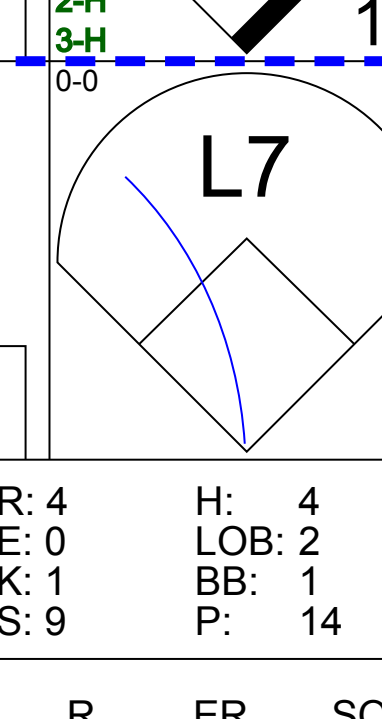
Batter	1	2	3	4	5	6	7	8	9	AB	R	H	RBI	BB	SO	LOB	BOTTOM					
Richie Ashburn, L OBP: 0.424, SLG: 0.351 (1.7)	P4		K		F6		E6			4	0	0	0	0	1	4	Pittsburgh Pirates @ Chicago Cubs Wrigley Field, Chicago, IL Thu Aug 25 1960, 3:33 AM CDT Att: 11,701 - Unknown livebaseballscorecards.com					
Al Heist, R OBP: 0.220, SLG: 0.213 (1.8)	G5-4-3 1B		P4		F8		F8			4	0	1	0	0	0	2						
Ron Santo, R OBP: 0.319, SLG: 0.447 (1.5)	G5-4-3 1-2		FC5-4 BB		F8		F9			3	0	0	0	1	0	3						
14 Ernie Banks, R OBP: 0.363, SLG: 0.594 (1.6)		HR	F8					F7		4	1	2	1	0	0	1						
Frank Thomas, R OBP: 0.296, SLG: 0.429 (1.3)		6-3 FC3-2 1B	FC5-4 1-2		F6		F8			4	0	1	0	0	0	2						
Bob Will, L OBP: 0.324, SLG: 0.384 (1.9)		FC3-2 1-2 2-3 1B			6-3		G6-4-3 BB		K	3	0	1	0	1	1	0						
Don Zimmer, R OBP: 0.305, SLG: 0.352 (1.4)		6-3 1-2 2-3			4-3		G6-4-3 1-2		1-3	4	0	0	0	0	0	4						
Moe Thacker, R OBP: 0.288, SLG: 0.175 (1.2)		FC3-2 IBB			1B		5-3		F8	3	0	1	0	1	0	0						
Glen Hobbie, R OBP: 0.219, SLG: 0.209 (1.1)		FC3-2			1B		E HBP		HR	3	1	2	1	0	0	3						
Inning Stats	R: 0 E: 0 K: 0 S: 3	H: 1 LOB: 0 BB: 0 P: 3	R: 1 E: 0 K: 1 S: 8	H: 3 LOB: 3 BB: 1 P: 12	R: 0 E: 0 K: 0 S: 3	H: 0 LOB: 1 BB: 1 P: 7	R: 0 E: 0 K: 0 S: 4	H: 2 LOB: 2 BB: 0 P: 4	R: 0 E: 0 K: 0 S: 3	H: 0 LOB: 0 BB: 0 P: 3	R: 0 E: 0 K: 0 S: 3	H: 1 LOB: 1 BB: 1 P: 7	R: 0 E: 1 K: 0 S: 4	H: 0 LOB: 2 BB: 0 P: 5	R: 0 E: 0 K: 1 S: 5	H: 0 LOB: 0 BB: 0 P: 5		R: 1 E: 0 K: 0 S: 3	H: 1 LOB: 0 BB: 0 P: 3	1B: 5 2B: 1 3B: 0 HR: 2	SF: 0 SAC: 0 DP: 2 HBP: 1	WP: 0 PB: 0 SB: 0 CS: 0
PITCHER Vinegar Bend Mizell, L ERA: 3.57 (1.1)	IP: 8.2 WLS: L BF: 36 H: 8 R: 2 ER: 2 SO: 2 BB: 2 IBB: 1 HBP: 1 BLK: 0 WP: 0 HR: 2 S: 36 P: 49 ERA: 2.08 WHIP: 1.154															PITCHER						

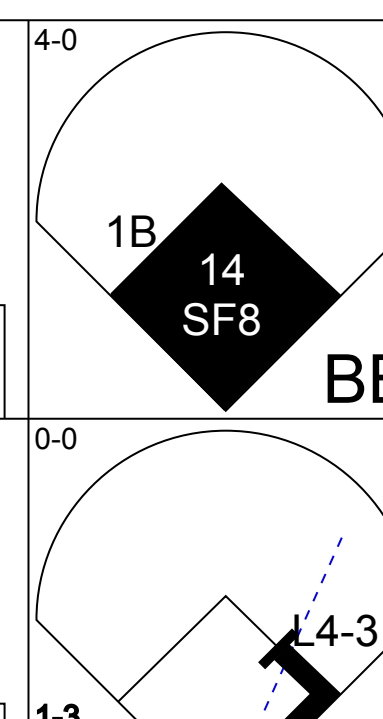
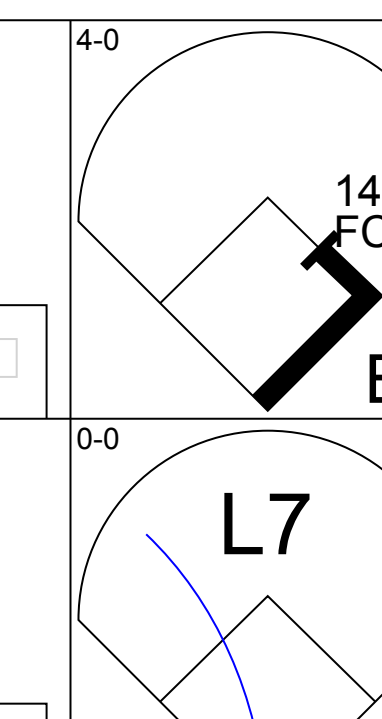
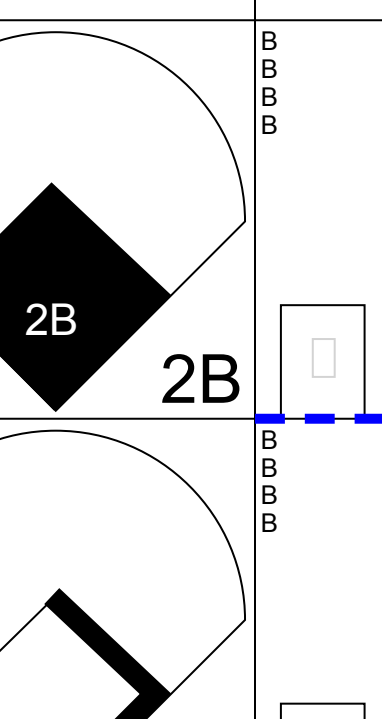
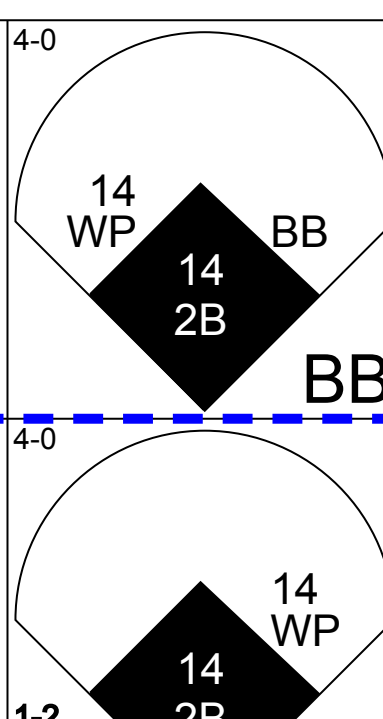
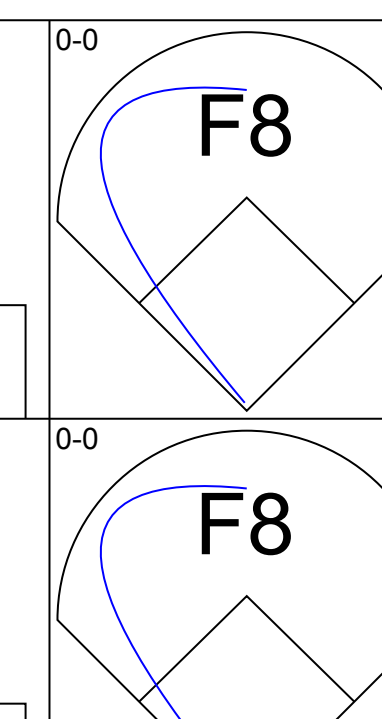
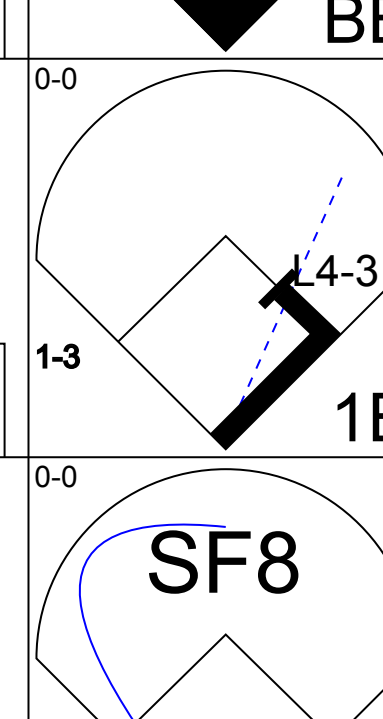
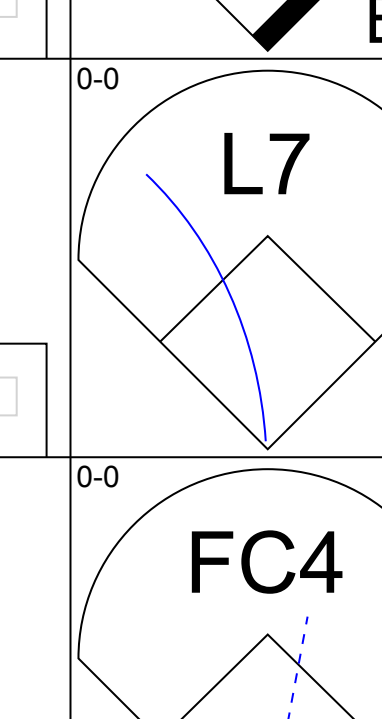
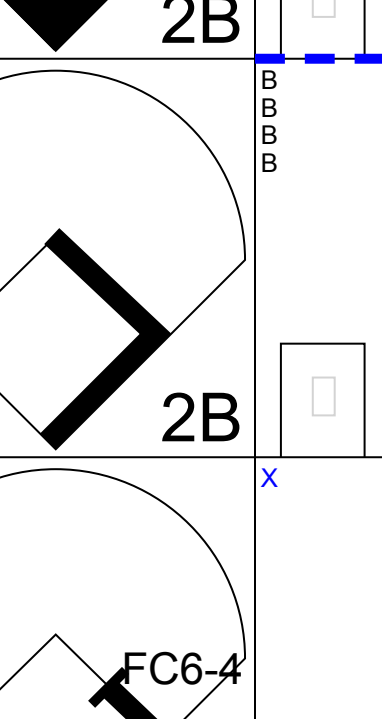
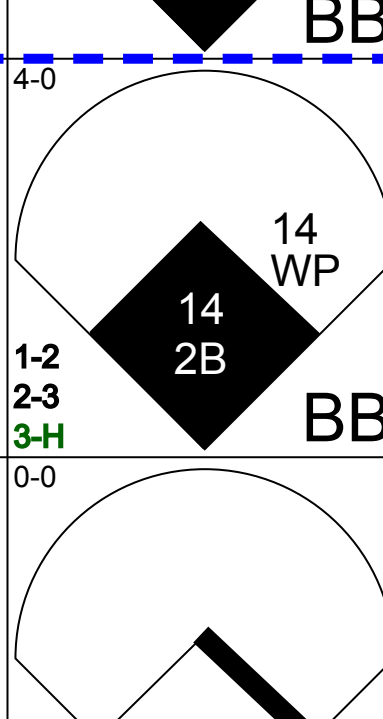
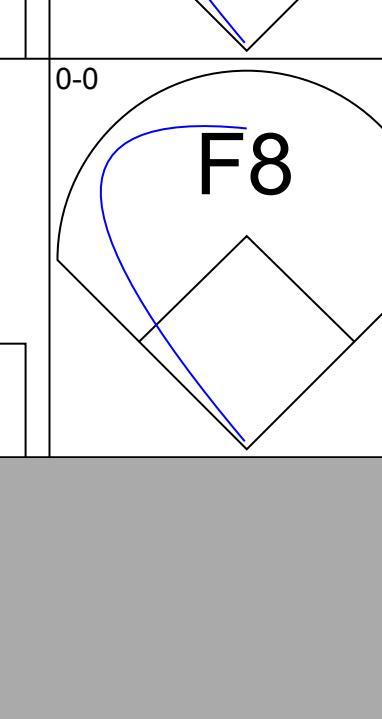
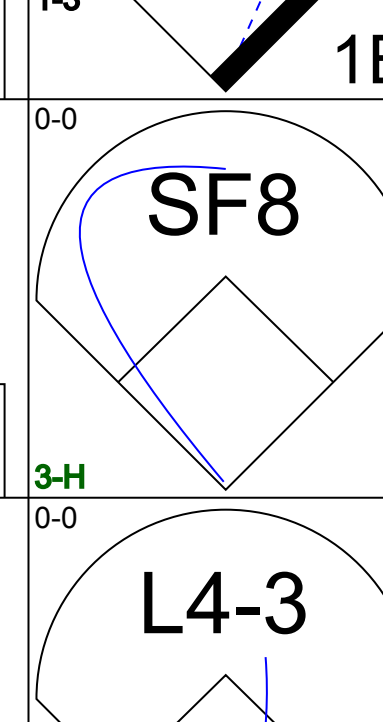
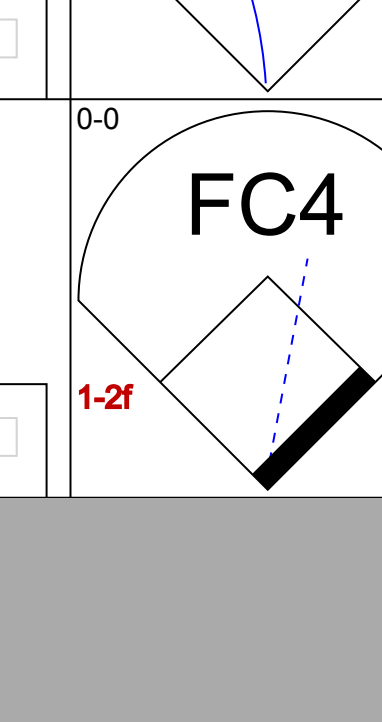
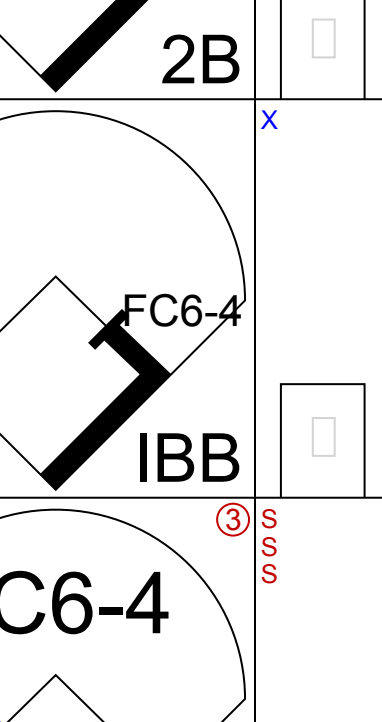
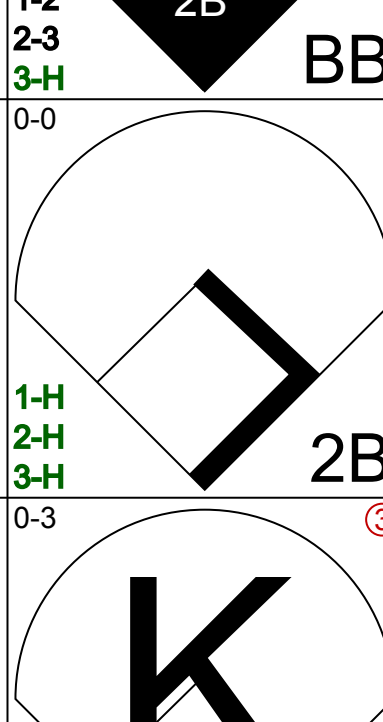
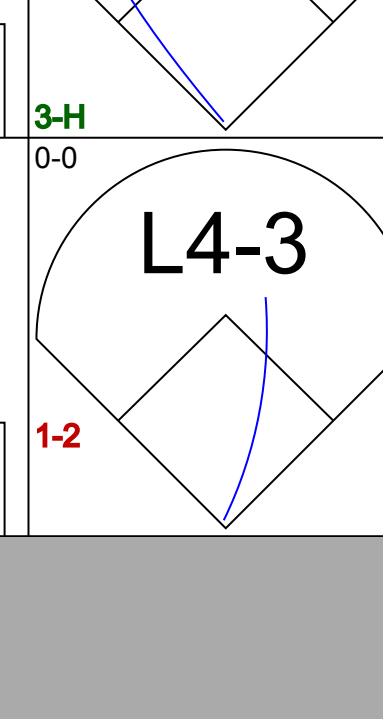
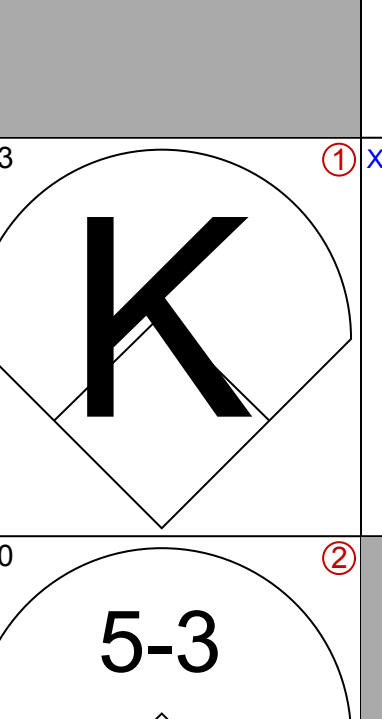
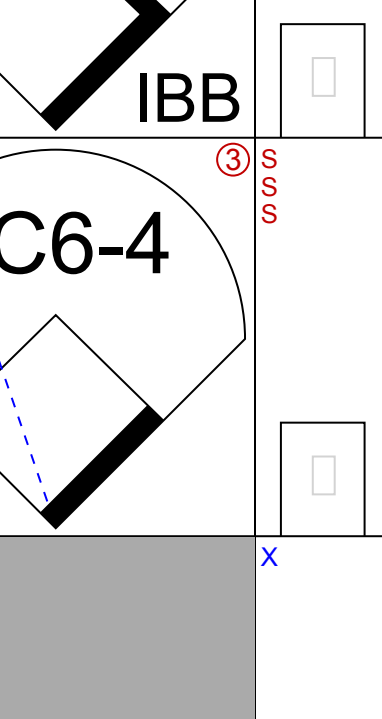
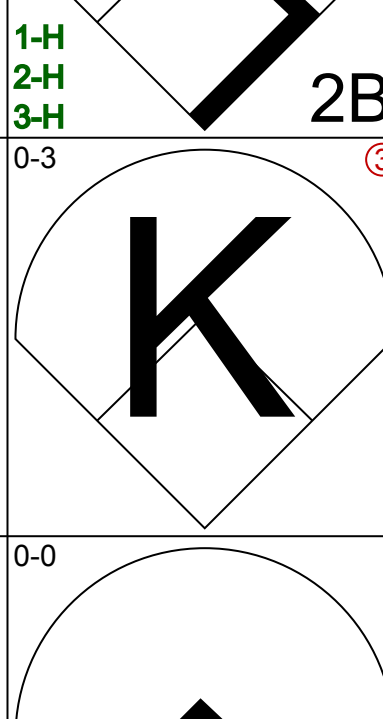
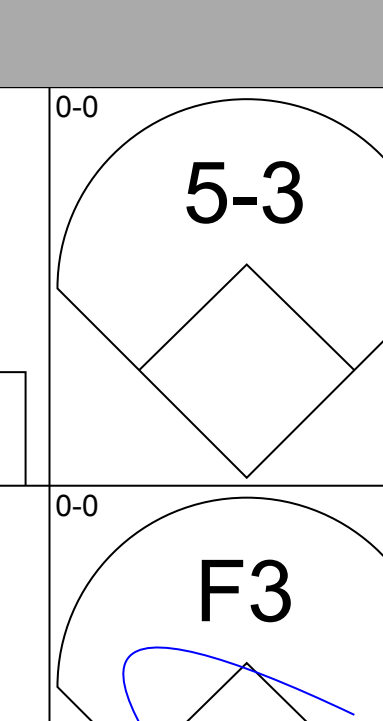
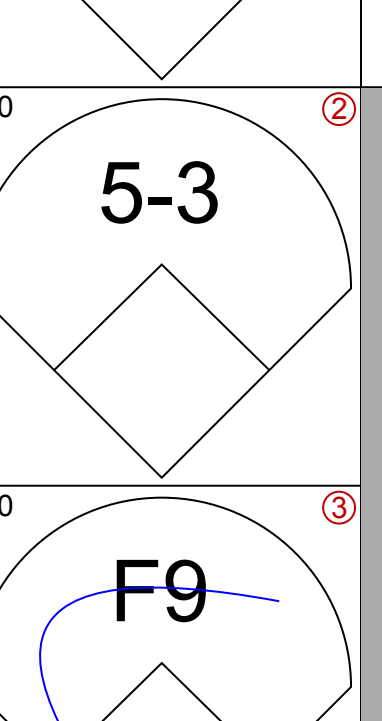
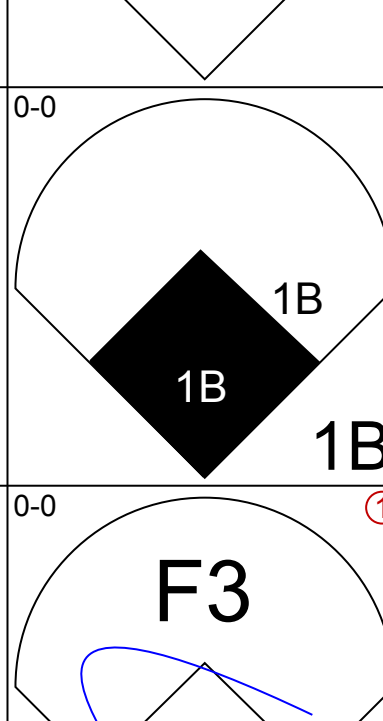
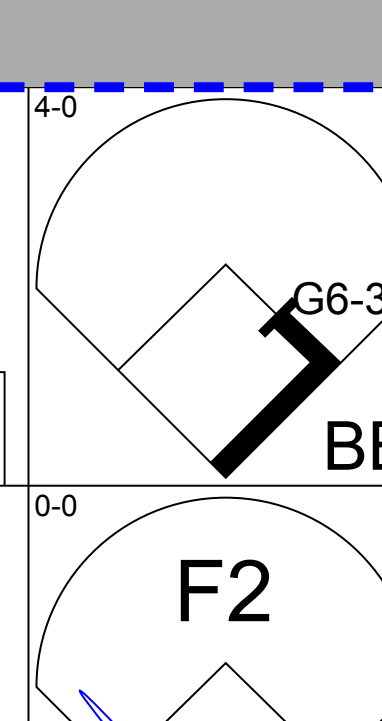
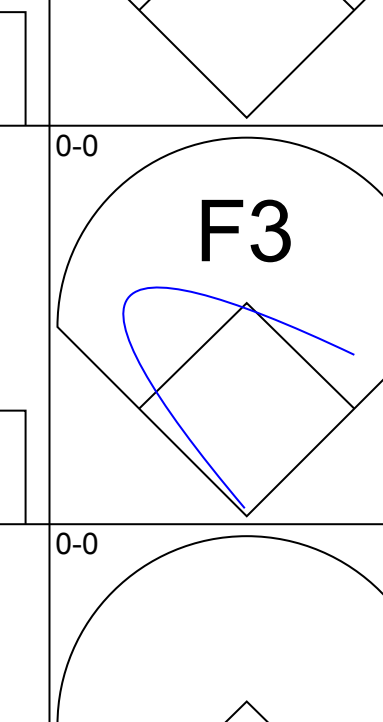
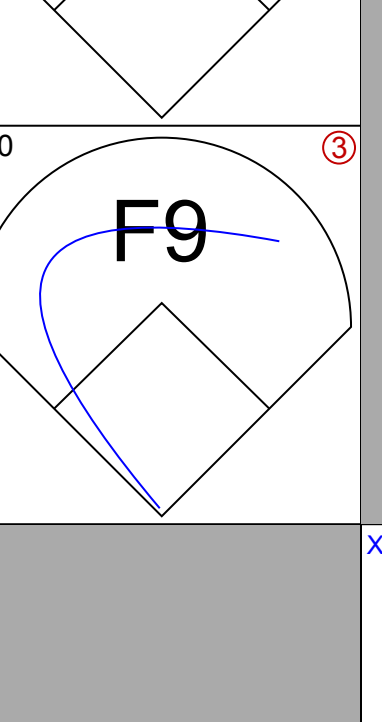
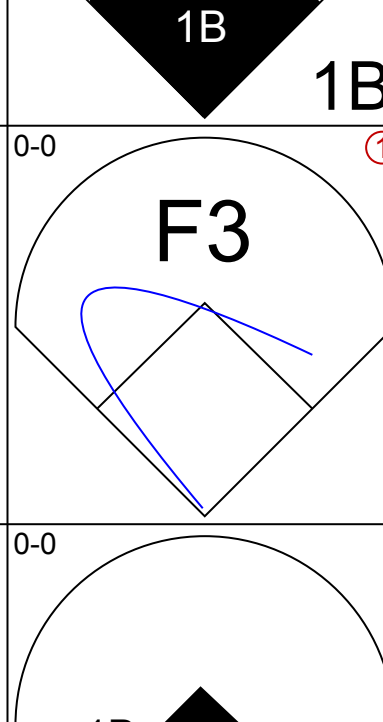
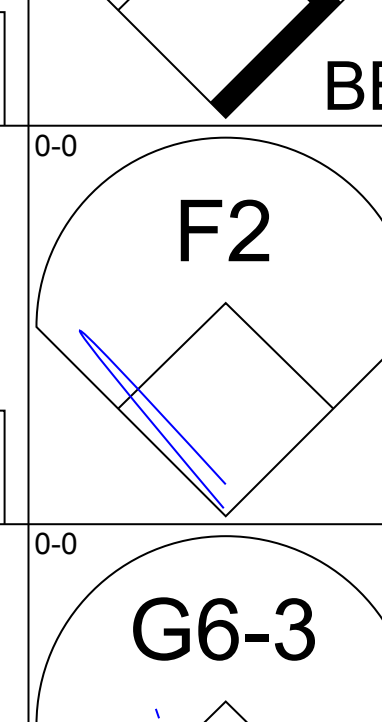
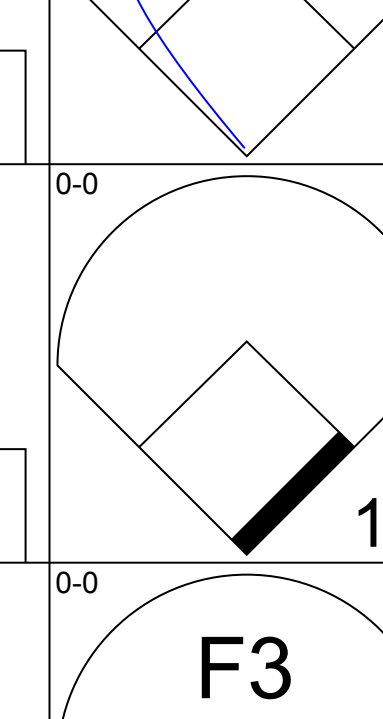
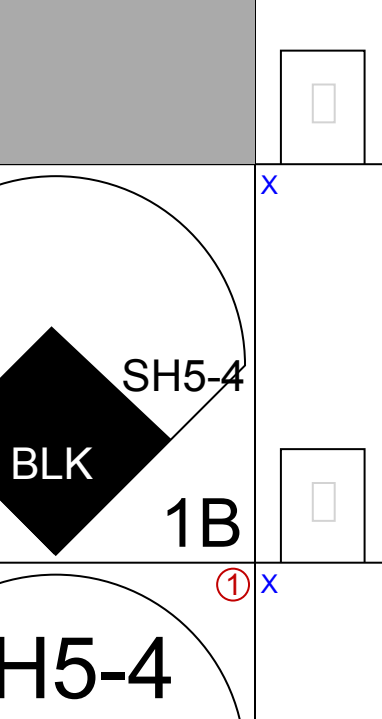
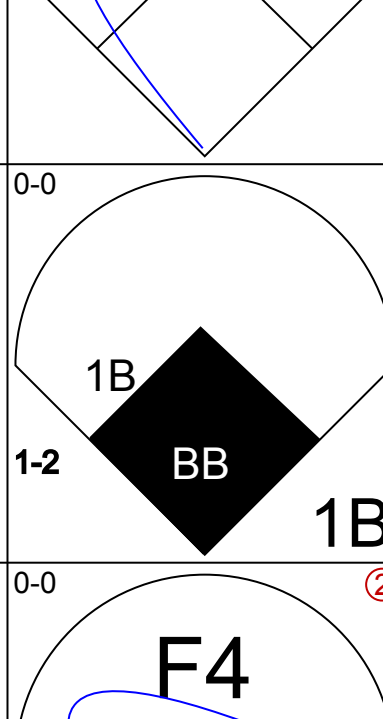
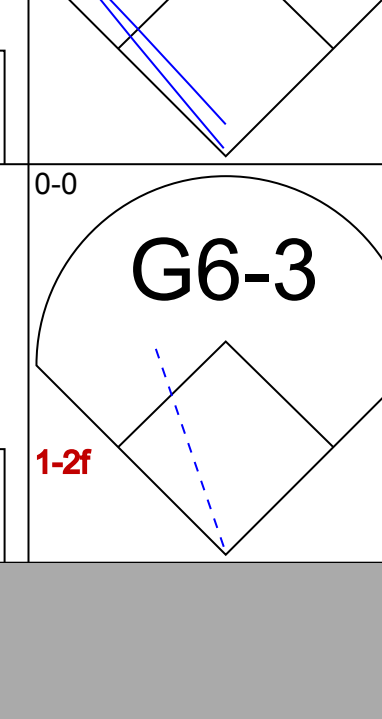
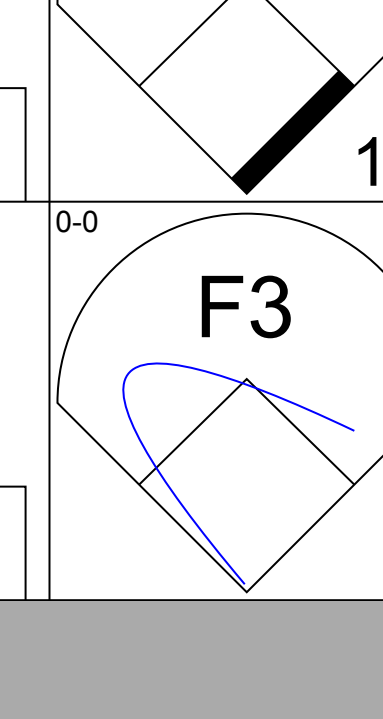
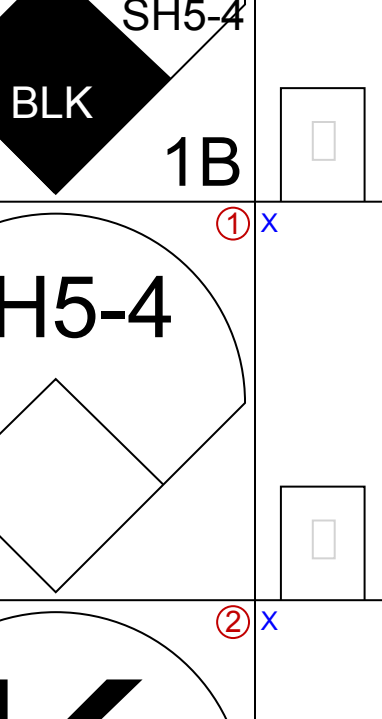
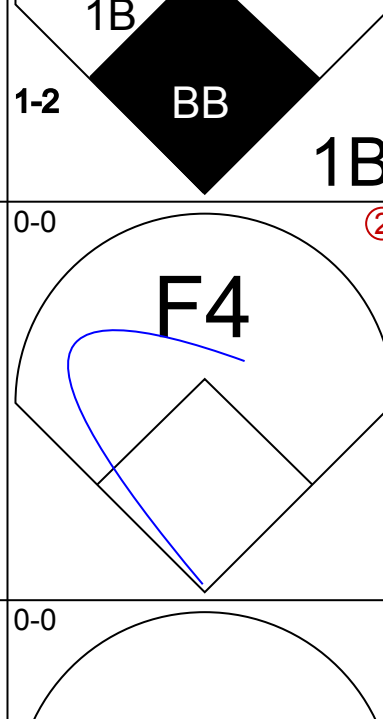
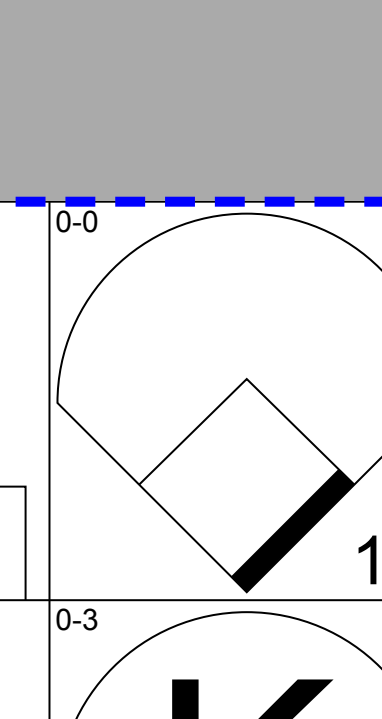
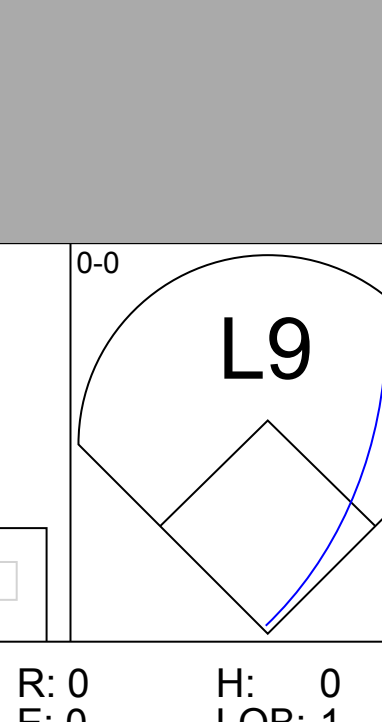
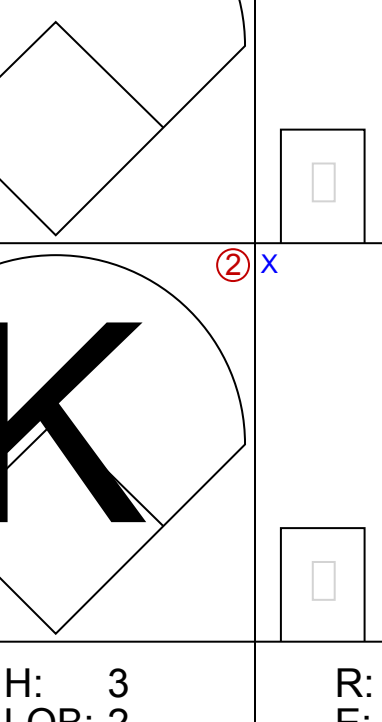
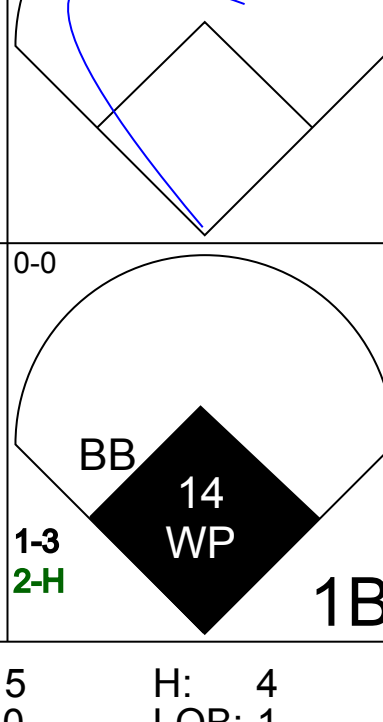
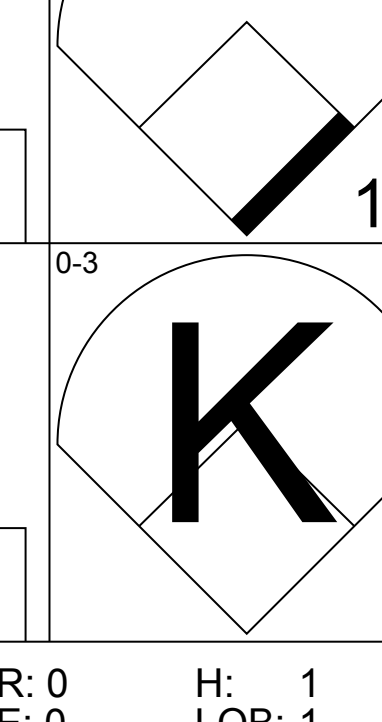
Batter	1	2	3	4	5	6	7	8	9	AB	R	H	RBI	BB	SO	LOB	TOP			
Johnny Callison, L (1, 9) OBP: 0.373, SLG: 0.459	0-0 2-3 1B		0-0 F7			0-0 BB IHR 1B		0-0 HR		4	2	3	1	0	0	1	Philadelphia Phillies @ Chicago Cubs Wrigley Field, Chicago, IL Fri Aug 26 1960, 3:33 AM CDT Att: 5,021 - Unknown			
Tony Taylor, R (1, 4) OBP: 0.341, SLG: 0.395	0-0 2-3		0-0 1-2 1B			0-0 L6		0-0 4-3		4	0	1	0	0	0	2				
Tony Curry, L (1, 7) Ken Walters, R (8, 9) OBP: 0.439, SLG: 0.352	0-0 F7		0-0 4-3			0-0 L7		0-0 4-3		4	0	0	0	0	0	4				
Tony Gonzalez, L (1, 8) OBP: 0.296, SLG: 0.451	0-0 L7			1-0 L6-3 HBP		4-0 BB IHR 1-2		0-0 1B		2	1	1	0	1	0	1				
Lee Walls, R (1, 5) Ted Lepcio, R (8, 5) OBP: 0.323, SLG: 0.364, OBP: 0.312, SLG: 0.317		0-0 4-3		0-0 F5		0-0 BB IHR		0-3 K		4	1	1	3	0	1	2				
Pancho Herrera, R (1, 3) OBP: 0.353, SLG: 0.468	0-3 K		0-0 L6-3			0-3 1-H 2-H IHR				4	0	0	0	0	2	1				
Jimmie Coker, R (1, 2) OBP: 0.276, SLG: 0.326	0-0 F9			0-0 4-3		0-0 F9		0-0 L4		4	0	0	0	0	0	0				
Ruben Amaro, R (1, 6) OBP: 0.296, SLG: 0.270		1-0 1B HBP		0-0 G3		0-0 F9		0-0 1-3		3	0	0	0	0	0	0				
Robin Roberts, S (1, 1) OBP: 0.221, SLG: 0.175		0-0 F8		0-3 K		0-0 4-3				3	0	0	0	0	1	1				
Inning Stats	R: 0 E: 0 K: 0 S: 4	H: 1 LOB: 1 BB: 0 P: 4	R: 0 E: 0 K: 1 S: 5	H: 0 LOB: 0 BB: 0 P: 5	R: 0 E: 0 K: 0 S: 2	H: 0 LOB: 0 BB: 0 P: 3	R: 0 E: 0 K: 1 S: 5	H: 0 LOB: 0 BB: 0 P: 5	R: 3 E: 0 K: 1 S: 7	H: 2 LOB: 1 BB: 1 P: 11	R: 0 E: 0 K: 0 S: 3	H: 0 LOB: 1 BB: 0 P: 3	R: 1 E: 0 K: 1 S: 7	H: 2 LOB: 1 BB: 0 P: 7	R: 0 E: 0 K: 0 S: 3	H: 0 LOB: 0 BB: 0 P: 3		1B: 4 2B: 1 3B: 0 HR: 2	SF: 0 SAC: 0 DP: 1 HBP: 2	WP: 0 PB: 0 SB: 0 CS: 0
PITCHER Bob Anderson, R (1, 1) ERA: 3.9	IP: 9.0 WLS: L BF: 35	H: 6 R: 4 ER: 4 SO: 4	BB: 1 IBB: 0 HBP: 2 BLK: 0	WP: 0 HR: 1 S: 40 P: 46	ERA: 4.00 WHIP: 0.778	PITCHER IP: WLS: BF: H: R: ER: SO: BB: IBB: HBP: BLK: WP: HR: S: P: ERA: WHIP														

Batter	1	2	3	4	5	6	7	8	9	AB	R	H	RBI	BB	SO	LOB	BOTTOM			
Richie Ashburn, L (1, 8) OBP: 0.427, SLG: 0.356	0-0 1-3		0-0 G3 1B			0-0 5-3 SH5-3 1B		0-0 E S 1B		0-0 1B	5	0	4	0	0	0	Philadelphia Phillies @ Chicago Cubs Wrigley Field, Chicago, IL Fri Aug 26 1960, 3:33 AM CDT Att: 5,021 - Unknown			
Bob Will, L (1, 9) OBP: 0.321, SLG: 0.380	0-0 4-3		0-0 G3		0-0 SH5-3		0-3 K		0-0 F8	4	0	0	0	0	1	3				
Ron Santo, R (1, 5) OBP: 0.314, SLG: 0.439	0-3 K		0-0 L7		0-0 5-3		0-0 F8			4	0	0	0	0	1	3				
14 Ernie Banks, R (1, 6) OBP: 0.364, SLG: 0.596		0-0 E8 3B	4-0 1B		0-0 1-3				0-0 F2	3	1	1	0	1	0	1				
George Altman, L (1, 7) OBP: 0.338, SLG: 0.442		0-0 F8	0-0 F9			0-3 K		0-0 3-1		4	0	0	0	0	1	2				
Ed Bouchee, L (1, 3) OBP: 0.344, SLG: 0.319		0-0 1B 2B		0-0 G3		4-0 S BB		0-0 1B		3	1	2	0	1	0	0				
Don Zimmer, R (1, 4) Sammy Taylor, L (8, PH) Jerry Kindall, R (9, 4) OBP: 0.305, SLG: 0.352, OBP: 0.271, SLG: 0.330, OBP: 0.264, SLG: 0.353		0-0 F5		0-0 S 1B		0-0 F8		0-0 1-3		3	0	1	0	0	0	2				
Moe Thacker, R (1, 2) Frank Thomas, R (8, PH) OBP: 0.290, SLG: 0.183, OBP: 0.295, SLG: 0.428		0-0 2H 1B		0-3 K		0-0 F8		0-3 K		3	0	1	1	0	1	2				
Bob Anderson, R (1, 1) Grady Hatton, L (8, PH) OBP: 0.394, SLG: 0.387		0-0 F8		0-0 F7		0-0 6-3		0-0 F8		3	0	0	0	0	0	2				
Inning Stats	R: 0 E: 0 K: 1 S: 5	H: 0 LOB: 0 BB: 0 P: 5	R: 2 E: 1 K: 0 S: 6	H: 3 LOB: 1 BB: 0 P: 6	R: 0 E: 0 K: 1 S: 6	H: 1 LOB: 1 BB: 0 P: 6	R: 0 E: 0 K: 1 S: 4	H: 1 LOB: 1 BB: 0 P: 4	R: 0 E: 0 K: 1 S: 5	H: 0 LOB: 1 BB: 1 P: 9	R: 0 E: 0 K: 1 S: 6	H: 1 LOB: 1 BB: 0 P: 6	R: 0 E: 0 K: 0 S: 4	H: 1 LOB: 1 BB: 0 P: 4	R: 0 E: 0 K: 1 S: 6	H: 1 LOB: 1 BB: 0 P: 6		1B: 7 2B: 1 3B: 1 HR: 0	SF: 0 SAC: 1 DP: 0 HBP: 0	WP: 0 PB: 0 SB: 3 CS: 0
PITCHER Robin Roberts, R (1, 1) ERA: 4.01	IP: 9.0 WLS: W BF: 38	H: 9 R: 2 ER: 2 SO: 5	BB: 1 IBB: 1 HBP: 0 BLK: 0	WP: 0 HR: 0 S: 46 P: 54	ERA: 2.00 WHIP: 1.111	PITCHER IP: WLS: BF: H: R: ER: SO: BB: IBB: HBP: BLK: WP: HR: S: P: ERA: WHIP														

Batter	1	2	3	4	5	6	7	8	9	AB	R	H	RBI	BB	SO	LOB	TOP																
Tony Taylor, R (1, 4) OBP: 0.340, SLG: 0.393										5	1	1	1	0	1	1	Philadelphia Phillies @ Chicago Cubs Wrigley Field, Chicago, IL Sat Aug 27 1960, 3:33 AM CDT Att: 9,657 - Unknown																
Ken Walters, R (1, 9) OBP: 0.292, SLG: 0.355										3	0	2	1	0	0	0																	
Tony Gonzalez, L (7, PH) OBP: 0.298, SLG: 0.452										2	0	1	1	0	0	0																	
Lee Walls, R (1, 5) OBP: 0.323, SLG: 0.361										2	0	0	0	1	0	1																	
Johnny Callison, L (7, PH) OBP: 0.371, SLG: 0.457										1	0	0	0	0	0	1																	
Bobby Gene Smith, R (1, 7) OBP: 0.302, SLG: 0.374										3	0	1	0	0	0	2																	
Tony Curry, L (7, PH) OBP: 0.314, SLG: 0.437										1	0	0	0	0	1	1																	
Chris Short, R (7, 1) OBP: 0.250, SLG: 0.267										0	0	0	0	0	0	0																	
Turk Farrell, R (8, 1) OBP: 0.250, SLG: 0.267										0	0	0	0	0	0	0																	
Pancho Herrera, R (1, 3) OBP: 0.352, SLG: 0.465										3	0	0	0	1	1	2																	
Jimmie Coker, R (1, 2) OBP: 0.271, SLG: 0.319										4	0	0	0	0	1	1																	
Bobby Del Greco, R (1, 8) OBP: 0.352, SLG: 0.395										3	1	2	0	1	0	1																	
Ruben Amaro, R (1, 6) OBP: 0.300, SLG: 0.274										4	1	2	0	0	0	2																	
John Buzhardt, R (1, 1) OBP: 0.143, SLG: 0.167										2	1	1	0	0	0	2																	
Ted Lepcio, R (7, PH) OBP: 0.309, SLG: 0.314										1	0	0	0	0	0	2																	
Clay Dalrymple, L (9, PH) OBP: 0.357, SLG: 0.449										1	0	0	0	0	0	0																	
Inning Stats	R: 0 E: 0 K: 1 S: 7	H: 2 LOB: 2 BB: 0 P: 7	R: 0 E: 0 K: 0 S: 3	H: 1 LOB: 0 BB: 0 P: 3	R: 1 E: 0 K: 0 S: 4	H: 2 LOB: 1 BB: 1 P: 8	R: 0 E: 0 K: 0 S: 4	H: 1 LOB: 0 BB: 0 P: 8	R: 0 E: 0 K: 0 S: 3	H: 0 LOB: 0 BB: 0 P: 3	R: 0 E: 0 K: 0 S: 3	H: 0 LOB: 0 BB: 0 P: 3	R: 3 E: 0 K: 1 S: 9	H: 4 LOB: 1 BB: 0 P: 9	R: 0 E: 0 K: 2 S: 7	H: 0 LOB: 1 BB: 1 P: 11	R: 0 E: 0 K: 0 S: 3	H: 0 LOB: 0 BB: 0 P: 3	1B: 9 2B: 0 3B: 1 HR: 0	SF: 0 SAC: 0 DP: 2 HBP: 0	WP: 1 PB: 0 SB: 0 CS: 0	PA: 38											
PITCHER	IP WLS BF H R ER SO BB IBB HBP BLK WP HR S P ERA WHIP																																
Dick Ellsworth, L (1, 1) ERA: 3.22	6.1	28	9	4	4	1	2	0	0	0	0	0	0	28	36	5.68	1.737																
Don Elston, R (7, 1) ERA: 3.25	2.2	W 10	1	0	0	3	1	0	0	0	1	0	15	19	0.00	0.750																	

Batter	1	2	3	4	5	6	7	8	9	AB	R	H	RBI	BB	SO	LOB	BOTTOM																
Richie Ashburn, L (1, 8) OBP: 0.426, SLG: 0.358										4	1	1	0	0	0	0	Philadelphia Phillies @ Chicago Cubs Wrigley Field, Chicago, IL Sat Aug 27 1960, 3:33 AM CDT Att: 9,657 - Unknown																
Bob Will, L (1, 9) OBP: 0.318, SLG: 0.376										4	0	0	0	0	0	1																	
14 Ernie Banks, R (1, 6) OBP: 0.363, SLG: 0.593										4	1	1	1	0	1	0																	
George Altman, L (1, 7) OBP: 0.338, SLG: 0.441										3	1	1	0	0	1	0																	
Al Heist, R (8, PH) OBP: 0.216, SLG: 0.208										1	0	0	0	0	0	1																	
Ron Santo, R (1, 5) OBP: 0.317, SLG: 0.444										4	2	2	0	0	0	1																	
Ed Bouchee, L (1, 3) OBP: 0.346, SLG: 0.320										2	0	1	1	1	0	0																	
Frank Thomas, R (8, PH) OBP: 0.297, SLG: 0.429										1	0	1	1	0	0	0																	
Don Zimmer, R (1, 4) OBP: 0.308, SLG: 0.359										4	0	2	2	0	1	1																	
Moe Thacker, R (1, 2) OBP: 0.292, SLG: 0.177										2	0	0	0	1	0	2																	
Dick Ellsworth, L (1, 1) OBP: 0.200, SLG: 0.059										2	0	0	0	0	2	3																	
Don Elston, R (7, 1) OBP: 0.136, SLG: 0.136										1	0	0	0	0	0	0																	
Inning Stats	R: 1 E: 0 K: 0 S: 4	H: 1 LOB: 0 BB: 0 P: 4	R: 0 E: 0 K: 0 S: 3	H: 0 LOB: 0 BB: 0 P: 3	R: 0 E: 0 K: 1 S: 5	H: 0 LOB: 0 BB: 0 P: 5	R: 2 E: 1 K: 1 S: 9	H: 4 LOB: 3 BB: 1 P: 13	R: 0 E: 0 K: 1 S: 5	H: 0 LOB: 0 BB: 0 P: 5	R: 1 E: 0 K: 1 S: 6	H: 2 LOB: 1 BB: 1 P: 10	R: 0 E: 0 K: 0 S: 3	H: 0 LOB: 0 BB: 0 P: 3	R: 1 E: 0 K: 1 S: 7	H: 2 LOB: 1 BB: 0 P: 7	R: 0 E: 0 K: 0 S: 3	H: 0 LOB: 0 BB: 0 P: 3	1B: 6 2B: 3 3B: 0 HR: 0	SF: 0 SAC: 0 DP: 1 HBP: 0	WP: 0 PB: 0 SB: 0 CS: 0	PA: 34											
PITCHER	IP WLS BF H R ER SO BB IBB HBP BLK WP HR S P ERA WHIP																																
John Buzhardt, R (1, 1) ERA: 4.13	6.0	26	7	4	4	4	0	0	0	0	0	0	0	32	40	6.00	1.167																
Chris Short, L (7, 1) ERA: 4.53	1.2	L 6	1	1	1	0	0	0	0	0	0	0	6	6	5.40	0.600																	
Turk Farrell, R (8, 1) ERA: 2.47	0.1	2	1	0	0	1	0	0	0	0	0	0	4	4	0.00	3.000																	

Batter	1	2	3	4	5	6	7	8	9	AB	R	H	RBI	BB	SO	LOB	TOP				
Johnny Callison, L (1.9) OBP: 0.372, SLG: 0.453										4	1	1	0	1	1	0	Philadelphia Phillies @ Chicago Cubs Wrigley Field, Chicago, IL Sun Aug 28 1960, 3:33 AM CDT Att: 11,383 - Unknown				
Tony Taylor, R (1.4) OBP: 0.340, SLG: 0.392										4	1	1	0	1	1	0					
Tony Curry, L (1.7) OBP: 0.311, SLG: 0.431										5	0	1	0	0	1	3					
Tony Gonzalez, L (1.8) OBP: 0.300, SLG: 0.449										4	1	1	1	1	1	3					
Lee Walls, R (1.5) OBP: 0.318, SLG: 0.355										4	0	0	0	0	1	5					
Pancho Herrera, R (1.3) OBP: 0.355, SLG: 0.471										3	2	2	1	1	0	0					
Jimmie Coker, R (1.2) OBP: 0.280, SLG: 0.340										3	1	2	2	0	0	2					
Ruben Amaro, R (1.6) OBP: 0.296, SLG: 0.270										3	0	0	0	0	0	1					
Bobby Gene Smith, R (8. PH) OBP: 0.307, SLG: 0.378										1	0	1	2	0	0	0					
Joe Koppe, R (8. PR) OBP: 0.273, SLG: 0.224										0	0	0	0	0	0	0					
Gene Conley, R (1.1) OBP: 0.157, SLG: 0.240										2	0	0	0	0	1	0					
Chris Short, L (8.1) OBP: 0.207, SLG: 0.274										0	0	0	0	0	0	0					
Clay Dalrymple, L (7. PH) OBP: 0.207, SLG: 0.274										0	0	0	0	0	0	1					
Dallas Green, L (7.1) OBP: 0.207, SLG: 0.274										0	0	0	0	0	0	0					
Ken Walters, R (8. PH) OBP: 0.207, SLG: 0.274										0	0	0	0	0	0	2					
Turk Farrell, R (8.1) OBP: 0.207, SLG: 0.274										0	0	0	0	0	0	0					
Inning Stats	R: 0 E: 0 K: 2 S: 7	H: 0 LOB: 0 BB: 0 P: 7	R: 0 E: 0 K: 0 S: 2	H: 0 LOB: 1 BB: 2 P: 10	R: 0 E: 0 K: 0 S: 2	H: 0 LOB: 0 BB: 1 P: 6	R: 0 E: 0 K: 1 S: 5	H: 0 LOB: 0 BB: 0 P: 5	R: 2 E: 0 K: 1 S: 7	H: 2 LOB: 2 BB: 0 P: 7	R: 0 E: 1 K: 1 S: 7	H: 1 LOB: 1 BB: 0 P: 7	R: 0 E: 0 K: 0 S: 4	H: 1 LOB: 1 BB: 0 P: 4	R: 4 E: 0 K: 1 S: 9	H: 4 LOB: 2 BB: 1 P: 14	R: 0 E: 0 K: 0 S: 4	H: 1 LOB: 1 BB: 0 P: 4	1B: 6 2B: 2 3B: 0 HR: 1	SF: 0 SAC: 0 DP: 1 HBP: 1	WP: 0 PA: 41 PB: 0 SB: 1 CS: 1
PITCHER	IP WLS BF H R ER SO BB IBB HBP BLK WP HR S P ERA WHIP																				
Don Cardwell, R (1.1) ERA: 4.92	7.2 W 33 7 6 6 6 4 0 0 0 0 1 41 57 7.04 1.435																				
Mark Freeman, R (8.1) ERA: 5.57	0.0 2 1 0 0 0 0 0 0 1 0 0 0 0 1 2 ∞ ∞																				
Joe Schaffernoth, R (8.1) ERA: 3.38	1.1 S 5 1 0 0 0 0 0 0 0 0 0 0 0 5 5 0.00 0.750																				

Batter	1	2	3	4	5	6	7	8	9	AB	R	H	RBI	BB	SO	LOB	BOTTOM	
Richie Ashburn, L (1.8) OBP: 0.429, SLG: 0.360										2	3	1	0	3	0	1	Philadelphia Phillies @ Chicago Cubs Wrigley Field, Chicago, IL Sun Aug 28 1960, 3:33 AM CDT Att: 11,383 - Unknown	
Bob Will, L (1.9) OBP: 0.321, SLG: 0.380										4	1	2	2	1	0	2		
14 Ernie Banks, R (1.6) OBP: 0.364, SLG: 0.595										2	0	1	3	1	0	1		
George Altman, L (1.7) OBP: 0.333, SLG: 0.434										4	0	0	0	0	2	4		
Ron Santo, R (1.5) OBP: 0.320, SLG: 0.443										3	1	1	0	1	0	0		
Frank Thomas, R (1.3) OBP: 0.294, SLG: 0.425										4	0	0	0	0	0	2		
Don Zimmer, R (1.4) OBP: 0.314, SLG: 0.365										4	2	3	0	0	0	1		
El Tappe, R (1.2) OBP: 0.330, SLG: 0.326										3	0	1	0	0	0	3		
Don Cardwell, R (1.1) OBP: 0.200, SLG: 0.382										3	1	1	1	0	1	1		
Mark Freeman, R (8.1) ERA: 4.92										0	0	0	0	0	0	0		
Joe Schaffernoth, R (8.1) OBP: 0.400, SLG: 0.400										1	0	0	0	0	1	1		
Inning Stats	R: 1 E: 0 K: 0 S: 3	H: 1 LOB: 1 BB: 1 P: 7	R: 0 E: 0 K: 0 S: 4	H: 1 LOB: 0 BB: 0 P: 4	R: 0 E: 0 K: 1 S: 5	H: 0 LOB: 0 BB: 1 P: 7	R: 2 E: 0 K: 1 S: 8	H: 3 LOB: 2 BB: 1 P: 12	R: 5 E: 0 K: 1 S: 9	H: 4 LOB: 1 BB: 2 P: 17	R: 0 E: 0 K: 0 S: 2	H: 0 LOB: 0 BB: 1 P: 6	R: 0 E: 0 K: 1 S: 6	H: 1 LOB: 1 BB: 0 P: 6	1B: 7 2B: 4 3B: 0 HR: 0	SF: 1 SAC: 1 DP: 2 HBP: 0	WP: 1 PA: 38 PB: 0 SB: 1 CS: 0	
PITCHER	IP WLS BF H R ER SO BB IBB HBP BLK WP HR S P ERA WHIP																	
Gene Conley, R (1.1) ERA: 3.94	5.2 L 28 8 7 7 2 1 0 0 1 1 0 0 28 44 11.12 1.941																	
Chris Short, L (6.1) ERA: 4.32	0.1 3 1 1 1 1 1 0 0 0 0 1 0 4 8 27.00 6.000																	
Dallas Green, R (7.1) ERA: 4.36	1.0 3 0 0 0 0 0 1 0 0 0 0 0 2 6 0.00 1.000																	
Turk Farrell, R (8.1) ERA: 2.45	1.0 4 1 0 0 0 1 0 0 0 0 0 0 6 6 0.00 1.000																	

Batter	1	2	3	4	5	6	7	8	9	AB	R	H	RBI	BB	SO	LOB	TOP			
Roy McMillan, R OBP: 0.293, SLG: 0.354 (1, 4)	F2			K			F8	F7		5	0	1	1	0	1	0	Cincinnati Reds @ Chicago Cubs Wrigley Field, Chicago, IL Tue Aug 30 1960, 3:33 AM CDT Att: 6,489 - Unknown			
Vada Pinson, L OBP: 0.333, SLG: 0.459 (1, 8)		4-3				K		L7		5	2	2	1	0	1	2				
Gus Bell, L OBP: 0.303, SLG: 0.375 (1, 9)	HR			4-3			F7	G2-3		5	0	1	0	0	0	1				
Frank Robinson, R OBP: 0.397, SLG: 0.589 (1, 7)	L8			BB				1B	CS	3	1	2	0	1	0	1				
Ed Bailey, L OBP: 0.353, SLG: 0.420 (1, 2)	4-3			F9			6-3	CS		4	0	1	1	0	0	3				
Gordy Coleman, L OBP: 0.288, SLG: 0.400 (1, 3)				BB			5-3	1B		3	0	2	1	1	0	0				
Willie Jones, R OBP: 0.344, SLG: 0.363 (1, 5)		1B		K			P6	L9		3	1	0	0	1	1	5				
Leo Cardenas, R OBP: 0.260, SLG: 0.282 (1, 6)							5-3	6-3		3	0	0	0	0	1	2				
Jerry Lynch, L OBP: 0.365, SLG: 0.504 (8, PH)	P5			K			5-3	6-3		1	0	0	0	0	0	0				
Billy Martin, R OBP: 0.304, SLG: 0.343 (8, 4)				K			1-2			0	0	0	0	0	0	0				
Jim O'Toole, S OBP: 0.158, SLG: 0.127 (1, 1)				K				G3		3	0	1	0	0	2	1				
Joe Nuxhall, L OBP: 0.111, SLG: 0.120 (6, 1)	2B						K			1	0	0	0	0	0	0				
Inning Stats	R: 1 E: 0 K: 0 S: 5	H: 2 LOB: 1 BB: 0 P: 5	R: 1 E: 0 K: 0 S: 5	H: 2 LOB: 2 BB: 1 P: 9	R: 0 E: 0 K: 1 S: 5	H: 0 LOB: 0 BB: 1 P: 10	R: 0 E: 0 K: 3 S: 9	H: 0 LOB: 0 BB: 0 P: 9	R: 0 E: 0 K: 1 S: 6	H: 1 LOB: 1 BB: 0 P: 6	R: 0 E: 0 K: 0 S: 6	H: 3 LOB: 2 BB: 1 P: 10	R: 0 E: 0 K: 0 S: 3	H: 0 LOB: 0 BB: 0 P: 3	R: 0 E: 0 K: 0 S: 3	H: 1 LOB: 0 BB: 0 P: 3	1B: 6 2B: 3 3B: 0 HR: 1	SF: 0 SAC: 0 DP: 0 HBP: 1	WP: 1 PB: 0 SB: 0 CS: 1	PA: 41
PITCHER	IP WLS BF H R ER SO BB IBB HBP BLK WP HR S P ERA WHIP																IP WLS BF H R ER SO BB IBB HBP BLK WP HR S P ERA WHIP			
Glen Hobbie, R ERA: 4.15 Joe Schaffernoth, R ERA: 3.19	(1, 1) (7, 1)	6.2 W 33 9 4 4 6 3 0 1 0 1 1 41 54 5.40 1.800																(1, 1) (7, 1)		

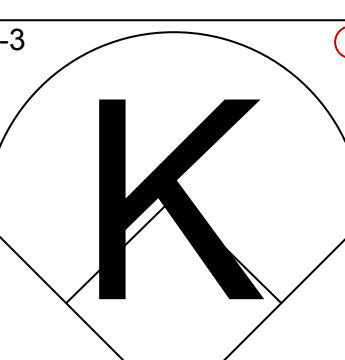
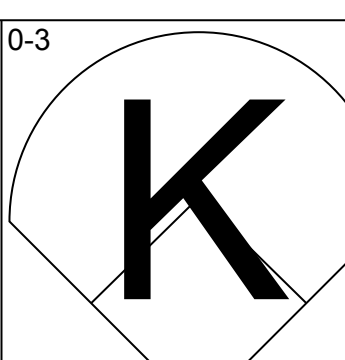
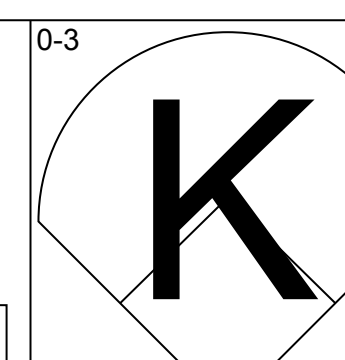
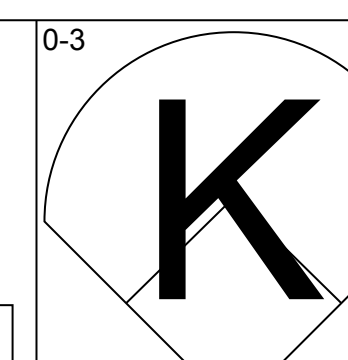
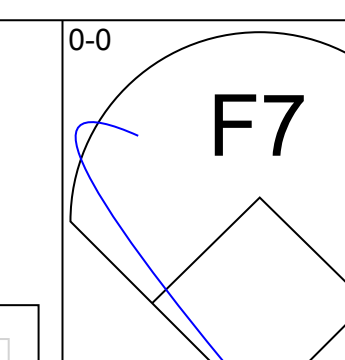

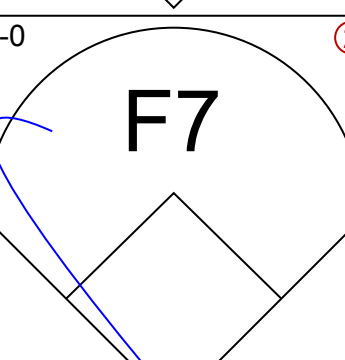
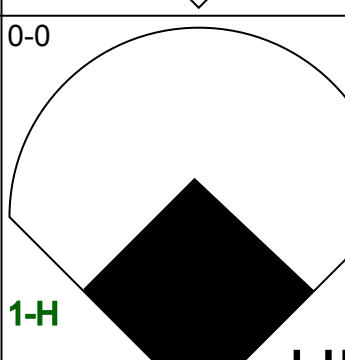
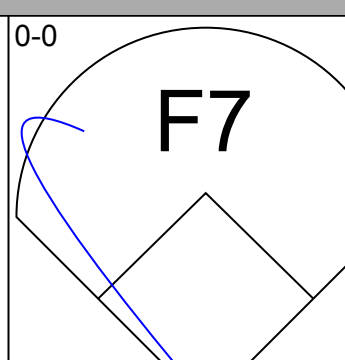
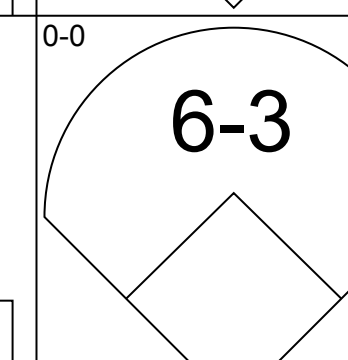
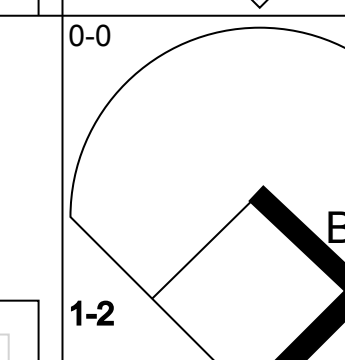
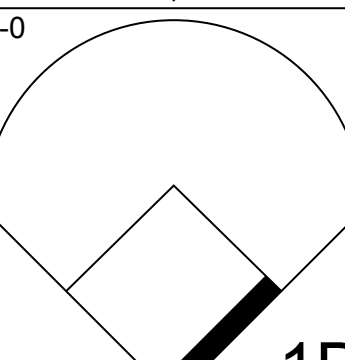
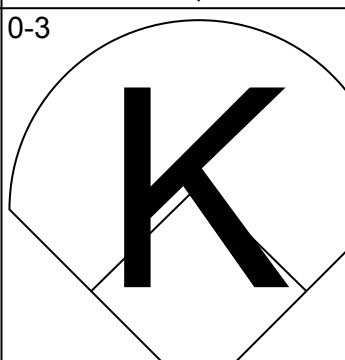
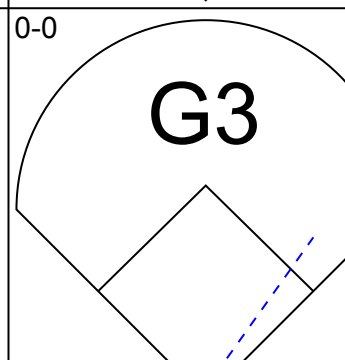
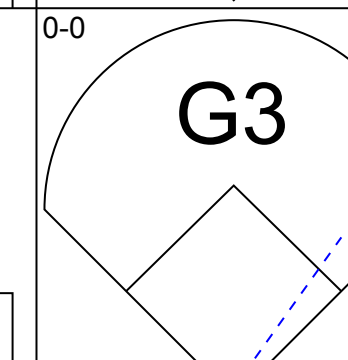
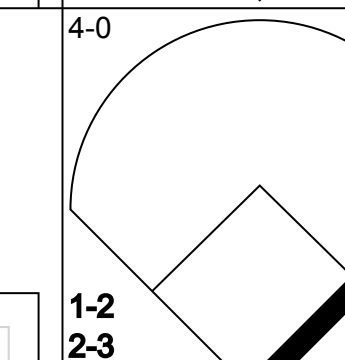
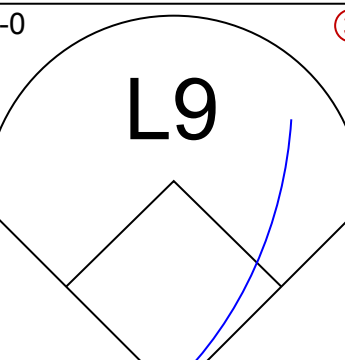
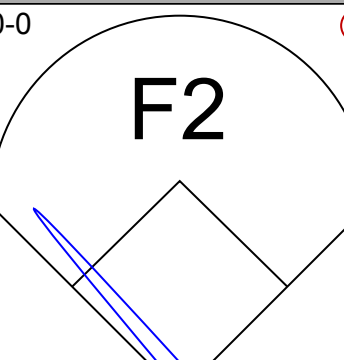
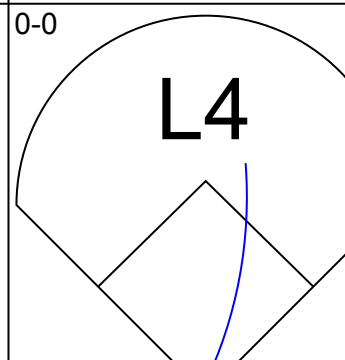
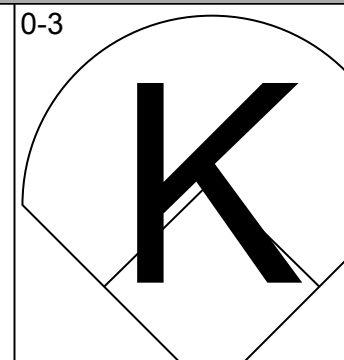
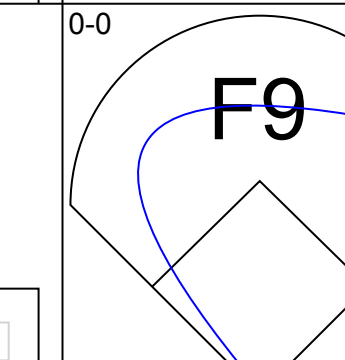
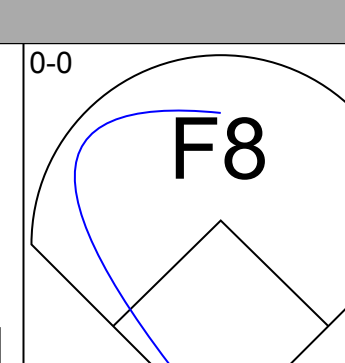
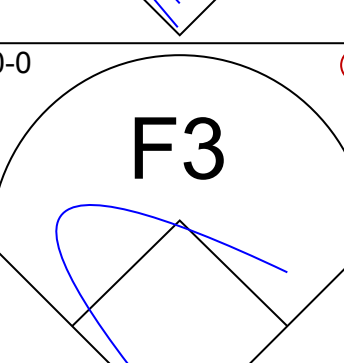
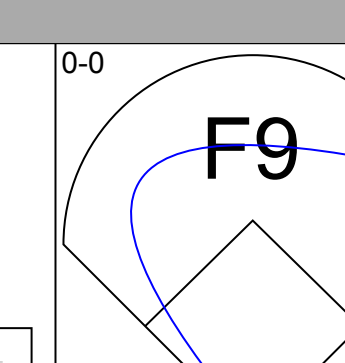
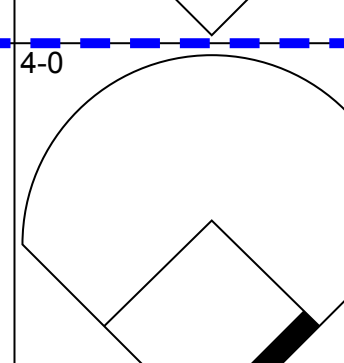
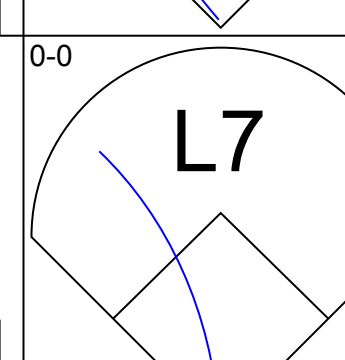
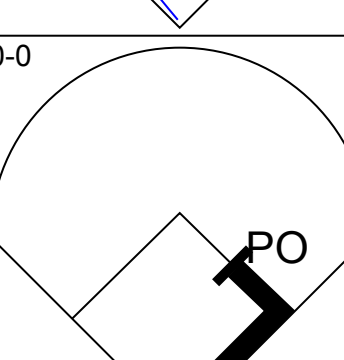
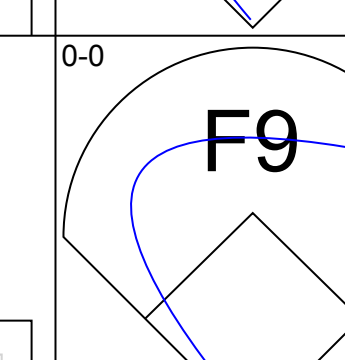
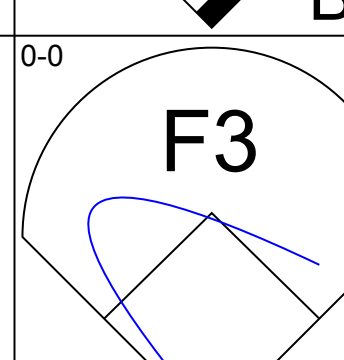
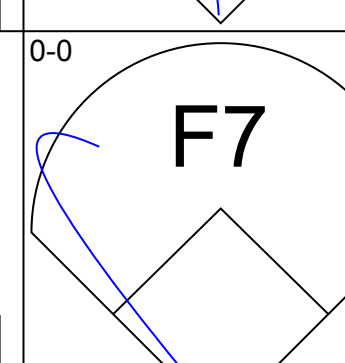
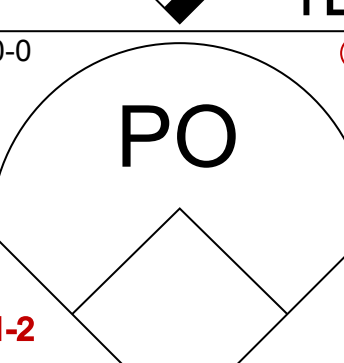
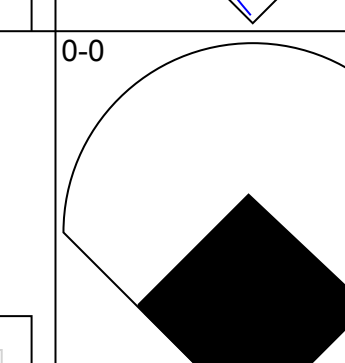
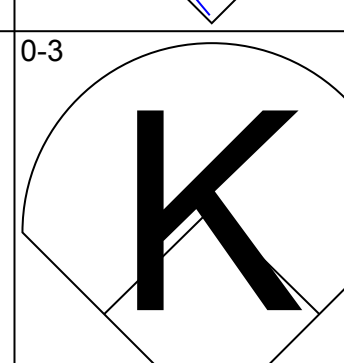
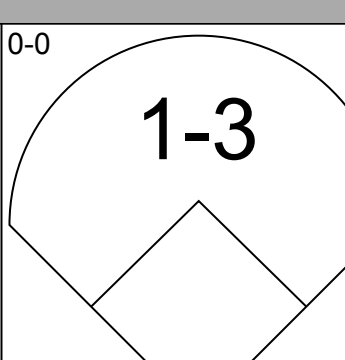
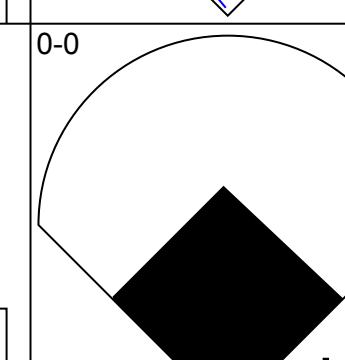
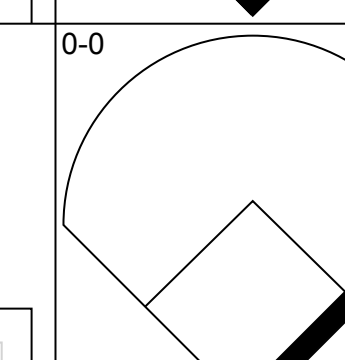
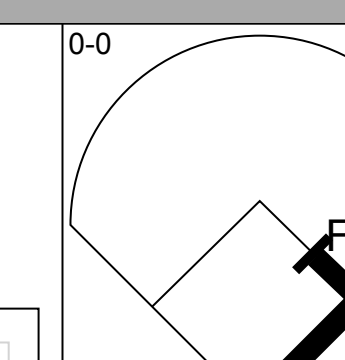
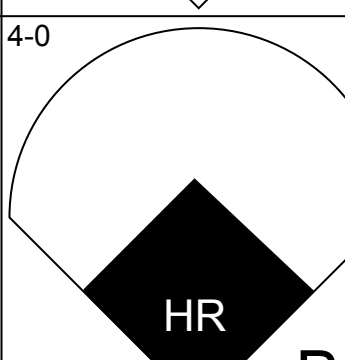
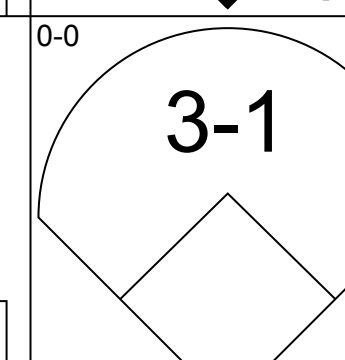
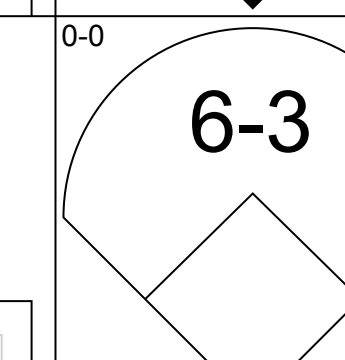
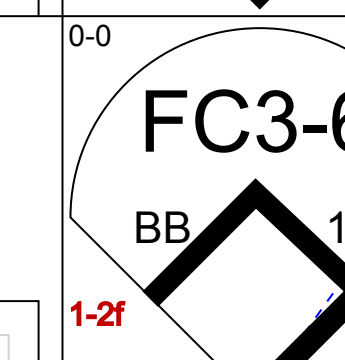
AB	36
R	4
H	10
RBI	4
BB	3
SO	6
LOB	15

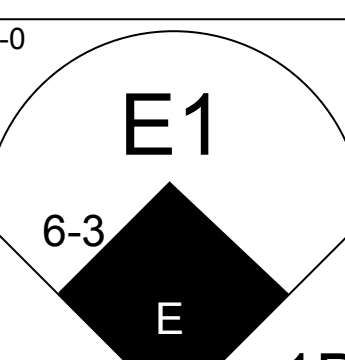
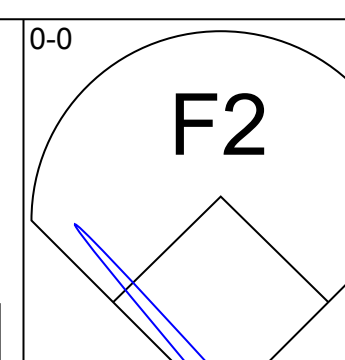
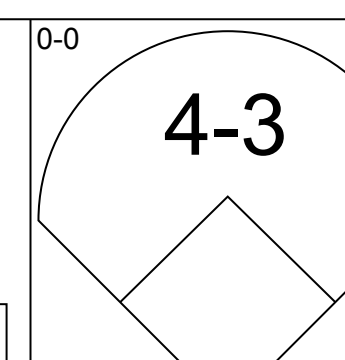
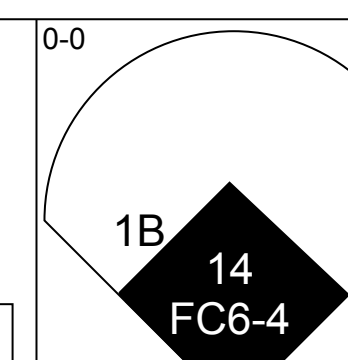
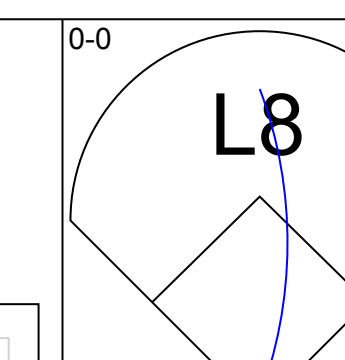

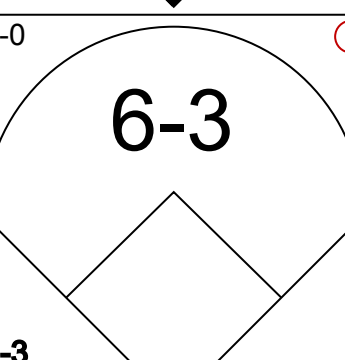
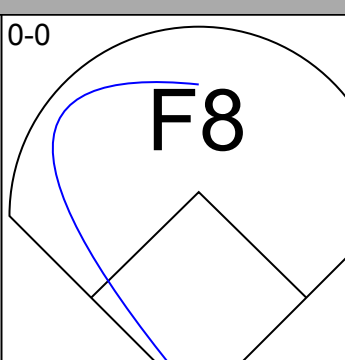
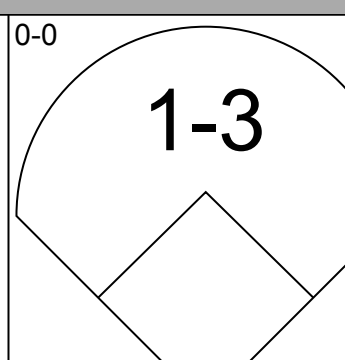
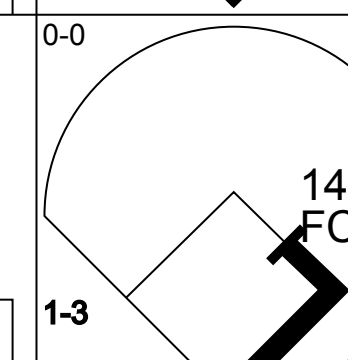
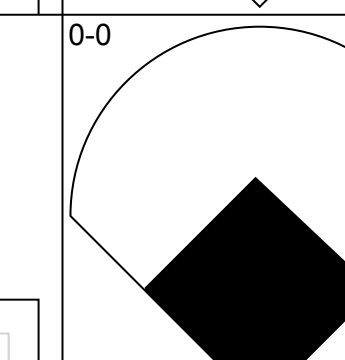
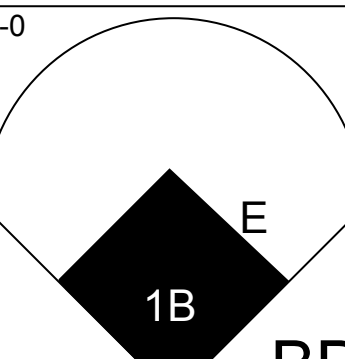
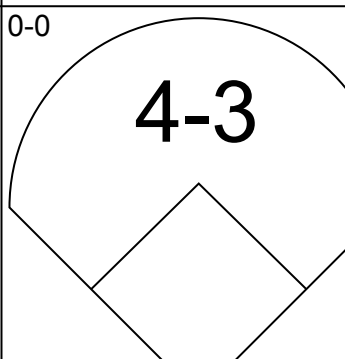
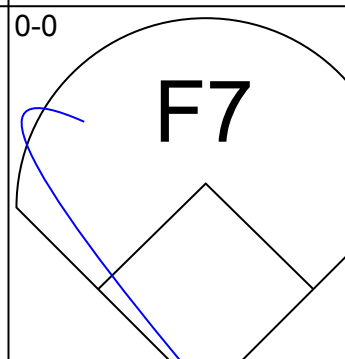
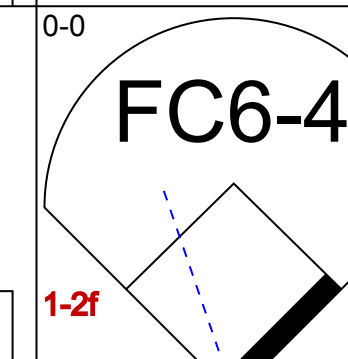
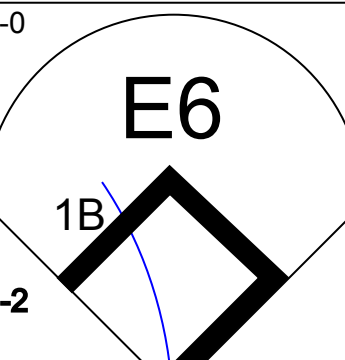
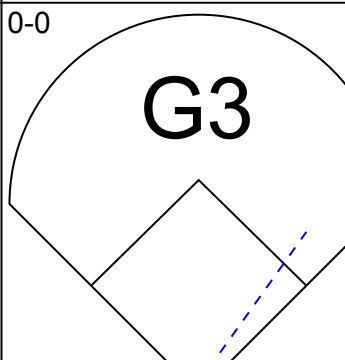
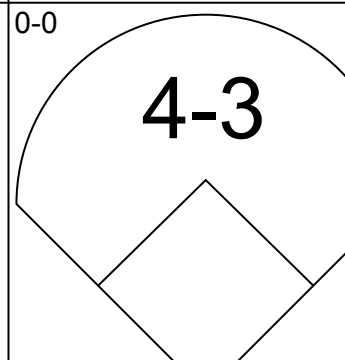
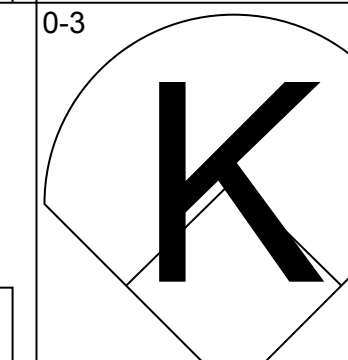
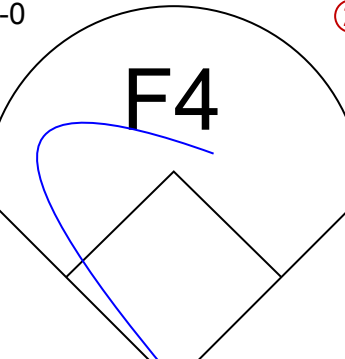
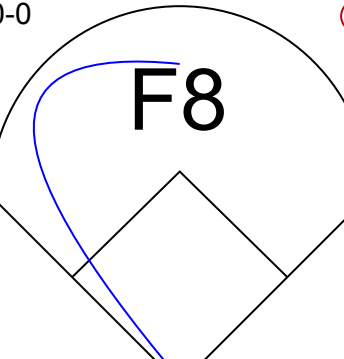
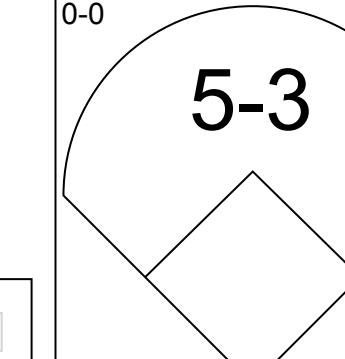
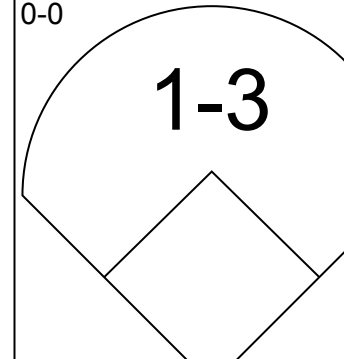
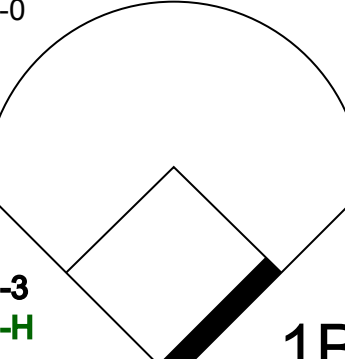
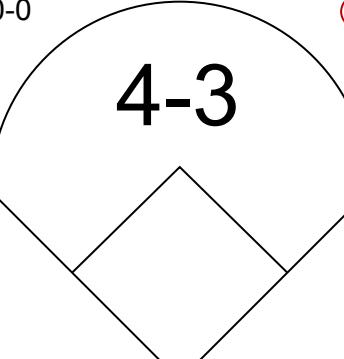
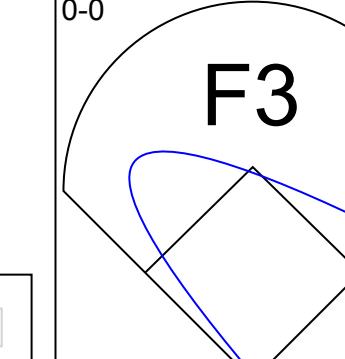
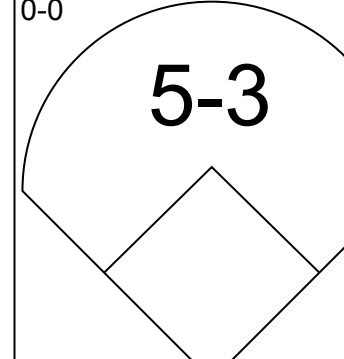
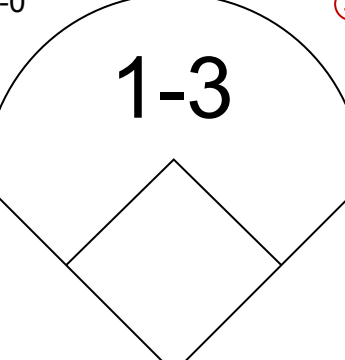
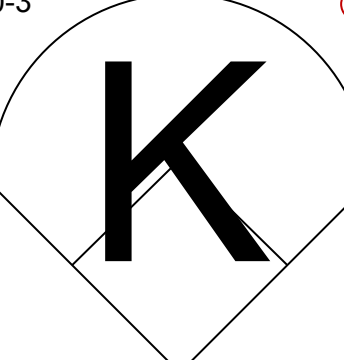
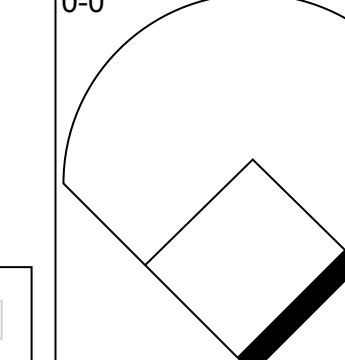
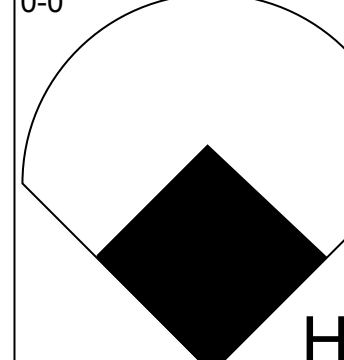
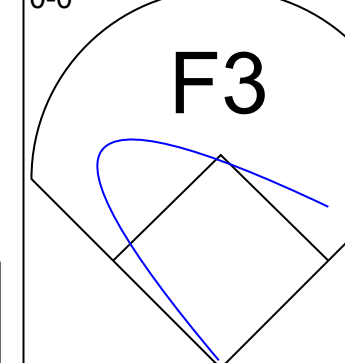
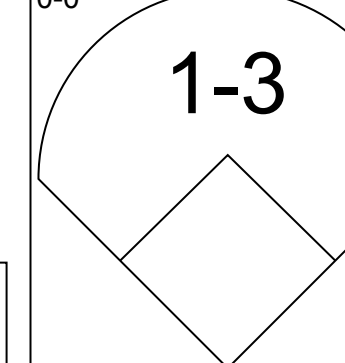
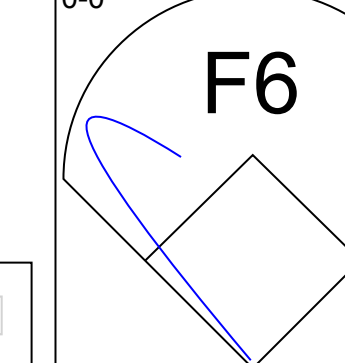
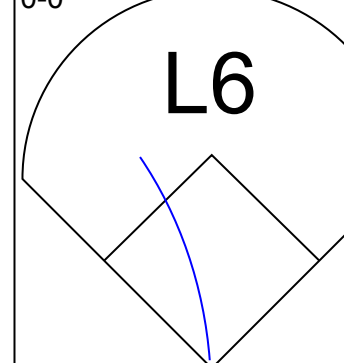
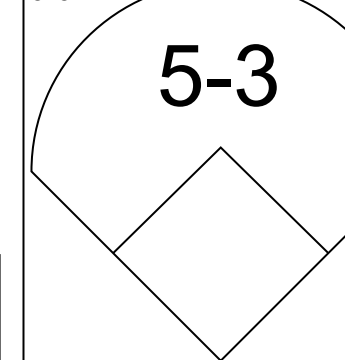
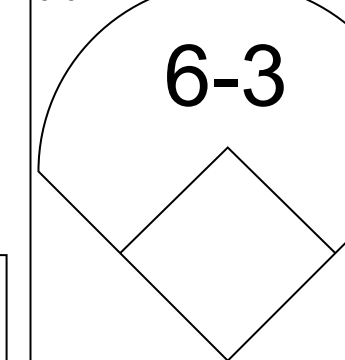
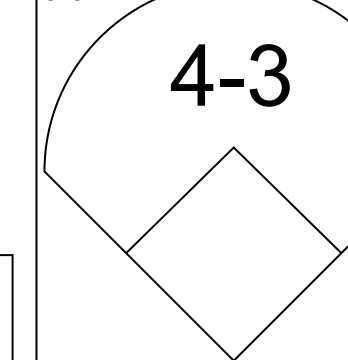
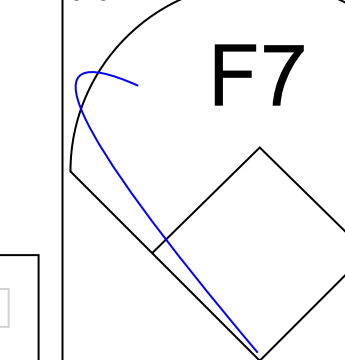


Batter	1	2	3	4	5	6	7	8	9	AB	R	H	RBI	BB	SO	LOB	BOTTOM			
Richie Ashburn, L OBP: 0.427, SLG: 0.357 (1, 7)	1-3		4-3		6-3	P6				4	0	0	0	1	0	2	Cincinnati Reds @ Chicago Cubs Wrigley Field, Chicago, IL Tue Aug 30 1960, 3:33 AM CDT Att: 6,489 - Unknown			
Al Heist, R OBP: 0.250, SLG: 0.245 (1, 8)			K		1B			F7		5	0	3	1	0	1	1				
14 Ernie Banks, R OBP: 0.364, SLG: 0.599 (1, 6)	F8		F7							5	1	2	1	0	1	3				
Frank Thomas, R OBP: 0.296, SLG: 0.423 (1, 3)	F8			F9	1B	BB	FC6	G3		2	1	0	0	2	0	1				
Ron Santo, R OBP: 0.319, SLG: 0.440 (1, 5)		L4		F9	1B	1B	F8	1-3		4	1	1	0	0	0	3				
Bob Will, L OBP: 0.323, SLG: 0.380 (1, 9)		1B	6-4-3	1B	F9	FC6				3	1	1	0	1	0	5				
Don Zimmer, R OBP: 0.317, SLG: 0.364 (1, 4)			6-4-3	1B			F8	5-3		3	0	1	0	1	0	1				
Moe Thacker, R OBP: 0.289, SLG: 0.169 (1, 2)		6-4-3		K				F3		3	1	0	1	1	1	4				
Glen Hobbie, R OBP: 0.237, SLG: 0.217 Joe Schaffernoth, R OBP: 0.333, SLG: 0.333 (1, 1) (7, 1)	F8							G3		2	0	1	2	1	0	1				
Inning Stats	R: 0 E: 0 K: 0 S: 4	H: 1 LOB: 1 BB: 0 P: 4	R: 1 E: 0 K: 0 S: 5	H: 2 LOB: 1 BB: 0 P: 5	R: 0 E: 0 K: 1 S: 5	H: 0 LOB: 0 BB: 0 P: 5	R: 2 E: 0 K: 1 S: 6	H: 2 LOB: 2 BB: 2 P: 14	R: 0 E: 0 K: 1 S: 6	H: 1 LOB: 3 BB: 2 P: 14	R: 0 E: 0 K: 0 S: 3	H: 0 LOB: 1 BB: 1 P: 7	R: 0 E: 0 K: 0 S: 3	H: 0 LOB: 1 BB: 1 P: 7	R: 1 E: 0 K: 0 S: 1	H: 1 LOB: 0 BB: 0 P: 1		1B: 8 2B: 0 3B: 0 HR: 1	SF: 0 SAC: 0 DP: 0 HBP: 0	WP: 0 PB: 0 SB: 0 CS: 0
PITCHER	IP WLS BF H R ER SO BB IBB HBP BLK WP HR S P ERA WHIP																IP WLS BF H R ER SO BB IBB HBP BLK WP HR S P ERA WHIP			
Jim O'Toole, L ERA: 4.25 Joe Nuxhall, L ERA: 4.17	(1, 1) (6, 1)	5.1 L 27 7 4 4 2 3 2 0 0 0 0 1 12 20 3.38 1.500																(1, 1) (6, 1)		

AB	32
R	5
H	9
RBI	5
BB	7
SO	3
LOB	21



Batter	1	2	3	4	5	6	7	8	9	10	AB	R	H	RBI	BB	SO	LOB	TOP									
Bill Bruton, L OBP: 0.316, SLG: 0.492 (1, 8)											5	0	0	0	0	4	2	Milwaukee Braves @ Chicago Cubs Wrigley Field, Chicago, IL Wed Aug 31 1960, 3:33 AM CDT Unknown livebaseballscorecards.com AB 37 R 4 H 8 RBI 4 BB 3 SO 7 LOB 10 									
Del Crandall, R OBP: 0.317, SLG: 0.425 (1, 2)											5	1	2	2	0	0	0										
Eddie Mathews, L OBP: 0.394, SLG: 0.541 (1, 5)											4	0	1	0	1	1	0										
Hank Aaron, R OBP: 0.336, SLG: 0.553 (1, 9)												5	0	0	0	0	1		4								
Joe Adcock, R OBP: 0.347, SLG: 0.482 (1, 3)												3	0	0	0	1	0		0								
Alvin Dark, R OBP: 0.320, SLG: 0.335 Al Spangler, L OBP: 0.339, SLG: 0.354 (1, 7) (9, 7)												4	0	1	0	0	0		1								
Johnny Logan, R OBP: 0.317, SLG: 0.352 (1, 6)												4	1	1	1	0	1		1								
Chuck Cottier, R OBP: 0.248, SLG: 0.303 (1, 4)												4	1	3	1	0	0		0								
Lew Burdette, R OBP: 0.221, SLG: 0.306 (1, 1)												3	1	0	0	1	0		2								
Inning Stats	R: 0 E: 0 K: 1 S: 6	H: 1 LOB: 1 BB: 0 P: 6	R: 0 E: 0 K: 0 S: 3	H: 0 LOB: 0 BB: 0 P: 3	R: 2 E: 0 K: 2 S: 8	H: 1 LOB: 0 BB: 1 P: 12	R: 0 E: 0 K: 0 S: 3	H: 1 LOB: 0 BB: 0 P: 3	R: 1 E: 0 K: 1 S: 6	H: 1 LOB: 0 BB: 0 P: 6	R: 0 E: 0 K: 0 S: 3	H: 0 LOB: 0 BB: 0 P: 3	R: 1 E: 0 K: 0 S: 5	H: 2 LOB: 1 BB: 0 P: 5	R: 0 E: 0 K: 1 S: 5	H: 0 LOB: 0 BB: 0 P: 5	R: 0 E: 0 K: 2 S: 7		H: 0 LOB: 1 BB: 1 P: 11	R: 0 E: 0 K: 0 S: 5	H: 2 LOB: 3 BB: 1 P: 9	1B: 5 2B: 0 3B: 0 HR: 3	SF: 0 SAC: 0 DP: 0 HBP: 0	WP: 0 PA: 41 PB: 0 SB: 0 CS: 0			
PITCHER	IP 8.0	WLS L	BF 30	H 6	R 4	ER 4	SO 5	BB 1	IBB 0	HBP 0	BLK 0	WP 0	HR 3	S 39	P 43	ERA 4.50	WHIP 0.875										
Don Elston, R ERA: 3.19 (9, 1)	2.0	W	10	2	0	0	2	2	0	0	0	0	0	12	20	0.00	2.000										

Batter	1	2	3	4	5	6	7	8	9	10	AB	R	H	RBI	BB	SO	LOB	BOTTOM									
Richie Ashburn, L OBP: 0.427, SLG: 0.358 (1, 8)											5	2	2	0	0	0	0	Milwaukee Braves @ Chicago Cubs Wrigley Field, Chicago, IL Wed Aug 31 1960, 3:33 AM CDT Unknown livebaseballscorecards.com AB 37 R 5 H 7 RBI 5 BB 1 SO 2 LOB 9 									
Bob Will, L OBP: 0.324, SLG: 0.388 (1, 9)											5	1	2	1	0	0	1										
14 Ernie Banks, R OBP: 0.364, SLG: 0.595 (1, 6)											3	1	0	1	1	0	1										
George Altman, L OBP: 0.329, SLG: 0.428 (1, 7)											4	0	0	1	0	1	2										
Ron Santo, R OBP: 0.314, SLG: 0.432 (1, 5)											4	0	0	0	0	0	2										
Frank Thomas, R OBP: 0.298, SLG: 0.421 (1, 3)											4	0	1	1	0	0	0										
Don Zimmer, R OBP: 0.319, SLG: 0.378 (1, 4)											4	1	2	1	0	1	2										
Moe Thacker, R OBP: 0.282, SLG: 0.164 Ed Bouchee, L OBP: 0.345, SLG: 0.319 El Tappe, R OBP: 0.330, SLG: 0.326 Don Elston, R OBP: 0.130, SLG: 0.130 (1, 2) (7, PH) (8, 2) (9, 1)											2	0	0	0	0	0	0		0								
Dick Ellsworth, L OBP: 0.190, SLG: 0.056 Sammy Taylor, L OBP: 0.265, SLG: 0.323 (1, 1) (8, PH) (9, 2)											2	0	0	0	0	0	0		0								
Inning Stats	R: 2 E: 2 K: 0 S: 6	H: 2 LOB: 2 BB: 1 P: 10	R: 0 E: 0 K: 0 S: 3	H: 0 LOB: 0 BB: 0 P: 3	R: 0 E: 0 K: 0 S: 3	H: 0 LOB: 0 BB: 0 P: 3	R: 0 E: 0 K: 0 S: 3	H: 0 LOB: 0 BB: 0 P: 3	R: 0 E: 0 K: 0 S: 4	H: 1 LOB: 1 BB: 0 P: 4	R: 1 E: 0 K: 1 S: 7	H: 2 LOB: 1 BB: 0 P: 7	R: 0 E: 0 K: 0 S: 4	H: 1 LOB: 0 BB: 0 P: 4	R: 1 E: 0 K: 0 S: 3	H: 1 LOB: 0 BB: 0 P: 3	1B: 5 2B: 0 3B: 0 HR: 2		SF: 0 SAC: 0 DP: 0 HBP: 0	WP: 0 PA: 38 PB: 0 SB: 0 CS: 0							
PITCHER	IP 9.2	WLS L	BF 38	H 7	R 5	ER 3	SO 2	BB 1	IBB 0	HBP 0	BLK 0	WP 0	HR 2	S 41	P 45	ERA 2.79	WHIP 0.828										

Batter	1	2	3	4	5	6	7	8	9	AB	R	H	RBI	BB	SO	LOB	TOP								
Bill Bruton, L OBP: 0.315, SLG: 0.406 (1.8)	G3	HR		E4 3-1 G3		P4	F7			5	2	1	3	0	0	2	Milwaukee Braves @ Chicago Cubs Wrigley Field, Chicago, IL Wed Aug 31 1960, 3:38 AM CDT Att: 18,565 - Unknown								
Chuck Cottier, R OBP: 0.247, SLG: 0.294 (1.4)	5-3	BB		3-1		F8		F8		4	0	0	0	1	0	1									
Eddie Mathews, L OBP: 0.394, SLG: 0.546 (1.5)	K	FC6		G3			HR	BB		4	1	1	2	1	1	1									
Hank Aaron, R OBP: 0.341, SLG: 0.557 (1.9)		1B		2B			1B	L6-3		4	3	3	0	0	0	1									
Joe Adcock, R OBP: 0.350, SLG: 0.488 (1.3)		4-3		F7			1B	WP		5	1	3	1	0	0	2									
Wes Covington, L OBP: 0.293, SLG: 0.457 (1.7)						6-3				5	0	0	0	0	0	5									
Al Spangler, L OBP: 0.339, SLG: 0.354 (9.7)							F9	P3		0	0	0	0	0	0	0									
Charlie Lau, L OBP: 0.276, SLG: 0.231 (1.2)		1B		P6			FC6-4	F9		4	1	1	1	1	0	2									
Johnny Logan, R OBP: 0.321, SLG: 0.354 (1.6)		HR		P4			FC6-4	FC6-4		4	1	2	1	1	0	1									
Carl Willey, R OBP: 0.163, SLG: 0.195 (1.1)							F9	FC6-4		2	2	2	1	0	0	0									
George Brunet, R OBP: 0.077, SLG: 0.077 (4.1)										0	0	0	0	0	0	0									
Eddie Haas, L OBP: 0.385, SLG: 0.455 (6. PH)		HR								1	0	0	0	0	0	0									
Don McMahon, R OBP: 0.385, SLG: 0.455 (6.1)										2	0	0	1	0	0	4									
Inning Stats	R: 0 E: 0 K: 1 S: 5	H: 0 LOB: 0 BB: 0 P: 5	R: 5 E: 0 K: 0 S: 8	H: 5 LOB: 1 BB: 1 P: 12	R: 1 E: 0 K: 0 S: 5	H: 2 LOB: 1 BB: 0 P: 5	R: 2 E: 1 K: 0 S: 5	H: 1 LOB: 1 BB: 0 P: 6	R: 0 E: 0 K: 0 S: 3	H: 0 LOB: 0 BB: 0 P: 3	R: 0 E: 0 K: 0 S: 3	H: 0 LOB: 0 BB: 0 P: 3	R: 3 E: 0 K: 0 S: 7	H: 4 LOB: 2 BB: 1 P: 11	R: 0 E: 0 K: 0 S: 2	H: 0 LOB: 0 BB: 1 P: 6	R: 0 E: 0 K: 0 S: 4	H: 1 LOB: 2 BB: 1 P: 8	1B: 7 2B: 5 3B: 0 HR: 2	SF: 0 SAC: 0 DP: 1 HBP: 1	WP: 1 PB: 1 SB: 0 CS: 0	PA: 45			
PITCHER	IP	WLS	BF	H	R	ER	SO	BB	IBB	HBP	BLK	WP	HR	S	P	ERA	WHIP								
Bob Anderson, R ERA: 4.12 (1.1)	1.2	L	11	5	5	5	1	1	0	0	0	0	1	12	16	27.00	3.600								
Seth Morehead, L ERA: 3.88 (2.1)	2.1		12	3	3	1	0	0	0	1	0	0	0	11	12	3.86	1.286								
Moe Drabowsky, R ERA: 7.55 (5.1)	2.0		6	0	0	0	0	0	0	0	0	0	0	6	6	0.00	0.000								
Mel Wright, R ERA: 13.5 (7.1)	2.0		11	4	3	3	0	1	1	0	0	0	1	9	17	13.50	2.500								
Mark Freeman, R ERA: 5.5 (9.1)	1.0		5	1	0	0	0	1	0	0	0	1	0	4	8	0.00	2.000								

AB 40
R 11
H 13
RBI 10
BB 4
SO 1
LOB 19



Batter	1	2	3	4	5	6	7	8	9	AB	R	H	RBI	BB	SO	LOB	BOTTOM								
Richie Ashburn, L OBP: 0.425, SLG: 0.355 (1.8)	F8		14 2B SF9		1-3	1-3		F8		4	1	0	0	1	0	0	Milwaukee Braves @ Chicago Cubs Wrigley Field, Chicago, IL Wed Aug 31 1960, 3:38 AM CDT Att: 18,565 - Unknown								
Bob Will, L OBP: 0.324, SLG: 0.388 (1.9)	FC6-4		F7		BB		F8	F8		5	1	2	0	0	0	1									
14 Ernie Banks, R OBP: 0.366, SLG: 0.597 (1.6)	FC6-4		SF9		L7		PB	FC5-4		4	0	2	0	1	0	2									
George Altman, L OBP: 0.327, SLG: 0.423 (1.7)	K		SF9		1B		P6	FC5-4		3	1	0	1	1	1	3									
Ron Santo, R OBP: 0.313, SLG: 0.429 (1.5)		K	6-3		HR		F9	3		4	1	1	1	0	1	2									
Frank Thomas, R OBP: 0.300, SLG: 0.432 (1.3)		1B			F7		HR	3B		4	2	3	3	0	0	0									
Don Zimmer, R OBP: 0.316, SLG: 0.383 (1.4)	F3				K		6-3	4-3		4	1	1	1	0	1	1									
El Tappe, R OBP: 0.343, SLG: 0.341 (1.2)								P4		2	0	2	0	0	0	0									
Sammy Taylor, L OBP: 0.255, SLG: 0.316 (6.2)		1B								2	0	0	0	0	1	1									
Bob Anderson, R OBP: 0.227, SLG: 0.180 (2.1)										0	0	0	0	0	0	0									
Seth Morehead, L OBP: 0.205, SLG: 0.208 (2.1)										1	0	0	0	0	1	2									
Don Carlisle, R OBP: 0.196, SLG: 0.295 (4. PH)										1	0	0	0	0	1	1									
Moe Drabowsky, R OBP: 0.244, SLG: 0.241 (5.1)										0	0	0	0	0	0	0									
Al Heist, R OBP: 0.244, SLG: 0.241 (5. PH)										1	0	0	0	0	0	0									
Mel Wright, R OBP: 0.244, SLG: 0.241 (7.1)										0	0	0	0	0	0	0									
Ed Bouchee, R OBP: 0.244, SLG: 0.241 (8. PH)										1	0	0	1	0	0	0									
Mark Freeman, R OBP: 0.195, SLG: 0.190 (9.1)										0	0	0	0	0	0	0									
Inning Stats	R: 0 E: 0 K: 1 S: 6	H: 1 LOB: 1 BB: 0 P: 6	R: 0 E: 0 K: 2 S: 9	H: 2 LOB: 2 BB: 0 P: 9	R: 1 E: 0 K: 0 S: 4	H: 1 LOB: 1 BB: 1 P: 8	R: 0 E: 0 K: 2 S: 8	H: 1 LOB: 1 BB: 0 P: 8	R: 4 E: 0 K: 0 S: 6	H: 3 LOB: 0 BB: 1 P: 10	R: 0 E: 0 K: 1 S: 5	H: 0 LOB: 0 BB: 0 P: 5	R: 0 E: 0 K: 0 S: 3	H: 0 LOB: 1 BB: 1 P: 7	R: 2 E: 0 K: 0 S: 5	H: 2 LOB: 0 BB: 0 P: 5	R: 0 E: 0 K: 0 S: 3	H: 1 LOB: 1 BB: 0 P: 3	1B: 8 2B: 1 3B: 1 HR: 1	SF: 1 SAC: 0 DP: 0 HBP: 0	WP: 0 PB: 1 SB: 0 CS: 0	PA: 40			
PITCHER	IP	WLS	BF	H	R	ER	SO	BB	IBB	HBP	BLK	WP	HR	S	P	ERA	WHIP								
Carl Willey, R ERA: 4.42 (1.1)	3.0		14	4	1	1	3	1	0	0	0	0	1	14	18	3.00	1.667								
George Brunet, L ERA: 4.72 (4.1)	2.0		11	4	4	4	2	1	0	0	0	0	1	14	18	18.00	2.500								
Don McMahon, R ERA: 5.34 (6.1)	4.0	W	16	3	2	2	1	1	0	0	0	0	0	16	20	4.50	1.000								

AB 36
R 7
H 11
RBI 7
BB 3
SO 6
LOB 13



Batter	1	2	3	4	5	6	7	8	9	AB R H RBI BB SO LOB	TOP							
Bill Bruton, L OBP: 0.318, SLG: 0.417 (1, 8)	0-0 2B 3B		4-0 2B BB	0-3 K		0-0 HR		0-0 L3	4 3 2 1 1 1 0	Milwaukee Braves @ Chicago Cubs Wrigley Field, Chicago, IL Thu Sep 01 1960, 3:33 AM CDT Att: 7,564 - Cloudy - 90 F								
Del Grandall, R OBP: 0.320, SLG: 0.427 (1, 2)	0-0 FC4-6 SF8 2B		0-0 F7		0-3 K	4-0 HR BB		4-0 E 1B BB	3 2 1 1 2 1 1									
Eddie Mathews, L OBP: 0.396, SLG: 0.549 (1, 5) Al Spangler, L OBP: 0.345, SLG: 0.360 (7, 7)	4-0 FC4-6 BB		0-0 WP 1B 2B		0-0 HR 1B	0-3 K		0-0 E8 G6-4-3 1B	3 2 2 1 1 1 1 1 0 1 0 0 0 0									
Joe Adcock, R OBP: 0.350, SLG: 0.501 (1, 3)	0-0 FC4-6 1-2 2-3		0-0 4-3		0-0 HR	0-0 HR		0-0 G6-4-3	5 2 2 4 0 0 5									
Alvin Dark, R OBP: 0.319, SLG: 0.335 (1, 7) (7, 5)	0-0 SF8		0-0 2B 1B		0-0 4-3	0-0 6-3			3 1 1 2 0 0 0									
Eddie Haas, L OBP: 0.397, SLG: 0.462 (1, 9)	0-0 4-3		0-0 FC5 1B 2B		0-3 K	0-3 K			4 0 1 1 0 2 1									
Johnny Logan, R OBP: 0.318, SLG: 0.350 (1, 6)		0-0 F7	0-0 FC5 2-3		0-3 K		0-0 4-3		4 0 0 0 0 1 1									
Chuck Cottier, R OBP: 0.247, SLG: 0.293 (1, 4)		0-0 F3		0-0 G6-4-3 1B		0-0 F6		0-0 6-3	4 0 1 0 0 0 0									
Bob Buhl, R OBP: 0.151, SLG: 0.151 (1, 1)		0-0 L9		0-0 G6-4-3 1-2		0-0 F9		0-0 F8	4 0 0 0 0 0 1									
Inning Stats	R: 2 E: 0 K: 0 S: 5	H: 2 LOB: 1 BB: 1 P: 9	R: 0 E: 0 K: 0 S: 3	H: 0 LOB: 0 BB: 0 P: 3	R: 3 E: 0 K: 0 S: 6	H: 3 LOB: 1 BB: 1 P: 10	R: 0 E: 0 K: 1 S: 5	H: 1 LOB: 0 BB: 0 P: 5	R: 2 E: 0 K: 2 S: 9	H: 2 LOB: 0 BB: 1 P: 13	R: 0 E: 0 K: 0 S: 3	H: 0 LOB: 0 BB: 0 P: 3	R: 0 E: 1 K: 0 S: 3	H: 1 LOB: 1 BB: 1 P: 7	1B: 4 2B: 3 3B: 1 HR: 3	SF: 1 SAC: 0 DP: 2 HBP: 0	WP: 1 PB: 0 SB: 0 CS: 0	PA: 40
PITCHER	IP WLS BF H R ER SO BB IBB HBP BLK WP HR S P ERA WHIP											IP WLS BF H R ER SO BB IBB HBP BLK WP HR S P ERA WHIP						
Dick Drott, R ERA: 7.45 (1, 1)	2.1 L 12 3 4 4 0 2 0 0 0 0 0 0 10 18 15.43 2.143																	
Bob Anderson, R ERA: 4.21 (3, 1)	2.2 12 5 3 3 3 0 0 0 0 0 1 1 18 18 10.12 1.875																	
Seth Morehead, L ERA: 3.83 (6, 1)	3.0 12 2 3 3 3 1 0 0 0 0 0 2 17 21 9.00 1.000																	
Mark Freeman, R ERA: 5.42 (9, 1)	1.0 4 1 0 0 0 0 1 0 0 0 0 0 3 7 0.00 2.000																	

Batter	1	2	3	4	5	6	7	8	9	AB R H RBI BB SO LOB	BOTTOM									
Richie Ashburn, L OBP: 0.423, SLG: 0.352 (1, 8) Al Heist, R OBP: 0.259, SLG: 0.291 (8, 8)	0-0 4-3		0-0 L3			0-0 F9		0-0 6-3 3B	3 0 0 0 0 0 0 1 1 1 0 0 0 0	Milwaukee Braves @ Chicago Cubs Wrigley Field, Chicago, IL Thu Sep 01 1960, 3:33 AM CDT Att: 7,564 - Cloudy - 90 F										
Bob Will, L OBP: 0.324, SLG: 0.385 (1, 9)	4-0 14 BLK BB		0-0 4-3		0-0 4-3	0-0 6-3		0-0 6-3	3 0 0 1 1 0 0											
14 Ernie Banks, R OBP: 0.366, SLG: 0.595 (1, 6) Jerry Kindall, R OBP: 0.267, SLG: 0.360 (8, 6)	0-0 F4 1-2		0-0 1-3		0-0 1B	0-0 F8		0-0 2B	3 0 1 0 0 0 1 1 0 1 0 0 0 0											
George Altman, L OBP: 0.326, SLG: 0.421 (1, 7)	0-0 F5		0-0 1B		0-0 F8		0-0 6-3		4 0 1 0 0 0 3											
Ron Santo, R OBP: 0.308, SLG: 0.422 (1, 5)		0-0 F2		0-0 5-3		0-0 F7		0-0 F4	4 0 0 0 0 0 1											
Frank Thomas, R OBP: 0.297, SLG: 0.428 (1, 3)		0-0 1-3		0-0 5-3		0-0 6-3		0-0 F8	4 0 0 0 0 0 0											
Don Zimmer, R OBP: 0.316, SLG: 0.381 (1, 4)		0-0 F3		0-0 F2		0-0 1B		0-0 1-3	4 0 1 0 0 0 0											
Moe Thacker, R OBP: 0.284, SLG: 0.186 (1, 2)		0-0 F8		0-0 2B		0-0 F7			3 0 1 0 0 0 1											
Dick Drott, R OBP: 0.115, SLG: 0.111 (1, 1) Bob Anderson, R OBP: 0.226, SLG: 0.177 (3, 1) Sammy Brackley, L OBP: 0.257, SLG: 0.313 (5, PH) Seth Morehead, L OBP: 0.267, SLG: 0.328 (8, PH) Ed Bouchee, R OBP: 0.343, SLG: 0.357 (8, PH) Mark Freeman, R OBP: 0.160, SLG: 0.150 (9, 1)		0-0 K		0-0 4-3		0-0 F6			0 0 0 0 0 0 0 1 0 0 0 0 0 1 1 0 0 0 0 0 1 0 0 0 0 0 0 0 1 0 0 0 0 0 0 0 0 0 0 0 0 0											
Inning Stats	R: 0 E: 0 K: 0 S: 3	H: 0 LOB: 0 BB: 0 P: 7	R: 0 E: 0 K: 0 S: 3	H: 0 LOB: 0 BB: 0 P: 3	R: 0 E: 0 K: 1 S: 5	H: 0 LOB: 0 BB: 0 P: 5	R: 0 E: 0 K: 0 S: 4	H: 1 LOB: 1 BB: 0 P: 4	R: 0 E: 0 K: 0 S: 4	H: 1 LOB: 1 BB: 0 P: 4	R: 0 E: 0 K: 0 S: 4	H: 1 LOB: 1 BB: 0 P: 4	R: 1 E: 0 K: 0 S: 5	H: 2 LOB: 1 BB: 0 P: 5	R: 0 E: 0 K: 0 S: 3	H: 0 LOB: 0 BB: 0 P: 3	1B: 3 2B: 2 3B: 1 HR: 0	SF: 0 SAC: 0 DP: 0 HBP: 0	WP: 0 PB: 0 SB: 0 CS: 0	PA: 34
PITCHER	IP WLS BF H R ER SO BB IBB HBP BLK WP HR S P ERA WHIP											IP WLS BF H R ER SO BB IBB HBP BLK WP HR S P ERA WHIP								
Bob Buhl, R ERA: 3.28 (1, 1)	9.0 W 34 6 1 1 1 1 1 0 0 0 0 0 35 39 1.00 0.778																			





Batter	1	2	3	4	5	6	7	8	9	AB	R	H	RBI	BB	SO	LOB	TOP								
Richie Ashburn, L (1, 8) OBP: 0.424, SLG: 0.354	0-0 1B	0-0 E8	0-0 E5			0-0 WP 14 1B 2B		0-0 G3 2B		3	0	2	0	0	0	1	Chicago Cubs @ St. Louis Cardinals Sportsman's Park, St. Louis, MO Fri Sep 02 1960, 8:05 PM EDT Att: 11,007 - Unknown								
Al Heist, R (3, 8) OBP: 0.283, SLG: 0.351	1-3 2-H 1B	0-3 K	0-0 1-3 2-H 1B			4-0 14 1B BB		0-0 G3		4	0	2	1	1	1	2									
Bob Will, L (1, 9) OBP: 0.327, SLG: 0.386	0-0 1-3 1B	0-3 K	0-0 1-3 2-H 3-H 1B			0-0 2-3 14 1B BB		0-3 G3		5	1	2	2	0	1	3									
14 Ernie Banks, R (1, 6) OBP: 0.366, SLG: 0.599	0-0 F4		0-0 HR	0-0 5-3		0-0 FC5-4 1-2 3-H 1B		0-3 K		0	0	0	0	0	0	0									
Jerry Kindall, R (6, 6) OBP: 0.267, SLG: 0.360	0-0 K		0-0 HR	0-0 4-3		0-3 K		0-0 2B		5	1	1	1	0	2	4									
George Altman, L (1, 7) OBP: 0.324, SLG: 0.421	0-3 K		0-0 HR	0-0 4-3		0-0 F5		0-0 3-H 2B		5	1	1	2	0	0	5									
Ed Bouchee, L (1, 3) OBP: 0.342, SLG: 0.324	0-0 F5		0-0 1-H HR	0-0 4-3		0-0 F5		0-0 F3		5	0	1	0	0	1	2									
Ron Santo, R (1, 5) OBP: 0.306, SLG: 0.422		0-3 K2-3	0-0 5-3 FC5 2B			0-0 5-3		0-0 FC5-4 1-2 2B		5	0	1	0	0	1	2									
Don Zimmer, R (1, 4) OBP: 0.316, SLG: 0.382	0-0 F8		0-0 5-3			0-0 6-3		0-0 5-3		5	0	1	0	0	0	1									
Moe Thacker, R (1, 2) OBP: 0.279, SLG: 0.187	0-0 HR		0-0 FC5 WP 1B E			0-0 6-3		0-0 F9		5	2	1	0	0	0	2									
Don Cardwell, R (1, 1) OBP: 0.230, SLG: 0.492	0-0 1-H HR		0-0 E WP 1B 1B			0-0 HR		0-0 F9		5	3	3	3	0	0	1									
Inning Stats	R: 0 E: 0 K: 1 S: 7	H: 2 LOB: 2 BB: 0 P: 7	R: 2 E: 1 K: 2 S: 10	H: 3 LOB: 1 BB: 0 P: 10	R: 5 E: 2 K: 0 S: 9	H: 5 LOB: 2 BB: 0 P: 9	R: 0 E: 0 K: 0 S: 3	H: 0 LOB: 0 BB: 0 P: 3	R: 0 E: 0 K: 0 S: 3	H: 0 LOB: 0 BB: 0 P: 3	R: 2 E: 0 K: 1 S: 8	H: 3 LOB: 2 BB: 1 P: 12	R: 0 E: 0 K: 0 S: 3	H: 0 LOB: 0 BB: 0 P: 3	R: 1 E: 0 K: 1 S: 7	H: 2 LOB: 1 BB: 0 P: 7	R: 0 E: 0 K: 0 S: 4	H: 1 LOB: 1 BB: 0 P: 4	1B: 7 2B: 5 3B: 0 HR: 4	SF: 0 SAC: 0 DP: 0 HBP: 0	WP: 2 PB: 2 SB: 0 CS: 0	PA: 45			
PITCHER	IP	WLS	BF	H	R	ER	SO	BB	IBB	HBP	BLK	WP	HR	S	P	ERA	WHIP								
Larry Jackson, R (1, 1) ERA: 3.55	2.0	L	14	7	5	4	3	0	0	0	0	0	3	20	20	18.00	3.500								
Ron Kline, R (3, 1) ERA: 6.31	1.0		6	3	2	0	0	0	0	0	0	1	0	6	6	0.00	3.000								
Ed Bauta, R (4, 1) ERA: 6.32	4.0		16	3	2	2	1	1	0	0	0	1	1	17	21	4.50	1.000								
Bob Miller, R (8, 1) ERA: 3.81	2.0		9	3	1	1	1	0	0	0	0	0	0	11	11	4.50	1.500								

Batter	1	2	3	4	5	6	7	8	9	AB	R	H	RBI	BB	SO	LOB	BOTTOM								
Joe Cunningham, L (1, 3) OBP: 0.371, SLG: 0.393	0-3 K		0-0 PB 1-2 1B			4-0 BLK PB 1-2 BB		0-0 F7		3	0	1	0	1	1	1	Chicago Cubs @ St. Louis Cardinals Sportsman's Park, St. Louis, MO Fri Sep 02 1960, 8:05 PM EDT Att: 11,007 - Unknown								
Daryl Spencer, R (1, 6) OBP: 0.372, SLG: 0.426	0-3 K		0-3 K			0-3 K		0-0 5-3		4	0	0	0	0	3	4									
Stan Musial, L (1, 7) OBP: 0.371, SLG: 0.502	0-0 F8		0-0 2B G4-6-3 1B			0-0 4-3		0-0 HR 1B		4	2	2	0	0	0	1									
Ken Boyer, R (1, 5) OBP: 0.356, SLG: 0.541		0-0 6-3		0-0 G4-6-3 1-3 2B		0-3 K		0-0 HR 1B		4	1	2	2	0	1	0									
Walt Moryn, L (1, 9) OBP: 0.361, SLG: 0.491	0-0 F9		0-0 G4-6-3 BB			0-3 K		0-0 F3		3	0	0	0	1	1	0									
Carl Sawatski, L (1, 2) OBP: 0.322, SLG: 0.362	0-0 G3		0-0 G4-6-3			0-3 K		0-0 F4		4	0	0	0	0	1	2									
Julian Javier, R (1, 4) OBP: 0.266, SLG: 0.332			0-0 1B			0-0 6-3		0-0 F3		3	0	1	0	0	0	1									
Bill White, L (9, PH) OBP: 0.342, SLG: 0.477			0-0 1B			0-0 6-3		0-0 K		1	0	0	0	0	1	0									
Curt Flood, R (1, 8) OBP: 0.310, SLG: 0.369			0-0 PB 1-2 1B			1-0 PB BB BLK HBP		0-0 F9		3	1	1	0	0	0	0									
Larry Jackson, R (1, 1) ERA: 3.55			0-3 K			0-0 F9		0-0 6-3		0	0	0	0	0	0	0									
Ron Kline, R (3, 1) ERA: 6.31			0-0 K			0-0 F9		0-0 6-3		0	0	0	0	0	0	0									
Ed Bauta, R (4, 1) ERA: 6.32			0-3 K			0-0 F9		0-0 6-3		1	0	0	0	0	0	0									
Bob Miller, R (8, 1) ERA: 3.81			0-0 K			0-0 F9		0-0 6-3		0	0	0	0	0	0	0									
Inning Stats	R: 0 E: 0 K: 2 S: 7	H: 0 LOB: 0 BB: 0 P: 7	R: 0 E: 0 K: 0 S: 3	H: 0 LOB: 0 BB: 0 P: 3	R: 0 E: 0 K: 2 S: 9	H: 3 LOB: 2 BB: 0 P: 9	R: 1 E: 0 K: 0 S: 4	H: 2 LOB: 1 BB: 1 P: 8	R: 1 E: 0 K: 1 S: 5	H: 0 LOB: 1 BB: 1 P: 10	R: 0 E: 0 K: 3 S: 9	H: 0 LOB: 0 BB: 0 P: 9	R: 0 E: 0 K: 0 S: 4	H: 1 LOB: 1 BB: 0 P: 4	R: 2 E: 0 K: 0 S: 5	H: 2 LOB: 2 BB: 0 P: 5	R: 0 E: 0 K: 1 S: 5	H: 0 LOB: 0 BB: 0 P: 5	1B: 6 2B: 1 3B: 0 HR: 1	SF: 0 SAC: 0 DP: 1 HBP: 1	WP: 0 PB: 2 SB: 0 CS: 0	PA: 36			
PITCHER	IP	WLS	BF	H	R	ER	SO	BB	IBB	HBP	BLK	WP	HR	S	P	ERA	WHIP								
Don Cardwell, R (1, 1) ERA: 4.82	9.0	W	36	8	4	3	9	2	0	1	1	0	1	51	60	3.00	1.111								

AB	44
R	10
H	16
RBI	9
BB	1
SO	5
LOB	21



Batter	1	2	3	4	5	6	7	8	9	AB	R	H	RBI	BB	SO	LOB	TOP				
Richie Ashburn, L OBP: 0.423, SLG: 0.354 (1, 8)	0-0 6-3		0-0 1B			0-0 4-3		0-0 F7		4	0	1	0	0	0	0	Chicago Cubs @ St. Louis Cardinals Sportsman's Park, St. Louis, MO Sat Sep 03 1960, 8:05 PM EDT Att: 14,282 - Unknown AB 29 R 0 H 3 RBI 0 BB 2 SO 7 LOB 5 				
Bob Will, L OBP: 0.324, SLG: 0.382 (1, 9)	0-0 F7		0-0 F3			0-0 F9			0-0 4-3	4	0	0	0	0	0	1					
14 Ernie Banks, R OBP: 0.367, SLG: 0.597 (1, 6)	4-0 WP BB			0-0 F5		4-0 PB BB			0-3 K	2	0	0	0	2	1	0					
George Altman, L OBP: 0.322, SLG: 0.418 Frank Thomas, R OBP: 0.296, SLG: 0.425 (6, PH) (6, 7)	0-0 F5 1-2			0-3 K		0-3 K 1-2			0-0 6-3	2	0	0	0	0	1	1					
Ed Bouchee, L OBP: 0.342, SLG: 0.325 (1, 3)		0-0 3-1		0-0 FC6-4 1B					0-0 4-3	3	0	1	0	0	0	0					
Ron Santo, R OBP: 0.307, SLG: 0.421 (1, 5)		0-0 G4-6-3 1B		0-0 FC6-4 1-2					0-3 K	3	0	1	0	0	1	1					
Don Zimmer, R OBP: 0.313, SLG: 0.378 (1, 4)		0-0 G4-6-3 1-2			0-0 F5				0-0 F8	3	0	0	0	0	0	1					
Moe Thacker, R OBP: 0.273, SLG: 0.182 Al Heist, R OBP: 0.279, SLG: 0.345 Mel Wright, R (8, PH) (8, 1)			0-3 K		0-0 6-3				0-3 K	2	0	0	0	0	1	0					
Glen Hobbie, R OBP: 0.231, SLG: 0.211 Sammy Taylor, L OBP: 0.255, SLG: 0.309 (8, PH) (8, 2)			0-3 K		0-0 L7				0-0 F8	2	0	0	0	0	1	0					
Inning Stats	R: 0 E: 0 K: 0 S: 3	H: 0 LOB: 1 BB: 1 P: 7	R: 0 E: 0 K: 0 S: 3	H: 1 LOB: 0 BB: 0 P: 3	R: 0 E: 0 K: 2 S: 8	H: 1 LOB: 1 BB: 0 P: 8	R: 0 E: 0 K: 1 S: 6	H: 0 LOB: 0 BB: 0 P: 6	R: 0 E: 0 K: 0 S: 3	H: 0 LOB: 0 BB: 0 P: 3	R: 0 E: 0 K: 1 S: 5	H: 0 LOB: 0 BB: 0 P: 5	R: 0 E: 0 K: 1 S: 5	H: 0 LOB: 0 BB: 0 P: 5	R: 0 E: 0 K: 1 S: 5	H: 0 LOB: 0 BB: 0 P: 5		1B: 3 2B: 0 3B: 0 HR: 0	SF: 0 SAC: 0 DP: 1 HBP: 0	WP: 1 PB: 1 SB: 0 CS: 0	PA: 31
PITCHER Ernie Broglio, R ERA: 2.64 (1, 1)	IP: 9.0 WLS: W BF: 31 H: 3 R: 0 ER: 0 SO: 7 BB: 2 IBB: 0 HBP: 0 BLK: 0 WP: 1 HR: 0 S: 43 P: 51 ERA: 0.00 WHIP: 0.556															PITCHER					

Batter	1	2	3	4	5	6	7	8	9	AB	R	H	RBI	BB	SO	LOB	BOTTOM				
Joe Cunningham, L OBP: 0.372, SLG: 0.394 (1, 3)	0-0 G6-4-3 1B		0-0 6-3			0-3 K			0-0 1B	4	0	2	0	0	1	2	Chicago Cubs @ St. Louis Cardinals Sportsman's Park, St. Louis, MO Sat Sep 03 1960, 8:05 PM EDT Att: 14,282 - Unknown AB 32 R 4 H 11 RBI 4 BB 2 SO 7 LOB 15 				
Daryl Spencer, R OBP: 0.385, SLG: 0.422 Alex Grammas, R OBP: 0.284, SLG: 0.305 (8, 6)	0-0 G6-4-3 1-2		0-3 K			0-0 5-3		0-0 L4		4	0	0	0	0	1	2					
Stan Musial, L OBP: 0.370, SLG: 0.498 Charlie James, R OBP: 0.241, SLG: 0.357 (6, PR) (9, 7)	0-0 F9			0-0 F9		0-0 L5			0-0 1B 1B	4	0	1	0	0	0	0					
Ken Boyer, R OBP: 0.357, SLG: 0.547 (1, 5)		0-0 F8		0-0 L6		0-0 HR			0-0 1-3 1B	4	1	2	1	0	0	0					
Walt Moryn, L OBP: 0.363, SLG: 0.489 (1, 9)		0-0 HR 1B		0-3 K		4-0 1B 2B BB			0-3 K	3	2	1	0	1	2	2					
Carl Sawatski, L OBP: 0.331, SLG: 0.392 (1, 2)		0-0 1-H HR			0-0 FC1-5 1B	0-0 2B 1B			0-3 K	4	1	3	2	0	1	2					
Julian Javier, R OBP: 0.268, SLG: 0.336 (1, 4)		0-3 K			0-0 FC4-6 1-2 1B	0-0 1-3 2-H 2B			0-0 5-3	4	0	2	1	0	1	2					
Curt Flood, R OBP: 0.310, SLG: 0.366 (1, 8)		0-0 L9			0-0 FC1-5 FC4-6 1-2 2-3				4-0 CS BB	2	0	0	0	1	0	2					
Ernie Broglio, R OBP: 0.279, SLG: 0.286 (1, 1)			0-0 F4		0-0 FC4-6 1-2 2-3				0-3 K	3	0	0	0	0	1	3					
Inning Stats	R: 0 E: 0 K: 0 S: 3	H: 1 LOB: 0 BB: 0 P: 3	R: 2 E: 0 K: 1 S: 7	H: 2 LOB: 0 BB: 0 P: 7	R: 0 E: 0 K: 1 S: 5	H: 0 LOB: 0 BB: 0 P: 5	R: 0 E: 0 K: 1 S: 5	H: 0 LOB: 0 BB: 0 P: 5	R: 2 E: 0 K: 0 S: 5	H: 3 LOB: 2 BB: 1 P: 9	R: 0 E: 0 K: 1 S: 5	H: 1 LOB: 1 BB: 1 P: 9	R: 0 E: 0 K: 2 S: 9	H: 2 LOB: 2 BB: 0 P: 9	R: 0 E: 0 K: 2 S: 9	H: 2 LOB: 0 BB: 0 P: 9		1B: 8 2B: 1 3B: 0 HR: 2	SF: 0 SAC: 0 DP: 1 HBP: 0	WP: 0 PB: 0 SB: 0 CS: 1	PA: 34
PITCHER Glen Hobbie, R ERA: 4.19 Mel Wright, R ERA: 9.0 (8, 1)	IP: 7.0 WLS: L BF: 29 H: 9 R: 4 ER: 4 SO: 4 BB: 2 IBB: 0 HBP: 0 BLK: 0 WP: 0 HR: 2 S: 37 P: 45 ERA: 5.14 WHIP: 1.571															PITCHER					

Batter	1	2	3	4	5	6	7	8	9	AB	R	H	RBI	BB	SO	LOB	TOP			
Richie Ashburn, L OBP: 0.421, SLG: 0.352 (1, 7)	6-3		E6 1B		L5		5-3		L9	5	1	1	0	0	0	1				
Al Heist, R OBP: 0.333, SLG: 0.435 (1, 8)	HR				FC1-4 BB				14 1B	4	1	4	2	1	0	0				
14 Ernie Banks, R OBP: 0.365, SLG: 0.593 (1, 6)	5-3		F3		FC1-4 FC6-4		L7			5	0	1	1	0	0	3				
Frank Thomas, R OBP: 0.295, SLG: 0.423 (1, 3)	K				FC6-4				K	5	0	1	0	0	2	3				
Ron Santo, R OBP: 0.307, SLG: 0.424 (1, 5)		6-3								3	0	1	0	0	0	0				
Bob Will, L OBP: 0.321, SLG: 0.379 (1, 9)		L7			E6 2B				K	4	0	0	0	0	2	2				
Don Zimmer, R OBP: 0.312, SLG: 0.379 (1, 4)		3-1							K	4	0	1	0	0	1	2				
El Tappe, R OBP: 0.343, SLG: 0.333 (1, 2)			F8							2	0	0	0	1	1					
Grady Hatton, L OBP: 0.382, SLG: 0.375 (9, PH)									K	1	0	0	0	0	1	0				
Dick Ellsworth, L OBP: 0.178, SLG: 0.051 (1, 1)										3	0	0	0	0	2	3				
Sammy Taylor, L OBP: 0.255, SLG: 0.309 (9, PH)			K		4-3				CI 14 1B	0	1	0	0	0	0	0				
Inning Stats	R: 1 E: 0 K: 1 S: 6	H: 1 LOB: 0 BB: 0 P: 6	R: 0 E: 0 K: 0 S: 3	H: 0 LOB: 0 BB: 0 P: 3	R: 1 E: 1 K: 1 S: 7	H: 2 LOB: 1 BB: 0 P: 7	R: 0 E: 1 K: 0 S: 5	H: 1 LOB: 3 BB: 1 P: 9	R: 0 E: 0 K: 2 S: 8	H: 1 LOB: 1 BB: 0 P: 8	R: 0 E: 0 K: 1 S: 6	H: 1 LOB: 1 BB: 0 P: 6	R: 0 E: 0 K: 2 S: 8	H: 1 LOB: 1 BB: 0 P: 8	R: 1 E: 1 K: 2 S: 10	H: 2 LOB: 2 BB: 0 P: 10	1B: 6 2B: 2 3B: 0 HR: 1	SF: 0 SAC: 1 DP: 0 HBP: 0	WP: 0 PB: 0 SB: 0 CS: 0	PA: 40
PITCHER	IP	WLS	BF	H	R	ER	SO	BB	IBB	HBP	BLK	WP	HR	S	P	ERA	WHIP			
Curt Simmons, L ERA: 2.9	7.0	W	31	7	2	1	5	1	1	0	0	0	1	39	47	1.29	1.143			
Lindy McDaniel, R ERA: 2.25	2.0	S	9	2	1	0	4	0	0	0	0	0	0	17	17	0.00	1.000			

Chicago Cubs @ St. Louis Cardinals
Sportsman's Park, St. Louis, MO
Sun Sep 04 1960, 4:33 AM EDT
Att: 12,484 - Unknown

AB 36
R 3
H 9
RBI 3
BB 2
SO 9
LOB 15



Batter	1	2	3	4	5	6	7	8	9	AB	R	H	RBI	BB	SO	LOB	BOTTOM			
Julian Javier, R OBP: 0.273, SLG: 0.346 (1, 4)	F6		FC4-6 1B		3-1 3B 1B					4	1	3	0	0	0	0				
Joe Cunningham, L OBP: 0.395, SLG: 0.391 (1, 3)	K		FC4-6		3-1					4	0	0	0	0	2	5				
Bob Nieman, R OBP: 0.365, SLG: 0.467 (1, 7)										3	1	3	4	0	0	0				
Charlie James, R OBP: 0.241, SLG: 0.357 (9, 7)	2B		SF9							0	0	0	0	0	0	0				
Ken Boyer, R OBP: 0.354, SLG: 0.542 (1, 5)	F7		K		2H 3H 3B				HR	4	0	0	0	0	2	3				
Daryl Spencer, R OBP: 0.366, SLG: 0.418 (1, 6)		K								4	0	0	0	0	2	0				
Alex Grammas, R OBP: 0.284, SLG: 0.305 (9, 6)					5-3					0	0	0	0	0	0	0				
Walt Moryn, L OBP: 0.358, SLG: 0.481 (1, 9)		L8			F8				F2	4	0	0	0	0	0	0				
Curt Flood, R OBP: 0.311, SLG: 0.369 (1, 8)									G3	3	0	1	0	0	1	0				
Hal Smith, R OBP: 0.290, SLG: 0.292 (1, 2)		F9							L5	3	0	0	0	0	0	1				
Curt Simmons, L OBP: 0.286, SLG: 0.237 (1, 1)										1	2	0	0	2	1	0				
Lindy McDaniel, R OBP: 0.240, SLG: 0.250 (8, 1)			FC4-6 1B SF9 BB		3-1 1B 3B BB				K	0	0	0	0	0	0	0				
Inning Stats	R: 0 E: 0 K: 1 S: 6	H: 1 LOB: 1 BB: 0 P: 6	R: 0 E: 0 K: 1 S: 6	H: 1 LOB: 0 BB: 0 P: 6	R: 1 E: 0 K: 1 S: 6	H: 1 LOB: 1 BB: 1 P: 10	R: 0 E: 0 K: 1 S: 5	H: 0 LOB: 0 BB: 0 P: 5	R: 2 E: 0 K: 1 S: 7	H: 2 LOB: 1 BB: 1 P: 11	R: 0 E: 0 K: 0 S: 3	H: 0 LOB: 0 BB: 0 P: 3	R: 0 E: 0 K: 2 S: 8	H: 1 LOB: 1 BB: 0 P: 8	R: 1 E: 0 K: 1 S: 6	H: 1 LOB: 0 BB: 0 P: 6	1B: 2 2B: 2 3B: 2 HR: 1	SF: 1 SAC: 0 DP: 0 HBP: 0	WP: 0 PB: 0 SB: 0 CS: 0	PA: 33
PITCHER	IP	WLS	BF	H	R	ER	SO	BB	IBB	HBP	BLK	WP	HR	S	P	ERA	WHIP			
Dick Ellsworth, L ERA: 3.35	8.0	L	33	7	4	4	8	2	0	0	0	0	1	47	55	4.50	1.125			


Chicago Cubs @ St. Louis Cardinals
Sportsman's Park, St. Louis, MO
Sun Sep 04 1960, 4:33 AM EDT
Att: 12,484 - Unknown

AB 30
R 4
H 7
RBI 4
BB 2
SO 8
LOB 9



Batter	1	2	3	4	5	6	7	8	9	10	AB	R	H	RBI	BB	SO	LOB	TOP		
Julian Javier, R OBP: 0.273, SLG: 0.345 George Crowe, L OBP: 0.299, SLG: 0.508 Curt Simmons, L OBP: 0.286, SLG: 0.237 Alex Grammas, R OBP: 0.254, SLG: 0.305 (10, 4)	6-3		FC6-4			FC3-6 1B		FC4-6		FC4 2B	4	0	1	0	0	0	2	St. Louis Cardinals @ Chicago Cubs Wrigley Field, Chicago, IL Mon Sep 05 1960, 3:33 AM CDT Unknown livebaseballscorecards.com		
Joe Cunningham, L OBP: 0.368, SLG: 0.387 (1, 3)	L8		K			L8		K		FC4 HBP	4	0	0	0	0	2	3			
Stan Musial, L OBP: 0.364, SLG: 0.489 (1, 7)	F5			K		FC3-6 1-2f		K		FC4 FC6-4 1-2f 2-3 3-H	5	0	0	1	0	2	3			
Ken Boyer, R OBP: 0.355, SLG: 0.547 (1, 5)		HR		K		4-3				FC6-4 1B 1-2f	5	1	2	1	0	1	4			
Walt Moryn, L OBP: 0.300, SLG: 0.480 (1, 9)	F7						4-3			1B 1-2	3	0	1	0	1	0	0			
Daryl Spencer, R OBP: 0.365, SLG: 0.417 (1, 6)	K			1-3			F7			FC6 1B 1-2	4	0	1	0	0	1	1			
Curt Flood, R OBP: 0.308, SLG: 0.366 Bill White, L OBP: 0.342, SLG: 0.476 Charlie James, R OBP: 0.241, SLG: 0.357 (9, 8)	4-3						F9			FC6 1B 1-2f	3	0	0	0	0	0	0			
Hal Smith, R OBP: 0.288, SLG: 0.289 Carl Sawatski, L OBP: 0.335, SLG: 0.392 Tim McCarver, L OBP: 0.250, SLG: 0.250 (10, 2)			4-3				L3			2B FC4 BB	3	0	0	0	0	0	0			
Larry Jackson, R OBP: 0.267, SLG: 0.256 Lindy McDaniel, R OBP: 0.231, SLG: 0.240 (8, 1)					6-3			FC4-6 1B		F1	3	0	2	0	0	0	0			
											1	0	0	0	0	0	1			
Inning Stats	R: 0 E: 0 K: 0 S: 3	H: 0 LOB: 0 BB: 0 P: 3	R: 1 E: 0 K: 1 S: 6	H: 1 LOB: 0 BB: 0 P: 6	R: 0 E: 0 K: 1 S: 6	H: 1 LOB: 1 BB: 0 P: 6	R: 0 E: 0 K: 2 S: 7	H: 0 LOB: 1 BB: 1 P: 11	R: 0 E: 0 K: 0 S: 3	H: 0 LOB: 0 BB: 0 P: 3	R: 0 E: 0 K: 1 S: 6	H: 1 LOB: 1 BB: 0 P: 6	R: 0 E: 0 K: 0 S: 7	H: 3 LOB: 2 BB: 0 P: 7	R: 1 E: 0 K: 0 S: 4	H: 1 LOB: 3 BB: 1 P: 9	1B: 6 2B: 1 3B: 0 HR: 1	SF: 0 SAC: 0 DP: 0 HBP: 1	WP: 0 PB: 0 SB: 2 CS: 1	PA: 40
PITCHER	IP 8.0	WLS 29	H 4	R 1	ER 1	SO 5	BB 1	IBB 0	HBP 0	BLK 0	WP 0	HR 1	S 38	P 42	ERA 1.12	WHIP 0.625				
Bob Anderson, R ERA: 4.08 Don Elston, R ERA: 3.21 (9, 1)	2.0	L	11	4	1	1	1	0	1	0	0	0	11	16	4.50	2.500				

Batter	1	2	3	4	5	6	7	8	9	10	AB	R	H	RBI	BB	SO	LOB	BOTTOM		
Richie Ashburn, L OBP: 0.419, SLG: 0.350 (9, 8)	F7		FC4-6			F7		F7		L9	5	0	1	1	0	0	2	St. Louis Cardinals @ Chicago Cubs Wrigley Field, Chicago, IL Mon Sep 05 1960, 3:33 AM CDT Unknown livebaseballscorecards.com		
Al Heist, R OBP: 0.319, SLG: 0.415 Grady Hatton, L OBP: 0.371, SLG: 0.364 Don Elston, R OBP: 0.130, SLG: 0.130 (9, 1)	6-3		5-3			6-3		K			3	0	0	0	0	0	2			
14 Ernie Banks, R OBP: 0.365, SLG: 0.590 (1, 6)	F7					F9					4	0	1	0	0	0	0			
Frank Thomas, R OBP: 0.294, SLG: 0.421 (1, 3)						K				F2	4	0	1	0	0	2	1			
Ron Santo, R OBP: 0.306, SLG: 0.421 (1, 5)						F7					4	0	1	0	0	1	1			
Bob Will, L OBP: 0.318, SLG: 0.375 (1, 9)						L6					4	0	0	0	0	1	3			
Don Zimmer, R OBP: 0.314, SLG: 0.382 (1, 4)						5-3				4-3	3	0	1	0	1	0	2			
Moe Thacker, R OBP: 0.267, SLG: 0.177 Sammy Taylor, L OBP: 0.252, SLG: 0.306 Jerry Kindall, R OBP: 0.267, SLG: 0.360 El Tappe, R OBP: 0.340, SLG: 0.330 (9, 2)			FC4-6 2B			6-3		FC4-6 BB		6-3	2	0	0	0	0	1	1			
Bob Anderson, R OBP: 0.232, SLG: 0.175 Ed Bouchee, L OBP: 0.343, SLG: 0.325 George Altman, L OBP: 0.321, SLG: 0.416 (9, 7)			K			6-3		FC4-6 1B 1-2f		F8	1	0	0	0	1	1	0			
						K					0	0	0	0	1	0	0			
											1	0	0	0	0	0	0			
Inning Stats	R: 0 E: 0 K: 0 S: 3	H: 0 LOB: 0 BB: 0 P: 3	R: 0 E: 0 K: 0 S: 3	H: 1 LOB: 0 BB: 0 P: 3	R: 0 E: 0 K: 1 S: 6	H: 1 LOB: 2 BB: 1 P: 10	R: 0 E: 0 K: 1 S: 5	H: 0 LOB: 0 BB: 0 P: 5	R: 0 E: 0 K: 1 S: 5	H: 0 LOB: 0 BB: 0 P: 5	R: 1 E: 0 K: 1 S: 6	H: 1 LOB: 2 BB: 2 P: 14	R: 0 E: 0 K: 1 S: 7	H: 2 LOB: 2 BB: 0 P: 7	R: 0 E: 0 K: 0 S: 3	H: 0 LOB: 0 BB: 0 P: 3	1B: 4 2B: 1 3B: 0 HR: 0	SF: 0 SAC: 0 DP: 1 HBP: 0	WP: 0 PB: 0 SB: 0 CS: 0	PA: 37
PITCHER	IP 7.2	WLS 27	H 2	R 1	ER 1	SO 5	BB 3	IBB 0	HBP 0	BLK 0	WP 0	HR 0	S 34	P 46	ERA 1.17	WHIP 0.652				
Larry Jackson, R ERA: 3.47 Lindy McDaniel, R ERA: 2.2 (8, 1)	2.1	W	10	3	0	0	2	0	0	0	0	0	14	14	0.00	1.286				



Batter	1	2	3	4	5	6	7	8	9	10	AB	R	H	RBI	BB	SO	LOB	TOP									
Julian Javier, R OBP: 0.273, SLG: 0.347 George Crowe, L OBP: 0.204, SLG: 0.500 Ron Kline, R OBP: 0.143, SLG: 0.143	(1,4) X 0-0 2B		(0,3) K		(0,0) F8		(0,0) L8			(0,3) K	3	0	1	0	0	1	0	St. Louis Cardinals @ Chicago Cubs Wrigley Field, Chicago, IL Mon Sep 05 1960, 3:38 AM CDT Att: 24,895 - Unknown									
Bill White, L OBP: 0.340, SLG: 0.475	(1,3) X 0-0 F8		(0,0) 3B 2B		(0,0) 1-3		(0,0) F7			(0,3) K	5	1	1	0	0	1	1										
Bob Nieman, R OBP: 0.363, SLG: 0.465 Joe Cunningham, L OBP: 0.371, SLG: 0.395	(1,7) S 0-3 (1,9) K		(0,0) 3B		(0,0) 3B		(0,0) 1B			(0,0) 4-3	1	0	0	0	0	1	1										
Ken Boyer, R OBP: 0.356, SLG: 0.551	(1,5) X 0-0 6-3		(0,0) F4		(0,0) 3B		(0,0) 1B			(0,0) 1B	4	0	2	1	0	0	2										
Walt Moryn, L OBP: 0.358, SLG: 0.484	(1,9) 0-0 (1,7) F7				(0,0) 3B		(0,0) 6-3			(0,0) FC4-6	4	1	1	1	0	0	2										
Daryl Spencer, R OBP: 0.382, SLG: 0.413	(1,6) 0-0 6-3				(0,0) FC4		(0,0) F8			(0,0) G6-4-3	4	0	0	0	0	0	1										
Carl Sawatski, L OBP: 0.333, SLG: 0.389	(1,2) 0-0 1B				(0,0) F8		(0,0) G3			(0,0) F8	4	0	1	0	0	0	1										
Curt Flood, R OBP: 0.308, SLG: 0.365	(1,8) 0-0 F7				(0,3) K		(0,0) 1B			(0,0) F6	4	0	1	0	0	1	2										
Ray Sadecki, L OBP: 0.289, SLG: 0.240 Bob Grim, R OBP: 0.146, SLG: 0.185 Bob Miller, R OBP: 0.133, SLG: 0.200 Stan Musial, R OBP: 0.363, SLG: 0.488 Alex Grammas, R OBP: 0.285, SLG: 0.305 Charlie Jones, R OBP: 0.203, SLG: 0.345 Randy Bridges, R OBP: 0.238, SLG: 0.313	(1,11) 0-0 (6,1) 4-3 (6,1) 4-3 (7,4) 4-3 (6,PH) 4-3 (6,PH) 4-3 (6,4) 4-3		(0,0) 4-3		(0,0) 4-3		(0,0) F7			(0,3) K	2	0	0	0	0	0	1										
Inning Stats	R: 0 E: 0 K: 1 S: 6	H: 1 LOB: 1 BB: 0 P: 6	R: 0 E: 0 K: 0 S: 4	H: 1 LOB: 1 BB: 0 P: 4	R: 1 E: 0 K: 1 S: 7	H: 2 LOB: 1 BB: 0 P: 7	R: 1 E: 1 K: 1 S: 7	H: 1 LOB: 1 BB: 0 P: 7	R: 1 E: 0 K: 0 S: 5	H: 2 LOB: 1 BB: 0 P: 5	R: 0 E: 0 K: 0 S: 3	H: 1 LOB: 1 BB: 0 P: 3	R: 0 E: 0 K: 0 S: 3	H: 0 LOB: 0 BB: 0 P: 3	R: 1 E: 0 K: 0 S: 4	H: 2 LOB: 0 BB: 0 P: 4	R: 0 E: 0 K: 2 S: 7		H: 0 LOB: 0 BB: 0 P: 5	R: 0 E: 0 K: 2 S: 7	H: 0 LOB: 0 BB: 0 P: 7	1B: 5 2B: 2 3B: 3 HR: 0	SF: 0 SAC: 0 DP: 1 HBP: 0	WP: 0 PA: 39 PB: 0 SB: 0 CS: 0			
PITCHER	IP 5.0	WLS 23	BF 7	H 3	R 2	ER 2	SO 3	BB 0	IBB 0	HBP 0	BLK 0	WP 0	HR 0	S 29	P 29	ERA 3.60	WHIP 1.400										
Moe Drabowsky, R ERA: 7.11	(1,1)	5.0	23	7	3	2	3	0	0	0	0	0	0	0	0	3.60	1.400										
Joe Schafferoth, R ERA: 3.12	(6,1)	1.0	3	1	0	0	0	0	0	0	0	0	0	0	3	0.00	1.000										
Glen Hobbie, R ERA: 4.15	(7,1)	4.0	13	2	1	1	3	0	0	0	0	0	0	0	19	2.25	0.500										

AB	39
R	4
H	10
RBI	3
BB	0
SO	6
LOB	11



Batter	1	2	3	4	5	6	7	8	9	10	AB	R	H	RBI	BB	SO	LOB	BOTTOM									
Richie Ashburn, L OBP: 0.422, SLG: 0.350	(1,7) B 4-0 1B BB		(0,0) F6		(0,0) FC6-4		(0,0) 14 FC5 BB			(0,0) 1B BB	1	0	0	0	4	0	0	St. Louis Cardinals @ Chicago Cubs Wrigley Field, Chicago, IL Mon Sep 05 1960, 3:38 AM CDT Att: 24,895 - Unknown									
Al Heist, R OBP: 0.338, SLG: 0.412	(1,8) X 0-0 1-3 1B				(0,0) G5-3 1B BB		(0,0) FC6-4			(0,0) L1-3	3	0	1	1	2	0	5										
14 Ernie Banks, R OBP: 0.363, SLG: 0.585	(1,6) X 0-0 F7				(0,0) F7		(0,0) 1B BB FC5			(0,3) K	4	1	0	0	1	1	5										
Ron Santo, R OBP: 0.308, SLG: 0.418	(1,5) X 0-0 F4				(0,0) 1B		(0,0) 1B BB FC4-6			(0,0) 2-3	4	1	1	0	1	0	1										
Frank Thomas, R OBP: 0.291, SLG: 0.416	(1,3) 0-0 5-3				(0,0) G5-3		(0,0) F7			(0,0) L1-3	5	0	0	0	0	0	4										
Bob Will, L OBP: 0.317, SLG: 0.373	(1,9) 0-3 K				(0,0) E6 BB 1B		(0,0) FC4-6 1B			(0,0) F5	5	0	1	1	0	1	0										
Don Zimmer, R OBP: 0.312, SLG: 0.380 Sammy Taylor, L OBP: 0.264, SLG: 0.327	(1,4) 0-0 (6,PH) F8 (7,2) F8				(0,0) K		(0,0) FC4-6 1B BB			(0,0) FC2-5 2B	2	0	0	0	0	1	1										
Moe Thacker, R OBP: 0.261, SLG: 0.173 Ed Bouchee, L OBP: 0.345, SLG: 0.325 Jerry Kindall, R OBP: 0.265, SLG: 0.357	(1,2) 0-0 (6,PH) F4 (7,4) F4				(0,0) F4		(0,0) F8			(0,0) FC2-5 1B	2	0	0	0	0	0	1										
Moe Drabowsky, R OBP: 0.242, SLG: 0.500 Joe Schafferoth, R OBP: 0.333, SLG: 0.333 George Altman, L OBP: 0.323, SLG: 0.418 Glen Hobbie, R OBP: 0.228, SLG: 0.208	(1,1) 0-0 (5,PH) K (6,1) K (6,PH) K (7,1) K				(0,0) K		(0,0) 1B			(0,0) F8	1	0	0	0	0	1	0										
Inning Stats	R: 0 E: 0 K: 0 S: 3	H: 1 LOB: 1 BB: 1 P: 7	R: 0 E: 0 K: 1 S: 5	H: 0 LOB: 0 BB: 0 P: 5	R: 0 E: 0 K: 1 S: 5	H: 0 LOB: 0 BB: 0 P: 5	R: 0 E: 0 K: 0 S: 3	H: 1 LOB: 1 BB: 1 P: 7	R: 0 E: 1 K: 1 S: 7	H: 1 LOB: 3 BB: 1 P: 11	R: 4 E: 0 K: 0 S: 5	H: 2 LOB: 3 BB: 5 P: 25	R: 0 E: 0 K: 0 S: 3	H: 0 LOB: 0 BB: 0 P: 3	R: 0 E: 0 K: 0 S: 4	H: 1 LOB: 2 BB: 1 P: 8	R: 0 E: 0 K: 1 S: 5		H: 0 LOB: 0 BB: 0 P: 5	R: 0 E: 0 K: 0 S: 3	H: 1 LOB: 0 BB: 0 P: 3	1B: 6 2B: 1 3B: 0 HR: 0	SF: 0 SAC: 0 DP: 2 HBP: 0	WP: 0 PA: 44 PB: 0 SB: 1 CS: 0			
PITCHER	IP 5.1	WLS 24	BF 4	H 3	R 3	ER 3	SO 3	BB 5	IBB 0	HBP 0	BLK 0	WP 0	HR 0	S 25	P 45	ERA 5.06	WHIP 1.688										
Ray Sadecki, L ERA: 3.71	(1,1)	5.1	24	4	3	3	3	5	0	0	0	0	0	0	25	5.06	1.688										
Bob Grim, R ERA: 4.5	(6,1)	0.1	3	1	0	0	0	1	0	0	0	0	0	2	6	0.00	6.000										
Bob Gibson, R ERA: 5.21	(6,1)	0.0	2	0	1	1	0	2	0	0	0	0	0	0	8	=	=										
Bob Miller, R ERA: 3.76	(6,1)	0.1	1	0	0	0	0	0	0	0	0	0	0	1	1	0.00	0.000										
Ron Kline, R ERA: 6.00	(7,1)	4.0	14	2	0	0	1	1	0	0	0	0	0	15	19	0.00	0.750										

AB	35
R	4
H	7
RBI	4
BB	9
SO	4
LOB	21



Batter	1	2	3	4	5	6	7	8	9	AB	R	H	RBI	BB	SO	LOB	TOP					
Richie Ashburn, L (1,7) OBP: 0.419, SLG: 0.347	0-3 K		0-0 F3		0-0 F8			0-3 K		4	0	0	0	0	2	1	Chicago Cubs @ Philadelphia Phillies Connie Mack Stadium, Philadelphia, PA Wed Sep 07 1960, 7:05 PM EDT Att: 3,323 - Unknown livebaseballscorecards.com					
Bob Will, L (1,9) OBP: 0.317, SLG: 0.372	0-0 F6		0-0 1B		0-0 F4			0-0 F3		4	0	1	0	0	0	0						
14 Ernie Banks, R (1,6) OBP: 0.361, SLG: 0.581	0-3 K		0-0 F5		0-0 F4			0-0 F9		4	0	0	0	0	1	1						
Ron Santo, R (1,5) OBP: 0.307, SLG: 0.419		0-0 FC6-5 2B		0-0 L6		0-0 F2		0-0 5-3		4	0	1	0	0	0	0						
Frank Thomas, R (1,3) OBP: 0.291, SLG: 0.415		0-0 FC6-5 E1 2-3		0-0 F4			0-0 1B	0-0 F9		4	0	1	0	0	0	1						
Al Heist, R (1,8) OBP: 0.325, SLG: 0.394		0-0 E1 1B 1-3		0-0 F2			0-3 K			3	0	0	0	0	1	2						
Don Zimmer, R (1,4) OBP: 0.312, SLG: 0.379		0-0 1B 1-2			0-3 K		0-0 L9			3	0	1	0	0	1	1						
Moe Thacker, R (1,2) OBP: 0.266, SLG: 0.171		0-0 F1			4-0 BB		0-3 K			1	0	0	0	1	0	2						
Sammy Taylor, L (7,PH) OBP: 0.262, SLG: 0.324										1	0	0	0	0	1	1						
Don Cardwell, R (1,1) OBP: 0.234, SLG: 0.484				0-0 4-3		0-3 K		0-3 K		2	0	0	0	0	1	1						
Ed Bouchee, L (8,PH) OBP: 0.344, SLG: 0.324										1	0	0	0	0	1	0						
Don Elston, R (8,1) OBP: 0.130, SLG: 0.130										0	0	0	0	0	0	0						
Inning Stats	R: 0 E: 0 K: 2 S: 7	H: 0 LOB: 0 BB: 0 P: 7	R: 0 E: 1 K: 0 S: 5	H: 2 LOB: 2 BB: 0 P: 5	R: 0 E: 0 K: 0 S: 4	H: 1 LOB: 1 BB: 0 P: 4	R: 0 E: 0 K: 0 S: 3	H: 0 LOB: 0 BB: 0 P: 3	R: 0 E: 0 K: 2 S: 7	H: 0 LOB: 1 BB: 0 P: 11	R: 0 E: 0 K: 0 S: 3	H: 0 LOB: 0 BB: 0 P: 3	R: 0 E: 0 K: 2 S: 8	H: 1 LOB: 1 BB: 0 P: 8	R: 0 E: 0 K: 2 S: 7	H: 0 LOB: 0 BB: 0 P: 7	R: 0 E: 0 K: 0 S: 3	H: 0 LOB: 0 BB: 0 P: 3	1B: 3 2B: 1 3B: 0 HR: 0	SF: 0 SAC: 0 DP: 0 HBP: 0	WP: 0 PB: 0 SB: 0 CS: 0	PA: 32
PITCHER Gene Conley, R (1,1) ERA: 3.63	IP: 9.0 WLS: W BF: 32 H: 4 R: 0 ER: 0 SO: 8 BB: 1 IBB: 0 HBP: 0 BLK: 0 WP: 0 HR: 0 S: 47 P: 51 ERA: 0.00 WHIP: 0.556																					

Batter	1	2	3	4	5	6	7	8	9	AB	R	H	RBI	BB	SO	LOB	BOTTOM					
Bobby Malkmus, R (1,5) OBP: 0.257, SLG: 0.250	0-0 F4		0-0 1B 1B	0-0 FC5 6-3 1-2 2-3		0-0 F7				4	1	1	0	0	0	2	Chicago Cubs @ Philadelphia Phillies Connie Mack Stadium, Philadelphia, PA Wed Sep 07 1960, 7:05 PM EDT Att: 3,323 - Unknown livebaseballscorecards.com					
Tony Taylor, R (1,4) OBP: 0.341, SLG: 0.397	0-0 6-3		0-0 1B 1-2	0-0 6-3 1-2 2-3		0-0 6-3				4	0	1	0	0	0	2						
Johnny Callison, L (1,9) OBP: 0.370, SLG: 0.436	0-0 2B 1B		0-0 F7 1-3 2-H	0-0 4-3		0-0 5-3				4	0	2	1	0	0	2						
Tony Gonzalez, L (1,8) OBP: 0.308, SLG: 0.463	0-0 1-3 2B		0-0 F7 1-2	0-0 1B SH1-3		0-0 G3				4	1	2	0	0	0	2						
Pancho Herrera, R (1,3) OBP: 0.344, SLG: 0.448	0-3 K2-3		0-0 F4	0-0 F8		0-0 F4				4	0	0	0	0	1	5						
Tony Curry, L (1,7) OBP: 0.378, SLG: 0.427		0-0 F7	4-0 IBB	0-0 SH1-3 1-3 1B		0-3 K				3	0	1	0	1	1	0						
Bobby Gene Smith, R (8,7) OBP: 0.303, SLG: 0.373										0	0	0	0	0	0	0						
Jimmie Coker, R (1,2) OBP: 0.274, SLG: 0.332		0-3 K	0-0 F7	4-0 SH1-3 IBB		0-3 K				3	0	0	0	1	2	3						
Ruben Amaro, R (1,6) OBP: 0.295, SLG: 0.274		1-0 HBP		0-0 FC5 E 1B 1-2 2-3 3-H		0-0 SH1-3				2	0	1	1	0	0	0						
Gene Conley, R (1,1) OBP: 0.138, SLG: 0.211		0-0 5-3		0-0 E1 6-3 FC5 1-2		0-0 L7		0-3 K		4	0	0	0	0	1	4						
Inning Stats	R: 0 E: 0 K: 1 S: 7	H: 2 LOB: 2 BB: 0 P: 7	R: 0 E: 0 K: 1 S: 5	H: 0 LOB: 1 BB: 0 P: 6	R: 1 E: 0 K: 0 S: 6	H: 3 LOB: 3 BB: 1 P: 10	R: 0 E: 1 K: 0 S: 5	H: 1 LOB: 2 BB: 0 P: 5	R: 1 E: 0 K: 0 S: 5	H: 2 LOB: 2 BB: 1 P: 9	R: 0 E: 0 K: 0 S: 3	H: 0 LOB: 0 BB: 0 P: 3	R: 0 E: 0 K: 1 S: 5	H: 0 LOB: 0 BB: 0 P: 5	R: 0 E: 0 K: 2 S: 7	H: 0 LOB: 0 BB: 0 P: 7	R: 0 E: 0 K: 0 S: 7	H: 0 LOB: 0 BB: 0 P: 7	1B: 7 2B: 1 3B: 0 HR: 0	SF: 0 SAC: 1 DP: 0 HBP: 1	WP: 0 PB: 0 SB: 0 CS: 0	PA: 36
PITCHER Don Cardwell, R (1,1) ERA: 4.73	IP: 7.0 WLS: L BF: 33 H: 8 R: 2 ER: 2 SO: 3 BB: 0 IBB: 2 HBP: 1 BLK: 0 WP: 0 HR: 0 S: 36 P: 45 ERA: 2.57 WHIP: 1.143																					
Don Elston, R (8,1) ERA: 3.19	IP: 1.0 WLS: L BF: 3 H: 0 R: 0 ER: 0 SO: 2 BB: 0 IBB: 0 HBP: 0 BLK: 0 WP: 0 HR: 0 S: 7 P: 7 ERA: 0.00 WHIP: 0.000																					

AB	31
R	0
H	4
RBI	0
BB	1
SO	8
LOB	10



AB	32
R	2
H	8
RBI	2
BB	2
SO	5
LOB	20



Batter	1	2	3	4	5	6	7	8	9	AB	R	H	RBI	BB	SO	LOB	TOP								
Richie Ashburn, L (1, 7) OBP: 0.420, SLG: 0.345										2	0	0	0	2	0	0									
Bob Will, L (1, 9) OBP: 0.316, SLG: 0.375										4	1	1	0	0	0	2									
Ron Santo, R (1, 5) OBP: 0.310, SLG: 0.421										4	0	2	1	0	0	1									
14 Ernie Banks, R (1, 6) OBP: 0.360, SLG: 0.584										4	1	1	1	0	0	3									
Sammy Taylor, L (1, 2) OBP: 0.261, SLG: 0.314										3	0	0	0	1	1	1									
Frank Thomas, R (1, 3) OBP: 0.290, SLG: 0.413										4	0	1	0	0	1	1									
Al Heist, R (1, 8) OBP: 0.321, SLG: 0.387										4	0	1	0	0	1	0									
Don Zimmer, R (1, 4) OBP: 0.309, SLG: 0.375										3	0	0	0	0	1	1									
Glen Hobbie, R (1, 1) OBP: 0.220, SLG: 0.200										3	0	0	0	0	2	1									
Inning Stats	R: 0 E: 0 K: 0 S: 3	H: 0 LOB: 1 BB: 1 P: 7	R: 0 E: 0 K: 1 S: 5	H: 0 LOB: 0 BB: 0 P: 5	R: 0 E: 0 K: 1 S: 5	H: 0 LOB: 0 BB: 0 P: 5	R: 1 E: 0 K: 0 S: 4	H: 1 LOB: 1 BB: 1 P: 8	R: 0 E: 0 K: 1 S: 5	H: 0 LOB: 0 BB: 0 P: 5	R: 1 E: 0 K: 1 S: 7	H: 2 LOB: 1 BB: 1 P: 7	R: 0 E: 0 K: 1 S: 6	H: 1 LOB: 1 BB: 0 P: 6	R: 0 E: 0 K: 0 S: 3	H: 1 LOB: 1 BB: 0 P: 7	R: 0 E: 0 K: 1 S: 5	H: 1 LOB: 0 BB: 0 P: 5	1B: 4 2B: 0 3B: 1 HR: 1	SF: 0 SAC: 0 DP: 0 HBP: 0	WP: 0 PB: 0 SB: 1 CS: 1	PA: 34			
PITCHER	IP	WLS	BF	H	R	ER	SO	BB	IBB	HBP	BLK	WP	HR	S	P	ERA	WHIP								
Art Mahaffey, R (1, 1) ERA: 2.16	7.0	L	27	4	2	2	5	2	0	0	0	0	1	35	43	2.57	0.857								
Chris Short, L (8, 1) ERA: 4.18	2.0		7	2	0	0	1	1	0	0	0	0	0	8	12	0.00	1.500								

Chicago Cubs @ Philadelphia Phillies
 Connie Mack Stadium, Philadelphia, PA
 Thu Sep 08 1960, 7:05 PM EDT
 Att: 3,808 - Unknown

AB 31
 R 2
 H 6
 RBI 2
 BB 3
 SO 6
 LOB 10



Batter	1	2	3	4	5	6	7	8	9	AB	R	H	RBI	BB	SO	LOB	BOTTOM								
Bobby Malkmus, R (1, 5) OBP: 0.265, SLG: 0.252										3	0	1	0	1	1	0									
Tony Taylor, R (1, 4) OBP: 0.338, SLG: 0.394										4	0	0	0	0	1	2									
Johnny Callison, L (1, 9) OBP: 0.368, SLG: 0.433										4	0	1	0	0	0	1									
Tony Gonzalez, L (1, 8) OBP: 0.304, SLG: 0.457										4	0	0	0	0	0	1									
Pancho Herrera, R (1, 3) OBP: 0.345, SLG: 0.453										4	1	2	0	0	0	1									
Tony Curry, L (1, 7) OBP: 0.317, SLG: 0.422										3	0	0	0	1	0	1									
Jimmie Coker, R (1, 2) OBP: 0.279, SLG: 0.336										3	0	2	1	0	0	1									
Ruben Amaro, R (1, 6) OBP: 0.293, SLG: 0.272										2	0	0	0	0	1	0									
Clay Dainymple, L (7, PH) OBP: 0.344, SLG: 0.430										1	0	0	0	0	0	1									
Joe Koppe, R (7, PR) OBP: 0.271, SLG: 0.222										0	0	0	0	0	0	0									
Art Mahaffey, R (1, 1) OBP: 0.301, SLG: 0.371										2	0	0	0	0	0	0									
Bobby Gene Smith, R (7, PH) OBP: 0.301, SLG: 0.371										1	0	0	0	0	0	1									
Chris Short, R (8, 1) ERA: 4.02										0	0	0	0	0	0	0									
Inning Stats	R: 0 E: 0 K: 0 S: 3	H: 1 LOB: 0 BB: 0 P: 3	R: 0 E: 0 K: 0 S: 4	H: 1 LOB: 0 BB: 0 P: 4	R: 0 E: 0 K: 1 S: 5	H: 0 LOB: 1 BB: 1 P: 9	R: 1 E: 0 K: 0 S: 4	H: 2 LOB: 1 BB: 1 P: 8	R: 0 E: 0 K: 0 S: 3	H: 0 LOB: 0 BB: 0 P: 3	R: 0 E: 0 K: 0 S: 4	H: 1 LOB: 1 BB: 0 P: 4	R: 0 E: 0 K: 0 S: 4	H: 1 LOB: 1 BB: 0 P: 4	R: 0 E: 0 K: 2 S: 7	H: 0 LOB: 0 BB: 0 P: 7	R: 0 E: 0 K: 0 S: 3	H: 0 LOB: 0 BB: 0 P: 3	1B: 5 2B: 0 3B: 1 HR: 0	SF: 0 SAC: 0 DP: 0 HBP: 0	WP: 0 PB: 0 SB: 0 CS: 1	PA: 33			
PITCHER	IP	WLS	BF	H	R	ER	SO	BB	IBB	HBP	BLK	WP	HR	S	P	ERA	WHIP								
Glen Hobbie, R (1, 1) ERA: 4.02	9.0	W	33	6	1	1	3	2	0	0	0	0	0	37	45	1.00	0.889								

Chicago Cubs @ Philadelphia Phillies
 Connie Mack Stadium, Philadelphia, PA
 Thu Sep 08 1960, 7:05 PM EDT
 Att: 3,808 - Unknown

AB 31
 R 1
 H 6
 RBI 1
 BB 2
 SO 3
 LOB 9



Batter	1	2	3	4	5	6	7	8	9	AB	R	H	RBI	BB	SO	LOB	TOP								
Richie Ashburn, L (1, 7) OBP: 0.421, SLG: 0.347										3	1	1	0	2	1	0	Chicago Cubs @ Pittsburgh Pirates Forbes Field, Pittsburgh, PA Fri Sep 09 1960, 7:05 PM EDT Att: 24,831 - Unknown								
Don Zimmer, R (1, 4) OBP: 0.399, SLG: 0.374										4	0	1	2	0	0	1									
Ron Santo, R (1, 5) OBP: 0.304, SLG: 0.413										5	0	0	0	0	0	4									
14 Ernie Banks, R (1, 6) OBP: 0.359, SLG: 0.582										4	0	1	0	0	0	3									
Frank Thomas, R (1, 3) OBP: 0.288, SLG: 0.410										4	0	0	0	0	0	3									
Al Heist, R (1, 8) OBP: 0.329, SLG: 0.385										3	1	1	0	1	0	1									
Bob Will, L (1, 9) OBP: 0.315, SLG: 0.374										4	0	1	0	0	1	1									
Moe Thacker, R (1, 2) OBP: 0.276, SLG: 0.176										3	0	1	1	1	0	0									
Dick Ellsworth, L (1, 1) OBP: 0.170, SLG: 0.049										2	0	0	0	0	2	4									
Jerry Kindall, R (7, PH) OBP: 0.284, SLG: 0.356										1	0	0	0	0	0	0									
Mel Wright, R (7, PH) OBP: 1.000, SLG: 1.000										0	0	0	0	0	0	0									
Nelson Mathews, R (9, PH) OBP: 1.000, SLG: 1.000										1	1	1	0	0	0	0									
Inning Stats	R: 0 E: 0 K: 1 S: 5	H: 0 LOB: 0 BB: 0 P: 5	R: 1 E: 0 K: 1 S: 8	H: 3 LOB: 2 BB: 0 P: 8	R: 0 E: 0 K: 0 S: 3	H: 0 LOB: 1 BB: 1 P: 7	R: 0 E: 0 K: 1 S: 5	H: 0 LOB: 2 BB: 2 P: 13	R: 0 E: 0 K: 0 S: 4	H: 0 LOB: 0 BB: 0 P: 8	R: 0 E: 0 K: 1 S: 5	H: 0 LOB: 0 BB: 0 P: 5	R: 0 E: 0 K: 0 S: 3	H: 0 LOB: 0 BB: 0 P: 3	R: 0 E: 1 K: 0 S: 4	H: 1 LOB: 1 BB: 0 P: 4	R: 2 E: 0 K: 0 S: 6	H: 3 LOB: 1 BB: 0 P: 6	1B: 6 2B: 1 3B: 0 HR: 0	SF: 0 SAC: 1 DP: 0 HBP: 0	WP: 0 PB: 0 SB: 1 CS: 0	PA: 39			
PITCHER	IP	WLS	BF	H	R	ER	SO	BB	IBB	HBP	BLK	WP	HR	S	P	ERA	WHIP								
Vinegar Bend Mizell, L (1, 1) ERA: 3.61	8.2	W	38	7	3	3	4	3	1	0	0	0	0	42	58	3.12	1.154								
Roy Face, R (9, 1) ERA: 2.76	0.1	S	1	0	0	0	0	0	0	0	0	0	0	1	1	0.00	0.000								

AB	34
R	3
H	7
RBI	3
BB	4
SO	4
LOB	17



Batter	1	2	3	4	5	6	7	8	9	AB	R	H	RBI	BB	SO	LOB	BOTTOM								
Bill Virdon, L (1, 8) OBP: 0.337, SLG: 0.415										4	0	1	0	0	1	2	Chicago Cubs @ Pittsburgh Pirates Forbes Field, Pittsburgh, PA Fri Sep 09 1960, 7:05 PM EDT Att: 24,831 - Unknown								
Gino Cimoli, R (1, 7) OBP: 0.339, SLG: 0.338										4	0	0	0	0	1	2									
Roberto Clemente, R (1, 9) OBP: 0.364, SLG: 0.476										3	0	1	0	1	0	1									
Dick Stuart, R (1, 3) OBP: 0.312, SLG: 0.456										4	0	0	0	0	2	3									
Hal Smith, R (1, 2) OBP: 0.363, SLG: 0.526										4	0	1	0	0	1	0									
Don Hoak, R (1, 5) OBP: 0.360, SLG: 0.436										3	2	1	0	1	0	1									
Bill Mazerowski, R (1, 4) OBP: 0.322, SLG: 0.387										3	2	1	0	1	0	1									
Dick Schofield, S (1, 6) OBP: 0.385, SLG: 0.318										3	0	1	2	0	0	2									
Vinegar Bend Mizell, R (1, 1) OBP: 0.203, SLG: 0.153										3	0	1	0	0	0	2									
Roy Face, R (9, 1) OBP: 0.375, SLG: 0.438										0	0	0	0	0	0	0									
Inning Stats	R: 0 E: 0 K: 0 S: 3	H: 1 LOB: 1 BB: 1 P: 7	R: 2 E: 2 K: 0 S: 5	H: 1 LOB: 1 BB: 1 P: 9	R: 0 E: 0 K: 1 S: 5	H: 0 LOB: 0 BB: 0 P: 5	R: 0 E: 0 K: 0 S: 4	H: 1 LOB: 1 BB: 0 P: 4	R: 0 E: 0 K: 1 S: 6	H: 1 LOB: 0 BB: 0 P: 6	R: 2 E: 0 K: 1 S: 7	H: 2 LOB: 1 BB: 1 P: 11	R: 0 E: 0 K: 1 S: 6	H: 1 LOB: 1 BB: 0 P: 6	R: 0 E: 0 K: 1 S: 5	H: 0 LOB: 0 BB: 0 P: 5	1B: 5 2B: 1 3B: 1 HR: 0	SF: 0 SAC: 0 DP: 1 HBP: 0	WP: 0 PB: 0 SB: 0 CS: 0	PA: 34					
PITCHER	IP	WLS	BF	H	R	ER	SO	BB	IBB	HBP	BLK	WP	HR	S	P	ERA	WHIP								
Dick Ellsworth, L (1, 1) ERA: 3.34	6.0	L	27	6	4	2	3	2	1	0	0	0	0	30	42	3.00	1.333								
Mel Wright, R (7, 1) ERA: 5.4	2.0		7	1	0	0	2	0	0	0	0	0	0	11	11	0.00	0.500								

AB	31
R	4
H	7
RBI	2
BB	3
SO	5
LOB	14



Batter	1	2	3	4	5	6	7	8	9	AB	R	H	RBI	BB	SO	LOB	TOP			
Richie Ashburn, L OBP: 0.422, SLG: 0.347 (1, 7)	6-3		F8			4-3 1B		G4-6-3 BB		3	0	1	0	1	0	0	Chicago Cubs @ Pittsburgh Pirates Forbes Field, Pittsburgh, PA Sat Sep 10 1960, 3:33 AM EDT Att: 19,701 - Unknown			
Bob Will, L OBP: 0.313, SLG: 0.371 (1, 9)	K 1B		P4			4-3 1-2		G4-6-3 1-2		4	0	0	0	0	1	2				
Ron Santo, R OBP: 0.307, SLG: 0.414 (1, 5)	FC6 1B					P6		F7		4	0	2	0	0	0	1				
14 Ernie Banks, R OBP: 0.357, SLG: 0.577 (1, 6)	K		G5-4-3 1-2			P4				4	0	0	0	0	2	4				
Ed Bouchee, L OBP: 0.345, SLG: 0.326 (1, 3)	FC6 1-2		G3			1B 1B		G4-3 1B		4	1	2	0	0	0	2				
Al Heist, R OBP: 0.330, SLG: 0.383 (7, 1)			K			K		G4-6-3 1B		3	0	1	0	0	2	0				
Joe Schaffernoth, R OBP: 0.333, SLG: 0.333 (9, PH)								1-2		0	0	0	0	0	0	0				
Grady Hatton, L OBP: 0.361, SLG: 0.353 (5, PH)								1-2		1	0	0	0	0	0	1				
Don Zimmer, R OBP: 0.315, SLG: 0.380 (1, 4)			G5-4-3 1B			S 1B		G4-6-3 1B		3	0	3	1	0	0	0				
Moe Thacker, R OBP: 0.273, SLG: 0.174 (5, PH)			G5-4-3 1-2			1-3		G4-6-3 1-2 2-3		1	0	0	0	0	0	1				
Sammy Taylor, L OBP: 0.257, SLG: 0.308 (5, 2)						1-3				2	0	0	0	0	0	3				
Bob Anderson, R OBP: 0.226, SLG: 0.172 (4, 1)						1-3				1	0	0	0	0	0	0				
Seth Morehead, L OBP: 0.290, SLG: 0.206 (5, PH)										0	0	0	0	0	0	0				
Jerry Kuntz, R OBP: 0.280, SLG: 0.194 (5, 1)										0	0	0	0	0	0	1				
Moe Drabowsky, R OBP: 0.322, SLG: 0.417 (7, PH)										0	0	0	0	0	0	0				
George Altman, L OBP: 0.322, SLG: 0.417 (7, 8)										1	0	0	0	0	1	1				
Inning Stats	R: 0 E: 0 K: 2 S: 9	H: 1 LOB: 2 BB: 0 P: 9	R: 0 E: 0 K: 1 S: 5	H: 1 LOB: 0 BB: 0 P: 5	R: 0 E: 0 K: 0 S: 3	H: 0 LOB: 0 BB: 0 P: 3	R: 0 E: 0 K: 0 S: 3	H: 1 LOB: 0 BB: 0 P: 3	R: 0 E: 0 K: 1 S: 6	H: 1 LOB: 1 BB: 0 P: 6	R: 1 E: 0 K: 1 S: 7	H: 3 LOB: 1 BB: 0 P: 7	R: 0 E: 0 K: 0 S: 2	H: 0 LOB: 0 BB: 1 P: 6	R: 0 E: 0 K: 1 S: 5	H: 1 LOB: 0 BB: 0 P: 5	1B: 9 2B: 0 3B: 0 HR: 0	SF: 0 SAC: 0 DP: 5 HBP: 0	WP: 1 PB: 0 SB: 1 CS: 0	PA: 33
PITCHER	IP WLS BF H R ER SO BB IBB HBP BLK WP HR S P ERA WHIP																			
Bob Friend, R ERA: 2.99 (1, 1)	9.0 W 33 9 1 1 6 1 0 0 0 1 0 44 48 1.00 1.111																			

AB	32
R	1
H	9
RBI	1
BB	1
SO	6
LOB	16



Batter	1	2	3	4	5	6	7	8	9	AB	R	H	RBI	BB	SO	LOB	BOTTOM			
Bill Virdon, L OBP: 0.336, SLG: 0.413 (1, 8)	G3		1B		F9		3-1			4	0	1	0	0	0	0	Chicago Cubs @ Pittsburgh Pirates Forbes Field, Pittsburgh, PA Sat Sep 10 1960, 3:33 AM EDT Att: 19,701 - Unknown			
Bob Skinner, L OBP: 0.352, SLG: 0.446 (1, 7)	F7		K		CS BB		F7			3	0	0	0	1	1	1				
Roberto Clemente, R OBP: 0.363, SLG: 0.473 (1, 9)	4-3				E6 1B 1B		4-3			3	1	0	0	1	0	0				
Dick Stuart, R OBP: 0.316, SLG: 0.468 (1, 3)			HR		1B E 1B		1B			4	2	3	1	0	0	0				
Smoky Burgess, L OBP: 0.342, SLG: 0.403 (1, 2)	F7				F8 2-3		1-3			4	0	1	0	0	0	4				
Don Hoak, R OBP: 0.359, SLG: 0.435 (1, 5)	K				E 2B 1B		5-3			4	1	1	1	0	1	1				
Bill Mazerowski, R OBP: 0.321, SLG: 0.386 (1, 4)	6-3				E1 2B		FC4-6 1B			4	0	1	0	0	0	2				
Dick Schofield, S OBP: 0.382, SLG: 0.340 (1, 6)			4-3		1-2 2B		FC4-6 1-2			3	0	1	1	0	0	1				
Bob Friend, R OBP: 0.129, SLG: 0.063 (1, 1)			4-3		L1		K			3	0	0	0	0	1	2				
Inning Stats	R: 0 E: 0 K: 0 S: 3	H: 0 LOB: 0 BB: 0 P: 3	R: 1 E: 0 K: 1 S: 6	H: 1 LOB: 0 BB: 0 P: 6	R: 0 E: 0 K: 1 S: 6	H: 1 LOB: 1 BB: 0 P: 6	R: 3 E: 2 K: 0 S: 7	H: 3 LOB: 1 BB: 0 P: 7	R: 0 E: 0 K: 0 S: 3	H: 1 LOB: 2 BB: 2 P: 11	R: 0 E: 1 K: 1 S: 6	H: 0 LOB: 0 BB: 0 P: 6	R: 0 E: 0 K: 0 S: 3	H: 0 LOB: 0 BB: 0 P: 3	R: 0 E: 0 K: 0 S: 4	H: 1 LOB: 1 BB: 0 P: 4		1B: 6 2B: 1 3B: 0 HR: 1	SF: 0 SAC: 0 DP: 0 HBP: 0	WP: 0 PB: 0 SB: 0 CS: 1
PITCHER	IP WLS BF H R ER SO BB IBB HBP BLK WP HR S P ERA WHIP																			
Bob Anderson, R ERA: 4.05 (1, 1)	3.2 L 17 5 4 1 2 0 0 0 0 0 0 0 1 1 2.46 1.364																			
Seth Morehead, L ERA: 3.82 (4, 1)	0.1 1 0 0 0 0 0 0 0 0 0 0 0 1 1 0.00 0.000																			
Moe Drabowsky, R ERA: 0.8 (5, 1)	2.0 9 2 0 0 1 2 0 0 0 0 0 0 9 17 0.00 2.000																			
Joe Schaffernoth, R ERA: 2.98 (7, 1)	2.0 7 1 0 0 0 0 0 0 0 0 0 0 7 7 0.00 0.500																			



Batter	1	2	3	4	5	6	7	8	9	AB	R	H	RBI	BB	SO	LOB	TOP										
Richie Ashburn, L OBP: 0.420, SLG: 0.346 (1, 7)	0-0 4-1		0-0 L7		0-0 1-2 HR 1B	0-0 P4		0-0 6-3		5	1	1	0	0	0	2											
Danny Murphy, L OBP: 0.163, SLG: 0.234 Moe Thacker, R OBP: 0.270, SLG: 0.172 (1, 9) (7, 2)	0-0 F2		0-0 F2		0-0 1-H 2-H HR		0-0 F5		0-3 K	4	1	1	3	0	0	1											
14 Ernie Banks, R OBP: 0.356, SLG: 0.575 (1, 6)	0-3 K			0-0 L8	0-0 6-3		0-0 1B			4	0	1	0	0	1	0											
George Altman, L OBP: 0.321, SLG: 0.425 (1, 8) (7, 9)		0-0 P6		0-0 HR	0-0 F7		0-0 L9			4	1	1	1	0	0	1											
Sammy Taylor, L OBP: 0.250, SLG: 0.300 Al Heist, R OBP: 0.326, SLG: 0.378 (7, PH) (7, 8)		0-0 4-3		0-0 G3		0-0 4-3	0-0 5-3			3	0	0	0	0	0	0											
Ron Santo, R OBP: 0.313, SLG: 0.419 (1, 5)				0-0 1B	0-0 1B	0-0 2B 1B	0-3 K			4	1	3	0	0	1	0											
Frank Thomas, R OBP: 0.288, SLG: 0.410 (1, 3)				0-0 F2	0-0 5-3	0-0 1B 3-1 2B	0-3 K			4	1	1	1	0	1	2											
Don Zimmer, R OBP: 0.317, SLG: 0.382 (1, 4)				0-0 FC3-6 1B	0-0 6-3	0-0 3-1 1B	0-3 K			4	0	2	0	0	1	0											
Dick Burwell, R OBP: 0.500, SLG: 0.500 Ed Bouchee, L OBP: 0.345, SLG: 0.325 Don Elston, R OBP: 0.130, SLG: 0.130 Jerry Kindall, R OBP: 0.262, SLG: 0.353 (1, 1) (6, PH) (6, PH) (9, PH)				0-0 FC3-6 1-2	0-0 3-1 1B	0-0 3-1 1B	0-0 F7			2	1	1	0	0	0	1											
Inning Stats	R: 0 E: 0 K: 1 S: 5	H: 0 LOB: 0 BB: 0 P: 5	R: 0 E: 0 K: 0 S: 4	H: 1 LOB: 1 BB: 0 P: 4	R: 0 E: 0 K: 0 S: 4	H: 1 LOB: 1 BB: 0 P: 4	R: 1 E: 0 K: 0 S: 5	H: 2 LOB: 1 BB: 0 P: 5	R: 3 E: 0 K: 0 S: 6	H: 3 LOB: 0 BB: 0 P: 6	R: 2 E: 0 K: 0 S: 6	H: 3 LOB: 1 BB: 0 P: 6	R: 0 E: 0 K: 3 S: 9	H: 1 LOB: 0 BB: 0 P: 9	R: 0 E: 0 K: 3 S: 9	H: 0 LOB: 0 BB: 0 P: 9	R: 0 E: 0 K: 1 S: 5	H: 0 LOB: 0 BB: 0 P: 5	1B: 8 2B: 1 3B: 0 HR: 2	SF: 0 SAC: 0 DP: 0 HBP: 0	WP: 0 PA: 38 PB: 0 SB: 0 CS: 0						
PITCHER	IP	WLS	BF	H	R	ER	SO	BB	IBB	HBP	BLK	WP	HR	S	P	ERA	WHIP										
Bob Purkey, R ERA: 3.51 Marshall Bridges, L ERA: 2.49 (1, 1) (6, 1)	5.1		26	10	6	6	1	0	0	0	0	0	2	28	28	10.12	1.875										
	3.2	W	12	1	0	0	4	0	0	0	0	0	0	20	20	0.00	0.273										

Chicago Cubs @ Cincinnati Reds
Crosley Field, Cincinnati, OH
Tue Sep 13 1960, 7:05 PM EDT
Att: 3,292 - Unknown

AB 38
R 6
H 11
RBI 6
BB 0
SO 5
LOB 9



Batter	1	2	3	4	5	6	7	8	9	AB	R	H	RBI	BB	SO	LOB	BOTTOM										
Eddie Kasko, R OBP: 0.364, SLG: 0.385 (1, 4)	0-0 F2		0-0 P5		0-0 1-H 2-H 3-H HR		0-0 4-3			4	1	1	4	0	0	0											
Vada Pinson, L OBP: 0.343, SLG: 0.475 (1, 8)	0-0 G4-6-3 1B		0-0 CS		0-0 3-1		0-0 2B 1B			3	1	2	0	1	0	0											
Gus Bell, L OBP: 0.307, SLG: 0.395 (1, 9)	0-0 G4-6-3 1-2		0-0 CS		0-0 F7	0-0 L7	0-0 1-H 2B			4	0	1	1	0	0	1											
Frank Robinson, R OBP: 0.406, SLG: 0.589 (1, 7)		0-0 HR 2B		0-0 G1-6-3 BB	0-0 SH3 S SF8 1B	0-0 HBP				2	2	2	0	1	0	0											
Ed Bailey, L OBP: 0.357, SLG: 0.423 (1, 2)		0-0 P3		0-0 G1-6-3	0-0 SH3	0-0 F5				3	0	0	0	0	0	4											
Gordy Coleman, L OBP: 0.300, SLG: 0.391 (1, 3)		0-0 2-H HR		0-0 F7	0-0 HBP		0-0 CS 1B			3	1	2	2	0	0	0											
Willie Jones, R OBP: 0.377, SLG: 0.349 (1, 5)		0-0 F8		0-0 1B 1B HR BB	0-0 SF8		0-0 F5			2	1	0	1	1	0	1											
Roy McMillan, R OBP: 0.294, SLG: 0.341 (1, 6)		0-0 L7		0-0 1-2 HR 1B	0-0 F9		0-0 5-3			4	1	1	0	0	0	2											
Bob Purkey, R OBP: 0.198, SLG: 0.122 Marshall Bridges, S OBP: 0.273, SLG: 0.111 (1, 1) (6, 1)			0-0 F5		0-0 1-2 2-3 HR 1B		0-0 6-3			2	1	1	0	0	0	0											
Inning Stats	R: 0 E: 0 K: 0 S: 3	H: 1 LOB: 0 BB: 0 P: 3	R: 2 E: 0 K: 0 S: 5	H: 2 LOB: 0 BB: 0 P: 5	R: 0 E: 0 K: 0 S: 2	H: 0 LOB: 1 BB: 1 P: 6	R: 0 E: 0 K: 0 S: 2	H: 0 LOB: 0 BB: 1 P: 6	R: 4 E: 0 K: 0 S: 6	H: 3 LOB: 0 BB: 1 P: 10	R: 1 E: 0 K: 0 S: 4	H: 1 LOB: 1 BB: 0 P: 5	R: 1 E: 0 K: 0 S: 5	H: 2 LOB: 2 BB: 0 P: 6	R: 0 E: 0 K: 0 S: 3	H: 1 LOB: 0 BB: 0 P: 3	1B: 6 2B: 2 3B: 0 HR: 2	SF: 1 SAC: 1 DP: 2 HBP: 2	WP: 0 PA: 36 PB: 0 SB: 1 CS: 2								
PITCHER	IP	WLS	BF	H	R	ER	SO	BB	IBB	HBP	BLK	WP	HR	S	P	ERA	WHIP										
Dick Burwell, R ERA: 10.8 Don Elston, R ERA: 3.25 (1, 1) (6, 1)	5.0		21	6	6	6	0	3	0	0	0	0	2	18	30	10.80	1.800										
	3.0	L	14	4	2	2	0	0	0	2	0	0	0	12	14	6.00	1.333										


Chicago Cubs @ Cincinnati Reds
Crosley Field, Cincinnati, OH
Tue Sep 13 1960, 7:05 PM EDT
Att: 3,292 - Unknown

AB 28
R 8
H 10
RBI 8
BB 3
SO 0
LOB 8



Batter	1	2	3	4	5	6	7	8	9	AB	R	H	RBI	BB	SO	LOB	TOP				
Richie Ashburn, L (1, 7) <small>OBP: 0.418, SLG: 0.344</small> Jerry Kindall, R (6, 6) <small>OBP: 0.261, SLG: 0.351</small>	 P6		 G3					 K		3	0	0	0	0	0	2	Chicago Cubs @ Milwaukee Braves Milwaukee County Stadium, Milwaukee, WI Wed Sep 14 1960, 8:05 PM EDT Att: 11,646 - Unknown				
Danny Murphy, L (1, 8) <small>OBP: 0.170, SLG: 0.235</small>	 P4		 P4					 FC6-4 1B		4	0	1	0	0	0	2					
Ron Santo, R (1, 5) <small>OBP: 0.309, SLG: 0.413</small>	 K			 P6		 P5		 FC6-4 BB 1-2		4	0	0	0	0	1	1					
14 Ernie Banks, R (1, 6) <small>OBP: 0.356, SLG: 0.573</small> Al Heist, R (6, 7) <small>OBP: 0.333, SLG: 0.378</small>		 F3		 G4-6-3 1B		 5-3		 BB 1-2		3	0	1	0	0	0	0					
Sammy Taylor, L (1, 2) <small>OBP: 0.242, SLG: 0.289</small>		 F9		 G4-6-3 1-2		 F7		 5-3		4	0	0	0	0	0	3					
Frank Thomas, R (1, 3) <small>OBP: 0.289, SLG: 0.410</small>					 F8 1B 2B		 F5		 L5		3	1	1	0	1	0		0			
Bob Will, L (1, 9) <small>OBP: 0.314, SLG: 0.371</small>		 BB			 F8 1B 2B		 BB		 F9		3	1	1	0	1	0		1			
Don Zimmer, R (1, 4) <small>OBP: 0.316, SLG: 0.383</small>			 G3 2B		 F8 1-2 2-3		 K		 K		4	0	1	0	0	2		3			
Don Cardwell, R (1, 1) <small>OBP: 0.234, SLG: 0.484</small> Seth Morehead, L (2, 1) <small>OBP: 0.192, SLG: 0.200</small> George Altman, L (5, PH) <small>OBP: 0.222, SLG: 0.430</small> Don Elston, R (5, 1) <small>OBP: 0.315, SLG: 0.130</small> Sammy Drake, S (7, PH) <small>OBP: 0.111, SLG: 0.111</small>			 P6		 2B 2-H 3-H		 L6			0	0	0	0	0	0	0					
Inning Stats	R: 0 E: 0 K: 1 S: 5	H: 0 LOB: 0 BB: 0 P: 5	R: 0 E: 0 K: 0 S: 3	H: 0 LOB: 1 BB: 1 P: 7	R: 0 E: 0 K: 0 S: 4	H: 1 LOB: 1 BB: 0 P: 4	R: 0 E: 0 K: 0 S: 3	H: 1 LOB: 0 BB: 0 P: 3	R: 2 E: 0 K: 0 S: 6	H: 3 LOB: 1 BB: 0 P: 6	R: 0 E: 0 K: 0 S: 3	H: 0 LOB: 0 BB: 0 P: 3	R: 0 E: 0 K: 1 S: 5	H: 0 LOB: 1 BB: 1 P: 9	R: 0 E: 0 K: 1 S: 6	H: 1 LOB: 2 BB: 1 P: 10		R: 0 E: 0 K: 1 S: 5	H: 0 LOB: 0 BB: 0 P: 5	1B: 4 2B: 2 3B: 0 HR: 0	SF: 0 SAC: 0 DP: 1 HBP: 0
PITCHER Joey Jay, R (1, 1) <small>ERA: 3.49</small>	IP: 9.0 WLS: W BF: 35 H: 6 R: 2 ER: 2 SO: 4 BB: 3 IBB: 0 HBP: 0 BLK: 0 WP: 0 HR: 0 S: 40 P: 52 ERA: 2.00 WHIP: 1.000																				

AB	32
R	2
H	6
RBI	2
BB	3
SO	4
LOB	14



Batter	1	2	3	4	5	6	7	8	9	AB	R	H	RBI	BB	SO	LOB	BOTTOM			
Bill Bruton, L (1, 8) <small>OBP: 0.320, SLG: 0.415</small> Len Gabrielson, L (7, PH) <small>OBP: 0.222, SLG: 0.430</small>	 BB 5-3-6	 E5 BB 3B		 F8	 4-3		 F7			3	1	0	0	1	0	2	Chicago Cubs @ Milwaukee Braves Milwaukee County Stadium, Milwaukee, WI Wed Sep 14 1960, 8:05 PM EDT Att: 11,646 - Unknown			
Del Crandall, R (1, 2) <small>OBP: 0.322, SLG: 0.423</small>	 5-3-6 1-3F	 BB 3B HBP		 K	 K			 F3		4	1	0	0	0	2	2				
Eddie Mathews, L (1, 5) <small>OBP: 0.395, SLG: 0.557</small>	 HR	 BB 3B		 3-1		 4-3		 L9		4	2	1	2	1	0	0				
Hank Aaron, R (1, 9) <small>OBP: 0.355, SLG: 0.562</small>	 1B S	 3B			 FC1-5 1B	 1-4-3		 BB		4	1	3	3	1	0	0				
Alvin Dark, R (1, 3) <small>OBP: 0.317, SLG: 0.332</small>	 1B 1-H	 4-3			 BB FC1-5 1B	 4-3		 F5		5	1	2	1	0	0	2				
Eddie Haas, L (1, 7) <small>OBP: 0.343, SLG: 0.400</small> Al Spangler, L (7, PR) <small>OBP: 0.355, SLG: 0.352</small>	 P5		 4-3		 FC1-5 BB 1B		 E HBP BB			3	1	0	0	1	0	3				
Johnny Logan, R (1, 6) <small>OBP: 0.315, SLG: 0.343</small>		 F3	 L8		 SH BB		 F3			3	1	0	0	1	0	1				
Chuck Cottier, R (1, 4) <small>OBP: 0.291, SLG: 0.339</small>		 FC1-5 1B	 FC5-4 1B		 SH 1B		 E HBP			3	1	3	2	0	0	0				
Joey Jay, S (1, 1) <small>OBP: 0.182, SLG: 0.125</small>		 FC1-6 BB 1-2	 FC5-4 1-2		 SH 1B		 K			3	1	0	0	0	1	4				
Inning Stats	R: 2 E: 0 K: 0 S: 5	H: 3 LOB: 1 BB: 1 P: 9	R: 4 E: 1 K: 0 S: 6	H: 2 LOB: 1 BB: 1 P: 11	R: 0 E: 0 K: 0 S: 4	H: 1 LOB: 1 BB: 0 P: 4	R: 0 E: 0 K: 1 S: 5	H: 0 LOB: 0 BB: 0 P: 5	R: 4 E: 1 K: 1 S: 9	H: 3 LOB: 1 BB: 1 P: 13	R: 0 E: 0 K: 0 S: 3	H: 0 LOB: 0 BB: 0 P: 3	R: 0 E: 1 K: 1 S: 5	H: 0 LOB: 3 BB: 1 P: 10	R: 0 E: 0 K: 0 S: 3	H: 0 LOB: 1 BB: 1 P: 7		1B: 7 2B: 1 3B: 1 HR: 1	SF: 0 SAC: 1 DP: 1 HBP: 2	WP: 0 PA: 41 CS: 0
PITCHER Don Cardwell, R (1, 1) <small>ERA: 4.79</small> Seth Morehead, L (2, 1) <small>ERA: 3.74</small> Don Elston, R (5, 1) <small>ERA: 3.42</small> Dick Drott, R (7, 1) <small>ERA: 7.15</small>	IP: 1.2 WLS: L BF: 13 H: 5 R: 6 ER: 2 SO: 0 BB: 2 IBB: 0 HBP: 1 BLK: 0 WP: 0 HR: 1 S: 10 P: 19 ERA: 10.80 WHIP: 4.200																			



Batter	1	2	3	4	5	6	7	8	9	AB	R	H	RBI	BB	SO	LOB	TOP			
Don Zimmer, R (1,4) OBP: 0.313, SLG: 0.378	F9			F9		5-3			K	4	0	0	0	0	1	0	Chicago Cubs @ Milwaukee Braves Milwaukee County Stadium, Milwaukee, WI Thu Sep 15 1960, 4:33 AM EDT Att: 8,138 - Unknown			
Danny Murphy, L (1,8) OBP: 0.161, SLG: 0.222 George Altman, L (9, PH) OBP: 0.322, SLG: 0.429	3-1			F2		F4			5-3	3	0	0	0	0	0	0				
Ron Santo, R (1,5) OBP: 0.306, SLG: 0.409	F3			5-3						3	0	0	0	0	0	0				
14 Ernie Banks, R (1,6) OBP: 0.356, SLG: 0.578										3	1	1	1	0	0	0				
Ed Bouchee, L (1,3) OBP: 0.345, SLG: 0.328										3	0	1	0	0	1	0				
Frank Thomas, R (1,7) OBP: 0.288, SLG: 0.407										3	0	0	0	0	0	1				
Bob Will, L (1,9) OBP: 0.313, SLG: 0.368										3	0	0	0	0	1	1				
El Tappe, R (1,2) OBP: 0.333, SLG: 0.323 Richie Ashburn, L (8, PH) OBP: 0.417, SLG: 0.343 Moe Thacker, R (8,2) OBP: 0.270, SLG: 0.172										2	0	0	0	0	0	1				
Glen Hobbie, R (1,1) OBP: 0.214, SLG: 0.195 Sammy Taylor, L (9, PH) OBP: 0.240, SLG: 0.287										2	0	0	0	0	1	0				
										1	0	0	0	0	0	0				
Inning Stats	R: 0 E: 0 K: 0 S: 3	H: 0 LOB: 0 BB: 0 P: 3	R: 0 E: 0 K: 0 S: 3	H: 0 LOB: 0 BB: 0 P: 3	R: 0 E: 0 K: 1 S: 5	H: 0 LOB: 0 BB: 0 P: 5	R: 0 E: 0 K: 0 S: 3	H: 0 LOB: 0 BB: 0 P: 3	R: 1 E: 0 K: 0 S: 5	H: 2 LOB: 1 BB: 0 P: 5	R: 0 E: 0 K: 0 S: 3	H: 0 LOB: 0 BB: 0 P: 5	R: 0 E: 0 K: 1 S: 5	H: 0 LOB: 0 BB: 0 P: 5	R: 0 E: 0 K: 1 S: 5	H: 0 LOB: 0 BB: 0 P: 5	1B: 0 2B: 1 3B: 0 HR: 1	SF: 0 SAC: 0 DP: 0 HBP: 0	WP: 0 PB: 0 SB: 0 CS: 0	PA: 29
PITCHER Lew Burdette, R (1,1) ERA: 3.18	IP: 9.0 WLS: W BF: 29 H: 2 R: 1 ER: 1 SO: 4 BB: 0 IBB: 0 HBP: 0 BLK: 0 WP: 0 HR: 1 S: 37 P: 37 ERA: 1.00 WHIP: 0.222															PITCHER Lew Burdette, R (1,1) ERA: 3.18				


AB	29
R	1
H	2
RBI	1
BB	0
SO	4
LOB	3




Batter	1	2	3	4	5	6	7	8	9	AB	R	H	RBI	BB	SO	LOB	BOTTOM			
Bill Bruton, L (1,8) OBP: 0.323, SLG: 0.415	1B BB									2	2	1	0	1	0	1	Chicago Cubs @ Milwaukee Braves Milwaukee County Stadium, Milwaukee, WI Thu Sep 15 1960, 4:33 AM EDT Att: 8,138 - Unknown			
Del Crandall, R (1,2) OBP: 0.323, SLG: 0.424	1B WP									4	1	2	0	0	0	2				
Eddie Mathews, L (1,5) OBP: 0.397, SLG: 0.558	1B WP									3	0	2	2	1	1	0				
Hank Aaron, R (1,9) OBP: 0.353, SLG: 0.558	K									4	0	0	0	0	1	6				
Alvin Dark, R (1,7) OBP: 0.322, SLG: 0.344 Al Spangler, L (8, PR) OBP: 0.355, SLG: 0.352	5-3									4	0	3	1	0	0	1				
Joe Adcock, R (1,3) OBP: 0.352, SLG: 0.496	6-3									4	0	0	0	0	0	0				
Johnny Logan, R (1,6) OBP: 0.314, SLG: 0.343										4	0	1	0	0	1	1				
Chuck Cottier, R (1,4) OBP: 0.290, SLG: 0.333	1-3									3	0	0	0	1	1	0				
Lew Burdette, R (1,1) OBP: 0.230, SLG: 0.288	F6									3	0	0	0	1	0	2				
Inning Stats	R: 2 E: 0 K: 1 S: 7	H: 2 LOB: 1 BB: 1 P: 11	R: 0 E: 0 K: 1 S: 5	H: 0 LOB: 0 BB: 0 P: 5	R: 1 E: 0 K: 0 S: 5	H: 2 LOB: 2 BB: 0 P: 6	R: 0 E: 0 K: 1 S: 5	H: 0 LOB: 0 BB: 0 P: 5	R: 0 E: 0 K: 0 S: 4	H: 1 LOB: 1 BB: 0 P: 4	R: 0 E: 0 K: 0 S: 4	H: 1 LOB: 3 BB: 2 P: 12	R: 0 E: 0 K: 1 S: 6	H: 2 LOB: 2 BB: 1 P: 10	R: 0 E: 0 K: 1 S: 6	H: 2 LOB: 2 BB: 1 P: 10	1B: 8 2B: 1 3B: 1 HR: 0	SF: 0 SAC: 0 DP: 1 HBP: 1	WP: 1 PB: 0 SB: 1 CS: 1	PA: 36
PITCHER Glen Hobbie, R (1,1) ERA: 4.0	IP: 8.0 WLS: L BF: 36 H: 9 R: 3 ER: 3 SO: 5 BB: 4 IBB: 0 HBP: 1 BLK: 0 WP: 1 HR: 0 S: 41 P: 58 ERA: 3.38 WHIP: 1.625															PITCHER Glen Hobbie, R (1,1) ERA: 4.0				

AB	31
R	3
H	9
RBI	3
BB	4
SO	5
LOB	18



Batter	1	2	3	4	5	6	7	8	9	AB	R	H	RBI	BB	SO	LOB	TOP								
Maury Wills, S OBP: 0.353, SLG: 0.340 (1, 6)	2-1 6-3		1-3 K		3-2 6-3		0-1 S 1B		1-2 S 2H 1B	5	0	2	1	0	1	2	Los Angeles Dodgers @ Chicago Cubs Wrigley Field, Chicago, IL Fri Sep 16 1960, 3:33 AM CDT Att: 1,519 - Unknown AB 33 R 5 H 8 RBI 5 BB 4 SO 4 LOB 17 								
Charley Smith, R OBP: 0.121, SLG: 0.100 Jim Gilliam, S OBP: 0.355, SLG: 0.317 (1, 5) (7, 5)	1-0 L3		1-2 5-3		0-0 6-3		0-3 K 1-2		3-2 4-3 2-3	4	0	0	0	0	1	2									
Tommy Davis, R OBP: 0.300, SLG: 0.414 (1, 8) (9, 7)	2-1 F8			4-1 FC4-6 BB		1-0 1B 2B		1-2 4-3		3	1	1	0	1	0	1									
Norm Larker, L OBP: 0.370, SLG: 0.431 (1, 3)		0-0 L8		1-0 FC4-6 CS E 1-2		0-0 HR 2H 1B		0-3 K		4	1	1	1	0	1	1									
Frank Howard, R OBP: 0.322, SLG: 0.477 (1, 9)		2-1 G4-6-3 1B		0-0 E3 CS		2-2 HR		0-1 F7		4	1	2	2	0	0	1									
Charlie Neal, R OBP: 0.319, SLG: 0.358 (1, 4)		1-1 G4-6-3 1-2		1-0 F9 1-2 2-3		1-0 4-3 2B		1-1 5-3		4	0	1	0	0	0	3									
Ron Fairly, L OBP: 0.250, SLG: 0.353 Willie Davis, L OBP: 0.206, SLG: 0.364 (1, 7) (9, PR) (9, 8)			4-1 2B BB		2-3 K		1-1 4-3		4-2 SH1-4 1B BB	2	1	0	0	2	1	1									
Joe Pignatano, R OBP: 0.347, SLG: 0.345 (1, 2)			3-2 4-3 1-H 2B		3-1 6-3		1-2 5-3		2-1 SH1-4 1-2	3	0	1	1	0	0	1									
Don Drysdale, R OBP: 0.224, SLG: 0.295 Larry Sherry, R OBP: 0.184, SLG: 0.297 (1, 1) (7, 1)			0-0 4-3 2-3		4-2 BB		0-2 4-3		1-1 F8	2	0	0	0	1	0	1									
Inning Stats	R: 0 E: 0 K: 0 S: 5	H: 0 LOB: 0 BB: 0 P: 10	R: 0 E: 0 K: 0 S: 5	H: 1 LOB: 0 BB: 0 P: 8	R: 1 E: 0 K: 1 S: 11	H: 1 LOB: 1 BB: 1 P: 20	R: 0 E: 1 K: 0 S: 4	H: 0 LOB: 1 BB: 1 P: 10	R: 0 E: 0 K: 1 S: 10	H: 0 LOB: 1 BB: 1 P: 22	R: 3 E: 0 K: 0 S: 15	H: 4 LOB: 1 BB: 0 P: 21	R: 0 E: 0 K: 1 S: 13	H: 1 LOB: 0 BB: 0 P: 14	R: 0 E: 0 K: 1 S: 7	H: 0 LOB: 0 BB: 0 P: 8		R: 1 E: 0 K: 0 S: 13	H: 1 LOB: 2 BB: 1 P: 23	1B: 4 2B: 3 3B: 0 HR: 1	SF: 0 SAC: 1 DP: 1 HBP: 0	WP: 0 PB: 0 SB: 2 CS: 2	PA: 38		
PITCHER	IP	WLS	BF	H	R	ER	SO	BB	IBB	HBP	BLK	WP	HR	S	P	ERA	WHIP								
Dick Ellsworth, L ERA: 3.45 Mel Wright, R ERA: 4.05 Joe Schaffernoth, R ERA: 3.04 (1, 1) (6, 1) (8, 1)	5.1		24	6	4	4	2	3	0	0	0	0	1	43	82	6.75	1.688								
PITCHER	IP	WLS	BF	H	R	ER	SO	BB	IBB	HBP	BLK	WP	HR	S	P	ERA	WHIP								
Dick Ellsworth, L ERA: 3.45 Mel Wright, R ERA: 4.05 Joe Schaffernoth, R ERA: 3.04 (1, 1) (6, 1) (8, 1)	2.0	L	8	1	1	1	1	1	0	0	0	0	0	20	31	4.50	1.000								

Batter	1	2	3	4	5	6	7	8	9	AB	R	H	RBI	BB	SO	LOB	BOTTOM								
Richie Ashburn, L OBP: 0.418, SLG: 0.344 Sammy Drake, S (7, PR) Moe Thacker, R OBP: 0.270, SLG: 0.172 Grady Hatton, L OBP: 0.361, SLG: 0.353 (1, 7) (7, PR) (8, 2) (9, PH)	1-3 K		0-1 6-3			2-2 BB 1B	0-1 WP 1B		0-0 SH3-4	4	1	2	1	0	1	0	Los Angeles Dodgers @ Chicago Cubs Wrigley Field, Chicago, IL Fri Sep 16 1960, 3:33 AM CDT Att: 1,519 - Unknown AB 33 R 4 H 7 RBI 4 BB 5 SO 7 LOB 17 								
Don Zimmer, R OBP: 0.311, SLG: 0.375 (1, 4)	1-3 K		2-1 5-3			1-0 F3 1B	0-2 SF9 WP 1B		1-0 F9	5	0	1	1	0	1	2									
Ron Santo, R OBP: 0.307, SLG: 0.406 (1, 5)	1-0 1-3			0-1 L7		4-1 1B 1-2 BB	0-2 SF9 2H 1B		4-1 BB	2	0	0	1	2	0	0									
14 Ernie Banks, R OBP: 0.355, SLG: 0.573 (1, 6)		1-1 5-3		0-0 L8		1-1 F8	4-0 IBB		0-0 F8	4	0	0	0	1	0	4									
Sammy Taylor, L OBP: 0.256, SLG: 0.311 Joe Schaffernoth, R OBP: 0.333, SLG: 0.333 (1, 2) (8, 1)		0-2 2B		0-0 1B		1-2 1B	1-3 K			4	0	3	1	0	1	2									
Ed Bouchee, L OBP: 0.341, SLG: 0.324 (1, 3)		3-2 F4		3-3 K		3-3 K		1-1 3-1		4	0	0	0	0	2	4									
Bob Will, L OBP: 0.314, SLG: 0.370 (1, 9)		4-0 IBB			2-1 4-3		0-0 E 1B 2B		2-1 F4	3	1	1	0	1	0	0									
Danny Murphy, L OBP: 0.150, SLG: 0.207 (1, 8)		0-0 L3			0-1 3-1		2-2 E3 1B 1B 2-3		1-0 F3	4	1	0	0	0	0	3									
Dick Ellsworth, L OBP: 0.163, SLG: 0.047 Mel Wright, R George Altman, L OBP: 0.323, SLG: 0.427 (1, 1) (6, 1) (7, PH) (8, 7)			0-1 6-3		3-3 K		0-3 K		4-2 SH3-4 BB	2	0	0	0	0	1	0									
Inning Stats	R: 0 E: 0 K: 2 S: 8	H: 0 LOB: 0 BB: 0 P: 11	R: 0 E: 0 K: 0 S: 10	H: 1 LOB: 2 BB: 1 P: 18	R: 0 E: 0 K: 1 S: 8	H: 1 LOB: 0 BB: 0 P: 11	R: 0 E: 0 K: 1 S: 7	H: 0 LOB: 0 BB: 0 P: 12	R: 1 E: 0 K: 1 S: 14	H: 2 LOB: 2 BB: 1 P: 26	R: 3 E: 1 K: 2 S: 20	H: 3 LOB: 1 BB: 1 P: 29	R: 0 E: 0 K: 0 S: 5	H: 0 LOB: 0 BB: 0 P: 9	R: 0 E: 0 K: 0 S: 7	H: 0 LOB: 2 BB: 2 P: 16		1B: 5 2B: 2 3B: 0 HR: 0	SF: 1 SAC: 1 DP: 0 HBP: 0	WP: 1 PB: 0 SB: 0 CS: 0	PA: 40				
PITCHER	IP	WLS	BF	H	R	ER	SO	BB	IBB	HBP	BLK	WP	HR	S	P	ERA	WHIP								
Don Drysdale, R ERA: 2.88 Larry Sherry, R ERA: 3.45 (1, 1) (7, 1)	6.1		29	7	4	2	6	1	1	0	0	0	0	17	37	0.00	0.750								

Batter	1	2	3	4	5	6	7	8	9	AB	R	H	RBI	BB	SO	LOB	TOP					
Maury Wills, S OBP: 0.350, SLG: 0.337 (1, 6)										4	0	0	0	0	1	1	Los Angeles Dodgers @ Chicago Cubs Wrigley Field, Chicago, IL Sat Sep 17 1960, 3:33 AM CDT Att: 6,895 - Unknown					
Jim Gilliam, S OBP: 0.353, SLG: 0.315 (1, 4)										4	0	0	0	0	1	0						
Willie Davis, L OBP: 0.237, SLG: 0.405 (1, 8)										4	1	2	0	0	0	0						
Norm Larker, L OBP: 0.371, SLG: 0.432 (1, 3)										3	1	1	0	1	1	1						
Tommy Davis, R OBP: 0.302, SLG: 0.416 (1, 5) (6, 7)										3	1	1	1	0	0	1						
Ron Fairly, L OBP: 0.227, SLG: 0.316 Wally Moon, L OBP: 0.383, SLG: 0.457 Bob Lillis, R OBP: 0.255, SLG: 0.286 (1, 7) (6, PH) (6, PR) (6, 5)										2	0	0	0	0	2	3						
Frank Howard, R OBP: 0.319, SLG: 0.472 (1, 9)										4	0	0	0	0	0	2						
John Roseboro, L OBP: 0.325, SLG: 0.371 (1, 2)										3	0	1	0	1	1	1						
Sandy Koufax, R OBP: 0.175, SLG: 0.130 Larry Sherry, R OBP: 0.194, SLG: 0.297 Duke Snider, L OBP: 0.365, SLG: 0.526 (1, 1) (8, 1) (9, PH)										3	0	0	0	0	2	1						
Inning Stats	R: 0 E: 0 K: 2 S: 8	H: 0 LOB: 0 BB: 0 P: 12	R: 0 E: 0 K: 1 S: 8	H: 1 LOB: 1 BB: 0 P: 11	R: 0 E: 0 K: 2 S: 9	H: 0 LOB: 0 BB: 0 P: 13	R: 0 E: 0 K: 2 S: 11	H: 1 LOB: 2 BB: 0 P: 17	R: 0 E: 0 K: 1 S: 9	H: 0 LOB: 1 BB: 1 P: 16	R: 3 E: 0 K: 0 S: 15	H: 3 LOB: 1 BB: 1 P: 27	R: 0 E: 0 K: 0 S: 4	H: 0 LOB: 0 BB: 0 P: 5	R: 0 E: 0 K: 0 S: 6	H: 0 LOB: 0 BB: 0 P: 12		R: 0 E: 0 K: 1 S: 10	H: 1 LOB: 1 BB: 0 P: 13	1B: 3 2B: 3 3B: 0 HR: 0	SF: 0 SAC: 0 DP: 0 HBP: 1	WP: 0 PB: 0 SB: 1 CS: 0
PITCHER Don Cardwell, R ERA: 4.7 (1, 1)	IP: 9.0 WLS: W BF: 36 H: 6 R: 3 ER: 3 SO: 9 BB: 2 IBB: 0 HBP: 1 BLK: 0 WP: 0 HR: 0 S: 80 P: 126 ERA: 3.00 WHIP: 0.889															PITCHER						

Batter	1	2	3	4	5	6	7	8	9	AB	R	H	RBI	BB	SO	LOB	BOTTOM			
Bob Will, L OBP: 0.315, SLG: 0.368 (1, 9)										2	1	0	0	2	2	0	Los Angeles Dodgers @ Chicago Cubs Wrigley Field, Chicago, IL Sat Sep 17 1960, 3:33 AM CDT Att: 6,895 - Unknown			
Don Zimmer, R OBP: 0.314, SLG: 0.376 (1, 4)										2	0	1	0	1	0	0				
Ron Santo, R OBP: 0.313, SLG: 0.414 (1, 5)										2	2	1	1	2	0	2				
14 Ernie Banks, R OBP: 0.356, SLG: 0.577 (1, 6)										3	2	1	2	1	1	2				
Frank Thomas, R OBP: 0.286, SLG: 0.404 Grady Hatton, L OBP: 0.378, SLG: 0.353 Ed Bouchee, L OBP: 0.341, SLG: 0.324 (1, 3) (8, PH) (9, 3)										3	0	0	0	0	0	2				
Al Heist, R OBP: 0.323, SLG: 0.365 Sammy Taylor, L OBP: 0.262, SLG: 0.311 Danny Murphy, L OBP: 0.150, SLG: 0.207 (1, 8) (8, PH) (9, 8)										3	0	0	0	0	1	0				
George Altman, L OBP: 0.321, SLG: 0.424 Richie Ashburn, L OBP: 0.418, SLG: 0.347 (1, 7) (7, PH) (8, 7)										2	0	0	0	0	2	0				
El Tappe, R OBP: 0.321, SLG: 0.310 (1, 2)										4	0	0	0	0	0	1				
Don Cardwell, R OBP: 0.221, SLG: 0.456 (1, 1)										4	0	0	0	0	2	1				
Inning Stats	R: 0 E: 0 K: 1 S: 14	H: 0 LOB: 2 BB: 2 P: 22	R: 0 E: 0 K: 1 S: 8	H: 0 LOB: 0 BB: 0 P: 15	R: 0 E: 0 K: 2 S: 9	H: 0 LOB: 0 BB: 0 P: 14	R: 2 E: 0 K: 1 S: 13	H: 1 LOB: 1 BB: 1 P: 20	R: 0 E: 0 K: 0 S: 10	H: 0 LOB: 0 BB: 0 P: 16	R: 0 E: 0 K: 1 S: 8	H: 0 LOB: 0 BB: 0 P: 14	R: 0 E: 0 K: 0 S: 15	H: 2 LOB: 1 BB: 3 P: 33	R: 5 E: 0 K: 0 S: 15	H: 2 LOB: 1 BB: 3 P: 33		1B: 1 2B: 1 3B: 1 HR: 1	SF: 0 SAC: 1 DP: 0 HBP: 1	WP: 1 PB: 0 SB: 0 CS: 0
PITCHER Sandy Koufax, L ERA: 3.99 Larry Sherry, R ERA: 3.64 (1, 1) (8, 1)	IP: 7.1 WLS: L BF: 30 H: 3 R: 4 ER: 4 SO: 8 BB: 5 IBB: 0 HBP: 1 BLK: 0 WP: 0 HR: 1 S: 139 P: 199 ERA: 4.91 WHIP: 1.091															PITCHER				



Batter	1	2	3	4	5	6	7	8	9	AB	R	H	RBI	BB	SO	LOB	TOP							
Maury Wills, S OBP: 0.347, SLG: 0.333 (1,6)	1-1 5-3		1-0 6-3		0-0 1-3		2-2 FC1-6 1B		1-2 L6	5	1	0	0	0	0	2								
Charlie Neal, R OBP: 0.320, SLG: 0.359 (1,4)	1-0 6-3		0-0 1B		1-2 G3		1-0 1B			4	0	2	0	0	0	1								
Ed Roebuck, R OBP: 0.217, SLG: 0.227 (7,1)							1-2 1B			0	0	0	0	0	0	0								
Willie Davis, L OBP: 0.262, SLG: 0.415 (1,8)	1-0 E3		0-0 G3			1-0 1B	0-0 1B		1-3 2-H 1B	4	0	2	1	0	0	1								
Norm Larker, L OBP: 0.370, SLG: 0.438 (1,3)	2-2 6-3				0-0 HR		0-0 F7		1-3 K	4	1	1	1	0	1	4								
Tommy Davis, R OBP: 0.305, SLG: 0.416 (1,5)		0-2 L8		1-2 CS SH1-3 1B		4-0 FC5 S BB		3-2 6-3		3	0	1	0	1	0	0								
Ron Fairly, L OBP: 0.240, SLG: 0.286 (1,7)		1-0 6-3		0-0 SH1-3		4-0 BB		0-1 G3		2	0	0	0	1	0	0								
Frank Howard, R OBP: 0.318, SLG: 0.470 (1,9)		1-2 1B		1-3 K		0-0 FC5		3-2 6-3		4	0	1	0	0	1	3								
John Roseboro, L OBP: 0.324, SLG: 0.370 (1,2)		2-2 5-3				0-0 1-3 SH1-4 1B		1-0 L8		4	0	1	0	0	1	1								
Johnny Podres, L OBP: 0.203, SLG: 0.129 (1,1)						0-2 SH1-4		0-0 FC1-6 1B		1	0	0	0	0	0	0								
Ed Palmquist, R OBP: 0.354, SLG: 0.316 (7,7)						1-2 K				2	0	1	0	0	0	0								
Inning Stats	R: 0 E: 1 K: 0 S: 7	H: 0 LOB: 1 BB: 0 P: 12	R: 0 E: 0 K: 0 S: 11	H: 1 LOB: 1 BB: 0 P: 15	R: 0 E: 0 K: 0 S: 4	H: 1 LOB: 1 BB: 0 P: 6	R: 1 E: 0 K: 1 S: 8	H: 2 LOB: 0 BB: 0 P: 10	R: 0 E: 0 K: 0 S: 4	H: 1 LOB: 1 BB: 0 P: 9	R: 0 E: 0 K: 0 S: 4	H: 1 LOB: 2 BB: 2 P: 12	R: 1 E: 0 K: 1 S: 10	H: 3 LOB: 2 BB: 0 P: 15	R: 0 E: 0 K: 0 S: 9	H: 0 LOB: 0 BB: 0 P: 15	R: 0 E: 0 K: 1 S: 9	H: 0 LOB: 0 BB: 0 P: 12	1B: 8 2B: 0 3B: 0 HR: 1	SF: 0 SAC: 2 DP: 0 HBP: 0	WP: 0 PB: 0 SB: 2 CS: 2	PA: 37		
PITCHER	IP WLS BF H R ER SO BB IBB HBP BLK WP HR S P ERA WHIP	6.2 W 30 9 2 2 1 2 0 0 0 0 1 49 75 2.70 1.650	2.1 S 7 0 0 0 2 0 0 0 0 0 0 21 31 0.00 0.000																					

Los Angeles Dodgers @ Chicago Cubs
Wrigley Field, Chicago, IL
Sun Sep 18 1960, 3:33 AM CDT
Att: 8,771 - Unknown

AB	33
R	2
H	9
RBI	2
BB	2
SO	3
LOB	12




Batter	1	2	3	4	5	6	7	8	9	AB	R	H	RBI	BB	SO	LOB	BOTTOM						
Richie Ashburn, L OBP: 0.417, SLG: 0.345 (1,7)	2-2 5-3		0-1 4-3			4-0 HR BB	1-0 G3			3	1	0	0	1	0	0							
Don Zimmer, R OBP: 0.313, SLG: 0.384 (1,4)	0-1 F9		0-0 5-3			0-2 1-H HR	3-1 L8			4	1	1	2	0	0	0							
Ron Santo, R OBP: 0.315, SLG: 0.428 (1,5)	1-0 2B				2-2 L6	1-1 HR		1-2 F8		4	1	2	1	0	0	0							
14 Ernie Banks, R OBP: 0.356, SLG: 0.576 (1,6)	4-0 IBB				1-2 6-3	0-1 5-3		2-1 5-3 1B		3	0	1	0	1	0	0							
Frank Thomas, R OBP: 0.283, SLG: 0.401 (1,3)	2-2 5-3				0-0 F2	0-0 F7		1-0 5-3		4	0	0	0	0	0	3							
Al Heist, R OBP: 0.330, SLG: 0.382 (1,8)		1-0 F8			2-1 FC4-6 1B	1-0 HR 2B		2-1 F7		4	1	2	0	0	0	1							
George Altman, L OBP: 0.322, SLG: 0.433 (1,9)		1-0 B5-3			0-1 FC4-6	1-2 HR				3	1	1	2	0	0	1							
Ei Tappe, R OBP: 0.313, SLG: 0.301 (1,2)		1-1 F3			0-0 SAFE F8	2-0 6-3				3	0	0	0	0	0	1							
Bob Anderson, R OBP: 0.222, SLG: 0.167 (1,1)					1-2 L6					2	0	0	0	0	1	1							
Mel Wright, R OBP: 0.222, SLG: 0.167 (7,1)										1	0	0	0	0	0	0							
Inning Stats	R: 0 E: 0 K: 0 S: 10	H: 1 LOB: 2 BB: 1 P: 19	R: 0 E: 0 K: 0 S: 4	H: 0 LOB: 0 BB: 0 P: 7	R: 0 E: 0 K: 1 S: 6	H: 0 LOB: 0 BB: 0 P: 7	R: 0 E: 0 K: 0 S: 8	H: 0 LOB: 0 BB: 0 P: 11	R: 0 E: 1 K: 0 S: 9	H: 1 LOB: 1 BB: 0 P: 12	R: 5 E: 0 K: 0 S: 13	H: 4 LOB: 0 BB: 1 P: 22	R: 0 E: 0 K: 0 S: 4	H: 0 LOB: 0 BB: 0 P: 9	R: 0 E: 0 K: 0 S: 9	H: 1 LOB: 1 BB: 0 P: 15	1B: 2 2B: 2 3B: 0 HR: 3	SF: 0 SAC: 0 DP: 0 HBP: 0	WP: 0 PB: 0 SB: 0 CS: 0	PA: 33			
PITCHER	IP WLS BF H R ER SO BB IBB HBP BLK WP HR S P ERA WHIP	5.2 L 25 6 5 5 1 1 1 0 0 0 0 1 3 0.00 1.235	0.1 1 0 0 0 0 0 0 0 0 0 0 0 1 3 0.00 0.000	2.0 7 1 0 0 0 0 0 0 0 0 0 0 13 24 0.00 0.500																			

Los Angeles Dodgers @ Chicago Cubs
Wrigley Field, Chicago, IL
Sun Sep 18 1960, 3:33 AM CDT
Att: 8,771 - Unknown

AB	31
R	5
H	7
RBI	5
BB	2
SO	1
LOB	7



Batter	1	2	3	4	5	6	7	8	9	AB	R	H	RBI	BB	SO	LOB	TOP				
Don Blasingame, L (1, 4) OBP: 0.296, SLG: 0.290	4-3		K	FC5		E3		E5 SF8 1B SF9		5	1	0	0	0	1	4	San Francisco Giants @ Chicago Cubs Wrigley Field, Chicago, IL Mon Sep 19 1960, 3:33 AM CDT Unknown				
Jose Pagan, R (1, 6) OBP: 0.162, SLG: 0.364	6-3		K			6-3 3B		5-3		5	1	2	0	0	1	2					
Willie Mays, R (1, 8) OBP: 0.383, SLG: 0.562	1B		6-3			6-3		PB 1B HR		4	1	2	1	0	0	1					
Felipe Alou, R (1, 7) OBP: 0.306, SLG: 0.436	5-3					6-3		SF9		4	2	2	2	0	0	1					
Orlando Cepeda, R (1, 3) OBP: 0.336, SLG: 0.501						5-3		F8		5	1	1	0	0	1	4					
Willie Kirkland, L (1, 9) OBP: 0.311, SLG: 0.449						4-3		1-3		5	2	2	4	0	0	2					
Jim Davenport, R (1, 5) OBP: 0.303, SLG: 0.346						2-3		HR		5	1	2	1	0	0	0					
Hobie Landrith, L (1, 2) OBP: 0.316, SLG: 0.310						3B 4-0		1B E		3	1	0	0	2	0	1					
Eddie Fisher, R (1, 1) OBP: 0.600, SLG: 0.600						1-2 2-H		1B		5	1	3	1	0	1	1					
Inning Stats	R: 0 E: 0 K: 0 S: 4	H: 1 LOB: 1 BB: 0 P: 4	R: 1 E: 1 K: 0 S: 5	H: 2 LOB: 1 BB: 0 P: 5	R: 0 E: 0 K: 2 S: 7	H: 0 LOB: 0 BB: 0 P: 7	R: 2 E: 0 K: 0 S: 6	H: 3 LOB: 2 BB: 1 P: 10	R: 1 E: 0 K: 0 S: 4	H: 1 LOB: 0 BB: 0 P: 4	R: 3 E: 0 K: 1 S: 8	H: 3 LOB: 0 BB: 0 P: 8	R: 2 E: 1 K: 0 S: 6	H: 2 LOB: 1 BB: 0 P: 6	R: 1 E: 0 K: 1 S: 6	H: 1 LOB: 0 BB: 0 P: 6	1B: 11 2B: 0 3B: 1 HR: 2	SF: 2 SAC: 0 DP: 0 HBP: 0	WP: 0 PB: 1 SB: 1 CS: 0	PA: 45	
PITCHER	IP	WLS	BF	H	R	ER	SO	BB	IBB	HBP	BLK	WP	HR	S	P	ERA	WHIP				
Glen Hobbie, R (1, 1) ERA: 4.03	5.0	L	23	7	4	3	2	1	0	0	0	0	0	26	30	5.40	1.600				
Mark Freeman, R (6, 1) ERA: 5.83	2.0		12	4	4	3	1	1	0	0	0	0	1	13	17	13.50	2.500				
Dick Drott, R (8, 1) ERA: 7.05	2.0		10	3	3	1	1	0	0	0	0	0	1	12	12	4.50	1.500				

Batter	1	2	3	4	5	6	7	8	9	AB	R	H	RBI	BB	SO	LOB	BOTTOM					
Richie Ashburn, L (1, 7) OBP: 0.415, SLG: 0.344	5-3		FC4-6 1B			SF9-4-5		FC6-4		4	0	1	1	0	0	1	San Francisco Giants @ Chicago Cubs Wrigley Field, Chicago, IL Mon Sep 19 1960, 3:33 AM CDT Unknown					
Don Zimmer, R (1, 4) OBP: 0.313, SLG: 0.382	F9		FC4-6			5-3		14 1B SF8		4	1	1	0	0	0	1						
Ron Santo, R (1, 5) OBP: 0.311, SLG: 0.422	F5					6-3		F9		4	0	0	0	0	0	1						
14 Ernie Banks, R (1, 6) OBP: 0.356, SLG: 0.574			K			F8		F8		4	0	1	0	0	1	0						
Sammy Taylor, L (1, 2) OBP: 0.254, SLG: 0.303	G1					4-3		SF8		3	0	0	1	0	0	0						
George Altman, L (1, 9) OBP: 0.329, SLG: 0.447						1B 1B		HR		2	2	2	1	2	0	0						
Ed Bouchee, L (1, 3) OBP: 0.343, SLG: 0.334	F8					1B 1B		HR		4	1	2	1	0	1	3						
Danny Murphy, L (1, 8) OBP: 0.141, SLG: 0.194			K			F2		2-3		4	0	0	0	0	1	2						
Glen Hobbie, R (1, 1) OBP: 0.212, SLG: 0.192										1	0	0	0	0	1	0						
Bob Will, (5, PH) OBP: 0.317, SLG: 0.370										1	0	1	0	0	0	0						
Mark Freeman, R (6, 1) OBP: 0.195, SLG: 0.190										0	0	0	0	0	0	0						
Sammy Drake, S (7, PH) OBP: 0.195, SLG: 0.200										1	0	1	0	0	0	0						
Dick Drott, R (8, 1) OBP: 0.111, SLG: 0.111										0	0	0	0	0	0	0						
Grady Hatton, L (9, PH) OBP: 0.306, SLG: 0.343										1	0	0	0	0	0	0						
Inning Stats	R: 0 E: 0 K: 0 S: 3	H: 0 LOB: 0 BB: 0 P: 3	R: 0 E: 0 K: 1 S: 6	H: 1 LOB: 1 BB: 0 P: 6	R: 0 E: 0 K: 2 S: 8	H: 1 LOB: 1 BB: 0 P: 8	R: 0 E: 0 K: 0 S: 3	H: 0 LOB: 0 BB: 0 P: 3	R: 0 E: 0 K: 0 S: 4	H: 2 LOB: 1 BB: 1 P: 8	R: 0 E: 0 K: 0 S: 3	H: 0 LOB: 0 BB: 0 P: 3	R: 2 E: 0 K: 0 S: 6	H: 3 LOB: 1 BB: 0 P: 6	R: 1 E: 0 K: 1 S: 7	H: 2 LOB: 2 BB: 1 P: 11	R: 0 E: 0 K: 0 S: 3	H: 0 LOB: 0 BB: 0 P: 3	1B: 7 2B: 1 3B: 0 HR: 2	SF: 2 SAC: 0 DP: 1 HBP: 0	WP: 0 PB: 0 SB: 0 CS: 0	PA: 37
PITCHER	IP	WLS	BF	H	R	ER	SO	BB	IBB	HBP	BLK	WP	HR	S	P	ERA	WHIP					
Eddie Fisher, R (1, 1) ERA: 4.22	9.0	W	37	9	4	4	4	2	0	0	0	0	2	43	51	4.00	1.222					



Batter	1	2	3	4	5	6	7	8	9	AB	R	H	RBI	BB	SO	LOB	TOP
Joey Amalfitano, R OBP: 0.332, SLG: 0.351 (1,4)	0-0 4-3			0-0 F9			0-0 G6-4-3			4	0	1	0	0	0	2	San Francisco Giants @ Chicago Cubs Wrigley Field, Chicago, IL Mon Sep 19 1960, 3:38 AM CDT Att: 2,088 - Unknown
Jose Pagan, R OBP: 0.200, SLG: 0.333 (1,6)	0-0 F9			0-0 6-3				0-0 1B		4	0	1	0	0	0	1	
Willie Mays, R OBP: 0.381, SLG: 0.558 (1,8)	0-0 6-3			0-0 6-3				0-0 F4		4	0	0	0	0	0	1	
Felipe Alou, R OBP: 0.302, SLG: 0.430 (1,7)		0-0 F8			0-0 6-3			0-0 F8		4	0	0	0	0	1	1	
Orlando Cepeda, R OBP: 0.338, SLG: 0.501 (1,3)		0-3 K			0-0 2B HR			4-0 BB		2	1	1	0	2	1	0	
Willie Kirkland, L OBP: 0.310, SLG: 0.449 (1,9)		0-0 F9			0-0 1-3 HR			0-0 F4		4	1	1	0	0	0	3	
Jim Davenport, R OBP: 0.306, SLG: 0.347 (1,5)			0-3 K		4-0 HR			0-0 1B		2	1	1	0	1	1	0	
Bob Schmidt, R OBP: 0.310, SLG: 0.381 (1,2)			0-0 F6		0-0 HR			0-0 1B		3	1	2	4	0	0	0	
Billy O'Dell, S OBP: 0.258, SLG: 0.109 (1,1)			0-3 K		0-0 F9			0-3 K		3	0	0	0	0	2	2	
Inning Stats	R: 0 E: 0 K: 0 S: 3	H: 0 LOB: 0 BB: 0 P: 3	R: 0 E: 0 K: 1 S: 5	H: 0 LOB: 0 BB: 0 P: 5	R: 0 E: 0 K: 2 S: 7	H: 0 LOB: 0 BB: 0 P: 7	R: 0 E: 0 K: 0 S: 3	H: 0 LOB: 0 BB: 0 P: 3	R: 4 E: 0 K: 0 S: 7	H: 4 LOB: 1 BB: 1 P: 11	R: 0 E: 0 K: 1 S: 5	H: 2 LOB: 1 BB: 0 P: 6	R: 0 E: 0 K: 0 S: 4	H: 1 LOB: 2 BB: 1 P: 8			
PITCHER Seth Morehead, L ERA: 3.79 (1,1)	IP: 8.0 WLS: L BF: 33 H: 7 R: 4 ER: 4 SO: 5 BB: 2 IBB: 1 HBP: 0 BLK: 0 WP: 0 HR: 1 S: 40 P: 52 ERA: 4.50 WHIP: 1.125															PITCHER IP: 8.0 WLS: L BF: 33 H: 7 R: 4 ER: 4 SO: 5 BB: 2 IBB: 1 HBP: 0 BLK: 0 WP: 0 HR: 1 S: 40 P: 52 ERA: 4.50 WHIP: 1.125	

AB	30
R	4
H	7
RBI	4
BB	3
SO	5
LOB	10



WP	0	PA	33
PB	0		
SB	1		
CS	0		

Batter	1	2	3	4	5	6	7	8	9	AB	R	H	RBI	BB	SO	LOB	BOTTOM
Richie Ashburn, L OBP: 0.414, SLG: 0.342 (1,7)	0-3 K		0-0 F7			0-0 4-3				3	0	0	0	0	1	0	San Francisco Giants @ Chicago Cubs Wrigley Field, Chicago, IL Mon Sep 19 1960, 3:38 AM CDT Att: 2,088 - Unknown
Don Zimmer, R OBP: 0.316, SLG: 0.391 (1,4)	0-0 1B 3B		0-0 4-3			0-0 1B				3	1	2	0	0	0	0	
Frank Thomas, R OBP: 0.284, SLG: 0.400 (1,3)	0-0 1B			0-0 F9		0-0 F9				3	0	1	1	0	0	1	
14 Ernie Banks, R OBP: 0.354, SLG: 0.571 (1,6)	0-0 F8			0-0 6-3			0-0 F7			3	0	0	0	0	0	1	
Al Heist, R OBP: 0.320, SLG: 0.370 (1,8)	0-3 K			0-3 K			0-0 G3			3	0	0	0	0	2	1	
Sammy Drake, S OBP: 0.222, SLG: 0.125 (1,5)		0-3 K			0-0 F7		0-0 6-3			3	0	0	0	0	1	0	
Nelson Mathews, R OBP: 0.250, SLG: 0.250 (1,9)		0-3 K			0-0 6-3			0-0 F9		3	0	0	0	0	1	0	
Sammy Taylor, L OBP: 0.248, SLG: 0.296 (1,2)		0-0 F5			0-0 6-3			0-0 F9		3	0	0	0	0	0	0	
Seth Morehead, L OBP: 0.179, SLG: 0.185 Ron Santo, R OBP: 0.310, SLG: 0.421 (8, PH) (1,1)			0-3 K			0-3 K		0-0 F7		2	0	0	0	0	2	0	
Inning Stats	R: 1 E: 0 K: 2 S: 9	H: 2 LOB: 1 BB: 0 P: 9	R: 0 E: 0 K: 2 S: 7	H: 0 LOB: 0 BB: 0 P: 7	R: 0 E: 0 K: 1 S: 5	H: 0 LOB: 0 BB: 0 P: 5	R: 0 E: 0 K: 1 S: 5	H: 0 LOB: 0 BB: 0 P: 5	R: 0 E: 0 K: 1 S: 6	H: 1 LOB: 1 BB: 0 P: 6	R: 0 E: 0 K: 0 S: 3	H: 0 LOB: 0 BB: 0 P: 3	R: 0 E: 0 K: 0 S: 3	H: 0 LOB: 0 BB: 0 P: 3			
PITCHER Billy O'Dell, L ERA: 3.1 (1,1)	IP: 8.0 WLS: W BF: 27 H: 3 R: 1 ER: 1 SO: 7 BB: 0 IBB: 0 HBP: 0 BLK: 0 WP: 0 HR: 0 S: 41 P: 41 ERA: 1.12 WHIP: 0.375															PITCHER IP: 8.0 WLS: W BF: 27 H: 3 R: 1 ER: 1 SO: 7 BB: 0 IBB: 0 HBP: 0 BLK: 0 WP: 0 HR: 0 S: 41 P: 41 ERA: 1.12 WHIP: 0.375	

AB	27
R	1
H	3
RBI	1
BB	0
SO	7
LOB	3



WP	0	PA	27
PB	0		
SB	0		
CS	0		

Batter	1	2	3	4	5	6	7	8	9	AB	R	H	RBI	BB	SO	LOB	TOP				
Don Blasingame, L (1,4) OBP: 0.297, SLG: 0.293	4-3		3-1							5	1	2	0	0	0	0	San Francisco Giants @ Chicago Cubs Wrigley Field, Chicago, IL Tue Sep 20 1960, 3:33 AM CDT Att: 1,013 - Unknown				
Jose Pagan, R (1,6) OBP: 0.300, SLG: 0.421	1B			1B	1B					4	2	2	0	1	0	1					
Willie Mays, R (1,8) OBP: 0.382, SLG: 0.557	1B			K						3	0	1	1	0	1	1					
Felipe Alou, R (1,7) OBP: 0.302, SLG: 0.428	G6-4-3			1B	1B					4	1	1	1	0	1	3					
Orlando Cepeda, R (1,3)		5-3		K						3	0	0	0	1	1	4					
Willie Kirkland, L (1,9) OBP: 0.310, SLG: 0.448	1-3			3B	1B					4	1	1	1	0	1	1					
Jim Davenport, R (1,5) OBP: 0.305, SLG: 0.352	5-3									4	0	1	2	0	0	1					
Bob Schmidt, R (1,2) OBP: 0.313, SLG: 0.380										3	0	1	0	1	0	0					
Sam Jones, R (1,1) OBP: 0.215, SLG: 0.231										4	0	0	0	0	0	3					
Inning Stats	R: 1 E: 0 K: 0 S: 4	H: 2 LOB: 0 BB: 0 P: 4	R: 0 E: 0 K: 0 S: 3	H: 0 LOB: 0 BB: 0 P: 3	R: 0 E: 0 K: 0 S: 3	H: 0 LOB: 0 BB: 0 P: 3	R: 3 E: 0 K: 2 S: 11	H: 4 LOB: 2 BB: 1 P: 15	R: 1 E: 0 K: 0 S: 3	H: 1 LOB: 1 BB: 1 P: 8	R: 0 E: 0 K: 0 S: 3	H: 0 LOB: 0 BB: 0 P: 3	R: 0 E: 0 K: 2 S: 7	H: 0 LOB: 1 BB: 1 P: 11	R: 0 E: 0 K: 0 S: 4	H: 1 LOB: 1 BB: 0 P: 4	R: 0 E: 0 K: 0 S: 4	H: 1 LOB: 1 BB: 0 P: 4	1B: 6 2B: 2 3B: 1 HR: 0	SF: 0 SAC: 0 DP: 1 HBP: 1	WP: 0 PA: 38 PB: 0 SB: 1 CS: 2
PITCHER	IP WLS BF H R ER SO BB IBB HBP BLK WP HR S P ERA WHIP																				
Dick Ellsworth, L (1,1) ERA: 3.64	4.0 L 21 7 5 5 2 1 1 1 0 0 0 0 22 31 11.25 2.000																				
Joe Schaffernoth, R (5,1) ERA: 2.81	4.0 13 1 0 0 2 1 0 0 0 0 0 0 16 20 0.00 0.500																				
Mel Wright, R (9,1) ERA: 2.7	1.0 4 1 0 0 0 0 0 0 0 0 0 0 4 4 0.00 1.000																				

Batter	1	2	3	4	5	6	7	8	9	AB	R	H	RBI	BB	SO	LOB	BOTTOM				
Richie Ashburn, L (1,8) OBP: 0.413, SLG: 0.340	F9									3	0	0	0	1	0	0	San Francisco Giants @ Chicago Cubs Wrigley Field, Chicago, IL Tue Sep 20 1960, 3:33 AM CDT Att: 1,013 - Unknown				
Don Zimmer, R (1,4) OBP: 0.315, SLG: 0.389	F7									4	0	1	0	0	2	1					
Billy Williams, L (1,7) OBP: 0.250, SLG: 0.250	K									4	0	1	0	0	2	1					
14 Ernie Banks, R (1,6) OBP: 0.353, SLG: 0.568										4	1	1	0	0	0	1					
Ron Santo, R (1,5) OBP: 0.310, SLG: 0.419										4	1	1	0	0	0	1					
Bob Will, L (1,9) OBP: 0.316, SLG: 0.369										4	0	1	1	0	0	1					
George Altman, L (1,3) OBP: 0.331, SLG: 0.444										2	0	0	0	2	0	1					
Sammy Taylor, L (1,2) OBP: 0.243, SLG: 0.289										3	0	0	0	0	1	3					
Dick Ellsworth, L (1,1) OBP: 0.160, SLG: 0.045										1	0	0	0	0	1	0					
Joe Schaffernoth, R (5,1) OBP: 0.236, SLG: 0.296										1	0	0	0	0	0	0					
Grady Hatton, L (8,PH) OBP: 0.359, SLG: 0.333										1	0	0	0	0	0	0					
Mel Wright, R (9,1) ERA: 2.7										0	0	0	0	0	0	0					
Inning Stats	R: 0 E: 0 K: 1 S: 5	H: 0 LOB: 0 BB: 0 P: 5	R: 1 E: 0 K: 0 S: 4	H: 2 LOB: 1 BB: 1 P: 8	R: 0 E: 0 K: 2 S: 7	H: 1 LOB: 2 BB: 1 P: 11	R: 0 E: 0 K: 0 S: 3	H: 0 LOB: 0 BB: 0 P: 3	R: 0 E: 0 K: 1 S: 6	H: 1 LOB: 1 BB: 0 P: 6	R: 0 E: 0 K: 1 S: 5	H: 0 LOB: 0 BB: 1 P: 9	R: 0 E: 0 K: 1 S: 5	H: 0 LOB: 0 BB: 0 P: 5	R: 1 E: 1 K: 0 S: 5	H: 1 LOB: 1 BB: 0 P: 5	R: 0 E: 0 K: 0 S: 5	H: 0 LOB: 0 BB: 0 P: 5	1B: 5 2B: 1 3B: 0 HR: 0	SF: 0 SAC: 0 DP: 1 HBP: 0	WP: 1 PA: 34 PB: 0 SB: 0 CS: 0
PITCHER	IP WLS BF H R ER SO BB IBB HBP BLK WP HR S P ERA WHIP																				
Sam Jones, R (1,1) ERA: 3.28	9.0 W 34 5 2 1 6 3 0 0 0 0 1 0 43 55 1.00 0.889																				

AB	34
R	5
H	9
RBI	5
BB	3
SO	4
LOB	14



Batter	1	2	3	4	5	6	7	8	9	10	11	AB	R	H	RBI	BB	SO	LOB	TOP			
Richie Ashburn, L OBP: 0.413, SLG: 0.341 Al Hiest, R OBP: 0.317, SLG: 0.366	(1, 8) X 0-0 E S 1B		(1, 2) X 0-0 F9		(1, 2) X 0-0 G4-6-3			(1, 2) X 0-0 G1-6-3 1B			(1, 2) X 0-0 F3	4	0	2	0	0	0	1				
Don Zimmer, R OBP: 0.313, SLG: 0.389	(1, 4) X 0-3 K 1-3		(1, 2) X 0-0 3B		(1, 2) X 0-0 F9			(1, 2) X 0-0 G1-6-3			(1, 2) X 0-0 5-3	5	1	1	0	0	1	2				
Billy Williams, L OBP: 0.333, SLG: 0.556	(1, 7) X 0-0 F1		(1, 2) X 0-0 3B								(1, 2) X 0-0 1B	5	0	2	1	0	1	1				
14 Ernie Banks, R OBP: 0.351, SLG: 0.563	(1, 6) X 0-0 F9		(1, 2) X 0-0 F6								(1, 2) X 0-0 F4	5	0	0	0	0	0	3				
Ron Santo, R OBP: 0.309, SLG: 0.420	(1, 5) X 0-0 F2											4	1	1	0	0	0	0				
George Altman, L OBP: 0.333, SLG: 0.444	(1, 3) X 0-0 1B											4	0	2	0	0	1	0				
Bob Will, L OBP: 0.314, SLG: 0.366 Danny Murphy, L OBP: 0.138, SLG: 0.190	(1, 9) X 0-0 F7		(1, 2) X 0-0 G4-6-3		(1, 2) X 0-0 G4-6-3						(1, 2) X 0-0 F8	3	0	0	0	0	0	2				
Sammy Taylor, L OBP: 0.243, SLG: 0.295	(1, 2) X 0-0 F8		(1, 2) X 0-0 1-3		(1, 2) X 0-0 1-3						(1, 2) X 0-0 2B	4	0	1	0	0	0	1				
Don Cardwell, R OBP: 0.239, SLG: 0.431 Dick Ellsworth, L OBP: 0.160, SLG: 0.045 Don Elston, R OBP: 0.130, SLG: 0.130	(1, 1) X 0-0 6-3										(1, 2) X 0-0 F8	4	0	0	0	0	0	1				
Inning Stats	R: 0 E: 0 K: 1 S: 6	H: 1 LOB: 1 BB: 0 P: 6	R: 0 E: 0 K: 0 S: 4	H: 1 LOB: 1 BB: 0 P: 4	R: 1 E: 0 K: 0 S: 5	H: 2 LOB: 1 BB: 0 P: 5	R: 1 E: 0 K: 0 S: 4	H: 2 LOB: 0 BB: 0 P: 4	R: 0 E: 0 K: 0 S: 3	H: 0 LOB: 0 BB: 0 P: 3	R: 0 E: 0 K: 0 S: 3	H: 0 LOB: 0 BB: 0 P: 3	R: 0 E: 0 K: 1 S: 5	H: 0 LOB: 0 BB: 0 P: 5	R: 0 E: 0 K: 1 S: 6	H: 1 LOB: 1 BB: 0 P: 6	R: 0 E: 0 K: 0 S: 4	H: 1 LOB: 1 BB: 0 P: 4	1B: 5 2B: 3 3B: 1 HR: 0	SF: 0 SAC: 0 DP: 3 HBP: 0	WP: 0 PB: 0 SB: 1 CS: 0	PA: 40
PITCHER	IP 9.0	WLS 2.0	BF 8	H 2	R 0	ER 0	SO 1	BB 0	IBB 0	HBP 0	BLK 0	WP 0	HR 0	S 10	P 10	ERA 0.00	WHIP 1.000					

Chicago Cubs @ Pittsburgh Pirates
Forbes Field, Pittsburgh, PA
Thu Sep 22 1960, 3:33 AM EDT
Unknown

AB	40
R	2
H	9
RBI	1
BB	0
SO	3
LOB	11

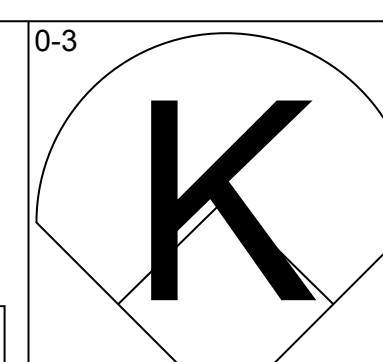
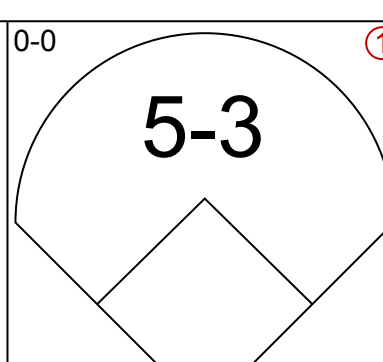
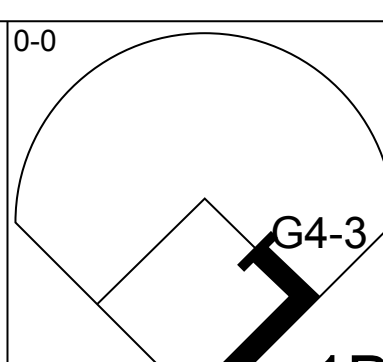
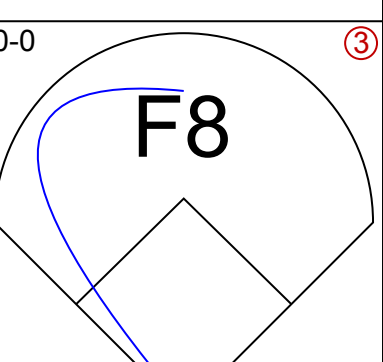
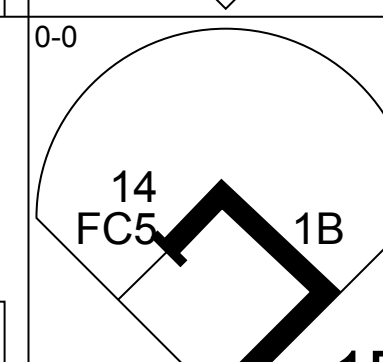
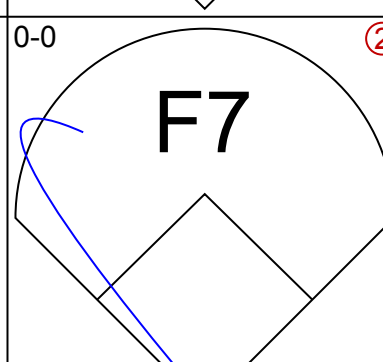
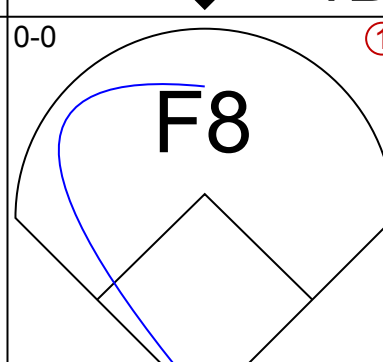

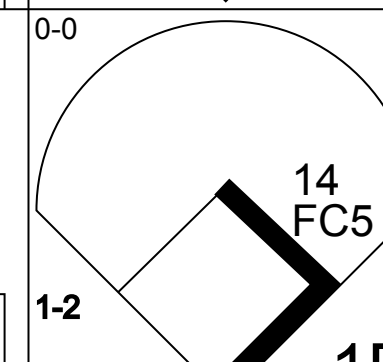
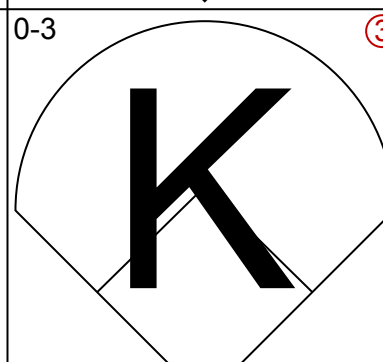
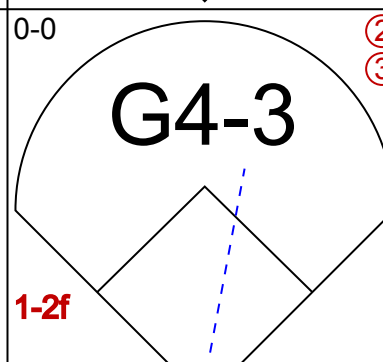

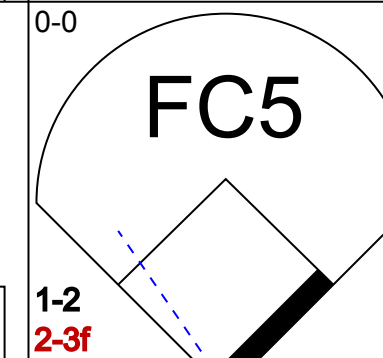
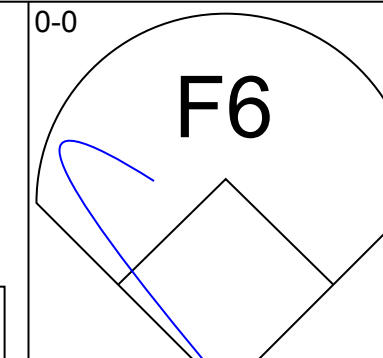
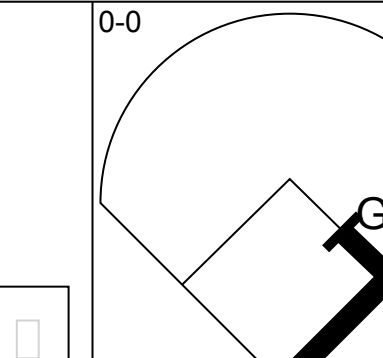
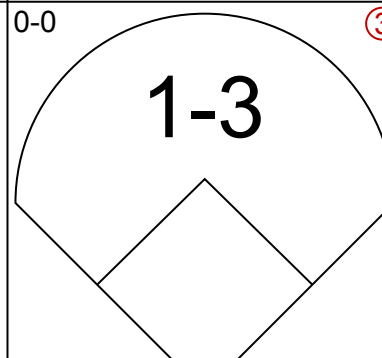
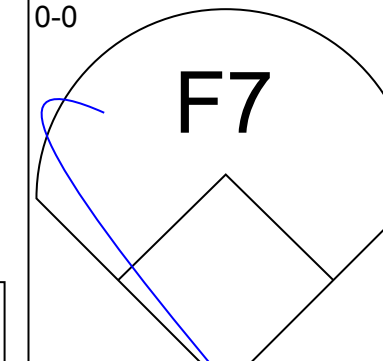
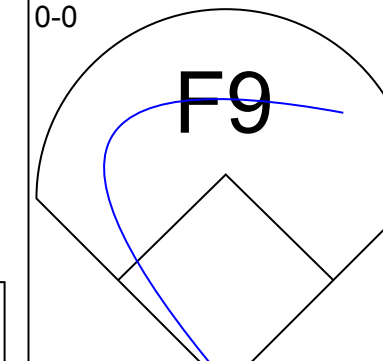
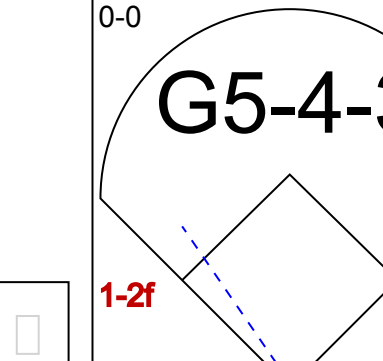
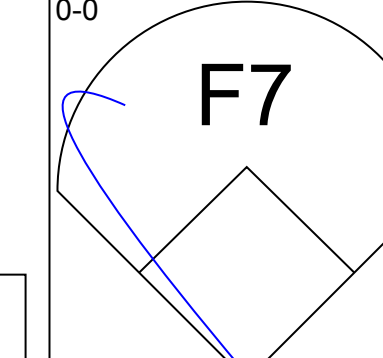
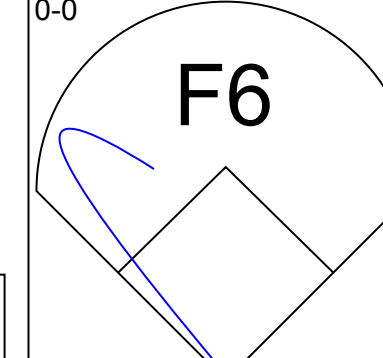
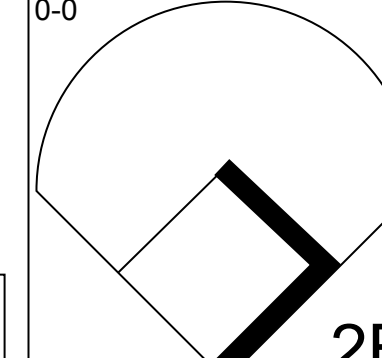
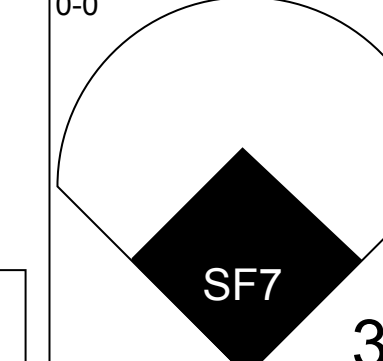
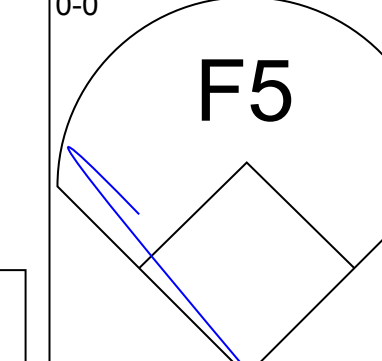
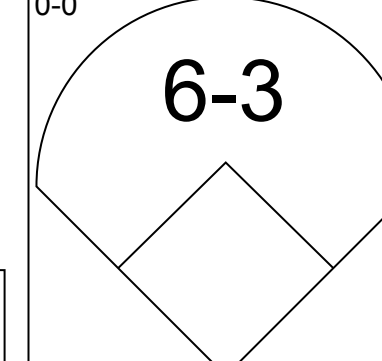
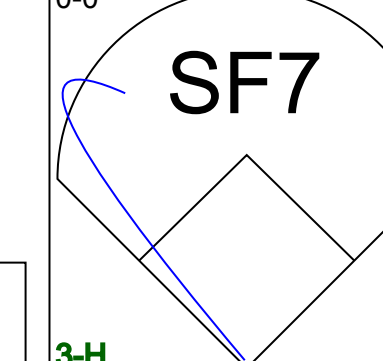
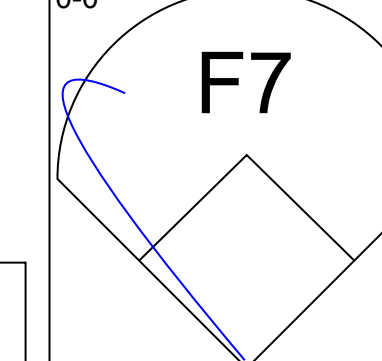
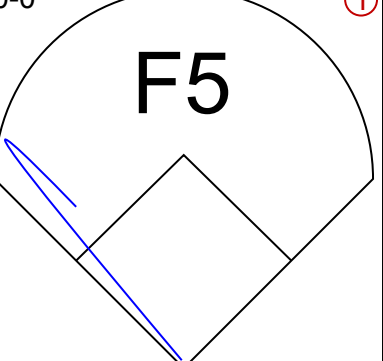
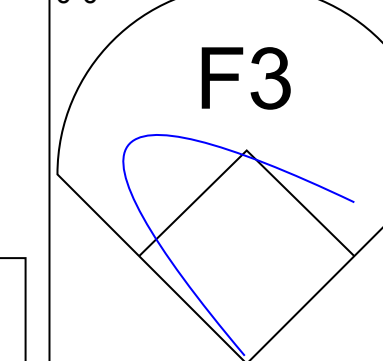
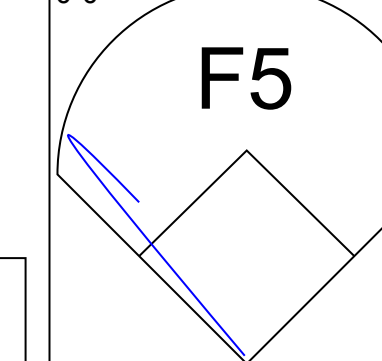
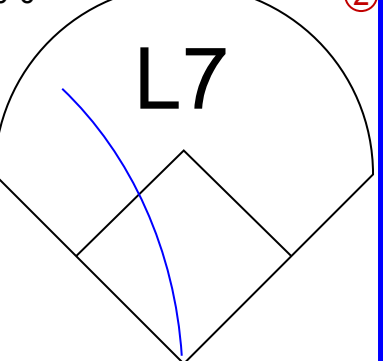


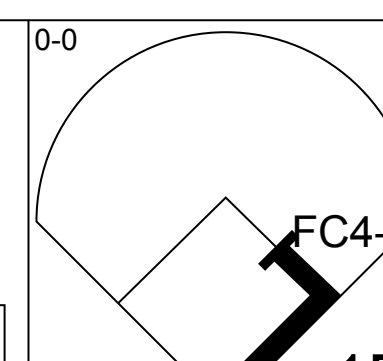
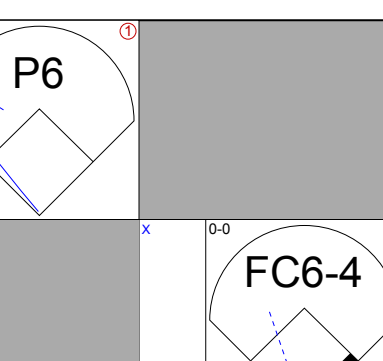
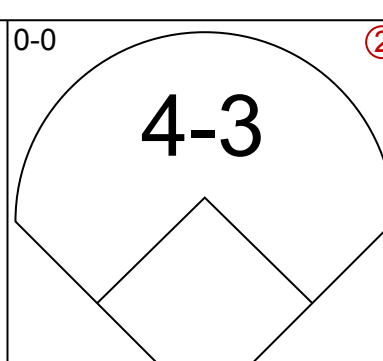
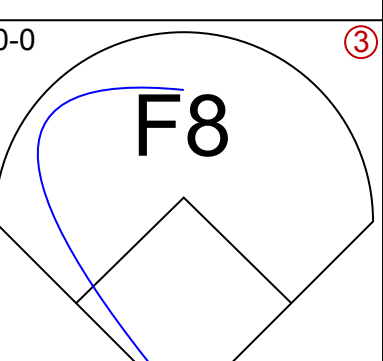
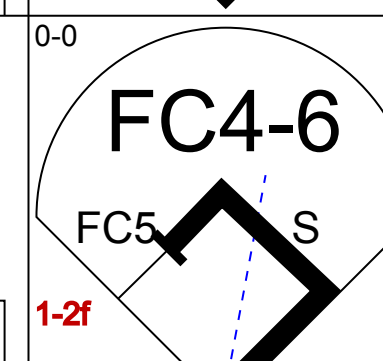
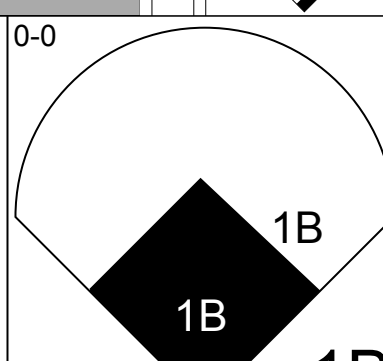
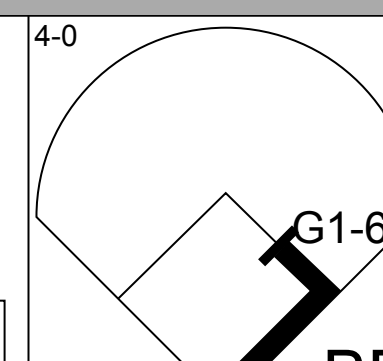
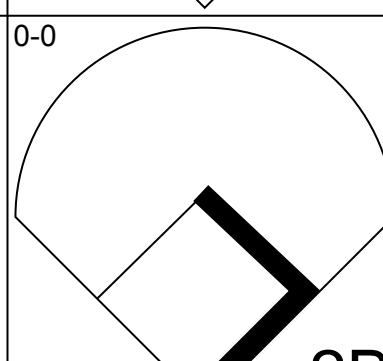
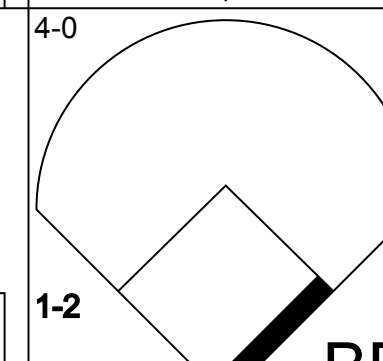
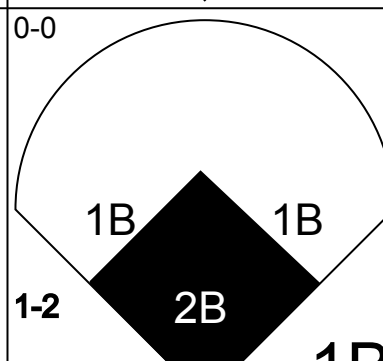
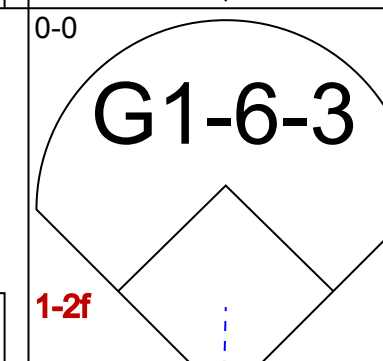
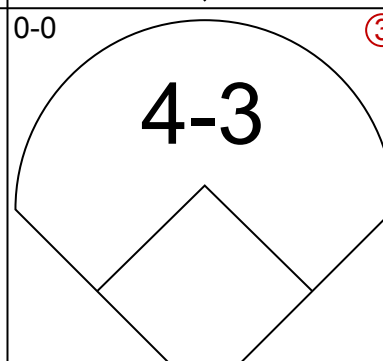
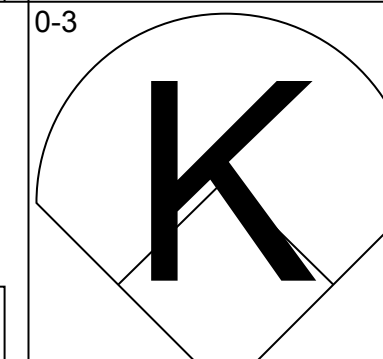
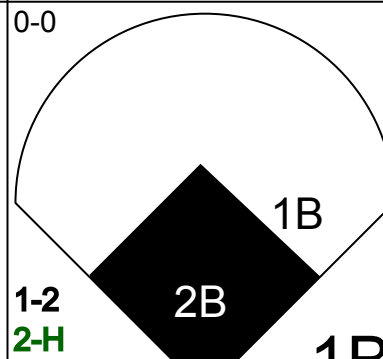
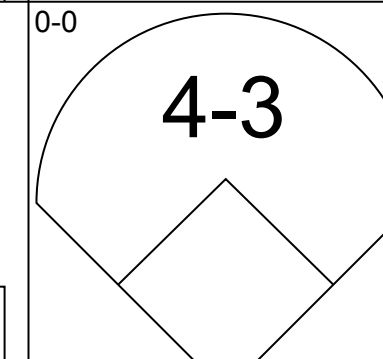
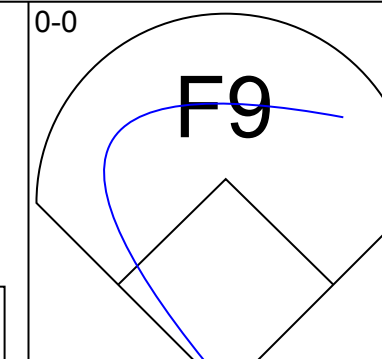
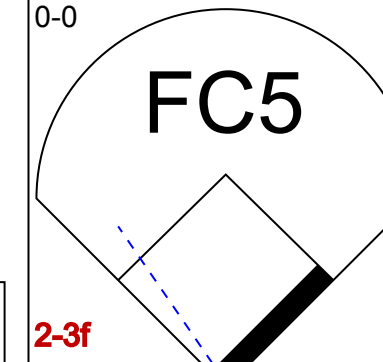
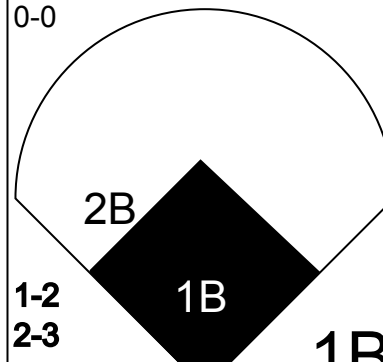
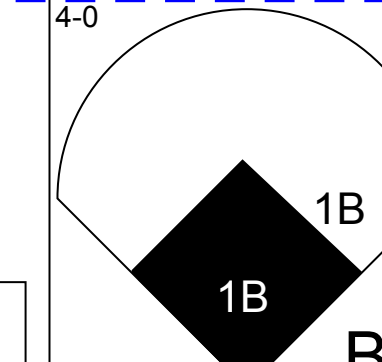
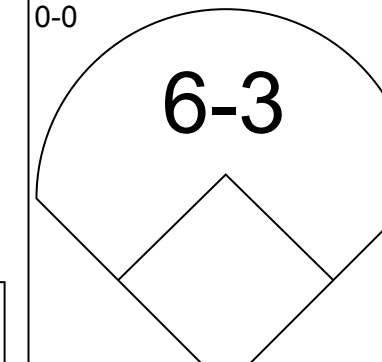
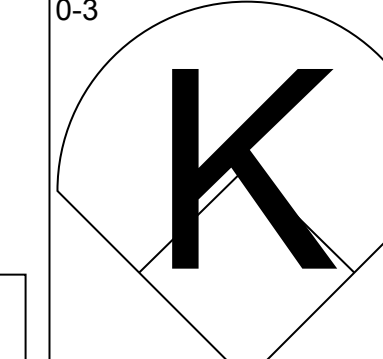
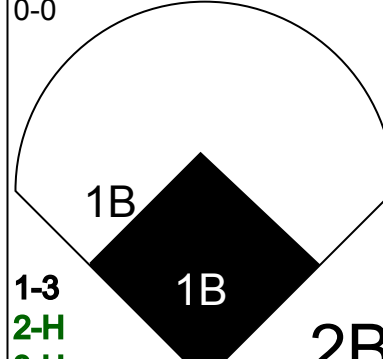
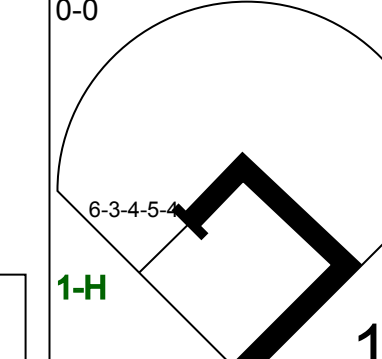
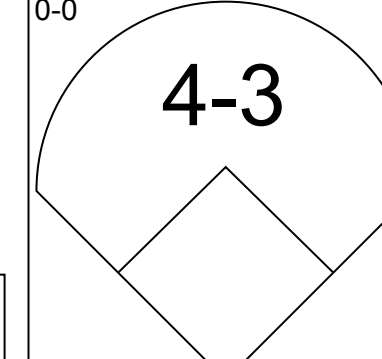
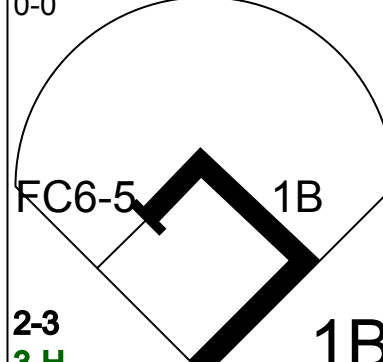
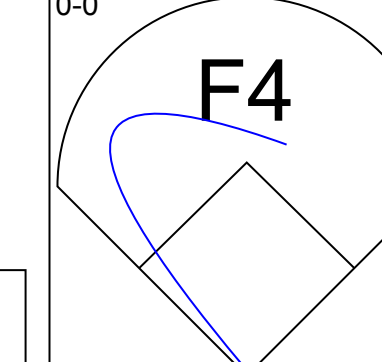
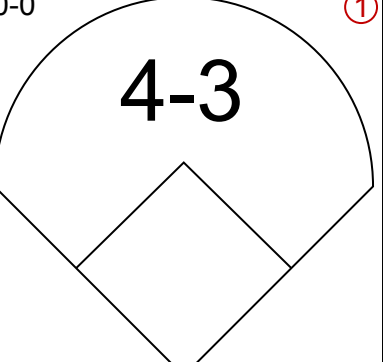
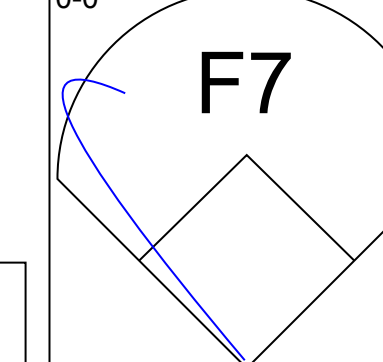
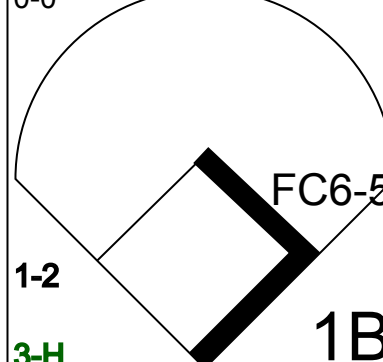
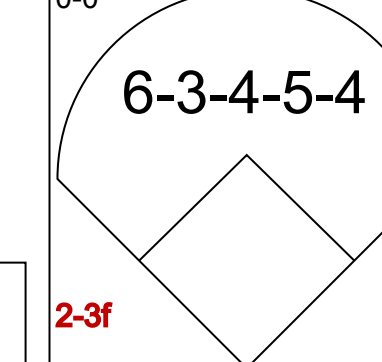
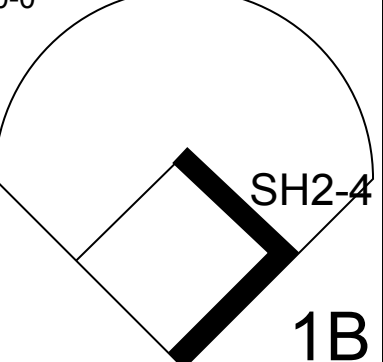
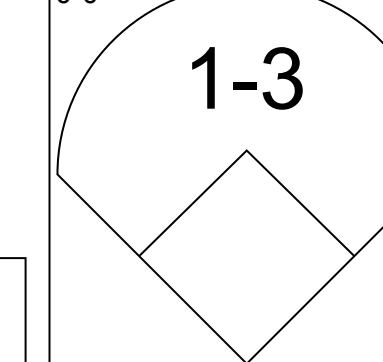
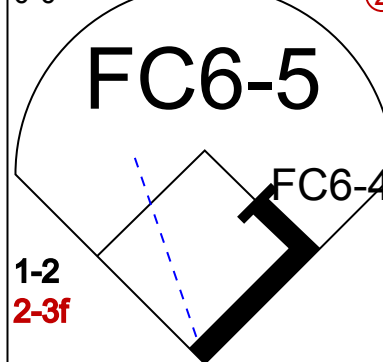
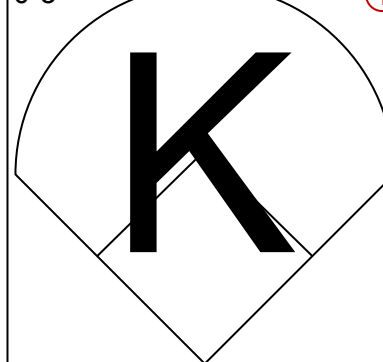
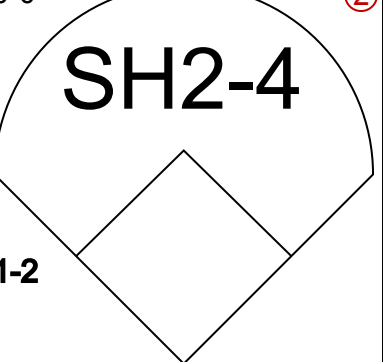
Batter	1	2	3	4	5	6	7	8	9	10	11	AB	R	H	RBI	BB	SO	LOB	BOTTOM			
Bill Virdon, L OBP: 0.336, SLG: 0.418 Gene Baker, R OBP: 0.235, SLG: 0.194	(1, 8) X 0-0 3-1		(1, 2) X 4-0 FC6-4 1B BB		(1, 2) X 0-0 F6						(1, 2) X 0-0 F9	4	1	0	0	1	0	2				
Bob Skinner, L OBP: 0.343, SLG: 0.436	(1, 7) X 0-3 K		(1, 2) X 0-0 FC6-4 1B		(1, 2) X 0-0 F8						(1, 2) X 0-0 4-3	5	0	1	0	0	1	2				
Roberto Clemente, R OBP: 0.350, SLG: 0.459	(1, 9) X 0-0 1B		(1, 2) X 0-0 FC6-4 1B		(1, 2) X 0-0 6-3						(1, 2) X 0-0 F9	5	0	1	0	0	0	2				
Dick Stuart, R OBP: 0.315, SLG: 0.471	(1, 3) X 0-0 F4		(1, 2) X 0-0 F2		(1, 2) X 0-3 K						(1, 2) X 0-0 F7	5	0	0	0	0	1	3				
Smoky Burgess, L OBP: 0.349, SLG: 0.406 Joe Christopher, R OBP: 0.217, SLG: 0.279 Hal Smith, R OBP: 0.348, SLG: 0.510	(1, 2) X 0-0 6-3		(1, 2) X 0-0 BB 1B								(1, 2) X 0-0 E8	4	0	2	1	0	0	0				
Don Hoak, R OBP: 0.389, SLG: 0.446	(1, 5) X 0-0 SF9 3B		(1, 2) X 4-0 FC6 L4-6 E 1B		(1, 2) X 0-0 F8						(1, 2) X 0-0 2B 1B	4	2	2	0	1	0	2				
Bill Mazeroski, R OBP: 0.323, SLG: 0.393	(1, 4) X 0-0 SF9		(1, 2) X 0-3 K		(1, 2) X 0-0 E6						(1, 2) X 0-0 F9 SH2-4 1B	4	0	2	1	0	1	4				
Dick Schofield, S OBP: 0.442, SLG: 0.405	(1, 6) X 0-0 1B										(1, 2) X 4-0 SH2-4 1B	3	0	1	0	1	0	2				
Vern Law, R OBP: 0.309, SLG: 0.309 Mickey Vernon, L OBP: 0.311, SLG: 0.200 Dick Sklar, R OBP: 0.192, SLG: 0.192 Roy Face, R OBP: 0.315, SLG: 0.438 Rocky Nelson, L OBP: 0.215, SLG: 0.469 Gino Cimoli, R OBP: 0.341, SLG: 0.342	(1, 1) X 0-0 F2										(1, 2) X 0-0 F4	3	0	0	0	0	0	1				
Inning Stats	R: 0 E: 0 K: 1 S: 6	H: 1 LOB: 1 BB: 0 P: 6	R: 1 E: 0 K: 0 S: 5	H: 2 LOB: 1 BB: 0 P: 5	R: 1 E: 0 K: 1 S: 7	H: 2 LOB: 3 BB: 15 P: 15	R: 0 E: 0 K: 0 S: 3	H: 0 LOB: 0 BB: 0 P: 3	R: 0 E: 0 K: 1 S: 5	H: 0 LOB: 0 BB: 0 P: 5	R: 0 E: 0 K: 0 S: 4	H: 0 LOB: 0 BB: 0 P: 4	R: 0 E: 0 K: 0 S: 4	H: 0 LOB: 2 BB: 1 P: 8	R: 0 E: 0 K: 1 S: 5	H: 0 LOB: 0 BB: 0 P: 5	R: 1 E: 0 K: 0 S: 4	H: 3 LOB: 3 BB: 1 P: 8	1B: 8 2B: 2 3B: 1 HR: 0	SF: 1 SAC: 1 DP: 1 HBP: 0	WP: 0 PB: 0 SB: 0 CS: 0	PA: 46
PITCHER	IP 10.0	WLS 1	BF 44	H 9	R 3	ER 3	SO 4	BB 2	IBB 2	HBP 0	BLK 0	WP 0	HR 0	S 48	P 64	ERA 2.70	WHIP 1.100					

Chicago Cubs @ Pittsburgh Pirates
Forbes Field, Pittsburgh, PA
Thu Sep 22 1960, 3:33 AM EDT
Unknown

AB	40
R	3
H	10
RBI	3
BB	4
SO	4
LOB	21



Batter	1	2	3	4	5	6	7	8	9	AB	R	H	RBI	BB	SO	LOB	TOP		
Nelson Mathews, R OBP: 0.250, SLG: 0.250										4	0	1	0	0	1	0	Chicago Cubs @ Pittsburgh Pirates Forbes Field, Pittsburgh, PA Thu Sep 22 1960, 3:38 AM EDT Att: 19,566 - Unknown		
Don Zimmer, R OBP: 0.313, SLG: 0.388										4	0	1	0	0	0	1			
Billy Williams, L OBP: 0.308, SLG: 0.462										4	0	1	0	0	1	1			
14 Ernie Banks, R OBP: 0.350, SLG: 0.561										4	0	1	0	0	0	2			
Ron Santo, R OBP: 0.306, SLG: 0.416										3	0	0	0	0	0	3			
Frank Thomas, R OBP: 0.284, SLG: 0.402										3	0	1	0	0	0	0			
Al Heist, R OBP: 0.317, SLG: 0.385										3	1	1	0	0	0	1			
Dick Bertell, R OBP: 0.317, SLG: 0.385										2	0	0	1	0	0	0			
Bob Anderson, R Joe Schaffer, R Jim Mackinnon, R Moe Drabowsky, R Lou Johnson, R Dick Drott, R										1	0	0	0	0	0	0			
Inning Stats	R: 0 E: 0 K: 1 S: 7	H: 2 LOB: 2 BB: 0 P: 7	R: 1 E: 0 K: 0 S: 4	H: 1 LOB: 0 BB: 0 P: 4	R: 0 E: 0 K: 1 S: 5	H: 0 LOB: 0 BB: 0 P: 5	R: 0 E: 0 K: 0 S: 3	H: 0 LOB: 0 BB: 0 P: 3	R: 0 E: 0 K: 0 S: 3	H: 1 LOB: 1 BB: 0 P: 3	R: 0 E: 0 K: 0 S: 4	H: 2 LOB: 1 BB: 0 P: 4	R: 0 E: 0 K: 0 S: 3	H: 0 LOB: 0 BB: 0 P: 3	R: 0 E: 0 K: 0 S: 3	H: 0 LOB: 0 BB: 0 P: 3		1B: 4 2B: 1 3B: 1 HR: 0	SF: 1 SAC: 0 DP: 2 HBP: 0
PITCHER Vinegar Bend Mizell, L ERA: 3.41	IP: 9.0 WLS: W BF: 31 H: 6 R: 1 ER: 1 SO: 2 BB: 0 IBB: 0 HBP: 0 BLK: 0 WP: 0 HR: 0 S: 35 P: 35 ERA: 1.00 WHIP: 0.667															PITCHER Vinegar Bend Mizell, L ERA: 3.41	IP: 9.0 WLS: W BF: 31 H: 6 R: 1 ER: 1 SO: 2 BB: 0 IBB: 0 HBP: 0 BLK: 0 WP: 0 HR: 0 S: 35 P: 35 ERA: 1.00 WHIP: 0.667		

Batter	1	2	3	4	5	6	7	8	9	AB	R	H	RBI	BB	SO	LOB	BOTTOM		
Bill Virdon, L OBP: 0.334, SLG: 0.415										5	0	1	0	0	0	3	Chicago Cubs @ Pittsburgh Pirates Forbes Field, Pittsburgh, PA Thu Sep 22 1960, 3:38 AM EDT Att: 19,566 - Unknown		
Bob Skinner, L Gino Cimoli, R										3	1	2	0	1	0	1			
Roberto Clemente, R										3	1	1	0	1	0	2			
Dick Stuart, R										4	1	1	1	0	1	2			
Hal Smith, R										3	2	1	0	1	0	2			
Don Hoak, R										4	1	2	3	0	1	0			
Bill Mazerowski, R										3	0	1	1	1	0	1			
Dick Schofield, S										4	0	2	1	0	0	2			
Vinegar Bend Mizell, R										3	0	0	0	0	1	3			
Inning Stats	R: 0 E: 0 K: 1 S: 6	H: 1 LOB: 2 BB: 1 P: 10	R: 0 E: 0 K: 1 S: 5	H: 0 LOB: 1 BB: 1 P: 9	R: 5 E: 0 K: 0 S: 10	H: 7 LOB: 2 BB: 0 P: 10	R: 0 E: 0 K: 0 S: 2	H: 0 LOB: 0 BB: 1 P: 6	R: 1 E: 0 K: 0 S: 3	H: 1 LOB: 0 BB: 1 P: 7	R: 0 E: 0 K: 1 S: 6	H: 1 LOB: 1 BB: 0 P: 6	R: 0 E: 0 K: 0 S: 3	H: 0 LOB: 0 BB: 0 P: 3	R: 0 E: 0 K: 0 S: 4	H: 1 LOB: 1 BB: 0 P: 4		1B: 9 2B: 3 3B: 0 HR: 0	SF: 0 SAC: 1 DP: 2 HBP: 0
PITCHER Bob Anderson, R Joe Schaffer, R Moe Drabowsky, R Dick Drott, R	IP: 2.1 WLS: L BF: 16 H: 7 R: 5 ER: 5 SO: 2 BB: 2 IBB: 0 HBP: 0 BLK: 0 WP: 0 HR: 0 S: 18 P: 26 ERA: 19.29 WHIP: 3.857															PITCHER Bob Anderson, R Joe Schaffer, R Moe Drabowsky, R Dick Drott, R	IP: 2.1 WLS: L BF: 16 H: 7 R: 5 ER: 5 SO: 2 BB: 2 IBB: 0 HBP: 0 BLK: 0 WP: 0 HR: 0 S: 18 P: 26 ERA: 19.29 WHIP: 3.857		

Batter	1	2	3	4	5	6	7	8	9	AB	R	H	RBI	BB	SO	LOB	TOP										
Don Landrum, L (1,8) OBP: 0.333, SLG: 0.588	E4 1B FC4-6		F7	F7	F4			F7		5	1	0	0	0	0	4	St. Louis Cardinals @ Chicago Cubs Wrigley Field, Chicago, IL Fri Sep 23 1960, 3:33 AM CDT Unknown										
Joe Cunningham, L (1,9) OBP: 0.395, SLG: 0.395 Curt Flood, R (9,8) OBP: 0.300, SLG: 0.352	FC4-6 1B		HR 1B	WP 1B			F9	F5		5	1	3	0	0	0	1											
Bill White, L (1,3) OBP: 0.335, SLG: 0.468	FC4-6 FC1-6 1-2 3-H		HR 1B	WP 1B			4-3	F5		5	1	2	4	0	0	1											
Ken Boyer, R (1,5) OBP: 0.364, SLG: 0.545	FC1-6 CS 1-2		F9				6-3	5-3		4	0	0	0	1	0	1											
Walt Moryn, L (1,7) OBP: 0.332, SLG: 0.449	CS 1-2	1B 8-2 2B	BB PB 1B	G3			K	3B BB		4	1	2	0	1	1	3											
Daryl Spencer, R (1,6) OBP: 0.368, SLG: 0.416 Duke Carmel, L (7, PR)		8-2 2B	BB BB		F9		CS BB	3B		2	0	1	0	2	0	0											
Alex Grammas, R (7, 6) OBP: 0.287, SLG: 0.318		8-2 2B	BB BB		F9		CS BB	3B		1	0	1	1	0	0	0											
Carl Sawatski, L (1,2) OBP: 0.321, SLG: 0.367		8-2 2B	BB BB		F9		FC6-4 1B	F5		4	0	1	0	1	0	4											
Julian Javier, R (1,4) OBP: 0.281, SLG: 0.357		0-3 K	0-3 K		FC6-4 BB 1-2			SH2-4 1B		4	0	1	0	0	2	5											
Ernie Broglio, R (1,1) OBP: 0.278, SLG: 0.273			1B HR 1B		6-3		1-2 BB	SH2-4		2	1	1	0	1	0	0											
Inning Stats	R: 1 E: 1 K: 0 S: 4	H: 1 LOB: 0 BB: 0 P: 4	R: 0 E: 0 K: 1 S: 6	H: 2 LOB: 1 BB: 0 P: 6	R: 3 E: 0 K: 1 S: 9	H: 4 LOB: 3 BB: 2 P: 17	R: 0 E: 0 K: 0 S: 5	H: 2 LOB: 3 BB: 1 P: 9	R: 0 E: 0 K: 0 S: 4	H: 1 LOB: 2 BB: 1 P: 8	R: 0 E: 0 K: 0 S: 3	H: 0 LOB: 0 BB: 0 P: 3	R: 0 E: 0 K: 1 S: 4	H: 0 LOB: 1 BB: 1 P: 8	R: 0 E: 0 K: 0 S: 4	H: 1 LOB: 1 BB: 0 P: 4	R: 1 E: 0 K: 0 S: 4	H: 1 LOB: 1 BB: 1 P: 8	1B: 9 2B: 2 3B: 1 HR: 1	SF: 0 SAC: 1 DP: 1 HBP: 0	WP: 1 PB: 1 SB: 0 CS: 2	PA: 44					
PITCHER	IP	WLS	BF	H	R	ER	SO	BB	IBB	HBP	BLK	WP	HR	S	P	ERA	WHIP										
Glen Hobbie, R (1,1) ERA: 4.1	2.1	L	12	6	4	3	1	0	0	0	0	0	1	14	14	11.57	2.571										
Dick Burwell, R (3,1) ERA: 7.04	2.2		16	4	0	0	1	4	0	0	0	1	0	14	30	0.00	3.000										
Joe Schaffernoth, R (6,1) ERA: 2.63	2.0		6	0	0	0	1	1	0	0	0	0	0	7	11	0.00	0.500										
Don Elston, R (8,1) ERA: 3.44	2.0		9	2	1	1	0	1	0	0	0	0	0	8	12	4.50	1.500										

Batter	1	2	3	4	5	6	7	8	9	AB	R	H	RBI	BB	SO	LOB	BOTTOM										
Danny Murphy, L (1,8) OBP: 0.159, SLG: 0.197	FC1-6 BB		1B		K			3-1		3	0	1	1	1	1	3	St. Louis Cardinals @ Chicago Cubs Wrigley Field, Chicago, IL Fri Sep 23 1960, 3:33 AM CDT Unknown										
Don Zimmer, R (1,4) OBP: 0.309, SLG: 0.383	FC1-6 CS 1-2		5-3				1-3	F8		4	0	0	0	0	0	4											
Billy Williams, L (1,7) OBP: 0.353, SLG: 0.438	14 PB BB 1-2				4-3		14 FC5-4 1B	K		3	0	1	0	1	1	0											
14 Ernie Banks, R (1,6) OBP: 0.348, SLG: 0.557	5-3				F2		FC5-4 WP 1-2	K		4	0	0	0	0	1	2											
Ron Santo, R (1,5) OBP: 0.305, SLG: 0.412	5-3				BB		6-3	K		3	0	0	0	1	1	1											
George Altman, L (1,3) OBP: 0.332, SLG: 0.442	K				F8			1B 3-1 1B		4	1	1	0	0	1	1											
Sammy Taylor, L (1,2) OBP: 0.236, SLG: 0.287	F7				4-3			F8		4	0	0	0	0	0	1											
Lou Johnson, R (1,9) OBP: 0.293, SLG: 0.302			L7		BB			3-1 1B 1B		3	0	1	0	1	0	0											
Glen Hobbie, R (1,1) ERA: 2.12, SLG: 0.192 Dick Burwell, R (3,1) ERA: 7.03, SLG: 0.333 Bob Will, L (5, PR) OBP: 0.14, SLG: 0.098 Joe Schaffernoth, R (6,1) OBP: 0.244, SLG: 0.336 Richie Ashburn, R (7, PR) OBP: 0.343, SLG: 0.533 Don Elston, R (8,1) OBP: 0.300, SLG: 0.130			K		F9			3-1 1B		0	0	0	0	0	0	0											
Inning Stats	R: 0 E: 0 K: 0 S: 2	H: 0 LOB: 1 BB: 2 P: 10	R: 0 E: 0 K: 1 S: 5	H: 0 LOB: 0 BB: 0 P: 5	R: 0 E: 0 K: 1 S: 6	H: 1 LOB: 1 BB: 0 P: 6	R: 0 E: 0 K: 0 S: 3	H: 0 LOB: 1 BB: 1 P: 7	R: 0 E: 0 K: 0 S: 5	H: 0 LOB: 1 BB: 1 P: 9	R: 0 E: 0 K: 0 S: 4	H: 1 LOB: 1 BB: 0 P: 4	R: 1 E: 0 K: 0 S: 6	H: 3 LOB: 2 BB: 0 P: 6	R: 0 E: 0 K: 3 S: 9	H: 0 LOB: 0 BB: 0 P: 9		R: 0 E: 0 K: 0 S: 3	H: 0 LOB: 0 BB: 0 P: 3	1B: 5 2B: 0 3B: 0 HR: 0	SF: 0 SAC: 0 DP: 0 HBP: 0	WP: 1 PB: 1 SB: 0 CS: 1	PA: 35				
PITCHER	IP	WLS	BF	H	R	ER	SO	BB	IBB	HBP	BLK	WP	HR	S	P	ERA	WHIP										
Ernie Broglio, R (1,1) ERA: 2.52	9.0	W	35	5	1	1	6	4	0	0	0	1	0	43	59	1.00	1.000										

AB	36
R	5
H	12
RBI	5
BB	6
SO	3
LOB	19



Batter	1	2	3	4	5	6	7	8	9	AB	R	H	RBI	BB	SO	LOB	TOP	
Don Landrum, L (1,8) OBP: 0.318, SLG: 0.500	F7		L8		1B WP BB		1-3			3	1	0	0	1	0	1	St. Louis Cardinals @ Chicago Cubs Wrigley Field, Chicago, IL Fri Sep 23 1960, 3:38 AM CDT Att: 2,061 - Unknown	
Joe Cunningham, L (1,9) OBP: 0.397, SLG: 0.394	4-3		K		F8		1B 3B 1B			4	1	1	0	0	1	3		
Bob Nieman, R (1,7) Gary Kolb, L (5, PR) Curt Flood, R (5, 8) OBP: 0.371, SLG: 0.480	F4			1B BB	1-3 2-H 1B WP		1-2 3B 1B			3	0	2	1	0	0	0		
Ken Boyer, R (1,5) OBP: 0.367, SLG: 0.555		HR		K	1-2 3-H 1B IBB		1-H 2-H 3B			3	1	2	3	1	1	1		
Daryl Spencer, R (1,6) Alex Grammas, R (7,6) OBP: 0.367, SLG: 0.413	6-3			1-2 BB	1-3		5-3			3	0	0	0	1	0	3		
Bill White, L (1,3) OBP: 0.333, SLG: 0.465	1-3			F8			F3			3	0	0	0	0	2			
Julian Javier, R (1,4) OBP: 0.279, SLG: 0.354	F8			2-3			F8			3	0	0	0	0	2			
Hal Smith, R (1,2) OBP: 0.288, SLG: 0.283				1B	FC1-6 1B		5-3			3	0	2	0	0	0			
Ray Sadecki, L (1,1) OBP: 0.214, SLG: 0.214	F3			F3	FC1-6 1B BB		F4			3	1	0	0	0	2			
Inning Stats	R: 0 E: 0 K: 0 S: 3	H: 0 LOB: 0 BB: 0 P: 3	R: 1 E: 0 K: 0 S: 4	H: 1 LOB: 0 BB: 0 P: 4	R: 0 E: 0 K: 1 S: 6	H: 1 LOB: 1 BB: 0 P: 6	R: 0 E: 0 K: 1 S: 6	H: 1 LOB: 2 BB: 1 P: 10	R: 2 E: 0 K: 0 S: 5	H: 2 LOB: 2 BB: 2 P: 13	R: 0 E: 0 K: 0 S: 3	H: 0 LOB: 0 BB: 0 P: 3	R: 2 E: 0 K: 0 S: 6	H: 3 LOB: 1 BB: 0 P: 6				
PITCHER Seth Morehead, L (1,1) ERA: 3.94	IP: 7.0 WLS: L BF: 32	H: 8 R: 5 ER: 5 SO: 2	BB: 2 IBB: 1 HBP: 0 BLK: 0	WP: 1 HR: 1 S: 33 P: 45	ERA: 6.43 WHIP: 1.429	PITCHER					IP: 7.0 WLS: W BF: 26	H: 5 R: 1 ER: 1 SO: 1	BB: 2 IBB: 0 HBP: 0 BLK: 0	WP: 0 HR: 0 S: 26 P: 34	ERA: 1.29 WHIP: 1.000			

AB 29
R 5
H 8
RBI 4
BB 3
SO 2
LOB 14



Batter	1	2	3	4	5	6	7	8	9	AB	R	H	RBI	BB	SO	LOB	BOTTOM	
Lou Johnson, R (1,8) OBP: 0.279, SLG: 0.286	F2		6-3		G6-4-3					3	0	0	0	0	0	2	St. Louis Cardinals @ Chicago Cubs Wrigley Field, Chicago, IL Fri Sep 23 1960, 3:38 AM CDT Att: 2,061 - Unknown	
Sammy Drake, S (1,4) OBP: 0.167, SLG: 0.091	F4		4-3				F7			3	0	0	0	0	0			
Billy Williams, L (1,7) OBP: 0.400, SLG: 0.474		14 2B		14 FC4-6 1B			F8			3	1	2	0	0	0			
14 Ernie Banks, R (1,6) OBP: 0.349, SLG: 0.559		1-H 2B		FC4-6 1B			FC5-4 BB			2	0	1	1	1	0			
Ron Santo, R (1,5) OBP: 0.306, SLG: 0.411	L7			G6-4-3 1B			FC5-4			3	0	1	0	0	2			
Frank Thomas, R (1,3) OBP: 0.282, SLG: 0.400	F9			G6-4-3			K			3	0	0	0	0	1			
Dick Bertell, R (1,2)	4-1			FC1-5 1B BB			F9			2	0	0	0	1	0			
Jim McKnight, R (1,9) OBP: 0.250, SLG: 0.250	5-3			FC1-5 1B			F4			3	0	1	0	0	0			
Seth Morehead, L (1,1) OBP: 0.167, SLG: 0.172	F9			FC1-5 G6-4-3						2	0	0	0	0	2			
Inning Stats	R: 1 E: 0 K: 0 S: 5	H: 2 LOB: 1 BB: 0 P: 5	R: 0 E: 0 K: 0 S: 3	H: 0 LOB: 0 BB: 0 P: 3	R: 0 E: 0 K: 0 S: 4	H: 2 LOB: 1 BB: 0 P: 4	R: 0 E: 0 K: 0 S: 3	H: 1 LOB: 1 BB: 1 P: 7	R: 0 E: 0 K: 0 S: 3	H: 0 LOB: 1 BB: 1 P: 7	R: 0 E: 0 K: 1 S: 5	H: 0 LOB: 0 BB: 0 P: 5	R: 0 E: 0 K: 1 S: 5	H: 0 LOB: 0 BB: 0 P: 5				
PITCHER Ray Sadecki, L (1,1) ERA: 3.83	IP: 7.0 WLS: W BF: 26	H: 5 R: 1 ER: 1 SO: 1	BB: 2 IBB: 0 HBP: 0 BLK: 0	WP: 0 HR: 0 S: 26 P: 34	ERA: 1.29 WHIP: 1.000	PITCHER					IP: 7.0 WLS: W BF: 26	H: 5 R: 1 ER: 1 SO: 1	BB: 2 IBB: 0 HBP: 0 BLK: 0	WP: 0 HR: 0 S: 26 P: 34	ERA: 1.29 WHIP: 1.000			

AB 24
R 1
H 5
RBI 1
BB 2
SO 1
LOB 9



Batter	1	2	3	4	5	6	7	8	9	AB	R	H	RBI	BB	SO	LOB	TOP					
Don Landrum, L (1,8) OBP: 0.370, SLG: 0.520 (7,7)	1-3		E2 2B 1B						4-3	5	1	3	0	0	0	0						
Joe Cunningham, L (1,9) OBP: 0.365, SLG: 0.392			K							4	0	1	0	0	2	2						
Bob Nieman, R (1,7) Curt Flood, R (7, PR) OBP: 0.301, SLG: 0.354 (7,8)	G6-3									3	0	1	1	1	0	1						
Ken Boyer, R (1,5) OBP: 0.369, SLG: 0.564										3	2	2	0	1	0	2						
Daryl Spencer, R (1,6) Gary Kolb, L (8, PR) Alex Grammas, R (8,6) OBP: 0.287, SLG: 0.318										3	0	1	2	0	0	2						
Bill White, L (1,3) OBP: 0.330, SLG: 0.462										4	0	0	0	0	0	1						
Julian Javier, R (1,4) Stan Musial, L (8, PH) Rocky Bridges, R (8,4) OBP: 0.333, SLG: 0.313										2	0	0	0	1	0	0						
Hal Smith, R (1,2) George Crowe, L (9, PH) OBP: 0.291, SLG: 0.292 OBP: 0.301, SLG: 0.485										3	1	2	0	0	0	1						
Bob Miller, R (1,1) Curt Simmons, L (4,1) Carl Sawatski, L (9, PH) OBP: 0.320, SLG: 0.365										2	0	0	0	0	0	2						
Inning Stats	R: 0 E: 0 K: 0 S: 3	H: 1 LOB: 0 BB: 0 P: 3	R: 1 E: 0 K: 0 S: 4	H: 1 LOB: 0 BB: 0 P: 4	R: 2 E: 1 K: 1 S: 8	H: 3 LOB: 2 BB: 1 P: 12	R: 0 E: 0 K: 0 S: 4	H: 1 LOB: 0 BB: 0 P: 4	R: 0 E: 0 K: 1 S: 5	H: 1 LOB: 0 BB: 1 P: 5	R: 1 E: 0 K: 0 S: 4	H: 1 LOB: 1 BB: 1 P: 8	R: 0 E: 0 K: 0 S: 4	H: 1 LOB: 0 BB: 0 P: 8	R: 0 E: 0 K: 0 S: 3	H: 1 LOB: 1 BB: 0 P: 3	R: 0 E: 0 K: 0 S: 3	H: 0 LOB: 0 BB: 0 P: 3	1B: 5 2B: 4 3B: 2 HR: 0	SF: 1 SAC: 0 DP: 2 HBP: 0	WP: 1 PB: 0 SB: 0 CS: 0	PA: 37
PITCHER	IP	WLS	BF	H	R	ER	SO	BB	IBB	HBP	BLK	WP	HR	S	P	ERA	WHIP					
Dick Ellsworth, L (1,1) ERA: 3.62	5.2	W	25	8	4	2	2	1	1	0	0	0	0	27	35	3.18	1.588					
Mel Wright, R (6,1) ERA: 2.03	3.1	S	12	2	0	0	0	1	0	0	0	1	0	11	15	0.00	0.900					

St. Louis Cardinals @ Chicago Cubs
Wrigley Field, Chicago, IL
Sat Sep 24 1960, 3:33 AM CDT
Att: 6,633 - Unknown

AB 33
R 4
H 10
RBI 3
BB 3
SO 2
LOB 12



Batter	1	2	3	4	5	6	7	8	9	AB	R	H	RBI	BB	SO	LOB	BOTTOM					
Richie Ashburn, L (1,8) OBP: 0.413, SLG: 0.341	5-3		F3							3	0	0	0	1	0	0						
Don Zimmer, R (1,4) OBP: 0.306, SLG: 0.380			1-3							3	0	0	1	0	1	0						
Billy Williams, L (1,7) OBP: 0.375, SLG: 0.435										4	0	1	0	0	1	2						
14 Ernie Banks, R (1,6) OBP: 0.349, SLG: 0.557										4	0	1	0	0	0	1						
George Altman, L (1,3) OBP: 0.331, SLG: 0.440										4	2	1	0	0	1	1						
Ron Santo, R (1,5) OBP: 0.311, SLG: 0.414										3	2	2	0	1	1	0						
Bob Will, L (1,9) OBP: 0.315, SLG: 0.371										4	1	2	3	0	0	2						
Sammy Taylor, L (1,2) OBP: 0.236, SLG: 0.286										4	0	1	1	0	0	3						
Dick Ellsworth, L (1,1) Mel Wright, R (6,1) OBP: 0.154, SLG: 0.043 ERA: 3.02										2	0	0	0	0	1	3						
Inning Stats	R: 0 E: 0 K: 1 S: 5	H: 0 LOB: 0 BB: 0 P: 5	R: 2 E: 1 K: 0 S: 6	H: 2 LOB: 1 BB: 0 P: 6	R: 0 E: 0 K: 0 S: 4	H: 1 LOB: 1 BB: 0 P: 4	R: 3 E: 1 K: 1 S: 9	H: 4 LOB: 2 BB: 1 P: 13	R: 0 E: 0 K: 2 S: 7	H: 0 LOB: 0 BB: 0 P: 7	R: 0 E: 0 K: 0 S: 3	H: 0 LOB: 0 BB: 0 P: 3	R: 0 E: 0 K: 1 S: 5	H: 0 LOB: 0 BB: 0 P: 5	R: 0 E: 0 K: 0 S: 4	H: 1 LOB: 2 BB: 1 P: 8	R: 0 E: 0 K: 0 S: 4	H: 1 LOB: 2 BB: 1 P: 8	1B: 7 2B: 0 3B: 1 HR: 0	SF: 1 SAC: 0 DP: 0 HBP: 0	WP: 1 PB: 0 SB: 0 CS: 0	PA: 35
PITCHER	IP	WLS	BF	H	R	ER	SO	BB	IBB	HBP	BLK	WP	HR	S	P	ERA	WHIP					
Bob Miller, R (1,1) ERA: 3.13	3.0	L	17	7	5	4	1	0	0	0	0	1	0	19	19	12.00	2.333					
Curt Simmons, L (4,1) ERA: 3.02	5.0		18	1	0	0	4	1	1	0	0	1	0	24	32	0.00	0.400					

St. Louis Cardinals @ Chicago Cubs
Wrigley Field, Chicago, IL
Sat Sep 24 1960, 3:33 AM CDT
Att: 6,633 - Unknown

AB 32
R 5
H 8
RBI 5
BB 2
SO 5
LOB 12



Batter	1	2	3	4	5	6	7	8	9	AB	R	H	RBI	BB	SO	LOB	TOP					
Don Landrum, L (1, 8) OBP: 0.323, SLG: 0.448										4	0	0	0	0	2	3						
Joe Cunningham, L (1, 9) OBP: 0.363, SLG: 0.389										4	0	0	0	0	0	0						
Bill White, L (1, 3) OBP: 0.332, SLG: 0.462										4	0	2	0	0	0	0						
Ken Boyer, R (1, 5) OBP: 0.370, SLG: 0.563										4	0	2	0	0	0	2						
Walt Moryn, L (1, 7) OBP: 0.331, SLG: 0.447										4	0	1	0	0	0	3						
Daryl Spencer, R (1, 6) OBP: 0.368, SLG: 0.412										3	0	1	0	1	1	0						
Carl Sawatski, L (1, 2) OBP: 0.313, SLG: 0.356										4	0	0	0	0	0	4						
Julian Javier, R (1, 4) OBP: 0.280, SLG: 0.352										1	0	0	0	1	0	0						
Charlie James, R (7, PH) OBP: 0.354, SLG: 0.405										1	0	0	0	0	0	0						
Bob Grim, R (7, 1)										0	0	0	0	0	0	0						
George Crowe, L (9, PH) OBP: 0.297, SLG: 0.476										1	0	0	0	0	0	0						
Larry Jackson, R (1, 1) OBP: 0.247, SLG: 0.228										2	0	0	0	0	1	3						
Stan Musial, L (7, PH) OBP: 0.354, SLG: 0.494										1	0	0	0	0	0	0						
Alex Grammas, R (7, 4) OBP: 0.287, SLG: 0.318										0	0	0	0	0	0	0						
Inning Stats	R: 0 E: 0 K: 1 S: 6	H: 1 LOB: 1 BB: 0 P: 6	R: 0 E: 0 K: 2 S: 9	H: 2 LOB: 3 BB: 1 P: 13	R: 0 E: 0 K: 0 S: 4	H: 1 LOB: 1 BB: 0 P: 4	R: 0 E: 0 K: 1 S: 5	H: 0 LOB: 0 BB: 0 P: 5	R: 0 E: 0 K: 0 S: 3	H: 0 LOB: 0 BB: 1 P: 3	R: 0 E: 0 K: 0 S: 4	H: 1 LOB: 2 BB: 0 P: 8	R: 0 E: 0 K: 0 S: 3	H: 0 LOB: 0 BB: 0 P: 3	R: 0 E: 0 K: 0 S: 4	H: 1 LOB: 1 BB: 0 P: 4	R: 0 E: 0 K: 0 S: 3	H: 0 LOB: 0 BB: 0 P: 3	1B: 6 2B: 0 3B: 0 HR: 0	SF: 0 SAC: 0 DP: 0 HBP: 0	WP: 0 PB: 0 SB: 0 CS: 0	PA: 35
PITCHER Glen Hobbie, R (1, 1) ERA: 3.96	IP: 9.0 WLS: W BF: 35 H: 6 R: 0 ER: 0 SO: 4 BB: 1 IBB: 1 HBP: 0 BLK: 0 WP: 0 HR: 0 S: 41 P: 49 ERA: 0.00 WHIP: 0.778															PITCHER	IP: 9.0 WLS: W BF: 35 H: 6 R: 0 ER: 0 SO: 4 BB: 1 IBB: 1 HBP: 0 BLK: 0 WP: 0 HR: 0 S: 41 P: 49 ERA: 0.00 WHIP: 0.778					

St. Louis Cardinals @ Chicago Cubs
Wrigley Field, Chicago, IL
Sun Sep 25 1960, 3:33 AM CDT
Att: 8,558 - Unknown

AB 33
R 0
H 6
RBI 0
BB 2
SO 4
LOB 15



Batter	1	2	3	4	5	6	7	8	9	AB	R	H	RBI	BB	SO	LOB	BOTTOM					
Richie Ashburn, L (1, 8) OBP: 0.413, SLG: 0.339										3	1	0	0	2	0	2						
Don Zimmer, R (1, 4) OBP: 0.307, SLG: 0.383										5	1	2	1	0	0	3						
Billy Williams, L (1, 7) OBP: 0.357, SLG: 0.407										4	0	1	0	0	1	2						
14 Ernie Banks, R (1, 6) OBP: 0.350, SLG: 0.555										3	1	1	1	1	0	1						
George Altman, L (1, 3) OBP: 0.333, SLG: 0.443										4	0	2	0	0	0	1						
Ron Santo, R (1, 5) OBP: 0.307, SLG: 0.409										4	0	0	0	0	2	5						
Bob Will, L (1, 9) OBP: 0.319, SLG: 0.372										2	1	1	0	2	0	0						
Sammy Taylor, L (1, 2) OBP: 0.242, SLG: 0.291										1	1	1	0	0	0	0						
Dick Bertell, R (3, 2) OBP: 0.222, SLG: 0.143										3	0	1	1	0	0	2						
Glen Hobbie, R (1, 1) OBP: 0.202, SLG: 0.183										4	0	0	1	0	3	5						
Inning Stats	R: 0 E: 0 K: 1 S: 6	H: 1 LOB: 2 BB: 2 P: 14	R: 4 E: 1 K: 0 S: 7	H: 4 LOB: 1 BB: 1 P: 11	R: 0 E: 0 K: 1 S: 5	H: 0 LOB: 0 BB: 0 P: 5	R: 0 E: 0 K: 1 S: 6	H: 1 LOB: 1 BB: 0 P: 6	R: 1 E: 0 K: 1 S: 7	H: 2 LOB: 2 BB: 1 P: 11	R: 0 E: 0 K: 1 S: 5	H: 0 LOB: 0 BB: 0 P: 5	R: 0 E: 0 K: 0 S: 3	H: 0 LOB: 0 BB: 0 P: 3	R: 0 E: 0 K: 1 S: 6	H: 1 LOB: 2 BB: 1 P: 10	R: 0 E: 0 K: 1 S: 6	H: 1 LOB: 2 BB: 1 P: 10	1B: 7 2B: 2 3B: 0 HR: 0	SF: 0 SAC: 0 DP: 0 HBP: 0	WP: 0 PB: 0 SB: 0 CS: 0	PA: 38
PITCHER Larry Jackson, R (1, 1) ERA: 3.49	IP: 6.0 WLS: L BF: 30 H: 8 R: 5 ER: 5 SO: 5 BB: 3 IBB: 1 HBP: 0 BLK: 0 WP: 0 HR: 0 S: 36 P: 52 ERA: 7.50 WHIP: 1.833															PITCHER	IP: 6.0 WLS: L BF: 30 H: 8 R: 5 ER: 5 SO: 5 BB: 3 IBB: 1 HBP: 0 BLK: 0 WP: 0 HR: 0 S: 36 P: 52 ERA: 7.50 WHIP: 1.833					
Bob Grim, R (7, 1) ERA: 4.33	IP: 2.0 WLS: 8 BF: 1 H: 0 R: 0 ER: 0 SO: 1 BB: 1 IBB: 0 HBP: 0 BLK: 0 WP: 0 HR: 0 S: 9 P: 13 ERA: 0.00 WHIP: 1.000															PITCHER	IP: 2.0 WLS: 8 BF: 1 H: 0 R: 0 ER: 0 SO: 1 BB: 1 IBB: 0 HBP: 0 BLK: 0 WP: 0 HR: 0 S: 9 P: 13 ERA: 0.00 WHIP: 1.000					

St. Louis Cardinals @ Chicago Cubs
Wrigley Field, Chicago, IL
Sun Sep 25 1960, 3:33 AM CDT
Att: 8,558 - Unknown

AB 33
R 5
H 9
RBI 4
BB 5
SO 6
LOB 21



Batter	1	2	3	4	5	6	7	8	9	AB	R	H	RBI	BB	SO	LOB	TOP										
Lou Johnson, R OBP: 0.262, SLG: 0.267 (1, 9)	0-3 K		0-0 F7		0-0 1-3			0-3 K		4	0	0	0	0	2	0											
Don Zimmer, R OBP: 0.304, SLG: 0.379 (1, 4)	0-0 F3		0-0 5-3		0-0 6-3			0-3 K		4	0	0	0	0	1	0											
Billy Williams, L OBP: 0.313, SLG: 0.355 (1, 7)	0-3 K			0-3 K	0-0 1-3			0-3 K		4	0	0	0	0	3	0											
14 Ernie Banks, R OBP: 0.352, SLG: 0.558 (1, 6)		0-0 3B		0-0 1B		0-0 F8			0-0 2B	4	1	3	0	0	0	0											
Ron Santo, R OBP: 0.309, SLG: 0.408 (1, 5)		0-0 F5		0-0 1B	0-0 HR	0-0 5-3			4-0 BB	3	1	1	0	1	0	1											
Frank Thomas, R OBP: 0.282, SLG: 0.405 (1, 3)		0-0 F3		0-0 HR		0-3 K			0-3 K	4	1	1	2	0	2	3											
Al Heist, R OBP: 0.324, SLG: 0.404 (1, 8)		0-0 3B		4-0 BB		0-0 F8			0-3 K	3	0	1	1	1	1	2											
Dick Bertell, R OBP: 0.231, SLG: 0.100 (1, 2)		0-0 4-3		4-0 BB	0-0 FC6-4	0-0 6-3			0-0 F9	3	0	0	0	1	0	3											
Don Cardwell, R OBP: 0.200, SLG: 0.413 (1, 1)			0-3 K	0-0 FC6-4		0-3 K				3	0	0	0	0	2	2											
Inning Stats	R: 0 E: 0 K: 2 S: 7	H: 0 LOB: 0 BB: 0 P: 7	R: 1 E: 0 K: 0 S: 5	H: 2 LOB: 1 BB: 0 P: 5	R: 0 E: 0 K: 1 S: 5	H: 0 LOB: 0 BB: 0 P: 5	R: 2 E: 0 K: 1 S: 7	H: 3 LOB: 2 BB: 2 P: 15	R: 0 E: 0 K: 0 S: 3	H: 0 LOB: 0 BB: 0 P: 3	R: 0 E: 0 K: 1 S: 5	H: 0 LOB: 0 BB: 0 P: 5	R: 0 E: 0 K: 3 S: 9	H: 0 LOB: 0 BB: 0 P: 9	R: 0 E: 0 K: 2 S: 8	H: 1 LOB: 2 BB: 1 P: 12	1B: 3 2B: 1 3B: 1 HR: 1	SF: 0 SAC: 0 DP: 0 HBP: 0	WP: 0 PB: 0 SB: 1 CS: 0	PA: 35							
PITCHER	IP	WLS	BF	H	R	ER	SO	BB	IBB	HBP	BLK	WP	HR	S	P	ERA	WHIP										
Billy O'Dell, L ERA: 3.15 (1, 1)	5.0	L	21	5	3	3	4	2	0	0	0	0	1	27	35	5.40	1.400										
Eddie Fisher, R ERA: 3.55 (6, 1)	2.0		6	0	0	0	2	0	0	0	0	0	0	10	10	0.00	0.000										
Stu Miller, R ERA: 3.9 (8, 1)	2.0		8	1	0	0	5	1	0	0	0	0	0	17	21	0.00	1.000										

Chicago Cubs @ San Francisco Giants
Candlestick Park, San Francisco, CA
Tue Sep 27 1960, 10:05 PM EDT
Att: 8,381 - Unknown

AB 32
R 3
H 6
RBI 3
BB 3
SO 11
LOB 11



Batter	1	2	3	4	5	6	7	8	9	AB	R	H	RBI	BB	SO	LOB	BOTTOM										
Don Blasingame, L OBP: 0.298, SLG: 0.298 (1, 4)	0-3 K		0-0 F3		4-0 1B				0-0 4-3	3	0	0	0	2	1	1											
Jose Pagan, R OBP: 0.340, SLG: 0.459 (1, 6)	0-0 G3		0-0 FC6-4		0-3 K				0-0 5-3	2	0	0	0	0	0	1											
Willie Mays, R OBP: 0.383, SLG: 0.557 (1, 8)	0-0 1B			0-0 2B	0-0 1B				0-0 F4	4	0	3	1	0	0	1											
Felipe Alou, R OBP: 0.299, SLG: 0.417 (1, 7)	0-0 CS	0-0 F8		0-0 F7	0-0 F4				0-0 F5	4	0	0	0	0	0	5											
Orlando Cepeda, R OBP: 0.339, SLG: 0.496 (1, 3)		0-0 1-3		1-0 HBP		0-0 F7			0-0 F7	3	0	0	0	0	0	0											
Willie Kirkland, L OBP: 0.315, SLG: 0.461 (1, 9)		0-0 3B		0-0 G4-6-3		0-0 1B			4-0 BB	3	0	2	0	1	0	2											
Jim Davenport, R OBP: 0.307, SLG: 0.359 (1, 5)		0-0 F4			0-0 F5	0-0 1B			0-0 F8	4	0	1	0	0	0	2											
Hobie Landrith, L OBP: 0.318, SLG: 0.305 (1, 2)			4-0 FC6-4		4-0 BB	0-3 K			0-0 4-3	2	1	0	0	2	1	3											
Billy O'Dell, S OBP: 0.254, SLG: 0.107 (1, 1)				0-0 BB	4-0 BB	0-3 K				1	0	0	0	0	0	1											
Jim Marshall, L OBP: 0.333, SLG: 0.342 (5, PH)				0-0 F7		0-0 K			0-0 F9	0	0	0	0	1	0	0											
Eddie Bressoud, R OBP: 0.291, SLG: 0.376 (6, 6)					1-2 BB					2	0	0	0	0	1	2											
Inning Stats	R: 0 E: 0 K: 1 S: 5	H: 1 LOB: 0 BB: 0 P: 5	R: 0 E: 0 K: 0 S: 4	H: 1 LOB: 1 BB: 0 P: 4	R: 0 E: 0 K: 0 S: 3	H: 0 LOB: 1 BB: 1 P: 7	R: 0 E: 0 K: 0 S: 3	H: 1 LOB: 0 BB: 0 P: 4	R: 1 E: 0 K: 1 S: 6	H: 1 LOB: 3 BB: 3 P: 18	R: 0 E: 0 K: 2 S: 9	H: 2 LOB: 2 BB: 0 P: 9	R: 0 E: 0 K: 0 S: 3	H: 0 LOB: 1 BB: 1 P: 7	R: 0 E: 0 K: 0 S: 3	H: 0 LOB: 0 BB: 0 P: 3	1B: 4 2B: 1 3B: 1 HR: 0	SF: 0 SAC: 0 DP: 1 HBP: 1	WP: 0 PB: 0 SB: 0 CS: 1	PA: 39							
PITCHER	IP	WLS	BF	H	R	ER	SO	BB	IBB	HBP	BLK	WP	HR	S	P	ERA	WHIP										
Don Cardwell, R ERA: 4.43 (1, 1)	9.0	W	38	6	1	1	4	6	0	1	0	0	0	39	64	1.00	1.333										

Chicago Cubs @ San Francisco Giants
Candlestick Park, San Francisco, CA
Tue Sep 27 1960, 10:05 PM EDT
Att: 8,381 - Unknown

AB 31
R 1
H 6
RBI 1
BB 6
SO 4
LOB 22



Batter	1	2	3	4	5	6	7	8	9	AB	R	H	RBI	BB	SO	LOB	TOP								
Richie Ashburn, L OBP: 0.413, SLG: 0.339 (1, 8)	0-0 FC3-6 1B		4-0 14 E 14 S 3B BB		0-0 SH1-4		0-0 1-3		0-0 F9	3	1	1	0	1	0	1									
Danny Murphy, L OBP: 0.164, SLG: 0.188 (1, 9)	0-3 K		0-0 F7		0-0 F7		4-0 FC4-6 BB		0-0 FC4-6 CS	3	1	0	0	1	1	3									
Lou Johnson, R OBP: 0.258, SLG: 0.262 (7, 9)										1	0	0	0	0	0	1									
Billy Williams, L OBP: 0.278, SLG: 0.314 (1, 7)	0-0 FC3-6 1-2		0-3 K		0-0 F5		0-0 E6 14 FC4-6		0-0 CS	4	0	0	0	0	1	4									
14 Ernie Banks, R OBP: 0.353, SLG: 0.565 (1, 6)	0-0 F8		0-0 3B			0-0 SF7 3B		0-0 FC4-6 1-2		4	1	2	2	0	0	2									
George Altman, L OBP: 0.332, SLG: 0.452 (1, 3)		0-0 HR	0-3 K			0-0 SF7 3-H		0-3 K		3	1	1	2	0	2	2									
Ron Santo, R OBP: 0.311, SLG: 0.412 (1, 5)		0-0 1B			0-0 6-3		0-0 HR 2B		0-0 F7	4	1	2	0	0	0	0									
Sammy Taylor, L OBP: 0.242, SLG: 0.310 (1, 2)		0-0 F7			0-0 F6		0-0 HR		0-3 K	4	1	1	2	0	1	1									
Sammy Drake, S OBP: 0.133, SLG: 0.071 (1, 4)		0-3 K			0-3 K		0-0 F2		0-0 F7	3	0	0	0	0	2	1									
Don Zimmer, R OBP: 0.303, SLG: 0.378 (6, 4)										1	0	0	0	0	0	0									
Bob Anderson, R OBP: 0.221, SLG: 0.169 (1, 1)		0-3 K			0-0 E9 SH1-4		0-0 5-3		0-0 FC4-6 1B	4	0	1	0	0	1	1									
Inning Stats	R: 0 E: 0 K: 1 S: 6	H: 1 LOB: 1 BB: 0 P: 6	R: 1 E: 0 K: 2 S: 9	H: 2 LOB: 1 BB: 0 P: 9	R: 1 E: 0 K: 2 S: 8	H: 1 LOB: 1 BB: 1 P: 12	R: 0 E: 0 K: 1 S: 5	H: 0 LOB: 0 BB: 0 P: 5	R: 0 E: 1 K: 0 S: 4	H: 0 LOB: 1 BB: 0 P: 4	R: 3 E: 0 K: 0 S: 6	H: 3 LOB: 0 BB: 0 P: 6	R: 1 E: 1 K: 1 S: 6	H: 0 LOB: 1 BB: 1 P: 10	R: 0 E: 0 K: 1 S: 5	H: 0 LOB: 0 BB: 0 P: 5	R: 0 E: 0 K: 0 S: 3	H: 1 LOB: 0 BB: 0 P: 3	1B: 3 2B: 1 3B: 2 HR: 2	SF: 1 SAC: 1 DP: 0 HBP: 0	WP: 0 PB: 0 SB: 1 CS: 1	PA: 39			
PITCHER	IP	WLS	BF	H	R	ER	SO	BB	IBB	HBP	BLK	WP	HR	S	P	ERA	WHIP								
Jack Sanford, R ERA: 3.82 (1, 1)	6.0	L	27	7	5	5	6	1	0	0	0	0	2	38	42	7.50	1.333								
Don Choate, R ERA: 2.25 (7, 1)	2.0		8	0	1	0	2	1	0	0	0	0	0	11	15	0.00	0.500								
Billy Loes, R ERA: 4.93 (9, 1)	1.0		3	1	0	0	0	0	0	0	0	0	0	3	3	0.00	1.000								

Chicago Cubs @ San Francisco Giants
Candlestick Park, San Francisco, CA
Wed Sep 28 1960, 7:33 AM EDT
Att: 5,513 - Unknown

AB 34
R 6
H 8
RBI 6
BB 2
SO 8
LOB 16



Batter	1	2	3	4	5	6	7	8	9	AB	R	H	RBI	BB	SO	LOB	BOTTOM								
Don Blasingame, L OBP: 0.301, SLG: 0.301 (1, 4)	0-0 5-3				4-0 1B E BB				0-0 F7	4	1	2	1	1	0	0									
Jose Pagan, R OBP: 0.324, SLG: 0.417 (1, 6)	0-0 BB WP 1B	0-0 F8 1-H			0-0 E1 1B		0-0 FC6-4 1-2		0-0 G6-3 1B	5	1	3	0	0	0	2									
Willie Mays, R OBP: 0.382, SLG: 0.554 (1, 8)	4-0 1-2 BB BB		0-0 5-3		0-0 1-3		0-0 4-3		0-0 G6-3 1-2	4	0	0	0	1	0	2									
Felipe Alou, R OBP: 0.298, SLG: 0.413 (1, 7)	0-3 K		0-0 3-1		0-0 5-3		4-0 BB			3	0	0	0	1	1	3									
Orlando Cepeda, R OBP: 0.340, SLG: 0.495 (1, 3)	4-0 1-2 2-3 BB		0-3 K		0-0 S 1B		0-3 K			3	0	1	1	1	2	1									
Willie Kirkland, L OBP: 0.315, SLG: 0.458 (1, 9)	0-0 1-3				0-0 6-3		4-0 1-2 IBB		0-0 F8	3	0	0	0	1	0	4									
Jim Davenport, R OBP: 0.305, SLG: 0.357 (1, 5)		0-3 K			0-3 K		0-0 6-3		0-0 G3-6-4 1B	2	0	0	0	0	2	0									
Joey Amalfitano, R OBP: 0.334, SLG: 0.353 (5, 5)										2	0	1	0	0	0	2									
Bob Schmidt, R OBP: 0.314, SLG: 0.380 (1, 2)		0-0 2B 1B			0-0 1B		0-3 K		0-0 G3-6-1 1-2	4	1	2	0	0	1	1									
Jack Sanford, R OBP: 0.228, SLG: 0.189 (1, 1)		0-3 K			0-3 K		0-0 F8		0-0 F7	2	0	0	0	0	2	2									
Matty Alou, L OBP: 0.333, SLG: 0.333 (6, PH)										1	0	0	0	0	0	0									
Don Choate, R OBP: 0.334, SLG: 0.333 (7, 1)										0	0	0	0	0	0	0									
Jim Marshall, L OBP: 0.331, SLG: 0.339 (8, PH)										1	0	0	0	0	0	0									
Billy Loes, R OBP: 0.250, SLG: 0.250 (9, 1)										0	0	0	0	0	0	0									
Inning Stats	R: 0 E: 0 K: 1 S: 6	H: 1 LOB: 3 BB: 2 P: 14	R: 1 E: 0 K: 2 S: 9	H: 2 LOB: 0 BB: 0 P: 9	R: 0 E: 0 K: 1 S: 5	H: 0 LOB: 0 BB: 0 P: 5	R: 0 E: 0 K: 2 S: 8	H: 1 LOB: 1 BB: 0 P: 8	R: 2 E: 1 K: 0 S: 5	H: 2 LOB: 2 BB: 2 P: 13	R: 0 E: 0 K: 1 S: 6	H: 1 LOB: 1 BB: 0 P: 6	R: 0 E: 0 K: 1 S: 5	H: 0 LOB: 1 BB: 1 P: 9	R: 0 E: 0 K: 0 S: 3	H: 1 LOB: 0 BB: 0 P: 3	R: 0 E: 0 K: 0 S: 3	H: 1 LOB: 0 BB: 0 P: 3	1B: 8 2B: 1 3B: 0 HR: 0	SF: 0 SAC: 0 DP: 2 HBP: 0	WP: 1 PB: 0 SB: 1 CS: 0	PA: 39			
PITCHER	IP	WLS	BF	H	R	ER	SO	BB	IBB	HBP	BLK	WP	HR	S	P	ERA	WHIP								
Bob Anderson, R ERA: 4.13 (1, 1)	9.0	W	39	9	3	3	8	4	1	0	0	1	0	50	70	3.00	1.444								

Chicago Cubs @ San Francisco Giants
Candlestick Park, San Francisco, CA
Wed Sep 28 1960, 7:33 AM EDT
Att: 5,513 - Unknown

AB 34
R 3
H 9
RBI 2
BB 5
SO 8
LOB 17



Batter	1	2	3	4	5	6	7	8	9	10	11	12	13	14	AB	R	H	RBI	BB	SO	LOB	TOP				
Richie Ashburn, L OBP: 0.415, SLG: 0.338 Al Heist, R OBP: 0.339, SLG: 0.412															1 2 1 1 2 0 0 3 1 2 0 1 0 0											
Don Zimmer, R OBP: 0.308, SLG: 0.390 Jerry Kindall, R OBP: 0.290, SLG: 0.350 Bob Will, L OBP: 0.321, SLG: 0.373 Jim McKnight, R OBP: 0.335, SLG: 0.333															3 1 2 3 0 0 1 1 0 0 0 0 0 2 1 0 0 0 0 0 1 2 0 1 1 0 1 0											
Billy Williams, L OBP: 0.354, SLG: 0.442															6 1 2 3 2 1 5											
14 Ernie Banks, R OBP: 0.349, SLG: 0.556															6 0 0 0 1 3 4											
George Altman, L OBP: 0.332, SLG: 0.455 Frank Thomas, R OBP: 0.280, SLG: 0.400															3 0 1 0 0 1 1 3 1 0 0 1 0 3											
Ron Santo, R OBP: 0.306, SLG: 0.403														6 1 1 0 1 2 2												
Dick Bertell, R OBP: 0.263, SLG: 0.133 Sammy Taylor, L OBP: 0.241, SLG: 0.327														5 0 1 0 1 1 2 1 0 0 0 0 1 1												
Danny Murphy, L OBP: 0.171, SLG: 0.183 Lou Johnson, R OBP: 0.271, SLG: 0.266															2 1 0 0 1 0 3 3 1 1 0 1 1 1											
Dick Ellsworth, L OBP: 0.162, SLG: 0.162 Joe Schaffernoth, R OBP: 0.199, SLG: 0.199 Mel Wright, R OBP: 0.125, SLG: 0.125 Glen Hobbie, R OBP: 0.158, SLG: 0.158 Grady Hatton, L OBP: 0.132, SLG: 0.132 Bob Williams, R OBP: 0.271, SLG: 0.189															2 1 0 1 0 1 1 0 0 0 0 0 0 0 0 0 0 0 0 1 1 0 0 0 0 0 0 0 2 0 1 0 0 0 1 1 0 1 1 0 0 0 0 0 0 0 0 0 0											
Inning Stats	R: 0 E: 0 K: 1 S: 16	H: 1 LOB: 1 BB: 1 P: 25	R: 0 E: 0 K: 1 S: 9	H: 1 LOB: 1 BB: 0 P: 13	R: 2 E: 0 K: 1 S: 12	H: 2 LOB: 1 BB: 1 P: 19	R: 4 E: 0 K: 1 S: 17	H: 3 LOB: 1 BB: 1 P: 30	R: 0 E: 0 K: 1 S: 8	H: 0 LOB: 0 BB: 1 P: 15	R: 0 E: 0 K: 1 S: 11	H: 0 LOB: 0 BB: 0 P: 17	R: 0 E: 0 K: 1 S: 10	H: 0 LOB: 0 BB: 0 P: 12	R: 2 E: 0 K: 0 S: 7	H: 2 LOB: 0 BB: 0 P: 12	R: 0 E: 0 K: 1 S: 6	H: 1 LOB: 3 BB: 2 P: 17	R: 0 E: 0 K: 2 S: 10	H: 0 LOB: 1 BB: 1 P: 14	R: 2 E: 0 K: 2 S: 22	H: 3 LOB: 3 BB: 2 P: 38	1B: 11 2B: 2 3B: 1 HR: 2	SF: 0 SAC: 3 DP: 2 HBP: 0	WP: 1 PB: 0 SB: 1 CS: 0	PA: 66
PITCHER	IP	WLS	BF	H	R	ER	SO	BB	IBB	HBP	BLK	WP	HR	S	P	ERA	WHIP									
Phil Ortega, R ERA: 17.05	3.1		20	6	6	6	3	3	0	0	0	0	0	4	7	16.20	2.700									
Ed Roebuck, R ERA: 2.78	0.2		2	0	0	0	1	0	0	0	0	0	0	4	7	0.00	0.000									
Larry Sherry, R ERA: 3.79	2.0		7	1	0	0	1	2	0	0	0	0	0	19	32	0.00	1.500									
Sandy Koufax, L ERA: 3.91	2.0		7	0	0	0	2	1	0	0	0	0	0	20	31	0.00	0.500									
Stan Williams, R ERA: 3.0	1.0		5	2	2	2	0	0	0	0	0	1	1	7	12	18.00	2.000									
PITCHER	IP	WLS	BF	H	R	ER	SO	BB	IBB	HBP	BLK	WP	HR	S	P	ERA	WHIP									
Roger Craig, R ERA: 3.27	4.0		17	2	0	0	4	2	0	0	0	0	0	30	46	0.00	1.000									
Ed Palmquist, R ERA: 2.54	1.0	L	8	3	2	0	2	2	0	0	0	0	0	22	38	0.00	5.000									

Chicago Cubs @ Los Angeles Dodgers
Los Angeles Memorial Coliseum, Los Angeles, CA
Sat Oct 01 1960, 10:05 PM EDT
Att: 18,817 - Unknown

AB 52
R 10
H 14
RBI 10
BB 11
SO 13
LOB 29



Batter	1	2	3	4	5	6	7	8	9	10	11	12	13	14	AB	R	H	RBI	BB	SO	LOB	BOTTOM						
Maury Wills, S OBP: 0.343, SLG: 0.332															8 1 5 1 0 0 3													
Donnell S OBP: 0.122, SLG: 0.122 Joe Schaffernoth, R OBP: 0.199, SLG: 0.199 Mel Wright, R OBP: 0.125, SLG: 0.125 Glen Hobbie, R OBP: 0.158, SLG: 0.158 Grady Hatton, L OBP: 0.132, SLG: 0.132 Bob Williams, R OBP: 0.271, SLG: 0.189															8 1 3 1 0 3 6													
Willie Davis, L OBP: 0.352, SLG: 0.488															8 1 3 1 0 3 6													
Frank Howard, R OBP: 0.320, SLG: 0.464															5 1 0 1 3 1 5													
Tommy Davis, R OBP: 0.305, SLG: 0.431															7 0 1 0 1 2 7													
Ron Fairly, L OBP: 0.225, SLG: 0.265 Jim Gilliam, S OBP: 0.358, SLG: 0.315															2 1 0 0 1 1 3 4 0 0 0 0 0 3													
Bob Lillis, R OBP: 0.310, SLG: 0.357															7 2 5 2 0 0 1													
Doug Camilli, R OBP: 0.391, SLG: 0.591															7 2 4 1 0 0 3													
Phil Ortega, R ERA: 3.72 Joe Schaffernoth, R ERA: 2.78 Don Elston, R ERA: 3.38 Mel Wright, R ERA: 4.00 Glen Hobbie, R ERA: 3.93															1 0 0 0 0 0 1 0 0 0 0 0 0 0 0 0 0 0 0 0 0 1 0 0 0 0 1 2 3 0 1 1 1 0 2													
Inning Stats	R: 0 E: 0 K: 1 S: 6	H: 1 LOB: 1 BB: 1 P: 11	R: 0 E: 0 K: 2 S: 10	H: 0 LOB: 0 BB: 0 P: 17	R: 0 E: 0 K: 0 S: 6	H: 1 LOB: 1 BB: 0 P: 10	R: 2 E: 0 K: 1 S: 11	H: 2 LOB: 2 BB: 2 P: 25	R: 0 E: 0 K: 1 S: 15	H: 1 LOB: 2 BB: 0 P: 19	R: 3 E: 0 K: 2 S: 22	H: 3 LOB: 3 BB: 3 P: 39	R: 0 E: 0 K: 1 S: 7	H: 2 LOB: 2 BB: 0 P: 22	R: 3 E: 1 K: 1 S: 16	H: 4 LOB: 1 BB: 0 P: 26	R: 0 E: 0 K: 1 S: 14	H: 2 LOB: 2 BB: 0 P: 23	R: 0 E: 0 K: 0 S: 5	H: 1 LOB: 1 BB: 0 P: 7	R: 0 E: 0 K: 1 S: 10	H: 1 LOB: 1 BB: 0 P: 15	R: 0 E: 0 K: 1 S: 7	H: 0 LOB: 0 BB: 0 P: 10	1B: 17 2B: 2 3B: 0 HR: 0	SF: 2 SAC: 0 DP: 1 HBP: 0	WP: 0 PB: 0 SB: 2 CS: 1	PA: 68
PITCHER	IP	WLS	BF	H	R	ER	SO	BB	IBB	HBP	BLK	WP	HR	S	P	ERA	WHIP											
Dick Ellsworth, L ERA: 3.72	5.0		25	6	4	4	5	4	0	0	0	0	0	7	12													
Joe Schaffernoth, R ERA: 2.78	0.0		3	2	0	0	1	1	0	0	0	0	0	7	12													
Don Elston, R ERA: 3.38	2.1		12	2	1	1	2	3	0	0	0	0	0	28	46	3.86	2.143											
Mel Wright, R ERA: 4.00	1.0		6	3	3	3	0	0	0	0	0	0	0	14	25	27.00	3.000											
Glen Hobbie, R ERA: 3.93	4.2	W	19	6	0	0	2	0	0	0	0	0	0	41	66	0.00	1.286											
PITCHER	IP	WLS	BF	H	R	ER	SO	BB	IBB	HBP	BLK	WP	HR	S	P	ERA	WHIP											
Bob Anderson, R ERA: 4.11	1.0		5	3	0	0	1	0	0	0	0	0	0	7	10	0.00	0.000											

Chicago Cubs @ Los Angeles Dodgers
Los Angeles Memorial Coliseum, Los Angeles, CA
Sat Oct 01 1960, 10:05 PM EDT
Att: 18,817 - Unknown

AB 58
R 8
H 19
RBI 8
BB 8
SO 10
LOB 42



Batter	1	2	3	4	5	6	7	8	9	AB	R	H	RBI	BB	SO	LOB	TOP							
Lou Johnson, R (1, 8) OBP: 0.270, SLG: 0.265	2-3 K		1-0 E 1B		0-0 6-3		1-2 FC6-5			4	0	1	0	0	1	1								
Danny Murphy, L (1, 9) OBP: 0.175, SLG: 0.187	1-0 1-3		0-0 E3 L4-6 3-1		1-0 1B		2-2 F2			4	0	1	0	0	0	2								
Billy Williams, L (1, 7) OBP: 0.346, SLG: 0.489	0-2 HR		0-0 3-1		0-3 K		0-0 4-3			4	1	1	1	0	1	4								
14 Ernie Banks, R (1, 6) OBP: 0.350, SLG: 0.554	0-0 6-3		4-0 1B							2	0	0	0	2	0	0								
Ed Bouchee, L (1, 3) OBP: 0.339, SLG: 0.330		0-0 P6	1-2 L4-6							4	0	0	0	0	0	4								
Ron Santo, R (1, 5) OBP: 0.308, SLG: 0.408		2-2 SF8		3-2 L7						3	1	1	0	0	0	1								
Sammy Drake, S (8, PH) OBP: 0.125, SLG: 0.067										1	0	0	0	0	0	0								
Jerry Kindall, R (1, 4) OBP: 0.256, SLG: 0.346		1-1 SF8		1-2 2-3						3	0	0	1	0	1	1								
Moe Thacker, R (1, 2) OBP: 0.269, SLG: 0.167		3-H 4-2 BB		2-3 K						3	1	0	0	1	1	0								
Dick Drott, R (1, 1) OBP: 0.100, SLG: 0.100		2-0 G3		3-1 5-3						1	0	0	0	0	0	1								
Dick Burwell, R (3, 1) OBP: 0.333, SLG: 0.333										0	0	0	0	0	0	0								
Don Zimmer, R (5, PH) OBP: 0.307, SLG: 0.389										1	0	0	0	0	0	0								
Moe Drabowsky, R (5, 1) OBP: 0.307, SLG: 0.389										0	0	0	0	0	0	0								
Don Cardwell, R (6, 1) OBP: 0.290, SLG: 0.416										2	0	1	1	0	1	0								
Inning Stats	R: 1 E: 0 K: 1 S: 8	H: 1 LOB: 0 BB: 0 P: 11	R: 1 E: 0 K: 0 S: 10	H: 1 LOB: 1 BB: 1 P: 19	R: 0 E: 1 K: 0 S: 7	H: 1 LOB: 2 BB: 1 P: 13	R: 0 E: 0 K: 1 S: 11	H: 0 LOB: 0 BB: 0 P: 17	R: 0 E: 0 K: 1 S: 8	H: 1 LOB: 1 BB: 0 P: 12	R: 0 E: 0 K: 0 S: 6	H: 0 LOB: 1 BB: 1 P: 15	R: 1 E: 1 K: 0 S: 11	H: 1 LOB: 0 BB: 0 P: 16	R: 0 E: 0 K: 0 S: 4	H: 0 LOB: 0 BB: 0 P: 7	R: 0 E: 0 K: 2 S: 12	H: 0 LOB: 0 BB: 0 P: 14	1B: 3 2B: 1 3B: 1 HR: 1	SF: 1 SAC: 0 DP: 1 HBP: 0	WP: 0 PB: 0 SB: 1 CS: 0	PA: 36		
PITCHER	IP WLS BF H R ER SO BB IBB HBP BLK WP HR S P ERA WHIP	7.0 30 5 3 2 3 2 1 0 0 0 1 61 103 2.57 1.000	2.0 W 6 0 0 0 2 0 0 0 0 0 0 16 21 0.00 0.000																					

Chicago Cubs @ Los Angeles Dodgers
Los Angeles Memorial Coliseum, Los Angeles, CA

Sun Oct 02 1960, 7:33 AM EDT
Att: 15,266 - Unknown

AB 32
R 3
H 5
RBI 3
BB 3
SO 5
LOB 14



Batter	1	2	3	4	5	6	7	8	9	AB	R	H	RBI	BB	SO	LOB	BOTTOM						
Maury Wills, S (1, 6) OBP: 0.342, SLG: 0.331	2-2 BB 1B				0-0 5-3					4	1	1	1	0	0	0							
Norm Larker, L (1, 3) OBP: 0.398, SLG: 0.430	4-1 1B BB		1-2 4-3		0-0 E 1B		1-1 F7			3	1	1	0	1	0	0							
Willie Davis, L (1, 8) OBP: 0.348, SLG: 0.477	0-0 F6		2-2 F8		0-0 E 1B			0-1 F7		4	0	1	0	0	0	2							
Tommy Davis, R (1, 7) OBP: 0.302, SLG: 0.426	2-0 F2		0-1 F8		0-0 E5 G4-6-3			0-1 F8		4	0	0	0	0	0	4							
Ron Fairly, L (1, 9) OBP: 0.250, SLG: 0.351	4-2 1B BB			2-2 4-3	1-1 G4-6-3			0-0 HR		3	1	1	1	1	0	3							
Jim Gilliam, S (1, 4) OBP: 0.359, SLG: 0.318	0-0 1B			1-1 E7 2B				0-0 L7		4	0	2	2	0	0	0							
Bob Lillis, R (1, 5) OBP: 0.290, SLG: 0.333	1-3 2-H 3-H 0-1 F9			0-0 F5				1-1 E1 SH SF7		4	1	0	0	0	0	3							
Doug Camilli, R (1, 2) OBP: 0.385, SLG: 0.542		2-1 F8								2	0	0	0	0	1	0							
Charlie Neal, R (9, PH) OBP: 0.521, SLG: 0.363										0	0	0	0	0	0	0							
Wally Moon, L (9, PH) OBP: 0.383, SLG: 0.452										0	0	0	0	1	0	0							
Ed Rakow, S (1, 1) OBP: 0.333, SLG: 0.333		0-3 K								2	0	0	0	0	1	2							
Duke Snider, L (7, PH) OBP: 0.366, SLG: 0.519										1	0	0	0	0	1	0							
Don Drysdale, R (8, 1) OBP: 0.211, SLG: 0.277										0	0	0	0	0	0	0							
John Roseboro, L (9, PH) OBP: 0.323, SLG: 0.369										0	0	0	0	0	0	0							
Inning Stats	R: 2 E: 0 K: 0 S: 16	H: 2 LOB: 2 BB: 2 P: 28	R: 0 E: 0 K: 1 S: 8	H: 0 LOB: 0 BB: 0 P: 12	R: 0 E: 0 K: 0 S: 10	H: 0 LOB: 0 BB: 0 P: 13	R: 0 E: 1 K: 0 S: 7	H: 1 LOB: 2 BB: 0 P: 12	R: 0 E: 0 K: 1 S: 5	H: 0 LOB: 0 BB: 0 P: 7	R: 0 E: 0 K: 1 S: 9	H: 0 LOB: 0 BB: 0 P: 14	R: 1 E: 0 K: 0 S: 6	H: 1 LOB: 0 BB: 0 P: 6	R: 0 E: 0 K: 0 S: 7	H: 0 LOB: 2 BB: 1 P: 12	1B: 4 2B: 1 3B: 0 HR: 1	SF: 1 SAC: 1 DP: 1 HBP: 1	WP: 0 PB: 0 SB: 0 CS: 0	PA: 37			
PITCHER	IP WLS BF H R ER SO BB IBB HBP BLK WP HR S P ERA WHIP	2.0 8 1 0 0 0 0 0 0 0 0 0 0 17 25 0.00 0.500	1.0 5 2 0 0 0 0 0 0 0 0 0 0 6 7 0.00 2.000																				

Chicago Cubs @ Los Angeles Dodgers
Los Angeles Memorial Coliseum, Los Angeles, CA

Sun Oct 02 1960, 7:33 AM EDT
Att: 15,266 - Unknown

AB 31
R 4
H 6
RBI 4
BB 3
SO 3
LOB 14

