

Chicago Cubs - 1961

Batter	1	2	3	4	5	6	7	8	9	AB R H RBI BB SO LOB	TOP										
Richie Ashburn, L (1, 7) OBP: 0.250, SLG: 0.250	0-0 G3-6 1B		0-0 F6			0-0 F7			0-0 3-1	4 0 1 0 0 0 0											
Don Zimmer, R (1, 4) OBP: 0.250, SLG: 0.250	0-0 F9			0-0 6-3		0-0 FC4-6 1B			0-0 1-3	4 0 1 0 0 0 1											
Billy Williams, L (1, 9)	0-0 G3-6 1-2f			0-0 F2		0-0 FC4-6 1-2f			0-0 F3	4 0 0 0 0 0 2											
14 Ernie Banks, R (1, 6)		0-3 K		4-0 FC5-4 BB			0-0 1-3			2 0 0 0 1 1 0											
Ron Santo, R (1, 5) OBP: 0.333, SLG: 0.333		0-0 G5-4-3 1B		0-0 FC5-4 1-2f			0-0 F7			3 0 1 0 0 0 1											
Al Heist, R (1, 8)		0-0 G5-4-3 1-2f			0-0 F9		0-3 K			3 0 0 0 0 1 1											
Andre Rodgers, R (1, 3) OBP: 0.333, SLG: 1.333			0-0 HR		0-0 F9			0-0 L5		3 1 1 1 0 0 0											
Moe Thacker, R (1, 2)			0-0 L7		0-0 P4			0-0 F7		2 0 0 0 0 0 0											
Bob Anderson, R (6, 1)										0 0 0 0 0 0 0											
Bob Will, L (8, PH)										1 0 0 0 0 0 0											
Jim Brewer, L (8, 1)										0 0 0 0 0 0 0											
Glen Hobbie, R (1, 1)		0-3 K				0-0 1-3		0-0 L6		1 0 0 0 0 1 0											
Mel Wright, R (5, 1)										0 0 0 0 0 0 0											
Dick Bertell, R (6, PH) (6, 2)										2 0 0 0 0 0 0											
<b>Inning Stats</b>	R: 0 E: 0 K: 0 S: 3	H: 1 LOB: 0 BB: 0 P: 3	R: 0 E: 0 K: 1 S: 5	H: 1 LOB: 0 BB: 0 P: 5	R: 1 E: 0 K: 1 S: 6	H: 1 LOB: 0 BB: 0 P: 6	R: 0 E: 0 K: 0 S: 3	H: 0 LOB: 1 BB: 1 P: 7	R: 0 E: 0 K: 0 S: 3	H: 0 LOB: 0 BB: 0 P: 3	R: 0 E: 0 K: 1 S: 5	H: 0 LOB: 0 BB: 0 P: 5	R: 0 E: 0 K: 0 S: 3	H: 0 LOB: 0 BB: 0 P: 3	R: 0 E: 0 K: 0 S: 3	H: 0 LOB: 0 BB: 0 P: 3	1B: 3 2B: 0 3B: 0 HR: 1	SF: 0 SAC: 0 DP: 2 HBP: 0	WP: 0 PB: 0 SB: 0 CS: 0	PA: 30	
<b>PITCHER</b> Jim O'Toole, L (1, 1) ERA: 1.0	IP: 9.0 WLS: W BF: 30 H: 4 R: 1 ER: 1 SO: 3 BB: 1 IBB: 0 HBP: 0 BLK: 0 WP: 0 HR: 1 S: 35 P: 39 ERA: 1.00 WHIP: 0.556																			<b>PITCHER</b>	IP: 9.0 WLS: W BF: 30 H: 4 R: 1 ER: 1 SO: 3 BB: 1 IBB: 0 HBP: 0 BLK: 0 WP: 0 HR: 1 S: 35 P: 39 ERA: 1.00 WHIP: 0.556

Chicago Cubs @ Cincinnati Reds  
Crosley Field, Cincinnati, OH  
Tue Apr 11 1961, 3:33 AM EST  
Att. 28,713 - Sunny - 57 F

livebaseballscorecards.com

AB 29  
R 1  
H 4  
RBI 1  
BB 1  
SO 3  
LOB 5



Batter	1	2	3	4	5	6	7	8	9	AB	R	H	RBI	BB	SO	LOB
Eddie Kasko, R OBP: 0.250, SLG: 0.250 (1, 6)	F9		1B HR 1B	F7		5-3				4	1	1	0	0	0	2
Vada Pinson, L OBP: 0.750, SLG: 0.750 (1, 8)	2-3		1B HR 1B		G3 2B 1B	G5-4-3 1B				4	2	3	0	0	0	0
Frank Robinson, R OBP: 0.250, SLG: 1.000 (1, 7)	HR		K		G3	G5-4-3				4	1	1	1	0	1	4
Wally Post, R OBP: 0.500, SLG: 1.333 (1, 9)	P6		1B HR 1B		2B 1B BB		F9			3	2	1	3	1	0	0
Gene Freese, R OBP: 0.250, SLG: 0.500 (1, 5)		6-3	K		1B 1B 2B		F8			4	1	1	1	0	1	0
Gordy Coleman, L OBP: 0.500, SLG: 0.500 (1, 3)				F7	1B 1B 1B		F8			4	0	2	1	0	0	0
Ed Bailey, L OBP: 0.750, SLG: 0.750 (1, 2)		FC6-4 1B			1B 1B 1B		F3			4	0	3	1	0	0	0
Jim Baumer, R (1, 4)		FC6-4		K	FC1-2-5 1B		F7			4	0	0	0	0	1	4
Jim O'Toole, S OBP: 0.500, SLG: 0.500 (1, 1)			1B 1B		1B 1B	P4		2-3		4	0	2	0	0	0	2

Inning Stats	R: 1	H: 1	E: 0	K: 0	S: 4	LOB: 0	BB: 0	P: 4	R: 0	H: 2	E: 0	K: 0	S: 4	LOB: 1	BB: 0	P: 4	R: 3	H: 4	E: 0	K: 2	S: 10	LOB: 0	BB: 0	P: 10	R: 0	H: 2	E: 0	K: 1	S: 7	LOB: 2	BB: 0	P: 7	R: 3	H: 4	E: 0	K: 0	S: 7	LOB: 2	BB: 1	P: 11	R: 0	H: 1	E: 0	K: 0	S: 3	LOB: 0	BB: 0	P: 3	R: 0	H: 0	E: 0	K: 0	S: 3	LOB: 0	BB: 0	P: 3	R: 0	H: 0	E: 0	K: 0	S: 3	LOB: 0	BB: 0	P: 3
--------------	------	------	------	------	------	--------	-------	------	------	------	------	------	------	--------	-------	------	------	------	------	------	-------	--------	-------	-------	------	------	------	------	------	--------	-------	------	------	------	------	------	------	--------	-------	-------	------	------	------	------	------	--------	-------	------	------	------	------	------	------	--------	-------	------	------	------	------	------	------	--------	-------	------

PITCHER	IP	WLS	BF	H	R	ER	SO	BB	IBB	HBP	BLK	WP	HR	S	P	ERA	WHIP
Glen Hobbie, R ERA: 14.54 (1, 1)	4.1	L	23	11	7	7	3	1	0	0	0	0	2	28	32	14.54	2.769
Mel Wright, R ERA: (5, 1)	0.2		4	2	0	0	0	0	0	0	0	0	0	4	4	0.00	3.000
Bob Anderson, R ERA: (6, 1)	2.0		6	1	0	0	0	0	0	0	0	0	0	6	6	0.00	0.500
Jim Brewer, L ERA: (8, 1)	1.0		3	0	0	0	0	0	0	0	0	0	0	3	3	0.00	0.000


**BOTTOM**

**Chicago Cubs @ Cincinnati Reds**  
Crosley Field, Cincinnati, OH

Tue Apr 11 1961, 3:33 AM EST  
Att: 28,713 - Sunny - 57 F

livebaseballscorecards.com

<b>AB</b>	<b>35</b>
<b>R</b>	<b>7</b>
<b>H</b>	<b>14</b>
<b>RBI</b>	<b>7</b>
<b>BB</b>	<b>1</b>
<b>SO</b>	<b>3</b>
<b>LOB</b>	<b>12</b>



1B: 11	SF: 0	WP: 0	PA: 36
2B: 1	SAC: 0	PB: 0	
3B: 0	DP: 1	SB: 0	
HR: 2	HBP: 0	CS: 0	

Batter	1	2	3	4	5	6	7	8	9	AB R H RBI BB SO LOB	TOP
Richie Ashburn, L (1, 7) OBP: 0.111, SLG: 0.111	0-0 L7		0-0 5-3		0-0 L7		0-0 F9		0-3 K	5 0 0 0 0 1 0	<b>Chicago Cubs @ Cincinnati Reds</b> Crosley Field, Cincinnati, OH Thu Apr 13 1961, 3:33 AM EST Att: 1,216 - Cloudy - 45 F
Don Zimmer, R (1, 4) OBP: 0.444, SLG: 0.500	0-0 6-3		0-0 E 2B		4-0 BB		0-3 K		0-0 1B	4 1 2 0 1 1 0	
Billy Williams, L (1, 9) OBP: 0.222, SLG: 0.125	0-0 F2		0-0 E2 1B		0-0 P6		4-0 BB		0-0 F7	4 0 1 0 1 0 2	
Ron Santo, R (1, 5) OBP: 0.429, SLG: 0.571		0-0 14 2B	0-0 P5		0-0 SH3-4 14 1B		0-3 K			4 1 2 0 0 1 2	
14 Ernie Banks, R (1, 6) OBP: 0.429, SLG: 0.500		0-0 2B		0-0 F3		0-0 SH3-4 1B		0-3 K		4 0 2 1 0 1 0	
Ed Bouchee, L (1, 3) OBP: 0.667, SLG: 0.500		0-0 1-3		4-0 BB		0-0 SH3-4 1B		0-0 1B		2 0 1 0 1 0 1	
Sammy Taylor, L (1, 2)		0-0 F7		0-0 F7		4-0 IBB		0-0 F7		3 0 0 0 1 0 3	
Al Heist, R (1, 8) George Altman, L (6, PH) (6, 8)		0-0 6-3		0-0 F9		0-3 K		0-0 F9		2 0 0 0 0 0 2 2 0 0 0 0 1 4	
Dick Ellsworth, L (1, 1) Frank Thomas, R (6, PH) Joe Schaffernoth, R (6, 1) Jim Brewer, L (8, 1) Bob Will, L (9, PH)			0-0 1-3		0-3 K		0-0 4-3		0-3 K	2 0 0 0 0 1 0 1 0 0 0 0 0 3 0 0 0 0 0 0 0 0 0 0 0 0 0 0 1 0 0 0 0 1 0	
<b>Inning Stats</b>	R: 0 H: 0 E: 0 LOB: 0 K: 0 BB: 0 S: 3 P: 3	R: 1 H: 2 E: 0 LOB: 1 K: 0 BB: 0 S: 5 P: 5	R: 1 H: 2 E: 1 LOB: 1 K: 0 BB: 0 S: 5 P: 5	R: 0 H: 0 E: 0 LOB: 1 K: 0 BB: 1 S: 3 P: 7	R: 0 H: 0 E: 0 LOB: 1 K: 1 BB: 1 S: 5 P: 9	R: 0 H: 2 E: 0 LOB: 3 K: 1 BB: 1 S: 7 P: 11	R: 0 H: 0 E: 0 LOB: 1 K: 2 BB: 1 S: 7 P: 11	R: 0 H: 1 E: 0 LOB: 1 K: 1 BB: 0 S: 6 P: 6	R: 0 H: 1 E: 0 LOB: 1 K: 2 BB: 0 S: 8 P: 8	1B: 5 SF: 0 2B: 3 SAC: 1 3B: 0 DP: 0 HR: 0 HBP: 0	
<b>PITCHER</b> Bob Purkey, R (1, 1) ERA: 1.0	IP WLS BF H R ER SO BB IBB HBP BLK WP HR S P ERA WHIP										

livebaseballscorecards.com

<b>AB</b>	34
<b>R</b>	2
<b>H</b>	8
<b>RBI</b>	1
<b>BB</b>	4
<b>SO</b>	7
<b>LOB</b>	17





Batter	1	2	3	4	5	6	7	8	9	AB R H RBI BB SO LOB	TOP												
<b>Al Spangler, L</b> (1, 8) OBP: 0.333, SLG: 0.333	0-0 F7		0-0 F8			0-0 FC1-6		0-0 CS 1B		4 0 1 0 0 0 1													
<b>Del Crandall, R</b> (1, 2) OBP: 0.071, SLG: 0.071	0-0 5-3			0-0 6-3		0-0 FC3-6		0-0 6-3		4 0 0 0 0 0 2													
<b>Eddie Mathews, L</b> (1, 5) OBP: 0.385, SLG: 0.583	0-3 K			0-0 F8		0-0 4-3			0-0 CS 1B	4 0 1 0 0 1 1													
<b>Hank Aaron, R</b> (1, 9) OBP: 0.308, SLG: 0.750		0-0 6-3		0-0 6-3			0-0 HR		4-0 CS 1B BB	3 1 1 1 1 0 0													
<b>Frank Bolling, R</b> (1, 4) OBP: 0.308, SLG: 0.500		4-0 BB			0-0 HR				0-0 F9	3 1 1 1 1 1 1													
<b>Joe Adcock, R</b> (1, 3) OBP: 0.333, SLG: 0.200		0-0 4-3			0-0 1-3					3 0 0 0 0 0 1													
<b>Roy McMillan, R</b> (1, 6) OBP: 0.583, SLG: 0.444		0-0 6-3			0-0 P2					3 0 1 0 0 0 1													
<b>John DeMerit, R</b> (1, 7) OBP: 0.182, SLG: 0.200			0-0 1-3		0-0 P5					3 0 0 0 0 0 1													
<b>Bob Buhl, R</b> (1, 1)			0-0 6-3			4-0 BB			0-3 K	2 0 0 0 1 1 0													
<b>Inning Stats</b>	R: 0 E: 0 K: 1 S: 5	H: 0 LOB: 0 BB: 0 P: 5	R: 0 E: 0 K: 0 S: 3	H: 0 LOB: 1 BB: 1 P: 7	R: 0 E: 0 K: 0 S: 3	H: 0 LOB: 0 BB: 0 P: 3	R: 0 E: 0 K: 0 S: 3	H: 0 LOB: 0 BB: 0 P: 3	R: 1 E: 0 K: 0 S: 4	H: 1 LOB: 0 BB: 0 P: 4	R: 0 E: 0 K: 0 S: 3	H: 0 LOB: 1 BB: 1 P: 7	R: 1 E: 0 K: 1 S: 7	H: 2 LOB: 1 BB: 0 P: 7	R: 0 E: 0 K: 1 S: 5	H: 1 LOB: 0 BB: 0 P: 5	R: 0 E: 0 K: 0 S: 2	H: 1 LOB: 0 BB: 1 P: 6	1B: 3 2B: 0 3B: 0 HR: 2	SF: 0 SAC: 0 DP: 0 HBP: 0	WP: 1 PB: 0 SB: 0 CS: 3	PA: 32	
<b>PITCHER</b>	IP WLS BF H R ER SO BB IBB HBP BLK WP HR S P ERA WHIP																						
<b>Bob Anderson, R</b> (1, 1) ERA: 2.0	7.0	26	3	2	2	2	2	2	0	0	0	0	0	2	28	36	2.57	0.714					
<b>Don Elston, R</b> (8, 1) ERA:	2.0	W	6	2	0	0	1	1	0	0	0	1	0	7	11	0.00	1.500						

**Milwaukee Braves @ Chicago Cubs**  
**Wrigley Field, Chicago, IL**  
 Fri Apr 14 1961, 3:33 AM CST  
 Att. 11,299 - Cloudy - 52 F

[livebaseballscorecards.com](http://livebaseballscorecards.com)

<b>AB</b>	<b>29</b>
<b>R</b>	<b>2</b>
<b>H</b>	<b>5</b>
<b>RBI</b>	<b>2</b>
<b>BB</b>	<b>3</b>
<b>SO</b>	<b>3</b>
<b>LOB</b>	<b>8</b>



Batter	1	2	3	4	5	6	7	8	9	AB	R	H	RBI	BB	SO	LOB
Richie Ashburn, L (1, 7) OBP: 0.077, SLG: 0.077	0-0 4-3		0-0 1-3		0-0 6-3			0-0 F9		4	0	0	0	0	0	1
Don Zimmer, R (1, 4) OBP: 0.538, SLG: 0.667	0-0 G3 2B		0-0 S 1B 1B			0-0 F7		0-0 1B WP 1B		4	1	3	0	0	0	0
Billy Williams, L (1, 9) OBP: 0.308, SLG: 0.250	0-0 G3		0-0 2-4 1B			0-0 F7		0-0 G6-4-3 1B		4	0	2	1	0	0	1
Ron Santo, R (1, 5) OBP: 0.273, SLG: 0.364	0-0 6-3		0-0 2-4 1-2	0-0 F8		0-0 F8		0-0 G6-4-3 1-2f		4	0	0	0	0	0	3
14 Ernie Banks, R (1, 6) OBP: 0.273, SLG: 0.300		0-0 F7		0-0 6-3			0-0 F7		0-0 F9	4	0	0	0	0	0	0
Ed Bouchee, L (1, 3) OBP: 0.667, SLG: 0.333 Sammy Drake, S (7, PR) Frank Thomas, R (8, 3)		4-0 BB BB BB		0-0 F9			4-0 1B BB		0-3 K	1	0	0	0	2	0	0
Al Heist, R (1, 8) OBP: 0.222, SLG: 0.222		0-0 P4			0-0 F8		0-0 1-2 1B		0-0 HR 1B	4	1	2	0	0	0	1
Dick Bertell, R (1, 2) OBP: 0.250, SLG: 0.250 Sammy Taylor, L (7, PH) OBP: 0.333, SLG: 0.800		0-0 P4			0-0 SH1-3 1B		0-3 K		0-0 HR	2	0	1	0	0	0	1
Bob Anderson, R (1, 1) Bob Will, L (7, PH) Don Elston, R (8, 1)			0-0 5-3		0-0 SH1-3 1-2		0-0 1-3			1	0	0	0	0	0	0
										1	0	0	0	0	0	2
										0	0	0	0	0	0	0

Inning Stats	R: 0	H: 1	E: 0	LOB: 1	K: 0	BB: 0	S: 4	P: 4	R: 0	H: 0	E: 0	LOB: 0	K: 0	BB: 0	S: 3	P: 3	R: 0	H: 1	E: 0	LOB: 1	K: 0	BB: 0	S: 4	P: 4	R: 0	H: 0	E: 0	LOB: 0	K: 0	BB: 0	S: 3	P: 3	R: 0	H: 1	E: 0	LOB: 2	K: 1	BB: 1	S: 6	P: 10	R: 0	H: 2	E: 0	LOB: 1	K: 0	BB: 0	S: 4	P: 4	R: 2	H: 2	E: 0	LOB: 0	K: 1	BB: 0	S: 6	P: 6	1B: 7	SF: 0	2B: 1	SAC: 1	3B: 0	DP: 1	HR: 1	HBP: 0	WP: 1	PA: 35
PITCHER Bob Buhl, R (1, 1) ERA: 3.12	IP	WLS	BF	H	R	ER	SO	BB	IBB	HBP	BLK	WP	HR	S	P	ERA	WHIP	IP	WLS	BF	H	R	ER	SO	BB	IBB	HBP	BLK	WP	HR	S	P	ERA	WHIP	IP	WLS	BF	H	R	ER	SO	BB	IBB	HBP	BLK	WP	HR	S	P	ERA	WHIP															

**BOTTOM**

**Milwaukee Braves @ Chicago Cubs**  
 Wrigley Field, Chicago, IL  
 Fri Apr 14 1961, 3:33 AM CST  
 Att: 11,299 - Cloudy - 52 F

AB	32
R	3
H	9
RBI	3
BB	2
SO	2
LOB	11



Inning Stats	R: 0	H: 1	E: 0	LOB: 1	K: 0	BB: 0	S: 4	P: 4	R: 0	H: 0	E: 0	LOB: 0	K: 0	BB: 0	S: 3	P: 3	R: 0	H: 1	E: 0	LOB: 1	K: 0	BB: 0	S: 4	P: 4	R: 0	H: 2	E: 0	LOB: 1	K: 0	BB: 0	S: 4	P: 4	R: 2	H: 2	E: 0	LOB: 0	K: 1	BB: 0	S: 6	P: 6	1B: 7	SF: 0	2B: 1	SAC: 1	3B: 0	DP: 1	HR: 1	HBP: 0	WP: 1	PA: 35	
PITCHER Bob Buhl, R (1, 1) ERA: 3.12	IP	WLS	BF	H	R	ER	SO	BB	IBB	HBP	BLK	WP	HR	S	P	ERA	WHIP	IP	WLS	BF	H	R	ER	SO	BB	IBB	HBP	BLK	WP	HR	S	P	ERA	WHIP	IP	WLS	BF	H	R	ER	SO	BB	IBB	HBP	BLK	WP	HR	S	P	ERA	WHIP

Batter	1	2	3	4	5	6	7	8	9	AB R H RBI BB SO LOB	TOP																								
Lee Mays, L (1, 7) OBP: 0.300, SLG: 0.125	4-0 2B BB	0-0 E1 1B		0-0 P5		0-0 F5			0-0 F7	4 1 0 0 1 0 3																									
Del Crandall, R (1, 2) OBP: 0.263, SLG: 0.368	0-0 1B 1B	0-0 2B 1B			0-0 4-3 1B 2B	0-0 F9			0-0 1B	5 2 4 1 0 0 2																									
Eddie Mathews, L (1, 5) OBP: 0.333, SLG: 0.471	0-0 1-3 1B	0-0 G3			0-0 P6		0-0 4-3		0-0 F5	5 1 1 0 0 0 3																									
Hank Aaron, R (1, 9) OBP: 0.235, SLG: 0.563	0-0 1-3 1-2		0-0 1-3		0-0 4-3		0-0 P3			4 0 0 0 0 0 3																									
Frank Bolling, R (1, 4) OBP: 0.294, SLG: 0.438	0-3 K		0-0 5-3		0-0 FC6-4 1B		0-0 1-3			4 0 1 1 0 1 2																									
Joe Adcock, R (1, 3) OBP: 0.313, SLG: 0.214	0-0 1B		0-0 5-3		0-0 FC6-4 1-2f		0-0 5-3			4 0 1 2 0 0 1																									
Al Spangler, L (1, 8) OBP: 0.385, SLG: 0.273	0-0 F8			4-0 FC4-6 BB		4-0 1B BB		0-0 F7		2 0 0 0 2 0 1																									
Roy McMillan, R (1, 6) OBP: 0.500, SLG: 0.385		0-0 E6 SH1-4 E		0-0 FC4-6 FC1-6 1-2f		0-0 1B		0-0 F7		4 1 1 0 0 0 1																									
Carl Willey, R (1, 1) Don Nottebart, R (5, 1)		0-0 SH1-4		0-0 FC1-6 1-2f		0-0 P4		0-3 K		1 0 0 0 0 0 1 2 0 0 0 0 1 2																									
<b>Inning Stats</b>	R: 3 E: 0 K: 1 S: 8	H: 3 LOB: 1 BB: 1 P: 12	R: 1 E: 2 K: 0 S: 5	H: 1 LOB: 1 BB: 0 P: 5	R: 0 E: 0 K: 0 S: 3	H: 0 LOB: 0 BB: 0 P: 3	R: 0 E: 0 K: 0 S: 3	H: 0 LOB: 0 BB: 0 P: 3	R: 1 E: 0 K: 0 S: 5	H: 2 LOB: 1 BB: 0 P: 5	R: 0 E: 0 K: 0 S: 4	H: 1 LOB: 2 BB: 1 P: 8	R: 0 E: 0 K: 0 S: 3	H: 0 LOB: 0 BB: 0 P: 3	R: 0 E: 0 K: 1 S: 6	H: 1 LOB: 1 BB: 0 P: 6	1B: 6 2B: 2 3B: 0 HR: 0	SF: 0 SAC: 1 DP: 0 HBP: 0	WP: 0 PB: 0 SB: 0 CS: 0	PA: 39															
<b>PITCHER</b>	IP WLS BF H R ER SO BB IBB HBP BLK WP HR S P ERA WHIP																																		
Glen Hobbie, R (1, 1) ERA: 8.03	8.0	35	7	5	4	1	3	0	0	0	0	0	34	46	4.50	1.250																			
Don Elston, R (9, 1) ERA:	1.0	W	4	1	0	0	1	0	0	0	0	0	6	6	0.00	1.000																			

Milwaukee Braves @ Chicago Cubs  
Wrigley Field, Chicago, IL  
Sat Apr 15 1961, 3:33 AM CST  
Att: 6,207 - Cloudy - 45 F

livebaseballscorecards.com

AB	35
R	5
H	8
RBI	4
BB	3
SO	2
LOB	19





Batter	1	2	3	4	5	6	7	8	9	AB R H RBI BB SO LOB
Richie Ashburn, L (1, 7) OBP: 0.167, SLG: 0.118	0-0 1-3 1B	0-0 4-3-6 1-2f		0-0 L9		4-0 CS BB		0-0 1-2 1B		4 0 1 0 1 0 2
Don Zimmer, R (1, 4) OBP: 0.611, SLG: 0.800	4-0 4-3 1B BB		0-0 E 3B		0-0 WP HR 1B	0-0 4-3 1-2			1-0 1B SH3-4 HR HBP	3 4 2 0 1 0 1
Billy Williams, L (1, 9) OBP: 0.294, SLG: 0.250	0-0 4-3 1-2		0-3 K		0-0 L8		0-0 FC1-6 1B		0-0 SH3-4	4 0 1 0 0 1 3
Ron Santo, R (1, 5) OBP: 0.375, SLG: 0.625	0-0 BB 14 BB 1B		0-0 E5		0-0 HR		0-0 FC1-6 1-2f		0-0 14 BB HR 1B	5 2 3 4 0 0 1
14 Ernie Banks, R (1, 6) OBP: 0.375, SLG: 0.462	4-0 BB 1-2 BB		0-3 K		0-0 1B 3B		0-0 P6		4-0 1-2 HR BB	3 2 1 0 2 1 2
Ed Bouchee, L (1, 3) OBP: 0.545, SLG: 0.286	4-0 1-2 2-3 BB		0-0 4-3		0-0 FC1-6 1B		0-0 P3		0-0 F7	4 0 1 1 1 0 5
Al Heist, R (1, 8) OBP: 0.357, SLG: 0.615	0-0 5-3			4-0 WP BB	0-0 FC1-6 WP			0-0 FC1-6-5-1 2B	0-0 1-1 HR HR	4 1 2 4 1 0 4
Dick Bertell, R (1, 2) OBP: 0.143, SLG: 0.143		0-0 L8		0-0 F9	0-3 K			0-0 F7		3 0 0 0 0 1 2
Sammy Taylor, L (8, PH) OBP: 0.286, SLG: 0.667 (9, 2)				0-0 1-2						1 0 0 0 0 0 1
Glen Hobbie, R (1, 1)		4-0 BB		0-0 F7		0-0 F8		0-0 FC1-6-5-1 1B		2 0 0 0 1 0 1
Bob Will, L (8, PH)				1-2				2-3		1 0 0 0 0 0 1
Don Elston, R (9, 1)										0 0 0 0 0 0 0

Inning Stats	R: 1	H: 1	E: 0	K: 0	S: 4	LOB: 3	BB: 3	P: 16	R: 0	H: 0	E: 0	K: 0	S: 2	LOB: 0	BB: 1	P: 6	R: 1	H: 1	E: 1	K: 2	S: 9	LOB: 1	BB: 0	P: 9	R: 0	H: 0	E: 0	K: 0	S: 3	LOB: 1	BB: 1	P: 7	R: 3	H: 4	E: 0	K: 1	S: 9	LOB: 1	BB: 0	P: 9	R: 0	H: 0	E: 0	K: 0	S: 2	LOB: 0	BB: 1	P: 6	R: 0	H: 1	E: 0	K: 0	S: 4	LOB: 1	BB: 0	P: 4	R: 0	H: 2	E: 0	K: 0	S: 4	LOB: 1	BB: 0	P: 4	R: 4	H: 2	E: 0	K: 0	S: 4	LOB: 0	BB: 1	P: 9	1B: 6	SF: 0	2B: 2	SAC: 1	3B: 2	DP: 1	HR: 2	HBP: 1	WP: 3	PA: 43
PITCHER	IP	WLS	BF	H	R	ER	SO	BB	IBB	HBP	BLK	WP	HR	S	P	ERA	WHIP																																																																	
Carl Willey, R (1, 1) ERA: 10.38	4.1		23	5	5	5	2	5	0	0	0	2	1	22	42	10.38	2.308																																																																	
Don Nottebart, R (5, 1) ERA: 8.31	4.1	L	20	6	4	4	1	2	0	1	0	1	1	19	28	8.31	1.846																																																																	

**BOTTOM**

**Milwaukee Braves @ Chicago Cubs**  
 Wrigley Field, Chicago, IL  
 Sat Apr 15 1961, 3:33 AM CST  
 Att. 6,207 - Cloudy - 45 F

AB	34
R	9
H	11
RBI	9
BB	7
SO	3
LOB	23



livebaseballscores.com

Batter	1	2	3	4	5	6	7	8	9	AB R H RBI BB SO LOB	TOP		
Richie Ashburn, L (1, 7) OBP: 0.136, SLG: 0.095	0-0 P6			0-0 F9	0-0 6-3		0-0 F9			4 0 0 0 0 0 2			
Don Zimmer, R (1, 4) OBP: 0.545, SLG: 0.737	0-0 5-3			0-0 1B 2B		0-0 F7		0-0 5-3		4 1 1 0 0 0 0			
Billy Williams, L (1, 9) OBP: 0.286, SLG: 0.250	0-0 F9			0-0 BLK 2B 1B		0-0 F3		0-3 K		4 1 1 1 0 1 0			
Ron Santo, R (1, 5) OBP: 0.400, SLG: 0.650		0-0 F7		0-0 14 1B 1B 2B		0-0		0-0 L8		4 0 2 1 0 0 0			
14 Ernie Banks, R (1, 6) OBP: 0.350, SLG: 0.412		0-0 6-3		0-0 2-3 1B		0-0 5-3			0-0 4-3	4 0 1 0 0 0 1			
Andre Rodgers, R (1, 3) OBP: 0.286, SLG: 0.667		0-0 L9		0-3 K			0-0 F8		4-0 BB	3 0 0 0 1 1 2			
Al Heist, R (1, 8) OBP: 0.333, SLG: 0.529			0-0 F8	0-0 L9			0-0 1B 1-3 1B		0-0 F9	4 1 1 0 0 0 3			
Dick Bertell, R (1, 2) OBP: 0.200, SLG: 0.200			0-0 6-3		0-0 6-3		0-0 1-3 1B		0-0 4-3	3 0 1 0 0 0 0			
Sammy Drake, S (7, PR)										0 0 0 0 0 0 0			
Moe Thacker, R (7, 2)										0 0 0 0 0 0 0			
Sammy Taylor, L (9, PH) OBP: 0.250, SLG: 0.571							0-0 1-3 1B			1 0 0 0 0 0 1			
Dick Ellsworth, L (1, 1)			0-3 K		0-3 K		0-0 1-3			2 0 0 0 0 2 0			
Jerry Kindall, R (7, PH)										1 0 0 1 0 0 1			
Mel Wright, R (7, 1)							0-0 1-2 3-H			0 0 0 0 0 0 0			
<b>Inning Stats</b>	R: 0 H: 0 E: 0 LOB: 0 K: 0 BB: 0 S: 3 P: 3	R: 0 H: 0 E: 0 LOB: 0 K: 0 BB: 0 S: 3 P: 3	R: 0 H: 0 E: 0 LOB: 0 K: 1 BB: 0 S: 5 P: 5	R: 2 H: 4 E: 0 LOB: 2 K: 1 BB: 0 S: 9 P: 9	R: 0 H: 0 E: 0 LOB: 0 K: 1 BB: 0 S: 5 P: 5	R: 0 H: 1 E: 0 LOB: 1 K: 0 BB: 0 S: 4 P: 4	R: 1 H: 2 E: 0 LOB: 2 K: 0 BB: 0 S: 5 P: 5	R: 0 H: 0 E: 0 LOB: 0 K: 1 BB: 0 S: 5 P: 5	R: 0 H: 0 E: 0 LOB: 1 K: 0 BB: 1 S: 3 P: 7	1B: 5 SF: 0 2B: 2 SAC: 0 3B: 0 DP: 0 HR: 0 HBP: 0	WP: 0 PA: 35 PB: 0 SB: 0 CS: 0		
<b>PITCHER</b>	IP WLS BF H R ER SO BB IBB HBP BLK WP HR S P ERA WHIP											<b>PITCHER</b>	IP WLS BF H R ER SO BB IBB HBP BLK WP HR S P ERA WHIP
Vinegar Bend Mizell, L (1, 1) ERA: 3.86	7.0 W 28 7 3 3 3 0 0 0 0 0 0 0 34 34 3.86 1.000												
Roy Face, R (8, 1) ERA: 3.6	2.0 S 7 0 0 0 1 1 0 0 0 0 0 0 8 12 0.00 0.500												

Chicago Cubs @ Pittsburgh Pirates  
 Forbes Field, Pittsburgh, PA  
 Tue Apr 18 1961, 3:33 AM EST  
 Att. 30,781 - Cloudy - 42 F

AB	34
R	3
H	7
RBI	3
BB	1
SO	4
LOB	10



Batter	1	2	3	4	5	6	7	8	9	AB R H RBI BB SO LOB	BOTTOM
--------	---	---	---	---	---	---	---	---	---	----------------------	--------

<b>Bob Skinner, L</b> (1, 7) OBP: 0.412, SLG: 0.333	0-0 E 1B 6-3 1B	4-0 BB			0-0 F8		0-0 G3	0-0 F2		4 1 1 0 1 0 1	
<b>Dick Groat, R</b> (1, 6) OBP: 0.412, SLG: 0.531	0-0 E2 6-3 1B 1-3	0-0 4-3			0-3 K		0-0 1B 1B			4 2 2 0 0 1 2	
<b>Roberto Clemente, R</b> (1, 9) OBP: 0.313, SLG: 0.344	0-0 6-3 2-3 3-H		0-0 6-3		0-0 3B 2B		0-0 1B SH1-3 1B			4 2 2 1 0 0 1	
<b>Dick Stuart, R</b> (1, 3) OBP: 0.450, SLG: 0.667	0-3 K		0-0 6-3		0-0 3B 2-H		0-0 SH1-3 1B 1-3 2-H			4 0 2 2 0 1 1	
<b>Bill Mazerowski, R</b> (1, 4) OBP: 0.267, SLG: 0.250	0-0 FC5-4 1B 3-H		0-0 6-3		0-0 5-3		0-0 SH1-3 1-2			3 0 1 2 0 0 1	
<b>Hal Smith, R</b> (1, 2) OBP: 0.235, SLG: 0.250	0-0 FC5-4 1-2f			0-0 FC5-4 1B		0-0 F8	0-3 K			4 0 1 0 0 1 2	
<b>Gene Baker, R</b> (1, 5)		0-0 4-3		0-0 FC5-4 FC3-6 1-2f		0-0 4-3		0-0 F8		4 0 0 0 0 0 1	
<b>Bill Virdon, L</b> (1, 8) OBP: 0.448, SLG: 0.769		0-0 2B		0-0 FC3-6 1-2f		0-0 1B		0-0 4-3		4 0 2 0 0 0 1	
<b>Vinegar Bend Mizell, R</b> (1, 1) <b>Roy Face, R</b> (8, 1) OBP: 1.000, SLG: 1.000		0-3 K		0-3 K		0-3 K		0-0 1B		3 0 0 0 0 3 3 1 0 1 0 0 0 0	

Inning Stats	R: 2	H: 3	LOB: 1	E: 1	K: 1	S: 8	P: 8	R: 0	H: 1	LOB: 2	E: 0	K: 1	S: 6	P: 10	R: 0	H: 0	LOB: 0	E: 0	K: 0	S: 3	P: 3	R: 0	H: 1	LOB: 1	E: 0	K: 1	S: 6	P: 6	R: 1	H: 2	LOB: 1	E: 0	K: 1	S: 7	P: 7	R: 0	H: 1	LOB: 1	E: 0	K: 1	S: 6	P: 6	R: 2	H: 3	LOB: 1	E: 0	K: 1	S: 8	P: 8	R: 0	H: 1	LOB: 1	E: 0	K: 0	S: 4	P: 4	1B: 9	2B: 2	3B: 1	HR: 0	SF: 0	SAC: 1	DP: 0	HBP: 0	WP: 0	PB: 0	SB: 0	CS: 0	PA: 37
--------------	------	------	--------	------	------	------	------	------	------	--------	------	------	------	-------	------	------	--------	------	------	------	------	------	------	--------	------	------	------	------	------	------	--------	------	------	------	------	------	------	--------	------	------	------	------	------	------	--------	------	------	------	------	------	------	--------	------	------	------	------	-------	-------	-------	-------	-------	--------	-------	--------	-------	-------	-------	-------	--------

	PITCHER	IP	WLS	BF	H	R	ER	SO	BB	IBB	HBP	BLK	WP	HR	S	P	ERA	WHIP		PITCHER	IP	WLS	BF	H	R	ER	SO	BB	IBB	HBP	BLK	WP	HR	S	P	ERA	WHIP																		
<b>Dick Ellsworth, L</b> (1, 1) ERA: 3.27		6.0		27	8	3	2	5	1	0	0	0	0	0	36	40	3.00	1.500																																					
<b>Mel Wright, R</b> (7, 1) ERA: 6.75		2.0	L	10	4	2	2	1	0	0	0	0	0	0	12	12	9.00	2.000																																					

**Chicago Cubs @ Pittsburgh Pirates**  
**Forbes Field, Pittsburgh, PA**  
 Tue Apr 18 1961, 3:33 AM EST  
 Att: 30,781 - Cloudy - 42 F

<b>AB</b>	<b>35</b>
<b>R</b>	<b>5</b>
<b>H</b>	<b>12</b>
<b>RBI</b>	<b>5</b>
<b>BB</b>	<b>1</b>
<b>SO</b>	<b>6</b>
<b>LOB</b>	<b>13</b>



livebaseballscorecards.com

Batter	1	2	3	4	5	6	7	8	9	AB R H RBI BB SO LOB	TOP
<b>Richie Ashburn, L</b> (1, 7) <small>OBP: 0.120, SLG: 0.083</small> <b>Sammy Taylor, L</b> (8, PH) <small>OBP: 0.222, SLG: 0.500</small> (8, 2)	0-0 4-3		0-0 4-3			0-0 P2		0-3 K		3 0 0 0 0 0 0	<b>Chicago Cubs @ Pittsburgh Pirates</b> Forbes Field, Pittsburgh, PA Wed Apr 19 1961, 6:05 PM EST Att. 12,742 - Unknown - 42 F
<b>Don Zimmer, R</b> (1, 4) <small>OBP: 0.462, SLG: 0.609</small>	0-0 F8		0-3 K			0-0 6-3		0-0 F7		4 0 0 0 0 1 1	
<b>Billy Williams, L</b> (1, 9) <small>OBP: 0.240, SLG: 0.208</small>	0-0 F7				0-0 F7		0-3 K		0-0 F7	4 0 0 0 0 1 0	
<b>Ron Santo, R</b> (1, 5) <small>OBP: 0.375, SLG: 0.565</small>		0-0 4-3			0-0 5-3		0-0 6-3		4-0 BB	3 0 0 0 1 0 0	
<b>14 Ernie Banks, R</b> (1, 6) <small>OBP: 0.333, SLG: 0.524</small>		0-3 K			0-0 F7		0-0 HR		0-0 F9	4 1 1 1 0 1 1	
<b>Ed Bouchee, L</b> (1, 3) <small>OBP: 0.467, SLG: 0.273</small>		0-0 PB 1B			0-0 4-3		0-0 4-3		0-3 K	4 0 1 0 0 1 1	
<b>Al Heist, R</b> (1, 8) <small>OBP: 0.333, SLG: 0.474</small>		4-0 1-2 BB			0-0 5-3		0-0 6-3			2 0 0 0 1 0 0	
<b>Dick Bertell, R</b> (1, 2) <small>OBP: 0.250, SLG: 0.250</small> <b>Bob Will, L</b> (8, PH) <small>OBP: 0.250, SLG: 0.250</small> (8, 7)		0-0 1-3			0-0 1B			4-0 BB		2 0 1 0 0 0 2 0 0 0 0 1 0 0	
<b>Bob Anderson, R</b> (1, 1) <b>George Altman, L</b> (8, PH) <b>Dick Drott, R</b> (8, 1)			0-3 K			0-0 2-3		0-3 K		2 0 0 0 0 1 1 1 0 0 0 0 1 1 0 0 0 0 0 0 0	
<b>Inning Stats</b>	R: 0 H: 0 E: 0 LOB: 0 K: 0 BB: 0 S: 3 P: 3	R: 0 H: 1 E: 0 LOB: 2 K: 1 BB: 1 S: 6 P: 10	R: 0 H: 0 E: 0 LOB: 0 K: 2 BB: 0 S: 7 P: 7	R: 0 H: 0 E: 0 LOB: 0 K: 0 BB: 0 S: 3 P: 3	R: 0 H: 1 E: 0 LOB: 1 K: 0 BB: 0 S: 4 P: 4	R: 0 H: 0 E: 0 LOB: 0 K: 1 BB: 0 S: 5 P: 5	R: 1 H: 1 E: 0 LOB: 0 K: 0 BB: 0 S: 4 P: 4	R: 0 H: 0 E: 0 LOB: 1 K: 2 BB: 1 S: 7 P: 11	R: 0 H: 0 E: 0 LOB: 1 K: 1 BB: 1 S: 5 P: 9	1B: 2 SF: 0 2B: 0 SAC: 0 3B: 0 DP: 0 HR: 1 HBP: 0	
<b>PITCHER</b> <b>Bob Friend, R</b> (1, 1) <small>ERA: 3.18</small>	IP 9.0 WLS W BF 33 H 3 R 1 ER 1 SO 7 BB 3 IBB 0 HBP 0 BLK 0 WP 0 HR 1 S 44 P 56 ERA 1.00 WHIP 0.667										

livebaseballscorecards.com

AB	30
R	1
H	3
RBI	1
BB	3
SO	7
LOB	8



Batter	1	2	3	4	5	6	7	8	9	AB R H RBI BB SO LOB
--------	---	---	---	---	---	---	---	---	---	----------------------

<b>Bill Virdon, L</b> <small>OBP: 0.412, SLG: 0.742</small> (1, 8) X	0-0 F7 ① 		0-0 1-H 3B 		0-0 L3 ③ X 	0-0 F8 ③ 		0-0 P2 ③ 		5 0 1 1 0 0 4
<b>Dick Groat, R</b> <small>OBP: 0.421, SLG: 0.556</small> (1, 6) X	0-0 G2 ② 		0-0 1-3 ② 			0-0 1B 1B 2B 	0-0 BB 1B 			4 1 2 0 0 0 1
<b>Bob Skinner, L</b> <small>OBP: 0.421, SLG: 0.353</small> (1, 7) X	0-0 1B 		0-0 4-3 ③ 			0-0 1B 1B 2-3 	0-0 L5 ① 			4 1 2 0 0 0 2
<b>Dick Stuart, R</b> <small>OBP: 0.417, SLG: 0.591</small> (1, 3) X	0-0 P4 ③ 			0-0 5-3 ① 		0-0 F8 1B 1B 1-3 3-H 	0-0 F8 ② 			4 1 1 1 0 0 2
<b>Roberto Clemente, R</b> <small>OBP: 0.361, SLG: 0.400</small> (1, 9) X		0-0 2-3 ① 		0-0 2B 		0-0 1B F8 1B 1-2 3-H 	4-0 BB BB BB 			3 0 2 1 1 0 0
<b>Bill Mazeroski, R</b> <small>OBP: 0.235, SLG: 0.219</small> (1, 4)		0-3 K ② 		0-0 F8 ② 		0-0 F8 ① X 	0-0 F8 ③ 			4 0 0 0 0 1 5
<b>Hal Smith, R</b> <small>OBP: 0.190, SLG: 0.200</small> (1, 2)		0-3 K ③ 		0-3 K ③ 		0-3 K ② 		0-0 F8 ① 		4 0 0 0 0 3 3
<b>Gene Baker, R</b> <small>OBP: 0.333, SLG: 0.143</small> (1, 5)			0-0 FC2-6 1B 		0-0 6-3 ① 	4-0 1B 1B 		4-0 SH1-4 BB 		2 0 1 0 2 0 0
<b>Bob Friend, R</b> <small>OBP: 0.111, SLG: 0.111</small> (1, 1)			0-0 FC2-6 3B 1-2f 		0-3 K ② X 	0-0 1B 1-2 2-3 3-H 		0-0 SH1-4 ② 		3 1 1 1 0 1 1


Inning Stats	R: 0	H: 1	E: 0	LOB: 1	K: 0	S: 4	R: 0	H: 0	E: 0	LOB: 0	K: 2	S: 7	R: 1	H: 2	E: 0	LOB: 1	K: 0	S: 5	R: 0	H: 1	E: 0	LOB: 1	K: 1	S: 6	R: 0	H: 0	E: 0	LOB: 0	K: 1	S: 5	R: 3	H: 5	E: 0	LOB: 3	K: 1	S: 10	R: 0	H: 1	E: 0	LOB: 2	K: 0	S: 4	R: 0	H: 0	E: 0	LOB: 1	K: 0	S: 3	1B: 7	2B: 2	3B: 1	SF: 0	SAC: 1	DP: 0	HBP: 0	WP: 0	PA: 37
--------------	------	------	------	--------	------	------	------	------	------	--------	------	------	------	------	------	--------	------	------	------	------	------	--------	------	------	------	------	------	--------	------	------	------	------	------	--------	------	-------	------	------	------	--------	------	------	------	------	------	--------	------	------	-------	-------	-------	-------	--------	-------	--------	-------	--------

PITCHER	IP	WLS	BF	H	R	ER	SO	BB	IBB	HBP	BLK	WP	HR	S	P	ERA	WHIP	
Bob Anderson, R <small>ERA: 3.38</small>	(1, 1)	7.0	L	33	10	4	4	5	1	1	0	0	0	0	41	49	5.14	1.571
Dick Drott, R <small>ERA:</small>	(8, 1)	1.0		4	0	0	0	0	1	0	0	0	0	3	7	0.00	1.000	

**BOTTOM**

**Chicago Cubs @ Pittsburgh Pirates**  
 Forbes Field, Pittsburgh, PA  
 Wed Apr 19 1961, 6:05 PM EST  
 Att: 12,742 - Unknown - 42 F

AB	33
R	4
H	10
RBI	4
BB	3
SO	5
LOB	18



WP	HR	S	P	ERA	WHIP
0	0	0	0	0	0

Batter	1	2	3	4	5	6	7	8	9	AB R H RBI BB SO LOB	TOP	
Al Heist, R OBP: 0.346, SLG: 0.435 (1, 8) X	0-0 F9 ①		0-0 F9 ②		4-0 BB		0-0 1-3 2-H 1B		0-0 1-6-3 ③	4 0 1 1 1 0 2		
Don Zimmer, R OBP: 0.433, SLG: 0.538 (1, 4) X	0-0 5-3 ②		0-0 P4 ③		0-0 6-3 ③		4-0 IBB			3 0 0 0 1 0 2		
Billy Williams, L OBP: 0.207, SLG: 0.179 (1, 9) X	0-0 4-3 ③			0-0 5-3 ①		0-0 5-3 ①	0-3 K ③			4 0 0 0 0 1 3		
Ron Santo, R OBP: 0.393, SLG: 0.556 (1, 5) X		0-0 14 8-5 14 WP 1B		0-0 1B 1B		0-0 F9 ②	0-3 K ①			4 1 2 0 0 1 0		
14 Ernie Banks, R OBP: 0.321, SLG: 0.480 (1, 6) X		0-0 8-5 ① ②		0-0 1B 1B		0-0 F9 ③	0-0 F8 ②			4 0 1 0 0 0 1		
Frank Thomas, R OBP: 0.167, SLG: 0.167 (1, 7) X		0-0 F9 ③		0-0 1B 1B		0-0 F9 ①	0-0 F8 ③			4 0 1 1 0 0 0		
Andre Rodgers, R OBP: 0.364, SLG: 0.700 (1, 3) X			0-0 1B 2B	0-3 K ③		0-0 1B 1B		0-3 K ①		4 2 2 0 0 2 1		
Dick Bertell, R OBP: 0.313, SLG: 0.313 (1, 2) X			0-0 2B		0-0 5-3 ①		0-0 1B 1B		0-0 4-3 ②	4 0 2 1 0 0 0		
Glen Hobbie, R OBP: 0.250, SLG: 0.286 (1, 1) X			0-3 K ①		0-3 K ②		0-3 K ②		0-0 2B	4 0 1 0 0 3 3		
<b>Inning Stats</b>	R: 0 H: 0 E: 0 LOB: 0 K: 0 BB: 0 S: 3 P: 3	R: 0 H: 1 E: 0 LOB: 0 K: 0 BB: 0 S: 3 P: 3	R: 1 H: 2 E: 0 LOB: 1 K: 1 BB: 0 S: 7 P: 7	R: 1 H: 3 E: 0 LOB: 1 K: 1 BB: 0 S: 7 P: 7	R: 0 H: 0 E: 0 LOB: 1 K: 1 BB: 1 S: 5 P: 9	R: 0 H: 0 E: 0 LOB: 0 K: 0 BB: 0 S: 3 P: 3	R: 1 H: 3 E: 0 LOB: 3 K: 2 BB: 1 S: 10 P: 14	R: 0 H: 0 E: 0 LOB: 0 K: 1 BB: 0 S: 5 P: 5	R: 0 H: 1 E: 0 LOB: 1 K: 1 BB: 0 S: 6 P: 6	1B: 8 SF: 0 2B: 3 SAC: 0 3B: 0 DP: 1 HR: 0 HBP: 0	WP: 1 PA: 37 PB: 0 SB: 0 CS: 0	
<b>PITCHER</b> Joe Gibbon, L (1, 1) ERA: 2.25 Clem Labine, R (9, 1) ERA:	IP WLS BF H R ER SO BB IBB HBP BLK WP HR S P ERA WHIP											
	8.0 L 33 9 3 3 6 1 1 0 0 1 0 43 51 3.38 1.250											
	1.0 4 1 0 0 1 0 0 0 0 0 0 6 6 0.00 1.000											

Chicago Cubs @ Pittsburgh Pirates  
 Forbes Field, Pittsburgh, PA  
 Thu Apr 20 1961, 6:05 PM EST  
 Att. 10,428 - Unknown - 49 F

livebaseballscorecards.com

AB	35
R	3
H	10
RBI	3
BB	2
SO	7
LOB	12



Batter	1	2	3	4	5	6	7	8	9	AB	R	H	RBI	BB	SO	LOB
--------	---	---	---	---	---	---	---	---	---	----	---	---	-----	----	----	-----


<b>Bill Virdon, L</b> <small>OBP: 0.395, SLG: 0.686</small> (1, 8)	0-0 <b>G3</b> 		0-0 <b>L9</b> 			0-0 <b>3-6-3</b> <b>1B</b> 			0-0 <b>6-3</b> 	4	0	1	0	0	0	0
<b>Dick Groat, R</b> <small>OBP: 0.429, SLG: 0.538</small> (1, 6)	4-0 <b>FC4-6</b> <b>BB</b> 		0-0 <b>4-3</b> 			0-0 <b>3-6-3</b> <b>1-2f</b> 			0-0 <b>F9</b> <b>1B</b> <b>1B</b> 	3	0	1	0	1	0	1
<b>Bob Skinner, L</b> <small>OBP: 0.405, SLG: 0.342</small> (1, 7)	0-0 <b>FC4-6</b> <b>1-2f</b> 			0-0 <b>L9</b> 				0-0 <b>F7</b> 	0-0 <b>1-2</b> <b>1B</b> 	4	0	1	0	0	0	1
<b>Dick Stuart, R</b> <small>OBP: 0.393, SLG: 0.538</small> (1, 3)	0-3 <b>K</b> 			0-3 <b>K</b> 				0-0 <b>1B</b> <b>1B</b> 	0-0 <b>F9</b> <b>2-3</b> 	4	0	1	0	0	2	3
<b>Roberto Clemente, R</b> <small>OBP: 0.350, SLG: 0.385</small> (1, 9)		0-3 <b>K</b> 		0-0 <b>4-3</b> 				0-0 <b>1-2</b> <b>G5-4-3</b> <b>1B</b> 	0-3 <b>K</b> 	4	0	1	0	0	2	2
<b>Don Hoak, R</b> <small>OBP: 0.379, SLG: 0.393</small> (1, 5)		0-0 <b>E</b> <b>1B</b> 			0-0 <b>6-3</b> 			0-0 <b>1-2f</b> <b>G5-4-3</b> 		3	0	1	0	0	0	2
<b>Hal Smith, R</b> <small>OBP: 0.167, SLG: 0.174</small> (1, 2)		0-3 <b>K</b> <b>1-2</b> 			0-0 <b>1-3</b> 			0-0 <b>5-3</b> 		3	0	0	0	0	1	1
<b>Bill Mazaroski, R</b> <small>OBP: 0.216, SLG: 0.200</small> (1, 4)		0-0 <b>6-3</b> 			0-0 <b>L5</b> 			0-0 <b>5-3</b> 		3	0	0	0	0	0	1
<b>Joe Gibbon, R</b> (1, 1)			0-3 <b>K</b> 					0-0 <b>P4</b> 		2	0	0	0	0	2	0
<b>Dick Schofield, S</b> <small>OBP: 0.500, SLG: 1.000</small> (8, PH)										1	0	0	0	0	0	0
<b>Clem Labine, R</b> (9, 1)										0	0	0	0	0	0	0

Inning Stats	R: 0	H: 0	E: 0	K: 1	S: 5	R: 0	H: 1	E: 1	K: 2	S: 8	R: 0	H: 0	E: 0	K: 1	S: 5	R: 0	H: 0	E: 0	K: 1	S: 5	R: 0	H: 0	E: 0	K: 0	S: 3	R: 0	H: 1	E: 0	K: 1	S: 5	R: 0	H: 2	E: 0	K: 0	S: 4	R: 0	H: 0	E: 0	K: 0	S: 3	R: 0	H: 2	E: 0	K: 1	S: 7	1B: 6	SF: 0	2B: 1	SAC: 0	3B: 0	DP: 2	HR: 0	HBP: 0	WP: 0	PA: 32
<b>Glen Hobbie, R</b> <small>ERA: 4.64</small> (1, 1)	IP	WLS	BF	H	R	ER	SO	BB	IBB	HBP	BLK	WP	HR	S	P	ERA	WHIP																																						
												<b>PITCHER</b> IP WLS BF H R ER SO BB IBB HBP BLK WP HR S P ERA WHIP																																											

**BOTTOM**

**Chicago Cubs @ Pittsburgh Pirates**  
 Forbes Field, Pittsburgh, PA  
 Thu Apr 20 1961, 6:05 PM EST  
 Att: 10,428 - Unknown - 49 F

AB	31
R	0
H	6
RBI	0
BB	1
SO	7
LOB	11



WP: 0	PA: 32
PB: 0	
SB: 0	
CS: 0	

Batter	1	2	3	4	5	6	7	8	9	AB R H RBI BB SO LOB	TOP	
Al Heist, R (1, 8) OBP: 0.323, SLG: 0.370	0-0 F9		0-0 F8		0-0 F9		4-0 E BB		0-3 K	4 1 0 0 1 1 1		
Don Zimmer, R (1, 4) OBP: 0.441, SLG: 0.533	0-0 2B 1B		0-0 6-3		0-0 2B 1B		0-0 E7 1-H			4 2 2 0 0 0 0		
Billy Williams, L (1, 9) OBP: 0.212, SLG: 0.219	0-0 1-H 2B		0-3 K		0-0 P6		0-0 1-3			4 0 1 1 0 1 2		
Ron Santo, R (1, 5) OBP: 0.375, SLG: 0.548	0-0 F9		0-0 6-3		0-0 1-H 2B		0-3 K			4 0 1 1 0 1 1		
14 Ernie Banks, R (1, 6) OBP: 0.344, SLG: 0.464	4-0 FC5-4 IBB		0-0 F8		0-0 1B 1B		0-0 6-3			3 0 1 0 1 0 0		
Frank Thomas, R (1, 7) OBP: 0.300, SLG: 0.300	0-0 FC5-4 1-2f		0-0 1B		0-0 1-2 1B		0-0 F8			4 0 2 0 0 0 2		
Andre Rodgers, R (1, 3) OBP: 0.286, SLG: 0.538 Richie Ashburn, L (9, PH) OBP: 0.115, SLG: 0.080 Ed Bouchee, L (9, 3) OBP: 0.467, SLG: 0.273		0-0 P6	0-3 K		0-0 G3		0-3 K		0-3 K	3 0 0 0 0 1 3 1 0 0 0 0 1 0 0 0 0 0 0 0 0	AB 35 R 3 H 8 RBI 2 BB 2 SO 9 LOB 10	
Dick Bertell, R (1, 2) OBP: 0.300, SLG: 0.300		0-0 F9		0-3 K		0-3 K		0-0 1B		4 0 1 0 0 2 0		
Don Cardwell, R (1, 1) Don Elston, R (7, 1)		0-0 5-3		0-3 K		0-3 K		0-0 P4		3 0 0 0 0 2 0 1 0 0 0 0 0 1		
<b>Inning Stats</b>	R: 1 H: 2 E: 0 LOB: 2 K: 0 BB: 1 S: 5 P: 9	R: 0 H: 0 E: 0 LOB: 0 K: 0 BB: 0 S: 3 P: 3	R: 0 H: 0 E: 0 LOB: 0 K: 1 BB: 0 S: 5 P: 5	R: 0 H: 1 E: 0 LOB: 1 K: 1 BB: 0 S: 6 P: 6	R: 0 H: 0 E: 0 LOB: 0 K: 2 BB: 0 S: 7 P: 7	R: 1 H: 4 E: 0 LOB: 2 K: 0 BB: 0 S: 6 P: 6	R: 1 H: 0 E: 1 LOB: 1 K: 2 BB: 1 S: 8 P: 12	R: 0 H: 0 E: 0 LOB: 0 K: 1 BB: 0 S: 5 P: 5	R: 0 H: 1 E: 0 LOB: 1 K: 2 BB: 0 S: 8 P: 8	1B: 6 SF: 0 2B: 2 SAC: 0 3B: 0 DP: 0 HR: 0 HBP: 0	WP: 0 PA: 37 PB: 0 SB: 0 CS: 0	
<b>PITCHER</b> Robin Roberts, R (1, 1) ERA: 4.5	IP WLS BF H R ER SO BB IBB HBP BLK WP HR S P ERA WHIP	9.0 L 37 8 3 2 9 1 1 0 0 0 0 0 53 61 2.00 1.000										

Chicago Cubs @ Philadelphia Phillies  
 Connie Mack Stadium, Philadelphia, PA

Fri Apr 21 1961, 6:05 PM EST  
 Att: 5,738 - Cloudy - 52 F

livebaseballscorecards.com







Batter	1	2	3	4	5	6	7	8	9	10	11	AB R H RBI BB SO LOB	TOP					
Al Heist, R OBP: 0.324, SLG: 0.424 (1, 8)												6 0 2 1 0 2 2	<b>Chicago Cubs @ Philadelphia Phillies</b> Connie Mack Stadium, Philadelphia, PA Sat Apr 22 1961, 3:33 AM EST Att. 3,996 - Sunny - 61 F					
Don Zimmer, R OBP: 0.425, SLG: 0.583 (1, 4)												6 1 2 2 0 0 2						
Billy Williams, L OBP: 0.179, SLG: 0.184 (1, 9)												6 0 0 0 0 0 3						
Ron Santo, R OBP: 0.405, SLG: 0.543 (1, 5)												4 0 2 0 1 0 1						
14 Ernie Banks, R OBP: 0.324, SLG: 0.515 (1, 6)												5 1 1 1 0 2 5						
Frank Thomas, R OBP: 0.400, SLG: 0.667 (1, 7)												5 2 3 1 0 1 1						
Andre Rodgers, R OBP: 0.294, SLG: 0.467 Ed Bouchee, L OBP: 0.412, SLG: 0.231 (8, PH) (8, 3)												2 0 0 0 1 0 2 2 0 0 0 0 0 1						
Dick Bertell, R OBP: 0.333, SLG: 0.333 Sammy Drake, S Moe Thacker, R Richie Ashburn, L Sammy Taylor, L OBP: 0.148, SLG: 0.115 OBP: 0.222, SLG: 0.500 (1, 2) (8, PR) (8, 2) (11, PH) (11, 2)												4 0 2 1 0 0 2 0 0 0 0 0 0 0 0 0 0 0 0 0 0 1 1 1 0 0 0 0 0 0 0 0 0 0 0						
Jack Curtis, L OBP: 0.500, SLG: 0.500 Dick Drott, R Bob Will, L Don Elston, R (1, 1) (6, 1) (8, PH) (8, 1)												2 1 1 0 0 1 0 0 0 0 0 0 0 0 1 0 0 0 0 0 1 0 0 0 0 0 0 0						
<b>Inning Stats</b>	R: 0 H: 0 E: 0 K: 0 S: 3 H: 0 LOB: 0 BB: 0 P: 3	R: 1 H: 1 E: 0 K: 1 S: 6 H: 1 LOB: 1 BB: 1 P: 10	R: 0 H: 1 E: 1 K: 1 S: 7 H: 1 LOB: 3 BB: 1 P: 11	R: 0 H: 1 E: 0 K: 0 S: 3 H: 1 LOB: 0 BB: 0 P: 3	R: 1 H: 2 E: 0 K: 0 S: 5 H: 2 LOB: 1 BB: 0 P: 5	R: 2 H: 3 E: 0 K: 0 S: 6 H: 3 LOB: 1 BB: 0 P: 6	R: 0 H: 1 E: 0 K: 1 S: 6 H: 1 LOB: 1 BB: 0 P: 6	R: 0 H: 1 E: 0 K: 0 S: 4 H: 1 LOB: 1 BB: 0 P: 4	R: 0 H: 1 E: 0 K: 1 S: 5 H: 1 LOB: 0 BB: 0 P: 5	R: 0 H: 1 E: 0 K: 1 S: 6 H: 1 LOB: 1 BB: 0 P: 6	R: 2 H: 2 E: 0 K: 1 S: 7 H: 2 LOB: 0 BB: 0 P: 7	1B: 9 SF: 0 2B: 1 SAC: 2 3B: 1 DP: 1 HR: 3 HBP: 0		WP: 0 PA: 48 PB: 0 SB: 0 CS: 0				
<b>PITCHER</b>	IP WLS BF H R ER SO BB IBB HBP BLK WP HR S P ERA WHIP																	
Chris Short, L ERA: 5.23 (1, 1)	5.2		27	8	4	4	2	2	0	0	0	0	0	2	29	37	6.35	1.765
John Buzhardt, R ERA: 3.72 (6, 1)	4.1		16	4	0	0	3	0	0	0	0	0	0	0	22	22	0.00	0.923
Turk Farrell, R ERA: 9.64 (11, 1)	1.0	L	5	2	2	2	1	0	0	0	0	0	0	1	7	7	18.00	2.000

livebaseballscorecards.com

AB	44
R	6
H	14
RBI	6
BB	2
SO	6
LOB	20



Batter	1	2	3	4	5	6	7	8	9	10	11	AB	R	H	RBI	BB	SO	LOB	BOTTOM							
<b>Bobby Malkmus, R</b> (1, 5) OBP: 0.118, SLG: 0.118	1-3		6-3		G4-6-3 1B		6-3			6-3		5	0	1	0	0	0	0								
<b>Johnny Callison, L</b> (1, 9) OBP: 0.333, SLG: 0.424	4-3		2B 1B		G4-6-3 1-2f		F2			G3		5	1	1	0	0	0	1								
<b>Tony Taylor, R</b> (1, 4) OBP: 0.282, SLG: 0.359	1B		F9				L8			L4		5	0	2	0	0	0	1								
<b>Bobby Gene Smith, R</b> (1, 7) OBP: 0.278, SLG: 0.313	P6		2B				FC6 BB			1-3		4	0	1	1	1	1	2								
<b>Tony Gonzalez, L</b> (1, 8) OBP: 0.516, SLG: 0.654		SH1-3 PB BB	F8				FC6 1-2f 1B			1B		4	2	1	0	1	0	3								
<b>Pancho Herrera, R</b> (1, 3) OBP: 0.324, SLG: 0.394		SH1-3 PB 1-2 SH1-3 BB					1B 1-2 BB			K		3	1	0	0	2	3	1								
<b>Clay Dalrymple, L</b> (1, 2) OBP: 0.258, SLG: 0.310		SH1-3 1-2 2-3					CS HBP 1B			K		2	0	1	1	0	1	0								
<b>Ruben Amaro, R</b> (1, 6) OBP: 0.370, SLG: 0.227		SH1-3					G3			K		2	0	0	1	0	1	3								
<b>Tony Curry, L</b> (9, PH) OBP: 0.200, SLG: 0.250		SH1-3 2-H 3-H								K		1	0	0	0	0	1	0								
<b>Joe Koppe, R</b> (10, 6)										K		0	0	0	0	0	0	0								
<b>Chris Short, R</b> (1, 1) <b>John Buzhardt, R</b> (6, 1) <b>Choo-Choo Coleman, L</b> (10, PH) <b>Turk Farrell, R</b> (11, 1) OBP: 1.000, SLG: 1.000		4-3					6-3			F8		2	0	0	0	0	0	0								
<b>Inning Stats</b>	R: 0 E: 0 K: 0 S: 4	H: 1 LOB: 1 BB: 0 P: 4	R: 2 E: 0 K: 0 S: 3	H: 0 LOB: 0 BB: 2 P: 11	R: 1 E: 0 K: 0 S: 5	H: 2 LOB: 1 BB: 0 P: 5	R: 0 E: 0 K: 2 S: 6	H: 0 LOB: 1 BB: 0 P: 7	R: 0 E: 0 K: 0 S: 3	H: 1 LOB: 0 BB: 0 P: 3	R: 1 E: 0 K: 0 S: 4	H: 1 LOB: 2 BB: 2 P: 12	R: 0 E: 0 K: 0 S: 3	H: 0 LOB: 0 BB: 0 P: 3	R: 0 E: 0 K: 0 S: 3	H: 1 LOB: 1 BB: 0 P: 3	R: 0 E: 0 K: 3 S: 9	H: 0 LOB: 0 BB: 0 P: 9	R: 0 E: 0 K: 0 S: 3	H: 0 LOB: 0 BB: 0 P: 3	R: 0 E: 0 K: 2 S: 8	H: 1 LOB: 1 BB: 0 P: 8	1B: 5 2B: 3 3B: 0 HR: 0	SF: 0 SAC: 2 DP: 2 HBP: 1	WP: 0 PB: 1 SB: 1 CS: 1	PA: 42
<b>PITCHER</b>	IP	WLS	BF	H	R	ER	SO	BB	IBB	HBP	BLK	WP	HR	S	P	ERA	WHIP									
<b>Jack Curtis, L</b> (1, 1) ERA: 4.76	5.2		25	5	4	3	2	4	0	1	0	0	0	24	41	4.76	1.588									
<b>Dick Drott, R</b> (6, 1) ERA:	1.1		4	0	0	0	0	0	0	0	0	0	0	4	4	0.00	0.000									
<b>Don Elston, R</b> (8, 1) ERA:	4.0	W	13	2	0	0	5	0	0	0	0	0	0	23	23	0.00	0.500									

**Chicago Cubs @ Philadelphia Phillies**  
 Connie Mack Stadium, Philadelphia, PA  
 Sat Apr 22 1961, 3:33 AM EST  
 Att. 3,996 - Sunny - 61 F

[livebaseballscorecards.com](http://livebaseballscorecards.com)

<b>AB</b>	35
<b>R</b>	4
<b>H</b>	7
<b>RBI</b>	3
<b>BB</b>	4
<b>SO</b>	7
<b>LOB</b>	11



Batter	1	2	3	4	5	6	7	8	9	AB R H RBI BB SO LOB	TOP
Al Heist, R OBP: 0.341, SLG: 0.432 (1, 8) X	0-0 FC5-4 1B		0-3 K			0-0 4-3 1B		0-0 F9		4 0 2 0 0 1 0	
Don Zimmer, R OBP: 0.409, SLG: 0.550 (1, 4) X	0-0 FC5-4 1-2f		0-0 5-3			0-0 4-3 1B		0-0 P6		4 0 1 0 0 0 1	
Billy Williams, L OBP: 0.163, SLG: 0.167 (1, 9) X	0-0 L9				0-0 F8		0-0 4-3		0-3 K	4 0 0 0 0 1 3	
Ron Santo, R OBP: 0.366, SLG: 0.487 (1, 5) X	0-0 F3				0-0 1-3		0-0 1-3		0-0 5-3	4 0 0 0 0 0 3	
14 Ernie Banks, R OBP: 0.317, SLG: 0.486 (1, 6) X		0-3 K			0-3 K		0-0 5-3		0-0 1B 1B	4 0 1 0 0 2 0	
Frank Thomas, R OBP: 0.368, SLG: 0.579 (1, 7) X		0-0 L7			0-0 6-3		0-0 6-3		0-0 1-2 1B	4 0 1 0 0 0 0	
Ed Bouchee, L OBP: 0.429, SLG: 0.294 (1, 3) X		0-0 1B			0-0 L9		0-0 FC5-4 1B		0-0 4-3	4 0 2 0 0 0 2	
Dick Bertell, R OBP: 0.296, SLG: 0.296 (1, 2) X		0-3 K			0-0 6-3		0-0 FC5-4 1-2f			3 0 0 0 0 1 2	
Dick Ellsworth, L (1, 1) X			0-3 K			0-0 4-3		0-0 G3		3 0 0 0 0 1 0	
<b>Inning Stats</b>	R: 0 H: 1 E: 0 LOB: 1 K: 0 BB: 0 S: 4 P: 4	R: 0 H: 1 E: 0 LOB: 1 K: 2 BB: 0 S: 8 P: 8	R: 0 H: 0 E: 0 LOB: 0 K: 2 BB: 0 S: 7 P: 7	R: 0 H: 0 E: 0 LOB: 0 K: 1 BB: 0 S: 5 P: 5	R: 0 H: 0 E: 0 LOB: 0 K: 0 BB: 0 S: 3 P: 3	R: 0 H: 2 E: 0 LOB: 2 K: 0 BB: 0 S: 5 P: 5	R: 0 H: 1 E: 0 LOB: 1 K: 0 BB: 0 S: 4 P: 4	R: 0 H: 0 E: 0 LOB: 0 K: 0 BB: 0 S: 3 P: 3	R: 0 H: 2 E: 0 LOB: 2 K: 1 BB: 0 S: 7 P: 7	1B: 7 SF: 0 2B: 0 SAC: 0 3B: 0 DP: 0 HR: 0 HBP: 0	WP: 0 PA: 34 PB: 0 SB: 0 CS: 0
<b>PITCHER</b> Frank Sullivan, R (1, 1) ERA: 1.72	IP WLS BF H R ER SO BB IBB HBP BLK WP HR S P ERA WHIP										
	9.0 W 34 7 0 0 6 0 0 0 0 0 0 0 46 46 0.00 0.778										

Chicago Cubs @ Philadelphia Phillies  
 Connie Mack Stadium, Philadelphia, PA  
 Sun Apr 23 1961, 3:33 AM EST  
 Sunny - 65 F

livebaseballscores.com

AB	34
R	0
H	7
RBI	0
BB	0
SO	6
LOB	11



Batter	1	2	3	4	5	6	7	8	9	AB R H RBI BB SO LOB
<b>Bobby Malkmus, R</b> OBP: 0.190, SLG: 0.105 (1, 5)	4-0 BB BB		4-0 BB			0-0 6-3		0-0 1-3		2 0 0 0 2 0 0
<b>Johnny Callison, L</b> OBP: 0.325, SLG: 0.389 (1, 9)	4-0 1-2 BB		0-3 K			0-0 G3		0-0 4-3		3 0 0 0 1 1 1
<b>Tony Taylor, R</b> OBP: 0.256, SLG: 0.326 (1, 4)	0-3 K		0-0 4-3			0-3 K		0-0 1-3		4 0 0 0 0 2 3
<b>Bobby Gene Smith, R</b> OBP: 0.318, SLG: 0.500 (1, 7)	0-0 F8				0-0 6-3		0-0 BB BB 1B		0-0 HR	4 1 2 1 0 0 2
<b>Tony Gonzalez, L</b> OBP: 0.471, SLG: 0.586 (1, 8)	0-0 L9				0-0 6-3		0-3 K			3 0 0 0 0 1 3
<b>Pancho Herrera, R</b> OBP: 0.325, SLG: 0.371 (1, 3)		0-3 K			0-0 F8		4-0 BB BB 1-2 BB			2 0 0 0 1 1 0
<b>Cal Neeman, R</b> OBP: 0.143, SLG: 0.143 (1, 2)		0-0 G5-4-3 1B				0-0 5-3		0-3 K		3 0 1 0 0 1 2
<b>Ruben Amaro, R</b> OBP: 0.367, SLG: 0.208 (1, 6)		0-0 G5-4-3 1-2f				0-0 1-3		4-0 BB BB 1-2 2-3 BB		2 0 0 0 1 0 1
<b>Frank Sullivan, R</b> (1, 1)			0-3 K			0-0 F9		0-0 6-3		3 0 0 0 0 1 3

<b>Inning Stats</b>	R: 0 E: 0 K: 1 S: 5	H: 0 LOB: 2 BB: 2 P: 13	R: 0 E: 0 K: 1 S: 5	H: 1 LOB: 0 BB: 0 P: 5	R: 0 E: 0 K: 2 S: 7	H: 0 LOB: 1 BB: 1 P: 11	R: 0 E: 0 K: 0 S: 3	H: 0 LOB: 0 BB: 0 P: 3	R: 0 E: 0 K: 0 S: 3	H: 0 LOB: 0 BB: 0 P: 3	R: 0 E: 0 K: 1 S: 5	H: 0 LOB: 0 BB: 0 P: 5	R: 0 E: 0 K: 2 S: 8	H: 1 LOB: 3 BB: 2 P: 16	R: 0 E: 0 K: 0 S: 3	H: 0 LOB: 0 BB: 0 P: 3	R: 1 E: 0 K: 0 S: 1	H: 1 LOB: 0 BB: 0 P: 1	1B: 2 2B: 0 3B: 0 HR: 1	SF: 0 SAC: 0 DP: 1 HBP: 0	WP: 0 PB: 0 SB: 0 CS: 0	PA: 31
<b>PITCHER</b> <b>Dick Ellsworth, L</b> ERA: 2.37 (1, 1)	IP 8.0	WLS L	BF 31	H 3	R 1	ER 1	SO 7	BB 5	IBB 0	HBP 0	BLK 0	WP 0	HR 1	S 40	P 60	ERA 1.12	WHIP 1.000					
					<b>PITCHER</b>	IP	WLS	BF	H	R	ER	SO	BB	IBB	HBP	BLK	WP	HR	S	P	ERA	WHIP

**Chicago Cubs @ Philadelphia Phillies**  
**Connie Mack Stadium, Philadelphia, PA**

Sun Apr 23 1961, 3:33 AM EST  
Sunny - 65 F

<b>AB</b>	<b>26</b>
<b>R</b>	<b>1</b>
<b>H</b>	<b>3</b>
<b>RBI</b>	<b>1</b>
<b>BB</b>	<b>5</b>
<b>SO</b>	<b>7</b>
<b>LOB</b>	<b>15</b>

livebaseballscorecards.com



Batter	1	2	3	4	5	6	7	8	9	AB R H RBI BB SO LOB	TOP																						
Al Heist, R OBP: 0.311, SLG: 0.390 (1, 8) X	0-0 F8		0-0 F9		0-0 FC6-4 1-2f			0-0 4-3		4 0 0 0 0 0 3																							
Don Zimmer, R OBP: 0.396, SLG: 0.523 (1, 4) S	0-3 K			0-0 G3 1B		0-3 K			0-3 K	4 0 1 0 0 3 0																							
Bob Will, L OBP: 0.200, SLG: 0.111 (1, 9) S	0-3 K2-3			0-0 G3 1-2		0-3 K			0-0 14 DI 1B	4 0 1 0 0 2 1																							
Ron Santo, R OBP: 0.333, SLG: 0.442 (1, 5) S		0-3 K		0-3 K		0-3 K			0-0 F7	4 0 0 0 0 3 2																							
14 Ernie Banks, R OBP: 0.289, SLG: 0.439 (1, 6) S		0-3 K		0-3 K			0-3 K		0-0 P4 1-3	4 0 0 0 0 3 2																							
Frank Thomas, R OBP: 0.318, SLG: 0.500 (1, 7) S		0-3 K			0-3 K		0-3 K			3 0 0 0 0 3 0																							
Ed Bouchee, L OBP: 0.458, SLG: 0.368 (1, 3) X			0-0		4-0		0-0			2 0 1 0 1 0 0																							
Sammy Taylor, L OBP: 0.182, SLG: 0.400 Moe Thacker, R (6, 2)			0-0		0-0					2 0 0 0 0 1 2																							
Richie Ashburn, L OBP: 0.143, SLG: 0.111 Dick Bertell, R OBP: 0.296, SLG: 0.296 (8, 2)			0-3 K		L9					0 0 0 0 0 0 0																							
Bob Anderson, R OBP: 0.200, SLG: 0.200 Sammy Drake, S (8, PH) Dick Drott, R (8, 1)			0-3 K		0-0					1 0 0 0 0 0 0																							
					FC6-4 1B					0 0 0 0 0 0 0																							
<b>Inning Stats</b>	R: 0 E: 0 K: 2 S: 7	H: 0 LOB: 0 BB: 0 P: 7	R: 0 E: 0 K: 3 S: 9	H: 0 LOB: 0 BB: 0 P: 9	R: 0 E: 0 K: 2 S: 8	H: 1 LOB: 1 BB: 0 P: 8	R: 0 E: 0 K: 2 S: 8	H: 1 LOB: 1 BB: 0 P: 8	R: 0 E: 0 K: 1 S: 6	H: 1 LOB: 2 BB: 1 P: 10	R: 0 E: 0 K: 3 S: 9	H: 0 LOB: 0 BB: 0 P: 9	R: 0 E: 0 K: 2 S: 7	H: 0 LOB: 0 BB: 0 P: 7	R: 0 E: 0 K: 1 S: 5	H: 0 LOB: 0 BB: 0 P: 5	R: 0 E: 0 K: 1 S: 6	H: 1 LOB: 1 BB: 0 P: 6	1B: 3 2B: 1 3B: 0 HR: 0	SF: 0 SAC: 0 DP: 0 HBP: 0	WP: 0 PB: 0 SB: 0 CS: 0	PA: 32											
<b>PITCHER</b> Art Mahaffey, R ERA: 1.06 (1, 1)	IP 9.0	WLS W	BF 32	H 4	R 0	ER 0	SO 17	BB 1	IBB 0	HBP 0	BLK 0	WP 0	HR 0	S 65	P 69	ERA 0.00	WHIP 0.556																
											<b>PITCHER</b>	IP	WLS	BF	H	R	ER	SO	BB	IBB	HBP	BLK	WP	HR	S	P	ERA	WHIP					

Chicago Cubs @ Philadelphia Phillies  
 Connie Mack Stadium, Philadelphia, PA

Sun Apr 23 1961, 3:38 AM EST  
 Att. 16,027 - Sunny - 65 F

livebaseballscorecards.com

AB	31
R	0
H	4
RBI	0
BB	1
SO	17
LOB	11



Batter	1	2	3	4	5	6	7	8	9
Bob Sadowski, L (1, 5) OBP: 0.172, SLG: 0.077	0-0 E5 SH3 SF9		0-0 4-3		0-0 1-3		0-0 L4-6 2-3		
Tony Taylor, R (1, 4) OBP: 0.283, SLG: 0.333	0-0 SH3 2-3		0-0 4-3		4-0 HR BB			0-0 4-3 1B 1B	
Johnny Callison, L (1, 9) OBP: 0.341, SLG: 0.474	0-0 SF9 3-H		4-0 FC3-6 BB		0-0 1-H 3-H HR			0-3 K	
Bobby Gene Smith, R (1, 7) OBP: 0.269, SLG: 0.417	0-0 6-3		0-0 FC3-6 1-2f		0-3 K			0-0 4-3 1-2	
Tony Gonzalez, L (1, 8) OBP: 0.474, SLG: 0.576		0-0 6-3		0-0 1-3				0-0 G6-4-3 1B 2-H	
Pancho Herrera, R (1, 3) OBP: 0.349, SLG: 0.405		0-0 3-1 E 2B		4-0 G4-6-3 BB				0-0 G6-4-3 1-2f	
Clay Dalrymple, L (1, 2) OBP: 0.235, SLG: 0.281		0-0 3-1 2-3		0-0 G4-6-3 1-2f				0-3 K	
Ruben Amaro, R (1, 6) OBP: 0.394, SLG: 0.333		0-0 E5 3-H			0-0 HR 3B			0-0 L4-6 SH1-4 1B	
Art Mahaffey, R (1, 1)		0-3 K			0-0 4-3			0-0 SH1-4 1-2	

Inning Stats	R: 1	H: 0	E: 1	LOB: 0	K: 0	BB: 0	S: 4	P: 4
	R: 1	H: 1	E: 1	LOB: 1	K: 1	BB: 0	S: 7	P: 7
	R: 0	H: 0	E: 0	LOB: 1	K: 0	BB: 1	S: 3	P: 7
	R: 0	H: 0	E: 0	LOB: 0	K: 0	BB: 1	S: 2	P: 6
	R: 3	H: 2	E: 0	LOB: 0	K: 1	BB: 1	S: 7	P: 11
	R: 0	H: 1	E: 0	LOB: 0	K: 1	BB: 0	S: 5	P: 5
	R: 0	H: 1	E: 0	LOB: 0	K: 0	BB: 0	S: 3	P: 3
	R: 1	H: 2	E: 0	LOB: 1	K: 1	BB: 0	S: 6	P: 6

PITCHER	IP	WLS	BF	H	R	ER	SO	BB	IBB	HBP	BLK	WP	HR	S	P	ERA	WHIP
Bob Anderson, R (1, 1) ERA: 3.52	7.0	L	28	5	5	3	3	3	0	0	0	0	1	31	43	3.86	1.143
Dick Drott, R (8, 1) ERA: 2.7	1.0		4	2	1	1	1	0	0	0	0	0	0	6	6	9.00	2.000

AB R H RBI BB SO LOB

4	1	0	0	0	0	2
2	2	1	0	1	0	0
2	1	1	4	1	1	1
4	0	0	0	0	1	2
4	0	2	1	0	0	0
2	1	1	0	1	0	1
3	0	0	0	0	1	2
3	1	2	0	0	0	0
2	0	0	0	0	1	2

AB	26
R	6
H	7
RBI	5
BB	3
SO	4
LOB	10



WP	HR	S	P	ERA	WHIP
0	0	0	32		

**Chicago Cubs @ Philadelphia Phillies**  
**Connie Mack Stadium, Philadelphia, PA**  
 Sun Apr 23 1961, 3:38 AM EST  
 Att. 16,027 - Sunny - 65 F

livebaseballscorecards.com

Batter	1	2	3	4	5	6	7	8	9	10	AB R H RBI BB SO LOB	TOP																			
Leo Cardenas, R (1, 6) OBP: 0.333, SLG: 0.167	0-0 F8		0-0 1-3			4-0 SH3-4 BB	0-0 F8			4-0 BB	3 0 0 0 2 0 1	<p>Cincinnati Reds @ Chicago Cubs</p> <p>Wrigley Field, Chicago, IL</p> <p>Wed Apr 26 1961, 3:33 AM CST</p> <p>Att. 5,116 - Sunny - 52 F</p>																			
Gene Freese, R (1, 5) OBP: 0.260, SLG: 0.255	0-0 2B		0-0 1-3			4-0 SH3-4 BB		0-0 WP S		0-0 F7	4 0 2 0 1 0 2																				
Gordy Coleman, L (1, 3) OBP: 0.255, SLG: 0.457	0-0 1-3			0-0 FC3-6 1B		0-0 SH3-4		0-0 6-3		4-0 G5-4-3 BB	3 0 1 0 1 0 2																				
Wally Post, R (1, 9) OBP: 0.480, SLG: 0.675	0-0 F9			0-0 FC3-6 1-2f		0-0 5-3		0-3 K		0-0 G5-4-3 1-2f	5 0 0 0 0 1 7																				
Frank Robinson, R (1, 7) OBP: 0.286, SLG: 0.310		0-0 F8		0-0 F8		0-0 6-3		0-0 5-3			4 0 0 0 0 0 4																				
Ed Bailey, L (1, 2) OBP: 0.357, SLG: 0.410		0-0 4-3		0-0 4-1			0-0 HR 2B				4 1 2 0 0 0 1																				
Vada Pinson, L (1, 8) OBP: 0.231, SLG: 0.191		0-0 1-3			0-0 1-3		0-0 F8			0-0 P6	4 0 0 0 0 0 2																				
Jim Baumer, R (1, 4) OBP: 0.136, SLG: 0.136			0-0 PB SH2-4 1B		0-0 F7		0-0 F2			0-0 P6	4 0 1 0 0 0 2																				
Jim O'Toole, S (1, 1) OBP: 0.333, SLG: 0.333			0-0 SH2-4		0-0 1-3		0-0 2-H HR			0-0 4-3	1 0 0 0 0 0 0																				
Jerry Lynch, L (7, PH) OBP: 0.714, SLG: 2.400			1-2								1 1 1 2 0 0 0																				
Jim Brosnan, R (7, 1)											0 0 0 0 0 0 0																				
Bill Henry, L (7, 1)											0 0 0 0 0 0 0																				
Jim Maloney, L (8, 1)											1 0 0 0 0 0 1																				
<b>Inning Stats</b>	R: 0 E: 0 K: 0 S: 4	H: 1 LOB: 1 BB: 0 P: 4	R: 0 E: 0 K: 0 S: 3	H: 0 LOB: 0 BB: 0 P: 3	R: 0 E: 0 K: 0 S: 4	H: 1 LOB: 1 BB: 0 P: 4	R: 0 E: 0 K: 0 S: 4	H: 1 LOB: 1 BB: 0 P: 4	R: 0 E: 0 K: 0 S: 3	H: 0 LOB: 0 BB: 0 P: 3	R: 2 E: 0 K: 0 S: 5	H: 2 LOB: 0 BB: 0 P: 5	R: 0 E: 0 K: 1 S: 6	H: 1 LOB: 1 BB: 0 P: 6	R: 0 E: 0 K: 0 S: 4	H: 1 LOB: 1 BB: 0 P: 4	R: 0 E: 0 K: 0 S: 2	H: 0 LOB: 1 BB: 2 P: 10	1B: 4 2B: 2 3B: 0 HR: 1	SF: 0 SAC: 2 DP: 1 HBP: 0	WP: 1 PB: 1 SB: 1 CS: 0	PA: 40									
<b>PITCHER</b>	IP WLS BF H R ER SO BB IBB HBP BLK WP HR S P ERA WHIP																														
Glen Hobbie, R (1, 1) ERA: 3.86	9.0																														
Don Elston, R ERA:	(10, 1)	1.0	W	4	0	0	0	0	0	2	0	0	0	0	0	0	2	10	0.00	2.000											

livebaseballscorecards.com

AB	34
R	2
H	7
RBI	2
BB	4
SO	1
LOB	22





Batter	1	2	3	4	5	6	7	8	9	10	AB R H RBI BB SO LOB
Al Heist, R OBP: 0.280, SLG: 0.348 (1, 8)	0-0 6-3		0-3 K			0-0 F9	0-0 F9			0-0 6-3	5 0 0 0 0 1 3
Don Zimmer, R OBP: 0.396, SLG: 0.563 (1, 4)	0-0 6-3			0-0 F7		0-0 F7		4-0 14 1B BB		0-0 HR	4 1 1 1 1 0 0
14 Ernie Banks, R OBP: 0.306, SLG: 0.432 (1, 6)	4-0 BB			0-0 F8		0-0 P4		0-0 1B			3 0 1 0 1 0 0
Ron Santo, R OBP: 0.367, SLG: 0.543 (1, 5)	0-0 L8			0-0 HR			0-0 2B	4-0 G4-6-3 IBB			3 2 2 1 1 0 1
Frank Thomas, R OBP: 0.346, SLG: 0.520 (1, 7)		0-0 1-3		4-0 BB			0-0 SH1-4 2B	0-0 G4-6-3			3 0 1 1 1 0 2
Andre Rodgers, R OBP: 0.286, SLG: 0.389 (1, 9)		0-0 F9		0-0 6-3			4-0 SH1-4 BB		0-3 K		3 0 0 0 1 1 1
Ed Bouchee, L OBP: 0.407, SLG: 0.318 (1, 3)		0-0 G3			0-3 K		0-0 SH1-4		0-3 K		3 0 0 0 0 2 0
Dick Bertell, R OBP: 0.300, SLG: 0.276 (1, 2)			0-0 5-3		0-3 K		4-0 IBB		4-0 FC4-6 BB		2 0 0 0 1 1 0
George Altman, L (9, PH)											0 0 0 0 1 0 0
Don Elston, R (10, 1)											0 0 0 0 0 0 0
Glen Hobbie, R OBP: 0.182, SLG: 0.200 (1, 1)			0-0 6-3		0-0 G2		0-3 K		0-0 FC4-6		3 0 0 0 0 1 3
Sammy Taylor, L OBP: 0.167, SLG: 0.364 (9, PH) (10, 2)									1-2f		1 0 0 0 0 0 1

Inning Stats	R: 0	H: 0	E: 0	K: 0	S: 3	P: 7	R: 0	H: 0	E: 0	K: 0	S: 3	P: 3	R: 0	H: 0	E: 0	K: 1	S: 5	R: 1	H: 1	E: 0	K: 0	S: 4	P: 8	R: 0	H: 0	E: 0	K: 2	S: 7	P: 7	R: 0	H: 0	E: 0	K: 0	S: 3	P: 3	R: 1	H: 2	E: 0	K: 1	S: 7	P: 15	R: 0	H: 1	E: 0	K: 0	S: 2	P: 10	R: 0	H: 0	E: 0	K: 2	S: 7	P: 11	R: 1	H: 1	E: 0	K: 0	S: 2	P: 2	1B: 1	SF: 0	2B: 2	SAC: 1	3B: 0	DP: 1	HR: 2	HBP: 0	WP: 0	PA: 38
--------------	------	------	------	------	------	------	------	------	------	------	------	------	------	------	------	------	------	------	------	------	------	------	------	------	------	------	------	------	------	------	------	------	------	------	------	------	------	------	------	------	-------	------	------	------	------	------	-------	------	------	------	------	------	-------	------	------	------	------	------	------	-------	-------	-------	--------	-------	-------	-------	--------	-------	--------

PITCHER	IP	WLS	BF	H	R	ER	SO	BB	IBB	HBP	BLK	WP	HR	S	P	ERA	WHIP
Jim O'Toole, L ERA: 3.12 (1, 1)	6.0		21	1	1	1	3	2	0	0	0	0	1	25	33	1.50	0.500
Jim Brosnan, R ERA: 3.0 (7, 1)	0.0		3	2	1	1	0	1	0	0	0	0	0	2	6	∞	∞
Bill Henry, L ERA: (7, 1)	1.1		7	1	0	0	1	1	2	0	0	0	0	6	18	0.00	1.500
Jim Maloney, R ERA: 1.13 (8, 1)	2.0	L	7	1	1	1	2	1	0	0	0	0	1	10	14	4.50	1.000

**BOTTOM**

**Cincinnati Reds @ Chicago Cubs**  
 Wrigley Field, Chicago, IL  
 Wed Apr 26 1961, 3:33 AM CST  
 Att. 5,116 - Sunny - 52 F

livebaseballscorecards.com

AB	30
R	3
H	5
RBI	3
BB	7
SO	6
LOB	11



Batter	1	2	3	4	5	6	7	8	9	AB R H RBI BB SO LOB	TOP	
<b>Leo Cardenas, R</b> (1, 6) <small>OBP: 0.278, SLG: 0.133</small> <b>Harry Anderson, L</b> (7, PH) <b>Howie Nunn, R</b> (7, 1) <b>Jim Brosnan, R</b> (8, 1) <b>Bill Henry, L</b> (9, PH)	0-0 		0-3 		0-0 		0-0 		0-3 	3 0 0 0 0 1 0 1 0 0 0 0 0 1 0 0 0 0 0 0 0 0 0 0 0 0 0 0 1 0 0 0 0 1 1	<b>Cincinnati Reds @ Chicago Cubs</b> Wrigley Field, Chicago, IL Thu Apr 27 1961, 3:33 AM CST Att: 2,463 - Cloudy - 55 F	
<b>Gene Freese, R</b> (1, 5) <small>OBP: 0.273, SLG: 0.269</small>	0-0 		0-0 		0-0 			0-0 	0-0 	5 1 2 0 0 0 1		
<b>Gordy Coleman, L</b> (1, 3) <small>OBP: 0.288, SLG: 0.449</small>	0-0 		0-0 			0-3 		4-0 	4-0 	3 0 1 0 2 1 1		
<b>Wally Post, R</b> (1, 9) <small>OBP: 0.491, SLG: 0.651</small>	4-0 			0-0 		0-3 		0-3 	4-0 	3 0 1 0 2 2 2		
<b>Frank Robinson, R</b> (1, 7) <small>OBP: 0.296, SLG: 0.370</small>	0-0 			0-3 		0-0 		4-0 	0-3 	4 1 1 1 1 2 6		
<b>Ed Bailey, L</b> (1, 2) <small>OBP: 0.348, SLG: 0.395</small>		0-0 		0-0 		0-0 		0-0 		4 0 1 1 0 0 1		
<b>Vada Pinson, L</b> (1, 8) <small>OBP: 0.214, SLG: 0.176</small>		0-0 		0-0 			0-0 	0-0 		4 0 0 0 0 0 5		
<b>Jim Baumer, R</b> (1, 4) <small>OBP: 0.125, SLG: 0.125</small> <b>Gus Bell, L</b> (7, PH) <small>OBP: 0.667, SLG: 1.000</small> <b>Willie Jones, R</b> (7, 5) <b>Claude Osteen, L</b> (8, PH) <small>OBP: 0.000, SLG: 0.000</small>		0-0 		0-3 			0-0 	0-3 		2 0 0 0 0 1 2 1 0 1 0 0 0 0 0 0 0 0 0 0 0 1 0 0 0 0 1 3		
<b>Ken Hunt, R</b> (1, 1) <b>Jerry Lynch, L</b> (7, PH) <small>OBP: 0.625, SLG: 2.000</small> <b>Eddie Kasko, R</b> (7, 6) <small>OBP: 0.408, SLG: 0.444</small>			0-3 		0-3 		0-0 		0-0 	2 0 0 0 0 2 0 1 0 0 0 0 0 1 1 0 0 0 0 0 0		
<b>Inning Stats</b>	R: 0 H: 1 E: 0 LOB: 2 K: 0 BB: 1 S: 4 P: 8	R: 0 H: 0 E: 0 LOB: 0 K: 0 BB: 0 S: 3 P: 3	R: 0 H: 1 E: 0 LOB: 1 K: 2 BB: 0 S: 8 P: 8	R: 0 H: 1 E: 1 LOB: 2 K: 2 BB: 0 S: 9 P: 9	R: 0 H: 0 E: 0 LOB: 0 K: 1 BB: 0 S: 5 P: 5	R: 1 H: 1 E: 0 LOB: 0 K: 2 BB: 0 S: 8 P: 8	R: 0 H: 1 E: 0 LOB: 1 K: 0 BB: 0 S: 4 P: 4	R: 1 H: 2 E: 0 LOB: 3 K: 2 BB: 2 S: 9 P: 17	R: 0 H: 0 E: 1 LOB: 3 K: 2 BB: 2 S: 8 P: 16	1B: 5 SF: 0 2B: 1 SAC: 0 3B: 0 DP: 0 HR: 1 HBP: 0		WP: 0 PA: 41 PB: 0 SB: 1 CS: 0
<b>PITCHER</b> <b>Don Cardwell, R</b> (1, 1) <small>ERA: 2.63</small> <b>Don Elston, R</b> (8, 1) <small>ERA:</small>	IP WLS BF H R ER SO BB IBB HBP BLK WP HR S P ERA WHIP 7.1 W 32 6 2 2 8 3 0 0 0 0 0 1 45 57 2.46 1.227 1.2 S 9 1 0 0 3 2 0 0 0 0 0 0 13 21 0.00 1.800											<b>PITCHER</b> IP WLS BF H R ER SO BB IBB HBP BLK WP HR S P ERA WHIP

livebaseballscorecards.com

<b>AB</b>	36
<b>R</b>	2
<b>H</b>	7
<b>RBI</b>	2
<b>BB</b>	5
<b>SO</b>	11
<b>LOB</b>	24



Batter	1	2	3	4	5	6	7	8	9	AB	R	H	RBI	BB	SO	LOB
<b>Al Heist, R</b> OBP: 0.291, SLG: 0.353 (1, 8)	0-0 BB BB 1B	0-0 F9			0-0 F8		0-0 F8	0-0 BB 1B		5	0	2	2	0	0	0
<b>Don Zimmer, R</b> OBP: 0.397, SLG: 0.529 (1, 4)	4-0 G5-3 BB 1-2 BB		0-0 F7		0-0 L9		0-3 K	4-0 BB BB 1-2 BB		3	0	0	0	2	1	0
<b>14 Ernie Banks, R</b> OBP: 0.296, SLG: 0.408 (1, 6)	0-0 P4		0-0 F2		0-0 F7		0-0 E5 1B	0-0 L8		5	0	1	0	0	0	4
<b>Ron Santo, R</b> OBP: 0.377, SLG: 0.521 (1, 5)	4-0 1-2 2-3 BB		0-0 5-3			0-3 K	4-0 FC6-4 BB			2	0	0	0	2	1	0
<b>Frank Thomas, R</b> OBP: 0.333, SLG: 0.586 (1, 7)	0-0 G5-3 2-3f			0-0 P4		0-0 HR	0-0 FC6-4			4	1	1	1	0	0	5
<b>Billy Williams, L</b> OBP: 0.213, SLG: 0.200 (1, 9)		0-0 4-1		0-0 PB 1B		0-0 FC3-6 1B		4-0 SH2-4 BB 1B BB		3	1	2	0	1	0	0
<b>Ed Bouchee, L</b> OBP: 0.355, SLG: 0.269 (1, 3)		0-0 4-3		0-0 L3 1-2		0-0 FC3-6 BB 1-2f		0-0 F9		4	0	0	0	0	0	3
<b>Dick Bertell, R</b> OBP: 0.382, SLG: 0.300 (1, 2)		0-0 HR 1B		4-0 BB		4-0 BB 1-2 BB		4-0 SH2-4 1B BB		1	2	1	0	3	0	0
<b>Don Cardwell, R</b> OBP: 0.167, SLG: 0.667 (1, 1)		0-0 HR		0-3 K		0-0 P4		0-0 SH2-4 1-2 2-3		3	1	1	2	0	1	4
<b>Don Elston, R</b> (8, 1)										0	0	0	0	0	0	0

Inning Stats	R: 0	H: 1	E: 0	K: 0	S: 3	R: 2	H: 2	E: 0	K: 0	S: 5	R: 0	H: 0	E: 0	K: 0	S: 3	R: 0	H: 0	E: 0	K: 0	S: 3	R: 1	H: 2	E: 0	K: 1	S: 7	R: 0	H: 1	E: 1	K: 1	S: 6	R: 2	H: 1	E: 0	K: 0	S: 4	
	LOB: 2	BB: 2	P: 11			LOB: 0	BB: 0	P: 5			LOB: 2	BB: 1	P: 10			LOB: 2	BB: 1	P: 11			LOB: 2	BB: 1	P: 10			LOB: 2	BB: 3	P: 16								


PITCHER	IP	WLS	BF	H	R	ER	SO	BB	IBB	HBP	BLK	WP	HR	S	P	ERA	WHIP
<b>Ken Hunt, R</b> ERA: 2.25 (1, 1)	6.0	L	27	6	3	3	2	4	0	0	0	0	2	27	43	4.50	1.667
<b>Howie Nunn, R</b> ERA: 10.8 (7, 1)	1.2		11	2	2	2	1	4	0	0	0	0	0	9	25	10.80	3.600
<b>Jim Brosnan, R</b> ERA: 2.7 (8, 1)	0.1		1	0	0	0	0	0	0	0	0	0	0	1	1	0.00	0.000

**BOTTOM**

**Cincinnati Reds @ Chicago Cubs**  
Wrigley Field, Chicago, IL

Thu Apr 27 1961, 3:33 AM CST  
Att. 2,463 - Cloudy - 55 F

<b>AB</b>	<b>30</b>
<b>R</b>	<b>5</b>
<b>H</b>	<b>8</b>
<b>RBI</b>	<b>5</b>
<b>BB</b>	<b>8</b>
<b>SO</b>	<b>3</b>
<b>LOB</b>	<b>16</b>



WP	HR	S	P	ERA	WHIP
0	1	1	39		

Batter	1	2	3	4	5	6	7	8	9	AB R H RBI BB SO LOB	TOP											
Maury Wills, S OBP: 0.389, SLG: 0.397 (1, 6)	0-1 4-3 1B		1-1 SH5-4 PB E 1B		1-0 4-3	3-2 L8			0-1 WP 3B	5 2 3 0 0 0 0												
Charlie Neal, R OBP: 0.421, SLG: 0.394 (1, 4)	3-2 4-3 1-2		4-2 E3 SH5-4 1-2 BB		1-0 BB BB HR 1B	1-3 K			3-2 F4	4 1 1 0 1 1 2												
Wally Moon, L OBP: 0.508, SLG: 0.981 Carl Warwick, R OBP: 0.333, SLG: 0.143 (1, 7) (9, 8)	0-3 K		1-0 SH5-4 1-2 2-3		4-0 BB HR BB				1-0 G1	3 1 0 0 1 2 1 0 0 0 0 0 0 0												
Tommy Davis, R OBP: 0.364, SLG: 0.475 (1, 8) (9, 7)	3-3 K		1-0 E3 2-3 3-H		0-0 F4				4-1 S BB	4 0 0 1 1 1 4												
Don Demeter, R OBP: 0.308, SLG: 0.348 (1, 9)			2-0 F3		4-1 HR 1-2 2-3 BB				2-2 6-3	4 2 0 0 1 1 2												
Frank Howard, R OBP: 0.324, SLG: 0.576 Norm Larker, L OBP: 0.310, SLG: 0.375 (1, 3) (8, 3)			2-2 1-H HR		2-0 PB 1B				0-0 4-3	4 2 3 6 0 0 0 0 0 0 0 0 0 0												
Charley Smith, R OBP: 0.250, SLG: 0.833 Jim Gilliam, S OBP: 0.351, SLG: 0.406 (1, 5) (8, 5)			2-1 5-3		1-3 K 1-2				1-2 2B	4 1 2 1 0 1 1 0 0 0 0 0 0 0												
Doug Camilli, R John Roseboro, L OBP: 0.400, SLG: 0.576 (1, 2) (8, PH) (8, 2)			0-3 K		0-0 5-3				0-3 K	3 0 0 0 0 2 1 1 0 0 0 0 1 1												
Johnny Podres, L OBP: 0.417, SLG: 0.455 (1, 1)			1-3 K		1-1 2-H 1B				2-1 L6	4 0 1 0 0 1 1												
<b>Inning Stats</b>	R: 0 E: 0 K: 2 S: 11	H: 1 LOB: 1 BB: 0 P: 17	R: 2 E: 1 K: 2 S: 12	H: 1 LOB: 0 BB: 0 P: 18	R: 1 E: 1 K: 0 S: 7	H: 1 LOB: 1 BB: 1 P: 16	R: 0 E: 0 K: 1 S: 7	H: 2 LOB: 2 BB: 0 P: 11	R: 5 E: 0 K: 1 S: 14	H: 3 LOB: 0 BB: 2 P: 28	R: 0 E: 0 K: 1 S: 8	H: 0 LOB: 0 BB: 0 P: 13	R: 0 E: 0 K: 2 S: 11	H: 0 LOB: 0 BB: 0 P: 18	R: 0 E: 0 K: 1 S: 9	H: 1 LOB: 1 BB: 0 P: 12	R: 1 E: 0 K: 0 S: 16	H: 1 LOB: 1 BB: 1 P: 25	1B: 5 2B: 1 3B: 1 HR: 3	SF: 0 SAC: 1 DP: 0 HBP: 0	WP: 1 PB: 2 SB: 1 CS: 0	PA: 41
<b>PITCHER</b>	IP WLS BF H R ER SO BB IBB HBP BLK WP HR S P ERA WHIP											<b>PITCHER</b>	IP WLS BF H R ER SO BB IBB HBP BLK WP HR S P ERA WHIP									
Dick Ellsworth, L ERA: 4.56 (1, 1)	4.2 L 25 8 8 7 5 3 0 0 0 0 3 48 85 13.50 2.357																					
Joe Schaffernoth, R ERA: 3.18 (5, 1)	3.1 11 1 0 0 5 0 0 0 0 0 0 0 31 48 0.00 0.300																					
Mel Wright, R ERA: 7.36 (9, 1)	1.0 5 1 1 1 0 1 0 0 0 1 0 16 25 9.00 2.000																					

Los Angeles Dodgers @ Chicago Cubs  
Wrigley Field, Chicago, IL  
Sat Apr 29 1961, 3:33 AM CST  
Att: 9,842 - Sunny - 56 F

livebaseballscorecards.com

AB	36
R	9
H	10
RBI	8
BB	4
SO	10
LOB	13



Batter	1	2	3	4	5	6	7	8	9	AB	R	H	RBI	BB	SO	LOB
<b>Al Heist, R</b> OBP: 0.271, SLG: 0.327 (1, 8) C B F X	2-2 F9		1-1 4-3			0-0 F9		1-1 6-3		4	0	0	0	0	0	0
<b>Don Zimmer, R</b> OBP: 0.387, SLG: 0.509 (1, 4) B B C X	3-1 F8		1-1 L9			1-1 14 9-6-4 1B			1-0 L8	4	0	1	0	0	0	0
<b>14 Ernie Banks, R</b> OBP: 0.293, SLG: 0.453 (1, 6) C B F X	1-2 L8		1-0 6-3			2-2 9-6-4 1-2f			2-2 HR	4	1	1	1	0	0	1
<b>Ron Santo, R</b> OBP: 0.368, SLG: 0.538 (1, 5) B B C X		2-2 1B 3B		1-1 6-3			2-1 F4		1-2 F6	4	1	1	0	0	0	0
<b>Frank Thomas, R</b> OBP: 0.353, SLG: 0.576 (1, 7) X		0-0 2B E 1B		3-2 F7			3-1 3-1		0-0 1B	4	1	2	1	0	0	0
<b>Billy Williams, L</b> OBP: 0.235, SLG: 0.245 (1, 9) X		0-0 3-H E9 SF8 2B		0-0 F6			0-0 1B		1-2 G3	4	1	2	0	0	0	1
<b>Andre Rodgers, R</b> OBP: 0.250, SLG: 0.333 (1, 3) B B C X		2-3 K		2-3 K			2-3 K			3	0	0	0	0	3	2
<b>Dick Bertell, R</b> OBP: 0.351, SLG: 0.281 (1, 2) X		0-0 SF8		2-1 F9				1-2 4-3		2	0	0	1	0	0	0
<b>Dick Ellsworth, L</b> (1, 1) <b>Joe Schaffernoth, R</b> (5, 1) <b>Richie Ashburn, L</b> OBP: 0.138, SLG: 0.107 (8, PH) <b>Mel Wright, R</b> (9, 1) C C B B C X		3-3 K		1-3 K				1-2 G3		1	0	0	0	0	0	1

Inning Stats	R: 0	H: 0	E: 0	K: 0	S: 10	R: 3	H: 3	E: 1	K: 2	S: 12	R: 0	H: 0	E: 0	K: 0	S: 5	R: 0	H: 0	E: 1	K: 2	S: 8	R: 0	H: 1	E: 0	K: 1	S: 9	R: 0	H: 0	E: 0	K: 0	S: 8	R: 1	H: 2	E: 0	K: 0	S: 12	
	0	0	0	0	16	0	0	0	0	19	0	0	0	0	8	0	0	0	0	0	13	0	0	0	0	16	0	0	0	0	11	0	0	0	0	17

PITCHER	IP	WLS	BF	H	R	ER	SO	BB	IBB	HBP	BLK	WP	HR	S	P	ERA	WHIP
<b>Johnny Podres, L</b> ERA: 2.23 (1, 1)	9.0	W	33	7	4	3	5	0	0	0	0	0	1	76	119	3.00	0.778

**Los Angeles Dodgers @ Chicago Cubs**  
 Wrigley Field, Chicago, IL  
 Sat Apr 29 1961, 3:33 AM CST  
 Att. 9,842 - Sunny - 56 F

<b>AB</b>	<b>32</b>
<b>R</b>	<b>4</b>
<b>H</b>	<b>7</b>
<b>RBI</b>	<b>3</b>
<b>BB</b>	<b>0</b>
<b>SO</b>	<b>5</b>
<b>LOB</b>	<b>4</b>



WP	PA	CS
0	33	0

Batter	1	2	3	4	5	6	7	8	9	AB R H RBI BB SO LOB	TOP
Maury Wills, S OBP: 0.368, SLG: 0.373 (1, 6)	3-2 F7		1-3 K			2-1 1-3		0-2 1-3		4 0 0 0 0 1 0	<b>Los Angeles Dodgers @ Chicago Cubs</b> <b>Wrigley Field, Chicago, IL</b> Sun Apr 30 1961, 3:33 AM CDT Cloudy - 58 F
Charlie Neal, R OBP: 0.405, SLG: 0.378 (1, 4)	2-2 5-3		0-0 F8			1-1 5-3		1-2 HR	4 1 1 0 0 0 0		
Tommy Davis, R OBP: 0.386, SLG: 0.556 (1, 8) (9, 7)	2-1 1B			1-0 6-3		0-0 2B		1-0 HR	4 1 3 2 0 0 0		
Wally Moon, L OBP: 0.508, SLG: 0.946 Carl Warwick, R OBP: 0.333, SLG: 0.143 (1, 7) (9, 8)	2-2 1-2 1B		3-1 1B			1-2 5-3		1-1 4-3	4 0 2 0 0 0 1 0 0 0 0 0 0 0		
Norm Larker, L OBP: 0.289, SLG: 0.349 Ron Fairly, L OBP: 0.500, SLG: 0.500 (1, 3) (7, 9)	1-3 K			2-0 F5			1-1 1-5-3	2-2 L9	3 0 0 0 0 1 3 1 0 0 0 0 0 0		
Frank Howard, R OBP: 0.289, SLG: 0.514 (1, 9) (7, 3) Bob Lillis, R (9, 5)		0-1 1-3		1-1 5-3			2-2 L9	2-3 K	4 0 0 0 0 1 1 0 0 0 0 0 0 0		
John Roseboro, L OBP: 0.395, SLG: 0.543 (1, 2)			1-0 F9		4-0 CS BB		1-3 K		2 0 0 0 1 1 0		
Charley Smith, R OBP: 0.200, SLG: 0.667 Gil Hodges, R OBP: 0.385, SLG: 0.273 (1, 5) (9, 3)		2-2 5-3			2-3 K			0-1 5-3	3 0 0 0 0 1 1 0 0 0 0 0 0 0		
Don Drysdale, R (1, 1) Jim Gilliam, S (8, PH) Larry Sherry, R (8, 1)			2-2 4-3		3-2 5-3			2-2 F3	2 0 0 0 0 0 0 1 0 0 0 0 0 0 0 0 0 0 0 0 0		
<b>Inning Stats</b>	R: 0 H: 2 E: 0 LOB: 2 K: 1 BB: 0 S: 15 P: 25	R: 0 H: 0 E: 0 LOB: 0 K: 0 BB: 0 S: 6 P: 9	R: 0 H: 0 E: 0 LOB: 0 K: 1 BB: 0 S: 8 P: 11	R: 0 H: 1 E: 0 LOB: 1 K: 0 BB: 0 S: 6 P: 13	R: 0 H: 0 E: 0 LOB: 0 K: 1 BB: 1 S: 8 P: 17	R: 0 H: 1 E: 0 LOB: 1 K: 0 BB: 0 S: 8 P: 12	R: 0 H: 0 E: 0 LOB: 0 K: 1 BB: 0 S: 9 P: 13	R: 0 H: 0 E: 0 LOB: 0 K: 0 BB: 0 S: 8 P: 10	R: 2 H: 2 E: 0 LOB: 0 K: 1 BB: 0 S: 12 P: 19	1B: 4 SF: 0 2B: 1 SAC: 0 3B: 0 DP: 0 HR: 1 HBP: 0	
<b>PITCHER</b> Glen Hobbie, R (1, 1) ERA: 3.43	IP WLS BF H R ER SO BB IBB HBP BLK WP HR S P ERA WHIP										

AB	32
R	2
H	6
RBI	2
BB	1
SO	5
LOB	6




Batter	1	2	3	4	5	6	7	8	9	AB	R	H	RBI	BB	SO	LOB
<b>Richie Ashburn, L</b> (1, 7) <small>OBP: 0.152, SLG: 0.125</small> <b>Ed Bouchee, L</b> (9, 3) <small>OBP: 0.355, SLG: 0.269</small>	0-2 F9		3-2 4-3		3-2 F8			0-1 F8 SH3-4 1B		4	0	1	0	0	0	2
<b>Don Zimmer, R</b> (1, 4) <small>OBP: 0.385, SLG: 0.500</small>	1-0 5-3		1-0 1-3			1-0 1B		0-1 SH3-4 1-2		3	0	1	0	0	0	0
<b>14 Ernie Banks, R</b> (1, 6) <small>OBP: 0.306, SLG: 0.446</small>	1-1 1-3			3-1 FC6-4 1B		0-3 K		4-0 IBB		3	0	1	0	1	1	1
<b>Ron Santo, R</b> (1, 5) <small>OBP: 0.377, SLG: 0.527</small>		1-1 1B		2-2 FC6-4 1-2f		1 SAFE 4-1 1-2 BB		1-0 F8 2-3		3	0	1	0	1	0	3
<b>Frank Thomas, R</b> (1, 3) <small>OBP: 0.316, SLG: 0.514</small> (9, 7)		2-3 K		0-1 F2		1-3 K		0-0 1-3		4	0	0	0	0	2	6
<b>Billy Williams, L</b> (1, 9) <small>OBP: 0.218, SLG: 0.226</small>		1-3 K		2-3 K		0-1 4-3			0-0 L1	4	0	0	0	0	2	4
<b>Al Heist, R</b> (1, 8) <small>OBP: 0.274, SLG: 0.316</small> <b>George Altman, L</b> (9, PH)		0-3 K		2-2 L8			4-0 G6-3 BB		2-3 K	2	0	0	0	1	1	1
<b>Sammy Taylor, L</b> (1, 2) <small>OBP: 0.250, SLG: 0.357</small>			2-1 4-3 WP PB HBP		1-0 1B		0-0 G6-3 1-2f		0-0 2-3	3	1	1	0	0	0	1
<b>Glen Hobbie, R</b> (1, 1) <small>OBP: 0.143, SLG: 0.154</small>			1-3 K		2-3 K		0-3 K			3	0	0	0	0	3	2

Inning Stats	R: 0	H: 0	E: 0	K: 0	S: 6	R: 0	H: 1	E: 0	K: 3	S: 11	R: 1	H: 0	E: 0	K: 1	S: 8	R: 0	H: 1	E: 0	K: 1	S: 11	R: 0	H: 1	E: 0	K: 2	S: 10	R: 0	H: 0	E: 0	K: 1	S: 4	R: 0	H: 1	E: 0	K: 0	S: 6	R: 0	H: 0	E: 0	K: 1	S: 5	1B: 5	2B: 0	3B: 0	HR: 0	SF: 0	SAC: 1	DP: 1	HBP: 1	WP: 1	PB: 1	SB: 0	CS: 0	PA: 35
<b>Don Drysdale, R</b> (1, 1) <small>ERA: 2.34</small> <b>Larry Sherry, R</b> (8, 1) <small>ERA: 3.95</small>	IP	WLS	BF	H	R	ER	SO	BB	IBB	HBP	BLK	WP	HR	S	P	ERA	WHIP																																				

**Los Angeles Dodgers @ Chicago Cubs**  
 Wrigley Field, Chicago, IL  
 Sun Apr 30 1961, 3:33 AM CDT  
 Cloudy - 58 F

<b>AB</b>	<b>30</b>
<b>R</b>	<b>1</b>
<b>H</b>	<b>5</b>
<b>RBI</b>	<b>0</b>
<b>BB</b>	<b>3</b>
<b>SO</b>	<b>10</b>
<b>LOB</b>	<b>20</b>



Batter	1	2	3	4	5	6	7	8	9	AB R H RBI BB SO LOB	TOP											
Willie Davis, L OBP: 0.318, SLG: 0.425 (1, 8) X	0-0 6-3 3B	0-1 4-3		2-0 FC6-4 1B		2-1 HR		0-3 K		5 2 3 1 0 1 4												
John Roseboro, L OBP: 0.396, SLG: 0.513 (1, 2) F X	0-1 6-3		4-2 F8 BB	0-0 F7		3-2 1-3		0-0 G6-4-3 1B		4 0 1 1 1 0 3												
Tommy Davis, R OBP: 0.373, SLG: 0.574 (1, 5) C B B C B F S	3-H 3-3 K		1-2 F4	3-1 FC6-4 1-2f		0-0 HR		1-1 G6-4-3 1-2f		5 1 1 1 0 1 6												
Wally Moon, L OBP: 0.485, SLG: 0.883 (1, 7) C B C F C X	2-2 L7		4-0 BB		0-1 1-3	0-1 F5		2-3 K		4 0 0 0 1 1 0												
Norm Larker, L OBP: 0.260, SLG: 0.313 (1, 3) F C B X		1-2 5-3	0-1 F8		1-0 3-1	1-2 F8		1-1 F5		5 0 0 0 0 0 2												
Frank Howard, R OBP: 0.279, SLG: 0.500 (1, 9) X		0-0 E5 FC5-4	3-3 K		1-1 HR 2B		2-1 F9	1-2 F8		5 1 1 0 0 1 2												
Charlie Neal, R OBP: 0.391, SLG: 0.439 (1, 4) C B F B F S		2-2 FC5-4 1B 1-2f		2-3 K	0-0 HR		0-2 F9			4 1 1 2 0 1 1												
Charley Smith, R OBP: 0.316, SLG: 0.684 (1, 6) B B X		1-0 BB 1B		0-0 1B BB 1B	0-1 1B		0-1 6-3			4 0 3 0 0 0 0												
Roger Craig, R OBP: 0.250, SLG: 0.143 (1, 1) C B F B F S		4-2 BB		4-2 1B BB BB	2-3 K			1-2 1B		0 0 0 0 0 1 0 0 0 0 0 0 0 0 0 0 0 0 0 0 0 1 0 0 0 0 0 0 0 0 0 0 1 0 0 0 0 1 1 1 0 0 0 0 0 0 0 0 1 0 1 0 0 0 0 0 0 0 0 0 0 0 0 0												
Jim Golden, L (2, 1) C B F B F S																						
Ron Fairly, L OBP: 0.697, SLG: 0.500 (4, PH) C B F B F S																						
Sandy Koufax, R OBP: 0.400, SLG: 0.250 (5, PH) C B F B F S																						
Don Demeter, R OBP: 0.286, SLG: 0.333 (5, PH) C B F B F S																						
Ron Ferranski, L (5, 1) C B F B F S																						
Bob Aspromonte, R OBP: 0.333, SLG: 0.333 (8, PH) C B F B F S																						
Stan Williams, R OBP: 0.600, SLG: 0.429 (8, 1) C B F B F S																						
<b>Inning Stats</b>	R: 1 E: 0 K: 1 S: 12	H: 1 LOB: 0 BB: 0 P: 17	R: 0 E: 1 K: 0 S: 18	H: 1 LOB: 3 BB: 1 P: 26	R: 0 E: 0 K: 1 S: 10	H: 0 LOB: 2 BB: 2 P: 22	R: 0 E: 0 K: 1 S: 11	H: 2 LOB: 3 BB: 1 P: 22	R: 2 E: 0 K: 1 S: 14	H: 3 LOB: 1 BB: 0 P: 18	R: 2 E: 0 K: 0 S: 11	H: 2 LOB: 0 BB: 0 P: 17	R: 0 E: 0 K: 0 S: 7	H: 0 LOB: 0 BB: 0 P: 9	R: 0 E: 0 K: 1 S: 11	H: 2 LOB: 1 BB: 0 P: 13	R: 0 E: 0 K: 1 S: 9	H: 0 LOB: 0 BB: 0 P: 13	1B: 6 2B: 1 3B: 1 HR: 3	SF: 0 SAC: 0 DP: 1 HBP: 0	WP: 0 PB: 0 SB: 0 CS: 0	PA: 42
<b>PITCHER</b>	IP WLS BF H R ER SO BB IBB HBP BLK WP HR S P ERA WHIP																					
Bob Anderson, R ERA: 4.18 (1, 1)	5.0 W 28 8 4 4 4 4 4 0 0 0 0 2 67 109 7.20 2.400																					
Jim Brewer, L ERA: 4.5 (6, 1)	2.1 10 3 1 1 1 1 0 0 0 0 0 1 25 32 3.86 1.286																					
Don Elston, R ERA: (8, 1)	1.2 S 4 0 0 0 1 0 0 0 0 0 0 0 11 16 0.00 0.000																					

Los Angeles Dodgers @ Chicago Cubs  
Wrigley Field, Chicago, IL  
Sun Apr 30 1961, 3:38 AM CDT  
Att. 20,529 - Cloudy - 58 F

livebaseballscorecards.com

AB	38
R	5
H	11
RBI	5
BB	4
SO	6
LOB	19





Batter	1	2	3	4	5	6	7	8	9
<b>Richie Ashburn, L</b> (1, 7) <small>OBP: 0.184, SLG: 0.139</small> <b>Sammy Drake, S</b> (8, PR) <b>Ed Bouchee, L</b> (9, 3) <small>OBP: 0.355, SLG: 0.269</small>	0-2 1-3	2-1 FC3-6 2B E 1-2f 2-3		4-2 CS BB		0-1 6-3		1-2 14 1B	
<b>Don Zimmer, R</b> (1, 4) <small>OBP: 0.371, SLG: 0.492</small>	1-2 F8	0-0 E7 14 1B 2B 1-H 3-H		1-3 K 1-2			1-0 F9	1-1 L7	
<b>14 Ernie Banks, R</b> (1, 6) <small>OBP: 0.328, SLG: 0.492</small>	0-0 F7	1-2 3B 1B 3-H		0-1 WP 3B			0-0 1-3	1-2 FC4-6 1B 1-2	
<b>Ron Santo, R</b> (1, 5) <small>OBP: 0.379, SLG: 0.542</small>		L6 3B		3-2 6-3 3-H			4-0 1B BB	0-1 FC4-6 1-2f	
<b>Frank Thomas, R</b> (1, 3) <small>OBP: 0.333, SLG: 0.500</small> (9, 7)		4-1 1B BB 4-3		1-1 1-3			2-2 1B 1B 1-3		
<b>Billy Williams, L</b> (1, 9) <small>OBP: 0.237, SLG: 0.246</small>		2-2 1B 1B 1-3 1B 1B		0-1 5-3			1-0 F9 1B 1-3 3-H		
<b>Al Heist, R</b> (1, 8) <small>OBP: 0.273, SLG: 0.311</small>		0-0 1B 1B 1-2 1B 1B 3-H		1-2 E6			0-1 6-3	0-0 1-3	
<b>Dick Bertell, R</b> (1, 2) <small>OBP: 0.366, SLG: 0.306</small>		3-2 FC3-6 2B 1B 1B 1-2 2-H		0-3 K			0-0 6-3	1-1 SH3-4 BLK 1B 1B	
<b>Bob Anderson, R</b> (1, 1) <small>OBP: 0.286, SLG: 0.286</small> <b>Jim Brewer, L</b> (6, 1) <b>Don Elston, R</b> (8, 1)		1-0 FC3-6 1B 1-2 2-H		3-3 K			0-3 K	2-2 SH3-4 1-3	

AB	R	H	RBI	BB	SO	LOB
4	1	1	1	1	0	2
0	0	0	0	0	0	0
0	0	0	0	0	0	0
5	1	1	1	0	1	2
5	2	3	1	0	0	0
4	1	1	1	1	0	2
3	1	1	0	1	0	1
4	1	2	1	0	0	0
4	1	1	1	0	0	2
4	2	2	1	0	1	1
2	0	1	1	0	1	1
1	0	0	0	0	1	0
0	0	0	0	0	0	0

**Los Angeles Dodgers @ Chicago Cubs**  
Wrigley Field, Chicago, IL  
Sun Apr 30 1961, 3:38 AM CDT  
Att. 20,529 - Cloudy - 58 F

AB	36
R	10
H	13
RBI	8
BB	3
SO	4
LOB	11



Inning Stats	R: 0	H: 0	E: 0	K: 0	S: 7	LOB: 0	BB: 0	P: 8
	R: 7	H: 7	E: 1	K: 0	S: 22	LOB: 1	BB: 1	P: 39
	R: 0	H: 0	E: 1	K: 2	S: 11	LOB: 1	BB: 0	P: 15
	R: 1	H: 1	E: 0	K: 1	S: 11	LOB: 0	BB: 1	P: 19
	R: 0	H: 0	E: 0	K: 0	S: 6	LOB: 0	BB: 0	P: 9
	R: 0	H: 0	E: 0	K: 1	S: 6	LOB: 0	BB: 0	P: 6
	R: 1	H: 2	E: 0	K: 0	S: 7	LOB: 2	BB: 1	P: 15
	R: 1	H: 3	E: 0	K: 0	S: 15	LOB: 2	BB: 0	P: 21

1B:	2B:	3B:	HR:	SF:	SAC:	DP:	HBP:
10	2	2	0	0	1	1	0

WP:	PB:	SB:	CS:	PA:
1	0	0	1	40

PITCHER	IP	WLS	BF	H	R	ER	SO	BB	IBB	HBP	BLK	WP	HR	S	P	ERA	WHIP
<b>Roger Craig, R</b> (1, 1) <small>ERA: 5.4</small>	1.2	L	11	5	6	6	0	1	0	0	0	0	0	23	39	32.40	3.600
<b>Jim Golden, R</b> (2, 1) <small>ERA: 2.84</small>	1.1		7	2	1	1	2	0	0	0	0	0	0	17	23	6.75	1.500
<b>Sandy Koufax, L</b> (4, 1) <small>ERA: 4.2</small>	1.0		4	1	1	1	1	1	0	0	0	1	0	11	19	9.00	2.000
<b>Ron Perranoski, L</b> (5, 1) <small>ERA: 2.57</small>	3.0		12	2	1	1	1	1	0	0	0	0	0	19	30	3.00	1.000
<b>Stan Williams, R</b> (8, 1) <small>ERA: 5.48</small>	1.0		6	3	1	1	0	0	0	0	1	0	0	15	21	9.00	3.000

Batter	1	2	3	4	5	6	7	8	9	AB R H RBI BB SO LOB	TOP
<b>Chuck Hiller, L</b> (1, 4) OBP: 0.277, SLG: 0.317 <b>Stu Miller, R</b> (8, 1)	0-0 			0-0 		4-0 		0-0 		3 0 0 0 1 0 0 0 0 0 0 0 0 0	<b>San Francisco Giants @ Chicago Cubs</b> Wrigley Field, Chicago, IL Tue May 02 1961, 3:33 AM CDT Att: 3,334 - Sunny - 55 F
<b>Jim Davenport, R</b> (1, 5) OBP: 0.500, SLG: 0.789	0-0 		0-0 		4-0 		0-0 	3 1 1 0 1 0 0			
<b>Willie Mays, R</b> (1, 8) OBP: 0.397, SLG: 0.625	0-0 		0-0 		0-0 		0-0 	4 0 0 0 0 0 4			
<b>Willie McCovey, L</b> (1, 3) OBP: 0.299, SLG: 0.492		1-0 		0-0 		0-0 		0-0 	3 1 1 2 0 0 0		
<b>Orlando Cepeda, R</b> (1, 7) OBP: 0.286, SLG: 0.409		0-0 		0-3 		0-0 		0-3 	4 0 1 0 0 2 1		
<b>Felipe Alou, R</b> (1, 9) OBP: 0.375, SLG: 0.474		0-0 		0-0 		0-3 		4-0 	3 1 0 0 1 1 2		
<b>Ed Bailey, L</b> (1, 2) OBP: 0.323, SLG: 0.345			0-0 		0-0 		0-0 	0-0 	4 1 1 0 0 0 1	<b>AB 32</b> <b>R 4</b> <b>H 5</b> <b>RBI 2</b> <b>BB 3</b> <b>SO 4</b> <b>LOB 9</b>	
<b>Jose Pagan, R</b> (1, 6) OBP: 0.214, SLG: 0.407			0-0 		0-0 		0-0 	0-0 	4 0 0 0 0 0 0		
<b>Jack Sanford, R</b> <b>Eddie Fisher, R</b> <b>Harvey Kuenn, R</b> <b>Juan Marchal, R</b> <b>Jim Duggan, R</b> <b>Ray O'Dell, S</b> <b>Bob Farley, L</b> <b>Ernie Bowman, R</b> <b>Matty Alou, L</b>			0-3 		0-0 		0-0 	0-0 	0 0 0 0 0 0 0 1 0 0 0 0 0 1 1 0 0 1 0 1 0 0 0 0 0 0 1 0 0 0 0 0 0 1 0 0 0 0 0 1	<b>GIANTS</b>	
<b>Inning Stats</b>	R: 0 H: 0 E: 0 LOB: 0 K: 0 BB: 0 S: 3 P: 3	R: 0 H: 0 E: 0 LOB: 0 K: 0 BB: 0 S: 2 P: 3	R: 0 H: 0 E: 0 LOB: 0 K: 1 BB: 0 S: 5 P: 5	R: 0 H: 0 E: 0 LOB: 0 K: 0 BB: 0 S: 3 P: 3	R: 0 H: 0 E: 0 LOB: 0 K: 1 BB: 0 S: 5 P: 5	R: 0 H: 1 E: 0 LOB: 3 K: 0 BB: 2 S: 4 P: 12	R: 0 H: 1 E: 0 LOB: 1 K: 1 BB: 0 S: 6 P: 6	R: 0 H: 0 E: 0 LOB: 0 K: 0 BB: 0 S: 3 P: 3	R: 4 H: 3 E: 1 LOB: 1 K: 1 BB: 1 S: 9 P: 13	1B: 3 SF: 0 2B: 1 SAC: 0 3B: 0 DP: 1 HR: 1 HBP: 1	WP: 1 PA: 36 PB: 0 SB: 0 CS: 0
<b>PITCHER</b> <b>Don Cardwell, R</b> (1, 1) ERA: 2.78	IP WLS BF H R ER SO BB IBB HBP BLK WP HR S P ERA WHIP 9.0 W 36 5 4 3 4 3 0 1 0 1 1 40 53 3.00 0.889					<b>PITCHER</b> IP WLS BF H R ER SO BB IBB HBP BLK WP HR S P ERA WHIP					

Batter	1	2	3	4	5	6	7	8	9	AB R H RBI BB SO LOB	BOTTOM
--------	---	---	---	---	---	---	---	---	---	----------------------	--------

<b>Richie Ashburn, L</b> <small>(1, 7)</small> <small>OBP: 0.256, SLG: 0.250</small>	0-0 	4-0 	0-0 						0-0 	4 2 3 0 1 0 0	<b>San Francisco Giants @ Chicago Cubs</b> Wrigley Field, Chicago, IL Tue May 02 1961, 3:33 AM CDT Att. 3,334 - Sunny - 55 F
<b>Don Zimmer, R</b> <small>(1, 4)</small> <small>OBP: 0.360, SLG: 0.471</small>	0-3 	0-0 	0-0 						0-3 	5 1 1 0 0 2 3	
<b>14 Ernie Banks, R</b> <small>(1, 6)</small> <small>OBP: 0.324, SLG: 0.469</small> <b>Ed Bouchee, L</b> <small>(8, 3)</small> <small>OBP: 0.355, SLG: 0.269</small>	1-0 	0-3 	0-0 						0-3 	3 1 0 0 0 2 3 0 0 0 0 0 0 0	
<b>Ron Santo, R</b> <small>(1, 5)</small> <small>OBP: 0.386, SLG: 0.532</small>	0-0 	4-0 						0-0 	3 1 1 1 1 1 0		
<b>Billy Williams, L</b> <small>(1, 9)</small> <small>OBP: 0.286, SLG: 0.344</small>	0-0 	0-0 						0-0 	4 2 4 5 0 0 0		
<b>Frank Thomas, R</b> <small>(1, 3)</small> <small>OBP: 0.304, SLG: 0.455</small> <b>Jerry Kindall, R</b> <small>(8, 6)</small>	0-0 	0-0 	0-0 						0-0 	4 1 0 0 0 0 3 0 0 0 0 0 0 0	
<b>George Altman, L</b> <small>(1, 8)</small> <small>OBP: 0.333, SLG: 0.875</small>	0-0 	0-0 	0-0 						0-0 	4 1 2 2 0 0 1	
<b>Sammy Taylor, L</b> <small>(1, 2)</small> <small>OBP: 0.250, SLG: 0.444</small>	0-0 	0-0 						0-0 	4 0 1 0 0 0 1		
<b>Don Cardwell, R</b> <small>(1, 1)</small> <small>OBP: 0.100, SLG: 0.400</small>	0-0 						0-3 	0-0 	4 0 0 0 0 1 1		

Inning Stats	R: 5	H: 5	LOB: 1	K: 1	S: 10	P: 11	R: 4	H: 3	LOB: 1	K: 1	S: 8	P: 16	R: 0	H: 1	LOB: 1	K: 0	S: 4	R: 0	H: 1	LOB: 1	K: 1	S: 6	P: 6	R: 0	H: 0	LOB: 0	K: 1	S: 5	P: 5	R: 0	H: 0	LOB: 0	K: 2	S: 7	P: 7	R: 0	H: 1	LOB: 0	K: 0	S: 3	P: 3	R: 0	H: 1	LOB: 1	K: 0	S: 4	P: 4	1B: 7	2B: 0	3B: 3	HR: 2	SF: 0	SAC: 0	DP: 1	HBP: 1	WP: 1	PA: 38
<b>PITCHER</b> <b>Jack Sanford, R</b> <small>(1, 1)</small> <small>ERA: 4.38</small> <b>Eddie Fisher, R</b> <small>(2, 1)</small> <small>ERA: 2.7</small> <b>Jim Duffalo, R</b> <small>(6, 1)</small> <small>ERA: 5.68</small> <b>Billy O'Dell, L</b> <small>(7, 1)</small> <small>ERA: 3.0</small> <b>Stu Miller, R</b> <small>(8, 1)</small> <small>ERA: 2.35</small>	IP	WLS	BF	H	R	ER	SO	BB	IBB	HBP	BLK	WP	HR	S	P	ERA	WHIP																																								
	1.0	L	11	6	7	4	1	1	0	0	0	1	1	11	16	36.00	7.000																																								
	4.0		17	4	2	2	3	1	0	0	0	0	1	22	26	4.50	1.250																																								
	1.0		3	0	0	0	2	0	0	0	0	0	0	7	7	0.00	0.000																																								
	1.0		3	1	0	0	0	0	0	0	0	0	0	3	3	0.00	1.000																																								
	1.0		4	1	0	0	0	0	0	0	0	0	0	4	4	0.00	1.000																																								

livebaseballscorecards.com

AB	35
R	9
H	12
RBI	8
BB	2
SO	6
LOB	12



Batter	1	2	3	4	5	6	7	8	9	AB R H RBI BB SO LOB	TOP
<b>Jim Davenport, R</b> (1, 5) <small>OBP: 0.407, SLG: 0.625</small> 	0-0 5-3 		0-0 6-3 		0-0 5-3 		0-3 K 		0-3 K 	5 0 0 0 0 2 2	
<b>Joey Amalfitano, R</b> (1, 4) <small>OBP: 0.273, SLG: 0.200</small> <b>Jim Marshall, L</b> (7, PH) <small>OBP: 0.200, SLG: 0.250</small> <b>Matty Alou, L</b> (7, 7) <small>OBP: 0.500, SLG: 0.500</small> 	4-0 		0-0 F9 		0-0 6-3 		0-0 E9 WP 1B 1B 		0-0 	2 0 0 0 1 0 0 1 1 1 1 0 0 0 1 1 1 0 0 0 0	
<b>Willie Mays, R</b> (1, 8) <small>OBP: 0.385, SLG: 0.594</small> 	0-3 K 1-2 		0-3 K 				0-0 F8 		0-3 K 	5 1 1 0 0 3 3 	
<b>Willie McCovey, L</b> (1, 3) <small>OBP: 0.319, SLG: 0.508</small> 	0-0 F8 			0-0 3-1 		4-0 		0-0 	0-0 	4 1 2 3 1 0 1 	
<b>Orlando Cepeda, R</b> (1, 7) <small>OBP: 0.284, SLG: 0.443</small> <b>Bobby Bolin, R</b> (7, 1) 		0-0 4-3 		0-3 K 		0-0 		0-0 	0-0 F9 	4 1 1 2 0 1 1 1 0 0 0 0 0 1	
<b>Felipe Alou, R</b> (1, 9) <small>OBP: 0.382, SLG: 0.492</small> 		0-0 		0-0 		0-3 K 		0-0 F9 		4 1 2 0 0 1 0	
<b>Ed Bailey, L</b> (1, 2) <small>OBP: 0.318, SLG: 0.339</small> 		0-0 G3 		0-0 		0-0 P5 		0-0 	0-0 L3 	4 0 1 0 0 0 1	
<b>Jose Pagan, R</b> (1, 6) <small>OBP: 0.219, SLG: 0.419</small> 		0-0 E5 		0-0 FC6-4 				0-0 	0-0 L4 	4 1 1 0 0 0 2	
<b>Mike McCormick, L</b> (1, 1) <small>OBP: 0.143, SLG: 0.143</small> <b>Billy O'Dell, S</b> (1, 1) <small>OBP: 0.333, SLG: 0.291</small> <b>Harvey Kuenn, R</b> (7, PH) <small>OBP: 0.333, SLG: 0.291</small> <b>Ernie Bowman, R</b> (7, PR) <small>OBP: 0.333, SLG: 0.291</small> 		0-0 2-3 		0-0 6-3 		0-0 		0-0 E5 WP 1B 	0-3 K 	0 0 0 0 0 0 0 2 0 0 0 0 0 1 1 0 0 0 0 0 1 1 1 0 0 0 1 0	
<b>Inning Stats</b>	R: 0 H: 0 E: 0 LOB: 1 K: 1 BB: 1 S: 5 P: 9	R: 1 H: 1 E: 1 LOB: 1 K: 0 BB: 0 P: 5	R: 0 H: 0 E: 0 LOB: 0 K: 1 BB: 0 P: 5	R: 0 H: 2 E: 0 LOB: 2 K: 1 BB: 0 P: 7	R: 0 H: 0 E: 0 LOB: 0 K: 0 BB: 0 P: 3	R: 2 H: 1 E: 0 LOB: 0 K: 1 BB: 1 P: 10	R: 3 H: 3 E: 2 LOB: 1 K: 2 BB: 0 P: 11	R: 0 H: 0 E: 0 LOB: 0 K: 0 BB: 0 P: 3	R: 2 H: 3 E: 0 LOB: 1 K: 2 BB: 0 P: 10	1B: 6 SF: 0 2B: 3 SAC: 0 3B: 0 DP: 0 HR: 1 HBP: 0	WP: 1 PA: 41 PB: 0 SB: 1 CS: 0
<b>PITCHER</b> <b>Jack Curtis, L</b> (1, 1) <small>ERA: 4.63</small> <b>Don Elston, R</b> (7, 1) <small>ERA: 1.06</small>	IP: 6.0 WLS: L BF: 27 H: 5 R: 5 ER: 3 SO: 4 BB: 2 IBB: 0 HBP: 0 BLK: 0 WP: 0 HR: 1 S: 33 P: 41 ERA: 4.50 WHIP: 1.167										

San Francisco Giants @ Chicago Cubs  
 Wrigley Field, Chicago, IL  
 Wed May 03 1961, 3:33 AM CDT  
 Att: 4,512 - Sunny - 50 F

livebaseballscorecards.com

<b>AB</b>	<b>39</b>
<b>R</b>	<b>8</b>
<b>H</b>	<b>10</b>
<b>RBI</b>	<b>6</b>
<b>BB</b>	<b>2</b>
<b>SO</b>	<b>8</b>
<b>LOB</b>	<b>13</b>



BOTTOM

San Francisco Giants @ Chicago Cubs  
 Wrigley Field, Chicago, IL  
 Wed May 03 1961, 3:33 AM CDT  
 Att. 4,512 - Sunny - 50 F

[livebaseballscorecards.com](http://livebaseballscorecards.com)

AB	36
R	4
H	11
RBI	4
BB	2
SO	5
LOB	20



WP:	0	PA:	39
PB:	0		
SB:	0		
CS:	0		

Batter	1	2	3	4	5	6	7	8	9	AB	R	H	RBI	BB	SO	LOB
Richie Ashburn, L (1, 7) OBP: 0.250, SLG: 0.244	0-0 FC5-2 14 1B 1B	0-0 FC4-6 FC6-4 1-2f 2-3		0-0 5-3		0-0 L8			0-0 G6-4-3 1-2f	5	0	1	0	0	0	3
Don Zimmer, R (1, 4) OBP: 0.350, SLG: 0.452	0-0 FC5-2 14 1B 1-2 1B	0-0 FC6-4 1-2f		0-0 E6 14 PO				0-0 F2	0-0 5-3	5	0	1	0	0	0	2
14 Ernie Banks, R (1, 6) OBP: 0.347, SLG: 0.574	0-0 FC5-2 1-2 2-3 1B		0-0 6-3	0-0 PO 1-2			0-0 HR	0-0 HR		4	2	3	2	0	0	0
Ron Santo, R (1, 5) OBP: 0.392, SLG: 0.538	0-0 FC5-2 1-2 2-3 3-Hf		4-0 BB 4-3 1B BB		0-0 G3 2B		0-0 F8			3	1	1	0	1	0	3
Billy Williams, L (1, 9) OBP: 0.269, SLG: 0.323	0-3 K		0-0 4-3 1-2		0-0 G3 2-3		0-3 K		0-3 K	4	0	0	0	0	2	5
Frank Thomas, R (1, 3) OBP: 0.300, SLG: 0.438	0-0 P3		0-0 2-H 1B 1B		0-3 K			0-0 F7		4	1	1	1	0	1	4
George Altman, L (1, 8) OBP: 0.385, SLG: 0.750		0-0 FC1-5 1B 1B	0-0 1-2 1B		0-0 3-1			0-0 F9		4	0	2	0	0	0	1
Dick Bertell, R (1, 2) OBP: 0.378, SLG: 0.325		0-0 FC4-6 FC1-5 1-2 1B	0-0 2-H 1B		0-0 3-1			0-3 K		4	0	2	1	0	1	0
Jack Curtis, L (1, 1) OBP: 0.200, SLG: 0.200		0-0 FC1-5 FC4-6 1-2 2-3f		0-3 K		0-0 F7			4-0 G6-4-3 BB	3	0	0	0	0	1	2
Don Elston, R (7, 1)										0	0	0	0	0	0	0
Sammy Taylor, L (9, PH) OBP: 0.286, SLG: 0.444										0	0	0	0	1	0	0

Inning Stats	R: 0	H: 3	E: 0	K: 1	S: 8	LOB: 3	BB: 0	P: 8	R: 0	H: 2	E: 0	K: 0	S: 5	LOB: 2	BB: 0	P: 5	R: 2	H: 3	E: 0	K: 0	S: 5	LOB: 1	BB: 1	P: 9	R: 0	H: 0	E: 1	K: 1	S: 5	LOB: 0	BB: 0	P: 5	R: 1	H: 2	E: 0	K: 1	S: 7	LOB: 1	BB: 0	P: 7	R: 0	H: 0	E: 0	K: 0	S: 3	LOB: 0	BB: 0	P: 3	R: 1	H: 1	E: 0	K: 1	S: 6	LOB: 0	BB: 0	P: 6	R: 0	H: 0	E: 0	K: 1	S: 5	LOB: 0	BB: 0	P: 5	R: 0	H: 0	E: 0	K: 0	S: 2	LOB: 0	BB: 1	P: 6	1B: 8	SF: 0	2B: 1	SAC: 0	3B: 0	DP: 1	HR: 2	HBP: 0	WP: 0	PA: 39
--------------	------	------	------	------	------	--------	-------	------	------	------	------	------	------	--------	-------	------	------	------	------	------	------	--------	-------	------	------	------	------	------	------	--------	-------	------	------	------	------	------	------	--------	-------	------	------	------	------	------	------	--------	-------	------	------	------	------	------	------	--------	-------	------	------	------	------	------	------	--------	-------	------	------	------	------	------	------	--------	-------	------	-------	-------	-------	--------	-------	-------	-------	--------	-------	--------

PITCHER	IP	WLS	BF	H	R	ER	SO	BB	IBB	HBP	BLK	WP	HR	S	P	ERA	WHIP
Mike McCormick, L (1, 1) ERA: 1.93	0.0		2	2	0	0	0	0	0	0	0	0	0	2	2	∞	∞
Billy O'Dell, L (1, 1) ERA: 3.75	6.0	W	26	8	3	3	3	1	0	0	0	0	1	31	35	4.50	1.500
Bobby Bolin, R (7, 1) ERA: 1.42	3.0	S	10	1	1	1	2	1	0	0	0	0	1	13	17	3.00	0.667

Batter	1	2	3	4	5	6	7	8	9	AB R H RBI BB SO LOB	TOP		
<b>Jim Davenport, R</b> (1, 5) <small>OBP: 0.438, SLG: 0.690</small>	0-0 		0-0 			0-0 	0-0 		0-0 	5 2 3 0 0 0 0			
<b>Chuck Hiller, L</b> (1, 4) <small>OBP: 0.286, SLG: 0.313</small>	0-0 		0-0 			4-0 	0-0 		0-0 	4 3 1 0 1 0 1			
<b>Willie Mays, R</b> (1, 8) <small>OBP: 0.398, SLG: 0.595</small>	0-0 			0-0 		0-0 	0-3 		0-0 	5 2 3 2 0 1 1			
<b>Willie McCovey, L</b> (1, 3) <small>OBP: 0.325, SLG: 0.507</small>		0-0 		0-0 		4-0 	0-0 		0-3 	4 1 1 0 1 1 3			
<b>Orlando Cepeda, R</b> (1, 7) <b>Matty Alou, L</b> (7, 7) <small>OBP: 0.295, SLG: 0.459</small> <small>OBP: 0.500, SLG: 0.500</small>		0-3 		0-0 		0-0 	0-0 			4 1 2 3 0 1 2			
<b>Felipe Alou, R</b> (1, 9) <small>OBP: 0.375, SLG: 0.469</small>		0-0 		0-0 		4-0 		0-0 		3 0 0 0 1 0 1			
<b>Ed Bailey, L</b> (1, 2) <small>OBP: 0.314, SLG: 0.333</small>		0-0 			0-0 	0-0 		0-3 		4 0 1 2 0 1 1			
<b>Jose Pagan, R</b> (1, 6) <small>OBP: 0.194, SLG: 0.371</small>			0-3 		0-0 	0-3 		0-0 		4 0 0 0 0 2 2			
<b>Sam Jones, R</b> (1, 1) <small>OBP: 0.250, SLG: 0.417</small>			0-0 		0-0 	0-3 		0-0 		4 0 0 0 0 1 1			
<b>Inning Stats</b>	R: 0 E: 0 K: 0 S: 3 H: 0 LOB: 0 BB: 0 P: 3	R: 0 E: 0 K: 1 S: 6 H: 1 LOB: 1 BB: 0 P: 6	R: 0 E: 0 K: 1 S: 6 H: 1 LOB: 1 BB: 0 P: 6	R: 1 E: 0 K: 0 S: 4 H: 1 LOB: 0 BB: 0 P: 4	R: 0 E: 0 K: 0 S: 3 H: 0 LOB: 0 BB: 0 P: 3	R: 5 E: 1 K: 2 S: 10 H: 4 LOB: 1 BB: 3 P: 22	R: 2 E: 1 K: 1 S: 7 H: 2 LOB: 1 BB: 0 P: 7	R: 0 E: 0 K: 1 S: 5 H: 0 LOB: 0 BB: 0 P: 5	R: 1 E: 0 K: 1 S: 7 H: 2 LOB: 1 BB: 0 P: 7	1B: 8 2B: 3 3B: 1 HR: 0 SF: 0 SAC: 0 DP: 1 HBP: 0	WP: 0 PB: 1 SB: 2 CS: 0 PA: 40		
<b>PITCHER</b>	IP WLS BF H R ER SO BB IBB HBP BLK WP HR S P ERA WHIP											<b>PITCHER</b>	IP WLS BF H R ER SO BB IBB HBP BLK WP HR S P ERA WHIP
<b>Glen Hobbie, R</b> (1, 1) <small>ERA: 4.06</small>	5.0 L 23 6 6 5 2 2 0 0 0 0 0 0 25 33 9.00 1.600												
<b>Joe Schaffernoth, R</b> (6, 1) <small>ERA: 2.35</small>	2.0 9 3 2 0 3 1 0 0 0 0 0 0 14 18 0.00 2.000												
<b>Mel Wright, R</b> (8, 1) <small>ERA: 6.35</small>	2.0 8 2 1 1 2 0 0 0 0 0 0 0 12 12 4.50 1.000												

San Francisco Giants @ Chicago Cubs  
 Wrigley Field, Chicago, IL  
 Thu May 04 1961, 3:33 AM CDT  
 Att: 3,658 - Sunny - 52 F

livebaseballscorecards.com



BOTTOM

San Francisco Giants @ Chicago Cubs

Wrigley Field, Chicago, IL

Thu May 04 1961, 3:33 AM CDT  
Att. 3,658 - Sunny - 52 F

livebaseballscorecards.com

AB	31
R	3
H	5
RBI	3
BB	4
SO	8
LOB	15



WP:	0	PA:	36
PB:	0	SB:	0
CS:	0		

AB R H RBI BB SO LOB

4	0	0	0	0	0	2
4	1	1	0	0	1	2
3	1	2	1	1	1	0
4	0	1	0	0	2	3
3	1	0	0	1	1	2
3	0	1	2	1	0	1
3	0	0	0	0	0	2
4	0	0	0	0	1	2
2	0	0	0	0	1	0
0	0	0	0	0	0	0
0	0	0	0	1	0	0
0	0	0	0	0	0	0
1	0	0	0	0	1	1

1B:	3	SF:	0
2B:	1	SAC:	0
3B:	1	DP:	1
HR:	0	HBP:	1

Batter	1	2	3	4	5	6	7	8	9
<b>Richie Ashburn, L</b> (1, 7) OBP: 0.231, SLG: 0.224	0-0 6-3	0-0 L4			0-0 F8		0-0 FC6-5		
<b>Don Zimmer, R</b> (1, 4) OBP: 0.345, SLG: 0.455	0-0 14 1B 2B		0-0 6-3		0-0 5-3		0-3 K		
<b>14 Ernie Banks, R</b> (1, 6) OBP: 0.367, SLG: 0.577	0-0 BB 3B 1B		0-3 K			4-0 BB		0-0 G5-4-3 1B	
<b>Ron Santo, R</b> (1, 5) OBP: 0.385, SLG: 0.522	0-3 K		0-0 1B			0-3 K		0-0 G5-4-3	
<b>Billy Williams, L</b> (1, 9) OBP: 0.288, SLG: 0.309	4-0 1-2 3B BB		0-0 F8			0-3 K		0-0 P4	
<b>Ed Bouchee, L</b> (1, 3) OBP: 0.371, SLG: 0.345	0-0 1-1 2-1 3B			0-0 4-3		0-0 F2			4-0 3-1 BB
<b>George Altman, L</b> (1, 8) OBP: 0.353, SLG: 0.600	0-0 3-1			0-0 F6			1-0 FC6-5 BB HBP		0-0 3-1
<b>Sammy Taylor, L</b> (1, 2) OBP: 0.240, SLG: 0.364		0-3 K		0-0 L8			0-0 F9		0-0 F7
<b>Glen Hobbie, R</b> (1, 1) OBP: 0.125, SLG: 0.133			0-0 5-3				4-0 FC6-5		0-3 K
<b>Joe Schaffernoth, R</b> (6, 1)									
<b>Bob Will, L</b> (7, PH) OBP: 0.273, SLG: 0.111									
<b>Mel Wright, R</b> (8, 1)									
<b>George Freese, R</b> (9, PH)									

Inning Stats	R: 3 E: 0 K: 1 S: 8	H: 3 LOB: 1 BB: 1 P: 12	R: 0 E: 0 K: 1 S: 5	H: 0 LOB: 0 BB: 0 P: 5	R: 0 E: 0 K: 1 S: 6	H: 1 LOB: 1 BB: 0 P: 6	R: 0 E: 0 K: 0 S: 3	H: 0 LOB: 0 BB: 0 P: 3	R: 0 E: 0 K: 2 S: 7	H: 0 LOB: 1 BB: 1 P: 11	R: 0 E: 0 K: 1 S: 5	H: 0 LOB: 2 BB: 1 P: 10	R: 0 E: 0 K: 0 S: 3	H: 1 LOB: 0 BB: 0 P: 3	R: 0 E: 0 K: 1 S: 5	H: 0 LOB: 1 BB: 1 P: 9
--------------	------------------------------	----------------------------------	------------------------------	---------------------------------	------------------------------	---------------------------------	------------------------------	---------------------------------	------------------------------	----------------------------------	------------------------------	----------------------------------	------------------------------	---------------------------------	------------------------------	---------------------------------

PITCHER	IP	WLS	BF	H	R	ER	SO	BB	IBB	HBP	BLK	WP	HR	S	P	ERA	WHIP
<b>Sam Jones, R</b> (1, 1) ERA: 2.63	9.0	W	36	5	3	3	8	4	0	1	0	0	0	47	64	3.00	1.000

PITCHER	IP	WLS	BF	H	R	ER	SO	BB	IBB	HBP	BLK	WP	HR	S	P	ERA	WHIP
---------	----	-----	----	---	---	----	----	----	-----	-----	-----	----	----	---	---	-----	------

Batter	1	2	3	4	5	6	7	8	9	AB R H RBI BB SO LOB	TOP	
Richie Ashburn, L (1, 7) OBP: 0.214, SLG: 0.208	0-0 4-3		0-0 4-3		0-0 4-3			0-0 G4-3		4 0 0 0 0 0 1		
Don Zimmer, R (1, 4) OBP: 0.341, SLG: 0.444	0-0 F5		0-0 5-3			0-0 F5		0-0 14 1B		4 0 1 0 0 0 0		
14 Ernie Banks, R (1, 6) OBP: 0.373, SLG: 0.600	0-0 1B 3B			0-0 L7		0-0 F8		0-0 1-2 1B		4 1 2 0 0 0 0		
Ron Santo, R (1, 5) OBP: 0.402, SLG: 0.528	0-0 1B			4-0 BB BB BB		0-0 1B		0-0 F9		3 0 2 1 1 0 2		
Billy Williams, L (1, 9) OBP: 0.267, SLG: 0.296	0-0 F8			4-0 BB BB		0-3 K			0-3 K	3 0 0 0 1 2 2		
Ed Bouchee, L (1, 3) OBP: 0.378, SLG: 0.333		0-0 4-3		4-0 BB BB BB		0-0 5-3			0-0 F8	1 0 0 0 1 0 0		
Frank Thomas, R (7, PH) OBP: 0.288, SLG: 0.420				1-2 2-3 BB						2 0 0 0 0 0 0		
Al Heist, R (1, 8) OBP: 0.286, SLG: 0.302				0-0 G4-6-3		0-0 F2			4-0 BB	2 0 0 0 2 0 3		
Dick Bertell, R (1, 2) OBP: 0.347, SLG: 0.295				1-2 BB		0-0 L9			0-0 L5	4 0 0 0 0 0 2		
Jim Brewer, L (1, 1) Joe Schaffernoth, R (6, 1) Mel Wright, R (6, 1) George Freese, R (8, PH) Jerry Kindall, R (8, PR) Bob Anderson, R (8, 1) OBP: 0.286, SLG: 0.286			0-0 4-3		0-0 L4			4-0 G4-3 BB		2 0 0 0 0 0 0		
										0 0 0 0 0 0 0		
										0 0 0 0 0 0 0		
										0 0 0 0 0 0 0		
										0 0 0 0 1 0 0		
										0 0 0 0 0 0 0		
										0 0 0 0 0 0 0		
										0 0 0 0 0 0 0		
<b>Inning Stats</b>	R: 1 H: 2 E: 0 LOB: 1 K: 0 BB: 0 S: 5 P: 5	R: 0 H: 0 E: 0 LOB: 0 K: 0 BB: 1 S: 2 P: 6	R: 0 H: 0 E: 0 LOB: 0 K: 0 BB: 0 S: 3 P: 3	R: 0 H: 0 E: 0 LOB: 2 K: 0 BB: 3 S: 2 P: 14	R: 0 H: 0 E: 0 LOB: 0 K: 0 BB: 0 S: 3 P: 3	R: 0 H: 1 E: 0 LOB: 1 K: 1 BB: 0 S: 6 P: 6	R: 0 H: 0 E: 0 LOB: 0 K: 0 BB: 0 S: 3 P: 3	R: 0 H: 2 E: 0 LOB: 2 K: 0 BB: 1 S: 4 P: 8	R: 0 H: 0 E: 0 LOB: 1 K: 1 BB: 1 S: 5 P: 9	1B: 4 SF: 0 2B: 0 SAC: 0 3B: 1 DP: 3 HR: 0 HBP: 0	WP: 0 PA: 35 PB: 0 SB: 0 CS: 0	
<b>PITCHER</b> Ray Sadecki, L (1, 1) ERA: 2.1	IP WLS BF H R ER SO BB IBB HBP BLK WP HR S P ERA WHIP	9.0 W 35 5 1 1 2 6 0 0 0 0 0 0 33 57 1.00 1.222										
	<b>PITCHER</b> IP WLS BF H R ER SO BB IBB HBP BLK WP HR S P ERA WHIP											

Chicago Cubs @ St. Louis Cardinals  
 Sportsman's Park, St. Louis, MO  
 Sat May 06 1961, 4:33 AM EDT  
 Att. 6,671 - Sunny - 80 F

livebaseballscorecards.com

AB	29
R	1
H	5
RBI	1
BB	6
SO	2
LOB	10





Batter	1	2	3	4	5	6	7	8	9
Julian Javier, R OBP: 0.323, SLG: 0.339 (1, 4) X	0-0 1B		0-3 K		0-0 F8	0-0 1B		0-0 2B	
Don Landrum, L OBP: 0.174, SLG: 0.163 (1, 8) X (9, 9)	0-0 P3		0-3 K		0-3 K	0-0 1B		0-0 5-3	
Joe Cunningham, L OBP: 0.524, SLG: 0.615 (1, 3) X	0-0 P6		0-0 2B		1-0 HBP	0-0 F7			
Ken Boyer, R OBP: 0.382, SLG: 0.538 (1, 5) X	0-0 L7		4-0 IBB		0-0 4-3		0-0 L5		
Daryl Spencer, R OBP: 0.382, SLG: 0.492 (1, 6) X		4-0 2B BB	0-3 K			0-0 2B 1B	0-0 6-3		
Charlie James, R OBP: 0.455, SLG: 0.636 (1, 9) X Curt Flood, R OBP: 0.389, SLG: 0.333 (9, 8)		0-0 3-1 2B		0-0 G6-4-3 1B		0-0 1-3 1B 2B	0-0 L4		
Don Taussig, R OBP: 0.500, SLG: 0.750 (1, 7) X		0-0 3-1		0-0 G6-4-3 1B		0-0 F8 2B 1B	0-0 SH1-4 2B 1B		
Hal Smith, R OBP: 0.245, SLG: 0.265 (1, 2) X		0-0 P5		0-0 G6-4-3 1B		0-0 F8	0-0 L8		
Ray Sadecki, L OBP: 0.222, SLG: 0.333 (1, 1) X		0-0 6-3		0-0 L8		0-0 1B 2B	0-0 SH1-4		

Inning Stats	R: 0 E: 0 K: 0 S: 4	H: 1 LOB: 1 BB: 0 P: 4	R: 1 E: 0 K: 0 S: 4	H: 1 LOB: 1 BB: 1 P: 8	R: 0 E: 0 K: 3 S: 10	H: 1 LOB: 2 BB: 1 P: 14	R: 0 E: 0 K: 0 S: 4	H: 2 LOB: 1 BB: 0 P: 4	R: 0 E: 0 K: 1 S: 5	H: 0 LOB: 1 BB: 0 P: 6	R: 4 E: 0 K: 0 S: 8	H: 6 LOB: 1 BB: 0 P: 8	R: 0 E: 0 K: 0 S: 3	H: 0 LOB: 0 BB: 0 P: 3	R: 1 E: 0 K: 0 S: 5	H: 2 LOB: 1 BB: 0 P: 5
--------------	------------------------------	---------------------------------	------------------------------	---------------------------------	-------------------------------	----------------------------------	------------------------------	---------------------------------	------------------------------	---------------------------------	------------------------------	---------------------------------	------------------------------	---------------------------------	------------------------------	---------------------------------

PITCHER	IP	WLS	BF	H	R	ER	SO	BB	IBB	HBP	BLK	WP	HR	S	P	ERA	WHIP
Jim Brewer, L ERA: 4.82 (1, 1)	5.1	L	25	8	3	3	4	1	1	1	0	0	0	30	39	5.06	1.688
Joe Schaffernoth, R ERA: 4.5 (6, 1)	0.1		3	2	1	1	0	0	0	0	0	0	0	3	3	27.00	6.000
Mel Wright, R ERA: 5.14 (6, 1)	1.1		5	1	1	1	0	0	0	0	0	0	0	5	5	6.75	0.750
Bob Anderson, R ERA: 4.34 (8, 1)	1.0		5	2	1	1	0	0	0	0	0	0	0	5	5	9.00	2.000

AB R H RBI BB SO LOB

5	1	3	2	0	1	0
5	0	1	1	0	2	2
3	0	1	0	0	0	2
3	0	0	0	1	0	2
3	2	1	0	1	1	2
4	0	3	1	0	0	0
0	0	0	0	0	0	0
4	2	3	1	0	0	1
4	0	0	0	0	0	5
3	1	1	1	0	0	2

AB	R	H	RBI	BB	SO	LOB
34	6	13	6	2	4	16



**Chicago Cubs @ St. Louis Cardinals**  
 Sportsman's Park, St. Louis, MO  
 Sat May 06 1961, 4:33 AM EDT  
 Att. 6,671 - Sunny - 80 F

livebaseballscorecards.com

AB	R	H	RBI	BB	SO	LOB
34	6	13	6	2	4	16

WP	PA
0	38

Batter	1	2	3	4	5	6	7	8	9	AB R H RBI BB SO LOB	TOP
Bob Will, L (1, 9) OBP: 0.286, SLG: 0.167	0-0 2B 1B	0-0 3-1			0-0 P5					3 1 1 0 0 0 0	<b>Chicago Cubs @ St. Louis Cardinals</b> Sportsman's Park, St. Louis, MO Sun May 07 1961, 4:33 AM EDT Att. 15,299 - Overcast - 70 F
Don Zimmer, R (1, 4) OBP: 0.344, SLG: 0.458	0-0 14 F8 1-H 1B 2B		0-0 6-3							2 1 1 1 0 0 0	
14 Ernie Banks, R (1, 6) OBP: 0.365, SLG: 0.584	0-0 F8 2-3		0-0 5-3							2 0 0 0 0 0 1	
Ron Santo, R (1, 5) OBP: 0.405, SLG: 0.527	0-0 1B FC3-2-5 3-H 1B		0-0 5-3							2 0 1 1 0 0 0	
Billy Williams, L (1, 7) OBP: 0.273, SLG: 0.301	0-0 1-3 FC3-2-5 1B			0-0 F8						2 0 1 0 0 0 0	
George Altman, L (1, 3) OBP: 0.316, SLG: 0.529	0-0 FC3-2-5 1-2 3-H			0-0 F8						2 0 0 0 0 0 2	
Al Heist, R (1, 8) OBP: 0.278, SLG: 0.292	0-0 F3			0-0 F8						2 0 0 0 0 0 2	
Sammy Taylor, L (1, 2) OBP: 0.222, SLG: 0.333		0-3 K			0-3 K					2 0 0 0 0 2 0	
Don Cardwell, R (1, 1) OBP: 0.083, SLG: 0.333		0-3 K			0-0 F8					2 0 0 0 0 1 0	
<b>Inning Stats</b>	R: 2 H: 4 E: 0 LOB: 2 K: 0 BB: 0 S: 7 P: 7	R: 0 H: 0 E: 0 LOB: 0 K: 2 BB: 0 S: 7 P: 7	R: 0 H: 0 E: 0 LOB: 0 K: 0 BB: 0 S: 3 P: 3	R: 0 H: 0 E: 0 LOB: 0 K: 0 BB: 0 S: 3 P: 3	R: 0 H: 0 E: 0 LOB: 0 K: 1 BB: 0 S: 5 P: 5					1B: 3 SF: 0 2B: 1 SAC: 0 3B: 0 DP: 0 HR: 0 HBP: 0	
<b>PITCHER</b> Ernie Broglio, R (1, 1) ERA: 3.48	IP WLS BF H R ER SO BB IBB HBP BLK WP HR S P ERA WHIP	5.0 W 19 4 2 2 3 0 0 0 0 0 0 0 25 25 3.60 0.800				<b>PITCHER</b>	IP WLS BF H R ER SO BB IBB HBP BLK WP HR S P ERA WHIP				

AB	19
R	2
H	4
RBI	2
BB	0
SO	3
LOB	5



livebaseballscores.com

Batter	1	2	3	4	5	6	7	8	9	AB	R	H	RBI	BB	SO	LOB
Don Landrum, L OBP: 0.167, SLG: 0.156 (1, 8)	0-0 L9	0-0 FC3-2 2B		0-0 SH5-4						2	1	0	0	0	0	2
Julian Javier, R OBP: 0.338, SLG: 0.369 (1, 4)	0-0 1B SF8	0-0 1B 2B		0-0 F8						3	1	2	2	0	0	2
Bill White, L OBP: 0.254, SLG: 0.254 (1, 3)	0-0 1B	0-0 4-3		0-0 L5						3	0	1	0	0	0	3
Ken Boyer, R OBP: 0.367, SLG: 0.522 (1, 5)	0-0 SF8		0-0 1-3		0-0 6-3					2	0	0	1	0	0	0
Stan Musial, L OBP: 0.278, SLG: 0.362 (1, 7)	0-0 F8		0-0 P4		0-0 L9					3	0	0	0	0	0	1
Joe Cunningham, L OBP: 0.528, SLG: 0.632 (1, 9)		0-0 1B 1B	0-0 2B		0-0 E4					3	1	2	0	0	0	0
Daryl Spencer, R OBP: 0.380, SLG: 0.485 (1, 6)		0-0 1B FC3-2 1B	0-0 L5		0-0 4-3					3	0	1	0	0	0	2
Carl Sawatski, L OBP: 0.579, SLG: 0.615 (1, 2)		0-0 FC3-2 2B 1B		4-0 SH5-4 SH BB						1	1	1	1	1	0	0
Ernie Broglio, R OBP: 0.267, SLG: 0.250 (1, 1)		0-0 P6		0-0 SH SH5-4						1	0	0	0	0	0	2

<b>Inning Stats</b>	R: 1 E: 0 K: 0 S: 5	H: 2 LOB: 1 BB: 0 P: 5	R: 3 E: 0 K: 0 S: 7	H: 4 LOB: 1 BB: 0 P: 7	R: 0 E: 0 K: 0 S: 4	H: 1 LOB: 1 BB: 0 P: 4	R: 0 E: 1 K: 0 S: 4	H: 0 LOB: 2 BB: 1 P: 8	R: 0 E: 1 K: 0 S: 4	H: 0 LOB: 1 BB: 0 P: 4	1B: 5 2B: 2 3B: 0 HR: 0	SF: 1 SAC: 2 DP: 0 HBP: 0	WP: 0 PB: 0 SB: 0 CS: 0	PA: 25
---------------------	------------------------------	---------------------------------	------------------------------	---------------------------------	------------------------------	---------------------------------	------------------------------	---------------------------------	------------------------------	---------------------------------	----------------------------------	------------------------------------	----------------------------------	--------

PITCHER	IP	WLS	BF	H	R	ER	SO	BB	IBB	HBP	BLK	WP	HR	S	P	ERA	WHIP
Don Cardwell, R ERA: 3.58 (1, 1)	5.0	L	25	7	4	4	0	1	0	0	0	0	0	24	28	7.20	1.600


**BOTTOM**

**Chicago Cubs @ St. Louis Cardinals**  
Sportsman's Park, St. Louis, MO

Sun May 07 1961, 4:33 AM EDT  
Att. 15,299 - Overcast - 70 F

livebaseballscorecards.com

<b>AB</b>	<b>21</b>
<b>R</b>	<b>4</b>
<b>H</b>	<b>7</b>
<b>RBI</b>	<b>4</b>
<b>BB</b>	<b>1</b>
<b>SO</b>	<b>0</b>
<b>LOB</b>	<b>12</b>



Batter	1	2	3	4	5	6	7	8	9	AB R H RBI BB SO LOB	TOP											
Bob Will, L (1, 9) OBP: 0.263, SLG: 0.176	0-0 14 HR E 1B		0-0 3-1		0-0 P5		0-0 P5		0-0 6-3	5 1 1 0 0 0 1												
Don Zimmer, R (1, 4) OBP: 0.326, SLG: 0.432	0-3 K		0-0 F8		0-3 K		0-0 4-3		0-0 F7	5 0 0 0 0 2 2												
Billy Williams, L (1, 7) OBP: 0.284, SLG: 0.293	0-0 E4 14 HR 1-2		4-0 BB		0-0 L3		4-0 14 BB BB			2 1 0 0 2 0 1												
14 Ernie Banks, R (1, 6) OBP: 0.382, SLG: 0.663	0-0 HR 1-H 2-H		0-0 6-3		0-0 HR		4-0 FC6-4 BB			3 2 2 4 1 0 1												
Ron Santo, R (1, 5) OBP: 0.398, SLG: 0.506	0-0 5-3			0-0 L9		4-0 2B E BB		0-0 FC6-4		3 1 0 0 1 0 2												
Mel Roach, R (1, 3) OBP: 0.244, SLG: 0.231	0-3 K			4-0 L5-3 BB		0-0 F8		0-0 5-3		3 0 0 0 1 1 1												
Al Heist, R (1, 8) OBP: 0.263, SLG: 0.275		0-3 K		0-0 L5-3		0-0 E6 2B 1-2		0-0 1-3		4 0 0 0 0 1 2												
Dick Bertell, R (1, 2) OBP: 0.340, SLG: 0.313		0-0 E8 G4-6-3			0-0 1-3		0-0 2B 1-3 2-H		0-0 L1	4 0 1 1 0 0 0												
Glen Hobbie, R (1, 1) OBP: 0.158, SLG: 0.118		0-0 G4-6-3			4-0 BB		0-0 5-3		0-0 G3	2 0 0 0 1 0 3												
Don Elston, R (7, 1)										0 0 0 0 0 0 0												
Jack Curtis, L (8, 1) OBP: 0.200, SLG: 0.200										0 0 0 0 0 0 0												
Richie Ashburn, L (9, PH) OBP: 0.211, SLG: 0.204										1 0 0 0 0 0 0												
<b>Inning Stats</b>	R: 3 E: 1 K: 2 S: 10	H: 2 LOB: 0 BB: 0 P: 10	R: 0 E: 1 K: 1 S: 5	H: 0 LOB: 0 BB: 0 P: 5	R: 0 E: 0 K: 0 S: 3	H: 0 LOB: 1 BB: 1 P: 7	R: 0 E: 0 K: 0 S: 2	H: 0 LOB: 0 BB: 1 P: 6	R: 0 E: 0 K: 1 S: 5	H: 0 LOB: 1 BB: 1 P: 9	R: 2 E: 1 K: 0 S: 6	H: 2 LOB: 2 BB: 1 P: 10	R: 0 E: 0 K: 0 S: 3	H: 0 LOB: 0 BB: 0 P: 3	R: 0 E: 0 K: 0 S: 3	H: 0 LOB: 0 BB: 0 P: 3	R: 0 E: 0 K: 0 S: 3	H: 0 LOB: 0 BB: 0 P: 3	1B: 1 2B: 2 3B: 0 HR: 2	SF: 0 SAC: 0 DP: 2 HBP: 0	WP: 0 PB: 0 SB: 0 CS: 0	PA: 38
<b>PITCHER</b> Bob Buhl, R (1, 1) ERA: 4.86	IP: 9.0 WLS: W BF: 38 H: 4 R: 5 ER: 3 SO: 4 BB: 6 IBB: 0 HBP: 0 BLK: 0 WP: 0 HR: 2 S: 40 P: 64 ERA: 3.00 WHIP: 1.111											<b>PITCHER</b>	IP: 9.0 WLS: W BF: 38 H: 4 R: 5 ER: 3 SO: 4 BB: 6 IBB: 0 HBP: 0 BLK: 0 WP: 0 HR: 2 S: 40 P: 64 ERA: 3.00 WHIP: 1.111									

Chicago Cubs @ Milwaukee Braves  
Milwaukee County Stadium, Milwaukee, WI

Tue May 09 1961, 8:05 PM EDT  
Att: 8,391 - Unknown - 58 F

livebaseballscorecards.com

AB	32
R	5
H	4
RBI	5
BB	6
SO	4
LOB	13



Batter	1	2	3	4	5	6	7	8	9	AB	R	H	RBI	BB	SO	LOB
Lee Maye, L OBP: 0.354, SLG: 0.286 (1, 9)	0-0 E8 2B 1B	0-0 FC1-5 WP 1-2 2-3f			0-0 P5		0-0 L5			4	1	1	0	0	0	3
Frank Bolling, R OBP: 0.372, SLG: 0.390 (1, 4)	0-0 HR 2B 2-H	0-0 SF8 1-2 2-H			0-0 L4		0-0 E 1B 2-H			3	2	2	3	0	0	0
Eddie Mathews, L OBP: 0.404, SLG: 0.443 (1, 5)	0-3 K2-3	0-0 F7			0-0 G3		0-0 PO 2B 3-H			4	0	1	0	0	1	2
Hank Aaron, R OBP: 0.357, SLG: 0.558 (1, 8)	0-0 6-3		0-0 G6-4-3 1B		0-3 K	0-0 PO 2-3	0-0 F8			4	0	1	0	0	1	1
Joe Adcock, R OBP: 0.269, SLG: 0.438 (1, 3)	0-0 HR 2-H		0-0 G6-4-3 1-2f		0-0 HR		0-0 2B 1B			4	3	3	3	0	0	1
Frank Thomas, R OBP: 0.304, SLG: 0.434 (1, 7)	4-0 BB		0-3 K		0-3 K		0-0 PO 1-H 2B			3	0	1	1	1	2	0
Roy McMillan, R OBP: 0.310, SLG: 0.303 (1, 6)	0-0 1-3			0-0 5-3		0-3 K	4-0 BB			3	0	0	0	1	1	1
Charlie Lau, L OBP: 0.356, SLG: 0.360 (1, 2)		0-0 FC1-5 1B 1B		0-0 3-1		0-0 1B 2B	0-0 P2			4	1	2	0	0	0	2
Bob Buhl, R OBP: 0.200, SLG: 0.111 (1, 1)		0-0 WP FC1-5 SF8 1B 1-2		0-3 K		0-0 G3-4	0-0 PO 2-3			3	1	1	0	0	1	1

Inning Stats	R: 3	H: 3	E: 1	K: 1	S: 8	LOB: 1	BB: 1	P: 12	R: 1	H: 2	E: 0	K: 0	S: 5	LOB: 1	BB: 0	P: 5	R: 0	H: 1	E: 0	K: 1	S: 5	LOB: 0	BB: 0	P: 5	R: 0	H: 0	E: 0	K: 0	S: 3	LOB: 0	BB: 0	P: 3	R: 1	H: 1	E: 0	K: 3	S: 10	LOB: 0	BB: 0	P: 10	R: 2	H: 3	E: 1	K: 0	S: 5	LOB: 0	BB: 0	P: 5	R: 1	H: 2	E: 0	K: 0	S: 4	LOB: 1	BB: 1	P: 8
1B: 6	SF: 1	2B: 4	SAC: 0	3B: 0	DP: 1	HR: 2	HBP: 0	WP: 1	PA: 37	PB: 0	SB: 0	CS: 0																																												

PITCHER	IP	WLS	BF	H	R	ER	SO	BB	IBB	HBP	BLK	WP	HR	S	P	ERA	WHIP
Glen Hobbie, R ERA: 4.65 (1, 1)	6.0	L	26	8	6	6	6	1	0	0	0	1	2	37	41	9.00	1.500
Don Elston, R ERA: 1.96 (7, 1)	1.1		8	4	2	2	0	1	0	0	0	0	0	7	11	13.50	3.750
Jack Curtis, L ERA: 4.38 (8, 1)	0.2		1	0	0	0	0	0	0	0	0	0	0	1	1	0.00	0.000

BOTTOM

Chicago Cubs @ Milwaukee Braves  
Milwaukee County Stadium, Milwaukee, WI

Tue May 09 1961, 8:05 PM EDT  
Att. 8,391 - Unknown - 58 F

AB	32
R	8
H	12
RBI	7
BB	2
SO	6
LOB	11



WP	HR	S	P	ERA	WHIP
1	2	8			

WP	HR	S	P	ERA	WHIP
1	2	8			

Batter	1	2	3	4	5	6	7	8	9	AB R H RBI BB SO LOB	TOP
Bob Will, L (1, 9) OBP: 0.318, SLG: 0.211	0-0 G1		0-0 1B		0-0 SH1-3		4-0 3B BB			2 1 1 0 1 0 0	
Don Zimmer, R (1, 4) OBP: 0.323, SLG: 0.446	0-0 4-3		0-0 P5		0-0 P5		0-0 3B			4 0 1 1 0 0 2	
Billy Williams, L (1, 7) OBP: 0.282, SLG: 0.291	0-0 F8		0-0 14 FC6-4 1B		0-0 E6		0-0 F7			4 0 1 0 0 0 2	
14 Ernie Banks, R (1, 6) OBP: 0.366, SLG: 0.631		0-0 E6 2B G6-4-3	0-0 FC6-4		0-0 1-3			0-0 F8		4 1 0 0 0 0 4	
Ron Santo, R (1, 5) OBP: 0.391, SLG: 0.506		0-0 G6-4-3 1-3 2B		0-0 F7		0-0 6-3		0-0 F8		4 0 1 0 0 0 0	
Mel Roach, R (1, 3) OBP: 0.245, SLG: 0.214		4-0 G6-4-3 BB		0-0 E6		0-0 P2		0-0 6-3		3 0 0 0 1 0 0	
Al Heist, R (1, 8) OBP: 0.250, SLG: 0.260		0-0 G6-4-3		0-0 6-3		0-0 F9		0-0 F8		4 0 0 0 0 0 3	
Dick Bertell, R (1, 2) OBP: 0.316, SLG: 0.288		0-0 F8		0-0 6-3		0-0 F9		0-0 F9		4 0 0 0 0 0 2	
Dick Ellsworth, L (1, 1) George Altman, L (7, PH) Joe Schaffernoth, R (7, 1) Ed Bouchee, L (9, PH) Don Elston, R (9, 1)			0-0 1-3		4-0 E SH1-3 BB		0-3 K		0-0 F2	1 0 0 0 1 0 0 1 0 0 0 0 1 0 0 0 0 0 0 0 0 1 0 0 0 0 0 0 0 0 0 0 0 0 0	
<b>Inning Stats</b>	R: 0 H: 0 E: 0 LOB: 0 K: 0 BB: 0 S: 3 P: 3	R: 1 H: 1 E: 1 LOB: 1 K: 0 BB: 1 S: 4 P: 8	R: 0 H: 2 E: 0 LOB: 2 K: 0 BB: 0 S: 5 P: 5	R: 0 H: 0 E: 1 LOB: 1 K: 0 BB: 0 S: 4 P: 4	R: 0 H: 0 E: 1 LOB: 2 K: 0 BB: 1 S: 4 P: 8	R: 0 H: 0 E: 0 LOB: 0 K: 0 BB: 0 S: 3 P: 3	R: 1 H: 1 E: 0 LOB: 1 K: 1 BB: 1 S: 6 P: 10	R: 0 H: 0 E: 0 LOB: 0 K: 0 BB: 0 S: 3 P: 3	R: 0 H: 0 E: 0 LOB: 0 K: 0 BB: 0 S: 3 P: 3	1B: 2 SF: 0 2B: 1 SAC: 1 3B: 1 DP: 1 HR: 0 HBP: 0	WP: 0 PA: 36 PB: 0 SB: 1 CS: 0
<b>PITCHER</b> Lew Burdette, R (1, 1) ERA: 4.73	IP WLS BF H R ER SO BB IBB HBP BLK WP HR S P ERA WHIP										
	9.0 W 36 4 2 1 1 3 0 0 0 0 0 0 35 47 1.00 0.778										

Chicago Cubs @ Milwaukee Braves  
Milwaukee County Stadium, Milwaukee, WI

Wed May 10 1961, 8:05 PM EDT  
Att: 9,132 - Unknown - 45 F

livebaseballscorecards.com

AB 32  
R 2  
H 4  
RBI 1  
BB 3  
SO 1  
LOB 13



Batter	1	2	3	4	5	6	7	8	9	AB	R	H	RBI	BB	SO	LOB
Lee Mays, L OBP: 0.327, SLG: 0.261 (1, 9)	0-3 K		0-0 G3		0-0 L9		0-0 L7			4	0	0	0	0	1	3
Frank Bolling, R OBP: 0.378, SLG: 0.388 (1, 4)	0-0 1B SF7 1B		4-0 CS BB		0-3 K			0-0 F8		3	1	1	0	1	1	1
Eddie Mathews, L OBP: 0.409, SLG: 0.446 (1, 5)	0-0 CS 1-3 1B		0-0 CS 1-2	0-0 PB 4-3 1B		0-3 K		0-0 P5		4	0	2	0	0	1	0
Hank Aaron, R OBP: 0.341, SLG: 0.538 (1, 8)	0-0 SF7			0-0 4-3 1-2		0-0 1-3		0-3 K		3	0	0	1	0	1	1
Joe Adcock, R OBP: 0.256, SLG: 0.416 (1, 3)	0-0 CS 1-2	0-0 4-3		0-0 6-3 2-3		0-0 P4			0-3 K	4	0	0	0	0	1	1
Frank Thomas, R OBP: 0.317, SLG: 0.429 (1, 7)		0-0 6-3		0-3 K		4-0 FC1-6 BB			0-0 1B E 1B	3	0	1	0	1	1	1
Al Spangler, L OBP: 0.350, SLG: 0.294 (9, PR)										0	1	0	0	0	0	0
Roy McMillan, R OBP: 0.330, SLG: 0.375 (1, 6)		0-0 2B				0-0 HR		0-0 P6		4	1	3	1	0	0	1
Charlie Lau, L OBP: 0.349, SLG: 0.340 (1, 2)		0-0 1-3				0-0 1-3		0-0 FC1-6 1B		3	0	0	0	1	0	2
Lew Burdette, R OBP: 0.133, SLG: 0.133 (1, 1)			0-0 6-3			0-0 E5 L9		0-0 1-2 1B		3	0	1	0	0	0	0
Wes Covington, L OBP: 0.261, SLG: 0.238 (9, PH)									0-0 E4 1-2 2-3 3-H	1	0	0	0	0	0	2

Inning Stats	R: 1	H: 2	E: 0	K: 1	S: 6	H: 2	LOB: 0	BB: 0	P: 6	R: 0	H: 1	E: 0	K: 0	S: 4	H: 1	LOB: 1	BB: 0	P: 4	R: 0	H: 0	E: 0	K: 0	S: 2	R: 0	H: 1	E: 0	K: 1	S: 6	R: 1	H: 1	E: 1	K: 1	S: 7	R: 0	H: 0	E: 0	K: 1	S: 5	H: 0	LOB: 0	BB: 0	P: 5	R: 0	H: 1	E: 0	K: 0	S: 4	R: 0	H: 0	E: 0	K: 1	S: 5	R: 1	H: 2	E: 1	K: 1	S: 6	H: 2	LOB: 3	BB: 1	P: 10	1B: 6	SF: 1	2B: 1	3B: 0	HR: 1
--------------	------	------	------	------	------	------	--------	-------	------	------	------	------	------	------	------	--------	-------	------	------	------	------	------	------	------	------	------	------	------	------	------	------	------	------	------	------	------	------	------	------	--------	-------	------	------	------	------	------	------	------	------	------	------	------	------	------	------	------	------	------	--------	-------	-------	-------	-------	-------	-------	-------

PITCHER	IP	WLS	BF	H	R	ER	SO	BB	IBB	HBP	BLK	WP	HR	S	P	ERA	WHIP
Dick Ellsworth, L ERA: 4.25 (1, 1)	6.0		23	5	2	2	4	1	0	0	0	0	1	30	34	3.00	1.000
Joe Schaffernoth, R ERA: 3.6 (7, 1)	2.0		8	1	0	0	1	1	0	0	0	0	0	9	13	0.00	1.000
Don Elston, R ERA: 1.93 (9, 1)	0.1	L	5	2	1	0	1	0	1	0	0	0	0	6	10	0.00	6.000

**BOTTOM**

**Chicago Cubs @ Milwaukee Braves**  
**Milwaukee County Stadium, Milwaukee, WI**

Wed May 10 1961, 8:05 PM EDT  
 Att. 9,132 - Unknown - 45 F

AB	32
R	3
H	8
RBI	2
BB	3
SO	6
LOB	12



Batter	1	2	3	4	5	6	7	8	9	AB R H RBI BB SO LOB	TOP											
Bob Will, L (1, 9) OBP: 0.333, SLG: 0.250	3-2 6-3			2-0 4-3		2-3 K		0-0 BB 1B	1-2 BB 1B	5 0 2 1 0 1 0	<p>Chicago Cubs @ Los Angeles Dodgers</p> <p>Los Angeles Memorial Coliseum, Los Angeles, CA</p> <p>Fri May 12 1961, 10:05 PM EDT</p> <p>Att. 17,122 - Unknown - 57 F</p> <p>livebaseballscorecards.com</p>											
Don Zimmer, R (1, 4) OBP: 0.317, SLG: 0.427	2-3 K			0-1 F5		0-2 6-3		4-1 BB 1B	2-1 1B 1-4-3	4 0 0 0 1 1 3												
Billy Williams, L (1, 7) OBP: 0.292, SLG: 0.305	1-3 K			4-2 14 FC6-4 BB			2-1 2B	0-2 4-3		3 0 1 0 1 1 3												
14 Ernie Banks, R (1, 6) OBP: 0.351, SLG: 0.602			1-3 K	0-1 FC6-4			0-3 K		0-2 6-3	4 0 0 0 0 2 2												
Ron Santo, R (1, 5) OBP: 0.385, SLG: 0.518			1-3 K		2-0 E6 FC6-5		2-3 K		1-1 BB 3B	4 1 1 0 0 2 1												
Mel Roach, R (1, 3) OBP: 0.226, SLG: 0.196			2-1 L7		1-0 FC6-5 FC1-6		2-3 K		0-3 K	4 0 0 0 0 2 3												
Al Heist, R (1, 8) OBP: 0.244, SLG: 0.253			1-3 K		1-1 FC1-6			2-1 F9	4-2 BB 1B BB	2 0 0 0 0 1 1												
Richie Ashburn, L (8, PH) OBP: 0.220, SLG: 0.200					1-2f					1 1 0 0 1 0 0												
Dick Bertell, R (1, 2) OBP: 0.328, SLG: 0.291			2-2 P6		1-0 F9			2-2 BB 1B 1B	4-1 1B BB BB	3 0 1 0 1 0 1												
Don Cardwell, R (1, 1) OBP: 0.077, SLG: 0.308			2-3 K			0-0 F9		0-0 F8	4-2 BB 1B	1 0 0 0 0 0 1 0												
Andre Rodgers, R (8, PH) OBP: 0.248, SLG: 0.318									1-2 2-3 3-H	1 0 0 0 0 0 0 0												
Dick Drott, R (8, 1)										0 0 0 0 0 0 0 0												
George Freese, R (8, PH)										1 0 0 0 0 0 0 1												
Joe Schaffernoth, R (8, 1)										0 0 0 0 0 0 0 0												
Sammy Taylor, L (8, PH)										0 0 0 1 1 0 0 0												
Jerry Kindall, R (9, PR)										0 0 0 0 0 0 0 0												
<b>Inning Stats</b>	R: 0 E: 0 K: 2 S: 9	H: 0 LOB: 0 BB: 0 P: 15	R: 0 E: 0 K: 2 S: 10	H: 0 LOB: 0 BB: 0 P: 14	R: 0 E: 0 K: 2 S: 13	H: 0 LOB: 0 BB: 0 P: 18	R: 0 E: 0 K: 0 S: 9	H: 0 LOB: 1 BB: 1 P: 15	R: 0 E: 2 K: 0 S: 5	H: 0 LOB: 1 BB: 0 P: 10	R: 0 E: 0 K: 1 S: 8	H: 0 LOB: 0 BB: 0 P: 10	R: 0 E: 0 K: 3 S: 15	H: 1 LOB: 1 BB: 0 P: 21	R: 0 E: 0 K: 0 S: 15	H: 2 LOB: 3 BB: 1 P: 23	R: 2 E: 0 K: 1 S: 18	H: 2 LOB: 3 BB: 3 P: 34	1B: 3 2B: 1 3B: 1 HR: 0	SF: 0 SAC: 0 DP: 0 HBP: 0	WP: 0 PB: 0 SB: 0 CS: 0	PA: 38
<b>PITCHER</b>	IP WLS BF H R ER SO BB IBB HBP BLK WP HR S P ERA WHIP																					
Sandy Koufax, L (1, 1) ERA: 3.78	8.2 W 36 4 2 2 11 5 0 0 0 0 0 0 97 152 2.08 1.038																					
Turk Farrell, R (9, 1) ERA: 3.71	0.1 S 2 1 0 0 0 0 0 0 0 0 0 0 5 8 0.00 3.000																					

AB	33
R	2
H	5
RBI	2
BB	5
SO	11
LOB	15





Batter	1	2	3	4	5	6	7	8	9
<b>Maury Wills, S</b> OBP: 0.395, SLG: 0.400 (1, 6)	4-2 G3 1B BB		4-1 S 1B BB	0-0 BLK 1B			1-0 E3 SH2-3	3-2 1-3	
<b>Jim Gilliam, S</b> OBP: 0.305, SLG: 0.314 (1, 4) (8, 5)	1-1 G3 1-2		0-0 L7	1-0 L3 1-2			0-1 SH2-3 1-2		
<b>Willie Davis, L</b> OBP: 0.337, SLG: 0.487 (1, 8)	0-2 4-3 2-3		0-0 F5		0-1 L8		2-2 F5		
<b>Wally Moon, L</b> OBP: 0.476, SLG: 0.773 (1, 7)	1-1 1B 1B		4-2 1B 1-2 BB		3-1 HR		4-2 BB		
<b>Norm Larker, L</b> OBP: 0.333, SLG: 0.447 (1, 3)	0-0 1-2 1B		2-0 1-3 2-H 1B		1-3 K		2-2 P4		
<b>Tommy Davis, R</b> OBP: 0.360, SLG: 0.534 (1, 5) <b>Charlie Neal, R</b> OBP: 0.301, SLG: 0.364 (8, 4)	1-1 P4		0-3 K		2-0 F5		0-1 F8		
<b>John Roseboro, L</b> OBP: 0.382, SLG: 0.493 (1, 2)		4-0 F2 BB		4-0 FC4-6 BB		3-3 K	3-2 F7		
<b>Ron Fairly, L</b> OBP: 0.474, SLG: 0.933 (1, 9)		1-2 SAFE F2 1-2		0-1 FC4-6 SH2-3 1B 1-2f		0-0 F5	4-2 BB BB		
<b>Sandy Koufax, R</b> OBP: 0.231, SLG: 0.091 (1, 1) <b>Turk Farrell, R</b> OBP: 0.333, SLG: 0.333 (9, 1)		0-3 K		0-0 SH2-3 1-2		1-1 6-3	4-0 BB 1-2		

Inning Stats	R: 1	H: 2	E: 0	K: 0	S: 12	LOB: 2	BB: 1	P: 19	R: 0	H: 0	E: 0	K: 1	S: 7	LOB: 0	BB: 1	P: 12	R: 1	H: 1	E: 0	K: 1	S: 9	LOB: 2	BB: 2	P: 19	R: 1	H: 1	E: 0	K: 0	S: 5	LOB: 1	BB: 1	P: 10	R: 1	H: 1	E: 0	K: 1	S: 8	LOB: 0	BB: 0	P: 14	R: 0	H: 0	E: 0	K: 1	S: 8	LOB: 0	BB: 0	P: 12	R: 0	H: 0	E: 1	K: 0	S: 14	LOB: 2	BB: 1	P: 23	R: 0	H: 0	E: 0	K: 0	S: 15	LOB: 2	BB: 2	P: 29
--------------	------	------	------	------	-------	--------	-------	-------	------	------	------	------	------	--------	-------	-------	------	------	------	------	------	--------	-------	-------	------	------	------	------	------	--------	-------	-------	------	------	------	------	------	--------	-------	-------	------	------	------	------	------	--------	-------	-------	------	------	------	------	-------	--------	-------	-------	------	------	------	------	-------	--------	-------	-------

PITCHER															PITCHER																			
IP	WLS	BF	H	R	ER	SO	BB	IBB	HBP	BLK	WP	HR	S	P	ERA	WHIP	IP	WLS	BF	H	R	ER	SO	BB	IBB	HBP	BLK	WP	HR	S	P	ERA	WHIP	
Don Cardwell, R (1, 1)	5.0	L	24	5	4	4	3	5	0	0	1	0	41	74	7.20	2.000	Joe Schaffernoth, R (8, 1)	1.0		5	0	0	0	2	0	0	0	0	15	29	0.00	2.000		
Dick Drott, R (6, 1)	2.0		8	0	0	0	1	1	0	0	0	0	22	35	0.00	0.500																		


**BOTTOM**

**Chicago Cubs @ Los Angeles Dodgers**  
Los Angeles Memorial Coliseum, Los Angeles, CA

Fri May 12 1961, 10:05 PM EDT  
Att: 17,122 - Unknown - 57 F

AB	R	H	RBI	BB	SO	LOB
3	2	1	1	2	0	2
3	0	0	0	0	0	3
4	0	0	0	0	0	3
2	1	2	2	2	0	0
4	0	2	1	0	1	2
3	0	0	0	0	1	4
1	0	0	0	0	0	0
2	0	0	0	2	1	0
3	1	0	0	1	0	2
2	0	0	0	1	1	0
0	0	0	0	0	0	0

AB 27  
R 4  
H 5  
RBI 4  
BB 8  
SO 4  
LOB 16



1B: 4	SF: 0	WP: 0	PA: 37
2B: 0	SAC: 2	PB: 0	
3B: 0	DP: 0	SB: 1	
HR: 1	HBP: 0	CS: 0	

Batter	1	2	3	4	5	6	7	8	9	AB R H RBI BB SO LOB	TOP																									
<b>Richie Ashburn, L</b> (1, 8) OBP: 0.234, SLG: 0.203	4-2 E BB	1-0 FC4 1-2f		3-1 6-3			1-2 G6-3 1B		0-0 1-3	4 1 1 0 1 0 3																										
<b>Don Zimmer, R</b> (1, 4) OBP: 0.321, SLG: 0.436	2-2 E9 14 G6-4-3 1B		1-2 14 1B 2B		0-0 5-3		1-2 G6-3 1-2f		1-1 3-1	5 1 2 0 0 0 1																										
<b>Billy Williams, L</b> (1, 7) OBP: 0.280, SLG: 0.291	3-2 F7		1-1 1-3		2-2 4-3		0-0 4-3			4 0 0 0 0 0 2																										
<b>14 Ernie Banks, R</b> (1, 6) OBP: 0.347, SLG: 0.587	1-1 G6-4-3 1-2f		0-2 1B 2-H 1B		3-1 5-3			2-3 K		4 0 1 1 0 1 1																										
<b>Ron Santo, R</b> (1, 5) OBP: 0.390, SLG: 0.545		4-1 1B BB	2-2 F2		1-3 K			3-2 HR		3 1 1 1 1 1 1																										
<b>Bob Will, L</b> (1, 9) OBP: 0.387, SLG: 0.321		3-2 BB 1B	3-1 1B		1-0 BB 1B			0-0 G3		4 0 3 0 0 0 0																										
<b>Ed Bouchee, L</b> (1, 3) OBP: 0.366, SLG: 0.303		2-3 K	0-0 L8		4-2 BB			2-1 FC6 1B		2 0 0 0 1 1 4																										
<b>Andre Rodgers, R</b> (8, PH) OBP: 0.269, SLG: 0.348							1-2 BB			1 0 1 0 0 0 0																										
<b>Sammy Taylor, L</b> (1, 2) OBP: 0.250, SLG: 0.296		4-0 FC4 BB		2-3 K		0-0 P6		0-2 FC6 1-2f		3 0 0 0 1 1 3																										
<b>Bob Anderson, R</b> (1, 1) OBP: 0.286, SLG: 0.286		2-2 F8		3-2 L4		2-3 K			2-1 F9	0 0 0 0 0 0 0																										
<b>Jim Brewer, L</b> (1, 1) OBP: 0.227, SLG: 0.191										0 0 0 0 0 0 0																										
<b>Mel Roach, R</b> (2, PH) OBP: 0.167, SLG: 0.167										1 0 0 0 0 0 0																										
<b>Jack Curtis, L</b> (2, 1) OBP: 0.167, SLG: 0.167										1 0 0 0 0 0 0																										
<b>George Freese, R</b> (6, PH)										1 0 0 0 0 1 2																										
<b>Mel Wright, R</b> (6, 1)										0 0 0 0 0 0 0																										
<b>Jerry Kindall, R</b> (9, PH)										1 0 0 0 0 0 0																										
<b>Inning Stats</b>	R: 1 E: 2 K: 0 S: 13	H: 1 LOB: 0 BB: 1 P: 23	R: 0 E: 0 K: 1 S: 13	H: 1 LOB: 3 BB: 2 P: 29	R: 1 E: 0 K: 0 S: 14	H: 3 LOB: 2 BB: 0 P: 21	R: 0 E: 0 K: 1 S: 10	H: 0 LOB: 0 BB: 0 P: 18	R: 0 E: 0 K: 0 S: 7	H: 0 LOB: 0 BB: 0 P: 12	R: 0 E: 0 K: 2 S: 11	H: 1 LOB: 2 BB: 1 P: 19	R: 0 E: 0 K: 0 S: 7	H: 1 LOB: 0 BB: 0 P: 9	R: 1 E: 0 K: 1 S: 12	H: 2 LOB: 1 BB: 0 P: 19	R: 0 E: 0 K: 0 S: 5	H: 0 LOB: 0 BB: 0 P: 8	1B: 7 2B: 1 3B: 0 HR: 1	SF: 0 SAC: 0 DP: 2 HBP: 0	WP: 0 PB: 0 SB: 0 CS: 0	PA: 38														
<b>PITCHER</b>	IP WLS BF H R ER SO BB IBB HBP BLK WP HR S P ERA WHIP																																			
<b>Stan Williams, R</b> (1, 1) ERA: 5.11	1.0	6	2	1	0	0	2	0	0	0	0	0	0	18	35	0.00	4.000																			
<b>Ron Perranoski, L</b> (2, 1) ERA: 2.37	8.0	32	7	2	2	5	2	0	0	0	0	1	74	123	2.25	1.125																				

Chicago Cubs @ Los Angeles Dodgers  
Los Angeles Memorial Coliseum, Los Angeles, CA

Sat May 13 1961, 10:05 PM EDT  
Att. 22,463 - Unknown - 60 F

livebaseballscorecards.com

AB	34
R	3
H	9
RBI	2
BB	4
SO	5
LOB	20



Batter	1	2	3	4	5	6	7	8	9	AB R H RBI BB SO LOB
Maury Wills, S OBP: 0.403, SLG: 0.423 (1, 6)	4-1 1B BB	1-1 SF9 3B		3-1 1B		2-0 4-3		1-0 4-3		4 2 2 0 1 0 0
Willie Davis, L OBP: 0.341, SLG: 0.488 (1, 8)	1-1 E 1B	0-1 SF9		0-3 K		1-1 G3		0-0 G4-3 1B		4 1 2 1 0 1 1
Tommy Davis, R OBP: 0.371, SLG: 0.537 (1, 5)	2-0 E3 1B	2-0 F2		0-0 1B		1-2 2B 1B		0-0 G4-3		5 2 3 1 0 0 1
Jim Gilliam, S OBP: 0.305, SLG: 0.314 (9, 5)	2-H 3-H 1B			1-3 1B				1-2f		0 0 0 0 0 0 0
Wally Moon, L OBP: 0.477, SLG: 0.772 (1, 7)	1-2 1B 1B	3-1 4-3		0-3 K		1-0 E 2B				4 2 2 2 0 1 2
Norm Larker, L OBP: 0.318, SLG: 0.425 (1, 3)	1-0 F7		2-2 F2		0-0 4-3	0-0 E3				4 0 0 0 0 0 1
John Roseboro, L OBP: 0.376, SLG: 0.474 (1, 2)	2-2 F9		3-3 K		4-1 1B BB	1-1 5-3				3 0 0 0 1 1 2
Ron Fairly, L OBP: 0.474, SLG: 0.933 (1, 9)	1-0 1B		4-1 BB		0-1 FC6-4 1B		3-3 K			0 0 0 0 0 0 0
Frank Howard, R OBP: 0.260, SLG: 0.437 (1, PH)	1-2 1B				1-2 1B					3 0 2 0 1 1 0
Charlie Neal, R OBP: 0.299, SLG: 0.358 (1, 4)	3-0 1B		0-1 F7		1-3 K		0-0 F9			4 0 1 1 0 1 3
Stan Williams, R OBP: 0.400, SLG: 0.250 (1, 1)	2-3 K			1-3 K		1-0 FC6-4		0-0 4-3		1 0 0 0 0 1 2
Ron Perranoski, L (2, 1)						1-2f				3 0 0 0 0 1 2

Inning Stats	R: 4	H: 5	E: 1	LOB: 2	K: 1	S: 18	R: 1	H: 1	E: 0	LOB: 0	K: 0	S: 7	R: 0	H: 0	E: 0	LOB: 1	K: 1	S: 10	R: 0	H: 2	E: 0	LOB: 2	K: 3	S: 14	R: 0	H: 1	E: 0	LOB: 2	K: 1	S: 8	R: 2	H: 2	E: 1	LOB: 1	K: 0	S: 13	R: 0	H: 0	E: 0	LOB: 0	K: 1	S: 5	R: 0	H: 1	E: 0	LOB: 0	K: 0	S: 3	1B: 10	SF: 1	2B: 1	SAC: 0	3B: 1	DP: 1	HR: 0	HBP: 0	WP: 0	PA: 39
PITCHER	IP	WLS	BF	H	R	ER	SO	BB	IBB	HBP	BLK	WP	HR	S	P	ERA	WHIP																																									
Bob Anderson, R ERA: 5.59 (1, 1)	0.0	L	4	3	4	4	0	1	0	0	0	0	0	8	16	∞	∞																																									
Jim Brewer, L ERA: 4.35 (1, 1)	1.0		5	2	0	0	1	0	0	0	0	0	0	10	19	0.00	2.000																																									
Jack Curtis, L ERA: 3.86 (2, 1)	4.0		18	4	1	1	5	2	0	0	0	0	0	39	64	2.25	1.500																																									
Mel Wright, R ERA: 4.5 (6, 1)	3.0		12	3	2	1	1	0	0	0	0	0	0	21	31	3.00	1.000																																									

BOTTOM

Chicago Cubs @ Los Angeles Dodgers  
Los Angeles Memorial Coliseum, Los Angeles, CA

Sat May 13 1961, 10:05 PM EDT  
Att: 22,463 - Unknown - 60 F

livebaseballscorecards.com

AB	35
R	7
H	12
RBI	5
BB	3
SO	7
LOB	14



Batter	1	2	3	4	5	6	7	8	9	10	11	AB R H RBI BB SO LOB	TOP																	
<b>Richie Ashburn, L</b> OBP: 0.243, SLG: 0.215 (1, 7)	1-1 5-3		1-0 4-3		0-0 F7 2B 1B		3-2 FC3-6 1B		2-3 K	0-0 L7		6 1 2 0 0 1 0																		
<b>Don Zimmer, R</b> OBP: 0.313, SLG: 0.430 (1, 4)	1-0 L5			2-3 K	0-0 F7 1-2		0-1 FC3-6 BB 1-2f		0-1 14 1B 2B		0-3 K	6 1 1 0 0 2 3																		
<b>Bob Will, L</b> OBP: 0.405, SLG: 0.364 (1, 9)	2-3 K			0-1 F9	0-0 2B 2-H 3-H		4-1 1-2 BB		1-3 K		3-2 14 1B 1B	5 1 2 2 1 2 1																		
<b>14 Ernie Banks, R</b> OBP: 0.364, SLG: 0.598 (1, 6)		4-2 BB		0-0 1B 2B	0-0 F8		2-2 F3		1-2 1B BB 2-H		2-2 HBP 1B SF9 1-2	5 3 3 1 1 0 3																		
<b>Ron Santo, R</b> OBP: 0.396, SLG: 0.538 (1, 5)		0-2 P6		1-0 1B 2-H		1-3 K		2-3 K	4-2 1B 1-2 BB		1-0 SF9 HBP 1-2 2-H 1B	5 0 2 2 1 2 1																		
<b>George Altman, L</b> OBP: 0.385, SLG: 0.696 (1, 8)		2-1 F7		1-2 F7		1-0 WP 2B		3-2 HR	1-2 1-3 2-H 1B		2-0 HBP	5 1 3 2 0 0 2																		
<b>Ed Bouchee, L</b> OBP: 0.340, SLG: 0.316 (1, 3)		1-3 K			2-2 E 2B		1-3 K		2-3 K	0-0 F7		0-0 SF9	5 1 1 1 0 3 4																	
<b>Sammy Taylor, L</b> OBP: 0.237, SLG: 0.364 <b>Dick Bertell, R</b> OBP: 0.328, SLG: 0.291 (1, 2) (11, 2)			0-0 F8		3-2 E6 1B 2B 2-H		3-2 F8		1-1 HR		2-1 6-3	1-1 L4	6 2 1 1 0 0 3 0 0 0 0 0 0 0																	
<b>Glen Hobbie, R</b> <b>Andre Rodgers, R</b> <b>Jim Brewer, L</b> <b>Billy Williams, L</b> <b>Joe Schellenbach, R</b> <b>Dick Drott, R</b> <b>Al Heist, R</b> <b>Bob Anderson, R</b> <b>Neil Rooden, R</b> <b>Don Elbert, R</b>			2-3 K		1-3 K		1-3 K		0-1 5-3		0-3 K		0 0 0 0 0 0 0 1 0 0 0 0 0 1 0 0 0 0 0 0 0 0 0 0 0 0 0 1 0 0 0 0 0 0 0 0 0 0 0 0 0 0 1 0 0 0 0 0 1 1 0 0 0 0 0 0 1 0 0 0 0 0 1 0 0 0 0 0 0 0																	
<b>Inning Stats</b>	R: 0 E: 0 K: 1 S: 7	H: 0 LOB: 0 BB: 0 P: 11	R: 0 E: 0 K: 1 S: 11	H: 0 LOB: 1 BB: 1 P: 18	R: 0 E: 0 K: 1 S: 5	H: 0 LOB: 0 BB: 0 P: 8	R: 1 E: 0 K: 1 S: 10	H: 2 LOB: 1 BB: 0 P: 14	R: 3 E: 1 K: 1 S: 15	H: 3 LOB: 1 BB: 0 P: 23	R: 0 E: 0 K: 2 S: 11	H: 1 LOB: 1 BB: 0 P: 17	R: 0 E: 0 K: 1 S: 12	H: 1 LOB: 2 BB: 1 P: 22	R: 2 E: 0 K: 2 S: 13	H: 2 LOB: 0 BB: 0 P: 21	R: 2 E: 0 K: 2 S: 28	H: 3 LOB: 2 BB: 1 P: 37	R: 0 E: 0 K: 1 S: 6	H: 0 LOB: 0 BB: 0 P: 8	R: 2 E: 0 K: 1 S: 15	H: 3 LOB: 2 BB: 0 P: 24	1B: 8 2B: 5 3B: 0 HR: 2	SF: 1 SAC: 0 DP: 0 HBP: 1	WP: 1 PB: 0 SB: 0 CS: 0	PA: 53				
<b>PITCHER</b>	IP WLS BF H R ER SO BB IBB HBP BLK WP HR S P ERA WHIP																													
<b>Don Drysdale, R</b> ERA: 2.8 (1, 1)	8.0		36	9	6	3	10	2	0	0	0	1	2	84	134	3.38	1.375													
<b>Turk Farrell, R</b> ERA: 5.12 (9, 1)	2.1	L	14	6	4	4	4	1	0	0	0	0	0	46	63	15.43	3.000													
<b>Roger Craig, R</b> ERA: 6.39 (11, 1)	0.2		3	0	0	0	0	0	0	1	0	0	0	3	6	0.00	0.000													

**Chicago Cubs @ Los Angeles Dodgers**  
**Los Angeles Memorial Coliseum, Los Angeles, CA**  
 Sun May 14 1961, 6:33 AM EDT  
 Att: 21,733 - Sunny - 66 F

livebaseballscorecards.com

AB	48
R	10
H	15
RBI	9
BB	3
SO	14
LOB	18



Batter	1	2	3	4	5	6	7	8	9	10	11	AB R H RBI BB SO LOB	BOTTOM																											
<b>Maury Wills, S</b> (1, 6) OBP: 0.408, SLG: 0.427	1-0 F8 FC5-2 1B	2-1 1-3		1-1 4-3		3-2 WP 1B			2-1 SH2-4 1B		1-1 G3	6 0 3 0 0 0 1	<b>Chicago Cubs @ Los Angeles Dodgers</b> <b>Los Angeles Memorial Coliseum, Los Angeles, CA</b> Sun May 14 1961, 6:33 AM EDT Att. 21,733 - Sunny - 66 F																											
<b>Willie Davis, L</b> (1, 8) OBP: 0.355, SLG: 0.482	1-0 FC5-2 HR 1B		1-2 F8		4-0 S WP BB	4-0 G5-4-3 BB			0-0 SH2-4		0-0 F5	3 2 1 0 2 0 0																												
<b>Tommy Davis, R</b> (1, 5) OBP: 0.367, SLG: 0.554 <b>Jim Gilliam, S</b> (8, 5) OBP: 0.317, SLG: 0.314	1-1 F8		2-2 HR		0-3 K	3-2 G5-4-3 1-2f			4-0 IBB			4 1 1 1 0 1 5 0 0 0 0 1 0 0																												
<b>Wally Moon, L</b> (1, 7) OBP: 0.474, SLG: 0.750	2-1 FC5-2 HR 1-3 3-H		2-0 4-3 WP 1B		4-0 FC5-4 BB 2-H		1-1 4-3		0-1 P6			4 1 1 0 1 0 4																												
<b>Norm Larker, L</b> (1, 3) OBP: 0.311, SLG: 0.447	2-0 HR		2-2 4-3		2-1 FC5-4 1-2f		1-2 4-3		0-0 P6			5 1 1 3 0 0 4																												
<b>John Roseboro, L</b> (1, 2) OBP: 0.357, SLG: 0.444	0-1 F8		3-2 P5		2-3 K		3-2 4-3				0-3 K	5 0 0 0 0 2 2																												
<b>Ron Fairly, L</b> (1, 9) OBP: 0.458, SLG: 0.950		0-1 3-1		2-1 SH3-4 1B		1-1 HR		2-0 E7 G6-4-3		0-0 L3		5 1 2 1 0 0 0																												
<b>Charlie Neal, R</b> (1, 4) OBP: 0.293, SLG: 0.384		2-0 HR		0-1 F8		3-1 F5		0-2 G6-4-3 1-2f		0-0 F8		5 1 1 1 0 0 2																												
<b>Don Drysdale, R</b> (1, 1) OBP: 0.053, SLG: 0.211 <b>Bob Aspromonte, R</b> (8, PH) OBP: 0.286, SLG: 0.286 <b>Turk Farrell, R</b> (9, 1) OBP: 0.333, SLG: 0.333 <b>Roger Craig, R</b> (11, 1) OBP: 0.250, SLG: 0.143 <b>Frank Howard, R</b> (11, PH) OBP: 0.256, SLG: 0.431		0-0 F7		0-1 SH3-4 1-2		2-0 HR		1-3 K			0-1 6-3	2 1 1 1 0 0 0 1 0 0 0 0 1 0 0 0 0 0 0 0 0 0 0 0 0 0 0 0 1 0 0 0 0 0 0																												
<b>Inning Stats</b>	R: 3 E: 0 K: 0 S: 9	H: 3 LOB: 0 BB: 0 P: 16	R: 1 E: 0 K: 0 S: 6	H: 1 LOB: 0 BB: 0 P: 10	R: 1 E: 0 K: 0 S: 13	H: 2 LOB: 1 BB: 0 P: 23	R: 0 E: 0 K: 0 S: 8	H: 1 LOB: 1 BB: 0 P: 11	R: 1 E: 0 K: 2 S: 8	H: 0 LOB: 1 BB: 2 P: 20	R: 2 E: 0 K: 0 S: 11	H: 3 LOB: 1 BB: 1 P: 27		R: 0 E: 0 K: 0 S: 9	H: 0 LOB: 0 BB: 0 P: 14	R: 0 E: 1 K: 1 S: 7	H: 0 LOB: 0 BB: 0 P: 10	R: 0 E: 0 K: 0 S: 6	H: 1 LOB: 2 BB: 1 P: 12	R: 0 E: 0 K: 1 S: 5	H: 0 LOB: 0 BB: 0 P: 5	R: 0 E: 0 K: 0 S: 5	H: 0 LOB: 0 BB: 0 P: 6	1B: 6 2B: 0 3B: 0 HR: 5	SF: 0 SAC: 2 DP: 2 HBP: 0	WP: 4 PB: 0 SB: 1 CS: 0	PA: 47													
<b>PITCHER</b>	IP WLS BF H R ER SO BB IBB HBP BLK WP HR S P ERA WHIP															<b>PITCHER</b>	IP WLS BF H R ER SO BB IBB HBP BLK WP HR S P ERA WHIP																							
<b>Glen Hobbie, R</b> (1, 1) ERA: 5.16	2.0	10	4	4	4	0	0	0	0	0	0	2	15	26	18.00	2.000																								
<b>Jim Brewer, L</b> (3, 1) ERA: 4.39	2.0	9	3	1	1	0	0	0	0	0	1	1	21	34	4.50	1.500																								
<b>Joe Schaffernoth, R</b> (5, 1) ERA: 5.11	1.1	9	3	3	3	2	2	0	0	0	1	2	16	37	20.25	3.750																								
<b>Dick Drott, R</b> (6, 1) ERA: 1.5	0.2	2	0	0	0	0	1	0	0	0	1	0	3	10	0.00	1.500																								
<b>Bob Anderson, R</b> (7, 1) ERA: 5.4	1.0	3	0	0	0	0	0	0	0	0	0	0	9	14	0.00	0.000																								
<b>Don Elston, R</b> (8, 1) ERA: 1.59	4.0	W	14	1	0	0	0	1	0	0	0	0	2	0	0	0	0	0	0	0	0	0	23	33	0.00	0.250														

livebaseballscores.com

AB	41
R	8
H	11
RBI	7
BB	4
SO	4
LOB	18



Batter	1	2	3	4	5	6	7	8	9	AB R H RBI BB SO LOB	TOP											
Bob Will, L (1, 9) OBP: 0.390, SLG: 0.351	0-0 L4		0-0 4-3		0-0 FC3-2 1B		0-0 3-1			4 0 1 0 0 0 0												
Don Zimmer, R (1, 4) OBP: 0.303, SLG: 0.414	0-0 4-3		0-0 P4		0-0 F9			0-0 5-3		4 0 0 0 0 0 3												
Mel Roach, R (1, 3) OBP: 0.237, SLG: 0.196	4-0 BB			0-0 L9	0-0 FC3-2 14 FC6-4			0-0 BB 1B		3 0 1 0 1 0 3												
14 Ernie Banks, R (1, 6) OBP: 0.351, SLG: 0.574	0-0 1-3			0-0 F8	0-0 FC6-4			0-0 P3		4 0 0 0 0 0 5												
Ron Santo, R (1, 5) OBP: 0.409, SLG: 0.542		0-0 L5-4 1B		0-0 1B		0-0 6-3		4-0 1-2 BB		3 0 2 0 1 0 0												
George Altman, L (1, 7) OBP: 0.367, SLG: 0.630		0-0 1-2 1B		0-0 4-3		0-0 2-3		0-0 3-1		4 0 1 0 0 0 3												
Al Heist, R (1, 8) OBP: 0.241, SLG: 0.250		0-3 K			0-0 1B 1B	0-0 6-3		0-0 6-3		4 1 1 0 0 1 2												
Dick Bertell, R (1, 2) OBP: 0.323, SLG: 0.288		0-0 L5-4			0-0 1B FC3-2 1B		0-0 6-3		0-0 6-3	4 0 1 0 0 0 2												
Dick Ellsworth, L (1, 1) Bob Anderson, R (1, 1) George Freese, R (5, PH) Mel Wright, R (5, 1) Jerry Kindall, R (7, PH) Jack Curtis, L (7, 1) Joe Schaffernoth, R (7, 1) Billy Williams, L (9, PH)			0-3 K		0-0 FC3-2 1B		0-3 K		0-0 P3	0 0 0 0 0 0 0 1 0 0 0 0 0 1 0 1 0 0 1 1 0 0 0 0 0 0 0 0 0 0 0 1 0 0 0 0 0 1 0 0 0 0 0 0 0 0 0 0 0 0 0 0 0 0 0 1 0 0 0 0 0 0 0												
<b>Inning Stats</b>	R: 0 E: 0 K: 0 S: 3	H: 0 LOB: 1 BB: 1 P: 7	R: 0 E: 0 K: 1 S: 6	H: 2 LOB: 1 BB: 0 P: 6	R: 0 E: 0 K: 1 S: 5	H: 0 LOB: 0 BB: 0 P: 5	R: 0 E: 0 K: 0 S: 4	H: 1 LOB: 1 BB: 0 P: 4	R: 1 E: 0 K: 0 S: 7	H: 4 LOB: 3 BB: 0 P: 7	R: 0 E: 0 K: 0 S: 3	H: 0 LOB: 0 BB: 0 P: 3	R: 0 E: 0 K: 1 S: 5	H: 0 LOB: 0 BB: 0 P: 5	R: 0 E: 0 K: 0 S: 4	H: 1 LOB: 2 BB: 1 P: 8	R: 0 E: 0 K: 0 S: 3	H: 0 LOB: 0 BB: 0 P: 3	1B: 8 2B: 1 3B: 0 HR: 0	SF: 0 SAC: 0 DP: 1 HBP: 0	WP: 0 PB: 0 SB: 0 CS: 0	PA: 36
<b>PITCHER</b> Mike McCormick, L (1, 1) ERA: 1.31	IP: 9.0 WLS: W BF: 36 H: 8 R: 1 ER: 1 SO: 3 BB: 2 IBB: 0 HBP: 0 BLK: 0 WP: 0 HR: 0 S: 40 P: 48 ERA: 1.00 WHIP: 1.111																					

Chicago Cubs @ San Francisco Giants  
 Candlestick Park, San Francisco, CA  
 Mon May 15 1961, 6:33 AM EDT  
 Att. 8,013 - Sunny - 70 F

livebaseballscorecards.com

AB	34
R	1
H	8
RBI	1
BB	2
SO	3
LOB	18



Batter	1	2	3	4	5	6	7	8	9	AB	R	H	RBI	BB	SO	LOB	BOTTOM
--------	---	---	---	---	---	---	---	---	---	----	---	---	-----	----	----	-----	--------

<b>Jim Davenport, R</b> <small>OBP: 0.426, SLG: 0.607</small> <small>(1, 5)</small> X	0-0 	0-0 			0-0 	4-0 	0-0 			4	1	3	2	1	0	0	
---	---------	---------	--	--	---------	---------	---------	--	--	---	---	---	---	---	---	---	--

<b>Joey Amalfitano, R</b> <small>OBP: 0.292, SLG: 0.261</small> <small>(1, 4)</small> X	0-0 	0-0 			0-0 	0-3 	0-0 			5	2	1	0	0	1	4	
---	---------	---------	--	--	---------	---------	---------	--	--	---	---	---	---	---	---	---	--

<b>Willie Mays, R</b> <small>OBP: 0.424, SLG: 0.630</small> <b>Matty Alou, L</b> <small>OBP: 0.636, SLG: 0.889</small> <small>(1, 8)</small> <small>(8, 8)</small> BB	4-0 		0-0 		0-0 		0-0 	0-0 		3	3	2	1	1	0	0	1	1
--	---------	--	---------	--	---------	--	---------	---------	--	---	---	---	---	---	---	---	---	---

<b>Felipe Alou, R</b> <small>OBP: 0.371, SLG: 0.505</small> <small>(1, 9)</small> X	0-0 		0-0 		0-0 		0-0 	0-0 		5	2	3	4	0	0	1	
---	---------	--	---------	--	---------	--	---------	---------	--	---	---	---	---	---	---	---	--

<b>Orlando Cepeda, R</b> <small>OBP: 0.309, SLG: 0.575</small> <b>Jim Marshall, L</b> <small>OBP: 0.286, SLG: 0.333</small> <small>(1, 3)</small> X <small>(8, 3)</small> X	0-0 		0-0 		0-0 		0-0 	0-0 		4	3	3	5	0	0	1	1	0
--	---------	--	---------	--	---------	--	---------	---------	--	---	---	---	---	---	---	---	---	---

<b>Harvey Kuenn, R</b> <small>OBP: 0.325, SLG: 0.299</small> <small>(1, 7)</small> BB	4-0 		0-0 	0-0 	0-0 		0-0 	0-3 		4	1	2	0	1	1	0	
---	---------	--	---------	---------	---------	--	---------	---------	--	---	---	---	---	---	---	---	--

<b>Ed Bailey, L</b> <small>OBP: 0.347, SLG: 0.396</small> <small>(1, 2)</small> X	0-0 			0-0 	0-0 		0-3 			4	0	1	0	0	1	4	
---	---------	--	--	---------	---------	--	---------	--	--	---	---	---	---	---	---	---	--

<b>Jose Pagan, R</b> <small>OBP: 0.292, SLG: 0.403</small> <small>(1, 6)</small> X	0-0 			0-0 		0-0 	0-0 			4	1	2	1	0	0	0	
--	---------	--	--	---------	--	---------	---------	--	--	---	---	---	---	---	---	---	--

<b>Mike McCormick, L</b> <small>OBP: 0.214, SLG: 0.154</small> <small>(1, 1)</small> X		0-0 		0-0 		0-3 	4-0 			3	0	0	0	1	1	2	
--	--	---------	--	---------	--	---------	---------	--	--	---	---	---	---	---	---	---	--


Inning Stats	R: 5 E: 0 K: 0 S: 6	H: 4 LOB: 0 BB: 2 P: 14	R: 0 E: 0 K: 0 S: 3	H: 0 LOB: 0 BB: 0 P: 3	R: 0 E: 0 K: 0 S: 3	H: 1 LOB: 0 BB: 0 P: 3	R: 0 E: 0 K: 0 S: 4	H: 2 LOB: 1 BB: 0 P: 4	R: 3 E: 0 K: 0 S: 7	H: 4 LOB: 1 BB: 0 P: 7	R: 0 E: 0 K: 2 S: 7	H: 0 LOB: 1 BB: 1 P: 11	R: 5 E: 0 K: 1 S: 10	H: 6 LOB: 1 BB: 1 P: 14	R: 1 E: 0 K: 1 S: 6	H: 1 LOB: 0 BB: 0 P: 6	1B: 11 2B: 5 3B: 0 HR: 4	SF: 0 SAC: 0 DP: 3 HBP: 0	WP: 0 PB: 0 SB: 0 CS: 1	PA: 43
--------------	------------------------------	----------------------------------	------------------------------	---------------------------------	------------------------------	---------------------------------	------------------------------	---------------------------------	------------------------------	---------------------------------	------------------------------	----------------------------------	-------------------------------	----------------------------------	------------------------------	---------------------------------	-----------------------------------	------------------------------------	----------------------------------	--------

PITCHER	IP	WLS	BF	H	R	ER	SO	BB	IBB	HBP	BLK	WP	HR	S	P	ERA	WHIP
<b>Dick Ellsworth, L</b> <small>ERA: 5.76</small> <small>(1, 1)</small>	0.0	L	6	4	5	5	0	2	0	0	0	0	2	4	12	∞	∞
<b>Bob Anderson, R</b> <small>ERA: 4.76</small> <small>(1, 1)</small>	4.0		12	3	0	0	0	0	0	0	0	0	0	12	12	0.00	0.750
<b>Mel Wright, R</b> <small>ERA: 6.0</small> <small>(5, 1)</small>	2.0		11	4	3	3	2	1	0	0	0	0	1	14	18	13.50	2.500
<b>Jack Curtis, L</b> <small>ERA: 6.48</small> <small>(7, 1)</small>	0.1		6	5	5	5	1	0	0	0	0	0	0	8	8	135.00	15.000
<b>Joe Schaffernoth, R</b> <small>ERA: 5.14</small> <small>(7, 1)</small>	1.2		7	2	1	1	1	1	0	0	0	0	1	8	12	5.40	1.800

**Chicago Cubs @ San Francisco Giants**  
 Candlestick Park, San Francisco, CA  
 Mon May 15 1961, 6:33 AM EDT  
 Att. 8,013 - Sunny - 70 F

AB	38
R	14
H	18
RBI	14
BB	4
SO	4
LOB	12



Batter	1	2	3	4	5	6	7	8	9	AB R H RBI BB SO LOB	TOP														
Bob Will, L (1, 9) OBP: 0.356, SLG: 0.317	0-0 L9		0-0 G3		0-0 4-3			0-0 F8		4 0 0 0 0 0 2	<p><b>Chicago Cubs @ San Francisco Giants</b> Candlestick Park, San Francisco, CA</p> <p>Tue May 16 1961, 10:05 PM EDT Att. 11,596 - Cloudy - 55 F</p> <p>livebaseballscorecards.com</p> <table border="1"> <tr><td>AB</td><td>32</td></tr> <tr><td>R</td><td>1</td></tr> <tr><td>H</td><td>6</td></tr> <tr><td>RBI</td><td>1</td></tr> <tr><td>BB</td><td>0</td></tr> <tr><td>SO</td><td>5</td></tr> <tr><td>LOB</td><td>8</td></tr> </table> 	AB	32	R	1	H	6	RBI	1	BB	0	SO	5	LOB	8
AB	32																								
R	1																								
H	6																								
RBI	1																								
BB	0																								
SO	5																								
LOB	8																								
Don Zimmer, R (1, 4) OBP: 0.301, SLG: 0.409	0-0 6-3		0-0 1B			0-0 F8		0-0 F7	4 0 1 1 0 0 0																
George Altman, L (1, 8) OBP: 0.353, SLG: 0.581	0-0 6-3		0-0 F7			0-0 F8		0-0 14 1B L4-6	4 0 1 0 0 0 1																
14 Ernie Banks, R (1, 6) OBP: 0.348, SLG: 0.562		0-0 F8		0-3 K		0-0 4-3		0-0 1B	4 0 1 0 0 1 0																
Ron Santo, R (1, 5) OBP: 0.395, SLG: 0.520		0-0 6-3		0-0 1-3			0-3 K	0-0 L4-6	4 0 0 0 0 1 2																
Billy Williams, L (1, 7) OBP: 0.276, SLG: 0.286		0-0 1B		0-3 K			0-0 F8		3 0 1 0 0 1 0																
Ed Bouchee, L (1, 3) OBP: 0.320, SLG: 0.293		0-0 4-3			0-0 P6		0-0 L4		3 0 0 0 0 0 1																
Dick Bertell, R (1, 2) OBP: 0.338, SLG: 0.339			0-0 1B 3B		0-0 1B			0-0 5-3	3 1 2 0 0 0 0																
Dick Drott, R (1, 1) Sammy Taylor, L (8, PH) Don Elston, R (8, 1)			0-3 K		0-3 K			0-0 4-3	2 0 0 0 0 2 2 1 0 0 0 0 0 0 0 0 0 0 0 0 0																
<b>Inning Stats</b>	R: 0 H: 0 E: 0 LOB: 0 K: 0 BB: 0 S: 3 P: 3	R: 0 H: 1 E: 0 LOB: 1 K: 0 BB: 0 S: 4 P: 4	R: 1 H: 2 E: 0 LOB: 1 K: 1 BB: 0 S: 7 P: 7	R: 0 H: 0 E: 0 LOB: 0 K: 2 BB: 0 S: 7 P: 7	R: 0 H: 1 E: 0 LOB: 1 K: 1 BB: 0 S: 6 P: 6	R: 0 H: 0 E: 0 LOB: 0 K: 0 BB: 0 S: 3 P: 3	R: 0 H: 0 E: 0 LOB: 0 K: 1 BB: 0 S: 5 P: 5	R: 0 H: 0 E: 0 LOB: 0 K: 0 BB: 0 S: 3 P: 3	R: 0 H: 2 E: 0 LOB: 1 K: 0 BB: 0 S: 4 P: 4	1B: 5 SF: 0 2B: 1 SAC: 0 3B: 1 DP: 1 HR: 0 HBP: 0	WP: 0 PA: 32 PB: 0 SB: 0 CS: 0														
<b>PITCHER</b> Jack Sanford, R (1, 1) ERA: 4.67	IP WLS BF H R ER SO BB IBB HBP BLK WP HR S P ERA WHIP	9.0 W 32 6 1 1 5 0 0 0 0 0 0 0 42 42 1.00 0.667																							



Batter	1	2	3	4	5	6	7	8	9	AB R H RBI BB SO LOB
--------	---	---	---	---	---	---	---	---	---	----------------------

<b>Jim Davenport, R</b> <small>(1, 5) OBP: 0.431, SLG: 0.587</small>										2 0 0 0 2 0 0
---	--	--	--	--	--	--	--	--	--	---------------

<b>Chuck Hiller, L</b> <small>(1, 4) OBP: 0.284, SLG: 0.291</small>										2 0 0 0 2 0 2
--	--	--	--	--	--	--	--	--	--	---------------

<b>Willie Mays, R</b> <small>(1, 8) OBP: 0.418, SLG: 0.625</small>										4 1 1 0 0 0 4
---	--	--	--	--	--	--	--	--	--	---------------

<b>Felipe Alou, R</b> <small>(1, 9) OBP: 0.358, SLG: 0.485</small>										4 0 0 0 0 0 4
---	--	--	--	--	--	--	--	--	--	---------------

<b>Orlando Cepeda, R</b> <small>(1, 3) OBP: 0.325, SLG: 0.582</small>										4 1 3 1 0 0 0
--	--	--	--	--	--	--	--	--	--	---------------

<b>Harvey Kuenn, R</b> <small>(1, 7) OBP: 0.321, SLG: 0.286</small>										3 0 0 0 1 1 2
--	--	--	--	--	--	--	--	--	--	---------------

<b>Hobie Landrith, L</b> <small>(1, 2) OBP: 0.500, SLG: 0.833</small>										3 0 1 1 1 0 1
--	--	--	--	--	--	--	--	--	--	---------------

<b>Jose Pagan, R</b> <small>(1, 6) OBP: 0.275, SLG: 0.379</small>										4 0 0 0 0 1 3
--	--	--	--	--	--	--	--	--	--	---------------

<b>Jack Sanford, R</b> <small>(1, 1) OBP: 0.077, SLG: 0.077</small>										3 0 1 0 0 0 1
--	--	--	--	--	--	--	--	--	--	---------------

Inning Stats	R: 0	H: 0	E: 0	LOB: 0	K: 0	P: 6	R: 0	H: 0	E: 0	LOB: 0	K: 1	P: 5	R: 0	H: 1	E: 0	LOB: 2	K: 1	P: 10	R: 1	H: 2	E: 0	LOB: 1	K: 0	P: 5	R: 0	H: 0	E: 1	LOB: 3	K: 0	P: 12	R: 1	H: 2	E: 0	LOB: 1	K: 0	P: 5	R: 0	H: 0	E: 0	LOB: 0	K: 0	P: 3	R: 0	H: 1	E: 0	LOB: 2	K: 0	P: 11
--------------	------	------	------	--------	------	------	------	------	------	--------	------	------	------	------	------	--------	------	-------	------	------	------	--------	------	------	------	------	------	--------	------	-------	------	------	------	--------	------	------	------	------	------	--------	------	------	------	------	------	--------	------	-------

<b>1B:</b> 5 <b>SF:</b> 0 <b>2B:</b> 2 <b>SAC:</b> 0 <b>3B:</b> 0 <b>DP:</b> 1 <b>HR:</b> 0 <b>HBP:</b> 0
--

**BOTTOM**

**Chicago Cubs @ San Francisco Giants**  
 Candlestick Park, San Francisco, CA

Tue May 16 1961, 10:05 PM EDT  
 Att. 11,596 - Cloudy - 55 F

[livebaseballscorecards.com](http://livebaseballscorecards.com)

<b>AB</b>	<b>29</b>
<b>R</b>	<b>2</b>
<b>H</b>	<b>6</b>
<b>RBI</b>	<b>2</b>
<b>BB</b>	<b>6</b>
<b>SO</b>	<b>2</b>
<b>LOB</b>	<b>17</b>



<b>WP:</b> 1	<b>PA:</b> 35
<b>PB:</b> 0	
<b>SB:</b> 2	
<b>CS:</b> 1	

PITCHER	IP	WLS	BF	H	R	ER	SO	BB	IBB	HBP	BLK	WP	HR	S	P	ERA	WHIP
<b>Dick Drott, R</b> <small>ERA: 2.08</small>	(1, 1)	7.0	L	30	5	2	2	2	4	0	0	1	0	30	46	2.57	1.286
<b>Don Elston, R</b> <small>ERA: 1.52</small>	(8, 1)	1.0		5	1	0	0	0	1	1	0	0	0	3	11	0.00	2.000

PITCHER	IP	WLS	BF	H	R	ER	SO	BB	IBB	HBP	BLK	WP	HR	S	P	ERA	WHIP
---------	----	-----	----	---	---	----	----	----	-----	-----	-----	----	----	---	---	-----	------

Batter	1	2	3	4	5	6	7	8	9	AB R H RBI BB SO LOB	TOP																
Bob Will, L (1, 9) OBP: 0.360, SLG: 0.295	0-0 L9		0-0 F7		4-0 SH5-3 1B BB	4-0 1B 1B 1-2 BB		0-0 4-3		3 0 0 0 2 0 1																	
Don Zimmer, R (1, 4) OBP: 0.313, SLG: 0.417	0-0 1B		0-3 K		0-0 SH5-3 1B 1-2	0-0 1B 1-2 2-3		0-3 K2-3		5 0 3 0 0 2 1																	
George Altman, L (1, 8) OBP: 0.378, SLG: 0.588	0-3 K		0-0 1B		0-0 SH5-3 1-2 2-3	0-0 1B 1-2 2-3 3-H		0-3 K		3 0 2 1 0 1 1 1 0 0 0 0 1 1 0 0 0 0 0 0 0																	
George Freese, R (8, PH) OBP: 0.333, SLG: 0.200																											
Al Heist, R (8, 8) OBP: 0.241, SLG: 0.250																											
14 Ernie Banks, R (1, 6) OBP: 0.350, SLG: 0.550	0-0 P4		0-0 P3		4-0 L5-3 IBB	0-0 F8			0-0 CS WP 1B	4 0 1 0 1 0 5																	
Ron Santo, R (1, 5) OBP: 0.387, SLG: 0.505		0-0 BB 1B		0-0 5-3	0-0 L5-3 1-2		0-0 P4		0-0 P4	5 0 1 0 0 0 4																	
Billy Williams, L (1, 7) OBP: 0.291, SLG: 0.326		0-0 P5		0-0 HR		0-0 S 1B	0-0 6-3		4-0 1-2 BB	4 2 2 1 1 0 1																	
Ed Bouchee, L (1, 3) OBP: 0.345, SLG: 0.311		4-0 1-2 BB		0-0 1B		0-0 F2	0-0 1B		0-3 K 2-3	4 0 2 0 1 1 3																	
Dick Bertell, R (1, 2) OBP: 0.333, SLG: 0.333		0-0 F9		0-3 K		0-0 1B BB 1B	0-0 F8			4 1 1 1 0 1 4																	
Don Cardwell, R (1, 1) OBP: 0.118, SLG: 0.353		0-3 K		0-3 K				0-0 2B		4 0 1 0 0 3 4 0 0 0 0 0 0 0																	
Don Elston, R (8, 1)																											
<b>Inning Stats</b>	R: 0 E: 0 K: 1 S: 6	H: 1 LOB: 1 BB: 0 P: 6	R: 0 E: 0 K: 1 S: 6	H: 1 LOB: 2 BB: 1 P: 10	R: 0 E: 0 K: 1 S: 6	H: 1 LOB: 1 BB: 0 P: 6	R: 1 E: 0 K: 2 S: 9	H: 2 LOB: 1 BB: 0 P: 9	R: 0 E: 0 K: 0 S: 3	H: 1 LOB: 2 BB: 2 P: 11	R: 2 E: 0 K: 1 S: 9	H: 4 LOB: 3 BB: 1 P: 13	R: 0 E: 0 K: 0 S: 4	H: 1 LOB: 1 BB: 0 P: 4	R: 0 E: 0 K: 2 S: 8	H: 1 LOB: 1 BB: 0 P: 8	R: 0 E: 0 K: 1 S: 5	H: 1 LOB: 2 BB: 1 P: 9	1B: 11 2B: 3 3B: 0 HR: 1	SF: 0 SAC: 1 DP: 2 HBP: 0	WP: 1 PB: 0 SB: 1 CS: 1	PA: 43					
<b>PITCHER</b>	IP WLS BF H R ER SO BB IBB HBP BLK WP HR S P ERA WHIP																										
Sam Jones, R (1, 1) ERA: 3.35	7.0		36	12	3	3	6	3	1	0	0	0	1	44	60	3.86	2.143										
Billy O'Dell, L (8, 1) ERA: 3.6	1.0		3	0	0	0	2	0	0	0	0	0	0	7	7	0.00	0.000										
Bobby Bolin, R (9, 1) ERA: 1.08	0.1		3	1	0	0	0	1	0	0	0	1	0	2	6	0.00	6.000										
Stu Miller, R (9, 1) ERA: 1.29	0.2	W	1	0	0	0	1	0	0	0	0	0	0	3	3	0.00	0.000										

**Chicago Cubs @ San Francisco Giants**  
**Candlestick Park, San Francisco, CA**  
 Wed May 17 1961, 6:33 AM EDT  
 Att: 8,469 - Cloudy - 58 F

livebaseballscorecards.com

<b>AB</b>	37
<b>R</b>	3
<b>H</b>	13
<b>RBI</b>	3
<b>BB</b>	5
<b>SO</b>	9
<b>LOB</b>	25



Batter	1	2	3	4	5	6	7	8	9	AB	R	H	RBI	BB	SO	LOB
Jim Davenport, R (1, 5) OBP: 0.408, SLG: 0.552	0-0 F8		0-3 K		0-0 6-3			0-0 FC4-6		4	0	0	0	0	1	3
Chuck Hiller, L (1, 4) OBP: 0.273, SLG: 0.278	0-0 F8			0-0 4-3		0-0 6-3		0-3 K		4	0	0	0	0	1	1
Willie Mays, R (1, 8) OBP: 0.405, SLG: 0.602	0-0 F8			0-0 F8		0-0 P5		0-0 6-3		4	0	0	0	0	0	1
Felipe Alou, R (1, 9) OBP: 0.345, SLG: 0.466		0-3 K		0-0 F9		0-0 F9			0-3 K	4	0	0	0	0	2	0
Orlando Cepeda, R (1, 3) OBP: 0.322, SLG: 0.566		0-0 F9			0-0 F9		0-0 F9		1-0 1B	3	1	0	0	0	0	0
Harvey Kuenn, R (1, 7) Matty Alou, L (7, PR) OBP: 0.667, SLG: 0.900		0-0 F9			0-0 HR		0-0 FC4-6		0-0 1B	3	1	2	0	0	0	0
Ed Bailey, L (1, 2) OBP: 0.352, SLG: 0.432			0-0 6-3		0-0 HR		0-0 FC4-6		0-0 1B	4	1	2	3	0	0	1
Jose Pagan, R (1, 6) Willie McCovey, L (7, PH) Eddie Bressoud, R (8, 6) Hobie Landrith, L (9, PH) OBP: 0.556, SLG: 0.833			4-0 SH1-4		0-0 F9		0-0 F8		4-0 BB	1	0	0	0	1	0	0
Sam Jones, R (1, 1) Billy O'Dell, S (8, 1) Tom Haller, L (8, PH) Bobby Bolin, R (9, 1) Stu Miller, R (9, 1) Jim Marshall, L (9, PH) OBP: 0.375, SLG: 0.333			0-0 SH1-4		4-0 BB			4-0 FC4-6	4-0 BB	0	0	0	0	1	0	0

Inning Stats	R: 0	H: 0	E: 0	LOB: 0	K: 0	BB: 0	S: 3	P: 3	R: 0	H: 0	E: 0	LOB: 0	K: 1	BB: 0	S: 5	P: 5	R: 0	H: 0	E: 0	LOB: 0	K: 0	BB: 0	S: 3	P: 3	R: 2	H: 2	E: 0	LOB: 1	K: 0	BB: 1	S: 5	P: 9	R: 0	H: 0	E: 0	LOB: 0	K: 0	BB: 0	S: 3	P: 3	R: 0	H: 1	E: 0	LOB: 1	K: 0	BB: 0	S: 4	P: 4	R: 0	H: 0	E: 0	LOB: 1	K: 1	BB: 1	S: 5	P: 9	R: 2	H: 2	E: 0	LOB: 3	K: 1	BB: 2	S: 5	P: 14	1B: 4	SF: 0	2B: 0	SAC: 1	3B: 0	DP: 0	HR: 1	HBP: 1
--------------	------	------	------	--------	------	-------	------	------	------	------	------	--------	------	-------	------	------	------	------	------	--------	------	-------	------	------	------	------	------	--------	------	-------	------	------	------	------	------	--------	------	-------	------	------	------	------	------	--------	------	-------	------	------	------	------	------	--------	------	-------	------	------	------	------	------	--------	------	-------	------	-------	-------	-------	-------	--------	-------	-------	-------	--------

PITCHER	IP	WLS	BF	H	R	ER	SO	BB	IBB	HBP	BLK	WP	HR	S	P	ERA	WHIP
Don Cardwell, R (1, 1) ERA: 3.86	7.0		26	3	2	2	2	2	0	0	0	0	1	28	36	2.57	0.714
Don Elston, R (8, 1) ERA: 2.16	1.1	L	10	2	2	2	2	2	1	1	0	0	0	10	23	13.50	3.000


**BOTTOM**

**Chicago Cubs @ San Francisco Giants**  
Candlestick Park, San Francisco, CA

Wed May 17 1961, 6:33 AM EDT  
Att. 8,469 - Cloudy - 58 F

AB	29
R	4
H	5
RBI	4
BB	5
SO	4
LOB	7

livebaseballscorecards.com



Batter	1	2	3	4	5	6	7	8	9	AB R H RBI BB SO LOB	TOP									
Ken Boyer, R (1, 5) OBP: 0.394, SLG: 0.484	0-0 6-3		0-0 FC4		0-3 K			0-0 F9 1B		4 0 1 0 0 1 2										
Joe Cunningham, L (1, 9) OBP: 0.458, SLG: 0.521	0-0 F7		0-0 5-3			0-0 4-3		0-0 F9		4 0 0 0 0 0 2										
Bill White, L (1, 3) OBP: 0.263, SLG: 0.270	0-0 F8			4-0 BB		0-0 1B		0-0 1-3		3 0 1 0 1 0 1										
Stan Musial, L (1, 7) OBP: 0.372, SLG: 0.400 Don Landrum, L (9, PR) OBP: 0.214, SLG: 0.231		0-0 F7		0-0 G4-6-3		0-0 G3-6-3		0-0 FC4-6 1B		4 0 1 0 0 0 2 0 0 0 0 0 0 0										
Carl Sawatski, L (1, 2) OBP: 0.429, SLG: 0.409 Don Taussig, R (9, PR) OBP: 0.474, SLG: 0.706		0-3 K		0-0 FC5-4 1B			0-0 F5	0-0 FC4-6 FC4		4 0 1 0 0 1 1 0 0 0 0 0 0 0										
Daryl Spencer, R (1, 6) OBP: 0.393, SLG: 0.438 Bob Gibson, R (9, PR)		0-0 1B		0-0 FC5-4			0-3 K	0-0 FC4		4 0 1 0 0 1 2 0 0 0 0 0 0 0										
Curt Flood, R (1, 8) OBP: 0.346, SLG: 0.318 Red Schoendienst, S (9, PH) OBP: 0.385, SLG: 0.577		0-0 F9			0-3 K		1-0 HBP	0-0 L8		2 0 0 0 0 1 1 1 0 0 0 0 0 2										
Julian Javier, R (1, 4) OBP: 0.295, SLG: 0.319			0-0 L4		0-0 6-3		0-3 K			3 0 0 0 0 1 1										
Ray Sadecki, L (1, 1) OBP: 0.357, SLG: 0.429			0-0 FC4 1B		0-0 1B			0-0 2-3		3 0 2 0 0 0 0										
<b>Inning Stats</b>	R: 0 E: 0 K: 0 S: 3	H: 0 LOB: 0 BB: 0 P: 3	R: 0 E: 0 K: 1 S: 6	H: 1 LOB: 1 BB: 0 P: 6	R: 0 E: 0 K: 0 S: 4	H: 1 LOB: 1 BB: 0 P: 4	R: 0 E: 0 K: 0 S: 3	H: 1 LOB: 1 BB: 1 P: 7	R: 0 E: 0 K: 2 S: 8	H: 1 LOB: 1 BB: 0 P: 8	R: 0 E: 0 K: 2 S: 7	H: 0 LOB: 1 BB: 0 P: 8	R: 0 E: 0 K: 0 S: 4	H: 1 LOB: 1 BB: 0 P: 4	R: 0 E: 1 K: 0 S: 4	H: 1 LOB: 2 BB: 0 P: 4	1B: 7 2B: 0 3B: 0 HR: 0	SF: 0 SAC: 0 DP: 2 HBP: 1	WP: 0 PB: 0 SB: 1 CS: 0	PA: 34
<b>PITCHER</b> Glen Hobbie, R (1, 1) ERA: 4.4	IP: 9.0 WLS: W BF: 34 H: 7 R: 0 ER: 0 SO: 5 BB: 1 IBB: 0 HBP: 1 BLK: 0 WP: 0 HR: 0 S: 42 P: 47 ERA: 0.00 WHIP: 0.889																			

St. Louis Cardinals @ Chicago Cubs  
Wrigley Field, Chicago, IL  
Fri May 19 1961, 3:33 AM CDT  
Att. 3,192 - Sunny - 60 F

livebaseballscorecards.com

AB	32
R	0
H	7
RBI	0
BB	1
SO	5
LOB	14



Batter	1	2	3	4	5	6	7	8	9	AB R H RBI BB SO LOB
Al Heist, R OBP: 0.253, SLG: 0.262 (1, 8)	0-0 S 14 2B 1B		0-0 E5 L4-3		0-0 1B			0-3 K		4 1 2 0 0 1 0
Don Zimmer, R OBP: 0.303, SLG: 0.403 (1, 4)	0-0 F8		0-0 L4-3 1-2		0-3 K			0-0 E5 CS		4 0 0 0 0 1 3
George Altman, L OBP: 0.375, SLG: 0.568 (1, 9)	0-3 K 1-2			0-0 F9 BB 1B		0-3 K		0-0 CS 1-2		3 0 1 0 0 2 1
14 Ernie Banks, R OBP: 0.350, SLG: 0.554 (1, 6)	0-0 2B			0-0 F7		0-0 P3				3 0 1 1 0 0 1
Ron Santo, R OBP: 0.385, SLG: 0.495 (1, 5)	0-0 6-3			4-0 BB 1-2 BB		0-0 L5				2 0 0 0 1 0 1
Billy Williams, L OBP: 0.283, SLG: 0.316 (1, 7)		0-0 G3		0-0 F9 2-3		0-3 K				3 0 0 0 0 1 2
Ed Bouchee, L OBP: 0.345, SLG: 0.298 (1, 3)		0-3 K		0-0 G2		4-0 BB G6-4-3				2 0 0 0 1 1 2
Dick Bertell, R OBP: 0.320, SLG: 0.319 (1, 2)		0-0 L7			0-0 5-3		0-0 G6-4-3 1-2f			3 0 0 0 0 0 1
Glen Hobbie, R OBP: 0.136, SLG: 0.100 (1, 1)			0-0 L7		0-3 K			0-0 F7		3 0 0 0 0 1 0

Inning Stats	R: 1 E: 0 K: 1 S: 7	H: 2 LOB: 1 BB: 0 P: 7	R: 0 E: 0 K: 1 S: 5	H: 0 LOB: 0 BB: 0 P: 5	R: 0 E: 1 K: 0 S: 3	H: 0 LOB: 0 BB: 0 P: 3	R: 0 E: 0 K: 0 S: 4	H: 1 LOB: 2 BB: 1 P: 8	R: 0 E: 0 K: 2 S: 8	H: 1 LOB: 1 BB: 0 P: 8	R: 0 E: 0 K: 1 S: 5	H: 0 LOB: 0 BB: 0 P: 5	R: 0 E: 1 K: 1 S: 5	H: 0 LOB: 0 BB: 0 P: 5	R: 0 E: 0 K: 1 S: 4	H: 0 LOB: 0 BB: 1 P: 8	R: 0 E: 1 K: 1 S: 5	H: 0 LOB: 0 BB: 0 P: 5
1B: 3 2B: 2 3B: 0 HR: 0	SF: 0 SAC: 0 DP: 2 HBP: 0	WP: 0 PA: 30 PB: 0 SB: 1 CS: 1																


PITCHER	IP	WLS	BF	H	R	ER	SO	BB	IBB	HBP	BLK	WP	HR	S	P	ERA	WHIP
Ray Sadecki, L ERA: 2.37 (1, 1)	8.0	L	29	4	1	1	7	2	0	0	0	0	0	41	49	1.12	0.750

**BOTTOM**

**St. Louis Cardinals @ Chicago Cubs**  
 Wrigley Field, Chicago, IL  
 Fri May 19 1961, 3:33 AM CDT  
 Att. 3,192 - Sunny - 60 F

livebaseballscorecards.com

AB	27
R	1
H	4
RBI	1
BB	2
SO	7
LOB	11



Batter	1	2	3	4	5	6	7	8	9	AB R H RBI BB SO LOB	TOP									
Julian Javier, R (1, 4) OBP: 0.283, SLG: 0.305	0-0 1-3		0-0 6-3			0-0 B3		0-0 FC5-4		4 0 0 0 0 0 2										
Joe Cunningham, L (1, 3) OBP: 0.459, SLG: 0.510	0-0 4-3		4-0 BB			4-0 G3-6-3 BB			0-0 1-3	2 0 0 0 2 0 0										
Charlie James, R (1, 9) OBP: 0.250, SLG: 0.391	0-0 5-3		0-0 1-3			0-0 G3-6-3			0-0 F8	4 0 0 0 0 0 3										
Ken Boyer, R (1, 5) OBP: 0.389, SLG: 0.469		0-0 6-3				0-0 6-3			4-0 WP BB	3 0 0 0 1 0 0										
Stan Musial, L (1, 7) OBP: 0.354, SLG: 0.377		0-0 3-1				0-0 5-3		0-3 K	0-0 1-3	4 0 0 0 0 1 1										
Daryl Spencer, R (1, 6) OBP: 0.391, SLG: 0.429		4-0 2B BB				0-0 6-3		0-0 6-3		2 0 0 0 1 0 0										
Curt Flood, R (1, 8) OBP: 0.345, SLG: 0.360		0-0 2B				0-0 5-3			0-0 3-1	3 0 1 0 0 0 0										
Jimmie Schaffer, R (1, 2) OBP: 0.333, SLG: 0.333			0-0 6-3 1B			0-0 6-3			0-0 5-3	3 0 1 0 0 0 0										
Larry Jackson, R (1, 1) OBP: 0.167, SLG: 0.167			0-0 6-3			0-0 1-3			0-0 FC5-4 1B	3 0 1 0 0 0 1										
<b>Inning Stats</b>	R: 0 E: 0 K: 0 S: 3	H: 0 LOB: 0 BB: 0 P: 3	R: 0 E: 0 K: 0 S: 3	H: 1 LOB: 2 BB: 1 P: 7	R: 0 E: 0 K: 0 S: 4	H: 1 LOB: 2 BB: 1 P: 8	R: 0 E: 0 K: 0 S: 3	H: 0 LOB: 0 BB: 0 P: 3	R: 0 E: 0 K: 1 S: 2	H: 0 LOB: 0 BB: 1 P: 6	R: 0 E: 0 K: 1 S: 5	H: 0 LOB: 0 BB: 0 P: 5	R: 0 E: 0 K: 0 S: 4	H: 1 LOB: 1 BB: 0 P: 4	R: 0 E: 0 K: 0 S: 3	H: 0 LOB: 1 BB: 1 P: 7	1B: 2 2B: 1 3B: 0 HR: 0	SF: 0 SAC: 0 DP: 1 HBP: 0	WP: 1 PB: 0 SB: 0 CS: 0	PA: 32
<b>PITCHER</b> Dick Ellsworth, L (1, 1) ERA: 4.42	IP 9.0 WLS W BF 32 H 3 R 0 ER 0 SO 1 BB 4 IBB 0 HBP 0 BLK 0 WP 1 HR 0 S 30 P 46 ERA 0.00 WHIP 0.778																			
																		<b>PITCHER</b>	IP WLS BF H R ER SO BB IBB HBP BLK WP HR S P ERA WHIP	


St. Louis Cardinals @ Chicago Cubs  
Wrigley Field, Chicago, IL  
Sat May 20 1961, 3:33 AM CDT  
Att: 9,103 - Cloudy - 62 F

livebaseballscorecards.com

AB 28  
R 0  
H 3  
RBI 0  
BB 4  
SO 1  
LOB 7



Batter	1	2	3	4	5	6	7	8	9	AB R H RBI BB SO LOB
Al Heist, R OBP: 0.255, SLG: 0.256 Richie Ashburn, L OBP: 0.239, SLG: 0.212 (1, 8) (8, PH) (9, 7)	4-0 BB G5-4-3		0-0 L7		0-0 P6			0-0 4-3		2 0 0 0 1 0 0 1 0 0 0 0 0 0
Don Zimmer, R OBP: 0.309, SLG: 0.409 (1, 4)	0-0 G5-4-3 1-2f		0-0 2B		0-0 6-3			4-0 1B BB		3 0 1 0 1 0 1
George Altman, L OBP: 0.386, SLG: 0.610 (1, 9) (9, 8)	0-0 3B		0-0 F8					0-0 14 BB 1B		4 0 2 0 0 0 1
14 Ernie Banks, R OBP: 0.354, SLG: 0.544 (1, 6)	4-0 FC5-4 BB			0-0 6-3				4-0 1-2 BB		2 0 0 0 2 0 0
Ron Santo, R OBP: 0.381, SLG: 0.495 (1, 5)	0-0 FC5-4 1-2f			0-0 WP 2B				0-0 L6		4 0 1 0 0 0 5
Billy Williams, L OBP: 0.273, SLG: 0.304 (1, 7) (9, 9)		0-0 G3		0-0 F9				0-0 F9		4 0 0 0 0 0 4
Ed Bouchee, L OBP: 0.355, SLG: 0.360 (1, 3)		0-0 6-3		4-0 2-3 IBB				0-0 HR		3 1 1 1 1 0 0
Dick Bertell, R OBP: 0.321, SLG: 0.310 (1, 2)		0-3 K2-3		0-0 1-3				4-0 BB		2 0 0 0 1 1 2
Dick Ellsworth, L (1, 1)			0-3 K		0-3 K			0-3 K		3 0 0 0 0 3 1

BOTTOM	
<b>St. Louis Cardinals @ Chicago Cubs</b> Wrigley Field, Chicago, IL Sat May 20 1961, 3:33 AM CDT Att. 9,103 - Cloudy - 62 F	
<b>AB 28</b> <b>R 1</b> <b>H 5</b> <b>RBI 1</b> <b>BB 6</b> <b>SO 4</b> <b>LOB 14</b>	

Inning Stats	R: 0	H: 1	E: 0	LOB: 2	K: 0	BB: 2	S: 3	P: 11	R: 0	H: 0	E: 0	LOB: 0	K: 1	BB: 0	S: 5	P: 5	R: 0	H: 1	E: 0	LOB: 1	K: 1	BB: 0	S: 6	P: 6	R: 0	H: 1	E: 0	LOB: 2	K: 0	BB: 1	S: 4	P: 8	R: 0	H: 0	E: 0	LOB: 0	K: 1	BB: 0	S: 5	P: 5	R: 0	H: 0	E: 0	LOB: 0	K: 0	BB: 0	S: 3	P: 3	R: 0	H: 0	E: 0	LOB: 1	K: 1	BB: 1	S: 5	P: 9	R: 0	H: 1	E: 0	LOB: 3	K: 0	BB: 2	S: 4	P: 12	R: 1	H: 1	E: 0	LOB: 0	K: 0	BB: 0	S: 1	P: 1	1B: 1	SF: 0	2B: 2	SAC: 0	3B: 1	DP: 1	HR: 1	HBP: 0	WP: 1	PA: 34	PB: 0	SB: 0	CS: 0	ERA	WHIP
<b>PITCHER</b> Larry Jackson, R ERA: 4.5 (1, 1)	8.0	WLS L	BF 34	H 5	R 1	ER 1	SO 4	BB 5	IBB 1	HBP 0	BLK 0	WP 1	HR 1	S 36	P 60	ERA 1.12	WHIP 1.250																																																																						

Batter	1	2	3	4	5	6	7	8	9	AB R H RBI BB SO LOB	TOP						
<b>Red Schoendienst, S</b> OBP: 0.419, SLG: 0.581 (1, 4) X	0-0 G3		0-0 P6		0-0 BB 1B		0-0 1B 1B		0-0 1B 1B	5 2 3 0 0 0 1							
<b>Joe Cunningham, L</b> OBP: 0.465, SLG: 0.505 (1, 9) X	0-0 G3			4-0 1B 2B BB	4-0 1B BB		0-0 FC4-6 1B 1B		0-3 K	3 1 1 0 2 1 1							
<b>Bill White, L</b> OBP: 0.270, SLG: 0.277 (1, 3) X	0-0 L6			0-3 K	0-3 K		0-0 FC4-6 1B		0-0 HR 1B	5 1 2 1 0 2 4							
<b>Ken Boyer, R</b> OBP: 0.381, SLG: 0.455 (1, 5)				0-0 2B 1B	0-3 K		0-0 FC4-6		0-0 F8	5 1 1 0 0 2 7							
<b>Stan Musial, L</b> OBP: 0.368, SLG: 0.446 (1, 7)				0-0 2B			0-0 9-6 1B 1B		0-0 HR	5 1 3 5 0 0 2							
<b>Don Landrum, L</b> OBP: 0.214, SLG: 0.231 (9, 7)				1-H 2-H					1-H 2-H	0 0 0 0 0 0 0							
<b>Daryl Spencer, R</b> OBP: 0.391, SLG: 0.427 (1, 6)				0-0 F7			0-0 1B		0-0 5-3	5 0 2 0 0 0 1							
<b>Curt Flood, R</b> OBP: 0.344, SLG: 0.357 (1, 8)				0-0 6-3			0-0 P5		0-0 SH1-4	3 0 1 0 0 0 3							
<b>Jimmie Schaffer, R</b> OBP: 0.250, SLG: 0.250 (1, 2)				1B SH2-3 1B			0-0 P4		0-0 4-3	1 0 0 0 0 0 0							
<b>Walt Moryn, L</b> OBP: 0.185, SLG: 0.231 (6, PH)				SH2-3			0-0 9-6		0-0 4-3	1 0 0 0 0 0 2							
<b>Hal Smith, R</b> OBP: 0.257, SLG: 0.242 (6, 2)				1-2			2-3f		2-3	1 0 0 0 0 0 1							
<b>Curt Simmons, L</b> OBP: 0.438, SLG: 0.400 (1, 1)				0-0 1B			4-0 BB 1B BB		0-0 4-3	1 0 1 0 0 0 0							
<b>Bob Miller, R</b> OBP: 0.600, SLG: 1.000 (3, 1)				2-3						0 0 0 0 1 0 0							
<b>Lindy McDaniel, R</b> (6, 1)										2 0 0 0 0 1 1							
<b>Inning Stats</b>	R: 0 E: 0 K: 0 S: 3 H: 0 LOB: 0 BB: 0 P: 3	R: 0 E: 0 K: 1 S: 5 H: 0 LOB: 0 BB: 0 P: 5	R: 0 E: 0 K: 0 S: 4 H: 2 LOB: 1 BB: 0 P: 4	R: 2 E: 0 K: 1 S: 7 H: 2 LOB: 1 BB: 1 P: 11	R: 0 E: 0 K: 2 S: 8 H: 1 LOB: 3 BB: 2 P: 16	R: 0 E: 0 K: 0 S: 4 H: 2 LOB: 1 BB: 0 P: 4	R: 1 E: 0 K: 1 S: 8 H: 3 LOB: 2 BB: 0 P: 8	R: 0 E: 0 K: 0 S: 4 H: 1 LOB: 1 BB: 0 P: 4	R: 3 E: 0 K: 1 S: 8 H: 3 LOB: 0 BB: 0 P: 8	1B: 12 2B: 2 3B: 0 HR: 1 SF: 0 SAC: 2 DP: 1 HBP: 0	WP: 0 PB: 0 SB: 0 CS: 0 PA: 42						
<b>PITCHER</b>	IP WLS BF H R ER SO BB IBB HBP BLK WP HR S P ERA WHIP																
<b>Don Cardwell, R</b> ERA: 3.74 (1, 1)	6.0		26	7	2	2	4	3	0	0	0	0	0	31	43	3.00	1.667
<b>Bob Anderson, R</b> ERA: 4.98 (7, 1)	0.1		4	3	1	1	1	0	0	0	0	0	0	6	6	27.00	9.000
<b>Don Elston, R</b> ERA: 2.93 (7, 1)	2.2	L	12	4	3	3	1	0	0	0	0	0	1	14	14	10.12	1.500

**St. Louis Cardinals @ Chicago Cubs**  
Wrigley Field, Chicago, IL  
Sun May 21 1961, 3:33 AM CDT  
Cloudy - 50 F

livebaseballscorecards.com

**AB 37**  
**R 6**  
**H 14**  
**RBI 6**  
**BB 3**  
**SO 6**  
**LOB 23**





BOTTOM

St. Louis Cardinals @ Chicago Cubs  
Wrigley Field, Chicago, IL  
Sun May 21 1961, 3:33 AM CDT  
Cloudy - 50 F

livebaseballscorecards.com

AB	36
R	3
H	13
RBI	3
BB	6
SO	8
LOB	23



WP:	0	PA:	42
PB:	0		
SB:	1		
CS:	0		

AB R H RBI BB SO LOB

4	1	1	1	1	1	4
5	0	1	0	0	0	5
4	0	2	1	1	1	0
4	0	2	0	1	1	1
4	1	1	0	1	0	5
5	0	0	0	0	1	3
3	1	3	1	1	0	0
4	0	3	0	0	1	1
2	0	0	0	0	2	2
0	0	0	0	1	0	0
0	0	0	0	0	0	0
0	0	0	0	0	0	0
1	0	0	0	0	1	2

Batter	1	2	3	4	5	6	7	8	9
Al Heist, R OBP: 0.263, SLG: 0.256 (1, 8)	0-0 4-3 1B		0-0 1B 2B 1B	0-0 F8		4-0 BB 1-2 2-3 3-H BB		0-3 K	
Don Zimmer, R OBP: 0.305, SLG: 0.402 (1, 4)	0-0 F7		0-0 1-2 G1-2-3 1B		0-0 F9	0-0 F7		0-0 FC1-6 1-2f	
George Altman, L OBP: 0.408, SLG: 0.622 (1, 9)	0-3 K		0-0 1-3 2-H 2B		0-0 14 G4-6-3 1B		0-0 L7	4-0 L5-4 14 1B BB	
14 Ernie Banks, R OBP: 0.364, SLG: 0.542 (1, 6)		0-0 1B	4-0 1B IBB		0-0 G4-6-3 1-2f		0-3 K	0-0 1-2 1B	
Ron Santo, R OBP: 0.382, SLG: 0.487 (1, 5)		0-0 1B S	0-0 G1-2-3 3-Hf			0-0 P6	4-0 BB 1B BB	0-0 L5-4 2-3	
Billy Williams, L OBP: 0.261, SLG: 0.290 (1, 7)		0-3 K 1-2		0-0 F8		0-0 3-1	0-0 P5	0-0 G3	
Ed Bouchee, L OBP: 0.394, SLG: 0.396 (1, 3)		0-0 2-H 1B		4-0 1B BB		0-0 BB 1B BB		0-0 1B 1B	
Dick Bertell, R OBP: 0.341, SLG: 0.333 (1, 2)		0-3 K		0-0 1-2 1B		0-0 BB BB 1B		0-0 FC1-6 1-3 1B	
Don Cardwell, R OBP: 0.105, SLG: 0.316 (1, 1)			0-3 K	0-3 K		4-0 BB 1B BB		0-3 K	
Sammy Taylor, L OBP: 0.250, SLG: 0.353 (6, PH)									
Bob Will, L OBP: 0.360, SLG: 0.295 (6, PR)									
Bob Anderson, R OBP: 0.250, SLG: 0.250 (7, 1)									
Don Elston, R (7, 1)									

Inning Stats	R: 0 E: 0 K: 1 S: 5	H: 0 LOB: 0 BB: 0 P: 5	R: 1 E: 0 K: 2 S: 9	H: 3 LOB: 1 BB: 0 P: 9	R: 1 E: 0 K: 1 S: 7	H: 3 LOB: 2 BB: 1 P: 11	R: 0 E: 0 K: 1 S: 6	H: 1 LOB: 2 BB: 1 P: 10	R: 0 E: 0 K: 0 S: 3	H: 1 LOB: 0 BB: 0 P: 3	R: 1 E: 0 K: 0 S: 5	H: 2 LOB: 3 BB: 2 P: 13	R: 0 E: 0 K: 1 S: 5	H: 0 LOB: 1 BB: 1 P: 9	R: 0 E: 0 K: 2 S: 9	H: 2 LOB: 2 BB: 0 P: 9	R: 0 E: 0 K: 0 S: 3	H: 1 LOB: 1 BB: 1 P: 7
--------------	------------------------------	---------------------------------	------------------------------	---------------------------------	------------------------------	----------------------------------	------------------------------	----------------------------------	------------------------------	---------------------------------	------------------------------	----------------------------------	------------------------------	---------------------------------	------------------------------	---------------------------------	------------------------------	---------------------------------

PITCHER	IP	WLS	BF	H	R	ER	SO	BB	IBB	HBP	BLK	WP	HR	S	P	ERA	WHIP
Curt Simmons, L ERA: 3.89 (1, 1)	2.1		13	6	2	2	4	0	0	0	0	0	0	20	24	7.71	2.571
Bob Miller, R ERA: 4.26 (3, 1)	3.1		15	4	1	1	1	3	0	0	0	0	0	14	26	2.70	2.100
Lindy McDaniel, R ERA: 4.05 (6, 1)	3.1	W	14	3	0	0	3	2	0	0	0	0	0	18	26	0.00	1.500

1B:	12	SF:	0
2B:	2	SAC:	0
3B:	0	DP:	3
HR:	0	HBP:	0

Batter	1	2	3	4	5	6	7	8	9	AB	R	H	RBI	BB	SO	LOB	TOP							
<b>Red Schoendienst, S</b> (1, 4) <small>OBP: 0.412, SLG: 0.545</small> <b>Don Landrum, L</b> (8, 9) <small>OBP: 0.225, SLG: 0.242</small>	4-0 		0-0 G3 		0-0 F7 			0-0 SH1-4 	0-0 	2	0	0	0	1	0	2								
<b>Joe Cunningham, L</b> (1, 9) <small>OBP: 0.458, SLG: 0.495</small> <b>Julian Javier, R</b> (8, PR) <small>OBP: 0.290, SLG: 0.305</small>	0-0 F9 		0-3 K 			0-0 4-3 		0-0 	4-0 	4	0	1	0	0	1	2								
<b>Bill White, L</b> (1, 3) <small>OBP: 0.276, SLG: 0.296</small>	0-3 K 			4-0 		0-0 F8 		0-0 	0-3 	4	0	1	2	1	2	4								
<b>Ken Boyer, R</b> (1, 5) <small>OBP: 0.377, SLG: 0.448</small>	0-0 P4 			0-0 F3 		0-0 E3 		0-3 		4	0	1	0	0	1	4								
<b>Daryl Spencer, R</b> (1, 6) <small>OBP: 0.387, SLG: 0.414</small>		0-0 5-3 		4-0 		0-0 P6 		0-0 F8 		3	0	0	0	1	0	3								
<b>Charlie James, R</b> (1, 7) <small>OBP: 0.250, SLG: 0.370</small>		0-3 K 		0-0 		0-0 F7 			0-0 	4	1	1	0	0	1	1								
<b>Curt Flood, R</b> (1, 8) <small>OBP: 0.306, SLG: 0.313</small>		0-0 6-3 				0-0 F8 		0-0 5-3 	0-0 	4	0	0	0	0	0	1								
<b>Hal Smith, R</b> (1, 2) <small>OBP: 0.270, SLG: 0.246</small>			4-0 			0-0 			0-0 	3	0	1	0	1	1	1								
<b>Bob Gibson, R</b> (1, 1) <small>OBP: 0.167, SLG: 0.182</small>			0-0 SH1-4 			0-3 		1-0 	0-0 	2	1	1	1	0	1	1								
<b>Inning Stats</b>	R: 0 E: 0 K: 1 S: 5	H: 0 LOB: 1 BB: 1 P: 9	R: 0 E: 0 K: 1 S: 5	H: 0 LOB: 0 BB: 0 P: 5	R: 0 E: 0 K: 1 S: 5	H: 0 LOB: 1 BB: 1 P: 9	R: 0 E: 0 K: 1 S: 2	H: 0 LOB: 1 BB: 2 P: 10	R: 0 E: 0 K: 1 S: 6	H: 1 LOB: 1 BB: 0 P: 6	R: 0 E: 1 K: 0 S: 4	H: 1 LOB: 1 BB: 0 P: 4	R: 0 E: 0 K: 1 S: 5	H: 0 LOB: 0 BB: 0 P: 5	R: 2 E: 0 K: 1 S: 7	H: 2 LOB: 2 BB: 0 P: 8	R: 1 E: 0 K: 1 S: 8	H: 3 LOB: 3 BB: 1 P: 12	1B: 5 2B: 1 3B: 1 HR: 0	SF: 0 SAC: 2 DP: 0 HBP: 1	WP: 3 PB: 0 SB: 0 CS: 1	PA: 39		
<b>PITCHER</b> <b>Dick Drott, R</b> (1, 1) <small>ERA: 1.35</small> <b>Joe Schaffernoth, R</b> (8, 1) <small>ERA: 6.32</small> <b>Jim Brewer, L</b> (9, 1) <small>ERA: 4.26</small>	IP	WLS	BF	H	R	ER	SO	BB	IBB	HBP	BLK	WP	HR	S	P	ERA	WHIP							
	7.0	L	26	2	0	0	5	4	0	0	0	3	0	32	48	0.00	0.857							
	1.2		12	5	3	3	1	1	0	1	0	0	0	12	17	16.20	3.600							
	0.1		1	0	0	0	1	0	0	0	0	0	0	3	3	0.00	0.000							

St. Louis Cardinals @ Chicago Cubs

Wrigley Field, Chicago, IL

Sun May 21 1961, 3:38 AM CDT

Att. 18,222 - Cloudy - 50 F

[livebaseballscorecards.com](http://livebaseballscorecards.com)

AB	31
R	3
H	7
RBI	3
BB	5
SO	7
LOB	19



Batter	1	2	3	4	5	6	7	8	9	AB	R	H	RBI	BB	SO	LOB
Al Heist, R OBP: 0.257, SLG: 0.250 Richie Ashburn, L OBP: 0.260, SLG: 0.212	0-3 K		0-3 K			4-0 SH3-4 BB		4-0 G5-4-3 BB		2	0	0	0	0	2	0
Don Zimmer, R OBP: 0.313, SLG: 0.403	0-0 1-3 1B		4-0 S BB			0-0 SH3-4 1-2		0-0 G5-4-3 1-2f		2	0	1	0	1	0	1
George Altman, L OBP: 0.377, SLG: 0.571	0-0 1-3 1-2		0-0 P4 1-2			0-0 4-3 2-3		0-0 P6		4	0	0	0	0	0	3
14 Ernie Banks, R OBP: 0.360, SLG: 0.529	0-0 L8			0-3 K		4-0 IBB			0-0 P4	3	0	0	0	1	1	1
Ron Santo, R OBP: 0.378, SLG: 0.479		0-3 K		0-3 K		0-3 K			0-0 FC1-6 1B	4	0	1	0	0	3	2
Billy Williams, L OBP: 0.269, SLG: 0.306		0-0 1B		0-0 F9					0-0 FC1-6 1-2f	4	0	2	0	0	0	1
Ed Bouchee, L OBP: 0.371, SLG: 0.368		0-3 K			0-3 K				0-3 K	4	0	0	0	0	3	3
Sammy Taylor, L OBP: 0.233, SLG: 0.324		0-0 6-3			0-0 4-3				0-0 4-3 2-3	3	0	0	0	0	0	2
Dick Drott, R Bob Will, L Joe Schaffernoth, R Jim Brewer, L			0-3 K		0-3 K2-3				0-0 F7	2	0	0	0	0	2	0

<b>Inning Stats</b>	R: 0 E: 0 K: 1 S: 6	H: 1 LOB: 1 BB: 0 P: 6	R: 0 E: 0 K: 2 S: 8	H: 1 LOB: 1 BB: 0 P: 8	R: 0 E: 0 K: 2 S: 7	H: 0 LOB: 1 BB: 1 P: 11	R: 0 E: 0 K: 2 S: 7	H: 0 LOB: 0 BB: 0 P: 7	R: 0 E: 0 K: 2 S: 7	H: 0 LOB: 0 BB: 0 P: 7	R: 0 E: 0 K: 1 S: 5	H: 0 LOB: 2 BB: 2 P: 13	R: 0 E: 0 K: 0 S: 4	H: 1 LOB: 1 BB: 0 P: 4	R: 0 E: 0 K: 0 S: 2	H: 0 LOB: 0 BB: 1 P: 6	R: 0 E: 0 K: 1 S: 6	H: 1 LOB: 1 BB: 0 P: 6	1B: 3 2B: 1 3B: 0 HR: 0	SF: 0 SAC: 1 DP: 1 HBP: 0
<b>PITCHER</b> Bob Gibson, R ERA: 1.74	(1, 1)	IP: 9.0 WLS: W BF: 34 H: 4 R: 0 ER: 0 SO: 11	BB: 3 IBB: 1 HBP: 0 BLK: 0	WP: 0 HR: 0 S: 52 P: 68	ERA: 0.00 WHIP: 0.778	<b>PITCHER</b>	IP: 9.0 WLS: W BF: 34 H: 4 R: 0 ER: 0 SO: 11	BB: 3 IBB: 1 HBP: 0 BLK: 0	WP: 0 HR: 0 S: 52 P: 68	ERA: 0.00 WHIP: 0.778	WP: 0 PA: 34	ERA: 0.00 WHIP: 0.778								


**BOTTOM**

**St. Louis Cardinals @ Chicago Cubs**  
Wrigley Field, Chicago, IL

Sun May 21 1961, 3:38 AM CDT  
Att. 18,222 - Cloudy - 50 F

livebaseballscorecards.com

<b>AB</b>	<b>29</b>
<b>R</b>	<b>0</b>
<b>H</b>	<b>4</b>
<b>RBI</b>	<b>0</b>
<b>BB</b>	<b>4</b>
<b>SO</b>	<b>11</b>
<b>LOB</b>	<b>14</b>



Batter	1	2	3	4	5	6	7	8	9	10	AB R H RBI BB SO LOB	TOP									
<b>Bobby Malkmus, R</b> (1, 4) OBP: 0.222, SLG: 0.217	0-0 F8		0-0 1B			0-0 P6		0-0 F8		0-0 3B	5 0 2 1 0 0 0	<b>Philadelphia Phillies @ Chicago Cubs</b> Wrigley Field, Chicago, IL Tue May 23 1961, 3:33 AM CDT Att. 2,179 - Sunny - 50 F									
<b>Choo-Choo Coleman, L</b> (1, 2) OBP: 0.233, SLG: 0.214 <b>Cal Neeman, R</b> (10, 2) OBP: 0.321, SLG: 0.261	0-0 G3		0-0 P6			0-0 L4			0-0 4-3	0-0 4-3	5 0 0 0 0 0 2 0 0 0 0 0 0 0										
<b>Johnny Callison, L</b> (1, 7) OBP: 0.396, SLG: 0.466	0-0 4-3			0-0 4-3			0-0 F7		0-0 F8		4 0 0 0 0 0 0										
<b>Pancho Herrera, R</b> (1, 3) OBP: 0.342, SLG: 0.386		0-0 F9		0-0 4-3			4-0 1B BB		1-0 1B HBP		2 0 0 0 1 0 0										
<b>Tony Gonzalez, L</b> (1, 8) OBP: 0.430, SLG: 0.457		0-0 4-3		0-0 F7			0-0 L7		0-0 1-3 1B		4 0 1 0 0 0 1										
<b>Ken Walters, R</b> (1, 9) OBP: 0.385, SLG: 0.520		0-0 F7			0-0 G6-4-3 1B		0-0 1-2 1B		0-0 F3		4 0 2 0 0 0 2										
<b>Charley Smith, R</b> (1, 6) OBP: 0.301, SLG: 0.403			0-0 E5 PB SH1-4		0-3 K		0-0 L4			0-0 4-3 SH2-4 3B 1B	4 2 1 0 0 1 3										
<b>Jim Woods, R</b> (1, 5) OBP: 0.278, SLG: 0.355			0-3 K		0-0 G6-4-3			0-3 K		0-0 SH2-4	3 0 0 0 0 2 2										
<b>Frank Sullivan, R</b> (1, 1) <b>Clay Dalrymple, L</b> (10, PH) <b>Chris Short, R</b> (10, 1)			0-0 SH1-4			0-3 K		0-0 G3		0-0 4-3	2 0 0 1 0 1 0 1 0 0 0 0 0 1 0 0 0 0 0 0 0										
<b>Inning Stats</b>	R: 0 E: 0 K: 0 S: 3	H: 0 LOB: 0 BB: 0 P: 3	R: 0 E: 0 K: 0 S: 3	H: 0 LOB: 0 BB: 0 P: 3	R: 1 E: 1 K: 1 S: 7	H: 1 LOB: 1 BB: 0 P: 7	R: 0 E: 0 K: 0 S: 3	H: 0 LOB: 0 BB: 0 P: 3	R: 0 E: 0 K: 1 S: 5	H: 1 LOB: 2 BB: 1 P: 8	R: 0 E: 0 K: 1 S: 5		H: 0 LOB: 0 BB: 0 P: 5	R: 0 E: 0 K: 0 S: 4	H: 1 LOB: 2 BB: 0 P: 5	R: 1 E: 0 K: 0 S: 5	H: 2 LOB: 1 BB: 0 P: 5	1B: 5 2B: 0 3B: 1 HR: 0	SF: 0 SAC: 2 DP: 1 HBP: 1	WP: 0 PB: 1 SB: 0 CS: 0	PA: 38
<b>PITCHER</b> <b>Glen Hobbie, R</b> (1, 1) ERA: 3.91	IP 10.0	WLS L	BF 38	H 6	R 2	ER 1	SO 4	BB 1	IBB 0	HBP 1	BLK 0	WP 0	HR 0	S 44	P 49	ERA 0.90	WHIP 0.700				

AB	34
R	2
H	6
RBI	2
BB	1
SO	4
LOB	11



Batter	1	2	3	4	5	6	7	8	9	10	AB	R	H	RBI	BB	SO	LOB							
<b>Don Zimmer, R</b> (1, 4) OBP: 0.302, SLG: 0.388	0-0 4-3	0-0 F8			0-3 K			0-0 F7		0-3 K	5	0	0	0	0	2	2							
<b>Billy Williams, L</b> (1, 9) OBP: 0.282, SLG: 0.333	0-0 HR		0-0 4-3		4-0 BB			1-0 HBP		0-0 F8	3	1	1	1	1	0	1							
<b>Ron Santo, R</b> (1, 5) OBP: 0.374, SLG: 0.472	0-0 1B		0-0 5-3		0-0 P6			0-0 G4-6-3			4	0	1	0	0	0	2							
<b>14 Ernie Banks, R</b> (1, 7) OBP: 0.357, SLG: 0.520	0-0 1B		0-0 1B		0-3 K			0-3 K		0-3 K	4	0	1	0	0	2	1							
<b>George Altman, L</b> (1, 8) OBP: 0.386, SLG: 0.558	4-0 BB		0-0 1B		0-0 G3			0-0 1B		0-0 1B	3	0	1	0	1	0	1							
<b>Ed Bouchee, L</b> (1, 3) OBP: 0.351, SLG: 0.344	0-3 K		0-3 K		0-0 4-3			0-0 FC4-6		0-0 FC4-6	4	0	0	0	0	2	3							
<b>Dick Bertell, R</b> (1, 2) OBP: 0.326, SLG: 0.316		0-0 P4		0-0 5-3				0-0 6-3		0-0 1-3	4	0	0	0	0	0	1							
<b>Jerry Kindall, R</b> (1, 6) <b>Mel Roach, R</b> (10, PH) OBP: 0.233, SLG: 0.192		4-0 BB		0-3 K				0-0 F7		0-0 4-3	2	0	0	0	1	1	0							
<b>Glen Hobbie, R</b> (1, 1) <b>George Freese, R</b> (10, PH) <b>Al Heist, R</b> (10, PR) OBP: 0.257, SLG: 0.250		0-0 1B		0-0 4-3				0-0 4-3		0-0 1B	1	0	1	0	0	0	0							
<b>Inning Stats</b>	R: 1 E: 0 K: 1 S: 7	H: 2 LOB: 2 BB: 1 P: 11	R: 0 E: 0 K: 0 S: 3	H: 0 LOB: 1 BB: 1 P: 7	R: 0 E: 0 K: 0 S: 4	H: 1 LOB: 1 BB: 0 P: 4	R: 0 E: 0 K: 2 S: 7	H: 0 LOB: 0 BB: 0 P: 7	R: 0 E: 0 K: 1 S: 5	H: 0 LOB: 1 BB: 1 P: 9	R: 0 E: 0 K: 1 S: 5	H: 0 LOB: 0 BB: 0 P: 5	R: 0 E: 0 K: 0 S: 3	H: 0 LOB: 0 BB: 0 P: 3	R: 0 E: 0 K: 0 S: 2	H: 0 LOB: 0 BB: 0 P: 3	R: 0 E: 0 K: 1 S: 6	H: 1 LOB: 1 BB: 0 P: 6	R: 0 E: 0 K: 1 S: 6	H: 1 LOB: 1 BB: 0 P: 6	1B: 4 2B: 0 3B: 0 HR: 1	SF: 0 SAC: 1 DP: 1 HBP: 1	WP: 1 PB: 0 SB: 3 CS: 0	PA: 38


PITCHER	IP	WLS	BF	H	R	ER	SO	BB	IBB	HBP	BLK	WP	HR	S	P	ERA	WHIP
<b>Frank Sullivan, R</b> (1, 1) ERA: 3.26	9.0	W	34	4	1	1	6	3	0	1	0	1	1	42	55	1.00	0.778
<b>Chris Short, L</b> (10, 1) ERA: 2.78	1.0	S	4	1	0	0	1	0	0	0	0	0	0	6	6	0.00	1.000

PITCHER	IP	WLS	BF	H	R	ER	SO	BB	IBB	HBP	BLK	WP	HR	S	P	ERA	WHIP

**BOTTOM**

**Philadelphia Phillies @ Chicago Cubs**  
**Wrigley Field, Chicago, IL**  
 Tue May 23 1961, 3:33 AM CDT  
 Att: 2,179 - Sunny - 50 F

**AB 33**  
**R 1**  
**H 5**  
**RBI 1**  
**BB 3**  
**SO 7**  
**LOB 11**



Batter	1	2	3	4	5	6	7	8	9	AB R H RBI BB SO LOB	TOP														
<b>Bill Virdon, L</b> (1, 8) OBP: 0.380, SLG: 0.509	0-0 G1-6-3 1B		0-3 K		0-0 2B HR 1B		4-0 G5-4-3 IBB		0-0 FC5-4 1-2f	4 1 2 1 1 1 1	<b>Pittsburgh Pirates @ Chicago Cubs</b> Wrigley Field, Chicago, IL Wed May 24 1961, 3:33 AM CDT Att. 5,573 - Sunny - 70 F														
<b>Dick Groat, R</b> (1, 6) OBP: 0.329, SLG: 0.369	0-0 G1-6-3 1-2f		0-0 F9		0-0 1-3 HR 2B		0-0 G5-4-3 1-2f		0-0 P4	5 1 1 0 0 0 4															
<b>Roberto Clemente, R</b> (1, 9) OBP: 0.366, SLG: 0.529	0-3 K				0-0 HR				0-0 5-3	4 2 2 4 0 1 0															
<b>Dick Stuart, R</b> (1, 3) OBP: 0.356, SLG: 0.591					0-3 K HR				0-0 3B HR	4 2 2 1 0 1 0															
<b>Gino Cimoli, R</b> (1, 7) OBP: 0.375, SLG: 0.433					0-0 6-3				0-0 L4 3B	4 0 1 1 0 0 0															
<b>Don Hoak, R</b> (1, 5) OBP: 0.389, SLG: 0.418					0-0 4-3				0-0 1-3 3B	3 0 2 0 0 0 0															
<b>Dick Schofield, S</b> (6, PR) OBP: 0.250, SLG: 0.286									0-0 G5-4-3 1B	1 0 0 0 0 0 1															
<b>Hal Smith, R</b> (1, 2) OBP: 0.172, SLG: 0.196									0-0 G3 1-2	4 0 0 0 0 0 3															
<b>Bill Mazaroski, R</b> (1, 4) OBP: 0.264, SLG: 0.322									0-0 L8	3 1 0 0 1 0 1															
<b>Vinegar Bend Mizell, R</b> (1, 1) <b>Clem Labine, R</b> (7, 1) OBP: 0.200, SLG: 0.200									0-0 6-3 1B	2 0 0 0 0 0 1 1 0 1 0 0 0 0															
<b>Inning Stats</b>	R: 0 E: 0 K: 1 S: 5	H: 1 LOB: 0 BB: 0 P: 5	R: 1 E: 0 K: 0 S: 5	H: 2 LOB: 1 BB: 0 P: 5	R: 0 E: 0 K: 1 S: 5	H: 0 LOB: 0 BB: 0 P: 5	R: 1 E: 0 K: 1 S: 6	H: 1 LOB: 0 BB: 0 P: 6	R: 4 E: 0 K: 0 S: 6	H: 3 LOB: 0 BB: 1 P: 10	R: 0 E: 0 K: 0 S: 3	H: 1 LOB: 1 BB: 0 P: 3	R: 0 E: 1 K: 0 S: 3	H: 0 LOB: 1 BB: 1 P: 7	R: 1 E: 0 K: 0 S: 5	H: 2 LOB: 1 BB: 0 P: 5	R: 0 E: 0 K: 0 S: 4	H: 1 LOB: 1 BB: 0 P: 4	1B: 5 2B: 1 3B: 2 HR: 3	SF: 0 SAC: 1 DP: 3 HBP: 0	WP: 1 PB: 0 SB: 0 CS: 0	PA: 38			
<b>PITCHER</b>	IP	WLS	BF	H	R	ER	SO	BB	IBB	HBP	BLK	WP	HR	S	P	ERA	WHIP								
<b>Dick Ellsworth, L</b> (1, 1) ERA: 5.15	5.0	L	22	7	6	6	3	1	0	0	0	1	2	27	31	10.80	1.600								
<b>Bob Anderson, R</b> (6, 1) ERA: 4.71	2.0		7	1	0	0	0	0	1	0	0	0	0	6	10	0.00	0.500								
<b>Mel Wright, R</b> (8, 1) ERA: 5.79	2.0		9	3	1	1	0	0	0	0	0	0	1	9	9	4.50	1.500								

livebaseballscorecards.com

<b>AB</b>	35
<b>R</b>	7
<b>H</b>	11
<b>RBI</b>	7
<b>BB</b>	2
<b>SO</b>	3
<b>LOB</b>	11



Batter	1	2	3	4	5	6	7	8	9	AB	R	H	RBI	BB	SO	LOB
Jerry Kindall, R (1, 6) OBP: 0.200, SLG: 0.444 Bob Will, L (9, PH) OBP: 0.346, SLG: 0.283	0-3 K		0-0 HR		0-0 P3		0-3 K		0-0 4-3	4	1	1	1	0	2	1
Billy Williams, L (1, 9) OBP: 0.289, SLG: 0.364	0-0 HR		0-3 K		0-0 G3		0-0 1B 1-2 1B			4	1	2	1	0	1	0
Ron Santo, R (1, 5) OBP: 0.378, SLG: 0.472	0-0 F8		0-0 14 1B 1B		0-0 F9		0-0 1-2 2-H 1B			4	0	2	1	0	0	0
14 Ernie Banks, R (1, 7) OBP: 0.354, SLG: 0.512	0-0 6-3		0-0 1-2 1B		0-0 F3		0-3 K			4	0	1	0	0	1	2
George Altman, L (1, 8) OBP: 0.377, SLG: 0.536		0-0 F8	0-0 F7		0-0 1B 1B		0-0 4-3			4	0	1	0	0	0	2
Don Zimmer, R (1, 4) OBP: 0.307, SLG: 0.392		0-0 E3 1B		0-0 6-3		0-0 1-2 G6-4-3 1B		0-0 F9		4	0	2	0	0	0	0
Mel Roach, R (1, 3) OBP: 0.222, SLG: 0.182 Ed Bouchee, L (8, PH) OBP: 0.347, SLG: 0.339		0-0 5-3		0-0 F8		0-0 G6-4-3		0-0 F8		3	0	0	0	0	0	3
Dick Bertell, R (1, 2) OBP: 0.333, SLG: 0.325		0-3 K		0-0 1B		0-0 1-2f		0-0 F8		4	1	2	0	0	1	1
Dick Ellsworth, L (1, 1) Bob Anderson, R (6, 1) Al Heist, R (7, PH) Mel Wright, R (8, 1) Richie Ashburn, L (9, PH) OBP: 0.257, SLG: 0.209		0-3 K	0-3 K	0-0 G3		0-0 F9		0-0 5-3		2	0	0	0	0	1	1

Inning Stats	R: 1	H: 1	E: 0	K: 1	S: 6	R: 0	H: 1	E: 1	K: 1	S: 6	R: 1	H: 3	E: 0	K: 2	S: 10	R: 0	H: 1	E: 0	K: 0	S: 4	R: 0	H: 0	E: 0	K: 0	S: 3	R: 0	H: 2	E: 0	K: 0	S: 4	R: 1	H: 3	E: 0	K: 2	S: 10	R: 0	H: 0	E: 0	K: 0	S: 3	R: 0	H: 0	E: 0	K: 0	S: 3	R: 0	H: 0	E: 0	K: 0	S: 3
	LOB: 0	BB: 0	P: 6	LOB: 1	BB: 0	P: 6	LOB: 2	BB: 0	P: 10	LOB: 1	BB: 0	P: 4	LOB: 0	BB: 0	P: 3	LOB: 1	BB: 0	P: 4	LOB: 2	BB: 0	P: 10	LOB: 0	BB: 0	P: 3	LOB: 1	BB: 0	LOB: 1	BB: 0	P: 4	LOB: 2	BB: 0	P: 10	LOB: 0	BB: 0	P: 3	LOB: 0	BB: 0	P: 3	LOB: 0	BB: 0	P: 3	LOB: 0	BB: 0	P: 3	LOB: 0	BB: 0	P: 3			


PITCHER	IP	WLS	BF	H	R	ER	SO	BB	IBB	HBP	BLK	WP	HR	S	P	ERA	WHIP
Vinegar Bend Mizell, L (1, 1) ERA: 3.57	6.2	W	30	11	3	3	5	0	0	0	0	0	2	40	40	4.05	1.650
Clem Labine, R (7, 1) ERA: 1.33	2.1	S	7	0	0	0	1	0	0	0	0	0	0	9	9	0.00	0.000

**BOTTOM**

**Pittsburgh Pirates @ Chicago Cubs**  
**Wrigley Field, Chicago, IL**  
 Wed May 24 1961, 3:33 AM CDT  
 Att. 5,573 - Sunny - 70 F

livebaseballscorecards.com

<b>AB</b>	<b>37</b>
<b>R</b>	<b>3</b>
<b>H</b>	<b>11</b>
<b>RBI</b>	<b>3</b>
<b>BB</b>	<b>0</b>
<b>SO</b>	<b>6</b>
<b>LOB</b>	<b>11</b>



<b>WP</b> : 0	<b>PA</b> : 37
<b>PB</b> : 0	
<b>SB</b> : 0	
<b>CS</b> : 0	

Batter	1	2	3	4	5	6	7	8	9	10	11	12	13	AB R H RBI BB SO LOB	TOP														
Felipe Alou, R OBP: 0.341, SLG: 0.453 (1, 9)	0-3 K		0-0 F9		0-0 F5			0-0 F8 1B 1-3		0-0 CS 1B			0-0 E 1B 1-2	6 1 3 0 0 1 1	<b>San Francisco Giants @ Chicago Cubs</b> Wrigley Field, Chicago, IL Fri May 26 1961, 3:33 AM CDT Att. 1,286 - Sunny - 45 F														
Harvey Kuenn, R OBP: 0.353, SLG: 0.380 Jim Davenport, R OBP: 0.409, SLG: 0.519 (1, 5) (13, 5)	0-0 6-3		0-0 4-3			0-3 K		0-0 1-2 3-H 1B		0-0 CS 1-2	4-0 G4-3 BB		0-0 E9 1B 1-H 2-H	5 0 2 2 1 1 1 0 0 0 0 0 0 0															
Willie Mays, R OBP: 0.399, SLG: 0.544 (1, 8)	0-0 CS 1B			0-0 F9		0-0 CS 2B		0-0 F8 2-3		0-0 G4-3 1-2f			0-0 P6	6 0 2 0 0 0 4															
Willie McCovey, L OBP: 0.250, SLG: 0.398 (1, 3)	0-0 CS 1-2	0-0 4-3		0-0 1B 1B		0-0 G3 2-3		0-0 L3		0-0 4-3			0-0 F8	6 0 1 0 0 0 4															
Orlando Cepeda, R OBP: 0.322, SLG: 0.571 (1, 7)		4-0 S BB		0-3 K			4-0 G6-4-3 BB		0-0 5-3			0-3 K		3 0 0 0 2 2 1															
Ed Bailey, L OBP: 0.319, SLG: 0.385 (1, 2)		0-0 F8		0-0 1B			0-0 G6-4-3 1-2f		0-0 5-3			0-0 P6		5 0 1 0 0 0 2															
Chuck Hiller, L OBP: 0.265, SLG: 0.262 Billy O'Dell, S (9, 1)		0-0 6-3		0-3 K			0-0 4-3		0-0 CS 1B			0-0 5-3		4 0 1 0 0 1 3 0 0 0 0 0 0 0 1 0 0 0 0 0 0 0 0 0 0 0 0 0															
Jose Pagan, R OBP: 0.286, SLG: 0.359 (1, 6)			0-0 SH3 1B		0-0 1-3			0-0 G2	0-0 CS 1-2	0-0 6-3			0-0 E5 FC1-6	5 0 1 0 0 0 0															
Juan Marichal, R OBP: 0.231, SLG: 0.167 Matty Alou, L OBP: 0.545, SLG: 0.632 Bobby Bolin, R OBP: 0.333, SLG: 0.333 Joey Amalfitano, R OBP: 0.275, SLG: 0.243 (1, 1) (8, PH) (8, 1) (9, 4)			0-0 SH3		0-0 1-3			0-0 1B 1B		0-3 K			0-0 FC1-6 1-2f 1B	1 0 0 0 0 0 0 1 1 1 0 0 0 0 0 0 0 0 0 0 0 2 1 0 0 0 1 1															
<b>Inning Stats</b>	R: 0 E: 0 K: 1 S: 5	H: 1 LOB: 0 BB: 0 P: 5	R: 0 E: 0 K: 0 S: 3	H: 0 LOB: 1 BB: 1 P: 7	R: 0 E: 0 K: 0 S: 4	H: 1 LOB: 1 BB: 0 P: 4	R: 0 E: 0 K: 2 S: 9	H: 2 LOB: 2 BB: 0 P: 9	R: 0 E: 0 K: 1 S: 5	H: 1 LOB: 0 BB: 0 P: 5	R: 0 E: 0 K: 0 S: 2	H: 0 LOB: 0 BB: 1 P: 6	R: 1 E: 0 K: 0 S: 6	H: 3 LOB: 2 BB: 0 P: 6		R: 0 E: 0 K: 0 S: 3	H: 1 LOB: 0 BB: 0 P: 3	R: 0 E: 0 K: 1 S: 5	H: 1 LOB: 0 BB: 0 P: 5	R: 0 E: 0 K: 0 S: 2	H: 0 LOB: 0 BB: 1 P: 6	R: 0 E: 2 K: 1 S: 5	H: 0 LOB: 0 BB: 0 P: 5	R: 2 E: 2 K: 0 S: 6	H: 2 LOB: 1 BB: 0 P: 6	1B: 11 2B: 1 3B: 0 HR: 0	SF: 0 SAC: 1 DP: 2 HBP: 0	WP: 0 PB: 0 SB: 1 CS: 4	PA: 52
<b>PITCHER</b>	IP WLS BF H R ER SO BB IBB HBP BLK WP HR S P ERA WHIP															IP WLS BF H R ER SO BB IBB HBP BLK WP HR S P ERA WHIP													
Don Cardwell, R ERA: 3.4 (1, 1)	7.1	29	8	1	1	4	2	0	0	0	0	0	0	0		1.23	1.364												
Don Elston, R ERA: 2.43 (8, 1)	5.2	L	20	4	2	0	2	1	0	0	0	0	0	0		0.00	0.882												

livebaseballscorecards.com

AB	45
R	3
H	12
RBI	2
BB	3
SO	6
LOB	17





Batter	1	2	3	4	5	6	7	8	9	10	11	12	13
<b>Jerry Kindal, R</b> (1, 6) OBP: 0.133, SLG: 0.286 <b>Sammy Taylor, L</b> (13, PH) OBP: 0.227, SLG: 0.316	0-0 <b>F7</b>		0-0 <b>P3</b>			0-3 <b>K</b>		0-0 <b>FC6</b>			0-0 <b>6-3</b>		0-3 <b>K</b>
<b>Billy Williams, L</b> (1, 9) OBP: 0.306, SLG: 0.387	0-0 <b>G3</b>			0-0 <b>1B</b>			0-3 <b>K</b>		0-0 <b>FC3-6</b> <b>2B</b>		0-0 <b>BB</b> <b>1B</b>		0-0 <b>2B</b> <b>1B</b>
<b>Ron Santo, R</b> (1, 5) OBP: 0.376, SLG: 0.470	0-0 <b>P6</b>			0-0 <b>P6</b>			0-0 <b>F8</b>		0-0 <b>P6</b>		4-0 <b>BB</b>		0-0 <b>BB</b> <b>2B</b>
<b>14 Ernie Banks, R</b> (1, 7) OBP: 0.367, SLG: 0.519		0-0 <b>1B</b>		0-0 <b>8-4</b>			0-0 <b>2B</b>		4-0 <b>FC3-6</b> <b>IBB</b>		0-0 <b>F8</b>		4-0 <b>IBB</b>
<b>George Altman, L</b> (1, 8) OBP: 0.391, SLG: 0.552 <b>George Freese, R</b> (9, PH) OBP: 0.429, SLG: 0.333 <b>Bob Will, L</b> (9, PH) OBP: 0.340, SLG: 0.277 <b>Al Heist, R</b> (10, 8) OBP: 0.250, SLG: 0.242		0-3 <b>K</b>				4-0 <b>BB</b>		0-0 <b>2B</b>	0-0 <b>FC3-6</b>		0-3 <b>K</b>		0-0 <b>F9</b>
<b>Don Zimmer, R</b> (1, 4) OBP: 0.297, SLG: 0.378		0-0 <b>F9</b>				0-0 <b>BB</b>		0-0 <b>P6</b>	0-0 <b>F7</b>			0-0 <b>P5</b>	
<b>Ed Bouchee, L</b> (1, 3) OBP: 0.325, SLG: 0.313		0-0 <b>2-6</b>	0-3 <b>K</b>			0-3 <b>K</b>		0-3 <b>K</b>		0-0 <b>F9</b>		0-0 <b>P6</b>	
<b>Dick Bertell, R</b> (1, 2) OBP: 0.316, SLG: 0.307						0-0 <b>5-3</b>		0-0 <b>P4</b>		0-0 <b>P4</b>		0-3 <b>K</b>	
<b>Don Cardwell, R</b> (1, 1) OBP: 0.143, SLG: 0.333 <b>Don Elston, R</b> (8, 1) OBP: 0.200, SLG: 0.200 <b>Richie Ashburn, L</b> (13, PH) OBP: 0.253, SLG: 0.206						0-0 <b>1B</b>		0-3 <b>K</b>	0-0 <b>FC6</b> <b>1B</b>		0-3 <b>K</b>		0-0 <b>F7</b>

AB	R	H	RBI	BB	SO	LOB
5	0	0	0	0	1	2
1	0	0	0	0	1	0
6	1	4	0	0	1	0
5	0	1	1	1	0	2
4	1	2	0	2	0	3
2	0	1	1	1	1	1
0	0	0	0	0	0	0
1	0	0	0	0	0	2
2	0	0	0	0	1	4
5	0	0	0	0	0	5
5	0	0	0	0	3	0
5	0	0	0	0	2	0
2	0	1	0	0	1	0
2	0	1	0	0	1	0
1	0	0	0	0	0	0

AB	R	H	RBI	BB	SO	LOB
46	2	10	2	4	12	19

WP	PA
0	50

PITCHER	IP	WLS	BF	H	R	ER	SO	BB	IBB	HBP	BLK	WP	HR	S	P	ERA	WHIP
<b>Juan Marichal, R</b> (1, 1) ERA: 3.32	7.0		25	5	1	1	7	1	0	0	0	0	0	37	41	1.29	0.857
<b>Bobby Bolin, R</b> (8, 1) ERA: 0.63	1.1		6	2	0	0	1	0	0	0	0	0	0	8	8	0.00	1.500
<b>Billy O'Dell, L</b> (9, 1) ERA: 5.5	0.0		1	0	0	0	0	1	0	0	0	0	0	4			
<b>Sam Jones, R</b> (9, 1) ERA: 4.25	4.1	W	17	3	1	1	4	1	0	0	0	0	0	24	28	2.08	0.923
<b>Eddie Fisher, R</b> (13, 1) ERA: 2.78	0.1	S	2	0	0	0	0	0	1	0	0	0	0	1	5	0.00	0.000

1B	2B	3B	HR	SF	SAC	DP	HBP
6	5	0	0	0	0	0	0
0	0	0	0	0	0	0	0
0	0	0	0	0	0	0	0



**San Francisco Giants @ Chicago Cubs**  
 Wrigley Field, Chicago, IL  
 Fri May 26 1961, 3:33 AM CDT  
 Att: 1,286 - Sunny - 45 F

livebaseballscorecards.com

Batter	1	2	3	4	5	6	7	8	9	AB R H RBI BB SO LOB	TOP											
Felipe Alou, R OBP: 0.343, SLG: 0.451 (1, 9) X	0-0 6-3		0-0 F8		0-0 1B	0-0 6-3		0-0 1B		5 0 2 0 0 0 3												
Harvey Kuenn, R OBP: 0.350, SLG: 0.375 Matty Alou, L OBP: 0.522, SLG: 0.600 (1, 5) X (7, 7)	0-0 F9			0-0 HR 1B	0-0 P6		0-0 3-1	0-0 F8 1B		4 1 1 0 0 0 1 1 0 0 0 0 0 2												
Willie Mays, R OBP: 0.405, SLG: 0.564 (1, 8) X	0-0 F9			0-0 HR 1-H		4-0 E BB SF4 BB	0-0 HR E 1B		0-0 4-3	4 3 2 2 1 0 0												
Willie McCovey, L OBP: 0.256, SLG: 0.411 (1, 3) X		0-0 P6		0-0 SF8 3B		4-0 E 1-2 E BB	0-3 K		0-0 3-1	4 2 1 0 1 1 1												
Orlando Cepeda, R OBP: 0.320, SLG: 0.583 Jim Davenport, R OBP: 0.404, SLG: 0.513 (1, 7) X (7, 5)		0-0 P4		0-0 5-3		0-0 E 1-2 2-3 1B	0-0 1-H HR		0-0 5-3	4 2 1 2 0 0 3 1 0 0 0 0 0 0												
Ed Bailey, L OBP: 0.309, SLG: 0.378 (1, 2) X		0-0 P6		0-0 SF8 3-H		0-0 SF4 1-3 2-H 3-H	0-0 6-3			2 0 0 2 0 0 0												
Chuck Hiller, L OBP: 0.284, SLG: 0.255 (1, 4) X			0-0 1-3	0-0 L3		0-0 G3		4-0 FC4-6 BB		3 0 0 0 1 0 1												
Jose Pagan, R OBP: 0.284, SLG: 0.354 (1, 6) X			0-0 F7		0-0 F8	0-0 BB 1B		0-0 FC4-6 FC3-6 1-2f		4 0 1 1 0 0 1												
Billy Loes, R OBP: 0.211, SLG: 0.118 Stu Miller, R (8, 1) X			0-0 1B		0-3 K	4-0 3-H BB		0-0 FC3-6 1B 1-2f		3 0 1 0 1 1 1 0 0 0 0 0 0 0												
<b>Inning Stats</b>	R: 0 E: 0 K: 0 S: 3	H: 0 LOB: 0 BB: 0 P: 3	R: 0 E: 0 K: 0 S: 3	H: 0 LOB: 0 BB: 0 P: 3	R: 0 E: 0 K: 0 S: 4	H: 1 LOB: 1 BB: 0 P: 4	R: 3 E: 0 K: 0 S: 6	H: 3 LOB: 0 BB: 0 P: 6	R: 0 E: 0 K: 1 S: 6	H: 1 LOB: 1 BB: 0 P: 6	R: 3 E: 2 K: 0 S: 5	H: 1 LOB: 2 BB: 3 P: 17	R: 2 E: 0 K: 1 S: 7	H: 2 LOB: 0 BB: 0 P: 7	R: 0 E: 0 K: 0 S: 4	H: 1 LOB: 2 BB: 1 P: 8	R: 0 E: 0 K: 0 S: 3	H: 0 LOB: 0 BB: 0 P: 3	1B: 6 2B: 0 3B: 1 HR: 2	SF: 2 SAC: 0 DP: 0 HBP: 0	WP: 0 PA: 41 PB: 0 SB: 0 CS: 0	
<b>PITCHER</b> Dick Drott, R ERA: 2.45 Bob Anderson, R ERA: 5.02 Jim Brewer, L ERA: 3.68	IP WLS BF H R ER SO BB IBB HBP BLK WP HR S P ERA WHIP	(1, 1) 5.2 L 27 6 6 4 1 3 0 0 0 0 1 26 38 6.35 1.588	(6, 1) 1.1 6 2 2 2 1 0 0 0 0 0 0 1 8 8 13.50 1.500	(8, 1) 2.0 8 1 0 0 0 0 1 0 0 0 0 0 7 11 0.00 1.000	<b>PITCHER</b> IP WLS BF H R ER SO BB IBB HBP BLK WP HR S P ERA WHIP																	

San Francisco Giants @ Chicago Cubs  
Wrigley Field, Chicago, IL  
Sat May 27 1961, 3:33 AM CDT  
Att: 9,818 - Sunny - 67 F

livebaseballscorecards.com

AB	35
R	8
H	9
RBI	7
BB	4
SO	2
LOB	13



Batter	1	2	3	4	5	6	7	8	9	AB R H RBI BB SO LOB
Jerry Kindall, R OBP: 0.150, SLG: 0.421 (1, 6)	0-0 HR		0-0 L6		0-3 K		0-0 F7		0-3 K	5 1 1 1 0 2 2
Billy Williams, L OBP: 0.297, SLG: 0.375 (1, 9)	0-0 F9		0-0 4-3		0-0 5-3			0-0 G3		4 0 0 0 0 0 1
Ron Santo, R OBP: 0.379, SLG: 0.493 (1, 5)	0-0 4-3		0-0 HR		0-3 K			0-0 14 E 1B		4 1 2 1 0 1 1
14 Ernie Banks, R OBP: 0.357, SLG: 0.504 (1, 7)	0-0 F8		0-0 F7			0-0 L5		0-0 1-2 E6		4 0 0 0 0 0 1
George Altman, L OBP: 0.382, SLG: 0.548 (1, 8)		0-0 3-1		0-0 4-3		0-0 6-3 2B		0-3 K		4 0 1 0 0 1 2
Don Zimmer, R OBP: 0.296, SLG: 0.382 (1, 4)		0-3 K		0-0 F9 2B		0-0 6-3 2-3		0-0 3-1		4 0 1 0 0 1 3
Ed Bouchee, L OBP: 0.321, SLG: 0.300 (1, 3)		1-0 E FC5 HBP		0-0 F9 2-3		0-3 K			0-0 F7	3 0 0 0 0 1 2
Dick Bertell, R OBP: 0.303, SLG: 0.293 (1, 2)		0-0 FC5 1-3		0-0 F9			0-0 5-3		0-3 K	4 0 0 0 0 1 2
Dick Drott, R OBP: 0.167, SLG: 0.500 (1, 1)		0-0 1-3			0-0 3B		0-0 6-3		0-0 2B	2 0 1 0 0 0 2
Bob Anderson, R OBP: 0.250, SLG: 0.250 (6, 1)										0 0 0 0 0 0 0
Richie Ashburn, L OBP: 0.250, SLG: 0.203 (7, PH)										1 0 0 0 0 0 0
Jim Brewer, L (8, 1)										0 0 0 0 0 0 0
Bob Will, L OBP: 0.352, SLG: 0.313 (9, PH)										1 0 1 0 0 0 0

Inning Stats	R: 1 E: 0 K: 0 S: 4	H: 1 LOB: 0 BB: 0 P: 4	R: 0 E: 1 K: 1 S: 6	H: 0 LOB: 2 BB: 0 P: 7	R: 1 E: 0 K: 0 S: 4	H: 1 LOB: 0 BB: 0 P: 4	R: 0 E: 0 K: 0 S: 4	H: 1 LOB: 1 BB: 0 P: 4	R: 0 E: 0 K: 2 S: 8	H: 1 LOB: 1 BB: 0 P: 8	R: 0 E: 0 K: 1 S: 6	H: 1 LOB: 1 BB: 0 P: 6	R: 0 E: 0 K: 0 S: 3	H: 0 LOB: 0 BB: 0 P: 3	R: 0 E: 1 K: 1 S: 7	H: 1 LOB: 2 BB: 0 P: 7	R: 0 E: 0 K: 2 S: 8	H: 1 LOB: 1 BB: 0 P: 8	1B: 1 2B: 3 3B: 1 HR: 2	SF: 0 SAC: 0 DP: 0 HBP: 1
--------------	------------------------------	---------------------------------	------------------------------	---------------------------------	------------------------------	---------------------------------	------------------------------	---------------------------------	------------------------------	---------------------------------	------------------------------	---------------------------------	------------------------------	---------------------------------	------------------------------	---------------------------------	------------------------------	---------------------------------	----------------------------------	------------------------------------


PITCHER	IP	WLS	BF	H	R	ER	SO	BB	IBB	HBP	BLK	WP	HR	S	P	ERA	WHIP
Billy Loes, R ERA: 3.95 (1, 1)	7.1	W	31	6	2	2	4	0	0	1	0	0	2	38	39	2.46	0.818
Stu Miller, R ERA: 2.0 (8, 1)	1.2	S	6	1	0	0	3	0	0	0	0	0	0	12	12	0.00	0.600

**BOTTOM**

**San Francisco Giants @ Chicago Cubs**  
Wrigley Field, Chicago, IL  
Sat May 27 1961, 3:33 AM CDT  
Att. 9,818 - Sunny - 67 F

livebaseballscorecards.com

AB	36
R	2
H	7
RBI	2
BB	0
SO	7
LOB	16



WP: 0	PA: 37
PB: 0	
SB: 0	
CS: 0	

Batter	1	2	3	4	5	6	7	8	9	AB R H RBI BB SO LOB	TOP																
Felipe Alou, R OBP: 0.340, SLG: 0.445 (1, 9) x	0-0 6-3		x 0-0 P3			x 0-0 P6		x 0-0 4-3 1B		4 0 1 0 0 0 1																	
Harvey Kuenn, R OBP: 0.339, SLG: 0.361 (1, 5) x	0-0 6-3			x 0-0 1-3		x 0-0 P4		x 0-0 4-3		4 0 0 0 0 0 1																	
Jim Davenport, R OBP: 0.404, SLG: 0.513 (9, 5)								1-2		0 0 0 0 0 0 0																	
Willie Mays, R OBP: 0.395, SLG: 0.549 (1, 8) x	0-0 L4			0-3 K			x 0-0 6-3	x 0-0 P5		4 0 0 0 0 1 1																	
Willie McCovey, L OBP: 0.256, SLG: 0.405 (1, 3) x		0-0 4-3		0-3 K			x 0-0 BB 1B	x 0-0 F7		4 1 1 0 0 1 0																	
Orlando Cepeda, R OBP: 0.318, SLG: 0.595 (1, 7) x		0-0 F9			x 0-0 HR		x 0-0 L7	x 0-0 5-3		4 1 1 1 0 0 1																	
Hobie Landrith, L OBP: 0.400, SLG: 0.385 (1, 2) x		0-0 L9			x 0-0 P6		BB 4-0 BB BB BB 1-2 E BB	x 0-0 3B 2B		2 1 0 0 1 0 0																	
Eddie Bressoud, R OBP: 0.161, SLG: 0.300 (9, PH)										1 1 1 0 0 0 0																	
Tom Haller, L OBP: 0.273, SLG: 0.306 (9, 2)										0 0 0 0 0 0 0																	
Chuck Hiller, L OBP: 0.286, SLG: 0.257 (1, 4) x			x 0-0 1-6-3		x 0-0 L6		x 0-0 E2 1B 1B	x 0-0 1B 3B		3 1 1 1 0 0 0																	
Joey Amalfitano, R OBP: 0.293, SLG: 0.316 (9, PH) (9, 4)							1-H 2-H			1 1 1 1 0 0 0																	
Jose Pagan, R OBP: 0.302, SLG: 0.370 (1, 6) x			x 0-0 S 1B		x 0-0 F8		x 0-0 3-H 1B	x 0-0 1B		4 0 3 2 0 0 0																	
Jack Sanford, R OBP: 0.053, SLG: 0.053 (1, 1) x			x 0-0 1-3		x 0-0 6-3		x 0-0 F8	x 0-0 4-3		3 0 0 0 0 0 1																	
Stu Miller, R (8, 1)										1 0 0 0 0 0 1																	
Bobby Bolin, R OBP: 0.333, SLG: 0.333 (9, 1)			1-2							0 0 0 0 0 0 0																	
<b>Inning Stats</b>	R: 0 E: 0 K: 0 S: 3	H: 0 LOB: 0 BB: 0 P: 3	R: 0 E: 0 K: 0 S: 3	H: 0 LOB: 0 BB: 0 P: 3	R: 0 E: 0 K: 0 S: 4	H: 1 LOB: 1 BB: 0 P: 4	R: 0 E: 0 K: 2 S: 7	H: 0 LOB: 0 BB: 0 P: 7	R: 1 E: 0 K: 0 S: 4	H: 1 LOB: 0 BB: 0 P: 4	R: 0 E: 0 K: 0 S: 3	H: 0 LOB: 0 BB: 0 P: 3	R: 3 E: 1 K: 0 S: 5	H: 3 LOB: 1 BB: 1 P: 9	R: 0 E: 0 K: 0 S: 4	H: 1 LOB: 1 BB: 0 P: 4	R: 2 E: 0 K: 0 S: 6	H: 3 LOB: 1 BB: 0 P: 6	1B: 6 2B: 1 3B: 1 HR: 1	SF: 0 SAC: 0 DP: 0 HBP: 0	WP: 0 PB: 0 SB: 1 CS: 0	PA: 36					
<b>PITCHER</b>	IP WLS BF H R ER SO BB IBB HBP BLK WP HR S P ERA WHIP																										
Glen Hobbie, R (1, 1) ERA: 3.97	8.0		30	6	4	4	2	1	0	0	0	0	1	33	37	4.50	0.875										
Jim Brewer, L (9, 1) ERA: 4.7	0.2	L	5	3	2	2	0	0	0	0	0	0	0	5	5	27.00	4.500										
Joe Schaffernoth, R (9, 1) ERA: 6.19	0.1		1	0	0	0	0	0	0	0	0	0	0	1	1	0.00	0.000										

San Francisco Giants @ Chicago Cubs  
Wrigley Field, Chicago, IL  
Sun May 28 1961, 3:33 AM CDT  
Att. 13,309 - Cloudy - 69 F

AB	35
R	6
H	9
RBI	5
BB	1
SO	2
LOB	6



livebaseballscorecards.com

Batter	1	2	3	4	5	6	7	8	9	AB	R	H	RBI	BB	SO	LOB
<b>Richie Ashburn, L</b> (1, 8) OBP: 0.275, SLG: 0.222	4-0 L4-3 BB		X 0-0 1-2 BB 1B			X 0-0 F9		X 0-0 1-2 14 HR BB 1B		3	1	2	0	1	0	0
<b>Bob Will, L</b> (1, 9) OBP: 0.345, SLG: 0.294	0-0 P6		X 4-0 1-2 2-3 BB			X 0-0 F7		X 0-0 L7		3	0	0	0	1	0	3
<b>Ron Santo, R</b> (1, 5) OBP: 0.382, SLG: 0.489	0-0 L4-3 1-2		X 0-0 4-3			X 0-0 1B		X 4-0 1-2 2-3 14 HR BB		3	1	1	0	1	0	4
<b>14 Ernie Banks, R</b> (1, 7) OBP: 0.354, SLG: 0.518		X 0-0 P5		X 0-0 G3		X 0-0 P5		X 0-0 1-H 2-H 3-H HR		4	1	1	4	0	0	1
<b>George Altman, L</b> (1, 3) OBP: 0.389, SLG: 0.538		X 0-0 4-3		X 4-0 G4-6-3 BB		X 0-0 G6-4-3 1B		X 0-0 G1		3	0	1	0	1	0	0
<b>Jim Brewer, L</b> (9, 1) <b>Joe Schaffernoth, R</b> (9, 1)										0	0	0	0	0	0	0
<b>Sammy Taylor, L</b> (1, 2) OBP: 0.208, SLG: 0.286		0-3 K		X 0-0 G4-6-3 1-2f		X 0-0 P6		X 0-0 3-1		4	0	0	0	0	1	2
<b>Don Zimmer, R</b> (1, 4) OBP: 0.289, SLG: 0.372			X 0-0 L8		X 0-0 F8		X 0-0 G6-4-3 1-2f		X 0-3 K		4	0	0	0	1	1
<b>Jerry Kindall, R</b> (1, 6) OBP: 0.136, SLG: 0.381			S 0-3 K		X 0-0 F7		X 4-0 BB 14 HR 1B BB		X 0-0 HR		2	0	0	0	1	0
<b>Ed Bouchee, L</b> (8, PH) OBP: 0.337, SLG: 0.352										1	2	1	1	1	0	0
<b>Glen Hobbie, R</b> (1, 1) OBP: 0.154, SLG: 0.087			B 4-0 BB 1B BB		X 0-0 4-3		X 0-0 L7		X 0-3 K		1	0	0	0	1	0
<b>Billy Williams, L</b> (8, PH) OBP: 0.295, SLG: 0.372										1	0	0	0	0	0	1
<b>Andre Rodgers, R</b> (9, 6) OBP: 0.250, SLG: 0.320										1	0	0	0	0	1	0


Inning Stats	R: 0	H: 0	E: 0	K: 0	S: 2	R: 0	H: 0	E: 0	K: 1	S: 5	R: 0	H: 1	E: 0	K: 1	S: 6	R: 0	H: 0	E: 0	K: 0	S: 2	R: 0	H: 0	E: 0	K: 0	S: 3	R: 0	H: 1	E: 0	K: 0	S: 4	R: 0	H: 1	E: 0	K: 0	S: 3	R: 4	H: 2	E: 0	K: 0	S: 5	R: 1	H: 1	E: 0	K: 2	S: 8	1B: 4	2B: 1	3B: 0	HR: 2	SF: 0	SAC: 0	DP: 3	HBP: 0	WP: 0	PB: 0	SB: 0	CS: 0	PA: 36
--------------	------	------	------	------	------	------	------	------	------	------	------	------	------	------	------	------	------	------	------	------	------	------	------	------	------	------	------	------	------	------	------	------	------	------	------	------	------	------	------	------	------	------	------	------	------	-------	-------	-------	-------	-------	--------	-------	--------	-------	-------	-------	-------	--------

PITCHER	IP	WLS	BF	H	R	ER	SO	BB	IBB	HBP	BLK	WP	HR	S	P	ERA	WHIP
<b>Jack Sanford, R</b> (1, 1) ERA: 3.99	7.2		30	4	3	3	2	6	0	0	0	0	0	28	52	3.52	1.304
<b>Stu Miller, R</b> (8, 1) ERA: 2.84	1.0	W	5	2	2	2	1	0	0	0	0	0	2	7	7	18.00	2.000
<b>Bobby Bolin, R</b> (9, 1) ERA: 0.61	0.1	S	1	0	0	0	1	0	0	0	0	0	0	3	3	0.00	0.000

**BOTTOM**

**San Francisco Giants @ Chicago Cubs**  
Wrigley Field, Chicago, IL  
Sun May 28 1961, 3:33 AM CDT  
Att. 13,309 - Cloudy - 69 F

<b>AB</b>	<b>30</b>
<b>R</b>	<b>5</b>
<b>H</b>	<b>6</b>
<b>RBI</b>	<b>5</b>
<b>BB</b>	<b>6</b>
<b>SO</b>	<b>4</b>
<b>LOB</b>	<b>12</b>



Batter	1	2	3	4	5	6	7	8	9	AB R H RBI BB SO LOB	TOP																										
<b>Richie Ashburn, L</b> (1, 8) <small>OBP: 0.282, SLG: 0.234</small> <b>Al Heist, R</b> (9, 8) <small>OBP: 0.250, SLG: 0.242</small>	0-0 F7		0-0 4-3		0-0 P3		0-0 E 1B 1B		0-0 FC6-4 1B	5 1 2 0 0 0 0 0 0 0 0 0 0 0																											
<b>Don Zimmer, R</b> (1, 4) <small>OBP: 0.287, SLG: 0.366</small>	0-3 K		0-0 5-3		0-3 K		0-0 E9 1B		0-0 FC6-4 1B	5 1 1 0 0 2 1																											
<b>Ron Santo, R</b> (1, 5) <small>OBP: 0.389, SLG: 0.490</small>	0-0 E5 14 2B		4-0 14 FC6-4 BB		0-0 8-5 1B		0-0 14 2B 1B		0-0 G6-4-3 1B	4 1 2 2 1 0 1																											
<b>14 Ernie Banks, R</b> (1, 7) <small>OBP: 0.364, SLG: 0.538</small>	0-0 1-3 2B		0-0 FC6-4 1-2f		0-0 8-5 1B		0-0 4-3 2B			4 0 3 1 0 0 1																											
<b>George Altman, L</b> (1, 3) <small>OBP: 0.368, SLG: 0.507</small> (7, 9)	0-0 4-3			0-0 F8		0-0 8-5 1-2 2-3f		0-0 4-3 2-3		4 0 0 0 0 0 5																											
<b>Andre Rodgers, R</b> (1, 9) <small>OBP: 0.290, SLG: 0.444</small> <b>Ed Bouchee, L</b> (7, PH) <small>OBP: 0.333, SLG: 0.347</small> (7, 3)		0-0 P4		0-0 HR		4-0 IBB		0-0 3-1		2 1 1 1 1 0 0 1 0 0 0 0 0 1																											
<b>Dick Bertell, R</b> (1, 2) <small>OBP: 0.291, SLG: 0.281</small>		0-0 L9		0-0 F8		0-0 F9		0-0 1-3		4 0 0 0 0 0 2																											
<b>Jerry Kindall, R</b> (1, 6) <small>OBP: 0.192, SLG: 0.560</small>		0-0 2B		0-0 P6			0-0 HR	0-0 P2		4 1 2 1 0 0 0																											
<b>Dick Ellsworth, L</b> (1, 1) <b>Don Elston, R</b> (7, 1) <small>OBP: 0.167, SLG: 0.167</small>		0-0 6-3			0-0 6-3		0-0 3-1	0-0 6-3		3 0 0 0 0 0 1 1 0 0 0 0 0 0																											
<b>Inning Stats</b>	R: 0 E: 1 K: 1 S: 7	H: 1 LOB: 2 BB: 0 P: 7	R: 0 E: 0 K: 0 S: 4	H: 1 LOB: 1 BB: 0 P: 4	R: 0 E: 0 K: 0 S: 3	H: 0 LOB: 1 BB: 1 P: 7	R: 1 E: 0 K: 0 S: 4	H: 1 LOB: 0 BB: 0 P: 4	R: 0 E: 0 K: 1 S: 5	H: 0 LOB: 0 BB: 0 P: 5	R: 0 E: 0 K: 0 S: 4	H: 2 LOB: 2 BB: 1 P: 8	R: 4 E: 1 K: 0 S: 8	H: 5 LOB: 1 BB: 0 P: 8	R: 0 E: 0 K: 0 S: 3	H: 0 LOB: 0 BB: 0 P: 3	R: 0 E: 0 K: 0 S: 3	H: 1 LOB: 0 BB: 0 P: 3	1B: 6 2B: 4 3B: 0 HR: 2	SF: 0 SAC: 0 DP: 2 HBP: 0	WP: 0 PB: 0 SB: 0 CS: 0	PA: 39															
<b>PITCHER</b>	IP WLS BF H R ER SO BB IBB HBP BLK WP HR S P ERA WHIP																																				
<b>Vinegar Bend Mizell, L</b> (1, 1) <small>ERA: 3.86</small> <b>Clem Labine, R</b> (7, 1) <small>ERA: 2.19</small> <b>Roy Face, R</b> (8, 1) <small>ERA: 1.82</small> <b>Bobby Shantz, L</b> (9, 1) <small>ERA: 2.08</small>	6.1 L	29	8	4	4	2	1	1	0	0	0	0	2	31	39	5.68	1.421																				
<b>PITCHER</b>	IP WLS BF H R ER SO BB IBB HBP BLK WP HR S P ERA WHIP																																				

Chicago Cubs @ Pittsburgh Pirates  
 Forbes Field, Pittsburgh, PA  
 Tue May 30 1961, 3:33 AM EDT  
 Sunny - 70 F

livebaseballscorecards.com

AB	37
R	5
H	11
RBI	5
BB	2
SO	2
LOB	12



BOTTOM

Chicago Cubs @ Pittsburgh Pirates  
Forbes Field, Pittsburgh, PA  
Tue May 30 1961, 3:33 AM EDT  
Sunny - 70 F

livebaseballscorecards.com

AB 36  
R 3  
H 13  
RBI 3  
BB 2  
SO 5  
LOB 28



WP: 0 PA: 39  
PB: 0  
SB: 0  
CS: 0

AB R H RBI BB SO LOB

5	0	2	2	0	2	3
5	0	2	0	0	0	7
4	0	0	0	1	1	4
3	0	1	0	1	2	3
3	0	1	0	0	0	2
1	0	1	0	0	0	0
4	2	1	0	0	0	3
3	0	2	1	0	0	0
0	1	0	0	0	0	0
0	0	0	0	0	0	0
1	0	0	0	0	0	1
0	0	0	0	0	0	0
4	0	2	0	0	0	2
2	0	1	0	0	0	0
0	0	0	0	0	0	0
1	0	0	0	0	0	1

Batter	1	2	3	4	5	6	7	8	9
Bill Virdon, L OBP: 0.362, SLG: 0.485 (1, 8)	0-3 K ①		0-0 2-3 ③		0-0 FC6-4 1B		0-0 1-3 2-H 3-H 2B		0-3 K ①
Dick Groat, R OBP: 0.337, SLG: 0.398 (1, 6)	0-0 G1-6-3 1B			0-0 BB 1B	0-0 FC6-4 1-2f		0-0 P6 ②		0-0 F8 ②
Roberto Clemente, R OBP: 0.354, SLG: 0.507 (1, 9)	0-0 G1-6-3 1-2f			0-0 F9 ①		0-3 K ①	4-0 BB		0-0 L3 ③
Dick Stuart, R OBP: 0.364, SLG: 0.602 (1, 3)		0-0 G5-4-3 1B 1B		4-0 BB 1-2	0-0 G4-6-3 BB	0-3 K2-3	0-3 K ③		
Gino Cimoli, R OBP: 0.349, SLG: 0.415 (1, 7)		0-0 G5-4-3 1B		0-0 G4-6-3 1-2f		0-0 F9		0-0 G3-6-1 1B	
Smoky Burgess, L OBP: 0.361, SLG: 0.427 (8, 2)		0-0 G5-4-3 1B							
Don Hoak, R OBP: 0.408, SLG: 0.435 (1, 5)		0-0 G5-4-3 1-2f 2-3			0-0 E6 2B		0-0 HBP 1B 2B 1B	0-0 P2	
Hal Smith, R OBP: 0.224, SLG: 0.308 (1, 2)			0-0 L7 ①		0-0 1B FC6-2-5-4 2B		0-0 1-2 2B 1B	0-0 G3-6-1 1-2f	
Gene Baker, R OBP: 0.333, SLG: 0.111 (7, PR)					0-0 FC6-2-5-4 1B		0-0 F9 ①	0-0 FC6 1B	
Roy Face, R OBP: 0.250, SLG: 0.250 (8, 1)					0-0 1B 1-2 3-H		1-0 2B HBP		0-0 FC6
Rocky Nelson, L OBP: 0.333, SLG: 0.512 (8, PH)									0-0 FC6
Bobby Shantz, R OBP: 0.250, SLG: 0.250 (9, 1)									0-0 FC6
Bill Mazeroski, R OBP: 0.269, SLG: 0.311 (1, 4)			0-0 4-3 ②		0-0 FC6-2-5-4 1B				0-0 FC6
Vinegar Bend Mizell, R OBP: 0.071, SLG: 0.071 (1, 1)					0-0 1B 1-2 3-H				0-0 FC6
Clem Labine, R OBP: 0.200, SLG: 0.200 (7, 1)									0-0 FC6
Bob Skinner, L OBP: 0.349, SLG: 0.304 (7, PH) (8, 7)									0-0 FC6

Inning Stats	R: 0 E: 0 K: 1 S: 5	H: 1 LOB: 0 BB: 0 P: 5	R: 0 E: 0 K: 0 S: 3	H: 2 LOB: 0 BB: 0 P: 3	R: 0 E: 0 K: 0 S: 4	H: 1 LOB: 1 BB: 0 P: 4	R: 0 E: 0 K: 0 S: 3	H: 1 LOB: 1 BB: 1 P: 7	R: 1 E: 1 K: 0 S: 6	H: 3 LOB: 2 BB: 0 P: 6	R: 0 E: 0 K: 2 S: 7	H: 0 LOB: 0 BB: 0 P: 7	R: 2 E: 0 K: 1 S: 8	H: 3 LOB: 3 BB: 1 P: 13	R: 0 E: 0 K: 0 S: 3	H: 1 LOB: 0 BB: 0 P: 3	R: 0 E: 0 K: 1 S: 7	H: 1 LOB: 2 BB: 0 P: 7	1B: 11 2B: 3 3B: 0 HR: 0	SF: 0 SAC: 0 DP: 5 HBP: 1	WP: 0 PB: 0 SB: 0 CS: 0	PA: 39
--------------	------------------------------	---------------------------------	------------------------------	---------------------------------	------------------------------	---------------------------------	------------------------------	---------------------------------	------------------------------	---------------------------------	------------------------------	---------------------------------	------------------------------	----------------------------------	------------------------------	---------------------------------	------------------------------	---------------------------------	-----------------------------------	------------------------------------	----------------------------------	--------

PITCHER	Dick Ellsworth, L ERA: 4.86 (1, 1)	IP 6.1 WLS W BF 27 H 10 R 3 ER 2 SO 3 BB 1 IBB 0 HBP 1 BLK 0 WP 0 HR 0 S 31 P 36 ERA 2.84 WHIP 1.737	Don Elston, R ERA: 2.25 (7, 1)	IP 2.2 WLS S BF 12 H 3 R 0 ER 0 SO 2 BB 1 IBB 0 HBP 0 BLK 0 WP 0 HR 0 S 15 P 19 ERA 0.00 WHIP 1.500
---------	--	--	--------------------------------------	---

Batter	1	2	3	4	5	6	7	8	9	AB R H RBI BB SO LOB	TOP												
<b>Richie Ashburn, L</b> (1, 8) OBP: 0.300, SLG: 0.238 <b>Al Heist, R</b> (8, 8) OBP: 0.250, SLG: 0.242	0-0 P5	0-0 4-3		0-0 1B		4-0 HR		4-0 BB		3 2 1 1 2 0 1 0 0 0 0 0 0 0													
<b>Don Zimmer, R</b> (1, 4) OBP: 0.284, SLG: 0.380	0-0 F9		0-0 F9	0-0 F9		0-0 HR		0-0 G6-4-3		5 1 1 2 0 0 2													
<b>Ron Santo, R</b> (1, 5) OBP: 0.401, SLG: 0.497	0-0 14 1B		0-0 14 5-3 1B	0-0 1B		4-0 14 S				4 3 3 1 1 0 0													
<b>14 Ernie Banks, R</b> (1, 7) OBP: 0.361, SLG: 0.530 <b>Bob Will, L</b> (8, 7) OBP: 0.339, SLG: 0.288	0-0 3B		0-0 5-3	0-0 F8		0-0 F9				4 1 1 0 0 0 3 1 0 0 0 0 0 1													
<b>George Altman, L</b> (1, 9) OBP: 0.383, SLG: 0.541	0-0 3B		0-0 1B		0-0 F8		0-0 G3			5 0 3 3 0 0 1													
<b>Ed Bouchee, L</b> (1, 3) OBP: 0.348, SLG: 0.395	0-0 G3		0-0 G3		0-0 HR		4-0 G4-6-3			4 1 2 2 1 0 2													
<b>Sammy Taylor, L</b> (1, 2) OBP: 0.245, SLG: 0.304		0-0 SH1-3 1B		0-0 3B		0-0 4-3		0-0 P6		4 1 2 0 1 0 1													
<b>Jerry Kindall, R</b> (1, 6) OBP: 0.194, SLG: 0.567		0-3 K		0-0 1B		0-0 L8		0-0 G4-6-3		5 1 1 1 0 1 5													
<b>Don Cardwell, R</b> (1, 1) OBP: 0.125, SLG: 0.292		0-0 SH1-3		0-3 K		0-0 P6		0-3 K		3 0 0 0 0 2 1													
<b>Inning Stats</b>	R: 2 E: 0 K: 0 S: 6	H: 3 LOB: 1 BB: 0 P: 6	R: 0 E: 0 K: 1 S: 6	H: 1 LOB: 1 BB: 0 P: 6	R: 1 E: 0 K: 0 S: 5	H: 2 LOB: 1 BB: 0 P: 5	R: 3 E: 0 K: 1 S: 9	H: 4 LOB: 1 BB: 0 P: 9	R: 1 E: 0 K: 0 S: 4	H: 1 LOB: 0 BB: 0 P: 4	R: 2 E: 0 K: 0 S: 4	H: 1 LOB: 1 BB: 2 P: 12	R: 0 E: 0 K: 0 S: 2	H: 0 LOB: 0 BB: 1 P: 6	R: 0 E: 0 K: 1 S: 4	H: 0 LOB: 0 BB: 1 P: 8	R: 1 E: 1 K: 0 S: 5	H: 2 LOB: 2 BB: 1 P: 9	1B: 10 2B: 1 3B: 2 HR: 2	SF: 0 SAC: 1 DP: 3 HBP: 0	WP: 0 PB: 0 SB: 2 CS: 0	PA: 44	
<b>PITCHER</b>	IP WLS BF H R ER SO BB IBB HBP BLK WP HR S P ERA WHIP																						
<b>Bob Friend, R</b> (1, 1) ERA: 4.37 <b>Fred Green, L</b> (5, 1) ERA: 6.94 <b>Vern Law, R</b> (7, 1) ERA: 5.01	4.0 L 22 10 6 6 2 0 0 0 0 0 0 0 26 26 13.50 2.500	2.0 10 2 3 3 0 2 0 0 0 0 0 2 8 16 13.50 2.000	3.0 12 2 1 0 1 2 1 0 0 0 0 0 11 23 0.00 1.333																				

Chicago Cubs @ Pittsburgh Pirates  
 Forbes Field, Pittsburgh, PA  
 Tue May 30 1961, 3:38 AM EDT  
 Att. 30,852 - Sunny - 70 F

livebaseballscorecards.com

AB 38  
 R 10  
 H 14  
 RBI 10  
 BB 5  
 SO 3  
 LOB 17





BOTTOM

Chicago Cubs @ Pittsburgh Pirates

Forbes Field, Pittsburgh, PA

Tue May 30 1961, 3:38 AM EDT

Att. 30,852 - Sunny - 70 F

livebaseballscorecards.com

AB	33
R	0
H	7
RBI	0
BB	2
SO	8
LOB	14



WP:	0	PA:	35
PB:	0	SB:	0
CS:	0		

AB R H RBI BB SO LOB

4 0 0 0 0 2 1

4 0 2 0 0 1 0

1 0 0 0 1 0 2

2 0 0 0 0 1 1

4 0 1 0 0 1 1

4 0 1 0 0 0 1

4 0 1 0 0 0 2

3 0 1 0 1 0 2

4 0 1 0 0 1 3

1 0 0 0 0 1 1

1 0 0 0 0 1 0

1 0 0 0 0 0 0

1B:	7	SF:	0
2B:	0	SAC:	0
3B:	0	DP:	1
HR:	0	HBP:	0

Batter	1	2	3	4	5	6	7	8	9
Dick Schofield, S OBP: 0.143, SLG: 0.154 (1, 7) (5, 9) 	0-3 		0-0 F9 		0-3 K 			0-0 P6 	
Dick Groat, R OBP: 0.341, SLG: 0.400 (1, 6) 	0-3 		0-0 BLK 1-2 1B 			0-0 F8 		0-0 1B 	
Bill Virdon, L OBP: 0.364, SLG: 0.481 Dick Stuart, R OBP: 0.358, SLG: 0.591 (1, 8) (5, 7) 	4-0 		0-0 L8 1-2 2-3 			0-3 K 		0-0 P2 	
Smoky Burgess, L OBP: 0.356, SLG: 0.418 (1, 2) 	0-0 P4 			0-3 K 		0-0 1-3 			0-0 1B 1B 
Roberto Clemente, R OBP: 0.352, SLG: 0.500 (1, 9) (5, 8) 		0-0 G6-4-3 1B 		0-0 1-3 			0-0 6-3 		0-0 F9 
Rocky Nelson, L OBP: 0.327, SLG: 0.489 (1, 3) 		0-0 P4 		0-0 1B 			0-0 G3 		0-0 F9 
Don Hoak, R OBP: 0.411, SLG: 0.433 (1, 5) 		0-0 G6-4-3 1-2 		0-0 1-3 			4-0 BB BB BB 		0-0 1-3 1B 
Bill Mazeroski, R OBP: 0.268, SLG: 0.309 (1, 4) 			0-0 BLK 1B 1B 		0-3 K 		0-0 P5 		0-0 F7 
Bob Friend, R OBP: 0.200, SLG: 0.200 Fred Green, R OBP: 0.400, SLG: 0.385 (1, 1) (5, 1) (7, 1) 			0-3 K 		0-3 K 			0-0 F9 	

Inning Stats	R: 0	H: 0	E: 0	K: 2	S: 7	R: 0	H: 1	E: 0	K: 0	S: 3	R: 0	H: 2	E: 0	K: 1	S: 7	R: 0	H: 1	E: 0	K: 1	S: 6	R: 0	H: 0	E: 0	K: 3	S: 9	R: 0	H: 0	E: 0	K: 1	S: 5	R: 0	H: 0	E: 0	K: 0	S: 4	R: 0	H: 1	E: 0	K: 0	S: 5	R: 0	H: 2	E: 0	K: 0	S: 5	1B: 7	2B: 0	3B: 0	HR: 0	SF: 0	SAC: 0	DP: 1	HBP: 0	WP: 0	PB: 0	SB: 0	CS: 0
--------------	------	------	------	------	------	------	------	------	------	------	------	------	------	------	------	------	------	------	------	------	------	------	------	------	------	------	------	------	------	------	------	------	------	------	------	------	------	------	------	------	------	------	------	------	------	-------	-------	-------	-------	-------	--------	-------	--------	-------	-------	-------	-------

PITCHER	IP	WLS	BF	H	R	ER	SO	BB	IBB	HBP	BLK	WP	HR	S	P	ERA	WHIP
Don Cardwell, R ERA: 2.9 (1, 1)	9.0	W	35	7	0	0	8	2	0	0	1	0	0	49	57	0.00	1.000
PITCHER	IP	WLS	BF	H	R	ER	SO	BB	IBB	HBP	BLK	WP	HR	S	P	ERA	WHIP

Batter	1	2	3	4	5	6	7	8	9	AB R H RBI BB SO LOB	TOP
<b>Richie Ashburn, L</b> (1, 8) <small>OBP: 0.309, SLG: 0.241</small> <b>Al Heist, R</b> (9, 8) <small>OBP: 0.250, SLG: 0.242</small>	0-0  1B	0-0 P2		4-0  1-2 BB			0-0 L9		0-0 SH3-4 1-2	3 1 1 0 1 0 1 0 0 0 0 0 0 0	
<b>Don Zimmer, R</b> (1, 4) <small>OBP: 0.287, SLG: 0.386</small>	0-0  1-3 1B		0-0 P6	0-0 2-3			0-0  2B		0-0 6-3	5 0 2 0 0 0 2	
<b>Ron Santo, R</b> (1, 5) <small>OBP: 0.407, SLG: 0.500</small>	0-0 P2		0-0  1B				0-0 6-3		0-0  2B 1B	5 2 3 1 0 0 2	
<b>14 Ernie Banks, R</b> (1, 7) <small>OBP: 0.371, SLG: 0.536</small>	0-0  1-2 1B 3-H		0-0  1B				0-0 P6		0-0  2B 1B	4 0 3 1 0 0 0	
<b>George Altman, L</b> (1, 9) <small>OBP: 0.388, SLG: 0.551</small>	0-0 G3-6-3 1-2f		0-0  1B				0-0 4-3		0-0  2B	4 0 2 2 0 0 2	
<b>Ed Bouchee, L</b> (1, 3) <small>OBP: 0.354, SLG: 0.385</small>		1-0  2B HBP	0-0 P5				4-0  BB		0-0 G3	2 1 0 0 1 0 4	
<b>Sammy Taylor, L</b> (1, 2) <small>OBP: 0.250, SLG: 0.327</small> <b>George Freese, R</b> (8, PH) <small>OBP: 0.375, SLG: 0.286</small> <b>Dick Bertell, R</b> (8, 2) <small>OBP: 0.291, SLG: 0.281</small>		0-0  2B	0-0 FC6				0-0 F7		0-3 K	3 0 1 1 0 0 3 1 0 0 0 0 1 2 0 0 0 0 0 0 0	<b>AB 33</b> <b>R 5</b> <b>H 12</b> <b>RBI 5</b> <b>BB 4</b> <b>SO 3</b> <b>LOB 22</b>
<b>Jerry Kindall, R</b> (1, 6) <small>OBP: 0.200, SLG: 0.515</small>		0-3 K		4-0  CS BB			0-0 G6-4-3 1-2f		0-0 6-3	3 0 0 0 1 1 4	
<b>Dick Drott, R</b> (1, 1) <small>OBP: 0.125, SLG: 0.375</small> <b>Bob Anderson, R</b> (6, 1) <small>OBP: 0.300, SLG: 0.222</small> <b>Don Elston, R</b> (9, 1) <small>OBP: 0.167, SLG: 0.167</small>		0-0 F9		0-0 P6			0-3 K		4-0  SH3-4 1B BB	2 0 0 0 0 0 2 1 1 0 0 1 1 0 0 0 0 0 0 0 0	
<b>Inning Stats</b>	R: 1 H: 3 E: 0 LOB: 1 K: 0 BB: 0 S: 5 P: 5	R: 1 H: 1 E: 0 LOB: 1 K: 1 BB: 0 S: 6 P: 7	R: 1 H: 3 E: 0 LOB: 2 K: 0 BB: 0 S: 6 P: 6	R: 0 H: 0 E: 1 LOB: 1 K: 0 BB: 2 S: 2 P: 10	R: 0 H: 0 E: 0 LOB: 0 K: 0 BB: 0 S: 3 P: 3	R: 0 H: 0 E: 0 LOB: 0 K: 0 BB: 1 S: 2 P: 6	R: 0 H: 1 E: 0 LOB: 1 K: 1 BB: 0 S: 5 P: 5	R: 1 H: 3 E: 0 LOB: 2 K: 1 BB: 0 S: 8 P: 8	R: 1 H: 1 E: 0 LOB: 1 K: 0 BB: 1 S: 3 P: 7	1B: 9 SF: 0 2B: 3 SAC: 1 3B: 0 DP: 2 HR: 0 HBP: 1	WP: 0 PA: 39 PB: 0 SB: 0 CS: 1
<b>PITCHER</b> <b>Robin Roberts, R</b> (1, 1) <small>ERA: 5.3</small> <b>Ken Lehman, L</b> (8, 1) <small>ERA: 3.21</small> <b>Jack Baldschun, R</b> (9, 1) <small>ERA: 2.53</small>	IP WLS BF H R ER SO BB IBB HBP BLK WP HR S P ERA WHIP 7.0 L 32 11 4 4 2 3 0 1 0 0 0 0 32 45 5.14 2.000 1.0 3 0 0 0 1 0 0 0 0 0 0 0 5 5 0.00 0.000 1.0 4 1 1 1 0 1 0 0 0 0 0 0 3 7 9.00 2.000	<b>PITCHER</b> IP WLS BF H R ER SO BB IBB HBP BLK WP HR S P ERA WHIP									

Chicago Cubs @ Philadelphia Phillies  
 Connie Mack Stadium, Philadelphia, PA  
 Wed May 31 1961, 7:05 PM EDT  
 Att: 4,213 - Unknown - 70 F

livebaseballscorecards.com



Batter	1	2	3	4	5	6	7	8	9	AB	R	H	RBI	BB	SO	LOB
Tony Taylor, R (1, 4) OBP: 0.272, SLG: 0.297	0-0 F8			0-0 P3		0-0 HR		0-3 K		4	1	1	0	0	1	0
Lee Walls, R (1, 5) OBP: 0.263, SLG: 0.556	0-3 K			0-0 F8		0-0 HR		0-3 K		4	1	1	2	0	2	0
Johnny Callison, L (1, 7) OBP: 0.399, SLG: 0.435	0-3 K			0-0 4-3		4-0 BB			4-0 FC4-6 BB	2	1	0	0	2	1	0
Pancho Herrera, R (1, 3) OBP: 0.386, SLG: 0.463		0-0 6-3			0-0 4-3 2B	0-3 K			0-0 FC4-6 1B	4	1	2	0	0	1	1
Charley Smith, R (9, PR) OBP: 0.315, SLG: 0.427									1-3	0	0	0	0	0	0	0
Tony Gonzalez, L (1, 8) OBP: 0.408, SLG: 0.456		0-0 4-3			0-0 4-3	0-3 K			0-0 FC4-6 1B	4	0	0	1	0	1	3
Ken Walters, R (1, 9) OBP: 0.333, SLG: 0.479		0-0 F7			0-0 4-3		0-3 K		0-0 1-2 1B	4	0	1	1	0	1	0
Clay Dalrymple, L (1, 2) OBP: 0.225, SLG: 0.223			0-0 6-3		0-0 1B		0-0 3-1		0-0 F7	4	0	1	0	0	0	2
Ruben Amaro, R (1, 6) OBP: 0.313, SLG: 0.282			0-0 F9		0-3 K		0-0 4-3		0-3 K	1	0	0	0	0	0	0
Don Demeter, R (5, PH) OBP: 0.246, SLG: 0.262										1	0	0	0	0	1	1
Bobby Malkmus, R (6, 6) OBP: 0.241, SLG: 0.280										2	0	0	0	0	1	2
Robin Roberts, S (1, 1) Ken Lehman, L (8, 1) Bobby Gene Smith, R (8, PH) Jack Baldschun, R (9, 1)			0-0 F8			0-0 1-6-3		0-0 F9		2	0	0	0	0	0	0
										0	0	0	0	0	0	0
										1	0	0	0	0	0	0
										0	0	0	0	0	0	0

Inning Stats	R: 0	H: 0	E: 0	K: 2	S: 7	H: 0	LOB: 0	BB: 0	P: 7	R: 0	H: 0	E: 0	K: 0	S: 3	H: 0	LOB: 0	BB: 0	P: 3	R: 0	H: 0	E: 0	K: 0	S: 3	R: 1	H: 2	E: 0	K: 1	S: 7	H: 2	LOB: 1	BB: 0	P: 7	R: 2	H: 2	E: 0	K: 2	S: 9	H: 2	LOB: 1	BB: 1	P: 13	R: 0	H: 0	E: 0	K: 1	S: 5	H: 0	LOB: 0	BB: 0	P: 5	R: 0	H: 0	E: 0	K: 2	S: 7	H: 0	LOB: 0	BB: 0	P: 7	R: 1	H: 2	E: 0	K: 1	S: 7	H: 2	LOB: 2	BB: 1	P: 11	1B: 4	SF: 0	2B: 1	SAC: 0	3B: 0	DP: 0	HR: 1	HBP: 0	WP: 0	PA: 35
--------------	------	------	------	------	------	------	--------	-------	------	------	------	------	------	------	------	--------	-------	------	------	------	------	------	------	------	------	------	------	------	------	--------	-------	------	------	------	------	------	------	------	--------	-------	-------	------	------	------	------	------	------	--------	-------	------	------	------	------	------	------	------	--------	-------	------	------	------	------	------	------	------	--------	-------	-------	-------	-------	-------	--------	-------	-------	-------	--------	-------	--------

PITCHER	IP	WLS	BF	H	R	ER	SO	BB	IBB	HBP	BLK	WP	HR	S	P	ERA	WHIP
Dick Drott, R (1, 1) ERA: 2.9	5.1		21	4	3	3	3	1	0	0	0	0	1	26	30	5.06	0.938
Bob Anderson, R (6, 1) ERA: 4.91	2.2	W	10	1	1	1	5	1	0	0	0	0	0	19	23	3.38	0.750
Don Elston, R (9, 1) ERA: 2.19	1.0	S	4	1	0	0	1	0	0	0	0	0	0	6	6	0.00	1.000

BOTTOM

Chicago Cubs @ Philadelphia Phillies  
 Connie Mack Stadium, Philadelphia, PA  
 Wed May 31 1961, 7:05 PM EDT  
 Att. 4,213 - Unknown - 70 F

livebaseballscores.com

AB	33
R	4
H	6
RBI	4
BB	2
SO	9
LOB	9



Batter	1	2	3	4	5	6	7	8	9	AB R H RBI BB SO LOB	TOP											
<b>Richie Ashburn, L</b> (1, 8) <small>OBP: 0.323, SLG: 0.244</small> <b>Al Heist, R</b> (8, 8) <small>OBP: 0.248, SLG: 0.240</small>	0-3 K		0-3 K		0-0 E S HR 1B	4-0 2B BB		4-0 FC6-4 BB	0-0 G4-6-3 1-2f	3 2 1 0 2 2 0 1 0 0 0 0 0 2	<b>Chicago Cubs @ Philadelphia Phillies</b> <b>Connie Mack Stadium, Philadelphia, PA</b> Thu Jun 01 1961, 7:05 PM EDT Att: 3,785 - Sunny - 73 F											
<b>Don Zimmer, R</b> (1, 4) <small>OBP: 0.290, SLG: 0.403</small>	0-0 F7		0-0 6-3		0-0 1-H HR	0-0 1-2 2B 1B		0-0 FC6-4 E S 14 1B		5 3 2 3 0 0 1												
<b>Ron Santo, R</b> (1, 5) <small>OBP: 0.407, SLG: 0.500</small>	0-0 1-3		0-3 K		0-0 6-3	0-0 1-H 2-H 2B		4-0 14 1B 3B BB		4 1 1 2 1 1 0												
<b>14 Ernie Banks, R</b> (1, 7) <small>OBP: 0.371, SLG: 0.529</small> <b>Bob Will, L</b> (8, 7) <small>OBP: 0.339, SLG: 0.288</small>		0-0 P4		0-3 K	0-0 5-3	4-0 IBB		0-0 3B 1B		4 1 1 1 1 1 0 0 0 0 0 0 0 0												
<b>George Altman, L</b> (1, 9) <small>OBP: 0.400, SLG: 0.610</small>		0-0 5-3		0-0 HR	4-0 BB	0-3 K		0-0 1-H 2-H 3B		4 1 2 3 1 1 2												
<b>Ed Bouchee, L</b> (1, 3) <small>OBP: 0.356, SLG: 0.402</small>		0-0 1B 3B		4-0 1B BB	0-3 K		0-3 K2-3	0-0 P6		4 1 1 0 1 2 2												
<b>Sammy Taylor, L</b> (1, 2) <small>OBP: 0.262, SLG: 0.333</small>		0-0 1B 1B		0-0 1-2 1B		0-0 P5	0-0 F7	0-3 K	5 0 2 1 0 1 0													
<b>Jerry Kindall, R</b> (1, 6) <small>OBP: 0.250, SLG: 0.553</small>		0-0 1-2 1B		0-3 K		0-0 WP SH3-4 1B 1B	0-3 K	0-0 WP 2B	5 1 3 0 0 2 2													
<b>Glen Hobbie, R</b> (1, 1) <small>OBP: 0.167, SLG: 0.077</small>		0-0 6-3		0-0 1-3		0-0 SH3-4		0-3 K 2-3 BB	3 0 0 0 1 1 4													
<b>Inning Stats</b>	R: 0 E: 0 K: 1 S: 5	H: 0 LOB: 0 BB: 0 P: 5	R: 1 E: 0 K: 0 S: 6	H: 3 LOB: 2 BB: 0 P: 6	R: 0 E: 0 K: 2 S: 7	H: 0 LOB: 0 BB: 0 P: 7	R: 1 E: 0 K: 2 S: 9	H: 2 LOB: 2 BB: 1 P: 13	R: 2 E: 0 K: 1 S: 7	H: 2 LOB: 1 BB: 1 P: 11	R: 3 E: 0 K: 1 S: 8	H: 3 LOB: 2 BB: 2 P: 16	R: 0 E: 0 K: 2 S: 7	H: 0 LOB: 0 BB: 0 P: 7	R: 3 E: 0 K: 1 S: 7	H: 2 LOB: 1 BB: 2 P: 15	R: 0 E: 0 K: 1 S: 5	H: 1 LOB: 1 BB: 1 P: 9	1B: 7 2B: 2 3B: 2 HR: 2	SF: 0 SAC: 1 DP: 1 HBP: 0	WP: 2 PB: 0 SB: 2 CS: 0	PA: 46
<b>PITCHER</b>	IP WLS BF H R ER SO BB IBB HBP BLK WP HR S P ERA WHIP																					
<b>Frank Sullivan, R</b> (1, 1) <small>ERA: 4.01</small>	4.2 L 23 7 4 4 5 2 0 0 0 0 0 2 31 39 7.71 1.929																					
<b>Ken Lehman, L</b> (5, 1) <small>ERA: 3.14</small>	0.1 1 0 0 0 1 0 0 0 0 0 0 0 3 3 0.00 0.000																					
<b>Chris Short, L</b> (6, 1) <small>ERA: 4.44</small>	3.0 18 5 6 6 4 3 1 0 0 1 0 22 38 18.00 2.667																					
<b>Jack Baldschun, R</b> (9, 1) <small>ERA: 2.31</small>	1.0 4 1 0 0 1 1 0 0 0 0 1 0 5 9 0.00 2.000																					

livebaseballscorecards.com

<b>AB</b>	<b>38</b>
<b>R</b>	<b>10</b>
<b>H</b>	<b>13</b>
<b>RBI</b>	<b>10</b>
<b>BB</b>	<b>7</b>
<b>SO</b>	<b>11</b>
<b>LOB</b>	<b>13</b>



Batter	1	2	3	4	5	6	7	8	9	AB	R	H	RBI	BB	SO	LOB
Tony Taylor, R (1, 4) OBP: 0.287, SLG: 0.311	0-0 6-3			0-0 WP 1B	0-0 1B			0-0 1B		4	1	3	2	0	0	0
Lee Walls, R (1, 5) OBP: 0.217, SLG: 0.455	0-3 K			0-0 1B	0-0 1B			0-3 K		4	0	0	0	0	2	4
Johnny Callison, L (1, 7) OBP: 0.395, SLG: 0.425	0-0 4-3			4-0 BB				0-0 F5		3	0	0	0	1	0	1
Pancho Herrera, R (1, 3) OBP: 0.356, SLG: 0.449		0-0 6-3		0-0 G5-4-3 1-2f				0-0 F9		4	0	0	0	0	1	1
Tony Gonzalez, L (1, 8) OBP: 0.396, SLG: 0.441		0-3 K			0-3 K			0-0 L6		4	0	0	0	0	3	0
Ken Walters, R (1, 9) OBP: 0.327, SLG: 0.462		0-0 5-3			0-0 E5 1B			0-0 1-3		4	1	1	0	0	0	0
Clay Dalrymple, L (1, 2) OBP: 0.236, SLG: 0.235			0-0 L4		0-0 HBP 1B			0-0 F9		4	1	2	0	0	0	0
Ruben Amaro, R (1, 6) OBP: 0.310, SLG: 0.278			0-0 1-3		0-3 K			0-0 5-3		1	0	0	0	0	0	0
Choo-Choo Coleman, L (5, PH) OBP: 0.200, SLG: 0.184									4-0 BB	1	0	0	0	0	1	2
Bobby Malkmus, R (6, 6) OBP: 0.247, SLG: 0.277									1-2 2-3 BB	1	0	0	0	1	0	0
Frank Sullivan, R (1, 1) Ken Lehman, L (5, 1) Don Demeter, R (5, PH) Chris Short, R (6, 1) Bobby Gene Smith, R (8, PH) Jack Baldschun, R (9, 1) Bobby Del Greco, R (9, PH)			0-3 K		1-0 HBP 1B			0-0 F5		1	0	0	0	0	1	0
									0-0 L7	0	0	0	0	0	0	3


Inning Stats	R: 0	H: 0	E: 0	K: 1	S: 5	R: 0	H: 0	E: 0	K: 1	S: 5	R: 0	H: 0	E: 0	K: 1	S: 5	R: 1	H: 1	E: 0	K: 0	S: 3	R: 2	H: 2	E: 1	K: 2	S: 10	R: 0	H: 0	E: 0	K: 0	S: 3	R: 0	H: 0	E: 0	K: 0	S: 3	R: 0	H: 1	E: 0	K: 1	S: 6	R: 0	H: 2	E: 0	K: 2	S: 9	1B: 6	SF: 0	2B: 0	SAC: 0	3B: 0	DP: 1	HR: 0	HBP: 1	WP: 1	PA: 36
PITCHER Glen Hobbie, R (1, 1) ERA: 3.67	IP: 9.0	WLS: W	BF: 36	H: 6	R: 3	ER: 1	SO: 8	BB: 2	IBB: 0	HBP: 1	BLK: 0	WP: 1	HR: 0	S: 49	P: 58	ERA: 1.00	WHIP: 0.889																																						
	PITCHER																		IP: 9.0	WLS: W	BF: 36	H: 6	R: 3	ER: 1	SO: 8	BB: 2	IBB: 0	HBP: 1	BLK: 0	WP: 1	HR: 0	S: 49	P: 58	ERA: 1.00	WHIP: 0.889																				

**BOTTOM**

**Chicago Cubs @ Philadelphia Phillies**  
**Connie Mack Stadium, Philadelphia, PA**

Thu Jun 01 1961, 7:05 PM EDT  
 Att. 3,785 - Sunny - 73 F

AB	33
R	3
H	6
RBI	2
BB	2
SO	8
LOB	11



**Chicago Cubs @ Cincinnati Reds**  
 Crosley Field, Cincinnati, OH

Fri Jun 02 1961, 7:05 PM EDT  
 Att. 12,656 - Cloudy - 68 F

[livebaseballscorecards.com](http://livebaseballscorecards.com)



Batter	1	2	3	4	5	6	7	8	9	AB R H RBI BB SO LOB	TOP											
<b>Richie Ashburn, L</b> (1, 8) OBP: 0.330, SLG: 0.247 <b>Al Heist, R</b> (7, 8) OBP: 0.245, SLG: 0.237	0-0 1-3		0-0 F8		0-0 F9 14 SF8 1B		4-0 SH 1B BB		0-3 K2-3	3 2 1 0 1 0 0 1 0 0 0 0 1 0												
<b>Don Zimmer, R</b> (1, 4) OBP: 0.300, SLG: 0.411	0-0 14 FC5 1B		0-0 P4		0-0 14 SF8 1B		0-0 SH 1B 14 SF7		0-0 E BB 14 SF9 1B	4 2 3 0 0 0 0												
<b>Ron Santo, R</b> (1, 5) OBP: 0.412, SLG: 0.500	0-0 14 FC5 1B		0-0 1-3		0-0 F9		0-0 1B CS 1B		4-0 E2 BB	4 1 2 1 1 0 2												
<b>14 Ernie Banks, R</b> (1, 7) OBP: 0.361, SLG: 0.522	0-0 FC5 1B			0-0 P3	0-0 SF8		0-0 SF7		0-0 SF9	2 0 0 3 0 0 2												
<b>George Altman, L</b> (1, 9) OBP: 0.411, SLG: 0.621	0-0 1-3 2-H 1B			0-0 HR 2B	0-0 L9		0-0 1-3 1B		0-0 F8	5 1 3 1 0 0 2												
<b>Ed Bouchee, L</b> (1, 3) OBP: 0.362, SLG: 0.442	0-0 F9			0-0 HR		0-0 SH1-3 1B	0-3 K			4 1 2 2 0 1 4												
<b>Sammy Taylor, L</b> (1, 2) OBP: 0.266, SLG: 0.333 <b>Dick Bertell, R</b> (9, 2) OBP: 0.291, SLG: 0.281		0-3 K		0-0 FC6-4 1B		0-0 SH1-3 1-2		0-3 K	3 0 1 0 0 2 0 0 0 0 0 0 0 0													
<b>Jerry Kindall, R</b> (1, 6) OBP: 0.250, SLG: 0.548		0-0 9-6 2B		0-0 FC6-4 1-2f		0-0 6-3		0-0 5-3	4 0 1 0 0 0 2													
<b>Jack Curtis, L</b> (1, 1) OBP: 0.100, SLG: 0.100 <b>Don Elston, R</b> (9, 1) OBP: 0.167, SLG: 0.167		0-0 9-6		0-3 K		0-3 K2-3		0-0 G3	4 0 0 0 0 2 3 0 0 0 0 0 0 0													
<b>Inning Stats</b>	R: 1 E: 0 K: 0 S: 6	H: 3 LOB: 2 BB: 0 P: 6	R: 0 E: 0 K: 1 S: 5	H: 1 LOB: 0 BB: 0 P: 5	R: 0 E: 0 K: 0 S: 3	H: 0 LOB: 0 BB: 0 P: 3	R: 2 E: 0 K: 1 S: 8	H: 3 LOB: 1 BB: 0 P: 8	R: 1 E: 0 K: 0 S: 5	H: 2 LOB: 1 BB: 0 P: 5	R: 0 E: 0 K: 1 S: 6	H: 1 LOB: 1 BB: 0 P: 6	R: 2 E: 0 K: 1 S: 7	H: 2 LOB: 2 BB: 1 P: 11	R: 0 E: 0 K: 1 S: 5	H: 0 LOB: 0 BB: 0 P: 5	R: 1 E: 1 K: 1 S: 6	H: 1 LOB: 1 BB: 1 P: 10	1B: 10 2B: 4 3B: 0 HR: 1	SF: 3 SAC: 2 DP: 2 HBP: 0	WP: 0 PB: 0 SB: 0 CS: 1	PA: 41
<b>PITCHER</b>	IP WLS BF H R ER SO BB IBB HBP BLK WP HR S P ERA WHIP																					
<b>Bob Purkey, R</b> (1, 1) ERA: 2.75 <b>Marshall Bridges, L</b> (6, 1) ERA: 6.39 <b>Howie Nunn, R</b> (9, 1) ERA: 3.6	5.0 L 23 9 4 4 2 0 0 0 0 0 0 1 27 27 7.20 1.800																					

BOTTOM

Chicago Cubs @ Cincinnati Reds  
Crosley Field, Cincinnati, OH

livebaseballscores.com

AB	35
R	6
H	9
RBI	5
BB	3
SO	1
LOB	19



WP	0	PA	39
PB	0		
SB	0		
CS	0		

Fri Jun 02 1961, 7:05 PM EDT  
Att: 12,656 - Cloudy - 68 F

AB R H RBI BB SO LOB

4	1	1	0	1	0	1
3	0	2	0	1	0	1
1	0	1	3	0	0	0
4	0	0	0	0	0	5
3	1	0	0	1	0	3
4	1	1	2	0	0	2
4	1	1	0	0	0	2
4	0	1	0	0	0	1
3	0	1	0	0	1	1
0	1	0	0	0	0	0
0	0	0	0	0	0	0
1	0	0	0	0	0	1
1	0	0	0	0	0	1
0	0	0	0	0	0	0
2	1	1	0	0	0	1

Batter	1	2	3	4	5	6	7	8	9
Don Blasingame, L (1, 4) OBP: 0.291, SLG: 0.292	0-0 G3		0-0 5-3			0-0 SH3 G3 1B		0-0 F2	4-0 2B BB
Eddie Kasko, R (1, 6) OBP: 0.392, SLG: 0.422	4-0 BB			0-0 2B		0-0 G3		0-0 E9	0-0 2B
Jerry Lynch, L (9, PH) OBP: 0.429, SLG: 0.840						1-2		1-H 2B	1-H 2-H 3-H 2B
Vada Pinson, L (1, 8) OBP: 0.343, SLG: 0.470	0-0 F7			0-0 F7		0-0 SH3		0-0 F7	0-0 1-3
Frank Robinson, R (1, 7) OBP: 0.379, SLG: 0.557	0-0 F7			0-0 E6		0-0 4-3			4-0 HR BB
Gene Freese, R (1, 5) OBP: 0.307, SLG: 0.470		0-0 F8		0-0 P6			0-0 P2		0-0 HR
Wally Post, R (1, 9) OBP: 0.373, SLG: 0.500		0-0 F9		0-0 L5			0-0 F8		0-0 BB 1B 2B 1B
Gordy Coleman, L (1, 3) OBP: 0.310, SLG: 0.494		0-0 4-1			0-0 G5-4-3 1B		0-0 4-3		0-0 F8
Jerry Zimmerman, R (1, 2) OBP: 0.352, SLG: 0.347			0-3 K		0-0 F7			0-0 2B E 1B	0-0 F7
Elio Chacon, R (8, PR) OBP: 0.357, SLG: 0.182									
Howie Nunn, R (9, 1)									
Dick Gernert, R (9, PH) OBP: 0.438, SLG: 0.538									
Bob Purkey, R (1, 1) OBP: 0.160, SLG: 0.130			0-0 P2		0-0 G5-4-3			0-0 F8	0-0 BB 1B
Leo Cardenas, R (5, PH) OBP: 0.343, SLG: 0.383					1-2				1-2 2B 1B
Marshall Bridges, S (6, 1)									
Pete Whisenant, R (8, PH) OBP: 0.111, SLG: 0.111									

Inning Stats	R: 0	H: 0	R: 0	H: 0	R: 0	H: 1	R: 0	H: 1	R: 0	H: 0	R: 1	H: 2	R: 5	H: 4	1B: 5	SF: 0
	E: 0	LOB: 1	E: 0	LOB: 0	E: 1	LOB: 2	E: 0	LOB: 1	E: 0	LOB: 0	E: 1	LOB: 2	E: 0	LOB: 1	2B: 3	SAC: 1
	K: 0	BB: 1	K: 0	BB: 0	K: 0	BB: 0	K: 0	BB: 0	K: 0	BB: 0	K: 0	BB: 0	K: 0	BB: 2	3B: 0	DP: 1
	S: 3	P: 7	S: 3	P: 3	S: 5	P: 5	S: 3	P: 4	S: 3	P: 3	S: 5	P: 5	S: 7	P: 15	HR: 1	HBP: 0

PITCHER	IP	WLS	BF	H	R	ER	SO	BB	IBB	HBP	BLK	WP	HR	S	P	ERA	WHIP
Jack Curtis, L (1, 1) ERA: 6.04	8.2	W	37	8	6	5	1	3	0	0	0	0	1	36	48	5.19	1.269
Don Elston, R (9, 1) ERA: 2.17	0.1	S	2	1	0	0	0	0	0	0	0	0	0	2	2	0.00	3.000

**Chicago Cubs @ Cincinnati Reds**  
 Crosley Field, Cincinnati, OH  
 Sat Jun 03 1961, 3:33 AM EDT  
 Att. 5,756 - Overcast - 75 F

AB	39
R	10
H	11
RBI	10
BB	5
SO	5
LOB	19



AB R H RBI BB SO LOB

5	0	0	0	0	0	6
0	0	0	0	0	0	0
5	0	1	2	0	1	3
3	2	0	0	2	1	2
4	1	0	0	1	0	1
5	2	2	2	0	0	0
4	1	0	0	1	1	3
5	2	4	2	0	0	0
4	2	2	4	1	2	2
0	0	0	0	0	0	0
1	0	0	0	0	0	0
1	0	0	0	0	0	2
0	0	0	0	0	0	0
0	0	0	0	0	0	0
1	0	1	0	0	0	0

Batter	1	2	3	4	5	6	7	8	9
Richie Ashburn, L (1, 8) OBP: 0.315, SLG: 0.234 Al Heist, R (8, 8) OBP: 0.245, SLG: 0.237	0-0 G3			0-0 P6		0-0 F9	0-0 F9	0-0 P5	
Don Zimmer, R (1, 4) OBP: 0.297, SLG: 0.411	0-0 F7			0-0 P2		0-0 4-3	0-3 K	0-0 2B	
Ron Santo, R (1, 5) OBP: 0.412, SLG: 0.491	0-3 K			0-0 5-3			4-0 1B BB	1-3 2-H 3-H	
14 Ernie Banks, R (1, 7) OBP: 0.357, SLG: 0.509		0-0 F8			0-0 L6		4-0 1B BB	0-0 5-3	0-0 6-3
George Altman, L (1, 9) OBP: 0.410, SLG: 0.609		0-0 4-3			0-0 L4		0-0 1B HR	0-0 1B	0-0 E6
Ed Bouchee, L (1, 3) OBP: 0.355, SLG: 0.422		0-0 4-3			0-0 F7		0-0 L4	4-0 1B 2B	0-3 K
Dick Bertell, R (1, 2) OBP: 0.315, SLG: 0.307			0-0 P3			0-0 BB	0-0 HR	0-0 2B	0-0 1B
Jerry Kindall, R (1, 6) OBP: 0.286, SLG: 0.630			0-3 K			4-0 BB	0-0 HR	0-0 2B	0-3 K
Dick Ellsworth, L (1, 1) Joe Schaffernoth, R (1, 1) Bob Will, L (6, PH) Dick Drott, R (6, 1) Billy Williams, L (7, PH) Jim Brewer, L (7, 1) Glen Hobbie, R (7, 1)			0-0 4-3			0-0 F2	0-0 1B	0-0 2B	

Inning Stats	R: 0	H: 0	E: 0	LOB: 0	K: 1	BB: 0	S: 5	P: 5
	0	0	0	0	0	0	3	3
	0	0	0	0	0	0	5	5
	0	0	0	0	0	0	3	3
	0	0	0	0	0	0	3	3
	0	1	0	2	0	0	4	8
	5	4	0	1	1	2	9	17
	0	1	0	2	0	0	9	9
	1B: 8	SF: 0	2B: 2	SAC: 0	3B: 0	DP: 0	HR: 1	HBP: 0

PITCHER	IP	WLS	BF	H	R	ER	SO	BB	IBB	HBP	BLK	WP	HR	S	P	ERA	WHIP
Ken Hunt, R (1, 1) ERA: 2.77	6.1		25	3	4	4	2	3	0	0	0	0	0	26	38	5.68	0.947
Jim Brosnan, R (7, 1) ERA: 4.12	1.0	L	8	3	4	4	1	2	0	0	0	0	1	8	16	36.00	5.000
Howie Nunn, R (8, 1) ERA: 4.8	0.0		2	2	0	0	0	0	0	0	0	0	0	2	2	∞	∞
Bill Henry, L (8, 1) ERA: 2.76	1.2		9	3	2	2	2	0	0	0	0	0	0	13	13	10.80	1.800

WP: 0	PA: 44
PB: 0	
SB: 0	
CS: 0	



BOTTOM

Chicago Cubs @ Cincinnati Reds  
Crosley Field, Cincinnati, OH

Sat Jun 03 1961, 3:33 AM EDT  
Att. 5,756 - Overcast - 75 F

livebaseballscorecards.com

AB	34
R	7
H	8
RBI	7
BB	4
SO	2
LOB	12



WP	0	PA	39
PB	0		
SB	0		
CS	0		

AB R H RBI BB SO LOB

5	1	2	0	0	0	1
4	1	1	1	1	0	2
4	0	0	0	1	0	2
3	1	1	2	0	0	0
3	2	2	2	1	0	2
3	0	0	0	0	1	2
1	0	0	0	0	0	0
4	1	2	2	0	1	1
4	0	0	0	0	0	1
2	0	0	0	0	0	1
0	1	0	0	1	0	0
0	0	0	0	0	0	0
0	0	0	0	0	0	0
1	0	0	0	0	0	0

1 2 3 4 5 6 7 8 9


<p>Don Blasingame, L (1, 4) OBP: 0.295, SLG: 0.312</p>	<p>0-0 2B 3B</p>	<p>0-0 L6-3 1-2</p>		<p>0-0 F8</p>		<p>0-0 BB 1B</p>		<p>0-0 3-1</p>
<p>Eddie Kasko, R (1, 6) OBP: 0.392, SLG: 0.425</p>	<p>0-0 F9 1B 2B</p>		<p>0-0 6-3</p>	<p>0-0 F8</p>		<p>0-0 L4</p>	<p>4-0 BB</p>	
<p>Vada Pinson, L (1, 8) OBP: 0.339, SLG: 0.459</p>	<p>0-0 F9 2-3</p>		<p>0-0 L6</p>	<p>0-0 4-3</p>		<p>4-0 FC6-4 BB</p>	<p>0-0 L6</p>	
<p>Frank Robinson, R (1, 7) OBP: 0.376, SLG: 0.552</p>	<p>0-0 2B 1B</p>		<p>0-0 1-3</p>		<p>0-0 F8</p>	<p>0-0 SF8</p>		
<p>Gene Freese, R (1, 5) OBP: 0.317, SLG: 0.497</p>	<p>0-0 1-H 2B</p>		<p>4-0 2B BB</p>		<p>0-0 HR</p>	<p>0-0 FC6-4 1-2f</p>		
<p>Wally Post, R (1, 9) OBP: 0.362, SLG: 0.484</p>	<p>0-3 K</p>		<p>0-0 F8</p>		<p>0-0 5-3</p>		<p>0-0 4-3</p>	
<p>Gus Bell, L (8, 9) OBP: 0.245, SLG: 0.303</p>								
<p>Gordy Coleman, L (1, 3) OBP: 0.314, SLG: 0.519</p>	<p>0-0 L6</p>		<p>0-0 1-H 2B</p>		<p>0-0 HR</p>		<p>0-3 K</p>	
<p>Jerry Zimmerman, R (1, 2) OBP: 0.328, SLG: 0.321</p>		<p>0-0 L8</p>		<p>0-0 P2</p>		<p>0-0 4-3</p>		<p>0-0 5-3</p>
<p>Ken Hunt, R (1, 1) OBP: 0.158, SLG: 0.167</p>		<p>0-0 E6 L6-3</p>		<p>0-0 6-3</p>		<p>4-0 BB 1B SF8 BB</p>		<p>0-0 5-3</p>
<p>Jim Brosnan, R (7, 1) OBP: 0.158, SLG: 0.167</p>								
<p>Howie Nunn, R (8, 1)</p>								
<p>Bill Henry, L (8, 1)</p>								
<p>Jerry Lynch, L (9, PH) OBP: 0.414, SLG: 0.808</p>								

<p>R: 3 H: 4 E: 0 LOB: 1 K: 1 BB: 0 S: 9 P: 9</p>	<p>R: 0 H: 0 E: 1 LOB: 0 K: 0 BB: 0 S: 3 P: 3</p>	<p>R: 0 H: 0 E: 0 LOB: 0 K: 0 BB: 0 S: 3 P: 3</p>	<p>R: 1 H: 1 E: 0 LOB: 1 K: 0 BB: 1 S: 4 P: 8</p>	<p>R: 0 H: 0 E: 0 LOB: 0 K: 0 BB: 0 S: 3 P: 3</p>	<p>R: 2 H: 2 E: 0 LOB: 0 K: 0 BB: 0 S: 5 P: 5</p>	<p>R: 1 H: 1 E: 0 LOB: 2 K: 0 BB: 2 S: 4 P: 12</p>	<p>R: 0 H: 0 E: 0 LOB: 0 K: 1 BB: 0 S: 5 P: 5</p>	<p>R: 0 H: 0 E: 0 LOB: 1 K: 0 BB: 1 S: 3 P: 7</p>
---	---	---	---	---	---	--	---	---

PITCHER	IP	WLS	BF	H	R	ER	SO	BB	IBB	HBP	BLK	WP	HR	S	P	ERA	WHIP
Dick Ellsworth, L (1, 1) ERA: 5.36	0.1		5	4	3	3	0	0	0	0	0	0	0	5	5	81.00	12.000
Joe Schaffernoth, R (1, 1) ERA: 5.23	4.2		16	1	1	1	1	0	0	0	0	0	0	17	21	1.93	0.429
Dick Drott, R (6, 1) ERA: 3.38	1.0		5	2	2	2	0	0	0	0	0	0	2	5	5	18.00	2.000
Jim Brewer, L (7, 1) ERA: 5.17	0.1		4	1	1	1	0	2	0	0	0	0	0	2	10	27.00	9.000
Glen Hobbie, R (7, 1) ERA: 3.56	2.2	W	9	0	0	0	1	1	0	0	0	0	0	10	14	0.00	0.375

<p>1B: 2 SF: 1 2B: 4 SAC: 0 3B: 1 DP: 1 HR: 2 HBP: 0</p>
--

PITCHER IP WLS BF H R ER SO BB IBB HBP BLK WP HR S P ERA WHIP

Batter	1	2	3	4	5	6	7	8	9	AB R H RBI BB SO LOB	TOP																					
<b>Richie Ashburn, L</b> (1, 8) OBP: 0.313, SLG: 0.227	0-3 <b>K</b>		0-0 <b>L3</b>		4-0 <b>BB</b>			0-0 <b>F9</b>		3 0 0 0 1 1 0																						
<b>Don Zimmer, R</b> (1, 4) OBP: 0.291, SLG: 0.402	0-0 <b>6-3</b>		0-0 <b>1-3</b>		0-0 <b>P4</b>			0-3 <b>K</b>		4 0 0 0 0 1 1																						
<b>Ron Santo, R</b> (1, 5) OBP: 0.408, SLG: 0.482	4-0 <b>BB</b>		0-0 <b>L8</b>		0-0 <b>1-3</b>			0-0 <b>L7</b>		3 0 0 0 1 0 0																						
<b>14 Ernie Banks, R</b> (1, 7) OBP: 0.360, SLG: 0.503	0-0 <b>F8</b>			4-0 <b>F9 1B BB</b>		4-0 <b>BB</b>		0-0 <b>P5</b>		2 0 0 0 2 0 1																						
<b>George Altman, L</b> (1, 9) OBP: 0.413, SLG: 0.635		0-3 <b>K</b>		0-0 <b>L4-3 1B</b>		0-0 <b>F8</b>		0-0 <b>HR</b>		4 1 2 1 0 1 1																						
<b>Ed Bouchee, L</b> (1, 3) OBP: 0.351, SLG: 0.409		4-0 <b>1B BB</b>		0-0 <b>F9</b>		0-0 <b>5-3</b>		0-3 <b>K</b>		3 0 0 0 1 1 3																						
<b>Dick Bertell, R</b> (1, 2) OBP: 0.306, SLG: 0.298 <b>Billy Williams, L</b> (9, PH) OBP: 0.298, SLG: 0.374		0-3 <b>K</b>		0-0 <b>L4-3</b>			0-0 <b>F8</b>		0-0 <b>F8</b>	3 0 0 0 0 1 3 1 0 0 0 0 0 0	<b>AB 29</b> <b>R 1</b> <b>H 3</b> <b>RBI 1</b> <b>BB 5</b> <b>SO 7</b> <b>LOB 11</b>																					
<b>Jerry Kindall, R</b> (1, 6) OBP: 0.288, SLG: 0.612		0-0 <b>1B</b>		0-0 <b>P6</b>			0-3 <b>K</b>			3 0 1 0 0 1 0																						
<b>Bob Anderson, R</b> (1, 1) OBP: 0.250, SLG: 0.182 <b>Bob Will, L</b> (7, PH) OBP: 0.328, SLG: 0.278 <b>Jim Brewer, L</b> (7, 1)		0-3 <b>K</b>		0-0 <b>P5</b>			0-0 <b>P6</b>			2 0 0 0 0 1 2 1 0 0 0 0 0 0 0 0 0 0 0 0 0																						
<b>Inning Stats</b>	R: 0 E: 0 K: 1 S: 5	H: 0 LOB: 1 BB: 1 P: 9	R: 0 E: 0 K: 3 S: 10	H: 1 LOB: 2 BB: 1 P: 14	R: 0 E: 0 K: 0 S: 3	H: 0 LOB: 0 BB: 0 P: 3	R: 0 E: 0 K: 0 S: 3	H: 1 LOB: 1 BB: 1 P: 7	R: 0 E: 0 K: 0 S: 3	H: 0 LOB: 1 BB: 1 P: 7	R: 0 E: 0 K: 1 S: 5	H: 0 LOB: 0 BB: 0 P: 5	R: 0 E: 0 K: 1 S: 5	H: 0 LOB: 0 BB: 0 P: 5	R: 1 E: 0 K: 1 S: 6	H: 1 LOB: 0 BB: 0 P: 6	1B: 2 2B: 1 3B: 0 HR: 1	SF: 0 SAC: 0 DP: 1 HBP: 0	WP: 0 PB: 0 SB: 0 CS: 0	PA: 34												
<b>PITCHER</b> <b>Jim Maloney, R</b> (1, 1) ERA: 3.0	IP 9.0	WLS W	BF 34	H 3	R 1	ER 1	SO 7	BB 5	IBB 0	HBP 0	BLK 0	WP 0	HR 1	S 43	P 63	ERA 1.00	WHIP 0.889															
											<b>PITCHER</b>	IP	WLS	BF	H	R	ER	SO	BB	IBB	HBP	BLK	WP	HR	S	P	ERA	WHIP				

**Chicago Cubs @ Cincinnati Reds**  
Crosley Field, Cincinnati, OH  
Sun Jun 04 1961, 3:33 AM EDT  
Sunny - 80 F

[livebaseballscorecards.com](http://livebaseballscorecards.com)

Batter	1	2	3	4	5	6	7	8	9	AB	R	H	RBI	BB	SO	LOB
--------	---	---	---	---	---	---	---	---	---	----	---	---	-----	----	----	-----

Eddie Kasko, R OBP: 0.380, SLG: 0.410 (1, 6)	0-0 1-3		0-0 F7	0-3 K			0-0 F9			4	0	0	0	0	1	2
Don Blasingame, L OBP: 0.308, SLG: 0.315 (1, 4)	4-0 FC4-6 BB BB		4-0 E 1-2 1B BB		0-0 2B SF8 1B		0-0 F9			2	2	1	0	2	0	0
Vada Pinson, L OBP: 0.348, SLG: 0.468 (1, 8)	4-0 FC4-6 1-2 BB		0-0 E4 1B 1-2 2-H		0-0 SF8 1-3 2B		0-0			3	0	2	0	1	0	1
Frank Robinson, R OBP: 0.367, SLG: 0.541 (1, 9)	0-0 FC4-6 1-2f 2-3		0-0 P2		0-0 SF8		0-3 K			3	0	0	1	0	1	5
Jerry Lynch, L OBP: 0.438, SLG: 0.786 Pete Whisenant, R OBP: 0.100, SLG: 0.100 (1, 7) (8, 7)	0-0 1-3		0-0 FC4 1-3 2-H 1B		4-0 G1-6-3 BB		0-3 K			2	0	1	1	1	0	2
Gordy Coleman, L OBP: 0.307, SLG: 0.506 (1, 3)		0-0 3-1	0-0 FC4 1-2f		0-0 G1-6-3 1-2f		0-0 P6			4	0	0	0	0	0	4
Gene Freese, R OBP: 0.315, SLG: 0.491 (1, 5)		0-3 K		0-0 1-3 1B		0-0 P5		0-0 F7		4	0	1	0	0	1	0
Jerry Zimmerman, R OBP: 0.311, SLG: 0.304 (1, 2)		0-3 K		0-0 1-3 1-2		0-0 4-3				3	0	0	0	0	1	1
Jim Maloney, L OBP: 0.333, SLG: 0.545 (1, 1)			0-0 WP E 1B		0-0 L1		0-3 K			3	1	1	0	0	1	1

Inning Stats	R: 0	H: 0	E: 0	K: 0	S: 3	R: 0	H: 0	E: 0	K: 2	S: 7	R: 2	H: 2	E: 1	K: 0	S: 6	R: 0	H: 1	E: 0	K: 1	S: 6	R: 1	H: 2	E: 0	K: 0	S: 4	R: 0	H: 0	E: 0	K: 1	S: 5	R: 0	H: 1	E: 0	K: 1	S: 6	R: 0	H: 0	E: 0	K: 1	S: 5	R: 0	H: 0	E: 0	K: 1	S: 5	1B: 5	SF: 1	2B: 1	SAC: 0	3B: 0	DP: 1	HR: 0	HBP: 0	WP: 1	PA: 34
--------------	------	------	------	------	------	------	------	------	------	------	------	------	------	------	------	------	------	------	------	------	------	------	------	------	------	------	------	------	------	------	------	------	------	------	------	------	------	------	------	------	------	------	------	------	------	-------	-------	-------	--------	-------	-------	-------	--------	-------	--------

PITCHER	IP	WLS	BF	H	R	ER	SO	BB	IBB	HBP	BLK	WP	HR	S	P	ERA	WHIP
Bob Anderson, R ERA: 4.47 (1, 1)	6.0	L	27	5	3	1	4	4	0	0	0	1	0	31	47	1.50	1.500
Jim Brewer, L ERA: 4.58 (7, 1)	2.0		7	1	0	0	2	0	0	0	0	0	0	11	11	0.00	0.500

BOTTOM

Chicago Cubs @ Cincinnati Reds  
Crosley Field, Cincinnati, OH  
Sun Jun 04 1961, 3:33 AM EDT  
Sunny - 80 F

livebaseballscorecards.com

AB	29
R	3
H	6
RBI	2
BB	4
SO	6
LOB	16



**Chicago Cubs @ Cincinnati Reds**  
 Crosley Field, Cincinnati, OH  
 Sun Jun 04 1961, 3:38 AM EDT  
 Att. 19,262 - Sunny - 80 F

[livebaseballscorecards.com](http://livebaseballscorecards.com)

AB	39
R	8
H	12
RBI	8
BB	5
SO	8
LOB	21



WP	2	PA	45
PB	0		
SB	1		
CS	0		

AB R H RBI BB SO LOB

3	1	0	0	1	0	0
1	0	0	0	0	0	3

4	0	2	2	0	0	1
0	1	0	0	1	0	0

5	2	4	3	0	1	0
---	---	---	---	---	---	---

5	1	1	1	0	0	5
---	---	---	---	---	---	---

5	0	1	1	0	1	2
---	---	---	---	---	---	---

3	1	1	0	0	1	0
1	1	0	0	1	1	1

4	1	2	1	0	0	0
---	---	---	---	---	---	---

4	0	1	0	1	2	4
---	---	---	---	---	---	---

4	0	0	0	1	2	5
---	---	---	---	---	---	---

1B	9	SF	0
2B	1	SAC	0
3B	0	DP	1
HR	2	HBP	1

Batter	1	2	3	4	5	6	7	8	9				
Richie Ashburn, L (1, 8) OBP: 0.310, SLG: 0.220 Al Heist, R (7, 8) OBP: 0.243, SLG: 0.235	0-0 L8		0-0 E4			0-0 4-3	4-0 1B	0-0 F9					
Don Zimmer, R (1, 4) OBP: 0.296, SLG: 0.404 Bob Will, L (8, 7) OBP: 0.339, SLG: 0.278	0-0 1-3		0-0 G6-4-3			0-0 1B	0-0 1B		4-0 2B				
Ron Santo, R (1, 5) OBP: 0.418, SLG: 0.515	0-0 HR		0-3 K			0-0 1B	0-0 14 FC6-4		0-0 4-3				
14 Ernie Banks, R (1, 7) OBP: 0.356, SLG: 0.512	0-0 HR			0-0 4-3		0-0 F3	0-0 FC6-4		0-0 P4				
George Altman, L (1, 9) OBP: 0.404, SLG: 0.614	0-3 K			0-0 4-1		0-0 P6		0-0 BB S	0-0 4-3				
Andre Rodgers, R (1, 3) OBP: 0.294, SLG: 0.433 Ed Bouchee, L (7, 3) OBP: 0.353, SLG: 0.404		0-0 F8		0-3 K			0-0 BB 1B	0-3 K	4-0 WP 1B				
Moe Thacker, R (1, 2) OBP: 0.429, SLG: 0.333		0-0 5-3			0-0 6-3		0-0 BB 1B	1-0 BB	0-0 1B				
Jerry Kindall, R (1, 6) OBP: 0.298, SLG: 0.585		4-0 BB			0-3 K		0-0 F2	0-3 K	0-0 1B				
Don Cardwell, R (1, 1) OBP: 0.138, SLG: 0.250		0-0 6-3			0-0 P4		0-3 K	4-0 BB	0-3 K				
<b>Inning Stats</b>	R: 2 H: 2 E: 0 LOB: 0 K: 1 BB: 0 S: 7 P: 7	R: 0 H: 0 E: 0 LOB: 1 K: 0 BB: 1 S: 3 P: 7	R: 0 H: 0 E: 1 LOB: 0 K: 1 BB: 0 S: 5 P: 5	R: 0 H: 0 E: 0 LOB: 0 K: 1 BB: 0 S: 5 P: 5	R: 0 H: 0 E: 0 LOB: 0 K: 1 BB: 0 S: 5 P: 5	R: 0 H: 2 E: 0 LOB: 2 K: 0 BB: 0 S: 5 P: 5	R: 3 H: 4 E: 0 LOB: 2 K: 1 BB: 1 S: 9 P: 13	R: 0 H: 1 E: 0 LOB: 3 K: 2 BB: 1 S: 8 P: 13	R: 3 H: 3 E: 0 LOB: 2 K: 1 BB: 2 S: 8 P: 16	1B: 9 SF: 0 2B: 1 SAC: 0 3B: 0 DP: 1 HR: 2 HBP: 1			
<b>PITCHER</b>	IP WLS BF H R ER SO BB IBB HBP BLK WP HR S P ERA WHIP											<b>PITCHER</b>	IP WLS BF H R ER SO BB IBB HBP BLK WP HR S P ERA WHIP
Jim O'Toole, L (1, 1) ERA: 2.81	6.2 L 30 8 5 5 5 2 0 0 0 0 0 2 38 46 6.75 1.500												
Howie Nunn, R (7, 1) ERA: 4.41	1.1 7 1 0 0 2 1 0 1 0 0 0 0 9 14 0.00 1.500												
Marshall Bridges, L (9, 1) ERA: 7.9	1.0 8 3 3 3 1 2 0 0 0 0 1 0 8 16 27.00 5.000												


Batter	1	2	3	4	5	6	7	8	9	AB R H RBI BB SO LOB
Eddie Kasko, R OBP: 0.381, SLG: 0.410 (1, 6)	0-0 L7		0-0 BB 1B		0-0 FC6 1B		0-0 4-3	0-0 L9		5 0 2 0 0 0 2
Don Blasingame, L OBP: 0.318, SLG: 0.315 (1, 4)	4-0 1B BB		4-0 1-2 BB		0-0 F9		0-0 1B E 1B		0-3 K	3 1 1 0 2 1 1
Vada Pinson, L OBP: 0.349, SLG: 0.466 (1, 8)	0-0 1-2 1B		0-0 F7		0-0 FC6 1B 1-2f		0-0 1-2 FC5-4 1B		0-3 K	5 0 2 0 0 1 3
Frank Robinson, R OBP: 0.368, SLG: 0.556 (1, 9)	0-3 K		0-0 P4		0-0 1-3 1B		0-0 FC5-4 1-2f 2-H		0-0 HR	5 1 2 1 0 1 5
Jerry Lynch, L OBP: 0.378, SLG: 0.667 (1, 7)	0-0 L8		0-0 4-3		0-0 F5		0-0 3-1		0-0 4-3	5 0 0 0 0 0 7
Gordy Coleman, L OBP: 0.306, SLG: 0.500 (1, 3)		0-0 5-3		0-0 4-3		0-0 P1		0-0 FC6-4 1B		4 0 1 0 0 0 0
Gene Freese, R OBP: 0.309, SLG: 0.480 (1, 5)		0-3 K		0-0 F8		0-3 K		0-0 F8		4 0 0 0 0 2 1
Jerry Zimmerman, R OBP: 0.338, SLG: 0.333 (1, 2)		0-0 1B		0-0 1B		0-0 1B		0-0 FC6-4 1B 1-2f		4 0 3 0 0 0 1
Jim O'Toole, S OBP: 0.241, SLG: 0.250 Howie Nunn, R (7, 1) Gus Bell, L OBP: 0.253, SLG: 0.311 Marshall Bridges, S (9, 1)		0-3 K		0-3 K		0-3 K		0-0 1B		3 0 0 0 0 3 3 0 0 0 0 0 0 0 1 0 1 0 0 0 0 0 0 0 0 0 0 0

Inning Stats	R: 0 E: 0 K: 1 S: 6	H: 1 LOB: 2 BB: 1 P: 10	R: 0 E: 0 K: 2 S: 8	H: 1 LOB: 1 BB: 0 P: 8	R: 0 E: 0 K: 0 S: 4	H: 1 LOB: 2 BB: 1 P: 8	R: 0 E: 0 K: 1 S: 6	H: 1 LOB: 1 BB: 0 P: 6	R: 0 E: 0 K: 0 S: 5	H: 2 LOB: 2 BB: 0 P: 5	R: 0 E: 0 K: 2 S: 8	H: 1 LOB: 1 BB: 0 P: 8	R: 1 E: 1 K: 0 S: 5	H: 2 LOB: 1 BB: 0 P: 5	R: 0 E: 0 K: 0 S: 5	H: 2 LOB: 2 BB: 0 P: 5	R: 1 E: 0 K: 2 S: 8	H: 1 LOB: 0 BB: 0 P: 8	1B: 11 2B: 0 3B: 0 HR: 1	SF: 0 SAC: 0 DP: 0 HBP: 0	WP: 0 PB: 0 SB: 0 CS: 0	PA: 41	
PITCHER Don Cardwell, R ERA: 2.66 (1, 1)	IP 9.0	WLS W	BF 41	H 12	R 2	ER 1	SO 8	BB 2	IBB 0	HBP 0	BLK 0	WP 0	HR 1	S 55	P 63	ERA 1.00	WHIP 1.556						

**Chicago Cubs @ Cincinnati Reds**  
Crosley Field, Cincinnati, OH  
Sun Jun 04 1961, 3:38 AM EDT  
Att. 19,262 - Sunny - 80 F

livebaseballscorecards.com

AB	39
R	2
H	12
RBI	1
BB	2
SO	8
LOB	23



Batter	1	2	3	4	5	6	7	8	9	AB	R	H	RBI	BB	SO	LOB	TOP										
<b>Richie Ashburn, L</b> (1, 8) OBP: 0.322, SLG: 0.231 <b>Dick Drott, R</b> (8, 1) OBP: 0.125, SLG: 0.375	0-0 SF8 1B	0-0 L9			0-0 L9		0-0 G6-4-3 1B	4-0 FC5-4 BB		4	1	2	2	1	0	2											
<b>Andre Rodgers, R</b> (1, 6) OBP: 0.308, SLG: 0.441	0-0 1-3 2B		0-0 G3		4-0 BB		0-0 G6-4-3 1B	0-3 K		4	0	1	0	1	1	5											
<b>Ron Santo, R</b> (1, 5) OBP: 0.418, SLG: 0.514	0-0 SF8		0-0 14 G1-4-3 1B		0-0 1-3		0-0 14 CS 1B	0-0 FC5-4		4	0	2	2	0	0	4											
<b>14 Ernie Banks, R</b> (1, 7) OBP: 0.357, SLG: 0.523	0-0 F9		0-0 G1-4-3		0-0 F8		0-0 CS	0-0 HR	4-0 FC4-6 BB	4	1	1	1	1	0	2											
<b>George Altman, L</b> (1, 9) OBP: 0.386, SLG: 0.585 (8, 8)	0-0 L4			0-0 6-3		0-3 K		0-3 K	0-0 FC4-6 G3	5	0	0	0	0	2	2											
<b>Ed Bouchee, L</b> (1, 3) OBP: 0.364, SLG: 0.444		0-0 SH5-4 1B		0-0 HR		0-0 1-3		0-0 BB 1B	0-0 G3	5	2	3	1	0	0	1											
<b>Moe Thacker, R</b> (1, 2) OBP: 0.500, SLG: 0.444 <b>Billy Williams, L</b> (8, PH) OBP: 0.301, SLG: 0.376 (8, 9)		0-0 SH5-4 1B		0-0 F9		0-0 1B	0-0 E 1B	0-0 1B BB	0-3 K	3	1	2	0	0	0	0											
<b>Jerry Kindall, R</b> (1, 4) OBP: 0.311, SLG: 0.571		0-0 F9		0-0 6-3		0-0 1B	0-0 1B E	4-0 BB 1B		3	1	1	0	1	0	2											
<b>Dick Ellsworth, L</b> (1, 1) <b>Joe Schaffernoth, R</b> (5, 1) <b>Don Elston, R</b> (7, 1) OBP: 0.197, SLG: 0.167 <b>Jim Brewer, L</b> (7, 1) <b>Bob Will, L</b> (8, PH) OBP: 0.348, SLG: 0.291 <b>Dick Bertelli, R</b> (8, 2) OBP: 0.306, SLG: 0.298		0-0 SH5-4		0-0 4-3		0-0 FC2	0-0 G6-4-3 1B	0-0 BB		1	0	0	0	0	0	0											
<b>Inning Stats</b>	R: 1 E: 0 K: 0 S: 5	H: 2 LOB: 1 BB: 0 P: 5	R: 0 E: 0 K: 0 S: 5	H: 2 LOB: 2 BB: 0 P: 5	R: 0 E: 0 K: 0 S: 3	H: 1 LOB: 0 BB: 0 P: 3	R: 1 E: 0 K: 0 S: 4	H: 1 LOB: 0 BB: 0 P: 4	R: 0 E: 0 K: 0 S: 3	H: 0 LOB: 1 BB: 1 P: 7	R: 0 E: 0 K: 1 S: 5	H: 0 LOB: 0 BB: 0 P: 5	R: 3 E: 1 K: 0 S: 6	H: 4 LOB: 0 BB: 0 P: 6	R: 3 E: 0 K: 2 S: 11	H: 4 LOB: 3 BB: 2 P: 19	R: 0 E: 0 K: 1 S: 5	H: 0 LOB: 1 BB: 1 P: 9	1B: 11 2B: 1 3B: 0 HR: 2	SF: 1 SAC: 1 DP: 2 HBP: 0	WP: 0 PB: 0 SB: 0 CS: 1	PA: 44					
<b>PITCHER</b>	IP	WLS	BF	H	R	ER	SO	BB	IBB	HBP	BLK	WP	HR	S	P	ERA	WHIP										
<b>Curt Simmons, L</b> (1, 1) ERA: 3.18 <b>Lindy McDaniel, R</b> (7, 1) ERA: 4.6 <b>Al Cicotte, R</b> (8, 1) ERA: 3.54 <b>Mickey McDermott, L</b> (8, 1) ERA: 1.32	6.0		27	8	5	2	1	1	0	0	0	0	1	28	32	3.00	1.500										
	1.1		7	5	3	3	1	0	0	0	0	0	1	9	9	20.25	3.750										
	0.0		2	1	0	0	0	1	0	0	0	0	0	1	5	∞	∞										
	1.2	W	7	0	0	0	2	2	0	0	0	0	0	9	17	0.00	1.200										

Chicago Cubs @ St. Louis Cardinals  
 Sportsman's Park, St. Louis, MO  
 Mon Jun 05 1961, 8:05 PM EDT  
 Att: 7,789 - Cloudy - 86 F

AB	37
R	8
H	14
RBI	7
BB	4
SO	4
LOB	21



1B	11	SF	1
2B	1	SAC	1
3B	0	DP	2
HR	2	HBP	0

WP	0	PA	44
PB	0		
SB	0		
CS	1		

ERA	WHIP
-----	------

livebaseballscorecards.com

Batter	1	2	3	4	5	6	7	8	9	AB	R	H	RBI	BB	SO	LOB
Julian Javier, R OBP: 0.328, SLG: 0.346 (1, 4)	0-0 FC3-6 1B	0-0 1-2 1B		0-0 L8		4-0 BB	0-0 1-2 HR 1B			4	1	3	0	1	0	2
Carl Warwick, R OBP: 0.342, SLG: 0.321 (1, 8)	0-0 FC3-6 1B	0-0 F8			0-0 E 1B	0-0 F7 2B	4-0 1-2 2-3 HR BB			4	3	1	0	1	0	4
Bill White, L OBP: 0.349, SLG: 0.419 (1, 3)	0-3 K		0-3 K		0-0 P3	0-0 F8	0-0 1-H 2-H 3-H HR			5	1	1	4	0	2	3
Ken Boyer, R OBP: 0.381, SLG: 0.497 (1, 5)	0-0 E 1B		0-0 6-3		0-0 1B 1B	0-0 F9	4-0 1B BB			4	1	2	2	1	0	1
Stan Musial, L OBP: 0.374, SLG: 0.451 (1, 7)	0-0 E4 1-2		0-0 P4		0-0 F9		6-3			5	0	1	0	0	0	2
Bob Lillis, R OBP: 0.125, SLG: 0.067 (8, 6)										0	0	0	0	0	0	0
Charlie James, R OBP: 0.304, SLG: 0.405 (1, 9)	0-0 P3			0-0 FC1-6 1B	0-0 1-2 1B 1B		4-0 HR BB	0-3 K		4	2	2	0	1	1	2
Alex Grammas, R OBP: 0.304, SLG: 0.341 (1, 6)		0-0 6-3		0-0 FC1-6 1B	0-0 1-2 2-3 1B 1B		0-0 1-H HR	0-0 9-3 1B		3	0	1	0	0	0	1
Carl Sawatski, L OBP: 0.406, SLG: 0.500 (7, PH)				0-0 1-2f						1	1	1	2	0	0	0
Don Taussig, R OBP: 0.452, SLG: 0.679 (8, 7)										1	0	1	0	0	0	0
Hal Smith, R OBP: 0.298, SLG: 0.294 (1, 2)		0-0 6-3		0-3 K	0-0 1-3 2-H 3-H 1B		0-0 BB 1B HR 1B	0-0 9-3		5	1	2	2	0	1	2
Curt Simmons, L OBP: 0.400, SLG: 0.375 (1, 1)		0-0 1B		0-0 1-2 1B	0-0 F8		0-0 P3			3	0	2	0	0	0	2
Lindy McDaniel, R OBP: 0.100, SLG: 0.200 (7, 1)										1	0	0	0	0	0	1
Al Cicotte, R (8, 1)										0	0	0	0	0	0	0
Mickey McDermott, L (8, 1)										0	0	0	0	0	0	0

Inning Stats	R: 1	H: 2	E: 1	LOB: 2	K: 1	BB: 0	S: 8	P: 8	R: 0	H: 2	E: 0	LOB: 2	K: 0	BB: 0	S: 5	P: 5	R: 0	H: 0	E: 0	LOB: 0	K: 1	BB: 0	S: 5	P: 5	R: 0	H: 2	E: 0	LOB: 2	K: 1	BB: 0	S: 7	P: 7	R: 3	H: 5	E: 1	LOB: 2	K: 0	BB: 0	S: 8	P: 8	R: 0	H: 0	E: 0	LOB: 1	K: 0	BB: 1	S: 3	P: 7	R: 6	H: 5	E: 0	LOB: 1	K: 0	BB: 3	S: 7	P: 19	R: 0	H: 1	E: 0	LOB: 0	K: 1	BB: 0	S: 5	P: 5
--------------	------	------	------	--------	------	-------	------	------	------	------	------	--------	------	-------	------	------	------	------	------	--------	------	-------	------	------	------	------	------	--------	------	-------	------	------	------	------	------	--------	------	-------	------	------	------	------	------	--------	------	-------	------	------	------	------	------	--------	------	-------	------	-------	------	------	------	--------	------	-------	------	------

PITCHER	IP	WLS	BF	H	R	ER	SO	BB	IBB	HBP	BLK	WP	HR	S	P	ERA	WHIP
Dick Ellsworth, L ERA: 5.56 (1, 1)	4.2		26	11	4	4	3	0	0	0	0	0	0	32	32	7.71	2.357
Joe Schaffernoth, R ERA: 6.04 (5, 1)	1.2	L	9	2	3	3	0	2	0	0	0	0	1	7	15	16.20	2.400
Don Elston, R ERA: 2.87 (7, 1)	0.1		5	2	3	3	0	2	0	0	0	0	1	3	11	81.00	12.000
Jim Brewer, L ERA: 4.5 (7, 1)	0.1		1	1	0	0	0	0	0	0	0	0	0	1	1	0.00	3.000
Dick Drott, R ERA: 3.27 (8, 1)	1.0		3	1	0	0	1	0	0	0	0	0	0	5	5	0.00	1.000


**BOTTOM**

**Chicago Cubs @ St. Louis Cardinals**  
Sportsman's Park, St. Louis, MO

Mon Jun 05 1961, 8:05 PM EDT  
Att. 7,789 - Cloudy - 86 F

AB	40
R	10
H	17
RBI	10
BB	4
SO	4
LOB	20

livebaseballscores.com



WP	HR	S	P	ERA	WHIP
0	0	0	0	0	0

Batter	1	2	3	4	5	6	7	8	9	AB R H RBI BB SO LOB	TOP													
<b>Richie Ashburn, L</b> (1, 8) <small>OBP: 0.336, SLG: 0.236</small> <b>Don Zimmer, R</b> (7, 4) <small>OBP: 0.296, SLG: 0.404</small>	0-0 6-3	4-0 1-2 BB			4-0 BB BB BB		0-0 G6-4-3 1B			2 0 1 0 2 0 0 0 0 0 0 0 0 0														
<b>Andre Rodgers, R</b> (1, 6) <small>OBP: 0.279, SLG: 0.395</small> <b>Dick Drott, R</b> (7, 1) <small>OBP: 0.125, SLG: 0.375</small>	0-3 K	0-0 3-1			0-0 L9		0-0 G6-4-3 1-2f			4 0 0 0 0 1 5 0 0 0 0 0 0 0														
<b>Ron Santo, R</b> (1, 5) <small>OBP: 0.410, SLG: 0.503</small>	0-3 K			0-0 E5 14		0-0 G5-4-3 1-2f		0-3 K		4 0 0 0 0 2 1														
<b>14 Ernie Banks, R</b> (1, 7) <small>OBP: 0.360, SLG: 0.520</small>		0-0 BB 1B 1B		0-3 K 1-2		4-0 FC3-6 BB		0-3 K		3 1 1 0 1 2 1														
<b>George Altman, L</b> (1, 9) <small>OBP: 0.381, SLG: 0.573</small> (7, 8)		0-0 BB 1B 1B		0-0 4-3		0-0 FC3-6 E 1-2f		0-0 1-3		4 1 1 0 0 0 1														
<b>Ed Bouchee, L</b> (1, 3) <small>OBP: 0.360, SLG: 0.447</small>		0-3 K		0-0 1B 2B		0-3 K		0-0 E4 FC1-6		4 0 1 0 0 2 3														
<b>Dick Bertell, R</b> (1, 2) <small>OBP: 0.298, SLG: 0.290</small> <b>Billy Williams, L</b> (9, PH) <small>OBP: 0.299, SLG: 0.373</small>		0-0 L6		0-0 5-3		0-0 E6 1-3		0-0 FC1-6 1-2f		3 0 0 0 0 0 4 1 0 0 0 0 0 1														
<b>Jerry Kindall, R</b> (1, 4) <small>OBP: 0.308, SLG: 0.542</small> (7, 6)		4-0 1B 1-2 2-3 BB		0-0 P3		0-3 K		0-0 F9		3 0 0 0 1 1 4														
<b>Glen Hobbie, R</b> (1, 1) <small>OBP: 0.242, SLG: 0.172</small> <b>Bob Will, L</b> (7, PH) <small>OBP: 0.338, SLG: 0.281</small> (7, 9)		0-0 BB 1B 1-3 2-H 3-H		0-0 1B 2-H		0-0 L6		0-0 F7		2 0 2 2 0 0 0 2 0 0 0 0 0 1														
<b>Inning Stats</b>	R: 0 E: 0 K: 2 S: 7	H: 0 LOB: 0 BB: 0 P: 7	R: 2 E: 0 K: 1 S: 8	H: 3 LOB: 3 BB: 2 P: 16	R: 0 E: 1 K: 1 S: 5	H: 0 LOB: 0 BB: 0 P: 5	R: 0 E: 0 K: 0 S: 4	H: 2 LOB: 2 BB: 0 P: 4	R: 0 E: 0 K: 0 S: 2	H: 0 LOB: 0 BB: 1 P: 6	R: 0 E: 1 K: 2 S: 8	H: 0 LOB: 2 BB: 1 P: 12	R: 0 E: 0 K: 0 S: 3	H: 1 LOB: 0 BB: 0 P: 3	R: 0 E: 0 K: 2 S: 7	H: 0 LOB: 0 BB: 0 P: 7	R: 0 E: 1 K: 0 S: 4	H: 0 LOB: 1 BB: 0 P: 4	1B: 5 2B: 1 3B: 0 HR: 0	SF: 0 SAC: 0 DP: 2 HBP: 0	WP: 0 PB: 0 SB: 0 CS: 0	PA: 36		
<b>PITCHER</b> <b>Ernie Broglio, R</b> (1, 1) <small>ERA: 3.36</small>	IP: 9.0 WLS: W BF: 36 H: 6 R: 2 ER: 2 SO: 8 BB: 4 IBB: 0 HBP: 0 BLK: 0 WP: 0 HR: 0 S: 48 P: 64 ERA: 2.00 WHIP: 1.111																							

Chicago Cubs @ St. Louis Cardinals  
Sportsman's Park, St. Louis, MO  
Tue Jun 06 1961, 8:05 PM EDT  
Cloudy - 80 F

[livebaseballscorecards.com](http://livebaseballscorecards.com)

AB	32
R	2
H	6
RBI	2
BB	4
SO	8
LOB	21







Batter	1	2	3	4	5	6	7	8	9	10	AB R H RBI BB SO LOB	TOP
<b>Richie Ashburn, L</b> (1, 8) <small>OBP: 0.338, SLG: 0.229</small> <b>Al Heist, R</b> (10, 8) <small>OBP: 0.243, SLG: 0.235</small>											3 0 0 0 2 0 1 0 0 0 0 0 0 0	<b>Chicago Cubs @ St. Louis Cardinals</b> Sportsman's Park, St. Louis, MO Tue Jun 06 1961, 8:05 PM EDT Att. 14,690 - Overcast - 80 F
<b>Don Zimmer, R</b> (1, 4) <small>OBP: 0.298, SLG: 0.406</small>											4 0 1 0 1 0 1	
<b>Ron Santo, R</b> (1, 5) <small>OBP: 0.400, SLG: 0.489</small>											5 1 0 0 0 2 4	
<b>14 Ernie Banks, R</b> (1, 7) <small>OBP: 0.361, SLG: 0.511</small> <b>Bob Will, L</b> (10, 7) <small>OBP: 0.338, SLG: 0.281</small>											3 1 0 0 2 1 2 0 0 0 0 0 0 0	
<b>George Altman, L</b> (1, 9) <small>OBP: 0.374, SLG: 0.583</small>											5 1 1 3 0 3 3	
<b>Ed Bouchee, L</b> (1, 3) <small>OBP: 0.354, SLG: 0.430</small>											4 0 0 0 1 2 0	
<b>Moe Thacker, R</b> (1, 2) <small>OBP: 0.500, SLG: 0.364</small>											2 0 0 0 2 1 0	
<b>Jerry Kindall, R</b> (1, 6) <small>OBP: 0.304, SLG: 0.524</small>											4 0 1 0 0 0 2	
<b>Jack Curtis, L</b> (1, 1) <small>OBP: 0.154, SLG: 0.083</small> <b>Joe Schaffernoth, R</b> (6, 1)											2 0 0 0 1 1 2 1 0 0 0 0 0 0	
<b>Inning Stats</b>	R: 0 H: 0 E: 0 LOB: 0 K: 0 BB: 1 S: 2 P: 6	R: 0 H: 0 E: 0 LOB: 2 K: 2 BB: 2 S: 7 P: 15	R: 0 H: 1 E: 0 LOB: 3 K: 1 BB: 2 S: 6 P: 14	R: 0 H: 0 E: 0 LOB: 0 K: 1 BB: 0 S: 5 P: 5	R: 0 H: 0 E: 0 LOB: 2 K: 1 BB: 2 S: 5 P: 13	R: 0 H: 1 E: 0 LOB: 2 K: 2 BB: 1 S: 8 P: 12	R: 3 H: 1 E: 1 LOB: 0 K: 0 BB: 1 S: 5 P: 9	R: 0 H: 0 E: 0 LOB: 0 K: 1 BB: 0 S: 5 P: 5	R: 0 H: 0 E: 0 LOB: 0 K: 1 BB: 0 S: 5 P: 5	R: 0 H: 0 E: 0 LOB: 0 K: 1 BB: 0 S: 5 P: 5	1B: 1 SF: 0 2B: 1 SAC: 0 3B: 0 DP: 1 HR: 1 HBP: 0	
<b>PITCHER</b> <b>Ray Sadecki, L</b> (1, 1) <small>ERA: 2.5</small>	IP 10.0 WLS 42 BF 3 H 3 R 3 ER 0 SO 10 BB 8 IBB 1 HBP 0 BLK 0 WP 0 HR 1 S 53 P 89 ERA 0.00 WHIP 1.100											<b>PITCHER</b> IP WLS BF H R ER SO BB IBB HBP BLK WP HR S P ERA WHIP

livebaseballscores.com

AB	33
R	3
H	3
RBI	3
BB	9
SO	10
LOB	15



Batter	1	2	3	4	5	6	7	8	9	10	AB	R	H	RBI	BB	SO	LOB
Curt Flood, R OBP: 0.337, SLG: 0.377 (1, 8)	0-0 5-3		0-0 F8		0-0 F3	0-0 1-3			0-0 SH1-4		4	0	0	0	0	0	2
Julian Javier, R OBP: 0.336, SLG: 0.368 (1, 4)	0-0 G3 2B		0-0 FC4 1B		0-3 K			0-0 FC6-4 1B	0-3 K		5	0	3	0	0	2	1
Bill White, L OBP: 0.343, SLG: 0.426 (1, 3)	0-0 G3 2-3		0-0 FC4 1B		0-0 4-3			0-0 FC6-4 G6-4-3 1-2f	4-0 IBB		4	0	0	0	1	0	3
Ken Boyer, R OBP: 0.384, SLG: 0.506 (1, 5)	0-3 K		0-0 FC5-4 1B			0-0 SH1-3 1B 2B		0-0 G6-4-3 1-2f	0-0 F9		5	1	2	0	0	1	4
Carl Warwick, R OBP: 0.348, SLG: 0.333 (1, 7)		0-0 2B SF7 1B	0-0 FC5-4 1-2f			0-0 SH1-3 2-3		0-0 6-3		0-0 F8		4	1	1	0	0	2
Charlie James, R OBP: 0.273, SLG: 0.360 (1, 9)		0-0 L8		0-0 F9		0-0 1B 1B		0-0 E5		0-0 G3		5	1	1	1	0	1
Jimmie Schaffer, R OBP: 0.286, SLG: 0.429 (1, 2)		0-0 L8		0-0 1-3		0-0 L8 3-H		0-0 L9		0-3 K		3	0	1	0	0	1
Carl Sawatski, L OBP: 0.394, SLG: 0.481 (8, PH)		0-0 2B										1	0	0	0	0	1
Alex Grammas, R OBP: 0.304, SLG: 0.341 (9, 6)		0-0 2B										0	0	0	0	0	0
Joe Cunningham, L OBP: 0.417, SLG: 0.399 (10, PH)		1-3 2B										1	0	0	0	1	0
Bob Lillis, R OBP: 0.217, SLG: 0.190 (1, 6)		0-0 SF7										2	0	2	1	0	0
Stan Musial, L OBP: 0.382, SLG: 0.457 (8, PH)		0-0 SF7										1	0	0	0	1	1
Hal Smith, R OBP: 0.304, SLG: 0.295 (9, 2)		3-H SF7										0	0	0	0	0	0
Ray Sadecki, L OBP: 0.333, SLG: 0.370 (1, 1)		0-0 L9										4	0	2	1	0	2

BOTTOM

Chicago Cubs @ St. Louis Cardinals  
Sportsman's Park, St. Louis, MO

Tue Jun 06 1961, 8:05 PM EDT  
Att: 14,690 - Overcast - 80 F

[livebaseballscorecards.com](http://livebaseballscorecards.com)

AB	39
R	3
H	12
RBI	3
BB	1
SO	5
LOB	18



Inning Stats	R	H	E	K	S	H	LOB	E	K	S	R	H	E	K	S	R	H	E	K	S	1B	2B	3B	HR	SF	SAC	DP	HBP	WP	PA
Jack Curtis, L ERA: 5.81 (1, 1)	5	2	0	1	6	10	3	3	2	0	0	0	0	0	0	0	0	0	0	0	9	3	0	0	1	2	1	0	0	0
Joe Schaffernoth, R ERA: 5.06 (6, 1)	4	1	0	1	5	2	0	0	3	0	0	0	0	0	0	0	0	0	0	0	9	3	0	0	1	2	1	0	0	43

PITCHER	IP	WLS	BF	H	R	ER	SO	BB	IBB	HBP	BLK	WP	HR	S	P	ERA	WHIP
Jack Curtis, L	5.2		27	10	3	3	2	0	0	0	0	0	0	31	31	4.76	1.765
Joe Schaffernoth, R	4.1		16	2	0	0	3	0	1	0	0	0	0	21	25	0.00	0.462

PITCHER	IP	WLS	BF	H	R	ER	SO	BB	IBB	HBP	BLK	WP	HR	S	P	ERA	WHIP
Jack Curtis, L	5.2		27	10	3	3	2	0	0	0	0	0	0	31	31	4.76	1.765
Joe Schaffernoth, R	4.1		16	2	0	0	3	0	1	0	0	0	0	21	25	0.00	0.462

Batter	1	2	3	4	5	6	7	8	9	AB R H RBI BB SO LOB	TOP	
Richie Ashburn, L (1, 8) OBP: 0.341, SLG: 0.237 Joe Schaffernoth, R (8, 1)	0-0 3-1		0-0 14 1B 1B		0-0 G4-6-3		0-0 2B 1B	0-0 3-1		5 2 2 0 0 0 3 0 0 0 0 0 0 0		
Don Zimmer, R (1, 4) OBP: 0.300, SLG: 0.411	0-3 K		0-0 14 1B 1B		0-0 L7		0-0 1-H 1B 2B	0-0 F8		5 1 2 1 0 1 0		
Ron Santo, R (1, 5) OBP: 0.405, SLG: 0.503	0-0 4-3		0-3 K				0-0 4-3 14 2-3 1B	0-0 2-H 1B		5 1 3 1 0 1 2		
14 Ernie Banks, R (1, 7) OBP: 0.362, SLG: 0.524		0-0 6-3	0-0 1-2 2-H 1B		0-0 2-3		0-0 K	0-0 HR		5 1 2 3 0 1 2		
George Altman, L (1, 9) OBP: 0.367, SLG: 0.592 (8, 8)	0-3 K		0-0 3-1		0-0 4-3		0-0 HR	0-0 F2		5 1 1 1 0 1 3		
Ed Bouchee, L (1, 3) OBP: 0.363, SLG: 0.427		4-0 BB BB		0-0 G6-4-3 1B		4-0 BB	0-3 K	0-3 K		3 0 1 0 2 2 0		
Moe Thacker, R (1, 2) OBP: 0.444, SLG: 0.286		4-0 1-2 BB		0-0 G6-4-3		0-3 K		0-0 5-3		3 0 0 0 1 1 3		
Jerry Kindall, R (1, 6) OBP: 0.301, SLG: 0.507	0-0 F8		0-3 K		0-3 K		0-3 K	0-0 1B 1B		4 0 1 0 0 2 2		
Bob Anderson, R (1, 1) OBP: 0.250, SLG: 0.182 Jim Brewer, L (2, 1) Mel Roach, R (5, PH) OBP: 0.234, SLG: 0.196 Dick Ellsworth, L (5, 1) Bob Will, L (7, PH) OBP: 0.333, SLG: 0.276 Don Eiston, R (7, 1) OBP: 0.167, SLG: 0.167 Billy Williams, L (8, PH) OBP: 0.303, SLG: 0.378 (8, 9)			0-3 K		0-0 G4-6-3 1B		0-0 F5	0-0 1-3 1B		0 0 0 0 0 0 0 1 0 0 0 0 1 0 1 0 1 0 0 0 0 0 0 0 0 0 0 0 1 0 0 0 0 0 0 0 0 0 0 0 0 0 1 0 1 0 0 0 0		
<b>Inning Stats</b>	R: 0 H: 0 E: 0 LOB: 0 K: 1 BB: 0 S: 5 P: 5	R: 0 H: 0 E: 0 LOB: 2 K: 1 BB: 2 S: 5 P: 13	R: 1 H: 3 E: 0 LOB: 2 K: 2 BB: 0 S: 10 P: 10	R: 0 H: 1 E: 0 LOB: 0 K: 1 BB: 0 S: 5 P: 5	R: 0 H: 1 E: 0 LOB: 0 K: 0 BB: 0 S: 3 P: 3	R: 0 H: 1 E: 0 LOB: 2 K: 1 BB: 1 S: 6 P: 10	R: 2 H: 3 E: 0 LOB: 1 K: 2 BB: 0 S: 10 P: 10	R: 1 H: 3 E: 0 LOB: 2 K: 1 BB: 0 S: 8 P: 8	R: 2 H: 2 E: 0 LOB: 0 K: 1 BB: 0 S: 7 P: 7	1B: 10 SF: 0 2B: 1 SAC: 0 3B: 1 DP: 2 HR: 2 HBP: 0	WP: 0 PA: 42 PB: 0 SB: 0 CS: 0	
<b>PITCHER</b>	IP WLS BF H R ER SO BB IBB HBP BLK WP HR S P ERA WHIP											
Larry Jackson, R (1, 1) ERA: 4.73	7.2 W 36 12 4 4 9 3 0 0 0 0 0 1 51 63 4.70 1.957											
Al Cicotte, R (8, 1) ERA: 4.29	0.2 4 2 2 2 0 0 0 0 0 0 0 1 4 4 27.00 3.000											
Mickey McDermott, L (9, 1) ERA: 1.26	0.2 S 2 0 0 0 1 0 0 0 0 0 0 0 4 4 0.00 0.000											

Chicago Cubs @ St. Louis Cardinals  
 Sportsman's Park, St. Louis, MO  
 Wed Jun 07 1961, 8:05 PM EDT  
 Att: 6,182 - Cloudy - 70 F

livebaseballscorecards.com

AB	39
R	6
H	14
RBI	6
BB	3
SO	10
LOB	15



Batter	1	2	3	4	5	6	7	8	9
Julian Javier, R OBP: 0.331, SLG: 0.357 (1, 4)	0-3 K	4-0 WP BB		0-0 5-3		0-0 6-3		0-0 FC4	
Carl Warwick, R OBP: 0.333, SLG: 0.366 (1, 8) (8, 7)	0-0 1B	0-3 K		0-3 K		0-0 6-3		0-0 P3	
Bill White, L OBP: 0.346, SLG: 0.424 (1, 3)	0-0 1B	0-0 4-3			0-3 K		4-0 HR		
Ken Boyer, R OBP: 0.386, SLG: 0.506 (1, 5)	0-0 1B		0-0 HR		0-3 K		0-0 F7		
Stan Musial, L OBP: 0.400, SLG: 0.525 Curt Flood, R OBP: 0.337, SLG: 0.377 (1, 7) (8, 8)	0-0 1B		0-0 HR		0-0 1B		0-0 HR		
Charlie James, R OBP: 0.271, SLG: 0.352 (1, 9)	0-0 G4-3		0-0 4-3		0-0 1B		0-3 K		
Bob Lillis, R OBP: 0.185, SLG: 0.160 (1, 6)		0-0 5-3	0-0 F9		0-3 K		0-3 K		
Hal Smith, R OBP: 0.309, SLG: 0.296 (1, 2)		0-0 3B	0-0 P3			4-0 SH1-4 BB		0-0 L5	
Larry Jackson, R OBP: 0.188, SLG: 0.375 Al Cicotte, R OBP: 0.125, SLG: 0.125 Mickey McDermott, L OBP: 0.100, SLG: 0.200 (1, 1) (8, 1) (9, 1)		0-0 WP		0-0 F8		0-0 SH1-4		0-0 FC4	

AB	R	H	RBI	BB	SO	LOB
4	0	0	0	1	1	2
5	1	1	0	0	2	3
3	2	1	1	1	1	1
4	1	2	1	0	1	1
4	2	4	4	0	0	0
0	0	0	0	0	0	0
4	0	1	0	0	1	2
4	0	0	0	0	2	2
3	1	1	0	1	0	0
2	1	1	1	0	0	0
1	0	1	0	0	0	0
0	0	0	0	0	0	0

BOTTOM	
<b>AB</b>	<b>34</b>
<b>R</b>	<b>8</b>
<b>H</b>	<b>12</b>
<b>RBI</b>	<b>7</b>
<b>BB</b>	<b>3</b>
<b>SO</b>	<b>8</b>
<b>LOB</b>	<b>11</b>
<b>WP</b>	<b>2</b>
<b>PA</b>	<b>38</b>

**Chicago Cubs @ St. Louis Cardinals**  
**Sportsman's Park, St. Louis, MO**  
 Wed Jun 07 1961, 8:05 PM EDT  
 Att. 6,182 - Cloudy - 70 F

livebaseballscorecards.com



Inning Stats															
R: 2		H: 4		E: 0		LOB: 1		K: 1		S: 8		P: 8		S: 7	
R: 2		H: 2		E: 0		LOB: 1		K: 1		S: 7		P: 11		S: 7	
R: 0		H: 0		E: 0		LOB: 0		K: 0		S: 5		P: 5		S: 5	
R: 0		H: 2		E: 0		LOB: 2		K: 3		S: 11		P: 11		S: 11	
R: 0		H: 0		E: 0		LOB: 1		K: 0		S: 3		P: 7		S: 3	
R: 2		H: 1		E: 0		LOB: 0		K: 2		S: 8		P: 12		S: 8	
R: 0		H: 1		E: 0		LOB: 1		K: 0		S: 4		P: 4		S: 4	

PITCHER																
IP	WLS	BF	H	R	ER	SO	BB	IBB	HBP	BLK	WP	HR	S	P	ERA	WHIP
1.1	L	10	6	4	4	1	1	0	0	0	0	0	11	15	27.00	5.250
2.2		10	2	2	2	2	0	0	0	0	2	1	14	14	6.75	0.750
2.0		9	2	0	0	3	1	0	0	0	0	0	14	18	0.00	1.500
1.0		5	1	2	2	2	1	0	0	0	0	1	8	12	18.00	2.000
1.0		4	1	0	0	0	0	0	0	0	0	0	4	4	0.00	1.000

Batter	1	2	3	4	5	6	7	8	9	AB R H RBI BB SO LOB
Lee Mays, L (1, 9) OBP: 0.344, SLG: 0.440	0-0 G6-4-3 1B			0-3 K		0-0 F3		4-0 BB G5-4-3	0-0 HR 1-H 2-H 3-H	4 1 2 4 1 1 0
Frank Bolling, R (1, 4) OBP: 0.366, SLG: 0.461	0-0 G6-4-3 1-2f			0-0 G4-6-3 1B		0-0 1B		0-0 G5-4-3 1-2f	0-0 F7	5 0 2 0 0 0 3
Eddie Mathews, L (1, 5) OBP: 0.417, SLG: 0.624	0-0 F5			0-0 G4-6-3 1-2f		0-0 F8		0-0 HR		4 1 1 1 0 0 2
Hank Aaron, R (1, 8) OBP: 0.379, SLG: 0.618		0-0 5-3			0-0 6-3		0-0 HR 1B	0-0 F9		4 1 1 0 0 0 0
Frank Thomas, R (1, 7) OBP: 0.351, SLG: 0.497 (9, 3)		0-0 5-3			0-0 F8		1-0 HR 1B	0-0 HR 1B		3 2 1 0 0 0 0
Joe Adcock, R (1, 3) OBP: 0.280, SLG: 0.370		0-0 6-3			0-0 HR 1B		0-0 HR	0-0 HR 1B		4 2 3 3 0 0 0 0 1 0 0 0 0 0
Al Spangler, L (9, PR) OBP: 0.385, SLG: 0.233 (9, 7)										
Joe Torre, R (1, 2) OBP: 0.363, SLG: 0.444			0-0 F3		0-0 HR		0-0 G4-6-3 1B	0-0 F3		4 1 2 2 0 0 2
Roy McMillan, R (1, 6) OBP: 0.323, SLG: 0.290			0-0 L9		0-0 L9		0-0 G4-6-3	0-0 F9		4 0 0 0 0 0 3
Bob Buhl, R Don McFlarity, R Hawk Taylor, R George Brunet, R Felix Mantilla, R Claude Raymond, R Chi-Chi Oltvo, R Charlie Lau, L Lew Burdette, R Warren Spahn, L Carl Willey, R			0-3 K		0-3 K		0-0 F7	1-0 HR 1-2 2-3		1 0 0 0 0 0 1 0 0 0 0 0 0 0 0 0 1 0 0 0 0 0 0 0 0 0 0 0 0 0 1 0

Milwaukee Braves @ Chicago Cubs  
Wrigley Field, Chicago, IL  
Fri Jun 09 1961, 3:33 AM CDT  
Att: 7,912 - Cloudy - 72 F

AB	35
R	10
H	12
RBI	10
BB	1
SO	3
LOB	10



Inning Stats	R: 0 E: 0 K: 0 S: 3	H: 1 LOB: 0 BB: 0 P: 3	R: 0 E: 0 K: 0 S: 3	H: 0 LOB: 0 BB: 0 P: 3	R: 0 E: 0 K: 1 S: 5	H: 0 LOB: 0 BB: 0 P: 5	R: 0 E: 0 K: 1 S: 5	H: 1 LOB: 0 BB: 0 P: 5	R: 2 E: 0 K: 0 S: 5	H: 2 LOB: 0 BB: 0 P: 5	R: 0 E: 0 K: 1 S: 6	H: 1 LOB: 1 BB: 0 P: 6	R: 3 E: 0 K: 0 S: 5	H: 3 LOB: 0 BB: 0 P: 6	R: 1 E: 0 K: 0 S: 3	H: 1 LOB: 0 BB: 1 P: 7	R: 4 E: 0 K: 0 S: 6	H: 3 LOB: 1 BB: 0 P: 7	1B: 8 2B: 0 3B: 0 HR: 4	SF: 0 SAC: 0 DP: 4 HBP: 2	WP: 0 PB: 0 SB: 0 CS: 0	PA: 38
--------------	------------------------------	---------------------------------	------------------------------	---------------------------------	------------------------------	---------------------------------	------------------------------	---------------------------------	------------------------------	---------------------------------	------------------------------	---------------------------------	------------------------------	---------------------------------	------------------------------	---------------------------------	------------------------------	---------------------------------	----------------------------------	------------------------------------	----------------------------------	--------

PITCHER	IP	WLS	BF	H	R	ER	SO	BB	IBB	HBP	BLK	WP	HR	S	P	ERA	WHIP
Don Cardwell, R (1, 1) ERA: 3.04	6.0		24	7	5	5	3	0	0	1	0	0	2	29	30	7.50	1.167
Joe Schaffernoth, R (7, 1) ERA: 4.85	2.0		7	2	1	1	0	1	0	0	0	0	1	6	10	4.50	1.500
Don Elston, R (9, 1) ERA: 4.12	0.2		6	3	4	4	0	0	0	1	0	0	1	5	6	54.00	4.500
Bob Anderson, R (9, 1) ERA: 5.06	0.1	W	1	0	0	0	0	0	0	0	0	0	0	1	1	0.00	0.000

PITCHER	IP	WLS	BF	H	R	ER	SO	BB	IBB	HBP	BLK	WP	HR	S	P	ERA	WHIP
---------	----	-----	----	---	---	----	----	----	-----	-----	-----	----	----	---	---	-----	------


Batter	1	2	3	4	5	6	7	8	9	AB	R	H	RBI	BB	SO	LOB
Richie Ashburn, L (1, 8) Al Heist, R (9, 8) OBP: 0.350, SLG: 0.239 OBP: 0.243, SLG: 0.235	0-0 1B 1B		4-0 BB 14 1B BB	0-0 E5 CS PB		0-0 5-3 2-3		4-0 1B 1B BB		3	2	1	0	2	0	1
Don Zimmer, R (1, 4) OBP: 0.303, SLG: 0.408	0-0 L9		0-0 L7	4-0 CS 2B BB			0-0 F7	0-0 1B 1-2 2-H		4	1	1	1	1	0	2
Ron Santo, R (1, 5) OBP: 0.414, SLG: 0.513	0-0 14 G5-4-3 1B		4-0 14 1B 2B BB	0-0 1-H 2-3 2B			0-0 1-4-3	0-0 14 FC6-4 1B		4	1	3	2	1	0	0
14 Ernie Banks, R (1, 7) Don Elston, R (9, 1) Bob Anderson, R (9, 1) OBP: 0.362, SLG: 0.519 OBP: 0.167, SLG: 0.167 OBP: 0.250, SLG: 0.182	0-0 G5-4-3 1-2f		0-0 2B 1B	0-3 K			4-0 1B BB	0-0 FC6-4 1-2f		4	1	1	1	1	1	4
George Altman, L (1, 9) OBP: 0.376, SLG: 0.597		0-0 1B 2B	0-0 F7		0-0 5-3		0-0 1B	1-0 1B SF9 HBP		4	2	2	0	0	0	2
Ed Bouchee, L (1, 3) OBP: 0.371, SLG: 0.443		0-0 1B	0-0 1B 2B		0-0 P2		0-3 K	0-0 1B 1B		5	2	3	3	0	1	2
Dick Bertell, R (1, 2) Bob Will, L (8, PH) OBP: 0.299, SLG: 0.291 OBP: 0.338, SLG: 0.288		0-0 F3	0-0 WP 1B		0-0 F9			0-0 SH3-4 2B 1B	0-0 SF9	3	0	1	1	0	0	1
Jerry Kindall, R (1, 6) OBP: 0.312, SLG: 0.507		0-3 K	0-0 F7			0-0 5-3 SH1-4 1B		0-0 SH3-4 1-2 1B	0-0 1B 1B	4	0	2	0	0	1	2
Don Cardwell, R (1, 1) Joe Schaffernoth, R (7, 1) Billy Williams, L (8, PH) Moe Thacker, R (9, 2) OBP: 0.129, SLG: 0.233 OBP: 0.308, SLG: 0.390 OBP: 0.474, SLG: 0.333		0-3 K		0-3 K		0-0 SH1-4 1-2		0-0 1B 2B	0-0 1B 1-2 2-H	2	0	0	0	0	2	1

Inning Stats	R: 0	H: 2	E: 0	LOB: 1	K: 0	BB: 0	S: 4	R: 1	H: 2	E: 0	LOB: 1	K: 2	BB: 0	S: 9	R: 4	H: 3	E: 0	LOB: 1	K: 0	BB: 2	S: 6	R: 1	H: 1	E: 1	LOB: 1	K: 2	BB: 1	S: 8	R: 0	H: 0	E: 0	LOB: 0	K: 0	BB: 0	S: 3	R: 0	H: 1	E: 0	LOB: 1	K: 0	BB: 0	S: 3	R: 0	H: 1	E: 0	LOB: 2	K: 1	BB: 1	S: 6	R: 3	H: 4	E: 0	LOB: 1	K: 0	BB: 1	S: 6	R: 2	H: 3	E: 0	LOB: 2	K: 0	BB: 0	S: 4	1B: 13	SF: 1	2B: 4	SAC: 2	3B: 0	DP: 1	HR: 0	HBP: 1
--------------	------	------	------	--------	------	-------	------	------	------	------	--------	------	-------	------	------	------	------	--------	------	-------	------	------	------	------	--------	------	-------	------	------	------	------	--------	------	-------	------	------	------	------	--------	------	-------	------	------	------	------	--------	------	-------	------	------	------	------	--------	------	-------	------	------	------	------	--------	------	-------	------	--------	-------	-------	--------	-------	-------	-------	--------

PITCHER	IP	WLS	BF	H	R	ER	SO	BB	IBB	HBP	BLK	WP	HR	S	P	ERA	WHIP
Bob Buhl, R (1, 1) ERA: 4.57	2.2		16	7	5	5	2	2	0	0	0	0	0	18	26	16.88	3.375
Don McMahon, R (3, 1) ERA: 2.88	2.1		9	1	1	0	2	1	0	0	0	1	0	12	16	0.00	0.857
George Brunet, L (6, 1) ERA:	1.0		3	1	0	0	0	0	0	0	0	0	0	3	3	0.00	1.000
Claude Raymond, R (7, 1) ERA: 6.97	1.1		10	4	3	3	1	2	0	0	0	0	0	10	18	20.25	4.500
Chi-Chi Olivo, R (8, 1) ERA: 18.0	0.2		2	1	0	0	0	0	0	0	0	0	0	2	2	0.00	1.500

**Milwaukee Braves @ Chicago Cubs**  
**Wrigley Field, Chicago, IL**  
 Fri Jun 09 1961, 3:33 AM CDT  
 Att. 7,912 - Cloudy - 72 F

AB	36
R	11
H	17
RBI	11
BB	5
SO	5
LOB	15



Batter	1	2	3	4	5	6	7	8	9	AB R H RBI BB SO LOB	TOP											
Lee Mays, L (1, 9) OBP: 0.338, SLG: 0.450	0-0 3-1		0-0 F5		0-0 HR	0-3 K		0-0 F7	0-0 L4-3	6 1 1 1 0 1 2												
Frank Bolling, R (1, 4) OBP: 0.371, SLG: 0.477	0-0 F7		0-0 HR		1-0 HR HBP	0-0 1-3		0-0 FC6-4 1B		4 2 2 1 0 0 0												
Eddie Mathews, L (1, 5) OBP: 0.416, SLG: 0.632	0-0 4-3		4-0 BB		0-0 HR	0-3 K		0-3 K		4 1 1 2 1 2 1												
Hank Aaron, R (1, 8) OBP: 0.380, SLG: 0.613		0-0 G4-3 BB 1B	0-0 L8		0-0 2B 1B		0-0 F2	0-0 FC6-4		5 1 2 0 0 0 2												
Frank Thomas, R (1, 7) OBP: 0.346, SLG: 0.484 (9, 3)		4-0 G4-3 BB		0-0 5-3	0-0 L6		0-0 F9		0-3 K	4 0 0 0 1 1 1												
Joe Adcock, R (1, 3) OBP: 0.294, SLG: 0.381		0-0 G4-3		4-0 1B E BB	0-0 1B H 2B		0-0 E 1B 1B		4-0 1B BB	3 1 2 1 2 0 2 0 1 0 0 0 0 0												
Al Spangler, L (9, PR) OBP: 0.385, SLG: 0.233 (9, 7)		1-2 2-3		0-0 E L5 1B	0-0 2-3 1B		0-0 E 1B		0-0 1B 1B	5 1 4 0 0 1 1												
Joe Torre, R (1, 2) OBP: 0.388, SLG: 0.468		0-3 K		0-0 E L5 1B	0-0 2-3 1B		0-0 E 1B		0-0 1B 1B	5 0 1 1 0 2 5												
Roy McMillan, R (1, 6) OBP: 0.320, SLG: 0.287			0-3 K	0-0 E4	0-3 K		0-0 E5		0-0 1B 1B	5 0 1 1 0 2 5												
Lew Burdette, R (1, 1) OBP: 0.200, SLG: 0.371			0-0 HR	0-0 L5	0-0 1-3 2-H		0-3 K		0-0 1B 1B	3 1 1 1 0 0 4 2 0 1 1 0 1 3												
Don McMahon, R (5, 1) OBP: 0.400, SLG: 0.400				0-0 HR	0-0 L5	0-0 1-3		0-3 K		3 1 1 1 0 0 4 2 0 1 1 0 1 3												
<b>Inning Stats</b>	R: 0 E: 0 K: 0 S: 3	H: 0 LOB: 0 BB: 0 P: 3	R: 0 E: 0 K: 1 S: 5	H: 1 LOB: 1 BB: 1 P: 9	R: 2 E: 0 K: 1 S: 7	H: 2 LOB: 1 BB: 1 P: 11	R: 1 E: 1 K: 0 S: 4	H: 1 LOB: 1 BB: 1 P: 8	R: 4 E: 0 K: 1 S: 10	H: 5 LOB: 2 BB: 0 P: 11	R: 0 E: 0 K: 2 S: 7	H: 0 LOB: 0 BB: 0 P: 7	R: 0 E: 1 K: 1 S: 8	H: 2 LOB: 3 BB: 0 P: 8	R: 0 E: 0 K: 1 S: 6	H: 1 LOB: 1 BB: 0 P: 6	R: 2 E: 0 K: 1 S: 7	H: 3 LOB: 1 BB: 1 P: 11	1B: 10 2B: 3 3B: 0 HR: 4	SF: 0 SAC: 0 DP: 3 HBP: 1	WP: 0 PB: 0 SB: 0 CS: 0	PA: 46
<b>PITCHER</b>	IP WLS BF H R ER SO BB IBB HBP BLK WP HR S P ERA WHIP																				<b>PITCHER</b>	IP WLS BF H R ER SO BB IBB HBP BLK WP HR S P ERA WHIP
Glen Hobbie, R (1, 1) ERA: 4.01	4.0 L 20 5 5 4 2 3 0 1 0 0 3 20 33 9.00 2.000																					
Jim Brewer, L (5, 1) ERA: 5.57	0.1 4 3 2 2 0 0 0 0 0 0 0 1 4 4 54.00 9.000																					
Bob Anderson, R (5, 1) ERA: 4.96	4.2 22 7 2 2 6 1 0 0 0 0 0 0 33 37 3.86 1.714																					

Milwaukee Braves @ Chicago Cubs  
Wrigley Field, Chicago, IL  
Sat Jun 10 1961, 3:33 AM CDT  
Att. 18,127 - Sunny - 82 F

livebaseballscorecards.com

AB	41
R	9
H	15
RBI	8
BB	4
SO	8
LOB	21





Batter	1	2	3	4	5	6	7	8	9	AB R H RBI BB SO LOB
Richie Ashburn, L (1, 8) OBP: 0.352, SLG: 0.254	0-0 4-3 ①	0-0 CS ③	0-0 4-3 ①		0-0 F9 1B 14 1B 1B		0-0 F8 2B		0-0 F8 ③	5 1 2 0 0 0 1
Don Zimmer, R (1, 4) OBP: 0.306, SLG: 0.424	0-0 HR		0-0 4-3 ②		0-0 14 1B 1B		0-0 F7 ①			4 1 2 1 0 0 1
Ron Santo, R (1, 5) OBP: 0.411, SLG: 0.508	0-3 K ②		0-0 14 FC6-4 1B		0-0 F9 ①		0-0 FC6-5-4-1-3-5-4 ② ③			4 0 1 0 0 1 3
14 Ernie Banks, R (1, 7) OBP: 0.360, SLG: 0.513	0-0 P2 ③		0-0 FC6-4 ③		0-0 1-2 1B			0-0 F8 ①		4 0 1 1 0 0 1
George Altman, L (1, 9) OBP: 0.372, SLG: 0.586		0-0 1B 4-3 1B		0-0 F3 ①	0-3 K ②			0-0 F8 ②		4 1 1 0 0 1 2
Ed Bouchee, L (1, 3) OBP: 0.368, SLG: 0.437		0-0 1-3 1B 4-3 1B		0-0 G3 ②	0-3 K ③			0-0 F7 ③		4 1 1 0 0 1 2
Dick Bertell, R (1, 2) OBP: 0.300, SLG: 0.301		0-0 4-3 ①		0-0 2B		0-0 F9 ①			0-0 G3 ①	3 0 1 1 0 0 1
Bob Will, L (9, PH) OBP: 0.333, SLG: 0.283		1-2 3-H								1 0 0 0 0 0 0
Jerry Kindall, R (1, 6) OBP: 0.316, SLG: 0.507		0-0 CS 1B		0-3 K ③		0-3 K ②			0-0 F7 ②	2 0 1 1 0 1 1
Bob Anderson, R (5, 1) OBP: 0.231, SLG: 0.167		2-H								1 0 0 0 0 1 0
Billy Williams, L (9, PH) OBP: 0.306, SLG: 0.387		0-3								1 0 0 0 0 0 0
Glen Hobbie, R (1, 1) OBP: 0.235, SLG: 0.167		0-3 K ②			0-0 HR		0-0 L9 ③			1 0 0 0 0 1 1
Jim Brewer, L (5, 1) OBP: 0.304, SLG: 0.488										0 0 0 0 0 0 0
Andre Rodgers, R (5, 6)										3 1 2 1 0 0 0

Inning Stats	R: 1	H: 1	E: 0	K: 1	S: 6	LOB: 0	BB: 0	P: 6	R: 2	H: 3	E: 0	K: 1	S: 7	LOB: 0	BB: 0	P: 7	R: 0	H: 1	E: 0	K: 0	S: 4	LOB: 1	BB: 0	P: 4	R: 0	H: 1	E: 0	K: 1	S: 6	LOB: 1	BB: 0	P: 6	R: 2	H: 4	E: 0	K: 2	S: 11	LOB: 2	BB: 0	P: 11	R: 0	H: 0	E: 0	K: 1	S: 5	LOB: 0	BB: 0	P: 5	R: 0	H: 1	E: 0	K: 0	S: 3	LOB: 0	BB: 0	P: 3	R: 0	H: 0	E: 0	K: 0	S: 3	LOB: 0	BB: 0	P: 3	R: 0	H: 1	E: 0	K: 0	S: 4	LOB: 1	BB: 0	P: 4	1B: 8	SF: 0	2B: 3	SAC: 0	3B: 0	DP: 1	HR: 2	HBP: 0	WP: 0	PA: 38
--------------	------	------	------	------	------	--------	-------	------	------	------	------	------	------	--------	-------	------	------	------	------	------	------	--------	-------	------	------	------	------	------	------	--------	-------	------	------	------	------	------	-------	--------	-------	-------	------	------	------	------	------	--------	-------	------	------	------	------	------	------	--------	-------	------	------	------	------	------	------	--------	-------	------	------	------	------	------	------	--------	-------	------	-------	-------	-------	--------	-------	-------	-------	--------	-------	--------

PITCHER	IP	WLS	BF	H	R	ER	SO	BB	IBB	HBP	BLK	WP	HR	S	P	ERA	WHIP
Lew Burdette, R (1, 1) ERA: 4.55	4.1		22	10	5	5	3	0	0	0	0	0	2	28	28	10.38	2.308
Don McMahon, R (5, 1) ERA: 2.43	4.2	W	15	2	0	0	3	0	0	0	0	0	0	21	21	0.00	0.429

**BOTTOM**

**Milwaukee Braves @ Chicago Cubs**  
 Wrigley Field, Chicago, IL  
 Sat Jun 10 1961, 3:33 AM CDT  
 Att. 18,127 - Sunny - 82 F

AB	37
R	5
H	12
RBI	5
BB	0
SO	6
LOB	13



WP	0	PA	38
PB	0		
SB	0		
CS	1		

livebaseballscorecards.com

Batter	1	2	3	4	5	6	7	8	9	AB R H RBI BB SO LOB	TOP																
Felix Mantilla, R (1, 9) OBP: 0.375, SLG: 0.167 Lee Maye, L (8, PH) OBP: 0.333, SLG: 0.444	0-0 G5-4-3 1B			0-0 1B G4-6-3		1-0 2B HBP		0-3 K	0-0 P5	2 2 2 0 0 0 0 2 0 0 0 0 1 0																	
Frank Bolling, R (1, 4) OBP: 0.376, SLG: 0.500	0-0 G5-4-3 1-2f			0-0 1B G4-6-3		0-0 2B 1-H		0-0 HR	0-0 5-3	5 1 3 2 0 0 1																	
Eddie Mathews, L (1, 5) OBP: 0.409, SLG: 0.619	0-3 K			0-0 1B G4-6-3		0-0 F8		0-0 P5		4 0 0 0 0 1 2																	
Hank Aaron, R (1, 8) OBP: 0.377, SLG: 0.605				0-0 1B FC5-4		0-0 6-3		0-0 6-3	0-3 K	4 0 1 0 0 1 0																	
Frank Thomas, R (1, 7) OBP: 0.350, SLG: 0.482				0-0 1B FC5-4		0-0 5-3		0-0 1B E7	4-0 1B SH1-4	3 2 1 0 1 0 1																	
Joe Adcock, R (1, 3) OBP: 0.289, SLG: 0.374				0-0 1B G1-4-3		0-0 F9		0-0 F8	0-0 SH1-4	3 0 0 0 0 0 2																	
Joe Torre, R (1, 2) OBP: 0.393, SLG: 0.463				0-0 6-3		0-0 L7		4-0 1B IBB	0-0 1B HR	3 1 1 1 1 0 0																	
Roy McMillan, R (1, 6) OBP: 0.324, SLG: 0.292				0-0 6-3		0-0 5-3		0-0 1B FC4-6	0-0 1B HR	4 1 2 1 0 0 0																	
Carl Willey, R (1, 1) George Brunet, R (7, 1) Don McMahon, R (7, 1) Warren Spahn, L (8, 1) OBP: 0.400, SLG: 0.400 OBP: 0.310, SLG: 0.459				0-0 1-3		0-0 6-3		0-0 FC4-6	0-0 HR	3 0 0 0 0 0 2 0 0 0 0 0 0 0 0 0 0 0 0 0 0 1 1 1 3 0 0 0																	
<b>Inning Stats</b>	R: 0 E: 0 K: 1 S: 5	H: 1 LOB: 0 BB: 0 P: 5	R: 0 E: 0 K: 0 S: 3	H: 1 LOB: 0 BB: 0 P: 3	R: 0 E: 0 K: 0 S: 3	H: 0 LOB: 0 BB: 0 P: 3	R: 1 E: 0 K: 0 S: 4	H: 2 LOB: 0 BB: 0 P: 4	R: 0 E: 0 K: 0 S: 3	H: 0 LOB: 0 BB: 0 P: 3	R: 1 E: 0 K: 0 S: 4	H: 1 LOB: 1 BB: 0 P: 5	R: 1 E: 1 K: 0 S: 5	H: 2 LOB: 2 BB: 1 P: 9	R: 1 E: 0 K: 2 S: 8	H: 1 LOB: 0 BB: 0 P: 8	R: 4 E: 0 K: 0 S: 6	H: 3 LOB: 0 BB: 1 P: 10	1B: 8 2B: 1 3B: 0 HR: 2	SF: 0 SAC: 1 DP: 3 HBP: 1	WP: 0 PB: 0 SB: 0 CS: 0	PA: 38					
<b>PITCHER</b>	IP WLS BF H R ER SO BB IBB HBP BLK WP HR S P ERA WHIP																										
Dick Ellsworth, L (1, 1) ERA: 5.26	6.1		23	6	3	3	1	0	0	1	0	0	0	24	25	4.26	0.947										
Glen Hobbie, R (7, 1) ERA: 3.98	0.2		4	1	0	0	0	0	1	0	0	0	0	3	7	0.00	1.500										
Joe Schaffernoth, R (8, 1) ERA: 5.52	1.1	L	7	2	3	3	2	1	0	0	0	0	1	10	14	20.25	2.250										
Don Elston, R (9, 1) ERA: 4.58	0.0		2	2	2	2	0	0	0	0	0	0	1	2	2	∞	∞										
Barney Schultz, R (9, 1) ERA:	0.2		2	0	0	0	0	0	0	0	0	0	0	2	2	0.00	0.000										

Milwaukee Braves @ Chicago Cubs  
Wrigley Field, Chicago, IL  
Sun Jun 11 1961, 3:33 AM CDT  
Sunny - 84 F

livebaseballscorecards.com

AB	34
R	8
H	11
RBI	7
BB	2
SO	3
LOB	8



Batter	1	2	3	4	5	6	7	8	9	AB R H RBI BB SO LOB
Richie Ashburn, L OBP: 0.353, SLG: 0.270 (1, 8)	0-0 P6	0-0 FC3-2			0-0 E5		0-0 1B 3B		4-0 BB	4 1 1 2 1 0 3
Don Zimmer, R OBP: 0.304, SLG: 0.419 (1, 4)	0-0 BB 1B	0-0 F7			0-0 P2		0-3 K		0-0 L9	5 0 1 0 0 1 6
Ron Santo, R OBP: 0.406, SLG: 0.500 (1, 5)	0-3 K				0-0 6-3		0-0 2B 1B		0-3 K	5 1 1 1 0 3 2
George Altman, L OBP: 0.376, SLG: 0.588 (1, 9)	4-0 1-2 BB				0-0 F8		0-0 1-H 2B			3 0 1 1 1 1 0
14 Ernie Banks, R OBP: 0.354, SLG: 0.503 Joe Schaffernoth, R Don Elston, R Barney Schultz, R (1, 7) (8, 1) (9, 1) (9, 1)	0-0 L9				0-0 P3		0-0 6-3			4 0 0 0 0 0 3 0
Ed Bouchee, L OBP: 0.372, SLG: 0.443 (1, 3)		4-0 1B FC3-2 BB			0-0 CS 2B		0-0 P5		0-0 G3	3 0 1 0 1 0 0
Andre Rodgers, R OBP: 0.320, SLG: 0.477 (1, 6)		0-0 FC3-2 BB 1-3 1B			0-0 1-3		4-0 1B BB		0-0 F7	3 0 1 0 1 0 1
Moe Thacker, R OBP: 0.476, SLG: 0.313 Bob Will, L OBP: 0.338, SLG: 0.290 (1, 2) (7, PH) (8, 7)		0-0 F7			4-0 CS BB		0-0 1B 3B 1B		0-0 4-3	1 0 0 0 1 0 2 2 1 1 0 0 0 0
Dick Ellsworth, L Glen Hobbie, R Billy Williams, L Dick Bertell, R (1, 1) (7, 1) (7, PH) (8, 2)		4-0 FC3-2 1-2 BB			0-3 K		0-0 3B 1B		0-0 6-3	1 0 0 0 1 1 2 0 0 0 0 0 0 0 1 1 1 0 0 0 0 1 0 0 0 0 0 0

Inning Stats	R: 0	H: 1	E: 0	LOB: 2	K: 1	P: 10	R: 0	H: 1	E: 0	LOB: 3	K: 0	P: 12	R: 0	H: 0	E: 0	LOB: 0	K: 2	P: 7	R: 0	H: 1	E: 0	LOB: 1	K: 1	P: 9	R: 0	H: 0	E: 1	LOB: 0	K: 0	P: 3	R: 0	H: 0	E: 0	LOB: 0	K: 0	P: 3	R: 4	H: 5	E: 0	LOB: 1	K: 1	P: 13	R: 0	H: 0	E: 0	LOB: 0	K: 0	P: 3	R: 0	H: 0	E: 0	LOB: 1	K: 1	P: 9	1B: 5	SF: 0	2B: 2	SAC: 0	3B: 1	DP: 0	HR: 0	HBP: 0	WP: 0	PA: 39
--------------	------	------	------	--------	------	-------	------	------	------	--------	------	-------	------	------	------	--------	------	------	------	------	------	--------	------	------	------	------	------	--------	------	------	------	------	------	--------	------	------	------	------	------	--------	------	-------	------	------	------	--------	------	------	------	------	------	--------	------	------	-------	-------	-------	--------	-------	-------	-------	--------	-------	--------

PITCHER	IP	WLS	BF	H	R	ER	SO	BB	IBB	HBP	BLK	WP	HR	S	P	ERA	WHIP
Carl Willey, R ERA: 6.92 (1, 1)	6.1		27	5	2	2	4	5	0	0	0	0	0	30	50	2.84	1.579
George Brunet, L ERA: 2.25 (7, 1)	0.0		1	1	0	0	0	0	0	0	0	0	0	1	1	∞	∞
Don McMahon, R ERA: 2.67 (7, 1)	0.2		4	2	2	2	1	0	0	0	0	0	0	6	6	27.00	3.000
Warren Spahn, L ERA: 3.17 (8, 1)	2.0	W	7	0	0	0	1	1	0	0	0	0	0	8	12	0.00	0.500

**Milwaukee Braves @ Chicago Cubs**  
**Wrigley Field, Chicago, IL**  
 Sun Jun 11 1961, 3:33 AM CDT  
 Sunny - 84 F

<b>AB</b>	<b>33</b>
<b>R</b>	<b>4</b>
<b>H</b>	<b>8</b>
<b>RBI</b>	<b>4</b>
<b>BB</b>	<b>6</b>
<b>SO</b>	<b>6</b>
<b>LOB</b>	<b>19</b>



Batter	1	2	3	4	5	6	7	8	9	AB R H RBI BB SO LOB	TOP		
Felix Mantilla, R (1, 9) OBP: 0.333, SLG: 0.176	0-3 K		0-0 1B E 1B		0-0 F7			0-0 P4	0-0 F8	5 1 1 0 0 1 1			
Frank Bolling, R (1, 4) OBP: 0.377, SLG: 0.498	0-0 F8		0-0 1-3 E 1B		0-0 F8			0-0 HR 1B	0-0 F9	5 1 2 0 0 0 1			
Eddie Mathews, L (1, 5) OBP: 0.410, SLG: 0.629	4-0 1B BB		0-3 1-2 3-H K		0-0 F7			0-0 1-H HR		3 1 1 2 1 1 1			
Hank Aaron, R (1, 8) OBP: 0.380, SLG: 0.603	0-0 1-2 1B		0-0 P6					0-0 FC5 WP 1B		4 0 2 0 0 0 1			
Frank Thomas, R (1, 7) OBP: 0.342, SLG: 0.470 (8, 3)	0-3 K		0-0 P6					0-3 K		4 0 0 0 0 2 4			
Joe Adcock, R (1, 3) OBP: 0.294, SLG: 0.379										3 0 1 0 1 0 0			
Al Spangler, L (8, PR) OBP: 0.385, SLG: 0.233 (8, 7)										0 0 0 0 0 0 0			
Joe Torre, R (1, 2) OBP: 0.376, SLG: 0.440										4 0 0 0 0 0 3			
Roy McMillan, R (1, 6) OBP: 0.324, SLG: 0.293										3 0 1 0 0 0 1			
Bob Boyd, L (9, PH) OBP: 0.255, SLG: 0.286										1 0 1 0 0 0 0			
Don Nottebart, R (1, 1) OBP: 0.238, SLG: 0.111										2 0 0 0 0 0 2			
Claude Raymond, R (4, 1)										0 0 0 0 0 0 0			
Hawk Taylor, R (7, PH) OBP: 0.100, SLG: 0.100										1 0 0 0 0 0 0			
Bob Buhl, R (7, 1) OBP: 0.174, SLG: 0.095										0 0 0 0 0 0 0			
Lee Maye, L (9, PH) OBP: 0.331, SLG: 0.441										1 0 0 0 0 0 1			
<b>Inning Stats</b>	R: 0 H: 1 E: 0 LOB: 2 K: 2 BB: 1 S: 8 P: 12	R: 0 H: 1 E: 0 LOB: 1 K: 0 BB: 0 S: 4 P: 4	R: 1 H: 2 E: 1 LOB: 1 K: 1 BB: 0 S: 7 P: 7	R: 0 H: 1 E: 0 LOB: 1 K: 0 BB: 0 S: 4 P: 4	R: 0 H: 0 E: 0 LOB: 0 K: 0 BB: 0 S: 3 P: 3	R: 0 H: 0 E: 0 LOB: 0 K: 0 BB: 0 S: 3 P: 3	R: 0 H: 0 E: 0 LOB: 0 K: 0 BB: 0 S: 3 P: 3	R: 2 H: 3 E: 0 LOB: 2 K: 1 BB: 1 S: 8 P: 12	R: 0 H: 1 E: 0 LOB: 1 K: 0 BB: 0 S: 4 P: 4	1B: 7 SF: 0 2B: 1 SAC: 0 3B: 0 DP: 0 HR: 1 HBP: 0	WP: 1 PA: 38 PB: 0 SB: 0 CS: 0		
<b>PITCHER</b>	IP WLS BF H R ER SO BB IBB HBP BLK WP HR S P ERA WHIP											<b>PITCHER</b>	IP WLS BF H R ER SO BB IBB HBP BLK WP HR S P ERA WHIP
Jack Curtis, L (1, 1) ERA: 5.17	7.1 W 31 8 3 2 3 1 0 0 0 0 1 36 40 2.46 1.227												
Barney Schultz, R (8, 1) ERA:	1.2 S 7 1 0 0 1 1 0 0 0 0 1 0 8 12 0.00 1.200												

Milwaukee Braves @ Chicago Cubs  
Wrigley Field, Chicago, IL  
Sun Jun 11 1961, 3:38 AM CDT  
Att. 34,599 - Cloudy - 84 F

livebaseballscorecards.com

AB	36
R	3
H	9
RBI	2
BB	2
SO	4
LOB	15



Batter	1	2	3	4	5	6	7	8	9
<b>Richie Ashburn, L</b> (1, 8) <small>OBP: 0.357, SLG: 0.271</small> <b>Bob Will, L</b> (9, 7) <small>OBP: 0.338, SLG: 0.290</small>	0-0 6-3	0-0 1B		0-0 P5			1-0 SH3 HBP		
<b>Don Zimmer, R</b> (1, 4) <small>OBP: 0.300, SLG: 0.413</small>	0-0 P3		0-0 P3		0-0 5-3		0-0 SH3		
<b>Ron Santo, R</b> (1, 5) <small>OBP: 0.399, SLG: 0.490</small>	0-0 P6		0-0 F8		0-0 P4		0-0 P6		
<b>George Altman, L</b> (1, 9) <small>OBP: 0.372, SLG: 0.578</small>		0-0 BB 14 1B 4-3 1B	0-0 F8		0-0 3-1		0-3 K		
<b>14 Ernie Banks, R</b> (1, 7) <small>OBP: 0.357, SLG: 0.502</small> <b>Al Heist, R</b> (9, 8) <small>OBP: 0.243, SLG: 0.235</small>		0-0 4-3 BB 1B 1B		0-0 2B SF9 1B		0-0 F7		0-3 K	
<b>Ed Bouchee, L</b> (1, 3) <small>OBP: 0.382, SLG: 0.452</small>		0-3 K		0-0 SF9 1B 2B		4-0 2B BB		4-0 BB	
<b>Andre Rodgers, R</b> (1, 6) <small>OBP: 0.315, SLG: 0.457</small>		4-0 1B BB 1-2 2-3		0-0 SF9 2-3 3-H		0-3 K		0-3 K	
<b>Dick Bertell, R</b> (1, 2) <small>OBP: 0.304, SLG: 0.314</small>		0-0 4-3		0-0 1B		0-0 2B		0-3 K	
<b>Jack Curtis, L</b> (1, 1) <small>OBP: 0.188, SLG: 0.071</small> <b>Barney Schultz, R</b> (8, 1)		4-0 1B BB		0-0 F8		0-0 F9			

AB	R	H	RBI	BB	SO	LOB
3	0	1	2	0	0	1
0	0	0	0	0	0	0
3	0	0	0	0	0	0
4	0	0	0	0	0	1
4	1	1	0	0	1	1
4	2	2	0	0	1	0
0	0	0	0	0	0	0
2	1	1	0	2	1	2
2	1	0	1	1	2	2
4	0	2	2	0	1	3
2	0	0	0	1	0	3
0	0	0	0	0	0	0

**Milwaukee Braves @ Chicago Cubs**  
**Wrigley Field, Chicago, IL**  
Sun Jun 11 1961, 3:38 AM CDT  
Att. 34,599 - Cloudy - 84 F

livebaseballscores.com

<b>AB</b>	<b>28</b>
<b>R</b>	<b>5</b>
<b>H</b>	<b>7</b>
<b>RBI</b>	<b>5</b>
<b>BB</b>	<b>4</b>
<b>SO</b>	<b>6</b>
<b>LOB</b>	<b>13</b>



Inning Stats														Inning Stats																												
R	H	E	K	S	H	LOB	BB	P	R	H	E	K	S	H	LOB	BB	P	R	H	E	K	S	H	LOB	BB	P																
0	0	0	0	3	3	0	0	3	0	0	0	0	3	0	0	0	3	0	0	0	0	6	0	0	0	0	10	0	0	0	0	13	0	0	0	0	3	0	0	0	0	0

PITCHER														PITCHER																																			
IP	WLS	BF	H	R	ER	SO	BB	IBB	HBP	BLK	WP	HR	S	P	ERA	WHIP	IP	WLS	BF	H	R	ER	SO	BB	IBB	HBP	BLK	WP	HR	S	P	ERA	WHIP																
3.1	L	17	6	5	5	1	2	0	0	0	0	0	17	25	13.50	2.400	4.1		10	1	0	0	1	1	0	0	0	0	11	15	0.00	0.750	7.1		8	0	0	0	4	1	0	1	0	0	0	14	19	0.00	0.500

Batter	1	2	3	4	5	6	7	8	9	AB R H RBI BB SO LOB	TOP												
<b>Richie Ashburn, L</b> (1, 8) OBP: 0.354, SLG: 0.271	0-1 4-3		1-3 K			1-1 L6			2-1 G4-6-3 1B	4 0 1 0 0 1 1													
<b>Don Zimmer, R</b> (1, 4) OBP: 0.299, SLG: 0.410	1-0 G6-4-3 1B			2-2 4-3				2-2 5-3	1-1 P6	4 0 1 0 0 0 1													
<b>Ron Santo, R</b> (1, 5) OBP: 0.392, SLG: 0.481	1-0 G6-4-3 1-2f			1-0 F8				1-2 6-3	0-0 G4-6-3 1-2f	4 0 0 0 0 0 2													
<b>George Altman, L</b> (1, 9) OBP: 0.372, SLG: 0.569		2-3 K		3-3 K				4-2 14 FC5-4 BB		2 0 0 0 1 2 0													
<b>14 Ernie Banks, R</b> (1, 7) OBP: 0.356, SLG: 0.500		0-1 CS 1B			1-1 F8			0-0 FC5-4 1-2f		3 0 1 0 0 0 1													
<b>Ed Bouchee, L</b> (1, 3) OBP: 0.387, SLG: 0.452		3-3 K 1-2		4-1 G5-4-3 BB				0-1 FC6-4 1B		2 0 1 0 1 1 1													
<b>Andre Rodgers, R</b> (1, 6) OBP: 0.298, SLG: 0.429			1-3 K		1-0 G5-4-3 1-2f			1-1 FC6-4		3 0 0 0 0 1 2													
<b>Sammy Taylor, L</b> (1, 2) OBP: 0.254, SLG: 0.317			0-1 F7		2-1 F8			1-3 K		3 0 0 0 0 1 1													
<b>Don Cardwell, R</b> (1, 1) OBP: 0.129, SLG: 0.233 <b>Dick Drott, R</b> (2, 1) OBP: 0.222, SLG: 0.444 <b>Bob Will, L</b> (6, PH) OBP: 0.333, SLG: 0.296 <b>Jim Brewer, L</b> (6, 1) <b>Billy Williams, L</b> (8, PH) OBP: 0.309, SLG: 0.388 <b>Joe Schaller, R</b> (8, 1)			0-0 1B		2-3 K			2-2 L7		0 0 0 0 0 0 0 1 0 1 0 0 0 0 1 0 0 0 0 1 0 0 0 0 0 0 0 0 1 0 0 0 0 0 1 0 0 0 0 0 0 0													
<b>Inning Stats</b>	R: 0 E: 0 K: 0 S: 4	H: 1 LOB: 0 BB: 0 P: 6	R: 0 E: 0 K: 2 S: 8	H: 1 LOB: 1 BB: 0 P: 13	R: 0 E: 0 K: 2 S: 9	H: 1 LOB: 1 BB: 0 P: 11	R: 0 E: 0 K: 1 S: 9	H: 0 LOB: 0 BB: 0 P: 15	R: 0 E: 0 K: 0 S: 4	H: 0 LOB: 0 BB: 1 P: 10	R: 0 E: 0 K: 1 S: 7	H: 0 LOB: 0 BB: 0 P: 12	R: 0 E: 0 K: 0 S: 10	H: 0 LOB: 1 BB: 1 P: 17	R: 0 E: 0 K: 1 S: 10	H: 1 LOB: 1 BB: 0 P: 14	R: 0 E: 0 K: 0 S: 5	H: 1 LOB: 0 BB: 0 P: 8	1B: 5 2B: 1 3B: 0 HR: 0	SF: 0 SAC: 0 DP: 4 HBP: 0	WP: 0 PB: 0 SB: 0 CS: 1	PA: 30	
<b>PITCHER</b> <b>Don Drysdale, R</b> (1, 1) ERA: 3.04	IP 9.0	WLS W	BF 30	H 5	R 0	ER 0	SO 7	BB 2	IBB 0	HBP 0	BLK 0	WP 0	HR 0	S 66	P 106	ERA 0.00	WHIP 0.778						<b>PITCHER</b> IP WLS BF H R ER SO BB IBB HBP BLK WP HR S P ERA WHIP

**Chicago Cubs @ Los Angeles Dodgers**  
Los Angeles Memorial Coliseum, Los Angeles, CA

Wed Jun 14 1961, 10:05 PM EDT  
Att. 13,528 - Cloudy - 60 F

livebaseballscorecards.com

AB	28
R	0
H	5
RBI	0
BB	2
SO	7
LOB	10



Batter	1	2	3	4	5	6	7	8	9
<b>Maury Wills, S</b> OBP: 0.388, SLG: 0.367 (1, 6) C B X	1-1 1B	4-1 2B PB BB		0-1 B3		3-3 K		2-2 1B	
<b>Jim Gilliam, S</b> OBP: 0.361, SLG: 0.387 (1, 4) (8, 5) B F B X	2-1 BB HBP SF8 1B	1-2 PB E 2B		3-3 K		0-0 6-3		1-1 P5 1B	
<b>Willie Davis, L</b> OBP: 0.333, SLG: 0.526 (1, 8) <b>Duke Snider, L</b> OBP: 0.292, SLG: 0.302 (1, PR) (2, 9) H	1-0 BB 1-2 HBP	4-2 BB E3 BB		0-0 1-3 1B			3-2 G3	0-1 4-3	
<b>Wally Moon, L</b> OBP: 0.481, SLG: 0.669 (1, 7) B B B B	4-0 1-2 2-3 BB	4-2 E3 BB			4-1 FC4-6 BB		1-1 HR 1B		
<b>Tommy Davis, R</b> OBP: 0.341, SLG: 0.486 (1, 9) (2, 8) S X	0-1 SF8	3-2 E3			1-2 FC4-6		2-1 HR		
<b>John Roseboro, L</b> OBP: 0.351, SLG: 0.518 (1, 2) <b>Norm Sherry, R</b> OBP: 0.345, SLG: 0.615 (7, PH) (8, 2) X	0-0 4-3		3-3 K		2-1 F8		0-3 K		
<b>Ron Fairly, L</b> OBP: 0.385, SLG: 0.567 (1, 3) X		0-0 WP 2B 1-3 1B	3-2 P5		0-0 G3		2-1 FC6 1B		
<b>Daryl Spencer, R</b> OBP: 0.351, SLG: 0.385 (1, 5) <b>Charlie Neal, R</b> OBP: 0.282, SLG: 0.373 (8, 4) C F B X		0-2 1-3	1-3 K			0-1 F8	1-2 FC6		
<b>Don Drysdale, R</b> OBP: 0.176, SLG: 0.344 (1, 1) B F B X		1-1 L6		0-0 1B		0-0 HR		0-3 K	

Inning Stats	R: 1	H: 2	E: 0	LOB: 2	K: 0	BB: 1	S: 7	R: 3	H: 2	E: 1	LOB: 2	K: 0	BB: 3	S: 20	R: 0	H: 0	E: 0	LOB: 0	K: 2	BB: 0	S: 9	R: 0	H: 2	E: 0	LOB: 2	K: 1	BB: 0	S: 10	R: 0	H: 0	E: 0	LOB: 1	K: 0	BB: 1	S: 7	R: 1	H: 1	E: 0	LOB: 0	K: 1	BB: 0	S: 9	R: 2	H: 3	E: 0	LOB: 1	K: 1	BB: 0	S: 16	R: 0	H: 1	E: 0	LOB: 1	K: 1	BB: 0	S: 15	R: 0	H: 1	E: 0	LOB: 1	K: 1	BB: 0	S: 18
1B: 8	SF: 1	WP: 1	PA: 39																																																												
2B: 1	SAC: 0	PB: 1																																																													
3B: 0	DP: 0	SB: 0																																																													
HR: 2	HBP: 1	CS: 0																																																													


PITCHER	IP	WLS	BF	H	R	ER	SO	BB	IBB	HBP	BLK	WP	HR	S	P	ERA	WHIP
<b>Don Cardwell, R</b> ERA: 3.32 (1, 1)	1.2	L	13	4	4	3	0	4	0	0	0	1	0	23	45	16.20	4.800
<b>Dick Drott, R</b> ERA: 3.05 (2, 1)	3.1		12	2	0	0	3	1	0	0	0	0	0	30	50	0.00	0.900
<b>Jim Brewer, L</b> ERA: 6.26 (6, 1)	2.0		10	4	3	3	2	0	0	0	0	0	2	25	37	13.50	2.000
<b>Joe Schaffernoth, R</b> ERA: 5.34 (8, 1)	1.0		4	1	0	0	1	0	0	0	0	0	0	15	18	0.00	1.000

**BOTTOM**

**Chicago Cubs @ Los Angeles Dodgers**  
Los Angeles Memorial Coliseum, Los Angeles, CA

Wed Jun 14 1961, 10:05 PM EDT  
Att: 13,528 - Cloudy - 60 F

AB	32
R	7
H	11
RBI	5
BB	5
SO	6
LOB	14



AB	R	H	RBI	BB	SO	LOB
4	1	2	0	1	1	1
5	2	2	1	0	1	2
0	0	0	0	0	0	0
3	0	1	0	1	0	1
1	1	1	0	3	0	0
3	1	1	3	0	0	3
3	0	0	0	0	1	3
1	0	0	0	0	1	0
4	1	2	0	0	0	1
4	0	0	0	0	1	2
0	0	0	0	0	0	0
4	1	2	1	0	1	1

Batter	1	2	3	4	5	6	7	8	9	10	11	12	AB R H RBI BB SO LOB	TOP																
<b>Richie Ashburn, L</b> (1, 8) <small>OBP: 0.362, SLG: 0.272</small> <b>Al Heist, R</b> (9, 8) <small>OBP: 0.241, SLG: 0.232</small>	2-2  1B	3-2  L7		4-2  BB			0-1  F8		4-1  1B BB		0-3  K		3 0 1 0 2 0 0 1 0 0 0 0 1 0																	
<b>Don Zimmer, R</b> (1, 4) <small>OBP: 0.300, SLG: 0.408</small>	0-1  G6-3		3-2  F8	0-0  L5			0-1  1B		3-3  K		1-1  1B		6 0 2 0 0 1 7																	
<b>Ron Santo, R</b> (1, 5) <small>OBP: 0.395, SLG: 0.484</small>	4-0  14 1B BB		0-1  WP 2B				1-0  P3		1-2  1B		1-0  6-3		5 1 2 2 1 1 2																	
<b>14 Ernie Banks, R</b> (1, 7) <small>OBP: 0.351, SLG: 0.490</small>	2-2  BB 1B		2-2  F9				0-0  F8		1-0  L7			1-0  P6	6 0 1 0 0 0 3																	
<b>George Altman, L</b> (1, 9) <small>OBP: 0.364, SLG: 0.552</small>	1-1  BB 1B		2-3  K				1-0  6-3				1-3  K		2-3  K	6 0 1 1 0 3 1																
<b>Andre Rodgers, R</b> (1, 6) <small>OBP: 0.317, SLG: 0.415</small> (9, 3)	4-1  1-2 2-3 BB			2-1  F2			2-3  K		2-3  K		2-1  6-3 1B		4-2  BB BB	4 0 1 0 2 2 0																
<b>Ed Bouchee, L</b> (1, 3) <small>OBP: 0.386, SLG: 0.445</small> <b>Bob Will, L</b> (9, PH) <small>OBP: 0.342, SLG: 0.313</small> <b>Moe Thacker, R</b> (9, 2) <small>OBP: 0.478, SLG: 0.294</small>	1-2  F7			4-2  BB 1B BB			1-3  K		0-1  1B FC5-2 2B		0-0  6-3		4-2  1-2 BB	2 0 0 0 1 1 3 1 0 1 0 0 0 0 1 0 0 0 1 0 1	<b>AB 46</b> <b>R 3</b> <b>H 11</b> <b>RBI 3</b> <b>BB 7</b> <b>SO 13</b> <b>LOB 24</b>															
<b>Dick Bertell, R</b> (1, 2) <small>OBP: 0.305, SLG: 0.314</small> <b>Billy Williams, L</b> (9, PH) <small>OBP: 0.313, SLG: 0.393</small> <b>Don Elston, R</b> (9, 1) <small>OBP: 0.167, SLG: 0.167</small> <b>Barney Schultz, R</b> (9, 1)		0-2  1-3		1-2  BB 1B			2-1  5-3		3-2  BB FC5-2 1B		1-1  F9		2-3  K	3 0 1 0 0 0 0 1 1 1 0 0 0 0 0 0 0 0 0 0 0 2 0 0 0 0 1 3																
<b>Glen Hobbie, R</b> (1, 1) <small>OBP: 0.216, SLG: 0.152</small> <b>Sammy Taylor, L</b> (9, PH) <small>OBP: 0.254, SLG: 0.317</small> <b>Jerry Kindall, R</b> (9, PH) <small>OBP: 0.309, SLG: 0.493</small> (9, 6)		0-3  K2-3		3-3  K			0-0  6-3		1-2  FC5-2 1B		2-3  K		3 0 0 0 0 2 2 0 0 0 0 0 0 0 2 1 0 0 0 1 2																	
<b>Inning Stats</b>	R: 1 E: 0 K: 0 S: 15	H: 3 LOB: 3 BB: 2 P: 29	R: 0 E: 0 K: 1 S: 10	H: 0 LOB: 0 BB: 0 P: 13	R: 0 E: 0 K: 1 S: 11	H: 1 LOB: 1 BB: 0 P: 18	R: 0 E: 0 K: 1 S: 13	H: 1 LOB: 3 BB: 2 P: 27	R: 0 E: 0 K: 2 S: 8	H: 0 LOB: 0 BB: 0 P: 13	R: 0 E: 0 K: 0 S: 6	H: 1 LOB: 1 BB: 0 P: 7	R: 0 E: 0 K: 1 S: 5	H: 0 LOB: 0 BB: 0 P: 8	R: 2 E: 0 K: 1 S: 20	H: 3 LOB: 2 BB: 1 P: 33	R: 0 E: 0 K: 1 S: 9	H: 1 LOB: 1 BB: 0 P: 13	R: 0 E: 0 K: 2 S: 10	H: 1 LOB: 1 BB: 0 P: 14	R: 0 E: 0 K: 2 S: 14	H: 0 LOB: 2 BB: 2 P: 27	1B: 9 2B: 2 3B: 0 HR: 0	SF: 0 SAC: 0 DP: 1 HBP: 0	WP: 1 PB: 0 SB: 0 CS: 0	PA: 53				
<b>PITCHER</b>	IP WLS BF H R ER SO BB IBB HBP BLK WP HR S P ERA WHIP																													
<b>Johnny Podres, L</b> (1, 1) <small>ERA: 2.55</small>	0.2																													
<b>Roger Craig, R</b> (1, 1) <small>ERA: 5.6</small>	7.1	30	5	2	2	7	3	0	0	0	1	0	75	120	2.46	1.091														
<b>Ron Perranoski, L</b> (9, 1) <small>ERA: 2.55</small>	0.1	2	0	0	0	0	1	0	0	0	0	0	4	9	0.00	3.000														
<b>Larry Sherry, R</b> (9, 1) <small>ERA: 3.3</small>	1.2	7	2	0	0	2	0	0	0	0	0	0	18	27	0.00	1.200														
<b>Turk Farrell, R</b> (11, 1) <small>ERA: 4.54</small>	2.0	W	9	1	0	0	4	2	0	0	0	0	24	41	0.00	1.500														

Chicago Cubs @ Los Angeles Dodgers  
 Los Angeles Memorial Coliseum, Los Angeles, CA

Thu Jun 15 1961, 10:05 PM EDT  
 Att. 13,348 - Unknown - 64 F

livebaseballscorecards.com





Batter	1	2	3	4	5	6	7	8	9	10	11	12	AB	R	H	RBI	BB	SO	LOB
Maury Wills, S OBP: 0.389, SLG: 0.368 (1, 6)	0-0 1B FC1-2-5 1B		0-0 B3			1-0 G4-3 1B		0-2 2-3		0-1 SH3-4		1-1 P5	5	0	2	0	0	0	2
Willie Davis, L OBP: 0.338, SLG: 0.521 (1, 8)	0-0 SF3 1B		2-0 F7			2-1 G4-3 1-2f			1-2 F5	4-0 FC6-5 IBB		2-2 HR HBP	4	2	1	0	1	0	1
Tommy Davis, R OBP: 0.340, SLG: 0.493 (1, 9)	1-0 FC1-2-5 SF8 1-3 3-H			1-0 F8			1-1 L6		4-2 BB 1B BB	0-1 FC6-5 1-2 2-3f		1-0 HR 1-H 2-H	5	2	1	3	1	0	4
Wally Moon, L OBP: 0.469, SLG: 0.653 (1, 7)	0-0 SF8 2-3 3-H		0-0 6-3		3-2 6-3		0-0 F8		2-0 FC6 1B 1-2	2-0 P6			4	1	0	1	0	0	3
John Roseboro, L OBP: 0.352, SLG: 0.509 (1, 2)	0-0 3-1		0-0 3-1		0-2 3-1		4-2 BB		4-2 FC5 1B 1-2 2-3			2-2 5-3	3	0	0	0	2	0	1
Ron Fairly, L OBP: 0.370, SLG: 0.543 Gil Hodges, R OBP: 0.329, SLG: 0.459 Jim Gilliam, S OBP: 0.363, SLG: 0.389 (1, 3) (9, 3) (9, PH) (10, 5)		1-0 F7		2-2 1-3		0-0 G3		1-0 1B	1-0 1B		2-2 F8		3	0	0	0	0	0	1
Daryl Spencer, R OBP: 0.346, SLG: 0.378 Norm Larker, L OBP: 0.298, SLG: 0.357 (1, 5) (9, PH) (10, 3)		2-3 K		1-1 P6		1-0 5-3		1-0 F8	1-0 F8		1-0 F9		3	0	0	0	0	1	0
Charlie Neal, R OBP: 0.278, SLG: 0.364 (1, 4)		0-1 4-3		2-2 G3		0-0 SH1-4 1B		0-1 FC5	0-1 FC5			1-1 E6 SH3-4 HR	5	1	1	0	0	0	2
Johnny Podres, L OBP: 0.391, SLG: 0.381 Roger Craig, R OBP: 0.285, SLG: 0.178 Ron Perrano, L OBP: 0.285, SLG: 0.178 Larry Sherry, R OBP: 0.285, SLG: 0.178 Gordie Windhorn, R OBP: 0.285, SLG: 0.178 Turk Farrell, R OBP: 0.285, SLG: 0.178 (1, 1) (1, 1) (8, 1) (8, 1) (10, PH) (11, 1)		3-2 5-3		0-0 1-3		0-0 SH1-4		0-0 SH1-4		3-2 FC6-5 SH3-4 HBP		0-1 SH3-4	0	0	0	0	0	0	0

Inning Stats	R: 1	H: 2	E: 0	LOB: 1	K: 0	P: 6	R: 0	H: 0	E: 0	LOB: 0	K: 1	P: 9	R: 0	H: 0	E: 0	LOB: 0	K: 0	P: 10	R: 0	H: 0	E: 0	LOB: 0	K: 0	P: 11	R: 0	H: 0	E: 0	LOB: 0	K: 0	P: 13	R: 0	H: 1	E: 0	LOB: 0	K: 0	P: 7	R: 0	H: 0	E: 0	LOB: 1	K: 0	P: 12	R: 0	H: 1	E: 0	LOB: 1	K: 0	P: 7	R: 2	H: 1	E: 1	LOB: 2	K: 0	P: 26	R: 0	H: 0	E: 0	LOB: 2	K: 0	P: 16	R: 0	H: 0	E: 0	LOB: 0	K: 0	P: 12	R: 3	H: 1	E: 1	LOB: 0	K: 0	P: 14	1B: 5	SF: 1	2B: 0	SAC: 3	3B: 0	DP: 1	HR: 1	HBP: 2	WP: 0	PA: 48
--------------	------	------	------	--------	------	------	------	------	------	--------	------	------	------	------	------	--------	------	-------	------	------	------	--------	------	-------	------	------	------	--------	------	-------	------	------	------	--------	------	------	------	------	------	--------	------	-------	------	------	------	--------	------	------	------	------	------	--------	------	-------	------	------	------	--------	------	-------	------	------	------	--------	------	-------	------	------	------	--------	------	-------	-------	-------	-------	--------	-------	-------	-------	--------	-------	--------

PITCHER	IP	WLS	BF	H	R	ER	SO	BB	IBB	HBP	BLK	WP	HR	S	P	ERA	WHIP
Glen Hobbie, R ERA: 3.78 (1, 1)	8.0		28	4	1	1	1	1	0	0	0	0	0	48	75	1.12	0.625
Don Elston, R ERA: 4.76 (9, 1)	0.1		5	1	2	1	0	2	0	0	0	0	0	10	22	27.00	9.000
Barney Schultz, R ERA: (9, 1)	3.1	L	15	1	3	0	0	0	1	2	0	0	1	26	46	0.00	0.300


**BOTTOM**

**Chicago Cubs @ Los Angeles Dodgers**  
Los Angeles Memorial Coliseum, Los Angeles, CA

Thu Jun 15 1961, 10:05 PM EDT  
Att: 13,348 - Unknown - 64 F

livebaseballscorecards.com

AB	38
R	6
H	6
RBI	6
BB	4
SO	1
LOB	16



Batter	1	2	3	4	5	6	7	8	9	AB R H RBI BB SO LOB	TOP											
<b>Richie Ashburn, L</b> (1, 8) <small>OBP: 0.365, SLG: 0.279</small> <b>Al Heist, R</b> (5, 8) <small>OBP: 0.245, SLG: 0.230</small>	0-0 P8		0-0 HR BB BB 1B	0-0 1B 1-2 2-3 1B	0-3 K			0-0 5-3	4-0 BB BB 1-2 2-3 BB	4 2 2 0 0 1 0 1 0 0 0 1 0 0												
<b>Don Zimmer, R</b> (1, 4) <small>OBP: 0.305, SLG: 0.411</small> <b>Jerry Kindall, R</b> (4, PR) <small>OBP: 0.298, SLG: 0.474</small>	0-0 1B		0-0 F9	0-0 1B 1-2 2-3 3-H 1B	0-0 P2			0-0 F8	0-3 K	3 0 2 1 0 0 1 3 1 0 0 0 1 3												
<b>Ron Santo, R</b> (1, 5) <small>OBP: 0.391, SLG: 0.475</small>	0-3 K		4-0 HR BB 1-2 BB	0-3 K	0-0 1-3			0-0 F8		4 1 0 0 1 2 4												
<b>14 Ernie Banks, R</b> (1, 3) <small>OBP: 0.348, SLG: 0.486</small>	0-0 F7		0-0 F7	0-0 SF8					0-0 HR 1B	4 1 1 1 0 0 3												
<b>George Altman, L</b> (1, 9) <small>OBP: 0.371, SLG: 0.571</small>		0-0 4-3	4-0 HR BB 1-2 2-3	0-0 2B 1-3 2-H 1B				0-0 4-3	0-0 HR 1-H	4 3 2 3 1 0 0												
<b>Billy Williams, L</b> (1, 7) <small>OBP: 0.329, SLG: 0.415</small>		4-0 BLK 1B BB	0-0 HR 1-H 2-H 3-H	4-0 2B IBB				0-0 P5	4-0 BB BB BB	2 2 1 4 3 0 0												
<b>Andre Rodgers, R</b> (1, 6) <small>OBP: 0.324, SLG: 0.421</small>		0-3 K	0-0 1-3	0-0 2B 1-3 2-H 3-H				0-0 4-3	4-0 BB 1-2 BB	4 0 1 2 1 1 1												
<b>Dick Bertell, R</b> (1, 2) <small>OBP: 0.316, SLG: 0.320</small>		0-0 1B 2-H		0-0 1B 1B 1B				0-0 L8	0-3 K	4 1 2 1 1 1 2												
<b>Dick Ellsworth, L</b> (1, 1) <b>Bob Anderson, R</b> (3, 1) <small>OBP: 0.250, SLG: 0.200</small> <b>Barney Schultz, R</b> (8, 1)		0-3 K		0-0 1B 1B 1B				0-3 K	0-3 K	1 0 0 0 0 1 1 3 1 1 0 0 2 3 1 0 0 0 0 1 2												
<b>Inning Stats</b>	R: 0 E: 0 K: 1 S: 6	H: 1 LOB: 1 BB: 0 P: 6	R: 1 E: 0 K: 2 S: 8	H: 1 LOB: 1 BB: 1 P: 12	R: 4 E: 0 K: 0 S: 5	H: 2 LOB: 0 BB: 2 P: 13	R: 5 E: 0 K: 2 S: 13	H: 6 LOB: 3 BB: 2 P: 21	R: 0 E: 0 K: 1 S: 5	H: 0 LOB: 0 BB: 0 P: 5	R: 0 E: 0 K: 0 S: 3	H: 0 LOB: 0 BB: 0 P: 3	R: 0 E: 0 K: 1 S: 5	H: 0 LOB: 0 BB: 0 P: 5	R: 0 E: 0 K: 0 S: 3	H: 0 LOB: 0 BB: 0 P: 3	R: 2 E: 0 K: 3 S: 11	H: 2 LOB: 3 BB: 3 P: 23	1B: 9 2B: 1 3B: 0 HR: 2	SF: 1 SAC: 0 DP: 0 HBP: 0	WP: 0 PB: 0 SB: 0 CS: 0	PA: 47
<b>PITCHER</b>	IP WLS BF H R ER SO BB IBB HBP BLK WP HR S P ERA WHIP																					
<b>Billy Loes, R</b> (1, 1) <small>ERA: 4.66</small> <b>Sam Jones, R</b> (4, 1) <small>ERA: 5.19</small> <b>Jim Duffalo, R</b> (4, 1) <small>ERA: 4.46</small> <b>Jack Sanford, R</b> (5, 1) <small>ERA: 3.59</small> <b>Bobby Bolin, R</b> (9, 1) <small>ERA: 1.75</small>	3.0 L 16 4 5 5 3 3 0 0 0 0 0 1 19 31 15.00 2.333																					
	0.0 3 3 3 3 0 0 0 0 0 0 0 0 3 3 ∞ ∞																					
	1.0 8 3 2 2 2 0 2 0 0 0 0 0 10 18 18.00 3.000																					
	4.0 16 2 2 2 2 2 0 0 0 0 1 18 26 4.50 1.000																					
	1.0 4 0 0 0 3 1 0 0 0 0 0 0 9 13 0.00 1.000																					

**Chicago Cubs @ San Francisco Giants**  
 Candlestick Park, San Francisco, CA  
 Fri Jun 16 1961, 10:05 PM EDT  
 Att. 20,622 - Unknown - 60 F

<b>AB</b>	<b>38</b>
<b>R</b>	<b>12</b>
<b>H</b>	<b>12</b>
<b>RBI</b>	<b>12</b>
<b>BB</b>	<b>8</b>
<b>SO</b>	<b>10</b>
<b>LOB</b>	<b>20</b>



BOTTOM

# Chicago Cubs @ San Francisco Giants

Candlestick Park, San Francisco, CA

livebaseballscores.com

AB	37
R	6
H	12
RBI	6
BB	2
SO	7
LOB	13



WP	0	PA	40
PB	0		
SB	0		
CS	0		

Fri Jun 16 1961, 10:05 PM EDT  
Att: 20,622 - Unknown - 60 F

AB	R	H	RBI	BB	SO	LOB
1	2	1	1	0	0	0
3	0	1	0	0	0	0
4	0	1	0	1	1	1
5	0	1	0	0	1	3
4	2	2	1	1	1	2
4	0	2	1	0	1	1
4	0	2	1	0	0	1
4	0	0	0	0	1	3
3	0	0	0	0	0	0
1	0	0	0	0	1	2
0	0	0	0	0	0	0
1	0	0	0	0	1	0
1	1	1	1	0	0	0
0	0	0	0	0	0	0
1	0	0	0	0	0	0
1	0	0	0	0	0	0
1	0	0	0	0	0	0
1	0	0	0	0	0	0
1	0	0	0	0	0	0
1	0	0	0	0	0	0

Batter	1	2	3	4	5	6	7	8	9
<b>Felipe Alou, R</b> OBP: 0.335, SLG: 0.467 <b>Willie McCovey, L</b> OBP: 0.296, SLG: 0.419 (1, 9) (5, PH) (6, 3)	0-0 HR		1-0 2B HBP		0-0 1B		0-0 G3		0-0 P4
<b>Joey Amalfitano, R</b> OBP: 0.333, SLG: 0.315 (1, 4)	0-0 4-3		4-0 BB		0-0 FC4-6		0-3 K		0-0 1B
<b>Harvey Kuenn, R</b> OBP: 0.330, SLG: 0.361 (1, 7) (6, 9)	0-3 K		0-0 G6-4-3		0-0 G1-6-3		0-0 4-3		0-0 1B
<b>Willie Mays, R</b> OBP: 0.410, SLG: 0.574 (1, 8)	4-0 BB		0-0 2B		0-3 K		0-0 1B		0-0 P6
<b>Orlando Cepeda, R</b> OBP: 0.316, SLG: 0.553 (1, 3) (6, 7)	0-0 5-3		0-0 2B		0-3 K		0-0 FC4-6		
<b>Jim Davenport, R</b> OBP: 0.370, SLG: 0.462 (1, 5)		0-0 5-3	0-0 L8		0-0 1B		0-0 FC4-6		
<b>Ed Bailey, L</b> OBP: 0.330, SLG: 0.398 (1, 2)		0-0 F7		0-3 K		0-0 P6		0-0 FC4-6	
<b>Eddie Bressoud, R</b> OBP: 0.286, SLG: 0.431 <b>Matty Alou, L</b> OBP: 0.423, SLG: 0.574 <b>Jose Pagan, R</b> OBP: 0.291, SLG: 0.347 (1, 6) (8, PH) (9, 6)		0-0 6-3		0-0 1-3		0-0 4-3		0-3 K	
<b>Billy Loes, R</b> OBP: 0.260, SLG: 0.111 <b>Jim Marshall, L</b> OBP: 0.263, SLG: 0.412 <b>Sam Jones, R</b> OBP: 0.250, SLG: 0.316 <b>Jim Duffalo, R</b> OBP: 0.303, SLG: 0.500 <b>Tom Haller, L</b> OBP: 0.240, SLG: 0.262 <b>Jack Sanford, R</b> OBP: 0.187, SLG: 0.417 <b>Bobby Bolin, R</b> OBP: 0.200, SLG: 0.200 <b>Hobie Landrinth, L</b> OBP: 0.375, SLG: 0.478 (1, 1) (3, PH) (4, 1) (4, 1) (4, PH) (5, 1) (9, 1) (9, PH)			0-0 HR	0-3 K		0-0 HR			0-0 3-1

Inning	R	H	E	K	S	P	R	H	E	K	S	P	R	H	E	K	S	R	H	E	K	S	P	R	H	E	K	S	P	R	H	E	K	S	P	R	H	E	K	S	P														
1	1	1	0	1	10		0	0	0	7			0	1	0	0	8	1	3	0	6			0	2	0	3	1	3	0	0	8	3	2	0	5	0	0	0	0	0	0	0	0	0	0									
2	0	0	0	0	3		0	0	0	7			0	0	0	0	6	0	0	0	0			0	0	0	0	0	0	0	0	0	0	0	0	0	0	0	0	0	0	0	0	0	0	0	0	0	0	0					
3	3	3	0	1	10		0	0	0	7			0	1	0	0	8	0	1	0	0			0	0	0	0	0	0	0	0	0	0	0	0	0	0	0	0	0	0	0	0	0	0	0	0	0	0	0	0				
4	0	0	0	0	3		0	0	0	7			0	0	0	0	6	0	0	0	0			0	0	0	0	0	0	0	0	0	0	0	0	0	0	0	0	0	0	0	0	0	0	0	0	0	0	0	0	0			
5	0	1	0	0	3		0	0	0	7			0	1	0	0	8	0	1	0	0			0	0	0	0	0	0	0	0	0	0	0	0	0	0	0	0	0	0	0	0	0	0	0	0	0	0	0	0	0	0		
6	0	1	0	0	3		0	0	0	7			0	1	0	0	8	0	1	0	0			0	0	0	0	0	0	0	0	0	0	0	0	0	0	0	0	0	0	0	0	0	0	0	0	0	0	0	0	0	0		
7	1	1	0	0	6		1	0	0	6			1	0	0	6	0	0	0	0			1	0	0	0	0	0	0	0	0	0	0	0	0	0	0	0	0	0	0	0	0	0	0	0	0	0	0	0	0	0	0		
8	0	3	0	0	8		0	3	0	8			0	3	0	8	0	3	0	0			0	3	0	0	0	0	0	0	0	0	0	0	0	0	0	0	0	0	0	0	0	0	0	0	0	0	0	0	0	0	0	0	
9	0	2	0	0	5		0	2	0	5			0	2	0	5	0	2	0	0			0	2	0	0	0	0	0	0	0	0	0	0	0	0	0	0	0	0	0	0	0	0	0	0	0	0	0	0	0	0	0	0	0

PITCHER	IP	WLS	BF	H	R	ER	SO	BB	IBB	HBP	BLK	WP	HR	S	P	ERA	WHIP
<b>Dick Ellsworth, L</b> ERA: 5.59 (1, 1)	2.2		14	4	4	4	1	2	0	1	0	0	2	13	22	13.50	2.250
<b>Bob Anderson, R</b> ERA: 4.87 (3, 1)	4.2	W	19	6	2	2	5	0	0	0	0	0	1	29	29	3.86	1.286
<b>Barney Schultz, R</b> ERA: (8, 1)	1.2	S	7	2	0	0	1	0	0	0	0	0	0	9	9	0.00	1.200

Batter	1	2	3	4	5	6	7	8	9	AB R H RBI BB SO LOB	TOP	
Richie Ashburn, L (1, 8) OBP: 0.360, SLG: 0.283	0-0 F7		0-0 F3		0-0 1-3			0-0 2B	0-0 F8	5 0 1 1 0 0 4		
Jerry Kindall, R (1, 4) OBP: 0.299, SLG: 0.469 Don Zimmer, R (8, PH) OBP: 0.303, SLG: 0.409 Bob Anderson, R (8, 1) OBP: 0.250, SLG: 0.200	0-0 FC5-4 1B		0-3 K			0-3 K		0-3 K		3 0 1 0 0 2 0 1 0 0 0 0 1 1 0 0 0 0 0 0 0		
Ron Santo, R (1, 5) OBP: 0.385, SLG: 0.466	0-0 P4			0-0 P6		0-0 L5		0-0 P3		4 0 0 0 0 0 2		
14 Ernie Banks, R (1, 3) OBP: 0.347, SLG: 0.495	0-0 FC5-4 1-2f			0-0 F7		0-0 HR		0-0 5-3		4 1 1 1 0 0 2		
George Altman, L (1, 9) OBP: 0.368, SLG: 0.563		0-0 P4		0-0 F7		0-3 K			0-0 BB 1B 1B	4 1 1 0 0 1 0		
Billy Williams, L (1, 7) OBP: 0.327, SLG: 0.418		0-0 2B			0-0 F3		0-0 1-3		0-0 F2	4 0 1 0 0 0 1		
Andre Rodgers, R (1, 6) OBP: 0.319, SLG: 0.410		0-3 K			0-0 1B 1B		0-0 F8		0-3 K	4 0 1 0 0 2 2		
Moe Thacker, R (1, 2) OBP: 0.444, SLG: 0.250		0-0 5-3			0-0 F8		0-0 L9		4-0 1B 1-2 BB	3 0 0 0 1 0 2		
Jack Curtis, L (1, 1) OBP: 0.176, SLG: 0.067 Dick Drott, R (3, 1) OBP: 0.300, SLG: 0.500 Joe Schaffernoth, R (7, 1) Mel Roach, R (8, PH) OBP: 0.258, SLG: 0.241			0-3 K			0-0 1-2 1B		0-0 2B 2B	0-0 1-3 2-H 1B	1 0 0 0 0 1 0 1 0 1 0 0 0 0 0 0 0 0 0 0 0 2 1 2 1 0 0 0		
<b>Inning Stats</b>	R: 0 H: 1 E: 0 LOB: 1 K: 0 BB: 0 S: 4 P: 4	R: 0 H: 1 E: 0 LOB: 1 K: 1 BB: 0 S: 6 P: 6	R: 0 H: 0 E: 0 LOB: 0 K: 2 BB: 0 S: 7 P: 7	R: 0 H: 0 E: 0 LOB: 0 K: 0 BB: 0 S: 3 P: 3	R: 0 H: 2 E: 0 LOB: 2 K: 0 BB: 0 S: 5 P: 5	R: 1 H: 1 E: 0 LOB: 0 K: 2 BB: 0 S: 8 P: 8	R: 0 H: 0 E: 0 LOB: 0 K: 0 BB: 0 S: 3 P: 3	R: 1 H: 2 E: 0 LOB: 1 K: 1 BB: 0 S: 7 P: 7	R: 1 H: 2 E: 0 LOB: 2 K: 1 BB: 1 S: 7 P: 11	1B: 5 SF: 0 2B: 3 SAC: 0 3B: 0 DP: 0 HR: 1 HBP: 0	WP: 0 PA: 37 PB: 0 SB: 0 CS: 0	
<b>PITCHER</b> Billy O'Dell, L (1, 1) ERA: 4.47	IP WLS BF H R ER SO BB IBB HBP BLK WP HR S P ERA WHIP	9.0 W 37 9 3 3 7 1 0 0 0 0 1 50 54 3.00 1.111										

Chicago Cubs @ San Francisco Giants  
 Candlestick Park, San Francisco, CA  
 Sat Jun 17 1961, 6:33 AM EDT  
 Att. 16,443 - Sunny - 68 F

livebaseballscorecards.com

AB	36
R	3
H	9
RBI	3
BB	1
SO	7
LOB	14



Batter	1	2	3	4	5	6	7	8	9
Jose Pagan, R OBP: 0.288, SLG: 0.342 (1, 6)	0-0 3-1	0-0 F7		0-0 6-3			0-0 P6	0-0 1B	
Joey Amalfitano, R OBP: 0.326, SLG: 0.308 (1, 4)	0-0 E5 SF9		0-0 P4		0-0 1-3		0-0 1B 1B	0-0 1-6-3	
Harvey Kuenn, R OBP: 0.333, SLG: 0.373 (1, 7)	0-0 SF9		0-0 6-3 1B 2B		0-0 F7		0-0 1-3 1B 1B		
Willie Mays, R OBP: 0.408, SLG: 0.566 (1, 8)	0-3 K		0-0 6-3		0-0 F9		4-0 1-2 1B BB		
Orlando Cepeda, R OBP: 0.319, SLG: 0.553 (1, 3)		0-0 2B SF9 1B	0-0 HR 1B		0-0 5-3		0-0 P4		
Felipe Alou, R OBP: 0.338, SLG: 0.483 (1, 9)		0-0 F9	0-0 1-H HR		0-0 G3		0-0 1-2 2-H 3-H 1B		
Jim Davenport, R OBP: 0.367, SLG: 0.463 (1, 5)		0-0 SF9 1-3 2B	0-3 K		0-0 5-3		0-0 L9		
Ed Bailey, L OBP: 0.333, SLG: 0.396 (1, 2)		4-0 IBB		0-0 P4			0-0 E SH BLK 1B	0-0 F5	
Billy O'Dell, S OBP: 0.100, SLG: 0.111 (1, 1)		0-0 SF9		0-3 K			0-0 SH BLK E 1B	0-0 6-3	

Inning Stats	R: 1	H: 0	E: 1	LOB: 0	K: 1	P: 6	R: 1	H: 2	E: 0	LOB: 2	K: 0	P: 9	R: 3	H: 3	E: 0	LOB: 0	K: 1	P: 8	R: 0	H: 0	E: 0	LOB: 0	K: 1	P: 5	R: 0	H: 0	E: 0	LOB: 0	K: 0	P: 3	R: 0	H: 0	E: 0	LOB: 0	K: 0	P: 3	R: 4	H: 4	E: 2	LOB: 2	K: 0	P: 12	R: 0	H: 1	E: 0	LOB: 1	K: 0	P: 4	
	S: 6		S: 5		S: 8		S: 5		S: 3		S: 3		S: 8		S: 4		S: 4		S: 3		S: 3		S: 8		S: 4		S: 4		S: 4		S: 4		S: 4		S: 4		S: 4		S: 4		S: 4		S: 4		S: 4		S: 4		S: 4

AB	R	H	RBI	BB	SO	LOB
5	0	1	0	0	0	4
5	2	1	1	0	0	1
3	2	2	1	0	0	0
3	0	0	0	1	1	1
4	2	2	1	0	0	3
4	1	2	4	0	0	1
4	0	1	0	0	1	2
3	1	1	0	1	0	0
2	1	0	1	0	1	0


**BOTTOM**

**Chicago Cubs @ San Francisco Giants**  
Candlestick Park, San Francisco, CA


Sat Jun 17 1961, 6:33 AM EDT  
Att. 16,443 - Sunny - 68 F

livebaseballscorecards.com

AB	33
R	9
H	10
RBI	8
BB	2
SO	3
LOB	12



PITCHER	IP	WLS	BF	H	R	ER	SO	BB	IBB	HBP	BLK	WP	HR	S	P	ERA	WHIP
Jack Curtis, L ERA: 5.71 (1, 1)	2.2	L	15	5	5	4	1	0	0	0	0	0	1	16	20	13.50	1.875
Dick Drott, R ERA: 3.0 (3, 1)	3.2		15	3	4	1	2	0	0	0	1	0	0	19	19	2.46	0.818
Joe Schaffernoth, R ERA: 5.23 (7, 1)	0.2		4	1	0	0	0	1	0	0	0	1	0	3	7	0.00	3.000
Bob Anderson, R ERA: 4.78 (8, 1)	1.0		4	1	0	0	0	0	0	0	0	0	0	4	4	0.00	1.000

Batter	1	2	3	4	5	6	7	8	9	AB R H RBI BB SO LOB	TOP											
<b>Richie Ashburn, L</b> (1, 8) OBP: 0.358, SLG: 0.277	0-0 6-3		0-0 L4		4-0 6-3 BB		0-3 K			3 1 0 0 1 1 1												
<b>Don Zimmer, R</b> (1, 4) OBP: 0.310, SLG: 0.413	0-0 6-3		0-0 1B		4-0 6-3 BB		0-0 G5-4-3 1B			3 1 2 0 1 0 0												
<b>Ron Santo, R</b> (1, 5) OBP: 0.383, SLG: 0.467	0-0 2B		0-0 F5		0-0 6-3		0-0 G5-4-3			4 0 1 1 0 0 4												
<b>14 Ernie Banks, R</b> (1, 3) OBP: 0.345, SLG: 0.489	0-3 K		0-3 K		4-0 1B IBB			0-3 K		3 0 0 0 1 3 3												
<b>George Altman, L</b> (1, 9) OBP: 0.377, SLG: 0.574		0-0 4-3 2B		0-3 K	0-0 1B			0-0 G6-4-3 1B		4 0 3 1 0 1 0												
<b>Billy Williams, L</b> (1, 7) OBP: 0.325, SLG: 0.413		0-0 4-3		0-0 1B	0-0 4-3			0-0 G6-4-3		4 0 1 0 0 0 4												
<b>Andre Rodgers, R</b> (1, 6) OBP: 0.316, SLG: 0.391		0-0 F9		4-0 G5-4-3 BB		0-0 L9			0-3 K	3 0 0 0 1 1 1	AB 32 R 2 H 8 RBI 2 BB 4 SO 9 LOB 16											
<b>Dick Bertell, R</b> (1, 2) OBP: 0.307, SLG: 0.310		0-0 6-3		0-0 G5-4-3		0-3 K			0-0 5-3	4 0 0 0 0 1 3												
<b>Don Cardwell, R</b> (1, 1) OBP: 0.147, SLG: 0.273			0-0 1B 2B			0-3 K			0-3 K	3 0 1 0 0 1 0												
<b>Don Elston, R</b> (6, 1) OBP: 0.167, SLG: 0.167										0 0 0 0 0 0 0												
<b>Dick Drott, R</b> (6, 1) OBP: 0.300, SLG: 0.500										0 0 0 0 0 0 0												
<b>Mel Roach, R</b> (9, PH) OBP: 0.254, SLG: 0.237										1 0 0 0 0 1 0												
<b>Inning Stats</b>	R: 0 E: 0 K: 1 S: 6	H: 1 LOB: 1 BB: 0 P: 6	R: 0 E: 0 K: 0 S: 4	H: 1 LOB: 1 BB: 0 P: 4	R: 0 E: 0 K: 1 S: 7	H: 2 LOB: 2 BB: 0 P: 7	R: 0 E: 0 K: 1 S: 5	H: 1 LOB: 1 BB: 1 P: 9	R: 2 E: 0 K: 0 S: 4	H: 1 LOB: 2 BB: 3 P: 16	R: 0 E: 0 K: 2 S: 7	H: 0 LOB: 0 BB: 0 P: 7	R: 0 E: 0 K: 1 S: 5	H: 1 LOB: 0 BB: 0 P: 5	R: 0 E: 0 K: 1 S: 5	H: 1 LOB: 0 BB: 0 P: 5	R: 0 E: 0 K: 2 S: 7	H: 0 LOB: 0 BB: 0 P: 7	1B: 5 2B: 3 3B: 0 HR: 0	SF: 0 SAC: 0 DP: 3 HBP: 0	WP: 0 PB: 0 SB: 2 CS: 0	PA: 36
<b>PITCHER</b>	IP WLS BF H R ER SO BB IBB HBP BLK WP HR S P ERA WHIP																					
<b>Juan Marichal, R</b> (1, 1) ERA: 3.93	5.0 W 24 6 2 2 3 3 1 0 0 0 0 0 26 42 3.60 1.800																					
<b>Richard LeMay, L</b> (6, 1) ERA:	4.0 S 12 2 0 0 6 0 0 0 0 0 0 0 24 24 0.00 0.500																					

**Chicago Cubs @ San Francisco Giants**  
**Candlestick Park, San Francisco, CA**  
 Sun Jun 18 1961, 6:33 AM EDT  
 Att. 27,241 - Sunny - 62 F

[livebaseballscorecards.com](http://livebaseballscorecards.com)



Batter	1	2	3	4	5	6	7	8	9	AB R H RBI BB SO LOB	TOP
Maury Wills, S OBP: 0.383, SLG: 0.360 (1, 6) X	0-0 F8 ①		3-3 K ②		0-0 F7 ②		1-1 1B 1B		1-1 L7 ③	5 1 1 1 0 1 2	
Charlie Neal, R OBP: 0.302, SLG: 0.400 (1, 4) B B F B B X	3-3 K ②		2-0 6-3 ③		0-1 FC4 ③		1-1 1B 1B			4 0 1 2 0 1 2	
Willie Davis, L OBP: 0.328, SLG: 0.493 (1, 8) B S X	1-1 1-3 ③			4-0 F7 F7 BB		0-0 1-3 ①	2-3 K ②			3 0 0 0 1 1 1	
Wally Moon, L OBP: 0.449, SLG: 0.613 (1, 7) B B B B B X		3-2 L8 ①		2-2 F7 ①		0-1 4-3 S 1B	1-1 F7 ③			4 0 1 0 0 0 2	
Ron Fairly, L OBP: 0.366, SLG: 0.535 (9, 9) X				1-2 F7						0 0 0 0 0 0 0	
Tommy Davis, R OBP: 0.327, SLG: 0.466 (1, 9) (9, 7) F B F B B X		3-2 5-3 ②		1-2 F7 ②		1-0 4-3 ②		2-2 5-3 ①		4 0 0 0 0 0 2	
Norm Larker, L OBP: 0.301, SLG: 0.353 (1, 3) B B B B B X		4-1 1B BB		2-0 4-3 ③		2-3 K ③		0-3 K ②		3 0 0 0 1 2 2	
Gil Hodges, R OBP: 0.322, SLG: 0.443 (9, 3) B B B B B X										0 0 0 0 0 0 0	
John Roseboro, L OBP: 0.357, SLG: 0.520 (1, 2) B X		1-0 1B				0-1 3B	1-2 E 1B 1B	2-3 K ③		4 1 3 0 0 1 0	
Daryl Spencer, R OBP: 0.341, SLG: 0.384 (1, 5) B X		1-0 4-3 ③		4-2 FC4 BB			3-2 E6 1B 1B		2-1 1-3 ①	3 1 0 0 1 0 3	
Sandy Koufax, R OBP: 0.179, SLG: 0.030 (1, 1) X			0-2 6-3 ①		1-3 K ①		3-3 K ①		0-0 5-3 ②	4 0 0 0 0 2 4	
<b>Inning Stats</b>	R: 0 H: 0 E: 0 LOB: 0 K: 1 BB: 0 S: 6 P: 10	R: 0 H: 1 E: 0 LOB: 2 K: 0 BB: 1 S: 9 P: 21	R: 0 H: 0 E: 0 LOB: 0 K: 1 BB: 0 S: 8 P: 13	R: 0 H: 0 E: 0 LOB: 1 K: 0 BB: 1 S: 9 P: 18	R: 0 H: 1 E: 0 LOB: 2 K: 1 BB: 1 S: 11 P: 16	R: 0 H: 1 E: 0 LOB: 1 K: 1 BB: 0 S: 7 P: 10	R: 3 H: 3 E: 1 LOB: 1 K: 2 BB: 0 S: 18 P: 30	R: 0 H: 0 E: 0 LOB: 0 K: 2 BB: 0 S: 10 P: 14	R: 0 H: 0 E: 0 LOB: 0 K: 0 BB: 0 S: 5 P: 8	1B: 5 SF: 0 2B: 0 SAC: 0 3B: 1 DP: 0 HR: 0 HBP: 0	WP: 0 PA: 37 PB: 0 SB: 2 CS: 0
<b>PITCHER</b>	IP WLS BF H R ER SO BB IBB HBP BLK WP HR S P ERA WHIP										
Glen Hobbie, R ERA: 3.67 (1, 1)	8.0 L 34 6 3 2 8 3 0 0 0 0 0 0 78 132 2.25 1.125										
Bob Anderson, R ERA: 4.7 (9, 1)	1.0 3 0 0 0 0 0 0 0 0 0 0 0 5 8 0.00 0.000										

Los Angeles Dodgers @ Chicago Cubs  
Wrigley Field, Chicago, IL  
Tue Jun 20 1961, 3:33 AM CDT  
Att. 5,868 - Sunny - 60 F

AB	34
R	3
H	6
RBI	3
BB	3
SO	8
LOB	18



WP: 0	PA: 37
PB: 0	
SB: 2	
CS: 0	

ERA	WHIP

1B	5	SF	0
2B	0	SAC	0
3B	1	DP	0
HR	0	HBP	0



Batter	1	2	3	4	5	6	7	8	9	AB	R	H	RBI	BB	SO	LOB					
Richie Ashburn, L OBP: 0.350, SLG: 0.270 (1, 8)	3-3 K ①		1-0 F5 ③			3-2 4-3 ③			3-2 6-3 ①	4	0	0	0	0	1	1					
Don Zimmer, R OBP: 0.310, SLG: 0.410 (1, 4)	0-3 K ②			0-0 F8 ①			2-3 K ①		2-1 G6-4-3 1B ②	4	0	1	0	0	2	0					
Ron Santo, R OBP: 0.377, SLG: 0.459 (1, 5)	3-2 L6 ③			0-3 K ②			2-2 F8 ②		1-0 G6-4-3 1-2f ② ③	4	0	0	0	0	1	1					
14 Ernie Banks, R OBP: 0.345, SLG: 0.487 (1, 3)		0-3 K ①		1-3 K ③			0-2 1B ③			3	0	1	0	0	2	0					
George Altman, L OBP: 0.371, SLG: 0.563 (1, 9)		3-1 F5 ②			3-3 K ①		0-0 F7 ③			3	0	0	0	0	1	1					
Andre Rodgers, R OBP: 0.304, SLG: 0.373 (1, 6)		3-2 F9 ③			3-3 K ②			3-3 K ①		3	0	0	0	0	2	0					
Billy Williams, L OBP: 0.331, SLG: 0.411 (1, 7)			4-1 FC9-6 BB ②		0-0 F4 ③			4-1 E BB ①		1	0	0	0	2	0	0					
Dick Bertell, R OBP: 0.300, SLG: 0.303 (1, 2)			2-1 FC9-6 1-2f ①			1-3 K ①		2-3 K ②		3	0	0	0	0	2	2					
Glen Hobbie, R OBP: 0.205, SLG: 0.143 (1, 1)			2-3 K ②			3-3 K ②		0-3 K ③		2	0	0	0	0	2	1					
Mel Roach, R OBP: 0.250, SLG: 0.233 (8, PH)										1	0	0	0	0	1	1					
Bob Anderson, R OBP: 0.250, SLG: 0.200 (9, 1)										0	0	0	0	0	0	0					
<b>Inning Stats</b>	R: 0 E: 0 K: 2 S: 10	H: 0 LOB: 0 BB: 0 P: 16	R: 0 E: 0 K: 1 S: 8	H: 0 LOB: 0 BB: 0 P: 14	R: 0 E: 0 K: 1 S: 7	H: 0 LOB: 1 BB: 1 P: 16	R: 0 E: 0 K: 2 S: 7	H: 0 LOB: 0 BB: 0 P: 8	R: 0 E: 0 K: 2 S: 8	H: 0 LOB: 0 BB: 0 P: 14	R: 0 E: 0 K: 1 S: 9	H: 1 LOB: 1 BB: 0 P: 16	R: 0 E: 1 K: 3 S: 11	H: 0 LOB: 1 BB: 1 P: 20	R: 0 E: 0 K: 0 S: 7	H: 1 LOB: 0 BB: 0 P: 13	1B: 2 2B: 0 3B: 0 HR: 0	SF: 0 SAC: 0 DP: 1 HBP: 0	WP: 0 PB: 0 SB: 0 CS: 0	PA: 30	
<b>PITCHER</b> Sandy Koufax, L ERA: 2.78 (1, 1)	IP 9.0	WLS W	BF 30	H 2	R 0	ER 0	SO 14	BB 2	IBB 0	HBP 0	BLK 0	WP 0	HR 0	S 77	P 131	ERA 0.00	WHIP 0.444				
<b>PITCHER</b>	IP	WLS	BF	H	R	ER	SO	BB	IBB	HBP	BLK	WP	HR	S	P	ERA	WHIP				

**BOTTOM**

**Los Angeles Dodgers @ Chicago Cubs**  
 Wrigley Field, Chicago, IL  
 Tue Jun 20 1961, 3:33 AM CDT  
 Att. 5,868 - Sunny - 60 F

[livebaseballscorecards.com](http://livebaseballscorecards.com)

<b>AB</b>	<b>28</b>
<b>R</b>	<b>0</b>
<b>H</b>	<b>2</b>
<b>RBI</b>	<b>0</b>
<b>BB</b>	<b>2</b>
<b>SO</b>	<b>14</b>
<b>LOB</b>	<b>7</b>



Batter	1	2	3	4	5	6	7	8	9	AB R H RBI BB SO LOB	TOP	
Maury Wills, S (1, 6) OBP: 0.378, SLG: 0.354	1-2 4-3		2-0 6-3		1-3 K		1-3 K			4 0 0 0 0 2 2		
Charlie Neal, R (1, 4) OBP: 0.293, SLG: 0.387	1-0 1-3			2-2 6-3	0-0 E5		0-0 6-3			4 0 0 0 0 0 2		
Tommy Davis, R (1, 8) OBP: 0.326, SLG: 0.463 (8, 7)	2-0 5-3			2-1 FC6-4 1B	1-2 5-3			0-0 F6		4 0 1 0 0 0 1		
Gil Hodges, R (1, 3) OBP: 0.308, SLG: 0.422		3-2 E5 FC6-4		3-2 FC6-4 E 1B 2B 1-2f		3-1 5-3		1-3 K		4 1 0 0 0 1 1		
Daryl Spencer, R (1, 5) OBP: 0.343, SLG: 0.386		2-2 FC6-4 5-3 1-2f		0-1 E 2B 1B 1-2		0-0 G5-4-3 1B		2-3 K		4 1 2 0 0 1 1		
Frank Howard, R (1, 9) OBP: 0.275, SLG: 0.404 Ron Fairly, L (7, 9) OBP: 0.373, SLG: 0.556		1-0 5-3		0-0 E6 2B 1-2 2-3		1-0 G5-4-3			1-2 1B 2B	3 1 0 0 0 0 4 1 1 1 0 0 0 0		
Gordie Windhorn, R (1, 7) OBP: 0.500, SLG: 1.000 Willie Davis, L (8, 8) OBP: 0.326, SLG: 0.490		2-2 5-3		0-0 1-H 2-H 3-H 2B		1-2 SH5-4 2B		0-1 3-1		3 0 2 3 0 0 1 1 0 0 0 0 0 1		
Norm Sherry, R (1, 2) OBP: 0.350, SLG: 0.528			1-0 5-3	0-0 1-3		4-0 SH5-4 BB		1-0 B1-6-4 1B		3 0 1 1 1 0 1		
Stan Williams, R (1, 1) OBP: 0.231, SLG: 0.194 Larry Sherry, R (9, 1)			1-3 K		0-2 F9		0-0 SH5-4		0-1 B1-6-4	3 0 0 0 0 1 1 0 0 0 0 0 0 0		
<b>Inning Stats</b>	R: 0 H: 0 E: 0 LOB: 0 K: 0 BB: 0 S: 6 P: 10	R: 0 H: 0 E: 1 LOB: 1 K: 0 BB: 0 S: 12 P: 20	R: 0 H: 0 E: 0 LOB: 0 K: 1 BB: 0 S: 5 P: 9	R: 3 H: 3 E: 1 LOB: 1 K: 0 BB: 0 S: 13 P: 20	R: 0 H: 0 E: 1 LOB: 1 K: 1 BB: 0 S: 10 P: 12	R: 0 H: 1 E: 0 LOB: 0 K: 0 BB: 0 S: 4 P: 8	R: 0 H: 1 E: 0 LOB: 2 K: 1 BB: 1 S: 8 P: 14	R: 0 H: 0 E: 0 LOB: 0 K: 2 BB: 0 S: 7 P: 10	R: 1 H: 2 E: 0 LOB: 0 K: 0 BB: 0 S: 8 P: 10	1B: 4 SF: 0 2B: 3 SAC: 1 3B: 0 DP: 2 HR: 0 HBP: 0	WP: 0 PA: 36 PB: 0 SB: 0 CS: 0	
<b>PITCHER</b> Dick Ellsworth, L (1, 1) ERA: 5.05 Bob Anderson, R (8, 1) ERA: 4.7	IP WLS BF H R ER SO BB IBB HBP BLK WP HR S P ERA WHIP	7.0 L 29 5 3 0 3 1 0 0 0 0 0 0 58 93 0.00 0.857	2.0 7 2 1 1 2 0 0 0 0 0 0 0 15 20 4.50 1.000	<b>PITCHER</b> IP WLS BF H R ER SO BB IBB HBP BLK WP HR S P ERA WHIP								

Los Angeles Dodgers @ Chicago Cubs  
Wrigley Field, Chicago, IL  
Wed Jun 21 1961, 3:33 AM CDT  
Sunny - 66 F

livebaseballscorecards.com

AB 34  
R 4  
H 7  
RBI 4  
BB 1  
SO 5  
LOB 15



BOTTOM

Los Angeles Dodgers @ Chicago Cubs  
Wrigley Field, Chicago, IL  
Wed Jun 21 1961, 3:33 AM CDT  
Sunny - 66 F

livebaseballscorecards.com

AB	32
R	1
H	7
RBI	0
BB	3
SO	8
LOB	15



WP	2	PA	35
PB	0		
SB	0		
CS	0		

AB	R	H	RBI	BB	SO	LOB
3	0	0	0	1	0	0
4	0	1	0	0	1	1
4	0	1	0	0	2	1
4	0	1	0	0	0	2
0	0	0	0	0	0	0
4	1	1	0	0	0	1
3	0	2	0	1	0	0
2	0	0	0	1	2	1
0	0	0	0	0	0	0
1	0	0	0	0	1	2
3	0	1	0	0	0	2
1	0	0	0	0	1	3
2	0	0	0	0	1	0
1	0	0	0	0	0	2
0	0	0	0	0	0	0

Batter	1	2	3	4	5	6	7	8	9
Richie Ashburn, L (1, 8) OBP: 0.348, SLG: 0.265	1-1 G3		4-0 1B BB		3-2 F4			0-1 F6	
Don Zimmer, R (1, 4) OBP: 0.309, SLG: 0.407	2-2 5-3		0-0 F7			0-0 G4-6-3 1B		2-3 K	
Billy Williams, L (1, 7) OBP: 0.329, SLG: 0.406	1-3 K		0-0 FC5-4 1B			0-0 G4-6-3 1-2f		2-3 K	
14 Ernie Banks, R (1, 3) OBP: 0.344, SLG: 0.482		1-0 F8	0-1 FC5-4 1-2f			0-0 F4			0-0 WP BB 1B
Al Heist, R (9, PR) OBP: 0.245, SLG: 0.230									
George Altman, L (1, 9) OBP: 0.368, SLG: 0.556		3-2 2B WP 1B		1-1 F7			1-2 4-3		2-2 F8
Ron Santo, R (1, 5) OBP: 0.383, SLG: 0.466		1-2 WP 2B		0-1 F7			0-2 1B 1B		4-2 WP BB
Andre Rodgers, R (1, 6) OBP: 0.305, SLG: 0.362		4-2 G1-4-3 BB		1-3 K			1-3 K		1-3 K
Bob Anderson, R (8, 1) OBP: 0.250, SLG: 0.200									1-2 2-3
Ed Bouchee, L (9, PH) OBP: 0.384, SLG: 0.442									
Sammy Taylor, L (1, 2) OBP: 0.257, SLG: 0.317		1-2 G1-4-3 1-2f			0-2 F8		1-1 1B		0-3 K
Jerry Kindall, R (7, PR) OBP: 0.295, SLG: 0.463									
Dick Ellsworth, L (1, 1) OBP: 0.338, SLG: 0.308			0-3 K				2-1 F4		
Bob Will, L (7, PH) OBP: 0.444, SLG: 0.250									

Inning	R	H	E	K	S	P	BB	IBB	HBP	BLK	WP	HR	S	P	ERA	WHIP
1	0	0	0	1	0	7	0	0	0	0	1	0	81	119	1.08	1.200
2	1	2	0	0	1	13	0	0	0	0	1	0	9	10	0.00	0.000
3	0	1	0	1	0	7	0	0	0	0	1	0	9	10	0.00	0.000
4	0	0	0	1	0	7	0	0	0	0	1	0	9	10	0.00	0.000
5	0	0	0	1	0	7	0	0	0	0	1	0	9	10	0.00	0.000
6	0	1	0	0	0	3	0	0	0	0	1	0	3	3	1.08	1.200
7	0	2	0	1	0	13	0	0	0	0	1	0	18	18	1.08	1.200
8	0	0	0	0	0	8	0	0	0	0	1	0	12	12	1.08	1.200
9	0	1	0	0	0	20	0	0	0	0	1	0	27	27	1.08	1.200

PITCHER	IP	WLS	BF	H	R	ER	SO	BB	IBB	HBP	BLK	WP	HR	S	P	ERA	WHIP
Stan Williams, R (1, 1) ERA: 3.77	8.1	W	33	7	1	1	6	3	0	0	0	1	0	81	119	1.08	1.200
Larry Sherry, R (9, 1) ERA: 3.2	0.2	S	2	0	0	0	2	0	0	0	0	1	0	9	10	0.00	0.000

Batter	1	2	3	4	5	6	7	8	9	AB R H RBI BB SO LOB	TOP		
Maury Wills, S (1, 6) OBP: 0.371, SLG: 0.347	0-1 5-3		3-3 K		0-0 F7		0-1 F6		0-0 G3	5 0 0 0 0 1 1			
Jim Gilliam, S (1, 5) OBP: 0.366, SLG: 0.380	2-0 1-3		0-0 1-2 1B		1-3 K		4-1 2B BB		2-2 6-3	4 1 1 0 1 1 0			
Willie Davis, L (1, 8) Tommy Davis, R (7, 8) OBP: 0.321, SLG: 0.481 OBP: 0.324, SLG: 0.461	2-2 3-1		0-2 F5		0-0 4-3		1-0 F9		0-0 6-3	4 0 0 0 0 0 3 1 0 0 0 0 0 0			
Wally Moon, L (1, 7) OBP: 0.455, SLG: 0.617		0-1 3-1		4-0 FC4-6 BB		4-2 SH1-3 1B BB	1-0 PB 1-H 2B			2 1 1 1 2 0 0			
John Roseboro, L (1, 2) OBP: 0.352, SLG: 0.511		2-3 K		3-1 FC4-6 FC4-6 1B 1-2f		1-1 SH1-3 1-2	2-2 L9 2-3			3 1 0 0 0 1 2			
Ron Fairly, L (1, 9) OBP: 0.402, SLG: 0.556		4-2 BB		4-2 FC4-6 1-2 BB		4-0 1B E BB	4-2 FC3-6-2 SH1-4 BB			0 1 0 0 4 0 0			
Norm Larker, L (1, 3) OBP: 0.302, SLG: 0.353		2-2 L9		0-1 FC4-6 PB 1B 1-2f 2-3		3-2 E 1-3 2-H 1B	1-0 SH1-4 1-2			3 0 1 1 0 0 3			
Charlie Neal, R (1, 4) OBP: 0.299, SLG: 0.386			0-1 F7	2-0 PB 1-2 3-H 1B		3-2 F5	4-0 FC3-6-2 IBB			3 0 1 1 1 0 2			
Johnny Podres, L (1, 1) Larry Sherry, R (6, 1) OBP: 0.385, SLG: 0.375			0-2 1B 1B	1-1 6-3 1-2 2-3		2-3 K 1-3 3-H	2-2 FC3-6-2 1-2 2-3			3 0 1 0 0 1 3 1 0 0 0 0 0 2			
<b>Inning Stats</b>	R: 0 E: 0 K: 0 S: 6 H: 0 LOB: 0 BB: 0 P: 10	R: 0 E: 0 K: 1 S: 11 H: 0 LOB: 1 BB: 1 P: 19	R: 0 E: 0 K: 1 S: 13 H: 2 LOB: 2 BB: 0 P: 16	R: 1 E: 0 K: 0 S: 9 H: 1 LOB: 2 BB: 2 P: 23	R: 0 E: 0 K: 1 S: 5 H: 0 LOB: 0 BB: 0 P: 6	R: 2 E: 1 K: 1 S: 16 H: 1 LOB: 1 BB: 2 P: 32	R: 1 E: 0 K: 0 S: 8 H: 1 LOB: 1 BB: 1 P: 16	R: 0 E: 0 K: 0 S: 8 H: 0 LOB: 1 BB: 2 P: 19	R: 0 E: 0 K: 0 S: 5 H: 0 LOB: 0 BB: 0 P: 7	1B: 4 2B: 2 3B: 0 HR: 0 SF: 0 SAC: 2 DP: 1 HBP: 0	WP: 0 PB: 2 SB: 0 CS: 0 PA: 39		
<b>PITCHER</b>	IP WLS BF H R ER SO BB IBB HBP BLK WP HR S P ERA WHIP											<b>PITCHER</b>	IP WLS BF H R ER SO BB IBB HBP BLK WP HR S P ERA WHIP
Don Cardwell, R (1, 1) ERA: 3.63	5.1 L 25 4 3 2 3 5 0 0 0 0 0 51 93 3.38 1.688												
Barney Schultz, R (6, 1) ERA: 1.0	1.2 7 1 1 1 1 1 1 0 0 0 0 0 17 29 5.40 1.200												
Bob Anderson, R (8, 1) ERA: 4.55	2.0 7 0 0 0 0 0 1 1 0 0 0 0 13 26 0.00 0.500												

**Los Angeles Dodgers @ Chicago Cubs**  
**Wrigley Field, Chicago, IL**  
 Wed Jun 21 1961, 3:38 AM CDT  
 Att. 12,364 - Sunny - 66 F

[livebaseballscorecards.com](http://livebaseballscorecards.com)

AB	29
R	4
H	5
RBI	3
BB	8
SO	4
LOB	16



Batter	1	2	3	4	5	6	7	8	9	AB	R	H	RBI	BB	SO	LOB
Richie Ashburn, L (1, 8) OBP: 0.340, SLG: 0.259	0-3 K		0-0 SF8		2-1 4-3		1-2 FC6-4 1B			3	0	0	1	0	1	1
Don Zimmer, R (1, 4) OBP: 0.312, SLG: 0.407	2-1 6-3		4-1 3-H BB			1-0 F8	1-0 1B			3	0	1	0	1	0	0
Ron Santo, R (1, 5) OBP: 0.381, SLG: 0.460	2-3 K		1-0 F4			1-3 K		4-1 14 G6-4-3 BB		3	0	0	0	1	2	2
14 Ernie Banks, R (1, 3) OBP: 0.342, SLG: 0.478		2-1 4-3		0-1 F7		1-1 1B 1B		0-2 G6-4-3 1-2f		4	1	1	0	0	0	1
George Altman, L (1, 9) OBP: 0.371, SLG: 0.560		2-0 L9		2-2 1B 2B		1-0 1B 1B		0-0 F7		4	0	2	0	0	0	0
Andre Rodgers, R (1, 6) OBP: 0.302, SLG: 0.356		3-2 F7		1-2 1-3		3-2 1-3 2-H 1B			3-2 6-3	4	0	1	1	0	0	1
Billy Williams, L (1, 7) OBP: 0.333, SLG: 0.409			2-0 2B SF8 1B	0-1 1B		1-0 L8			1-0 F8	4	1	2	0	0	0	2
Dick Bertell, R (1, 2) OBP: 0.306, SLG: 0.311			0-0 1-3 2B		1-2 F4		3-2 5-3		4-1 BB	3	0	1	0	1	0	0
Don Cardwell, R (1, 1) OBP: 0.139, SLG: 0.257			0-3 K		1-3 K		4-2 FC6-4 BB		0-0 4-3	2	0	0	0	0	2	2
Barney Schultz, R (6, 1)										0	0	0	0	0	0	0
Bob Will, L (7, PH) OBP: 0.347, SLG: 0.308										0	0	0	0	1	0	0
Bob Anderson, R (8, 1) OBP: 0.250, SLG: 0.200										0	0	0	0	0	0	0
Sammy Taylor, L (9, PH) OBP: 0.254, SLG: 0.313										1	0	0	0	0	0	1

Inning Stats	R: 0	H: 0	E: 0	K: 2	S: 8	R: 0	H: 0	E: 0	K: 0	S: 8	R: 1	H: 2	E: 0	K: 1	S: 8	R: 0	H: 2	E: 0	K: 0	S: 10	R: 0	H: 0	E: 0	K: 1	S: 9	R: 1	H: 3	E: 0	K: 1	S: 11	R: 0	H: 1	E: 0	K: 0	S: 12	R: 0	H: 0	E: 0	K: 0	S: 5	R: 0	H: 0	E: 0	K: 0	S: 7	R: 0	H: 0	E: 0	K: 0	S: 7	1B: 6	SF: 1	2B: 2	3B: 0	HR: 0	SAC: 0	DP: 1	HBP: 0	WP: 0	PB: 0	SB: 0	CS: 0	PA: 36
--------------	------	------	------	------	------	------	------	------	------	------	------	------	------	------	------	------	------	------	------	-------	------	------	------	------	------	------	------	------	------	-------	------	------	------	------	-------	------	------	------	------	------	------	------	------	------	------	------	------	------	------	------	-------	-------	-------	-------	-------	--------	-------	--------	-------	-------	-------	-------	--------

PITCHER	IP	WLS	BF	H	R	ER	SO	BB	IBB	HBP	BLK	WP	HR	S	P	ERA	WHIP
Johnny Podres, L (1, 1) ERA: 2.66	5.2	W	24	7	2	2	5	1	0	0	0	0	0	53	85	3.18	1.412
Larry Sherry, R (6, 1) ERA: 2.98	3.1	S	12	1	0	0	0	3	0	0	0	0	0	25	47	0.00	1.200

**Los Angeles Dodgers @ Chicago Cubs**  
Wrigley Field, Chicago, IL  
Wed Jun 21 1961, 3:38 AM CDT  
Att. 12,364 - Sunny - 66 F

livebaseballscorecards.com

AB	31
R	2
H	8
RBI	2
BB	4
SO	5
LOB	10



Batter	1	2	3	4	5	6	7	8	9	AB R H RBI BB SO LOB	TOP																
Maury Wills, S (1, 6) OBP: 0.375, SLG: 0.355	3-2 BB PB 1B	1-0 F8		0-1 1-H 2B			3-1 G4-6-3 1-2f		0-1 1B 1B	5 0 3 1 0 0 1																	
Charlie Neal, R (1, 4) OBP: 0.296, SLG: 0.379	1-0 L8	1-1 F8		0-0 F7			0-0 F8		2-0 1-2 1B	5 0 1 0 0 0 2																	
Duke Snider, L (1, 8) OBP: 0.321, SLG: 0.358	4-1 BB 1-2 BB		2-0 L4-3 1B		0-2 F8			2-2 HR	1-2 4-1	4 1 2 1 1 0 2																	
Wally Moon, L (1, 7) OBP: 0.451, SLG: 0.607	4-0 G4-6-3 1-2 2-3 BB		1-1 L4-3		0-1 F5			2-0 4-3		3 0 0 0 1 0 1																	
Ron Fairly, L (1, 9) OBP: 0.407, SLG: 0.541	0-0 G4-6-3 1-2f		4-0 BB		1-3 K			4-1 BB		2 0 0 0 2 1 3																	
Norm Larker, L (1, 3) OBP: 0.305, SLG: 0.355		2-2 HR 1B		1-0 4-3		1-0 L7		1-1 F4		2 1 1 0 0 0 1																	
Gil Hodges, R (6, PH) OBP: 0.301, SLG: 0.412										2 0 0 0 0 0 1																	
John Roseboro, L (1, 2) OBP: 0.350, SLG: 0.522		1-2 1-H HR		1-0 F9		1-2 G3		0-3 K		4 1 1 2 0 1 1																	
Daryl Spencer, R (1, 5) OBP: 0.346, SLG: 0.400		2-0 HR		4-0 2B BB		1-1 F9		0-1 F5		3 2 1 1 1 0 0																	
Roger Craig, R (1, 1) OBP: 0.238, SLG: 0.158		0-0 1-3		0-3 K			2-0 G4-6-3 1B		0-3 K	2 0 0 0 0 1 1																	
Ron Perranoski, L (6, 1)										0 0 0 0 0 0 0																	
Bob Aspromonte, R (7, PH) OBP: 0.350, SLG: 0.316										1 0 1 0 0 0 0																	
Turk Farrell, R (7, 1) OBP: 0.167, SLG: 0.167										0 0 0 0 0 0 0																	
Jim Gilliam, S (9, PH) OBP: 0.364, SLG: 0.377										1 0 0 0 0 1 0																	
<b>Inning Stats</b>	R: 0 E: 0 K: 0 S: 6	H: 1 LOB: 2 BB: 2 P: 18	R: 3 E: 0 K: 0 S: 11	H: 3 LOB: 0 BB: 0 P: 18	R: 0 E: 0 K: 0 S: 4	H: 1 LOB: 1 BB: 1 P: 12	R: 1 E: 0 K: 1 S: 7	H: 1 LOB: 1 BB: 1 P: 12	R: 0 E: 0 K: 1 S: 9	H: 0 LOB: 0 BB: 0 P: 10	R: 0 E: 0 K: 0 S: 8	H: 0 LOB: 0 BB: 0 P: 11	R: 0 E: 0 K: 0 S: 4	H: 1 LOB: 0 BB: 0 P: 9	R: 1 E: 0 K: 1 S: 10	H: 1 LOB: 1 BB: 1 P: 19	R: 0 E: 0 K: 1 S: 11	H: 2 LOB: 2 BB: 0 P: 14	1B: 6 2B: 2 3B: 0 HR: 3	SF: 0 SAC: 0 DP: 3 HBP: 0	WP: 0 PB: 1 SB: 0 CS: 0	PA: 39					
<b>PITCHER</b>	IP WLS BF H R ER SO BB IBB HBP BLK WP HR S P ERA WHIP																										
Dick Drott, R (1, 1) ERA: 3.35	4.0		20	6	4	4	1	4	0	0	0	0	2	28	60	9.00	2.500										
Jim Brewer, L (5, 1) ERA: 5.54	3.0		9	1	0	0	1	0	0	0	0	0	0	21	30	0.00	0.333										
Barney Schultz, R (8, 1) ERA: 1.64	2.0	W	10	3	1	1	2	1	0	0	0	0	1	21	33	4.50	2.000										

**Los Angeles Dodgers @ Chicago Cubs**  
 Wrigley Field, Chicago, IL  
 Thu Jun 22 1961, 3:33 AM CDT  
 Att: 4,821 - Cloudy - 78 F

AB	34
R	5
H	10
RBI	5
BB	5
SO	4
LOB	13



Batter	1	2	3	4	5	6	7	8	9
<b>Al Heist, R</b> OBP: 0.252, SLG: 0.257 (1, 8)	0-0 1B E 1B	3-2 5-3			1-3 K	2-3 K		3-2 1B 3B	
<b>Billy Williams, L</b> OBP: 0.341, SLG: 0.433 (1, 7)	3-2 4-3 E 1-3 1B		0-0 4-3		2-1 HR	0-2 F7		1-1 14 1B 1B SF7-5-4-3	
<b>Ron Santo, R</b> OBP: 0.377, SLG: 0.455 (1, 5)	1-0 E2 4-3 1-2 3-H		0-0 F8		1-1 F5		1-3 K	2-0 14 1B 1B SF7-5-4-3	
<b>14 Ernie Banks, R</b> OBP: 0.347, SLG: 0.481 (1, 3)	1-3 K		3-1 1-3		1-1 1B		1-0 E8 BB 1B	1-0 1B 1-2 2-3	
<b>George Altman, L</b> OBP: 0.372, SLG: 0.574 (1, 9)	1-0 4-3 1-2 2-3			0-1 HR	0-3 K		4-0 BB IBB	3-2 SF7-5-4-3 2-3 3-H	
<b>Andre Rodgers, R</b> OBP: 0.300, SLG: 0.342 (1, 6)	3-3 K		3-2 L8		3-2 F7		4-2 BB		
<b>Dick Bertell, R</b> OBP: 0.308, SLG: 0.314 (1, 2)		1-0 F9		1-2 E8 1B		3-2 HR 1B	1-3 K		
<b>Jim Brewer, L</b> OBP: 0.200, SLG: 0.200 (5, 1)									
<b>Bob Will, L</b> OBP: 0.342, SLG: 0.303 (7, PH)									
<b>Barney Schultz, R</b> (8, 1)									
<b>Jerry Kindall, R</b> OBP: 0.304, SLG: 0.494 (1, 4)		4-2 FC1-6 BB		2-2 F9		1-2 HR	0-3 K		
<b>Dick Drott, R</b> OBP: 0.273, SLG: 0.455 (1, 1)		1-1 FC1-6		1-0 4-3		0-0 1B		0-3 K	
<b>Sammy Taylor, L</b> OBP: 0.257, SLG: 0.313 (4, PH)									

Inning Stats	R: 1	H: 2	E: 1	K: 2	S: 13	R: 0	H: 0	E: 0	K: 0	S: 9	R: 0	H: 0	E: 0	K: 0	S: 4	R: 1	H: 2	E: 1	K: 0	S: 12	R: 1	H: 2	E: 0	K: 2	S: 12	R: 2	H: 3	E: 0	K: 1	S: 17	R: 0	H: 1	E: 1	K: 3	S: 13	R: 2	H: 4	E: 0	K: 1	S: 17						

PITCHER	IP	WLS	BF	H	R	ER	SO	BB	IBB	HBP	BLK	WP	HR	S	P	ERA	WHIP
<b>Roger Craig, R</b> ERA: 5.69 (1, 1)	5.1		26	8	5	4	4	1	0	0	0	0	3	59	99	6.75	1.688
<b>Ron Perranoski, L</b> ERA: 2.5 (6, 1)	0.2		3	1	0	0	1	0	0	0	0	0	0	8	10	0.00	1.500
<b>Turk Farrell, R</b> ERA: 4.87 (7, 1)	2.0	L	12	5	2	2	4	1	1	0	0	0	0	30	51	9.00	3.000

**BOTTOM**

**Los Angeles Dodgers @ Chicago Cubs**  
 Wrigley Field, Chicago, IL  
 Thu Jun 22 1961, 3:33 AM CDT  
 Att. 4,821 - Cloudy - 78 F

[livebaseballscorecards.com](http://livebaseballscorecards.com)

<b>AB</b>	<b>37</b>
<b>R</b>	<b>7</b>
<b>H</b>	<b>14</b>
<b>RBI</b>	<b>6</b>
<b>BB</b>	<b>3</b>
<b>SO</b>	<b>9</b>
<b>LOB</b>	<b>20</b>



WP	PA	ERA	WHIP
0	41		

1B	2B	3B	HR	SF	SAC	DP	HBP
10	1	1	3	1	0	1	0

Batter	1	2	3	4	5	6	7	8	9	AB R H RBI BB SO LOB	TOP		
<b>Al Heist, R</b> (1, 8) X OBP: 0.261, SLG: 0.252 <b>Bob Will, L</b> (8, PH) OBP: 0.351, SLG: 0.313 (8, 9)	0-0 P4		4-0 BB 1-2 FC5-2	4-0 BB 1-2 2-3		0-0 4-3		0-0 G4-6-3 1-2 2-3 3-H 1B		2 0 0 0 2 0 0 1 0 1 1 0 0 0			
<b>Billy Williams, L</b> (1, 7) X OBP: 0.337, SLG: 0.426	0-0 3-1		0-0 FC3-6 FC5-2 1-3 2-H 1B				0-0 P4	0-0 G4-6-3		5 0 1 2 0 0 5			
<b>Ron Santo, R</b> (1, 5) X OBP: 0.378, SLG: 0.453	0-0 1B		0-0 FC5-2 FC3-6 1-2 3-H 1B		0-0 1B		0-0 F8			5 0 2 0 0 0 2			
<b>George Altman, L</b> (1, 9) S S OBP: 0.378, SLG: 0.572 (8, 8)	0-3 K		0-0 FC3-6 FC5-4 1-2f 2-3		0-0 1B		0-0 1B			4 1 2 0 1 1 3			
<b>Andre Rodgers, R</b> (1, 6) X OBP: 0.284, SLG: 0.321		0-0 4-3	0-0 FC5-4 1-2f		0-0 F8		0-0 P4		0-0 P3	5 0 0 0 0 0 6			
<b>Ed Bouchee, L</b> (1, 3) X OBP: 0.384, SLG: 0.436		0-0 1-3		0-0 G3		0-3 K		0-0 SH SH 1B	4-0 WP IBB	4 1 1 0 1 1 2			
<b>Dick Bertell, R</b> (1, 2) X OBP: 0.307, SLG: 0.312		0-0 F7		0-0 BB 1B 1B		0-0 5-3		0-0 SH 1B SH G4-6-3	0-3 K	4 1 1 0 0 1 3			
<b>Jerry Kindall, R</b> (1, 4) X OBP: 0.316, SLG: 0.511			0-0 E7 1B 2B	0-0 BB 1-2 1B		0-0 F9		0-0 SH G4-6-3 1B 1-2 2-3		3 1 2 0 0 0 0			
<b>Jack Curtis, L</b> (1, 1) X OBP: 0.190, SLG: 0.105 <b>Barney Schultz, R</b> (9, 1)			0-0 BB 1B	0-0 P6		0-0 1-3		0-3 K		4 1 1 1 0 1 5 0 0 0 0 0 0 0			
<b>Inning Stats</b>	R: 0 H: 1 E: 0 LOB: 1 K: 1 BB: 0 S: 6 P: 6	R: 0 H: 0 E: 0 LOB: 0 K: 0 BB: 0 S: 3 P: 3	R: 2 H: 3 E: 1 LOB: 2 K: 0 BB: 1 S: 6 P: 10	R: 0 H: 2 E: 0 LOB: 3 K: 0 BB: 1 S: 5 P: 9	R: 0 H: 2 E: 0 LOB: 2 K: 1 BB: 0 S: 7 P: 7	R: 0 H: 0 E: 0 LOB: 0 K: 0 BB: 0 S: 3 P: 3	R: 0 H: 1 E: 0 LOB: 1 K: 0 BB: 0 S: 4 P: 4	R: 2 H: 2 E: 1 LOB: 1 K: 1 BB: 0 S: 8 P: 8	R: 1 H: 0 E: 0 LOB: 1 K: 1 BB: 2 S: 5 P: 13	1B: 10 SF: 0 2B: 2 SAC: 2 3B: 0 DP: 1 HR: 0 HBP: 0	WP: 3 PA: 43 PB: 0 SB: 1 CS: 0		
<b>PITCHER</b>	IP WLS BF H R ER SO BB IBB HBP BLK WP HR S P ERA WHIP											<b>PITCHER</b>	IP WLS BF H R ER SO BB IBB HBP BLK WP HR S P ERA WHIP
<b>Bob Hendley, L</b> (1, 1) ERA: 3.68 <b>Don McMahon, R</b> (8, 1) ERA: 2.21	7.1 L 36 10 4 3 3 2 0 0 0 0 0 0 40 48 3.68 1.636												

Chicago Cubs @ Milwaukee Braves  
 Milwaukee County Stadium, Milwaukee, WI

Fri Jun 23 1961, 8:05 PM EDT  
 Att. 20,202 - Cloudy - 65 F

livebaseballscorecards.com

AB 37  
 R 5  
 H 11  
 RBI 4  
 BB 4  
 SO 4  
 LOB 26





Batter	1	2	3	4	5	6	7	8	9	AB	R	H	RBI	BB	SO	LOB
Gino Cimoli, R (1, 8) OBP: 0.277, SLG: 0.347	0-0 1-3 		0-0 		0-0 F7 			0-0 6-3 		4	0	1	0	0	0	0
Frank Bolling, R (1, 4) OBP: 0.374, SLG: 0.508	0-0 L8 		0-0 P5 			0-0 F8 		0-0 F7 		4	0	0	0	0	0	1
Eddie Mathews, L (1, 5) OBP: 0.408, SLG: 0.590	0-0 P5 			0-3 K 		0-0 6-3 1B 		0-0 P5 		4	0	1	0	0	1	0
Hank Aaron, R (1, 9) OBP: 0.368, SLG: 0.603		0-0 F8 		0-0 HR 		0-0 6-3 		0-0 1B G6-4-3 1B 		4	2	2	1	0	0	1
Frank Thomas, R (1, 7) OBP: 0.376, SLG: 0.546		0-0 HR 		0-0 F7 		0-0 5-3 		0-0 1B G6-4-3 1B 		4	1	2	1	0	0	1
Joe Adcock, R (1, 3) OBP: 0.299, SLG: 0.398		0-0 6-3 		4-0 BB 		4-0 FC6 BB 		0-0 1B G6-4-3 1B 		2	0	0	0	2	0	1
Joe Torre, R (1, 2) OBP: 0.346, SLG: 0.474		0-0 5-3 		0-0 1-3 		0-0 P2 		0-0 K 		4	0	0	0	0	1	2
Roy McMillan, R (1, 6) OBP: 0.314, SLG: 0.300			0-0 5-3 		0-3 K 		0-0 F9 		0-3 K 		3	0	0	0	0	1
Bob Hendley, R (1, 1) Don McMahon, R (8, 1) OBP: 0.286, SLG: 0.286			0-0 5-3 		0-0 1-3 		0-0 FC6 				3	0	0	0	0	0
										0	0	0	0	0	0	0

Inning Stats	R: 0	H: 0	E: 0	K: 0	S: 3	R: 1	H: 1	E: 0	K: 0	S: 4	R: 0	H: 1	E: 0	K: 0	S: 4	R: 1	H: 1	E: 0	K: 1	S: 6	R: 0	H: 0	E: 0	K: 1	S: 5	R: 0	H: 1	E: 0	K: 0	S: 4	R: 0	H: 0	E: 0	K: 0	S: 3	R: 0	H: 0	E: 0	K: 0	S: 3	R: 1	H: 2	E: 0	K: 1	S: 6	1B: 4	SF: 0	2B: 0	SAC: 0	3B: 0	DP: 1	HR: 2	HBP: 0	WP: 0	PA: 34
--------------	------	------	------	------	------	------	------	------	------	------	------	------	------	------	------	------	------	------	------	------	------	------	------	------	------	------	------	------	------	------	------	------	------	------	------	------	------	------	------	------	------	------	------	------	------	-------	-------	-------	--------	-------	-------	-------	--------	-------	--------

PITCHER	IP	WLS	BF	H	R	ER	SO	BB	IBB	HBP	BLK	WP	HR	S	P	ERA	WHIP
Jack Curtis, L (1, 1) ERA: 5.33	8.0	W	31	5	3	3	2	2	0	0	0	0	2	33	41	3.38	0.875
Barney Schultz, R (9, 1) ERA: 1.5	1.0	S	3	1	0	0	1	0	0	0	0	0	0	5	5	0.00	1.000

**BOTTOM**

**Chicago Cubs @ Milwaukee Braves**  
**Milwaukee County Stadium, Milwaukee, WI**  
 Fri Jun 23 1961, 8:05 PM EDT  
 Att. 20,202 - Cloudy - 65 F

AB	32
R	3
H	6
RBI	2
BB	2
SO	3
LOB	8



WP	HR	S	P	ERA	WHIP
0	0	0	0	0	0

livebaseballscores.com

Batter	1	2	3	4	5	6	7	8	9	AB R H RBI BB SO LOB
<b>Al Heist, R</b> (1, 8) OBP: 0.262, SLG: 0.248	0-0 5-3			0-0 L7		4-0 1B G5-4-3 BB	4-0 FC6-4 BB		0-0 P6	2 1 0 0 1 0 0
<b>Bob Will, L</b> (7, PH) OBP: 0.359, SLG: 0.313										0 0 0 0 1 0 0
<b>Dick Drott, R</b> (7, 1) OBP: 0.273, SLG: 0.455										0 0 0 0 0 0 0
<b>Don Zimmer, R</b> (9, PH) OBP: 0.310, SLG: 0.405										1 0 0 0 0 0 1

<b>Billy Williams, L</b> (1, 7) OBP: 0.340, SLG: 0.424	0-0 G3			4-0 BB 2B BB		0-0 1B G5-4-3	0-0 FC6-4 BB			3 1 1 0 1 0 3
<b>Ron Santo, R</b> (1, 5) OBP: 0.376, SLG: 0.448	0-0 P6			4-0 2B 5-3 BB		0-0 1B G5-4-3		0-0 5-3		3 1 0 0 1 0 1

<b>George Altman, L</b> (1, 9) OBP: 0.375, SLG: 0.571		0-0 F8		0-0 2B		0-0 6-3		0-0 1-3		4 0 1 1 0 0 0
<b>Andre Rodgers, R</b> (1, 6) OBP: 0.293, SLG: 0.341		0-0 P4		0-0 5-3		0-0 2B		0-0 1B		4 1 2 1 0 0 1
<b>Ed Bouchee, L</b> (1, 3) OBP: 0.381, SLG: 0.438		0-3 K		0-0 6-3		0-0 2B		0-3 K		4 0 1 1 0 2 2

<b>Sammy Taylor, L</b> (1, 2) OBP: 0.256, SLG: 0.300			0-0 F7		0-0 L9		4-0 BB BB		0-0 P4	3 0 0 0 1 0 0
<b>Jerry Kindall, R</b> (1, 4) OBP: 0.303, SLG: 0.489			0-3 K		0-0 F8		0-3 K		0-0 F7	4 0 0 0 0 2 2
<b>Glen Hobbie, R</b> (1, 1) OBP: 0.200, SLG: 0.139			0-3 K		0-0 F9		0-0 F7		0-0 1B	1 0 0 0 0 1 0
<b>Joe Schaffernoth, R</b> (3, 1)										1 0 0 0 0 0 0
<b>Richie Ashburn, L</b> (7, PH) OBP: 0.342, SLG: 0.263										2 0 1 0 0 0 2

<b>Inning Stats</b>	R: 0 E: 0 K: 0 S: 3	H: 0 LOB: 0 BB: 0 P: 3	R: 0 E: 0 K: 1 S: 5	H: 0 LOB: 0 BB: 0 P: 5	R: 0 E: 0 K: 2 S: 7	H: 0 LOB: 0 BB: 0 P: 7	R: 2 E: 0 K: 0 S: 4	H: 1 LOB: 1 BB: 2 P: 12	R: 0 E: 0 K: 0 S: 3	H: 0 LOB: 0 BB: 0 P: 3	R: 1 E: 0 K: 0 S: 3	H: 1 LOB: 0 BB: 1 P: 7	R: 1 E: 0 K: 1 S: 7	H: 2 LOB: 3 BB: 2 P: 15	R: 0 E: 0 K: 1 S: 6	H: 1 LOB: 1 BB: 0 P: 6	R: 0 E: 0 K: 0 S: 4	H: 1 LOB: 1 BB: 0 P: 4	1B: 3 2B: 3 3B: 0 HR: 0	SF: 0 SAC: 0 DP: 1 HBP: 0	WP: 0 PB: 0 SB: 0 CS: 0	PA: 37
---------------------	------------------------------	---------------------------------	------------------------------	---------------------------------	------------------------------	---------------------------------	------------------------------	----------------------------------	------------------------------	---------------------------------	------------------------------	---------------------------------	------------------------------	----------------------------------	------------------------------	---------------------------------	------------------------------	---------------------------------	----------------------------------	------------------------------------	----------------------------------	--------

PITCHER	IP	WLS	BF	H	R	ER	SO	BB	IBB	HBP	BLK	WP	HR	S	P	ERA	WHIP
<b>Tony Cloninger, R</b> (1, 1) ERA: 8.18	6.0	W	25	4	4	4	3	4	0	0	0	0	0	27	43	6.00	1.333
<b>Claude Raymond, R</b> (7, 1) ERA: 4.41	3.0	S	12	2	0	0	2	1	0	0	0	0	0	15	19	0.00	1.000

**TOP**

**Chicago Cubs @ Milwaukee Braves**  
Milwaukee County Stadium, Milwaukee, WI

Sat Jun 24 1961, 4:33 AM EDT  
Att. 20,988 - Cloudy - 75 F

livebaseballscorecards.com

<b>AB</b>	32
<b>R</b>	4
<b>H</b>	6
<b>RBI</b>	3
<b>BB</b>	5
<b>SO</b>	5
<b>LOB</b>	12



Batter	1	2	3	4	5	6	7	8	9
Gino Cimoli, R OBP: 0.290, SLG: 0.365 (1, 8)	0-0 2B SF8 1B	0-0 F9	0-3 K			0-0 SH5-4 1B	0-0 1B SF7 2B	0-0 P4	
Frank Bolling, R OBP: 0.376, SLG: 0.512 (1, 4)	0-0 1B 2B	0-0 F8		0-0 F7		0-0 SH5-4	0-0 FC5 BB 1B		
Eddie Mathews, L OBP: 0.415, SLG: 0.591 (1, 5)	4-0 BB 1B BB		0-0 E1 1B 1B	0-0 G3 1B		0-0 2B 1B	4-0 1-2 BB		
Hank Aaron, R OBP: 0.364, SLG: 0.599 (1, 9)	0-0 SF8		0-0 1B 1B	0-0 G3		0-0 P4	0-0 SF7		
Frank Thomas, R OBP: 0.376, SLG: 0.547 (1, 7)	0-0 BB 1B		0-3 K	0-0 P5		0-0 HR 2B	0-0 FC5		
Joe Adcock, R OBP: 0.305, SLG: 0.414 (1, 3)	0-3 K		4-0 1B 1B 1B IBB		0-0 1B	0-0 HR	0-0 6-3		
Joe Torre, R OBP: 0.356, SLG: 0.500 (1, 2)	4-0 1-2 2-3 BB		0-0 1B 1B		0-0 F3	0-3 K		0-0 HR	
Roy McMillan, R OBP: 0.317, SLG: 0.300 (1, 6)	0-0 1-3		0-0 1B 1B		0-0 F2		4-0 FC3-6 BB	4-0 BB	
Felix Mantilla, R OBP: 0.296, SLG: 0.136 (8, 6)			0-0 1-2 2-3 1B		0-0 F8		0-0 FC3-6 2B 1B	0-3 K	
Tony Cloninger, R OBP: 0.200, SLG: 0.200 (1, 1)		0-0 6-3							
Claude Raymond, R (7, 1)			0-0 1-3 2-H 3-H 1B						

Inning Stats	R: 2	H: 3	E: 0	K: 1	S: 8	LOB: 3	BB: 2	P: 16	R: 0	H: 0	E: 0	K: 0	S: 3	LOB: 0	BB: 0	P: 3	R: 4	H: 4	E: 1	K: 2	S: 11	LOB: 1	BB: 1	P: 15	R: 0	H: 1	E: 0	K: 0	S: 4	LOB: 1	BB: 0	P: 4	R: 0	H: 1	E: 0	K: 0	S: 4	LOB: 0	BB: 0	P: 9	R: 4	H: 4	E: 0	K: 1	S: 9	LOB: 0	BB: 0	P: 9	R: 2	H: 2	E: 0	K: 0	S: 5	LOB: 2	BB: 2	P: 13	R: 1	H: 1	E: 0	K: 1	S: 6	LOB: 1	BB: 1	P: 10
--------------	------	------	------	------	------	--------	-------	-------	------	------	------	------	------	--------	-------	------	------	------	------	------	-------	--------	-------	-------	------	------	------	------	------	--------	-------	------	------	------	------	------	------	--------	-------	------	------	------	------	------	------	--------	-------	------	------	------	------	------	------	--------	-------	-------	------	------	------	------	------	--------	-------	-------

PITCHER	IP	WLS	BF	H	R	ER	SO	BB	IBB	HBP	BLK	WP	HR	S	P	ERA	WHIP
Glen Hobbie, R ERA: 3.98 (1, 1)	2.1	L	17	6	6	5	2	2	2	0	0	0	0	18	30	19.29	3.429
Joe Schaffernoth, R ERA: 5.7 (3, 1)	3.2		17	7	4	4	2	0	0	0	0	0	1	21	21	9.82	1.909
Dick Drott, R ERA: 3.75 (7, 1)	2.0		12	3	3	3	1	3	0	0	0	0	1	11	23	13.50	3.000

AB R H RBI BB SO LOB

6	3	3	0	0	1	2
4	1	2	1	0	0	0
3	2	2	1	2	0	0
3	1	1	2	0	0	2
5	1	2	2	0	1	5
4	2	2	2	1	1	2
4	2	2	3	1	1	1
3	0	1	0	1	0	4
0	0	0	0	1	0	0
3	0	1	2	0	0	1
2	1	0	0	0	1	2

1B: 11	SF: 2	WP: 0	PA: 46
2B: 3	SAC: 1	PB: 0	
3B: 0	DP: 0	SB: 1	
HR: 2	HBP: 0	CS: 0	

ERA	WHIP
13.50	3.000

**Chicago Cubs @ Milwaukee Braves**  
**Milwaukee County Stadium, Milwaukee, WI**  
 Sat Jun 24 1961, 4:33 AM EDT  
 Att. 20,988 - Cloudy - 75 F

[livebaseballscorecards.com](http://livebaseballscorecards.com)

AB	37
R	13
H	16
RBI	13
BB	6
SO	5
LOB	19



Batter	1	2	3	4	5	6	7	8	9	AB R H RBI BB SO LOB	TOP		
Al Heist, R OBP: 0.268, SLG: 0.281 (1, 8)	0-0 HR	0-0 F8		0-0 F9		0-0 G6-4-3 1B		0-0 F8		5 1 2 2 0 0 3			
Don Zimmer, R OBP: 0.308, SLG: 0.401 (1, 4)	0-0 F8		0-0 G5-4-3 1B		0-0 1-3	0-0 G6-4-3 1B		0-0 6-3		5 0 1 0 0 0 2			
Ron Santo, R OBP: 0.369, SLG: 0.439 (1, 5)	0-0 L4		0-0 G5-4-3 1-2f		0-0 L7		0-0 F9		0-0 L7	5 0 0 0 0 0 1			
George Altman, L OBP: 0.381, SLG: 0.604 (1, 9)	0-0 1B 3B		0-0 IHR		0-0 E 2B		0-0 L4		0-3 K	5 3 3 1 0 1 0			
Billy Williams, L OBP: 0.354, SLG: 0.438 (1, 7)	0-0 FC6-4 1B		0-0 1B		0-0 E8 1B		0-0 FC6-4 1B			4 0 4 2 0 0 0			
Andre Rodgers, R OBP: 0.282, SLG: 0.326 (1, 6)	0-0 FC6-4 1-2f		0-0 F7		0-0 F7		0-0 FC6-4 1-2f			4 0 0 0 0 0 4			
Ed Bouchee, L OBP: 0.384, SLG: 0.432 (1, 3)		0-0 F8		4-0 BB		4-0 E 1B BB		0-0 P6		2 1 0 0 2 0 0			
Moe Thacker, R OBP: 0.452, SLG: 0.227 (1, 2)		4-0 BB		0-0 F9		0-0 E4 1B		4-0 SH1-4 BB		2 0 0 0 2 0 2			
Don Cardwell, R OBP: 0.128, SLG: 0.237 Barney Schultz, R (6, 1)		0-3 K		0-3 K		0-3 K		0-0 SH1-4		3 0 0 0 0 3 4 0 0 0 0 0 0 0			
<b>Inning Stats</b>	R: 2 H: 3 E: 0 LOB: 1 K: 0 BB: 0 S: 6 P: 6	R: 0 H: 0 E: 0 LOB: 1 K: 1 BB: 1 S: 5 P: 9	R: 1 H: 3 E: 0 LOB: 1 K: 0 BB: 0 S: 5 P: 5	R: 0 H: 0 E: 0 LOB: 1 K: 1 BB: 1 S: 5 P: 9	R: 1 H: 2 E: 1 LOB: 1 K: 0 BB: 0 S: 5 P: 5	R: 1 H: 1 E: 1 LOB: 1 K: 1 BB: 1 S: 6 P: 10	R: 0 H: 1 E: 0 LOB: 1 K: 0 BB: 0 S: 4 P: 4	R: 0 H: 0 E: 0 LOB: 1 K: 0 BB: 1 S: 3 P: 7	R: 0 H: 0 E: 0 LOB: 0 K: 1 BB: 0 S: 5 P: 5	1B: 6 SF: 0 2B: 1 SAC: 1 3B: 1 DP: 2 HR: 2 HBP: 0	WP: 0 PA: 40 PB: 0 SB: 0 CS: 0		
<b>PITCHER</b> Warren Spahn, L ERA: 3.34 Carl Willey, R ERA: 6.22	IP WLS BF H R ER SO BB IBB HBP BLK WP HR S P ERA WHIP											<b>PITCHER</b> IP WLS BF H R ER SO BB IBB HBP BLK WP HR S P ERA WHIP	
(1, 1)	7.0 L 33 10 5 4 3 3 0 0 0 0 0 1 36 48 5.14 1.857											(8, 1)	2.0 7 0 0 0 1 1 0 0 0 0 0 8 12 0.00 0.500

Chicago Cubs @ Milwaukee Braves  
Milwaukee County Stadium, Milwaukee, WI

Sun Jun 25 1961, 4:33 AM EDT  
Att. 25,454 - Cloudy - 80 F

livebaseballscorecards.com



Batter	1	2	3	4	5	6	7	8	9	AB	R	H	RBI	BB	SO	LOB
Gino Cimoli, R (1, 8) OBP: 0.288, SLG: 0.361	0-0 5-3	0-0 FC4-6 1-2 1B			0-0 L4-3		0-0 6-3			4	0	1	0	0	0	1
Frank Bolling, R (1, 4) OBP: 0.371, SLG: 0.504	0-0 F9	0-0 FC4-6 1-2f			0-0 P3			0-0 P6		4	0	0	0	0	0	2
Eddie Mathews, L (1, 5) OBP: 0.417, SLG: 0.587	4-0 BB				0-0 F7		0-0 G6-4-3 1B	0-3 K		3	0	1	0	1	1	0
Hank Aaron, R (1, 9) OBP: 0.359, SLG: 0.589	0-0 P3				0-0 1-3		0-0 G6-4-3 1-2f	0-0 F7		4	0	0	0	0	0	2
Frank Thomas, R (1, 7) OBP: 0.378, SLG: 0.561		0-0 2B 1B 1B			0-3 K		0-0 HR		0-3 K	4	2	2	1	0	2	0
Joe Adcock, R (1, 3) OBP: 0.304, SLG: 0.408		0-3 K			0-0 5-3		4-0 BB	0-3 K		3	0	0	0	1	2	1
Joe Torre, R (1, 2) OBP: 0.346, SLG: 0.484		0-3 K			0-0 6-3		0-3 K		0-0 P6	4	0	0	0	0	2	2
Roy McMillan, R (1, 6) OBP: 0.317, SLG: 0.306		0-0 1B 2B			0-0 F7		0-0 L9			3	1	1	0	0	0	0
Warren Spahn, L (1, 1) OBP: 0.327, SLG: 0.442		0-0 1B			0-0 L4-3 1B		0-0 4-3			2	0	2	2	0	0	0
Bob Boyd, L (7, PH) OBP: 0.259, SLG: 0.288										1	0	0	0	0	0	0
Carl Willey, R (8, 1)		2-H 3-H 1B								0	0	0	0	0	0	0

Inning Stats	R: 0	H: 0	E: 0	K: 0	S: 3	R: 2	H: 4	E: 0	K: 2	S: 11	R: 0	H: 0	E: 0	K: 1	S: 5	R: 0	H: 0	E: 0	K: 0	S: 3	R: 0	H: 1	E: 0	K: 0	S: 3	R: 1	H: 2	E: 0	K: 1	S: 6	R: 0	H: 0	E: 0	K: 0	S: 3	R: 0	H: 0	E: 0	K: 1	S: 5	R: 0	H: 0	E: 0	K: 2	S: 7	1B: 5	SF: 0	2B: 2	SAC: 0	3B: 0	DP: 2	HR: 1	HBP: 0	WP: 0	PA: 34
PITCHER	IP	WLS	BF	H	R	ER	SO	BB	IBB	HBP	BLK	WP	HR	S	P	ERA	WHIP																																						
Don Cardwell, R (1, 1) ERA: 3.69	5.2	W	24	7	3	3	3	2	0	0	0	0	1	28	36	4.76	1.588																																						
Barney Schultz, R (6, 1) ERA: 1.17	3.1	S	10	0	0	0	4	0	0	0	0	0	0	18	18	0.00	0.000																																						

**BOTTOM**

**Chicago Cubs @ Milwaukee Braves**  
Milwaukee County Stadium, Milwaukee, WI

Sun Jun 25 1961, 4:33 AM EDT  
Att. 25,454 - Cloudy - 80 F

livebaseballscorecards.com

<b>AB</b>	<b>32</b>
<b>R</b>	<b>3</b>
<b>H</b>	<b>7</b>
<b>RBI</b>	<b>3</b>
<b>BB</b>	<b>2</b>
<b>SO</b>	<b>7</b>
<b>LOB</b>	<b>8</b>



Batter	1	2	3	4	5	6	7	8	9	AB R H RBI BB SO LOB	TOP																
Don Blasingame, L (1, 4) OBP: 0.335, SLG: 0.339	0-0 FC5-4 1B	0-0 5-3		0-0 F9		0-0 4-3	0-0 G3			5 0 1 0 0 0 2																	
Eddie Kasko, R (1, 6) OBP: 0.359, SLG: 0.358	0-0 FC5-4 1B 1-2f	0-0 F9		0-0 G3			0-0 6-3	0-0 F9		5 1 0 0 0 0 2																	
Vada Pinson, L (1, 8) OBP: 0.356, SLG: 0.453	0-0 F8		0-3 K		0-0 F9		0-0 1B 1B	0-0 F8		5 1 1 0 0 1 1																	
Frank Robinson, R (1, 9) OBP: 0.407, SLG: 0.595	0-0 2B 1-2 1B		0-0 5-3		0-0 F9		0-0 1B 1-3 1B	0-0 F9		5 1 2 0 0 0 0																	
Gene Freese, R (1, 5) OBP: 0.342, SLG: 0.536	0-0 2B 1-3 2-H		0-0 1B 1B		0-0 2B 1B		0-3 K		0-0 P6	5 2 3 1 0 1 2																	
Wally Post, R (1, 7) OBP: 0.362, SLG: 0.548	0-0 6-3		0-0 WP 1B 1-2		0-0 2B		0-0 BB 1-3 3B 1B 3-H		0-0 P5	3 0 2 1 0 0 2 2 1 1 1 0 0 0																	
Gus Bell, L (7, PH) OBP: 0.304, SLG: 0.355																											
Dick Gernert, R (1, 3) OBP: 0.364, SLG: 0.370			0-0 1B WP 1B		0-0 WP 1B 1-2 2-H		0-0 P3		0-0 1B 2B	3 1 2 1 0 0 1 2 2 2 1 0 0 0																	
Gordy Coleman, L (7, 3) OBP: 0.326, SLG: 0.510																											
Jerry Zimmerman, R (1, 2) OBP: 0.288, SLG: 0.271			0-0 WP 1B		0-0 P4		0-0 F8		0-0 1B	3 0 1 0 0 0 2 1 1 1 1 1 0 0																	
Johnny Edwards, L (7, PH) OBP: 1.000, SLG: 1.000																											
Ken Hunt, R (1, 1) OBP: 0.194, SLG: 0.172			0-3 K		0-3 K		0-3 K		0-3 K	2 0 0 0 0 2 1 1 0 0 0 0 1 0 1 0 1 3 0 0 0 1 0 0 0 0 1 1																	
Jay Hook, L (4, 1) OBP: 0.250, SLG: 0.250																											
Jerry Lynch, L (7, PH) OBP: 0.429, SLG: 0.704																											
Sherman Jones, L (7, 1) OBP: 0.429, SLG: 0.704																											
<b>Inning Stats</b>	R: 1 E: 0 K: 0 S: 6	H: 3 LOB: 2 BB: 0 P: 6	R: 1 E: 0 K: 1 S: 7	H: 2 LOB: 1 BB: 0 P: 7	R: 1 E: 0 K: 1 S: 8	H: 3 LOB: 2 BB: 0 P: 8	R: 0 E: 0 K: 1 S: 5	H: 0 LOB: 0 BB: 0 P: 5	R: 1 E: 0 K: 0 S: 5	H: 2 LOB: 1 BB: 0 P: 5	R: 0 E: 0 K: 1 S: 5	H: 0 LOB: 0 BB: 0 P: 5	R: 5 E: 0 K: 1 S: 10	H: 5 LOB: 1 BB: 1 P: 14	R: 0 E: 0 K: 0 S: 3	H: 0 LOB: 0 BB: 0 P: 3	R: 1 E: 0 K: 1 S: 7	H: 2 LOB: 1 BB: 0 P: 7	1B: 13 2B: 3 3B: 1 HR: 0	SF: 0 SAC: 0 DP: 0 HBP: 0	WP: 2 PB: 0 SB: 0 CS: 0	PA: 45					
<b>PITCHER</b>	IP WLS BF H R ER SO BB IBB HBP BLK WP HR S P ERA WHIP																										
Dick Ellsworth, L (1, 1) ERA: 5.23	2.2		16	8	3	3	2	0	0	0	0	1	0	20	20	10.12	3.000										
Bob Anderson, R (3, 1) ERA: 4.81	4.0	L	17	5	4	4	3	0	0	0	0	1	0	23	23	9.00	1.250										
Barney Schultz, R (7, 1) ERA: 2.3	0.1		4	2	2	2	0	1	0	0	0	0	0	3	7	54.00	9.000										
Joe Schaffernoth, R (8, 1) ERA: 5.63	2.0		8	2	1	1	1	0	0	0	0	0	0	10	10	4.50	1.000										

Cincinnati Reds @ Chicago Cubs  
Wrigley Field, Chicago, IL  
Tue Jun 27 1961, 3:33 AM CDT  
Att: 7,849 - Cloudy - 83 F

livebaseballscorecards.com

AB 44  
R 10  
H 17  
RBI 9  
BB 1  
SO 6  
LOB 14



BOTTOM

Cincinnati Reds @ Chicago Cubs  
Wrigley Field, Chicago, IL  
Tue Jun 27 1961, 3:33 AM CDT  
Att. 7,849 - Cloudy - 83 F

livebaseballscorecards.com

AB	39
R	8
H	12
RBI	6
BB	4
SO	8
LOB	19



WP:	1	PA:	44
PB:	0		
SB:	0		
CS:	0		

AB	R	H	RBI	BB	SO	LOB
4	0	1	0	0	2	0
1	0	0	0	0	0	0

5	1	3	1	0	0	2
---	---	---	---	---	---	---

4	0	0	0	1	1	4
---	---	---	---	---	---	---

4	0	1	0	1	1	3
---	---	---	---	---	---	---

5	1	1	1	0	0	4
---	---	---	---	---	---	---

3	2	1	0	1	1	0
---	---	---	---	---	---	---

4	3	4	3	1	0	0
---	---	---	---	---	---	---

5	1	1	1	0	2	3
---	---	---	---	---	---	---

1	0	0	0	0	0	1
2	0	0	0	0	1	1
0	0	0	0	0	0	0
1	0	0	0	0	0	1
0	0	0	0	0	0	0

1B:	8	SF:	0
2B:	1	SAC:	0
3B:	0	DP:	1
HR:	4	HBP:	1

Batter	1	2	3	4	5	6	7	8	9
Al Heist, R OBP: 0.267, SLG: 0.280 Bob Will, L OBP: 0.354, SLG: 0.309 (1, 8) (8, PH) (9, 9)	0-0 6-3		0-3 K	0-0 1-3 3-H 1B		0-3 K		0-0 4-3	
Don Zimmer, R OBP: 0.314, SLG: 0.416 (1, 4)	0-0 5-3 1B		0-0 1-3	0-0 P5		0-0 1B 1B		0-0 HR	
Ron Santo, R OBP: 0.366, SLG: 0.432 (1, 5)	0-0 5-3 1-2		4-0 BB BB	0-3 K		0-0 F7		0-0 F9	
George Altman, L OBP: 0.381, SLG: 0.597 (1, 9) (9, 8)	0-3 K		4-0 BB BB	0-0 F7		0-0 1-3 1B		0-0 F9	
Billy Williams, L OBP: 0.350, SLG: 0.448 (1, 7)		0-0 HR	0-0 F8		0-0 4-3	0-0 G3		0-0 4-3	
Ed Bouchee, L OBP: 0.390, SLG: 0.430 (1, 3)		0-0 1B 1B		1-0 1B HBP	4-0 HR BB		0-3 K	0-0 4-3	
Sammy Taylor, L OBP: 0.301, SLG: 0.419 (1, 2)		0-0 K2-4-2 1-3 1B		0-0 1-2 E 1B	0-0 1-1 HR		4-0 FC6-4 BB	0-0 HR	
Jerry Kindall, R OBP: 0.298, SLG: 0.474 (1, 6)		0-3 K2-4-2 1-2f		0-0 1-2 2-H WP 1B	0-0 P6		0-3 K	0-0 F8	
Dick Ellsworth, L Bob Anderson, R Barney Schultz, R Richie Ashburn, L Joe Schaffernoth, R (1, 1) (3, 1) (7, 1) (7, PH) (8, 1)	0-0 4-3		0-0 E1 1-3 2-H 1B WP	0-3 K		0-0 FC6-4 1-2f			

Inning Stats	R: 0	H: 1	E: 0	K: 1	S: 6	H: 3	LOB: 1	BB: 0	P: 6	R: 1	H: 3	E: 0	K: 1	S: 7	R: 0	H: 0	E: 0	K: 1	S: 5	R: 3	H: 3	E: 1	K: 1	S: 9	R: 2	H: 1	E: 0	K: 1	S: 6	R: 0	H: 2	E: 0	K: 1	S: 7	R: 0	H: 0	E: 0	K: 2	S: 7	R: 1	H: 1	E: 0	K: 0	S: 4	R: 1	H: 1	E: 0	K: 0	S: 4	R: 1	H: 1	E: 0	K: 0	S: 4
--------------	------	------	------	------	------	------	--------	-------	------	------	------	------	------	------	------	------	------	------	------	------	------	------	------	------	------	------	------	------	------	------	------	------	------	------	------	------	------	------	------	------	------	------	------	------	------	------	------	------	------	------	------	------	------	------

PITCHER	IP	WLS	BF	H	R	ER	SO	BB	IBB	HBP	BLK	WP	HR	S	P	ERA	WHIP
Ken Hunt, R ERA: 2.93 (1, 1)	3.0		19	7	4	3	3	2	0	1	0	1	1	22	31	9.00	3.000
Jay Hook, R ERA: 6.44 (4, 1)	3.0	W	13	3	2	2	3	1	0	0	0	0	1	18	22	6.00	1.333
Sherman Jones, R ERA: 6.0 (7, 1)	3.0	S	12	2	2	2	2	1	0	0	0	0	2	15	19	6.00	1.000

PITCHER	IP	WLS	BF	H	R	ER	SO	BB	IBB	HBP	BLK	WP	HR	S	P	ERA	WHIP
---------	----	-----	----	---	---	----	----	----	-----	-----	-----	----	----	---	---	-----	------

Batter	1	2	3	4	5	6	7	8	9	AB R H RBI BB SO LOB	TOP	
Eddie Kasko, R (1, 6) OBP: 0.358, SLG: 0.358 Leo Cardenas, R (5, PR) OBP: 0.305, SLG: 0.324 (5, 6)	0-0 6-3		0-0 E7 FC1-5		0-0 4-3 1B		0-0 F3		0-0 P5	3 0 1 0 0 0 0 2 0 0 0 0 0 0	<b>Cincinnati Reds @ Chicago Cubs</b> Wrigley Field, Chicago, IL Wed Jun 28 1961, 3:33 AM CDT Sunny - 90 F	
Don Blasingame, L (1, 4) OBP: 0.331, SLG: 0.335 Elio Chacon, R (6, 4) OBP: 0.353, SLG: 0.286	0-0 E5 1B		0-0 F9		0-0 F9		0-0 1B 2B	0-3 K	3 0 0 0 0 0 2 2 1 1 0 0 1 0			
Vada Pinson, L (1, 8) OBP: 0.352, SLG: 0.448 Jerry Lynch, L (6, 7) OBP: 0.431, SLG: 0.696	0-0 L8		0-0 FC1-5		0-0 4-3		0-0 FC5-4 1B	0-0 4-1	3 0 0 0 0 0 3 2 0 1 1 0 0 0			
Frank Robinson, R (1, 9) OBP: 0.406, SLG: 0.592 Wally Post, R (6, 9) OBP: 0.359, SLG: 0.544	0-0 1-2 1B		0-0 F2		0-3 K		0-0 FC5-4		3 0 1 0 0 1 3 1 0 0 0 0 0 1			
Gus Bell, L (1, 7) OBP: 0.303, SLG: 0.368 (6, 8)	0-0 L8			0-0 HR 3B		0-0 G3		0-0 F8	4 1 1 0 0 0 2			
Gordy Coleman, L (1, 3) OBP: 0.328, SLG: 0.534		0-0 P5		0-0 HR		0-0 F8		0-0 HR	4 2 2 3 0 0 0			
Gene Freese, R (1, 5) OBP: 0.338, SLG: 0.530 Pete Whisenant, R (7, 5) OBP: 0.214, SLG: 0.154		0-0 4-3		0-0 P6		0-0 5-3		0-0 1B	3 0 0 0 0 0 0 1 0 1 0 0 0 0			
Johnny Edwards, L (1, 2) OBP: 0.667, SLG: 1.200		0-0 1B		0-0 5-3		0-0 HR		0-0 F7	4 1 2 1 0 0 1			
Bob Purkey, R (1, 1) OBP: 0.125, SLG: 0.105 Jay Hook, L (5, 1) OBP: 0.200, SLG: 0.200		0-3 K		0-0 F8		0-0 1-3		0-0 F5	2 0 0 0 0 1 1 2 0 0 0 0 0 1			
<b>Inning Stats</b>	R: 0 H: 1 E: 1 LOB: 2 K: 0 BB: 0 S: 5 P: 5	R: 0 H: 1 E: 0 LOB: 1 K: 1 BB: 0 S: 6 P: 6	R: 0 H: 0 E: 1 LOB: 1 K: 0 BB: 0 S: 4 P: 4	R: 2 H: 2 E: 0 LOB: 0 K: 0 BB: 0 S: 5 P: 5	R: 0 H: 1 E: 0 LOB: 2 K: 1 BB: 0 S: 6 P: 6	R: 0 H: 0 E: 0 LOB: 0 K: 0 BB: 0 S: 3 P: 3	R: 2 H: 3 E: 0 LOB: 1 K: 0 BB: 0 S: 6 P: 6	R: 1 H: 2 E: 0 LOB: 1 K: 0 BB: 0 S: 5 P: 5	R: 0 H: 0 E: 0 LOB: 0 K: 1 BB: 0 S: 5 P: 5	1B: 5 SF: 0 2B: 1 SAC: 0 3B: 1 DP: 0 HR: 3 HBP: 0		WP: 0 PA: 39 PB: 0 SB: 0 CS: 0
<b>PITCHER</b> Glen Hobbie, R (1, 1) ERA: 4.05	IP WLS BF H R ER SO BB IBB HBP BLK WP HR S P ERA WHIP	9.0 W 39 10 5 5 3 0 0 0 0 0 3 45 45 5.00 1.111										

livebaseballscorecards.com

<b>AB</b>	<b>39</b>
<b>R</b>	<b>5</b>
<b>H</b>	<b>10</b>
<b>RBI</b>	<b>5</b>
<b>BB</b>	<b>0</b>
<b>SO</b>	<b>3</b>
<b>LOB</b>	<b>14</b>





Batter	1	2	3	4	5	6	7	8	9
Al Heist, R OBP: 0.287, SLG: 0.283 Bob Will, L OBP: 0.350, SLG: 0.304	0-0 1B HR 1B	4-0 BB		4-0 2B PB BB	4-0 2B 1B BB	0-0 L7		0-0 6-3	
Don Zimmer, R OBP: 0.320, SLG: 0.429 Andre Rodgers, R OBP: 0.286, SLG: 0.330	0-0 1-2 HR 1B	0-0 P5		0-0 PB HR 2B	0-0 1-3 2-H 3-H 1B 2B	0-3 K		0-0 1B	
Ron Santo, R OBP: 0.372, SLG: 0.460	0-0 1-H 2-H HR		0-0 2B 1B	0-0 2-H 3-H HR	0-0 2B 1B		0-0 6-3	0-0 F7	
George Altman, L OBP: 0.391, SLG: 0.628	0-0 4-3		0-0 1-H 2B	0-0 1B	0-0 1-3 1B 2B		0-0 HR		
Billy Williams, L OBP: 0.351, SLG: 0.443	0-0 6-3		0-0 3-1	0-3 K	0-0 HBP 1B		1-0 1B HBP		
Ed Bouchee, L OBP: 0.390, SLG: 0.421	0-0 P4		0-0 P4		BB 1B BB		0-0 F9		
Sammy Taylor, L OBP: 0.318, SLG: 0.456		0-0 G6-4-3 3B	0-3 K2-3		BB 2B 1B		0-0 FC5-4 1B		
Jerry Kindall, R OBP: 0.284, SLG: 0.451		0-0 E4 G6-4-3		0-0 P1	F2		0-0 FC5-4		
Glen Hobbie, R OBP: 0.200, SLG: 0.125		0-0 G6-4-3		0-0 5-3	4-0 2B BB BB	0-3 K		0-3 K	

Inning Stats	R: 3	H: 3	E: 0	LOB: 0	K: 0	S: 6	P: 6	R: 1	H: 1	E: 1	LOB: 1	K: 0	S: 4	R: 1	H: 2	E: 0	LOB: 1	K: 1	S: 7	R: 3	H: 3	E: 0	LOB: 1	K: 1	S: 8	R: 7	H: 5	E: 0	LOB: 2	K: 0	S: 8	R: 0	H: 0	E: 0	LOB: 0	K: 2	S: 7	R: 1	H: 2	E: 0	LOB: 2	K: 0	S: 5	R: 0	H: 1	E: 0	LOB: 1	K: 1	S: 6
--------------	------	------	------	--------	------	------	------	------	------	------	--------	------	------	------	------	------	--------	------	------	------	------	------	--------	------	------	------	------	------	--------	------	------	------	------	------	--------	------	------	------	------	------	--------	------	------	------	------	------	--------	------	------

PITCHER	IP	WLS	BF	H	R	ER	SO	BB	IBB	HBP	BLK	WP	HR	S	P	ERA	WHIP
Bob Purkey, R ERA: 3.7	(1, 1)	4.0	L	23	9	8	8	2	2	0	0	0	2	25	33	18.00	2.750
Jay Hook, R ERA: 7.83	(5, 1)	4.0		25	8	8	3	3	0	2	0	0	1	26	40	18.00	2.750

**BOTTOM**

AB	R	H	RBI	BB	SO	LOB
2	3	1	1	3	0	0
1	0	0	0	0	0	0
4	3	3	2	0	0	1
2	0	1	0	0	1	0
6	4	4	7	0	0	1
5	2	4	2	0	0	0
4	0	1	2	0	1	2
3	1	0	0	1	0	2
5	2	3	0	0	1	3
5	0	0	0	0	0	7
4	1	0	0	1	2	1

**AB 41**  
**R 16**  
**H 17**  
**RBI 14**  
**BB 5**  
**SO 5**  
**LOB 17**



WP	PA	ERA	WHIP
0	48		

**Cincinnati Reds @ Chicago Cubs**  
**Wrigley Field, Chicago, IL**  
 Wed Jun 28 1961, 3:33 AM CDT  
 Sunny - 90 F

livebaseballscorecards.com

Batter	1	2	3	4	5	6	7	8	9	AB R H RBI BB SO LOB	TOP	
<b>Don Blasingame, L</b> (1, 4) OBP: 0.333, SLG: 0.335	4-0 BB G4-6-3			0-0 P3		0-0 F9			0-0 FC5-4 1B	3 0 1 0 1 0 0		
<b>Eddie Kasko, R</b> (1, 6) OBP: 0.352, SLG: 0.351	0-0 G4-6-3 1-2f			0-0 6-3		0-0 6-3			0-0 FC5-4 1-2f	4 0 0 0 0 0 2		
<b>Vada Pinson, L</b> (1, 8) OBP: 0.351, SLG: 0.446	0-0 3-1			0-0 1B		0-0 G3			0-0 F8	4 0 1 0 0 0 1		
<b>Frank Robinson, R</b> (1, 9) OBP: 0.401, SLG: 0.582		0-0 P4		0-3 K			0-0 E6 G5-4-3		0-0 P6	4 0 0 0 0 1 2		
<b>Gene Freese, R</b> (1, 5) OBP: 0.338, SLG: 0.527		0-0 4-3			0-0 2B SF8 1B		0-0 G5-4-3 1-2f			3 1 1 0 0 0 1		
<b>Wally Post, R</b> (1, 7) OBP: 0.359, SLG: 0.547		0-0 F8			0-0 SF8 1-3 5-3 2B		0-0 L4			3 1 1 0 0 0 0		
<b>Dick Gernert, R</b> (1, 3) OBP: 0.333, SLG: 0.345			0-0 5-3		0-0 SF8 2-3 3-H			0-0 F7		2 0 0 1 0 0 0		
<b>Jerry Zimmerman, R</b> (1, 2) OBP: 0.281, SLG: 0.264			0-0 P6		0-0 5-3 3-H			0-0 5-3		3 0 0 1 0 0 0		
<b>Jim O'Toole, S</b> (1, 1) OBP: 0.233, SLG: 0.220 <b>Pete Whisenant, R</b> (8, PH) OBP: 0.200, SLG: 0.143 <b>Bob Purkey, R</b> (8, 1) OBP: 0.125, SLG: 0.105			0-0 5-3		0-0 L9			0-0 L7		2 0 0 0 0 0 0 1 0 0 0 0 0 0 0 0 0 0 0 0 0		
<b>Inning Stats</b>	R: 0 E: 0 K: 0 S: 2 H: 0 LOB: 0 BB: 1 P: 6	R: 0 E: 0 K: 0 S: 3 H: 0 LOB: 0 BB: 0 P: 3	R: 0 E: 0 K: 0 S: 3 H: 0 LOB: 0 BB: 0 P: 3	R: 0 E: 0 K: 1 S: 6 H: 1 LOB: 1 BB: 0 P: 6	R: 2 E: 0 K: 0 S: 5 H: 2 LOB: 0 BB: 0 P: 5	R: 0 E: 0 K: 0 S: 3 H: 0 LOB: 0 BB: 0 P: 3	R: 0 E: 1 K: 0 S: 3 H: 0 LOB: 0 BB: 0 P: 3	R: 0 E: 0 K: 0 S: 3 H: 0 LOB: 0 BB: 0 P: 3	R: 0 E: 0 K: 0 S: 4 H: 1 LOB: 1 BB: 0 P: 4	1B: 3 2B: 1 3B: 0 HR: 0 SF: 1 SAC: 0 DP: 2 HBP: 0	WP: 0 PB: 0 SB: 0 CS: 0 PA: 31	
<b>PITCHER</b> <b>Jack Curtis, L</b> (1, 1) ERA: 4.81	IP: 9.0 WLS: W BF: 31 H: 4 R: 2 ER: 2 SO: 1 BB: 1 IBB: 0 HBP: 0 BLK: 0 WP: 0 HR: 0 S: 32 P: 36 ERA: 2.00 WHIP: 0.556											<b>PITCHER</b> IP: WLS: BF: H: R: ER: SO: BB: IBB: HBP: BLK: WP: HR: S: P: ERA: WHIP

Cincinnati Reds @ Chicago Cubs  
Wrigley Field, Chicago, IL  
Wed Jun 28 1961, 3:38 AM CDT  
Att. 12,785 - Sunny - 90 F

livebaseballscorecards.com

AB 29  
R 2  
H 4  
RBI 2  
BB 1  
SO 1  
LOB 6



Batter	1	2	3	4	5	6	7	8	9	AB	R	H	RBI	BB	SO	LOB
<b>Al Heist, R</b> OBP: 0.293, SLG: 0.290 (1, 8) X	0-0 6-3 X	0-0 1B 1-2 2-H 3-H			X 0-0 5-3 X	0-0 1B 1-2 2-H 3-H				4	0	2	4	0	0	0
<b>Don Zimmer, R</b> OBP: 0.315, SLG: 0.423 (1, 4) X	0-0 4-3 X	0-0 1-3 X			X 0-0 4-3 X	0-3 K X				4	0	0	0	0	1	4
<b>Ron Santo, R</b> OBP: 0.371, SLG: 0.455 (1, 5) B B B	4-0 BB X		X 0-0 L5 X		X 0-0 6-3 X		X 0-0 L7 X			3	0	0	0	1	0	0
<b>George Altman, L</b> OBP: 0.393, SLG: 0.651 (1, 9) X	0-0 5-3 X		X 0-0 HR X		X 0-0 2B 3B X	0-0 4-3 X				4	2	2	1	0	0	1
<b>Billy Williams, L</b> OBP: 0.354, SLG: 0.450 (1, 7) X		X 0-0 1B X	X 0-0 G3 X		X 0-0 1B 2B X	0-0 3-1 X				4	1	2	1	0	0	0
<b>Ed Bouchee, L</b> OBP: 0.387, SLG: 0.416 (1, 3) X		X 0-0 1B X	X 0-0 3-1 X		X 0-0 1B 1B X	0-0 4-3 X				4	2	1	0	0	0	1
<b>Jerry Kindall, R</b> OBP: 0.283, SLG: 0.472 (1, 6) X		X 0-3 K X		X 0-0 F8 X	X 0-0 FC6-2-5-1-6 X	0-0 1B X		X 0-0 HR X		4	2	1	1	0	1	4
<b>Moe Thacker, R</b> OBP: 0.457, SLG: 0.208 (1, 2) X		X 4-0 1B X	X 0-3 K X		X 0-3 K X	4-0 1B X		X 0-0 6-3 X		2	0	0	0	2	1	0
<b>Jack Curtis, L</b> OBP: 0.160, SLG: 0.087 (1, 1) X		X 0-3 K X		X 0-0 4-3 X	X 0-0 F9 X		X 0-0 P4 X			4	0	0	0	0	1	6

Inning Stats	R: 0	H: 0	E: 0	K: 0	S: 3	LOB: 1	BB: 1	P: 7	R: 2	H: 2	E: 3	K: 2	S: 10	LOB: 2	BB: 1	P: 14	R: 1	H: 1	E: 0	K: 0	S: 4	LOB: 0	BB: 0	P: 4	R: 0	H: 0	E: 0	K: 1	S: 5	LOB: 0	BB: 0	P: 5	R: 0	H: 0	E: 0	K: 0	S: 3	LOB: 0	BB: 0	P: 3	R: 3	H: 4	E: 0	K: 1	S: 9	LOB: 2	BB: 1	P: 13	R: 0	H: 0	E: 0	K: 0	S: 3	LOB: 0	BB: 0	P: 3	R: 1	H: 1	E: 0	K: 0	S: 4	LOB: 0	BB: 0	P: 4
--------------	------	------	------	------	------	--------	-------	------	------	------	------	------	-------	--------	-------	-------	------	------	------	------	------	--------	-------	------	------	------	------	------	------	--------	-------	------	------	------	------	------	------	--------	-------	------	------	------	------	------	------	--------	-------	-------	------	------	------	------	------	--------	-------	------	------	------	------	------	------	--------	-------	------

PITCHER	IP	WLS	BF	H	R	ER	SO	BB	IBB	HBP	BLK	WP	HR	S	P	ERA	WHIP
<b>Jim O'Toole, L</b> ERA: 3.44 (1, 1)	7.0	L	32	7	6	4	4	2	1	0	0	0	1	37	49	5.14	1.286
<b>Bob Purkey, R</b> ERA: 3.75 (8, 1)	1.0		4	1	1	1	0	0	0	0	0	0	1	4	4	9.00	1.000

**BOTTOM**

**Cincinnati Reds @ Chicago Cubs**  
 Wrigley Field, Chicago, IL  
 Wed Jun 28 1961, 3:38 AM CDT  
 Att. 12,785 - Sunny - 90 F

livebaseballscores.com

<b>AB</b>	<b>33</b>
<b>R</b>	<b>7</b>
<b>H</b>	<b>8</b>
<b>RBI</b>	<b>7</b>
<b>BB</b>	<b>3</b>
<b>SO</b>	<b>4</b>
<b>LOB</b>	<b>16</b>



<b>WP:</b> 0	<b>PA:</b> 36
<b>PB:</b> 0	<b>SB:</b> 0
<b>CS:</b> 0	

Batter	1	2	3	4	5	6	7	8	9	AB R H RBI BB SO LOB	TOP									
Eddie Kasko, R OBP: 0.349, SLG: 0.345 (1, 6) (5, 5)	0-0 L6	0-0 F7		4-0 1B BB		0-0 F8		0-0 F9		4 0 0 0 1 0 4										
Don Blasingame, L OBP: 0.335, SLG: 0.336 (1, 4)	0-0 F7	0-0 E7 1-3 2-H 1B		0-0 1-2 1B		0-0 5-3		0-0 F9		5 0 2 1 0 0 2										
Vada Pinson, L OBP: 0.352, SLG: 0.448 (1, 8)	0-0 2B	0-0 L4		0-0 P6			0-0 1-3	0-0 1-H FC6-4 1B		5 0 2 1 0 0 4										
Frank Robinson, R OBP: 0.397, SLG: 0.586 (1, 9)	0-0 F8		0-0 HR		0-3 K		0-0 F8	0-0 1-2f FC6-4		5 1 1 1 0 1 2										
Gus Bell, L OBP: 0.306, SLG: 0.369 (1, 7)		0-0 2B SF8 1B	0-0 F8		0-0 F7		0-0 HR 1B		0-0 F8	5 2 2 0 0 0 0										
Gordy Coleman, L OBP: 0.330, SLG: 0.548 (1, 3)		0-0 SF8 1-3 1B 2B	0-0 6-3		0-0 F9		0-0 1-H HR		0-0 F9	5 2 2 2 0 0 0										
Gene Freese, R OBP: 0.336, SLG: 0.526 Leo Cardenas, R OBP: 0.318, SLG: 0.392 (1, 5) (5, 6)		0-0 SF8 2-3 3-H	0-0 L1			0-0 HR	0-0 2B		0-0 F9	1 0 0 1 0 0 0 3 1 2 1 0 0 0										
Johnny Edwards, L OBP: 0.600, SLG: 0.857 (1, 2)		1-0 1B 1B HBP		0-3 K		4-0 4-3 BB	0-3 K			2 1 0 0 1 2 1										
Jim Maloney, L OBP: 0.350, SLG: 0.474 Sherman Jones, L OBP: 0.196, SLG: 0.133 Pete Whisenant, R OBP: 0.429, SLG: 0.696 Bill Henry, L OBP: 0.429, SLG: 0.696 Jerry Lynch, L OBP: 0.429, SLG: 0.696 Jim Brosnan, R OBP: 0.429, SLG: 0.696 (1, 1) (4, 1) (6, PH) (6, 1) (8, PH) (8, 1)		0-0 E 1-2 3-H 1B 1B		0-0 1-3		0-0 4-3 1		4-0 WP 1B BB		2 0 1 1 0 0 0 0 0 0 0 0 0 0 1 0 0 0 0 0 1 0 0 0 0 0 0 0 0 1 0 0 1 0 0 0 0 0 0 0 0 0										
<b>Inning Stats</b>	R: 0 E: 0 K: 0 S: 4	H: 1 LOB: 1 BB: 0 P: 4	R: 3 E: 1 K: 0 S: 7	H: 4 LOB: 2 BB: 0 P: 8	R: 1 E: 0 K: 0 S: 4	H: 1 LOB: 0 BB: 0 P: 4	R: 0 E: 0 K: 1 S: 5	H: 0 LOB: 0 BB: 0 P: 5	R: 1 E: 0 K: 0 S: 4	H: 1 LOB: 1 BB: 1 P: 8	R: 2 E: 0 K: 1 S: 8	H: 3 LOB: 1 BB: 0 P: 8	R: 1 E: 0 K: 0 S: 4	H: 1 LOB: 1 BB: 1 P: 8	R: 0 E: 0 K: 0 S: 3	H: 0 LOB: 0 BB: 0 P: 3	1B: 6 2B: 3 3B: 0 HR: 3	SF: 1 SAC: 0 DP: 0 HBP: 1	WP: 1 PB: 0 SB: 0 CS: 0	PA: 43
<b>PITCHER</b> Don Cardwell, R ERA: 4.07 Don Elston, R ERA: 5.1	IP 6.2 WLS W BF 34 H 11 R 7 ER 7 SO 2 BB 2 IBB 0 HBP 1 BLK 0 WP 0 HR 3 S 35 P 44 ERA 9.45 WHIP 1.950	IP 7.1 WLS S BF 9 H 1 R 1 ER 1 SO 1 BB 1 IBB 0 HBP 0 BLK 0 WP 1 HR 0 S 10 P 14 ERA 3.86 WHIP 0.857	<b>PITCHER</b> IP WLS BF H R ER SO BB IBB HBP BLK WP HR S P ERA WHIP																	

Cincinnati Reds @ Chicago Cubs  
Wrigley Field, Chicago, IL  
Thu Jun 29 1961, 3:33 AM CDT  
Att. 7,925 - Sunny - 92 F

livebaseballscorecards.com

AB	38
R	8
H	12
RBI	8
BB	3
SO	3
LOB	14



Batter	1	2	3	4	5	6	7	8	9	AB	R	H	RBI	BB	SO	LOB
Al Heist, R OBP: 0.299, SLG: 0.315 Bob Will, L OBP: 0.354, SLG: 0.324	0-0 F8	0-3 K		0-0 HR	1-0 1B HBP	0-3 K		0-0 2B		3	2	1	1	0	1	1
Don Zimmer, R OBP: 0.318, SLG: 0.428 Andre Rodgers, R OBP: 0.290, SLG: 0.344	0-0 6-3		0-0 WP SF7 2B	0-0 5-3 3-1 1B	0-0 F9	0-0 F8		0-0 WP 2B		4	2	2	0	0	0	1
Ron Santo, R OBP: 0.377, SLG: 0.458	0-0 HR 1B		4-0 HR BB	0-0 3-1 5-3 2B 1B	0-0 1B BB 1B	0-0 6-3		0-3 K		5	4	3	0	1	1	1
George Altman, L OBP: 0.394, SLG: 0.663	0-0 HR		0-0 SF7	0-0 5-3	0-0 BB IBB SF7 1B		0-0 F7			4	2	2	4	0	0	2
Billy Williams, L OBP: 0.365, SLG: 0.466	4-0 BB		0-0 HR	0-0 3-1 2B IBB	4-0 BB BB IBB		0-3 K			2	2	1	2	3	1	0
Ed Bouchee, L OBP: 0.387, SLG: 0.412	0-0 4-3		0-0 P3	0-0 3-1	4-0 BB BB BB		0-0 FC4-6 1B			4	0	1	2	1	0	3
Sammy Taylor, L OBP: 0.323, SLG: 0.451		0-0 F7	0-0	4-0 2B IBB	0-0 SF7		0-0 FC4-6			3	1	1	1	1	0	1
Jerry Kindall, R OBP: 0.288, SLG: 0.473	0-0 6-3		0-3 K	0-0 FC5 2B	4-0 BB BB		0-0 F8			4	0	1	3	1	1	1
Don Cardwell, R OBP: 0.163, SLG: 0.333 Don Elston, R OBP: 0.286, SLG: 0.286	0-0 1B			0-0 HR FC5	0-3 K		0-0 2B 1B			4	1	2	1	0	1	4


Inning Stats	R: 2	H: 2	E: 0	K: 5	S: 5	LOB: 1	BB: 1	P: 9	R: 0	H: 1	E: 0	K: 1	S: 6	LOB: 1	BB: 0	P: 6	R: 3	H: 3	E: 0	K: 1	S: 8	LOB: 1	BB: 1	P: 12	R: 6	H: 5	E: 0	K: 0	S: 8	LOB: 1	BB: 2	P: 16	R: 3	H: 2	E: 0	K: 1	S: 7	LOB: 3	BB: 3	P: 20	R: 0	H: 0	E: 0	K: 1	S: 5	LOB: 0	BB: 0	P: 5	R: 0	H: 1	E: 0	K: 1	S: 6	LOB: 1	BB: 0	P: 6	R: 1	H: 3	E: 0	K: 1	S: 7	LOB: 1	BB: 0	P: 7
--------------	------	------	------	------	------	--------	-------	------	------	------	------	------	------	--------	-------	------	------	------	------	------	------	--------	-------	-------	------	------	------	------	------	--------	-------	-------	------	------	------	------	------	--------	-------	-------	------	------	------	------	------	--------	-------	------	------	------	------	------	------	--------	-------	------	------	------	------	------	------	--------	-------	------

PITCHER	IP	WLS	BF	H	R	ER	SO	BB	IBB	HBP	BLK	WP	HR	S	P	ERA	WHIP
Jim Maloney, R ERA: 4.6	(1, 1)	3.0	18	7	6	6	2	2	0	0	0	1	3	20	28	18.00	3.000
Sherman Jones, R ERA: 18.0	(4, 1)	2.0	18	6	8	8	1	2	3	1	0	0	1	14	35	36.00	4.000
Bill Henry, L ERA: 3.38	(6, 1)	2.0	7	1	0	0	2	0	0	0	0	0	0	11	11	0.00	0.500
Jim Brosnan, R ERA: 2.88	(8, 1)	1.0	5	3	1	1	1	0	0	0	0	1	0	7	7	9.00	3.000

**BOTTOM**

**Cincinnati Reds @ Chicago Cubs**  
**Wrigley Field, Chicago, IL**  
 Thu Jun 29 1961, 3:33 AM CDT  
 Att. 7,925 - Sunny - 92 F

AB	38
R	15
H	17
RBI	15
BB	7
SO	6
LOB	14



1B	2B	3B	HR	SF	SAC	DP	HBP	WP	HR	S	P	ERA	WHIP
9	4	0	4	2	0	0	1	2	3	0	48		

Batter	1	2	3	4	5	6	7	8	9	AB R H RBI BB SO LOB	TOP									
<b>Carl Warwick, R</b> OBP: 0.319, SLG: 0.342 (1, 8) (8, 7)	0-0 1B 1B	0-0 F9			0-3 K			1B BB		4 2 2 0 1 1 0										
<b>Bill White, L</b> OBP: 0.364, SLG: 0.439 (1, 3)	0-0 1B 1B HR	0-0 4-3			0-0 3-1			1B F9		5 1 2 0 0 0 2										
<b>Charlie James, R</b> OBP: 0.338, SLG: 0.419 (1, 9)	0-0 1B 1B HR		0-0 F9		0-0 6-3			BB HBP 1B	0-3 K	5 2 2 2 0 1 0										
<b>Ken Boyer, R</b> OBP: 0.384, SLG: 0.498 (1, 5)	0-0 1B HR		0-0 L6		0-3 K			FC6-2-5 HBP BB	0-0 6-3	5 2 1 0 0 1 2										
<b>Stan Musial, L</b> OBP: 0.392, SLG: 0.539 <b>Curt Flood, R</b> OBP: 0.353, SLG: 0.367 (1, 7) (8, 8)	0-0 P4		0-0 6-3		0-0 1B			HBP HBP 2B BB	0-0 F8	3 1 1 0 1 0 3 1 0 0 0 0 0 0										
<b>Jimmie Schaffer, R</b> OBP: 0.244, SLG: 0.390 <b>Joe Cunningham, L</b> OBP: 0.413, SLG: 0.386 <b>Tim McCarver, L</b> OBP: 0.216, SLG: 0.275 (1, 2) (8, PH) (8, PR) (8, 2)	0-0 HR		0-3 K		0-0 F9			HBP 2B HBP		3 1 1 4 0 1 1 0 0 0 1 0 0 0 0 1 0 0 0 0 0										
<b>Jerry Buchek, R</b> (1, 6)	0-0 5-3		0-0 F3		0-0 5-3			2B HBP		3 1 0 1 0 0 0										
<b>Bob Lillis, R</b> OBP: 0.250, SLG: 0.207 (1, 4)	0-0 F8		0-0 1-3		0-3 K			G3 2B		4 0 1 3 0 1 0										
<b>Ray Sadecki, L</b> OBP: 0.256, SLG: 0.302 <b>Lindy McDaniel, R</b> OBP: 0.182, SLG: 0.182 (1, 1) (9, 1)		0-0 3-1			0-0 F8			G3 2-3		4 0 0 0 0 0 2 0 0 0 0 0 0 0										
<b>Inning Stats</b>	R: 5 E: 0 K: 0 S: 8	H: 5 LOB: 0 BB: 0 P: 8	R: 0 E: 0 K: 0 S: 3	H: 0 LOB: 0 BB: 0 P: 3	R: 0 E: 0 K: 0 S: 3	H: 0 LOB: 0 BB: 0 P: 3	R: 0 E: 0 K: 1 S: 5	H: 0 LOB: 0 BB: 0 P: 5	R: 0 E: 0 K: 1 S: 6	H: 1 LOB: 1 BB: 0 P: 6	R: 0 E: 0 K: 1 S: 5	H: 0 LOB: 0 BB: 0 P: 5	R: 6 E: 0 K: 0 S: 7	H: 4 LOB: 2 BB: 2 P: 17	R: 0 E: 0 K: 1 S: 5	H: 0 LOB: 0 BB: 0 P: 5	1B: 8 2B: 1 3B: 0 HR: 1	SF: 0 SAC: 0 DP: 0 HBP: 2	WP: 0 PB: 0 SB: 0 CS: 0	PA: 41
<b>PITCHER</b>	IP WLS BF H R ER SO BB IBB HBP BLK WP HR S P ERA WHIP																			
<b>Jim Brewer, L</b> ERA: 7.0 (1, 1)	1.0 L 8 5 5 5 0 0 0 0 0 0 0 1 8 8 45.00 5.000																			
<b>Bob Anderson, R</b> ERA: 4.42 (2, 1)	6.0 19 1 0 0 4 0 0 0 0 0 0 0 27 27 0.00 0.167																			
<b>Joe Schaffernoth, R</b> ERA: 6.34 (8, 1)	0.0 3 3 3 3 0 0 0 0 0 0 0 0 3 3 ∞ ∞																			
<b>Don Elston, R</b> ERA: 5.65 (8, 1)	0.2 7 1 3 3 0 2 0 2 0 0 0 0 3 13 40.50 4.500																			
<b>Dick Drott, R</b> ERA: 3.66 (8, 1)	1.1 4 0 0 0 1 0 0 0 0 0 0 0 6 6 0.00 0.000																			

St. Louis Cardinals @ Chicago Cubs  
Wrigley Field, Chicago, IL  
Fri Jun 30 1961, 3:33 AM CDT  
Att. 5,122 - Sunny - 93 F

AB	37
R	11
H	10
RBI	11
BB	2
SO	5
LOB	10



WP: 0	PA: 41
PB: 0	
SB: 0	
CS: 0	

Batter	1	2	3	4	5	6	7	8	9	AB R H RBI BB SO LOB
<b>Al Heist, R</b> OBP: 0.302, SLG: 0.326 (1, 8) X	0-0 F9		0-0 3-1 2B		0-0 P6		0-0 4-3		0-0 G6-4-3 1B	5 0 2 0 0 0 0
<b>Don Zimmer, R</b> OBP: 0.319, SLG: 0.425 (1, 4) X	0-0 BB 1B		0-0 3-1		0-0 F8		4-0 FC5-4 BB		0-0 G6-4-3 1-2f 2-3	4 0 1 0 1 0 3
<b>Ron Santo, R</b> OBP: 0.374, SLG: 0.451 (1, 5) B B B	4-0 8-4 BB		0-0 F5		0-3 K		0-0 FC5-4 1-2f		0-3 K	4 0 0 0 1 2 3
<b>George Altman, L</b> OBP: 0.391, SLG: 0.653 (1, 9) X	0-0 8-4 1-2f		0-0 F8		0-0 4-3		4-0 HR BB			3 1 0 0 1 0 3
<b>Billy Williams, L</b> OBP: 0.363, SLG: 0.477 (1, 7) X		0-0 P5		0-0 G3		0-0 G3		0-0 HR 1-H		4 1 1 2 0 0 0
<b>Ed Bouchee, L</b> OBP: 0.390, SLG: 0.410 (1, 3) X		0-0 HR 1B		0-0 1-3		4-0 BB BB		0-0 F7		3 1 1 0 1 0 0
<b>Sammy Taylor, L</b> OBP: 0.330, SLG: 0.459 (1, 2) O O S		0-3 K		0-0 2B		4-0 BB 1-2		0-0 F7		3 0 1 0 1 1 1
<b>Jerry Kindall, R</b> OBP: 0.295, SLG: 0.496 (1, 6) X		0-0 HR 1-H		4-0 BB		0-0 F8		0-3 K		3 1 1 2 1 1 2
<b>Jim Brewer, L</b> OBP: 0.200, SLG: 0.200 (1, 1) X		0-0 F8		0-3 K		0-3 K		4-0 G6-4-3 1B BB		0 0 0 0 0 0 0
<b>Bob Anderson, R</b> OBP: 0.200, SLG: 0.158 (2, 1)										2 0 0 0 0 0 1 2
<b>Andre Rodgers, R</b> OBP: 0.287, SLG: 0.340 (7, PH)										1 0 0 0 0 0 1 0
<b>Joe Schaffernoth, R</b> OBP: 0.296, SLG: 0.296 (8, 1)										0 0 0 0 0 0 0 0
<b>Don Elston, R</b> OBP: 0.273, SLG: 0.455 (8, 1)										0 0 0 0 0 0 0 0
<b>Dick Drott, R</b> OBP: 0.349, SLG: 0.481 (9, PH)										0 0 0 0 0 1 0 0

Inning Stats	R: 0	H: 1	E: 0	LOB: 1	K: 0	S: 3	P: 7	R: 2	H: 2	E: 0	LOB: 0	K: 1	S: 7	R: 0	H: 1	E: 0	LOB: 1	K: 0	S: 4	R: 0	H: 0	E: 0	LOB: 0	K: 1	S: 5	R: 0	H: 0	E: 0	LOB: 2	K: 0	S: 3	R: 0	H: 0	E: 0	LOB: 1	K: 1	S: 5	R: 2	H: 1	E: 0	LOB: 0	K: 1	S: 6	R: 0	H: 1	E: 0	LOB: 1	K: 1	S: 5	R: 0	H: 1	E: 0	LOB: 1	K: 1	S: 5	1B: 3	SF: 0	2B: 3	SAC: 0	3B: 0	DP: 2	HR: 2	HBP: 0	WP: 0	PA: 39
<b>PITCHER</b>	IP	WLS	BF	H	R	ER	SO	BB	IBB	HBP	BLK	WP	HR	S	P	ERA	WHIP																																																
<b>Ray Sadecki, L</b> ERA: 2.9 (1, 1)	8.0	W	35	6	4	4	5	6	0	0	0	0	2	39	63	4.50	1.500																																																
<b>Lindy McDaniel, R</b> ERA: 5.19 (9, 1)	1.0	S	4	1	0	0	1	1	0	0	0	0	0	5	9	0.00	2.000																																																

**BOTTOM**

**St. Louis Cardinals @ Chicago Cubs**  
Wrigley Field, Chicago, IL  
Fri Jun 30 1961, 3:33 AM CDT  
Att. 5,122 - Sunny - 93 F

[livebaseballscorecards.com](http://livebaseballscorecards.com)

<b>AB</b>	<b>32</b>
<b>R</b>	<b>4</b>
<b>H</b>	<b>7</b>
<b>RBI</b>	<b>4</b>
<b>BB</b>	<b>7</b>
<b>SO</b>	<b>6</b>
<b>LOB</b>	<b>14</b>



Batter	1	2	3	4	5	6	7	8	9	AB R H RBI BB SO LOB	TOP											
<b>Carl Warwick, R</b> (1, 8) OBP: 0.317, SLG: 0.339	0-0 F8		0-0 6-3		0-0 1-2 1B		0-0 P4			4 0 1 0 0 0 0	<b>St. Louis Cardinals @ Chicago Cubs</b> Wrigley Field, Chicago, IL Sat Jul 01 1961, 3:33 AM CDT Att. 12,333 - Cloudy - 90 F											
<b>Bill White, L</b> (1, 3) OBP: 0.362, SLG: 0.436	0-0 3-1		0-0 6-3 WP 1B		0-0 F8		0-0 F9			4 0 1 0 0 0 2												
<b>Charlie James, R</b> (1, 9) OBP: 0.336, SLG: 0.414	0-0 2B 1B		0-0 6-3 1-3		0-3 K		0-0 5-3			4 0 1 0 0 1 3												
<b>Ken Boyer, R</b> (1, 5) OBP: 0.385, SLG: 0.500	0-0 1-3 2B		0-0 6-3		0-3 K		4-0 BB			3 0 1 0 1 1 3												
<b>Stan Musial, L</b> (1, 7) OBP: 0.385, SLG: 0.527 <b>Don Taussig, R</b> (8, 7) OBP: 0.418, SLG: 0.608	0-3 K		0-3 K		0-0 G3		0-0 P5			4 0 0 0 0 2 3 0 0 0 0 0 0 0												
<b>Jimmie Schaffer, R</b> (1, 2) OBP: 0.267, SLG: 0.400		0-0 G6-4-3 1B		0-0 WP 1B		0-0 F8		0-0 F8		4 1 2 0 0 0 0												
<b>Jerry Buchek, R</b> (1, 6)		0-0 G6-4-3 1-2f		0-0 5-3 1-2		0-0 F8		0-3 K		4 0 0 0 0 1 2												
<b>Bob Lillis, R</b> (1, 4) OBP: 0.260, SLG: 0.221		0-0 1B		0-0 2-H 1B		0-0 6-3		0-0 F8		4 0 2 1 0 0 0												
<b>Bob Miller, R</b> (1, 1) OBP: 0.556, SLG: 0.750 <b>Curt Flood, R</b> (5, PH) OBP: 0.359, SLG: 0.374 <b>Larry Jackson, R</b> (5, 1) OBP: 0.240, SLG: 0.333 <b>Mickey McDermott, L</b> (5, 1) OBP: 0.083, SLG: 0.167 <b>Craig Anderson, R</b> (6, 1) OBP: 0.333, SLG: 0.667		0-0 F9		0-0 1B		0-0 1B		0-3 K		1 0 0 0 0 0 1 1 0 1 0 0 0 0 0 0 0 0 0 0 0 0 0 0 0 0 0 0 1 0 0 0 0 1 0												
<b>Inning Stats</b>	R: 0 E: 0 K: 1 S: 7	H: 2 LOB: 2 BB: 0 P: 7	R: 0 E: 0 K: 0 S: 4	H: 2 LOB: 1 BB: 0 P: 4	R: 0 E: 0 K: 0 S: 4	H: 1 LOB: 1 BB: 0 P: 4	R: 1 E: 0 K: 1 S: 6	H: 2 LOB: 1 BB: 0 P: 6	R: 0 E: 0 K: 0 S: 9	H: 2 LOB: 2 BB: 0 P: 9		R: 0 E: 0 K: 0 S: 3	H: 0 LOB: 0 BB: 0 P: 3	R: 0 E: 0 K: 1 S: 5	H: 0 LOB: 0 BB: 0 P: 5	R: 0 E: 0 K: 0 S: 3	H: 0 LOB: 1 BB: 1 P: 7	R: 0 E: 0 K: 1 S: 5	H: 0 LOB: 0 BB: 0 P: 5	1B: 8 2B: 1 3B: 0 HR: 0	SF: 0 SAC: 0 DP: 1 HBP: 0	WP: 2 PB: 0 SB: 0 CS: 0
<b>PITCHER</b> <b>Dick Ellsworth, L</b> (1, 1) ERA: 4.78	IP: 9.0 WLS: W BF: 35 H: 9 R: 1 ER: 1 SO: 6 BB: 1 IBB: 0 HBP: 0 BLK: 0 WP: 2 HR: 0 S: 46 P: 50 ERA: 1.00 WHIP: 1.111											<b>PITCHER</b>	IP: 0.0 WLS: 0 BF: 0 H: 0 R: 0 ER: 0 SO: 0 BB: 0 IBB: 0 HBP: 0 BLK: 0 WP: 0 HR: 0 S: 0 P: 0 ERA: 0.00 WHIP: 0.000									

livebaseballscorecards.com

<b>AB</b>	34
<b>R</b>	1
<b>H</b>	9
<b>RBI</b>	1
<b>BB</b>	1
<b>SO</b>	6
<b>LOB</b>	14





Batter	1	2	3	4	5	6	7	8	9	AB R H RBI BB SO LOB
<b>Al Heist, R</b> OBP: 0.305, SLG: 0.324 (1, 8)	4-0 1B 14 1B BB		0-0 E6 14 G5-4-3 BB	0-0 L7	0-0 3B 1B	0-0 F9				4 2 1 1 1 0 3
<b>Jerry Kindall, R</b> OBP: 0.307, SLG: 0.513 (1, 4)	0-0 G4-3 14 1B 1B		4-0 14 G5-4-3 BB		1-2 3-H 3B 1B	0-3 K				4 0 2 2 1 2 2
<b>14 Ernie Banks, R</b> OBP: 0.350, SLG: 0.479 (1, 6)	0-0 G4-3 1B 1B		0-0 G5-4-3		0-0 3B 1B		0-0 5-3			5 1 2 1 0 0 3
<b>George Altman, L</b> OBP: 0.396, SLG: 0.675 (1, 9)	0-0 G4-3 1-2f 2-3		4-0 BB		0-0 3B 3B	0-0 HR	0-0 L8			4 2 2 2 1 0 2
<b>Billy Williams, L</b> OBP: 0.364, SLG: 0.500 (1, 7)	0-0 5-3		0-0 1-3		0-0 1B 3B	0-0 HR	0-0 4-3			5 2 2 2 0 0 3
<b>Ron Santo, R</b> OBP: 0.374, SLG: 0.446 (1, 5)		0-0 F7		0-0 5-3	4-0 1B 1B BB	4-0 1B WP BB		0-0 P2		3 2 0 0 2 0 0
<b>Sammy Taylor, L</b> OBP: 0.353, SLG: 0.500 (1, 2)		0-0 F8		0-0 2B 2B	0-0 1B 1B 1B	0-0 WP 1B		0-0 G3 2B		5 2 4 1 0 0 0
<b>Ed Bouchee, L</b> OBP: 0.395, SLG: 0.441 (1, 3)		0-0 HR		0-0 2B 2B	0-0 1B 3B 1B	0-3 K		0-0 G3		5 2 3 3 0 1 2
<b>Dick Ellsworth, L</b> (1, 1)		0-3 K		0-3 K	0-3 K	4-0 BB		0-3 K		4 0 0 0 1 4 4

BOTTOM	
<b>St. Louis Cardinals @ Chicago Cubs</b> Wrigley Field, Chicago, IL Sat Jul 01 1961, 3:33 AM CDT Att. 12,333 - Cloudy - 90 F	
<b>AB 39</b>	
<b>R 13</b>	
<b>H 16</b>	
<b>RBI 12</b>	
<b>BB 6</b>	
<b>SO 7</b>	
<b>LOB 19</b>	
	
1B: 7 SF: 0 WP: 1 PA: 45 2B: 3 SAC: 0 PB: 0 3B: 3 DP: 2 SB: 0 HR: 3 HBP: 0 CS: 0	

Inning Stats															PITCHER																
R	H	E	K	S	R	H	E	K	S	R	H	E	K	S	IP	WLS	BF	H	R	ER	SO	BB	IBB	HBP	BLK	WP	HR	S	P	ERA	WHIP
1	2	0	4	8	1	1	0	1	6	0	0	0	0	0	4.0	L	19	5	3	3	2	3	0	0	0	0	0	20	32	6.75	2.000
2	1	0	1	8	0	0	0	1	6	0	0	0	0	0	0.1		5	3	4	4	1	1	0	0	0	0	0	6	10	108.00	12.000
3	1	0	1	8	0	0	0	1	6	0	0	0	0	0	0.2		10	7	6	6	1	1	0	0	0	0	2	11	15	81.00	12.000
4	1	0	1	8	0	0	0	1	6	0	0	0	0	0	3.0		11	1	0	0	3	1	0	0	0	1	0	16	20	0.00	0.667

Batter	1	2	3	4	5	6	7	8	9	AB	R	H	RBI	BB	SO	LOB	TOP
<b>Carl Warwick, R</b> (1, 8) OBP: 0.313, SLG: 0.333 (7, 9)	0-0 F2	0-3 K		0-0 1B		0-0 1-3		0-0 FC5-4 1B PB		5	1	1	2	0	1	3	
<b>Joe Cunningham, L</b> (1, 9) OBP: 0.406, SLG: 0.377 <b>Curt Flood, R</b> (7, 8) OBP: 0.365, SLG: 0.380	0-0 3-1		0-3 K	0-3 K			0-0 F5	0-0 PB 1B		4	0	0	0	0	2	1	
<b>Bill White, L</b> (1, 3) OBP: 0.363, SLG: 0.433	0-0 4-3		0-0 F3		0-0 FC6-4 1B		4-0 HR BB	0-3 K 1-2 3-H		4	1	1	0	1	1	1	
<b>Ken Boyer, R</b> (1, 5) OBP: 0.386, SLG: 0.509		0-0 E6 2B 1B	0-0 1B		0-0 FC6-4 1-2f		0-0 1-H HR		0-3 K	5	2	2	2	0	1	1	
<b>Stan Musial, L</b> (1, 7) OBP: 0.376, SLG: 0.513		0-3 K	0-0 F8		0-0 F7		0-0 L8		0-0 F7	5	0	0	0	0	1	3	
<b>Carl Sawatski, L</b> (1, 2) OBP: 0.354, SLG: 0.500 <b>Bob Miller, R</b> (9, PR) OBP: 0.556, SLG: 0.750		0-0 1-3 E 2B		0-0 1-3	0-0 L7		0-0 4-3		0-0 1B	5	1	2	0	0	0	1	
<b>Bob Lillis, R</b> (1, 4) OBP: 0.270, SLG: 0.233 (8, 6) <b>Don Taussig, R</b> (9, PH) OBP: 0.411, SLG: 0.596		0-0 P6		0-0 1B S 1B		0-0 E5 G5-4-3		0-0 1B FC5-4 1B	0-3 K	4	2	2	0	0	0	2	
<b>Jerry Buchek, R</b> (1, 6) OBP: 0.182, SLG: 0.100 <b>Red Schoendienst, S</b> (8, PH) OBP: 0.333, SLG: 0.387 (8, 4)		0-0 E4 2B 1B		0-3 K 1-2		0-0 G5-4-3 1-2f		0-0 1-3 FC5-4 1B		3	1	1	1	0	1	2	
<b>Al Cicotte, R</b> (1, 1) OBP: 0.333, SLG: 0.417 (8, PR) <b>Ray Sadecki, L</b> (6, 1) OBP: 0.256, SLG: 0.302 <b>Lindy McDaniel, R</b> (6, 1) OBP: 0.152, SLG: 0.192 <b>Craig Anderson, R</b> (7, 1) OBP: 0.333, SLG: 0.667 <b>Larry Jackson, R</b> (7, 1) OBP: 0.240, SLG: 0.333 <b>Charlie James, R</b> (8, PH) OBP: 0.333, SLG: 0.410 <b>Ernie Broglio, R</b> (8, 1) OBP: 0.171, SLG: 0.158		0-0 2-H 3-H 2B		0-0 1B		0-0 1B		0-0 P5		3	1	3	2	0	0	0	
<b>Inning Stats</b>	R: 0 E: 0 K: 0 S: 3 H: 0 LOB: 0 BB: 0 P: 3	R: 3 E: 2 K: 2 S: 11 H: 3 LOB: 1 BB: 0 P: 11	R: 0 E: 0 K: 1 S: 6 H: 1 LOB: 1 BB: 0 P: 6	R: 2 E: 0 K: 2 S: 10 H: 3 LOB: 1 BB: 0 P: 10	R: 0 E: 0 K: 0 S: 4 H: 1 LOB: 1 BB: 0 P: 4	R: 0 E: 1 K: 0 S: 4 H: 1 LOB: 1 BB: 0 P: 4	R: 2 E: 0 K: 0 S: 4 H: 1 LOB: 0 BB: 1 P: 8	R: 2 E: 0 K: 1 S: 8 H: 3 LOB: 1 BB: 0 P: 8	R: 0 E: 0 K: 2 S: 8 H: 1 LOB: 1 BB: 0 P: 8	1B: 11 2B: 2 3B: 0 HR: 1 SF: 0 SAC: 0 DP: 1 HBP: 0	WP: 0 PA: 43 PB: 1 SB: 1 CS: 0						
<b>PITCHER</b>	IP WLS BF H R ER SO BB IBB HBP BLK WP HR S P ERA WHIP	IP WLS BF H R ER SO BB IBB HBP BLK WP HR S P ERA WHIP															
<b>Glen Hobbie, R</b> (1, 1) ERA: 4.1	7.0																
<b>Barney Schultz, R</b> (8, 1) ERA: 2.7	1.0	W	6	3	2	1	1	0	0	0	0	0	0	0	0	0	
<b>Bob Anderson, R</b> (9, 1) ERA: 4.36	1.0	S	4	1	0	0	2	0	0	0	0	0	0	0	0	0	

**St. Louis Cardinals @ Chicago Cubs**  
 Wrigley Field, Chicago, IL  
 Sun Jul 02 1961, 3:33 AM CDT  
 Att. 18,447 - Sunny - 85 F

livebaseballscorecards.com

AB	42
R	9
H	14
RBI	7
BB	1
SO	8
LOB	17



Batter	1	2	3	4	5	6	7	8	9
Al Heist, R OBP: 0.300, SLG: 0.312 (1, 8)	0-0 L4		0-0 F7	0-0 5-3		0-0 F8	4-0 1B BB	0-3 K	
Jerry Kindall, R OBP: 0.311, SLG: 0.508 (1, 4)	0-3 K		0-0 P4		0-0 F7	0-0 E3 14 1B 2-H	0-0 14 FC6-4 1B 1-2 2-H		
14 Ernie Banks, R OBP: 0.355, SLG: 0.484 (1, 6)	0-0 F7		4-0 BB BB		0-0 2B	0-0 1B	0-0 FC6-4 1-2f		
George Altman, L OBP: 0.396, SLG: 0.667 (1, 9)		0-0 FC4-6 1B	4-0 1-2 BB		0-0 L7	0-0 4-3		0-0 3-1	
Billy Williams, L OBP: 0.364, SLG: 0.502 (1, 7)		0-0 FC4-6 2B 1-2f	0-0 L9		0-0 2B		0-0 4-3	0-0 1B 1B	
Ron Santo, R OBP: 0.375, SLG: 0.447 (1, 5)		0-0 1-3 2B		0-3 K	0-3 K		4-0 HR BB	0-0 F7	
Sammy Taylor, L OBP: 0.364, SLG: 0.568 (1, 2)		0-3 K		0-0 6-3		0-0 HR	0-0 1-H HR	0-0 1B BB 1-3 1B	
Ed Bouchee, L OBP: 0.400, SLG: 0.442 (1, 3)		0-0 G3		0-0 HR	0-0 1B	0-0 SH3-4 E 1B	0-0 1-3 BB BB	4-0 1B BB 1-2	
Glen Hobbie, R OBP: 0.234, SLG: 0.310 (1, 1)			0-0 HR	0-0 HR		0-0 SH3-4	0-0 1B	0-0 1B	
Bob Will, L OBP: 0.361, SLG: 0.347 (7, PH)									
Barney Schultz, R (8, 1)									
Richie Ashburn, L OBP: 0.344, SLG: 0.265 (8, PH)									
Bob Anderson, R OBP: 0.200, SLG: 0.158 (9, 1)								1-2 2-3 3-H 1B	

AB	R	H	RBI	BB	SO	LOB
5	0	0	0	1	1	4
5	0	2	2	0	1	0
4	1	2	0	1	0	2
4	0	1	0	1	0	3
5	1	2	1	0	0	3
4	1	1	0	1	2	2
5	2	3	3	0	1	2
4	2	2	0	1	0	2
2	2	2	3	0	0	0
1	1	1	0	0	0	0
0	0	0	0	0	0	0
1	0	1	1	0	0	0
0	0	0	0	0	0	0

**St. Louis Cardinals @ Chicago Cubs**  
Wrigley Field, Chicago, IL  
Sun Jul 02 1961, 3:33 AM CDT  
Att. 18,447 - Sunny - 85 F

AB	40
R	10
H	17
RBI	10
BB	5
SO	5
LOB	18



Inning Stats	R: 0	H: 0	E: 0	K: 1	S: 5	H: 0	LOB: 0	BB: 0	P: 5	R: 0	H: 2	E: 0	K: 1	S: 7	R: 0	H: 1	E: 0	K: 0	S: 4	R: 1	H: 1	E: 0	K: 0	S: 7	R: 2	H: 2	E: 0	K: 1	S: 7	R: 1	H: 2	E: 0	K: 1	S: 7	R: 2	H: 4	E: 1	K: 0	S: 7	R: 3	H: 3	E: 0	K: 0	S: 6	R: 1	H: 3	E: 0	K: 1	S: 8
--------------	------	------	------	------	------	------	--------	-------	------	------	------	------	------	------	------	------	------	------	------	------	------	------	------	------	------	------	------	------	------	------	------	------	------	------	------	------	------	------	------	------	------	------	------	------	------	------	------	------	------

PITCHER	IP	WLS	BF	H	R	ER	SO	BB	IBB	HBP	BLK	WP	HR	S	P	ERA	WHIP
Al Cicotte, R (1, 1)	5.0		24	7	4	4	4	2	0	0	0	0	2	30	38	7.20	1.800
Lindy McDaniel, R (6, 1)	1.1		10	5	4	4	0	1	0	0	0	0	2	9	13	27.00	4.500
Craig Anderson, R (7, 1)	0.1		4	2	1	1	0	1	0	0	0	0	0	3	7	27.00	9.000
Larry Jackson, R (7, 1)	0.1		1	0	0	0	0	0	0	0	0	0	0	1	1	0.00	0.000
Ernie Broglio, R (8, 1)	1.0	L	7	3	1	1	1	1	0	0	0	0	0	8	12	9.00	4.000

WP	PA	ERA	WHIP
0	46		
0			
0			
0			
0			

Batter	1	2	3	4	5	6	7	8	9	AB	R	H	RBI	BB	SO	LOB	TOP
<b>Joey Amalfitano, R</b> (1, 4) <small>OBP: 0.328, SLG: 0.320</small>	4-0 		4-0 	0-0 	0-0 		4-0 	0-0 		3	3	2	2	3	0	0	<b>San Francisco Giants @ Chicago Cubs</b> Wrigley Field, Chicago, IL Tue Jul 04 1961, 3:33 AM CDT Cloudy - 65 F
<b>Harvey Kuenn, R</b> (1, 9) <small>OBP: 0.326, SLG: 0.366</small> <b>Matty Alou, L</b> (7, 7) <small>OBP: 0.373, SLG: 0.500</small>	0-0 		0-0 	0-0 	0-0 		0-0 	0-0 		5	3	2	0	0	0	3	
<b>Willie McCovey, L</b> (1, 3) <small>OBP: 0.329, SLG: 0.456</small>	0-0 		0-0 	0-0 		0-0 	0-0 	0-0 		6	2	2	0	0	0	5	
<b>Willie Mays, R</b> (1, 8) <small>OBP: 0.423, SLG: 0.627</small> <b>Felipe Alou, R</b> (6, 8) <small>OBP: 0.335, SLG: 0.454</small>	0-0 		0-0 	0-0 		0-0 	0-0 		4-0 	4	4	4	3	0	0	0	
<b>Orlando Cepeda, R</b> (1, 7) <small>OBP: 0.354, SLG: 0.608</small> <b>Jim Marshall, L</b> (7, 9) <small>OBP: 0.280, SLG: 0.391</small>	0-0 		0-0 	0-0 		0-0 	0-0 		0-0 	5	2	5	8	0	0	0	
<b>Hobie Landrith, L</b> (1, 2) <small>OBP: 0.378, SLG: 0.441</small>	0-0 		0-0 	0-0 		0-0 	0-0 		0-3 	5	1	2	2	0	1	3	
<b>Jim Davenport, R</b> (1, 5) <small>OBP: 0.333, SLG: 0.415</small> <b>Eddie Bressoud, R</b> (6, 5) <small>OBP: 0.303, SLG: 0.432</small>		0-0 	0-3 		0-0 	0-0 	0-0 		0-3 	4	0	0	0	0	1	2	
<b>Jose Pagan, R</b> (1, 6) <small>OBP: 0.290, SLG: 0.320</small>		0-0 		4-0 	0-0 	0-0 	0-0 		0-0 	5	2	2	1	1	0	2	
<b>Eddie Fisher, R</b> (1, 1) <small>OBP: 0.143, SLG: 0.286</small> <b>Billy O'Dell, S</b> (1, 1) <small>OBP: 0.118, SLG: 0.067</small>		0-0 		0-0 	0-0 		1-3 			0	0	0	0	0	0	0	
<b>Inning Stats</b>	R: 2 H: 2 E: 0 LOB: 1 K: 0 BB: 1 S: 5 P: 9	R: 0 H: 0 E: 0 LOB: 0 K: 0 BB: 0 S: 3 P: 3	R: 4 H: 3 E: 1 LOB: 0 K: 1 BB: 1 S: 8 P: 12	R: 4 H: 4 E: 1 LOB: 1 K: 0 BB: 1 S: 7 P: 11	R: 1 H: 2 E: 0 LOB: 1 K: 0 BB: 0 S: 5 P: 5	R: 2 H: 4 E: 0 LOB: 1 K: 0 BB: 0 S: 6 P: 6	R: 5 H: 6 E: 0 LOB: 2 K: 0 BB: 1 S: 9 P: 13	R: 0 H: 0 E: 0 LOB: 0 K: 2 BB: 0 S: 3 P: 3	R: 1 H: 1 E: 0 LOB: 1 K: 2 BB: 1 S: 8 P: 12	1B: 18 SF: 1 2B: 3 SAC: 2 3B: 0 DP: 1 HR: 1 HBP: 0	WP: 0 PA: 53 PB: 1 SB: 2 CS: 0						
<b>PITCHER</b> <b>Don Cardwell, R</b> (1, 1) <small>ERA: 4.41</small> <b>Dick Drott, R</b> (3, 1) <small>ERA: 4.25</small> <b>Mel Wright, R</b> (4, 1) <small>ERA: 7.94</small> <b>Jim Brewer, L</b> (7, 1) <small>ERA: 7.31</small> <b>Barney Schultz, R</b> (9, 1) <small>ERA: 2.55</small>	IP WLS BF H R ER SO BB IBB HBP BLK WP HR S P ERA WHIP																<b>PITCHER</b> IP WLS BF H R ER SO BB IBB HBP BLK WP HR S P ERA WHIP

livebaseballscorecards.com



BOTTOM

San Francisco Giants @ Chicago Cubs

Wrigley Field, Chicago, IL

Tue Jul 04 1961, 3:33 AM CDT

Cloudy - 65 F

livebaseballscorecards.com

AB	31
R	3
H	5
RBI	3
BB	1
SO	13
LOB	6



WP:	0	PA:	32
PB:	0		
SB:	0		
CS:	0		

1B:	1	SF:	0
2B:	3	SAC:	0
3B:	0	DP:	1
HR:	1	HBP:	0

1	0	0	0	0	1	0
0	0	0	0	0	0	0
1	0	0	0	0	1	0
0	0	0	0	0	0	0
1	0	0	0	0	0	0
0	0	0	0	0	0	0

3	0	0	0	0	2	1
---	---	---	---	---	---	---

2	0	0	0	0	1	0
1	0	0	0	0	0	1

3	0	0	0	0	0	2
---	---	---	---	---	---	---

4	0	1	0	0	1	2
---	---	---	---	---	---	---

3	1	1	1	1	2	0
---	---	---	---	---	---	---

3	0	1	1	0	1	0
1	0	0	0	0	1	0

4	1	1	1	0	1	0
---	---	---	---	---	---	---

4	1	1	0	0	2	0
---	---	---	---	---	---	---

Batter	1	2	3	4	5	6	7	8	9	AB	R	H	RBI	BB	SO	LOB
Al Heist, R OBP: 0.299, SLG: 0.317 (1, 8)	0-0 2B 2B		0-3 K			0-3 K		0-0 P3		4	1	1	0	0	2	0
Jerry Kindall, R OBP: 0.309, SLG: 0.508 (1, 4) (8, 6)	0-0 2B 14 1B		0-0 F8			0-3 K		0-0 F7		4	1	1	1	0	1	0
14 Ernie Banks, R OBP: 0.355, SLG: 0.482 Mel Roach, R OBP: 0.246, SLG: 0.230 (1, 6) (8, 4)	0-0 1B G4-6-3 BB		0-0 P6			0-3 K				3	0	1	1	0	1	0
George Altman, L OBP: 0.397, SLG: 0.676 (1, 9)	4-0 BB G4-6-3			0-3 K			0-0 HR			3	1	1	1	1	2	0
Billy Williams, L OBP: 0.362, SLG: 0.502 (1, 7)	0-0 G4-6-3			0-3 K			0-0 2B			4	0	1	0	0	1	2
Ron Santo, R OBP: 0.371, SLG: 0.443 (1, 5)	0-0 L4			0-0 L6			0-0 P3			3	0	0	0	0	0	2
Sammy Taylor, L OBP: 0.358, SLG: 0.557 Dick Bertell, R OBP: 0.305, SLG: 0.310 (1, 2) (7, PH) (8, 2)		0-0 3-1			0-3 K			0-0 6-3		2	0	0	0	0	1	0
Ed Bouchee, L OBP: 0.394, SLG: 0.435 (1, 3)		0-3 K			0-0 F7			0-3 K		3	0	0	0	0	2	1
Don Cardwell, R OBP: 0.159, SLG: 0.326 Dick Drott, R OBP: 0.273, SLG: 0.455 Mel Wright, R OBP: 0.200, SLG: 0.200 Jim Brewer, L OBP: 0.200, SLG: 0.200 Richie Ashburn, L OBP: 0.342, SLG: 0.264 Barney Schultz, R (1, 1) (3, 1) (4, 1) (7, 1) (8, PH) (9, 1)		0-3 K			0-3 K			0-0 L5		1	0	0	0	0	1	0

Inning Stats	R: 2	H: 3	R: 0	H: 0	R: 0	H: 0	R: 0	H: 0	R: 0	H: 0	R: 1	H: 2	R: 0	H: 0	R: 0	H: 0
	E: 0	LOB: 1	E: 0	LOB: 0	E: 0	LOB: 0	E: 0	LOB: 0	E: 0	LOB: 0	E: 0	LOB: 1	E: 0	LOB: 0	E: 0	LOB: 0
	K: 0	BB: 1	K: 2	BB: 0	K: 1	BB: 0	K: 2	BB: 0	K: 1	BB: 0	K: 3	BB: 0	K: 0	BB: 0	K: 2	BB: 0
	S: 5	P: 9	S: 7	P: 7	S: 5	P: 5	S: 7	P: 7	S: 7	P: 7	S: 9	P: 9	S: 3	P: 3	S: 7	P: 7

PITCHER	IP	WLS	BF	H	R	ER	SO	BB	IBB	HBP	BLK	WP	HR	S	P	ERA	WHIP
Eddie Fisher, R ERA: 5.12 (1, 1)	0.0		3	3	2	2	0	0	0	0	0	0	0	3	3	∞	∞
Billy O'Dell, L ERA: 4.48 (1, 1)	9.0	W	29	2	1	1	13	1	0	0	0	0	1	54	58	1.00	0.333

Batter	1	2	3	4	5	6	7	8	9	AB R H RBI BB SO LOB	TOP
<b>Joey Amalfitano, R</b> (1, 4) <small>OBP: 0.333, SLG: 0.325</small>	0-0 		0-0 		0-0 			0-0 		4 0 2 0 0 0 0	<b>San Francisco Giants @ Chicago Cubs</b> Wrigley Field, Chicago, IL Tue Jul 04 1961, 3:38 AM CDT Att. 25,505 - Cloudy - 65 F
<b>Harvey Kuenn, R</b> (1, 7) <small>OBP: 0.326, SLG: 0.363</small>	0-0 		4-0 		0-0 		0-0 		2 0 0 0 1 0 0		
<b>Felipe Alou, R</b> (1, 9) <small>OBP: 0.330, SLG: 0.447</small>	0-0 		0-0 		0-0 		0-0 		4 0 0 0 0 0 4		
<b>Willie Mays, R</b> (1, 8) <small>OBP: 0.421, SLG: 0.632</small>		0-0 		0-0 		0-0 		0-0 	4 1 1 1 0 0 1		
<b>Orlando Cepeda, R</b> (1, 3) <small>OBP: 0.356, SLG: 0.607</small>		0-0 		0-3 		0-0 		0-0 	4 0 2 0 0 1 0		
<b>Eddie Bressoud, R</b> (1, 5) <small>OBP: 0.312, SLG: 0.447</small>		0-3 		0-0 		0-0 		0-0 	4 1 2 0 0 1 1		
<b>Jose Pagan, R</b> (1, 6) <small>OBP: 0.290, SLG: 0.320</small> <b>Jim Marshall, L</b> (9, PH) <small>OBP: 0.269, SLG: 0.375</small>			0-0 	0-0 		0-0 		0-0 	3 0 1 1 0 0 0 1 0 0 0 0 0 2		
<b>Hobie Landrith, L</b> (1, 2) <small>OBP: 0.383, SLG: 0.429</small> <b>Jim Davenport, R</b> (7, PH) <small>OBP: 0.332, SLG: 0.413</small> <b>Tom Haller, L</b> (7, 2) <small>OBP: 0.264, SLG: 0.262</small> <b>Willie McCovey, L</b> (9, PH) <small>OBP: 0.328, SLG: 0.454</small>			0-0 	4-0 		0-0 		0-3 	1 0 0 0 1 0 0 1 0 0 0 0 0 0 0 0 0 0 0 0 0 1 0 0 0 0 1 1		
<b>Billy Loes, R</b> (1, 1) <small>OBP: 0.154, SLG: 0.083</small> <b>Richard LeMay, L</b> (4, 1) <small>OBP: 0.083, SLG: 0.083</small>			0-0 	0-0 		0-0 			2 0 0 0 0 0 2 1 0 0 0 0 0 0		
<b>Inning Stats</b>	R: 0 H: 0 E: 0 LOB: 0 K: 0 BB: 0 S: 3 P: 3	R: 0 H: 0 E: 0 LOB: 0 K: 1 BB: 0 S: 5 P: 5	R: 0 H: 1 E: 1 LOB: 3 K: 0 BB: 1 S: 5 P: 9	R: 2 H: 3 E: 0 LOB: 1 K: 1 BB: 1 S: 7 P: 11	R: 0 H: 0 E: 0 LOB: 0 K: 0 BB: 0 S: 3 P: 3	R: 0 H: 1 E: 0 LOB: 0 K: 0 BB: 0 S: 3 P: 3	R: 0 H: 0 E: 0 LOB: 0 K: 0 BB: 0 S: 3 P: 3	R: 0 H: 1 E: 0 LOB: 1 K: 0 BB: 0 S: 4 P: 4	R: 0 H: 2 E: 0 LOB: 1 K: 1 BB: 0 S: 6 P: 6	1B: 6 SF: 0 2B: 1 SAC: 1 3B: 0 DP: 2 HR: 1 HBP: 0	WP: 0 PA: 35 PB: 0 SB: 0 CS: 0
<b>PITCHER</b> <b>Jack Curtis, L</b> (1, 1) <small>ERA: 4.5</small> <b>Bob Anderson, R</b> (9, 1) <small>ERA: 4.3</small>	IP WLS BF H R ER SO BB IBB HBP BLK WP HR S P ERA WHIP 8.0 W 33 8 2 2 2 2 2 0 0 0 0 0 1 35 43 2.25 1.250										

<b>AB</b>	32
<b>R</b>	2
<b>H</b>	8
<b>RBI</b>	2
<b>BB</b>	2
<b>SO</b>	3
<b>LOB</b>	11




Batter	1	2	3	4	5	6	7	8	9	AB	R	H	RBI	BB	SO	LOB
<b>Al Heist, R</b> OBP: 0.290, SLG: 0.307 (1, 8)	0-0 P1		0-0 F8		0-0 F8		0-0 6-3	0-0 6-3		5	0	0	0	0	0	1
<b>Jerry Kindall, R</b> OBP: 0.321, SLG: 0.519 (1, 4)	4-0 BB			0-0 1B	0-0 BB		0-0 P6			3	1	2	0	1	0	0
<b>14 Ernie Banks, R</b> OBP: 0.360, SLG: 0.482 (1, 6)	0-0 P5			0-0 1B	4-0 BB		4-0 BB			2	1	1	0	2	0	1
<b>George Altman, L</b> OBP: 0.403, SLG: 0.674 (1, 9)	0-0 4-3			0-0 1B	4-0 BB		4-0 BB			2	0	1	1	2	0	1
<b>Billy Williams, L</b> OBP: 0.356, SLG: 0.493 (1, 7)		0-0 1-3		0-0 L4	0-3 K		0-0 L9			4	0	0	0	0	1	7
<b>Ron Santo, R</b> OBP: 0.376, SLG: 0.459 (1, 5)		4-0 L3		0-0 2B	0-0 F2			0-0 HR		3	1	2	2	1	0	3
<b>Sammy Taylor, L</b> OBP: 0.363, SLG: 0.550 (1, 2)		0-0 L3		4-0 IBB		0-3 K		0-0 SH3-4		3	0	1	0	1	1	1
<b>Ed Bouchee, L</b> OBP: 0.389, SLG: 0.427 (1, 3)			0-0 6-3	0-3 K	0-3 K		0-0 SH3-4			3	0	0	0	0	2	3
<b>Jack Curtis, L</b> OBP: 0.172, SLG: 0.111 (1, 1)			0-0 1B	0-0 4-3		0-0 G3		0-3 K		4	0	1	0	0	1	4
<b>Bob Anderson, R</b> OBP: 0.200, SLG: 0.158 (9, 1)										0	0	0	0	0	0	0

Inning Stats	R: 0	H: 0	E: 0	K: 0	S: 3	LOB: 1	BB: 1	P: 7	R: 0	H: 0	E: 0	K: 0	S: 2	LOB: 0	BB: 1	P: 6	R: 0	H: 1	E: 0	K: 0	S: 3	LOB: 0	BB: 0	P: 3	R: 2	H: 4	E: 0	K: 1	S: 9	LOB: 3	BB: 1	P: 13	R: 0	H: 1	E: 0	K: 1	S: 6	LOB: 3	BB: 2	P: 14	R: 0	H: 0	E: 0	K: 2	S: 7	LOB: 0	BB: 0	P: 7	R: 0	H: 0	E: 0	K: 0	S: 3	LOB: 2	BB: 2	P: 11	R: 1	H: 2	E: 0	K: 1	S: 7	LOB: 1	BB: 0	P: 7
<b>Billy Loes, R</b> ERA: 4.52 (1, 1)	IP	WLS	BF	H	R	ER	SO	BB	IBB	HBP	BLK	WP	HR	S	P	ERA	WHIP																																															
<b>Richard LeMay, L</b> ERA: 1.8 (4, 1)	4.2	L	22	3	1	1	5	3	2	0	0	0	1	27	47	1.93	1.286																																															

**BOTTOM**

**San Francisco Giants @ Chicago Cubs**  
Wrigley Field, Chicago, IL  
Tue Jul 04 1961, 3:38 AM CDT  
Att. 25,505 - Cloudy - 65 F

AB	29
R	3
H	8
RBI	3
BB	7
SO	5
LOB	21



WP	HR	S	P	ERA	WHIP
0	0	1	0	0	0

Batter	1	2	3	4	5	6	7	8	9	AB	R	H	RBI	BB	SO	LOB	TOP								
Bill Virdon, L (1, 8) OBP: 0.342, SLG: 0.456	0-3 K		0-0 L7	0-0 FC1-2-3-5 1B		0-0 P4	0-0 BB 1B	0-0 FC3-6 FC1-4		6	1	2	1	0	1	2									
Dick Groat, R (1, 6) OBP: 0.316, SLG: 0.375	0-0 6-3		0-0 E5 2B	0-0 FC1-2-3-5 1B		0-0 1B 2B	0-0 1B BB	0-0 FC1-4 HR		5	4	2	1	1	0	3									
Roberto Clemente, R (1, 9) OBP: 0.387, SLG: 0.577	0-0 WP 1B		0-0 2B		4-0 1B G3 BB	0-0 2B E 1B	0-0 1B BB	0-0 HR		5	4	5	5	1	0	0									
Dick Stuart, R (1, 3) OBP: 0.336, SLG: 0.534	0-3 K		0-0 F9		0-0 G3 FC1 1B	0-0 E 2B	0-0 2B 1B	0-0 1B		6	1	4	2	0	1	2									
Johnny Logan, R (1, 5) OBP: 0.231, SLG: 0.286		0-0 6-3	0-0 L5		0-3 K	0-0 5-3	0-0 2B	0-3 K		6	0	1	2	0	2	5									
Joe Christopher, R (1, 7) OBP: 0.343, SLG: 0.415		0-0 1B 1B		0-0 2B 3B	0-0 FC1 G3	0-0 6-3	0-0 P4	0-0 6-3		6	1	2	0	0	0	4									
Hal Smith, R (1, 2) OBP: 0.287, SLG: 0.345		0-3 K		0-0 1B 2B	0-0 G3		4-0 G6-4-3 BB	4-0 1B BB	0-0 F9	4	2	1	2	2	1	3									
Bill Mazaroski, R (1, 4) OBP: 0.268, SLG: 0.310		0-0 1B		0-0 E5 1B	0-0 IBB		0-0 G6-4-3	0-0 FC3-6 FC1-4 1B	0-0 3-1	5	1	2	0	1	0	2									
Bob Friend, R (1, 1) OBP: 0.149, SLG: 0.130		0-0 4-3		0-3 K	0-3 K		4-0 BB 1B BB	0-0 FC3-6 1B		4	1	1	1	1	2	7									
<b>Inning Stats</b>	R: 0 E: 0 K: 2 S: 8	H: 1 LOB: 1 BB: 0 P: 8	R: 0 E: 0 K: 1 S: 7	H: 2 LOB: 2 BB: 0 P: 7	R: 1 E: 1 K: 0 S: 5	H: 2 LOB: 1 BB: 0 P: 5	R: 2 E: 1 K: 1 S: 8	H: 3 LOB: 1 BB: 0 P: 8	R: 1 E: 0 K: 2 S: 9	H: 1 LOB: 3 BB: 2 P: 17	R: 2 E: 1 K: 0 S: 6	H: 3 LOB: 1 BB: 0 P: 6	R: 5 E: 0 K: 0 S: 6	H: 4 LOB: 1 BB: 3 P: 18	R: 4 E: 0 K: 1 S: 9	H: 4 LOB: 1 BB: 1 P: 13	R: 0 E: 0 K: 0 S: 3	H: 0 LOB: 0 BB: 0 P: 3	1B: 14 2B: 5 3B: 1 HR: 1	SF: 0 SAC: 0 DP: 2 HBP: 0	WP: 1 PB: 0 SB: 0 CS: 0	PA: 53			
<b>PITCHER</b>	IP	WLS	BF	H	R	ER	SO	BB	IBB	HBP	BLK	WP	HR	S	P	ERA	WHIP								
Dick Ellsworth, L (1, 1) ERA: 4.91	3.1	L	19	8	3	3	4	0	0	0	0	1	0	27	27	8.10	2.400								
Bob Anderson, R (4, 1) ERA: 4.38	2.2		14	4	3	2	2	1	1	0	0	0	0	16	24	6.75	1.875								
Dick Drott, R (7, 1) ERA: 4.7	0.2		5	1	3	3	0	3	0	0	0	0	0	2	14	40.50	6.000								
Mel Wright, R (7, 1) ERA: 10.5	1.0		10	6	6	6	0	1	0	0	0	0	1	9	13	54.00	7.000								
Jim Brewer, L (8, 1) ERA: 6.98	1.1		5	1	0	0	1	0	0	0	0	0	0	7	7	0.00	0.750								

**Pittsburgh Pirates @ Chicago Cubs**  
 Wrigley Field, Chicago, IL  
 Thu Jul 06 1961, 3:33 AM CDT  
 Sunny - 74 F

[livebaseballscorecards.com](http://livebaseballscorecards.com)

AB	47
R	15
H	20
RBI	14
BB	6
SO	7
LOB	28






Batter	1	2	3	4	5	6	7	8	9	AB	R	H	RBI	BB	SO	LOB
Al Heist, R (1, 8) OBP: 0.287, SLG: 0.303 Richie Ashburn, L (5, PH) OBP: 0.342, SLG: 0.265 (6, 8)	0-0 P4		0-0 P5		0-0 4-3	0-0 4-3			0-0 G5-4-3	2	0	0	0	0	0	0
Jerry Kindall, R (1, 4) OBP: 0.310, SLG: 0.500	0-0 5-3		0-0 5-3		0-0 F8		0-0 L9		0-0 G5-4-3	5	0	0	0	0	0	1
14 Ernie Banks, R (1, 6) OBP: 0.361, SLG: 0.480	0-3 K		0-0 2B 1B		0-0 E 1B 1B		0-0 P6		0-0 6-3	5	0	2	0	0	1	0
George Altman, L (1, 9) OBP: 0.405, SLG: 0.676		0-0 F8	0-0 1-3 2B		0-0 1-2 1B		0-0 F7			4	0	2	0	0	0	0
Billy Williams, L (1, 7) OBP: 0.359, SLG: 0.491		0-0 4-3 1B 1B	4-0 FC5-4 IBB		0-0 1-1 2-3			0-0 3-1		3	0	1	0	1	0	2
Ron Santo, R (1, 5) OBP: 0.374, SLG: 0.456		0-0 1-2 4-3 1B	0-0 FC5-4		0-0 6-3			0-3 K		4	0	1	0	0	1	3
Sammy Taylor, L (1, 2) OBP: 0.359, SLG: 0.548		0-0 4-3		0-0 1-3		0-0 1B 2B		0-0 4-3		4	1	1	0	0	0	2
Ed Bouchee, L (1, 3) OBP: 0.395, SLG: 0.431		4-0 FC6-4 IBB		0-0 F7		0-0 2-H 1B			0-0 2B 1B 1B	3	1	2	1	1	0	0
Dick Ellsworth, L (1, 1) Bob Anderson, R (4, 1) Bob Will, L (6, PH) Dick Drott, R (7, 1) Mel Wright, R (7, 1) Jim Brewer, L (8, 1) Dick Bertell, R (9, PH) OBP: 0.299, SLG: 0.200		0-0 FC6-4		0-3 K		0-3 K			0-0 1B G5-4-3 2B	1	0	0	0	0	0	3

Inning Stats	R: 0	H: 0	E: 0	K: 1	S: 5	R: 0	H: 2	E: 0	K: 0	S: 5	R: 0	H: 2	E: 0	K: 0	S: 5	R: 0	H: 2	E: 1	K: 0	S: 5	R: 1	H: 2	E: 0	K: 1	S: 7	R: 0	H: 0	E: 0	K: 0	S: 3	R: 0	H: 0	E: 0	K: 1	S: 5	R: 2	H: 3	E: 0	K: 0	S: 5	1B: 8	SF: 0	2B: 3	SAC: 0	3B: 0	DP: 1	HR: 0	HBP: 0	WP: 0	PA: 39			
PITCHER Bob Friend, R (1, 1) ERA: 4.22	IP	WLS	BF	H	R	ER	SO	BB	IBB	HBP	BLK	WP	HR	S	P	ERA	WHIP																			PITCHER	IP	WLS	BF	H	R	ER	SO	BB	IBB	HBP	BLK	WP	HR	S	P	ERA	WHIP

**Pittsburgh Pirates @ Chicago Cubs**  
 Wrigley Field, Chicago, IL  
 Thu Jul 06 1961, 3:33 AM CDT  
 Sunny - 74 F

AB	37
R	3
H	11
RBI	2
BB	2
SO	4
LOB	13



Batter	1	2	3	4	5	6	7	8	9	AB R H RBI BB SO LOB	TOP	
Bill Virdon, L (1, 8) X OBP: 0.341, SLG: 0.453	0-0 4-3 ①		0-0 F7 ③			0-0 G3-6-3 ① ② 1-2f		0-0 1B 1-2		4 0 1 0 0 0 1	<b>Pittsburgh Pirates @ Chicago Cubs</b> Wrigley Field, Chicago, IL Thu Jul 06 1961, 3:38 AM CDT Att. 15,813 - Sunny - 74 F	
Dick Groat, R (1, 6) X OBP: 0.318, SLG: 0.387	0-0 PO 6-3 1B			0-0 HR		0-3 K ③		0-0 6-3 ③		4 1 2 1 0 1 3		
Roberto Clemente, R (1, 9) X OBP: 0.388, SLG: 0.576	0-0 6-3 ②			0-0 4-3 ①			0-0 G6-4-3 1B		0-0 G5-4-3 1B	4 0 2 0 0 0 1		
Dick Stuart, R (1, 3) X OBP: 0.331, SLG: 0.525	0-0 PO 2-3 ③	0-3 K ①		0-3 K ②		0-0 G6-4-3 1-2f ① ②		0-0 G5-4-3 1-2f ① ②		4 0 0 0 0 2 2		
Smoky Burgess, L (1, 2) X OBP: 0.390, SLG: 0.556		0-0 1-3 ②		0-0 1-3 ③		4-0 BB		0-0 4-3 ③		3 0 0 0 1 0 0		
Dick Schofield, S (1, 5) X OBP: 0.250, SLG: 0.235		0-0 1B		0-0 1-3 ①		0-3 K ③				3 0 1 0 0 1 1		
Joe Christopher, R (1, 7) X OBP: 0.342, SLG: 0.412		0-3 K ③		0-3 K ②				0-0 G5-4-3 1B		3 0 1 0 0 2 1		
Bill Mazaroski, R (1, 4) X OBP: 0.265, SLG: 0.306			0-0 4-3 ①		0-3 K ③			0-0 G5-4-3 1-2f ① ②		3 0 0 0 0 1 1		
Vinegar Bend Mizell, R (1, 1) X OBP: 0.176, SLG: 0.125			0-3 K ②			4-0 BB G3-6-3		0-0 E3 1B		0 0 0 0 0 0 0		
Bob Skinner, L (3, PH) X OBP: 0.372, SLG: 0.351										1 0 0 0 0 1 0		
Al McBean, R (3, 1) X OBP: 0.313, SLG: 0.533										0 0 0 0 0 0 0		
Don Leppert, R (6, PH) X OBP: 0.184, SLG: 0.074										0 0 0 0 1 0 0		
Harvey Haddix, L (6, PR) X OBP: 0.167, SLG: 0.167										0 0 0 0 0 0 0		
Clem Labine, R (6, 1) X OBP: 0.187, SLG: 0.167										0 0 0 0 0 0 0		
Rocky Nelson, L (8, PH) X OBP: 0.353, SLG: 0.465										1 0 0 0 0 0 0		
Roy Face, R (8, 1) X OBP: 0.333, SLG: 0.333										0 0 0 0 0 0 0		
<b>Inning Stats</b>	R: 0 H: 1 E: 0 LOB: 0 K: 0 BB: 0 S: 3 P: 3	R: 0 H: 1 E: 0 LOB: 1 K: 2 BB: 0 S: 8 P: 8	R: 0 H: 0 E: 0 LOB: 0 K: 1 BB: 0 S: 5 P: 5	R: 1 H: 1 E: 0 LOB: 0 K: 1 BB: 0 S: 6 P: 6	R: 0 H: 0 E: 0 LOB: 0 K: 2 BB: 0 S: 7 P: 7	R: 0 H: 0 E: 0 LOB: 1 K: 1 BB: 1 S: 4 P: 8	R: 0 H: 1 E: 0 LOB: 1 K: 1 BB: 1 S: 5 P: 9	R: 0 H: 2 E: 1 LOB: 2 K: 0 BB: 0 S: 5 P: 5	R: 0 H: 1 E: 0 LOB: 0 K: 0 BB: 0 S: 3 P: 3	1B: 6 SF: 0 2B: 0 SAC: 0 3B: 0 DP: 4 HR: 1 HBP: 0	WP: 0 PA: 33 PB: 0 SB: 0 CS: 0	
<b>PITCHER</b> Glen Hobbie, R (1, 1) X ERA: 3.91	IP WLS BF H R ER SO BB IBB HBP BLK WP HR S P ERA WHIP											<b>PITCHER</b> IP WLS BF H R ER SO BB IBB HBP BLK WP HR S P ERA WHIP
	9.0 W 32 7 1 1 8 2 0 0 0 0 0 1 46 54 1.00 1.000											

AB	30
R	1
H	7
RBI	1
BB	2
SO	8
LOB	10



WP: 0	PA: 33
PB: 0	
SB: 0	
CS: 0	

livebaseballscorecards.com

BOTTOM

Pittsburgh Pirates @ Chicago Cubs  
Wrigley Field, Chicago, IL  
Thu Jul 06 1961, 3:38 AM CDT  
Att. 15,813 - Sunny - 74 F

livebaseballscores.com

AB 31  
R 5  
H 11  
RBI 5  
BB 4  
SO 6  
LOB 12



WP: 0 PA: 36  
PB: 0  
SB: 0  
CS: 1

AB R H RBI BB SO LOB

3 2 3 3 1 0 0

4 0 1 0 0 0 2

3 0 0 0 1 1 3

3 0 2 0 1 0 1

3 0 0 1 0 0 1

4 0 1 0 0 1 3

3 1 1 1 1 1 0

4 1 2 0 0 1 0

4 1 1 0 0 2 2

1B: 7 SF: 1  
2B: 2 SAC: 0  
3B: 0 DP: 1  
HR: 2 HBP: 0

Batter	1	2	3	4	5	6	7	8	9
<b>Al Heist, R</b> OBP: 0.303, SLG: 0.335 (1, 8) X	0-0 G6-4-3 1B	0-0 HR			4-0 FC1-6 BB		0-0 2B SF9 1B		
<b>Jerry Kindall, R</b> OBP: 0.309, SLG: 0.500 (1, 4) X	0-0 G6-4-3 1-2f	0-0 F8			0-0 FC1-6 14 FC6-4		0-0 2B		
<b>14 Ernie Banks, R</b> OBP: 0.359, SLG: 0.475 (1, 6) B B B	4-0 2B BB		0-0 P2		0-0 FC6-4 1-2f		0-3 K		
<b>George Altman, L</b> OBP: 0.411, SLG: 0.680 (1, 9) X	0-0 1-H 2B		0-0 FC1-6 1B		0-0 L8		4-0 FC6-4 IBB		
<b>Billy Williams, L</b> OBP: 0.353, SLG: 0.484 (1, 7) X		0-0 4-3	0-0 FC1-6 1-2f		0-0 4-3		0-0 SF9		
<b>Ron Santo, R</b> OBP: 0.373, SLG: 0.453 (1, 5) X		0-0 CS 1B	0-0 4-3		0-3 K		0-0 FC6-4 1-2f		
<b>Dick Bertell, R</b> OBP: 0.314, SLG: 0.342 (1, 2) X		0-0 1-2 HR		0-0 6-3		4-0 1B BB		0-3 K	
<b>Ed Bouchee, L</b> OBP: 0.397, SLG: 0.433 (1, 3) X		0-0 1B HR 1B		0-3 K2-3		0-0 1-3 1B		0-0 4-3	
<b>Glen Hobbie, R</b> OBP: 0.235, SLG: 0.304 (1, 1) X		0-0 1-2 HR 1B		0-3 K		0-3 K		0-0 6-3	

Inning Stats	R: 0	H: 2	E: 0	K: 3	S: 3	R: 4	H: 5	E: 0	K: 0	S: 7	R: 0	H: 1	E: 0	K: 0	S: 4	R: 0	H: 0	E: 0	K: 2	S: 7	R: 0	H: 0	E: 0	K: 0	S: 3	R: 0	H: 1	E: 0	K: 2	S: 8	R: 1	H: 2	E: 0	K: 1	S: 7	R: 0	H: 0	E: 0	K: 1	S: 5
	LOB: 2	BB: 1	P: 7			LOB: 0	BB: 0	P: 4			LOB: 1	BB: 1	P: 7			LOB: 2	BB: 1	P: 12			LOB: 0	BB: 0	P: 5																	

PITCHER	IP	WLS	BF	H	R	ER	SO	BB	IBB	HBP	BLK	WP	HR	S	P	ERA	WHIP
Vinegar Bend Mizell, L ERA: 5.65 (1, 1)	2.0	L	11	7	4	4	0	1	0	0	0	0	2	10	14	18.00	4.000
Al McBean, R ERA: 1.23 (3, 1)	3.0		11	1	0	0	2	1	0	0	0	0	0	14	18	0.00	0.667
Clem Labine, R ERA: 3.26 (6, 1)	2.0		11	3	1	1	3	1	1	0	0	0	0	15	23	4.50	2.000
Roy Face, R ERA: 2.42 (8, 1)	1.0		3	0	0	0	1	0	0	0	0	0	0	5	5	0.00	0.000

Batter	1	2	3	4	5	6	7	8	9	AB R H RBI BB SO LOB	TOP
Johnny Callison, L (1, 9) OBP: 0.336, SLG: 0.385	0-0 1-3		0-0 1B 2B		0-3 K		0-0 G4-6-3 1-2f			4 1 1 0 0 1 1	<b>Philadelphia Phillies @ Chicago Cubs</b> Wrigley Field, Chicago, IL Fri Jul 07 1961, 3:33 AM CDT Att. 5,356 - Sunny - 65 F
Tony Taylor, R (1, 4) OBP: 0.306, SLG: 0.309	0-0 F8		0-0 2-H 1B		0-0 F8			0-3 K		4 0 1 1 0 1 0	
Tony Gonzalez, L (1, 8) OBP: 0.379, SLG: 0.435	0-0 4-3		0-3 K		0-0 4-3			0-3 K		4 0 0 0 0 2 1	
Pancho Herrera, R (1, 3) OBP: 0.365, SLG: 0.443		0-3 K		0-3 K		0-3 K		0-3 K		4 0 0 0 0 4 0	
Wes Covington, L (1, 7) OBP: 0.293, SLG: 0.358		0-0 F7		0-0 1B 2B		0-0 3-1		0-0 6-3		4 1 1 0 0 0 0	
Charley Smith, R (1, 5) OBP: 0.317, SLG: 0.421		0-0 E5		0-0 2B 1B		4-0 FC4-6 BB		0-0 5-3		3 1 1 1 1 0 0	
Clay Dalrymple, L (1, 2) OBP: 0.195, SLG: 0.216		0-0 4-3		0-0 F7		0-0 FC4-6 1-2f		0-0 4-3		4 0 0 0 0 0 3	
Ruben Amaro, R (1, 6) OBP: 0.343, SLG: 0.331			0-0 L5		0-0		0-3 K			2 0 1 1 0 0 0	
Bobby Malkmus, R (7, PH) OBP: 0.250, SLG: 0.262			0-0	0-0 2-H 2B						1 0 0 0 0 1 0	
Chris Short, R (1, 1) OBP: 0.067, SLG: 0.067			0-3 K		0-3 K		4-0 G4-6-3 BB			1 0 0 0 0 1 0	
Jack Baldschun, R (3, 1)										0 0 0 0 0 0 0	
Bobby Gene Smith, R (4, PH) OBP: 0.298, SLG: 0.302										1 0 0 0 0 1 1	
Dallas Green, L (4, 1) OBP: 0.370, SLG: 0.227										0 0 0 0 0 1 0 0	
<b>Inning Stats</b>	R: 0 H: 0 E: 0 LOB: 0 K: 0 BB: 0 S: 3 P: 3	R: 0 H: 0 E: 1 LOB: 1 K: 1 BB: 0 S: 6 P: 6	R: 1 H: 2 E: 0 LOB: 1 K: 2 BB: 0 S: 9 P: 9	R: 2 H: 3 E: 0 LOB: 1 K: 2 BB: 0 S: 10 P: 10	R: 0 H: 0 E: 0 LOB: 0 K: 1 BB: 0 S: 5 P: 5	R: 0 H: 0 E: 0 LOB: 1 K: 1 BB: 1 S: 5 P: 9	R: 0 H: 0 E: 0 LOB: 0 K: 1 BB: 1 S: 4 P: 8	R: 0 H: 0 E: 0 LOB: 0 K: 3 BB: 0 S: 9 P: 9	R: 0 H: 0 E: 0 LOB: 0 K: 0 BB: 0 S: 3 P: 3	1B: 2 SF: 0 2B: 3 SAC: 0 3B: 0 DP: 1 HR: 0 HBP: 0	WP: 0 PA: 34 PB: 0 SB: 0 CS: 0
<b>PITCHER</b> Don Cardwell, R (1, 1) ERA: 4.3	IP 9.0 WLS W BF 34 H 5 R 3 ER 3 SO 11 BB 2 IBB 0 HBP 0 BLK 0 WP 0 HR 0 S 54 P 62 ERA 3.00 WHIP 0.778										

livebaseballscorecards.com

AB	32
R	3
H	5
RBI	3
BB	2
SO	11
LOB	6




Batter	1	2	3	4	5	6	7	8	9	AB	R	H	RBI	BB	SO	LOB
<b>Al Heist, R</b> OBP: 0.306, SLG: 0.333 (1, 8)	4-0 2B BB	0-0 14 HR 1B	0-0 F8		0-0 G6-4-3		0-3 K			4	2	1	0	1	1	4
<b>Jerry Kindall, R</b> OBP: 0.312, SLG: 0.503 (1, 4)	0-0 BB 1-3 1B 2B	0-3 K		0-3 K	0-0 1-3			0-0 14 G4-3 1B		5	1	2	0	0	2	1
<b>14 Ernie Banks, R</b> OBP: 0.363, SLG: 0.490 (1, 6)	4-0 BB 1B IBB	0-0 1-H HR		0-0 2B		0-0 6-3		0-0 G4-3 1-2f 1B		4	3	2	2	1	0	1
<b>George Altman, L</b> OBP: 0.406, SLG: 0.670 (1, 9)	0-3 K	0-0 F8		0-0 2B 1B		0-0 F8		0-3 K		5	1	1	0	0	2	3
<b>Billy Williams, L</b> OBP: 0.351, SLG: 0.484 (1, 7)	0-3 K		0-0 P6	1-H 2-H 2B	0-0 2B		0-0 L8			4	0	1	2	0	1	3
<b>Ron Santo, R</b> OBP: 0.374, SLG: 0.452 (1, 5)	4-0 1B 1-2 2-3 3-H BB		0-0 P4	0-0 1B			0-0 6-3			3	0	1	1	1	0	0
<b>Dick Bertell, R</b> OBP: 0.325, SLG: 0.349 (1, 2)	0-0 WP 1-3 2-H 3-H 1B		4-0 BB 2B BB	0-0 F3			0-0 BB 1B			3	1	2	2	1	0	2
<b>Ed Bouchee, L</b> OBP: 0.399, SLG: 0.428 (1, 3)	0-3 K 1-2		4-0 2B BB	0-0 P5			4-0 1-2 BB			2	1	0	0	2	1	4
<b>Don Cardwell, R</b> OBP: 0.188, SLG: 0.348 (1, 1)		0-3 K	0-0 1-H 2-H 2B		4-0 G6-4-3 BB		0-0 F8			3	0	1	2	1	1	2

Inning Stats	R: 3	H: 2	E: 0	K: 3	S: 11	LOB: 2	BB: 3	P: 23	R: 2	H: 2	E: 0	K: 2	S: 9	LOB: 0	BB: 0	P: 9	R: 2	H: 4	E: 0	K: 1	S: 9	LOB: 2	BB: 0	P: 9	R: 0	H: 0	E: 0	K: 0	S: 2	LOB: 0	BB: 1	P: 6	R: 0	H: 1	E: 0	K: 1	S: 6	LOB: 2	BB: 1	P: 10	R: 0	H: 1	E: 0	K: 1	S: 5	LOB: 0	BB: 0	P: 5
<b>Chris Short, L</b> ERA: 6.45 (1, 1)	IP	WLS	BF	H	R	ER	SO	BB	IBB	HBP	BLK	WP	HR	S	P	ERA	WHIP																															
<b>Jack Baldschun, R</b> ERA: 5.88 (3, 1)	0.1		1	0	0	0	0	0	0	0	0	0	0	1	1	0.00	0.000																															
<b>Dallas Green, R</b> ERA: 4.54 (4, 1)	5.0		21	6	2	2	3	2	0	0	0	0	0	25	33	3.60	1.600																															

**Philadelphia Phillies @ Chicago Cubs**  
Wrigley Field, Chicago, IL  
Fri Jul 07 1961, 3:33 AM CDT  
Att. 5,356 - Sunny - 65 F

<b>AB</b>	<b>33</b>
<b>R</b>	<b>9</b>
<b>H</b>	<b>11</b>
<b>RBI</b>	<b>9</b>
<b>BB</b>	<b>7</b>
<b>SO</b>	<b>8</b>
<b>LOB</b>	<b>20</b>



WP: 1	PA: 40
PB: 0	CS: 0
SB: 0	

livebaseballscorecards.com

Batter	1	2	3	4	5	6	7	8	9	AB R H RBI BB SO LOB	TOP							
Bobby Malkmus, R (1, 6) OBP: 0.250, SLG: 0.255	0-0 P4		4-0 1B BB		0-0 6-3		0-0 P6			3 1 0 0 1 0 0	<b>Philadelphia Phillies @ Chicago Cubs</b> Wrigley Field, Chicago, IL Sat Jul 08 1961, 3:33 AM CDT Att. 11,645 - Sunny - 70 F							
Tony Taylor, R (1, 4) OBP: 0.305, SLG: 0.312	0-0 2B		0-3 K		0-0 4-3		0-0 6-3			4 1 1 0 0 1 1								
Charley Smith, R (1, 5) OBP: 0.316, SLG: 0.423	0-0 2B		0-0 5-3		0-0 P4		0-0 5-3			4 0 1 1 0 0 1								
Pancho Herrera, R (1, 3) OBP: 0.367, SLG: 0.448	0-0 F7		0-0 1B		0-0 2B		0-0 1-3			4 1 2 1 0 0 1								
Don Demeter, R (1, 8) OBP: 0.301, SLG: 0.410	0-0 1-3		0-0 5-3		0-0 2B		0-0 P5			4 1 1 1 0 0 2								
Bobby Gene Smith, R (1, 7) OBP: 0.292, SLG: 0.295		0-0 F7		0-0 5-3	0-0 5-3		0-0 F9			3 0 0 0 0 0 1								
Jack Baldschun, R (6, 1)										0 0 0 0 0 0 0								
Tony Gonzalez, L (8, PH)										1 0 0 0 0 0 0								
Chris Short, R (8, 1)										0 0 0 0 0 0 0								
Jimmie Coker, R (1, 2) OBP: 0.531, SLG: 0.560		0-0 F7		0-0 FC6-4 1B	0-0 P3		0-0 P4			4 0 1 0 0 0 1								
Ken Walters, R (1, 9) OBP: 0.270, SLG: 0.350		0-0 FC6 1B		0-0 FC6-4 1-2f	0-0 2B		0-0 F7			4 0 2 1 0 0 1								
Jim Owens, R (1, 1)		0-0 FC6		0-3 K	0-0 L3		0-3 K			2 0 0 0 0 1 2								
Ken Lehman, L (5, 1)										0 0 0 0 0 0 0								
Lee Walls, R (6, PH)										0 0 0 0 0 0 0								
Wes Covington, L (6, PH)										2 0 0 0 0 1 1								
<b>Inning Stats</b>	R: 1 E: 0 K: 0 S: 5	H: 2 LOB: 1 BB: 0 P: 5	R: 0 E: 0 K: 0 S: 4	H: 1 LOB: 1 BB: 0 P: 4	R: 1 E: 0 K: 1 S: 6	H: 1 LOB: 1 BB: 0 P: 6	R: 0 E: 0 K: 0 S: 3	H: 0 LOB: 0 BB: 0 P: 3	R: 2 E: 0 K: 0 S: 6	H: 3 LOB: 1 BB: 0 P: 6	R: 0 E: 0 K: 0 S: 3	H: 0 LOB: 0 BB: 0 P: 3	R: 0 E: 0 K: 1 S: 5	H: 0 LOB: 0 BB: 0 P: 5	1B: 3 2B: 5 3B: 0 HR: 0	SF: 0 SAC: 0 DP: 0 HBP: 0	WP: 0 PB: 0 SB: 0 CS: 0	PA: 36
<b>PITCHER</b>	IP WLS BF H R ER SO BB IBB HBP BLK WP HR S P ERA WHIP																	
Jack Curtis, L (1, 1) ERA: 4.65	5.2 W 26 8 4 4 2 1 0 0 0 0 0 0 29 33 6.35 1.588																	
Barney Schultz, R (6, 1) ERA: 2.14	3.1 S 10 0 0 0 1 0 0 0 0 0 0 0 12 12 0.00 0.000																	

livebaseballscorecards.com

AB 35  
R 4  
H 8  
RBI 4  
BB 1  
SO 3  
LOB 11



Batter	1	2	3	4	5	6	7	8	9	AB	R	H	RBI	BB	SO	LOB
<b>Al Heist, R</b> OBP: 0.301, SLG: 0.327 (1, 8)	0-0 6-3		0-0 L8		0-0 SH1-3	0-0 F9				3	0	0	0	0	0	1
<b>Jerry Kindall, R</b> OBP: 0.316, SLG: 0.500 (1, 4)	0-3 K		4-0 14 FC6-4 1-2 BB		0-0 1B 14 BB FC3 1B	0-3 K				3	1	1	1	1	2	0
<b>14 Ernie Banks, R</b> OBP: 0.362, SLG: 0.485 (1, 6)	0-0 F9		0-0 FC6-4 1-2f		4-0 FC3 1-2 2B BB					3	1	0	0	1	1	2
<b>George Altman, L</b> OBP: 0.412, SLG: 0.670 (1, 9)		0-0 G6-4-3 BB 1B		4-0 S 2B BB	0-0 FC3 1-2 2-3 2B 1B					3	2	2	0	1	1	0
<b>Billy Williams, L</b> OBP: 0.349, SLG: 0.478 (1, 7)		4-0 G6-4-3 1-2 BB		0-3 K	0-0 FC3 2B					3	0	0	1	1	1	3
<b>Ron Santo, R</b> OBP: 0.379, SLG: 0.462 (1, 5)		0-0 G6-4-3 1-2f 2-3		0-0 PB 2B	0-0 1-3 2-3 3-H 2B					4	1	3	3	0	0	2
<b>Sammy Taylor, L</b> OBP: 0.350, SLG: 0.533 (1, 2)		0-0 4-3		0-0 3-1	0-0 G3					3	0	0	0	0	0	3
<b>Moe Thacker, R</b> OBP: 0.444, SLG: 0.200 (8, 2)				0-0 K	0-0 F7					1	0	0	0	0	1	1
<b>Ed Bouchee, L</b> OBP: 0.392, SLG: 0.418 (1, 3)			0-0 P3	0-3 K	0-0 F7					4	0	0	0	0	1	3
<b>Jack Curtis, L</b> OBP: 0.226, SLG: 0.179 (1, 1)			4-0 BB BB		0-0 SH1-3 1B 2B					1	1	1	0	1	0	0
<b>Barney Schultz, R</b> (6, 1)						0-0 5-3				2	0	0	0	0	1	1

Inning Stats	R: 0	H: 0	E: 0	K: 1	S: 5	L: 0	LOB: 0	BB: 0	P: 5	R: 0	H: 1	E: 0	K: 0	S: 3	L: 0	LOB: 1	BB: 1	P: 7	R: 0	H: 0	E: 0	K: 0	S: 3	R: 2	H: 1	E: 0	K: 2	S: 8	L: 0	LOB: 0	BB: 1	P: 12	R: 4	H: 4	E: 0	K: 0	S: 8	R: 0	H: 0	E: 0	K: 1	S: 5	L: 0	LOB: 0	BB: 0	P: 5	R: 0	H: 0	E: 0	K: 2	S: 7	L: 0	LOB: 0	BB: 0	P: 7	R: 0	H: 1	E: 0	K: 2	S: 8	L: 0	LOB: 1	BB: 0	P: 8
1B: 4	2B: 3	3B: 0	HR: 0	SF: 0	SAC: 1	DP: 1	HBP: 0	WP: 0	PA: 36																																																							

PITCHER	IP	WLS	BF	H	R	ER	SO	BB	IBB	HBP	BLK	WP	HR	S	P	ERA	WHIP
<b>Jim Owens, R</b> ERA: 6.35 (1, 1)	4.1	L	22	5	6	5	3	5	0	0	0	0	0	23	43	10.38	2.308
<b>Ken Lehman, L</b> ERA: 4.06 (5, 1)	0.2		4	1	0	0	0	0	0	0	0	0	0	4	4	0.00	1.500
<b>Jack Baldschun, R</b> ERA: 5.55 (6, 1)	2.0		6	0	0	0	3	0	0	0	0	0	0	12	12	0.00	0.000
<b>Chris Short, L</b> ERA: 6.33 (8, 1)	1.0		4	1	0	0	2	0	0	0	0	0	0	8	8	0.00	1.000


**BOTTOM**

**Philadelphia Phillies @ Chicago Cubs**  
Wrigley Field, Chicago, IL

Sat Jul 08 1961, 3:33 AM CDT  
Att: 11,645 - Sunny - 70 F

livebaseballscorecards.com

<b>AB</b>	<b>30</b>
<b>R</b>	<b>6</b>
<b>H</b>	<b>7</b>
<b>RBI</b>	<b>5</b>
<b>BB</b>	<b>5</b>
<b>SO</b>	<b>8</b>
<b>LOB</b>	<b>16</b>



Batter	1	2	3	4	5	6	7	8	9	AB	R	H	RBI	BB	SO	LOB	TOP					
Johnny Callison, L (1, 9) OBP: 0.333, SLG: 0.380	0-0 G3	0-0 P6		0-0 1B		0-0 L9		0-0 FC3-6 E WP		5	1	1	1	0	0	6						
Tony Taylor, R (1, 4) OBP: 0.303, SLG: 0.321	0-3 K	0-0 FC6-4		0-0 1-4-3			0-0 HR	0-0 E6 1B WP		5	1	1	2	0	1	4						
Ruben Amaro, R (8, 6) OBP: 0.343, SLG: 0.331										0	0	0	0	0	0	0						
Tony Gonzalez, L (1, 8) OBP: 0.377, SLG: 0.432	0-0 E 1B		0-0 6-3		0-0 4-3		0-0 5-3	0-0 1B 1B		5	1	2	0	0	0	0						
Wes Covington, L (1, 7) OBP: 0.288, SLG: 0.357	0-0 E7 HR		0-0 6-3 2B		0-3 K		0-0 3-1	0-0 FC6-4 1B		4	1	1	0	0	1	0						
Ken Walters, R (8, PH) OBP: 0.276, SLG: 0.355										1	0	1	0	0	0	0						
Jack Baldschun, R (8, 1)										0	0	0	0	0	0	0						
Pancho Herrera, R (1, 3) OBP: 0.364, SLG: 0.454	0-0 HR		0-0 6-3		0-3 K		0-3 K	0-0 FC6-4		5	1	1	2	0	2	3						
Charley Smith, R (1, 5) OBP: 0.318, SLG: 0.420	0-0 1-3		4-0 FC6 BB		0-0 G5-4-3 E 1B			0-0 E6 1B 1B	0-0 5-3	4	1	1	0	1	0	0						
Clay Dalrymple, L (1, 2) OBP: 0.195, SLG: 0.215		0-3 K	0-0 FC6		0-0 E3 G5-4-3			0-0 BB 1B FC3-6 1B	0-0 P3	5	1	1	0	0	1	3						
Bobby Malkmus, R (1, 6) OBP: 0.264, SLG: 0.270				0-0 BB 1B		0-0 G4-6-3 1B		0-0 G5-4-3 1-2f 2-3	0-0 P4	5	1	3	1	0	0	2						
Art Mahaffey, R (1, 9) OBP: 0.288, SLG: 0.357		4-0 FC6-4 BB		0-0 G4-6-3 1-2f		4-0 BB		4-0 FC3-6 BB 1B		0	0	0	0	0	0	0						
Bobby Gene Smith, R (1, 9) OBP: 0.288, SLG: 0.357										0	0	0	0	0	0	0						
Don Ferraresse, R (1, 9) OBP: 0.288, SLG: 0.357										0	0	0	0	0	0	0						
Lee Wille, R (1, 9) OBP: 0.288, SLG: 0.357										0	0	0	0	0	0	0						
John Buzzard, R (1, 9) OBP: 0.288, SLG: 0.357										0	0	0	0	0	0	0						
Clayton Kershaw, R (1, 9) OBP: 0.288, SLG: 0.357										0	0	0	0	0	0	0						
Dallas Green, R (1, 9) OBP: 0.288, SLG: 0.357										0	0	0	0	0	0	0						
Don Demeter, R (1, 9) OBP: 0.288, SLG: 0.357										0	0	0	0	0	0	0						
<b>Inning Stats</b>	R: 3 E: 1 K: 1 S: 8	H: 2 LOB: 0 BB: 0 P: 8	R: 0 E: 0 K: 1 S: 6	H: 1 LOB: 2 BB: 1 P: 10	R: 0 E: 0 K: 0 S: 4	H: 1 LOB: 2 BB: 1 P: 8	R: 0 E: 0 K: 0 S: 4	H: 2 LOB: 1 BB: 0 P: 4	R: 0 E: 0 K: 2 S: 7	H: 0 LOB: 0 BB: 0 P: 7	R: 0 E: 1 K: 0 S: 4	H: 1 LOB: 2 BB: 1 P: 8	R: 1 E: 0 K: 1 S: 6	H: 1 LOB: 0 BB: 0 P: 6	R: 4 E: 2 K: 0 S: 8	H: 4 LOB: 2 BB: 1 P: 12	R: 0 E: 0 K: 0 S: 3	H: 0 LOB: 0 BB: 0 P: 3	1B: 9 2B: 1 3B: 0 HR: 2	SF: 0 SAC: 0 DP: 2 HBP: 0	WP: 1 PB: 0 SB: 0 CS: 0	PA: 44
<b>PITCHER</b>	IP WLS BF H R ER SO BB IBB HBP BLK WP HR S P ERA WHIP																	<b>PITCHER</b>	IP WLS BF H R ER SO BB IBB HBP BLK WP HR S P ERA WHIP			
Glen Hobbie, R (1, 1) ERA: 3.85	7.0 W 35 10 7 2 5 3 0 0 0 0 2 42 54 2.57 1.857																					
Barney Schultz, R (8, 1) ERA: 2.08	0.2 4 1 1 0 0 0 1 0 0 0 1 0 3 7 0.00 3.000																					
Dick Ellsworth, L (8, 1) ERA: 4.91	0.0 1 1 0 0 0 0 0 0 0 0 0 0 1 1 ∞ ∞																					
Bob Anderson, R (8, 1) ERA: 4.31	1.1 S 4 0 0 0 0 0 0 0 0 0 0 4 4 0.00 0.000																					

Philadelphia Phillies @ Chicago Cubs  
Wrigley Field, Chicago, IL  
Sun Jul 09 1961, 3:33 AM CDT  
Sunny - 76 F

livebaseballscorecards.com

AB	40
R	8
H	12
RBI	6
BB	4
SO	5
LOB	19





Batter	1	2	3	4	5	6	7	8	9
Al Heist, R OBP: 0.309, SLG: 0.353 (1, 8) X	0-0 6-3	0-0 2B 1B		0-0 HR		0-0 FC6-4-5 1B	0-0 FC6 1-2f		
Jerry Kindall, R OBP: 0.325, SLG: 0.517 (1, 4) X	0-0 14 1B 2B	0-0 PO 1-H 2B		0-0 14 G5-4-3 1B		0-0 2-3 1-2		0-0 6-3	
14 Ernie Banks, R OBP: 0.362, SLG: 0.483 (1, 6) X	0-0 E 1B 2-H	0-0 5-3		0-0 G5-4-3 1-2f		0-0 FC6-4-5 FC5-6 2-3		0-0 FC3-6 1B	
George Altman, L OBP: 0.412, SLG: 0.671 (1, 9) X	0-0 E3 1B 1-2	4-0 BB		0-0 2B 3B		0-0 FC5-6 1-2f		0-0 FC3-6 1-2f	
Billy Williams, L OBP: 0.354, SLG: 0.485 (1, 7) X	0-0 1B SF9 1-3 2-H	0-0 P6		0-0 2B		0-0 FC1-2 1B		0-3 K	
Ron Santo, R OBP: 0.380, SLG: 0.463 (1, 5) X	0-0 1-3 3-H HR 1B	0-0 PO 2-3	0-0 5-3	0-0 F8		0-0 FC1-2 1-3 1B			
Dick Bertell, R OBP: 0.317, SLG: 0.342 (1, 2) X	0-0 SF9		0-0 F8		0-3 K	0-0 6-3			
Moe Thacker, R OBP: 0.444, SLG: 0.200 (8, 2) X	0-0 3-H HR		4-0 BB		0-0 6-3	4-0 FC1-2 IBB			
Ed Bouchee, L OBP: 0.398, SLG: 0.435 (1, 3) X	0-0 1-H HR		0-3 K2-3		0-3 K	0-0 FC1-2 FC6 1-2 2-3 3-Hf			

Inning Stats	R: 6	H: 5	E: 1	LOB: 0	K: 0	P: 9	R: 1	H: 2	E: 0	LOB: 1	K: 0	P: 8	R: 0	H: 0	E: 0	LOB: 1	K: 1	P: 9	R: 2	H: 4	E: 0	LOB: 1	K: 0	P: 6	R: 0	H: 0	E: 0	LOB: 0	K: 2	P: 7	R: 0	H: 1	E: 0	LOB: 1	K: 0	P: 4	R: 0	H: 2	E: 0	LOB: 3	K: 0	P: 9	R: 0	H: 1	E: 1	LOB: 1	K: 1	P: 6
	S: 9	BB: 0	S: 4	BB: 1	S: 5	BB: 1	S: 6	BB: 0	S: 7	BB: 0	S: 4	BB: 1	S: 5	BB: 1	S: 7	BB: 0	S: 4	BB: 0	S: 5	BB: 2	S: 6	BB: 1	S: 4	BB: 0	S: 5	BB: 1	S: 6	BB: 0	S: 7	BB: 0	S: 4	BB: 4	S: 5	BB: 3	S: 6	BB: 1	S: 9	BB: 1	S: 6	BB: 0	S: 6	BB: 0						

PITCHER	IP	WLS	BF	H	R	ER	SO	BB	IBB	HBP	BLK	WP	HR	S	P	ERA	WHIP
Art Mahaffey, R ERA: 3.64 (1, 1)	1.0	L	9	5	6	2	0	0	0	0	0	0	1	9	9	18.00	5.000
Don Ferrarese, L ERA: 4.3 (2, 1)	2.0		9	2	1	1	1	2	0	0	0	0	0	9	17	4.50	2.000
John Buzhardt, R ERA: 3.99 (4, 1)	2.0		9	4	2	2	2	0	0	0	0	0	1	13	13	9.00	2.000
Dallas Green, R ERA: 4.43 (6, 1)	2.0		10	3	0	0	0	0	1	0	0	0	0	9	13	0.00	1.500
Jack Baldschun, R ERA: 5.4 (8, 1)	1.0		4	1	0	0	1	0	0	0	0	0	0	6	6	0.00	1.000

AB R H RBI BB SO LOB

5	2	3	1	0	0	3
5	1	3	1	0	0	1
5	1	2	1	0	0	3
4	2	1	0	1	0	3
5	1	3	2	0	1	3
4	1	2	1	0	0	1
3	0	0	1	0	1	2
0	0	0	0	0	0	0
2	1	1	2	2	0	0
4	0	0	0	0	2	4
0	0	0	0	0	0	0
0	0	0	0	0	0	0
0	0	0	0	0	0	0

AB	37
R	9
H	15
RBI	9
BB	3
SO	4
LOB	20



WP	PA	ERA	WHIP
0	42		

Philadelphia Phillies @ Chicago Cubs  
Wrigley Field, Chicago, IL  
Sun Jul 09 1961, 3:33 AM CDT  
Sunny - 76 F

livebaseballscorecards.com

Batter	1	2	3	4	5	6	7	8	9	AB R H RBI BB SO LOB	TOP											
Johnny Callison, L (1, 7) OBP: 0.340, SLG: 0.384	0-0 E4 FC5-4 1B		0-0 FC6-4 1B	0-0 1B			4-0 BB G6-4-3 BB			3 0 2 0 1 0 0	<b>Philadelphia Phillies @ Chicago Cubs</b> <b>Wrigley Field, Chicago, IL</b> Sun Jul 09 1961, 3:38 AM CDT Att. 20,556 - Sunny - 76 F											
Bobby Malkmus, R (1, 4) OBP: 0.256, SLG: 0.261	0-0 FC5-4 1B		0-0 FC6-4 1B	0-0 F9			0-0 G6-4-3			4 2 0 0 0 0 6												
Charley Smith, R (1, 5) OBP: 0.321, SLG: 0.418	0-0 1B		4-0 1B BB				0-0 F9			3 0 1 1 1 0 0												
Pancho Herrera, R (1, 3) OBP: 0.360, SLG: 0.448	0-3 K		0-0 F3							4 0 0 0 0 3 3												
Don Demeter, R (1, 8) OBP: 0.313, SLG: 0.430		0-0 HR	0-0 1B							3 1 2 3 1 0 0												
Tony Gonzalez, L (1, 9) OBP: 0.380, SLG: 0.439		0-0 G3		0-0 1B 2B			0-0 SH1 1B			4 1 2 0 0 1 1												
Ruben Amaro, R (1, 6) OBP: 0.343, SLG: 0.331		0-0 6-3		0-3 K			0-0 SH1 1-2			3 0 1 0 0 1 1												
Darrell Johnson, R (1, 2) Clay Dalrymple, L (3, 2) OBP: 0.197, SLG: 0.217		0-3 K		0-0 FC1-6 1B			0-3 K			1 0 0 0 0 1 0 3 0 1 1 0 1 3												
Frank Sullivan, R (1, 1) Chris Short, R (4, 1) Robin Roberts, S (6, 1) Jack Baldschun, R (7, 1) OBP: 0.208, SLG: 0.050 OBP: 0.063, SLG: 0.063 OBP: 0.154, SLG: 0.083			0-0 FC6-4 1B	0-0 FC1-6 1B			0-0 L4			2 1 1 0 0 0 1 1 0 0 0 0 0 1 0 0 0 0 0 0 0 0 0 0 0 0 0 0												
<b>Inning Stats</b>	R: 1 E: 2 K: 1 S: 6	H: 1 LOB: 0 BB: 0 P: 6	R: 1 E: 0 K: 1 S: 6	H: 1 LOB: 0 BB: 0 P: 6	R: 2 E: 0 K: 0 S: 5	H: 3 LOB: 2 BB: 1 P: 9	R: 1 E: 0 K: 1 S: 8	H: 3 LOB: 2 BB: 0 P: 8	R: 0 E: 0 K: 1 S: 5	H: 0 LOB: 0 BB: 0 P: 5	R: 0 E: 0 K: 1 S: 6	H: 1 LOB: 1 BB: 0 P: 6	R: 0 E: 0 K: 0 S: 2	H: 0 LOB: 0 BB: 1 P: 6	R: 0 E: 0 K: 2 S: 8	H: 1 LOB: 2 BB: 1 P: 12	1B: 8 2B: 1 3B: 0 HR: 1	SF: 0 SAC: 1 DP: 1 HBP: 0	WP: 0 PB: 0 SB: 0 CS: 0	PA: 35		
<b>PITCHER</b>	IP WLS BF H R ER SO BB IBB HBP BLK WP HR S P ERA WHIP																					
Jim Brewer, L (1, 1) ERA: 7.31	2.1		12	4	4	3	2	1	0	0	0	0	1	15	19	11.57	2.143					
Don Elston, R (3, 1) ERA: 5.64	1.2		8	4	1	1	1	0	0	0	0	0	0	10	10	5.40	2.400					
Dick Ellsworth, L (5, 1) ERA: 4.7	4.0	W	15	2	0	0	4	2	0	0	0	0	0	21	29	0.00	1.000					

livebaseballscorecards.com

AB 31  
R 5  
H 10  
RBI 5  
BB 3  
SO 7  
LOB 16



Batter	1	2	3	4	5	6	7	8	9	AB	R	H	RBI	BB	SO	LOB
Al Heist, R OBP: 0.311, SLG: 0.360 (1, 8)	0-0 HBP 14 E 1B	0-3 K		0-0 F9		0-0 14 WP 1B 2B	0-0 G3			5	2	2	1	0	1	3
Jerry Kindall, R OBP: 0.333, SLG: 0.513 (1, 4)	1-0 F8 14 E HBP 1-2	0-0 FC6-4		0-0 14 2B 1B		4-0 14 WP 1B BB	0-3 K			3	1	1	0	1	1	3
14 Ernie Banks, R OBP: 0.366, SLG: 0.487 (1, 6)	0-0 E5 1-2 2-H		0-0 2B 1B	0-0 1-3 2B		4-0 1B 1-2 2-3 IBB		0-0 F9		4	1	2	0	1	0	1
George Altman, L OBP: 0.408, SLG: 0.660 (1, 9)	0-0 F8 2-3		0-0 P6	0-3 K		0-3 K		4-0 1B BB		4	0	0	0	1	2	8
Billy Williams, L OBP: 0.355, SLG: 0.487 (1, 7)	0-0 F6		0-0 1-H 2B 2B		0-0 6-3	0-0 1-2 2-H 3-H 1B		0-0 F8		5	1	2	3	0	0	3
Ron Santo, R OBP: 0.380, SLG: 0.465 (1, 5)	0-0 5-3		0-0 2-H 1B 2B		0-0 F7	0-3 K		0-0 1-2 1B		5	1	2	1	0	1	4
Ed Bouchee, L OBP: 0.403, SLG: 0.461 (1, 3)			0-0 2B 2-H 1B		0-0 F7			0-0 G3		5	1	3	2	0	0	2
Moe Thacker, R OBP: 0.425, SLG: 0.179 (1, 2)			0-3 K 2B K			4-0 SH1-4 2B BB	0-3 K			3	1	0	0	1	3	2
Jim Brewer, L OBP: 0.333, SLG: 0.200 (1, 1)			4-0 FC6-4 BB		0-0 CS	0-0 SH1-4		0-0 G3		0	0	0	0	1	0	0
Don Elston, R OBP: 0.286, SLG: 0.286 (3, 1)					0-0 4-3					0	0	0	0	0	0	0
Richie Ashburn, L OBP: 0.340, SLG: 0.263 (4, PH)										1	0	0	0	0	0	0
Dick Ellsworth, L OBP: 0.125, SLG: 0.069 (5, 1)										1	0	1	0	0	0	0

Inning Stats	R: 1	H: 1	E: 1	K: 0	S: 5	LOB: 2	BB: 0	P: 6	R: 0	H: 1	E: 0	K: 2	S: 8	LOB: 2	BB: 1	P: 12	R: 3	H: 4	E: 0	K: 1	S: 8	LOB: 0	BB: 0	P: 8	R: 0	H: 2	E: 0	K: 1	S: 7	LOB: 2	BB: 0	P: 7	R: 0	H: 0	E: 0	K: 0	S: 3	LOB: 0	BB: 0	P: 3	R: 3	H: 2	E: 0	K: 2	S: 9	LOB: 2	BB: 3	P: 21	R: 1	H: 2	E: 0	K: 2	S: 9	LOB: 1	BB: 0	P: 9	R: 0	H: 1	E: 0	K: 0	S: 4	LOB: 2	BB: 1	P: 8
1B: 6	SF: 0	2B: 6	SAC: 1	3B: 0	DP: 0	HR: 1	HBP: 1	WP: 1	PA: 44																																																							

PITCHER	IP	WLS	BF	H	R	ER	SO	BB	IBB	HBP	BLK	WP	HR	S	P	ERA	WHIP
Frank Sullivan, R ERA: 4.04 (1, 1)	3.2		21	8	4	3	3	1	0	1	0	0	0	25	30	7.36	2.455
Chris Short, L ERA: 6.59 (4, 1)	2.0	L	11	2	3	3	2	2	1	0	0	1	0	12	24	13.50	2.000
Robin Roberts, R ERA: 5.32 (6, 1)	1.0		5	2	1	1	2	0	0	0	0	0	1	9	9	9.00	2.000
Jack Baldschun, R ERA: 5.21 (7, 1)	1.1		6	1	0	0	1	1	0	0	0	0	0	7	11	0.00	1.500

**Philadelphia Phillies @ Chicago Cubs**  
Wrigley Field, Chicago, IL  
Sun Jul 09 1961, 3:38 AM CDT  
Att. 20,556 - Sunny - 76 F

<b>AB</b>	<b>36</b>
<b>R</b>	<b>8</b>
<b>H</b>	<b>13</b>
<b>RBI</b>	<b>7</b>
<b>BB</b>	<b>5</b>
<b>SO</b>	<b>8</b>
<b>LOB</b>	<b>26</b>

Batter	1	2	3	4	5	6	7	8	9	AB R H RBI BB SO LOB	TOP
Al Heist, R OBP: 0.325, SLG: 0.368 (1, 8) X	0-0 1B		4-0 BB			4-0 2B 14 E BB	0-0 1B			2 1 2 1 2 0 0	
Jerry Kindall, R OBP: 0.331, SLG: 0.513 (1, 4) X	0-0 P5		0-0 L6			0-0 14 E 1B 2B	0-0 F8			4 1 1 0 0 0 3	
14 Ernie Banks, R OBP: 0.362, SLG: 0.480 (1, 6) S S S	0-3 K			0-0 P4		0-0 E8 1B		0-0 6-3		4 0 0 0 0 1 2	
George Altman, L OBP: 0.405, SLG: 0.653 (1, 9) X	0-0 4-3			0-0 3-1		0-0 1-2 3-H 1B		0-0 E6 CS		4 0 1 1 0 0 1	
Billy Williams, L OBP: 0.350, SLG: 0.479 (1, 7) X		0-0 L7		0-0 6-3		0-0 L8		0-0 P6		4 0 0 0 0 0 3	
Ron Santo, R OBP: 0.376, SLG: 0.459 (1, 5) X		0-0 F7			0-3 K	0-0 F8		0-0 CS	0-0 5-3	4 0 0 0 0 1 2	
Dick Bertell, R OBP: 0.310, SLG: 0.333 (1, 2) X		0-0 6-3			0-0 P3		0-0 F7		0-0 6-3	4 0 0 0 0 0 0	
Ed Bouchee, L OBP: 0.400, SLG: 0.454 (1, 3) X			0-0 3-1		0-0 F7		4-0 PB 1B BB		0-0 G3	3 1 0 0 1 0 0	
Don Cardwell, R OBP: 0.176, SLG: 0.327 Bob Anderson, R OBP: 0.190, SLG: 0.150 (1, 1) (9, 1) S S S			0-3 K			0-0 1-3	0-3 K			3 0 0 0 0 2 1 0 0 0 0 0 0 0	
<b>Inning Stats</b>	R: 0 H: 1 E: 0 LOB: 1 K: 1 BB: 0 S: 6 P: 6	R: 0 H: 0 E: 0 LOB: 0 K: 0 BB: 0 S: 3 P: 3	R: 0 H: 0 E: 0 LOB: 1 K: 1 BB: 1 S: 5 P: 9	R: 0 H: 0 E: 0 LOB: 0 K: 0 BB: 0 S: 3 P: 3	R: 0 H: 0 E: 0 LOB: 0 K: 1 BB: 0 S: 5 P: 5	R: 2 H: 2 E: 1 LOB: 2 K: 0 BB: 1 S: 6 P: 10	R: 1 H: 1 E: 0 LOB: 1 K: 1 BB: 1 S: 6 P: 10	R: 0 H: 0 E: 1 LOB: 0 K: 0 BB: 0 S: 3 P: 3	R: 0 H: 0 E: 0 LOB: 0 K: 0 BB: 0 S: 3 P: 3	1B: 3 SF: 0 2B: 1 SAC: 0 3B: 0 DP: 0 HR: 0 HBP: 0	WP: 0 PA: 36 PB: 1 SB: 0 CS: 1
<b>PITCHER</b> Jim O'Toole, L ERA: 3.45 (1, 1)	IP WLS BF H R ER SO BB IBB HBP BLK WP HR S P ERA WHIP										
											<b>PITCHER</b> IP WLS BF H R ER SO BB IBB HBP BLK WP HR S P ERA WHIP

Chicago Cubs @ Cincinnati Reds  
Crosley Field, Cincinnati, OH  
Thu Jul 13 1961, 7:05 PM EDT  
Att. 14,601 - Cloudy - 70 F

livebaseballscorecards.com

AB	32
R	3
H	4
RBI	2
BB	3
SO	4
LOB	12



Batter	1	2	3	4	5	6	7	8	9	AB	R	H	RBI	BB	SO	LOB
Eddie Kasko, R OBP: 0.335, SLG: 0.333 (1, 6)	0-0 4-3		0-0 F8			0-0 6-3		0-0 F8		4	0	0	0	0	0	0
Don Blasingame, L OBP: 0.314, SLG: 0.306 (1, 4)	0-0 FC3-6 1B		0-0 4-3			0-0 6-3			4-0 1B 1B BB	3	1	1	0	1	0	0
Vada Pinson, L OBP: 0.361, SLG: 0.465 (1, 8)	0-0 FC3-6 1-2f		0-0 L8			0-0 3-1			0-0 1B 1-3 1B	4	0	1	0	0	0	1
Frank Robinson, R OBP: 0.423, SLG: 0.650 (1, 9)	0-0 F7			0-0 P2			0-0 HR		0-0 1-2 3-H 1B	4	1	2	2	0	0	1
Gordy Coleman, L OBP: 0.347, SLG: 0.565 (1, 3)		0-0 L9		0-0 1-3			0-0 3-1			3	0	0	0	0	0	0
Gus Bell, L OBP: 0.289, SLG: 0.333 (1, 7)		0-0 2B E 1B		0-0 F8			0-0 F7			3	1	1	0	0	0	0
Gene Freese, R OBP: 0.328, SLG: 0.534 (1, 5)		0-0 E6 1-H SF8 2B			0-0 6-3		0-3 K			3	1	1	0	0	1	0
Johnny Edwards, L OBP: 0.333, SLG: 0.406 (1, 2)		0-0 SF8 3-H			0-0 F7			0-0 F8		2	0	0	1	0	0	0
Jim O'Toole, S OBP: 0.231, SLG: 0.220 (1, 1)		0-0 6-3			0-3 K			0-3 K		3	0	0	0	0	2	0

Inning Stats	R: 0	H: 1	E: 0	LOB: 1	K: 0	BB: 0	S: 4	P: 4	R: 2	H: 2	E: 1	LOB: 0	K: 0	BB: 0	S: 5	P: 5	R: 0	H: 0	E: 0	LOB: 0	K: 0	BB: 0	S: 3	P: 3	R: 0	H: 0	E: 0	LOB: 0	K: 1	BB: 0	S: 5	P: 5	R: 0	H: 0	E: 0	LOB: 0	K: 0	BB: 0	S: 3	P: 3	R: 1	H: 1	E: 0	LOB: 0	K: 1	BB: 0	S: 6	P: 6	R: 0	H: 0	E: 0	LOB: 0	K: 1	BB: 0	S: 5	P: 5	R: 1	H: 2	E: 0	LOB: 2	K: 0	BB: 1	S: 2	P: 6	1B: 4	SF: 1	2B: 1	SAC: 0	3B: 0	DP: 0	HR: 1	HBP: 0	WP: 0	PA: 31
--------------	------	------	------	--------	------	-------	------	------	------	------	------	--------	------	-------	------	------	------	------	------	--------	------	-------	------	------	------	------	------	--------	------	-------	------	------	------	------	------	--------	------	-------	------	------	------	------	------	--------	------	-------	------	------	------	------	------	--------	------	-------	------	------	------	------	------	--------	------	-------	------	------	-------	-------	-------	--------	-------	-------	-------	--------	-------	--------

PITCHER	IP	WLS	BF	H	R	ER	SO	BB	IBB	HBP	BLK	WP	HR	S	P	ERA	WHIP
Don Cardwell, R ERA: 4.24 (1, 1)	8.0	L	30	5	4	3	3	1	0	0	0	0	1	35	39	3.38	0.750
Bob Anderson, R ERA: 4.31 (9, 1)	0.0		1	1	0	0	0	0	0	0	0	0	0	1	1	∞	∞

**BOTTOM**

**Chicago Cubs @ Cincinnati Reds**  
 Crosley Field, Cincinnati, OH  
 Thu Jul 13 1961, 7:05 PM EDT  
 Att: 14,601 - Cloudy - 70 F

[livebaseballscorecards.com](http://livebaseballscorecards.com)

<b>AB</b>	<b>29</b>
<b>R</b>	<b>4</b>
<b>H</b>	<b>6</b>
<b>RBI</b>	<b>3</b>
<b>BB</b>	<b>1</b>
<b>SO</b>	<b>3</b>
<b>LOB</b>	<b>2</b>



Batter	1	2	3	4	5	6	7	8	9	10	AB	R	H	RBI	BB	SO	LOB	TOP	
<b>Al Heist, R</b> (1, 8) OBP: 0.323, SLG: 0.365 <b>Richie Ashburn, L</b> (9, PH) OBP: 0.337, SLG: 0.260 (9, 8)											4	0	1	0	0	0	5		
<b>Jerry Kindall, R</b> (1, 4) OBP: 0.326, SLG: 0.500											6	1	1	0	0	0	3		
<b>14 Ernie Banks, R</b> (1, 6) OBP: 0.362, SLG: 0.481											4	1	1	0	1	1	2		
<b>George Altman, L</b> (1, 9) OBP: 0.405, SLG: 0.668											5	1	2	3	0	1	1		
<b>Billy Williams, L</b> (1, 7) OBP: 0.351, SLG: 0.502											5	2	2	2	0	2	2		
<b>Ron Santo, R</b> (1, 5) OBP: 0.376, SLG: 0.461											5	1	2	0	0	0	1		
<b>Sammy Taylor, L</b> (1, 2) OBP: 0.358, SLG: 0.536 <b>Don Zimmer, R</b> (8, PH) OBP: 0.318, SLG: 0.423 <b>Moe Thacker, R</b> (8, 2) OBP: 0.439, SLG: 0.207 <b>Don Cardwell, R</b> (10, PR) OBP: 0.176, SLG: 0.327 <b>Don Elston, R</b> (10, 1) OBP: 0.286, SLG: 0.286											3	1	2	0	0	0	0		
<b>Ed Bouchee, L</b> (1, 3) OBP: 0.400, SLG: 0.452											5	0	2	1	0	0	2		
<b>Glen Hobbie, R</b> (1, 1) OBP: 0.241, SLG: 0.321 <b>Bob Anderson, R</b> (8, 1) OBP: 0.199, SLG: 0.150 <b>Andre Rodgers, R</b> (8, PH) OBP: 0.287, SLG: 0.340 <b>Bob Will, L</b> (8, PH) OBP: 0.353, SLG: 0.338 <b>Barney Schultz, R</b> (8, 1) OBP: 0.314, SLG: 0.338 <b>Dick Bertell, R</b> (10, PH) OBP: 0.314, SLG: 0.338 (10, 2)											3	0	2	1	0	1	2		
<b>Inning Stats</b>	R: 0 H: 1 E: 0 LOB: 0 K: 0 BB: 0 S: 3 P: 3	R: 2 H: 4 E: 0 LOB: 2 K: 1 BB: 0 S: 9 P: 9	R: 1 H: 1 E: 0 LOB: 1 K: 1 BB: 1 S: 6 P: 10	R: 0 H: 1 E: 0 LOB: 1 K: 0 BB: 0 S: 4 P: 4	R: 0 H: 1 E: 0 LOB: 1 K: 1 BB: 0 S: 6 P: 6	R: 1 H: 3 E: 0 LOB: 1 K: 0 BB: 0 S: 5 P: 5	R: 0 H: 0 E: 0 LOB: 0 K: 2 BB: 0 S: 7 P: 7	R: 1 H: 2 E: 0 LOB: 1 K: 1 BB: 0 S: 7 P: 7	R: 2 H: 2 E: 0 LOB: 0 K: 0 BB: 0 S: 5 P: 5	R: 1 H: 2 E: 1 LOB: 2 K: 0 BB: 0 S: 6 P: 6	1B: 10 SF: 0 2B: 3 SAC: 0 3B: 1 DP: 2 HR: 3 HBP: 0	WP: 0 PA: 47 PB: 0 SB: 0 CS: 0							
<b>PITCHER</b>	IP WLS BF H R ER SO BB IBB HBP BLK WP HR S P ERA WHIP											IP WLS BF H R ER SO BB IBB HBP BLK WP HR S P ERA WHIP							
<b>Bob Purkey, R</b> (1, 1) ERA: 3.64	5.1																		
<b>Sherman Jones, R</b> (6, 1) ERA: 5.73	1.2																		
<b>Bill Henry, L</b> (8, 1) ERA: 2.86	0.2																		
<b>Jim Brosnan, R</b> (8, 1) ERA: 3.21	2.1	L																	

Chicago Cubs @ Cincinnati Reds  
 Crosley Field, Cincinnati, OH  
 Fri Jul 14 1961, 7:05 PM EDT  
 Att: 16,364 - Cloudy - 70 F

livebaseballscorecards.com

AB 46  
 R 8  
 H 17  
 RBI 8  
 BB 1  
 SO 6  
 LOB 22



Batter	1	2	3	4	5	6	7	8	9	10	AB	R	H	RBI	BB	SO	LOB							
<b>Eddie Kasko, R</b> (1, 6) OBP: 0.330, SLG: 0.328	0-0 L4			0-0 4-3		0-0 F8	0-0 6-3		0-3 K		5	0	0	0	0	1	0							
<b>Don Blasingame, L</b> (1, 4) OBP: 0.312, SLG: 0.307	0-0 P6			0-0 3-1		0-0 1B	0-0 L9			0-0 P6	5	1	1	0	0	0	0							
<b>Vada Pinson, L</b> (1, 8) OBP: 0.359, SLG: 0.461	0-3 K			0-0 L8		0-0 1B	0-0 3-1			0-0 F7	5	1	1	1	0	1	0							
<b>Frank Robinson, R</b> (1, 9) OBP: 0.428, SLG: 0.661		0-3 K2-3			0-0 S	0-0 1B		0-0 HR		4-0 1B	4	3	3	1	1	1	0							
<b>Gordy Coleman, L</b> (1, 3) OBP: 0.348, SLG: 0.563		0-0 F7			0-0 4-3	0-0 1B		1-0 CS		0-0 1B	3	1	1	0	0	0	1							
<b>Elio Chacon, R</b> (8, PR) OBP: 0.353, SLG: 0.286											0	0	0	0	0	0	0							
<b>Dick Gemert, R</b> (9, 3) OBP: 0.325, SLG: 0.333											0	0	0	0	0	0	0							
<b>Gus Bell, L</b> (10, PH) OBP: 0.293, SLG: 0.338											1	0	1	0	0	0	0							
<b>Jerry Lynch, L</b> (1, 7) OBP: 0.447, SLG: 0.656											4	0	2	2	0	1	1							
<b>Pete Whisenant, R</b> (9, 7) OBP: 0.167, SLG: 0.118											0	0	0	0	0	0	0							
<b>Wally Post, R</b> (10, PH) OBP: 0.347, SLG: 0.535											1	0	0	0	0	0	2							
<b>Gene Freese, R</b> (1, 5) OBP: 0.328, SLG: 0.530					0-0 5-3						4	1	1	0	0	1	3							
<b>Johnny Edwards, L</b> (1, 2) OBP: 0.349, SLG: 0.417					0-3 K						4	0	2	2	0	1	0							
<b>Bob Purkey, R</b> (1, 1) OBP: 0.120, SLG: 0.104																								
<b>Sherman Jones, L</b> (6, 1) OBP: 0.429, SLG: 0.333																								
<b>Bill Henry, L</b> (8, 1)																								
<b>Jim Brosnan, R</b> (8, 1)																								
<b>Inning Stats</b>	R: 0 E: 0 K: 1 S: 5	H: 0 LOB: 0 BB: 0 P: 5	R: 0 E: 0 K: 1 S: 5	H: 0 LOB: 0 BB: 0 P: 5	R: 0 E: 0 K: 2 S: 7	H: 0 LOB: 0 BB: 0 P: 7	R: 0 E: 0 K: 0 S: 3	H: 0 LOB: 0 BB: 0 P: 3	R: 2 E: 0 K: 1 S: 8	H: 4 LOB: 1 BB: 0 P: 8	R: 4 E: 0 K: 1 S: 11	H: 6 LOB: 2 BB: 0 P: 11	R: 0 E: 0 K: 0 S: 3	H: 0 LOB: 0 BB: 0 P: 3	R: 1 E: 0 K: 2 S: 7	H: 1 LOB: 1 BB: 0 P: 8	R: 0 E: 0 K: 2 S: 7	H: 0 LOB: 0 BB: 0 P: 7	R: 0 E: 0 K: 0 S: 4	H: 1 LOB: 2 BB: 1 P: 8	1B: 10 2B: 1 3B: 0 HR: 1	SF: 0 SAC: 0 DP: 0 HBP: 1	WP: 0 PB: 0 SB: 3 CS: 1	PA: 42

**BOTTOM**


**Chicago Cubs @ Cincinnati Reds**  
Crosley Field, Cincinnati, OH  
Fri Jul 14 1961, 7:05 PM EDT  
Att. 16,364 - Cloudy - 70 F

[livebaseballscorecards.com](http://livebaseballscorecards.com)

<b>AB</b>	40
<b>R</b>	7
<b>H</b>	12
<b>RBI</b>	6
<b>BB</b>	1
<b>SO</b>	10
<b>LOB</b>	10



PITCHER	IP	WLS	BF	H	R	ER	SO	BB	IBB	HBP	BLK	WP	HR	S	P	ERA	WHIP
<b>Glen Hobbie, R</b> (1, 1) ERA: 4.0	5.1		22	7	5	5	5	0	0	0	0	0	0	32	32	8.44	1.312
<b>Bob Anderson, R</b> (6, 1) ERA: 4.33	1.2		8	3	1	1	1	0	0	0	0	0	0	10	10	5.40	1.800
<b>Barney Schultz, R</b> (8, 1) ERA: 2.28	2.0	W	7	1	1	1	4	0	0	1	0	0	1	14	15	4.50	0.500
<b>Don Elston, R</b> (10, 1) ERA: 5.52	1.0	S	5	1	0	0	0	1	0	0	0	0	0	4	8	0.00	2.000

Batter	1	2	3	4	5	6	7	8	9	AB R H RBI BB SO LOB	TOP	
Al Heist, R OBP: 0.332, SLG: 0.370 (1, 8) X	0-0 1B		0-0 L1-3 1-2		4-0 BB 1-2 BB		0-0 1-2 1B			3 0 2 0 1 0 1		
Jerry Kindall, R OBP: 0.324, SLG: 0.494 (1, 4) (8, 6) S	0-3 K		0-0 14 1B		0-3 K		0-3 K			4 0 1 0 0 3 5		
14 Ernie Banks, R OBP: 0.361, SLG: 0.477 Don Zimmer, R OBP: 0.318, SLG: 0.423 (1, 6) (8, 4) X	0-0 P6		0-0 1-3 1B		0-0 P5			0-0 1-3		4 0 1 0 0 0 3 0 0 0 0 0 0 0		
George Altman, L OBP: 0.399, SLG: 0.657 (1, 9) X	0-0 4-3		0-0 F8		0-0 P3			0-0 4-3		4 0 0 0 0 0 3		
Billy Williams, L OBP: 0.346, SLG: 0.494 (1, 7) X		0-0 F7		0-0 1-3		0-0 F8		0-0 3-1		4 0 0 0 0 0 0		
Ron Santo, R OBP: 0.378, SLG: 0.471 (1, 5) X		0-0 FC6 1B		0-0 P2		0-0 P6			0-0 HR	4 1 2 1 0 0 0		
Sammy Taylor, L OBP: 0.346, SLG: 0.518 (1, 2) X		0-0 F9		0-0 F8			0-0 G3		0-0 4-3	4 0 0 0 0 0 1	AB 34 R 1 H 8 RBI 1 BB 2 SO 3 LOB 15	
Ed Bouchee, L OBP: 0.398, SLG: 0.448 (1, 3) X		0-0 FC6 1-2f			0-0 BB 1B		0-0 F8		0-0 P6	4 0 1 0 0 0 1		
Jack Curtis, L OBP: 0.265, SLG: 0.200 Bob Will, L OBP: 0.349, SLG: 0.333 (1, 1) (9, PH) S			4-0 L1-3 BB		0-0 L7		0-0 1B		0-0 4-3	2 0 1 0 1 0 1 1 0 0 0 0 0 0		
Inning Stats	R: 0 H: 1 E: 0 LOB: 1 K: 1 BB: 0 S: 6 P: 6	R: 0 H: 1 E: 0 LOB: 1 K: 0 BB: 0 S: 4 P: 4	R: 0 H: 2 E: 0 LOB: 2 K: 0 BB: 1 S: 4 P: 8	R: 0 H: 0 E: 0 LOB: 0 K: 0 BB: 0 S: 3 P: 3	R: 0 H: 1 E: 0 LOB: 2 K: 1 BB: 1 S: 6 P: 10	R: 0 H: 0 E: 0 LOB: 0 K: 0 BB: 0 S: 3 P: 3	R: 0 H: 2 E: 0 LOB: 2 K: 1 BB: 0 S: 7 P: 7	R: 0 H: 0 E: 0 LOB: 0 K: 0 BB: 0 S: 3 P: 3	R: 1 H: 1 E: 0 LOB: 0 K: 0 BB: 0 S: 4 P: 4	1B: 7 SF: 0 2B: 1 SAC: 0 3B: 0 DP: 1 HR: 1 HBP: 0	WP: 0 PA: 36 PB: 0 SB: 0 CS: 0	
PITCHER Joey Jay, R ERA: 2.55 (1, 1)	IP WLS BF H R ER SO BB IBB HBP BLK WP HR S P ERA WHIP											PITCHER IP WLS BF H R ER SO BB IBB HBP BLK WP HR S P ERA WHIP

Chicago Cubs @ Cincinnati Reds  
Crosley Field, Cincinnati, OH  
Sat Jul 15 1961, 7:05 PM EDT  
Att. 24,201 - Cloudy - 68 F

livebaseballscorecards.com



Batter	1	2	3	4	5	6	7	8	9	AB	R	H	RBI	BB	SO	LOB
Don Blasingame, L (1, 4) OBP: 0.314, SLG: 0.308	F8		PO 1B		BB BB BB 4-0		G3			3	0	1	0	1	0	1
Eddie Kasko, R (1, 6) OBP: 0.329, SLG: 0.330	P4		PO 1-2	L5	F8			SH1-3 1B 2B		4	1	1	0	0	0	1
Vada Pinson, L (1, 8) OBP: 0.356, SLG: 0.457	G3			F8		F8		SH1-3 2-3		3	0	0	0	0	0	0
Frank Robinson, R (1, 9) OBP: 0.429, SLG: 0.662		F7		E 2B		P4		BB 1B 1B		4	1	2	1	0	0	0
Gene Freese, R (1, 5) OBP: 0.332, SLG: 0.532		FC5-4 1B		E6 BB 2-3		1B		BB BB BB 4-0 1B BB		3	0	2	0	1	0	1
Wally Post, R (1, 7) OBP: 0.350, SLG: 0.531		FC5-4 1-2f		BB BB BB 4-0 1-2 BB		P4		1-2 2-H 1B		3	0	1	1	1	0	2
Gordy Coleman, L (1, 3) OBP: 0.347, SLG: 0.558		4-3		BB BB BB 0-3 K			SH1-4 1B	F9		4	0	1	0	0	1	6
Jerry Zimmerman, R (1, 2) OBP: 0.261, SLG: 0.241			P6		5-3		SH1-4 1-2	5-3		3	0	0	0	0	0	2
Joey Jay, S (1, 1) OBP: 0.074, SLG: 0.111			5-3		P3		P3			3	0	0	0	0	0	1

Inning Stats	R: 0	H: 0	E: 0	K: 0	S: 3	R: 0	H: 1	E: 0	K: 0	S: 4	R: 0	H: 1	E: 0	K: 0	S: 3	R: 0	H: 1	E: 1	K: 1	S: 7	R: 0	H: 0	E: 0	K: 0	S: 3	R: 0	H: 1	E: 0	K: 0	S: 4	R: 0	H: 3	E: 0	K: 0	S: 6
	LOB: 0	BB: 0	P: 3	LOB: 1	BB: 0	P: 4	LOB: 0	BB: 0	P: 3		LOB: 3	BB: 1	P: 11	LOB: 1	BB: 1	P: 7	LOB: 1	BB: 0	P: 4		LOB: 1	BB: 0	P: 4	LOB: 1	BB: 0	P: 4	LOB: 1	BB: 0	P: 4	LOB: 2	BB: 1	P: 10			

PITCHER	IP	WLS	BF	H	R	ER	SO	BB	IBB	HBP	BLK	WP	HR	S	P	ERA	WHIP	IP	WLS	BF	H	R	ER	SO	BB	IBB	HBP	BLK	WP	HR	S	P	ERA	WHIP	
Jack Curtis, L (1, 1) ERA: 4.41	8.0	L	35	8	2	2	1	3	0	0	0	0	0	34	46	2.25	1.375																		

**BOTTOM**

**Chicago Cubs @ Cincinnati Reds**  
Crosley Field, Cincinnati, OH  
Sat Jul 15 1961, 7:05 PM EDT  
Att. 24,201 - Cloudy - 68 F

[livebaseballscorecards.com](http://livebaseballscorecards.com)

<b>AB</b>	<b>30</b>
<b>R</b>	<b>2</b>
<b>H</b>	<b>8</b>
<b>RBI</b>	<b>2</b>
<b>BB</b>	<b>3</b>
<b>SO</b>	<b>1</b>
<b>LOB</b>	<b>14</b>



WP: 0	PA: 36
PB: 0	
SB: 0	
CS: 0	



BOTTOM

Chicago Cubs @ Cincinnati Reds  
Crosley Field, Cincinnati, OH

Sun Jul 16 1961, 3:33 AM EDT  
Att: 16,617 - Cloudy - 80 F

livebaseballscorecards.com

AB	37
R	2
H	9
RBI	2
BB	1
SO	8
LOB	19



WP:	0	PA:	38
PB:	0		
SB:	0		
CS:	0		

AB R H RBI BB SO LOB

5	1	1	0	0	0	4
5	0	2	1	0	0	1
4	0	1	0	0	1	2
3	0	1	0	1	1	1
4	0	0	0	0	1	6
3	0	1	0	0	1	2
1	0	0	0	0	1	0
4	1	1	1	0	1	1
3	0	1	0	0	0	0
0	0	0	0	0	0	0
0	0	0	0	0	0	0
1	0	0	0	0	1	0
2	0	1	0	0	0	0
2	0	0	0	0	1	2

Batter	1	2	3	4	5	6	7	8	9
Don Blasingame, L (1, 4) OBP: 0.313, SLG: 0.306	0-0 2B 1B		0-0 F9	0-0 F7		0-0 L8			0-0 F9
Eddie Kasko, R (1, 6) OBP: 0.330, SLG: 0.334	0-0 2B 1-H		0-0 5-3		0-0 4-3 1B		0-0 L5		0-0 L5
Vada Pinson, L (1, 8) OBP: 0.355, SLG: 0.455	0-3 K		0-0 1B 1B		0-0 4-3 1-2		0-0 4-3		
Frank Robinson, R (1, 9) OBP: 0.429, SLG: 0.659	4-0 FC5-4 BB		0-0 1-3 1B		0-0 E5 G1-4-3		0-3 K		
Gene Freese, R (1, 5) OBP: 0.329, SLG: 0.525	0-0 F7		0-0 5-3		0-0 G1-4-3 1-2f		0-3 K		
Wally Post, R (1, 7) OBP: 0.350, SLG: 0.527	0-0 FC5-4			0-3 K		0-0 2B 1B		0-3 K	
Johnny Edwards, L (7, 2) OBP: 0.341, SLG: 0.405									
Gordy Coleman, L (1, 3) OBP: 0.346, SLG: 0.564		0-0 F7		0-0 HR		0-3 K		0-0 L8	
Jerry Zimmerman, R (1, 2) OBP: 0.263, SLG: 0.250		0-0 1-3		0-0 6-3		0-0 1-3 2B		0-3 K	
Elio Chacon, R (6, PR) OBP: 0.353, SLG: 0.286									
Jim Brosnan, R (7, 1)									
Gus Bell, L (9, PH) OBP: 0.291, SLG: 0.335									
Ken Hunt, R (1, 1) OBP: 0.243, SLG: 0.257		0-0 6-3		0-0 1B		0-3 K		0-0 E3	
Jerry Lynch, L (6, PH) OBP: 0.436, SLG: 0.636									

Inning Stats	R: 1	H: 2	E: 0	K: 1	S: 7	R: 0	H: 0	E: 0	K: 0	S: 3	R: 0	H: 2	E: 0	K: 0	S: 5	R: 1	H: 2	E: 0	K: 1	S: 7	R: 0	H: 1	E: 1	K: 0	S: 4	R: 0	H: 2	E: 0	K: 2	S: 9	R: 0	H: 0	E: 0	K: 1	S: 5	R: 0	H: 0	E: 0	K: 2	S: 7	R: 0	H: 0	E: 1	K: 1	S: 6
	LOB: 2	BB: 1	P: 11			LOB: 0	BB: 0	P: 3			LOB: 1	BB: 0	P: 7			LOB: 2	BB: 0	P: 9			LOB: 0	BB: 0	P: 7			LOB: 0	BB: 0	P: 7			LOB: 1	BB: 0	P: 6			LOB: 0	BB: 0	P: 6			LOB: 1	BB: 0	P: 6		

PITCHER	IP	WLS	BF	H	R	ER	SO	BB	IBB	HBP	BLK	WP	HR	S	P	ERA	WHIP
Dick Ellsworth, L (1, 1) ERA: 4.62	5.1	W	26	9	2	2	3	1	0	0	0	0	1	31	35	3.38	1.875
Bob Anderson, R (6, 1) ERA: 4.15	3.2	S	12	0	0	0	5	0	0	0	0	0	0	22	22	0.00	0.000

1B:	6	SF:	0
2B:	2	SAC:	0
3B:	0	DP:	1
HR:	1	HBP:	0

Batter	1	2	3	4	5	6	7	8	9	AB R H RBI BB SO LOB	TOP											
<b>Al Heist, R</b> OBP: 0.344, SLG: 0.400 (1, 8) X	0-0 4-3 2B		0-0 2B	4-0 1-2 1B BB		0-0 F9 SF8 2B		0-0 F9		4 2 3 0 1 0 0												
<b>Don Zimmer, R</b> OBP: 0.314, SLG: 0.413 (1, 4) X	0-0 4-3 2-3		0-0 5-3	0-0 HBP 1B 1B		0-0 F9		4-0 1B BB		4 0 1 2 1 0 3												
<b>Ron Santo, R</b> OBP: 0.374, SLG: 0.466 (1, 5) X	0-0 1-3		0-0 F7	0-0 HBP 1B		0-0 SF8		0-0 F7		4 0 1 2 0 0 3												
<b>George Altman, L</b> OBP: 0.401, SLG: 0.659 (1, 9) X	0-0 F9			1-2 2-H 3-H HBP 1B		0-0 F8		0-0 G4-6-3 1B		3 1 1 0 1 0 1												
<b>Billy Williams, L</b> OBP: 0.349, SLG: 0.490 (1, 7) X		0-0 3-1		1-2 2-H 3-H HBP 1B		0-0 G1-4-3 1B		0-0 G4-6-3		5 1 2 0 0 0 5												
<b>Jerry Kindall, R</b> OBP: 0.326, SLG: 0.491 (1, 6) X		0-0 2B		0-3 K	0-0 1B 3-2 1B		0-0 G1-4-3 1-2f			4 0 2 0 0 1 3												
<b>Dick Bertell, R</b> OBP: 0.318, SLG: 0.342 (1, 2) X		0-0 P6		0-0 1B 1B	0-0 1B 1B		0-0 5-3			4 1 2 2 0 0 1												
<b>Barney Schultz, R</b> (7, 1)				1-H 3-H 1B 1B	1-3 1B					0 0 0 0 0 0 0												
<b>Don Elston, R</b> OBP: 0.286, SLG: 0.286 (8, 1)				0-0 K	0-0 3-2 1B					0 0 0 0 0 0 0												
<b>Ed Bouchee, L</b> OBP: 0.397, SLG: 0.443 (1, 3) X		0-3 K		0-0 1B BB 1B	0-0 3-2 1B			0-3 K		4 1 1 0 0 2 3												
<b>Don Cardwell, R</b> OBP: 0.167, SLG: 0.308 (1, 1) X			0-0 F7	0-3 K	0-3 K			0-3 K		3 0 0 0 0 2 3												
<b>Moe Thacker, R</b> OBP: 0.429, SLG: 0.200 (7, 2) X										1 0 0 0 0 1 0												
<b>Inning Stats</b>	R: 0 E: 0 K: 0 S: 4	H: 1 LOB: 1 BB: 0 P: 4	R: 0 E: 0 K: 1 S: 6	H: 1 LOB: 1 BB: 0 P: 6	R: 0 E: 0 K: 0 S: 4	H: 1 LOB: 1 BB: 0 P: 4	R: 5 E: 0 K: 2 S: 12	H: 5 LOB: 3 BB: 2 P: 21	R: 0 E: 0 K: 1 S: 6	H: 2 LOB: 1 BB: 0 P: 6	R: 1 E: 0 K: 0 S: 4	H: 1 LOB: 0 BB: 0 P: 4	R: 0 E: 0 K: 0 S: 3	H: 1 LOB: 0 BB: 0 P: 3	R: 0 E: 0 K: 2 S: 7	H: 0 LOB: 0 BB: 0 P: 7	R: 0 E: 0 K: 0 S: 3	H: 1 LOB: 1 BB: 1 P: 7	1B: 9 2B: 5 3B: 0 HR: 0	SF: 1 SAC: 0 DP: 3 HBP: 1	WP: 0 PB: 0 SB: 1 CS: 0	PA: 41
<b>PITCHER</b>	IP WLS BF H R ER SO BB IBB HBP BLK WP HR S P ERA WHIP																					
<b>Curt Simmons, L</b> ERA: 3.39 (1, 1)	8.0 W 37 12 6 6 6 2 0 1 0 0 0 0 46 55 6.75 1.750																					
<b>Lindy McDaniel, R</b> ERA: 5.64 (9, 1)	1.0 S 4 1 0 0 0 1 0 0 0 0 0 0 3 7 0.00 2.000																					

**Chicago Cubs @ St. Louis Cardinals**  
**Sportsman's Park, St. Louis, MO**  
 Mon Jul 17 1961, 8:05 PM EDT  
 Cloudy - 87 F

[livebaseballscorecards.com](http://livebaseballscorecards.com)

AB	36
R	6
H	13
RBI	6
BB	3
SO	6
LOB	22



Batter	1	2	3	4	5	6	7	8	9
Bob Lillis, R OBP: 0.275, SLG: 0.252 (1, 6)	0-0 FC4-6 2B		0-0 F3		0-0 F9		0-0 1B 1B	4-0 1B FC2-5 BB	
Joe Cunningham, L OBP: 0.402, SLG: 0.367 (1, 9) Curt Flood, R OBP: 0.377, SLG: 0.393 (9, 8)	4-0 FC4-6 BB		0-0 G3		0-0 1B 1B		0-0 5-3 1B 4-3 1B	0-0 FC2-5 1B 1B BB	
Bill White, L OBP: 0.374, SLG: 0.453 (1, 3)	0-0 FC4-6 1-2f 2-3		0-0 1B		0-0 1B		0-0 4-3 1B 5-3 1B	0-0 BB SF7 1B	
Ken Boyer, R OBP: 0.382, SLG: 0.506 (1, 5)	0-0 F2		0-0 P4		0-0 F5		0-0 5-3	0-0 BB 3B 1B	
Stan Musial, L OBP: 0.390, SLG: 0.537 (1, 7) Lindy McDaniel, R OBP: 0.167, SLG: 0.167 (9, 1)	0-3 K				0-0 E4 FC3-6		0-0 F8 4-3	4-0 3B BB	
Don Taussig, R OBP: 0.382, SLG: 0.559 (1, 8) (9, 7)		0-0 P4		0-0 FC3-6 WP 1-2f		0-0 6-3	0-0 PB 1B 1B 3-H	0-0 SF7	
Julian Javier, R OBP: 0.349, SLG: 0.378 (1, 4)		0-0 E7 1B		0-3 K		0-0 1B	0-0 PB 1B 1B 1-2	0-0 1B 3B 1-H 2-H	
Carl Sawatski, L OBP: 0.409, SLG: 0.614 (1, 2)		0-0 F9		0-0 L4		0-0 F3	0-0 4-3	0-0 1B	
Curt Simmons, L OBP: 0.435, SLG: 0.415 (1, 1) Red Schoendienst, S OBP: 0.353, SLG: 0.398 (8, PH) Carl Warwick, R OBP: 0.305, SLG: 0.333 (8, PR) (9, 9)		0-3 K			0-0 5-3		0-0 1B 2B	0-0 FC2-5 1B L7	


Inning Stats	R: 0 E: 0 K: 1 S: 6	H: 1 LOB: 2 BB: 1 P: 10	R: 0 E: 1 K: 1 S: 6	H: 1 LOB: 1 BB: 0 P: 6	R: 0 E: 0 K: 0 S: 4	H: 0 LOB: 1 BB: 0 P: 6	R: 0 E: 1 K: 1 S: 6	H: 2 LOB: 2 BB: 0 P: 5	R: 0 E: 0 K: 0 S: 4	H: 1 LOB: 1 BB: 0 P: 4	R: 4 E: 0 K: 0 S: 9	H: 6 LOB: 2 BB: 0 P: 9	R: 6 E: 0 K: 0 S: 8	H: 5 LOB: 1 BB: 2 P: 16
--------------	------------------------------	----------------------------------	------------------------------	---------------------------------	------------------------------	---------------------------------	------------------------------	---------------------------------	------------------------------	---------------------------------	------------------------------	---------------------------------	------------------------------	----------------------------------

PITCHER	IP	WLS	BF	H	R	ER	SO	BB	IBB	HBP	BLK	WP	HR	S	P	ERA	WHIP
Don Cardwell, R ERA: 4.3 (1, 1)	6.2		33	11	4	4	3	1	0	0	0	1	0	38	42	5.40	1.800
Barney Schultz, R ERA: 3.0 (7, 1)	0.1		4	2	2	2	0	1	0	0	0	0	0	3	7	54.00	9.000
Don Elston, R ERA: 6.17 (8, 1)	1.0	L	8	4	4	4	0	1	0	0	0	0	0	7	11	36.00	5.000

**BOTTOM**

AB	R	H	RBI	BB	SO	LOB
4	2	2	0	1	0	0
4	2	2	1	1	0	2
0	0	0	0	0	0	0
5	2	4	1	0	0	2
5	1	1	1	0	0	7
4	1	0	2	1	1	3
0	0	0	0	0	0	0
4	0	1	2	0	0	1
5	1	4	2	0	1	1
5	0	1	1	0	0	5
3	1	1	0	0	1	1
1	0	1	0	0	0	0
1	0	0	0	0	0	1

**AB 41**  
**R 10**  
**H 17**  
**RBI 10**  
**BB 3**  
**SO 3**  
**LOB 23**



WP	PA	ERA	WHIP
1	45		
1			
0			
0			

**Chicago Cubs @ St. Louis Cardinals**  
Sportsman's Park, St. Louis, MO  
Mon Jul 17 1961, 8:05 PM EDT  
Cloudy - 87 F

livebaseballscores.com

Batter	1	2	3	4	5	6	7	8	9	AB R H RBI BB SO LOB	TOP																
<b>Richie Ashburn, L</b> (1, 8) OBP: 0.343, SLG: 0.262	4-0 SF7 2B BB	0-0 F8		0-0 1B		0-0 E3 CS			4-0 BB BB	3 1 1 1 2 0 1																	
<b>Don Zimmer, R</b> (1, 4) OBP: 0.316, SLG: 0.415	0-0 1B 2B	0-0 L5-3		0-0 P6		0-0 CS	0-3 K		4-0 BB	4 1 1 0 1 1 3																	
<b>Ron Santo, R</b> (1, 5) OBP: 0.374, SLG: 0.462	4-0 1B BB		0-0 1-3		4-0 FC4-6 5-3 BB		0-0 L6		0-3 K	3 2 0 0 2 1 2																	
<b>George Altman, L</b> (1, 9) OBP: 0.395, SLG: 0.651	0-0 SF7		0-3 K		0-0 FC		0-3 K			3 0 0 1 0 2 1																	
<b>Billy Williams, L</b> (1, 7) OBP: 0.347, SLG: 0.487	0-0 1B 1B		0-0 4-3		0-0 FC4-6 5-3		0-3 K			4 0 1 1 0 1 2																	
<b>Sammy Taylor, L</b> (1, 2) OBP: 0.343, SLG: 0.504	0-0 1B		0-0 P6		0-0 5-3		0-0 F2			3 0 1 2 0 0 1																	
<b>Moe Thacker, R</b> (6, 2) OBP: 0.419, SLG: 0.194	1-3 3-H 1B		0-0 P6		1-2 3-H 5-3		0-0 F9			1 0 0 0 0 0 0																	
<b>Jerry Kindall, R</b> (1, 6) OBP: 0.325, SLG: 0.486	0-3 K		0-0 1B 1B		0-0 5-3		0-0 F9			4 1 1 0 0 1 3																	
<b>Ed Bouchee, L</b> (1, 3) OBP: 0.385, SLG: 0.439	0-0 6-3		0-0 1B 1B		0-0 F7		0-0 F8		0-0 F8	4 0 1 0 0 0 2																	
<b>Jim Brewer, L</b> (1, 1) OBP: 0.333, SLG: 0.143		4-0 L5-3 BB		0-3 K		0-0 1-3		0-3 K		2 0 0 0 1 1 2																	
<b>Barney Schultz, R</b> (6, 1)										0 0 0 0 0 0 0																	
<b>Bob Will, L</b> (9, PH) OBP: 0.345, SLG: 0.329										1 0 0 0 0 1 0																	
<b>Inning Stats</b>	R: 3 E: 1 K: 1 S: 8	H: 3 LOB: 2 BB: 2 P: 16	R: 0 E: 0 K: 0 S: 2	H: 0 LOB: 0 BB: 1 P: 6	R: 0 E: 0 K: 1 S: 5	H: 0 LOB: 0 BB: 0 P: 5	R: 1 E: 0 K: 1 S: 8	H: 3 LOB: 2 BB: 0 P: 8	R: 1 E: 0 K: 0 S: 4	H: 0 LOB: 1 BB: 1 P: 8	R: 0 E: 1 K: 0 S: 3	H: 0 LOB: 0 BB: 0 P: 3	R: 0 E: 0 K: 2 S: 7	H: 0 LOB: 0 BB: 0 P: 7	R: 0 E: 0 K: 1 S: 5	H: 0 LOB: 0 BB: 0 P: 5	R: 0 E: 0 K: 2 S: 7	H: 0 LOB: 2 BB: 2 P: 15	R: 0 E: 0 K: 2 S: 7	H: 0 LOB: 2 BB: 2 P: 15	1B: 5 2B: 2 3B: 0 HR: 0	SF: 1 SAC: 0 DP: 1 HBP: 0	WP: 0 PB: 0 SB: 0 CS: 1	PA: 40			
<b>PITCHER</b>	IP	WLS	BF	H	R	ER	SO	BB	IBB	HBP	BLK	WP	HR	S	P	ERA	WHIP										
<b>Ernie Broglio, R</b> (1, 1) ERA: 4.2	8.2	W	38	6	5	5	7	6	0	0	0	0	0	46	70	5.19	1.385										
<b>Lindy McDaniel, R</b> (9, 1) ERA: 5.6	0.1	S	1	0	0	0	1	0	0	0	0	0	0	3	3	0.00	0.000										

Chicago Cubs @ St. Louis Cardinals  
Sportsman's Park, St. Louis, MO

Mon Jul 17 1961, 8:05 PM EDT  
Att. 13,647 - Cloudy - 79 F

livebaseballscorecards.com

AB	32
R	5
H	6
RBI	5
BB	6
SO	8
LOB	17



Batter	1	2	3	4	5	6	7	8	9
<b>Curt Flood, R</b> OBP: 0.386, SLG: 0.411 (1, 8)	0-0 1B 2B 1B	0-3 K		0-0 CS 1B		0-0 1B 2B	0-0 F7		
<b>Julian Javier, R</b> OBP: 0.363, SLG: 0.391 (1, 4)	0-0 2B SF9 1B		0-0 1B PB 1B	0-0 S 1B		0-0 1B S 1B	0-0 F9		
<b>Bill White, L</b> OBP: 0.380, SLG: 0.462 (1, 3)	0-0 SF9 SF7 2B		0-0 L4-3 1B	0-3 K		0-0 S 1B	0-0 1B		
<b>Ken Boyer, R</b> OBP: 0.379, SLG: 0.502 (1, 5)	0-0 SF9		0-0 L4-3		0-0 P3	4-0 IBB	0-0 1-3		
<b>Charlie James, R</b> OBP: 0.339, SLG: 0.410 (1, 9)	0-0 SF7		4-0 E 1B BB		0-0 G5-4-3 1B	0-3 K	0-0 P6		
<b>Don Taussig, R</b> OBP: 0.387, SLG: 0.567 (1, 7)	0-0 WP 2B		0-0 E 1B		0-0 G5-4-3	0-0 F9			
<b>Jimmie Schaffer, R</b> OBP: 0.342, SLG: 0.411 (1, 2)	0-0 P6		0-0 E5		0-0 F9	0-0 BB 2B 1B	0-0 F9		
<b>Jerry Buchek, R</b> OBP: 0.163, SLG: 0.149 (1, 6)			0-0 F3		0-0 F8	0-0 L4			
<b>Carl Warwick, R</b> OBP: 0.303, SLG: 0.331 (6, PH)			0-3 K						
<b>Alex Grammas, R</b> OBP: 0.261, SLG: 0.211 (7, 6)									
<b>Ernie Broglio, R</b> OBP: 0.200, SLG: 0.171 (1, 1)			0-0 4-3		0-0 F9	4-0 2B 1B BB	0-0 1B		
<b>Lindy McDaniel, R</b> OBP: 0.167, SLG: 0.167 (9, 1)									

AB	R	H	RBI	BB	SO	LOB
5	2	3	1	0	1	1
5	3	4	2	0	0	0
5	1	4	2	0	1	1
3	0	0	1	1	0	3
3	0	1	1	1	1	3
4	0	2	0	0	0	3
4	1	1	0	0	0	3
2	0	0	0	0	1	3
1	0	0	0	0	0	1
1	0	0	0	0	0	0
3	1	1	0	1	0	0
0	0	0	0	0	0	0

AB	R	H	RBI	BB	SO	LOB
36	8	16	7	3	4	18

Inning Stats	R	H	E	K	S	H	LOB	BB	P
R: 3 E: 0 K: 0 S: 7	H: 4 LOB: 1 BB: 0 P: 7	R: 0 E: 0 K: 1 S: 5	H: 0 LOB: 0 BB: 0 P: 5	R: 1 E: 1 K: 1 S: 8	H: 3 LOB: 3 BB: 1 P: 12	R: 0 E: 0 K: 1 S: 6	H: 2 LOB: 1 BB: 0 P: 6	R: 0 E: 0 K: 0 S: 3	H: 1 LOB: 0 BB: 0 P: 3
R: 4 E: 0 K: 1 S: 9	H: 4 LOB: 2 BB: 2 P: 17	R: 0 E: 0 K: 0 S: 4	H: 1 LOB: 1 BB: 0 P: 4	R: 0 E: 0 K: 0 S: 4	H: 1 LOB: 1 BB: 0 P: 4	R: 0 E: 0 K: 0 S: 4	H: 1 LOB: 1 BB: 0 P: 4	R: 0 E: 0 K: 0 S: 4	H: 1 LOB: 1 BB: 0 P: 4

PITCHER	IP	WLS	BF	H	R	ER	SO	BB	IBB	HBP	BLK	WP	HR	S	P	ERA	WHIP
<b>Jim Brewer, L</b> ERA: 7.47 (1, 1)	5.1	L	27	11	6	5	3	2	0	0	0	1	0	31	39	8.44	2.438
<b>Barney Schultz, R</b> ERA: 3.38 (6, 1)	2.2		14	5	2	2	1	0	1	0	0	0	0	15	19	6.75	1.875

PITCHER	IP	WLS	BF	H	R	ER	SO	BB	IBB	HBP	BLK	WP	HR	S	P	ERA	WHIP

**Chicago Cubs @ St. Louis Cardinals**  
 Sportsman's Park, St. Louis, MO  
 Mon Jul 17 1961, 8:05 PM EDT  
 Att: 13,647 - Cloudy - 79 F

livebaseballscorecards.com



Batter	1	2	3	4	5	6	7	8	9	AB R H RBI BB SO LOB	TOP	
Al Heist, R OBP: 0.342, SLG: 0.415 (1, 8) X	0-0 6-3 ①		0-0 SF8 ②		0-0 HR		0-0 5-3 ②			3 1 1 2 0 0 1		
Don Zimmer, R OBP: 0.312, SLG: 0.409 (1, 4) X	0-0 F3 ②		0-0 P4 ③		0-0 P5 ②		0-3 K ③			4 0 0 0 0 1 1		
Ron Santo, R OBP: 0.373, SLG: 0.462 (1, 5) X	0-0 2B			0-0 P6 ①	0-0 6-3 ③			0-3 K ①		4 0 1 0 0 1 0		
George Altman, L OBP: 0.393, SLG: 0.645 (1, 9) S S	0-3 K ③			0-0 1B 1B		0-0 P6 ①		0-0 F8 ②		4 1 1 0 0 1 1		
Billy Williams, L OBP: 0.346, SLG: 0.487 (1, 7) X		0-0 4-3 ①		0-0 P6 ②		0-0 2B		0-0 F9 ③		4 0 1 0 0 0 1		
Sammy Taylor, L OBP: 0.346, SLG: 0.504 (1, 2)		0-0 F3 ②		0-0 1B 1B		0-0 L7 ②		0-0 F9 ①		2 0 1 0 0 0 0		
Dick Bertell, R OBP: 0.314, SLG: 0.337 (5, 2)				1-3 1B 1B						2 0 0 0 0 0 1		
Jerry Kindall, R OBP: 0.323, SLG: 0.481 (1, 6)		0-3 K ③		0-0 1-2 3-H 1B		0-0 F8 ③				4 0 1 1 0 1 1		
Ed Bouchee, L OBP: 0.392, SLG: 0.445 (1, 3) X			0-0 SF8 3B		0-0 4-3		0-0 4-3 ①		0-0 F7 ③	4 1 1 0 0 0 2		
Glen Hobbie, R OBP: 0.233, SLG: 0.309 (1, 1)			0-3 K ①			0-0 5-3 ①				2 0 0 0 0 1 1		
Richie Ashburn, L OBP: 0.346, SLG: 0.272 (7, PH)										1 0 1 0 0 0 0		
Barney Schultz, R (7, 1)										0 0 0 0 0 0 0		
<b>Inning Stats</b>	R: 0 H: 1 E: 0 LOB: 1 K: 1 BB: 0 S: 6 P: 6	R: 0 H: 0 E: 0 LOB: 0 K: 1 BB: 0 S: 5 P: 5	R: 1 H: 1 E: 0 LOB: 0 K: 1 BB: 0 S: 6 P: 6	R: 1 H: 3 E: 0 LOB: 2 K: 0 BB: 0 S: 6 P: 6	R: 1 H: 1 E: 0 LOB: 0 K: 0 BB: 0 S: 4 P: 4	R: 0 H: 1 E: 0 LOB: 1 K: 0 BB: 0 S: 4 P: 4	R: 0 H: 1 E: 0 LOB: 1 K: 1 BB: 0 S: 6 P: 6	R: 0 H: 0 E: 0 LOB: 0 K: 1 BB: 0 S: 5 P: 5	R: 0 H: 0 E: 0 LOB: 0 K: 0 BB: 0 S: 3 P: 3	1B: 3 SF: 1 2B: 3 SAC: 0 3B: 1 DP: 0 HR: 1 HBP: 0	WP: 0 PA: 35 PB: 0 SB: 0 CS: 0	
<b>PITCHER</b> Larry Jackson, R ERA: 5.09 (1, 1)	IP WLS BF H R ER SO BB IBB HBP BLK WP HR S P ERA WHIP	9.0 W 35 8 3 3 5 0 0 0 0 0 0 1 45 45 3.00 0.889										

Chicago Cubs @ St. Louis Cardinals  
 Sportsman's Park, St. Louis, MO  
 Tue Jul 18 1961, 8:05 PM EDT  
 Cloudy - 87 F

livebaseballscorecards.com

AB	34
R	3
H	8
RBI	3
BB	0
SO	5
LOB	9





Batter	1	2	3	4	5	6	7	8	9
Bob Lillis, R OBP: 0.265, SLG: 0.242 (1, 6)	0-0 1-3		0-0 L9	0-0 F9		0-0 6-3		0-0 F5	
Joe Cunningham, L OBP: 0.406, SLG: 0.387 (1, 9)	0-0 HR		0-0 1B 1B		0-0 6-3	0-0 HR 1B		0-3 K	
Bill White, L OBP: 0.364, SLG: 0.475 (1, 3)	0-0 3-1		0-0 1B 1B		0-0 E8 2B 1B	0-0 HR			
Ken Boyer, R OBP: 0.383, SLG: 0.517 (1, 5)	0-0 P5		0-0 1B		0-0 2B 2B	0-0 HR			
Stan Musial, L OBP: 0.391, SLG: 0.539 (1, 7)		0-0 F3	0-0 G6-4-3 IBB		0-0 6-3 2B	0-0 F8			
Don Taussig, R OBP: 0.382, SLG: 0.554 (1, 8)		0-0 BB E G1-2-3 1B	0-0 G6-4-3		0-0 6-3		0-0 P2		
Julian Javier, R OBP: 0.354, SLG: 0.382 (1, 4)		0-0 E6 BB		0-0 5-3	0-0 P6		0-0 F8		
Carl Sawatski, L OBP: 0.414, SLG: 0.617 (1, 2)		4-0 BB BB 1-2 2-3 BB		0-0 F8		0-0 4-3 1B 2B	0-3 K		
Larry Jackson, R OBP: 0.200, SLG: 0.324 (1, 1)		0-0 G1-2-3		0-0 3B		0-0 4-3		0-0 F2	

Inning Stats	R: 1	H: 1	R: 0	H: 1	R: 1	H: 3	R: 0	H: 1	R: 2	H: 3	R: 4	H: 4	R: 0	H: 0	R: 0	H: 0	R: 0	H: 0
	E: 0	LOB: 0	E: 1	LOB: 2	E: 0	LOB: 1	E: 0	LOB: 0	E: 1	LOB: 1	E: 0	LOB: 0	E: 0	LOB: 0	E: 0	LOB: 0	E: 0	LOB: 0
	K: 0	BB: 0	K: 0	BB: 1	K: 0	BB: 0	K: 0	BB: 0	K: 0	BB: 0	K: 1	BB: 0	K: 1	BB: 0	K: 1	BB: 0	K: 1	BB: 0
	S: 4	P: 4	S: 4	P: 8	S: 5	P: 9	S: 4	P: 4	S: 6	P: 6	S: 7	P: 7	S: 5	P: 5	S: 5	P: 5	S: 5	P: 5

PITCHER	IP	WLS	BF	H	R	ER	SO	BB	IBB	HBP	BLK	WP	HR	S	P	ERA	WHIP
Glen Hobbie, R ERA: 4.3 (1, 1)	6.0	L	32	13	8	8	0	1	1	0	0	0	3	30	38	12.00	2.333
Barney Schultz, R ERA: 3.14 (7, 1)	2.0		6	0	0	0	2	0	0	0	0	0	0	10	10	0.00	0.000

**BOTTOM**


**Chicago Cubs @ St. Louis Cardinals**  
Sportsman's Park, St. Louis, MO

Tue Jul 18 1961, 8:05 PM EDT  
Cloudy - 87 F

AB	R	H	RBI	BB	SO	LOB
5	0	0	0	0	0	2
5	3	3	2	0	1	0
4	2	3	2	0	0	0
4	2	3	3	0	0	0
3	0	1	1	1	0	0
4	0	1	0	0	0	4
4	0	0	0	0	0	2
3	1	1	0	1	1	0
4	0	1	0	0	0	4

AB	36
R	8
H	13
RBI	8
BB	2
SO	2
LOB	12

WP: 0 PA: 38  
PB: 0  
SB: 0  
CS: 0



1B	2B	3B	HR	SF	SAC	DP	HBP	WP	HR	S	P	ERA	WHIP
6	3	1	3	0	0	2	0	0	0	0	0	0.00	0.000

Batter	1	2	3	4	5	6	7	8	9	AB R H RBI BB SO LOB
<b>Richie Ashburn, L</b> (1, 8) OBP: 0.343, SLG: 0.266	0-0 6-3		0-3 K		0-3 K		4-0 1B 2B BB	0-0 4-3		4 1 0 0 1 2 2
<b>Don Zimmer, R</b> (1, 4) OBP: 0.310, SLG: 0.405	0-0 F7			0-0 F8	0-0 F3		0-0 1-2 2B 1B	0-3 K		5 1 1 0 0 1 2
<b>Ron Santo, R</b> (1, 5) OBP: 0.373, SLG: 0.461	0-0 1B			0-0 6-3		0-0 F8	0-0 P6		0-0 G4-6-3 1B	5 0 2 0 0 0 2
<b>George Altman, L</b> (1, 9) OBP: 0.397, SLG: 0.658	0-0 F9			4-0 BB BB		0-0 HR	0-0 1-3 2-H 1B 2B		0-0 F7	4 2 2 2 1 0 2
<b>Billy Williams, L</b> (1, 7) OBP: 0.350, SLG: 0.485		0-0 F7		4-0 1-2 BB		0-0 1B 1B	4-0 1B IBB		0-0 G4-6-3 1-2f	3 1 1 0 2 0 1
<b>Dick Bertell, R</b> (1, 2) OBP: 0.318, SLG: 0.341		0-3 K		0-0 4-1		0-0 1-2 1B 1B	0-0 1-2 2-H 3-H 1B			4 0 2 2 0 1 2
<b>Jerry Kindall, R</b> (1, 6) OBP: 0.317, SLG: 0.471		0-3 K			0-0 P3	0-0 P4	0-3 K			4 0 0 0 0 2 4
<b>Ed Bouchee, L</b> (1, 3) OBP: 0.394, SLG: 0.443			0-3 K		4-0 HBP BB	0-0 1-3 2-H 1B	0-3 K			3 0 1 1 1 2 2
<b>Dick Drott, R</b> <b>Mel Wright, R</b> <b>Sammy Taylor, L</b> <b>Don Elston, R</b> <b>Bob Will, L</b> <b>Jim Siebert, L</b> <b>Bob Anderson, R</b> <b>Al Helms, R</b> <b>Barney Schultz, R</b>		0-0 F8		1-0 HBP		0-0 K		0-0 4-3		0 0 0 0 0 0 0 1 0 1 0 0 0 0 0 1 2 0 0 0 0 0 0 0 0 0 0 0 0 0 0 0 0 1 0 0 0 0 0 0 0 0 0 0 0 0 0 0 0


**TOP**

**Chicago Cubs @ St. Louis Cardinals**  
Sportsman's Park, St. Louis, MO

Tue Jul 18 1961, 8:05 PM EDT  
Att. 12,889 - Cloudy - 80 F

livebaseballscorecards.com

AB	35
R	5
H	9
RBI	5
BB	5
SO	9
LOB	19



Inning Stats	R: 0	H: 1	R: 0	H: 0	R: 0	H: 0	R: 0	H: 0	R: 2	H: 4	R: 3	H: 3	R: 0	H: 0	R: 0	H: 1	1B: 7	SF: 0	WP: 0	PA: 41
E: 0	LOB: 1	E: 0	LOB: 0	E: 0	LOB: 2	E: 0	LOB: 2	E: 0	LOB: 2	E: 0	LOB: 2	E: 0	LOB: 0	E: 0	LOB: 0	E: 0	LOB: 0	2B: 1	SAC: 0	PB: 0
K: 0	BB: 0	K: 2	BB: 0	K: 2	BB: 2	K: 1	BB: 0	K: 2	BB: 2	K: 1	BB: 2	K: 2	BB: 0	K: 0	BB: 0	K: 0	BB: 0	3B: 0	DP: 1	SB: 0
S: 4	P: 4	S: 7	P: 7	S: 7	P: 11	S: 5	P: 10	S: 9	P: 9	S: 10	P: 18	S: 5	P: 5	S: 3	P: 3	S: 3	P: 3	HR: 1	HBP: 1	CS: 0

PITCHER	IP	WLS	BF	H	R	ER	SO	BB	IBB	HBP	BLK	WP	HR	S	P	ERA	WHIP
<b>Bob Gibson, R</b> (1, 1) ERA: 3.48	9.0	W	41	9	5	5	9	4	1	1	0	0	1	53	74	5.00	1.444

Batter	1	2	3	4	5	6	7	8	9	AB	R	H	RBI	BB	SO	LOB
Bob Lillis, R OBP: 0.262, SLG: 0.240 (1, 6)	0-0 5-3	0-0 4-1		0-0 1B			0-0 1-3	0-0 L7		5	0	1	0	0	0	1
Joe Cunningham, L OBP: 0.409, SLG: 0.392 (1, 9)	0-0 1B		0-0 3B 1B	0-0 F7			0-0 2B SF8 1B	0-3 K		5	2	3	0	0	1	1
Bill White, L OBP: 0.388, SLG: 0.494 (1, 3)	0-0 P6		0-0 1B 3B		0-0 3B		0-0 1B 2B			4	2	3	1	0	0	1
Ken Boyer, R OBP: 0.382, SLG: 0.512 (1, 5)	0-0 P6		0-0 P4		0-0 6-3		4-0 1B E IBB			3	1	0	0	1	0	3
Charlie James, R OBP: 0.344, SLG: 0.414 (1, 7)		0-0 3-1 1B 1B	0-0 CS 1B		0-3 K		0-0 SF8			3	1	2	1	0	1	1
Stan Musial, L OBP: 0.390, SLG: 0.539 (7, PH)			0-0 3-H 1B							0	0	0	1	0	0	0
Curt Flood, R OBP: 0.386, SLG: 0.411 (8, 9)			0-0 P4	0-0 FC6-4 1B		0-0 F8		0-0 E9 1B		0	0	0	0	0	0	0
Don Taussig, R OBP: 0.386, SLG: 0.552 (1, 8)		0-0 P4	0-0 FC6-4 1B							4	0	2	1	0	0	2
Julian Javier, R OBP: 0.363, SLG: 0.387 (1, 4)		0-0 3-1 1B 1B	0-0 FC6-4				0-0 CS 1B	4-0 IBB		3	1	2	0	1	0	1
Tim McCarver, L OBP: 0.239, SLG: 0.343 (1, 2)		0-0 3-1		0-0 P6		0-3 K	0-0 F9			2	0	0	0	0	0	2
Carl Warwick, R OBP: 0.301, SLG: 0.329 (6, PH)										1	0	0	0	0	1	1
Jimmie Schaffer, R OBP: 0.338, SLG: 0.405 (7, 2)		1-2 2-3								1	0	0	0	0	0	2
Bob Gibson, R OBP: 0.275, SLG: 0.351 (1, 1)		0-0 2-H 3-H 1B		0-0 L5			0-0 F8		0-0 P3	4	0	1	2	0	0	0

Inning Stats	R: 0	H: 1	E: 0	LOB: 1	K: 0	BB: 0	S: 4	R: 2	H: 3	E: 0	LOB: 1	K: 0	BB: 0	S: 6	R: 0	H: 4	E: 0	LOB: 1	K: 0	BB: 0	S: 6	R: 0	H: 1	E: 0	LOB: 0	K: 1	BB: 0	S: 5	R: 3	H: 3	E: 1	LOB: 2	K: 0	BB: 2	S: 6	R: 0	H: 0	E: 0	LOB: 0	K: 1	BB: 0	S: 5
--------------	------	------	------	--------	------	-------	------	------	------	------	--------	------	-------	------	------	------	------	--------	------	-------	------	------	------	------	--------	------	-------	------	------	------	------	--------	------	-------	------	------	------	------	--------	------	-------	------

PITCHER	IP	WLS	BF	H	R	ER	SO	BB	IBB	HBP	BLK	WP	HR	S	P	ERA	WHIP
Dick Drott, R ERA: 4.61 (1, 1)	1.0		4	1	0	0	0	0	0	0	0	0	0	4	4	0.00	1.000
Mel Wright, R ERA: 10.71 (2, 1)	3.0		16	8	4	4	0	0	0	0	0	0	0	16	16	12.00	2.667
Don Elston, R ERA: 6.04 (5, 1)	1.0		4	1	0	0	1	0	0	0	0	0	0	6	6	0.00	1.000
Jim Brewer, L ERA: 7.28 (6, 1)	1.0		3	1	0	0	1	0	0	0	0	0	0	5	5	0.00	1.000
Bob Anderson, R ERA: 4.31 (7, 1)	1.0	L	8	3	3	2	0	0	2	0	0	0	0	6	14	18.00	3.000


**BOTTOM**

**Chicago Cubs @ St. Louis Cardinals**  
Sportsman's Park, St. Louis, MO

Tue Jul 18 1961, 8:05 PM EDT  
Att. 12,889 - Cloudy - 80 F

AB	35
R	7
H	14
RBI	6
BB	2
SO	3
LOB	15

livebaseballscorecards.com



WP: 0	PA: 38
PB: 0	
SB: 0	
CS: 2	

Batter	1	2	3	4	5	6	7	8	9	AB R H RBI BB SO LOB	TOP											
Al Heist, R (1, 8) OBP: 0.348, SLG: 0.413	4-0 BB		0-0 1B			0-0 L8		4-0 L1-3 BB		2 0 1 0 2 0 0	<b>Chicago Cubs @ Pittsburgh Pirates</b> Forbes Field, Pittsburgh, PA Thu Jul 20 1961, 7:05 PM EDT Att. 13,859 - Cloudy - 81 F											
Don Zimmer, R (1, 4) OBP: 0.309, SLG: 0.401	0-3 K		0-0 F8			4-0 BB		0-0 L1-3		3 0 0 0 1 1 4												
Ron Santo, R (1, 5) OBP: 0.370, SLG: 0.456	0-0 P4		0-0 F9			0-0 F8		0-0 6-3		4 0 0 0 0 0 4												
George Altman, L (1, 9) OBP: 0.395, SLG: 0.652	0-0 4-3				0-0 L6					4 0 1 0 0 1 2												
Billy Williams, L (1, 7) OBP: 0.346, SLG: 0.478		0-0 F7			0-0 P5					4 0 0 0 0 1 1												
Dick Bertell, R (1, 2) OBP: 0.318, SLG: 0.341		0-3 K			0-0 5-3					0 0 0 0 0 0 0												
Moe Thacker, R (1, 2) OBP: 0.391, SLG: 0.176										3 0 0 0 0 2 0												
Andre Rodgers, R (9, PH) OBP: 0.284, SLG: 0.337										1 0 0 0 0 1 1												
Jerry Kindall, R (1, 6) OBP: 0.320, SLG: 0.482						0-3 K		0-0 2B		4 0 2 0 0 2 1												
Ed Bouchee, L (1, 3) OBP: 0.390, SLG: 0.438		0-0 F8				0-3 K		0-0 P5		3 0 0 0 0 1 2												
Jack Curtis, L (1, 1) OBP: 0.250, SLG: 0.188			0-0 6-3			0-0 F8		1-0 BB HBP		2 0 0 0 0 0 0												
Richie Ashburn, L (8, PH) OBP: 0.346, SLG: 0.266										0 0 0 0 0 0 0												
Barney Schultz, R (8, 1)										0 0 0 0 0 0 0												
<b>Inning Stats</b>	R: 0 E: 0 K: 1 S: 5	H: 0 LOB: 1 BB: 1 P: 9	R: 0 E: 0 K: 1 S: 6	H: 1 LOB: 1 BB: 0 P: 6	R: 0 E: 0 K: 0 S: 4	H: 1 LOB: 1 BB: 0 P: 4	R: 0 E: 0 K: 0 S: 3	H: 0 LOB: 0 BB: 0 P: 3	R: 0 E: 0 K: 2 S: 7	H: 0 LOB: 0 BB: 0 P: 7	R: 0 E: 0 K: 1 S: 5	H: 0 LOB: 1 BB: 1 P: 9	R: 0 E: 0 K: 2 S: 8	H: 1 LOB: 1 BB: 0 P: 8	R: 0 E: 0 K: 0 S: 2	H: 0 LOB: 1 BB: 1 P: 7	R: 0 E: 0 K: 2 S: 8	H: 1 LOB: 1 BB: 0 P: 8	1B: 2 2B: 3 3B: 0 HR: 0	SF: 0 SAC: 0 DP: 1 HBP: 1	WP: 0 PB: 0 SB: 1 CS: 0	PA: 34
<b>PITCHER</b> Joe Gibbon, L (1, 1) ERA: 3.28	IP: 9.0 WLS: W BF: 34 H: 4 R: 0 ER: 0 SO: 9 BB: 3 IBB: 0 HBP: 1 BLK: 0 WP: 0 HR: 0 S: 48 P: 61 ERA: 0.00 WHIP: 0.778																					

livebaseballscorecards.com

<b>AB</b>	30
<b>R</b>	0
<b>H</b>	4
<b>RBI</b>	0
<b>BB</b>	3
<b>SO</b>	9
<b>LOB</b>	15



Batter	1	2	3	4	5	6	7	8	9	AB	R	H	RBI	BB	SO	LOB
Bill Virdon, L OBP: 0.340, SLG: 0.440 (1, 8)	0-0 P6		0-0 F8		0-3 K		0-0 1-6-3			4	0	0	1	0	1	1
Joe Christopher, R OBP: 0.337, SLG: 0.390 (1, 7)	0-0 E6 1B		0-0 CS 1B		0-0 6-3		0-0 6-3			4	1	1	0	0	0	1
Roberto Clemente, R OBP: 0.392, SLG: 0.577 (1, 9)	0-0 2B 1B		0-0 F9		0-0 1-3			0-0 G6-4-3 1B		4	0	2	0	0	0	1
Dick Stuart, R OBP: 0.333, SLG: 0.555 (1, 3)	0-0 2B		0-0 CS	0-0 SH1-4 1B 1B		0-0 F7		0-0 G6-4-3		4	1	2	1	0	0	1
Don Hoak, R OBP: 0.427, SLG: 0.531 (1, 5)	0-0 F8			0-0 SH1-4 1B 1B		0-0 G4-6-3 1B		0-0 5-3		4	1	2	0	0	0	1
Hal Smith, R OBP: 0.279, SLG: 0.333 (1, 2)		0-0 P3		0-0 SH1-4		0-0 G4-6-3				2	0	0	0	0	0	1
Bill Mazerowski, R OBP: 0.290, SLG: 0.361 (1, 4)		0-0 6-3		0-0 1B			0-0 SH1-4 1B 1-6-3			3	1	2	2	0	0	0
Dick Schofield, S OBP: 0.314, SLG: 0.283 (1, 6)		0-0 1B		0-3 K			0-0 1-6-3 SH1-4 1B			3	0	2	0	0	1	1
Joe Gibbon, R OBP: 0.176, SLG: 0.250 (1, 1)		0-0 1-3		0-0 4-3			0-0 SH1-4			2	0	0	0	0	0	2

Inning Stats	R: 1	H: 2	E: 1	LOB: 1	K: 0	BB: 0	S: 5	P: 5	R: 0	H: 1	E: 0	LOB: 1	K: 0	BB: 0	S: 4	P: 4	R: 0	H: 1	E: 0	LOB: 0	K: 0	BB: 0	S: 3	P: 3	R: 2	H: 3	E: 0	LOB: 1	K: 1	BB: 0	S: 8	P: 8	R: 0	H: 0	E: 0	LOB: 0	K: 1	BB: 0	S: 5	P: 5	R: 0	H: 1	E: 0	LOB: 0	K: 0	BB: 0	S: 3	P: 3	R: 1	H: 2	E: 0	LOB: 1	K: 0	BB: 0	S: 5	P: 5	R: 0	H: 1	E: 0	LOB: 0	K: 0	BB: 0	S: 3	P: 3
--------------	------	------	------	--------	------	-------	------	------	------	------	------	--------	------	-------	------	------	------	------	------	--------	------	-------	------	------	------	------	------	--------	------	-------	------	------	------	------	------	--------	------	-------	------	------	------	------	------	--------	------	-------	------	------	------	------	------	--------	------	-------	------	------	------	------	------	--------	------	-------	------	------

PITCHER	IP	WLS	BF	H	R	ER	SO	BB	IBB	HBP	BLK	WP	HR	S	P	ERA	WHIP
Jack Curtis, L ERA: 4.36 (1, 1)	7.0	L	29	10	4	3	2	0	0	0	0	0	0	33	33	3.86	1.429
Barney Schultz, R ERA: 2.93 (8, 1)	1.0		3	1	0	0	0	0	0	0	0	0	0	3	3	0.00	1.000


**BOTTOM**

**Chicago Cubs @ Pittsburgh Pirates**  
**Forbes Field, Pittsburgh, PA**  
 Thu Jul 20 1961, 7:05 PM EDT  
 Att: 13,859 - Cloudy - 81 F

AB	30
R	4
H	11
RBI	4
BB	0
SO	2
LOB	9



WP	PA	ERA	WHIP
0	33	0	0

Batter	1	2	3	4	5	6	7	8	9	10	AB R H RBI BB SO LOB	TOP						
Al Heist, R OBP: 0.345, SLG: 0.413 (1, 8) X	0-0 P5		X 0-0 1-H 2B		X 0-0 1-3			X 0-0 F8	X 0-0 F8		5 0 1 1 0 0 2	<b>Chicago Cubs @ Philadelphia Phillies</b> Connie Mack Stadium, Philadelphia, PA Fri Jul 21 1961, 7:05 PM EDT Att. 5,413 - Unknown - 88 F  livebaseballscorecards.com  <b>AB 39</b> <b>R 3</b> <b>H 9</b> <b>RBI 3</b> <b>BB 2</b> <b>SO 1</b> <b>LOB 14</b>  						
Don Zimmer, R OBP: 0.311, SLG: 0.401 (1, 4) X	0-0 F8		X 0-0 F7			X 0-0 IHR 1B		X 0-0 1B 5-3 1B	X 0-0 E5 FC6-4	5 1 2 0 0 0 1								
Billy Williams, L OBP: 0.347, SLG: 0.486 (1, 7) B B B	4-0 BB		X 0-0 L9			X 0-0 IHR		X 0-0 5-3	X 0-0 P6	4 1 1 2 1 0 3								
George Altman, L OBP: 0.392, SLG: 0.643 (1, 9) X	0-0 F7			X 0-0 4-3		X 0-0 G3		X 4-0 1B IBB	X 0-0 F7	4 0 0 0 1 0 2								
Ron Santo, R OBP: 0.370, SLG: 0.455 (1, 5)		X 0-0 G4-6-3 1B		X 0-0 5-3		X 0-0 F7		X 0-0 1-2 2-3 1B	X 0-0 FC6-4 1-2f	5 0 2 0 0 0 1								
Sammy Taylor, L OBP: 0.340, SLG: 0.488 Moe Thacker, R OBP: 0.391, SLG: 0.176 (1, 2) (9, 2)		X 0-0 G4-6-3 1-2f		X 0-0 F8		X 0-0 F7		X 0-0 4-3		4 0 0 0 0 0 4 0 0 0 0 0 0 0								
Ed Bouchee, L OBP: 0.384, SLG: 0.430 (1, 3)		X 0-0 4-3			X 0-0 P5		X 0-0 F7		X 0-0 F9	4 0 0 0 0 0 0								
Jerry Kindall, R OBP: 0.319, SLG: 0.477 (1, 6)			X 0-0 1-3		X 0-0 E S 1B		X 0-0 F7		X 0-0 F2	4 0 1 0 0 0 0								
Don Cardwell, R OBP: 0.175, SLG: 0.309 Bob Anderson, R OBP: 0.182, SLG: 0.143 Bob Will, L OBP: 0.348, SLG: 0.346 Barney Schultz, R (1, 1) (7, 1) (9, PH) (9, 1)			X 0-0 2B 1B		X 0-3 K		X 0-0 F7		X 0-0 2B	3 1 1 0 0 1 1 0 0 0 0 0 0 0 1 0 1 0 0 0 0 0 0 0 0 0 0 0								
<b>Inning Stats</b>	R: 0 H: 0 E: 0 LOB: 1 K: 0 BB: 1 S: 3 P: 7	R: 0 H: 1 E: 0 LOB: 0 K: 0 BB: 0 S: 3 P: 3	R: 1 H: 2 E: 0 LOB: 1 K: 0 BB: 0 S: 5 P: 5	R: 0 H: 0 E: 0 LOB: 0 K: 0 BB: 0 S: 3 P: 3	R: 0 H: 1 E: 0 LOB: 1 K: 1 BB: 0 S: 6 P: 6	R: 2 H: 2 E: 0 LOB: 0 K: 0 BB: 0 S: 5 P: 5	R: 0 H: 0 E: 0 LOB: 0 K: 0 BB: 0 S: 3 P: 3	R: 0 H: 2 E: 0 LOB: 3 K: 0 BB: 1 S: 5 P: 9	R: 0 H: 1 E: 0 LOB: 1 K: 0 BB: 0 S: 4 P: 4	R: 0 H: 0 E: 1 LOB: 1 K: 0 BB: 0 S: 4 P: 4	1B: 6 SF: 0 2B: 2 SAC: 0 3B: 0 DP: 1 HR: 1 HBP: 0		WP: 0 PA: 41 PB: 0 SB: 1 CS: 0					
<b>PITCHER</b>	IP WLS BF H R ER SO BB IBB HBP BLK WP HR S P ERA WHIP																	
Jim Owens, R ERA: 6.59 (1, 1)	7.0	27	6	3	3	1	1	0	0	0	0	0	0	0	28	32	3.86	1.000
Jack Baldschun, R ERA: 4.32 (8, 1)	3.0	14	3	0	0	0	0	1	0	0	0	0	0	0	13	17	0.00	1.000

BOTTOM

Chicago Cubs @ Philadelphia Phillies  
Connie Mack Stadium, Philadelphia, PA

Fri Jul 21 1961, 7:05 PM EDT  
Att. 5,413 - Unknown - 88 F

livebaseballscorecards.com

AB	33
R	4
H	9
RBI	4
BB	4
SO	10
LOB	13



WP	0	PA	40
PB	0		
SB	0		
CS	0		

AB	3	R	0	H	0	RBI	0	BB	0	SO	0	LOB	1
	0	0	0	0	0	1	0	0	0				
	1	0	0	0	0	1	0						

4	0	0	1	1	2	0							
---	---	---	---	---	---	---	--	--	--	--	--	--	--

5	0	1	0	0	2	3							
---	---	---	---	---	---	---	--	--	--	--	--	--	--

5	3	3	1	0	2	1							
---	---	---	---	---	---	---	--	--	--	--	--	--	--

2	0	0	1	0	1	1							
---	---	---	---	---	---	---	--	--	--	--	--	--	--

3	0	0	0	1	1	1							
---	---	---	---	---	---	---	--	--	--	--	--	--	--

4	1	3	1	0	0	0							
---	---	---	---	---	---	---	--	--	--	--	--	--	--

3	0	2	0	1	0	1							
---	---	---	---	---	---	---	--	--	--	--	--	--	--

1	0	0	0	0	0	2							
---	---	---	---	---	---	---	--	--	--	--	--	--	--

1	0	0	0	0	0	3							
---	---	---	---	---	---	---	--	--	--	--	--	--	--

1	0	0	0	0	1	0							
---	---	---	---	---	---	---	--	--	--	--	--	--	--

1B	6	SF	1	WP	0	PA	40
2B	1	SAC	2	PB	0		
3B	1	DP	1	SB	0		
HR	1	HBP	0	CS	0		

Batter	1	2	3	4	5	6	7	8	9	10	AB	R	H	RBI	BB	SO	LOB
Bobby Malkmus, R (1, 4) OBP: 0.261, SLG: 0.287 Elmer Valo, L (7, PH) OBP: 0.333, SLG: 0.271 George Williams, R (7, PR) (8, 4)	0-0 4-3		0-0 4-3		0-0 F8		4-0 BB BB		0-3 K		3	0	0	0	0	0	1
Johnny Callison, L (1, 7) OBP: 0.346, SLG: 0.373	0-3 K		0-0 F9			0-3 K	4-0 BB BB		0-0 1-3		4	0	0	1	1	2	0
Don Demeter, R (1, 8) OBP: 0.319, SLG: 0.437	0-0 5-3		0-0 P6			0-0 1B	0-3 K			0-3 K	5	0	1	0	0	2	3
Tony Gonzalez, L (1, 9) OBP: 0.395, SLG: 0.486		0-0 SF8 3B		0-3 K		0-3 K		0-0 SH1-4 1B 1B		0-0 HR	5	3	3	1	0	2	1
Charley Smith, R (1, 5) OBP: 0.302, SLG: 0.390		0-0 SF8		0-3 K		0-0 P6		0-0 SH1-4			2	0	0	1	0	1	1
Lee Walls, R (1, 3) OBP: 0.341, SLG: 0.531		0-0 P4		0-0 6-3			4-0 BB 1B BB G1-2-3	0-3 K			3	0	0	0	1	1	1
Clay Dalrymple, L (1, 2) OBP: 0.219, SLG: 0.237		0-0 2B 1B		0-0 P5			0-0 G1-2-3 BB 1B	0-0 FC6-4 1B			4	1	3	1	0	0	0
Ruben Amaro, R (1, 6) OBP: 0.353, SLG: 0.358		0-0 1-3 2B		0-0 SH1-4 1B			4-0 BB G1-2-3 BB	0-0 FC6-4			3	0	2	0	1	0	1
Jim Owens, R (1, 1) Wes Covington, L (7, PH) OBP: 0.289, SLG: 0.356 Jack Baldschun, R (8, 1)		0-0 1-3		0-0 SH1-4			0-0 G1-2-3	0-3 K			1	0	0	0	0	0	2
				1-2 SH1-4			1-2 2-3 3-Hf				1	0	0	0	0	0	3
											1	0	0	0	0	1	0

Inning Stats	R: 0	H: 0	E: 0	K: 1	S: 5	P: 5	R: 1	H: 3	E: 0	K: 0	S: 6	P: 6	R: 0	H: 0	E: 0	K: 0	S: 3	R: 0	H: 0	E: 0	K: 2	S: 7	P: 7	R: 0	H: 1	E: 0	K: 0	S: 4	R: 0	H: 1	E: 0	K: 2	S: 8	R: 1	H: 1	E: 0	K: 1	S: 5	R: 1	H: 2	E: 0	K: 1	S: 7	P: 7	R: 0	H: 0	E: 0	K: 2	S: 7	P: 7	R: 1	H: 1	E: 0	K: 1	S: 4	P: 4	1B: 6	SF: 1	2B: 1	SAC: 2	3B: 1	DP: 1	HR: 1	HBP: 0	WP: 0	PA: 40
--------------	------	------	------	------	------	------	------	------	------	------	------	------	------	------	------	------	------	------	------	------	------	------	------	------	------	------	------	------	------	------	------	------	------	------	------	------	------	------	------	------	------	------	------	------	------	------	------	------	------	------	------	------	------	------	------	------	-------	-------	-------	--------	-------	-------	-------	--------	-------	--------

PITCHER	IP	WLS	BF	H	R	ER	SO	BB	IBB	HBP	BLK	WP	HR	S	P	ERA	WHIP
Don Cardwell, R (1, 1) ERA: 4.24	6.0		25	6	2	2	5	1	0	0	0	0	0	34	38	3.00	1.167
Bob Anderson, R (7, 1) ERA: 4.31	2.0		10	2	1	1	2	3	0	0	0	0	0	11	23	4.50	2.500
Barney Schultz, R (9, 1) ERA: 3.09	1.1	L	5	1	1	1	3	0	0	0	0	0	1	11	11	6.75	0.750

Batter	1	2	3	4	5	6	7	8	9	AB R H RBI BB SO LOB	TOP											
Al Heist, R (1, 8) OBP: 0.346, SLG: 0.417	0-0 L8		0-0 1B 2B		0-0 WP 1B		0-3 K		0-0 F9	5 1 2 0 0 1 3												
Don Zimmer, R (1, 4) OBP: 0.309, SLG: 0.396	0-0 F9		4-0 1B BB		0-0 F8		0-0 1-3		0-0 FC5-4	4 0 0 0 1 0 4												
Billy Williams, L (1, 7) OBP: 0.345, SLG: 0.482	0-0 3-1		0-0 1B		0-0 6-3				0-0 4-3	4 0 1 1 0 0 1												
George Altman, L (1, 9) OBP: 0.393, SLG: 0.651		0-0 HR	0-3 K		0-0 G6-4-3 1B				0-0 5-3	4 1 2 1 0 1 2												
Ron Santo, R (1, 5) OBP: 0.366, SLG: 0.450		0-0 F8		0-0 F9		0-0 G6-4-3			0-3 K	4 0 0 0 0 1 1												
Andre Rodgers, R (1, 3) OBP: 0.279, SLG: 0.330		0-3 K		0-0 5-3		0-3 K			0-0 HR 1B	2 0 0 0 0 1 0												
Ed Bouchee, L (6, PH) OBP: 0.385, SLG: 0.430										2 1 1 0 0 1 0												
Jerry Kindall, R (1, 6) OBP: 0.318, SLG: 0.487		0-0 F9		0-0 P4			0-3 K		0-0 HR	4 1 1 2 0 1 0												
Moe Thacker, R (1, 2) OBP: 0.383, SLG: 0.171			0-3 K		0-0 P4		4-0 E FC3 BB		4-0 FC5-4 BB	1 0 0 0 0 1 0												
Mel Roach, R (5, PH) OBP: 0.243, SLG: 0.226										1 0 0 0 0 0 0												
Sammy Taylor, L (5, 2) OBP: 0.350, SLG: 0.488										0 0 0 0 2 0 0												
Glen Hobbie, R (1, 1) OBP: 0.242, SLG: 0.333			0-3 K		0-0 1B WP 2B		0-0 FC3		0-0 L9	2 1 1 0 0 1 0												
Don Elston, R (6, 1) OBP: 0.286, SLG: 0.286										0 0 0 0 0 0 0												
Bob Will, L (7, PH) OBP: 0.344, SLG: 0.342										1 0 0 0 0 0 1												
Bob Anderson, R (7, 1) OBP: 0.182, SLG: 0.143										0 0 0 0 0 0 0												
Richie Ashburn, L (9, PH) OBP: 0.344, SLG: 0.264										1 0 0 0 0 0 1												
<b>Inning Stats</b>	R: 0 E: 0 K: 0 S: 3	H: 0 LOB: 0 BB: 0 P: 3	R: 1 E: 0 K: 1 S: 6	H: 1 LOB: 0 BB: 0 P: 6	R: 1 E: 0 K: 3 S: 11	H: 2 LOB: 2 BB: 1 P: 15	R: 0 E: 0 K: 0 S: 3	H: 0 LOB: 0 BB: 0 P: 3	R: 1 E: 0 K: 0 S: 5	H: 2 LOB: 1 BB: 0 P: 5	R: 0 E: 0 K: 1 S: 5	H: 1 LOB: 0 BB: 0 P: 5	R: 0 E: 1 K: 2 S: 8	H: 0 LOB: 2 BB: 1 P: 12	R: 0 E: 0 K: 1 S: 5	H: 0 LOB: 0 BB: 0 P: 5	R: 2 E: 0 K: 0 S: 5	H: 2 LOB: 1 BB: 1 P: 9	1B: 4 2B: 2 3B: 0 HR: 2	SF: 0 SAC: 0 DP: 1 HBP: 0	WP: 1 PB: 0 SB: 0 CS: 0	PA: 38
<b>PITCHER</b>	IP WLS BF H R ER SO BB IBB HBP BLK WP HR S P ERA WHIP																					
Chris Short, L (1, 1) ERA: 6.3	5.0 W 22 6 3 3 4 1 0 0 0 1 1 29 33 5.40 1.400																					
John Buzhardt, R (6, 1) ERA: 3.97	3.1 14 2 2 2 4 2 0 0 0 0 1 20 28 5.40 1.200																					
Jack Baldschun, R (9, 1) ERA: 4.26	0.2 S 2 0 0 0 0 0 0 0 0 0 0 2 2 0.00 0.000																					

Chicago Cubs @ Philadelphia Phillies  
 Connie Mack Stadium, Philadelphia, PA

Sat Jul 22 1961, 3:33 AM EDT  
 Att. 2,956 - Sunny - 92 F

livebaseballscorecards.com

AB	35
R	5
H	8
RBI	4
BB	3
SO	8
LOB	13





Batter	1	2	3	4	5	6	7	8	9
<b>Bobby Malkmus, R</b> (1, 4) OBP: 0.267, SLG: 0.312	0-0 HR		0-0 F9		0-0 1B		0-0 SH3-4	0-3 K	
<b>Johnny Callison, L</b> (1, 7) OBP: 0.350, SLG: 0.383	0-0 1-3		0-0 2B 2B 1B		0-0 1-3		0-0 E6 3B	4-0 FC6-4 IBB	
<b>Wes Covington, L</b> (1, 9) OBP: 0.301, SLG: 0.373 <b>Ken Walters, R</b> (7, PR) OBP: 0.271, SLG: 0.350 (8, 9)	0-0 L4-3 1B		0-0 1-3 2B		0-3 K		0-0 F8 BB 1B	0-0 FC6-4 1-2f	
<b>Tony Gonzalez, L</b> (1, 8) OBP: 0.401, SLG: 0.493	0-0 L4-3 1-2		0-0 2-H 3-H E 2B		0-0 1B SH1-3 1B		4-0 1-2 F8 BB		
<b>Charley Smith, R</b> (1, 5) OBP: 0.303, SLG: 0.389		0-3 K	0-0 2-H 1B		0-0 SH1-3 1-2		0-0 1-2 2-3 F8		
<b>Lee Walls, R</b> (1, 3) OBP: 0.358, SLG: 0.536		0-0 1B 1B	0-0 4-3		0-0 2-3 1B		4-0 IBB		
<b>Darrell Johnson, R</b> (1, 2) OBP: 0.280, SLG: 0.217		0-0 1-2 G6-4-3 1B		0-0 5-3		0-3 K	0-0 P5		
<b>Ruben Amaro, R</b> (1, 6) OBP: 0.351, SLG: 0.356		0-0 1-2f G6-4-3		0-0 F9		0-0 B5-3		0-0 SH1-4 1B	
<b>Chris Short, R</b> (1, 1) OBP: 0.100, SLG: 0.100 <b>John Buzhardt, R</b> (6, 1) OBP: 0.188, SLG: 0.138 <b>Jack Baldschun, R</b> (9, 1)			0-3 K		0-0 G3		0-0 SH3-4 E 1B	0-0 SH1-4 1-2	

Inning Stats	R: 1	H: 2	E: 0	LOB: 0	K: 0	BB: 0	S: 4	P: 4	R: 0	H: 2	E: 0	LOB: 1	K: 1	BB: 0	S: 6	P: 6	R: 3	H: 4	E: 0	LOB: 1	K: 1	BB: 0	S: 9	P: 9	R: 0	H: 0	E: 0	LOB: 0	K: 0	BB: 0	S: 3	P: 3	R: 0	H: 1	E: 0	LOB: 0	K: 1	BB: 0	S: 5	P: 5	R: 0	H: 2	E: 0	LOB: 2	K: 1	BB: 0	S: 7	P: 7	R: 2	H: 3	E: 1	LOB: 3	K: 0	BB: 2	S: 6	P: 14	R: 0	H: 1	E: 0	LOB: 2	K: 1	BB: 1	S: 6	P: 10
--------------	------	------	------	--------	------	-------	------	------	------	------	------	--------	------	-------	------	------	------	------	------	--------	------	-------	------	------	------	------	------	--------	------	-------	------	------	------	------	------	--------	------	-------	------	------	------	------	------	--------	------	-------	------	------	------	------	------	--------	------	-------	------	-------	------	------	------	--------	------	-------	------	-------

PITCHER	IP	WLS	BF	H	R	ER	SO	BB	IBB	HBP	BLK	WP	HR	S	P	ERA	WHIP
<b>Glen Hobbie, R</b> (1, 1) ERA: 4.38	5.1	L	24	11	4	4	3	0	0	0	0	0	1	30	30	6.75	2.062
<b>Don Elston, R</b> (6, 1) ERA: 5.96	0.2		2	0	0	0	1	0	0	0	0	0	0	4	4	0.00	0.000
<b>Bob Anderson, R</b> (7, 1) ERA: 4.42	2.0		13	4	2	2	1	1	2	0	0	0	0	12	24	9.00	2.500

**BOTTOM**


**Chicago Cubs @ Philadelphia Phillies**  
**Connie Mack Stadium, Philadelphia, PA**

Sat Jul 22 1961, 3:33 AM EDT  
 Att. 2,956 - Sunny - 92 F

AB	R	H	RBI	BB	SO	LOB
4	1	2	1	0	1	1
4	2	2	1	1	0	0
4	1	3	0	0	1	0
1	0	0	0	0	0	2
3	1	2	2	1	0	1
3	0	1	0	0	1	2
3	0	2	0	1	0	1
4	0	1	0	0	1	5
4	0	1	0	0	0	4
2	0	0	0	0	1	0
1	1	1	0	0	0	0
0	0	0	0	0	0	0

AB	33
R	6
H	15
RBI	4
BB	3
SO	5
LOB	16

WP: 0 PA: 39  
 PB: 0  
 SB: 0  
 CS: 0



PITCHER	IP	WLS	BF	H	R	ER	SO	BB	IBB	HBP	BLK	WP	HR	S	P	ERA	WHIP
---------	----	-----	----	---	---	----	----	----	-----	-----	-----	----	----	---	---	-----	------

Batter	1	2	3	4	5	6	7	8	9	AB R H RBI BB SO LOB	TOP																								
<b>Richie Ashburn, L</b> (1, 8) <small>OBP: 0.350, SLG: 0.269</small> <b>Al Heist, R</b> (9, 8) <small>OBP: 0.346, SLG: 0.417</small>	0-0 5-3		0-0 E S HR 1B		0-0 HR 1B	0-0 F8		4-0 1B 2B BB		4 3 2 0 1 0 0 0 0 0 0 0 0 0																									
<b>Don Zimmer, R</b> (1, 4) <small>OBP: 0.316, SLG: 0.420</small>	0-0 5-3		0-0 1-H HR		0-0 1-H HR		4-0 HR BB	0-0 2B 1B		4 4 3 4 1 0 0																									
<b>Billy Williams, L</b> (1, 7) <small>OBP: 0.346, SLG: 0.482</small> <b>Bob Will, L</b> (9, 7) <small>OBP: 0.344, SLG: 0.342</small>	0-0 F7		0-0 F9		0-0 G3		4-0 HR BB	0-0 1-H 2B 3-H		4 1 1 2 1 0 0 0 0 0 0 0 0 0																									
<b>George Altman, L</b> (1, 9) <small>OBP: 0.393, SLG: 0.657</small>		0-0 P4	0-0 1B		0-0 E7 WP		1-2 HR		0-0 F7	5 1 2 3 0 0 0																									
<b>Ron Santo, R</b> (1, 5) <small>OBP: 0.369, SLG: 0.451</small>		0-0 4-3 WP 1B 1B	0-3 K		4-0 WP IBB		0-0 F7		0-0 G6-3 1B	4 1 2 0 1 1 1																									
<b>Sammy Taylor, L</b> (1, 2) <small>OBP: 0.345, SLG: 0.473</small>	0-0 4-3 1-3			0-0 F7		4-0 1-2 2-3 BB		0-0 F9	0-0 G6-3 1-2	4 0 0 0 1 0 2																									
<b>Jerry Kindall, R</b> (1, 6) <small>OBP: 0.317, SLG: 0.483</small>	0-0 3-H 1B			0-3 K	0-3 K		0-0 F8			4 0 1 1 0 2 3																									
<b>Ed Bouchee, L</b> (1, 3) <small>OBP: 0.383, SLG: 0.440</small>			0-0 HR		0-0 F8		0-0 4-1		0-0 P5	4 1 1 1 0 0 0																									
<b>Jim Brewer, L</b> (1, 1) <small>OBP: 0.273, SLG: 0.111</small> <b>Don Elston, R</b> (5, 1) <small>OBP: 0.222, SLG: 0.222</small>			0-3 K		0-0 F8	0-0 6-3		0-0 6-3		2 0 0 0 0 1 0 2 0 0 0 0 0 0																									
<b>Inning Stats</b>	R: 0 E: 0 K: 0 S: 3	H: 0 LOB: 0 BB: 0 P: 3	R: 1 E: 0 K: 0 S: 4	H: 2 LOB: 1 BB: 0 P: 4	R: 3 E: 0 K: 2 S: 11	H: 4 LOB: 1 BB: 0 P: 11	R: 0 E: 0 K: 1 S: 5	H: 0 LOB: 0 BB: 0 P: 5	R: 2 E: 1 K: 1 S: 8	H: 2 LOB: 3 BB: 2 P: 16	R: 0 E: 0 K: 0 S: 3	H: 0 LOB: 0 BB: 0 P: 3	R: 3 E: 0 K: 0 S: 4	H: 1 LOB: 0 BB: 2 P: 12	R: 2 E: 0 K: 0 S: 4	H: 2 LOB: 1 BB: 1 P: 8	R: 0 E: 0 K: 0 S: 3	H: 1 LOB: 0 BB: 0 P: 3	1B: 7 2B: 1 3B: 0 HR: 4	SF: 0 SAC: 0 DP: 1 HBP: 0	WP: 2 PB: 0 SB: 1 CS: 0	PA: 42													
<b>PITCHER</b>	IP WLS BF H R ER SO BB IBB HBP BLK WP HR S P ERA WHIP																																		
<b>Art Mahaffey, R</b> (1, 1) <small>ERA: 4.24</small> <b>Ken Lehman, L</b> (5, 1) <small>ERA: 4.28</small> <b>Paul Brown, R</b> (6, 1) <small>ERA: 13.5</small> <b>Dallas Green, R</b> (8, 1) <small>ERA: 5.08</small> <b>Frank Sullivan, R</b> (9, 1) <small>ERA: 3.98</small>	4.2 L	22	8	6	6	3	0	0	0	0	1	3	28	28	11.57	1.714																			
	0.1	3	0	0	0	1	1	1	0	0	1	0	3	11	0.00	3.000																			
	2.0	9	1	3	3	0	2	0	0	0	0	1	7	15	13.50	1.500																			
	1.0	5	2	2	2	0	1	0	0	0	0	0	4	8	18.00	3.000																			
	1.0	3	1	0	0	0	0	0	0	0	0	0	3	3	0.00	1.000																			

Chicago Cubs @ Philadelphia Phillies  
 Connie Mack Stadium, Philadelphia, PA  
 Sun Jul 23 1961, 3:33 AM EDT  
 Att. 3,476 - Cloudy - 104 F

livebaseballscorecards.com

AB	37
R	11
H	12
RBI	11
BB	5
SO	4
LOB	6



Batter	1	2	3	4	5	6	7	8	9	AB R H RBI BB SO LOB
Bobby Malkmus, R (1, 4) OBP: 0.271, SLG: 0.321	0-0 G3-6 1B		0-0 E5 1-2		0-0 2B		0-0 6-3		0-0 P6	5 1 2 0 0 0 1
Johnny Callison, L (1, 7) OBP: 0.352, SLG: 0.387	0-0 G3-6 1-2f		0-3 K		0-0 HR 2B			4-0 1B 4-3 1B BB		3 2 1 1 1 1 3
Don Demeter, R (1, 8) OBP: 0.322, SLG: 0.460	0-3 K			0-0 1B 3B	0-0 HR 2-H			0-0 P4		4 2 2 2 0 1 1
Lee Walls, R (1, 3) OBP: 0.354, SLG: 0.523		0-0 1-3		0-0 1B 3-H	0-0 1-3			0-0 4-3 1-2		4 0 1 1 0 0 1
Charley Smith, R (1, 5) OBP: 0.302, SLG: 0.387		0-0 5-3		0-0 P4		0-3 K		0-0 1B 2-3 1B		4 0 1 0 0 1 1
Tony Gonzalez, L (1, 9) OBP: 0.398, SLG: 0.489		0-0 1-3		0-0 F9		0-0 P6		0-0 1B 1-2 3-H 1B		4 0 1 1 0 0 1
Darrell Johnson, R (1, 2) OBP: 0.286, SLG: 0.231			0-0 E 1B	0-0 F8		0-0 6-3		0-0 F5		3 0 1 0 0 0 1
Dallas Green, L (8, 1) OBP: 0.345, SLG: 0.208										0 0 0 0 0 0 0
Elmer Valo, L (8, PH) OBP: 0.328, SLG: 0.265										1 0 0 0 0 0 2
Frank Sullivan, R (9, 1) OBP: 0.208, SLG: 0.050										0 0 0 0 0 0 0
Ruben Amaro, R (1, 6) OBP: 0.345, SLG: 0.350			0-0 F9		0-0 5-3		0-0 F3		0-3 K	4 0 0 0 0 1 1
Art Mahaffey, R (1, 1) OBP: 0.083, SLG: 0.095			0-3 K		0-0 5-3		0-0 F8		0-0 F9	1 0 0 0 0 0 1 1
Ken Lehman, L (5, 1) OBP: 0.307, SLG: 0.314										0 0 0 0 0 0 0
Bobby Gene Smith, R (5, PH) OBP: 0.307, SLG: 0.314										1 0 0 0 0 0 0
Paul Brown, R (8, 1) OBP: 0.217, SLG: 0.235										0 0 0 0 0 0 0
Clay Dalrymple, L (7, PH) OBP: 0.217, SLG: 0.235										2 0 0 0 0 0 0

**BOTTOM**

**Chicago Cubs @ Philadelphia Phillies**  
**Connie Mack Stadium, Philadelphia, PA**

Sun Jul 23 1961, 3:33 AM EDT  
 Att. 3,476 - Cloudy - 104 F

AB	36
R	5
H	9
RBI	5
BB	1
SO	5
LOB	13



Inning Stats	R: 0	H: 1	E: 0	LOB: 0	K: 1	S: 5	P: 5	R: 0	H: 0	E: 0	LOB: 0	K: 0	S: 3	R: 0	H: 1	E: 1	LOB: 2	K: 2	S: 9	R: 1	H: 2	E: 0	LOB: 1	K: 0	S: 5	R: 3	H: 3	E: 0	LOB: 0	K: 0	S: 6	R: 0	H: 0	E: 0	LOB: 0	K: 1	S: 5	R: 0	H: 0	E: 0	LOB: 0	K: 0	S: 3	R: 1	H: 2	E: 0	LOB: 2	K: 0	S: 5	R: 0	H: 0	E: 0	LOB: 0	K: 1	S: 5	R: 0	H: 0	E: 0	LOB: 0	K: 1	S: 5	R: 0	H: 0	E: 0	LOB: 0	K: 1	S: 5	R: 0	H: 0	E: 0	LOB: 0	K: 1	S: 5	R: 0	H: 0	E: 0	LOB: 0	K: 1	S: 5
--------------	------	------	------	--------	------	------	------	------	------	------	--------	------	------	------	------	------	--------	------	------	------	------	------	--------	------	------	------	------	------	--------	------	------	------	------	------	--------	------	------	------	------	------	--------	------	------	------	------	------	--------	------	------	------	------	------	--------	------	------	------	------	------	--------	------	------	------	------	------	--------	------	------	------	------	------	--------	------	------	------	------	------	--------	------	------

PITCHER	IP	WLS	BF	H	R	ER	SO	BB	IBB	HBP	BLK	WP	HR	S	P	ERA	WHIP
Jim Brewer, L (1, 1) ERA: 7.33	4.2		21	7	4	4	3	0	0	0	0	0	1	27	27	7.71	1.500
Don Elston, R (5, 1) ERA: 5.64	4.1	W	16	2	1	1	2	1	0	0	0	0	0	19	23	2.08	0.692

WP: 0	PA: 37
PB: 0	
SB: 0	
CS: 0	

WP	HR	S	P	ERA	WHIP
----	----	---	---	-----	------

Batter	1	2	3	4	5	6	7	8	9	AB R H RBI BB SO LOB	TOP											
Bob Lillis, R OBP: 0.281, SLG: 0.265 (1, 6)	0-0 1B HR 1B	0-0 SH G6-3		0-0 1B		0-0 E 1B		0-0 B3-4		4 1 3 0 0 0 1												
Julian Javier, R OBP: 0.348, SLG: 0.359 (1, 4)	0-0 1B HR 1B	0-0 G6-3		0-0 1B		4-0 1B BB		4-0 CS BB		3 1 2 0 2 0 2												
Bill White, L OBP: 0.380, SLG: 0.483 (1, 3)	0-0 1B HR	0-0 5-3			0-0 6-3	0-0 4-3		0-0 CS	0-0 5-3 1B	5 1 2 0 0 0 3												
Ken Boyer, R OBP: 0.386, SLG: 0.513 (1, 5)	0-0 HR		0-0 F9		0-0 1-3		0-0 E 1B		0-0 5-3	5 1 2 4 0 0 1												
Stan Musial, L OBP: 0.392, SLG: 0.517 (1, 7)	0-0 6-3		0-0 1-3		0-0 F7		0-0 F8		4-0 IBB	4 0 0 0 1 0 1												
Curt Flood, R OBP: 0.381, SLG: 0.398 (9, PR)										0 0 0 0 0 0 0												
Don Taussig, R OBP: 0.364, SLG: 0.523 (1, 8)	0-0 1B		0-0 2B		0-0 G3	0-0 E6		0-3 K		5 0 2 0 0 1 3												
Charlie James, R OBP: 0.330, SLG: 0.410 (1, 9)	0-0 P4		0-3 K		0-0 HR	0-3 K		0-0 L4		5 1 1 1 0 2 6												
Jimmie Schaffer, R OBP: 0.314, SLG: 0.373 (1, 2)	0-0 P6			0-0 5-3		0-0 1B SH1-4 1B		0-0 P6		3 1 1 0 0 0 1												
Carl Sawatski, L OBP: 0.400, SLG: 0.575 (7, PH)										1 0 0 0 0 0 2												
Ray Sadecki, L OBP: 0.241, SLG: 0.296 (1, 1)		0-0 E3		0-0 4-3						2 0 0 0 0 0 0												
Craig Anderson, R OBP: 0.333, SLG: 0.500 (7, 1)										0 0 0 0 0 0 0												
Red Schoendienst, S OBP: 0.352, SLG: 0.396 (8, PH)		G6-3 SH								1 0 1 0 0 0 0												
Lindy McDaniel, R OBP: 0.167, SLG: 0.167 (8, 1)								0-0 B3-4 1B		0 0 0 0 0 0 0												
<b>Inning Stats</b>	R: 4 E: 0 K: 0 S: 8	H: 5 LOB: 1 BB: 0 P: 8	R: 0 E: 2 K: 0 S: 4	H: 0 LOB: 1 BB: 0 P: 4	R: 0 E: 0 K: 1 S: 6	H: 1 LOB: 1 BB: 0 P: 6	R: 0 E: 0 K: 0 S: 4	H: 2 LOB: 2 BB: 0 P: 4	R: 0 E: 0 K: 0 S: 3	H: 0 LOB: 0 BB: 0 P: 3	R: 2 E: 1 K: 0 S: 6	H: 3 LOB: 2 BB: 1 P: 10	R: 0 E: 1 K: 1 S: 7	H: 1 LOB: 2 BB: 0 P: 7	R: 0 E: 0 K: 0 S: 2	H: 1 LOB: 0 BB: 1 P: 6	R: 0 E: 0 K: 1 S: 6	H: 1 LOB: 2 BB: 1 P: 10	1B: 11 2B: 2 3B: 0 HR: 2	SF: 0 SAC: 2 DP: 2 HBP: 0	WP: 0 PB: 0 SB: 0 CS: 1	PA: 44
<b>PITCHER</b>	IP WLS BF H R ER SO BB IBB HBP BLK WP HR S P ERA WHIP																					
Jack Curtis, L ERA: 4.58 (1, 1)	5.2 L 28 11 6 5 1 0 0 0 0 0 0 2 30 30 7.94 1.941																					
Bob Anderson, R ERA: 4.3 (6, 1)	2.1 10 2 0 0 1 2 0 0 0 0 0 0 10 18 0.00 1.714																					
Barney Schultz, R ERA: 3.0 (9, 1)	1.0 5 1 0 0 1 0 1 0 0 0 0 0 6 10 0.00 1.000																					

St. Louis Cardinals @ Chicago Cubs  
Wrigley Field, Chicago, IL  
Tue Jul 25 1961, 3:33 AM CDT  
Att. 13,326 - Sunny - 80 F

livebaseballscorecards.com

AB	38
R	6
H	14
RBI	5
BB	3
SO	3
LOB	20



Batter	1	2	3	4	5	6	7	8	9	AB R H RBI BB SO LOB
Al Heist, R OBP: 0.351, SLG: 0.424 (1, 8)	0-0 F7		0-0 1B 2B		0-0 SH SF8 1B		4-0 SH3-4 BB		0-3 K	4 2 2 0 1 1 0
Don Zimmer, R OBP: 0.313, SLG: 0.416 (1, 4)	0-0 E6 4-3		0-0 F9		0-0 SH SF8 1-3 2-H		0-0 SH3-4 1-2		0-3 K	3 0 0 0 0 1 2
Billy Williams, L OBP: 0.350, SLG: 0.484 (1, 7)	0-0 4-3 1-2		0-0 2-H 3-H 1B		0-0 SF8 2-3 3-H		4-0 BB		0-0 1B 1B	3 0 2 3 1 0 1
George Altman, L OBP: 0.390, SLG: 0.649 (1, 9)	0-3 K		0-3 K		0-0 1-3		0-0 P3		0-0 1-2 1B	5 0 1 0 0 2 5
Ron Santo, R OBP: 0.367, SLG: 0.450 (1, 5)		0-0 4-5 2B	0-0 F2		0-0 F9		0-3 K		0-0 L4	5 0 1 0 0 1 6
Dick Bertell, R OBP: 0.313, SLG: 0.335 (1, 2)		0-3 K		0-0 F9		0-3 K		0-3 K		3 0 0 0 0 2 1
Richie Ashburn, L OBP: 0.349, SLG: 0.268 (8, PH)										1 0 0 0 0 1 0
Moe Thacker, R OBP: 0.383, SLG: 0.171 (9, 2)										0 0 0 0 0 0 0
Jerry Kindall, R OBP: 0.315, SLG: 0.476 (1, 6)		4-0 BB		0-0 1-3		0-0 F3		0-0 6-3		3 0 0 0 1 0 0
Ed Bouchee, L OBP: 0.385, SLG: 0.454 (1, 3)		0-0 4-5 2-3f		0-0 F9		0-0 HR		0-0 1B		4 1 2 1 0 0 2
Jack Curtis, L OBP: 0.289, SLG: 0.188 (1, 1)			4-0 2B 1B BB		4-0 SH 1B BB		0-3 K		0-0 F9	0 2 0 0 2 0 0
Bob Anderson, R OBP: 0.174, SLG: 0.136 (6, 1)										1 0 0 0 0 1 0
14 Ernie Banks, R OBP: 0.360, SLG: 0.476 (8, PH)										1 0 0 0 0 0 1
Barney Schultz, R (9, 1)										0 0 0 0 0 0 0


Inning Stats	R: 0	H: 0	R: 0	H: 1	R: 2	H: 2	R: 0	H: 0	R: 2	H: 1	R: 1	H: 1	R: 0	H: 0	R: 0	H: 1	R: 0	H: 2	R: 0	H: 2	1B: 5	SF: 1	WP: 0	PA: 41
	E: 1	LOB: 1	E: 0	LOB: 1	E: 0	LOB: 1	E: 0	LOB: 0	E: 1	LOB: 1	E: 0	LOB: 0	E: 0	LOB: 2	E: 0	LOB: 1	E: 0	LOB: 2	E: 0	LOB: 2	2B: 3	SAC: 2	PB: 0	
	K: 1	BB: 0	K: 1	BB: 1	K: 1	BB: 1	K: 0	BB: 0	K: 0	BB: 1	K: 2	BB: 0	K: 1	BB: 2	K: 1	BB: 0	K: 2	BB: 0	K: 2	BB: 0	3B: 0	DP: 1	SB: 0	
	S: 6	P: 6	S: 5	P: 9	S: 7	P: 11	S: 3	P: 3	S: 5	P: 9	S: 8	P: 8	S: 5	P: 13	S: 6	P: 6	S: 9	P: 9	S: 9	P: 9	HR: 1	HBP: 0	CS: 0	

PITCHER	IP	WLS	BF	H	R	ER	SO	BB	IBB	HBP	BLK	WP	HR	S	P	ERA	WHIP
Ray Sadecki, L (1, 1)	6.2	W	31	5	5	4	5	5	0	0	0	0	1	36	56	5.40	1.500
Craig Anderson, R (7, 1)	0.1		1	0	0	0	1	0	0	0	0	0	0	3	3	0.00	0.000
Lindy McDaniel, R (8, 1)	2.0	S	9	3	0	0	3	0	0	0	0	0	0	15	15	0.00	1.500

**BOTTOM**

**St. Louis Cardinals @ Chicago Cubs**  
 Wrigley Field, Chicago, IL  
 Tue Jul 25 1961, 3:33 AM CDT  
 Att. 13,326 - Sunny - 80 F


<b>AB</b>	<b>33</b>
<b>R</b>	<b>5</b>
<b>H</b>	<b>8</b>
<b>RBI</b>	<b>4</b>
<b>BB</b>	<b>5</b>
<b>SO</b>	<b>9</b>
<b>LOB</b>	<b>18</b>



PITCHER	IP	WLS	BF	H	R	ER	SO	BB	IBB	HBP	BLK	WP	HR	S	P	ERA	WHIP
Ray Sadecki, L (1, 1)	6.2	W	31	5	5	4	5	5	0	0	0	0	1	36	56	5.40	1.500
Craig Anderson, R (7, 1)	0.1		1	0	0	0	1	0	0	0	0	0	0	3	3	0.00	0.000
Lindy McDaniel, R (8, 1)	2.0	S	9	3	0	0	3	0	0	0	0	0	0	15	15	0.00	1.500

Batter	1	2	3	4	5	6	7	8	9	10	11	12	AB R H RBI BB SO LOB	TOP											
Bob Lillis, R OBP: 0.277, SLG: 0.261 (1, 6)	0-0 6-3		0-0 1-3		0-0 E8 1B		0-0 6-3		0-0 1-3	0-0 FC6-4			6 1 1 0 0 0 1	<b>St. Louis Cardinals @ Chicago Cubs</b> Wrigley Field, Chicago, IL Wed Jul 26 1961, 3:33 AM CDT Att. 11,249 - Sunny - 82 F											
Joe Cunningham, L OBP: 0.422, SLG: 0.425 (1, 9)	0-0 6-3		0-0 4-3		0-0 FC3-6 1B		4-0 BB		4-0 1B 2B BB		0-0 4-3		4 1 1 1 2 0 0												
Bill White, L OBP: 0.379, SLG: 0.480 (1, 3)	0-0 F9		0-0 FC6-4 1B		0-0 FC3-6 1B		0-0 L8		0-0 2B 1B 1B		0-0 4-3		6 1 2 0 0 0 2												
Ken Boyer, R OBP: 0.388, SLG: 0.514 (1, 5)		4-0 PB 1B BB	0-0 FC6-4		0-0 1-3 1B		0-3 K		0-0 1-3 1B 2B		0-0 P6		5 1 2 1 1 1 2												
Stan Musial, L OBP: 0.394, SLG: 0.515 Curt Flood, R OBP: 0.381, SLG: 0.398 (1, 7) (12, 8)		0-0 PB 1B		4-0 G5-4-3 BB	0-3 K		0-0 F7		0-0 2B 3-H 1B		0-3 K		5 0 2 2 1 2 2 0 0 0 0 0 0 0												
Don Taussig, R OBP: 0.349, SLG: 0.500 (1, 8) (12, 7)		0-0 P4		0-3 K		0-0 6-3		0-0 4-3	0-0 F7		0-3 K2-3		6 0 0 0 0 2 4												
Julian Javier, R OBP: 0.343, SLG: 0.369 (1, 4)		0-0 L6		0-0 G5-4-3		0-0 4-3		0-0 HR		0-0 5-3		0-3 K	6 1 1 1 0 1 3												
Carl Sawatski, L OBP: 0.411, SLG: 0.571 Jimmie Schaffer, R OBP: 0.314, SLG: 0.373 (1, 2) (10, PR) (10, 2)		4-0 1-2 2-3 BB		0-0 1-3		0-0 1B		0-3 K		0-0 FC6-4 1B			4 0 2 0 1 1 0 0 0 0 0 0 0 0												
Curt Simmons, L OBP: 0.442, SLG: 0.400 Ed Bauta, R Red Schoendienst, S Craig Anderson, R Alex Grammas, R Lindy McDaniel, R (1, 1) (8, 1) (9, PH) (9, 1) (10, PH) (10, 1)		0-0 1-3		4-0 1B BB		0-3 K			0-0 4-3	0-3 K			2 1 0 0 1 1 4 0 0 0 0 0 0 0 1 0 0 0 0 0 0 0 0 0 0 0 0 0 1 0 0 0 0 0 1 1 0 0 0 0 0 0 0 0												
<b>Inning Stats</b>	R: 0 E: 0 K: 0 S: 3	H: 0 LOB: 0 BB: 0 P: 3	R: 0 E: 0 K: 0 S: 4	H: 1 LOB: 3 BB: 2 P: 12	R: 0 E: 0 K: 1 S: 4	H: 0 LOB: 0 BB: 1 P: 8	R: 2 E: 1 K: 1 S: 8	H: 3 LOB: 2 BB: 1 P: 12	R: 0 E: 0 K: 1 S: 6	H: 1 LOB: 1 BB: 0 P: 6	R: 1 E: 0 K: 1 S: 6	H: 1 LOB: 0 BB: 0 P: 6	R: 3 E: 0 K: 0 S: 6		H: 3 LOB: 1 BB: 1 P: 10	R: 0 E: 0 K: 1 S: 6	H: 1 LOB: 1 BB: 0 P: 6	R: 0 E: 0 K: 0 S: 3	H: 0 LOB: 0 BB: 0 P: 3	R: 0 E: 0 K: 3 S: 9	H: 0 LOB: 0 BB: 0 P: 9	1B: 9 2B: 1 3B: 0 HR: 1	SF: 0 SAC: 0 DP: 1 HBP: 0	WP: 0 PB: 1 SB: 0 CS: 0	PA: 52
<b>PITCHER</b>	IP WLS BF H R ER SO BB IBB HBP BLK WP HR S P ERA WHIP	<b>PITCHER</b>																							
Don Cardwell, R ERA: 4.19 (1, 1)	8.0																								
Don Elston, R ERA: 6.08 (9, 1)	0.2																								
Bob Anderson, R ERA: 4.29 (9, 1)	0.1																								
Barney Schultz, R ERA: 2.75 (10, 1)	3.0	W	10	1	0	0	4	0	0	0	0	0	0	0	0	0	0	0	0	0	0	0	0	0	0

AB	46
R	6
H	11
RBI	5
BB	6
SO	9
LOB	19



livebaseballscorecards.com


Batter	1	2	3	4	5	6	7	8	9	10	11	12	AB R H RBI BB SO LOB
Al Heist, R OBP: 0.348, SLG: 0.423 (1, 8) X	0-0 2B 2B		0-0 4-3		0-0 SH3-4 1-2		0-0 F8		0-0 FC3-6 1-2f		0-3 K		5 1 1 0 0 1 2
Don Zimmer, R OBP: 0.320, SLG: 0.422 (1, 4) X	0-0 FC8-5 2-H 2B			0-0 E SF9 1B	4-0 BB BB BB BB BB BB BB		0-0 5-3		0-0 P4		0-0 1-2 1B		5 1 3 1 1 0 1
Billy Williams, L OBP: 0.350, SLG: 0.481 (1, 7) X	0-0 FC8-5 2-3			0-0 E9 1B 1B	0-0 P4			0-0 SH3-4 14 HR 1B	0-0 4-3		0-0 1-3		6 2 2 0 0 0 6
George Altman, L OBP: 0.384, SLG: 0.641 (1, 9) 0.0/0.0	0-3 K			0-0 SF9 3-H	0-0 F7			0-0 SH3-4 1-2		0-0 6-3		0-3 K	4 0 0 1 0 2 2
Ron Santo, R OBP: 0.369, SLG: 0.452 (1, 5) X		0-0 P3		4-0 1B BB		0-0 2B		0-0 5-3		0-0 5-3		0-0 14 WP 1B 1B	5 1 2 0 1 0 1
Dick Bertell, R OBP: 0.319, SLG: 0.341 (1, 2) X		0-0 L3 1B		0-0 1-2 2-H 1B		0-0 F9		4-0 14 HR IBB		0-0 1B		0-0 1-3 1-2	3 0 2 1 0 0 1 2 1 1 0 1 0 1
Sammy Taylor, L OBP: 0.351, SLG: 0.474 (8, PH) X													
Jerry Kindall, R OBP: 0.311, SLG: 0.469 (1, 6) X		0-0 L3 1-2		0-0 F7		0-0 L7		0-0 1-H 2-H HR		0-0 F8		4-0 1B IBB 2-3	3 0 0 0 0 0 4 2 1 1 3 1 0 1
14 Ernie Banks, R OBP: 0.363, SLG: 0.486 (8, PH) X													
Ed Bouchee, L OBP: 0.384, SLG: 0.449 (1, 3) X			0-0 L3	0-0 F8		0-3 K		0-0 4-3			0-0 1B 1B	4-0 1B IBB 1-2	5 0 1 0 1 1 3
Don Cardwell, R OBP: 0.183, SLG: 0.298 (1, 1) 0.0/0.0			0-3 K			4-0 SH3-4 BB		0-3 K		0-0 FC3-6 1B		0-3 K 1-2 2-3 3-H	2 0 0 0 0 1 2 0 0 0 0 0 0 0 0 0 0 0 0 0 0 0 0 0 1 0 1 0 0 0 0 0 1 0 0 0 0 0 1 1 1 0 1 1 1 0 0 0
Don Eiston, L OBP: 0.222, SLG: 0.222 (8, 1) 0.0/0.0													
Bob Anderson, R OBP: 0.174, SLG: 0.136 (8, PH) 0.0/0.0													
Richie Ashburn, L OBP: 0.352, SLG: 0.272 (10, 1) 0.0/0.0													
Barney Schultz, R OBP: 0.352, SLG: 0.350 (12, PH) 0.0/0.0													

Inning Stats	R: 1	H: 2	E: 0	LOB: 0	K: 1	P: 6	R: 0	H: 1	E: 0	LOB: 0	K: 0	P: 3	R: 0	H: 0	E: 1	LOB: 2	K: 0	P: 5	R: 2	H: 3	E: 0	LOB: 2	K: 0	P: 10	R: 0	H: 0	E: 0	LOB: 2	K: 1	P: 11	R: 0	H: 1	E: 0	LOB: 1	K: 1	P: 6	R: 0	H: 0	E: 0	LOB: 0	K: 1	P: 5	R: 3	H: 2	E: 0	LOB: 0	K: 0	P: 9	R: 0	H: 1	E: 0	LOB: 1	K: 0	P: 4	R: 0	H: 1	E: 0	LOB: 1	K: 0	P: 4	R: 0	H: 1	E: 0	LOB: 1	K: 2	P: 9	R: 1	H: 2	E: 0	LOB: 3	K: 1	P: 14	1B: 11	SF: 1	2B: 5	SAC: 2	3B: 0	DP: 2	HR: 1	HBP: 0	WP: 1	PA: 54
--------------	------	------	------	--------	------	------	------	------	------	--------	------	------	------	------	------	--------	------	------	------	------	------	--------	------	-------	------	------	------	--------	------	-------	------	------	------	--------	------	------	------	------	------	--------	------	------	------	------	------	--------	------	------	------	------	------	--------	------	------	------	------	------	--------	------	------	------	------	------	--------	------	------	------	------	------	--------	------	-------	--------	-------	-------	--------	-------	-------	-------	--------	-------	--------

PITCHER	IP	WLS	BF	H	R	ER	SO	BB	IBB	HBP	BLK	WP	HR	S	P	ERA	WHIP
Curt Simmons, L ERA: 3.31 (1, 1)	7.1		31	8	4	4	4	3	0	0	0	0	0	36	48	4.91	1.500
Ed Bauta, R ERA: 4.91 (8, 1)	0.2		4	1	2	2	0	0	1	0	0	0	1	3	7	27.00	1.500
Craig Anderson, R ERA: 1.88 (9, 1)	1.0		4	1	0	0	0	0	0	0	0	0	0	4	4	0.00	1.000
Lindy McDaniel, R ERA: 5.73 (10, 1)	2.2	L	15	5	1	1	3	0	2	0	0	1	0	19	27	3.38	1.875

**St. Louis Cardinals @ Chicago Cubs**  
 Wrigley Field, Chicago, IL  
 Wed Jul 26 1961, 3:33 AM CDT  
 Att: 11,249 - Sunny - 82 F

AB	45
R	7
H	15
RBI	7
BB	6
SO	7
LOB	23



Batter	1	2	3	4	5	6	7	8	9	AB R H RBI BB SO LOB	TOP														
Bob Lillis, R (1, 6) OBP: 0.271, SLG: 0.255	0-3 K		0-0 L9		0-0 4-3			0-0 SH3	0-0 FC6-2	4 0 0 0 0 1 4															
Julian Javier, R (1, 4) OBP: 0.349, SLG: 0.371	0-0 1-3 1B		4-0 1-2 BB		0-0 P4			0-0 2-3 1B E	0-3 2-3 3-H K	4 1 2 0 1 1 2															
Joe Cunningham, L (1, 9) OBP: 0.420, SLG: 0.422	0-0 1-3 1-2		0-3 K					0-0 1-H 3-H 1B		4 0 1 1 0 2 3															
Bill White, L (1, 3) OBP: 0.375, SLG: 0.475	0-0 4-3			0-0 P6		0-0 F7		0-0 L3		4 0 0 0 0 0 3															
Stan Musial, L (1, 7) OBP: 0.396, SLG: 0.510		0-0 P6		4-0 F9 BB BB		0-0 4-3		4-0 IBB		2 0 0 0 2 0 0															
Bob Gibson, R (8, 1) OBP: 0.286, SLG: 0.385										0 0 0 0 0 0 0															
Curt Flood, R (1, 8) OBP: 0.377, SLG: 0.388		0-0 E1 G3-6-3		4-0 1-2 BB		0-0 2-3		0-3 K		3 0 0 0 1 1 2															
Carl Sawatski, L (1, 2) OBP: 0.404, SLG: 0.550			0-0 G3-6-3		0-0 F9		0-0 F8		4-0 2B FC6-2 BB	3 0 0 0 1 0 3															
Jimmie Schaffer, R (9, PR) OBP: 0.314, SLG: 0.373			1-2 1-2f		2-3					0 0 0 0 0 0 0															
Alex Grammas, R (1, 5) OBP: 0.242, SLG: 0.193			0-0 P6		0-3 K		0-0 6-3		0-3 K	4 0 0 0 0 2 3															
Al Cicotte, R (1, 1) OBP: 0.278, SLG: 0.333			0-0 BB 1B			0-0 5-3		0-0 1B SH3 1B	0-0 FC6-2 1-3 2B	2 0 1 0 0 0 0															
Red Schoendienst, S (8, PH) OBP: 0.355, SLG: 0.398										1 0 1 0 0 0 0															
Carl Warwick, R (8, PR) OBP: 0.304, SLG: 0.338										1 1 1 0 0 0 0															
<b>Inning Stats</b>	R: 0 E: 0 K: 1 S: 6	H: 1 LOB: 1 BB: 0 P: 6	R: 0 E: 1 K: 0 S: 3	H: 0 LOB: 0 BB: 0 P: 3	R: 0 E: 0 K: 1 S: 6	H: 1 LOB: 2 BB: 1 P: 10	R: 0 E: 0 K: 1 S: 5	H: 0 LOB: 2 BB: 2 P: 13	R: 0 E: 0 K: 0 S: 3	H: 0 LOB: 0 BB: 0 P: 3	R: 0 E: 0 K: 0 S: 5	H: 0 LOB: 0 BB: 0 P: 5	R: 0 E: 0 K: 0 S: 3	H: 0 LOB: 0 BB: 0 P: 3	R: 2 E: 1 K: 1 S: 8	H: 3 LOB: 2 BB: 1 P: 12	R: 0 E: 0 K: 2 S: 8	H: 1 LOB: 2 BB: 1 P: 12	1B: 5 2B: 1 3B: 0 HR: 0	SF: 0 SAC: 1 DP: 1 HBP: 0	WP: 0 PB: 0 SB: 0 CS: 0	PA: 38			
<b>PITCHER</b> Glen Hobbie, R (1, 1) ERA: 4.23 Barney Schultz, R (9, 1) ERA: 2.68	IP	WLS	BF	H	R	ER	SO	BB	IBB	HBP	BLK	WP	HR	S	P	ERA	WHIP								
	8.0		33	5	2	1	5	3	1	0	0	0	0	39	55	1.12	1.000								
	1.0	W	5	1	0	0	2	1	0	0	0	0	0	8	12	0.00	2.000								

**St. Louis Cardinals @ Chicago Cubs**  
 Wrigley Field, Chicago, IL  
 Thu Jul 27 1961, 3:33 AM CDT  
 Att. 8,219 - Sunny - 84 F

[livebaseballscorecards.com](http://livebaseballscorecards.com)

<b>AB</b>	<b>32</b>
<b>R</b>	<b>2</b>
<b>H</b>	<b>6</b>
<b>RBI</b>	<b>1</b>
<b>BB</b>	<b>5</b>
<b>SO</b>	<b>7</b>
<b>LOB</b>	<b>20</b>





Batter	1	2	3	4	5	6	7	8	9	AB R H RBI BB SO LOB
<b>Al Heist, R</b> OBP: 0.347, SLG: 0.434 (1, 8) X	0-0 HR		0-0 6-3		0-0 5-3			0-0 FC3-6 CS		4 1 1 1 0 0 1
<b>Don Zimmer, R</b> OBP: 0.319, SLG: 0.420 (1, 5) X (7, 4)	0-0 1B		0-0 5-3		0-0 6-3			0-0 L8		4 0 1 0 0 0 1
<b>14 Ernie Banks, R</b> OBP: 0.362, SLG: 0.485 (1, 6) X <b>Ron Santo, R</b> OBP: 0.371, SLG: 0.453 (7, 5)	0-0 F8		0-0 1B			0-3 K		0-0 CS	0-0 2B BB 1B	3 0 1 0 0 1 1 1 1 1 0 0 0 0
<b>George Altman, L</b> OBP: 0.383, SLG: 0.639 (1, 9) S S S	0-3 K		0-0 F9			0-0 4-3			0-0 BB BB 2B	4 1 1 0 0 1 2
<b>Billy Williams, L</b> OBP: 0.349, SLG: 0.476 (1, 7) X	0-0 4-3 1-2			0-0 F7		0-0 1-3			4-0 BB BB IBB	3 0 0 0 1 0 1
<b>Sammy Taylor, L</b> OBP: 0.348, SLG: 0.463 (1, 2) X		0-0 P4		0-0 3-1			0-0 G3		4-0 BB BB	3 0 0 1 1 0 0
<b>Jerry Kindall, R</b> OBP: 0.311, SLG: 0.464 (1, 4) X (7, 6)		0-0 F8		4-0 BB			0-3 K		4-0 1-2 2-3 3-H BB	2 0 0 0 1 1 0
<b>Bob Will, L</b> OBP: 0.359, SLG: 0.350 (9, PH)									4-0 1-2 2-3 3-H BB	0 0 0 1 1 0 0
<b>Ed Bouchee, L</b> OBP: 0.383, SLG: 0.445 (1, 3) B B B B		4-0 BB		0-0 L4			0-0 1-3			2 0 0 0 1 0 1
<b>Glen Hobbie, R</b> OBP: 0.234, SLG: 0.322 (1, 1) S S S <b>Richie Ashburn, L</b> OBP: 0.355, SLG: 0.272 (8, PH) <b>Barney Schultz, R</b> (9, 1)		0-3 K			0-3 K			4-0 BB BB BB FC3-6 BB		2 0 0 0 0 2 1 0 0 0 0 1 0 0 0 0 0 0 0 0 0

Inning Stats	R: 1 E: 0 K: 1 S: 7	H: 2 LOB: 1 BB: 0 P: 7	R: 0 E: 0 K: 1 S: 5	H: 0 LOB: 1 BB: 1 P: 9	R: 0 E: 0 K: 0 S: 4	H: 1 LOB: 1 BB: 0 P: 4	R: 0 E: 0 K: 0 S: 3	H: 0 LOB: 1 BB: 1 P: 7	R: 0 E: 0 K: 1 S: 5	H: 0 LOB: 0 BB: 0 P: 5	R: 0 E: 0 K: 1 S: 5	H: 0 LOB: 0 BB: 0 P: 5	R: 0 E: 0 K: 0 S: 2	H: 0 LOB: 0 BB: 1 P: 6	R: 2 E: 0 K: 0 S: 2	H: 2 LOB: 3 BB: 3 P: 14	1B: 3 2B: 1 3B: 0 HR: 1	SF: 0 SAC: 0 DP: 0 HBP: 0	WP: 0 PB: 0 SB: 1 CS: 1	PA: 35
<b>PITCHER</b>	IP	WLS	BF	H	R	ER	SO	BB	IBB	HBP	BLK	WP	HR	S	P	ERA	WHIP			
<b>Al Cicotte, R</b> ERA: 4.81 (1, 1)	7.0		26	3	1	1	5	2	0	0	0	0	1	34	42	1.29	0.714			
<b>Bob Gibson, R</b> ERA: 3.54 (8, 1)	1.0	L	8	2	2	2	0	3	1	0	0	0	0	4	20	18.00	5.000			


**BOTTOM**

**St. Louis Cardinals @ Chicago Cubs**  
Wrigley Field, Chicago, IL

Thu Jul 27 1961, 3:33 AM CDT  
Att. 8,219 - Sunny - 84 F

livebaseballscorecards.com

<b>AB</b>	<b>28</b>
<b>R</b>	<b>3</b>
<b>H</b>	<b>5</b>
<b>RBI</b>	<b>3</b>
<b>BB</b>	<b>6</b>
<b>SO</b>	<b>5</b>
<b>LOB</b>	<b>8</b>



Batter	1	2	3	4	5	6	7	8	9	AB	R	H	RBI	BB	SO	LOB	TOP										
<b>Elio Chacon, R</b> (1, 4) <small>OBP: 0.452, SLG: 0.375</small> <b>Jerry Lynch, L</b> (8, PH) <small>OBP: 0.417, SLG: 0.667</small> <b>Don Blasingame, L</b> (8, 4) <small>OBP: 0.300, SLG: 0.294</small>	4-0 3-1 1B BB	0-0 L4		0-0 CS 1B		0-0 P4		0-0 L7		3	0	1	0	1	0	3											
<b>Leo Cardenas, R</b> (1, 6) <small>OBP: 0.322, SLG: 0.453</small>	0-0 3-1 1-2 1B		0-0 5-3	0-0 F9 1B		0-0 P4		0-3 K 1-2		5	0	1	0	0	1	2											
<b>Vada Pinson, L</b> (1, 8) <small>OBP: 0.357, SLG: 0.459</small>	0-0 3-1 1-2 2-3		4-0 HR BB	0-0 L4 1-2		0-0 G3		0-0 L8		4	1	0	0	1	0	3											
<b>Frank Robinson, R</b> (1, 9) <small>OBP: 0.427, SLG: 0.699</small>	0-0 L5		0-0 HR	0-0 HR		0-0 F9		0-0 HR		5	2	2	3	0	0	2											
<b>Wally Post, R</b> (1, 7) <small>OBP: 0.362, SLG: 0.577</small>	0-0 6-3		0-0 HR	0-0 HR		0-3 K		4-0 BB BB		4	1	1	1	1	1	2											
<b>Gene Freese, R</b> (1, 5) <small>OBP: 0.324, SLG: 0.501</small>		0-0 1B FC5-2 1B	0-0 FC6-4 1B	0-3 K		0-3 K		4-0 1-2 BB		3	0	2	0	1	1	0											
<b>Gordy Coleman, L</b> (1, 3) <small>OBP: 0.342, SLG: 0.532</small>		0-0 FC5-2 1-3 1B	0-0 FC6-4 1-2f BB	0-0 1B		0-0 1B		0-0 P5		4	0	2	0	0	0	3											
<b>Jerry Zimmerman, R</b> (1, 2) <small>OBP: 0.257, SLG: 0.238</small>		0-0 FC5-2 1-2 3-H BB	4-0 BB 1-2 BB	0-0 BB		0-0 F7		0-0 S 1B		3	0	1	0	1	0	3											
<b>Jim O'Toole, S</b> (1, 1) <small>OBP: 0.213, SLG: 0.203</small> <b>Jim Brosnan, R</b> (9, 1) <small>OBP: 0.182, SLG: 0.100</small> <b>Bill Henry, L</b> (9, 1)		0-3 K	0-0 4-3	0-0 F9		0-0 F9		0-3 K		4	0	0	0	0	2	6											
<b>Inning Stats</b>	R: 0 E: 0 K: 0 S: 4	H: 1 LOB: 2 BB: 1 P: 8	R: 0 E: 0 K: 1 S: 7	H: 2 LOB: 2 BB: 0 P: 7	R: 3 E: 0 K: 0 S: 6	H: 3 LOB: 2 BB: 2 P: 14	R: 0 E: 0 K: 0 S: 3	H: 1 LOB: 0 BB: 0 P: 3	R: 0 E: 0 K: 2 S: 7	H: 0 LOB: 0 BB: 0 P: 7	R: 0 E: 0 K: 0 S: 4	H: 1 LOB: 1 BB: 0 P: 4	R: 1 E: 0 K: 0 S: 4	H: 1 LOB: 2 BB: 2 P: 12	R: 0 E: 0 K: 2 S: 8	H: 1 LOB: 1 BB: 0 P: 8	R: 0 E: 0 K: 0 S: 3	H: 0 LOB: 0 BB: 0 P: 3	1B: 7 2B: 0 3B: 0 HR: 3	SF: 0 SAC: 0 DP: 0 HBP: 0	WP: 0 PB: 0 SB: 1 CS: 1	PA: 41					
<b>PITCHER</b>	IP	WLS	BF	H	R	ER	SO	BB	IBB	HBP	BLK	WP	HR	S	P	ERA	WHIP										
<b>Dick Ellsworth, L</b> (1, 1) <small>ERA: 4.75</small>	3.0	L	18	6	3	3	1	3	0	0	0	0	2	17	29	9.00	3.000										
<b>Dick Drott, R</b> (4, 1) <small>ERA: 4.45</small>	4.0		16	3	1	1	2	2	0	0	0	0	1	18	26	2.25	1.250										
<b>Bob Anderson, R</b> (8, 1) <small>ERA: 4.2</small>	2.0		7	1	0	0	2	0	0	0	0	0	0	11	11	0.00	0.500										

Cincinnati Reds @ Chicago Cubs  
Wrigley Field, Chicago, IL  
Fri Jul 28 1961, 3:33 AM CDT  
Att: 6,394 - Cloudy - 82 F

livebaseballscorecards.com

<b>AB</b>	36
<b>R</b>	4
<b>H</b>	10
<b>RBI</b>	4
<b>BB</b>	5
<b>SO</b>	5
<b>LOB</b>	25



BOTTOM

Cincinnati Reds @ Chicago Cubs  
Wrigley Field, Chicago, IL  
Fri Jul 28 1961, 3:33 AM CDT  
Att. 6,394 - Cloudy - 82 F

livebaseballscorecards.com

AB	32
R	3
H	6
RBI	3
BB	3
SO	10
LOB	9



WP	0	PA	36
PB	0		
SB	0		
CS	0		

AB R H RBI BB SO LOB

3 0 0 0 1 2 2

4 0 0 0 0 2 1

4 2 2 2 0 0 0

4 0 1 0 0 1 0

2 0 0 0 1 0 1  
0 1 0 0 0 0 0

3 0 0 0 0 1 1  
1 0 1 1 0 0 0

3 0 0 0 0 0 0  
0 0 0 0 1 0 0

4 0 1 0 0 2 2

0 0 0 0 0 0 0  
2 0 1 0 0 1 0  
1 0 0 0 0 1 0  
0 0 0 0 0 0 0  
1 0 0 0 0 0 2

1B	3	SF	0
2B	0	SAC	0
3B	1	DP	1
HR	2	HBP	1

Batter	1	2	3	4	5	6	7	8	9
Al Heist, R OBP: 0.345, SLG: 0.428 (1, 8) BBB	4-0 G6-3 BB			x 0-0 F8	0-3 K			0-3 K	
Don Zimmer, R OBP: 0.315, SLG: 0.415 (1, 5) x	0-0 G6-3 1-2f			0-3 K		x 0-0 P5		0-3 K	
14 Ernie Banks, R OBP: 0.364, SLG: 0.505 (1, 6) x	0-0 F9			x 0-0 HR		x 0-0 HR		x 0-0 6-3	
George Altman, L OBP: 0.381, SLG: 0.634 (1, 9) x		0-0 F7		x 0-0 1B		x 0-0 3-1		0-3 K	
Billy Williams, L OBP: 0.350, SLG: 0.473 (1, 7) Andre Rodgers, R OBP: 0.279, SLG: 0.330 (9, PR)		0-0 4-3		x 0-0 4-3		4-0 BB		1-0 3B HBP	
Dick Bertell, R OBP: 0.314, SLG: 0.335 (1, 2) Ron Santo, R OBP: 0.372, SLG: 0.460 (9, PH)		0-3 K		x 0-0 L7		x 0-0 L8		x 0-0 3B 1-H	
Jerry Kindall, R OBP: 0.307, SLG: 0.458 (1, 4) Bob Will, L OBP: 0.366, SLG: 0.350 (9, PH)			x 0-0 F7		x 0-0 F8		x 0-0 6-3	4-0 BB	
Ed Bouchee, L OBP: 0.381, SLG: 0.442 (1, 3) x			0-3 K		x 0-0 1B 1B		x 0-0 4-3	0-3 K	
Dick Ellsworth, L OBP: 0.147, SLG: 0.097 (3, PH) Dick Droett, R OBP: 0.308, SLG: 0.462 (4, 1) Mel Roach, R OBP: 0.239, SLG: 0.222 (7, PH) Bob Anderson, R OBP: 0.174, SLG: 0.136 (8, 1) Sammy Taylor, L OBP: 0.346, SLG: 0.460 (9, PH)			0-3 K		x 0-0 1B 1-2		0-3 K	0-0 F2	

Inning Stats	R: 0	H: 0	E: 0	K: 0	S: 2	LOB: 0	BB: 1	P: 6	R: 0	H: 0	E: 0	K: 1	S: 5	LOB: 0	BB: 0	P: 5	R: 0	H: 0	E: 0	K: 2	S: 7	LOB: 0	BB: 0	P: 7	R: 1	H: 2	E: 0	K: 1	S: 7	LOB: 1	BB: 0	P: 7	R: 0	H: 2	E: 0	K: 1	S: 7	LOB: 2	BB: 0	P: 7	R: 1	H: 1	E: 0	K: 0	S: 4	LOB: 1	BB: 1	P: 8	R: 0	H: 0	E: 0	K: 1	S: 5	LOB: 0	BB: 0	P: 5	R: 0	H: 0	E: 0	K: 2	S: 7	LOB: 0	BB: 0	P: 7	R: 1	H: 1	E: 0	K: 2	S: 8	LOB: 2	BB: 1	P: 13
--------------	------	------	------	------	------	--------	-------	------	------	------	------	------	------	--------	-------	------	------	------	------	------	------	--------	-------	------	------	------	------	------	------	--------	-------	------	------	------	------	------	------	--------	-------	------	------	------	------	------	------	--------	-------	------	------	------	------	------	------	--------	-------	------	------	------	------	------	------	--------	-------	------	------	------	------	------	------	--------	-------	-------

PITCHER	IP	WLS	BF	H	R	ER	SO	BB	IBB	HBP	BLK	WP	HR	S	P	ERA	WHIP
Jim O'Toole, L ERA: 3.66 (1, 1)	8.1	W	33	6	3	3	9	2	0	1	0	0	2	48	57	3.24	0.960
Jim Brosnan, R ERA: 3.12 (9, 1)	0.0		1	0	0	0	0	1	0	0	0	0	0	4	4	∞	∞
Bill Henry, L ERA: 2.67 (9, 1)	0.2	S	2	0	0	0	1	0	0	0	0	0	0	4	4	0.00	0.000

PITCHER	IP	WLS	BF	H	R	ER	SO	BB	IBB	HBP	BLK	WP	HR	S	P	ERA	WHIP
---------	----	-----	----	---	---	----	----	----	-----	-----	-----	----	----	---	---	-----	------

Batter	1	2	3	4	5	6	7	8	9	AB R H RBI BB SO LOB	TOP	
Elio Chacon, R (1, 4) OBP: 0.486, SLG: 0.407 Don Blasingame, L (9, PH) OBP: 0.302, SLG: 0.296	0-0 FC6-4 1B		0-3 K		4-0 L6-3 BB			0-0 1B 1B	0-0 FC3-6 1B	3 1 2 0 1 1 1 1 0 1 0 0 0 0		
Leo Cardenas, R (1, 6) OBP: 0.317, SLG: 0.441	0-0 P3		0-3 K		0-0 L6-3 1-2			0-0 1B SF8 1B	0-3 K	5 1 1 0 0 2 4		
Vada Pinson, L (1, 8) OBP: 0.358, SLG: 0.458	0-0 FC6-4 1-2f		0-0 4-3				0-0 1B	0-0 HR 1B	0-0 FC3-6 E WP	5 2 2 1 0 0 3		
Frank Robinson, R (1, 9) OBP: 0.422, SLG: 0.692	0-0 F8			0-0 F9		0-0 F9		0-0 SF8	0-0 E6	4 0 0 1 0 0 2		
Wally Post, R (1, 7) OBP: 0.357, SLG: 0.568 Jerry Lynch, L (8, PH) OBP: 0.418, SLG: 0.699 (8, 7)		0-0 P4		0-0 6-3		0-0 F8		0-0 HR	0-0 L8	3 0 0 0 0 0 1 2 1 1 2 0 0 1		
Gene Freese, R (1, 5) OBP: 0.326, SLG: 0.509		0-0 G5-3 1B 1B		0-0 HR		0-0 5-3		0-0 E6		4 1 2 1 0 0 1		
Gordy Coleman, L (1, 3) OBP: 0.344, SLG: 0.532		0-0 1-2 1B		0-0 1B			0-0 F9	0-3 K		4 0 2 0 0 1 1		
Jerry Zimmerman, R (1, 2) OBP: 0.253, SLG: 0.234 Johnny Edwards, L (8, PH) OBP: 0.303, SLG: 0.304 (8, 2)		0-0 G5-3 2-3f		0-0 6-3			0-0 5-3	4-0 BB		3 0 0 0 0 0 3 0 0 0 0 1 0 0		
Joey Jay, S (1, 1) OBP: 0.115, SLG: 0.150 Jay Hook, L (6, 1) OBP: 0.167, SLG: 0.167 Gus Bell, L (8, PH) OBP: 0.299, SLG: 0.355 Bill Henry, L (8, 1)			0-0 2B		0-0 5-3		0-0 P4	0-0 F9		2 0 1 0 0 0 0 1 0 0 0 0 0 0 1 0 0 0 0 0 2 0 0 0 0 0 0 0		
<b>Inning Stats</b>	R: 0 H: 1 E: 0 LOB: 1 K: 0 BB: 0 S: 4 P: 4	R: 0 H: 2 E: 0 LOB: 1 K: 0 BB: 0 S: 4 P: 4	R: 0 H: 1 E: 0 LOB: 1 K: 2 BB: 0 S: 8 P: 8	R: 1 H: 2 E: 0 LOB: 1 K: 0 BB: 0 S: 5 P: 5	R: 0 H: 0 E: 0 LOB: 0 K: 0 BB: 1 S: 2 P: 6	R: 0 H: 1 E: 0 LOB: 1 K: 0 BB: 0 S: 4 P: 4	R: 0 H: 0 E: 0 LOB: 0 K: 0 BB: 0 S: 3 P: 3	R: 4 H: 4 E: 1 LOB: 2 K: 1 BB: 1 S: 10 P: 14	R: 1 H: 1 E: 1 LOB: 1 K: 1 BB: 0 S: 7 P: 7	1B: 9 SF: 1 2B: 2 SAC: 0 3B: 0 DP: 2 HR: 2 HBP: 0	WP: 1 PA: 41 PB: 0 SB: 1 CS: 0	
<b>PITCHER</b> Jack Curtis, L (1, 1) ERA: 4.62 Barney Schultz, R (8, 1) ERA: 2.77	IP WLS BF H R ER SO BB IBB HBP BLK WP HR S P ERA WHIP	7.0 W 30 10 4 4 2 1 0 0 0 0 1 1 33 37 5.14 1.571	2.0 S 11 2 2 1 2 1 0 0 0 0 1 1 14 18 4.50 1.500	<b>PITCHER</b> IP WLS BF H R ER SO BB IBB HBP BLK WP HR S P ERA WHIP								

Cincinnati Reds @ Chicago Cubs  
Wrigley Field, Chicago, IL  
Sat Jul 29 1961, 3:33 AM CDT  
Att. 16,452 - Sunny - 84 F

livebaseballscorecards.com

AB 38  
R 6  
H 12  
RBI 5  
BB 2  
SO 4  
LOB 19



Batter	1	2	3	4	5	6	7	8	9
Al Heist, R OBP: 0.350, SLG: 0.433 Bob Will, L OBP: 0.365, SLG: 0.349 (1, 8) (3, PR) (4, 9)	0-0 BB 1B		0-0 K2-4-2 1B		0-0 HR 1B	0-0 8-2		0-3 K	
Don Zimmer, R OBP: 0.317, SLG: 0.414 (1, 4)	4-0 E 1B 1-2 SF7 BB		0-3 K2-4-2 1-2f		0-0 HR 1B	0-0 L8			
14 Ernie Banks, R OBP: 0.363, SLG: 0.512 Jerry Kindall, R OBP: 0.307, SLG: 0.458 (1, 6) (8, 6)	0-3 K		0-0 HR		0-0 P3		0-0 P2		
George Altman, L OBP: 0.382, SLG: 0.631 (1, 9) (4, 8)	0-0 E8 1-3 2-H 1B		4-0 S BB		0-0 F7		0-0 F7		
Billy Williams, L OBP: 0.349, SLG: 0.482 (1, 7)	0-0 SF7		0-0 6-3		0-0 HR		0-0 4-3		
Ron Santo, R OBP: 0.373, SLG: 0.467 (1, 5)	0-0 F8			4-0 BB	0-0 6-3		0-0 HR		
Sammy Taylor, L OBP: 0.344, SLG: 0.454 (1, 2)		0-3 K		0-0 P4		0-0 SH 8-2 1B		0-3 K	
Ed Bouchee, L OBP: 0.380, SLG: 0.439 (1, 3)		0-0 1-3		0-3 K		0-0 SH 1-2 1B		0-3 K	
Jack Curtis, L OBP: 0.275, SLG: 0.176 Barney Schultz, R OBP: 0.143, SLG: 0.143 (1, 1) (8, 1)		0-3 K		0-0 L9		0-0 SH 1-2 2-3		0-0 1B	

Inning Stats		R: 2	H: 2	E: 1	K: 1	S: 7	LOB: 1	BB: 1	P: 11	R: 0	H: 0	E: 0	K: 2	S: 7	LOB: 0	BB: 0	P: 7	R: 1	H: 2	E: 0	K: 1	S: 6	LOB: 2	BB: 1	P: 10	R: 0	H: 0	E: 0	K: 1	S: 5	LOB: 1	BB: 1	P: 9	R: 3	H: 3	E: 0	K: 0	S: 6	LOB: 0	BB: 0	P: 6	R: 0	H: 2	E: 1	K: 0	S: 5	LOB: 2	BB: 0	P: 5	R: 0	H: 0	E: 0	K: 0	S: 3	LOB: 0	BB: 0	P: 3	R: 1	H: 2	E: 0	K: 3	S: 11	LOB: 1	BB: 0	P: 11
PITCHER		IP	WLS	BF	H	R	ER	SO	BB	IBB	HBP	BLK	WP	HR	S	P	ERA	WHIP	PITCHER		IP	WLS	BF	H	R	ER	SO	BB	IBB	HBP	BLK	WP	HR	S	P	ERA	WHIP																												
Joey Jay, R ERA: 3.2 (1, 1)	5.0	L	27	9	6	5	5	5	3	0	0	0	0	2	34	46	9.00	2.400	Joey Jay, R ERA: 3.2 (1, 1)	5.0	L	27	9	6	5	5	3	0	0	0	0	2	34	46	9.00	2.400																													
Jay Hook, R ERA: 7.82 (6, 1)	2.0		5	0	0	0	0	0	0	0	0	0	0	0	5	5	0.00	0.000	Jay Hook, R ERA: 7.82 (6, 1)	2.0		5	0	0	0	0	0	0	0	0	5	5	0.00	0.000																															
Bill Henry, L ERA: 2.86 (8, 1)	1.0		5	2	1	1	3	0	0	0	0	0	0	1	11	11	9.00	2.000	Bill Henry, L ERA: 2.86 (8, 1)	1.0		5	2	1	1	3	0	0	0	1	11	11	9.00	2.000																															

AB R H RBI BB SO LOB

2	1	2	0	0	0	0
3	1	1	0	0	1	4
3	2	1	0	1	1	3
4	1	1	1	0	1	4
0	0	0	0	0	0	0
3	0	1	1	1	0	2
3	1	1	4	0	0	1
3	1	1	1	1	0	1
4	0	1	0	0	2	1
4	0	1	0	0	2	1
2	0	0	0	0	1	1
1	0	1	0	0	0	0

1B: 8	SF: 1	WP: 0	PA: 37
2B: 2	SAC: 1	PB: 0	
3B: 0	DP: 2	SB: 1	
HR: 3	HBP: 0	CS: 0	

Cincinnati Reds @ Chicago Cubs  
Wrigley Field, Chicago, IL  
Sat Jul 29 1961, 3:33 AM CDT  
Att. 16,452 - Sunny - 84 F

livebaseballscorecards.com

AB	32
R	7
H	11
RBI	7
BB	3
SO	8
LOB	18



Batter	1	2	3	4	5	6	7	8	9	AB R H RBI BB SO LOB	TOP																								
Don Blasingame, L (1, 4) OBP: 0.301, SLG: 0.296	0-0 6-3		0-0 1B 1-2 1B			0-0 L7		0-0 G4-6-3 1-2f		4 0 1 0 0 0 1	<b>Cincinnati Reds @ Chicago Cubs</b> Wrigley Field, Chicago, IL Sun Jul 30 1961, 3:33 AM CDT Sunny - 84 F																								
Vada Pinson, L (1, 8) OBP: 0.359, SLG: 0.458	0-0 1-3		0-0 1-3 2-H 1B			0-0 1-3		0-0 FC6 1B		4 0 2 1 0 0 0																									
Gordy Coleman, L (1, 3) OBP: 0.340, SLG: 0.526	0-0 L8					0-0 F7		0-0 FC6 1-2f		4 0 0 0 0 0 1																									
Frank Robinson, R (1, 9) OBP: 0.421, SLG: 0.690		0-0 F7				0-0 E5		0-0 6-3		4 1 1 0 0 0 0																									
Jerry Lynch, L (1, 7) OBP: 0.402, SLG: 0.667		0-0 F8				0-0 6-3		0-0 F8		4 0 0 0 0 0 1																									
Gene Freese, R (1, 5) OBP: 0.325, SLG: 0.506		0-3 K				0-3 K		0-0 G3		4 0 1 1 0 2 0																									
Johnny Edwards, L (1, 2) OBP: 0.290, SLG: 0.288			0-3 K			0-0 6-3		0-3 K		3 0 0 0 0 2 1																									
Leo Cardenas, R (1, 6) OBP: 0.325, SLG: 0.447			0-0 1B 1B			0-0 6-3		0-0 6-3		3 1 2 0 0 0 1																									
Ken Hunt, R (1, 1) OBP: 0.220, SLG: 0.231			0-3 K			0-0 F7		0-0 G4-6-3 1B		2 0 0 0 0 1 2																									
Eddie Kasko, R (8, PH) OBP: 0.320, SLG: 0.321										1 0 1 0 0 0 0																									
Sherman Jones, L (8, 1) OBP: 0.333, SLG: 0.250										0 0 0 0 0 0 0																									
<b>Inning Stats</b>	R: 0 E: 0 K: 0 S: 3	H: 0 LOB: 0 BB: 0 P: 3	R: 0 E: 0 K: 1 S: 5	H: 0 LOB: 0 BB: 0 P: 5	R: 1 E: 0 K: 2 S: 9	H: 3 LOB: 2 BB: 0 P: 9	R: 0 E: 1 K: 0 S: 3	H: 0 LOB: 0 BB: 0 P: 3	R: 0 E: 0 K: 1 S: 6	H: 1 LOB: 1 BB: 0 P: 6	R: 0 E: 0 K: 0 S: 3	H: 0 LOB: 0 BB: 0 P: 3	R: 1 E: 0 K: 1 S: 7	H: 2 LOB: 1 BB: 0 P: 7	R: 0 E: 0 K: 0 S: 4	H: 2 LOB: 1 BB: 0 P: 4	R: 0 E: 0 K: 0 S: 3	H: 0 LOB: 0 BB: 0 P: 3	1B: 7 2B: 1 3B: 0 HR: 0	SF: 0 SAC: 0 DP: 1 HBP: 0	WP: 0 PB: 0 SB: 0 CS: 0	PA: 33													
<b>PITCHER</b> Don Cardwell, R (1, 1) ERA: 4.06	IP 9.0	WLS W	BF 33	H 8	R 2	ER 2	SO 5	BB 0	IBB 0	HBP 0	BLK 0	WP 0	HR 0	S 43	P 43	ERA 2.00	WHIP 0.889	<b>PITCHER</b>	IP 9.0	WLS W	BF 33	H 8	R 2	ER 2	SO 5	BB 0	IBB 0	HBP 0	BLK 0	WP 0	HR 0	S 43	P 43	ERA 2.00	WHIP 0.889

livebaseballscorecards.com

<b>AB</b>	33
<b>R</b>	2
<b>H</b>	8
<b>RBI</b>	2
<b>BB</b>	0
<b>SO</b>	5
<b>LOB</b>	7



Batter	1	2	3	4	5	6	7	8	9	AB	R	H	RBI	BB	SO	LOB
<b>Al Heist, R</b> OBP: 0.357, SLG: 0.436 (1, 8) X	0-0 14 1B	4-0 FC5-4 BB		0-0 1-2 1B		0-0 F7				3	0	2	0	1	0	0
<b>Don Zimmer, R</b> OBP: 0.314, SLG: 0.409 (1, 4) X	0-0 P4	0-0 FC5-4 1-2 2-3		0-0 P2				0-0 4-3		4	0	0	0	0	0	5
<b>14 Ernie Banks, R</b> OBP: 0.361, SLG: 0.508 (1, 6) X	0-0 1-2 1B	0-0 F7			0-0 P6			0-0 P3		4	0	1	0	0	0	2
<b>George Altman, L</b> OBP: 0.381, SLG: 0.626 (1, 9) X	0-0 F8		0-0 F7		0-0 S 2B 1B			0-0 G3		4	1	1	0	0	0	2
<b>Billy Williams, L</b> OBP: 0.348, SLG: 0.482 (1, 7) SSS	0-3 K		0-0 P5		0-0 1-H 2B			0-0 4-3		4	0	1	1	0	1	2
<b>Ron Santo, R</b> OBP: 0.374, SLG: 0.467 (1, 5) X		0-0 HR 1B	0-3 K		0-3 K			0-0 BB 1B		4	1	2	0	0	2	1
<b>Sammy Taylor, L</b> OBP: 0.341, SLG: 0.448 (1, 2) X		0-0 P2		0-0 1B 1B		0-0 4-3		0-0 P5		4	0	1	0	0	0	3
<b>Ed Bouchee, L</b> OBP: 0.381, SLG: 0.449 (1, 3) X		0-0 1-H HR		0-0 P6		0-3 K		4-0 BB 1-2 BB		3	1	1	2	1	1	1
<b>Don Cardwell, R</b> OBP: 0.188, SLG: 0.295 (1, 1) X		0-0 FC5-4 BB 1B		0-0 P4		0-3 K		0-3 K		4	0	1	0	0	2	3

Inning Stats	R: 0	H: 2	E: 0	K: 1	S: 7	R: 2	H: 3	E: 0	K: 0	S: 6	R: 0	H: 0	E: 0	K: 1	S: 5	R: 0	H: 2	E: 0	K: 0	S: 5	R: 1	H: 2	E: 0	K: 1	S: 7	R: 0	H: 0	E: 0	K: 2	S: 7	R: 0	H: 1	E: 0	K: 1	S: 6			
	LOB: 2	BB: 0	P: 7	LOB: 2	BB: 1	P: 10	LOB: 0	BB: 0	P: 5	LOB: 1	BB: 0	LOB: 0	BB: 0	P: 7	LOB: 0	BB: 0	LOB: 0	BB: 0	P: 3	LOB: 2	BB: 1	LOB: 0	BB: 0	LOB: 0	BB: 0	P: 7	H: 1	LOB: 2	BB: 1	P: 10	1B: 8	SF: 0	2B: 1	SAC: 0	3B: 0	DP: 0	HR: 1	HBP: 0

PITCHER	IP	WLS	BF	H	R	ER	SO	BB	IBB	HBP	BLK	WP	HR	S	P	ERA	WHIP
<b>Ken Hunt, R</b> ERA: 3.5 (1, 1)	7.0	L	31	9	3	3	5	1	0	0	0	0	1	40	44	3.86	1.429
<b>Sherman Jones, R</b> ERA: 4.5 (8, 1)	1.0		5	1	0	0	1	1	0	0	0	0	0	6	10	0.00	2.000

**BOTTOM**

**Cincinnati Reds @ Chicago Cubs**  
**Wrigley Field, Chicago, IL**  
 Sun Jul 30 1961, 3:33 AM CDT  
 Sunny - 84 F

<b>AB</b>	<b>34</b>
<b>R</b>	<b>3</b>
<b>H</b>	<b>10</b>
<b>RBI</b>	<b>3</b>
<b>BB</b>	<b>2</b>
<b>SO</b>	<b>6</b>
<b>LOB</b>	<b>19</b>



<b>WP: 0</b>	<b>PA: 36</b>
<b>PB: 0</b>	<b>SB: 1</b>
<b>CS: 0</b>	

[livebaseballscorecards.com](http://livebaseballscorecards.com)

Batter	1	2	3	4	5	6	7	8	9	AB R H RBI BB SO LOB	TOP			
Elio Chacon, R (1, 4) OBP: 0.450, SLG: 0.375	0-3 K		0-0 5-3			0-0 F8	0-0 1B		0-3 K	5 0 1 0 0 2 1				
Leo Cardenas, R (1, 6) OBP: 0.333, SLG: 0.453 Jerry Lynch, L (7, PH) OBP: 0.408, SLG: 0.670 Johnny Edwards, L (7, 2) OBP: 0.286, SLG: 0.283	0-0 FC4-6 1B			0-0 G6-4-3 1B		0-3 K	0-0 1B		0-0 F8	3 0 2 0 0 1 1 1 0 1 2 0 0 0 1 0 0 0 0 0 0				
Vada Pinson, L (1, 8) OBP: 0.356, SLG: 0.454	0-0 FC4-6 1-2f			0-3 K		0-0 F8	0-3 K			4 0 0 0 0 2 5				
Frank Robinson, R (1, 9) OBP: 0.419, SLG: 0.685	0-0 P4			0-0 G6-4-3 1-2f			0-0 1B E	0-0 F9		4 1 1 0 0 0 2				
Wally Post, R (1, 7) OBP: 0.359, SLG: 0.564		4-0 G5-4-3 BB			0-3 K		0-3 K	0-0 4-3 WP 1B		3 0 1 0 1 2 1				
Gene Freese, R (1, 5) OBP: 0.324, SLG: 0.504		0-0 G5-4-3 1-2f			0-0 P3		0-0 BB E SF8 1B	0-0 4-3		4 1 1 0 0 0 2				
Gordy Coleman, L (1, 3) OBP: 0.342, SLG: 0.533		0-3 K			0-0 HR		0-0 E6 1B BB 1B	4-0 IBB		3 2 1 1 1 1 1				
Jerry Zimmerman, R (1, 2) OBP: 0.250, SLG: 0.231 Pete Whisenant, R (7, PH) OBP: 0.227, SLG: 0.150 Jim Brosnan, R (7, 1) OBP: 0.167, SLG: 0.091 Bill Henry, L (9, 1) Sherman Jones, L (9, 1) OBP: 0.333, SLG: 0.250 Jim O'Toole, S (9, 1) OBP: 0.213, SLG: 0.203			0-0 6-3		0-0 4-3		4-0 1B BB 1B	0-3 K		2 0 0 0 0 0 0 0 1 0 0 0 1 0 1 0 0 0 0 0 1 2 0				
Ken Johnson, R (1, 1) OBP: 0.250, SLG: 0.250 Dick Gernert, R (6, PH) OBP: 0.326, SLG: 0.333 Jim Maloney, L (6, 1) OBP: 0.400, SLG: 0.500 Eddie Kasko, R (7, PH) OBP: 0.318, SLG: 0.320		0-3 K				0-0 1B	0-0 SF8		0-0 1-3	1 0 0 0 0 1 0 1 0 1 0 0 0 0 0 0 0 0 0 0 0 1 0 0 1 0 0 0				
<b>Inning Stats</b>	R: 0 H: 1 E: 0 LOB: 1 K: 1 BB: 0 S: 6 P: 6	R: 0 H: 0 E: 0 LOB: 0 K: 1 BB: 1 S: 4 P: 8	R: 0 H: 0 E: 0 LOB: 0 K: 1 BB: 0 S: 5 P: 5	R: 0 H: 1 E: 0 LOB: 0 K: 1 BB: 0 S: 5 P: 5	R: 1 H: 1 E: 0 LOB: 0 K: 1 BB: 0 S: 6 P: 6	R: 0 H: 1 E: 0 LOB: 1 K: 1 BB: 0 S: 6 P: 6	R: 4 H: 4 E: 1 LOB: 2 K: 2 BB: 1 S: 12 P: 16	R: 0 H: 1 E: 0 LOB: 2 K: 1 BB: 1 S: 6 P: 10	R: 0 H: 0 E: 0 LOB: 0 K: 1 BB: 0 S: 5 P: 5	1B: 8 SF: 1 2B: 0 SAC: 0 3B: 0 DP: 2 HR: 1 HBP: 0	WP: 1 PA: 38 PB: 0 SB: 0 CS: 0			
<b>PITCHER</b>	IP WLS BF H R ER SO BB IBB HBP BLK WP HR S P ERA WHIP												<b>PITCHER</b>	IP WLS BF H R ER SO BB IBB HBP BLK WP HR S P ERA WHIP
Jim Brewer, L (1, 1) ERA: 6.52	6.2 L 28 7 5 1 7 2 0 0 0 0 0 1 40 48 1.35 1.350													
Bob Anderson, R (7, 1) ERA: 4.14	1.1 7 2 0 0 2 0 1 0 0 1 0 10 14 0.00 1.500													
Don Elston, R (9, 1) ERA: 5.96	1.0 3 0 0 0 1 0 0 0 0 0 0 5 5 0.00 0.000													

Cincinnati Reds @ Chicago Cubs

Wrigley Field, Chicago, IL

Sun Jul 30 1961, 3:38 AM CDT

Att. 29,929 - Sunny - 84 F

livebaseballscorecards.com

AB	34
R	5
H	9
RBI	4
BB	3
SO	10
LOB	15





Batter	1	2	3	4	5	6	7	8	9	AB	R	H	RBI	BB	SO	LOB	BOTTOM
<b>Al Heist, R</b> OBP: 0.359, SLG: 0.437 (1, 8)	0-0 P2		0-0 4-3		0-0 S 1B			0-0 1B		4	0	2	1	0	0	0	<b>Cincinnati Reds @ Chicago Cubs</b> Wrigley Field, Chicago, IL Sun Jul 30 1961, 3:38 AM CDT Att: 29,929 - Sunny - 84 F
<b>Don Zimmer, R</b> OBP: 0.310, SLG: 0.404 (1, 4)	0-0 1-4-3		0-3 K		0-3 K			0-0 P4		4	0	0	0	0	2	2	
<b>14 Ernie Banks, R</b> OBP: 0.357, SLG: 0.502 (1, 6)	0-3 K			0-0 5-3		0-0 6-3		0-3 K		4	0	0	0	0	2	1	
<b>George Altman, L</b> OBP: 0.379, SLG: 0.621 (1, 9)		0-0 HR 1B		0-0 P5		0-0 3-1		0-0 P6		4	1	1	0	0	0	0	
<b>Billy Williams, L</b> OBP: 0.347, SLG: 0.489 (1, 7)		0-0 HR		0-0 4-3		0-0 F7		0-3 K		4	1	1	2	0	1	0	
<b>Ron Santo, R</b> OBP: 0.376, SLG: 0.475 (1, 5)		0-0 P5			0-0 HR		0-0 4-3	0-0 1B 1B		4	1	2	1	0	0	0	
<b>Dick Bertell, R</b> OBP: 0.309, SLG: 0.330 (1, 2)		0-3 K			0-0 L5		0-0 F9	0-0 1B 1B		3	0	0	0	0	0	1	
<b>Bob Will, L</b> OBP: 0.365, SLG: 0.349 (9, PH)										0	0	0	0	0	0	0	
<b>Jim McAnany, R</b> OBP: 1.000, SLG: 1.000 (9, PH)										1	0	1	0	0	0	0	
<b>Ed Bouchee, L</b> OBP: 0.381, SLG: 0.446 (1, 3)		0-0 G3			4-0 SH3-4 1B BB		0-3 K	0-3 K		2	1	0	0	1	1	0	
<b>Jerry Kindall, R</b> OBP: 0.306, SLG: 0.456 (9, PH)										1	0	0	0	0	1	2	
<b>Jim Brewer, L</b> OBP: 0.250, SLG: 0.100 (1, 1)			0-0 P2		0-0 SH3-4			0-0 L8		1	0	0	0	0	0	0	
<b>Bob Anderson, R</b> OBP: 0.174, SLG: 0.136 (7, 1)										0	0	0	0	0	0	0	
<b>Richie Ashburn, L</b> OBP: 0.353, SLG: 0.270 (8, PH)										1	0	0	0	0	0	0	
<b>Don Elston, R</b> OBP: 0.222, SLG: 0.222 (9, 1)										0	0	0	0	0	0	0	

Inning Stats	R: 0	H: 0	E: 0	K: 1	S: 5	H: 0	LOB: 0	BB: 0	P: 5	R: 2	H: 2	E: 0	K: 1	S: 7	H: 0	LOB: 0	BB: 0	P: 7	R: 0	H: 0	E: 0	K: 0	S: 5	R: 0	H: 0	E: 0	K: 0	S: 3	R: 2	H: 2	E: 0	K: 1	S: 7	R: 0	H: 0	E: 0	K: 0	S: 3	R: 0	H: 0	E: 0	K: 1	S: 5	R: 0	H: 1	E: 0	K: 1	S: 6	R: 0	H: 2	E: 0	K: 2	S: 9	1B: 5	2B: 0	3B: 0	HR: 2	SF: 0	SAC: 1	DP: 0	HBP: 0	WP: 0	PB: 0	SB: 1	CS: 0	PA: 35
--------------	------	------	------	------	------	------	--------	-------	------	------	------	------	------	------	------	--------	-------	------	------	------	------	------	------	------	------	------	------	------	------	------	------	------	------	------	------	------	------	------	------	------	------	------	------	------	------	------	------	------	------	------	------	------	------	-------	-------	-------	-------	-------	--------	-------	--------	-------	-------	-------	-------	--------

PITCHER	IP	WLS	BF	H	R	ER	SO	BB	IBB	HBP	BLK	WP	HR	S	P	ERA	WHIP
<b>Ken Johnson, R</b> ERA: 6.85 (1, 1)	5.0		20	4	4	4	4	1	0	0	0	0	2	27	31	7.20	1.000
<b>Jim Maloney, R</b> ERA: 4.5 (6, 1)	1.0	W	3	0	0	0	0	0	0	0	0	0	0	3	3	0.00	0.000
<b>Jim Brosnan, R</b> ERA: 3.0 (7, 1)	2.0		7	1	0	0	2	0	0	0	0	0	0	11	11	0.00	0.500
<b>Bill Henry, L</b> ERA: 2.8 (9, 1)	0.2		2	0	0	0	1	0	0	0	0	0	0	4	4	0.00	0.000
<b>Sherman Jones, R</b> ERA: 4.5 (9, 1)	0.0		1	1	0	0	0	0	0	0	0	0	0	1	1	∞	∞

AB	33
R	4
H	7
RBI	4
BB	1
SO	8
LOB	5



Batter	1	2	3	4	5	6	7	8	9	AB R H RBI BB SO LOB	TOP											
<b>Mack Jones, L</b> (1, 8) OBP: 0.316, SLG: 0.318	0-3 K	0-0 FC6-4			0-0 F7		0-0 FC3-6		0-0 1-3	5 0 0 0 0 1 4	<b>Milwaukee Braves @ Chicago Cubs</b> <b>Wrigley Field, Chicago, IL</b> Wed Aug 02 1961, 3:33 AM CDT Sunny - 86 F											
<b>Frank Bolling, R</b> (1, 4) OBP: 0.351, SLG: 0.430	0-0 5-3		0-0 F5			4-0 E 1B BB	0-0 5-3		0-3 K	4 1 0 0 1 1 1												
<b>Eddie Mathews, L</b> (1, 5) OBP: 0.390, SLG: 0.532	4-0 BB		0-0 3-1			0-0 F8		0-0 SH1-4 E 1B		3 1 1 0 1 0 1												
<b>Hank Aaron, R</b> (1, 9) OBP: 0.374, SLG: 0.617	0-0 6-3		0-0 F8			0-0 E8 1B		4-0 SH1-4 E BB		3 1 0 0 1 0 2												
<b>Joe Adcock, R</b> (1, 3) OBP: 0.330, SLG: 0.486		0-0 HBP HBP 1B		0-3 K		0-0 1-2 2-H 1B		0-0 SH1-4		3 0 2 1 0 1 0												
<b>Frank Thomas, R</b> (1, 7) OBP: 0.364, SLG: 0.509		1-0 HBP HBP		0-0 L6		0-3 K		0-0 E7 1B		3 1 1 2 0 1 2												
<b>Joe Torre, R</b> (1, 2) OBP: 0.339, SLG: 0.483		0-0 F9		0-0 L5		0-0 F8		0-0 G4-6-3 1B		4 0 1 1 0 0 4												
<b>Roy McMillan, R</b> (1, 6) OBP: 0.317, SLG: 0.289		1-0 FC6-4 HBP			0-0 5-3		0-0 FC3-6 1B		0-0 G4-6-3	3 0 1 0 0 0 1												
<b>Carl Willey, R</b> (1, 1) OBP: 0.029, SLG: 0.029		0-3 K			0-0 4-3		0-0 F3		0-3 K	4 0 0 0 0 2 4												
<b>Inning Stats</b>	R: 0 E: 0 K: 1 S: 5	H: 0 LOB: 1 BB: 1 P: 9	R: 0 E: 0 K: 1 S: 6	H: 1 LOB: 3 BB: 0 P: 8	R: 0 E: 0 K: 0 S: 3	H: 0 LOB: 0 BB: 0 P: 3	R: 0 E: 0 K: 1 S: 5	H: 0 LOB: 0 BB: 0 P: 5	R: 0 E: 0 K: 0 S: 3	H: 0 LOB: 0 BB: 0 P: 3	R: 1 E: 1 K: 1 S: 7	H: 1 LOB: 2 BB: 1 P: 11	R: 0 E: 0 K: 0 S: 4	H: 1 LOB: 1 BB: 0 P: 4	R: 3 E: 1 K: 0 S: 5	H: 3 LOB: 0 BB: 1 P: 9	R: 0 E: 0 K: 2 S: 7	H: 0 LOB: 0 BB: 0 P: 7	1B: 6 2B: 0 3B: 0 HR: 0	SF: 0 SAC: 1 DP: 1 HBP: 2	WP: 0 PB: 0 SB: 0 CS: 0	PA: 38
<b>PITCHER</b>	IP WLS BF H R ER SO BB IBB HBP BLK WP HR S P ERA WHIP																					
<b>Glen Hobbie, R</b> (1, 1) ERA: 4.16	7.1 L 34 6 4 2 4 3 0 2 0 0 0 37 51 2.46 1.227																					
<b>Barney Schultz, R</b> (8, 1) ERA: 2.66	1.2 4 0 0 0 2 0 0 0 0 0 0 8 8 0.00 0.000																					

livebaseballscorecards.com

<b>AB</b>	32
<b>R</b>	4
<b>H</b>	6
<b>RBI</b>	4
<b>BB</b>	3
<b>SO</b>	6
<b>LOB</b>	19



Batter	1	2	3	4	5	6	7	8	9	AB	R	H	RBI	BB	SO	LOB	BOTTOM			
<b>Al Heist, R</b> OBP: 0.358, SLG: 0.436 (1, 8)	0-0 4-3		0-0 L5			0-0 SH3-4		0-0 G5-4-3 1B		3	0	1	0	0	0	0	<b>Milwaukee Braves @ Chicago Cubs</b> Wrigley Field, Chicago, IL Wed Aug 02 1961, 3:33 AM CDT Sunny - 86 F			
<b>Don Zimmer, R</b> OBP: 0.307, SLG: 0.399 (1, 4)	0-0 F7			0-0 6-3		0-3 K		0-0 G5-4-3		4	0	0	0	0	1	2				
<b>14 Ernie Banks, R</b> OBP: 0.353, SLG: 0.495 (1, 6)	0-3 K			0-0 6-3		0-0 P6		0-0 P6		4	0	0	0	0	1	1				
<b>George Altman, L</b> OBP: 0.378, SLG: 0.615 (1, 9)		0-0 4-3		4-0 FC6 BB		0-0 6-3		0-0 F7		3	0	0	0	1	0	0				
<b>Billy Williams, L</b> OBP: 0.346, SLG: 0.495 (1, 7)		0-0 F9		0-0 FC6		0-0 HR		0-3 K		4	1	1	1	0	1	1				
<b>Ron Santo, R</b> OBP: 0.377, SLG: 0.483 (1, 5)		0-0 HR		0-3 K		0-0 1B		0-0 E6		4	1	2	1	0	1	0				
<b>Sammy Taylor, L</b> OBP: 0.339, SLG: 0.443 (1, 2)		0-3 K		0-3 K		0-0 1B		0-0 4-3		4	0	1	0	0	2	1				
<b>Ed Bouchee, L</b> OBP: 0.377, SLG: 0.441 (1, 3)			0-3 K		0-0 6-3		0-0 F3			3	0	0	0	0	1	2				
<b>Glen Hobbie, R</b> OBP: 0.239, SLG: 0.323 (1, 1) <b>Barney Schultz, R</b> OBP: 0.143, SLG: 0.143 (8, 1)			0-3 K			0-0 SH3-4 1B		0-0 4-3		3	0	1	0	0	1	2				
										0	0	0	0	0	0	0				
<b>Inning Stats</b>	R: 0 E: 0 K: 1 S: 5	H: 0 LOB: 0 BB: 0 P: 5	R: 1 E: 0 K: 1 S: 6	H: 1 LOB: 0 BB: 0 P: 6	R: 0 E: 0 K: 2 S: 7	H: 0 LOB: 0 BB: 0 P: 7	R: 0 E: 0 K: 2 S: 7	H: 0 LOB: 1 BB: 1 P: 7	R: 0 E: 0 K: 1 S: 6	H: 1 LOB: 1 BB: 0 P: 6	R: 1 E: 0 K: 0 S: 6	H: 3 LOB: 2 BB: 0 P: 6	R: 0 E: 0 K: 0 S: 3	H: 1 LOB: 0 BB: 0 P: 3	R: 0 E: 1 K: 1 S: 6	H: 0 LOB: 1 BB: 0 P: 6	1B: 4 2B: 0 3B: 0 HR: 2	SF: 0 SAC: 1 DP: 1 HBP: 0	WP: 0 PB: 0 SB: 0 CS: 0	PA: 34
<b>PITCHER</b> <b>Carl Willey, R</b> ERA: 4.22 (1, 1)	IP 9.0	WLS W	BF 34	H 6	R 2	ER 2	SO 8	BB 1	IBB 0	HBP 0	BLK 0	WP 0	HR 2	S 49	P 53	ERA 2.00	WHIP 0.778			

livebaseballscorecards.com

<b>AB</b>	<b>32</b>
<b>R</b>	<b>2</b>
<b>H</b>	<b>6</b>
<b>RBI</b>	<b>2</b>
<b>BB</b>	<b>1</b>
<b>SO</b>	<b>8</b>
<b>LOB</b>	<b>9</b>



Batter	1	2	3	4	5	6	7	8	9	10	11	AB R H RBI BB SO LOB	TOP														
Felix Mantilla, R OBP: 0.361, SLG: 0.333 Mack Jones, L OBP: 0.313, SLG: 0.314	0-3 K		0-0 G3		0-0 5-3		0-0 E6 HR	0-0 P4			0-0 G3	5 1 0 0 0 1 3 1 0 0 0 0 0 1	<b>Milwaukee Braves @ Chicago Cubs</b> Wrigley Field, Chicago, IL Wed Aug 02 1961, 3:38 AM CDT Att: 19,587 - Sunny - 86 F														
Frank Bolling, R OBP: 0.350, SLG: 0.429	0-0 1B		0-3 K		0-0 P4		0-0 E3 HR 1B		0-0 P6		0-0 6-3	6 1 2 0 0 1 2															
Eddie Mathews, L OBP: 0.390, SLG: 0.532	0-0 F8		0-0 F9			0-3 K	4-0 HR BB		0-0 CS 2B			4 1 1 0 1 1 1															
Hank Aaron, R OBP: 0.372, SLG: 0.620	0-0 F8			0-0 P4		0-0 E6 1B	0-0 HR		0-3 K			5 2 1 4 0 1 2															
Joe Adcock, R OBP: 0.328, SLG: 0.482		0-0 L9		0-0 5-3		0-0 1B	0-0 6-3			0-0 6-3		5 0 1 0 0 0 0															
Frank Thomas, R OBP: 0.371, SLG: 0.525		0-0 4-3 1B		0-0 HR		0-0 1B		0-0 P5		0-0 6-4-3 1B		5 2 4 2 0 0 0															
Joe Torre, R OBP: 0.336, SLG: 0.475		0-0 E1 4-3		0-0 P3		0-0 G1-4-6-3		4-0 PB BB		0-0 G6-4-3		4 0 0 0 1 0 4															
Roy McMillan, R OBP: 0.318, SLG: 0.288		0-0 4-3			0-0 SH1-4 1B		0-0 P4		4-0 BB		0-0 P3	4 0 1 1 1 0 1															
Bob Buhl, R OBP: 0.120, SLG: 0.064 Gino Cimoli, R OBP: 0.280, SLG: 0.350 Bob Hendley, R OBP: 0.116, SLG: 0.063 Hawk Taylor, R OBP: 0.197, SLG: 0.063 Johnny Antonelli, L OBP: 0.220, SLG: 0.375 Don McMahon, R OBP: 0.220, SLG: 0.333		0-3 K			0-0 SH1-4		0-0 5-3		0-0 P5		0-0 G3 2B	0 0 0 0 0 0 0 1 0 0 0 0 0 1 1 0 0 0 0 0 0 0 1 0 0 0 0 0 0 1 0 0 0 0 0 0 1 0 1 0 0 0 0															
<b>Inning Stats</b>	R: 0 E: 0 K: 1 S: 6	H: 1 LOB: 1 BB: 0 P: 6	R: 1 E: 1 K: 1 S: 7	H: 1 LOB: 1 BB: 0 P: 7	R: 0 E: 0 K: 1 S: 5	H: 0 LOB: 0 BB: 0 P: 5	R: 1 E: 0 K: 0 S: 4	H: 1 LOB: 0 BB: 0 P: 4	R: 0 E: 0 K: 0 S: 4	H: 1 LOB: 1 BB: 0 P: 4	R: 1 E: 1 K: 1 S: 7	H: 2 LOB: 1 BB: 0 P: 7		R: 4 E: 2 K: 0 S: 6	H: 2 LOB: 0 BB: 1 P: 10	R: 0 E: 0 K: 0 S: 3	H: 0 LOB: 2 BB: 2 P: 11	R: 0 E: 0 K: 1 S: 5	H: 1 LOB: 1 BB: 0 P: 5	R: 0 E: 0 K: 0 S: 3	H: 1 LOB: 0 BB: 0 P: 3	R: 0 E: 0 K: 0 S: 4	H: 1 LOB: 1 BB: 0 P: 4	1B: 7 2B: 3 3B: 0 HR: 2	SF: 0 SAC: 1 DP: 3 HBP: 0	WP: 0 PB: 1 SB: 0 CS: 1	PA: 47
<b>PITCHER</b>	IP WLS BF H R ER SO BB IBB HBP BLK WP HR S P ERA WHIP																										
Jack Curtis, L ERA: 4.42	(1, 1) 6.2 30 7 6 1 4 1 0 0 0 0 0 1 37 41 1.35 1.200																										
Bob Anderson, R ERA: 4.13	(7, 1) 0.1 2 1 1 0 0 0 0 0 0 0 0 1 2 2 0.00 3.000																										
Dick Drott, R ERA: 4.3	(8, 1) 2.0 8 1 0 0 1 2 0 0 0 0 0 0 8 16 0.00 1.500																										
Don Elston, R ERA: 5.75	(10, 1) 2.0 7 2 0 0 0 0 0 0 0 0 0 0 7 7 0.00 1.000																										

livebaseballscorecards.com

AB	43
R	7
H	11
RBI	7
BB	3
SO	5
LOB	17



Batter	1	2	3	4	5	6	7	8	9	10	11	AB R H RBI BB SO LOB	BOTTOM		
Richie Ashburn, L (1, 8) OBP: 0.357, SLG: 0.274	4-0 14 HR BB	0-0 5-3			0-0 1B		0-0 F7		0-0 1B 1B	0-0 F7		5 2 2 0 1 0 0	<b>Milwaukee Braves @ Chicago Cubs</b> Wrigley Field, Chicago, IL Wed Aug 02 1961, 3:38 AM CDT Att. 19,587 - Sunny - 86 F		
Don Zimmer, R (1, 4) OBP: 0.308, SLG: 0.402	0-0 P5	0-0 F7			0-0 F9		0-0 2B		0-0 1B 1B		BB 4-0	5 0 2 2 0 0 0 2			
Sammy Drake, S (9, PR) Sammy Taylor, L (10, 2) OBP: 0.343, SLG: 0.443											BB 4-0	0 0 0 0 0 0 0 0 0 0 0 0 0 1 0 0			
14 Ernie Banks, R (1, 6) OBP: 0.350, SLG: 0.498	0-0 HR		0-3 K		0-3 K		0-0 P3		0-0 P5		0-3 K	6 1 1 2 0 3 6			
George Altman, L (1, 9) OBP: 0.374, SLG: 0.607	0-0 F7		0-0 1-3		0-0 4-3			0-0 F8	0-0 IBB 1B		0-0 F9	6 0 1 2 0 0 2			
Billy Williams, L (1, 7) OBP: 0.351, SLG: 0.516	0-0 HR		0-0 4-3			0-0 1B		0-0 HR	4-0 1-2 IBB		0-0 L8	5 2 3 2 1 0 1			
Ron Santo, R (1, 5) OBP: 0.375, SLG: 0.482	0-0 2B			0-0 6-3		0-0 P5		0-0 P2	0-0 P3			5 0 1 0 0 0 4			
Dick Bertell, R (1, 2) Bob Will, L (9, PH) Don Elston, R (10, 1) OBP: 0.313, SLG: 0.330 OBP: 0.361, SLG: 0.345 OBP: 0.222, SLG: 0.222	0-0 F8			0-0 1B		0-0 L6		4-0 FC6-4 BB	0-0 F8			3 0 1 0 1 0 2 1 0 0 0 0 0 3 0 0 0 0 0 0 0			
Ed Bouchee, L (1, 3) Jim McAnany, R (8, PH) Mel Roach, R (9, 3) OBP: 0.373, SLG: 0.436 OBP: 0.500, SLG: 0.500 OBP: 0.236, SLG: 0.219		0-0 G3		0-0 F9		0-0 G3		0-0 FC6-4		0-3 K		3 0 0 0 0 0 2 1 0 0 0 0 0 1 1 0 0 0 0 1 0			
Jack Curtis, L (1, 1) Bob Anderson, R (7, 1) Al Hiestand, R (7, PH) Dick Drott, R (8, 1) Jerry Kindall, R (9, PH) OBP: 0.286, SLG: 0.278 OBP: 0.174, SLG: 0.136 OBP: 0.387, SLG: 0.434 OBP: 0.308, SLG: 0.482 OBP: 0.308, SLG: 0.456		0-0 HR		0-3 K			0-0 5-3		0-0 1B 1B 1B	0-3 K		2 1 1 1 0 1 1 0 0 0 0 0 0 0 1 0 0 0 0 0 0 0 0 0 0 0 0 0 2 1 1 0 0 1 0			
<b>Inning Stats</b>	R: 3 H: 3 E: 0 LOB: 1 K: 0 BB: 1 S: 6 P: 10	R: 1 H: 1 E: 0 LOB: 0 K: 0 BB: 0 S: 4 P: 4	R: 0 H: 0 E: 0 LOB: 0 K: 1 BB: 0 S: 5 P: 5	R: 0 H: 1 E: 0 LOB: 1 K: 1 BB: 0 S: 6 P: 6	R: 0 H: 1 E: 0 LOB: 1 K: 1 BB: 0 S: 6 P: 6	R: 0 H: 1 E: 0 LOB: 1 K: 0 BB: 0 S: 4 P: 4	R: 0 H: 1 E: 0 LOB: 1 K: 0 BB: 0 S: 4 P: 4	R: 1 H: 1 E: 0 LOB: 1 K: 0 BB: 1 S: 4 P: 8	R: 2 H: 4 E: 0 LOB: 3 K: 0 BB: 1 S: 7 P: 11	R: 0 H: 0 E: 0 LOB: 0 K: 2 BB: 0 S: 7 P: 7	R: 0 H: 0 E: 0 LOB: 1 K: 1 BB: 1 S: 5 P: 9	1B: 7 SF: 0 2B: 2 SAC: 0 3B: 0 DP: 0 HR: 4 HBP: 0		WP: 0 PA: 50 PB: 0 SB: 0 CS: 0	
<b>PITCHER</b>	IP WLS BF H R ER SO BB IBB HBP BLK WP HR S P ERA WHIP													<b>PITCHER</b>	IP WLS BF H R ER SO BB IBB HBP BLK WP HR S P ERA WHIP
Bob Buhl, R (1, 1) ERA: 4.07	1.0 7 3 3 3 0 1 0 0 0 0 0 2 6 10 27.00 4.000														
Bob Hendley, L (2, 1) ERA: 3.89	5.0 19 4 1 1 3 0 0 0 0 0 0 1 25 25 1.80 0.800														
Johnny Antonelli, L (7, 1) ERA: 6.91	2.0 11 4 3 3 0 1 0 0 0 0 0 1 10 14 13.50 2.500														
Don McMahon, R (9, 1) ERA: 1.87	3.0 13 2 0 0 3 1 1 0 0 0 0 0 17 25 0.00 1.000														

livebaseballscores.com

AB	46
R	7
H	13
RBI	7
BB	4
SO	6
LOB	24



Batter	1	2	3	4	5	6	7	8	9	AB R H RBI BB SO LOB	TOP											
Lee Mays, L (1, 9) OBP: 0.322, SLG: 0.446	0-0 4-3	0-0 F8			0-0 FC3-6 1B		0-3 K		0-0 F8	5 1 1 0 0 1 0												
Frank Bolling, R (1, 4) OBP: 0.354, SLG: 0.432	0-0 4-3 BB 1B		0-0 1B		0-0 FC3-6 1B		0-0 L5			4 1 3 0 0 0 0												
Eddie Mathews, L (1, 5) OBP: 0.388, SLG: 0.527	4-0 1-2 1B BB		0-0 F5		0-0 FC3-6 6-3 1-2f 3-H		0-0 F8			3 1 0 1 1 0 2												
Hank Aaron, R (1, 8) OBP: 0.371, SLG: 0.616	0-0 4-3 1-2 2-3		0-0 F8		0-0 6-3		0-0 CS 1B			4 0 1 0 0 0 4												
Joe Adcock, R (1, 3) OBP: 0.327, SLG: 0.479	0-0 1B 2-H 3-H		0-0 F3		0-0 G3		0-3 K			4 0 1 2 0 1 3												
Frank Thomas, R (1, 7) OBP: 0.372, SLG: 0.535	0-0 1-3 1B			0-0 HR		0-0 E6		0-0 F5 1-2		4 1 2 1 0 0 1												
Joe Torre, R (1, 2) OBP: 0.331, SLG: 0.467	0-0 L9			0-0 6-3		0-0 F8			0-3 K	4 0 0 0 0 1 3												
Roy McMillan, R (1, 6) OBP: 0.318, SLG: 0.297		0-3 K		0-0 6-3		0-0 F7			0-0 HR	4 1 1 1 0 1 1												
Lew Burdette, R (1, 1) OBP: 0.208, SLG: 0.361		0-3 K		0-0 6-3		0-3 K			0-3 K	4 0 0 0 0 3 1												
<b>Inning Stats</b>	R: 2 E: 0 K: 0 S: 6	H: 3 LOB: 2 BB: 1 P: 10	R: 0 E: 0 K: 2 S: 7	H: 0 LOB: 0 BB: 0 P: 7	R: 0 E: 0 K: 0 S: 4	H: 1 LOB: 1 BB: 0 P: 4	R: 1 E: 0 K: 0 S: 4	H: 1 LOB: 0 BB: 0 P: 4	R: 1 E: 0 K: 1 S: 5	H: 2 LOB: 1 BB: 0 P: 5	R: 0 E: 0 K: 1 S: 5	H: 0 LOB: 1 BB: 0 P: 6	R: 0 E: 0 K: 1 S: 5	H: 0 LOB: 0 BB: 0 P: 5	R: 0 E: 0 K: 2 S: 8	H: 1 LOB: 0 BB: 0 P: 8	R: 1 E: 0 K: 2 S: 8	H: 1 LOB: 0 BB: 0 P: 8	1B: 7 2B: 0 3B: 0 HR: 2	SF: 0 SAC: 0 DP: 0 HBP: 0	WP: 0 PB: 0 SB: 0 CS: 1	PA: 37
<b>PITCHER</b>	IP WLS BF H R ER SO BB IBB HBP BLK WP HR S P ERA WHIP																					
Don Cardwell, R (1, 1) ERA: 4.14	6.0 L 27 7 4 4 3 1 0 0 0 0 0 1 32 36 6.00 1.333																					
Don Elston, R (7, 1) ERA: 5.61	3.0 10 2 1 1 4 0 0 0 0 0 1 18 18 3.00 0.667																					


Milwaukee Braves @ Chicago Cubs  
Wrigley Field, Chicago, IL  
Thu Aug 03 1961, 3:33 AM CDT  
Att. 11,556 - Cloudy - 87 F

livebaseballscorecards.com

AB	36
R	5
H	9
RBI	5
BB	1
SO	7
LOB	15



Batter	1	2	3	4	5	6	7	8	9	AB R H RBI BB SO LOB
<b>Al Heist, R</b> OBP: 0.356, SLG: 0.431 (1, 8) X	0-0 P4		0-3 K			0-0 F8			0-0 14 HR 1B	4 1 1 0 0 1 1
<b>Don Zimmer, R</b> OBP: 0.305, SLG: 0.398 (1, 4) S S S	0-3 K			0-0 F7		0-0 FC6-4			0-0 F7	4 0 0 0 0 1 2
<b>14 Ernie Banks, R</b> OBP: 0.349, SLG: 0.505 (1, 6) X	0-0 L7			0-0 F8			0-0 P3		0-0 HR	4 1 1 2 0 0 0
<b>George Altman, L</b> OBP: 0.373, SLG: 0.602 (1, 9) X		0-0 S 1B		0-0 F8			0-0 3-1		0-0 3-1	4 0 1 0 0 0 0
<b>Billy Williams, L</b> OBP: 0.348, SLG: 0.511 (1, 7) X		0-0 F8			0-0 F8			0-0 F8		3 0 0 0 0 0 1
<b>Ron Santo, R</b> OBP: 0.372, SLG: 0.479 (1, 5) X		0-0 F7			0-0 6-3			0-3 K		3 0 0 0 0 1 1
<b>Sammy Taylor, L</b> OBP: 0.337, SLG: 0.434 (1, 2) X		0-0 3-1			0-3 K2-3			0-0 3-1		3 0 0 0 0 1 1
<b>Ed Bouchee, L</b> OBP: 0.370, SLG: 0.431 (1, 3) X			0-0 4-3			0-3 K		0-3 K		3 0 0 0 0 2 0
<b>Don Cardwell, R</b> OBP: 0.185, SLG: 0.290 (1, 1) X			0-0 4-3			0-0 E6 FC6-4			0-0 F8	1 0 0 0 0 0 0
<b>Richie Ashburn, L</b> OBP: 0.355, SLG: 0.272 (6, PH)										1 0 0 0 0 0 0
<b>Don Elston, R</b> OBP: 0.222, SLG: 0.222 (7, 1)										0 0 0 0 0 0 0
<b>Bob Will, L</b> OBP: 0.357, SLG: 0.341 (9, PH)										1 0 0 0 0 0 0

<b>BOTTOM</b>	
<b>Milwaukee Braves @ Chicago Cubs</b> Wrigley Field, Chicago, IL Thu Aug 03 1961, 3:33 AM CDT Att. 11,556 - Cloudy - 87 F	
<b>AB</b> 31 <b>R</b> 2 <b>H</b> 3 <b>RBI</b> 2 <b>BB</b> 0 <b>SO</b> 6 <b>LOB</b> 6	

Inning Stats	R: 0	H: 0	E: 0	K: 1	S: 5	R: 0	H: 1	E: 0	K: 0	S: 4	R: 0	H: 0	E: 0	K: 1	S: 5	R: 0	H: 0	E: 0	K: 0	S: 3	R: 0	H: 0	E: 0	K: 1	S: 5	R: 0	H: 0	E: 1	K: 1	S: 6	R: 0	H: 0	E: 0	K: 0	S: 3	R: 0	H: 0	E: 0	K: 2	S: 7	R: 2	H: 2	E: 0	K: 0	S: 5	1B: 2	SF: 0	2B: 0	SAC: 0	3B: 0	DP: 0	HR: 1	HBP: 0	WP: 0	PA: 31
<b>PITCHER</b> <b>Lew Burdette, R</b> ERA: 3.61 (1, 1)	IP: 9.0	WLS: W	BF: 31	H: 3	R: 2	ER: 2	SO: 6	BB: 0	IBB: 0	HBP: 0	BLK: 0	WP: 0	HR: 1	S: 43	P: 43	ERA: 2.00	WHIP: 0.333																																						
<b>PITCHER</b>																											IP: 0.0	WLS: 0	BF: 0	H: 0	R: 0	ER: 0	SO: 0	BB: 0	IBB: 0	HBP: 0	BLK: 0	WP: 0	HR: 0	S: 0	P: 0	ERA: 0.00	WHIP: 0.000												

Batter	1	2	3	4	5	6	7	8	9	AB R H RBI BB SO LOB	TOP											
Al Heist, R (1, 8) OBP: 0.353, SLG: 0.424	2-1 F3		4-1 BB		2-3 K		1-3 K		1-1 6-3	4 0 0 0 1 2 2	<b>Chicago Cubs @ Los Angeles Dodgers</b> <b>Los Angeles Memorial Coliseum, Los Angeles, CA</b> Fri Aug 04 1961, 10:05 PM EDT Att. 15,154 - Cloudy - 65 F											
Jerry Kindall, R (1, 4) OBP: 0.307, SLG: 0.452	2-3 K		2-2 F7			0-2 HR 1B		1-0 5-3	4 1 1 0 0 1 1													
14 Ernie Banks, R (1, 6) OBP: 0.345, SLG: 0.498	1-2 6-3		0-0 F8			2-1 F2		1-1 F8	4 0 0 0 0 0 2													
George Altman, L (1, 9) OBP: 0.377, SLG: 0.622		0-0 B1-3		1-0 HR		0-1 HR		1-1 1B	4 2 3 3 0 0 0													
Billy Williams, L (1, 7) OBP: 0.350, SLG: 0.509		4-2 WP 1-3 BB		1-1 F8		3-2 S 1B		1-2 6-3	3 1 1 0 1 0 1													
Ron Santo, R (1, 5) OBP: 0.371, SLG: 0.475		0-0 1-3		3-3 K		0-0 F5		4-2 SH3-4 5-3 BB	3 0 0 0 1 1 2													
Andre Rodgers, R (1, 3) OBP: 0.278, SLG: 0.320		4-2 2-H BB		0-2 6-3		3-3 K		3-2 5-3	3 0 0 0 1 1 2													
Ed Bouchee, L (9, 3) OBP: 0.370, SLG: 0.431						1-2 K		1-2 BB	0 0 0 0 0 0 0													
Dick Bertell, R (1, 2) OBP: 0.312, SLG: 0.324		3-1 F9			2-1 5-3		1-0 F9	4-1 SH3-4 BB	3 0 0 0 1 0 1													
Bob Anderson, R (1, 1) OBP: 0.154, SLG: 0.120			2-3 K			3-2 1-3		0-1 SH3-4	3 0 0 0 0 2 0													
Barney Schultz, R (8, 1) OBP: 0.143, SLG: 0.143							1-3 K	1-2 2-3	0 0 0 0 0 0 0													
<b>Inning Stats</b>	R: 0 E: 0 K: 1 S: 8	H: 0 LOB: 0 BB: 0 P: 13	R: 1 E: 0 K: 0 S: 8	H: 0 LOB: 1 BB: 2 P: 19	R: 0 E: 0 K: 1 S: 9	H: 0 LOB: 1 BB: 1 P: 17	R: 1 E: 0 K: 1 S: 10	H: 1 LOB: 0 BB: 0 P: 15	R: 0 E: 0 K: 1 S: 8	H: 0 LOB: 0 BB: 0 P: 15	R: 2 E: 0 K: 1 S: 16	H: 3 LOB: 1 BB: 0 P: 24	R: 0 E: 0 K: 2 S: 7	H: 0 LOB: 0 BB: 0 P: 10	R: 0 E: 0 K: 0 S: 8	H: 1 LOB: 1 BB: 0 P: 12	R: 0 E: 0 K: 0 S: 10	H: 0 LOB: 2 BB: 2 P: 22	1B: 3 2B: 0 3B: 0 HR: 2	SF: 0 SAC: 1 DP: 0 HBP: 0	WP: 2 PB: 0 SB: 1 CS: 0	PA: 37
<b>PITCHER</b>	IP WLS BF H R ER SO BB IBB HBP BLK WP HR S P ERA WHIP																					
Sandy Koufax, L (1, 1) ERA: 3.27	7.0 L 28 4 4 4 7 3 0 0 0 1 2 66 113 5.14 1.000																					
Ron Perranoski, L (8, 1) ERA: 2.61	2.0 9 1 0 0 0 2 0 0 0 0 0 0 18 34 0.00 1.500																					

livebaseballscorecards.com

AB	31
R	4
H	5
RBI	3
BB	5
SO	7
LOB	11





Batter	1	2	3	4	5	6	7	8	9	AB R H RBI BB SO LOB
Maury Wills, S OBP: 0.365, SLG: 0.354 (1, 6)	0-0 6-3		2-1 1B		2-1 F8			0-3 K	2-0 F5	5 0 1 0 0 1 3
Willie Davis, L OBP: 0.324, SLG: 0.481 (1, 8) Norm Larker, L OBP: 0.328, SLG: 0.408 (9, PH)	2-1 F4		1-3 K		1-2 F8			0-1 4-3	0-0 P4	4 0 0 0 0 1 1 1 0 0 0 0 0 3
Tommy Davis, R OBP: 0.352, SLG: 0.469 (1, 9)	4-1 PO 1B BB			2-0 6-3		0-0 6-3		4-1 PB 1B BB		2 0 0 0 2 0 0
Wally Moon, L OBP: 0.446, SLG: 0.557 (1, 7)	1-0 1-2 1B			3-1 E 2B		0-0 2B		3-1 PB 1-2 1B		4 1 4 0 0 0 0
Gil Hodges, R OBP: 0.329, SLG: 0.411 (1, 3)	1-1 PO 2-3	1-2 F7		2-3 K		1-1 P4		3-2 5-3 1-2 2-3		4 0 0 0 0 1 4
Daryl Spencer, R OBP: 0.348, SLG: 0.400 (1, 5)		1-2 4-3		0-0 E5 2-H		3-3 K		0-3 K		4 0 0 0 0 2 1
Charlie Neal, R OBP: 0.300, SLG: 0.370 (1, 4)		2-1 P5		0-1 F2		2-2 6-3		1-2 BB 1B 1B		4 0 1 0 0 0 1
Doug Camilli, R OBP: 0.063, SLG: 0.250 (1, 2) Frank Howard, R OBP: 0.353, SLG: 0.520 (9, PH) Gordie Windhorn, R OBP: 0.375, SLG: 0.385 (9, PR)			1-1 4-3		1-0 HR		1-2 6-3	1-1 BB 1-2 1B		3 1 1 1 0 0 0 1 0 1 0 0 0 0 0 0 0 0 0 0 0
Sandy Koufax, R OBP: 0.169, SLG: 0.058 (1, 1) Ron Fairly, L OBP: 0.417, SLG: 0.513 (7, PH) Ron Perranoski, L OBP: 0.300, SLG: 0.125 (8, 1) Duke Snider, L OBP: 0.319, SLG: 0.419 (9, PH)			1-3 K		1-2 L9		3-2 6-3	4-1 BB 1-2 2-3 BB		2 0 0 0 0 1 0 1 0 0 0 0 0 0 0 0 0 0 0 0 0 0 0 0 0 1 0 0

Inning Stats	R: 0 E: 0 K: 0 S: 6	H: 1 LOB: 1 BB: 1 P: 14	R: 0 E: 0 K: 0 S: 10	H: 0 LOB: 0 BB: 0 P: 14	R: 0 E: 0 K: 2 S: 10	H: 1 LOB: 1 BB: 0 P: 15	R: 1 E: 1 K: 1 S: 9	H: 1 LOB: 1 BB: 0 P: 16	R: 1 E: 0 K: 0 S: 11	H: 1 LOB: 0 BB: 0 P: 16	R: 0 E: 0 K: 1 S: 7	H: 1 LOB: 1 BB: 0 P: 11	R: 0 E: 0 K: 0 S: 11	H: 0 LOB: 0 BB: 0 P: 17	R: 0 E: 0 K: 1 S: 13	H: 1 LOB: 2 BB: 1 P: 23	R: 0 E: 0 K: 1 S: 11	H: 2 LOB: 3 BB: 1 P: 19	1B: 5 2B: 2 3B: 0 HR: 1	SF: 0 SAC: 0 DP: 0 HBP: 0
--------------	------------------------------	----------------------------------	-------------------------------	----------------------------------	-------------------------------	----------------------------------	------------------------------	----------------------------------	-------------------------------	----------------------------------	------------------------------	----------------------------------	-------------------------------	----------------------------------	-------------------------------	----------------------------------	-------------------------------	----------------------------------	----------------------------------	------------------------------------

PITCHER	IP	WLS	BF	H	R	ER	SO	BB	IBB	HBP	BLK	WP	HR	S	P	ERA	WHIP
Bob Anderson, R ERA: 3.91 (1, 1)	7.2	W	31	6	2	1	5	2	0	0	0	0	1	74	120	1.17	1.043
Barney Schultz, R ERA: 2.57 (8, 1)	1.1	S	7	2	0	0	1	1	0	0	0	0	0	14	25	0.00	2.250

**BOTTOM**

**Chicago Cubs @ Los Angeles Dodgers**  
**Los Angeles Memorial Coliseum, Los Angeles, CA**  
 Fri Aug 04 1961, 10:05 PM EDT  
 Att. 15,154 - Cloudy - 65 F

AB	35
R	2
H	8
RBI	1
BB	3
SO	6
LOB	13



WP: 0	PA: 39
PB: 1	
SB: 1	
CS: 0	



Batter	1	2	3	4	5	6	7	8	9	10	11	12	13	AB R H RBI BB SO LOB
<b>Maury Wills, S</b> OBP: 0.367, SLG: 0.356 (1, 6)	3-2 1B 1B	1-1 FC6-4 1-2f			0-0 1B G4-6-3		1-2 4-3		1-0 P3		1-1 SH3-4 1-2		2-2 1B 1B	6 3 3 0 0 0 1
<b>Jim Gilliam, S</b> OBP: 0.365, SLG: 0.367 (1, 4) (9, 5)	1-0 F7		1-2 HR		2-0 G4-6-3 1B		2-2 6-3		2-1 F8		3-1 G3 2-3		2-2 1H 1B	7 1 3 2 0 0 2
<b>Wally Moon, L</b> OBP: 0.444, SLG: 0.553 (1, 9) (8, 7)	3-1 1B 1B		2-3 K		1-2 G4-6-3 1-2f 3-H 1B		3-1 6-3 1B		2-2 6-3		1-2 1-3			6 0 2 0 0 1 2
<b>Frank Howard, R</b> OBP: 0.357, SLG: 0.516 <b>Willie Davis, L</b> OBP: 0.326, SLG: 0.485 (1, 7) (8, 8)	2-0 CS 1B		2-1 5-3		4-1 BB		2-1 F7			0-0 SH1-4 1B		0-1 SH1-4 1B		3 0 1 1 1 0 1 2 1 2 0 0 0 0
<b>Tommy Davis, R</b> OBP: 0.347, SLG: 0.462 (1, 8) (8, 9)	3-3 K 1-2		1-0 E3		1-2 P4		0-0 F7			0-0 SH1-4 1-2		0-1 B3		5 0 0 0 0 1 4
<b>Gil Hodges, R</b> OBP: 0.323, SLG: 0.408 (1, 3)		2-1 P6	0-3 K				3-2 F7			0-1 L5		1-3 K		6 1 1 0 0 2 3
<b>Daryl Spencer, R</b> OBP: 0.344, SLG: 0.395 <b>Duke Snider, L</b> OBP: 0.324, SLG: 0.424 <b>Charlie Neal, R</b> OBP: 0.302, SLG: 0.371 (1, 5) (8, PH) (8, PR) (9, 4)		2-2 F8		3-3 K		1-1 F9		3-1 2B 1B		0-0 1B		0-0 P1		3 0 0 0 0 1 0 1 0 1 1 0 0 0 2 0 1 1 0 0 1
<b>Doug Camilli, R</b> OBP: 0.158, SLG: 0.444 <b>John Roseboro, L</b> OBP: 0.340, SLG: 0.483 (1, 2) (8, PH) (9, 2)		1-2 HR		0-1 F9		4-0 BB		2-1 P4		2-3 K			1-3 K	2 1 1 1 1 0 0 3 0 0 0 0 2 2
<b>Don Drysdale, R</b> OBP: 0.214, SLG: 0.358 <b>Ron Perranoski, L</b> OBP: 0.273, SLG: 0.111 <b>Larry Sherry, R</b> OBP: 0.333, SLG: 0.200 (1, 1) (6, 1) (8, 1)		1-0 FC6-4 1B		0-0 5-3		2-3 K		1-2 P3			2-3 K G3 SH3-4		1-3 K	2 0 1 0 0 0 0 1 0 0 0 0 1 1 3 0 0 0 0 2 1

Inning Stats	R: 1 E: 0 K: 1 S: 10	H: 3 LOB: 2 BB: 0 P: 22	R: 1 E: 0 K: 0 S: 11	H: 2 LOB: 1 BB: 0 P: 18	R: 1 E: 1 K: 2 S: 12	H: 1 LOB: 1 BB: 0 P: 18	R: 0 E: 0 K: 1 S: 7	H: 0 LOB: 0 BB: 0 P: 10	R: 1 E: 0 K: 0 S: 9	H: 2 LOB: 1 BB: 1 P: 17	R: 0 E: 0 K: 1 S: 10	H: 1 LOB: 1 BB: 0 P: 18	R: 1 E: 0 K: 0 S: 10	H: 2 LOB: 1 BB: 0 P: 18	R: 0 E: 0 K: 0 S: 6	H: 0 LOB: 0 BB: 0 P: 11	R: 1 E: 0 K: 1 S: 10	H: 2 LOB: 1 BB: 0 P: 17	R: 0 E: 0 K: 1 S: 8	H: 1 LOB: 1 BB: 0 P: 9	R: 1 E: 0 K: 2 S: 17	H: 2 LOB: 1 BB: 0 P: 23	AB: 13 R: 3 H: 13 RBI: 2 BB: 0 SO: 0 LOB: 2	SF: 0 SAC: 2 DP: 2 HBP: 0	WP: 1 PB: 0 SB: 2 CS: 1	PA: 56
<b>PITCHER</b>	IP	WLS	BF	H	R	ER	SO	BB	IBB	HBP	BLK	WP	HR	S	P	ERA	WHIP									
<b>Jim Brewer, L</b> ERA: 6.63	(1, 1) 4.2		22	8	4	4	4	1	0	0	0	0	2	46	81	7.71	1.929									
<b>Dick Drott, R</b> ERA: 4.21	(5, 1) 1.1		5	0	0	0	1	1	0	0	0	0	0	12	23	0.00	0.750									
<b>Don Elston, R</b> ERA: 5.58	(7, 1) 2.0		9	3	1	1	0	0	0	0	0	0	0	20	36	4.50	1.500									
<b>Barney Schultz, R</b> ERA: 2.54	(9, 1) 4.0		16	3	1	1	3	0	0	0	0	1	0	32	47	2.25	0.750									
<b>Don Cardwell, R</b> ERA: 4.18	(13, 1) 0.2	L	4	2	1	1	2	0	0	0	0	0	0	17	23	13.50	3.000									

**BOTTOM**

**Chicago Cubs @ Los Angeles Dodgers**  
**Los Angeles Memorial Coliseum, Los Angeles, CA**  
 Sat Aug 05 1961, 10:05 PM EDT  
 Att: 43,247 - Unknown - 69 F

AB	52
R	7
H	16
RBI	6
BB	2
SO	10
LOB	18



Batter	1	2	3	4	5	6	7	8	9	AB R H RBI BB SO LOB	TOP	
Sammy Drake, S (1, 9) Dick Drott, R (7, 1) Jim McAnany, R (9, PH) OBP: 0.308, SLG: 0.462 OBP: 0.333, SLG: 0.333	2-2 5-3		1-0 P4		4-1 BB		1-0 5-3		3-2 5-3	3 0 0 0 1 0 0 0 0 0 0 0 0 0 1 0 0 0 0 0 0	<b>Chicago Cubs @ Los Angeles Dodgers</b> <b>Los Angeles Memorial Coliseum, Los Angeles, CA</b> Sun Aug 06 1961, 6:33 AM EDT Att. 11,078 - Sunny - 85 F	
Jerry Kindall, R (1, 4) OBP: 0.308, SLG: 0.448	0-2 F8			0-0 5-3	0-1 P5		0-0 5-3		0-2 5-3	5 0 0 0 0 0 1		
Al Heist, R (1, 8) OBP: 0.354, SLG: 0.423	3-2 F9			2-2 BB 1B 1B		1-1 F7	2-2 5-3			4 0 1 0 0 0 0		
14 Ernie Banks, R (1, 6) OBP: 0.351, SLG: 0.500		1-1 F7		1-3 K		0-0 1B 2B		2-2 G3 1B		4 2 2 0 0 1 1		
Billy Williams, L (1, 7) OBP: 0.350, SLG: 0.513		1-1 HR		1-2 BB 1B		1-0 1B 1B		2-2 G3		4 1 3 2 0 0 1		
Ron Santo, R (1, 5) OBP: 0.375, SLG: 0.474		1-1 F7		4-2 BB 1B		0-2 FC6-4 1B		0-0 6-3		3 0 1 0 1 0 1		
Andre Rodgers, R (1, 3) OBP: 0.279, SLG: 0.318		2-2 F9		2-2 4-3		2-1 P4		2-1 1B		4 0 1 1 0 0 5		
Dick Bertell, R (1, 2) OBP: 0.304, SLG: 0.318			0-0 F8		1-2 G5-4-3 1B		1-1 FC6-4		0-0 F8	4 0 1 0 0 0 3		
Jack Curtis, L (1, 1) Mel Roach, R (5, PH) Dick Ellsworth, L (5, 1) Don Zimmer, R (7, PH) OBP: 0.279, SLG: 0.270 OBP: 0.233, SLG: 0.215 OBP: 0.147, SLG: 0.097 OBP: 0.305, SLG: 0.406			0-3 K		1-2 G5-4-3		3-2 HR		1-1 5-3	1 0 0 0 0 1 0 1 0 0 0 0 0 1 0 0 0 0 0 0 0 2 1 1 1 0 0 0		
<b>Inning Stats</b>	R: 0 H: 0 E: 0 LOB: 0 K: 0 BB: 0 S: 12 P: 17	R: 1 H: 1 E: 0 LOB: 0 K: 0 BB: 0 S: 9 P: 14	R: 0 H: 0 E: 0 LOB: 0 K: 1 BB: 0 S: 5 P: 6	R: 0 H: 2 E: 0 LOB: 3 K: 1 BB: 1 S: 19 P: 29	R: 0 H: 1 E: 0 LOB: 1 K: 0 BB: 1 S: 11 P: 17	R: 1 H: 3 E: 0 LOB: 2 K: 0 BB: 0 S: 11 P: 16	R: 1 H: 1 E: 0 LOB: 0 K: 0 BB: 0 S: 8 P: 14	R: 1 H: 2 E: 0 LOB: 1 K: 0 BB: 0 S: 10 P: 16	R: 0 H: 0 E: 0 LOB: 0 K: 0 BB: 0 S: 9 P: 13	1B: 7 SF: 0 2B: 1 SAC: 0 3B: 0 DP: 1 HR: 2 HBP: 0		WP: 0 PA: 38 PB: 0 SB: 0 CS: 0
<b>PITCHER</b> Johnny Podres, L (1, 1) ERA: 3.14	IP WLS BF H R ER SO BB IBB HBP BLK WP HR S P ERA WHIP											<b>PITCHER</b> IP WLS BF H R ER SO BB IBB HBP BLK WP HR S P ERA WHIP

livebaseballscorecards.com

<b>AB</b>	36
<b>R</b>	4
<b>H</b>	10
<b>RBI</b>	4
<b>BB</b>	2
<b>SO</b>	2
<b>LOB</b>	13



Batter	1	2	3	4	5	6	7	8	9	AB	R	H	RBI	BB	SO	LOB
<b>Maury Wills, S</b> OBP: 0.372, SLG: 0.367 (1, 6)	2-1 1-3 1B		4-2 E 1B BB	1-1 HR		1-0 1B 2B 1B		2-1 F8		4	4	3	1	1	0	0
<b>Jim Gilliam, S</b> OBP: 0.366, SLG: 0.372 (1, 5)	2-2 1-3 1-2		1-1 E5 1B 2B	2-0 P4		2-2 2B E 1B		1-1 3B 2B		5	3	2	0	0	0	2
<b>Wally Moon, L</b> OBP: 0.449, SLG: 0.559 (1, 9)	0-0 4-3 2-H 1B		1-2 2B BB 1B	4-1 HR BB		1-0 G6-4-3 1-3 3-H 2B		2-3 K		4	2	3	3	1	1	1
<b>Willie Davis, L</b> OBP: 0.328, SLG: 0.485 (9, 8)			1-2 2-H 1B	HR BB		1-0 E4 G6-4-3 2B		1-2 3B		4	2	3	3	4	0	2
<b>Frank Howard, R</b> OBP: 0.364, SLG: 0.557 (1, 7)	0-0 4-3 2-3		0-2 BB FC5-4 2B	0-2 HR		0-1 E4 G6-4-3 2B		1-2 3B		5	2	3	4	0	0	2
<b>Tommy Davis, R</b> OBP: 0.346, SLG: 0.457 (1, 8) (9, 9)	1-1 L9		4-0 FC5-4 BB IBB	0-1 4-3		0-0 G6-4-3 1-2f 2-3		1-0 6-3		4	0	0	0	1	0	4
<b>Gil Hodges, R</b> OBP: 0.321, SLG: 0.400 (1, 3)		0-1 5-3	4-1 FC5-4 BB			2-3 K		3-1 F8		3	0	0	1	1	1	1
<b>Charlie Neal, R</b> OBP: 0.301, SLG: 0.369 (1, 4)		0-0 F8	1-1 FC5-4 1-2f 2-3 3-H BB			0-2 FC4-6 1B		0-0 F8		4	0	1	1	0	0	2
<b>Doug Camilli, R</b> OBP: 0.130, SLG: 0.364 (1, 2)		1-1 4-3	0-3 K			1-1 F2		1-2 5-3		4	0	0	0	0	1	3
<b>Johnny Podres, L</b> OBP: 0.278, SLG: 0.288 (1, 1)			1-3 K	1-1 G3		0-2 FC4-6		2-2 G3		4	0	0	0	0	1	1

Inning Stats	R: 1	H: 2	E: 0	K: 0	S: 9	LOB: 1	BB: 0	P: 14	R: 0	H: 0	E: 0	K: 0	S: 5	LOB: 0	BB: 0	P: 6	R: 4	H: 2	E: 1	K: 2	S: 19	LOB: 2	BB: 3	P: 35	R: 3	H: 2	E: 0	K: 0	S: 11	LOB: 0	BB: 1	P: 19	R: 0	H: 1	E: 0	K: 1	S: 11	LOB: 1	BB: 0	P: 14	R: 2	H: 3	E: 1	K: 0	S: 11	LOB: 1	BB: 0	P: 18	R: 0	H: 0	E: 0	K: 0	S: 8	LOB: 0	BB: 0	P: 11	R: 1	H: 2	E: 0	K: 1	S: 11	LOB: 1	BB: 0	P: 18
1B: 6	SF: 0	2B: 3	SAC: 0	3B: 1	DP: 1	HR: 2	HBP: 0	WP: 0	PA: 41																																																							

PITCHER	IP	WLS	BF	H	R	ER	SO	BB	IBB	HBP	BLK	WP	HR	S	P	ERA	WHIP
<b>Jack Curtis, L</b> ERA: 4.75 (1, 1)	4.0	L	23	6	8	6	2	3	1	0	0	0	2	44	74	13.50	2.250
<b>Dick Ellsworth, L</b> ERA: 4.75 (5, 1)	2.0		10	4	2	1	1	0	0	0	0	0	0	22	32	4.50	2.000
<b>Dick Drott, R</b> ERA: 4.22 (7, 1)	2.0		8	2	1	1	1	0	0	0	0	0	0	19	29	4.50	1.000

BOTTOM


**Chicago Cubs @ Los Angeles Dodgers**  
Los Angeles Memorial Coliseum, Los Angeles, CA

Sun Aug 06 1961, 6:33 AM EDT  
Att. 11,078 - Sunny - 85 F

livebaseballscores.com

<b>AB</b>	<b>37</b>
<b>R</b>	<b>11</b>
<b>H</b>	<b>12</b>
<b>RBI</b>	<b>10</b>
<b>BB</b>	<b>4</b>
<b>SO</b>	<b>4</b>
<b>LOB</b>	<b>16</b>



Batter	1	2	3	4	5	6	7	8	9	AB R H RBI BB SO LOB	TOP										
Richie Ashburn, L (1, 8) OBP: 0.356, SLG: 0.284	0-3 K		0-0 1-H 3B			0-3 1-2 K			0-0 6-3	4 0 1 1 0 2 1	<b>Chicago Cubs @ San Francisco Giants</b> Candlestick Park, San Francisco, CA Tue Aug 08 1961, 10:05 PM EDT Att. 10,977 - Unknown - 68 F  livebaseballscorecards.com  <b>AB 31</b> <b>R 1</b> <b>H 5</b> <b>RBI 1</b> <b>BB 0</b> <b>SO 9</b> <b>LOB 10</b>  										
Jerry Kindall, R (1, 4) OBP: 0.307, SLG: 0.445	0-3 K		0-3 K			0-0 P6			0-0 2B 1B	4 0 1 0 0 2 2											
Bob Will, L (1, 9) OBP: 0.368, SLG: 0.359	0-0 F7								0-0 1-3 2B	4 0 1 0 0 0 0											
14 Ernie Banks, R (1, 6) OBP: 0.347, SLG: 0.494		0-0 5-3							0-0 2B	4 0 0 0 0 0 2											
Billy Williams, L (1, 7) OBP: 0.347, SLG: 0.507		0-3 K							0-0 P4	4 0 0 0 0 2 2											
Ron Santo, R (1, 5) OBP: 0.373, SLG: 0.471		0-0 P4							0-0 1-3	4 0 0 0 0 2 2											
Sammy Taylor, L (1, 2) OBP: 0.337, SLG: 0.427									0-3 K	3 0 0 0 0 1 0											
Ed Bouchee, L (1, 3) OBP: 0.368, SLG: 0.432			0-0 3B 1B						0-3 K	3 1 1 0 0 1 0											
Don Cardwell, R (1, 1) OBP: 0.194, SLG: 0.286 Sammy Drake, S (6, PR) Don Elston, R (6, 1) Don Zimmer, R (8, PH) Dick Ellsworth, L (8, 1) OBP: 0.147, SLG: 0.097			0-0 F7						0-0 2B	3 0 1 0 0 1 1											
			0-0 F8						0-0 6-3	1 0 0 0 0 0 1											
										0 0 0 0 0 0 0											
										0 0 0 0 0 0 0											
										1 0 0 0 0 0 1											
										0 0 0 0 0 0 0											
										0 0 0 0 0 0 0											
										1 0 0 0 0 0 1											
										0 0 0 0 0 0 0											
<b>Inning Stats</b>	R: 0 E: 0 K: 2 S: 7	H: 0 LOB: 0 BB: 0 P: 7	R: 0 E: 0 K: 1 S: 5	H: 0 LOB: 0 BB: 0 P: 5	R: 1 E: 0 K: 1 S: 7	H: 2 LOB: 1 BB: 0 P: 7	R: 0 E: 0 K: 1 S: 5	H: 0 LOB: 0 BB: 0 P: 5	R: 0 E: 0 K: 1 S: 5	H: 0 LOB: 0 BB: 0 P: 5	R: 0 E: 0 K: 0 S: 3	H: 0 LOB: 0 BB: 0 P: 3	R: 0 E: 0 K: 2 S: 8	H: 1 LOB: 1 BB: 0 P: 8	R: 0 E: 0 K: 0 S: 5	H: 2 LOB: 2 BB: 0 P: 5	1B: 2 2B: 2 3B: 1 HR: 0	SF: 0 SAC: 0 DP: 0 HBP: 1	WP: 0 PB: 0 SB: 0 CS: 0	PA: 32	
<b>PITCHER</b> Jack Sanford, R (1, 1) ERA: 3.33	IP 9.0	WLS W	BF 32	H 5	R 1	ER 1	SO 9	BB 0	IBB 0	HBP 1	BLK 0	WP 0	HR 0	S 49	P 50	ERA 1.00	WHIP 0.556				
<b>PITCHER</b>	IP	WLS	BF	H	R	ER	SO	BB	IBB	HBP	BLK	WP	HR	S	P	ERA	WHIP				

Batter	1	2	3	4	5	6	7	8	9	AB	R	H	RBI	BB	SO	LOB
Joey Amalfitano, R OBP: 0.362, SLG: 0.339 (1, 4)	4-0 1B BB	0-0 2B			4-0 FC1-6 BB	0-0 P3		0-3 K		3	1	1	0	2	1	1
Harvey Kuenn, R OBP: 0.325, SLG: 0.368 (1, 7)	0-0 4-3 1B	0-0 F8			0-0 F9		0-3 K		4	1	1	0	0	1	2	
Matty Alou, L OBP: 0.349, SLG: 0.459 (1, 9)	0-0 4-3 1B		0-0 4-3		0-0 FC1-6 1-2f		0-0 P2		4	0	0	0	0	0	3	
Willie Mays, R OBP: 0.397, SLG: 0.603 (1, 8)	0-0 S 1B		0-3 K		0-3 K		0-0 1B 3B		4	2	2	2	0	2	1	
Orlando Cepeda, R OBP: 0.358, SLG: 0.598 (1, 3)	0-0 4-3 WP 1B		1-0 S HBP		0-0 4-3		0-0 4-3 3B		3	1	2	1	0	0	0	
Ed Bailey, L OBP: 0.359, SLG: 0.440 (1, 2)	0-0 4-3 1B		0-0 4-3		4-0 3B BB		0-0 1-3 3B		3	1	1	2	1	0	2	
Jim Davenport, R OBP: 0.341, SLG: 0.441 (1, 5)	0-3 K		0-3 K		0-0 F8		0-0 6-3		4	0	0	0	0	2	2	
Jose Pagan, R OBP: 0.321, SLG: 0.353 (1, 6)		0-0 4-3		0-0 3-1		0-0 HR 3B		0-0 SH1-3 1B	4	1	2	1	0	0	0	
Jack Sanford, R OBP: 0.167, SLG: 0.370 (1, 1)		0-3 K		0-3 K		0-0 HR		0-0 SH1-3	3	1	1	2	0	2	0	

Inning Stats	R: 3	H: 3	E: 0	K: 1	S: 8	LOB: 1	BB: 1	P: 12	R: 0	H: 1	E: 0	K: 1	S: 6	LOB: 1	BB: 0	P: 6	R: 0	H: 0	E: 0	K: 1	S: 5	LOB: 1	BB: 0	P: 6	R: 0	H: 0	E: 0	K: 2	S: 7	LOB: 0	BB: 0	P: 7	R: 0	H: 0	E: 1	K: 1	S: 5	LOB: 1	BB: 1	P: 9	R: 3	H: 2	E: 0	K: 0	S: 5	LOB: 0	BB: 1	P: 9	R: 2	H: 3	E: 0	K: 1	S: 7	LOB: 1	BB: 0	P: 7	R: 0	H: 1	E: 0	K: 1	S: 6	LOB: 1	BB: 0	P: 6
--------------	------	------	------	------	------	--------	-------	-------	------	------	------	------	------	--------	-------	------	------	------	------	------	------	--------	-------	------	------	------	------	------	------	--------	-------	------	------	------	------	------	------	--------	-------	------	------	------	------	------	------	--------	-------	------	------	------	------	------	------	--------	-------	------	------	------	------	------	------	--------	-------	------

PITCHER	IP	WLS	BF	H	R	ER	SO	BB	IBB	HBP	BLK	WP	HR	S	P	ERA	WHIP
Don Cardwell, R ERA: 4.21 (1, 1)	5.0	L	22	4	3	3	6	2	0	1	0	1	0	31	40	5.40	1.200
Don Elston, R ERA: 6.11 (6, 1)	2.0		11	5	5	5	1	1	0	0	0	0	1	12	16	22.50	3.000
Dick Ellsworth, L ERA: 4.7 (8, 1)	1.0		4	1	0	0	1	0	0	0	0	0	0	6	6	0.00	1.000

BOTTOM

Chicago Cubs @ San Francisco Giants  
Candlestick Park, San Francisco, CA  
Tue Aug 08 1961, 10:05 PM EDT  
Att: 10,977 - Unknown - 68 F

AB	32
R	8
H	10
RBI	8
BB	3
SO	8
LOB	11



WP	HR	S	P	ERA	WHIP
1	1	6	37		

1B	2B	3B	HR	SF	SAC	DP	HBP
6	1	2	1	0	1	0	1


Batter	1	2	3	4	5	6	7	8	9	AB R H RBI BB SO LOB
Al Heist, R (1, 8) OBP: 0.356, SLG: 0.425	0-0 P4		0-0 F9 5-3 1B		0-0 F9			0-0 BB 14 1B 1B		4 1 2 0 0 0 0
Jerry Kindall, R (1, 4) OBP: 0.304, SLG: 0.439 George Altman, L (8, PH) OBP: 0.375, SLG: 0.617 Don Zimmer, R (8, 4) OBP: 0.304, SLG: 0.404	0-0 P3		0-0 5-3 1-2			0-3 K		0-3 K		3 0 0 0 0 1 1 1 0 0 0 0 1 1 0 0 0 0 0 0 0
Bob Will, L (1, 9) OBP: 0.373, SLG: 0.358	0-3 K			0-0 CS 1B		0-0 6-3		4-0 14 1B 1-2 BB		3 0 1 0 1 1 0
14 Ernie Banks, R (1, 6) OBP: 0.349, SLG: 0.494		0-0 HR 1B		0-3 K		0-0 4-3		0-0 1-3 2-H 1B		4 1 2 1 0 1 1
Billy Williams, L (1, 7) OBP: 0.343, SLG: 0.501		0-3 K		0-0 L6 1-2			0-3 K	0-3 K		4 0 0 0 0 3 4
Ron Santo, R (1, 5) OBP: 0.370, SLG: 0.466		0-0 F9			0-3 K		0-0 P3	0-3 K		4 0 0 0 0 2 3
Andre Rodgers, R (1, 3) OBP: 0.294, SLG: 0.360		0-0 HR 1-H			0-0 HR 1B		0-0 1B 1B		0-3 K	4 2 3 2 0 1 0
Dick Bertell, R (1, 2) OBP: 0.303, SLG: 0.316		0-0 6-3			0-0 F8		0-0 1-2 1B		0-0 6-3	4 0 1 0 0 0 1
Bob Anderson, R (1, 1) OBP: 0.172, SLG: 0.250 Barney Schultz, R (7, 1) OBP: 0.111, SLG: 0.111			0-3 K		0-0 HR 1-H		0-3 K		0-0 P6	3 1 1 2 0 2 2 1 0 0 0 0 0 0

Inning Stats	R: 0 E: 0 K: 1 S: 5	H: 0 LOB: 0 BB: 0 P: 5	R: 2 E: 0 K: 1 S: 7	H: 2 LOB: 0 BB: 0 P: 7	R: 0 E: 0 K: 1 S: 5	H: 1 LOB: 0 BB: 0 P: 5	R: 0 E: 0 K: 1 S: 5	H: 1 LOB: 0 BB: 0 P: 5	R: 2 E: 0 K: 1 S: 7	H: 2 LOB: 0 BB: 0 P: 7	R: 0 E: 0 K: 1 S: 5	H: 0 LOB: 0 BB: 0 P: 5	R: 0 E: 0 K: 2 S: 9	H: 2 LOB: 2 BB: 0 P: 9	R: 1 E: 0 K: 3 S: 11	H: 2 LOB: 2 BB: 1 P: 15	R: 0 E: 0 K: 1 S: 5	H: 0 LOB: 0 BB: 0 P: 5	1B: 8 2B: 0 3B: 0 HR: 2	SF: 0 SAC: 0 DP: 0 HBP: 0	WP: 0 PB: 0 SB: 0 CS: 1	PA: 36
--------------	------------------------------	---------------------------------	------------------------------	---------------------------------	------------------------------	---------------------------------	------------------------------	---------------------------------	------------------------------	---------------------------------	------------------------------	---------------------------------	------------------------------	---------------------------------	-------------------------------	----------------------------------	------------------------------	---------------------------------	----------------------------------	------------------------------------	----------------------------------	--------

PITCHER	IP	WLS	BF	H	R	ER	SO	BB	IBB	HBP	BLK	WP	HR	S	P	ERA	WHIP
Mike McCormick, L (1, 1) ERA: 3.05	5.0		19	6	4	4	5	0	0	0	0	0	2	29	29	7.20	1.200
Billy O'Dell, L (6, 1) ERA: 4.64	2.0		8	2	0	0	3	0	0	0	0	0	0	14	14	0.00	1.000
Stu Miller, R (8, 1) ERA: 2.71	2.0	W	9	2	1	1	4	1	0	0	0	0	0	16	20	4.50	1.500

Chicago Cubs @ San Francisco Giants  
Candlestick Park, San Francisco, CA  
Wed Aug 09 1961, 6:33 AM EDT  
Att. 10,822 - Sunny - 80 F

AB	35
R	5
H	10
RBI	5
BB	1
SO	12
LOB	13



WP: 0	PA: 36
PB: 0	
SB: 0	
CS: 1	

livebaseballscorecards.com



Batter	1	2	3	4	5	6	7	8	9	AB	R	H	RBI	BB	SO	LOB
Joey Amalfitano, R (1, 4) OBP: 0.363, SLG: 0.338 Ernie Bowman, R (8, PR) OBP: 0.182, SLG: 0.182 (9, 4)	0-0 6-3 ①		0-0 F8 ②		0-0 E BB 1-2 1B		0-0 F7 ① B BB B	4-0 S BB		4	0	1	0	1	0	1
Harvey Kuenn, R (1, 7) OBP: 0.328, SLG: 0.369	0-0 6-3 ②		0-0 1B		4-0 FC6-4 BB 1-2 2-3		0-0 2B E 1-2 1B	0-0 L7 ③ 1-2		4	1	2	0	1	0	1
Matty Alou, L (1, 9) OBP: 0.358, SLG: 0.493	0-0 1B		0-0 6-3 ③		0-0 F6 ② 2-3 3-H		0-0 E 1-3 2-H 2B		0-0 HR	5	2	3	2	0	0	3
Willie Mays, R (1, 8) OBP: 0.395, SLG: 0.600	0-3 K ③			0-0 F8 ①	0-0 FC6-4 ③ 1-2f		0-0 E7 WP 1B 2-H 3-H			4	1	1	2	0	1	3
Orlando Cepeda, R (1, 3) OBP: 0.357, SLG: 0.593		0-0 P2 ①		4-0 BB		0-0 6-3 ① S S S S	0-3 K ② 3-H			3	0	0	0	1	1	0
Ed Bailey, L (1, 2) OBP: 0.355, SLG: 0.434 Stu Miller, R (8, 1) OBP: 0.333, SLG: 0.167		0-3 K ② S S S		0-3 K ② S S S		0-3 K ② S S S	0-0 P1 ②			4	0	0	0	0	3	2
Jim Davenport, R (1, 5) OBP: 0.343, SLG: 0.442		0-0 1B		0-0 5-3 ③		0-0 1B	0-3 K ③ S S S			4	0	2	0	0	1	2
Jose Pagan, R (1, 6) OBP: 0.320, SLG: 0.351		0-0 5-3 ③			0-0 BB E 1B 1B	0-3 K2-3 ③ S S S		0-3 K ① S S S		4	1	1	0	0	2	2
Mike McCormick, L (1, 1) OBP: 0.208, SLG: 0.180 Jim Marshall, L (5, PH) OBP: 0.278, SLG: 0.333 Billy O'Dell, S (6, 1) OBP: 0.125, SLG: 0.091 Hobie Landrith, L (7, PH) OBP: 0.356, SLG: 0.383 (8, 2)			0-0 L8 ①			0-3 K ① S S S		0-0 1B 2B 1B ② S S S	0-3 K ②	1	0	0	0	0	0	0
										1	0	0	0	0	1	1
										0	0	0	0	0	0	0
										2	1	1	0	0	1	0

Inning Stats	R: 0	H: 1	E: 0	LOB: 1	K: 1	BB: 0	S: 6	R: 0	H: 1	E: 0	LOB: 1	K: 1	BB: 0	S: 6	R: 0	H: 1	E: 0	LOB: 1	K: 0	BB: 0	S: 4	R: 0	H: 0	E: 0	LOB: 1	K: 1	BB: 1	S: 5	R: 1	H: 2	E: 1	LOB: 2	K: 1	BB: 1	S: 7	R: 0	H: 1	E: 0	LOB: 1	K: 2	BB: 0	S: 8	R: 4	H: 4	E: 1	LOB: 1	K: 2	BB: 0	S: 12	R: 0	H: 0	E: 0	LOB: 2	K: 2	BB: 1	S: 7	R: 1	H: 1	E: 0	LOB: 0	K: 0	BB: 0	S: 1	1B: 9	2B: 1	3B: 0	HR: 1	SF: 0	SAC: 0	DP: 0	HBP: 0	WP: 1	PB: 0	SB: 1	CS: 0	PA: 39
--------------	------	------	------	--------	------	-------	------	------	------	------	--------	------	-------	------	------	------	------	--------	------	-------	------	------	------	------	--------	------	-------	------	------	------	------	--------	------	-------	------	------	------	------	--------	------	-------	------	------	------	------	--------	------	-------	-------	------	------	------	--------	------	-------	------	------	------	------	--------	------	-------	------	-------	-------	-------	-------	-------	--------	-------	--------	-------	-------	-------	-------	--------

PITCHER	IP	WLS	BF	H	R	ER	SO	BB	IBB	HBP	BLK	WP	HR	S	P	ERA	WHIP
Bob Anderson, R (1, 1) ERA: 3.93	6.1		30	9	4	3	6	2	0	0	0	0	0	40	48	4.26	1.737
Barney Schultz, R (7, 1) ERA: 2.64	1.2	L	9	2	2	1	4	1	0	0	0	1	1	16	20	5.40	1.800


**BOTTOM**

**Chicago Cubs @ San Francisco Giants**  
Candlestick Park, San Francisco, CA

Wed Aug 09 1961, 6:33 AM EDT  
Att. 10,822 - Sunny - 80 F

livebaseballscorecards.com

AB	36
R	6
H	11
RBI	4
BB	3
SO	10
LOB	15



Batter	1	2	3	4	5	6	7	8	9	AB R H RBI BB SO LOB	TOP									
Al Heist, R OBP: 0.351, SLG: 0.418 (1, 8) X	0-0 5-3		0-0 F9		0-0 4-3		0-0 E4			4 0 0 0 0 0 3										
Don Zimmer, R OBP: 0.306, SLG: 0.406 (1, 4) X	0-0 1-3			0-0 F7		0-0 FC6-4 1B	0-0 CS	0-0 SH3 1B		4 0 2 0 0 0 0										
Ron Santo, R OBP: 0.367, SLG: 0.463 (1, 5) S S S	0-3 K			0-0 F7		0-0 FC6-4 1B		0-0 SH3 1-2		3 1 0 0 0 1 1										
George Altman, L OBP: 0.374, SLG: 0.613 (1, 9) X		0-0 F7		0-0 1B		0-0 P5		0-0 F8		4 0 1 0 0 0 2										
Billy Williams, L OBP: 0.342, SLG: 0.499 (1, 7) X		0-0 1-3		0-0 F7		0-0 1B 1-2		0-0 4-3		4 0 1 0 0 0 2										
Andre Rodgers, R OBP: 0.292, SLG: 0.357 (1, 3) S S S		0-3 K			0-0 P3	0-0 1B 1-2 2-H			0-3 K	4 0 1 1 0 2 0										
Jerry Kindall, R OBP: 0.303, SLG: 0.436 (1, 6) X			0-0 L5		0-0 FC 1B	0-0 P5			0-0 L8	4 0 1 0 0 0 2										
Dick Bertell, R OBP: 0.299, SLG: 0.312 (1, 2) X			0-0 5-3		0-0 FC 1-2		0-0 6-3		0-0 E5	3 0 0 0 0 0 1 1 0 0 0 0 0 0										
14 Ernie Banks, R OBP: 0.348, SLG: 0.493 (9, PH) X					0-3 K		0-3 K		0-0 F9	2 0 0 0 1 2 2 1 0 0 0 0 0 1										
Jack Curtis, L OBP: 0.283, SLG: 0.256 (1, 1) B B B			4-0 BB																	
Jim McAnany, R OBP: 0.250, SLG: 0.250 (9, PH) B B B																				
<b>Inning Stats</b>	R: 0 E: 0 K: 1 S: 5	H: 0 LOB: 0 BB: 0 P: 5	R: 0 E: 0 K: 1 S: 5	H: 0 LOB: 0 BB: 0 P: 5	R: 0 E: 0 K: 0 S: 3	H: 0 LOB: 1 BB: 1 P: 7	R: 0 E: 0 K: 1 S: 7	H: 1 LOB: 1 BB: 0 P: 7	R: 1 E: 0 K: 0 S: 6	H: 3 LOB: 2 BB: 0 P: 6	R: 0 E: 1 K: 1 S: 5	H: 0 LOB: 0 BB: 0 P: 5	R: 0 E: 0 K: 0 S: 4	H: 1 LOB: 1 BB: 0 P: 4	R: 0 E: 1 K: 1 S: 6	H: 0 LOB: 1 BB: 0 P: 6	1B: 6 2B: 0 3B: 0 HR: 0	SF: 0 SAC: 1 DP: 0 HBP: 0	WP: 0 PB: 0 SB: 0 CS: 1	PA: 37
<b>PITCHER</b> Warren Spahn, L ERA: 3.37 (1, 1)	IP: 9.0 WLS: W BF: 36 H: 6 R: 1 ER: 1 SO: 5 BB: 1 IBB: 0 HBP: 0 BLK: 0 WP: 0 HR: 0 S: 45 P: 49 ERA: 1.00 WHIP: 0.778																			

Chicago Cubs @ Milwaukee Braves  
Milwaukee County Stadium, Milwaukee, WI

Fri Aug 11 1961, 8:05 PM EDT  
Att. 40,775 - Cloudy - 78 F

livebaseballscorecards.com

AB	34
R	1
H	6
RBI	1
BB	1
SO	5
LOB	14



Batter	1	2	3	4	5	6	7	8	9	AB	R	H	RBI	BB	SO	LOB	BOTTOM
--------	---	---	---	---	---	---	---	---	---	----	---	---	-----	----	----	-----	--------

Gino Cimoli, R OBP: 0.285, SLG: 0.371 (1, 8) X	0-0 BB 1B		0-0 P3		0-0 F9			0-0 HR		4	1	2	1	0	0	0	
Frank Bolling, R OBP: 0.340, SLG: 0.411 (1, 4) SSS	0-3 K		0-3 K			0-0 L7		0-0 F8		4	0	0	0	0	2	1	
Eddie Mathews, L OBP: 0.385, SLG: 0.518 (1, 5) X	0-0 F8			0-3 K		0-0 PO 1B		0-0 P6		4	0	1	0	0	1	1	
Hank Aaron, R OBP: 0.374, SLG: 0.629 (1, 9) BBB	4-0 FC6-4 1-2 BB			0-0 S 1B		0-0 F8				2	0	1	0	1	0	1	
Joe Adcock, R OBP: 0.341, SLG: 0.503 (1, 3) X	0-0 FC6-4 1-2f			4-0 BB 1B		0-0 PO 1-2	0-0 P4			2	0	0	0	1	0	2	
Frank Thomas, R OBP: 0.372, SLG: 0.538 (1, 7) X		0-0 6-3		0-0 G6-4-3 1-2f						3	0	1	0	0	0	2	
Joe Torre, R OBP: 0.334, SLG: 0.457 (1, 2) SSS		0-3 K			0-0 E7 1B SF7-2-4					3	1	0	0	0	1	1	
Roy McMillan, R OBP: 0.314, SLG: 0.289 (1, 6) X			0-0 6-3							3	0	1	0	0	1	1	
Warren Spahn, L OBP: 0.296, SLG: 0.452 (1, 1) X			0-0 G3							2	0	0	1	0	1	0	

Inning Stats	R: 0 H: 1 E: 0 K: 1 S: 6	H: 1 LOB: 2 BB: 1 P: 10	R: 0 H: 0 E: 0 K: 1 S: 5	H: 0 LOB: 0 BB: 0 P: 5	R: 0 H: 0 E: 0 K: 1 S: 5	H: 0 LOB: 0 BB: 0 P: 5	R: 0 H: 1 E: 0 K: 1 S: 5	H: 1 LOB: 1 BB: 1 P: 9	R: 1 H: 1 E: 1 K: 0 S: 4	H: 1 LOB: 0 BB: 0 P: 4	R: 0 H: 1 E: 0 K: 1 S: 3	H: 1 LOB: 1 BB: 0 P: 6	R: 1 H: 1 E: 0 K: 1 S: 6	H: 1 LOB: 0 BB: 0 P: 6	1B: 5 SF: 1 2B: 1 SAC: 0 3B: 0 DP: 2 HR: 1 HBP: 0	WP: 0 PA: 31 PB: 0 SB: 1 CS: 0
--------------	--------------------------	-------------------------	--------------------------	------------------------	--------------------------	------------------------	--------------------------	------------------------	--------------------------	------------------------	--------------------------	------------------------	--------------------------	------------------------	---	--------------------------------

PITCHER Jack Curtis, L ERA: 4.5 (1, 1)	IP 8.0 WLS L BF 30 H 6 R 2 ER 1 SO 6 BB 2 IBB 0 HBP 0 BLK 0 WP 0 HR 1 S 40 P 48 ERA 1.12 WHIP 1.000	PITCHER IP WLS BF H R ER SO BB IBB HBP BLK WP HR S P ERA WHIP
--	---	--

**Chicago Cubs @ Milwaukee Braves**  
 Milwaukee County Stadium, Milwaukee, WI  
 Fri Aug 11 1961, 8:05 PM EDT  
 Att. 40,775 - Cloudy - 78 F

AB	27
R	2
H	6
RBI	2
BB	2
SO	6
LOB	9



Batter	1	2	3	4	5	6	7	8	9	AB R H RBI BB SO LOB	TOP																
Al Heist, R (1, 8) OBP: 0.358, SLG: 0.421	4-0 L5-3 BB		0-0 1B			0-0 FC5 1B		0-0 F9	4-0 BB 1-2 2-3 3-H BB	3 0 2 2 2 0 0																	
Don Zimmer, R (1, 4) OBP: 0.307, SLG: 0.404	0-0 L5-3 1-2		0-0 5-3			0-0 FC5 1B 1-2 HR		1-0 HBP	0-3 K	4 1 1 0 0 1 5																	
Ron Santo, R (1, 5) OBP: 0.366, SLG: 0.460	0-0 5-3				4-0 G4-6-3 BB	0-0 FC5 1B 1-2 2-3f HR		0-0 P5		3 1 0 0 1 0 3																	
George Altman, L (1, 9) OBP: 0.373, SLG: 0.617		0-3 K			0-3 K	0-0 HR 1-H 2-H		0-0 4-3		4 1 1 3 0 2 2																	
Billy Williams, L (1, 7) OBP: 0.344, SLG: 0.497		0-0 P4			0-0 G4-6-3 1-2f	0-0 G4-6-3 1B			4-0 BB 4-1 BB BB	3 1 1 0 1 0 1																	
Andre Rodgers, R (1, 3) OBP: 0.295, SLG: 0.359		0-0 5-3			0-0 G4-6-3 1B	0-0 G4-6-3 1-2f			0-0 4-1	2 0 1 0 0 0 0 2 0 0 0 0 0 2																	
Ed Bouchee, L (6, PH) OBP: 0.366, SLG: 0.429 (6, 3)									1-2																		
Jerry Kindall, R (1, 6) OBP: 0.302, SLG: 0.433			0-0 F9 S 1B 1B		0-0 F8		0-0 5-3		0-3 K	4 1 1 0 0 1 2																	
Dick Bertell, R (1, 2) OBP: 0.295, SLG: 0.307			0-0 5-3		0-0 G4-6-3		0-0 6-3		4-0 BB BB IBB	3 0 0 0 0 0 2 0 0 0 0 1 0 0 0 0 0 0 0 0 0																	
14 Ernie Banks, R (9, PH) OBP: 0.350, SLG: 0.493			1-2		1-2f																						
Sammy Taylor, L (9, 2) OBP: 0.337, SLG: 0.427			0-0 F9		0-0 F9		0-0 HR		4-0 BB 1-2 2-3 BB	3 1 1 1 0 1 1 0 0 0 0 0 0 0 0 0 0 0 1 0 0 0 0 0 0 0 0 0																	
Don Cardwell, R (1, 1) OBP: 0.200, SLG: 0.333																											
Barney Schultz, R (7, 1) OBP: 0.111, SLG: 0.111																											
Bob Will, L (9, PH) OBP: 0.378, SLG: 0.358																											
Dick Drott, R (9, 1) OBP: 0.308, SLG: 0.462																											
<b>Inning Stats</b>	R: 0 E: 0 K: 0 S: 2	H: 0 LOB: 0 BB: 1 P: 6	R: 0 E: 0 K: 1 S: 5	H: 0 LOB: 0 BB: 0 P: 5	R: 1 E: 0 K: 0 S: 5	H: 2 LOB: 1 BB: 0 P: 5	R: 0 E: 0 K: 1 S: 4	H: 0 LOB: 0 BB: 1 P: 8	R: 0 E: 0 K: 0 S: 3	H: 1 LOB: 0 BB: 0 P: 3	R: 4 E: 0 K: 0 S: 7	H: 5 LOB: 0 BB: 0 P: 7	R: 0 E: 0 K: 1 S: 5	H: 0 LOB: 0 BB: 0 P: 5	R: 0 E: 0 K: 0 S: 3	H: 0 LOB: 1 BB: 0 P: 4	R: 1 E: 0 K: 2 S: 7	H: 0 LOB: 3 BB: 4 P: 23	1B: 6 2B: 1 3B: 0 HR: 2	SF: 0 SAC: 0 DP: 4 HBP: 1	WP: 0 PB: 0 SB: 1 CS: 0	PA: 38					
<b>PITCHER</b>	IP WLS BF H R ER SO BB IBB HBP BLK WP HR S P ERA WHIP																										
Bob Hendley, L (1, 1) ERA: 4.36	5.1		23	8	5	5	2	2	0	0	0	0	2	25	33	8.44	1.875										
Don Nottebart, R (6, 1) ERA: 4.5	1.2		4	0	0	0	1	0	0	0	0	0	0	6	6	0.00	0.000										
Don McMahon, R (8, 1) ERA: 2.26	2.0	W	11	0	1	1	2	3	1	1	0	0	0	10	27	4.50	1.500										

Chicago Cubs @ Milwaukee Braves  
Milwaukee County Stadium, Milwaukee, WI

Sat Aug 12 1961, 4:33 AM EDT  
Att. 19,859 - Cloudy - 81 F

livebaseballscorecards.com

AB	31
R	6
H	8
RBI	6
BB	6
SO	5
LOB	18



Batter	1	2	3	4	5	6	7	8	9	AB	R	H	RBI	BB	SO	LOB
Lee Mays, L (1, 9) OBP: 0.317, SLG: 0.438	0-0 F5		0-0 G3		0-0 F9		0-0 1B 1B	0-0 F9		5	1	1	0	0	0	1
Frank Bolling, R (1, 4) OBP: 0.343, SLG: 0.410	4-0 FC3-6 BB		0-0 1B 1B		0-0 F9		4-0 1B BB		0-0 F7	3	0	1	0	2	0	0
Eddie Mathews, L (1, 5) OBP: 0.390, SLG: 0.519	0-0 FC3-6 1-2f		0-0 1B			4-0 HR BB	0-0 FC5-4 1B		4-0 1B HR BB	3	2	2	2	2	0	1
Hank Aaron, R (1, 8) OBP: 0.372, SLG: 0.631	0-0 6-3		0-0 F9			0-0 HR	0-0 FC5-4 PB		0-3 K	5	1	1	2	0	1	6
Joe Adcock, R (1, 3) OBP: 0.342, SLG: 0.501		0-0 4-3 PB 1B	0-0 F8			0-0 F8	0-3 K		0-0 HR 1B	5	1	2	0	0	1	4
Mack Jones, L (9, PR) OBP: 0.327, SLG: 0.310										0	1	0	0	0	0	0
Frank Thomas, R (1, 7) OBP: 0.370, SLG: 0.542		0-0 4-3		0-0 L7		0-0 G1	0-0 F7		0-0 HR	5	1	1	3	0	0	3
Joe Torre, R (1, 2) OBP: 0.337, SLG: 0.456		0-0 FC1-6 1B		0-0 F8		4-0 BB			0-0 6-3	3	0	1	1	1	0	0
Roy McMillan, R (1, 6) OBP: 0.314, SLG: 0.287		0-0 FC1-6		0-3 K		0-0 F8			4-0 SH1-3 BB	3	0	0	0	1	1	2
Bob Hendley, R (1, 1) OBP: 0.105, SLG: 0.056		0-3 K				0-0 F9			0-0 SH1-3	2	0	0	0	0	1	1
Don Nottebart, R (6, 1) OBP: 0.226, SLG: 0.143										0	0	0	0	0	0	0
Al Spangler, L (7, PH) OBP: 0.429, SLG: 0.288										0	1	0	0	1	0	0
Don McMahon, R (8, 1) OBP: 0.250, SLG: 0.333										0	0	0	0	0	0	0

Inning Stats	R: 0	H: 0	E: 0	K: 0	S: 3	R: 1	H: 2	E: 0	K: 1	S: 7	R: 0	H: 2	E: 0	K: 0	S: 5	R: 0	H: 0	E: 0	K: 1	S: 5	R: 2	H: 1	E: 0	K: 0	S: 4	R: 2	H: 2	E: 0	K: 1	S: 7	R: 0	H: 0	E: 0	K: 0	S: 3	R: 3	H: 2	E: 0	K: 1	S: 6	1B: 7	2B: 0	3B: 0	HR: 2	SF: 0	SAC: 1	DP: 0	HBP: 0	WP: 0	PB: 3	SB: 0	CS: 0	PA: 42
--------------	------	------	------	------	------	------	------	------	------	------	------	------	------	------	------	------	------	------	------	------	------	------	------	------	------	------	------	------	------	------	------	------	------	------	------	------	------	------	------	------	-------	-------	-------	-------	-------	--------	-------	--------	-------	-------	-------	-------	--------

PITCHER	IP	WLS	BF	H	R	ER	SO	BB	IBB	HBP	BLK	WP	HR	S	P	ERA	WHIP
Don Cardwell, R (1, 1) ERA: 4.28	6.0		27	5	4	4	2	4	0	0	0	0	1	27	43	6.00	1.500
Barney Schultz, R (7, 1) ERA: 2.72	2.0		10	2	1	1	1	2	0	0	0	0	0	10	18	4.50	2.000
Dick Drott, R (9, 1) ERA: 4.59	0.2	L	5	2	3	3	1	1	0	0	0	0	1	6	10	40.50	4.500

BOTTOM

Chicago Cubs @ Milwaukee Braves  
Milwaukee County Stadium, Milwaukee, WI

Sat Aug 12 1961, 4:33 AM EDT  
Att: 19,859 - Cloudy - 81 F

livebaseballscores.com

AB	34
R	8
H	9
RBI	8
BB	7
SO	4
LOB	18



Batter	1	2	3	4	5	6	7	8	9	AB R H RBI BB SO LOB	TOP
<b>Al Heist, R</b> OBP: 0.362, SLG: 0.428 (1, 8) X	0-0 E1 G6-4-3		0-0 5-3			0-0 HR 1B	0-0 E 1B		0-0 2B	5 1 3 1 0 0 0	
<b>Don Zimmer, R</b> OBP: 0.309, SLG: 0.410 (1, 5) X	0-0 G6-4-3 1-2f			4-0 FC4-6 1B BB		0-0 HR 1H	0-0 E5 1-2 2-3		0-0 F7	4 1 1 2 1 0 4	
<b>14 Ernie Banks, R</b> OBP: 0.349, SLG: 0.490 (1, 6) X	0-0 1B			0-3 K		0-0 F7	0-0 F9			4 0 1 0 0 1 4	
<b>George Altman, L</b> OBP: 0.371, SLG: 0.613 (1, 9) S S	0-3 K			0-0 FC4-6 1-2 1B		0-0 4-1		0-0 L7		4 0 1 0 0 1 1	
<b>Billy Williams, L</b> OBP: 0.340, SLG: 0.492 (1, 7) X		0-0 4-3		0-0 FC4-6 FC6-4 1-2f 2-3		0-0 P2		0-0 3-1		4 0 0 0 0 0 2	
<b>Jerry Kindall, R</b> OBP: 0.301, SLG: 0.434 (1, 4) X		0-0 P6		0-0 FC6-4 1-2f			0-3 K	0-0 2B		4 0 1 0 0 1 2	
<b>Dick Bertell, R</b> OBP: 0.290, SLG: 0.301 (1, 2) S S		0-3 K			0-0 6-3		0-0 4-3	0-0 5-3		4 0 0 0 0 1 1	
<b>Ed Bouchee, L</b> OBP: 0.365, SLG: 0.426 (1, 3) X			0-0 6-3		0-0 F7		0-0 1B 1B		0-3 K	4 1 1 0 0 1 0	
<b>Bob Anderson, R</b> OBP: 0.161, SLG: 0.233 (1, 1) X			0-0 5-3		0-0 P6		0-0 E 1B 1B		0-0 4-3	2 0 0 0 0 0 0	
<b>Jim Brewer, L</b> OBP: 0.267, SLG: 0.154 (5, 1)										0 0 0 0 0 0 0	
<b>Richie Ashburn, L</b> OBP: 0.358, SLG: 0.287 (7, PH)										1 0 1 0 0 0 0	
<b>Dick Drott, R</b> OBP: 0.308, SLG: 0.462 (7, 1)										0 0 0 0 0 0 0	
<b>Bob Will, L</b> OBP: 0.375, SLG: 0.354 (9, PH)										1 0 0 0 0 0 0	
<b>Inning Stats</b>	R: 0 E: 1 K: 1 S: 6 H: 1 LOB: 1 BB: 0 P: 6	R: 0 E: 0 K: 1 S: 5 H: 0 LOB: 0 BB: 0 P: 5	R: 0 E: 0 K: 0 S: 3 H: 0 LOB: 0 BB: 0 P: 3	R: 0 E: 0 K: 1 S: 6 H: 1 LOB: 2 BB: 1 P: 10	R: 0 E: 0 K: 0 S: 3 H: 0 LOB: 0 BB: 0 P: 3	R: 2 E: 0 K: 0 S: 5 H: 2 LOB: 0 BB: 0 P: 5	R: 1 E: 1 K: 1 S: 9 H: 3 LOB: 3 BB: 0 P: 9	R: 0 E: 0 K: 0 S: 4 H: 1 LOB: 1 BB: 0 P: 4	R: 0 E: 0 K: 1 S: 6 H: 1 LOB: 1 BB: 0 P: 6	1B: 6 2B: 2 3B: 0 HR: 1 SF: 0 SAC: 0 DP: 1 HBP: 0	WP: 0 PB: 0 SB: 0 CS: 0 PA: 38
<b>PITCHER</b> <b>Lew Burdette, R</b> ERA: 3.69 (1, 1)	IP: 9.0 WLS: W BF: 38 H: 9 R: 3 ER: 3 SO: 5 BB: 1 IBB: 0 HBP: 0 BLK: 0 WP: 0 HR: 1 S: 47 P: 51 ERA: 3.00 WHIP: 1.111										

Chicago Cubs @ Milwaukee Braves  
Milwaukee County Stadium, Milwaukee, WI

Sun Aug 13 1961, 4:33 AM EDT  
Att. 21,485 - Cloudy - 78 F

livebaseballscorecards.com

AB	37
R	3
H	9
RBI	3
BB	1
SO	5
LOB	14



Batter	1	2	3	4	5	6	7	8	9	AB	R	H	RBI	BB	SO	LOB
Lee Mays, L OBP: 0.319, SLG: 0.437 (1, 9) X	0-0 S 2B 1B		0-0 SH 1B	0-0 E4		0-0 F8		0-0 F9		5	2	2	0	0	0	0
Frank Bolling, R OBP: 0.342, SLG: 0.411 (1, 4) X	0-0 1B 2B		0-0 SH 1B	0-0 L9		0-0 6-3		0-0 6-3		4	2	1	1	0	0	1
Eddie Mathews, L OBP: 0.396, SLG: 0.530 (1, 5) B B B B	4-0 G6-4-3 1B WP BB		0-0 CS 1B		4-0 E BB	0-0 HR		0-0 1B		3	3	3	3	2	0	0
Hank Aaron, R OBP: 0.372, SLG: 0.628 (1, 8) X	0-0 G6-4-3 1B		0-3 K		0-0 E8 1B	0-0 5-3		0-0 F8		5	1	2	1	0	1	2
Joe Adcock, R OBP: 0.341, SLG: 0.499 (1, 3) X	0-0 G6-4-3		0-0 E 1B		0-0 G3		0-0 6-3			4	0	1	0	0	0	3
Frank Thomas, R OBP: 0.369, SLG: 0.537 (1, 7) X	0-0 5-3		0-0 E7		4-0 1B IBB		0-0 P6			3	0	0	0	1	0	1
Joe Torre, R OBP: 0.339, SLG: 0.455 (1, 2) X		0-0 G5-4-3 1B	0-0 F9		0-3 K		4-0 BB BB			3	0	1	0	1	1	4
Roy McMillan, R OBP: 0.316, SLG: 0.287 (1, 6) X		0-0 G5-4-3		0-0 L8	0-0 1B		4-0 1B BB			3	0	1	1	1	0	1
Lew Burdette, R OBP: 0.203, SLG: 0.333 (1, 1) S S S S		0-3 K	0-3 K	0-3 K	0-3 K		0-3 K			4	0	0	0	0	4	4

Inning Stats	R: 3	H: 3	E: 0	LOB: 0	K: 0	S: 5	P: 9	R: 0	H: 1	E: 0	LOB: 0	K: 1	S: 5	R: 2	H: 3	E: 2	LOB: 2	K: 1	S: 9	R: 0	H: 0	E: 1	LOB: 1	K: 1	S: 6	R: 2	H: 2	E: 1	LOB: 2	K: 2	S: 9	R: 1	H: 1	E: 0	LOB: 0	K: 0	S: 4	R: 0	H: 0	E: 0	LOB: 2	K: 1	S: 5	R: 0	H: 1	E: 0	LOB: 1	K: 0	S: 4
--------------	------	------	------	--------	------	------	------	------	------	------	--------	------	------	------	------	------	--------	------	------	------	------	------	--------	------	------	------	------	------	--------	------	------	------	------	------	--------	------	------	------	------	------	--------	------	------	------	------	------	--------	------	------

PITCHER	IP	WLS	BF	H	R	ER	SO	BB	IBB	HBP	BLK	WP	HR	S	P	ERA	WHIP
Bob Anderson, R ERA: 4.26 (1, 1)	4.0	L	22	8	7	6	3	2	0	0	0	1	0	26	34	13.50	2.500
Jim Brewer, L ERA: 6.55 (5, 1)	2.0		9	2	1	1	2	0	1	0	0	0	1	12	16	4.50	1.000
Dick Drott, R ERA: 4.46 (7, 1)	2.0		9	1	0	0	1	2	0	0	0	0	0	9	17	0.00	1.500


**BOTTOM**

**Chicago Cubs @ Milwaukee Braves**  
**Milwaukee County Stadium, Milwaukee, WI**

Sun Aug 13 1961, 4:33 AM EDT  
 Att: 21,485 - Cloudy - 78 F

livebaseballscorecards.com

AB	34
R	8
H	11
RBI	6
BB	5
SO	6
LOB	16



WP	HR	S	P	ERA	WHIP
1B: 9	SF: 0	WP: 1	PA: 40		
2B: 2	SAC: 1	PB: 0			
3B: 0	DP: 3	SB: 1			
HR: 1	HBP: 0	CS: 1			

Batter	1	2	3	4	5	6	7	8	9	AB R H RBI BB SO LOB	TOP																													
Tony Taylor, R OBP: 0.298, SLG: 0.321 (1, 4) X	0-0 G3		0-0 G6-4-3 1-2f		0-0 6-3		0-0 1-3			4 0 0 0 0 0 4																														
Ken Walters, R OBP: 0.262, SLG: 0.338 (1, 9) X	0-0 6-3			0-0 F7		0-0 F3		0-0 5-3		4 0 0 0 0 0 0																														
Don Demeter, R OBP: 0.305, SLG: 0.418 (1, 8) SSS	0-3 K			0-0 1B 2B		0-0 5-3		0-0 F8		4 1 1 0 0 1 0																														
Lee Walls, R OBP: 0.358, SLG: 0.470 (1, 7) BBBBB		4-0 E G6-4-3 BB		0-0 2-H 1B		0-0 WP 1B		0-0 E5		3 1 2 1 1 0 0																														
Charley Smith, R OBP: 0.302, SLG: 0.380 (1, 5) X		0-0 E5 G6-4-3 1-3		0-3 K		0-3 K2-3 1-2		0-0 5-3		4 0 0 0 0 2 4																														
Pancho Herrera, R OBP: 0.342, SLG: 0.411 (1, 3) X		0-0 G6-4-3 1-2f 3-H		0-0 F9		4-0 BB BB		0-0 6-3		3 0 0 0 1 0 2																														
Ruben Amaro, R OBP: 0.320, SLG: 0.333 (1, 6) SSS		0-3 K		0-0 FC6-4 1B		4-0 1-2 BB		0-0 G1-4-3 1B		3 0 2 0 1 1 0																														
Clay Dalrymple, L OBP: 0.230, SLG: 0.237 (1, 2) X			0-0 P3		0-0 FC6-4 SH1-3 1-2f		0-0 F7		0-0 G1-4-3 1-2f	2 0 0 0 0 0 1 1 0 0 0 0 0 2 1 0 0 0 0 0 1																														
Bobby Malkmus, R OBP: 0.258, SLG: 0.305 (7, PH)					0-0 SH1-3		0-0 L8			1 0 1 0 0 0 0 0 0 0 0 0 0 0 1 0 0 0 0 0 2 0 0 0 0 0 0 0																														
Al Kenders, R (7, 2)																																								
Frank Sullivan, R OBP: 0.214, SLG: 0.083 (1, 1) X																																								
Don Ferrarese, R OBP: 0.154, SLG: 0.120 (5, 1)																																								
Bobby Gene Smith, R OBP: 0.308, SLG: 0.338 (7, PH)																																								
Jack Baldschun, R (7, 1)																																								
<b>Inning Stats</b>	R: 0 E: 0 K: 1 S: 5	H: 0 LOB: 0 BB: 0 P: 5	R: 1 E: 1 K: 1 S: 5	H: 0 LOB: 0 BB: 1 P: 9	R: 0 E: 0 K: 0 S: 3	H: 1 LOB: 0 BB: 0 P: 3	R: 1 E: 0 K: 1 S: 7	H: 2 LOB: 1 BB: 0 P: 7	R: 0 E: 0 K: 0 S: 4	H: 1 LOB: 1 BB: 0 P: 4	R: 0 E: 0 K: 1 S: 6	H: 1 LOB: 1 BB: 0 P: 6	R: 0 E: 0 K: 0 S: 3	H: 0 LOB: 2 BB: 2 P: 11	R: 0 E: 1 K: 0 S: 4	H: 0 LOB: 1 BB: 0 P: 4	R: 0 E: 0 K: 0 S: 3	H: 1 LOB: 0 BB: 0 P: 3	1B: 5 2B: 1 3B: 0 HR: 0	SF: 0 SAC: 1 DP: 3 HBP: 0	WP: 1 PB: 0 SB: 0 CS: 0	PA: 35																		
<b>PITCHER</b> Dick Ellsworth, L ERA: 4.41 (1, 1)	IP 9.0	WLS W	BF 35	H 6	R 2	ER 1	SO 4	BB 3	IBB 0	HBP 0	BLK 0	WP 1	HR 0	S 40	P 52	ERA 1.00	WHIP 1.000						<b>PITCHER</b>	IP 9.0	WLS W	BF 35	H 6	R 2	ER 1	SO 4	BB 3	IBB 0	HBP 0	BLK 0	WP 1	HR 0	S 40	P 52	ERA 1.00	WHIP 1.000

Philadelphia Phillies @ Chicago Cubs  
Wrigley Field, Chicago, IL  
Mon Aug 14 1961, 3:33 AM CDT  
Att. 5,608 - Sunny - 83 F

livebaseballscorecards.com

AB	31
R	2
H	6
RBI	1
BB	3
SO	4
LOB	16






Batter	1	2	3	4	5	6	7	8	9	AB	R	H	RBI	BB	SO	LOB
<b>Al Heist, R</b> OBP: 0.363, SLG: 0.425 (1, 8)	4-0 14 2B BB	0-3 K		X 0-0 1B	X 0-0 L5			S 0-3 K		4	1	1	0	1	2	0
<b>Don Zimmer, R</b> OBP: 0.307, SLG: 0.408 (1, 5)	0-3 K	0-0 E5 14 HR		X 0-0 6-3		X 0-0 L3-6 14 1B 1B		X 0-0 5-3		5	1	1	0	0	1	2
<b>14 Ernie Banks, R</b> OBP: 0.355, SLG: 0.506 (1, 6)	0-0 HBP 1-H BB 2B	0-0 1-H HR			B 4-0 BB E 1B BB			0-0 1-2 1B		3	3	3	3	1	0	0
<b>Andre Rodgers, R</b> OBP: 0.295, SLG: 0.359 (7, 6)										0	0	0	0	0	0	0
<b>George Altman, L</b> OBP: 0.370, SLG: 0.609 (1, 9)	0-3 K	0-0 4-3			X 0-0 E9 1-H 1B 1B			0-0 L3-6 2-3		4	1	1	0	0	1	3
<b>Bob Will, L</b> OBP: 0.375, SLG: 0.354 (7, 9)										0	0	0	0	0	0	0
<b>Billy Williams, L</b> OBP: 0.342, SLG: 0.490 (1, 7)	1-0 BB HBP HBP		X 0-0 4-3		X 0-0 1B HR 1B			X 0-0 G3		3	1	1	1	0	0	1
<b>Sammy Taylor, L</b> OBP: 0.341, SLG: 0.425 (1, 2)	1-0 BB 1-2 2-3 HBP		X 0-0 1-3		X 0-0 1-3 HR 1B			X 0-0 P5		3	1	1	0	0	0	0
<b>Jerry Kindall, R</b> OBP: 0.304, SLG: 0.445 (1, 4)	4-0 1-2 2-3 3-H BB		S 0-3 K		X 0-0 1-H HR 3-H HR			X 0-0 1-3		3	1	1	4	1	1	0
<b>Ed Bouchee, L</b> OBP: 0.360, SLG: 0.420 (1, 3)	0-0 F7		X 0-0 6-3		S 0-3 K			X 0-0 4-3		4	0	0	0	0	1	3
<b>Dick Ellsworth, L</b> OBP: 0.132, SLG: 0.086 (1, 1)		X 0-0 4-3		S 0-3 K	X 0-0 1-3			S 0-3 K		4	0	0	0	0	2	0

Inning Stats	R: 2	H: 1	E: 0	K: 2	S: 8	LOB: 3	BB: 2	P: 18	R: 2	H: 1	E: 1	K: 1	S: 7	LOB: 0	BB: 0	P: 7	R: 0	H: 0	E: 0	K: 1	S: 5	LOB: 0	BB: 0	P: 5	R: 0	H: 1	E: 0	K: 1	S: 6	LOB: 1	BB: 1	P: 6	R: 5	H: 4	E: 1	K: 1	S: 9	LOB: 0	BB: 1	P: 13	R: 0	H: 2	E: 0	K: 0	S: 4	LOB: 1	BB: 0	P: 4	R: 0	H: 0	E: 0	K: 0	S: 3	LOB: 0	BB: 0	P: 3	R: 0	H: 0	E: 0	K: 2	S: 7	LOB: 0	BB: 0	P: 7
<b>PITCHER</b>	IP	WLS	BF	H	R	ER	SO	BB	IBB	HBP	BLK	WP	HR	S	P	ERA	WHIP																																															
<b>Frank Sullivan, R</b> ERA: 4.32 (1, 1)	4.0	L	25	7	9	7	5	3	0	2	0	0	0	30	44	15.75	2.500																																															
<b>Don Ferrarese, L</b> ERA: 4.56 (5, 1)	2.0		7	2	0	0	1	0	0	0	0	0	0	9	9	0.00	1.000																																															
<b>Jack Baldschun, R</b> ERA: 4.46 (7, 1)	2.0		6	0	0	0	2	0	0	0	0	0	0	10	10	0.00	0.000																																															

**Philadelphia Phillies @ Chicago Cubs**  
**Wrigley Field, Chicago, IL**  
 Mon Aug 14 1961, 3:33 AM CDT  
 Att. 5,608 - Sunny - 83 F

<b>AB</b>	<b>33</b>
<b>R</b>	<b>9</b>
<b>H</b>	<b>9</b>
<b>RBI</b>	<b>8</b>
<b>BB</b>	<b>3</b>
<b>SO</b>	<b>8</b>
<b>LOB</b>	<b>9</b>



WP: 0	PA: 38
PB: 0	CS: 0
SB: 0	
CS: 0	

livebaseballscorecards.com

Batter	1	2	3	4	5	6	7	8	9	AB R H RBI BB SO LOB	TOP
Tony Taylor, R (1, 4) OBP: 0.296, SLG: 0.317	0-0 1-3		4-0 FC6-4 1B 1-2 E BB	0-0 6-3		0-0 F8			0-0 6-3	4 1 0 0 1 0 2	
Tony Gonzalez, L (1, 8) OBP: 0.378, SLG: 0.454	0-0 P5		0-0 FC6-4 1B 1-2 2-3		0-0 F8		0-0 6-3		4-0 HBP 1B BB	4 0 1 0 1 0 0	
Don Demeter, R (1, 9) OBP: 0.306, SLG: 0.428	0-0 HR		0-0 FC6-4 E 5-3 1-2f 2-3 3-H		0-0 F7		0-0 L5		0-0 HBP 1B 1-2	5 1 2 2 0 0 2	
Lee Walls, R (1, 7) OBP: 0.353, SLG: 0.462	0-0 1B		0-0 E1 5-3 1-2 3-H		0-0 F8		0-0 1-3		0-3 K 2	5 0 1 1 0 1 3	
Charley Smith, R (1, 5) OBP: 0.304, SLG: 0.388	0-0 P4		0-0 5-3 1-2 2-3		0-0 HR		0-0 4-3		1-0 HBP 1-2 2-3	4 1 1 1 0 0 3	
Pancho Herrera, R (1, 3) OBP: 0.348, SLG: 0.424		0-0 G6-4-3 1B	4-0 IBB		0-0 1B 1B		0-0 HR		0-3 K 3	4 1 3 1 1 1 3	
Al Kenders, R (1, 2) OBP: 0.200, SLG: 0.200		0-0 G6-4-3 1-2f	0-0 F8		0-0 P4		0-0 1B 1B			4 0 1 0 0 0 5	
Bobby Makmus, R (8, PR) OBP: 0.258, SLG: 0.305										0 0 0 0 0 0 0	AB 38 R 5 H 12 RBI 5 BB 3 SO 2 LOB 21
Ruben Amaro, R (1, 6) OBP: 0.317, SLG: 0.330		0-0 6-3		0-0 F9		0-0 F9		0-0 1B 1B		3 0 0 0 0 0 1	
Johnny Callison, L (8, PH) OBP: 0.361, SLG: 0.399								0-0 G4-6-3 1B		1 0 1 0 0 0 0	
Clay Dalrymple, L (8, 2) OBP: 0.230, SLG: 0.237								0-0 G4-6-3 1-2f		0 0 0 0 0 0 0	
Art Mahaffey, R (1, 1) OBP: 0.137, SLG: 0.122			0-0 1B BB FC6-4 1B		0-0 P5		0-0 1B			1 1 1 0 0 0 0	
Ken Lehman, L (3, 1) Ken Walters, R (4, PH) John Buzhardt, R (4, 1) Wes Covington, L (8, PH) Jack Saltschun, R (8, 1)										0 0 0 0 0 0 0	
Inning Stats	R: 1 H: 2 E: 0 LOB: 1 K: 0 BB: 0 S: 5 P: 5	R: 0 H: 1 E: 0 LOB: 0 K: 0 BB: 0 S: 3 P: 3	R: 2 H: 2 E: 1 LOB: 3 K: 0 BB: 2 S: 6 P: 14	R: 0 H: 0 E: 0 LOB: 0 K: 0 BB: 0 S: 3 P: 3	R: 0 H: 0 E: 0 LOB: 0 K: 0 BB: 0 S: 3 P: 3	R: 1 H: 3 E: 0 LOB: 2 K: 0 BB: 0 S: 6 P: 6	R: 0 H: 0 E: 0 LOB: 0 K: 0 BB: 0 S: 3 P: 3	R: 1 H: 3 E: 0 LOB: 2 K: 0 BB: 0 S: 5 P: 5	R: 0 H: 1 E: 0 LOB: 3 K: 2 BB: 1 S: 8 P: 13	1B: 9 SF: 0 2B: 0 SAC: 0 3B: 0 DP: 2 HR: 3 HBP: 1	WP: 0 PA: 42 PB: 0 SB: 0 CS: 0
PITCHER	IP WLS BF H R ER SO BB IBB HBP BLK WP HR S P ERA WHIP										
Jack Curtis, L (1, 1) ERA: 4.6	7.1 W 34 10 5 5 0 1 1 0 0 0 3 32 40 6.14 1.500										
Barney Schultz, R (8, 1) ERA: 2.66	1.0 5 2 0 0 0 1 0 0 0 0 0 4 8 0.00 3.000										
Bob Anderson, R (9, 1) ERA: 4.24	0.2 S 3 0 0 0 2 0 0 1 0 0 0 6 7 0.00 0.000										

Philadelphia Phillies @ Chicago Cubs  
Wrigley Field, Chicago, IL  
Tue Aug 15 1961, 3:33 AM CDT  
Att. 5,878 - Sunny - 86 F

livebaseballscorecards.com



Batter	1	2	3	4	5	6	7	8	9
Al Heist, R OBP: 0.362, SLG: 0.421 (1, 8) BBB	4-0 14 HR BB	0-0 F9		0-0 3-1		0-0 SH2 1-2		0-3 K	
Jerry Kindall, R OBP: 0.300, SLG: 0.438 (1, 4) SSS	0-3 K	0-0 CS 1-2	0-3 K	0-0 E5		0-0 6-3			
14 Ernie Banks, R OBP: 0.354, SLG: 0.511 (1, 6) X	0-0 1-H HR		0-0 F7	0-0 P6		0-0 5-3			
George Altman, L OBP: 0.374, SLG: 0.610 (1, 9) X	0-0 HR 1B		4-0 HR BB	0-0 F8		0-0 FC5-6 1B			
Billy Williams, L OBP: 0.341, SLG: 0.496 (1, 7) X	0-0 P6		0-0 1-H HR		0-0 3-1	0-0 FC5-6 4-3 1-2f			
Ron Santo, R OBP: 0.367, SLG: 0.466 (1, 5) X	0-0 1-H HR		4-0 1B BB		0-0 L6	0-0 4-3 1-2			
Sammy Taylor, L OBP: 0.344, SLG: 0.427 (1, 2) X	0-0 F8		0-0 HBP 1-3 1B		0-0 1B	0-0 4-3			
Ed Bouchee, L OBP: 0.362, SLG: 0.417 (1, 3) BBB		4-0 CS BB	H 1-0 1-2 HBP		0-3 K		0-3 K		
Jack Curtis, L OBP: 0.286, SLG: 0.244 (1, 1) Barney Schultz, R OBP: 0.100, SLG: 0.100 (8, 1) Bob Anderson, R OBP: 0.161, SLG: 0.233 (9, 1) SSS		0-3 K	0-0 1-3			4-0 SH2 BB		0-3 K	

AB	R	H	RBI	BB	SO	LOB
3	1	0	0	1	1	1
4	0	0	0	0	2	2
4	1	1	2	0	0	2
3	2	2	0	1	0	1
4	1	1	2	0	0	2
3	1	1	2	1	0	1
4	0	2	0	0	0	1
2	0	0	0	1	2	1
2	0	0	0	1	1	4
1	0	0	0	0	1	0
0	0	0	0	0	0	0


AB	30
R	6
H	7
RBI	6
BB	5
SO	7
LOB	15

Inning Stats	R	H	E	K	S	P	WLS	BF	H	R	ER	SO	BB	IBB	HBP	BLK	WP	HR	S	P	ERA	WHIP
Art Mahaffey, R ERA: 4.69 (1, 1)	4	3	0	1	8	12	L	17	5	6	6	3	4	0	1	0	0	3	18	35	20.25	3.375
Ken Lehman, L ERA: 4.01 (3, 1)	0	1	0	1	1	1		0	0	0	0	0	0	0	0	0	0	1	1		0.00	0.000
John Buzhardt, R ERA: 4.2 (4, 1)	0	2	0	1	1	1		16	2	0	0	1	1	0	0	0	0	0	17	21	0.00	0.750
Jack Baldschun, R ERA: 4.4 (8, 1)	0	3	0	1	3	3		3	0	0	0	3	0	0	0	0	0	0	9	9	0.00	0.000

**Philadelphia Phillies @ Chicago Cubs**  
Wrigley Field, Chicago, IL  
Tue Aug 15 1961, 3:33 AM CDT  
Att. 5,878 - Sunny - 86 F

[livebaseballscorecards.com](http://livebaseballscorecards.com)

WP: 0 PA: 38  
PB: 0  
SB: 0  
CS: 1



Batter	1	2	3	4	5	6	7	8	9	AB R H RBI BB SO LOB	TOP
Tony Taylor, R (1, 4) OBP: 0.304, SLG: 0.325	0-0 1B FC4-6 1B		0-0 3-1 BB 1B	0-0 FC1-2			0-0 BB 1B	0-0 1B 1B		5 3 4 0 0 0 2	<b>Philadelphia Phillies @ Chicago Cubs</b> Wrigley Field, Chicago, IL Wed Aug 16 1961, 3:33 AM CDT Att. 6,390 - Sunny - 78 F
Johnny Callison, L (1, 7) OBP: 0.367, SLG: 0.401	0-0 FC4-6 1-3 1B		4-0 1B 3-1 BB	0-0 4-3			4-0 1B 1-2 BB	0-0 1-3 1B		3 1 2 0 2 0 2	
Wes Covington, L (1, 9) OBP: 0.320, SLG: 0.404	0-0 FC4-6 BB 1-2f 3-H		0-0 P4				0-0 1-3 2-H 1B	0-0 F2		5 0 1 2 0 0 5	
Tony Gonzalez, L (1, 8) OBP: 0.378, SLG: 0.451	4-0 1-2 BB		0-0 3-1				0-0 1-3 1B			4 0 1 1 1 0 2	
Lee Walls, R (1, 3) OBP: 0.354, SLG: 0.460	0-3 K		0-0 2-3 3-H 1B				0-0 1-2 1B	0-0 F9		5 0 2 1 0 1 3	
Charley Smith, R (1, 5) OBP: 0.299, SLG: 0.381	0-0 F7		0-3 K				0-0 1-2 1B	0-0 4-3		5 0 0 0 0 2 6	
Clay Dalrymple, L (1, 2) OBP: 0.234, SLG: 0.257			0-0 F7				0-0 1B FC1-2 2B	0-0 F7		4 1 2 1 0 0 0	
Ruben Amaro, R (1, 6) OBP: 0.316, SLG: 0.329			0-0 6-3				0-0 FC1-2 2-3 1B	0-0 F7		4 0 1 0 0 0 0	
Chris Short, R (1, 1) OBP: 0.115, SLG: 0.115			0-0 F7				0-0 L8	0-3 K		1 0 0 0 0 0 0	
Frank Sullivan, R (2, 1) OBP: 0.214, SLG: 0.083										0 0 0 0 0 0 0	
Dallas Green, L (3, 1) OBP: 0.323, SLG: 0.192										2 0 0 0 0 1 2	
Elmer Valo, L (8, PH) OBP: 0.282, SLG: 0.213										1 0 0 0 0 1 0	
Jack Baldschun, R (8, 1)										0 0 0 0 0 0 0	
<b>Inning Stats</b>	R: 1 H: 2 E: 0 LOB: 2 K: 1 BB: 1 S: 7 P: 11	R: 0 H: 0 E: 0 LOB: 0 K: 0 BB: 0 S: 3 P: 3	R: 1 H: 2 E: 0 LOB: 2 K: 1 BB: 1 S: 7 P: 11	R: 0 H: 2 E: 0 LOB: 2 K: 1 BB: 0 S: 7 P: 7	R: 0 H: 1 E: 0 LOB: 1 K: 1 BB: 0 S: 6 P: 6	R: 0 H: 0 E: 0 LOB: 0 K: 0 BB: 0 S: 3 P: 3	R: 2 H: 3 E: 0 LOB: 1 K: 0 BB: 1 S: 5 P: 9	R: 1 H: 3 E: 0 LOB: 2 K: 1 BB: 0 S: 8 P: 8	R: 0 H: 0 E: 0 LOB: 0 K: 0 BB: 0 S: 3 P: 3	1B: 11 SF: 0 2B: 1 SAC: 0 3B: 0 DP: 0 HR: 1 HBP: 0	WP: 0 PA: 42 PB: 0 SB: 0 CS: 0
<b>PITCHER</b> Don Cardwell, R (1, 1) ERA: 4.31	IP WLS BF H R ER SO BB IBB HBP BLK WP HR S P ERA WHIP										

livebaseballscorecards.com

<b>AB</b>	<b>39</b>
<b>R</b>	<b>5</b>
<b>H</b>	<b>13</b>
<b>RBI</b>	<b>5</b>
<b>BB</b>	<b>3</b>
<b>SO</b>	<b>5</b>
<b>LOB</b>	<b>22</b>




Batter	1	2	3	4	5	6	7	8	9
Al Heist, R OBP: 0.362, SLG: 0.418 (1, 8)	0-0 1B	0-0 P4		0-0 L8		0-0 FC1-6 1B 14 WP		4-0 SH1-3 14 2B BB	
Jerry Kindall, R OBP: 0.306, SLG: 0.447 (1, 4)	0-0 1B	0-0 1B 2B		0-0 G3		0-0 14 WP 14 2B 1B		0-0 SH1-3	
14 Ernie Banks, R OBP: 0.357, SLG: 0.517 (1, 6)	0-0 P4	4-0 BB 1B IBB		0-0 F9		0-0 1B 2B		0-0 6-3 2B	
George Altman, L OBP: 0.372, SLG: 0.604 (1, 9)	0-0 P4	0-0 BB 1B		0-0 4-3		0-0 3-1		0-0 6-3	
Billy Williams, L OBP: 0.339, SLG: 0.490 (1, 7)	0-0 F8	4-0 FC5-4 BB		0-0 F7		0-0 F7		0-0 4-3	
Ron Santo, R OBP: 0.366, SLG: 0.471 (1, 5)		F7 FC5-4		0-0 P3		0-0 HR			
Andre Rodgers, R OBP: 0.309, SLG: 0.388 (1, 3)		0-0 1B 2B 2B		0-0 F8		0-0 FC1-6 1B 1B 2B		0-0 2B	
Dick Bertell, R OBP: 0.293, SLG: 0.305 (1, 2)		0-0 BB 2B 1B		0-0 5-3		0-0 FC1-6 1B		0-0 F8	
Sammy Taylor, L OBP: 0.344, SLG: 0.427 (8, 2)		2-3 2B 1B				1-2 1B			
Don Cardwell, R OBP: 0.203, SLG: 0.319 (1, 1)		4-0 2B 1B BB		0-3 K		0-3 K		0-0 P4	

AB	R	H	RBI	BB	SO	LOB
4	2	1	0	1	0	5
4	2	3	3	0	0	0
4	0	2	2	1	0	2
5	0	1	2	0	0	4
4	0	0	0	1	0	3
4	1	1	1	0	0	3
4	2	3	0	0	0	0
4	1	2	0	0	0	1
0	0	0	0	0	0	0
3	1	0	0	1	2	3

**BOTTOM**

**Philadelphia Phillies @ Chicago Cubs**  
 Wrigley Field, Chicago, IL  
 Wed Aug 16 1961, 3:33 AM CDT  
 Att. 6,390 - Sunny - 78 F

AB	36
R	9
H	13
RBI	8
BB	4
SO	2
LOB	21



Inning Stats		R: 0	H: 2	E: 0	LOB: 2	K: 0	BB: 0	S: 5	P: 5
R: 4	H: 4	E: 0	LOB: 3	K: 0	BB: 3	S: 7	P: 19		
R: 0	H: 0	E: 0	LOB: 0	K: 1	BB: 0	S: 5	P: 5		
R: 0	H: 0	E: 0	LOB: 0	K: 0	BB: 0	S: 3	P: 3		
R: 3	H: 4	E: 0	LOB: 1	K: 1	BB: 0	S: 9	P: 9		
R: 1	H: 2	E: 0	LOB: 1	K: 0	BB: 0	S: 5	P: 5		
R: 1	H: 1	E: 0	LOB: 1	K: 0	BB: 1	S: 4	P: 8		

PITCHER		IP	WLS	BF	H	R	ER	SO	BB	IBB	HBP	BLK	WP	HR	S	P	ERA	WHIP
Chris Short, L	(1, 1)	1.2	L	14	6	4	4	0	0	2	1	0	0	0	11	23	21.60	4.800
Frank Sullivan, R	(2, 1)	0.1		1	0	0	0	0	0	0	0	0	0	0	1	1	0.00	0.000
Dallas Green, R	(3, 1)	5.0		21	6	4	4	2	0	0	0	0	1	1	25	25	7.20	1.200
Jack Baldschun, R	(8, 1)	1.0		5	1	1	1	0	1	0	0	0	0	0	4	8	9.00	2.000

WP	PA
2	41
0	
1	
0	

Batter 1 2 3 4 5 6 7 8 9 AB R H RBI BB SO LOB TOP

Bill Virdon, L (1, 8) 0-0 6-3 0-0 1-3 P5 K 4-3

Dick Groat, R (1, 6) 0-0 WP HR 1B 5-3 K 1B K

Bob Skinner, L (1, 7) 0-0 P6 F8 G3 F9

Dick Stuart, R (1, 3) 0-0 1-H HR F7 P4 F7

Roberto Clemente, R (1, 9) 0-0 FC3-6 1B 4-3 K F9

Smoky Burgess, L (1, 2) 0-0 FC3-6 1-2 F8 BB 2B 2B 1B

Don Hoak, R (1, 5) 0-0 CS 1B 4-0 BB 4-3

Bill Mazaroski, R (1, 4) 0-0 K 1-2 F9 F7

Vinegar Bend Mizell, R (1, 1) Clem Labine, R (4, 1) Dick Schofield, S (7, PH) Al McBean, R (7, 1) Walt Moryn, L (9, PH) 4-0 BB BB BB L9 2B

Inning Stats table with columns for R, H, E, K, S, P and rows for each of the 9 batters.

PITCHER table with columns for IP, WLS, BF, H, R, ER, SO, BB, IBB, HBP, BLK, WP, HR, S, P, ERA, WHIP and rows for Glen Hobbie, R; Dick Drott, R; Bob Anderson, R.

Pittsburgh Pirates @ Chicago Cubs Wrigley Field, Chicago, IL Thu Aug 17 1961, 3:33 AM CDT Sunny - 83 F

Summary statistics table: AB 34, R 4, H 8, RBI 4, BB 4, SO 5, LOB 16.



Batter	1	2	3	4	5	6	7	8	9	AB	R	H	RBI	BB	SO	LOB
Al Heist, R OBP: 0.360, SLG: 0.414 (1, 8)	0-0 F9		0-0 FC6-4 1-3 1B	0-0 4-3			0-0 6-3	0-0 F8		5	0	1	0	0	0	1
Jerry Kindall, R OBP: 0.311, SLG: 0.455 (1, 4)	0-0 5-3		0-0 FC6-4 1-2f 3-H 14 HR		0-0 G5-4-3 14 1B		4-0 14 2B BB	0-0 3B		4	2	2	2	1	0	1
14 Ernie Banks, R OBP: 0.360, SLG: 0.537 (1, 6)	0-0 HR		0-0 HR		0-0 G5-4-3 1-2f		0-0 WP 1-H 2B	0-0 P4		5	2	3	4	0	0	2
George Altman, L OBP: 0.371, SLG: 0.600 (1, 9)	0-0 4-3		0-0 4-3		0-0 1B		0-0 L7 2-3			4	0	1	0	0	0	1
Billy Williams, L OBP: 0.341, SLG: 0.489 (1, 7)		0-0 P4		0-0 2B HR 1B		0-0 F7	4-0 BB			3	1	1	0	1	0	1
Ron Santo, R OBP: 0.368, SLG: 0.480 (1, 5)		0-0 P3		0-0 1-3 HR 2B		0-0 HR	0-0 4-3			4	2	2	1	0	0	2
Andre Rodgers, R OBP: 0.321, SLG: 0.415 (1, 3)		4-0 CS BB		0-0 2-H 3-H HR		0-0 F9	4-0 PB WP 6-3 BB			2	2	1	3	2	0	0
Dick Bertell, R OBP: 0.297, SLG: 0.308 (1, 2)		0-0 CS	0-0 1B FC6-4 1B	0-0 G5-4-3 1B		0-0 5-3	0-0 6-3			4	1	2	1	0	0	0
Glen Hobbie, R OBP: 0.239, SLG: 0.323 (1, 1)			0-0 F9	0-0 G5-4-3 1-2f		0-0 6-3	4-0 3B BB			0	0	0	0	0	0	0
Dick Drott, R OBP: 0.294, SLG: 0.375 (1, 1)										3	1	0	0	1	0	2
Bob Anderson, R OBP: 0.161, SLG: 0.233 (9, 1)										0	0	0	0	0	0	0


Inning Stats	R: 1	H: 1	E: 0	K: 0	S: 4	LOB: 0	BB: 0	P: 4	R: 0	H: 0	E: 0	K: 0	S: 2	LOB: 0	BB: 1	P: 6	R: 3	H: 3	E: 0	K: 0	S: 6	LOB: 0	BB: 0	P: 6	R: 3	H: 4	E: 0	K: 0	S: 6	LOB: 1	BB: 0	P: 4	R: 0	H: 2	E: 0	K: 0	S: 4	LOB: 0	BB: 0	P: 4	R: 1	H: 1	E: 0	K: 0	S: 4	LOB: 2	BB: 2	P: 12	R: 2	H: 1	E: 0	K: 0	S: 4	LOB: 1	BB: 2	P: 12
--------------	------	------	------	------	------	--------	-------	------	------	------	------	------	------	--------	-------	------	------	------	------	------	------	--------	-------	------	------	------	------	------	------	--------	-------	------	------	------	------	------	------	--------	-------	------	------	------	------	------	------	--------	-------	-------	------	------	------	------	------	--------	-------	-------

PITCHER	IP	WLS	BF	H	R	ER	SO	BB	IBB	HBP	BLK	WP	HR	S	P	ERA	WHIP
Vinegar Bend Mizell, L ERA: 4.95 (1, 1)	3.0	L	15	6	6	6	0	1	0	0	0	0	2	14	18	18.00	2.333
Clem Labine, R ERA: 3.63 (4, 1)	3.0		12	5	2	2	0	0	0	0	0	0	2	12	12	6.00	1.667
Al McBean, R ERA: 3.79 (7, 1)	2.0		12	2	3	3	0	4	0	0	0	2	0	8	24	13.50	3.000

**BOTTOM**

**Pittsburgh Pirates @ Chicago Cubs**  
**Wrigley Field, Chicago, IL**  
 Thu Aug 17 1961, 3:33 AM CDT  
 Sunny - 83 F

AB	34
R	11
H	13
RBI	11
BB	5
SO	0
LOB	10



WP	PA	1B	SF	2B	SAC	3B	DP	HR	HBP	CS
2	40	6	0	2	0	1	2	4	2	1

Batter	1	2	3	4	5	6	7	8	9	AB R H RBI BB SO LOB	TOP											
Joe Christopher, R (1, 7) OBP: 0.356, SLG: 0.395	4-0 2B 1B BB		0-0 G5-4-3 1-2f		0-3 K			0-0 4-3 2-H 1B 1B		3 2 1 1 1 1 2												
Dick Groat, R (1, 6) OBP: 0.311, SLG: 0.363	0-0 1-3 1B 2B		0-0 FC6-4 1B			0-0 6-3		0-0 4-3 2-3		4 1 2 0 0 0 1												
Roberto Clemente, R (1, 9) OBP: 0.402, SLG: 0.604	0-0 2-H 3-H 1B		0-0 FC6-4 1-2f			0-0 L8		0-0 1B 3-H		4 0 2 3 0 0 1												
Dick Stuart, R (1, 3) OBP: 0.317, SLG: 0.533	0-0 G6-4-3 1-2f			0-0 5-3		0-3 K		0-0 P6		4 0 0 0 0 1 2												
Don Hoak, R (1, 5) OBP: 0.422, SLG: 0.507	0-0 6-3			4-0 G6-4-3 BB			0-0 6-3		0-0 G3	3 0 0 0 1 0 0												
Don Leppert, R (1, 2) OBP: 0.257, SLG: 0.412		0-0 P4		0-0 G6-4-3 1-2f			0-3 K		0-0 3B	4 0 1 0 0 1 1												
Dick Schofield, S (9, PR) OBP: 0.290, SLG: 0.286										0 0 0 0 0 0 0												
Hal Smith, R (9, 2) OBP: 0.273, SLG: 0.331										0 0 0 0 0 0 0												
Bill Virdon, L (1, 8) OBP: 0.327, SLG: 0.400					0-0 1-3			0-0 F7		4 0 0 0 0 1 1												
Bill Mazaroski, R (1, 4) OBP: 0.293, SLG: 0.363									4-0 1B 2B IBB	3 1 2 0 1 0 0												
Earl Francis, R (1, 1) OBP: 0.278, SLG: 0.188					0-0 G5-4-3 1B			0-3 K		3 0 1 0 0 2 2												
Roy Face, R (8, 1) OBP: 0.250, SLG: 0.250									0-0 1-3	1 0 0 0 0 0 2												
<b>Inning Stats</b>	R: 2 E: 0 K: 0 S: 4	H: 2 LOB: 0 BB: 1 P: 8	R: 0 E: 0 K: 1 S: 5	H: 0 LOB: 0 BB: 0 P: 5	R: 0 E: 0 K: 0 S: 4	H: 2 LOB: 1 BB: 0 P: 4	R: 0 E: 0 K: 0 S: 2	H: 0 LOB: 0 BB: 1 P: 6	R: 0 E: 0 K: 2 S: 8	H: 1 LOB: 1 BB: 0 P: 8	R: 0 E: 0 K: 1 S: 5	H: 0 LOB: 0 BB: 0 P: 5	R: 0 E: 0 K: 1 S: 5	H: 0 LOB: 0 BB: 0 P: 5	R: 2 E: 0 K: 1 S: 8	H: 3 LOB: 1 BB: 0 P: 8	R: 0 E: 0 K: 0 S: 4	H: 1 LOB: 2 BB: 1 P: 8	1B: 6 2B: 2 3B: 1 HR: 0	SF: 0 SAC: 0 DP: 3 HBP: 0	WP: 0 PB: 0 SB: 0 CS: 0	PA: 36
<b>PITCHER</b>	IP WLS BF H R ER SO BB IBB HBP BLK WP HR S P ERA WHIP																				IP WLS BF H R ER SO BB IBB HBP BLK WP HR S P ERA WHIP	
Jim Brewer, L (1, 1) ERA: 6.36	7.1 L 28 7 4 4 6 2 0 0 0 0 0 38 46 4.91 1.227																					
Don Elston, R (8, 1) ERA: 6.05	0.2 3 1 0 0 0 0 0 0 0 0 0 0 3 3 0.00 1.500																					
Bob Anderson, R (9, 1) ERA: 4.18	1.0 5 1 0 0 0 0 0 1 0 0 0 0 4 8 0.00 1.000																					

**Pittsburgh Pirates @ Chicago Cubs**  
 Wrigley Field, Chicago, IL  
 Thu Aug 17 1961, 3:38 AM CDT  
 Att. 16,961 - Sunny - 83 F

livebaseballscorecards.com

AB	33
R	4
H	9
RBI	4
BB	3
SO	6
LOB	12





Batter	1	2	3	4	5	6	7	8	9	AB R H RBI BB SO LOB
<b>Richie Ashburn, L</b> (1, 8) OBP: 0.367, SLG: 0.289	4-0 1B BB	4-0 BB		0-0 1B		4-0 1-2 BB		0-0 F7		2 1 1 0 3 0 1
<b>Jerry Kindall, R</b> (1, 6) OBP: 0.306, SLG: 0.446	0-0 F8	0-3 K		0-0 P4		0-0 F9		0-0 4-3		5 0 0 0 0 1 7
<b>Andre Rodgers, R</b> (1, 3) OBP: 0.331, SLG: 0.417	0-0 1-2 1B		0-0 BB 1B		4-0 3-1 1B BB	0-0 4-3		0-3 K		4 1 2 0 1 1 2
<b>George Altman, L</b> (1, 9) OBP: 0.366, SLG: 0.592	0-0 L7		0-0 L7		0-0 G3		0-0 F8	0-0 F9		5 0 0 0 0 0 4
<b>Billy Williams, L</b> (1, 7) OBP: 0.346, SLG: 0.500	0-0 FC6-4 1-2 2-H 1B		4-0 1-2 BB		0-0 3-1		0-0 1B	0-0 HR		4 1 3 2 1 0 1
<b>Ron Santo, R</b> (1, 5) OBP: 0.368, SLG: 0.479	0-0 FC6-4 1-2f		0-0 F7		0-0 1B		0-0 L7	0-0 1B		5 0 2 1 0 0 5
<b>Don Zimmer, R</b> (1, 4) OBP: 0.304, SLG: 0.403		0-0 L7		0-3 K		0-0 F8		0-3 K		4 0 0 0 0 2 4
<b>Bob Will, L</b> (9, PH) OBP: 0.372, SLG: 0.351										1 0 0 0 0 1 1
<b>Sammy Taylor, L</b> (1, 2) OBP: 0.347, SLG: 0.431		0-0 2B		0-3 K		0-0 F7		4-0 BB		3 0 1 0 1 1 0
<b>Sammy Drake, S</b> (8, PR)										0 0 0 0 0 0 0
<b>Dick Bertell, R</b> (9, 2) OBP: 0.297, SLG: 0.308										0 0 0 0 0 0 0
<b>Jim Brewer, L</b> (1, 1) OBP: 0.222, SLG: 0.125		0-3 K		0-0 1-3		0-0 E3 BB		0-0 P6		3 0 0 0 0 1 1
<b>Don Elston, R</b> (8, 1) OBP: 0.222, SLG: 0.222										0 0 0 0 0 0 0
<b>14 Ernie Banks, R</b> (8, PH) OBP: 0.359, SLG: 0.536										1 0 0 0 0 0 1
<b>Bob Anderson, R</b> (9, 1) OBP: 0.161, SLG: 0.233										0 0 0 0 0 0 0


Inning Stats	R: 1	H: 2	E: 0	K: 0	S: 5	H: 2	LOB: 2	BB: 1	P: 9	R: 0	H: 1	E: 0	K: 2	S: 8	H: 1	LOB: 2	BB: 1	P: 12	R: 0	H: 1	E: 0	K: 1	S: 6	H: 1	LOB: 1	BB: 0	P: 6	R: 1	H: 1	E: 0	K: 0	S: 4	H: 0	LOB: 2	BB: 1	P: 8	R: 0	H: 1	E: 0	K: 1	S: 6	H: 0	LOB: 1	BB: 0	P: 6	R: 0	H: 0	E: 0	K: 0	S: 3	H: 0	LOB: 1	BB: 1	P: 7	R: 1	H: 2	E: 0	K: 2	S: 9	H: 2	LOB: 1	BB: 0	P: 9	1B: 7	2B: 1	3B: 0	HR: 1	SF: 0	SAC: 0	DP: 0	HBP: 0	WP: 0	PA: 43
--------------	------	------	------	------	------	------	--------	-------	------	------	------	------	------	------	------	--------	-------	-------	------	------	------	------	------	------	--------	-------	------	------	------	------	------	------	------	--------	-------	------	------	------	------	------	------	------	--------	-------	------	------	------	------	------	------	------	--------	-------	------	------	------	------	------	------	------	--------	-------	------	-------	-------	-------	-------	-------	--------	-------	--------	-------	--------

PITCHER	IP	WLS	BF	H	R	ER	SO	BB	IBB	HBP	BLK	WP	HR	S	P	ERA	WHIP
<b>Earl Francis, R</b> (1, 1) ERA: 3.25	7.0	W	35	7	2	2	5	6	0	0	0	0	0	39	63	2.57	1.857
<b>Roy Face, R</b> (8, 1) ERA: 3.33	2.0	S	8	2	1	1	2	0	0	0	0	0	1	12	12	4.50	1.000

**BOTTOM**

**Pittsburgh Pirates @ Chicago Cubs**  
**Wrigley Field, Chicago, IL**  
 Thu Aug 17 1961, 3:38 AM CDT  
 Att. 16,961 - Sunny - 83 F

<b>AB</b>	<b>37</b>
<b>R</b>	<b>3</b>
<b>H</b>	<b>9</b>
<b>RBI</b>	<b>3</b>
<b>BB</b>	<b>6</b>
<b>SO</b>	<b>7</b>
<b>LOB</b>	<b>27</b>




Batter	1	2	3	4	5	6	7	8	9	10	11	AB R H RBI BB SO LOB	TOP
Joe Christopher, R (1, 7) OBP: 0.355, SLG: 0.388	0-0 1-3 ①		0-0 FC5-2 SH2-3 1-2 1B		0-0 1-3		0-0 2B BB		0-0 P6		0-0 G6-4-3 ② ③ ④ 1-2f	5 0 1 0 1 0 1	<b>Pittsburgh Pirates @ Chicago Cubs</b> Wrigley Field, Chicago, IL Fri Aug 18 1961, 3:33 AM CDT Att. 7,469 - Cloudy - 86 F
Dick Groat, R (1, 6) OBP: 0.310, SLG: 0.364	0-0 6-3 ②		0-0 SH2-3 1-2 2-3		0-0 1-3		0-0 2B		0-0 G1			4 0 1 1 0 0 0	
Roberto Clemente, R (1, 9) OBP: 0.404, SLG: 0.602	0-0 E4 FC6-4		4-0 FC5-2 IBB		0-0 4-3		4-0 FC6-4 IBB			0-0 FC1-6 1B		3 0 1 0 2 0 0	
Dick Stuart, R (1, 3) OBP: 0.316, SLG: 0.531	0-0 FC6-4 1-2f		0-0 FC5-2 1-2 2-3 3-Hr			0-0 FC3-5 2B	0-0 FC6-4 1-2f			0-0 FC1-6 1B 1-2f		5 0 1 0 0 0 8	
Dick Schofield, S (10, PR) OBP: 0.290, SLG: 0.266												0 0 0 0 0 0 0	
Rocky Nelson, L (10, 3) OBP: 0.336, SLG: 0.427												0 0 0 0 0 0 0	
Don Hoak, R (1, 5) OBP: 0.417, SLG: 0.500		0-0 1-3 ①	0-0 L8 ③			0-0 FC3-5 ① G5-4-3 2-3		0-0 6-3 ①		0-0 L7 ②		5 0 0 0 0 0 5	
Don Leppert, R (1, 2) OBP: 0.275, SLG: 0.410		0-0 1-3 ②		0-0 5-3 ①		0-0 G5-4-3 ② ③ 1-2f		0-0 FC1-6 1B		0-0 1B 1-2		5 0 2 0 0 0 1	
Bill Virdon, L (1, 8) OBP: 0.328, SLG: 0.399		4-0 BB		0-0 6-3 ②			0-0 FC1-4 1B ①	0-0 FC1-6 ② 1-2f		0-0 4-3 ③		4 0 1 0 1 0 3	
Bill Mazerowski, R (1, 4) OBP: 0.294, SLG: 0.363		0-0 L4 ③		0-0 1B			0-0 FC1-4 ① WP 2B ① 1-2f	0-0 P5 ③			0-0 G6-4-3 1B	5 1 2 0 0 0 3	
Tom Sturdivant, L (1, 1) OBP: 0.190, SLG: 0.150			0-0 SH2-3 1B FC5-2 1B ④	0-3 K ③			0-3 K ②		0-0 G3 ①		0-0 P3 ①	5 0 1 0 0 2 3	
<b>Inning Stats</b>	R: 0 H: 0 E: 1 LOB: 1 K: 0 BB: 0 S: 4 P: 4	R: 0 H: 0 E: 0 LOB: 1 K: 0 BB: 1 S: 3 P: 7	R: 0 H: 2 E: 0 LOB: 3 K: 0 BB: 1 S: 5 P: 9	R: 0 H: 1 E: 0 LOB: 1 K: 1 BB: 0 S: 6 P: 6	R: 0 H: 0 E: 0 LOB: 0 K: 0 BB: 0 S: 3 P: 3	R: 0 H: 1 E: 0 LOB: 0 K: 0 BB: 0 S: 3 P: 3	R: 1 H: 2 E: 0 LOB: 3 K: 1 BB: 2 S: 7 P: 15	R: 0 H: 1 E: 0 LOB: 1 K: 0 BB: 0 S: 4 P: 4	R: 0 H: 0 E: 0 LOB: 0 K: 0 BB: 0 S: 3 P: 3	R: 0 H: 2 E: 0 LOB: 2 K: 0 BB: 0 S: 5 P: 5	R: 0 H: 1 E: 0 LOB: 0 K: 0 BB: 0 S: 3 P: 3	1B: 8 SF: 0 2B: 2 SAC: 1 3B: 0 DP: 2 HR: 0 HBP: 0	WP: 1 PA: 46 PB: 0 SB: 0 CS: 0
<b>PITCHER</b> Dick Ellsworth, L (1, 1) ERA: 4.09	IP 11.0 WLS W BF 46 H 10 R 1 ER 1 SO 2 BB 2 IBB 2 HBP 0 BLK 0 WP 1 HR 0 S 46 P 62 ERA 0.82 WHIP 1.091												

AB	41
R	1
H	10
RBI	1
BB	4
SO	2
LOB	24



livebaseballscorecards.com

Batter	1	2	3	4	5	6	7	8	9	10	11	AB R H RBI BB SO LOB
Al Heist, R OBP: 0.354, SLG: 0.407 (1, 8)	0-0 4-3		0-0 5-3		0-3 K			0-0 F8			0-0 F9	5 0 0 0 0 1 1
Jerry Kindall, R OBP: 0.307, SLG: 0.449 (1, 4)	0-3 K			0-0 14 F7 SF9 2B		0-3 K		0-3 K			0-0 14 2B 1B	5 2 2 0 0 3 1
14 Ernie Banks, R OBP: 0.360, SLG: 0.536 (1, 6)	0-3 K2-3			0-0 F7		0-0 P5			0-0 SH1-4 1B		0-0 1-H 2B	5 0 2 1 0 1 1
George Altman, L OBP: 0.366, SLG: 0.591 (1, 9)		0-0 F8 1B 2-6-2 1B		0-0 SF9		0-0 4-3			0-0 SH1-4 1-2			2 0 1 1 0 0 0
Billy Williams, L OBP: 0.350, SLG: 0.501 (1, 7)		0-0 1-2 1B		0-0 1B 1B			0-0 P5		4-0 G6-4-3 IBB			3 0 2 0 1 0 0
Ron Santo, R OBP: 0.367, SLG: 0.477 (1, 5)		0-0 F8		0-0 1-3 1B			0-0 P3		0-0 G6-4-3 1-2			4 0 1 0 0 0 4
Don Zimmer, R OBP: 0.304, SLG: 0.403 (11, 5)		2-3										0 0 0 0 0 0 0
Andre Rodgers, R OBP: 0.324, SLG: 0.408 (1, 3)		0-3 K		0-0 P2			0-0 P6				0-0 F9	3 0 0 0 0 1 4
Richie Ashburn, L OBP: 0.366, SLG: 0.288 (10, PH)												1 0 0 0 0 0 0
Ed Bouchee, L OBP: 0.362, SLG: 0.417 (11, 3)												0 0 0 0 0 0 0
Sammy Taylor, L OBP: 0.340, SLG: 0.421 (1, 2)		0-0 2-6-2	0-0 F9		0-0 1-3			0-0 F9			0-0 L4	4 0 0 0 0 0 0
Dick Ellsworth, L OBP: 0.119, SLG: 0.077 (1, 1)		3-H	0-3 K		0-0 4-3			0-0 E3			0-0 2-3	4 0 0 0 0 1 0

BOTTOM	
<b>Pittsburgh Pirates @ Chicago Cubs</b> Wrigley Field, Chicago, IL Fri Aug 18 1961, 3:33 AM CDT Att. 7,469 - Cloudy - 86 F	
<b>AB</b> 36 <b>R</b> 2 <b>H</b> 8 <b>RBI</b> 2 <b>BB</b> 1 <b>SO</b> 7 <b>LOB</b> 11	

Inning Stats	R: 0	H: 0	E: 0	K: 2	S: 7	R: 0	H: 2	E: 0	K: 1	S: 6	R: 0	H: 0	E: 0	K: 1	S: 5	R: 1	H: 3	E: 0	K: 0	S: 6	R: 0	H: 0	E: 0	K: 1	S: 5	R: 0	H: 0	E: 0	K: 0	S: 3	R: 0	H: 0	E: 1	K: 1	S: 6	R: 0	H: 1	E: 0	K: 0	S: 3	R: 0	H: 0	E: 0	K: 0	S: 3	R: 1	H: 2	E: 0	K: 0	S: 3				
	0	0	0	2	7	0	2	0	1	6	0	0	0	0	5	1	3	0	0	6	0	0	0	0	0	0	0	0	0	0	0	0	0	0	0	0	0	0	0	0	0	0	0	0	0	0	0	0	0	0	0	0	0	0

PITCHER	IP	WLS	BF	H	R	ER	SO	BB	IBB	HBP	BLK	WP	HR	S	P	ERA	WHIP
Tom Sturdivant, R ERA: 4.28 (1, 1)	10.1	L	40	8	2	2	7	0	1	0	0	0	0	52	56	1.74	0.774

PITCHER	IP	WLS	BF	H	R	ER	SO	BB	IBB	HBP	BLK	WP	HR	S	P	ERA	WHIP

1B:	2B:	3B:	HR:	SF:	SAC:	DP:	HBP:	WP:	PA:
6	2	0	0	1	1	1	0	0	39

Batter	1	2	3	4	5	6	7	8	9	10	11	AB R H RBI BB SO LOB	TOP	
Joe Christopher, R (1, 7) OBP: 0.354, SLG: 0.385	0-0 1-3		0-0 1B FC5-4		0-0 F9		0-0 G3 1B		0-0 6-3		0-0 P4	6 1 2 0 0 0 0	<b>Pittsburgh Pirates @ Chicago Cubs</b> Wrigley Field, Chicago, IL Sat Aug 19 1961, 3:33 AM CDT Att: 11,777 - Cloudy - 73 F	
Dick Groat, R (1, 6) OBP: 0.315, SLG: 0.368	0-0 FC3-6 1B		0-0 1-3 FC5-4 1B		0-0 6-3 1B		0-0 1-2 G3		0-0 F7		0-0 4-3 E 1B	6 1 4 0 0 0 1		
Roberto Clemente, R (1, 9) OBP: 0.403, SLG: 0.598	0-0 FC3-6 FC6-4 1-2f		0-0 1-2f 3-H FC5-4 2B		0-0 1-2 6-3		0-0 1-2 FC6-4 IBB		0-0 1B		0-0 1-2 4-3	5 1 1 1 1 0 4		
Dick Stuart, R (1, 3) OBP: 0.315, SLG: 0.531 Rocky Nelson, L (8, 3) OBP: 0.331, SLG: 0.420	0-0 FC6-4 1-2f		0-0 1-H 2B		0-3 K		0-0 1-2f FC6-4		0-0 F7		0-0 2-H E4	4 0 1 1 0 1 4 2 0 0 0 0 0 1		
Don Hoak, R (1, 5) OBP: 0.414, SLG: 0.495		0-0 E5 FC1-4	0-0 F8		0-0 P4		0-0 4-3		0-0 4-3 SH5-4 1B		0-0 4-3	6 0 1 0 0 0 2		
Don Leppert, R (1, 2) OBP: 0.318, SLG: 0.465		0-0 FC1-4 1-2f		0-0 FC1-6 1B		0-0 1B 2B		0-0 1B		0-0 SH5-4 1-2		4 1 3 0 0 0 1		
Bill Virdon, L (1, 8) OBP: 0.329, SLG: 0.399		0-0 F8		0-0 FC1-6 1-2f		0-0 2-H 1B		0-0 1-2 1B		0-0 4-3 2-3		5 0 2 1 0 0 3		
Bill Mazerowski, R (1, 4) OBP: 0.293, SLG: 0.360		0-0 4-3		0-0 F9		0-0 F8		0-0 F7		0-0 4-0 IBB		4 0 0 0 1 0 4		
Harvey Haddix, L (1, 1) OBP: 0.226, SLG: 0.170 Roy Face, R (8, 1) OBP: 0.250, SLG: 0.250 Bobby Shantz, R (9, 1) OBP: 0.556, SLG: 0.533 Johnny Logan, R (10, PH) OBP: 0.226, SLG: 0.271 Clem Labine, R (10, 1) OBP: 0.222, SLG: 0.125			0-0 P5	0-0 L9		0-0 F8		0-3 K		0-3 K		4 0 0 0 0 1 3 0 0 0 0 0 0 0 0 0 0 0 0 0 0 1 0 0 0 0 1 2 0 0 0 0 0 0 0		
<b>Inning Stats</b>	R: 0 H: 1 E: 0 LOB: 1 K: 0 BB: 0 S: 4 P: 4	R: 0 H: 0 E: 1 LOB: 1 K: 0 BB: 0 S: 4 P: 4	R: 2 H: 3 E: 0 LOB: 1 K: 0 BB: 0 S: 6 P: 6	R: 0 H: 1 E: 0 LOB: 1 K: 0 BB: 0 S: 4 P: 4	R: 0 H: 1 E: 0 LOB: 1 K: 1 BB: 0 S: 6 P: 6	R: 1 H: 2 E: 0 LOB: 0 K: 0 BB: 0 S: 4 P: 4	R: 0 H: 1 E: 0 LOB: 2 K: 0 BB: 1 S: 4 P: 8	R: 0 H: 2 E: 0 LOB: 2 K: 1 BB: 0 S: 7 P: 7	R: 0 H: 1 E: 0 LOB: 1 K: 0 BB: 0 S: 4 P: 4	R: 0 H: 1 E: 0 LOB: 2 K: 1 BB: 1 S: 6 P: 10	R: 1 H: 1 E: 1 LOB: 1 K: 0 BB: 0 S: 5 P: 5	1B: 12 SF: 0 2B: 2 SAC: 1 3B: 0 DP: 0 HR: 0 HBP: 0		WP: 0 PA: 50 PB: 0 SB: 0 CS: 0
<b>PITCHER</b> Jack Curtis, L (1, 1) ERA: 4.42	IP WLS BF H R ER SO BB IBB HBP BLK WP HR S P ERA WHIP													
	11.0 L 50 14 4 3 3 0 2 0 0 0 0 0 54 62 2.46 1.273													

AB	47
R	4
H	14
RBI	3
BB	2
SO	3
LOB	25



livebaseballscorecards.com

Batter	1	2	3	4	5	6	7	8	9	10	11	AB R H RBI BB SO LOB	BOTTOM																		
Al Heist, R OBP: 0.348, SLG: 0.399 (1, 8)	0-0 6-3		0-3 K		0-0 F9		0-0 P4		0-0 F7		0-0 6-3	6 0 0 0 0 1 4	<b>Pittsburgh Pirates @ Chicago Cubs</b> Wrigley Field, Chicago, IL Sat Aug 19 1961, 3:33 AM CDT Att: 11,777 - Cloudy - 73 F																		
Jerry Kindall, R OBP: 0.306, SLG: 0.448 (1, 4)	0-0 6-3			0-0 6-3	0-0 2B		0-0 1-3		0-0 FC6-4 14 BB			5 0 1 1 0 0 2																			
14 Ernie Banks, R OBP: 0.365, SLG: 0.540 (1, 6)	0-0 F7			0-0 1B 2B	4-0 IBB			0-0 1B 1B	4-0 1-2 BB			3 1 2 0 2 0 0																			
George Altman, L OBP: 0.364, SLG: 0.586 (1, 9)		0-0 F7		0-0 BB 1B	0-3 K			0-3 K	0-0 G1			5 0 1 0 0 2 5																			
Billy Williams, L OBP: 0.353, SLG: 0.500 (1, 7)		0-0 P6		4-0 1-2 BB		4-0 BB		0-0 G3 1B		0-0 4-3		3 0 1 0 2 0 0																			
Ron Santo, R OBP: 0.367, SLG: 0.475 (1, 5)		0-0 P3		0-0 G6-4-3		0-0 P5		0-0 G3 1B		4-0 L3 BB		4 0 1 1 1 0 4																			
Andre Rodgers, R OBP: 0.325, SLG: 0.414 (1, 3)			0-3 K		0-0 2B 2B		0-0 G6-4-3		0-0 G3		0-0 L3	3 1 1 0 0 1 1																			
Bob Will, L OBP: 0.368, SLG: 0.347 (8, PH)							0-0 G6-4-3		0-0 1-2 2-3		0-0 1-2	1 0 0 0 0 0 2																			
Ed Bouchee, L OBP: 0.361, SLG: 0.415 (9, 3)												1 0 0 0 0 0 1																			
Dick Bertell, R OBP: 0.296, SLG: 0.307 (1, 2)			0-0 1B		0-0 4-3		0-0 F8		0-0 6-3		0-0 6-3	4 0 1 0 0 0 3																			
Richie Ashburn, L OBP: 0.364, SLG: 0.286 (11, PH)											0-0 G1	1 0 0 0 0 0 0																			
Jack Curtis, L OBP: 0.321, SLG: 0.279 (1, 1)			0-3 K		0-0 2B 2B		4-0 BB		4-0 FC6-4 BB			2 1 1 1 2 1 1																			
Sammy Taylor, L OBP: 0.358, SLG: 0.419 (11, PH)												1 0 0 0 0 0 0																			
<b>Inning Stats</b>	R: 0 E: 0 K: 0 S: 3	H: 0 LOB: 0 BB: 0 P: 3	R: 0 E: 0 K: 0 S: 3	H: 0 LOB: 0 BB: 0 P: 3	R: 0 E: 0 K: 3 S: 10	H: 1 LOB: 1 BB: 0 P: 10	R: 0 E: 0 K: 0 S: 4	H: 2 LOB: 2 BB: 1 P: 8	R: 2 E: 0 K: 1 S: 8	H: 3 LOB: 2 BB: 1 P: 12	R: 0 E: 0 K: 0 S: 2	H: 0 LOB: 0 BB: 1 P: 6	R: 0 E: 0 K: 0 S: 3	H: 0 LOB: 1 BB: 1 P: 7	R: 1 E: 0 K: 1 S: 8	H: 3 LOB: 2 BB: 0 P: 8	R: 0 E: 0 K: 0 S: 3	H: 0 LOB: 2 BB: 2 P: 11	R: 0 E: 0 K: 0 S: 2	H: 0 LOB: 0 BB: 1 P: 6	R: 0 E: 0 K: 0 S: 3	H: 0 LOB: 0 BB: 0 P: 3	1B: 5 2B: 5 3B: 0 HR: 0	SF: 0 SAC: 0 DP: 3 HBP: 0	WP: 0 PB: 0 SB: 0 CS: 0	PA: 46					
<b>PITCHER</b>	IP WLS BF H R ER SO BB IBB HBP BLK WP HR S P ERA WHIP															IP WLS BF H R ER SO BB IBB HBP BLK WP HR S P ERA WHIP															
Harvey Haddix, L ERA: 4.23 (1, 1)	7.1	32	8	3	3	5	3	1	0	0	0	0	0	38	54	3.68	1.500														
Roy Face, R ERA: 3.27 (8, 1)	1.1	7	1	0	0	0	2	0	0	0	0	0	0	5	13	0.00	2.250														
Bobby Shantz, L ERA: 3.74 (9, 1)	0.1	1	0	0	0	0	0	0	0	0	0	0	0	1	1	0.00	0.000														
Clem Labine, R ERA: 3.54 (10, 1)	2.0	W 6	0	0	0	0	1	0	0	0	0	0	0	5	9	0.00	0.500														

livebaseballscores.com

AB	39
R	3
H	9
RBI	3
BB	7
SO	5
LOB	23



Batter	1	2	3	4	5	6	7	8	9	10	11	AB R H RBI BB SO LOB	TOP
Bill Virdon, L OBP: 0.325, SLG: 0.394 (1, 8)	L6		5-3		F7			3-1			F3	5 0 0 0 0 0 2	<b>Pittsburgh Pirates @ Chicago Cubs</b> Wrigley Field, Chicago, IL Sun Aug 20 1961, 3:33 AM CDT Att: 19,038 - Sunny - 76 F
Dick Groat, R OBP: 0.312, SLG: 0.364 (1, 6)	P4		K			4-3		1-3			6-3	5 0 0 0 0 1 1	
Bob Skinner, L OBP: 0.373, SLG: 0.369 (1, 7)	F7				F9						F7	5 0 1 0 0 1 0	
Rocky Nelson, L OBP: 0.321, SLG: 0.405 (1, 3)		P3			L3			F8			G3	4 0 0 0 0 0 1	
Roberto Clemente, R OBP: 0.404, SLG: 0.597 (1, 9)		3-1						6-3			FC6 1B	4 0 2 0 0 0 1	
Smoky Burgess, L OBP: 0.358, SLG: 0.473 (1, 2)					F7						FC6	4 0 1 0 0 1 2	
Don Hoak, R OBP: 0.410, SLG: 0.490 (1, 5)		G3						P4			P4	4 0 0 0 0 0 1	
Bill Mazerowski, R OBP: 0.293, SLG: 0.359 (1, 4)								F7			6-3	4 0 1 0 0 0 0	
Bob Friend, R OBP: 0.157, SLG: 0.174 (1, 1)			SH1-4								6-3	3 0 1 0 0 1 0	
											K		
<b>Inning Stats</b>	R: 0 H: 0 E: 0 K: 0 S: 3	R: 0 H: 1 E: 0 K: 0 S: 4	R: 0 H: 1 E: 0 K: 1 S: 6	R: 0 H: 1 E: 0 K: 0 S: 4	R: 0 H: 1 E: 0 K: 0 S: 4	R: 0 H: 0 E: 0 K: 1 S: 5	R: 0 H: 0 E: 0 K: 0 S: 3	R: 0 H: 1 E: 0 K: 1 S: 6	R: 0 H: 0 E: 0 K: 1 S: 5	R: 0 H: 0 E: 0 K: 1 S: 5	R: 0 H: 0 E: 0 K: 0 S: 3	1B: 5 SF: 0 2B: 0 SAC: 1 3B: 1 DP: 0 HR: 0 HBP: 0	
<b>PITCHER</b> Don Cardwell, R ERA: 4.06 (1, 1)	IP 11.0 WLS W BF 39 H 6 R 0 ER 0 SO 4 BB 0 IBB 0 HBP 0 BLK 0 WP 0 HR 0 S 47 P 47 ERA 0.00 WHIP 0.545												

AB	38
R	0
H	6
RBI	0
BB	0
SO	4
LOB	8



livebaseballscorecards.com

Batter	1	2	3	4	5	6	7	8	9	10	11	AB R H RBI BB SO LOB	BOTTOM	
Richie Ashburn, L (1, 8) OBP: 0.357, SLG: 0.280	0-0 5-3			0-0 3-1		0-0 G3		0-0 L6			0-0 F2	5 0 0 0 0 0 2	<b>Pittsburgh Pirates @ Chicago Cubs</b> Wrigley Field, Chicago, IL Sun Aug 20 1961, 3:33 AM CDT Att. 19,038 - Sunny - 76 F	
Jerry Kindall, R (1, 4) OBP: 0.303, SLG: 0.444 Bob Will, L (8, PH) OBP: 0.365, SLG: 0.343 Dick Bertell, R (9, 2) OBP: 0.299, SLG: 0.311	0-3 K			0-0 6-3			0-3 K	0-0 1-3			0-0 1B 1B	3 0 0 0 0 0 2 0 1 0 0 0 0 0 2 1 1 1 0 0 0 0		
14 Ernie Banks, R (1, 6) OBP: 0.361, SLG: 0.533	0-0 P6			0-0 6-3			0-0 P4		0-0 F8		0-0 F8	5 0 0 0 0 0 1		
George Altman, L (1, 9) OBP: 0.369, SLG: 0.588		0-0 G4-6-3 1B			4-0 6-3 BB		0-0 1B		0-0 4-3		0-0 1B 1-2	4 0 3 0 1 0 0		
Billy Williams, L (1, 7) OBP: 0.356, SLG: 0.501		0-0 G4-6-3 1-2f			0-0 F5		0-0 1B		0-0 FC5-4 1B		0-0 1B 1-2 2-H	5 0 3 1 0 0 2		
Ron Santo, R (1, 5) OBP: 0.364, SLG: 0.471		0-0 4-3			0-0 6-3 1-2		0-0 F5		0-0 FC5-4 1-2f			4 0 0 0 0 0 4		
Sammy Taylor, L (1, 2) OBP: 0.338, SLG: 0.414 Don Zimmer, R (8, PR) OBP: 0.303, SLG: 0.402			0-0 F5		0-0 L6		4-0 FC1-5 BB		0-0 6-3			2 0 0 0 1 0 1 1 0 0 0 0 0 0		
Ed Bouchee, L (1, 3) OBP: 0.363, SLG: 0.415			0-0 4-3		0-0 B5-6-4 1B		4-0 FC1-5 1-2 BB		0-3 K			3 0 1 0 1 1 0		
Don Cardwell, R (1, 1) OBP: 0.192, SLG: 0.301			0-0 6-3		0-0 B5-6-4 1-2f		0-0 FC1-5 1-2 2-3f		0-0 F8			4 0 0 0 0 0 3		
<b>Inning Stats</b>	R: 0 H: 0 E: 0 LOB: 0 K: 1 BB: 0 S: 5 P: 5	R: 0 H: 1 E: 0 LOB: 0 K: 0 BB: 0 S: 3 P: 3	R: 0 H: 0 E: 0 LOB: 0 K: 0 BB: 0 S: 3 P: 3	R: 0 H: 0 E: 0 LOB: 0 K: 0 BB: 0 S: 3 P: 3	R: 0 H: 0 E: 0 LOB: 1 K: 0 BB: 1 S: 3 P: 7	R: 0 H: 1 E: 0 LOB: 0 K: 0 BB: 0 S: 3 P: 3	R: 0 H: 2 E: 0 LOB: 2 K: 1 BB: 0 S: 7 P: 7	R: 0 H: 0 E: 0 LOB: 2 K: 0 BB: 2 S: 3 P: 11	R: 0 H: 1 E: 0 LOB: 1 K: 0 BB: 0 S: 4 P: 4	R: 0 H: 0 E: 0 LOB: 0 K: 1 BB: 0 S: 5 P: 5	R: 1 H: 3 E: 0 LOB: 2 K: 0 BB: 0 S: 5 P: 5	1B: 8 SF: 0 2B: 0 SAC: 0 3B: 0 DP: 2 HR: 0 HBP: 0		WP: 0 PA: 41 PB: 0 SB: 0 CS: 0
<b>PITCHER</b> Bob Friend, R (1, 1) ERA: 3.64	IP WLS BF H R ER SO BB IBB HBP BLK WP HR S P ERA WHIP													
	10.2 L 41 8 1 1 3 3 0 0 0 0 0 0 44 56 0.84 1.031													

AB	38
R	1
H	8
RBI	1
BB	3
SO	3
LOB	15



WP: 0	PA: 41
PB: 0	
SB: 0	
CS: 0	

livebaseballscorecards.com

Batter	1	2	3	4	5	6	7	8	9	AB R H RBI BB SO LOB	TOP
Richie Ashburn, L (1, 8) OBP: 0.352, SLG: 0.274	0-0 6-3		0-3 K			0-0 P6			0-0 F8	4 0 0 0 0 1 1	
Ron Santo, R (1, 5) OBP: 0.363, SLG: 0.469	0-0 FC5-4 1B			0-0 F5			0-0 F8		0-0 F9	4 0 1 0 0 0 0	
14 Ernie Banks, R (1, 6) OBP: 0.358, SLG: 0.529	0-0 FC5-4 FC6 1-2f			0-0 F7			0-3 K			3 0 0 0 0 1 1	
George Altman, L (1, 9) OBP: 0.366, SLG: 0.583	0-0 FC6 1-2f			0-0 L6			0-0 4-3			3 0 0 0 0 0 1	
Billy Williams, L (1, 7) OBP: 0.356, SLG: 0.499		0-0 F8			0-0 4-3			4-0 BB		2 0 0 0 1 0 0	
Sammy Taylor, L (1, 2) OBP: 0.333, SLG: 0.407		0-0 4-3			0-0 P4			0-3 K		3 0 0 0 0 1 1	
Jerry Kindall, R (1, 4) OBP: 0.300, SLG: 0.439		0-3 K			0-0 F7			0-3 K		3 0 0 0 0 2 1	
Ed Bouchee, L (1, 3) OBP: 0.362, SLG: 0.412			4-0 CS SH2-4 BB			0-0 F7		0-0 L7		2 0 0 0 1 0 1	
Dick Ellsworth, L (1, 1) OBP: 0.116, SLG: 0.075			0-0 SH2-4			0-3 K			0-3 K	1 0 0 0 0 1 0	
Don Elston, R (7, 1) OBP: 0.222, SLG: 0.222										0 0 0 0 0 0 0	
Bob Will, L (9, PH) OBP: 0.362, SLG: 0.340			1-2							1 0 0 0 0 1 0	
<b>Inning Stats</b>	R: 0 H: 1 E: 0 LOB: 1 K: 0 BB: 0 S: 4 P: 4	R: 0 H: 0 E: 0 LOB: 0 K: 1 BB: 0 S: 5 P: 5	R: 0 H: 0 E: 0 LOB: 0 K: 1 BB: 1 S: 4 P: 8	R: 0 H: 0 E: 0 LOB: 0 K: 0 BB: 0 S: 3 P: 3	R: 0 H: 0 E: 0 LOB: 0 K: 0 BB: 0 S: 3 P: 3	R: 0 H: 0 E: 0 LOB: 0 K: 1 BB: 0 S: 5 P: 5	R: 0 H: 0 E: 0 LOB: 0 K: 1 BB: 0 S: 5 P: 5	R: 0 H: 0 E: 0 LOB: 1 K: 2 BB: 1 S: 7 P: 11	R: 0 H: 0 E: 0 LOB: 0 K: 1 BB: 0 S: 5 P: 5	1B: 1 SF: 0 2B: 0 SAC: 1 3B: 0 DP: 0 HR: 0 HBP: 0	WP: 0 PA: 29 PB: 0 SB: 0 CS: 1
<b>PITCHER</b> Art Mahaffey, R (1, 1) ERA: 4.41	IP WLS BF H R ER SO BB IBB HBP BLK WP HR S P ERA WHIP										
	9.0 W 29 1 0 0 7 2 0 0 0 0 0 0 41 49 0.00 0.333										

Chicago Cubs @ Philadelphia Phillies  
 Connie Mack Stadium, Philadelphia, PA

Tue Aug 22 1961, 7:05 PM EDT  
 Att: 4,957 - Cloudy - 82 F

livebaseballscorecards.com

AB 26  
 R 0  
 H 1  
 RBI 0  
 BB 2  
 SO 7  
 LOB 6





Batter	1	2	3	4	5	6	7	8	9
Tony Taylor, R OBP: 0.310, SLG: 0.330 (1, 4)	0-0 4-3		0-0 2B		0-0 1B		4-0 HR		
Bobby Malkmus, R OBP: 0.265, SLG: 0.323 (1, 6) Johnny Callison, L OBP: 0.355, SLG: 0.384 (7, PH) Ruben Amaro, R OBP: 0.316, SLG: 0.329 (8, 6)	0-0 5-3		0-0 6-3		0-0 FC5-4		0-0 SF8		
Don Demeter, R OBP: 0.302, SLG: 0.443 (1, 9)	0-0 FC6-4 1B		0-0 F8		0-0 L5		0-0 HR		
Lee Walls, R OBP: 0.363, SLG: 0.457 (1, 7)	0-0 FC6-4			0-0 1B		0-0 1B	0-0 1B		
Pancho Herrera, R OBP: 0.344, SLG: 0.414 (1, 3)		0-0 F8		0-3 K		0-0 6-3	0-0 5-3		
Tony Gonzalez, L OBP: 0.358, SLG: 0.419 (1, 8)		0-0 5-3		0-3 K		0-3 K		0-0 F2	
Charley Smith, R OBP: 0.304, SLG: 0.386 (1, 5)		0-0 4-3			0-0 1B SF9 2B		4-0 SH2-4 1B SF8 BB	0-0 F7	
Clay Dalrymple, L OBP: 0.259, SLG: 0.272 (1, 2)			0-0 SH3-4 2B 1B		0-0 FC5-4 1B 2-3 1B		0-0 SF8 SH2-4 HR 1B	4-0 BB	
Art Mahaffey, R OBP: 0.130, SLG: 0.118 (1, 1)			0-0 SH3-4		0-0 SF9		0-0 SH2-4	0-3 K	

Inning Stats	R: 0	H: 1	E: 0	LOB: 1	K: 0	BB: 0	S: 4	P: 4
	R: 0	H: 0	E: 0	LOB: 0	K: 0	BB: 0	S: 3	P: 3
	R: 1	H: 2	E: 0	LOB: 1	K: 0	BB: 0	S: 5	P: 5
	R: 0	H: 1	E: 0	LOB: 0	K: 2	BB: 0	S: 7	P: 7
	R: 1	H: 3	E: 0	LOB: 2	K: 0	BB: 0	S: 6	P: 6
	R: 0	H: 1	E: 0	LOB: 0	K: 1	BB: 0	S: 5	P: 5
	R: 4	H: 3	E: 0	LOB: 1	K: 0	BB: 2	S: 6	P: 14
	R: 0	H: 0	E: 0	LOB: 1	K: 1	BB: 1	S: 5	P: 9

PITCHER	IP	WLS	BF	H	R	ER	SO	BB	IBB	HBP	BLK	WP	HR	S	P	ERA	WHIP
Dick Ellsworth, L ERA: 4.16 (1, 1)	6.1	L	27	9	4	4	3	1	0	0	0	0	0	32	36	5.68	1.579
Don Elston, R ERA: 6.17 (7, 1)	1.2		9	2	2	2	1	1	1	0	0	0	1	9	17	10.80	1.800

**BOTTOM**


**Chicago Cubs @ Philadelphia Phillies**  
**Connie Mack Stadium, Philadelphia, PA**

Tue Aug 22 1961, 7:05 PM EDT  
 Att. 4,957 - Cloudy - 82 F

AB	R	H	RBI	BB	SO	LOB
3	1	2	1	1	0	0
3	0	0	0	0	0	3
0	0	0	1	0	0	0
0	0	0	0	0	0	0
4	1	2	3	0	0	3
4	0	3	0	0	0	1
4	0	0	0	0	1	2
4	0	0	0	0	2	1
3	2	1	0	1	0	0
3	2	3	0	1	0	0
1	0	0	1	0	1	1

AB	29
R	6
H	11
RBI	6
BB	3
SO	4
LOB	11

WP: 0 PA: 36  
 PB: 0  
 SB: 0  
 CS: 0



WP	HR	S	P	ERA	WHIP
0	0	0	0	5.68	1.579
0	1	1	0	10.80	1.800

Batter	1	2	3	4	5	6	7	8	9	AB R H RBI BB SO LOB	TOP											
Al Heist, R (1, 8) OBP: 0.351, SLG: 0.403	0-0 F8		4-0 FC5-4 BB		0-0 1B SF7 2B		0-3 K		0-0 1B	4 1 2 1 1 1 0												
Dick Bertell, R (1, 2) Sammy Taylor, L (4, 2) OBP: 0.301, SLG: 0.312 OBP: 0.333, SLG: 0.406	0-0 1B		0-0 FC5-4		0-0 FC6 1B		0-0 F8		0-0 4-3	2 0 1 0 0 0 1 3 0 1 0 0 0 1												
14 Ernie Banks, R (1, 6) OBP: 0.357, SLG: 0.526	0-0 L8		0-0 L7		0-3 K			0-0 1B 1B		4 0 1 0 0 1 4												
George Altman, L (1, 9) OBP: 0.368, SLG: 0.589	0-3 K			0-0 PB 3B	0-0 SF7			0-0 FC6-4 1B		3 1 2 1 0 1 1												
Billy Williams, L (1, 7) OBP: 0.353, SLG: 0.494		0-0 L4		0-0 L5	0-0 FC6			0-3 K		4 0 0 0 0 1 3												
Ron Santo, R (1, 5) OBP: 0.363, SLG: 0.474		0-0 6-3		0-0 HR		0-0 4-3		0-0 P6		4 1 1 1 0 0 2												
Andre Rodgers, R (1, 3) OBP: 0.323, SLG: 0.409		0-0 WP 1B		0-0 F8		0-0 F9		0-0 FC6-4		4 0 1 0 0 0 2												
Jerry Kindall, R (1, 4) OBP: 0.296, SLG: 0.433		0-3 K		0-0 5-3		0-0 F8			0-3 K	4 0 0 0 0 2 1												
Jack Curtis, L (1, 1) Don Eiston, R (3, 1) Richie Ashburn, L (5, PH) Dick Drott, R (5, 1) Sammy Drake, S (7, PH) Jim Brewer, L (7, 1) Don Zimmer, R (9, PH) OBP: 0.315, SLG: 0.273 OBP: 0.222, SLG: 0.222 OBP: 0.254, SLG: 0.278 OBP: 0.284, SLG: 0.375 OBP: 0.222, SLG: 0.125 OBP: 0.303, SLG: 0.401			0-3 K		0-0 2B 1B		0-0 F9		0-3 K	1 0 0 0 0 0 1 0 0 0 0 0 0 0 0 0 1 1 1 0 0 0 0 0 0 0 0 0 0 0 0 0 1 0 0 0 0 0 0 0 0 0 0 0 0 0 0 0 1 0 0 0 0 0 1 0												
<b>Inning Stats</b>	R: 0 E: 0 K: 1 S: 6	H: 1 LOB: 1 BB: 0 P: 6	R: 0 E: 0 K: 1 S: 6	H: 1 LOB: 1 BB: 0 P: 6	R: 0 E: 0 K: 1 S: 5	H: 0 LOB: 1 BB: 1 P: 9	R: 2 E: 0 K: 0 S: 5	H: 2 LOB: 0 BB: 0 P: 5	R: 2 E: 0 K: 1 S: 8	H: 3 LOB: 1 BB: 0 P: 8	R: 0 E: 0 K: 0 S: 3	H: 0 LOB: 0 BB: 0 P: 3	R: 0 E: 0 K: 1 S: 5	H: 0 LOB: 0 BB: 0 P: 5	R: 0 E: 0 K: 1 S: 7	H: 2 LOB: 2 BB: 0 P: 7	R: 0 E: 0 K: 2 S: 8	H: 1 LOB: 1 BB: 0 P: 8	1B: 7 2B: 1 3B: 1 HR: 1	SF: 1 SAC: 0 DP: 0 HBP: 0	WP: 1 PB: 1 SB: 0 CS: 0	PA: 38
<b>PITCHER</b>	IP WLS BF H R ER SO BB IBB HBP BLK WP HR S P ERA WHIP												<b>PITCHER</b>	IP WLS BF H R ER SO BB IBB HBP BLK WP HR S P ERA WHIP								
Jim Owens, R (1, 1) ERA: 5.74	7.0 W 31 9 4 4 5 1 0 0 0 1 1 40 44 5.14 1.429																					
Don Ferrarese, L (8, 1) ERA: 4.34	2.0 S 7 1 0 0 3 0 0 0 0 0 0 0 13 13 0.00 0.500																					

Chicago Cubs @ Philadelphia Phillies  
 Connie Mack Stadium, Philadelphia, PA

Thu Aug 24 1961, 7:05 PM EDT  
 Att: 2,773 - Cloudy - 79 F

livebaseballscorecards.com

AB	36
R	4
H	10
RBI	3
BB	1
SO	8
LOB	15



Batter	1	2	3	4	5	6	7	8	9	AB	R	H	RBI	BB	SO	LOB
Tony Taylor, R OBP: 0.318, SLG: 0.342 (1, 4)	0-0 E6 1B	0-0 HR 1B	4-0 BB			0-0 3B		0-0 1-3		4	1	3	2	1	0	0
Bobby Malkmus, R OBP: 0.265, SLG: 0.318 (1, 6)	0-0 E6 1-H	4-0 HR BB	0-0 F7			0-0 F2				3	1	0	0	1	0	5
Don Demeter, R OBP: 0.302, SLG: 0.450 (1, 9)	0-0 1-3	0-0 HR				0-0 F4				4	1	1	3	0	0	2
Lee Walls, R OBP: 0.359, SLG: 0.453 (1, 7)	0-0 5-3	0-0 1-3								2	0	0	0	0	0	1
Johnny Callison, L OBP: 0.356, SLG: 0.388 (4, 7)										2	0	1	0	0	0	0
Pancho Herrera, R OBP: 0.343, SLG: 0.412 (1, 3)		0-0 FC6-4 1B	0-0 5-3			0-0 F8		0-3 K		4	1	1	0	0	1	1
Tony Gonzalez, L OBP: 0.360, SLG: 0.418 (1, 8)		4-0 FC6-4 BB	0-0 1B BB 1B			0-0 F9		0-0 4-3		3	1	1	0	1	0	1
Charley Smith, R OBP: 0.303, SLG: 0.384 (1, 5)		0-0 FC6-4 1B SH1-3	0-0 BB 1B			0-3 K		0-0 6-3		4	1	1	0	0	1	3
Clay Dalrymple, L OBP: 0.262, SLG: 0.275 (1, 2)		0-0 SH1-3 1B	0-0 BB 1B			0-0 F8		0-0 P5		4	1	2	1	0	0	0
Jim Owens, R OBP: 0.053, SLG: 0.053 (1, 1)		0-0 SH1-3	0-3 K			0-0 G3		0-0 F8		2	0	0	1	0	1	3
Don Ferrarese, R OBP: 0.148, SLG: 0.115 (8, 1)		1-2 3-H								1	0	0	0	0	0	0

Inning Stats	R: 0	H: 1	E: 1	LOB: 1	K: 0	BB: 0	S: 4	P: 4
	R: 6	H: 4	E: 0	LOB: 0	K: 0	BB: 2	S: 7	P: 15
	R: 1	H: 3	E: 0	LOB: 3	K: 1	BB: 1	S: 8	P: 12
	R: 0	H: 0	E: 0	LOB: 0	K: 0	BB: 0	S: 3	P: 3
	R: 0	H: 0	E: 0	LOB: 0	K: 1	BB: 0	S: 5	P: 5
	R: 0	H: 1	E: 0	LOB: 1	K: 0	BB: 0	S: 4	P: 4
	R: 0	H: 1	E: 0	LOB: 1	K: 1	BB: 0	S: 6	P: 6
	R: 0	H: 0	E: 0	LOB: 0	K: 0	BB: 0	S: 3	P: 3

PITCHER	IP	WLS	BF	H	R	ER	SO	BB	IBB	HBP	BLK	WP	HR	S	P	ERA	WHIP
Jack Curtis, L ERA: 4.8 (1, 1)	2.1	L	17	8	7	7	0	2	0	0	0	0	1	15	23	27.00	4.286
Don Elston, R ERA: 6.01 (3, 1)	1.2		6	0	0	0	1	1	0	0	0	0	0	7	11	0.00	0.600
Dick Drott, R ERA: 4.24 (5, 1)	2.0		7	1	0	0	1	0	0	0	0	0	0	9	9	0.00	0.500
Jim Brewer, L ERA: 6.17 (7, 1)	2.0		7	1	0	0	1	0	0	0	0	0	0	9	9	0.00	0.500

**BOTTOM**


**Chicago Cubs @ Philadelphia Phillies**  
**Connie Mack Stadium, Philadelphia, PA**

Thu Aug 24 1961, 7:05 PM EDT  
 Att. 2,773 - Cloudy - 79 F

AB	33
R	7
H	10
RBI	7
BB	3
SO	3
LOB	16

livebaseballscorecards.com

WP: 0	PA: 37
PB: 0	SB: 1
CS: 0	



Batter	1	2	3	4	5	6	7	8	9	AB R H RBI BB SO LOB	TOP													
Al Heist, R (1, 8) OBP: 0.347, SLG: 0.398	0-3 K			0-3 K	0-0 F8			0-0 F9		4 0 0 0 0 2 3	<b>Chicago Cubs @ Pittsburgh Pirates</b> Forbes Field, Pittsburgh, PA Fri Aug 25 1961, 7:05 PM EDT Att. 12,651 - Cloudy - 78 F													
Don Zimmer, R (1, 4) OBP: 0.302, SLG: 0.399	0-0 5-3			0-0 6-3		0-0 4-3		0-0 FC4-6 1B		4 0 1 0 0 0 0														
14 Ernie Banks, R (1, 6) OBP: 0.358, SLG: 0.528	0-3 K			0-0 1B		0-0 2B		0-0 F8		4 0 2 0 0 1 1														
George Altman, L (1, 9) OBP: 0.364, SLG: 0.583		0-0 4-3		0-0 F8		0-0 4-3		0-0 FC4-6 1-2f		4 0 0 0 0 0 3														
Billy Williams, L (1, 7) OBP: 0.349, SLG: 0.489		0-0 F7			0-0 1-3	0-3 K		0-0 3-1		4 0 0 0 0 1 1														
Ron Santo, R (1, 5) OBP: 0.360, SLG: 0.470		0-0 P4			0-0 F9		0-0 1-3	0-0 F7		4 0 0 0 0 0 0														
Andre Rodgers, R (1, 3) OBP: 0.333, SLG: 0.433			0-0 F9		0-0 BB 2B		0-0 3-1 2B	0-0 FC6-4 1B		4 0 3 0 0 0 0														
Sammy Taylor, L (1, 2) OBP: 0.332, SLG: 0.399			0-0 F9		4-0 BB IBB		0-0 3-1	0-0 FC6-4 1-2f		3 0 0 0 1 0 2														
Don Cardwell, R (1, 1) OBP: 0.198, SLG: 0.293			0-3 K		4-0 BB 1-2 2-3		0-3 K			2 0 0 0 1 2 1														
<b>Inning Stats</b>	R: 0 E: 0 K: 2 S: 7	H: 0 LOB: 0 BB: 0 P: 7	R: 0 E: 0 K: 0 S: 3	H: 0 LOB: 0 BB: 0 P: 3	R: 0 E: 0 K: 1 S: 5	H: 0 LOB: 0 BB: 0 P: 5	R: 0 E: 0 K: 1 S: 6	H: 1 LOB: 1 BB: 0 P: 6	R: 0 E: 0 K: 1 S: 4	H: 1 LOB: 3 BB: 2 P: 12	R: 0 E: 0 K: 1 S: 6	H: 1 LOB: 1 BB: 0 P: 6	R: 0 E: 0 K: 1 S: 6	H: 1 LOB: 1 BB: 0 P: 6	R: 0 E: 0 K: 0 S: 4	H: 1 LOB: 1 BB: 0 P: 4	R: 0 E: 0 K: 0 S: 4	H: 1 LOB: 1 BB: 0 P: 4	R: 0 E: 0 K: 0 S: 4	H: 1 LOB: 1 BB: 0 P: 4	1B: 3 2B: 3 3B: 0 HR: 0	SF: 0 SAC: 0 DP: 0 HBP: 0	WP: 0 PB: 0 SB: 0 CS: 0	PA: 35
<b>PITCHER</b> Tom Sturdivant, R (1, 1) ERA: 3.96	IP: 9.0 WLS: W BF: 35 H: 6 R: 0 ER: 0 SO: 6 BB: 1 IBB: 1 HBP: 0 BLK: 0 WP: 0 HR: 0 S: 45 P: 53 ERA: 0.00 WHIP: 0.778											<b>PITCHER</b>	IP: 9.0 WLS: W BF: 35 H: 6 R: 0 ER: 0 SO: 6 BB: 1 IBB: 1 HBP: 0 BLK: 0 WP: 0 HR: 0 S: 45 P: 53 ERA: 0.00 WHIP: 0.778											

livebaseballscorecards.com

<b>AB</b>	33
<b>R</b>	0
<b>H</b>	6
<b>RBI</b>	0
<b>BB</b>	2
<b>SO</b>	6
<b>LOB</b>	11



Batter	1	2	3	4	5	6	7	8	9
Bill Virdon, L OBP: 0.321, SLG: 0.388 (1, 8)	0-0 4-3		0-0 F7		0-0 E1		0-3 K		
Dick Groat, R OBP: 0.310, SLG: 0.363 (1, 6)	0-0 BB 1B		0-0 6-3		0-0 4-3			0-0 L8	
Bob Skinner, L OBP: 0.371, SLG: 0.374 (1, 7)	4-0 BB G6-4-3		0-0 F8		0-0 1-3			0-0 4-3	
Dick Stuart, R OBP: 0.317, SLG: 0.532 (1, 3)	0-0 G6-4-3		0-0 F7		0-0 F8			0-3 K	
Rocky Nelson, L OBP: 0.319, SLG: 0.402 (9, 3)	1-2f								
Roberto Clemente, R OBP: 0.400, SLG: 0.595 (1, 9)		0-0 1-3		0-0 5-3		0-0 HR			
Smoky Burgess, L OBP: 0.371, SLG: 0.486 (1, 2)		0-0 F8		0-0 2B		0-0 FC4 1B			
Don Hoak, R OBP: 0.406, SLG: 0.485 (1, 5)		4-0 HBP BB		0-3 K		0-0 FC4 1-2f			
Bill Mazerowski, R OBP: 0.295, SLG: 0.360 (1, 4)		1-0 FC6-4 HBP		0-0 6-3		0-0 1-3			
Tom Sturdivant, L OBP: 0.200, SLG: 0.163 (1, 1)		0-0 FC6-4 1-2f		0-0 E CS 1B		0-0 2-3			

Inning Stats	R: 0	H: 1	E: 0	LOB: 1	K: 0	BB: 1	S: 3	P: 7
	R: 0	H: 0	E: 0	LOB: 2	K: 0	BB: 1	S: 3	P: 8
	R: 0	H: 0	E: 0	LOB: 0	K: 0	BB: 0	S: 3	P: 3
	R: 0	H: 1	E: 0	LOB: 1	K: 1	BB: 0	S: 6	P: 6
	R: 0	H: 1	E: 1	LOB: 1	K: 0	BB: 0	S: 4	P: 4
	R: 1	H: 2	E: 0	LOB: 1	K: 0	BB: 0	S: 5	P: 5
	R: 0	H: 0	E: 0	LOB: 0	K: 1	BB: 0	S: 5	P: 5
	R: 0	H: 0	E: 0	LOB: 0	K: 1	BB: 0	S: 5	P: 5

PITCHER	IP	WLS	BF	H	R	ER	SO	BB	IBB	HBP	BLK	WP	HR	S	P	ERA	WHIP
Don Cardwell, R ERA: 3.94 (1, 1)	8.0	L	31	5	1	1	3	2	0	1	0	0	1	34	43	1.12	0.875

**BOTTOM**

AB	R	H	RBI	BB	SO	LOB
4	0	0	0	0	1	1
4	0	1	0	0	0	2
3	0	0	0	1	0	0
4	0	0	0	0	1	2
0	0	0	0	0	0	0
3	1	1	1	0	0	0
3	0	2	0	0	0	0
2	0	0	0	1	1	2
2	0	0	0	0	0	0
3	0	1	0	0	0	2

<b>AB</b>	<b>28</b>
<b>R</b>	<b>1</b>
<b>H</b>	<b>5</b>
<b>RBI</b>	<b>1</b>
<b>BB</b>	<b>2</b>
<b>SO</b>	<b>3</b>
<b>LOB</b>	<b>9</b>



WP	PA	ERA	WHIP
0	31		

**Chicago Cubs @ Pittsburgh Pirates**  
**Forbes Field, Pittsburgh, PA**  
 Fri Aug 25 1961, 7:05 PM EDT  
 Att. 12,651 - Cloudy - 78 F

[livebaseballscorecards.com](http://livebaseballscorecards.com)

Batter	1	2	3	4	5	6	7	8	9	AB R H RBI BB SO LOB	TOP																	
Al Heist, R OBP: 0.348, SLG: 0.403 (1, 8) X	0-0 1-3		4-0 G1-4-3 BB			0-0 F8	0-0 F8		0-0 14 1B	4 1 1 1 1 0 1																		
Don Zimmer, R OBP: 0.303, SLG: 0.398 (1, 4) B B B	4-0 BB		0-0 G1-4-3			0-0 14 1B	0-0 F7		0-0 6-3	4 1 1 0 1 0 4																		
14 Ernie Banks, R OBP: 0.359, SLG: 0.527 (1, 6) X	0-0 L7					0-0 2B 1B			0-0 2B 1B	5 1 2 1 0 0 1																		
George Altman, L OBP: 0.365, SLG: 0.586 (1, 9) X	0-0 F7					0-0 1B			0-0 L9	5 1 2 2 0 1 1																		
Billy Williams, L OBP: 0.348, SLG: 0.485 (1, 7) X						0-0 2B			0-0 G3 2B	5 1 1 0 0 0 3																		
Ron Santo, R OBP: 0.360, SLG: 0.470 (1, 5) S S S						0-0 L4			0-0 2B 1B	4 0 1 1 1 1 0																		
Andre Rodgers, R OBP: 0.325, SLG: 0.421 (1, 3) X						0-0 6-3			0-0 L6	4 0 0 0 0 1 4																		
Dick Bertell, R OBP: 0.313, SLG: 0.342 (1, 2) X						0-0 P6			0-0 K	4 0 0 0 0 1 4																		
Dick Ellsworth, L OBP: 0.111, SLG: 0.071 (1, 1) S S S						0-0 L7			0-0 K	4 1 4 1 0 0 0																		
Mel Roach, R OBP: 0.230, SLG: 0.212 (7, PH)						0-0 K			0-0 HR	4 1 4 1 0 0 0																		
Barney Schultz, R OBP: 0.100, SLG: 0.100 (7, 1)						0-0 K			0-0 3B 1B	2 0 0 0 0 2 2																		
Richie Ashburn, L OBP: 0.357, SLG: 0.281 (9, PH)						0-0 K			0-0 3B 1B	1 0 0 0 0 0 1																		
Bob Anderson, R OBP: 0.161, SLG: 0.233 (9, 1)						0-0 K			0-0 3B 1B	0 0 0 0 0 0 0																		
<b>Inning Stats</b>	R: 0 E: 0 K: 0 S: 3	H: 0 LOB: 1 BB: 1 P: 7	R: 0 E: 0 K: 1 S: 5	H: 0 LOB: 0 BB: 0 P: 5	R: 0 E: 0 K: 1 S: 5	H: 1 LOB: 1 BB: 1 P: 9	R: 0 E: 0 K: 1 S: 6	H: 0 LOB: 0 BB: 0 P: 5	R: 0 E: 0 K: 1 S: 6	H: 1 LOB: 1 BB: 0 P: 6	R: 1 E: 0 K: 0 S: 6	H: 3 LOB: 3 BB: 1 P: 10	R: 0 E: 0 K: 0 S: 4	H: 1 LOB: 1 BB: 0 P: 4	R: 1 E: 0 K: 1 S: 7	H: 2 LOB: 1 BB: 0 P: 7	R: 5 E: 0 K: 0 S: 8	H: 5 LOB: 0 BB: 0 P: 8	1B: 7 2B: 4 3B: 1 HR: 1	SF: 0 SAC: 0 DP: 1 HBP: 0	WP: 0 PA: 42							
<b>PITCHER</b>	IP WLS BF H R ER SO BB IBB HBP BLK WP HR S P ERA WHIP																											
Harvey Haddix, L ERA: 4.12 (1, 1)	7.2		33	8	2	2	4	2	1	0	0	0	0	0	38	50	2.35	1.304										
Roy Face, R ERA: 3.56 (8, 1)	0.2	L	6	4	4	4	1	0	0	0	0	0	1	8	8	54.00	6.000											
Bobby Shantz, L ERA: 3.64 (9, 1)	0.2		3	1	1	0	0	0	0	0	0	0	0	3	3	0.00	1.500											

Chicago Cubs @ Pittsburgh Pirates  
 Forbes Field, Pittsburgh, PA  
 Sat Aug 26 1961, 3:33 AM EDT  
 Att: 9,137 - Cloudy - 81 F

livebaseballscorecards.com

AB	39
R	7
H	13
RBI	6
BB	3
SO	5
LOB	17



BOTTOM

Chicago Cubs @ Pittsburgh Pirates  
Forbes Field, Pittsburgh, PA  
Sat Aug 26 1961, 3:33 AM EDT  
Att. 9,137 - Cloudy - 81 F

livebaseballscorecards.com

AB 32  
R 3  
H 9  
RBI 3  
BB 2  
SO 0  
LOB 13



WP: 0 PA: 36  
PB: 1  
SB: 0  
CS: 0

AB R H RBI BB SO LOB

4 0 0 0 0 0 2

4 0 1 0 0 0 0

4 1 3 0 0 0 1

4 1 1 2 0 0 2

0 0 0 0 0 0 0

2 1 1 0 2 0 0

4 0 0 0 0 0 4

3 0 2 1 0 0 0

4 0 1 0 0 0 2

2 0 0 0 0 0 2

0 0 0 0 0 0 0

0 0 0 0 0 0 0

1 0 0 0 0 0 0

1B: 4 SF: 1  
2B: 3 SAC: 1  
3B: 1 DP: 1  
HR: 1 HBP: 0

Batter	1	2	3	4	5	6	7	8	9
Joe Christopher, R (1, 7) OBP: 0.346, SLG: 0.382	0-0 F8		0-0 F7		0-0 5-3		0-0 F2		
Dick Groat, R (1, 6) OBP: 0.310, SLG: 0.362	0-0 FC1-4 1B		0-0 4-3			0-0 F7		0-0 4-3	
Roberto Clemente, R (1, 9) OBP: 0.402, SLG: 0.603	0-0 FC1-4 1-2f		0-0			0-0 HR 2B		0-0 PB 6-3 1B	
Dick Stuart, R (1, 3) OBP: 0.316, SLG: 0.537	0-0 1-3			0-0 F8		0-0 HR 2-H		0-0 6-3 1-2	
Rocky Nelson, L (9, 3) OBP: 0.319, SLG: 0.402									
Don Hoak, R (1, 5) OBP: 0.409, SLG: 0.487		0-0 4-3 SF8 2B		0-0 F8		0-0 G4-6-3 BB		0-0 2-3 BB	
Don Leppert, R (1, 2) OBP: 0.292, SLG: 0.426		0-0 4-3 2-3		0-0 5-3		0-0 G4-6-3 1-2f		0-0 F8	
Bill Virdon, L (1, 8) OBP: 0.323, SLG: 0.391		0-0 SF8 3-H			0-0 SH1-4 1B		0-0 G3 2B		0-0 5-3
Bill Mazaroski, R (1, 4) OBP: 0.294, SLG: 0.359		0-0			0-0 L7		0-0 G3 2-3		0-0 5-3
Harvey Haddix, L (1, 1) OBP: 0.218, SLG: 0.163		0-0					0-0 P6		0-0 F7
Roy Face, R (8, 1) OBP: 0.250, SLG: 0.250									
Bobby Shantz, R (9, 1) OBP: 0.556, SLG: 0.533									
Walt Moryn, L (9, PH) OBP: 0.217, SLG: 0.338									

Inning Stats	R: 0	H: 1	E: 0	K: 0	S: 4	H: 1	LOB: 1	BB: 0	P: 4	R: 1	H: 2	E: 0	K: 0	S: 5	R: 0	H: 1	E: 0	K: 0	S: 3	R: 0	H: 0	E: 0	K: 0	S: 3	R: 0	H: 1	E: 0	K: 0	S: 4	R: 2	H: 2	E: 0	K: 0	S: 4	R: 0	H: 1	E: 0	K: 0	S: 4	R: 0	H: 1	E: 0	K: 0	S: 4	R: 0	H: 0	E: 0	K: 0	S: 3	R: 0	H: 1	E: 0	K: 0	S: 3	R: 0	H: 0	E: 0	K: 0	S: 3	R: 0	H: 0	E: 0	K: 0	S: 3
--------------	------	------	------	------	------	------	--------	-------	------	------	------	------	------	------	------	------	------	------	------	------	------	------	------	------	------	------	------	------	------	------	------	------	------	------	------	------	------	------	------	------	------	------	------	------	------	------	------	------	------	------	------	------	------	------	------	------	------	------	------	------	------	------	------	------

PITCHER	IP	WLS	BF	H	R	ER	SO	BB	IBB	HBP	BLK	WP	HR	S	P	ERA	WHIP
Dick Ellsworth, L (1, 1) ERA: 4.18	6.0		24	7	3	3	0	1	0	0	0	0	1	23	27	4.50	1.333
Barney Schultz, R (7, 1) ERA: 2.56	2.0	W	9	2	0	0	0	1	0	0	0	0	0	8	12	0.00	1.500
Bob Anderson, R (9, 1) ERA: 4.14	1.0	S	3	0	0	0	0	0	0	0	0	0	0	3	3	0.00	0.000

PITCHER	IP	WLS	BF	H	R	ER	SO	BB	IBB	HBP	BLK	WP	HR	S	P	ERA	WHIP
---------	----	-----	----	---	---	----	----	----	-----	-----	-----	----	----	---	---	-----	------

Batter	1	2	3	4	5	6	7	8	9	AB R H RBI BB SO LOB	TOP											
Al Heist, R (1, 8) OBP: 0.346, SLG: 0.397	4-0 BB E		0-0 F9		0-0 F8		0-0 F8		0-3 K	4 0 0 0 1 1 0	<b>Chicago Cubs @ Pittsburgh Pirates</b> <b>Forbes Field, Pittsburgh, PA</b> Sun Aug 27 1961, 3:33 AM EDT Cloudy - 82 F											
Don Zimmer, R (1, 4) OBP: 0.302, SLG: 0.395	0-0 F8		0-0 1B		0-0 L8		0-0 5-3		0-0 6-3	5 0 1 0 0 0 1												
14 Ernie Banks, R (1, 6) OBP: 0.355, SLG: 0.520	0-0 L9		0-0 L8		0-0 E6 1B			0-3 K	0-0 F7	5 0 0 0 0 1 2												
George Altman, L (1, 9) OBP: 0.364, SLG: 0.583	0-0 E4 FC6-4 1-3		0-0 4-3		0-0 1B			0-0 F8		4 0 1 0 0 0 2												
Billy Williams, L (1, 7) OBP: 0.347, SLG: 0.488	0-0 FC6-4 1-2f			0-3 K	0-3 K			0-0 HR 3B		4 1 1 0 0 2 4												
Ron Santo, R (1, 5) OBP: 0.361, SLG: 0.483		0-0 6-3		0-0 HR		0-0 5-3		0-0 HR		4 2 2 3 0 0 0												
Andre Rodgers, R (1, 3) OBP: 0.323, SLG: 0.416		0-3 K2-3		0-0 F9		0-0 6-3		0-0 1B 1B		4 0 1 0 0 1 0												
Dick Bertell, R (1, 2) OBP: 0.320, SLG: 0.346		0-0 1B		4-0 BB		0-0 5-3		0-0 1B 1-2 1B		3 0 2 0 1 0 0												
Jack Curtis, L (1, 1) OBP: 0.304, SLG: 0.261		0-3 K		0-0 1-3			0-0 4-3	0-3 K		2 0 0 0 0 1 2												
Glen Hobbie, R (6, 1) OBP: 0.239, SLG: 0.323										0 0 0 0 0 0 0												
Richie Ashburn, L (7, PH) OBP: 0.355, SLG: 0.290										1 0 0 0 0 0 0												
Barney Schultz, R (7, 1) OBP: 0.100, SLG: 0.100										0 0 0 0 0 0 0												
Bob Will, L (8, PH) OBP: 0.359, SLG: 0.337										1 0 0 0 0 1 2												
Don Eiston, R (8, 1) OBP: 0.222, SLG: 0.222										0 0 0 0 0 0 0												
<b>Inning Stats</b>	R: 0 E: 1 K: 0 S: 4	H: 0 LOB: 2 BB: 1 P: 8	R: 0 E: 0 K: 2 S: 8	H: 1 LOB: 1 BB: 0 P: 8	R: 0 E: 0 K: 0 S: 4	H: 1 LOB: 1 BB: 0 P: 4	R: 1 E: 0 K: 1 S: 6	H: 1 LOB: 1 BB: 1 P: 10	R: 0 E: 1 K: 1 S: 7	H: 1 LOB: 2 BB: 0 P: 7	R: 0 E: 0 K: 0 S: 3	H: 0 LOB: 0 BB: 0 P: 3	R: 0 E: 0 K: 0 S: 3	H: 0 LOB: 0 BB: 0 P: 3	R: 2 E: 0 K: 2 S: 11	H: 4 LOB: 2 BB: 0 P: 11	R: 0 E: 0 K: 1 S: 5	H: 0 LOB: 0 BB: 0 P: 5	1B: 5 2B: 0 3B: 1 HR: 2	SF: 0 SAC: 0 DP: 0 HBP: 0	WP: 0 PB: 0 SB: 0 CS: 0	PA: 39
<b>PITCHER</b>	IP WLS BF H R ER SO BB IBB HBP BLK WP HR S P ERA WHIP																					
Joe Gibbon, L (1, 1) ERA: 3.78	7.2 W 34 7 3 3 5 2 0 0 0 0 0 2 42 50 3.52 1.174																					
Clem Labine, R (8, 1) ERA: 3.68	1.1 S 5 1 0 0 2 0 0 0 0 0 0 0 9 9 0.00 0.750																					

livebaseballscorecards.com

AB	37
R	3
H	8
RBI	3
BB	2
SO	7
LOB	13





Batter	1	2	3	4	5	6	7	8	9
Joe Christopher, R (1, 7) OBP: 0.348, SLG: 0.374	0-0 5-3		4-0 FC1-4 1B BB	0-0 F7		4-0 1B 1-2 2-3 BB		0-0 F7	
Dick Groat, R (1, 6) OBP: 0.311, SLG: 0.362	0-0 P4		0-0 E4 FC1-4 1-2	0-0 6-3		0-0 1B 1-3 2-H 3-H 1B		0-0 PB 1B 1B	
Roberto Clemente, R (1, 9) OBP: 0.404, SLG: 0.600	4-0 FC6-4 BB		0-0 FC1-4 1B 1-2f 2-3		0-0 F7	4-0 1B IBB		4-0 1B 1-2 IBB	
Dick Stuart, R (1, 3) OBP: 0.319, SLG: 0.538	0-0 FC6-4 1-2f		0-0 P4		0-0 G5-4-3 1B	0-0 FC6-4 1-3 2-H 3-H 1B		0-0 1B 1-2 2-H	
Don Hoak, R (1, 5) OBP: 0.407, SLG: 0.484		0-0 1-3	0-0 1B 1-3 3-H 1B		0-0 G5-4-3 1-2f	0-0 FC6-4 1-2f		0-0 L8	
Hal Smith, R (1, 2) OBP: 0.272, SLG: 0.327		0-0 4-3	0-0 1B 1-2 3-H 1B			0-0 P4	0-0 L7		
Bill Virdon, L (1, 8) OBP: 0.324, SLG: 0.391		4-0 1B BB	0-0 F8			0-0 BB 1B 1B	0-0 F7		
Bill Mazaroski, R (1, 4) OBP: 0.298, SLG: 0.363		0-0 1B 1-3		0-0 SH5-4 1B		0-0 BB 1B	0-0 F8		
Joe Gibbon, R (1, 1) OBP: 0.149, SLG: 0.200		0-0 F8		0-0 SH5-4		0-0 P4		0-0 F7	
Clem Labine, R (8, 1) OBP: 0.200, SLG: 0.111				1-2					

Inning Stats	R: 0	H: 0	E: 0	K: 0	S: 3	LOB: 1	BB: 1	P: 7
	R: 0	H: 1	E: 0	K: 0	S: 4	LOB: 2	BB: 1	P: 8
	R: 2	H: 2	E: 1	K: 0	S: 6	LOB: 2	BB: 1	P: 10
	R: 0	H: 1	E: 0	K: 0	S: 4	LOB: 1	BB: 0	P: 4
	R: 0	H: 1	E: 0	K: 0	S: 3	LOB: 0	BB: 0	P: 3
	R: 4	H: 4	E: 0	K: 0	S: 7	LOB: 2	BB: 2	P: 15
	R: 0	H: 0	E: 0	K: 0	S: 3	LOB: 0	BB: 0	P: 3
	R: 1	H: 2	E: 0	K: 0	S: 5	LOB: 2	BB: 1	P: 9

PITCHER	IP	WLS	BF	H	R	ER	SO	BB	IBB	HBP	BLK	WP	HR	S	P	ERA	WHIP
Jack Curtis, L (1, 1) ERA: 4.86	5.2	L	29	8	6	4	0	4	0	0	0	0	0	25	41	6.35	2.118
Glen Hobbie, R (6, 1) ERA: 4.18	0.1		3	1	0	0	0	0	1	0	0	0	0	2	6	0.00	3.000
Barney Schultz, R (7, 1) ERA: 2.52	1.0		3	0	0	0	0	0	0	0	0	0	0	3	3	0.00	0.000
Don Elston, R (8, 1) ERA: 6.06	1.0		6	2	1	1	0	0	1	0	0	0	0	5	9	9.00	2.000

**BOTTOM**

**Chicago Cubs @ Pittsburgh Pirates**  
**Forbes Field, Pittsburgh, PA**  
 Sun Aug 27 1961, 3:33 AM EDT  
 Cloudy - 82 F

AB	R	H	RBI	BB	SO	LOB
3	2	0	0	2	0	1
5	2	2	2	0	0	2
2	1	0	0	3	0	2
5	0	3	3	0	0	3
5	0	1	1	0	0	5
4	0	1	1	0	0	0
3	1	1	0	1	0	2
4	1	3	0	0	0	0
2	0	0	0	0	0	4
1	0	0	0	0	0	0

AB	34
R	7
H	11
RBI	7
BB	6
SO	0
LOB	19

livebaseballscorecards.com



WP	HR	S	P	ERA	WHIP
0	0	1	0	6.35	2.118
0	0	0	0	0.00	3.000
0	0	0	0	0.00	0.000
0	0	1	0	9.00	2.000

Batter	1	2	3	4	5	6	7	8	9	AB R H RBI BB SO LOB	TOP											
<b>Richie Ashburn, L</b> (1, 8) <small>OBP: 0.362, SLG: 0.287</small> <b>Al Heist, R</b> (9, 8) <small>OBP: 0.346, SLG: 0.397</small>	0-0 4-3	0-0 F9		0-0 1B		0-0 E9 1B	4-0 1B IBB		0-0 G3-6-1 1B	5 0 3 0 1 0 1 0 0 0 0 0 0 0												
<b>Don Zimmer, R</b> (1, 4) <small>OBP: 0.303, SLG: 0.397</small>	0-0 6-3		0-0 14 F9 E 2B	0-0 L5		0-0 FC6-2 3-H	0-0 1B 2-3		0-0 G3-6-1 1-2f	6 1 2 0 0 0 5												
<b>14 Ernie Banks, R</b> (1, 6) <small>OBP: 0.357, SLG: 0.522</small> <b>Jerry Kindall, R</b> (5, PR) <small>OBP: 0.294, SLG: 0.430</small> (5, 6)	0-0 2B		0-0 F9 2-3		H 1-0 1B HBP	0-3 K	0-0 P4			2 0 1 0 0 0 1 2 0 0 0 0 1 5												
<b>George Altman, L</b> (1, 9) <small>OBP: 0.364, SLG: 0.580</small>	0-3 K		0-0 E9 4-3 2B 1B 3-H		0-0 1B 1-3	0-0 3-1		0-0 G3		5 1 2 1 0 1 3												
<b>Billy Williams, L</b> (1, 7) <small>OBP: 0.350, SLG: 0.493</small>		0-0 BB 2B 1B	0-0 4-3		4-0 FC6-4 IBB		0-0 E 3B	0-0 L1		4 2 2 0 1 0 1												
<b>Ron Santo, R</b> (1, 5) <small>OBP: 0.363, SLG: 0.485</small>		4-0 2B BB	0-0 2B		0-0 P5		0-0 E6 SF8	0-0 1B		4 2 2 1 1 0 3												
<b>Andre Rodgers, R</b> (1, 3) <small>OBP: 0.326, SLG: 0.418</small>		0-0 2B 1-H 2-H	0-3 K		0-3 K		H 1-0 1B S HBP	0-0 2-3		4 0 1 2 0 2 5												
<b>Dick Bertell, R</b> (1, 2) <small>OBP: 0.317, SLG: 0.345</small>		0-0 P2		0-0 6-3	0-0 FC6-4 1-2f		0-0 SF8		0-0 FC1-6 1B	4 0 1 1 0 0 4												
<b>Jim Brewer, L</b> (1, 1) <small>OBP: 0.227, SLG: 0.150</small> <b>Bob Anderson, R</b> (7, 1) <small>OBP: 0.156, SLG: 0.226</small>		0-3 K		0-3 K		0-0 E 1B FC6-2 1B	0-3 K		0-0 FC1-6 1B 1-2f	4 0 1 0 0 3 2 1 0 0 0 0 0 1												
<b>Inning Stats</b>	R: 0 E: 0 K: 1 S: 6	H: 1 LOB: 1 BB: 0 P: 6	R: 2 E: 0 K: 1 S: 7	H: 2 LOB: 1 BB: 1 P: 11	R: 2 E: 1 K: 1 S: 8	H: 3 LOB: 1 BB: 0 P: 8	R: 0 E: 0 K: 1 S: 6	H: 1 LOB: 1 BB: 0 P: 6	R: 0 E: 0 K: 1 S: 6	H: 1 LOB: 3 BB: 1 P: 11	R: 0 E: 1 K: 1 S: 7	H: 2 LOB: 2 BB: 0 P: 7	R: 2 E: 1 K: 1 S: 8	H: 2 LOB: 3 BB: 1 P: 13	R: 0 E: 0 K: 0 S: 4	H: 1 LOB: 1 BB: 0 P: 4	R: 0 E: 0 K: 0 S: 4	H: 2 LOB: 1 BB: 0 P: 4	1B: 10 2B: 4 3B: 1 HR: 0	SF: 1 SAC: 0 DP: 1 HBP: 2	WP: 0 PB: 0 SB: 1 CS: 0	PA: 47
<b>PITCHER</b>	IP WLS BF H R ER SO BB IBB HBP BLK WP HR S P ERA WHIP																					
<b>Vinegar Bend Mizell, L</b> (1, 1) <small>ERA: 5.19</small> <b>Al McBean, R</b> (3, 1) <small>ERA: 3.35</small> <b>Bobby Shantz, L</b> (8, 1) <small>ERA: 3.55</small>	2.2 L 15 6 4 4 2 1 0 0 0 0 0 0 18 22 13.50 2.625																					
	4.1 24 6 2 1 5 0 2 2 0 0 0 0 30 40 2.08 1.385																					
	2.0 8 3 0 0 0 0 0 0 0 0 0 0 8 8 0.00 1.500																					

Chicago Cubs @ Pittsburgh Pirates  
 Forbes Field, Pittsburgh, PA  
 Sun Aug 27 1961, 3:38 AM EDT  
 Att. 15,471 - Cloudy - 82 F

livebaseballscorecards.com

AB	41
R	6
H	15
RBI	5
BB	3
SO	7
LOB	31



BOTTOM

Chicago Cubs @ Pittsburgh Pirates

Forbes Field, Pittsburgh, PA

Sun Aug 27 1961, 3:38 AM EDT

Att: 15,471 - Cloudy - 82 F

livebaseballscorecards.com

AB	34
R	5
H	7
RBI	5
BB	3
SO	5
LOB	13



WP:	0	PA:	38
PB:	0		
SB:	0		
CS:	0		

AB	4	R	0	H	0	RBI	0	BB	0	SO	1	LOB	1
	1	0	0	0	0	0	0	0	0	0	2		

	3	1	0	0	2	0	2						
--	---	---	---	---	---	---	---	--	--	--	--	--	--

	4	0	2	0	0	0	1	1					
--	---	---	---	---	---	---	---	---	--	--	--	--	--

	4	0	1	1	0	1	2						
--	---	---	---	---	---	---	---	--	--	--	--	--	--

	4	1	1	0	0	0	2						
--	---	---	---	---	---	---	---	--	--	--	--	--	--

	3	1	1	1	0	0	0						
	1	1	0	0	0	0	1						

	3	0	0	1	0	1	0						
--	---	---	---	---	---	---	---	--	--	--	--	--	--

	3	1	1	0	1	0	1						
--	---	---	---	---	---	---	---	--	--	--	--	--	--

	0	0	0	0	0	0	0						
	2	0	0	0	0	1	0						
	1	0	1	1	0	0	0						
	0	0	0	0	0	0	0						
	1	0	0	1	0	0	1						
	0	0	0	0	0	0	0						

1B:	4	SF:	1
2B:	2	SAC:	0
3B:	0	DP:	2
HR:	1	HBP:	0

Batter	1	2	3	4	5	6	7	8	9
Joe Christopher, R (1, 7) OBP: 0.339, SLG: 0.364 Rocky Nelson, L (9, PH) OBP: 0.316, SLG: 0.398	0-0 6-3		0-0 F8		0-0 F9		0-3 K		0-0 L9
Dick Groat, R (1, 6) OBP: 0.312, SLG: 0.360	0-0 6-3		4-0 1B 1B BB		0-0 P2			4-0 G4-6-3 BB	0-0 6-3
Roberto Clemente, R (1, 9) OBP: 0.405, SLG: 0.599	0-0 1B		0-0 1B 1-3 1B			0-0 3-1		0-3 K	
Dick Stuart, R (1, 3) OBP: 0.319, SLG: 0.535	0-3 K		0-0 1-3 3-H 1B			0-0 P4		0-0 G4-6-3 1-2f	
Johnny Logan, R (1, 5) OBP: 0.239, SLG: 0.281		0-0 P4	0-0 P6			0-0 5-3			0-0 E SF7 1B
Don Leppert, R (1, 2) OBP: 0.294, SLG: 0.480 Bob Skinner, L (9, PH) OBP: 0.370, SLG: 0.373		0-0 HR		0-0 6-3			0-0 6-3		0-0 E4 2B E
Bill Virdon, L (1, 8) OBP: 0.321, SLG: 0.389		0-0 E1 G5-4-3		0-3 K			0-0 F7		0-0 SF7
Bill Mazeroski, R (1, 4) OBP: 0.300, SLG: 0.365		0-0 G5-4-3 1-2f		0-0 4-3			4-0 2B BB		0-0 2B
Vinegar Bend Mizell, R (1, 1) OBP: 0.180, SLG: 0.091 Al McBean, R (3, 1) OBP: 0.353, SLG: 0.833 Don Hoak, R (7, PH) OBP: 0.408, SLG: 0.488 Bobby Shantz, R (8, 1) OBP: 0.658, SLG: 0.533 Smoky Burgess, L (9, PH) OBP: 0.389, SLG: 0.484 Dick Schofield, S (9, PR) OBP: 0.286, SLG: 0.281			0-3 K			0-0 6-3			0-0 E6

Inning Stats	R: 0	H: 1	E: 0	LOB: 1	K: 1	BB: 0	S: 6	P: 6	R: 1	H: 1	E: 1	LOB: 0	K: 0	BB: 0	S: 4	P: 4	R: 1	H: 2	E: 0	LOB: 2	K: 1	BB: 1	S: 7	P: 11	R: 0	H: 0	E: 0	LOB: 0	K: 1	BB: 0	S: 5	P: 5	R: 0	H: 0	E: 0	LOB: 0	K: 0	BB: 0	S: 3	P: 3	R: 0	H: 0	E: 0	LOB: 0	K: 0	BB: 0	S: 3	P: 3	R: 1	H: 1	E: 0	LOB: 1	K: 1	BB: 1	S: 6	P: 10	R: 0	H: 0	E: 0	LOB: 0	K: 1	BB: 1	S: 4	P: 8	R: 2	H: 2	E: 2	LOB: 2	K: 0	BB: 0	S: 7	P: 7	1B: 4	SF: 1	2B: 2	SAC: 0	3B: 0	DP: 2	HR: 1	HBP: 0	WP: 0	PA: 38
--------------	------	------	------	--------	------	-------	------	------	------	------	------	--------	------	-------	------	------	------	------	------	--------	------	-------	------	-------	------	------	------	--------	------	-------	------	------	------	------	------	--------	------	-------	------	------	------	------	------	--------	------	-------	------	------	------	------	------	--------	------	-------	------	-------	------	------	------	--------	------	-------	------	------	------	------	------	--------	------	-------	------	------	-------	-------	-------	--------	-------	-------	-------	--------	-------	--------

PITCHER	IP	WLS	BF	H	R	ER	SO	BB	IBB	HBP	BLK	WP	HR	S	P	ERA	WHIP
Jim Brewer, L (1, 1) ERA: 5.97	6.2	W	27	5	3	3	3	2	0	0	0	0	1	31	39	4.05	1.050
Bob Anderson, R (7, 1) ERA: 4.06	2.1	S	11	2	2	0	2	1	0	0	0	0	0	14	18	0.00	1.286

Batter	1	2	3	4	5	6	7	8	9	AB R H RBI BB SO LOB	TOP
<b>Richie Ashburn, L</b> (1, 8) <small>OBP: 0.367, SLG: 0.288</small> <b>Al Heist, R</b> (9, 8) <small>OBP: 0.346, SLG: 0.397</small>	4-0  <b>HR</b> BB		0-0  <b>3-1</b>			0-0  <b>1B</b>	4-0  <b>1-2</b> BB		0-0  <b>F8</b>	3 1 1 0 2 0 0 0 0 0 0 0 0 0	
<b>Don Zimmer, R</b> (1, 4) <small>OBP: 0.302, SLG: 0.403</small>	0-0  <b>1-H</b> HR		0-0  <b>L7</b>			0-3  <b>K</b>	0-3  <b>K</b>			4 1 1 2 0 2 4	
<b>Andre Rodgers, R</b> (1, 3) <small>OBP: 0.318, SLG: 0.408</small> <small>(7, 6)</small>	0-3  <b>K</b>			0-0  <b>G3</b>		0-0  <b>F8</b>		0-0  <b>6-3</b>		4 0 0 0 0 1 1	
<b>George Altman, L</b> (1, 9) <small>OBP: 0.363, SLG: 0.579</small>	0-0  <b>F7</b>			0-0  <b>L8</b>			0-0  <b>3B</b> <b>2B</b>	0-0  <b>3-1</b>		4 1 1 0 0 0 0	
<b>Billy Williams, L</b> (1, 7) <small>OBP: 0.351, SLG: 0.502</small>	0-3  <b>K</b>			0-0  <b>6-3</b>			0-0  <b>2B</b> <b>3B</b>	0-0  <b>1B</b> <b>3B</b>		4 2 2 1 0 1 0	
<b>Ron Santo, R</b> (1, 5) <small>OBP: 0.364, SLG: 0.487</small>		0-3  <b>K</b>			0-0  <b>5-3</b>		0-0  <b>FC4-6</b> <b>2B</b>	0-0  <b>1B</b>		4 0 2 2 0 1 0	
<b>Dick Bertell, R</b> (1, 2) <small>OBP: 0.312, SLG: 0.339</small>			0-0  <b>F8</b>		0-0  <b>6-3</b>		0-3  <b>K</b>	0-0  <b>F8</b>		4 0 0 0 0 1 2	<a href="http://livebaseballscorecards.com">livebaseballscorecards.com</a>
<b>Jerry Kindall, R</b> (1, 6) <small>OBP: 0.292, SLG: 0.427</small> <b>Ed Bouchee, L</b> (7, PH) <small>OBP: 0.363, SLG: 0.410</small> <small>(7, 3)</small>		0-0  <b>4-3</b>			0-3  <b>K</b>		4-0  <b>FC4-6</b> <b>IBB</b>		0-0  <b>P5</b>	2 0 0 0 0 1 0 1 0 0 0 1 0 0	<b>AB</b> 34 <b>R</b> 5 <b>H</b> 7 <b>RBI</b> 5 <b>BB</b> 3 <b>SO</b> 9 <b>LOB</b> 9
<b>Dick Drott, R</b> (1, 1) <small>OBP: 0.278, SLG: 0.353</small> <b>Glen Hobbie, R</b> (4, 1) <small>OBP: 0.235, SLG: 0.317</small> <b>Bob Will, L</b> (7, PH) <small>OBP: 0.356, SLG: 0.333</small> <b>Bob Anderson, R</b> (7, 1) <small>OBP: 0.152, SLG: 0.219</small>			0-0  <b>5-3</b>			0-3  <b>K</b>	0-0  <b>FC4-6</b> <b>BB</b>		0-3  <b>K</b>	1 0 0 0 0 0 0 1 0 0 0 0 1 0 1 0 0 0 0 0 2 1 0 0 0 0 1 0	
<b>Inning Stats</b>	R: 2 H: 1 E: 0 LOB: 0 K: 2 BB: 1 S: 8 P: 12	R: 0 H: 0 E: 0 LOB: 0 K: 1 BB: 0 S: 5 P: 5	R: 0 H: 0 E: 0 LOB: 0 K: 0 BB: 0 S: 3 P: 3	R: 0 H: 0 E: 0 LOB: 0 K: 0 BB: 0 S: 3 P: 3	R: 0 H: 0 E: 0 LOB: 0 K: 1 BB: 0 S: 5 P: 5	R: 0 H: 1 E: 0 LOB: 1 K: 2 BB: 0 S: 8 P: 8	R: 2 H: 3 E: 0 LOB: 3 K: 2 BB: 2 S: 10 P: 18	R: 1 H: 2 E: 0 LOB: 1 K: 0 BB: 0 S: 5 P: 5	R: 0 H: 0 E: 0 LOB: 0 K: 1 BB: 0 S: 5 P: 5	1B: 2 SF: 0 2B: 2 SAC: 0 3B: 2 DP: 0 HR: 1 HBP: 0	WP: 0 PA: 37 PB: 0 SB: 0 CS: 0
<b>PITCHER</b> <b>Earl Francis, R</b> (1, 1) <small>ERA: 3.7</small> <b>Roy Face, R</b> (7, 1) <small>ERA: 3.59</small> <b>Bobby Shantz, L</b> (9, 1) <small>ERA: 3.5</small>	IP WLS BF H R ER SO BB IBB HBP BLK WP HR S P ERA WHIP 6.0 0 24 5 4 4 6 1 0 0 0 0 1 35 39 6.00 1.000 2.0 L 10 2 1 1 2 1 1 0 0 0 0 0 12 20 4.50 1.500 1.0 3 0 0 0 0 1 0 0 0 0 0 0 5 5 0.00 0.000										

**Chicago Cubs @ Pittsburgh Pirates**  
 Forbes Field, Pittsburgh, PA  
 Mon Aug 28 1961, 3:33 AM EDT  
 Att. 13,753 - Cloudy

[livebaseballscorecards.com](http://livebaseballscorecards.com)



BOTTOM

Chicago Cubs @ Pittsburgh Pirates  
Forbes Field, Pittsburgh, PA  
Mon Aug 28 1961, 3:33 AM EDT  
Att. 13,753 - Cloudy

livebaseballscorecards.com

AB	34
R	4
H	9
RBI	4
BB	4
SO	3
LOB	17



WP:	1	PA:	41
PB:	0		
SB:	1		
CS:	0		

AB R H RBI BB SO LOB

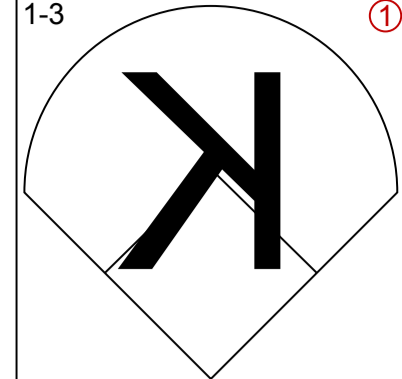
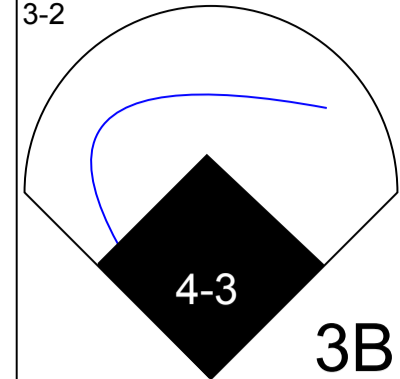
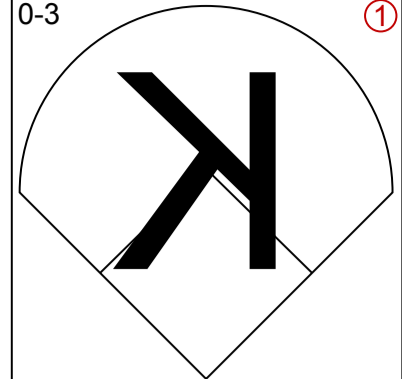
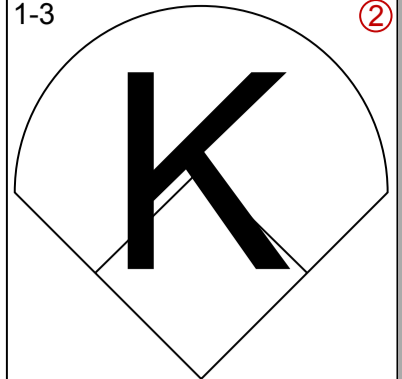
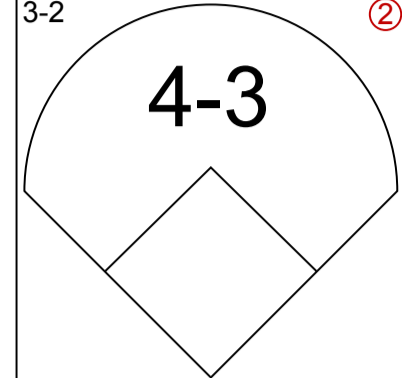
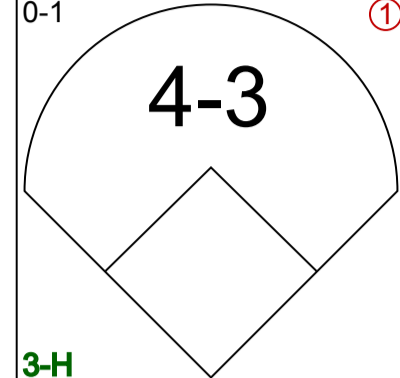
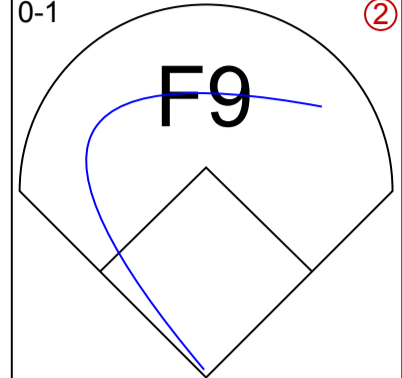
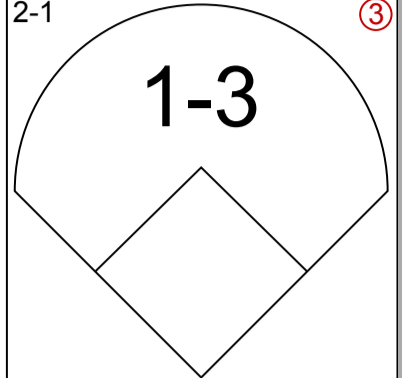
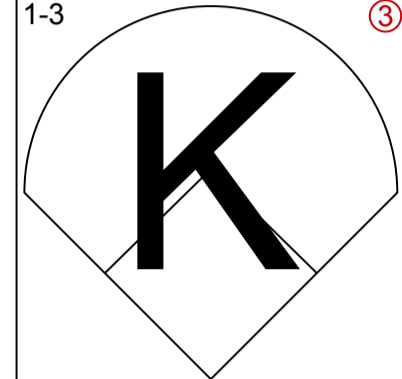
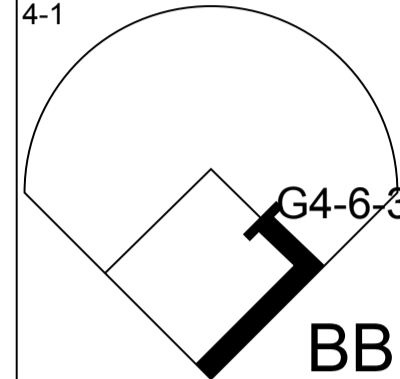
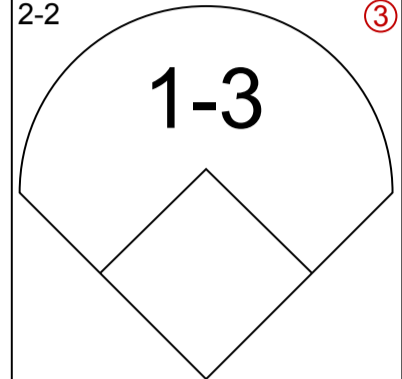

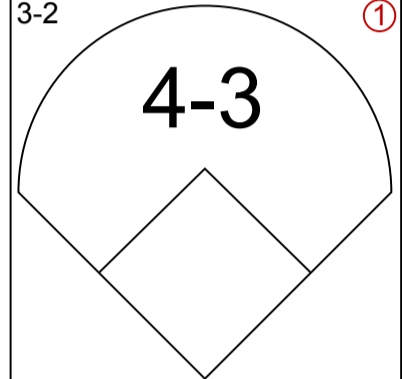
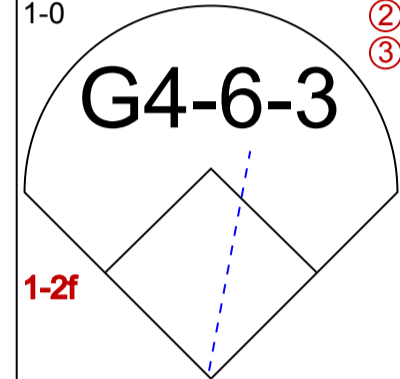
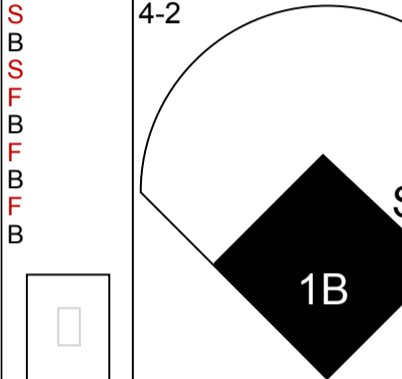
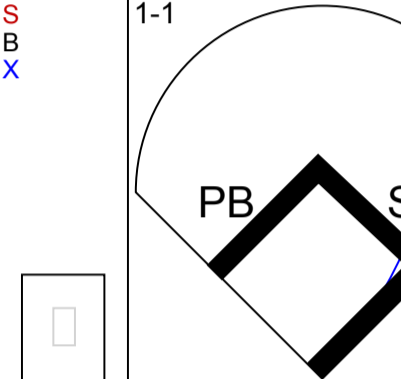
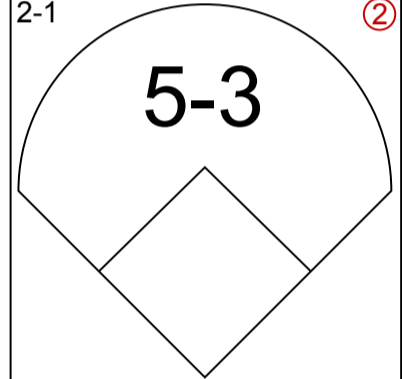
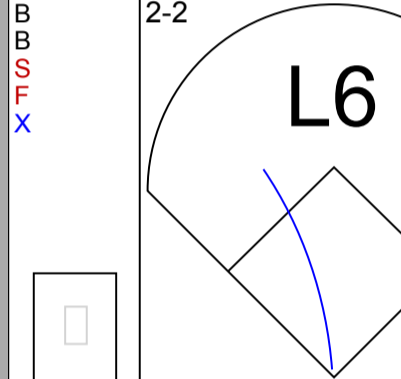
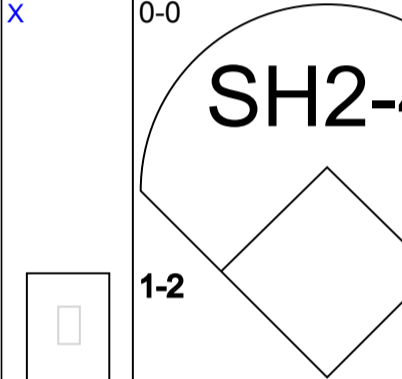
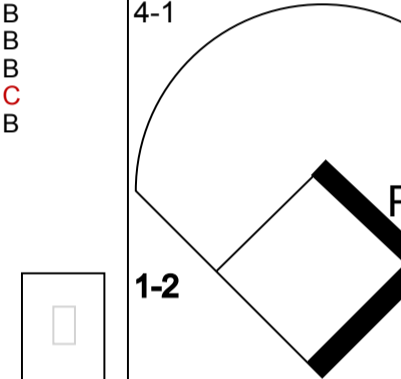
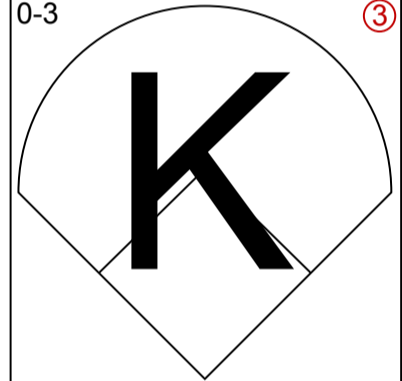
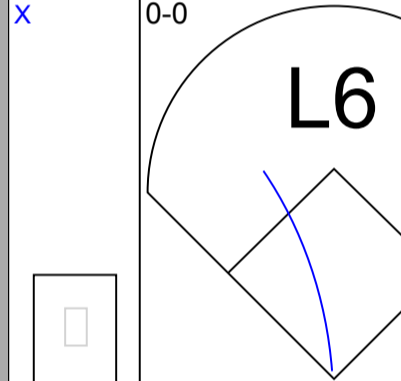
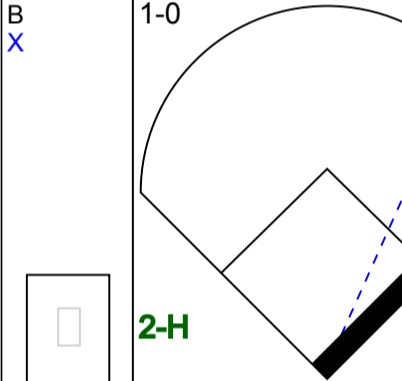
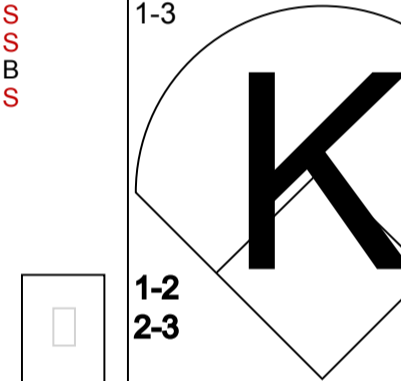
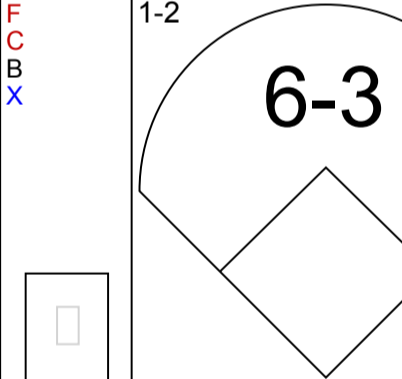
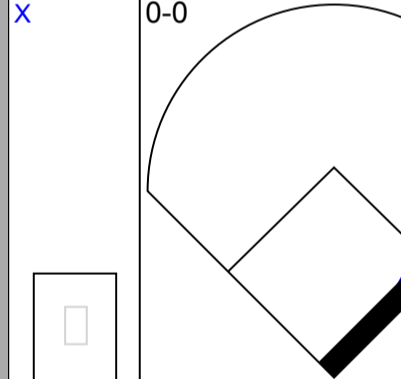
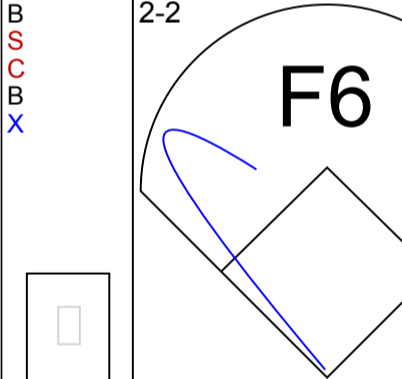
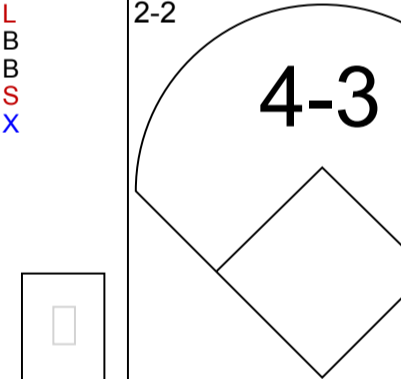
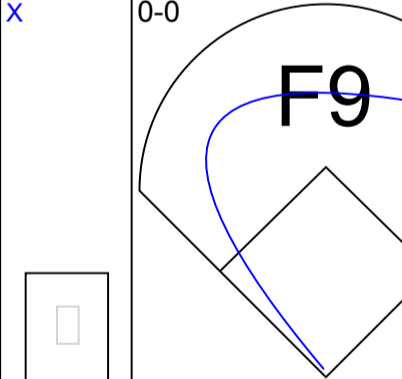
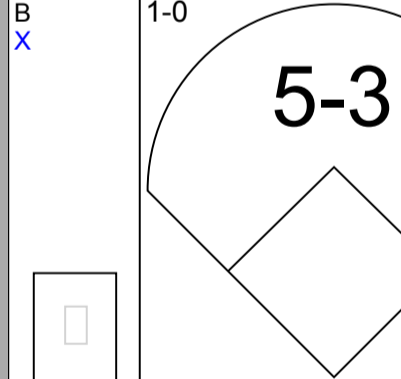
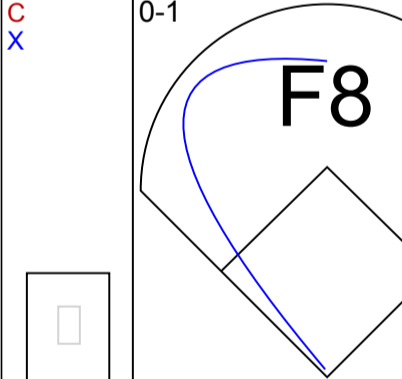
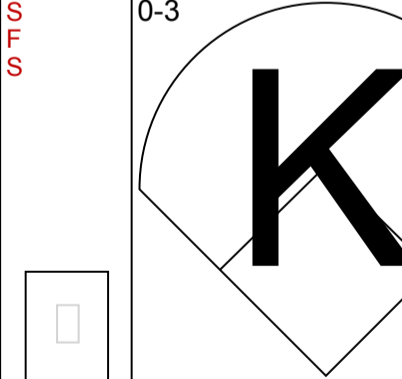
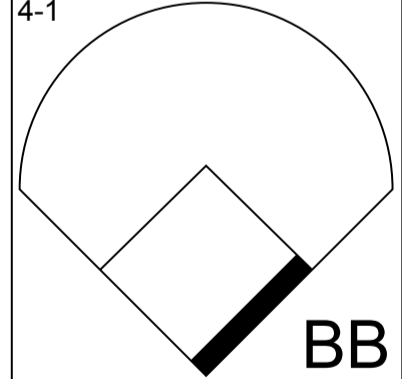
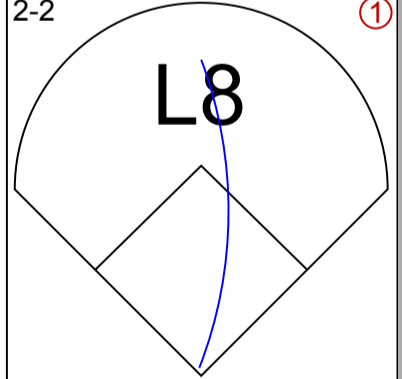
4	1	0	0	1	0	2
3	0	0	1	1	0	1
5	0	1	0	0	1	2
4	2	4	2	0	0	0
5	0	2	0	0	0	3
3	0	0	0	1	0	2
4	0	0	1	0	0	4
3	1	2	0	1	1	0
2	0	0	0	0	1	2
0	0	0	0	0	0	0
1	0	0	0	0	0	1
0	0	0	0	0	0	0

Batter	1	2	3	4	5	6	7	8	9
Dick Schofield, S (1, 6) OBP: 0.279, SLG: 0.262	0-0 F8		0-0 F7		4-0 1B SF9 BB	0-0 F8			0-0 6-3
Bill Virdon, L (1, 8) OBP: 0.320, SLG: 0.386	0-0 P5		0-0 SF9		0-0 F9		0-0 P6		4-0 1B BB
Bob Skinner, L (1, 7) OBP: 0.368, SLG: 0.370	0-0 P5		0-0 G3		0-0 2B 1B		0-0 G3		0-3 K
Dick Stuart, R (1, 3) OBP: 0.324, SLG: 0.547		0-0 HR		0-0 2B 1B	0-0 SF9		0-0 1B		0-0 1B
Roberto Clemente, R (1, 9) OBP: 0.405, SLG: 0.601		0-0 F9		0-0 4-3 2B	0-0 1-3 2B		0-0 3-1		0-0 4-3
Smoky Burgess, L (1, 2) OBP: 0.367, SLG: 0.478		0-0 F7		0-0 P4	0-0 4-0 IBB		0-0 3-1		
Don Hoak, R (1, 5) OBP: 0.405, SLG: 0.483		0-0 5-3		0-0 4-3	0-0 F8		0-0 F8		
Bill Mazaroski, R (1, 4) OBP: 0.304, SLG: 0.367			0-0 WP HBP SF9 1B	0-0 FC5-4 IBB		0-3 K		0-0 1B	
Earl Francis, R (1, 1) OBP: 0.261, SLG: 0.150			1-0 S WP HBP	0-0 FC5-4		0-3 K		0-0 P4	
Roy Face, R (7, 1) OBP: 0.250, SLG: 0.250			1-2	1-2f					
Rocky Nelson, L (8, PH) OBP: 0.314, SLG: 0.395									
Bobby Shantz, R (9, 1) OBP: 0.556, SLG: 0.533									

Inning Stats	R: 0	H: 0	E: 0	K: 0	S: 3	R: 1	H: 1	E: 0	K: 0	S: 4	R: 1	H: 1	E: 0	K: 0	S: 4	R: 1	H: 2	E: 0	K: 0	S: 5	R: 1	H: 2	E: 0	K: 0	S: 5	R: 0	H: 0	E: 0	K: 2	S: 7	R: 0	H: 1	E: 0	K: 0	S: 4	R: 0	H: 1	E: 0	K: 0	S: 4	R: 0	H: 1	E: 0	K: 1	S: 6	1B: 6	SF: 2	2B: 2	SAC: 0	3B: 0	DP: 0	HR: 1	HBP: 1	WP: 1	PA: 41
--------------	------	------	------	------	------	------	------	------	------	------	------	------	------	------	------	------	------	------	------	------	------	------	------	------	------	------	------	------	------	------	------	------	------	------	------	------	------	------	------	------	------	------	------	------	------	-------	-------	-------	--------	-------	-------	-------	--------	-------	--------

PITCHER	IP	WLS	BF	H	R	ER	SO	BB	IBB	HBP	BLK	WP	HR	S	P	ERA	WHIP
Dick Drott, R (1, 1) ERA: 4.42	3.0		14	4	3	3	0	0	0	0	0	1	1	13	14	9.00	1.333
Glen Hobbie, R (4, 1) ERA: 4.16	3.0		14	2	1	1	2	1	2	0	0	0	0	15	27	3.00	1.000
Bob Anderson, R (7, 1) ERA: 3.96	3.0	W	13	3	0	0	1	1	0	0	0	0	0	14	18	0.00	1.333

PITCHER	IP	WLS	BF	H	R	ER	SO	BB	IBB	HBP	BLK	WP	HR	S	P	ERA	WHIP
---------	----	-----	----	---	---	----	----	----	-----	-----	-----	----	----	---	---	-----	------

Batter	1	2	3	4	5	6	7	8	9	AB R H RBI BB SO LOB	TOP										
Maury Wills, S (1, 6) OBP: 0.360, SLG: 0.353	1-3 			3-2 		0-3 		1-3 		4 1 1 0 0 3 1	<b>Los Angeles Dodgers @ Chicago Cubs</b> Wrigley Field, Chicago, IL Tue Aug 29 1961, 3:33 AM CDT Att. 14,578 - Sunny - 86 F										
Jim Gilliam, S (1, 4) OBP: 0.369, SLG: 0.369	3-2 			0-1 		0-1 		2-1 		4 0 0 1 0 0 1											
Wally Moon, L (1, 7) OBP: 0.431, SLG: 0.505	1-3 			3-H 4-1 		2-2 		3-3 		3 0 0 0 1 2 1											
Duke Snider, L (1, 8) OBP: 0.361, SLG: 0.511 Willie Davis, L (9, PR) OBP: 0.320, SLG: 0.464		3-2 		1-0 		4-2 		1-1 		3 1 1 0 1 0 1 0 0 0 0 0 0 0											
Ron Fairly, L (1, 3) OBP: 0.441, SLG: 0.530		2-1 			2-2 		0-0 		4-1 			2 0 0 0 1 0 0									
Frank Howard, R (1, 9) OBP: 0.362, SLG: 0.545 Charlie Neal, R (9, 4) OBP: 0.299, SLG: 0.354		0-3 			0-0 		1-0 		1-3 			4 0 1 1 0 2 2 0 0 0 0 0 0 0									
John Roseboro, L (1, 2) OBP: 0.337, SLG: 0.462			1-2 		0-0 		2-2 		2-2 			4 0 1 0 0 0 4									
Tommy Davis, R (1, 5) OBP: 0.333, SLG: 0.429			0-0 		1-0 		0-1 					3 0 0 0 0 0 2									
Sandy Koufax, R (1, 1) OBP: 0.167, SLG: 0.063			0-3 			4-1 		2-2 		2 0 0 0 1 1 0											
<b>Inning Stats</b>	R: 0 E: 0 K: 2 S: 9	H: 0 LOB: 0 BB: 0 P: 14	R: 0 E: 0 K: 1 S: 9	H: 0 LOB: 0 BB: 0 P: 14	R: 0 E: 0 K: 1 S: 7	H: 0 LOB: 0 BB: 0 P: 8	R: 1 E: 0 K: 0 S: 7	H: 1 LOB: 0 BB: 1 P: 15	R: 0 E: 0 K: 1 S: 9	H: 0 LOB: 1 BB: 1 P: 15	R: 1 E: 0 K: 0 S: 12	H: 1 LOB: 1 BB: 1 P: 19	R: 0 E: 0 K: 1 S: 9	H: 0 LOB: 0 BB: 0 P: 14	R: 0 E: 0 K: 2 S: 14	H: 1 LOB: 3 BB: 1 P: 25	1B: 3 2B: 0 3B: 1 HR: 0	SF: 0 SAC: 1 DP: 1 HBP: 0	WP: 0 PB: 1 SB: 1 CS: 0	PA: 34	
<b>PITCHER</b> Don Cardwell, R (1, 1) ERA: 3.88 Barney Schultz, R (9, 1) ERA: 2.47	IP 8.0	WLS L	BF 29	H 3	R 2	ER 2	SO 6	BB 3	IBB 0	HBP 0	BLK 0	WP 0	HR 0	S 68	P 108	ERA 2.25	WHIP 0.750				

livebaseballscorecards.com

AB	29
R	2
H	4
RBI	2
BB	4
SO	8
LOB	12





Batter	1	2	3	4	5	6	7	8	9	AB	R	H	RBI	BB	SO	LOB
<b>Al Heist, R</b> OBP: 0.342, SLG: 0.392 (1, 8)	0-0 F4		0-1 6-3			1-3 K		0-1 FC3-6		4	0	0	0	0	1	1
<b>Don Zimmer, R</b> OBP: 0.299, SLG: 0.399 (1, 4)	3-3 K			0-0 F8		2-0 F3		0-0 L7		4	0	0	0	0	1	1
<b>Andre Rodgers, R</b> OBP: 0.328, SLG: 0.405 (1, 3) (8, 6)	4-2 BB			4-2 WP BB		3-3 K		3-2 CS	4-2 1B BB	1	0	0	0	3	1	0
<b>George Altman, L</b> OBP: 0.360, SLG: 0.574 (1, 9)	2-3 K			2-3 K		0-1 E1 6-3 1B			2-3 K	4	1	0	0	0	3	3
<b>Billy Williams, L</b> OBP: 0.348, SLG: 0.498 (1, 7)		1-3 K		1-3 K		1-0 F2			1-0 F7	4	0	0	0	0	2	3
<b>Ron Santo, R</b> OBP: 0.365, SLG: 0.486 (1, 5)		1-0 F7			4-1 BB		0-1 6-3		0-0 1B	3	0	1	0	1	0	1
<b>Dick Bertell, R</b> OBP: 0.311, SLG: 0.338 (1, 2)		0-0 F7			3-2 F4		0-0 1B		0-0 F3	4	0	1	1	0	0	3
<b>Jerry Kindall, R</b> OBP: 0.290, SLG: 0.424 (1, 6)			2-3 K		1-3 K		2-3 K			2	0	0	0	0	2	1
<b>Jim McAnany, R</b> OBP: 0.200, SLG: 0.200 (7, PH)										1	0	0	0	0	1	1
<b>Ed Bouchee, L</b> OBP: 0.363, SLG: 0.410 (8, 3)										0	0	0	0	0	0	0
<b>Don Cardwell, R</b> OBP: 0.193, SLG: 0.286 (1, 1)			3-3 K		3-2 F9			4-2 FC3-6 BB		2	0	0	0	0	1	1
<b>Richie Ashburn, L</b> OBP: 0.369, SLG: 0.288 (8, PH)										0	0	0	0	1	0	0
<b>Barney Schultz, R</b> OBP: 0.100, SLG: 0.100 (9, 1)										0	0	0	0	0	0	0

Inning Stats	R: 0	H: 0	E: 0	K: 2	S: 10	R: 0	H: 0	E: 0	K: 1	S: 5	R: 0	H: 0	E: 0	K: 2	S: 10	R: 0	H: 0	E: 0	K: 2	S: 11	R: 0	H: 0	E: 0	K: 1	S: 10	R: 0	H: 0	E: 0	K: 2	S: 7	R: 1	H: 1	E: 1	K: 1	S: 9	R: 0	H: 0	E: 0	K: 0	S: 7	R: 0	H: 1	E: 0	K: 1	S: 10	1B: 2	2B: 0	3B: 0	HR: 0	SF: 0	SAC: 0	DP: 0	HBP: 0	WP: 1	PA: 35
<b>PITCHER</b> <b>Sandy Koufax, L</b> ERA: 3.41 (1, 1)	IP	WLS	BF	H	R	ER	SO	BB	IBB	HBP	BLK	WP	HR	S	P	ERA	WHIP																																						
	9.0	W	34	2	1	0	12	5	0	0	0	1	0	79	136	0.00	0.778																																						

**Los Angeles Dodgers @ Chicago Cubs**  
Wrigley Field, Chicago, IL  
Tue Aug 29 1961, 3:33 AM CDT  
Att. 14,578 - Sunny - 86 F

<b>AB</b>	<b>29</b>
<b>R</b>	<b>1</b>
<b>H</b>	<b>2</b>
<b>RBI</b>	<b>1</b>
<b>BB</b>	<b>5</b>
<b>SO</b>	<b>12</b>
<b>LOB</b>	<b>15</b>



Batter	1	2	3	4	5	6	7	8	9	AB R H RBI BB SO LOB	TOP											
Maury Wills, S OBP: 0.358, SLG: 0.350 (1, 6)	1-0 4-3	0-0 FC6-4		2-0 6-3			1-0 G3			4 0 0 0 0 0 1												
Jim Gilliam, S OBP: 0.365, SLG: 0.365 (1, 7) (6, 5)	0-0 5-3		1-1 F9		1-3 K		3-2 6-3			4 0 0 0 0 1 0												
Tommy Davis, R OBP: 0.333, SLG: 0.427 (1, 8) (8, 7)	1-0 FC4 1B		0-0 E6 4-3		2-1 F7		0-1 6-3			4 0 1 0 0 0 0												
Frank Howard, R OBP: 0.356, SLG: 0.535 (1, 9) (6, 7)	1-2 FC4		3-2 4-3		2-2 5-3		1-3 K			4 0 0 0 0 1 2												
Willie Davis, L OBP: 0.320, SLG: 0.464 (8, 8)	1-2		1-2							0 0 0 0 0 0 0												
Gil Hodges, R OBP: 0.323, SLG: 0.380 (1, 3)		4-1 FC3-6 BB	0-0 6-3		1-3 K		1-0 F3			3 0 0 0 1 1 1												
Daryl Spencer, R OBP: 0.342, SLG: 0.394 (1, 5) Ron Fairly, L OBP: 0.437, SLG: 0.523 (6, PH) (6, 9)		2-2 FC3-6 HR		3-2 HR 1B		1-1 6-3		2-1 F8		2 2 1 0 0 0 1 2 0 0 0 0 0 0												
Charlie Neal, R OBP: 0.302, SLG: 0.373 (1, 4)		2-1 HR	1-0 F9		0-0 1B 3B		1-3 K			4 2 2 2 0 1 1	AB 35 R 5 H 7 RBI 5 BB 1 SO 5 LOB 7											
Norm Sherry, R OBP: 0.333, SLG: 0.463 (1, 2)		3-2 F6	2-2 HR		0-2 1B		1-1 1-3			4 1 2 3 0 0 0												
Johnny Podres, L OBP: 0.254, SLG: 0.266 (1, 1) Larry Sherry, R OBP: 0.286, SLG: 0.167 (7, 1)		0-1 FC6-4 1B	0-3 K		0-0 F7		3-1 4-3			3 0 1 0 0 1 1 1 0 0 0 0 0 0												
Inning Stats	R: 0 E: 0 K: 0 S: 6	H: 1 LOB: 1 BB: 0 P: 9	R: 2 E: 0 K: 0 S: 12	H: 2 LOB: 1 BB: 1 P: 23	R: 0 E: 1 K: 0 S: 7	H: 0 LOB: 1 BB: 0 P: 11	R: 2 E: 0 K: 1 S: 13	H: 2 LOB: 0 BB: 0 P: 21	R: 0 E: 0 K: 1 S: 8	H: 0 LOB: 0 BB: 0 P: 13	R: 1 E: 0 K: 1 S: 11	H: 2 LOB: 1 BB: 0 P: 13	R: 0 E: 0 K: 0 S: 7	H: 0 LOB: 0 BB: 0 P: 11	R: 0 E: 0 K: 1 S: 6	H: 0 LOB: 0 BB: 0 P: 10	R: 0 E: 0 K: 1 S: 7	H: 0 LOB: 0 BB: 0 P: 12	1B: 4 2B: 0 3B: 1 HR: 2	SF: 0 SAC: 0 DP: 0 HBP: 0	WP: 0 PB: 0 SB: 0 CS: 0	PA: 36
PITCHER	IP WLS BF H R ER SO BB IBB HBP BLK WP HR S P ERA WHIP																					
Dick Ellsworth, L ERA: 4.29 (1, 1)	5.0 L 22 5 4 4 2 1 0 0 0 0 0 2 46 77 7.20 1.200																					
Dick Drott, R ERA: 4.43 (6, 1)	2.0 8 2 1 1 1 0 0 0 0 0 0 0 18 24 4.50 1.000																					
Don Elston, R ERA: 5.89 (8, 1)	2.0 6 0 0 0 0 2 0 0 0 0 0 0 13 22 0.00 0.000																					

Los Angeles Dodgers @ Chicago Cubs  
Wrigley Field, Chicago, IL  
Wed Aug 30 1961, 3:33 AM CDT  
Att. 11,292 - Sunny - 90 F

livebaseballscorecards.com



BOTTOM

Los Angeles Dodgers @ Chicago Cubs  
Wrigley Field, Chicago, IL  
Wed Aug 30 1961, 3:33 AM CDT  
Att. 11,292 - Sunny - 90 F

livebaseballscorecards.com

AB 33  
R 2  
H 7  
RBI 2  
BB 2  
SO 12  
LOB 12



WP: 1 PA: 35  
PB: 0  
SB: 0  
CS: 0

AB	R	H	RBI	BB	SO	LOB
3	0	0	0	0	1	1
1	0	0	0	0	0	1
4	0	1	0	0	2	2
4	0	1	0	0	1	2
4	0	0	0	0	2	2
4	0	0	0	0	0	0
4	1	1	1	0	2	0
2	1	1	0	2	1	0
4	0	2	1	0	1	1
1	0	0	0	0	1	2
1	0	1	0	0	0	0
0	0	0	0	0	0	0
1	0	0	0	0	1	1
0	0	0	0	0	0	0

Batter	1	2	3	4	5	6	7	8	9
Al Heist, R OBP: 0.339, SLG: 0.389 Bob Will, L OBP: 0.353, SLG: 0.330 (1, 8) (7, PH) (8, 9)	0-1 F4		3-3 K		2-0 F9		2-2 3-1		
Don Zimmer, R OBP: 0.299, SLG: 0.400 (1, 4)	1-0 4-3		1-1 WP 2B		1-3 K		2-3 K		
14 Ernie Banks, R OBP: 0.356, SLG: 0.520 (1, 6)	0-1 1B		0-0 F4		1-0 FC5-4 1-2f		1-3 K		
George Altman, L OBP: 0.357, SLG: 0.568 (1, 9) (8, 8)	3-2 F4		3-3 K		1-1 4-3		2-3 K		
Billy Williams, L OBP: 0.345, SLG: 0.493 (1, 7)		1-1 6-3		0-0 F7		1-0 6-3		0-2 L7	
Ron Santo, R OBP: 0.365, SLG: 0.491 (1, 5)		0-3 K		0-1 HR		0-1 6-3		0-3 K	
Andre Rodgers, R OBP: 0.337, SLG: 0.406 (1, 3)		2-1 1B 1B		4-0 G5-4-3 BB		4-2 2B BB		0-3 K	
Dick Bertell, R OBP: 0.314, SLG: 0.344 (1, 2)		0-0 1B		0-0 G5-4-3 1-2f		3-2 1-H 2B		2-3 K	
Dick Ellsworth, L OBP: 0.109, SLG: 0.070 Richie Ashburn, L OBP: 0.371, SLG: 0.291 Dick Drott, R OBP: 0.278, SLG: 0.353 Jim McAnany, R OBP: 0.167, SLG: 0.167 Don Elston, R OBP: 0.222, SLG: 0.222 (1, 1) (5, PH) (6, 1) (7, PH) (8, 1)		1-3 K		1-1 14 FC5-4 1B		2-3 K			

Inning Stats	R: 0	H: 1	E: 0	LOB: 1	K: 0	BB: 0	S: 8	R: 0	H: 2	E: 0	LOB: 2	K: 2	BB: 0	S: 11	R: 0	H: 1	E: 0	LOB: 1	K: 2	BB: 0	S: 9	R: 1	H: 1	E: 0	LOB: 0	K: 0	BB: 1	S: 4	R: 0	H: 1	E: 0	LOB: 1	K: 1	BB: 0	S: 7	R: 0	H: 0	E: 0	LOB: 0	K: 0	BB: 0	S: 5	R: 1	H: 1	E: 0	LOB: 1	K: 2	BB: 1	S: 16	R: 0	H: 0	E: 0	LOB: 0	K: 2	BB: 0	S: 11	R: 0	H: 0	E: 0	LOB: 0	K: 3	BB: 0	S: 9	R: 0	H: 0	E: 0	LOB: 0	K: 3	BB: 0	S: 9	R: 0	H: 0	E: 0	LOB: 0	K: 3	BB: 0	S: 9	1B: 4	SF: 0	2B: 2	SAC: 0	3B: 0	DP: 1	HR: 1	HBP: 0	WP: 1	PA: 35
--------------	------	------	------	--------	------	-------	------	------	------	------	--------	------	-------	-------	------	------	------	--------	------	-------	------	------	------	------	--------	------	-------	------	------	------	------	--------	------	-------	------	------	------	------	--------	------	-------	------	------	------	------	--------	------	-------	-------	------	------	------	--------	------	-------	-------	------	------	------	--------	------	-------	------	------	------	------	--------	------	-------	------	------	------	------	--------	------	-------	------	-------	-------	-------	--------	-------	-------	-------	--------	-------	--------

PITCHER	IP	WLS	BF	H	R	ER	SO	BB	IBB	HBP	BLK	WP	HR	S	P	ERA	WHIP
Johnny Podres, L ERA: 3.4 (1, 1)	6.0	W	26	7	2	2	5	2	0	0	0	1	1	50	83	3.00	1.500
Larry Sherry, R ERA: 3.99 (7, 1)	3.0	S	9	0	0	0	7	0	0	0	0	0	0	30	41	0.00	0.000

Batter	1	2	3	4	5	6	7	8	9	AB R H RBI BB SO LOB	TOP	
Joey Amalfitano, R (1, 4) OBP: 0.344, SLG: 0.332	0-0 SF8 3B		0-0 5-3		0-0 FC5-4 1-2f			0-0 5-3		4 1 1 0 0 0 1	<b>San Francisco Giants @ Chicago Cubs</b> Wrigley Field, Chicago, IL Thu Aug 31 1961, 3:33 AM CDT Att: 7,593 - Cloudy - 91 F	
Harvey Kuenn, R (1, 9) OBP: 0.327, SLG: 0.364	4-0 G5-4-3 BB		0-0 F7			0-0 F8		0-0 F8		3 0 0 0 1 0 0		
Willie McCovey, L (1, 3) OBP: 0.352, SLG: 0.500	0-0 SF8			0-3 K		0-0 E 1B		0-0 1B 1B		3 0 2 1 0 1 0		
Willie Mays, R (1, 8) OBP: 0.399, SLG: 0.603	0-0 G5-4-3 1-2f			0-0 6-3		0-0 E4 G5-4-3 1-2		0-0 1B 1B		4 0 1 0 0 0 2		
Orlando Cepeda, R (1, 7) OBP: 0.349, SLG: 0.592		4-0 G6-4-3 BB		0-0 1B		0-0 G5-4-3 1-2f		0-0 F7		3 0 1 0 1 0 4		
Jim Davenport, R (1, 5) OBP: 0.331, SLG: 0.429		0-0 G6-4-3 1-2f		0-0 L7			0-0 F8		0-0 4-3	4 0 0 0 0 0 2		
John Orsino, R (1, 2) OBP: 0.291, SLG: 0.427		0-0 1B			0-0 F9		4-0 FC5-4 BB		0-0 6-3	3 0 1 0 1 0 0		
Eddie Bressoud, R (1, 6) OBP: 0.295, SLG: 0.380		0-0 F7			0-0 P4		0-0 FC5-4 1-2f		0-0 P5	4 0 0 0 0 0 2		
Juan Marichal, R (1, 1) OBP: 0.164, SLG: 0.123 Billy O'Dell, S (3, 1) OBP: 0.154, SLG: 0.125 Felipe Alou, R (7, PH) OBP: 0.320, SLG: 0.451 Dom Zanni, R (7, 1)			0-3 K		0-0 FC5-4 1B		0-3 K			1 0 0 0 0 1 0 1 0 1 0 0 0 0 1 0 0 0 0 1 1 0 0 0 0 0 0 0		
<b>Inning Stats</b>	R: 1 H: 1 E: 0 LOB: 0 K: 0 BB: 1 S: 3 P: 7	R: 0 H: 1 E: 0 LOB: 1 K: 0 BB: 1 S: 3 P: 7	R: 0 H: 0 E: 0 LOB: 0 K: 1 BB: 0 S: 5 P: 5	R: 0 H: 1 E: 0 LOB: 1 K: 1 BB: 0 S: 6 P: 6	R: 0 H: 1 E: 0 LOB: 1 K: 0 BB: 0 S: 4 P: 4	R: 0 H: 1 E: 1 LOB: 1 K: 0 BB: 0 S: 4 P: 4	R: 0 H: 0 E: 0 LOB: 1 K: 1 BB: 1 S: 5 P: 9	R: 0 H: 2 E: 0 LOB: 2 K: 0 BB: 0 S: 5 P: 5	R: 0 H: 0 E: 0 LOB: 0 K: 0 BB: 0 S: 3 P: 3	1B: 6 SF: 1 2B: 0 SAC: 0 3B: 1 DP: 3 HR: 0 HBP: 0	WP: 0 PA: 35 PB: 0 SB: 0 CS: 0	
<b>PITCHER</b> Jack Curtis, L (1, 1) ERA: 4.64	IP WLS BF H R ER SO BB IBB HBP BLK WP HR S P ERA WHIP	9.0 W 35 7 1 1 3 3 0 0 0 0 0 0 38 50 1.00 1.111										

livebaseballscorecards.com

<b>AB</b>	31
<b>R</b>	1
<b>H</b>	7
<b>RBI</b>	1
<b>BB</b>	3
<b>SO</b>	3
<b>LOB</b>	12



Batter	1	2	3	4	5	6	7	8	9	AB	R	H	RBI	BB	SO	LOB
Richie Ashburn, L (1, 8) OBP: 0.373, SLG: 0.293	4-0 14 PB 1B 4-3 BB	0-0 SF8 3-H	0-0 1B 1-2 2-3 3-H			0-0 6-3				2	1	1	2	1	0	0
Don Zimmer, R (1, 4) OBP: 0.298, SLG: 0.399	0-0 4-3 14 PB 1B 1-2	0-0 FC6-4 1-2f	0-3 K			0-0 1-3				4	1	1	0	0	1	4
14 Ernie Banks, R (1, 6) OBP: 0.353, SLG: 0.515	0-0 F8 1-2 2-3	0-0 P6				0-0 5-3				4	0	0	0	0	1	3
George Altman, L (1, 9) OBP: 0.356, SLG: 0.568	0-0 4-3 2-3 3-H		0-0 1B 2B			0-3 K				4	1	1	1	0	2	1
Billy Williams, L (1, 7) OBP: 0.346, SLG: 0.493	0-0 2B 1B 1B 3-H		0-0 1B 1B 2-H			0-3 K				4	2	2	2	0	2	0
Ron Santo, R (1, 5) OBP: 0.367, SLG: 0.494	0-0 1-3 1B 2B		0-0 1B 1B 2-3			0-0 F8				3	0	2	0	1	0	0
Sammy Taylor, L (1, 2) OBP: 0.330, SLG: 0.396	0-0 2-H 3-H 1B		0-3 K			0-0 F7				4	0	1	1	0	2	3
Ed Bouchee, L (1, 3) OBP: 0.365, SLG: 0.413		0-0 1B SF8 2B	4-0 1B IBB			0-3 K				3	1	1	0	1	1	1
Jack Curtis, L (1, 1) OBP: 0.305, SLG: 0.265		0-0 FC6-4 1B 2-3	0-3 K			0-0 P4				3	0	1	0	0	1	3

Inning Stats	R: 3	H: 4	E: 0	K: 6	S: 6	LOB: 2	BB: 1	P: 10	R: 1	H: 2	E: 0	K: 5	S: 5	LOB: 1	BB: 0	P: 5	R: 2	H: 4	E: 0	K: 3	S: 13	LOB: 3	BB: 1	P: 17	R: 0	H: 0	E: 0	K: 2	S: 7	LOB: 0	BB: 0	P: 7	R: 0	H: 0	E: 0	K: 1	S: 5	LOB: 0	BB: 0	P: 5	R: 0	H: 0	E: 0	K: 3	S: 9	LOB: 0	BB: 0	P: 9	R: 0	H: 0	E: 0	K: 1	S: 4	LOB: 0	BB: 1	P: 8	R: 0	H: 0	E: 0	K: 3	S: 9	LOB: 0	BB: 0	P: 9	R: 0	H: 0	E: 0	K: 1	S: 4	LOB: 0	BB: 1	P: 8
--------------	------	------	------	------	------	--------	-------	-------	------	------	------	------	------	--------	-------	------	------	------	------	------	-------	--------	-------	-------	------	------	------	------	------	--------	-------	------	------	------	------	------	------	--------	-------	------	------	------	------	------	------	--------	-------	------	------	------	------	------	------	--------	-------	------	------	------	------	------	------	--------	-------	------	------	------	------	------	------	--------	-------	------


PITCHER	IP	WLS	BF	H	R	ER	SO	BB	IBB	HBP	BLK	WP	HR	S	P	ERA	WHIP
Juan Marichal, R (1, 1) ERA: 3.86	2.0	L	15	9	6	6	0	1	0	0	0	0	0	14	18	27.00	5.000
Billy O'Dell, L (3, 1) ERA: 4.67	4.0		14	1	0	0	6	0	1	0	0	0	0	25	29	0.00	0.250
Dom Zanni, R (7, 1) ERA: 4.91	2.0		6	0	0	0	4	1	0	0	0	0	0	13	17	0.00	0.500

**BOTTOM**

**San Francisco Giants @ Chicago Cubs**  
 Wrigley Field, Chicago, IL  
 Thu Aug 31 1961, 3:33 AM CDT  
 Att. 7,593 - Cloudy - 91 F

livebaseballscorecards.com

AB	31
R	6
H	10
RBI	6
BB	3
SO	10
LOB	15



WP: 0	PA: 35
PB: 1	SB: 0
CS: 0	

Batter	1	2	3	4	5	6	7	8	9	10	11	12	13	14	AB	R	H	RBI	BB	SO	LOB	
Joey Amalfitano, R OBP: 0.345, SLG: 0.332 (1, 4)	4-0 BB G5-4-3		0-0 1B G6-3			0-0 1-6-3	0-0 L9		0-0 F9			0-0 5-3		0-0 3B 1B	6	1	2	0	1	0	1	
Harvey Kuenn, R OBP: 0.329, SLG: 0.371 Ernie Bowman, R OBP: 0.250, SLG: 0.296 (8, 6)	0-0 1-2f G5-4-3		0-0 1-2f G6-3			0-0 HR		4-0 1B BB		0-0 G3		0-0 E5		0-0 1H 3B	3	1	1	1	1	1	0	2
Willie McCovey, L OBP: 0.351, SLG: 0.497 Felipe Alou, R OBP: 0.317, SLG: 0.446 (8, 9)	0-0 F7			0-0 F7		0-0 FC6-4 1B		0-0 E4 1B 1-2		0-0 5-3		0-0 6-3		0-0 6-3	4	0	1	0	0	0	1	
Willie Mays, R OBP: 0.398, SLG: 0.599 (1, 8)		0-0 1B G6-4-3		0-0 F7		0-0 FC6-4 1-2f FC4-6		0-3 K		0-0 1B			0-0 1-3		6	0	2	0	0	1	3	
Orlando Cepeda, R OBP: 0.347, SLG: 0.586 (8, 3)		0-0 1-2f G6-4-3		4-0 BB		0-0 1-2f FC4-6		0-3 K		0-0 F9			0-3 K		5	0	0	0	1	2	5	
Ed Bailey, L OBP: 0.345, SLG: 0.423 (1, 2)	4-0 1B BB			0-0 4-3			4-0 1B 1B G4-6-3 BB	1-3 2H 1B			0-0 4-3		4-0 BB		3	1	1	1	3	0	1	
Jim Davenport, R OBP: 0.331, SLG: 0.427 (1, 5)		0-0 1-3 1B			0-0 6-3		0-0 G4-6-3 1-2 1B	0-0 P2			0-0 6-3		0-3 K		6	0	2	0	0	1	3	
Jose Pagan, R OBP: 0.318, SLG: 0.340 (8, 7)		0-0 5-3			0-0 6-3		0-0 G4-6-3 1-2 2-3 1B	0-0 F8			0-0 F9			0-3 K	6	0	1	0	0	1	2	
Richard LeMay, L OBP: 0.091, SLG: 0.048 Hobie Landrin, L OBP: 0.325, SLG: 0.375 Stu Miller, R OBP: 0.350, SLG: 0.425 Eddie Breussard, R OBP: 0.292, SLG: 0.376 Bobby Bolin, R OBP: 0.296, SLG: 0.286 Billy O'Dell, S OBP: 0.184, SLG: 0.125 Dom Zarnini, R OBP: 0.188, SLG: 0.133 (11, 1) (2, P16) (7, 1) (12, P16) (12, 1) (12, 1) (13, 1) (13, 1)			0-0 3-1		0-0 P5		0-0 G4-6-3 1-2f 2-3 3H	0-3 K				0-0 P6		0-3 K	2	0	0	0	0	0	0	

Inning Stats	R: 0 E: 0 K: 0 S: 2	H: 0 LOB: 0 BB: 1 P: 6	R: 0 E: 0 K: 0 S: 4	H: 2 LOB: 2 BB: 1 P: 8	R: 0 E: 0 K: 0 S: 3	H: 1 LOB: 0 BB: 0 P: 3	R: 0 E: 0 K: 0 S: 3	H: 0 LOB: 1 BB: 1 P: 7	R: 0 E: 0 K: 0 S: 3	H: 0 LOB: 0 BB: 0 P: 3	R: 1 E: 0 K: 0 S: 5	H: 2 LOB: 1 BB: 0 P: 5	R: 1 E: 0 K: 2 S: 9	H: 1 LOB: 2 BB: 1 P: 13	R: 0 E: 0 K: 1 S: 5	H: 0 LOB: 0 BB: 0 P: 5	R: 0 E: 0 K: 0 S: 4	H: 1 LOB: 1 BB: 0 P: 4	R: 0 E: 0 K: 0 S: 3	H: 0 LOB: 0 BB: 0 P: 3	R: 0 E: 1 K: 0 S: 4	H: 0 LOB: 1 BB: 0 P: 4	R: 0 E: 0 K: 2 S: 7	H: 0 LOB: 1 BB: 1 P: 11	R: 1 E: 0 K: 2 S: 9	H: 2 LOB: 1 BB: 0 P: 9	1B: 9 2B: 0 3B: 1 HR: 1	SF: 0 SAC: 0 DP: 4 HBP: 0	WP: 0 PB: 0 SB: 0 CS: 0	PA: 57
--------------	------------------------------	---------------------------------	------------------------------	---------------------------------	------------------------------	---------------------------------	------------------------------	---------------------------------	------------------------------	---------------------------------	------------------------------	---------------------------------	------------------------------	----------------------------------	------------------------------	---------------------------------	------------------------------	---------------------------------	------------------------------	---------------------------------	------------------------------	---------------------------------	------------------------------	----------------------------------	------------------------------	---------------------------------	----------------------------------	------------------------------------	----------------------------------	--------


PITCHER	IP	WLS	BF	H	R	ER	SO	BB	IBB	HBP	BLK	WP	HR	S	P	ERA	WHIP
Glen Hobbie, R ERA: 4.13 (1, 1)	6.0		26	7	2	2	0	4	0	0	0	0	1	22	38	3.00	1.833
Bob Anderson, R ERA: 3.81 (7, 1)	5.0		18	2	1	0	3	1	0	0	0	0	0	23	27	0.00	0.600
Barney Schultz, R ERA: 2.38 (12, 1)	2.0		8	0	0	0	2	1	0	0	0	0	0	11	15	0.00	0.500
Don Elston, R ERA: 5.93 (14, 1)	1.0	L	5	2	1	1	2	0	0	0	0	0	0	9	9	9.00	2.000

**TOP**

**San Francisco Giants @ Chicago Cubs**  
Wrigley Field, Chicago, IL

Fri Sep 01 1961, 3:33 AM CDT  
Att: 5,427 - Sunny - 90 F

AB	51
R	4
H	11
RBI	3
BB	6
SO	7
LOB	22



Batter	1	2	3	4	5	6	7	8	9	10	11	12	13	14	AB	R	H	RBI	BB	SO	LOB	
<b>Richie Ashburn, L</b> (1, 8) OBP: 0.371, SLG: 0.289	F8		L3		1-3			P4		F9		14 BB, 1B	1-2 BB, 2-3 BB		6	0	1	0	1	0	1	
<b>Don Zimmer, R</b> (1, 4) OBP: 0.298, SLG: 0.400 <b>Sammy Drake, S</b> (8, PR)	K		6-3							K2-3		K	F7		4	0	1	0	0	2	0	
<b>Jerry Kindall, R</b> (9, 4) OBP: 0.288, SLG: 0.421 <b>Ed Bouchee, L</b> (13, PH) <b>Don Eiston, R</b> (14, 1) OBP: 0.222, SLG: 0.222	F8		P4												2	0	0	0	0	2	1	
<b>14 Ernie Banks, R</b> (1, 6) OBP: 0.356, SLG: 0.512	F8		P4												1	0	0	0	0	0	3	
<b>George Altman, L</b> (1, 9) OBP: 0.353, SLG: 0.561															4	0	1	0	3	0	0	
<b>Billy Williams, L</b> (1, 7) OBP: 0.345, SLG: 0.488															7	1	1	0	0	2	6	
<b>Ron Santo, R</b> (1, 5) OBP: 0.366, SLG: 0.490															6	0	1	0	1	0	5	
<b>Andre Rodgers, R</b> (1, 3) OBP: 0.344, SLG: 0.430															6	0	1	0	1	1	4	
<b>Cuno Barragan, R</b> (1, 2) OBP: 0.333, SLG: 1.333 <b>Dick Bertell, R</b> (8, 2) OBP: 0.314, SLG: 0.344															5	1	3	2	0	0	0	
<b>Glen Hobbie, R</b> (11, 11) OBP: 0.229, SLG: 0.308 <b>Bob Anderson, R</b> (7, 11) OBP: 0.193, SLG: 0.206 <b>Bob Will, L</b> (11, PH) OBP: 0.350, SLG: 0.327 <b>Barney Schultz, R</b> (12, 11) OBP: 0.100, SLG: 0.100 <b>Sammy Taylor, L</b> (13, PH) OBP: 0.334, SLG: 0.396 <b>Mel Roach, R</b> (14, 4) OBP: 0.230, SLG: 0.212															3	1	1	1	0	0	1	
<b>Inning Stats</b>	R: 0 E: 0 K: 1 S: 5	H: 0 LOB: 0 BB: 0 P: 5	R: 3 E: 0 K: 0 S: 6	H: 3 LOB: 0 BB: 0 P: 6	R: 0 E: 0 K: 0 S: 3	H: 0 LOB: 0 BB: 0 P: 3	R: 0 E: 0 K: 0 S: 3	H: 0 LOB: 0 BB: 0 P: 3	R: 0 E: 0 K: 1 S: 3	H: 0 LOB: 0 BB: 0 P: 3	R: 0 E: 0 K: 1 S: 6	H: 1 LOB: 1 BB: 0 P: 6	R: 0 E: 0 K: 2 S: 8	H: 1 LOB: 2 BB: 1 P: 12	R: 0 E: 0 K: 0 S: 3	H: 0 LOB: 3 BB: 3 P: 15	R: 0 E: 0 K: 0 S: 3	H: 0 LOB: 1 BB: 1 P: 7	1B: 8 2B: 1 3B: 0 HR: 2	SF: 0 SAC: 1 DP: 0 HBP: 0	WP: 0 PB: 0 SB: 0 CS: 0	PA: 60

**BOTTOM**

**San Francisco Giants @ Chicago Cubs**  
Wrigley Field, Chicago, IL  
Fri Sep 01 1961, 3:33 AM CDT  
Att: 5,427 - Sunny - 90 F

AB	52
R	3
H	11
RBI	3
BB	7
SO	7
LOB	28



IP	WLS	BF	H	R	ER	SO	BB	IBB	HBP	BLK	WP	HR	S	P	ERA	WHIP
1.1		5	0	0	0	0	1	0	0	0	0	0	4	8	0.00	0.750

PITCHER	IP	WLS	BF	H	R	ER	SO	BB	IBB	HBP	BLK	WP	HR	S	P	ERA	WHIP
<b>Richard LeMay, L</b> (1, 1) ERA: 3.7	6.0		24	6	3	3	2	0	0	0	0	0	2	28	28	4.50	1.000
<b>Stu Miller, R</b> (7, 1) ERA: 2.45	5.0		21	4	0	0	3	0	2	0	0	0	0	25	33	0.00	0.800
<b>Bobby Bolin, R</b> (12, 1) ERA: 3.43	0.1		3	1	0	0	1	1	0	0	0	0	0	4	8	0.00	6.000
<b>Billy O'Dell, L</b> (12, 1) ERA: 4.63	0.2		2	0	0	0	1	0	0	0	0	0	0	4	4	0.00	0.000
<b>Dom Zanni, R</b> (13, 1) ERA: 4.63	0.2		5	0	0	0	0	2	1	0	0	0	0	2	14	0.00	3.000

PITCHER	IP	WLS	BF	H	R	ER	SO	BB	IBB	HBP	BLK	WP	HR	S	P	ERA	WHIP
<b>Billy Loes, R</b> (13, 1) ERA: 4.26	1.1		5	0	0	0	0	1	0	0	0	0	0	4	8	0.00	0.750

Batter	1	2	3	4	5	6	7	8	9	AB R H RBI BB SO LOB	TOP
<b>Joey Amalfitano, R</b> (1, 4) <small>OBP: 0.341, SLG: 0.328</small>	0-3 		0-0 		0-3 			0-3 		4 0 0 0 0 3 1	<b>San Francisco Giants @ Chicago Cubs</b> Wrigley Field, Chicago, IL Sat Sep 02 1961, 3:33 AM CDT Att: 9,547 - Cloudy - 88 F
<b>Harvey Kuenn, R</b> (1, 9) <small>OBP: 0.330, SLG: 0.371</small>	0-0 		0-0 		0-0 			4-0 		3 0 1 0 1 0 0	
<b>Willie McCovey, L</b> (1, 3) <small>OBP: 0.350, SLG: 0.492</small>	1-0 		0-0 					0-0 		3 0 0 0 0 1 2	
<b>Willie Mays, R</b> (1, 8) <small>OBP: 0.397, SLG: 0.596</small>	0-3 			0-0 				0-0 		4 0 1 0 0 1 2	
<b>Orlando Cepeda, R</b> (1, 7) <small>OBP: 0.345, SLG: 0.581</small>	0-3 			0-0 				0-0 		4 0 0 0 0 1 3	
<b>Ed Bailey, L</b> (1, 2) <small>OBP: 0.344, SLG: 0.421</small>		0-3 		0-0 				0-0 		4 0 1 0 0 1 0	
<b>Jim Davenport, R</b> (1, 5) <small>OBP: 0.333, SLG: 0.427</small>		0-0 		0-3 				1-0 		2 0 1 0 0 1 1	
<b>Jose Pagan, R</b> (1, 6) <small>OBP: 0.316, SLG: 0.337</small>		0-0 			0-0 			0-0 		3 0 0 0 0 0 2	
<b>Jack Sanford, R</b> (1, 1) <small>OBP: 0.212, SLG: 0.349</small> <b>Hobie Landrith, L</b> (8, PH) <small>OBP: 0.333, SLG: 0.385</small> <b>Bobby Bolin, R</b> (8, 1) <small>OBP: 0.286, SLG: 0.286</small>		0-3 			0-0 			0-0 		2 0 0 0 0 1 1	
<b>Inning Stats</b>	R: 0 H: 1 E: 0 LOB: 2 K: 3 BB: 0 S: 10 P: 11	R: 0 H: 1 E: 0 LOB: 1 K: 2 BB: 0 S: 8 P: 8	R: 0 H: 0 E: 0 LOB: 0 K: 0 BB: 0 S: 3 P: 3	R: 0 H: 1 E: 0 LOB: 1 K: 1 BB: 0 S: 6 P: 6	R: 0 H: 0 E: 0 LOB: 0 K: 1 BB: 0 S: 5 P: 5	R: 0 H: 0 E: 0 LOB: 0 K: 1 BB: 0 S: 5 P: 5	R: 0 H: 0 E: 0 LOB: 1 K: 0 BB: 0 S: 3 P: 4	R: 0 H: 1 E: 0 LOB: 1 K: 1 BB: 1 S: 5 P: 9	R: 0 H: 1 E: 0 LOB: 0 K: 0 BB: 0 S: 3 P: 3	1B: 5 SF: 0 2B: 0 SAC: 0 3B: 0 DP: 2 HR: 0 HBP: 2	WP: 0 PA: 33 PB: 0 SB: 0 CS: 0
<b>PITCHER</b> <b>Don Cardwell, R</b> (1, 1) <small>ERA: 3.71</small>	IP WLS BF H R ER SO BB IBB HBP BLK WP HR S P ERA WHIP 9.0 W 33 5 0 0 9 1 0 2 0 0 0 48 54 0.00 0.667										

AB	30
R	0
H	5
RBI	0
BB	1
SO	9
LOB	12



Batter	1	2	3	4	5	6	7	8	9	AB	R	H	RBI	BB	SO	LOB
<b>Richie Ashburn, L</b> (1, 8) OBP: 0.375, SLG: 0.298	0-0 5-3 F8		0-0 SF7 3B		4-0 HR BB	4-0 FC6-4 BB	0-0 F8			3	2	1	0	2	0	2
<b>Andre Rodgers, R</b> (1, 3) OBP: 0.335, SLG: 0.420	0-0 P6		0-0 SF7 3-H		0-0 F7 1-2	0-0 FC6-4 1-2f		0-0 F8		4	0	0	1	0	0	2
<b>14 Ernie Banks, R</b> (1, 6) OBP: 0.359, SLG: 0.519	0-0 2B 1B		4-0 BB		0-0 P3		0-0 HR	0-0 P4		4	1	2	1	1	0	1
<b>George Altman, L</b> (1, 9) OBP: 0.353, SLG: 0.568	0-0 1-3 2B		0-3 K		0-0 HR 2-H		0-0 F7	0-0 P6		5	1	2	2	0	1	1
<b>Billy Williams, L</b> (1, 7) OBP: 0.347, SLG: 0.498	0-0 F7			0-0 L8		0-0 2B		0-0 HR		4	1	2	1	0	0	2
<b>Ron Santo, R</b> (1, 5) OBP: 0.369, SLG: 0.496		0-0 5-3		0-0 HR	4-0 IBB		4-0 1B 1B BB			2	2	1	1	2	0	0
<b>Cuno Barragan, R</b> (1, 2) OBP: 0.286, SLG: 0.714		0-0 5-3		0-0 L9	0-0 5-3		0-0 1B 1B			4	0	1	0	0	0	2
<b>Mel Roach, R</b> (1, 4) OBP: 0.234, SLG: 0.232		0-0 4-3		0-0 2B		0-3 K	0-0 1B 1-2 3-H			3	0	1	0	0	1	0
<b>Jerry Kindall, R</b> (7, 4) OBP: 0.291, SLG: 0.423										1	0	1	1	0	0	0
<b>Don Cardwell, R</b> (1, 1) OBP: 0.184, SLG: 0.272			0-0 L6	0-0 1-3		0-0 5-3	0-3 K			4	0	0	0	0	1	3

Inning Stats	R: 0	H: 2	E: 0	K: 0	S: 5	LOB: 2	BB: 0	P: 5	R: 0	H: 0	E: 0	K: 0	S: 3	LOB: 0	BB: 0	P: 3	R: 1	H: 1	E: 0	K: 1	S: 6	LOB: 1	BB: 1	P: 10	R: 1	H: 2	E: 0	K: 0	S: 5	LOB: 1	BB: 0	P: 5	R: 2	H: 2	E: 0	K: 0	S: 5	LOB: 2	BB: 2	P: 13	R: 0	H: 0	E: 0	K: 1	S: 5	LOB: 1	BB: 1	P: 9	R: 3	H: 4	E: 0	K: 1	S: 9	LOB: 2	BB: 1	P: 13	R: 0	H: 0	E: 0	K: 0	S: 3	LOB: 0	BB: 0	P: 3
<b>Jack Sanford, R</b> (1, 1) ERA: 3.94	IP	WLS	BF	H	R	ER	SO	BB	IBB	HBP	BLK	WP	HR	S	P	ERA	WHIP																																															
<b>Bobby Bolin, R</b> (8, 1) ERA: 3.35	1.0	3	0	0	0	0	0	0	0	0	0	0	0	3	3	0.00	0.000																																															

**BOTTOM**

**San Francisco Giants @ Chicago Cubs**  
Wrigley Field, Chicago, IL  
Sat Sep 02 1961, 3:33 AM CDT  
Att. 9,547 - Cloudy - 88 F

<b>AB</b>	<b>34</b>
<b>R</b>	<b>7</b>
<b>H</b>	<b>11</b>
<b>RBI</b>	<b>7</b>
<b>BB</b>	<b>5</b>
<b>SO</b>	<b>3</b>
<b>LOB</b>	<b>13</b>

[livebaseballscorecards.com](http://livebaseballscorecards.com)

<b>1B:</b> 3	<b>SF:</b> 1	<b>WP:</b> 0	<b>PA:</b> 40
<b>2B:</b> 3	<b>SAC:</b> 0	<b>PB:</b> 0	
<b>3B:</b> 1	<b>DP:</b> 0	<b>SB:</b> 0	
<b>HR:</b> 4	<b>HBP:</b> 0	<b>CS:</b> 0	

Batter	1	2	3	4	5	6	7	8	9	AB R H RBI BB SO LOB	TOP																									
Gino Cimoli, R (1, 8) OBP: 0.280, SLG: 0.341 Lee Maye, L (9, PH) OBP: 0.337, SLG: 0.470	0-0 CS BB 1B		0-0 F8		4-0 1-2 BB		0-0 6-3		0-0 1B 2B 1B	3 0 1 0 1 0 0 1 1 1 0 0 0 0																										
Frank Bolling, R (1, 4) OBP: 0.332, SLG: 0.387 Bob Boyd, L (9, PH) OBP: 0.271, SLG: 0.284	0-0 F8			0-0 6-3	0-3 K		0-3 K		0-0 2B 1B	4 0 0 0 0 2 4 1 1 1 0 0 0 0																										
Eddie Mathews, L (1, 5) OBP: 0.403, SLG: 0.534	4-0 1-2 BB			0-0 P5		0-0 G3	0-3 K PB S		0-0 F2	4 0 0 0 1 1 2																										
Hank Aaron, R (1, 9) OBP: 0.380, SLG: 0.609	0-3 K 2-3			0-3 K		0-0 HR 2B	4-0 PB IBB		0-0 2B 1-H 2-H	4 1 2 2 1 2 2																										
Joe Adcock, R (1, 3) OBP: 0.347, SLG: 0.496		0-0 6-3			4-0 1B BB E	0-0 HR 2-H	0-3 K 1-2 2-3		0-0 6-3	4 2 1 2 1 1 3																										
Frank Thomas, R (1, 7) OBP: 0.342, SLG: 0.532		0-0 5-3			0-0 F9	0-0 5-3		0-3 K2-3		4 0 0 0 0 1 1																										
Roy McMillan, R (1, 6) OBP: 0.311, SLG: 0.296		0-0 F8			0-0 E6 1B 1-2	0-0 1B 1B		0-3 K		4 0 1 0 0 1 1																										
Sammy White, R (1, 2) OBP: 0.244, SLG: 0.341			0-0 4-3		0-0 BB 1B 1-3 2-H	0-0 1B 1B		0-3 K		4 0 2 1 0 1 0																										
Lew Burdette, R (1, 1) OBP: 0.226, SLG: 0.363 Bob Buhl, R (8, 1) OBP: 0.141, SLG: 0.068 Al Spangler, L (9, PH) OBP: 0.422, SLG: 0.292			0-0 F7		0-3 K	0-0 F7		0-3 K		3 0 0 0 0 1 4 0 0 0 0 0 0 0 1 0 0 0 0 1 0																										
<b>Inning Stats</b>	R: 0 E: 0 K: 1 S: 5	H: 1 LOB: 1 BB: 1 P: 9	R: 0 E: 0 K: 0 S: 3	H: 0 LOB: 0 BB: 0 P: 3	R: 0 E: 0 K: 1 S: 5	H: 0 LOB: 0 BB: 0 P: 5	R: 1 E: 1 K: 2 S: 9	H: 1 LOB: 3 BB: 2 P: 17	R: 2 E: 0 K: 0 S: 7	H: 4 LOB: 2 BB: 0 P: 7	R: 0 E: 0 K: 3 S: 10	H: 0 LOB: 2 BB: 1 P: 14	R: 0 E: 0 K: 3 S: 9	H: 0 LOB: 0 BB: 0 P: 9	R: 2 E: 0 K: 1 S: 8	H: 3 LOB: 1 BB: 0 P: 8	1B: 6 2B: 2 3B: 0 HR: 1	SF: 0 SAC: 0 DP: 0 HBP: 0	WP: 0 PB: 2 SB: 1 CS: 1	PA: 41																
<b>PITCHER</b>	IP WLS BF H R ER SO BB IBB HBP BLK WP HR S P ERA WHIP																																			
Jim Brewer, L (1, 1) ERA: 5.77	5.2		26	6	3	2	4	3	0	0	0	0	1	31	43	3.18	1.588																			
Barney Schultz, R (6, 1) ERA: 2.29	2.1	W	9	0	0	0	6	0	1	0	0	0	0	20	24	0.00	0.000																			
Bob Anderson, R (9, 1) ERA: 3.94	0.1		3	2	2	2	1	0	0	0	0	0	0	5	5	54.00	6.000																			
Don Eiston, R (9, 1) ERA: 5.9	0.1		2	1	0	0	0	0	0	0	0	0	0	2	2	0.00	3.000																			
Glen Hobbie, R (9, 1) ERA: 4.12	0.1	S	1	0	0	0	0	0	0	0	0	0	0	1	1	0.00	0.000																			

Milwaukee Braves @ Chicago Cubs  
Wrigley Field, Chicago, IL  
Sun Sep 03 1961, 3:33 AM CDT  
Cloudy - 84 F

livebaseballscorecards.com

AB	37
R	5
H	9
RBI	5
BB	4
SO	11
LOB	17







Batter	1	2	3	4	5	6	7	8	9	AB R H RBI BB SO LOB	TOP		
Lee Mays, L (1, 9) x OBP: 0.339, SLG: 0.469	0-0 F8 BBB	4-0 FC6-4 BB		x 0-0 1-2 1B		x 0-0 4-3				3 0 1 0 1 0 0			
Roy McMillan, R (1, 6) x OBP: 0.309, SLG: 0.294	0-0 6-3	0-0 FC6-4 1-2f		x 0-0 P3						3 0 0 0 0 0 4			
Eddie Mathews, L (1, 5) x OBP: 0.403, SLG: 0.533	0-0 1B HR 1B		x 0-0 F8	0-3 K						3 1 1 0 0 1 2			
Hank Aaron, R (1, 8) x OBP: 0.384, SLG: 0.618	0-0 1-3 HR 1B		x 0-0 HR		x 0-0 G4-3 1B					3 2 3 1 0 0 0			
Joe Adcock, R (1, 3) x OBP: 0.348, SLG: 0.505	0-0 1-H 3-H HR		x 0-0 2B		x 0-0 G4-3 1-2f					3 1 2 3 0 0 1			
Frank Thomas, R (1, 7) x OBP: 0.342, SLG: 0.531	0-0 F7		x 0-0 P5		x 0-0 FC6-4 1B					3 0 1 0 0 0 1			
Frank Bolling, R (1, 4) x OBP: 0.330, SLG: 0.384		x 0-0 5-3	x 0-0 P4		x 0-0 FC6-4 1-2f					3 0 0 0 0 0 2			
Sammy White, R (1, 2) x OBP: 0.273, SLG: 0.364		x 0-0 SH2-4 1B		x 0-0 1B 1B		x 0-0 P3				3 0 2 0 0 0 0			
Tony Cloninger, R (1, 1) x OBP: 0.214, SLG: 0.185		x 0-0 SH2-4 1-2		x 0-3 K		x 0-3 K				2 0 0 0 0 2 1			
<b>Inning Stats</b>	R: 3 H: 3 E: 0 LOB: 0 K: 0 BB: 0 S: 6 P: 6	R: 0 H: 1 E: 0 LOB: 2 K: 0 BB: 1 S: 4 P: 8	R: 1 H: 2 E: 0 LOB: 1 K: 0 BB: 0 S: 5 P: 5	R: 0 H: 2 E: 0 LOB: 2 K: 2 BB: 0 S: 9 P: 9	R: 0 H: 2 E: 0 LOB: 1 K: 0 BB: 0 S: 4 P: 4	R: 0 H: 0 E: 0 LOB: 0 K: 1 BB: 0 S: 5 P: 5				1B: 7 SF: 0 2B: 1 SAC: 1 3B: 0 DP: 1 HR: 2 HBP: 0	WP: 0 PA: 28 PB: 0 SB: 0 CS: 0		
<b>PITCHER</b>	IP WLS BF H R ER SO BB IBB HBP BLK WP HR S P ERA WHIP											<b>PITCHER</b>	IP WLS BF H R ER SO BB IBB HBP BLK WP HR S P ERA WHIP
Dick Ellsworth, L (1, 1) ERA: 4.44	3.1 L 19 8 4 4 1 1 0 0 0 0 0 2 20 24 10.80 2.700												
Don Elston, R (4, 1) ERA: 5.69	2.2 9 2 0 0 2 0 0 0 0 0 0 0 13 13 0.00 0.750												

Milwaukee Braves @ Chicago Cubs  
Wrigley Field, Chicago, IL  
Sun Sep 03 1961, 3:38 AM CDT  
Att. 22,706 - Cloudy - 84 F

AB	26
R	4
H	10
RBI	4
BB	1
SO	3
LOB	11



Batter	1	2	3	4	5	6	7	8	9	AB R H RBI BB SO LOB
--------	---	---	---	---	---	---	---	---	---	----------------------

<b>Richie Ashburn, L</b> <small>(1, 8)</small> <small>OBP: 0.376, SLG: 0.299</small>	4-0 		0-0 		0-0 					2 0 1 0 1 0 1
<b>Andre Rodgers, R</b> <small>(1, 3)</small> <small>OBP: 0.338, SLG: 0.426</small>	0-0 		0-0 			0-3 				3 0 1 0 0 1 1
<b>14 Ernie Banks, R</b> <small>(1, 6)</small> <small>OBP: 0.360, SLG: 0.524</small>	0-0 		0-0 			0-0 				3 1 1 0 0 0 2
<b>George Altman, L</b> <small>(1, 9)</small> <small>OBP: 0.354, SLG: 0.582</small>		0-0 		0-3 		0-0 				3 1 1 2 0 1 0
<b>Billy Williams, L</b> <small>(1, 7)</small> <small>OBP: 0.342, SLG: 0.490</small>		0-0 		0-0 		0-0 				3 0 0 0 0 0 0
<b>Ron Santo, R</b> <small>(1, 5)</small> <small>OBP: 0.367, SLG: 0.492</small>		0-0 		0-0 		0-0 				3 0 1 0 0 0 0
<b>Don Zimmer, R</b> <small>(1, 4)</small> <small>OBP: 0.299, SLG: 0.399</small>		0-0 			4-0 					1 0 0 0 1 0 1
<b>Cuno Barragan, R</b> <small>(1, 2)</small> <small>OBP: 0.222, SLG: 0.556</small>			0-0 		0-0 					2 0 0 0 0 0 1
<b>Dick Ellsworth, L</b> <small>(1, 1)</small> <small>OBP: 0.106, SLG: 0.068</small>			0-0 		0-3 					1 0 0 0 0 0 0
<b>Don Elston, R</b> <small>(4, 1)</small> <small>OBP: 0.200, SLG: 0.200</small>			0-0 		0-3 					1 0 0 0 0 1 1

Inning Stats	R: 0	H: 0	E: 0	K: 0	S: 2	P: 6	R: 0	H: 1	E: 0	K: 0	S: 4	R: 0	H: 2	E: 0	K: 0	S: 5	R: 0	H: 0	E: 0	K: 1	S: 5	R: 0	H: 0	E: 0	K: 1	S: 5	R: 2	H: 2	E: 0	K: 1	S: 7
	0	0	0	0	2	6	0	1	0	0	4	0	2	0	1	5	0	0	0	1	5	0	0	0	2	0	2	0	2	0	7

PITCHER	IP	WLS	BF	H	R	ER	SO	BB	IBB	HBP	BLK	WP	HR	S	P	ERA	WHIP	PITCHER	IP	WLS	BF	H	R	ER	SO	BB	IBB	HBP	BLK	WP	HR	S	P	ERA	WHIP	
<b>Tony Cloninger, R</b> <small>(1, 1)</small> <small>ERA: 5.35</small>	6.0	W	24	5	2	2	3	2	0	0	1	0	1	28	36	3.00	1.167																			

**BOTTOM**

**Milwaukee Braves @ Chicago Cubs**  
 Wrigley Field, Chicago, IL  
 Sun Sep 03 1961, 3:38 AM CDT  
 Att: 22,706 - Cloudy - 84 F

[livebaseballscorecards.com](http://livebaseballscorecards.com)

<b>AB</b>	<b>22</b>
<b>R</b>	<b>2</b>
<b>H</b>	<b>5</b>
<b>RBI</b>	<b>2</b>
<b>BB</b>	<b>2</b>
<b>SO</b>	<b>3</b>
<b>LOB</b>	<b>7</b>



1B: 4	SF: 0	WP: 0	PA: 24
2B: 0	SAC: 0	PB: 0	
3B: 0	DP: 1	SB: 0	
HR: 1	HBP: 0	CS: 0	

Batter	1	2	3	4	5	6	7	8	9	AB R H RBI BB SO LOB	TOP																			
<b>Al Spangler, L</b> (1, 8) OBP: 0.402, SLG: 0.275	0-0 F7	0-0 1-3			0-0 4-3			0-0 F8		4 0 0 0 0 0 1																				
<b>Roy McMillan, R</b> (1, 6) OBP: 0.313, SLG: 0.298	0-0 2B 1B		0-0 9-6-3 1B		0-0 FC3-6 1B			0-0 F9		4 1 3 0 0 0 0																				
<b>Eddie Mathews, L</b> (1, 5) OBP: 0.402, SLG: 0.530	0-3 K		0-0 9-6-3 1-2f 1B		0-0 FC3-6 F8 1B 1-2f 1B			0-0 FC5 1B		4 0 1 0 0 1 3																				
<b>Hank Aaron, R</b> (1, 9) OBP: 0.386, SLG: 0.621	0-0 1-H 1B 2B		0-0 F9		0-0 1-2 1B			0-0 1-2 1B		4 1 3 1 0 0 0																				
<b>Joe Adcock, R</b> (1, 3) OBP: 0.348, SLG: 0.503	0-0 2-H 1B			0-0 F3		0-0 F8 2-3		0-0 FC5 2-3f		4 0 1 1 0 0 4																				
<b>Frank Thomas, R</b> (1, 7) OBP: 0.342, SLG: 0.528	0-0 P4			0-0 5-3		0-0 5-3			0-0 1B	4 0 1 0 0 0 3																				
<b>Frank Bolling, R</b> (1, 4) OBP: 0.328, SLG: 0.381		0-0 6-3		0-0 5-3		0-0 L5		0-0 L7		4 0 0 0 0 0 1																				
<b>Sammy White, R</b> (1, 2) OBP: 0.271, SLG: 0.340		4-0 BB			0-0 5-3		0-0 P6		0-0 P6	3 0 0 0 1 0 1																				
<b>Carl Willey, R</b> (1, 1) OBP: 0.022, SLG: 0.022 <b>Don Nottbart, R</b> (4, 1) OBP: 0.229, SLG: 0.156 <b>Bob Hendley, R</b> (6, 1) OBP: 0.057, SLG: 0.045 <b>John DeMerit, R</b> (7, PH) OBP: 0.227, SLG: 0.246 <b>Johnny Antonelli, L</b> (7, 1) OBP: 0.250, SLG: 0.375 <b>Hawk Taylor, R</b> (8, PH) OBP: 0.158, SLG: 0.059		0-3 K			0-0 6-3		0-0 F8		0-0 5-3	1 0 0 0 0 0 1 1 1 0 0 0 0 0 0 0 0 0 0 0 0 0 0 0 1 0 0 0 0 0 0 0 0 0 0 0 0 0 0 0 1 0 0 0 0 0 0 1																				
<b>Inning Stats</b>	R: 2 E: 0 K: 1 S: 8	H: 3 LOB: 1 BB: 0 P: 8	R: 0 E: 0 K: 1 S: 5	H: 0 LOB: 1 BB: 1 P: 9	R: 0 E: 0 K: 0 S: 3	H: 1 LOB: 0 BB: 0 P: 3	R: 0 E: 0 K: 0 S: 3	H: 0 LOB: 0 BB: 0 P: 3	R: 0 E: 0 K: 0 S: 5	H: 2 LOB: 2 BB: 0 P: 5	R: 0 E: 0 K: 0 S: 3	H: 0 LOB: 0 BB: 0 P: 3	R: 0 E: 0 K: 0 S: 5	H: 2 LOB: 2 BB: 0 P: 5	R: 0 E: 0 K: 0 S: 4	H: 1 LOB: 1 BB: 0 P: 4	1B: 8 2B: 2 3B: 0 HR: 0	SF: 0 SAC: 0 DP: 1 HBP: 0	WP: 0 PB: 0 SB: 0 CS: 0	PA: 36										
<b>PITCHER</b> <b>Jack Curtis, L</b> (1, 1) ERA: 4.49	IP 9.0	WLS W	BF 36	H 9	R 2	ER 2	SO 2	BB 1	IBB 0	HBP 0	BLK 0	WP 0	HR 0	S 39	P 43	ERA 2.00	WHIP 1.111													
											<b>PITCHER</b>	IP	WLS	BF	H	R	ER	SO	BB	IBB	HBP	BLK	WP	HR	S	P	ERA	WHIP		

**Milwaukee Braves @ Chicago Cubs**  
**Wrigley Field, Chicago, IL**  
 Mon Sep 04 1961, 3:33 AM CDT  
 Att. 16,230 - Cloudy - 72 F

[livebaseballscorecards.com](http://livebaseballscorecards.com)

**AB 35**  
**R 2**  
**H 9**  
**RBI 2**  
**BB 1**  
**SO 2**  
**LOB 15**



Batter	1	2	3	4	5	6	7	8	9
Richie Ashburn, L (1, 8) OBP: 0.377, SLG: 0.301	0-0 6-3 1B		0-0 4-3		0-0 5-3	0-0 1-2 3-H 1B		0-0 F3	
Andre Rodgers, R (1, 3) OBP: 0.337, SLG: 0.422	0-0 6-3 1-2f		0-0 14 HR 1B		0-0 F7	0-0 F8			
14 Ernie Banks, R (1, 6) OBP: 0.361, SLG: 0.530	0-0 6-3		0-0 1-H HR		0-0 1B		0-0 P4		
George Altman, L (1, 9) OBP: 0.353, SLG: 0.578		4-0 1B 1B BB	0-0 F5		0-0 4-3		0-0 3-1		
Billy Williams, L (1, 7) OBP: 0.343, SLG: 0.490		0-0 F8		0-0 2B 1B		0-0 6-3	0-0 3B 1B		
Ron Santo, R (1, 5) OBP: 0.370, SLG: 0.498		0-0 1B 1-2 1B		0-0 F8		0-0 1B SF8 1B	0-0 1-H 3B		
Sammy Taylor, L (1, 2) OBP: 0.336, SLG: 0.402		0-0 G5-4-3 1-3 2-H 1B		0-0 1-3 2B		0-0 1B 1B	0-3 K		
Mel Roach, R (1, 4) OBP: 0.222, SLG: 0.219		0-0 G5-4-3		0-0 4-3		0-0 SF8	0-3 K		
Bob Will, L (6, PH) OBP: 0.355, SLG: 0.343									
Don Zimmer, R (6, PH) OBP: 0.298, SLG: 0.398									
Jack Curtis, L (1, 1) OBP: 0.302, SLG: 0.264			0-0 F9		0-0 L4	0-0 1B 1B	0-3 K		

AB	R	H	RBI	BB	SO	LOB
5	0	2	1	0	0	0
4	1	1	0	0	0	3
4	1	2	2	0	0	0
3	1	0	0	1	0	1
4	1	2	0	0	0	1
4	1	3	1	0	0	1
4	1	3	1	0	1	1
2	0	0	0	0	0	4
0	0	0	0	0	0	0
1	0	0	1	0	1	0
4	0	1	0	0	1	2

**BOTTOM**

**Milwaukee Braves @ Chicago Cubs**  
 Wrigley Field, Chicago, IL  
 Mon Sep 04 1961, 3:33 AM CDT  
 Att: 16,230 - Cloudy - 72 F

<b>AB</b>	<b>35</b>
<b>R</b>	<b>6</b>
<b>H</b>	<b>14</b>
<b>RBI</b>	<b>6</b>
<b>BB</b>	<b>1</b>
<b>SO</b>	<b>3</b>
<b>LOB</b>	<b>13</b>



Inning Stats		R	H	E	K	S	Hitting		Pitching		Fielding	
R: 0	H: 1	E: 0	K: 0	S: 3	LOB: 0	BB: 0	P: 3	R: 1	H: 2	E: 0	K: 0	S: 4
R: 2	H: 2	E: 0	K: 0	S: 5	LOB: 0	BB: 0	P: 5	R: 0	H: 2	E: 0	K: 0	S: 5
R: 0	H: 2	E: 0	K: 0	S: 5	LOB: 2	BB: 0	P: 5	R: 0	H: 1	E: 0	K: 0	S: 4
R: 2	H: 4	E: 0	K: 0	S: 7	LOB: 2	BB: 0	P: 7	R: 1	H: 2	E: 0	K: 1	S: 7
R: 0	H: 0	E: 0	K: 2	S: 7	LOB: 0	BB: 0	P: 7	R: 0	H: 0	E: 0	K: 2	S: 7

PITCHER	IP	WLS	BF	H	R	ER	SO	BB	IBB	HBP	BLK	WP	HR	S	P	ERA	WHIP
Carl Willey, R (1, 1) ERA: 4.23	3.1	L	16	7	3	3	0	1	0	0	0	0	1	15	19	8.10	2.400
Don Nottebart, R (4, 1) ERA: 4.49	2.0		9	3	2	2	0	0	0	0	0	0	0	9	9	9.00	1.500
Bob Hendley, L (6, 1) ERA: 4.12	0.2		4	2	0	0	0	0	0	0	0	0	0	4	4	0.00	3.000
Johnny Antonelli, L (7, 1) ERA: 6.75	2.0		8	2	1	1	3	0	0	0	0	0	0	14	14	4.50	1.000

WP	HR	S	P	ERA	WHIP
0	0	0	0	0	0
0	0	0	0	0	0
0	0	0	0	0	0
0	0	0	0	0	0

Batter	1	2	3	4	5	6	7	8	9	AB R H RBI BB SO LOB	TOP											
Bill Virdon, L (1, 8) OBP: 0.316, SLG: 0.382	0-0 F7	0-0 3B 1B	0-0 SF8		0-0 1-3 2-H 1B			0-0 1-3		4 1 2 2 0 0 0												
Dick Groat, R (1, 6) OBP: 0.319, SLG: 0.369	0-0 6-3 HR 2B	4-0 1-2 3B BB	0-0 1-3			0-3 K		0-0 6-3		4 2 1 0 1 1 1												
Bob Skinner, L (1, 7) OBP: 0.357, SLG: 0.364	0-0 6-3 2-3	0-0 1-H 2-H 1B 3B		0-0 F5		0-0 4-3		0-0 F7		5 1 1 2 0 0 1												
Dick Stuart, R (1, 3) OBP: 0.333, SLG: 0.556	0-0 3-H HR	0-0 3-H 1B		0-0 4-3		0-3 K			0-3 K	5 1 2 3 0 2 0												
Roberto Clemente, R (1, 9) OBP: 0.402, SLG: 0.596	0-0 1B	0-0 F9		0-3 K			0-0 BB 1B	0-0 FC4 1B		5 0 3 0 0 1 1												
Smoky Burgess, L (1, 2) OBP: 0.372, SLG: 0.493	0-0 1-3 1B		0-0 E3 BB 1B		0-0 E5 FC5-4		0-0 P6	0-0 FC4 1-2f		5 1 1 0 0 0 2												
Don Hoak, R (1, 5) OBP: 0.400, SLG: 0.477	0-0 L5		4-0 1-2 1B SF8 BB		0-0 F8		4-0 1-2 BB	0-0 1-3		3 1 0 0 2 0 4												
Bill Mazaroski, R (1, 4) OBP: 0.301, SLG: 0.360		0-0 F8	0-0 F8		0-0 FC5-4 1-2f 1B		0-0 F2			4 1 0 0 0 0 5												
Tom Sturdivant, L (1, 1) OBP: 0.189, SLG: 0.157		0-0 1-3	0-0 1-3 2-H 1B		0-0 E4 1-2 1B		0-0 L4			4 0 1 1 0 0 3												
<b>Inning Stats</b>	R: 2 E: 0 K: 0 S: 7	H: 4 LOB: 2 BB: 0 P: 7	R: 3 E: 0 K: 0 S: 6	H: 3 LOB: 1 BB: 1 P: 10	R: 2 E: 1 K: 0 S: 5	H: 1 LOB: 1 BB: 1 P: 9	R: 0 E: 0 K: 1 S: 5	H: 0 LOB: 0 BB: 0 P: 5	R: 1 E: 2 K: 0 S: 5	H: 1 LOB: 2 BB: 0 P: 5	R: 0 E: 0 K: 2 S: 7	H: 0 LOB: 0 BB: 0 P: 7	R: 0 E: 0 K: 0 S: 4	H: 1 LOB: 2 BB: 1 P: 8	R: 0 E: 0 K: 0 S: 3	H: 0 LOB: 0 BB: 0 P: 3	R: 0 E: 0 K: 1 S: 6	H: 1 LOB: 1 BB: 0 P: 6	1B: 8 2B: 1 3B: 1 HR: 1	SF: 1 SAC: 0 DP: 0 HBP: 0	WP: 0 PB: 0 SB: 0 CS: 0	PA: 43
<b>PITCHER</b>	IP WLS BF H R ER SO BB IBB HBP BLK WP HR S P ERA WHIP																					
Glen Hobbie, R (1, 1) ERA: 4.32	1.2 L 13 7 5 5 0 1 0 0 0 0 0 1 12 16 27.00 4.800																					
Dick Drott, R (2, 1) ERA: 4.15	5.1 23 3 3 0 3 2 0 0 0 0 0 0 27 35 0.00 0.938																					
Don Elston, R (8, 1) ERA: 5.54	2.0 7 1 0 0 1 0 0 0 0 0 0 0 9 9 0.00 0.500																					

Pittsburgh Pirates @ Chicago Cubs  
Wrigley Field, Chicago, IL  
Tue Sep 05 1961, 3:33 AM CDT  
Att: 3,417 - Sunny - 81 F

livebaseballscorecards.com

AB	39
R	8
H	11
RBI	8
BB	3
SO	4
LOB	17



Batter	1	2	3	4	5	6	7	8	9	AB	R	H	RBI	BB	SO	LOB
Richie Ashburn, L (1, 8) OBP: 0.375, SLG: 0.304	0-0 2B	0-0 G3			0-0 F7		0-0 6-3			4	0	1	0	0	0	2
Andre Rodgers, R (1, 3) OBP: 0.340, SLG: 0.429	0-3 K		0-0 1B		0-0 14 2B G3		0-0 6-3			4	2	2	0	0	1	1
Don Elston, R (8, 1) OBP: 0.200, SLG: 0.200										0	0	0	0	0	0	0
14 Ernie Banks, R (1, 6) OBP: 0.360, SLG: 0.530	0-3 K		0-0 1-3		0-0 G3			0-0 P6		4	0	1	0	0	1	2
George Altman, L (1, 9) OBP: 0.352, SLG: 0.575	0-0 1-3		0-0 1B		0-0 G3			0-0 F7		4	0	1	2	0	0	2
Billy Williams, L (1, 7) OBP: 0.342, SLG: 0.488		0-3 K	0-0 1B		0-0 P6			0-0 F7		4	0	1	0	0	1	1
Ron Santo, R (1, 5) OBP: 0.367, SLG: 0.494		0-0 L9	0-0 F8			0-0 6-3			0-0 E5	4	0	0	0	0	0	1
Sammy Taylor, L (1, 2) OBP: 0.335, SLG: 0.399		0-0 1B		0-0 3-1		0-0 P6			0-0 G4-6-3	4	1	1	0	0	0	1
Mel Roach, R (1, 4) OBP: 0.217, SLG: 0.213		0-0 E4		0-0 5-3		0-0 L8			0-0 L3	2	0	0	0	0	0	1
Ed Bouchee, L (6, PH) OBP: 0.362, SLG: 0.409		1-2 1B								2	0	0	0	0	0	0
Glen Hobbie, R (1, 1) OBP: 0.229, SLG: 0.308		0-0 1B		0-0 1-3			0-0 F8			0	0	0	0	0	0	0
Dick Drott, R (2, 1) OBP: 0.300, SLG: 0.368										2	0	1	1	0	0	0
Don Zimmer, R (7, PH) OBP: 0.297, SLG: 0.397		1-2 2-H 1B								1	0	0	0	0	0	0


Inning Stats	R: 0	H: 1	E: 0	K: 2	S: 8	R: 1	H: 2	E: 1	K: 1	S: 8	R: 1	H: 3	E: 0	K: 0	S: 5	R: 0	H: 0	E: 0	K: 0	S: 3	R: 1	H: 2	E: 0	K: 0	S: 5	R: 0	H: 0	E: 0	K: 0	S: 3	R: 0	H: 0	E: 0	K: 0	S: 3	R: 0	H: 0	E: 1	K: 0	S: 3	R: 0	H: 0	E: 0	K: 0	S: 3	R: 0	H: 0	E: 1	K: 0	S: 3			
	LOB: 1	BB: 0	P: 8	LOB: 2	BB: 0	P: 8	LOB: 1	BB: 0	P: 5	LOB: 0	BB: 0	P: 3	LOB: 0	BB: 0	P: 3	LOB: 1	BB: 0	P: 5	LOB: 0	BB: 0	P: 3	LOB: 0	BB: 0	P: 3	LOB: 0	BB: 0	P: 3	LOB: 0	BB: 0	P: 3	LOB: 0	BB: 0	P: 3	LOB: 0	BB: 0	P: 3	LOB: 0	BB: 0	P: 3	LOB: 0	BB: 0	P: 3	LOB: 0	BB: 0	P: 3	LOB: 0	BB: 0	P: 3					
	1B: 5	2B: 3	3B: 0	HR: 0	SF: 0	SAC: 0	DP: 1	HBP: 0	WP: 0	PA: 35	1B: 5	2B: 3	3B: 0	HR: 0	SF: 0	SAC: 0	DP: 1	HBP: 0	WP: 0	PA: 35	1B: 5	2B: 3	3B: 0	HR: 0	SF: 0	SAC: 0	DP: 1	HBP: 0	WP: 0	PA: 35	1B: 5	2B: 3	3B: 0	HR: 0	SF: 0	SAC: 0	DP: 1	HBP: 0	WP: 0	PA: 35	1B: 5	2B: 3	3B: 0	HR: 0	SF: 0	SAC: 0	DP: 1	HBP: 0	WP: 0	PA: 35			
PITCHER Tom Sturdivant, R (1, 1) ERA: 3.58	IP: 9.0	WLS: W	BF: 35	H: 8	R: 3	ER: 2	SO: 3	BB: 0	IBB: 0	HBP: 0	BLK: 0	WP: 0	HR: 0	S: 41	P: 41	ERA: 2.00	WHIP: 0.889																																				
	IP: 9.0	WLS: W	BF: 35	H: 8	R: 3	ER: 2	SO: 3	BB: 0	IBB: 0	HBP: 0	BLK: 0	WP: 0	HR: 0	S: 41	P: 41	ERA: 2.00	WHIP: 0.889	PITCHER	IP: 9.0	WLS: W	BF: 35	H: 8	R: 3	ER: 2	SO: 3	BB: 0	IBB: 0	HBP: 0	BLK: 0	WP: 0	HR: 0	S: 41	P: 41	ERA: 2.00	WHIP: 0.889																		

**BOTTOM**

**Pittsburgh Pirates @ Chicago Cubs**  
 Wrigley Field, Chicago, IL  
 Tue Sep 05 1961, 3:33 AM CDT  
 Att. 3,417 - Sunny - 81 F

livebaseballscorecards.com

AB	35
R	3
H	8
RBI	3
BB	0
SO	3
LOB	11



Batter	1	2	3	4	5	6	7	8	9	AB R H RBI BB SO LOB	TOP											
Dick Schofield, S (1, 5) OBP: 0.260, SLG: 0.242	0-3 K		0-3 K		0-0 4-3			0-3 K		4 0 0 0 0 3 4	<b>Pittsburgh Pirates @ Chicago Cubs</b> Wrigley Field, Chicago, IL Wed Sep 06 1961, 3:33 AM CDT Att. 3,080 - Sunny - 83 F											
Dick Groat, R (1, 6) OBP: 0.320, SLG: 0.371	0-0 G6-3 1B		0-0 FC6-4 1-2f			0-0 F9		0-0 2B 6-3 1B		4 1 2 0 0 0 1												
Bob Skinner, L (1, 7) OBP: 0.359, SLG: 0.369	0-0 G6-3 1-2f			0-0 P6		0-0 1B		0-0 1-3 2-H 2B		4 0 2 1 0 0 1												
Dick Stuart, R (1, 3) OBP: 0.331, SLG: 0.550		0-0 P6		0-0 6-3		0-3 K		0-0 6-3		4 0 0 1 0 1 3												
Roberto Clemente, R (1, 9) OBP: 0.401, SLG: 0.594		0-0 FC6-4 1B		0-0 6-3		0-0 4-3		0-0 4-3		4 0 1 0 0 0 3												
Smoky Burgess, L (1, 2) OBP: 0.367, SLG: 0.485		0-0 F7			0-0 P4		0-0 4-3		0-0 3-1	4 0 0 0 0 0 1												
Bill Virdon, L (1, 8) OBP: 0.315, SLG: 0.379		0-0 FC6-4 1-2f			4-0 1B BB		0-0 3-1		0-0 F7	3 0 0 0 1 0 1												
Bill Mazeroski, R (1, 4) OBP: 0.304, SLG: 0.363					0-0 FC6-4 1B		0-0 1-2 1B		0-0 1B	4 0 3 0 0 0 0												
Joe Gibbon, R (1, 1) OBP: 0.140, SLG: 0.188			0-3 K		0-3 K			0-0 E4 1B 2B	0-3 K	2 0 0 0 0 2 3												
Walt Moryn, L (8, PH) OBP: 0.200, SLG: 0.310										1 0 0 0 0 0 0												
Al McBean, R (8, PR) OBP: 0.222, SLG: 0.556										0 1 0 0 0 0 0												
Clem Labine, R (8, 1) OBP: 0.200, SLG: 0.111										0 0 0 0 0 0 0												
Rocky Nelson, L (9, PH) OBP: 0.312, SLG: 0.385										1 0 0 0 0 1 1												
<b>Inning Stats</b>	R: 0 E: 0 K: 1 S: 5	H: 1 LOB: 0 BB: 0 P: 5	R: 0 E: 0 K: 0 S: 4	H: 1 LOB: 1 BB: 0 P: 4	R: 0 E: 0 K: 2 S: 8	H: 0 LOB: 0 BB: 0 P: 8	R: 0 E: 0 K: 0 S: 3	H: 0 LOB: 0 BB: 0 P: 3	R: 0 E: 0 K: 1 S: 6	H: 1 LOB: 2 BB: 1 P: 10	R: 0 E: 0 K: 1 S: 6	H: 1 LOB: 1 BB: 0 P: 6	R: 0 E: 0 K: 0 S: 3	H: 0 LOB: 0 BB: 0 P: 3	R: 2 E: 1 K: 1 S: 8	H: 2 LOB: 2 BB: 0 P: 8	R: 0 E: 0 K: 1 S: 6	H: 1 LOB: 1 BB: 0 P: 6	1B: 7 2B: 1 3B: 0 HR: 0	SF: 0 SAC: 0 DP: 1 HBP: 0	WP: 0 PB: 0 SB: 0 CS: 0	PA: 36
<b>PITCHER</b> Don Cardwell, R (1, 1) ERA: 3.56	IP 9.0	WLS W	BF 36	H 8	R 2	ER 0	SO 7	BB 1	IBB 0	HBP 0	BLK 0	WP 0	HR 0	S 49	P 53	ERA 0.00	WHIP 1.000					

livebaseballscorecards.com

<b>AB</b>	35
<b>R</b>	2
<b>H</b>	8
<b>RBI</b>	2
<b>BB</b>	1
<b>SO</b>	7
<b>LOB</b>	18





Batter	1	2	3	4	5	6	7	8	9	AB	R	H	RBI	BB	SO	LOB
Richie Ashburn, L OBP: 0.373, SLG: 0.304 (1, 8)	0-3 K	0-0 FC6-4 PO 1-2f			0-0 CS 1B		0-0 5-3			4	0	1	0	0	1	2
Jerry Kindall, R OBP: 0.292, SLG: 0.426 (1, 4)	0-0 2B	0-0 PO 1-2	0-0 14 FC6-4 1B		0-0 CS 1-2	0-0 5-3		0-3 K		4	1	2	0	0	1	0
14 Ernie Banks, R OBP: 0.357, SLG: 0.525 (1, 6)	0-0 5-3		0-0 FC6-4 G4-6-3 1-2f			0-0 E5		0-0 E6 FC4-6		4	0	0	0	0	0	2
George Altman, L OBP: 0.352, SLG: 0.574 (1, 9)	0-0 1B 2B 2-H		0-0 G4-6-3 1-2f		0-3 K	0-3 K		0-0 FC4-6 1B 1-2f		4	2	1	1	0	1	3
Billy Williams, L OBP: 0.343, SLG: 0.487 (1, 7)	0-0 PB E 1B 2-H			0-0 4-3		0-0 5-3		4-0 1B 1B 1-2 IBB		3	2	1	1	1	0	1
Ron Santo, R OBP: 0.368, SLG: 0.493 (1, 5)	0-0 E6 2-H		0-3 K		0-3 K		4-0 1B BB SH1-4	0-0 1B 1B 1-2 2-H		3	1	1	1	1	1	0
Cuno Barragan, R OBP: 0.250, SLG: 0.500 (1, 2)	0-3 K		0-0 4-3		0-0 4-3		0-0 SH1-4 1-2	0-0 FC5-4 1B 1-3 2-H		3	0	1	1	0	1	1
Ed Bouchee, L OBP: 0.360, SLG: 0.407 (1, 3)		0-0 E6 FC6-4			0-0 3-1		0-0 SH5-3 1B 2-H	0-0 FC5-4 1-2f		4	0	1	1	0	0	2
Don Cardwell, R OBP: 0.180, SLG: 0.265 (1, 1)		0-3 K			0-3 K		0-0 SH5-3 1-2			2	0	0	0	0	2	1

Inning Stats	R: 3	H: 3	LOB: 1	K: 2	S: 11	P: 11	R: 0	H: 0	LOB: 0	K: 1	S: 5	R: 0	H: 1	LOB: 0	K: 0	S: 3	R: 0	H: 0	LOB: 0	K: 1	S: 5	R: 0	H: 1	LOB: 0	K: 1	S: 5	R: 0	H: 0	LOB: 1	K: 1	S: 6	R: 1	H: 1	LOB: 1	K: 0	S: 4	R: 2	H: 2	LOB: 2	K: 1	S: 8
--------------	------	------	--------	------	-------	-------	------	------	--------	------	------	------	------	--------	------	------	------	------	--------	------	------	------	------	--------	------	------	------	------	--------	------	------	------	------	--------	------	------	------	------	--------	------	------


PITCHER	IP	WLS	BF	H	R	ER	SO	BB	IBB	HBP	BLK	WP	HR	S	P	ERA	WHIP
Joe Gibbon, L ERA: 3.9 (1, 1)	7.0	L	28	6	4	3	6	1	0	0	0	0	0	39	43	3.86	1.000
Clem Labine, R ERA: 3.62 (8, 1)	1.0		7	2	2	0	1	0	1	0	0	0	0	8	12	0.00	2.000

**BOTTOM**

**Pittsburgh Pirates @ Chicago Cubs**  
 Wrigley Field, Chicago, IL  
 Wed Sep 06 1961, 3:33 AM CDT  
 Att. 3,080 - Sunny - 83 F

AB	31
R	6
H	8
RBI	5
BB	2
SO	7
LOB	12

WP: 0 PA: 37  
 PB: 1  
 SB: 0  
 CS: 1



livebaseballscores.com

Batter	1	2	3	4	5	6	7	8	9	AB R H RBI BB SO LOB	TOP						
Bill Virdon, L (1, 8) OBP: 0.314, SLG: 0.378	0-0 6-3	0-0 FC6	0-0 F8			0-0 G6-4-3 1B			0-0 E3 SH1-3	5 0 1 0 0 0 2							
Dick Groat, R (1, 6) OBP: 0.319, SLG: 0.370	0-0 4-3		0-0 1B E 1B	0-0 4-3		0-0 G6-4-3		0-0 SH1-3	0-0 SH1-3	4 1 1 0 0 0 2							
Roberto Clemente, R (1, 9) OBP: 0.403, SLG: 0.595	0-0 1B 2B		0-0 E E 1B 1B	0-0 4-3		0-0 F3		4-0 G5-4-3 IBB	4 2 2 0 1 0 1								
Dick Stuart, R (1, 3) OBP: 0.329, SLG: 0.546	0-0 BB 1B		0-0 E6 1B 1B	0-0 P4		0-3 K		0-0 G5-4-3	0-0 G5-4-3	5 1 1 2 0 1 3							
Johnny Logan, R (1, 5) OBP: 0.257, SLG: 0.275	4-0 BB BB		0-0 1B E 1B		0-0 F9		0-0 P4			3 1 1 1 1 0 0							
Bob Skinner, L (1, 7) OBP: 0.357, SLG: 0.368	0-0 L6		0-0 E8 E 1B		0-0 1-3		0-0 4-3			4 1 1 1 0 0 2							
Hal Smith, R (1, 2) OBP: 0.270, SLG: 0.335		0-0 6-3	4-0 FC4-6 BB		0-0 L7			0-0 F8		3 0 0 0 1 0 0							
Bill Mazaroski, R (1, 4) OBP: 0.306, SLG: 0.364		0-0 FC6 1B	0-0 FC4-6 1B			0-0 1B G6-4-3 1B		0-0 F7		4 1 2 0 0 0 1							
Harvey Haddix, L (1, 1) OBP: 0.224, SLG: 0.192		0-0 F5	0-0 2B			0-0 G6-4-3 1B		0-0 5-3		2 0 1 0 0 0 1							
Al McBean, R (5, 1) OBP: 0.300, SLG: 0.600										1 0 1 0 0 0 0							
Bobby Shantz, R (6, 1) OBP: 0.526, SLG: 0.500										1 0 0 0 0 0 0							
<b>Inning Stats</b>	R: 1 E: 0 K: 0 S: 5	H: 2 LOB: 2 BB: 1 P: 9	R: 0 E: 0 K: 0 S: 4	H: 1 LOB: 1 BB: 0 P: 4	R: 5 E: 3 K: 0 S: 8	H: 5 LOB: 1 BB: 1 P: 12	R: 0 E: 0 K: 0 S: 3	H: 0 LOB: 0 BB: 0 P: 3	R: 0 E: 0 K: 1 S: 5	H: 0 LOB: 0 BB: 0 P: 5	R: 0 E: 0 K: 0 S: 3	H: 0 LOB: 0 BB: 0 P: 3	R: 0 E: 1 K: 0 S: 3	H: 0 LOB: 1 BB: 1 P: 7	1B: 9 2B: 2 3B: 0 HR: 0	SF: 0 SAC: 1 DP: 2 HBP: 0	WP: 0 PA: 40 PB: 0 SB: 0 CS: 0
<b>PITCHER</b>	IP WLS BF H R ER SO BB IBB HBP BLK WP HR S P ERA WHIP																
Jim Brewer, L (1, 1) ERA: 5.96	2.0 L 14 6 5 3 0 1 0 0 0 0 0 0 13 17 13.50 3.500																
Don Elston, R (3, 1) ERA: 5.33	3.0 11 2 1 0 0 1 0 0 0 0 0 0 10 14 0.00 1.000																
Dick Burwell, R (6, 1) ERA:	0.0 3 3 1 1 0 0 0 0 0 0 0 0 3 3 ∞ ∞																
Barney Schultz, R (6, 1) ERA: 2.21	2.0 5 0 0 0 1 0 0 0 0 0 0 0 7 7 0.00 0.000																
Jack Curtis, L (8, 1) ERA: 4.44	2.0 7 0 0 0 0 0 1 0 0 0 0 0 6 10 0.00 0.000																

**Pittsburgh Pirates @ Chicago Cubs**  
 Wrigley Field, Chicago, IL  
 Thu Sep 07 1961, 3:33 AM CDT  
 Att: 2,752 - Sunny - 82 F

[livebaseballscorecards.com](http://livebaseballscorecards.com)

<b>AB</b>	36
<b>R</b>	7
<b>H</b>	11
<b>RBI</b>	4
<b>BB</b>	3
<b>SO</b>	1
<b>LOB</b>	12



Batter	1	2	3	4	5	6	7	8	9	AB R H RBI BB SO LOB
<b>Richie Ashburn, L</b> OBP: 0.374, SLG: 0.305 (1, 8)	0-0 14 7-6-4 1B		0-0 G3		0-0 G4-6-3 1B	0-3 K			0-0 6-3	5 0 2 0 0 1 1
<b>Jerry Kindall, R</b> OBP: 0.291, SLG: 0.423 <b>Bob Will, L</b> OBP: 0.352, SLG: 0.340 <b>Dick Barwell, R</b> (5, PH) <b>Barney Schultz, R</b> OBP: 0.100, SLG: 0.100 <b>Al Heist, R</b> OBP: 0.338, SLG: 0.387 <b>Jack Curtis, L</b> OBP: 0.302, SLG: 0.284 (6, 1)	0-0 F3		0-0 6-3		0-0 G4-6-3 1B		0-3 K			2 0 0 0 0 0 1 1 0 0 0 0 0 2 0 0 0 0 0 0 0 0 0 0 0 0 0 0 1 0 0 0 0 1 0 0 0 0 0 0 0 0
<b>14 Ernie Banks, R</b> OBP: 0.358, SLG: 0.531 (1, 6)	0-0 7-6-4 1-2f			0-0 HR	4-0 1B BB		0-0 6-3			3 2 1 1 1 0 1
<b>George Altman, L</b> OBP: 0.351, SLG: 0.571 (1, 9)				0-0 3-1	0-0 1B 1B		0-0 F8			4 0 1 1 0 1 0
<b>Billy Williams, L</b> OBP: 0.345, SLG: 0.486 (1, 7)				0-3 K	0-0 1B 1B			0-3 K		3 0 1 1 1 2 0
<b>Ron Santo, R</b> OBP: 0.371, SLG: 0.500 (1, 5)				0-0 1B	0-0 1-3 1B			4-0 1B BB		3 1 2 1 1 0 2
<b>Cuno Barragan, R</b> OBP: 0.188, SLG: 0.375 (1, 2)				0-0 F8		0-0 1-3		0-0 G5-4-3 BB		4 0 0 0 0 1 3
<b>Moe Morhardt, L</b> <b>Dick Bertell, R</b> OBP: 0.313, SLG: 0.343 (9, PH) (1, 3)	0-0 F7				4-0 1B 1B BB	0-0 6-3			0-3 K	2 1 0 0 1 0 2 1 0 0 0 0 1 0
<b>Jim Brewer, L</b> OBP: 0.250, SLG: 0.182 <b>Don Elston, R</b> OBP: 0.182, SLG: 0.182 <b>Jim McAnany, R</b> OBP: 0.286, SLG: 0.286 <b>Don Zimmer, R</b> OBP: 0.298, SLG: 0.397 (6, 4) (1, 1) (3, 1) (5, PH)			0-0 F8		0-0 G4-6-3 1B 1B	0-0 1B			0-0 6-3	0 0 0 0 0 0 0 1 0 0 0 0 0 0 1 1 1 0 0 0 0 2 0 1 0 0 0 0

Inning Stats	R: 0 E: 0 K: 0 S: 3	H: 1 LOB: 0 BB: 0 P: 3	R: 0 E: 0 K: 2 S: 8	H: 1 LOB: 2 BB: 1 P: 12	R: 0 E: 0 K: 0 S: 3	H: 0 LOB: 0 BB: 0 P: 3	R: 2 E: 0 K: 1 S: 7	H: 2 LOB: 0 BB: 0 P: 7	R: 3 E: 0 K: 0 S: 6	H: 4 LOB: 2 BB: 2 P: 14	R: 0 E: 0 K: 1 S: 6	H: 1 LOB: 1 BB: 0 P: 6	R: 0 E: 0 K: 1 S: 5	H: 0 LOB: 0 BB: 0 P: 5	R: 0 E: 0 K: 1 S: 4	H: 0 LOB: 0 BB: 1 P: 8	R: 0 E: 0 K: 1 S: 5	H: 0 LOB: 0 BB: 0 P: 5	1B: 7 2B: 1 3B: 0 HR: 2	SF: 0 SAC: 0 DP: 3 HBP: 0	WP: 0 PB: 0 SB: 0 CS: 0	PA: 37
<b>PITCHER</b>	IP	WLS	BF	H	R	ER	SO	BB	IBB	HBP	BLK	WP	HR	S	P	ERA	WHIP					
<b>Harvey Haddix, L</b> ERA: 4.32 (1, 1)	4.0		19	6	5	5	3	2	0	0	0	0	2	23	31	11.25	2.000					
<b>Al McBean, R</b> ERA: 3.86 (5, 1)	1.1		6	2	0	0	0	1	0	0	0	0	0	5	9	0.00	2.250					
<b>Bobby Shantz, L</b> ERA: 3.45 (6, 1)	3.2	W	12	1	0	0	4	1	0	0	0	0	0	19	23	0.00	0.545					

**BOTTOM**

**Pittsburgh Pirates @ Chicago Cubs**  
Wrigley Field, Chicago, IL  
Thu Sep 07 1961, 3:33 AM CDT  
Att. 2,752 - Sunny - 82 F

<b>AB</b>	<b>33</b>
<b>R</b>	<b>5</b>
<b>H</b>	<b>9</b>
<b>RBI</b>	<b>4</b>
<b>BB</b>	<b>4</b>
<b>SO</b>	<b>7</b>
<b>LOB</b>	<b>12</b>

[livebaseballscorecards.com](http://livebaseballscorecards.com)

Batter	1	2	3	4	5	6	7	8	9	AB R H RBI BB SO LOB	TOP
<b>Bobby Malkmus, R</b> (1, 4) OBP: 0.275, SLG: 0.332	0-0 1-3		0-0 FC3-6 1-2f 3-H			0-0 F7			0-0 P6	4 0 0 1 0 0 1	
<b>Johnny Callison, L</b> (1, 7) OBP: 0.352, SLG: 0.401	0-0 P3		0-0 4-3			0-0 6-3			0-0 4-3	4 0 0 0 0 0 1	
<b>Charley Smith, R</b> (1, 5) OBP: 0.300, SLG: 0.377	0-0 6-3					0-0 6-3			0-0 5-3	4 0 0 0 0 0 0	
<b>Don Demeter, R</b> (1, 8) OBP: 0.298, SLG: 0.444		0-0 5-3				0-0 P6			0-0 5-3	3 0 0 0 0 0 0	
<b>Lee Walls, R</b> (1, 3) OBP: 0.351, SLG: 0.439		0-0 5-3				0-0 4-3			0-0 6-3	3 0 0 0 0 0 0	
<b>Ken Walters, R</b> (1, 9) OBP: 0.264, SLG: 0.329		0-0 6-3				0-0 F8			0-0 6-3	3 0 0 0 0 0 0	
<b>Ruben Amaro, R</b> (1, 6) OBP: 0.329, SLG: 0.330			4-0 FC6-4 FC3-6 1B BB			0-0 1B			0-0 FC3-6 1B	2 1 2 0 1 0 0	
<b>Clay Dalrymple, L</b> (1, 2) OBP: 0.271, SLG: 0.280			0-0 FC6-4 1B			0-0 F7			0-0 FC3-6 G5-4-3 1-2f	3 0 1 0 0 0 2	
<b>Art Mahaffey, R</b> (1, 1) OBP: 0.156, SLG: 0.150 <b>Tony Taylor, R</b> (3, PH) OBP: 0.305, SLG: 0.322 <b>Chris Short, R</b> (3, 1) OBP: 0.212, SLG: 0.198 <b>Jack Baldschun, R</b> (7, 1) <b>Pancho Herrera, R</b> (8, PH) OBP: 0.347, SLG: 0.416 <b>Ken Lehman, L</b> (8, 1)			0-0 FC6-4 FC3-6 1-2f 2-3			0-0 1-3			0-0 G5-4-3 1-2f	0 0 0 0 0 0 0 1 0 0 0 0 0 2 1 0 0 0 0 0 1 0 0 0 0 0 0 0 1 0 0 0 0 0 1 0 0 0 0 0 0 0	
<b>Inning Stats</b>	R: 0 E: 0 K: 0 S: 3 H: 0 LOB: 0 BB: 0 P: 3	R: 0 E: 0 K: 0 S: 3 H: 0 LOB: 0 BB: 0 P: 3	R: 1 E: 0 K: 0 S: 4 H: 1 LOB: 1 BB: 1 P: 8	R: 0 E: 0 K: 0 S: 3 H: 0 LOB: 0 BB: 0 P: 3	R: 0 E: 0 K: 0 S: 4 H: 1 LOB: 1 BB: 0 P: 4	R: 0 E: 0 K: 0 S: 3 H: 0 LOB: 0 BB: 0 P: 3	R: 0 E: 0 K: 0 S: 3 H: 0 LOB: 0 BB: 0 P: 3	R: 0 E: 0 K: 0 S: 3 H: 1 LOB: 0 BB: 0 P: 3	R: 0 E: 0 K: 0 S: 3 H: 0 LOB: 0 BB: 0 P: 3	1B: 3 2B: 0 3B: 0 HR: 0 SF: 0 SAC: 0 DP: 1 HBP: 0	WP: 0 PB: 0 SB: 0 CS: 0 PA: 30
<b>PITCHER</b> <b>Dick Ellsworth, L</b> (1, 1) ERA: 4.24	IP 9.0 WLS W BF 30 H 3 R 1 ER 1 SO 0 BB 1 IBB 0 HBP 0 BLK 0 WP 0 HR 0 S 29 P 33 ERA 1.00 WHIP 0.444										

Philadelphia Phillies @ Chicago Cubs  
Wrigley Field, Chicago, IL  
Fri Sep 08 1961, 3:33 AM CDT  
Att. 1,533 - Sunny - 80 F

livebaseballscorecards.com

AB	29
R	1
H	3
RBI	1
BB	1
SO	0
LOB	8



Batter	1	2	3	4	5	6	7	8	9	AB	R	H	RBI	BB	SO	LOB
Richie Ashburn, L OBP: 0.379, SLG: 0.311	0-0 14 S 6-3 2B	1-0 PB 3B HBP			0-0 L5		4-0 FC4-6 BB			2	2	1	0	1	0	0
Don Zimmer, R OBP: 0.297, SLG: 0.400	0-0 6-3	0-0 3B 1-H 2-H			0-0 F8		0-0 FC4-6 1-2f 2-3			4	0	1	2	0	0	3
14 Ernie Banks, R OBP: 0.357, SLG: 0.527	0-0 6-3 2-H	0-0 L5			4-0 BB		0-0 F7			3	0	0	1	1	0	3
George Altman, L OBP: 0.352, SLG: 0.569	4-0 E BB				4-0 G6-4-3 BB		0-0 F8		0-0 F7	2	0	0	0	2	0	1
Billy Williams, L OBP: 0.342, SLG: 0.481	0-0 F9 1-2				0-3 K		0-3 K		0-0 F7	4	0	0	0	0	2	2
Ron Santo, R OBP: 0.370, SLG: 0.500		0-0 4-3			0-0 G6-4-3 1-2f		0-0 P4		0-0 2B	4	0	1	0	0	0	1
Sammy Taylor, L OBP: 0.333, SLG: 0.401		0-0 1B 2B			0-0 P5		0-3 K		0-0 4-3	4	1	1	0	0	1	1
Moe Morhardt, L OBP: 0.500, SLG: 0.400		0-0 PB SH1-4 3B 1B 2-H			0-0 5-3		0-0 FC4-6 1-3 1B			3	1	2	1	0	0	0
Dick Ellsworth, L OBP: 0.102, SLG: 0.065		0-0 SH1-4 1-2			0-3 K		0-0 1-3 1-2			2	0	0	0	0	1	1


Inning Stats	R: 1	H: 1	E: 1	K: 0	S: 4	H: 1	LOB: 1	BB: 1	P: 8	R: 3	H: 3	E: 0	K: 0	S: 6	R: 0	H: 0	E: 0	K: 1	S: 4	R: 0	H: 0	E: 0	K: 1	S: 5	R: 0	H: 0	E: 0	K: 2	S: 7	R: 0	H: 1	E: 0	K: 0	S: 4	R: 0	H: 1	E: 0	K: 0	S: 4
--------------	------	------	------	------	------	------	--------	-------	------	------	------	------	------	------	------	------	------	------	------	------	------	------	------	------	------	------	------	------	------	------	------	------	------	------	------	------	------	------	------

PITCHER															PITCHER																									
IP	WLS	BF	H	R	ER	SO	BB	IBB	HBP	BLK	WP	HR	S	P	ERA	WHIP	IP	WLS	BF	H	R	ER	SO	BB	IBB	HBP	BLK	WP	HR	S	P	ERA	WHIP							
Art Mahaffey, R ERA: 4.14	(1, 1)	2.0	L	12	4	4	4	0	0	0	0	0	10	15	18.00	2.500																								
Chris Short, L ERA: 5.79	(3, 1)	4.1		16	1	0	0	4	3	0	0	0	21	33	0.00	0.923																								
Jack Baldschun, R ERA: 4.64	(7, 1)	0.2		2	0	0	0	0	0	0	0	0	2	2	0.00	0.000																								
Ken Lehman, L ERA: 3.77	(8, 1)	1.0		4	1	0	0	0	0	0	0	0	4	4	0.00	1.000																								

**BOTTOM**

**Philadelphia Phillies @ Chicago Cubs**  
 Wrigley Field, Chicago, IL  
 Fri Sep 08 1961, 3:33 AM CDT  
 Att. 1,533 - Sunny - 80 F

AB	28
R	4
H	6
RBI	4
BB	4
SO	4
LOB	12



1B: 2	SF: 0	WP: 0	PA: 34
2B: 3	SAC: 1	PB: 1	
3B: 1	DP: 1	SB: 1	
HR: 0	HBP: 1	CS: 0	

Batter	1	2	3	4	5	6	7	8	9	AB R H RBI BB SO LOB	TOP											
<b>Bobby Malkmus, R</b> (1, 4) OBP: 0.270, SLG: 0.326	0-0 F8		0-0 FC6-4		0-0 6-3		0-0 F3	0-3 K		5 0 0 0 0 1 5												
<b>Ken Walters, R</b> (1, 9) OBP: 0.268, SLG: 0.338	0-0 L5-3 1B		0-0 P6			0-0 1B HR 2B	0-3 K		0-0 F9	5 1 2 0 0 1 1												
<b>Charley Smith, R</b> (1, 5) OBP: 0.298, SLG: 0.375	0-0 L5-3			0-0 5-3		0-0 HR 1B		0-3 K	0-0 F7	5 1 1 0 0 1 1												
<b>Don Demeter, R</b> (1, 8) OBP: 0.300, SLG: 0.450		0-0 5-3		0-0 F9		0-0 HR		4-0 1B 1B	0-0 F8	4 2 1 3 1 0 0												
<b>Lee Walls, R</b> (1, 7) OBP: 0.351, SLG: 0.437				0-3 K		0-0 6-3		0-0 1B 1B		3 0 1 0 0 1 0												
<b>Tony Gonzalez, L</b> (8, PH) OBP: 0.353, SLG: 0.435								1-2 1B 1B		1 1 1 0 0 0 0												
<b>Pancho Herrera, R</b> (1, 3) OBP: 0.350, SLG: 0.418		0-3 K			0-0 1B SF9 1B			0-0 E 1B 1B		3 1 2 0 0 1 1												
<b>Johnny Callison, L</b> (8, PH) OBP: 0.354, SLG: 0.403								1-3 2-H 1B		1 0 1 1 0 0 0												
<b>Ruben Amaro, R</b> (1, 6) OBP: 0.333, SLG: 0.333				0-0 6-3		0-0 SH1-4 1B	1-0 G4-6-3 HBP	0-0 E3 1B		3 0 2 1 0 0 1												
<b>Clay Dalrymple, L</b> (1, 2) OBP: 0.273, SLG: 0.285			0-0 FC1-5 2B		0-0 SF9		0-0 G4-6-3		4-0 IBB	2 0 1 1 1 0 2												
<b>Jim Owens, R</b> (1, 1) OBP: 0.120, SLG: 0.043			0-0 FC1-5 FC6-4		0-0 SH1-4		0-3 K	0-3 K		3 0 0 0 0 2 4												
<b>Inning Stats</b>	R: 0 E: 0 K: 0 S: 3	H: 1 LOB: 0 BB: 0 P: 3	R: 0 E: 0 K: 1 S: 6	H: 1 LOB: 1 BB: 0 P: 6	R: 0 E: 0 K: 0 S: 4	H: 1 LOB: 1 BB: 0 P: 4	R: 0 E: 0 K: 1 S: 5	H: 0 LOB: 0 BB: 0 P: 5	R: 1 E: 0 K: 0 S: 5	H: 2 LOB: 1 BB: 0 P: 5	R: 3 E: 0 K: 0 S: 6	H: 4 LOB: 1 BB: 0 P: 7	R: 0 E: 0 K: 2 S: 7	H: 0 LOB: 0 BB: 0 P: 7	R: 2 E: 1 K: 3 S: 12	H: 3 LOB: 3 BB: 2 P: 20	R: 0 E: 0 K: 0 S: 3	H: 0 LOB: 0 BB: 0 P: 3	1B: 9 2B: 3 3B: 0 HR: 1	SF: 1 SAC: 1 DP: 2 HBP: 1	WP: 0 PB: 0 SB: 0 CS: 0	PA: 40
<b>PITCHER</b>	IP WLS BF H R ER SO BB IBB HBP BLK WP HR S P ERA WHIP																					
<b>Jack Curtis, L</b> (1, 1) ERA: 4.52	5.0 L 22 8 4 4 2 0 0 0 0 0 0 1 26 26 7.20 1.600																					
<b>Don Elston, R</b> (6, 1) ERA: 5.38	3.0 15 4 2 2 5 1 1 1 0 0 0 0 22 31 6.00 1.667																					
<b>Dick Drott, R</b> (9, 1) ERA: 4.11	1.0 3 0 0 0 0 0 0 0 0 0 0 0 3 3 0.00 0.000																					

Philadelphia Phillies @ Chicago Cubs  
Wrigley Field, Chicago, IL  
Sat Sep 09 1961, 3:33 AM CDT  
Att: 7,110 - Cloudy - 84 F

AB	35
R	6
H	12
RBI	6
BB	2
SO	7
LOB	15



Batter	1	2	3	4	5	6	7	8	9	AB	R	H	RBI	BB	SO	LOB
Richie Ashburn, L (1, 8) OBP: 0.377, SLG: 0.310	0-0 FC4-6 1B		0-0 F8			0-0 4-3		0-0 5-3		4	0	1	0	0	0	0
Don Zimmer, R (1, 4) OBP: 0.297, SLG: 0.404	0-0 FC4-6 1-2f			0-0 6-3		0-0 14 SF8 3B		0-0 F8		4	1	1	0	0	0	1
14 Ernie Banks, R (1, 6) OBP: 0.355, SLG: 0.524	0-0 F8			0-0 L8		0-0 SF8			0-0 P4	3	0	0	1	0	0	1
George Altman, L (1, 9) OBP: 0.349, SLG: 0.564	0-0 4-3			0-0 4-3		0-3 K			0-0 F2	4	0	0	0	0	1	1
Billy Williams, L (1, 7) OBP: 0.343, SLG: 0.488		0-0 1-3			0-0 1-4-3				0-0 HR	4	1	2	1	0	0	0
Ron Santo, R (1, 5) OBP: 0.367, SLG: 0.496		0-0 6-3			0-0 P6				0-0 5-3	4	0	0	0	0	0	1
Sammy Taylor, L (1, 2) OBP: 0.333, SLG: 0.400		0-0 F7			0-0 BB 1B					3	0	1	0	0	0	1
Moe Morhardt, L (1, 3) OBP: 0.444, SLG: 0.286			0-0 L6		4-0 BB 1-2					2	0	0	0	1	0	1
Jack Curtis, L (1, 1) OBP: 0.292, SLG: 0.255			0-0 P5		0-0 F9				0-0 F9	2	0	0	0	0	0	2
Don Elston, R (6, 1) OBP: 0.182, SLG: 0.182										0	0	0	0	0	0	0
Bob Will, L (8, PH) OBP: 0.350, SLG: 0.336										1	0	0	0	0	0	0
Dick Drott, R (9, 1) OBP: 0.300, SLG: 0.368										0	0	0	0	0	0	0

Inning Stats	R: 0 E: 0 K: 0 S: 4	H: 1 LOB: 1 BB: 0 P: 4	R: 0 E: 0 K: 0 S: 3	H: 0 LOB: 0 BB: 0 P: 3	R: 0 E: 0 K: 0 S: 3	H: 0 LOB: 0 BB: 0 P: 3	R: 0 E: 0 K: 0 S: 3	H: 0 LOB: 0 BB: 0 P: 3	R: 0 E: 0 K: 0 S: 4	H: 1 LOB: 2 BB: 1 P: 8	R: 1 E: 0 K: 1 S: 6	H: 1 LOB: 0 BB: 0 P: 6	R: 0 E: 0 K: 0 S: 4	H: 1 LOB: 1 BB: 0 P: 4	R: 0 E: 0 K: 0 S: 3	H: 0 LOB: 0 BB: 0 P: 3	R: 1 E: 0 K: 0 S: 4	H: 1 LOB: 0 BB: 0 P: 4	1B: 3 2B: 0 3B: 1 HR: 1	SF: 1 SAC: 0 DP: 0 HBP: 0
--------------	------------------------------	---------------------------------	------------------------------	---------------------------------	------------------------------	---------------------------------	------------------------------	---------------------------------	------------------------------	---------------------------------	------------------------------	---------------------------------	------------------------------	---------------------------------	------------------------------	---------------------------------	------------------------------	---------------------------------	----------------------------------	------------------------------------

PITCHER	IP	WLS	BF	H	R	ER	SO	BB	IBB	HBP	BLK	WP	HR	S	P	ERA	WHIP
Jim Owens, R (1, 1) ERA: 5.09	9.0	W	33	5	2	2	1	1	0	0	0	0	1	34	38	2.00	0.667

**BOTTOM**

Philadelphia Phillies @ Chicago Cubs  
Wrigley Field, Chicago, IL  
Sat Sep 09 1961, 3:33 AM CDT  
Att. 7,110 - Cloudy - 84 F

livebaseballscorecards.com

<b>AB</b>	<b>31</b>
<b>R</b>	<b>2</b>
<b>H</b>	<b>5</b>
<b>RBI</b>	<b>2</b>
<b>BB</b>	<b>1</b>
<b>SO</b>	<b>1</b>
<b>LOB</b>	<b>8</b>



WP: 0	PA: 33
PB: 0	
SB: 0	
CS: 0	

Batter	1	2	3	4	5	6	7	8	9	AB R H RBI BB SO LOB	TOP																
<b>Bobby Malkmus, R</b> OBP: 0.275, SLG: 0.330 (1, 4) X	0-0 6-3		0-0 E5 G1-6-3 BB		0-0 G3 E 1B		0-0 FC3-6 1B	0-0 E 1B		6 1 3 0 0 0 2																	
<b>Johnny Callison, L</b> OBP: 0.356, SLG: 0.409 (1, 9) X (7, 7)	0-0 HR		4-0 G1-6-3 1-2 BB		0-0 E7 G3		0-0 FC3-6 HR 1-2f 2-3	1-0 E 1B HBP	0-0 6-3	4 3 1 1 1 0 3																	
<b>Tony Gonzalez, L</b> OBP: 0.353, SLG: 0.432 (1, 8) X	0-0 6-3		0-0 G1-6-3 1-2f 2-3		0-0 G3		4-0 HR BB	0-0 E8 1B 1B	0-0 E3 5-3	5 2 1 0 1 0 4																	
<b>Don Demeter, R</b> OBP: 0.300, SLG: 0.455 (1, 3) X (8, 9)	0-0 5-3		0-0 5-3		0-0 6-3		0-0 HR 1-H 2-H 3-H	4-0 S 1B 1B IBB	0-0 5-3	5 2 1 4 1 0 4																	
<b>Wes Covington, L</b> OBP: 0.330, SLG: 0.422 <b>Ken Walters, R</b> OBP: 0.268, SLG: 0.338 <b>Elmer Valo, L</b> OBP: 0.309, SLG: 0.290 <b>Pancho Herrera, R</b> OBP: 0.349, SLG: 0.416 (1, 7) X (7, 9) X (8, PH) X (8, 3) X		4-0 F8 SH BB		0-0 4-3		0-0 F9	0-0 WP HBP BB 1B	0-0 E 1B 1B	0-3 K	3 1 1 0 1 0 0 0 0 0 0 0 0 0 1 1 1 2 0 0 0 1 0 0 0 0 1 1																	
<b>Charley Smith, R</b> OBP: 0.300, SLG: 0.374 (1, 5) X		0-0 SH 1-2		0-0 5-3		0-0 P6	1-0 BB WP 1B HBP	0-0 F9 E 1B 1B		3 2 1 1 0 0 0																	
<b>Clay Dalrymple, L</b> OBP: 0.275, SLG: 0.282 (1, 2) X		0-0 F8 2-3		4-0 BB		0-0 5-3	4-0 BB 1B BB	0-0 E4 1B		3 1 0 0 2 0 3																	
<b>Ruben Amaro, R</b> OBP: 0.334, SLG: 0.332 (1, 6) X		0-3 K		0-0 L4		0-0 P6	0-0 FC3-6 HR 1B	0-0 F9		4 1 1 1 1 1 5																	
<b>Robin Roberts, S</b> OBP: 0.147, SLG: 0.094 <b>Don Ferrarese, R</b> OBP: 0.143, SLG: 0.111 <b>Tony Taylor, R</b> OBP: 0.306, SLG: 0.323 <b>Frank Sullivan, R</b> OBP: 0.270, SLG: 0.156 (1, 1) X (5, 1) X (7, PH) X (7, 1) X		0-3 K		0-0 P6		0-0 P6	0-0 F9 E 1B 1B	0-0 E8 1B	0-0 G4-6-3 1B	2 0 0 0 0 1 2 0 0 0 0 0 0 0 2 0 1 2 0 0 1 1 0 1 1 0 0 0																	
<b>Inning Stats</b>	R: 1 E: 0 K: 0 S: 4	H: 1 LOB: 0 BB: 0 P: 4	R: 0 E: 1 K: 2 S: 8	H: 0 LOB: 2 BB: 1 P: 12	R: 0 E: 1 K: 0 S: 3	H: 0 LOB: 1 BB: 1 P: 7	R: 0 E: 0 K: 0 S: 3	H: 0 LOB: 0 BB: 0 P: 3	R: 7 E: 1 K: 0 S: 7	H: 5 LOB: 1 BB: 3 P: 20	R: 6 E: 2 K: 0 S: 8	H: 5 LOB: 1 BB: 1 P: 13	R: 0 E: 1 K: 1 S: 6	H: 0 LOB: 1 BB: 0 P: 6	1B: 10 2B: 0 3B: 0 HR: 2	SF: 0 SAC: 1 DP: 2 HBP: 2	WP: 1 PB: 0 SB: 1 CS: 0	PA: 51									
<b>PITCHER</b>	IP WLS BF H R ER SO BB IBB HBP BLK WP HR S P ERA WHIP																										
<b>Don Cardwell, R</b> ERA: 3.66 (1, 1)	6.2		31	5	5	5	2	4	0	0	0	0	2	31	47	6.75	1.350										
<b>Barney Schultz, R</b> ERA: 2.66 (7, 1)	0.0	L	3	1	0	0	0	1	0	1	0	1	0	1	6	∞	∞										
<b>Bob Anderson, R</b> ERA: 4.14 (7, 1)	0.1		5	3	6	6	0	1	0	1	0	0	0	3	8	162.00	12.000										
<b>Don Eiston, R</b> ERA: 5.62 (8, 1)	1.0		7	3	3	3	0	0	1	0	0	0	0	6	10	27.00	3.000										
<b>Jim Brewer, L</b> ERA: 5.89 (9, 1)	1.0		4	0	0	0	1	0	0	0	0	0	0	6	6	0.00	0.000										

Philadelphia Phillies @ Chicago Cubs  
Wrigley Field, Chicago, IL  
Sun Sep 10 1961, 3:33 AM CDT  
Att. 7,628 - Sunny - 90 F

livebaseballscorecards.com

AB	40
R	14
H	12
RBI	12
BB	7
SO	3
LOB	25





BOTTOM

Philadelphia Phillies @ Chicago Cubs  
Wrigley Field, Chicago, IL  
Sun Sep 10 1961, 3:33 AM CDT  
Att. 7,628 - Sunny - 90 F

livebaseballscorecards.com

AB	36
R	6
H	11
RBI	5
BB	2
SO	5
LOB	13



WP:	0	PA:	39
PB:	0		
SB:	0		
CS:	0		

AB	R	H	RBI	BB	SO	LOB
5	1	1	0	0	0	3
3	2	2	1	0	0	1
1	0	0	0	0	0	0
1	0	0	0	0	0	1
4	1	1	0	1	2	2
4	1	2	2	0	0	1
4	0	2	2	0	0	2
3	0	0	0	1	0	2
4	0	1	0	0	1	1
3	1	1	0	0	1	0
1	0	0	0	0	1	0
2	0	0	0	0	0	0
0	0	0	0	0	0	0
0	0	0	0	0	0	0
0	0	0	0	0	0	0
0	0	0	0	0	0	0
1	0	1	0	0	0	0
1B:	7	SF:	0			
2B:	3	SAC:	1			
3B:	2	DP:	1			
HR:	0	HBP:	0			

Batter	1	2	3	4	5	6	7	8	9
Lou Brock, L (1, 8) OBP: 0.200, SLG: 0.200	0-0 L6-3 1B		0-0 P6		0-0 FC4-2 14 BB 1B		0-0 1-3		0-0 G3
Ken Hubbs, R (1, 4) OBP: 0.667, SLG: 1.000	0-0 L6-3			0-0 3B	0-0 14 BB 1B		0-0 1-3		0-0 6-3
Richie Ashburn, L (7, PH) OBP: 0.376, SLG: 0.309	1-2				1-2 1B				2-3
Jerry Kindall, R (8, 4) OBP: 0.290, SLG: 0.422					3-H				
14 Ernie Banks, R (1, 6) OBP: 0.355, SLG: 0.521	0-3 K			0-3 K	4-0 1B E BB		0-0 1B 1B		0-0 5-3
George Altman, L (1, 9) OBP: 0.350, SLG: 0.563		0-0 1-3		0-0 4-3	0-0 E7 3B 1B		0-0 1-2 1B		
Billy Williams, L (1, 7) OBP: 0.344, SLG: 0.497		0-0 F3		0-0 3B	0-0 3B		0-0 F7		
Ron Santo, R (1, 5) OBP: 0.367, SLG: 0.493		4-0 BB		0-0 F7	0-0 P6			0-0 5-3	
Ed Bouchee, L (1, 3) OBP: 0.359, SLG: 0.405		0-0 P6			0-0 SH2-4 FC4-2 1B 1B	0-3 K		0-0 P4	
Cuno Barragan, R (1, 2) OBP: 0.211, SLG: 0.368			0-0 6-3		0-0 FC4-2 SH2-4 1B 1B	0-3 K		0-3 K	
Sammy Taylor, L (8, 2) OBP: 0.332, SLG: 0.398					1-2 1B				
Don Cardwell, R (1, 1) OBP: 0.176, SLG: 0.259			0-0 5-3		0-0 SH2-4	0-0 5-3			0-0 G3 2B
Barney Schultz, R (7, 1) OBP: 0.100, SLG: 0.100					1-2 2-3				
Bob Anderson, R (7, 1) OBP: 0.143, SLG: 0.206									
Don Eiston, R (8, 1) OBP: 0.182, SLG: 0.182									
Jim Brewer, L (9, 1) OBP: 0.182, SLG: 0.182									
Bob Will, L (9, PH) OBP: 0.355, SLG: 0.352									

Inning	R	H	E	K	S	P	BB	IBB	HBP	BLK	WP	HR	S	P	ERA	WHIP
1	0	1	0	1	5	7	0	0	0	0	0	0	24	32	11.57	1.929
2	0	0	0	0	1	6	0	0	0	0	0	0	9	9	0.00	0.750
3	0	0	0	0	7	3	0	0	0	0	0	0	14	14	0.00	1.000

PITCHER	IP	WLS	BF	H	R	ER	SO	BB	IBB	HBP	BLK	WP	HR	S	P	ERA	WHIP
Robin Roberts, R (1, 1) ERA: 6.16	4.2		22	7	6	6	2	2	0	0	0	0	0	24	32	11.57	1.929
Don Ferrarese, L (5, 1) ERA: 4.04	1.1	W	5	1	0	0	2	0	0	0	0	0	0	9	9	0.00	0.750
Frank Sullivan, R (7, 1) ERA: 4.39	3.0	S	12	3	0	0	1	0	0	0	0	0	0	14	14	0.00	1.000

Batter	1	2	3	4	5	6	7	8	9	AB R H RBI BB SO LOB	TOP											
Al Heist, R (1, 8) OBP: 0.339, SLG: 0.386	0-3 K		0-0 F8		0-0 6-3		4-0 1B 1B BB		0-0 FC5-4 1B	4 1 1 0 1 1 0	<p><b>Chicago Cubs @ Cincinnati Reds</b> Crosley Field, Cincinnati, OH</p> <p>Tue Sep 12 1961, 7:05 PM EDT Att. 12,487 - Cloudy - 85 F</p>											
Don Zimmer, R (1, 4) OBP: 0.300, SLG: 0.408	0-0 5-3		0-0 FC4-6 1B		0-0 2B		0-0 1B	0-0 FC5-4 1B	5 0 3 0 0 0 2													
Billy Williams, L (1, 7) OBP: 0.343, SLG: 0.494	0-0 G3		0-0 FC4-6 1-2f		0-0 4-3		0-0 L6	0-0 1B	5 0 1 0 0 0 4													
14 Ernie Banks, R (1, 6) OBP: 0.355, SLG: 0.520		0-0 E 1B	0-0 F8			0-3 K	0-0 1B 1-2 2-H	0-0 P3	5 0 2 1 0 1 3													
Ron Santo, R (1, 5) OBP: 0.366, SLG: 0.491		0-3 K		4-0 FC3-6 BB		0-0 5-3	0-0 F8		3 0 0 0 1 1 3													
George Altman, L (1, 9) OBP: 0.352, SLG: 0.563		0-0 E7 1B		0-0 FC3-6 FC5-4 1-2f		0-0 2B 1B		0-0 1-3	4 1 2 0 0 0 1													
Andre Rodgers, R (1, 3) OBP: 0.338, SLG: 0.431		0-3 K		0-3 K		0-0 2B		0-0 F8	4 0 1 1 0 2 3													
Dick Bertell, R (1, 2) OBP: 0.312, SLG: 0.339		4-0 IBB		0-0 FC5-4 1-2f		0-0 5-3		0-0 1-3	3 0 0 0 1 0 2													
Dick Ellsworth, L (1, 1) OBP: 0.098, SLG: 0.063		0-3 K			0-0 F7		0-0 F7	4-0 FC5-4 1B BB	2 0 0 0 0 0 1 3 0 0 0 0 0 0 0 0 1 0 1 0 0													
Don Elston, R (6, 1) OBP: 0.182, SLG: 0.182																						
Richie Ashburn, L (7, PH) OBP: 0.375, SLG: 0.307																						
Barney Schultz, R (7, 1) OBP: 0.100, SLG: 0.100																						
Jim Brewer, L (7, 1) OBP: 0.250, SLG: 0.182																						
Jim McNamary, R (8, PH) OBP: 0.375, SLG: 0.286																						
<b>Inning Stats</b>	R: 0 E: 0 K: 1 S: 5	H: 0 LOB: 0 BB: 0 P: 5	R: 0 E: 1 K: 3 S: 11	H: 2 LOB: 3 BB: 1 P: 15	R: 0 E: 0 K: 0 S: 4	H: 1 LOB: 1 BB: 0 P: 4	R: 0 E: 0 K: 1 S: 5	H: 0 LOB: 1 BB: 1 P: 9	R: 0 E: 0 K: 0 S: 4	H: 1 LOB: 1 BB: 0 P: 4	R: 1 E: 0 K: 1 S: 7	H: 2 LOB: 1 BB: 0 P: 7	R: 1 E: 0 K: 0 S: 5	H: 2 LOB: 2 BB: 1 P: 9	R: 0 E: 0 K: 0 S: 3	H: 0 LOB: 0 BB: 0 P: 3	R: 0 E: 0 K: 0 S: 4	H: 2 LOB: 2 BB: 1 P: 8	1B: 8 2B: 2 3B: 0 HR: 0	SF: 0 SAC: 0 DP: 1 HBP: 0	WP: 0 PB: 0 SB: 0 CS: 0	PA: 40
<b>PITCHER</b> Jim O'Toole, L (1, 1) ERA: 3.13	IP 9.0	WLS W	BF 40	H 10	R 2	ER 2	SO 6	BB 3	IBB 1	HBP 0	BLK 0	WP 0	HR 0	S 48	P 64	ERA 2.00	WHIP 1.444					

livebaseballscorecards.com

<b>AB</b>	36
<b>R</b>	2
<b>H</b>	10
<b>RBI</b>	2
<b>BB</b>	4
<b>SO</b>	6
<b>LOB</b>	21



Batter	1	2	3	4	5	6	7	8	9
Elio Chacon, R OBP: 0.387, SLG: 0.370 Jerry Lynch, L OBP: 0.418, SLG: 0.658 Don Blasingame, L OBP: 0.286, SLG: 0.283	0-0 E1 SH1-3 2B		0-3 K			0-0 F8 SH1-4 1B	0-0 G3		
Eddie Kasko, R OBP: 0.325, SLG: 0.343	0-0 6-3		0-0 E4			0-0 SH1-4 1-2	0-0 2B		
Vada Pinson, L OBP: 0.379, SLG: 0.508	0-0 SH1-3 2-3			0-0 G3		0-0 F8 2-3	0-0 F8		
Frank Robinson, R OBP: 0.410, SLG: 0.625	0-0 2B			0-0 5-3		4-0 1B IBB		0-0 FC3-6 2B 1B	
Wally Post, R OBP: 0.340, SLG: 0.587	0-3 K			0-0 HR		0-0 1B		0-0 F8	
Gene Freese, R OBP: 0.304, SLG: 0.463		0-0 P4		0-0 F8		0-0 F7		4-0 FC3-6 BB	
Dick Gernert, R OBP: 0.333, SLG: 0.333 Gordy Coleman, L OBP: 0.337, SLG: 0.493		0-0 6-3			0-0 6-3		0-0 2B 1B	0-0 FC3-6 2B	
Darrell Johnson, R OBP: 0.283, SLG: 0.307		0-0 F9			0-0 6-3		0-0 SH1-4 2B	0-0 2B	
Jim O'Toole, S OBP: 0.184, SLG: 0.176			0-0 4-3		0-0 6-3		0-0 SH1-4	0-3 K	

AB	R	H	RBI	BB	SO	LOB
3	2	1	0	0	1	0
1	0	0	0	0	0	1
0	0	0	0	0	0	0

3	0	1	1	0	0	1
---	---	---	---	---	---	---

3	0	0	0	0	0	2
---	---	---	---	---	---	---

3	1	2	1	1	0	0
---	---	---	---	---	---	---

4	1	2	2	0	1	2
---	---	---	---	---	---	---

3	0	0	0	1	0	2
---	---	---	---	---	---	---

2	0	0	0	0	0	0
---	---	---	---	---	---	---

2	2	1	0	0	0	2
---	---	---	---	---	---	---

4	1	2	3	0	0	0
---	---	---	---	---	---	---

3	0	0	0	0	1	1
---	---	---	---	---	---	---

1B:	4	SF:	0
2B:	4	SAC:	3
3B:	0	DP:	0
HR:	1	HBP:	0

**BOTTOM**

**Chicago Cubs @ Cincinnati Reds**  
Crosley Field, Cincinnati, OH  
Tue Sep 12 1961, 7:05 PM EDT  
Att. 12,487 - Cloudy - 85 F

livebaseballscorecards.com


<b>AB</b>	<b>31</b>
<b>R</b>	<b>7</b>
<b>H</b>	<b>9</b>
<b>RBI</b>	<b>7</b>
<b>BB</b>	<b>2</b>
<b>SO</b>	<b>3</b>
<b>LOB</b>	<b>11</b>



Inning	1	2	3	4	5	6	7	8	9
R:	1	0	0	1	0	1	2	2	0
E:	1	0	1	0	0	0	0	0	0
K:	1	0	0	0	0	0	0	1	0
S:	7	3	5	4	3	5	6	7	11

PITCHER	IP	WLS	BF	H	R	ER	SO	BB	IBB	HBP	BLK	WP	HR	S	P	ERA	WHIP
Dick Ellsworth, L ERA: 4.2	(1, 1)	5.2	23	4	3	2	2	0	0	0	0	0	1	26	30	3.18	0.706
Don Elston, R ERA: 5.59	(6, 1)	0.1	1	0	0	0	0	0	0	0	0	0	0	1	1	0.00	0.000
Barney Schultz, R ERA: 2.93	(7, 1)	0.1	3	2	2	2	0	0	0	0	0	0	0	3	3	54.00	6.000
Jim Brewer, L ERA: 5.99	(7, 1)	1.2	9	3	2	2	1	1	0	0	0	0	0	10	14	10.80	2.400

PITCHER	IP	WLS	BF	H	R	ER	SO	BB	IBB	HBP	BLK	WP	HR	S	P	ERA	WHIP
WP:	0	PA:	36														
PB:	0	SB:	0														
CS:	0																

Batter	1	2	3	4	5	6	7	8	9	AB R H RBI BB SO LOB	TOP																	
Lou Brock, L (1, 8) Don Eiston, R (6, 1) Dick Ellsworth, L (6, 1) Jim McAnany, R (8, PH) Sammy Drake, S (8, PR) Bob Anderson, R (8, 1) Andre Rodgers, R (9, PH) Barney Schultz, R (9, 1)	0-3 K	0-0 F8		0-0 4-3		4-0 1B BB		0-0 WP 1B 2B	0-0 5-3	3 0 0 0 1 1 2 0 0 0 0 0 0 0 0 0 0 0 0 0 0 1 0 1 0 0 0 0 0 0 1 0 0 0 0 0 0 0 0 0 0 0 1 0 0 0 0 0 1 0 0 0 0 0 0 0																		
Don Zimmer, R (1, 4) Ken Hubbs, R (3, PR) Richie Ashburn, L (6, PH)	0-3 K		0-0 E5 BB F8 SF7		0-0 5-3	0-0 1-3 2-H 1B		0-0 L4		2 0 0 0 0 1 0 1 1 0 0 0 0 0 2 0 1 1 0 0 1																		
Billy Williams, L (1, 7)	0-0 4-3		0-0 F8 1-2		0-0 P6	0-0 4-3		0-0 WP 14 1B 1B		5 0 1 1 0 0 3																		
14 Ernie Banks, R (1, 6) OBP: 0.356, SLG: 0.517		0-0 1-3	4-0 BB BB BB		0-0 6-3		0-0 5-3	0-0 1-2 WP 1B		4 0 1 0 1 0 0																		
George Altman, L (1, 9) OBP: 0.352, SLG: 0.567		0-0 4-3	4-0 1-2 2-3 BB			0-0 HR	0-0 G1	0-3 1-2 2-3 K		4 1 1 1 1 1 2																		
Ron Santo, R (1, 5) OBP: 0.368, SLG: 0.493		4-0 HR BB	0-0 SF7 3-H			0-0 G3 E 2B	0-0 WP BB 1B	0-0 6-3		3 2 2 1 1 0 2																		
Sammy Taylor, L (1, 2) OBP: 0.336, SLG: 0.414		0-0 1-H HR	0-3 K			0-0 G3 2-3	4-0 WP BB		0-0 G3 1B	4 1 2 2 1 1 3	AB 37 R 7 H 9 RBI 7 BB 8 SO 7 LOB 20																	
Ed Bouchee, L (1, 3) OBP: 0.360, SLG: 0.401		4-0 BB BB		0-3 K		0-0 E4 1-3 1B	4-0 1-2 2-3 BB		0-0 G3 1-2	3 1 0 1 2 1 1																		
Don Cardwell, R (1, 1) Bob Will, L (6, PH) Jerry Kindall, R (6, 4)		4-0 1-2 BB		0-3 K		0-0 1-3	0-0 P2		0-3 K	1 0 0 0 1 1 0 1 0 0 0 0 0 1 2 0 0 0 0 1 4																		
Inning Stats	R: 0 E: 0 K: 2 S: 7	H: 0 LOB: 0 BB: 0 P: 7	R: 2 E: 0 K: 0 S: 4	H: 1 LOB: 2 BB: 3 P: 16	R: 1 E: 1 K: 1 S: 6	H: 0 LOB: 2 BB: 2 P: 14	R: 0 E: 0 K: 2 S: 7	H: 0 LOB: 0 BB: 0 P: 7	R: 0 E: 0 K: 0 S: 3	H: 0 LOB: 0 BB: 0 P: 3	R: 3 E: 1 K: 0 S: 7	H: 3 LOB: 2 BB: 1 P: 11	R: 0 E: 0 K: 0 S: 4	H: 1 LOB: 3 BB: 2 P: 12	R: 1 E: 0 K: 1 S: 8	H: 3 LOB: 2 BB: 0 P: 8	R: 0 E: 0 K: 1 S: 6	H: 1 LOB: 1 BB: 0 P: 6	1B: 5 2B: 2 3B: 0 HR: 2	SF: 1 SAC: 0 DP: 0 HBP: 0	WP: 3 PB: 0 SB: 0 CS: 0	PA: 46						
PITCHER	IP WLS BF H R ER SO BB IBB HBP BLK WP HR S P ERA WHIP																											
Ernie Broglio, R (1, 1) ERA: 3.92 Lindy McDaniel, R (6, 1) ERA: 4.67 Ed Bauta, R (9, 1) ERA: 1.53	5.2		29	4	6	4	5	6	0	0	0	0	0	2	33	57	6.35	1.765										
	2.1		13	4	1	1	1	2	0	0	0	3	0	13	21	3.86	2.571											
	1.0	W	4	1	0	0	1	0	0	0	0	0	0	6	6	0.00	1.000											

Chicago Cubs @ St. Louis Cardinals  
 Sportsman's Park, St. Louis, MO  
 Thu Sep 14 1961, 8:05 PM EDT  
 Unknown - 60 F

livebaseballscorecards.com

BOTTOM

Chicago Cubs @ St. Louis Cardinals  
Sportsman's Park, St. Louis, MO  
Thu Sep 14 1961, 8:05 PM EDT  
Unknown - 60 F

AB	39
R	8
H	11
RBI	7
BB	3
SO	5
LOB	17



WP:	0	PA:	42
PB:	1		
SB:	2		
CS:	0		

AB R H RBI BB SO LOB

4 1 1 0 1 2 0  
3 1 1 1 0 1 0  
1 0 1 1 0 0 0  
1 1 1 0 0 0 0

4 1 1 0 1 1 3

4 3 3 2 1 0 0  
0 0 0 0 0 0 0

5 0 2 2 0 0 3

3 0 0 0 0 0 3  
1 0 0 0 0 0 0  
1 0 0 0 0 0 2

4 0 0 0 0 0 2

4 0 0 1 0 1 2

2 0 0 0 0 0 2  
1 1 1 0 0 0 0  
1 0 0 0 0 0 0  
0 0 0 0 0 0 0

1B: 8 SF: 0  
2B: 1 SAC: 0  
3B: 1 DP: 0  
HR: 1 HBP: 0

Batter	1	2	3	4	5	6	7	8	9
Curt Flood, R OBP: 0.381, SLG: 0.391 (1, 8)	0-0 1B 2B		0-0 L6		0-3 K	4-0 1B 1-2 BB			0-3 K
Julian Javier, R OBP: 0.333, SLG: 0.353 Red Schoendienst, S OBP: 0.367, SLG: 0.410 Bob Lillis, R OBP: 0.244, SLG: 0.231 (1, 4) (6, PH) (6, PR) (7, 4)	0-0 E S HR 1B 2-H		0-3 K		0-0 4-3	0-0 S 1B			0-0 1B PB 1B
Bill White, L OBP: 0.358, SLG: 0.480 (1, 3)	0-0 F7		0-0 G3		4-0 1B 3B BB	0-3 K 1-2			0-0 PB IBB 1B 1-3
Stan Musial, L OBP: 0.373, SLG: 0.484 Don Taussig, R OBP: 0.332, SLG: 0.446 (1, 7) (9, PR)	0-0 1-H HR			0-0 E 1B FC6-4 1B	0-0 3B 1B 1-3		0-0 3-1		4-0 PB IBB 1-2
Ken Boyer, R OBP: 0.392, SLG: 0.521 (1, 5)	0-0 5-3			0-0 FC6-4 E 1B 1-2	0-0 1-H 3B 3-H		0-0 P3		0-0 P5
Carl Sawatski, L OBP: 0.405, SLG: 0.538 Gene Oliver, R OBP: 0.308, SLG: 0.182 Jimmie Schaffer, R OBP: 0.302, SLG: 0.322 (1, 2) (7, PH) (8, 2)	0-0 F8			0-0 F8	0-0 3-1		0-0 P3		0-0 PB 1-2 2-3 3-H
Joe Cunningham, L OBP: 0.409, SLG: 0.412 (1, 9)									
Jerry Buchek, R OBP: 0.153, SLG: 0.140 (1, 6)									
Ernie Broglio, R OBP: 0.188, SLG: 0.167 Lindy McDaniel, R OBP: 0.188, SLG: 0.188 Charlie James, R OBP: 0.292, SLG: 0.353 Ed Bauta, R OBP: 0.500, SLG: 0.500 (1, 1) (6, 1) (8, PH) (9, 1)									

Inning Stats	R: 3	H: 3	E: 0	K: 0	S: 6	LOB: 0	BB: 0	P: 6	R: 0	H: 0	E: 0	K: 0	S: 3	LOB: 0	BB: 0	P: 3	R: 0	H: 0	E: 1	K: 0	S: 6	LOB: 2	BB: 0	P: 6	R: 2	H: 2	E: 0	K: 1	S: 7	LOB: 1	BB: 1	P: 11	R: 1	H: 2	E: 0	K: 1	S: 7	LOB: 3	BB: 1	P: 11	R: 0	H: 0	E: 0	K: 0	S: 3	LOB: 0	BB: 0	P: 3	R: 0	H: 0	E: 0	K: 1	S: 5	LOB: 0	BB: 0	P: 5	R: 1	H: 2	E: 0	K: 1	S: 6	LOB: 3	BB: 1	P: 10
--------------	------	------	------	------	------	--------	-------	------	------	------	------	------	------	--------	-------	------	------	------	------	------	------	--------	-------	------	------	------	------	------	------	--------	-------	-------	------	------	------	------	------	--------	-------	-------	------	------	------	------	------	--------	-------	------	------	------	------	------	------	--------	-------	------	------	------	------	------	------	--------	-------	-------

PITCHER	IP	WLS	BF	H	R	ER	SO	BB	IBB	HBP	BLK	WP	HR	S	P	ERA	WHIP
Don Cardwell, R ERA: 3.77 (1, 1)	5.0		24	7	6	5	2	1	0	0	0	0	1	27	31	9.00	1.600
Don Elston, R ERA: 5.66 (6, 1)	0.2		5	2	1	1	0	1	0	0	0	0	0	4	8	13.50	4.500
Dick Ellsworth, L ERA: 4.16 (6, 1)	1.1		4	0	0	0	1	0	0	0	0	0	0	6	6	0.00	0.000
Bob Anderson, R ERA: 4.11 (8, 1)	1.0		3	0	0	0	1	0	0	0	0	0	0	5	5	0.00	0.000
Barney Schultz, R ERA: 2.9 (9, 1)	0.2	L	6	2	1	0	1	0	1	0	0	0	0	6	10	0.00	3.000

PITCHER	IP	WLS	BF	H	R	ER	SO	BB	IBB	HBP	BLK	WP	HR	S	P	ERA	WHIP
Don Cardwell, R ERA: 3.77 (1, 1)	5.0		24	7	6	5	2	1	0	0	0	0	1	27	31	9.00	1.600
Don Elston, R ERA: 5.66 (6, 1)	0.2		5	2	1	1	0	1	0	0	0	0	0	4	8	13.50	4.500
Dick Ellsworth, L ERA: 4.16 (6, 1)	1.1		4	0	0	0	1	0	0	0	0	0	0	6	6	0.00	0.000
Bob Anderson, R ERA: 4.11 (8, 1)	1.0		3	0	0	0	1	0	0	0	0	0	0	5	5	0.00	0.000
Barney Schultz, R ERA: 2.9 (9, 1)	0.2	L	6	2	1	0	1	0	1	0	0	0	0	6	10	0.00	3.000

Batter	1	2	3	4	5	6	7	8	9	10	11	AB R H RBI BB SO LOB	TOP																	
<b>Richie Ashburn, L</b> (1, 8) OBP: 0.375, SLG: 0.304	4-0 BB G6-4-3		X 0-0 4-3		X 0-0 2-3	0-3 K		4-0 IBB K		0-3 K		4 0 0 0 2 2 1	<b>Chicago Cubs @ St. Louis Cardinals</b> Sportsman's Park, St. Louis, MO Thu Sep 14 1961, 8:05 PM EDT Att: 5,835 - Unknown - 60 F																	
<b>Don Zimmer, R</b> (1, 4) OBP: 0.296, SLG: 0.403	X 0-0 G6-4-3		X 0-0 P5		X 0-0 P4	0-0 E6		0-3 K		0-0 4-3		4 0 0 0 0 0 2																		
<b>Bob Anderson, R</b> (7, 1) OBP: 0.139, SLG: 0.200												1 0 0 0 0 1 2																		
<b>Bob Will, L</b> (11, PH) OBP: 0.349, SLG: 0.345	1-2f											1 0 0 0 0 0 0																		
<b>Don Elston, R</b> (11, 1) OBP: 0.182, SLG: 0.182												0 0 0 0 0 0 0																		
<b>Billy Williams, L</b> (1, 7) OBP: 0.340, SLG: 0.489	0-3 K			X 0-0 14 2B 2B	X 0-0 E3 14 1B HR	0-0 FC5 2-3f			X 0-0 3-1		X 0-0 6-3	6 2 1 0 0 1 2																		
<b>14 Ernie Banks, R</b> (1, 6) OBP: 0.356, SLG: 0.517		X 0-0 F8		X 0-0 1B SF9 2B	X 0-0 1-2 HR 1B		S 0-3 K2-3		X 0-0 5-3		X 0-0 6-3	6 2 2 1 0 1 0																		
<b>Ron Santo, R</b> (1, 5) OBP: 0.371, SLG: 0.500		B 4-0 FC4-6 BB		X 0-0 BB 2-3 1B	X 0-0 1-H 2-H HR		S 0-3 K		B 4-0 1B BB			3 1 2 3 2 1 0																		
<b>George Altman, L</b> (1, 9) OBP: 0.352, SLG: 0.566		X 0-0 FC4-6 1B 1-2f		X 0-0 SF9 3-H	X 0-0 1B		S 0-3 K		X 0-0 FC6-4 1B			4 0 2 1 0 1 1																		
<b>Andre Rodgers, R</b> (1, 3) OBP: 0.338, SLG: 0.425		X 0-0 1-3 1B		B 4-0 1-2 BB	X 0-0 F7		X 0-0 6-3		X 0-0 FC6-4 1-2f			4 0 1 0 1 0 3																		
<b>Dick Bertell, R</b> (1, 2) OBP: 0.314, SLG: 0.337		X 0-0 F7		X 0-0 F7		B 4-0 FC5 E BB		X 0-0 G3 1B		X 0-0 6-3		4 0 1 0 1 0 4																		
<b>Jack Curtis, L</b> (1, 1) OBP: 0.279, SLG: 0.241			0-3 K		0-3 K		X 0-0 F8		X 0-0 G3		X 0-0 L8	3 0 0 0 0 2 3																		
<b>Jerry Kindall, R</b> (7, 4) OBP: 0.288, SLG: 0.419												0 0 0 0 0 0 0																		
<b>Sammy Taylor, L</b> (8, PH) OBP: 0.336, SLG: 0.412												1 0 0 0 0 0 1																		
<b>Ken Hubbs, R</b> (8, 4) OBP: 0.400, SLG: 0.600												1 0 0 0 0 0 0																		
<b>Inning Stats</b>	R: 0 E: 0 K: 1 S: 4	H: 0 LOB: 0 BB: 1 P: 8	R: 0 E: 0 K: 0 S: 4	H: 1 LOB: 2 BB: 1 P: 8	R: 0 E: 0 K: 1 S: 5	H: 0 LOB: 0 BB: 0 P: 5	R: 2 E: 0 K: 1 S: 8	H: 3 LOB: 2 BB: 1 P: 12	R: 3 E: 1 K: 0 S: 7	H: 3 LOB: 1 BB: 0 P: 7	R: 0 E: 1 K: 3 S: 6	H: 0 LOB: 2 BB: 1 P: 10	R: 0 E: 0 K: 3 S: 9	H: 0 LOB: 0 BB: 0 P: 9	R: 0 E: 0 K: 1 S: 6	H: 1 LOB: 2 BB: 1 P: 10	R: 0 E: 0 K: 0 S: 4	H: 1 LOB: 2 BB: 1 P: 8	R: 0 E: 0 K: 1 S: 5	H: 0 LOB: 0 BB: 0 P: 5	R: 0 E: 0 K: 0 S: 3	H: 0 LOB: 0 BB: 0 P: 3	1B: 6 2B: 2 3B: 0 HR: 1	SF: 1 SAC: 0 DP: 1 HBP: 0	WP: 0 PB: 0 SB: 0 CS: 0	PA: 49				
<b>PITCHER</b>	IP WLS BF H R ER SO BB IBB HBP BLK WP HR S P ERA WHIP																													
<b>Curt Simmons, L</b> (1, 1) ERA: 3.25	4.2		24	7	5	2	3	3	0	0	0	0	0	0	1	27	39	3.86	2.143											
<b>Bob Miller, R</b> (5, 1) ERA: 3.89	3.1		14	1	0	0	5	1	1	0	0	0	0	0	0	22	30	0.00	0.600											
<b>Craig Anderson, R</b> (9, 1) ERA: 3.21	3.0	W	11	1	0	0	1	1	0	0	0	0	0	0	0	12	16	0.00	0.667											

livebaseballscores.com

AB	42
R	5
H	9
RBI	5
BB	6
SO	9
LOB	19



Batter	1	2	3	4	5	6	7	8	9	10	11	AB R H RBI BB SO LOB
<b>Curt Flood, R</b> OBP: 0.383, SLG: 0.393 (1, 8)	0-0 4-3	0-0 F9		0-0 1B 1B		0-0 FC6-4 1B		0-0 FC6-4 1-2f		0-0 1B		6 0 3 1 0 0 2
<b>Julian Javier, R</b> OBP: 0.338, SLG: 0.355 (1, 4)	4-0 3B BB		4-0 L4-3 BB	0-0 1B		0-0 FC6-4 1-2f			0-0 6-3	0-0 1B		4 1 2 0 2 0 1
<b>Bill White, L</b> OBP: 0.357, SLG: 0.481 (1, 3)	0-0 1B 3B		0-0 L4-3 1-2	0-0 G3			0-0 G3		4-0 2B BB	0-0 F7		5 2 1 1 1 0 5
<b>Ken Boyer, R</b> OBP: 0.396, SLG: 0.536 (1, 5)	0-0 1B		0-0 1B		0-0 6-3		0-0 3B		0-0 2B PB		0-0 HR	6 1 5 3 0 0 0
<b>Gene Oliver, R</b> OBP: 0.313, SLG: 0.214 (1, 2)	0-3 K		0-0 FC6-4 1B		0-0 F7		0-3 K		4-0 PB IBB			3 0 1 0 0 1 1
<b>Carl Sawatski, L</b> OBP: 0.406, SLG: 0.534 (7, PH)			1-2 1B		0-0 F7							1 0 0 0 1 1 1
<b>Bob Gibson, R</b> OBP: 0.254, SLG: 0.333 (9, PR)			0-0 FC6-4 1B		0-0 F7							0 0 0 0 0 0 0
<b>Jimmie Schaffer, R</b> OBP: 0.302, SLG: 0.322 (10, 2)			0-0 FC6-4 1-2f		0-0 HR		0-0 6-3		0-0 F9 1-2 2-3			0 0 0 0 0 0 0
<b>Charlie James, R</b> OBP: 0.291, SLG: 0.360 (1, 9)	0-0 F7		0-0 FC6-4 1-2f		0-0 HR		0-0 6-3		0-0 F9			5 1 1 1 0 0 6
<b>Don Taussig, R</b> OBP: 0.337, SLG: 0.446 (1, 7)		0-0 4-3 WP 1B		4-0 1B S BB		0-0 1-3		4-0 FC6-4 BB		0-0 6-3		2 1 1 0 1 0 0
<b>Joe Cunningham, L</b> OBP: 0.410, SLG: 0.412 (8, PH)												0 0 0 0 1 0 0
<b>Bob Lillis, R</b> OBP: 0.244, SLG: 0.231 (8, PR)												0 0 0 0 0 0 0
<b>Ed Olivares, R</b> OBP: 0.179, SLG: 0.185 (9, 7)												1 0 0 0 0 0 3
<b>Jerry Buchek, R</b> OBP: 0.145, SLG: 0.133 (1, 6)		0-0 F7		0-0 P6		0-0 L7		0-0 P5		0-0 F9		3 0 0 0 0 0 2
<b>Stan Musial, L</b> OBP: 0.372, SLG: 0.482 (8, PH)												1 0 0 0 0 0 1
<b>Alex Grammas, R</b> OBP: 0.283, SLG: 0.273 (9, 6)												1 0 0 0 0 0 0
<b>Curt Simmons, L</b> OBP: 0.386, SLG: 0.355 (1, 1)		0-0 4-3		0-3 K		0-0 F8		0-0 F8		0-0 6-3		2 0 0 0 0 1 2
<b>Bob Miller, R</b> OBP: 0.438, SLG: 0.500 (5, 1)												1 0 0 0 0 0 0
<b>Red Schoendienst, S</b> OBP: 0.364, SLG: 0.407 (8, PH)												1 0 0 0 0 0 1
<b>Craig Anderson, R</b> OBP: 0.375, SLG: 0.500 (9, 1)												1 0 0 0 0 0 0

Inning Stats	R: 2	H: 2	E: 0	K: 1	S: 7	R: 0	H: 1	E: 0	K: 0	S: 4	R: 0	H: 2	E: 0	K: 0	S: 4	R: 1	H: 2	E: 0	K: 1	S: 7	R: 1	H: 1	E: 0	K: 0	S: 4	R: 0	H: 1	E: 0	K: 1	S: 6	R: 0	H: 0	E: 0	K: 0	S: 3	R: 1	H: 1	E: 0	K: 0	S: 4	R: 0	H: 2	E: 0	K: 0	S: 5	R: 1	H: 1	E: 0	K: 0	S: 1
	LOB: 1	BB: 1	P: 11	LOB: 1	BB: 0	P: 4	LOB: 2	BB: 1	P: 11	LOB: 0	BB: 0	P: 4	LOB: 1	BB: 0	P: 4	LOB: 1	BB: 1	P: 7	LOB: 3	BB: 2	P: 12	LOB: 0	BB: 0	P: 1	LOB: 0	BB: 0	P: 1	LOB: 1	BB: 0	P: 6	LOB: 1	BB: 1	P: 7	LOB: 3	BB: 2	P: 12	LOB: 2	BB: 0	P: 5	LOB: 0	BB: 0	P: 1								
	1B: 9	2B: 2	3B: 2	HR: 2	SF: 0	SAC: 0	DP: 1	HBP: 0	WP: 1	PA: 49																																								


PITCHER	IP	WLS	BF	H	R	ER	SO	BB	IBB	HBP	BLK	WP	HR	S	P	ERA	WHIP
<b>Jack Curtis, L</b> ERA: 4.56 (1, 1)	6.1		31	10	4	4	2	3	0	0	0	1	1	32	44	5.68	2.053
<b>Bob Anderson, R</b> ERA: 4.06 (7, 1)	3.2		17	3	1	1	1	2	1	0	0	0	0	16	28	2.46	1.364
<b>Don Elston, R</b> ERA: 5.76 (11, 1)	0.0	L	1	1	1	1	0	0	0	0	0	0	1	1	1	∞	∞

**BOTTOM**

**Chicago Cubs @ St. Louis Cardinals**  
Sportsman's Park, St. Louis, MO

Thu Sep 14 1961, 8:05 PM EDT  
Att: 5,835 - Unknown - 60 F

AB	43
R	6
H	14
RBI	6
BB	6
SO	3
LOB	25



PITCHER	IP	WLS	BF	H	R	ER	SO	BB	IBB	HBP	BLK	WP	HR	S	P	ERA	WHIP
<b>Jack Curtis, L</b> ERA: 4.56 (1, 1)	6.1		31	10	4	4	2	3	0	0	0	1	1	32	44	5.68	2.053
<b>Bob Anderson, R</b> ERA: 4.06 (7, 1)	3.2		17	3	1	1	1	2	1	0	0	0	0	16	28	2.46	1.364
<b>Don Elston, R</b> ERA: 5.76 (11, 1)	0.0	L	1	1	1	1	0	0	0	0	0	0	1	1	1	∞	∞

Batter	1	2	3	4	5	6	7	8	9	AB R H RBI BB SO LOB	TOP														
Lou Brock, L (1, 8) OBP: 0.167, SLG: 0.091 Bob Will, L (8, PH) OBP: 0.346, SLG: 0.342 Jim Brewer, L (8, 1) OBP: 0.250, SLG: 0.182	0-3 K		0-0 L6			0-3 K		0-0 P4		3 0 0 0 0 2 1 1 0 0 0 0 0 2 0 0 0 0 0 0 0															
Ken Hubbs, R (1, 4) OBP: 0.222, SLG: 0.333	0-3 K			0-0 L9			0-0 F9		0-3 K	4 0 0 0 0 2 0															
Billy Williams, L (1, 7) OBP: 0.337, SLG: 0.485	0-0 P5			0-3 K			0-0 G3		0-0 4-3	4 0 0 0 0 1 0															
14 Ernie Banks, R (1, 6) OBP: 0.355, SLG: 0.515		0-0 P3		0-0 6-3			0-0 4-3		0-0 1B	4 0 1 0 0 0 0															
George Altman, L (1, 9) OBP: 0.354, SLG: 0.565		4-0 BB				0-0 1B		0-0 L9	0-0 6-3	3 0 1 0 1 0 1															
Ron Santo, R (1, 5) OBP: 0.369, SLG: 0.497		0-0 G4-6-3				0-0 G6-4-3		0-0 5-3		3 0 0 0 0 0 2															
Sammy Taylor, L (1, 2) OBP: 0.336, SLG: 0.411			0-0 F9			0-3 K		0-0 2B		3 1 1 0 0 1 0															
Ed Bouchee, L (1, 3) OBP: 0.362, SLG: 0.406			0-0 1B			0-0 P6		0-0 2B		3 0 2 1 0 0 0															
Dick Drott, R (1, 1) OBP: 0.273, SLG: 0.333 Richie Ashburn, L (8, PH) OBP: 0.377, SLG: 0.304			0-3 K			0-3 K		4-0 BB		2 0 0 0 0 2 1 0 0 0 0 1 0 0															
<b>Inning Stats</b>	R: 0 E: 0 K: 2 S: 7	H: 0 LOB: 0 BB: 0 P: 7	R: 0 E: 0 K: 0 S: 2	H: 0 LOB: 0 BB: 1 P: 6	R: 0 E: 0 K: 1 S: 6	H: 1 LOB: 1 BB: 0 P: 6	R: 0 E: 0 K: 1 S: 5	H: 0 LOB: 0 BB: 0 P: 5	R: 0 E: 0 K: 1 S: 5	H: 1 LOB: 0 BB: 0 P: 5	R: 0 E: 0 K: 2 S: 7	H: 0 LOB: 0 BB: 0 P: 7	R: 0 E: 0 K: 0 S: 3	H: 0 LOB: 0 BB: 0 P: 3	R: 1 E: 0 K: 0 S: 5	H: 2 LOB: 2 BB: 1 P: 9	R: 0 E: 0 K: 1 S: 6	H: 1 LOB: 1 BB: 0 P: 6	1B: 4 2B: 1 3B: 0 HR: 0	SF: 0 SAC: 0 DP: 2 HBP: 0	WP: 0 PB: 0 SB: 0 CS: 0	PA: 32			
<b>PITCHER</b> Jack Sanford, R (1, 1) ERA: 3.85 Stu Miller, R (8, 1) ERA: 2.45	IP: 7.2 WLS: W BF: 27 H: 4 R: 1 ER: 1 SO: 7 BB: 2	WLS: S BF: 5 H: 1 R: 0 ER: 0 SO: 1 BB: 0	H: 1 R: 0 ER: 0 SO: 1 BB: 0	H: 1 R: 0 ER: 0 SO: 1 BB: 0	H: 1 R: 0 ER: 0 SO: 1 BB: 0	H: 0 R: 0 ER: 0 SO: 1 BB: 0	H: 0 R: 0 ER: 0 SO: 1 BB: 0	H: 0 R: 0 ER: 0 SO: 1 BB: 0	H: 0 R: 0 ER: 0 SO: 1 BB: 0	H: 2 R: 1 ER: 0 SO: 2 BB: 1	H: 1 R: 0 ER: 0 SO: 1 BB: 0	ERA: 1.17 WHIP: 0.783	ERA: 0.00 WHIP: 0.750	ERA: 0.00 WHIP: 0.750	ERA: 0.00 WHIP: 0.750	ERA: 0.00 WHIP: 0.750	ERA: 0.00 WHIP: 0.750	ERA: 0.00 WHIP: 0.750	ERA: 0.00 WHIP: 0.750	ERA: 0.00 WHIP: 0.750	ERA: 0.00 WHIP: 0.750	ERA: 0.00 WHIP: 0.750	ERA: 0.00 WHIP: 0.750	ERA: 0.00 WHIP: 0.750	ERA: 0.00 WHIP: 0.750

Chicago Cubs @ San Francisco Giants  
 Candlestick Park, San Francisco, CA  
 Fri Sep 15 1961, 10:05 PM EDT  
 Att: 9,850 - Cloudy - 75 F

AB	30
R	1
H	5
RBI	1
BB	2
SO	8
LOB	7





Batter	1	2	3	4	5	6	7	8	9	AB	R	H	RBI	BB	SO	LOB
<b>Chuck Hiller, L</b> (1, 4) <small>OBP: 0.322, SLG: 0.316</small>	4-0 		4-0 	4-0 			0-0 			0	1	0	0	3	0	0
<b>Matty Alou, L</b> (1, 9) <small>OBP: 0.339, SLG: 0.451</small>	0-3 		4-0 	0-0 			0-0 			3	0	1	1	1	1	3
<b>Willie Mays, R</b> (1, 8) <small>OBP: 0.395, SLG: 0.590</small>	0-0 		0-0 		0-0 		0-0 			3	0	0	1	0	0	4
<b>Bob Farley, L</b> (1, 7) <b>Felipe Alou, R</b> (8, 7) <small>OBP: 0.167, SLG: 0.063</small> <small>OBP: 0.320, SLG: 0.451</small>	0-0 		0-3 		0-0 		0-0 			4	0	0	0	0	1	4
<b>Orlando Cepeda, R</b> (1, 3) <small>OBP: 0.347, SLG: 0.584</small>		0-0 		0-0 	0-0 			0-0 		4	1	1	0	0	0	0
<b>Ed Bailey, L</b> (1, 2) <small>OBP: 0.341, SLG: 0.409</small>		0-0 		0-3 		0-0 		0-0 		3	0	0	0	0	1	0
<b>Jim Davenport, R</b> (1, 5) <small>OBP: 0.347, SLG: 0.446</small>		0-0 		0-0 		0-0 		0-0 		4	1	1	1	0	0	0
<b>Jose Pagan, R</b> (1, 6) <small>OBP: 0.308, SLG: 0.330</small>			4-0 	0-0 		0-0 		0-0 		3	1	1	2	1	0	0
<b>Jack Sanford, R</b> (1, 1) <b>Stu Miller, R</b> (8, 1) <small>OBP: 0.247, SLG: 0.343</small> <small>OBP: 0.348, SLG: 0.263</small>			0-0 	4-0 			4-0 			1	1	0	0	2	0	1
			1-3 							0	0	0	0	0	0	0

Inning Stats	R: 1	H: 0	E: 0	K: 1	S: 5	R: 0	H: 0	E: 0	K: 0	S: 3	R: 0	H: 0	E: 0	K: 1	S: 5	R: 2	H: 2	E: 0	K: 1	S: 7	R: 0	H: 0	E: 0	K: 0	S: 3	R: 0	H: 1	E: 0	K: 0	S: 4	R: 1	H: 1	E: 0	K: 0	S: 4	R: 1	H: 1	E: 0	K: 0	S: 4
	LOB: 0	BB: 1	P: 9	LOB: 0	BB: 0	P: 3	LOB: 3	BB: 3	P: 17	LOB: 2	BB: 2	LOB: 0	BB: 0	P: 3	LOB: 1	BB: 1	LOB: 1	BB: 1	P: 8	LOB: 0	BB: 0	LOB: 0	BB: 0	P: 4	LOB: 0	BB: 0	LOB: 0	BB: 0	P: 4	LOB: 0	BB: 0	LOB: 0	BB: 0	P: 4	LOB: 0	BB: 0	LOB: 0	BB: 0	P: 4	

PITCHER	IP	WLS	BF	H	R	ER	SO	BB	IBB	HBP	BLK	WP	HR	S	P	ERA	WHIP
<b>Dick Drott, R</b> (1, 1) <small>ERA: 4.18</small>	7.0	L	31	3	4	4	3	7	0	0	0	1	1	30	58	5.14	1.429
<b>Jim Brewer, L</b> (8, 1) <small>ERA: 6.02</small>	1.0		4	1	1	1	0	0	0	0	0	0	0	4	4	9.00	1.000

**BOTTOM**

**Chicago Cubs @ San Francisco Giants**  
 Candlestick Park, San Francisco, CA

Fri Sep 15 1961, 10:05 PM EDT  
 Att. 9,850 - Cloudy - 75 F

[livebaseballscorecards.com](http://livebaseballscorecards.com)

<b>AB</b>	<b>25</b>
<b>R</b>	<b>5</b>
<b>H</b>	<b>4</b>
<b>RBI</b>	<b>5</b>
<b>BB</b>	<b>7</b>
<b>SO</b>	<b>3</b>
<b>LOB</b>	<b>12</b>

WP	HR	S	P	ERA	WHIP
1	0	2	0	5.14	1.429
0	0	0	0	9.00	1.000

Batter	1	2	3	4	5	6	7	8	9	AB R H RBI BB SO LOB	TOP
<b>Richie Ashburn, L</b> OBP: 0.377, SLG: 0.306 (1, 8) X	0-0 4-3 ① X	0-0 F9 ③			0-0 1-3 1B		0-0 G4-3 ② ③ 1-2f		0-0 E E 1B 2-3 3-H	5 0 2 1 0 0 3	
<b>Don Zimmer, R</b> OBP: 0.298, SLG: 0.404 (1, 4) X <b>Sammy Taylor, L</b> OBP: 0.335, SLG: 0.409 (9, PH) <b>Bob Anderson, R</b> OBP: 0.139, SLG: 0.200 (9, 1)	0-0 BB 14 1B 1B		0-0 14 P6 1B		0-3 K ②			0-0 F9 ① X	0-0 E4 1B	4 0 2 0 0 1 2 1 0 0 1 0 0 1 0 0 0 0 0 0 0	
<b>Billy Williams, L</b> OBP: 0.338, SLG: 0.482 (1, 7) X	0-0 F7 ②		0-0 P2 ①		0-0 1-3 ③			4-0 BB 14 BB	4-0 G5-4-3 14 1B	3 0 0 0 2 0 4	
<b>14 Ernie Banks, R</b> OBP: 0.357, SLG: 0.515 (1, 6) X	0-0 BB 1B 1-2		0-0 P6 ② ③ 1-2		0-0 1B G5-4-3 ①		0-0 1B G6-4-3 ② ③ 1-2f	4-0 BB 14 BB	0-0 G5-4-3 ② ③ 1-2f	4 0 2 0 1 0 4	
<b>Ron Santo, R</b> OBP: 0.369, SLG: 0.494 (1, 5) B B B	4-0 1-2 2-3 BB			0-0 1-3 ①		0-0 G5-4-3 ① ② 1-2f		0-0 G6-4-3 ② ③ 1-2f		3 0 0 0 1 0 3	
<b>George Altman, L</b> OBP: 0.353, SLG: 0.564 (1, 9) S S S	0-3 K ③			0-0 G3 ②		0-3 K ③			0-0 1B 1B 2B	4 1 1 0 0 2 3	
<b>Andre Rodgers, R</b> OBP: 0.345, SLG: 0.437 (1, 3) X		0-0 2B		0-0 5-3 ③			0-0 BB 1B		0-0 WP 1B 1B 2-3	4 1 3 0 0 0 0	
<b>Cuno Barragan, R</b> OBP: 0.227, SLG: 0.333 (1, 2) ① <b>Sammy Drake, S</b> (7, PR) <b>Dick Bertell, R</b> OBP: 0.316, SLG: 0.340 (7, 2)		0-3 K ①			0-0 5-3 ①		4-0 BB 1B G4-3		0-0 1B WP 1B 1-2 E 1B 3-H	2 0 0 0 1 1 1 0 0 0 0 0 0 0 1 1 1 1 0 0 0	
<b>Dick Ellsworth, L</b> OBP: 0.113, SLG: 0.061 (1, 1) <b>Jim McAnany, R</b> OBP: 0.400, SLG: 0.444 (7, PH) <b>Don Elston, R</b> OBP: 0.182, SLG: 0.182 (7, 1) <b>Al Heist, R</b> OBP: 0.338, SLG: 0.384 (9, PH) <b>Jerry Kindall, R</b> OBP: 0.288, SLG: 0.419 (9, 4)		0-3 K ②			1-0 1B HBP		0-0 F9 ①		0-3 K ① ①	1 0 0 0 0 1 1 1 0 0 0 0 0 2 0 0 0 0 0 0 0 1 0 0 0 0 1 2 0 0 0 0 0 0 0	

<b>Chicago Cubs @ San Francisco Giants</b> Candlestick Park, San Francisco, CA	<b>TOP</b>
Sat Sep 16 1961, 6:33 AM EDT Att: 8,564 - Cloudy - 64 F	
livebaseballscorecards.com	
AB 34 R 3 H 11 RBI 3 BB 5 SO 6 LOB 26	
	
WP: 1 PA: 40 PB: 0 SB: 0 CS: 0	

Inning Stats	R: 0 E: 0 K: 1 S: 7	H: 2 LOB: 3 BB: 1 P: 11	R: 0 E: 0 K: 2 S: 8	H: 1 LOB: 1 BB: 0 P: 8	R: 0 E: 0 K: 0 S: 3	H: 1 LOB: 0 BB: 0 P: 3	R: 0 E: 0 K: 0 S: 3	H: 0 LOB: 0 BB: 0 P: 3	R: 0 E: 0 K: 1 S: 6	H: 1 LOB: 2 BB: 0 P: 7	R: 0 E: 0 K: 1 S: 5	H: 1 LOB: 0 BB: 0 P: 5	R: 0 E: 0 K: 0 S: 3	H: 1 LOB: 2 BB: 1 P: 7	R: 0 E: 0 K: 0 S: 2	H: 0 LOB: 1 BB: 2 P: 10	R: 3 E: 1 K: 1 S: 9	H: 4 LOB: 2 BB: 1 P: 13	1B: 9 2B: 2 3B: 0 HR: 0	SF: 0 SAC: 0 DP: 4 HBP: 1	WP: 1 PA: 40
--------------	------------------------------	----------------------------------	------------------------------	---------------------------------	------------------------------	---------------------------------	------------------------------	---------------------------------	------------------------------	---------------------------------	------------------------------	---------------------------------	------------------------------	---------------------------------	------------------------------	----------------------------------	------------------------------	----------------------------------	----------------------------------	------------------------------------	-----------------

PITCHER	IP	WLS	BF	H	R	ER	SO	BB	IBB	HBP	BLK	WP	HR	S	P	ERA	WHIP
<b>Mike McCormick, L</b> ERA: 3.28 (1, 1)	8.0		35	10	3	3	5	4	0	1	0	0	0	40	57	3.38	1.750
<b>Richard LeMay, L</b> ERA: 3.32 (9, 1)	0.1		2	1	0	0	1	0	0	0	0	1	0	4	4	0.00	3.000
<b>Stu Miller, R</b> ERA: 2.44 (9, 1)	0.2	W	3	0	0	0	0	0	1	0	0	0	0	2	6	0.00	0.000

Batter	1	2	3	4	5	6	7	8	9	AB	R	H	RBI	BB	SO	LOB
Harvey Kuenn, R (1, 7) OBP: 0.328, SLG: 0.367	4-0 4-3 WP 1B BB		0-0 L1-3		0-0 HR		0-0 6-3			3	2	1	1	1	0	2
Joey Amalfitano, R (1, 4) OBP: 0.332, SLG: 0.321	0-0 4-3		0-0 1B		0-0 L7			0-0 1B FC9-4		4	1	2	0	0	0	1
Willie Mays, R (1, 8) OBP: 0.394, SLG: 0.587	0-0 P4		0-0 L9		0-0 6-3			0-0 1B FC9-4		4	0	1	0	0	0	2
Felipe Alou, R (1, 9) OBP: 0.322, SLG: 0.451	0-0 1B			0-0 1B		0-0 F9		0-0 1B FC9-4		4	0	2	2	0	0	1
Orlando Cepeda, R (1, 3) OBP: 0.344, SLG: 0.580	0-3 K			0-0 F9		0-0 6-3		0-0 F7		4	0	0	0	0	1	3
Jim Davenport, R (1, 5) OBP: 0.346, SLG: 0.444		0-0 6-3		0-0 1B		0-0 F8		0-0 F8		4	0	1	0	0	0	1
Ed Bailey, L (1, 2) OBP: 0.338, SLG: 0.405		0-0 G3		0-3 K			0-0 4-3		0-0 F8	4	0	0	0	0	1	2
Jose Pagan, R (1, 6) OBP: 0.306, SLG: 0.327		0-0 5-3		0-0 F8			0-3 K		0-0 HR	3	0	0	0	0	1	2
Willie McCovey, L (9, PH) OBP: 0.348, SLG: 0.497										1	1	1	1	0	0	0
Mike McCormick, L (1, 1) OBP: 0.230, SLG: 0.214			0-0 E3		0-0 HR		0-0 2B			3	0	2	0	0	0	0
Richard LeMay, L (9, 1) OBP: 0.143, SLG: 0.077										0	0	0	0	0	0	0
Stu Miller, R (9, 1) OBP: 0.348, SLG: 0.263										0	0	0	0	0	0	0

Inning Stats	R: 1	H: 1	E: 0	K: 1	S: 6	LOB: 1	BB: 1	P: 10	R: 0	H: 0	E: 0	K: 0	S: 3	LOB: 0	BB: 0	P: 3	R: 0	H: 2	E: 0	K: 1	S: 7	LOB: 2	BB: 0	P: 7	R: 1	H: 2	E: 0	K: 0	S: 4	LOB: 0	BB: 0	P: 4	R: 0	H: 0	E: 0	K: 0	S: 3	LOB: 0	BB: 0	P: 3	R: 0	H: 1	E: 0	K: 1	S: 6	LOB: 1	BB: 0	P: 5	R: 1	H: 2	E: 0	K: 0	S: 2	LOB: 0	BB: 0	P: 2
1B: 7	2B: 2	3B: 0	HR: 2	SF: 0	SAC: 0	DP: 1	HBP: 0	WP: 1	PA: 35																																															

PITCHER	IP	WLS	BF	H	R	ER	SO	BB	IBB	HBP	BLK	WP	HR	S	P	ERA	WHIP
Dick Ellsworth, L (1, 1) ERA: 4.12	6.0		24	6	2	2	2	1	0	0	0	1	1	27	31	3.00	1.167
Don Elston, R (7, 1) ERA: 5.73	2.0		9	3	1	1	1	0	0	0	0	0	0	11	11	4.50	1.500
Bob Anderson, R (9, 1) ERA: 4.12	0.1	L	2	1	1	1	0	0	0	0	0	0	1	2	2	27.00	3.000

**BOTTOM**

**Chicago Cubs @ San Francisco Giants**  
Candlestick Park, San Francisco, CA

Sat Sep 16 1961, 6:33 AM EDT  
Att. 8,564 - Cloudy - 64 F

livebaseballscorecards.com

AB	34
R	4
H	10
RBI	4
BB	1
SO	3
LOB	14



Batter	1	2	3	4	5	6	7	8	9	AB R H RBI BB SO LOB	TOP											
Richie Ashburn, L (1, 8) OBP: 0.375, SLG: 0.309	0-3 K		0-0 4-3			0-0 6-3 SF7 2B		0-0 5-3		4 1 1 0 0 1 0	<b>Chicago Cubs @ San Francisco Giants</b> Candlestick Park, San Francisco, CA Sun Sep 17 1961, 6:33 AM EDT Att. 23,865 - Sunny - 68 F <a href="http://livebaseballscorecards.com">livebaseballscorecards.com</a>											
Don Zimmer, R (1, 4) OBP: 0.296, SLG: 0.400	0-3 K		0-0 P6			0-0 6-3		0-0 F8	4 0 0 0 0 1 1													
Billy Williams, L (1, 7) OBP: 0.339, SLG: 0.483	0-0 1B			0-0 G5-4-3 1B		0-0 SF7		0-3 K	3 0 2 1 0 1 0													
14 Ernie Banks, R (1, 6) OBP: 0.354, SLG: 0.511	0-3 K			0-0 F7		0-0 F9		0-0 6-3	4 0 0 0 0 1 2													
Ron Santo, R (1, 5) OBP: 0.367, SLG: 0.492		0-3 K		0-0 G5-4-3 1-2f			0-0 F8		3 0 0 0 0 1 1													
George Altman, L (1, 9) OBP: 0.353, SLG: 0.565		0-3 K			0-0 4-3 6-3 2B		0-0 4-3		3 1 1 0 0 1 0													
Andre Rodgers, R (1, 3) OBP: 0.345, SLG: 0.432		4-0 FC6-4 BB			0-0 4-3		0-0 6-3		2 0 0 0 1 0 1													
Dick Bertell, R (1, 2) OBP: 0.313, SLG: 0.336		0-0 FC6-4 1-2f			0-0 6-3		0-0 6-3		3 0 0 1 0 0 1													
Jack Curtis, L (1, 1) OBP: 0.275, SLG: 0.237		0-3 K			0-3 K		0-3 K		1 0 0 0 0 1 0													
Dick Burwell, R (3, 1)									1 0 0 0 0 1 0													
Don Elston, R (7, 1) OBP: 0.182, SLG: 0.182									0 0 0 0 0 0 0													
Ken Hubbs, R (8, PH) OBP: 0.200, SLG: 0.300									1 0 0 0 0 1 0													
Jim Brewer, L (8, 1) OBP: 0.250, SLG: 0.182									0 0 0 0 0 0 0													
<b>Inning Stats</b>	R: 0 E: 0 K: 3 S: 10	H: 1 LOB: 1 BB: 0 P: 10	R: 0 E: 0 K: 2 S: 7	H: 0 LOB: 1 BB: 1 P: 11	R: 0 E: 0 K: 1 S: 5	H: 0 LOB: 0 BB: 0 P: 5	R: 0 E: 0 K: 0 S: 3	H: 1 LOB: 0 BB: 0 P: 3	R: 1 E: 0 K: 1 S: 6	H: 1 LOB: 0 BB: 0 P: 6	R: 1 E: 0 K: 0 S: 4	H: 1 LOB: 0 BB: 0 P: 4	R: 0 E: 0 K: 0 S: 3	H: 0 LOB: 0 BB: 0 P: 3	R: 0 E: 0 K: 1 S: 5	H: 0 LOB: 0 BB: 0 P: 5	R: 0 E: 0 K: 1 S: 5	H: 0 LOB: 0 BB: 0 P: 5	1B: 2 2B: 2 3B: 0 HR: 0	SF: 1 SAC: 0 DP: 1 HBP: 0	WP: 0 PB: 0 SB: 0 CS: 0	PA: 31
<b>PITCHER</b> Billy O'Dell, L (1, 1) ERA: 4.29	IP: 9.0 WLS: W BF: 31 H: 4 R: 2 ER: 2 SO: 9 BB: 1 IBB: 0 HBP: 0 BLK: 0 WP: 0 HR: 0 S: 48 P: 52 ERA: 2.00 WHIP: 0.556											<b>PITCHER</b>	IP: 9.0 WLS: W BF: 31 H: 4 R: 2 ER: 2 SO: 9 BB: 1 IBB: 0 HBP: 0 BLK: 0 WP: 0 HR: 0 S: 48 P: 52 ERA: 2.00 WHIP: 0.556									





Batter	1	2	3	4	5	6	7	8	9	AB R H RBI BB SO LOB	TOP
<b>Richie Ashburn, L</b> (1, 8) OBP: 0.374, SLG: 0.306	4-0 BB G1-4-3		3-3 K		1-2 G3		1-3 K			3 0 0 0 1 2 1	
<b>Don Zimmer, R</b> (1, 4) OBP: 0.295, SLG: 0.405	2-2 P6		0-0 F6			3-2 HR	0-3 K			4 1 1 1 0 1 2	
<b>14 Ernie Banks, R</b> (1, 6) OBP: 0.352, SLG: 0.506	0-1 G1-4-3 1-2f		0-0 F8			0-3 K		2-3 K		4 0 0 0 0 2 1	
<b>George Altman, L</b> (1, 9) OBP: 0.352, SLG: 0.568		0-1 F8		3-1 P4		2-0 HR		3-1 F8		4 1 1 1 0 0 0	
<b>Billy Williams, L</b> (1, 7) OBP: 0.338, SLG: 0.481		0-1 HR BB 1B		0-3 K		0-3 K		0-0 1-3		4 1 1 0 0 2 0	
<b>Ron Santo, R</b> (1, 5) OBP: 0.369, SLG: 0.493		4-0 HR BB 1-2		1-1 1B		3-2 FC6-4 1B		1-2 G1		3 1 2 0 1 0 0	
<b>Sammy Taylor, L</b> (1, 2) OBP: 0.329, SLG: 0.402		0-3 K		0-0 F9		0-2 FC6-4 1-2f		2-2 4-3		4 0 0 0 0 1 4	
<b>Ed Bouchee, L</b> (1, 3) OBP: 0.366, SLG: 0.420		3-2 HR 1-H 2-H		2-2 F5		3-2 SH2-4 1B		0-0 E 1B		4 1 3 3 0 0 0	
<b>Don Cardwell, R</b> (1, 1) OBP: 0.177, SLG: 0.247		3-3 K		0-3 K		0-0 SH2-4		2-3 SAFE K		3 0 0 0 0 3 1	
<b>Inning Stats</b>	R: 0 E: 0 K: 0 S: 5 H: 0 LOB: 0 BB: 1 P: 11	R: 3 E: 0 K: 2 S: 13 H: 2 LOB: 0 BB: 1 P: 23	R: 0 E: 0 K: 1 S: 6 H: 0 LOB: 0 BB: 0 P: 9	R: 0 E: 0 K: 1 S: 8 H: 1 LOB: 1 BB: 0 P: 12	R: 0 E: 0 K: 1 S: 10 H: 0 LOB: 0 BB: 0 P: 13	R: 2 E: 0 K: 2 S: 16 H: 3 LOB: 1 BB: 0 P: 24	R: 0 E: 0 K: 2 S: 13 H: 1 LOB: 1 BB: 0 P: 17	R: 0 E: 0 K: 1 S: 6 H: 0 LOB: 0 BB: 0 P: 11	R: 0 E: 1 K: 1 S: 10 H: 1 LOB: 1 BB: 0 P: 15	1B: 5 2B: 0 3B: 0 HR: 3 SF: 0 SAC: 1 DP: 1 HBP: 0	WP: 0 PB: 0 SB: 0 CS: 0 PA: 36
<b>PITCHER</b>	IP WLS BF H R ER SO BB IBB HBP BLK WP HR S P ERA WHIP										
<b>Phil Ortega, R</b> (1, 1) ERA: 8.59	5.1 L 22 5 5 5 6 2 0 0 0 0 0 3 49 80 8.44 1.312										
<b>Ron Perranoski, L</b> (6, 1) ERA: 2.69	1.2 7 2 0 0 3 0 0 0 0 0 0 0 22 29 0.00 1.200										
<b>Ed Roebuck, R</b> (8, 1) ERA: 6.0	2.0 7 1 0 0 2 0 0 0 0 0 0 0 16 26 0.00 0.500										

**Chicago Cubs @ Los Angeles Dodgers**  
**Los Angeles Memorial Coliseum, Los Angeles, CA**  
 Mon Sep 18 1961, 10:05 PM EDT  
 Att. 10,409 - Unknown - 60 F

AB	33
R	5
H	8
RBI	5
BB	2
SO	11
LOB	9



Batter	1	2	3	4	5	6	7	8	9	AB	R	H	RBI	BB	SO	LOB
Maury Wills, S OBP: 0.348, SLG: 0.339 (1, 6)	1-1 S 2B 1B	1-0 S 1B			0-1 B3		4-1 1B BB		0-1 P6	4	1	2	0	1	0	0
Jim Gilliam, S OBP: 0.350, SLG: 0.333 (1, 4)	0-2 L7	3-1 G3			2-1 L9		1-1 F9			4	0	0	0	0	0	3
Wally Moon, L OBP: 0.432, SLG: 0.514 (1, 7)	4-0 2B 1-2 1B BB				4-1 G1-6-3 BB		1-3 K		0-0 1-2 1B	2	1	1	0	2	1	0
Duke Snider, L OBP: 0.371, SLG: 0.543 (1, 9)	1-1 1-3 2-H 1B 2B				0-0 G1-6-3 1-2f		1-3 K		0-0 2-3	4	1	1	1	0	1	3
Ron Fairly, L OBP: 0.445, SLG: 0.542 (1, 8)	1-1 F2				3-1 G3		0-0 HBP BB 1B		0-1 FC6-4 1B	4	0	2	0	0	0	2
Norm Larker, L OBP: 0.326, SLG: 0.386 (1, 3)	2-1 2-H 3-H 1B				4-2 G1-4-3 BB		4-2 HBP BB		3-2 FC6-4 1-2f G6-4-3	2	0	1	2	2	0	1
Daryl Spencer, R OBP: 0.341, SLG: 0.390 (1, 5)	3-0 5-3				0-1 G1-4-3 1-2f		3-2 1-2 2-3 HBP		1-1 G6-4-3 1-2f	3	0	0	0	0	0	3
Norm Sherry, R OBP: 0.313, SLG: 0.400 (1, 2)					3-3 K		0-0 5-3		1-3 K	4	0	0	0	0	3	3
Phil Ortega, R OBP: 0.333, SLG: 0.333 (1, 1)							1-3 K		3-3 K	2	0	0	0	0	1	0
Ron Perranoski, L OBP: 0.214, SLG: 0.083 (6, 1)		1-1 4-3							1-1 L4	0	0	0	0	0	0	0
Bob Aspromonte, R OBP: 0.275, SLG: 0.255 (7, PH)										1	0	0	0	0	0	0
Ed Roebuck, R (8, 1)										0	0	0	0	0	0	0
John Roseboro, L OBP: 0.346, SLG: 0.473 (9, PH)										1	0	0	0	0	1	0

Inning Stats	R: 3	H: 3	LOB: 1	K: 0	S: 12	P: 24	R: 0	H: 1	LOB: 1	K: 1	S: 8	R: 0	H: 0	LOB: 0	K: 0	S: 4	R: 0	H: 0	LOB: 0	K: 1	S: 8	R: 0	H: 0	LOB: 0	K: 1	S: 7	R: 0	H: 1	LOB: 3	K: 2	S: 12	R: 0	H: 1	LOB: 2	K: 0	S: 7	R: 0	H: 1	LOB: 0	K: 0	S: 7	R: 0	H: 0	LOB: 0	K: 2	S: 8	1B: 6	SF: 0	2B: 1	SAC: 0	3B: 0	DP: 3	HR: 0	HBP: 1	WP: 0	PA: 37
--------------	------	------	--------	------	-------	-------	------	------	--------	------	------	------	------	--------	------	------	------	------	--------	------	------	------	------	--------	------	------	------	------	--------	------	-------	------	------	--------	------	------	------	------	--------	------	------	------	------	--------	------	------	-------	-------	-------	--------	-------	-------	-------	--------	-------	--------

PITCHER	IP	WLS	BF	H	R	ER	SO	BB	IBB	HBP	BLK	WP	HR	S	P	ERA	WHIP	PITCHER	IP	WLS	BF	H	R	ER	SO	BB	IBB	HBP	BLK	WP	HR	S	P	ERA	WHIP																
Don Cardwell, R ERA: 3.74 (1, 1)	9.0	W	37	7	3	3	7	5	0	1	0	0	0	73	130	3.00	1.333																																		

BOTTOM

Chicago Cubs @ Los Angeles Dodgers  
Los Angeles Memorial Coliseum, Los Angeles, CA

Mon Sep 18 1961, 10:05 PM EDT  
Att: 10,409 - Unknown - 60 F

AB	31
R	3
H	7
RBI	3
BB	5
SO	7
LOB	15



Batter	1	2	3	4	5	6	7	8	9	AB R H RBI BB SO LOB
<b>Richie Ashburn, L</b> OBP: 0.377, SLG: 0.306 (1, 8)	4-2 5-3 14 3B BB		4-1 5-3 BB	0-1 L5			1-1 E S 1B		2-2 E4 14 HR 5-3	3 2 1 0 2 0 0
<b>Don Zimmer, R</b> OBP: 0.294, SLG: 0.410 (1, 4)	3-2 5-3 1-2		0-0 5-3 1-2		1-0 HR		0-2 F7		0-1 5-3 1-2	5 1 1 1 0 0 4
<b>14 Ernie Banks, R</b> OBP: 0.352, SLG: 0.515 (1, 6)	3-1 3B 2-H		0-0 P3		1-1 P3		2-0 P3		1-0 HR 2-H	5 1 2 3 0 0 2
<b>George Altman, L</b> OBP: 0.352, SLG: 0.566 (1, 9)	1-2 P5		0-1 F7		3-2 1B 1B		2-1 F5 1-3		4-2 1B BB	4 0 1 0 1 0 3
<b>Billy Williams, L</b> OBP: 0.341, SLG: 0.488 (1, 7)	0-2 1-3		3-2 HR		2-2 G1-4-3 1B 1-3			1-2 L5	0-1 1B 1-3	5 1 3 1 0 0 1
<b>Ron Santo, R</b> OBP: 0.366, SLG: 0.488 (1, 5)		2-2 6-3	3-2 6-3		3-1 G1-4-3 1-2f			1-0 5-3	0-1 F3	5 0 0 0 0 0 4
<b>Sammy Taylor, L</b> OBP: 0.328, SLG: 0.396 (1, 2)		0-3 K	2-3 K		0-0 L8			1-0 HBP		3 0 0 0 0 2 0
<b>Ed Bouchee, L</b> OBP: 0.368, SLG: 0.418 (1, 3)		4-2 BB	4-2 HR BB		0-0 3-1			1-3 K		2 1 0 0 2 1 1
<b>Bob Anderson, R</b> OBP: 0.150, SLG: 0.282 (1, 1)		2-2 5-3	0-1 HR 1-H		1-3 K			2-2 F7		4 1 1 2 0 1 1

Inning Stats	R: 1 E: 0 K: 0 S: 16	H: 1 LOB: 1 BB: 1 P: 27	R: 0 E: 0 K: 1 S: 11	H: 0 LOB: 1 BB: 1 P: 19	R: 0 E: 0 K: 0 S: 5	H: 0 LOB: 1 BB: 1 P: 9	R: 3 E: 0 K: 1 S: 15	H: 2 LOB: 0 BB: 1 P: 27	R: 1 E: 0 K: 0 S: 11	H: 3 LOB: 1 BB: 0 P: 21	R: 0 E: 0 K: 1 S: 5	H: 0 LOB: 0 BB: 0 P: 6	R: 0 E: 0 K: 0 S: 8	H: 1 LOB: 1 BB: 0 P: 13	R: 0 E: 0 K: 1 S: 7	H: 0 LOB: 1 BB: 0 P: 11	R: 2 E: 1 K: 0 S: 16	H: 2 LOB: 2 BB: 1 P: 25	1B: 4 2B: 0 3B: 1 HR: 4	SF: 0 SAC: 0 DP: 1 HBP: 1	WP: 0 PB: 0 SB: 1 CS: 0	PA: 42
--------------	-------------------------------	----------------------------------	-------------------------------	----------------------------------	------------------------------	---------------------------------	-------------------------------	----------------------------------	-------------------------------	----------------------------------	------------------------------	---------------------------------	------------------------------	----------------------------------	------------------------------	----------------------------------	-------------------------------	----------------------------------	----------------------------------	------------------------------------	----------------------------------	--------

PITCHER	IP	WLS	BF	H	R	ER	SO	BB	IBB	HBP	BLK	WP	HR	S	P	ERA	WHIP
<b>Stan Williams, R</b> ERA: 4.01 (1, 1)	4.1	L	23	6	5	5	2	4	0	0	0	0	3	56	98	10.38	2.308
<b>Roger Craig, R</b> ERA: 6.04 (5, 1)	1.2		4	0	0	0	1	0	0	0	0	0	0	7	11	0.00	0.000
<b>Don Drysdale, R</b> ERA: 3.67 (7, 1)	3.0		15	3	2	0	1	1	0	1	0	0	1	31	49	0.00	1.333

**TOP**

**Chicago Cubs @ Los Angeles Dodgers**  
Los Angeles Memorial Coliseum, Los Angeles, CA

Tue Sep 19 1961, 10:05 PM EDT  
Att. 10,792 - Cloudy - 62 F

<b>AB</b>	<b>36</b>
<b>R</b>	<b>7</b>
<b>H</b>	<b>9</b>
<b>RBI</b>	<b>7</b>
<b>BB</b>	<b>5</b>
<b>SO</b>	<b>4</b>
<b>LOB</b>	<b>16</b>





Batter	1	2	3	4	5	6	7	8	9	AB R H RBI BB SO LOB
<b>Maury Wills, S</b> OBP: 0.350, SLG: 0.340 (1, 6)	4-1 1B BB BB	0-0 G6-4-3 1B		3-2 FC6-4 2B			2-2 G6-4-3 1B		1-0 4-3	4 0 2 1 1 0 2
<b>Jim Gilliam, S</b> OBP: 0.351, SLG: 0.335 (1, 7)	4-2 1B BB BB	2-1 F5		0-0 2B			1-1 G6-4-3		0-2 G3	4 0 1 1 1 0 5
<b>Ron Fairly, L</b> OBP: 0.444, SLG: 0.551 (1, 8)	2-0 F7	0-1 G6-4-3		0-0 6-3			1-0 HR		4-1 1B BB	4 1 1 1 1 0 7
<b>Wally Moon, L</b> OBP: 0.432, SLG: 0.512 (1, 9)	1-3 K		1-1 4-3		3-3 K		4-2 BB		0-1 1B	4 0 1 0 1 2 2
<b>Norm Larker, L</b> OBP: 0.328, SLG: 0.386 (1, 3)	0-0 1B		0-1 FC4-6 1B		0-0 4-3		0-1 4-3		1-2 4-3	5 0 2 0 0 0 4
<b>Daryl Spencer, R</b> OBP: 0.339, SLG: 0.387 (1, 5)	0-1 G3		0-0 FC4-6		3-2 6-3			2-1 G6-4-3 1B		2 0 0 0 0 0 4
<b>Bob Aspromonte, R</b> OBP: 0.283, SLG: 0.265 (5, 5)			1-2 1B							2 0 1 0 0 0 0
<b>Charlie Neal, R</b> OBP: 0.299, SLG: 0.360 (1, 4)		2-1 SH 1B 1B	2-3 K		0-0 4-3			3-2 G6-4-3		4 1 1 0 0 1 2
<b>Norm Sherry, R</b> OBP: 0.310, SLG: 0.394 (1, 2)		2-1 1B SH 1B		2-3 K		2-2 6-3		1-1 5-3		4 0 1 0 0 1 0
<b>Stan Williams, R</b> OBP: 0.205, SLG: 0.155 (1, 1)		0-1 SH		2-1 FC6-4 1B		2-1 4-3			2-2 4-3 G3 2B	1 0 1 0 0 0 0
<b>Roger Craig, R</b> OBP: 0.253, SLG: 0.185 (5, 1)										0 0 0 0 0 0 0
<b>Tim Harkness, L</b> (6, PH)										1 0 0 0 0 0 0
<b>Don Drysdale, R</b> OBP: 0.238, SLG: 0.356 (7, 1)										0 0 0 0 0 0 0
<b>Duke Snider, R</b> OBP: 0.373, SLG: 0.550 (9, PH)										1 0 1 0 0 0 0
<b>Gordie Windhorn, R</b> OBP: 0.400, SLG: 0.773 (9, PR)										0 1 0 0 0 0 0

Inning Stats	R: 0	H: 1	E: 0	K: 1	S: 10	R: 1	H: 3	E: 0	K: 0	S: 11	R: 0	H: 1	E: 0	K: 1	S: 8	R: 0	H: 2	E: 0	K: 1	S: 11	R: 0	H: 0	E: 0	K: 1	S: 9	R: 0	H: 0	E: 0	K: 0	S: 6	R: 1	H: 2	E: 0	K: 0	S: 12	R: 0	H: 1	E: 0	K: 0	S: 7	R: 1	H: 2	E: 0	K: 0	S: 15	1B: 9	2B: 2	3B: 0	HR: 1	SF: 0	SAC: 1	DP: 3	HBP: 0	WP: 0	PA: 41
<b>PITCHER</b> <b>Bob Anderson, R</b> ERA: 4.05 (1, 1)	IP	WLS	BF	H	R	ER	SO	BB	IBB	HBP	BLK	WP	HR	S	P	ERA	WHIP	IP	WLS	BF	H	R	ER	SO	BB	IBB	HBP	BLK	WP	HR	S	P	ERA	WHIP	IP	WLS	BF	H	R	ER	SO	BB	IBB	HBP	BLK	WP	HR	S	P	ERA	WHIP				


**BOTTOM**

**Chicago Cubs @ Los Angeles Dodgers**  
Los Angeles Memorial Coliseum, Los Angeles, CA

Tue Sep 19 1961, 10:05 PM EDT  
Att: 10,792 - Cloudy - 62 F

livebaseballscorecards.com

AB	36
R	3
H	12
RBI	3
BB	4
SO	4
LOB	26



Batter	1	2	3	4	5	6	7	8	9	10	11	12	13	AB R H RBI BB SO LOB	TOP												
<b>Richie Ashburn, L</b> OBP: 0.379, SLG: 0.307 (1, 8)	2-2 S 1B		3-2 S 1B		3-3 S K		1-2 S 6-3			2-1 S L7			4-1 S FC4-6 SH3-4 BB	5 0 2 0 1 1 1													
<b>Don Zimmer, R</b> OBP: 0.293, SLG: 0.407 (1, 4)	2-3 S K		0-0 S 5-3		2-2 S 1B			2-1 S P2		0-1 S 5-3			1-1 S SH3-4	5 0 1 0 0 1 2													
<b>14 Ernie Banks, R</b> OBP: 0.350, SLG: 0.510 (1, 6)	0-3 S K		1-0 S 6-3		0-1 S F9			3-1 S F2		0-1 S F2			4-0 S FC4-6 IBB	5 0 0 0 1 1 3													
<b>George Altman, L</b> OBP: 0.350, SLG: 0.561 (1, 9)	3-2 S F3				3-3 S K		0-0 S F7		0-1 S WP 1B				3-3 S K2-3	6 0 1 0 0 2 3													
<b>Billy Williams, L</b> OBP: 0.339, SLG: 0.483 (1, 7)		1-2 S 3-1		2-2 S HR HBP		0-3 S K		2-3 S K					1-3 S K	5 1 0 0 0 3 3													
<b>Ron Santo, R</b> OBP: 0.365, SLG: 0.491 (1, 5)		2-2 S F8		3-2 S HR		0-0 S F8				2-3 S K			0-2 S P4	5 1 1 2 0 1 0													
<b>Andre Rodgers, R</b> OBP: 0.342, SLG: 0.426 (1, 3)		0-0 S 1B		2-2 S F2			1-3 S K		1-0 S F5				3-1 S 6-3	5 0 1 0 0 1 0													
<b>Cuno Barragan, R</b> OBP: 0.269, SLG: 0.333 (1, 2)		1-3 S K		3-3 S K			1-2 S SH2-4 1B		4-1 S WP BB				1-3 S K	3 0 1 0 1 2 1													
<b>Lou Brock, L</b> OBP: 0.167, SLG: 0.091 (9, PR)														0 0 0 0 0 0 0													
<b>Don Elston, R</b> OBP: 0.182, SLG: 0.182 (9, 1)														0 0 0 0 0 0 0													
<b>Al Heist, R</b> OBP: 0.337, SLG: 0.383 (12, PH)														1 0 0 0 0 1 0													
<b>Barney Schultz, R</b> OBP: 0.100, SLG: 0.100 (12, 1)														0 0 0 0 0 0 0													
<b>Dick Ellsworth, L</b> OBP: 0.109, SLG: 0.059 (1, 1)			1-3 S K		1-3 S K			3-2 S SH2-4		1-1 S F9			1-1 S 2-3	2 0 0 0 0 2 0													
<b>Dick Bertell, R</b> OBP: 0.311, SLG: 0.333 (9, PH) (9, 2)														2 0 0 0 0 0 1													
<b>Inning Stats</b>	R: 0 E: 0 S: 15	H: 1 LOB: 1 BB: 0 P: 22	R: 0 E: 0 S: 10	H: 1 LOB: 1 BB: 0 P: 14	R: 0 E: 0 S: 9	H: 1 LOB: 1 BB: 0 P: 14	R: 2 E: 0 S: 16	H: 1 LOB: 0 BB: 0 P: 29	R: 0 E: 0 S: 6	H: 0 LOB: 0 BB: 0 P: 6	R: 0 E: 0 S: 13	H: 1 LOB: 1 BB: 0 P: 19	R: 0 E: 0 S: 9	H: 1 LOB: 1 BB: 0 P: 16	R: 0 E: 0 S: 7	H: 0 LOB: 2 BB: 1 P: 15	R: 0 E: 0 S: 6	H: 0 LOB: 0 BB: 0 P: 8	R: 0 E: 0 S: 12	H: 0 LOB: 0 BB: 0 P: 16	R: 0 E: 0 S: 8	H: 0 LOB: 0 BB: 0 P: 13	R: 0 E: 0 S: 6	H: 0 LOB: 2 BB: 2 P: 16	1B: 6 2B: 0 3B: 0 HR: 1	SF: 0 SAC: 2 DP: 0 HBP: 1	WP: 2 PA: 50 PB: 0 SB: 1 CS: 0
<b>PITCHER</b> <b>Sandy Koufax, L</b> ERA: 3.6 (1, 1)	IP 13.0	WLS W	BF 50	H 7	R 2	ER 2	SO 15	BB 2	IBB 1	HBP 1	BLK 0	WP 2	HR 1	S 128	P 205	ERA 1.39	WHIP 0.692										

**Chicago Cubs @ Los Angeles Dodgers**  
**Los Angeles Memorial Coliseum, Los Angeles, CA**  
 Wed Sep 20 1961, 10:05 PM EDT  
 Att. 12,068 - Unknown - 60 F

[livebaseballscorecards.com](http://livebaseballscorecards.com)

AB	44
R	2
H	7
RBI	2
BB	3
SO	15
LOB	14



Batter	1	2	3	4	5	6	7	8	9	10	11	12	13	AB R H RBI BB SO LOB
Maury Wills, S OBP: 0.349, SLG: 0.337 (1, 6)	1-0 6-3		2-2 1-4-3			1-1 B1-3		0-0 SH1-4		0-0 6-3		4-1 CS BB		4 0 0 0 1 0 1
Jim Gilliam, S OBP: 0.353, SLG: 0.336 (1, 5)	2-0 L8		1-0 CS 1B			4-0 BB		0-0 F8		0-0 SH3-4 1B		1-1 CS	3-3 K	5 0 2 0 1 1 1
Wally Moon, L OBP: 0.431, SLG: 0.509 (1, 7)	4-2 BB		0-2 6-3			2-3 K		3-3 K		0-0 SH3-4		1-1 PB 1B	1-1 1B	4 1 1 0 1 2 3
Gil Hodges, R OBP: 0.322, SLG: 0.386 Norm Larker, L OBP: 0.329, SLG: 0.385 (1, 3) (11, PH) (12, 3)	2-3 K			1-1 F9		1-1 1-3		1-1 P4		4-0 1B IBB		0-0 1-3	0-0 1-3	4 0 0 0 0 1 2 1 0 0 0 1 0 1
Ron Fairly, L OBP: 0.450, SLG: 0.552 (1, 8)		0-1 FC4 5-3 1B		0-0 G3		1-3 K		4-1 G4-6-3 BB		1-0 1B		1-2 2-H 1B	1-2 1B	5 1 3 1 1 1 0
Gordie Windhorn, R OBP: 0.393, SLG: 0.720 Duke Snider, L OBP: 0.375, SLG: 0.547 (1, 9) (9, PH) (10, 9)		0-1 FC4 1B		2-3 K		1-0 F9		3-2 G4-6-3		4-0 IBB				3 0 1 0 0 1 0 1 0 0 0 1 0 1
Charlie Neal, R OBP: 0.298, SLG: 0.358 (1, 4)		3-2 FC4 5-3		2-1 G1-4-3 1B		0-0 5-3				2-3 K		1-1 F9		5 0 1 0 0 1 5
Norm Sherry, R OBP: 0.314, SLG: 0.421 (1, 2)		2-2 5-3		1-1 G1-4-3		3-1 HR				1-2 SH1-4 1B		1-1 5-3		5 1 2 2 0 0 2
Sandy Koufax, R OBP: 0.157, SLG: 0.067 (1, 1)		2-2 5-3		0-0 6-3		1-0 SH1-4 1B				0-0 SH1-4		2-2 5-3		4 0 1 0 0 0 1

Inning Stats	R: 0	H: 0	E: 0	K: 1	S: 7	LOB: 1	BB: 1	P: 16	R: 1	H: 2	E: 0	K: 0	S: 13	LOB: 1	BB: 0	P: 20	R: 0	H: 1	E: 0	K: 0	S: 7	LOB: 0	BB: 0	P: 10	R: 0	H: 0	E: 0	K: 1	S: 6	LOB: 0	BB: 0	P: 9	R: 0	H: 0	E: 0	K: 1	S: 5	LOB: 1	BB: 1	P: 15	R: 1	H: 2	E: 0	K: 1	S: 8	LOB: 1	BB: 0	P: 15	R: 0	H: 0	E: 0	K: 0	S: 6	LOB: 0	BB: 1	P: 14	R: 0	H: 1	E: 0	K: 1	S: 8	LOB: 1	BB: 0	P: 11	R: 0	H: 2	E: 0	K: 0	S: 5	LOB: 3	BB: 2	P: 15	R: 0	H: 0	E: 0	K: 1	S: 7	LOB: 0	BB: 1	P: 15	R: 1	H: 2	E: 0	K: 1	S: 10	LOB: 1	BB: 0	P: 15	1B: 10	SF: 0	2B: 0	3B: 0	HR: 1	SAC: 3	DP: 2	HBP: 0	WP: 0	PA: 51
--------------	------	------	------	------	------	--------	-------	-------	------	------	------	------	-------	--------	-------	-------	------	------	------	------	------	--------	-------	-------	------	------	------	------	------	--------	-------	------	------	------	------	------	------	--------	-------	-------	------	------	------	------	------	--------	-------	-------	------	------	------	------	------	--------	-------	-------	------	------	------	------	------	--------	-------	-------	------	------	------	------	------	--------	-------	-------	------	------	------	------	------	--------	-------	-------	------	------	------	------	-------	--------	-------	-------	--------	-------	-------	-------	-------	--------	-------	--------	-------	--------


PITCHER	IP	WLS	BF	H	R	ER	SO	BB	IBB	HBP	BLK	WP	HR	S	P	ERA	WHIP
Dick Ellsworth, L ERA: 4.03 (1, 1)	8.0		30	6	2	2	5	2	0	0	0	0	1	58	100	2.25	1.000
Don Elston, R ERA: 5.48 (9, 1)	3.0		13	3	0	0	1	1	2	0	0	0	0	19	40	0.00	1.333
Barney Schultz, R ERA: 2.83 (12, 1)	1.2	L	7	2	1	0	1	1	0	0	0	0	0	17	30	0.00	1.800

**BOTTOM**

**Chicago Cubs @ Los Angeles Dodgers**  
Los Angeles Memorial Coliseum, Los Angeles, CA

Wed Sep 20 1961, 10:05 PM EDT  
Att: 12,068 - Unknown - 60 F

AB	41
R	3
H	11
RBI	3
BB	6
SO	7
LOB	17



Batter	1	2	3	4	5	6	7	8	9	AB R H RBI BB SO LOB	TOP	
Danny Murphy, L (1, 9) 0-0 S	0-3 K		4-0 FC6-4 BB	0-0 4-3			0-0 F8			3 0 0 0 1 1 2	<b>Chicago Cubs @ Milwaukee Braves</b> <b>Milwaukee County Stadium, Milwaukee, WI</b> Sat Sep 23 1961, 4:33 AM EDT Att: 8,706 - Cloudy - 55 F	
Don Zimmer, R (1, 4) 0-0 S	0-0 E5 1B		0-0 FC6-4 14 2B 1B			0-3 K	0-3 K			4 1 0 0 0 2 2		
14 Ernie Banks, R (1, 6) 0-0 S	0-0 F5		0-0 1B 2B			0-0 E5 G3-6				3 1 1 0 0 0 1		
George Altman, L (1, 8) 0-0 S	0-0 1-2 1B		0-0 1B			0-0 G3-6 1-2f				3 0 2 2 0 0 1		
Billy Williams, L (1, 7) 0-0 S	0-0 F2		0-0 F8			0-3 K				3 0 0 0 0 1 3		
Ron Santo, R (1, 5) 0-0 S		0-3 K	0-0 F8			0-0 F9				3 0 0 0 0 1 1		
Sammy Taylor, L (1, 2) 0-0 S		0-0 F8		0-0 G3		0-0 1-3				3 0 0 0 0 0 0		
Moe Morhardt, L (1, 3) 0-0 S		0-0 F8		0-0 L9		4-0 BB				2 0 0 0 1 0 0		
Jack Curtis, L (1, 1) 0-0 S			0-0 HR			0-3 K				1 1 1 1 0 0 0		
Dick Drott, R (3, 1) 0-0 S										1 0 1 0 0 0 0		
Richie Ashburn, L (7, PH) 0-0 S										1 0 0 0 0 1 1		
<b>Inning Stats</b>	R: 0 H: 1 E: 1 LOB: 2 K: 1 BB: 0 S: 7 P: 7	R: 0 H: 0 E: 0 LOB: 0 K: 1 BB: 0 S: 5 P: 5	R: 3 H: 3 E: 0 LOB: 1 K: 0 BB: 1 S: 6 P: 10	R: 0 H: 1 E: 0 LOB: 1 K: 1 BB: 0 S: 4 P: 4	R: 0 H: 0 E: 1 LOB: 0 K: 1 BB: 0 S: 5 P: 5	R: 0 H: 0 E: 0 LOB: 0 K: 1 BB: 0 S: 5 P: 5	R: 0 H: 0 E: 1 LOB: 1 K: 2 BB: 1 S: 7 P: 11			1B: 3 SF: 0 2B: 1 SAC: 0 3B: 0 DP: 1 HR: 1 HBP: 0	WP: 0 PA: 29 PB: 0 SB: 0 CS: 0	
<b>PITCHER</b> Tony Cloninger, R (1, 1) ERA: 5.25	IP WLS BF H R ER SO BB IBB HBP BLK WP HR S P ERA WHIP											<b>PITCHER</b> IP WLS BF H R ER SO BB IBB HBP BLK WP HR S P ERA WHIP

livebaseballscorecards.com

<b>AB</b>	27
<b>R</b>	3
<b>H</b>	5
<b>RBI</b>	3
<b>BB</b>	2
<b>SO</b>	6
<b>LOB</b>	11



Batter	1	2	3	4	5	6	7	8	9	AB	R	H	RBI	BB	SO	LOB
<b>Al Spangler, L</b> OBP: 0.422, SLG: 0.286 (1, 8)	4-0 HR BB		0-0 HR 1B	0-0 F8		0-0 4-3				3	2	1	0	1	0	1
<b>Eddie Mathews, L</b> OBP: 0.405, SLG: 0.537 (1, 5)	0-0 1-H HR		0-0 1-H HR		0-0 HR 1B			0-0		4	3	3	4	0	0	0
<b>Hank Aaron, R</b> OBP: 0.382, SLG: 0.595 (1, 9)	0-0 F3		0-0 6-3		0-3 K					3	0	0	0	0	1	1
<b>Joe Adcock, R</b> OBP: 0.348, SLG: 0.506 (1, 3)	4-0 1B BB		0-0 F2		0-0 1-H HR					2	1	1	2	1	0	0
<b>Joe Torre, R</b> OBP: 0.324, SLG: 0.411 (1, 2)	0-0 1-2 G5-4-3 1B		0-0 1B 1B		0-3 K					3	0	2	0	0	1	0
<b>Frank Thomas, R</b> OBP: 0.328, SLG: 0.498 (1, 7)	0-0 G5-4-3 1-2f		0-0 1-2 1B		0-0 F2					3	0	1	0	0	0	2
<b>Frank Bolling, R</b> OBP: 0.329, SLG: 0.385 (1, 4)		0-0 L5	0-0 F7		4-0 E BB					2	0	0	0	1	0	2
<b>Roy McMillan, R</b> OBP: 0.312, SLG: 0.301 (1, 6)		0-0 F2		0-0 P6		0-0 F8				3	0	0	0	0	0	1
<b>Tony Cloninger, R</b> OBP: 0.194, SLG: 0.167 (1, 1)		0-0 4-3		0-0 4-3		0-3 K				3	0	0	0	0	1	1

Inning Stats	R: 2	H: 2	E: 0	K: 0	S: 4	LOB: 1	BB: 2	P: 12	R: 0	H: 0	E: 0	K: 0	S: 3	LOB: 0	BB: 0	P: 3	R: 2	H: 4	E: 0	K: 0	S: 7	LOB: 2	BB: 0	P: 7	R: 0	H: 0	E: 0	K: 0	S: 3	LOB: 0	BB: 0	P: 3	R: 2	H: 2	E: 0	K: 2	S: 9	LOB: 0	BB: 0	P: 9	R: 0	H: 0	E: 1	K: 1	S: 5	LOB: 1	BB: 1	P: 9	R: 0	H: 0	E: 0	K: 0	S: 0	LOB: 0	BB: 0	P: 0
--------------	------	------	------	------	------	--------	-------	-------	------	------	------	------	------	--------	-------	------	------	------	------	------	------	--------	-------	------	------	------	------	------	------	--------	-------	------	------	------	------	------	------	--------	-------	------	------	------	------	------	------	--------	-------	------	------	------	------	------	------	--------	-------	------

PITCHER	IP	WLS	BF	H	R	ER	SO	BB	IBB	HBP	BLK	WP	HR	S	P	ERA	WHIP
<b>Jack Curtis, L</b> ERA: 4.89 (1, 1)	2.2	L	15	6	4	4	0	2	0	0	0	0	2	13	21	13.50	3.000
<b>Dick Drott, R</b> ERA: 4.22 (3, 1)	3.1		14	2	2	2	3	1	0	0	0	0	1	18	22	5.40	0.900

**BOTTOM**

**Chicago Cubs @ Milwaukee Braves**  
Milwaukee County Stadium, Milwaukee, WI

Sat Sep 23 1961, 4:33 AM EDT  
Att. 8,706 - Cloudy - 55 F

livebaseballscorecards.com

<b>AB</b>	<b>26</b>
<b>R</b>	<b>6</b>
<b>H</b>	<b>8</b>
<b>RBI</b>	<b>6</b>
<b>BB</b>	<b>3</b>
<b>SO</b>	<b>3</b>
<b>LOB</b>	<b>8</b>



<b>WP: 0</b>	<b>PA: 29</b>
<b>PB: 0</b>	
<b>SB: 1</b>	
<b>CS: 0</b>	

Batter	1	2	3	4	5	6	7	8	9	AB R H RBI BB SO LOB	TOP											
Richie Ashburn, L (1, 8) OBP: 0.374, SLG: 0.302	0-0 6-3		0-0 L9			0-0 4-3			0-0 4-3	4 0 0 0 0 0 0	<b>Chicago Cubs @ Milwaukee Braves</b> Milwaukee County Stadium, Milwaukee, WI Sun Sep 24 1961, 4:33 AM EDT Cloudy - 56 F											
Don Zimmer, R (1, 4) OBP: 0.289, SLG: 0.400	0-3 K			0-0 5-3		0-0 6-3		0-0 5-3	4 0 0 0 0 1 0													
Billy Williams, L (1, 7) OBP: 0.339, SLG: 0.481	0-0 1B			0-0 1B			0-0 4-3		3 0 2 0 0 0 0													
14 Ernie Banks, R (1, 6) OBP: 0.348, SLG: 0.508	0-0 F7			0-3 K			0-0 L1		3 0 0 0 0 1 2													
Ron Santo, R (1, 5) OBP: 0.362, SLG: 0.486		0-0 F9		0-0 P4			0-0 F7		3 0 0 0 0 0 1													
George Altman, L (1, 9) OBP: 0.352, SLG: 0.559		4-0 CS BB			0-0 4-3			0-3 K	2 0 0 0 1 1 0													
Andre Rodgers, R (1, 3) OBP: 0.338, SLG: 0.420		0-0 P2			0-3 K			0-0 F9	3 0 0 0 0 1 1													
Cuno Barragan, R (1, 2) OBP: 0.241, SLG: 0.296		0-0 CS 1-2	0-3 K		0-0 F9			0-0 6-3	3 0 0 0 0 1 0													
Don Cardwell, R (1, 1) OBP: 0.175, SLG: 0.244			0-3 K			0-0 F9		0-3 K	1 0 0 0 0 1 0													
Don Elston, R (5, 1) OBP: 0.182, SLG: 0.182									0 0 0 0 0 0 0													
Ken Hubbs, R (6, PH) OBP: 0.182, SLG: 0.273									1 0 0 0 0 0 0													
Barney Schultz, R (6, 1) OBP: 0.100, SLG: 0.100									0 0 0 0 0 0 0													
Nelson Mathews, R (9, PH)									1 0 0 0 0 1 0													
<b>Inning Stats</b>	R: 0 E: 0 K: 1 S: 6	H: 1 LOB: 1 BB: 0 P: 6	R: 0 E: 0 K: 0 S: 2	H: 0 LOB: 0 BB: 1 P: 6	R: 0 E: 0 K: 2 S: 7	H: 0 LOB: 0 BB: 0 P: 7	R: 0 E: 0 K: 1 S: 6	H: 1 LOB: 1 BB: 0 P: 6	R: 0 E: 0 K: 1 S: 5	H: 0 LOB: 0 BB: 0 P: 5	R: 0 E: 0 K: 0 S: 3	H: 0 LOB: 0 BB: 0 P: 3	R: 0 E: 0 K: 0 S: 3	H: 0 LOB: 0 BB: 0 P: 3	R: 0 E: 0 K: 1 S: 5	H: 0 LOB: 0 BB: 0 P: 5	R: 0 E: 0 K: 1 S: 5	H: 0 LOB: 0 BB: 0 P: 5	1B: 2 2B: 0 3B: 0 HR: 0	SF: 0 SAC: 0 DP: 0 HBP: 0	WP: 0 PB: 0 SB: 0 CS: 1	PA: 30
<b>PITCHER</b> Warren Spahn, L (1, 1) ERA: 3.04	IP: 9.0 WLS: W BF: 29 H: 2 R: 0 ER: 0 SO: 7 BB: 1 IBB: 0 HBP: 0 BLK: 0 WP: 0 HR: 0 S: 42 P: 46 ERA: 0.00 WHIP: 0.333											<b>PITCHER</b>	IP: 0 WLS: 0 BF: 0 H: 0 R: 0 ER: 0 SO: 0 BB: 0 IBB: 0 HBP: 0 BLK: 0 WP: 0 HR: 0 S: 0 P: 0 ERA: 0.00 WHIP: 0.00									

livebaseballscorecards.com

AB	28
R	0
H	2
RBI	0
BB	1
SO	7
LOB	4



Batter	1	2	3	4	5	6	7	8	9
<b>Al Spangler, L</b> (1, 8) OBP: 0.433, SLG: 0.290 <b>Lee Maye, L</b> (6, PR) OBP: 0.344, SLG: 0.449 (7, 9)	4-0 1B BB	0-0 F8			4-0 2B BB	0-0 E3 FC3-6 1B		0-0 1B PB 1B	
<b>Eddie Mathews, L</b> (1, 5) OBP: 0.405, SLG: 0.535	0-3 K		0-0 L9		4-0 2B BB	0-0 FC3-6 1-2 2-3 1-2f 3-H		0-0 PB 1B	
<b>Hank Aaron, R</b> (1, 9) OBP: 0.380, SLG: 0.593 (7, 8)	0-3 K		0-0 F8		0-0 2B 2B 1-H 2-H 3-H	0-0 5-3		0-0 5-3 1-2 3-H	
<b>Joe Adcock, R</b> (1, 3) OBP: 0.347, SLG: 0.504	0-0 FC6-4 1B		0-3 K		0-0 F9		0-3 K		
<b>Joe Torre, R</b> (1, 2) OBP: 0.326, SLG: 0.422	0-0 FC6-4 1-2f			0-0 HR	0-0 CS 2B 3-H		0-0 5-3		
<b>Hawk Taylor, R</b> (1, 7) OBP: 0.200, SLG: 0.091		0-0 P3		0-0 1-3	4-0 BB		0-0 FC6-4 1B		
<b>Frank Bolling, R</b> (1, 4) OBP: 0.329, SLG: 0.383		4-0 2B BB		0-0 6-3	0-3 K 2-3		0-0 FC6-4 1-2f		
<b>Roy McMillan, R</b> (1, 6) OBP: 0.309, SLG: 0.299		0-0 P3		0-0 1-3		0-0 5-3		0-0 P6	
<b>Warren Spahn, L</b> (1, 1) OBP: 0.282, SLG: 0.430		0-0 1-H 2B			0-0 BB 2B 2B	0-0 E FC3-6 1B		0-0 4-3	

Inning Stats	R: 0	H: 1	E: 0	K: 2	S: 8	LOB: 2	BB: 1	P: 12
	R: 1	H: 1	E: 0	K: 0	S: 4	LOB: 1	BB: 1	P: 8
	R: 0	H: 0	E: 0	K: 1	S: 5	LOB: 0	BB: 0	P: 5
	R: 1	H: 1	E: 0	K: 0	S: 4	LOB: 0	BB: 0	P: 4
	R: 4	H: 3	E: 0	K: 1	S: 7	LOB: 2	BB: 3	P: 19
	R: 1	H: 2	E: 1	K: 0	S: 5	LOB: 1	BB: 0	P: 5
	R: 0	H: 1	E: 0	K: 1	S: 6	LOB: 1	BB: 0	P: 6
	R: 1	H: 2	E: 0	K: 0	S: 5	LOB: 1	BB: 0	P: 5

PITCHER	IP	WLS	BF	H	R	ER	SO	BB	IBB	HBP	BLK	WP	HR	S	P	ERA	WHIP
<b>Don Cardwell, R</b> (1, 1) ERA: 3.9	4.0	L	21	5	6	6	3	4	0	0	0	0	1	23	39	13.50	2.250
<b>Don Elston, R</b> (5, 1) ERA: 5.42	1.0		4	1	0	0	1	1	0	0	0	0	0	5	9	0.00	2.000
<b>Barney Schultz, R</b> (6, 1) ERA: 2.7	3.0		14	5	2	0	1	0	0	0	0	0	0	16	16	0.00	1.667

**BOTTOM**

AB	R	H	RBI	BB	SO	LOB
2	1	1	0	2	0	1
1	1	1	0	0	0	0
4	1	1	1	1	1	2
5	1	1	3	0	1	3
4	0	1	0	0	2	1
4	1	2	2	0	0	2
3	0	1	0	1	0	0
3	1	0	0	1	1	3
4	0	0	0	0	0	1
4	2	3	1	0	0	0

<b>AB</b>	<b>34</b>
<b>R</b>	<b>8</b>
<b>H</b>	<b>11</b>
<b>RBI</b>	<b>7</b>
<b>BB</b>	<b>5</b>
<b>SO</b>	<b>5</b>
<b>LOB</b>	<b>13</b>



WP	PA
0	39
PB: 1	
SB: 0	
CS: 1	

**Chicago Cubs @ Milwaukee Braves**  
 Milwaukee County Stadium, Milwaukee, WI  
 Sun Sep 24 1961, 4:33 AM EDT  
 Cloudy - 56 F

[livebaseballscorecards.com](http://livebaseballscorecards.com)

Batter	1	2	3	4	5	6	7	8	9	AB R H RBI BB SO LOB	TOP
Ken Hubbs, R (1, 4) OBP: 0.133, SLG: 0.200	0-0 6-3		0-3 K			0-3 K		0-0 L4		4 0 0 0 0 2 0	<b>Chicago Cubs @ Milwaukee Braves</b> <b>Milwaukee County Stadium, Milwaukee, WI</b> Sun Sep 24 1961, 4:38 AM EDT Att: 7,262 - Cloudy - 56 F
Andre Rodgers, R (1, 3) OBP: 0.336, SLG: 0.417	0-3 K		0-0 1-3			0-0 FC3-6 1B		0-0 F8		4 0 1 0 0 1 0	
Billy Williams, L (1, 7) OBP: 0.340, SLG: 0.486	4-0 BB				0-0 HR	0-0 FC3-6 14 HR		0-0 F7		3 2 1 1 1 0 1	
14 Ernie Banks, R (1, 6) OBP: 0.351, SLG: 0.516	0-0 F9				0-0 G6-4-3 1B	0-0 HR		0-0 G6-4-3 1B		4 1 3 2 0 0 1	
Ron Santo, R (1, 5) OBP: 0.361, SLG: 0.484					0-0 G6-4-3 1-2f	0-0 FC6-4 1B		0-0 G6-4-3 1-2f		4 0 1 0 0 0 2	
George Altman, L (1, 9) OBP: 0.353, SLG: 0.558					0-0 3-1	0-0 FC6-4 1-2f		0-0 1B E 1B		3 1 1 0 1 0 1	
Nelson Mathews, R (1, 8) OBP: 0.200, SLG: 0.200					0-0 P4			0-0 E9 1B 1B		4 0 1 0 0 0 1	
Dick Bertell, R (1, 2) OBP: 0.310, SLG: 0.332					0-0 P4			0-0 6-3 1B		4 0 1 0 0 0 1	
Dick Ellsworth, L (1, 1) OBP: 0.103, SLG: 0.056 Glen Hobbie, R (8, 1) OBP: 0.225, SLG: 0.303					0-0 F7			0-0 F8		3 0 0 0 0 0 0 1 0 0 0 0 0 2	
<b>Inning Stats</b>	R: 0 H: 0 E: 0 LOB: 1 K: 1 BB: 1 S: 5 P: 9	R: 0 H: 0 E: 0 LOB: 1 K: 0 BB: 1 S: 3 P: 7	R: 0 H: 0 E: 0 LOB: 0 K: 1 BB: 0 S: 5 P: 5	R: 1 H: 2 E: 0 LOB: 0 K: 0 BB: 0 S: 4 P: 4	R: 0 H: 0 E: 0 LOB: 0 K: 0 BB: 0 S: 3 P: 3	R: 2 H: 3 E: 0 LOB: 1 K: 1 BB: 0 S: 8 P: 8	R: 0 H: 0 E: 0 LOB: 0 K: 0 BB: 0 S: 3 P: 3	R: 0 H: 0 E: 0 LOB: 0 K: 0 BB: 0 S: 3 P: 3	R: 1 H: 4 E: 1 LOB: 2 K: 0 BB: 0 S: 6 P: 6	1B: 7 SF: 0 2B: 0 SAC: 0 3B: 0 DP: 2 HR: 2 HBP: 0	WP: 0 PA: 36 PB: 0 SB: 0 CS: 0
<b>PITCHER</b>	IP WLS BF H R ER SO BB IBB HBP BLK WP HR S P ERA WHIP										
Bob Hendley, L (1, 1) ERA: 3.9	8.0 L 30 5 3 3 3 2 0 0 0 0 0 2 34 42 3.38 0.875										
Lew Burdette, R (9, 1) ERA: 4.0	1.0 6 4 1 1 0 0 0 0 0 0 0 0 6 6 9.00 4.000										

AB	34
R	4
H	9
RBI	3
BB	2
SO	3
LOB	9





Batter	1	2	3	4	5	6	7	8	9	AB	R	H	RBI	BB	SO	LOB
Al Spangler, L (1, 8) OBP: 0.427, SLG: 0.281 Lew Burdette, R (9, 1) OBP: 0.212, SLG: 0.340	0-3 K		0-0 4-3		0-0 F8			4-0 1B BB		3	1	0	0	1	1	0
Eddie Mathews, L (1, 5) OBP: 0.406, SLG: 0.534	0-3 K		0-0 FC5 1B			0-0 F7		0-0 1B		4	0	2	0	0	1	0
Hank Aaron, R (1, 9) OBP: 0.381, SLG: 0.592 (9, 8)	0-0 F7		0-0 1B			0-0 P3		0-0 FC6-4 1B		4	0	2	2	0	0	0
Joe Adcock, R (1, 3) OBP: 0.347, SLG: 0.502		0-0 1B FC5-2 1B	0-0 FC5			0-0 5-3		0-0 F8		4	0	1	0	0	0	4
Joe Torre, R (1, 2) OBP: 0.325, SLG: 0.421		0-0 FC5-2 1B		0-0 6-3			0-0 4-3	0-0 FC6-4		4	0	1	0	0	0	2
Hawk Taylor, R (1, 7) OBP: 0.250, SLG: 0.160 Bob Boyd, L (9, PH) OBP: 0.247, SLG: 0.258		0-0 FC5-2 1B		0-0 CS 1B		0-3 K		0-0 6-3		3	0	2	0	0	1	0
Frank Bolling, R (1, 4) OBP: 0.326, SLG: 0.380		0-0 FC5-2		0-0 4-3		0-0 6-3		0-0 6-3		4	0	0	0	0	0	4
Roy McMillan, R (1, 6) OBP: 0.308, SLG: 0.297 Neil Christley, L (9, PH) OBP: 0.300, SLG: 0.222		0-0 F8		0-0 F7				0-0 E5 FC4-6		3	0	0	0	0	0	2
Bob Hendley, R (1, 1) OBP: 0.091, SLG: 0.032 Lee Maye, L (8, PH) OBP: 0.343, SLG: 0.448 (9, 9)		0-3 K		0-0 F9				0-0 FC4-6 1B BB		2	0	0	0	0	1	0

Inning Stats	R: 0	H: 0	E: 0	K: 2	S: 7	R: 0	H: 3	E: 0	K: 0	S: 5	R: 0	H: 2	E: 0	K: 1	S: 7	R: 0	H: 1	E: 0	K: 0	S: 3	R: 0	H: 0	E: 0	K: 0	S: 3	R: 0	H: 0	E: 0	K: 1	S: 5	R: 2	H: 2	E: 1	K: 0	S: 6	R: 0	H: 0	E: 0	K: 0	S: 3	R: 0	H: 0	E: 0	K: 0	S: 3	1B: 8	2B: 0	3B: 0	HR: 0	SF: 0	SAC: 0	DP: 1	HBP: 0	WP: 0	PB: 0	SB: 0	CS: 1	PA: 35
--------------	------	------	------	------	------	------	------	------	------	------	------	------	------	------	------	------	------	------	------	------	------	------	------	------	------	------	------	------	------	------	------	------	------	------	------	------	------	------	------	------	------	------	------	------	------	-------	-------	-------	-------	-------	--------	-------	--------	-------	-------	-------	-------	--------

PITCHER	IP	WLS	BF	H	R	ER	SO	BB	IBB	HBP	BLK	WP	HR	S	P	ERA	WHIP
Dick Ellsworth, L (1, 1) ERA: 3.92	7.1	W	30	8	2	1	4	1	0	0	0	0	0	37	41	1.23	1.227
Glen Hobbie, R (8, 1) ERA: 4.28	1.2	S	5	0	0	0	0	0	0	0	0	0	0	5	5	0.00	0.000

BOTTOM

Chicago Cubs @ Milwaukee Braves  
Milwaukee County Stadium, Milwaukee, WI

Sun Sep 24 1961, 4:38 AM EDT  
Att. 7,262 - Cloudy - 56 F

livebaseballscorecards.com

AB	34
R	2
H	8
RBI	2
BB	1
SO	4
LOB	13



Batter	1	2	3	4	5	6	7	8	9	AB R H RBI BB SO LOB	TOP											
Don Blasingame, L (1, 4) OBP: 0.292, SLG: 0.290	0-0 1-3			0-0 4-3		4-0 FC1-6 BB		0-0 6-3	0-3 K	4 0 0 0 1 1 1												
Eddie Kasko, R (1, 6) OBP: 0.324, SLG: 0.339	0-0 5-3			4-0 1-3 BB		0-0 FC1-6 1B		0-3 K		3 0 0 0 1 1 1												
Vada Pinson, L (1, 8) OBP: 0.381, SLG: 0.508	4-0 CS BB			0-0 1-3		0-0 1-2 1B		0-0 HR 1B		3 1 2 0 1 0 1												
Jerry Lynch, L (1, 7) OBP: 0.408, SLG: 0.629	0-0 CS	0-0 F9		0-0 1-3		0-0 F9		0-0 HR		4 1 1 2 0 0 3												
Joe Gaines, R (9, 7)	1-2							1-H		0 0 0 0 0 0 0												
Gordy Coleman, L (1, 3) OBP: 0.343, SLG: 0.499			0-0 1-3		0-0 G3		4-0 HR BB	0-0 4-3		3 1 0 0 1 0 0												
Frank Robinson, R (1, 9) OBP: 0.403, SLG: 0.615			0-0 5-3		0-0 L9		0-0 HR		0-0 1B 2B	4 2 2 2 0 0 0												
Elio Chacon, R (9, 9) OBP: 0.371, SLG: 0.367							1-H			0 0 0 0 0 0 0												
Gene Freese, R (1, 5) OBP: 0.304, SLG: 0.465				0-0 G4-6-3 1B		0-0 P5		0-0 6-3	0-0 F7	4 0 1 0 0 0 1												
Johnny Edwards, L (1, 2) OBP: 0.280, SLG: 0.262			0-0 G4-6-3		0-0 HR		0-0 1-3		0-3 K	4 1 1 1 0 1 2												
Bob Purkey, R (1, 1) OBP: 0.136, SLG: 0.167			0-0 4-3		0-0 4-3		0-0 P3		0-0 1B	1 0 0 0 0 0 0												
Gus Bell, L (6, PH) OBP: 0.293, SLG: 0.341									2-H	1 0 0 0 0 0 0												
Jim Maloney, L (6, 1) OBP: 0.419, SLG: 0.483										0 0 0 0 0 0 0												
Wally Post, R (7, PH) OBP: 0.344, SLG: 0.590										1 0 0 0 0 0 0												
Jim Brosnan, R (7, 1) OBP: 0.214, SLG: 0.154										1 0 1 1 0 0 0												
<b>Inning Stats</b>	R: 0 E: 0 K: 0 S: 2	H: 0 LOB: 0 BB: 1 P: 6	R: 0 E: 0 K: 0 S: 3	H: 0 LOB: 0 BB: 0 P: 3	R: 0 E: 0 K: 0 S: 3	H: 1 LOB: 0 BB: 0 P: 3	R: 0 E: 0 K: 0 S: 3	H: 0 LOB: 1 BB: 1 P: 7	R: 0 E: 0 K: 0 S: 3	H: 0 LOB: 0 BB: 0 P: 3	R: 1 E: 0 K: 0 S: 5	H: 2 LOB: 2 BB: 1 P: 9	R: 2 E: 0 K: 0 S: 4	H: 1 LOB: 0 BB: 1 P: 8	R: 2 E: 0 K: 1 S: 7	H: 2 LOB: 0 BB: 0 P: 7	R: 1 E: 0 K: 2 S: 9	H: 2 LOB: 1 BB: 0 P: 9	1B: 4 2B: 1 3B: 0 HR: 3	SF: 0 SAC: 0 DP: 1 HBP: 0	WP: 0 PB: 0 SB: 0 CS: 1	PA: 38
<b>PITCHER</b>	IP WLS BF H R ER SO BB IBB HBP BLK WP HR S P ERA WHIP																					
Bob Anderson, R (1, 1) ERA: 4.19	8.0 L 33 7 6 6 1 4 0 0 0 0 0 3 31 47 6.75 1.375																					
Glen Hobbie, R (9, 1) ERA: 4.26	1.0 4 1 0 0 2 0 0 0 0 0 0 0 8 8 0.00 1.000																					

Cincinnati Reds @ Chicago Cubs  
Wrigley Field, Chicago, IL  
Tue Sep 26 1961, 3:33 AM CDT  
Att: 3,327 - Sunny - 70 F

livebaseballscorecards.com

AB	33
R	6
H	8
RBI	6
BB	4
SO	3
LOB	9



BOTTOM

Cincinnati Reds @ Chicago Cubs  
Wrigley Field, Chicago, IL  
Tue Sep 26 1961, 3:33 AM CDT  
Att. 3,327 - Sunny - 70 F

livebaseballscorecards.com

AB 35  
R 3  
H 6  
RBI 2  
BB 3  
SO 8  
LOB 12



WP: 0 PA: 38  
PB: 2  
SB: 0  
CS: 0

AB R H RBI BB SO LOB

5 1 1 0 0 1 0

5 1 2 0 0 1 0

4 0 0 0 0 0 3

3 0 1 2 1 1 1

4 0 0 0 0 1 4

4 0 1 0 0 1 0

4 0 0 0 0 0 1

2 0 0 0 2 1 1

3 1 1 0 0 1 2

0 0 0 0 0 0 0

1 0 0 0 0 1 0

1B: 5 SF: 0  
2B: 1 SAC: 0  
3B: 0 DP: 0  
HR: 0 HBP: 0

Batter	1	2	3	4	5	6	7	8	9
Richie Ashburn, L OBP: 0.372, SLG: 0.301 (1, 8)	0-3 K2-3 ①		0-0 F7 ①		0-0 14 E 1B BB 1B		0-0 4-3 ①		0-0 F8 ②
Don Zimmer, R OBP: 0.290, SLG: 0.400 (1, 4)	0-0 14 4-3 14 PB 2B 1B		0-0 1-3 ②		0-0 BB 14 E 1B 1-2 2-3		0-0 5-3 ②		0-3 K ③
14 Ernie Banks, R OBP: 0.349, SLG: 0.512 (1, 6)	0-0 4-3 ②		0-0 F8 ③		0-0 E6 BB 1-2 2-3 3-H		0-0 E9		
George Altman, L OBP: 0.354, SLG: 0.559 (1, 9)	0-0 PB 2B 3-H			0-0 1-3 ①	BB BB 4-0 1-2 2-3 3-H BB		0-3 K ③		
Billy Williams, L OBP: 0.337, SLG: 0.483 (1, 7)	0-0 F7 2-3			0-3 K ②	0-0 4-3 ③			0-0 4-3 ①	
Ron Santo, R OBP: 0.360, SLG: 0.483 (1, 5)		0-0 5-3 ①		0-0 6-3 ③		0-3 K ①		0-0 1B	
Sammy Taylor, L OBP: 0.319, SLG: 0.384 (1, 2)		0-0 F8 ②			0-0 3-1 ①	0-0 F7 ②		0-0 F9 ②	
Ed Bouchee, L OBP: 0.369, SLG: 0.415 (1, 3)		4-0 BB BB FC6-4 BB			0-0 1-3 ②	4-0 BB BB BB		0-3 K ③	
Bob Anderson, R OBP: 0.163, SLG: 0.286 (1, 1)		0-0 FC6-4 ③			0-0 1B 14 E 1B 1B	0-3 K ③			0-3 K ①
Glen Hobbie, R OBP: 0.225, SLG: 0.303 (9, 1)									
Bob Will, L OBP: 0.344, SLG: 0.339 (9, PH)									

Inning Stats	R: 1	H: 2	E: 0	K: 1	S: 7	H: 2	LOB: 1	BB: 0	P: 7	R: 0	H: 0	E: 0	K: 0	S: 3	H: 0	LOB: 0	BB: 0	P: 3	R: 0	H: 0	E: 0	K: 1	S: 5	H: 0	LOB: 0	BB: 0	P: 5	R: 2	H: 3	E: 1	K: 0	S: 7	R: 0	H: 0	E: 0	K: 2	S: 7	R: 0	H: 0	E: 1	K: 1	S: 6	R: 0	H: 1	E: 0	K: 1	S: 6	R: 0	H: 0	E: 0	K: 2	S: 7	R: 0	H: 0	E: 0	K: 2	S: 7	R: 0	H: 0	E: 0	K: 2	S: 7	1B: 5	SF: 0	2B: 1	SAC: 0	3B: 0	DP: 0	HR: 0	HBP: 0	WP: 0	PA: 38
--------------	------	------	------	------	------	------	--------	-------	------	------	------	------	------	------	------	--------	-------	------	------	------	------	------	------	------	--------	-------	------	------	------	------	------	------	------	------	------	------	------	------	------	------	------	------	------	------	------	------	------	------	------	------	------	------	------	------	------	------	------	------	------	------	------	------	-------	-------	-------	--------	-------	-------	-------	--------	-------	--------

PITCHER	IP	WLS	BF	H	R	ER	SO	BB	IBB	HBP	BLK	WP	HR	S	P	ERA	WHIP
Bob Purkey, R ERA: 3.82 (1, 1)	5.0		23	5	3	1	2	2	0	0	0	0	0	25	33	1.80	1.400
Jim Maloney, R ERA: 4.37 (6, 1)	1.0		4	0	0	0	2	1	0	0	0	0	0	7	11	0.00	1.000
Jim Brosnan, R ERA: 2.85 (7, 1)	3.0	W	11	1	0	0	4	0	0	0	0	0	0	19	19	0.00	0.333

Batter	1	2	3	4	5	6	7	8	9	AB R H RBI BB SO LOB	TOP											
<b>Curt Flood, R</b> OBP: 0.382, SLG: 0.388 (1, 8) X	0-0 F9 ①		0-0 L4 ③			0-0 P3 ①		0-0 1B ①		4 0 1 0 0 0 0	<b>St. Louis Cardinals @ Chicago Cubs</b> Wrigley Field, Chicago, IL Wed Sep 27 1961, 3:33 AM CDT Att. 1,558 - Cloudy - 75 F											
<b>Julian Javier, R</b> OBP: 0.329, SLG: 0.341 (1, 4) X	0-0 F9 ②			0-0 1-3 ①		0-0 1-3 ②		0-0 P3 ③		4 0 0 0 0 0 1												
<b>Bill White, L</b> OBP: 0.354, SLG: 0.474 (1, 3) SSS	0-3 K ③			0-0 G6-4-3 1B		0-0 P6 ③			0-0 4-3 ①	4 0 1 0 0 1 0												
<b>Ken Boyer, R</b> OBP: 0.398, SLG: 0.530 (1, 5) X		0-0 6-3 ①		0-0 G6-4-3 1-2f ② ③			0-0 F8 ①		0-0 HBP 1B	4 0 1 0 0 0 1												
<b>Gene Oliver, R</b> OBP: 0.353, SLG: 0.455 (1, 2) SSS		0-3 K ②			0-0 F7 ①		0-0 P5 ②		1-0 HBP 1-2	3 0 0 0 0 1 0												
<b>Charlie James, R</b> OBP: 0.292, SLG: 0.359 (1, 9) X		0-0 1B			0-0 SF9 1B		0-0 P3 ③		0-3 K ②	4 1 2 0 0 1 2												
<b>Doug Clemens, L</b> OBP: 0.400, SLG: 0.375 (1, 7) X		0-0 F7 ③			0-0 E8 1-3			0-0 4-3 SF7 2B	0-0 F8 ③	4 1 1 0 0 0 4												
<b>Jerry Buchek, R</b> OBP: 0.141, SLG: 0.146 (1, 6) X			0-0 4-3 ①		0-0 SF9 ②			0-0 4-3 ①		1 0 0 1 0 0 0												
<b>Carl Sawatski, L</b> OBP: 0.385, SLG: 0.517 (8, PH)					0-0 K ③			0-0 SF7 ②		1 0 0 0 0 0 1												
<b>Alex Grammas, R</b> OBP: 0.293, SLG: 0.282 (8, 6) X								0-0 3-H		0 0 0 0 0 0 0												
<b>Larry Jackson, R</b> OBP: 0.208, SLG: 0.270 (1, 1) X			0-0 F9 ②							1 0 0 0 0 0 0												
<b>Curt Simmons, L</b> OBP: 0.378, SLG: 0.348 (4, 1) X										1 0 0 0 0 1 1												
<b>Stan Musial, L</b> OBP: 0.371, SLG: 0.490 (8, PH) X										0 0 0 1 0 0 0												
<b>Lindy McDaniel, R</b> OBP: 0.235, SLG: 0.235 (8, 1) X										0 0 0 0 0 0 0												
<b>Inning Stats</b>	R: 0 E: 0 K: 1 S: 5	H: 0 LOB: 0 BB: 0 P: 5	R: 0 E: 0 K: 1 S: 6	H: 1 LOB: 1 BB: 0 P: 6	R: 0 E: 0 K: 0 S: 3	H: 0 LOB: 0 BB: 0 P: 3	R: 0 E: 0 K: 0 S: 3	H: 1 LOB: 0 BB: 0 P: 3	R: 1 E: 1 K: 1 S: 7	H: 1 LOB: 1 BB: 0 P: 7	R: 0 E: 0 K: 0 S: 3	H: 0 LOB: 0 BB: 0 P: 3	R: 0 E: 0 K: 0 S: 3	H: 0 LOB: 0 BB: 0 P: 3	R: 1 E: 0 K: 0 S: 5	H: 2 LOB: 1 BB: 0 P: 5	R: 0 E: 0 K: 1 S: 6	H: 1 LOB: 2 BB: 0 P: 7	1B: 5 2B: 1 3B: 0 HR: 0	SF: 2 SAC: 0 DP: 1 HBP: 1	WP: 0 PB: 0 SB: 0 CS: 0	PA: 34
<b>PITCHER</b> <b>Don Cardwell, R</b> ERA: 3.8 (1, 1)	IP: 9.0 WLS: W BF: 34 H: 6 R: 2 ER: 1 SO: 4 BB: 0 IBB: 0 HBP: 1 BLK: 0 WP: 0 HR: 0 S: 41 P: 42 ERA: 1.00 WHIP: 0.667											<b>PITCHER</b>	IP: 9.0 WLS: W BF: 34 H: 6 R: 2 ER: 1 SO: 4 BB: 0 IBB: 0 HBP: 1 BLK: 0 WP: 0 HR: 0 S: 41 P: 42 ERA: 1.00 WHIP: 0.667									

livebaseballscorecards.com

<b>AB</b>	31
<b>R</b>	2
<b>H</b>	6
<b>RBI</b>	2
<b>BB</b>	0
<b>SO</b>	4
<b>LOB</b>	10



Batter	1	2	3	4	5	6	7	8	9	AB	R	H	RBI	BB	SO	LOB
Ken Hubbs, R OBP: 0.200, SLG: 0.500 (1, 4)	0-0 5-3		0-0 5-3		0-0 G3-2-3 3B		0-0 HR	0-0 5-3		5	1	2	1	0	0	0
Danny Murphy, L OBP: 0.500, SLG: 1.286 (1, 9)	0-0 HR		0-0 HR		0-3 K		0-0 2B	1B		4	3	3	2	0	1	1
14 Ernie Banks, R OBP: 0.348, SLG: 0.511 (1, 6)	0-0 3-1		0-0 2B		4-0 BB BB		0-0 F8 1-H 2B			1	0	0	0	0	0	0
Andre Rodgers, R OBP: 0.344, SLG: 0.432 (3, 6)	0-0 3-1		0-0 3-1		4-0 BB		0-0 1-3			2	0	2	1	1	0	0
George Altman, L OBP: 0.355, SLG: 0.563 (1, 8)	0-0 HR		0-0 3-1		1-2 BB		0-0 1-3			3	1	1	1	1	0	2
Billy Williams, L OBP: 0.337, SLG: 0.483 (1, 7)	0-0 F7				0-0 2B		0-0 G3-2-3 2-3 F8			4	0	1	0	0	0	4
Ron Santo, R OBP: 0.361, SLG: 0.481 (1, 5)		0-0 6-3		4-0 BB		0-0 5-3	4-0 IBB			2	0	0	0	2	0	0
Sammy Taylor, L OBP: 0.314, SLG: 0.378 (1, 2)		0-0 F8		0-0 P4		0-0 4-3	0-0 4-3			4	0	0	0	0	0	4
Moe Morhardt, L OBP: 0.375, SLG: 0.231 (1, 3)		0-0 L6		0-3 K		0-0 1B		0-3 K		4	0	1	0	0	2	2
Don Cardwell, R OBP: 0.168, SLG: 0.234 (1, 1)			0-3 K		0-3 K		0-3 K		0-3 K	4	0	0	0	0	4	3

Inning Stats	R: 2	H: 2	E: 0	LOB: 0	K: 0	BB: 0	S: 5	P: 5	R: 0	H: 0	E: 0	LOB: 0	K: 0	BB: 0	S: 3	P: 3	R: 1	H: 2	E: 0	LOB: 1	K: 1	BB: 0	S: 7	P: 7	R: 0	H: 1	E: 0	LOB: 2	K: 2	BB: 1	S: 8	P: 12	R: 0	H: 1	E: 0	LOB: 2	K: 1	BB: 2	S: 5	P: 13	R: 0	H: 1	E: 0	LOB: 1	K: 1	BB: 0	S: 6	P: 6	R: 2	H: 3	E: 0	LOB: 2	K: 0	BB: 1	S: 6	P: 10	R: 0	H: 0	E: 0	LOB: 0	K: 2	BB: 0	S: 7	P: 7	R: 0	H: 0	E: 0	LOB: 0	K: 2	BB: 0	S: 7	P: 7
--------------	------	------	------	--------	------	-------	------	------	------	------	------	--------	------	-------	------	------	------	------	------	--------	------	-------	------	------	------	------	------	--------	------	-------	------	-------	------	------	------	--------	------	-------	------	-------	------	------	------	--------	------	-------	------	------	------	------	------	--------	------	-------	------	-------	------	------	------	--------	------	-------	------	------	------	------	------	--------	------	-------	------	------


PITCHER	IP	WLS	BF	H	R	ER	SO	BB	IBB	HBP	BLK	WP	HR	S	P	ERA	WHIP
Larry Jackson, R ERA: 3.75 (1, 1)	3.0	L	15	5	3	3	1	1	0	0	0	0	3	16	20	9.00	2.000
Curt Simmons, L ERA: 3.13 (4, 1)	4.0		19	5	2	2	4	2	1	0	0	0	1	24	36	4.50	1.750
Lindy McDaniel, R ERA: 4.87 (8, 1)	1.0		3	0	0	0	2	0	0	0	0	0	0	7	7	0.00	0.000

**BOTTOM**

**St. Louis Cardinals @ Chicago Cubs**  
 Wrigley Field, Chicago, IL  
 Wed Sep 27 1961, 3:33 AM CDT  
 Att. 1,558 - Cloudy - 75 F

AB	33
R	5
H	10
RBI	5
BB	4
SO	7
LOB	16

WP: 0 PA: 37  
 PB: 0  
 SB: 0  
 CS: 0



PITCHER	IP	WLS	BF	H	R	ER	SO	BB	IBB	HBP	BLK	WP	HR	S	P	ERA	WHIP
---------	----	-----	----	---	---	----	----	----	-----	-----	-----	----	----	---	---	-----	------

Batter	1	2	3	4	5	6	7	8	9	AB R H RBI BB SO LOB	TOP
Maury Wills, S (1, 6) OBP: 0.347, SLG: 0.340	0-1 5-3		0-0 B1-3							2 0 0 0 0 0 0	<b>Los Angeles Dodgers @ Chicago Cubs</b> Wrigley Field, Chicago, IL Sat Sep 30 1961, 3:33 AM CDT Att: 4,401 - Cloudy - 70 F
Jim Gilliam, S (1, 4) Daryl Spencer, R (5, 5) OBP: 0.357, SLG: 0.344 OBP: 0.341, SLG: 0.392	1-0 SF9 1B		0-0 L8							2 1 1 0 0 0 0 0 0 0 0 0 0 0	
Wally Moon, L (1, 7) OBP: 0.433, SLG: 0.505	3-1 1-3 1B				1-2 G5-4-3 1B					2 0 2 0 0 0 0	
Gil Hodges, R (1, 3) OBP: 0.313, SLG: 0.372	1-2 SF9 3-H				1-0 G5-4-3 1-2f					1 0 0 1 0 0 1	
Ron Fairly, L (1, 8) OBP: 0.434, SLG: 0.529	1-1 G3				1-0 F8					2 0 0 0 0 0 1	
Bob Aspromonte, R (1, 5) (5, 4) OBP: 0.281, SLG: 0.264		1-0 6-3			1-2 L8					2 0 0 0 0 0 0	
Gordie Windhorn, R (1, 9) OBP: 0.343, SLG: 0.581		1-1 6-3			2-1 L8					2 0 0 0 0 0 0	
Doug Camilli, R (1, 2) OBP: 0.138, SLG: 0.321		1-2 L8			1-1 F7					2 0 0 0 0 0 0	
Phil Ortega, R (1, 1) Frank Howard, R (6, PH) OBP: 0.250, SLG: 0.250 OBP: 0.347, SLG: 0.517			2-3 K			1-1 6-3				1 0 0 0 0 1 0 1 0 0 0 0 0 0	
<b>Inning Stats</b>	R: 1 H: 2 E: 0 LOB: 1 K: 0 BB: 0 S: 10 P: 16	R: 0 H: 0 E: 0 LOB: 0 K: 0 BB: 0 S: 6 P: 9	R: 0 H: 0 E: 0 LOB: 0 K: 1 BB: 0 S: 7 P: 9	R: 0 H: 1 E: 0 LOB: 0 K: 0 BB: 0 S: 6 P: 9	R: 0 H: 0 E: 0 LOB: 0 K: 0 BB: 0 S: 7 P: 11	R: 0 H: 0 E: 0 LOB: 0 K: 0 BB: 0 S: 2 P: 3				1B: 3 SF: 1 2B: 0 SAC: 0 3B: 0 DP: 1 HR: 0 HBP: 0	
PITCHER Dick Ellsworth, L (1, 1) ERA: 3.86	IP WLS BF H R ER SO BB IBB HBP BLK WP HR S P ERA WHIP	5.1 W 18 3 1 1 1 0 0 0 0 0 0 0 38 57 1.69 0.562									

livebaseballscorecards.com

AB	17
R	1
H	3
RBI	1
BB	0
SO	1
LOB	2



Batter	1	2	3	4	5	6	7	8	9	AB R H RBI BB SO LOB
Ken Hubbs, R OBP: 0.174, SLG: 0.435 (1, 4)	0-3 K		0-0 F8		2-3 K					3 0 0 0 0 2 0
Danny Murphy, L OBP: 0.500, SLG: 1.111 (1, 9)	1-1 E9 1B		3-3 K							2 0 1 0 0 1 0
14 Ernie Banks, R OBP: 0.347, SLG: 0.509 (1, 6)	1-3 K			2-2 F7						2 0 0 0 0 1 1
George Altman, L OBP: 0.354, SLG: 0.561 (1, 8)	1-3 K			3-1 F7						2 0 0 0 0 1 1
Billy Williams, L OBP: 0.337, SLG: 0.483 (1, 7)		2-3 K		0-2 E S E 1B						2 1 1 0 0 1 0
Ron Santo, R OBP: 0.360, SLG: 0.479 (1, 5)		1-2 5-3		2-2 E6 1-H						2 0 0 0 0 0 0
Sammy Taylor, L OBP: 0.316, SLG: 0.391 (1, 2)		3-2 HR		0-0 F2						2 1 1 1 0 0 1
Moe Morhardt, L OBP: 0.333, SLG: 0.200 (1, 3)		1-3 K			2-3 K					2 0 0 0 0 2 0
Dick Ellsworth, L OBP: 0.100, SLG: 0.054 (1, 1)			1-3 K		3-2 5-3					2 0 0 0 0 1 0

Inning Stats	R: 0 E: 1 K: 3 S: 11	H: 1 LOB: 1 BB: 0 P: 14	R: 1 E: 0 K: 2 S: 15	H: 1 LOB: 0 BB: 0 P: 22	R: 0 E: 0 K: 2 S: 7	H: 0 LOB: 0 BB: 0 P: 11	R: 1 E: 1 K: 0 S: 13	H: 1 LOB: 1 BB: 0 P: 20	R: 0 E: 0 K: 2 S: 11	H: 0 LOB: 0 BB: 0 P: 18	1B: 2 2B: 0 3B: 0 HR: 1	SF: 0 SAC: 0 DP: 0 HBP: 0

PITCHER	IP	WLS	BF	H	R	ER	SO	BB	IBB	HBP	BLK	WP	HR	S	P	ERA	WHIP
Phil Ortega, R ERA: 5.54 (1, 1)	5.0	L	19	3	2	1	9	0	0	0	0	0	1	57	85	1.80	0.600

**BOTTOM**

**Los Angeles Dodgers @ Chicago Cubs**  
 Wrigley Field, Chicago, IL  
 Sat Sep 30 1961, 3:33 AM CDT  
 Att. 4,401 - Cloudy - 70 F

AB	19
R	2
H	3
RBI	1
BB	0
SO	9
LOB	3



WP	PA
0	19

Batter	1	2	3	4	5	6	7	8	9	AB R H RBI BB SO LOB	TOP		
<b>Jim Gilliam, S</b> (1, 4) OBP: 0.358, SLG: 0.344 <b>Charlie Neal, R</b> (7, 4) OBP: 0.297, SLG: 0.346	2-3 	2-0 		4-0 		3-2 		1-2 		3 0 1 1 1 1 1 1 0 0 0 0 0 2	<b>Los Angeles Dodgers @ Chicago Cubs</b> Wrigley Field, Chicago, IL Sun Oct 01 1961, 3:33 AM CDT Att: 4,325 - Cloudy - 59 F		
<b>Willie Davis, L</b> (1, 8) OBP: 0.316, SLG: 0.451	2-1 	0-3 		0-0 		0-1 		1-0 		5 0 2 1 0 1 5			
<b>Tim Harkness, L</b> (1, 3) OBP: 0.636, SLG: 0.750	1-0 		0-0 		1-1 		2-3 	0-1 		5 1 2 0 0 1 3			
<b>Wally Moon, L</b> (1, 7) OBP: 0.434, SLG: 0.505 <b>Gordie Windhor, R</b> (7, PH) OBP: 0.324, SLG: 0.545	4-0 		1-0 		3-1 		2-2 	1-2 		2 0 1 1 1 0 0 2 0 0 0 0 0 0			
<b>Ron Fairly, L</b> (1, 9) OBP: 0.434, SLG: 0.522	2-2 		2-2 		4-2 		2-0 	4-2 		3 2 0 0 2 0 2			
<b>John Roseboro, L</b> (1, 2) OBP: 0.346, SLG: 0.459 <b>Doug Camilli, R</b> (7, PH) OBP: 0.161, SLG: 0.433		1-3 		1-0 		0-0 		0-2 	2-0 	3 0 1 0 0 1 0 2 1 1 2 0 0 0			
<b>Daryl Spencer, R</b> (1, 5) OBP: 0.343, SLG: 0.395 <b>Maury Wills, S</b> (8, PH) OBP: 0.346, SLG: 0.339		0-2 		1-0 		0-1 		0-0 	3-2 	3 2 2 1 0 0 1 2 0 0 0 0 0 0			
<b>Bob Aspromonte, R</b> (1, 6) OBP: 0.290, SLG: 0.293		3-3 		1-2 		3-2 		3-2 	0-2 	5 1 2 0 0 1 2			
<b>Stan Williams, R</b> (1, 1) OBP: 0.235, SLG: 0.192 <b>Duke Snider, L</b> (8, PH) OBP: 0.375, SLG: 0.562 <b>Ron Perranoski, L</b> (8, 1) OBP: 0.214, SLG: 0.083	1-1 		1-1 		0-0 		2-2 	4-0 		3 1 3 2 0 0 0 0 0 0 0 1 0 0 0 0 0 0 0 0 0			
<b>Inning Stats</b>	R: 0 H: 2 E: 0 LOB: 2 K: 1 BB: 1 S: 10 P: 21	R: 2 H: 3 E: 1 LOB: 1 K: 3 BB: 0 S: 17 P: 24	R: 0 H: 0 E: 0 LOB: 0 K: 0 BB: 0 S: 5 P: 8	R: 1 H: 3 E: 0 LOB: 2 K: 0 BB: 1 S: 9 P: 16	R: 2 H: 3 E: 0 LOB: 1 K: 0 BB: 1 S: 12 P: 23	R: 0 H: 1 E: 0 LOB: 1 K: 1 BB: 0 S: 11 P: 18	R: 0 H: 0 E: 0 LOB: 0 K: 0 BB: 0 S: 7 P: 11	R: 1 H: 2 E: 0 LOB: 2 K: 0 BB: 1 S: 11 P: 20	R: 2 H: 1 E: 0 LOB: 0 K: 0 BB: 1 S: 14 P: 24	1B: 11 SF: 0 2B: 3 SAC: 0 3B: 0 DP: 1 HR: 1 HBP: 0	WP: 1 PA: 44 PB: 1 SB: 1 CS: 0		
<b>PITCHER</b>	IP WLS BF H R ER SO BB IBB HBP BLK WP HR S P ERA WHIP											<b>PITCHER</b>	IP WLS BF H R ER SO BB IBB HBP BLK WP HR S P ERA WHIP
<b>Don Cardwell, R</b> (1, 1) ERA: 3.82	3.1 L 19 8 3 2 4 2 0 0 0 0 1 0 40 68 5.40 3.000												
<b>Bob Anderson, R</b> (4, 1) ERA: 4.26	1.2 7 3 2 2 0 1 0 0 0 0 0 0 13 24 10.80 2.400												
<b>Jim Brewer, L</b> (6, 1) ERA: 5.82	2.0 7 1 0 0 1 0 0 0 0 0 0 0 18 29 0.00 0.500												
<b>Don Eiston, R</b> (8, 1) ERA: 5.59	2.0 11 3 3 3 0 1 1 0 0 0 0 1 25 44 13.50 2.000												

livebaseballscorecards.com

AB	39
R	8
H	15
RBI	8
BB	5
SO	5
LOB	16





