

Chicago Cubs - 1961

Batter	1	2	3	4	5	6	7	8	9	AB	R	H	RBI	BB	SO	LOB	TOP					
Richie Ashburn, L (1,7) OBP: 0.250, SLG: 0.250										4	0	1	0	0	0	0						
Don Zimmer, R (1,4) OBP: 0.250, SLG: 0.250										4	0	1	0	0	0	1						
Billy Williams, L (1,9)										4	0	0	0	0	0	2						
14 Ernie Banks, R (1,6)										2	0	0	0	1	1	0						
Ron Santo, R (1,5) OBP: 0.333, SLG: 0.333										3	0	1	0	0	0	1						
Al Heist, R (1,8)										3	0	0	0	0	1	1						
Andre Rodgers, R (1,3) OBP: 0.333, SLG: 1.333										3	1	1	1	0	0	0						
Moe Thacker, R (1,2)										2	0	0	0	0	0	0						
Bob Anderson, R (6,1)										0	0	0	0	0	0	0						
Bob Will, L (8, PH)										1	0	0	0	0	0	0						
Jim Brewer, L (8,1)										0	0	0	0	0	0	0						
Glen Hobbie, R (1,1)										1	0	0	0	0	1	0						
Mel Wright, R (5,1)										0	0	0	0	0	0	0						
Dick Bertell, R (6,2)										2	0	0	0	0	0	0						
Inning Stats	R: 0 E: 0 K: 0 S: 3	H: 1 LOB: 0 BB: 0 P: 3	R: 0 E: 0 K: 1 S: 5	H: 1 LOB: 0 BB: 0 P: 5	R: 1 E: 0 K: 1 S: 6	H: 1 LOB: 0 BB: 0 P: 6	R: 0 E: 0 K: 0 S: 3	H: 0 LOB: 1 BB: 1 P: 7	R: 0 E: 0 K: 0 S: 3	H: 0 LOB: 1 BB: 0 P: 3	R: 0 E: 0 K: 1 S: 4	H: 1 LOB: 1 BB: 0 P: 4	R: 0 E: 0 K: 1 S: 5	H: 0 LOB: 0 BB: 0 P: 5	R: 0 E: 0 K: 0 S: 3	H: 0 LOB: 0 BB: 0 P: 3	R: 0 E: 0 K: 0 S: 3	H: 0 LOB: 0 BB: 0 P: 3	1B: 3 2B: 0 3B: 0 HR: 1	SF: 0 SAC: 0 DP: 2 HBP: 0	WP: 0 PB: 0 SB: 0 CS: 0	PA: 30
PITCHER Jim O'Toole, L (1,1) ERA: 1.0	IP: 9.0 WLS: W BF: 30 H: 4 R: 1 ER: 1 SO: 3 BB: 1 IBB: 0 HBP: 0 BLK: 0 WP: 0 HR: 1 S: 35 P: 39 ERA: 1.00 WHIP: 0.556																	PITCHER				

Chicago Cubs @ Cincinnati Reds
Crosley Field, Cincinnati, OH
Tue Apr 11 1961, 3:33 AM EST
Att: 28,713 - Sunny - 57 F

AB	29
R	1
H	4
RBI	1
BB	1
SO	3
LOB	5



Batter	1	2	3	4	5	6	7	8	9	AB	R	H	RBI	BB	SO	LOB	BOTTOM													
Eddie Kasko, R (1,6) OBP: 0.250, SLG: 0.250										4	1	1	0	0	0	2														
Vada Pinson, L (1,8) OBP: 0.750, SLG: 0.750										4	2	3	0	0	0	0														
Frank Robinson, R (1,7) OBP: 0.250, SLG: 1.000										4	1	1	1	0	1	4														
Wally Post, R (1,9) OBP: 0.500, SLG: 1.333										3	2	1	3	1	0	0														
Gene Freese, R (1,5) OBP: 0.250, SLG: 0.500										4	1	1	1	0	1	0														
Gordy Coleman, L (1,3) OBP: 0.500, SLG: 0.500										4	0	2	1	0	0	0														
Ed Bailey, L (1,2) OBP: 0.750, SLG: 0.750										4	0	3	1	0	0	0														
Jim Baumer, R (1,4)										4	0	0	0	0	1	4														
Jim O'Toole, S (1,1) OBP: 0.500, SLG: 0.500										4	0	2	0	0	0	2														
Inning Stats	R: 1 E: 0 K: 0 S: 4	H: 1 LOB: 0 BB: 0 P: 4	R: 0 E: 0 K: 0 S: 4	H: 2 LOB: 1 BB: 0 P: 4	R: 3 E: 0 K: 2 S: 10	H: 4 LOB: 0 BB: 0 P: 10	R: 0 E: 0 K: 1 S: 7	H: 2 LOB: 2 BB: 0 P: 7	R: 3 E: 0 K: 0 S: 7	H: 4 LOB: 2 BB: 1 P: 11	R: 0 E: 0 K: 0 S: 3	H: 1 LOB: 0 BB: 0 P: 3	R: 0 E: 0 K: 0 S: 3	H: 0 LOB: 0 BB: 0 P: 3	R: 0 E: 0 K: 0 S: 3	H: 0 LOB: 0 BB: 0 P: 3	1B: 11 2B: 1 3B: 0 HR: 2	SF: 0 SAC: 0 DP: 1 HBP: 0	WP: 0 PB: 0 SB: 0 CS: 0	PA: 36										
PITCHER Glen Hobbie, R (1,1) ERA: 14.54	IP: 4.1 WLS: L BF: 23 H: 11 R: 7 ER: 7 SO: 3 BB: 1 IBB: 0 HBP: 0 BLK: 0 WP: 0 HR: 2 S: 28 P: 32 ERA: 14.54 WHIP: 2.769																	PITCHER												
Mel Wright, R (5,1) ERA:	0.2	4	2	0	0	0	0	0	0	0	4	4	0.00	3.000																
Bob Anderson, R (6,1) ERA:	2.0	6	1	0	0	0	0	0	0	0	6	6	0.00	0.500																
Jim Brewer, L (8,1) ERA:	1.0	3	0	0	0	0	0	0	0	0	3	3	0.00	0.000																

Chicago Cubs @ Cincinnati Reds
Crosley Field, Cincinnati, OH
Tue Apr 11 1961, 3:33 AM EST
Att: 28,713 - Sunny - 57 F

AB	35
R	7
H	14
RBI	7
BB	1
SO	3
LOB	12



Batter	1	2	3	4	5	6	7	8	9	AB	R	H	RBI	BB	SO	LOB	TOP			
Richie Ashburn, L (1, 7) OBP: 0.111, SLG: 0.111	L7		5-3		L7		F9		K	5	0	0	0	0	1	0	Chicago Cubs @ Cincinnati Reds Crosley Field, Cincinnati, OH Thu Apr 13 1961, 3:33 AM EST Att: 1,216 - Cloudy - 45 F			
Don Zimmer, R (1, 4) OBP: 0.444, SLG: 0.500	6-3		E		BB		K		1B	4	1	2	0	1	1	0				
Billy Williams, L (1, 9) OBP: 0.222, SLG: 0.125	F2		E2		P6				F7	4	0	1	0	1	0	2				
Ron Santo, R (1, 5) OBP: 0.429, SLG: 0.571		14 2B	P5			SH3-4 14 1B			K	4	1	2	0	0	1	2				
14 Ernie Banks, R (1, 6) OBP: 0.429, SLG: 0.500					F3	SH3-4 1B			K	4	0	2	1	0	1	0				
Ed Bouchee, L (1, 3) OBP: 0.667, SLG: 0.500		2H 2B				1-2 1B				2	0	1	0	1	0	1				
Sammy Taylor, L (1, 2)	1-3				BB	SH3-4			1B	0	0	0	0	0	0	0				
Sammy Taylor, L (1, 2)	F7				F7	IBB			F7	3	0	0	0	1	0	3				
Al Heist, R (1, 8)					F9				F9	2	0	0	0	0	0	2				
George Altman, L (6, PH) (6, 8)	6-3				F9				F9	2	0	0	0	0	1	4				
Dick Ellsworth, L (1, 1)					1-3				K	2	0	0	0	0	1	0				
Frank Thomas, R (6, PH)									K	1	0	0	0	0	0	3				
Joe Schaffernoth, R (6, 1)									K	0	0	0	0	0	0	0				
Jim Brewer, L (8, 1)									K	0	0	0	0	0	0	0				
Bob Will, L (9, PH)									K	1	0	0	0	0	1	0				
Inning Stats	R: 0 E: 0 K: 0 S: 3	H: 0 LOB: 0 BB: 0 P: 3	R: 1 E: 0 K: 0 S: 5	H: 2 LOB: 1 BB: 0 P: 5	R: 1 E: 1 K: 0 S: 5	H: 2 LOB: 1 BB: 0 P: 5	R: 0 E: 0 K: 0 S: 3	H: 0 LOB: 1 BB: 1 P: 7	R: 0 E: 0 K: 1 S: 5	H: 2 LOB: 3 BB: 1 P: 9	R: 0 E: 0 K: 1 S: 7	H: 0 LOB: 1 BB: 1 P: 11	R: 0 E: 0 K: 1 S: 6	H: 1 LOB: 1 BB: 0 P: 6	R: 0 E: 0 K: 2 S: 8	H: 1 LOB: 1 BB: 0 P: 8	1B: 5 2B: 3 3B: 0 HR: 0	SF: 0 SAC: 1 DP: 0 HBP: 0	WP: 0 PB: 0 SB: 0 CS: 0	PA: 39
PITCHER Bob Purkey, R (1, 1) ERA: 1.0	IP: 9.0 WLS: W BF: 39 H: 8 R: 2 ER: 1 SO: 7 BB: 3 IBB: 1 HBP: 0 BLK: 0 WP: 0 HR: 0 S: 49 P: 65 ERA: 1.00 WHIP: 1.222															PITCHER				

AB 34
R 2
H 8
RBI 1
BB 4
SO 7
LOB 17



Batter	1	2	3	4	5	6	7	8	9	AB	R	H	RBI	BB	SO	LOB	BOTTOM	
Eddie Kasko, R (1, 6) OBP: 0.444, SLG: 0.556	FC1-6 1B		6-3		1-2 2-3 1B		F8			5	0	3	0	0	0	1	Chicago Cubs @ Cincinnati Reds Crosley Field, Cincinnati, OH Thu Apr 13 1961, 3:33 AM EST Att: 1,216 - Cloudy - 45 F	
Vada Pinson, L (1, 8) OBP: 0.556, SLG: 0.500	FC1-6 S		1B		F7				P5	4	0	1	0	1	0	5		
Frank Robinson, R (1, 7) OBP: 0.375, SLG: 0.714	G6-4-3 BB		1B		F8		G6-4-3 BB		G6-4-3	3	0	1	0	1	0	4		
Wally Post, R (1, 9) OBP: 0.375, SLG: 0.667	G6-4-3		G6-4-3				P4			3	0	0	0	1	0	4		
Gene Freese, R (1, 5) OBP: 0.500, SLG: 0.571		1B			F7				4-3 BB	3	2	2	0	1	0	1		
Gordy Coleman, L (1, 3) OBP: 0.375, SLG: 0.750	F5				HR		K		4-3	4	1	1	2	0	1	3		
Ed Bailey, L (1, 2) OBP: 0.875, SLG: 1.000					HR					3	1	3	0	1	0	0		
Jim Baumer, R (1, 4) OBP: 0.143, SLG: 0.143					1B 1B		WP 2B 2B		HR	3	0	1	0	0	1	3		
Jerry Lynch, L (6, PH) OBP: 1.000, SLG: 4.000	K				1B		P4		HR	1	1	1	3	0	0	0		
Elio Chacon, R (9, 4)					1B				HR	0	0	0	0	0	0	0		
Bob Purkey, R (1, 1) OBP: 0.250, SLG: 0.500	5-3				K				K	4	0	1	0	0	2	4		
Inning Stats	R: 0 E: 0 K: 0 S: 3	H: 1 LOB: 1 BB: 1 P: 7	R: 0 E: 0 K: 1 S: 7	H: 2 LOB: 2 BB: 0 P: 7	R: 0 E: 0 K: 0 S: 4	H: 2 LOB: 1 BB: 0 P: 4	R: 2 E: 0 K: 1 S: 10	H: 5 LOB: 3 BB: 0 P: 10	R: 0 E: 0 K: 1 S: 4	H: 0 LOB: 1 BB: 1 P: 8	R: 0 E: 0 K: 0 S: 2	H: 2 LOB: 0 BB: 1 P: 6	R: 3 E: 0 K: 1 S: 7	H: 2 LOB: 1 BB: 2 P: 15	1B: 9 2B: 4 3B: 0 HR: 2	SF: 0 SAC: 0 DP: 4 HBP: 0	WP: 1 PB: 0 SB: 1 CS: 1	PA: 38
PITCHER Dick Ellsworth, L (1, 1) ERA: 3.6	IP: 5.0 WLS: L BF: 24 H: 10 R: 2 ER: 2 SO: 3 BB: 2 IBB: 0 HBP: 0 BLK: 0 WP: 1 HR: 1 S: 28 P: 36 ERA: 7.71 WHIP: 1.714															PITCHER		
Joe Schaffernoth, R (6, 1) ERA: 7.71	IP: 2.1 WLS: L BF: 10 H: 2 R: 2 ER: 2 SO: 0 BB: 2 IBB: 1 HBP: 0 BLK: 0 WP: 0 HR: 0 S: 7 P: 19 ERA: 7.71 WHIP: 1.714															PITCHER		
Jim Brewer, L (8, 1) ERA: 6.4	IP: 0.2 WLS: L BF: 4 H: 2 R: 1 ER: 1 SO: 1 BB: 0 IBB: 0 HBP: 0 BLK: 0 WP: 0 HR: 1 S: 6 P: 6 ERA: 13.50 WHIP: 3.000															PITCHER		

AB 33
R 5
H 14
RBI 5
BB 5
SO 4
LOB 25



Batter	1	2	3	4	5	6	7	8	9	AB	R	H	RBI	BB	SO	LOB	TOP					
Al Spangler, L (1,8) OBP: 0.333, SLG: 0.333	F7		F8			FC1-6		CS 1B		4	0	1	0	0	0	1						
Del Crandall, R (1,2) OBP: 0.071, SLG: 0.071	5-3			6-3		FC3-6		6-3		4	0	0	0	0	0	2						
Eddie Mathews, L (1,5) OBP: 0.385, SLG: 0.583	K			F8		4-3			CS 1B	4	0	1	0	0	1	1						
Hank Aaron, R (1,9) OBP: 0.308, SLG: 0.750		6-3		6-3			HR		CS 1B	3	1	1	1	1	0	0						
Frank Bolling, R (1,4) OBP: 0.308, SLG: 0.500		4-3 BB			HR		K		CS BB	3	1	1	1	1	1	1						
Joe Adcock, R (1,3) OBP: 0.333, SLG: 0.200		4-3			1-3				F9	3	0	0	0	0	0	1						
Roy McMillan, R (1,6) OBP: 0.583, SLG: 0.444		6-3			P2					3	0	1	0	0	0	1						
John DeMerit, R (1,7) OBP: 0.182, SLG: 0.200			1-3		P5					3	0	0	0	0	0	1						
Bob Buhl, R (1,1)		6-3				FC1-6 BB		K		2	0	0	0	1	1	0						
Inning Stats	R: 0 E: 0 K: 1 S: 5	H: 0 LOB: 0 BB: 0 P: 5	R: 0 E: 0 K: 0 S: 3	H: 0 LOB: 1 BB: 1 P: 7	R: 0 E: 0 K: 0 S: 3	H: 0 LOB: 0 BB: 0 P: 3	R: 0 E: 0 K: 0 S: 3	H: 0 LOB: 0 BB: 0 P: 3	R: 1 E: 0 K: 0 S: 4	H: 1 LOB: 0 BB: 0 P: 4	R: 0 E: 0 K: 0 S: 3	H: 0 LOB: 1 BB: 1 P: 7	R: 1 E: 0 K: 1 S: 7	H: 2 LOB: 1 BB: 0 P: 7	R: 0 E: 0 K: 1 S: 5	H: 1 LOB: 0 BB: 1 P: 5	R: 0 E: 0 K: 0 S: 2	H: 1 LOB: 0 BB: 1 P: 6	1B: 3 2B: 0 3B: 0 HR: 2	SF: 0 SAC: 0 DP: 0 HBP: 0	WP: 1 PB: 0 SB: 0 CS: 3	PA: 32
PITCHER	IP	WLS	BF	H	R	ER	SO	BB	IBB	HBP	BLK	WP	HR	S	P	ERA	WHIP					
Bob Anderson, R (1,1) ERA: 2.0	7.0		26	3	2	2	2	2	0	0	0	0	2	28	36	2.57	0.714					
Don Elston, R (8,1) ERA:	2.0	W	6	2	0	0	1	1	0	0	0	1	0	7	11	0.00	1.500					

Milwaukee Braves @ Chicago Cubs
Wrigley Field, Chicago, IL
Fri Apr 14 1961, 3:33 AM CST
Att: 11,299 - Cloudy - 52 F

AB 29
R 2
H 5
RBI 2
BB 3
SO 3
LOB 8




Batter	1	2	3	4	5	6	7	8	9	AB	R	H	RBI	BB	SO	LOB	BOTTOM				
Richie Ashburn, L (1,7) OBP: 0.077, SLG: 0.077	4-3		1-3		6-3			F9		4	0	0	0	0	0	1					
Don Zimmer, R (1,4) OBP: 0.538, SLG: 0.667	G3 2B		S 1B			F7		1B WP 1B		4	1	3	0	0	0	0					
Billy Williams, L (1,9) OBP: 0.308, SLG: 0.250	G3		2-4 1B			F7		G6-4-3 1B		4	0	2	1	0	0	1					
Ron Santo, R (1,5) OBP: 0.273, SLG: 0.364	6-3		2-4		F8			G6-4-3		4	0	0	0	0	0	3					
14 Ernie Banks, R (1,6) OBP: 0.273, SLG: 0.300		F7		6-3		F7		F9		4	0	0	0	0	0	0					
Ed Bouchee, L (1,3) OBP: 0.687, SLG: 0.333		4-0			F9					1	0	0	0	2	0	0					
Sammy Drake, S (7, PR)										0	0	0	0	0	0	0					
Frank Thomas, R (8,3)										1	0	0	0	0	1	0					
Al Heist, R (1,8) OBP: 0.222, SLG: 0.222		P4			F8					4	1	2	0	0	0	1					
Dick Bertell, R (1,2) OBP: 0.250, SLG: 0.250										2	0	1	0	0	0	1					
Sammy Taylor, L (7, PH) OBP: 0.333, SLG: 0.800		P4			SH1-3 1B					2	1	1	2	0	1	2					
Bob Anderson, R (1,1)										1	0	0	0	0	0	0					
Bob Will, L (7, PH)										1	0	0	0	0	0	2					
Don Elston, R (8,1)			5-3		SH1-3					0	0	0	0	0	0	0					
Inning Stats	R: 0 E: 0 K: 0 S: 4	H: 1 LOB: 1 BB: 0 P: 4	R: 0 E: 0 K: 0 S: 3	H: 0 LOB: 1 BB: 1 P: 7	R: 1 E: 0 K: 0 S: 4	H: 2 LOB: 1 BB: 0 P: 4	R: 0 E: 0 K: 0 S: 3	H: 0 LOB: 0 BB: 0 P: 3	R: 0 E: 0 K: 0 S: 4	H: 1 LOB: 2 BB: 1 P: 10	R: 0 E: 0 K: 0 S: 4	H: 2 LOB: 1 BB: 0 P: 4	R: 2 E: 0 K: 1 S: 6	H: 2 LOB: 0 BB: 0 P: 6	1B: 7 2B: 1 3B: 0 HR: 1	SF: 0 SAC: 1 DP: 1 HBP: 0	WP: 1 PB: 0 SB: 1 CS: 0	PA: 35			
PITCHER	IP	WLS	BF	H	R	ER	SO	BB	IBB	HBP	BLK	WP	HR	S	P	ERA	WHIP				
Bob Buhl, R (1,1) ERA: 3.12	8.2	L	36	9	3	3	2	2	0	0	0	1	1	37	45	3.12	1.269				

Milwaukee Braves @ Chicago Cubs
Wrigley Field, Chicago, IL
Fri Apr 14 1961, 3:33 AM CST
Att: 11,299 - Cloudy - 52 F

AB 32
R 3
H 9
RBI 3
BB 2
SO 2
LOB 11




Batter	1	2	3	4	5	6	7	8	9	AB	R	H	RBI	BB	SO	LOB	TOP						
Lee Mays, L (1, 7) OBP: 0.300, SLG: 0.125	4-0 2B BB	0-0 E1 1B		0-0 P5		0-0 F5		0-0 F7	4-1 0-0 0-0 1-0 0-3	4	1	0	0	1	0	3							
Del Crandall, R (1, 2) OBP: 0.283, SLG: 0.368	0-0 1B 1-H	0-0 2B 2-H		0-0 1B 2B	4-3 1B 2B	0-0 F9		0-0 1B	5-2 4-1 0-0 0-0 0-2	5	2	4	1	0	0	2							
Eddie Mathews, L (1, 5) OBP: 0.333, SLG: 0.471	0-0 1B 2-3	0-0 1B 1B		0-0 G3	0-0 P6		0-0 4-3	0-0 F5	5-1 1-0 0-0 0-0 0-3	5	1	1	0	0	0	3							
Hank Aaron, R (1, 9) OBP: 0.235, SLG: 0.563	0-0 1-3 1-2		0-0 1-3		0-0 4-3		0-0 P3		4-0 0-0 0-0 0-0 0-3	4	0	0	0	0	0	3							
Frank Bolling, R (1, 4) OBP: 0.294, SLG: 0.438	0-3 K		0-0 5-3		0-0 FC6-4 1B		0-0 1-3		4-0 1-1 1-0 0-1 1-2	4	0	1	1	0	1	2							
Joe Adcock, R (1, 3) OBP: 0.313, SLG: 0.214	0-0 1B 2-H 3-H		0-0 5-3		0-0 FC6-4 1-2		0-0 5-3		4-0 1-2 0-0 0-1	4	0	1	2	0	0	1							
Al Spangler, L (1, 8) OBP: 0.385, SLG: 0.273	0-0 F8		4-0 FC4-6 BB		4-0 1B BB		0-0 F7		2-0 0-0 0-0 2-0 0-1	2	0	0	0	2	0	1							
Roy McMillan, R (1, 6) OBP: 0.500, SLG: 0.385		0-0 E6 SH1-4 E		0-0 FC4-6 FC1-6 1-2		0-0 1B 1-3		0-0 F7	4-1 1-1 0-0 0-0 0-1	4	1	1	0	0	0	1							
Carl Willey, R (1, 1) Don Nottebart, R (5, 1)		0-0 SH1-4 1-2		0-0 FC1-6 1-2		0-0 P4		0-3 K	1-0 2-0 0-0 0-0 0-1 0-1-2	1	0	0	0	0	0	1							
Inning Stats	R: 3 E: 0 K: 1 S: 8	H: 3 LOB: 1 BB: 1 P: 12	R: 1 E: 2 K: 0 S: 5	H: 1 LOB: 1 BB: 0 P: 5	R: 0 E: 0 K: 0 S: 3	H: 0 LOB: 0 BB: 0 P: 3	R: 0 E: 0 K: 0 S: 3	H: 0 LOB: 1 BB: 1 P: 7	R: 1 E: 0 K: 0 S: 5	H: 2 LOB: 1 BB: 0 P: 5	R: 0 E: 0 K: 0 S: 4	H: 1 LOB: 2 BB: 1 P: 8	R: 0 E: 0 K: 0 S: 3	H: 0 LOB: 0 BB: 0 P: 3	R: 0 E: 0 K: 1 S: 6	H: 1 LOB: 1 BB: 0 P: 6	1B: 6 2B: 2 3B: 0 HR: 0	SF: 0 SAC: 1 DP: 0 HBP: 0	WP: 0 PB: 0 SB: 0 CS: 0	PA: 39			
PITCHER	IP WLS BF H R ER SO BB IBB HBP BLK WP HR S P ERA WHIP	8.0 35 7 5 4 1 3 0 0 0 0 0 34 46 4.50 1.250	1.0 W 4 1 0 0 1 0 0 0 0 0 6 6 0.00 1.000																				

Milwaukee Braves @ Chicago Cubs
Wrigley Field, Chicago, IL
Sat Apr 15 1961, 3:33 AM CST
Att: 6,207 - Cloudy - 45 F

AB 35
R 5
H 8
RBI 4
BB 3
SO 2
LOB 19



Batter	1	2	3	4	5	6	7	8	9	AB	R	H	RBI	BB	SO	LOB	BOTTOM						
Richie Ashburn, L (1, 7) OBP: 0.167, SLG: 0.118	0-0 1-3	0-0 4-3-6 1-2		0-0 L9		4-0 CS BB		0-0 1B	4-0 1-0 0-1 0-1 0-2	4	0	1	0	1	0	2							
Don Zimmer, R (1, 4) OBP: 0.611, SLG: 0.800	4-0 1B BB		0-0 E 3B		0-0 WP HR 1B	0-0 4-3 1-2		1-0 1B SH3-4 HR HBP	3-4 2-0 1-0 1-0 1-1	3	4	2	0	1	0	1							
Billy Williams, L (1, 9) OBP: 0.294, SLG: 0.250	0-0 4-3 1-2		0-3 K		0-0 L8		0-0 FC1-6 1B	0-0 SH3-4 1-2	4-0 1-0 0-0 0-1 1-3	4	0	1	0	0	1	3							
Ron Santo, R (1, 5) OBP: 0.375, SLG: 0.625	0-0 BB 14 BB 2-H 1B		0-0 E5		0-0 HR		0-0 FC1-6 1-2	0-0 14 BB HR 1B	5-2 3-4 0-0 0-0 0-1	5	2	3	4	0	0	1							
14 Ernie Banks, R (1, 6) OBP: 0.375, SLG: 0.462	4-0 BB 1-2 BB		0-3 K		0-0 1B 3B		0-0 P6	4-0 HR BB	3-2 1-0 2-1 1-2	3	2	1	0	2	1	2							
Ed Bouchee, L (1, 3) OBP: 0.545, SLG: 0.286	4-0 1-2 2-3 BB		0-0 4-3		0-0 FC1-6 1B		0-0 P3	0-0 F7	4-0 1-1 1-1 0-5	4	0	1	1	1	0	5							
Al Heist, R (1, 8) OBP: 0.357, SLG: 0.615	0-0 5-3		4-0 WP BB		4-0 FC1-6 WP 1-2		0-0 FC1-6 2B	0-0 HR 1-H 2-H 3-H	4-1 2-4 1-0 1-4	4	1	2	4	1	0	4							
Dick Bertell, R (1, 2) OBP: 0.143, SLG: 0.143 Sammy Taylor, L (8, PH) OBP: 0.266, SLG: 0.667		0-0 L8		0-0 F9		0-3 K 1-2		0-0 F7	3-0 1-0 0-0 0-0 1-2	3	0	0	0	0	1	2							
Glen Hobbie, R (1, 1) Bob Will, L (8, PH) Don Elston, R (9, 1)		4-0 4-3-6 BB		0-0 F7		0-0 F8		0-0 FC1-6-5-1 1B 2-3	2-0 1-0 0-0 1-0 0-1 0-0-0-0-0-0	2	0	0	0	1	0	1							
Inning Stats	R: 1 E: 0 K: 0 S: 4	H: 1 LOB: 3 BB: 3 P: 16	R: 0 E: 0 K: 0 S: 2	H: 0 LOB: 0 BB: 1 P: 6	R: 1 E: 1 K: 2 S: 9	H: 1 LOB: 1 BB: 0 P: 9	R: 0 E: 0 K: 0 S: 3	H: 0 LOB: 1 BB: 1 P: 7	R: 3 E: 0 K: 1 S: 9	H: 4 LOB: 1 BB: 0 P: 9	R: 0 E: 0 K: 0 S: 2	H: 0 LOB: 0 BB: 1 P: 6	R: 0 E: 0 K: 0 S: 4	H: 1 LOB: 1 BB: 0 P: 4	R: 0 E: 0 K: 0 S: 4	H: 2 LOB: 1 BB: 0 P: 4	R: 4 E: 0 K: 0 S: 4	H: 2 LOB: 0 BB: 1 P: 9	1B: 6 2B: 2 3B: 2 HR: 2	SF: 0 SAC: 1 DP: 1 HBP: 1	WP: 3 PB: 0 SB: 0 CS: 1	PA: 43	
PITCHER	IP WLS BF H R ER SO BB IBB HBP BLK WP HR S P ERA WHIP	4.1 23 6 5 5 2 5 0 0 0 0 1 1 19 28 10.38 2.308	4.1 L 20 6 4 4 1 2 0 1 0 1 1 19 28 8.31 1.846																				

Milwaukee Braves @ Chicago Cubs
Wrigley Field, Chicago, IL
Sat Apr 15 1961, 3:33 AM CST
Att: 6,207 - Cloudy - 45 F

AB 34
R 9
H 11
RBI 9
BB 7
SO 3
LOB 23



Batter	1	2	3	4	5	6	7	8	9	AB	R	H	RBI	BB	SO	LOB	TOP
Richie Ashburn, L (1, 7) OBP: 0.136, SLG: 0.095										4	0	0	0	0	0	2	Chicago Cubs @ Pittsburgh Pirates Forbes Field, Pittsburgh, PA Tue Apr 18 1961, 3:33 AM EST Att: 30,781 - Cloudy - 42 F
Don Zimmer, R (1, 4) OBP: 0.545, SLG: 0.737										4	1	1	0	0	0		
Billy Williams, L (1, 9) OBP: 0.286, SLG: 0.250										4	1	1	1	0	1		
Ron Santo, R (1, 5) OBP: 0.400, SLG: 0.650										4	0	2	1	0	0		
14 Ernie Banks, R (1, 6) OBP: 0.350, SLG: 0.412										4	0	1	0	0	0	1	
Andre Rodgers, R (1, 3) OBP: 0.286, SLG: 0.667										3	0	0	0	1	1	2	
Al Heist, R (1, 8) OBP: 0.333, SLG: 0.529										4	1	1	0	0	0	3	
Dick Bertell, R (1, 2) OBP: 0.200, SLG: 0.200										3	0	1	0	0	0	0	
Sammy Drake, S (7, PR)										0	0	0	0	0	0	0	
Moe Thacker, R (7, 2) OBP: 0.250, SLG: 0.571										1	0	0	0	0	0	1	
Dick Ellsworth, L (1, 1) OBP: 0.250, SLG: 0.571										2	0	0	0	0	2	0	
Jerry Kindall, R (7, PH)										1	0	0	1	0	0	1	
Mel Wright, R (7, 1)										0	0	0	0	0	0	0	
Inning Stats	R: 0 E: 0 K: 0 S: 3	H: 0 LOB: 0 BB: 0 P: 3	R: 0 E: 0 K: 0 S: 3	H: 0 LOB: 0 BB: 0 P: 3	R: 0 E: 0 K: 1 S: 5	H: 4 LOB: 2 BB: 0 P: 9	R: 0 E: 0 K: 1 S: 5	H: 1 LOB: 1 BB: 0 P: 4	R: 0 E: 0 K: 1 S: 5	H: 2 LOB: 2 BB: 0 P: 5	R: 0 E: 0 K: 1 S: 5	H: 0 LOB: 0 BB: 0 P: 5	R: 0 E: 0 K: 0 S: 3	H: 0 LOB: 1 BB: 1 P: 7	1B: 5 2B: 2 3B: 0 HR: 0	SF: 0 SAC: 0 DP: 0 HBP: 0	WP: 0 PA: 35 PB: 0 SB: 0 CS: 0
PITCHER	IP WLS BF H R ER SO BB IBB HBP BLK WP HR S P ERA WHIP																
Vinegar Bend Mizell, L (1, 1) ERA: 3.88	7.0 W 28 7 3 3 3 0 0 0 0 1 0 0 34 34 3.86 1.000																
Roy Face, R (8, 1) ERA: 3.6	2.0 S 7 0 0 0 1 1 0 0 0 0 0 0 8 12 0.00 0.500																

AB	34
R	3
H	7
RBI	3
BB	1
SO	4
LOB	10



Batter	1	2	3	4	5	6	7	8	9	AB	R	H	RBI	BB	SO	LOB	BOTTOM
Bob Skinner, L (1, 7) OBP: 0.412, SLG: 0.333										4	1	1	0	1	0	1	Chicago Cubs @ Pittsburgh Pirates Forbes Field, Pittsburgh, PA Tue Apr 18 1961, 3:33 AM EST Att: 30,781 - Cloudy - 42 F
Dick Groat, R (1, 6) OBP: 0.412, SLG: 0.531										4	2	2	0	0	1	2	
Roberto Clemente, R (1, 9) OBP: 0.313, SLG: 0.344										4	2	2	1	0	0	1	
Dick Stuart, R (1, 3) OBP: 0.450, SLG: 0.667										4	0	2	2	0	1	1	
Bill Mazerowski, R (1, 4) OBP: 0.267, SLG: 0.250										3	0	1	2	0	0	1	
Hal Smith, R (1, 2) OBP: 0.235, SLG: 0.250										4	0	1	0	0	1	2	
Gene Baker, R (1, 5)										4	0	0	0	0	0	1	
Bill Virdon, L (1, 8) OBP: 0.448, SLG: 0.769										4	0	2	0	0	0	1	
Vinegar Bend Mizell, R (1, 1) ERA: 3.27										3	0	0	0	0	3	3	
Roy Face, R (8, 1) ERA: 6.75										1	0	1	0	0	0	0	
Inning Stats	R: 2 E: 1 K: 1 S: 8	H: 3 LOB: 1 BB: 0 P: 8	R: 0 E: 0 K: 1 S: 6	H: 1 LOB: 2 BB: 1 P: 10	R: 0 E: 0 K: 1 S: 6	H: 1 LOB: 1 BB: 0 P: 6	R: 1 E: 0 K: 1 S: 7	H: 2 LOB: 1 BB: 0 P: 7	R: 0 E: 0 K: 1 S: 6	H: 1 LOB: 1 BB: 0 P: 6	R: 2 E: 0 K: 1 S: 8	H: 3 LOB: 1 BB: 0 P: 8	R: 0 E: 0 K: 0 S: 4	H: 1 LOB: 1 BB: 0 P: 4	1B: 9 2B: 2 3B: 1 HR: 0	SF: 0 SAC: 1 DP: 0 HBP: 0	WP: 0 PA: 37 PB: 0 SB: 0 CS: 0
PITCHER	IP WLS BF H R ER SO BB IBB HBP BLK WP HR S P ERA WHIP																
Dick Ellsworth, L (1, 1) ERA: 3.27	6.0 27 8 3 2 5 1 0 0 0 0 0 0 36 40 3.00 1.500																
Mel Wright, R (7, 1) ERA: 6.75	2.0 L 10 4 2 2 1 0 0 0 0 0 0 0 12 12 9.00 2.000																



Batter	1	2	3	4	5	6	7	8	9	AB	R	H	RBI	BB	SO	LOB	TOP			
Richie Ashburn, L (1,7) OBP: 0.120, SLG: 0.083 Sammy Taylor, L (8,PH) OBP: 0.222, SLG: 0.500 (8,2)	0-0 4-3		0-0 4-3			0-0 P2		0-3 K		3	0	0	0	0	0	0	Chicago Cubs @ Pittsburgh Pirates Forbes Field, Pittsburgh, PA Wed Apr 19 1961, 6:05 PM EST Att: 12,742 - Unknown - 42 F			
Don Zimmer, R (1,4) OBP: 0.462, SLG: 0.609	0-0 F8		0-3 K			0-0 6-3		0-0 F7		4	0	0	0	0	1					
Billy Williams, L (1,9) OBP: 0.240, SLG: 0.208	0-0 F7				0-0 F7		0-3 K		0-0 F7	4	0	0	0	0	1					
Ron Santo, R (1,5) OBP: 0.375, SLG: 0.565		0-0 4-3		0-0 5-3			0-0 6-3		4-0 BB	3	0	0	0	1	0					
14 Ernie Banks, R (1,6) OBP: 0.333, SLG: 0.524		0-3 K		0-0 F7			0-0 HR		0-0 F9	4	1	1	1	0	1					
Ed Bouchee, L (1,3) OBP: 0.467, SLG: 0.273		0-0 PB 1B			0-0 4-3		0-0 4-3		0-3 K	4	0	1	0	0	1					
Al Heist, R (1,8) OBP: 0.333, SLG: 0.474		4-0 BB 1-2 BB			0-0 5-3		0-0 6-3			2	0	0	0	1	0					
Dick Bertell, R (1,2) OBP: 0.250, SLG: 0.250 Bob Will, L (8,PH) (8,7)		0-0 1-3			0-0 1B			4-0 BB		2	0	1	0	0	0	2				
Bob Anderson, R (1,1) George Altman, L (8,PH) Dick Drott, R (8,1)			0-3 K		0-0 2-3			0-3 K		2	0	0	0	0	1					
										1	0	0	0	0	1					
										0	0	0	0	0	0					
Inning Stats	R: 0 E: 0 K: 0 S: 3	H: 0 LOB: 0 BB: 0 P: 3	R: 0 E: 0 K: 1 S: 6	H: 1 LOB: 2 BB: 1 P: 10	R: 0 E: 0 K: 2 S: 7	H: 0 LOB: 0 BB: 0 P: 7	R: 0 E: 0 K: 0 S: 3	H: 0 LOB: 0 BB: 0 P: 3	R: 0 E: 0 K: 1 S: 4	H: 1 LOB: 1 BB: 0 P: 4	R: 1 E: 0 K: 0 S: 4	H: 1 LOB: 0 BB: 0 P: 4	R: 0 E: 0 K: 2 S: 7	H: 0 LOB: 1 BB: 1 P: 11	R: 0 E: 0 K: 1 S: 5	H: 0 LOB: 1 BB: 1 P: 9	1B: 2 2B: 0 3B: 0 HR: 1	SF: 0 SAC: 0 DP: 0 HBP: 0	WP: 0 PB: 1 SB: 0 CS: 0	PA: 33
PITCHER Bob Friend, R (1,1) ERA: 3.18	IP: 9.0 WLS: W BF: 33 H: 3 R: 1 ER: 1 SO: 7 BB: 3 IBB: 0 HBP: 0 BLK: 0 WP: 0 HR: 1 S: 44 P: 56 ERA: 1.00 WHIP: 0.667																			

AB	30
R	1
H	3
RBI	1
BB	3
SO	7
LOB	8



Batter	1	2	3	4	5	6	7	8	9	AB	R	H	RBI	BB	SO	LOB	BOTTOM			
Bill Virdon, L (1,8) OBP: 0.412, SLG: 0.742	0-0 F7		0-0 1-H 3B		0-0 L3	0-0 F8		0-0 P2		5	0	1	1	0	0	4	Chicago Cubs @ Pittsburgh Pirates Forbes Field, Pittsburgh, PA Wed Apr 19 1961, 6:05 PM EST Att: 12,742 - Unknown - 42 F			
Dick Groat, R (1,6) OBP: 0.421, SLG: 0.556	0-0 G2		0-0 1-3			0-0 1B 2B		0-0 BB 1B		4	1	2	0	0	0	1				
Bob Skinner, L (1,7) OBP: 0.421, SLG: 0.353	0-0 1B		0-0 4-3			0-0 1B 2-3 1B		0-0 L5		4	1	2	0	0	0	2				
Dick Stuart, R (1,3) OBP: 0.417, SLG: 0.591	0-0 P4			0-0 5-3		0-0 F8 1B 1B		0-0 F8		4	1	1	1	0	0	2				
Roberto Clemente, R (1,9) OBP: 0.361, SLG: 0.400		0-0 2-3			0-0 2B	0-0 1B F8 1B		0-0 BB 1-2 BB		3	0	2	1	1	0	0				
Bill Mazaroski, R (1,4) OBP: 0.235, SLG: 0.219		0-3 K		0-0 F8		0-0 1-2 3-H F8 1B		0-0 F8		4	0	0	0	0	1	5				
Hal Smith, R (1,2) OBP: 0.190, SLG: 0.200		0-3 K		0-3 K		0-3 K		0-0 F8		4	0	0	0	0	3	3				
Gene Baker, R (1,5) OBP: 0.333, SLG: 0.143			0-0 FC2-6 1B		0-0 6-3	0-0 1B 1B		4-0 SH1-4 BB		2	0	1	0	2	0	0				
Bob Friend, R (1,1) OBP: 0.111, SLG: 0.111			0-0 FC2-6 1-2 3B		0-3 K	0-0 1-2 2-3 3-H 1B		0-0 SH1-4		3	1	1	1	0	1	1				
Inning Stats	R: 0 E: 0 K: 0 S: 4	H: 1 LOB: 1 BB: 0 P: 4	R: 0 E: 0 K: 2 S: 7	H: 0 LOB: 0 BB: 0 P: 7	R: 1 E: 0 K: 0 S: 5	H: 2 LOB: 1 BB: 0 P: 5	R: 0 E: 0 K: 1 S: 6	H: 1 LOB: 0 BB: 0 P: 6	R: 0 E: 0 K: 1 S: 5	H: 0 LOB: 0 BB: 0 P: 5	R: 3 E: 0 K: 1 S: 10	H: 5 LOB: 3 BB: 1 P: 14	R: 0 E: 0 K: 0 S: 4	H: 1 LOB: 2 BB: 1 P: 8	R: 0 E: 0 K: 0 S: 3	H: 0 LOB: 1 BB: 1 P: 7	1B: 7 2B: 2 3B: 1 HR: 0	SF: 0 SAC: 1 DP: 0 HBP: 0	WP: 0 PB: 0 SB: 0 CS: 0	PA: 37
PITCHER Bob Anderson, R (1,1) ERA: 3.38 Dick Drott, R (8,1) ERA:	IP: 7.0 WLS: L BF: 33 H: 10 R: 4 ER: 4 SO: 5 BB: 1 IBB: 0 HBP: 0 BLK: 0 WP: 0 HR: 0 S: 41 P: 49 ERA: 5.14 WHIP: 1.571																			



Batter	1	2	3	4	5	6	7	8	9	AB R H RBI BB SO LOB	TOP									
Al Heist, R OBP: 0.346, SLG: 0.435 (1, 8)	F9		F9						1-6-3	4 0 1 1 1 0 2	Chicago Cubs @ Pittsburgh Pirates Forbes Field, Pittsburgh, PA Thu Apr 20 1961, 6:05 PM EST Att: 10,428 - Unknown - 49 F									
Don Zimmer, R OBP: 0.433, SLG: 0.538 (1, 4)	5-3		P4		6-3		1B			3 0 0 0 1 0 2										
Billy Williams, L OBP: 0.207, SLG: 0.179 (1, 9)	4-3			5-3		5-3	IBB		K	4 0 0 0 0 1 3										
Ron Santo, R OBP: 0.393, SLG: 0.556 (1, 5)		14 8-5 1B		14 1B		F9			K	4 1 2 0 0 1 0										
14 Ernie Banks, R OBP: 0.321, SLG: 0.480 (1, 6)	8-5			1B		F9			F8	4 0 1 0 0 0 1										
Frank Thomas, R OBP: 0.167, SLG: 0.167 (1, 7)	F9			1B					F7	4 0 1 1 0 0 0										
Andre Rodgers, R OBP: 0.364, SLG: 0.700 (1, 3)			1B		K				K	4 2 2 0 0 2 1										
Dick Bertell, R OBP: 0.313, SLG: 0.313 (1, 2)					5-3		1B		4-3	4 0 2 1 0 0 0										
Glen Hobbie, R OBP: 0.250, SLG: 0.286 (1, 1)			2H	1B			1B		K	4 0 1 0 0 3 3										
Inning Stats	R: 0 E: 0 K: 0 S: 3	H: 0 LOB: 0 BB: 0 P: 3	R: 0 E: 0 K: 0 S: 3	H: 1 LOB: 0 BB: 0 P: 3	R: 1 E: 0 K: 1 S: 7	H: 2 LOB: 1 BB: 0 P: 7	R: 1 E: 0 K: 1 S: 7	H: 3 LOB: 1 BB: 0 P: 7	R: 0 E: 0 K: 0 S: 5	H: 0 LOB: 0 BB: 0 P: 3	R: 1 E: 0 K: 2 S: 10	H: 3 LOB: 3 BB: 1 P: 14	R: 0 E: 0 K: 1 S: 5	H: 0 LOB: 0 BB: 0 P: 5	R: 0 E: 0 K: 1 S: 6	H: 1 LOB: 1 BB: 0 P: 6	1B: 8 2B: 3 3B: 0 HR: 0	SF: 0 SAC: 0 DP: 1 HBP: 0	WP: 1 PB: 0 CS: 0	PA: 37
PITCHER	IP WLS BF H R ER SO BB IBB HBP BLK WP HR S P ERA WHIP																			
Joe Gibbon, L ERA: 2.25 (1, 1)	8.0 L 33 9 3 3 6 1 1 0 0 1 0 0 43 51 3.38 1.250																			
Clem Labine, R ERA: (9, 1)	1.0 4 1 0 0 1 0 0 0 0 0 0 0 6 6 0.00 1.000																			

AB	35
R	3
H	10
RBI	3
BB	2
SO	7
LOB	12



Batter	1	2	3	4	5	6	7	8	9	AB R H RBI BB SO LOB	BOTTOM									
Bill Virdon, L OBP: 0.395, SLG: 0.686 (1, 8)	G3		L9						6-3	4 0 1 0 0 0 0	Chicago Cubs @ Pittsburgh Pirates Forbes Field, Pittsburgh, PA Thu Apr 20 1961, 6:05 PM EST Att: 10,428 - Unknown - 49 F									
Dick Groat, R OBP: 0.429, SLG: 0.538 (1, 6)	FC4-6 BB		4-3			3-6-3 1B			F9 1B	3 0 1 0 1 0 1										
Bob Skinner, L OBP: 0.405, SLG: 0.342 (1, 7)	FC4-6 1-2			L9			F7		1B	4 0 1 0 0 0 1										
Dick Stuart, R OBP: 0.393, SLG: 0.538 (1, 3)	K			K			1B		F9	4 0 1 0 0 2 3										
Roberto Clemente, R OBP: 0.350, SLG: 0.385 (1, 9)		K		4-3			1B		K	4 0 1 0 0 2 2										
Don Hoak, R OBP: 0.379, SLG: 0.393 (1, 5)					6-3		G5-4-3 1B			3 0 1 0 0 0 2										
Hal Smith, R OBP: 0.167, SLG: 0.174 (1, 2)		K			1-3				5-3	3 0 0 0 0 1 1										
Bill Mazerowski, R OBP: 0.216, SLG: 0.200 (1, 4)					L5				5-3	3 0 0 0 0 0 1										
Joe Gibbon, R (1, 1)										2 0 0 0 0 2 0										
Dick Schofield, S OBP: 0.500, SLG: 1.000 (8, PH)									P4	1 0 0 0 0 0 0										
Clem Labine, R (9, 1)										0 0 0 0 0 0 0										
Inning Stats	R: 0 E: 0 K: 1 S: 5	H: 0 LOB: 1 BB: 1 P: 9	R: 0 E: 1 K: 2 S: 8	H: 1 LOB: 1 BB: 0 P: 8	R: 0 E: 0 K: 1 S: 5	H: 0 LOB: 0 BB: 0 P: 5	R: 0 E: 0 K: 1 S: 5	H: 0 LOB: 0 BB: 0 P: 3	R: 0 E: 0 K: 1 S: 5	H: 1 LOB: 0 BB: 0 P: 5	R: 0 E: 0 K: 0 S: 4	H: 2 LOB: 1 BB: 0 P: 4	R: 0 E: 0 K: 0 S: 3	H: 0 LOB: 0 BB: 0 P: 3	R: 0 E: 0 K: 1 S: 7	H: 2 LOB: 2 BB: 0 P: 7	1B: 6 2B: 1 3B: 0 HR: 0	SF: 0 SAC: 0 DP: 2 HBP: 0	WP: 0 PB: 0 CS: 0	PA: 32
PITCHER	IP WLS BF H R ER SO BB IBB HBP BLK WP HR S P ERA WHIP																			
Glen Hobbie, R ERA: 4.64 (1, 1)	9.0 W 32 6 0 0 7 1 0 0 0 0 0 0 45 49 0.00 0.778																			



Batter	1	2	3	4	5	6	7	8	9	AB	R	H	RBI	BB	SO	LOB	TOP				
Al Heist, R OBP: 0.323, SLG: 0.370 (1, 8)	F9		F8		F9		E BB		K	4	1	0	0	1	1	1	Chicago Cubs @ Philadelphia Phillies Connie Mack Stadium, Philadelphia, PA Fri Apr 21 1961, 6:05 PM EST Att: 5,738 - Cloudy - 52 F				
Don Zimmer, R OBP: 0.441, SLG: 0.533 (1, 4)	2B		6-3			2B	E7			4	2	2	0	0	0						
Billy Williams, L OBP: 0.212, SLG: 0.219 (1, 9)	1B		K			1B	1-3			4	0	1	1	0	1	2					
Ron Santo, R OBP: 0.375, SLG: 0.548 (1, 5)	F9			6-3		2B			K	4	0	1	1	0	1	1					
14 Ernie Banks, R OBP: 0.344, SLG: 0.464 (1, 6)	FC5-4			F8		1B			6-3	3	0	1	0	1	0	0					
Frank Thomas, R OBP: 0.300, SLG: 0.300 (1, 7)	FC5-4					1B			F8	4	0	2	0	0	0	2					
Andre Rodgers, R OBP: 0.296, SLG: 0.538 (9, PH)			P6			G3			K	3	0	0	0	0	1	3					
Richie Ashburn, L OBP: 0.115, SLG: 0.080 (9, PH)										1	0	0	0	0	1	0					
Ed Bouchee, L OBP: 0.467, SLG: 0.273 (9, 3)										0	0	0	0	0	0	0					
Dick Bertell, R OBP: 0.300, SLG: 0.300 (1, 2)	F9					K			K	4	0	1	0	0	2	0					
Don Cardwell, R (1, 1)										3	0	0	0	0	2	0					
Don Elston, R (7, 1)	5-3					K			K	1	0	0	0	0	0	1					
Inning Stats	R: 1 E: 0 K: 0 S: 5	H: 2 LOB: 2 BB: 1 P: 9	R: 0 E: 0 K: 0 S: 3	H: 0 LOB: 0 BB: 0 P: 3	R: 0 E: 0 K: 1 S: 5	H: 0 LOB: 0 BB: 0 P: 5	R: 0 E: 0 K: 1 S: 6	H: 1 LOB: 1 BB: 0 P: 6	R: 0 E: 0 K: 2 S: 7	H: 0 LOB: 0 BB: 0 P: 7	R: 1 E: 0 K: 0 S: 6	H: 4 LOB: 2 BB: 0 P: 6	R: 1 E: 0 K: 2 S: 8	H: 0 LOB: 1 BB: 1 P: 12	R: 0 E: 0 K: 1 S: 5	H: 0 LOB: 0 BB: 0 P: 5	R: 0 E: 0 K: 2 S: 8	H: 1 LOB: 1 BB: 0 P: 8	1B: 6 2B: 2 3B: 0 HR: 0	SF: 0 SAC: 0 DP: 0 HBP: 0	WP: 0 PA: 37 PB: 0 SB: 0 CS: 0
PITCHER Robin Roberts, R ERA: 4.5 (1, 1)	IP: 9.0 WLS: L BF: 37 H: 8 R: 3 ER: 2 SO: 9 BB: 1 IBB: 1 HBP: 0 BLK: 0 WP: 0 HR: 0 S: 53 P: 61 ERA: 2.00 WHIP: 1.000															PITCHER					

Batter	1	2	3	4	5	6	7	8	9	AB	R	H	RBI	BB	SO	LOB	BOTTOM				
Bob Sadowski, L OBP: 0.200, SLG: 0.091 (1, 5)	F8		K		4-3		F7			4	0	0	0	0	1	2	Chicago Cubs @ Philadelphia Phillies Connie Mack Stadium, Philadelphia, PA Fri Apr 21 1961, 6:05 PM EST Att: 5,738 - Cloudy - 52 F				
Tony Taylor, R OBP: 0.265, SLG: 0.324 (1, 4)	F9		CS			6-3	4-3			4	0	1	0	0	0	2					
Johnny Callison, L OBP: 0.355, SLG: 0.464 (1, 9)	G3		CS		F8				F2	3	0	0	0	1	0	0					
Tony Curry, L OBP: 0.208, SLG: 0.261 (1, 7)					E3				L9	3	1	0	0	1	0	1					
Tony Gonzalez, L OBP: 0.538, SLG: 0.727 (1, 8)					F8					2	0	0	0	2	0	2					
Pancho Herrera, R OBP: 0.313, SLG: 0.433 (1, 3)										3	1	1	0	1	1	3					
Clay Dalrymple, L OBP: 0.214, SLG: 0.296 (1, 2)										4	0	2	2	0	0	3					
Bobby Malkmus, R OBP: 0.083, SLG: 0.083 (9, PH)										0	0	0	0	0	0	0					
Ruben Amaro, R OBP: 0.400, SLG: 0.250 (9, PH)										3	0	0	0	0	0	2					
Choo-Choo Coleman, L (9, PH)										1	0	0	0	0	0	1					
Robin Roberts, S (1, 1)										2	0	0	0	0	1	0					
Bobby Gene Smith, R OBP: 0.231, SLG: 0.250 (9, PH)										1	0	0	0	0	0	1					
Inning Stats	R: 0 E: 0 K: 0 S: 3	H: 0 LOB: 0 BB: 2 P: 3	R: 1 E: 0 K: 0 S: 3	H: 0 LOB: 1 BB: 2 P: 11	R: 0 E: 0 K: 2 S: 7	H: 1 LOB: 0 BB: 0 P: 7	R: 0 E: 1 K: 0 S: 4	H: 0 LOB: 2 BB: 1 P: 8	R: 0 E: 0 K: 0 S: 3	H: 0 LOB: 0 BB: 0 P: 3	R: 0 E: 0 K: 0 S: 3	H: 0 LOB: 1 BB: 1 P: 7	R: 1 E: 0 K: 0 S: 6	H: 2 LOB: 2 BB: 0 P: 6	R: 0 E: 0 K: 1 S: 5	H: 0 LOB: 1 BB: 1 P: 9	R: 0 E: 0 K: 0 S: 3	H: 1 LOB: 1 BB: 0 P: 3	1B: 3 2B: 0 3B: 1 HR: 0	SF: 0 SAC: 1 DP: 1 HBP: 0	WP: 1 PA: 37 PB: 0 SB: 0 CS: 1
PITCHER Don Cardwell, R ERA: 2.84 (1, 1)	IP: 6.1 WLS: W BF: 27 H: 3 R: 2 ER: 2 SO: 2 BB: 4 IBB: 0 HBP: 0 BLK: 0 WP: 1 HR: 0 S: 27 P: 43 ERA: 2.84 WHIP: 1.105															PITCHER					
Don Elston, R (7, 1)	IP: 2.2 WLS: S BF: 9 H: 1 R: 0 ER: 0 SO: 1 BB: 1 IBB: 0 HBP: 0 BLK: 0 WP: 0 HR: 0 S: 10 P: 14 ERA: 0.00 WHIP: 0.750															PITCHER					

Batter	1	2	3	4	5	6	7	8	9	AB	R	H	RBI	BB	SO	LOB	TOP					
Al Heist, R OBP: 0.341, SLG: 0.432 (1, 8)										4	0	2	0	0	1	0	Chicago Cubs @ Philadelphia Phillies Connie Mack Stadium, Philadelphia, PA Sun Apr 23 1961, 3:33 AM EST Sunny - 65 F					
Don Zimmer, R OBP: 0.409, SLG: 0.550 (1, 4)										4	0	1	0	0	0	1						
Billy Williams, L OBP: 0.163, SLG: 0.167 (1, 9)										4	0	0	0	0	1	3						
Ron Santo, R OBP: 0.366, SLG: 0.487 (1, 5)										4	0	0	0	0	0	3						
14 Ernie Banks, R OBP: 0.317, SLG: 0.486 (1, 6)										4	0	1	0	0	2	0						
Frank Thomas, R OBP: 0.368, SLG: 0.579 (1, 7)										4	0	1	0	0	0	0						
Ed Bouchee, L OBP: 0.429, SLG: 0.294 (1, 3)										4	0	2	0	0	0	2						
Dick Bertell, R OBP: 0.296, SLG: 0.296 (1, 2)										3	0	0	0	0	1	2						
Dick Ellsworth, L (1, 1)										3	0	0	0	0	1	0						
Inning Stats	R: 0 E: 0 K: 0 S: 4	H: 1 LOB: 1 BB: 0 P: 4	R: 0 E: 0 K: 2 S: 8	H: 1 LOB: 1 BB: 0 P: 8	R: 0 E: 0 K: 2 S: 7	H: 0 LOB: 0 BB: 0 P: 7	R: 0 E: 0 K: 1 S: 5	H: 0 LOB: 0 BB: 0 P: 5	R: 0 E: 0 K: 0 S: 3	H: 0 LOB: 0 BB: 0 P: 3	R: 0 E: 0 K: 0 S: 5	H: 2 LOB: 2 BB: 0 P: 5	R: 0 E: 0 K: 0 S: 4	H: 1 LOB: 1 BB: 0 P: 4	R: 0 E: 0 K: 0 S: 3	H: 0 LOB: 0 BB: 0 P: 3	R: 0 E: 0 K: 1 S: 7	H: 2 LOB: 2 BB: 0 P: 7	1B: 7 2B: 0 3B: 0 HR: 0	SF: 0 SAC: 0 DP: 0 HBP: 0	WP: 0 PB: 0 SB: 0 CS: 0	PA: 34
PITCHER Frank Sullivan, R ERA: 1.72 (1, 1)	IP: 9.0 WLS: W BF: 34 H: 7 R: 0 ER: 0 SO: 6 BB: 0 IBB: 0 HBP: 0 BLK: 0 WP: 0 HR: 0 S: 46 P: 46 ERA: 0.00 WHIP: 0.778															PITCHER						

livebaseballscores.com



AB 34
R 0
H 7
RBI 0
BB 0
SO 6
LOB 11

Batter	1	2	3	4	5	6	7	8	9	AB	R	H	RBI	BB	SO	LOB	BOTTOM			
Bobby Malkmus, R OBP: 0.190, SLG: 0.105 (1, 5)										2	0	0	0	2	0	0	Chicago Cubs @ Philadelphia Phillies Connie Mack Stadium, Philadelphia, PA Sun Apr 23 1961, 3:33 AM EST Sunny - 65 F			
Johnny Callison, L OBP: 0.325, SLG: 0.389 (1, 9)										3	0	0	0	1	1	1				
Tony Taylor, R OBP: 0.256, SLG: 0.326 (1, 4)										4	0	0	0	0	2	3				
Bobby Gene Smith, R OBP: 0.318, SLG: 0.500 (1, 7)										4	1	2	1	0	0	2				
Tony Gonzalez, L OBP: 0.471, SLG: 0.586 (1, 8)										3	0	0	0	0	1	3				
Pancho Herrera, R OBP: 0.325, SLG: 0.371 (1, 3)										2	0	0	0	1	1	0				
Cal Neeman, R OBP: 0.143, SLG: 0.143 (1, 2)										3	0	1	0	0	1	2				
Ruben Amaro, R OBP: 0.367, SLG: 0.208 (1, 6)										2	0	0	0	1	0	1				
Frank Sullivan, R (1, 1)										3	0	0	0	0	1	3				
Inning Stats	R: 0 E: 0 K: 1 S: 5	H: 0 LOB: 2 BB: 2 P: 13	R: 0 E: 0 K: 1 S: 5	H: 1 LOB: 0 BB: 0 P: 5	R: 0 E: 0 K: 2 S: 7	H: 0 LOB: 1 BB: 1 P: 11	R: 0 E: 0 K: 0 S: 3	H: 0 LOB: 0 BB: 0 P: 3	R: 0 E: 0 K: 1 S: 5	H: 0 LOB: 0 BB: 0 P: 5	R: 0 E: 0 K: 2 S: 8	H: 1 LOB: 3 BB: 2 P: 16	R: 0 E: 0 K: 0 S: 3	H: 0 LOB: 0 BB: 0 P: 3	R: 1 E: 0 K: 0 S: 1	H: 1 LOB: 0 BB: 0 P: 1	1B: 2 2B: 0 3B: 0 HR: 1	SF: 0 SAC: 0 DP: 1 HBP: 0	WP: 0 PB: 0 SB: 0 CS: 0	PA: 31
PITCHER Dick Ellsworth, L ERA: 2.37 (1, 1)	IP: 8.0 WLS: L BF: 31 H: 3 R: 1 ER: 1 SO: 7 BB: 5 IBB: 0 HBP: 0 BLK: 0 WP: 0 HR: 1 S: 40 P: 60 ERA: 1.12 WHIP: 1.000															PITCHER				

livebaseballscores.com



AB 26
R 1
H 3
RBI 1
BB 5
SO 7
LOB 15

Batter	1	2	3	4	5	6	7	8	9	AB	R	H	RBI	BB	SO	LOB	TOP					
Al Heist, R OBP: 0.311, SLG: 0.390 (1, 8)										4	0	0	0	0	0	3						
Don Zimmer, R OBP: 0.396, SLG: 0.523 (1, 4)										4	0	1	0	0	3	0						
Bob Will, L OBP: 0.200, SLG: 0.111 (1, 9)										4	0	1	0	0	2	1						
Ron Santo, R OBP: 0.333, SLG: 0.442 (1, 5)										4	0	0	0	0	3	2						
14 Ernie Banks, R OBP: 0.289, SLG: 0.439 (1, 6)										4	0	0	0	0	3	2						
Frank Thomas, R OBP: 0.318, SLG: 0.500 (1, 7)										3	0	0	0	0	3	0						
Ed Bouchee, L OBP: 0.458, SLG: 0.368 (1, 3)										2	0	1	0	1	0	0						
Sammy Taylor, L OBP: 0.182, SLG: 0.400 (1, 2)										2	0	0	0	0	1	2						
Moe Thacker, R (6, 2)										0	0	0	0	0	0	0						
Richie Ashburn, L OBP: 0.143, SLG: 0.111 (8, PH)										1	0	0	0	0	0	0						
Dick Bertell, R OBP: 0.296, SLG: 0.296 (8, 2)										0	0	0	0	0	0	0						
Bob Anderson, R OBP: 0.200, SLG: 0.200 (1, 1)										2	0	1	0	0	1	1						
Sammy Drake, S (8, PH)										1	0	0	0	0	1	0						
Dick Drott, R (8, 1)										0	0	0	0	0	0	0						
Inning Stats	R: 0 E: 0 K: 2 S: 7	H: 0 LOB: 0 BB: 0 P: 7	R: 0 E: 0 K: 3 S: 9	H: 0 LOB: 0 BB: 0 P: 9	R: 0 E: 0 K: 2 S: 8	H: 1 LOB: 1 BB: 0 P: 8	R: 0 E: 0 K: 2 S: 8	H: 1 LOB: 1 BB: 0 P: 8	R: 0 E: 0 K: 1 S: 6	H: 1 LOB: 2 BB: 1 P: 10	R: 0 E: 0 K: 3 S: 9	H: 0 LOB: 0 BB: 0 P: 9	R: 0 E: 0 K: 2 S: 7	H: 0 LOB: 0 BB: 0 P: 7	R: 0 E: 0 K: 1 S: 5	H: 0 LOB: 0 BB: 0 P: 5	R: 0 E: 0 K: 1 S: 6	H: 1 LOB: 1 BB: 0 P: 6	1B: 3 2B: 1 3B: 0 HR: 0	SF: 0 SAC: 0 DP: 0 HBP: 0	WP: 0 PB: 0 SB: 0 CS: 0	PA: 32
PITCHER Art Mahaffey, R ERA: 1.06 (1, 1)	IP: 9.0 WLS: W BF: 32 H: 4 R: 0 ER: 0 SO: 17 BB: 1 IBB: 0 HBP: 0 BLK: 0 WP: 0 HR: 0 S: 65 P: 69 ERA: 0.00 WHIP: 0.556															PITCHER						

Chicago Cubs @ Philadelphia Phillies
 Connie Mack Stadium, Philadelphia, PA
 Sun Apr 23 1961, 3:38 AM EST
 Att: 16,027 - Sunny - 65 F

livebaseballscores.com

AB 31
 R 0
 H 4
 RBI 0
 BB 1
 SO 17
 LOB 11

Batter	1	2	3	4	5	6	7	8	9	AB	R	H	RBI	BB	SO	LOB	BOTTOM			
Bob Sadowski, L OBP: 0.172, SLG: 0.077 (1, 5)										4	1	0	0	0	0	2				
Tony Taylor, R OBP: 0.283, SLG: 0.333 (1, 4)										2	2	1	0	1	0	0				
Johnny Callison, L OBP: 0.341, SLG: 0.474 (1, 9)										2	1	1	4	1	1	1				
Bobby Gene Smith, R OBP: 0.269, SLG: 0.417 (1, 7)										4	0	0	0	0	1	2				
Tony Gonzalez, L OBP: 0.474, SLG: 0.576 (1, 8)										4	0	2	1	0	0	0				
Pancho Herrera, R OBP: 0.349, SLG: 0.405 (1, 3)										2	1	1	0	1	0	1				
Clay Dalrymple, L OBP: 0.235, SLG: 0.281 (1, 2)										3	0	0	0	0	1	2				
Ruben Amaro, R OBP: 0.394, SLG: 0.333 (1, 6)										3	1	2	0	0	0	0				
Art Mahaffey, R (1, 1)										2	0	0	0	0	1	2				
Inning Stats	R: 1 E: 1 K: 0 S: 4	H: 0 LOB: 0 BB: 0 P: 4	R: 1 E: 1 K: 1 S: 7	H: 1 LOB: 1 BB: 0 P: 7	R: 0 E: 0 K: 0 S: 3	H: 0 LOB: 1 BB: 1 P: 7	R: 0 E: 0 K: 0 S: 2	H: 0 LOB: 0 BB: 1 P: 6	R: 3 E: 0 K: 1 S: 7	H: 2 LOB: 0 BB: 1 P: 11	R: 0 E: 0 K: 1 S: 5	H: 1 LOB: 0 BB: 0 P: 5	R: 0 E: 0 K: 0 S: 3	H: 1 LOB: 0 BB: 0 P: 3	R: 1 E: 0 K: 1 S: 6	H: 2 LOB: 1 BB: 0 P: 6	1B: 4 2B: 2 3B: 1 HR: 1	SF: 1 SAC: 2 DP: 3 HBP: 0	WP: 0 PB: 0 SB: 0 CS: 0	PA: 32
PITCHER Bob Anderson, R ERA: 3.52 (1, 1)	IP: 7.0 WLS: L BF: 28 H: 5 R: 5 ER: 3 SO: 3 BB: 3 IBB: 0 HBP: 0 BLK: 0 WP: 0 HR: 1 S: 31 P: 43 ERA: 3.86 WHIP: 1.143															PITCHER				
Dick Drott, R ERA: 2.7 (8, 1)	IP: 1.0 WLS: L BF: 4 H: 2 R: 1 ER: 1 SO: 1 BB: 0 IBB: 0 HBP: 0 BLK: 0 WP: 0 HR: 0 S: 6 P: 6 ERA: 9.00 WHIP: 2.000															PITCHER				


Chicago Cubs @ Philadelphia Phillies
 Connie Mack Stadium, Philadelphia, PA
 Sun Apr 23 1961, 3:38 AM EST
 Att: 16,027 - Sunny - 65 F

livebaseballscores.com

AB 26
 R 6
 H 7
 RBI 5
 BB 3
 SO 4
 LOB 10

Batter	1	2	3	4	5	6	7	8	9	10	AB	R	H	RBI	BB	SO	LOB	TOP
Leo Cardenas, R OBP: 0.333, SLG: 0.167 (1.6)	F8		1-3			SH3-4 BB	F8			BB	3	0	0	0	2	0	1	Cincinnati Reds @ Chicago Cubs Wrigley Field, Chicago, IL Wed Apr 26 1961, 3:33 AM CST Att: 5,116 - Sunny - 52 F
Gene Freese, R OBP: 0.260, SLG: 0.225 (1.5)	2B		1-3			SH3-4 BB		WP S		F7	4	0	2	0	1	0	2	
Gordy Coleman, L OBP: 0.255, SLG: 0.457 (1.3)	1-3					SH3-4		6-3		BB	3	0	1	0	1	0	2	
Wally Post, R OBP: 0.480, SLG: 0.675 (1.9)	F9					FC3-6 1B		K		G5-4-3 BB	5	0	0	0	0	1	7	
Frank Robinson, R OBP: 0.266, SLG: 0.310 (1.7)		F8				6-3		5-3			4	0	0	0	0	0	4	
Ed Bailey, L OBP: 0.357, SLG: 0.410 (1.2)		4-3				4-1					4	1	2	0	0	0	1	
Vada Pinson, L OBP: 0.231, SLG: 0.191 (1.8)		1-3				1-3				HR 2B	4	0	0	0	0	0	2	
Jim Baumer, R OBP: 0.136, SLG: 0.136 (1.4)						F7		F2		P6	4	0	1	0	0	0	2	
Jim O'Toole, S OBP: 0.333, SLG: 0.333 (1.1)						SH2-4 1B				P6	1	0	0	0	0	0	0	
Jerry Lynch, L OBP: 0.714, SLG: 2.400 (7. PH)						SH2-4				4-3	1	1	1	2	0	0	0	
Jim Brosnan, R (7.1)						1-3					0	0	0	0	0	0	0	
Bill Henry, L (7.1)											0	0	0	0	0	0	0	
Jim Maloney, L (8.1)										HR 2H	1	0	0	0	0	0	1	
Inning Stats	R: 0 E: 0 K: 0 S: 4	H: 1 LOB: 1 BB: 0 P: 4	R: 0 E: 0 K: 0 S: 3	H: 0 LOB: 0 BB: 0 P: 3	R: 0 E: 0 K: 0 S: 4	H: 1 LOB: 1 BB: 0 P: 4	R: 0 E: 0 K: 0 S: 3	H: 0 LOB: 0 BB: 2 P: 11	R: 0 E: 0 K: 1 S: 6	H: 1 LOB: 1 BB: 0 P: 6	R: 0 E: 0 K: 0 S: 4	H: 1 LOB: 1 BB: 0 P: 4	R: 0 E: 0 K: 0 S: 2	H: 0 LOB: 1 BB: 2 P: 10	1B: 4 2B: 2 3B: 0 HR: 1	SF: 0 SAC: 2 DP: 1 HBP: 0	WP: 1 PB: 1 SB: 1 CS: 0	PA: 40
PITCHER	IP 9.0	WLS 36	H 7	R 2	ER 2	SO 1	BB 2	IBB 0	HBP 0	BLK 0	WP 1	HR 1	S 36	P 44	ERA 2.00	WHIP 1.000		
Glen Hobbie, R ERA: 3.86 (1.1)																		
Don Elston, R ERA: (10.1)																		

AB 34
R 2
H 7
RBI 2
BB 4
SO 1
LOB 22



Batter	1	2	3	4	5	6	7	8	9	10	AB	R	H	RBI	BB	SO	LOB	BOTTOM						
Al Heist, R OBP: 0.280, SLG: 0.348 (1.8)	6-3		K			F9	F9			6-3	5	0	0	0	0	1	3	Cincinnati Reds @ Chicago Cubs Wrigley Field, Chicago, IL Wed Apr 26 1961, 3:33 AM CST Att: 5,116 - Sunny - 52 F						
Don Zimmer, R OBP: 0.396, SLG: 0.563 (1.4)	6-3					F7		14 1B		HR	4	1	1	1	1	0	0							
14 Ernie Banks, R OBP: 0.306, SLG: 0.432 (1.6)	BB					F8		1-3		1B	3	0	1	0	1	0	0							
Ron Santo, R OBP: 0.367, SLG: 0.543 (1.5)	L8					HR		2B		G4-6-3 IBB	3	2	2	1	1	0	1							
Frank Thomas, R OBP: 0.346, SLG: 0.520 (1.7)		1-3				BB		SH1-4 2H		G4-6-3 1-2f	3	0	1	1	1	0	2							
Andre Rodgers, R OBP: 0.228, SLG: 0.389 (1.9)		F9				6-3		SH1-4 BB		K	3	0	0	0	1	1	1							
Ed Bouchee, L OBP: 0.407, SLG: 0.318 (1.3)		G3				K		SH1-4		K	3	0	0	0	0	2	0							
Dick Bertell, R OBP: 0.300, SLG: 0.276 (1.2)						5-3		1-2 2-3		K	2	0	0	0	1	1	0							
George Altman, L (9. PH)						K				FC4-6 BB	0	0	0	0	1	0	0							
Don Elston, R (10.1)						K		IBB			0	0	0	0	0	0	0							
Glen Hobbie, R OBP: 0.182, SLG: 0.200 (1.1)						6-3		K		FC4-6	3	0	0	0	0	1	3							
Sammy Taylor, L OBP: 0.167, SLG: 0.364 (10.2)						G2				1-2f	1	0	0	0	0	0	1							
Inning Stats	R: 0 E: 0 K: 0 S: 3	H: 0 LOB: 1 BB: 1 P: 7	R: 0 E: 0 K: 0 S: 3	H: 0 LOB: 0 BB: 0 P: 3	R: 0 E: 0 K: 1 S: 5	H: 0 LOB: 0 BB: 0 P: 5	R: 1 E: 0 K: 0 S: 4	H: 1 LOB: 1 BB: 1 P: 8	R: 0 E: 0 K: 2 S: 7	H: 0 LOB: 0 BB: 0 P: 7	R: 0 E: 0 K: 0 S: 3	H: 0 LOB: 0 BB: 0 P: 3	R: 1 E: 0 K: 1 S: 7	H: 2 LOB: 3 BB: 2 P: 15	R: 0 E: 0 K: 0 S: 2	H: 1 LOB: 1 BB: 2 P: 10	R: 0 E: 0 K: 2 S: 7	H: 0 LOB: 1 BB: 0 P: 11	R: 1 E: 0 K: 0 S: 2	H: 1 LOB: 0 BB: 0 P: 2	1B: 1 2B: 2 3B: 0 HR: 2	SF: 0 SAC: 1 DP: 1 HBP: 0	WP: 0 PB: 0 SB: 0 CS: 0	PA: 38
PITCHER	IP 6.0	WLS 21	H 1	R 1	ER 1	SO 3	BB 2	IBB 0	HBP 0	BLK 0	WP 0	HR 1	S 25	P 33	ERA 1.50	WHIP 0.500								
Jim O'Toole, L ERA: 3.12 (1.1)																								
Jim Brosnan, R ERA: 3.0 (7.1)																								
Bill Henry, L ERA: (7.1)																								
Jim Maloney, R ERA: 1.13 (8.1)																								

AB 30
R 3
H 5
RBI 3
BB 7
SO 6
LOB 11



Batter	1	2	3	4	5	6	7	8	9	AB	R	H	RBI	BB	SO	LOB	TOP					
Leo Cardenas, R (1,6) OBP: 0.278, SLG: 0.133	F9		K		F9		F7		K	3	0	0	0	0	1	0	Cincinnati Reds @ Chicago Cubs Wrigley Field, Chicago, IL Thu Apr 27 1961, 3:33 AM CST Att: 2,463 - Cloudy - 55 F					
Harry Anderson, L (7,PH)										1	0	0	0	0	0	1						
Howie Nunn, R (7,1)										0	0	0	0	0	0	0						
Jim Brosnan, R (8,1)										0	0	0	0	0	0	0						
Bill Henry, L (9,PH)										1	0	0	0	0	1	1						
Gene Fresse, R (1,5) OBP: 0.273, SLG: 0.269	F8		1B		5-3			BB	BB	5	1	2	0	0	0	1						
Gordy Coleman, L (1,3)	BB		F7			K		BB	BB	3	0	1	0	2	1	1						
Wally Post, R (1,9) OBP: 0.491, SLG: 0.651	BB					K		BB	BB	3	0	1	0	2	2	2						
Frank Robinson, R (1,7) OBP: 0.296, SLG: 0.370	FC6-4					K		BB	BB	4	1	1	1	1	2	6						
Ed Bailey, L (1,2) OBP: 0.348, SLG: 0.395	BB					HR		BB	BB	4	0	1	1	0	0	1						
Vada Pinson, L (1,8) OBP: 0.214, SLG: 0.176	F7						F8		F7	4	0	0	0	0	0	5						
Jim Baumer, R (1,4) OBP: 0.125, SLG: 0.125										2	0	0	0	0	1	2						
Gus Bell, L (7,PH) OBP: 0.567, SLG: 1.000										1	0	1	0	0	0	0						
Willie Jones, R (7,5)	6-3									0	0	0	0	0	0	0						
Claude Osteen, L (8,PH)										1	0	0	0	0	1	3						
Ken Hunt, R (1,1)										2	0	0	0	0	2	0						
Jerry Lynch, L (7,PH) OBP: 0.625, SLG: 2.000										1	0	0	0	0	0	1						
Eddie Kasko, R (7,6) OBP: 0.408, SLG: 0.444										1	0	0	0	0	0	0						
Inning Stats	R: 0 E: 0 K: 0 S: 4	H: 1 LOB: 2 BB: 1 P: 8	R: 0 E: 0 K: 0 S: 3	H: 0 LOB: 0 BB: 0 P: 3	R: 0 E: 0 K: 2 S: 8	H: 1 LOB: 1 BB: 0 P: 8	R: 0 E: 1 K: 2 S: 9	H: 1 LOB: 2 BB: 0 P: 9	R: 0 E: 0 K: 1 S: 5	H: 0 LOB: 0 BB: 0 P: 5	R: 1 E: 0 K: 2 S: 8	H: 1 LOB: 0 BB: 0 P: 8	R: 0 E: 0 K: 0 S: 4	H: 1 LOB: 1 BB: 0 P: 4	R: 1 E: 0 K: 2 S: 9	H: 2 LOB: 3 BB: 2 P: 17	R: 0 E: 1 K: 2 S: 8	H: 0 LOB: 3 BB: 2 P: 16	1B: 5 2B: 1 3B: 0 HR: 1	SF: 0 SAC: 0 DP: 0 HBP: 0	WP: 0 PB: 0 SB: 1 CS: 0	PA: 41
PITCHER	IP WLS BF H R ER SO BB IBB HBP BLK WP HR S P ERA WHIP																					
Don Cardwell, R (1,1) ERA: 2.63	7.1 W 32 6 2 2 8 3 0 0 0 0 1 45 57 2.46 1.227																					
Don Elston, R (8,1) ERA:	1.2 S 9 1 0 0 3 2 0 0 0 0 0 0 13 21 0.00 1.800																					

Batter	1	2	3	4	5	6	7	8	9	AB	R	H	RBI	BB	SO	LOB	BOTTOM			
Al Heist, R (1,8) OBP: 0.291, SLG: 0.353	BB	F9			F8		F8	BB		5	0	2	2	0	0	0	Cincinnati Reds @ Chicago Cubs Wrigley Field, Chicago, IL Thu Apr 27 1961, 3:33 AM CST Att: 2,463 - Cloudy - 55 F			
Don Zimmer, R (1,4) OBP: 0.397, SLG: 0.529	G5-3		F7		L9		K	BB		3	0	0	0	2	1	0				
14 Ernie Banks, R (1,6) OBP: 0.296, SLG: 0.408	P4		F2		F7		E5	L8		5	0	1	0	0	0	4				
Ron Santo, R (1,5) OBP: 0.377, SLG: 0.521	BB		5-3			K		FC6-4		2	0	0	0	2	1	0				
Frank Thomas, R (1,7) OBP: 0.333, SLG: 0.586	G5-3				P4		HR	FC6-4		4	1	1	1	0	0	5				
Billy Williams, L (1,9) OBP: 0.213, SLG: 0.200		4-1			PB			SH2-4	BB	3	1	2	0	1	0	0				
Ed Bouchee, L (1,3) OBP: 0.355, SLG: 0.269		4-3			L3		FC3-6	F9		4	0	0	0	0	0	3				
Dick Bertell, R (1,2) OBP: 0.382, SLG: 0.300								SH2-4	BB	1	2	1	0	3	0	0				
Don Cardwell, R (1,1) OBP: 0.167, SLG: 0.667								BB		3	1	1	2	0	1	4				
Don Elston, R (8,1) ERA:								SH2-4		0	0	0	0	0	0	0				
Inning Stats	R: 0 E: 0 K: 0 S: 3	H: 1 LOB: 2 BB: 2 P: 11	R: 2 E: 0 K: 0 S: 5	H: 2 LOB: 0 BB: 0 P: 5	R: 0 E: 0 K: 1 S: 6	H: 1 LOB: 1 BB: 1 P: 10	R: 0 E: 0 K: 0 S: 3	H: 0 LOB: 0 BB: 0 P: 3	R: 1 E: 0 K: 1 S: 7	H: 2 LOB: 2 BB: 1 P: 11	R: 0 E: 1 K: 1 S: 6	H: 1 LOB: 1 BB: 1 P: 10	R: 2 E: 0 K: 0 S: 4	H: 1 LOB: 2 BB: 3 P: 16	R: 2 E: 0 K: 0 S: 4	H: 1 LOB: 2 BB: 3 P: 16	1B: 6 2B: 0 3B: 0 HR: 2	SF: 0 SAC: 1 DP: 1 HBP: 0	WP: 0 PB: 1 SB: 0 CS: 0	PA: 39
PITCHER	IP WLS BF H R ER SO BB IBB HBP BLK WP HR S P ERA WHIP																			
Ken Hunt, R (1,1) ERA: 2.25	6.0 L 27 6 3 3 2 4 0 0 0 0 0 0 2 27 43 4.50 1.667																			
Howie Nunn, R (7,1) ERA: 10.8	1.2 11 2 2 2 1 4 0 0 0 0 0 0 9 25 10.80 3.600																			
Jim Brosnan, R (8,1) ERA: 2.7	0.1 1 0 0 0 0 0 0 0 0 0 0 0 1 1 0.00 0.000																			

AB	36
R	2
H	7
RBI	2
BB	5
SO	11
LOB	24



AB	30
R	5
H	8
RBI	5
BB	8
SO	3
LOB	16



livebaseballscorecards.com

livebaseballscorecards.com

Batter	1	2	3	4	5	6	7	8	9	AB	R	H	RBI	BB	SO	LOB	TOP							
Maury Wills, S OBP: 0.389, SLG: 0.397	0-1 4-3 1B		1-1 SH5-4 PB E 1B		1-0 4-3	3-2 L8			0-1 WP 3B	5	2	3	0	0	0	0								
Charlie Neal, R OBP: 0.421, SLG: 0.394	3-2 4-3		4-2 E3 SH5-4 BB 1-2		1-0 BB HR 1B	1-3 K			3-2 F4	4	1	1	0	1	1	2								
Wally Moon, L OBP: 0.250, SLG: 0.981 Carl Warwick, R OBP: 0.333, SLG: 0.143	0-3 K		1-0 SH5-4 1-2 2-3		4-0 BB HR BB 1-2			3-3 K	1-0 G1	3	1	0	0	1	2	1								
Tommy Davis, R OBP: 0.364, SLG: 0.475	3-3 K		1-0 E3 2-3 3-H		0-0 F4			1-1 6-3	4-1 S BB	4	0	0	1	1	1	4								
Don Demeter, R OBP: 0.308, SLG: 0.348		1-0 E4 HR			4-1 HR BB 1-2 2-3			3-3 K	2-2 6-3	4	2	0	0	1	1	2								
Frank Howard, R OBP: 0.324, SLG: 0.576 Norm Larker, L OBP: 0.310, SLG: 0.375		2-2 HR			2-0 PB 1B			0-0 4-3		4	2	3	6	0	0	0								
Charley Smith, R OBP: 0.250, SLG: 0.833 Jim Gilliam, S OBP: 0.351, SLG: 0.406		2-1 5-3			1-3 K			1-2 HR	1-2 2B	4	1	2	1	0	1	1								
Doug Camilli, R John Roseboro, L OBP: 0.400, SLG: 0.576		0-3 K			0-0 5-3			2-3 K	0-3 K	3	0	0	0	0	2	1								
Johnny Podres, L OBP: 0.417, SLG: 0.455		1-3 K			1-1 1B			1-1 1-3	2-1 L6	4	0	1	0	0	1	1								
Inning Stats	R: 0 E: 0 K: 2 S: 11	H: 1 LOB: 1 BB: 0 P: 17	R: 2 E: 1 K: 2 S: 12	H: 1 LOB: 0 BB: 0 P: 18	R: 1 E: 1 K: 0 S: 7	H: 1 LOB: 1 BB: 1 P: 16	R: 0 E: 0 K: 1 S: 7	H: 2 LOB: 2 BB: 0 P: 11	R: 5 E: 0 K: 1 S: 14	H: 3 LOB: 0 BB: 2 P: 28	R: 0 E: 0 K: 1 S: 8	H: 0 LOB: 0 BB: 0 P: 13	R: 0 E: 0 K: 2 S: 11	H: 0 LOB: 0 BB: 0 P: 18	R: 0 E: 0 K: 1 S: 9	H: 1 LOB: 1 BB: 0 P: 12	R: 1 E: 0 K: 0 S: 16	H: 1 LOB: 1 BB: 1 P: 25	1B: 5 2B: 1 3B: 1 HR: 3	SF: 0 SAC: 1 DP: 0 HBP: 0	WP: 1 PB: 2 SB: 1 CS: 0	PA: 41		
PITCHER	IP WLS BF H R ER SO BB IBB HBP BLK WP HR S P ERA WHIP	4.2 L 25 8 0 0 5 3 0 0 0 0 3 48 31 48 13.50 2.357	5.1 L 11 1 0 0 5 0 0 0 0 0 0 31 48 16 9.00 2.000	5.1 L 11 1 0 0 5 0 0 0 0 0 0 16 25 9.00 2.000																				

Los Angeles Dodgers @ Chicago Cubs
Wrigley Field, Chicago, IL
Sat Apr 29 1961, 3:33 AM CST
Att: 9,842 - Sunny - 56 F

livebaseballscores.com

AB 36
R 9
H 10
RBI 8
BB 4
SO 10
LOB 13



Batter	1	2	3	4	5	6	7	8	9	AB	R	H	RBI	BB	SO	LOB	BOTTOM							
Al Heist, R OBP: 0.271, SLG: 0.327	2-2 F9		1-1 4-3			0-0 F9			1-1 6-3	4	0	0	0	0	0	0								
Don Zimmer, R OBP: 0.387, SLG: 0.509	3-1 F8		1-1 L9			1-1 14 0-6-4 1B			1-0 L8	4	0	1	0	0	0	0								
14 Ernie Banks, R OBP: 0.293, SLG: 0.453	1-2 L8		1-0 6-3			2-2 9-6-4 1-2			2-2 HR	4	1	1	1	0	0	1								
Ron Santo, R OBP: 0.368, SLG: 0.538		2-2 1B 3B			1-1 6-3				1-2 F6	4	1	1	0	0	0	0								
Frank Thomas, R OBP: 0.353, SLG: 0.576		0-0 2B E 1B			3-2 F7				0-0 1B	4	1	2	1	0	0	0								
Billy Williams, L OBP: 0.235, SLG: 0.245		0-0 E9 SF8 2B			0-0 F6				1-2 G3	4	1	2	0	0	0	1								
Andre Rodgers, R OBP: 0.250, SLG: 0.333		2-3 K			2-3 K				2-3 K	3	0	0	0	0	3	2								
Dick Bertell, R OBP: 0.351, SLG: 0.281		0-0 SF8			2-1 F9				1-2 4-3	2	0	0	1	0	0	0								
Dick Ellsworth, L Joe Schaffernoth, R Riche Ashburn, L Mel Wright, R		3-3 K			1-3 K				1-2 G3	1	0	0	0	0	1	0								
Inning Stats	R: 0 E: 0 K: 0 S: 10	H: 0 LOB: 0 BB: 0 P: 16	R: 3 E: 1 K: 2 S: 12	H: 3 LOB: 0 BB: 0 P: 19	R: 0 E: 0 K: 0 S: 5	H: 0 LOB: 0 BB: 0 P: 8	R: 0 E: 0 K: 0 S: 6	H: 0 LOB: 0 BB: 0 P: 10	R: 0 E: 0 K: 2 S: 8	H: 0 LOB: 0 BB: 0 P: 13	R: 0 E: 0 K: 0 S: 6	H: 1 LOB: 0 BB: 0 P: 9	R: 0 E: 0 K: 1 S: 9	H: 1 LOB: 1 BB: 0 P: 16	R: 0 E: 0 K: 0 S: 8	H: 0 LOB: 0 BB: 0 P: 11	R: 1 E: 0 K: 0 S: 12	H: 2 LOB: 1 BB: 0 P: 17	1B: 4 2B: 2 3B: 1 HR: 1	SF: 1 SAC: 0 DP: 1 HBP: 0	WP: 0 PB: 0 SB: 0 CS: 0	PA: 33		
PITCHER	IP WLS BF H R ER SO BB IBB HBP BLK WP HR S P ERA WHIP	9.0 W 33 7 4 3 5 0 0 0 0 0 1 76 119 3.00 0.778																						

Los Angeles Dodgers @ Chicago Cubs
Wrigley Field, Chicago, IL
Sat Apr 29 1961, 3:33 AM CST
Att: 9,842 - Sunny - 56 F

livebaseballscores.com

AB 32
R 4
H 7
RBI 3
BB 0
SO 5
LOB 4



Batter	1	2	3	4	5	6	7	8	9	AB	R	H	RBI	BB	SO	LOB	TOP							
Willie Davis, L OBP: 0.318, SLG: 0.425	0-0 6-3 3B	0-1 4-3		2-0 FC6-4 1B		2-1 HR		0-3 K		5	2	3	1	0	1	4	Los Angeles Dodgers @ Chicago Cubs Wrigley Field, Chicago, IL Sun Apr 30 1961, 3:38 AM CDT Att: 20,529 - Cloudy - 58 F							
John Roseboro, L OBP: 0.396, SLG: 0.513	0-1 6-3		4-2 F8 BB	0-0 F7		3-2 1-3		0-0 G6-4-3 1B		4	0	1	1	1	0	3								
Tommy Davis, R OBP: 0.373, SLG: 0.574	3-3 K		1-2 F4	3-1 FC6-4		0-0 HR		1-1 G6-4-3 1B		5	1	1	1	0	1	6								
Wally Moon, L OBP: 0.485, SLG: 0.883	2-2 L7		4-0 1-2 BB		0-1 1-3	0-1 F5			2-3 K	4	0	0	0	1	1	0								
Norm Larker, L OBP: 0.260, SLG: 0.313		1-2 5-3	0-1 F8		1-0 3-1	1-2 F8		1-1 F5		5	0	0	0	0	0	2								
Frank Howard, R OBP: 0.279, SLG: 0.500		0-0 E5 FC5-4	3-3 K		1-1 HR 2B		2-1 F9	1-2 F8		5	1	1	0	0	1	2								
Charlie Neal, R OBP: 0.391, SLG: 0.439		2-2 FC5-4 1B		2-3 K	0-0 HR		0-2 F9			4	1	1	2	0	1	1								
Charley Smith, R OBP: 0.316, SLG: 0.684		1-0 BB 1B	1-3 1B	0-0 1B BB 1B	0-1 1B		0-1 6-3			4	0	3	0	0	0	0								
Roger Craig, R Jim Golden, L Ron Fairly, L Sandy Koufax, R Don Diemeter, R Ron Perranoski, L Bob Aspromonte, R Stan Williams, R	4-2 1-2 BB	4-2 1-2 BB	4-2 1-2 BB	4-2 1-2 BB	2-3 K	1-2 1B		1-2 1B		0	0	0	0	1	0	0								
Inning Stats	R: 1 E: 0 K: 1 S: 12	H: 1 LOB: 0 BB: 0 P: 17	R: 0 E: 1 K: 0 S: 18	H: 1 LOB: 3 BB: 1 P: 26	R: 0 E: 0 K: 1 S: 10	H: 0 LOB: 2 BB: 2 P: 22	R: 0 E: 0 K: 1 S: 11	H: 2 LOB: 3 BB: 1 P: 22	R: 2 E: 0 K: 0 S: 14	H: 3 LOB: 1 BB: 0 P: 18	R: 2 E: 0 K: 0 S: 11	H: 2 LOB: 0 BB: 0 P: 17	R: 0 E: 0 K: 0 S: 7	H: 0 LOB: 0 BB: 0 P: 9	R: 0 E: 0 K: 1 S: 11	H: 2 LOB: 1 BB: 0 P: 13		R: 0 E: 0 K: 1 S: 9	H: 0 LOB: 0 BB: 0 P: 13	1B: 6 2B: 1 3B: 1 HR: 3	SF: 0 SAC: 0 DP: 1 HBP: 0	WP: 0 PB: 0 SB: 0 CS: 0	PA: 42	
PITCHER	IP WLS BF H R ER SO BB IBB HBP BLK WP HR S P ERA WHIP	5.0 W 28 8 4 4 4 4 0 0 0 0 0 2 67 109 7.20 2.400	2.1 S 10 3 1 1 1 0 0 0 0 0 1 25 32 3.86 1.286	1.2 S 4 0 0 0 1 0 0 0 0 0 0 11 16 0.00 0.000																				

AB	38
R	5
H	11
RBI	5
BB	4
SO	6
LOB	19



Batter	1	2	3	4	5	6	7	8	9	AB	R	H	RBI	BB	SO	LOB	BOTTOM							
Richie Ashburn, L OBP: 0.184, SLG: 0.139	0-2 1-3	2-1 FC3-6 2B		4-2 CS BB		0-1 6-3		1-2 14 1B		4	1	1	1	1	0	2	Los Angeles Dodgers @ Chicago Cubs Wrigley Field, Chicago, IL Sun Apr 30 1961, 3:38 AM CDT Att: 20,529 - Cloudy - 58 F							
Ed Bouchee, L OBP: 0.355, SLG: 0.269		1-2 E7 14 1B 2B		1-3 K		1-0 F9		1-1 L7		5	1	1	1	0	1	2								
Don Zimmer, R OBP: 0.371, SLG: 0.492	1-2 F8	0-0 E7 14 1B 2B		1-3 K		1-0 F9		1-1 L7		5	1	1	1	0	1	2								
14 Ernie Banks, R OBP: 0.328, SLG: 0.492	0-0 F7	1-2 3B 1B		0-1 WP 3B		0-0 1-3		1-2 FC4-6 1B		5	2	3	1	0	0	0								
Ron Santo, R OBP: 0.379, SLG: 0.542		3-H L6 3B		3-2 6-3		4-0 1B BB		0-1 FC4-6 1B		4	1	1	1	1	0	2								
Frank Thomas, R OBP: 0.333, SLG: 0.500		1B BB 4-3		1-1 1-3		2-2 1B BB		1-3 1B		3	1	1	0	1	0	1								
Billy Williams, L OBP: 0.237, SLG: 0.246		2-2 1B 1B	0-1 5-3		2-1 F9		1-0 1B		1-3 1B		4	1	2	1	0	0								
Al Heist, R OBP: 0.273, SLG: 0.311		0-0 1B 1B	1-2 E6		0-1 6-3		3-H 1-3		0-0 1-3		4	1	1	1	0	2								
Dick Bertell, R OBP: 0.366, SLG: 0.306		3-2 FC3-6 2B 1B	0-3 K		0-0 6-3		1-1 SH3-4 BLK 1B			4	2	2	1	0	1	1								
Bob Anderson, R Jim Golden, L Don Elston, R	1-0 1B 1B	1-0 FC3-6 1B	3-3 K		0-3 K		0-3 K		2-2 SH3-4 1B		2	0	1	1	0	1								
Inning Stats	R: 0 E: 0 K: 0 S: 7	H: 0 LOB: 0 BB: 0 P: 8	R: 7 E: 1 K: 0 S: 22	H: 7 LOB: 1 BB: 1 P: 39	R: 0 E: 1 K: 2 S: 11	H: 0 LOB: 1 BB: 0 P: 15	R: 1 E: 0 K: 1 S: 11	H: 1 LOB: 0 BB: 1 P: 19	R: 0 E: 0 K: 0 S: 6	H: 0 LOB: 0 BB: 0 P: 9	R: 0 E: 0 K: 1 S: 6	H: 0 LOB: 0 BB: 0 P: 6	R: 1 E: 0 K: 0 S: 7	H: 2 LOB: 2 BB: 1 P: 15	R: 1 E: 0 K: 0 S: 15	H: 3 LOB: 2 BB: 0 P: 21	1B: 10 2B: 2 3B: 2 HR: 0	SF: 0 SAC: 1 DP: 1 HBP: 0	WP: 1 PB: 0 SB: 0 CS: 1	PA: 40				
PITCHER	IP WLS BF H R ER SO BB IBB HBP BLK WP HR S P ERA WHIP	1.2 L 11 5 6 6 0 1 0 0 0 0 0 17 23 6.75 1.500	1.1 S 7 2 1 1 2 0 0 0 0 0 0 17 23 6.75 1.500	1.0 S 4 1 1 1 1 1 0 0 0 0 0 19 30 3.00 1.000	1.0 S 6 3 1 1 0 0 0 0 1 0 0 15 21 9.00 3.000																			



Batter	1	2	3	4	5	6	7	8	9	AB	R	H	RBI	BB	SO	LOB	TOP		
Chuck Hiller, L (1,4) <small>OBP: 0.277, SLG: 0.317</small> Stu Miller, R (8,1)	L7			F7		F7		F7		3	0	0	0	1	0	0	San Francisco Giants @ Chicago Cubs Wrigley Field, Chicago, IL Tue May 02 1961, 3:33 AM CDT Att: 3,334 - Sunny - 55 F		
Jim Davenport, R (1,5) <small>OBP: 0.500, SLG: 0.789</small>	L5			F8		F8			HR	3	1	1	0	1	0	0			
Willie Mays, R (1,8) <small>OBP: 0.397, SLG: 0.625</small>	F7			6-3		F8			F8	4	0	0	0	0	0	4			
Willie McCovey, L (1,3) <small>OBP: 0.299, SLG: 0.492</small>		G6-4-3 HBP			F9			F5		3	1	1	2	0	0	0			
Orlando Cepeda, R (1,7) <small>OBP: 0.286, SLG: 0.409</small>	L9				K				K	4	0	1	0	0	2	1			
Felipe Alou, R (1,9) <small>OBP: 0.375, SLG: 0.474</small>	G6-4-3				1-3				K	3	1	0	0	1	1	2			
Ed Bailey, L (1,2) <small>OBP: 0.323, SLG: 0.345</small>				4-1		4-3		F8		4	1	1	0	0	0	1			
Jose Pagan, R (1,6) <small>OBP: 0.214, SLG: 0.407</small>				5-3		4-3			L7	4	0	0	0	0	0	0			
<small>Jack Sanford, R Eddie Fisher, R Harvey Kuiper, R Juan Marichal, R Jim Duffalo, R Billy O'Dell, L Bob Feltz, L Ernie Bowman, R Mervyn Haskin, L</small>				K		BB BB 1B		F8	F8	0	1	0	0	0	0	0	GIANTS		
Inning Stats	R: 0 E: 0 K: 0 S: 3	H: 0 LOB: 0 BB: 0 P: 3	R: 0 E: 0 K: 0 S: 2	H: 0 LOB: 0 BB: 0 P: 3	R: 0 E: 0 K: 1 S: 5	H: 0 LOB: 0 BB: 0 P: 5	R: 0 E: 0 K: 0 S: 3	H: 0 LOB: 0 BB: 0 P: 3	R: 0 E: 0 K: 1 S: 5	H: 1 LOB: 3 BB: 2 P: 12	R: 0 E: 0 K: 1 S: 6	H: 1 LOB: 1 BB: 0 P: 6	R: 0 E: 0 K: 0 S: 3	H: 0 LOB: 0 BB: 0 P: 3	R: 4 E: 1 K: 1 S: 9	H: 3 LOB: 1 BB: 1 P: 13		1B: 3 2B: 1 3B: 0 HR: 1	SF: 0 SAC: 0 DP: 1 HBP: 1
PITCHER	IP WLS BF H R ER SO BB IBB HBP BLK WP HR S P ERA WHIP																		
Don Cardwell, R (1,1) <small>ERA: 2.78</small>	9.0 W 36 5 4 3 4 3 0 1 0 1 1 40 53 3.00 0.889																		

Batter	1	2	3	4	5	6	7	8	9	AB	R	H	RBI	BB	SO	LOB	BOTTOM
Richie Ashburn, L (1,7) <small>OBP: 0.256, SLG: 0.250</small>	14 HBP 1B	BB 1B HR	FC6-4 1B		6-3					4	2	3	0	1	0	0	San Francisco Giants @ Chicago Cubs Wrigley Field, Chicago, IL Tue May 02 1961, 3:33 AM CDT Att: 3,334 - Sunny - 55 F
Don Zimmer, R (1,4) <small>OBP: 0.304, SLG: 0.471</small>	K	HR 1B	FC6-4 1-2			K		5-3		5	1	1	0	0	2	3	
14 Ernie Banks, R (1,6) Ed Bouchee, L (8,3) <small>OBP: 0.355, SLG: 0.269</small>	1B 1-2 HBP	K	F5			K2-3				3	1	0	0	0	2	3	
Ron Santo, R (1,5) <small>OBP: 0.386, SLG: 0.532</small>	1-3 2H	1B	HR BB			F7				3	1	1	1	1	1	0	
Billy Williams, L (1,9) <small>OBP: 0.286, SLG: 0.344</small>	E WP 1B	HR				5-3 1B		G6-4-3 1B		4	2	4	5	0	0	0	
Frank Thomas, R (1,3) Jerry Kindall, R (8,6)	E1 HR	5-3				5-3		G6-4-3		4	1	0	0	0	0	3	
George Altman, L (1,8) <small>OBP: 0.333, SLG: 0.875</small>	1H 3H HR					6-3		F8		4	1	2	2	0	0	1	
Sammy Taylor, L (1,2) <small>OBP: 0.250, SLG: 0.444</small>		P6				G3				4	0	1	0	0	0	1	
Don Cardwell, R (1,1) <small>OBP: 0.100, SLG: 0.400</small>	P4					P6		F8		4	0	0	0	0	1	1	
Inning Stats	R: 5 E: 1 K: 1 S: 10	H: 5 LOB: 1 BB: 0 P: 11	R: 4 E: 0 K: 1 S: 8	H: 3 LOB: 1 BB: 2 P: 16	R: 0 E: 0 K: 0 S: 4	H: 1 LOB: 1 BB: 0 P: 4	R: 0 E: 0 K: 1 S: 6	H: 1 LOB: 1 BB: 0 P: 6	R: 0 E: 0 K: 2 S: 7	H: 0 LOB: 0 BB: 0 P: 7	R: 0 E: 0 K: 0 S: 3	H: 1 LOB: 0 BB: 0 P: 3	R: 0 E: 0 K: 0 S: 4	H: 1 LOB: 1 BB: 0 P: 4	R: 7 E: 0 K: 3 HR: 2	SF: 0 SAC: 0 DP: 1 HBP: 1	WP: 1 PA: 38 PB: 0 SB: 0 CS: 0
PITCHER	IP WLS BF H R ER SO BB IBB HBP BLK WP HR S P ERA WHIP																
Jack Sanford, R (1,1) <small>ERA: 4.38</small>	1.0 L 11 6 7 4 1 0 0 0 0 0 1 11 16 36.00 7.000																
Eddie Fisher, R (2,1) <small>ERA: 2.7</small>	4.0 17 4 2 2 3 1 0 0 0 0 0 1 22 26 4.50 1.250																
Jim Duffalo, R (6,1) <small>ERA: 5.68</small>	1.0 3 0 0 0 2 0 0 0 0 0 0 7 7 0.00 0.000																
Billy O'Dell, L (7,1) <small>ERA: 3.0</small>	1.0 3 1 0 0 0 0 0 0 0 0 0 3 3 0.00 1.000																
Stu Miller, R (8,1) <small>ERA: 2.35</small>	1.0 4 1 0 0 0 0 0 0 0 0 0 4 4 0.00 1.000																

Batter	1	2	3	4	5	6	7	8	9	AB	R	H	RBI	BB	SO	LOB	TOP			
Jim Davenport, R (1, 5) OBP: 0.407, SLG: 0.625	5-3		6-3		5-3		K		K	5	0	0	0	0	2	2	San Francisco Giants @ Chicago Cubs Wrigley Field, Chicago, IL Wed May 03 1961, 3:33 AM CDT Att: 4,512 - Sunny - 50 F			
Joey Amalfitano, R (1, 4) OBP: 0.273, SLG: 0.200	4-0		F9		6-3		E9		1B	2	0	0	0	1	0	0				
Jim Marshall, L (7, PH) OBP: 0.200, SLG: 0.250							1B		2B	1	1	1	1	0	0	0				
Matty Alou, L (7, 7) OBP: 0.500, SLG: 0.500	BB						1B		1B	1	1	1	0	0	0	0				
Willie Mays, R (1, 8) OBP: 0.385, SLG: 0.594	K		K				K		1B	5	1	1	0	0	3	3				
Willie McCovey, L (1, 3) OBP: 0.319, SLG: 0.508	F8				3-1		HR		1B	4	1	2	3	1	0	1				
Orlando Cepeda, R (1, 7) OBP: 0.284, SLG: 0.443			4-3		K		HR		F9	4	1	1	2	0	1	1				
Bobby Bolin, R (7, 1)							HR			1	0	0	0	0	0	1				
Felipe Alou, R (1, 9) OBP: 0.382, SLG: 0.492			G3		1B		K		F9	4	1	2	0	0	1	0				
Ed Bailey, L (1, 2) OBP: 0.318, SLG: 0.339			2B		1B		P5		L3	4	0	1	0	0	0	1				
Jose Pagan, R (1, 6) OBP: 0.219, SLG: 0.419			E5		FC6-4				L4	4	1	1	0	0	0	2				
Mike McCormick, L (1, 1) OBP: 0.143, SLG: 0.143			2-3		6-3		E5		K	0	0	0	0	0	0	0				
Billy O'Dell, S (1, 1)							1B			2	0	0	0	0	0	1				
Harvey Kuenn, R (7, PH) OBP: 0.333, SLG: 0.291							WP			1	0	0	0	0	1	1				
Ernie Bowman, R (7, 4)							2-3			1	1	0	0	0	1	0				
Inning Stats	R: 0 E: 0 K: 1 S: 5	H: 0 LOB: 1 BB: 1 P: 9	R: 1 E: 1 K: 0 S: 5	H: 1 LOB: 0 BB: 0 P: 5	R: 0 E: 0 K: 1 S: 5	H: 2 LOB: 2 BB: 0 P: 7	R: 0 E: 0 K: 1 S: 3	H: 0 LOB: 0 BB: 0 P: 3	R: 2 E: 0 K: 1 S: 6	H: 1 LOB: 0 BB: 1 P: 10	R: 3 E: 2 K: 2 S: 11	H: 3 LOB: 1 BB: 0 P: 11	R: 0 E: 0 K: 0 S: 3	H: 0 LOB: 0 BB: 0 P: 3	R: 2 E: 0 K: 2 S: 10	H: 3 LOB: 1 BB: 0 P: 10	1B: 6 2B: 3 3B: 0 HR: 1	SF: 0 SAC: 0 DP: 0 HBP: 0	WP: 1 PB: 0 SB: 1 CS: 0	PA: 41
PITCHER	IP WLS BF H R ER SO BB IBB HBP BLK WP HR S P ERA WHIP																			
Jack Curtis, L (1, 1) ERA: 4.63	6.0 L 27 5 5 3 4 2 0 0 0 0 0 1 33 41 4.50 1.167																			
Don Elston, R (7, 1) ERA: 1.06	3.0 14 5 3 2 4 0 0 0 0 0 1 0 22 22 6.00 1.667																			

Batter	1	2	3	4	5	6	7	8	9	AB	R	H	RBI	BB	SO	LOB	BOTTOM					
Richie Ashburn, L (1, 7) OBP: 0.250, SLG: 0.244	14 1B FC5-2 1B	FC4-6 FC6-4		5-3		L8			G6-4-3	5	0	1	0	0	0	3	San Francisco Giants @ Chicago Cubs Wrigley Field, Chicago, IL Wed May 03 1961, 3:33 AM CDT Att: 4,512 - Sunny - 50 F					
Don Zimmer, R (1, 4) OBP: 0.350, SLG: 0.452	FC5-2 14 1B 1-2	FC6-4		E6		F2			5-3	5	0	1	0	0	0	2						
14 Ernie Banks, R (1, 6) OBP: 0.347, SLG: 0.574	FC5-2 1-2 2-3		6-3	PO		HR			HR	4	2	3	2	0	0	0						
Ron Santo, R (1, 5) OBP: 0.392, SLG: 0.538	FC5-2		4-3		G3				F8	3	1	1	0	1	0	3						
Billy Williams, L (1, 9) OBP: 0.269, SLG: 0.323	K		4-3		G3				K	4	0	0	0	0	2	5						
Frank Thomas, R (1, 3) OBP: 0.300, SLG: 0.438	P3		1B		K				F7	4	1	1	1	0	1	4						
George Altman, L (1, 8) OBP: 0.385, SLG: 0.750			1B		3-1				F9	4	0	2	0	0	0	1						
Dick Bertell, R (1, 2) OBP: 0.378, SLG: 0.325			1B		3-1				K	4	0	2	1	0	1	0						
Jack Curtis, L (1, 1) OBP: 0.200, SLG: 0.200			1B		K				F7	3	0	0	0	0	1	2						
Don Elston, R (7, 1)			FC1-5							0	0	0	0	0	0	0						
Sammy Taylor, L (9, PH) OBP: 0.286, SLG: 0.444			FC4-6						G6-4-3	0	0	0	0	1	0	0						
Inning Stats	R: 0 E: 0 K: 1 S: 8	H: 3 LOB: 3 BB: 0 P: 8	R: 0 E: 0 K: 0 S: 5	H: 2 LOB: 2 BB: 0 P: 5	R: 2 E: 1 K: 1 S: 5	H: 3 LOB: 1 BB: 1 P: 9	R: 0 E: 1 K: 1 S: 5	H: 0 LOB: 0 BB: 0 P: 5	R: 1 E: 0 K: 1 S: 7	H: 2 LOB: 1 BB: 0 P: 7	R: 0 E: 0 K: 0 S: 3	H: 0 LOB: 0 BB: 0 P: 3	R: 1 E: 0 K: 1 S: 6	H: 1 LOB: 0 BB: 0 P: 6	R: 0 E: 0 K: 1 S: 5	H: 0 LOB: 0 BB: 0 P: 5		R: 0 E: 0 K: 0 S: 2	H: 0 LOB: 0 BB: 1 P: 6	1B: 8 2B: 1 3B: 0 HR: 2	SF: 0 SAC: 0 DP: 1 HBP: 0	WP: 0 PB: 0 SB: 0 CS: 0
PITCHER	IP WLS BF H R ER SO BB IBB HBP BLK WP HR S P ERA WHIP																					
Mike McCormick, L (1, 1) ERA: 1.93	0.0 W 26 8 3 3 3 1 0 0 0 0 0 1 31 35 4.50 1.500																					
Billy O'Dell, L (1, 1) ERA: 3.75	6.0 W 26 8 3 3 3 1 0 0 0 0 0 1 31 35 4.50 1.500																					
Bobby Bolin, R (7, 1) ERA: 1.42	3.0 S 10 1 1 1 2 1 0 0 0 0 0 1 13 17 3.00 0.667																					



Batter	1	2	3	4	5	6	7	8	9	AB	R	H	RBI	BB	SO	LOB	TOP		
Richie Ashburn, L OBP: 0.214, SLG: 0.208 (1, 7)	0-0 4-3		0-0 4-3		0-0 4-3			0-0 G4-3		4	0	0	0	0	0	1			
Don Zimmer, R OBP: 0.341, SLG: 0.444 (1, 4)	0-0 F5		0-0 5-3			0-0 F5		0-0 14 1B		4	0	1	0	0	0	0			
14 Ernie Banks, R OBP: 0.373, SLG: 0.600 (1, 6)	0-0 1B 3B			0-0 L7		0-0 F8		0-0 1B		4	1	2	0	0	0	0			
Ron Santo, R OBP: 0.402, SLG: 0.528 (1, 5)	0-0 1B			4-0 BB BB		0-0 1B		0-0 F9		3	0	2	1	1	0	2			
Billy Williams, L OBP: 0.267, SLG: 0.296 (1, 9)	0-0 F8			4-0 BB BB		0-3 K			0-3 K	3	0	0	0	1	2	2			
Ed Bouchee, L OBP: 0.378, SLG: 0.333 Frank Thomas, R OBP: 0.288, SLG: 0.420 (7, PH) (7, 3)		0-0 4-3		4-0 G4-6-3 BB			0-0 5-3		0-0 F8	1	0	0	0	1	0	0			
Al Heist, R OBP: 0.286, SLG: 0.302 (1, 8)		4-0 G5-4-3 BB		0-0 G4-6-3			0-0 F2		4-0 BB	2	0	0	0	2	0	3			
Dick Bertell, R OBP: 0.347, SLG: 0.295 (1, 2)		0-0 G5-4-3			0-0 P4		0-0 L9		0-0 L5	4	0	0	0	0	0	2			
Jim Brewer, L Joe Schaffernoth, R Mel Wright, R George Freese, R Jerry Kindall, R Bob Anderson, R OBP: 0.296, SLG: 0.296 (1, 1) (6, 1) (6, 1) (8, PH) (8, PH) (8, 1)			0-0 4-3		0-0 L4			4-0 G4-3 BB		2	0	0	0	0	0	0			
Inning Stats	R: 1 E: 0 K: 0 S: 5	H: 2 LOB: 1 BB: 0 P: 5	R: 0 E: 0 K: 0 S: 2	H: 0 LOB: 0 BB: 1 P: 6	R: 0 E: 0 K: 0 S: 3	H: 0 LOB: 0 BB: 0 P: 3	R: 0 E: 0 K: 0 S: 2	H: 0 LOB: 2 BB: 3 P: 14	R: 0 E: 0 K: 1 S: 6	H: 1 LOB: 0 BB: 0 P: 6	R: 0 E: 0 K: 0 S: 3	H: 0 LOB: 0 BB: 0 P: 3	R: 0 E: 0 K: 0 S: 4	H: 2 LOB: 2 BB: 1 P: 8	R: 0 E: 0 K: 1 S: 5	H: 0 LOB: 1 BB: 1 P: 9	1B: 4 2B: 0 3B: 1 HR: 0	SF: 0 SAC: 0 DP: 3 HBP: 0	WP: 0 PA: 35
PITCHER Ray Sadecki, L ERA: 2.1 (1, 1)	IP: 9.0 WLS: W BF: 35	H: 5 R: 1 ER: 1 SO: 2	BB: 6 IBB: 0 HBP: 0 BLK: 0	WP: 0 HR: 0 S: 33 P: 57	ERA: 1.00 WHIP: 1.222														

Chicago Cubs @ St. Louis Cardinals
Sportsman's Park, St. Louis, MO
Sat May 06 1961, 4:33 AM EDT
Att: 6,671 - Sunny - 80 F

AB 29
R 1
H 5
RBI 1
BB 6
SO 2
LOB 10



Batter	1	2	3	4	5	6	7	8	9	AB	R	H	RBI	BB	SO	LOB	BOTTOM		
Julian Javier, R OBP: 0.323, SLG: 0.339 (1, 4)	0-0 1B		0-3 K		0-0 F8	0-0 1B 1B		0-0 2B		5	1	3	2	0	1	0			
Don Landrum, L OBP: 0.174, SLG: 0.163 (1, 8) (9, 9)	0-0 P3		0-3 K		0-3 K	0-0 2H 1B		0-0 2H 1B		5	0	1	1	0	2	2			
Joe Cunningham, L OBP: 0.524, SLG: 0.615 (1, 3)	0-0 P6		0-0 2B		1-0 HBP	0-0 F7				3	0	1	0	0	0	2			
Ken Boyer, R OBP: 0.382, SLG: 0.538 (1, 5)	0-0 L7		4-0 IBB		0-0 4-3		0-0 L5			3	0	0	0	1	0	2			
Daryl Spencer, R OBP: 0.382, SLG: 0.492 (1, 6)		4-0 2B BB	0-3 K		0-0 2B 1B	0-0 6-3				3	2	1	0	1	1	2			
Charlie James, R OBP: 0.455, SLG: 0.636 Curt Flood, R OBP: 0.389, SLG: 0.333 (1, 9) (9, 8)		0-0 3-1 2B		0-0 G6-4-3 1B	0-0 1B 2B	0-0 L4				4	0	3	1	0	0	0			
Don Taussig, R OBP: 0.500, SLG: 0.750 (1, 7)	0-0 3-1		0-0 G6-4-3 1B		0-0 F8 2B 1B	0-0 SH1-4 2B 1B				4	2	3	1	0	0	1			
Hal Smith, R OBP: 0.245, SLG: 0.265 (1, 2)	0-0 P5		0-0 G6-4-3 1B		0-0 F8	0-0 L8				4	0	0	0	0	0	5			
Ray Sadecki, L OBP: 0.222, SLG: 0.333 (1, 1)	0-0 6-3		0-0 L8		0-0 1B 2B	0-0 SH1-4				3	1	1	1	0	0	2			
Inning Stats	R: 0 E: 0 K: 0 S: 4	H: 1 LOB: 1 BB: 0 P: 4	R: 1 E: 0 K: 0 S: 4	H: 1 LOB: 1 BB: 1 P: 8	R: 0 E: 0 K: 3 S: 10	H: 1 LOB: 2 BB: 0 P: 14	R: 0 E: 0 K: 0 S: 4	H: 2 LOB: 1 BB: 0 P: 4	R: 0 E: 0 K: 1 S: 5	H: 0 LOB: 1 BB: 0 P: 6	R: 4 E: 0 K: 0 S: 8	H: 6 LOB: 1 BB: 0 P: 8	R: 0 E: 0 K: 0 S: 3	H: 0 LOB: 0 BB: 0 P: 3	R: 1 E: 0 K: 0 S: 5	H: 2 LOB: 1 BB: 0 P: 5	1B: 8 2B: 5 3B: 0 HR: 0	SF: 0 SAC: 1 DP: 1 HBP: 1	WP: 0 PA: 38
PITCHER Jim Brewer, L ERA: 4.52 Joe Schaffernoth, R ERA: 4.5 Mel Wright, R ERA: 5.14 Bob Anderson, R ERA: 4.34 (1, 1) (6, 1) (6, 1) (8, 1)	IP: 0.1 WLS: L BF: 3	H: 2 R: 1 ER: 1 SO: 0	BB: 0 IBB: 0 HBP: 0 BLK: 0	WP: 0 HR: 0 S: 3 P: 3	ERA: 27.00 WHIP: 6.000														

Chicago Cubs @ St. Louis Cardinals
Sportsman's Park, St. Louis, MO
Sat May 06 1961, 4:33 AM EDT
Att: 6,671 - Sunny - 80 F

AB 34
R 6
H 13
RBI 6
BB 2
SO 4
LOB 16



Batter	1	2	3	4	5	6	7	8	9	AB	R	H	RBI	BB	SO	LOB	TOP	
Bob Will, L OBP: 0.286, SLG: 0.167 (1, 9)										3	1	1	0	0	0	0		
Don Zimmer, R OBP: 0.344, SLG: 0.458 (1, 4)										2	1	1	1	0	0	0		
14 Ernie Banks, R OBP: 0.365, SLG: 0.584 (1, 6)										2	0	0	0	0	0	1		
Ron Santo, R OBP: 0.405, SLG: 0.527 (1, 5)										2	0	1	1	0	0	0		
Billy Williams, L OBP: 0.273, SLG: 0.301 (1, 7)										2	0	1	0	0	0	0		
George Altman, L OBP: 0.316, SLG: 0.529 (1, 3)										2	0	0	0	0	0	2		
Al Heist, R OBP: 0.278, SLG: 0.292 (1, 8)										2	0	0	0	0	0	2		
Sammy Taylor, L OBP: 0.222, SLG: 0.333 (1, 2)										2	0	0	0	0	2	0		
Don Cardwell, R OBP: 0.083, SLG: 0.333 (1, 1)										2	0	0	0	0	1	0		
Inning Stats	R: 2 E: 0 K: 0 S: 7	H: 4 LOB: 2 BB: 0 P: 7	R: 0 E: 0 K: 2 S: 7	H: 0 LOB: 0 BB: 0 P: 7	R: 0 E: 0 K: 0 S: 3	H: 0 LOB: 0 BB: 0 P: 3	R: 0 E: 0 K: 0 S: 3	H: 0 LOB: 0 BB: 0 P: 3	R: 0 E: 0 K: 1 S: 5	H: 0 LOB: 0 BB: 0 P: 5								
PITCHER Ernie Broglio, R ERA: 3.48 (1, 1)	IP: 5.0 WLS: W BF: 19 H: 4 R: 2 ER: 2 SO: 3 BB: 0 IBB: 0 HBP: 0 BLK: 0 WP: 0 HR: 0 S: 25 P: 25 ERA: 3.60 WHIP: 0.800																	

Chicago Cubs @ St. Louis Cardinals
Sportsman's Park, St. Louis, MO
Sun May 07 1961, 4:33 AM EDT
Att: 15,299 - Overcast - 70 F

AB	19
R	2
H	4
RBI	2
BB	0
SO	3
LOB	5



1B:	3	SF:	0	WP:	0	PA:	19
2B:	1	SAC:	0	FB:	0		
3B:	0	DP:	0	SB:	0		
HR:	0	HBP:	0	CS:	0		

Batter	1	2	3	4	5	6	7	8	9	AB	R	H	RBI	BB	SO	LOB	BOTTOM	
Don Landrum, L OBP: 0.167, SLG: 0.156 (1, 8)										2	1	0	0	0	0	2		
Julian Javier, R OBP: 0.338, SLG: 0.369 (1, 4)										3	1	2	2	0	0	2		
Bill White, L OBP: 0.254, SLG: 0.254 (1, 3)										3	0	1	0	0	0	3		
Ken Boyer, R OBP: 0.367, SLG: 0.522 (1, 5)										2	0	0	1	0	0	0		
Stan Musial, L OBP: 0.278, SLG: 0.362 (1, 7)										3	0	0	0	0	0	1		
Joe Cunningham, L OBP: 0.525, SLG: 0.632 (1, 9)										3	1	2	0	0	0	0		
Daryl Spencer, R OBP: 0.380, SLG: 0.485 (1, 6)										3	0	1	0	0	0	2		
Carl Sawatski, L OBP: 0.579, SLG: 0.615 (1, 2)										1	1	1	1	1	0	0		
Ernie Broglio, R OBP: 0.267, SLG: 0.250 (1, 1)										1	0	0	0	0	0	2		
Inning Stats	R: 1 E: 0 K: 0 S: 5	H: 2 LOB: 1 BB: 0 P: 5	R: 3 E: 0 K: 0 S: 7	H: 4 LOB: 1 BB: 0 P: 7	R: 0 E: 0 K: 0 S: 4	H: 1 LOB: 1 BB: 0 P: 4	R: 0 E: 0 K: 0 S: 4	H: 0 LOB: 1 BB: 1 P: 8	R: 0 E: 1 K: 0 S: 4	H: 0 LOB: 1 BB: 0 P: 4								
PITCHER Don Cardwell, R ERA: 3.58 (1, 1)	IP: 5.0 WLS: L BF: 25 H: 7 R: 4 ER: 4 SO: 0 BB: 1 IBB: 0 HBP: 0 BLK: 0 WP: 0 HR: 0 S: 24 P: 28 ERA: 7.20 WHIP: 1.600																	

Chicago Cubs @ St. Louis Cardinals
Sportsman's Park, St. Louis, MO
Sun May 07 1961, 4:33 AM EDT
Att: 15,299 - Overcast - 70 F

AB	21
R	4
H	7
RBI	4
BB	1
SO	0
LOB	12



1B:	5	SF:	1	WP:	0	PA:	25
2B:	2	SAC:	2	FB:	0		
3B:	0	DP:	0	SB:	0		
HR:	0	HBP:	0	CS:	0		

Batter	1	2	3	4	5	6	7	8	9	AB	R	H	RBI	BB	SO	LOB	TOP					
Bob Will, L OBP: 0.263, SLG: 0.176 (1,9)										5	1	1	0	0	0	1	Chicago Cubs @ Milwaukee Braves Milwaukee County Stadium, Milwaukee, WI Tue May 09 1961, 8:05 PM EDT Att. 8,391 - Unknown - 58 F					
Don Zimmer, R OBP: 0.326, SLG: 0.432 (1,4)										5	0	0	0	0	2	2						
Billy Williams, L OBP: 0.284, SLG: 0.293 (1,7)										2	1	0	0	2	0	1						
14 Ernie Banks, R OBP: 0.382, SLG: 0.663 (1,6)										3	2	2	4	1	0	1						
Ron Santo, R OBP: 0.398, SLG: 0.506 (1,5)										3	1	0	0	1	0	2						
Mel Roach, R OBP: 0.244, SLG: 0.231 (1,3)										3	0	0	0	1	1	1						
Al Heist, R OBP: 0.263, SLG: 0.275 (1,8)										4	0	0	0	0	1	2						
Dick Bertell, R OBP: 0.340, SLG: 0.313 (1,2)										4	0	1	1	0	0	0						
Glen Hobbie, R OBP: 0.158, SLG: 0.118 (1,1)										2	0	0	0	1	0	3						
Don Elston, R (7,1)										0	0	0	0	0	0	0						
Jack Curtis, L OBP: 0.200, SLG: 0.200 (8,1)										0	0	0	0	0	0	0						
Richie Ashburn, L (9, FH) OBP: 0.211, SLG: 0.204										1	0	0	0	0	0	0						
Inning Stats	R: 3 E: 1 K: 2 S: 10	H: 2 LOB: 0 BB: 0 P: 10	R: 0 E: 1 K: 1 S: 5	H: 0 LOB: 0 BB: 0 P: 5	R: 0 E: 0 K: 0 S: 3	H: 0 LOB: 1 BB: 1 P: 7	R: 0 E: 0 K: 0 S: 2	H: 0 LOB: 0 BB: 1 P: 6	R: 0 E: 0 K: 1 S: 5	H: 0 LOB: 1 BB: 1 P: 9	R: 2 E: 1 K: 0 S: 6	H: 2 LOB: 2 BB: 2 P: 10	R: 0 E: 0 K: 0 S: 3	H: 0 LOB: 0 BB: 0 P: 11	R: 0 E: 0 K: 0 S: 3	H: 0 LOB: 0 BB: 0 P: 3	R: 0 E: 0 K: 0 S: 3	H: 0 LOB: 0 BB: 0 P: 3	1B: 1 2B: 2 3B: 0 HR: 2	SF: 0 SAC: 0 DP: 2 HBP: 0	WP: 0 PB: 0 SB: 0 CS: 0	PA: 38
PITCHER Bob Buhl, R ERA: 4.86 (1,1)	IP: 9.0 WLS: W BF: 38 H: 4 R: 5 ER: 3 SO: 4 BB: 6 IBB: 0 HBP: 0 BLK: 0 WP: 0 HR: 2 S: 40 P: 64 ERA: 3.00 WHIP: 1.111															PITCHER	IP: 9.0 WLS: W BF: 38 H: 4 R: 5 ER: 3 SO: 4 BB: 6 IBB: 0 HBP: 0 BLK: 0 WP: 0 HR: 2 S: 40 P: 64 ERA: 3.00 WHIP: 1.111					

AB 32
R 5
H 4
RBI 5
BB 6
SO 4
LOB 13



Batter	1	2	3	4	5	6	7	8	9	AB	R	H	RBI	BB	SO	LOB	BOTTOM	
Lee Maye, L OBP: 0.354, SLG: 0.286 (1,9)										4	1	1	0	0	0	3	Chicago Cubs @ Milwaukee Braves Milwaukee County Stadium, Milwaukee, WI Tue May 09 1961, 8:05 PM EDT Att. 8,391 - Unknown - 58 F	
Frank Bolling, R OBP: 0.372, SLG: 0.390 (1,4)										3	2	2	3	0	0	0		
Eddie Mathews, L OBP: 0.404, SLG: 0.443 (1,5)										4	0	1	0	0	1	2		
Hank Aaron, R OBP: 0.357, SLG: 0.558 (1,8)										4	0	1	0	0	1	1		
Joe Adcock, R OBP: 0.269, SLG: 0.438 (1,3)										4	3	3	3	0	0	1		
Frank Thomas, R OBP: 0.304, SLG: 0.434 (1,7)										3	0	1	1	1	2	0		
Roy McMillan, R OBP: 0.310, SLG: 0.303 (1,6)										3	0	0	0	1	1	1		
Charlie Lau, L OBP: 0.356, SLG: 0.360 (1,2)										4	1	2	0	0	0	2		
Bob Buhl, R OBP: 0.200, SLG: 0.111 (1,1)										3	1	1	0	0	1	1		
Inning Stats	R: 3 E: 1 K: 1 S: 8	H: 3 LOB: 1 BB: 1 P: 12	R: 1 E: 0 K: 0 S: 5	H: 2 LOB: 0 BB: 0 P: 5	R: 0 E: 0 K: 1 S: 5	H: 1 LOB: 0 BB: 0 P: 5	R: 0 E: 0 K: 1 S: 5	H: 0 LOB: 0 BB: 0 P: 5	R: 0 E: 0 K: 3 S: 10	H: 1 LOB: 0 BB: 0 P: 10	R: 2 E: 1 K: 0 S: 5	H: 3 LOB: 0 BB: 0 P: 5	R: 1 E: 0 K: 0 S: 4	H: 2 LOB: 1 BB: 1 P: 8	1B: 6 2B: 4 3B: 0 HR: 2	SF: 1 SAC: 0 DP: 1 HBP: 0	WP: 1 PB: 0 SB: 0 CS: 0	PA: 37
PITCHER Glen Hobbie, R ERA: 4.65 (1,1)	IP: 6.0 WLS: L BF: 26 H: 8 R: 6 ER: 6 SO: 6 BB: 1 IBB: 0 HBP: 0 BLK: 0 WP: 1 HR: 2 S: 37 P: 41 ERA: 9.00 WHIP: 1.500															PITCHER	IP: 6.0 WLS: L BF: 26 H: 8 R: 6 ER: 6 SO: 6 BB: 1 IBB: 0 HBP: 0 BLK: 0 WP: 1 HR: 2 S: 37 P: 41 ERA: 9.00 WHIP: 1.500	
Don Elston, R ERA: 1.96 (7,1)	1.1	8	4	2	2	0	1	0	0	0	0	7	11	13.50	3.750			
Jack Curtis, L ERA: 4.38 (8,1)	0.2	1	0	0	0	0	0	0	0	0	0	1	1	0.00	0.000			



Batter	1	2	3	4	5	6	7	8	9	AB	R	H	RBI	BB	SO	LOB	TOP					
Bob Will, L OBP: 0.318, SLG: 0.211 (1, 9)	G1		1B		SH1-3		3B BB			2	1	1	0	1	0	0	Chicago Cubs @ Milwaukee Braves Milwaukee County Stadium, Milwaukee, WI Wed May 10 1961, 8:05 PM EDT Alt. 9, 132 - Unknown - 45 F					
Don Zimmer, R OBP: 0.323, SLG: 0.446 (1, 4)	4-3		P5		P5		3B			4	0	1	1	0	0	2						
Billy Williams, L OBP: 0.282, SLG: 0.291 (1, 7)	F8		14 FC6-4 1B		E6		F7			4	0	1	0	0	0	2						
14 Ernie Banks, R OBP: 0.366, SLG: 0.631 (1, 6)		E6 2B G6-4-3	FC6-4		1-3				F8	4	1	0	0	0	0	4						
Ron Santo, R OBP: 0.391, SLG: 0.506 (1, 5)		G6-4-3 1-3 2B			F7		6-3		F8	4	0	1	0	0	0	0						
Mel Roach, R OBP: 0.245, SLG: 0.214 (1, 3)		G6-4-3 BB			E6		P2		6-3	3	0	0	0	1	0	0						
Al Heist, R OBP: 0.250, SLG: 0.260 (1, 8)	G6-4-3				6-3		F9		F8	4	0	0	0	0	0	3						
Dick Bertell, R OBP: 0.316, SLG: 0.288 (1, 2)	F8				6-3		F9		F9	4	0	0	0	0	0	2						
Dick Ellsworth, L George Altman, L Joe Schaffernoth, R Ed Bouchee, L Don Elston, R (1, 1) (7, PH) (7, 1) (9, PH) (9, 1)			1-3				K		F2	1	0	0	0	1	0	0						
Inning Stats	R: 0 E: 0 K: 0 S: 3	H: 0 LOB: 0 BB: 0 P: 3	R: 1 E: 1 K: 0 S: 4	H: 1 LOB: 1 BB: 1 P: 8	R: 0 E: 0 K: 0 S: 5	H: 2 LOB: 2 BB: 0 P: 5	R: 0 E: 1 K: 0 S: 4	H: 0 LOB: 1 BB: 0 P: 4	R: 0 E: 1 K: 0 S: 4	H: 0 LOB: 2 BB: 1 P: 8	R: 0 E: 0 K: 0 S: 3	H: 0 LOB: 0 BB: 0 P: 3	R: 1 E: 0 K: 1 S: 6	H: 1 LOB: 1 BB: 1 P: 10	R: 0 E: 0 K: 0 S: 3	H: 0 LOB: 0 BB: 0 P: 3	R: 0 E: 0 K: 0 S: 3	H: 0 LOB: 0 BB: 0 P: 3	1B: 2 2B: 1 3B: 1 HR: 0	SF: 0 SAC: 1 DP: 1 HBP: 0	WP: 0 PB: 0 SB: 1 CS: 0	PA: 36
PITCHER Lew Burdette, R ERA: 4.73 (1, 1)	IP: 9.0 WLS: W BF: 36 H: 4 R: 2 ER: 1 SO: 1 BB: 3 IBB: 0 HBP: 0 BLK: 0 WP: 0 HR: 0 S: 35 P: 47 ERA: 1.00 WHIP: 0.778															PITCHER (1, 1)						

AB	32
R	2
H	4
RBI	1
BB	3
SO	1
LOB	13




Batter	1	2	3	4	5	6	7	8	9	AB	R	H	RBI	BB	SO	LOB	BOTTOM					
Lee Maye, L OBP: 0.327, SLG: 0.261 (1, 9)	K		G3		L9		L7			4	0	0	0	0	1	3	Chicago Cubs @ Milwaukee Braves Milwaukee County Stadium, Milwaukee, WI Wed May 10 1961, 8:05 PM EDT Alt. 9, 132 - Unknown - 45 F					
Frank Bolling, R OBP: 0.378, SLG: 0.388 (1, 4)	1B SF7		CS BB		K		F8			3	1	1	0	1	1	1						
Eddie Mathews, L OBP: 0.409, SLG: 0.446 (1, 5)	CS 1B		CS		PB 4-3 1B		K		P5	4	0	2	0	0	1	0						
Hank Aaron, R OBP: 0.341, SLG: 0.538 (1, 8)	SF7				4-3		1-3		K	3	0	0	1	0	1	1						
Joe Adcock, R OBP: 0.256, SLG: 0.416 (1, 3)	CS	4-3			6-3		P4		K	4	0	0	0	0	1	1						
Frank Thomas, R Al Spangler, L OBP: 0.317, SLG: 0.429 OBP: 0.350, SLG: 0.294 (1, 7) (9, FR)		6-3			K		FC1-6 BB		1B E	3	0	1	0	1	1	1						
Roy McMillan, R OBP: 0.330, SLG: 0.375 (1, 6)					HR		P6		E IBB 1B	4	1	3	1	0	0	1						
Charlie Lau, L OBP: 0.349, SLG: 0.340 (1, 2)		2B			1-3		FC1-6 1B		E IBB	3	0	0	0	1	0	2						
Lew Burdette, R Wes Covington, L OBP: 0.133, SLG: 0.133 OBP: 0.261, SLG: 0.238 (1, 1) (9, PH)					6-3		E5 L9		E4	3	0	1	0	0	0	0						
Inning Stats	R: 1 E: 0 K: 1 S: 6	H: 2 LOB: 0 BB: 0 P: 6	R: 0 E: 0 K: 0 S: 4	H: 1 LOB: 0 BB: 0 P: 4	R: 0 E: 0 K: 0 S: 2	H: 0 LOB: 0 BB: 1 P: 6	R: 0 E: 0 K: 1 S: 6	H: 1 LOB: 1 BB: 0 P: 6	R: 1 E: 1 K: 1 S: 7	H: 1 LOB: 1 BB: 0 P: 7	R: 0 E: 0 K: 1 S: 5	H: 0 LOB: 0 BB: 0 P: 5	R: 0 E: 0 K: 0 S: 4	H: 1 LOB: 2 BB: 1 P: 8	R: 0 E: 0 K: 1 S: 5	H: 0 LOB: 0 BB: 0 P: 5	R: 1 E: 1 K: 1 S: 6	H: 2 LOB: 3 BB: 1 P: 10	1B: 6 2B: 1 3B: 0 HR: 1	SF: 1 SAC: 0 DP: 0 HBP: 0	WP: 0 PB: 1 SB: 0 CS: 2	PA: 38
PITCHER Dick Ellsworth, L Joe Schaffernoth, R Don Elston, R ERA: 4.25 ERA: 3.6 ERA: 1.93 (1, 1) (7, 1) (9, 1)	IP: 6.0 WLS: 23 BF: 8 H: 1 R: 0 ER: 0 SO: 1 BB: 1 IBB: 0 HBP: 0 BLK: 0 WP: 0 HR: 0 S: 34 P: 34 ERA: 3.00 WHIP: 1.000															PITCHER (1, 1)						



Batter	1	2	3	4	5	6	7	8	9	AB	R	H	RBI	BB	SO	LOB	TOP								
Richie Ashburn, L OBP: 0.234, SLG: 0.203	4-2 E BB	1-0 FC4		3-1 6-3			1-2 G6-3 1B		0-0 1-3	4	1	1	0	1	0	3	Chicago Cubs @ Los Angeles Dodgers Los Angeles Memorial Coliseum, Los Angeles, CA Sat May 13 1961, 10:05 PM EDT Att: 22,463 - Unknown - 60 F								
Don Zimmer, R OBP: 0.321, SLG: 0.436	2-2 E9 14 G6-4-3 1B		1-2 1B 2B		0-0 5-3		1-2 G6-3 1-2		1-1 3-1	5	1	2	0	0	0	1									
Billy Williams, L OBP: 0.280, SLG: 0.291	3-2 F7		1-1 1-3		2-2 4-3		0-0 4-3			4	0	0	0	0	0	2									
14 Ernie Banks, R OBP: 0.347, SLG: 0.587	1-1 G6-4-3		0-2 1B 1B		3-1 5-3			2-3 K		4	0	1	1	0	1	1									
Ron Santo, R OBP: 0.390, SLG: 0.545		4-1 1B BB	2-2 F2			1-3 K		3-2 HR		3	1	1	1	1	1	1									
Bob Will, L OBP: 0.387, SLG: 0.321	3-2 BB 1B		3-1 1-2 1B		1-0 BB 1B		0-0 G3			4	0	3	0	0	0	0									
Ed Bouchee, L OBP: 0.306, SLG: 0.303		2-3 K	0-0 L8		4-2 BB 1B		2-1 FC6 1B			2	0	0	0	1	1	4									
Andre Rodgers, R OBP: 0.269, SLG: 0.348					1-2 BB					1	0	1	0	0	0	0									
Sammy Taylor, L OBP: 0.250, SLG: 0.296		4-0 FC4 BB		2-3 K		0-0 P6		0-2 FC6		3	0	0	0	1	1	3									
Bob Anderson, R OBP: 0.286, SLG: 0.286		2-2 F8		3-2 L4		2-3 K		2-1 F9		0	0	0	0	0	0	0									
Jim Brewer, L OBP: 0.371, SLG: 0.303										1	0	0	0	0	0	0									
Mel Roach, R OBP: 0.222, SLG: 0.191										0	0	0	0	0	0	3									
Jack Curtis, L OBP: 0.272, SLG: 0.167										1	0	0	0	0	0	0									
George Freese, R OBP: 0.269, SLG: 0.167										1	0	0	0	0	0	0									
Mel Wright, R OBP: 0.250, SLG: 0.296										0	0	0	0	0	0	0									
Jerry Kindall, R OBP: 0.250, SLG: 0.296										1	0	0	0	0	0	0									
Inning Stats	R: 1 E: 2 K: 0 S: 13	H: 1 LOB: 0 BB: 1 P: 23	R: 0 E: 0 K: 1 S: 13	H: 1 LOB: 3 BB: 2 P: 29	R: 1 E: 0 K: 0 S: 14	H: 3 LOB: 2 BB: 0 P: 21	R: 0 E: 0 K: 1 S: 10	H: 0 LOB: 0 BB: 0 P: 18	R: 0 E: 0 K: 0 S: 7	H: 1 LOB: 0 BB: 1 P: 12	R: 0 E: 0 K: 2 S: 11	H: 1 LOB: 2 BB: 1 P: 19	R: 0 E: 0 K: 0 S: 7	H: 1 LOB: 0 BB: 0 P: 9	R: 1 E: 0 K: 1 S: 12	H: 2 LOB: 1 BB: 0 P: 19	R: 0 E: 0 K: 0 S: 5	H: 0 LOB: 0 BB: 0 P: 8	1B: 7 2B: 1 3B: 0 HR: 1	SF: 0 SAC: 0 DP: 2 HBP: 0	WP: 0 PB: 0 SB: 0 CS: 0	PA: 38			
PITCHER	IP	WLS	BF	H	R	ER	SO	BB	IBB	HBP	BLK	WP	HR	S	P	ERA	WHIP								
Stan Williams, R ERA: 5.11	1.0		6	2	1	0	0	2	0	0	0	0	0	18	35	0.00	4.000								
Ron Perranoski, L ERA: 2.37	8.0	W	32	7	2	2	5	2	0	0	0	0	1	74	123	2.25	1.125								

livebaseballscores.com


AB 34
R 3
H 9
RBI 2
BB 4
SO 5
LOB 20





Batter	1	2	3	4	5	6	7	8	9	AB	R	H	RBI	BB	SO	LOB	BOTTOM								
Maury Wills, S OBP: 0.403, SLG: 0.423	4-1 1B BB	1-1 SF9 3B		3-1 1B 1B		2-0 4-3		1-0 4-3		4	2	2	0	1	0	0	Chicago Cubs @ Los Angeles Dodgers Los Angeles Memorial Coliseum, Los Angeles, CA Sat May 13 1961, 10:05 PM EDT Att: 22,463 - Unknown - 60 F								
Willie Davis, L OBP: 0.341, SLG: 0.488	1-1 E 1B	0-1 SF9		0-3 K		1-1 G3		0-0 G4-3 1B		4	1	2	1	0	1	1									
Tommy Davis, R OBP: 0.374, SLG: 0.537	2-0 E3 1B	2-0 F2		0-0 1B 1B		1-2 2B 1B		0-0 G4-3		5	2	3	1	0	0	1									
Jim Gilliam, S OBP: 0.305, SLG: 0.314	2-H 3-H 1B			1-3 1B				1-2 2B 1B		0	0	0	0	0	0	0									
Wally Moon, L OBP: 0.477, SLG: 0.772	1-2 1B 1B	3-1 4-3		0-3 K		1-0 E 2B				4	2	2	2	0	1	2									
Norm Larker, L OBP: 0.318, SLG: 0.425	1-0 F7		2-2 F2		0-0 4-3		0-0 E3			4	0	0	0	0	0	1									
John Roseboro, L OBP: 0.376, SLG: 0.474	2-2 F9		3-3 K		4-1 1B BB		1-1 5-3			3	0	0	0	1	1	2									
Ron Fairly, L OBP: 0.374, SLG: 0.933	1-0 1B		4-1 BB		0-1 FC6-4 1B		3-3 K			0	0	0	0	0	0	0									
Frank Howard, R OBP: 0.260, SLG: 0.437	1-2 1B				1-2 1B					3	0	2	0	1	1	0									
Charlie Neal, R OBP: 0.299, SLG: 0.358	3-0 1B		0-1 F7		1-3 K		0-0 F9			4	0	1	1	0	1	3									
Stan Williams, R OBP: 0.400, SLG: 0.250	2-3 K		1-3 K		1-0 FC6-4		0-0 4-3			1	0	0	0	0	1	2									
Ron Perranoski, L ERA: 2.37										3	0	0	0	0	1	2									
Inning Stats	R: 4 E: 1 K: 1 S: 18	H: 5 LOB: 2 BB: 1 P: 35	R: 1 E: 0 K: 0 S: 7	H: 1 LOB: 0 BB: 0 P: 13	R: 0 E: 0 K: 1 S: 10	H: 0 LOB: 1 BB: 1 P: 19	R: 0 E: 0 K: 3 S: 14	H: 2 LOB: 2 BB: 0 P: 18	R: 0 E: 0 K: 1 S: 8	H: 1 LOB: 2 BB: 1 P: 14	R: 2 E: 1 K: 0 S: 13	H: 2 LOB: 1 BB: 0 P: 19	R: 0 E: 0 K: 1 S: 5	H: 0 LOB: 0 BB: 0 P: 8	R: 0 E: 0 K: 0 S: 3	H: 1 LOB: 0 BB: 0 P: 4	1B: 10 2B: 1 3B: 1 HR: 0	SF: 1 SAC: 0 DP: 1 HBP: 0	WP: 0 PB: 0 SB: 0 CS: 0	PA: 39					
PITCHER	IP	WLS	BF	H	R	ER	SO	BB	IBB	HBP	BLK	WP	HR	S	P	ERA	WHIP								
Bob Anderson, R ERA: 5.59	0.0	L	4	3	4	4	0	1	0	0	0	0	0	10	19	0.00	2.000								
Jim Brewer, L ERA: 4.35	1.0		5	2	0	0	1	0	0	0	0	0	0	10	19	0.00	2.000								
Jack Curtis, L ERA: 3.86	4.0		18	4	1	1	5	2	0	0	0	0	0	39	64	2.25	1.500								
Mel Wright, R ERA: 4.5	3.0		12	3	2	1	1	0	0	0	0	0	0	21	31	3.00	1.000								

livebaseballscores.com

AB 35
R 7
H 12
RBI 5
BB 3
SO 7
LOB 14



Batter	1	2	3	4	5	6	7	8	9	AB	R	H	RBI	BB	SO	LOB	TOP						
Bob Will, L OBP: 0.390, SLG: 0.351 (1, 9)	L4		4-3		FC3-2 1B		3-1			4	0	1	0	0	0	0	Chicago Cubs @ San Francisco Giants Candlestick Park, San Francisco, CA Mon May 15 1961, 6:33 AM EDT Att: 8,013 - Sunny - 70 F						
Don Zimmer, R OBP: 0.303, SLG: 0.414 (1, 4)	4-3		P4		F9			5-3		4	0	0	0	0	0	3							
Mel Roach, R OBP: 0.237, SLG: 0.196 (1, 3)	BB			L9	FC3-2 1B			BB 1B		3	0	1	0	1	0	3							
14 Ernie Banks, R OBP: 0.351, SLG: 0.574 (1, 6)	1-3			F8	FC6-4 1B			P3		4	0	0	0	0	0	5							
Ron Santo, R OBP: 0.409, SLG: 0.542 (1, 5)		L5-4 1B				6-3		BB 1B		3	0	2	0	1	0	0							
George Altman, L OBP: 0.367, SLG: 0.630 (1, 7)		1-2 1B		4-3		2-3		3-1		4	0	1	0	0	0	3							
Al Heist, R OBP: 0.241, SLG: 0.250 (1, 8)		K			1B 1B	6-3		6-3		4	1	1	0	0	1	2							
Dick Bertell, R OBP: 0.323, SLG: 0.288 (1, 2)		L5-4			1B 1B FC3-2 1B		6-3	6-3		4	0	1	0	0	0	2							
Dick Ellsworth, L Bob Anderson, R George Frazier, R Mel Wright, R Jerry Kindall, R Jack Curtis, L Joe Schaffer, R Billy Williams, L (1, 1) (1, 1) (5, Ph) (5, Ph) (7, Ph) (7, 1) (7, 1) (9, Ph)			K		FC3-2 1B		K	P3		0	0	0	0	0	0	0							
Inning Stats	R: 0 E: 0 K: 0 S: 3	H: 0 LOB: 1 BB: 1 P: 7	R: 0 E: 0 K: 1 S: 6	H: 2 LOB: 1 BB: 0 P: 6	R: 0 E: 0 K: 1 S: 5	H: 0 LOB: 0 BB: 0 P: 5	R: 0 E: 0 K: 0 S: 4	H: 1 LOB: 1 BB: 0 P: 4	R: 0 E: 0 K: 0 S: 7	H: 4 LOB: 3 BB: 0 P: 7	R: 0 E: 0 K: 0 S: 3	H: 0 LOB: 0 BB: 0 P: 3	R: 0 E: 0 K: 1 S: 5	H: 0 LOB: 0 BB: 0 P: 5	R: 0 E: 0 K: 0 S: 4	H: 1 LOB: 2 BB: 1 P: 8			R: 0 E: 0 K: 0 S: 3	H: 0 LOB: 0 BB: 0 P: 3	1B: 8 2B: 1 3B: 0 HR: 0	SF: 0 SAC: 0 DP: 1 HBP: 0	WP: 0 PB: 0 SB: 0 CS: 0
PITCHER Mike McCormick, L ERA: 1.31 (1, 1)	IP: 9.0 WLS: W BF: 36 H: 8 R: 1 ER: 1 SO: 3 BB: 2 IBB: 0 HBP: 0 BLK: 0 WP: 0 HR: 0 S: 40 P: 48 ERA: 1.00 WHIP: 1.111											PITCHER	IP: 9.0 WLS: W BF: 36 H: 8 R: 1 ER: 1 SO: 3 BB: 2 IBB: 0 HBP: 0 BLK: 0 WP: 0 HR: 0 S: 40 P: 48 ERA: 1.00 WHIP: 1.111										

Batter	1	2	3	4	5	6	7	8	9	AB	R	H	RBI	BB	SO	LOB	BOTTOM						
Jim Davenport, R OBP: 0.426, SLG: 0.607 (1, 5)	BB 1B HR	F8			FC1-6 1B		L4-3			4	1	3	2	1	0	0	Chicago Cubs @ San Francisco Giants Candlestick Park, San Francisco, CA Mon May 15 1961, 6:33 AM EDT Att: 8,013 - Sunny - 70 F						
Joey Amalfitano, R OBP: 0.292, SLG: 0.261 (1, 4)	BB HR	P4			FC1-6 2B		L4-3			5	2	1	0	0	1	4							
Willie Mays, R Matty Alou, L OBP: 0.636, SLG: 0.889 (1, 8) (8, 8)	HR BB		4-3		4-3 HR 2B		2B 1B	HR		3	3	2	1	1	0	0							
Felipe Alou, R OBP: 0.371, SLG: 0.505 (1, 9)	HR			CS 1B	4-3		2B 1B	P3		5	2	3	4	0	0	1							
Orlando Cepeda, R Jim Marshall, L OBP: 0.309, SLG: 0.575 OBP: 0.286, SLG: 0.333 (1, 3) (8, 3)	HR		F8		HR		1B 2B	F7		4	3	3	5	0	0	1							
Harvey Kuenn, R OBP: 0.325, SLG: 0.299 (1, 7)	BB	CS BB		1-3	2B		BB 1B 1B	K		4	1	2	0	1	1	0							
Ed Bailey, L OBP: 0.347, SLG: 0.396 (1, 2)	G3-6-1			1B 1B	P6		K			4	0	1	0	0	1	4							
Jose Pagan, R OBP: 0.292, SLG: 0.403 (1, 6)	L8			L6-3 1B		6-3	BB 1B 1B			4	1	2	1	0	0	0							
Mike McCormick, L OBP: 0.214, SLG: 0.154 (1, 1)		F9		L6-3		K	1B BB			3	0	0	0	1	1	2							
Inning Stats	R: 5 E: 0 K: 0 S: 6	H: 4 LOB: 0 BB: 2 P: 14	R: 0 E: 0 K: 0 S: 3	H: 0 LOB: 0 BB: 0 P: 3	R: 0 E: 0 K: 0 S: 3	H: 1 LOB: 0 BB: 0 P: 3	R: 0 E: 0 K: 0 S: 4	H: 2 LOB: 1 BB: 0 P: 4	R: 3 E: 0 K: 0 S: 7	H: 4 LOB: 1 BB: 0 P: 7	R: 0 E: 0 K: 2 S: 7	H: 0 LOB: 1 BB: 1 P: 11	R: 5 E: 0 K: 1 S: 10	H: 6 LOB: 1 BB: 1 P: 14	R: 1 E: 0 K: 1 S: 6	H: 1 LOB: 0 BB: 0 P: 6			1B: 11 2B: 5 3B: 0 HR: 4	SF: 0 SAC: 0 DP: 3 HBP: 0	WP: 0 PB: 0 SB: 0 CS: 1	PA: 43	
PITCHER Dick Ellsworth, L Bob Anderson, R Mel Wright, R Jack Curtis, L Joe Schaffer, R (1, 1) (1, 1) (5, 1) (7, 1) (7, 1)	IP: 0.0 WLS: L BF: 6 H: 4 R: 5 ER: 5 SO: 0 BB: 2 IBB: 0 HBP: 0 BLK: 0 WP: 0 HR: 2 S: 12 P: 12 ERA: 0.00 WHIP: 0.750											PITCHER	IP: 0.0 WLS: L BF: 6 H: 4 R: 5 ER: 5 SO: 0 BB: 2 IBB: 0 HBP: 0 BLK: 0 WP: 0 HR: 2 S: 12 P: 12 ERA: 0.00 WHIP: 0.750										

Batter	1	2	3	4	5	6	7	8	9	AB	R	H	RBI	BB	SO	LOB	TOP		
Bob Will, L OBP: 0.356, SLG: 0.317 (1, 9)	L9		G3		4-3			F8		4	0	0	0	0	0	2			
Don Zimmer, R OBP: 0.301, SLG: 0.409 (1, 4)	6-3		1B			F8		F7		4	0	1	1	0	0	0			
George Altman, L OBP: 0.353, SLG: 0.581 (1, 8)	6-3		F7			F8		L4-6 14 1B		4	0	1	0	0	0	1			
14 Ernie Banks, R OBP: 0.348, SLG: 0.562 (1, 6)		F8		K		4-3		1B		4	0	1	0	0	1	0			
Ron Santo, R OBP: 0.395, SLG: 0.520 (1, 5)	6-3		1-3			K		1B		4	0	0	0	0	1	2			
Billy Williams, L OBP: 0.276, SLG: 0.286 (1, 7)	1B		K			F8		2-3		3	0	1	0	0	1	0			
Ed Bouchee, L OBP: 0.320, SLG: 0.293 (1, 3)	4-3				P6			L4		3	0	0	0	0	0	1			
Dick Bertell, R OBP: 0.338, SLG: 0.339 (1, 2)			1B 3B			1B		5-3		3	1	2	0	0	0	0			
Dick Drott, R Sammy Taylor, L (8, PH) Don Elston, R (8, 1)			K			K		4-3		2	0	0	0	0	2	2			
Inning Stats	R: 0 E: 0 K: 0 S: 3	H: 0 LOB: 0 BB: 0 P: 3	R: 0 E: 0 K: 0 S: 4	H: 1 LOB: 1 BB: 0 P: 4	R: 1 E: 0 K: 1 S: 7	H: 2 LOB: 1 BB: 0 P: 7	R: 0 E: 0 K: 2 S: 7	H: 0 LOB: 0 BB: 0 P: 7	R: 0 E: 0 K: 1 S: 6	H: 1 LOB: 1 BB: 0 P: 6	R: 0 E: 0 K: 0 S: 5	H: 0 LOB: 0 BB: 0 P: 5	R: 0 E: 0 K: 1 S: 5	H: 0 LOB: 0 BB: 0 P: 5	R: 0 E: 0 K: 0 S: 3	H: 2 LOB: 1 BB: 0 P: 4	1B: 5 2B: 1 3B: 1 HR: 0	SF: 0 SAC: 0 DP: 1 HBP: 0	WP: 0 PA: 32 PB: 0 SB: 0 CS: 0
PITCHER Jack Sanford, R ERA: 4.67 (1, 1)	IP: 9.0 WLS: W BF: 32 H: 6 R: 1 ER: 1 SO: 5 BB: 0 IBB: 0 HBP: 0 BLK: 0 WP: 0 HR: 0 S: 42 P: 42 ERA: 1.00 WHIP: 0.667															PITCHER IP: 9.0 WLS: W BF: 32 H: 6 R: 1 ER: 1 SO: 5 BB: 0 IBB: 0 HBP: 0 BLK: 0 WP: 0 HR: 0 S: 42 P: 42 ERA: 1.00 WHIP: 0.667			

Chicago Cubs @ San Francisco Giants
Candlestick Park, San Francisco, CA
Tue May 16 1961, 10:05 PM EDT
Att: 11,596 - Cloudy - 55 F

AB	32
R	1
H	6
RBI	1
BB	0
SO	5
LOB	8



Batter	1	2	3	4	5	6	7	8	9	AB	R	H	RBI	BB	SO	LOB	BOTTOM		
Jim Davenport, R OBP: 0.431, SLG: 0.587 (1, 5)	P4		BB		BB		F7			2	0	0	0	2	0	0			
Chuck Hillier, L OBP: 0.284, SLG: 0.291 (1, 4)	BB		BB		BB		4-3			2	0	0	0	2	0	2			
Willie Mays, R OBP: 0.418, SLG: 0.625 (1, 8)	BB		BB		BB		1-3			4	1	1	0	0	0	4			
Felipe Alou, R OBP: 0.358, SLG: 0.485 (1, 9)		F8		F9		F3		5-3		4	0	0	0	0	0	4			
Orlando Cepeda, R OBP: 0.325, SLG: 0.582 (1, 3)	4-3		WP		5-3		CS			4	1	3	1	0	0	0			
Harvey Kuenn, R OBP: 0.321, SLG: 0.286 (1, 7)	K		F8		5-3		S			3	0	0	0	1	1	2			
Hobie Landrith, L OBP: 0.500, SLG: 0.833 (1, 2)			1-3		P4		IBB			3	0	1	1	1	0	1			
Jose Pagan, R OBP: 0.275, SLG: 0.379 (1, 6)			K		L8		FC1			4	0	0	0	0	1	3			
Jack Sanford, R OBP: 0.077, SLG: 0.077 (1, 1)			BB		E4		P4			3	0	1	0	0	0	1			
Inning Stats	R: 0 E: 0 K: 0 S: 2	H: 0 LOB: 0 BB: 1 P: 6	R: 0 E: 0 K: 1 S: 5	H: 0 LOB: 0 BB: 0 P: 5	R: 0 E: 0 K: 1 S: 6	H: 1 LOB: 2 BB: 1 P: 10	R: 1 E: 0 K: 0 S: 5	H: 2 LOB: 1 BB: 0 P: 5	R: 0 E: 0 K: 0 S: 4	H: 0 LOB: 3 BB: 2 P: 12	R: 1 E: 0 K: 0 S: 5	H: 2 LOB: 1 BB: 0 P: 5	R: 0 E: 0 K: 0 S: 3	H: 0 LOB: 0 BB: 0 P: 3	R: 0 E: 0 K: 0 S: 3	H: 1 LOB: 2 BB: 2 P: 11	1B: 5 2B: 2 3B: 0 HR: 0	SF: 0 SAC: 0 DP: 1 HBP: 0	WP: 1 PA: 35 PB: 0 SB: 2 CS: 1
PITCHER Dick Drott, R Don Elston, R ERA: 1.52 (1, 1) (8, 1)	IP: 7.0 WLS: L BF: 30 H: 5 R: 2 ER: 2 SO: 2 BB: 4 IBB: 0 HBP: 0 BLK: 0 WP: 0 HR: 0 S: 30 P: 46 ERA: 2.57 WHIP: 1.286															PITCHER IP: 1.0 WLS: L BF: 5 H: 1 R: 0 ER: 0 SO: 0 BB: 1 IBB: 1 HBP: 0 BLK: 0 WP: 0 HR: 0 S: 3 P: 11 ERA: 0.00 WHIP: 2.000			

Chicago Cubs @ San Francisco Giants
Candlestick Park, San Francisco, CA
Tue May 16 1961, 10:05 PM EDT
Att: 11,596 - Cloudy - 55 F

AB	29
R	2
H	6
RBI	2
BB	6
SO	2
LOB	17



Batter	1	2	3	4	5	6	7	8	9	AB	R	H	RBI	BB	SO	LOB	TOP					
Ken Boyer, R (1,5) OBP: 0.394, SLG: 0.484	6-3		FC4		K			F9 1B		4	0	1	0	0	1	2						
Joe Cunningham, L (1,9) OBP: 0.455, SLG: 0.521	F7		5-3			4-3		F9		4	0	0	0	0	0	2						
Bill White, L (1,3) OBP: 0.263, SLG: 0.270	F8			G4-6-3 BB		G3-6-3 1B		1-3		3	0	1	0	1	0	1						
Stan Musial, L (1,7) OBP: 0.372, SLG: 0.400	F7		G4-6-3		G3-6-3			FC4-6 1B		4	0	1	0	0	0	2						
Don Landrum, L (9, PR) OBP: 0.214, SLG: 0.231										0	0	0	0	0	0	0						
Carl Sawatski, L (1,2) OBP: 0.429, SLG: 0.409	K			FC5-4 1B			F5	FC4-6 FC4		4	0	1	0	0	1	1						
Don Taussig, R (9, PR) OBP: 0.474, SLG: 0.706										0	0	0	0	0	0	0						
Daryl Spencer, R (1,6) OBP: 0.393, SLG: 0.438				FC5-4 1B			K	FC4		4	0	1	0	0	1	2						
Bob Gibson, R (9, PR)										0	0	0	0	0	0	0						
Curt Flood, R (1,8) OBP: 0.340, SLG: 0.318	F9							L8		2	0	0	0	0	1	1						
Red Schoendienst, S (9, PH) OBP: 0.385, SLG: 0.577										1	0	0	0	0	0	2						
Julian Javier, R (1,4) OBP: 0.295, SLG: 0.319			L4		6-3					3	0	0	0	0	1	1						
Ray Sadecki, L (1,1) OBP: 0.357, SLG: 0.429								2-3		3	0	2	0	0	0	0						
Inning Stats	R: 0 E: 0 K: 0 S: 3	H: 0 LOB: 0 BB: 0 P: 3	R: 0 E: 0 K: 1 S: 6	H: 1 LOB: 1 BB: 0 P: 6	R: 0 E: 0 K: 0 S: 4	H: 1 LOB: 1 BB: 1 P: 4	R: 0 E: 0 K: 0 S: 3	H: 1 LOB: 1 BB: 1 P: 7	R: 0 E: 0 K: 2 S: 8	H: 1 LOB: 0 BB: 0 P: 8	R: 0 E: 0 K: 0 S: 3	H: 0 LOB: 1 BB: 0 P: 3	R: 0 E: 0 K: 2 S: 7	H: 0 LOB: 1 BB: 0 P: 8	R: 0 E: 0 K: 0 S: 4	H: 1 LOB: 2 BB: 0 P: 4	R: 0 E: 1 K: 0 S: 4	H: 1 LOB: 2 BB: 0 P: 4	1B: 7 2B: 0 3B: 0 HR: 0	SF: 0 SAC: 0 DP: 2 HBP: 1	WP: 0 PB: 0 SB: 1 CS: 0	PA: 34
PITCHER Glen Hobbie, R (1,1) ERA: 4.4	IP: 9.0 WLS: W BF: 34 H: 7 R: 0 ER: 0 SO: 5 BB: 1 IBB: 0 HBP: 1 BLK: 0 WP: 0 HR: 0 S: 42 P: 47 ERA: 0.00 WHIP: 0.889															PITCHER						

St. Louis Cardinals @ Chicago Cubs
Wrigley Field, Chicago, IL
Fri May 19 1961, 3:33 AM CDT
Att: 3,192 - Sunny - 60 F

AB 32
R 0
H 7
RBI 0
BB 1
SO 5
LOB 14



Batter	1	2	3	4	5	6	7	8	9	AB	R	H	RBI	BB	SO	LOB	BOTTOM					
Al Heist, R (1,8) OBP: 0.253, SLG: 0.262	14 2B		E5					K		4	1	2	0	0	1	0						
Don Zimmer, R (1,4) OBP: 0.303, SLG: 0.403	F8		L4-3					E5		4	0	0	0	0	1	3						
George Altman, L (1,9) OBP: 0.375, SLG: 0.568	K		L4-3					CS		3	0	1	0	0	2	1						
14 Ernie Banks, R (1,6) OBP: 0.350, SLG: 0.554				F9 BB 1B				CS		3	0	1	1	0	0	1						
Ron Santo, R (1,5) OBP: 0.385, SLG: 0.495	2B			F7						3	0	1	1	0	0	1						
Billy Williams, L (1,7) OBP: 0.283, SLG: 0.316										2	0	0	0	1	0	1						
Ed Bouchee, L (1,3) OBP: 0.345, SLG: 0.298										3	0	0	0	0	1	2						
Dick Bertell, R (1,2) OBP: 0.320, SLG: 0.319										3	0	0	0	0	0	1						
Glen Hobbie, R (1,1) OBP: 0.136, SLG: 0.100										3	0	0	0	0	1	0						
Inning Stats	R: 1 E: 0 K: 1 S: 7	H: 2 LOB: 1 BB: 0 P: 7	R: 0 E: 0 K: 1 S: 5	H: 0 LOB: 0 BB: 0 P: 5	R: 0 E: 1 K: 0 S: 3	H: 0 LOB: 0 BB: 0 P: 3	R: 0 E: 0 K: 0 S: 4	H: 1 LOB: 2 BB: 1 P: 8	R: 0 E: 0 K: 2 S: 8	H: 1 LOB: 1 BB: 0 P: 8	R: 0 E: 0 K: 1 S: 5	H: 0 LOB: 0 BB: 0 P: 5	R: 0 E: 0 K: 1 S: 4	H: 0 LOB: 0 BB: 1 P: 8	R: 0 E: 1 K: 1 S: 5	H: 0 LOB: 0 BB: 0 P: 5	R: 0 E: 1 K: 1 S: 5	H: 0 LOB: 0 BB: 0 P: 5	1B: 3 2B: 2 3B: 0 HR: 0	SF: 0 SAC: 0 DP: 2 HBP: 0	WP: 0 PB: 0 SB: 1 CS: 1	PA: 30
PITCHER Ray Sadecki, L (1,1) ERA: 2.37	IP: 8.0 WLS: L BF: 29 H: 4 R: 1 ER: 1 SO: 7 BB: 2 IBB: 0 HBP: 0 BLK: 0 WP: 0 HR: 0 S: 41 P: 49 ERA: 1.12 WHIP: 0.750															PITCHER						

St. Louis Cardinals @ Chicago Cubs
Wrigley Field, Chicago, IL
Fri May 19 1961, 3:33 AM CDT
Att: 3,192 - Sunny - 60 F

AB 27
R 1
H 4
RBI 1
BB 2
SO 7
LOB 11



Batter	1	2	3	4	5	6	7	8	9	AB	R	H	RBI	BB	SO	LOB	TOP			
Julian Javier, R (1,4) OBP: 0.283, SLG: 0.305	0-0 1-3		0-0 6-3			0-0 B3		0-0 FC5-4		4	0	0	0	0	0	2				
Joe Cunningham, L (1,3) OBP: 0.495, SLG: 0.510	0-0 4-3		4-0 BB			4-0 G3-6-3 BB			0-0 1-3	2	0	0	0	2	0	0				
Charlie James, R (1,9) OBP: 0.250, SLG: 0.391	0-0 5-3		0-0 1-3			0-0 G3-6-3			0-0 F8	4	0	0	0	0	0	3				
Ken Boyer, R (1,5) OBP: 0.389, SLG: 0.469		0-0 6-3		0-0 6-3			0-0 F7		4-0 WP BB	3	0	0	0	1	0	0				
Stan Musial, L (1,7) OBP: 0.354, SLG: 0.377	0-0 3-1			0-0 5-3			0-3 K		0-0 1-3	4	0	0	0	0	1	1				
Daryl Spencer, R (1,6) OBP: 0.391, SLG: 0.429	4-0 2B BB			0-0 6-3			0-0 6-3			2	0	0	0	1	0	0				
Curt Flood, R (1,8) OBP: 0.345, SLG: 0.360	0-0 1-H 2B			0-0 5-3				0-0 3-1		3	0	1	0	0	0	0				
Jimmie Schaffer, R (1,2) OBP: 0.333, SLG: 0.333			0-0 6-3 1B			0-0 6-3		0-0 5-3		3	0	1	0	0	0	0				
Larry Jackson, R (1,1) OBP: 0.167, SLG: 0.167			0-0 6-3			0-0 1-3		0-0 FC5-4 1B		3	0	1	0	0	0	1				
Inning Stats	R: 0 E: 0 K: 0 S: 3	H: 0 LOB: 0 BB: 0 P: 3	R: 0 E: 0 K: 0 S: 3	H: 1 LOB: 2 BB: 1 P: 7	R: 0 E: 0 K: 0 S: 4	H: 1 LOB: 2 BB: 1 P: 8	R: 0 E: 0 K: 0 S: 3	H: 0 LOB: 0 BB: 0 P: 3	R: 0 E: 0 K: 0 S: 2	H: 0 LOB: 0 BB: 1 P: 6	R: 0 E: 0 K: 1 S: 5	H: 0 LOB: 0 BB: 0 P: 5	R: 0 E: 0 K: 0 S: 4	H: 1 LOB: 1 BB: 0 P: 4	R: 0 E: 0 K: 0 S: 3	H: 0 LOB: 1 BB: 1 P: 7	1B: 2 2B: 1 3B: 0 HR: 0	SF: 0 SAC: 0 DP: 1 HBP: 0	WP: 1 PB: 0 SB: 0 CS: 0	PA: 32
PITCHER Dick Ellsworth, L (1,1) ERA: 4.42	IP: 9.0 WLS: W BF: 32 H: 3 R: 0 ER: 0 SO: 1 BB: 4 IBB: 0 HBP: 0 BLK: 0 WP: 1 HR: 0 S: 30 P: 46 ERA: 0.00 WHIP: 0.778															PITCHER				

St. Louis Cardinals @ Chicago Cubs
Wrigley Field, Chicago, IL
Sat May 20 1961, 3:33 AM CDT
Att: 9,103 - Cloudy - 62 F

AB 28
R 0
H 3
RBI 0
BB 4
SO 1
LOB 7



Batter	1	2	3	4	5	6	7	8	9	AB	R	H	RBI	BB	SO	LOB	BOTTOM					
Al Heist, R (1,8) OBP: 0.255, SLG: 0.256	4-0 G5-4-3 BB		0-0 L7		0-0 P6			0-0 4-3		2	0	0	0	1	0	0						
Richie Ashburn, L (8, FH) OBP: 0.239, SLG: 0.212										1	0	0	0	0	0	0						
Don Zimmer, R (1,4) OBP: 0.309, SLG: 0.409	0-0 G5-4-3 1-2		0-0 2B		0-0 6-3			4-0 1B BB		3	0	1	0	1	0	1						
George Altman, L (1,9) OBP: 0.386, SLG: 0.610	0-0 3B		0-0 F8			0-0 F8		0-0 14 BB 1B		4	0	2	0	0	0	1						
14 Ernie Banks, R (1,6) OBP: 0.354, SLG: 0.544	4-0 FC5-4 BB			0-0 6-3		0-0 5-3		4-0 1-2 BB		2	0	0	0	2	0	0						
Ron Santo, R (1,5) OBP: 0.381, SLG: 0.495	0-0 FC5-4 1-2			0-0 WP 2B		0-0 1-3		0-0 L6		4	0	1	0	0	0	5						
Billy Williams, L (1,7) OBP: 0.273, SLG: 0.304		0-0 G3		0-0 F9		0-0 P6		0-0 F9		4	0	0	0	0	0	4						
Ed Bouchee, L (1,3) OBP: 0.355, SLG: 0.360	0-0 6-3			4-0 2-3 IBB		0-0 F8			0-0 HR	3	1	1	1	1	0	0						
Dick Bertell, R (1,2) OBP: 0.321, SLG: 0.310	0-3 K2-3			0-0 1-3						2	0	0	0	1	1	2						
Dick Ellsworth, L (1,1)			0-3 K		0-3 K					3	0	0	0	0	3	1						
Inning Stats	R: 0 E: 0 K: 0 S: 3	H: 1 LOB: 2 BB: 2 P: 11	R: 0 E: 0 K: 1 S: 5	H: 0 LOB: 0 BB: 0 P: 5	R: 0 E: 0 K: 1 S: 6	H: 1 LOB: 1 BB: 0 P: 6	R: 0 E: 0 K: 0 S: 4	H: 1 LOB: 2 BB: 1 P: 8	R: 0 E: 0 K: 1 S: 5	H: 0 LOB: 0 BB: 0 P: 5	R: 0 E: 0 K: 0 S: 3	H: 0 LOB: 0 BB: 0 P: 3	R: 0 E: 0 K: 1 S: 5	H: 0 LOB: 1 BB: 1 P: 9	R: 0 E: 0 K: 0 S: 4	H: 1 LOB: 3 BB: 2 P: 12	R: 1 E: 0 K: 0 S: 1	H: 1 LOB: 0 BB: 0 P: 1	1B: 1 2B: 2 3B: 1 HR: 1	SF: 0 SAC: 0 DP: 1 HBP: 0	WP: 1 PB: 0 SB: 0 CS: 0	PA: 34
PITCHER Larry Jackson, R (1,1) ERA: 4.5	IP: 8.0 WLS: L BF: 34 H: 5 R: 1 ER: 1 SO: 4 BB: 5 IBB: 1 HBP: 0 BLK: 0 WP: 1 HR: 1 S: 36 P: 60 ERA: 1.12 WHIP: 1.250															PITCHER						

St. Louis Cardinals @ Chicago Cubs
Wrigley Field, Chicago, IL
Sat May 20 1961, 3:33 AM CDT
Att: 9,103 - Cloudy - 62 F

AB 28
R 1
H 5
RBI 1
BB 6
SO 4
LOB 14



Batter	1	2	3	4	5	6	7	8	9	AB	R	H	RBI	BB	SO	LOB	TOP										
Red Schoendienst, S (1.4)	G3		P6		BB		1B		1B	5	2	3	0	0	0	1											
Joe Cunningham, L (1.9)	G3			1B	BB		1B		1B	3	1	1	0	2	1	1											
Bill White, L (1.3)	L6			K	K		1B		1B	5	1	2	1	0	2	4											
Ken Boyer, R (1.5)		K		1B	K		FC4-6		F8	5	1	1	0	0	2	7											
Stan Musial, L (1.7)	F8						3-1			5	1	3	5	0	0	2											
Don Landrum, L (9.7)				1B					HR	0	0	0	0	0	0	0											
Daryl Spencer, R (1.6)	5-3			F7					5-3	5	0	2	0	0	0	1											
Curt Flood, R (1.8)			1B	SH2-3	1B		P5		SH1-4	3	0	1	0	0	0	3											
Jimmie Schaffer, R (1.2)			SH2-3				P4		4-3	1	0	0	0	0	0	0											
Walt Moryn, L (6, PH)							9-6		9-6	1	0	0	0	0	0	2											
Hal Smith, R (6.2)			1-2				2-3		4-3	1	0	0	0	0	0	1											
Curt Simmons, L (1.1)									4-3	1	0	1	0	0	0	0											
Bob Miller, R (3.1)							BB		4-3	0	0	0	0	1	0	0											
Lindy McDaniel, R (6.1)			2-3		1B		BB			2	0	0	0	0	1	1											
Inning Stats	R: 0 E: 0 K: 0 S: 3	H: 0 LOB: 0 BB: 0 P: 3	R: 0 E: 0 K: 1 S: 5	H: 0 LOB: 0 BB: 0 P: 5	R: 0 E: 0 K: 0 S: 4	H: 2 LOB: 1 BB: 0 P: 4	R: 2 E: 0 K: 1 S: 7	H: 2 LOB: 1 BB: 1 P: 11	R: 0 E: 0 K: 2 S: 8	H: 1 LOB: 3 BB: 2 P: 16	R: 0 E: 0 K: 0 S: 4	H: 2 LOB: 1 BB: 0 P: 8	R: 1 E: 0 K: 1 S: 8	H: 3 LOB: 2 BB: 0 P: 8	R: 0 E: 0 K: 0 S: 4	H: 1 LOB: 1 BB: 0 P: 4	R: 3 E: 0 K: 1 S: 8	H: 3 LOB: 0 BB: 0 P: 8	1B: 12 2B: 2 3B: 0 HR: 1	SF: 0 SAC: 2 DP: 1 HBP: 0	WP: 0 PB: 0 SB: 0 CS: 0	PA: 42					
PITCHER	IP	WLS	BF	H	R	ER	SO	BB	IBB	HBP	BLK	WP	HR	S	P	ERA	WHIP										
Don Cardwell, R (1.1)	6.0		26	7	2	2	4	3	0	0	0	0	0	31	43	3.00	1.667										
Bob Anderson, R (7.1)	0.1		4	3	1	1	1	0	0	0	0	0	0	6	6	27.00	9.000										
Don Elston, R (7.1)	2.2	L	12	4	3	3	1	0	0	0	0	0	1	14	14	10.12	1.500										

St. Louis Cardinals @ Chicago Cubs
Wrigley Field, Chicago, IL
Sun May 21 1961, 3:33 AM CDT
Cloudy - 50 F

AB 37
R 6
H 14
RBI 6
BB 3
SO 6
LOB 23



Batter	1	2	3	4	5	6	7	8	9	AB	R	H	RBI	BB	SO	LOB	BOTTOM										
Al Heist, R (1.8)	4-3		1B	F8		BB		K		4	1	1	1	1	1	4											
Don Zimmer, R (1.4)	F7		1B	F9		F7		FC1-6		5	0	1	0	0	0	5											
George Altman, L (1.9)	K		2B	L7		1B		14	1B	4	0	2	1	1	1	0											
14 Ernie Banks, R (1.6)			1B	G4-6-3		K		1B		4	0	2	0	1	1	1											
Ron Santo, R (1.5)			1B	G1-2-3		P6		L5-4		4	1	1	0	1	0	5											
Billy Williams, L (1.7)			1B	F8		3-1		P5		5	0	0	0	0	1	3											
Ed Bouchee, L (1.3)			1B			BB		1B		3	1	3	1	1	0	0											
Dick Bertell, R (1.2)			K			1B		BB		4	0	3	0	0	1	1											
Don Cardwell, R (1.1)						BB		1B		2	0	0	0	0	2	2											
Sammy Taylor, L (6, PH)						BB		1B		0	0	0	0	1	0	0											
Bob Will, L (6, PR)						BB		1B		0	0	0	0	0	0	0											
Bob Anderson, R (7.1)						BB		1B		0	0	0	0	0	0	0											
Don Elston, R (7.1)						BB		1B		1	0	0	0	0	1	2											
Inning Stats	R: 0 E: 0 K: 1 S: 5	H: 3 LOB: 1 BB: 0 P: 9	R: 1 E: 0 K: 2 S: 9	H: 3 LOB: 0 BB: 0 P: 9	R: 1 E: 0 K: 1 S: 7	H: 3 LOB: 1 BB: 1 P: 11	R: 0 E: 0 K: 1 S: 6	H: 1 LOB: 2 BB: 1 P: 10	R: 0 E: 0 K: 0 S: 3	H: 1 LOB: 0 BB: 0 P: 3	R: 1 E: 0 K: 0 S: 5	H: 2 LOB: 2 BB: 2 P: 13	R: 0 E: 0 K: 1 S: 5	H: 0 LOB: 1 BB: 1 P: 9	R: 0 E: 0 K: 2 S: 9	H: 2 LOB: 2 BB: 0 P: 9	R: 0 E: 0 K: 0 S: 3	H: 1 LOB: 1 BB: 1 P: 7	1B: 12 2B: 2 3B: 0 HR: 0	SF: 0 SAC: 0 DP: 3 HBP: 0	WP: 0 PB: 0 SB: 1 CS: 0	PA: 42					
PITCHER	IP	WLS	BF	H	R	ER	SO	BB	IBB	HBP	BLK	WP	HR	S	P	ERA	WHIP										
Curt Simmons, L (1.1)	2.1		13	6	2	2	4	0	0	0	0	0	0	20	24	7.71	2.571										
Bob Miller, R (3.1)	3.1		15	4	1	1	1	3	0	0	0	0	0	14	26	2.70	2.100										
Lindy McDaniel, R (6.1)	3.1	W	14	3	0	0	3	2	0	0	0	0	0	18	26	0.00	1.500										

St. Louis Cardinals @ Chicago Cubs
Wrigley Field, Chicago, IL
Sun May 21 1961, 3:33 AM CDT
Cloudy - 50 F

AB 36
R 3
H 13
RBI 3
BB 6
SO 8
LOB 23



Batter	1	2	3	4	5	6	7	8	9	AB	R	H	RBI	BB	SO	LOB	TOP							
Red Schoendienst, S OBP: 0.412, SLG: 0.545 Don Landrum, L OBP: 0.225, SLG: 0.242	4-0 WP BB		0-0 G3		0-0 F7			0-0 SH1-4	0-0 BB 1B	2	0	0	0	1	0	2								
Joe Cunningham, L OBP: 0.495, SLG: 0.495 Julian Javier, R OBP: 0.290, SLG: 0.305	0-0 F9		0-3 K		0-0 4-3			0-0 3B 1B	4-0 BB 1B	4	0	1	0	0	1	2								
Bill White, L OBP: 0.276, SLG: 0.296	0-3 K			4-0 CS BB		0-0 F8		0-0 3B 1B	0-3 K	4	0	1	2	1	2	4								
Ken Boyer, R OBP: 0.377, SLG: 0.448	0-0 P4			0-0 F3		0-0 E3 1B		0-3 K		4	0	1	0	0	1	4								
Daryl Spencer, R OBP: 0.387, SLG: 0.414		0-0 5-3		4-0 BB 1B		0-0 P6		0-0 F8		3	0	0	0	1	0	3								
Charlie James, R OBP: 0.250, SLG: 0.370		0-3 K		0-0 F7			0-0 F9		0-0 1-6-3 2B 1B	4	1	1	0	0	1	1								
Curt Flood, R OBP: 0.306, SLG: 0.313		0-0 6-3			0-0 F8		0-0 5-3		0-0 1-6-3 1-2	4	0	0	0	0	0	1								
Hal Smith, R OBP: 0.270, SLG: 0.246			4-0 SH1-4 BB		0-0 WP 1B		0-3 K		0-0 6-3	3	0	1	0	1	1	1								
Bob Gibson, R OBP: 0.167, SLG: 0.182			0-0 SH1-4		0-3 K			1-0 1B 3B HBP	0-0 1B 2B	2	1	1	1	0	1	1								
Inning Stats	R: 0 E: 0 K: 1 S: 5	H: 0 LOB: 1 BB: 1 P: 9	R: 0 E: 0 K: 1 S: 5	H: 0 LOB: 0 BB: 0 P: 5	R: 0 E: 0 K: 1 S: 5	H: 0 LOB: 1 BB: 1 P: 9	R: 0 E: 0 K: 0 S: 2	H: 0 LOB: 1 BB: 2 P: 10	R: 0 E: 0 K: 1 S: 6	H: 1 LOB: 1 BB: 0 P: 6	R: 0 E: 1 K: 0 S: 4	H: 1 LOB: 1 BB: 0 P: 4	R: 0 E: 0 K: 1 S: 5	H: 0 LOB: 0 BB: 0 P: 5	R: 2 E: 0 K: 1 S: 7	H: 2 LOB: 2 BB: 0 P: 8	R: 1 E: 0 K: 1 S: 8	H: 3 LOB: 3 BB: 1 P: 12	1B: 5 2B: 1 3B: 1 HR: 0	SF: 0 SAC: 2 DP: 0 HBP: 1	WP: 3 PB: 0 SB: 0 CS: 1	PA: 39		
PITCHER	IP WLS BF H R ER SO BB IBB HBP BLK WP HR S P ERA WHIP	7.0 L 26 2 0 0 5 4 0 0 0 3 0 32 48 0.00 0.857	1.2 L 12 5 3 3 1 1 0 1 0 0 0 12 17 16.20 3.600	0.1 L 1 0 0 0 1 0 0 0 0 0 0 3 3 0.00 0.000																				

St. Louis Cardinals @ Chicago Cubs
Wrigley Field, Chicago, IL
Sun May 21 1961, 3:38 AM CDT
Att: 18,222 - Cloudy - 50 F

AB 31
R 3
H 7
RBI 3
BB 5
SO 7
LOB 19



Batter	1	2	3	4	5	6	7	8	9	AB	R	H	RBI	BB	SO	LOB	BOTTOM						
Al Heist, R OBP: 0.257, SLG: 0.250 Richie Ashburn, L OBP: 0.260, SLG: 0.212	0-3 K		0-3 K			4-0 4-3 SH3-4 BB		4-0 G5-4-3 BB		2	0	0	0	0	2	0							
Don Zimmer, R OBP: 0.313, SLG: 0.403	0-0 1-3 1B		4-0 S BB			0-0 SH3-4		0-0 G5-4-3		2	0	1	0	1	0	1							
George Altman, L OBP: 0.377, SLG: 0.571	0-0 1-3		0-0 P4			0-0 4-3		0-0 P6		4	0	0	0	0	0	3							
14 Ernie Banks, R OBP: 0.360, SLG: 0.529	0-0 L8			0-3 K		4-0 IBB			0-0 P4	3	0	0	0	1	1	1							
Ron Santo, R OBP: 0.378, SLG: 0.479		0-3 K		0-3 K		0-3 K			0-0 FC1-6 1B	4	0	1	0	0	3	2							
Billy Williams, L OBP: 0.265, SLG: 0.306		0-0 1B		0-0 F9			0-0 4-3 2B		0-0 FC1-6	4	0	2	0	0	0	1							
Ed Bouchee, L OBP: 0.371, SLG: 0.368		0-3 K			0-3 K		0-0 F5		0-3 K	4	0	0	0	0	3	3							
Sammy Taylor, L OBP: 0.233, SLG: 0.324		0-0 6-3			0-0 4-3		0-0 4-3			3	0	0	0	0	0	2							
Dick Drott, R OBP: 0.353, SLG: 0.289 Joe Schaffernoth, R OBP: 0.290, SLG: 0.242 Jim Brewer, L			0-3 K		0-3 K2-3		0-0 F7			2	0	0	0	0	2	0							
Inning Stats	R: 0 E: 0 K: 1 S: 6	H: 1 LOB: 1 BB: 0 P: 6	R: 0 E: 0 K: 2 S: 8	H: 1 LOB: 0 BB: 0 P: 8	R: 0 E: 0 K: 2 S: 7	H: 0 LOB: 1 BB: 1 P: 11	R: 0 E: 0 K: 2 S: 7	H: 0 LOB: 0 BB: 0 P: 7	R: 0 E: 0 K: 1 S: 5	H: 0 LOB: 2 BB: 2 P: 13	R: 0 E: 0 K: 0 S: 4	H: 1 LOB: 1 BB: 0 P: 4	R: 0 E: 0 K: 0 S: 2	H: 0 LOB: 0 BB: 1 P: 6	R: 0 E: 0 K: 1 S: 6	H: 1 LOB: 1 BB: 0 P: 6	1B: 3 2B: 1 3B: 0 HR: 0	SF: 0 SAC: 1 DP: 1 HBP: 0	WP: 0 PB: 0 SB: 1 CS: 0	PA: 34			
PITCHER	IP WLS BF H R ER SO BB IBB HBP BLK WP HR S P ERA WHIP	9.0 W 34 4 0 0 11 3 1 0 0 0 0 52 68 0.00 0.778																					

St. Louis Cardinals @ Chicago Cubs
Wrigley Field, Chicago, IL
Sun May 21 1961, 3:38 AM CDT
Att: 18,222 - Cloudy - 50 F

AB 29
R 0
H 4
RBI 0
BB 4
SO 11
LOB 14



Batter	1	2	3	4	5	6	7	8	9	10	AB	R	H	RBI	BB	SO	LOB	TOP	
Bobby Malkmus, R OBP: 0.222, SLG: 0.217 (1,4)	F8					P6		F8			5	0	2	1	0	0	0	Philadelphia Phillies @ Chicago Cubs Wrigley Field, Chicago, IL Tue May 23 1961, 3:33 AM CDT Att: 2,179 - Sunny - 50 F	
Choo-Choo Coleman, L OBP: 0.233, SLG: 0.214 Cal Neenan, R OBP: 0.321, SLG: 0.261 (1,2) (10,2)	G3		P6			L4			4-3	4-3	5	0	0	0	0	0	2		
Johnny Callison, L OBP: 0.396, SLG: 0.466 (1,7)	4-3			4-3				F7		F8	4	0	0	0	0	0	0		
Pancho Herrera, R OBP: 0.342, SLG: 0.386 (1,3)		F9		4-3				1B BB		1B HBP	2	0	0	0	1	0	0		
Tony Gonzalez, L OBP: 0.430, SLG: 0.457 (1,8)	4-3			F7				L7			4	0	1	0	0	0	1		
Ken Walters, R OBP: 0.388, SLG: 0.520 (1,9)		F7								1B	4	0	2	0	0	0	2		
Charley Smith, R OBP: 0.301, SLG: 0.403 (1,6)				E5 PB SH1-4		K		L4			4	2	1	0	0	1	3		
Jim Woods, R OBP: 0.278, SLG: 0.355 (1,5)				K		G6-4-3				4-3 SH2-4 3B	3	0	0	0	0	2	2		
Frank Sullivan, R Clay Dalrymple, L Chris Short, R (1,1) (10,PH) (10,1)				SH1-4				K		G3	2	0	0	1	0	1	0		
										4-3	1	0	0	0	0	0	1		
											0	0	0	0	0	0	0		
Inning Stats	R: 0 E: 0 K: 0 S: 3	H: 0 LOB: 0 BB: 0 P: 3	R: 0 E: 0 K: 0 S: 3	H: 0 LOB: 0 BB: 0 P: 3	R: 1 E: 1 K: 1 S: 7	H: 1 LOB: 1 BB: 0 P: 7	R: 0 E: 0 K: 0 S: 3	H: 0 LOB: 0 BB: 0 P: 3	R: 0 E: 0 K: 1 S: 5	H: 1 LOB: 2 BB: 1 P: 8	R: 0 E: 0 K: 1 S: 5	H: 0 LOB: 0 BB: 0 P: 5	R: 0 E: 0 K: 0 S: 4	H: 1 LOB: 2 BB: 0 P: 5	R: 1 E: 0 K: 0 S: 5	H: 2 LOB: 1 BB: 0 P: 5	1B: 5 2B: 0 3B: 1 HR: 0	SF: 0 SAC: 2 DP: 1 HBP: 1	WP: 0 PA: 38 PB: 1 SB: 0 CS: 0
PITCHER Glen Hobbie, R ERA: 3.91 (1,1)	IP 10.0	WLS L	BF 38	H 6	R 2	ER 1	SO 4	BB 1	IBB 0	HBP 1	BLK 0	WP 0	HR 0	S 44	P 49	ERA 0.90	WHIP 0.700		

Batter	1	2	3	4	5	6	7	8	9	10	AB	R	H	RBI	BB	SO	LOB	BOTTOM	
Don Zimmer, R OBP: 0.302, SLG: 0.388 (1,4)	4-3							F7			5	0	0	0	0	2	2	Philadelphia Phillies @ Chicago Cubs Wrigley Field, Chicago, IL Tue May 23 1961, 3:33 AM CDT Att: 2,179 - Sunny - 50 F	
Billy Williams, L OBP: 0.282, SLG: 0.333 (1,9)				4-3						F8	3	1	1	1	1	0	1		
Ron Santo, R OBP: 0.374, SLG: 0.472 (1,5)				5-3				P6			4	0	1	0	0	0	2		
14 Ernie Banks, R OBP: 0.357, SLG: 0.520 (1,7)											4	0	1	0	0	2	1		
George Altman, L OBP: 0.396, SLG: 0.556 (1,8)				FC6-4				G3			3	0	1	0	1	0	1		
Ed Baouche, L OBP: 0.351, SLG: 0.344 (1,3)											4	0	0	0	0	2	3		
Dick Bertell, R OBP: 0.326, SLG: 0.316 (1,2)				P4							4	0	0	0	0	0	1		
Jerry Kindall, R Mel Roach, R (1,6) (10,PH)											2	0	0	0	1	1	0		
Glen Hobbie, R George Freese, R Al Heist, R (1,1) (10,PH) (10,PR)											1	0	1	0	0	0	0		
											0	0	0	0	0	0	0		
Inning Stats	R: 1 E: 0 K: 1 S: 7	H: 2 LOB: 2 BB: 1 P: 11	R: 0 E: 0 K: 0 S: 3	H: 0 LOB: 0 BB: 1 P: 7	R: 0 E: 0 K: 0 S: 4	H: 1 LOB: 1 BB: 0 P: 4	R: 0 E: 0 K: 2 S: 7	H: 0 LOB: 0 BB: 0 P: 7	R: 0 E: 0 K: 1 S: 5	H: 0 LOB: 0 BB: 0 P: 5	R: 0 E: 0 K: 0 S: 2	H: 0 LOB: 0 BB: 0 P: 3	R: 0 E: 0 K: 0 S: 6	H: 1 LOB: 1 BB: 0 P: 6	R: 0 E: 0 K: 1 S: 6	H: 1 LOB: 1 BB: 0 P: 6	1B: 4 2B: 0 3B: 0 HR: 1	SF: 0 SAC: 1 DP: 1 HBP: 1	WP: 1 PA: 38 PB: 0 SB: 3 CS: 0
PITCHER Frank Sullivan, R Chris Short, L (1,1) (10,1)	IP 9.0	WLS W	BF 34	H 4	R 1	ER 1	SO 6	BB 3	IBB 0	HBP 1	BLK 0	WP 1	HR 1	S 42	P 55	ERA 1.00	WHIP 0.778		

Batter	1	2	3	4	5	6	7	8	9	AB	R	H	RBI	BB	SO	LOB	TOP								
Bill Virdon, L OBP: 0.380, SLG: 0.509 (1, 8)										4	1	2	1	1	1	1	Pittsburgh Pirates @ Chicago Cubs Wrigley Field, Chicago, IL Wed May 24 1961, 3:33 AM CDT Att: 5,573 - Sunny - 70 F								
Dick Groat, R OBP: 0.329, SLG: 0.369 (1, 6)										5	1	1	0	0	0	4									
Roberto Clemente, R OBP: 0.366, SLG: 0.529 (1, 9)										4	2	2	4	0	1	0									
Dick Stuart, R OBP: 0.356, SLG: 0.591 (1, 3)										4	2	2	1	0	1	0									
Gino Cimoli, R OBP: 0.375, SLG: 0.433 (1, 7)										4	0	1	1	0	0	0									
Don Hoak, R OBP: 0.388, SLG: 0.418 (1, 5)										3	0	2	0	0	0	0									
Dick Schofield, S OBP: 0.250, SLG: 0.286 (6, PR)										1	0	0	0	0	0	1									
Hal Smith, R OBP: 0.172, SLG: 0.196 (1, 2)										4	0	0	0	0	0	3									
Bill Mazerowski, R OBP: 0.264, SLG: 0.322 (1, 4)										3	1	0	0	1	0	1									
Vinegar Bend Mizell, R OBP: 0.250, SLG: 0.200 (7, 1)										2	0	0	0	0	0	1									
Inning Stats	R: 0 E: 0 K: 1 S: 5	H: 1 LOB: 0 BB: 0 P: 5	R: 1 E: 0 K: 0 S: 5	H: 2 LOB: 1 BB: 0 P: 5	R: 0 E: 0 K: 1 S: 5	H: 0 LOB: 0 BB: 0 P: 5	R: 1 E: 0 K: 1 S: 6	H: 1 LOB: 0 BB: 0 P: 6	R: 4 E: 0 K: 0 S: 6	H: 3 LOB: 0 BB: 1 P: 10	R: 0 E: 0 K: 0 S: 3	H: 1 LOB: 1 BB: 0 P: 3	R: 0 E: 1 K: 0 S: 3	H: 0 LOB: 1 BB: 1 P: 7	R: 1 E: 0 K: 0 S: 5	H: 2 LOB: 1 BB: 0 P: 5	R: 0 E: 0 K: 0 S: 4	H: 1 LOB: 1 BB: 0 P: 4	1B: 5 2B: 1 3B: 2 HR: 3	SF: 0 SAC: 1 DP: 3 HBP: 0	WP: 1 PB: 0 SB: 0 CS: 0	PA: 38			
PITCHER	IP	WLS	BF	H	R	ER	SO	BB	IBB	HBP	BLK	WP	HR	S	P	ERA	WHIP								
Dick Ellsworth, L ERA: 5.15 (1, 1)	5.0	L	22	7	6	6	3	1	0	0	0	1	2	27	31	10.80	1.600								
Bob Anderson, R ERA: 4.71 (6, 1)	2.0		7	1	0	0	0	0	1	0	0	0	0	6	10	0.00	0.500								
Mel Wright, R ERA: 5.79 (8, 1)	2.0		9	3	1	1	0	0	0	0	0	0	1	9	9	4.50	1.500								

AB 35
R 7
H 11
RBI 7
BB 2
SO 3
LOB 11



Batter	1	2	3	4	5	6	7	8	9	AB	R	H	RBI	BB	SO	LOB	BOTTOM								
Jerry Kindall, R OBP: 0.200, SLG: 0.444 (1, 6)										4	1	1	1	0	2	1	Pittsburgh Pirates @ Chicago Cubs Wrigley Field, Chicago, IL Wed May 24 1961, 3:33 AM CDT Att: 5,573 - Sunny - 70 F								
Bob Will, L OBP: 0.346, SLG: 0.283 (9, PH)										1	0	0	0	0	0	0									
Billy Williams, L OBP: 0.283, SLG: 0.364 (1, 9)										4	1	2	1	0	1	0									
Ron Santo, R OBP: 0.376, SLG: 0.472 (1, 5)										4	0	2	1	0	0	0									
14 Ernie Banks, R OBP: 0.354, SLG: 0.512 (1, 7)										4	0	1	0	0	1	2									
George Altman, L OBP: 0.377, SLG: 0.536 (1, 8)										4	0	1	0	0	0	2									
Don Zimmer, R OBP: 0.307, SLG: 0.392 (1, 4)										4	0	2	0	0	0	0									
Mel Roach, R OBP: 0.222, SLG: 0.182 (1, 3)										3	0	0	0	0	0	3									
Ed Bouchee, L OBP: 0.347, SLG: 0.339 (6, PH)										1	0	0	0	0	0	0									
Dick Bertell, R OBP: 0.333, SLG: 0.325 (1, 2)										4	1	2	0	0	1	1									
Dick Ellsworth, L (1, 1)										2	0	0	0	0	1	1									
Bob Anderson, R OBP: 0.250, SLG: 0.250 (6, 1)										0	0	0	0	0	0	0									
Al Heist, P OBP: 0.255, SLG: 0.247 (7, PH)										1	0	0	0	0	0	1									
Mel Wright, R (8, 1)										0	0	0	0	0	0	0									
Richie Ashburn, L OBP: 0.257, SLG: 0.209 (9, PH)										1	0	0	0	0	0	0									
Inning Stats	R: 1 E: 0 K: 1 S: 6	H: 1 LOB: 0 BB: 0 P: 6	R: 0 E: 1 K: 1 S: 6	H: 1 LOB: 1 BB: 0 P: 6	R: 1 E: 0 K: 2 S: 10	H: 3 LOB: 2 BB: 0 P: 10	R: 0 E: 0 K: 0 S: 4	H: 1 LOB: 1 BB: 0 P: 4	R: 0 E: 0 K: 0 S: 3	H: 0 LOB: 0 BB: 0 P: 3	R: 0 E: 0 K: 0 S: 4	H: 2 LOB: 1 BB: 0 P: 4	R: 1 E: 0 K: 2 S: 10	H: 3 LOB: 2 BB: 0 P: 10	R: 0 E: 0 K: 0 S: 3	H: 0 LOB: 0 BB: 0 P: 3	R: 0 E: 0 K: 0 S: 3	H: 0 LOB: 0 BB: 0 P: 3	1B: 9 2B: 0 3B: 0 HR: 2	SF: 0 SAC: 0 DP: 1 HBP: 0	WP: 0 PB: 0 SB: 0 CS: 0	PA: 37			
PITCHER	IP	WLS	BF	H	R	ER	SO	BB	IBB	HBP	BLK	WP	HR	S	P	ERA	WHIP								
Vinegar Bend Mizell, L ERA: 3.97 (1, 1)	6.2	W	30	11	3	3	5	0	0	0	0	0	2	40	40	4.05	1.650								
Clem Labine, R ERA: 1.33 (7, 1)	2.1	S	7	0	0	0	1	0	0	0	0	0	0	9	9	0.00	0.000								

AB 37
R 3
H 11
RBI 3
BB 0
SO 6
LOB 11



Batter	1	2	3	4	5	6	7	8	9	10	11	12	13	AB	R	H	RBI	BB	SO	LOB	TOP					
Felipe Alou, R OBP: 0.341, SLG: 0.453	K		F9		F5			F8 1B		CS 1B			E 1B	6	1	3	0	0	1	1						
Harvey Kuenn, R OBP: 0.250, SLG: 0.380 Jim Davenport, R OBP: 0.409, SLG: 0.519	6-3		4-3			K		1B		CS	G4-3		E9 1B	5	0	2	2	1	1	1						
Wille Mays, R OBP: 0.399, SLG: 0.544	CS 1B				F9			F8			G4-3		P6 1B	6	0	2	0	0	0	4						
Wille McCovey, L OBP: 0.290, SLG: 0.398	CS	4-3			1B 1B			L3			4-3		F8	6	0	1	0	0	0	4						
Orlando Cepeda, R OBP: 0.322, SLG: 0.571								G6-4-3			5-3		K	3	0	0	0	2	2	1						
Ed Bailey, L OBP: 0.319, SLG: 0.385								G6-4-3			5-3		P6	5	0	1	0	0	0	2						
Chuck Hiller, L OBP: 0.265, SLG: 0.262 Billy O'Dell, S								4-3					5-3	4	0	1	0	0	1	3						
Sam Jones, R OBP: 0.250, SLG: 0.333 Eddie Fisher, R OBP: 0.167, SLG: 0.333	6-3							4-3			CS 1B			1	0	0	0	0	0	0						
Jose Pagan, R OBP: 0.266, SLG: 0.359								1-3			CS		E5	5	0	1	0	0	0	0						
Juan Marichal, R OBP: 0.231, SLG: 0.167 Maty Alou, L OBP: 0.250, SLG: 0.632 Bobby Bolin, R OBP: 0.333, SLG: 0.333 Joey Amalfitano, R OBP: 0.275, SLG: 0.243			SH3 1B					1-3					FC1-6	1	0	0	0	0	0	0						
			SH3					1B					FC1-6	1	1	1	0	0	0	0						
			1-2					1B					1B	2	1	0	0	0	1	1						
Inning Stats	R: 0 E: 0 K: 1 S: 5	H: 1 LOB: 0 BB: 0 P: 5	R: 0 E: 0 K: 0 S: 3	H: 0 LOB: 1 BB: 1 P: 7	R: 0 E: 0 K: 0 S: 4	H: 1 LOB: 1 BB: 4 P: 6	R: 0 E: 0 K: 2 S: 9	H: 2 LOB: 2 BB: 0 P: 9	R: 0 E: 0 K: 0 S: 3	H: 0 LOB: 0 BB: 0 P: 3	R: 0 E: 0 K: 1 S: 5	H: 1 LOB: 0 BB: 0 P: 5	R: 0 E: 0 K: 0 S: 2	H: 0 LOB: 0 BB: 1 P: 6	R: 0 E: 0 K: 1 S: 5	H: 1 LOB: 0 BB: 0 P: 5	R: 0 E: 0 K: 0 S: 5	H: 0 LOB: 0 BB: 0 P: 5	R: 2 E: 2 K: 0 S: 6	H: 2 LOB: 1 BB: 0 P: 6	1B: 11 2B: 1 3B: 0 HR: 0	SF: 0 SAC: 1 DP: 2 HBP: 0	W/P: 0 P/B: 0 SB: 1 CS: 4			
PITCHER	IP 7.1	WLS 29	BF 8	H 1	ER 1	SO 4	BB 2	IBB 0	HBP 0	BLK 0	WP 0	HR 0	S 35	P 43	ERA 1.23	WHIP 1.364										
Don Cardwell, R ERA: 3.4																										
Don Elston, R ERA: 2.43																										

San Francisco Giants @ Chicago Cubs
Wrigley Field, Chicago, IL
Fri May 26 1961, 3:33 AM CDT
Att. 1,286 - Sunny - 45 F

AB 45
R 3
H 12
RBI 2
BB 3
SO 6
LOB 17



Batter	1	2	3	4	5	6	7	8	9	10	11	12	13	AB	R	H	RBI	BB	SO	LOB	BOTTOM					
Jerry Kindall, R OBP: 0.133, SLG: 0.286 Sammy Taylor, L OBP: 0.227, SLG: 0.316	F7		P3			K		FC6			6-3		K	5	0	0	0	1	2							
Billy Williams, L OBP: 0.306, SLG: 0.387	G3					14 8-4		1B			BB		2B 1B	6	1	4	0	0	1	0						
Ron Santo, R OBP: 0.376, SLG: 0.470	P6					P6		F8			P6		2B	5	0	1	1	1	0	2						
14 Ernie Banks, R OBP: 0.367, SLG: 0.519						8-4		2B 2B			FC3-6		F8	4	1	2	0	2	0	3						
George Altman, L OBP: 0.391, SLG: 0.552 George Fosse, R OBP: 0.429, SLG: 0.333 Bob Will, L OBP: 0.340, SLG: 0.277 Al Heist, R OBP: 0.250, SLG: 0.242						2-6		1B			FC3-6		IBB	2	0	1	1	1	1	1						
						K		F7			FC3-6		F9	2	0	0	0	0	0	0						
						BB		2B			1-2		K	1	0	0	0	0	0	2						
Don Zimmer, R OBP: 0.297, SLG: 0.378						F9		F7			F7		P5	5	0	0	0	0	0	5						
Ed Bouchee, L OBP: 0.325, SLG: 0.313						2-6		K			F9		P6	5	0	0	0	0	3	0						
						1-2		K					K													
Dick Bertell, R OBP: 0.316, SLG: 0.307						5-3		K			P4		K	5	0	0	0	0	2	0						
								P4			P4		K													
Don Cardwell, R OBP: 0.143, SLG: 0.333 Don Elston, R OBP: 0.200, SLG: 0.200 Riche Ashburn, L OBP: 0.253, SLG: 0.206						K		FC6			K		F7	2	0	1	0	0	1	0						
						1B		1B						2	0	1	0	0	1	0						
								1B						1	0	0	0	0	0	0						
Inning Stats	R: 0 E: 0 K: 0 S: 3	H: 0 LOB: 0 BB: 0 P: 3	R: 0 E: 0 K: 1 S: 5	H: 1 LOB: 1 BB: 0 P: 5	R: 0 E: 0 K: 1 S: 6	H: 1 LOB: 1 BB: 0 P: 6	R: 0 E: 0 K: 3 S: 9	H: 0 LOB: 0 BB: 0 P: 9	R: 1 E: 0 K: 1 S: 7	H: 2 LOB: 1 BB: 0 P: 7	R: 0 E: 0 K: 3 S: 6	H: 1 LOB: 1 BB: 0 P: 6	R: 0 E: 0 K: 0 S: 4	H: 0 LOB: 0 BB: 0 P: 5	R: 0 E: 0 K: 1 S: 5	H: 1 LOB: 2 BB: 1 P: 10	R: 0 E: 0 K: 1 S: 5	H: 0 LOB: 0 BB: 0 P: 5	R: 1 E: 0 K: 1 S: 7	H: 2 LOB: 2 BB: 1 P: 11	1B: 6 2B: 5 3B: 0 HR: 0	SF: 0 SAC: 0 DP: 1 HBP: 0	W/P: 0 P/B: 0 SB: 0 CS: 0			
PITCHER	IP 7.0	WLS 25	BF 5	H 1	ER 1	SO 7	BB 1	IBB 0	HBP 0	BLK 0	WP 0	HR 0	S 37	P 41	ERA 1.29	WHIP 0.857										
Juan Marichal, R ERA: 3.32																										
Bobby Bolin, R ERA: 0.63																										
Billy O'Dell, L ERA: 5.3																										
Sam Jones, R ERA: 4.25																										
Eddie Fisher, R ERA: 2.78																										

San Francisco Giants @ Chicago Cubs
Wrigley Field, Chicago, IL
Fri May 26 1961, 3:33 AM CDT
Att. 1,286 - Sunny - 45 F

AB 46
R 2
H 10
RBI 2
BB 4
SO 12
LOB 19



Batter	1	2	3	4	5	6	7	8	9	AB	R	H	RBI	BB	SO	LOB	TOP				
Felipe Alou, R OBP: 0.343, SLG: 0.451 (1, 9)	6-3		F8			6-3				5	0	2	0	0	0	3	San Francisco Giants @ Chicago Cubs Wrigley Field, Chicago, IL Sat May 27 1961, 3:33 AM CDT Att: 9,818 - Sunny -67 F				
Harvey Kuenn, R OBP: 0.350, SLG: 0.375 Matty Alou, L OBP: 0.522, SLG: 0.600 (1, 5) (7, 7)	F9			HR	P6		3-1	F8		4	1	1	0	0	0	1					
Willie Mays, R OBP: 0.405, SLG: 0.564 (1, 8)	F9			HR					4-3	4	3	2	2	1	0	0					
Willie McCovey, L OBP: 0.256, SLG: 0.411 (1, 3)		P6			SF8				3-1	4	2	1	0	1	1	1					
Orlando Cepeda, R OBP: 0.320, SLG: 0.583 Jim Davenport, R OBP: 0.404, SLG: 0.513 (1, 7) (7, 5)	P4			5-3		E6			5-3	4	2	1	2	0	0	3					
Ed Bailey, L OBP: 0.309, SLG: 0.378 (1, 2)	P6			SF8		SF4				2	0	0	2	0	0	0					
Chuck Hiller, L OBP: 0.264, SLG: 0.255 (1, 4)			1-3	L3		G3				3	0	0	0	1	0	1					
Jose Pagan, R OBP: 0.284, SLG: 0.354 (1, 6)			F7					FC4-6		4	0	1	1	0	0	1					
Billy Loes, R OBP: 0.211, SLG: 0.118 Stu Miller, R (8, 1)								FC3-6		3	0	1	0	1	1	1					
Inning Stats	R: 0 E: 0 K: 0 S: 3	H: 0 LOB: 0 BB: 0 P: 3	R: 0 E: 0 K: 0 S: 3	H: 0 LOB: 0 BB: 0 P: 3	R: 0 E: 0 K: 0 S: 4	H: 1 LOB: 1 BB: 0 P: 4	R: 3 E: 0 K: 0 S: 6	H: 3 LOB: 0 BB: 0 P: 6	R: 0 E: 0 K: 1 S: 6	H: 1 LOB: 1 BB: 0 P: 6	R: 3 E: 2 K: 0 S: 5	H: 1 LOB: 2 BB: 3 P: 17	R: 2 E: 0 K: 1 S: 7	H: 2 LOB: 0 BB: 0 P: 7	R: 0 E: 0 K: 0 S: 4	H: 1 LOB: 2 BB: 1 P: 8		R: 0 E: 0 K: 0 S: 3	H: 0 LOB: 0 BB: 0 P: 3	1B: 6 2B: 0 3B: 1 HR: 2	SF: 2 SAC: 0 DP: 0 HBP: 0
PITCHER	IP	WLS	BF	H	R	ER	SO	BB	IBB	HBP	BLK	WP	HR	S	P	ERA	WHIP				
Dick Drott, R ERA: 2.45 (1, 1)	5.2	L	27	6	6	4	1	3	0	0	0	0	1	26	38	6.35	1.588				
Bob Anderson, R ERA: 5.02 (6, 1)	1.1		6	2	2	2	1	0	0	0	0	0	1	8	8	13.50	1.500				
Jim Brewer, L ERA: 3.68 (8, 1)	2.0		8	1	0	0	0	1	0	0	0	0	0	7	11	0.00	1.000				

Batter	1	2	3	4	5	6	7	8	9	AB	R	H	RBI	BB	SO	LOB	BOTTOM				
Jerry Kindall, R OBP: 0.150, SLG: 0.421 (1, 6)	HR		L6							5	1	1	1	0	2	2	San Francisco Giants @ Chicago Cubs Wrigley Field, Chicago, IL Sat May 27 1961, 3:33 AM CDT Att: 9,818 - Sunny -67 F				
Billy Williams, L OBP: 0.297, SLG: 0.375 (1, 9)	F9		4-3		5-3			G3		4	0	0	0	0	0	1					
Ron Santo, R OBP: 0.379, SLG: 0.493 (1, 5)	4-3			HR						4	1	2	1	0	1	1					
14 Ernie Banks, R OBP: 0.357, SLG: 0.504 (1, 7)	F8		F7							4	0	0	0	0	0	1					
George Altman, L OBP: 0.382, SLG: 0.548 (1, 8)		3-1			4-3					4	0	1	0	0	1	2					
Don Zimmer, R OBP: 0.296, SLG: 0.382 (1, 4)					F9					4	0	1	0	0	1	3					
Ed Bouchee, L OBP: 0.321, SLG: 0.300 (1, 3)					F9					3	0	0	0	0	1	2					
Dick Bertell, R OBP: 0.303, SLG: 0.293 (1, 2)		FC5			F9					4	0	0	0	0	1	2					
Dick Drott, R OBP: 0.167, SLG: 0.500 Bob Anderson, R OBP: 0.250, SLG: 0.250 Richie Ashburn, L OBP: 0.250, SLG: 0.203 Jim Brewer, L (8, 1) Bob Will, L OBP: 0.392, SLG: 0.313 (8, PH)			1-3							2	0	1	0	0	0	2					
Inning Stats	R: 1 E: 0 K: 0 S: 4	H: 1 LOB: 2 BB: 0 P: 4	R: 0 E: 1 K: 1 S: 6	H: 0 LOB: 2 BB: 0 P: 7	R: 1 E: 0 K: 0 S: 4	H: 1 LOB: 1 BB: 0 P: 4	R: 0 E: 0 K: 0 S: 4	H: 1 LOB: 1 BB: 0 P: 4	R: 0 E: 0 K: 2 S: 8	H: 1 LOB: 1 BB: 0 P: 8	R: 0 E: 0 K: 1 S: 6	H: 1 LOB: 1 BB: 0 P: 6	R: 0 E: 0 K: 0 S: 3	H: 0 LOB: 0 BB: 0 P: 3	R: 0 E: 1 K: 1 S: 7	H: 1 LOB: 2 BB: 0 P: 7		R: 0 E: 0 K: 2 S: 8	H: 1 LOB: 1 BB: 0 P: 8	1B: 1 2B: 3 3B: 1 HR: 2	SF: 0 SAC: 0 DP: 0 HBP: 1
PITCHER	IP	WLS	BF	H	R	ER	SO	BB	IBB	HBP	BLK	WP	HR	S	P	ERA	WHIP				
Billy Loes, R ERA: 3.95 (1, 1)	7.1	W	31	6	2	2	4	0	0	0	0	0	0	12	12	0.00	0.600				
Stu Miller, R ERA: 2.0 (8, 1)	1.2	S	6	1	0	0	3	0	0	0	0	0	0	12	12	0.00	0.600				

Batter	1	2	3	4	5	6	7	8	9	AB	R	H	RBI	BB	SO	LOB	TOP								
Felipe Alou, R OBP: 0.340, SLG: 0.445 (1, 9)	0-0 6-3		0-0 P3			0-0 P6		0-0 4-3 1B		4	0	1	0	0	0	1									
Harvey Kuenn, R OBP: 0.339, SLG: 0.361 Jim Davenport, R OBP: 0.404, SLG: 0.513 (1, 5) (9, 5)	0-0 6-3			0-0 1-3		0-0 P4		0-0 4-3 1-2		4	0	0	0	0	0	1									
Willie Mays, R OBP: 0.395, SLG: 0.549 (1, 8)	0-0 L4			0-3 K				0-0 6-3 P5		4	0	0	0	0	1	1									
Willie McCovey, L OBP: 0.256, SLG: 0.405 (1, 3)		0-0 4-3		0-3 K				0-0 BB 1B 1B		4	1	1	0	0	1	0									
Orlando Cepeda, R OBP: 0.318, SLG: 0.595 (1, 7)		0-0 F9				0-0 HR		0-0 L7		4	1	1	1	0	0	1									
Hobie Landrith, L OBP: 0.400, SLG: 0.385 Eddie Bressoud, R OBP: 0.161, SLG: 0.300 Tom Haller, L OBP: 0.273, SLG: 0.306 (1, 2) (9, PH) (9, 2)		0-0 L9				0-0 P6		4-0 BB 1B E BB		2	1	0	0	1	0	0									
Chuck Hiller, L OBP: 0.256, SLG: 0.257 Joey Amalfitano, R OBP: 0.293, SLG: 0.316 (1, 4) (9, PH) (9, 4)			0-0 1-6-3			0-0 L6		0-0 E2 1B 1B		3	1	1	1	0	0	0									
Jose Pagan, R OBP: 0.302, SLG: 0.370 (1, 6)						0-0 F8		0-0 1B 3H		4	0	3	2	0	0	0									
Jack Sanford, R OBP: 0.053, SLG: 0.053 Stu Miller, R Bobby Bolin, R OBP: 0.333, SLG: 0.333 (1, 1) (8, 1) (9, 1)						0-0 1-3 1-2		0-0 6-3		3	0	0	0	0	0	1									
Inning Stats	R: 0 E: 0 K: 0 S: 3	H: 0 LOB: 0 BB: 0 P: 3	R: 0 E: 0 K: 0 S: 3	H: 0 LOB: 0 BB: 0 P: 3	R: 0 E: 0 K: 0 S: 4	H: 1 LOB: 1 BB: 0 P: 4	R: 0 E: 0 K: 2 S: 7	H: 0 LOB: 0 BB: 0 P: 7	R: 1 E: 0 K: 0 S: 4	H: 1 LOB: 0 BB: 0 P: 4	R: 0 E: 0 K: 0 S: 3	H: 0 LOB: 0 BB: 0 P: 3	R: 3 E: 1 K: 0 S: 5	H: 3 LOB: 1 BB: 1 P: 9	R: 0 E: 0 K: 0 S: 4	H: 1 LOB: 1 BB: 0 P: 4	R: 2 E: 0 K: 0 S: 6	H: 3 LOB: 1 BB: 0 P: 6	1B: 6 2B: 1 3B: 1 HR: 1	SF: 0 SAC: 0 DP: 0 HBP: 0	WP: 0 PB: 0 SB: 1 CS: 0	PA: 36			
PITCHER	IP	WLS	BF	H	R	ER	SO	BB	IBB	HBP	BLK	WP	HR	S	P	ERA	WHIP								
Glen Hobbie, R ERA: 3.97 Jim Brewer, L ERA: 4.7 Joe Schaffernoth, R ERA: 6.19 (1, 1) (9, 1) (9, 1)	8.0		30	6	4	4	2	1	0	0	0	0	1	33	37	4.50	0.875								

San Francisco Giants @ Chicago Cubs
Wrigley Field, Chicago, IL
Sun May 28 1961, 3:33 AM CDT
Att: 13,309 - Cloudy - 69 F

AB 35
R 6
H 9
RBI 5
BB 1
SO 2
LOB 6



Batter	1	2	3	4	5	6	7	8	9	AB	R	H	RBI	BB	SO	LOB	BOTTOM								
Richie Ashburn, L OBP: 0.275, SLG: 0.222 (1, 8)	4-0 L4-3 BB		0-0 1-2 1B			0-0 F9		0-0 14 HR 1B		3	1	2	0	1	0	0									
Bob Will, L OBP: 0.345, SLG: 0.294 (1, 9)	0-0 P6		4-0 1-2 2-3 BB			0-0 F7		0-0 L7		3	0	0	0	1	0	3									
Ron Santo, R OBP: 0.382, SLG: 0.489 (1, 5)	0-0 L4-3 1-2		0-0 4-3			0-0 1B		4-0 14 HR 2-3 BB		3	1	1	0	1	0	4									
14 Ernie Banks, R OBP: 0.354, SLG: 0.518 (1, 7)		0-0 P5		0-0 G3		0-0 P5		0-0 HR		4	1	1	4	0	0	1									
George Altman, L OBP: 0.389, SLG: 0.538 Jim Brewer, L Joe Schaffernoth, R (1, 3) (9, 1) (9, 1)		0-0 4-3		4-0 G4-6-3 BB		0-0 G6-4-3 1B		0-0 G1		3	0	1	0	1	0	0									
Sammy Taylor, L OBP: 0.208, SLG: 0.286 (1, 2)		0-3 K		0-0 G4-6-3 1-2		0-0 P6		0-0 3-1		4	0	0	0	0	1	2									
Don Zimmer, R OBP: 0.289, SLG: 0.372 (1, 4)			0-0 L8			0-0 F8		0-0 G6-4-3 1-2		4	0	0	0	0	1	1									
Jerry Kindall, R OBP: 0.136, SLG: 0.381 Ed Bouchee, L OBP: 0.337, SLG: 0.352 (1, 6) (8, PH) (9, 3)			0-3 K			0-0 F7		4-0 BB 14 HR 1B BB		2	0	0	0	0	1	0									
Glen Hobbie, R OBP: 0.154, SLG: 0.087 Billy Williams, L OBP: 0.295, SLG: 0.372 Andre Rodgers, R OBP: 0.250, SLG: 0.320 (1, 1) (8, PH) (9, 6)			4-0 BB 1B BB			0-0 4-3		0-0 L7		1	0	0	0	1	0	0									
Inning Stats	R: 0 E: 0 K: 0 S: 2	H: 0 LOB: 1 BB: 1 P: 6	R: 0 E: 0 K: 1 S: 5	H: 0 LOB: 0 BB: 0 P: 5	R: 0 E: 0 K: 1 S: 6	H: 1 LOB: 2 BB: 2 P: 14	R: 0 E: 0 K: 0 S: 2	H: 0 LOB: 0 BB: 1 P: 6	R: 0 E: 0 K: 0 S: 3	H: 0 LOB: 0 BB: 0 P: 3	R: 0 E: 0 K: 0 S: 4	H: 1 LOB: 1 BB: 0 P: 4	R: 0 E: 0 K: 0 S: 3	H: 1 LOB: 0 BB: 0 P: 3	R: 4 E: 0 K: 0 S: 5	H: 2 LOB: 2 BB: 2 P: 13	R: 1 E: 0 K: 2 S: 8	H: 1 LOB: 0 BB: 0 P: 8	1B: 4 2B: 1 3B: 0 HR: 2	SF: 0 SAC: 0 DP: 3 HBP: 0	WP: 0 PB: 0 SB: 0 CS: 0	PA: 36			
PITCHER	IP	WLS	BF	H	R	ER	SO	BB	IBB	HBP	BLK	WP	HR	S	P	ERA	WHIP								
Jack Sanford, R ERA: 3.99 Stu Miller, R ERA: 2.54 Bobby Bolin, R ERA: 0.61 (1, 1) (8, 1) (9, 1)	7.2		30	4	3	3	2	6	0	0	0	0	0	28	52	3.52	1.304								

San Francisco Giants @ Chicago Cubs
Wrigley Field, Chicago, IL
Sun May 28 1961, 3:33 AM CDT
Att: 13,309 - Cloudy - 69 F

AB 30
R 5
H 6
RBI 5
BB 6
SO 4
LOB 12



Batter	1	2	3	4	5	6	7	8	9	AB	R	H	RBI	BB	SO	LOB	TOP								
Richie Ashburn, L (1, 8) OBP: 0.282, SLG: 0.234	F7		4-3		P3		E 1B 1B		FC6-4 1B	5	1	2	0	0	0	0	Chicago Cubs @ Pittsburgh Pirates Forbes Field, Pittsburgh, PA Tue May 30 1961, 3:33 AM EDT Sunny - 70 F								
Al Heist, R (9, 8) OBP: 0.250, SLG: 0.242	K		5-3		K		E9 1B		FC6-4 G6-4-3 1-2f	5	1	1	0	0	2	1									
Don Zimmer, R (1, 4) OBP: 0.287, SLG: 0.366	K		5-3		K		E9 1B		FC6-4 G6-4-3 1-2f	4	1	2	2	1	0	1									
Ron Santo, R (1, 5) OBP: 0.389, SLG: 0.490	E5 14 2B		FC6-4 BB		8-5 14 1B		14 2B 2-H 3-H		G6-4-3 1-2f	4	0	3	1	0	0	1									
14 Ernie Banks, R (1, 7) OBP: 0.364, SLG: 0.538	2B		FC6-4 1-2f		8-5 1B		4-3 1-H		2B	4	0	0	0	0	0	5									
George Altman, L (1, 3) OBP: 0.368, SLG: 0.507	4-3		FC6-4 1-2f		8-5 1B		4-3 2B		4-3	4	0	0	0	0	0	5									
Andre Rodgers, R (1, 9) OBP: 0.290, SLG: 0.444			P4		HR		3-1		3-1	2	1	1	1	1	0	0									
Ed Bouchee, L (7, PH) OBP: 0.333, SLG: 0.347			P4		HR		3-1		3-1	1	0	0	0	0	0	1									
Dick Bertell, R (1, 2) OBP: 0.291, SLG: 0.281	L9		F8		F8		1-3		1-3	4	0	0	0	0	0	2									
Jerry Kindall, R (1, 6) OBP: 0.192, SLG: 0.560	2B		P6		P6		HR		P2	4	1	2	1	0	0	0									
Dick Ellsworth, L (1, 1) OBP: 0.167, SLG: 0.167	6-3		6-3		6-3		3-1		6-3	3	0	0	0	0	0	1									
Don Elston, R (7, 1) OBP: 0.167, SLG: 0.167	6-3		6-3		6-3		3-1		6-3	1	0	0	0	0	0	0									
Inning Stats	R: 0 E: 1 K: 1 S: 7	H: 1 LOB: 2 BB: 0 P: 7	R: 0 E: 0 K: 0 S: 4	H: 1 LOB: 1 BB: 0 P: 4	R: 0 E: 0 K: 0 S: 3	H: 0 LOB: 1 BB: 1 P: 7	R: 1 E: 0 K: 0 S: 4	H: 1 LOB: 0 BB: 0 P: 4	R: 0 E: 0 K: 1 S: 5	H: 0 LOB: 0 BB: 0 P: 5	R: 0 E: 0 K: 0 S: 4	H: 2 LOB: 2 BB: 1 P: 8	R: 4 E: 1 K: 0 S: 8	H: 5 LOB: 1 BB: 0 P: 8	R: 0 E: 0 K: 0 S: 3	H: 0 LOB: 0 BB: 0 P: 3	R: 0 E: 0 K: 0 S: 3	H: 1 LOB: 0 BB: 0 P: 3	1B: 6 2B: 4 3B: 0 HR: 2	SF: 0 SAC: 0 DP: 2 HBP: 0	WP: 0 PB: 0 SB: 0 CS: 0	PA: 39			
PITCHER	IP	WLS	BF	H	R	ER	SO	BB	IBB	HBP	BLK	WP	HR	S	P	ERA	WHIP								
Vinegar Bend Mizell, L (1, 1) ERA: 3.86	6.1	L	29	8	4	4	2	1	1	0	0	0	2	31	39	5.68	1.421								
Clem Labine, R (7, PH) ERA: 2.19	0.2		4	2	1	1	0	0	0	0	0	0	0	4	4	13.50	3.000								
Roy Face, R (8, 1) ERA: 1.82	1.0		3	0	0	0	0	0	0	0	0	0	0	3	3	0.00	0.000								
Bobby Shantz, L (9, 1) ERA: 2.08	1.0		3	1	0	0	0	0	0	0	0	0	0	3	3	0.00	1.000								

AB	37
R	5
H	11
RBI	5
BB	2
SO	2
LOB	12



Batter	1	2	3	4	5	6	7	8	9	AB	R	H	RBI	BB	SO	LOB	BOTTOM								
Bill Virdon, L (1, 8) OBP: 0.362, SLG: 0.485	K		2-3		FC6-4 1B		1-3 2-H 3-H		K	5	0	2	2	0	2	3	Chicago Cubs @ Pittsburgh Pirates Forbes Field, Pittsburgh, PA Tue May 30 1961, 3:33 AM EDT Sunny - 70 F								
Dick Groat, R (1, 6) OBP: 0.337, SLG: 0.398	1B		FC6-4 1-2f		BB 1B		P6		F8	5	0	2	0	0	0	7									
Roberto Clemente, R (1, 9) OBP: 0.354, SLG: 0.597	G1-6-3 1B		F9		1-2f		BB		L3	4	0	0	0	1	1	4									
Dick Stuart, R (1, 3) OBP: 0.364, SLG: 0.602	G5-4-3 1B		F9		4-0 G4-6-3 BB		K2-3		K	3	0	1	0	1	2	3									
Gino Cimoli, R (1, 7) OBP: 0.349, SLG: 0.415	G5-4-3 1B		G4-6-3 1-2f		G4-6-3		F9		G3-6-1 1B	3	0	1	0	0	0	2									
Smoky Burgess, L (8, 2) OBP: 0.361, SLG: 0.427	G5-4-3 1B		G4-6-3 1-2f		G4-6-3		F9		G3-6-1 1B	1	0	1	0	0	0	0									
Don Hoak, R (1, 5) OBP: 0.408, SLG: 0.435	G5-4-3 1-2f 2-3		G5-4-3 1B		E6 2B		HBP 1B 2B		P2	4	2	1	0	0	0	3									
Hal Smith, R (1, 2) OBP: 0.224, SLG: 0.308	L7		L7		L7		G3-6-1 2B		G3-6-1 2B	3	0	2	1	0	0	0									
Gene Baker, R (7, PR) OBP: 0.333, SLG: 0.111	L7		L7		L7		G3-6-1 2B		G3-6-1 2B	0	1	0	0	0	0	0									
Roy Face, R (8, 1) OBP: 0.250, SLG: 0.250	L7		L7		L7		G3-6-1 2B		G3-6-1 2B	0	0	0	0	0	0	0									
Rocky Nelson, L (8, PH) OBP: 0.333, SLG: 0.512	L7		L7		L7		G3-6-1 2B		G3-6-1 2B	1	0	0	0	0	0	1									
Bobby Shantz, R (9, 1) OBP: 0.250, SLG: 0.250	L7		L7		L7		G3-6-1 2B		G3-6-1 2B	0	0	0	0	0	0	0									
Bill Mazeroski, R (1, 4) OBP: 0.269, SLG: 0.311	4-3		4-3		4-3		F9		FC6	4	0	2	0	0	0	2									
Vinegar Bend Mizell, R (1, 1) OBP: 0.071, SLG: 0.071	FC6-2-5-4 1B		FC6-2-5-4 1B		FC6-2-5-4 1B		FC6		FC6	2	0	1	0	0	0	2									
Clem Labine, R (7, 1) OBP: 0.200, SLG: 0.200	FC6-2-5-4 1B		FC6-2-5-4 1B		FC6-2-5-4 1B		FC6		FC6	0	0	0	0	0	0	0									
Bob Skinner, L (7, PH) OBP: 0.349, SLG: 0.304	FC6-2-5-4 1B		FC6-2-5-4 1B		FC6-2-5-4 1B		FC6		FC6	1	0	0	0	0	0	1									
Inning Stats	R: 0 E: 0 K: 1 S: 5	H: 1 LOB: 0 BB: 0 P: 5	R: 0 E: 0 K: 0 S: 3	H: 2 LOB: 0 BB: 0 P: 3	R: 0 E: 0 K: 0 S: 4	H: 1 LOB: 1 BB: 0 P: 4	R: 0 E: 0 K: 0 S: 3	H: 1 LOB: 1 BB: 1 P: 7	R: 1 E: 1 K: 0 S: 6	H: 3 LOB: 2 BB: 0 P: 6	R: 0 E: 0 K: 2 S: 7	H: 0 LOB: 0 BB: 0 P: 7	R: 2 E: 0 K: 1 S: 8	H: 3 LOB: 3 BB: 1 P: 13	R: 0 E: 0 K: 0 S: 3	H: 1 LOB: 0 BB: 0 P: 3	R: 0 E: 0 K: 1 S: 7	H: 1 LOB: 2 BB: 0 P: 7	1B: 11 2B: 3 3B: 0 HR: 0	SF: 0 SAC: 0 DP: 5 HBP: 1	WP: 0 PB: 0 SB: 0 CS: 0	PA: 39			
PITCHER	IP	WLS	BF	H	R	ER	SO	BB	IBB	HBP	BLK	WP	HR	S	P	ERA	WHIP								
Dick Ellsworth, L (1, 1) ERA: 4.86	6.1	W	27	10	3	2	3	1	0	1	0	0	0	15	19	0.00	1.737								
Don Elston, R (7, 1) ERA: 2.25	2.2	S	12	3	0	0	2	1	0	0	0	0	0	15	19	0.00	1.500								

AB	36
R	3
H	13
RBI	3
BB	2
SO	5
LOB	28



Batter	1	2	3	4	5	6	7	8	9	AB	R	H	RBI	BB	SO	LOB	TOP			
Richie Ashburn, L OBP: 0.300, SLG: 0.238 Al Heist, R OBP: 0.250, SLG: 0.242	P5	4-3		1B		HR		G6-4-3		3	2	1	1	2	0	1				
Don Zimmer, R OBP: 0.284, SLG: 0.380	F9		F9	F9		HR		G6-4-3		5	1	1	2	0	0	2				
Ron Santo, R OBP: 0.401, SLG: 0.497	14 3B		14 5-3	1B		14 S			E6	4	3	3	1	1	0	0				
14 Ernie Banks, R OBP: 0.361, SLG: 0.530 Bob Will, L OBP: 0.339, SLG: 0.288	3B		5-3	F8		F9			P4	4	1	1	0	0	0	3				
George Altman, L OBP: 0.383, SLG: 0.541	1B					F8		G3		5	0	3	3	0	0	1				
Ed Bouchee, L OBP: 0.348, SLG: 0.395	G3		G3			HR		G4-6-3		4	1	2	2	1	0	2				
Sammy Taylor, L OBP: 0.245, SLG: 0.304				SH1-3		4-3		P6		4	1	2	0	1	0	1				
Jerry Kindall, R OBP: 0.194, SLG: 0.567				K		L8		G4-6-3		5	1	1	1	0	1	5				
Don Cardwell, R OBP: 0.125, SLG: 0.292				SH1-3		K		P6		3	0	0	0	0	2	1				
Inning Stats	R: 2 E: 0 K: 0 S: 6	H: 3 LOB: 1 BB: 0 P: 6	R: 0 E: 0 K: 1 S: 6	H: 1 LOB: 1 BB: 0 P: 6	R: 1 E: 0 K: 0 S: 5	H: 2 LOB: 1 BB: 0 P: 5	R: 3 E: 0 K: 1 S: 9	H: 4 LOB: 1 BB: 0 P: 9	R: 1 E: 0 K: 0 S: 4	H: 1 LOB: 0 BB: 2 P: 12	R: 0 E: 0 K: 0 S: 2	H: 0 LOB: 0 BB: 1 P: 6	R: 0 E: 0 K: 1 S: 4	H: 0 LOB: 1 BB: 1 P: 8	R: 1 E: 1 K: 0 S: 5	H: 2 LOB: 2 BB: 1 P: 9	1B: 10 2B: 1 3B: 2 HR: 2	SF: 0 SAC: 1 DP: 3 HBP: 0	WP: 0 PB: 0 SB: 2 CS: 0	PA: 44
PITCHER	IP	WLS	BF	H	R	ER	SO	BB	IBB	HBP	BLK	WP	HR	S	P	ERA	WHIP			
Bob Friend, R ERA: 4.37	4.0	L	22	10	6	6	2	0	0	0	0	0	0	26	26	13.50	2.500			
Fred Green, L ERA: 8.94	2.0		10	2	3	3	0	2	0	0	0	0	2	8	16	13.50	2.000			
Vern Law, R ERA: 5.01	3.0		12	2	1	0	1	2	1	0	0	0	0	11	23	0.00	1.333			
Batter	1	2	3	4	5	6	7	8	9	AB	R	H	RBI	BB	SO	LOB	BOTTOM			
Dick Schofield, S OBP: 0.143, SLG: 0.154	K		F9		K			P6		4	0	0	0	0	2	1				
Dick Groat, R OBP: 0.341, SLG: 0.400	K		BLK				F8			4	0	2	0	0	1	0				
Bill Virdon, L OBP: 0.384, SLG: 0.481 Dick Stuart, R OBP: 0.358, SLG: 0.591			L8				K		P2	1	0	0	0	1	0	2				
Smoky Burgess, L OBP: 0.356, SLG: 0.418	P4						1-3			2	0	0	0	0	1	1				
Roberto Clemente, R OBP: 0.352, SLG: 0.500							K		1B	4	0	1	0	0	1	1				
Rocky Nelson, L OBP: 0.327, SLG: 0.489							1-3		F9	4	0	1	0	0	0	1				
Don Hoak, R OBP: 0.411, SLG: 0.433							1-3		G3	4	0	1	0	0	0	2				
Bill Mazaroski, R OBP: 0.268, SLG: 0.309							1-3		1B	3	0	1	0	1	0	2				
Bob Friend, R OBP: 0.200, SLG: 0.200 Fred Green, R OBP: 0.400, SLG: 0.385							1-3		BB	4	0	1	0	0	1	3				
Inning Stats	R: 0 E: 0 K: 2 S: 7	H: 0 LOB: 1 BB: 1 P: 11	R: 0 E: 0 K: 0 S: 3	H: 1 LOB: 0 BB: 0 P: 3	R: 0 E: 0 K: 1 S: 7	H: 2 LOB: 2 BB: 0 P: 7	R: 0 E: 0 K: 1 S: 6	H: 1 LOB: 1 BB: 0 P: 6	R: 0 E: 0 K: 3 S: 9	H: 0 LOB: 0 BB: 0 P: 9	R: 0 E: 0 K: 1 S: 5	H: 0 LOB: 1 BB: 1 P: 7	R: 0 E: 0 K: 0 S: 4	H: 1 LOB: 1 BB: 0 P: 4	R: 0 E: 0 K: 0 S: 5	H: 2 LOB: 2 BB: 0 P: 5	1B: 7 2B: 0 3B: 0 HR: 0	SF: 0 SAC: 0 DP: 1 HBP: 0	WP: 0 PB: 0 SB: 0 CS: 0	PA: 35
PITCHER	IP	WLS	BF	H	R	ER	SO	BB	IBB	HBP	BLK	WP	HR	S	P	ERA	WHIP			
Don Cardwell, R ERA: 2.9	9.0	W	35	7	0	0	8	2	0	0	0	0	0	49	57	0.00	1.000			

Chicago Cubs @ Pittsburgh Pirates
Forbes Field, Pittsburgh, PA
Tue May 30 1961, 3:38 AM EDT
Att: 30,852 - Sunny - 70 F

AB	38
R	10
H	14
RBI	10
BB	5
SO	3
LOB	17



Chicago Cubs @ Pittsburgh Pirates
Forbes Field, Pittsburgh, PA
Tue May 30 1961, 3:38 AM EDT
Att: 30,852 - Sunny - 70 F

AB	33
R	0
H	7
RBI	0
BB	2
SO	8
LOB	14



Batter	1	2	3	4	5	6	7	8	9	AB	R	H	RBI	BB	SO	LOB	TOP					
Richie Ashburn, L (1, 8) OBP: 0.309, SLG: 0.241										3	1	1	0	1	0	1	Chicago Cubs @ Philadelphia Phillies Connie Mack Stadium, Philadelphia, PA Wed May 31 1961, 7:05 PM EDT Att. 4,213 - Unknown - 70 F					
Al Heist, R (9, 8) OBP: 0.250, SLG: 0.242										0	0	0	0	0	0	0						
Don Zimmer, R (1, 4) OBP: 0.287, SLG: 0.386										5	0	2	0	0	0	2						
Ron Santo, R (1, 5) OBP: 0.407, SLG: 0.500										5	2	3	1	0	0	2						
14 Ernie Banks, R (1, 7) OBP: 0.371, SLG: 0.536										4	0	3	1	0	0	0						
George Altman, L (1, 9) OBP: 0.388, SLG: 0.551										4	0	2	2	0	0	2						
Ed Bouchee, L (1, 3)										2	1	0	0	1	0	4						
Sammy Taylor, L (1, 2) OBP: 0.250, SLG: 0.327										3	0	1	1	0	0	3						
George Freese, R (8, PH) OBP: 0.375, SLG: 0.286										1	0	0	0	0	1	2						
Dick Bertell, R (8, 2) OBP: 0.291, SLG: 0.281										0	0	0	0	0	0	0						
Jerry Kindall, R (1, 6) OBP: 0.200, SLG: 0.515										3	0	0	0	1	1	4						
Dick Drott, R (1, 1) OBP: 0.125, SLG: 0.375										2	0	0	0	0	0	2						
Bob Anderson, R (6, 1) OBP: 0.300, SLG: 0.222										1	1	0	0	1	1	0						
Don Elston, R (9, 1) OBP: 0.167, SLG: 0.167										0	0	0	0	0	0	0						
Inning Stats	R: 1 E: 0 K: 0 S: 5	H: 3 LOB: 1 BB: 0 P: 5	R: 1 E: 0 K: 1 S: 6	H: 1 LOB: 1 BB: 0 P: 7	R: 1 E: 0 K: 0 S: 6	H: 3 LOB: 2 BB: 0 P: 6	R: 0 E: 1 K: 0 S: 2	H: 0 LOB: 1 BB: 2 P: 10	R: 0 E: 0 K: 0 S: 3	H: 0 LOB: 0 BB: 0 P: 3	R: 0 E: 0 K: 0 S: 2	H: 0 LOB: 0 BB: 1 P: 6	R: 0 E: 0 K: 1 S: 5	H: 1 LOB: 1 BB: 0 P: 5	R: 1 E: 0 K: 1 S: 8	H: 3 LOB: 2 BB: 0 P: 8	R: 1 E: 0 K: 0 S: 3	H: 1 LOB: 1 BB: 1 P: 7	1B: 9 2B: 3 3B: 0 HR: 0	SF: 0 SAC: 1 DP: 2 HBP: 1	WP: 0 PB: 0 SB: 0 CS: 1	PA: 39
PITCHER	IP	WLS	BF	H	R	ER	SO	BB	IBB	HBP	BLK	WP	HR	S	P	ERA	WHIP					
Robin Roberts, R (1, 1) ERA: 5.3	7.0	L	32	11	4	4	2	3	0	1	0	0	0	32	45	5.14	2.000					
Ken Lehman, L (8, 1) ERA: 3.21	1.0		3	0	0	0	1	0	0	0	0	0	0	5	5	0.00	0.000					
Jack Baldschun, R (9, 1) ERA: 2.53	1.0	S	4	1	1	1	0	1	0	0	0	0	0	3	7	9.00	2.000					

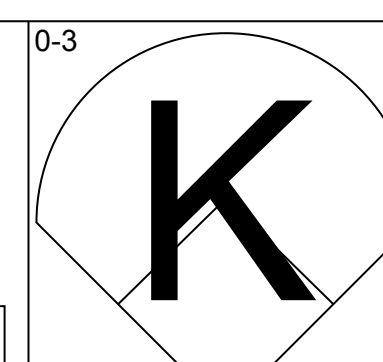
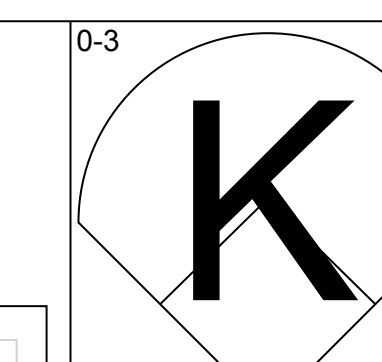
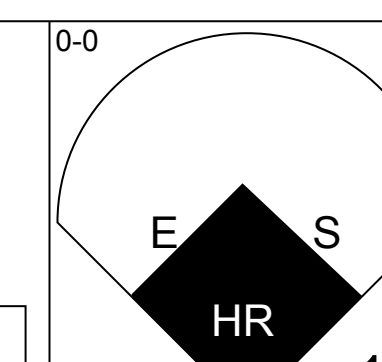
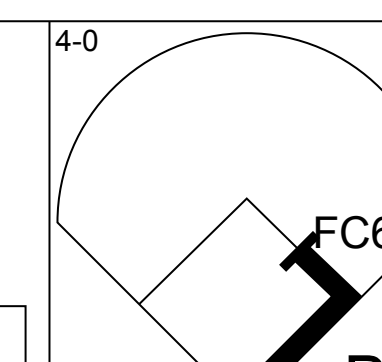
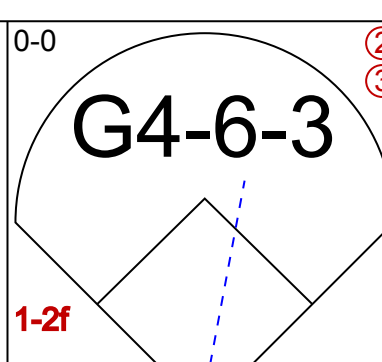
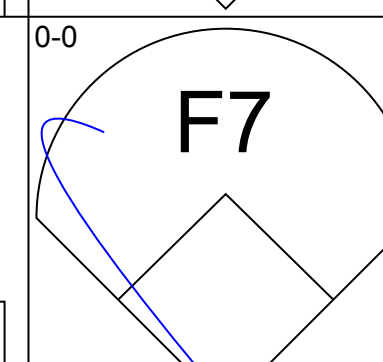
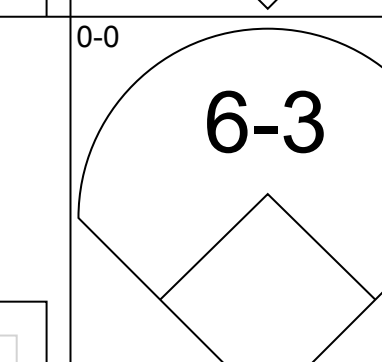
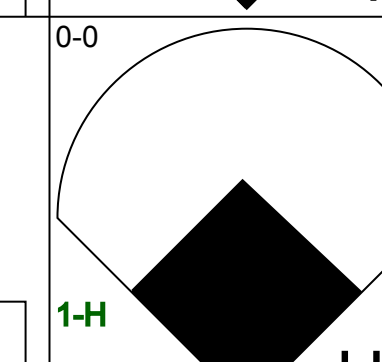
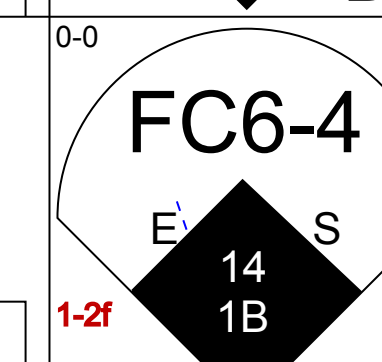
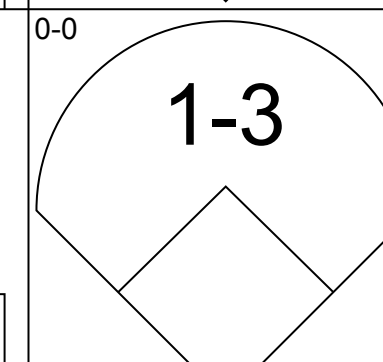
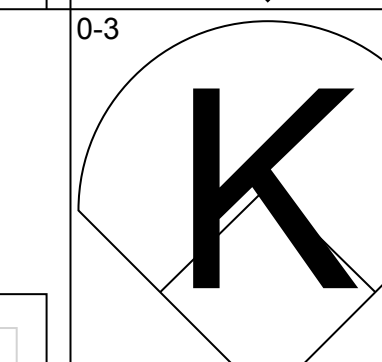
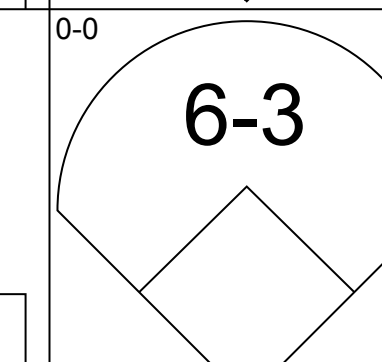
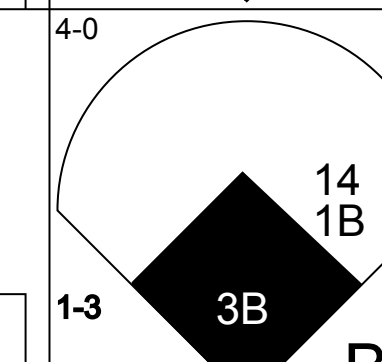
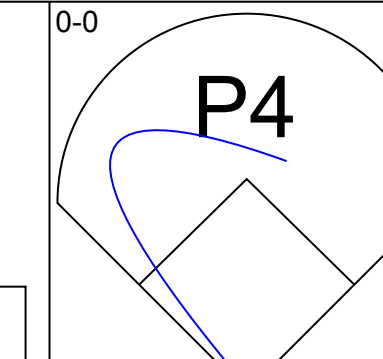
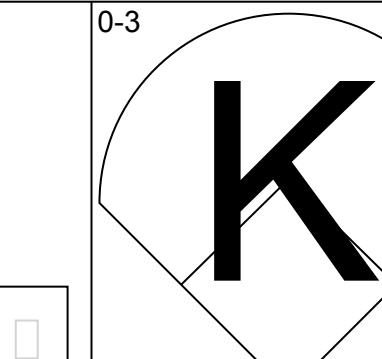
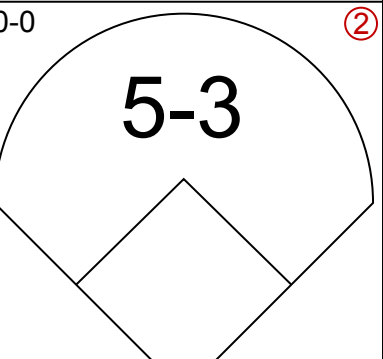
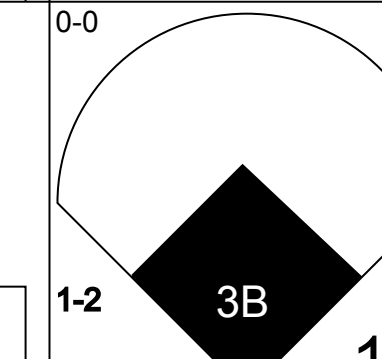
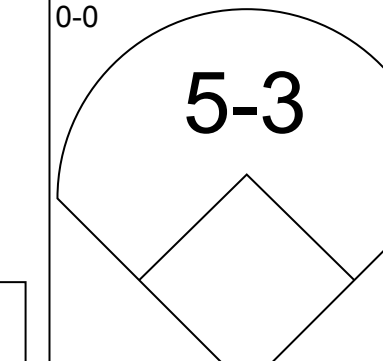
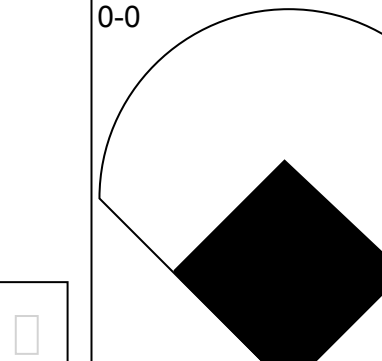
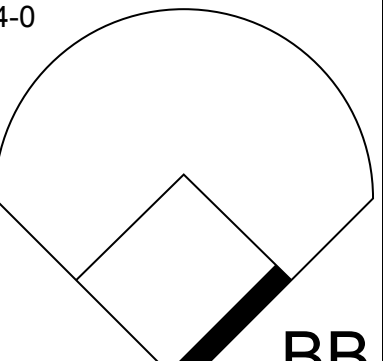
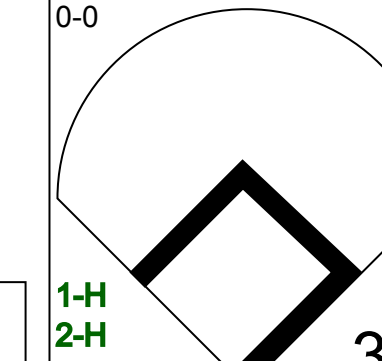
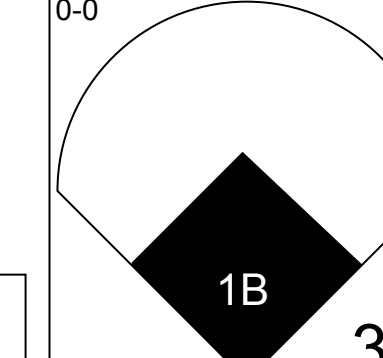
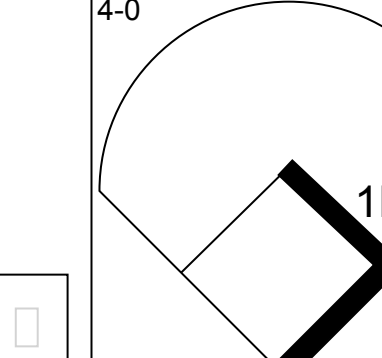
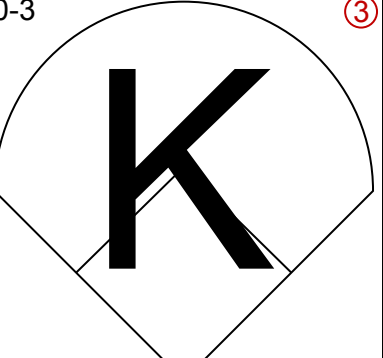
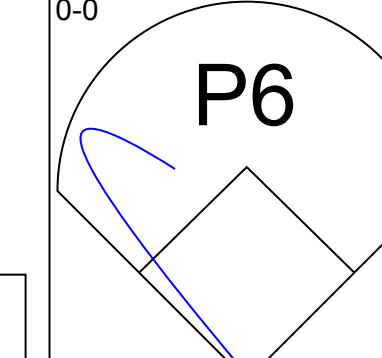
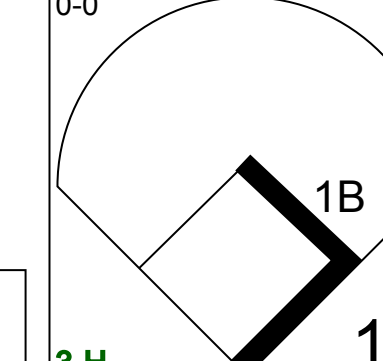
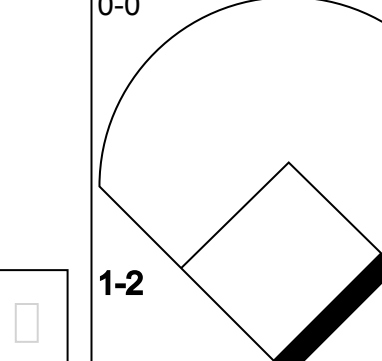


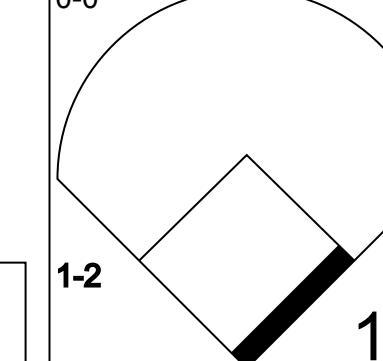
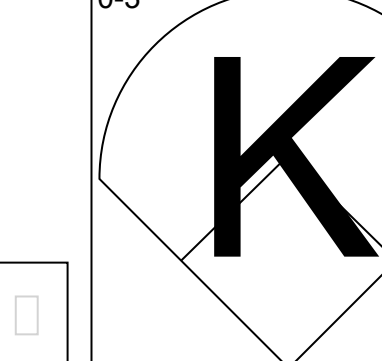


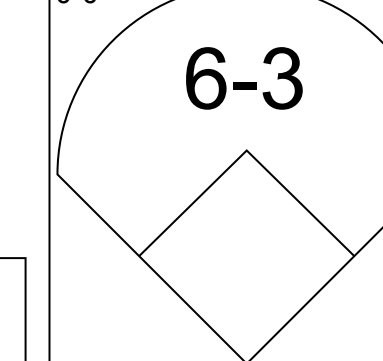
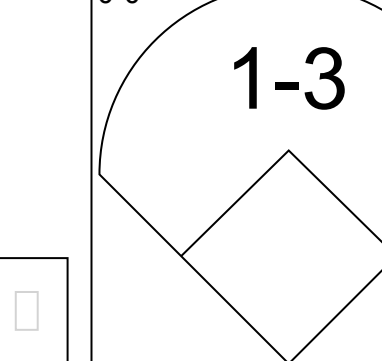

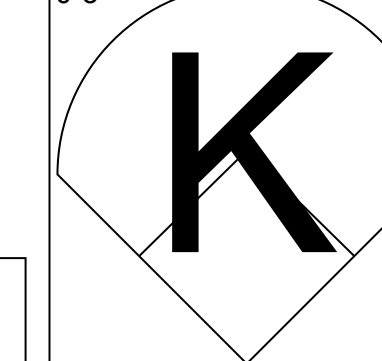
AB	33
R	5
H	12
RBI	5
BB	4
SO	3
LOB	22



Batter	1	2	3	4	5	6	7	8	9	AB	R	H	RBI	BB	SO	LOB	BOTTOM				
Tony Taylor, R (1, 4) OBP: 0.272, SLG: 0.297										4	1	1	0	0	1	0	Chicago Cubs @ Philadelphia Phillies Connie Mack Stadium, Philadelphia, PA Wed May 31 1961, 7:05 PM EDT Att. 4,213 - Unknown - 70 F				
Lee Walls, R (1, 5) OBP: 0.263, SLG: 0.556										4	1	1	2	0	2	0					
Johnny Callison, L (1, 7) OBP: 0.399, SLG: 0.435										2	1	0	0	2	1	0					
Pancho Herrera, R (1, 3) OBP: 0.366, SLG: 0.463										4	1	2	0	0	1	1					
Charley Smith, R (9, PR) OBP: 0.315, SLG: 0.427										0	0	0	0	0	0	0					
Tony Gonzalez, L (1, 8) OBP: 0.408, SLG: 0.456										4	0	0	1	0	1	3					
Ken Walters, R (1, 9) OBP: 0.333, SLG: 0.479										4	0	1	1	0	1	0					
Clay Dalrymple, L (1, 2) OBP: 0.225, SLG: 0.223										4	0	1	0	0	0	2					
Ruben Amaro, R (1, 6) OBP: 0.313, SLG: 0.282										1	0	0	0	0	0	0					
Don Demeter, R (5, PH) OBP: 0.246, SLG: 0.262										1	0	0	0	0	1	1					
Bobby Malkmus, R (6, 6) OBP: 0.241, SLG: 0.280										2	0	0	0	0	1	2					
Robin Roberts, S (1, 1) ERA: 2.9										2	0	0	0	0	0	0					
Ken Lehman, L (8, 1) ERA: 4.91										0	0	0	0	0	0	0					
Bobby Gene Smith, R (8, PH) OBP: 0.289, SLG: 0.337										1	0	0	0	0	0	0					
Jack Baldschun, R (9, 1) ERA: 2.19										0	0	0	0	0	0	0					
Inning Stats	R: 0 E: 0 K: 2 S: 7	H: 0 LOB: 0 BB: 0 P: 7	R: 0 E: 0 K: 0 S: 3	H: 0 LOB: 0 BB: 0 P: 3	R: 0 E: 0 K: 0 S: 3	H: 0 LOB: 0 BB: 0 P: 3	R: 1 E: 0 K: 1 S: 7	H: 2 LOB: 1 BB: 0 P: 7	R: 2 E: 0 K: 2 S: 9	H: 2 LOB: 1 BB: 1 P: 13	R: 0 E: 0 K: 1 S: 5	H: 0 LOB: 0 BB: 0 P: 5	R: 0 E: 0 K: 2 S: 7	H: 0 LOB: 0 BB: 0 P: 7	R: 1 E: 0 K: 1 S: 7	H: 2 LOB: 2 BB: 1 P: 11	1B: 4 2B: 1 3B: 0 HR: 1	SF: 0 SAC: 0 DP: 0 HBP: 0	WP: 0 PB: 0 SB: 1 CS: 0	PA: 35	
PITCHER	IP	WLS	BF	H	R	ER	SO	BB	IBB	HBP	BLK	WP	HR	S	P	ERA	WHIP				
Dick Drott, R (1, 1) ERA: 2.9	5.1		21	4	3	3	3	1	0	0	0	0	0	19	23	3.38	0.750				
Bob Anderson, R (6, 1) ERA: 4.91	2.2	W	10	1	1	1	5	1	0	0	0	0	0	6	6	0.00	1.000				
Don Elston, R (9, 1) ERA: 2.19	1.0	S	4	1	0	0	1	0	0	0	0	0	0	6	6	0.00	1.000				

AB	33
R	4
H	6
RBI	4
BB	2
SO	9
LOB	9

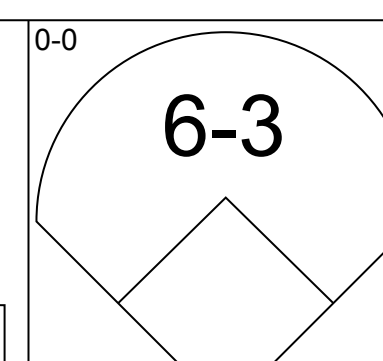
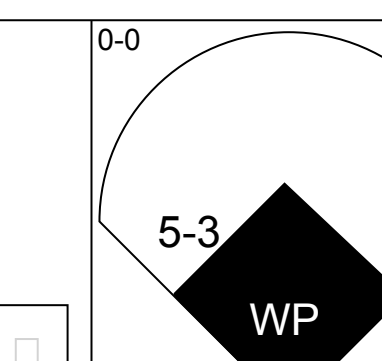
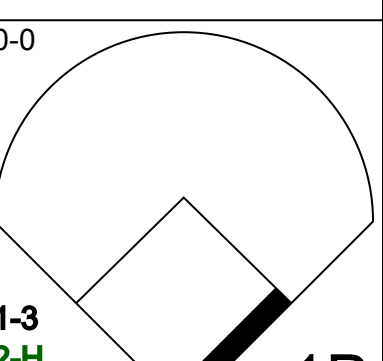
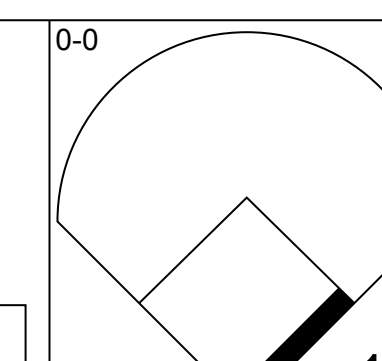
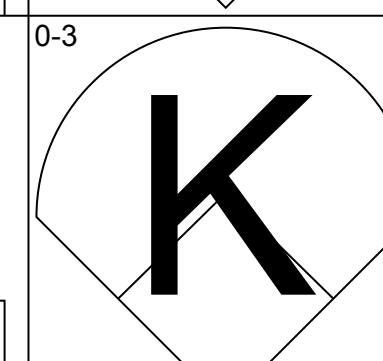
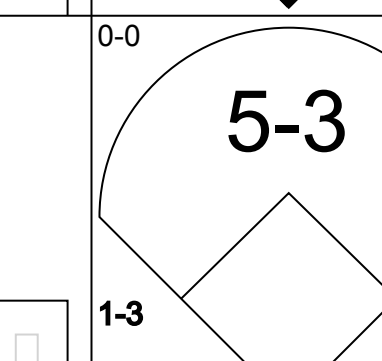
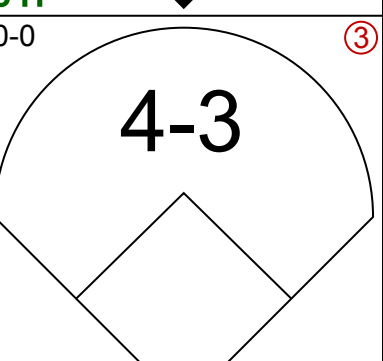
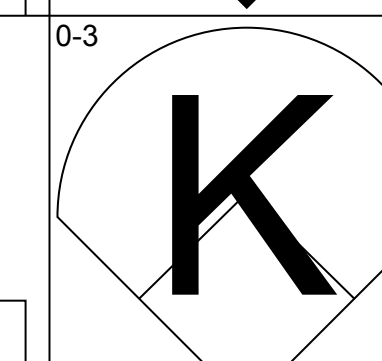
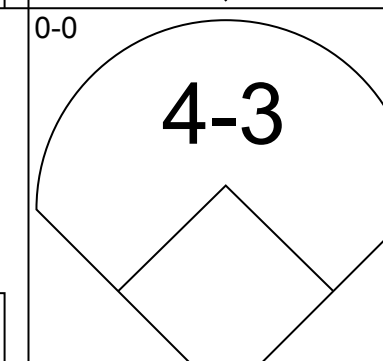
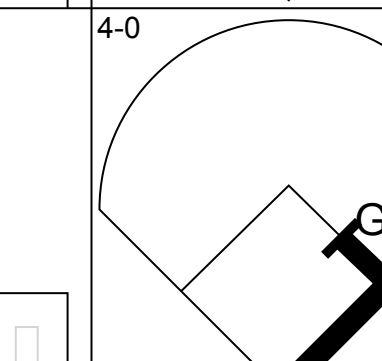

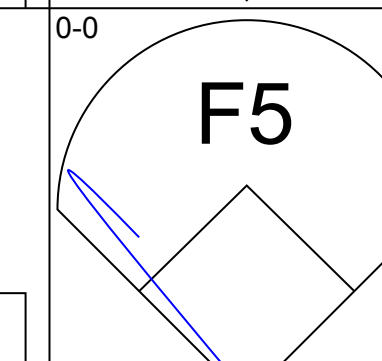
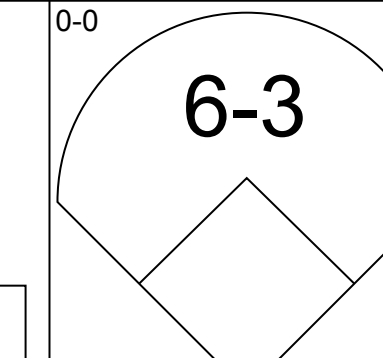
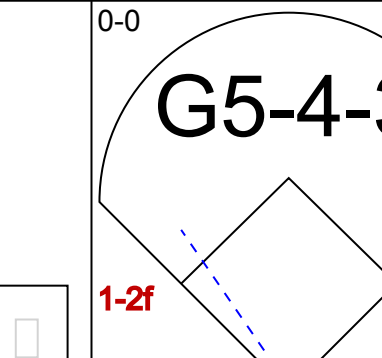


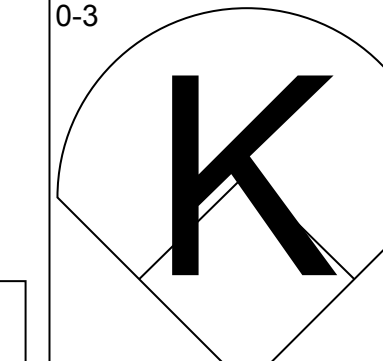

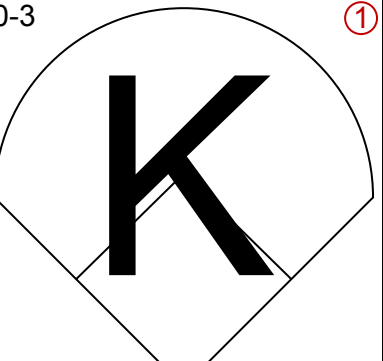

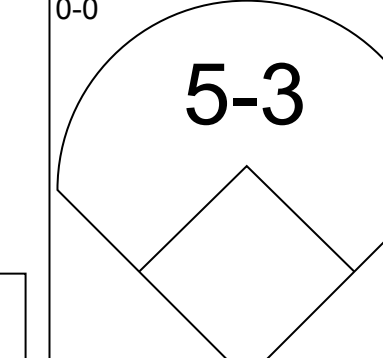

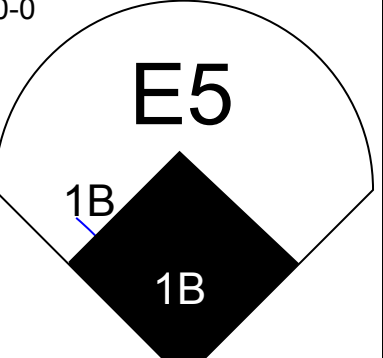

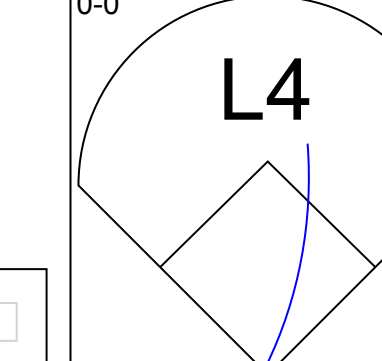
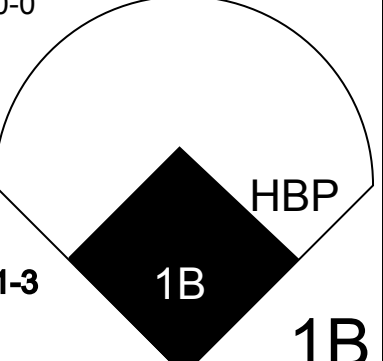
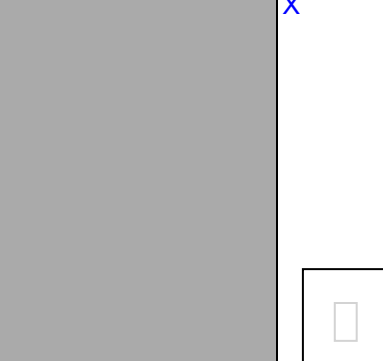

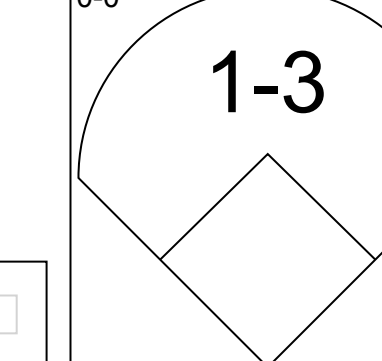

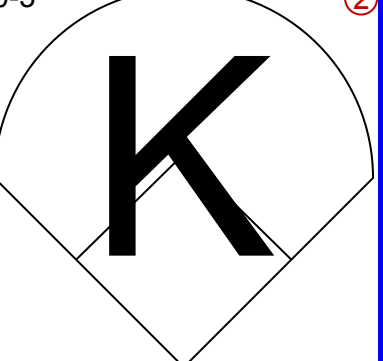

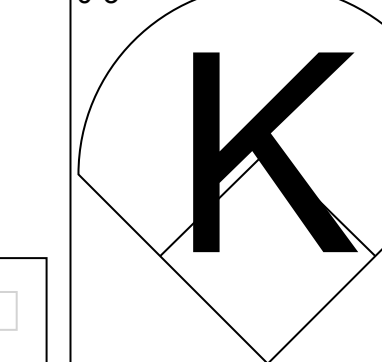


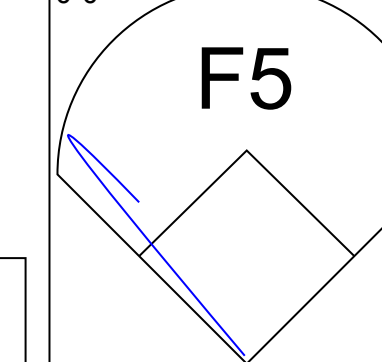


Batter	1	2	3	4	5	6	7	8	9	AB	R	H	RBI	BB	SO	LOB	TOP								
Richie Ashburn, L (1, 8) OBP: 0.323, SLG: 0.244 Al Heist, R (8, 8) OBP: 0.248, SLG: 0.240										3	2	1	0	2	2	0									
Don Zimmer, R (1, 4) OBP: 0.290, SLG: 0.403										5	3	2	3	0	0	1									
Ron Santo, R (1, 5) OBP: 0.407, SLG: 0.500										4	1	1	2	1	1	0									
14 Ernie Banks, R (1, 7) OBP: 0.371, SLG: 0.529 Bob Will, L (8, 7) OBP: 0.239, SLG: 0.288										4	1	1	1	1	1	0									
George Altman, L (1, 9) OBP: 0.400, SLG: 0.610										4	1	2	3	1	1	2									
Ed Bouchee, L (1, 3) OBP: 0.356, SLG: 0.402										4	1	1	0	1	2	2									
Sammy Taylor, L (1, 2) OBP: 0.262, SLG: 0.333										5	0	2	1	0	1	0									
Jerry Kindall, R (1, 6) OBP: 0.250, SLG: 0.553										5	1	3	0	0	2	2									
Glen Hobbie, R (1, 1) OBP: 0.167, SLG: 0.077										3	0	0	0	1	1	4									
Inning Stats	R: 0 E: 0 K: 1 S: 5	H: 0 LOB: 0 BB: 0 P: 5	R: 1 E: 0 K: 0 S: 6	H: 3 LOB: 2 BB: 0 P: 6	R: 0 E: 0 K: 2 S: 7	H: 0 LOB: 0 BB: 0 P: 7	R: 1 E: 0 K: 2 S: 9	H: 2 LOB: 2 BB: 1 P: 13	R: 2 E: 0 K: 1 S: 7	H: 2 LOB: 1 BB: 1 P: 11	R: 3 E: 0 K: 1 S: 8	H: 3 LOB: 2 BB: 2 P: 16	R: 0 E: 0 K: 2 S: 7	H: 0 LOB: 0 BB: 0 P: 7	R: 3 E: 0 K: 1 S: 7	H: 2 LOB: 1 BB: 2 P: 15	R: 0 E: 0 K: 1 S: 5	H: 1 LOB: 1 BB: 1 P: 9	1B: 7 2B: 2 3B: 2 HR: 2	SF: 0 SAC: 1 DP: 1 HBP: 0	WP: 2 PB: 0 SB: 2 CS: 0	PA: 46			
PITCHER	IP	WLS	BF	H	R	ER	SO	BB	IBB	HBP	BLK	WP	HR	S	P	ERA	WHIP								
Frank Sullivan, R (1, 1) ERA: 4.01	4.2	L	23	7	4	4	5	2	0	0	0	0	2	31	39	7.71	1.929								
Ken Lehman, L (5, 1) ERA: 3.14	0.1	1	0	0	0	1	0	0	0	0	0	0	0	3	3	0.00	0.000								
Chris Short, L (6, 1) ERA: 4.44	3.0	18	5	6	6	4	3	1	0	0	0	1	0	22	38	18.00	2.667								
Jack Baldschun, R (9, 1) ERA: 2.31	1.0	4	1	0	0	1	1	0	0	0	0	1	0	5	9	0.00	2.000								

Chicago Cubs @ Philadelphia Phillies
 Connie Mack Stadium, Philadelphia, PA
 Thu Jun 01 1961, 7:05 PM EDT
 Att: 3,785 - Sunny - 73 F

AB 38
 R 10
 H 13
 RBI 10
 BB 7
 SO 11
 LOB 13



Batter	1	2	3	4	5	6	7	8	9	AB	R	H	RBI	BB	SO	LOB	BOTTOM								
Tony Taylor, R (1, 4) OBP: 0.287, SLG: 0.311										4	1	3	2	0	0	0									
Lee Walls, R (1, 5) OBP: 0.217, SLG: 0.455										4	0	0	0	0	2	4									
Johnny Callison, L (1, 7) OBP: 0.395, SLG: 0.425										3	0	0	0	1	0	1									
Pancho Herrera, R (1, 3) OBP: 0.356, SLG: 0.449										4	0	0	0	0	1	1									
Tony Gonzalez, L (1, 8) OBP: 0.396, SLG: 0.441										4	0	0	0	0	3	0									
Ken Walters, R (1, 9) OBP: 0.327, SLG: 0.462										4	1	1	0	0	0	0									
Clay Dalrymple, L (1, 2) OBP: 0.236, SLG: 0.235										4	1	2	0	0	0	0									
Ruben Amaro, R (1, 6) OBP: 0.310, SLG: 0.278 Choo-Choo Coleman, L (5, PH) OBP: 0.200, SLG: 0.184 Bobby Malkmus, R (6, 6) OBP: 0.247, SLG: 0.277										1	0	0	0	0	0	0									
Frank Sullivan, R (1, 1) Ken Lehman, L (5, 1) Don Demeter, R (5, PH) Chris Short, R (6, 1) Bobby Gene Smith, R (8, PH) Jack Baldschun, R (9, 1) Bobby Del Greco, R (9, PH)										1	0	0	0	0	1	0									
Inning Stats	R: 0 E: 0 K: 1 S: 5	H: 0 LOB: 0 BB: 0 P: 5	R: 0 E: 0 K: 1 S: 5	H: 0 LOB: 0 BB: 0 P: 5	R: 0 E: 0 K: 1 S: 3	H: 0 LOB: 0 BB: 1 P: 7	R: 2 E: 1 K: 2 S: 10	H: 2 LOB: 2 BB: 0 P: 11	R: 0 E: 0 K: 0 S: 3	H: 0 LOB: 0 BB: 0 P: 3	R: 0 E: 0 K: 0 S: 3	H: 0 LOB: 0 BB: 0 P: 3	R: 0 E: 0 K: 1 S: 6	H: 1 LOB: 1 BB: 0 P: 6	R: 0 E: 0 K: 2 S: 9	H: 2 LOB: 3 BB: 1 P: 13	1B: 6 2B: 0 3B: 0 HR: 0	SF: 0 SAC: 0 DP: 1 HBP: 1	WP: 1 PB: 0 SB: 0 CS: 0	PA: 36					
PITCHER	IP	WLS	BF	H	R	ER	SO	BB	IBB	HBP	BLK	WP	HR	S	P	ERA	WHIP								
Glen Hobbie, R (1, 1) ERA: 3.67	9.0	W	36	6	3	1	8	2	0	1	0	1	0	49	58	1.00	0.889								

Chicago Cubs @ Philadelphia Phillies
 Connie Mack Stadium, Philadelphia, PA
 Thu Jun 01 1961, 7:05 PM EDT
 Att: 3,785 - Sunny - 73 F

AB 33
 R 3
 H 6
 RBI 2
 BB 2
 SO 8
 LOB 11



Batter	1	2	3	4	5	6	7	8	9	AB	R	H	RBI	BB	SO	LOB	TOP								
Richie Ashburn, L (1, 8) OBP: 0.330, SLG: 0.247	1-3		F8		F9 14 SF8 1B		SH 1B BB		K2-3	3	2	1	0	1	0	0									
Al Heist, R (7, 8) OBP: 0.245, SLG: 0.237										1	0	0	0	0	1	0									
Don Zimmer, R (1, 4) OBP: 0.300, SLG: 0.411	14 FC5 1B		P4		14 SF8 1B		SH 1B 14 SF7		F 14 SF9 BB	4	2	3	0	0	0	0									
Ron Santo, R (1, 5) OBP: 0.412, SLG: 0.500	14 FC5 1B		1-3		F9		1B CS 1B		E2	4	1	2	1	1	0	2									
14 Ernie Banks, R (1, 7) OBP: 0.361, SLG: 0.522	FC5 1B				P3		SF7		SF9	2	0	0	3	0	0	2									
George Altman, L (1, 9) OBP: 0.411, SLG: 0.621					L9		3-H		F8	5	1	3	1	0	0	2									
Ed Bouchee, L (1, 3) OBP: 0.382, SLG: 0.442	F9				HR		SH1-3 1B			4	1	2	2	0	1	4									
Sammy Taylor, L (1, 2) OBP: 0.256, SLG: 0.333										3	0	1	0	0	2	0									
Dick Bertell, R (9, 2) OBP: 0.291, SLG: 0.281					FC6-4 1B		SH1-3		K	0	0	0	0	0	0	0									
Jerry Kindall, R (1, 6) OBP: 0.250, SLG: 0.548					FC6-4		6-3		5-3	4	0	1	0	0	0	2									
Jack Curtis, L (1, 1) OBP: 0.100, SLG: 0.100					9-6 2B																				
Don Elston, R (9, 1) OBP: 0.167, SLG: 0.167	9-6				K		K2-3		G3	4	0	0	0	0	2	3									
										0	0	0	0	0	0	0									
Inning Stats	R: 1 E: 0 K: 0 S: 6	H: 3 LOB: 2 BB: 0 P: 6	R: 0 E: 0 K: 1 S: 5	H: 1 LOB: 0 BB: 0 P: 5	R: 0 E: 0 K: 0 S: 3	H: 0 LOB: 0 BB: 0 P: 3	R: 2 E: 0 K: 1 S: 8	H: 3 LOB: 1 BB: 0 P: 8	R: 1 E: 0 K: 0 S: 5	H: 2 LOB: 1 BB: 0 P: 5	R: 0 E: 0 K: 1 S: 6	H: 1 LOB: 1 BB: 0 P: 6	R: 2 E: 0 K: 1 S: 7	H: 2 LOB: 2 BB: 1 P: 11	R: 0 E: 0 K: 1 S: 5	H: 0 LOB: 0 BB: 0 P: 5	R: 1 E: 1 K: 1 S: 6	H: 1 LOB: 1 BB: 1 P: 10	1B: 10 2B: 4 3B: 0 HR: 1	SF: 3 SAC: 2 DP: 2 HBP: 0	WP: 0 PB: 0 SB: 0 CS: 1	PA: 41			
PITCHER	IP	WLS	BF	H	R	ER	SO	BB	IBB	HBP	BLK	WP	HR	S	P	ERA	WHIP								
Bob Purkey, R (1, 1) ERA: 2.75	5.0	L	23	9	4	4	2	0	0	0	0	0	1	27	22	7.20	1.800								
Marshall Bridges, L (6, 1) ERA: 6.39	3.0		13	3	2	2	3	1	0	0	0	0	0	18	22	6.00	1.333								
Howie Nunn, R (9, 1) ERA: 3.6	1.0		5	1	1	0	1	1	0	0	0	0	0	6	10	0.00	2.000								

Chicago Cubs @ Cincinnati Reds
Crosley Field, Cincinnati, OH
Fri Jun 02 1961, 7:05 PM EDT
Att: 12,656 - Cloudy - 68 F

AB	34
R	7
H	13
RBI	7
BB	2
SO	6
LOB	15



Batter	1	2	3	4	5	6	7	8	9	AB	R	H	RBI	BB	SO	LOB	BOTTOM								
Don Blasingame, L (1, 4) OBP: 0.291, SLG: 0.292	G3		5-3			SH3 G3 1B		F2	4-0 2B BB	4	1	1	0	1	0	1									
Eddie Kasko, R (1, 6) OBP: 0.392, SLG: 0.422										3	0	2	0	1	0	1									
Jerry Lynch, L (9, PH) OBP: 0.429, SLG: 0.840										1	0	1	3	0	0	0									
Vada Pinson, L (1, 8) OBP: 0.343, SLG: 0.470										4	0	0	0	0	0	5									
Frank Robinson, R (1, 7) OBP: 0.379, SLG: 0.557										3	1	0	0	1	0	3									
Gene Freese, R (1, 5) OBP: 0.307, SLG: 0.470										4	1	1	2	0	0	2									
Wally Post, R (1, 9) OBP: 0.373, SLG: 0.500										4	1	1	0	0	0	2									
Gordy Coleman, L (1, 3) OBP: 0.310, SLG: 0.494										4	0	1	0	0	0	1									
Jerry Zimmerman, R (1, 2) OBP: 0.352, SLG: 0.347										3	0	1	0	0	1	1									
Elio Chacon, R (9, PH) OBP: 0.343, SLG: 0.383										0	1	0	0	0	0	0									
Howie Nunn, R (9, 1) OBP: 0.438, SLG: 0.538										0	0	0	0	0	0	0									
Dick Gemert, R (9, PH) OBP: 0.438, SLG: 0.538										1	0	0	0	0	0	1									
Bob Purkey, R (1, 1) OBP: 0.160, SLG: 0.130										1	0	0	0	0	0	0									
Leo Cardenas, R (6, PH) OBP: 0.343, SLG: 0.383										1	0	0	0	0	0	1									
Marshall Bridges, S (6, 1) OBP: 0.111, SLG: 0.111										0	0	0	0	0	0	0									
Pete Whisenant, R (9, 2) OBP: 0.111, SLG: 0.111										2	1	1	0	0	0	1									
Inning Stats	R: 0 E: 0 K: 0 S: 3	H: 0 LOB: 1 BB: 1 P: 7	R: 0 E: 0 K: 0 S: 3	H: 0 LOB: 0 BB: 0 P: 3	R: 0 E: 0 K: 1 S: 5	H: 0 LOB: 0 BB: 0 P: 5	R: 0 E: 1 K: 0 S: 5	H: 1 LOB: 2 BB: 0 P: 5	R: 0 E: 0 K: 0 S: 4	H: 1 LOB: 1 BB: 0 P: 4	R: 0 E: 0 K: 0 S: 3	H: 0 LOB: 0 BB: 0 P: 3	R: 1 E: 1 K: 0 S: 5	H: 2 LOB: 2 BB: 0 P: 5	R: 5 E: 0 K: 0 S: 7	H: 4 LOB: 1 BB: 2 P: 15	1B: 5 2B: 3 3B: 0 HR: 1	SF: 0 SAC: 1 DP: 1 HBP: 0	WP: 0 PB: 0 SB: 0 CS: 0	PA: 39					
PITCHER	IP	WLS	BF	H	R	ER	SO	BB	IBB	HBP	BLK	WP	HR	S	P	ERA	WHIP								
Jack Curtis, L (1, 1) ERA: 6.04	8.2	W	37	8	6	5	1	3	0	0	0	0	0	36	48	5.19	1.269								
Don Elston, R (9, 1) ERA: 2.17	0.1	S	2	1	0	0	0	0	0	0	0	0	0	2	2	0.00	3.000								

Chicago Cubs @ Cincinnati Reds
Crosley Field, Cincinnati, OH
Fri Jun 02 1961, 7:05 PM EDT
Att: 12,656 - Cloudy - 68 F

AB	35
R	6
H	9
RBI	5
BB	3
SO	1
LOB	19



Batter	1	2	3	4	5	6	7	8	9	AB	R	H	RBI	BB	SO	LOB	TOP		
Richie Ashburn, L (1, 8) OBP: 0.315, SLG: 0.234	G3			P6		F9	F9	P5		5	0	0	0	0	0	6	Chicago Cubs @ Cincinnati Reds Crosley Field, Cincinnati, OH Sat Jun 03 1961, 3:33 AM EDT Att. 5,756 - Overcast - 75 F		
Al Heist, R (8, 8)	F7			P2		4-3	K	2B		5	0	1	2	0	1	3			
Don Zimmer, R (1, 4)	K			5-3				14 BB 1B		3	2	0	0	2	1	2			
Ron Santo, R (1, 5)																			
14 Ernie Banks, R (1, 7)		F8			L6			1B 1-2 1B	5-3	6-3	4	1	0	0	1	0			
George Altman, L (1, 9)		4-3			L4			1B HR	1B	E6	5	2	2	2	0	0			
Ed Bouchee, L (1, 3)		4-3			F7			1-3 2-H 1B	1B	1B	4	1	0	0	1	1			
Dick Bertell, R (1, 2)			P3					1-2 3-H 1B	1B	2B 1-3 2-H 1B	5	2	4	2	0	0			
Jerry Kindall, R (1, 6)			K					1-2 BB	BB	1-3 2-H 2B	4	2	2	4	1	2			
Dick Ellsworth, L (1, 1) Joe Schaffernoth, R (1, 1) Bob Will, L (6, PH) Dick Drott, R (6, 1) Billy Williams, L (7, PH) Jim Brewer, L (7, 1) Glen Hobbie, R (7, 1)			4-3			F2		0-0 2B	1B	2B 1B	0	0	0	0	0	0			
Inning Stats	R: 0 E: 0 K: 1 S: 5	H: 0 LOB: 0 BB: 0 P: 5	R: 0 E: 0 K: 0 S: 3	H: 0 LOB: 0 BB: 0 P: 3	R: 0 E: 0 K: 1 S: 5	H: 0 LOB: 0 BB: 0 P: 5	R: 0 E: 0 K: 0 S: 3	H: 0 LOB: 0 BB: 0 P: 3	R: 0 E: 0 K: 0 S: 4	H: 1 LOB: 2 BB: 1 P: 8	R: 5 E: 0 K: 1 S: 9	H: 4 LOB: 1 BB: 2 P: 17	R: 5 E: 0 K: 0 S: 8	H: 5 LOB: 2 BB: 2 P: 16	R: 0 E: 1 K: 2 S: 9	H: 1 LOB: 2 BB: 0 P: 9	1B: 8 2B: 2 3B: 0 HR: 1	SF: 0 SAC: 0 DP: 0 HBP: 0	WP: 0 PA: 44 PB: 0 SB: 0 CS: 0
PITCHER	IP	WLS	BF	H	R	ER	SO	BB	IBB	HBP	BLK	WP	HR	S	P	ERA	WHIP		
Ken Hunt, R (1, 1) ERA: 2.77	6.1		25	3	4	4	2	3	0	0	0	0	0	26	38	5.68	0.947		
Jim Brosnan, R (7, 1) ERA: 4.12	1.0	L	8	3	4	4	1	2	0	0	0	0	1	8	16	36.00	5.000		
Howie Nunn, R (8, 1) ERA: 4.8	2.0		2	2	0	0	0	0	0	0	0	0	0	2	2	∞	∞		
Bill Henry, L (8, 1) ERA: 2.76	1.2		9	3	2	2	2	0	0	0	0	0	0	13	13	10.80	1.800		



Batter	1	2	3	4	5	6	7	8	9	AB	R	H	RBI	BB	SO	LOB	BOTTOM				
Don Blasingame, L (1, 4) OBP: 0.295, SLG: 0.312	2B	L6-3			F8				3-1	5	1	2	0	0	0	1	Chicago Cubs @ Cincinnati Reds Crosley Field, Cincinnati, OH Sat Jun 03 1961, 3:33 AM EDT Att. 5,756 - Overcast - 75 F				
Eddie Kasko, R (1, 6) OBP: 0.392, SLG: 0.425	F9		6-3		F8		L4			4	1	1	1	1	0	2					
Vada Pinson, L (1, 8) OBP: 0.339, SLG: 0.459	F9		L6		4-3				L6	4	0	0	0	1	0	2					
Frank Robinson, R (1, 7) OBP: 0.376, SLG: 0.552	2B		1-3			F8	SF8			3	1	1	2	0	0	0					
Gene Freese, R (1, 5) OBP: 0.317, SLG: 0.497	1-H			2B	BB		FC6-4			3	2	2	2	1	0	2					
Wally Post, R (1, 9) OBP: 0.362, SLG: 0.484					F8					3	0	0	0	0	1	2					
Gus Bell, L (8, 9) OBP: 0.245, SLG: 0.303	K				F8		5-3		4-3	1	0	0	0	0	0	0					
Gordy Coleman, L (1, 3) OBP: 0.314, SLG: 0.519	L6								K	4	1	2	2	0	1	1					
Jerry Zimmerman, R (1, 2) OBP: 0.328, SLG: 0.321		L8			P2				5-3	4	0	0	0	0	0	1					
Ken Hunt, R (1, 1) OBP: 0.158, SLG: 0.167		E6			6-3					2	0	0	0	0	0	1					
Jim Brosnan, R (7, 1) ERA: 4.12								BB	1B	0	1	0	0	1	0	0					
Howie Nunn, R (8, 1) ERA: 4.8										0	0	0	0	0	0	0					
Bill Henry, L (8, 1) ERA: 2.76										0	0	0	0	0	0	0					
Jerry Lynch, L (8, PH) OBP: 0.414, SLG: 0.808										1	0	0	0	0	0	0					
Inning Stats	R: 3 E: 0 K: 1 S: 9	H: 4 LOB: 1 BB: 0 P: 9	R: 0 E: 1 K: 0 S: 3	H: 0 LOB: 0 BB: 0 P: 3	R: 0 E: 0 K: 0 S: 3	H: 0 LOB: 0 BB: 0 P: 3	R: 1 E: 0 K: 0 S: 4	H: 1 LOB: 1 BB: 1 P: 8	R: 0 E: 0 K: 0 S: 3	H: 0 LOB: 0 BB: 0 P: 3	R: 2 E: 0 K: 0 S: 5	H: 2 LOB: 0 BB: 0 P: 5	R: 1 E: 0 K: 0 S: 4	H: 1 LOB: 2 BB: 2 P: 12	R: 0 E: 0 K: 1 S: 5	H: 0 LOB: 0 BB: 0 P: 5	R: 0 E: 1 K: 0 S: 3	H: 0 LOB: 1 BB: 1 P: 7	1B: 2 2B: 4 3B: 1 HR: 2	SF: 1 SAC: 0 DP: 1 HBP: 0	WP: 0 PA: 39 PB: 0 SB: 0 CS: 0
PITCHER	IP	WLS	BF	H	R	ER	SO	BB	IBB	HBP	BLK	WP	HR	S	P	ERA	WHIP				
Dick Ellsworth, L (1, 1) ERA: 5.36	0.1		5	4	3	3	0	0	0	0	0	0	0	5	5	81.00	12.000				
Joe Schaffernoth, R (1, 1) ERA: 5.23	4.2		16	1	1	1	1	1	0	0	0	0	0	17	21	1.93	0.429				
Dick Drott, R (6, 1) ERA: 3.36	1.0		5	2	2	2	0	0	0	0	0	0	2	5	5	18.00	2.000				
Jim Brewer, L (7, 1) ERA: 5.17	0.1		4	1	1	1	0	2	0	0	0	0	0	2	10	27.00	9.000				
Glen Hobbie, R (7, 1) ERA: 3.56	2.2	W	9	0	0	0	1	1	0	0	0	0	0	10	14	0.00	0.375				



Batter	1	2	3	4	5	6	7	8	9	AB	R	H	RBI	BB	SO	LOB	TOP				
Richie Ashburn, L (1, 8) OBP: 0.313, SLG: 0.227	0-3 K		0-0 L3		4-0 BB			0-0 F9		3	0	0	0	1	1	0	Chicago Cubs @ Cincinnati Reds Crosley Field, Cincinnati, OH Sun Jun 04 1961, 3:33 AM EDT Sunny - 80 F				
Don Zimmer, R (1, 4) OBP: 0.291, SLG: 0.402	0-0 6-3		0-0 1-3		0-0 P4			0-3 K		4	0	0	0	0	1	1					
Ron Santo, R (1, 5) OBP: 0.408, SLG: 0.482	4-0 BB		0-0 L8		0-0 1-3			0-0 L7		3	0	0	0	1	0	0					
14 Ernie Banks, R (1, 7) OBP: 0.360, SLG: 0.503	0-0 F8			4-0 F9 1B BB				4-0 BB		2	0	0	0	2	0	1					
George Altman, L (1, 9) OBP: 0.413, SLG: 0.635		0-3 K		0-0 L4-3 1B				0-0 F8		4	1	2	1	0	1	1					
Ed Bouchee, L (1, 3) OBP: 0.351, SLG: 0.409		4-0 1B BB		0-0 F9				0-0 5-3		3	0	0	0	1	1	3					
Dick Bertell, R (1, 2) Billy Williams, L (9, PH) OBP: 0.298, SLG: 0.374		0-3 K		0-0 L4-3				0-0 F8		3	0	0	0	0	1	3					
Jerry Kindall, R (1, 6) OBP: 0.288, SLG: 0.612		0-0 1-2 1B			0-0 P6			0-3 K		3	0	1	0	0	1	0					
Bob Anderson, R (1, 1) Bob Will, L (7, PH) Jim Brewer, L (7, 1)		0-3 K			0-0 P5			0-0 P6		2	0	0	0	0	1	2					
										1	0	0	0	0	0	0					
										0	0	0	0	0	0	0					
Inning Stats	R: 0 E: 0 K: 1 S: 5	H: 0 LOB: 1 BB: 1 P: 9	R: 0 E: 0 K: 3 S: 10	H: 1 LOB: 2 BB: 1 P: 14	R: 0 E: 0 K: 0 S: 3	H: 0 LOB: 0 BB: 0 P: 3	R: 0 E: 0 K: 0 S: 3	H: 1 LOB: 1 BB: 1 P: 7	R: 0 E: 0 K: 0 S: 3	H: 0 LOB: 1 BB: 1 P: 7	R: 0 E: 0 K: 0 S: 3	H: 0 LOB: 0 BB: 0 P: 5	R: 0 E: 0 K: 1 S: 5	H: 0 LOB: 0 BB: 0 P: 5	R: 1 E: 0 K: 1 S: 6	H: 1 LOB: 0 BB: 0 P: 6		1B: 2 2B: 1 3B: 0 HR: 1	SF: 0 SAC: 0 DP: 1 HBP: 0	WP: 0 PB: 0 SB: 0 CS: 0	PA: 34
PITCHER Jim Maloney, R (1, 1) ERA: 3.0	IP: 9.0 WLS: W BF: 34 H: 3 R: 1 ER: 1 SO: 7 BB: 5 IBB: 0 HBP: 0 BLK: 0 WP: 0 HR: 1 S: 43 P: 63 ERA: 1.00 WHIP: 0.889															PITCHER					

AB	29
R	1
H	3
RBI	1
BB	5
SO	7
LOB	11



Batter	1	2	3	4	5	6	7	8	9	AB	R	H	RBI	BB	SO	LOB	BOTTOM				
Eddie Kasko, R (1, 6) OBP: 0.380, SLG: 0.410	0-0 1-3		0-0 F7	0-3 K			0-0 F9			4	0	0	0	0	1	2	Chicago Cubs @ Cincinnati Reds Crosley Field, Cincinnati, OH Sun Jun 04 1961, 3:33 AM EDT Sunny - 80 F				
Don Blasingame, L (1, 4) OBP: 0.308, SLG: 0.315	4-0 FC4-6 BB		4-0 E 1B BB		0-0 2B SF8 1B		0-0 F9			2	2	1	0	2	0	0					
Vada Pinson, L (1, 8) OBP: 0.348, SLG: 0.468	4-0 FC4-6 BB		0-0 E4 1B		0-0 SF8 2B		0-0 1B			3	0	2	0	1	0	1					
Frank Robinson, R (1, 9) OBP: 0.367, SLG: 0.541	0-0 FC4-6		0-0 P2		0-0 SF8		0-3 K			3	0	0	1	0	1	5					
Jerry Lynch, L (1, 7) Pete Whisenant, R (8, 7) OBP: 0.100, SLG: 0.100	0-0 1-3		0-0 FC4 1B		0-0 G1-6-3 BB		0-3 K			2	0	1	1	1	0	2					
Gordy Coleman, L (1, 3) OBP: 0.307, SLG: 0.506		0-0 3-1	0-0 FC4		0-0 G1-6-3		0-0 P6			4	0	0	0	0	0	4					
Gene Freese, R (1, 5) OBP: 0.315, SLG: 0.491		0-3 K		0-0 1-3 1B			0-0 F7			4	0	1	0	0	1	0					
Jerry Zimmerman, R (1, 2) OBP: 0.311, SLG: 0.304		0-3 K		0-0 1-3			0-0 4-3			3	0	0	0	0	1	1					
Jim Maloney, L (1, 1) OBP: 0.333, SLG: 0.545			0-0 WP E 1B		0-0 L1		0-3 K			3	1	1	0	0	1	1					
Inning Stats	R: 0 E: 0 K: 0 S: 3	H: 0 LOB: 2 BB: 2 P: 11	R: 0 E: 0 K: 2 S: 7	H: 0 LOB: 0 BB: 0 P: 7	R: 2 E: 1 K: 0 S: 6	H: 2 LOB: 2 BB: 1 P: 10	R: 0 E: 0 K: 1 S: 6	H: 1 LOB: 1 BB: 0 P: 6	R: 1 E: 0 K: 0 S: 4	H: 2 LOB: 1 BB: 1 P: 8	R: 0 E: 0 K: 1 S: 5	H: 0 LOB: 0 BB: 0 P: 5	R: 0 E: 0 K: 1 S: 6	H: 1 LOB: 1 BB: 0 P: 6	R: 0 E: 0 K: 1 S: 5	H: 0 LOB: 0 BB: 0 P: 5		1B: 5 2B: 1 3B: 0 HR: 0	SF: 1 SAC: 0 DP: 1 HBP: 0	WP: 1 PB: 0 SB: 0 CS: 0	PA: 34
PITCHER Bob Anderson, R (1, 1) ERA: 4.47 Jim Brewer, L (7, 1) ERA: 4.98	IP: 6.0 WLS: L BF: 27 H: 5 R: 3 ER: 1 SO: 4 BB: 4 IBB: 0 HBP: 0 BLK: 0 WP: 0 HR: 0 S: 31 P: 47 ERA: 1.50 WHIP: 1.500															PITCHER					


AB	29
R	3
H	6
RBI	2
BB	4
SO	6
LOB	16



Batter	1	2	3	4	5	6	7	8	9	AB	R	H	RBI	BB	SO	LOB	TOP			
Richie Ashburn, L (1,8) OBP: 0.310, SLG: 0.220 Al Heist, R (7,8) OBP: 0.243, SLG: 0.235	L8		E4			4-3	1B	F9		3	1	0	0	1	0	0				
Don Zimmer, R (1,4) OBP: 0.296, SLG: 0.404 Bob Will, L (8,7) OBP: 0.339, SLG: 0.278	1-3		G6-4-3			1B	1B	2B		4	0	2	2	0	0	1				
Ron Santo, R (1,5) OBP: 0.418, SLG: 0.515	HR		K			1B	1B	2B		5	2	4	3	0	1	0				
14 Ernie Banks, R (1,7) OBP: 0.356, SLG: 0.512 (8,6)	HR					F3	FC6-4	2B		5	1	1	1	0	0	5				
George Altman, L (1,9) OBP: 0.404, SLG: 0.614	K					P6		4-3		5	0	1	1	0	1	2				
Andre Rodgers, R (1,3) OBP: 0.294, SLG: 0.433 Ed Bouchee, L (7,3) OBP: 0.353, SLG: 0.404		F8				BB	1B	K	WP	3	1	1	0	0	1	0				
Moe Thacker, R (1,2) OBP: 0.429, SLG: 0.333		5-3				1B	1B	1B	BB	4	1	2	1	0	0	0				
Jerry Kindall, R (1,6) OBP: 0.298, SLG: 0.585 (8,4)						K	F2	K		4	0	1	0	1	2	4				
Don Cardwell, R (1,1) OBP: 0.138, SLG: 0.250		6-3				P4	K	K		4	0	0	0	1	2	5				
Inning Stats	R: 2 E: 0 K: 1 S: 7	H: 2 LOB: 0 BB: 0 P: 7	R: 0 E: 0 K: 0 S: 3	H: 0 LOB: 1 BB: 1 P: 7	R: 0 E: 1 K: 1 S: 5	H: 0 LOB: 0 BB: 0 P: 5	R: 0 E: 0 K: 1 S: 5	H: 0 LOB: 0 BB: 0 P: 5	R: 0 E: 0 K: 0 S: 5	H: 2 LOB: 2 BB: 0 P: 5	R: 3 E: 0 K: 1 S: 9	H: 4 LOB: 2 BB: 1 P: 13	R: 0 E: 0 K: 2 S: 8	H: 1 LOB: 3 BB: 1 P: 13	R: 3 E: 0 K: 1 S: 8	H: 3 LOB: 2 BB: 2 P: 16	1B: 9 2B: 1 3B: 0 HR: 2	SF: 0 SAC: 0 DP: 1 HBP: 1	WP: 2 PB: 0 SB: 1 CS: 0	PA: 45
PITCHER	IP WLS BF H R ER SO BB IBB HBP BLK WP HR S P ERA WHIP																			
Jim O'Toole, L (1,1) ERA: 2.81	6.2 L 30 8 5 5 5 2 0 0 0 0 2 38 46 6.75 1.500																			
Howie Nunn, R (7,1) ERA: 4.41	1.1 7 1 0 0 2 1 0 1 0 0 0 9 14 0.00 1.500																			
Marshall Bridges, L (9,1) ERA: 7.9	1.0 8 3 3 3 1 2 0 0 0 1 0 8 16 27.00 5.000																			

Chicago Cubs @ Cincinnati Reds
Crosley Field, Cincinnati, OH
Sun Jun 04 1961, 3:38 AM EDT
Att: 19,262 - Sunny - 80 F


AB 39
R 8
H 12
RBI 8
BB 5
SO 8
LOB 21



Batter	1	2	3	4	5	6	7	8	9	AB	R	H	RBI	BB	SO	LOB	BOTTOM			
Eddie Kasko, R (1,6) OBP: 0.381, SLG: 0.410	L7		BB			FC6	4-3	L9		5	0	2	0	0	0	2				
Don Blasingame, L (1,4) OBP: 0.318, SLG: 0.315	1B		BB			F9	1B	K		3	1	1	0	2	1	1				
Vada Pinson, L (1,8) OBP: 0.349, SLG: 0.466	1B		F7			FC6	1B	K		5	0	2	0	0	1	3				
Frank Robinson, R (1,9) OBP: 0.368, SLG: 0.556	K		P4			FC5-4	FC5-4	HR		5	1	2	1	0	1	5				
Jerry Lynch, L (1,7) OBP: 0.378, SLG: 0.667	L8		4-3			1B	F5	4-3		5	0	0	0	0	0	7				
Gordy Coleman, L (1,3) OBP: 0.306, SLG: 0.500		5-3				P1		FC6-4		4	0	1	0	0	0	0				
Gene Freese, R (1,5) OBP: 0.309, SLG: 0.480		K				F8	K	F8		4	0	0	0	0	2	1				
Jerry Zimmerman, R (1,2) OBP: 0.338, SLG: 0.333						1B		FC6-4		4	0	3	0	0	0	1				
Jim O'Toole, S (1,1) OBP: 0.241, SLG: 0.250 Howie Nunn, R (7,1) OBP: 0.253, SLG: 0.311 Gus Bell, L (8,PH) OBP: 0.333, SLG: 0.311 Marshall Bridges, S (9,1) ERA: 7.9		K				K		1B		3	0	0	0	0	3	3				
Inning Stats	R: 0 E: 0 K: 1 S: 6	H: 1 LOB: 2 BB: 1 P: 10	R: 0 E: 0 K: 2 S: 8	H: 1 LOB: 1 BB: 0 P: 8	R: 0 E: 0 K: 0 S: 4	H: 1 LOB: 2 BB: 1 P: 8	R: 0 E: 0 K: 1 S: 6	H: 1 LOB: 2 BB: 0 P: 6	R: 0 E: 0 K: 0 S: 5	H: 2 LOB: 2 BB: 0 P: 5	R: 1 E: 0 K: 0 S: 5	H: 2 LOB: 1 BB: 0 P: 5	R: 0 E: 0 K: 0 S: 5	H: 2 LOB: 2 BB: 0 P: 5	R: 1 E: 0 K: 2 S: 8	H: 1 LOB: 0 BB: 0 P: 8	1B: 11 2B: 0 3B: 0 HR: 1	SF: 0 SAC: 0 DP: 0 HBP: 0	WP: 0 PB: 0 SB: 0 CS: 0	PA: 41
PITCHER	IP WLS BF H R ER SO BB IBB HBP BLK WP HR S P ERA WHIP																			
Don Cardwell, R (1,1) ERA: 2.66	9.0 W 41 12 2 1 8 2 0 0 0 0 1 55 63 1.00 1.556																			

Chicago Cubs @ Cincinnati Reds
Crosley Field, Cincinnati, OH
Sun Jun 04 1961, 3:38 AM EDT
Att: 19,262 - Sunny - 80 F

AB 39
R 2
H 12
RBI 1
BB 2
SO 8
LOB 23




Batter	1	2	3	4	5	6	7	8	9	AB	R	H	RBI	BB	SO	LOB	TOP																
Richie Ashburn, L (1, 8) OBP: 0.322, SLG: 0.231 Dick Drott, R (8, 1) OBP: 0.125, SLG: 0.375										4	1	2	2	1	0	2	Chicago Cubs @ St. Louis Cardinals Sportsman's Park, St. Louis, MO Mon Jun 05 1961, 8:05 PM EDT Att: 7,789 - Cloudy - 86 F																
Andra Rodgers, R (1, 6) OBP: 0.305, SLG: 0.441										4	0	1	0	1	1	5																	
Ron Santo, R (1, 5) OBP: 0.418, SLG: 0.514										4	0	2	2	0	0	4																	
14 Ernie Banks, R (1, 7) OBP: 0.357, SLG: 0.523										4	1	1	1	1	0	2																	
George Altman, L (1, 9) OBP: 0.386, SLG: 0.585										5	0	0	0	0	2	2																	
Ed Bouchee, L (1, 3) OBP: 0.394, SLG: 0.444										5	2	3	1	0	0	1																	
Moe Thacker, R (1, 2) Billy Williams, L (8, PH) OBP: 0.301, SLG: 0.376										3	1	2	0	0	0	0																	
Jerry Kindall, R (1, 4) OBP: 0.311, SLG: 0.571										3	1	1	0	1	0	2																	
Dick Ellsworth, L (5, 1) Joe Schaffernoth, R (7, 1) Don Elston, R (7, 1) Jim Brewer, L (8, PH) Bob Will, L (8, PH) Dick Drott, R (8, 2) OBP: 0.300, SLG: 0.298										1	0	0	0	0	0	0																	
Inning Stats	R: 1 E: 0 K: 0 S: 5	H: 2 LOB: 1 BB: 0 P: 5	R: 0 E: 0 K: 0 S: 5	H: 2 LOB: 2 BB: 0 P: 5	R: 0 E: 0 K: 0 S: 3	H: 1 LOB: 0 BB: 0 P: 3	R: 1 E: 0 K: 0 S: 4	H: 1 LOB: 0 BB: 0 P: 4	R: 0 E: 0 K: 0 S: 3	H: 0 LOB: 1 BB: 1 P: 7	R: 0 E: 0 K: 1 S: 5	H: 0 LOB: 0 BB: 0 P: 5	R: 3 E: 1 K: 0 S: 6	H: 4 LOB: 0 BB: 0 P: 6	R: 3 E: 0 K: 2 S: 11	H: 4 LOB: 3 BB: 2 P: 19		R: 0 E: 0 K: 1 S: 5	H: 0 LOB: 1 BB: 1 P: 9	1B: 11 2B: 1 3B: 0 HR: 2	SF: 1 SAC: 1 DP: 2 HBP: 0	WP: 0 PB: 0 SB: 0 CS: 1	PA: 44										
PITCHER	IP WLS BF H R ER SO BB IBB HBP BLK WP HR S P ERA WHIP																																
Curt Simmons, L (1, 1) ERA: 3.18	6.0	27	8	5	2	1	1	0	0	0	0	0	1	28	32	3.00	1.500																
Lindy McDaniel, R (7, 1) ERA: 4.6	1.1	7	5	3	3	1	0	0	0	0	0	0	1	9	9	20.25	3.750																
Al Cicotte, R (8, 1) ERA: 3.54	0.0	2	1	0	0	0	1	0	0	0	0	0	0	1	5	∞	∞																
Mickey McDermott, L (8, 1) ERA: 1.32	1.2	W 7	0	0	0	2	2	0	0	0	0	0	0	9	17	0.00	1.200																

AB	37
R	8
H	14
RBI	7
BB	4
SO	4
LOB	21



Batter	1	2	3	4	5	6	7	8	9	AB	R	H	RBI	BB	SO	LOB	BOTTOM																
Julian Javier, R (1, 4) OBP: 0.328, SLG: 0.346										4	1	3	0	1	0	2	Chicago Cubs @ St. Louis Cardinals Sportsman's Park, St. Louis, MO Mon Jun 05 1961, 8:05 PM EDT Att: 7,789 - Cloudy - 86 F																
Carl Warwick, R (1, 8) OBP: 0.342, SLG: 0.321										4	3	1	0	1	0	4																	
Bill White, L (1, 3) OBP: 0.349, SLG: 0.419										5	1	1	4	0	2	3																	
Ken Boyer, R (1, 5) OBP: 0.381, SLG: 0.497										4	1	2	2	1	0	1																	
Stan Musial, L (1, 7) OBP: 0.374, SLG: 0.451										5	0	1	0	0	0	2																	
Bob Lillis, R (8, 6) OBP: 0.125, SLG: 0.067										0	0	0	0	0	0	0																	
Charlie James, R (1, 9) OBP: 0.304, SLG: 0.405										4	2	2	0	1	1	2																	
Alex Grammas, R (1, 6) OBP: 0.304, SLG: 0.341										3	0	1	0	0	0	1																	
Carl Sawatski, L (7, PH) OBP: 0.406, SLG: 0.500										1	1	1	2	0	0	0																	
Don Taussig, R (8, 7) OBP: 0.452, SLG: 0.679										1	0	1	0	0	0	0																	
Hal Smith, R (1, 2) OBP: 0.298, SLG: 0.294										5	1	2	2	0	1	2																	
Curt Simmons, L (1, 1) OBP: 0.400, SLG: 0.375										3	0	2	0	0	0	2																	
Lindy McDaniel, R (7, 1) ERA: 2.93										1	0	0	0	0	0	1																	
Al Cicotte, R (8, 1)										0	0	0	0	0	0	0																	
Mickey McDermott, L (8, 1) OBP: 0.100, SLG: 0.200										0	0	0	0	0	0	0																	
Inning Stats	R: 1 E: 1 K: 1 S: 8	H: 2 LOB: 2 BB: 0 P: 8	R: 0 E: 0 K: 0 S: 5	H: 2 LOB: 0 BB: 0 P: 5	R: 0 E: 0 K: 1 S: 7	H: 2 LOB: 2 BB: 0 P: 7	R: 3 E: 1 K: 0 S: 8	H: 5 LOB: 2 BB: 0 P: 8	R: 0 E: 0 K: 0 S: 3	H: 0 LOB: 1 BB: 1 P: 7	R: 6 E: 0 K: 0 S: 7	H: 5 LOB: 1 BB: 3 P: 19	R: 0 E: 0 K: 1 S: 5	H: 1 LOB: 0 BB: 0 P: 5	1B: 14 2B: 2 3B: 0 HR: 2	SF: 0 SAC: 0 DP: 1 HBP: 0	WP: 0 PB: 0 SB: 1 CS: 0	PA: 44															
PITCHER	IP WLS BF H R ER SO BB IBB HBP BLK WP HR S P ERA WHIP																																
Dick Ellsworth, L (1, 1) ERA: 5.98	4.2	26	11	4	4	3	0	0	0	0	0	0	1	7	15	16.20	2.400																
Joe Schaffernoth, R (5, 1) ERA: 6.04	1.2	L 9	2	3	3	0	2	0	0	0	0	0	1	3	11	81.00	12.000																
Don Elston, R (7, 1) ERA: 2.93	0.1	5	2	3	3	0	2	0	0	0	0	0	1	3	11	0.00	3.000																
Jim Brewer, L (7, 1) ERA: 4.5	0.1	1	1	0	0	0	0	0	0	0	0	0	0	1	1	0.00	3.000																
Dick Drott, R (8, 1) ERA: 3.27	1.0	3	1	0	0	1	0	0	0	0	0	0	0	5	5	0.00	1.000																

AB	40
R	10
H	17
RBI	10
BB	4
SO	4
LOB	20



Batter	1	2	3	4	5	6	7	8	9	AB	R	H	RBI	BB	SO	LOB	TOP			
Richie Ashburn, L (1, 8) OBP: 0.336, SLG: 0.236 Don Zimmer, R (7, 4) OBP: 0.296, SLG: 0.404	6-3																2 0 1 0 2 0 0 0 0 0 0 0 0 0			
Andre Rodgers, R (1, 6) OBP: 0.278, SLG: 0.395 Dick Drott, R (7, 1) OBP: 0.125, SLG: 0.375	K	3-1			L9		G6-4-3										4 0 0 0 0 1 5 0 0 0 0 0 0 0			
Ron Santo, R (1, 5) OBP: 0.410, SLG: 0.503	K				G5-4-3												4 0 0 0 0 2 1			
14 Ernie Banks, R (1, 7) OBP: 0.360, SLG: 0.520																	3 1 1 0 1 2 1			
George Altman, L (1, 9) OBP: 0.381, SLG: 0.573 Ed Bouchee, L (1, 3) OBP: 0.380, SLG: 0.447																	4 1 1 0 0 0 1			
Dick Bertell, R (1, 2) OBP: 0.296, SLG: 0.290 Billy Williams, L (9, PH) OBP: 0.299, SLG: 0.373																	4 0 1 0 0 2 3			
Jerry Kindall, R (1, 4) OBP: 0.308, SLG: 0.542																	3 0 0 0 0 0 4 1 0 0 0 0 0 1			
Glen Hobbie, R (1, 1) OBP: 0.242, SLG: 0.172 Bob Will, L (7, PH) OBP: 0.338, SLG: 0.281																	3 0 0 0 1 1 4			
Inning Stats	R: 0 E: 0 K: 2 S: 7	H: 0 LOB: 0 BB: 0 P: 7	R: 2 E: 0 K: 1 S: 8	H: 3 LOB: 3 BB: 2 P: 16	R: 0 E: 1 K: 1 S: 5	H: 0 LOB: 0 BB: 0 P: 5	R: 0 E: 0 K: 0 S: 4	H: 2 LOB: 2 BB: 0 P: 4	R: 0 E: 0 K: 0 S: 2	H: 0 LOB: 0 BB: 1 P: 6	R: 0 E: 1 K: 2 S: 8	H: 1 LOB: 0 BB: 0 P: 3	R: 0 E: 0 K: 2 S: 7	H: 0 LOB: 0 BB: 0 P: 7	R: 0 E: 0 K: 0 S: 4	H: 0 LOB: 1 BB: 0 P: 4	1B: 5 2B: 1 3B: 0 HR: 0	SF: 0 SAC: 0 DP: 2 HBP: 0	WP: 0 PB: 0 SB: 0 CS: 0	PA: 36
PITCHER Ernie Broglio, R (1, 1) ERA: 3.36	IP: 9.0 WLS: W BF: 36 H: 6 R: 2 ER: 2 SO: 8 BB: 4 IBB: 0 HBP: 0 BLK: 0 WP: 0 HR: 0 S: 48 P: 64 ERA: 2.00 WHIP: 1.111															PITCHER Ernie Broglio, R (1, 1) ERA: 3.36	IP: 9.0 WLS: W BF: 36 H: 6 R: 2 ER: 2 SO: 8 BB: 4 IBB: 0 HBP: 0 BLK: 0 WP: 0 HR: 0 S: 48 P: 64 ERA: 2.00 WHIP: 1.111			

Chicago Cubs @ St. Louis Cardinals
Sportsman's Park, St. Louis, MO
Tue Jun 06 1961, 8:05 PM EDT
Cloudy - 80 F

AB 32
R 2
H 6
RBI 2
BB 4
SO 8
LOB 21



Batter	1	2	3	4	5	6	7	8	9	AB	R	H	RBI	BB	SO	LOB	BOTTOM			
Julian Javier, R (1, 4) OBP: 0.326, SLG: 0.351	6-3																4 1 1 0 0 0 0			
Carl Warwick, R (1, 8) OBP: 0.357, SLG: 0.344	6-3																4 2 2 0 0 0 1			
Bill White, L (1, 3) OBP: 0.347, SLG: 0.437	F8																3 1 1 3 0 0 1			
Ken Boyer, R (1, 5) OBP: 0.383, SLG: 0.503																	4 1 2 1 0 1 0			
Stan Musial, L (1, 7) OBP: 0.385, SLG: 0.461 Don Taussig, R (8, 7) OBP: 0.452, SLG: 0.679																	2 1 1 0 2 0 1 0 0 0 0 0 0 0			
Charlie James, R (1, 9) OBP: 0.280, SLG: 0.378																	3 0 0 1 0 2 2			
Hal Smith, R (1, 2) OBP: 0.304, SLG: 0.295																	3 0 1 0 1 0 2			
Bob Lillis, R (1, 6) OBP: 0.150, SLG: 0.105																	4 0 1 1 0 1 4			
Ernie Broglio, R (1, 1) OBP: 0.167, SLG: 0.152																	4 0 0 0 0 1 4			
Inning Stats	R: 0 E: 0 K: 0 S: 3	H: 0 LOB: 0 BB: 0 P: 3	R: 2 E: 0 K: 0 S: 6	H: 3 LOB: 1 BB: 0 P: 6	R: 1 E: 0 K: 1 S: 6	H: 1 LOB: 0 BB: 0 P: 6	R: 0 E: 0 K: 2 S: 7	H: 0 LOB: 1 BB: 1 P: 11	R: 2 E: 0 K: 0 S: 5	H: 2 LOB: 0 BB: 0 P: 5	R: 0 E: 0 K: 0 S: 4	H: 1 LOB: 2 BB: 1 P: 8	R: 1 E: 0 K: 0 S: 5	H: 2 LOB: 1 BB: 0 P: 5	R: 0 E: 0 K: 2 S: 7	H: 0 LOB: 1 BB: 1 P: 11	1B: 5 2B: 3 3B: 0 HR: 1	SF: 2 SAC: 0 DP: 0 HBP: 0	WP: 0 PB: 0 SB: 0 CS: 0	PA: 36
PITCHER Glen Hobbie, R (1, 1) ERA: 3.8 Dick Drott, R (7, 1) ERA: 3.34	IP: 6.0 WLS: L BF: 27 H: 7 R: 5 ER: 5 SO: 3 BB: 2 IBB: 0 HBP: 0 BLK: 0 WP: 0 HR: 1 S: 31 P: 39 ERA: 7.50 WHIP: 1.500															PITCHER Glen Hobbie, R (1, 1) ERA: 3.8 Dick Drott, R (7, 1) ERA: 3.34	IP: 6.0 WLS: L BF: 27 H: 7 R: 5 ER: 5 SO: 3 BB: 2 IBB: 0 HBP: 0 BLK: 0 WP: 0 HR: 1 S: 31 P: 39 ERA: 7.50 WHIP: 1.500			

Chicago Cubs @ St. Louis Cardinals
Sportsman's Park, St. Louis, MO
Tue Jun 06 1961, 8:05 PM EDT
Cloudy - 80 F

AB 31
R 6
H 9
RBI 6
BB 3
SO 5
LOB 15



Batter	1	2	3	4	5	6	7	8	9	10	AB	R	H	RBI	BB	SO	LOB	TOP	
Richie Ashburn, L OBP: 0.338, SLG: 0.229 Al Heist, R OBP: 0.243, SLG: 0.235	4-0 G6-4-3 BB		4-0 2B BB		0-0 FC3-6 BB 1-2f		0-0 F8		0-0 F8		3	0	0	0	2	0	1		
Don Zimmer, R OBP: 0.298, SLG: 0.406	0-0 G6-4-3 1-2f		0-0 2B		4-0 FC6-4 BB 14		0-0 P4		0-0 L8		4	0	1	0	1	0	1		
Ron Santo, R OBP: 0.400, SLG: 0.489	0-0 4-3		0-0 P3		0-3 K		0-0 E6 HR		0-3 K		5	1	0	0	0	2	4		
14 Ernie Banks, R OBP: 0.351, SLG: 0.511 Bob Will, L OBP: 0.338, SLG: 0.281		0-3 K	4-0 IBB		0-0 FC6-4 1-2f		4-0 HR BB		0-0 L6		3	1	0	0	2	1	2		
George Altman, L OBP: 0.374, SLG: 0.583		0-3 K	0-3 K				0-0 4-3		0-3 K		5	1	1	3	0	3	3		
Ed Bouches, L OBP: 0.354, SLG: 0.430		4-0 BB BB		0-3 K			0-3 K		0-0 F7		4	0	0	0	1	2	0		
Moe Thacker, R OBP: 0.500, SLG: 0.364		4-0 BB 1-2		0-0 5-3			4-0 1B BB		0-3 K		2	0	0	0	2	1	0		
Jerry Kindall, R OBP: 0.304, SLG: 0.524		0-0 F9		0-0 4-3			0-0 1B BB		0-0 F8		4	0	1	0	0	0	2		
Jack Curtis, L OBP: 0.154, SLG: 0.083 Joe Schaffernoth, R OBP: 0.154, SLG: 0.083			0-0 F3		4-0 FC3-6 BB		0-3 K		0-0 F9		2	0	0	0	1	1	2		
Inning Stats	R: 0 E: 0 K: 0 S: 2	H: 0 LOB: 0 BB: 1 P: 6	R: 0 E: 0 K: 2 S: 7	H: 0 LOB: 2 BB: 2 P: 15	R: 0 E: 0 K: 1 S: 6	H: 1 LOB: 3 BB: 2 P: 14	R: 0 E: 0 K: 1 S: 5	H: 0 LOB: 0 BB: 0 P: 5	R: 0 E: 0 K: 1 S: 5	H: 1 LOB: 2 BB: 1 P: 13	R: 0 E: 0 K: 1 S: 8	H: 1 LOB: 0 BB: 1 P: 9	R: 0 E: 0 K: 1 S: 5	H: 0 LOB: 0 BB: 0 P: 5	R: 0 E: 0 K: 1 S: 5	H: 0 LOB: 0 BB: 0 P: 5	1B: 1 2B: 1 3B: 0 HR: 1	SF: 0 SAC: 0 DP: 1 HBP: 0	WP: 0 PA: 42
PITCHER Ray Sadecki, L ERA: 2.5	IP: 10.0 WLS: 42 BF: 3 H: 3 R: 3 ER: 0 SO: 10 BB: 8 IBB: 1 HBP: 0 BLK: 0 WP: 0 HR: 1 S: 53 P: 89 ERA: 0.00 WHIP: 1.100																		

Chicago Cubs @ St. Louis Cardinals
Sportsman's Park, St. Louis, MO
Tue Jun 06 1961, 8:05 PM EDT
Att: 14,690 - Overcast - 80 F

AB 33
R 3
H 3
RBI 3
BB 9
SO 10
LOB 15



Batter	1	2	3	4	5	6	7	8	9	10	AB	R	H	RBI	BB	SO	LOB	BOTTOM					
Curt Flood, R OBP: 0.337, SLG: 0.377	0-0 5-3		0-0 F8		0-0 F3	0-0 1-3			0-0 SH1-4		4	0	0	0	0	0	2						
Julian Javier, R OBP: 0.336, SLG: 0.368	0-0 G3 2B		0-0 FC4 1B		0-3 K		0-0 FC6-4 1B		0-3 K		5	0	3	0	0	2	1						
Bill White, L OBP: 0.343, SLG: 0.426	0-0 G3 2-3		0-0 FC4 1B 1-2f		0-0 4-3		0-0 FC6-4 G6-4-3 1-2f		4-0 IBB		4	0	0	0	1	0	3						
Ken Boyer, R OBP: 0.384, SLG: 0.506	0-3 K		0-0 FC5-4 1B		0-0 SH1-3 1B 2B		0-0 G6-4-3 1-2f		0-0 F9		5	1	2	0	0	1	4						
Carl Warwick, R OBP: 0.348, SLG: 0.333		0-0 2B SF7 1B	0-0 FC5-4 1-2f		0-0 SH1-3 2-3		0-0 6-3		0-0 F8		4	1	1	0	0	0	2						
Charlie James, R OBP: 0.273, SLG: 0.360		0-0 L8		0-0 F9		0-0 1B 1B		0-0 E5		0-0 G3		5	1	1	1	0	1						
Jimmie Schaffer, R OBP: 0.286, SLG: 0.429 Carl Sawatski, L OBP: 0.394, SLG: 0.481 Alex Grammas, R OBP: 0.304, SLG: 0.341 Joe Cunningham, L OBP: 0.417, SLG: 0.399		0-0 L8		0-0 1-3 2B		0-0 1-3 1B		0-0 L9		0-3 K		3	0	1	0	0	1						
Bob Lillis, R OBP: 0.217, SLG: 0.190 Stan Musial, L OBP: 0.352, SLG: 0.457 Hal Smith, R OBP: 0.304, SLG: 0.295		0-0 SF7		0-0 1-3 2B		0-0 1-3 1B		0-3 K				2	0	2	1	0	0						
Ray Sadecki, L OBP: 0.333, SLG: 0.370		0-0 L9		0-0 4-3		0-0 1-2 3H 1B		0-0 SH1-4 1B				4	0	2	1	0	2						
Inning Stats	R: 0 E: 0 K: 1 S: 6	H: 1 LOB: 1 BB: 0 P: 6	R: 1 E: 0 K: 0 S: 5	H: 2 LOB: 1 BB: 0 P: 5	R: 0 E: 0 K: 0 S: 5	H: 2 LOB: 2 BB: 0 P: 5	R: 0 E: 0 K: 0 S: 4	H: 1 LOB: 1 BB: 0 P: 4	R: 0 E: 0 K: 1 S: 5	H: 0 LOB: 0 BB: 0 P: 5	R: 2 E: 0 K: 0 S: 7	H: 4 LOB: 2 BB: 0 P: 7	R: 0 E: 0 K: 0 S: 3	H: 1 LOB: 0 BB: 0 P: 3	R: 0 E: 1 K: 1 S: 6	H: 0 LOB: 1 BB: 0 P: 6	R: 0 E: 0 K: 1 S: 6	H: 1 LOB: 2 BB: 1 P: 10	R: 0 E: 0 K: 1 S: 5	H: 0 LOB: 0 BB: 0 P: 5	1B: 9 2B: 3 3B: 0 HR: 0	SF: 1 SAC: 2 DP: 1 HBP: 0	WP: 0 PA: 43
PITCHER Jack Curtis, L ERA: 5.81 Joe Schaffernoth, R ERA: 5.06	IP: 5.2 WLS: 27 BF: 10 H: 3 R: 3 ER: 3 SO: 2 BB: 0 IBB: 0 HBP: 0 BLK: 0 WP: 0 HR: 0 S: 31 P: 31 ERA: 4.76 WHIP: 1.765																						

Chicago Cubs @ St. Louis Cardinals
Sportsman's Park, St. Louis, MO
Tue Jun 06 1961, 8:05 PM EDT
Att: 14,690 - Overcast - 80 F

AB 39
R 3
H 12
RBI 3
BB 1
SO 5
LOB 18



Batter	1	2	3	4	5	6	7	8	9	AB	R	H	RBI	BB	SO	LOB	TOP					
Richie Ashburn, L (1,8) <small>OBP: 0.341, SLG: 0.237</small> Joe Schaffernoth, R (8,1)	3-1		14 1B					3-1		5	2	2	0	0	0	3						
Don Zimmer, R (1,4) <small>OBP: 0.300, SLG: 0.411</small>	K		14 1B							5	1	2	1	0	1	0						
Ron Santo, R (1,5) <small>OBP: 0.405, SLG: 0.503</small>	4-3		K							5	1	3	1	0	1	2						
14 Ernie Banks, R (1,7) <small>OBP: 0.362, SLG: 0.524</small>		6-3								5	1	2	3	0	1	2						
George Altman, L (1,9) <small>OBP: 0.367, SLG: 0.592</small> (8,8)	K		3-1							5	1	1	1	0	1	3						
Ed Bouchee, L (1,3) <small>OBP: 0.383, SLG: 0.427</small>										3	0	1	0	2	2	0						
Moe Thacker, R (1,2) <small>OBP: 0.444, SLG: 0.286</small>										3	0	0	0	1	1	3						
Jerry Kindall, R (1,6) <small>OBP: 0.301, SLG: 0.507</small>										4	0	1	0	0	2	2						
Bob Anderson, R (1,1) <small>OBP: 0.250, SLG: 0.152</small> Jim Brewer, L (2,1) <small>OBP: 0.246, SLG: 0.196</small> Mel Roach, R (5,PH) <small>OBP: 0.303, SLG: 0.276</small> Dick Ellsworth, L (5,1) <small>OBP: 0.197, SLG: 0.167</small> Bob Will, L (7,PH) <small>OBP: 0.107, SLG: 0.167</small> Don Elston, R (7,1) <small>OBP: 0.303, SLG: 0.378</small> Billy Williams, L (8,PH) <small>OBP: 0.303, SLG: 0.378</small> (8,9)			K							0	0	0	0	0	0	0						
Inning Stats	R: 0 E: 0 K: 1 S: 5	H: 0 LOB: 0 BB: 0 P: 5	R: 0 E: 0 K: 1 S: 5	H: 0 LOB: 2 BB: 2 P: 13	R: 1 E: 0 K: 2 S: 10	H: 3 LOB: 2 BB: 0 P: 10	R: 0 E: 0 K: 1 S: 5	H: 1 LOB: 0 BB: 0 P: 5	R: 0 E: 0 K: 0 S: 3	H: 1 LOB: 0 BB: 1 P: 3	R: 0 E: 0 K: 1 S: 6	H: 1 LOB: 2 BB: 1 P: 10	R: 2 E: 0 K: 2 S: 10	H: 3 LOB: 1 BB: 0 P: 10	R: 1 E: 0 K: 1 S: 8	H: 3 LOB: 2 BB: 0 P: 8	R: 2 E: 0 K: 1 S: 7	H: 2 LOB: 0 BB: 0 P: 7	1B: 10 2B: 1 3B: 1 HR: 2	SF: 0 SAC: 0 DP: 2 HBP: 0	WP: 0 PB: 0 SB: 0 CS: 0	PA: 42
PITCHER	IP: 7.2 WLS: W BF: 36 H: 12 R: 4 ER: 4 SO: 9 BB: 3 IBB: 0 HBP: 0 BLK: 0 WP: 0 HR: 1 S: 51 P: 63 ERA: 4.70 WHIP: 1.957	IP: 0.2 WLS: S BF: 4 H: 2 R: 2 ER: 2 SO: 0 BB: 0 IBB: 0 HBP: 0 BLK: 0 WP: 0 HR: 1 S: 4 P: 4 ERA: 27.00 WHIP: 3.000	IP: 0.1 WLS: S BF: 2 H: 0 R: 0 ER: 0 SO: 1 BB: 0 IBB: 0 HBP: 0 BLK: 0 WP: 0 HR: 0 S: 4 P: 4 ERA: 0.00 WHIP: 0.000	PITCHER	IP: 7.2 WLS: W BF: 36 H: 12 R: 4 ER: 4 SO: 9 BB: 3 IBB: 0 HBP: 0 BLK: 0 WP: 0 HR: 1 S: 51 P: 63 ERA: 4.70 WHIP: 1.957	IP: 0.2 WLS: S BF: 4 H: 2 R: 2 ER: 2 SO: 0 BB: 0 IBB: 0 HBP: 0 BLK: 0 WP: 0 HR: 1 S: 4 P: 4 ERA: 27.00 WHIP: 3.000	IP: 0.1 WLS: S BF: 2 H: 0 R: 0 ER: 0 SO: 1 BB: 0 IBB: 0 HBP: 0 BLK: 0 WP: 0 HR: 0 S: 4 P: 4 ERA: 0.00 WHIP: 0.000															

Chicago Cubs @ St. Louis Cardinals
 Sportsman's Park, St. Louis, MO
 Wed Jun 07 1961, 8:05 PM EDT
 Att: 6,182 - Cloudy - 70 F

AB	39
R	6
H	14
RBI	6
BB	3
SO	10
LOB	15



Batter	1	2	3	4	5	6	7	8	9	AB	R	H	RBI	BB	SO	LOB	BOTTOM			
Julian Javier, R (1,4) <small>OBP: 0.331, SLG: 0.357</small>	K									4	0	0	0	1	1	2				
Carl Warwick, R (1,8) <small>OBP: 0.333, SLG: 0.366</small> (8,7)	1B									5	1	1	0	0	2	3				
Bill White, L (1,3) <small>OBP: 0.346, SLG: 0.424</small>	1B									3	2	1	1	1	1	1				
Ken Boyer, R (1,5) <small>OBP: 0.386, SLG: 0.506</small>	1B									4	1	2	1	0	1	1				
Stan Musial, L (1,7) <small>OBP: 0.400, SLG: 0.525</small> Curt Flood, R (8,8) <small>OBP: 0.337, SLG: 0.377</small>	1B									4	2	4	4	0	0	0				
Charlie James, R (1,9) <small>OBP: 0.271, SLG: 0.352</small>	G4-3									4	0	1	0	0	1	2				
Bob Lillis, R (1,6) <small>OBP: 0.185, SLG: 0.160</small>										4	0	0	0	0	2	2				
Hal Smith, R (1,2) <small>OBP: 0.309, SLG: 0.296</small>										3	1	1	0	1	0	0				
Larry Jackson, R (1,1) <small>OBP: 0.188, SLG: 0.375</small> Al Cicotte, R (8,1) <small>OBP: 0.153, SLG: 0.125</small> Mickey McDermott, L (9,1) <small>OBP: 0.100, SLG: 0.200</small>										2	1	1	1	0	0	0				
Inning Stats	R: 2 E: 0 K: 1 S: 8	H: 4 LOB: 1 BB: 0 P: 8	R: 2 E: 0 K: 1 S: 7	H: 2 LOB: 1 BB: 1 P: 11	R: 2 E: 0 K: 0 S: 5	H: 2 LOB: 0 BB: 0 P: 5	R: 0 E: 0 K: 1 S: 5	H: 0 LOB: 0 BB: 0 P: 5	R: 0 E: 0 K: 3 S: 11	H: 2 LOB: 2 BB: 0 P: 11	R: 0 E: 0 K: 0 S: 3	H: 0 LOB: 1 BB: 1 P: 7	R: 2 E: 0 K: 2 S: 8	H: 1 LOB: 0 BB: 0 P: 12	R: 0 E: 0 K: 0 S: 4	H: 1 LOB: 1 BB: 0 P: 4	1B: 8 2B: 0 3B: 2 HR: 2	SF: 0 SAC: 1 DP: 1 HBP: 0	WP: 2 PB: 1 SB: 0 CS: 0	PA: 38
PITCHER	IP: 1.1 WLS: L BF: 10 H: 2 R: 2 ER: 2 SO: 2 BB: 0 IBB: 0 HBP: 0 BLK: 0 WP: 2 HR: 1 S: 14 P: 14 ERA: 6.75 WHIP: 0.750	IP: 2.0 WLS: S BF: 9 H: 2 R: 0 ER: 0 SO: 3 BB: 1 IBB: 0 HBP: 0 BLK: 0 WP: 0 HR: 0 S: 14 P: 18 ERA: 0.00 WHIP: 1.500	IP: 1.0 WLS: S BF: 5 H: 1 R: 2 ER: 2 SO: 2 BB: 0 IBB: 0 HBP: 0 BLK: 0 WP: 0 HR: 1 S: 8 P: 12 ERA: 18.00 WHIP: 2.000	IP: 1.0 WLS: S BF: 4 H: 1 R: 0 ER: 0 SO: 0 BB: 0 IBB: 0 HBP: 0 BLK: 0 WP: 0 HR: 0 S: 4 P: 4 ERA: 0.00 WHIP: 1.000	IP: 1.1 WLS: L BF: 10 H: 2 R: 2 ER: 2 SO: 2 BB: 0 IBB: 0 HBP: 0 BLK: 0 WP: 2 HR: 1 S: 14 P: 14 ERA: 6.75 WHIP: 0.750	IP: 2.0 WLS: S BF: 9 H: 2 R: 0 ER: 0 SO: 3 BB: 1 IBB: 0 HBP: 0 BLK: 0 WP: 0 HR: 0 S: 14 P: 18 ERA: 0.00 WHIP: 1.500	IP: 1.0 WLS: S BF: 5 H: 1 R: 2 ER: 2 SO: 2 BB: 0 IBB: 0 HBP: 0 BLK: 0 WP: 0 HR: 1 S: 8 P: 12 ERA: 18.00 WHIP: 2.000	IP: 1.0 WLS: S BF: 4 H: 1 R: 0 ER: 0 SO: 0 BB: 0 IBB: 0 HBP: 0 BLK: 0 WP: 0 HR: 0 S: 4 P: 4 ERA: 0.00 WHIP: 1.000												

Chicago Cubs @ St. Louis Cardinals
 Sportsman's Park, St. Louis, MO
 Wed Jun 07 1961, 8:05 PM EDT
 Att: 6,182 - Cloudy - 70 F

AB	34
R	8
H	12
RBI	7
BB	3
SO	8
LOB	11



Batter	1	2	3	4	5	6	7	8	9	AB	R	H	RBI	BB	SO	LOB	TOP								
Lee Mays, L OBP: 0.344, SLG: 0.440 (1, 9)	0-0 G6-4-3 1B			0-3 K		0-0 F3		4-0 G5-4-3 BB	0-0 HR	4	1	2	4	1	1	0	Milwaukee Braves @ Chicago Cubs Wrigley Field, Chicago, IL Fri Jun 09 1961, 3:33 AM CDT Att: 7,912 - Cloudy - 72 F								
Frank Bolling, R OBP: 0.366, SLG: 0.461 (1, 4)	0-0 G6-4-3 1-2			0-0 G4-6-3 1B		0-0 1B		0-0 G5-4-3 1-2	0-0 F7	5	0	2	0	0	0	3									
Eddie Mathews, L OBP: 0.417, SLG: 0.624 (1, 5)	0-0 F5			0-0 G4-6-3 1-2		0-0 F8		0-0 HR		4	1	1	1	0	0	2									
Hank Aaron, R OBP: 0.379, SLG: 0.618 (1, 8)		0-0 5-3			0-0 6-3		0-0 HBP HR 1B	0-0 F9		4	1	1	0	0	0	0									
Frank Thomas, R OBP: 0.351, SLG: 0.497 (9, 3)		0-0 5-3			0-0 F8		1-0 HR HBP		0-0 HBP HR 1B	3	2	1	0	0	0	0									
Joe Adcock, R OBP: 0.280, SLG: 0.370 Al Spangler, L OBP: 0.385, SLG: 0.233 (9, 7)		0-0 6-3			0-0 HR 1B		0-0 HR		0-0 HR 1B	4	2	3	3	0	0	0									
Joe Torre, R OBP: 0.363, SLG: 0.444 (1, 2)			0-0 F3		0-0 HR		0-0 G4-6-3 1B		0-0 F3	4	1	2	2	0	0	2									
Roy McMillan, R OBP: 0.323, SLG: 0.290 (1, 6)			0-0 L9		0-0 L9		0-0 G4-6-3 1-2		0-0 F9	4	0	0	0	0	0	3									
Bob Buhl, R Don McMahon, R Hank Taylor, R George Brunet, L Felix Mantilla, R Claude Raymond, R Chi-Chi Oloro, R Charlie Lau, L Lee Rudolph, R Warren Spahn, L Carl Willey, R (1, 1)			0-3 K		0-3 K		0-0 F7		1-0 HR HBP	1	0	0	0	0	0	0		AB 35 R 10 H 12 RBI 10 BB 1 SO 3 LOB 10							
Inning Stats	R: 0 E: 0 K: 0 S: 3	H: 1 LOB: 0 BB: 0 P: 3	R: 0 E: 0 K: 0 S: 3	H: 0 LOB: 0 BB: 0 P: 3	R: 0 E: 0 K: 1 S: 5	H: 0 LOB: 0 BB: 0 P: 5	R: 0 E: 0 K: 1 S: 5	H: 1 LOB: 0 BB: 0 P: 5	R: 2 E: 0 K: 0 S: 5	H: 2 LOB: 0 BB: 0 P: 5	R: 0 E: 0 K: 1 S: 6	H: 1 LOB: 1 BB: 0 P: 6	R: 3 E: 0 K: 0 S: 5	H: 3 LOB: 0 BB: 0 P: 6	R: 1 E: 0 K: 0 S: 3	H: 1 LOB: 0 BB: 1 P: 7			R: 4 E: 0 K: 0 S: 6	H: 3 LOB: 1 BB: 0 P: 7	1B: 8 2B: 0 3B: 0 HR: 4	SF: 0 SAC: 0 DP: 4 HBP: 2	WP: 0 PB: 0 SB: 0 CS: 0	PA: 38	
PITCHER	IP	WLS	BF	H	R	ER	SO	BB	IBB	HBP	BLK	WP	HR	S	P	ERA	WHIP								
Don Cardwell, R ERA: 3.04 Joe Schaffernoth, R ERA: 4.85 Don Elston, R ERA: 4.12 Bob Anderson, R ERA: 5.06 (1, 1)	6.0		24	7	5	5	3	0	0	1	0	0	2	29	30	7.50	1.167								
(7, 1)	2.0		7	2	1	1	0	1	0	0	0	0	1	6	10	4.50	1.500								
(9, 1)	0.2		6	3	4	4	0	0	0	1	0	0	1	5	6	54.00	4.500								
(9, 1)	0.1	W	1	0	0	0	0	0	0	0	0	0	0	1	1	0.00	0.000								

Batter	1	2	3	4	5	6	7	8	9	AB	R	H	RBI	BB	SO	LOB	BOTTOM									
Richie Ashburn, L OBP: 0.350, SLG: 0.239 Al Heist, R OBP: 0.243, SLG: 0.235 (1, 8)	0-0 1B		4-0 BB 1B	0-0 CS PB		0-0 5-3		4-0 1B		3	2	1	0	2	0	1	Milwaukee Braves @ Chicago Cubs Wrigley Field, Chicago, IL Fri Jun 09 1961, 3:33 AM CDT Att: 7,912 - Cloudy - 72 F									
Don Zimmer, R OBP: 0.303, SLG: 0.408 (1, 4)	0-0 L9		0-0 L7	4-0 CS 2B BB		0-0 F7		0-0 1B 2B		4	1	1	1	1	0	2										
Ron Santo, R OBP: 0.414, SLG: 0.513 (1, 5)	0-0 G5-4-3 1B		4-0 BB 1B	0-0 1-2 2B		0-0 1-4-3		0-0 FC6-4 1B		4	1	3	2	1	0	0										
14 Ernie Banks, R OBP: 0.362, SLG: 0.519 Don Elston, R OBP: 0.167, SLG: 0.167 Bob Anderson, R OBP: 0.250, SLG: 0.182 (1, 7)	0-0 G5-4-3		0-0 2B 1B	0-3 K		0-0 1B BB		0-0 FC6-4 1B		4	1	1	1	1	1	4										
George Altman, L OBP: 0.376, SLG: 0.597 (1, 9)		0-0 1B 2B	0-0 F7		0-0 5-3		0-0 1B		1-0 1B SF9 HBP	4	2	2	0	0	0	2										
Ed Bouchee, L OBP: 0.371, SLG: 0.443 (1, 3)		0-0 1B	0-0 1B 2B	0-0 P2		0-3 K		0-0 1B		0-0 1B	5	2	3	3	0	1		2								
Dick Bertell, R OBP: 0.299, SLG: 0.291 Bob Will, R OBP: 0.338, SLG: 0.288 (8, PH)	0-0 F3		0-0 WP 1B	0-0 F9		0-0 SH3-4 1B		0-0 SH3-4 1B		3	0	1	1	0	0	1										
Jerry Kindall, R OBP: 0.312, SLG: 0.507 (1, 6)		0-3 K	0-0 F7		0-0 SH1-4 1B		0-0 SH3-4 1B		0-0 1B	4	0	2	0	0	1	2										
Don Cardwell, R OBP: 0.129, SLG: 0.233 Joe Schaffernoth, R ERA: 2.89 Billy Williams, L OBP: 0.398, SLG: 0.390 Moe Thacker, R OBP: 0.474, SLG: 0.333 (8, PH)		0-3 K		0-3 K		0-0 SH1-4		0-0 1B 2B		2	0	0	0	0	2	1										
Inning Stats	R: 0 E: 0 K: 0 S: 4	H: 2 LOB: 1 BB: 0 P: 4	R: 1 E: 0 K: 2 S: 9	H: 2 LOB: 1 BB: 0 P: 9	R: 4 E: 0 K: 0 S: 6	H: 3 LOB: 1 BB: 2 P: 14	R: 1 E: 1 K: 2 S: 8	H: 1 LOB: 1 BB: 1 P: 12	R: 0 E: 0 K: 0 S: 3	H: 0 LOB: 0 BB: 0 P: 3	R: 0 E: 0 K: 0 S: 3	H: 1 LOB: 1 BB: 0 P: 3	R: 0 E: 0 K: 1 S: 6	H: 1 LOB: 2 BB: 1 P: 10	R: 3 E: 0 K: 0 S: 6	H: 4 LOB: 1 BB: 1 P: 10		R: 2 E: 0 K: 0 S: 4	H: 3 LOB: 2 BB: 0 P: 5	1B: 13 2B: 4 3B: 0 HR: 0	SF: 1 SAC: 2 DP: 1 HBP: 1	WP: 1 PB: 1 SB: 0 CS: 2	PA: 45			
PITCHER	IP	WLS	BF	H	R	ER	SO	BB	IBB	HBP	BLK	WP	HR	S	P	ERA	WHIP									
Bob Buhl, R ERA: 4.57 Don McMahon, R ERA: 2.89 George Brunet, L ERA: 2.89 Claude Raymond, R ERA: 6.97 Chi-Chi Oloro, R ERA: 18.0 (1, 1)	2.2		16	7	5	5	2	2	0	0	0	0	1	0	12	16	0.00	0.857								
(3, 1)	2.1		9	1	1	0	2	1	0	0	0	1	0	12	16	0.00	0.857									
(6, 1)	1.0		3	1	0	0	0	0	0	0	0	0	0	3	3	0.00	1.000									
(7, 1)	1.1		10	4	3	3	1	2	0	0	0	0	0	10	18	20.25	4.500									
(8, 1)	0.2		2	1	0	0	0	0	0	0	0	0	0	2	2	0.00	1.500									
Warren Spahn, L ERA: 3.24 Carl Willey, R ERA: 7.69 (9, 1)	0.1		3	1	2	2	0	0	0	0	0	0	0	0	0	0	54.00	3.000								
(9, 1)	0.0		2	2	0	0	0	0	0	0	0	0	0	2	2	*	*									



Batter	1	2	3	4	5	6	7	8	9	AB	R	H	RBI	BB	SO	LOB	TOP								
Lee Mays, L OBP: 0.338, SLG: 0.450 (1, 9)	3-1		F5		HR	K		F7	L4-3	6	1	1	1	0	1	2	Milwaukee Braves @ Chicago Cubs Wrigley Field, Chicago, IL Sat Jun 10 1961, 3:33 AM CDT Att: 18,127 - Sunny - 82 F								
Frank Bolling, R OBP: 0.371, SLG: 0.477 (1, 4)	F7		HR		HR	1-3		FC6-4 1B		4	2	2	1	0	0	0									
Eddie Mathews, L OBP: 0.416, SLG: 0.632 (1, 5)	4-3		BB		HR	K		K		4	1	1	2	1	2	1									
Hank Aaron, R OBP: 0.380, SLG: 0.613 (1, 8)		G4-3 1B	L8		2B	1B		F2	FC6-4	5	1	2	0	0	0	2									
Frank Thomas, R OBP: 0.346, SLG: 0.484 (1, 7) (9, 3)	G4-3 1B			5-3	L6			F9	K	4	0	0	0	1	1	1									
Joe Adcock, R OBP: 0.294, SLG: 0.381 (1, 3) Al Spangler, L OBP: 0.385, SLG: 0.233 (9, 7)	G4-3 1B			1B	1B	2B		E 1B	1B	3	1	2	1	2	0	2									
Joe Torre, R OBP: 0.388, SLG: 0.468 (1, 2)	K			E 1B	1B	1B		1-2 1B	1B	5	1	4	0	0	1	1									
Roy McMillan, R OBP: 0.320, SLG: 0.287 (1, 6)			K	E4	K			E5	1B	5	0	1	1	0	2	5									
Lew Burdette, R OBP: 0.200, SLG: 0.371 (1, 1) Don McMahon, R OBP: 0.400, SLG: 0.400 (5, 1)	HR		L5	L5	1-3	1-3		K	L4-3 1B	3	1	1	1	0	0	4									
			HR	3-H						2	0	1	1	0	1	3									
Inning Stats	R: 0 E: 0 K: 0 S: 3	H: 0 LOB: 0 BB: 0 P: 3	R: 0 E: 0 K: 1 S: 5	H: 1 LOB: 1 BB: 1 P: 9	R: 2 E: 0 K: 1 S: 7	H: 2 LOB: 1 BB: 1 P: 11	R: 1 E: 1 K: 0 S: 4	H: 1 LOB: 1 BB: 1 P: 8	R: 4 E: 0 K: 1 S: 10	H: 5 LOB: 2 BB: 0 P: 11	R: 0 E: 0 K: 2 S: 7	H: 0 LOB: 0 BB: 0 P: 7	R: 0 E: 1 K: 1 S: 8	H: 2 LOB: 2 BB: 0 P: 8	R: 0 E: 0 K: 1 S: 6	H: 1 LOB: 1 BB: 0 P: 6	R: 2 E: 0 K: 1 S: 7	H: 3 LOB: 1 BB: 1 P: 11	1B: 10 2B: 3 3B: 0 HR: 4	SF: 0 SAC: 0 DP: 3 HBP: 1	WP: 0 PB: 0 SB: 0 CS: 0	PA: 46			
PITCHER	IP	WLS	BF	H	R	ER	SO	BB	IBB	HBP	BLK	WP	HR	S	P	ERA	WHIP								
Glen Hobbie, R ERA: 4.01 (1, 1)	4.0	L	20	5	5	4	2	3	0	1	0	0	3	20	33	9.00	2.000								
Jim Brewer, L ERA: 5.57 (5, 1)	0.1		4	3	2	2	0	0	0	0	0	0	1	4	4	54.00	9.000								
Bob Anderson, R ERA: 4.96 (5, 1)	4.2		22	7	2	2	6	1	0	0	0	0	0	33	37	3.86	1.714								

AB	41
R	9
H	15
RBI	8
BB	4
SO	8
LOB	21



Batter	1	2	3	4	5	6	7	8	9	AB	R	H	RBI	BB	SO	LOB	BOTTOM								
Richie Ashburn, L OBP: 0.352, SLG: 0.254 (1, 8)	4-3	CS	4-3		F9 14 1B		FC6-4-1-3-5 2B		F8	5	1	2	0	0	0	1	Milwaukee Braves @ Chicago Cubs Wrigley Field, Chicago, IL Sat Jun 10 1961, 3:33 AM CDT Att: 18,127 - Sunny - 82 F								
Don Zimmer, R OBP: 0.306, SLG: 0.424 (1, 4)	HR		4-3		14 1B		F7			4	1	2	1	0	0	1									
Ron Santo, R OBP: 0.411, SLG: 0.508 (1, 5)	K		14 FC6-4 1B		F9		FC6-5-4-1-3-5-4 2-3			4	0	1	0	0	1	3									
14 Ernie Banks, R OBP: 0.360, SLG: 0.513 (1, 7)	P2		FC6-4		1-2 3-H 1B			F8		4	0	1	1	0	0	1									
George Altman, L OBP: 0.372, SLG: 0.586 (1, 9)		1B 4-3 1B		F3	K			F8		4	1	1	0	0	1	2									
Ed Bouchee, L OBP: 0.388, SLG: 0.437 (1, 3)		4-3 1B		G3	K			F7		4	1	1	0	0	1	2									
Dick Bertell, R OBP: 0.300, SLG: 0.301 (1, 2) Bob Will, L OBP: 0.333, SLG: 0.283 (9, PH)	4-3				2B		F9		G3	3	0	1	1	0	0	1									
Jerry Kindall, R OBP: 0.316, SLG: 0.507 (1, 6) Bob Anderson, R OBP: 0.231, SLG: 0.167 (5, 1) Billy Williams, L OBP: 0.306, SLG: 0.387 (9, PH)	CS 1B				K		K		F7	2	0	1	1	0	1	1									
Glen Hobbie, R OBP: 0.235, SLG: 0.167 (1, 1) Jim Brewer, L OBP: 0.304, SLG: 0.488 (5, 6) Andre Rodgers, R OBP: 0.304, SLG: 0.488 (5, 6)	K				HR		L9			1	0	0	0	0	1	1									
										3	1	2	1	0	0	0									
Inning Stats	R: 1 E: 0 K: 1 S: 6	H: 1 LOB: 0 BB: 0 P: 6	R: 2 E: 0 K: 1 S: 7	H: 3 LOB: 0 BB: 0 P: 7	R: 0 E: 0 K: 0 S: 4	H: 1 LOB: 1 BB: 0 P: 4	R: 0 E: 0 K: 1 S: 6	H: 1 LOB: 1 BB: 0 P: 6	R: 2 E: 0 K: 2 S: 11	H: 4 LOB: 2 BB: 0 P: 11	R: 0 E: 0 K: 1 S: 5	H: 0 LOB: 0 BB: 0 P: 5	R: 0 E: 0 K: 0 S: 3	H: 1 LOB: 0 BB: 0 P: 3	R: 0 E: 0 K: 0 S: 3	H: 0 LOB: 0 BB: 0 P: 3	R: 0 E: 0 K: 0 S: 4	H: 1 LOB: 1 BB: 0 P: 4	1B: 8 2B: 3 3B: 0 HR: 2	SF: 0 SAC: 0 DP: 1 HBP: 0	WP: 0 PB: 0 SB: 0 CS: 1	PA: 38			
PITCHER	IP	WLS	BF	H	R	ER	SO	BB	IBB	HBP	BLK	WP	HR	S	P	ERA	WHIP								
Lew Burdette, R ERA: 4.55 (1, 1)	4.1		22	10	5	5	3	0	0	0	0	0	0	2	28	10.38	2.308								
Don McMahon, R ERA: 2.43 (5, 1)	4.2	W	15	2	0	0	3	0	0	0	0	0	0	21	21	0.00	0.429								

AB	37
R	5
H	12
RBI	5
BB	0
SO	6
LOB	13



Batter	1	2	3	4	5	6	7	8	9	AB	R	H	RBI	BB	SO	LOB	TOP								
Felix Mantilla, R OBP: 0.375, SLG: 0.167 Lee Maye, L OBP: 0.333, SLG: 0.444	G5-4-3 1B			G4-6-3 1B		2B HBP		K	P5	2	2	2	0	0	0	0									
Frank Bolling, R OBP: 0.376, SLG: 0.500	G5-4-3 1-2			G4-6-3 1B		2B 1-H		HR	5-3	5	1	3	2	0	0	1									
Eddie Mathews, L OBP: 0.409, SLG: 0.619	K			G4-6-3 1-2		F8		P5		4	0	0	0	0	1	2									
Hank Aaron, R OBP: 0.377, SLG: 0.605				6-3				K		4	0	1	0	0	1	0									
Frank Thomas, R OBP: 0.350, SLG: 0.482		FC5-4 1B				5-3		E7 1B		3	2	1	0	1	0	1									
Joe Adcock, R OBP: 0.289, SLG: 0.374		G1-4-3 1-2				F9		F8	SH1-4 BB	3	0	0	0	0	0	2									
Joe Torre, R OBP: 0.393, SLG: 0.463				6-3		L7		1B IBB	SH1-4 1B	3	1	1	1	1	0	0									
Roy McMillan, R OBP: 0.324, SLG: 0.292				6-3		5-3		1B	HR 1B	4	1	2	1	0	0	0									
Carl Willey, R George Brunet, R Don McMahon, R Warren Spahn, L				1-3		6-3		FC4-6 1B	HR 1B	3	0	0	0	0	0	2									
Inning Stats	R: 0 E: 0 K: 1 S: 5	H: 1 LOB: 0 BB: 0 P: 5	R: 0 E: 0 K: 0 S: 3	H: 1 LOB: 0 BB: 0 P: 3	R: 0 E: 0 K: 0 S: 3	H: 0 LOB: 0 BB: 0 P: 3	R: 1 E: 0 K: 0 S: 4	H: 2 LOB: 0 BB: 0 P: 4	R: 0 E: 0 K: 0 S: 3	H: 0 LOB: 0 BB: 0 P: 3	R: 1 E: 0 K: 0 S: 4	H: 1 LOB: 1 BB: 0 P: 5	R: 1 E: 1 K: 0 S: 5	H: 2 LOB: 2 BB: 1 P: 9	R: 1 E: 0 K: 2 S: 8	H: 1 LOB: 0 BB: 0 P: 8	R: 4 E: 0 K: 0 S: 6	H: 3 LOB: 0 BB: 1 P: 10	1B: 8 2B: 1 3B: 0 HR: 2	SF: 0 SAC: 1 DP: 3 HBP: 1	WP: 0 PB: 0 SB: 0 CS: 0	PA: 38			
PITCHER	IP	WLS	BF	H	R	ER	SO	BB	IBB	HBP	BLK	WP	HR	S	P	ERA	WHIP								
Dick Ellsworth, L ERA: 5.26 Glen Hobbie, R ERA: 3.98 Joe Schaffernoth, R ERA: 5.92 Don Elston, R ERA: 4.58 Barney Schultz, R ERA:	6.1	23	6	3	3	1	0	0	0	1	0	0	0	24	25	4.26	0.947								
	0.2	4	1	0	0	0	0	0	1	0	0	0	0	3	7	0.00	1.500								
	1.1	L	7	2	3	3	2	1	0	0	0	0	1	10	14	20.25	2.250								
	0.0	2	2	2	2	0	0	0	0	0	0	0	1	2	2	=	=								
	0.2	2	0	0	0	0	0	0	0	0	0	0	0	2	2	0.00	0.000								

Milwaukee Braves @ Chicago Cubs
Wrigley Field, Chicago, IL
Sun Jun 11 1961, 3:33 AM CDT
Sunny - 84 F

AB 34
R 8
H 11
RBI 7
BB 2
SO 3
LOB 8



Batter	1	2	3	4	5	6	7	8	9	AB	R	H	RBI	BB	SO	LOB	BOTTOM								
Richie Ashburn, L OBP: 0.353, SLG: 0.270	P6	FC3-2			E5		1B 3B		BB	4	1	1	2	1	0	3									
Don Zimmer, R OBP: 0.304, SLG: 0.419	BB 1B	F7			P2		K		L9	5	0	1	0	0	1	6									
Ron Santo, R OBP: 0.406, SLG: 0.500	K			K	6-3		2B 1B		K	5	1	1	1	0	3	2									
George Altman, L OBP: 0.376, SLG: 0.588	BB 1-2			K		F8	1B 2B			3	0	1	1	1	1	0									
14 Ernie Banks, R Joe Schaffernoth, R Don Elston, R Barney Schultz, R	L9			P5		P3	6-3			4	0	0	0	0	0	3									
Ed Bouchee, L OBP: 0.372, SLG: 0.443		1B FC3-2 BB		CS 2B		P5		G3		3	0	1	0	1	0	0									
Andre Rodgers, R OBP: 0.320, SLG: 0.477		FC3-2 BB 1B		1-3	1-3		1B BB	F7		3	0	1	0	1	0	1									
Moe Thacker, R Bob Will, L	F7			CS BB		1B 3B 1B		4-3		1	0	0	0	1	0	2									
Dick Ellsworth, L Glen Hobbie, R Billy Williams, L Dick Bertell, R		FC3-2 BB		1-2	1-2	3B 1B		6-3		1	0	0	0	1	1	2									
Inning Stats	R: 0 E: 0 K: 1 S: 6	H: 1 LOB: 2 BB: 1 P: 10	R: 0 E: 0 K: 0 S: 4	H: 1 LOB: 2 BB: 2 P: 12	R: 0 E: 0 K: 2 S: 7	H: 0 LOB: 0 BB: 0 P: 7	R: 0 E: 0 K: 1 S: 5	H: 1 LOB: 1 BB: 1 P: 9	R: 0 E: 0 K: 0 S: 3	H: 0 LOB: 0 BB: 0 P: 3	R: 0 E: 0 K: 0 S: 3	H: 0 LOB: 0 BB: 0 P: 3	R: 4 E: 0 K: 1 S: 9	H: 5 LOB: 1 BB: 1 P: 13	R: 0 E: 0 K: 0 S: 3	H: 0 LOB: 0 BB: 0 P: 3	R: 0 E: 0 K: 1 S: 5	H: 0 LOB: 1 BB: 1 P: 9	1B: 5 2B: 2 3B: 1 HR: 0	SF: 0 SAC: 0 DP: 0 HBP: 0	WP: 0 PB: 0 SB: 0 CS: 3	PA: 39			
PITCHER	IP	WLS	BF	H	R	ER	SO	BB	IBB	HBP	BLK	WP	HR	S	P	ERA	WHIP								
Carl Willey, R George Brunet, L Don McMahon, R Warren Spahn, L	6.1	27	1	1	0	0	0	0	0	0	0	0	0	1	1	=	=								
	0.0	1	1	0	0	0	0	0	0	0	0	0	0	6	6	27.00	3.000								
	2.0	W	7	0	0	0	1	1	0	0	0	0	0	8	12	0.00	0.500								

Milwaukee Braves @ Chicago Cubs
Wrigley Field, Chicago, IL
Sun Jun 11 1961, 3:33 AM CDT
Sunny - 84 F

AB 33
R 4
H 8
RBI 4
BB 6
SO 6
LOB 19



Batter	1	2	3	4	5	6	7	8	9	AB	R	H	RBI	BB	SO	LOB	TOP			
Felix Mantilla, R OBP: 0.333, SLG: 0.176 (1, 9)	0-3 K		0-0 1B E		0-0 F7			0-0 P4	0-0 F8	5	1	1	0	0	1	1	Milwaukee Braves @ Chicago Cubs Wrigley Field, Chicago, IL Sun Jun 11 1961, 3:38 AM CDT Att: 34,599 - Cloudy - 84 F			
Frank Bolling, R OBP: 0.377, SLG: 0.498 (1, 4)	0-0 F8		0-0 E 1-3 1B		0-0 F8			0-0 HR 1B	0-0 F9	5	1	2	0	0	0	1				
Eddie Mathews, L OBP: 0.410, SLG: 0.629 (1, 5)	4-0 1B BB		0-3 K		0-0 F7			0-0 HR		3	1	1	2	1	1	1				
Hank Aaron, R OBP: 0.380, SLG: 0.603 (1, 8)	0-0 1-2 1B		0-0 P6		0-0 P5			0-0 FC5 WP 1B		4	0	2	0	0	0	1				
Frank Thomas, R OBP: 0.342, SLG: 0.470 (1, 7) (8, 3)	0-3 K		0-0 P6		0-0 P4			0-3 K		4	0	0	0	0	2	4				
Joe Adcock, R OBP: 0.294, SLG: 0.379 (1, 3)		0-0 2B		0-0 F3				4-0 BB		3	0	1	0	1	0	0				
Al Spangler, L OBP: 0.385, SLG: 0.233 (8, 7)					0-0 F8			1-2 BB		0	0	0	0	0	0	0				
Joe Torre, R OBP: 0.376, SLG: 0.440 (1, 2)		0-0 P4		0-0 4-3			0-0 P3	0-0 FC5		4	0	0	0	0	0	3				
Roy McMillan, R OBP: 0.324, SLG: 0.293 (1, 6)		0-0 5-3		0-0 1B			0-0 P4			3	0	1	0	0	0	1				
Bob Boyd, L OBP: 0.255, SLG: 0.286 (9, PH)									0-0 1B	1	0	1	0	0	0	0				
Don Nottebart, R OBP: 0.238, SLG: 0.111 (1, 1)		0-0 L6		0-0 F8			0-0 5-3		0-0 L9	2	0	0	0	0	0	2				
Claude Raymond, R (4, 1)										0	0	0	0	0	0	0				
Hawk Taylor, R OBP: 0.100, SLG: 0.100 (7, PH)										1	0	0	0	0	0	0				
Bob Buhl, R OBP: 0.174, SLG: 0.095 (7, 1)										0	0	0	0	0	0	0				
Lee Maye, L OBP: 0.331, SLG: 0.441 (9, PH)										1	0	0	0	0	0	1				
Inning Stats	R: 0 E: 0 K: 2 S: 8	H: 1 LOB: 2 BB: 1 P: 12	R: 0 E: 0 K: 0 S: 4	H: 1 LOB: 1 BB: 0 P: 4	R: 1 E: 1 K: 1 S: 7	H: 2 LOB: 1 BB: 0 P: 7	R: 0 E: 0 K: 0 S: 4	H: 1 LOB: 1 BB: 0 P: 4	R: 0 E: 0 K: 0 S: 3	H: 0 LOB: 0 BB: 0 P: 3	R: 0 E: 0 K: 0 S: 3	H: 0 LOB: 0 BB: 0 P: 3	R: 0 E: 0 K: 1 S: 8	H: 3 LOB: 2 BB: 1 P: 12	R: 0 E: 0 K: 0 S: 4	H: 1 LOB: 1 BB: 0 P: 4	1B: 7 2B: 1 3B: 0 HR: 1	SF: 0 SAC: 0 DP: 0 HBP: 0	WP: 1 PB: 0 SB: 0 CS: 0	PA: 38
PITCHER	IP WLS BF H R ER SO BB IBB HBP BLK WP HR S P ERA WHIP																			
Jack Curtis, L ERA: 5.17 (1, 1)	7.1 W 31 8 3 2 3 1 0 0 0 0 1 36 40 2.46 1.227																			
Barney Schultz, R ERA: (8, 1)	1.2 S 7 1 0 0 1 1 0 0 0 1 0 8 12 0.00 1.200																			

Batter	1	2	3	4	5	6	7	8	9	AB	R	H	RBI	BB	SO	LOB	BOTTOM				
Richie Ashburn, L OBP: 0.357, SLG: 0.271 (1, 8)	0-0 6-3			0-0 P5				1-0 SH3 HBP		3	0	1	2	0	0	1	Milwaukee Braves @ Chicago Cubs Wrigley Field, Chicago, IL Sun Jun 11 1961, 3:38 AM CDT Att: 34,599 - Cloudy - 84 F				
Bob Will, L OBP: 0.338, SLG: 0.290 (9, 7)		1-3 2H 3H 1B								0	0	0	0	0	0	0					
Don Zimmer, R OBP: 0.300, SLG: 0.413 (1, 4)	0-0 P3		0-0 P3		0-0 5-3			0-0 SH3		3	0	0	0	0	0	0					
Ron Santo, R OBP: 0.399, SLG: 0.490 (1, 5)	0-0 P6		0-0 F8		0-0 P4			0-0 P6		4	0	0	0	0	0	1					
George Altman, L OBP: 0.372, SLG: 0.578 (1, 9)		0-0 BB 14 1B 4-3 1B		0-0 F8		0-0 3-1		0-3 K		4	1	1	0	0	1	1					
14 Ernie Banks, R OBP: 0.357, SLG: 0.502 (1, 7)		0-0 4-3 BB 1-2 1B 1B		0-0 2B SF9 1B		0-0 F7		0-3 K		4	2	2	0	0	1	0					
Al Heist, R OBP: 0.243, SLG: 0.235 (9, 8)										0	0	0	0	0	0	0					
Ed Bouchee, L OBP: 0.382, SLG: 0.452 (1, 3)	0-3 K		0-0 SF9 1B 2B		0-0 2B BB		4-0 2B BB	4-0 BB		2	1	1	0	2	1	2					
Andre Rodgers, R OBP: 0.315, SLG: 0.457 (1, 6)	4-0 BB		0-0 SF9		0-0 K		0-3 K	0-3 K		2	1	0	1	1	2	2					
Dick Bertell, R OBP: 0.304, SLG: 0.314 (1, 2)	0-0 4-3		0-0 1-2 2-3 3H 1B		0-0 1B		0-0 1-3 2B	0-3 K		4	0	2	2	0	1	3					
Jack Curtis, L OBP: 0.188, SLG: 0.071 (1, 1)		0-0 1B BB		0-0 F8						2	0	0	0	1	0	3					
Barney Schultz, R ERA: 4.43 (8, 1)										0	0	0	0	0	0	0					
Inning Stats	R: 0 E: 0 K: 0 S: 3	H: 0 LOB: 0 BB: 0 P: 3	R: 3 E: 0 K: 1 S: 7	H: 3 LOB: 2 BB: 2 P: 15	R: 0 E: 0 K: 0 S: 3	H: 0 LOB: 0 BB: 0 P: 3	R: 2 E: 0 K: 0 S: 6	H: 3 LOB: 1 BB: 0 P: 6	R: 0 E: 0 K: 1 S: 6	H: 1 LOB: 1 BB: 1 P: 10	R: 0 E: 0 K: 1 S: 5	H: 0 LOB: 1 BB: 0 P: 6	R: 0 E: 0 K: 3 S: 9	H: 0 LOB: 1 BB: 1 P: 13	R: 0 E: 0 K: 0 S: 9	H: 0 LOB: 1 BB: 1 P: 13		1B: 5 2B: 2 3B: 0 HR: 0	SF: 1 SAC: 1 DP: 0 HBP: 1	WP: 0 PB: 0 SB: 0 CS: 0	PA: 35
PITCHER	IP WLS BF H R ER SO BB IBB HBP BLK WP HR S P ERA WHIP																				
Don Nottebart, R ERA: 4.85 (1, 1)	3.1 L 17 6 5 5 1 2 0 0 0 0 0 17 25 13.50 2.400																				
Claude Raymond, R ERA: 5.54 (4, 1)	2.2 10 1 0 0 1 1 0 0 0 0 0 11 15 0.00 0.750																				
Bob Buhl, R ERA: 4.43 (7, 1)	2.0 8 0 0 0 4 1 0 1 0 0 0 14 19 0.00 0.500																				



Batter	1	2	3	4	5	6	7	8	9	10	11	12	AB	R	H	RBI	BB	SO	LOB	TOP									
Richie Ashburn, L OBP: 0.362, SLG: 0.272 Al Heist, R OBP: 0.241, SLG: 0.232	G6-3 1B	L7					F8		1B BB		K		3	0	1	0	2	0	0	1									
Don Zimmer, R OBP: 0.300, SLG: 0.408	G6-3 1-2		F8	L5					K				6	0	2	0	0	1	7										
Ron Santo, R OBP: 0.395, SLG: 0.484	14 1B BB		WP 2B				P3				6-3		5	1	2	2	1	1	2										
14 Ernie Banks, R OBP: 0.351, SLG: 0.490	BB 1B		F9				L6						6	0	1	0	0	0	3										
George Altman, L OBP: 0.364, SLG: 0.552	BB 1B		K				4-3						6	0	1	1	0	3	1										
Andre Rodgers, R OBP: 0.317, SLG: 0.415	BB						F2						4	0	1	0	2	2	0										
Ed Bouchee, L OBP: 0.386, SLG: 0.445 Bob Will, L OBP: 0.342, SLG: 0.313 Moe Thacker, R OBP: 0.476, SLG: 0.294	F7			BB 1B BB							6-3 1B		2	0	0	0	1	1	3										
Dick Bertell, R OBP: 0.305, SLG: 0.314 Billy Williams, L OBP: 0.313, SLG: 0.393 Don Elston, R OBP: 0.167, SLG: 0.167 Barney Schultz, R		1-3											3	0	1	0	0	0	0										
Glen Hobbie, R OBP: 0.216, SLG: 0.152 Sammy Taylor, L OBP: 0.254, SLG: 0.317 Jerry Kindall, R OBP: 0.309, SLG: 0.493		K2-3											3	0	0	0	0	2	2										
Inning Stats	R: 1 E: 0 K: 0 S: 15	H: 3 LOB: 3 BB: 2 P: 29	R: 0 E: 0 K: 1 S: 10	H: 0 LOB: 0 BB: 0 P: 13	R: 0 E: 0 K: 1 S: 11	H: 1 LOB: 1 BB: 0 P: 18	R: 0 E: 0 K: 1 S: 13	H: 1 LOB: 3 BB: 2 P: 27	R: 0 E: 0 K: 2 S: 8	H: 0 LOB: 0 BB: 0 P: 13	R: 0 E: 0 K: 1 S: 6	H: 1 LOB: 1 BB: 0 P: 7	R: 0 E: 0 K: 1 S: 5	H: 0 LOB: 0 BB: 0 P: 8	R: 2 E: 0 K: 1 S: 20	H: 3 LOB: 2 BB: 1 P: 33	R: 0 E: 0 K: 1 S: 9	H: 1 LOB: 1 BB: 0 P: 13	R: 0 E: 0 K: 2 S: 10	H: 1 LOB: 1 BB: 0 P: 14	R: 0 E: 0 K: 2 S: 14	H: 0 LOB: 2 BB: 2 P: 27	1B: 9 2B: 2 3B: 0 HR: 0	SF: 0 SAC: 0 DP: 1 HBP: 0	WP: 1 PB: 0 SB: 0 CS: 0	PA: 53			
PITCHER	IP WLS BF H R ER SO ERA WHIP	IP WLS BF H R ER SO ERA WHIP	IP WLS BF H R ER SO ERA WHIP	IP WLS BF H R ER SO ERA WHIP	IP WLS BF H R ER SO ERA WHIP	IP WLS BF H R ER SO ERA WHIP	IP WLS BF H R ER SO ERA WHIP	IP WLS BF H R ER SO ERA WHIP	IP WLS BF H R ER SO ERA WHIP	IP WLS BF H R ER SO ERA WHIP	IP WLS BF H R ER SO ERA WHIP	IP WLS BF H R ER SO ERA WHIP	IP WLS BF H R ER SO ERA WHIP	IP WLS BF H R ER SO ERA WHIP	IP WLS BF H R ER SO ERA WHIP	IP WLS BF H R ER SO ERA WHIP	IP WLS BF H R ER SO ERA WHIP	IP WLS BF H R ER SO ERA WHIP	IP WLS BF H R ER SO ERA WHIP	IP WLS BF H R ER SO ERA WHIP	IP WLS BF H R ER SO ERA WHIP	IP WLS BF H R ER SO ERA WHIP	IP WLS BF H R ER SO ERA WHIP	IP WLS BF H R ER SO ERA WHIP	IP WLS BF H R ER SO ERA WHIP	IP WLS BF H R ER SO ERA WHIP	IP WLS BF H R ER SO ERA WHIP	IP WLS BF H R ER SO ERA WHIP	IP WLS BF H R ER SO ERA WHIP

Chicago Cubs @ Los Angeles Dodgers
Los Angeles Memorial Coliseum, Los Angeles, CA

Thu Jun 15 1961, 10:05 PM EDT
Att. 13,348 - Unknown - 64 F

AB 46
R 3
H 11
RBI 3
BB 7
SO 13
LOB 24



Batter	1	2	3	4	5	6	7	8	9	10	11	12	AB	R	H	RBI	BB	SO	LOB	BOTTOM									
Maury Wills, S OBP: 0.389, SLG: 0.368	1B BB		B3										5	0	2	0	0	0	2										
Willie Davis, L OBP: 0.338, SLG: 0.521	BB 1B		F7										4	2	1	0	1	0	1										
Tommy Davis, R OBP: 0.340, SLG: 0.493	FC1-2-5 SF8			F8									5	2	1	3	1	0	4										
Wally Moon, L OBP: 0.469, SLG: 0.653	SF8			6-3									4	1	0	1	0	0	3										
John Roseboro, L OBP: 0.352, SLG: 0.509	3-1			3-1									3	0	0	0	2	0	1										
Ron Fairly, L OBP: 0.370, SLG: 0.543 Gil Hodges, R OBP: 0.329, SLG: 0.459 Jim Gilliam, S OBP: 0.363, SLG: 0.389		F7											3	0	0	0	0	0	1										
Daryl Spencer, R OBP: 0.346, SLG: 0.378 Norm Larker, L OBP: 0.298, SLG: 0.357		K											3	0	0	0	0	1	0										
Charlie Neal, R OBP: 0.278, SLG: 0.364		4-3											5	1	1	0	0	0	2										
Johnny Podres, L OBP: 0.378, SLG: 0.531 Ron Perranoski, L OBP: 0.280, SLG: 0.176 Larry Sherry, R OBP: 0.309, SLG: 0.493 Gordie Windhorn, R OBP: 0.309, SLG: 0.493			5-3										0	0	0	0	0	0	0										
Inning Stats	R: 1 E: 0 K: 0 S: 5	H: 2 LOB: 1 BB: 0 P: 6	R: 0 E: 0 K: 1 S: 6	H: 0 LOB: 0 BB: 0 P: 9	R: 0 E: 0 K: 0 S: 5	H: 0 LOB: 0 BB: 0 P: 10	R: 0 E: 0 K: 0 S: 7	H: 0 LOB: 0 BB: 0 P: 11	R: 0 E: 0 K: 0 S: 6	H: 1 LOB: 0 BB: 0 P: 13	R: 0 E: 0 K: 0 S: 4	H: 0 LOB: 1 BB: 1 P: 7	R: 0 E: 0 K: 0 S: 6	H: 1 LOB: 1 BB: 0 P: 7	R: 2 E: 1 K: 0 S: 7	H: 1 LOB: 2 BB: 1 P: 26	R: 0 E: 0 K: 0 S: 7	H: 0 LOB: 0 BB: 1 P: 16	R: 0 E: 0 K: 0 S: 7	H: 0 LOB: 0 BB: 0 P: 12	R: 3 E: 1 K: 0 S: 9	H: 1 LOB: 0 BB: 0 P: 14	1B: 5 2B: 0 3B: 0 HR: 1	SF: 1 SAC: 3 DP: 1 HBP: 2	WP: 0 PB: 0 SB: 0 CS: 0	PA: 48			
PITCHER	IP WLS BF H R ER SO ERA WHIP	IP WLS BF H R ER SO ERA WHIP	IP WLS BF H R ER SO ERA WHIP	IP WLS BF H R ER SO ERA WHIP	IP WLS BF H R ER SO ERA WHIP	IP WLS BF H R ER SO ERA WHIP	IP WLS BF H R ER SO ERA WHIP	IP WLS BF H R ER SO ERA WHIP	IP WLS BF H R ER SO ERA WHIP	IP WLS BF H R ER SO ERA WHIP	IP WLS BF H R ER SO ERA WHIP	IP WLS BF H R ER SO ERA WHIP	IP WLS BF H R ER SO ERA WHIP	IP WLS BF H R ER SO ERA WHIP	IP WLS BF H R ER SO ERA WHIP	IP WLS BF H R ER SO ERA WHIP	IP WLS BF H R ER SO ERA WHIP	IP WLS BF H R ER SO ERA WHIP	IP WLS BF H R ER SO ERA WHIP	IP WLS BF H R ER SO ERA WHIP	IP WLS BF H R ER SO ERA WHIP	IP WLS BF H R ER SO ERA WHIP	IP WLS BF H R ER SO ERA WHIP	IP WLS BF H R ER SO ERA WHIP	IP WLS BF H R ER SO ERA WHIP	IP WLS BF H R ER SO ERA WHIP	IP WLS BF H R ER SO ERA WHIP	IP WLS BF H R ER SO ERA WHIP	IP WLS BF H R ER SO ERA WHIP

Chicago Cubs @ Los Angeles Dodgers
Los Angeles Memorial Coliseum, Los Angeles, CA

Thu Jun 15 1961, 10:05 PM EDT
Att. 13,348 - Unknown - 64 F

AB 38
R 6
H 6
RBI 6
BB 4
SO 1
LOB 16



Batter	1	2	3	4	5	6	7	8	9	AB	R	H	RBI	BB	SO	LOB	TOP					
Richie Ashburn, L (1, 8) Al Heist, R (5, 8) OBP: 0.365, SLG: 0.279 OBP: 0.245, SLG: 0.230	P8		BB HR 1B	1-2 2-3 1B 1B	K			5-3	BB BB	4	2	2	0	0	1	0	4 2 2 0 0 1 0 1 0 0 0 1 0 0					
Don Zimmer, R (1, 4) Jerry Kindall, R (4, FR) (4, 4) OBP: 0.305, SLG: 0.411 OBP: 0.298, SLG: 0.474	1B		F9	1-2 2-3 3H 1B 1B	P2			F8	1-2 2-3 BB	3	0	2	1	0	0	1	3 0 2 1 0 0 1 3 1 0 0 0 1 3					
Ron Santo, R (1, 5) OBP: 0.391, SLG: 0.475	K		BB HR BB	K	1-3			F8		4	1	0	0	1	2	4	4 1 0 0 1 2 4					
14 Ernie Banks, R (1, 3) OBP: 0.348, SLG: 0.486	F7		F7	SF8				P2		4	1	1	1	0	0	3	4 1 1 1 0 0 3					
George Altman, L (1, 9) OBP: 0.371, SLG: 0.571		4-3	HR BB	1-3 2H 2B 1B	4-3			4-3		4	3	2	3	1	0	0	4 3 2 3 1 0 0					
Billy Williams, L (1, 7) OBP: 0.323, SLG: 0.415	BLK 1B BB		HR	2B IBB	P5			BB BB		2	2	1	4	3	0	0	2 2 1 4 3 0 0					
Andre Rodgers, R (1, 6) OBP: 0.324, SLG: 0.421	K		1-3	1-3 2H 2B	4-3			4-3		4	0	1	2	1	1	1	4 0 1 2 1 1 1					
Dick Bertell, R (1, 2) OBP: 0.316, SLG: 0.320	2H 1B			1-3 2H 3H 1B	L8			K		4	1	2	1	1	1	2	4 1 2 1 1 1 2					
Dick Ellsworth, L (1, 1) Bob Anderson, R (3, 1) Barney Schultz, R (8, 1) OBP: 0.250, SLG: 0.200	K			1-3 2H 3H 1B	K			K		1	0	0	0	0	1	1	1 0 0 0 0 1 1 3 1 1 0 0 2 3 1 0 0 0 0 1 2					
Inning Stats	R: 0 E: 0 K: 1 S: 6	H: 1 LOB: 1 BB: 0 P: 6	R: 1 E: 0 K: 2 S: 8	H: 1 LOB: 1 BB: 1 P: 12	R: 4 E: 0 K: 0 S: 5	H: 2 LOB: 2 BB: 2 P: 13	R: 5 E: 0 K: 2 S: 13	H: 6 LOB: 3 BB: 2 P: 21	R: 0 E: 0 K: 1 S: 5	H: 0 LOB: 0 BB: 0 P: 5	R: 0 E: 0 K: 0 S: 3	H: 0 LOB: 0 BB: 0 P: 3	R: 0 E: 0 K: 0 S: 3	H: 0 LOB: 0 BB: 0 P: 5	R: 0 E: 0 K: 0 S: 3	H: 0 LOB: 0 BB: 0 P: 3	R: 2 E: 0 K: 3 S: 11	H: 2 LOB: 3 BB: 3 P: 23	1B: 9 2B: 1 3B: 0 HR: 2	SF: 1 SAC: 0 DP: 0 HBP: 0	WP: 0 PB: 0 SB: 0 CS: 0	PA: 47
PITCHER	IP WLS BF H R ER SO BB IBB HBP BLK WP HR S P ERA WHIP																					
Billy Loes, R (1, 1) ERA: 4.66	3.0 L 16 4 5 5 3 3 0 0 0 0 0 1 19 31 15.00 2.333																					
Sam Jones, R (4, 1) ERA: 5.19	0.0 3 3 3 3 0 0 0 0 0 0 0 0 3 3 ∞ ∞																					
Jim Duffalo, R (4, 1) ERA: 4.46	1.0 8 3 2 2 2 0 2 0 0 0 0 0 10 18 18.00 3.000																					
Jack Sanford, R (5, 1) ERA: 3.59	4.0 16 2 2 2 2 2 0 0 0 0 1 18 26 4.50 1.000																					
Bobby Bolin, R (9, 1) ERA: 1.75	1.0 4 0 0 0 3 1 0 0 0 0 0 0 9 13 0.00 1.000																					

Chicago Cubs @ San Francisco Giants
Candlestick Park, San Francisco, CA
Fri Jun 16 1961, 10:05 PM EDT
Att: 20,622 - Unknown - 60 F

AB 38
R 12
H 12
RBI 12
BB 8
SO 10
LOB 20



Batter	1	2	3	4	5	6	7	8	9	AB	R	H	RBI	BB	SO	LOB	BOTTOM					
Felipe Alou, R (1, 9) OBP: 0.335, SLG: 0.467	HR		G6-4-3 BB		FC4-6 1B			G3	P4	1	2	1	1	0	0	0	1 2 1 1 0 0 0 3 0 1 0 0 0 0					
Willie McCovey, L (5, PH) (6, 3) OBP: 0.296, SLG: 0.419			HBP		1B					4	0	1	0	1	1	1	4 0 1 0 1 1 1					
Joey Amalfitano, R (1, 4) OBP: 0.333, SLG: 0.315	4-3		G6-4-3 BB		FC4-6 1B			K	1B	4	0	1	0	1	1	1	4 0 1 0 1 1 1					
Harvey Kuenn, R (1, 7) (6, 9) OBP: 0.330, SLG: 0.361	K		G6-4-3		G1-6-3				1B	5	0	1	0	0	1	3	5 0 1 0 0 1 3					
Willie Mays, R (1, 8) OBP: 0.410, SLG: 0.574	BB		2B		1-2 2-3			K	1B	4	2	2	1	1	1	2	4 2 2 1 1 1 2					
Orlando Cepeda, R (1, 3) (6, 7) OBP: 0.316, SLG: 0.553	5-3		3H 2B		1-2 2-3			K	1B	4	0	2	1	0	1	1	4 0 2 1 0 1 1					
Jim Davenport, R (1, 5) OBP: 0.370, SLG: 0.462	5-3		L8		1B				1B	4	0	2	1	0	0	1	4 0 2 1 0 0 1					
Ed Bailey, L (1, 2) OBP: 0.330, SLG: 0.398	F7				P6				FC4-6	4	0	0	0	0	1	3	4 0 0 0 0 1 3					
Eddie Bressoud, R (1, 6) OBP: 0.286, SLG: 0.431	6-3				1-3			4-3	K	3	0	0	0	0	0	0	3 0 0 0 0 0 0					
Matty Alou, L (8, PH) (9, 6) OBP: 0.423, SLG: 0.574					1-3				K	1	0	0	0	0	1	2	1 0 0 0 0 1 2					
Jose Pagan, R (9, 6) OBP: 0.291, SLG: 0.347										0	0	0	0	0	0	0	0 0 0 0 0 0 0					
Billy Loes, R (1, 1) Jim Marshall, L (3, PH) (4, 1) Sam Jones, R (4, 1) Jim Duffalo, R (4, 1) Tom Haller, L (4, PH) (5, 1) Jack Sanford, R (9, 1) Bobby Bolin, R (9, 1) Hobie Landrith, L (9, PH) (9, 6) OBP: 0.220, SLG: 0.111 OBP: 0.267, SLG: 0.412 OBP: 0.295, SLG: 0.398 OBP: 0.302, SLG: 0.500 OBP: 0.107, SLG: 0.262 OBP: 0.417 OBP: 0.200, SLG: 0.200 OBP: 0.375, SLG: 0.478					K				3-1	0	0	0	0	0	0	0	0 0 0 0 0 0 0 1 1 1 1 0 0 0 0 0 0 0 0 0 0 0 0 0 0 0 0 0 1 0 0 0 0 0 1 1 0 0 0 0 0 0 1 1 1 1 0 0 0 0 0 0 0 0 0 0 1 0 0 0 0 0 0					
Inning Stats	R: 1 E: 0 K: 1 S: 6	H: 1 LOB: 1 BB: 1 P: 10	R: 0 E: 0 K: 0 S: 3	H: 0 LOB: 0 BB: 0 P: 3	R: 3 E: 0 K: 0 S: 5	H: 3 LOB: 1 BB: 1 P: 10	R: 0 E: 0 K: 2 S: 7	H: 0 LOB: 0 BB: 0 P: 7	R: 0 E: 0 K: 0 S: 3	H: 1 LOB: 0 BB: 0 P: 3	R: 0 E: 0 K: 2 S: 8	H: 1 LOB: 1 BB: 0 P: 8	R: 1 E: 0 K: 1 S: 6	H: 1 LOB: 0 BB: 0 P: 6	R: 1 E: 0 K: 0 S: 8	H: 3 LOB: 2 BB: 0 P: 8	R: 0 E: 0 K: 0 S: 5	H: 2 LOB: 2 BB: 0 P: 5	1B: 7 2B: 2 3B: 0 HR: 3	SF: 0 SAC: 0 DP: 2 HBP: 1	WP: 0 PB: 0 SB: 0 CS: 0	PA: 40
PITCHER	IP WLS BF H R ER SO BB IBB HBP BLK WP HR S P ERA WHIP																					
Dick Ellsworth, L (1, 1) ERA: 5.59	2.2 14 4 4 4 1 0 0 0 0 0 1 29 29 13.50 2.250																					
Bob Anderson, R (3, 1) ERA: 4.87	4.2 W 19 6 2 2 5 0 0 0 0 0 0 1 29 29 3.86 1.286																					
Barney Schultz, R (8, 1) ERA:	1.2 S 7 2 0 0 1 0 0 0 0 0 0 0 9 9 0.00 1.200																					

Chicago Cubs @ San Francisco Giants
Candlestick Park, San Francisco, CA
Fri Jun 16 1961, 10:05 PM EDT
Att: 20,622 - Unknown - 60 F

AB 37
R 6
H 12
RBI 6
BB 2
SO 7
LOB 13



Batter	1	2	3	4	5	6	7	8	9	AB	R	H	RBI	BB	SO	LOB	TOP					
Richie Ashburn, L (1, 8) OBP: 0.360, SLG: 0.283	F7		F3		1-3			2H 2B	F8	5	0	1	1	0	0	4	Chicago Cubs @ San Francisco Giants Candlestick Park, San Francisco, CA Sat Jun 17 1961, 6:33 AM EDT Att: 16,443 - Sunny - 68 F					
Jerry Kindall, R (1, 4) OBP: 0.299, SLG: 0.469			K							3	0	1	0	0	2	0						
Don Zimmer, R (8, PH) OBP: 0.303, SLG: 0.409	14 FC5-4									1	0	0	0	0	1	1						
Bob Anderson, R (8, 1) OBP: 0.250, SLG: 0.200	1B									0	0	0	0	0	0	0						
Ron Santo, R (1, 5) OBP: 0.385, SLG: 0.466	P4			P6		L5		P3		4	0	0	0	0	2							
14 Ernie Banks, R (1, 3) OBP: 0.347, SLG: 0.495	FC5-4			F7		HR		5-3		4	1	1	1	0	2							
George Altman, L (1, 9) OBP: 0.368, SLG: 0.563		P4		F7					BB	4	1	1	0	0	1	0						
Billy Williams, L (1, 7) OBP: 0.327, SLG: 0.418					F3		1-3		F2	4	0	1	0	0	0	1						
Andre Rodgers, R (1, 6) OBP: 0.319, SLG: 0.410		K				1B		F8	K	4	0	1	0	0	2	2						
Moe Thacker, R (1, 2) OBP: 0.444, SLG: 0.250		5-3			F8		L9		1B	3	0	0	0	1	0	2						
Jack Curtis, L (1, 1) OBP: 0.176, SLG: 0.067										1	0	0	0	0	1	0						
Dick Drott, R (3, 1) OBP: 0.300, SLG: 0.500				K						1	0	1	0	0	0	0						
Joe Schaffernoth, R (7, 1) OBP: 0.250, SLG: 0.200										0	0	0	0	0	0	0						
Mel Roach, R (8, PH) OBP: 0.258, SLG: 0.241							1-2	2B	1-3 2H	2	1	2	1	0	0	0						
Inning Stats	R: 0 E: 0 K: 0 S: 4	H: 1 LOB: 1 BB: 0 P: 4	R: 0 E: 0 K: 1 S: 6	H: 1 LOB: 1 BB: 0 P: 6	R: 0 E: 0 K: 2 S: 7	H: 0 LOB: 0 BB: 0 P: 7	R: 0 E: 0 K: 0 S: 3	H: 0 LOB: 0 BB: 0 P: 3	R: 0 E: 0 K: 0 S: 5	H: 2 LOB: 2 BB: 0 P: 5	R: 1 E: 0 K: 2 S: 8	H: 1 LOB: 0 BB: 0 P: 8	R: 0 E: 0 K: 0 S: 3	H: 0 LOB: 0 BB: 0 P: 3	R: 1 E: 0 K: 1 S: 7	H: 2 LOB: 1 BB: 0 P: 7	R: 1 E: 0 K: 1 S: 7	H: 2 LOB: 2 BB: 1 P: 11	1B: 5 2B: 3 3B: 0 HR: 1	SF: 0 SAC: 0 DP: 0 HBP: 0	WP: 0 PB: 0 SB: 0 CS: 0	PA: 37
PITCHER Billy O'Dell, L (1, 1) ERA: 4.47	IP: 9.0 WLS: W BF: 37 H: 9 R: 3 ER: 3 SO: 7 BB: 1 IBB: 0 HBP: 0 BLK: 0 WP: 0 HR: 1 S: 50 P: 54 ERA: 3.00 WHIP: 1.111															PITCHER	IP: 9.0 WLS: W BF: 37 H: 9 R: 3 ER: 3 SO: 7 BB: 1 IBB: 0 HBP: 0 BLK: 0 WP: 0 HR: 1 S: 50 P: 54 ERA: 3.00 WHIP: 1.111					

AB	36
R	3
H	9
RBI	3
BB	1
SO	7
LOB	14



Batter	1	2	3	4	5	6	7	8	9	AB	R	H	RBI	BB	SO	LOB	BOTTOM	
Jose Pagan, R (1, 6) OBP: 0.288, SLG: 0.342	3-1	F7		6-3			P6			5	0	1	0	0	0	4	Chicago Cubs @ San Francisco Giants Candlestick Park, San Francisco, CA Sat Jun 17 1961, 6:33 AM EDT Att: 16,443 - Sunny - 68 F	
Joey Amalfitano, R (1, 4) OBP: 0.326, SLG: 0.308	E5		P4		1-3		1B	1B	1-6-3	5	2	1	1	0	0	1		
Harvey Kuenn, R (1, 7) OBP: 0.333, SLG: 0.373	SF9		6-3	1B	2B		2H 3H	1B	1B	3	2	2	1	0	0	0		
Willie Mays, R (1, 8) OBP: 0.408, SLG: 0.566	K		6-3				4-0	1B	1B	3	0	0	0	1	1	1		
Orlando Cepeda, R (1, 3) OBP: 0.319, SLG: 0.553		2B	SF9	1B	3H	HR	1B			4	2	2	1	0	0	3		
Felipe Alou, R (1, 9) OBP: 0.338, SLG: 0.483	F9		1H	HR			1-2 2H 3H	1B		4	1	2	4	0	0	1		
Jim Davenport, R (1, 5) OBP: 0.367, SLG: 0.463	SF9		6-3	K			1-2 2H 3H	1B		4	0	1	0	0	1	2		
Ed Bailey, L (1, 2) OBP: 0.333, SLG: 0.396				P4				E	SH	3	1	1	0	1	0	0		
Billy O'Dell, S (1, 1) OBP: 0.100, SLG: 0.111	SF9			K			1-2	SH	6-3	2	1	0	1	0	1	0		
Inning Stats	R: 1 E: 1 K: 1 S: 6	H: 0 LOB: 0 BB: 0 P: 6	R: 1 E: 0 K: 0 S: 5	H: 2 LOB: 2 BB: 1 P: 9	R: 3 E: 0 K: 1 S: 8	H: 3 LOB: 0 BB: 0 P: 8	R: 0 E: 0 K: 1 S: 5	H: 0 LOB: 0 BB: 0 P: 5	R: 0 E: 0 K: 0 S: 3	H: 0 LOB: 0 BB: 0 P: 3	R: 4 E: 0 K: 0 S: 8	H: 4 LOB: 2 BB: 1 P: 12	R: 0 E: 0 K: 0 S: 4	H: 1 LOB: 1 BB: 0 P: 4	1B: 7 2B: 2 3B: 0 HR: 1	SF: 2 SAC: 1 DP: 0 HBP: 0		WP: 1 PB: 0 SB: 0 CS: 0
PITCHER Jack Curtis, L (1, 1) ERA: 5.71	IP: 2.2 WLS: L BF: 15 H: 5 R: 5 ER: 4 SO: 4 BB: 0 IBB: 0 HBP: 0 BLK: 0 WP: 0 HR: 1 S: 16 P: 20 ERA: 5.71															PITCHER	IP: 2.2 WLS: L BF: 15 H: 5 R: 5 ER: 4 SO: 4 BB: 0 IBB: 0 HBP: 0 BLK: 0 WP: 0 HR: 1 S: 16 P: 20 ERA: 5.71	
Dick Drott, R (3, 1) ERA: 3.0	IP: 3.2 WLS: W BF: 15 H: 3 R: 4 ER: 1 SO: 2 BB: 0 IBB: 0 HBP: 0 BLK: 0 WP: 0 HR: 0 S: 19 P: 19 ERA: 2.46 WHIP: 0.818															PITCHER	IP: 3.2 WLS: W BF: 15 H: 3 R: 4 ER: 1 SO: 2 BB: 0 IBB: 0 HBP: 0 BLK: 0 WP: 0 HR: 0 S: 19 P: 19 ERA: 2.46 WHIP: 0.818	
Joe Schaffernoth, R (7, 1) ERA: 5.23	IP: 0.2 WLS: W BF: 4 H: 1 R: 0 ER: 0 SO: 0 BB: 0 IBB: 0 HBP: 0 BLK: 0 WP: 0 HR: 0 S: 3 P: 7 ERA: 0.00 WHIP: 3.000															PITCHER	IP: 0.2 WLS: W BF: 4 H: 1 R: 0 ER: 0 SO: 0 BB: 0 IBB: 0 HBP: 0 BLK: 0 WP: 0 HR: 0 S: 3 P: 7 ERA: 0.00 WHIP: 3.000	
Bob Anderson, R (8, 1) ERA: 4.78	IP: 1.0 WLS: W BF: 4 H: 1 R: 0 ER: 0 SO: 0 BB: 0 IBB: 0 HBP: 0 BLK: 0 WP: 0 HR: 0 S: 4 P: 4 ERA: 0.00 WHIP: 1.000															PITCHER	IP: 1.0 WLS: W BF: 4 H: 1 R: 0 ER: 0 SO: 0 BB: 0 IBB: 0 HBP: 0 BLK: 0 WP: 0 HR: 0 S: 4 P: 4 ERA: 0.00 WHIP: 1.000	



Batter	1	2	3	4	5	6	7	8	9	AB	R	H	RBI	BB	SO	LOB	TOP					
Richie Ashburn, L (1, 8) OBP: 0.358, SLG: 0.277	6-3		L4														3 1 0 0 1 1 1					
Don Zimmer, R (1, 4) OBP: 0.310, SLG: 0.413	6-3																3 1 2 0 1 0 0					
Ron Santo, R (1, 5) OBP: 0.383, SLG: 0.467			F5														4 0 1 1 0 0 4					
14 Ernie Banks, R (1, 3) OBP: 0.345, SLG: 0.489																	3 0 0 0 1 3 3					
George Altman, L (1, 9) OBP: 0.377, SLG: 0.574																	4 0 3 1 0 1 0					
Billy Williams, L (1, 7) OBP: 0.325, SLG: 0.413																	4 0 1 0 0 0 4					
Andre Rodgers, R (1, 6) OBP: 0.316, SLG: 0.391																	3 0 0 0 1 1 1					
Dick Bertell, R (1, 2) OBP: 0.307, SLG: 0.310																	4 0 0 0 0 1 3					
Don Cardwell, R (1, 1) OBP: 0.147, SLG: 0.273																	3 0 1 0 0 1 0					
Don Elston, R (6, 1) OBP: 0.167, SLG: 0.167																	0 0 0 0 0 0 0					
Dick Drott, R (6, 1) OBP: 0.300, SLG: 0.500																	0 0 0 0 0 0 0					
Mel Roach, R (9, PH) OBP: 0.254, SLG: 0.237																	1 0 0 0 0 1 0					
Inning Stats	R: 0 E: 0 K: 1 S: 6	H: 1 LOB: 1 BB: 0 P: 6	R: 0 E: 0 K: 0 S: 4	H: 1 LOB: 1 BB: 0 P: 4	R: 0 E: 0 K: 1 S: 7	H: 2 LOB: 2 BB: 0 P: 7	R: 0 E: 0 K: 1 S: 5	H: 1 LOB: 1 BB: 1 P: 9	R: 2 E: 0 K: 0 S: 4	H: 1 LOB: 2 BB: 3 P: 16	R: 0 E: 0 K: 2 S: 7	H: 0 LOB: 0 BB: 0 P: 7	R: 0 E: 0 K: 1 S: 5	H: 1 LOB: 0 BB: 0 P: 5	R: 0 E: 0 K: 1 S: 5	H: 1 LOB: 0 BB: 0 P: 5	R: 0 E: 0 K: 2 S: 7	H: 0 LOB: 0 BB: 0 P: 7	1B: 5 2B: 3 3B: 0 HR: 0	SF: 0 SAC: 0 DP: 3 HBP: 0	WP: 0 PB: 0 SB: 2 CS: 0	PA: 36
PITCHER	IP WLS BF H R ER SO BB IBB HBP BLK WP HR S P ERA WHIP																					
Juan Marichal, R (1, 1) ERA: 3.93	5.0 W 24 6 2 2 3 3 1 0 0 0 0 26 42 3.60 1.800																					
Richard LeMay, L (6, 1) ERA:	4.0 S 12 2 0 0 6 0 0 0 0 0 0 24 24 0.00 0.500																					

Chicago Cubs @ San Francisco Giants
Candlestick Park, San Francisco, CA
Sun Jun 18 1961, 6:33 AM EDT
Att: 27,241 - Sunny - 62 F

AB 32
R 2
H 8
RBI 2
BB 4
SO 9
LOB 16



Batter	1	2	3	4	5	6	7	8	9	AB	R	H	RBI	BB	SO	LOB	BOTTOM			
Felipe Alou, R (1, 9) OBP: 0.332, SLG: 0.473	F2																4 0 0 0 0 0 2			
Joey Amalfitano, R (1, 4) OBP: 0.311, SLG: 0.293	F9																4 0 0 0 0 0 0			
Harvey Kuenn, R (1, 7) OBP: 0.337, SLG: 0.379	F9																3 1 1 0 1 1 0			
Willie Mays, R (1, 8) OBP: 0.405, SLG: 0.561																	4 1 1 0 0 1 1			
Ed Bailey, L (1, 2) OBP: 0.337, SLG: 0.395																	3 1 1 0 1 0 2			
Orlando Cepeda, R (1, 3) OBP: 0.322, SLG: 0.563																	3 2 1 3 1 0 1			
Jim Davenport, R (1, 5) OBP: 0.366, SLG: 0.460																	3 1 1 0 0 0 1			
Jose Pagan, R (1, 6) OBP: 0.289, SLG: 0.338																	2 0 0 0 1 0 2			
Juan Marichal, R (1, 1) OBP: 0.167, SLG: 0.095																	1 0 0 0 0 0 0			
Willie McCovey, L (5, PH) OBP: 0.300, SLG: 0.440																	1 1 1 3 0 0 0			
Richard LeMay, L (6, 1) OBP: 0.500, SLG: 0.500																	1 0 1 1 0 0 0			
Inning Stats	R: 0 E: 0 K: 0 S: 3	H: 0 LOB: 0 BB: 0 P: 3	R: 0 E: 0 K: 1 S: 5	H: 0 LOB: 0 BB: 0 P: 5	R: 0 E: 0 K: 0 S: 3	H: 0 LOB: 0 BB: 0 P: 3	R: 0 E: 0 K: 0 S: 4	H: 1 LOB: 1 BB: 0 P: 4	R: 3 E: 0 K: 0 S: 5	H: 2 LOB: 0 BB: 1 P: 9	R: 4 E: 0 K: 0 S: 7	H: 4 LOB: 2 BB: 2 P: 15	R: 0 E: 0 K: 1 S: 5	H: 0 LOB: 0 BB: 0 P: 5	R: 0 E: 0 K: 0 S: 2	H: 0 LOB: 0 BB: 1 P: 6	1B: 4 2B: 1 3B: 0 HR: 2	SF: 0 SAC: 1 DP: 1 HBP: 0	WP: 0 PB: 1 SB: 1 CS: 0	PA: 34
PITCHER	IP WLS BF H R ER SO BB IBB HBP BLK WP HR S P ERA WHIP																			
Don Cardwell, R (1, 1) ERA: 3.64	5.1 L 22 4 5 5 1 2 0 0 0 0 0 1 22 30 8.44 1.125																			
Don Elston, R (6, 1) ERA: 5.18	0.1 5 3 2 2 0 0 1 0 0 0 0 1 4 8 54.00 9.000																			
Dick Drott, R (6, 1) ERA: 2.84	2.1 7 0 0 0 1 1 0 0 0 0 0 0 8 12 0.00 0.429																			

Chicago Cubs @ San Francisco Giants
Candlestick Park, San Francisco, CA
Sun Jun 18 1961, 6:33 AM EDT
Att: 27,241 - Sunny - 62 F

AB 29
R 7
H 7
RBI 7
BB 4
SO 2
LOB 9



Batter	1	2	3	4	5	6	7	8	9	AB R H RBI BB SO LOB	TOP										
Maury Wills, S OBP: 0.383, SLG: 0.360	F8		K		F7		1B		L7	5 1 1 1 0 1 2	Los Angeles Dodgers @ Chicago Cubs Wrigley Field, Chicago, IL Tue Jun 20 1961, 3:33 AM CDT Att: 5,868 - Sunny - 60 F										
Charlie Neal, R OBP: 0.302, SLG: 0.400	K		6-3		FC4		1B			4 0 1 2 0 1 2											
Willie Davis, L OBP: 0.328, SLG: 0.493	1-3				F7 BB		K			3 0 0 0 1 1 1											
Wally Moon, L OBP: 0.449, SLG: 0.613		L8			F7		F7			4 0 1 0 0 0 2											
Ron Fairly, L OBP: 0.366, SLG: 0.535					1-2		4-3 1B			0 0 0 0 0 0 0											
Tommy Davis, R OBP: 0.327, SLG: 0.466		5-3			F7		4-3			4 0 0 0 0 0 2											
Norm Larker, L OBP: 0.301, SLG: 0.353					2-3		1-3			3 0 0 0 1 2 2											
Gil Hodges, R OBP: 0.322, SLG: 0.443		1B BB			4-3		K			0 0 0 0 0 0 0											
John Roseboro, L OBP: 0.357, SLG: 0.520										4 1 3 0 0 1 0											
Daryl Spencer, R OBP: 0.341, SLG: 0.384							E 1B			3 1 0 0 1 0 3											
Sandy Koufax, R OBP: 0.179, SLG: 0.030			6-3				K			4 0 0 0 0 2 4											
Inning Stats	R: 0 H: 0 E: 0 K: 1 S: 6	H: 0 LOB: 0 BB: 10	R: 0 H: 1 E: 0 K: 0 S: 9	LOB: 2 BB: 1 P: 21	R: 0 H: 0 E: 0 K: 1 S: 8	H: 0 LOB: 0 BB: 13	R: 0 H: 0 E: 0 K: 0 S: 9	H: 0 LOB: 1 BB: 1 P: 18	R: 0 H: 1 E: 0 K: 1 S: 11	H: 1 LOB: 2 BB: 1 P: 16	R: 0 H: 1 E: 0 K: 1 S: 7	H: 1 LOB: 1 BB: 0 P: 10	R: 3 H: 3 E: 1 K: 2 S: 18	H: 3 LOB: 1 BB: 0 P: 30	R: 0 H: 0 E: 0 K: 2 S: 10	H: 0 LOB: 0 BB: 0 P: 14	R: 0 H: 0 E: 0 K: 0 S: 5	H: 0 LOB: 0 BB: 8	1B: 5 2B: 0 3B: 1 HR: 0	SF: 0 SAC: 0 DP: 0 HBP: 0	WP: 0 PA: 37 PB: 0 SB: 2 CS: 0
PITCHER	IP WLS BF H R ER SO BB IBB HBP BLK WP HR S P ERA WHIP											PITCHER	IP WLS BF H R ER SO BB IBB HBP BLK WP HR S P ERA WHIP								
Glen Hobbie, R ERA: 3.67	(1, 1) 8.0 L 34 6 3 2 8 3 0 0 0 0 0 0 78 132 2.25 1.125																				
Bob Anderson, R ERA: 4.7	(9, 1) 1.0 3 0 0 0 0 0 0 0 0 0 0 0 5 8 0.00 0.000																				

Batter	1	2	3	4	5	6	7	8	9	AB R H RBI BB SO LOB	BOTTOM								
Richie Ashburn, L OBP: 0.350, SLG: 0.270	K		F5			4-3			6-3	4 0 0 0 0 1 1	Los Angeles Dodgers @ Chicago Cubs Wrigley Field, Chicago, IL Tue Jun 20 1961, 3:33 AM CDT Att: 5,868 - Sunny - 60 F								
Don Zimmer, R OBP: 0.310, SLG: 0.410	K				F8		K		G6-4-3 1B	4 0 1 0 0 2 0									
Ron Santo, R OBP: 0.377, SLG: 0.459	L6				K		F8		G6-4-3 1B	4 0 0 0 0 1 1									
14 Ernie Banks, R OBP: 0.345, SLG: 0.487					K		1B			3 0 1 0 0 2 0									
George Altman, L OBP: 0.371, SLG: 0.563		F5			K		F7			3 0 0 0 0 1 1									
Andre Rodgers, R OBP: 0.304, SLG: 0.373		F9			K				K	3 0 0 0 0 2 0									
Billy Williams, L OBP: 0.331, SLG: 0.411					FC9-6 BB		F4		E BB	1 0 0 0 2 0 0									
Dick Bertell, R OBP: 0.300, SLG: 0.303					FC9-6				K	3 0 0 0 0 2 2									
Glen Hobbie, R OBP: 0.205, SLG: 0.143									K	2 0 0 0 0 2 1									
Mel Roach, R OBP: 0.250, SLG: 0.233									K	1 0 0 0 0 1 1									
Bob Anderson, R OBP: 0.250, SLG: 0.200									K	0 0 0 0 0 0 0									
Inning Stats	R: 0 H: 0 E: 0 K: 2 S: 10	H: 0 LOB: 0 BB: 0 P: 16	R: 0 H: 0 E: 0 K: 1 S: 8	LOB: 0 BB: 0 P: 14	R: 0 H: 0 E: 0 K: 1 S: 7	H: 0 LOB: 1 BB: 1 P: 16	R: 0 H: 0 E: 0 K: 2 S: 7	H: 0 LOB: 0 BB: 0 P: 8	R: 0 H: 0 E: 0 K: 2 S: 9	H: 0 LOB: 0 BB: 0 P: 16	R: 0 H: 1 E: 0 K: 1 S: 10	H: 1 LOB: 0 BB: 0 P: 14	R: 0 H: 0 E: 1 K: 3 S: 11	H: 0 LOB: 1 BB: 1 P: 20	R: 0 H: 1 E: 0 K: 0 S: 7	H: 1 LOB: 0 BB: 0 P: 13	1B: 2 2B: 0 3B: 0 HR: 0	SF: 0 SAC: 0 DP: 1 HBP: 0	WP: 0 PA: 30 PB: 0 SB: 0 CS: 0
PITCHER	IP WLS BF H R ER SO BB IBB HBP BLK WP HR S P ERA WHIP											PITCHER	IP WLS BF H R ER SO BB IBB HBP BLK WP HR S P ERA WHIP						
Sandy Koufax, L ERA: 2.78	(1, 1) 9.0 W 30 2 0 0 14 2 0 0 0 0 0 0 77 131 0.00 0.444																		



Batter	1	2	3	4	5	6	7	8	9	AB	R	H	RBI	BB	SO	LOB	TOP							
Maury Wills, S OBP: 0.371, SLG: 0.347	0-1 5-3		3-3 K		0-0 F7		0-1 F6		0-0 G3	5	0	0	0	0	1	1	Los Angeles Dodgers @ Chicago Cubs Wrigley Field, Chicago, IL Wed Jun 21 1961, 3:38 AM CDT Att: 12,364 - Sunny - 66 F							
Jim Gilliam, S OBP: 0.366, SLG: 0.380	2-0 1-3		0-0 1-2 1B		1-3 K		4-1 2B BB		2-2 6-3	4	1	1	0	1	1	0								
Willie Davis, L OBP: 0.321, SLG: 0.481 Tommy Davis, R OBP: 0.324, SLG: 0.461	2-2 3-1		0-2 F5		0-0 4-3		1-0 F9		0-0 6-3	4	0	0	0	0	0	3								
Wally Moon, L OBP: 0.455, SLG: 0.617		0-1 3-1		4-0 FC4-6 BB		4-2 SH1-3 1B BB		1-0 PB 1-H 2B			2	1	1	1	2	0								
John Roseboro, L OBP: 0.352, SLG: 0.511		2-3 K		3-1 FC4-6 1-2 1B BB		1-1 SH1-3 1-2		2-2 L9 2-3			3	1	0	0	1	2								
Ron Fairly, L OBP: 0.402, SLG: 0.556		4-2 BB		4-2 FC4-6 1-2 BB		4-0 1B E BB		4-2 FC3-6 SH1-4 BB			0	1	0	0	4	0								
Norm Larker, L OBP: 0.302, SLG: 0.353		2-2 L9		0-1 FC4-6 1-2 2-3 1B		3-2 E 1-3 2-H 1B		1-0 SH1-4 1-2			3	0	1	1	0	3								
Charlie Neal, R OBP: 0.299, SLG: 0.386			0-1 F7		2-0 PB 1-2 3-H 1B		3-2 F5		4-0 FC3-6-2 IBB			3	0	1	1	0		2						
Johnny Podres, L OBP: 0.385, SLG: 0.375 Larry Sherry, R OBP: 0.324, SLG: 0.313			0-2 1B		1-1 6-3 1-2 2-3 1B		2-3 K 1-3 3-H		2-2 FC3-6-2 1-2 2-3			3	0	1	0	1		3						
																		AB 29 R 4 H 5 RBI 3 BB 8 SO 4 LOB 16						
Inning Stats	R: 0 E: 0 K: 0 S: 6	H: 0 LOB: 0 BB: 0 P: 10	R: 0 E: 0 K: 1 S: 11	H: 0 LOB: 1 BB: 1 P: 19	R: 0 E: 0 K: 1 S: 13	H: 2 LOB: 2 BB: 0 P: 16	R: 1 E: 0 K: 0 S: 9	H: 1 LOB: 2 BB: 2 P: 23	R: 0 E: 0 K: 1 S: 5	H: 0 LOB: 0 BB: 0 P: 6	R: 2 E: 1 K: 1 S: 16	H: 1 LOB: 1 BB: 2 P: 32	R: 1 E: 0 K: 0 S: 8	H: 1 LOB: 1 BB: 1 P: 16	R: 0 E: 0 K: 0 S: 8	H: 0 LOB: 1 BB: 2 P: 19	R: 0 E: 0 K: 0 S: 5	H: 0 LOB: 0 BB: 0 P: 7	1B: 4 2B: 2 3B: 0 HR: 0	SF: 0 SAC: 2 DP: 1 HBP: 0	WP: 0 PB: 2 SB: 0 CS: 0	PA: 39		
PITCHER	IP WLS BF H R ER SO BB IBB HBP BLK WP HR S P ERA WHIP	IP WLS BF H R ER SO BB IBB HBP BLK WP HR S P ERA WHIP	IP WLS BF H R ER SO BB IBB HBP BLK WP HR S P ERA WHIP	IP WLS BF H R ER SO BB IBB HBP BLK WP HR S P ERA WHIP	IP WLS BF H R ER SO BB IBB HBP BLK WP HR S P ERA WHIP	IP WLS BF H R ER SO BB IBB HBP BLK WP HR S P ERA WHIP	IP WLS BF H R ER SO BB IBB HBP BLK WP HR S P ERA WHIP	IP WLS BF H R ER SO BB IBB HBP BLK WP HR S P ERA WHIP	IP WLS BF H R ER SO BB IBB HBP BLK WP HR S P ERA WHIP	IP WLS BF H R ER SO BB IBB HBP BLK WP HR S P ERA WHIP	IP WLS BF H R ER SO BB IBB HBP BLK WP HR S P ERA WHIP	IP WLS BF H R ER SO BB IBB HBP BLK WP HR S P ERA WHIP	IP WLS BF H R ER SO BB IBB HBP BLK WP HR S P ERA WHIP	IP WLS BF H R ER SO BB IBB HBP BLK WP HR S P ERA WHIP	IP WLS BF H R ER SO BB IBB HBP BLK WP HR S P ERA WHIP	IP WLS BF H R ER SO BB IBB HBP BLK WP HR S P ERA WHIP	IP WLS BF H R ER SO BB IBB HBP BLK WP HR S P ERA WHIP	IP WLS BF H R ER SO BB IBB HBP BLK WP HR S P ERA WHIP	IP WLS BF H R ER SO BB IBB HBP BLK WP HR S P ERA WHIP	IP WLS BF H R ER SO BB IBB HBP BLK WP HR S P ERA WHIP	IP WLS BF H R ER SO BB IBB HBP BLK WP HR S P ERA WHIP	IP WLS BF H R ER SO BB IBB HBP BLK WP HR S P ERA WHIP	IP WLS BF H R ER SO BB IBB HBP BLK WP HR S P ERA WHIP	IP WLS BF H R ER SO BB IBB HBP BLK WP HR S P ERA WHIP
Don Cardwell, R ERA: 3.63	5.1 L	25 4	3 3	2 2	3 3	5 5	0 0	0 0	0 0	0 0	0 0	51 93	3.38 1.688											
Barney Schultz, R ERA: 1.0	1.2 7	1 1	1 1	1 1	1 1	1 1	0 0	0 0	0 0	0 0	0 0	17 29	5.40 1.200											
Bob Anderson, R ERA: 4.55	2.0 7	0 0	0 0	0 0	0 0	1 1	1 1	0 0	0 0	0 0	0 0	13 26	0.00 0.500											
Batter	1	2	3	4	5	6	7	8	9	AB	R	H	RBI	BB	SO	LOB	BOTTOM							
Richie Ashburn, L OBP: 0.340, SLG: 0.259	0-3 K		0-0 SF8		2-1 4-3		1-2 FC6-4 1B			3	0	0	1	0	1	1	Los Angeles Dodgers @ Chicago Cubs Wrigley Field, Chicago, IL Wed Jun 21 1961, 3:38 AM CDT Att: 12,364 - Sunny - 66 F							
Don Zimmer, R OBP: 0.312, SLG: 0.407	2-1 6-3		3-H 4-1 BB		1-0 F8		1-0 1B			3	0	1	0	1	0	0								
Ron Santo, R OBP: 0.381, SLG: 0.460	2-3 K		1-0 F4		1-3 K		4-1 14 G6-4-3 BB			3	0	0	0	1	2	2								
14 Ernie Banks, R OBP: 0.342, SLG: 0.478		2-1 4-3		0-1 F7		1-1 1B 1B		0-2 G6-4-3 1-2			4	1	1	0	0	1								
George Altman, L OBP: 0.371, SLG: 0.560		2-0 L9		2-2 1B 2B		1-0 1B 1-2 1B		0-0 F7			4	0	2	0	0	0								
Andre Rodgers, R OBP: 0.302, SLG: 0.356		3-2 F7		1-2 1-3		3-2 1-3 2-H 1B			3-2 6-3			4	0	1	1	0		1						
Billy Williams, L OBP: 0.333, SLG: 0.409			2-0 2B SF8 1B		0-1 1B		1-0 L8		1-0 F8			4	1	2	0	0		2						
Dick Bertell, R OBP: 0.306, SLG: 0.311			0-0 1-3 2B		1-2 F4		3-2 5-3		4-1 BB			3	0	1	0	1		0						
Don Cardwell, R OBP: 0.139, SLG: 0.257 Barney Schultz, R OBP: 0.347, SLG: 0.308 Bob Anderson, R OBP: 0.250, SLG: 0.200 Sammy Taylor, L OBP: 0.254, SLG: 0.313			0-3 K		1-3 K		4-2 FC6-4 BB		0-0 4-3			2	0	0	0	2		2						
																		AB 31 R 2 H 8 RBI 2 BB 4 SO 5 LOB 10						
Inning Stats	R: 0 E: 0 K: 2 S: 8	H: 0 LOB: 0 BB: 0 P: 12	R: 0 E: 0 K: 0 S: 8	H: 0 LOB: 0 BB: 0 P: 15	R: 1 E: 0 K: 1 S: 8	H: 2 LOB: 1 BB: 1 P: 15	R: 0 E: 0 K: 0 S: 10	H: 2 LOB: 2 BB: 0 P: 13	R: 0 E: 0 K: 1 S: 9	H: 0 LOB: 0 BB: 0 P: 13	R: 1 E: 0 K: 1 S: 11	H: 3 LOB: 2 BB: 0 P: 19	R: 0 E: 0 K: 0 S: 12	H: 1 LOB: 1 BB: 1 P: 21	R: 0 E: 0 K: 0 S: 5	H: 0 LOB: 0 BB: 1 P: 9	R: 0 E: 0 K: 0 S: 7	H: 0 LOB: 1 BB: 1 P: 15	1B: 6 2B: 2 3B: 0 HR: 0	SF: 1 SAC: 0 DP: 1 HBP: 0	WP: 0 PB: 0 SB: 0 CS: 0	PA: 36		
PITCHER	IP WLS BF H R ER SO BB IBB HBP BLK WP HR S P ERA WHIP	IP WLS BF H R ER SO BB IBB HBP BLK WP HR S P ERA WHIP	IP WLS BF H R ER SO BB IBB HBP BLK WP HR S P ERA WHIP	IP WLS BF H R ER SO BB IBB HBP BLK WP HR S P ERA WHIP	IP WLS BF H R ER SO BB IBB HBP BLK WP HR S P ERA WHIP	IP WLS BF H R ER SO BB IBB HBP BLK WP HR S P ERA WHIP	IP WLS BF H R ER SO BB IBB HBP BLK WP HR S P ERA WHIP	IP WLS BF H R ER SO BB IBB HBP BLK WP HR S P ERA WHIP	IP WLS BF H R ER SO BB IBB HBP BLK WP HR S P ERA WHIP	IP WLS BF H R ER SO BB IBB HBP BLK WP HR S P ERA WHIP	IP WLS BF H R ER SO BB IBB HBP BLK WP HR S P ERA WHIP	IP WLS BF H R ER SO BB IBB HBP BLK WP HR S P ERA WHIP	IP WLS BF H R ER SO BB IBB HBP BLK WP HR S P ERA WHIP	IP WLS BF H R ER SO BB IBB HBP BLK WP HR S P ERA WHIP	IP WLS BF H R ER SO BB IBB HBP BLK WP HR S P ERA WHIP	IP WLS BF H R ER SO BB IBB HBP BLK WP HR S P ERA WHIP	IP WLS BF H R ER SO BB IBB HBP BLK WP HR S P ERA WHIP	IP WLS BF H R ER SO BB IBB HBP BLK WP HR S P ERA WHIP	IP WLS BF H R ER SO BB IBB HBP BLK WP HR S P ERA WHIP	IP WLS BF H R ER SO BB IBB HBP BLK WP HR S P ERA WHIP	IP WLS BF H R ER SO BB IBB HBP BLK WP HR S P ERA WHIP	IP WLS BF H R ER SO BB IBB HBP BLK WP HR S P ERA WHIP	IP WLS BF H R ER SO BB IBB HBP BLK WP HR S P ERA WHIP	IP WLS BF H R ER SO BB IBB HBP BLK WP HR S P ERA WHIP
Johnny Podres, L ERA: 2.66	5.2 W	24 7	2 2	2 2	5 5	0 0	0 0	0 0	0 0	0 0	0 0	25 47	0.00 1.200											
Larry Sherry, R ERA: 2.96	3.1 S	12 1	0 0	0 0	0 0	3 3	0 0	0 0	0 0	0 0	0 0	25 47	0.00 1.200											

Batter	1	2	3	4	5	6	7	8	9	AB	R	H	RBI	BB	SO	LOB	TOP					
Maury Wills, S OBP: 0.375, SLG: 0.355 (1, 6)										5	0	3	1	0	0	1	Los Angeles Dodgers @ Chicago Cubs Wrigley Field, Chicago, IL Thu Jun 22 1961, 3:33 AM CDT Att: 4,821 - Cloudy - 78 F					
Charlie Neal, R OBP: 0.296, SLG: 0.379 (1, 4)										5	0	1	0	0	0	2						
Duke Snider, L OBP: 0.321, SLG: 0.358 (1, 8)										4	1	2	1	1	0	2						
Wally Moon, L OBP: 0.451, SLG: 0.607 (1, 7)										3	0	0	0	1	0	1						
Ron Fairly, L OBP: 0.407, SLG: 0.541 (1, 9)										2	0	0	0	2	1	3						
Norm Larker, L OBP: 0.305, SLG: 0.355 (6, PH) (6, 3)										2	1	1	0	0	0	1						
Gil Hodges, R OBP: 0.301, SLG: 0.412 (6, 3)										2	0	0	0	0	0	1						
John Roseboro, L OBP: 0.350, SLG: 0.522 (1, 2)										4	1	1	2	0	1	1						
Daryl Spencer, R OBP: 0.346, SLG: 0.400 (1, 5)										3	2	1	1	1	0	0						
Roger Craig, R OBP: 0.238, SLG: 0.158 (6, 1)										2	0	0	0	0	1	1						
Ron Perranoski, L OBP: 0.350, SLG: 0.316 (7, PH) (7, 1)										1	0	0	0	0	0	0						
Jim Gilliam, S OBP: 0.394, SLG: 0.377 (9, PH)										1	0	0	0	0	1	0						
Inning Stats	R: 0 E: 0 K: 0 S: 6	H: 1 LOB: 2 BB: 2 P: 18	R: 3 E: 0 K: 0 S: 11	H: 3 LOB: 0 BB: 0 P: 18	R: 0 E: 0 K: 0 S: 4	H: 1 LOB: 1 BB: 1 P: 12	R: 1 E: 0 K: 1 S: 7	H: 1 LOB: 1 BB: 0 P: 12	R: 0 E: 0 K: 0 S: 9	H: 0 LOB: 0 BB: 0 P: 10	R: 0 E: 0 K: 0 S: 8	H: 0 LOB: 0 BB: 0 P: 11	R: 0 E: 0 K: 0 S: 4	H: 1 LOB: 0 BB: 0 P: 9	R: 1 E: 0 K: 1 S: 10	H: 1 LOB: 1 BB: 1 P: 19	R: 0 E: 0 K: 1 S: 11	H: 2 LOB: 2 BB: 0 P: 14	1B: 6 2B: 2 3B: 0 HR: 3	SF: 0 SAC: 0 DP: 3 HBP: 0	WP: 0 PB: 1 SB: 0 CS: 0	PA: 39
PITCHER	IP	WLS	BF	H	R	ER	SO	BB	IBB	HBP	BLK	WP	HR	S	P	ERA	WHIP					
Dick Drott, R ERA: 3.35	4.0		20	6	4	4	1	4	0	0	0	0	2	28	60	9.00	2.500					
Jim Brewer, L ERA: 5.54	3.0		9	1	0	0	1	0	0	0	0	0	0	21	30	0.00	0.333					
Barney Schultz, R ERA: 1.64	2.0	W	10	3	1	1	2	1	0	0	0	0	1	21	33	4.50	2.000					

AB	34
R	5
H	10
RBI	5
BB	5
SO	4
LOB	13



Batter	1	2	3	4	5	6	7	8	9	AB	R	H	RBI	BB	SO	LOB	BOTTOM				
Al Heist, R OBP: 0.252, SLG: 0.257 (1, 8)										5	2	2	0	0	2	2	Los Angeles Dodgers @ Chicago Cubs Wrigley Field, Chicago, IL Thu Jun 22 1961, 3:33 AM CDT Att: 4,821 - Cloudy - 78 F				
Billy Williams, L OBP: 0.341, SLG: 0.433 (1, 7)										5	2	3	2	0	0	1					
Ron Santo, R OBP: 0.377, SLG: 0.455 (1, 5)										5	0	1	0	0	1	1					
14 Ernie Banks, R OBP: 0.347, SLG: 0.481 (1, 3)										5	0	3	0	0	1	2					
George Altman, L OBP: 0.372, SLG: 0.574 (1, 9)										3	1	1	2	1	1	3					
Andre Rodgers, R OBP: 0.300, SLG: 0.342 (1, 6)										3	0	0	0	1	1	2					
Dick Bertell, R OBP: 0.308, SLG: 0.314 (1, 2)										2	0	1	0	0	0	0					
Jim Brewer, L OBP: 0.200, SLG: 0.200 (5, 1)										1	1	1	0	0	0	0					
Bob Will, L OBP: 0.342, SLG: 0.303 (7, PH) (8, 1)										1	0	0	0	0	1	3					
Barney Schultz, R OBP: 0.257, SLG: 0.313 (8, 1)										0	0	0	0	0	0	0					
Jerry Kindall, R OBP: 0.304, SLG: 0.494 (1, 4)										3	1	1	2	1	1	4					
Dick Drott, R OBP: 0.273, SLG: 0.455 (4, PH) (5, 2)										1	0	0	0	0	0	1					
Sammy Taylor, L OBP: 0.257, SLG: 0.313 (5, 2)										3	0	1	0	0	1	1					
Inning Stats	R: 1 E: 1 K: 2 S: 13	H: 2 LOB: 2 BB: 0 P: 22	R: 0 E: 0 K: 0 S: 9	H: 0 LOB: 1 BB: 1 P: 18	R: 0 E: 0 K: 0 S: 4	H: 0 LOB: 0 BB: 0 P: 7	R: 1 E: 1 K: 0 S: 12	H: 2 LOB: 1 BB: 0 P: 19	R: 1 E: 0 K: 2 S: 12	H: 2 LOB: 1 BB: 0 P: 17	R: 2 E: 0 K: 1 S: 17	H: 3 LOB: 1 BB: 0 P: 26	R: 0 E: 1 K: 3 S: 13	H: 1 LOB: 3 BB: 2 P: 24	R: 2 E: 0 K: 1 S: 17	H: 4 LOB: 1 BB: 0 P: 27	1B: 10 2B: 1 3B: 1 HR: 3	SF: 1 SAC: 0 DP: 1 HBP: 0	WP: 0 PB: 0 SB: 0 CS: 0	PA: 41	
PITCHER	IP	WLS	BF	H	R	ER	SO	BB	IBB	HBP	BLK	WP	HR	S	P	ERA	WHIP				
Roger Craig, R ERA: 5.69	5.1		26	8	5	4	4	1	0	0	0	0	3	59	99	6.75	1.688				
Ron Perranoski, L ERA: 2.5	0.2		3	1	0	0	1	0	0	0	0	0	0	8	10	0.00	1.500				
Turk Farrell, R ERA: 4.87	2.0	L	12	5	2	2	4	1	1	0	0	0	0	30	51	9.00	3.000				

AB	37
R	7
H	14
RBI	6
BB	3
SO	9
LOB	20



Batter	1	2	3	4	5	6	7	8	9	AB	R	H	RBI	BB	SO	LOB	TOP			
Al Heist, R OBP: 0.268, SLG: 0.281 (1, 8)										5	1	2	2	0	0	3	Chicago Cubs @ Milwaukee Braves Milwaukee County Stadium, Milwaukee, WI Sun Jun 25 1961, 4:33 AM EDT Att: 25,454 - Cloudy - 80 F			
Don Zimmer, R OBP: 0.308, SLG: 0.401 (1, 4)										5	0	1	0	0	0	2				
Ron Santo, R OBP: 0.369, SLG: 0.439 (1, 5)										5	0	0	0	0	0	1				
George Altman, L OBP: 0.381, SLG: 0.604 (1, 9)										5	3	3	1	0	1	0				
Billy Williams, L OBP: 0.354, SLG: 0.438 (1, 7)										4	0	4	2	0	0	0				
Andre Rodgers, R OBP: 0.282, SLG: 0.326 (1, 6)										4	0	0	0	0	0	4				
Ed Bouchee, L OBP: 0.384, SLG: 0.432 (1, 3)										2	1	0	0	2	0	0				
Moe Thacker, R OBP: 0.452, SLG: 0.227 (1, 2)										2	0	0	0	2	0	2				
Don Cardwell, R OBP: 0.128, SLG: 0.237 Barney Schultz, R (6, 1)										3	0	0	0	0	3	4				
										0	0	0	0	0	0	0				
Inning Stats	R: 2 E: 0 K: 0 S: 6	H: 3 LOB: 1 BB: 0 P: 6	R: 0 E: 0 K: 1 S: 5	H: 0 LOB: 1 BB: 1 P: 9	R: 1 E: 0 K: 0 S: 5	H: 3 LOB: 1 BB: 0 P: 5	R: 0 E: 0 K: 1 S: 5	H: 0 LOB: 1 BB: 1 P: 9	R: 1 E: 1 K: 0 S: 6	H: 1 LOB: 1 BB: 1 P: 10	R: 0 E: 0 K: 0 S: 4	H: 1 LOB: 1 BB: 0 P: 4	R: 0 E: 0 K: 0 S: 3	H: 0 LOB: 0 BB: 1 P: 7	R: 0 E: 0 K: 1 S: 5	H: 0 LOB: 0 BB: 0 P: 5	1B: 6 2B: 1 3B: 1 HR: 2	SF: 0 SAC: 1 DP: 2 HBP: 0	WP: 0 PB: 0 SB: 0 CS: 0	PA: 40
PITCHER	IP WLS BF L	WLS BF L	H R ER SO	H R ER SO	BB IBB HBP BLK	WP HR S P	ERA WHIP	PITCHER	IP WLS BF L	WLS BF L	H R ER SO	H R ER SO	BB IBB HBP BLK	WP HR S P	ERA WHIP					
Warren Spahn, L ERA: 3.34 Carl Willey, R ERA: 6.22	(1, 1) (8, 1)	7.0 L	33 10	5 4	3 4	3 3	1.857													



Batter	1	2	3	4	5	6	7	8	9	AB	R	H	RBI	BB	SO	LOB	BOTTOM			
Gino Cimoli, R OBP: 0.288, SLG: 0.361 (1, 8)										4	0	1	0	0	0	1	Chicago Cubs @ Milwaukee Braves Milwaukee County Stadium, Milwaukee, WI Sun Jun 25 1961, 4:33 AM EDT Att: 25,454 - Cloudy - 80 F			
Frank Bolling, R OBP: 0.371, SLG: 0.504 (1, 4)										4	0	0	0	0	0	2				
Eddie Mathews, L OBP: 0.417, SLG: 0.587 (1, 5)										3	0	1	0	1	1	0				
Hank Aaron, R OBP: 0.359, SLG: 0.589 (1, 9)										4	0	0	0	0	0	2				
Frank Thomas, R OBP: 0.378, SLG: 0.561 (1, 7)										4	2	2	1	0	2	0				
Joe Adcock, R OBP: 0.304, SLG: 0.408 (1, 3)										3	0	0	0	1	2	1				
Joe Torre, R OBP: 0.346, SLG: 0.484 (1, 2)										4	0	0	0	0	2	2				
Roy McMillan, R OBP: 0.317, SLG: 0.306 (1, 6)										3	1	1	0	0	0	0				
Warren Spahn, L OBP: 0.327, SLG: 0.442 Bob Boyd, L OBP: 0.259, SLG: 0.288 Carl Willey, R (7, PH) (8, 1)										2	0	2	2	0	0	0				
										1	0	0	0	0	0	0				
										0	0	0	0	0	0	0				
Inning Stats	R: 0 E: 0 K: 0 S: 3	H: 0 LOB: 1 BB: 1 P: 7	R: 2 E: 0 K: 2 S: 11	H: 4 LOB: 2 BB: 0 P: 11	R: 0 E: 0 K: 1 S: 5	H: 0 LOB: 0 BB: 0 P: 5	R: 0 E: 0 K: 0 S: 3	H: 0 LOB: 0 BB: 0 P: 3	R: 0 E: 0 K: 0 S: 6	H: 1 LOB: 1 BB: 1 P: 10	R: 0 E: 0 K: 0 S: 3	H: 0 LOB: 0 BB: 0 P: 3	R: 0 E: 0 K: 1 S: 5	H: 0 LOB: 0 BB: 0 P: 5	R: 0 E: 0 K: 2 S: 7	H: 0 LOB: 0 BB: 0 P: 7	1B: 5 2B: 2 3B: 0 HR: 1	SF: 0 SAC: 0 DP: 2 HBP: 0	WP: 0 PB: 0 SB: 0 CS: 0	PA: 34
PITCHER	IP WLS BF S	WLS BF S	H R ER SO	H R ER SO	BB IBB HBP BLK	WP HR S P	ERA WHIP	PITCHER	IP WLS BF S	WLS BF S	H R ER SO	H R ER SO	BB IBB HBP BLK	WP HR S P	ERA WHIP					
Don Cardwell, R ERA: 3.69 Barney Schultz, R ERA: 1.17	(1, 1) (6, 1)	5.2 S	24 10	3 0	3 0	3 4	1.588													



Batter	1	2	3	4	5	6	7	8	9	AB	R	H	RBI	BB	SO	LOB	TOP					
Eddie Kasko, R (1,6) OBP: 0.358, SLG: 0.358 Leo Cardenas, R (5, FR) OBP: 0.305, SLG: 0.324 (5,6)	6-3		E7 F9 FC1-5		4-3 1B		F3		P5	3	0	1	0	0	0	0	Cincinnati Reds @ Chicago Cubs Wrigley Field, Chicago, IL Wed Jun 28 1961, 3:33 AM CDT Sunny - 90 F					
Don Blasingame, L (1,4) OBP: 0.331, SLG: 0.335 Elio Chacon, R (6,4)	E5 1B		F9 2-3		F9		1B 2B		K	3	0	0	0	0	0	2						
Vada Pinson, L (1,8) OBP: 0.352, SLG: 0.448 Jerry Lynch, L (6,7)	L8		FC1-5 3-H		4-3 1-2		FC5-4 1B 2-H		4-1	3	0	0	0	0	0	3						
Frank Robinson, R (1,9) OBP: 0.406, SLG: 0.592 Wally Post, R (6,9)	1-2 1B		F2		K		FC5-4 1-2			3	0	1	0	0	1	3						
Gus Bell, L (1,7) OBP: 0.303, SLG: 0.368 (6,8)	L8									4	1	1	0	0	0	2						
Gordy Coleman, L (1,3)		P5								4	2	2	3	0	0	0						
Gene Freese, R (1,5) OBP: 0.338, SLG: 0.530 Pete Whisenant, R (7,5)	4-3		P6		5-3					3	0	0	0	0	0	0						
Johnny Edwards, L (1,2)										4	1	2	1	0	0	1						
Bob Purkey, R (1,1) OBP: 0.125, SLG: 0.105 Jay Hook, L (5,1)	K		F8		1-3		F5			2	0	0	0	0	1	1						
Inning Stats	R: 0 E: 1 K: 0 S: 5	H: 1 LOB: 2 BB: 0 P: 5	R: 0 E: 0 K: 1 S: 6	H: 1 LOB: 1 BB: 0 P: 6	R: 0 E: 1 K: 0 S: 4	H: 0 LOB: 1 BB: 0 P: 4	R: 2 E: 0 K: 0 S: 5	H: 2 LOB: 0 BB: 0 P: 5	R: 0 E: 0 K: 1 S: 6	H: 1 LOB: 2 BB: 0 P: 6	R: 0 E: 0 K: 0 S: 3	H: 0 LOB: 0 BB: 0 P: 3	R: 2 E: 0 K: 0 S: 6	H: 3 LOB: 1 BB: 0 P: 6	R: 1 E: 0 K: 0 S: 5	H: 2 LOB: 1 BB: 0 P: 5		R: 0 E: 0 K: 1 S: 5	H: 0 LOB: 0 BB: 0 P: 5	1B: 5 2B: 1 3B: 1 HR: 3	SF: 0 SAC: 0 DP: 0 HBP: 0	WP: 0 PB: 0 SB: 0 CS: 0
PITCHER Glen Hobbie, R (1,1) ERA: 4.05	IP: 9.0 WLS: W BF: 39	H: 10 R: 5 ER: 5 SO: 3	BB: 0 IBB: 0 HBP: 0 BLK: 0	WP: 0 HR: 3 S: 45 P: 45	ERA: 5.00 WHIP: 1.111	PITCHER	IP: 9.0 WLS: W BF: 39	H: 10 R: 5 ER: 5 SO: 3	BB: 0 IBB: 0 HBP: 0 BLK: 0	WP: 0 HR: 3 S: 45 P: 45	ERA: 5.00 WHIP: 1.111											

Batter	1	2	3	4	5	6	7	8	9	AB	R	H	RBI	BB	SO	LOB	BOTTOM			
Al Heist, R (1,8) OBP: 0.287, SLG: 0.283 Bob Will, L (7,9) OBP: 0.350, SLG: 0.304	1B HR				2B PB		2B 1B		6-3	2	3	1	1	3	0	0	Cincinnati Reds @ Chicago Cubs Wrigley Field, Chicago, IL Wed Jun 28 1961, 3:33 AM CDT Sunny - 90 F			
Don Zimmer, R (1,4) OBP: 0.320, SLG: 0.429 Andre Rodgers, R (6,6) OBP: 0.286, SLG: 0.330	1B HR		P5		PB HR		1B 2B		K	4	3	3	2	0	0	1				
Ron Santo, R (1,5) OBP: 0.372, SLG: 0.460	1B HR				2B HR		2B 1B		6-3	6	4	4	7	0	0	1				
George Altman, L (1,9) OBP: 0.391, SLG: 0.628 (7,8)	4-3				1B 2B		1B 2B		HR	5	2	4	2	0	0	0				
Billy Williams, L (1,7)	6-3				K		HBP 1B		HBP 1B	4	0	1	2	0	1	2				
Ed Bouchee, L (1,3) OBP: 0.390, SLG: 0.421	P4				P4		BB 1B		F9	3	1	0	0	1	0	2				
Sammy Taylor, L (1,2) OBP: 0.316, SLG: 0.456					K2-3		BB 1B		FC5-4 1B	5	2	3	0	0	1	3				
Jerry Kindall, R (1,6) OBP: 0.284, SLG: 0.451 (6,4)	E4				P1		F2 FC5-4		FC5-4	5	0	0	0	0	0	7				
Glen Hobbie, R (1,1) OBP: 0.200, SLG: 0.125	G6-4-3				5-3		2B BB		K	4	1	0	0	1	2	1				
Inning Stats	R: 3 E: 0 K: 0 S: 6	H: 3 LOB: 0 BB: 0 P: 6	R: 1 E: 1 K: 0 S: 7	H: 2 LOB: 1 BB: 0 P: 7	R: 3 E: 0 K: 1 S: 8	H: 3 LOB: 1 BB: 1 P: 12	R: 7 E: 0 K: 0 S: 8	H: 5 LOB: 2 BB: 3 P: 21	R: 0 E: 0 K: 2 S: 7	H: 0 LOB: 0 BB: 0 P: 7	R: 1 E: 0 K: 0 S: 5	H: 2 LOB: 2 BB: 0 P: 6	R: 0 E: 0 K: 1 S: 6	H: 1 LOB: 1 BB: 0 P: 6	R: 0 E: 0 K: 1 S: 6	H: 0 LOB: 0 BB: 0 P: 5		1B: 9 2B: 4 3B: 1 HR: 3	SF: 0 SAC: 0 DP: 1 HBP: 2	WP: 0 PB: 1 SB: 0 CS: 0
PITCHER Bob Purkey, R (1,1) ERA: 3.7 Jay Hook, R (5,1) ERA: 7.53	IP: 4.0 WLS: L BF: 23	H: 9 R: 8 ER: 8 SO: 2	BB: 2 IBB: 0 HBP: 2 BLK: 0	WP: 0 HR: 2 S: 25 P: 33	ERA: 18.00 WHIP: 2.750	PITCHER	IP: 4.0 WLS: L BF: 25	H: 8 R: 8 ER: 8 SO: 3	BB: 3 IBB: 0 HBP: 2 BLK: 0	WP: 0 HR: 1 S: 26 P: 40	ERA: 18.00 WHIP: 2.750									

Batter	1	2	3	4	5	6	7	8	9	AB	R	H	RBI	BB	SO	LOB	TOP
Don Blasingame, L (1,4) OBP: 0.333, SLG: 0.335	4-0 BB G4-6-3			0-0 P3		0-0 F9			0-0 1B FC5-4	3	0	1	0	1	0	0	<p>Cincinnati Reds @ Chicago Cubs Wrigley Field, Chicago, IL Wed Jun 28 1961, 3:38 AM CDT Att. 12,785 - Sunny - 90 F</p>
Eddie Kasko, R (1,6) OBP: 0.352, SLG: 0.351	0-0 G4-6-3			0-0 6-3		0-0 6-3			0-0 FC5-4	4	0	0	0	0	0	2	
Vada Pinson, L (1,8) OBP: 0.351, SLG: 0.446	0-0 3-1			0-0 1B		0-0 G3			0-0 F8	4	0	1	0	0	0	1	
Frank Robinson, R (1,9) OBP: 0.401, SLG: 0.582		0-0 P4		0-3 K			0-0 E6		0-0 P6	4	0	0	0	0	1	2	
Gene Freese, R (1,5) OBP: 0.338, SLG: 0.527		0-0 4-3			0-0 2B SF8 1B		0-0 G5-4-3			3	1	1	0	0	0	1	
Wally Post, R (1,7) OBP: 0.359, SLG: 0.547		0-0 F8			0-0 SF8 1-3 5-3 2B		0-0 L4			3	1	1	0	0	0	0	
Dick Gemert, R (1,3) OBP: 0.333, SLG: 0.345			0-0 5-3		0-0 SF8			0-0 F7		2	0	0	1	0	0	0	
Jerry Zimmerman, R (1,2) OBP: 0.281, SLG: 0.264			0-0 P6		0-0 5-3			0-0 5-3		3	0	0	1	0	0	0	
Jim O'Toole, S (1,1) OBP: 0.233, SLG: 0.220			0-0 5-3		0-0 L9			0-0 L7		2	0	0	0	0	0	0	
Pete Whisenant, R (8, PH) OBP: 0.200, SLG: 0.143										1	0	0	0	0	0	0	
Bob Purkey, R (8, 1) OBP: 0.125, SLG: 0.105										0	0	0	0	0	0	0	
Inning Stats	R: 0 E: 0 K: 0 S: 2	H: 0 LOB: 0 BB: 1 P: 6	R: 0 E: 0 K: 0 S: 3	H: 0 LOB: 0 BB: 0 P: 3	R: 0 E: 0 K: 1 S: 6	H: 1 LOB: 1 BB: 0 P: 6	R: 2 E: 0 K: 0 S: 5	H: 2 LOB: 0 BB: 0 P: 5	R: 0 E: 0 K: 0 S: 3	H: 0 LOB: 0 BB: 0 P: 3	R: 0 E: 0 K: 0 S: 3	H: 0 LOB: 0 BB: 0 P: 3	R: 0 E: 0 K: 0 S: 4	H: 1 LOB: 1 BB: 0 P: 4	1B: 3 2B: 1 3B: 0 HR: 0	SF: 1 SAC: 0 DP: 2 HBP: 0	WP: 0 PA: 31 PB: 0 SB: 0 CS: 0
PITCHER Jack Curtis, L (1,1) ERA: 4.81	IP: 9.0 WLS: W BF: 31 H: 4 R: 2 ER: 2 SO: 1 BB: 1 IBB: 0 HBP: 0 BLK: 0 WP: 0 HR: 0 S: 32 P: 36 ERA: 2.00 WHIP: 0.556																

Batter	1	2	3	4	5	6	7	8	9	AB	R	H	RBI	BB	SO	LOB	BOTTOM		
Al Heist, R (1,8) OBP: 0.293, SLG: 0.290	0-0 6-3				0-0 5-3	0-0 1B			0-0 1B	4	0	2	4	0	0	0	<p>Cincinnati Reds @ Chicago Cubs Wrigley Field, Chicago, IL Wed Jun 28 1961, 3:38 AM CDT Att. 12,785 - Sunny - 90 F</p>		
Don Zimmer, R (1,4) OBP: 0.315, SLG: 0.423	0-0 4-3	0-0 1-3 1B			0-0 4-3	0-3 K			0-0 K	4	0	0	0	0	1	4			
Ron Santo, R (1,5) OBP: 0.371, SLG: 0.455	4-0 BB		0-0 L5		0-0 6-3		0-0 L7			3	0	0	0	1	0	0			
George Altman, L (1,9) OBP: 0.393, SLG: 0.651	0-0 5-3		0-0 HR			0-0 2B 3B	0-0 4-3			4	2	2	1	0	0	1			
Billy Williams, L (1,7) OBP: 0.354, SLG: 0.450		0-0 E 1B 1B	0-0 G3		0-0 1B 2B	0-0 3-1				4	1	2	1	0	0	0			
Ed Bouchee, L (1,3) OBP: 0.387, SLG: 0.416		0-0 E5 1B 1B	0-0 3-1		0-0 1B 1B	0-0 4-3		0-0 4-3		4	2	1	0	0	0	1			
Jerry Kindall, R (1,6) OBP: 0.283, SLG: 0.472		0-3 K		0-0 F8		0-0 FC6-2-5-1-6 1B			0-0 HR	4	2	1	1	0	1	4			
Moe Thacker, R (1,2) OBP: 0.457, SLG: 0.208		4-0 1B BB		0-3 K		4-0 1B IBB		0-0 6-3		2	0	0	0	2	1	0			
Jack Curtis, L (1,1) OBP: 0.160, SLG: 0.087		0-3 K		0-0 4-3		0-0 F9		0-0 P4		4	0	0	0	0	1	6			
Inning Stats	R: 0 E: 0 K: 0 S: 3	H: 0 LOB: 1 BB: 1 P: 7	R: 2 E: 3 K: 2 S: 10	H: 2 LOB: 2 BB: 1 P: 14	R: 1 E: 0 K: 0 S: 4	H: 1 LOB: 0 BB: 0 P: 4	R: 0 E: 0 K: 1 S: 5	H: 0 LOB: 0 BB: 0 P: 5	R: 0 E: 0 K: 0 S: 3	H: 0 LOB: 0 BB: 0 P: 3	R: 3 E: 0 K: 1 S: 9	H: 4 LOB: 2 BB: 1 P: 13	R: 0 E: 0 K: 0 S: 3	H: 0 LOB: 0 BB: 0 P: 3	R: 1 E: 0 K: 0 S: 4	H: 1 LOB: 0 BB: 0 P: 4	1B: 4 2B: 1 3B: 1 HR: 2	SF: 0 SAC: 0 DP: 0 HBP: 0	WP: 0 PA: 36 PB: 0 SB: 0 CS: 0
PITCHER Jim O'Toole, L (1,1) ERA: 3.44	IP: 7.0 WLS: L BF: 32 H: 7 R: 6 ER: 4 SO: 4 BB: 2 IBB: 1 HBP: 0 BLK: 0 WP: 0 HR: 1 S: 37 P: 49 ERA: 5.14 WHIP: 1.286																		
Bob Purkey, R (8, 1) ERA: 3.75	IP: 1.0 WLS: L BF: 4 H: 1 R: 1 ER: 1 SO: 0 BB: 0 IBB: 0 HBP: 0 BLK: 0 WP: 0 HR: 1 S: 4 P: 4 ERA: 9.00 WHIP: 1.000																		

AB	29
R	2
H	4
RBI	2
BB	1
SO	1
LOB	6



Batter	1	2	3	4	5	6	7	8	9	AB	R	H	RBI	BB	SO	LOB	TOP											
Eddie Kasko, R OBP: 0.349, SLG: 0.345 (1, 6)	L6	F7		1B BB		F8		F9		4	0	0	0	1	0	4	Cincinnati Reds @ Chicago Cubs Wrigley Field, Chicago, IL Thu Jun 29 1961, 3:33 AM CDT Att: 7,925 - Sunny - 92 F											
Don Blasingame, L OBP: 0.335, SLG: 0.336 (1, 4)	F7	E7		1B		5-3		F9		5	0	2	1	0	0	2												
Vada Pinson, L OBP: 0.352, SLG: 0.448 (1, 8)		L4		P6			1-3	FC6-4 1B		5	0	2	1	0	0	4												
Frank Robinson, R OBP: 0.397, SLG: 0.586 (1, 9)	F8			HR		K		F8	FC6-4 1B	5	1	1	1	0	1	2												
Gus Bell, L OBP: 0.306, SLG: 0.369 (1, 7)		2B SF8 1B		F8		F7		HR 1B		5	2	2	0	0	0	0												
Gordy Coleman, L OBP: 0.330, SLG: 0.548 (1, 3)		SF8 1B 2B		6-3		F9		HR		5	2	2	2	0	0	0												
Gene Freese, R OBP: 0.318, SLG: 0.392 Leo Cardenas, R OBP: 0.318, SLG: 0.392 (5, 6)		SF8		L1					F9	1	0	0	1	0	0	0												
Johnny Edwards, L OBP: 0.600, SLG: 0.857 (1, 2)		1B HBP				K				2	1	0	0	1	2	1												
Jim Maloney, L OBP: 0.360, SLG: 0.474 Sherman Jones, L OBP: 0.198, SLG: 0.133 Pete Whisenant, R OBP: 0.318, SLG: 0.392 Bill Henry, L OBP: 0.318, SLG: 0.392 Jerry Lynch, L OBP: 0.318, SLG: 0.392 Jim Brosnan, R OBP: 0.318, SLG: 0.392 (1, 1)		1B 1B				1-3				2	0	1	1	0	0	0												
Inning Stats	R: 0 E: 0 K: 0 S: 4	H: 1 LOB: 1 BB: 0 P: 4	R: 3 E: 1 K: 0 S: 7	H: 4 LOB: 2 BB: 0 P: 8	R: 1 E: 0 K: 0 S: 4	H: 1 LOB: 2 BB: 0 P: 4	R: 0 E: 0 K: 1 S: 6	H: 1 LOB: 0 BB: 1 P: 10	R: 0 E: 0 K: 1 S: 5	H: 0 LOB: 0 BB: 0 P: 5	R: 1 E: 0 K: 0 S: 4	H: 1 LOB: 1 BB: 1 P: 8	R: 2 E: 0 K: 1 S: 8	H: 3 LOB: 1 BB: 0 P: 8	R: 1 E: 0 K: 0 S: 4	H: 1 LOB: 0 BB: 1 P: 8		R: 0 E: 0 K: 0 S: 3	H: 0 LOB: 0 BB: 0 P: 3	1B: 6 2B: 3 3B: 0 HR: 3	SF: 1 SAC: 0 DP: 0 HBP: 1	WP: 1 PB: 0 SB: 0 CS: 0	PA: 43					
PITCHER	IP	WLS	BF	H	R	ER	SO	BB	IBB	HBP	BLK	WP	HR	S	P	ERA	WHIP											
Don Cardwell, R ERA: 4.07 Don Elston, R ERA: 5.1	(1, 1)	6.2	W	34	11	7	7	2	2	0	1	0	0	3	35	44	9.45	1.950										
	(7, 1)	2.1	S	9	1	1	1	1	1	0	0	0	1	0	10	14	3.86	0.857										

AB	38
R	8
H	12
RBI	8
BB	3
SO	3
LOB	14



Batter	1	2	3	4	5	6	7	8	9	AB	R	H	RBI	BB	SO	LOB	BOTTOM											
Al Heist, R OBP: 0.299, SLG: 0.315 Bob Will, L OBP: 0.354, SLG: 0.324 (1, 8)	F8			HR		K				3	2	1	1	0	1	1	Cincinnati Reds @ Chicago Cubs Wrigley Field, Chicago, IL Thu Jun 29 1961, 3:33 AM CDT Att: 7,925 - Sunny - 92 F											
Don Zimmer, R OBP: 0.318, SLG: 0.428 Andre Rodgers, R OBP: 0.290, SLG: 0.344 (1, 4)	6-3			HR				2B		4	2	2	0	0	0	1												
Ron Santo, R OBP: 0.377, SLG: 0.458 (1, 5)				HR				1B		5	4	3	0	1	1	1												
George Altman, L OBP: 0.394, SLG: 0.663 (1, 9)				HR				1B		4	2	2	4	0	0	2												
Billy Williams, L OBP: 0.365, SLG: 0.466 (1, 7)				HR				1B		2	2	1	2	3	1	0												
Ed Bouchee, L OBP: 0.387, SLG: 0.412 (1, 3)	4-3			HR				1B		4	0	1	2	1	0	3												
Sammy Taylor, L OBP: 0.323, SLG: 0.451 (1, 2)				1B				1B		3	1	1	1	1	0	1												
Jerry Kindall, R OBP: 0.288, SLG: 0.473 (1, 6)	6-3			HR				1B		4	0	1	3	1	1	1												
Don Cardwell, R OBP: 0.163, SLG: 0.333 Don Elston, R OBP: 0.286, SLG: 0.286 (1, 1)				HR				1B		4	1	2	1	0	1	4												
Inning Stats	R: 2 E: 0 K: 0 S: 5	H: 2 LOB: 1 BB: 1 P: 9	R: 0 E: 0 K: 1 S: 6	H: 1 LOB: 0 BB: 0 P: 6	R: 3 E: 0 K: 1 S: 8	H: 3 LOB: 1 BB: 1 P: 12	R: 6 E: 0 K: 0 S: 8	H: 5 LOB: 1 BB: 2 P: 16	R: 3 E: 0 K: 1 S: 7	H: 2 LOB: 3 BB: 3 P: 20	R: 0 E: 0 K: 1 S: 5	H: 0 LOB: 0 BB: 0 P: 5	R: 0 E: 0 K: 1 S: 6	H: 1 LOB: 1 BB: 0 P: 6	R: 1 E: 0 K: 1 S: 7	H: 3 LOB: 1 BB: 0 P: 7		R: 0 E: 0 K: 0 S: 3	H: 0 LOB: 0 BB: 0 P: 3	1B: 9 2B: 4 3B: 0 HR: 4	SF: 2 SAC: 0 DP: 0 HBP: 1	WP: 2 PB: 0 SB: 0 CS: 0	PA: 48					
PITCHER	IP	WLS	BF	H	R	ER	SO	BB	IBB	HBP	BLK	WP	HR	S	P	ERA	WHIP											
Jim Maloney, R ERA: 4.6 Sherman Jones, R ERA: 18.0 Bill Henry, L ERA: 3.38 Jim Brosnan, R ERA: 2.88	(1, 1)	3.0	L	18	7	6	6	2	2	3	1	0	0	1	14	35	18.00	3.000										
	(4, 1)	2.0		6	8	8	1	2	3	1	0	0	0	1	11	11	0.00	0.500										
	(6, 1)	2.0		7	1	0	0	2	0	0	0	0	0	0	7	7	9.00	3.000										
	(8, 1)	1.0		5	3	1	1	1	0	0	0	0	1	0	7	7	9.00	3.000										

AB	38
R	15
H	17
RBI	15
BB	7
SO	6
LOB	14



Batter	1	2	3	4	5	6	7	8	9	AB	R	H	RBI	BB	SO	LOB	TOP			
Carl Warwick, R OBP: 0.319, SLG: 0.342 (1, 8)										4	2	2	0	1	1	0				
Bill White, L OBP: 0.364, SLG: 0.439 (1, 3)										5	1	2	0	0	0	2				
Charlie James, R OBP: 0.338, SLG: 0.419 (1, 9)										5	2	2	2	0	1	0				
Ken Boyer, R OBP: 0.384, SLG: 0.498 (1, 5)										5	2	1	0	0	1	2				
Stan Musial, L OBP: 0.392, SLG: 0.539 (1, 7)										3	1	1	0	1	0	3				
Curt Flood, R OBP: 0.353, SLG: 0.367 (8, 8)										1	0	0	0	0	0	0				
Jimmie Schaffer, R OBP: 0.244, SLG: 0.390 (1, 2)										3	1	1	4	0	1	1				
Joe Cunningham, L OBP: 0.413, SLG: 0.386 (8, PH)										0	0	0	1	0	0	0				
Tim McCarver, L OBP: 0.216, SLG: 0.275 (8, PR)										0	1	0	0	0	0	0				
Jerry Buchek, R (1, 6)										3	1	0	1	0	0	0				
Bob Lillis, R OBP: 0.250, SLG: 0.207 (1, 4)										4	0	1	3	0	1	0				
Ray Sadecki, L OBP: 0.256, SLG: 0.302 (1, 1)										4	0	0	0	0	0	2				
Lindy McDaniel, R OBP: 0.182, SLG: 0.182 (9, 1)										0	0	0	0	0	0	0				
Inning Stats	R: 5 E: 0 K: 0 S: 8	H: 5 LOB: 0 BB: 0 P: 8	R: 0 E: 0 K: 0 S: 3	H: 0 LOB: 0 BB: 0 P: 3	R: 0 E: 0 K: 1 S: 3	H: 0 LOB: 0 BB: 0 P: 3	R: 0 E: 0 K: 1 S: 5	H: 0 LOB: 0 BB: 0 P: 5	R: 0 E: 0 K: 1 S: 6	H: 1 LOB: 1 BB: 0 P: 6	R: 0 E: 0 K: 1 S: 5	H: 0 LOB: 0 BB: 0 P: 5	R: 6 E: 0 K: 0 S: 7	H: 4 LOB: 2 BB: 2 P: 17	R: 0 E: 0 K: 1 S: 5	H: 0 LOB: 0 BB: 0 P: 5	1B: 8 2B: 1 3B: 0 HR: 1	SF: 0 SAC: 0 DP: 0 HBP: 2	WP: 0 PB: 0 SB: 0 CS: 0	PA: 41
PITCHER	IP WLS BF H R ER SO BB IBB HBP BLK WP HR S P ERA WHIP																			
Jim Brewer, L ERA: 7.0 (1, 1)	1.0 L 8 5 5 5 0 0 0 0 0 0 1 8 8 45.00 5.000																			
Bob Anderson, R ERA: 4.42 (2, 1)	6.0 19 1 0 0 4 0 0 0 0 0 0 27 27 0.00 0.167																			
Joe Schaffer, R ERA: 0.94 (8, 1)	0.0 3 3 3 3 0 0 0 0 0 0 0 3 3 = =																			
Don Elston, R ERA: 5.65 (8, 1)	0.2 7 1 3 3 0 2 0 2 0 0 0 3 13 40.50 4.500																			
Dick Drott, R ERA: 3.66 (8, 1)	1.1 4 0 0 0 1 0 0 0 0 0 0 6 6 0.00 0.000																			

St. Louis Cardinals @ Chicago Cubs
Wrigley Field, Chicago, IL
Fri Jun 30 1961, 3:33 AM CDT
Att: 5,122 - Sunny - 93 F

AB 37
R 11
H 10
RBI 11
BB 2
SO 5
LOB 10



Batter	1	2	3	4	5	6	7	8	9	AB	R	H	RBI	BB	SO	LOB	BOTTOM					
Al Heist, R OBP: 0.302, SLG: 0.326 (1, 8)										5	0	2	0	0	0	0						
Don Zimmer, R OBP: 0.319, SLG: 0.425 (1, 4)										4	0	1	0	1	0	3						
Ron Santo, R OBP: 0.374, SLG: 0.451 (1, 5)										4	0	0	0	1	2	3						
George Altman, L OBP: 0.391, SLG: 0.653 (1, 9)										3	1	0	0	1	0	3						
Billy Williams, L OBP: 0.363, SLG: 0.477 (1, 7)										4	1	1	2	0	0	0						
Ed Bouchee, L OBP: 0.390, SLG: 0.410 (1, 3)										3	1	1	0	1	0	0						
Sammy Taylor, L OBP: 0.330, SLG: 0.459 (1, 2)										3	0	1	0	1	1	1						
Jerry Kindall, R OBP: 0.295, SLG: 0.496 (1, 6)										3	1	1	2	1	1	2						
Jim Brewer, L OBP: 0.230, SLG: 0.200 (2, 1)										0	0	0	0	0	0	0						
Bob Anderson, R OBP: 0.200, SLG: 0.100 (7, PH)										2	0	0	0	0	1	2						
Andre Rodgers, R OBP: 0.267, SLG: 0.340 (8, 1)										1	0	0	0	0	1	0						
Joe Schaffer, R (8, 1)										0	0	0	0	0	0	0						
Don Elston, R OBP: 0.260, SLG: 0.260 (8, 1)										0	0	0	0	0	0	0						
Dick Drott, R OBP: 0.273, SLG: 0.400 (9, PH)										0	0	0	0	0	0	0						
14 Ernie Banks, R OBP: 0.346, SLG: 0.641 (9, PH)										0	0	0	0	1	0	0						
Inning Stats	R: 0 E: 0 K: 0 S: 3	H: 1 LOB: 1 BB: 1 P: 7	R: 2 E: 0 K: 1 S: 7	H: 2 LOB: 0 BB: 0 P: 7	R: 0 E: 0 K: 0 S: 4	H: 1 LOB: 1 BB: 0 P: 4	R: 0 E: 0 K: 1 S: 6	H: 1 LOB: 2 BB: 1 P: 10	R: 0 E: 0 K: 1 S: 5	H: 0 LOB: 0 BB: 0 P: 5	R: 0 E: 0 K: 0 S: 3	H: 0 LOB: 2 BB: 2 P: 11	R: 0 E: 0 K: 1 S: 5	H: 0 LOB: 1 BB: 1 P: 9	R: 2 E: 0 K: 1 S: 6	H: 1 LOB: 0 BB: 1 P: 10	R: 0 E: 0 K: 1 S: 5	H: 1 LOB: 1 BB: 1 P: 9	1B: 3 2B: 3 3B: 0 HR: 2	SF: 0 SAC: 0 DP: 2 HBP: 0	WP: 0 PB: 0 SB: 0 CS: 0	PA: 39
PITCHER	IP WLS BF H R ER SO BB IBB HBP BLK WP HR S P ERA WHIP																					
Ray Sadecki, L ERA: 2.9 (1, 1)	8.0 W 35 6 4 4 5 6 0 0 0 0 0 2 39 63 4.50 1.500																					
Lindy McDaniel, R ERA: 5.19 (9, 1)	1.0 S 4 1 0 0 1 1 0 0 0 0 0 0 5 9 0.00 2.000																					

St. Louis Cardinals @ Chicago Cubs
Wrigley Field, Chicago, IL
Fri Jun 30 1961, 3:33 AM CDT
Att: 5,122 - Sunny - 93 F

AB 32
R 4
H 7
RBI 4
BB 7
SO 6
LOB 14



Batter	1	2	3	4	5	6	7	8	9	AB	R	H	RBI	BB	SO	LOB	TOP																					
Carl Warwick, R OBP: 0.313, SLG: 0.333 (1, 8)	F2	K				1-3		FC5-4 1B PB		5	1	1	2	0	1	3																						
Joe Cunningham, L OBP: 0.405, SLG: 0.377 Curt Flood, R OBP: 0.365, SLG: 0.380 (1, 9)	3-1		K	K			F5	PB 1B		4	0	0	0	0	2	1																						
Bill White, L OBP: 0.363, SLG: 0.433 (1, 3)	4-3		F3				HR BB	K		4	1	1	0	1	1	1																						
Ken Boyer, R OBP: 0.386, SLG: 0.509 (1, 5)		E6 2B 1B				FC6-4 1B				5	2	2	2	0	1	1																						
Stan Musial, L OBP: 0.376, SLG: 0.513 (1, 7)	K		F8			F7	L8	F7		5	0	0	0	0	1	3																						
Carl Sawatski, L OBP: 0.354, SLG: 0.500 Bob Miller, R OBP: 0.556, SLG: 0.750 (1, 2)				1-3	L7		4-3			5	1	2	0	0	0	1																						
Bob Lillis, R OBP: 0.270, SLG: 0.233 (8, 6)	P6					E5 G5-4-3		1B FC5-4 1B		4	2	2	0	0	0	2																						
Don Taussig, R OBP: 0.411, SLG: 0.596 (9, PH)				S 1B				K		1	0	0	0	0	1	1																						
Jerry Buchek, R OBP: 0.182, SLG: 0.100 Red Schoendienst, S OBP: 0.333, SLG: 0.387 (1, 6)	E4 2B 1B			K		G5-4-3		FC5-4 1B		3	1	1	1	0	1	2																						
Al Cicotte, R OBP: 0.333, SLG: 0.417 Ray Sadecki, L OBP: 0.296, SLG: 0.302 Lindy McDaniel, R OBP: 0.142, SLG: 0.152 Craig Anderson, R OBP: 0.142, SLG: 0.152 Larry Jackson, R OBP: 0.340, SLG: 0.323 Charlie James, R OBP: 0.333, SLG: 0.410 Ernie Broglio, R OBP: 0.171, SLG: 0.158 (1, 1)								P5		3	1	3	2	0	0	0																						
Inning Stats	R: 0 E: 0 K: 0 S: 3	H: 0 LOB: 0 BB: 0 P: 3	R: 3 E: 2 K: 2 S: 11	H: 3 LOB: 1 BB: 0 P: 11	R: 0 E: 0 K: 1 S: 6	H: 1 LOB: 1 BB: 0 P: 6	R: 2 E: 0 K: 2 S: 10	H: 3 LOB: 1 BB: 0 P: 10	R: 0 E: 0 K: 0 S: 4	H: 1 LOB: 0 BB: 0 P: 4	R: 2 E: 0 K: 0 S: 4	H: 1 LOB: 0 BB: 1 P: 8	R: 2 E: 0 K: 1 S: 8	H: 3 LOB: 1 BB: 0 P: 8	R: 0 E: 0 K: 2 S: 8	H: 1 LOB: 1 BB: 0 P: 8	1B: 11 2B: 2 3B: 0 HR: 1	SF: 0 SAC: 0 DP: 1 HBP: 0	WP: 0 PB: 1 SB: 1 CS: 0	PA: 43																		
PITCHER	IP	WLS	BF	H	R	ER	SO	BB	IBB	HBP	BLK	WP	HR	S	P	ERA	WHIP	PITCHER				IP	WLS	BF	H	R	ER	SO	BB	IBB	HBP	BLK	WP	HR	S	P	ERA	WHIP
Glen Hobbie, R ERA: 4.1 (1, 1)	7.0		33	10	7	4	5	1	0	0	0	0	1	42	46	5.14	1.571																					
Barney Schultz, R ERA: 2.7 (8, 1)	1.0	W	6	3	2	1	1	0	0	0	0	0	0	8	8	9.00	3.000																					
Bob Anderson, R ERA: 4.36 (9, 1)	1.0	S	4	1	0	0	2	0	0	0	0	0	0	8	8	0.00	1.000																					

St. Louis Cardinals @ Chicago Cubs
Wrigley Field, Chicago, IL
Sun Jul 02 1961, 3:33 AM CDT
Att: 18,447 - Sunny - 85 F

AB 42
R 9
H 14
RBI 7
BB 1
SO 8
LOB 17

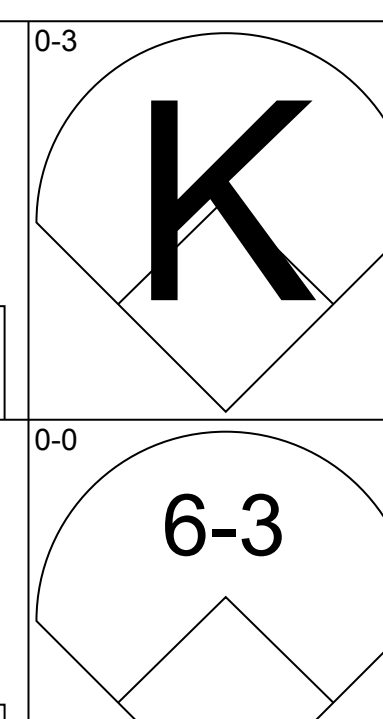
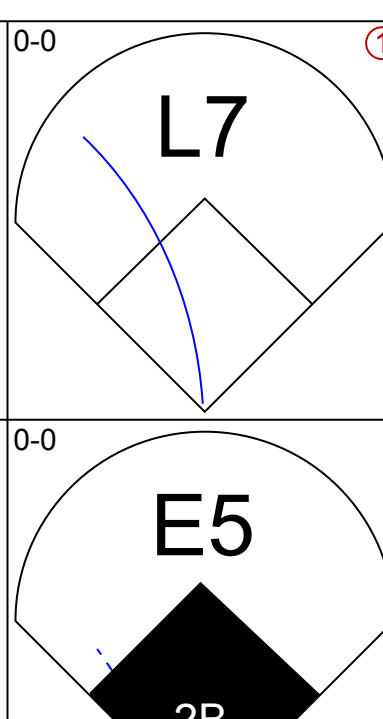
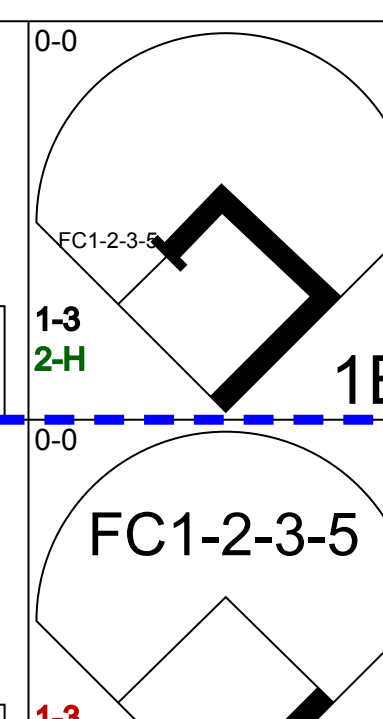
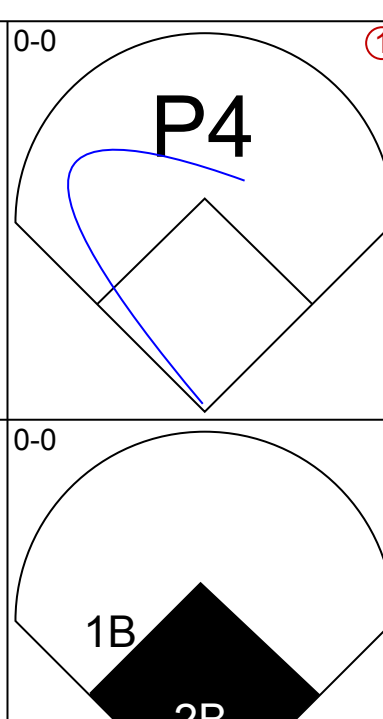
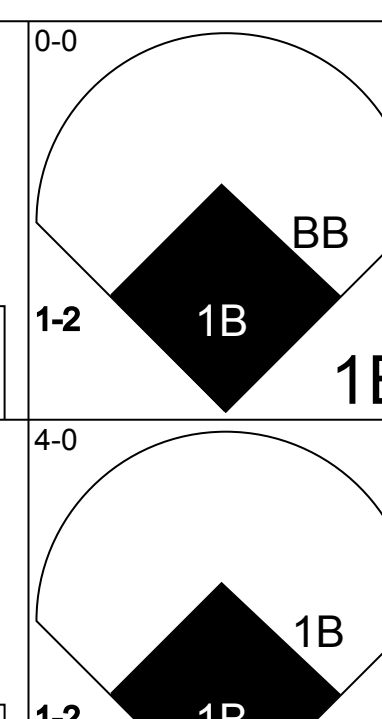
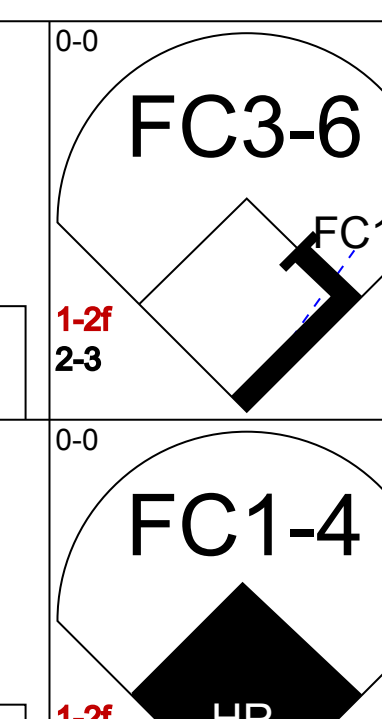
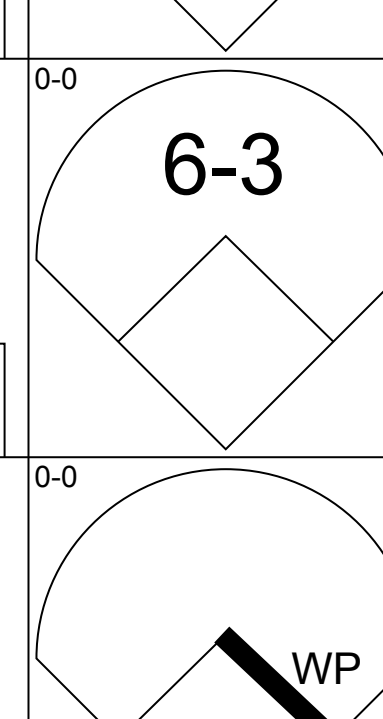
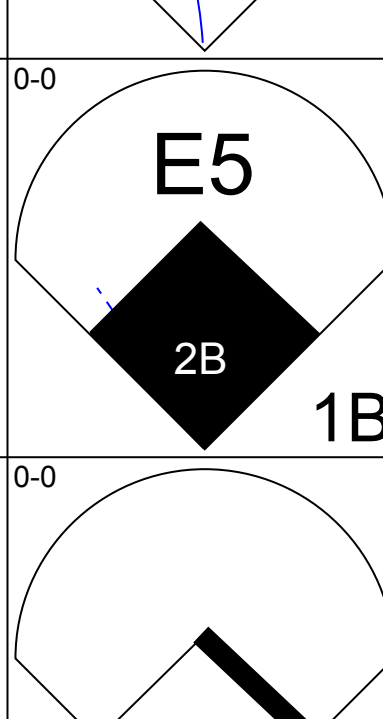
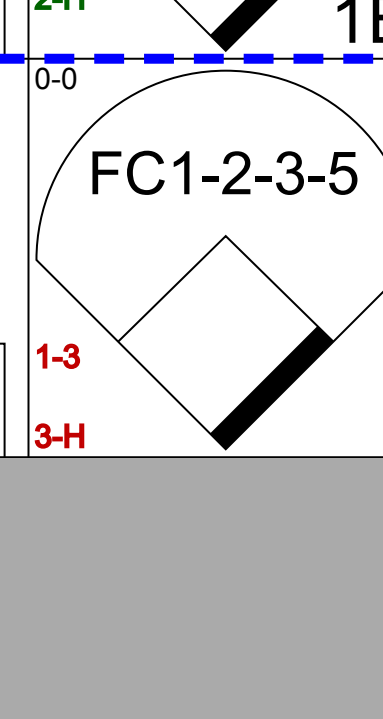
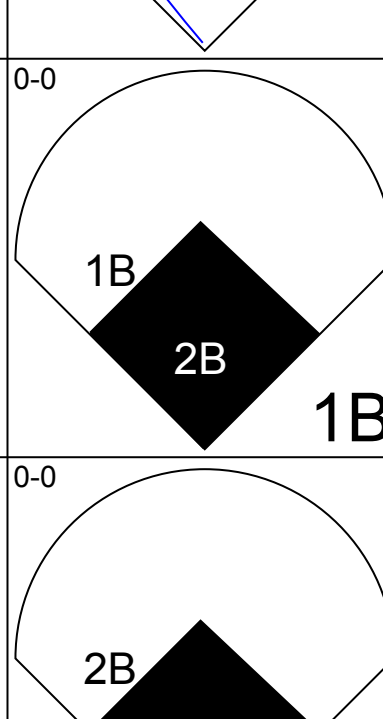
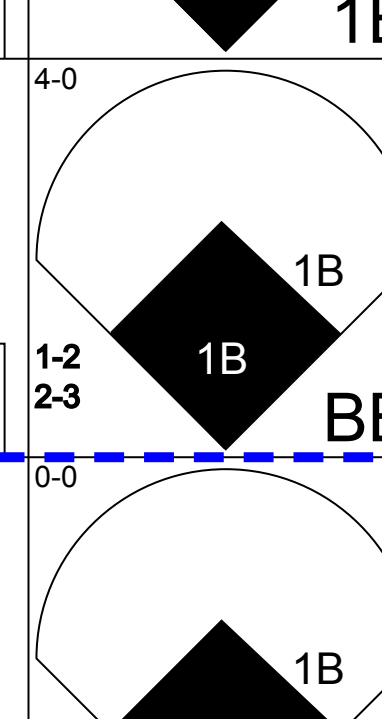
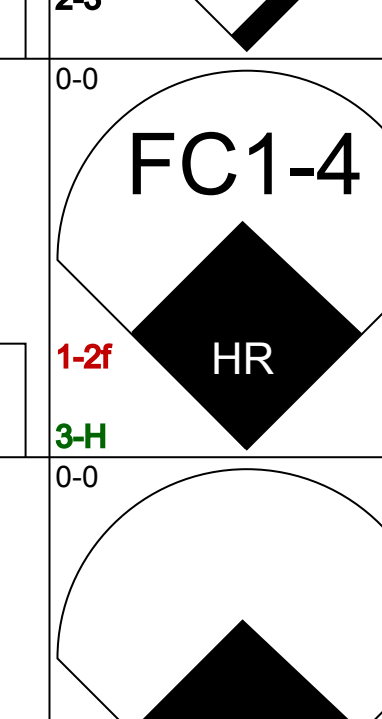
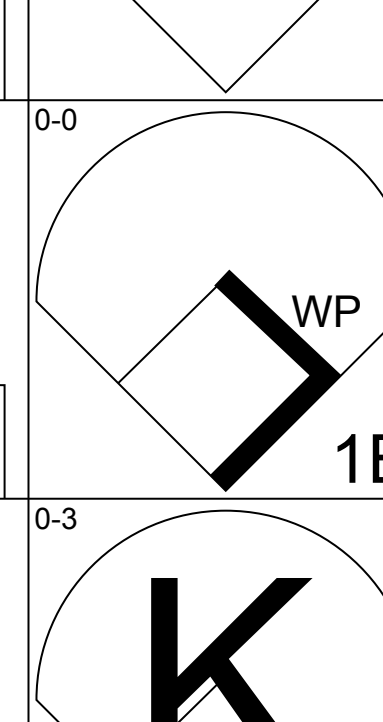
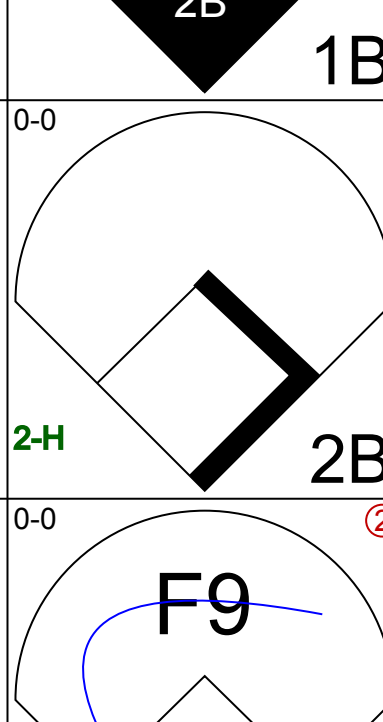
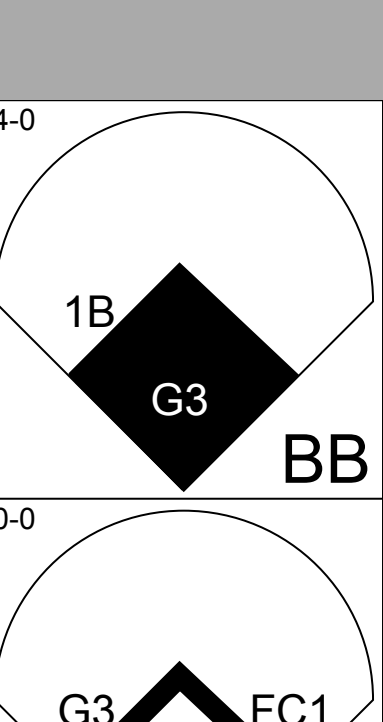
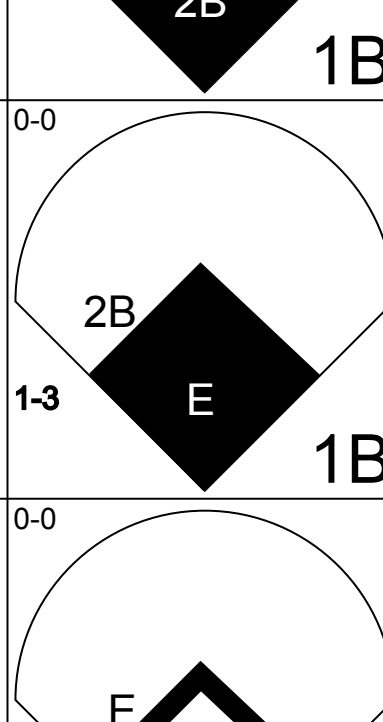
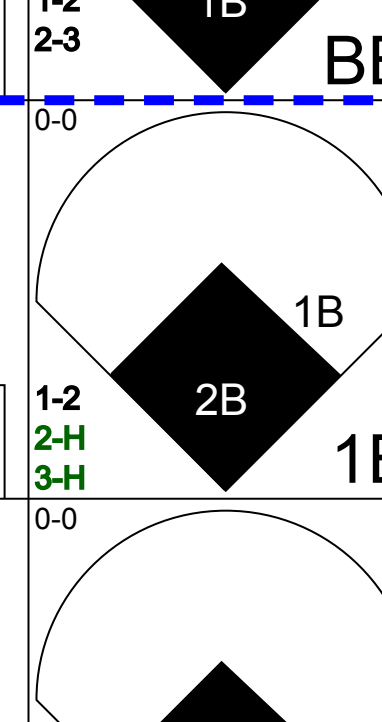
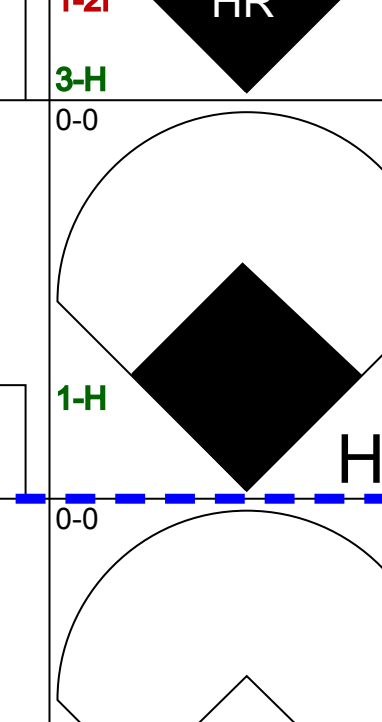
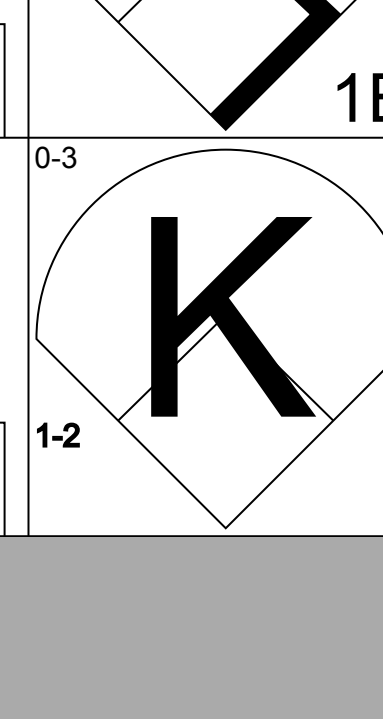
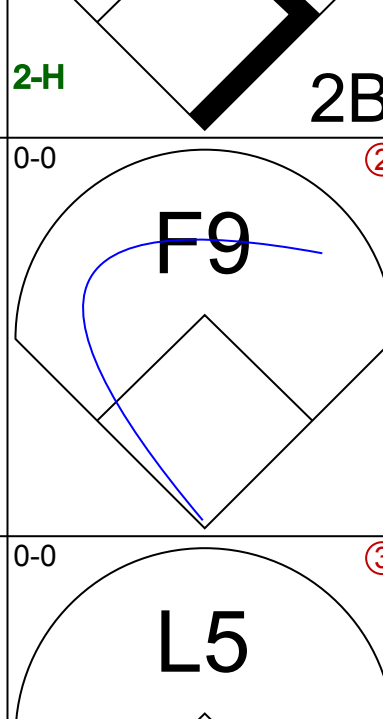
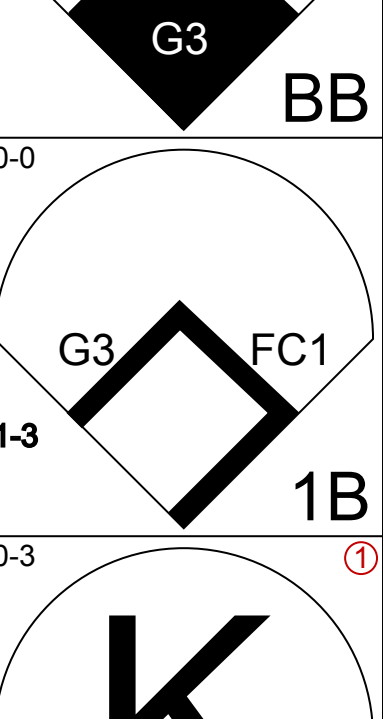
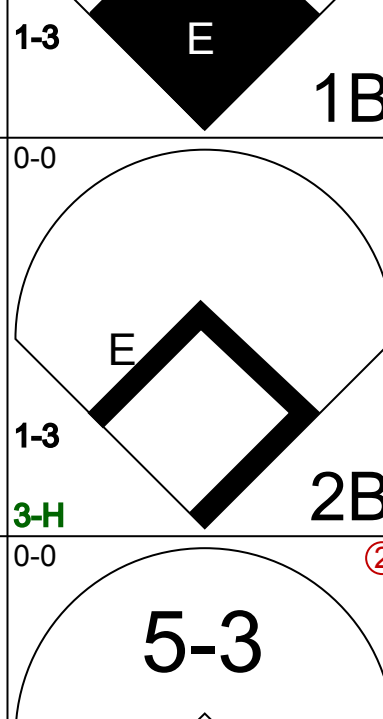
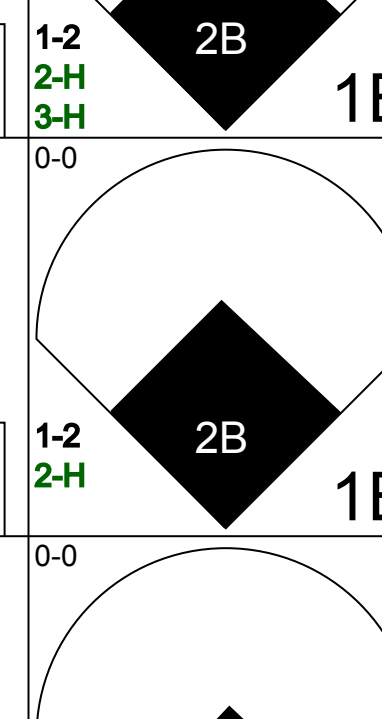
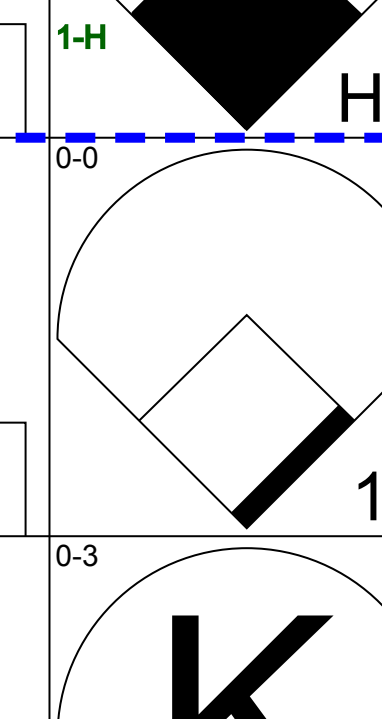
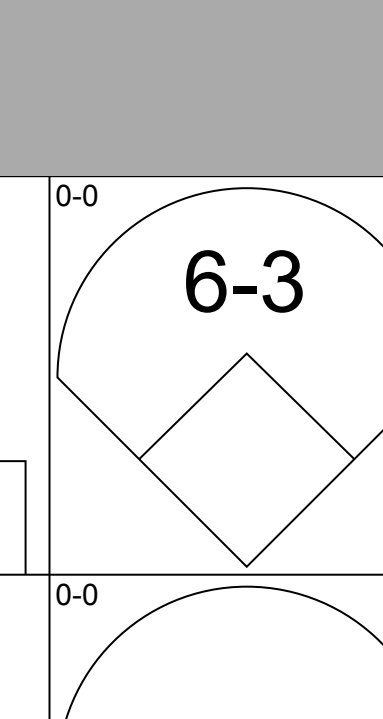
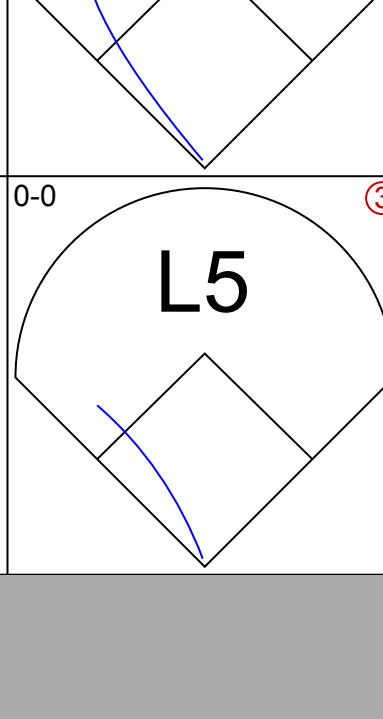
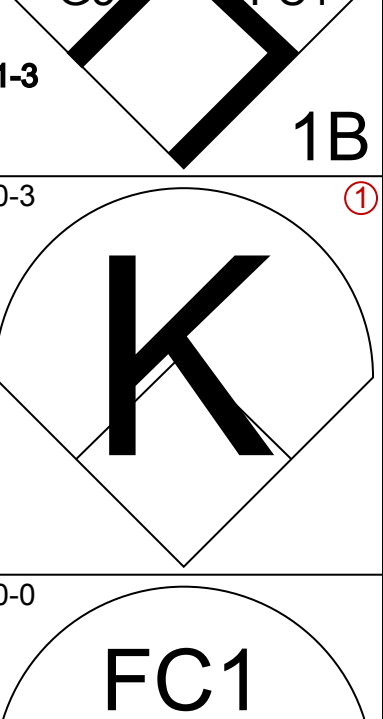
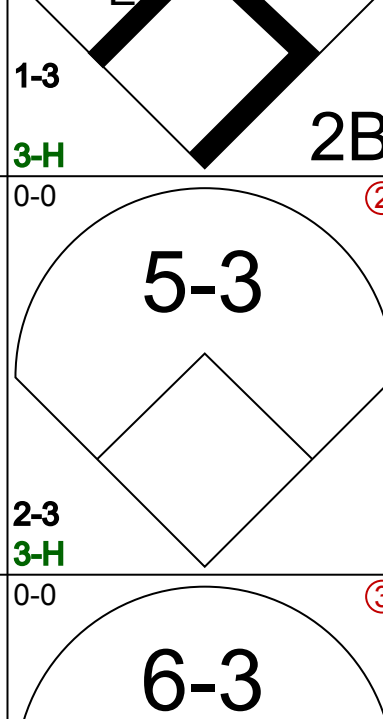
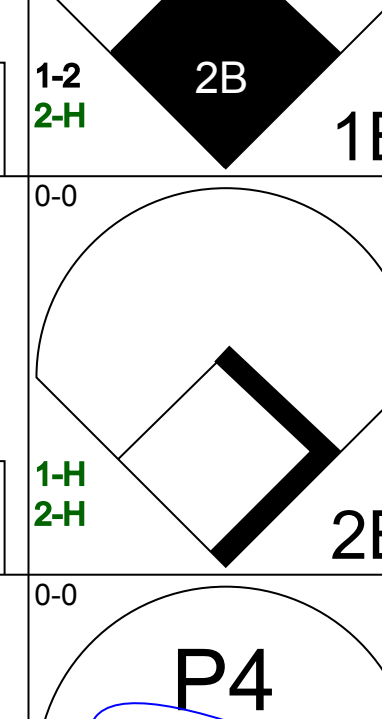
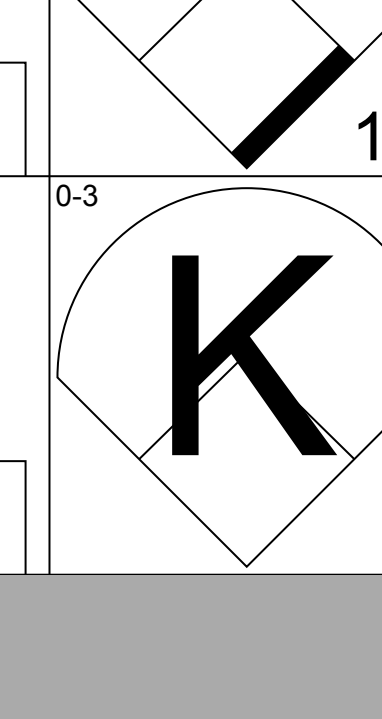
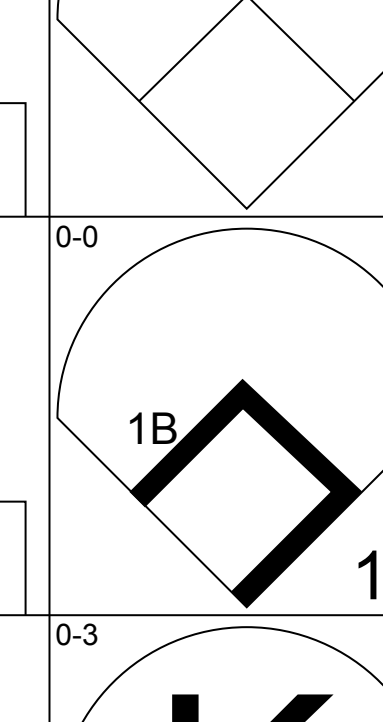
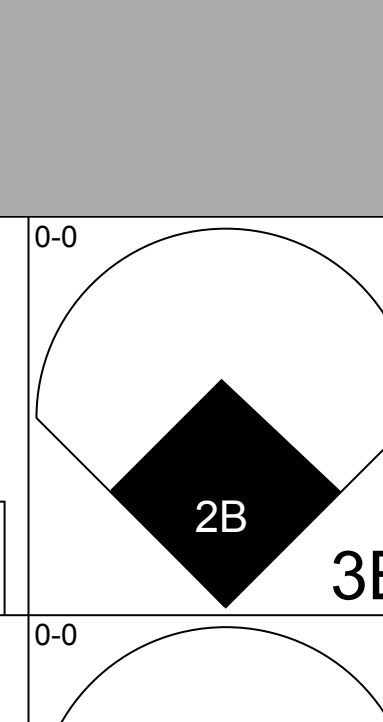
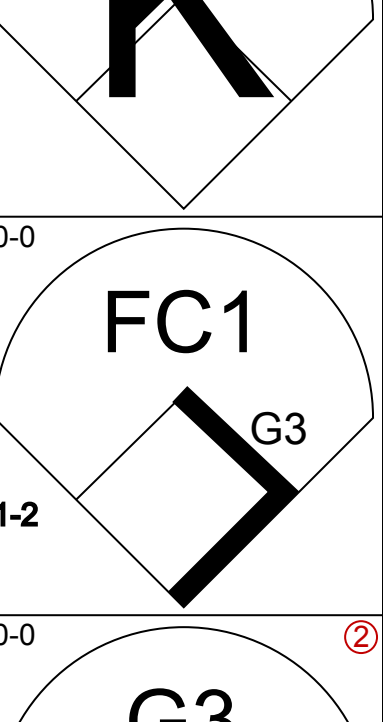
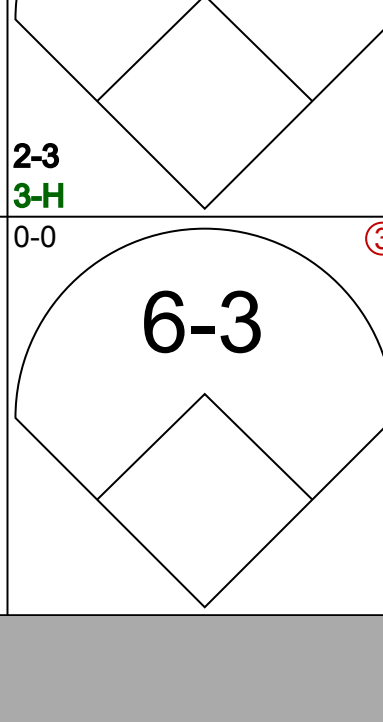
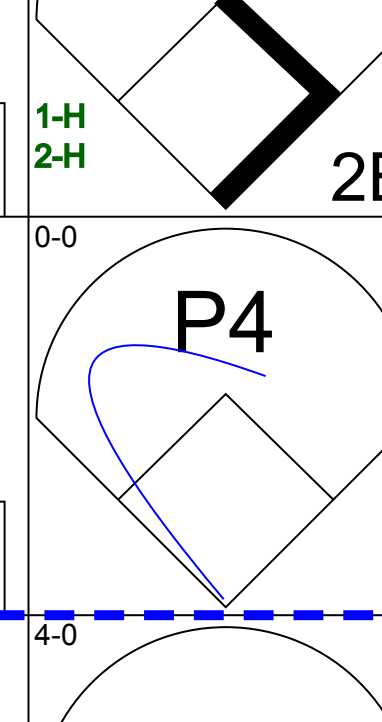
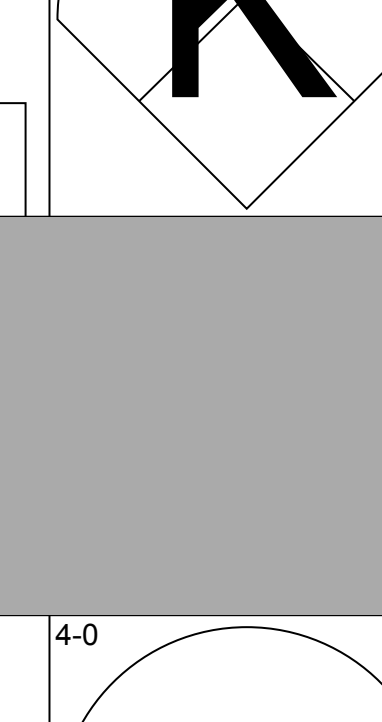


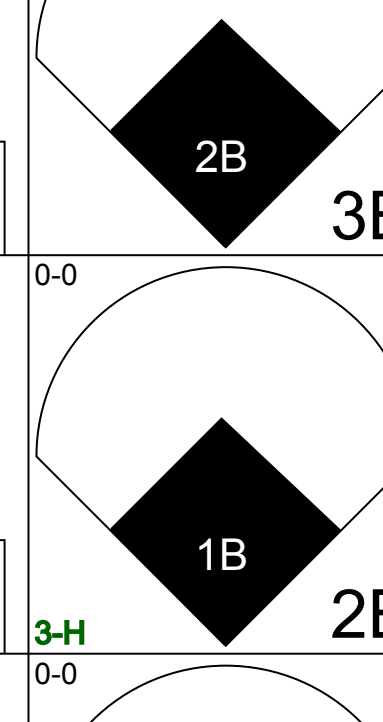
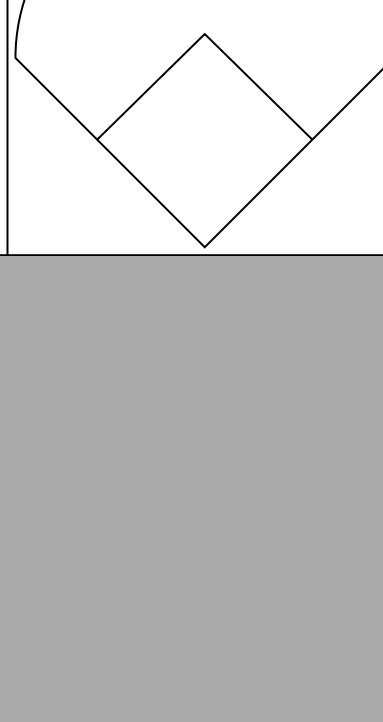
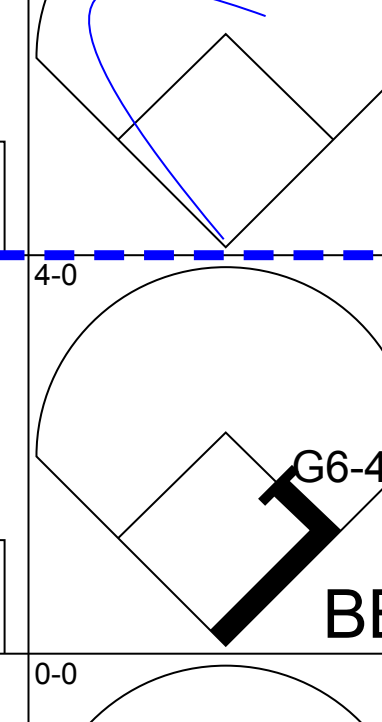
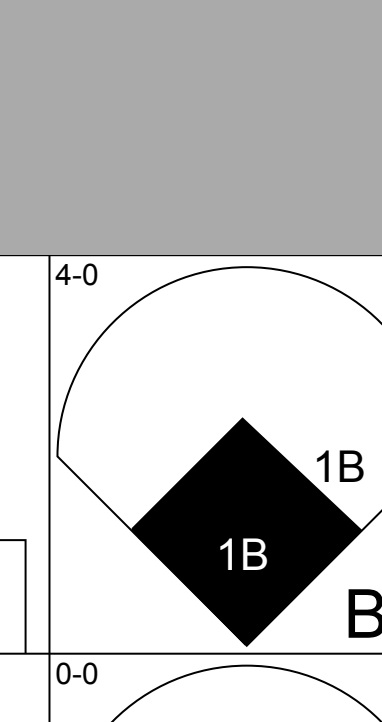


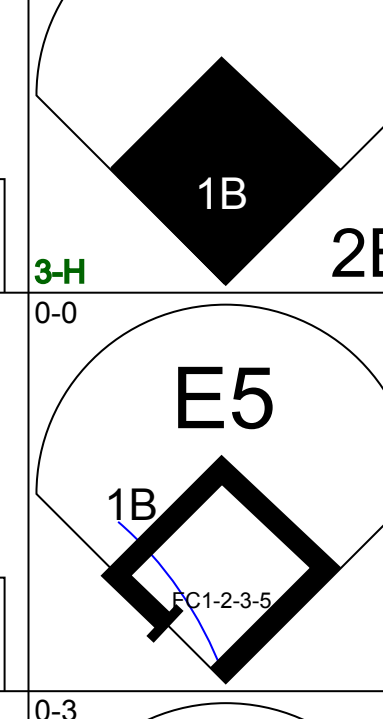

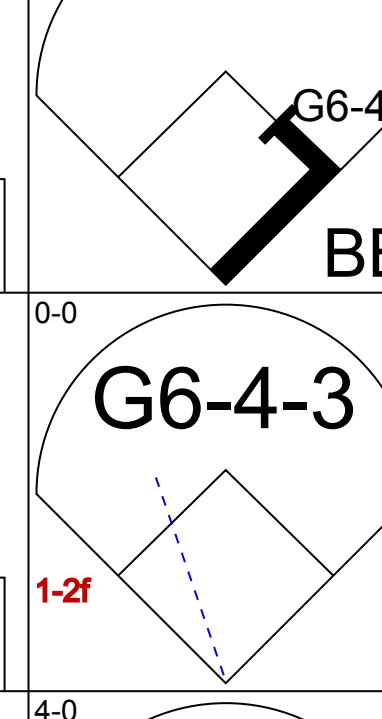
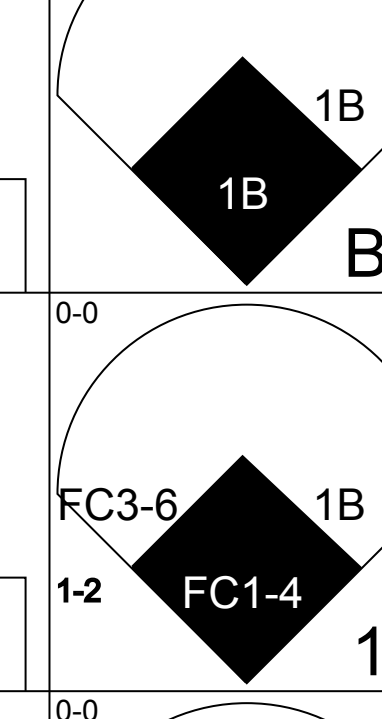


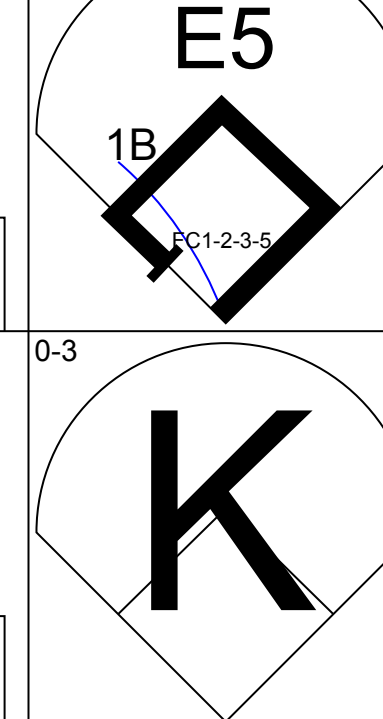

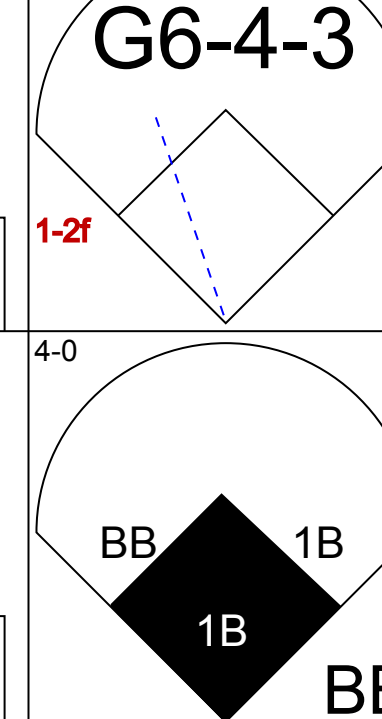
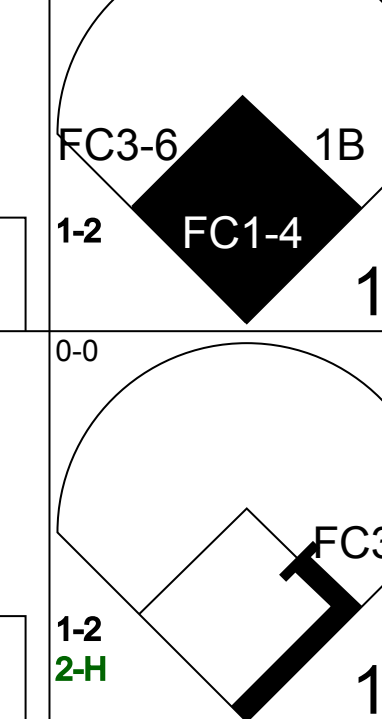


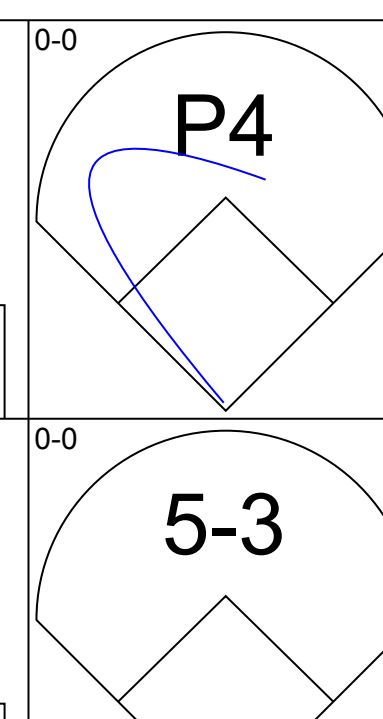
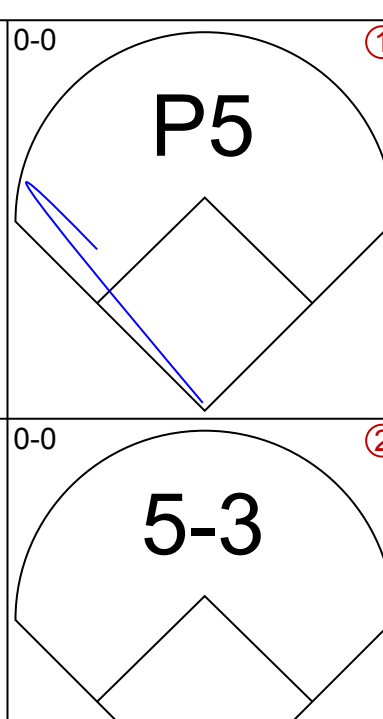
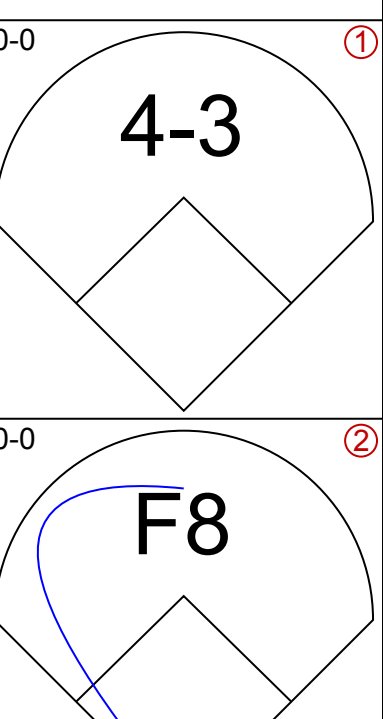
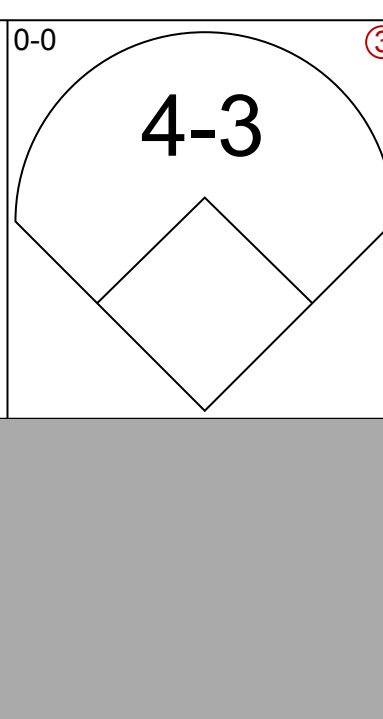
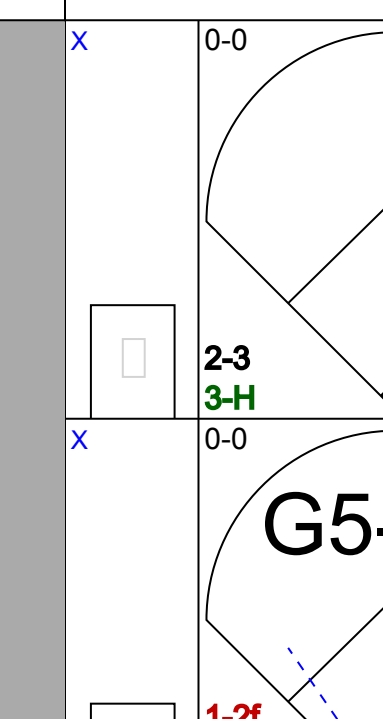
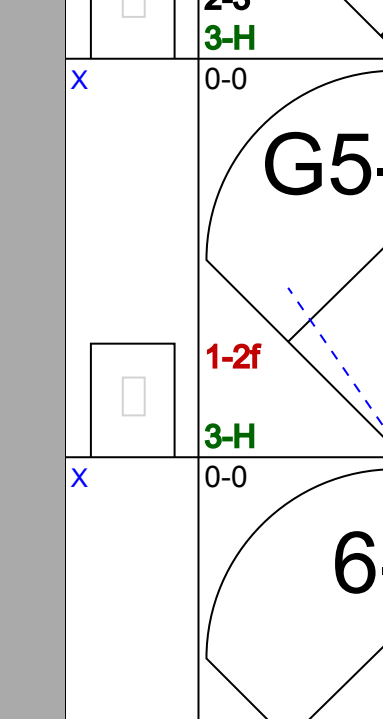
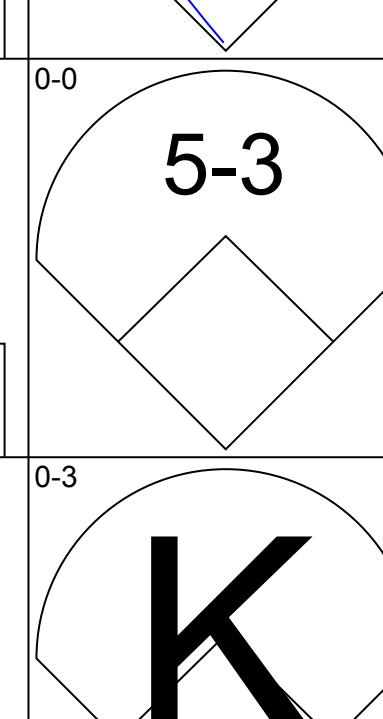
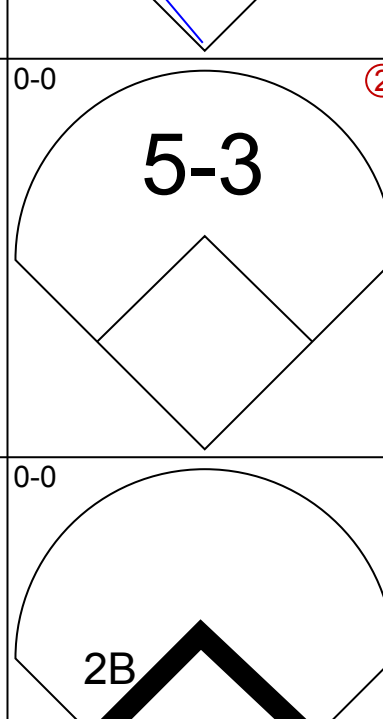
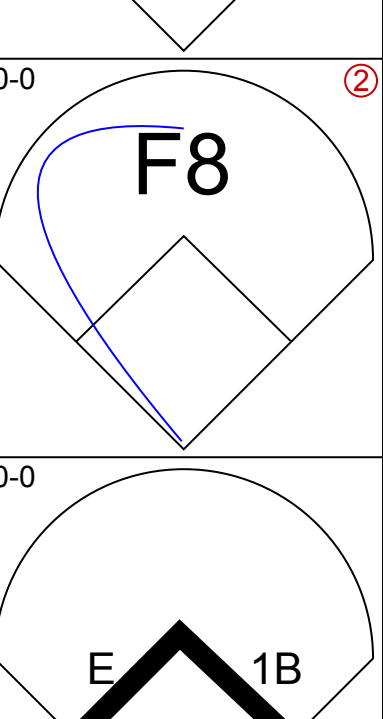
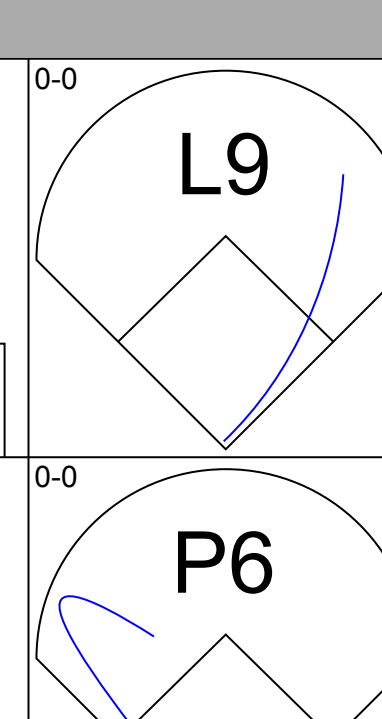
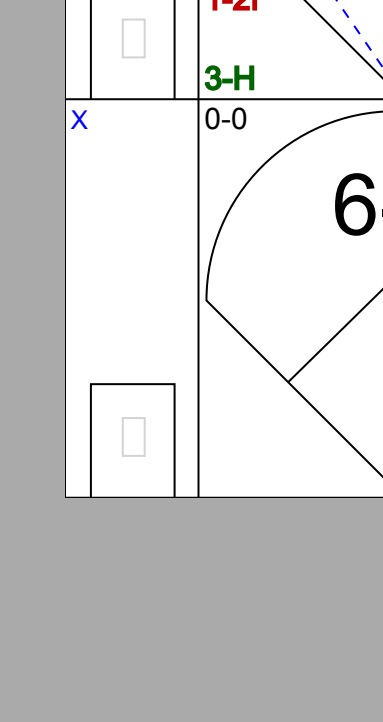
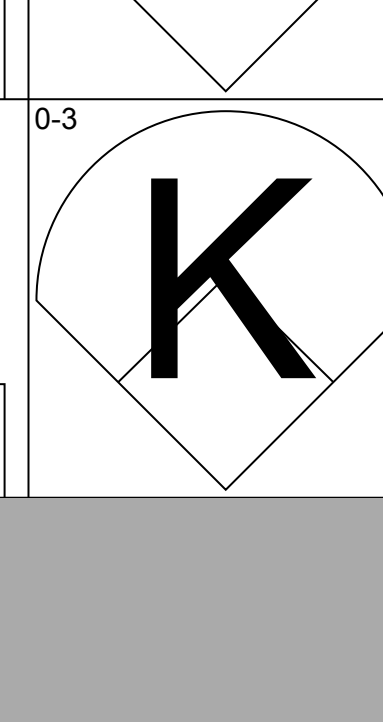
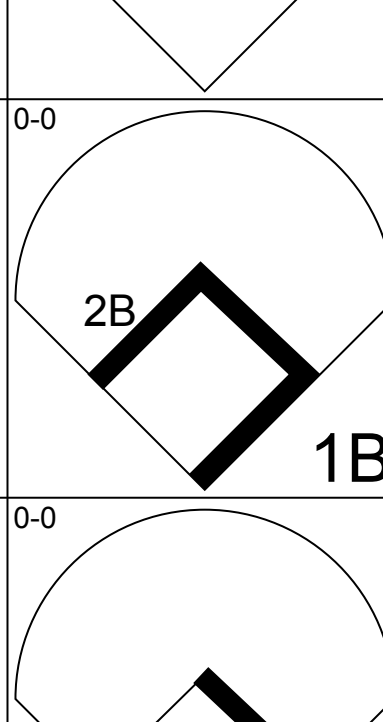
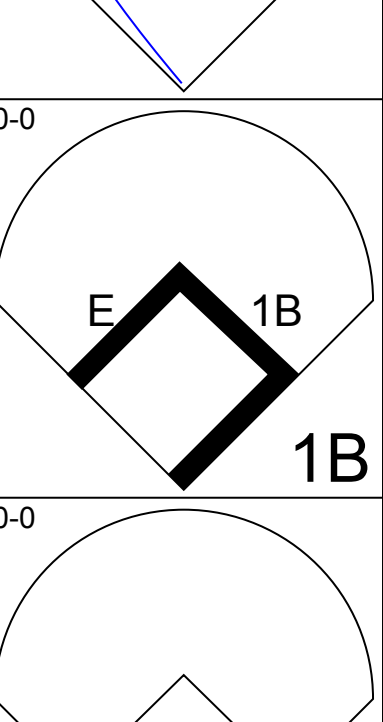
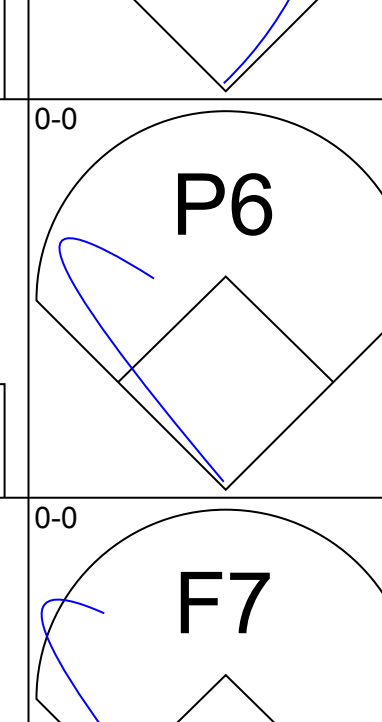

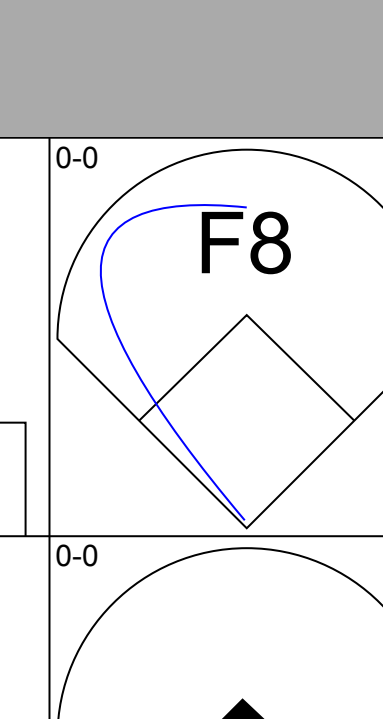
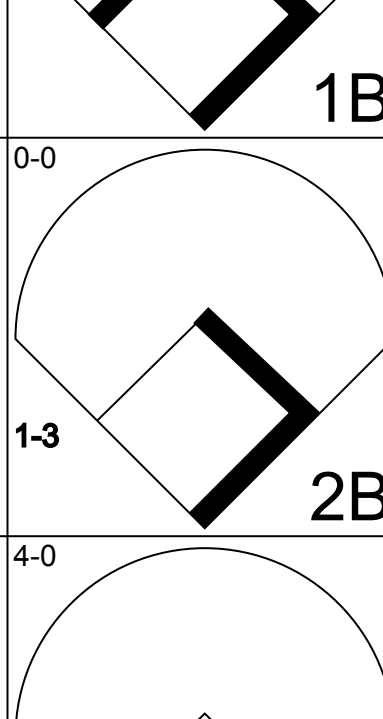
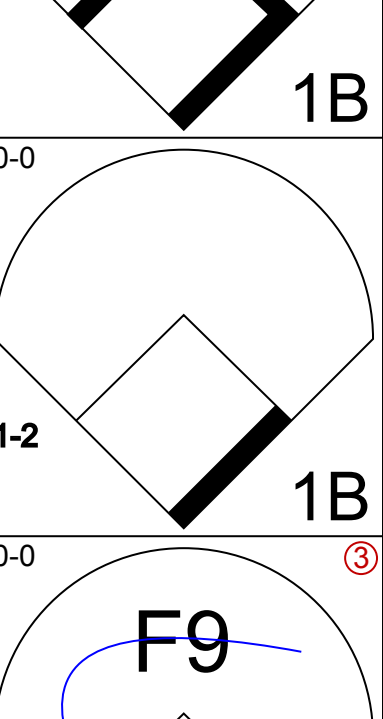
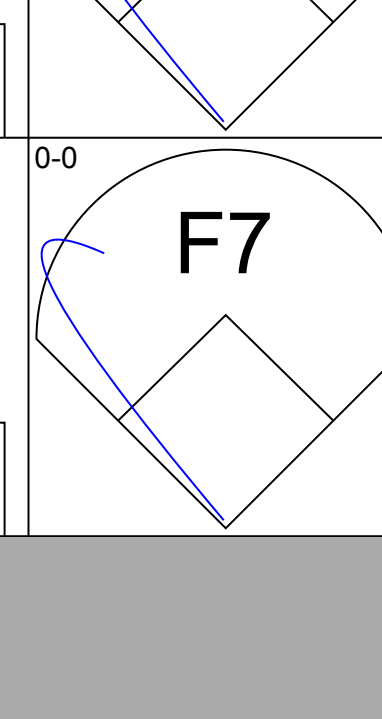
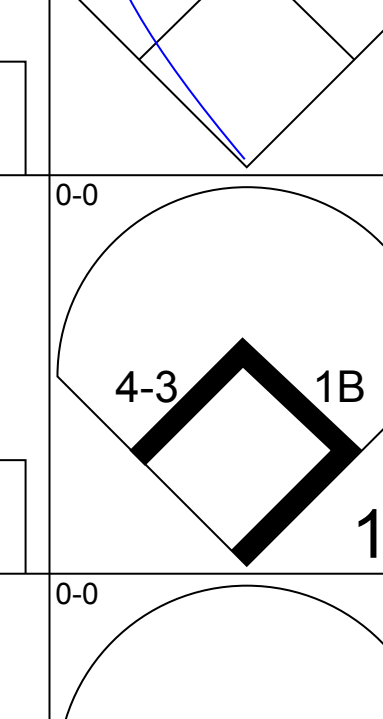
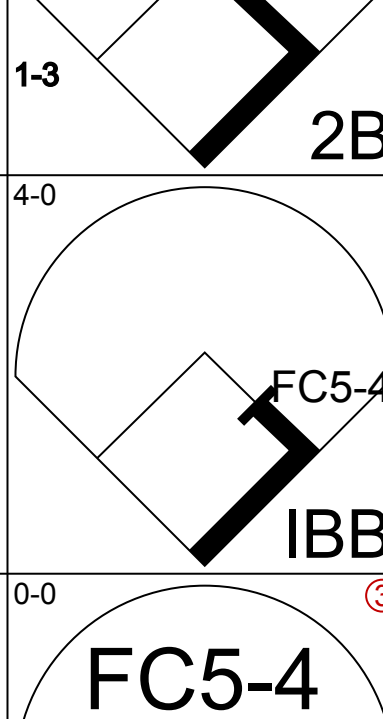
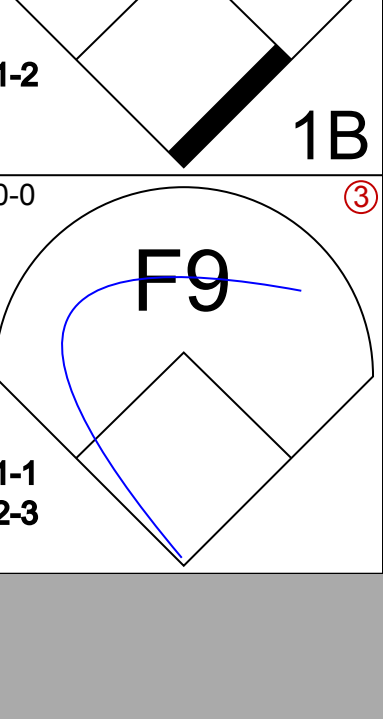
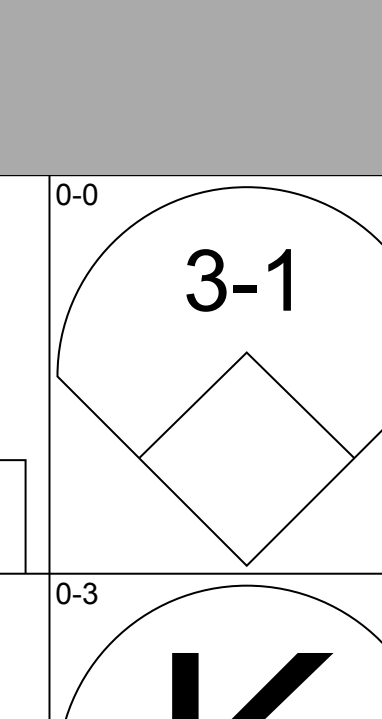
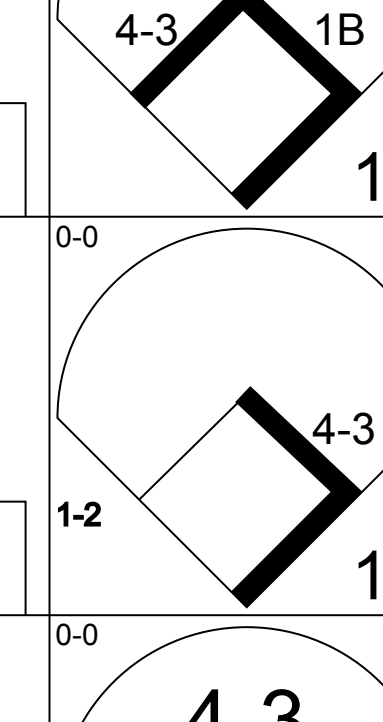
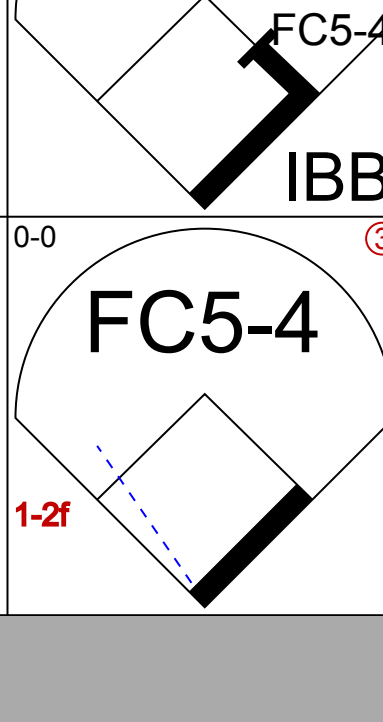
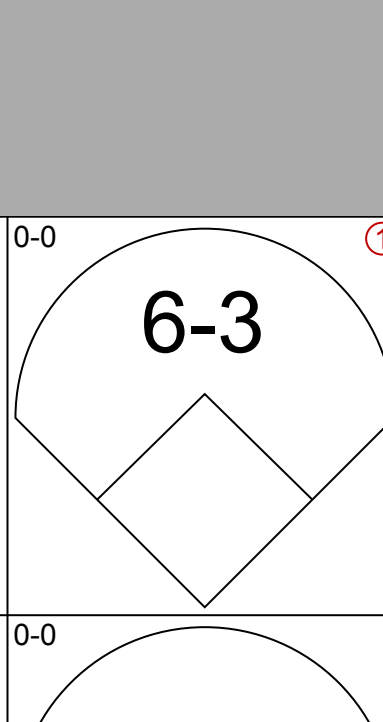
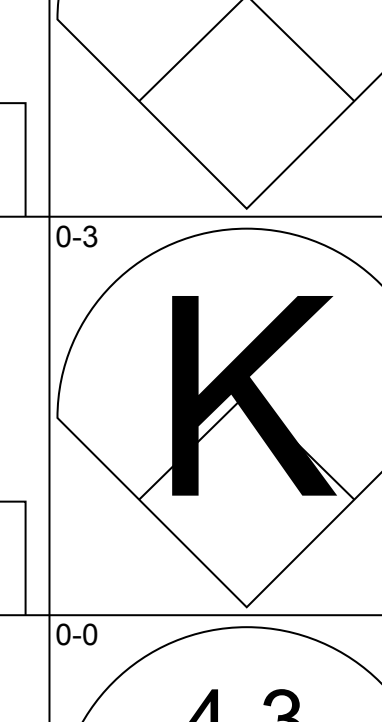
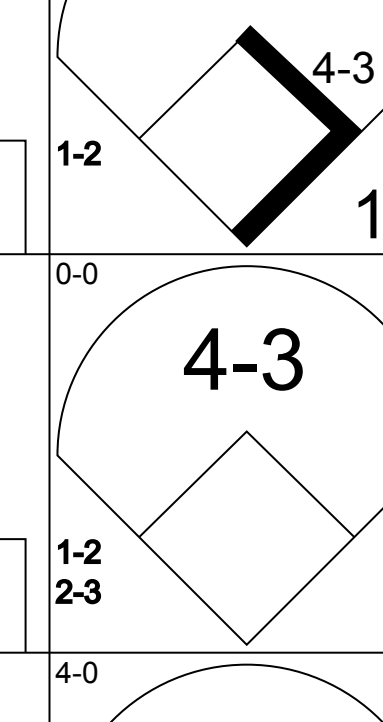
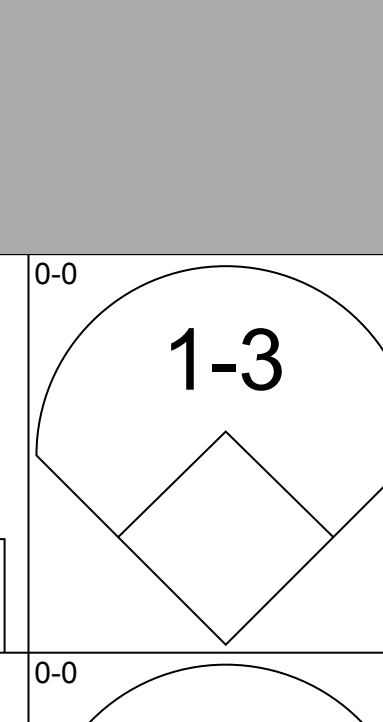
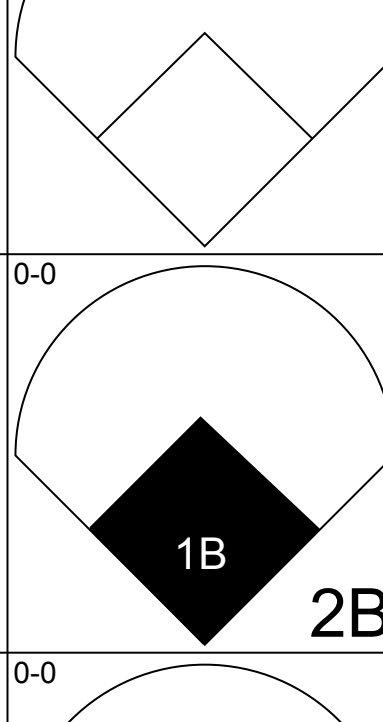
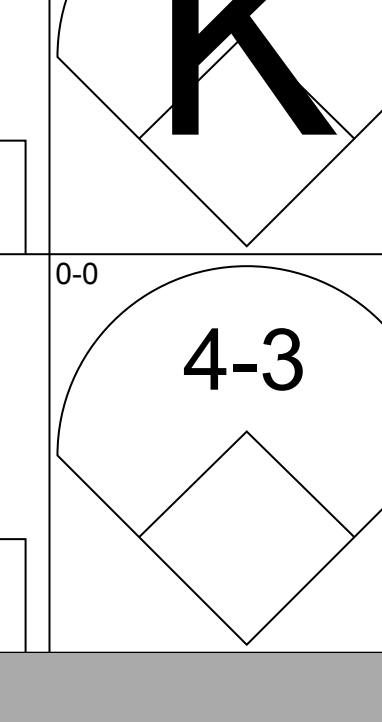
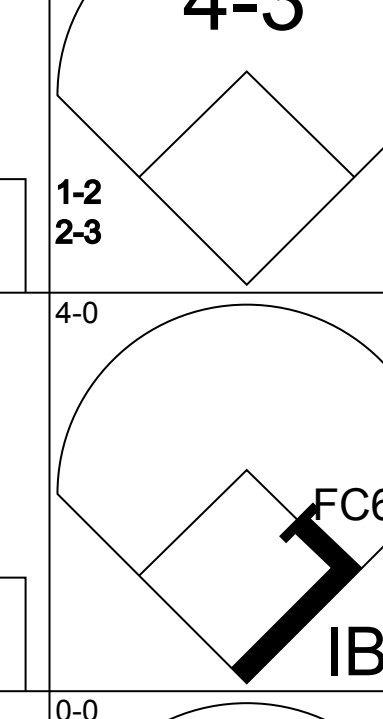
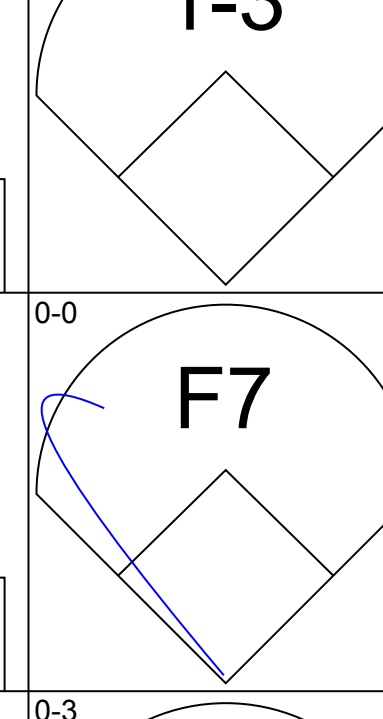
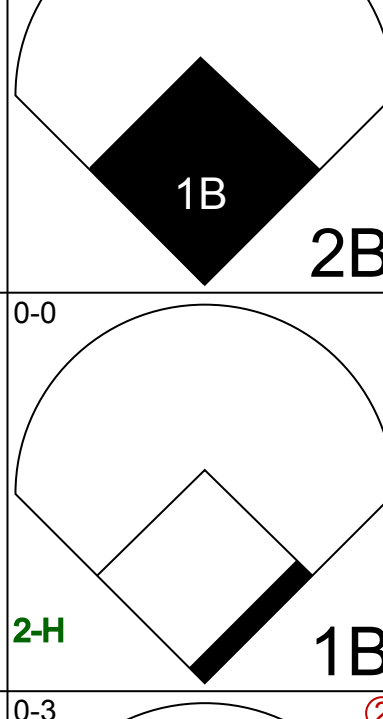
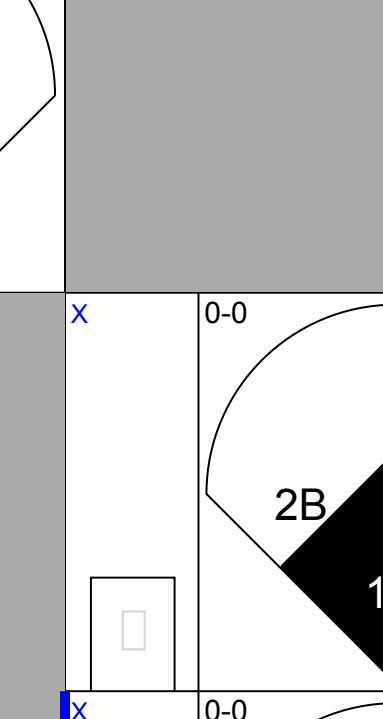


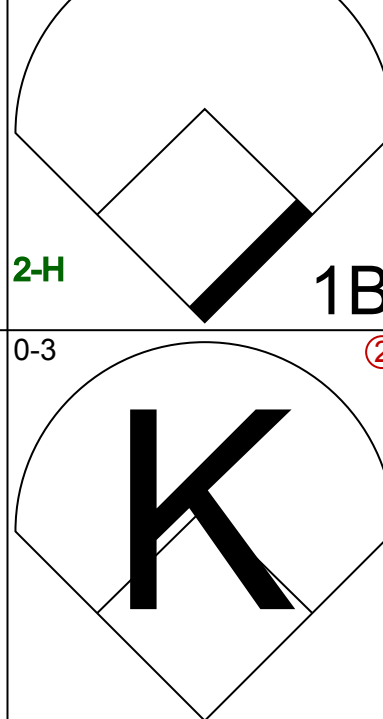
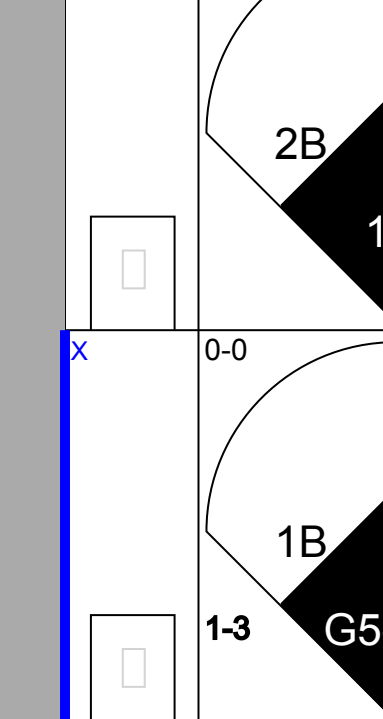
Batter	1	2	3	4	5	6	7	8	9	AB	R	H	RBI	BB	SO	LOB	BOTTOM																					
Al Heist, R OBP: 0.300, SLG: 0.312 (1, 8)	L4		F7	5-3		F8		K		5	0	0	0	1	1	4																						
Jerry Kindall, R OBP: 0.311, SLG: 0.508 (1, 4)	K		P4		F7	E3 14 1B		FC6-4 14 1B		5	0	2	2	0	1	0																						
14 Ernie Banks, R OBP: 0.355, SLG: 0.484 (1, 6)	F7							FC6-4		4	1	2	0	1	0	2																						
George Altman, L OBP: 0.396, SLG: 0.667 (1, 9)					L7	4-3		3-1		4	0	1	0	1	0	3																						
Billy Williams, L OBP: 0.364, SLG: 0.502 (1, 7)		FC4-6 2B	L9				4-3	1B 1B		5	1	2	1	0	0	3																						
Ron Santo, R OBP: 0.375, SLG: 0.447 (1, 5)				K	K			F7		4	1	1	0	1	2	2																						
Sammy Taylor, L OBP: 0.364, SLG: 0.568 (1, 2)		K			6-3			1B BB 1B		5	2	3	3	0	1	2																						
Ed Bouchee, L OBP: 0.400, SLG: 0.442 (1, 3)		G3						1B BB		4	2	2	0	1	0	2																						
Glen Hobbie, R OBP: 0.234, SLG: 0.310 Bob Will, L OBP: 0.361, SLG: 0.347 Barney Schultz, R OBP: 0.344, SLG: 0.265 Bob Anderson, R OBP: 0.320, SLG: 0.158 (1, 1)								1B BB		2	2	2	3	0	0	0																						
Inning Stats	R: 0 E: 0 K: 1 S: 5	H: 0 LOB: 0 BB: 0 P: 5	R: 0 E: 0 K: 1 S: 7	H: 2 LOB: 2 BB: 0 P: 7	R: 1 E: 0 K: 0 S: 4	H: 1 LOB: 2 BB: 2 P: 12	R: 2 E: 0 K: 1 S: 7	H: 2 LOB: 0 BB: 0 P: 7	R: 1 E: 0 K: 1 S: 7	H: 2 LOB: 1 BB: 0 P: 7	R: 2 E: 1 K: 0 S: 7	H: 4 LOB: 2 BB: 0 P: 7	R: 3 E: 0 K: 0 S: 6	H: 3 LOB: 2 BB: 2 P: 14	R: 1 E: 0 K: 1 S: 8	H: 3 LOB: 3 BB: 1 P: 12	1B: 9 2B: 4 3B: 0 HR: 4	SF: 0 SAC: 1 DP: 0 HBP: 0	WP: 0 PB: 0 SB: 0 CS: 0	PA: 46																		
PITCHER	IP	WLS	BF	H	R	ER	SO	BB	IBB	HBP	BLK	WP	HR	S	P	ERA	WHIP	PITCHER				IP	WLS	BF	H	R	ER	SO	BB	IBB	HBP	BLK	WP	HR	S	P	ERA	WHIP
Al Cicotte, R ERA: 4.38 (6, 1)	5.0		24	7	4	4	4	2	0	0	0	0	2	30	38	7.20	1.800																					
Lindy McDaniel, R ERA: 5.84 (7, 1)	1.1		10	5	4	4	0	1	0	0	0	0	2	9	13	27.00	4.500																					
Craig Anderson, R ERA: 2.08 (7, 1)	0.1		4	2	1	1	0	1	0	0	0	0	0	3	7	27.00	9.000																					
Larry Jackson, R ERA: 5.43 Ernie Broglio, R ERA: 4.11 (8, 1)	0.1	L	7	3	1	1	1	1	0	0	0	0	0	8	12	9.00	4.000																					

St. Louis Cardinals @ Chicago Cubs
Wrigley Field, Chicago, IL
Sun Jul 02 1961, 3:33 AM CDT
Att: 18,447 - Sunny - 85 F

AB 40
R 10
H 17
RBI 10
BB 5
SO 5
LOB 18



Batter	1	2	3	4	5	6	7	8	9	AB	R	H	RBI	BB	SO	LOB	TOP					
Bill Virdon, L OBP: 0.342, SLG: 0.456 (1, 8)										6	1	2	1	0	1	2	Pittsburgh Pirates @ Chicago Cubs Wrigley Field, Chicago, IL Thu Jul 06 1961, 3:33 AM CDT Sunny - 74 F					
Dick Groat, R OBP: 0.316, SLG: 0.375 (1, 6)										5	4	2	1	1	0	3						
Roberto Clemente, R OBP: 0.387, SLG: 0.577 (1, 9)										5	4	5	5	1	0	0						
Dick Stuart, R OBP: 0.336, SLG: 0.534 (1, 3)										6	1	4	2	0	1	2						
Johnny Logan, R OBP: 0.231, SLG: 0.286 (1, 5)										6	0	1	2	0	2	5						
Joe Christopher, R OBP: 0.343, SLG: 0.415 (1, 7)										6	1	2	0	0	0	4						
Hal Smith, R OBP: 0.287, SLG: 0.345 (1, 2)										4	2	1	2	2	1	3						
Bill Mazerowski, R OBP: 0.268, SLG: 0.310 (1, 4)										5	1	2	0	1	0	2						
Bob Friend, R OBP: 0.149, SLG: 0.130 (1, 1)										4	1	1	1	1	2	7						
Inning Stats	R: 0 E: 0 K: 2 S: 8	H: 1 LOB: 1 BB: 0 P: 8	R: 0 E: 0 K: 1 S: 7	H: 2 LOB: 2 BB: 0 P: 7	R: 1 E: 1 K: 0 S: 5	H: 2 LOB: 1 BB: 0 P: 5	R: 2 E: 1 K: 1 S: 8	H: 3 LOB: 1 BB: 2 P: 8	R: 1 E: 0 K: 2 S: 9	H: 1 LOB: 3 BB: 2 P: 17	R: 2 E: 1 K: 0 S: 6	H: 3 LOB: 1 BB: 0 P: 6	R: 5 E: 0 K: 0 S: 6	H: 4 LOB: 1 BB: 3 P: 18	R: 4 E: 0 K: 1 S: 9	H: 4 LOB: 1 BB: 1 P: 13	R: 0 E: 0 K: 0 S: 3	H: 0 LOB: 0 BB: 0 P: 3	1B: 14 2B: 5 3B: 1 HR: 1	SF: 0 SAC: 0 DP: 2 HBP: 0	WP: 1 PB: 0 SB: 0 CS: 0	PA: 53
PITCHER	IP WLS BF H R ER SO BB IBB HBP BLK WP HR S P ERA WHIP																					
Dick Ellsworth, L ERA: 4.91 (1, 1)	3.1 L 19 8 3 3 4 0 0 0 0 0 1 0 27 27 8.10 2.400																					
Bob Anderson, R ERA: 4.38 (4, 1)	2.2 4 4 3 2 2 1 1 0 0 0 0 0 16 24 6.75 1.875																					
Dick Drott, R ERA: 4.7 (7, 1)	0.2 5 1 3 3 0 3 0 0 0 0 0 0 2 14 40.50 6.000																					
Mel Wright, R ERA: 10.5 (7, 1)	1.0 10 6 6 6 0 1 0 0 0 0 0 1 9 13 54.00 7.000																					
Jim Brewer, L ERA: 6.98 (8, 1)	1.1 5 1 0 0 1 0 0 0 0 0 0 0 7 7 0.00 0.750																					


Batter	1	2	3	4	5	6	7	8	9	AB	R	H	RBI	BB	SO	LOB	BOTTOM			
Al Heist, R OBP: 0.287, SLG: 0.303 (1, 8)										2	0	0	0	0	0	0	Pittsburgh Pirates @ Chicago Cubs Wrigley Field, Chicago, IL Thu Jul 06 1961, 3:33 AM CDT Sunny - 74 F			
Richie Ashburn, L OBP: 0.342, SLG: 0.265 (5, FH) (6, 8)										3	0	1	1	0	0	1				
Jerry Kindall, R OBP: 0.310, SLG: 0.500 (1, 4)										5	0	0	0	0	0	1				
14 Ernie Banks, R OBP: 0.361, SLG: 0.480 (1, 6)										5	0	2	0	0	1	0				
George Altman, L OBP: 0.405, SLG: 0.676 (1, 9)										4	0	2	0	0	0	0				
Billy Williams, L OBP: 0.359, SLG: 0.491 (1, 7)										3	0	1	0	1	0	2				
Ron Santo, R OBP: 0.374, SLG: 0.456 (1, 5)										4	0	1	0	0	1	3				
Sammy Taylor, L OBP: 0.359, SLG: 0.548 (1, 2)										4	1	1	0	0	0	2				
Ed Bouchee, L OBP: 0.395, SLG: 0.431 (1, 3)										3	1	2	1	1	0	0				
Dick Ellsworth, L OBP: 0.190, SLG: 0.150 (4, 1) Bob Anderson, R OBP: 0.342, SLG: 0.456 (5, PH) Dick Drott, R OBP: 0.342, SLG: 0.456 (7, 1) Mel Wright, R OBP: 0.200, SLG: 0.200 (8, 1) Jim Brewer, L OBP: 0.320, SLG: 0.322 (9, PH)										1	0	0	0	0	0	3				
Inning Stats	R: 0 E: 0 K: 1 S: 5	H: 0 LOB: 0 BB: 0 P: 5	R: 0 E: 0 K: 0 S: 5	H: 2 LOB: 3 BB: 1 P: 9	R: 0 E: 0 K: 0 S: 5	H: 0 LOB: 0 BB: 0 P: 9	R: 0 E: 0 K: 1 S: 5	H: 0 LOB: 0 BB: 0 P: 5	R: 0 E: 0 K: 0 S: 3	H: 2 LOB: 2 BB: 0 P: 7	R: 0 E: 0 K: 0 S: 3	H: 0 LOB: 0 BB: 0 P: 3	R: 0 E: 0 K: 1 S: 5	H: 0 LOB: 0 BB: 0 P: 5	R: 2 E: 0 K: 0 S: 5	H: 3 LOB: 0 BB: 0 P: 5	1B: 8 2B: 3 3B: 0 HR: 0	SF: 0 SAC: 0 DP: 1 HBP: 0	WP: 0 PB: 0 SB: 0 CS: 0	PA: 39
PITCHER	IP WLS BF H R ER SO BB IBB HBP BLK WP HR S P ERA WHIP																			
Bob Friend, R ERA: 4.22 (1, 1)	9.0 W 39 11 3 3 4 0 0 2 0 0 0 0 45 53 3.00 1.222																			



Batter	1	2	3	4	5	6	7	8	9	AB	R	H	RBI	BB	SO	LOB	TOP		
Bill Virdon, L OBP: 0.341, SLG: 0.453 (1, 8)	0-0 4-3		0-0 F7			0-0 G3-6-3		0-0 1B		4	0	1	0	0	0	1			
Dick Groat, R OBP: 0.316, SLG: 0.387 (1, 6)	0-0 PO 6-3 1B			0-0 HR		0-3 K		0-0 6-3		4	1	2	1	0	1	3			
Roberto Clemente, R OBP: 0.389, SLG: 0.576 (1, 9)	0-0 6-3 1-2			0-0 4-3				0-0 G6-4-3 1B		4	0	2	0	0	0	1			
Dick Stuart, R OBP: 0.331, SLG: 0.525 (1, 3)	0-0 PO 2-3	0-3 K		0-3 K		0-0 G6-4-3 1-2		0-0 G5-4-3 1-2		4	0	0	0	0	2	2			
Smoky Burgess, L OBP: 0.390, SLG: 0.556 (1, 2)		0-0 1-3		0-0 1-3		4-0 BB		0-0 4-3		3	0	0	0	1	0	0			
Dick Schofield, S OBP: 0.250, SLG: 0.235 (1, 5)		0-0 1B		0-0 1-3		0-3 K				3	0	1	0	0	1	1			
Joe Christopher, R OBP: 0.342, SLG: 0.412 (1, 7)		0-3 K		0-3 K				0-0 G5-4-3 1B		3	0	1	0	0	2	1			
Bill Mazerowski, R OBP: 0.265, SLG: 0.306 (1, 4)			0-0 4-3		0-3 K			0-0 G5-4-3 1-2		3	0	0	0	0	1	1			
Vinegar Bend Mizell, R ERA: 3.91 (1, 1)			0-3 K		4-0 BB			0-0 E3 1B		0	0	0	0	0	0	0			
Inning Stats	R: 0 E: 0 K: 0 S: 3	H: 1 LOB: 0 BB: 0 P: 3	R: 0 E: 0 K: 2 S: 8	H: 1 LOB: 1 BB: 0 P: 8	R: 0 E: 0 K: 1 S: 5	H: 0 LOB: 0 BB: 0 P: 5	R: 1 E: 0 K: 1 S: 6	H: 1 LOB: 0 BB: 0 P: 6	R: 0 E: 0 K: 2 S: 7	H: 0 LOB: 1 BB: 1 P: 7	R: 0 E: 0 K: 1 S: 5	H: 1 LOB: 1 BB: 1 P: 9	R: 0 E: 1 K: 0 S: 5	H: 2 LOB: 2 BB: 0 P: 5	R: 0 E: 0 K: 0 S: 3	H: 1 LOB: 0 BB: 0 P: 3	1B: 6 2B: 0 3B: 0 HR: 1	SF: 0 SAC: 0 DP: 4 HBP: 0	WP: 0 PA: 33 PB: 0 SB: 0 CS: 0
PITCHER Glen Hobbie, R ERA: 3.91 (1, 1)	IP: 9.0 WLS: W BF: 32 H: 7 R: 1 ER: 1 SO: 8 BB: 2 IBB: 0 HBP: 0 BLK: 0 WP: 0 HR: 1 S: 46 P: 54 ERA: 1.00 WHIP: 1.000															PITCHER			

Pittsburgh Pirates @ Chicago Cubs
Wrigley Field, Chicago, IL
Thu Jul 06 1961, 3:38 AM CDT
Att: 15,813 - Sunny - 74 F


AB 30
R 1
H 7
RBI 1
BB 2
SO 8
LOB 10



Batter	1	2	3	4	5	6	7	8	9	AB	R	H	RBI	BB	SO	LOB	BOTTOM		
Al Heist, R OBP: 0.303, SLG: 0.335 (1, 8)	0-0 G6-4-3 1B	0-0 1-1H 2-2H HR			4-0 FC1-6 BB		0-0 2B SF9 1B			3	2	3	3	1	0	0			
Jerry Kindall, R OBP: 0.309, SLG: 0.500 (1, 4)	0-0 G6-4-3 1-2	0-0 F8			0-0 FC1-6 FC6-4		1-3 2B			4	0	1	0	0	0	2			
14 Ernie Banks, R OBP: 0.359, SLG: 0.475 (1, 6)	4-0 2B BB		0-0 P2		0-0 FC6-4 1-2		0-3 K			3	0	0	0	1	1	3			
George Altman, L OBP: 0.411, SLG: 0.680 (1, 9)	0-0 1-1H 2B		0-0 FC1-6 1B		0-0 L8		4-0 FC6-4 IBB			3	0	2	0	1	0	1			
Billy Williams, L OBP: 0.353, SLG: 0.484 (1, 7)		0-0 4-3	0-0 FC1-6 1-2		0-0 4-3		0-0 SF9			3	0	0	1	0	0	1			
Ron Santo, R OBP: 0.373, SLG: 0.453 (1, 5)		0-0 CS 1B	0-0 4-3		0-3 K		0-0 FC6-4 1-2			4	0	1	0	0	1	3			
Dick Bertell, R OBP: 0.314, SLG: 0.342 (1, 2)		0-0 1-2 HR		0-0 6-3		4-0 1B BB		0-3 K		3	1	1	1	1	1	0			
Ed Bouchee, L OBP: 0.397, SLG: 0.433 (1, 3)		0-0 1B HR 1B		0-3 K2-3		0-0 1-3 1B		0-0 4-3		4	1	2	0	0	1	0			
Glen Hobbie, R OBP: 0.235, SLG: 0.304 (1, 1)		0-0 1-2 HR 1B		0-3 K		0-3 K		0-0 6-3		4	1	1	0	0	2	2			
Inning Stats	R: 0 E: 0 K: 0 S: 3	H: 2 LOB: 2 BB: 1 P: 7	R: 4 E: 0 K: 0 S: 7	H: 5 LOB: 0 BB: 0 P: 7	R: 0 E: 0 K: 2 S: 7	H: 0 LOB: 0 BB: 0 P: 7	R: 0 E: 0 K: 2 S: 7	H: 0 LOB: 1 BB: 1 P: 7	R: 0 E: 0 K: 2 S: 8	H: 1 LOB: 2 BB: 1 P: 12	R: 1 E: 0 K: 1 S: 7	H: 2 LOB: 2 BB: 1 P: 11	R: 0 E: 0 K: 1 S: 5	H: 0 LOB: 0 BB: 0 P: 5	R: 0 E: 0 K: 1 S: 5	H: 0 LOB: 0 BB: 0 P: 5	1B: 7 2B: 2 3B: 0 HR: 2	SF: 1 SAC: 0 DP: 1 HBP: 0	WP: 0 PA: 36 PB: 0 SB: 0 CS: 1
PITCHER Vinegar Bend Mizell, L ERA: 5.65 (1, 1)	IP: 2.0 WLS: L BF: 11 H: 7 R: 4 ER: 4 SO: 0 BB: 1 IBB: 0 HBP: 0 BLK: 0 WP: 0 HR: 2 S: 10 P: 14 ERA: 18.00 WHIP: 4.000															PITCHER			
Al McBean, R ERA: 1.23 (3, 1)	IP: 3.0 WLS: 11 BF: 11 H: 1 R: 0 ER: 0 SO: 2 BB: 1 IBB: 0 HBP: 0 BLK: 0 WP: 0 HR: 0 S: 14 P: 18 ERA: 0.00 WHIP: 0.667															PITCHER			
Clem Labine, R ERA: 3.26 (6, 1)	IP: 2.0 WLS: 11 BF: 3 H: 3 R: 1 ER: 1 SO: 3 BB: 1 IBB: 1 HBP: 0 BLK: 0 WP: 0 HR: 0 S: 15 P: 23 ERA: 4.50 WHIP: 2.000															PITCHER			
Roy Face, R ERA: 2.42 (8, 1)	IP: 1.0 WLS: 3 BF: 0 H: 0 R: 0 ER: 0 SO: 1 BB: 0 IBB: 0 HBP: 0 BLK: 0 WP: 0 HR: 0 S: 5 P: 5 ERA: 0.00 WHIP: 0.000															PITCHER			

Pittsburgh Pirates @ Chicago Cubs
Wrigley Field, Chicago, IL
Thu Jul 06 1961, 3:38 AM CDT
Att: 15,813 - Sunny - 74 F

AB 31
R 5
H 11
RBI 5
BB 4
SO 6
LOB 12



Batter	1	2	3	4	5	6	7	8	9	AB	R	H	RBI	BB	SO	LOB	TOP			
Johnny Callison, L (1, 9) OBP: 0.336, SLG: 0.385	0-0 1-3		0-0 1B 2B		0-3 K		0-0 G4-6-3			4	1	1	0	0	1	1	Philadelphia Phillies @ Chicago Cubs Wrigley Field, Chicago, IL Fri Jul 07 1961, 3:33 AM CDT Att: 5,356 - Sunny - 65 F			
Tony Taylor, R (1, 4) OBP: 0.306, SLG: 0.309	0-0 F8		0-0 2H 1B		0-0 F8			0-3 K		4	0	1	1	0	1	0				
Tony Gonzalez, L (1, 8) OBP: 0.379, SLG: 0.435	0-0 4-3		0-3 K		0-0 4-3			0-3 K		4	0	0	0	0	2	1				
Pancho Herrera, R (1, 3) OBP: 0.365, SLG: 0.443		0-3 K		0-3 K		0-3 K		0-3 K		4	0	0	0	0	4	0				
Wes Covington, L (1, 7) OBP: 0.293, SLG: 0.358		0-0 F7		0-0 1B 2B		0-0 3-1			0-0 6-3	4	1	1	0	0	0	0				
Charley Smith, R (1, 5) OBP: 0.317, SLG: 0.421		0-0 E5		0-0 2B 1B		4-0 FC4-6 BB			0-0 5-3	3	1	1	1	1	0	0				
Clay Dalrymple, L (1, 2) OBP: 0.195, SLG: 0.216		0-0 4-3		0-0 F7		0-0 FC4-6			0-0 4-3	4	0	0	0	0	0	3				
Ruben Amaro, R (1, 6) OBP: 0.343, SLG: 0.331			0-0 L5		0-0		0-3 K			2	0	1	1	0	0	0				
Bobby Malkmus, R (7, PH) OBP: 0.250, SLG: 0.262			0-0 2H 2B							1	0	0	0	0	1	0				
Chris Short, R (1, 1) OBP: 0.067, SLG: 0.067			0-3 K		0-3 K		4-0 G4-6-3 BB			1	0	0	0	0	1	0				
Jack Baldschun, R (3, 1)										0	0	0	0	0	0	0				
Bobby Gene Smith, R (4, PH) OBP: 0.298, SLG: 0.302										1	0	0	0	0	1	1				
Dallas Green, L (4, 1) OBP: 0.370, SLG: 0.227										0	0	0	0	1	0	0				
Inning Stats	R: 0 E: 0 K: 0 S: 3	H: 0 LOB: 0 BB: 0 P: 3	R: 0 E: 1 K: 1 S: 6	H: 0 LOB: 1 BB: 0 P: 6	R: 1 E: 0 K: 2 S: 9	H: 2 LOB: 1 BB: 0 P: 9	R: 2 E: 0 K: 2 S: 10	H: 3 LOB: 1 BB: 0 P: 10	R: 0 E: 0 K: 1 S: 5	H: 0 LOB: 0 BB: 1 P: 9	R: 0 E: 0 K: 1 S: 4	H: 0 LOB: 0 BB: 1 P: 8	R: 0 E: 0 K: 3 S: 9	H: 0 LOB: 0 BB: 0 P: 9	R: 0 E: 0 K: 0 S: 3	H: 0 LOB: 0 BB: 0 P: 3	1B: 2 2B: 3 3B: 0 HR: 0	SF: 0 SAC: 0 DP: 1 HBP: 0	WP: 0 PB: 0 SB: 0 CS: 0	PA: 34
PITCHER Don Cardwell, R (1, 1) ERA: 4.3	IP: 9.0 WLS: W BF: 34 H: 5 R: 3 ER: 3 SO: 11 BB: 2 IBB: 0 HBP: 0 BLK: 0 WP: 0 HR: 0 S: 54 P: 62 ERA: 3.00 WHIP: 0.778																			

Batter	1	2	3	4	5	6	7	8	9	AB	R	H	RBI	BB	SO	LOB	BOTTOM	
Al Heist, R (1, 8) OBP: 0.306, SLG: 0.333	4-0 2B BB	0-0 14 HR 1B	0-0 F8		0-0 G6-4-3		0-3 K			4	2	1	0	1	1	4	Philadelphia Phillies @ Chicago Cubs Wrigley Field, Chicago, IL Fri Jul 07 1961, 3:33 AM CDT Att: 5,356 - Sunny - 65 F	
Jerry Kindall, R (1, 4) OBP: 0.312, SLG: 0.503	0-0 BB 1B 2B	0-3 K		0-3 K	0-0 1-3			0-0 14 G4-3 1B		5	1	2	0	0	2	1		
14 Ernie Banks, R (1, 6) OBP: 0.363, SLG: 0.490	4-0 BB 1B IBB	0-0 1H HR		0-0 2B 2B		0-0 6-3		0-0 G4-3		4	3	2	2	1	0	1		
George Altman, L (1, 9) OBP: 0.406, SLG: 0.670	0-3 K	0-0 F8		0-0 2B 1B		0-0 F8		0-3 K		5	1	1	0	0	2	3		
Billy Williams, L (1, 7) OBP: 0.351, SLG: 0.484	0-3 K		0-0 P6		0-0 1H 2H 2B		0-0 L8			4	0	1	2	0	1	3		
Ron Santo, R (1, 5) OBP: 0.374, SLG: 0.452	4-0 1B BB		0-0 P4		0-0 1B		0-0 6-3			3	0	1	1	1	0	0		
Dick Bertell, R (1, 2) OBP: 0.325, SLG: 0.349	0-0 WP 1B		4-0 BB 2B BB		0-0 F3		0-0 BB 1B			3	1	2	2	1	0	2		
Ed Bouchee, L (1, 3) OBP: 0.399, SLG: 0.428	0-3 K		4-0 2B BB		0-0 P5		4-0 BB			2	1	0	0	2	1	4		
Don Cardwell, R (1, 1) OBP: 0.188, SLG: 0.348		0-3 K		0-0 1H 2H 2B		4-0 G6-4-3 BB		0-0 F8		3	0	1	2	1	1	2		
Inning Stats	R: 3 E: 0 K: 3 S: 11	H: 2 LOB: 2 BB: 3 P: 23	R: 2 E: 0 K: 2 S: 9	H: 2 LOB: 0 BB: 0 P: 9	R: 2 E: 0 K: 0 S: 4	H: 1 LOB: 2 BB: 2 P: 12	R: 2 E: 0 K: 1 S: 9	H: 4 LOB: 2 BB: 0 P: 9	R: 0 E: 0 K: 0 S: 3	H: 0 LOB: 0 BB: 1 P: 6	R: 0 E: 0 K: 1 S: 6	H: 1 LOB: 2 BB: 1 P: 10	R: 0 E: 0 K: 1 S: 5	H: 1 LOB: 0 BB: 0 P: 5	1B: 6 2B: 4 3B: 0 HR: 1	SF: 0 SAC: 0 DP: 2 HBP: 0		WP: 1 PB: 0 SB: 0 CS: 0
PITCHER Chris Short, L (1, 1) ERA: 6.45	IP: 2.2 WLS: L BF: 18 H: 5 R: 7 ER: 7 SO: 5 BB: 4 IBB: 0 HBP: 0 BLK: 0 WP: 1 HR: 1 S: 23 P: 43 ERA: 23.62 WHIP: 3.375																	
Jack Baldschun, R (3, 1) ERA: 5.89	0.1	1	0	0	0	0	0	0	0	0	0	1	1	0.00	0.000			
Dallas Green, R (4, 1) ERA: 4.54	5.0	21	6	2	2	3	2	0	0	0	0	25	33	3.60	1.600			

Batter	1	2	3	4	5	6	7	8	9	AB	R	H	RBI	BB	SO	LOB	TOP										
Bobby Malkmus, R OBP: 0.250, SLG: 0.255 (1, 6)										3	1	0	0	1	0	0	Philadelphia Phillies @ Chicago Cubs Wrigley Field, Chicago, IL Sat Jul 08 1961, 3:33 AM CDT Att: 11,645 - Sunny - 70 F										
Tony Taylor, R OBP: 0.305, SLG: 0.312 (1, 4)										4	1	1	0	0	1	1											
Charley Smith, R OBP: 0.316, SLG: 0.423 (1, 5)										4	0	1	1	0	0	1											
Pancho Herrera, R OBP: 0.367, SLG: 0.448 (1, 3)										4	1	2	1	0	0	1											
Don Demeter, R OBP: 0.301, SLG: 0.410 (1, 8)										4	1	1	1	0	0	2											
Bobby Gene Smith, R OBP: 0.292, SLG: 0.295 Jack Baldschun, R OBP: 0.377, SLG: 0.433 Tony Gonzalez, L OBP: 0.067, SLG: 0.067 (1, 7)										3	0	0	0	0	0	1											
Jimmie Coker, R OBP: 0.531, SLG: 0.560 (1, 2)										4	0	1	0	0	0	1											
Ken Walters, R OBP: 0.270, SLG: 0.350 (1, 9)										4	0	2	1	0	0	1											
Jim Owens, R (1, 1)										2	0	0	0	0	1	2											
Ken Lehman, L (5, 1)										0	0	0	0	0	0	0											
Lee Walls, R OBP: 0.322, SLG: 0.423 Wes Covington, L OBP: 0.289, SLG: 0.353 (6, PH)										0	0	0	0	0	0	0											
Inning Stats	R: 1 E: 0 K: 0 S: 5	H: 2 LOB: 1 BB: 0 P: 5	R: 0 E: 0 K: 0 S: 4	H: 1 LOB: 1 BB: 0 P: 4	R: 1 E: 0 K: 1 S: 6	H: 1 LOB: 1 BB: 1 P: 10	R: 0 E: 0 K: 1 S: 6	H: 1 LOB: 0 BB: 0 P: 3	R: 2 E: 0 K: 0 S: 6	H: 3 LOB: 1 BB: 0 P: 6	R: 0 E: 0 K: 0 S: 3	H: 0 LOB: 0 BB: 0 P: 3	R: 0 E: 0 K: 0 S: 3	H: 0 LOB: 0 BB: 0 P: 3	R: 0 E: 0 K: 1 S: 5	H: 0 LOB: 0 BB: 0 P: 5	1B: 3 2B: 5 3B: 0 HR: 0	SF: 0 SAC: 0 DP: 0 HBP: 0	WP: 0 PB: 0 SB: 0 CS: 0	PA: 36							
PITCHER	IP	WLS	BF	H	R	ER	SO	BB	IBB	HBP	BLK	WP	HR	S	P	ERA	WHIP										
Jack Curtis, L ERA: 4.65 (1, 1)	5.2	W	26	8	4	4	2	1	0	0	0	0	0	29	33	6.35	1.588										
Barney Schultz, R ERA: 2.14 (6, 1)	3.1	S	10	0	0	0	1	0	0	0	0	0	0	12	12	0.00	0.000										


Batter	1	2	3	4	5	6	7	8	9	AB	R	H	RBI	BB	SO	LOB	BOTTOM										
Al Heist, R OBP: 0.301, SLG: 0.327 (1, 8)										3	0	0	0	0	0	1	Philadelphia Phillies @ Chicago Cubs Wrigley Field, Chicago, IL Sat Jul 08 1961, 3:33 AM CDT Att: 11,645 - Sunny - 70 F										
Jerry Kindall, R OBP: 0.316, SLG: 0.500 (1, 4)										3	1	1	1	1	2	0											
14 Ernie Banks, R OBP: 0.362, SLG: 0.485 (1, 6)										3	1	0	0	1	1	2											
George Altman, L OBP: 0.412, SLG: 0.670 (1, 9)										3	2	2	0	1	1	0											
Billy Williams, L OBP: 0.349, SLG: 0.478 (1, 7)										3	0	0	1	1	1	3											
Ron Santo, R OBP: 0.379, SLG: 0.462 (1, 5)										4	1	3	3	0	0	2											
Sammy Taylor, L OBP: 0.533 Moe Thacker, R OBP: 0.444, SLG: 0.200 (1, 2)										3	0	0	0	0	0	3											
Ed Bouchee, L OBP: 0.392, SLG: 0.418 (1, 3)										4	0	0	0	0	1	3											
Jack Curtis, L OBP: 0.226, SLG: 0.179 Barney Schultz, R (6, 1)										1	1	1	0	1	0	0											
Inning Stats	R: 0 E: 0 K: 1 S: 5	H: 0 LOB: 0 BB: 0 P: 5	R: 0 E: 0 K: 0 S: 3	H: 1 LOB: 1 BB: 1 P: 7	R: 0 E: 0 K: 0 S: 3	H: 0 LOB: 2 BB: 2 P: 11	R: 2 E: 0 K: 2 S: 8	H: 1 LOB: 0 BB: 1 P: 12	R: 4 E: 0 K: 0 S: 8	H: 4 LOB: 2 BB: 1 P: 12	R: 0 E: 0 K: 1 S: 5	H: 0 LOB: 0 BB: 0 P: 5	R: 0 E: 0 K: 2 S: 7	H: 0 LOB: 0 BB: 0 P: 7	R: 0 E: 0 K: 2 S: 8	H: 1 LOB: 1 BB: 0 P: 8		1B: 4 2B: 3 3B: 0 HR: 0	SF: 0 SAC: 1 DP: 1 HBP: 0	WP: 0 PB: 3 SB: 1 CS: 0	PA: 36						
PITCHER	IP	WLS	BF	H	R	ER	SO	BB	IBB	HBP	BLK	WP	HR	S	P	ERA	WHIP										
Jim Owens, R ERA: 6.35 (1, 1)	4.1	L	22	5	6	5	3	5	0	0	0	0	0	4	4	0.00	1.500										
Ken Lehman, L ERA: 4.06 (5, 1)	0.2		4	1	0	0	0	0	0	0	0	0	0	4	4	0.00	1.500										
Jack Baldschun, R ERA: 5.55 (6, 1)	2.0		6	0	0	0	3	0	0	0	0	0	0	12	12	0.00	0.000										
Chris Short, L ERA: 6.33 (8, 1)	1.0		4	1	0	0	2	0	0	0	0	0	0	8	8	0.00	1.000										



Batter	1	2	3	4	5	6	7	8	9	10	AB	R	H	RBI	BB	SO	LOB	TOP				
Al Heist, R OBP: 0.323, SLG: 0.365 Riche Ashburn, L OBP: 0.337, SLG: 0.260	(1, 8) X 0-0 14 G5-4-3 1B	(1, 8) X 0-0 F9	(1, 8) X 0-0 6-3	(1, 8) X 0-0 6-3	(1, 8) X 0-0 6-3	(1, 8) X 0-0 G6-4-3 1-2	(1, 8) X 0-0 6-3	(1, 8) X 0-0 6-3	(1, 8) X 0-0 G3	(1, 8) X 0-0 L8	4 0 1 0 0 0 5 2 0 0 0 0 0 2	6	1	1	0	0	0	3				
Jerry Kindall, R OBP: 0.326, SLG: 0.500	(1, 4) X 0-0 L7	(1, 4) X 0-0 P2	(1, 4) X 0-0 P2	(1, 4) X 0-0 6-3	(1, 4) X 0-0 F8	(1, 4) X 0-0 6-3	(1, 4) X 0-0 F7	(1, 4) X 0-0 6-3	(1, 4) X 0-0 HR	(1, 4) X 0-0 F9	6 1 1 0 0 0 3	4	1	1	0	1	1	2				
14 Ernie Banks, R OBP: 0.362, SLG: 0.481	(1, 6) X 0-0 G5-4-3 1-2	(1, 6) X 0-0 3B BB	(1, 6) X 0-0 3B BB	(1, 6) X 0-0 2B	(1, 6) X 0-0 2B	(1, 6) X 0-0 2B	(1, 6) X 0-0 K	(1, 6) X 0-0 K	(1, 6) X 0-0 F8	(1, 6) X 0-0 HR	4 1 1 0 1 1 2	5	1	2	3	0	1	1				
George Altman, L OBP: 0.405, SLG: 0.668	(1, 9) X 0-0 1-3	(1, 9) X 0-0 1-3	(1, 9) X 0-0 3B	(1, 9) X 0-0 3B	(1, 9) X 0-0 F9	(1, 9) X 0-0 F9	(1, 9) X 0-0 K	(1, 9) X 0-0 K	(1, 9) X 0-0 HR	(1, 9) X 0-0 HR	5 1 2 3 0 1 1	5	2	2	2	0	2	2				
Billy Williams, L OBP: 0.351, SLG: 0.502	(1, 7) X 0-0 HR	(1, 7) X 0-0 K	(1, 7) X 0-0 K	(1, 7) X 0-0 K	(1, 7) X 0-0 K	(1, 7) X 0-0 K	(1, 7) X 0-0 K	(1, 7) X 0-0 HR	(1, 7) X 0-0 4-3	(1, 7) X 0-0 4-3	5 1 2 0 0 0 1	3	1	2	0	0	0	0				
Ron Santo, R OBP: 0.376, SLG: 0.461	(1, 5) X 0-0 1B 1B	(1, 5) X 0-0 1B 1B	(1, 5) X 0-0 F8	(1, 5) X 0-0 F8	(1, 5) X 0-0 F8	(1, 5) X 0-0 L7	(1, 5) X 0-0 L7	(1, 5) X 0-0 F8 2B	(1, 5) X 0-0 P6	(1, 5) X 0-0 P6	3 1 2 0 0 0 0	1	0	0	0	0	0	1				
Sammy Taylor, L OBP: 0.358, SLG: 0.536 Don Zimmer, R OBP: 0.318, SLG: 0.423 Moe Thacker, R OBP: 0.439, SLG: 0.207 Don Cardwell, R OBP: 0.176, SLG: 0.327 Don Elston, R OBP: 0.286, SLG: 0.286 Ed Bouchee, L OBP: 0.400, SLG: 0.452	(1, 2) X 0-0 1B 1B	(1, 2) X 0-0 1B 1B	(1, 2) X 0-0 F8	(1, 2) X 0-0 F8	(1, 2) X 0-0 F8	(1, 2) X 0-0 1B 1B	(1, 2) X 0-0 1B 1B	(1, 2) X 0-0 F8 2-3	(1, 2) X 0-0 1B 1B	(1, 2) X 0-0 1B 1B	1 0 0 0 0 0 1 1 0 1 0 0 0 0 0 1 0 0 0 0 0 0 0 0 0 0 0 0	5	0	2	1	0	0	2				
Glen Hobbie, R OBP: 0.341, SLG: 0.321 Bob Anderson, R OBP: 0.316, SLG: 0.190 Andre Rodgers, R OBP: 0.281, SLG: 0.340 Bob Williams, R OBP: 0.303, SLG: 0.338 Barney Schultz, R OBP: 0.314, SLG: 0.338 Dick Bertell, R OBP: 0.314, SLG: 0.338	(1, 11) X 0-0 K	(1, 11) X 0-0 K	(1, 11) X 0-0 K	(1, 11) X 0-0 K	(1, 11) X 0-0 K	(1, 11) X 0-0 G6-4-3 3-H	(1, 11) X 0-0 G6-4-3 3-H	(1, 11) X 0-0 K	(1, 11) X 0-0 K	(1, 11) X 0-0 1-2 2-H	(1, 11) X 0-0 1B	3 0 2 1 0 1 2 0 0 0 0 0 0 0 0 0 0 0 0 0 0 1 0 0 0 0 0 1 0 0 0 0 0 0 0 1 0 1 1 0 0 0	1B: 10 SF: 0 2B: 3 SAC: 0 3B: 1 DP: 2 HR: 3 HBP: 0	WP: 0 PA: 47 PB: 0 SB: 0 CS: 0								
Inning Stats	R: 0 E: 0 K: 3 S: 3	H: 1 LOB: 0 BB: 0 P: 3	R: 2 E: 0 K: 1 S: 9	H: 4 LOB: 2 BB: 0 P: 9	R: 1 E: 0 K: 1 S: 6	H: 1 LOB: 1 BB: 1 P: 10	R: 0 E: 0 K: 0 S: 4	H: 1 LOB: 1 BB: 0 P: 4	R: 0 E: 0 K: 1 S: 6	H: 1 LOB: 1 BB: 0 P: 6	R: 1 E: 0 K: 1 S: 5	H: 3 LOB: 1 BB: 0 P: 5	R: 0 E: 0 K: 2 S: 7	H: 0 LOB: 0 BB: 0 P: 7	R: 1 E: 0 K: 1 S: 7	H: 2 LOB: 1 BB: 0 P: 7	R: 2 E: 0 K: 0 S: 5	H: 2 LOB: 0 BB: 0 P: 5	R: 1 E: 1 K: 0 S: 6	H: 2 LOB: 2 BB: 0 P: 6	1B: 10 SF: 0 2B: 3 SAC: 0 3B: 1 DP: 2 HR: 3 HBP: 0	WP: 0 PA: 47 PB: 0 SB: 0 CS: 0
PITCHER	IP WLS BF H R ER SO BB IBB HBP BLK WP HR S P ERA WHIP																					
Bob Purkey, R ERA: 3.64 Sherman Jones, R ERA: 5.73 Bill Henry, L ERA: 2.86 Jim Brosnan, R ERA: 3.21	(1, 1) 5.1 (6, 1) 1.2 (8, 1) 0.2 (8, 1) 2.1	WLS 27 BF 11 H 4 R 4 ER 3 SO 3 BB 1 IBB 0 HBP 0 BLK 0 WP 0 HR 1 S 32 P 36 ERA 6.75 WHIP 2.250																				

Chicago Cubs @ Cincinnati Reds
Crosley Field, Cincinnati, OH
Fri Jul 14 1961, 7:05 PM EDT
Att. 16,364 - Cloudy - 70 F

AB	46
R	8
H	17
RBI	8
BB	1
SO	6
LOB	22



Batter	1	2	3	4	5	6	7	8	9	10	AB	R	H	RBI	BB	SO	LOB	BOTTOM				
Eddie Kasko, R OBP: 0.330, SLG: 0.328	(1, 6) X 0-0 L4	(1, 6) X 0-0 4-3	(1, 6) X 0-0 4-3	(1, 6) X 0-0 4-3	(1, 6) X 0-0 4-3	(1, 6) X 0-0 F8	(1, 6) X 0-0 6-3	(1, 6) X 0-0 6-3	(1, 6) X 0-3 K	(1, 6) X 0-0 K	5 0 0 0 0 1 0	5	1	1	0	0	0	0				
Don Blasingame, L OBP: 0.312, SLG: 0.307	(1, 4) X 0-0 P6	(1, 4) X 0-0 P6	(1, 4) X 0-0 3-1	(1, 4) X 0-0 3-1	(1, 4) X 0-0 3-1	(1, 4) X 0-0 1B 2B	(1, 4) X 0-0 L9	(1, 4) X 0-0 L9	(1, 4) X 0-0 P6	(1, 4) X 0-0 P6	5 1 1 0 0 0 0	5	1	1	1	0	1	0				
Vada Pinson, L OBP: 0.359, SLG: 0.461	(1, 8) X 0-3 K	(1, 8) X 0-3 K	(1, 8) X 0-3 K	(1, 8) X 0-3 K	(1, 8) X 0-3 K	(1, 8) X 0-0 1B S 1B	(1, 8) X 0-0 1B S 1B	(1, 8) X 0-0 3-1	(1, 8) X 0-0 3-1	(1, 8) X 0-0 F7	5 1 1 1 0 1 0	4	3	3	1	1	1	0				
Frank Robinson, R OBP: 0.428, SLG: 0.661	(1, 9) X 0-3 K2-3	(1, 9) X 0-3 K2-3	(1, 9) X 0-3 K2-3	(1, 9) X 0-3 K2-3	(1, 9) X 0-0 S 1B 4-3 1B	(1, 9) X 0-0 S 1B 4-3 1B	(1, 9) X 0-0 1B S 1B	(1, 9) X 0-0 1B S 1B	(1, 9) X 0-0 HR	(1, 9) X 0-0 HR	4 3 3 1 1 1 0	3	1	1	0	0	0	1				
Gordy Coleman, L OBP: 0.348, SLG: 0.563 Elio Chacon, R OBP: 0.353, SLG: 0.286 Dick Gernert, R OBP: 0.325, SLG: 0.333 Gus Bell, L OBP: 0.293, SLG: 0.338	(1, 3) X 0-0 F7	(1, 3) X 0-0 F7	(1, 3) X 0-0 F7	(1, 3) X 0-0 F7	(1, 3) X 0-0 4-3	(1, 3) X 0-0 4-3	(1, 3) X 0-0 1B 1B	(1, 3) X 0-0 1B 1B	(1, 3) X 0-0 CS	(1, 3) X 0-0 HBP	3 1 1 0 0 0 1 0 0 0 0 0 0 0 0 0 0 0 0 0 0 1 0 1 0 0 0 0	4	0	2	2	0	1	1				
Jerry Lynch, L OBP: 0.447, SLG: 0.656 Pete Whisenant, R OBP: 0.167, SLG: 0.118 Wally Post, R OBP: 0.347, SLG: 0.535	(1, 7) X 0-0 4-3	(1, 7) X 0-0 4-3	(1, 7) X 0-0 4-3	(1, 7) X 0-0 4-3	(1, 7) X 0-0 1B 2-H 1B	(1, 7) X 0-0 1B 2-H 1B	(1, 7) X 0-0 1B 1B	(1, 7) X 0-0 1B 1B	(1, 7) X 0-3 K	(1, 7) X 0-3 K	4 0 2 2 0 1 1 0 0 0 0 0 0 0 1 0 0 0 0 0 2	4	1	1	0	0	1	3				
Gene Freese, R OBP: 0.328, SLG: 0.530	(1, 5) X 0-0 5-3	(1, 5) X 0-0 5-3	(1, 5) X 0-0 5-3	(1, 5) X 0-0 5-3	(1, 5) X 0-0 1B 1-3 1B	(1, 5) X 0-0 1B 1-3 1B	(1, 5) X 0-0 P5	(1, 5) X 0-0 P5	(1, 5) X 0-3 K	(1, 5) X 0-3 K	4 1 1 0 0 1 3	4	0	2	2	0	1	0				
Johnny Edwards, L OBP: 0.349, SLG: 0.417	(1, 2) X 0-0 K	(1, 2) X 0-0 K	(1, 2) X 0-0 K	(1, 2) X 0-0 K	(1, 2) X 0-0 K	(1, 2) X 0-0 K	(1, 2) X 0-0 K	(1, 2) X 0-0 K	(1, 2) X 0-0 P4	(1, 2) X 0-0 P4	4 0 2 2 0 1 0	2	0	0	0	0	2	1				
Bob Purkey, R OBP: 0.120, SLG: 0.104 Sherman Jones, L OBP: 0.429, SLG: 0.333 Bill Henry, L OBP: 0.314, SLG: 0.338 Jim Brosnan, R ERA: 5.52	(1, 1) X 0-3 K	(1, 1) X 0-3 K	(1, 1) X 0-3 K	(1, 1) X 0-3 K	(1, 1) X 0-3 K	(1, 1) X 0-3 K	(1, 1) X 0-3 K	(1, 1) X 0-3 K	(1, 1) X 0-3 K	(1, 1) X 0-3 K	1 0 0 0 0 1 2 0 0 0 0 0 0 0 1 0 0 0 0 1 0	1	0	0	0	0	1	0				
Inning Stats	R: 0 E: 0 K: 1 S: 5	H: 0 LOB: 0 BB: 0 P: 5	R: 0 E: 0 K: 1 S: 5	H: 0 LOB: 0 BB: 0 P: 5	R: 0 E: 0 K: 2 S: 7	H: 0 LOB: 0 BB: 0 P: 7	R: 0 E: 0 K: 0 S: 3	H: 0 LOB: 0 BB: 0 P: 3	R: 2 E: 0 K: 1 S: 8	H: 4 LOB: 1 BB: 0 P: 8	R: 4 E: 0 K: 1 S: 11	H: 6 LOB: 2 BB: 0 P: 11	R: 0 E: 0 K: 2 S: 3	H: 0 LOB: 0 BB: 0 P: 3	R: 1 E: 0 K: 2 S: 7	H: 1 LOB: 1 BB: 0 P: 8	R: 0 E: 0 K: 2 S: 7	H: 0 LOB: 0 BB: 0 P: 7	R: 0 E: 0 K: 0 S: 4	H: 1 LOB: 2 BB: 1 P: 8	1B: 10 SF: 0 2B: 1 SAC: 0 3B: 0 DP: 0 HR: 1 HBP: 1	WP: 0 PA: 42 PB: 0 SB: 3 CS: 1
PITCHER	IP WLS BF H R ER SO BB IBB HBP BLK WP HR S P ERA WHIP																					
Glen Hobbie, R ERA: 4.0 Bob Anderson, R ERA: 4.33 Barney Schultz, R ERA: 2.28 Don Elston, R ERA: 5.52	(1, 1) 5.1 (6, 1) 1.2 (8, 1) 2.0 (10, 1) 1.0	WLS 22 BF 7 H 3 R 1 ER 1 SO 5 BB 0 IBB 0 HBP 1 BLK 0 WP 0 HR 0 S 32 P 32 ERA 8.44 WHIP 1.312																				


Chicago Cubs @ Cincinnati Reds
Crosley Field, Cincinnati, OH
Fri Jul 14 1961, 7:05 PM EDT
Att. 16,364 - Cloudy - 70 F

AB	40
R	7
H	12
RBI	6
BB	1
SO	10
LOB	10



Batter	1	2	3	4	5	6	7	8	9	AB	R	H	RBI	BB	SO	LOB	TOP					
Al Heist, R OBP: 0.332, SLG: 0.370 (1, 8)	0-0 1B		0-0 L1-3		4-0 BB		0-0 1B			3	0	2	0	1	0	1	Chicago Cubs @ Cincinnati Reds Crosley Field, Cincinnati, OH Sat Jul 15 1961, 7:05 PM EDT Att: 24,201 - Cloudy - 68 F					
Jerry Kindall, R OBP: 0.324, SLG: 0.494 (1, 4) (8, 6)	0-3 K		0-0 14 1B		0-3 K		0-3 K			4	0	1	0	0	3	5						
14 Ernie Banks, R OBP: 0.361, SLG: 0.477 Don Zimmer, R OBP: 0.318, SLG: 0.423 (1, 6) (8, 4)	0-0 P6		0-0 1B		0-0 P5			0-0 1-3		4	0	1	0	0	0	3						
George Altman, L OBP: 0.399, SLG: 0.657 (1, 9)	0-0 4-3		0-0 F8			0-0 P3		0-0 4-3		4	0	0	0	0	0	3						
Billy Williams, L OBP: 0.346, SLG: 0.494 (1, 7)		0-0 F7		0-0 1-3		0-0 F8		0-0 3-1		4	0	0	0	0	0	0						
Ron Santo, R OBP: 0.378, SLG: 0.471 (1, 5)		0-0 FC6 1B		0-0 P2		0-0 P6			0-0 HR	4	1	2	1	0	0	0						
Sammy Taylor, L OBP: 0.346, SLG: 0.518 (1, 2)		0-0 F9		0-0 F8			0-0 G3		0-0 4-3	4	0	0	0	0	0	1						
Ed Bouchee, L OBP: 0.398, SLG: 0.448 (1, 3)		0-0 FC6			0-0 BB 1B		0-0 F8		0-0 P6	4	0	1	0	0	0	1						
Jack Curtis, L OBP: 0.265, SLG: 0.200 Bob Will, L OBP: 0.349, SLG: 0.333 (9, PH)			4-0 L1-3 BB		0-0 L7			0-0 4-3		2	0	1	0	1	0	1						
										1	0	0	0	0	0	0						
Inning Stats	R: 0 E: 0 K: 1 S: 6	H: 1 LOB: 1 BB: 0 P: 6	R: 0 E: 0 K: 0 S: 4	H: 1 LOB: 1 BB: 0 P: 4	R: 0 E: 0 K: 0 S: 4	H: 2 LOB: 2 BB: 1 P: 8	R: 0 E: 0 K: 0 S: 3	H: 0 LOB: 0 BB: 0 P: 3	R: 0 E: 0 K: 1 S: 6	H: 1 LOB: 2 BB: 1 P: 10	R: 0 E: 0 K: 0 S: 3	H: 0 LOB: 0 BB: 0 P: 3	R: 0 E: 0 K: 1 S: 7	H: 2 LOB: 2 BB: 0 P: 7	R: 0 E: 0 K: 0 S: 3	H: 0 LOB: 0 BB: 0 P: 3	R: 1 E: 0 K: 0 S: 4	H: 1 LOB: 0 BB: 0 P: 4	1B: 7 2B: 1 3B: 0 HR: 1	SF: 0 SAC: 0 DP: 1 HBP: 0	WP: 0 PB: 0 SB: 0 CS: 0	PA: 36
PITCHER Joey Jay, R ERA: 2.55 (1, 1)	IP: 9.0 WLS: W BF: 36 H: 8 R: 1 ER: 1 SO: 3 BB: 2 IBB: 0 HBP: 0 BLK: 0 WP: 0 HR: 1 S: 40 P: 48 ERA: 1.00 WHIP: 1.111															PITCHER						

AB	34
R	1
H	8
RBI	1
BB	2
SO	3
LOB	15



Batter	1	2	3	4	5	6	7	8	9	AB	R	H	RBI	BB	SO	LOB	BOTTOM			
Don Blasingame, L OBP: 0.314, SLG: 0.308 (1, 4)	0-0 F8		0-0 PO 1B		4-0 BB		0-0 G3			3	0	1	0	1	0	1	Chicago Cubs @ Cincinnati Reds Crosley Field, Cincinnati, OH Sat Jul 15 1961, 7:05 PM EDT Att: 24,201 - Cloudy - 68 F			
Eddie Kasko, R OBP: 0.329, SLG: 0.330 (1, 6)	0-0 P4		0-0 PO	0-0 L5	0-0 F8			0-0 SH1-3 1B 2B		4	1	1	0	0	0	1				
Vada Pinson, L OBP: 0.356, SLG: 0.457 (1, 8)	0-0 G3			0-0 F8		0-0 F8		0-0 SH1-3		3	0	0	0	0	0	0				
Frank Robinson, R OBP: 0.429, SLG: 0.662 (1, 9)		0-0 F7		0-0 E 2B		0-0 P4		0-0 SH1-3 BB 1B		4	1	2	1	0	0	0				
Gene Freese, R OBP: 0.332, SLG: 0.532 (1, 5)		0-0 FC5-4 1B		0-0 E6 BB		0-0 1B		0-0 SH1-3 BB 1B		3	0	2	0	1	0	1				
Wally Post, R OBP: 0.350, SLG: 0.531 (1, 7)		0-0 FC5-4		0-0 2-3 BB		0-0 P4		0-0 1-2 BB		3	0	1	1	1	0	2				
Gordy Coleman, L OBP: 0.347, SLG: 0.558 (1, 3)		0-0 4-3		0-0 1-2 BB		0-0 P4		0-0 1-2 2-H 1B		4	0	1	0	0	1	6				
Jerry Zimmerman, R OBP: 0.261, SLG: 0.241 (1, 2)			0-0 P6		0-0 5-3		0-0 SH1-4 1B		0-0 F9	3	0	0	0	0	0	2				
Joey Jay, S OBP: 0.074, SLG: 0.111 (1, 1)			0-0 5-3		0-0 P3		0-0 P3			3	0	0	0	0	0	1				
Inning Stats	R: 0 E: 0 K: 0 S: 3	H: 0 LOB: 0 BB: 0 P: 3	R: 0 E: 0 K: 0 S: 4	H: 1 LOB: 1 BB: 0 P: 4	R: 0 E: 0 K: 0 S: 3	H: 1 LOB: 0 BB: 0 P: 3	R: 0 E: 1 K: 1 S: 7	H: 1 LOB: 3 BB: 1 P: 11	R: 0 E: 0 K: 0 S: 3	H: 0 LOB: 1 BB: 1 P: 7	R: 0 E: 0 K: 0 S: 4	H: 1 LOB: 0 BB: 0 P: 4	R: 0 E: 0 K: 0 S: 4	H: 1 LOB: 1 BB: 0 P: 4	R: 2 E: 0 K: 0 S: 6	H: 3 LOB: 2 BB: 1 P: 10		1B: 6 2B: 2 3B: 0 HR: 0	SF: 0 SAC: 2 DP: 0 HBP: 0	WP: 0 PB: 0 SB: 0 CS: 0
PITCHER Jack Curtis, L ERA: 4.41 (1, 1)	IP: 8.0 WLS: L BF: 35 H: 8 R: 2 ER: 2 SO: 1 BB: 3 IBB: 0 HBP: 0 BLK: 0 WP: 0 HR: 0 S: 34 P: 46 ERA: 2.25 WHIP: 1.375															PITCHER				

AB	30
R	2
H	8
RBI	2
BB	3
SO	1
LOB	14



Batter	1	2	3	4	5	6	7	8	9	AB	R	H	RBI	BB	SO	LOB	TOP										
Al Heist, R OBP: 0.333, SLG: 0.376 (1, 8)	0-0 1-3		0-0 G6-4-3		0-0 FC5-4		0-0 4-3		0-0 F9	5	0	2	2	0	0	2											
Don Zimmer, R OBP: 0.313, SLG: 0.416 (1, 4)	0-0 P3			0-0 F7	0-0 FC5-4		0-0 4-3		0-3 K	5	0	0	0	0	1	2											
Ron Santo, R OBP: 0.376, SLG: 0.468 (1, 5)	0-3 K			0-0 FC3-6	0-0 L7		0-0 5-3			4	0	1	0	0	1	2											
George Altman, L OBP: 0.397, SLG: 0.663 (1, 9)		0-0 F9		0-0 FC3-6		0-0 HR		0-0 F7		4	1	1	1	0	0	1											
Billy Williams, L OBP: 0.348, SLG: 0.492 (1, 7)	0-0 3-1			4-0 BB	0-0 F9		0-0 1B		0-0 1B	3	0	1	0	1	0	0											
Sammy Taylor, L OBP: 0.344, SLG: 0.508 (1, 2)	0-0 4-3			0-0 BB	0-0 1-3		0-0 4-3		0-0 1B	4	0	1	0	0	0	2											
Jerry Kindall, R OBP: 0.323, SLG: 0.485 (1, 6)			0-3 K		4-0 FC3-6		0-0 5-3		0-0 F9	3	0	0	0	1	1	2											
Ed Bouchee, L OBP: 0.399, SLG: 0.447 (1, 3)			0-0 1B		0-0 FC3-6		4-0 SH3-4		0-3 K	3	2	1	0	1	1	3											
Dick Ellsworth, L OBP: 0.147, SLG: 0.097 (1, 1)			0-0 1B		0-0 E6		0-0 SH3-4		0-3 K	2	1	1	0	0	0	1											
Bob Anderson, R OBP: 0.182, SLG: 0.143 (6, 1)			0-0 1B		0-0 E		1-2 1B			1	0	0	0	0	1	0											
Inning Stats	R: 0 E: 0 K: 1 S: 5	H: 0 LOB: 0 BB: 0 P: 5	R: 0 E: 0 K: 0 S: 3	H: 0 LOB: 0 BB: 0 P: 3	R: 0 E: 0 K: 1 S: 6	H: 2 LOB: 1 BB: 0 P: 6	R: 0 E: 0 K: 0 S: 4	H: 1 LOB: 2 BB: 1 P: 8	R: 2 E: 2 K: 0 S: 5	H: 1 LOB: 1 BB: 1 P: 9	R: 1 E: 0 K: 0 S: 4	H: 1 LOB: 0 BB: 0 P: 4	R: 1 E: 0 K: 0 S: 4	H: 1 LOB: 1 BB: 1 P: 8	R: 0 E: 0 K: 1 S: 7	H: 2 LOB: 2 BB: 0 P: 7	R: 0 E: 0 K: 2 S: 7	H: 0 LOB: 0 BB: 0 P: 7	1B: 6 2B: 1 3B: 0 HR: 1	SF: 0 SAC: 1 DP: 1 HBP: 0	WP: 0 PB: 0 SB: 0 CS: 0	PA: 38					
PITCHER	IP	WLS	BF	H	R	ER	SO	BB	IBB	HBP	BLK	WP	HR	S	P	ERA	WHIP										
Ken Hunt, R ERA: 3.25 (1, 1)	6.0	L	25	5	3	1	2	2	0	0	0	0	1	27	35	1.50	1.167										
Jim Brosnan, R ERA: 3.2 (7, 1)	3.0		13	3	1	1	3	1	0	0	0	0	0	18	22	3.00	1.333										

Chicago Cubs @ Cincinnati Reds
Crosley Field, Cincinnati, OH
Sun Jul 16 1961, 3:33 AM EDT
Att: 16,617 - Cloudy - 80 F

AB	34
R	4
H	8
RBI	3
BB	3
SO	5
LOB	15



Batter	1	2	3	4	5	6	7	8	9	AB	R	H	RBI	BB	SO	LOB	BOTTOM										
Don Blasingame, L OBP: 0.313, SLG: 0.306 (1, 4)	0-0 2B		0-0 F9	0-0 F7		0-0 L8			0-0 F9	5	1	1	0	0	0	4											
Eddie Kasko, R OBP: 0.330, SLG: 0.334 (1, 6)	0-0 1B		0-0 5-3		0-0 4-3		0-0 L5		0-0 L5	5	0	2	1	0	0	1											
Vada Pinson, L OBP: 0.355, SLG: 0.455 (1, 8)	0-3 K		0-0 1B		0-0 4-3		0-0 4-3			4	0	1	0	0	1	2											
Frank Robinson, R OBP: 0.429, SLG: 0.659 (1, 9)	4-0 BB		0-0 1B		0-0 E5		0-3 K			3	0	1	0	1	1	1											
Gene Freese, R OBP: 0.329, SLG: 0.525 (1, 5)	0-0 F7		0-0 5-3		0-0 G1-4-3			0-3 K		4	0	0	0	0	1	6											
Wally Post, R OBP: 0.350, SLG: 0.527 (1, 7)	0-0 FC5-4			0-3 K		0-0 2B		0-3 K		3	0	1	0	0	1	2											
Johnny Edwards, L OBP: 0.341, SLG: 0.405 (7, 2)	1-2 1B					0-0 1B				1	0	0	0	0	1	0											
Gordy Coleman, L OBP: 0.346, SLG: 0.564 (1, 3)		0-0 F7		0-0 HR		0-3 K		0-0 L8		4	1	1	1	0	1	1											
Jerry Zimmerman, R OBP: 0.263, SLG: 0.250 (1, 2)		0-0 1-3		0-0 6-3		0-0 2B		0-3 K		3	0	1	0	0	0	0											
Elio Chacon, R OBP: 0.353, SLG: 0.286 (6, PR)										0	0	0	0	0	0	0											
Jim Brosnan, R (7, 1)										0	0	0	0	0	0	0											
Gus Bell, L OBP: 0.291, SLG: 0.335 (9, PH)						1-3 2B				1	0	0	0	0	1	0											
Ken Hunt, R OBP: 0.243, SLG: 0.257 (1, 1)		0-0 6-3		0-0 1B		0-3 K			0-0 E3	2	0	1	0	0	0	0											
Jerry Lynch, L OBP: 0.436, SLG: 0.636 (6, PH)										2	0	0	0	0	1	2											
Inning Stats	R: 1 E: 0 K: 1 S: 7	H: 2 LOB: 2 BB: 1 P: 11	R: 0 E: 0 K: 0 S: 3	H: 0 LOB: 0 BB: 0 P: 3	R: 0 E: 0 K: 0 S: 5	H: 2 LOB: 2 BB: 0 P: 5	R: 1 E: 0 K: 1 S: 7	H: 2 LOB: 1 BB: 0 P: 7	R: 0 E: 0 K: 0 S: 4	H: 1 LOB: 1 BB: 0 P: 4	R: 0 E: 0 K: 2 S: 9	H: 2 LOB: 2 BB: 0 P: 9	R: 0 E: 0 K: 1 S: 5	H: 0 LOB: 0 BB: 0 P: 5	R: 0 E: 0 K: 2 S: 7	H: 0 LOB: 0 BB: 0 P: 7	R: 0 E: 1 K: 1 S: 6	H: 0 LOB: 1 BB: 0 P: 6	1B: 6 2B: 2 3B: 0 HR: 1	SF: 0 SAC: 0 DP: 1 HBP: 0	WP: 0 PB: 0 SB: 0 CS: 0	PA: 38					
PITCHER	IP	WLS	BF	H	R	ER	SO	BB	IBB	HBP	BLK	WP	HR	S	P	ERA	WHIP										
Dick Ellsworth, L ERA: 4.62 (1, 1)	5.1	W	26	9	2	2	3	1	0	0	0	0	1	31	35	3.38	1.875										
Bob Anderson, R ERA: 4.15 (6, 1)	3.2	S	12	0	0	0	5	0	0	0	0	0	0	22	22	0.00	0.000										

Chicago Cubs @ Cincinnati Reds
Crosley Field, Cincinnati, OH
Sun Jul 16 1961, 3:33 AM EDT
Att: 16,617 - Cloudy - 80 F

AB	37
R	2
H	9
RBI	2
BB	1
SO	8
LOB	19



Batter	1	2	3	4	5	6	7	8	9	AB	R	H	RBI	BB	SO	LOB	TOP															
Richie Ashburn, L OBP: 0.343, SLG: 0.262 (1, 8)										3	1	1	1	2	0	1																
Don Zimmer, R OBP: 0.316, SLG: 0.415 (1, 4)										4	1	1	0	1	1	3																
Ron Santo, R OBP: 0.374, SLG: 0.462 (1, 5)										3	2	0	0	2	1	2																
George Altman, L OBP: 0.395, SLG: 0.651 (1, 9)										3	0	0	1	0	2	1																
Billy Williams, L OBP: 0.347, SLG: 0.487 (1, 7)										4	0	1	1	0	1	2																
Sammy Taylor, L OBP: 0.343, SLG: 0.504 Moe Thacker, R OBP: 0.419, SLG: 0.194 (1, 2) (6, 2)										3	0	1	2	0	0	1																
Jerry Kindall, R OBP: 0.325, SLG: 0.486 (1, 6)										1	0	0	0	0	0	0																
Ed Bouchee, L OBP: 0.395, SLG: 0.439 (1, 3)										4	0	1	0	0	0	2																
Jim Brewer, L OBP: 0.333, SLG: 0.143 Barney Schultz, R (6, 1)										2	0	0	0	1	1	2																
Bob Will, L OBP: 0.345, SLG: 0.329 (9, PH)										0	0	0	0	0	0	0																
Inning Stats	R: 3 E: 1 K: 1 S: 8	H: 3 LOB: 2 BB: 2 P: 16	R: 0 E: 0 K: 0 S: 2	H: 0 LOB: 0 BB: 1 P: 6	R: 0 E: 0 K: 1 S: 5	H: 0 LOB: 0 BB: 0 P: 5	R: 1 E: 0 K: 1 S: 8	H: 3 LOB: 2 BB: 0 P: 8	R: 1 E: 0 K: 0 S: 4	H: 0 LOB: 1 BB: 1 P: 8	R: 0 E: 0 K: 0 S: 3	H: 0 LOB: 0 BB: 0 P: 7	R: 0 E: 0 K: 1 S: 5	H: 0 LOB: 0 BB: 0 P: 5	R: 0 E: 0 K: 2 S: 7	H: 0 LOB: 2 BB: 2 P: 15	1B: 5 2B: 2 3B: 0 HR: 0	SF: 1 SAC: 0 DP: 1 HBP: 0	WP: 0 PB: 0 SB: 0 CS: 1	PA: 40												
PITCHER	IP WLS BF H R ER SO BB IBB HBP BLK WP HR S P ERA WHIP	IP WLS BF H R ER SO BB IBB HBP BLK WP HR S P ERA WHIP																														
Ernie Broglio, R ERA: 4.2 Lindy McDaniel, R ERA: 5.6	(1, 1) (9, 1)	8.2 S 1	38 0	6 0	5 0	5 0	7 1	6 0	0 0	0 0	0 0	0 0	0 3	3 3	5.19 0.00	1.385 0.000																

Chicago Cubs @ St. Louis Cardinals
Sportsman's Park, St. Louis, MO
Mon Jul 17 1961, 8:05 PM EDT
Att: 13,647 - Cloudy - 79 F

AB	32
R	5
H	6
RBI	5
BB	6
SO	8
LOB	17



Batter	1	2	3	4	5	6	7	8	9	AB	R	H	RBI	BB	SO	LOB	BOTTOM														
Curt Flood, R OBP: 0.386, SLG: 0.411 (1, 8)										5	2	3	1	0	1	1															
Julian Javier, R OBP: 0.393, SLG: 0.391 (1, 4)										5	3	4	2	0	0	0															
Bill White, L OBP: 0.380, SLG: 0.462 (1, 3)										5	1	4	2	0	1	1															
Ken Boyer, R OBP: 0.379, SLG: 0.502 (1, 5)										3	0	0	1	1	0	3															
Charlie James, R OBP: 0.339, SLG: 0.410 (1, 9)										3	0	1	1	1	1	3															
Don Taussig, R OBP: 0.387, SLG: 0.567 (1, 7)										4	0	2	0	0	0	3															
Jimmie Schaffer, R OBP: 0.342, SLG: 0.411 (1, 2)										4	1	1	0	0	0	3															
Jerry Buchek, R OBP: 0.163, SLG: 0.149 Carl Warwick, R OBP: 0.303, SLG: 0.331 Alex Grammas, R OBP: 0.261, SLG: 0.211 (1, 6) (6, PH) (7, 6)										2	0	0	0	0	1	3															
Ernie Broglio, R OBP: 0.200, SLG: 0.171 Lindy McDaniel, R OBP: 0.167, SLG: 0.167 (1, 1) (9, 1)										3	1	1	0	1	0	0															
Inning Stats	R: 3 E: 0 K: 0 S: 7	H: 4 LOB: 1 BB: 0 P: 7	R: 0 E: 0 K: 1 S: 5	H: 0 LOB: 0 BB: 0 P: 5	R: 1 E: 0 K: 1 S: 8	H: 3 LOB: 3 BB: 1 P: 12	R: 0 E: 0 K: 1 S: 6	H: 2 LOB: 1 BB: 0 P: 6	R: 0 E: 0 K: 0 S: 3	H: 1 LOB: 0 BB: 0 P: 3	R: 4 E: 0 K: 1 S: 9	H: 4 LOB: 2 BB: 2 P: 17	R: 0 E: 0 K: 0 S: 4	H: 1 LOB: 1 BB: 0 P: 4	R: 0 E: 0 K: 0 S: 4	H: 1 LOB: 1 BB: 0 P: 4	1B: 13 2B: 4 3B: 0 HR: 0	SF: 2 SAC: 0 DP: 2 HBP: 0	WP: 1 PB: 1 SB: 3 CS: 1	PA: 41											
PITCHER	IP WLS BF H R ER SO BB IBB HBP BLK WP HR S P ERA WHIP	IP WLS BF H R ER SO BB IBB HBP BLK WP HR S P ERA WHIP																													
Jim Brewer, L ERA: 7.47 Barney Schultz, R ERA: 3.35	(1, 1) (6, 1)	5.1 L 14	27 5	11 2	6 1	5 2	3 1	2 0	0 1	0 0	0 0	0 15	19 19	8.44 6.75	2.438 1.875																

Chicago Cubs @ St. Louis Cardinals
Sportsman's Park, St. Louis, MO
Mon Jul 17 1961, 8:05 PM EDT
Att: 13,647 - Cloudy - 79 F

AB	36
R	8
H	16
RBI	7
BB	3
SO	4
LOB	18



Batter	1	2	3	4	5	6	7	8	9	AB	R	H	RBI	BB	SO	LOB	TOP			
Al Heist, R OBP: 0.342, SLG: 0.415 (1, 8)	6-3		SF8		HR		5-3			3	1	1	2	0	0	1	Chicago Cubs @ St. Louis Cardinals Sportsman's Park, St. Louis, MO Tue Jul 18 1961, 8:05 PM EDT Cloudy - 87 F			
Don Zimmer, R OBP: 0.312, SLG: 0.409 (1, 4)	F3		P4		P5		K			4	0	0	0	0	1	1				
Ron Santo, R OBP: 0.373, SLG: 0.462 (1, 5)	2B			P6	6-3			K		4	0	1	0	0	1	0				
George Altman, L OBP: 0.393, SLG: 0.645 (1, 9)	K			1B	1B		P6	F8		4	1	1	0	0	1	1				
Billy Williams, L OBP: 0.346, SLG: 0.487 (1, 7)		4-3		P6			2B	F9		4	0	1	0	0	0	1				
Sammy Taylor, L OBP: 0.346, SLG: 0.504 (1, 2)	F3			1B			L7		F9	2	0	1	0	0	0	0				
Dick Bertell, R OBP: 0.314, SLG: 0.337 (5, 2)				1B						2	0	0	0	0	0	1				
Jerry Kindall, R OBP: 0.323, SLG: 0.481 (1, 6)	K			1-2	1B		F8		6-3	4	0	1	1	0	1	1				
Ed Bouchee, L OBP: 0.392, SLG: 0.445 (1, 3)			SF8	4-3			4-3		F7	4	1	1	0	0	0	2				
Glen Hobbie, R OBP: 0.233, SLG: 0.309 (1, 1)			K		5-3					2	0	0	0	0	1	1				
Richie Ashburn, L OBP: 0.346, SLG: 0.272 (7, PH)										1	0	1	0	0	0	0				
Barney Schultz, R (7, 1)							2B			0	0	0	0	0	0	0				
Inning Stats	R: 0 E: 0 K: 1 S: 6	H: 1 LOB: 1 BB: 0 P: 6	R: 0 E: 0 K: 1 S: 5	H: 0 LOB: 0 BB: 0 P: 5	R: 1 E: 0 K: 1 S: 6	H: 1 LOB: 0 BB: 0 P: 6	R: 1 E: 0 K: 0 S: 6	H: 3 LOB: 2 BB: 0 P: 6	R: 1 E: 0 K: 0 S: 4	H: 1 LOB: 0 BB: 0 P: 4	R: 0 E: 0 K: 1 S: 6	H: 1 LOB: 1 BB: 0 P: 6	R: 0 E: 0 K: 1 S: 5	H: 0 LOB: 0 BB: 0 P: 5	R: 0 E: 0 K: 0 S: 3	H: 0 LOB: 0 BB: 0 P: 3	1B: 3 2B: 3 3B: 1 HR: 1	SF: 1 SAC: 0 DP: 0 HBP: 0	WP: 0 PB: 0 SB: 0 CS: 0	PA: 35
PITCHER Larry Jackson, R ERA: 5.09 (1, 1)	IP: 9.0 WLS: W BF: 35 H: 8 R: 3 ER: 3 SO: 5 BB: 0 IBB: 0 HBP: 0 BLK: 0 WP: 0 HR: 1 S: 45 P: 45 ERA: 3.00 WHIP: 0.889																			

Chicago Cubs @ St. Louis Cardinals
 Sportsman's Park, St. Louis, MO
 Tue Jul 18 1961, 8:05 PM EDT
 Cloudy - 87 F



Batter	1	2	3	4	5	6	7	8	9	AB	R	H	RBI	BB	SO	LOB	BOTTOM			
Bob Lillis, R OBP: 0.265, SLG: 0.242 (1, 6)	1-3		L9	F9		6-3		F5		5	0	0	0	0	0	2	Chicago Cubs @ St. Louis Cardinals Sportsman's Park, St. Louis, MO Tue Jul 18 1961, 8:05 PM EDT Cloudy - 87 F			
Joe Cunningham, L OBP: 0.405, SLG: 0.387 (1, 9)	HR		1B	1B		6-3	HR	K		5	3	3	2	0	1	0				
Bill White, L OBP: 0.384, SLG: 0.475 (1, 3)	3-1		1B	1B		E8	HR			4	2	3	2	0	0	0				
Ken Boyer, R OBP: 0.383, SLG: 0.517 (1, 5)	P5		1B		1B	HR				4	2	3	3	0	0	0				
Stan Musial, L OBP: 0.391, SLG: 0.539 (1, 7)		F3	G6-4-3	IBB	2B	HR	F8			3	0	1	1	1	0	0				
Don Taussig, R OBP: 0.382, SLG: 0.554 (1, 8)		BB	G6-4-3	G6-4-3	2B		P2			4	0	1	0	0	0	4				
Julian Javier, R OBP: 0.354, SLG: 0.382 (1, 4)		E6		5-3	P6		F8			4	0	0	0	0	0	2				
Carl Sawatski, L OBP: 0.414, SLG: 0.617 (1, 2)			F8			4-3	K			3	1	1	0	1	1	0				
Larry Jackson, R OBP: 0.200, SLG: 0.324 (1, 1)		G1-2-3			3B		4-3	F2		4	0	1	0	0	0	4				
Inning Stats	R: 1 E: 0 K: 0 S: 4	H: 1 LOB: 0 BB: 0 P: 4	R: 0 E: 1 K: 0 S: 4	H: 1 LOB: 2 BB: 1 P: 8	R: 1 E: 0 K: 0 S: 5	H: 3 LOB: 1 BB: 1 P: 9	R: 0 E: 0 K: 0 S: 4	H: 1 LOB: 1 BB: 0 P: 4	R: 2 E: 1 K: 0 S: 6	H: 3 LOB: 1 BB: 0 P: 6	R: 4 E: 0 K: 0 S: 7	H: 4 LOB: 0 BB: 0 P: 7	R: 0 E: 0 K: 1 S: 5	H: 0 LOB: 0 BB: 0 P: 5	R: 0 E: 0 K: 1 S: 5	H: 0 LOB: 0 BB: 0 P: 5		1B: 6 2B: 3 3B: 1 HR: 3	SF: 0 SAC: 0 DP: 2 HBP: 0	WP: 0 PB: 0 SB: 0 CS: 0
PITCHER Glen Hobbie, R ERA: 4.3 (1, 1)	IP: 6.0 WLS: L BF: 32 H: 13 R: 8 ER: 8 SO: 8 BB: 1 IBB: 1 HBP: 0 BLK: 0 WP: 0 HR: 3 S: 30 P: 38 ERA: 12.00 WHIP: 2.333																			
Barney Schultz, R ERA: 3.14 (7, 1)	IP: 2.0 WLS: L BF: 6 H: 0 R: 0 ER: 0 SO: 2 BB: 0 IBB: 0 HBP: 0 BLK: 0 WP: 0 HR: 0 S: 10 P: 10 ERA: 0.00 WHIP: 0.000																			

Chicago Cubs @ St. Louis Cardinals
 Sportsman's Park, St. Louis, MO
 Tue Jul 18 1961, 8:05 PM EDT
 Cloudy - 87 F



Batter	1	2	3	4	5	6	7	8	9	AB	R	H	RBI	BB	SO	LOB	TOP		
Richie Ashburn, L OBP: 0.343, SLG: 0.266 (1, 8)	0-0 6-3		0-3 K		0-3 K		4-0 1B 2B BB	0-0 4-3		4	1	0	0	1	2	2			
Don Zimmer, R OBP: 0.310, SLG: 0.405 (1, 4)	0-0 F7			0-0 F8	0-0 F3		0-0 2B 1-2 1B	0-3 K		5	1	1	0	0	1	2			
Ron Santo, R OBP: 0.373, SLG: 0.461 (1, 5)	0-0 1B			0-0 6-3		0-0 F8	0-0 P6		0-0 G4-6-3 1B	5	0	2	0	0	0	2			
George Altman, L OBP: 0.397, SLG: 0.658 (1, 9)	0-0 F9			4-0 BB BB		0-0 HR	0-0 1B 2B		0-0 F7	4	2	2	2	1	0	2			
Billy Williams, L OBP: 0.350, SLG: 0.485 (1, 7)		0-0 F7		4-0 1-2 BB		0-0 1B 1B	4-0 1B 1B		0-0 G4-6-3 1-2	3	1	1	0	2	0	1			
Dick Bartell, R OBP: 0.318, SLG: 0.341 (1, 2)		0-3 K		0-0 4-1		0-0 1B 1-2	0-0 1-2 2-H 3-H			4	0	2	2	0	1	2			
Jerry Kindall, R OBP: 0.317, SLG: 0.471 (1, 6)			0-3 K		0-0 P3	0-0 P4	0-3 K			4	0	0	0	0	2	4			
Ed Bouchee, L OBP: 0.394, SLG: 0.443 (1, 3)			0-3 K		4-0 HBP BB	0-0 1-3 2-H	0-3 K			3	0	1	1	1	2	2			
Dick Drott, R Mel Wright, R Sammy Taylor, L Don Elston, R Bob Wright, L Jim Brewer, L Bob Anderson, R Al Heath, L Barney Schultz, R			0-0 F8		1-0 1-2 HBP	0-3 K		0-0 4-3		0	0	0	0	0	0	0			
Inning Stats	R: 0 E: 0 K: 0 S: 4	H: 1 LOB: 1 BB: 0 P: 4	R: 0 E: 0 K: 2 S: 7	H: 0 LOB: 0 BB: 0 P: 7	R: 0 E: 0 K: 2 S: 7	H: 0 LOB: 0 BB: 0 P: 7	R: 0 E: 0 K: 0 S: 3	H: 0 LOB: 2 BB: 2 P: 11	R: 2 E: 0 K: 1 S: 9	H: 4 LOB: 2 BB: 0 P: 9	R: 3 E: 0 K: 2 S: 10	H: 3 LOB: 2 BB: 2 P: 18	R: 0 E: 0 K: 1 S: 5	H: 0 LOB: 0 BB: 0 P: 5	R: 0 E: 0 K: 0 S: 3	H: 1 LOB: 0 BB: 0 P: 3	1B: 7 2B: 1 3B: 0 HR: 1	SF: 0 SAC: 0 DP: 1 HBP: 1	WP: 0 PA: 41 PB: 0 SB: 0 CS: 0
PITCHER Bob Gibson, R ERA: 3.48 (1, 1)	IP: 9.0 WLS: W BF: 41 H: 9 R: 5 ER: 5 SO: 9 BB: 4 IBB: 1 HBP: 1 BLK: 0 WP: 0 HR: 1 S: 53 P: 74 ERA: 5.00 WHIP: 1.444															PITCHER Barney Schultz, R ERA: 3.03 (8, 1)	IP: 1.0 WLS: 3 BF: 3 H: 0 R: 0 ER: 0 SO: 1 BB: 0 IBB: 0 HBP: 0 BLK: 0 WP: 0 HR: 0 S: 5 P: 5 ERA: 0.00 WHIP: 0.000		

Chicago Cubs @ St. Louis Cardinals
Sportsman's Park, St. Louis, MO
Tue Jul 18 1961, 8:05 PM EDT
Att: 12,889 - Cloudy - 80 F

AB	35
R	5
H	9
RBI	5
BB	5
SO	9
LOB	19



Batter	1	2	3	4	5	6	7	8	9	AB	R	H	RBI	BB	SO	LOB	BOTTOM		
Bob Lillis, R OBP: 0.262, SLG: 0.240 (1, 6)	0-0 5-3	0-0 4-1		0-0 1B			0-0 1-3	0-0 L7		5	0	1	0	0	0	1			
Joe Cunningham, L OBP: 0.405, SLG: 0.392 (1, 9)	0-0 1B		0-0 3B 1B	0-0 F7		0-0 F7	0-0 2B SF8 1B	0-3 K		5	2	3	0	0	1	1			
Bill White, L OBP: 0.388, SLG: 0.494 (1, 3)	0-0 P6		0-0 1H 1B 3B		0-0 3B	0-0 3B	0-0 1-3 1B 2B			4	2	3	1	0	0	1			
Ken Boyer, R OBP: 0.382, SLG: 0.512 (1, 5)	0-0 P6		0-0 P4		0-0 6-3		4-0 1B E IBB			3	1	0	0	1	0	3			
Charlie James, R OBP: 0.344, SLG: 0.414 (7, PH)		0-0 3-1 1B 1B	0-0 CS 1B		0-3 K		0-0 SF8			3	1	2	1	0	1	1			
Stan Musial, L OBP: 0.390, SLG: 0.539 (8, 7)			0-0 3H 1B				0-0 3H			0	0	0	1	0	0	0			
Curt Flood, R OBP: 0.386, SLG: 0.411 (9, 8)		0-0 P4	0-0 FC6-4 1B		0-0 F8		0-0 E9 1-1 2-H			0	0	0	0	0	0	0			
Don Taussig, R OBP: 0.385, SLG: 0.552 (9, 7)		0-0 P4	0-0 FC6-4 1B		0-0 F8		0-0 E9 1-1 2-H			4	0	2	1	0	0	2			
Julian Javier, R OBP: 0.363, SLG: 0.387 (1, 4)		0-0 3-1 1B 1B	0-0 FC6-4 1B		0-0 P6		0-0 CS 1B IBB			3	1	2	0	1	0	1			
Tim McCarver, L OBP: 0.239, SLG: 0.343 (6, PH)		0-0 3-1		0-0 P6		0-3 K	0-0 F9			2	0	0	0	0	0	2			
Carl Warwick, R OBP: 0.301, SLG: 0.329 Jimmie Schaffer, R OBP: 0.338, SLG: 0.405 (7, 2)		1-2 2-3		0-0 L5		0-0 F8		0-0 P3		1	0	0	0	0	1	1			
Bob Gibson, R OBP: 0.275, SLG: 0.351 (1, 1)		0-0 2-H 3-H		0-0 L5		0-0 F8		0-0 P3		4	0	1	2	0	0	0			
Inning Stats	R: 0 E: 0 K: 0 S: 4	H: 1 LOB: 1 BB: 0 P: 4	R: 2 E: 0 K: 0 S: 6	H: 3 LOB: 1 BB: 0 P: 6	R: 2 E: 0 K: 0 S: 6	H: 4 LOB: 1 BB: 0 P: 6	R: 0 E: 0 K: 0 S: 4	H: 1 LOB: 1 BB: 0 P: 4	R: 0 E: 0 K: 1 S: 5	H: 1 LOB: 0 BB: 0 P: 5	R: 3 E: 1 K: 0 S: 6	H: 3 LOB: 2 BB: 2 P: 14	R: 0 E: 0 K: 1 S: 5	H: 0 LOB: 0 BB: 0 P: 5	R: 0 E: 0 K: 0 S: 3	H: 0 LOB: 0 BB: 0 P: 5	1B: 11 2B: 1 3B: 2 HR: 0	SF: 1 SAC: 0 DP: 0 HBP: 0	WP: 0 PA: 38 PB: 0 SB: 0 CS: 2
PITCHER Dick Drott, R ERA: 4.61 Mel Wright, R ERA: 10.71 Don Elston, R ERA: 6.04 Jim Brewer, L ERA: 7.28 Bob Anderson, R ERA: 4.31	IP: 1.0 WLS: 4 BF: 16 H: 8 R: 4 ER: 4 SO: 0 BB: 0 IBB: 0 HBP: 0 BLK: 0 WP: 0 HR: 0 S: 16 P: 16 ERA: 12.00 WHIP: 2.667															PITCHER Barney Schultz, R ERA: 3.03 (8, 1)	IP: 1.0 WLS: 3 BF: 3 H: 0 R: 0 ER: 0 SO: 1 BB: 0 IBB: 0 HBP: 0 BLK: 0 WP: 0 HR: 0 S: 5 P: 5 ERA: 0.00 WHIP: 0.000		

Chicago Cubs @ St. Louis Cardinals
Sportsman's Park, St. Louis, MO
Tue Jul 18 1961, 8:05 PM EDT
Att: 12,889 - Cloudy - 80 F

AB	35
R	7
H	14
RBI	6
BB	2
SO	3
LOB	15



Batter	1	2	3	4	5	6	7	8	9	AB	R	H	RBI	BB	SO	LOB	TOP					
Al Heist, R OBP: 0.348, SLG: 0.413 (1, 8)										2	0	1	0	2	0	0	Chicago Cubs @ Pittsburgh Pirates Forbes Field, Pittsburgh, PA Thu Jul 20 1961, 7:05 PM EDT Att: 13,859 - Cloudy - 81 F					
Don Zimmer, R OBP: 0.399, SLG: 0.401 (1, 4)										3	0	0	0	1	1	4						
Ron Santo, R OBP: 0.370, SLG: 0.456 (1, 5)										4	0	0	0	0	0	4						
George Altman, L OBP: 0.395, SLG: 0.652 (1, 9)										4	0	1	0	0	1	2						
Billy Williams, L OBP: 0.346, SLG: 0.478 (1, 7)										4	0	0	0	0	1	1						
Dick Bertell, R OBP: 0.318, SLG: 0.341 (1, 2)										0	0	0	0	0	0	0						
Moe Thacker, R OBP: 0.391, SLG: 0.176 (1, 2)										3	0	0	0	0	2	0						
Andre Rodgers, R OBP: 0.294, SLG: 0.337 (8, PH)										1	0	0	0	0	1	1						
Jerry Kindall, R OBP: 0.320, SLG: 0.482 (1, 6)										4	0	2	0	0	2	1						
Ed Bouchee, L OBP: 0.390, SLG: 0.438 (1, 3)										3	0	0	0	0	1	2						
Jack Curtis, L OBP: 0.250, SLG: 0.188 (1, 1)										2	0	0	0	0	0	0						
Richie Ashburn, L OBP: 0.346, SLG: 0.266 (8, PH)										0	0	0	0	0	0	0						
Barney Schultz, R OBP: 0.294, SLG: 0.337 (8, 1)										0	0	0	0	0	0	0						
Inning Stats	R: 0 E: 0 K: 1 S: 5	H: 0 LOB: 1 BB: 1 P: 9	R: 0 E: 0 K: 1 S: 6	H: 1 LOB: 1 BB: 0 P: 6	R: 0 E: 0 K: 0 S: 4	H: 1 LOB: 0 BB: 0 P: 4	R: 0 E: 0 K: 0 S: 3	H: 0 LOB: 0 BB: 0 P: 3	R: 0 E: 0 K: 2 S: 7	H: 0 LOB: 1 BB: 1 P: 7	R: 0 E: 0 K: 1 S: 5	H: 1 LOB: 1 BB: 0 P: 9	R: 0 E: 0 K: 2 S: 8	H: 1 LOB: 1 BB: 1 P: 8	R: 0 E: 0 K: 0 S: 2	H: 0 LOB: 1 BB: 1 P: 7	R: 0 E: 0 K: 2 S: 8	H: 1 LOB: 1 BB: 0 P: 8	1B: 2 2B: 3 3B: 0 HR: 0	SF: 0 SAC: 0 DP: 1 HBP: 1	WP: 0 PB: 0 SB: 1 CS: 0	PA: 34
PITCHER Joe Gibbon, L ERA: 3.28 (1, 1)	IP: 9.0 WLS: W BF: 34 H: 4 R: 0 ER: 0 SO: 9 BB: 3 IBB: 0 HBP: 1 BLK: 0 WP: 0 HR: 0 S: 48 P: 61 ERA: 0.00 WHIP: 0.778															PITCHER						

AB 30
R 0
H 4
RBI 0
BB 3
SO 9
LOB 15



Batter	1	2	3	4	5	6	7	8	9	AB	R	H	RBI	BB	SO	LOB	BOTTOM				
Bill Virdon, L OBP: 0.340, SLG: 0.440 (1, 8)										4	0	0	1	0	1	1	Chicago Cubs @ Pittsburgh Pirates Forbes Field, Pittsburgh, PA Thu Jul 20 1961, 7:05 PM EDT Att: 13,859 - Cloudy - 81 F				
Joe Christopher, R OBP: 0.337, SLG: 0.390 (1, 7)										4	1	1	0	0	0	1					
Roberto Clemente, R OBP: 0.392, SLG: 0.577 (1, 9)										4	0	2	0	0	0	1					
Dick Stuart, R OBP: 0.333, SLG: 0.555 (1, 3)										4	1	2	1	0	0	1					
Don Hoak, R OBP: 0.427, SLG: 0.531 (1, 5)										4	1	2	0	0	0	1					
Hal Smith, R OBP: 0.279, SLG: 0.333 (1, 2)										2	0	0	0	0	0	1					
Bill Mazerowski, R OBP: 0.290, SLG: 0.361 (1, 4)										3	1	2	2	0	0	0					
Dick Schofield, S OBP: 0.314, SLG: 0.283 (1, 6)										3	0	2	0	0	1	1					
Joe Gibbon, R OBP: 0.176, SLG: 0.250 (1, 1)										2	0	0	0	0	0	2					
Inning Stats	R: 1 E: 1 K: 0 S: 5	H: 2 LOB: 1 BB: 0 P: 5	R: 0 E: 0 K: 0 S: 4	H: 1 LOB: 0 BB: 0 P: 4	R: 0 E: 0 K: 0 S: 3	H: 1 LOB: 0 BB: 0 P: 3	R: 2 E: 0 K: 1 S: 8	H: 3 LOB: 1 BB: 0 P: 8	R: 0 E: 0 K: 1 S: 5	H: 0 LOB: 0 BB: 0 P: 5	R: 0 E: 0 K: 0 S: 3	H: 1 LOB: 0 BB: 0 P: 3	R: 1 E: 0 K: 0 S: 5	H: 2 LOB: 1 BB: 0 P: 5	R: 0 E: 0 K: 0 S: 3	H: 1 LOB: 0 BB: 0 P: 3		1B: 10 2B: 1 3B: 0 HR: 0	SF: 0 SAC: 2 DP: 2 HBP: 0	WP: 0 PB: 0 SB: 0 CS: 1	PA: 33
PITCHER Jack Curtis, L ERA: 4.36 (1, 1)	IP: 7.0 WLS: L BF: 29 H: 10 R: 4 ER: 3 SO: 2 BB: 0 IBB: 0 HBP: 0 BLK: 0 WP: 0 HR: 0 S: 33 P: 33 ERA: 3.86 WHIP: 1.429															PITCHER					
PITCHER Barney Schultz, R ERA: 2.93 (8, 1)	IP: 1.0 WLS: L BF: 3 H: 1 R: 0 ER: 0 SO: 0 BB: 0 IBB: 0 HBP: 0 BLK: 0 WP: 0 HR: 0 S: 3 P: 3 ERA: 0.00 WHIP: 1.000															PITCHER					

AB 30
R 4
H 11
RBI 4
BB 0
SO 2
LOB 9



Batter	1	2	3	4	5	6	7	8	9	AB	R	H	RBI	BB	SO	LOB	TOP								
Al Heist, R OBP: 0.346, SLG: 0.417 (1, 8)										5	1	2	0	0	1	3	Chicago Cubs @ Philadelphia Phillies Connie Mack Stadium, Philadelphia, PA Sat Jul 22, 1961, 3:33 AM EDT Att: 2,956 - Sunny - 92 F								
Don Zimmer, R OBP: 0.309, SLG: 0.396 (1, 4)										4	0	0	0	1	0	4									
Billy Williams, L OBP: 0.345, SLG: 0.482 (1, 7)										4	0	1	1	0	0	1									
George Altman, L OBP: 0.393, SLG: 0.651 (1, 9)										4	1	2	1	0	1	2									
Ron Santo, R OBP: 0.366, SLG: 0.450 (1, 5)										4	0	0	0	0	1	1									
Andre Rodgers, R OBP: 0.276, SLG: 0.330 (6, PH)										2	0	0	0	0	1	0									
Ed Bouchee, L OBP: 0.385, SLG: 0.430 (6, 3)										2	1	1	0	0	1	0									
Jerry Kindall, R OBP: 0.318, SLG: 0.487 (1, 6)										4	1	1	2	0	1	0									
Moe Thacker, R OBP: 0.383, SLG: 0.171 (1, 2)										1	0	0	0	0	1	0									
Mel Roach, R OBP: 0.243, SLG: 0.226 (5, PH)										1	0	0	0	0	0	0									
Sammy Taylor, L OBP: 0.350, SLG: 0.488 (5, 2)										0	0	0	0	2	0	0									
Glen Hobbie, R OBP: 0.242, SLG: 0.333 (1, 1)										2	1	1	0	0	1	0									
Don Elston, R OBP: 0.286, SLG: 0.286 (6, 1)										0	0	0	0	0	0	0									
Bob Will, L OBP: 0.344, SLG: 0.342 (7, PH)										1	0	0	0	0	0	1									
Bob Anderson, R OBP: 0.182, SLG: 0.143 (7, 1)										0	0	0	0	0	0	0									
Richie Ashburn, L OBP: 0.344, SLG: 0.264 (9, PH)										1	0	0	0	0	0	1									
Inning Stats	R: 0 E: 0 K: 0 S: 3	H: 0 LOB: 0 BB: 0 P: 3	R: 1 E: 0 K: 1 S: 6	H: 1 LOB: 0 BB: 0 P: 6	R: 1 E: 0 K: 3 S: 11	H: 2 LOB: 2 BB: 1 P: 15	R: 0 E: 0 K: 0 S: 3	H: 0 LOB: 0 BB: 0 P: 3	R: 1 E: 0 K: 0 S: 5	H: 2 LOB: 1 BB: 0 P: 5	R: 0 E: 0 K: 1 S: 5	H: 1 LOB: 0 BB: 0 P: 5	R: 0 E: 1 K: 2 S: 8	H: 0 LOB: 2 BB: 1 P: 12	R: 0 E: 0 K: 1 S: 5	H: 0 LOB: 0 BB: 0 P: 5	R: 2 E: 0 K: 0 S: 5	H: 2 LOB: 1 BB: 1 P: 9	1B: 4 2B: 2 3B: 0 HR: 2	SF: 0 SAC: 0 DP: 1 HBP: 0	WP: 1 PB: 0 SB: 0 CS: 0	PA: 38			
PITCHER	IP	WLS	BF	H	R	ER	SO	BB	IBB	HBP	BLK	WP	HR	S	P	ERA	WHIP								
Chris Short, L ERA: 6.3 (1, 1)	5.0	W	22	6	3	3	4	1	0	0	0	1	1	29	33	5.40	1.400								
John Buzhardt, R ERA: 3.97 (6, 1)	3.1		14	2	2	2	4	2	0	0	0	0	1	20	28	5.40	1.200								
Jack Baldschun, R ERA: 4.26 (9, 1)	0.2	S	2	0	0	0	0	0	0	0	0	0	0	2	2	0.00	0.000								

AB	35
R	5
H	8
RBI	4
BB	3
SO	8
LOB	13



Batter	1	2	3	4	5	6	7	8	9	AB	R	H	RBI	BB	SO	LOB	BOTTOM								
Bobby Malkmus, R OBP: 0.267, SLG: 0.312 (1, 4)										4	1	2	1	0	1	1	Chicago Cubs @ Philadelphia Phillies Connie Mack Stadium, Philadelphia, PA Sat Jul 22, 1961, 3:33 AM EDT Att: 2,956 - Sunny - 92 F								
Johnny Callison, L OBP: 0.350, SLG: 0.383 (1, 7)										4	2	2	1	1	0	0									
Wes Covington, L OBP: 0.371, SLG: 0.373 (1, 9)										4	1	3	0	0	1	0									
Ken Walters, R OBP: 0.271, SLG: 0.350 (7, PR)										1	0	0	0	0	0	2									
Tony Gonzalez, L OBP: 0.401, SLG: 0.493 (1, 8)										3	1	2	2	1	0	1									
Charley Smith, R OBP: 0.303, SLG: 0.389 (1, 5)										3	0	1	0	0	1	2									
Lee Walls, R OBP: 0.358, SLG: 0.536 (1, 3)										3	0	2	0	1	0	1									
Darrell Johnson, R OBP: 0.280, SLG: 0.217 (1, 2)										4	0	1	0	0	1	5									
Ruben Amaro, R OBP: 0.351, SLG: 0.356 (1, 6)										4	0	1	0	0	0	4									
Chris Short, R OBP: 0.100, SLG: 0.100 (1, 1)										2	0	0	0	0	1	0									
John Buzhardt, R OBP: 0.188, SLG: 0.138 (6, 1)										1	1	1	0	0	0	0									
Jack Baldschun, R ERA: 4.42 (9, 1)										0	0	0	0	0	0	0									
Inning Stats	R: 1 E: 0 K: 0 S: 4	H: 2 LOB: 0 BB: 0 P: 4	R: 0 E: 0 K: 1 S: 6	H: 2 LOB: 1 BB: 0 P: 6	R: 3 E: 0 K: 1 S: 9	H: 4 LOB: 1 BB: 0 P: 9	R: 0 E: 0 K: 0 S: 3	H: 0 LOB: 0 BB: 0 P: 3	R: 0 E: 0 K: 1 S: 5	H: 1 LOB: 0 BB: 0 P: 5	R: 0 E: 0 K: 1 S: 7	H: 2 LOB: 2 BB: 0 P: 7	R: 2 E: 1 K: 0 S: 6	H: 3 LOB: 3 BB: 2 P: 14	R: 0 E: 0 K: 1 S: 6	H: 1 LOB: 2 BB: 1 P: 10	1B: 11 2B: 3 3B: 1 HR: 1	SF: 0 SAC: 3 DP: 2 HBP: 0	WP: 0 PB: 0 SB: 0 CS: 0	PA: 39					
PITCHER	IP	WLS	BF	H	R	ER	SO	BB	IBB	HBP	BLK	WP	HR	S	P	ERA	WHIP								
Glen Hobbie, R ERA: 4.38 (1, 1)	5.1	L	24	11	4	4	3	0	0	0	0	0	1	30	30	6.75	2.062								
Don Elston, R ERA: 5.99 (6, 1)	0.2		2	0	0	0	1	0	0	0	0	0	0	4	4	0.00	0.000								
Bob Anderson, R ERA: 4.42 (7, 1)	2.0		13	4	2	2	1	1	2	0	0	0	0	12	24	9.00	2.500								

AB	33
R	6
H	15
RBI	4
BB	3
SO	5
LOB	16



Batter	1	2	3	4	5	6	7	8	9	AB	R	H	RBI	BB	SO	LOB	TOP								
Richie Ashburn, L (1.8) Al Heist, R (9.8) OBP: 0.350, SLG: 0.269 OBP: 0.346, SLG: 0.417	5-3		HR		HR	F8		1B		4	3	2	0	1	0	0	Chicago Cubs @ Philadelphia Phillies Sun Jul 23 1961, 3:33 AM EDT Att: 3,476 - Cloudy - 104 F Connie Mack Stadium, Philadelphia, PA livebaseballscorecards.com								
Don Zimmer, R (1.4) OBP: 0.316, SLG: 0.420	5-3		HR		HR		HR	BB		4	4	3	4	1	0	0									
Billy Williams, L (1.7) Bob Will, L (9.7) OBP: 0.346, SLG: 0.482 OBP: 0.344, SLG: 0.342	F7		F9		G3		HR	BB		4	1	1	2	1	0	0									
George Altman, L (1.9) OBP: 0.393, SLG: 0.657		P4			E7		HR		F7	5	1	2	3	0	0	0									
Ron Santo, R (1.5) OBP: 0.369, SLG: 0.451		4-3 WP					F7			4	1	2	0	1	1	1									
Sammy Taylor, L (1.2) OBP: 0.345, SLG: 0.473	4-3				F7		F9		G6-3	4	0	0	0	1	0	2									
Jerry Kindall, R (1.6) OBP: 0.317, SLG: 0.483					K		K			4	0	1	1	0	2	3									
Ed Bouchee, L (1.3) OBP: 0.383, SLG: 0.440					F8		4-1		P5	4	1	1	1	0	0	0									
Jim Brewer, L (1.1) Don Elston, R (5.1) OBP: 0.273, SLG: 0.111 OBP: 0.222, SLG: 0.222					K		F8		6-3	2	0	0	0	0	1	0									
							6-3		6-3	2	0	0	0	0	0	0									
Inning Stats	R: 0 E: 0 K: 0 S: 3	H: 0 LOB: 0 BB: 0 P: 3	R: 1 E: 0 K: 0 S: 4	H: 2 LOB: 1 BB: 0 P: 4	R: 3 E: 0 K: 2 S: 11	H: 4 LOB: 1 BB: 0 P: 11	R: 0 E: 0 K: 1 S: 5	H: 0 LOB: 0 BB: 0 P: 5	R: 2 E: 1 K: 1 S: 8	H: 2 LOB: 3 BB: 2 P: 16	R: 0 E: 0 K: 0 S: 3	H: 0 LOB: 0 BB: 0 P: 3	R: 3 E: 0 K: 0 S: 4	H: 1 LOB: 0 BB: 2 P: 12	R: 2 E: 0 K: 0 S: 4	H: 2 LOB: 1 BB: 1 P: 8	R: 0 E: 0 K: 0 S: 3	H: 1 LOB: 0 BB: 0 P: 3	1B: 7 2B: 1 3B: 0 HR: 4	SF: 0 SAC: 0 DP: 1 HBP: 0	WP: 2 PB: 0 SB: 1 CS: 0	PA: 42			
PITCHER	IP	WLS	BF	H	R	ER	SO	BB	IBB	HBP	BLK	WP	HR	S	P	ERA	WHIP								
Art Mahaffey, R (1.1) ERA: 4.24	4.2	L	22	8	6	6	3	0	0	0	0	1	3	28	28	11.57	1.714								
Ken Lehman, L (5.1) ERA: 4.23	0.1		3	0	0	0	1	1	1	0	0	1	0	3	11	0.00	3.000								
Paul Brown, R (6.1) ERA: 13.5	2.0		9	1	3	3	0	2	0	0	0	0	1	7	15	13.50	1.500								
Dallas Green, R (8.1) ERA: 5.08	1.0		5	2	2	2	0	1	0	0	0	0	0	4	8	18.00	3.000								
Frank Sullivan, R (9.1) ERA: 3.99	1.0		3	1	0	0	0	0	0	0	0	0	0	3	3	0.00	1.000								

Batter	1	2	3	4	5	6	7	8	9	AB	R	H	RBI	BB	SO	LOB	BOTTOM								
Bobby Malkmus, R (1.4) OBP: 0.271, SLG: 0.321	G3-6		E5		2B		6-3		P6	5	1	2	0	0	0	1	Chicago Cubs @ Philadelphia Phillies Sun Jul 23 1961, 3:33 AM EDT Att: 3,476 - Cloudy - 104 F livebaseballscorecards.com								
Johnny Callison, L (1.7) OBP: 0.352, SLG: 0.387	G3-6		K		HR			1B		3	2	1	1	1	1	3									
Don Demeter, R (1.8) OBP: 0.322, SLG: 0.460	K				2B			BB		4	2	2	2	0	1	1									
Lee Walls, R (1.3) OBP: 0.354, SLG: 0.523		1-3			HR		1-3		P4	4	0	1	1	0	0	1									
Charley Smith, R (1.5) OBP: 0.302, SLG: 0.387		5-3			1B					4	0	1	0	0	1	1									
Tony Gonzalez, L (1.9) OBP: 0.398, SLG: 0.489		1-3			F9		P6			4	0	1	1	0	0	1									
Darrell Johnson, R (1.2) OBP: 0.286, SLG: 0.231					F8		6-3		F5	3	0	1	0	0	0	1									
Dallas Green, L (8.1) OBP: 0.345, SLG: 0.208										0	0	0	0	0	0	0									
Elmer Valo, L (8. PH) OBP: 0.328, SLG: 0.265										1	0	0	0	0	0	2									
Frank Sullivan, R (9.1) OBP: 0.208, SLG: 0.050					1B					0	0	0	0	0	0	0									
Ruben Amaro, R (1.6) OBP: 0.345, SLG: 0.350					F9		5-3		K	4	0	0	0	0	1	1									
Art Mahaffey, R (1.1) Ken Lehman, L (5.1) Bobby Gene Smith, R (6. PH) Paul Brown, R (8.1) Clay Dalrymple, L (8.2) OBP: 0.265, SLG: 0.095 OBP: 0.271, SLG: 0.325					K		5-3		F9	1	0	0	0	0	1	1									
										0	0	0	0	0	0	0									
										1	0	0	0	0	0	0									
										0	0	0	0	0	0	0									
										0	0	0	0	0	0	0									
										2	0	0	0	0	0	0									
Inning Stats	R: 0 E: 0 K: 1 S: 5	H: 1 LOB: 0 BB: 0 P: 5	R: 0 E: 0 K: 0 S: 3	H: 0 LOB: 0 BB: 0 P: 3	R: 0 E: 1 K: 2 S: 9	H: 1 LOB: 2 BB: 0 P: 9	R: 1 E: 0 K: 0 S: 5	H: 2 LOB: 1 BB: 0 P: 5	R: 3 E: 0 K: 0 S: 6	H: 3 LOB: 0 BB: 0 P: 6	R: 0 E: 0 K: 1 S: 5	H: 0 LOB: 0 BB: 0 P: 5	R: 0 E: 0 K: 0 S: 3	H: 0 LOB: 0 BB: 0 P: 3	R: 1 E: 0 K: 0 S: 5	H: 2 LOB: 2 BB: 1 P: 9	R: 0 E: 0 K: 1 S: 5	H: 0 LOB: 0 BB: 0 P: 5	1B: 5 2B: 2 3B: 1 HR: 1	SF: 0 SAC: 0 DP: 1 HBP: 0	WP: 0 PB: 0 SB: 0 CS: 0	PA: 37			
PITCHER	IP	WLS	BF	H	R	ER	SO	BB	IBB	HBP	BLK	WP	HR	S	P	ERA	WHIP								
Jim Brewer, L (1.1) ERA: 7.33	4.2		21	7	4	4	3	0	0	0	0	0	1	27	27	7.71	1.500								
Don Elston, R (5.1) ERA: 5.64	4.1	W	16	2	1	1	2	1	0	0	0	0	0	19	23	2.08	0.692								



Batter	1	2	3	4	5	6	7	8	9	AB	R	H	RBI	BB	SO	LOB	TOP						
Bob Lillis, R OBP: 0.281, SLG: 0.265 (1, 6)										4	1	3	0	0	0	1	St. Louis Cardinals @ Chicago Cubs Wrigley Field, Chicago, IL Tue Jul 25 1961, 3:33 AM CDT Att. 13,326 - Sunny - 80 F						
Julian Javier, R OBP: 0.348, SLG: 0.359 (1, 4)										3	1	2	0	2	0	2							
Bill White, L OBP: 0.380, SLG: 0.483 (1, 3)										5	1	2	0	0	0	3							
Ken Boyer, R OBP: 0.386, SLG: 0.513 (1, 5)										5	1	2	4	0	0	1							
Stan Musial, L OBP: 0.392, SLG: 0.517 (1, 7)										4	0	0	0	1	0	1							
Curt Flood, R OBP: 0.381, SLG: 0.398 (9, PR)										0	0	0	0	0	0	0							
Don Tussie, R OBP: 0.364, SLG: 0.523 (1, 8)										5	0	2	0	0	1	3							
Charlie James, R OBP: 0.330, SLG: 0.410 (1, 9)										5	1	1	1	0	2	6							
Jimmie Schaffer, R OBP: 0.314, SLG: 0.373 (1, 2)										3	1	1	0	0	0	1							
Carl Sawatski, L OBP: 0.400, SLG: 0.575 (7, PH)										1	0	0	0	0	0	2							
Ray Sadecki, L OBP: 0.241, SLG: 0.296 (1, 1)										2	0	0	0	0	0	0							
Craig Anderson, R OBP: 0.333, SLG: 0.500 (7, 1)										0	0	0	0	0	0	0							
Red Schoendienst, S OBP: 0.392, SLG: 0.396 (8, PH)										1	0	1	0	0	0	0							
Lindy McDaniel, R OBP: 0.167, SLG: 0.167 (8, 1)										0	0	0	0	0	0	0							
Inning Stats	R: 4 E: 0 K: 0 S: 8	H: 5 LOB: 1 BB: 0 P: 8	R: 0 E: 2 K: 0 S: 4	H: 0 LOB: 1 BB: 0 P: 4	R: 0 E: 0 K: 1 S: 6	H: 1 LOB: 1 BB: 0 P: 6	R: 0 E: 0 K: 0 S: 4	H: 2 LOB: 2 BB: 0 P: 4	R: 0 E: 0 K: 0 S: 3	H: 0 LOB: 0 BB: 0 P: 3	R: 2 E: 1 K: 0 S: 6	H: 3 LOB: 2 BB: 1 P: 10	R: 0 E: 1 K: 1 S: 7	H: 1 LOB: 2 BB: 0 P: 7	R: 0 E: 0 K: 0 S: 2	H: 1 LOB: 0 BB: 1 P: 6		R: 0 E: 0 K: 1 S: 6	H: 1 LOB: 2 BB: 1 P: 10	1B: 11 2B: 2 3B: 0 HR: 2	SF: 0 SAC: 2 DP: 2 HBP: 0	WP: 0 PB: 0 SB: 0 CS: 1	PA: 44
PITCHER	IP WLS BF H R ER SO BB IBB HBP BLK WP HR S P ERA WHIP																						
Jack Curtis, L ERA: 4.58 (1, 1)	5.2 L 28 11 6 5 1 0 0 0 0 0 2 30 30 7.94 1.941																						
Bob Anderson, R ERA: 4.3 (6, 1)	2.1 10 2 0 0 1 2 0 0 0 0 0 10 18 0.00 1.714																						
Barney Schultz, R ERA: 3.0 (9, 1)	1.0 5 1 0 0 1 0 1 0 0 0 0 6 10 0.00 1.000																						

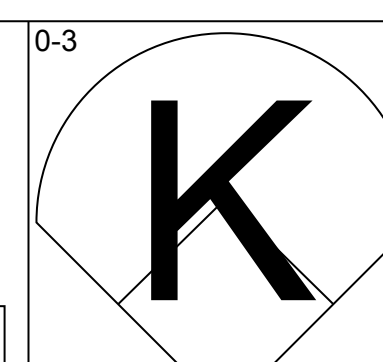
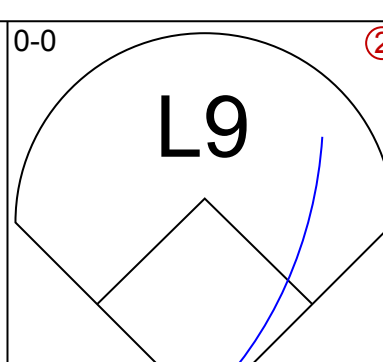
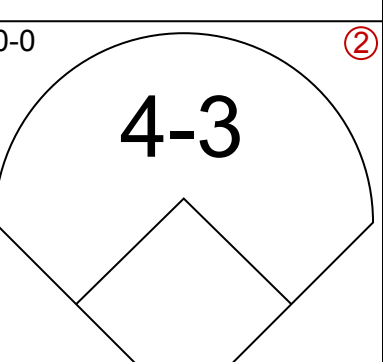
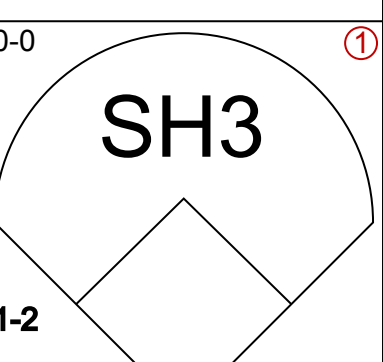
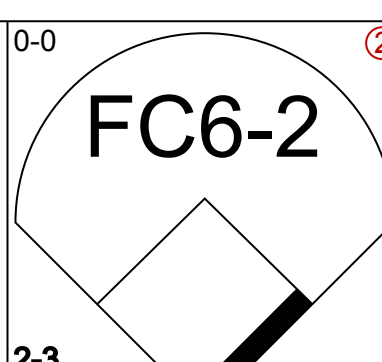
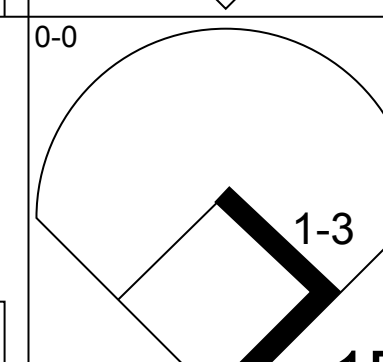
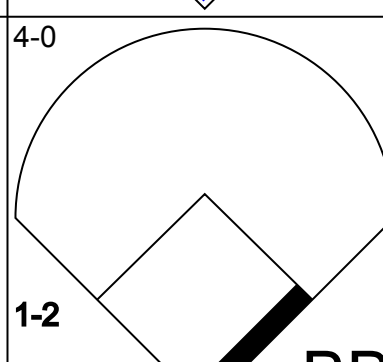
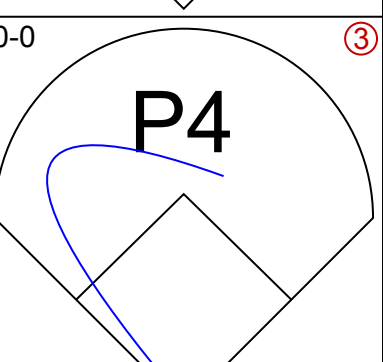
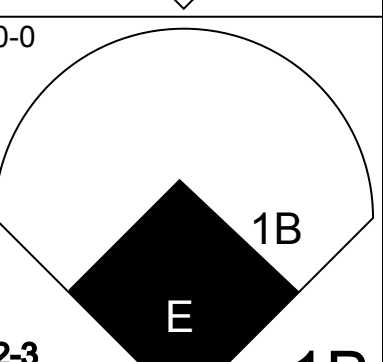
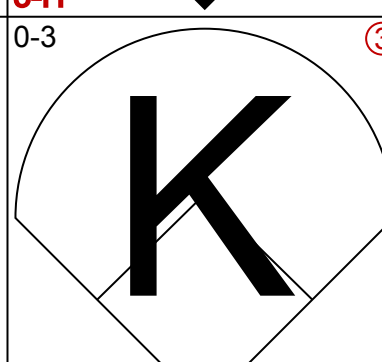
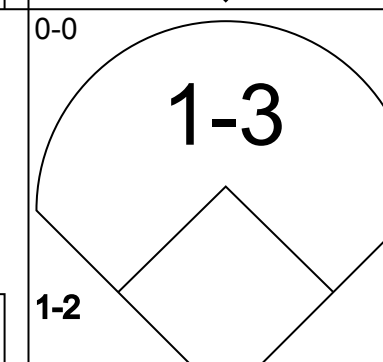
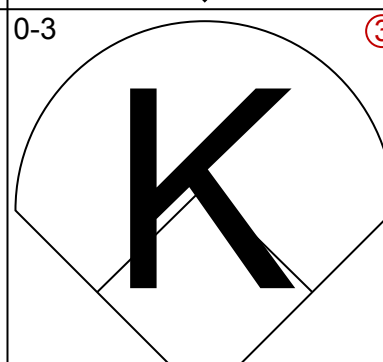
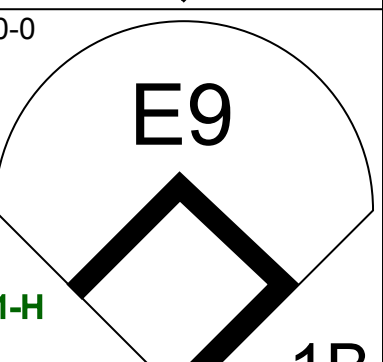
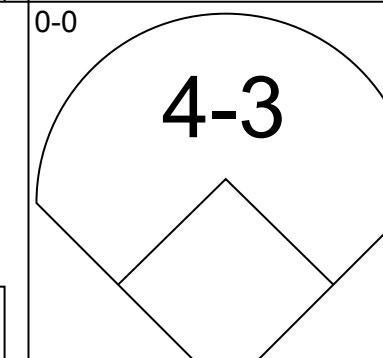
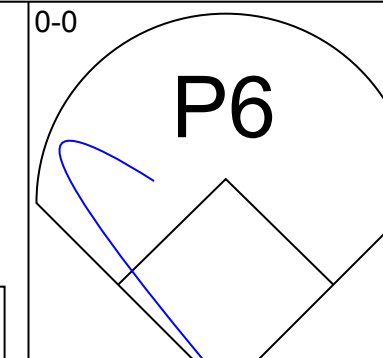
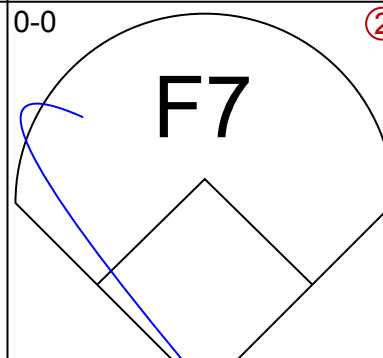
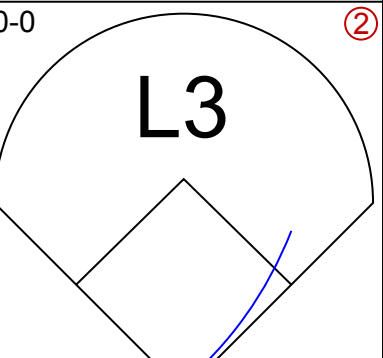
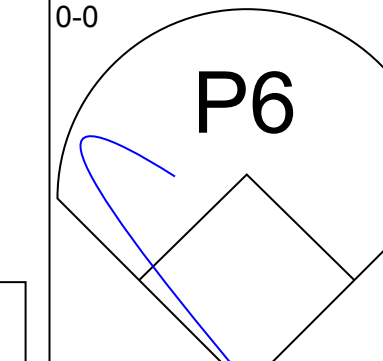
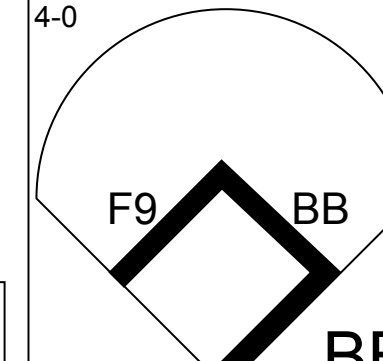
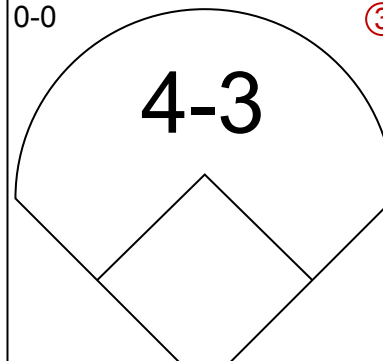
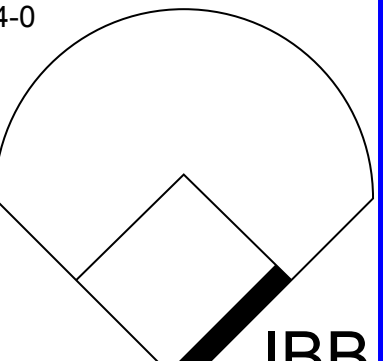
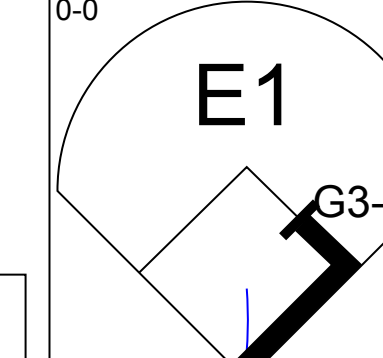
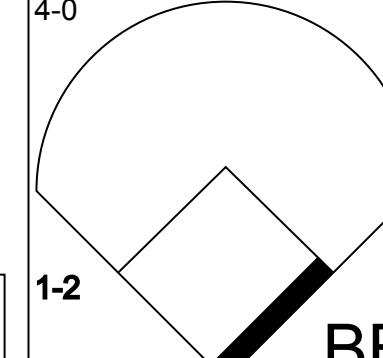
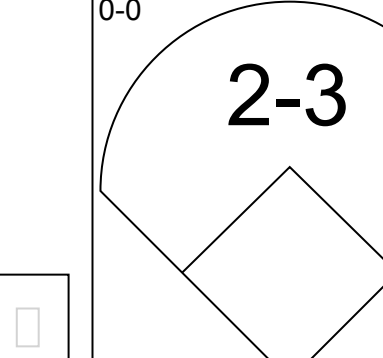
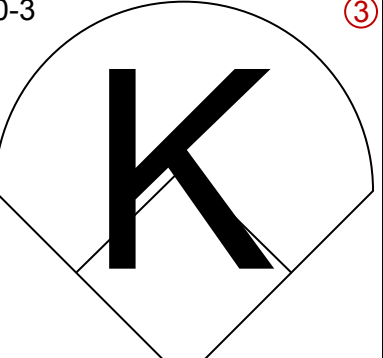
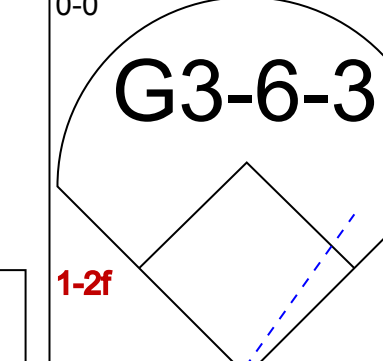
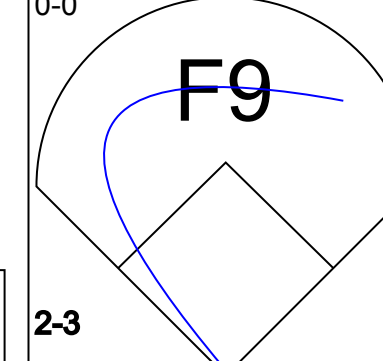
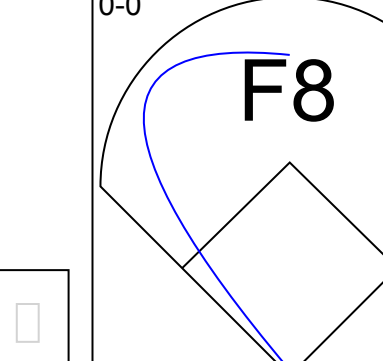
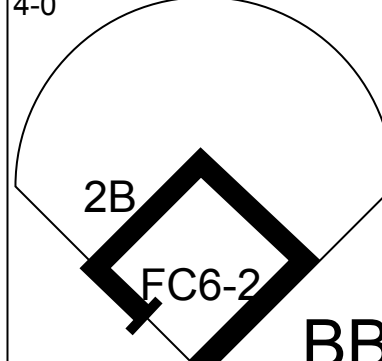
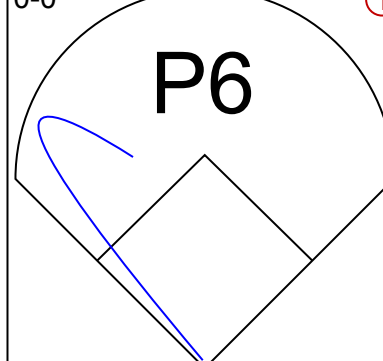
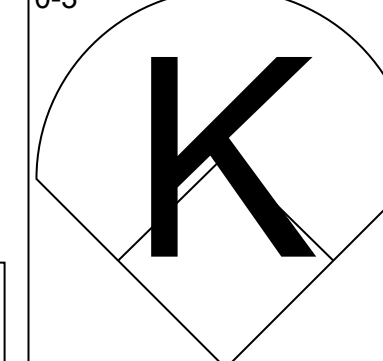
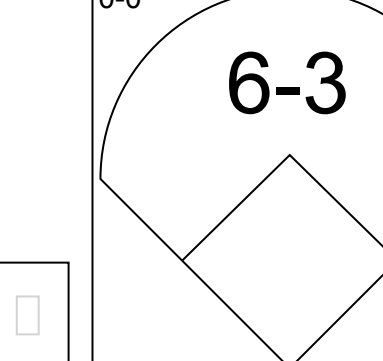
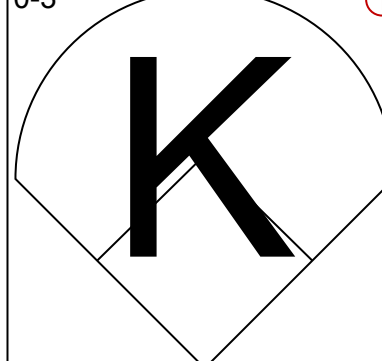
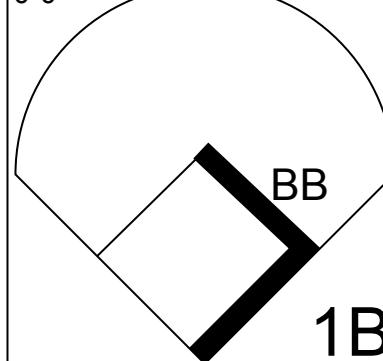
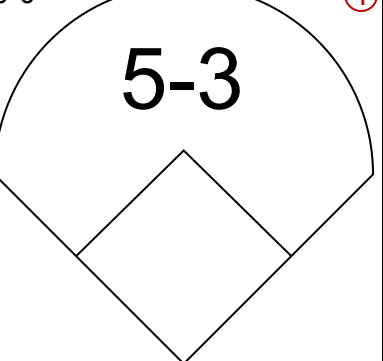
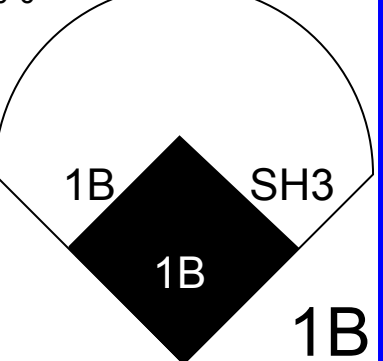
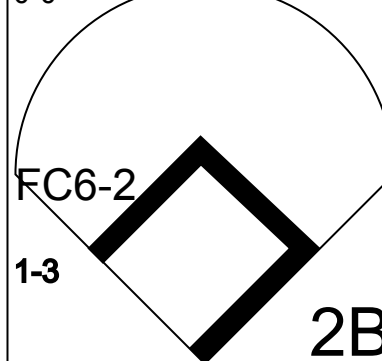
AB 38
R 6
H 14
RBI 5
BB 3
SO 3
LOB 20



Batter	1	2	3	4	5	6	7	8	9	AB	R	H	RBI	BB	SO	LOB	BOTTOM						
Al Heist, R OBP: 0.351, SLG: 0.424 (1, 8)										4	2	2	0	1	1	0	St. Louis Cardinals @ Chicago Cubs Wrigley Field, Chicago, IL Tue Jul 25 1961, 3:33 AM CDT Att. 13,326 - Sunny - 80 F						
Don Zimmer, R OBP: 0.313, SLG: 0.416 (1, 4)										3	0	0	0	0	1	2							
Billy Williams, L OBP: 0.350, SLG: 0.484 (1, 7)										3	0	2	3	1	0	1							
George Altman, L OBP: 0.390, SLG: 0.649 (1, 9)										5	0	1	0	0	2	5							
Ron Santo, R OBP: 0.367, SLG: 0.450 (1, 5)										5	0	1	0	0	1	6							
Dick Bartell, R OBP: 0.313, SLG: 0.335 (1, 2)										3	0	0	0	0	2	1							
Richie Ashburn, L OBP: 0.349, SLG: 0.268 (8, PH)										1	0	0	0	0	1	0							
Moe Thacker, R OBP: 0.393, SLG: 0.171 (9, 2)										0	0	0	0	0	0	0							
Jerry Kindall, R OBP: 0.315, SLG: 0.476 (1, 6)										3	0	0	0	1	0	0							
Ed Bouchee, L OBP: 0.385, SLG: 0.454 (1, 3)										4	1	2	1	0	0	2							
Jack Curtis, L OBP: 0.289, SLG: 0.188 (1, 1)										0	2	0	0	2	0	0							
Bob Anderson, R OBP: 0.174, SLG: 0.136 (6, 1)										1	0	0	0	0	1	0							
14 Ernie Banks, R OBP: 0.360, SLG: 0.476 (8, PH)										1	0	0	0	0	0	1							
Barney Schultz, R ERA: 5.84 (9, 1)										0	0	0	0	0	0	0							
Inning Stats	R: 0 E: 1 K: 1 S: 6	H: 0 LOB: 1 BB: 0 P: 6	R: 0 E: 0 K: 1 S: 5	H: 1 LOB: 1 BB: 1 P: 9	R: 2 E: 0 K: 1 S: 7	H: 2 LOB: 1 BB: 1 P: 11	R: 0 E: 0 K: 0 S: 3	H: 0 LOB: 0 BB: 0 P: 3	R: 2 E: 1 K: 0 S: 5	H: 1 LOB: 1 BB: 1 P: 9	R: 1 E: 0 K: 2 S: 8	H: 1 LOB: 0 BB: 0 P: 8	R: 0 E: 0 K: 1 S: 5	H: 0 LOB: 2 BB: 2 P: 13	R: 0 E: 0 K: 1 S: 6	H: 1 LOB: 1 BB: 0 P: 6		R: 0 E: 0 K: 2 S: 9	H: 2 LOB: 2 BB: 0 P: 9	1B: 5 2B: 3 3B: 0 HR: 1	SF: 1 SAC: 2 DP: 1 HBP: 0	WP: 0 PB: 0 SB: 0 CS: 0	PA: 41
PITCHER	IP WLS BF H R ER SO BB IBB HBP BLK WP HR S P ERA WHIP																						
Ray Sadecki, L ERA: 3.4 (1, 1)	6.2 W 31 5 5 4 5 0 0 0 0 0 1 36 56 5.40 1.500																						
Craig Anderson, R ERA: 1.96 (7, 1)	0.1 1 0 0 0 1 0 0 0 0 0 0 3 3 0.00 0.000																						
Lindy McDaniel, R ERA: 5.84 (8, 1)	2.0 S 9 3 0 0 3 0 0 0 0 0 0 15 15 0.00 1.500																						


AB 33
R 5
H 8
RBI 4
BB 5
SO 9
LOB 18

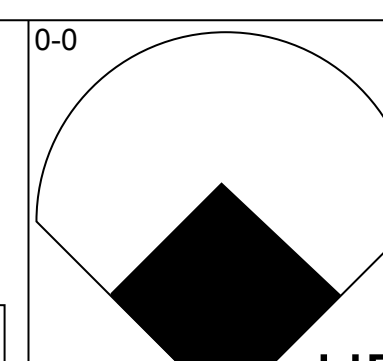
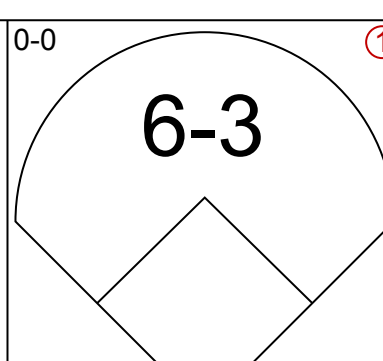
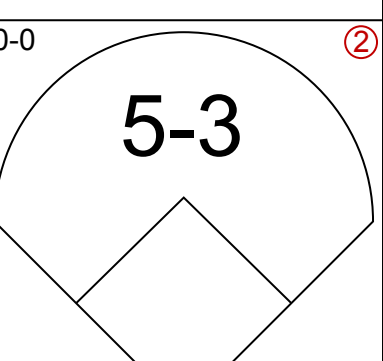
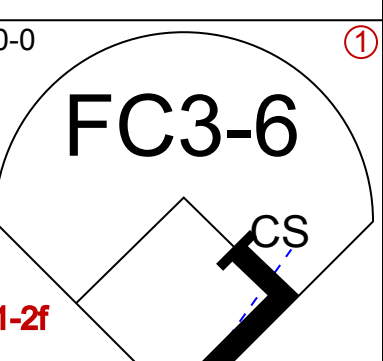
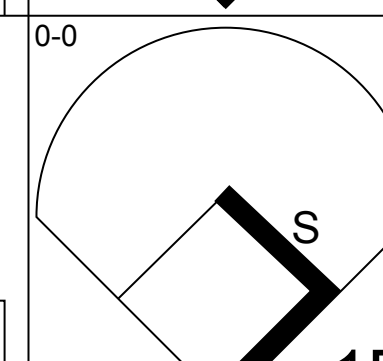
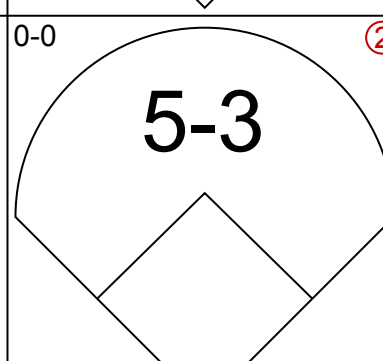
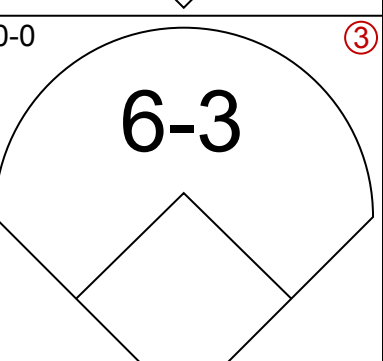
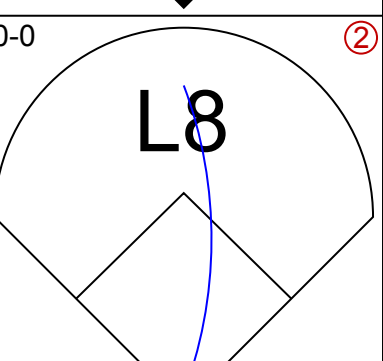
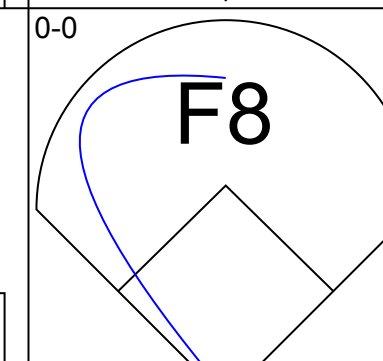
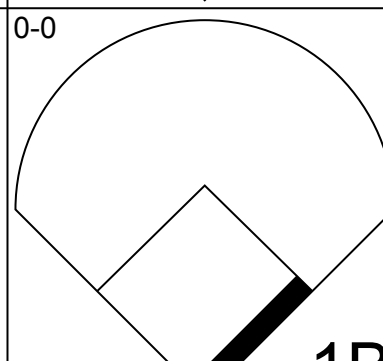
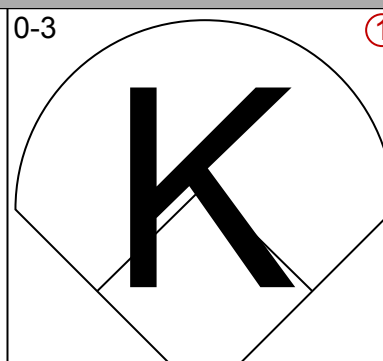
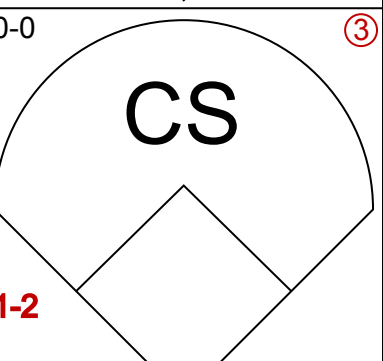
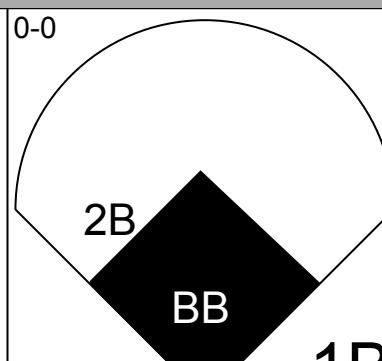
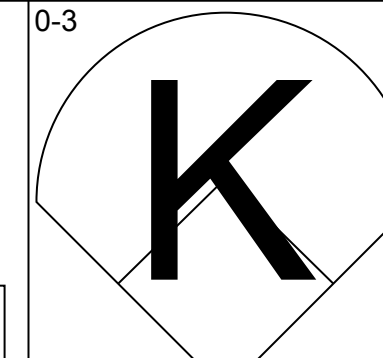
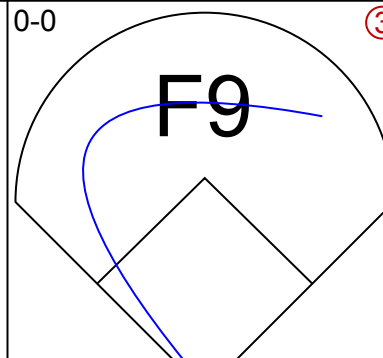
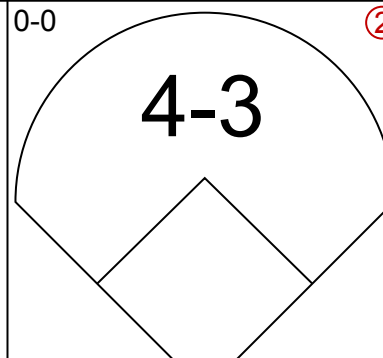
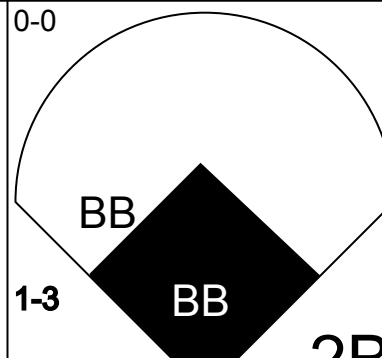
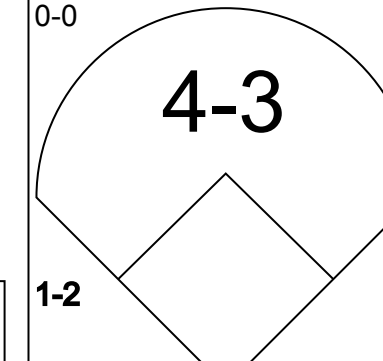
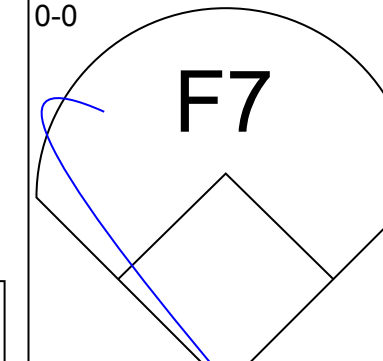
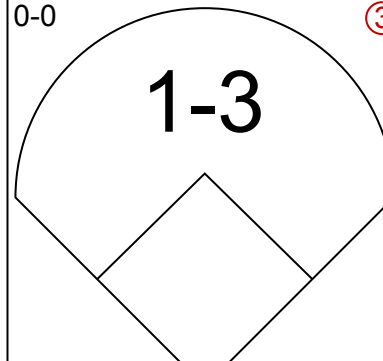
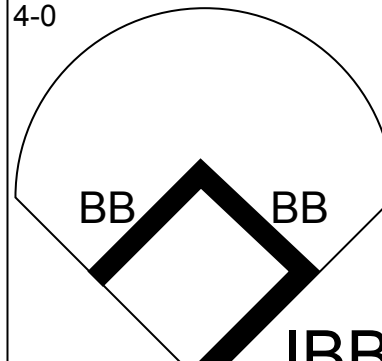
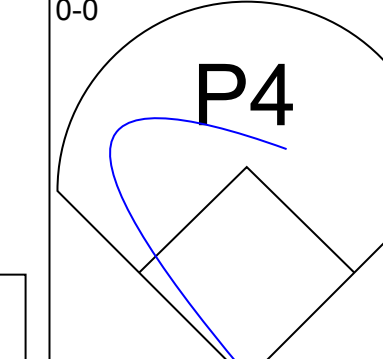
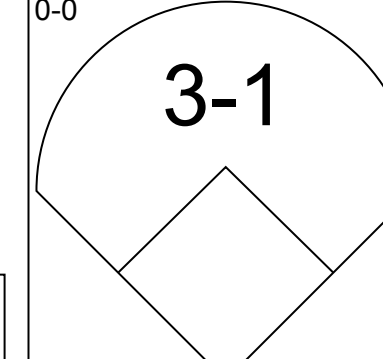
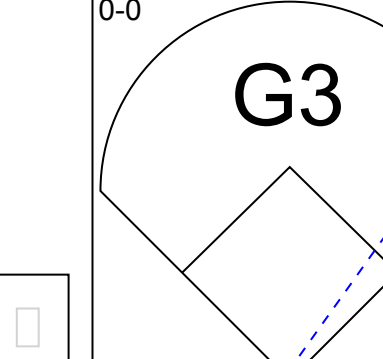
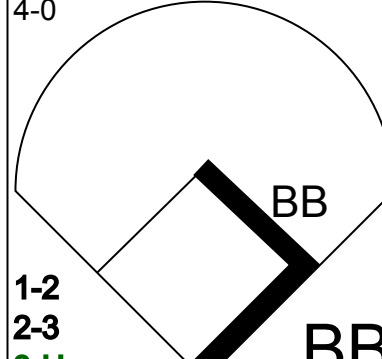
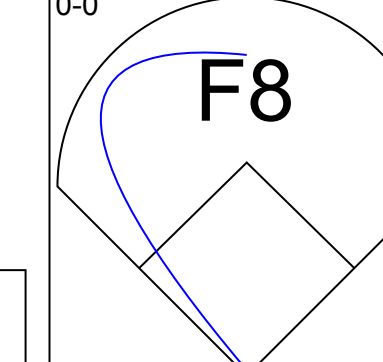
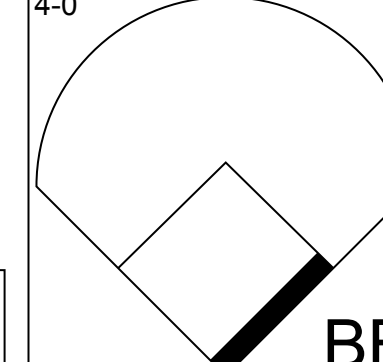
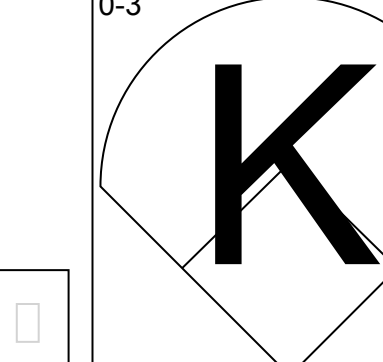
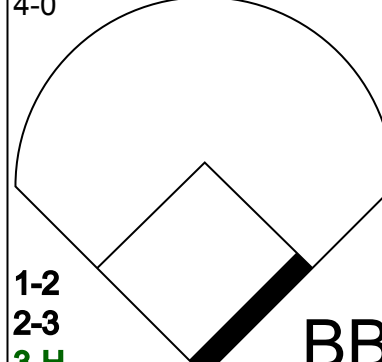
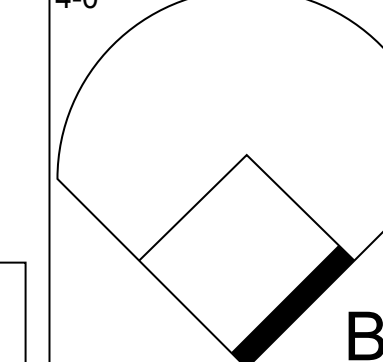
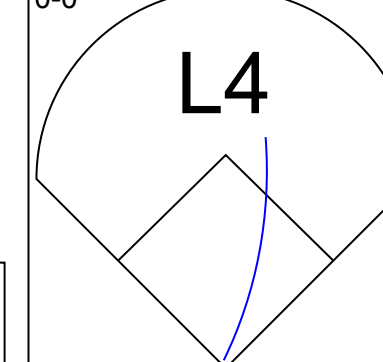
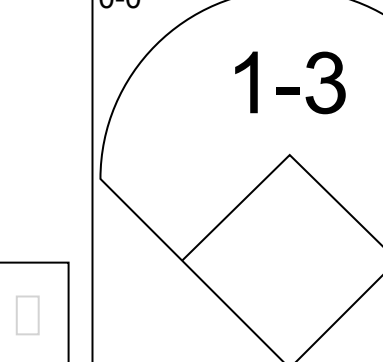

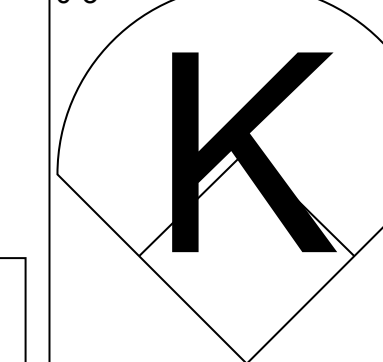


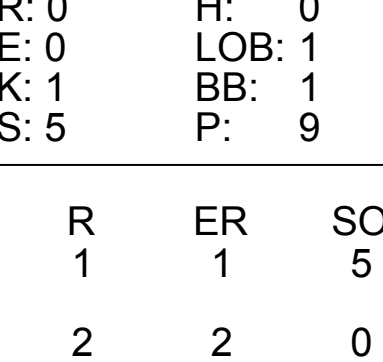
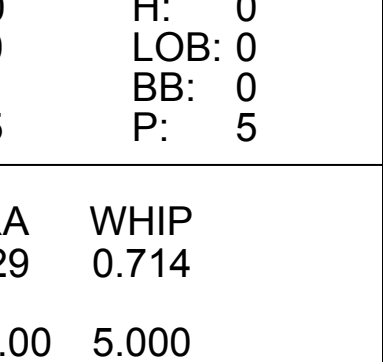
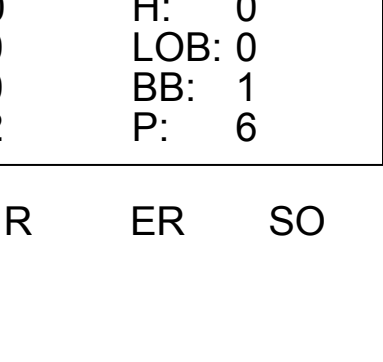


Batter	1	2	3	4	5	6	7	8	9	AB	R	H	RBI	BB	SO	LOB	TOP					
Bob Lillis, R OBP: 0.271, SLG: 0.255 (1, 6)										4	0	0	0	0	1	4						
Julian Javier, R OBP: 0.349, SLG: 0.371 (1, 4)										4	1	2	0	1	1	2						
Joe Cunningham, L OBP: 0.426, SLG: 0.422 (1, 9)										4	0	1	1	1	0	2	3					
Bill White, L OBP: 0.375, SLG: 0.475 (1, 3)										4	0	0	0	0	0	3						
Stan Musial, L OBP: 0.396, SLG: 0.510 Bob Gibson, R OBP: 0.286, SLG: 0.385 (8, 1)										2	0	0	0	2	0	0						
Curt Flood, R OBP: 0.377, SLG: 0.388 (1, 8)										3	0	0	0	1	1	2						
Carl Sawatski, L OBP: 0.404, SLG: 0.550 Jimmie Schaffer, R OBP: 0.314, SLG: 0.373 (9, PR)										3	0	0	0	1	0	3						
Alex Grammas, R OBP: 0.242, SLG: 0.193 (1, 5)										4	0	0	0	0	2	3						
Al Cicotte, R OBP: 0.278, SLG: 0.333 Red Schoendienst, S OBP: 0.355, SLG: 0.388 Carl Warwick, R OBP: 0.304, SLG: 0.338 (8, PH)										2	0	1	0	0	0	0						
Inning Stats	R: 0 E: 0 K: 1 S: 6	H: 1 LOB: 1 BB: 0 P: 6	R: 0 E: 1 K: 0 S: 3	H: 0 LOB: 0 BB: 0 P: 3	R: 0 E: 0 K: 1 S: 6	H: 1 LOB: 2 BB: 1 P: 10	R: 0 E: 0 K: 1 S: 5	H: 0 LOB: 2 BB: 2 P: 13	R: 0 E: 0 K: 0 S: 3	H: 0 LOB: 0 BB: 0 P: 3	R: 0 E: 0 K: 1 S: 5	H: 0 LOB: 0 BB: 0 P: 5	R: 0 E: 0 K: 0 S: 3	H: 0 LOB: 0 BB: 0 P: 3	R: 2 E: 1 K: 1 S: 8	H: 3 LOB: 2 BB: 1 P: 12	R: 0 E: 0 K: 2 S: 8	H: 1 LOB: 2 BB: 1 P: 12	1B: 5 2B: 1 3B: 0 HR: 0	SF: 0 SAC: 1 DP: 1 HBP: 0	WP: 0 PB: 0 SB: 0 CS: 0	PA: 38
PITCHER	IP	WLS	BF	H	R	ER	SO	BB	IBB	HBP	BLK	WP	HR	S	P	ERA	WHIP					
Glen Hobbie, R ERA: 4.23 Barney Schultz, R ERA: 2.68	(1, 1)	8.0	33	5	2	1	5	3	1	0	0	0	0	39	55	1.12	1.000					
(9, 1)	1.0	W	5	1	0	0	2	1	0	0	0	0	0	8	12	0.00	2.000					

St. Louis Cardinals @ Chicago Cubs
Wrigley Field, Chicago, IL
Thu Jul 27 1961, 3:33 AM CDT
Att: 8,219 - Sunny - 84 F

AB 32
R 2
H 6
RBI 1
BB 5
SO 7
LOB 20



Batter	1	2	3	4	5	6	7	8	9	AB	R	H	RBI	BB	SO	LOB	BOTTOM					
Al Heist, R OBP: 0.347, SLG: 0.434 (1, 8)										4	1	1	1	0	0	1						
Don Zimmer, R OBP: 0.319, SLG: 0.420 (7, 4)										4	0	1	0	0	0	1						
14 Ernie Banks, R OBP: 0.362, SLG: 0.485 Ron Santo, R OBP: 0.371, SLG: 0.453 (7, 5)										3	0	1	0	0	1	1						
George Altman, L OBP: 0.383, SLG: 0.639 (1, 9)										4	1	1	0	0	1	2						
Billy Williams, L OBP: 0.349, SLG: 0.476 (1, 7)										3	0	0	0	1	0	1						
Sammy Taylor, L OBP: 0.346, SLG: 0.463 (1, 2)										3	0	0	1	1	0	0						
Jerry Kindall, R OBP: 0.311, SLG: 0.464 (7, 6)										2	0	0	0	1	1	0						
Bob Will, L OBP: 0.359, SLG: 0.350 (9, PH)										0	0	0	1	1	0	0						
Ed Bouchee, L OBP: 0.383, SLG: 0.445 (1, 3)										2	0	0	0	1	0	1						
Glen Hobbie, R OBP: 0.234, SLG: 0.322 Richie Ashburn, L OBP: 0.355, SLG: 0.272 Barney Schultz, R ERA: 3.54 (8, PH)										2	0	0	0	0	2	1						
Inning Stats	R: 1 E: 0 K: 1 S: 7	H: 2 LOB: 1 BB: 0 P: 7	R: 0 E: 0 K: 1 S: 5	H: 0 LOB: 1 BB: 1 P: 9	R: 0 E: 0 K: 0 S: 4	H: 1 LOB: 0 BB: 0 P: 4	R: 0 E: 0 K: 0 S: 3	H: 0 LOB: 1 BB: 1 P: 7	R: 0 E: 0 K: 1 S: 5	H: 0 LOB: 0 BB: 0 P: 5	R: 0 E: 0 K: 1 S: 5	H: 0 LOB: 0 BB: 0 P: 5	R: 0 E: 0 K: 1 S: 5	H: 0 LOB: 0 BB: 0 P: 5	R: 0 E: 0 K: 0 S: 2	H: 0 LOB: 0 BB: 1 P: 6	R: 2 E: 0 K: 0 S: 2	H: 2 LOB: 3 BB: 3 P: 14	1B: 3 2B: 1 3B: 0 HR: 1	SF: 0 SAC: 0 DP: 0 HBP: 0	WP: 0 PB: 0 SB: 1 CS: 1	PA: 35
PITCHER	IP	WLS	BF	H	R	ER	SO	BB	IBB	HBP	BLK	WP	HR	S	P	ERA	WHIP					
Al Cicotte, R ERA: 4.81 Bob Gibson, R ERA: 3.54	(1, 1)	7.0	26	3	1	1	5	2	0	0	0	0	0	34	42	1.29	0.714					
(8, 1)	1.0	L	8	2	2	2	0	3	1	0	0	0	0	4	20	18.00	5.000					

St. Louis Cardinals @ Chicago Cubs
Wrigley Field, Chicago, IL
Thu Jul 27 1961, 3:33 AM CDT
Att: 8,219 - Sunny - 84 F

AB 28
R 3
H 5
RBI 3
BB 6
SO 5
LOB 8



Batter	1	2	3	4	5	6	7	8	9	AB	R	H	RBI	BB	SO	LOB	TOP							
Elio Chacon, R (1,4) OBP: 0.486, SLG: 0.407 Don Blasingame, L (9, PH) OBP: 0.302, SLG: 0.296	0-0 FC6-4 1B		0-3 K		4-0 L6-3 BB			0-0 1B 1B	0-0 FC3-6 1B	3	1	2	0	1	1	1	<p>Cincinnati Reds @ Chicago Cubs</p> <p>Wrigley Field, Chicago, IL</p> <p>Sat Jul 29 1961, 3:33 AM CDT</p> <p>Att: 16,452 - Sunny - 84 F</p>							
Leo Cardenas, R (1,6) OBP: 0.317, SLG: 0.441	0-0 P3		0-3 K		0-0 L6-3			0-0 1B SF8 1B	0-3 K	5	1	1	0	0	2	4								
Vada Pinson, L (1,8) OBP: 0.358, SLG: 0.458	0-0 FC6-4 1-2		0-0 4-3					0-0 HR 1B	0-0 FC3-6 E	5	2	2	1	0	0	3								
Frank Robinson, R (1,9) OBP: 0.422, SLG: 0.692	0-0 F8				0-0 F9			0-0 SF8	0-0 E6	4	0	0	1	0	0	2								
Wally Post, R (1,7) OBP: 0.357, SLG: 0.568 Jerry Lynch, L (8, PH) OBP: 0.418, SLG: 0.699		0-0 P4			0-0 6-3			0-0 F8	0-0 L8	3	0	0	0	0	0	1								
Gene Freese, R (1,5) OBP: 0.326, SLG: 0.509		0-0 G5-3 1B			0-0 HR			0-0 5-3	0-0 E6	4	1	2	1	0	0	1								
Gordy Coleman, L (1,3) OBP: 0.344, SLG: 0.532		0-0 1B			0-0 1B			0-0 F9	0-3 K	4	0	2	0	0	1	1								
Jerry Zimmerman, R (1,2) OBP: 0.253, SLG: 0.234 Johnny Edwards, L (8, PH) OBP: 0.303, SLG: 0.304		0-0 G5-3			0-0 6-3			0-0 5-3	4-0 BB	3	0	0	0	0	0	3								
Joey Jay, S (1,1) OBP: 0.115, SLG: 0.150 Jay Hook, L (6,1) OBP: 0.167, SLG: 0.167 Gus Bell, L (8, PH) OBP: 0.299, SLG: 0.355 Bill Henry, L (8,1)					0-0 2B			0-0 P4	0-0 F9	2	0	1	0	0	0	0								
Inning Stats	R: 0 E: 0 K: 0 S: 4	H: 1 LOB: 1 BB: 0 P: 4	R: 0 E: 0 K: 0 S: 4	H: 2 LOB: 1 BB: 0 P: 4	R: 0 E: 0 K: 2 S: 8	H: 1 LOB: 1 BB: 0 P: 8	R: 1 E: 0 K: 0 S: 5	H: 2 LOB: 1 BB: 0 P: 5	R: 0 E: 0 K: 0 S: 2	H: 0 LOB: 0 BB: 1 P: 6	R: 0 E: 0 K: 0 S: 4	H: 1 LOB: 1 BB: 0 P: 4	R: 0 E: 0 K: 0 S: 3	H: 0 LOB: 0 BB: 0 P: 3	R: 4 E: 1 K: 1 S: 10	H: 4 LOB: 2 BB: 1 P: 14		R: 1 E: 1 K: 1 S: 7	H: 1 LOB: 1 BB: 0 P: 7	1B: 9 2B: 2 3B: 0 HR: 2	SF: 1 SAC: 0 DP: 2 HBP: 0	WP: 1 PB: 0 SB: 1 CS: 0	PA: 41	
PITCHER	IP WLS BF H R ER SO BB IBB HBP BLK WP HR S P ERA WHIP	7.0 W 30 10 4 4 2 2 1 0 0 0 0 1 33 37 5.14 1.571	2.0 S 11 2 2 1 2 1 0 0 0 1 1 14 18 4.50 1.500	PITCHER	IP WLS BF H R ER SO BB IBB HBP BLK WP HR S P ERA WHIP	7.0 L 27 9 0 0 5 3 0 0 0 0 0 0 34 46 9.00 2.400	2.0 5 0 0 0 0 0 0 0 0 0 0 0 5 5 0.00 0.000	1.0 5 2 1 1 3 0 0 0 0 0 0 1 11 11 9.00 2.000	PITCHER	IP WLS BF H R ER SO BB IBB HBP BLK WP HR S P ERA WHIP	5.0 L 27 9 0 0 5 3 0 0 0 0 0 0 34 46 9.00 2.400	2.0 5 0 0 0 0 0 0 0 0 0 0 5 5 0.00 0.000	1.0 5 2 1 1 3 0 0 0 0 0 0 1 11 11 9.00 2.000	PITCHER	IP WLS BF H R ER SO BB IBB HBP BLK WP HR S P ERA WHIP	5.0 L 27 9 0 0 5 3 0 0 0 0 0 0 34 46 9.00 2.400		2.0 5 0 0 0 0 0 0 0 0 0 0 5 5 0.00 0.000	1.0 5 2 1 1 3 0 0 0 0 0 0 1 11 11 9.00 2.000	PITCHER	IP WLS BF H R ER SO BB IBB HBP BLK WP HR S P ERA WHIP	5.0 L 27 9 0 0 5 3 0 0 0 0 0 0 34 46 9.00 2.400	2.0 5 0 0 0 0 0 0 0 0 0 0 5 5 0.00 0.000	1.0 5 2 1 1 3 0 0 0 0 0 0 1 11 11 9.00 2.000

AB	38
R	6
H	12
RBI	5
BB	2
SO	4
LOB	19



Batter	1	2	3	4	5	6	7	8	9	AB	R	H	RBI	BB	SO	LOB	BOTTOM				
Al Heist, R (1,8) OBP: 0.350, SLG: 0.433 Bob Will, L (3, FR) OBP: 0.365, SLG: 0.349	0-0 BB 1B		0-0 K2-4-2 1B		0-0 HR 1B	0-0 8-2		0-3 K		2	1	2	0	0	0	0	<p>Cincinnati Reds @ Chicago Cubs</p> <p>Wrigley Field, Chicago, IL</p> <p>Sat Jul 29 1961, 3:33 AM CDT</p> <p>Att: 16,452 - Sunny - 84 F</p>				
Don Zimmer, R (1,4) OBP: 0.317, SLG: 0.414	4-0 E SF7 BB		0-3 K2-4-2 1-2		0-0 HR 1B	0-0 L8				3	2	1	0	1	1	3					
14 Ernie Banks, R (1,6) OBP: 0.363, SLG: 0.512 Jerry Kindall, R (8,6) OBP: 0.307, SLG: 0.458	0-3 K		0-0 HR		0-0 P3			0-0 P2		4	1	1	1	0	1	4					
George Altman, L (1,9) OBP: 0.382, SLG: 0.631	0-0 E8 1-3 2H 1B		4-0 S BB		0-0 F7			0-0 F7		3	0	1	1	1	0	2					
Billy Williams, L (1,7) OBP: 0.349, SLG: 0.482	0-0 SF7 3H		0-0 6-3 1-2		0-0 HR			0-0 4-3		3	1	1	4	0	0	1					
Ron Santo, R (1,5) OBP: 0.373, SLG: 0.467	0-0 F8				4-0 BB	0-0 6-3		0-0 HR		3	1	1	1	1	0	1					
Sammy Taylor, L (1,2) OBP: 0.344, SLG: 0.454		0-3 K			0-0 P4			0-3 SH 8-2 1B		4	0	1	0	0	2	1					
Ed Bouchee, L (1,3) OBP: 0.380, SLG: 0.439		0-0 1-3			0-3 K			0-3 SH 1B		4	0	1	0	0	2	1					
Jack Curtis, L (1,1) OBP: 0.275, SLG: 0.176 Barney Schultz, R (8,1) OBP: 0.143, SLG: 0.143		0-3 K			0-0 L9			0-0 SH		2	0	0	0	0	1	1					
Inning Stats	R: 2 E: 1 K: 1 S: 7	H: 2 LOB: 1 BB: 1 P: 11	R: 0 E: 0 K: 2 S: 7	H: 0 LOB: 0 BB: 0 P: 7	R: 1 E: 0 K: 1 S: 6	H: 2 LOB: 1 BB: 1 P: 10	R: 0 E: 0 K: 1 S: 5	H: 0 LOB: 1 BB: 1 P: 9	R: 3 E: 0 K: 0 S: 6	H: 3 LOB: 0 BB: 0 P: 6	R: 0 E: 0 K: 0 S: 3	H: 0 LOB: 0 BB: 0 P: 3	R: 1 E: 0 K: 3 S: 11	H: 2 LOB: 1 BB: 0 P: 11	R: 1 E: 0 K: 3 S: 11	H: 2 LOB: 1 BB: 0 P: 11		1B: 8 2B: 2 3B: 0 HR: 3	SF: 1 SAC: 1 DP: 2 HBP: 0	WP: 0 PB: 0 SB: 1 CS: 0	PA: 37
PITCHER	IP WLS BF H R ER SO BB IBB HBP BLK WP HR S P ERA WHIP	5.0 L 27 9 0 0 5 3 0 0 0 0 0 0 34 46 9.00 2.400	2.0 5 0 0 0 0 0 0 0 0 0 0 5 5 0.00 0.000	1.0 5 2 1 1 3 0 0 0 0 0 0 1 11 11 9.00 2.000	PITCHER	IP WLS BF H R ER SO BB IBB HBP BLK WP HR S P ERA WHIP	5.0 L 27 9 0 0 5 3 0 0 0 0 0 0 34 46 9.00 2.400	2.0 5 0 0 0 0 0 0 0 0 0 0 5 5 0.00 0.000	1.0 5 2 1 1 3 0 0 0 0 0 0 1 11 11 9.00 2.000	PITCHER	IP WLS BF H R ER SO BB IBB HBP BLK WP HR S P ERA WHIP	5.0 L 27 9 0 0 5 3 0 0 0 0 0 0 34 46 9.00 2.400	2.0 5 0 0 0 0 0 0 0 0 0 5 5 0.00 0.000	1.0 5 2 1 1 3 0 0 0 0 0 0 1 11 11 9.00 2.000	PITCHER	IP WLS BF H R ER SO BB IBB HBP BLK WP HR S P ERA WHIP		5.0 L 27 9 0 0 5 3 0 0 0 0 0 0 34 46 9.00 2.400	2.0 5 0 0 0 0 0 0 0 0 0 5 5 0.00 0.000	1.0 5 2 1 1 3 0 0 0 0 0 0 1 11 11 9.00 2.000	

AB	32
R	7
H	11
RBI	7
BB	3
SO	8
LOB	18




Batter	1	2	3	4	5	6	7	8	9	AB	R	H	RBI	BB	SO	LOB	TOP					
Don Blasingame, L (1, 4) OBP: 0.301, SLG: 0.296	0-0 6-3		0-0 1B			0-0 L7		0-0 G4-6-3		4	0	1	0	0	0	1	Cincinnati Reds @ Chicago Cubs Wrigley Field, Chicago, IL Sun Jul 30 1961, 3:33 AM CDT Sunny - 84 F AB 33 R 2 H 8 RBI 2 BB 0 SO 5 LOB 7					
Vada Pinson, L (1, 8) OBP: 0.359, SLG: 0.458	0-0 1-3		0-0 1B			0-0 1-3		0-0 FC6		4	0	2	1	0	0	0						
Gordy Coleman, L (1, 3) OBP: 0.340, SLG: 0.526	0-0 L8		0-0 1B			0-0 F7		0-0 FC6		4	0	0	0	0	0	1						
Frank Robinson, R (1, 9) OBP: 0.421, SLG: 0.690		0-0 F7		0-0 E5				0-0 1B		4	1	1	0	0	0	0						
Jerry Lynch, L (1, 7) OBP: 0.402, SLG: 0.667		0-0 F8		0-0 6-3				0-0 F8		4	0	0	0	0	0	1						
Gene Freese, R (1, 5) OBP: 0.325, SLG: 0.506		0-3 K						0-0 1B		4	0	1	1	0	2	0						
Johnny Edwards, L (1, 2) OBP: 0.290, SLG: 0.288			0-3 K			0-0 6-3		0-3 K		3	0	0	0	0	2	1						
Leo Cardenas, R (1, 6) OBP: 0.325, SLG: 0.447			0-0 1B			0-0 1B		0-0 6-3		3	1	2	0	0	0	1						
Ken Hunt, R (1, 1) OBP: 0.220, SLG: 0.231			0-3 K			0-0 F7		0-0 G4-6-3		2	0	0	0	0	1	2						
Eddie Kasko, R (8, PH) OBP: 0.320, SLG: 0.321										1	0	1	0	0	0	0						
Sherman Jones, L (8, 1) OBP: 0.333, SLG: 0.250										0	0	0	0	0	0	0						
Inning Stats	R: 0 E: 0 K: 0 S: 3	H: 0 LOB: 0 BB: 0 P: 3	R: 0 E: 0 K: 1 S: 5	H: 0 LOB: 0 BB: 0 P: 5	R: 1 E: 0 K: 2 S: 9	H: 3 LOB: 2 BB: 0 P: 9	R: 0 E: 1 K: 0 S: 3	H: 0 LOB: 0 BB: 0 P: 3	R: 0 E: 0 K: 1 S: 6	H: 1 LOB: 1 BB: 0 P: 6	R: 0 E: 0 K: 0 S: 3	H: 0 LOB: 0 BB: 0 P: 3	R: 1 E: 0 K: 1 S: 7	H: 2 LOB: 1 BB: 0 P: 7	R: 0 E: 0 K: 0 S: 4	H: 2 LOB: 1 BB: 0 P: 4	R: 0 E: 0 K: 0 S: 3	H: 0 LOB: 0 BB: 0 P: 3	1B: 7 2B: 1 3B: 0 HR: 0	SF: 0 SAC: 0 DP: 1 HBP: 0	WP: 0 PB: 0 SB: 0 CS: 0	PA: 33
PITCHER Don Cardwell, R (1, 1) ERA: 4.06	IP: 9.0 WLS: W BF: 33 H: 8 R: 2 ER: 2 SO: 5 BB: 0 IBB: 0 HBP: 0 BLK: 0 WP: 0 HR: 0 S: 43 P: 43 ERA: 2.00 WHIP: 0.889															PITCHER						

Batter	1	2	3	4	5	6	7	8	9	AB	R	H	RBI	BB	SO	LOB	BOTTOM					
Al Heist, R (1, 8) OBP: 0.357, SLG: 0.436	0-0 14 1B	4-0 FC5-4		0-0 1B		0-0 F7				3	0	2	0	1	0	0	Cincinnati Reds @ Chicago Cubs Wrigley Field, Chicago, IL Sun Jul 30 1961, 3:33 AM CDT Sunny - 84 F AB 34 R 3 H 10 RBI 3 BB 2 SO 6 LOB 19					
Don Zimmer, R (1, 4) OBP: 0.314, SLG: 0.409	0-0 P4	0-0 FC5-4		0-0 P2				0-0 4-3		4	0	0	0	0	5							
14 Ernie Banks, R (1, 6) OBP: 0.361, SLG: 0.508	0-0 1B	0-0 F7			0-0 P6			0-0 P3		4	0	1	0	0	2							
George Altman, L (1, 9) OBP: 0.381, SLG: 0.626	0-0 F8		0-0 F7		0-0 S			0-0 G3		4	1	1	0	0	2							
Billy Williams, L (1, 7) OBP: 0.348, SLG: 0.482	0-3 K		0-0 P5		0-0 1-H			0-0 4-3		4	0	1	1	0	1	2						
Ron Santo, R (1, 5) OBP: 0.374, SLG: 0.467		0-0 HR	0-3 K		0-3 K			0-0 BB		4	1	2	0	0	2	1						
Sammy Taylor, L (1, 2) OBP: 0.341, SLG: 0.448		0-0 P2		0-0 1B		0-0 4-3		0-0 P5		4	0	1	0	0	3							
Ed Bouchee, L (1, 3) OBP: 0.381, SLG: 0.449		0-0 1-H		0-0 P6		0-3 K		0-0 1-2		3	1	1	2	1	1	1						
Don Cardwell, R (1, 1) OBP: 0.188, SLG: 0.295		0-0 FC5-4		0-0 P4		0-3 K		0-3 K		4	0	1	0	0	2	3						
Inning Stats	R: 0 E: 0 K: 1 S: 7	H: 2 LOB: 2 BB: 0 P: 7	R: 2 E: 0 K: 0 S: 6	H: 3 LOB: 2 BB: 1 P: 10	R: 0 E: 0 K: 1 S: 5	H: 0 LOB: 0 BB: 0 P: 5	R: 0 E: 0 K: 0 S: 5	H: 2 LOB: 2 BB: 0 P: 5	R: 1 E: 0 K: 1 S: 7	H: 2 LOB: 1 BB: 0 P: 7	R: 0 E: 0 K: 2 S: 7	H: 0 LOB: 0 BB: 0 P: 7	R: 0 E: 0 K: 0 S: 3	H: 0 LOB: 0 BB: 0 P: 3	R: 0 E: 0 K: 1 S: 6	H: 1 LOB: 2 BB: 1 P: 10	R: 0 E: 0 K: 0 S: 6	H: 0 LOB: 0 BB: 0 P: 3	1B: 8 2B: 1 3B: 0 HR: 1	SF: 0 SAC: 0 DP: 0 HBP: 0	WP: 0 PB: 0 SB: 1 CS: 0	PA: 36
PITCHER Ken Hunt, R (1, 1) ERA: 3.5	IP: 7.0 WLS: L BF: 31 H: 9 R: 3 ER: 3 SO: 3 BB: 1 IBB: 0 HBP: 0 BLK: 0 WP: 0 HR: 1 S: 44 P: 44 ERA: 3.86 WHIP: 1.429															PITCHER						
Sherman Jones, R (8, 1) ERA: 4.5	IP: 1.0 WLS: L BF: 5 H: 1 R: 0 ER: 0 SO: 1 BB: 0 IBB: 0 HBP: 0 BLK: 0 WP: 0 HR: 0 S: 6 P: 10 ERA: 0.00 WHIP: 2.000															PITCHER						


Cincinnati Reds @ Chicago Cubs
 Wrigley Field, Chicago, IL
 Sun Jul 30 1961, 3:33 AM CDT
 Sunny - 84 F

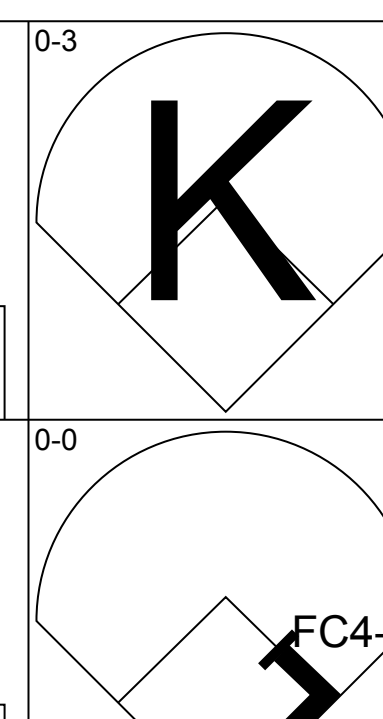
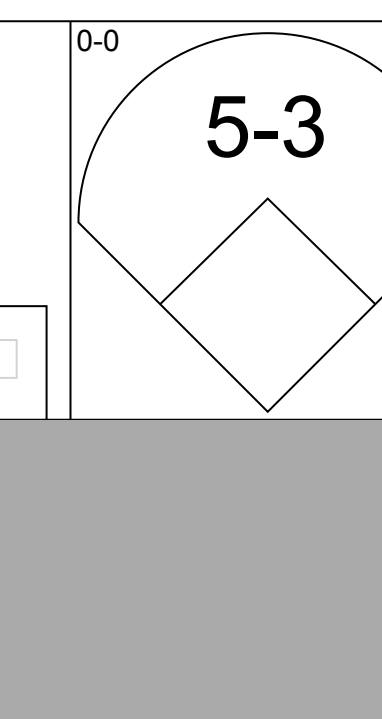
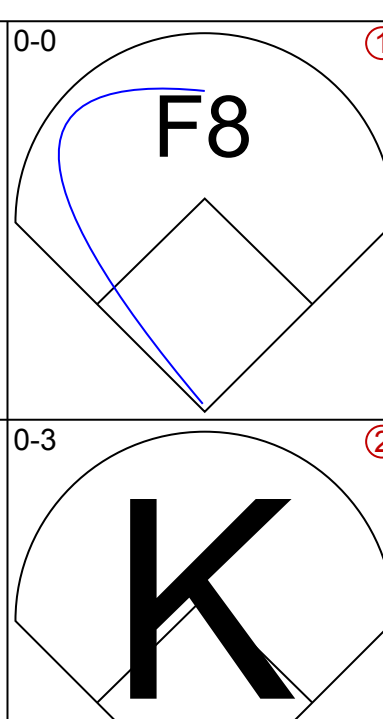
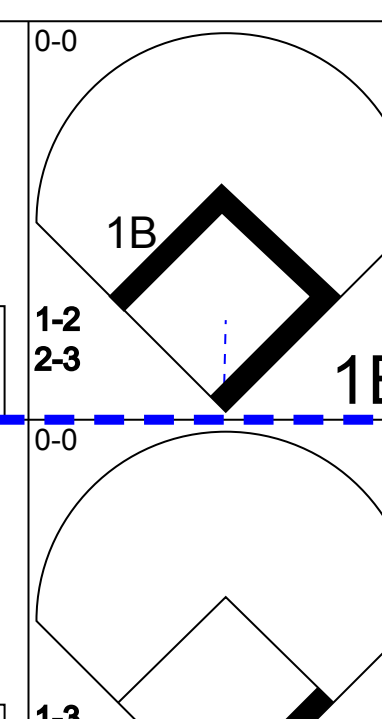
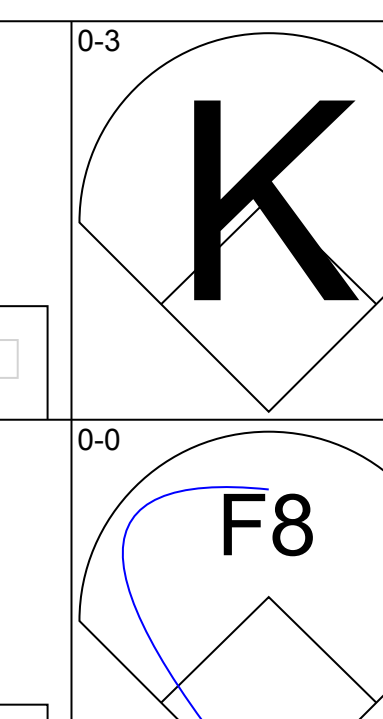
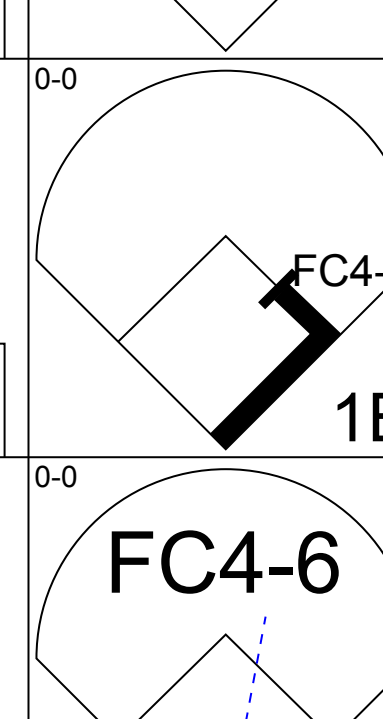
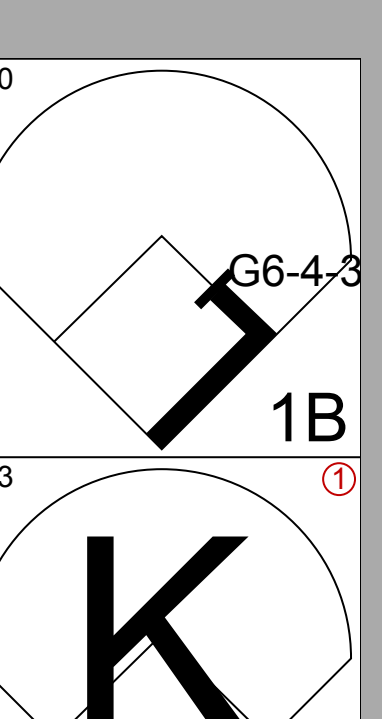
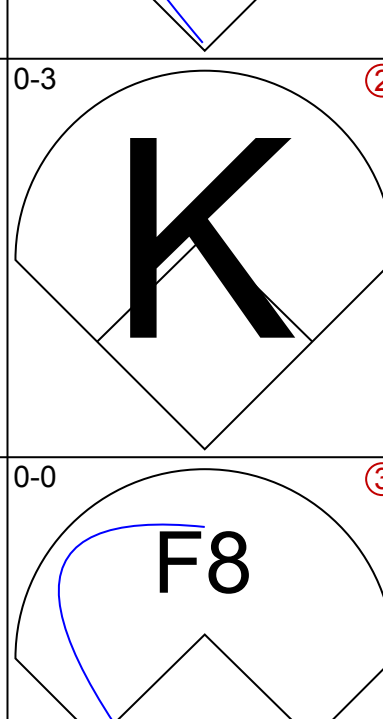
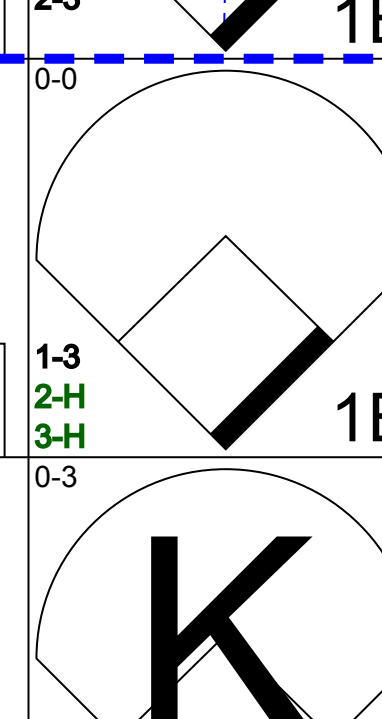
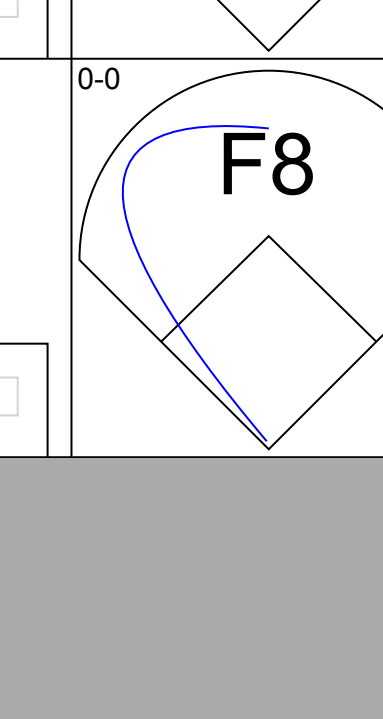
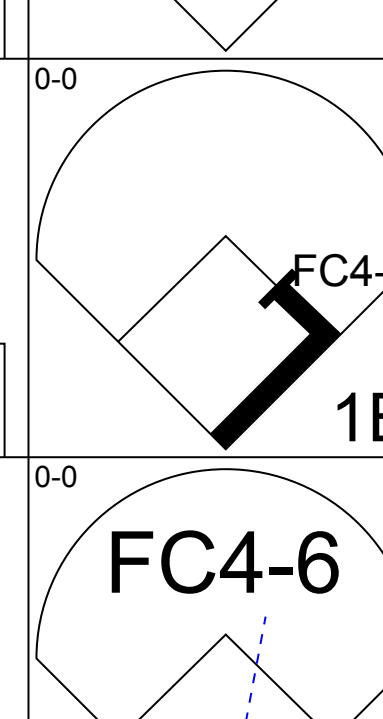
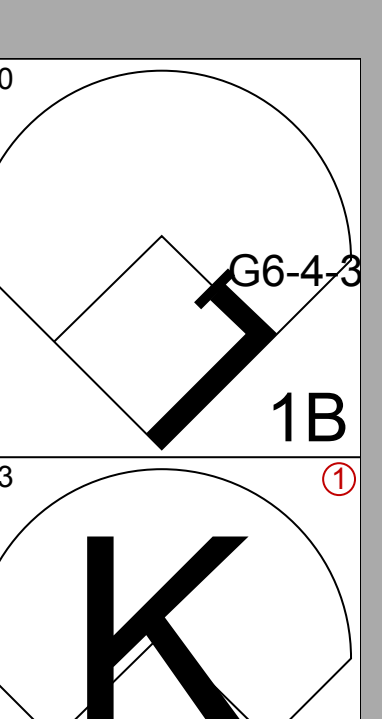
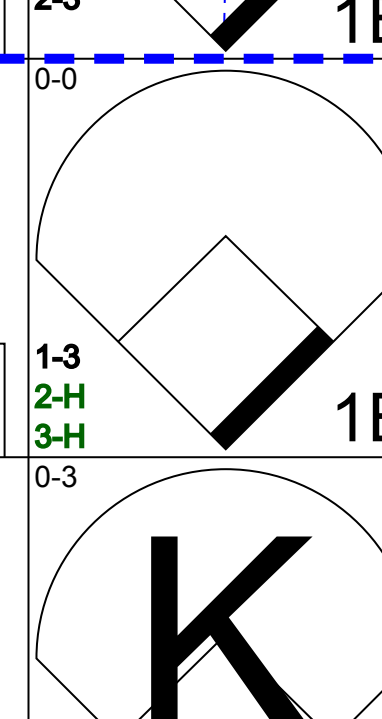
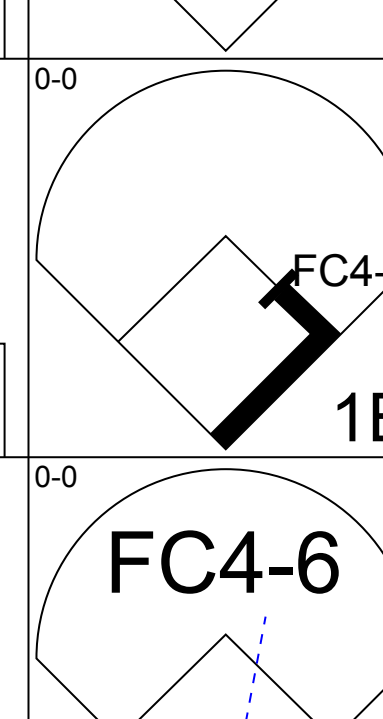
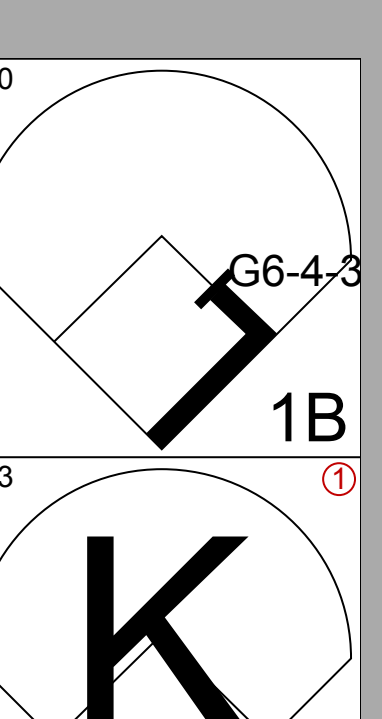
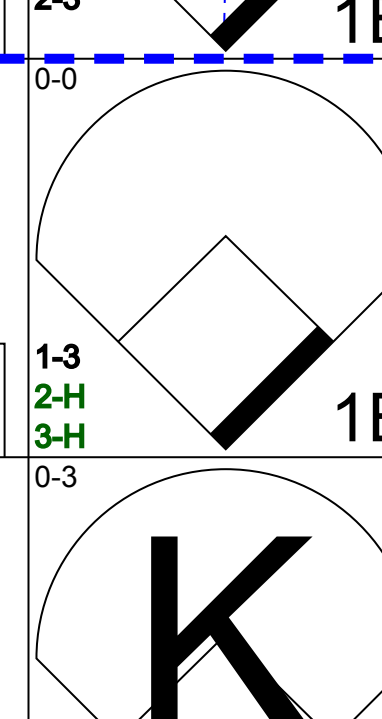
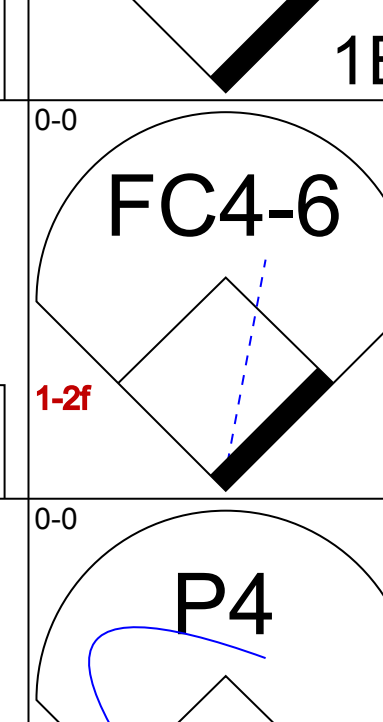
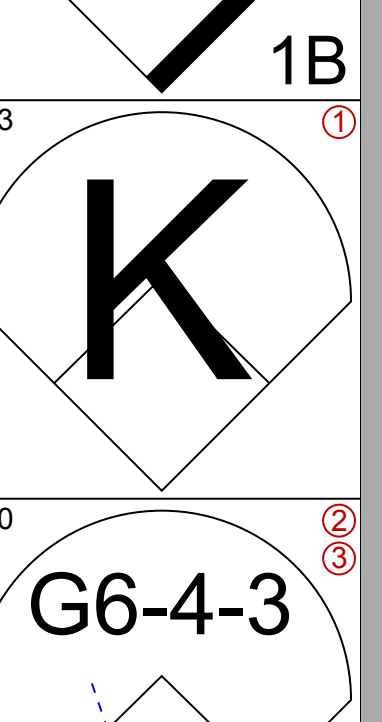
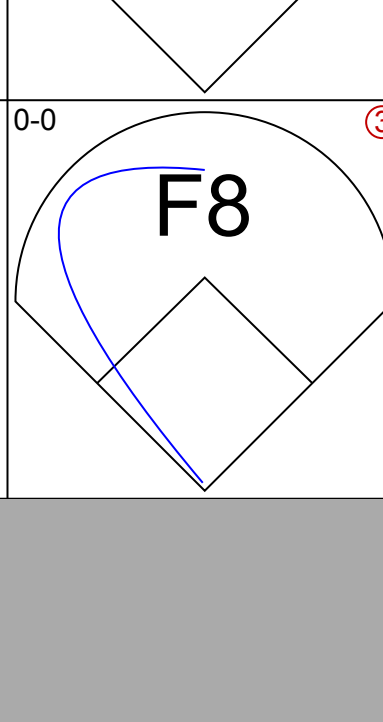
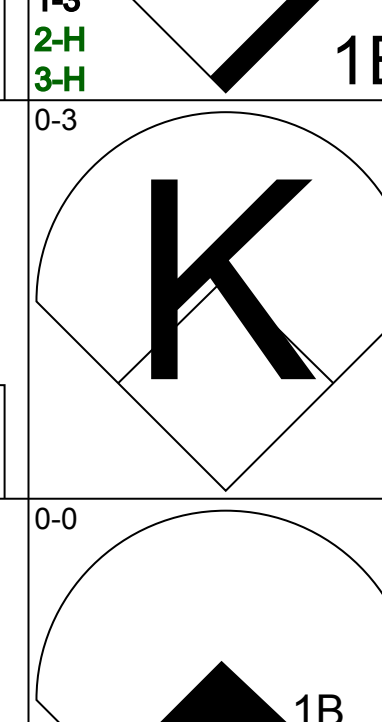
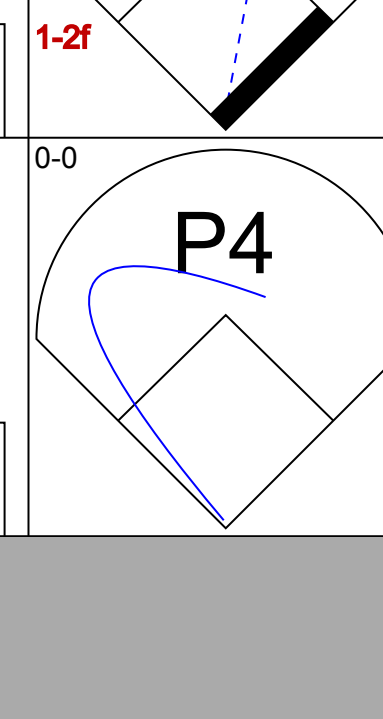
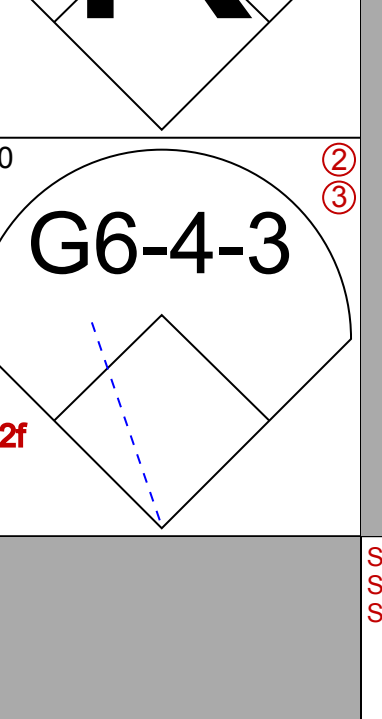
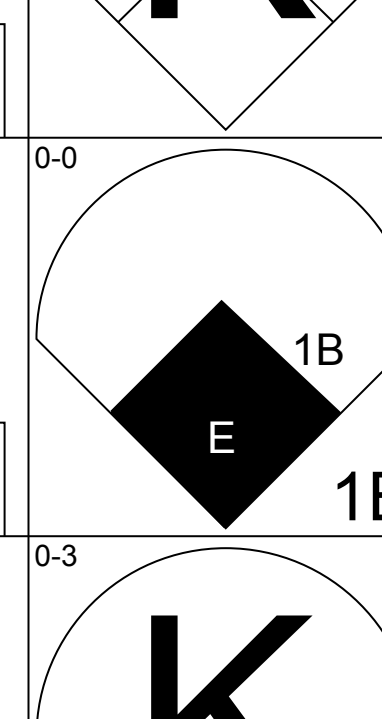
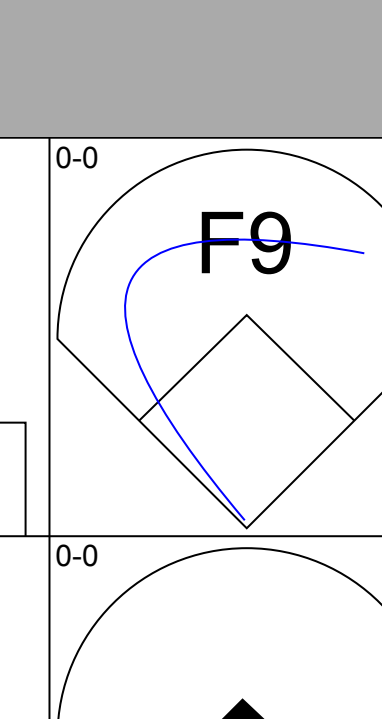
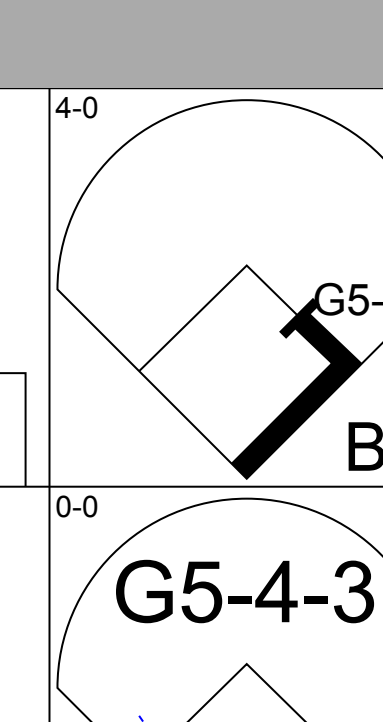
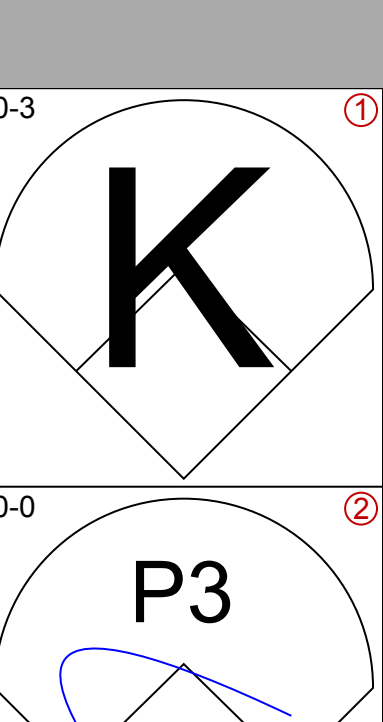
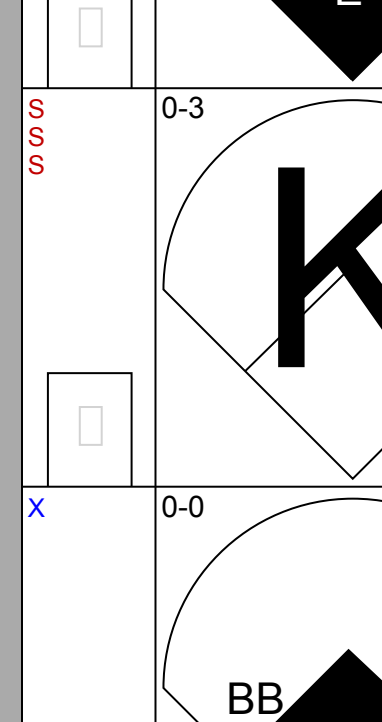
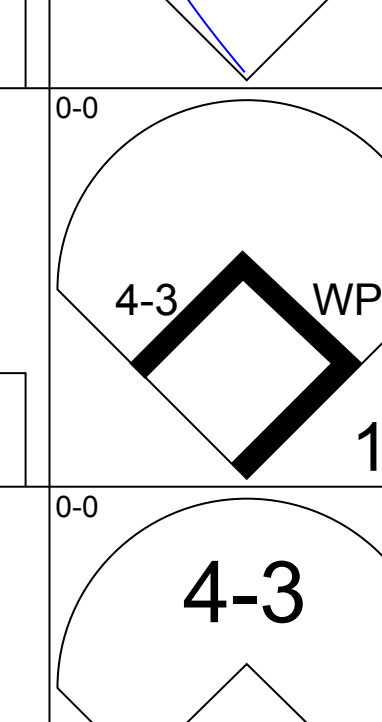
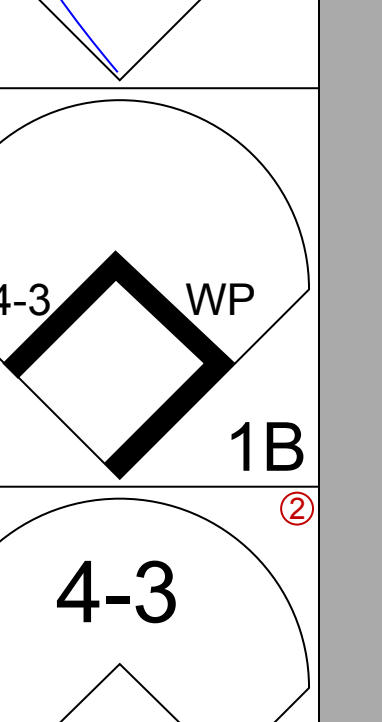
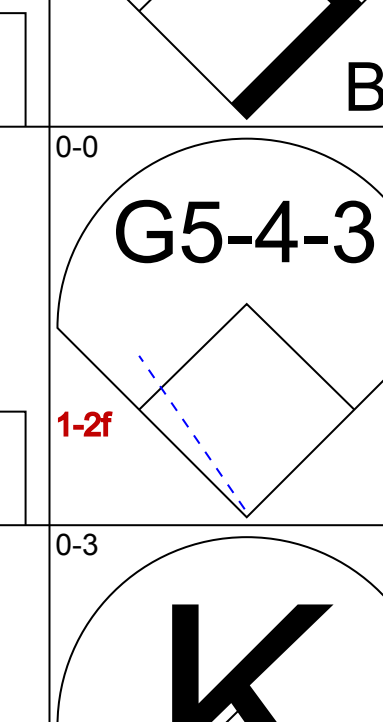
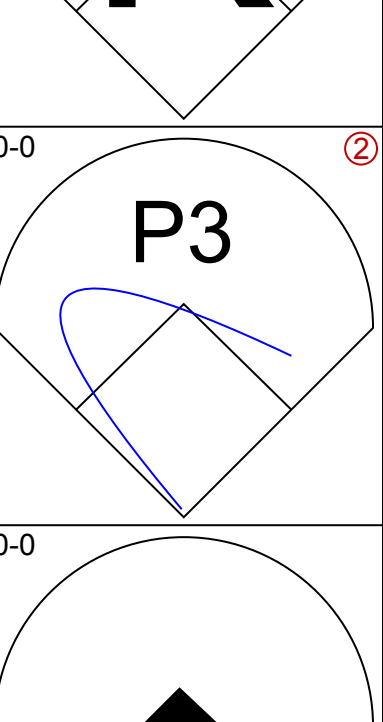
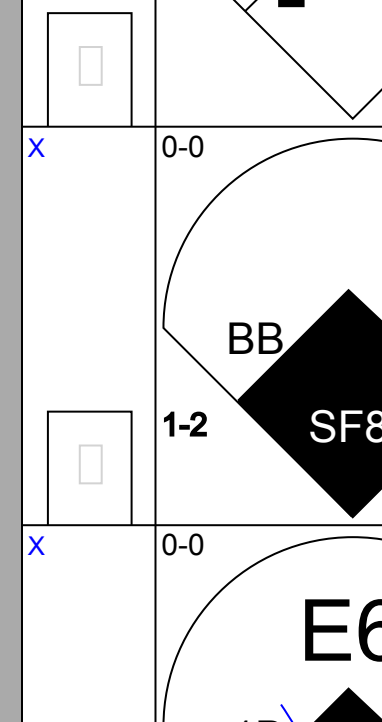
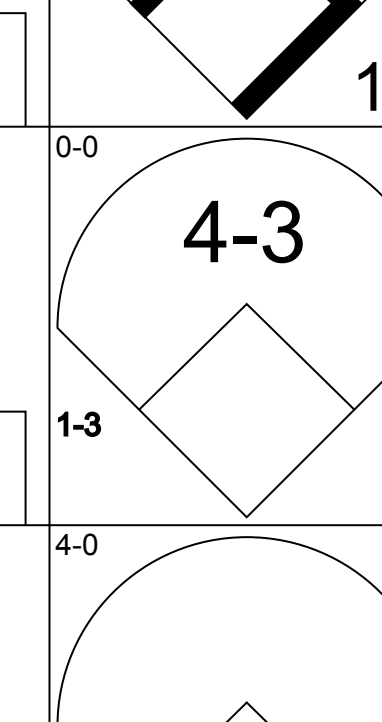
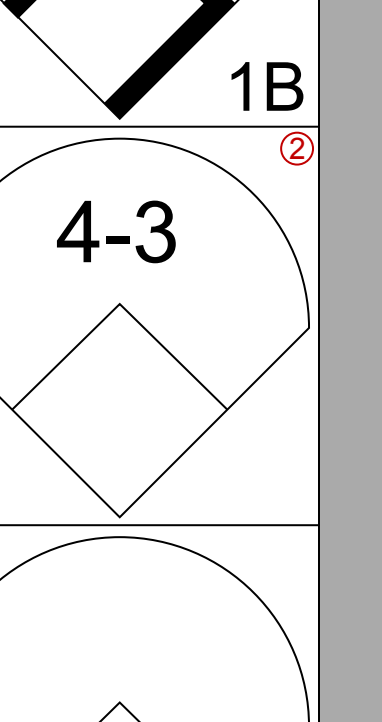
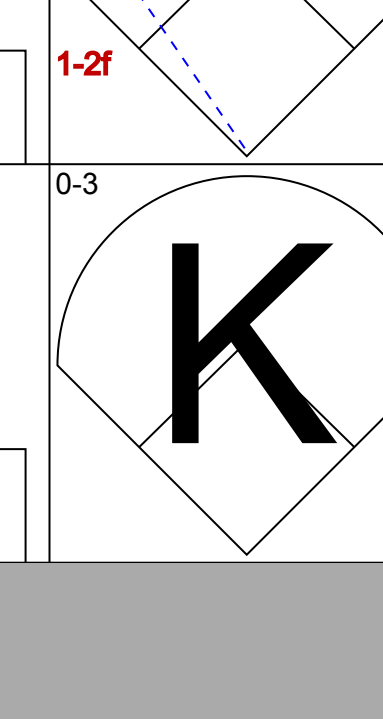
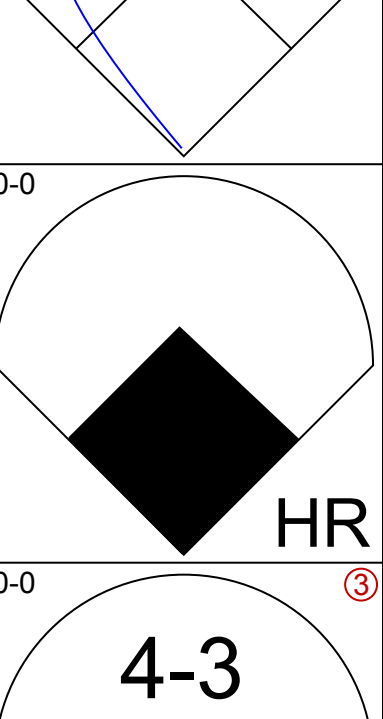
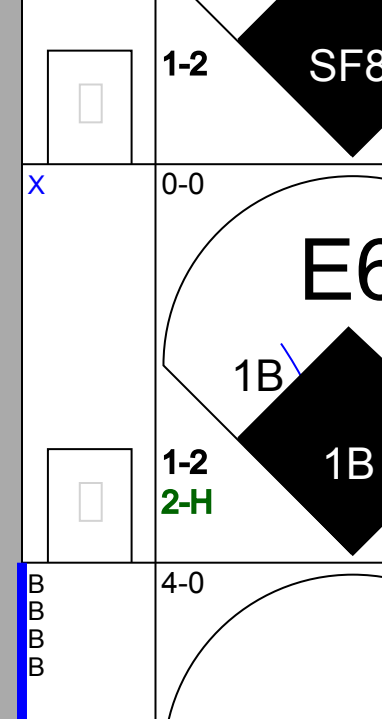
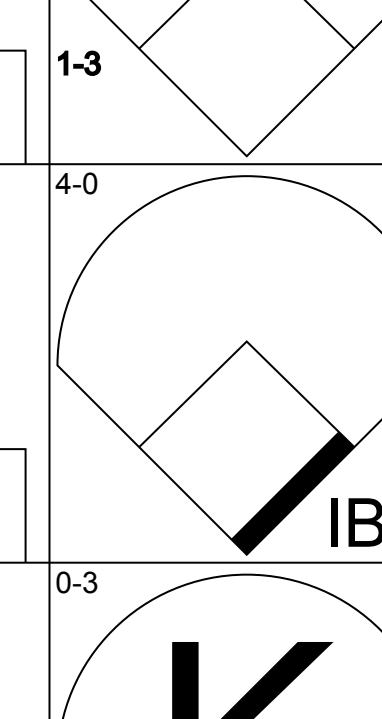
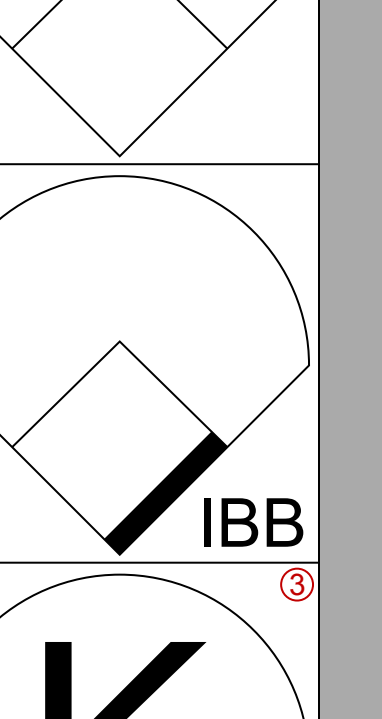
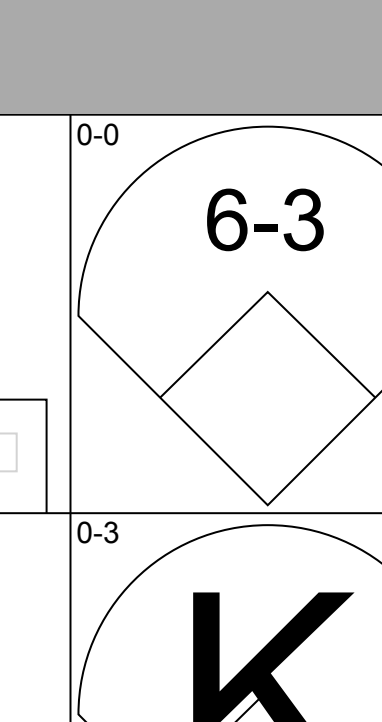
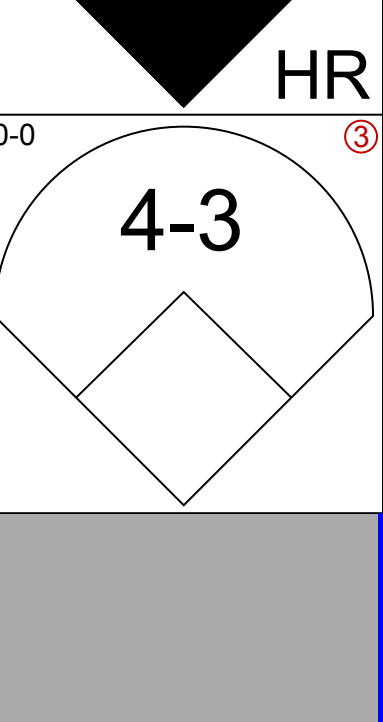
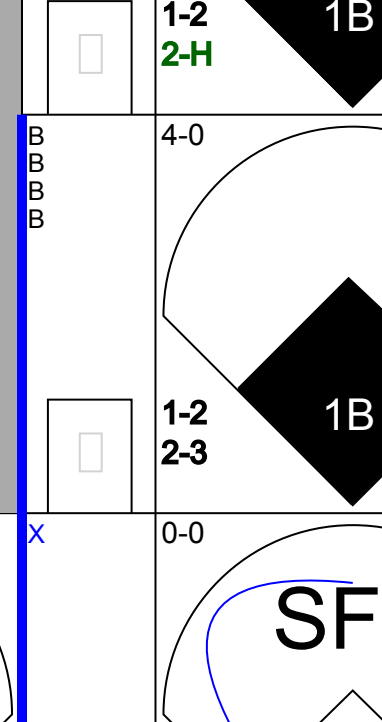
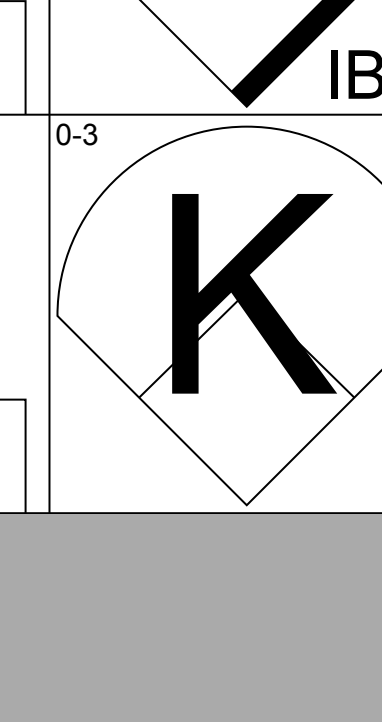
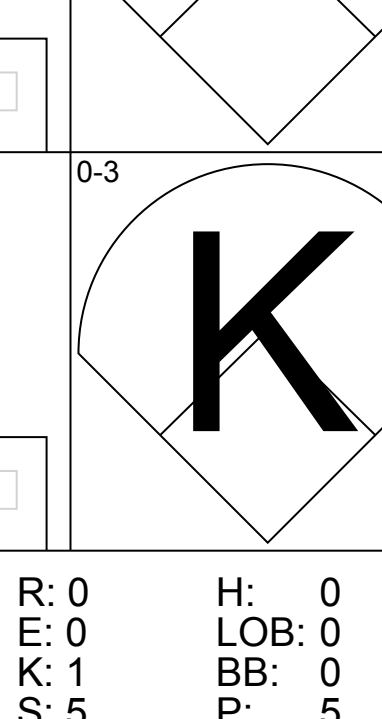
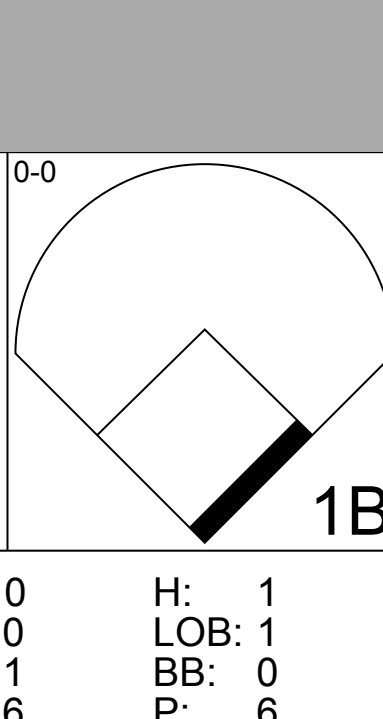
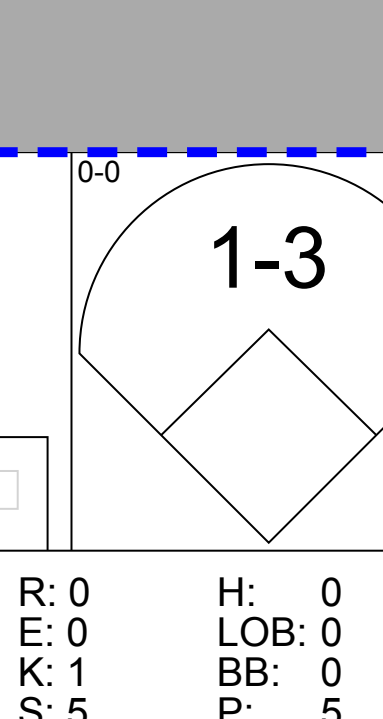
AB 33
R 2
H 8
RBI 2
BB 0
SO 5
LOB 7

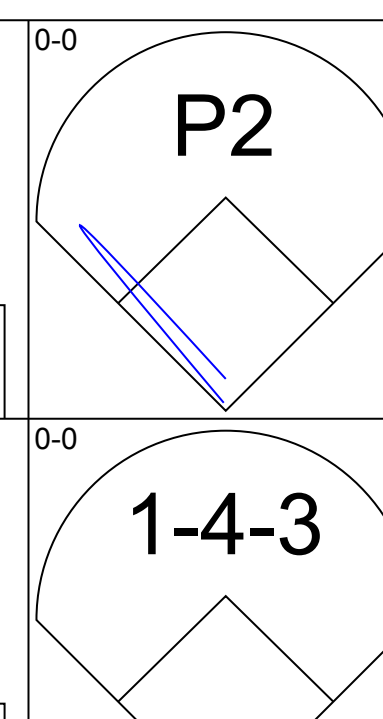
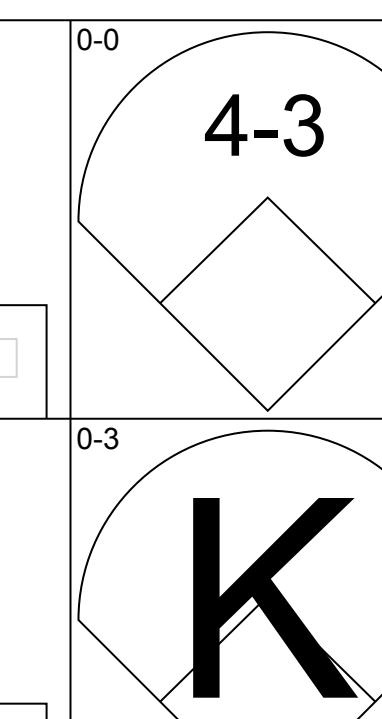
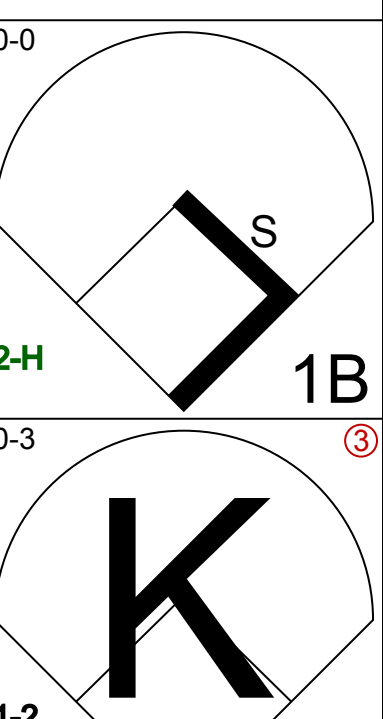
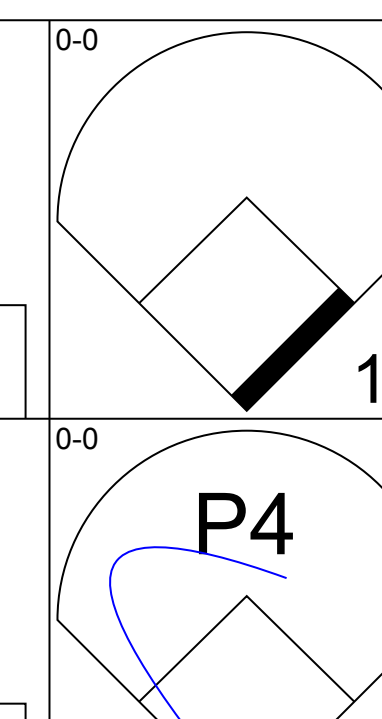
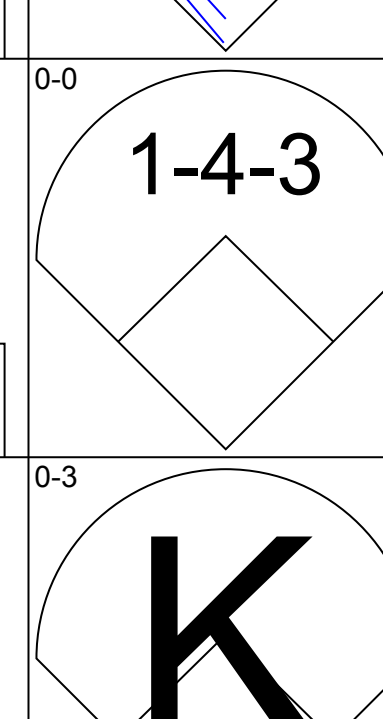
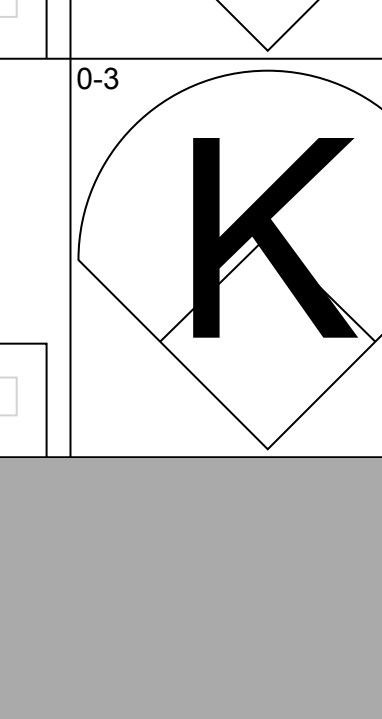
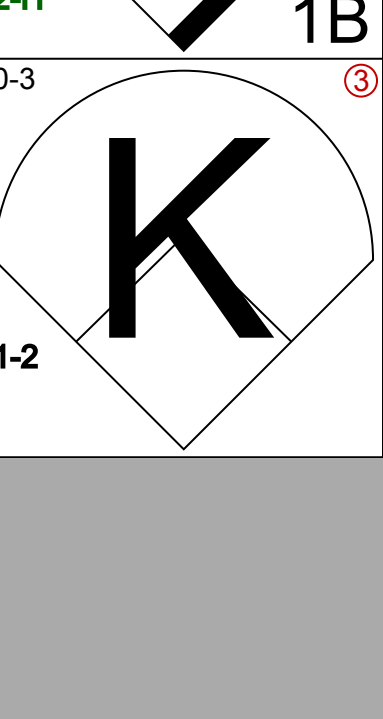
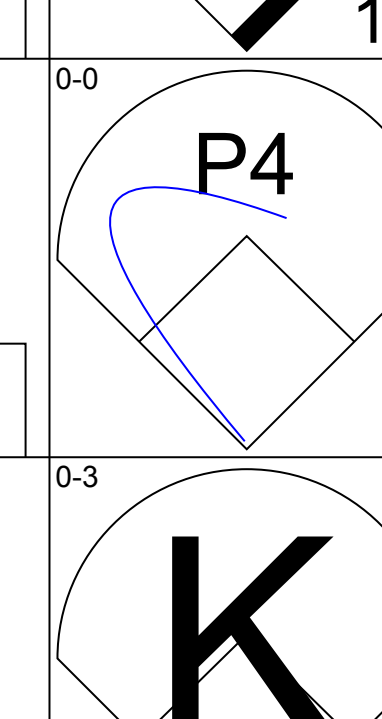
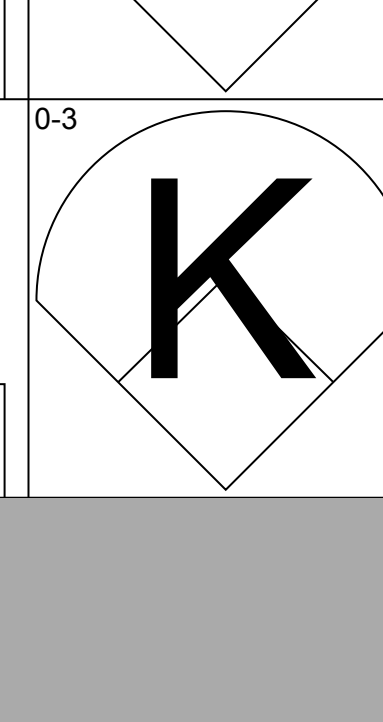
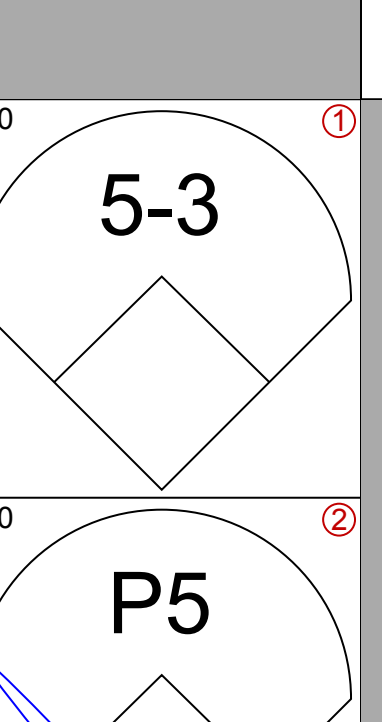
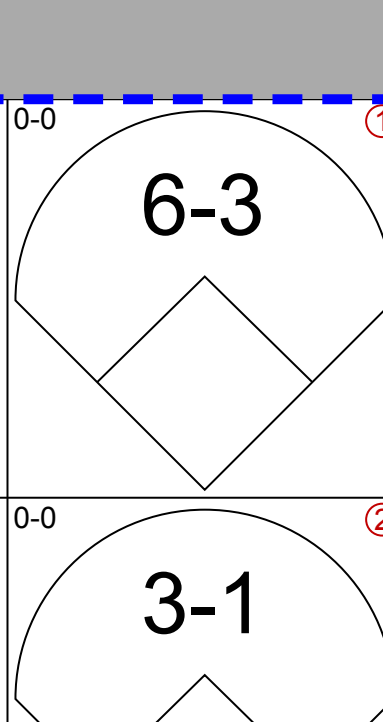
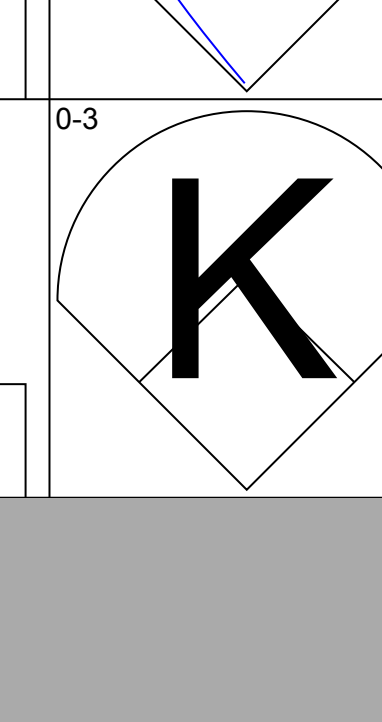
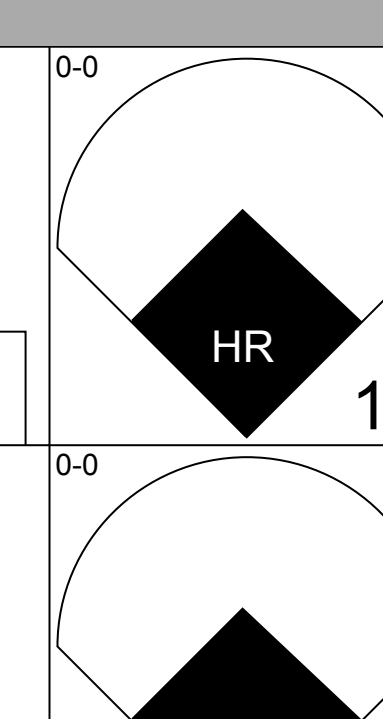
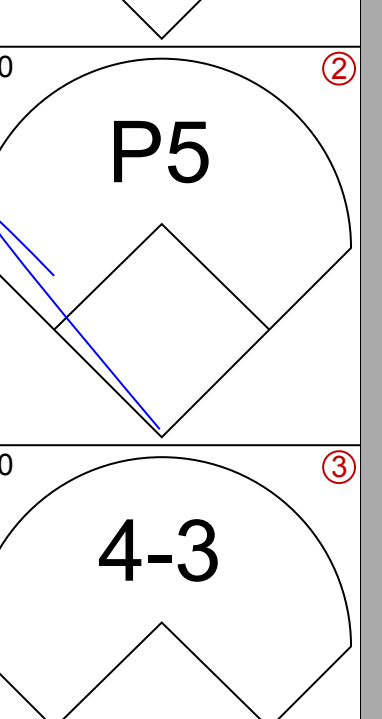
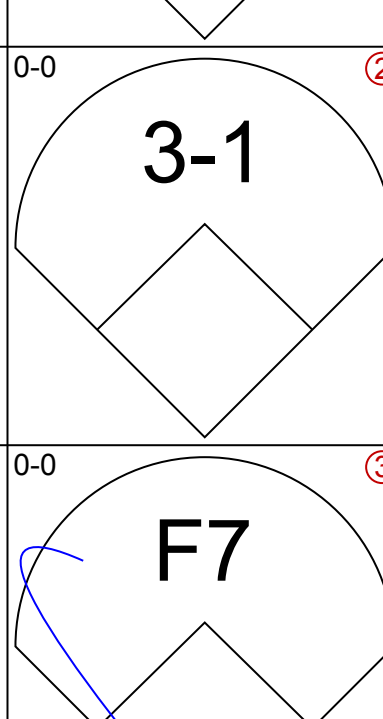
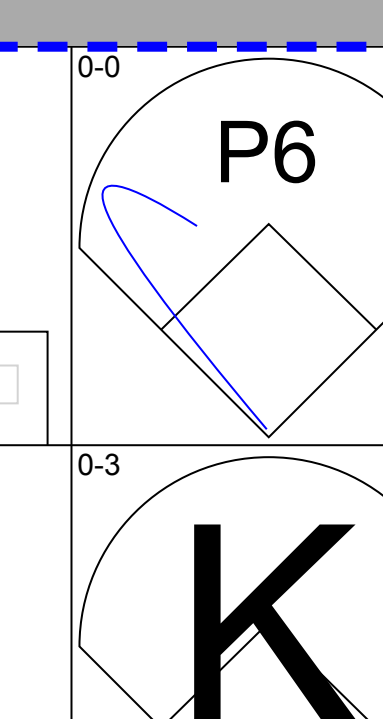
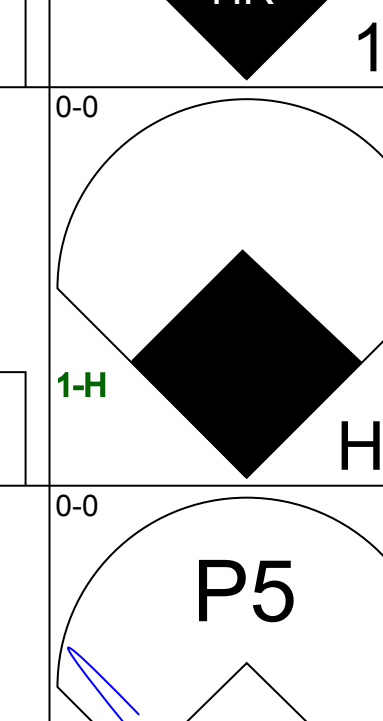
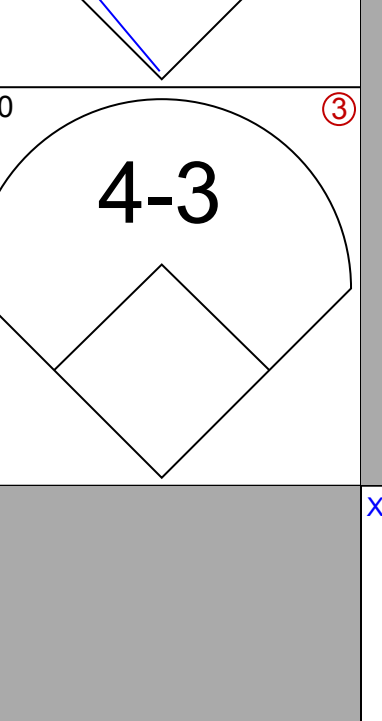
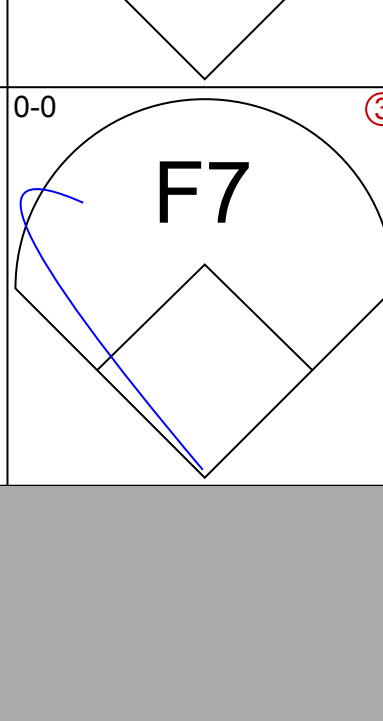
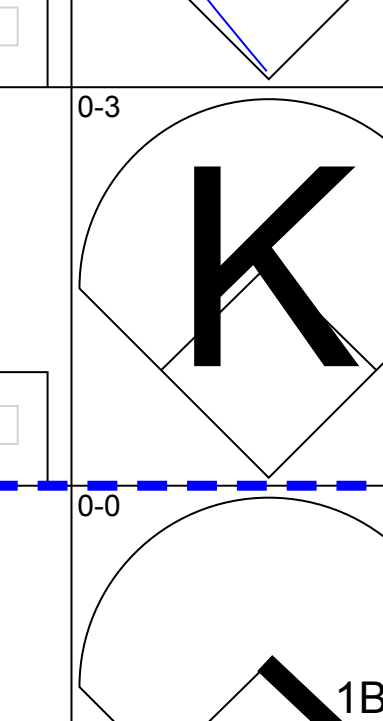
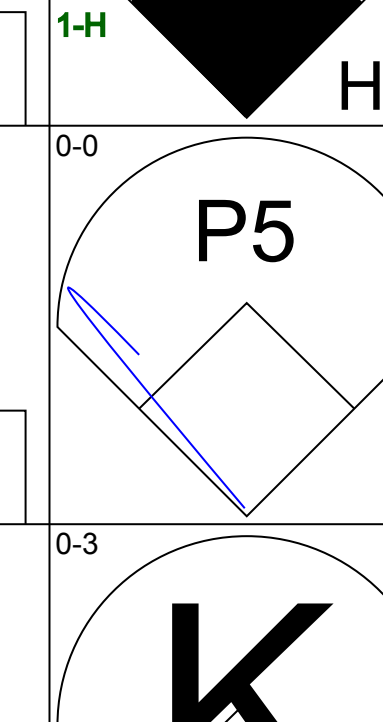
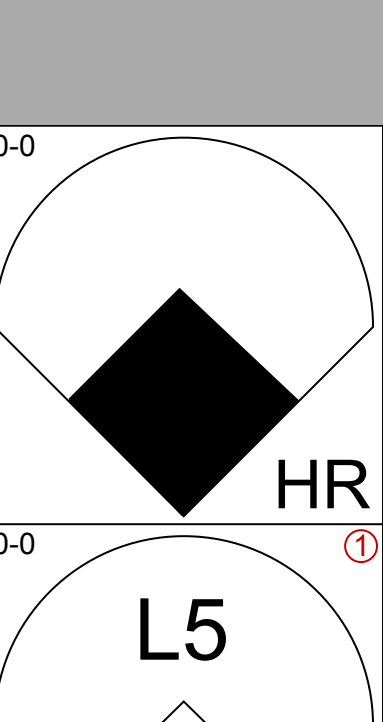
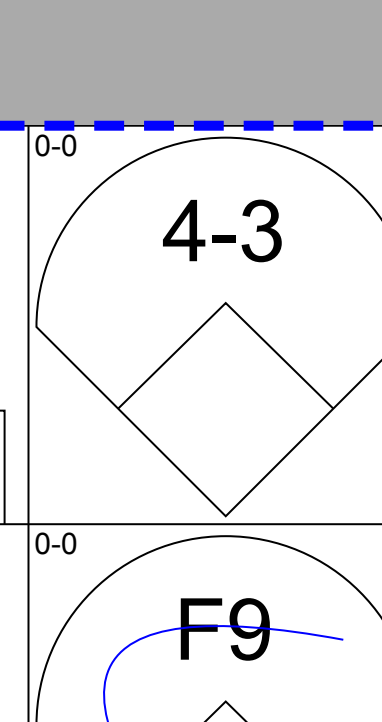
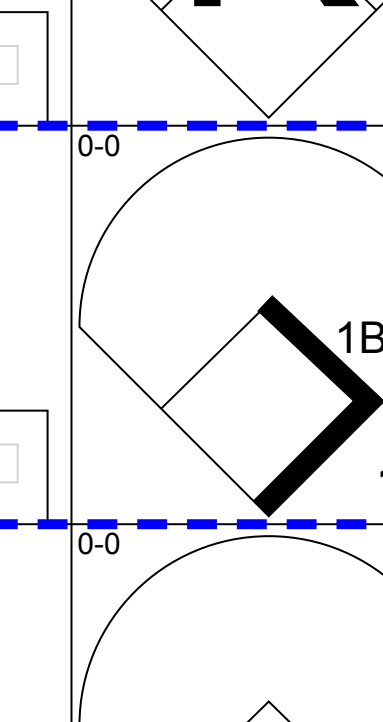
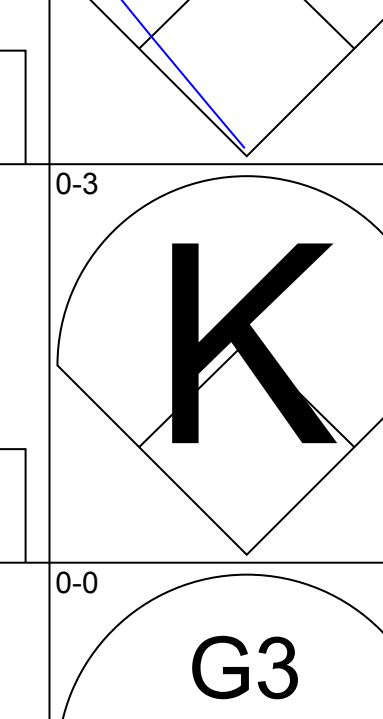
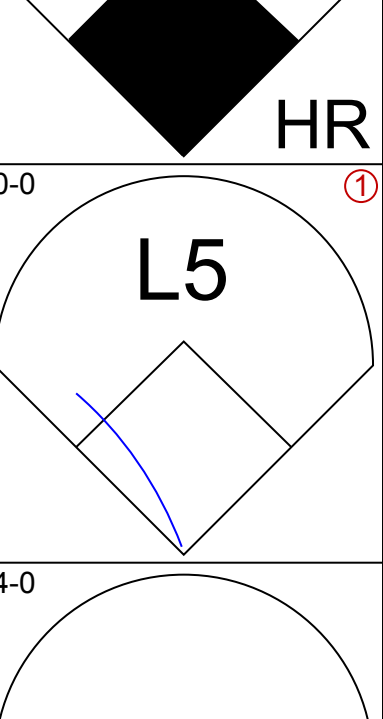
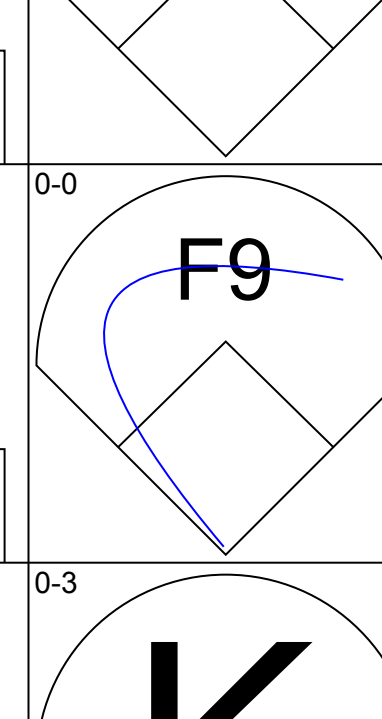
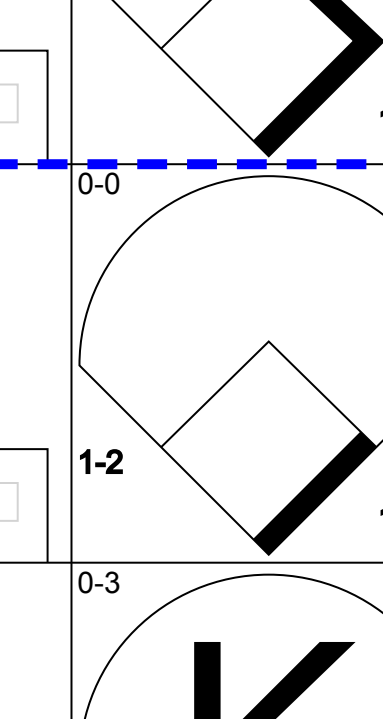
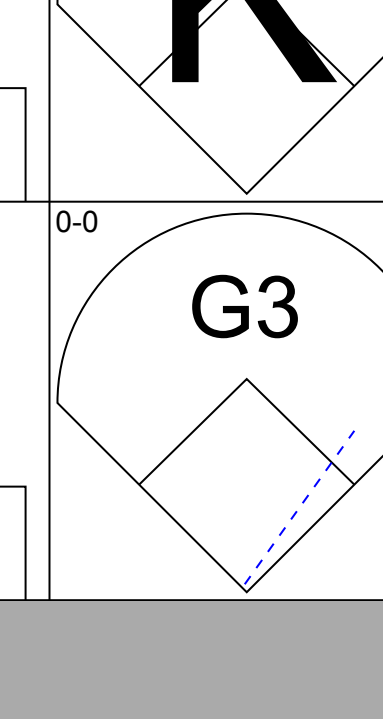
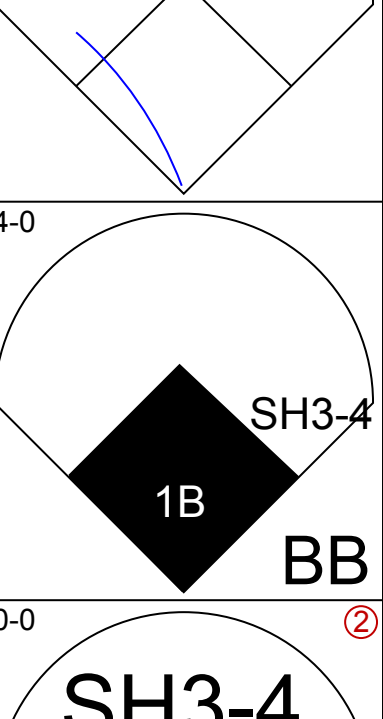
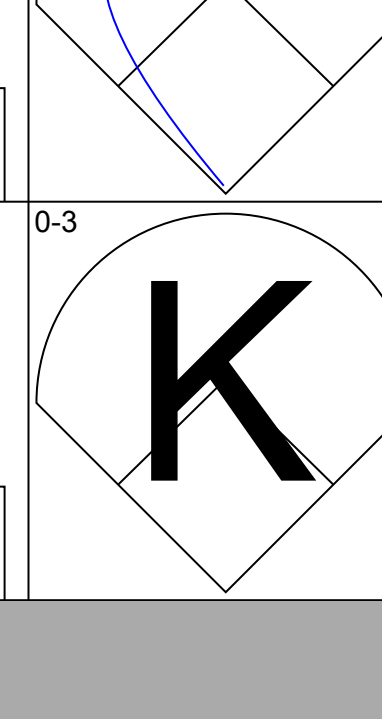
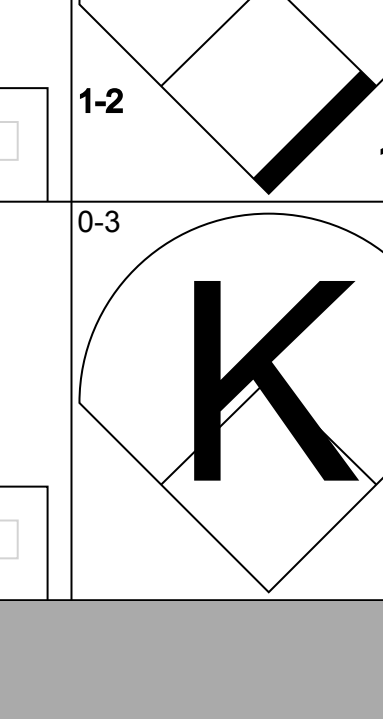
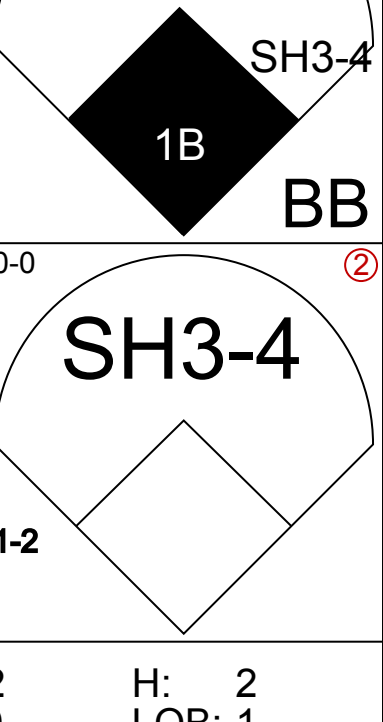
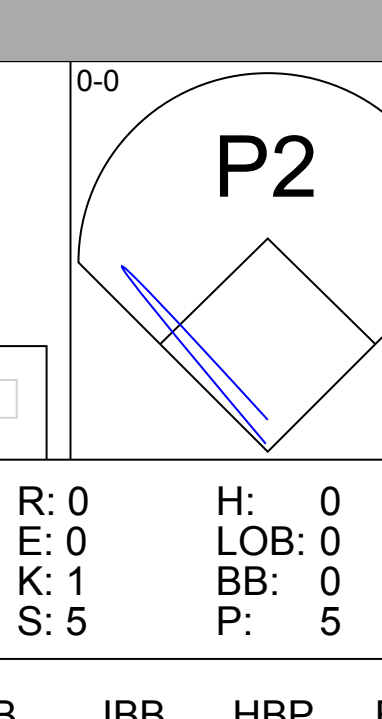
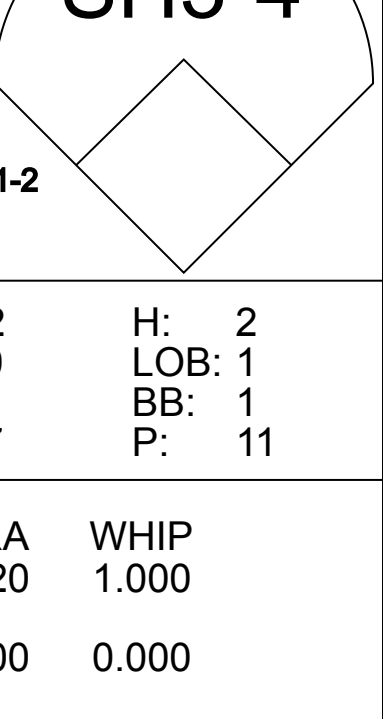
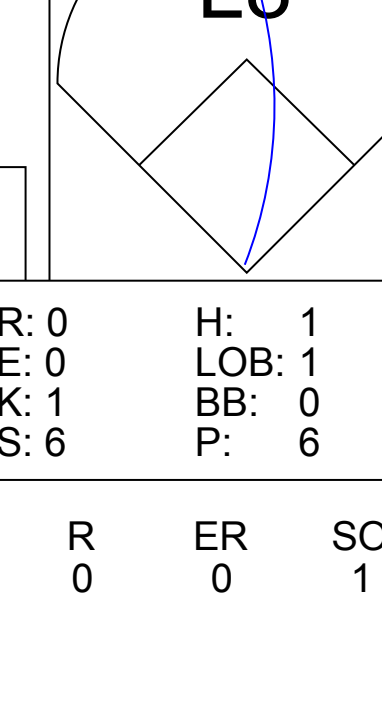


Cincinnati Reds @ Chicago Cubs
 Wrigley Field, Chicago, IL
 Sun Jul 30 1961, 3:33 AM CDT
 Sunny - 84 F

AB 34
R 3
H 10
RBI 3
BB 2
SO 6
LOB 19



Batter	1	2	3	4	5	6	7	8	9	AB	R	H	RBI	BB	SO	LOB	TOP										
Elio Chacon, R (1,4) OBP: 0.450, SLG: 0.375										5	0	1	0	0	2	1	Cincinnati Reds @ Chicago Cubs Wrigley Field, Chicago, IL Sun Jul 30 1961, 3:38 AM CDT Att: 29,929 - Sunny - 84 F										
Leo Cardenas, R (1,6) OBP: 0.333, SLG: 0.453										3	0	2	0	0	1	1											
Jerry Lynch, L (7,PH) OBP: 0.408, SLG: 0.670										1	0	1	2	0	0	0											
Johnny Edwards, L (7,2) OBP: 0.286, SLG: 0.283										1	0	0	0	0	0	0											
Vada Pinson, L (1,8) OBP: 0.356, SLG: 0.454										4	0	0	0	0	2	5											
Frank Robinson, R (1,9) OBP: 0.419, SLG: 0.685										4	1	1	0	0	0	2											
Wally Post, R (1,7) OBP: 0.359, SLG: 0.564										3	0	1	0	1	2	1											
Gene Freese, R (1,5) OBP: 0.324, SLG: 0.504										4	1	1	0	0	0	2											
Gordy Coleman, L (1,3) OBP: 0.342, SLG: 0.533										3	2	1	1	1	1	1											
Jerry Zimmerman, R (1,2) OBP: 0.227, SLG: 0.150										2	0	0	0	0	0	0											
Pete Whisenant, R (7,PH) OBP: 0.174, SLG: 0.136										0	1	0	0	1	0	0											
Jim Brosnan, R (7,1) OBP: 0.197, SLG: 0.093										0	0	0	0	0	1	2											
Bill Henry, L (9,1) OBP: 0.127, SLG: 0.029										0	0	0	0	0	0	0											
Sherman Jones, L (9,1) OBP: 0.233, SLG: 0.220										0	0	0	0	0	0	0											
Jim O'Toole, L (9,1) OBP: 0.233, SLG: 0.220										0	0	0	0	0	0	0											
Ken Johnson, R (1,1) OBP: 0.250, SLG: 0.250										1	0	0	0	0	1	0											
Dick Gemert, R (6,PH) OBP: 0.326, SLG: 0.333										1	0	1	0	0	0	0											
Jim Maloney, L (6,1) OBP: 0.400, SLG: 0.500										0	0	0	0	0	0	0											
Eddie Kasko, R (7,PH) OBP: 0.318, SLG: 0.320										1	0	0	1	0	0	0											
Inning Stats	R: 0 E: 0 K: 1 S: 6	H: 1 LOB: 1 BB: 0 P: 6	R: 0 E: 0 K: 1 S: 4	H: 0 LOB: 0 BB: 1 P: 8	R: 0 E: 0 K: 1 S: 5	H: 0 LOB: 0 BB: 0 P: 5	R: 0 E: 0 K: 1 S: 5	H: 1 LOB: 0 BB: 0 P: 5	R: 1 E: 0 K: 1 S: 6	H: 1 LOB: 0 BB: 0 P: 6	R: 0 E: 0 K: 1 S: 6	H: 1 LOB: 1 BB: 0 P: 6	R: 4 E: 1 K: 2 S: 12	H: 4 LOB: 2 BB: 1 P: 16	R: 0 E: 0 K: 1 S: 6	H: 1 LOB: 0 BB: 0 P: 10	R: 0 E: 0 K: 1 S: 5	H: 0 LOB: 0 BB: 0 P: 5	1B: 8 2B: 0 3B: 0 HR: 1	SF: 1 SAC: 0 DP: 2 HBP: 0	WP: 1 PB: 0 SB: 0 CS: 0	PA: 38					
PITCHER	IP	WLS	BF	H	R	ER	SO	BB	IBB	HBP	BLK	WP	HR	S	P	ERA	WHIP										
Jim Brewer, L (1,1) ERA: 6.52	6.2	L	28	7	5	1	7	2	0	0	0	0	1	40	48	1.35	1.350										
Bob Anderson, R (7,1) ERA: 4.14	1.1		7	2	0	0	2	0	1	0	0	1	0	10	14	0.00	1.500										
Don Elston, R (9,1) ERA: 5.96	1.0		3	0	0	0	1	0	0	0	0	0	0	5	5	0.00	0.000										


Batter	1	2	3	4	5	6	7	8	9	AB	R	H	RBI	BB	SO	LOB	BOTTOM										
Al Heist, R (1,8) OBP: 0.359, SLG: 0.437										4	0	2	1	0	0	0	Cincinnati Reds @ Chicago Cubs Wrigley Field, Chicago, IL Sun Jul 30 1961, 3:38 AM CDT Att: 29,929 - Sunny - 84 F										
Don Zimmer, R (1,4) OBP: 0.310, SLG: 0.404										4	0	0	0	0	2	2											
14 Ernie Banks, R (1,6) OBP: 0.357, SLG: 0.502										4	0	0	0	0	2	1											
George Altman, L (1,9) OBP: 0.379, SLG: 0.621										4	1	1	0	0	0	0											
Billy Williams, L (1,7) OBP: 0.347, SLG: 0.489										4	1	1	2	0	1	0											
Ron Santo, R (1,5) OBP: 0.376, SLG: 0.475										4	1	2	1	0	0	0											
Dick Bertell, R (1,2) OBP: 0.309, SLG: 0.330										3	0	0	0	0	1	0											
Bob Will, L (9,PH) OBP: 0.365, SLG: 0.349										0	0	0	0	0	0	0											
Jim McAnany, R (9,PH) OBP: 1.000, SLG: 1.000										1	0	1	0	0	0	0											
Ed Bouchee, L (1,3) OBP: 0.381, SLG: 0.446										2	1	0	0	1	1	0											
Jerry Kindall, R (9,PH) OBP: 0.306, SLG: 0.456										1	0	0	0	0	1	2											
Jim Brewer, L (1,1) OBP: 0.250, SLG: 0.100										1	0	0	0	0	0	0											
Bob Anderson, R (7,1) OBP: 0.174, SLG: 0.136										0	0	0	0	0	0	0											
Richie Ashburn, L (6,PH) OBP: 0.353, SLG: 0.270										1	0	0	0	0	0	0											
Don Elston, R (9,1) OBP: 0.222, SLG: 0.222										0	0	0	0	0	0	0											
Inning Stats	R: 0 E: 0 K: 1 S: 5	H: 0 LOB: 0 BB: 0 P: 5	R: 2 E: 0 K: 1 S: 7	H: 2 LOB: 0 BB: 0 P: 7	R: 0 E: 0 K: 1 S: 5	H: 0 LOB: 0 BB: 0 P: 5	R: 0 E: 0 K: 0 S: 3	H: 0 LOB: 0 BB: 0 P: 3	R: 2 E: 0 K: 1 S: 7	H: 2 LOB: 1 BB: 1 P: 11	R: 0 E: 0 K: 0 S: 3	H: 0 LOB: 0 BB: 0 P: 3	R: 0 E: 0 K: 1 S: 5	H: 0 LOB: 0 BB: 0 P: 5	R: 0 E: 0 K: 1 S: 6	H: 1 LOB: 1 BB: 0 P: 6	R: 0 E: 0 K: 2 S: 9	H: 2 LOB: 2 BB: 0 P: 9	1B: 5 2B: 0 3B: 0 HR: 2	SF: 0 SAC: 1 DP: 0 HBP: 0	WP: 0 PB: 0 SB: 1 CS: 0	PA: 35					
PITCHER	IP	WLS	BF	H	R	ER	SO	BB	IBB	HBP	BLK	WP	HR	S	P	ERA	WHIP										
Ken Johnson, R (1,1) ERA: 6.85	5.0		20	4	4	4	4	0	0	0	0	0	0	27	31	7.20	1.000										
Jim Maloney, R (6,1) ERA: 4.5	1.0	W	3	0	0	0	0	0	0	0	0	0	0	3	3	0.00	0.000										
Jim Brosnan, R (7,1) ERA: 3.0	2.0		7	1	0	0	2	0	0	0	0	0	0	11	11	0.00	0.500										
Bill Henry, L (9,1) ERA: 2.8	0.2		2	0	0	0	1	0	0	0	0	0	0	4	4	0.00	0.000										
Sherman Jones, R (9,1) ERA: 4.5	0.0		1	1	0	0	0	0	0	0	0	0	0	1	1	∞	∞										

AB	34
R	5
H	9
RBI	4
BB	3
SO	10
LOB	15



WP	0
PB	0
SB	1
CS	0
PA	35



Batter	1	2	3	4	5	6	7	8	9	AB	R	H	RBI	BB	SO	LOB	TOP					
Mack Jones, L OBP: 0.316, SLG: 0.318 (1, 8)	K	FC6-4			F7		FC3-6		1-3	5	0	0	0	0	1	4						
Frank Bolling, R OBP: 0.351, SLG: 0.430 (1, 4)	5-3		F5			1B BB	5-3		K	4	1	0	0	1	1	1						
Eddie Mathews, L OBP: 0.390, SLG: 0.532 (1, 5)			3-1				F8		SH1-4 1B	3	1	1	0	1	0	1						
Hank Aaron, R OBP: 0.374, SLG: 0.617 (1, 9)	6-3		F8				E8 1B		SH1-4 BB	3	1	0	0	1	0	2						
Joe Adcock, R OBP: 0.330, SLG: 0.486 (1, 3)		HBP 1B			K				SH1-4	3	0	2	1	0	1	0						
Frank Thomas, R OBP: 0.364, SLG: 0.509 (1, 7)		HBP HBP			L6		K		E7 1B	3	1	1	2	0	1	2						
Joe Torre, R OBP: 0.339, SLG: 0.483 (1, 2)			F9		L5		F8		G4-6-3 1B	4	0	1	1	0	0	4						
Roy McMillan, R OBP: 0.317, SLG: 0.289 (1, 6)						5-3			G4-6-3 1B	3	0	1	0	0	0	1						
Carl Willey, R OBP: 0.029, SLG: 0.029 (1, 1)	K				4-3		F3		K	4	0	0	0	0	2	4						
Inning Stats	R: 0 E: 0 K: 1 S: 5	H: 0 LOB: 1 BB: 1 P: 9	R: 0 E: 0 K: 1 S: 6	H: 1 LOB: 3 BB: 0 P: 8	R: 0 E: 0 K: 0 S: 3	H: 0 LOB: 0 BB: 0 P: 3	R: 0 E: 0 K: 1 S: 5	H: 0 LOB: 0 BB: 0 P: 5	R: 0 E: 0 K: 0 S: 3	H: 0 LOB: 0 BB: 0 P: 3	R: 1 E: 1 K: 1 S: 7	H: 1 LOB: 2 BB: 1 P: 11	R: 0 E: 0 K: 0 S: 4	H: 1 LOB: 1 BB: 0 P: 4	R: 3 E: 1 K: 0 S: 5	H: 3 LOB: 0 BB: 1 P: 9	R: 0 E: 0 K: 2 S: 7	H: 0 LOB: 0 BB: 0 P: 7	1B: 6 2B: 0 3B: 0 HR: 0	SF: 0 SAC: 1 DP: 1 HBP: 2	WP: 0 PB: 0 SB: 0 CS: 0	PA: 38
PITCHER	IP WLS BF H R ER SO BB IBB HBP BLK WP HR S P ERA WHIP	IP WLS BF H R ER SO BB IBB HBP BLK WP HR S P ERA WHIP															IP WLS BF H R ER SO BB IBB HBP BLK WP HR S P ERA WHIP					
Glen Hobbie, R ERA: 4.16 (1, 1)	7.1 L 34 6 4 2 4 3 0 0 0 0 0 0 0 0 2.46 1.227																					
Barney Schultz, R ERA: 2.66 (8, 1)	1.2 4 0 0 0 2 0 0 0 0 0 0 0 0 8 8 0.00 0.000																					

Milwaukee Braves @ Chicago Cubs
Wrigley Field, Chicago, IL
Wed Aug 02 1961, 3:33 AM CDT
Sunny - 86 F

AB 32
R 4
H 6
RBI 4
BB 3
SO 6
LOB 19



Batter	1	2	3	4	5	6	7	8	9	AB	R	H	RBI	BB	SO	LOB	BOTTOM					
Al Heist, R OBP: 0.358, SLG: 0.436 (1, 8)	4-3		L5			SH3-4		G5-4-3 1B		3	0	1	0	0	0	0						
Don Zimmer, R OBP: 0.307, SLG: 0.399 (1, 4)	F7				6-3		K	G5-4-3 1B		4	0	0	0	0	1	2						
14 Ernie Banks, R OBP: 0.353, SLG: 0.495 (1, 6)	K				6-3		P6	P6		4	0	0	0	0	1	1						
George Altman, L OBP: 0.378, SLG: 0.615 (1, 9)			4-3		FC6 BB		6-3		F7	3	0	0	0	1	0	0						
Billy Williams, L OBP: 0.346, SLG: 0.495 (1, 7)			F9		FC6				K	4	1	1	1	0	1	1						
Ron Santo, R OBP: 0.377, SLG: 0.483 (1, 5)							HR		E6	4	1	2	1	0	1	0						
Sammy Taylor, L OBP: 0.339, SLG: 0.443 (1, 2)			K		K		1B		4-3	4	0	1	0	0	2	1						
Ed Bouchee, L OBP: 0.377, SLG: 0.441 (1, 3)					K		6-3		F3	3	0	0	0	0	1	2						
Glen Hobbie, R OBP: 0.239, SLG: 0.323 (1, 1)										3	0	1	0	0	1	2						
Barney Schultz, R OBP: 0.143, SLG: 0.143 (8, 1)			K			SH3-4 1B			4-3	0	0	0	0	0	0	0						
Inning Stats	R: 0 E: 0 K: 1 S: 5	H: 0 LOB: 0 BB: 0 P: 5	R: 1 E: 0 K: 1 S: 6	H: 1 LOB: 0 BB: 0 P: 6	R: 0 E: 0 K: 2 S: 7	H: 0 LOB: 0 BB: 0 P: 7	R: 0 E: 0 K: 0 S: 3	H: 0 LOB: 1 BB: 1 P: 7	R: 0 E: 0 K: 2 S: 7	H: 0 LOB: 0 BB: 0 P: 7	R: 0 E: 0 K: 1 S: 6	H: 1 LOB: 1 BB: 0 P: 6	R: 1 E: 0 K: 0 S: 6	H: 3 LOB: 2 BB: 0 P: 6	R: 0 E: 0 K: 0 S: 3	H: 1 LOB: 0 BB: 0 P: 3	R: 0 E: 1 K: 1 S: 6	H: 0 LOB: 1 BB: 0 P: 6	1B: 4 2B: 0 3B: 0 HR: 2	SF: 0 SAC: 1 DP: 1 HBP: 0	WP: 0 PB: 0 SB: 0 CS: 0	PA: 34
PITCHER	IP WLS BF H R ER SO BB IBB HBP BLK WP HR S P ERA WHIP	IP WLS BF H R ER SO BB IBB HBP BLK WP HR S P ERA WHIP															IP WLS BF H R ER SO BB IBB HBP BLK WP HR S P ERA WHIP					
Carl Willey, R ERA: 4.22 (1, 1)	9.0 W 34 6 2 2 8 1 0 0 0 0 2 49 53 2.00 0.778																					

Milwaukee Braves @ Chicago Cubs
Wrigley Field, Chicago, IL
Wed Aug 02 1961, 3:33 AM CDT
Sunny - 86 F

AB 32
R 2
H 6
RBI 2
BB 1
SO 8
LOB 9



Batter	1	2	3	4	5	6	7	8	9	AB	R	H	RBI	BB	SO	LOB	TOP			
Lee Maye, L OBP: 0.322, SLG: 0.446 (1, 9)	4-3	F8					K		F8	5	1	1	0	0	1	0	Milwaukee Braves @ Chicago Cubs Wrigley Field, Chicago, IL Thu Aug 03 1961, 3:33 AM CDT Att: 11,556 - Cloudy - 87 F			
Frank Bolling, R OBP: 0.354, SLG: 0.432 (1, 4)	4-3 BB 1B						L5			4	1	3	0	0	0					
Eddie Mathews, L OBP: 0.388, SLG: 0.527 (1, 5)	4-3 1B BB						F8			3	1	0	1	1	0	2				
Hank Aaron, R OBP: 0.371, SLG: 0.616 (1, 8)	4-3 1-2 2-3						6-3			4	0	1	0	0	0	4				
Joe Adcock, R OBP: 0.327, SLG: 0.479 (1, 3)	1B 2-H 3-H						G3			4	0	1	2	0	1	3				
Frank Thomas, R OBP: 0.372, SLG: 0.535 (1, 7)	1-3 1B						E6			4	1	2	1	0	0	1				
Joe Torre, R OBP: 0.331, SLG: 0.467 (1, 2)	L9						F8			4	0	0	0	0	1	3				
Roy McMillan, R OBP: 0.318, SLG: 0.297 (1, 6)							F7			4	1	1	1	0	1	1				
Lew Burdette, R OBP: 0.208, SLG: 0.361 (1, 1)							K			4	0	0	0	0	3	1				
Inning Stats	R: 2 E: 0 K: 0 S: 6	H: 3 LOB: 2 BB: 1 P: 10	R: 0 E: 0 K: 2 S: 7	H: 0 LOB: 0 BB: 0 P: 7	R: 0 E: 0 K: 0 S: 4	H: 1 LOB: 1 BB: 0 P: 4	R: 1 E: 0 K: 0 S: 4	H: 1 LOB: 0 BB: 0 P: 4	R: 1 E: 0 K: 0 S: 5	H: 2 LOB: 1 BB: 0 P: 5	R: 0 E: 0 K: 1 S: 5	H: 0 LOB: 0 BB: 0 P: 5	R: 0 E: 0 K: 1 S: 5	H: 1 LOB: 0 BB: 0 P: 5	R: 1 E: 0 K: 2 S: 8	H: 1 LOB: 0 BB: 0 P: 8	1B: 7 2B: 0 3B: 0 HR: 2	SF: 0 SAC: 0 DP: 0 HBP: 0	WP: 0 PB: 0 SB: 0 CS: 1	PA: 37
PITCHER	IP	WLS	BF	H	R	ER	SO	BB	IBB	HBP	BLK	WP	HR	S	P	ERA	WHIP			
Don Cardwell, R ERA: 4.14 (1, 1)	6.0	L	27	7	4	4	3	1	0	0	0	0	1	32	36	6.00	1.333			
Don Elston, R ERA: 5.61 (7, 1)	3.0		10	2	1	1	4	0	0	0	0	0	1	18	18	3.00	0.667			



Batter	1	2	3	4	5	6	7	8	9	AB	R	H	RBI	BB	SO	LOB	BOTTOM			
Al Heist, R OBP: 0.356, SLG: 0.431 (1, 8)	P4						F8			4	1	1	0	0	1	1	Milwaukee Braves @ Chicago Cubs Wrigley Field, Chicago, IL Thu Aug 03 1961, 3:33 AM CDT Att: 11,556 - Cloudy - 87 F			
Don Zimmer, R OBP: 0.305, SLG: 0.398 (1, 4)	K						FC6-4			4	0	0	0	0	1	2				
14 Ernie Banks, R OBP: 0.349, SLG: 0.505 (1, 6)	L7						F8			4	1	1	2	0	0	0				
George Altman, L OBP: 0.373, SLG: 0.602 (1, 9)							F8			4	0	1	0	0	0	0				
Billy Williams, L OBP: 0.348, SLG: 0.511 (1, 7)							F8			3	0	0	0	0	0	1				
Ron Santo, R OBP: 0.372, SLG: 0.479 (1, 5)							6-3			3	0	0	0	0	1	1				
Sammy Taylor, L OBP: 0.337, SLG: 0.434 (1, 2)							K2-3			3	0	0	0	0	1	1				
Ed Bouchee, L OBP: 0.370, SLG: 0.431 (1, 3)							4-3			3	0	0	0	0	2	0				
Don Cardwell, R OBP: 0.185, SLG: 0.290 (1, 1)							4-3			1	0	0	0	0	0	0				
Richie Ashburn, L OBP: 0.355, SLG: 0.272 (6, PH)							4-3			1	0	0	0	0	0	0				
Don Elston, R OBP: 0.222, SLG: 0.222 (7, 1)										0	0	0	0	0	0	0				
Bob Will, L OBP: 0.357, SLG: 0.341 (8, PH)										1	0	0	0	0	0	0				
Inning Stats	R: 0 E: 0 K: 1 S: 5	H: 0 LOB: 0 BB: 0 P: 5	R: 0 E: 0 K: 0 S: 4	H: 1 LOB: 1 BB: 0 P: 4	R: 0 E: 0 K: 1 S: 5	H: 0 LOB: 0 BB: 0 P: 5	R: 0 E: 0 K: 0 S: 3	H: 0 LOB: 0 BB: 0 P: 3	R: 0 E: 0 K: 1 S: 5	H: 0 LOB: 0 BB: 0 P: 5	R: 0 E: 0 K: 2 S: 7	H: 0 LOB: 0 BB: 0 P: 7	R: 0 E: 0 K: 2 S: 5	H: 0 LOB: 0 BB: 0 P: 5	R: 2 E: 0 K: 0 S: 5	H: 2 LOB: 0 BB: 0 P: 5	1B: 2 2B: 0 3B: 0 HR: 1	SF: 0 SAC: 0 DP: 0 HBP: 0	WP: 0 PB: 0 SB: 1 CS: 0	PA: 31
PITCHER	IP	WLS	BF	H	R	ER	SO	BB	IBB	HBP	BLK	WP	HR	S	P	ERA	WHIP			
Lew Burdette, R ERA: 3.61 (1, 1)	9.0	W	31	3	2	2	6	0	0	0	0	0	1	43	43	2.00	0.333			



Batter	1	2	3	4	5	6	7	8	9	AB	R	H	RBI	BB	SO	LOB	TOP								
Al Heist, R OBP: 0.353, SLG: 0.424 (1, 8)	F3		BB		K		K		6-3	4	0	0	0	1	2	2	Chicago Cubs @ Los Angeles Dodgers Los Angeles Memorial Coliseum, Los Angeles, CA Fri Aug 04 1961, 10:05 PM EDT Att: 15,154 - Cloudy - 65 F								
Jerry Kindall, R OBP: 0.307, SLG: 0.452 (1, 4)	K		F7			HR		5-3		4	1	1	0	0	1	1									
14 Ernie Banks, R OBP: 0.345, SLG: 0.498 (1, 6)	6-3		F8			F2		F8		4	0	0	0	0	0	2									
George Altman, L OBP: 0.377, SLG: 0.622 (1, 9)		B1-3		HR		HR				4	2	3	3	0	0	0									
Billy Williams, L OBP: 0.350, SLG: 0.509 (1, 7)		1-3 WP BB		F8		1B		6-3		3	1	1	0	1	0	1									
Ron Santo, R OBP: 0.371, SLG: 0.475 (1, 5)		1-3		K		F5				3	0	0	0	1	1	2									
Andre Rodgers, R Ed Bouchee, L OBP: 0.370, SLG: 0.431 (1, 3) (9, 3)		2-H BB		6-3		K		5-3		3	0	0	0	1	1	2									
Dick Bertell, R OBP: 0.312, SLG: 0.324 (1, 2)		F9		5-3		F9				3	0	0	0	1	0	1									
Bob Anderson, R Barney Schultz, R OBP: 0.154, SLG: 0.120 OBP: 0.143, SLG: 0.143 (8, 1) (8, 1)			K		1-3		K		SH3-4	3	0	0	0	0	2	0									
									1-2 2-3	0	0	0	0	0	0	0									
Inning Stats	R: 0 E: 0 K: 1 S: 8	H: 0 LOB: 0 BB: 0 P: 13	R: 1 E: 0 K: 0 S: 8	H: 0 LOB: 1 BB: 2 P: 19	R: 0 E: 0 K: 1 S: 9	H: 0 LOB: 1 BB: 1 P: 17	R: 1 E: 0 K: 1 S: 10	H: 1 LOB: 0 BB: 0 P: 15	R: 0 E: 0 K: 1 S: 8	H: 0 LOB: 0 BB: 0 P: 15	R: 2 E: 0 K: 1 S: 16	H: 3 LOB: 1 BB: 0 P: 24	R: 0 E: 0 K: 2 S: 7	H: 0 LOB: 0 BB: 0 P: 10	R: 0 E: 0 K: 0 S: 8	H: 1 LOB: 1 BB: 0 P: 12	R: 0 E: 0 K: 0 S: 10	H: 0 LOB: 2 BB: 2 P: 22	1B: 3 2B: 0 3B: 0 HR: 2	SF: 0 SAC: 1 DP: 0 HBP: 0	WP: 2 PB: 0 SB: 1 CS: 0	PA: 37			
PITCHER	IP	WLS	BF	H	R	ER	SO	BB	IBB	HBP	BLK	WP	HR	S	P	ERA	WHIP								
Sandy Koufax, L ERA: 3.27 (1, 1)	7.0	L	28	4	4	4	7	3	0	0	0	1	2	66	113	5.14	1.000								
Ron Perranoski, L ERA: 2.61 (8, 1)	2.0		9	1	0	0	0	2	0	0	0	0	0	18	34	0.00	1.500								

AB	31
R	4
H	5
RBI	3
BB	5
SO	7
LOB	11



Batter	1	2	3	4	5	6	7	8	9	AB	R	H	RBI	BB	SO	LOB	BOTTOM								
Maury Wills, S OBP: 0.365, SLG: 0.354 (1, 6)	6-3		S 1B		F8			K	F5	5	0	1	0	0	1	3	Chicago Cubs @ Los Angeles Dodgers Los Angeles Memorial Coliseum, Los Angeles, CA Fri Aug 04 1961, 10:05 PM EDT Att: 15,154 - Cloudy - 65 F								
Willie Davis, L Norm Larker, L OBP: 0.324, SLG: 0.481 OBP: 0.328, SLG: 0.408 (1, 8) (9, PH)	F4		K		F8			4-3	P4	4	0	0	0	0	1	1									
Tommy Davis, R OBP: 0.352, SLG: 0.469 (1, 9)	PO BB			6-3		6-3		PB 1B BB		2	0	0	0	2	0	0									
Wally Moon, L OBP: 0.446, SLG: 0.557 (1, 7)				E 2B				PB 1B		4	1	4	0	0	0	0									
Gil Hodges, R OBP: 0.329, SLG: 0.411 (1, 3)	PO	F7		K		P4		5-3		4	0	0	0	0	1	4									
Daryl Spencer, R OBP: 0.348, SLG: 0.400 (1, 5)		4-3		E5 2-H		K			K	4	0	0	0	0	2	1									
Charlie Neal, R OBP: 0.300, SLG: 0.370 (1, 4)		P5		F2				6-3	BB 1B 1B	4	0	1	0	0	0	1									
Doug Camilli, R Frank Howard, R Gordie Windhorn, R OBP: 0.063, SLG: 0.250 OBP: 0.353, SLG: 0.520 OBP: 0.375, SLG: 0.385 (1, 2) (9, PH) (9, FR)			4-3			HR			BB 1B	3	1	1	1	0	0	0									
Sandy Koufax, R Ron Fairly, L Ron Perranoski, L Duke Snider, L OBP: 0.169, SLG: 0.058 OBP: 0.417, SLG: 0.513 OBP: 0.300, SLG: 0.125 OBP: 0.319, SLG: 0.419 (1, 1) (7, PH) (8, 1) (9, PH)			K		L9			6-3		2	0	0	0	0	1	0									
									BB	1	0	0	0	0	0	0									
Inning Stats	R: 0 E: 0 K: 0 S: 6	H: 1 LOB: 1 BB: 1 P: 14	R: 0 E: 0 K: 0 S: 10	H: 0 LOB: 0 BB: 0 P: 14	R: 0 E: 0 K: 2 S: 10	H: 1 LOB: 1 BB: 0 P: 15	R: 1 E: 1 K: 1 S: 9	H: 1 LOB: 1 BB: 0 P: 16	R: 1 E: 0 K: 0 S: 11	H: 1 LOB: 0 BB: 0 P: 16	R: 0 E: 0 K: 1 S: 7	H: 1 LOB: 1 BB: 0 P: 11	R: 0 E: 0 K: 0 S: 11	H: 0 LOB: 0 BB: 0 P: 17	R: 0 E: 0 K: 1 S: 13	H: 1 LOB: 2 BB: 1 P: 23	R: 0 E: 0 K: 1 S: 11	H: 2 LOB: 3 BB: 1 P: 19	1B: 5 2B: 2 3B: 0 HR: 1	SF: 0 SAC: 0 DP: 0 HBP: 0	WP: 0 PB: 1 SB: 1 CS: 0	PA: 39			
PITCHER	IP	WLS	BF	H	R	ER	SO	BB	IBB	HBP	BLK	WP	HR	S	P	ERA	WHIP								
Bob Anderson, R ERA: 3.91 (1, 1)	7.2	W	31	6	2	1	5	2	0	0	0	0	1	74	120	1.17	1.043								
Barney Schultz, R ERA: 2.57 (8, 1)	1.1	S	7	2	0	0	1	1	0	0	0	0	0	14	25	0.00	2.250								


AB	35
R	2
H	8
RBI	1
BB	3
SO	6
LOB	13




Batter	1	2	3	4	5	6	7	8	9	AB	R	H	RBI	BB	SO	LOB	TOP					
Sammy Drake, S (1,9) Dick Drott, R (7,1) Jim McAnany, R (9,PH) OBP: 0.308, SLG: 0.462 OBP: 0.333, SLG: 0.333	5-3		P4				5-3		5-3	3	0	0	0	1	0	0	Chicago Cubs @ Los Angeles Dodgers Los Angeles Memorial Coliseum, Los Angeles, CA Sun Aug 06 1961, 6:33 AM EDT Att: 11,078 - Sunny - 85 F AB 36 R 4 H 10 RBI 4 BB 2 SO 2 LOB 13					
Jerry Kindall, R (1,4) OBP: 0.308, SLG: 0.448	F8			5-3	P5		5-3		5-3	5	0	0	0	0	0	1						
Al Heist, R (1,8) OBP: 0.354, SLG: 0.423	F9			BB 1B			5-3			4	0	1	0	0	0	0						
14 Ernie Banks, R (1,6) OBP: 0.351, SLG: 0.500		F7		K					G3	4	2	2	0	0	1	1						
Billy Williams, L (1,7) OBP: 0.350, SLG: 0.513				BB 1B					G3	4	1	3	2	0	0	1						
Ron Santo, R (1,5) OBP: 0.375, SLG: 0.474		F7		BB					6-3	3	0	1	0	1	0	1						
Andre Rodgers, R (1,3) OBP: 0.279, SLG: 0.318		F9		4-3			P4			4	0	1	1	0	0	5						
Dick Bertell, R (1,2) OBP: 0.304, SLG: 0.318			F8				FC6-4		F8	4	0	1	0	0	0	3						
Jack Curtis, L (1,1) OBP: 0.279, SLG: 0.270										1	0	0	0	0	1	0						
Mel Roach, R (5,PH) OBP: 0.233, SLG: 0.215			K				G5-4-3		5-3	1	0	0	0	0	0	1						
Dick Ellsworth, L (5,1) OBP: 0.147, SLG: 0.097										0	0	0	0	0	0	0						
Don Zimmer, R (7,PH) OBP: 0.305, SLG: 0.406										2	1	1	1	0	0	0						
Inning Stats	R: 0 E: 0 K: 0 S: 12	H: 0 LOB: 0 BB: 0 P: 17	R: 1 E: 0 K: 0 S: 9	H: 1 LOB: 0 BB: 0 P: 14	R: 0 E: 0 K: 1 S: 5	H: 0 LOB: 0 BB: 0 P: 6	R: 0 E: 0 K: 1 S: 19	H: 2 LOB: 3 BB: 1 P: 29	R: 0 E: 0 K: 0 S: 11	H: 1 LOB: 1 BB: 1 P: 17	R: 1 E: 0 K: 0 S: 11	H: 3 LOB: 2 BB: 0 P: 16	R: 1 E: 0 K: 0 S: 8	H: 1 LOB: 0 BB: 0 P: 14	R: 1 E: 0 K: 0 S: 10	H: 2 LOB: 1 BB: 0 P: 16	R: 0 E: 0 K: 0 S: 9	H: 0 LOB: 0 BB: 0 P: 13	1B: 7 2B: 1 3B: 0 HR: 2	SF: 0 SAC: 0 DP: 1 HBP: 0	WP: 0 PB: 0 SB: 0 CS: 0	PA: 38
PITCHER Johnny Podres, L (1,1) ERA: 3.14	IP: 9.0 WLS: W BF: 38 H: 10 R: 4 ER: 4 SO: 2 BB: 2 IBB: 0 HBP: 0 BLK: 0 WP: 0 HR: 2 S: 94 P: 142 ERA: 4.00 WHIP: 1.333															PITCHER						

Batter	1	2	3	4	5	6	7	8	9	AB	R	H	RBI	BB	SO	LOB	BOTTOM					
Maury Wills, S (1,6) OBP: 0.372, SLG: 0.367	1B		1B			1B		F8		4	4	3	1	1	0	0	Chicago Cubs @ Los Angeles Dodgers Los Angeles Memorial Coliseum, Los Angeles, CA Sun Aug 06 1961, 6:33 AM EDT Att: 11,078 - Sunny - 85 F AB 37 R 11 H 12 RBI 10 BB 4 SO 4 LOB 16					
Jim Gilliam, S (1,5) OBP: 0.366, SLG: 0.372	1-3		E5	P4		2B		3B		5	3	2	0	0	0	2						
Wally Moon, L (1,9) OBP: 0.449, SLG: 0.559			2B							4	2	3	3	1	1	1						
Willie Davis, L (9,8) OBP: 0.328, SLG: 0.485	4-3		2B	HR		G6-4-3		K		0	0	0	0	0	0	0						
Frank Howard, R (1,7) OBP: 0.364, SLG: 0.557	4-3		BB			E4				5	2	3	4	0	0	2						
Tommy Davis, R (1,8) OBP: 0.346, SLG: 0.457	L9		FC5-4	HR		G6-4-3		3B		4	0	0	0	1	0	4						
Gil Hodges, R (1,3) OBP: 0.321, SLG: 0.400	5-3		FC5-4			F8				3	0	0	1	1	1	1						
Charlie Neal, R (1,4) OBP: 0.301, SLG: 0.369	F8		FC5-4			FC4-6		F8		4	0	1	1	0	0	2						
Doug Camilli, R (1,2) OBP: 0.130, SLG: 0.364	4-3		K			F2		5-3		4	0	0	0	0	1	3						
Johnny Podres, L (1,1) OBP: 0.278, SLG: 0.288			K			FC4-6		G3		4	0	0	0	0	1	1						
Inning Stats	R: 1 E: 0 K: 0 S: 9	H: 2 LOB: 1 BB: 0 P: 14	R: 0 E: 0 K: 0 S: 5	H: 0 LOB: 0 BB: 0 P: 6	R: 4 E: 1 K: 2 S: 19	H: 2 LOB: 2 BB: 3 P: 35	R: 3 E: 0 K: 0 S: 11	H: 2 LOB: 0 BB: 1 P: 19	R: 0 E: 0 K: 1 S: 11	H: 1 LOB: 1 BB: 0 P: 14	R: 2 E: 1 K: 0 S: 11	H: 3 LOB: 1 BB: 0 P: 18	R: 0 E: 0 K: 0 S: 8	H: 0 LOB: 0 BB: 0 P: 11	R: 1 E: 0 K: 1 S: 11	H: 2 LOB: 1 BB: 0 P: 18	R: 0 E: 0 K: 0 S: 9	H: 0 LOB: 0 BB: 0 P: 13	1B: 6 2B: 3 3B: 1 HR: 2	SF: 0 SAC: 0 DP: 1 HBP: 0	WP: 0 PB: 0 SB: 0 CS: 0	PA: 41
PITCHER Jack Curtis, L (1,1) ERA: 4.75	IP: 4.0 WLS: L BF: 23 H: 6 R: 8 ER: 6 SO: 2 BB: 3 IBB: 0 HBP: 0 BLK: 0 WP: 0 HR: 2 S: 44 P: 74 ERA: 13.50 WHIP: 2.250															PITCHER						
Dick Ellsworth, L (5,1) ERA: 4.75	IP: 2.0 WLS: L BF: 10 H: 4 R: 2 ER: 1 SO: 1 BB: 0 IBB: 0 HBP: 0 BLK: 0 WP: 0 HR: 0 S: 22 P: 32 ERA: 4.50 WHIP: 2.000															PITCHER						
Dick Drott, R (7,1) ERA: 4.22	IP: 2.0 WLS: L BF: 8 H: 2 R: 1 ER: 1 SO: 1 BB: 0 IBB: 0 HBP: 0 BLK: 0 WP: 0 HR: 0 S: 19 P: 29 ERA: 4.50 WHIP: 1.000															PITCHER						



Batter	1	2	3	4	5	6	7	8	9	AB	R	H	RBI	BB	SO	LOB	TOP		
Richie Ashburn, L (1, 8) OBP: 0.356, SLG: 0.284	0-3 K		0-0 1-H 3B			0-3 K			0-0 6-3	4	0	1	1	0	2	1	<p>Chicago Cubs @ San Francisco Giants Candlestick Park, San Francisco, CA Tue Aug 08 1961, 10:05 PM EDT Att: 10,977 - Unknown - 68 F</p> <p>livebaseballscorecards.com</p> <p>AB 31 R 1 H 5 RBI 1 BB 0 SO 9 LOB 10</p> 		
Jerry Kindall, R (1, 4) OBP: 0.307, SLG: 0.445	0-3 K		0-3 K			0-0 P6			0-0 2B 1B	4	0	1	0	0	2	2			
Bob Will, L (1, 9) OBP: 0.368, SLG: 0.359	0-0 F7					0-0 F8			0-0 P6 2B	4	0	1	0	0	0	0			
14 Ernie Banks, R (1, 6) OBP: 0.347, SLG: 0.494		0-0 5-3				0-0 6-3			0-0 P4	4	0	0	0	0	0	2			
Billy Williams, L (1, 7) OBP: 0.347, SLG: 0.507		0-3 K				0-3 K			0-0 L8 1-3	4	0	0	0	0	2	2			
Ron Santo, R (1, 5) OBP: 0.373, SLG: 0.471		0-0 P4				0-0 4-3			0-3 K	3	0	0	0	0	1	0			
Sammy Taylor, L (1, 2) OBP: 0.337, SLG: 0.427						0-0 F8			0-3 K	3	1	1	0	0	1	0			
Ed Bouchee, L (1, 3) OBP: 0.368, SLG: 0.432						0-0 3B 1B F7			0-0 K 2B	3	0	1	0	0	1	1			
Don Cardwell, R (1, 1) OBP: 0.194, SLG: 0.286						0-0 F8			0-0 6-3	1	0	0	0	0	0	1			
Sammy Drake, S (6, PR)										0	0	0	0	0	0	0			
Don Elston, R (6, 1) OBP: 0.222, SLG: 0.222										0	0	0	0	0	0	0			
Don Zimmer, R (8, PH) OBP: 0.304, SLG: 0.404										1	0	0	0	0	0	1			
Dick Ellsworth, L (8, 1) OBP: 0.147, SLG: 0.097										0	0	0	0	0	0	0			
Inning Stats	R: 0 E: 0 K: 2 S: 7	H: 0 LOB: 0 BB: 0 P: 7	R: 0 E: 0 K: 1 S: 5	H: 0 LOB: 0 BB: 0 P: 5	R: 1 E: 0 K: 1 S: 7	H: 2 LOB: 1 BB: 0 P: 7	R: 0 E: 0 K: 1 S: 5	H: 0 LOB: 0 BB: 0 P: 5	R: 0 E: 0 K: 1 S: 4	H: 0 LOB: 1 BB: 0 P: 5	R: 0 E: 0 K: 0 S: 3	H: 0 LOB: 0 BB: 0 P: 3	R: 0 E: 0 K: 2 S: 8	H: 1 LOB: 1 BB: 0 P: 8	R: 0 E: 0 K: 0 S: 5	H: 2 LOB: 2 BB: 0 P: 5		1B: 2 2B: 2 3B: 1 HR: 0	SF: 0 SAC: 0 DP: 0 HBP: 1
PITCHER Jack Sanford, R (1, 1) ERA: 3.33	IP: 9.0 WLS: W BF: 32 H: 5 R: 1 ER: 1 SO: 9 BB: 0 IBB: 0 HBP: 1 BLK: 0 WP: 0 HR: 0 S: 49 P: 50 ERA: 1.00 WHIP: 0.556															PITCHER IP: 9.0 WLS: W BF: 32 H: 5 R: 1 ER: 1 SO: 9 BB: 0 IBB: 0 HBP: 1 BLK: 0 WP: 0 HR: 0 S: 49 P: 50 ERA: 1.00 WHIP: 0.556			

Batter	1	2	3	4	5	6	7	8	9	AB	R	H	RBI	BB	SO	LOB	BOTTOM			
Joey Amalfitano, R (1, 4) OBP: 0.362, SLG: 0.339	4-0 4-3 1B 1B BB					0-0 FC1-6 BB			0-3 P3 K	3	1	1	0	2	1	1	<p>Chicago Cubs @ San Francisco Giants Candlestick Park, San Francisco, CA Tue Aug 08 1961, 10:05 PM EDT Att: 10,977 - Unknown - 68 F</p> <p>livebaseballscorecards.com</p> <p>AB 32 R 8 H 10 RBI 8 BB 3 SO 8 LOB 11</p> 			
Harvey Kuenn, R (1, 7) OBP: 0.325, SLG: 0.368	0-0 4-3 1B 1-2					0-0 F9			0-3 K	4	1	1	0	0	1	2				
Matty Alou, L (1, 9) OBP: 0.349, SLG: 0.459	0-0 4-3 1-2 2-3					0-0 FC1-6 1-2			0-0 P2	4	0	0	0	0	0	3				
Willie Mays, R (1, 8) OBP: 0.397, SLG: 0.603	0-0 S 2H 3H 1B					0-3 K			0-0 1B 3B 1B	4	2	2	2	0	2	1				
Orlando Cepeda, R (1, 3) OBP: 0.358, SLG: 0.598	0-0 4-3 1H 1B					0-0 K S HBP			0-0 4-3 1-3 3B 1B	3	1	2	1	0	0	0				
Ed Bailey, L (1, 2) OBP: 0.359, SLG: 0.440	0-0 4-3 1-3					0-0 4-3 1-2			0-0 3B BB 1H 3H 3B	3	1	1	2	1	0	2				
Jim Davenport, R (1, 5) OBP: 0.341, SLG: 0.441	0-3 K					0-3 K			0-0 F8 6-3	4	0	0	0	0	2	2				
Jose Pagan, R (1, 6) OBP: 0.321, SLG: 0.353						0-0 4-3 3-1			0-0 SH1-3 1B	4	1	2	1	0	0	0				
Jack Sanford, R (1, 1) OBP: 0.167, SLG: 0.370	0-3 K					0-3 K			0-0 SH1-3	3	1	1	2	0	2	0				
Inning Stats	R: 3 E: 0 K: 1 S: 8	H: 3 LOB: 1 BB: 1 P: 12	R: 0 E: 0 K: 1 S: 6	H: 1 LOB: 0 BB: 0 P: 6	R: 0 E: 0 K: 1 S: 5	H: 0 LOB: 0 BB: 0 P: 6	R: 0 E: 0 K: 2 S: 7	H: 0 LOB: 0 BB: 0 P: 7	R: 0 E: 1 K: 1 S: 5	H: 0 LOB: 1 BB: 1 P: 9	R: 3 E: 0 K: 0 S: 5	H: 2 LOB: 0 BB: 1 P: 9	R: 2 E: 0 K: 1 S: 7	H: 3 LOB: 1 BB: 0 P: 7	R: 0 E: 0 K: 1 S: 6	H: 1 LOB: 1 BB: 0 P: 6		1B: 6 2B: 1 3B: 2 HR: 1	SF: 0 SAC: 1 DP: 0 HBP: 1	WP: 1 PA: 37 PB: 0 SB: 3 CS: 0
PITCHER Don Cardwell, R (1, 1) ERA: 4.21	IP: 5.0 WLS: L BF: 22 H: 4 R: 3 ER: 3 SO: 6 BB: 2 IBB: 0 HBP: 1 BLK: 0 WP: 0 HR: 0 S: 31 P: 40 ERA: 5.40 WHIP: 1.200															PITCHER IP: 5.0 WLS: L BF: 22 H: 4 R: 3 ER: 3 SO: 6 BB: 2 IBB: 0 HBP: 1 BLK: 0 WP: 0 HR: 0 S: 31 P: 40 ERA: 5.40 WHIP: 1.200				
Don Elston, R (6, 1) ERA: 6.11	2.0 11 5 5 5 1															22.50 3.000				
Dick Ellsworth, L (8, 1) ERA: 4.7	1.0 4 1 0 0 1															0.00 1.000				

Batter	1	2	3	4	5	6	7	8	9	AB	R	H	RBI	BB	SO	LOB	TOP										
Al Heist, R OBP: 0.356, SLG: 0.425 (1, 8)										4	1	2	0	0	0	0	Chicago Cubs @ San Francisco Giants Candlestick Park, San Francisco, CA Wed Aug 09 1961, 6:33 AM EDT Att: 10,822 - Sunny - 80 F										
Jerry Kindall, R OBP: 0.394, SLG: 0.439 (1, 4) George Altman, L OBP: 0.375, SLG: 0.617 (8, PH) Don Zimmer, R OBP: 0.394, SLG: 0.404 (8, 4)										3	0	0	0	0	1	1											
Bob Will, L OBP: 0.373, SLG: 0.358 (1, 9)										3	0	1	0	1	1	0											
14 Ernie Banks, R OBP: 0.349, SLG: 0.494 (1, 6)										4	1	2	1	0	1	1											
Billy Williams, L OBP: 0.343, SLG: 0.501 (1, 7)										4	0	0	0	0	3	4											
Ron Santo, R OBP: 0.370, SLG: 0.466 (1, 5)										4	0	0	0	0	2	3											
Andre Rodgers, R OBP: 0.294, SLG: 0.360 (1, 3)										4	2	3	2	0	1	0											
Dick Bertell, R OBP: 0.303, SLG: 0.316 (1, 2)										4	0	1	0	0	0	1											
Bob Anderson, R OBP: 0.172, SLG: 0.250 (1, 1) Barney Schultz, R OBP: 0.111, SLG: 0.111 (7, 1)										3	1	1	2	0	2	2											
Inning Stats	R: 0 E: 0 K: 1 S: 5	H: 0 LOB: 0 BB: 0 P: 5	R: 2 E: 0 K: 1 S: 7	H: 2 LOB: 0 BB: 0 P: 7	R: 0 E: 0 K: 1 S: 5	H: 1 LOB: 0 BB: 0 P: 5	R: 0 E: 0 K: 1 S: 5	H: 1 LOB: 0 BB: 0 P: 5	R: 2 E: 0 K: 1 S: 7	H: 2 LOB: 2 BB: 0 P: 7	R: 0 E: 0 K: 1 S: 5	H: 0 LOB: 0 BB: 0 P: 5	R: 0 E: 0 K: 2 S: 9	H: 2 LOB: 2 BB: 0 P: 9	R: 1 E: 0 K: 3 S: 11	H: 2 LOB: 2 BB: 1 P: 15		R: 0 E: 0 K: 1 S: 5	H: 0 LOB: 0 BB: 0 P: 5	1B: 8 2B: 0 3B: 0 HR: 2	SF: 0 SAC: 0 DP: 0 HBP: 0	WP: 0 PB: 0 SB: 0 CS: 1	PA: 36				
PITCHER	IP	WLS	BF	H	R	ER	SO	BB	IBB	HBP	BLK	WP	HR	S	P	ERA	WHIP										
Mike McCormick, L ERA: 3.05 (1, 1)	5.0		19	6	4	4	5	0	0	0	0	0	2	29	29	7.20	1.200										
Billy O'Dell, L ERA: 4.54 (6, 1)	2.0		8	2	0	0	3	0	0	0	0	0	0	14	14	0.00	1.000										
Stu Miller, R ERA: 2.71 (8, 1)	2.0	W	9	2	1	1	4	1	0	0	0	0	0	16	20	4.50	1.500										

AB	35
R	5
H	10
RBI	5
BB	1
SO	12
LOB	13



Batter	1	2	3	4	5	6	7	8	9	AB	R	H	RBI	BB	SO	LOB	BOTTOM										
Joey Amalfitano, R OBP: 0.363, SLG: 0.338 (1, 4) Ernie Bowman, R OBP: 0.182, SLG: 0.182 (8, PR) (9, 4)										4	0	1	0	1	0	1	Chicago Cubs @ San Francisco Giants Candlestick Park, San Francisco, CA Wed Aug 09 1961, 6:33 AM EDT Att: 10,822 - Sunny - 80 F										
Harvey Kuenn, R OBP: 0.328, SLG: 0.369 (1, 7)										4	1	2	0	1	0	1											
Matty Alou, L OBP: 0.358, SLG: 0.493 (1, 9)										5	2	3	2	0	0	3											
Willie Mays, R OBP: 0.395, SLG: 0.600 (1, 8)										4	1	1	2	0	1	3											
Orlando Cepeda, R OBP: 0.357, SLG: 0.593 (1, 3)										3	0	0	0	1	1	0											
Ed Bailey, L OBP: 0.355, SLG: 0.434 (1, 2) Stu Miller, R OBP: 0.333, SLG: 0.167 (8, 1)										4	0	0	0	0	3	2											
Jim Davenport, R OBP: 0.343, SLG: 0.442 (1, 5)										4	0	2	0	0	1	2											
Jose Pagan, R OBP: 0.320, SLG: 0.351 (1, 6)										4	1	1	0	0	2	2											
Mike McCormick, L OBP: 0.208, SLG: 0.180 (1, 1) Jim Marshall, L OBP: 0.278, SLG: 0.333 (5, PH) Billy O'Dell, S OBP: 0.125, SLG: 0.091 (6, 1) Hobie Landrith, L OBP: 0.356, SLG: 0.383 (7, PH) (8, 2)										1	0	0	0	0	0	0											
Inning Stats	R: 0 E: 0 K: 1 S: 6	H: 1 LOB: 1 BB: 0 P: 6	R: 0 E: 0 K: 1 S: 6	H: 1 LOB: 1 BB: 0 P: 6	R: 0 E: 0 K: 0 S: 4	H: 1 LOB: 1 BB: 0 P: 4	R: 0 E: 0 K: 1 S: 5	H: 0 LOB: 1 BB: 1 P: 9	R: 1 E: 1 K: 1 S: 7	H: 2 LOB: 2 BB: 1 P: 11	R: 0 E: 0 K: 2 S: 8	H: 1 LOB: 1 BB: 0 P: 8	R: 4 E: 1 K: 2 S: 12	H: 4 LOB: 1 BB: 0 P: 12	R: 0 E: 0 K: 2 S: 7	H: 0 LOB: 2 BB: 1 P: 11		R: 1 E: 0 K: 0 S: 1	H: 1 LOB: 0 BB: 0 P: 1	1B: 9 2B: 1 3B: 0 HR: 1	SF: 0 SAC: 0 DP: 0 HBP: 0	WP: 1 PB: 0 SB: 1 CS: 0	PA: 39				
PITCHER	IP	WLS	BF	H	R	ER	SO	BB	IBB	HBP	BLK	WP	HR	S	P	ERA	WHIP										
Bob Anderson, R ERA: 3.93 (1, 1)	6.1		30	9	4	3	6	2	0	0	0	1	1	40	48	4.26	1.737										
Barney Schultz, R ERA: 2.64 (7, 1)	1.2	L	9	2	2	1	4	1	0	0	0	1	1	16	20	5.40	1.800										




Batter	1	2	3	4	5	6	7	8	9	AB	R	H	RBI	BB	SO	LOB	TOP					
Al Heist, R OBP: 0.351, SLG: 0.418 (1, 8)	0-0 5-3		0-0 F9		0-0 4-3		0-0 E4			4	0	0	0	0	0	3	Chicago Cubs @ Milwaukee Braves Milwaukee County Stadium, Milwaukee, WI Fri Aug 11 1961, 8:05 PM EDT Att: 40,775 - Cloudy - 78 F					
Don Zimmer, R OBP: 0.306, SLG: 0.406 (1, 4)	0-0 1-3			0-0 F7		0-0 FC6-4 1B	0-0 CS	0-0 SH3 1B		4	0	2	0	0	0	0						
Ron Santo, R OBP: 0.367, SLG: 0.463 (1, 5)	0-3 K			0-0 F7		0-0 FC6-4 1B		0-0 SH3		3	1	0	0	0	1	1						
George Altman, L OBP: 0.374, SLG: 0.613 (1, 9)		0-0 F7		0-0 1B		0-0 P5		0-0 F8		4	0	1	0	0	0	2						
Billy Williams, L OBP: 0.342, SLG: 0.499 (1, 7)	0-0 1-3			0-0 F7		0-0 1B		0-0 4-3		4	0	1	0	0	0	2						
Andre Rodgers, R OBP: 0.292, SLG: 0.357 (1, 3)	0-3 K				0-0 P3	0-0 1B			0-3 K	4	0	1	1	0	2	0						
Jerry Kindall, R OBP: 0.303, SLG: 0.436 (1, 6)			0-0 L5		0-0 FC 1B	0-0 P5			0-0 L8	4	0	1	0	0	0	2						
Dick Bertell, R OBP: 0.299, SLG: 0.312 (1, 2)			0-0 5-3		0-0 FC		0-0 6-3		0-0 E5	3	0	0	0	0	0	1						
14 Ernie Banks, R OBP: 0.348, SLG: 0.493 (9, PH)					0-0 K				0-0 F9	1	0	0	0	0	0	0						
Jack Curtis, L OBP: 0.283, SLG: 0.256 (1, 1)			4-0 BB							2	0	0	0	1	2	2						
Jim McAnany, R OBP: 0.250, SLG: 0.250 (9, PH)										1	0	0	0	0	0	1						
Inning Stats	R: 0 E: 0 K: 1 S: 5	H: 0 LOB: 0 BB: 0 P: 5	R: 0 E: 0 K: 1 S: 5	H: 0 LOB: 0 BB: 0 P: 5	R: 0 E: 0 K: 0 S: 3	H: 0 LOB: 1 BB: 1 P: 7	R: 0 E: 0 K: 0 S: 4	H: 1 LOB: 1 BB: 0 P: 4	R: 0 E: 0 K: 1 S: 7	H: 1 LOB: 2 BB: 0 P: 7	R: 1 E: 0 K: 0 S: 6	H: 3 LOB: 3 BB: 0 P: 6	R: 0 E: 1 K: 1 S: 5	H: 0 LOB: 0 BB: 0 P: 5	R: 0 E: 0 K: 0 S: 4	H: 1 LOB: 1 BB: 0 P: 4	R: 0 E: 1 K: 1 S: 6	H: 0 LOB: 1 BB: 0 P: 6	1B: 6 2B: 0 3B: 0 HR: 0	SF: 0 SAC: 1 DP: 0 HBP: 0	WP: 0 PB: 0 SB: 0 CS: 1	PA: 37
PITCHER Warren Spahn, L ERA: 3.37 (1, 1)	IP: 9.0 WLS: W BF: 36 H: 6 R: 1 ER: 1 SO: 5 BB: 1 IBB: 0 HBP: 0 BLK: 0 WP: 0 HR: 0 S: 45 P: 49 ERA: 1.00 WHIP: 0.778															PITCHER						

AB	34
R	1
H	6
RBI	1
BB	1
SO	5
LOB	14



Batter	1	2	3	4	5	6	7	8	9	AB	R	H	RBI	BB	SO	LOB	BOTTOM			
Gino Cimoli, R OBP: 0.285, SLG: 0.371 (1, 8)	0-0 BB 1B		0-0 P3		0-0 F9			0-0 HR		4	1	2	1	0	0	0	Chicago Cubs @ Milwaukee Braves Milwaukee County Stadium, Milwaukee, WI Fri Aug 11 1961, 8:05 PM EDT Att: 40,775 - Cloudy - 78 F			
Frank Bolling, R OBP: 0.340, SLG: 0.411 (1, 4)	0-3 K		0-3 K			0-0 L7		0-0 F8		4	0	0	0	0	2	1				
Eddie Mathews, L OBP: 0.385, SLG: 0.518 (1, 5)	0-0 F8			0-3 K		0-0 PO 1B		0-0 P6		4	0	1	0	0	1	1				
Hank Aaron, R OBP: 0.374, SLG: 0.629 (1, 9)	4-0 FC6-4 BB			0-0 S 1B		0-0 F8				2	0	1	0	1	0	1				
Joe Adcock, R OBP: 0.341, SLG: 0.503 (1, 3)	0-0 FC6-4			4-0 G6-4-3 BB		0-0 PO	0-0 P4			2	0	0	0	1	0	2				
Frank Thomas, R OBP: 0.372, SLG: 0.538 (1, 7)		0-0 6-3		0-0 G6-4-3						3	0	1	0	0	0	2				
Joe Torre, R OBP: 0.334, SLG: 0.457 (1, 2)		0-3 K			0-0 E7 1B		0-0 F8			3	1	0	0	0	1	1				
Roy McMillan, R OBP: 0.314, SLG: 0.289 (1, 6)		0-0 6-3			0-0 SF7-2-4 1B		0-3 K			3	0	1	0	0	1	1				
Warren Spahn, L OBP: 0.296, SLG: 0.452 (1, 1)			0-0 G3		0-0 SF7-2-4		0-3 K			2	0	0	1	0	1	0				
Inning Stats	R: 0 E: 0 K: 1 S: 6	H: 1 LOB: 2 BB: 1 P: 10	R: 0 E: 0 K: 1 S: 5	H: 0 LOB: 0 BB: 0 P: 5	R: 0 E: 0 K: 1 S: 5	H: 0 LOB: 0 BB: 0 P: 5	R: 0 E: 0 K: 1 S: 5	H: 1 LOB: 1 BB: 1 P: 9	R: 1 E: 1 K: 0 S: 4	H: 1 LOB: 0 BB: 0 P: 4	R: 0 E: 0 K: 0 S: 3	H: 1 LOB: 0 BB: 0 P: 3	R: 0 E: 0 K: 1 S: 6	H: 1 LOB: 1 BB: 0 P: 6	R: 1 E: 0 K: 1 S: 6	H: 1 LOB: 0 BB: 0 P: 6		1B: 5 2B: 1 3B: 0 HR: 1	SF: 1 SAC: 0 DP: 2 HBP: 0	WP: 0 PB: 0 SB: 1 CS: 0
PITCHER Jack Curtis, L ERA: 4.5 (1, 1)	IP: 8.0 WLS: L BF: 30 H: 6 R: 2 ER: 1 SO: 6 BB: 2 IBB: 0 HBP: 0 BLK: 0 WP: 0 HR: 1 S: 40 P: 48 ERA: 1.12 WHIP: 1.000															PITCHER				

AB	27
R	2
H	6
RBI	2
BB	2
SO	6
LOB	9



Batter	1	2	3	4	5	6	7	8	9	AB	R	H	RBI	BB	SO	LOB	TOP					
Al Heist, R OBP: 0.358, SLG: 0.421 (1, 8)	4-0 L5-3 BB		0-0 3-H 1B			0-0 FC5 1B		0-0 F9	4-0 1-2 2-3 3-H BB	3	0	2	2	2	0	0	Chicago Cubs @ Milwaukee Braves Milwaukee County Stadium, Milwaukee, WI Sat Aug 12 1961, 4:33 AM EDT Att: 19,859 - Cloudy - 81 F					
Don Zimmer, R OBP: 0.307, SLG: 0.404 (1, 4)	0-0 L5-3		0-0 5-3			0-0 FC5 1B		1-0 HBP	0-3 K	4	1	1	0	0	1	5						
Ron Santo, R OBP: 0.366, SLG: 0.460 (1, 5)	0-0 5-3			4-0 G4-6-3 BB		0-0 FC5 1B		0-0 P5		3	1	0	0	1	0	3						
George Altman, L OBP: 0.373, SLG: 0.617 (1, 9)		0-3 K		0-3 K		0-0 HR		0-0 4-3		4	1	1	3	0	2	2						
Billy Williams, L OBP: 0.344, SLG: 0.497 (1, 7)	0-0 P4		0-0 G4-6-3			0-0 HR			4-0 BB 4-1 BB	3	1	1	0	1	0	1						
Andre Rodgers, R OBP: 0.295, SLG: 0.359 Ed Bouchee, L OBP: 0.366, SLG: 0.429 (6, 3)	0-0 5-3			0-0 G4-6-3 1B		0-0 G4-6-3 1B		0-0 4-1		2	0	1	0	0	0	0						
Jerry Kindall, R OBP: 0.302, SLG: 0.433 (1, 6)			0-0 F9 1B			0-0 F8		0-0 5-3	0-3 K	4	1	1	0	0	1	2						
Dick Bertell, R OBP: 0.295, SLG: 0.307 14 Ernie Banks, R OBP: 0.550, SLG: 0.493 Sammy Taylor, L OBP: 0.337, SLG: 0.427 (9, PH)			0-0 5-3			0-0 G4-6-3		0-0 6-3	4-0 BB BB IBB	3	0	0	0	0	0	2						
Don Cardwell, R OBP: 0.200, SLG: 0.333 Barney Schultz, R OBP: 0.111, SLG: 0.111 Bob Will, L OBP: 0.378, SLG: 0.358 Dick Drott, R OBP: 0.308, SLG: 0.462 (9, PH)			0-0 F9			0-0 HR		0-3 K	4-0 1-2 2-3 BB	3	1	1	1	0	1	1						
Inning Stats	R: 0 E: 0 K: 0 S: 2	H: 0 LOB: 0 BB: 1 P: 6	R: 0 E: 0 K: 1 S: 5	H: 0 LOB: 0 BB: 0 P: 5	R: 1 E: 0 K: 0 S: 5	H: 2 LOB: 1 BB: 0 P: 5	R: 0 E: 0 K: 1 S: 4	H: 0 LOB: 0 BB: 1 P: 8	R: 0 E: 0 K: 0 S: 3	H: 1 LOB: 0 BB: 0 P: 3	R: 4 E: 0 K: 0 S: 7	H: 5 LOB: 0 BB: 0 P: 7	R: 0 E: 0 K: 1 S: 5	H: 0 LOB: 1 BB: 0 P: 4	R: 0 E: 0 K: 2 S: 7	H: 0 LOB: 3 BB: 4 P: 23		1B: 6 2B: 1 3B: 0 HR: 2	SF: 0 SAC: 0 DP: 4 HBP: 1	WP: 0 PB: 0 SB: 1 CS: 0	PA: 38	
PITCHER	IP WLS BF H R ER SO BB IBB HBP BLK WP HR S P ERA WHIP	IP WLS BF H R ER SO BB IBB HBP BLK WP HR S P ERA WHIP	IP WLS BF H R ER SO BB IBB HBP BLK WP HR S P ERA WHIP	IP WLS BF H R ER SO BB IBB HBP BLK WP HR S P ERA WHIP	IP WLS BF H R ER SO BB IBB HBP BLK WP HR S P ERA WHIP	IP WLS BF H R ER SO BB IBB HBP BLK WP HR S P ERA WHIP	IP WLS BF H R ER SO BB IBB HBP BLK WP HR S P ERA WHIP	IP WLS BF H R ER SO BB IBB HBP BLK WP HR S P ERA WHIP	IP WLS BF H R ER SO BB IBB HBP BLK WP HR S P ERA WHIP	IP WLS BF H R ER SO BB IBB HBP BLK WP HR S P ERA WHIP	IP WLS BF H R ER SO BB IBB HBP BLK WP HR S P ERA WHIP	IP WLS BF H R ER SO BB IBB HBP BLK WP HR S P ERA WHIP	IP WLS BF H R ER SO BB IBB HBP BLK WP HR S P ERA WHIP	IP WLS BF H R ER SO BB IBB HBP BLK WP HR S P ERA WHIP	IP WLS BF H R ER SO BB IBB HBP BLK WP HR S P ERA WHIP	IP WLS BF H R ER SO BB IBB HBP BLK WP HR S P ERA WHIP		IP WLS BF H R ER SO BB IBB HBP BLK WP HR S P ERA WHIP	IP WLS BF H R ER SO BB IBB HBP BLK WP HR S P ERA WHIP	IP WLS BF H R ER SO BB IBB HBP BLK WP HR S P ERA WHIP	IP WLS BF H R ER SO BB IBB HBP BLK WP HR S P ERA WHIP	IP WLS BF H R ER SO BB IBB HBP BLK WP HR S P ERA WHIP

AB 31
R 6
H 8
RBI 6
BB 6
SO 5
LOB 18



Batter	1	2	3	4	5	6	7	8	9	AB	R	H	RBI	BB	SO	LOB	BOTTOM						
Lee Maye, L OBP: 0.317, SLG: 0.438 (1, 9)	0-0 F5		0-0 G3			0-0 F9		0-0 F9		5	1	1	0	0	0	1	Chicago Cubs @ Milwaukee Braves Milwaukee County Stadium, Milwaukee, WI Sat Aug 12 1961, 4:33 AM EDT Att: 19,859 - Cloudy - 81 F						
Frank Bolling, R OBP: 0.343, SLG: 0.410 (1, 4)	4-0 FC3-6 BB		0-0 1B			0-0 F9		4-0 1B BB	0-0 F7	3	0	1	0	2	0	0							
Eddie Mathews, L OBP: 0.390, SLG: 0.519 (1, 5)	0-0 FC3-6		0-0 1B			4-0 HR BB		0-0 FC5-4 1B	4-0 1B HR BB	3	2	2	2	2	0	1							
Hank Aaron, R OBP: 0.372, SLG: 0.631 (1, 8)	0-0 6-3		0-0 F9			0-0 HR		0-0 FC5-4 PB	0-3 K	5	1	1	2	0	1	6							
Joe Adcock, R OBP: 0.342, SLG: 0.501 Mack Jones, L OBP: 0.327, SLG: 0.310 (9, PR)		0-0 4-3 PB 1B	0-0 F8			0-0 F8		0-3 K	0-0 HR 1B	5	1	2	0	0	1	4							
Frank Thomas, R OBP: 0.370, SLG: 0.542 (1, 7)		0-0 4-3		0-0 L7		0-0 G1		0-0 F7	0-0 HR	5	1	1	3	0	0	3							
Joe Torre, R OBP: 0.337, SLG: 0.456 (1, 2)		0-0 FC1-6 1B		0-0 F8		4-0 BB		0-0 6-3		3	0	1	1	1	0	0							
Roy McMillan, R OBP: 0.314, SLG: 0.287 (1, 6)		0-0 FC1-6		0-0 K		0-0 F8		4-0 SH1-3 BB		3	0	0	0	1	1	2							
Bob Hendley, R OBP: 0.105, SLG: 0.056 Don Nottebart, R OBP: 0.226, SLG: 0.143 Al Spangler, L OBP: 0.429, SLG: 0.288 Don McMahon, R OBP: 0.250, SLG: 0.333 (8, 1)		0-3 K		0-0 F9		4-0 1B BB		0-0 SH1-3		2	0	0	0	0	1	1							
Inning Stats	R: 0 E: 0 K: 0 S: 3	H: 0 LOB: 1 BB: 1 P: 7	R: 1 E: 0 K: 1 S: 7	H: 2 LOB: 0 BB: 0 P: 7	R: 0 E: 0 K: 1 S: 5	H: 2 LOB: 0 BB: 0 P: 5	R: 0 E: 0 K: 1 S: 5	H: 0 LOB: 0 BB: 0 P: 5	R: 0 E: 0 K: 0 S: 3	H: 0 LOB: 1 BB: 0 P: 3	R: 2 E: 0 K: 0 S: 4	H: 1 LOB: 1 BB: 2 P: 12	R: 2 E: 0 K: 1 S: 7	H: 2 LOB: 2 BB: 2 P: 15	R: 0 E: 0 K: 0 S: 3	H: 0 LOB: 1 BB: 1 P: 7		R: 3 E: 0 K: 1 S: 6	H: 2 LOB: 1 BB: 1 P: 10	1B: 7 2B: 0 3B: 0 HR: 2	SF: 0 SAC: 1 DP: 0 HBP: 0	WP: 0 PB: 3 SB: 0 CS: 0	PA: 42
PITCHER	IP WLS BF H R ER SO BB IBB HBP BLK WP HR S P ERA WHIP	IP WLS BF H R ER SO BB IBB HBP BLK WP HR S P ERA WHIP	IP WLS BF H R ER SO BB IBB HBP BLK WP HR S P ERA WHIP	IP WLS BF H R ER SO BB IBB HBP BLK WP HR S P ERA WHIP	IP WLS BF H R ER SO BB IBB HBP BLK WP HR S P ERA WHIP	IP WLS BF H R ER SO BB IBB HBP BLK WP HR S P ERA WHIP	IP WLS BF H R ER SO BB IBB HBP BLK WP HR S P ERA WHIP	IP WLS BF H R ER SO BB IBB HBP BLK WP HR S P ERA WHIP	IP WLS BF H R ER SO BB IBB HBP BLK WP HR S P ERA WHIP	IP WLS BF H R ER SO BB IBB HBP BLK WP HR S P ERA WHIP	IP WLS BF H R ER SO BB IBB HBP BLK WP HR S P ERA WHIP	IP WLS BF H R ER SO BB IBB HBP BLK WP HR S P ERA WHIP	IP WLS BF H R ER SO BB IBB HBP BLK WP HR S P ERA WHIP	IP WLS BF H R ER SO BB IBB HBP BLK WP HR S P ERA WHIP	IP WLS BF H R ER SO BB IBB HBP BLK WP HR S P ERA WHIP	IP WLS BF H R ER SO BB IBB HBP BLK WP HR S P ERA WHIP		IP WLS BF H R ER SO BB IBB HBP BLK WP HR S P ERA WHIP	IP WLS BF H R ER SO BB IBB HBP BLK WP HR S P ERA WHIP	IP WLS BF H R ER SO BB IBB HBP BLK WP HR S P ERA WHIP	IP WLS BF H R ER SO BB IBB HBP BLK WP HR S P ERA WHIP	IP WLS BF H R ER SO BB IBB HBP BLK WP HR S P ERA WHIP	

AB 34
R 8
H 9
RBI 8
BB 7
SO 4
LOB 18



Batter	1	2	3	4	5	6	7	8	9	AB	R	H	RBI	BB	SO	LOB	TOP					
Al Heist, R OBP: 0.362, SLG: 0.428 (1, 8)	E1 G6-4-3		5-3			HR 1B	E 1B		2B	5	1	3	1	0	0	0	Chicago Cubs @ Milwaukee Braves Milwaukee County Stadium, Milwaukee, WI Sun Aug 13 1961, 4:33 AM EDT Att: 21,485 - Cloudy - 78 F					
Don Zimmer, R OBP: 0.399, SLG: 0.410 (1, 5)	G6-4-3			FC4-6 1B BB		HR 1-H	E5 1-2 2-3		F7	4	1	1	2	1	0	4						
14 Ernie Banks, R OBP: 0.349, SLG: 0.490 (1, 6)				K		F7	F9			4	0	1	0	0	1	4						
George Altman, L OBP: 0.371, SLG: 0.613 (1, 9)	K			FC4-6 1B		4-1			L7	4	0	1	0	0	1	1						
Billy Williams, L OBP: 0.340, SLG: 0.492 (1, 7)		4-3		FC4-6 1B FC6-4		P2			3-1	4	0	0	0	0	0	2						
Jerry Kindall, R OBP: 0.301, SLG: 0.434 (1, 4)	P6			FC6-4						4	0	1	0	0	1	2						
Dick Bertell, R OBP: 0.290, SLG: 0.301 (1, 2)									2B	4	0	0	0	0	1	1						
Ed Bouchee, L OBP: 0.365, SLG: 0.426 (1, 3)			6-3						K	4	1	1	0	0	1	0						
Bob Anderson, R OBP: 0.161, SLG: 0.233 (1, 1)			5-3						4-3	2	0	0	0	0	0	0						
Jim Brewer, L OBP: 0.267, SLG: 0.154 (5, 1)										0	0	0	0	0	0	0						
Richie Ashburn, L OBP: 0.358, SLG: 0.287 (7, PH)										1	0	1	0	0	0	0						
Dick Drott, R OBP: 0.308, SLG: 0.462 (7, 1)										0	0	0	0	0	0	0						
Bob Will, L OBP: 0.375, SLG: 0.354 (9, PH)										1	0	0	0	0	0	0						
Inning Stats	R: 0 E: 1 K: 1 S: 6	H: 1 LOB: 1 BB: 0 P: 6	R: 0 E: 0 K: 1 S: 5	H: 0 LOB: 0 BB: 0 P: 5	R: 0 E: 0 K: 0 S: 3	H: 0 LOB: 0 BB: 0 P: 3	R: 0 E: 0 K: 1 S: 6	H: 1 LOB: 2 BB: 1 P: 10	R: 0 E: 0 K: 0 S: 3	H: 0 LOB: 0 BB: 0 P: 3	R: 2 E: 0 K: 0 S: 5	H: 2 LOB: 0 BB: 0 P: 5	R: 1 E: 1 K: 1 S: 9	H: 3 LOB: 3 BB: 0 P: 9	R: 0 E: 0 K: 0 S: 4	H: 1 LOB: 1 BB: 0 P: 4	R: 0 E: 0 K: 1 S: 6	H: 1 LOB: 1 BB: 0 P: 6	1B: 6 2B: 2 3B: 0 HR: 1	SF: 0 SAC: 0 DP: 1 HBP: 0	WP: 0 PB: 0 SB: 0 CS: 0	PA: 38
PITCHER Lew Burdette, R ERA: 3.69 (1, 1)	IP: 9.0 WLS: W BF: 38 H: 9 R: 3 ER: 3 SO: 5 BB: 1 IBB: 0 HBP: 0 BLK: 0 WP: 0 HR: 1 S: 47 P: 51 ERA: 3.00 WHIP: 1.111											PITCHER	IP: 9.0 WLS: W BF: 38 H: 9 R: 3 ER: 3 SO: 5 BB: 1 IBB: 0 HBP: 0 BLK: 0 WP: 0 HR: 1 S: 47 P: 51 ERA: 3.00 WHIP: 1.111									

AB 37
R 3
H 9
RBI 3
BB 1
SO 5
LOB 14



Batter	1	2	3	4	5	6	7	8	9	AB	R	H	RBI	BB	SO	LOB	BOTTOM					
Lee Maye, L OBP: 0.319, SLG: 0.437 (1, 9)	S 2B 1B		SH 1B 1B	E4		F8		F9		5	2	2	0	0	0	0	Chicago Cubs @ Milwaukee Braves Milwaukee County Stadium, Milwaukee, WI Sun Aug 13 1961, 4:33 AM EDT Att: 21,485 - Cloudy - 78 F					
Frank Bolling, R OBP: 0.342, SLG: 0.411 (1, 4)	1B 1B 2B		SH 1B	L9		6-3		6-3		4	2	1	1	0	0	1						
Eddie Mathews, L OBP: 0.396, SLG: 0.530 (1, 5)	G6-4-3 1B WP BB		CS 1B			1B E BB	HR	1B		3	3	3	3	2	0	0						
Hank Aaron, R OBP: 0.372, SLG: 0.628 (1, 8)	G6-4-3 1B 1-2 2H		K			E8 1B 1B	5-3	F8		5	1	2	1	0	1	2						
Joe Adcock, R OBP: 0.341, SLG: 0.499 (1, 3)	G6-4-3		E 1B			G3		6-3		4	0	1	0	0	0	3						
Frank Thomas, R OBP: 0.369, SLG: 0.537 (1, 7)	5-3		E7 1B			1B IBB		P6		3	0	0	0	1	0	1						
Joe Torre, R OBP: 0.339, SLG: 0.455 (1, 2)			F9			K		BB BB		3	0	1	0	1	1	4						
Roy McMillan, R OBP: 0.316, SLG: 0.287 (1, 6)		G5-4-3				L8		BB BB		3	0	1	1	1	0	1						
Lew Burdette, R OBP: 0.203, SLG: 0.333 (1, 1)			K			K		BB BB		4	0	0	0	0	4	4						
Inning Stats	R: 3 E: 0 K: 0 S: 5	H: 3 LOB: 0 BB: 1 P: 9	R: 0 E: 0 K: 1 S: 5	H: 1 LOB: 0 BB: 0 P: 5	R: 2 E: 2 K: 1 S: 9	H: 3 LOB: 2 BB: 0 P: 9	R: 0 E: 1 K: 1 S: 6	H: 0 LOB: 1 BB: 0 P: 6	R: 2 E: 1 K: 2 S: 9	H: 2 LOB: 2 BB: 2 P: 17	R: 1 E: 0 K: 0 S: 4	H: 1 LOB: 0 BB: 0 P: 4	R: 0 E: 0 K: 1 S: 5	H: 0 LOB: 2 BB: 2 P: 13	R: 0 E: 0 K: 0 S: 4	H: 1 LOB: 1 BB: 0 P: 4		R: 0 E: 0 K: 1 S: 4	H: 1 LOB: 1 BB: 0 P: 4	1B: 9 2B: 2 3B: 0 HR: 1	SF: 0 SAC: 1 DP: 3 HBP: 0	WP: 1 PB: 0 SB: 1 CS: 1
PITCHER Bob Anderson, R ERA: 4.26 (1, 1)	IP: 4.0 WLS: L BF: 22 H: 8 R: 7 ER: 6 SO: 3 BB: 2 IBB: 0 HBP: 0 BLK: 0 WP: 0 HR: 0 S: 26 P: 34 ERA: 13.50 WHIP: 2.500											PITCHER	IP: 4.0 WLS: L BF: 22 H: 8 R: 7 ER: 6 SO: 3 BB: 2 IBB: 0 HBP: 0 BLK: 0 WP: 0 HR: 0 S: 26 P: 34 ERA: 13.50 WHIP: 2.500									
Jim Brewer, L ERA: 6.55 (5, 1)	2.0 9 2 1 1 2 0 1 0 0 0 1 12 16 4.50 1.000											PITCHER	2.0 9 2 1 1 2 0 1 0 0 0 0 9 17 0.00 1.500									
Dick Drott, R ERA: 4.46 (7, 1)	2.0 9 1 0 0 1 2 0 0 0 0 0 9 17 0.00 1.500											PITCHER	2.0 9 1 0 0 1 2 0 0 0 0 0 9 17 0.00 1.500									

AB 34
R 8
H 11
RBI 6
BB 5
SO 6
LOB 16



Batter	1	2	3	4	5	6	7	8	9	AB	R	H	RBI	BB	SO	LOB	TOP			
Tony Taylor, R OBP: 0.298, SLG: 0.321	G3		G6-4-3		6-3		1-3			4	0	0	0	0	0	4	Philadelphia Phillies @ Chicago Cubs Wrigley Field, Chicago, IL Mon Aug 14 1961, 3:33 AM CDT Att: 5,608 - Sunny - 83 F			
Ken Walters, R OBP: 0.262, SLG: 0.338	6-3			F7		F3		5-3		4	0	0	0	0	0					
Don Demeter, R OBP: 0.305, SLG: 0.418	K			1B	2B	5-3		F8		4	1	1	0	0	1					
Lee Walls, R OBP: 0.358, SLG: 0.470								E5		3	1	2	1	1	0					
Charley Smith, R OBP: 0.302, SLG: 0.380	E5			K		K2-3		5-3		4	0	0	0	0	2					
Pancho Herrera, R OBP: 0.342, SLG: 0.411	G6-4-3			F9						3	0	0	0	1	0					
Ruben Amaro, R OBP: 0.320, SLG: 0.333	K									3	0	2	0	1	1					
Clay Dalrymple, L OBP: 0.230, SLG: 0.237				P3						2	0	0	0	0	0					
Bobby Majkum, R OBP: 0.258, SLG: 0.305					FC6-4		F7		G1-4-3	1	0	0	0	0	0					
Al Kenders, R					SH1-3					1	0	0	0	0	0					
Frank Sullivan, R OBP: 0.214, SLG: 0.083										1	0	1	0	0	0					
Don Ferrarese, R OBP: 0.154, SLG: 0.120					SH1-3					0	0	0	0	0	0					
Bobby Gene Smith, R OBP: 0.308, SLG: 0.338										1	0	0	0	0	0					
Jack Baldschun, R										0	0	0	0	0	0					
Inning Stats	R: 0 E: 0 K: 1 S: 5	H: 0 LOB: 0 BB: 0 P: 5	R: 1 E: 1 K: 1 S: 5	H: 0 LOB: 0 BB: 1 P: 9	R: 0 E: 0 K: 0 S: 3	H: 1 LOB: 0 BB: 0 P: 3	R: 1 E: 0 K: 1 S: 7	H: 2 LOB: 1 BB: 0 P: 7	R: 0 E: 0 K: 0 S: 4	H: 1 LOB: 1 BB: 0 P: 4	R: 0 E: 0 K: 0 S: 6	H: 1 LOB: 1 BB: 0 P: 6	R: 0 E: 1 K: 0 S: 4	H: 0 LOB: 1 BB: 0 P: 4	R: 0 E: 0 K: 0 S: 3	H: 1 LOB: 0 BB: 0 P: 3	1B: 5 2B: 1 3B: 0 HR: 0	SF: 0 SAC: 1 DP: 3 HBP: 0	WP: 1 PB: 0 SB: 0 CS: 0	PA: 35
PITCHER Dick Ellsworth, L ERA: 4.41	IP: 9.0 WLS: W BF: 35 H: 6 R: 2 ER: 1 SO: 4 BB: 3 IBB: 0 HBP: 0 BLK: 0 WP: 1 HR: 0 S: 40 P: 52 ERA: 1.00 WHIP: 1.000																			

AB	31
R	2
H	6
RBI	1
BB	3
SO	4
LOB	16



Batter	1	2	3	4	5	6	7	8	9	AB	R	H	RBI	BB	SO	LOB	BOTTOM			
Al Heist, R OBP: 0.363, SLG: 0.425	14 2B	K			L5			K		4	1	1	0	1	2	0	Philadelphia Phillies @ Chicago Cubs Wrigley Field, Chicago, IL Mon Aug 14 1961, 3:33 AM CDT Att: 5,608 - Sunny - 83 F			
Don Zimmer, R OBP: 0.307, SLG: 0.408	K	E5		6-3		L3-6		5-3		5	1	1	0	0	1	2				
14 Ernie Banks, R OBP: 0.355, SLG: 0.506										3	3	3	3	1	0	0				
Andre Rodgers, R OBP: 0.295, SLG: 0.359	HBP									0	0	0	0	0	0	0				
George Altman, L OBP: 0.370, SLG: 0.609										4	1	1	0	0	1	3				
Bob Will, L OBP: 0.375, SLG: 0.354	K	4-3			E9		L3-6			0	0	0	0	0	0	0				
Billy Williams, L OBP: 0.342, SLG: 0.490				4-3				G3		3	1	1	1	0	0	1				
Sammy Taylor, L OBP: 0.341, SLG: 0.425				1-3						3	1	1	0	0	0	0				
Jerry Kindall, R OBP: 0.304, SLG: 0.445				K						3	1	1	4	1	1	0				
Ed Bouchee, L OBP: 0.360, SLG: 0.420	F7				6-3					4	0	0	0	0	1	3				
Dick Ellsworth, L OBP: 0.132, SLG: 0.086		4-3			K					4	0	0	0	0	2	0				
Inning Stats	R: 2 E: 0 K: 2 S: 8	H: 1 LOB: 3 BB: 2 P: 18	R: 2 E: 1 K: 1 S: 7	H: 1 LOB: 0 BB: 0 P: 7	R: 0 E: 0 K: 1 S: 5	H: 0 LOB: 0 BB: 0 P: 5	R: 0 E: 0 K: 1 S: 6	H: 1 LOB: 1 BB: 0 P: 6	R: 5 E: 1 K: 1 S: 9	H: 4 LOB: 0 BB: 1 P: 13	R: 0 E: 0 K: 0 S: 4	H: 2 LOB: 1 BB: 0 P: 4	R: 0 E: 0 K: 0 S: 3	H: 0 LOB: 0 BB: 0 P: 3	R: 0 E: 0 K: 2 S: 7	H: 0 LOB: 0 BB: 0 P: 7	1B: 6 2B: 2 3B: 0 HR: 2	SF: 0 SAC: 0 DP: 1 HBP: 2	WP: 0 PB: 0 SB: 0 CS: 0	PA: 38
PITCHER Frank Sullivan, R ERA: 4.32	IP: 4.0 WLS: L BF: 25 H: 7 R: 9 ER: 7 SO: 5 BB: 3 IBB: 2 HBP: 0 BLK: 0 WP: 0 HR: 2 S: 30 P: 44 ERA: 15.75 WHIP: 2.500																			
Don Ferrarese, L ERA: 4.56	IP: 2.0 WLS: L BF: 7 H: 2 R: 0 ER: 0 SO: 1 BB: 0 IBB: 0 HBP: 0 BLK: 0 WP: 0 HR: 0 S: 9 P: 9 ERA: 0.00 WHIP: 1.000																			
Jack Baldschun, R ERA: 4.46	IP: 2.0 WLS: L BF: 6 H: 0 R: 0 ER: 0 SO: 2 BB: 0 IBB: 0 HBP: 0 BLK: 0 WP: 0 HR: 10 S: 10 P: 10 ERA: 0.00 WHIP: 0.000																			

AB	33
R	9
H	9
RBI	8
BB	3
SO	8
LOB	9



Batter	1	2	3	4	5	6	7	8	9	AB	R	H	RBI	BB	SO	LOB	TOP		
Tony Taylor, R OBP: 0.296, SLG: 0.317 (1, 4)	1-3		FC6-4 1B E BB	6-3		F8			6-3	4	1	0	0	1	0	2	Philadelphia Phillies @ Chicago Cubs Wrigley Field, Chicago, IL Tue Aug 15 1961, 3:33 AM CDT Att: 5,878 - Sunny - 86 F		
Tony Gonzalez, L OBP: 0.378, SLG: 0.454 (1, 8)	P5		FC6-4 1B			F8		6-3	HBP 1B BB	4	0	1	0	1	0	0			
Don Demeter, R OBP: 0.306, SLG: 0.428 (1, 9)	HR		FC6-4 5-3 E			F7		L5	HBP 1B	5	1	2	2	0	0	2			
Lee Walls, R OBP: 0.353, SLG: 0.462 (1, 7)	1B		E1 5-3			F8		1-3	K	5	0	1	1	0	1	3			
Charley Smith, R OBP: 0.304, SLG: 0.388 (1, 5)	P4		5-3					4-3	HBP 1B	4	1	1	1	0	0	3			
Pancho Herrera, R OBP: 0.348, SLG: 0.424 (1, 3)		G6-4-3 1B	IBB			HR		HR	K	4	1	3	1	1	1	3			
Al Kenders, R OBP: 0.200, SLG: 0.200 Bobby Malkmus, R OBP: 0.258, SLG: 0.305 (8, PR) (8, 6)	G6-4-3		F8			P4		1B		4	0	1	0	0	0	5			
Ruben Amaro, R OBP: 0.317, SLG: 0.330 Johnny Callison, L OBP: 0.391, SLG: 0.399 Clay Dalrymple, L OBP: 0.230, SLG: 0.237 (8, PH) (8, 2)	6-3					F9		1B		3	0	0	0	0	0	1			
Art Mahaffey, R OBP: 0.137, SLG: 0.122 Ken Lehman, L (3, 1) Ken Walters, R OBP: 0.266, SLG: 0.236 John Buzhardt, R OBP: 0.100, SLG: 0.100 Wes Covington, L OBP: 0.252, SLG: 0.252 Jack Baldschun, R (8, 1)			1B BB FC6-4 1B			P5		G4-6-3 1B		1	1	1	0	0	0	0			
Inning Stats	R: 1 E: 0 K: 0 S: 5	H: 2 LOB: 1 BB: 0 P: 5	R: 0 E: 0 K: 0 S: 3	H: 1 LOB: 0 BB: 0 P: 3	R: 2 E: 1 K: 0 S: 6	H: 2 LOB: 3 BB: 2 P: 14	R: 0 E: 0 K: 0 S: 3	H: 0 LOB: 0 BB: 0 P: 3	R: 0 E: 0 K: 0 S: 6	H: 3 LOB: 2 BB: 0 P: 6	R: 0 E: 0 K: 0 S: 3	H: 0 LOB: 0 BB: 0 P: 3	R: 1 E: 0 K: 0 S: 5	H: 3 LOB: 2 BB: 0 P: 5	R: 0 E: 0 K: 2 S: 8	H: 1 LOB: 3 BB: 1 P: 13		1B: 9 2B: 0 3B: 0 HR: 3	SF: 0 SAC: 0 DP: 2 HBP: 1
PITCHER	IP WLS BF H R ER SO BB IBB HBP BLK WP HR S P ERA WHIP	7.1 W 34 10 5 5 0 1 1 0 0 0 3 32 40 6.14 1.500	1.0 S 5 2 0 0 0 1 0 0 0 0 0 4 8 0.00 3.000	0.2 S 3 0 0 0 2 0 0 1 0 0 0 6 7 0.00 0.000	PITCHER														

AB	38
R	5
H	12
RBI	5
BB	3
SO	2
LOB	21



Batter	1	2	3	4	5	6	7	8	9	AB	R	H	RBI	BB	SO	LOB	BOTTOM		
Al Heist, R OBP: 0.362, SLG: 0.421 (1, 8)	14 HR BB		F9	3-1		SH2		K		3	1	0	0	1	1	1	Philadelphia Phillies @ Chicago Cubs Wrigley Field, Chicago, IL Tue Aug 15 1961, 3:33 AM CDT Att: 5,878 - Sunny - 86 F		
Jerry Kindall, R OBP: 0.300, SLG: 0.438 (1, 4)	K	CS	K	E5		6-3				4	0	0	0	0	2	2			
14 Ernie Banks, R OBP: 0.354, SLG: 0.511 (1, 6)	HR		F7	P6		5-3				4	1	1	2	0	0	2			
George Altman, L OBP: 0.374, SLG: 0.610 (1, 9)	HR 1B		HR BB	F8		FC5-6 1B				3	2	2	0	1	0	1			
Billy Williams, L OBP: 0.341, SLG: 0.496 (1, 7)	P6		HR	3-1		FC5-6 4-3				4	1	1	2	0	0	2			
Ron Santo, R OBP: 0.397, SLG: 0.466 (1, 5)	HR		1B BB	L6		4-3				3	1	1	2	1	0	1			
Sammy Taylor, L OBP: 0.344, SLG: 0.427 (1, 2)	F8		HBP 1B	4-3		4-3				4	0	2	0	0	0	1			
Ed Bouchee, L OBP: 0.362, SLG: 0.417 (1, 3)		CS BB	HBP	K		K				2	0	0	0	1	2	1			
Jack Curtis, L OBP: 0.286, SLG: 0.244 Barney Schultz, R OBP: 0.100, SLG: 0.100 Bob Anderson, R OBP: 0.161, SLG: 0.233 (8, 1) (8, 1)	K		1-3	SH2 BB		K				2	0	0	0	1	1	4			
Inning Stats	R: 4 E: 0 K: 1 S: 8	H: 3 LOB: 0 BB: 1 P: 12	R: 0 E: 0 K: 1 S: 4	H: 0 LOB: 1 BB: 1 P: 8	R: 2 E: 0 K: 1 S: 7	H: 2 LOB: 3 BB: 2 P: 16	R: 0 E: 1 K: 0 S: 4	H: 0 LOB: 1 BB: 0 P: 4	R: 0 E: 0 K: 0 S: 6	H: 1 LOB: 1 BB: 0 P: 6	R: 0 E: 0 K: 0 S: 3	H: 0 LOB: 1 BB: 1 P: 7	R: 0 E: 0 K: 0 S: 4	H: 1 LOB: 1 BB: 0 P: 4	R: 0 E: 0 K: 3 S: 9	H: 0 LOB: 0 BB: 0 P: 9		1B: 4 2B: 0 3B: 0 HR: 3	SF: 0 SAC: 1 DP: 0 HBP: 1
PITCHER	IP WLS BF H R ER SO BB IBB HBP BLK WP HR S P ERA WHIP	2.2 L 17 5 6 6 3 4 0 1 0 0 3 18 35 20.25 3.375	0.1 L 1 0 0 0 0 0 0 0 0 0 0 1 1 0.00 0.000	4.0 L 16 2 0 0 1 1 0 0 0 0 0 17 21 0.00 0.750	1.0 L 3 0 0 0 3 0 0 0 0 0 0 9 9 0.00 0.000	PITCHER													



Batter	1	2	3	4	5	6	7	8	9	AB	R	H	RBI	BB	SO	LOB	TOP		
Tony Taylor, R (1.4) OBP: 0.304, SLG: 0.325	0-0 1B FC4-6 1B		0-0 3-1 1B 1B	0-0 FC1-2			0-0 1B 1B	0-0 1B 1B		5	3	4	0	0	0	2	Philadelphia Phillies @ Chicago Cubs Wrigley Field, Chicago, IL Wed Aug 16 1961, 3:33 AM CDT Att: 6,390 - Sunny - 78 F		
Johnny Callison, L (1.7) OBP: 0.387, SLG: 0.401	0-0 FC4-6 1-3 1B		4-0 1B 3-1 BB	0-0 4-3			4-0 1B 1-2 BB	0-0 1-3 1B		3	1	2	0	2	0	2			
Wes Covington, L (1.9) OBP: 0.320, SLG: 0.404	0-0 FC4-6 1-2 3-H 1B		0-0 P4		0-0 4-3		0-0 1-3 2-H 1B	0-0 F2		5	0	1	2	0	0	5			
Tony Gonzalez, L (1.8) OBP: 0.378, SLG: 0.451	4-0 1-2 BB		0-0 3-1		0-0 6-3		0-0 1-3 1B		0-0 4-3	4	0	1	1	1	0	2			
Lee Walls, R (1.3) OBP: 0.354, SLG: 0.460	0-3 K		0-0 1B		0-0 1B		0-0 1-3 1B		0-0 F9	5	0	2	1	0	1	3			
Charley Smith, R (1.5) OBP: 0.299, SLG: 0.381	0-0 F7		2-3 3-H 1B		0-3 K		0-0 1-3		0-0 4-3	5	0	0	0	0	2	6			
Clay Dalrymple, L (1.2) OBP: 0.234, SLG: 0.257		0-0 F7		0-0 1B FC1-2 2B			0-0 F7		0-0 HR	4	1	2	1	0	0	0			
Ruben Amaro, R (1.6) OBP: 0.316, SLG: 0.329		0-0 6-3		0-0 FC1-2 1B			0-0 F7		0-0 6-3	4	0	1	0	0	0	0			
Chris Short, R (1.1) OBP: 0.115, SLG: 0.115		0-0 F7		0-3 K			0-0 L8		0-3 K	1	0	0	0	0	0	0			
Frank Sullivan, R (2.1) OBP: 0.214, SLG: 0.083										0	0	0	0	0	0	0			
Dallas Green, L (3.1) OBP: 0.323, SLG: 0.192										2	0	0	0	0	1	2			
Elmer Valo, L (8, PH) OBP: 0.282, SLG: 0.213										1	0	0	0	0	1	0			
Jack Baldschun, R (8.1)										0	0	0	0	0	0	0			
Inning Stats	R: 1 E: 0 K: 1 S: 7	H: 2 LOB: 2 BB: 1 P: 11	R: 0 E: 0 K: 0 S: 3	H: 0 LOB: 0 BB: 0 P: 3	R: 1 E: 0 K: 1 S: 7	H: 2 LOB: 2 BB: 1 P: 11	R: 0 E: 0 K: 1 S: 7	H: 2 LOB: 0 BB: 0 P: 7	R: 0 E: 0 K: 0 S: 3	H: 0 LOB: 1 BB: 0 P: 6	R: 2 E: 0 K: 0 S: 5	H: 3 LOB: 1 BB: 1 P: 9	R: 1 E: 0 K: 1 S: 8	H: 3 LOB: 2 BB: 0 P: 8	R: 0 E: 0 K: 0 S: 3	H: 0 LOB: 0 BB: 0 P: 3	1B: 11 2B: 1 3B: 0 HR: 1	SF: 0 SAC: 0 DP: 0 HBP: 0	WP: 0 PA: 42 PB: 0 SB: 0 CS: 0
PITCHER Don Cardwell, R (1.1) ERA: 4.31	IP: 9.0 WLS: W BF: 42 H: 13 R: 5 ER: 5 SO: 5 BB: 3 IBB: 0 HBP: 0 BLK: 0 WP: 0 HR: 1 S: 49 P: 61 ERA: 5.00 WHIP: 1.778															PITCHER			
Batter	1	2	3	4	5	6	7	8	9	AB	R	H	RBI	BB	SO	LOB	BOTTOM		
Al Heist, R (1.8) OBP: 0.362, SLG: 0.418	0-0 1B 1B	0-0 P4		0-0 L8		0-0 FC1-6 1B 14 WP 2-3		4-0 SH1-3 14 2B BB		4	2	1	0	1	0	5	Philadelphia Phillies @ Chicago Cubs Wrigley Field, Chicago, IL Wed Aug 16 1961, 3:33 AM CDT Att: 6,390 - Sunny - 78 F		
Jerry Kindall, R (1.4) OBP: 0.306, SLG: 0.447	0-0 1-2 1B	0-0 1-3 2-H 3-H 2B		0-0 G3		0-0 1-3 3-H 1B		0-0 SH1-3		4	2	3	3	0	0	0			
14 Ernie Banks, R (1.6) OBP: 0.357, SLG: 0.517	0-0 P4	0-0 BB 1B IBB		0-0 F9		0-0 1-H 3-H 2B		0-0 6-3 2-H 2B		4	0	2	2	1	0	2			
George Altman, L (1.9) OBP: 0.372, SLG: 0.604	0-0 P4	0-0 1-2 2-H 3-H 1B		0-0 4-3		0-0 3-1		0-0 6-3		5	0	1	2	0	0	4			
Billy Williams, L (1.7) OBP: 0.339, SLG: 0.490	0-0 F8	4-0 1-2 2-3 BB		0-0 F7		0-0 F7		0-0 4-3		4	0	0	0	1	0	3			
Ron Santo, R (1.5) OBP: 0.366, SLG: 0.471		0-0 F7		0-0 P3		0-0 HR				4	1	1	1	0	0	3			
Andre Rodgers, R (1.3) OBP: 0.309, SLG: 0.388		0-0 1B 2B	0-0 F8		0-0 FC1-6 1B 1B		0-0 2B			4	2	3	0	0	0	0			
Dick Bertell, R (1.2) OBP: 0.293, SLG: 0.305		0-0 BB 2B	0-0 5-3		0-0 FC1-6 1B		0-0 F8			4	1	2	0	0	0	1			
Sammy Taylor, L (8.2) OBP: 0.344, SLG: 0.427		2-3 2B 1B		0-0 K		1-2 1B				0	0	0	0	0	0	0			
Don Cardwell, R (1.1) OBP: 0.203, SLG: 0.319		4-0 2B 1B BB	0-3 K		0-3 K		0-0 P4			3	1	0	0	1	2	3			
Inning Stats	R: 0 E: 0 K: 0 S: 5	H: 2 LOB: 2 BB: 0 P: 5	R: 4 E: 0 K: 0 S: 7	H: 4 LOB: 3 BB: 3 P: 19	R: 0 E: 0 K: 1 S: 5	H: 0 LOB: 0 BB: 0 P: 5	R: 0 E: 0 K: 0 S: 3	H: 0 LOB: 0 BB: 0 P: 3	R: 0 E: 0 K: 0 S: 3	H: 0 LOB: 0 BB: 0 P: 3	R: 3 E: 0 K: 1 S: 9	H: 4 LOB: 1 BB: 0 P: 9	R: 1 E: 0 K: 0 S: 5	H: 2 LOB: 1 BB: 0 P: 5	R: 1 E: 0 K: 0 S: 4	H: 1 LOB: 1 BB: 1 P: 8	1B: 7 2B: 5 3B: 0 HR: 1	SF: 0 SAC: 1 DP: 0 HBP: 0	WP: 2 PA: 41 PB: 0 SB: 1 CS: 0
PITCHER Chris Short, L (1.1) ERA: 6.28	IP: 1.2 WLS: L BF: 14 H: 6 R: 4 ER: 4 SO: 0 BB: 2 IBB: 0 HBP: 0 BLK: 0 WP: 0 HR: 0 S: 11 P: 23 ERA: 21.60 WHIP: 4.800															PITCHER			
Frank Sullivan, R (2.1) ERA: 4.31	0.1	1	0	0	0	0	0	0	0	0	0	1	1	0.00	0.000				
Dallas Green, R (3.1) ERA: 4.94	5.0	21	6	4	4	2	0	0	0	0	1	1	25	25	7.20	1.200			
Jack Baldschun, R (8.1) ERA: 4.46	1.0	5	1	1	1	0	1	0	0	0	0	0	4	8	9.00	2.000			

Batter	1	2	3	4	5	6	7	8	9	AB	R	H	RBI	BB	SO	LOB	TOP										
Bill Virdon, L OBP: 0.330, SLG: 0.404 (1.8)	6-3	1-3			P5		K		4-3	5	0	0	0	0	1	3											
Dick Groat, R OBP: 0.309, SLG: 0.359 (1.6)	WP HR 1B		5-3		K			1B	K	5	1	2	0	0	2	2											
Bob Skinner, L OBP: 0.376, SLG: 0.373 (1.7)	P6		F8		G3			F9		4	0	0	0	0	0	3											
Dick Stuart, R OBP: 0.321, SLG: 0.539 (1.3)	1-H HR		F7			P4		F7		4	1	1	2	0	0	1											
Roberto Clemente, R OBP: 0.401, SLG: 0.605 (1.9)	FC3-6 1B			4-3		K		F9		4	0	1	0	0	1	1											
Smoky Burgess, L OBP: 0.368, SLG: 0.477 (1.2)	FC3-6 1-2		F8			BB			2B 1B	3	1	1	0	1	0	1											
Don Hoak, R OBP: 0.424, SLG: 0.511 (1.5)				CS 1B		4-3 BB			2B 1B	3	1	2	0	1	0	1											
Bill Mazerowski, R OBP: 0.288, SLG: 0.358 (1.4)		K		1-2	F9				P6	4	0	0	0	0	1	4											
Vinegar Bend Mizell, R OBP: 0.160, SLG: 0.091 (1.1)										0	0	0	0	1	0	0											
Clem Labine, R OBP: 0.222, SLG: 0.125 (4.1)										0	0	0	0	1	0	0											
Dick Schofield, S OBP: 0.293, SLG: 0.286 (7. PH)										1	0	0	0	0	0	0											
Al McBean, R OBP: 0.500, SLG: 1.250 (7.1)										0	0	0	0	0	0	0											
Walt Moryn, L OBP: 0.210, SLG: 0.333 (9. PH)									4-3 2-H 3-H	1	0	1	2	0	0	0											
Inning Stats	R: 2 E: 0 K: 0 S: 6	H: 3 LOB: 1 BB: 0 P: 6	R: 0 E: 0 K: 1 S: 5	H: 1 LOB: 1 BB: 1 P: 9	R: 0 E: 0 K: 0 S: 3	H: 0 LOB: 0 BB: 0 P: 3	R: 0 E: 0 K: 0 S: 3	H: 0 LOB: 1 BB: 1 P: 7	R: 0 E: 0 K: 1 S: 5	H: 0 LOB: 1 BB: 1 P: 9	R: 0 E: 0 K: 1 S: 5	H: 0 LOB: 0 BB: 0 P: 5	R: 0 E: 0 K: 0 S: 4	H: 1 LOB: 1 BB: 0 P: 4	R: 2 E: 0 K: 1 S: 8	H: 3 LOB: 1 BB: 0 P: 8	1B: 5 2B: 3 3B: 0 HR: 1	SF: 0 SAC: 0 DP: 1 HBP: 0	WP: 1 PB: 0 SB: 0 CS: 1	PA: 38							
PITCHER	IP	WLS	BF	H	R	ER	SO	BB	IBB	HBP	BLK	WP	HR	S	P	ERA	WHIP										
Glen Hobbie, R ERA: 4.19 (1.1)	0.2		3	1	1	1	0	0	0	0	0	0	0	3	3	13.50	1.500										
Dick Drott, R ERA: 4.39 (1.1)	7.2	W	33	7	3	3	4	4	0	0	0	1	1	37	53	3.52	1.435										
Bob Anderson, R ERA: 4.21 (9.1)	0.2	S	2	0	0	0	1	0	0	0	0	0	0	4	4	0.00	0.000										

Pittsburgh Pirates @ Chicago Cubs
Wrigley Field, Chicago, IL
Thu Aug 17 1961, 3:33 AM CDT
Sunny - 83 F

AB	34
R	4
H	8
RBI	4
BB	4
SO	5
LOB	16



Batter	1	2	3	4	5	6	7	8	9	AB	R	H	RBI	BB	SO	LOB	BOTTOM										
Al Heist, R OBP: 0.360, SLG: 0.414 (1.8)	F9		FC6-4 1B	4-3			6-3	F8		5	0	1	0	0	0	1											
Jerry Kindall, R OBP: 0.311, SLG: 0.455 (1.4)	5-3		FC6-4 14 HR 1-2		14 G5-4-3 1B		14 2B BB	1-H 3B		4	2	2	2	1	0	1											
14 Ernie Banks, R OBP: 0.360, SLG: 0.537 (1.6)			3-H HR	1-H HR	G5-4-3 1-2		WP 1-H 2B	P4		5	2	3	4	0	0	2											
George Altman, L OBP: 0.371, SLG: 0.600 (1.9)	4-3		4-3				L7			4	0	1	0	0	0	1											
Billy Williams, L OBP: 0.341, SLG: 0.489 (1.7)							F7			3	1	1	0	1	0	1											
Ron Santo, R OBP: 0.368, SLG: 0.480 (1.5)		P3		1-3 HR			4-3			4	2	2	1	0	0	2											
Andre Rodgers, R OBP: 0.321, SLG: 0.415 (1.3)		CS BB					F9			2	2	1	3	2	0	0											
Dick Bertell, R OBP: 0.297, SLG: 0.308 (1.2)	CS		1B FC6-4 1B	G5-4-3 1B			5-3			4	1	2	1	0	0	0											
Glen Hobbie, R OBP: 0.239, SLG: 0.323 (1.1)										0	0	0	0	0	0	0											
Dick Drott, R OBP: 0.294, SLG: 0.375 (1.1)										3	1	0	0	1	0	2											
Bob Anderson, R OBP: 0.161, SLG: 0.233 (9.1)										0	0	0	0	0	0	0											
Inning Stats	R: 1 E: 0 K: 0 S: 4	H: 1 LOB: 0 BB: 0 P: 4	R: 0 E: 0 K: 0 S: 2	H: 0 LOB: 0 BB: 1 P: 6	R: 3 E: 0 K: 0 S: 6	H: 3 LOB: 0 BB: 0 P: 6	R: 3 E: 0 K: 0 S: 6	H: 4 LOB: 0 BB: 0 P: 6	R: 0 E: 0 K: 0 S: 4	H: 2 LOB: 1 BB: 0 P: 4	R: 1 E: 0 K: 0 S: 4	H: 1 LOB: 2 BB: 2 P: 12	R: 1 E: 0 K: 0 S: 4	H: 1 LOB: 1 BB: 2 P: 12	R: 2 E: 0 K: 0 S: 4	H: 1 LOB: 2 BB: 2 P: 12	1B: 6 2B: 2 3B: 1 HR: 4	SF: 0 SAC: 0 DP: 2 HBP: 0	WP: 2 PB: 1 SB: 0 CS: 1	PA: 40							
PITCHER	IP	WLS	BF	H	R	ER	SO	BB	IBB	HBP	BLK	WP	HR	S	P	ERA	WHIP										
Vinegar Bend Mizell, L ERA: 4.85 (1.1)	3.0	L	15	6	6	6	0	1	0	0	0	0	2	14	18	18.00	2.333										
Clem Labine, R ERA: 3.63 (4.1)	3.0		12	5	2	2	0	0	0	0	0	0	2	12	12	6.00	1.667										
Al McBean, R ERA: 3.79 (7.1)	2.0		12	2	3	3	0	4	0	0	0	2	0	8	24	13.50	3.000										

Pittsburgh Pirates @ Chicago Cubs
Wrigley Field, Chicago, IL
Thu Aug 17 1961, 3:33 AM CDT
Sunny - 83 F

AB	34
R	11
H	13
RBI	11
BB	5
SO	0
LOB	10



Batter	1	2	3	4	5	6	7	8	9	AB	R	H	RBI	BB	SO	LOB	TOP																									
Joe Christopher, R (1, 7) OBP: 0.356, SLG: 0.395	4-0 2B 1B BB		0-0 G5-4-3					0-3 K		0-0 4-3 1B 1B							3 2 1 1 1 1 1 2																									
Dick Groat, R (1, 6) OBP: 0.311, SLG: 0.363	0-0 1B 2B		0-0 FC6-4 1B					0-0 6-3		0-0 4-3							4 1 2 0 0 0 0 1																									
Roberto Clemente, R (1, 9) OBP: 0.492, SLG: 0.664	0-0 G6-4-3 1B		0-0 FC6-4					0-0 L8		0-0 1B							4 0 2 3 0 0 0 1																									
Dick Stuart, R (1, 3) OBP: 0.317, SLG: 0.533	0-0 G6-4-3			0-0 5-3				0-3 K		0-0 P6							4 0 0 0 0 0 1 2																									
Don Hoak, R (1, 5) OBP: 0.422, SLG: 0.507	0-0 6-3			4-0 G6-4-3 BB				0-0 6-3		0-0 G3							3 0 0 0 0 1 0 0																									
Don Lepert, R (1, 2) OBP: 0.257, SLG: 0.412		0-0 P4		0-0 G6-4-3				0-3 K		0-0 3B							4 0 1 0 0 0 1 1																									
Dick Schofield, S (9, PR) OBP: 0.290, SLG: 0.286				0-0 1-2													0 0 0 0 0 0 0 0																									
Hal Smith, R (9, 2) OBP: 0.273, SLG: 0.331																	0 0 0 0 0 0 0 0																									
Bill Virdon, L (1, 8) OBP: 0.327, SLG: 0.400					0-0 1-3			0-0 F7		0-0 6-3							4 0 0 0 0 0 1 1																									
Bill Mazerowski, R (1, 4) OBP: 0.293, SLG: 0.363		0-0 L7			0-0 1B					0-0 1B 2B							3 1 2 0 1 0 0 0																									
Earl Francis, R (1, 1) OBP: 0.278, SLG: 0.188								0-3 K		0-0 1-3							3 0 1 0 0 0 2 2																									
Roy Face, R (8, 1) OBP: 0.250, SLG: 0.250																	1 0 0 0 0 0 0 2																									
Inning Stats	R: 2 E: 0 K: 0 S: 4	H: 2 LOB: 0 BB: 1 P: 8	R: 0 E: 0 K: 1 S: 5	H: 0 LOB: 0 BB: 0 P: 5	R: 0 E: 0 K: 0 S: 4	H: 2 LOB: 1 BB: 0 P: 4	R: 0 E: 0 K: 0 S: 2	H: 0 LOB: 0 BB: 1 P: 6	R: 0 E: 0 K: 2 S: 8	H: 1 LOB: 1 BB: 0 P: 8	R: 0 E: 0 K: 1 S: 5	H: 0 LOB: 0 BB: 0 P: 5	R: 0 E: 0 K: 1 S: 5	H: 0 LOB: 0 BB: 0 P: 5	R: 2 E: 0 K: 1 S: 8	H: 3 LOB: 1 BB: 1 P: 8	R: 0 E: 0 K: 0 S: 4	H: 1 LOB: 2 BB: 1 P: 8	1B: 6 2B: 2 3B: 1 HR: 0	SF: 0 SAC: 0 DP: 3 HBP: 0	WP: 0 PB: 0 SB: 0 CS: 0	PA: 36																				
PITCHER	IP	WLS	BF	H	R	ER	SO	BB	IBB	HBP	BLK	WP	HR	S	P	ERA	WHIP	PITCHER								IP	WLS	BF	H	R	ER	SO	BB	IBB	HBP	BLK	WP	HR	S	P	ERA	WHIP
Jim Brewer, L (1, 1) ERA: 6.36	7.1	L	28	7	4	4	6	2	0	0	0	0	0	38	46	4.91	1.227																									
Don Elston, R (8, 1) ERA: 6.05	0.2		3	1	0	0	0	0	0	0	0	0	0	3	3	0.00	1.500																									
Bob Anderson, R (9, 1) ERA: 4.18	1.0		5	1	0	0	0	0	1	0	0	0	0	4	8	0.00	1.000																									

Pittsburgh Pirates @ Chicago Cubs
Wrigley Field, Chicago, IL
Thu Aug 17 1961, 3:38 AM CDT
Att: 16,961 - Sunny - 83 F

AB 33
R 4
H 9
RBI 4
BB 3
SO 6
LOB 12



Batter	1	2	3	4	5	6	7	8	9	AB	R	H	RBI	BB	SO	LOB	BOTTOM																										
Richie Ashburn, L (1, 8) OBP: 0.367, SLG: 0.289	4-0 1B 1B BB			0-0 1B				0-0 F7									2 1 1 0 3 0 1																										
Jerry Kindall, R (1, 6) OBP: 0.306, SLG: 0.446	0-0 F8		0-3 K		0-0 P4			0-0 F9		0-0 4-3							5 0 0 0 0 1 7																										
Andre Rodgers, R (1, 3) OBP: 0.331, SLG: 0.417	0-0 1B 1-2 1B		0-0 BB 1B		4-0 3-1 1B BB			0-0 4-3		0-3 K							4 1 2 0 1 1 2																										
George Altman, L (1, 9) OBP: 0.366, SLG: 0.592	0-0 L7		0-0 L7		0-0 G3			0-0 F8		0-0 F9							5 0 0 0 0 0 4																										
Billy Williams, L (1, 7) OBP: 0.346, SLG: 0.500	0-0 FC6-4 1B		4-0 1-2 BB		0-0 3-1 2-3			0-0 F8		0-0 1B							4 1 3 2 1 0 1																										
Ron Santo, R (1, 5) OBP: 0.368, SLG: 0.479	0-0 FC6-4		0-0 F7		0-0 F7			0-0 L7		0-0 HR							5 0 2 1 0 0 5																										
Don Zimmer, R (1, 4) OBP: 0.304, SLG: 0.403		0-0 L7		0-3 K				0-3 F8		0-3 K							4 0 0 0 0 2 4																										
Bob Will, L (9, PH) OBP: 0.372, SLG: 0.351																	1 0 0 0 0 1 1																										
Sammy Taylor, L (1, 2) OBP: 0.347, SLG: 0.431					0-3 K			0-0 F7		4-0 BB							3 0 1 0 1 1 0																										
Sammy Drake, S (8, PR)																	0 0 0 0 0 0 0																										
Dick Bertell, R (9, 2) OBP: 0.297, SLG: 0.308																	0 0 0 0 0 0 0																										
Jim Brewer, L (1, 1) OBP: 0.222, SLG: 0.125					0-3 K			0-0 F7		0-0 BB							3 0 0 0 0 1 1																										
Don Elston, R (8, 1) OBP: 0.222, SLG: 0.222																	0 0 0 0 0 0 0																										
14 Ernie Banks, R (6, PH) OBP: 0.359, SLG: 0.536																	1 0 0 0 0 0 1																										
Bob Anderson, R (9, 1) OBP: 0.161, SLG: 0.233																	0 0 0 0 0 0 0																										
Inning Stats	R: 1 E: 0 K: 0 S: 5	H: 2 LOB: 2 BB: 1 P: 9	R: 0 E: 0 K: 2 S: 8	H: 1 LOB: 2 BB: 1 P: 12	R: 0 E: 0 K: 1 S: 6	H: 1 LOB: 2 BB: 1 P: 10	R: 0 E: 0 K: 1 S: 6	H: 1 LOB: 0 BB: 0 P: 6	R: 1 E: 0 K: 0 S: 4	H: 1 LOB: 1 BB: 1 P: 8	R: 0 E: 1 K: 0 S: 4	H: 0 LOB: 2 BB: 1 P: 8	R: 0 E: 0 K: 1 S: 6	H: 1 LOB: 1 BB: 0 P: 6	R: 0 E: 0 K: 0 S: 3	H: 0 LOB: 1 BB: 1 P: 7	R: 1 E: 0 K: 2 S: 9	H: 2 LOB: 1 BB: 0 P: 9	1B: 7 2B: 1 3B: 0 HR: 1	SF: 0 SAC: 0 DP: 0 HBP: 0	WP: 0 PB: 0 SB: 0 CS: 0	PA: 43																					
PITCHER	IP	WLS	BF	H	R	ER	SO	BB	IBB	HBP	BLK	WP	HR	S	P	ERA	WHIP	PITCHER								IP	WLS	BF	H	R	ER	SO	BB	IBB	HBP	BLK	WP	HR	S	P	ERA	WHIP	
Earl Francis, R (1, 1) ERA: 3.25	7.0		35	7	2	2	5	6	0	0	0	0	0	39	63	2.57	1.857																										
Roy Face, R (8, 1) ERA: 3.33	2.0	S	8	2	1	1	2	0	0	0	0	0	0	1	12	4.50	1.000																										

Pittsburgh Pirates @ Chicago Cubs
Wrigley Field, Chicago, IL
Thu Aug 17 1961, 3:38 AM CDT
Att: 16,961 - Sunny - 83 F

AB 37
R 3
H 9
RBI 3
BB 6
SO 7
LOB 27



Batter	1	2	3	4	5	6	7	8	9	10	11	AB	R	H	RBI	BB	SO	LOB	TOP								
Joe Christopher, R OBP: 0.355, SLG: 0.388 (1, 7)	1-3		FC5-2 SH2-3 1B		1-3		2B		P6		G6-4-3	5	0	1	0	1	0	1									
Dick Groat, R OBP: 0.310, SLG: 0.364 (1, 6)	6-3		SH2-3		1-3		2B		G1			4	0	1	1	0	0	0									
Roberto Clemente, R OBP: 0.404, SLG: 0.602 (1, 9)	E4		FC5-2 IBB		4-3		IBB					3	0	1	0	2	0	0									
Dick Stuart, R OBP: 0.316, SLG: 0.531 Dick Schofield, S OBP: 0.290, SLG: 0.286 Rocky Nelson, L OBP: 0.336, SLG: 0.427 (1, 3)	FC6-4		FC5-2				FC6-4				FC1-6	5	0	1	0	0	0	8									
Don Hoak, R OBP: 0.417, SLG: 0.500 (1, 5)		1-3	L8				FC3-5				L7	5	0	0	0	0	5										
Don Lerrert, R OBP: 0.275, SLG: 0.410 (1, 2)		1-3			5-3		G5-4-3					5	0	2	0	0	1										
Bill Virdon, L OBP: 0.328, SLG: 0.399 (1, 8)					6-3							4	0	1	0	1	0	3									
Bill Mazeroski, R OBP: 0.294, SLG: 0.363 (1, 4)			L4									5	1	2	0	0	3										
Tom Sturdivant, L OBP: 0.190, SLG: 0.150 (1, 1)			SH2-3 FC5-2 1B		K							5	0	1	0	0	2	3									
Inning Stats	R: 0 E: 1 K: 0 S: 4	H: 0 LOB: 1 BB: 0 P: 4	R: 0 E: 0 K: 0 S: 3	H: 0 LOB: 1 BB: 1 P: 7	R: 0 E: 0 K: 0 S: 5	H: 2 LOB: 3 BB: 1 P: 9	R: 0 E: 0 K: 1 S: 6	H: 1 LOB: 1 BB: 0 P: 6	R: 0 E: 0 K: 0 S: 3	H: 1 LOB: 0 BB: 0 P: 3	R: 1 E: 0 K: 1 S: 7	H: 2 LOB: 3 BB: 2 P: 15	R: 0 E: 0 K: 0 S: 4	H: 1 LOB: 1 BB: 0 P: 4	R: 0 E: 0 K: 0 S: 3	H: 0 LOB: 0 BB: 0 P: 3	R: 0 E: 0 K: 0 S: 5	H: 2 LOB: 2 BB: 0 P: 5	R: 0 E: 0 K: 0 S: 3	H: 1 LOB: 0 BB: 0 P: 3	1B: 8 2B: 2 3B: 0 HR: 0	SF: 0 SAC: 1 DP: 2 HBP: 0	WP: 1 PB: 0 SB: 0 CS: 0	PA: 46			
PITCHER Dick Ellsworth, L ERA: 4.09 (1, 1)	IP 11.0	WLS W	BF 46	H 10	R 1	ER 1	SO 2	BB 2	IBB 2	HBP 0	BLK 0	WP 1	HR 0	S 46	P 62	ERA 0.82	WHIP 1.091										

Pittsburgh Pirates @ Chicago Cubs
Wrigley Field, Chicago, IL
Fri Aug 18 1961, 3:33 AM CDT
Att: 7,469 - Cloudy - 86 F

AB	41
R	1
H	10
RBI	1
BB	4
SO	2
LOB	24



Batter	1	2	3	4	5	6	7	8	9	10	11	AB	R	H	RBI	BB	SO	LOB	BOTTOM								
Al Heist, R OBP: 0.354, SLG: 0.407 (1, 8)	4-3		5-3		K						F9	5	0	0	0	0	1	1									
Jerry Kindal, R OBP: 0.307, SLG: 0.449 (1, 4)	K				14 F7 SF9						14 2B	5	2	2	0	0	3	1									
14 Ernie Banks, R OBP: 0.360, SLG: 0.536 (1, 6)	K2-3				F7							5	0	2	1	0	1	1									
George Altman, L OBP: 0.366, SLG: 0.591 (1, 9)					SF9							2	0	1	1	0	0	0									
Billy Williams, L OBP: 0.350, SLG: 0.501 (1, 7)					1B							3	0	2	0	1	0	0									
Ron Santo, R OBP: 0.367, SLG: 0.477 Don Zimmer, R OBP: 0.304, SLG: 0.403 (1, 5)					1B							4	0	1	0	0	0	4									
Andre Rodgers, R OBP: 0.324, SLG: 0.408 Riche Ashburn, L OBP: 0.369, SLG: 0.288 Ed Bouchee, L OBP: 0.362, SLG: 0.417 (1, 3)					P2							3	0	0	0	0	1	4									
Sammy Taylor, L OBP: 0.340, SLG: 0.421 (1, 2)					F9							4	0	0	0	0	0	0									
Dick Ellsworth, L OBP: 0.119, SLG: 0.077 (1, 1)					K							4	0	0	0	0	1	0									
Inning Stats	R: 0 E: 0 K: 2 S: 7	H: 0 LOB: 0 BB: 0 P: 7	R: 0 E: 0 K: 1 S: 6	H: 2 LOB: 2 BB: 0 P: 6	R: 0 E: 0 K: 1 S: 5	H: 0 LOB: 0 BB: 1 P: 5	R: 1 E: 0 K: 0 S: 6	H: 3 LOB: 2 BB: 0 P: 6	R: 0 E: 0 K: 1 S: 5	H: 0 LOB: 0 BB: 0 P: 5	R: 0 E: 0 K: 0 S: 3	H: 0 LOB: 0 BB: 0 P: 3	R: 0 E: 1 K: 1 S: 6	H: 0 LOB: 1 BB: 1 P: 7	R: 0 E: 0 K: 0 S: 3	H: 0 LOB: 0 BB: 0 P: 3	R: 1 E: 0 K: 0 S: 3	H: 2 LOB: 1 BB: 0 P: 3	1B: 6 2B: 2 3B: 0 HR: 0	SF: 1 SAC: 1 DP: 1 HBP: 0	WP: 0 PB: 0 SB: 0 CS: 0	PA: 39					
PITCHER Tom Sturdivant, R ERA: 4.26 (1, 1)	IP 10.1	WLS L	BF 40	H 8	R 2	ER 2	SO 7	BB 0	IBB 1	HBP 0	BLK 0	WP 0	HR 0	S 52	P 56	ERA 1.74	WHIP 0.774										

Pittsburgh Pirates @ Chicago Cubs
Wrigley Field, Chicago, IL
Fri Aug 18 1961, 3:33 AM CDT
Att: 7,469 - Cloudy - 86 F

AB	36
R	2
H	8
RBI	2
BB	1
SO	7
LOB	11




Batter	1	2	3	4	5	6	7	8	9	10	11	AB	R	H	RBI	BB	SO	LOB	TOP			
Joe Christopher, R OBP: 0.354, SLG: 0.385 (1, 7)	1-3		1B FC5-4		F9		G3 1B		6-3		P4	6	1	2	0	0	0	0				
Dick Groat, R OBP: 0.315, SLG: 0.368 (1, 6)	FC3-6 1B		FC5-4 1B		6-3 1B		G3 1-2		F7		4-3 E 1B	6	1	4	0	0	0	1				
Roberto Clemente, R OBP: 0.403, SLG: 0.598 (1, 9)	FC3-6 FC6-4 1-2		FC5-4 2B		6-3		FC6-4 IBB				4-3	5	1	1	1	1	0	4				
Dick Stuart, R OBP: 0.315, SLG: 0.531 Rocky Nelson, L OBP: 0.331, SLG: 0.420 (1, 3) (8, 3)	FC6-4 1-2				K		FC6-4 1-2		F7		E4	4	0	1	1	0	1	4				
Don Hoak, R OBP: 0.414, SLG: 0.495 (1, 5)		E5 FC1-4	F8				P4		4-3		4-3 SH5-4 1B	6	0	1	0	0	2					
Don Lippert, R OBP: 0.318, SLG: 0.465 (1, 2)		FC1-4 1-2			FC1-6 1B		1B 2B				SH5-4 1-2	4	1	3	0	0	1					
Bill Virdon, L OBP: 0.329, SLG: 0.399 (1, 8)		F8			FC1-6 1-2		1B				4-3	5	0	2	1	0	3					
Bill Mazeroski, R OBP: 0.293, SLG: 0.360 (1, 4)		4-3			F9		F8		F7			4	0	0	0	1	0	4				
Harvey Haddix, L OBP: 0.250, SLG: 0.170 Roy Face, R OBP: 0.250, SLG: 0.250 Bobby Shantz, R OBP: 0.559, SLG: 0.533 Johnny Logan, R OBP: 0.226, SLG: 0.271 Clem Labine, R OBP: 0.222, SLG: 0.125 (1, 1) (8, 1) (9, 1) (10, PH) (10, 1)			P5		L9		F8		K		K	4	0	0	0	0	1	3				
Inning Stats	R: 0 E: 0 K: 0 S: 4	H: 1 LOB: 1 BB: 0 P: 4	R: 0 E: 1 K: 0 S: 4	H: 0 LOB: 1 BB: 0 P: 4	R: 2 E: 0 K: 0 S: 6	H: 3 LOB: 1 BB: 0 P: 6	R: 0 E: 0 K: 0 S: 4	H: 1 LOB: 1 BB: 0 P: 4	R: 0 E: 0 K: 1 S: 6	H: 2 LOB: 0 BB: 0 P: 4	R: 1 E: 0 K: 0 S: 4	H: 2 LOB: 0 BB: 0 P: 4	R: 0 E: 0 K: 0 S: 4	H: 1 LOB: 1 BB: 0 P: 4	R: 0 E: 0 K: 0 S: 6	H: 1 LOB: 2 BB: 1 P: 10	R: 1 E: 0 K: 0 S: 5	H: 1 LOB: 1 BB: 0 P: 5	1B: 12 2B: 2 3B: 0 HR: 0	SF: 0 SAC: 1 DP: 0 HBP: 0	WP: 0 PB: 0 SB: 0 CS: 0	PA: 50
PITCHER Jack Curtis, L ERA: 4.42 (1, 1)	IP 11.0	WLS L	BF 50	H 14	R 4	ER 3	SO 3	BB 0	IBB 2	HBP 0	BLK 0	WP 0	HR 0	S 54	P 62	ERA 2.46	WHIP 1.273					

Pittsburgh Pirates @ Chicago Cubs
Wrigley Field, Chicago, IL
Sat Aug 19 1961, 3:33 AM CDT
Att: 11,777 - Cloudy - 73 F

livebaseballscorecards.com

AB 47
R 4
H 14
RBI 3
BB 2
SO 3
LOB 25




Batter	1	2	3	4	5	6	7	8	9	10	11	AB	R	H	RBI	BB	SO	LOB	BOTTOM				
Al Heist, R OBP: 0.348, SLG: 0.399 (1, 8)	6-3		K		F9		P4		F7		6-3	6	0	0	0	1	4						
Jerry Kindall, R OBP: 0.308, SLG: 0.448 (1, 4)	6-3				6-3		2B		1-3		FC6-4 14 BB	5	0	1	1	0	2						
14 Ernie Banks, R OBP: 0.365, SLG: 0.540 (1, 6)	F7				1B 2B		IBB				1B 1B BB	3	1	2	0	2	0						
George Altman, L OBP: 0.364, SLG: 0.586 (1, 9)		F7			BB 1B		K		G1			5	0	1	0	0	2	5					
Billy Williams, L OBP: 0.353, SLG: 0.500 (1, 7)		P6			G6-4-3 BB		G6-4-3 BB		G3 1B		4-3	3	0	1	0	2	0						
Ron Santo, R OBP: 0.367, SLG: 0.475 (1, 5)		P3			G6-4-3		P5		G3 1B		L3 BB	4	0	1	1	1	0	4					
Andre Rodgers, R OBP: 0.325, SLG: 0.414 Bob Will, L OBP: 0.368, SLG: 0.347 Ed Bouchee, L OBP: 0.361, SLG: 0.415 (1, 3) (8, PH) (9, 3)					K		2B 2B		G6-4-3		G3	3	1	1	0	0	1	1					
Dick Bertell, R OBP: 0.296, SLG: 0.307 Riche Ashburn, L OBP: 0.364, SLG: 0.286 (1, 2) (11, PH)					4-3		1B		F8		6-3	4	0	1	0	0	3						
Jack Curtis, L OBP: 0.321, SLG: 0.279 Sammy Taylor, L OBP: 0.338, SLG: 0.419 (1, 1) (11, PH)					K		2B 2B		4-3		G1	2	1	1	1	2	1	1					
Inning Stats	R: 0 E: 0 K: 0 S: 3	H: 0 LOB: 0 BB: 0 P: 3	R: 0 E: 0 K: 0 S: 3	H: 0 LOB: 0 BB: 0 P: 3	R: 0 E: 0 K: 3 S: 10	H: 1 LOB: 1 BB: 0 P: 10	R: 0 E: 0 K: 0 S: 4	H: 2 LOB: 2 BB: 1 P: 8	R: 2 E: 0 K: 1 S: 8	H: 3 LOB: 2 BB: 1 P: 12	R: 0 E: 0 K: 0 S: 2	H: 0 LOB: 0 BB: 1 P: 6	R: 0 E: 0 K: 0 S: 2	H: 0 LOB: 0 BB: 1 P: 6	R: 0 E: 0 K: 0 S: 2	H: 0 LOB: 0 BB: 1 P: 6	R: 0 E: 0 K: 0 S: 3	H: 0 LOB: 0 BB: 0 P: 3	1B: 5 2B: 5 3B: 0 HR: 0	SF: 0 SAC: 0 DP: 3 HBP: 0	WP: 0 PB: 0 SB: 0 CS: 0	PA: 46	
PITCHER Harvey Haddix, L ERA: 4.23 (1, 1)	IP 7.1	WLS 7	BF 32	H 8	R 3	ER 3	SO 5	BB 3	IBB 1	HBP 0	BLK 0	WP 0	HR 0	S 38	P 54	ERA 3.68	WHIP 1.500						
Roy Face, R ERA: 3.27 (8, 1)	1.1	7	1	0	0	0	0	0	0	0	0	0	0	0	0	5	13	0.00	2.250				
Bobby Shantz, L ERA: 3.74 (9, 1)	0.1	1	0	0	0	0	0	0	0	0	0	0	0	0	1	1	0.00	0.000					
Clem Labine, R ERA: 3.54 (10, 1)	2.0	W	6	0	0	0	0	1	0	0	0	0	0	0	5	9	0.00	0.500					

Pittsburgh Pirates @ Chicago Cubs
Wrigley Field, Chicago, IL
Sat Aug 19 1961, 3:33 AM CDT
Att: 11,777 - Cloudy - 73 F

livebaseballscorecards.com


AB 39
R 3
H 9
RBI 3
BB 7
SO 5
LOB 23



Batter	1	2	3	4	5	6	7	8	9	10	11	AB	R	H	RBI	BB	SO	LOB								
Bill Virdon, L OBP: 0.325, SLG: 0.394 (1, 8)	L6		5-3		F7			3-1			F3	5	0	0	0	0	0	2								
Dick Groat, R OBP: 0.312, SLG: 0.364 (1, 6)	P4		K			4-3		1-3			6-3	5	0	0	0	0	1	1								
Bob Skinner, L OBP: 0.373, SLG: 0.369 (1, 7)	F7				F9	PB 1B					F7	5	0	1	0	0	1	0								
Rocky Nelson, L OBP: 0.321, SLG: 0.405 (1, 3)		P3		L3		F8				G3		4	0	0	0	0	0	1								
Roberto Clemente, R OBP: 0.404, SLG: 0.597 (1, 9)		3-1				6-3				FC6 1B		4	0	2	0	0	0	1								
Smoky Burgess, L OBP: 0.358, SLG: 0.473 (1, 2)					F7					FC6		4	0	1	0	0	1	2								
Don Hoak, R OBP: 0.410, SLG: 0.490 (1, 5)		G3			P4							4	0	0	0	0	0	1								
Bill Mazeroski, R OBP: 0.293, SLG: 0.359 (1, 4)					F7			6-3				4	0	1	0	0	0	0								
Bob Friend, R OBP: 0.157, SLG: 0.174 (1, 1)					SH1-4 1B							3	0	1	0	0	1	0								
Inning Stats	R: 0 E: 0 K: 0 S: 3	H: 0 LOB: 0 BB: 0 P: 3	R: 0 E: 0 K: 0 S: 4	H: 1 LOB: 1 BB: 0 P: 4	R: 0 E: 0 K: 1 S: 6	H: 1 LOB: 1 BB: 0 P: 6	R: 0 E: 0 K: 0 S: 4	H: 1 LOB: 1 BB: 0 P: 4	R: 0 E: 0 K: 0 S: 4	H: 0 LOB: 0 BB: 0 P: 5	R: 0 E: 0 K: 1 S: 3	H: 0 LOB: 0 BB: 0 P: 3	R: 0 E: 0 K: 1 S: 6	H: 1 LOB: 1 BB: 0 P: 6	R: 0 E: 0 K: 1 S: 5	H: 0 LOB: 0 BB: 0 P: 5	R: 0 E: 0 K: 0 S: 3	H: 0 LOB: 0 BB: 0 P: 3	R: 0 E: 0 K: 0 S: 3	H: 0 LOB: 0 BB: 0 P: 3	1B: 5 2B: 0 3B: 1 HR: 0	SF: 0 SAC: 1 DP: 0 HBP: 0	WP: 0 PB: 1 SB: 1 CS: 0	PA: 39		
PITCHER Don Cardwell, R ERA: 4.06 (1, 1)	IP 11.0	WLS W 39	BF H 6	R R 0	ER ER 0	SO SO 4	BB BB 0	IBB IBB 0	HBP HBP 0	BLK BLK 0	WP WP 0	HR HR 0	S S 47	P P 47	ERA ERA 0.00	WHIP WHIP 0.545										

Pittsburgh Pirates @ Chicago Cubs
Wrigley Field, Chicago, IL
Sun-Aug 20 1961, 3:33 AM CDT
Att. 19,038 - Sunny - 76 F


AB 38
R 0
H 6
RBI 0
BB 0
SO 4
LOB 8



Batter	1	2	3	4	5	6	7	8	9	10	11	AB	R	H	RBI	BB	SO	LOB								
Richie Ashburn, L OBP: 0.357, SLG: 0.280 (1, 8)	5-3			3-1		G3		L6			F2	5	0	0	0	0	0	2								
Jerry Kindall, R OBP: 0.393, SLG: 0.444 (1, 4)				6-3				1-3				3	0	0	0	0	2	0								
Bob Will, L OBP: 0.365, SLG: 0.343 (8, PH)	K										1B	1	0	0	0	0	0	2								
Dick Bertell, R OBP: 0.299, SLG: 0.311 (9, 2)											1B	1	1	1	0	0	0	0								
14 Ernie Banks, R OBP: 0.361, SLG: 0.533 (1, 6)	P6			6-3							F8	5	0	0	0	0	0	1								
George Altman, L OBP: 0.369, SLG: 0.588 (1, 9)						G4-6-3 1B		4-3				4	0	3	0	1	0	0								
Billy Williams, L OBP: 0.356, SLG: 0.501 (1, 7)						F5						5	0	3	1	0	0	2								
Ron Santo, R OBP: 0.364, SLG: 0.471 (1, 5)				4-3		6-3		F5			FC5-4 1B	4	0	0	0	0	0	4								
Sammy Taylor, L OBP: 0.338, SLG: 0.414 (1, 2)						F5						2	0	0	0	1	0	1								
Don Zimmer, R OBP: 0.303, SLG: 0.402 (8, PR) (9, 4)						L6					6-3	1	0	0	0	0	0	0								
Ed Bouchee, L OBP: 0.363, SLG: 0.415 (1, 3)				4-3								3	0	1	0	1	1	0								
Don Cardwell, R OBP: 0.192, SLG: 0.301 (1, 1)				6-3		B5-6-4 1B						4	0	0	0	0	0	3								
Inning Stats	R: 0 E: 0 K: 1 S: 5	H: 0 LOB: 0 BB: 0 P: 5	R: 0 E: 0 K: 0 S: 3	H: 1 LOB: 0 BB: 0 P: 3	R: 0 E: 0 K: 0 S: 3	H: 0 LOB: 0 BB: 0 P: 3	R: 0 E: 0 K: 0 S: 3	H: 0 LOB: 0 BB: 0 P: 3	R: 0 E: 0 K: 0 S: 3	H: 2 LOB: 2 BB: 0 P: 7	R: 0 E: 0 K: 0 S: 3	H: 0 LOB: 2 BB: 0 P: 11	R: 0 E: 0 K: 0 S: 4	H: 1 LOB: 1 BB: 0 P: 4	R: 0 E: 0 K: 1 S: 5	H: 0 LOB: 0 BB: 0 P: 5	R: 1 E: 0 K: 0 S: 5	H: 3 LOB: 2 BB: 0 P: 5	1B: 8 2B: 0 3B: 0 HR: 0	SF: 0 SAC: 0 DP: 2 HBP: 0	WP: 0 PB: 0 SB: 0 CS: 0	PA: 41				
PITCHER Bob Friend, R ERA: 3.64 (1, 1)	IP 10.2	WLS L 41	BF H 8	R R 1	ER ER 1	SO SO 3	BB BB 3	IBB IBB 0	HBP HBP 0	BLK BLK 0	WP WP 0	HR HR 0	S S 44	P P 56	ERA ERA 0.84	WHIP WHIP 1.031										

Pittsburgh Pirates @ Chicago Cubs
Wrigley Field, Chicago, IL
Sun-Aug 20 1961, 3:33 AM CDT
Att. 19,038 - Sunny - 76 F

AB 38
R 1
H 8
RBI 1
BB 3
SO 3
LOB 15



Batter	1	2	3	4	5	6	7	8	9	AB	R	H	RBI	BB	SO	LOB	TOP				
Richie Ashburn, L OBP: 0.352, SLG: 0.274 (1, 8)	6-3		K			P6			F8	4	0	0	0	0	1	1	Chicago Cubs @ Philadelphia Phillies Connie Mack Stadium, Philadelphia, PA Tue Aug 22 1961, 7:05 PM EDT Att: 4,957 - Cloudy - 82 F livebaseballscorecards.com				
Ron Santo, R OBP: 0.363, SLG: 0.469 (1, 5)	1B			F5			F8		F9	4	0	1	0	0	0	0					
14 Ernie Banks, R OBP: 0.358, SLG: 0.529 (1, 6)	FC5-4			F7			K			3	0	0	0	0	1	1					
George Altman, L OBP: 0.366, SLG: 0.583 (1, 9)	FC6			L6			4-3			3	0	0	0	0	0	1					
Billy Williams, L OBP: 0.356, SLG: 0.499 (1, 7)		F8			4-3			BB		2	0	0	0	1	0	0					
Sammy Taylor, L OBP: 0.333, SLG: 0.407 (1, 2)	4-3				P4		K			3	0	0	0	0	1	1					
Jerry Kindall, R OBP: 0.300, SLG: 0.439 (1, 4)			K			F7		K		3	0	0	0	0	2	1					
Ed Bouchee, L OBP: 0.362, SLG: 0.412 (1, 3)				CS SH2-4 BB		F7		L7		2	0	0	0	1	0	1					
Dick Ellsworth, L OBP: 0.116, SLG: 0.075 (1, 1)										1	0	0	0	0	1	0					
Don Elston, R OBP: 0.222, SLG: 0.222 (7, 1)			SH2-4							0	0	0	0	0	0	0					
Bob Will, L OBP: 0.362, SLG: 0.340 (9, PH)						K			K	1	0	0	0	0	1	0					
Inning Stats	R: 0 E: 0 K: 0 S: 4	H: 1 LOB: 1 BB: 0 P: 4	R: 0 E: 0 K: 1 S: 5	H: 0 LOB: 0 BB: 0 P: 5	R: 0 E: 0 K: 1 S: 4	H: 0 LOB: 0 BB: 1 P: 8	R: 0 E: 0 K: 0 S: 3	H: 0 LOB: 0 BB: 0 P: 3	R: 0 E: 0 K: 0 S: 3	H: 0 LOB: 0 BB: 0 P: 3	R: 0 E: 0 K: 1 S: 5	H: 0 LOB: 0 BB: 0 P: 5	R: 0 E: 0 K: 1 S: 5	H: 0 LOB: 1 BB: 0 P: 5	R: 0 E: 0 K: 2 S: 7	H: 0 LOB: 1 BB: 0 P: 11	R: 0 E: 0 K: 1 S: 5	H: 0 LOB: 0 BB: 0 P: 5	1B: 1 2B: 0 3B: 0 HR: 0	SF: 0 SAC: 1 DP: 0 HBP: 0	WP: 0 PA: 29 PB: 0 SB: 0 CS: 1
PITCHER Art Mahaffey, R ERA: 4.41 (1, 1)	IP: 9.0 WLS: W BF: 29 H: 1 R: 0 ER: 0 SO: 7 BB: 2 IBB: 0 HBP: 0 BLK: 0 WP: 0 HR: 0 S: 41 P: 49 ERA: 0.00 WHIP: 0.333															PITCHER IP: WLS: BF: H: R: ER: SO: BB: IBB: HBP: BLK: WP: HR: S: P: ERA: WHIP					

Batter	1	2	3	4	5	6	7	8	9	AB	R	H	RBI	BB	SO	LOB	BOTTOM		
Tony Taylor, R OBP: 0.310, SLG: 0.330 (1, 4)	4-3									3	1	2	1	1	0	0	Chicago Cubs @ Philadelphia Phillies Connie Mack Stadium, Philadelphia, PA Tue Aug 22 1961, 7:05 PM EDT Att: 4,957 - Cloudy - 82 F livebaseballscorecards.com		
Bobby Malkmus, R OBP: 0.285, SLG: 0.323 (1, 6)			2B		1B		HR			3	0	0	0	0	0	3			
Johnny Callison, L OBP: 0.355, SLG: 0.384 (7, PH)	5-3		6-3		FC5-4		SF8			0	0	0	1	0	0	0			
Ruben Amaro, R OBP: 0.316, SLG: 0.329 (8, 6)										0	0	0	0	0	0	0			
Don Demeter, R OBP: 0.302, SLG: 0.443 (1, 9)	1B		F8		L5		HR			4	1	2	3	0	0	3			
Lee Walls, R OBP: 0.363, SLG: 0.457 (1, 7)	FC6-4									4	0	3	0	0	0	1			
Pancho Herrera, R OBP: 0.344, SLG: 0.414 (1, 3)		F8		K		6-3	5-3			4	0	0	0	0	1	2			
Tony Gonzalez, L OBP: 0.358, SLG: 0.419 (1, 8)	5-3			K		K			F2	4	0	0	0	0	2	1			
Charley Smith, R OBP: 0.304, SLG: 0.386 (1, 5)	4-3				1B				F7	3	2	1	0	1	0	0			
Clay Dalrymple, L OBP: 0.259, SLG: 0.272 (1, 2)			SH3-4 2B		FC5-4		SF8			3	2	3	0	1	0	0			
Art Mahaffey, R OBP: 0.130, SLG: 0.118 (1, 1)	SH3-4				SF9		SH2-4		K	1	0	0	1	0	1	1			
Inning Stats	R: 0 E: 0 K: 0 S: 4	H: 1 LOB: 1 BB: 0 P: 4	R: 0 E: 0 K: 0 S: 3	H: 0 LOB: 0 BB: 0 P: 3	R: 1 E: 0 K: 0 S: 5	H: 2 LOB: 1 BB: 0 P: 5	R: 0 E: 0 K: 2 S: 7	H: 1 LOB: 0 BB: 0 P: 7	R: 1 E: 0 K: 0 S: 6	H: 3 LOB: 2 BB: 0 P: 6	R: 0 E: 0 K: 1 S: 5	H: 1 LOB: 0 BB: 0 P: 5	R: 4 E: 0 K: 0 S: 6	H: 3 LOB: 1 BB: 2 P: 14	R: 0 E: 0 K: 1 S: 5	H: 0 LOB: 1 BB: 1 P: 9	1B: 8 2B: 2 3B: 0 HR: 1	SF: 2 SAC: 2 DP: 0 HBP: 0	WP: 0 PA: 36 PB: 0 SB: 0 CS: 0
PITCHER Dick Ellsworth, L ERA: 4.16 (1, 1)	IP: 6.1 WLS: L BF: 27 H: 9 R: 4 ER: 4 SO: 3 BB: 1 IBB: 4 HBP: 3 BLK: 0 WP: 0 HR: 0 S: 32 P: 36 ERA: 5.68 WHIP: 1.579															PITCHER IP: WLS: BF: H: R: ER: SO: BB: IBB: HBP: BLK: WP: HR: S: P: ERA: WHIP			
PITCHER Don Elston, R ERA: 6.17 (7, 1)	IP: 1.2 WLS: L BF: 9 H: 2 R: 2 ER: 2 SO: 1 BB: 1 IBB: 1 HBP: 0 BLK: 0 WP: 0 HR: 1 S: 9 P: 17 ERA: 10.80 WHIP: 1.800															PITCHER IP: WLS: BF: H: R: ER: SO: BB: IBB: HBP: BLK: WP: HR: S: P: ERA: WHIP			

Batter	1	2	3	4	5	6	7	8	9	AB	R	H	RBI	BB	SO	LOB	TOP										
Al Heist, R OBP: 0.351, SLG: 0.403 (1, 8)										4	1	2	1	1	1	0	Chicago Cubs @ Philadelphia Phillies Connie Mack Stadium, Philadelphia, PA Thu Aug 24 1961, 7:05 PM EDT Att: 2,773 - Cloudy - 79 F										
Dick Bartell, R OBP: 0.301, SLG: 0.312 Sammy Taylor, L OBP: 0.333, SLG: 0.406 (1, 2) (4, 2)										2	0	1	0	0	0	1											
14 Ernie Banks, R OBP: 0.357, SLG: 0.526 (1, 6)										4	0	1	0	0	1	4											
George Altman, L OBP: 0.368, SLG: 0.589 (1, 9)										3	1	2	1	0	1	1											
Billy Williams, L OBP: 0.353, SLG: 0.494 (1, 7)										4	0	0	0	0	1	3											
Ron Santo, R OBP: 0.363, SLG: 0.474 (1, 5)										4	1	1	1	0	0	2											
Andre Rodgers, R OBP: 0.323, SLG: 0.409 (1, 3)										4	0	1	0	0	0	2											
Jerry Kindall, R OBP: 0.296, SLG: 0.433 (1, 4)										4	0	0	0	0	2	1											
Jack Curtis, L OBP: 0.315, SLG: 0.273 (1, 1) Don Elston, R OBP: 0.222, SLG: 0.222 (3, 1) Richie Ashburn, R OBP: 0.345, SLG: 0.278 (5, PH) Dick Drott, R OBP: 0.340, SLG: 0.375 (5, 1) Sammy Drake, S OBP: 0.222, SLG: 0.125 (7, PH) Jim Brewer, L OBP: 0.303, SLG: 0.401 (9, PH)										1	0	0	0	0	1	0											
Inning Stats	R: 0 E: 0 K: 1 S: 6	H: 1 LOB: 1 BB: 0 P: 6	R: 0 E: 0 K: 1 S: 6	H: 1 LOB: 1 BB: 0 P: 6	R: 0 E: 0 K: 1 S: 5	H: 0 LOB: 1 BB: 1 P: 9	R: 2 E: 0 K: 0 S: 5	H: 2 LOB: 0 BB: 0 P: 5	R: 2 E: 0 K: 1 S: 8	H: 3 LOB: 1 BB: 0 P: 8	R: 0 E: 0 K: 0 S: 3	H: 0 LOB: 0 BB: 0 P: 3	R: 0 E: 0 K: 1 S: 5	H: 0 LOB: 0 BB: 0 P: 5	R: 0 E: 0 K: 1 S: 7	H: 2 LOB: 2 BB: 0 P: 7		R: 0 E: 0 K: 2 S: 8	H: 1 LOB: 1 BB: 0 P: 8	1B: 7 2B: 1 3B: 1 HR: 1	SF: 1 SAC: 0 DP: 0 HBP: 0	WP: 1 PB: 1 SB: 0 CS: 0	PA: 38				
PITCHER	IP	WLS	BF	H	R	ER	SO	BB	IBB	HBP	BLK	WP	HR	S	P	ERA	WHIP										
Jim Owens, R ERA: 5.74 (1, 1)	7.0	W	31	9	4	4	5	1	0	0	0	1	1	40	44	5.14	1.429										
Don Ferrarese, L ERA: 4.34 (8, 1)	2.0	S	7	1	0	0	3	0	0	0	0	0	0	13	13	0.00	0.500										

AB	36
R	4
H	10
RBI	3
BB	1
SO	8
LOB	15



Batter	1	2	3	4	5	6	7	8	9	AB	R	H	RBI	BB	SO	LOB	BOTTOM										
Tony Taylor, R OBP: 0.318, SLG: 0.342 (1, 4)										4	1	3	2	1	0	0	Chicago Cubs @ Philadelphia Phillies Connie Mack Stadium, Philadelphia, PA Thu Aug 24 1961, 7:05 PM EDT Att: 2,773 - Cloudy - 79 F										
Bobby Malkmus, R OBP: 0.285, SLG: 0.318 (1, 6)										3	1	0	0	1	0	5											
Don Demeter, R OBP: 0.302, SLG: 0.450 (1, 9)										4	1	1	3	0	0	2											
Lee Walls, R OBP: 0.359, SLG: 0.453 (1, 7) Johnny Callison, L OBP: 0.356, SLG: 0.388 (4, 7)										2	0	0	0	0	0	1											
Pancho Herrera, R OBP: 0.343, SLG: 0.412 (1, 3)										4	1	1	0	0	1	1											
Tony Gonzalez, L OBP: 0.380, SLG: 0.418 (1, 8)										3	1	1	0	1	0	1											
Charley Smith, R OBP: 0.303, SLG: 0.384 (1, 5)										4	1	1	0	0	1	3											
Clay Dalrymple, L OBP: 0.262, SLG: 0.275 (1, 2)										4	1	2	1	0	0	0											
Jim Owens, R OBP: 0.053, SLG: 0.053 (1, 1) Don Ferrarese, R OBP: 0.148, SLG: 0.115 (8, 1)										2	0	0	1	0	1	3											
Inning Stats	R: 0 E: 1 K: 0 S: 4	H: 1 LOB: 1 BB: 0 P: 4	R: 6 E: 0 K: 0 S: 7	H: 4 LOB: 0 BB: 2 P: 15	R: 1 E: 0 K: 1 S: 8	H: 3 LOB: 3 BB: 1 P: 12	R: 0 E: 0 K: 0 S: 3	H: 0 LOB: 0 BB: 0 P: 3	R: 0 E: 0 K: 1 S: 5	H: 0 LOB: 0 BB: 0 P: 5	R: 0 E: 0 K: 0 S: 4	H: 1 LOB: 1 BB: 0 P: 4	R: 0 E: 0 K: 1 S: 6	H: 1 LOB: 1 BB: 0 P: 6	R: 0 E: 0 K: 0 S: 3	H: 0 LOB: 0 BB: 0 P: 3		1B: 7 2B: 1 3B: 1 HR: 1	SF: 0 SAC: 1 DP: 0 HBP: 0	WP: 0 PB: 0 SB: 1 CS: 0	PA: 37						
PITCHER	IP	WLS	BF	H	R	ER	SO	BB	IBB	HBP	BLK	WP	HR	S	P	ERA	WHIP										
Jack Curtis, L ERA: 4.8 (1, 1)	2.1	L	17	8	7	7	0	2	0	0	0	0	0	7	11	0.00	0.600										
Don Elston, R ERA: 6.01 (3, 1)	1.2		6	0	0	0	1	1	0	0	0	0	0	7	11	0.00	0.600										
Dick Drott, R ERA: 4.24 (5, 1)	2.0		7	1	0	0	1	0	0	0	0	0	0	9	9	0.00	0.500										
Jim Brewer, L ERA: 6.17 (7, 1)	2.0		7	1	0	0	1	0	0	0	0	0	0	9	9	0.00	0.500										

AB	33
R	7
H	10
RBI	7
BB	3
SO	3
LOB	16



Batter	1	2	3	4	5	6	7	8	9	AB	R	H	RBI	BB	SO	LOB	TOP			
Al Heist, R OBP: 0.347, SLG: 0.398 (1, 8)	0-3 K			0-3 K	0-0 F8			0-0 F9		4	0	0	0	0	2	3	Chicago Cubs @ Pittsburgh Pirates Forbes Field, Pittsburgh, PA Fri Aug 25 1961, 7:05 PM EDT Att: 12,651 - Cloudy - 78 F			
Don Zimmer, R OBP: 0.302, SLG: 0.399 (1, 4)	0-0 5-3			0-0 6-3			0-0 4-3	0-0 FC4-6 1B		4	0	1	0	0	0	0				
14 Ernie Banks, R OBP: 0.358, SLG: 0.528 (1, 6)	0-3 K			0-0 1B			0-0 2B	0-0 F8		4	0	2	0	0	1	1				
George Altman, L OBP: 0.364, SLG: 0.583 (1, 9)		0-0 4-3		0-0 F8			0-0 4-3	0-0 FC4-6 1-2		4	0	0	0	0	0	3				
Billy Williams, L OBP: 0.349, SLG: 0.489 (1, 7)		0-0 F7			0-0 1-3		0-3 K		0-0 3-1	4	0	0	0	0	1	1				
Ron Santo, R OBP: 0.360, SLG: 0.470 (1, 5)		0-0 P4			0-0 F9				0-0 F7	4	0	0	0	0	0	0				
Andre Rodgers, R OBP: 0.333, SLG: 0.433 (1, 3)			0-0 F9		0-0 BB 2B		0-0 3-1 2B	0-0 FC6-4 1B		4	0	3	0	0	0	0				
Sammy Taylor, L OBP: 0.332, SLG: 0.399 (1, 2)			0-0 F9		4-0 BB IBB		0-0 3-1	0-0 FC6-4 1-2		3	0	0	0	1	0	2				
Don Cardwell, R OBP: 0.198, SLG: 0.293 (1, 1)			0-3 K		4-0 1-2 2-3 BB		0-3 K			2	0	0	0	1	2	1				
Inning Stats	R: 0 E: 0 K: 2 S: 7	H: 0 LOB: 0 BB: 0 P: 7	R: 0 E: 0 K: 0 S: 3	H: 0 LOB: 0 BB: 0 P: 3	R: 0 E: 0 K: 1 S: 5	H: 0 LOB: 0 BB: 0 P: 5	R: 0 E: 0 K: 1 S: 6	H: 1 LOB: 1 BB: 0 P: 6	R: 0 E: 0 K: 0 S: 4	H: 1 LOB: 3 BB: 2 P: 12	R: 0 E: 0 K: 1 S: 6	H: 1 LOB: 1 BB: 0 P: 6	R: 0 E: 0 K: 0 S: 4	H: 1 LOB: 1 BB: 0 P: 4	R: 0 E: 0 K: 0 S: 4	H: 1 LOB: 1 BB: 0 P: 4		1B: 3 2B: 3 3B: 0 HR: 0	SF: 0 SAC: 0 DP: 0 HBP: 0	WP: 0 PB: 0 SB: 0 CS: 0
PITCHER Tom Sturdivant, R ERA: 3.96 (1, 1)	IP: 9.0 WLS: W BF: 35 H: 6 R: 0 ER: 0 SO: 6 BB: 1 IBB: 1 HBP: 0 BLK: 0 WP: 0 HR: 0 S: 45 P: 53 ERA: 0.00 WHIP: 0.778																			

AB 33
R 0
H 6
RBI 0
BB 2
SO 6
LOB 11



Batter	1	2	3	4	5	6	7	8	9	AB	R	H	RBI	BB	SO	LOB	BOTTOM			
Bill Virdon, L OBP: 0.321, SLG: 0.388 (1, 8)	0-0 4-3		0-0 F7		0-0 E1 CS		0-3 K			4	0	0	0	0	1	1	Chicago Cubs @ Pittsburgh Pirates Forbes Field, Pittsburgh, PA Fri Aug 25 1961, 7:05 PM EDT Att: 12,651 - Cloudy - 78 F			
Dick Groat, R OBP: 0.310, SLG: 0.363 (1, 6)	0-0 BB 1B		0-0 6-3		0-0 4-3 1-2 3-H			0-0 L8		4	0	1	0	0	0	2				
Bob Skinner, L OBP: 0.371, SLG: 0.374 (1, 7)	4-0 BB 1-2 G6-4-3 BB		0-0 F8			0-0 1-3		0-0 4-3		3	0	0	0	1	0	0				
Dick Stuart, R OBP: 0.317, SLG: 0.532 Rocky Nelson, L OBP: 0.319, SLG: 0.402 (1, 3) (9, 3)	0-0 G6-4-3 1-2			0-0 F7		0-0 F8		0-3 K		4	0	0	0	0	1	2				
Roberto Clemente, R OBP: 0.400, SLG: 0.595 (1, 9)		0-0 1-3		0-0 5-3		0-0 HR				3	1	1	1	0	0	0				
Smoky Burgess, L OBP: 0.371, SLG: 0.486 (1, 2)		0-0 F8		0-0 2B		0-0 FC4 1B				3	0	2	0	0	0	0				
Don Hoak, R OBP: 0.406, SLG: 0.485 (1, 5)		4-0 HBP BB		0-3 K		0-0 FC4 1-2				2	0	0	0	1	1	2				
Bill Mazeroski, R OBP: 0.295, SLG: 0.360 (1, 4)		1-0 FC6-4 HBP			0-0 6-3		0-0 1-3			2	0	0	0	0	0	0				
Tom Sturdivant, L OBP: 0.200, SLG: 0.163 (1, 1)		0-0 FC6-4 1-2			0-0 E CS 1B		0-0 2-3			3	0	1	0	0	0	2				
Inning Stats	R: 0 E: 0 K: 0 S: 3	H: 1 LOB: 1 BB: 1 P: 7	R: 0 E: 0 K: 0 S: 3	H: 0 LOB: 2 BB: 1 P: 8	R: 0 E: 0 K: 1 S: 6	H: 0 LOB: 0 BB: 0 P: 3	R: 0 E: 0 K: 1 S: 6	H: 1 LOB: 1 BB: 0 P: 6	R: 0 E: 0 K: 0 S: 4	H: 1 LOB: 1 BB: 0 P: 4	R: 1 E: 0 K: 0 S: 5	H: 2 LOB: 1 BB: 0 P: 5	R: 0 E: 0 K: 1 S: 5	H: 0 LOB: 0 BB: 0 P: 5	R: 0 E: 0 K: 1 S: 5	H: 0 LOB: 0 BB: 0 P: 5		1B: 3 2B: 1 3B: 0 HR: 1	SF: 0 SAC: 0 DP: 1 HBP: 1	WP: 0 PB: 0 SB: 0 CS: 2
PITCHER Don Cardwell, R ERA: 3.94 (1, 1)	IP: 8.0 WLS: L BF: 31 H: 5 R: 1 ER: 1 SO: 3 BB: 2 IBB: 0 HBP: 1 BLK: 0 WP: 0 HR: 1 S: 34 P: 43 ERA: 1.12 WHIP: 0.875																			

AB 28
R 1
H 5
RBI 1
BB 2
SO 3
LOB 9



Batter	1	2	3	4	5	6	7	8	9	AB	R	H	RBI	BB	SO	LOB	TOP																				
Al Heist, R OBP: 0.348, SLG: 0.403 (1, 8)	1-3		G1-4-3 BB			F8	F8		14 1B	4	1	1	1	1	0	1																					
Don Zimmer, R OBP: 0.303, SLG: 0.398 (1, 4)	BB		G1-4-3			14 2B	F7		6-3	4	1	1	0	1	0	4																					
14 Ernie Banks, R OBP: 0.359, SLG: 0.527 (1, 6)	L7			F8		2B 1-2		P6	2B 1B	5	1	2	1	0	0	1																					
George Altman, L OBP: 0.365, SLG: 0.586 (1, 9)	F7			K				L9	G3 PB 2B	5	1	2	2	0	1	1																					
Billy Williams, L OBP: 0.348, SLG: 0.485 (1, 7)		4-3		L4		F5			G3	5	1	1	0	0	0	3																					
Ron Santo, R OBP: 0.360, SLG: 0.470 (1, 5)		K			6-3				L6	4	0	1	1	1	1	0																					
Andre Rodgers, R OBP: 0.325, SLG: 0.421 (1, 3)		5-3			P6	L7		K		4	0	0	0	0	1	4																					
Dick Bertell, R OBP: 0.313, SLG: 0.342 (1, 2)				2B		1B			HR	4	1	4	1	0	0	0																					
Dick Ellsworth, L OBP: 0.111, SLG: 0.071 (1, 1)										2	0	0	0	0	2	2																					
Mel Roach, R OBP: 0.230, SLG: 0.212 (7, PH)										1	0	0	0	0	0	1																					
Barney Schultz, R OBP: 0.100, SLG: 0.100 (7, PH)										0	0	0	0	0	0	0																					
Richie Ashburn, L OBP: 0.357, SLG: 0.281 (9, PH)										1	1	1	0	0	0	0																					
Bob Anderson, R OBP: 0.161, SLG: 0.233 (9, 1)									3B 1B	0	0	0	0	0	0	0																					
Inning Stats	R: 0 E: 0 K: 0 S: 3	H: 0 LOB: 1 BB: 1 P: 7	R: 0 E: 0 K: 1 S: 5	H: 0 LOB: 0 BB: 0 P: 5	R: 0 E: 0 K: 1 S: 5	H: 1 LOB: 1 BB: 1 P: 9	R: 0 E: 0 K: 1 S: 5	H: 0 LOB: 0 BB: 0 P: 5	R: 0 E: 0 K: 1 S: 6	H: 1 LOB: 1 BB: 0 P: 6	R: 1 E: 0 K: 0 S: 6	H: 3 LOB: 3 BB: 1 P: 10	R: 0 E: 0 K: 0 S: 4	H: 1 LOB: 1 BB: 0 P: 4	R: 1 E: 0 K: 1 S: 7	H: 2 LOB: 1 BB: 0 P: 7	R: 5 E: 0 K: 0 S: 8	H: 5 LOB: 0 BB: 0 P: 8	1B: 7 2B: 4 3B: 1 HR: 1	SF: 0 SAC: 0 DP: 1 HBP: 0	WP: 0 PB: 1 SB: 0 CS: 0	PA: 42															
PITCHER	IP WLS BF H R ER SO BB IBB HBP BLK WP HR S P ERA WHIP																																				
Harvey Haddix, L ERA: 4.12 (1, 1)	7.2	33	8	2	2	4	2	1	0	0	0	0	0	0	38	50	2.35	1.304																			
Roy Face, R ERA: 3.56 (8, 1)	0.2	L	6	4	4	1	0	0	0	0	0	1	8	8	54.00	6.000																					
Bobby Shantz, L ERA: 3.64 (9, 1)	0.2		3	1	1	0	0	0	0	0	0	0	3	3	0.00	1.500																					

Chicago Cubs @ Pittsburgh Pirates
Forbes Field, Pittsburgh, PA
Sat Aug 26 1961, 3:33 AM EDT
Att: 9,137 - Cloudy - 81 F

AB 39
R 7
H 13
RBI 6
BB 3
SO 5
LOB 17



Batter	1	2	3	4	5	6	7	8	9	AB	R	H	RBI	BB	SO	LOB	BOTTOM																		
Joe Christopher, R OBP: 0.346, SLG: 0.382 (1, 7)	F8		F7		5-3		F2			4	0	0	0	0	0	2																			
Dick Groat, R OBP: 0.310, SLG: 0.362 (1, 6)	FC1-4 1B		4-3			F7		4-3		4	0	1	0	0	0	0																			
Roberto Clemente, R OBP: 0.492, SLG: 0.693 (1, 9)	FC1-4 1-2					HR		PB 6-3 1B		4	1	3	0	0	0	1																			
Dick Stuart, R OBP: 0.316, SLG: 0.537 (1, 3)	1-3				F8			6-3		4	1	1	2	0	0	2																			
Rocky Nelson, L OBP: 0.319, SLG: 0.402 (9, 3)						HR				0	0	0	0	0	0	0																			
Don Hoak, R OBP: 0.409, SLG: 0.487 (1, 5)		4-3 SF8 2B			F8					2	1	1	0	2	0	0																			
Don Leppert, R OBP: 0.292, SLG: 0.426 (1, 2)		4-3		5-3		G4-6-3 BB		2-3 BB		4	0	0	0	0	0	4																			
Bill Virdon, L OBP: 0.323, SLG: 0.391 (1, 8)		SF8								3	0	2	1	0	0	0																			
Bill Mazerowski, R OBP: 0.294, SLG: 0.359 (1, 4)					L7		G3			4	0	1	0	0	0	2																			
Harvey Haddix, L OBP: 0.218, SLG: 0.163 (1, 1)										2	0	0	0	0	0	2																			
Roy Face, R OBP: 0.250, SLG: 0.250 (8, 1)										0	0	0	0	0	0	0																			
Bobby Shantz, R OBP: 0.556, SLG: 0.533 (9, 1)										0	0	0	0	0	0	0																			
Walt Moryn, L OBP: 0.217, SLG: 0.338 (9, PH)										1	0	0	0	0	0	0																			
Inning Stats	R: 0 E: 0 K: 0 S: 4	H: 1 LOB: 1 BB: 0 P: 4	R: 1 E: 0 K: 0 S: 5	H: 2 LOB: 1 BB: 0 P: 5	R: 0 E: 0 K: 0 S: 3	H: 1 LOB: 1 BB: 0 P: 3	R: 0 E: 0 K: 0 S: 3	H: 0 LOB: 0 BB: 0 P: 3	R: 0 E: 0 K: 0 S: 4	H: 1 LOB: 1 BB: 0 P: 4	R: 2 E: 0 K: 0 S: 4	H: 2 LOB: 0 BB: 1 P: 8	R: 0 E: 0 K: 0 S: 4	H: 1 LOB: 1 BB: 0 P: 4	R: 0 E: 0 K: 0 S: 4	H: 1 LOB: 2 BB: 1 P: 8	R: 0 E: 0 K: 0 S: 3	H: 0 LOB: 0 BB: 0 P: 3	1B: 4 2B: 3 3B: 1 HR: 1	SF: 1 SAC: 1 DP: 1 HBP: 0	WP: 0 PB: 1 SB: 0 CS: 0	PA: 36													
PITCHER	IP WLS BF H R ER SO BB IBB HBP BLK WP HR S P ERA WHIP																																		
Dick Ellsworth, L ERA: 4.18 (1, 1)	6.0	24	7	3	3	0	1	0	0	0	0	0	8	12	0.00	1.500																			
Barney Schultz, R ERA: 2.56 (7, 1)	2.0	W	9	2	0	0	1	0	0	0	0	0	8	12	0.00	1.500																			
Bob Anderson, R ERA: 4.14 (9, 1)	1.0	S	3	0	0	0	0	0	0	0	0	0	3	3	0.00	0.000																			

Chicago Cubs @ Pittsburgh Pirates
Forbes Field, Pittsburgh, PA
Sat Aug 26 1961, 3:33 AM EDT
Att: 9,137 - Cloudy - 81 F

AB 32
R 3
H 9
RBI 3
BB 2
SO 0
LOB 13



Batter	1	2	3	4	5	6	7	8	9	AB	R	H	RBI	BB	SO	LOB	TOP		
Al Heist, R OBP: 0.346, SLG: 0.397 (1, 8)										4	0	0	0	1	1	0	Chicago Cubs @ Pittsburgh Pirates Forbes Field, Pittsburgh, PA Sun Aug 27 1961, 3:33 AM EDT Cloudy - 82 F		
Don Zimmer, R OBP: 0.302, SLG: 0.395 (1, 4)										5	0	1	0	0	0	1			
14 Ernie Banks, R OBP: 0.355, SLG: 0.520 (1, 6)										5	0	0	0	0	1	2			
George Altman, L OBP: 0.364, SLG: 0.583 (1, 9)										4	0	1	0	0	0	2			
Billy Williams, L OBP: 0.347, SLG: 0.488 (1, 7)										4	1	1	0	0	2	4			
Ron Santo, R OBP: 0.361, SLG: 0.483 (1, 5)										4	2	2	3	0	0	0			
Andre Rodgers, R OBP: 0.323, SLG: 0.416 (1, 3)										4	0	1	0	0	1	0			
Dick Bertell, R OBP: 0.320, SLG: 0.346 (1, 2)										3	0	2	0	1	0	0			
Jack Curtis, L OBP: 0.254, SLG: 0.261 (6, 1)										2	0	0	0	0	1	2			
Glen Hobbie, R OBP: 0.236, SLG: 0.320 (7, PH)										0	0	0	0	0	0	0			
Richie Ashburn, R OBP: 0.302, SLG: 0.360 (7, 1)										1	0	0	0	0	0	0			
Barney Schultz, R OBP: 0.191, SLG: 0.198 (8, PH)										0	0	0	0	0	0	0			
Bob Will, L OBP: 0.152, SLG: 0.207 (8, 1)										1	0	0	0	0	1	2			
Don Elston, R OBP: 0.222, SLG: 0.222 (8, 1)										0	0	0	0	0	0	0			
Inning Stats	R: 0 E: 1 K: 0 S: 4	H: 0 LOB: 2 BB: 1 P: 8	R: 0 E: 0 K: 2 S: 8	H: 1 LOB: 1 BB: 0 P: 8	R: 0 E: 0 K: 0 S: 4	H: 1 LOB: 1 BB: 0 P: 4	R: 1 E: 0 K: 1 S: 6	H: 1 LOB: 1 BB: 1 P: 10	R: 0 E: 1 K: 1 S: 7	H: 0 LOB: 2 BB: 0 P: 3	R: 0 E: 0 K: 0 S: 3	H: 0 LOB: 0 BB: 0 P: 3	R: 0 E: 0 K: 2 S: 11	H: 4 LOB: 2 BB: 0 P: 11	R: 0 E: 0 K: 1 S: 5	H: 0 LOB: 0 BB: 0 P: 5	1B: 5 2B: 0 3B: 1 HR: 2	SF: 0 SAC: 0 DP: 0 HBP: 0	WP: 0 PA: 39 PB: 0 SB: 0 CS: 0
PITCHER	IP	WLS	BF	H	R	ER	SO	BB	IBB	HBP	BLK	WP	HR	S	P	ERA	WHIP		
Joe Gibbon, L ERA: 3.78 (1, 1)	7.2	W	34	7	3	3	5	2	0	0	0	0	2	42	50	3.52	1.174		
Clem Labine, R ERA: 3.69 (8, 1)	1.1	S	5	1	0	0	2	0	0	0	0	0	0	9	9	0.00	0.750		

AB	37
R	3
H	8
RBI	3
BB	2
SO	7
LOB	13



Batter	1	2	3	4	5	6	7	8	9	AB	R	H	RBI	BB	SO	LOB	BOTTOM		
Joe Christopher, R OBP: 0.348, SLG: 0.374 (1, 7)										3	2	0	0	2	0	1	Chicago Cubs @ Pittsburgh Pirates Forbes Field, Pittsburgh, PA Sun Aug 27 1961, 3:33 AM EDT Cloudy - 82 F		
Dick Groat, R OBP: 0.311, SLG: 0.362 (1, 6)										5	2	2	2	0	0	2			
Roberto Clemente, R OBP: 0.404, SLG: 0.660 (1, 9)										2	1	0	0	3	0	2			
Dick Stuart, R OBP: 0.319, SLG: 0.538 (1, 3)										5	0	3	3	0	0	3			
Don Hoak, R OBP: 0.407, SLG: 0.484 (1, 5)										5	0	1	1	0	0	5			
Hal Smith, R OBP: 0.272, SLG: 0.327 (1, 2)										4	0	1	1	0	0	0			
Bill Virdon, L OBP: 0.324, SLG: 0.391 (1, 8)										3	1	1	0	1	0	2			
Bill Mazerowski, R OBP: 0.298, SLG: 0.363 (1, 4)										4	1	3	0	0	0	0			
Joe Gibbon, R OBP: 0.149, SLG: 0.200 (1, 1)										2	0	0	0	0	0	4			
Clem Labine, R OBP: 0.200, SLG: 0.111 (8, 1)										1	0	0	0	0	0	0			
Inning Stats	R: 0 E: 0 K: 0 S: 3	H: 0 LOB: 1 BB: 1 P: 7	R: 0 E: 0 K: 0 S: 4	H: 1 LOB: 2 BB: 1 P: 8	R: 2 E: 1 K: 0 S: 6	H: 2 LOB: 2 BB: 1 P: 10	R: 0 E: 0 K: 0 S: 4	H: 1 LOB: 1 BB: 0 P: 4	R: 0 E: 0 K: 0 S: 3	H: 0 LOB: 0 BB: 0 P: 3	R: 4 E: 0 K: 0 S: 7	H: 4 LOB: 2 BB: 2 P: 15	R: 0 E: 0 K: 0 S: 3	H: 0 LOB: 0 BB: 0 P: 3	R: 1 E: 0 K: 0 S: 5	H: 2 LOB: 2 BB: 1 P: 9	1B: 11 2B: 0 3B: 0 HR: 0	SF: 0 SAC: 1 DP: 1 HBP: 0	WP: 0 PA: 41 PB: 1 SB: 0 CS: 0
PITCHER	IP	WLS	BF	H	R	ER	SO	BB	IBB	HBP	BLK	WP	HR	S	P	ERA	WHIP		
Jack Curtis, L ERA: 4.86 (6, 1)	0.1	L	3	1	0	0	0	0	1	0	0	0	0	2	6	0.00	3.000		
Glen Hobbie, R ERA: 4.19 (7, 1)	1.0		3	0	0	0	0	0	0	0	0	0	0	3	3	0.00	0.000		
Barney Schultz, R ERA: 2.52 (8, 1)	1.0		6	2	1	1	0	0	1	0	0	0	0	5	9	9.00	2.000		

AB	34
R	7
H	11
RBI	7
BB	6
SO	0
LOB	19



Batter	1	2	3	4	5	6	7	8	9	AB	R	H	RBI	BB	SO	LOB	TOP								
Richie Ashburn, L (1, 8) OBP: 0.362, SLG: 0.287	4-3	F9				E9				5	0	3	0	1	0	1	Chicago Cubs @ Pittsburgh Pirates Forbes Field, Pittsburgh, PA Sun Aug 27 1961, 3:38 AM EDT Att: 15,471 - Cloudy - 82 F								
Al Heist, R (9, 8) OBP: 0.346, SLG: 0.397										0	0	0	0	0	0										
Don Zimmer, R (1, 4) OBP: 0.303, SLG: 0.397	6-3									6	1	2	0	0	0	5									
14 Ernie Banks, R (1, 6) OBP: 0.357, SLG: 0.522										2	0	1	0	0	0	1									
Jerry Kindall, R (5, PR) OBP: 0.294, SLG: 0.430										2	0	0	0	0	1	5									
George Altman, L (1, 9) OBP: 0.364, SLG: 0.580										5	1	2	1	0	1	3									
Billy Williams, L (1, 7) OBP: 0.350, SLG: 0.493										4	2	2	0	1	0	1									
Ron Santo, R (1, 5) OBP: 0.363, SLG: 0.485										4	2	2	1	1	0	3									
Andre Rodgers, R (1, 3) OBP: 0.326, SLG: 0.418										4	0	1	2	0	2	5									
Dick Bertell, R (1, 2) OBP: 0.317, SLG: 0.345										4	0	1	1	0	0	4									
Jim Brewer, L (1, 1) OBP: 0.227, SLG: 0.150										4	0	1	0	0	3	2									
Bob Anderson, R (7, 1) OBP: 0.156, SLG: 0.226										1	0	0	0	0	0	1									
Inning Stats	R: 0 E: 0 K: 1 S: 6	H: 1 LOB: 1 BB: 0 P: 6	R: 2 E: 0 K: 1 S: 7	H: 2 LOB: 1 BB: 1 P: 11	R: 2 E: 1 K: 1 S: 8	H: 3 LOB: 1 BB: 0 P: 8	R: 0 E: 0 K: 1 S: 6	H: 1 LOB: 1 BB: 0 P: 6	R: 0 E: 0 K: 1 S: 6	H: 1 LOB: 3 BB: 1 P: 11	R: 0 E: 1 K: 1 S: 7	H: 2 LOB: 2 BB: 0 P: 7	R: 2 E: 1 K: 1 S: 8	H: 2 LOB: 3 BB: 1 P: 13	R: 0 E: 0 K: 0 S: 4	H: 1 LOB: 1 BB: 0 P: 4	R: 0 E: 0 K: 0 S: 4	H: 2 LOB: 1 BB: 0 P: 4	1B: 10 2B: 4 3B: 1 HR: 0	SF: 1 SAC: 0 DP: 1 HBP: 2	WP: 0 PB: 0 SB: 1 CS: 0	PA: 47			
PITCHER	IP	WLS	BF	H	R	ER	SO	BB	IBB	HBP	BLK	WP	HR	S	P	ERA	WHIP								
Vinegar Bend Mizell, L (1, 1) ERA: 5.19	2.2	L	15	6	4	4	2	1	0	0	0	0	0	18	22	13.50	2.625								
Al McBean, R (3, 1) ERA: 3.35	4.1		24	6	2	1	5	0	2	2	0	0	0	30	40	2.08	1.385								
Bobby Shantz, L (8, 1) ERA: 3.55	2.0		8	3	0	0	0	0	0	0	0	0	0	8	8	0.00	1.500								

AB 41
R 6
H 15
RBI 5
BB 3
SO 7
LOB 31



Batter	1	2	3	4	5	6	7	8	9	AB	R	H	RBI	BB	SO	LOB	BOTTOM								
Joe Christopher, R (1, 7) OBP: 0.339, SLG: 0.364	6-3									4	0	0	0	0	1	1	Chicago Cubs @ Pittsburgh Pirates Forbes Field, Pittsburgh, PA Sun Aug 27 1961, 3:38 AM EDT Att: 15,471 - Cloudy - 82 F								
Rocky Nelson, L (9, FH) OBP: 0.316, SLG: 0.398										1	0	0	0	0	2										
Dick Groat, R (1, 6) OBP: 0.312, SLG: 0.360	6-3									3	1	0	0	2	0	2									
Roberto Clemente, R (1, 9) OBP: 0.405, SLG: 0.599										4	0	2	0	0	1	1									
Dick Stuart, R (1, 3) OBP: 0.319, SLG: 0.535										4	0	1	1	0	1	2									
Johnny Logan, R (1, 5) OBP: 0.239, SLG: 0.281										4	1	1	0	0	0	2									
Don Lepert, R (1, 2) OBP: 0.294, SLG: 0.480										3	1	1	1	0	0	0									
Bob Skinner, L (9, FH) OBP: 0.370, SLG: 0.373										1	1	0	0	0	0	1									
Bill Virdon, L (1, 8) OBP: 0.321, SLG: 0.389										3	0	0	1	0	1	0									
Bill Mazerowski, R (1, 4) OBP: 0.300, SLG: 0.365										3	1	1	0	1	0	1									
Vinegar Bend Mizell, R (1, 1) OBP: 0.169, SLG: 0.091										0	0	0	0	0	0	0									
Al McBean, R (3, 1) OBP: 0.339, SLG: 0.833										2	0	0	0	0	1	0									
Don Hoak, R (7, PH) OBP: 0.408, SLG: 0.488										1	0	1	0	0	0	0									
Bobby Shantz, R (8, 1) OBP: 0.392, SLG: 0.533										0	0	0	0	0	0	0									
Smoky Burgess (9, PH) OBP: 0.392, SLG: 0.544										1	0	0	1	0	0	1									
Dick Schollfeld, S (9, PR) OBP: 0.296, SLG: 0.281										0	0	0	0	0	0	0									
Inning Stats	R: 0 E: 0 K: 1 S: 6	H: 1 LOB: 0 BB: 0 P: 6	R: 1 E: 1 K: 0 S: 4	H: 1 LOB: 0 BB: 0 P: 4	R: 1 E: 0 K: 1 S: 7	H: 2 LOB: 1 BB: 1 P: 11	R: 0 E: 0 K: 1 S: 5	H: 0 LOB: 0 BB: 0 P: 5	R: 0 E: 0 K: 0 S: 3	H: 0 LOB: 0 BB: 0 P: 3	R: 0 E: 0 K: 0 S: 3	H: 0 LOB: 0 BB: 0 P: 3	R: 1 E: 0 K: 1 S: 6	H: 1 LOB: 1 BB: 1 P: 10	R: 0 E: 0 K: 1 S: 4	H: 0 LOB: 0 BB: 1 P: 8	R: 2 E: 2 K: 0 S: 7	H: 2 LOB: 2 BB: 0 P: 7	1B: 4 2B: 2 3B: 0 HR: 1	SF: 1 SAC: 0 DP: 2 HBP: 0	WP: 0 PB: 0 SB: 0 CS: 0	PA: 38			
PITCHER	IP	WLS	BF	H	R	ER	SO	BB	IBB	HBP	BLK	WP	HR	S	P	ERA	WHIP								
Jim Brewer, L (1, 1) ERA: 5.97	6.2	W	27	5	3	3	3	2	0	0	0	0	1	31	39	4.05	1.050								
Bob Anderson, R (7, 1) ERA: 4.06	2.1	S	11	2	2	0	2	1	0	0	0	0	0	14	18	0.00	1.286								

AB 34
R 5
H 7
RBI 5
BB 3
SO 5
LOB 13



Batter	1	2	3	4	5	6	7	8	9	AB	R	H	RBI	BB	SO	LOB	TOP					
Richie Ashburn, L (1, 8) OBP: 0.397, SLG: 0.288	4-0 HR BB		0-0 3-1			0-0 1B	4-0 BB		0-0 F8	3	1	1	0	2	0	0						
Al Heist, R (9, 8) OBP: 0.346, SLG: 0.397																						
Don Zimmer, R (1, 4) OBP: 0.302, SLG: 0.403	0-0 HR		0-0 L7			0-3 K	0-3 K			4	1	1	2	0	2	4						
Andre Rodgers, R (1, 3) OBP: 0.318, SLG: 0.408	0-3 K			0-0 G3		0-0 F8		0-0 6-3		4	0	0	0	0	1	1						
George Altman, L (1, 9) OBP: 0.363, SLG: 0.579	0-0 F7			0-0 L8			0-0 3B 2B	0-0 3-1		4	1	1	0	0	0	0						
Billy Williams, L (1, 7) OBP: 0.351, SLG: 0.502	0-3 K			0-0 6-3			0-0 2B 3B	0-0 1B 3B		4	2	2	1	0	1	0						
Ron Santo, R (1, 5) OBP: 0.364, SLG: 0.487		0-3 K			0-0 5-3		0-0 FC4-6 2B	0-0 1B		4	0	2	2	0	1	0						
Dick Bertell, R (1, 2) OBP: 0.312, SLG: 0.339		0-0 F8			0-0 6-3		0-3 K	0-0 F8		4	0	0	0	0	1	2						
Jerry Kindall, R (1, 6) OBP: 0.292, SLG: 0.427		0-0 4-3			0-3 K		4-0 FC4-6 IBB	0-0 P5		2	0	0	0	0	1	0						
Ed Bouchee, L (7, PH) OBP: 0.363, SLG: 0.410										1	0	0	0	1	0	0						
Dick Drott, R (1, 1) OBP: 0.278, SLG: 0.353			0-0 5-3			0-3 K	0-0 FC4-6 BB	0-3 K		1	0	0	0	0	0	0						
Glen Hobbie, R (4, 1) OBP: 0.235, SLG: 0.317										1	0	0	0	0	1	0						
Bob Will, L (7, PH) OBP: 0.356, SLG: 0.333										1	0	0	0	0	0	2						
Bob Anderson, R (7, 1) OBP: 0.152, SLG: 0.219										1	0	0	0	0	1	0						
Inning Stats	R: 2 E: 0 K: 2 S: 8	H: 1 LOB: 0 BB: 1 P: 12	R: 0 E: 0 K: 1 S: 5	H: 0 LOB: 0 BB: 0 P: 5	R: 0 E: 0 K: 0 S: 3	H: 0 LOB: 0 BB: 0 P: 3	R: 0 E: 0 K: 0 S: 3	H: 0 LOB: 0 BB: 0 P: 3	R: 0 E: 0 K: 1 S: 5	H: 1 LOB: 1 BB: 0 P: 8	R: 2 E: 0 K: 2 S: 10	H: 3 LOB: 3 BB: 2 P: 18	R: 1 E: 0 K: 0 S: 5	H: 2 LOB: 1 BB: 0 P: 5	R: 0 E: 0 K: 1 S: 5	H: 0 LOB: 0 BB: 0 P: 5	1B: 2 2B: 2 3B: 2 HR: 1	SF: 0 SAC: 0 DP: 0 HBP: 0	WP: 0 PA: 37 PB: 0 SB: 0 CS: 0			
PITCHER	IP WLS BF H R ER SO BB IBB HBP BLK WP HR S P ERA WHIP	IP WLS BF H R ER SO BB IBB HBP BLK WP HR S P ERA WHIP	IP WLS BF H R ER SO BB IBB HBP BLK WP HR S P ERA WHIP	IP WLS BF H R ER SO BB IBB HBP BLK WP HR S P ERA WHIP	IP WLS BF H R ER SO BB IBB HBP BLK WP HR S P ERA WHIP	IP WLS BF H R ER SO BB IBB HBP BLK WP HR S P ERA WHIP	IP WLS BF H R ER SO BB IBB HBP BLK WP HR S P ERA WHIP	IP WLS BF H R ER SO BB IBB HBP BLK WP HR S P ERA WHIP	IP WLS BF H R ER SO BB IBB HBP BLK WP HR S P ERA WHIP	IP WLS BF H R ER SO BB IBB HBP BLK WP HR S P ERA WHIP	IP WLS BF H R ER SO BB IBB HBP BLK WP HR S P ERA WHIP	IP WLS BF H R ER SO BB IBB HBP BLK WP HR S P ERA WHIP	IP WLS BF H R ER SO BB IBB HBP BLK WP HR S P ERA WHIP	IP WLS BF H R ER SO BB IBB HBP BLK WP HR S P ERA WHIP	IP WLS BF H R ER SO BB IBB HBP BLK WP HR S P ERA WHIP	IP WLS BF H R ER SO BB IBB HBP BLK WP HR S P ERA WHIP	IP WLS BF H R ER SO BB IBB HBP BLK WP HR S P ERA WHIP	IP WLS BF H R ER SO BB IBB HBP BLK WP HR S P ERA WHIP	IP WLS BF H R ER SO BB IBB HBP BLK WP HR S P ERA WHIP			
Earl Francis, R (1, 1) ERA: 3.7	6.0	24	5	4	4	6	1	0	0	0	0	0	0	0	0	0	0	1	35	39	6.00	1.000
Roy Face, R (7, 1) ERA: 3.59	2.0	L 10	2	1	1	2	1	1	0	0	0	0	0	12	20	4.50	1.500					
Bobby Shantz, L (9, 1) ERA: 3.5	1.0	3	0	0	0	1	0	0	0	0	0	0	0	5	5	0.00	0.000					

Chicago Cubs @ Pittsburgh Pirates
Forbes Field, Pittsburgh, PA
Mon Aug 28 1961, 3:33 AM EDT
Att. 13,753 - Cloudy

AB	34
R	5
H	7
RBI	5
BB	3
SO	9
LOB	9

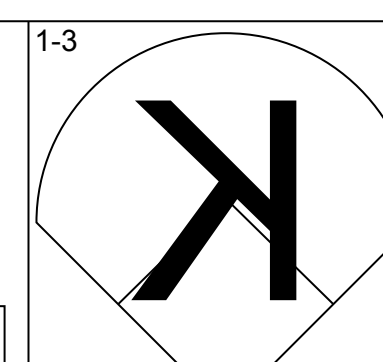
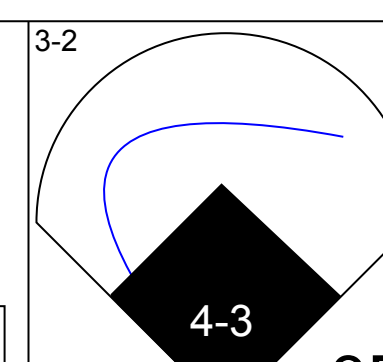
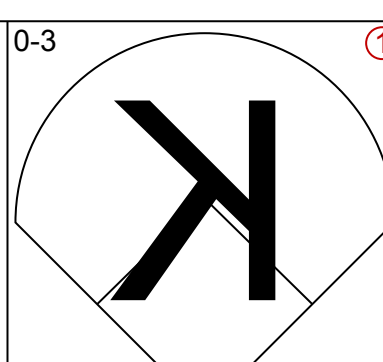
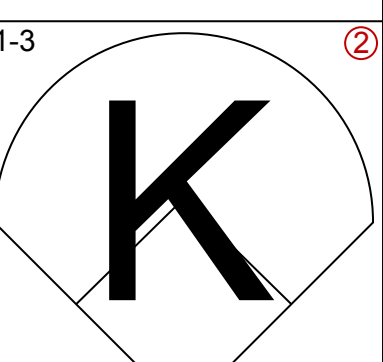
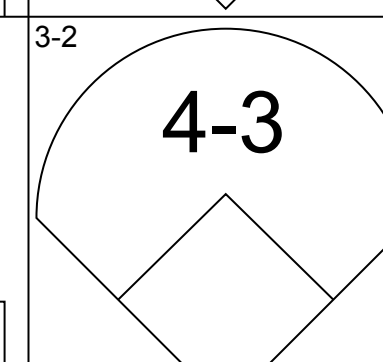
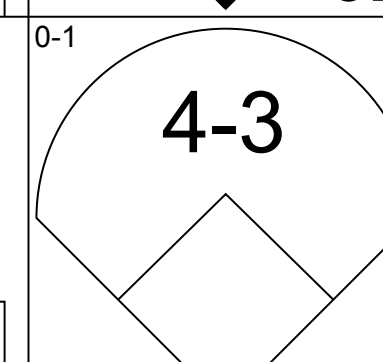
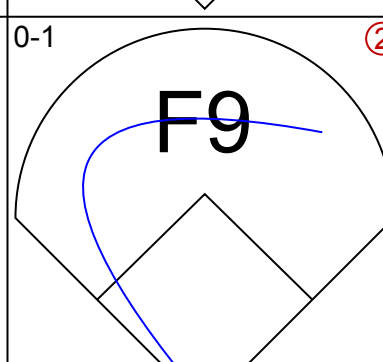
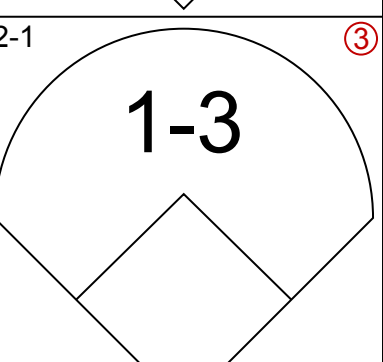
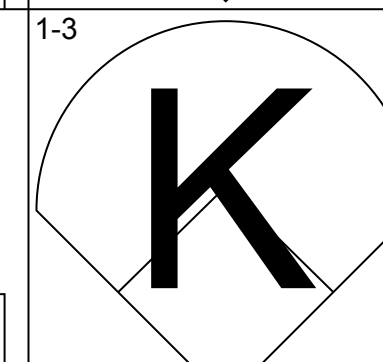
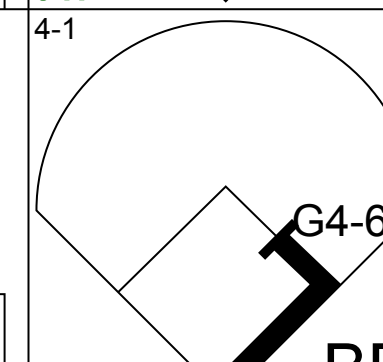
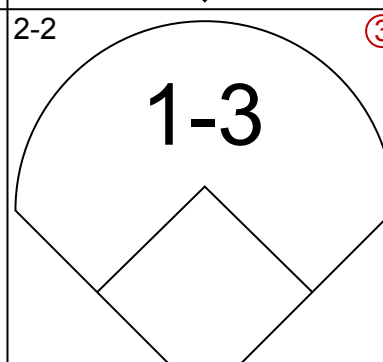
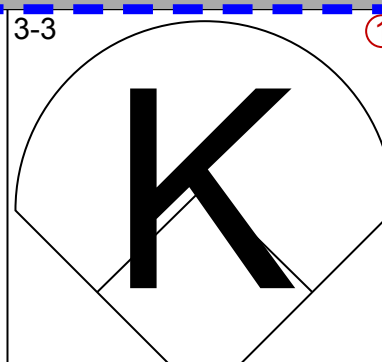
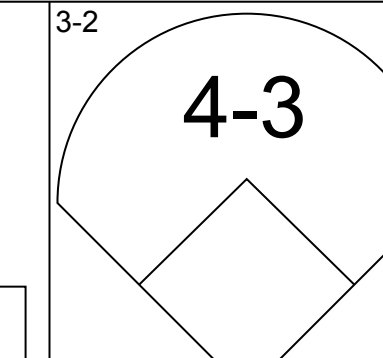
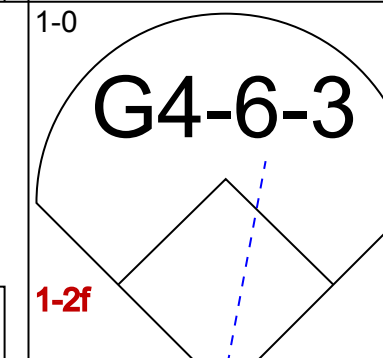
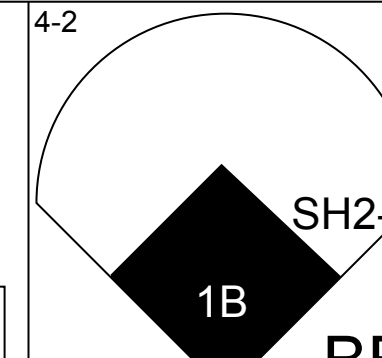
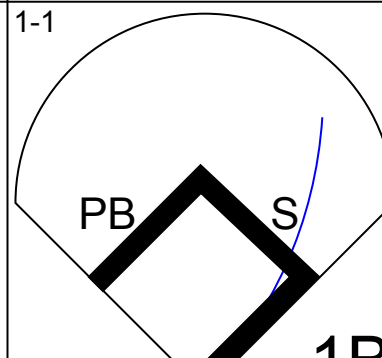
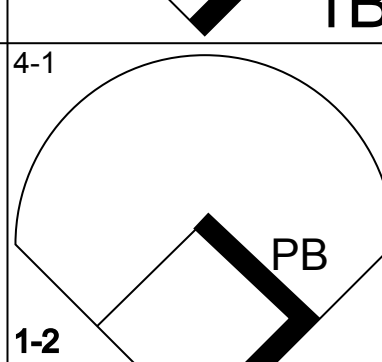
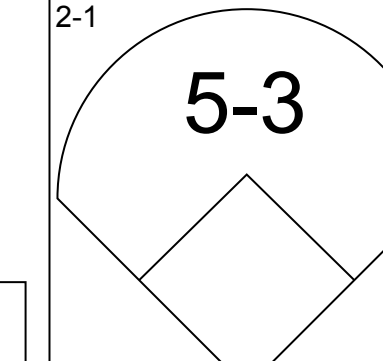
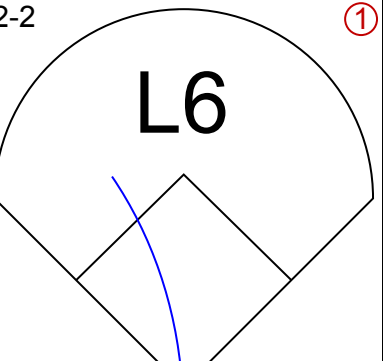
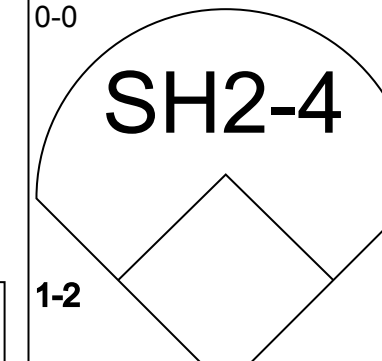
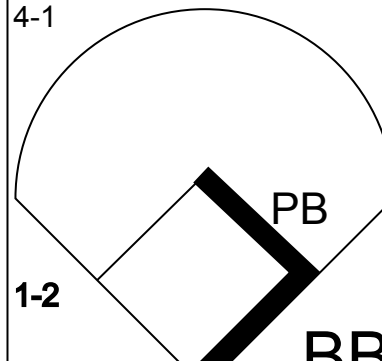
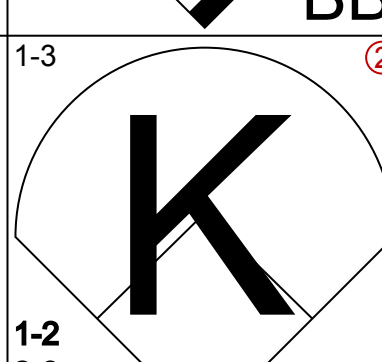
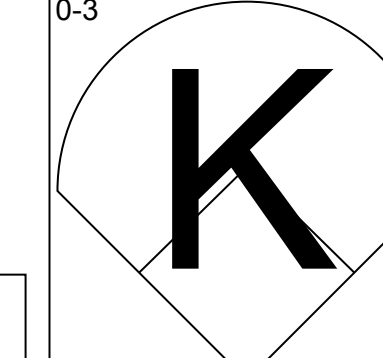
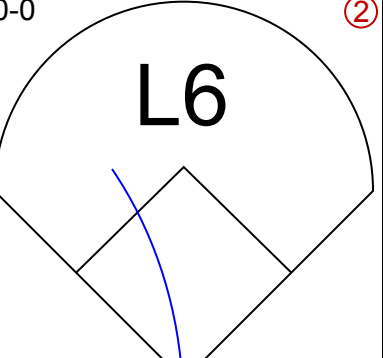
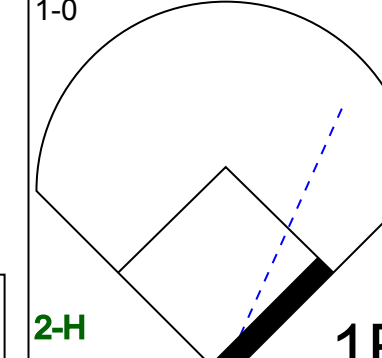
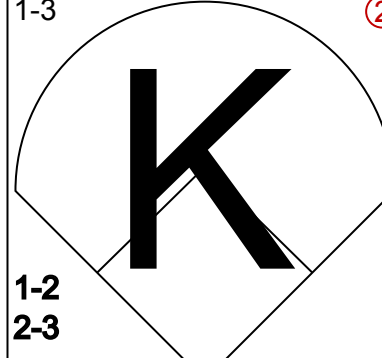
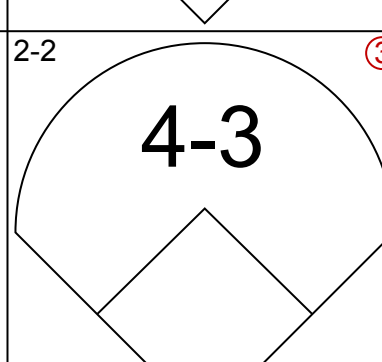
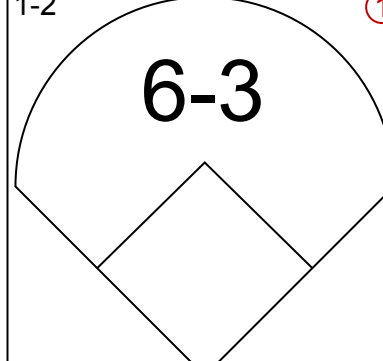
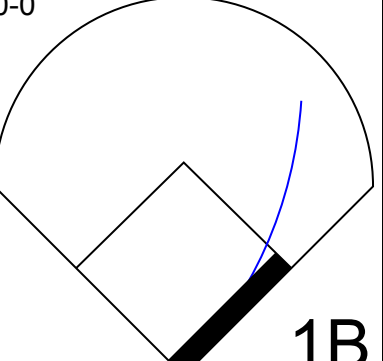
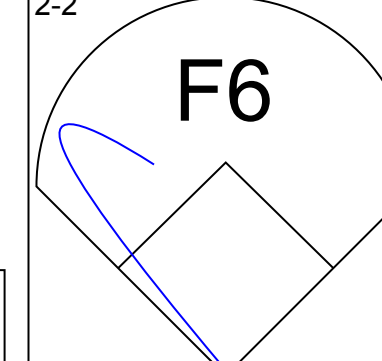
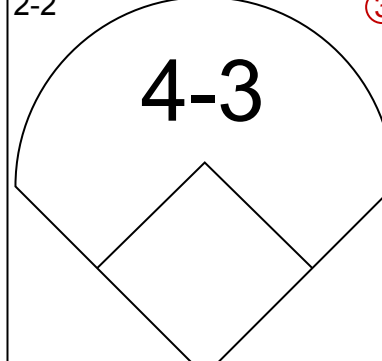
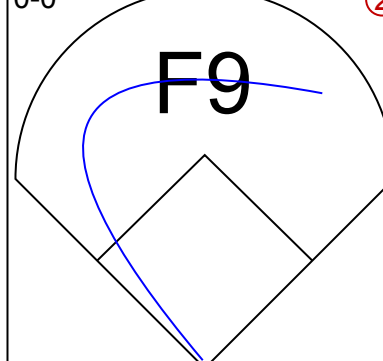
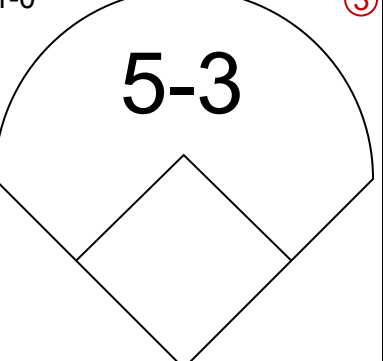
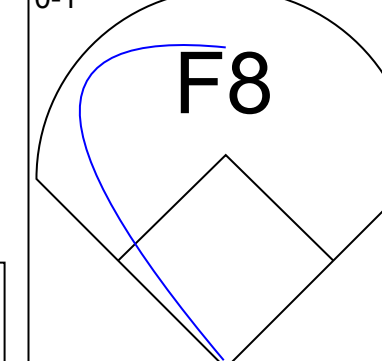

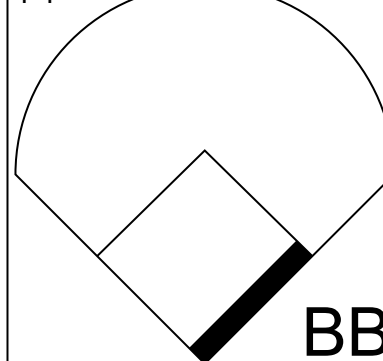
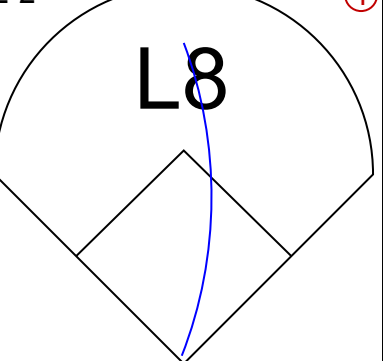


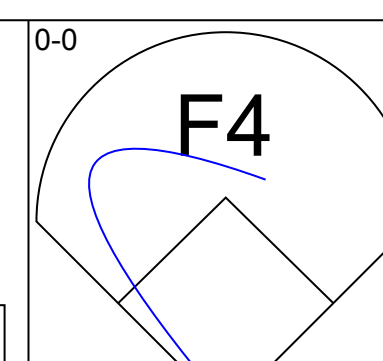
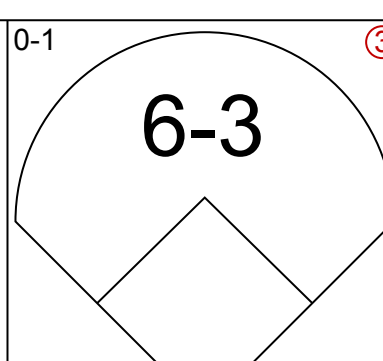
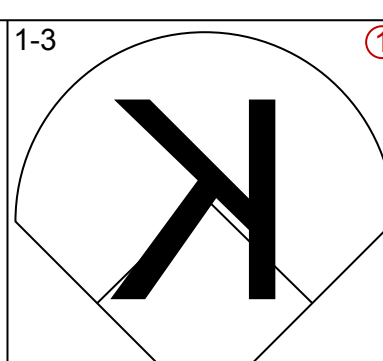
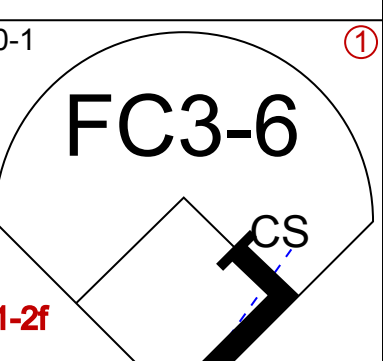
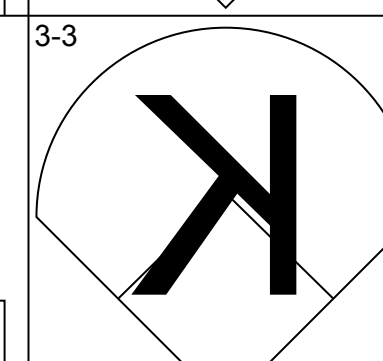
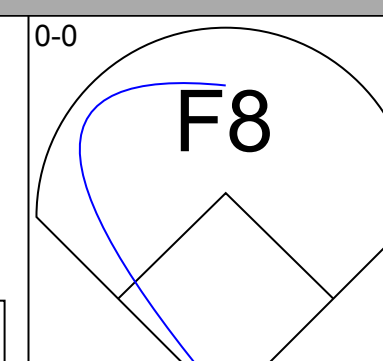
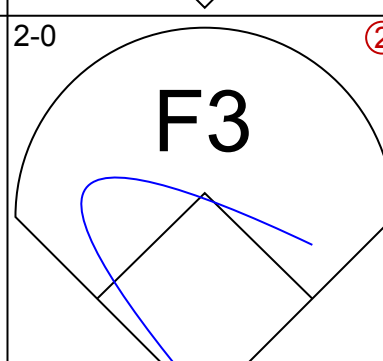
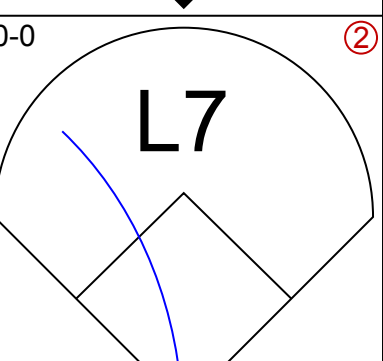
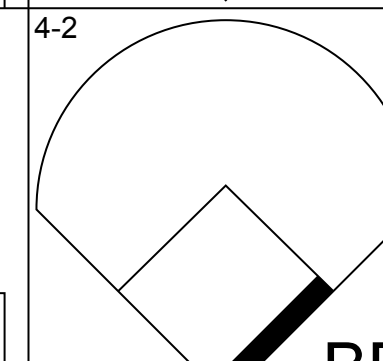
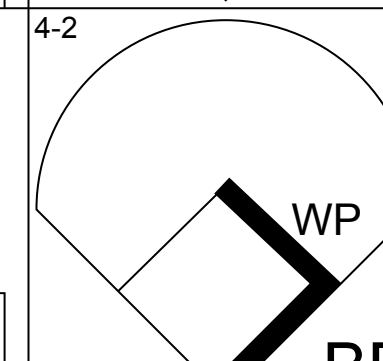
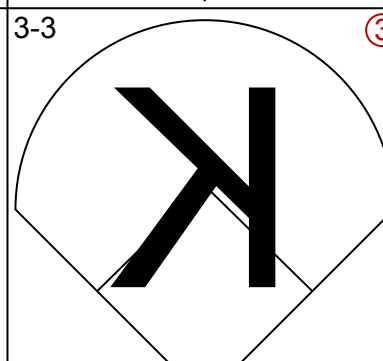
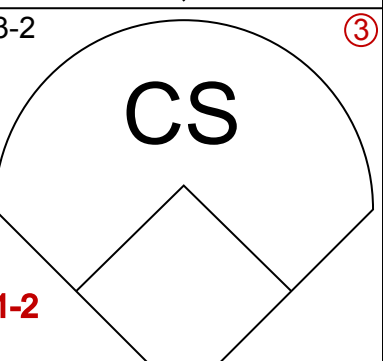
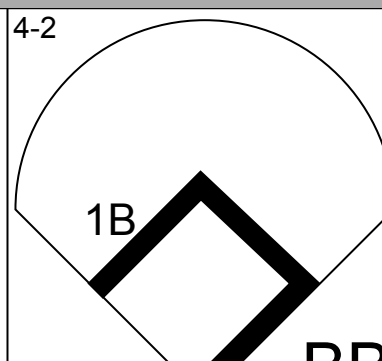
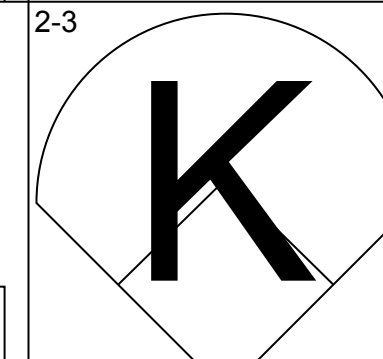
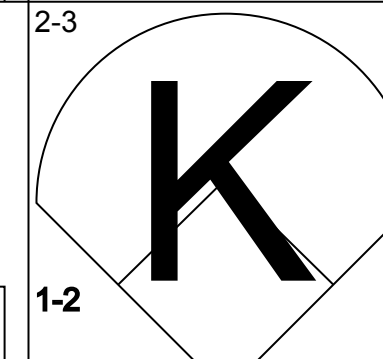


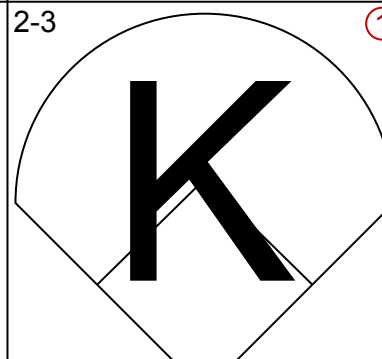

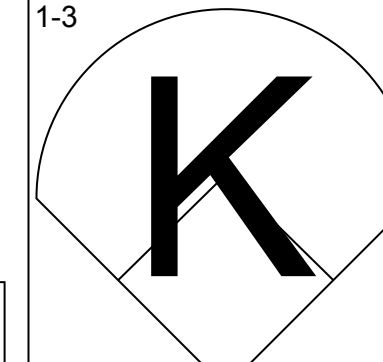



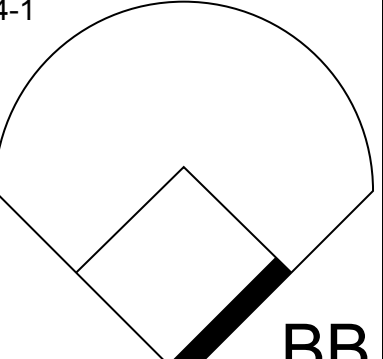
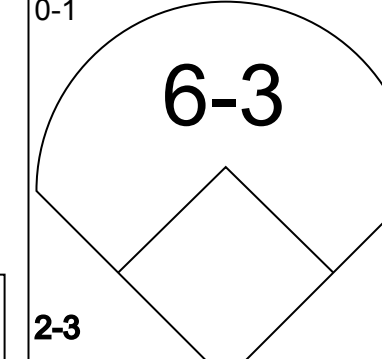
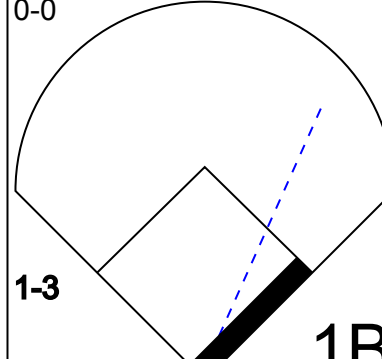

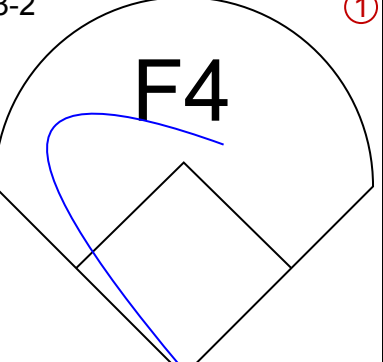
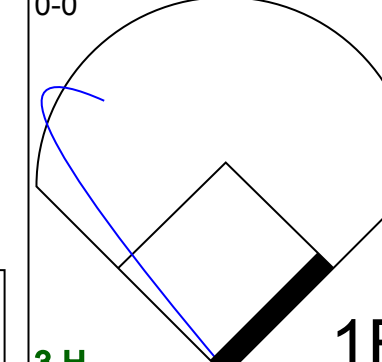

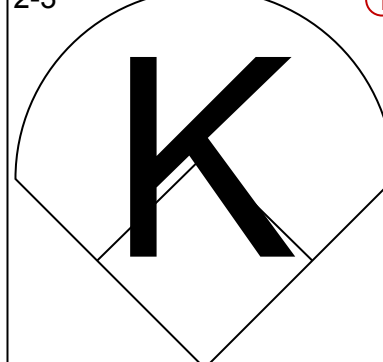
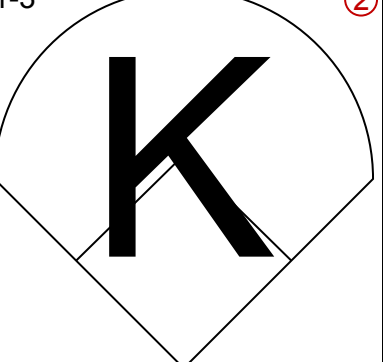
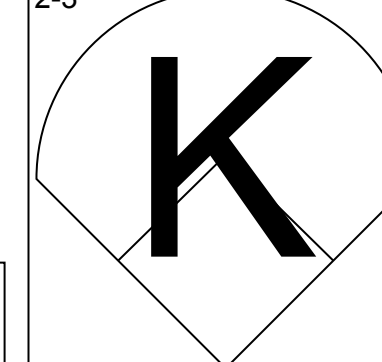

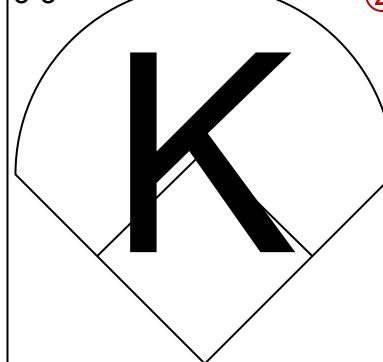
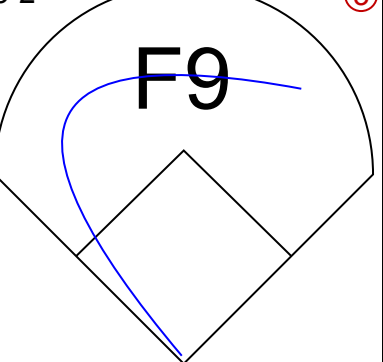
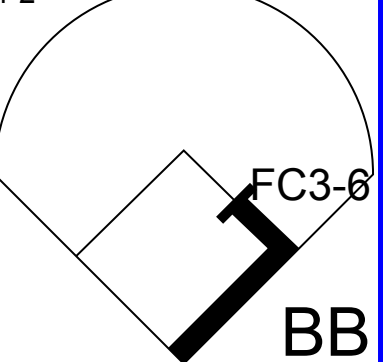

Batter	1	2	3	4	5	6	7	8	9	AB	R	H	RBI	BB	SO	LOB	BOTTOM				
Dick Schofield, S (1, 6) OBP: 0.279, SLG: 0.262	0-0 F8		0-0 F7		4-0 1B SF9 BB	0-0 F8			0-0 6-3	4	1	0	0	1	0	2					
Bill Virdon, L (1, 8) OBP: 0.320, SLG: 0.386	0-0 P5		0-0 SF9		0-0 F9		0-0 P6		4-0 1B BB	3	0	0	1	1	0	1					
Bob Skinner, L (1, 7) OBP: 0.368, SLG: 0.370	0-0 P5		0-0 G3		0-0 2B 1B		0-0 G3		0-3 K	5	0	1	0	0	1	2					
Dick Stuart, R (1, 3) OBP: 0.324, SLG: 0.547		0-0 HR		0-0 2B 4-3 1B	0-0 SF9		0-0 1B		0-0 1B	4	2	4	2	0	0	0					
Roberto Clemente, R (1, 9) OBP: 0.405, SLG: 0.601		0-0 F9		0-0 4-3 2B	0-0 2B		0-0 3-1		0-0 4-3	5	0	2	0	0	0	3					
Smoky Burgess, L (1, 2) OBP: 0.367, SLG: 0.478		0-0 F7		0-0 P4	4-0 IBB			0-0 3-1		3	0	0	0	1	0	2					
Don Hoak, R (1, 5) OBP: 0.405, SLG: 0.483		0-0 5-3		0-0 4-3	0-0 F8			0-0 F8		4	0	0	1	0	0	4					
Bill Mazerowski, R (1, 4) OBP: 0.304, SLG: 0.367			0-0 WP HBP SF9 1B	0-0 FC5-4 IBB		0-3 K		0-0 1B		3	1	2	0	1	1	0					
Earl Francis, R (1, 1) OBP: 0.281, SLG: 0.150			1-0 S WP HBP	0-0 FC5-4		0-3 K		0-0 P4		2	0	0	0	0	1	2					
Roy Face, R (7, 1) OBP: 0.250, SLG: 0.250										0	0	0	0	0	0	0					
Rocky Nelson, L (6, PH) OBP: 0.314, SLG: 0.395										1	0	0	0	0	0	1					
Bobby Shantz, R (9, 1) OBP: 0.556, SLG: 0.533										0	0	0	0	0	0	0					
Inning Stats	R: 0 E: 0 K: 0 S: 3	H: 0 LOB: 0 BB: 0 P: 3	R: 1 E: 0 K: 0 S: 4	H: 1 LOB: 0 BB: 0 P: 4	R: 1 E: 0 K: 0 S: 4	H: 1 LOB: 1 BB: 0 P: 5	R: 1 E: 0 K: 0 S: 5	H: 2 LOB: 2 BB: 1 P: 9	R: 1 E: 0 K: 0 S: 5	H: 2 LOB: 3 BB: 2 P: 13	R: 0 E: 0 K: 2 S: 7	H: 0 LOB: 0 BB: 0 P: 7	R: 0 E: 0 K: 0 S: 4	H: 1 LOB: 1 BB: 0 P: 4	R: 0 E: 0 K: 0 S: 4	H: 1 LOB: 1 BB: 0 P: 4	R: 0 E: 0 K: 1 S: 6	H: 1 LOB: 2 BB: 1 P: 10	1B: 6 2B: 2 3B: 0 HR: 1	SF: 2 SAC: 0 DP: 0 HBP: 1	WP: 1 PA: 41 PB: 0 SB: 1 CS: 0
PITCHER	IP WLS BF H R ER SO BB IBB HBP BLK WP HR S P ERA WHIP	IP WLS BF H R ER SO BB IBB HBP BLK WP HR S P ERA WHIP	IP WLS BF H R ER SO BB IBB HBP BLK WP HR S P ERA WHIP	IP WLS BF H R ER SO BB IBB HBP BLK WP HR S P ERA WHIP	IP WLS BF H R ER SO BB IBB HBP BLK WP HR S P ERA WHIP	IP WLS BF H R ER SO BB IBB HBP BLK WP HR S P ERA WHIP	IP WLS BF H R ER SO BB IBB HBP BLK WP HR S P ERA WHIP	IP WLS BF H R ER SO BB IBB HBP BLK WP HR S P ERA WHIP	IP WLS BF H R ER SO BB IBB HBP BLK WP HR S P ERA WHIP	IP WLS BF H R ER SO BB IBB HBP BLK WP HR S P ERA WHIP	IP WLS BF H R ER SO BB IBB HBP BLK WP HR S P ERA WHIP	IP WLS BF H R ER SO BB IBB HBP BLK WP HR S P ERA WHIP	IP WLS BF H R ER SO BB IBB HBP BLK WP HR S P ERA WHIP	IP WLS BF H R ER SO BB IBB HBP BLK WP HR S P ERA WHIP	IP WLS BF H R ER SO BB IBB HBP BLK WP HR S P ERA WHIP	IP WLS BF H R ER SO BB IBB HBP BLK WP HR S P ERA WHIP	IP WLS BF H R ER SO BB IBB HBP BLK WP HR S P ERA WHIP	IP WLS BF H R ER SO BB IBB HBP BLK WP HR S P ERA WHIP	IP WLS BF H R ER SO BB IBB HBP BLK WP HR S P ERA WHIP		
Dick Drott, R (1, 1) ERA: 4.42	3.0	14	4	3	3	0	0	0	1	0	0	0	0	1	13	14	9.00	1.333			
Glen Hobbie, R (4, 1) ERA: 4.19	3.0	14	2	1	1	2	1	2	0	0	0	0	0	15	27	3.00	1.000				
Bob Anderson, R (7, 1) ERA: 3.96	3.0	W 13	3	0	0	1	1	0	0	0	0	0	0	14	18	0.00	1.333				

Chicago Cubs @ Pittsburgh Pirates
Forbes Field, Pittsburgh, PA
Mon Aug 28 1961, 3:33 AM EDT
Att. 13,753 - Cloudy

AB	34
R	4
H	9
RBI	4
BB	4
SO	3
LOB	17



Batter	1	2	3	4	5	6	7	8	9	AB	R	H	RBI	BB	SO	LOB	TOP			
Maury Wills, S OBP: 0.360, SLG: 0.353 (1, 6)										4	1	1	0	0	3	1	Los Angeles Dodgers @ Chicago Cubs Wrigley Field, Chicago, IL Tue Aug 29 1961, 3:33 AM CDT Att: 14,578 - Sunny - 86 F			
Jim Gilliam, S OBP: 0.369, SLG: 0.369 (1, 4)										4	0	0	1	0	0	1				
Wally Moon, L OBP: 0.431, SLG: 0.505 (1, 7)										3	0	0	0	1	2	1				
Duke Snider, L OBP: 0.361, SLG: 0.511 Willie Davis, L OBP: 0.320, SLG: 0.464 (9, 8)										3	1	1	0	1	0	1				
Ron Fairly, L OBP: 0.441, SLG: 0.530 (1, 3)										2	0	0	0	1	0	0				
Frank Howard, R OBP: 0.362, SLG: 0.545 Charlie Neal, R OBP: 0.299, SLG: 0.354 (9, 4)										4	0	1	1	0	2	2				
John Roseboro, L OBP: 0.337, SLG: 0.462 (1, 2)										4	0	1	0	0	0	4				
Tommy Davis, R OBP: 0.333, SLG: 0.429 (1, 5)										3	0	0	0	0	0	2				
Sandy Koufax, R OBP: 0.167, SLG: 0.063 (1, 1)										2	0	0	0	1	1	0				
Inning Stats	R: 0 E: 0 K: 2 S: 9	H: 0 LOB: 0 BB: 0 P: 14	R: 0 E: 0 K: 1 S: 9	H: 0 LOB: 0 BB: 0 P: 14	R: 0 E: 0 K: 1 S: 7	H: 0 LOB: 0 BB: 0 P: 8	R: 1 E: 0 K: 0 S: 7	H: 1 LOB: 0 BB: 1 P: 15	R: 0 E: 0 K: 1 S: 6	H: 0 LOB: 1 BB: 0 P: 9	R: 1 E: 0 K: 0 S: 12	H: 1 LOB: 1 BB: 1 P: 19	R: 0 E: 0 K: 1 S: 9	H: 0 LOB: 0 BB: 0 P: 14	R: 0 E: 0 K: 2 S: 14	H: 1 LOB: 3 BB: 1 P: 25		1B: 3 2B: 0 3B: 1 HR: 0	SF: 0 SAC: 1 DP: 1 HBP: 0	WP: 0 PB: 1 SB: 1 CS: 0
PITCHER	IP	WLS	BF	H	R	ER	SO	BB	IBB	HBP	BLK	WP	HR	S	P	ERA	WHIP			
Don Cardwell, R ERA: 3.88 Barney Schultz, R ERA: 2.47	(1, 1)	8.0	L	29	3	2	2	6	3	0	0	0	0	68	108	2.25	0.750			
PITCHER	IP	WLS	BF	H	R	ER	SO	BB	IBB	HBP	BLK	WP	HR	S	P	ERA	WHIP			

Batter	1	2	3	4	5	6	7	8	9	AB	R	H	RBI	BB	SO	LOB	BOTTOM			
Al Heist, R OBP: 0.342, SLG: 0.392 (1, 8)										4	0	0	0	0	1	1	Los Angeles Dodgers @ Chicago Cubs Wrigley Field, Chicago, IL Tue Aug 29 1961, 3:33 AM CDT Att: 14,578 - Sunny - 86 F			
Don Zimmer, R OBP: 0.299, SLG: 0.399 (1, 4)										4	0	0	0	0	1	1				
Andre Rodgers, R OBP: 0.328, SLG: 0.405 (1, 3)										1	0	0	0	3	1	0				
George Altman, L OBP: 0.360, SLG: 0.574 (1, 9)										4	1	0	0	0	3	3				
Billy Williams, L OBP: 0.348, SLG: 0.498 (1, 7)										4	0	0	0	0	2	3				
Ron Santo, R OBP: 0.365, SLG: 0.486 (1, 5)										3	0	1	0	1	0	1				
Dick Bertell, R OBP: 0.311, SLG: 0.338 (1, 2)										4	0	1	1	0	0	3				
Jerry Kindall, R OBP: 0.290, SLG: 0.424 Jim McAnany, R OBP: 0.369, SLG: 0.288 Ed Bouchee, L OBP: 0.363, SLG: 0.410 (1, 6)										2	0	0	0	0	2	1				
Don Cardwell, R OBP: 0.193, SLG: 0.286 Richie Ashburn, L OBP: 0.200, SLG: 0.200 Barney Schultz, R OBP: 0.100, SLG: 0.100 (1, 1)										2	0	0	0	0	1	1				
Inning Stats	R: 0 E: 0 K: 2 S: 10	H: 0 LOB: 1 BB: 1 P: 19	R: 0 E: 0 K: 1 S: 5	H: 0 LOB: 0 BB: 0 P: 7	R: 0 E: 0 K: 2 S: 10	H: 0 LOB: 0 BB: 0 P: 15	R: 0 E: 0 K: 2 S: 11	H: 0 LOB: 1 BB: 1 P: 18	R: 0 E: 0 K: 1 S: 10	H: 0 LOB: 1 BB: 1 P: 21	R: 1 E: 0 K: 1 S: 9	H: 1 LOB: 0 BB: 0 P: 12	R: 0 E: 0 K: 0 S: 7	H: 0 LOB: 0 BB: 1 P: 14	R: 0 E: 0 K: 1 S: 10	H: 1 LOB: 2 BB: 1 P: 17		1B: 2 2B: 0 3B: 0 HR: 0	SF: 0 SAC: 0 DP: 0 HBP: 0	WP: 1 PB: 0 SB: 0 CS: 1
PITCHER	IP	WLS	BF	H	R	ER	SO	BB	IBB	HBP	BLK	WP	HR	S	P	ERA	WHIP			
Sandy Koufax, L ERA: 3.41	(1, 1)	9.0	W	34	2	1	0	12	5	0	0	0	0	79	136	0.00	0.778			




Batter	1	2	3	4	5	6	7	8	9	AB	R	H	RBI	BB	SO	LOB	TOP										
Maury Wills, S OBP: 0.358, SLG: 0.350 (1, 6)	4-3	FC6-4		6-3			G3			4	0	0	0	0	0	1	Los Angeles Dodgers @ Chicago Cubs Wrigley Field, Chicago, IL Wed Aug 30 1961, 3:33 AM CDT Att: 11,292 - Sunny - 90 F										
Jim Gilliam, S OBP: 0.365, SLG: 0.365 (1, 7) (6, 5)	5-3		F9		K		6-3			4	0	0	0	0	1	0											
Tommy Davis, R OBP: 0.333, SLG: 0.427 (1, 8) (6, 7)			E6		F7		6-3			4	0	1	0	0	0	0											
Frank Howard, R OBP: 0.356, SLG: 0.535 (1, 9) (6, 7)	FC4		4-3		5-3			K		4	0	0	0	0	1	2											
Willie Davis, L OBP: 0.320, SLG: 0.464 (1, 8) (6, 8)	FC4		4-3		5-3			K		0	0	0	0	0	0	0											
Gil Hodges, R OBP: 0.323, SLG: 0.380 (1, 3)			6-3					F3		3	0	0	0	1	1	1											
Daryl Spencer, R OBP: 0.342, SLG: 0.394 Ron Fairly, L OBP: 0.437, SLG: 0.523 (1, 5) (6, PH) (6, 9)	FC3-6		HR		6-3			F8		2	2	1	0	0	0	1											
Charlie Neal, R OBP: 0.302, SLG: 0.373 (1, 4)			HR		F9			K		4	2	2	2	0	1	1											
Norm Sherry, R OBP: 0.333, SLG: 0.463 (1, 2)		F6			HR			1-3		4	1	2	3	0	0	0											
Johnny Podres, L OBP: 0.254, SLG: 0.266 Larry Sherry, R OBP: 0.286, SLG: 0.167 (1, 1) (7, 1)			HR		K			F7		3	0	1	0	0	1	1											
Inning Stats	R: 0 E: 0 K: 0 S: 6	H: 1 LOB: 1 BB: 0 P: 9	R: 2 E: 0 K: 0 S: 12	H: 2 LOB: 1 BB: 23	R: 0 E: 1 K: 0 S: 7	H: 0 LOB: 0 BB: 0 P: 11	R: 2 E: 0 K: 1 S: 13	H: 2 LOB: 0 BB: 0 P: 21	R: 0 E: 0 K: 1 S: 8	H: 0 LOB: 0 BB: 0 P: 13	R: 1 E: 0 K: 1 S: 11	H: 2 LOB: 1 BB: 0 P: 13	R: 0 E: 0 K: 0 S: 7	H: 0 LOB: 0 BB: 0 P: 11	R: 0 E: 0 K: 1 S: 6	H: 0 LOB: 0 BB: 0 P: 10	R: 0 E: 0 K: 1 S: 7	H: 0 LOB: 0 BB: 0 P: 12	1B: 4 2B: 0 3B: 1 HR: 2	SF: 0 SAC: 0 DP: 0 HBP: 0	WP: 0 PB: 0 SB: 0 CS: 0	PA: 36					
PITCHER	IP	WLS	BF	H	R	ER	SO	BB	IBB	HBP	BLK	WP	HR	S	P	ERA	WHIP										
Dick Ellsworth, L ERA: 4.29 (1, 1)	5.0	L	22	5	4	4	2	1	0	0	0	0	2	46	77	7.20	1.200										
Dick Drott, R ERA: 4.43 (6, 1)	2.0		8	2	1	1	1	0	0	0	0	0	0	18	24	4.50	1.000										
Don Elston, R ERA: 5.89 (8, 1)	2.0		6	0	0	0	2	0	0	0	0	0	0	13	22	0.00	0.000										

Batter	1	2	3	4	5	6	7	8	9	AB	R	H	RBI	BB	SO	LOB	BOTTOM										
Al Heist, R OBP: 0.339, SLG: 0.389 Bob Will, L OBP: 0.353, SLG: 0.330 (1, 8) (7, PH) (6, 9)	F4		K		F9		3-1			3	0	0	0	0	1	1	Los Angeles Dodgers @ Chicago Cubs Wrigley Field, Chicago, IL Wed Aug 30 1961, 3:33 AM CDT Att: 11,292 - Sunny - 90 F										
Don Zimmer, R OBP: 0.299, SLG: 0.400 (1, 4)	4-3		WP		K		K			4	0	1	0	0	2	2											
14 Ernie Banks, R OBP: 0.356, SLG: 0.520 (1, 6)			F4		FC5-4			K		4	0	1	0	0	1	2											
George Altman, L OBP: 0.357, SLG: 0.568 (1, 9) (8, 8)	F4		K		4-3			K		4	0	0	0	0	2	2											
Billy Williams, L OBP: 0.345, SLG: 0.493 (1, 7)		6-3			F7		6-3			4	0	0	0	0	0	0											
Ron Santo, R OBP: 0.365, SLG: 0.491 (1, 5)		K			HR		6-3			4	1	1	1	0	2	0											
Andre Rodgers, R OBP: 0.337, SLG: 0.406 (1, 3)		1B			G5-4-3			2B		2	1	1	0	2	1	0											
Dick Bertell, R OBP: 0.314, SLG: 0.344 (1, 2)		1B			G5-4-3			K		4	0	2	1	0	1	1											
Dick Ellsworth, L OBP: 0.109, SLG: 0.070 Richie Ashburn, L OBP: 0.371, SLG: 0.291 Dick Drott, R OBP: 0.278, SLG: 0.353 Jim McAnany, R OBP: 0.167, SLG: 0.167 Don Elston, R OBP: 0.222, SLG: 0.222 (1, 1) (5, PH) (6, 1) (7, PH) (8, 1)			K		14		K			1	0	0	0	0	1	2											
Inning Stats	R: 0 E: 0 K: 0 S: 8	H: 1 LOB: 1 BB: 0 P: 12	R: 0 E: 0 K: 2 S: 11	H: 2 LOB: 2 BB: 0 P: 15	R: 0 E: 0 K: 2 S: 9	H: 1 LOB: 1 BB: 0 P: 16	R: 1 E: 0 K: 0 S: 4	H: 1 LOB: 0 BB: 1 P: 8	R: 0 E: 0 K: 1 S: 7	H: 0 LOB: 0 BB: 0 P: 12	R: 0 E: 0 K: 0 S: 5	H: 0 LOB: 0 BB: 0 P: 7	R: 1 E: 0 K: 2 S: 16	H: 1 LOB: 1 BB: 1 P: 29	R: 0 E: 0 K: 2 S: 11	H: 0 LOB: 0 BB: 0 P: 14		R: 0 E: 0 K: 3 S: 9	H: 0 LOB: 0 BB: 0 P: 11	1B: 4 2B: 2 3B: 0 HR: 1	SF: 0 SAC: 0 DP: 1 HBP: 0	WP: 1 PB: 0 SB: 0 CS: 0	PA: 35				
PITCHER	IP	WLS	BF	H	R	ER	SO	BB	IBB	HBP	BLK	WP	HR	S	P	ERA	WHIP										
Johnny Podres, L ERA: 3.4 (1, 1)	6.0	W	26	7	2	2	5	2	0	0	0	0	1	50	83	3.00	1.500										
Larry Sherry, R ERA: 3.99 (7, 1)	3.0	S	9	0	0	0	7	0	0	0	0	0	0	30	41	0.00	0.000										

Batter	1	2	3	4	5	6	7	8	9	AB	R	H	RBI	BB	SO	LOB	TOP			
Joey Amalfitano, R OBP: 0.344, SLG: 0.332			5-3		FC5-4			5-3		4	1	1	0	0	0	1	San Francisco Giants @ Chicago Cubs Wrigley Field, Chicago, IL Thu Aug 31 1961, 3:33 AM CDT Att: 7,593 - Cloudy - 91 F			
Harvey Kuenn, R OBP: 0.327, SLG: 0.364			F7			F8		F8		3	0	0	0	1	0					
Willie McCovey, L OBP: 0.352, SLG: 0.500								1B		3	0	2	1	0	1	0				
Willie Mays, R OBP: 0.399, SLG: 0.603				6-3		E4		1B		4	0	1	0	0	0	2				
Orlando Cepeda, R OBP: 0.349, SLG: 0.592						G5-4-3		F7		3	0	1	0	1	0	4				
Jim Davenport, R OBP: 0.331, SLG: 0.429					L7					4	0	0	0	0	0	2				
John Orsino, R OBP: 0.291, SLG: 0.427						F9				3	0	1	0	1	0	0				
Eddie Bressoud, R OBP: 0.295, SLG: 0.380						P4		FC5-4		4	0	0	0	0	0	2				
Juan Marichal, R OBP: 0.164, SLG: 0.123										1	0	0	0	0	1	0				
Billy O'Dell, S OBP: 0.154, SLG: 0.125										1	0	1	0	0	0	0				
Felipe Alou, R OBP: 0.320, SLG: 0.451										1	0	0	0	0	1	1				
Dom Zanni, R OBP: 0.320, SLG: 0.451										0	0	0	0	0	0	0				
Inning Stats	R: 1 E: 0 K: 0 S: 3	H: 1 LOB: 0 BB: 1 P: 7	R: 0 E: 0 K: 0 S: 3	H: 1 LOB: 1 BB: 1 P: 7	R: 0 E: 0 K: 1 S: 5	H: 0 LOB: 0 BB: 0 P: 5	R: 0 E: 0 K: 1 S: 6	H: 1 LOB: 1 BB: 0 P: 6	R: 0 E: 0 K: 0 S: 4	H: 1 LOB: 1 BB: 0 P: 4	R: 0 E: 1 K: 0 S: 5	H: 0 LOB: 2 BB: 1 P: 9	R: 0 E: 0 K: 0 S: 5	H: 0 LOB: 0 BB: 0 P: 3	R: 0 E: 0 K: 0 S: 3	H: 0 LOB: 0 BB: 0 P: 3	1B: 6 2B: 0 3B: 1 HR: 0	SF: 1 SAC: 0 DP: 3 HBP: 0	WP: 0 PB: 0 SB: 0 CS: 0	PA: 35
PITCHER Jack Curtis, L ERA: 4.64	IP: 9.0 WLS: W BF: 35 H: 7 R: 1 ER: 1 SO: 3 BB: 3 IBB: 0 HBP: 0 BLK: 0 WP: 0 HR: 0 S: 38 P: 50 ERA: 1.00 WHIP: 1.111															PITCHER				

Batter	1	2	3	4	5	6	7	8	9	AB	R	H	RBI	BB	SO	LOB	BOTTOM			
Richie Ashburn, L OBP: 0.373, SLG: 0.293		SF8				6-3				2	1	1	2	1	0	0	San Francisco Giants @ Chicago Cubs Wrigley Field, Chicago, IL Thu Aug 31 1961, 3:33 AM CDT Att: 7,593 - Cloudy - 91 F			
Don Zimmer, R OBP: 0.298, SLG: 0.399		FC6-4				1-3				4	1	1	0	0	1	4				
14 Ernie Banks, R OBP: 0.353, SLG: 0.515	F8	P6			5-3					4	0	0	0	0	1	3				
George Altman, L OBP: 0.356, SLG: 0.568	4-3									4	1	1	1	0	2	1				
Billy Williams, L OBP: 0.346, SLG: 0.493										4	2	2	2	0	2	0				
Ron Santo, R OBP: 0.397, SLG: 0.494										3	0	2	0	1	0	0				
Sammy Taylor, L OBP: 0.330, SLG: 0.396										4	0	1	1	0	2	3				
Ed Bouchee, L OBP: 0.365, SLG: 0.413										3	1	1	0	1	1	1				
Jack Curtis, L OBP: 0.305, SLG: 0.265										3	0	1	0	0	1	3				
Inning Stats	R: 3 E: 0 K: 0 S: 6	H: 4 LOB: 2 BB: 1 P: 10	R: 1 E: 0 K: 0 S: 5	H: 2 LOB: 1 BB: 0 P: 5	R: 2 E: 0 K: 3 S: 13	H: 4 LOB: 3 BB: 1 P: 17	R: 0 E: 0 K: 2 S: 7	H: 0 LOB: 0 BB: 0 P: 7	R: 0 E: 0 K: 1 S: 5	H: 0 LOB: 0 BB: 0 P: 5	R: 0 E: 0 K: 0 S: 3	H: 0 LOB: 0 BB: 0 P: 3	R: 0 E: 0 K: 3 S: 9	H: 0 LOB: 0 BB: 0 P: 9	R: 0 E: 0 K: 1 S: 4	H: 0 LOB: 0 BB: 1 P: 8		1B: 7 2B: 3 3B: 0 HR: 0	SF: 1 SAC: 0 DP: 1 HBP: 0	WP: 0 PB: 1 SB: 0 CS: 0
PITCHER Juan Marichal, R ERA: 3.86	IP: 2.0 WLS: L BF: 15 H: 9 R: 6 ER: 6 SO: 6 BB: 1 IBB: 0 HBP: 0 BLK: 0 WP: 0 HR: 0 S: 25 P: 29 ERA: 0.00 WHIP: 0.250															PITCHER				
Billy O'Dell, L ERA: 4.07	IP: 4.0 WLS: L BF: 14 H: 1 R: 0 ER: 0 SO: 6 BB: 0 IBB: 1 HBP: 0 BLK: 0 WP: 0 HR: 0 S: 25 P: 29 ERA: 0.00 WHIP: 0.250															PITCHER				
Dom Zanni, R ERA: 4.91	IP: 2.0 WLS: L BF: 6 H: 0 R: 0 ER: 0 SO: 4 BB: 1 IBB: 0 HBP: 0 BLK: 0 WP: 0 HR: 0 S: 13 P: 17 ERA: 0.00 WHIP: 0.500															PITCHER				



Batter	1	2	3	4	5	6	7	8	9	10	11	12	13	14	AB	R	H	RBI	BB	SO	LOB	TOP					
Joey Amalfitano, R OBP: 0.345, SLG: 0.332 (1.4)															6	1	2	0	1	0	1						
Harvey Kuenn, R OBP: 0.328, SLG: 0.371 (1.9)															3	1	1	1	1	0	2						
Ernie Bowman, R OBP: 0.290, SLG: 0.296 (8.6)															3	1	1	1	0	0	0						
Willie McCovey, L OBP: 0.351, SLG: 0.497 (1.3)															4	0	1	0	0	0	1						
Felipe Alou, R OBP: 0.317, SLG: 0.446 (8.9)															3	0	0	0	0	0	2						
Willie Mays, R OBP: 0.368, SLG: 0.599 (1.9)															6	0	2	0	0	1	3						
Orlando Cepeda, R OBP: 0.347, SLG: 0.586 (8.3)															5	0	0	0	1	2	5						
Ed Bailey, L OBP: 0.345, SLG: 0.423 (1.2)															3	1	1	1	3	0	1						
Jim Davenport, R OBP: 0.351, SLG: 0.427 (1.5)															6	0	2	0	0	1	3						
Jose Pagan, R OBP: 0.318, SLG: 0.340 (8.7)															6	0	1	0	0	1	2						
Richard LeMay, L OBP: 0.288, SLG: 0.288 (7.1)															2	0	0	0	0	0	0						
Hobie Landish, S OBP: 0.300, SLG: 0.375 (7.1)															1	0	0	0	0	0	2						
Edoardo Geronzi, S OBP: 0.280, SLG: 0.325 (12.9)															1	0	0	0	0	0	0						
Edoardo Geronzi, S OBP: 0.280, SLG: 0.325 (12.9)															0	0	0	0	0	0	0						
Bobby Bolin, R OBP: 0.280, SLG: 0.325 (12.1)															0	0	0	0	0	0	0						
Billy O'Dell, L OBP: 0.280, SLG: 0.325 (12.1)															0	0	0	0	0	0	0						
Billy Loes, R OBP: 0.180, SLG: 0.130 (13.1)															1	0	0	0	0	0	1						
Inning Stats	R: 0 E: 0 K: 0 S: 2	H: 0 LOB: 0 BB: 1 P: 6	R: 0 E: 0 K: 0 S: 4	H: 2 LOB: 2 BB: 1 P: 8	R: 0 E: 0 K: 0 S: 3	H: 1 LOB: 0 BB: 0 P: 3	R: 0 E: 0 K: 0 S: 3	H: 1 LOB: 1 BB: 1 P: 7	R: 0 E: 0 K: 0 S: 3	H: 0 LOB: 0 BB: 0 P: 3	R: 1 E: 0 K: 0 S: 5	H: 2 LOB: 1 BB: 0 P: 5	R: 1 E: 0 K: 1 S: 5	H: 1 LOB: 0 BB: 0 P: 5	R: 0 E: 0 K: 0 S: 4	H: 0 LOB: 0 BB: 0 P: 3	R: 0 E: 1 K: 2 S: 7	H: 0 LOB: 1 BB: 1 P: 11	R: 1 E: 0 K: 2 S: 9	H: 2 LOB: 1 BB: 0 P: 9	1B: 9 2B: 0 3B: 1 HR: 1	SF: 0 SAC: 0 DP: 4 HBP: 0	WP: 0 PA: 57				
PITCHER	IP 6.0	WLS 26	BF 7	H 2	R 2	ER 0	SO 0	BB 4	IBB 0	HBP 0	BLK 0	WP 0	HR 1	S 22	P 38	ERA 3.00	WHIP 1.633										
Glen Hobbie, R ERA: 4.13 (7.1)	5.0	18	2	1	0	3	1	0	0	0	0	0	0	23	27	0.00	0.600										
Bob Anderson, R ERA: 3.81 (12.1)	2.0	8	0	0	0	2	1	0	0	0	0	0	0	11	15	0.00	0.500										
Barney Schultz, R ERA: 2.38 (14.1)	1.0	L	5	2	1	1	2	0	0	0	0	0	0	9	9	9.00	2.000										
Don Elston, R ERA: 5.93																											

San Francisco Giants @ Chicago Cubs
Wrigley Field, Chicago, IL
Fri Sep 01 1961, 3:33 AM CDT
Att. 5,427 - Sunny - 90 F

AB 51
R 4
H 11
RBI 3
BB 6
SO 7
LOB 22

Batter	1	2	3	4	5	6	7	8	9	10	11	12	13	14	AB	R	H	RBI	BB	SO	LOB	BOTTOM					
Richie Ashburn, L OBP: 0.371, SLG: 0.289 (1.8)															6	0	1	0	1	0	1						
Don Zimmer, R OBP: 0.298, SLG: 0.400 (1.4)															4	0	1	0	0	2	0						
Sammy Drake, S OBP: 0.288, SLG: 0.421 (9.4)															0	0	0	0	0	0	2						
Jerry Kindall, R OBP: 0.288, SLG: 0.421 (13.9H)															2	0	0	0	0	2	1						
Ed Bourchies, L OBP: 0.364, SLG: 0.412 (14.1)															4	0	1	0	3	0	0						
Don Elston, R OBP: 0.225, SLG: 0.222 (1.6)															4	0	1	0	3	0	0						
14 Ernie Banks, R OBP: 0.356, SLG: 0.512 (1.9)															7	1	1	0	0	2	6						
George Altman, L OBP: 0.353, SLG: 0.561 (1.7)															6	0	1	0	1	0	5						
Billy Williams, L OBP: 0.345, SLG: 0.488 (1.5)															6	0	1	0	1	0	5						
Ron Santo, R OBP: 0.366, SLG: 0.490 (1.3)															6	0	1	0	1	1	4						
Andre Rodgers, R OBP: 0.344, SLG: 0.430 (1.2)															5	1	3	2	0	0	0						
Cuno Barragan, R OBP: 0.333, SLG: 1.333 (8.2)															3	1	1	1	0	0	1						
Dick Bertell, R OBP: 0.314, SLG: 0.344 (1.1)															3	0	1	0	0	0	3						
Glen Hobbie, R OBP: 0.300, SLG: 0.375 (7.1)															2	0	0	0	0	0	1						
Bob Anderson, R OBP: 0.280, SLG: 0.325 (12.1)															2	0	0	0	0	0	1						
Barney Schultz, R OBP: 0.280, SLG: 0.325 (12.1)															1	0	0	0	0	0	2						
Sammy Drake, S OBP: 0.288, SLG: 0.400 (13.9H)															0	0	0	0	0	0	0						
Mel Roach, R OBP: 0.280, SLG: 0.325 (14.4)															0	0	0	0	0	0	0						
Inning Stats	R: 0 E: 0 K: 1 S: 5	H: 0 LOB: 0 BB: 0 P: 5	R: 3 E: 0 K: 0 S: 6	H: 3 LOB: 0 BB: 0 P: 6	R: 0 E: 0 K: 0 S: 3	H: 0 LOB: 0 BB: 0 P: 3	R: 0 E: 0 K: 0 S: 3	H: 0 LOB: 0 BB: 0 P: 3	R: 0 E: 0 K: 0 S: 3	H: 1 LOB: 1 BB: 0 P: 4	R: 0 E: 0 K: 0 S: 4	H: 2 LOB: 1 BB: 0 P: 7	R: 0 E: 0 K: 1 S: 6	H: 0 LOB: 0 BB: 0 P: 6	R: 0 E: 0 K: 0 S: 5	H: 0 LOB: 0 BB: 0 P: 5	R: 0 E: 0 K: 2 S: 8	H: 1 LOB: 2 BB: 1 P: 12	R: 0 E: 0 K: 0 S: 3	H: 0 LOB: 3 BB: 3 P: 15	R: 0 E: 0 K: 0 S: 3	H: 0 LOB: 1 BB: 1 P: 7	1B: 8 2B: 1 3B: 0 HR: 2	SF: 0 SAC: 0 DP: 0 HBP: 0	WP: 0 PA: 60		
PITCHER	IP 6.0	WLS 24	BF 6	H 3	R 3	ER 3	SO 2	BB 0	IBB 0	HBP 0	BLK 0	WP 0	HR 2	S 28	P 28	ERA 4.50	WHIP 1.000										
Richard LeMay, L ERA: 3.7 (7.1)	5.0	21	4	0	0	3	0	2	0	0	0	0	0	25	33	0.00	0.800										
Stu Miller, R ERA: 4.68 (12.1)	0.1	3	1	0	0	1	0	0	0	0	0	0	0	4	8	0.00	6.000										
Bobby Bolin, R ERA: 3.43 (12.1)	0.2	2	0	0	0	1	0	0	0	0	0	0	0	4	4	0.00	0.000										
Billy O'Dell, L ERA: 4.83 (13.1)	0.2	5	0	0	0	0	2	1	0	0	0	0	0	2	14	0.00	3.000										
Dom Zanni, R ERA: 4.83																											

San Francisco Giants @ Chicago Cubs
Wrigley Field, Chicago, IL
Fri Sep 01 1961, 3:33 AM CDT
Att. 5,427 - Sunny - 90 F

AB 52
R 3
H 11
RBI 3
BB 7
SO 7
LOB 28

Batter	1	2	3	4	5	6	7	8	9	AB	R	H	RBI	BB	SO	LOB	TOP			
Joey Amalfitano, R (1, 4) OBP: 0.341, SLG: 0.328	0-3 K		0-0 5-3		0-3 K			0-3 K		4	0	0	0	0	3	1	San Francisco Giants @ Chicago Cubs Wrigley Field, Chicago, IL Sat Sep 02 1961, 3:33 AM CDT Att: 9,547 - Cloudy - 88 F			
Harvey Kuenn, R (1, 9) OBP: 0.330, SLG: 0.371	0-0 HBP 1B		0-0 F9			0-0 F9		4-0 G4-6-3 BB		3	0	1	0	1	0	0				
Willie McCovey, L (1, 3) OBP: 0.350, SLG: 0.492	1-0 1-2 HBP		0-0 1-3			0-3 K		0-0 G4-6-3 1-2		3	0	0	0	0	1	2				
Willie Mays, R (1, 8) OBP: 0.397, SLG: 0.596	0-3 K			0-0 F8		0-0 F9			0-0 G6-4-3 1B	4	0	1	0	0	1	2				
Orlando Cepeda, R (1, 7) OBP: 0.345, SLG: 0.581	0-3 K			0-0 F7			0-0 P3		0-0 G6-4-3 1-2	4	0	0	0	0	1	3				
Ed Bailey, L (1, 2) OBP: 0.344, SLG: 0.421		0-3 K		0-0 1B			0-0 4-3		0-0 4-3	4	0	1	0	0	1	0				
Jim Davenport, R (1, 5) OBP: 0.333, SLG: 0.427				0-3 K			1-0 HBP			2	0	1	0	0	1	1				
Jose Pagan, R (1, 6) OBP: 0.316, SLG: 0.337				0-0 1B			0-0 HBP			3	0	0	0	0	0	2				
Jack Sanford, R (1, 1) OBP: 0.212, SLG: 0.349							0-0 1-3			2	0	0	0	0	1	1				
Hobie Landrith, L (8, PH) OBP: 0.333, SLG: 0.385										1	0	1	0	0	0	0				
Bobby Bolin, R (8, 1) OBP: 0.286, SLG: 0.286										0	0	0	0	0	0	0				
Inning Stats	R: 0 E: 0 K: 3 S: 10	H: 1 LOB: 2 BB: 0 P: 11	R: 0 E: 0 K: 2 S: 8	H: 1 LOB: 1 BB: 0 P: 8	R: 0 E: 0 K: 0 S: 3	H: 0 LOB: 0 BB: 0 P: 3	R: 0 E: 0 K: 1 S: 6	H: 1 LOB: 1 BB: 0 P: 6	R: 0 E: 0 K: 1 S: 5	H: 0 LOB: 0 BB: 0 P: 5	R: 0 E: 0 K: 0 S: 3	H: 0 LOB: 1 BB: 0 P: 4	R: 0 E: 0 K: 1 S: 5	H: 1 LOB: 1 BB: 1 P: 9	R: 0 E: 0 K: 0 S: 3	H: 1 LOB: 0 BB: 0 P: 3	1B: 5 2B: 0 3B: 0 HR: 0	SF: 0 SAC: 0 DP: 2 HBP: 2	WP: 0 PB: 0 SB: 0 CS: 0	PA: 33
PITCHER Don Cardwell, R (1, 1) ERA: 3.71	IP: 9.0 WLS: W BF: 33 H: 5 R: 0 ER: 0 SO: 9 BB: 1 IBB: 0 HBP: 2 BLK: 0 WP: 0 HR: 0 S: 48 P: 54 ERA: 0.00 WHIP: 0.667															PITCHER				

Batter	1	2	3	4	5	6	7	8	9	AB	R	H	RBI	BB	SO	LOB	BOTTOM			
Richie Ashburn, L (1, 8) OBP: 0.375, SLG: 0.298	0-0 5-3		0-0 SF7 3B		4-0 BLK HR BB	4-0 FC6-4 BB	0-0 F8			3	2	1	0	2	0	2	San Francisco Giants @ Chicago Cubs Wrigley Field, Chicago, IL Sat Sep 02 1961, 3:33 AM CDT Att: 9,547 - Cloudy - 88 F			
Andra Rodgers, R (1, 3) OBP: 0.335, SLG: 0.420	0-0 P6		0-0 SF7		0-0 F7 1-2	0-0 FC6-4 1-2	0-0 F8		4	0	0	1	0	0	2					
14 Ernie Banks, R (1, 6) OBP: 0.359, SLG: 0.519	0-0 2B 1B		0-0 3H 4-0 BB		0-0 P3		0-0 P4 HR		4	1	2	1	1	0	1					
George Altman, L (1, 9) OBP: 0.353, SLG: 0.568	0-0 1-3 2B		0-3 K		0-0 HR		0-0 F7	0-0 P6	5	1	2	2	0	1	1					
Billy Williams, L (1, 7) OBP: 0.347, SLG: 0.498	0-0 F7			0-0 L8	0-0 2B		0-0 HR		4	1	2	1	0	0	2					
Ron Santo, R (1, 5) OBP: 0.369, SLG: 0.496		0-0 5-3		0-0 HR	4-0 IBB		4-0 1B 1B BB		2	2	1	1	2	0	0					
Cuno Barragan, R (1, 2) OBP: 0.286, SLG: 0.714		0-0 5-3		0-0 L9	0-0 5-3		0-0 1B 1B		4	0	1	0	0	0	2					
Mel Roach, R (1, 4) OBP: 0.234, SLG: 0.232		0-0 4-3							3	0	1	0	0	1	0					
Jerry Kindall, R (7, 4) OBP: 0.291, SLG: 0.423									1	0	1	1	0	0	0					
Don Cardwell, R (1, 1) OBP: 0.184, SLG: 0.272			0-0 L6	0-0 1-3		0-0 5-3	0-3 K	0-3 K	4	0	0	0	0	1	3					
Inning Stats	R: 0 E: 0 K: 0 S: 5	H: 2 LOB: 2 BB: 0 P: 5	R: 0 E: 0 K: 0 S: 3	H: 0 LOB: 0 BB: 0 P: 3	R: 1 E: 0 K: 1 S: 6	H: 1 LOB: 1 BB: 1 P: 10	R: 1 E: 0 K: 0 S: 5	H: 2 LOB: 1 BB: 0 P: 5	R: 2 E: 0 K: 0 S: 5	H: 2 LOB: 2 BB: 2 P: 13	R: 0 E: 0 K: 1 S: 5	H: 0 LOB: 1 BB: 1 P: 9	R: 3 E: 0 K: 1 S: 9	H: 4 LOB: 2 BB: 1 P: 13	R: 0 E: 0 K: 0 S: 3	H: 0 LOB: 0 BB: 0 P: 3	1B: 3 2B: 3 3B: 1 HR: 4	SF: 1 SAC: 0 DP: 0 HBP: 0	WP: 0 PB: 0 SB: 0 CS: 0	PA: 40
PITCHER Jack Sanford, R (1, 1) ERA: 3.94	IP: 7.0 WLS: L BF: 37 H: 11 R: 7 ER: 7 SO: 3 BB: 4 IBB: 1 HBP: 0 BLK: 1 WP: 4 HR: 4 S: 38 P: 58 ERA: 9.00 WHIP: 2.143															PITCHER Bobby Bolin, R (8, 1) ERA: 3.35				



Batter	1	2	3	4	5	6	7	8	9	AB	R	H	RBI	BB	SO	LOB	TOP										
Gino Cimoli, R (1, 8) OBP: 0.280, SLG: 0.341 Lee Mays, L (9, PH) OBP: 0.337, SLG: 0.470										3	0	1	0	1	0	0	Milwaukee Braves @ Chicago Cubs Wrigley Field, Chicago, IL Sun Sep 03 1961, 3:33 AM CDT Cloudy - 84 F										
Frank Bolling, R (1, 4) OBP: 0.332, SLG: 0.387 Bob Boyd, L (9, PH) OBP: 0.271, SLG: 0.284										4	0	0	0	0	2	4											
Eddie Mathews, L (1, 5) OBP: 0.403, SLG: 0.534										4	0	0	0	1	1	2											
Hank Aaron, R (1, 9) OBP: 0.380, SLG: 0.609										4	1	2	2	1	2	2											
Joe Adcock, R (1, 3)										4	2	1	2	1	1	3											
Frank Thomas, R (1, 7) OBP: 0.342, SLG: 0.532										4	0	0	0	0	1	1											
Roy McMillan, R (1, 6) OBP: 0.311, SLG: 0.296										4	0	1	0	0	1	1											
Sammy White, R (1, 2) OBP: 0.244, SLG: 0.341										4	0	2	1	0	1	0											
Lew Burdette, R (1, 1) OBP: 0.226, SLG: 0.363 Bob Buhl, R (8, 1) OBP: 0.141, SLG: 0.068 Al Spangler, L (9, PH) OBP: 0.422, SLG: 0.292										3	0	0	0	0	1	4											
Inning Stats	R: 0 E: 0 K: 1 S: 5	H: 1 LOB: 1 BB: 1 P: 9	R: 0 E: 0 K: 0 S: 3	H: 0 LOB: 0 BB: 0 P: 3	R: 0 E: 0 K: 0 S: 3	H: 0 LOB: 0 BB: 0 P: 3	R: 0 E: 0 K: 1 S: 5	H: 0 LOB: 0 BB: 0 P: 5	R: 1 E: 1 K: 2 S: 9	H: 1 LOB: 3 BB: 2 P: 17	R: 2 E: 0 K: 0 S: 7	H: 4 LOB: 2 BB: 1 P: 7	R: 0 E: 0 K: 3 S: 10	H: 0 LOB: 2 BB: 1 P: 14	R: 0 E: 0 K: 3 S: 9	H: 0 LOB: 0 BB: 0 P: 9		R: 2 E: 0 K: 1 S: 8	H: 3 LOB: 1 BB: 0 P: 8	1B: 6 2B: 2 3B: 0 HR: 1	SF: 0 SAC: 0 DP: 0 HBP: 0	WP: 0 PB: 2 SB: 1 CS: 1	PA: 41				
PITCHER	IP	WLS	BF	H	R	ER	SO	BB	IBB	HBP	BLK	WP	HR	S	P	ERA	WHIP										
Jim Brewer, L (1, 1) ERA: 5.77	5.2		26	6	3	2	4	3	0	0	0	0	1	31	43	3.18	1.588										
Barney Schultz, R (6, 1) ERA: 2.29	2.1	W	9	0	0	0	6	0	1	0	0	0	0	20	24	0.00	0.000										
Bob Anderson, R (9, 1) ERA: 3.94	0.1		3	2	2	2	1	0	0	0	0	0	0	5	5	54.00	6.000										
Don Elston, R (9, 1) ERA: 5.9	0.1	S	2	1	0	0	0	0	0	0	0	0	0	2	2	0.00	3.000										
Glen Hobbie, R (9, 1) ERA: 4.12	0.1		1	0	0	0	0	0	0	0	0	0	0	1	1	0.00	0.000										

AB	37
R	5
H	9
RBI	5
BB	4
SO	11
LOB	17



Batter	1	2	3	4	5	6	7	8	9	AB	R	H	RBI	BB	SO	LOB	BOTTOM										
Richie Ashburn, L (1, 8) OBP: 0.373, SLG: 0.298										4	1	1	0	0	0	2	Milwaukee Braves @ Chicago Cubs Wrigley Field, Chicago, IL Sun Sep 03 1961, 3:33 AM CDT Cloudy - 84 F										
Andra Rodgers, R (1, 3) OBP: 0.338, SLG: 0.428										4	2	2	0	0	0	1											
14 Ernie Banks, R (1, 6) OBP: 0.360, SLG: 0.525										3	2	1	2	1	1	0											
George Altman, L (1, 9) OBP: 0.354, SLG: 0.577										4	1	2	3	0	1	0											
Billy Williams, L (1, 7) OBP: 0.344, SLG: 0.493										4	0	0	1	0	0	1											
Ron Santo, R (1, 5) OBP: 0.397, SLG: 0.493										3	0	0	0	0	0	0											
Sammy Taylor, L (1, 2) OBP: 0.329, SLG: 0.389										3	0	0	0	0	1	0											
Mel Roach, R (1, 4) OBP: 0.228, SLG: 0.225 Bob Will, L (8, PH) OBP: 0.355, SLG: 0.343 Bob Anderson, R (9, 1) OBP: 0.143, SLG: 0.206 Don Elston, R (9, 1) OBP: 0.222, SLG: 0.222 Glen Hobbie, R (9, 1) OBP: 0.229, SLG: 0.308										2	0	0	0	0	0	0											
Jim Brewer, L (1, 1) OBP: 0.250, SLG: 0.182 Barney Schultz, R (6, 1) OBP: 0.100, SLG: 0.100 Jerry Kindall, R (9, 4) OBP: 0.290, SLG: 0.422										2	0	1	0	0	0	0											
Inning Stats	R: 0 E: 0 K: 1 S: 5	H: 1 LOB: 0 BB: 0 P: 5	R: 1 E: 0 K: 0 S: 4	H: 1 LOB: 0 BB: 0 P: 4	R: 0 E: 0 K: 0 S: 3	H: 0 LOB: 0 BB: 0 P: 3	R: 2 E: 0 K: 0 S: 5	H: 2 LOB: 0 BB: 0 P: 5	R: 0 E: 0 K: 0 S: 4	H: 1 LOB: 1 BB: 0 P: 4	R: 0 E: 0 K: 1 S: 5	H: 0 LOB: 0 BB: 0 P: 5	R: 0 E: 0 K: 1 S: 5	H: 0 LOB: 0 BB: 0 P: 5	R: 3 E: 0 K: 0 S: 6	H: 3 LOB: 1 BB: 1 P: 10		1B: 3 2B: 2 3B: 2 HR: 1	SF: 0 SAC: 0 DP: 1 HBP: 0	WP: 0 PB: 0 SB: 0 CS: 0	PA: 32						
PITCHER	IP	WLS	BF	H	R	ER	SO	BB	IBB	HBP	BLK	WP	HR	S	P	ERA	WHIP										
Lew Burdette, R (1, 1) ERA: 3.94	7.2	L	31	8	6	6	3	0	0	0	0	0	0	36	40	7.04	1.043										
Bob Buhl, R (8, 1) ERA: 4.0	0.1		1	0	0	0	0	0	0	0	0	0	0	1	1	0.00	0.000										



Batter	1	2	3	4	5	6	7	8	9	AB	R	H	RBI	BB	SO	LOB	TOP																					
Lee Mays, L OBP: 0.339, SLG: 0.469 (1, 9)	F8	FC6-4 BB		1-2 1B		4-3				3	0	1	0	1	0	0																						
Roy McMillan, R OBP: 0.309, SLG: 0.294 (1, 6)	6-3	FC6-4		P3						3	0	0	0	0	0	4																						
Eddie Mathews, L OBP: 0.403, SLG: 0.533 (1, 5)	1B HR			F8		K				3	1	1	0	0	1	2																						
Hank Aaron, R OBP: 0.384, SLG: 0.618 (1, 8)	1B HR			HR		G4-3 1B				3	2	3	1	0	0	0																						
Joe Adcock, R OBP: 0.348, SLG: 0.505 (1, 3)	1B HR			2B		G4-3				3	1	2	3	0	0	1																						
Frank Thomas, R OBP: 0.342, SLG: 0.531 (1, 7)	F7			P5		FC6-4 1B				3	0	1	0	0	0	1																						
Frank Bolling, R OBP: 0.330, SLG: 0.384 (1, 4)			5-3	P4		FC6-4				3	0	0	0	0	0	2																						
Sammy White, R OBP: 0.273, SLG: 0.364 (1, 2)			SH2-4 1B	1B		P3				3	0	2	0	0	0	0																						
Tony Cloninger, R OBP: 0.214, SLG: 0.185 (1, 1)			SH2-4	K		K				2	0	0	0	0	2	1																						
Inning Stats	R: 3 E: 0 K: 0 S: 6	H: 3 LOB: 0 BB: 0 P: 6	R: 0 E: 0 K: 0 S: 4	H: 1 LOB: 2 BB: 1 P: 8	R: 1 E: 0 K: 0 S: 5	H: 2 LOB: 1 BB: 0 P: 5	R: 0 E: 0 K: 2 S: 9	H: 2 LOB: 2 BB: 0 P: 9	R: 0 E: 0 K: 0 S: 4	H: 2 LOB: 1 BB: 0 P: 4	R: 0 E: 0 K: 1 S: 5	H: 0 LOB: 0 BB: 0 P: 5					1B: 7 2B: 1 3B: 0 HR: 2	SF: 0 SAC: 1 DP: 1 HBP: 0	WP: 0 PB: 0 SB: 0 CS: 0	PA: 28																		
PITCHER	IP	WLS	BF	H	R	ER	SO	BB	IBB	HBP	BLK	WP	HR	S	P	ERA	WHIP	PITCHER				IP	WLS	BF	H	R	ER	SO	BB	IBB	HBP	BLK	WP	HR	S	P	ERA	WHIP
Dick Ellsworth, L ERA: 4.44 (1, 1)	3.1	L	19	8	4	4	1	1	0	0	0	0	2	20	24	10.80	2.700																					
Don Elston, R ERA: 5.69 (4, 1)	2.2		9	2	0	0	2	0	0	0	0	0	0	13	13	0.00	0.750																					

Milwaukee Braves @ Chicago Cubs
Wrigley Field, Chicago, IL
Sun Sep.03 1961, 3:38 AM CDT
Att: 22,706 - Cloudy - 84 F

AB 26
R 4
H 10
RBI 4
BB 1
SO 3
LOB 11



Batter	1	2	3	4	5	6	7	8	9	AB	R	H	RBI	BB	SO	LOB	BOTTOM																					
Richie Ashburn, L OBP: 0.376, SLG: 0.299 (1, 8)	G4-6-3 BB			1B		4-3				2	0	1	0	1	0	1																						
Andra Rodgers, R OBP: 0.338, SLG: 0.426 (1, 3)	G4-6-3			1B		K				3	0	1	0	0	1	1																						
14 Ernie Banks, R OBP: 0.360, SLG: 0.524 (1, 6)	L5			F7		HR 1B				3	1	1	0	0	0	2																						
George Altman, L OBP: 0.354, SLG: 0.582 (1, 9)			5-3	K		HR 1B				3	1	1	2	0	1	0																						
Billy Williams, L OBP: 0.342, SLG: 0.490 (1, 7)			4-3	L8		F8				3	0	0	0	0	0	0																						
Ron Santo, R OBP: 0.397, SLG: 0.492 (1, 5)			1B	5-3		L9				3	0	1	0	0	0	0																						
Don Zimmer, R OBP: 0.299, SLG: 0.399 (1, 4)			5-3	BLK BB						1	0	0	0	1	0	1																						
Cuno Barragan, R OBP: 0.222, SLG: 0.556 (1, 2)			6-3	L8						2	0	0	0	0	0	1																						
Dick Ellsworth, L OBP: 0.106, SLG: 0.068 (1, 1)				F7		K				1	0	0	0	0	0	0																						
Don Elston, R OBP: 0.200, SLG: 0.200 (4, 1)										1	0	0	0	0	1	1																						
Inning Stats	R: 0 E: 0 K: 0 S: 2	H: 0 LOB: 0 BB: 1 P: 6	R: 0 E: 0 K: 0 S: 4	H: 1 LOB: 1 BB: 0 P: 4	R: 0 E: 0 K: 0 S: 5	H: 2 LOB: 2 BB: 0 P: 5	R: 0 E: 0 K: 1 S: 5	H: 0 LOB: 0 BB: 0 P: 5	R: 0 E: 0 K: 1 S: 5	H: 0 LOB: 1 BB: 1 P: 9	R: 2 E: 0 K: 1 S: 7	H: 2 LOB: 0 BB: 0 P: 7					1B: 4 2B: 0 3B: 0 HR: 1	SF: 0 SAC: 0 DP: 1 HBP: 0	WP: 0 PB: 0 SB: 0 CS: 0	PA: 24																		
PITCHER	IP	WLS	BF	H	R	ER	SO	BB	IBB	HBP	BLK	WP	HR	S	P	ERA	WHIP	PITCHER				IP	WLS	BF	H	R	ER	SO	BB	IBB	HBP	BLK	WP	HR	S	P	ERA	WHIP
Tony Cloninger, R ERA: 5.35 (1, 1)	6.0	W	24	5	2	2	3	2	0	0	0	0	1	28	36	3.00	1.167																					

Milwaukee Braves @ Chicago Cubs
Wrigley Field, Chicago, IL
Sun Sep.03 1961, 3:38 AM CDT
Att: 22,706 - Cloudy - 84 F

AB 22
R 2
H 5
RBI 2
BB 2
SO 3
LOB 7



Batter	1	2	3	4	5	6	7	8	9	AB	R	H	RBI	BB	SO	LOB	TOP			
Al Spangler, L OBP: 0.402, SLG: 0.275 (1, 8)	F7	1-3			4-3			F8		4	0	0	0	0	0	1				
Roy McMillan, R OBP: 0.313, SLG: 0.298 (1, 6)	2B 1B		0-6-3 1B			FC3-6 1B		F9		4	1	3	0	0	0	0				
Eddie Mathews, L OBP: 0.402, SLG: 0.530 (1, 5)	K		9-6-3 1-2 1B			FC3-6 F8 1B 1-2		FC5 1B 1B		4	0	1	0	0	1	3				
Hank Aaron, R OBP: 0.386, SLG: 0.621 (1, 9)	1-H 1B 2B				F9					4	1	3	1	0	0	0				
Joe Adcock, R OBP: 0.348, SLG: 0.503 (1, 3)	2-H 1B				F3			F8		4	0	1	1	0	0	4				
Frank Thomas, R OBP: 0.342, SLG: 0.528 (1, 7)	P4				5-3			5-3		4	0	1	0	0	0	3				
Frank Bolling, R OBP: 0.328, SLG: 0.381 (1, 4)			6-3		5-3			L5		4	0	0	0	0	0	1				
Sammy White, R OBP: 0.271, SLG: 0.340 (1, 2)					5-3			P6		3	0	0	0	1	0	1				
Carl Willey, R OBP: 0.322, SLG: 0.022 (1, 1)					6-3			F8		1	0	0	0	0	1	1				
Don Nottlebart, R OBP: 0.229, SLG: 0.156 (4, 1)										1	0	0	0	0	0	0				
Bob Hendley, L OBP: 0.247, SLG: 0.045 (6, 1)										0	0	0	0	0	0	0				
John BeMarr, R OBP: 0.250, SLG: 0.048 (7, PH)										1	0	0	0	0	0	0				
Johnny Antonelli, L OBP: 0.299, SLG: 0.035 (7, 1)										0	0	0	0	0	0	0				
Hawk Taylor, R OBP: 0.190, SLG: 0.099 (9, PH)										1	0	0	0	0	0	1				
Inning Stats	R: 2 E: 0 K: 1 S: 8	H: 3 LOB: 1 BB: 0 P: 8	R: 0 E: 0 K: 1 S: 5	H: 0 LOB: 1 BB: 1 P: 9	R: 0 E: 0 K: 0 S: 3	H: 1 LOB: 0 BB: 0 P: 3	R: 0 E: 0 K: 0 S: 3	H: 0 LOB: 0 BB: 0 P: 3	R: 0 E: 0 K: 0 S: 5	H: 2 LOB: 2 BB: 0 P: 5	R: 0 E: 0 K: 0 S: 3	H: 0 LOB: 0 BB: 0 P: 3	R: 0 E: 0 K: 0 S: 5	H: 2 LOB: 2 BB: 0 P: 5	R: 0 E: 0 K: 0 S: 4	H: 1 LOB: 1 BB: 0 P: 4	1B: 8 2B: 2 3B: 0 HR: 0	SF: 0 SAC: 0 DP: 1 HBP: 0	WP: 0 PB: 0 SB: 0 CS: 0	PA: 36
PITCHER Jack Curtis, L ERA: 4.49 (1, 1)	IP: 9.0 WLS: W BF: 36 H: 9 R: 2 ER: 2 SO: 2 BB: 1 IBB: 0 HBP: 0 BLK: 0 WP: 0 HR: 0 S: 39 P: 43 ERA: 2.00 WHIP: 1.111															PITCHER				

Milwaukee Braves @ Chicago Cubs
Wrigley Field, Chicago, IL
Mon Sep 04 1961, 3:33 AM CDT
Att: 16,230 - Cloudy - 72 F

AB 35
R 2
H 9
RBI 2
BB 1
SO 2
LOB 15



Batter	1	2	3	4	5	6	7	8	9	AB	R	H	RBI	BB	SO	LOB	BOTTOM			
Richie Ashburn, L OBP: 0.377, SLG: 0.301 (1, 8)	6-3 1B		4-3		5-3	1-2 3-H 1B		F3		5	0	2	1	0	0	0				
Andra Rodgers, R OBP: 0.337, SLG: 0.422 (1, 3)	6-3 1-2 1B		14 HR 1B		F7	F8				4	1	1	0	0	0	3				
14 Ernie Banks, R OBP: 0.361, SLG: 0.530 (1, 6)	6-3			1-H HR 1B				P4		4	1	2	2	0	0	0				
George Altman, L OBP: 0.353, SLG: 0.578 (1, 9)		4-0 1B 1B BB		F5		4-3		3-1		3	1	0	0	1	0	1				
Billy Williams, L OBP: 0.343, SLG: 0.490 (1, 7)					2B 1B			6-3		4	1	2	0	0	0	1				
Ron Santo, R OBP: 0.370, SLG: 0.498 (1, 5)					F8	1B SF8 1B		1-H 3B		4	1	3	1	0	0	1				
Sammy Taylor, L OBP: 0.336, SLG: 0.402 (1, 2)					G5-4-3 1-3 2-H 1B			1B 1B		4	1	3	1	0	1	1				
Mel Roach, R OBP: 0.222, SLG: 0.219 (1, 4)					4-3			SF8		2	0	0	0	0	0	4				
Bob Will, L OBP: 0.355, SLG: 0.343 (6, PH)										0	0	0	0	0	0	0				
Don Zimmer, R OBP: 0.298, SLG: 0.398 (7, 4)										1	0	0	1	0	1	0				
Jack Curtis, L OBP: 0.302, SLG: 0.264 (1, 1)					F9			3-H 1B 1-3 1B		4	0	1	0	0	1	2				
Inning Stats	R: 0 E: 0 K: 0 S: 3	H: 1 LOB: 0 BB: 0 P: 3	R: 1 E: 0 K: 0 S: 4	H: 2 LOB: 1 BB: 1 P: 8	R: 2 E: 0 K: 0 S: 5	H: 2 LOB: 0 BB: 0 P: 5	R: 0 E: 0 K: 0 S: 5	H: 2 LOB: 2 BB: 0 P: 5	R: 0 E: 0 K: 0 S: 4	H: 1 LOB: 1 BB: 0 P: 4	R: 2 E: 0 K: 0 S: 7	H: 4 LOB: 2 BB: 0 P: 7	R: 1 E: 0 K: 1 S: 7	H: 2 LOB: 1 BB: 0 P: 7	R: 0 E: 0 K: 2 S: 7	H: 0 LOB: 0 BB: 0 P: 7	1B: 11 2B: 2 3B: 1 HR: 1	SF: 1 SAC: 0 DP: 2 HBP: 0	WP: 0 PB: 0 SB: 0 CS: 0	PA: 37
PITCHER Carl Willey, R ERA: 4.23 (1, 1)	IP: 3.1 WLS: L BF: 16 H: 7 R: 3 ER: 3 SO: 3 BB: 1 IBB: 0 HBP: 0 BLK: 0 WP: 0 HR: 1 S: 15 P: 19 ERA: 8.10 WHIP: 2.400															PITCHER				
Don Nottlebart, R ERA: 4.49 (4, 1)	IP: 2.0 WLS: L BF: 9 H: 3 R: 2 ER: 2 SO: 0 BB: 0 IBB: 0 HBP: 0 BLK: 0 WP: 0 HR: 0 S: 9 P: 9 ERA: 9.00 WHIP: 1.500															PITCHER				
Bob Hendley, L ERA: 4.12 (6, 1)	IP: 0.2 WLS: L BF: 4 H: 2 R: 0 ER: 0 SO: 0 BB: 0 IBB: 0 HBP: 0 BLK: 0 WP: 0 HR: 0 S: 4 P: 4 ERA: 0.00 WHIP: 3.000															PITCHER				
Johnny Antonelli, L ERA: 6.75 (7, 1)	IP: 2.0 WLS: L BF: 8 H: 2 R: 1 ER: 1 SO: 3 BB: 0 IBB: 0 HBP: 0 BLK: 0 WP: 0 HR: 0 S: 14 P: 14 ERA: 4.50 WHIP: 1.000															PITCHER				

Milwaukee Braves @ Chicago Cubs
Wrigley Field, Chicago, IL
Mon Sep 04 1961, 3:33 AM CDT
Att: 16,230 - Cloudy - 72 F

AB 35
R 6
H 14
RBI 6
BB 1
SO 3
LOB 13



Batter	1	2	3	4	5	6	7	8	9	AB	R	H	RBI	BB	SO	LOB	TOP		
Bill Virdon, L OBP: 0.316, SLG: 0.382 (1, 8)	F7	BB 3B 1B	SF8		1-3 2-H 1B			1-3		4	1	2	2	0	0	0			
Dick Groat, R OBP: 0.319, SLG: 0.369 (1, 6)	6-3 HR	2B	1-3			K		6-3		4	2	1	0	1	1	1			
Bob Skinner, L OBP: 0.357, SLG: 0.364 (1, 7)	6-3	1B 3B			F5			F7		5	1	1	2	0	0	1			
Dick Stuart, R OBP: 0.333, SLG: 0.556 (1, 3)	HR	1B			4-3			K		5	1	2	3	0	2	0			
Roberto Clemente, R OBP: 0.402, SLG: 0.596 (1, 9)	1B	F9			K			BB 1B		5	0	3	0	0	1	1			
Smoky Burgess, L OBP: 0.372, SLG: 0.493 (1, 2)	1B				E3 BB 1B			P6		5	1	1	0	0	0	2			
Don Hoak, R OBP: 0.400, SLG: 0.477 (1, 5)	L5				F8			F8		3	1	0	0	2	0	4			
Bill Mazerowski, R OBP: 0.301, SLG: 0.360 (1, 4)		F8			F8			FC5-4 1B		4	1	0	0	0	0	5			
Tom Sturdivant, L OBP: 0.189, SLG: 0.157 (1, 1)	1-3				E4 1B			L4		4	0	1	1	0	0	3			
Inning Stats	R: 2 E: 0 K: 0 S: 7	H: 4 LOB: 2 BB: 0 P: 7	R: 3 E: 0 K: 0 S: 6	H: 3 LOB: 1 BB: 1 P: 10	R: 2 E: 1 K: 0 S: 5	H: 1 LOB: 1 BB: 1 P: 9	R: 0 E: 0 K: 1 S: 5	H: 0 LOB: 0 BB: 0 P: 5	R: 1 E: 2 K: 0 S: 5	H: 1 LOB: 2 BB: 0 P: 5	R: 0 E: 0 K: 0 S: 4	H: 1 LOB: 2 BB: 1 P: 8	R: 0 E: 0 K: 1 S: 3	H: 0 LOB: 0 BB: 0 P: 3	R: 0 E: 0 K: 1 S: 6	H: 1 LOB: 1 BB: 0 P: 6	1B: 8 2B: 1 3B: 1 HR: 1	SF: 1 SAC: 0 DP: 0 HBP: 0	WP: 0 PA: 43 PB: 0 SB: 0 CS: 0
PITCHER	IP	WLS	BF	H	R	ER	SO	BB	IBB	HBP	BLK	WP	HR	S	P	ERA	WHIP		
Glen Hobbie, R ERA: 4.32 (1, 1)	1.2	L	13	7	5	5	0	1	0	0	0	0	1	12	16	27.00	4.800		
Dick Drott, R ERA: 4.15 (2, 1)	5.1		23	3	3	0	3	2	0	0	0	0	0	27	35	0.00	0.938		
Don Elston, R ERA: 5.54 (8, 1)	2.0		7	1	0	0	1	0	0	0	0	0	0	9	9	0.00	0.500		

Pittsburgh Pirates @ Chicago Cubs
Wrigley Field, Chicago, IL
Tue Sep 05 1961, 3:33 AM CDT
Att: 3,417 - Sunny - 81 F

AB	39
R	8
H	11
RBI	8
BB	3
SO	4
LOB	17

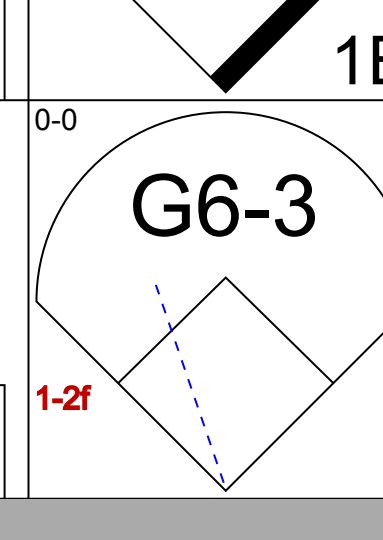


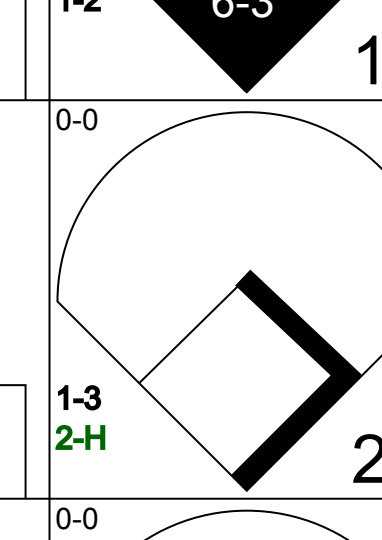


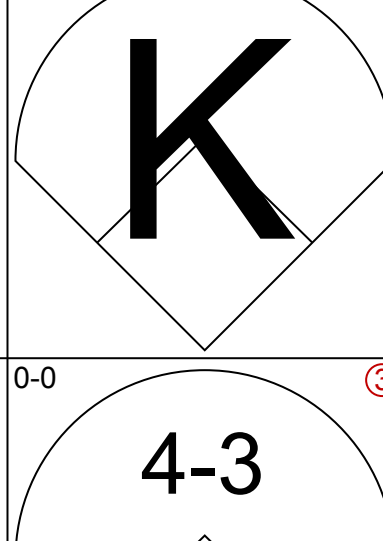
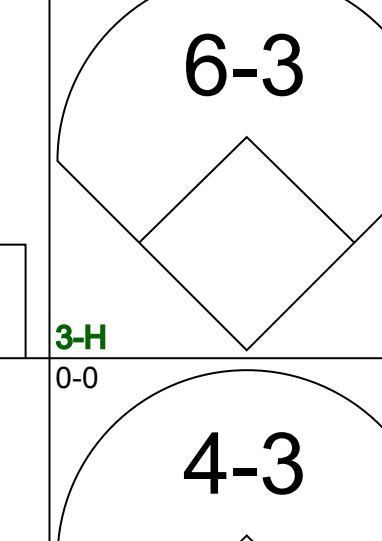

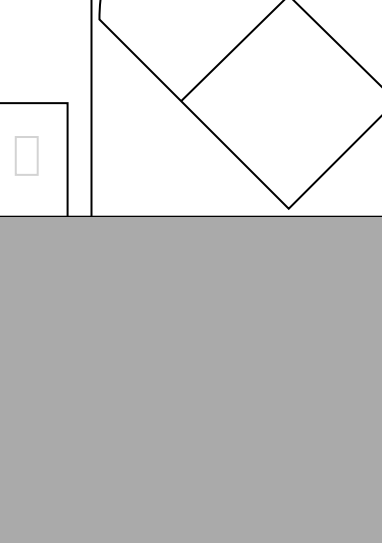
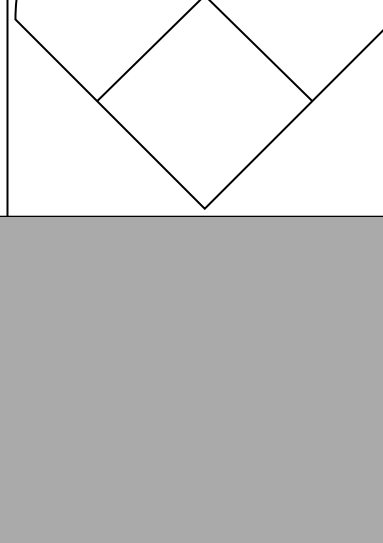
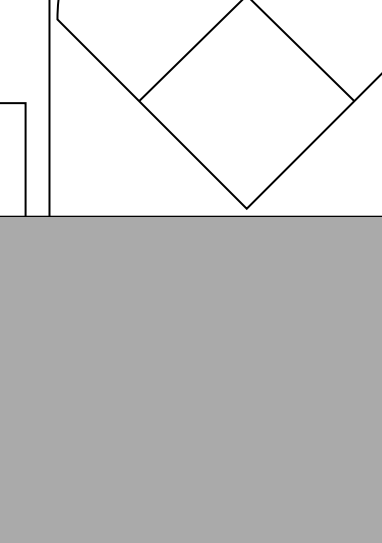
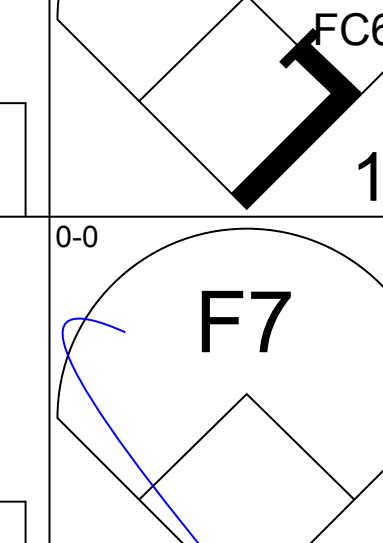






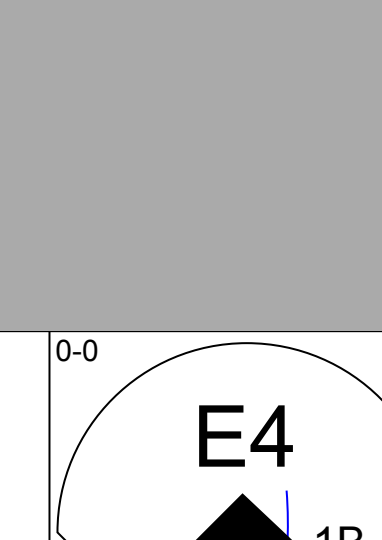
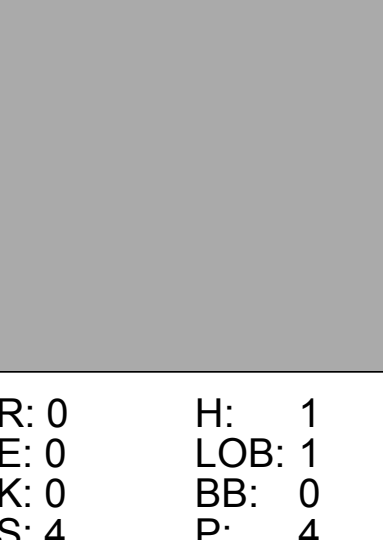
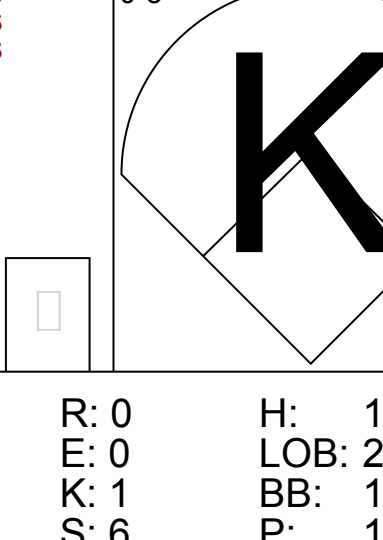
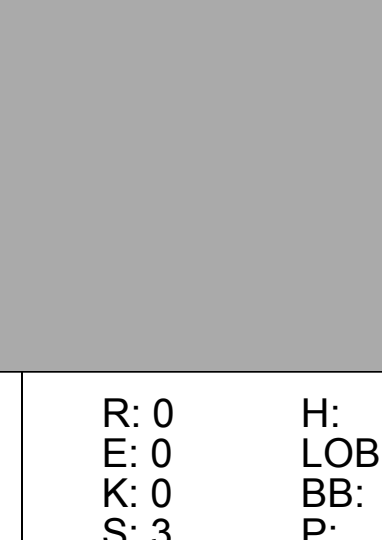
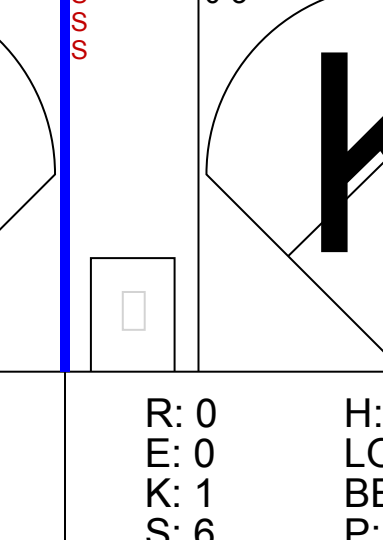








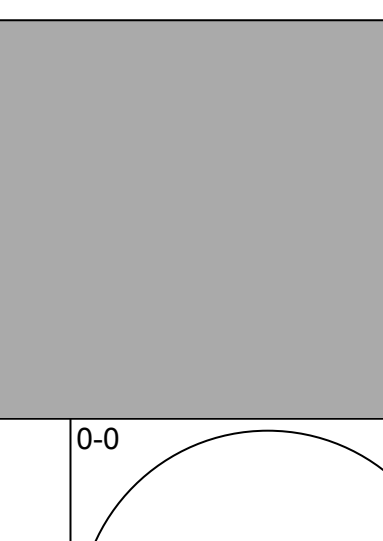
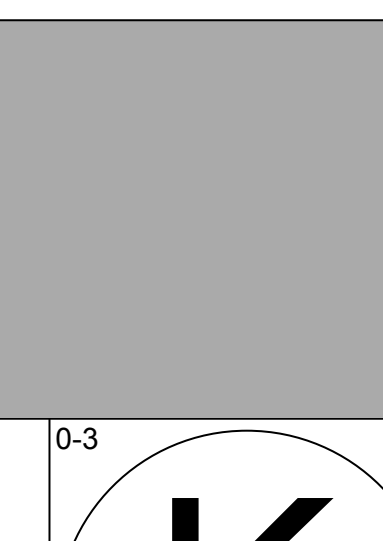
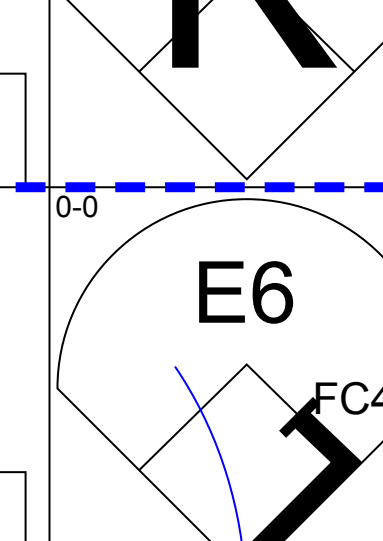


Batter	1	2	3	4	5	6	7	8	9	AB	R	H	RBI	BB	SO	LOB	BOTTOM		
Richie Ashburn, L OBP: 0.375, SLG: 0.304 (1, 8)	2B	G3			F7			6-3		4	0	1	0	0	0	2			
Andra Rodgers, R OBP: 0.340, SLG: 0.429 (1, 3)	K				14 2B G3 1B			6-3		4	2	2	0	0	1	1			
Don Elston, R OBP: 0.200, SLG: 0.200 (8, 1)	K				1B			6-3		0	0	0	0	0	0	0			
14 Ernie Banks, R OBP: 0.360, SLG: 0.530 (1, 6)	K				1-3			P6		4	0	1	0	0	1	2			
George Altman, L OBP: 0.352, SLG: 0.575 (1, 9)	1-3				G3 2B			F7		4	0	1	2	0	0	2			
Billy Williams, L OBP: 0.342, SLG: 0.488 (1, 7)		K			P6			F7		4	0	1	0	0	1	1			
Ron Santo, R OBP: 0.397, SLG: 0.494 (1, 5)	L9				1B			F7		4	0	0	0	0	0	1			
Sammy Taylor, L OBP: 0.335, SLG: 0.399 (1, 2)		E 1B 1B			3-1			E5 G4-6-3		4	1	1	0	0	0	1			
Mel Roach, R OBP: 0.217, SLG: 0.213 (6, PH)	E4 1B				5-3			L3		2	0	0	0	0	0	1			
Ed Bouchee, L OBP: 0.362, SLG: 0.409 (7, 3)	1-2 1B				1-3			L8		2	0	0	0	0	0	0			
Glen Hobbie, R OBP: 0.229, SLG: 0.308 (1, 1)					1-3			F8		0	0	0	0	0	0	0			
Dick Drott, R OBP: 0.300, SLG: 0.368 (2, 1)										2	0	1	1	0	0	0			
Don Zimmer, R OBP: 0.297, SLG: 0.397 (7, PH)	1-2 2-H 1B									1	0	0	0	0	0	0			
Inning Stats	R: 0 E: 0 K: 2 S: 8	H: 1 LOB: 1 BB: 0 P: 8	R: 1 E: 1 K: 1 S: 8	H: 2 LOB: 2 BB: 0 P: 8	R: 1 E: 0 K: 0 S: 5	H: 3 LOB: 1 BB: 0 P: 5	R: 0 E: 0 K: 0 S: 3	H: 0 LOB: 0 BB: 0 P: 3	R: 1 E: 0 K: 0 S: 5	H: 2 LOB: 1 BB: 0 P: 5	R: 0 E: 0 K: 0 S: 3	H: 0 LOB: 0 BB: 0 P: 3	R: 0 E: 0 K: 0 S: 3	H: 0 LOB: 0 BB: 0 P: 3	R: 0 E: 1 K: 0 S: 3	H: 0 LOB: 0 BB: 0 P: 3	1B: 5 2B: 3 3B: 0 HR: 0	SF: 0 SAC: 0 DP: 1 HBP: 0	WP: 0 PA: 35 PB: 0 SB: 0 CS: 0
PITCHER	IP	WLS	BF	H	R	ER	SO	BB	IBB	HBP	BLK	WP	HR	S	P	ERA	WHIP		
Tom Sturdivant, R ERA: 3.58 (1, 1)	9.0	W	35	8	3	2	3	0	0	0	0	0	0	41	41	2.00	0.889		

Pittsburgh Pirates @ Chicago Cubs
Wrigley Field, Chicago, IL
Tue Sep 05 1961, 3:33 AM CDT
Att: 3,417 - Sunny - 81 F

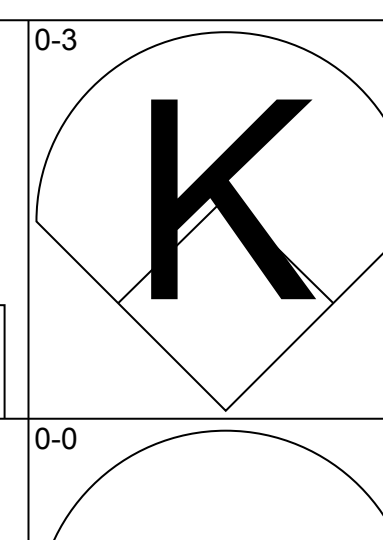
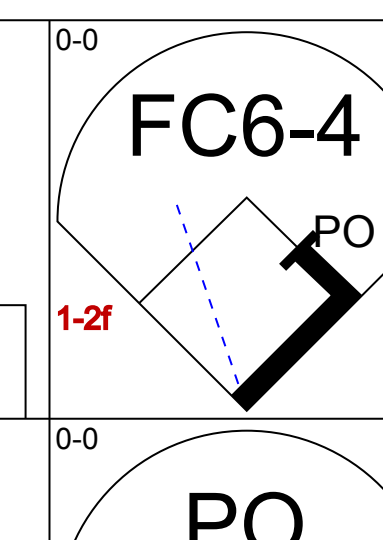
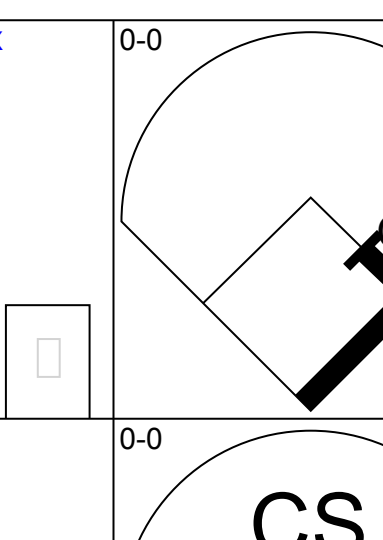
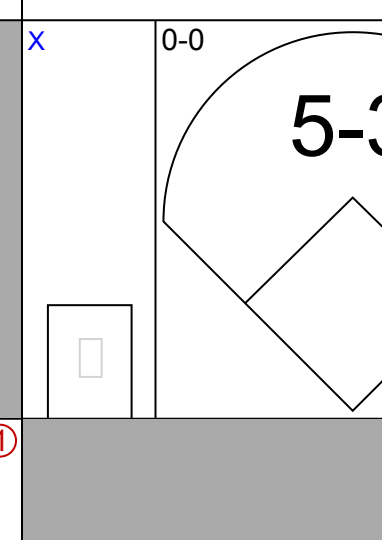
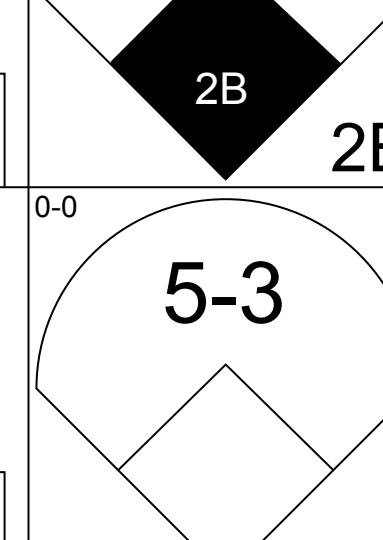
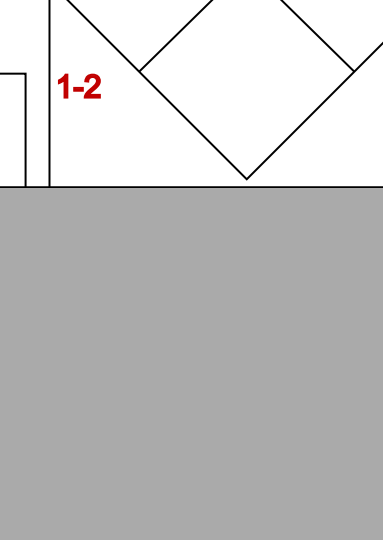
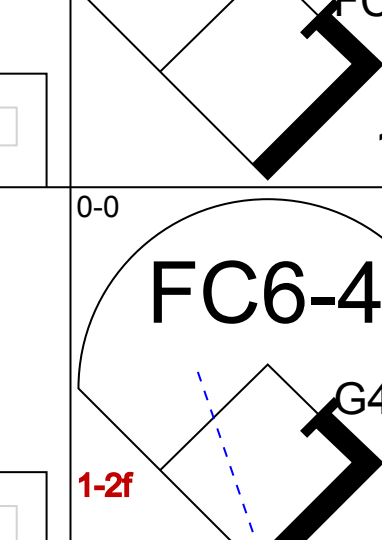
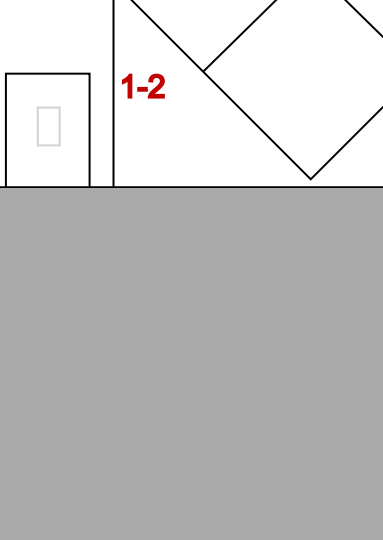
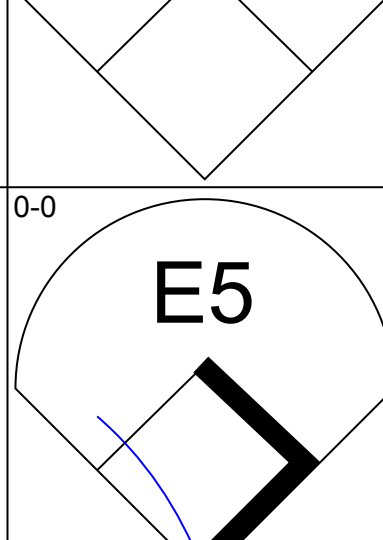
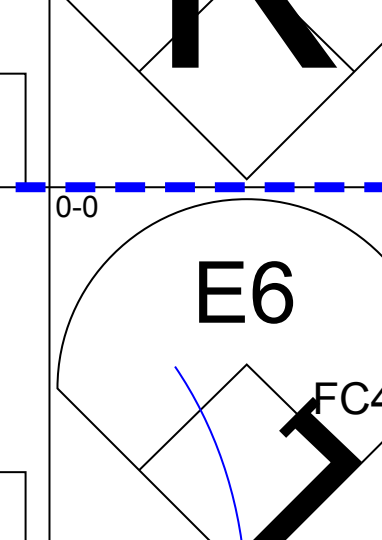
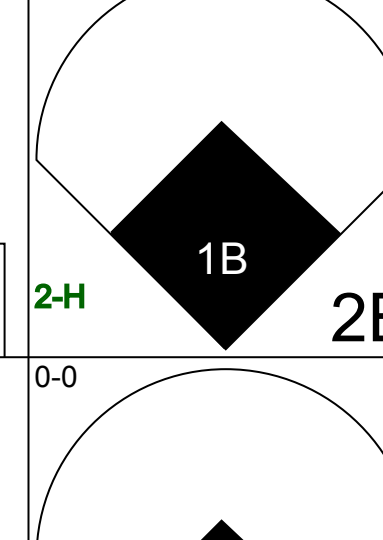
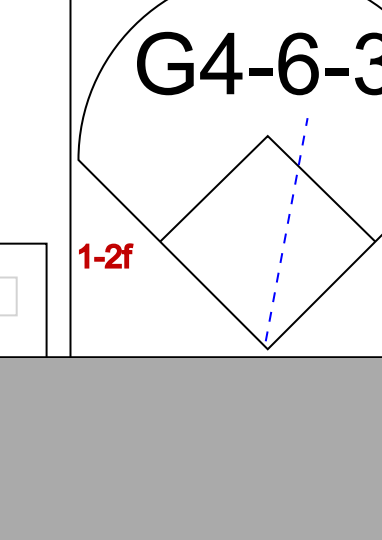
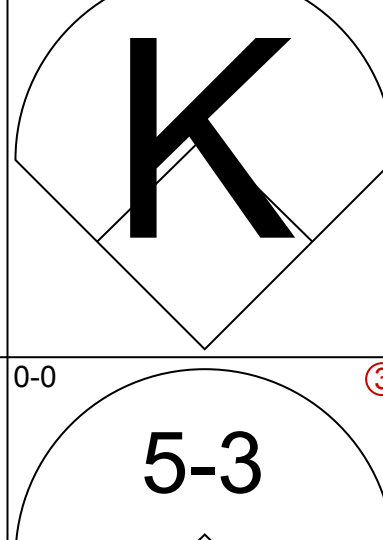
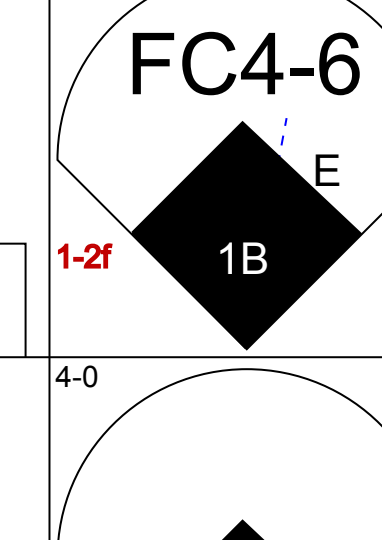
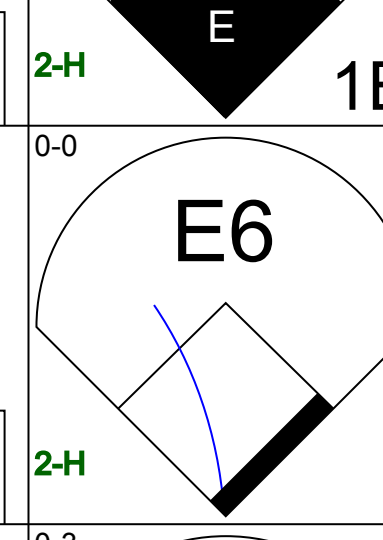

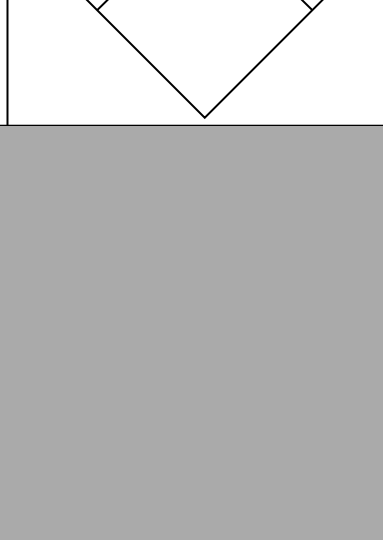
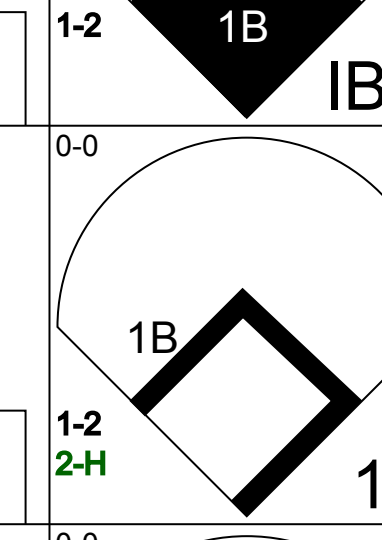

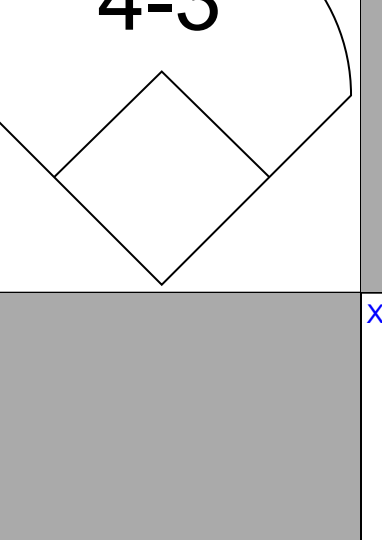

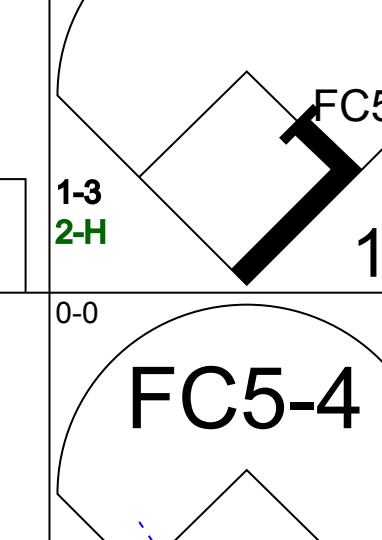




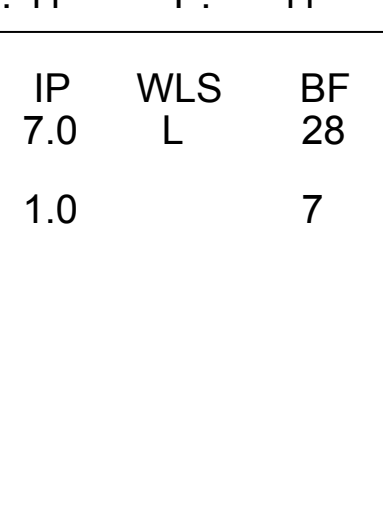
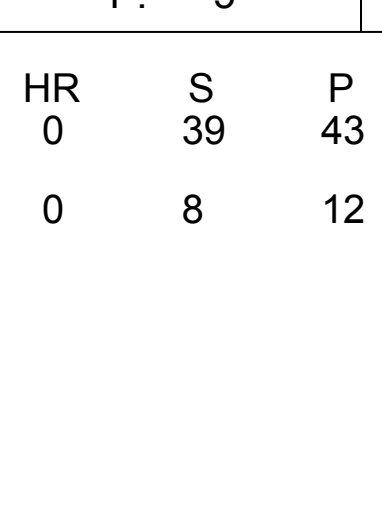


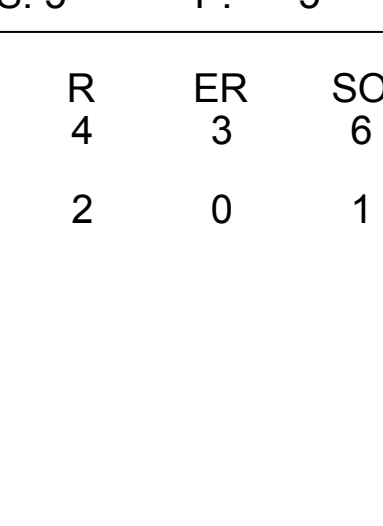
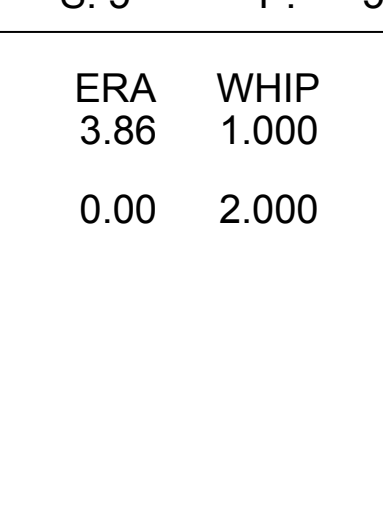

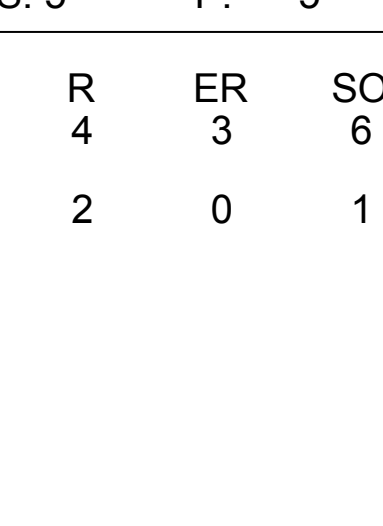
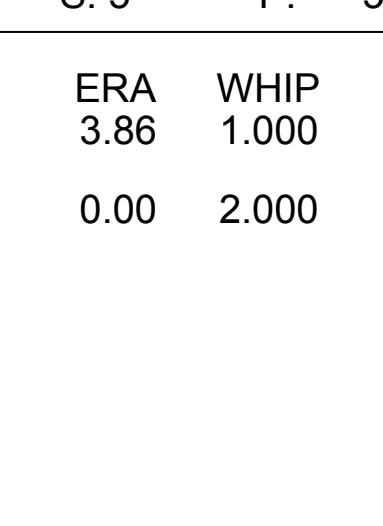

AB	35
R	3
H	8
RBI	3
BB	0
SO	3
LOB	11




Batter	1	2	3	4	5	6	7	8	9	AB	R	H	RBI	BB	SO	LOB	TOP		
Dick Schofield, S (1, 5) OBP: 0.260, SLG: 0.242										4	0	0	0	0	3	4	Pittsburgh Pirates @ Chicago Cubs Wrigley Field, Chicago, IL Wed Sep 06 1961, 3:33 AM CDT Att: 3,080 - Sunny - 83 F		
Dick Groat, R (1, 6) OBP: 0.320, SLG: 0.371										4	1	2	0	0	0	1			
Bob Skinner, L (1, 7) OBP: 0.359, SLG: 0.369										4	0	2	1	0	0	1			
Dick Stuart, R (1, 3) OBP: 0.331, SLG: 0.550										4	0	0	1	0	1	3			
Roberto Clemente, R (1, 9) OBP: 0.401, SLG: 0.594										4	0	1	0	0	0	3			
Smoky Burgess, L (1, 2) OBP: 0.367, SLG: 0.485										4	0	0	0	0	0	1			
Bill Virdon, L (1, 8) OBP: 0.315, SLG: 0.379										3	0	0	0	1	0	1			
Bill Mazerowski, R (1, 4) OBP: 0.304, SLG: 0.363										4	0	3	0	0	0	0			
Joe Gibbon, R (1, 1) OBP: 0.140, SLG: 0.188										2	0	0	0	0	2	3			
Walt Moryn, L (8, PH) OBP: 0.200, SLG: 0.310										1	0	0	0	0	0	0			
Al McBean, R (8, PR) OBP: 0.222, SLG: 0.556										0	1	0	0	0	0	0			
Clem Labine, R (8, 1) OBP: 0.200, SLG: 0.111										0	0	0	0	0	0	0			
Rocky Nelson, L (9, PH) OBP: 0.312, SLG: 0.385										1	0	0	0	0	1	1			
Inning Stats	R: 0 E: 0 K: 1 S: 5	H: 1 LOB: 0 BB: 0 P: 5	R: 0 E: 0 K: 0 S: 4	H: 1 LOB: 1 BB: 0 P: 4	R: 0 E: 0 K: 2 S: 8	H: 1 LOB: 1 BB: 0 P: 8	R: 0 E: 0 K: 0 S: 3	H: 0 LOB: 0 BB: 0 P: 3	R: 0 E: 0 K: 1 S: 6	H: 1 LOB: 2 BB: 1 P: 10	R: 0 E: 0 K: 0 S: 3	H: 0 LOB: 0 BB: 0 P: 3	R: 2 E: 1 K: 1 S: 8	H: 2 LOB: 2 BB: 0 P: 8	R: 0 E: 0 K: 1 S: 6	H: 1 LOB: 1 BB: 0 P: 6	1B: 7 2B: 1 3B: 0 HR: 0	SF: 0 SAC: 0 DP: 1 HBP: 0	WP: 0 PA: 36 PB: 0 SB: 0 CS: 0
PITCHER Don Cardwell, R (1, 1) ERA: 3.56	IP: 9.0 WLS: W BF: 36 H: 8 R: 2 ER: 0 SO: 7 BB: 1 IBB: 0 HBP: 0 BLK: 0 WP: 0 HR: 0 S: 49 P: 53 ERA: 0.00 WHIP: 1.000															PITCHER			

AB	35
R	2
H	8
RBI	2
BB	1
SO	7
LOB	18




Batter	1	2	3	4	5	6	7	8	9	AB	R	H	RBI	BB	SO	LOB	BOTTOM		
Richie Ashburn, L (1, 8) OBP: 0.373, SLG: 0.304										4	0	1	0	0	1	2	Pittsburgh Pirates @ Chicago Cubs Wrigley Field, Chicago, IL Wed Sep 06 1961, 3:33 AM CDT Att: 3,080 - Sunny - 83 F		
Jerry Kindall, R (1, 4) OBP: 0.292, SLG: 0.426										4	1	2	0	0	1	0			
14 Ernie Banks, R (1, 6) OBP: 0.357, SLG: 0.525										4	0	0	0	0	0	2			
George Altman, L (1, 9) OBP: 0.352, SLG: 0.574										4	2	1	1	0	1	3			
Billy Williams, L (1, 7) OBP: 0.343, SLG: 0.487										3	2	1	1	1	0	1			
Ron Santo, R (1, 5) OBP: 0.368, SLG: 0.493										3	1	1	1	1	1	0			
Cuno Barragan, R (1, 2) OBP: 0.250, SLG: 0.500										3	0	1	1	0	1	1			
Ed Bouchee, L (1, 3) OBP: 0.360, SLG: 0.407										4	0	1	1	0	0	2			
Don Cardwell, R (1, 1) OBP: 0.180, SLG: 0.265										2	0	0	0	0	2	1			
Inning Stats	R: 3 E: 1 K: 2 S: 11	H: 3 LOB: 1 BB: 0 P: 11	R: 0 E: 1 K: 1 S: 5	H: 0 LOB: 0 BB: 0 P: 5	R: 0 E: 0 K: 0 S: 3	H: 1 LOB: 0 BB: 0 P: 3	R: 0 E: 0 K: 1 S: 5	H: 0 LOB: 0 BB: 0 P: 5	R: 0 E: 1 K: 1 S: 6	H: 0 LOB: 1 BB: 0 P: 6	R: 1 E: 0 K: 0 S: 4	H: 1 LOB: 1 BB: 1 P: 8	R: 2 E: 2 K: 1 S: 8	H: 2 LOB: 2 BB: 1 P: 12	R: 0 E: 0 K: 1 S: 6	H: 1 LOB: 1 BB: 0 P: 6		1B: 6 2B: 2 3B: 0 HR: 0	SF: 0 SAC: 2 DP: 1 HBP: 0
PITCHER Joe Gibbon, L (1, 1) ERA: 3.9	IP: 7.0 WLS: L BF: 28 H: 6 R: 4 ER: 3 SO: 6 BB: 1 IBB: 0 HBP: 0 BLK: 0 WP: 0 HR: 0 S: 43 P: 43 ERA: 3.86 WHIP: 1.000															PITCHER			
PITCHER Clem Labine, R (8, 1) ERA: 3.62	IP: 1.0 WLS: L BF: 7 H: 2 R: 2 ER: 0 SO: 1 BB: 0 IBB: 1 HBP: 0 BLK: 0 WP: 0 HR: 0 S: 8 P: 12 ERA: 0.00 WHIP: 2.000															PITCHER			



Batter	1	2	3	4	5	6	7	8	9	AB	R	H	RBI	BB	SO	LOB	TOP								
Bill Virdon, L OBP: 0.314, SLG: 0.378 (1.8)	6-3	FC6	F8						E3	5	0	1	0	0	0	2									
Dick Groat, R OBP: 0.319, SLG: 0.370 (1.6)	4-3		1B	4-3		G6-4-3			SH1-3	4	1	1	0	0	0	2									
Roberto Clemente, R OBP: 0.493, SLG: 0.595 (1.9)	1B		E	4-3		F3			G5-4-3	4	2	2	0	1	0	1									
Dick Stuart, R OBP: 0.329, SLG: 0.546 (1.3)	BB		E6	P4			K		G5-4-3	5	1	1	2	0	1	3									
Johnny Logan, R OBP: 0.257, SLG: 0.275 (1.5)			1B			F9	P4			3	1	1	1	1	0	0									
Bob Skinner, L OBP: 0.357, SLG: 0.368 (1.7)	L6		E8	1-3		1-3	4-3			4	1	1	1	0	0	2									
Hal Smith, R OBP: 0.270, SLG: 0.335 (1.2)		6-3	FC4-6			L7			F8	3	0	0	0	1	0	0									
Bill Mazerowski, R OBP: 0.306, SLG: 0.364 (1.4)			FC6	FC4-6		1B			F7	4	1	2	0	0	0	1									
Harvey Haddix, L OBP: 0.224, SLG: 0.192 (1.1)			F5			G6-4-3			5-3	2	0	1	0	0	0	1									
Al McBean, R OBP: 0.300, SLG: 0.600 (5.1)						1B				1	0	1	0	0	0	0									
Bobby Shantz, R OBP: 0.526, SLG: 0.500 (6.1)						1B				1	0	0	0	0	0	0									
Inning Stats	R: 1 E: 0 K: 0 S: 5	H: 2 LOB: 2 BB: 1 P: 9	R: 0 E: 0 K: 0 S: 4	H: 1 LOB: 1 BB: 0 P: 4	R: 5 E: 3 K: 0 S: 8	H: 5 LOB: 1 BB: 1 P: 12	R: 0 E: 0 K: 0 S: 3	H: 0 LOB: 0 BB: 0 P: 3	R: 0 E: 0 K: 0 S: 3	H: 0 LOB: 0 BB: 0 P: 3	R: 1 E: 0 K: 0 S: 5	H: 3 LOB: 1 BB: 0 P: 5	R: 0 E: 0 K: 1 S: 5	H: 0 LOB: 0 BB: 0 P: 5	R: 0 E: 0 K: 0 S: 3	H: 0 LOB: 0 BB: 0 P: 3	R: 0 E: 1 K: 0 S: 3	H: 0 LOB: 1 BB: 1 P: 7	1B: 9 2B: 2 3B: 0 HR: 0	SF: 0 SAC: 1 DP: 2 HBP: 0	WP: 0 PB: 0 SB: 0 CS: 0	PA: 40			
PITCHER	IP	WLS	BF	H	R	ER	SO	BB	IBB	HBP	BLK	WP	HR	S	P	ERA	WHIP								
Jim Brewer, L ERA: 5.96 (1.1)	2.0	L	14	6	5	3	0	1	0	0	0	0	0	13	17	13.50	3.500								
Don Elston, R ERA: 5.33 (3.1)	3.0		11	2	1	0	0	1	0	0	0	0	0	10	14	0.00	1.000								
Dick Burwell, R ERA: (6.1)	0.0		3	3	1	1	0	0	0	0	0	0	0	3	3	∞	∞								
Barney Schultz, R ERA: 2.21 (6.1)	2.0		5	0	0	0	1	0	0	0	0	0	0	7	7	0.00	0.000								
Jack Curtis, L ERA: 4.44 (8.1)	2.0		7	0	0	0	0	0	1	0	0	0	0	6	10	0.00	0.000								

Pittsburgh Pirates @ Chicago Cubs
Wrigley Field, Chicago, IL
Thu Sep 07 1961, 3:33 AM CDT
Att: 2,752 - Sunny - 82 F


AB 36
R 7
H 11
RBI 4
BB 3
SO 1
LOB 12



Batter	1	2	3	4	5	6	7	8	9	AB	R	H	RBI	BB	SO	LOB	BOTTOM								
Richie Ashburn, L OBP: 0.374, SLG: 0.305 (1.8)	14 7-6-4		G3			K			6-3	5	0	2	0	0	1	1									
Jerry Kendall, R OBP: 0.352, SLG: 0.423 (1.4)	F3		6-3			G4-6-3				2	0	0	0	0	0	1									
Bob Viti, R OBP: 0.352, SLG: 0.340 (5. PH)						1B				1	0	0	0	0	0	0									
Dick Burwell, R ERA: (8.1)										0	0	0	0	0	0	0									
Barney Schultz, R ERA: (8.1)										0	0	0	0	0	0	0									
Al Hiest, R OBP: 0.338, SLG: 0.387 (7. PH)										1	0	0	0	0	0	0									
Jack Curtis, L OBP: 0.302, SLG: 0.264 (8.1)										0	0	0	0	0	0	0									
14 Ernie Banks, R OBP: 0.358, SLG: 0.531 (1.6)	7-6-4			HR	1B				6-3	3	2	1	1	1	0	1									
George Altman, L OBP: 0.351, SLG: 0.571 (1.9)		K		3-1	1B				F8	4	0	1	1	0	1	0									
Billy Williams, L OBP: 0.345, SLG: 0.486 (1.7)		1B		K	1B				K	3	0	1	1	1	2	0									
Ron Santo, R OBP: 0.371, SLG: 0.500 (1.5)		BB		K	1B				K	3	1	2	1	1	0	2									
Cuno Barragan, R OBP: 0.186, SLG: 0.375 (1.2)			K		HR				G5-4-3	4	0	0	0	0	1	3									
Moe Morhardt, L (1.3)										4	0	0	0	1	0	2									
Dick Bartell, R OBP: 0.313, SLG: 0.343 (9. PH)	F7								K	1	0	0	0	0	1	0									
Jim Brewer, L OBP: 0.250, SLG: 0.182 (1.1)										0	0	0	0	0	0	0									
Don Elston, R OBP: 0.182, SLG: 0.182 (3.1)										1	0	0	0	0	0	0									
Jim McAnany, R OBP: 0.286, SLG: 0.286 (5. PH)										1	1	1	0	0	0	0									
Don Zimmer, R OBP: 0.298, SLG: 0.397 (6.4)										2	0	1	0	0	0	0									
Inning Stats	R: 0 E: 0 K: 0 S: 3	H: 1 LOB: 0 BB: 0 P: 3	R: 0 E: 0 K: 2 S: 8	H: 1 LOB: 2 BB: 1 P: 12	R: 0 E: 0 K: 0 S: 3	H: 0 LOB: 0 BB: 0 P: 3	R: 2 E: 0 K: 1 S: 7	H: 2 LOB: 0 BB: 0 P: 7	R: 3 E: 0 K: 0 S: 6	H: 4 LOB: 2 BB: 2 P: 14	R: 0 E: 0 K: 1 S: 6	H: 1 LOB: 1 BB: 0 P: 6	R: 0 E: 0 K: 1 S: 5	H: 0 LOB: 0 BB: 0 P: 5	R: 0 E: 0 K: 1 S: 4	H: 0 LOB: 0 BB: 1 P: 8	R: 0 E: 0 K: 1 S: 5	H: 0 LOB: 0 BB: 0 P: 5	1B: 7 2B: 1 3B: 0 HR: 2	SF: 0 SAC: 0 DP: 3 HBP: 0	WP: 0 PB: 0 SB: 0 CS: 0	PA: 37			
PITCHER	IP	WLS	BF	H	R	ER	SO	BB	IBB	HBP	BLK	WP	HR	S	P	ERA	WHIP								
Harvey Haddix, L ERA: 4.32 (1.1)	1.1		6	2	0	0	0	1	0	0	0	0	0	5	9	0.00	2.250								
Al McBean, R ERA: 3.86 (5.1)	1.1	W	12	1	0	0	4	1	0	0	0	0	0	19	23	0.00	0.545								

Pittsburgh Pirates @ Chicago Cubs
Wrigley Field, Chicago, IL
Thu Sep 07 1961, 3:33 AM CDT
Att: 2,752 - Sunny - 82 F

AB 33
R 5
H 9
RBI 4
BB 4
SO 7
LOB 12



Batter	1	2	3	4	5	6	7	8	9	AB	R	H	RBI	BB	SO	LOB	TOP		
Bobby Malkmus, R OBP: 0.275, SLG: 0.332 (1, 4)	0-0 1-3		0-0 FC3-6			0-0 F7			0-0 P6	4	0	0	1	0	0	1	Philadelphia Phillies @ Chicago Cubs Wrigley Field, Chicago, IL Fri Sep 08 1961, 3:33 AM CDT Att: 1,533 - Sunny - 80 F		
Johnny Callison, L OBP: 0.352, SLG: 0.401 (1, 7)	0-0 P3		0-0 4-3			0-0 6-3			0-0 4-3	4	0	0	0	0	0	1			
Charley Smith, R OBP: 0.300, SLG: 0.377 (1, 5)	0-0 6-3			0-0 6-3		0-0 6-3			0-0 5-3	4	0	0	0	0	0	0			
Don Demeter, R OBP: 0.298, SLG: 0.444 (1, 8)		0-0 5-3		0-0 P6					0-0 5-3	3	0	0	0	0	0	0			
Lee Walls, R OBP: 0.351, SLG: 0.439 (1, 3)		0-0 5-3		0-0 4-3					0-0 6-3	3	0	0	0	0	0	0			
Ken Walters, R OBP: 0.284, SLG: 0.329 (1, 9)		0-0 6-3			0-0 F8				0-0 6-3	3	0	0	0	0	0	0			
Ruben Amaro, R OBP: 0.329, SLG: 0.330 (1, 6)			4-0 FC6-4 FC3-6 1B BB		0-0 1B				0-0 FC3-6 1B	2	1	2	0	1	0	0			
Clay Dalrymple, L OBP: 0.271, SLG: 0.280 (1, 2)			0-0 FC6-4 1B		0-0 F7				0-0 FC3-6 G5-4-3	3	0	1	0	0	0	2			
Art Mahaffey, R OBP: 0.156, SLG: 0.150 (3, PH) Tom Taylor, R OBP: 0.329, SLG: 0.332 (3, PH) Chris Short, L OBP: 0.215, SLG: 0.148 (7, PH) Jack Baldschun, R OBP: 0.347, SLG: 0.416 (8, PH) Pancho Herrera, R OBP: 0.347, SLG: 0.416 (8, PH) Ken Lehman, L (8, PH)			0-0 FC6-4 FC3-6 1-2 2-3		0-0 1-3				0-0 G5-4-3	0	0	0	0	0	0	0			
Inning Stats	R: 0 E: 0 K: 0 S: 3	H: 0 LOB: 0 BB: 0 P: 3	R: 0 E: 0 K: 0 S: 3	H: 0 LOB: 0 BB: 0 P: 3	R: 1 E: 0 K: 0 S: 4	H: 1 LOB: 1 BB: 1 P: 8	R: 0 E: 0 K: 0 S: 3	H: 0 LOB: 0 BB: 0 P: 3	R: 0 E: 0 K: 0 S: 3	H: 0 LOB: 0 BB: 0 P: 3	R: 0 E: 0 K: 0 S: 3	H: 1 LOB: 0 BB: 0 P: 3	R: 0 E: 0 K: 0 S: 3	H: 0 LOB: 0 BB: 0 P: 3	R: 0 E: 0 K: 0 S: 3	H: 0 LOB: 0 BB: 0 P: 3	1B: 3 2B: 0 3B: 0 HR: 0	SF: 0 SAC: 0 DP: 1 HBP: 0	WP: 0 PA: 30 PB: 0 SB: 0 CS: 0
PITCHER Dick Ellsworth, L ERA: 4.24 (1, 1)	IP: 9.0 WLS: W BF: 30 H: 3 R: 1 ER: 1 SO: 0 BB: 1 IBB: 0 HBP: 0 BLK: 0 WP: 0 HR: 0 S: 29 P: 33 ERA: 1.00 WHIP: 0.444															PITCHER IP: WLS: BF: H: R: ER: SO: BB: IBB: HBP: BLK: WP: HR: S: P: ERA: WHIP			

AB 29
R 1
H 3
RBI 1
BB 1
SO 0
LOB 8



Batter	1	2	3	4	5	6	7	8	9	AB	R	H	RBI	BB	SO	LOB	BOTTOM		
Richie Ashburn, L OBP: 0.379, SLG: 0.311 (1, 8)	0-0 14 6-3 2B	1-0 PB 3B HBP			0-0 L5				4-0 FC4-6 BB	2	2	1	0	1	0	0	Philadelphia Phillies @ Chicago Cubs Wrigley Field, Chicago, IL Fri Sep 08 1961, 3:33 AM CDT Att: 1,533 - Sunny - 80 F		
Don Zimmer, R OBP: 0.297, SLG: 0.400 (1, 4)	0-0 6-3	0-0 1-1 2-1 3B			0-0 F8				0-0 FC4-6	4	0	1	2	0	0	3			
14 Ernie Banks, R OBP: 0.357, SLG: 0.527 (1, 6)	0-0 6-3	0-0 L5			4-0 BB				0-0 F7	3	0	0	1	1	0	3			
George Altman, L OBP: 0.352, SLG: 0.569 (1, 9)	4-0 E BB		4-0 G6-4-3 BB		0-0 F8				0-0 F7	2	0	0	0	2	0	1			
Billy Williams, L OBP: 0.342, SLG: 0.481 (1, 7)	0-0 F9		0-3 K			0-3 K			0-0 F7	4	0	0	0	0	2	2			
Ron Santo, R OBP: 0.370, SLG: 0.500 (1, 5)		0-0 4-3	0-0 G6-4-3			0-0 P4			0-0 2B	4	0	1	0	0	0	1			
Sammy Taylor, L OBP: 0.333, SLG: 0.401 (1, 2)		0-0 1B 2B		0-0 P5		0-3 K			0-0 4-3	4	1	1	0	0	1	1			
Moe Morhardt, L OBP: 0.500, SLG: 0.400 (1, 3)		0-0 PB SH1-4 3B 1B		0-0 5-3					0-0 FC4-6 1-3 1B	3	1	2	1	0	0	0			
Dick Ellsworth, L OBP: 0.102, SLG: 0.065 (1, 1)		0-0 SH1-4		0-3 K					0-0 1-3	2	0	0	0	0	1	1			
Inning Stats	R: 1 E: 1 K: 0 S: 4	H: 1 LOB: 1 BB: 1 P: 8	R: 3 E: 0 K: 0 S: 6	H: 3 LOB: 1 BB: 0 P: 7	R: 0 E: 0 K: 1 S: 4	H: 0 LOB: 0 BB: 1 P: 8	R: 0 E: 0 K: 1 S: 5	H: 0 LOB: 0 BB: 0 P: 5	R: 0 E: 0 K: 2 S: 7	H: 0 LOB: 0 BB: 0 P: 7	R: 0 E: 0 K: 0 S: 4	H: 1 LOB: 2 BB: 1 P: 8	R: 0 E: 0 K: 0 S: 4	H: 1 LOB: 1 BB: 0 P: 4	R: 0 E: 0 K: 0 S: 4	H: 0 LOB: 0 BB: 0 P: 4	1B: 2 2B: 3 3B: 1 HR: 0	SF: 0 SAC: 1 DP: 1 HBP: 1	WP: 0 PA: 34 PB: 1 SB: 1 CS: 0
PITCHER Art Mahaffey, R ERA: 4.14 Chris Short, L ERA: 5.79 Jack Baldschun, R ERA: 4.64 Ken Lehman, L ERA: 3.77	IP: 2.0 WLS: L BF: 12 H: 4 R: 4 ER: 4 SO: 4 BB: 1 IBB: 0 HBP: 0 BLK: 0 WP: 0 HR: 0 S: 21 P: 15 ERA: 18.00 WHIP: 2.500															PITCHER IP: WLS: BF: H: R: ER: SO: BB: IBB: HBP: BLK: WP: HR: S: P: ERA: WHIP			

AB 28
R 4
H 6
RBI 4
BB 4
SO 4
LOB 12



Batter	1	2	3	4	5	6	7	8	9	AB	R	H	RBI	BB	SO	LOB	TOP					
Bobby Malkmus, R OBP: 0.270, SLG: 0.326 (1,4)										5	0	0	0	0	1	5	Philadelphia Phillies @ Chicago Cubs Wrigley Field, Chicago, IL Sat Sep 09 1961, 3:33 AM CDT Att: 7,110 - Cloudy - 84 F					
Ken Walters, R OBP: 0.268, SLG: 0.338 (1,9)										5	1	2	0	0	1	1						
Charley Smith, R OBP: 0.298, SLG: 0.375 (1,5)										5	1	1	0	0	1	1						
Don Demeter, R OBP: 0.300, SLG: 0.450 (8,3)										4	2	1	3	1	0	0						
Lee Walls, R OBP: 0.351, SLG: 0.437 (8, PH)										3	0	1	0	0	1	0						
Tony Gonzalez, L OBP: 0.353, SLG: 0.435 (8,8)										1	1	1	0	0	0	0						
Pancho Herrera, R OBP: 0.350, SLG: 0.418 (8, PH)										3	1	2	0	0	1	1						
Johnny Callison, L OBP: 0.354, SLG: 0.403 (8,7)										1	0	1	1	0	0	0						
Ruben Amaro, R OBP: 0.333, SLG: 0.333 (1,6)										3	0	2	1	0	0	1						
Clay Dalrymple, L OBP: 0.273, SLG: 0.285 (1,2)										2	0	1	1	1	0	2						
Jim Owens, R OBP: 0.120, SLG: 0.043 (1,1)										3	0	0	0	0	2	4						
Inning Stats	R: 0 E: 0 K: 0 S: 3	H: 1 LOB: 0 BB: 0 P: 3	R: 0 E: 0 K: 1 S: 6	H: 1 LOB: 1 BB: 0 P: 6	R: 0 E: 0 K: 0 S: 4	H: 1 LOB: 1 BB: 0 P: 4	R: 0 E: 0 K: 1 S: 5	H: 0 LOB: 0 BB: 0 P: 5	R: 1 E: 0 K: 0 S: 5	H: 2 LOB: 1 BB: 0 P: 5	R: 3 E: 0 K: 0 S: 6	H: 4 LOB: 0 BB: 0 P: 7	R: 0 E: 0 K: 2 S: 7	H: 0 LOB: 0 BB: 0 P: 7	R: 2 E: 1 K: 3 S: 12	H: 3 LOB: 3 BB: 2 P: 20	R: 0 E: 0 K: 0 S: 3	H: 0 LOB: 0 BB: 0 P: 3	1B: 9 2B: 3 3B: 0 HR: 1	SF: 1 SAC: 1 DP: 2 HBP: 1	WP: 0 PB: 0 SB: 0 CS: 0	PA: 40
PITCHER	IP	WLS	BF	H	R	ER	SO	BB	IBB	HBP	BLK	WP	HR	S	P	ERA	WHIP					
Jack Curtis, L ERA: 4.52 (1,1)	5.0	L	22	8	4	4	2	0	0	0	0	0	1	26	26	7.20	1.600					
Don Elston, R ERA: 5.36 (6,1)	3.0		15	4	2	2	5	1	1	1	0	0	0	22	31	6.00	1.667					
Dick Drott, R ERA: 4.11 (9,1)	1.0		3	0	0	0	0	0	0	0	0	0	0	3	3	0.00	0.000					

AB	35
R	6
H	12
RBI	6
BB	2
SO	7
LOB	15



Batter	1	2	3	4	5	6	7	8	9	AB	R	H	RBI	BB	SO	LOB	BOTTOM					
Richie Ashburn, L OBP: 0.377, SLG: 0.310 (1,8)										4	0	1	0	0	0	0	Philadelphia Phillies @ Chicago Cubs Wrigley Field, Chicago, IL Sat Sep 09 1961, 3:33 AM CDT Att: 7,110 - Cloudy - 84 F					
Don Zimmer, R OBP: 0.297, SLG: 0.404 (1,4)										4	1	1	0	0	0	1						
14 Ernie Banks, R OBP: 0.355, SLG: 0.524 (1,6)										3	0	0	1	0	0	1						
George Altman, L OBP: 0.349, SLG: 0.564 (1,9)										4	0	0	0	0	1	1						
Billy Williams, L OBP: 0.343, SLG: 0.488 (1,7)										4	1	2	1	0	0	0						
Ron Santo, R OBP: 0.367, SLG: 0.496 (1,5)										4	0	0	0	0	0	1						
Sammy Taylor, L OBP: 0.333, SLG: 0.490 (1,2)										3	0	1	0	0	0	1						
Moe Morhardt, L OBP: 0.444, SLG: 0.286 (1,3)										2	0	0	0	1	0	1						
Jack Curtis, L OBP: 0.292, SLG: 0.255 (1,1)										2	0	0	0	0	0	2						
Don Elston, R OBP: 0.182, SLG: 0.182 (6, PH)										0	0	0	0	0	0	0						
Bob Will, L OBP: 0.350, SLG: 0.336 (8, PH)										1	0	0	0	0	0	0						
Dick Drott, R OBP: 0.300, SLG: 0.368 (9,1)										0	0	0	0	0	0	0						
Inning Stats	R: 0 E: 0 K: 0 S: 4	H: 1 LOB: 0 BB: 0 P: 4	R: 0 E: 0 K: 0 S: 3	H: 0 LOB: 0 BB: 0 P: 3	R: 0 E: 0 K: 0 S: 3	H: 0 LOB: 0 BB: 0 P: 3	R: 0 E: 0 K: 0 S: 3	H: 0 LOB: 0 BB: 0 P: 3	R: 0 E: 0 K: 0 S: 4	H: 1 LOB: 2 BB: 1 P: 8	R: 1 E: 0 K: 1 S: 6	H: 1 LOB: 0 BB: 0 P: 6	R: 0 E: 0 K: 0 S: 4	H: 1 LOB: 1 BB: 0 P: 4	R: 0 E: 0 K: 0 S: 3	H: 0 LOB: 0 BB: 0 P: 3	R: 1 E: 0 K: 0 S: 4	H: 1 LOB: 0 BB: 0 P: 4	1B: 3 2B: 0 3B: 1 HR: 1	SF: 1 SAC: 0 DP: 0 HBP: 0	WP: 0 PB: 0 SB: 0 CS: 0	PA: 33
PITCHER	IP	WLS	BF	H	R	ER	SO	BB	IBB	HBP	BLK	WP	HR	S	P	ERA	WHIP					
Jim Owens, R ERA: 5.09 (1,1)	9.0	W	33	5	2	2	1	1	0	0	0	0	1	34	38	2.00	0.667					



Batter	1	2	3	4	5	6	7	8	9	AB	R	H	RBI	BB	SO	LOB	TOP										
Bobby Malkmus, R OBP: 0.275, SLG: 0.330 (1.4)	6-3		E5 G1-6-3 BB		G3 E 1B					6	1	3	0	0	0	2	Philadelphia Phillies @ Chicago Cubs Wrigley Field, Chicago, IL Sun Sep 10 1961, 3:33 AM CDT Att: 7,628 - Sunny - 90 F										
Johnny Callison, L OBP: 0.356, SLG: 0.409 (1.9) (7.7)	HR		G1-6-3 BB		E7 G3		FC3-6 BB HR	E 1B HBP	6-3	4	3	1	1	1	0	3											
Tony Gonzalez, L OBP: 0.353, SLG: 0.432 (1.8)	6-3		G1-6-3		G3		HR BB	E8 1B	E3 5-3	5	2	1	0	1	0	4											
Don Demeter, R OBP: 0.300, SLG: 0.455 (1.3) (8.9)	5-3		5-3		6-3		HR	S 1B 1B IBB	5-3	5	2	1	4	1	0	4											
Wes Covington, L OBP: 0.330, SLG: 0.422 (1.7)		4-0		4-3		F9				3	1	1	0	1	0	0											
Ken Walters, R OBP: 0.268, SLG: 0.338 (7.9)										0	0	0	0	0	0	0											
Elmer Vato, L OBP: 0.309, SLG: 0.290 (8. PH)		F8 SH BB					WP HBP BB 1B	E 1B	K	1	1	1	2	0	0	0											
Pancho Herrera, R OBP: 0.349, SLG: 0.416 (8.3)								1-2 2-H 3-H		1	0	0	0	0	1	1											
Charley Smith, R OBP: 0.300, SLG: 0.374 (1.5)		SH		5-3		P6				3	2	1	1	0	0	0											
Clay Dalrymple, L OBP: 0.275, SLG: 0.282 (1.2)						5-3				3	1	0	0	2	0	3											
Ruben Amaro, R OBP: 0.334, SLG: 0.332 (1.6)				L4						4	1	1	1	1	1	5											
Robin Roberts, S OBP: 0.147, SLG: 0.094 (1.1)										2	0	0	0	0	1	2											
Don Ferrarese, R OBP: 0.143, SLG: 0.111 (5.1)										0	0	0	0	0	0	0											
Tony Taylor, R OBP: 0.306, SLG: 0.323 (7. PH)										2	0	1	2	0	0	1											
Frank Sullivan, R OBP: 0.270, SLG: 0.156 (7.1)					P6					1	0	1	1	0	0	0											
Inning Stats	R: 1 E: 0 K: 0 S: 4	H: 1 LOB: 0 BB: 0 P: 4	R: 0 E: 1 K: 2 S: 8	H: 0 LOB: 2 BB: 1 P: 12	R: 0 E: 1 K: 0 S: 3	H: 0 LOB: 1 BB: 1 P: 7	R: 0 E: 0 K: 0 S: 3	H: 0 LOB: 0 BB: 0 P: 7	R: 0 E: 1 K: 0 S: 5	H: 1 LOB: 2 BB: 0 P: 5	R: 0 E: 0 K: 0 S: 3	H: 0 LOB: 0 BB: 0 P: 3	R: 7 E: 1 K: 0 S: 7	H: 5 LOB: 1 BB: 3 P: 20	R: 6 E: 2 K: 0 S: 8	H: 5 LOB: 1 BB: 1 P: 13	R: 0 E: 1 K: 1 S: 6	H: 0 LOB: 0 BB: 0 P: 6	1B: 10 2B: 0 3B: 0 HR: 2	SF: 0 SAC: 1 DP: 2 HBP: 2	WP: 1 PB: 0 SB: 1 CS: 0	PA: 51					
PITCHER	IP	WLS	BF	H	R	ER	SO	BB	IBB	HBP	BLK	WP	HR	S	P	ERA	WHIP										
Don Cardwell, R ERA: 3.66 (1.1)	6.2		31	5	5	5	2	4	0	0	0	0	2	31	47	6.75	1.350										
Barney Schultz, R ERA: 2.99 (7.1)	0.0	L	3	1	0	0	0	1	0	1	0	1	0	1	6	∞	∞										
Bob Anderson, R ERA: 4.14 (7.1)	0.1		5	3	6	6	0	1	0	1	0	0	0	3	8	162.00	12.000										
Don Elston, R ERA: 5.62 (8.1)	1.0		7	3	3	3	0	0	1	0	0	0	0	6	10	27.00	3.000										
Jim Brewer, L ERA: 5.89 (9.1)	1.0		4	0	0	0	1	0	0	0	0	0	0	6	6	0.00	0.000										

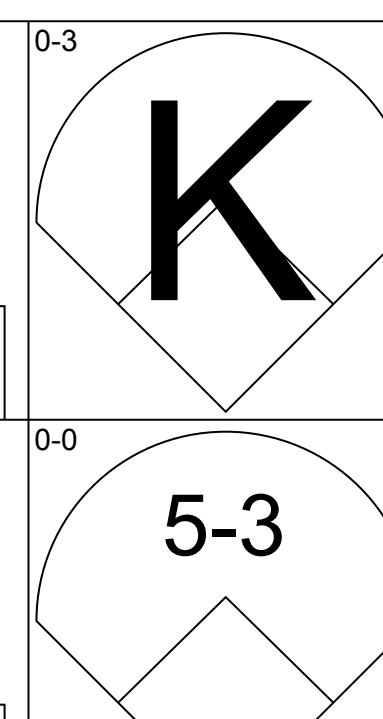
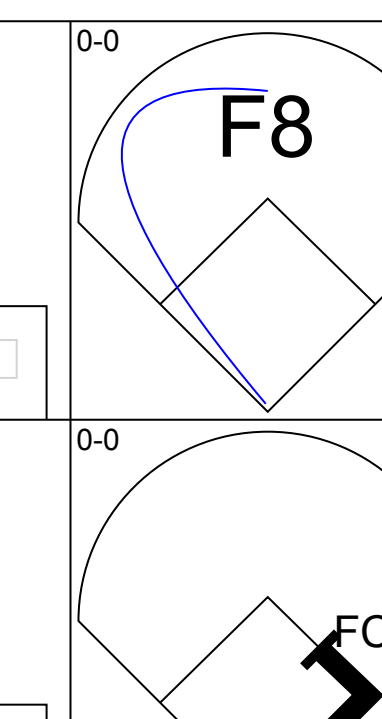
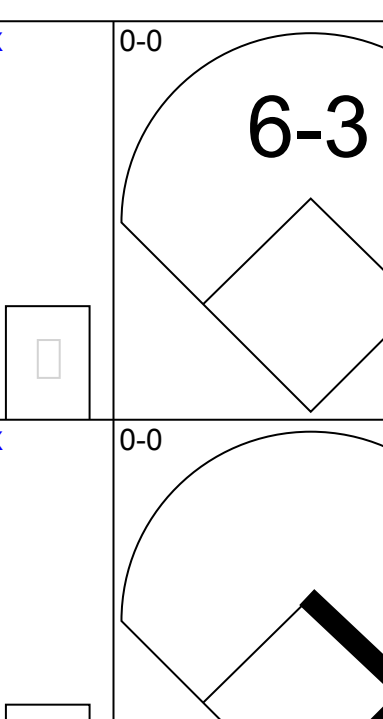
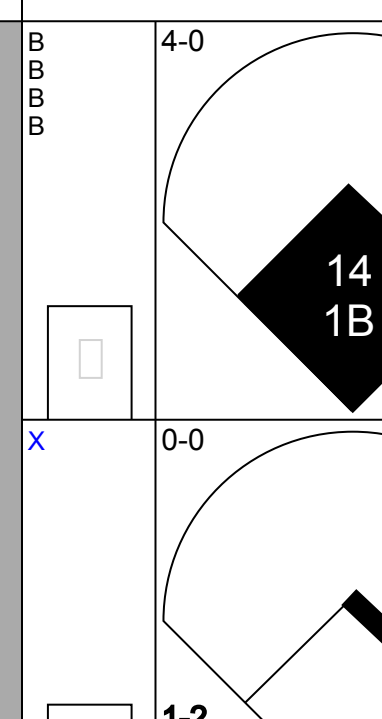
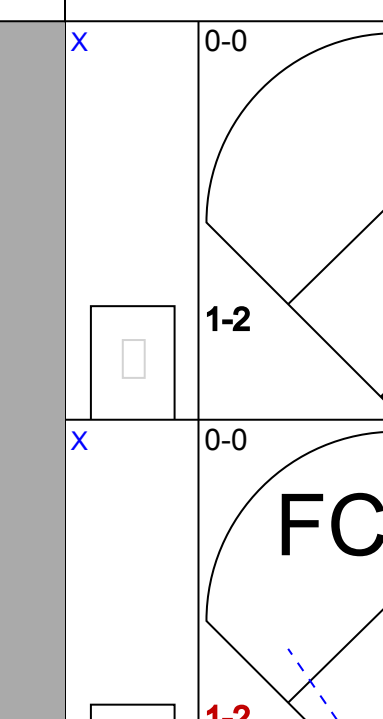
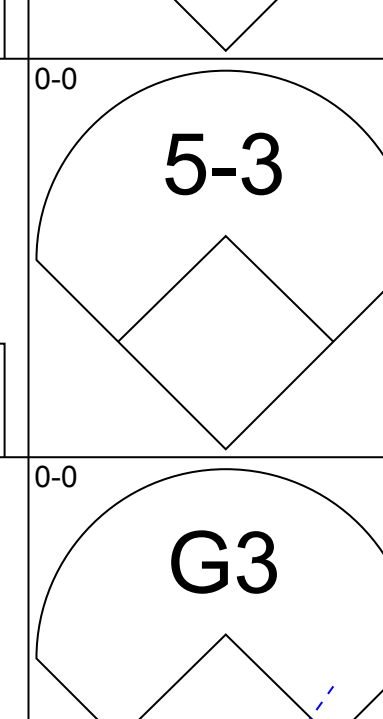
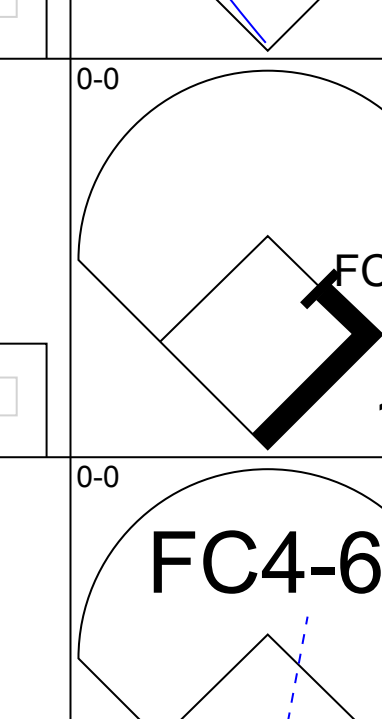
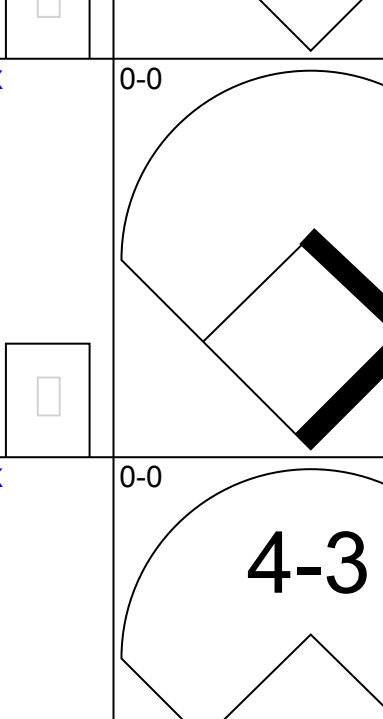
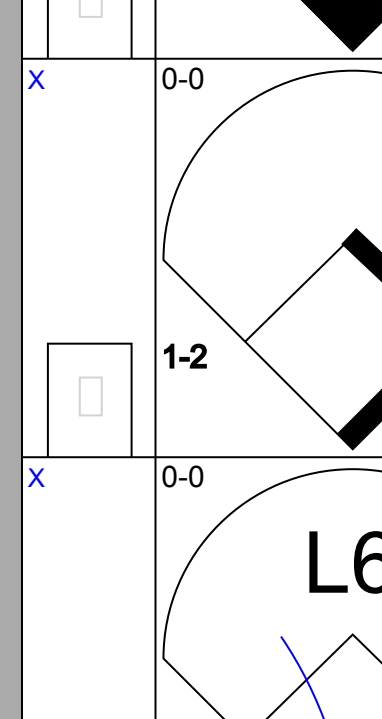
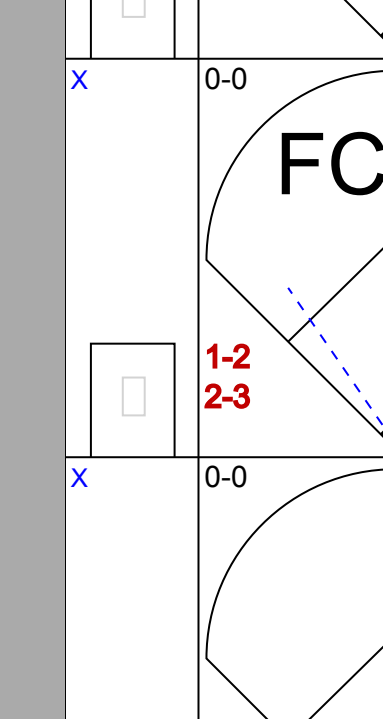
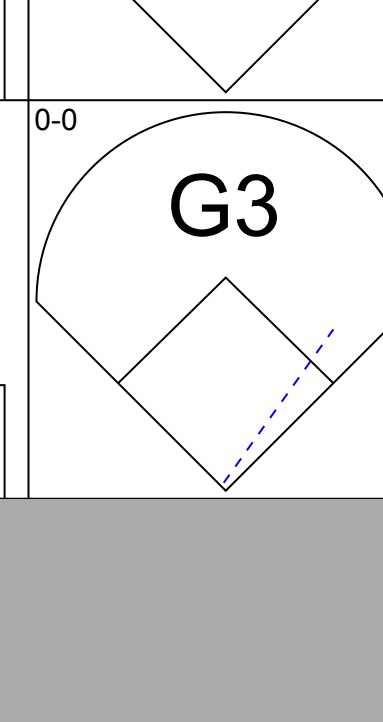
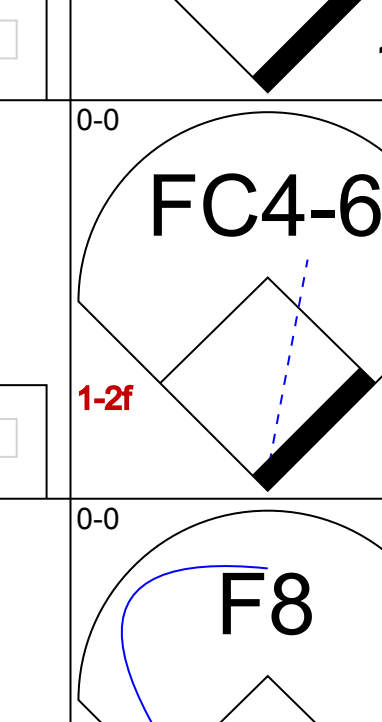
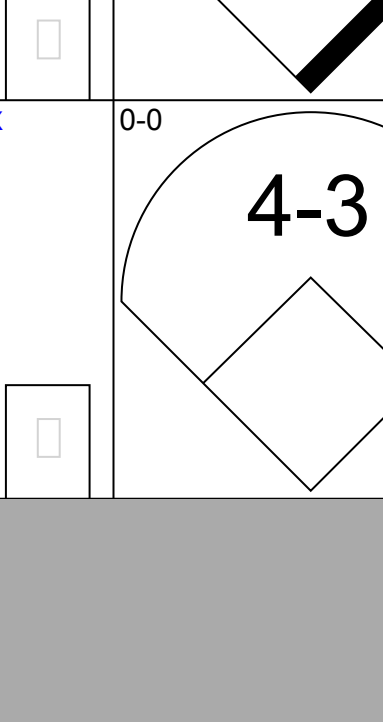
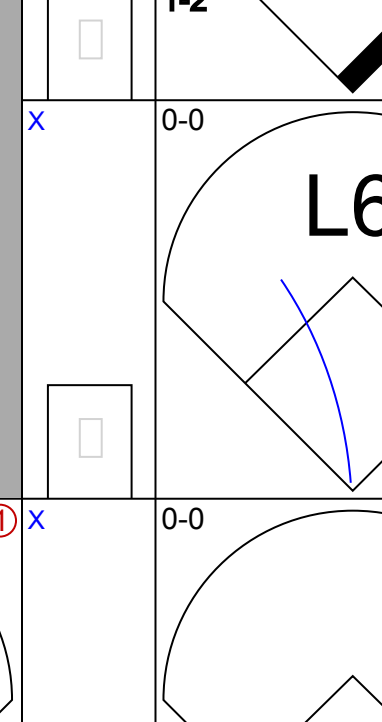
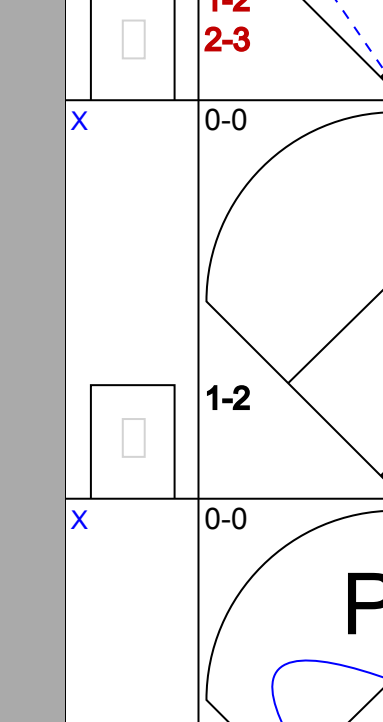
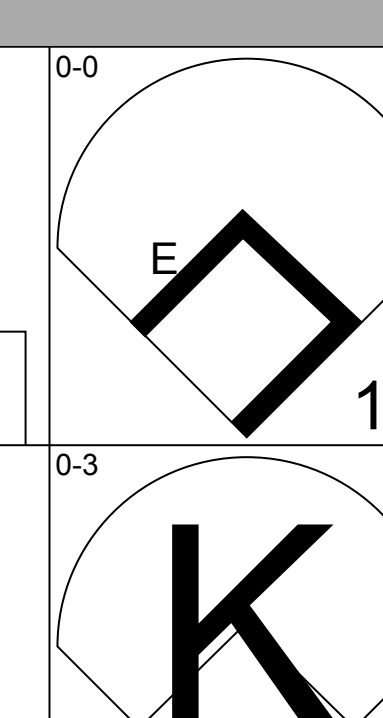
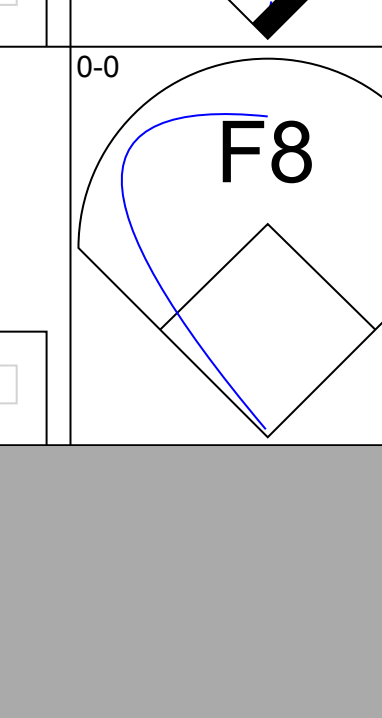
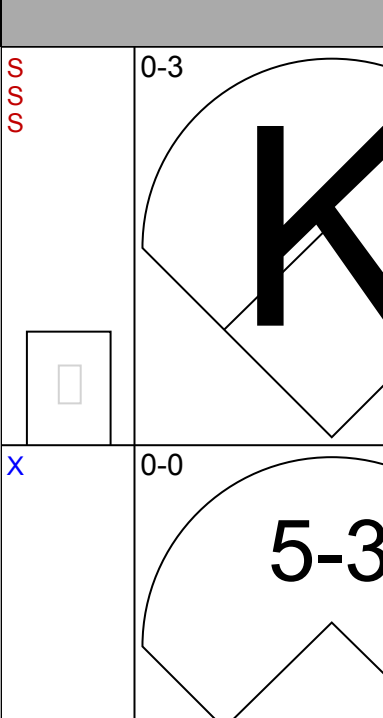
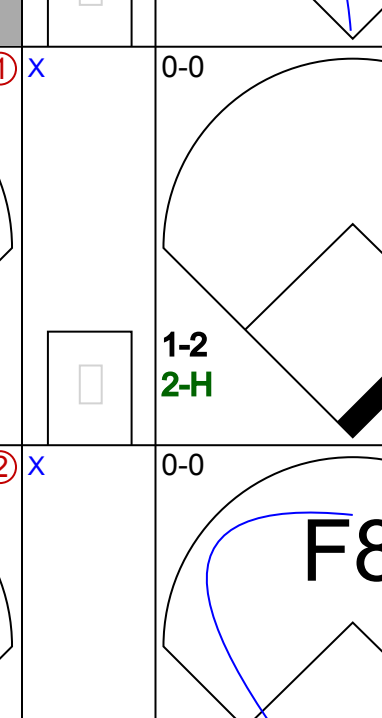
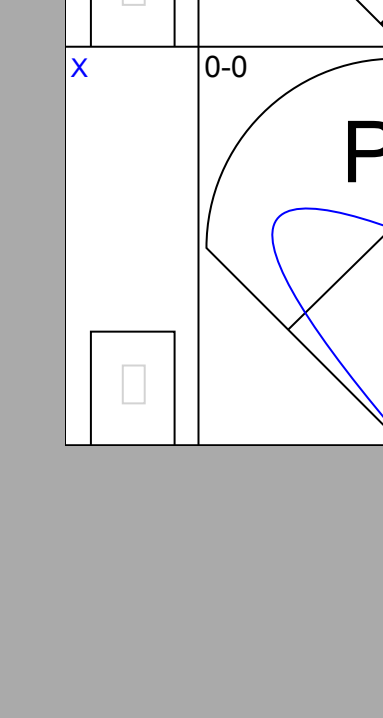
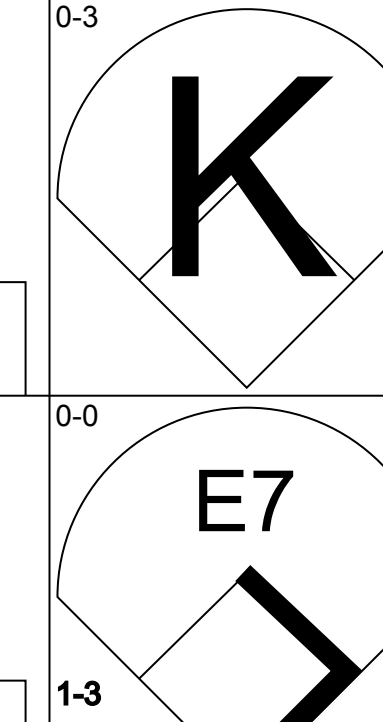
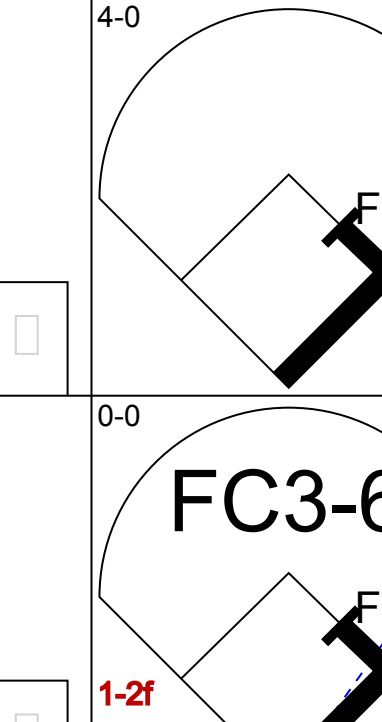
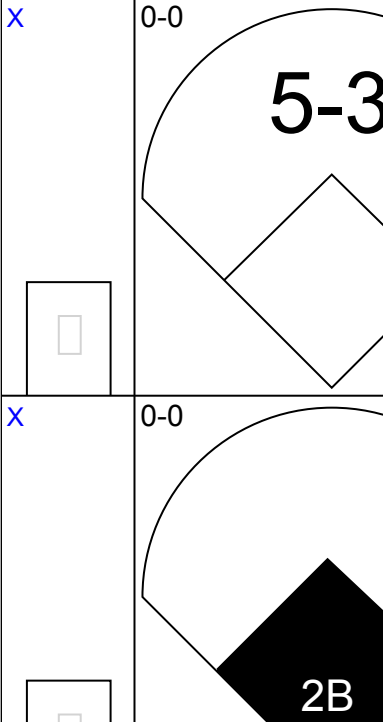
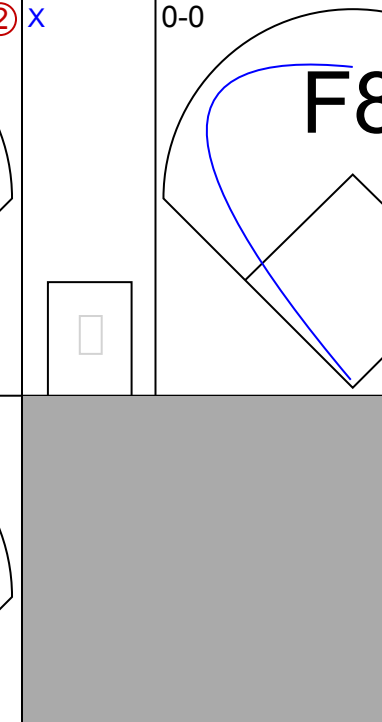
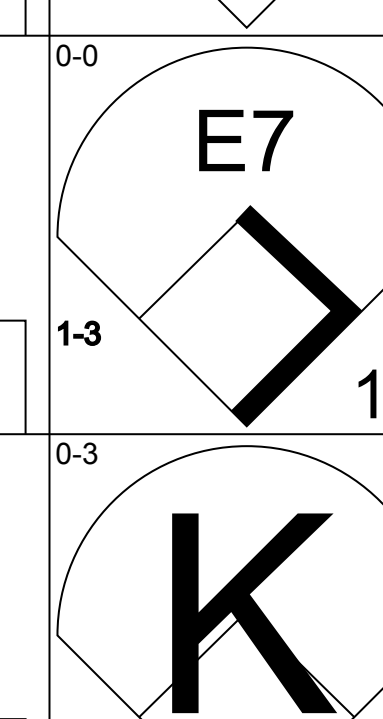
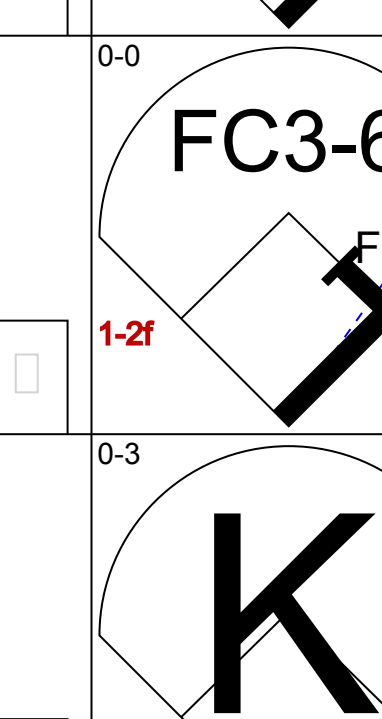
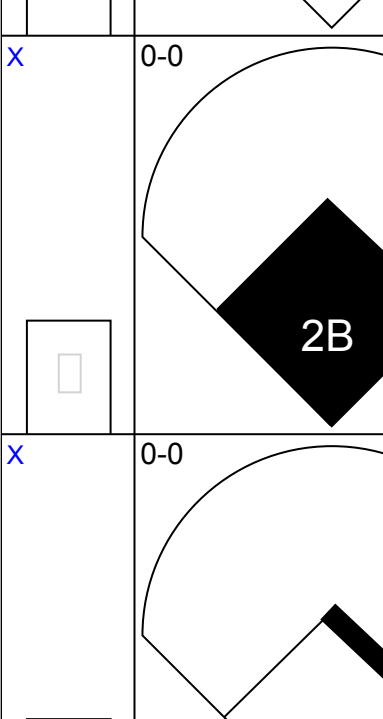
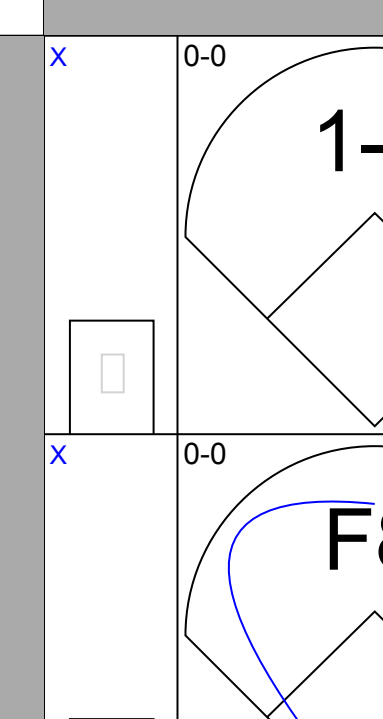
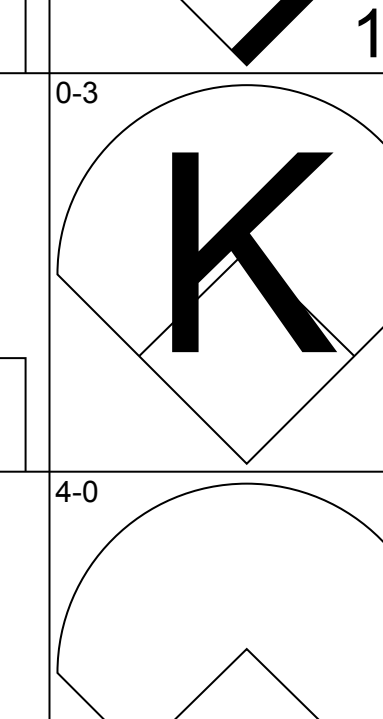
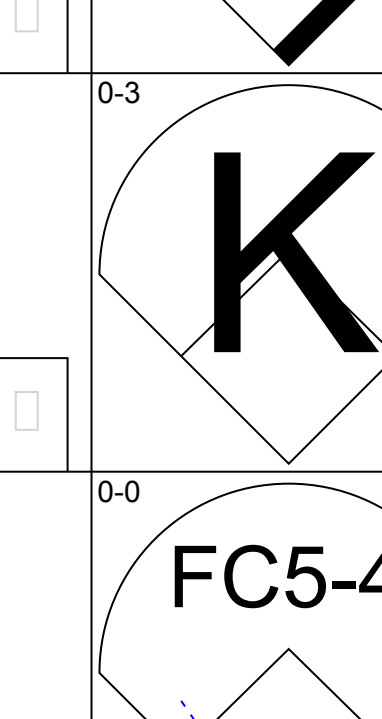
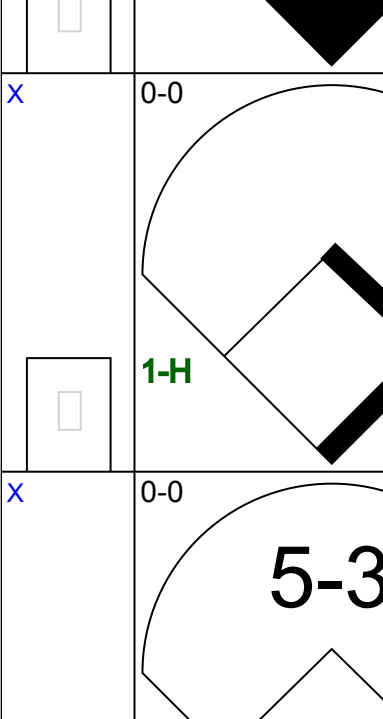
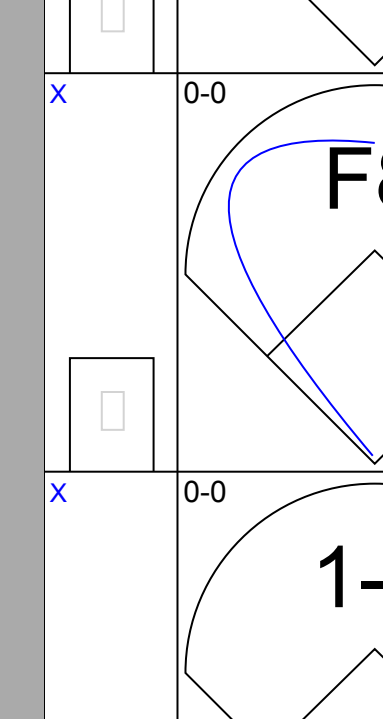
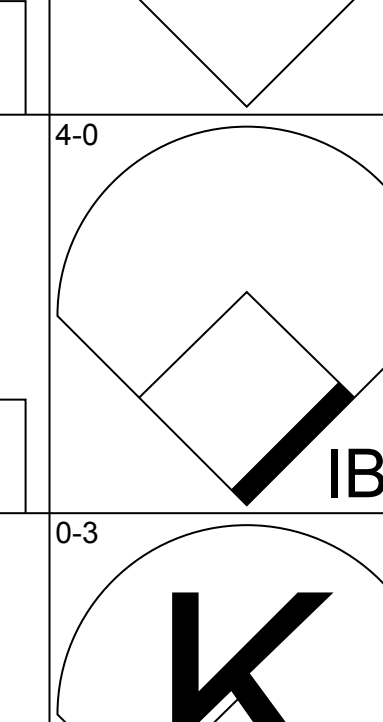
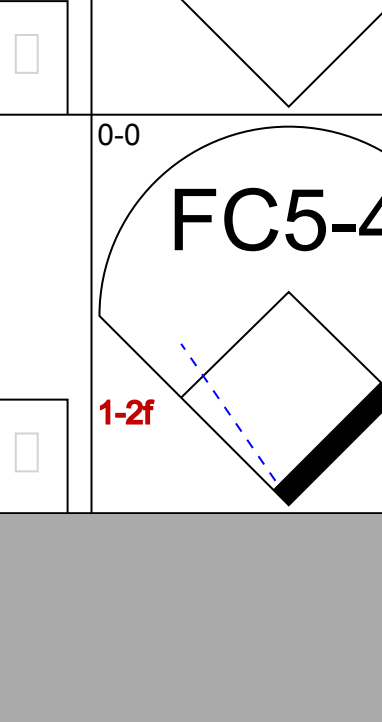
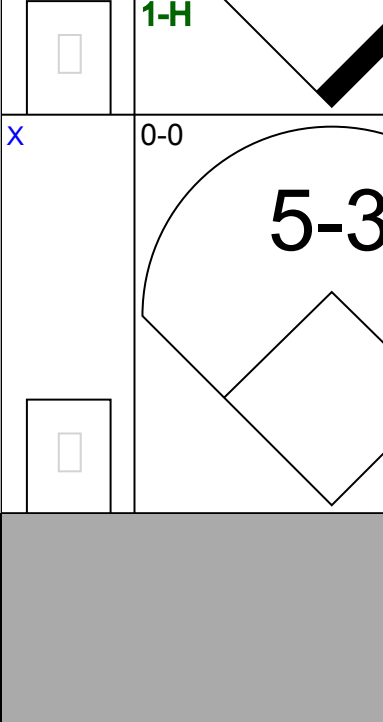
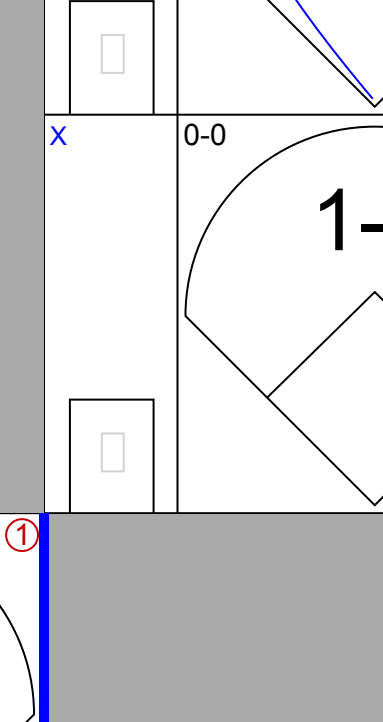
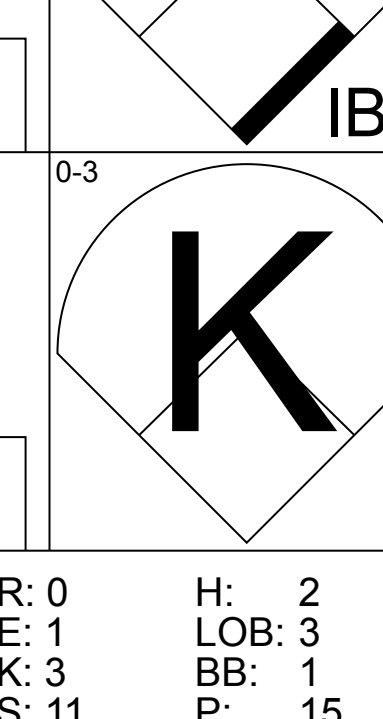
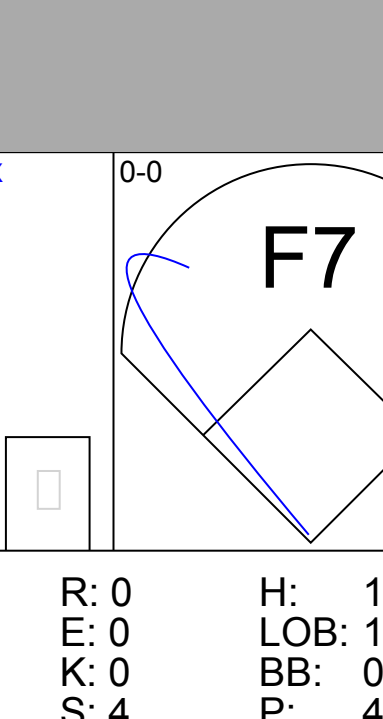
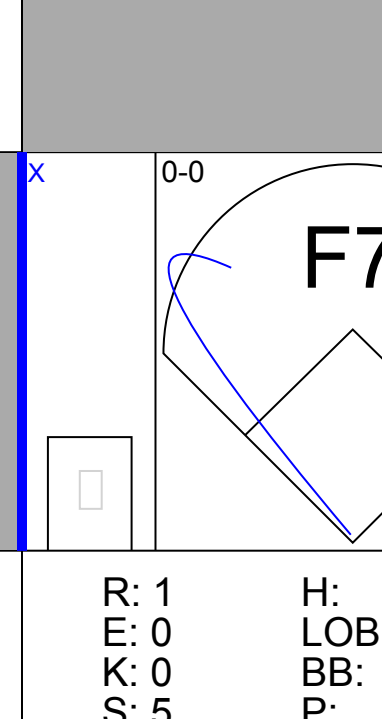
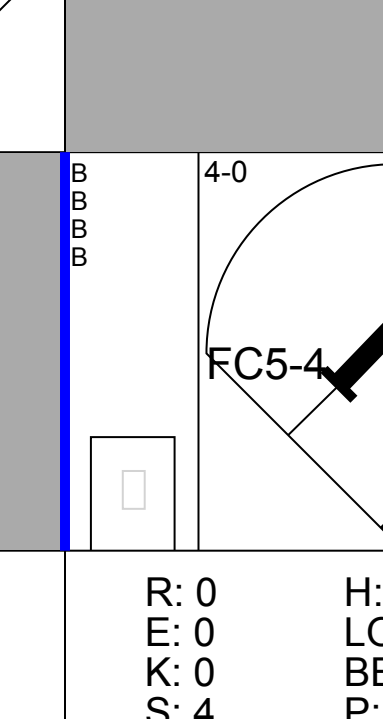
AB	40
R	14
H	12
RBI	12
BB	7
SO	3
LOB	25



Batter	1	2	3	4	5	6	7	8	9	AB	R	H	RBI	BB	SO	LOB	BOTTOM										
Lou Brock, L OBP: 0.200, SLG: 0.200 (1.8)	L6-3 1B		P6		FC4-2 14 BB 1B		1-3		G3	5	1	1	0	0	0	3	Philadelphia Phillies @ Chicago Cubs Wrigley Field, Chicago, IL Sun Sep 10 1961, 3:33 AM CDT Att: 7,628 - Sunny - 90 F										
Ken Hubbs, R OBP: 0.087, SLG: 1.000 (1.4)	L6-3						1-3		6-3	3	2	2	1	0	0	1											
Richie Ashburn, L OBP: 0.376, SLG: 0.309 (7. PH)	1-2				3B					1	0	0	0	0	0	0											
Jerry Kindall, R OBP: 0.290, SLG: 0.422 (8.4)					2B					1	0	0	0	0	0	1											
14 Ernie Banks, R OBP: 0.355, SLG: 0.521 (1.6)	K									4	1	1	0	1	2	2											
George Altman, L OBP: 0.350, SLG: 0.563 (1.9)										4	1	2	2	0	0	1											
Billy Williams, L OBP: 0.344, SLG: 0.497 (1.7)										4	0	2	2	0	0	2											
Ron Santo, R OBP: 0.397, SLG: 0.493 (1.5)										3	0	0	0	1	0	2											
Ed Bouchee, L OBP: 0.359, SLG: 0.495 (1.3)										4	0	1	0	0	1	1											
Cuno Barragan, R OBP: 0.211, SLG: 0.368 (1.2)										3	1	1	0	0	1	0											
Sammy Taylor, L OBP: 0.332, SLG: 0.398 (8.2)										1	0	0	0	0	1	0											
Don Cardwell, R ERA: 6.16 (7.1)										2	0	0	0	0	0	0											
Barney Schultz, R ERA: 2.99 (7.1)										0	0	0	0	0	0	0											
Bob Anderson, R ERA: 4.14 (7.1)										0	0	0	0	0	0	0											
Don Elston, R ERA: 5.62 (8.1)										0	0	0	0	0	0	0											
Jim Brewer, L ERA: 5.89 (9.1)										0	0	0	0	0	0	0											
Bob Will, L OBP: 0.300, SLG: 0.302 (8. PH)										1	0	1	0	0	0	0											
Inning Stats	R: 0 E: 0 K: 1 S: 5	H: 1 LOB: 0 BB: 0 P: 5	R: 0 E: 0 K: 0 S: 3	H: 0 LOB: 1 BB: 1 P: 7	R: 0 E: 0 K: 0 S: 3	H: 0 LOB: 0 BB: 0 P: 3	R: 1 E: 0 K: 1 S: 7	H: 2 LOB: 1 BB: 0 P: 7	R: 5 E: 1 K: 0 S: 8	H: 5 LOB: 1 BB: 1 P: 12	R: 0 E: 0 K: 2 S: 7	H: 0 LOB: 0 BB: 0 P: 7	R: 0 E: 0 K: 0 S: 5	H: 2 LOB: 2 BB: 0 P: 5	R: 0 E: 0 K: 1 S: 5	H: 0 LOB: 0 BB: 0 P: 5	R: 0 E: 0 K: 0 S: 4	H: 1 LOB: 1 BB: 0 P: 4	1B: 7 2B: 3 3B: 2 HR: 0	SF: 0 SAC: 1 DP: 1 HBP: 0	WP: 0 PB: 0 SB: 0 CS: 0	PA: 39					
PITCHER	IP	WLS	BF	H	R	ER	SO	BB	IBB	HBP	BLK	WP	HR	S	P	ERA	WHIP										
Robin Roberts, R ERA: 6.16 (1.1)	4.2		22	7	6	6	2	2	0	0	0	0	0	9	9	0.00	0.750										
Don Ferrarese, L ERA: 4.04 (5.1)	1.1	W	5	1	0	0	2	0	0	0	0	0	0	9	9	0.00	0.750										
Frank Sullivan, R ERA: 4.39 (7.1)	3.0	S	12	3	0	0	1	0	0	0	0	0	0	14	14	0.00	1.000										

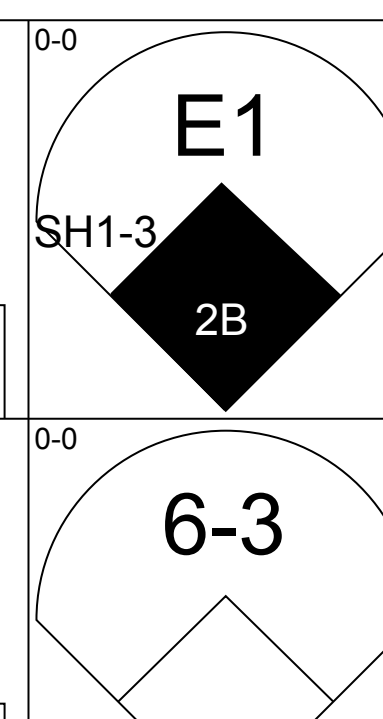
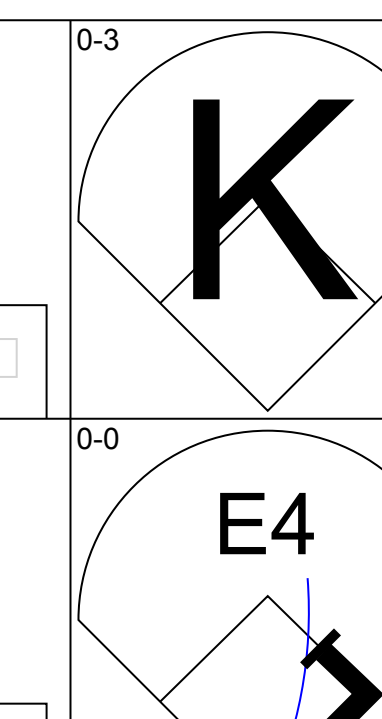
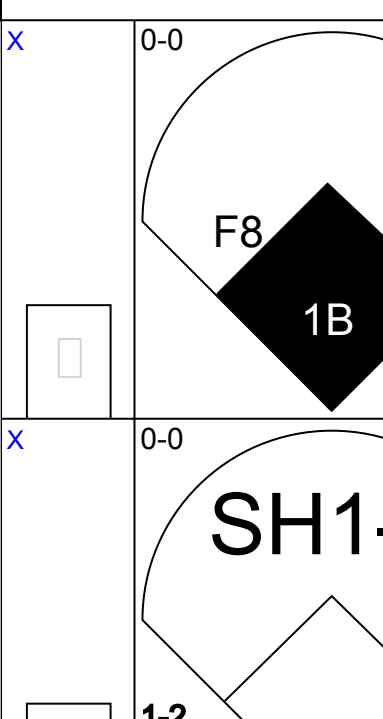
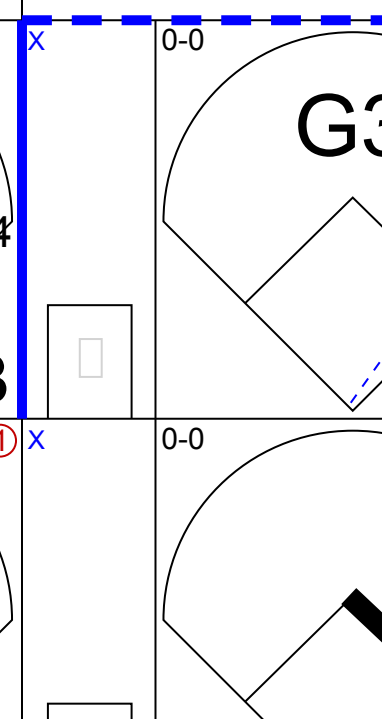
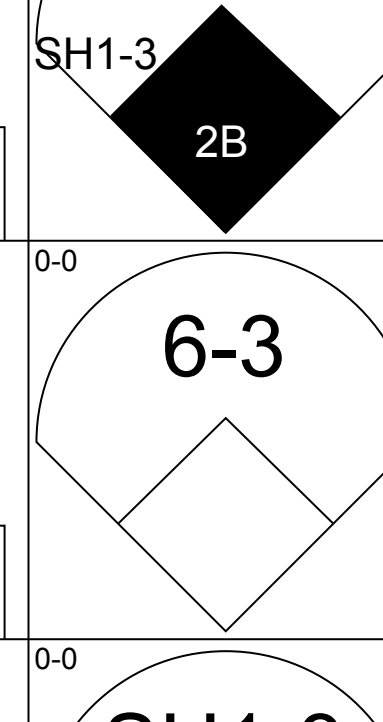
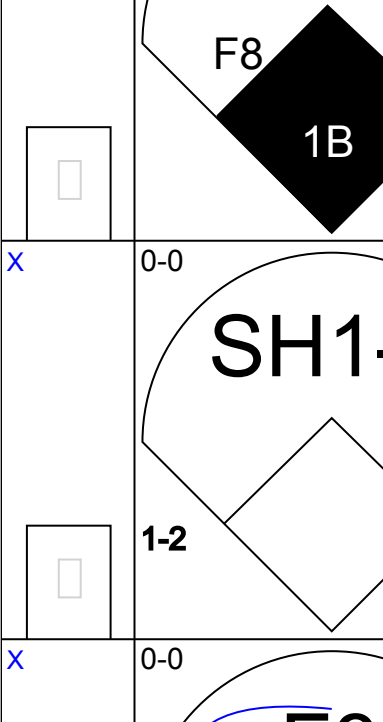
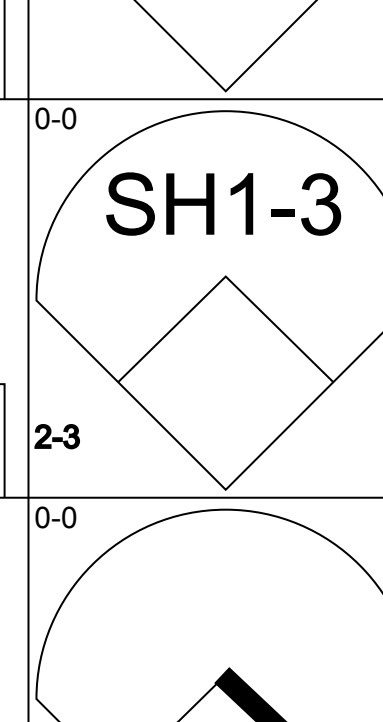

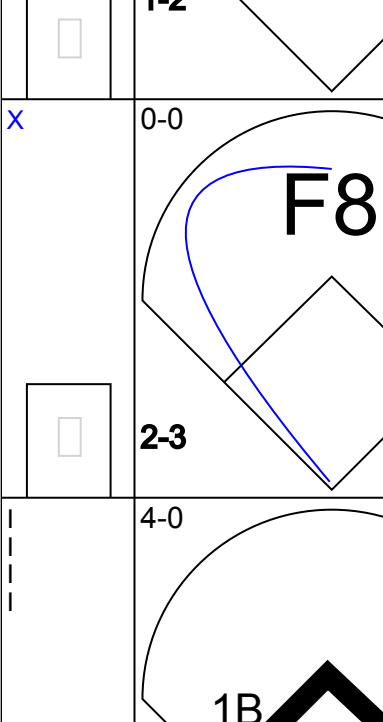
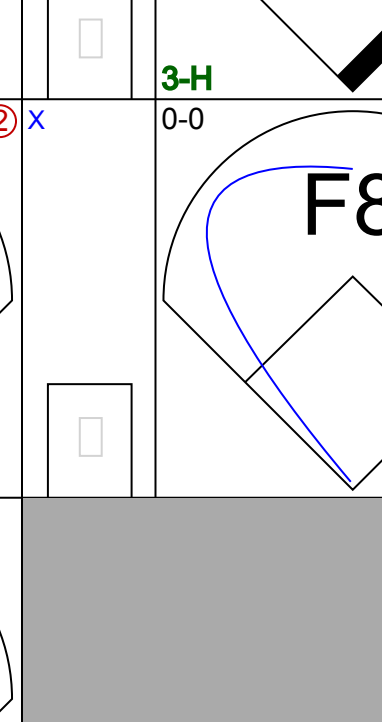
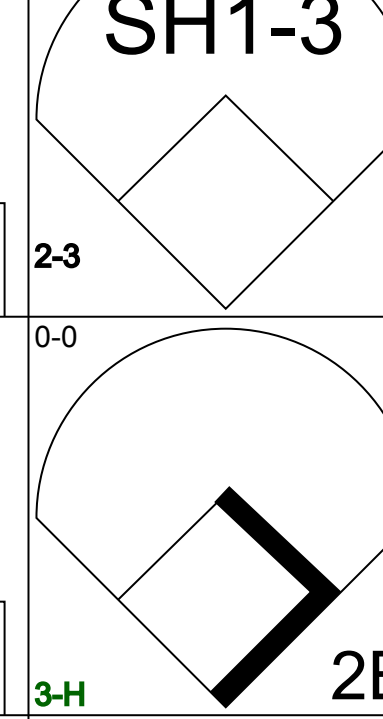
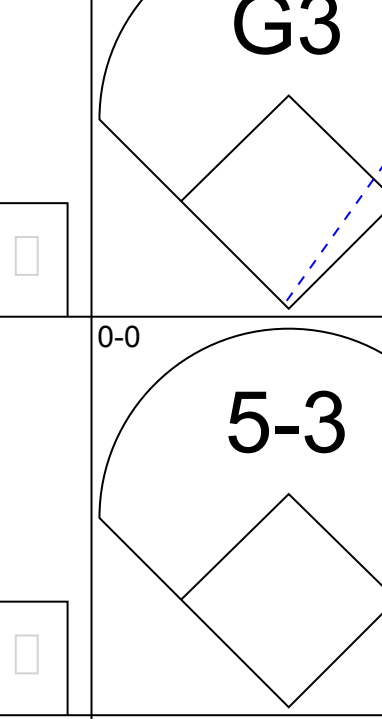
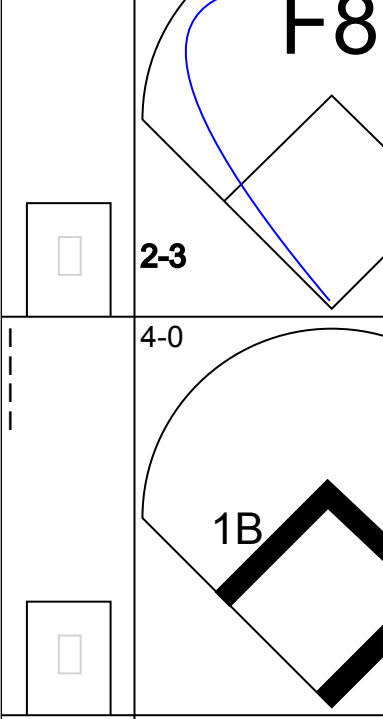
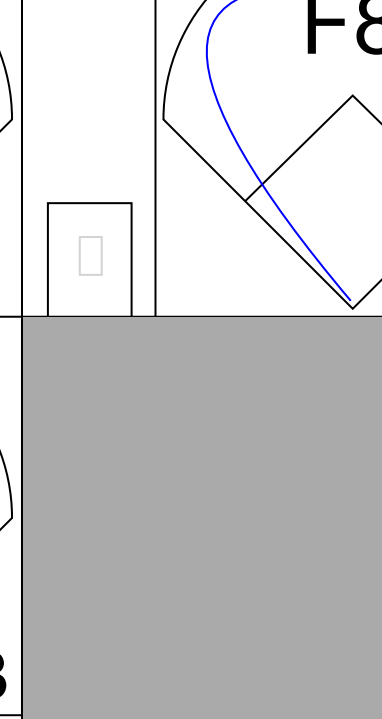
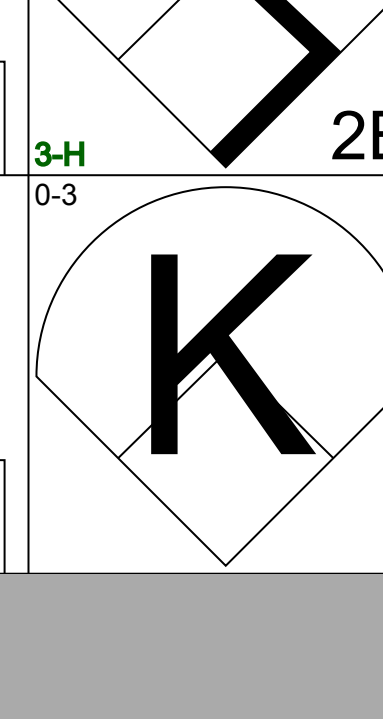
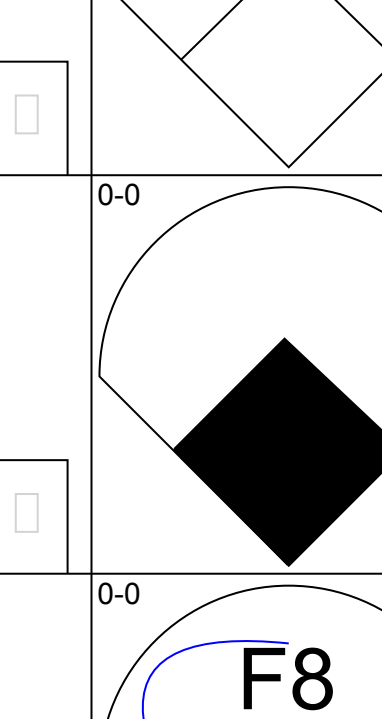
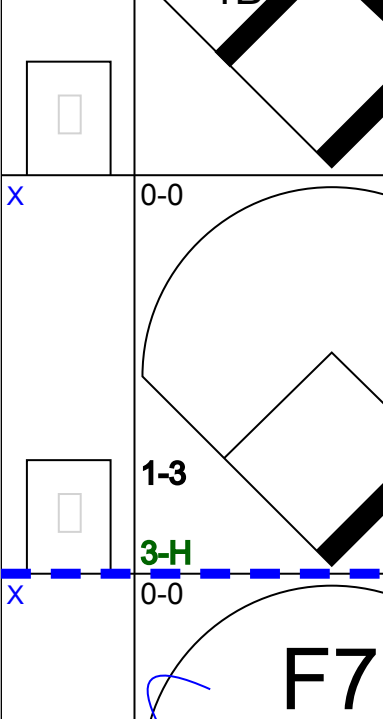
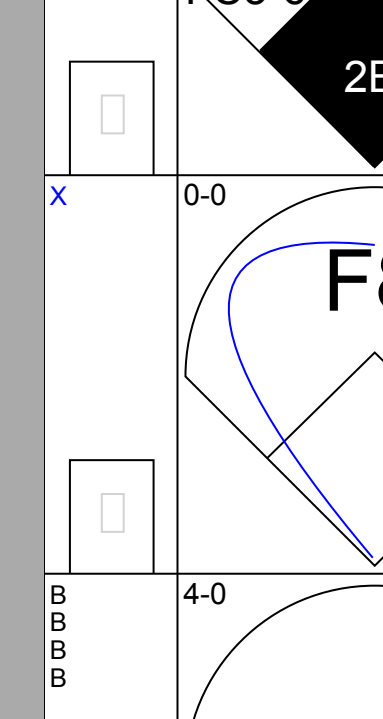
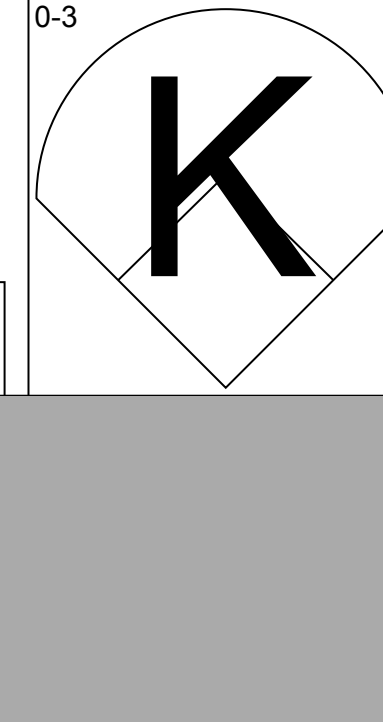
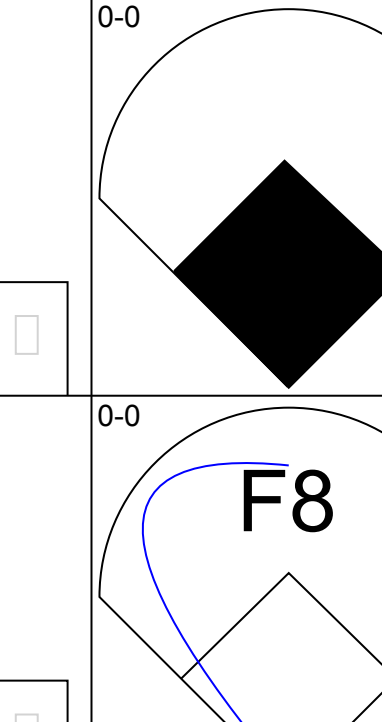
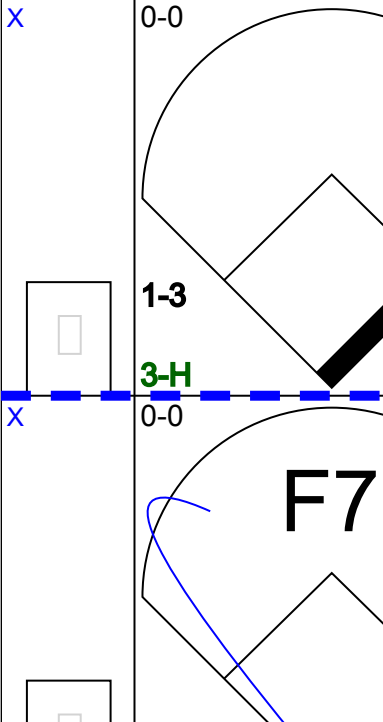
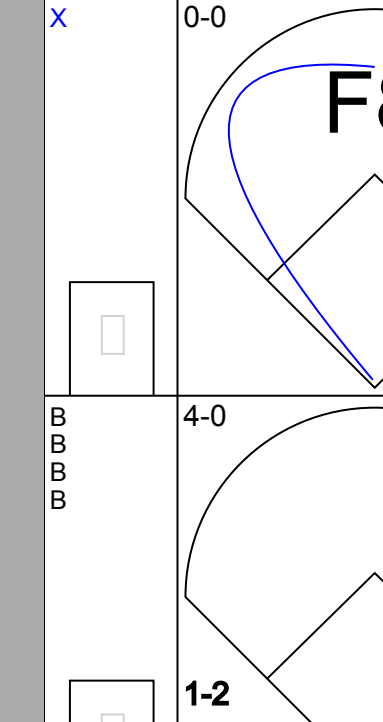
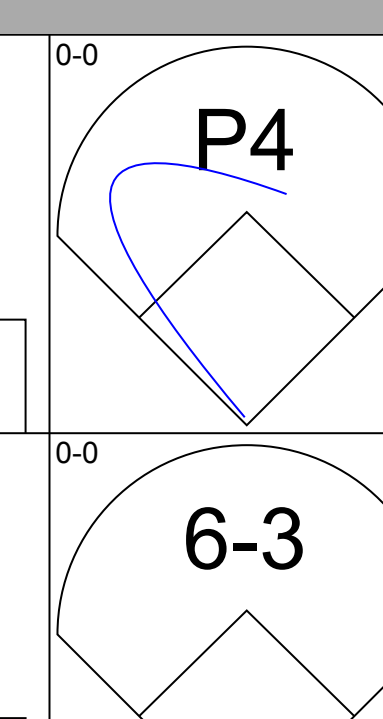
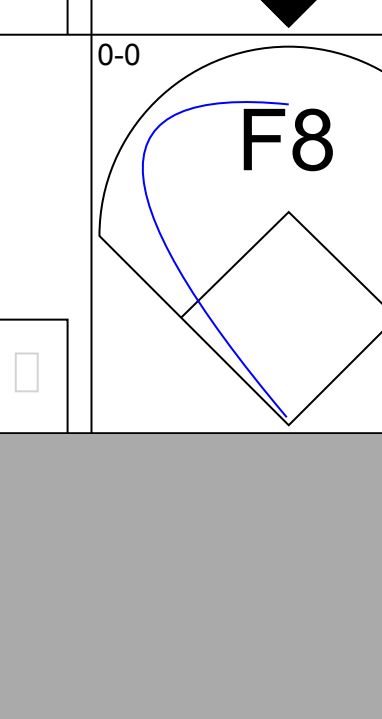
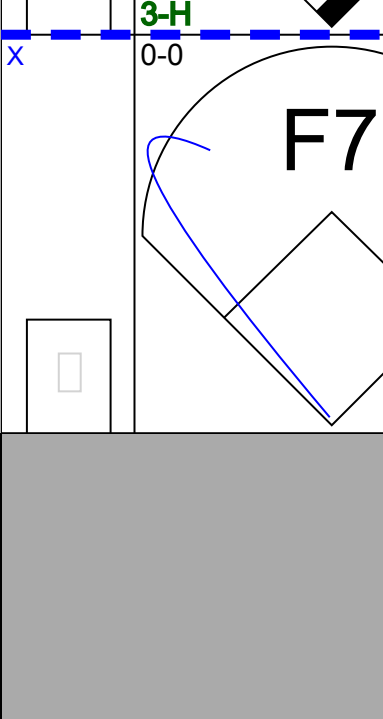
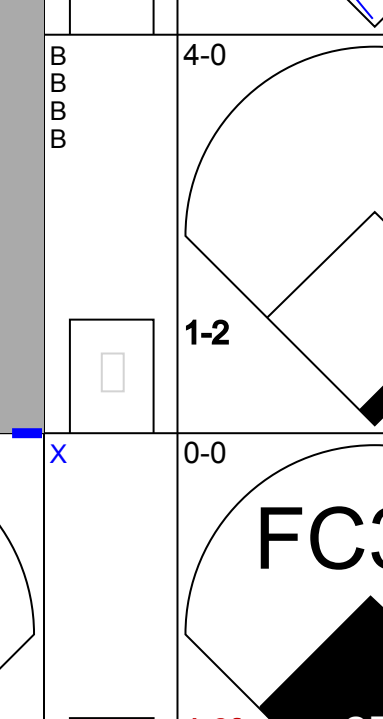
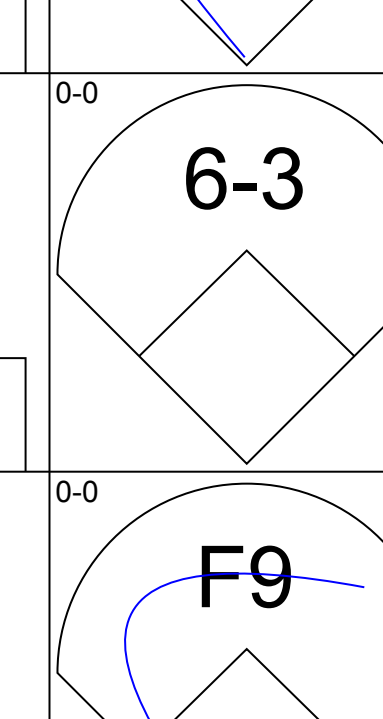
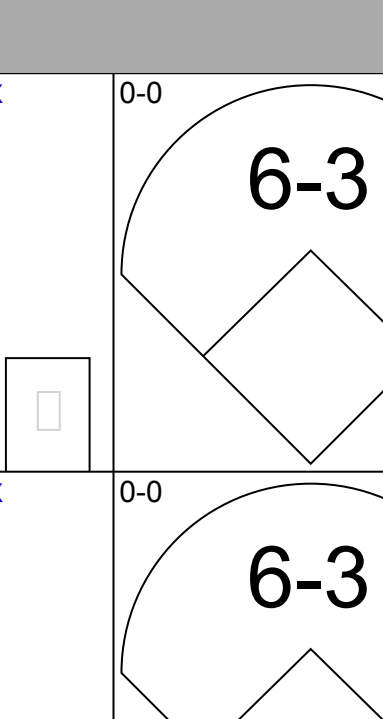
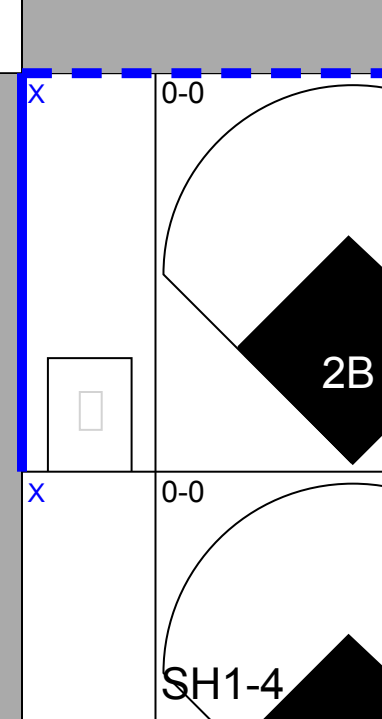
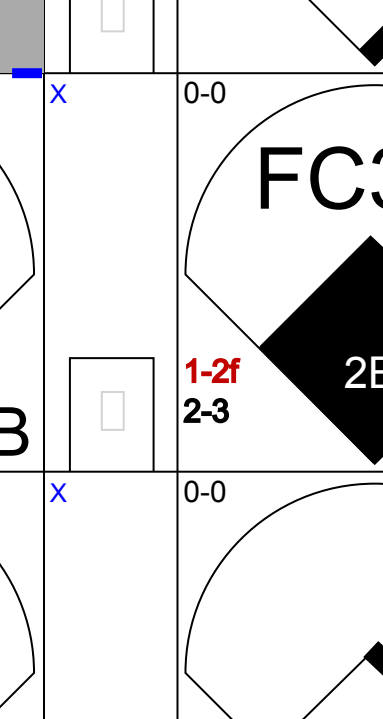
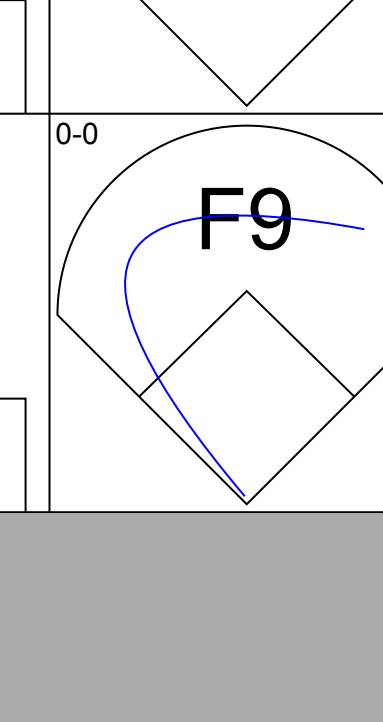
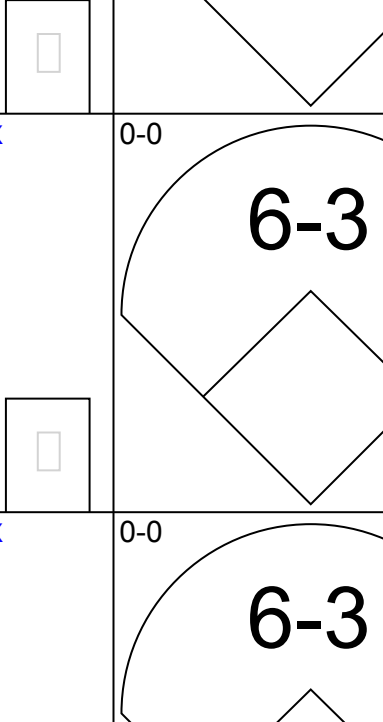
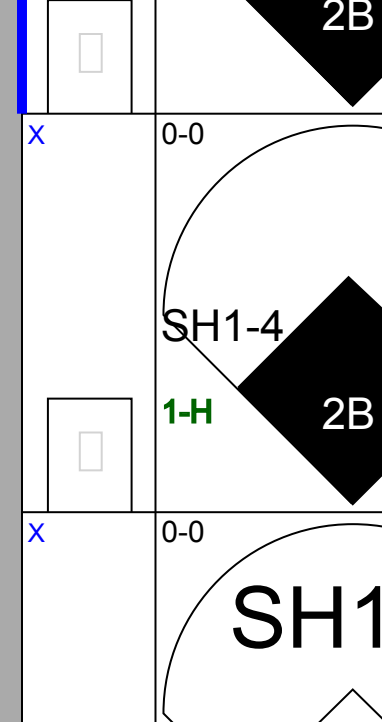
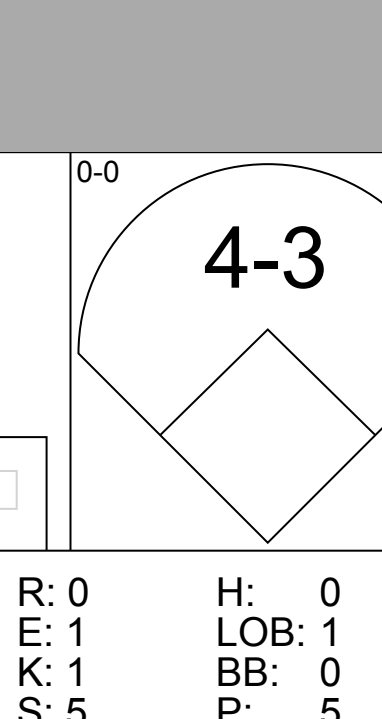
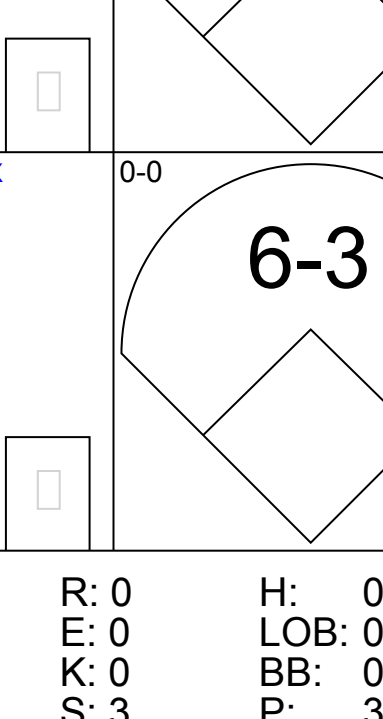
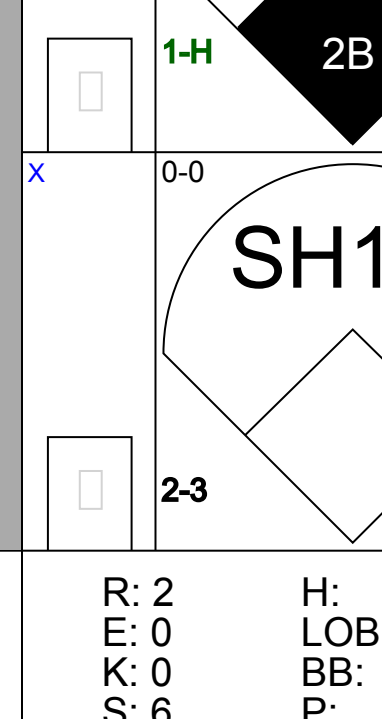
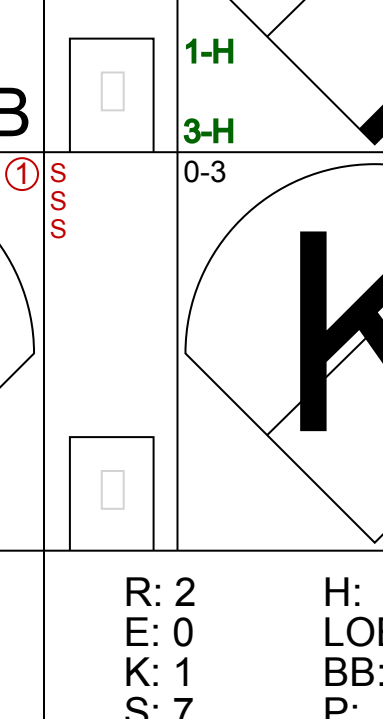
AB	36
R	6
H	11
RBI	5
BB	2
SO	5
LOB	13



Batter	1	2	3	4	5	6	7	8	9	AB	R	H	RBI	BB	SO	LOB	TOP				
Al Heist, R OBP: 0.339, SLG: 0.386 (1, 8)										4	1	1	0	1	1	0	Chicago Cubs @ Cincinnati Reds Crosley Field, Cincinnati, OH Tue Sep 12 1961, 7:05 PM EDT Att: 12,487 - Cloudy - 85 F				
Don Zimmer, R OBP: 0.300, SLG: 0.408 (1, 4)										5	0	3	0	0	0	2					
Billy Williams, L OBP: 0.343, SLG: 0.494 (1, 7)										5	0	1	0	0	0	4					
14 Ernie Banks, R OBP: 0.355, SLG: 0.520 (1, 6)										5	0	2	1	0	1	3					
Ron Santo, R OBP: 0.366, SLG: 0.491 (1, 5)										3	0	0	0	1	1	3					
George Altman, L OBP: 0.352, SLG: 0.563 (1, 9)										4	1	2	0	0	0	1					
Andre Rodgers, R OBP: 0.338, SLG: 0.431 (1, 3)										4	0	1	1	0	2	3					
Dick Bertell, R OBP: 0.312, SLG: 0.339 (1, 2)										3	0	0	0	1	0	2					
Dick Ellsworth, L OBP: 0.298, SLG: 0.093 (6, 1)										2	0	0	0	0	1	3					
Don Elston, R OBP: 0.182, SLG: 0.182 (7, PH)										0	0	0	0	0	0	0					
Richie Ashburn, L OBP: 0.322, SLG: 0.322 (7, PH)										1	0	0	0	0	0	0					
Barney Schultz, R OBP: 0.355, SLG: 0.188 (7, 1)										0	0	0	0	0	0	0					
Jim Brewer, L OBP: 0.352, SLG: 0.182 (7, 1)										0	0	0	0	0	0	0					
Jim McAnamy, R OBP: 0.370, SLG: 0.298 (6, PH)										0	0	0	0	1	0	0					
Inning Stats	R: 0 E: 0 K: 1 S: 5	H: 0 LOB: 0 BB: 0 P: 5	R: 0 E: 1 K: 3 S: 11	H: 2 LOB: 3 BB: 1 P: 15	R: 0 E: 0 K: 0 S: 4	H: 1 LOB: 1 BB: 0 P: 4	R: 0 E: 0 K: 1 S: 5	H: 0 LOB: 1 BB: 1 P: 9	R: 0 E: 0 K: 0 S: 4	H: 1 LOB: 1 BB: 0 P: 4	R: 1 E: 0 K: 1 S: 7	H: 2 LOB: 1 BB: 0 P: 7	R: 1 E: 0 K: 0 S: 5	H: 2 LOB: 2 BB: 1 P: 9	R: 0 E: 0 K: 0 S: 3	H: 0 LOB: 0 BB: 0 P: 3	R: 0 E: 0 K: 0 S: 4	H: 2 LOB: 2 BB: 1 P: 8	1B: 8 2B: 2 3B: 0 HR: 0	SF: 0 SAC: 0 DP: 1 HBP: 0	WP: 0 PA: 40 PB: 0 SB: 0 CS: 0
PITCHER Jim O'Toole, L ERA: 3.13 (1, 1)	IP: 9.0 WLS: W BF: 40	H: 10 R: 2 ER: 2 SO: 6	BB: 3 IBB: 1 HBP: 0 BLK: 0	WP: 0 HR: 0 S: 48 P: 64	ERA: 2.00 WHIP: 1.444	PITCHER IP: WLS: BF: H: R: ER: SO: BB: IBB: HBP: BLK: WP: HR: S: P: ERA: WHIP															

AB	36
R	2
H	10
RBI	2
BB	4
SO	6
LOB	21



Batter	1	2	3	4	5	6	7	8	9	AB	R	H	RBI	BB	SO	LOB	BOTTOM		
Elio Chacon, R OBP: 0.387, SLG: 0.370 (1, 4)										3	2	1	0	0	1	0	Chicago Cubs @ Cincinnati Reds Crosley Field, Cincinnati, OH Tue Sep 12 1961, 7:05 PM EDT Att: 12,487 - Cloudy - 85 F		
Jerry Lynch, L OBP: 0.418, SLG: 0.658 (7, PH)										1	0	0	0	0	0	1			
Don Blasingame, L OBP: 0.288, SLG: 0.283 (8, 4)										0	0	0	0	0	0	0			
Eddie Kasko, R OBP: 0.325, SLG: 0.343 (1, 6)										3	0	1	1	0	0	1			
Vada Pinson, L OBP: 0.379, SLG: 0.508 (1, 8)										3	0	0	0	0	0	2			
Frank Robinson, R OBP: 0.410, SLG: 0.625 (1, 9)										3	1	2	1	1	0	0			
Wally Post, R OBP: 0.340, SLG: 0.587 (1, 7)										4	1	2	2	0	1	2			
Gene Freese, R OBP: 0.304, SLG: 0.463 (1, 5)										3	0	0	0	1	0	2			
Dick Gemert, R OBP: 0.333, SLG: 0.333 (1, 3)										2	0	0	0	0	0	0			
Gordy Coleman, L OBP: 0.337, SLG: 0.493 (8, 3)										2	2	1	0	0	0	2			
Darrell Johnson, R OBP: 0.283, SLG: 0.307 (1, 2)										4	1	2	3	0	0	0			
Jim O'Toole, S OBP: 0.184, SLG: 0.176 (1, 1)										3	0	0	0	0	1	1			
Inning Stats	R: 1 E: 1 K: 1 S: 7	H: 1 LOB: 1 BB: 0 P: 7	R: 0 E: 0 K: 0 S: 3	H: 0 LOB: 0 BB: 0 P: 3	R: 0 E: 1 K: 1 S: 5	H: 0 LOB: 1 BB: 0 P: 5	R: 1 E: 0 K: 0 S: 4	H: 1 LOB: 0 BB: 0 P: 4	R: 0 E: 0 K: 0 S: 3	H: 0 LOB: 0 BB: 0 P: 3	R: 1 E: 0 K: 0 S: 5	H: 2 LOB: 2 BB: 1 P: 9	R: 2 E: 0 K: 0 S: 6	H: 3 LOB: 1 BB: 0 P: 6	R: 2 E: 0 K: 1 S: 7	H: 2 LOB: 1 BB: 1 P: 11	1B: 4 2B: 4 3B: 0 HR: 1	SF: 0 SAC: 3 DP: 0 HBP: 0	WP: 0 PA: 36 PB: 0 SB: 0 CS: 0
PITCHER Dick Ellsworth, L ERA: 4.2 (1, 1)	IP: 5.2 WLS: L BF: 23	H: 4 R: 3 ER: 2 SO: 2	BB: 0 IBB: 0 HBP: 0 BLK: 0	WP: 0 HR: 1 S: 26 P: 30	ERA: 3.18 WHIP: 0.706	PITCHER IP: WLS: BF: H: R: ER: SO: BB: IBB: HBP: BLK: WP: HR: S: P: ERA: WHIP													
Don Elston, R ERA: 5.99 (6, 1)	0.1	1	0	0	0	0	0	0	0	0	0	1	1	0.00	0.000				
Barney Schultz, R ERA: 2.93 (7, 1)	0.1	3	2	2	2	0	0	0	0	0	0	3	3	54.00	6.000				
Jim Brewer, L ERA: 5.99 (7, 1)	1.2	9	3	2	2	1	1	0	0	0	0	10	14	10.80	2.400				

AB	31
R	7
H	9
RBI	7
BB	2
SO	3
LOB	11



Batter	1	2	3	4	5	6	7	8	9	AB	R	H	RBI	BB	SO	LOB	TOP				
Lou Brock, L (1,8) OBP: 0.167, SLG: 0.091 Bob Will, L (8,PH) OBP: 0.346, SLG: 0.342 Jim Brewer, L (8,1) OBP: 0.250, SLG: 0.182	K		L6			K		P4		3	0	0	0	0	2	1	Chicago Cubs @ San Francisco Giants Candlestick Park, San Francisco, CA Fri Sep 15 1961, 10:05 PM EDT Att: 9,850 - Cloudy - 75 F				
Ken Hubbs, R (1,4) OBP: 0.222, SLG: 0.333	K			L9			F9		K	4	0	0	0	0	2	0					
Billy Williams, L (1,7) OBP: 0.337, SLG: 0.485	P5			K			G3		4-3	4	0	0	0	0	1	0					
14 Ernie Banks, R (1,6) OBP: 0.355, SLG: 0.515		P3		6-3			4-3			4	0	1	0	0	0	0					
George Altman, L (1,9) OBP: 0.354, SLG: 0.565		G4-6-3 BB				G6-4-3 1B		L9	6-3	3	0	1	0	1	0	1					
Ron Santo, R (1,5) OBP: 0.369, SLG: 0.497		G4-6-3 1-2				G6-4-3 1-2		5-3		3	0	0	0	0	0	2					
Sammy Taylor, L (1,2) OBP: 0.336, SLG: 0.411				F9		K			2B 1B	3	1	1	0	0	1	0					
Ed Bouchee, L (1,3) OBP: 0.362, SLG: 0.406						P6 1B			1-H 2B	3	0	2	1	0	0	0					
Dick Drott, R (1,1) OBP: 0.273, SLG: 0.333 Richie Ashburn, L (8,PH) OBP: 0.377, SLG: 0.304				K					BB	2	0	0	0	0	2	1					
				K						0	0	0	0	1	0	0					
Inning Stats	R: 0 E: 0 K: 2 S: 7	H: 0 LOB: 0 BB: 0 P: 7	R: 0 E: 0 K: 0 S: 2	H: 0 LOB: 0 BB: 1 P: 6	R: 0 E: 0 K: 1 S: 6	H: 1 LOB: 1 BB: 0 P: 6	R: 0 E: 0 K: 1 S: 5	H: 0 LOB: 0 BB: 0 P: 5	R: 0 E: 0 K: 1 S: 5	H: 0 LOB: 0 BB: 0 P: 5	R: 0 E: 0 K: 0 S: 3	H: 0 LOB: 0 BB: 0 P: 3	R: 1 E: 0 K: 0 S: 5	H: 2 LOB: 2 BB: 1 P: 9	R: 0 E: 0 K: 1 S: 6	H: 1 LOB: 1 BB: 0 P: 6	1B: 4 2B: 1 3B: 0 HR: 0	SF: 0 SAC: 0 DP: 2 HBP: 0	WP: 0 PB: 0 SB: 0 CS: 0	PA: 32	
PITCHER	IP	WLS	BF	H	R	ER	SO	BB	IBB	HBP	BLK	WP	HR	S	P	ERA	WHIP				
Jack Sanford, R (1,1) ERA: 3.85 Stu Miller, R (8,1) ERA: 2.45	7.2	W	27	4	1	1	7	2	0	0	0	0	0	39	47	1.17	0.783				
	1.1	S	5	1	0	0	1	0	0	0	0	0	0	7	7	0.00	0.750				

AB	30
R	1
H	5
RBI	1
BB	2
SO	8
LOB	7



Batter	1	2	3	4	5	6	7	8	9	AB	R	H	RBI	BB	SO	LOB	BOTTOM				
Chuck Hiller, L (1,4) OBP: 0.322, SLG: 0.316	WP SF9 BB			BB	1-2 BB		SH3-4			0	1	0	0	3	0	0	Chicago Cubs @ San Francisco Giants Candlestick Park, San Francisco, CA Fri Sep 15 1961, 10:05 PM EDT Att: 9,850 - Cloudy - 75 F				
Matty Alou, L (1,9) OBP: 0.339, SLG: 0.451	K			BB	P3		S 1B			3	0	1	1	1	1	3					
Willie Mays, R (1,8) OBP: 0.395, SLG: 0.590	SF9			P4		6-3	F8			3	0	0	1	0	0	4					
Bob Farley, L (1,7) OBP: 0.167, SLG: 0.063 Felipe Alou, R (8,7) OBP: 0.320, SLG: 0.451	F8			K		6-3	F7			4	0	0	0	0	1	4					
										0	0	0	0	0	0	0					
Orlando Cepeda, R (1,3) OBP: 0.347, SLG: 0.584				P2		F9	F7		S SH1-4 6-3 1B	4	1	1	0	0	0	0					
Ed Bailey, L (1,2) OBP: 0.341, SLG: 0.409				P3		K			S SH1-4 1-2	3	0	0	0	0	1	0					
Jim Davenport, R (1,5) OBP: 0.347, SLG: 0.446				F8			P4		6-3	4	1	1	1	0	0	0					
Jose Pagan, R (1,6) OBP: 0.308, SLG: 0.330				E S BB	1-H HR		P3		1-3	3	1	1	2	1	0	0					
Jack Sanford, R (1,1) OBP: 0.247, SLG: 0.343 Stu Miller, R (8,1) OBP: 0.348, SLG: 0.263				6-3					SH3-4 1B BB	1	1	0	0	2	0	1					
										0	0	0	0	0	0	0					
Inning Stats	R: 1 E: 0 K: 1 S: 5	H: 0 LOB: 0 BB: 1 P: 9	R: 0 E: 0 K: 0 S: 3	H: 0 LOB: 0 BB: 0 P: 3	R: 0 E: 0 K: 1 S: 5	H: 0 LOB: 3 BB: 3 P: 17	R: 2 E: 0 K: 1 S: 7	H: 2 LOB: 2 BB: 2 P: 15	R: 0 E: 0 K: 0 S: 3	H: 0 LOB: 0 BB: 0 P: 3	R: 0 E: 0 K: 0 S: 3	H: 0 LOB: 0 BB: 0 P: 3	R: 1 E: 0 K: 0 S: 4	H: 1 LOB: 1 BB: 1 P: 8	R: 1 E: 0 K: 0 S: 4	H: 1 LOB: 0 BB: 0 P: 4	1B: 3 2B: 0 3B: 0 HR: 1	SF: 1 SAC: 2 DP: 0 HBP: 0	WP: 1 PB: 0 SB: 4 CS: 0	PA: 35	
PITCHER	IP	WLS	BF	H	R	ER	SO	BB	IBB	HBP	BLK	WP	HR	S	P	ERA	WHIP				
Dick Drott, R (1,1) ERA: 4.18 Jim Brewer, L (8,1) ERA: 6.02	7.0	L	31	3	4	4	3	7	0	0	0	0	0	4	4	9.00	1.429				
	1.0		4	1	1	1	0	0	0	0	0	0	0	4	4	9.00	1.000				



Batter	1	2	3	4	5	6	7	8	9	AB	R	H	RBI	BB	SO	LOB	TOP								
Richie Ashburn, L (1,8) OBP: 0.377, SLG: 0.306	4-3	F9					G4-3		E	5	0	2	1	0	0	3	Chicago Cubs @ San Francisco Giants Candlestick Park, San Francisco, CA Sat Sep 16 1961, 6:33 AM EDT Att: 8,564 - Cloudy - 64 F								
Don Zimmer, R (1,4) OBP: 0.298, SLG: 0.404						1-3			E	4	0	2	0	0	1	2									
Sammy Taylor, L (9, PH) OBP: 0.335, SLG: 0.409	14 BB								E	1	0	0	1	0	0	1									
Bob Anderson, R (9,1) OBP: 0.139, SLG: 0.200	14 BB								E	0	0	0	0	0	0	0									
Billy Williams, L (1,7) OBP: 0.338, SLG: 0.482	F7		P2				1-3		14 BB	3	0	0	0	2	0	4									
14 Ernie Banks, R (1,6) OBP: 0.357, SLG: 0.515	BB		P6						14 G5-4-3	4	0	2	0	1	0	4									
Ron Santo, R (1,5) OBP: 0.369, SLG: 0.494	1-2								14 BB	3	0	0	0	1	0	3									
George Altman, L (1,9) OBP: 0.353, SLG: 0.564	1-2								14 BB	4	1	1	0	0	2	3									
George Altman, L (1,9) OBP: 0.353, SLG: 0.564	K								1B	4	1	1	0	0	2	3									
André Rodgers, R (1,3) OBP: 0.345, SLG: 0.437									2B	4	1	3	0	0	0	0									
Cuno Barragan, R (1,2) OBP: 0.227, SLG: 0.333									WP	2	0	0	0	1	1	1									
Sammy Drake, S (7, PR)									2-3	0	0	0	0	0	0	0									
Dick Bertell, R (7,2) OBP: 0.316, SLG: 0.340									1B	1	1	1	1	0	0	0									
Dick Ellsworth, L (1,1) OBP: 0.113, SLG: 0.061									1B	1	0	0	0	0	1	1									
Jim McAnany, R (7, PH) OBP: 0.400, SLG: 0.444									E	1	0	0	0	0	0	2									
Don Elston, R (7,1) OBP: 0.182, SLG: 0.182									1B	0	0	0	0	0	0	0									
Al Heist, R (9, PH) OBP: 0.338, SLG: 0.384									1B	1	0	0	0	0	1	2									
Jerry Kindall, R (9,4) OBP: 0.298, SLG: 0.419									1-2	0	0	0	0	0	0	0									
Inning Stats	R: 0 E: 0 K: 1 S: 7	H: 2 LOB: 3 BB: 1 P: 11	R: 0 E: 0 K: 2 S: 8	H: 1 LOB: 1 BB: 0 P: 8	R: 0 E: 0 K: 0 S: 3	H: 1 LOB: 0 BB: 0 P: 3	R: 0 E: 0 K: 0 S: 3	H: 0 LOB: 0 BB: 0 P: 3	R: 0 E: 0 K: 1 S: 6	H: 1 LOB: 2 BB: 0 P: 7	R: 0 E: 0 K: 0 S: 5	H: 1 LOB: 0 BB: 0 P: 5	R: 0 E: 0 K: 0 S: 3	H: 1 LOB: 2 BB: 1 P: 7	R: 0 E: 0 K: 0 S: 2	H: 0 LOB: 1 BB: 2 P: 10	R: 3 E: 1 K: 1 S: 9	H: 4 LOB: 2 BB: 1 P: 13	1B: 9 2B: 2 3B: 0 HR: 0	SF: 0 SAC: 0 DP: 4 HBP: 1	WP: 1 PB: 0 SB: 0 CS: 0	PA: 40			
PITCHER	IP	WLS	BF	H	R	ER	SO	BB	IBB	HBP	BLK	WP	HR	S	P	ERA	WHIP								
Mike McCormick, L (1,1) ERA: 3.28	8.0		35	10	3	3	5	4	0	1	0	0	0	40	57	3.38	1.750								
Richard LeMay, L (9,1) ERA: 3.32	0.1	W	2	1	0	0	1	0	0	0	0	1	0	4	4	0.00	3.000								
Stu Miller, R (9,1) ERA: 2.44	0.2		3	0	0	0	0	0	1	0	0	0	0	2	6	0.00	0.000								

AB	34
R	3
H	11
RBI	3
BB	5
SO	6
LOB	26




Batter	1	2	3	4	5	6	7	8	9	AB	R	H	RBI	BB	SO	LOB	BOTTOM								
Harvey Kuenn, R (1,7) OBP: 0.328, SLG: 0.367	4-3 WP		L1-3				6-3			3	2	1	1	1	0	2	Chicago Cubs @ San Francisco Giants Candlestick Park, San Francisco, CA Sat Sep 16 1961, 6:33 AM EDT Att: 8,564 - Cloudy - 64 F								
Joey Amalfitano, R (1,4) OBP: 0.332, SLG: 0.321	4-3									4	1	2	0	0	0	1									
Willie Mays, R (1,8) OBP: 0.394, SLG: 0.587	1-3									4	0	1	0	0	0	2									
14 Felipe Alou, R (1,9) OBP: 0.322, SLG: 0.451	P4		L9							4	0	2	2	0	0	1									
14 Felipe Alou, R (1,9) OBP: 0.322, SLG: 0.451	1B									4	0	2	2	0	0	1									
Orlando Cepeda, R (1,3) OBP: 0.344, SLG: 0.580	3-H									4	0	0	0	0	1	3									
Jim Davenport, R (1,5) OBP: 0.346, SLG: 0.444										4	0	1	0	0	0	1									
Ed Bailey, L (1,2) OBP: 0.338, SLG: 0.405										4	0	0	0	0	1	2									
Jose Pagan, R (1,6) OBP: 0.306, SLG: 0.327										3	0	0	0	0	1	2									
Willie McCovey, L (9, PH) OBP: 0.348, SLG: 0.497										1	1	1	1	0	0	0									
Mike McCormick, L (1,1) OBP: 0.230, SLG: 0.214										3	0	2	0	0	0	0									
Richard LeMay, L (9,1) OBP: 0.143, SLG: 0.077										0	0	0	0	0	0	0									
Stu Miller, R (9,1) OBP: 0.348, SLG: 0.263										0	0	0	0	0	0	0									
Inning Stats	R: 1 E: 0 K: 1 S: 6	H: 1 LOB: 1 BB: 1 P: 10	R: 0 E: 0 K: 0 S: 3	H: 0 LOB: 0 BB: 0 P: 3	R: 0 E: 1 K: 0 S: 4	H: 1 LOB: 1 BB: 0 P: 4	R: 0 E: 0 K: 1 S: 7	H: 2 LOB: 2 BB: 0 P: 7	R: 0 E: 0 K: 0 S: 4	H: 2 LOB: 0 BB: 0 P: 4	R: 0 E: 0 K: 0 S: 3	H: 0 LOB: 0 BB: 0 P: 3	R: 0 E: 0 K: 1 S: 6	H: 1 LOB: 1 BB: 0 P: 6	R: 1 E: 0 K: 0 S: 5	H: 2 LOB: 1 BB: 0 P: 5	R: 1 E: 0 K: 0 S: 2	H: 1 LOB: 0 BB: 0 P: 2	1B: 7 2B: 2 3B: 0 HR: 2	SF: 0 SAC: 0 DP: 1 HBP: 0	WP: 1 PB: 0 SB: 0 CS: 0	PA: 35			
PITCHER	IP	WLS	BF	H	R	ER	SO	BB	IBB	HBP	BLK	WP	HR	S	P	ERA	WHIP								
Dick Ellsworth, L (1,1) ERA: 4.12	6.0		24	6	2	2	2	2	1	0	0	0	0	11	31	3.00	1.167								
Don Elston, R (7,1) ERA: 5.73	2.0		9	3	1	1	1	0	0	0	0	0	0	11	11	4.50	1.500								
Bob Anderson, R (9,1) ERA: 4.12	0.1	L	2	1	1	1	0	0	0	0	0	0	1	2	2	27.00	3.000								




Batter	1	2	3	4	5	6	7	8	9	AB	R	H	RBI	BB	SO	LOB	TOP					
Richie Ashburn, L (1, 8) OBP: 0.375, SLG: 0.309	0-3 K		0-0 4-3			0-0 6-3 SF7 2B		0-0 5-3		4	1	1	0	0	1	0	Chicago Cubs @ San Francisco Giants Candlestick Park, San Francisco, CA Sun Sep 17 1961, 6:33 AM EDT Att: 23,865 - Sunny - 68 F					
Don Zimmer, R (1, 4) OBP: 0.296, SLG: 0.400	0-3 K		0-0 P6			0-0 6-3			0-0 F8	4	0	0	0	0	1	1						
Billy Williams, L (1, 7) OBP: 0.339, SLG: 0.483	0-0 1B			0-0 G5-4-3 1B		0-0 SF7			0-3 K	3	0	2	1	0	1	0						
14 Ernie Banks, R (1, 6) OBP: 0.354, SLG: 0.511	0-3 K			0-0 F7		0-0 F9			0-0 6-3	4	0	0	0	0	1	2						
Ron Santo, R (1, 5) OBP: 0.367, SLG: 0.492		0-3 K		0-0 G5-4-3				0-0 F8		3	0	0	0	0	1	1						
George Altman, L (1, 9) OBP: 0.353, SLG: 0.565		0-3 K			0-0 4-3 6-3 2B			0-0 4-3		3	1	1	0	0	1	0						
Andre Rodgers, R (1, 3) OBP: 0.345, SLG: 0.432		4-0 FC6-4 BB			0-0 4-3			0-0 6-3		2	0	0	0	1	0	1						
Dick Bertell, R (1, 2) OBP: 0.313, SLG: 0.336		0-0 FC6-4			0-0 6-3			0-0 6-3		3	0	0	1	0	0	1						
Jack Curtis, L (1, 1) OBP: 0.275, SLG: 0.237			0-3 K					0-3 K		1	0	0	0	0	1	0						
Dick Burwell, R (3, 1)										1	0	0	0	0	1	0						
Don Elston, R (7, 1) OBP: 0.182, SLG: 0.182										0	0	0	0	0	0	0						
Ken Hubbs, R (8, PH) OBP: 0.200, SLG: 0.300										1	0	0	0	0	1	0						
Jim Brewer, L (8, 1) OBP: 0.250, SLG: 0.182										0	0	0	0	0	0	0						
Inning Stats	R: 0 E: 0 K: 3 S: 10	H: 1 LOB: 1 BB: 0 P: 10	R: 0 E: 0 K: 2 S: 7	H: 0 LOB: 1 BB: 1 P: 11	R: 0 E: 0 K: 1 S: 5	H: 0 LOB: 0 BB: 0 P: 5	R: 0 E: 0 K: 0 S: 3	H: 1 LOB: 0 BB: 0 P: 3	R: 1 E: 0 K: 1 S: 6	H: 1 LOB: 0 BB: 0 P: 6	R: 1 E: 0 K: 0 S: 4	H: 0 LOB: 0 BB: 0 P: 4	R: 0 E: 0 K: 0 S: 3	H: 0 LOB: 0 BB: 0 P: 3	R: 0 E: 0 K: 1 S: 5	H: 0 LOB: 0 BB: 0 P: 5	R: 0 E: 0 K: 1 S: 5	H: 0 LOB: 0 BB: 0 P: 5	1B: 2 2B: 2 3B: 0 HR: 0	SF: 1 SAC: 0 DP: 1 HBP: 0	WP: 0 PB: 0 SB: 0 CS: 0	PA: 31
PITCHER Billy O'Dell, L (1, 1) ERA: 4.29	IP: 9.0 WLS: W BF: 31 H: 4 R: 2 ER: 2 SO: 9 BB: 1 IBB: 0 HBP: 0 BLK: 0 WP: 0 HR: 0 S: 48 P: 52 ERA: 2.00 WHIP: 0.556															PITCHER						

AB 29
R 2
H 4
RBI 2
BB 1
SO 9
LOB 6



Batter	1	2	3	4	5	6	7	8	9	AB	R	H	RBI	BB	SO	LOB	BOTTOM			
Harvey Kuenn, R (1, 7) OBP: 0.329, SLG: 0.367	0-0 E9 6-3 1B			0-0 4-3		0-0 P3		0-0 FC6-4		5	1	2	1	0	0	1	Chicago Cubs @ San Francisco Giants Candlestick Park, San Francisco, CA Sun Sep 17 1961, 6:33 AM EDT Att: 23,865 - Sunny - 68 F			
Joey Amalfitano, R (1, 4) OBP: 0.330, SLG: 0.318	0-0 6-3			0-0 1-3			4-0 BB	0-3 K		4	1	0	1	1	1	3				
Ernie Bowman, R (9, 4) OBP: 0.257, SLG: 0.353		0-0 6-3					0-0 BB			0	0	0	0	0	0	0				
Willie Mays, R (1, 8) OBP: 0.396, SLG: 0.588	0-0 1B 2B		0-0 HR	0-0 P6		0-0 P6		0-3 K		4	2	2	0	1	1	1				
Felipe Alou, R (1, 9) OBP: 0.328, SLG: 0.468	0-0 1B		0-0 HR		0-0 WP SF8 2B		0-0 FC3-6 1B			4	2	4	4	0	0	0				
Orlando Cepeda, R (1, 3) OBP: 0.344, SLG: 0.577	0-0 G4-3-6		0-0 S 1B BB		0-0 6-3		0-3 K			3	1	0	0	1	1	4				
Jim Davenport, R (1, 5) OBP: 0.345, SLG: 0.441		0-0 4-3	4-0 L3 BB		0-0 SF8		0-0 FC3-6 HBP			2	0	0	1	1	0	2				
Ed Bailey, L (1, 2) OBP: 0.339, SLG: 0.402		4-0 1B BB	0-0 L3		0-0 F7		1-0 HBP			2	1	0	0	1	0	2				
Jose Pagan, R (1, 6) OBP: 0.308, SLG: 0.329		0-0 1B	0-0 1B			0-0 5-3		0-0 L9		4	0	2	1	0	0	3				
Billy O'Dell, S (1, 1) OBP: 0.161, SLG: 0.138		0-3 K	0-0 P5			0-0 1-3				4	0	1	0	0	1	3				
Inning Stats	R: 2 E: 1 K: 0 S: 5	H: 3 LOB: 0 BB: 0 P: 5	R: 1 E: 0 K: 1 S: 7	H: 2 LOB: 2 BB: 1 P: 11	R: 3 E: 0 K: 0 S: 5	H: 3 LOB: 1 BB: 2 P: 13	R: 0 E: 0 K: 0 S: 3	H: 0 LOB: 0 BB: 0 P: 3	R: 1 E: 0 K: 0 S: 4	H: 1 LOB: 0 BB: 0 P: 4	R: 0 E: 0 K: 0 S: 3	H: 0 LOB: 0 BB: 0 P: 3	R: 1 E: 0 K: 1 S: 6	H: 1 LOB: 3 BB: 2 P: 15	R: 0 E: 0 K: 2 S: 8	H: 1 LOB: 1 BB: 0 P: 8	1B: 8 2B: 3 3B: 0 HR: 1	SF: 1 SAC: 0 DP: 2 HBP: 1	WP: 1 PB: 0 SB: 2 CS: 0	PA: 39
PITCHER Jack Curtis, L (1, 1) ERA: 4.76	IP: 2.0 WLS: L BF: 13 H: 7 R: 5 ER: 5 SO: 1 BB: 1 IBB: 0 HBP: 0 BLK: 0 WP: 1 HR: 0 S: 14 P: 18 ERA: 22.50 WHIP: 4.000															PITCHER				
Dick Burwell, R (3, 1) ERA: 9.0	IP: 4.0 WLS: L BF: 18 H: 3 R: 3 ER: 3 SO: 0 BB: 4 IBB: 0 HBP: 0 BLK: 0 WP: 0 HR: 0 S: 14 P: 30 ERA: 6.75 WHIP: 1.750															PITCHER				
Don Elston, R (7, 1) ERA: 5.67	IP: 1.0 WLS: L BF: 4 H: 0 R: 0 ER: 0 SO: 1 BB: 0 IBB: 0 HBP: 0 BLK: 0 WP: 0 HR: 0 S: 5 P: 6 ERA: 0.00 WHIP: 0.000															PITCHER				
Jim Brewer, L (8, 1) ERA: 5.95	IP: 1.0 WLS: L BF: 4 H: 1 R: 0 ER: 0 SO: 2 BB: 0 IBB: 0 HBP: 0 BLK: 0 WP: 0 HR: 0 S: 8 P: 8 ERA: 0.00 WHIP: 1.000															PITCHER				

AB 32
R 8
H 11
RBI 8
BB 5
SO 4
LOB 19



Batter	1	2	3	4	5	6	7	8	9	AB R H RBI BB SO LOB	TOP											
Richie Ashburn, L (1, 8) OBP: 0.374, SLG: 0.306	4-0 BB 14 G1-4-3		3-3 K		1-2 G3		1-3 K			3 0 0 0 1 2 1	Chicago Cubs @ Los Angeles Dodgers Los Angeles Memorial Coliseum, Los Angeles, CA Mon Sep 18 1961, 10:05 PM EDT Att: 10,409 - Unknown - 60 F											
Don Zimmer, R (1, 4) OBP: 0.295, SLG: 0.405	2-2 P6		0-0 F6			3-2 HR	0-3 K			4 1 1 1 0 1 2												
14 Ernie Banks, R (1, 6) OBP: 0.352, SLG: 0.506	0-1 G1-4-3		0-0 F8			0-3 K		2-3 K		4 0 0 0 0 2 1												
George Altman, L (1, 9) OBP: 0.352, SLG: 0.568		0-1 F8		3-1 P4		2-0 HR		3-1 F8		4 1 1 1 0 0 0												
Billy Williams, L (1, 7) OBP: 0.338, SLG: 0.481		0-1 BB HR 1B		0-3 K		0-3 K		0-0 1-3		4 1 1 0 0 2 0												
Ron Santo, R (1, 5) OBP: 0.369, SLG: 0.493		4-0 HR BB 1B		1-1 1B		3-2 FC6-4 1B				3 1 2 0 1 0 0												
Sammy Taylor, L (1, 2) OBP: 0.329, SLG: 0.402		0-3 K		0-0 F9		0-2 FC6-4 1-2		2-2 4-3		4 0 0 0 0 1 4												
Ed Bouchee, L (1, 3) OBP: 0.366, SLG: 0.420		3-2 HR 2H		2-2 F5		3-2 SH2-4 1B		0-0 E 1B		4 1 3 3 0 0 0												
Don Cardwell, R (1, 1) OBP: 0.177, SLG: 0.247		3-3 K		0-3 K		0-0 SH2-4 1-2		2-3 K SAFE		3 0 0 0 0 3 1												
Inning Stats	R: 0 E: 0 K: 0 S: 5	H: 0 LOB: 0 BB: 1 P: 11	R: 3 E: 0 K: 2 S: 13	H: 2 LOB: 0 BB: 1 P: 23	R: 0 E: 0 K: 1 S: 6	H: 0 LOB: 0 BB: 0 P: 9	R: 0 E: 0 K: 1 S: 8	H: 1 LOB: 1 BB: 0 P: 12	R: 0 E: 0 K: 1 S: 10	H: 0 LOB: 0 BB: 0 P: 13	R: 2 E: 0 K: 2 S: 16	H: 3 LOB: 1 BB: 0 P: 24	R: 0 E: 0 K: 2 S: 13	H: 1 LOB: 0 BB: 0 P: 17	R: 0 E: 0 K: 1 S: 6	H: 0 LOB: 0 BB: 0 P: 11	R: 0 E: 1 K: 1 S: 10	H: 1 LOB: 1 BB: 0 P: 15	1B: 5 2B: 0 3B: 0 HR: 3	SF: 0 SAC: 1 DP: 1 HBP: 0	WP: 0 PB: 0 SB: 0 CS: 0	PA: 36
PITCHER	IP WLS BF H R ER SO BB IBB HBP BLK WP HR S P ERA WHIP											PITCHER	IP WLS BF H R ER SO BB IBB HBP BLK WP HR S P ERA WHIP									
Phil Ortega, R (1, 1) ERA: 8.59	5.1 L 22 5 5 5 6 2 0 0 0 0 0 3 49 80 8.44 1.312																					
Ron Perranoski, L (6, 1) ERA: 2.59	1.2 7 2 0 0 3 0 0 0 0 0 0 0 22 29 0.00 1.200																					
Ed Roebuck, R (8, 1) ERA: 6.0	2.0 7 1 0 0 2 0 0 0 0 0 0 0 16 26 0.00 0.500																					

Batter	1	2	3	4	5	6	7	8	9	AB R H RBI BB SO LOB	BOTTOM											
Maury Wills, S (1, 6) OBP: 0.348, SLG: 0.339	1-1 S 2B 1B	1-0 S 1B			0-1 B3		4-1 1B BB		0-1 P6	4 1 2 0 1 0 0	Chicago Cubs @ Los Angeles Dodgers Los Angeles Memorial Coliseum, Los Angeles, CA Mon Sep 18 1961, 10:05 PM EDT Att: 10,409 - Unknown - 60 F											
Jim Gilliam, S (1, 4) OBP: 0.350, SLG: 0.333	0-2 L7	3-1 G3			2-1 L9		1-1 F9			4 0 0 0 0 0 3												
Wally Moon, L (1, 7) OBP: 0.432, SLG: 0.514	4-0 2B 1-2 1B BB		4-1 G1-6-3 BB			1-3 K	0-0 1-2 1B			2 1 1 0 2 1 0												
Duke Snider, L (1, 9) OBP: 0.371, SLG: 0.543	1-1 1B 2B		0-0 G1-6-3 1-2			1-3 K	0-0 2-3			4 1 1 1 0 1 3												
Ron Fairly, L (1, 8) OBP: 0.445, SLG: 0.542	1-1 F2		3-1 G3			0-0 HBP BB 1B		0-1 FC6-4 1B		4 0 2 0 0 0 2												
Norm Larker, L (1, 3) OBP: 0.326, SLG: 0.386	2-1 1B		4-2 G1-4-3 BB			4-2 HBP BB		3-2 FC6-4 G6-4-3 1-2		2 0 1 2 2 0 1												
Daryl Spencer, R (1, 5) OBP: 0.341, SLG: 0.390	5-3		0-1 G1-4-3 1-2			3-2 HBP		1-1 G6-4-3 1-2		3 0 0 0 0 0 3												
Norm Sherry, R (1, 2) OBP: 0.313, SLG: 0.400			0-3 K		3-3 K		0-0 5-3		1-3 K	4 0 0 0 0 3 3												
Phil Ortega, R (1, 1) OBP: 0.333, SLG: 0.333			1-1 4-3			1-3 K		3-3 K		2 0 0 0 0 1 0												
Ron Perranoski, L (6, 1) OBP: 0.214, SLG: 0.083										0 0 0 0 0 0 0												
Bob Aspromonte, R (7, PH) OBP: 0.275, SLG: 0.255										1 0 0 0 0 0 0												
Ed Roebuck, R (8, 1) OBP: 0.346, SLG: 0.473										0 0 0 0 0 0 0												
John Roseboro, L (9, PH) OBP: 0.346, SLG: 0.473										1 0 0 0 0 1 0												
Inning Stats	R: 3 E: 0 K: 0 S: 12	H: 3 LOB: 1 BB: 1 P: 24	R: 0 E: 0 K: 1 S: 8	H: 1 LOB: 0 BB: 0 P: 13	R: 0 E: 0 K: 1 S: 4	H: 0 LOB: 0 BB: 1 P: 11	R: 0 E: 0 K: 1 S: 8	H: 0 LOB: 0 BB: 1 P: 15	R: 0 E: 0 K: 1 S: 7	H: 0 LOB: 0 BB: 0 P: 10	R: 0 E: 0 K: 2 S: 12	H: 1 LOB: 3 BB: 1 P: 21	R: 0 E: 0 K: 0 S: 7	H: 1 LOB: 2 BB: 1 P: 13	R: 0 E: 0 K: 0 S: 7	H: 1 LOB: 0 BB: 0 P: 11	R: 0 E: 0 K: 2 S: 8	H: 0 LOB: 0 BB: 0 P: 12	1B: 6 2B: 1 3B: 0 HR: 0	SF: 0 SAC: 0 DP: 3 HBP: 1	WP: 0 PB: 0 SB: 2 CS: 0	PA: 37
PITCHER	IP WLS BF H R ER SO BB IBB HBP BLK WP HR S P ERA WHIP											PITCHER	IP WLS BF H R ER SO BB IBB HBP BLK WP HR S P ERA WHIP									
Don Cardwell, R (1, 1) ERA: 3.74	9.0 W 37 7 3 3 7 5 0 1 0 0 0 0 73 130 3.00 1.333																					



Batter	1	2	3	4	5	6	7	8	9	AB	R	H	RBI	BB	SO	LOB	TOP				
Richie Ashburn, L OBP: 0.377, SLG: 0.306 (1, 8)	4-2 5-3 BB 14 3B		4-1 5-3 BB	0-1 L5			1-1 E S 1B		2-2 E4 14 HR	3	2	1	0	2	0	0					
Don Zimmer, R OBP: 0.294, SLG: 0.410 (1, 4)	3-2 5-3		0-0 5-3		1-0 HR		0-2 F7		0-1 5-3	5	1	1	1	0	0	4					
14 Ernie Banks, R OBP: 0.352, SLG: 0.515 (1, 6)	3-1 2H 3B		0-0 P3		1-1 P3		2-0 P3		1-0 HR	5	1	2	3	0	0	2					
George Altman, L OBP: 0.352, SLG: 0.566 (1, 9)	1-2 P5		0-1 F7		3-2 1B		2-1 F5		4-2 1B BB	4	0	1	0	1	0	3					
Billy Williams, L OBP: 0.341, SLG: 0.488 (1, 7)	0-2 1-3			3-2 HR	2-2 1B			1-2 L5	0-1 BB	5	1	3	1	0	0	1					
Ron Santo, R OBP: 0.366, SLG: 0.488 (1, 5)		2-2 6-3		3-2 6-3	3-1 G1-4-3 1B			1-0 5-3	0-1 F3	5	0	0	0	0	0	4					
Sammy Taylor, L OBP: 0.328, SLG: 0.396 (1, 2)		0-3 K		2-3 K		0-0 L8		1-0 HBP		3	0	0	0	0	2	0					
Ed Bouchee, L OBP: 0.368, SLG: 0.418 (1, 3)		4-2 BB		4-2 HR BB		0-0 3-1		1-3 K		2	1	0	0	2	1	1					
Bob Anderson, R OBP: 0.150, SLG: 0.282 (1, 1)		2-2 5-3		0-1 1-H HR		1-3 K			2-2 F7	4	1	1	2	0	1	1					
Inning Stats	R: 1 E: 0 K: 0 S: 16	H: 1 LOB: 1 BB: 1 P: 27	R: 0 E: 0 K: 1 S: 11	H: 0 LOB: 1 BB: 1 P: 19	R: 0 E: 0 K: 0 S: 5	H: 0 LOB: 1 BB: 1 P: 9	R: 3 E: 0 K: 1 S: 15	H: 2 LOB: 0 BB: 1 P: 27	R: 1 E: 0 K: 0 S: 11	H: 3 LOB: 1 BB: 0 P: 21	R: 0 E: 0 K: 0 S: 8	H: 1 LOB: 1 BB: 0 P: 13	R: 0 E: 0 K: 1 S: 7	H: 0 LOB: 1 BB: 0 P: 11	R: 2 E: 1 K: 0 S: 16	H: 2 LOB: 2 BB: 1 P: 25	1B: 4 2B: 0 3B: 1 HR: 4	SF: 0 SAC: 0 DP: 1 HBP: 1	WP: 0 PB: 0 SB: 1 CS: 0	PA: 42	
PITCHER	IP	WLS	BF	H	R	ER	SO	BB	IBB	HBP	BLK	WP	HR	S	P	ERA	WHIP				
Stan Williams, R ERA: 4.01 (1, 1)	4.1	L	23	6	5	5	2	4	0	0	0	0	3	56	98	10.38	2.308				
Roger Craig, R ERA: 6.04 (5, 1)	1.2		4	0	0	0	1	0	0	0	0	0	0	7	11	0.00	0.000				
Don Drysdale, R ERA: 3.67 (7, 1)	3.0		15	3	2	0	1	1	0	1	0	0	1	31	49	0.00	1.333				

Chicago Cubs @ Los Angeles Dodgers
Los Angeles Memorial Coliseum, Los Angeles, CA
Tue Sep 19, 1961, 10:05 PM EDT
Att: 10,792 - Cloudy - 62 F

AB 36
R 7
H 9
RBI 7
BB 5
SO 4
LOB 16

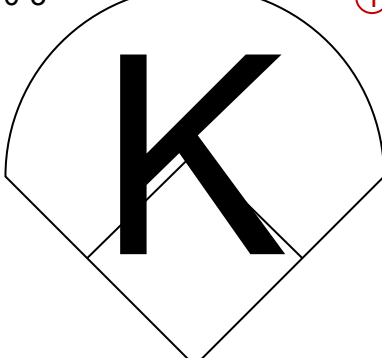
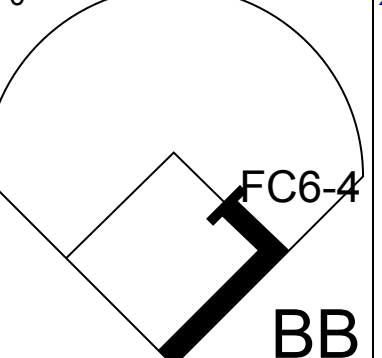
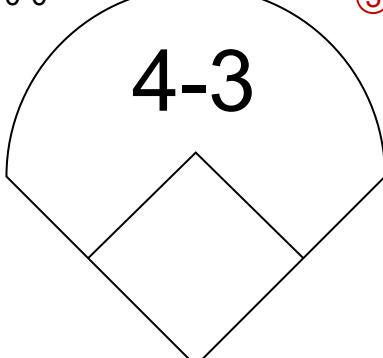
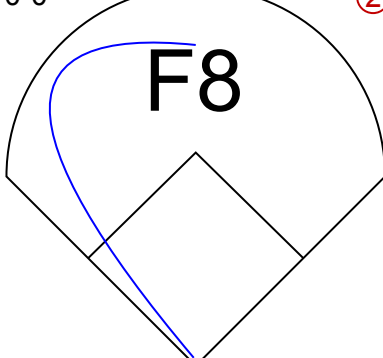

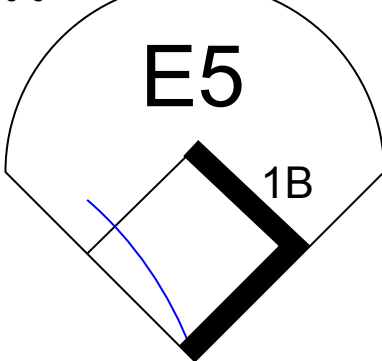
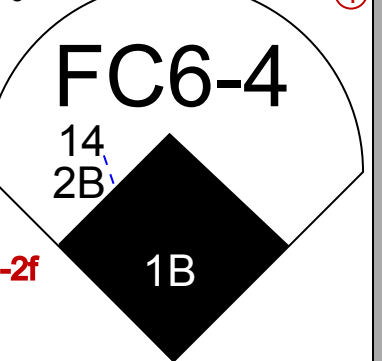
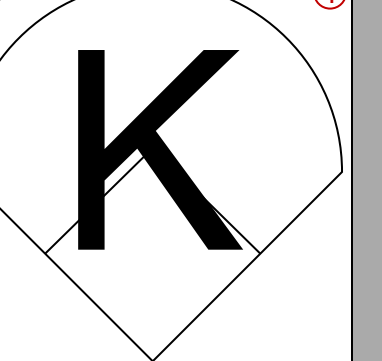
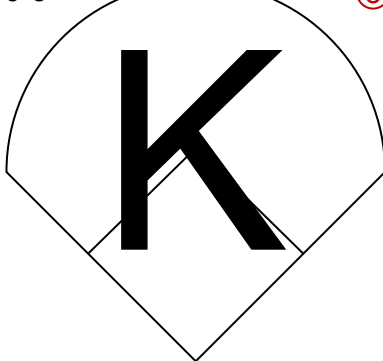
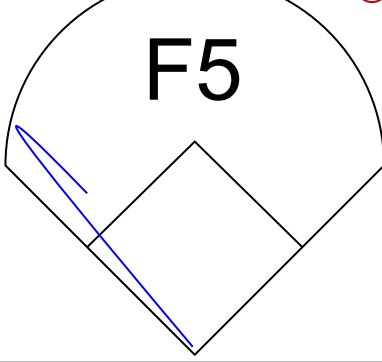
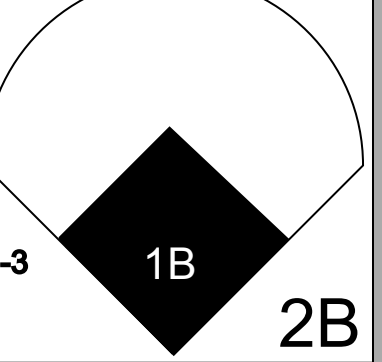
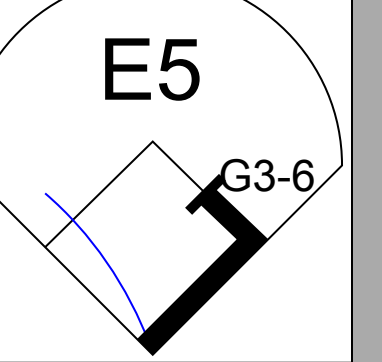
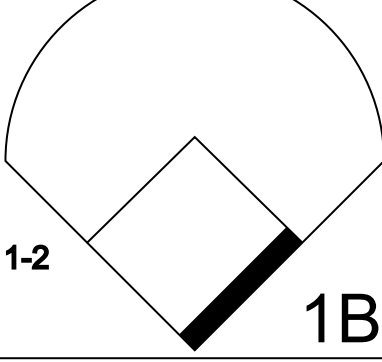
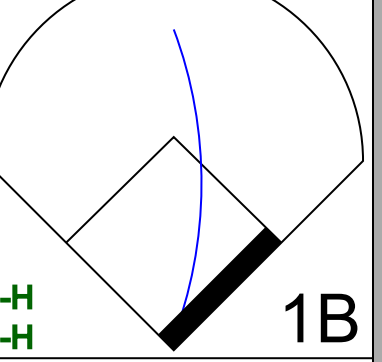
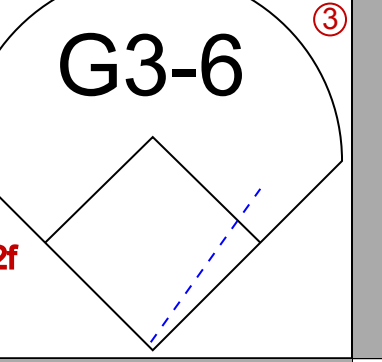
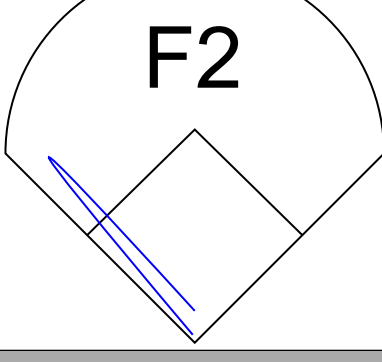
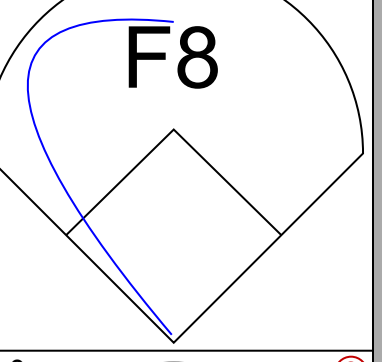
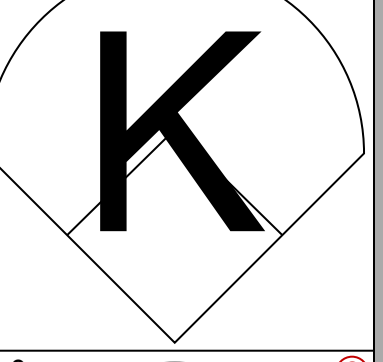
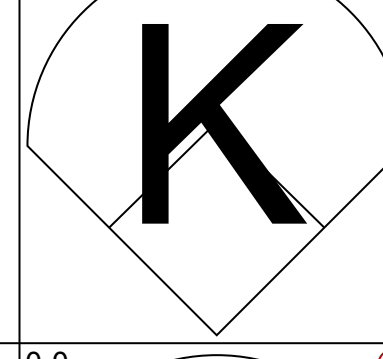
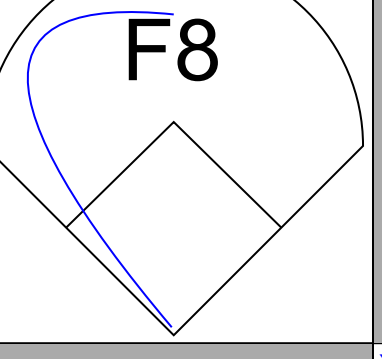
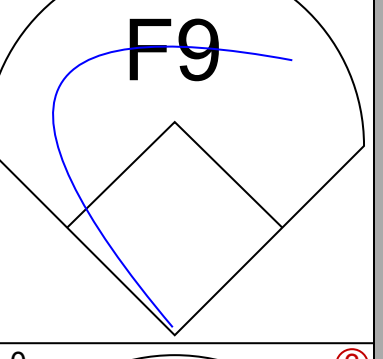
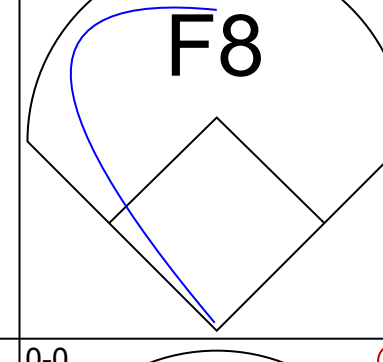
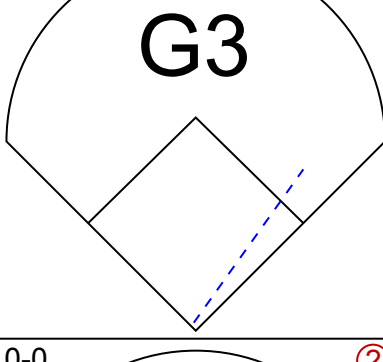
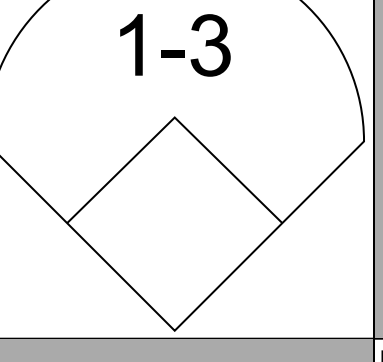
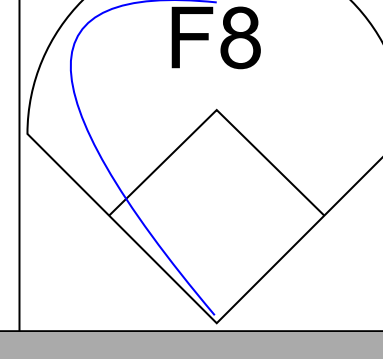
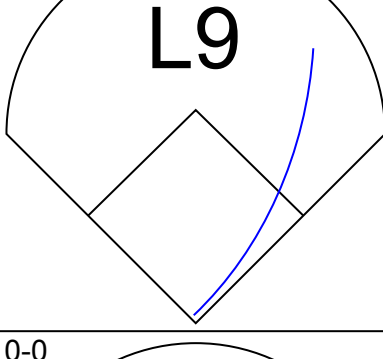
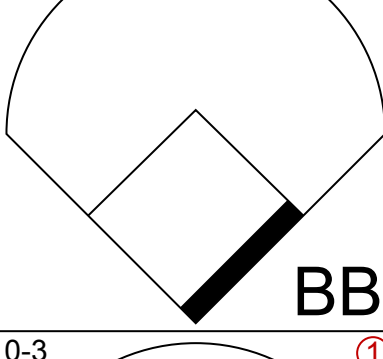
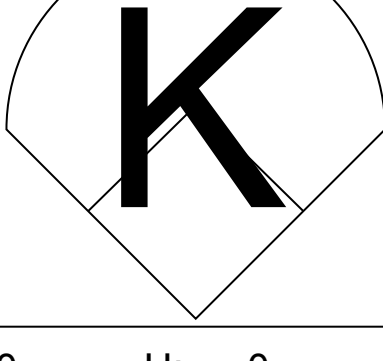
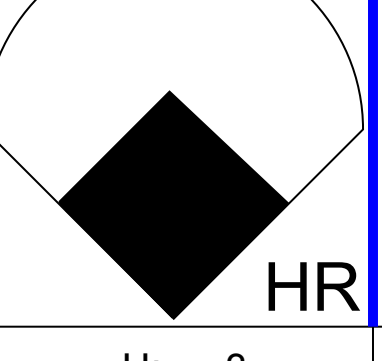


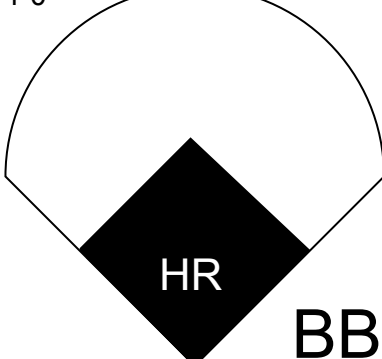
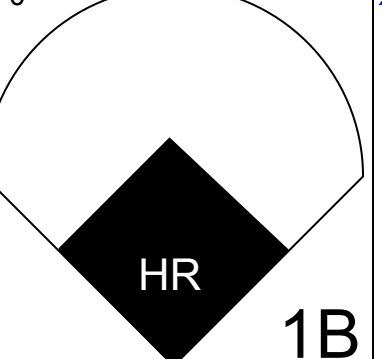
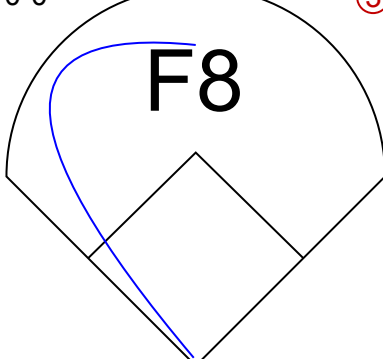
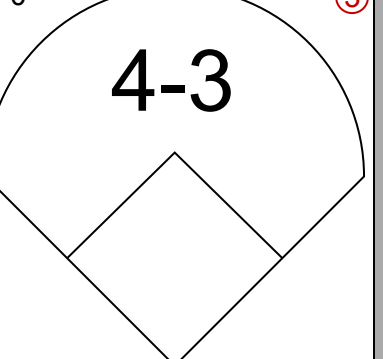

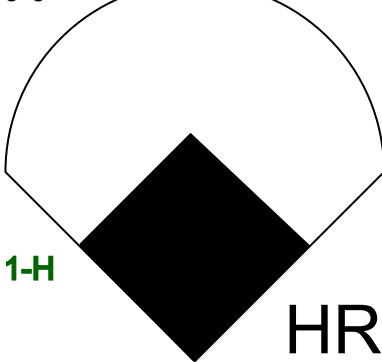
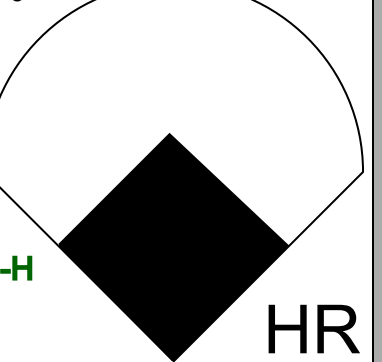
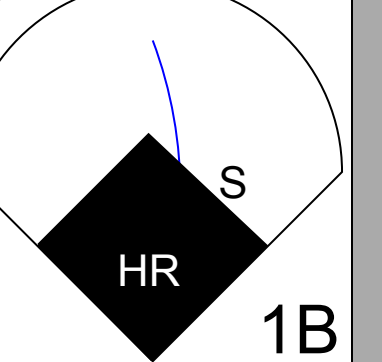
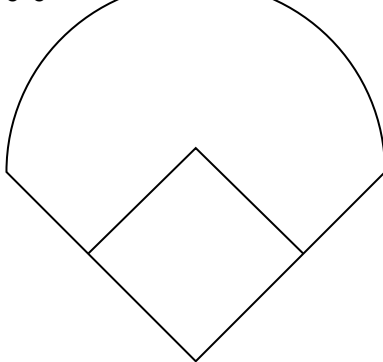
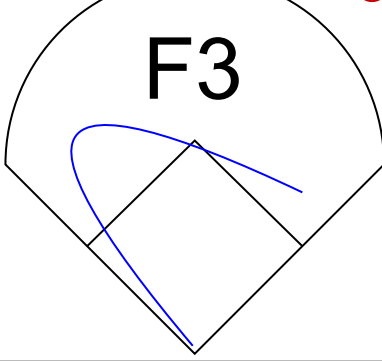
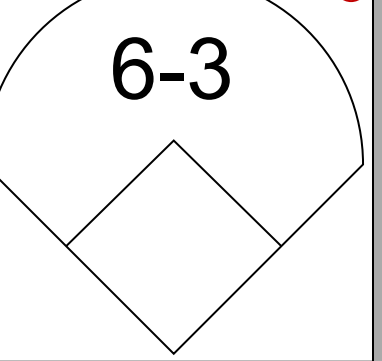

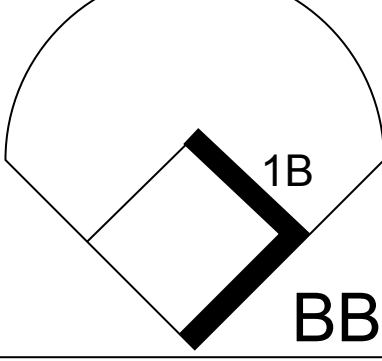
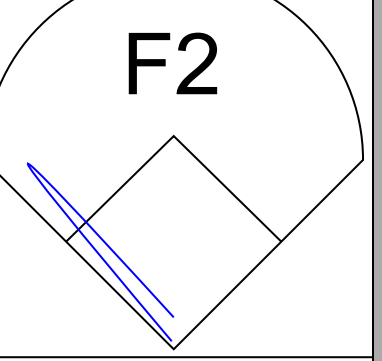
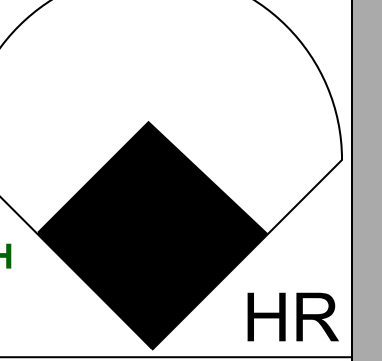
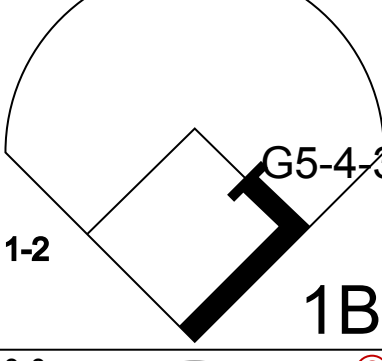
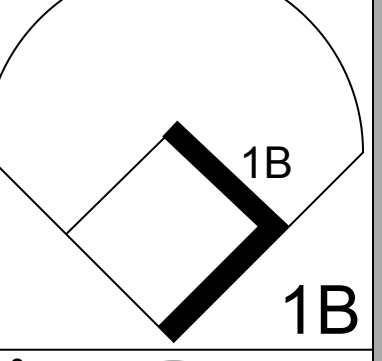
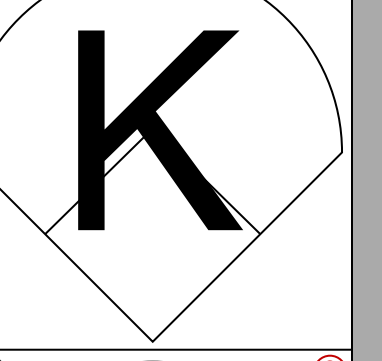
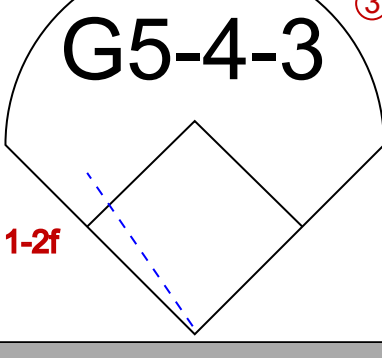
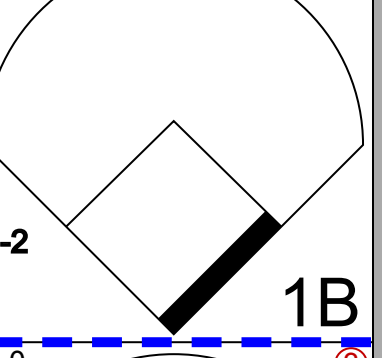
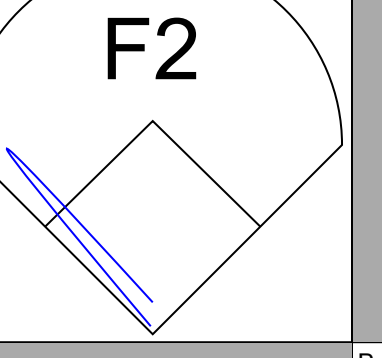
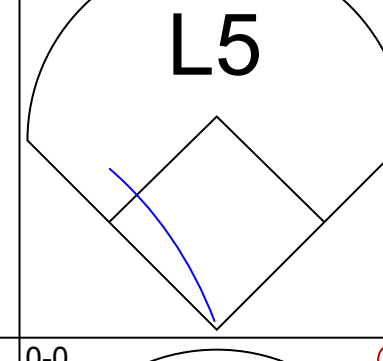
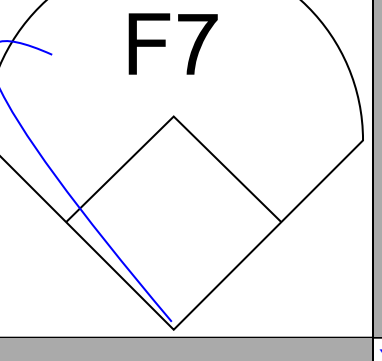
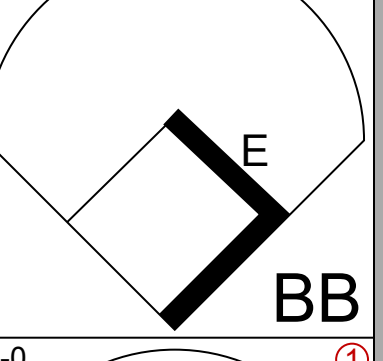
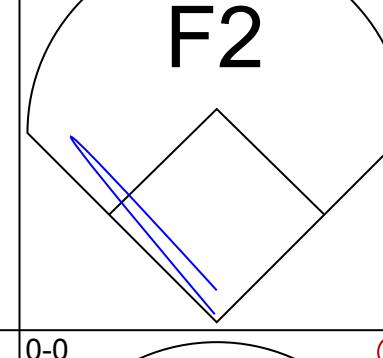
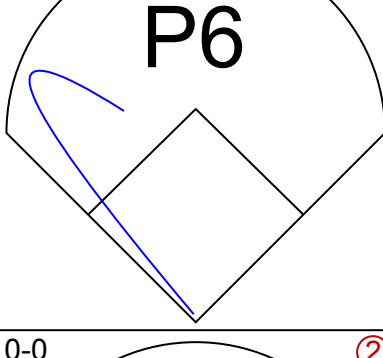
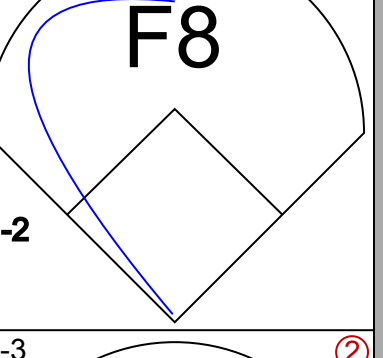
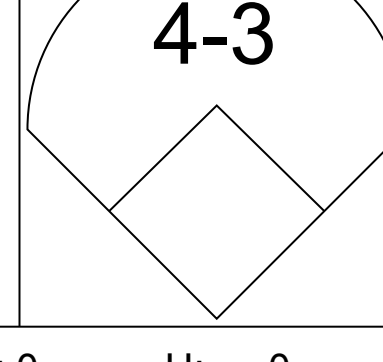
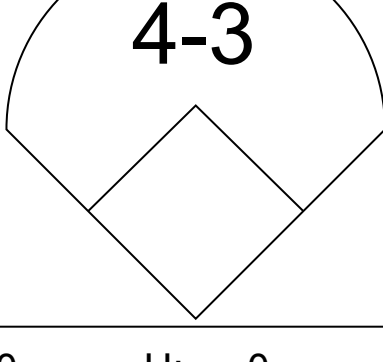

Batter	1	2	3	4	5	6	7	8	9	AB	R	H	RBI	BB	SO	LOB	BOTTOM					
Maury Wills, S OBP: 0.350, SLG: 0.340 (1, 6)	4-1 1B BB BB	0-0 G6-4-3 1B		3-2 FC6-4 2B			2-2 G6-4-3 1B		1-0 4-3	4	0	2	1	1	0	2						
Jim Gilliam, S OBP: 0.351, SLG: 0.335 (1, 7)	4-2 1B BB	2-1 F5		0-0 2B			1-1 G6-4-3		0-2 G3	4	0	1	1	1	0	5						
Ron Fairly, L OBP: 0.444, SLG: 0.551 (1, 8)	2-0 F7	0-1 G6-4-3		0-0 6-3			1-0 HR		4-1 1B BB	4	1	1	1	1	0	7						
Wally Moon, L OBP: 0.432, SLG: 0.512 (1, 9)	1-3 K		1-1 4-3		3-3 K		4-2 BB		0-1 1B	4	0	1	0	1	2	2						
Norm Larker, L OBP: 0.328, SLG: 0.386 (1, 3)	0-0 1B		0-1 FC4-6 1B		0-0 4-3		0-1 4-3		1-2 4-3	5	0	2	0	0	0	4						
Daryl Spencer, R OBP: 0.339, SLG: 0.387 (1, 5)	0-1 G3		0-0 FC4-6		3-2 6-3			2-1 G6-4-3 1B		2	0	0	0	0	0	4						
Bob Aspromonte, R OBP: 0.283, SLG: 0.265 (5, 5)			1-2 2-3							2	0	1	0	0	0	0						
Charlie Neal, R OBP: 0.299, SLG: 0.360 (1, 4)		2-1 SH 1B 1B	2-3 K		0-0 4-3			3-2 G6-4-3	4	1	1	0	0	1	2							
Norm Sherry, R OBP: 0.310, SLG: 0.394 (1, 2)		2-1 1B SH 1B		2-3 K		2-2 6-3		1-1 5-3		4	0	1	0	0	1	0						
Stan Williams, R OBP: 0.205, SLG: 0.155 (5, 1)		0-1 SH		2-1 FC6-4 1B		2-1 4-3		2-2 G3 2B		1	0	1	0	0	0	0						
Roger Craig, R OBP: 0.285, SLG: 0.185 (5, PH)										0	0	0	0	0	0	0						
Tim Harkness, L OBP: 0.235, SLG: 0.185 (5, PH)										0	0	0	0	0	0	0						
Don Drysdale, R OBP: 0.328, SLG: 0.396 (7, 1)										0	0	0	0	0	0	0						
Duke Snider, L OBP: 0.371, SLG: 0.550 (5, PH)										0	1	0	0	0	0	0						
Gordie Windham, R OBP: 0.400, SLG: 0.775 (5, PH)										0	1	0	0	0	0	0						
Inning Stats	R: 0 E: 0 K: 1 S: 10	H: 1 LOB: 3 BB: 2 P: 21	R: 1 E: 0 K: 0 S: 11	H: 3 LOB: 2 BB: 0 P: 17	R: 0 E: 0 K: 1 S: 8	H: 1 LOB: 1 BB: 0 P: 11	R: 0 E: 0 K: 1 S: 11	H: 2 LOB: 2 BB: 0 P: 18	R: 0 E: 0 K: 0 S: 9	H: 0 LOB: 0 BB: 0 P: 15	R: 0 E: 0 K: 0 S: 6	H: 0 LOB: 0 BB: 0 P: 10	R: 1 E: 0 K: 0 S: 12	H: 2 LOB: 1 BB: 1 P: 20	R: 0 E: 0 K: 0 S: 7	H: 1 LOB: 0 BB: 0 P: 13	R: 1 E: 0 K: 0 S: 15	H: 2 LOB: 3 BB: 1 P: 23	1B: 9 2B: 2 3B: 0 HR: 1	SF: 0 SAC: 1 DP: 3 HBP: 0	WP: 0 PB: 0 SB: 0 CS: 0	PA: 41
PITCHER	IP	WLS	BF	H	R	ER	SO	BB	IBB	HBP	BLK	WP	HR	S	P	ERA	WHIP					
Bob Anderson, R ERA: 4.05 (1, 1)	9.0	W	41	12	3	3	4	4	0	0	0	0	1	89	148	3.00	1.778					

Chicago Cubs @ Los Angeles Dodgers
Los Angeles Memorial Coliseum, Los Angeles, CA
Tue Sep 19, 1961, 10:05 PM EDT
Att: 10,792 - Cloudy - 62 F

AB 36
R 3
H 12
RBI 3
BB 4
SO 4
LOB 26



Batter	1	2	3	4	5	6	7	8	9	AB	R	H	RBI	BB	SO	LOB	TOP			
Danny Murphy, L (1, 9)										3	0	0	0	1	1	2	<p>Chicago Cubs @ Milwaukee Braves Milwaukee County Stadium, Milwaukee, WI</p> <p>Sat Sep 23 1961, 4:33 AM EDT Att: 8,706 - Cloudy - 55 F</p> <p>livebaseballscores.com</p> <p>AB 27 R 3 H 5 RBI 3 BB 2 SO 6 LOB 11</p> 			
Don Zimmer, R (1, 4) OBP: 0.291, SLG: 0.404										4	1	0	0	0	2	2				
14 Ernie Banks, R (1, 6) OBP: 0.350, SLG: 0.511										3	1	1	0	0	0	1				
George Altman, L (1, 8) OBP: 0.352, SLG: 0.562										3	0	2	2	0	0	1				
Billy Williams, L (1, 7) OBP: 0.337, SLG: 0.480										3	0	0	0	0	1	3				
Ron Santo, R (1, 5) OBP: 0.363, SLG: 0.488										3	0	0	0	0	1	1				
Sammy Taylor, L (1, 2) OBP: 0.324, SLG: 0.391										3	0	0	0	0	0	0				
Moe Morhardt, L (1, 3) OBP: 0.417, SLG: 0.222										2	0	0	0	1	0	0				
Jack Curtis, L (1, 1) OBP: 0.286, SLG: 0.300										1	1	1	1	0	0	0				
Dick Drott, R (3, 1) OBP: 0.304, SLG: 0.364										1	0	1	0	0	0	0				
Richie Ashburn, L (7, PH) OBP: 0.378, SLG: 0.306										1	0	0	0	0	1	1				
Inning Stats	R: 0 E: 1 K: 1 S: 7	H: 1 LOB: 2 BB: 0 P: 7	R: 0 E: 0 K: 1 S: 5	H: 0 LOB: 0 BB: 0 P: 5	R: 3 E: 0 K: 0 S: 6	H: 3 LOB: 1 BB: 1 P: 10	R: 0 E: 0 K: 0 S: 4	H: 1 LOB: 1 BB: 0 P: 4	R: 0 E: 1 K: 1 S: 5	H: 0 LOB: 0 BB: 0 P: 5	R: 0 E: 0 K: 1 S: 5	H: 0 LOB: 0 BB: 0 P: 5	R: 0 E: 0 K: 2 S: 7	H: 0 LOB: 1 BB: 1 P: 11			1B: 3 2B: 1 3B: 0 HR: 1	SF: 0 SAC: 0 DP: 1 HBP: 0	WP: 0 PB: 0 CS: 0	PA: 29
PITCHER Tony Cloninger, R (1, 1) ERA: 5.25	IP: 7.0 WLS: W BF: 29 H: 5 R: 3 ER: 3 SO: 6 BB: 2 IBB: 0 HBP: 0 BLK: 0 WP: 0 HR: 1 S: 39 P: 47 ERA: 3.86 WHIP: 1.000																			

Batter	1	2	3	4	5	6	7	8	9	AB	R	H	RBI	BB	SO	LOB	BOTTOM			
Al Spangler, L (1, 8) OBP: 0.422, SLG: 0.286										3	2	1	0	1	0	1	<p>Chicago Cubs @ Milwaukee Braves Milwaukee County Stadium, Milwaukee, WI</p> <p>Sat Sep 23 1961, 4:33 AM EDT Att: 8,706 - Cloudy - 55 F</p> <p>livebaseballscores.com</p> <p>AB 26 R 6 H 8 RBI 6 BB 3 SO 3 LOB 8</p> 			
Eddie Mathews, L (1, 5) OBP: 0.405, SLG: 0.537										4	3	3	4	0	0	0				
Hank Aaron, R (1, 9) OBP: 0.382, SLG: 0.595										3	0	0	0	0	1	1				
Joe Adcock, R (1, 3) OBP: 0.348, SLG: 0.506										2	1	1	2	1	0	0				
Joe Torre, R (1, 2) OBP: 0.324, SLG: 0.411										3	0	2	0	0	1	0				
Frank Thomas, R (1, 7) OBP: 0.328, SLG: 0.498										3	0	1	0	0	0	2				
Frank Bolling, R (1, 4) OBP: 0.329, SLG: 0.385										2	0	0	0	1	0	2				
Roy McMillan, R (1, 6) OBP: 0.312, SLG: 0.301										3	0	0	0	0	0	1				
Tony Cloninger, R (1, 1) OBP: 0.194, SLG: 0.167										3	0	0	0	0	1	1				
Inning Stats	R: 2 E: 0 K: 0 S: 4	H: 2 LOB: 1 BB: 2 P: 12	R: 0 E: 0 K: 0 S: 3	H: 0 LOB: 0 BB: 0 P: 3	R: 2 E: 0 K: 0 S: 7	H: 4 LOB: 2 BB: 0 P: 7	R: 0 E: 0 K: 0 S: 3	H: 0 LOB: 0 BB: 0 P: 3	R: 2 E: 1 K: 2 S: 9	H: 2 LOB: 0 BB: 0 P: 9	R: 0 E: 1 K: 1 S: 5	H: 0 LOB: 1 BB: 1 P: 9	R: 0 E: 0 K: 0 S: 0	H: 0 LOB: 0 BB: 0 P: 0				1B: 5 2B: 0 3B: 0 HR: 3	SF: 0 SAC: 0 DP: 1 HBP: 0	WP: 0 PB: 0 CS: 0
PITCHER Jack Curtis, L (1, 1) ERA: 4.89	IP: 2.2 WLS: L BF: 15 H: 6 R: 4 ER: 4 SO: 4 BB: 4 IBB: 0 HBP: 0 BLK: 0 WP: 0 HR: 2 S: 13 P: 21 ERA: 13.50 WHIP: 3.000																			
PITCHER Dick Drott, R (3, 1) ERA: 4.22	IP: 3.1 WLS: L BF: 14 H: 2 R: 2 ER: 2 SO: 3 BB: 1 IBB: 0 HBP: 0 BLK: 0 WP: 0 HR: 1 S: 18 P: 22 ERA: 5.40 WHIP: 0.900																			

Batter	1	2	3	4	5	6	7	8	9	AB	R	H	RBI	BB	SO	LOB	TOP			
Richie Ashburn, L (1,8) OBP: 0.374, SLG: 0.302	6-3		L9			4-3			4-3	4	0	0	0	0	0	0	Chicago Cubs @ Milwaukee Braves Milwaukee County Stadium, Milwaukee, WI Sun Sep 24 1961, 4:33 AM EDT Cloudy - 56 F			
Don Zimmer, R (1,4) OBP: 0.289, SLG: 0.400	K			5-3		6-3			5-3	4	0	0	0	0	1	0				
Billy Williams, L (1,7) OBP: 0.339, SLG: 0.481	1B			1B			4-3			3	0	2	0	0	0	0				
14 Ernie Banks, R (1,6) OBP: 0.348, SLG: 0.508	F7			K			L1			3	0	0	0	0	1	2				
Ron Santo, R (1,5) OBP: 0.362, SLG: 0.486		F9		P4			F7			3	0	0	0	0	0	1				
George Altman, L (1,9) OBP: 0.352, SLG: 0.559		CS BB		4-3				K		2	0	0	0	1	1	0				
Andre Rodgers, R (1,3) OBP: 0.338, SLG: 0.420		P2		K				F9		3	0	0	0	0	1	1				
Cuno Barragan, R (1,2) OBP: 0.241, SLG: 0.296	CS 1-2		K		F9			6-3		3	0	0	0	0	1	0				
Don Cardwell, R (1,1) OBP: 0.175, SLG: 0.244			K						K	1	0	0	0	0	1	0				
Don Elston, R (5,1) OBP: 0.182, SLG: 0.182						F9				0	0	0	0	0	0	0				
Ken Hubbs, R (6,PH) OBP: 0.182, SLG: 0.273										1	0	0	0	0	0	0				
Barney Schultz, R (6,1) OBP: 0.100, SLG: 0.100										0	0	0	0	0	0	0				
Neelson Mathews, R (9,PH)										1	0	0	0	0	1	0				
Inning Stats	R: 0 E: 0 K: 1 S: 6	H: 1 LOB: 1 BB: 0 P: 6	R: 0 E: 0 K: 0 S: 2	H: 0 LOB: 0 BB: 1 P: 6	R: 0 E: 0 K: 2 S: 7	H: 0 LOB: 0 BB: 0 P: 7	R: 0 E: 0 K: 1 S: 6	H: 1 LOB: 1 BB: 0 P: 6	R: 0 E: 0 K: 1 S: 5	H: 0 LOB: 2 BB: 0 P: 5	R: 0 E: 0 K: 0 S: 3	H: 0 LOB: 0 BB: 0 P: 3	R: 0 E: 0 K: 1 S: 5	H: 0 LOB: 0 BB: 0 P: 5	R: 0 E: 0 K: 1 S: 5	H: 0 LOB: 0 BB: 0 P: 5	1B: 2 2B: 0 3B: 0 HR: 0	SF: 0 SAC: 0 DP: 0 HBP: 0	WP: 0 PB: 0 SB: 0 CS: 1	PA: 30
PITCHER Warren Spahn, L (1,1) ERA: 3.04	IP: 9.0 WLS: W BF: 29 H: 2 R: 0 ER: 0 SO: 7 BB: 1 IBB: 0 HBP: 0 BLK: 0 WP: 0 HR: 0 S: 42 P: 46 ERA: 0.00 WHIP: 0.333																			


AB	28
R	0
H	2
RBI	0
BB	1
SO	7
LOB	4

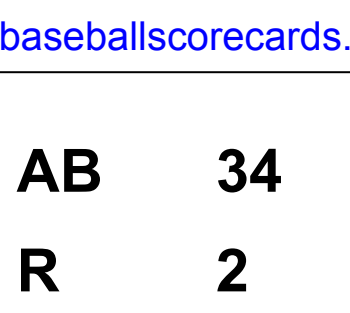



Batter	1	2	3	4	5	6	7	8	9	AB	R	H	RBI	BB	SO	LOB	BOTTOM			
Al Spangler, L (1,8) OBP: 0.433, SLG: 0.290	1B BB									2	1	1	0	2	0	1	Chicago Cubs @ Milwaukee Braves Milwaukee County Stadium, Milwaukee, WI Sun Sep 24 1961, 4:33 AM EDT Cloudy - 56 F			
Lee Maye, L (6,FR) OBP: 0.344, SLG: 0.449		F8				E3 FC3-6 1B		1B PB 1B		1	1	1	0	0	0	0				
Eddie Mathews, L (1,5) OBP: 0.405, SLG: 0.535	K		L9			FC3-6 1B		PB 1B		4	1	1	1	1	1	2				
Hank Aaron, R (1,9) OBP: 0.380, SLG: 0.593	K		F8			5-3		5-3		5	1	1	3	0	1	3				
Joe Adcock, R (1,3) OBP: 0.347, SLG: 0.504	FC6-4 1B		K			F9		K		4	0	1	0	0	2	1				
Joe Torre, R (1,2) OBP: 0.326, SLG: 0.422	FC6-4 1-2f							5-3		4	1	2	2	0	0	2				
Hawk Taylor, R (1,7) OBP: 0.200, SLG: 0.091		P3				HR		1B		3	0	1	0	1	0	0				
Frank Bolling, R (1,4) OBP: 0.329, SLG: 0.383								FC6-4 1B		3	1	0	0	1	1	3				
Roy McMillan, R (1,6) OBP: 0.309, SLG: 0.299		P3						P6		4	0	0	0	0	0	1				
Warren Spahn, L (1,1) OBP: 0.282, SLG: 0.430								4-3		4	2	3	1	0	0	0				
Inning Stats	R: 0 E: 0 K: 2 S: 8	H: 1 LOB: 2 BB: 1 P: 12	R: 1 E: 0 K: 0 S: 4	H: 1 LOB: 1 BB: 1 P: 8	R: 0 E: 0 K: 1 S: 5	H: 0 LOB: 0 BB: 0 P: 5	R: 1 E: 0 K: 0 S: 4	H: 1 LOB: 0 BB: 0 P: 4	R: 4 E: 0 K: 1 S: 7	H: 3 LOB: 2 BB: 3 P: 19	R: 1 E: 1 K: 0 S: 5	H: 2 LOB: 1 BB: 0 P: 5	R: 0 E: 0 K: 1 S: 6	H: 1 LOB: 1 BB: 0 P: 6	R: 1 E: 0 K: 0 S: 5	H: 2 LOB: 1 BB: 0 P: 5	1B: 6 2B: 5 3B: 0 HR: 1	SF: 0 SAC: 0 DP: 1 HBP: 0	WP: 0 PB: 1 SB: 0 CS: 1	PA: 39
PITCHER Don Cardwell, R (1,1) ERA: 3.9	IP: 4.0 WLS: L BF: 21 H: 5 R: 6 ER: 6 SO: 3 BB: 4 IBB: 0 HBP: 0 BLK: 0 WP: 4 HR: 1 S: 23 P: 39 ERA: 13.50 WHIP: 2.250																			
Don Elston, R (5,1) ERA: 5.42	IP: 1.0 WLS: 4 BF: 1 H: 0 R: 0 ER: 0 SO: 1 BB: 1 IBB: 0 HBP: 0 BLK: 0 WP: 0 HR: 0 S: 5 P: 9 ERA: 0.00 WHIP: 2.000																			
Barney Schultz, R (6,1) ERA: 2.7	IP: 3.0 WLS: 14 BF: 5 H: 2 R: 0 ER: 0 SO: 1 BB: 0 IBB: 0 HBP: 0 BLK: 0 WP: 0 HR: 0 S: 16 P: 16 ERA: 0.00 WHIP: 1.667																			

AB	34
R	8
H	11
RBI	7
BB	5
SO	5
LOB	13



Batter	1	2	3	4	5	6	7	8	9	AB	R	H	RBI	BB	SO	LOB	TOP								
Ken Hubbs, R OBP: 0.133, SLG: 0.200 (1,4)	6-3		K			K		L4		4	0	0	0	0	2	0	Chicago Cubs @ Milwaukee Braves Milwaukee County Stadium, Milwaukee, WI Sun Sep 24 1961, 4:38 AM EDT Att: 7,262 - Cloudy - 56 F								
Andre Rodgers, R OBP: 0.336, SLG: 0.417 (1,3)	K		1-3			FC3-6 1B		F8		4	0	1	0	0	1	0									
Billy Williams, L OBP: 0.340, SLG: 0.486 (1,7)	BB					FC3-6 14 HR		F7		3	2	1	1	1	0	1									
14 Ernie Banks, R OBP: 0.351, SLG: 0.516 (1,6)	F9					HR				4	1	3	2	0	0	1									
Ron Santo, R OBP: 0.361, SLG: 0.484 (1,5)		F7				HR				4	0	1	0	0	0	2									
George Altman, L OBP: 0.353, SLG: 0.558 (1,9)						HR				3	1	1	0	1	0	1									
Nelson Mathews, R OBP: 0.200, SLG: 0.200 (1,8)						HR				4	0	1	0	0	0	1									
Dick Bertell, R OBP: 0.310, SLG: 0.332 (1,2)										4	0	1	0	0	0	1									
Dick Ellsworth, L OBP: 0.103, SLG: 0.056 (1,1)										3	0	0	0	0	0	0									
Glen Hobbie, R OBP: 0.225, SLG: 0.303 (8,1)										1	0	0	0	0	0	2									
Inning Stats	R: 0 E: 0 K: 1 S: 5	H: 0 LOB: 1 BB: 1 P: 9	R: 0 E: 0 K: 0 S: 3	H: 0 LOB: 1 BB: 1 P: 7	R: 0 E: 0 K: 1 S: 5	H: 0 LOB: 0 BB: 0 P: 5	R: 1 E: 0 K: 0 S: 4	H: 2 LOB: 0 BB: 0 P: 4	R: 0 E: 0 K: 0 S: 3	H: 0 LOB: 0 BB: 0 P: 3	R: 2 E: 0 K: 0 S: 8	H: 3 LOB: 1 BB: 0 P: 8	R: 0 E: 0 K: 0 S: 3	H: 0 LOB: 0 BB: 0 P: 3	R: 0 E: 0 K: 0 S: 3	H: 0 LOB: 0 BB: 0 P: 3	R: 1 E: 1 K: 0 S: 6	H: 4 LOB: 2 BB: 0 P: 6	1B: 7 2B: 0 3B: 0 HR: 2	SF: 0 SAC: 0 DP: 2 HBP: 0	WP: 0 PB: 0 SB: 0 CS: 0	PA: 36			
PITCHER	IP	WLS	BF	H	R	ER	SO	BB	IBB	HBP	BLK	WP	HR	S	P	ERA	WHIP								
Bob Hendley, L ERA: 3.9 (1,1)	8.0	L	30	5	3	3	3	2	0	0	0	0	2	34	42	3.38	0.875								
Lew Burdette, R ERA: 4.0 (9,1)	1.0		6	4	1	1	0	0	0	0	0	0	0	6	6	9.00	4.000								

Batter	1	2	3	4	5	6	7	8	9	AB	R	H	RBI	BB	SO	LOB	BOTTOM								
Al Spangler, L OBP: 0.427, SLG: 0.281 (1,8)	K		4-3							3	1	0	0	1	1	0	Chicago Cubs @ Milwaukee Braves Milwaukee County Stadium, Milwaukee, WI Sun Sep 24 1961, 4:38 AM EDT Att: 7,262 - Cloudy - 56 F								
Lew Burdette, R OBP: 0.212, SLG: 0.340 (9,1)										0	0	0	0	0	0	0									
Eddie Mathews, L OBP: 0.406, SLG: 0.534 (1,5)	K		FC5 1B							4	0	2	0	0	1	0									
Hank Aaron, R OBP: 0.381, SLG: 0.592 (1,9)	F7									4	0	2	2	0	0	0									
Joe Adcock, R OBP: 0.347, SLG: 0.502 (1,3)			FC5 1B							4	0	1	0	0	0	4									
Joe Torre, R OBP: 0.325, SLG: 0.421 (1,2)			FC5-2 1B							4	0	1	0	0	0	2									
Hawk Taylor, R OBP: 0.250, SLG: 0.160 (1,7)										3	0	2	0	0	1	0									
Bob Boyd, L OBP: 0.247, SLG: 0.258 (9,PH)										1	0	0	0	0	0	0									
Frank Bolling, R OBP: 0.326, SLG: 0.380 (1,4)			FC5-2 1B							4	0	0	0	0	0	4									
Roy McMillan, R OBP: 0.308, SLG: 0.297 (1,6)										3	0	0	0	0	0	2									
Neil Chrissy, L OBP: 0.300, SLG: 0.222 (9,PH)										1	0	0	0	0	0	0									
Bob Hendley, R OBP: 0.091, SLG: 0.032 (1,1)										2	0	0	0	0	1	0									
Lee Maye, L OBP: 0.343, SLG: 0.448 (8,PH)										1	1	0	0	0	0	1									
Inning Stats	R: 0 E: 0 K: 2 S: 7	H: 0 LOB: 0 BB: 0 P: 7	R: 0 E: 0 K: 0 S: 5	H: 3 LOB: 2 BB: 0 P: 5	R: 0 E: 0 K: 1 S: 7	H: 2 LOB: 0 BB: 0 P: 7	R: 0 E: 0 K: 0 S: 3	H: 1 LOB: 0 BB: 0 P: 3	R: 0 E: 0 K: 0 S: 3	H: 0 LOB: 0 BB: 0 P: 3	R: 0 E: 0 K: 0 S: 3	H: 0 LOB: 0 BB: 0 P: 3	R: 0 E: 0 K: 1 S: 5	H: 0 LOB: 0 BB: 0 P: 5	R: 2 E: 1 K: 0 S: 6	H: 2 LOB: 2 BB: 1 P: 10	R: 0 E: 0 K: 0 S: 3	H: 0 LOB: 0 BB: 0 P: 3	1B: 8 2B: 0 3B: 0 HR: 0	SF: 0 SAC: 0 DP: 1 HBP: 0	WP: 0 PB: 0 SB: 0 CS: 1	PA: 35			
PITCHER	IP	WLS	BF	H	R	ER	SO	BB	IBB	HBP	BLK	WP	HR	S	P	ERA	WHIP								
Dick Ellsworth, L ERA: 3.92 (1,1)	7.1	W	30	8	2	1	4	1	0	0	0	0	0	37	41	1.23	1.227								
Glen Hobbie, R ERA: 4.28 (8,1)	1.2	S	5	0	0	0	0	0	0	0	0	0	0	5	5	0.00	0.000								

Batter	1	2	3	4	5	6	7	8	9	AB	R	H	RBI	BB	SO	LOB	TOP						
Don Blasingame, L (1,4) OBP: 0.292, SLG: 0.290	1-3			4-3		FC1-6 BB		6-3	K	4	0	0	0	1	1	1	Cincinnati Reds @ Chicago Cubs Wrigley Field, Chicago, IL Tue Sep 26 1961, 3:33 AM CDT Att: 3,327 - Sunny - 70 F						
Eddie Kasko, R (1,6) OBP: 0.324, SLG: 0.339	5-3			1-3 BB		FC1-6 1B		K		3	0	0	0	1	1	1							
Vada Pinson, L (1,8) OBP: 0.381, SLG: 0.508	1-3 CS BB			1-3 1-2		1-2 1B		HR 1B		3	1	2	0	1	0	1							
Jerry Lynch, L (1,7) OBP: 0.408, SLG: 0.629 Joe Gaines, R (9,7)	CS 1-2	F9		1-3		F9		HR 1H		4	1	1	2	0	0	3							
Gordy Coleman, L (1,3) OBP: 0.343, SLG: 0.499		1-3			G3		HR BB	4-3		3	1	0	0	1	0	0							
Frank Robinson, R (1,9) OBP: 0.403, SLG: 0.615 Elio Chacon, R (9,9)	5-3				L9		HR 1H	1B 2B		4	2	2	2	0	0	0							
Gene Freese, R (1,5) OBP: 0.304, SLG: 0.465					P5			F7		4	0	1	0	0	0	1							
Johnny Edwards, L (1,2) OBP: 0.280, SLG: 0.262				G4-6-3 1B		HR		K		4	1	1	1	0	1	2							
Bob Purkey, R (1,1) OBP: 0.136, SLG: 0.167 Gus Bell, L (6,PH) OBP: 0.293, SLG: 0.341 Jim Maloney, L (6,1) OBP: 0.419, SLG: 0.483 Wally Post, R (7,PH) OBP: 0.344, SLG: 0.590 Jim Brosnan, R (7,1) OBP: 0.214, SLG: 0.154	4-3			4-3		4-3		P3		1	0	0	0	0	0	0							
Inning Stats	R: 0 E: 0 K: 0 S: 2	H: 0 LOB: 0 BB: 1 P: 6	R: 0 E: 0 K: 0 S: 3	H: 0 LOB: 0 BB: 0 P: 3	R: 0 E: 0 K: 0 S: 3	H: 1 LOB: 1 BB: 1 P: 3	R: 0 E: 0 K: 0 S: 3	H: 0 LOB: 1 BB: 1 P: 7	R: 0 E: 0 K: 0 S: 3	H: 0 LOB: 3 BB: 0 P: 3	R: 1 E: 0 K: 0 S: 5	H: 2 LOB: 2 BB: 1 P: 9	R: 2 E: 0 K: 0 S: 4	H: 1 LOB: 0 BB: 1 P: 8	R: 2 E: 0 K: 1 S: 7	H: 2 LOB: 0 BB: 0 P: 7		R: 1 E: 0 K: 2 S: 9	H: 2 LOB: 1 BB: 0 P: 9	1B: 4 2B: 1 3B: 0 HR: 3	SF: 0 SAC: 0 DP: 1 HBP: 0	WP: 0 PB: 0 SB: 0 CS: 1	PA: 38
PITCHER	IP WLS BF H R ER SO BB IBB HBP BLK WP HR S P ERA WHIP																						
Bob Anderson, R (1,1) ERA: 4.19 Glen Hobbie, R (9,1) ERA: 4.26	8.0 L 33 7 6 6 1 4 0 0 0 0 0 3 31 47 6.75 1.375																						
1.0 4 1 0 0 2 0 0 0 0 0 0 0 8 8 0.00 1.000																							

AB	33
R	6
H	8
RBI	6
BB	4
SO	3
LOB	9



Batter	1	2	3	4	5	6	7	8	9	AB	R	H	RBI	BB	SO	LOB	BOTTOM						
Richie Ashburn, L (1,8) OBP: 0.372, SLG: 0.301	K2-3		F7		14 E 1B BB 1B		4-3		F8	5	1	1	0	0	1	0	Cincinnati Reds @ Chicago Cubs Wrigley Field, Chicago, IL Tue Sep 26 1961, 3:33 AM CDT Att: 3,327 - Sunny - 70 F						
Don Zimmer, R (1,4) OBP: 0.290, SLG: 0.400	14 4-3 2B 1B		1-3		BB 14 E 1B		5-3		K	5	1	2	0	0	1	0							
14 Ernie Banks, R (1,6) OBP: 0.349, SLG: 0.512	4-3 1-3		F8		E6 BB		E9			4	0	0	0	0	0	3							
George Altman, L (1,9) OBP: 0.354, SLG: 0.559	PB 3H 2B		1-3		1-2 2-3 3H 4-0 BB		K			3	0	1	2	1	1	1							
Billy Williams, L (1,7) OBP: 0.337, SLG: 0.483	F7 2-3		K		1-2 2-3 3H 4-0 BB		4-3		4-3	4	0	0	0	0	1	4							
Ron Santo, R (1,5) OBP: 0.360, SLG: 0.483		5-3		6-3		K		1B		4	0	1	0	0	1	0							
Sammy Taylor, L (1,2) OBP: 0.319, SLG: 0.384		F8			3-1		F7		F9	4	0	0	0	0	0	1							
Ed Bouchee, L (1,3) OBP: 0.369, SLG: 0.415		FC6-4 BB			1-3		BB		K	2	0	0	0	2	1	1							
Bob Anderson, R (1,1) OBP: 0.163, SLG: 0.286 Glen Hobbie, R (9,1) OBP: 0.225, SLG: 0.303 Bob Will, L (9,PH) OBP: 0.344, SLG: 0.339	FC6-4 1-2				1B 14 E 1B		K		K	3	1	1	0	0	1	2							
Inning Stats	R: 1 E: 0 K: 1 S: 7	H: 2 LOB: 1 BB: 0 P: 7	R: 0 E: 0 K: 0 S: 3	H: 0 LOB: 1 BB: 1 P: 7	R: 0 E: 0 K: 0 S: 3	H: 0 LOB: 0 BB: 0 P: 3	R: 0 E: 0 K: 1 S: 5	H: 0 LOB: 0 BB: 0 P: 5	R: 2 E: 1 K: 0 S: 7	H: 3 LOB: 3 BB: 1 P: 11	R: 0 E: 0 K: 2 S: 7	H: 0 LOB: 1 BB: 1 P: 11	R: 0 E: 1 K: 1 S: 6	H: 0 LOB: 1 BB: 0 P: 6	R: 0 E: 0 K: 1 S: 6	H: 1 LOB: 1 BB: 0 P: 6		R: 0 E: 0 K: 2 S: 7	H: 0 LOB: 0 BB: 0 P: 7	1B: 5 2B: 1 3B: 0 HR: 0	SF: 0 SAC: 0 DP: 0 HBP: 0	WP: 0 PB: 2 SB: 0 CS: 0	PA: 38
PITCHER	IP WLS BF H R ER SO BB IBB HBP BLK WP HR S P ERA WHIP																						
Bob Purkey, R (1,1) ERA: 3.82 Jim Maloney, R (6,1) ERA: 4.37 Jim Brosnan, R (7,1) ERA: 2.85	5.0 23 5 3 3 1 2 2 0 0 0 0 0 25 33 1.80 1.400																						
1.0 4 0 0 0 2 1 0 0 0 0 0 0 7 11 0.00 1.000																							
3.0 W 11 1 0 0 4 0 0 0 0 0 0 0 19 19 0.00 0.333																							

AB	35
R	3
H	6
RBI	2
BB	3
SO	8
LOB	12



Batter	1	2	3	4	5	6	7	8	9	AB	R	H	RBI	BB	SO	LOB	TOP					
Curt Flood, R OBP: 0.382, SLG: 0.388 (1, 8)	F9		L4			P3		1B		4	0	1	0	0	0	0						
Julian Javier, R OBP: 0.329, SLG: 0.341 (1, 4)	F9			1-3		1-3		P3		4	0	0	0	0	0	1						
Bill White, L OBP: 0.354, SLG: 0.474 (1, 3)	K			G6-4-3 1B		P6			4-3	4	0	1	0	0	1	0						
Ken Boyer, R OBP: 0.398, SLG: 0.530 (1, 5)		6-3		G6-4-3 1-2			F8			4	0	1	0	0	0	1						
Gene Oliver, R OBP: 0.353, SLG: 0.455 (1, 2)	K				F7		P5		HBP 1B	3	0	0	0	0	1	0						
Charlie James, R OBP: 0.292, SLG: 0.359 (1, 9)							P3		HBP K	4	1	2	0	0	1	2						
Doug Clemens, L OBP: 0.400, SLG: 0.375 (1, 7)	F7				E8 1-3				F8	4	1	1	0	0	0	4						
Jerry Buchek, R OBP: 0.141, SLG: 0.146 (1, 6)																						
Carl Sawatski, L OBP: 0.365, SLG: 0.517 (8, PH)																						
Alex Grammas, R OBP: 0.293, SLG: 0.282 (8, 6)			4-3			SF9			4-3	1	0	0	1	0	0	0						
Larry Jackson, R OBP: 0.208, SLG: 0.270 (1, 1)																						
Curt Simmons, L OBP: 0.379, SLG: 0.348 (4, 1)																						
Stan Mustaj, L OBP: 0.371, SLG: 0.490 (8, PH)																						
Lindy McDaniel, R OBP: 0.235, SLG: 0.235 (8, 1)																						
Inning Stats	R: 0 E: 0 K: 1 S: 5	H: 0 LOB: 0 BB: 0 P: 5	R: 0 E: 0 K: 1 S: 6	H: 1 LOB: 1 BB: 0 P: 6	R: 0 E: 0 K: 0 S: 3	H: 0 LOB: 0 BB: 0 P: 3	R: 0 E: 0 K: 0 S: 3	H: 1 LOB: 0 BB: 0 P: 3	R: 1 E: 1 K: 1 S: 7	H: 1 LOB: 1 BB: 0 P: 7	R: 0 E: 0 K: 0 S: 3	H: 0 LOB: 0 BB: 0 P: 3	R: 0 E: 0 K: 0 S: 3	H: 0 LOB: 0 BB: 0 P: 3	R: 1 E: 0 K: 0 S: 5	H: 2 LOB: 1 BB: 0 P: 5	R: 0 E: 0 K: 1 S: 6	H: 1 LOB: 2 BB: 0 P: 7	1B: 5 2B: 1 3B: 0 HR: 0	SF: 2 SAC: 0 DP: 1 HBP: 1	WP: 0 PB: 0 SB: 0 CS: 0	PA: 34
PITCHER Don Cardwell, R ERA: 3.8 (1, 1)	IP: 9.0 WLS: W BF: 34 H: 6 R: 2 ER: 1 SO: 4 BB: 0 IBB: 0 HBP: 1 BLK: 0 WP: 0 HR: 0 S: 41 P: 42 ERA: 1.00 WHIP: 0.667																					

St. Louis Cardinals @ Chicago Cubs
Wrigley Field, Chicago, IL
Wed Sep 27 1961, 3:33 AM CDT
Att: 1,558 - Cloudy - 75 F

AB 31
R 2
H 6
RBI 2
BB 0
SO 4
LOB 10



Batter	1	2	3	4	5	6	7	8	9	AB	R	H	RBI	BB	SO	LOB	BOTTOM			
Ken Hubbs, R OBP: 0.200, SLG: 0.500 (1, 4)	5-3		5-3		G3-2-3 3B		HR	5-3		5	1	2	1	0	0	0				
Danny Murphy, L OBP: 0.500, SLG: 1.286 (1, 9)	HR		HR		K		2B	1B		4	3	3	2	0	1	1				
14 Ernie Banks, R OBP: 0.348, SLG: 0.511 (1, 6)										1	0	0	0	0	0	0				
Andre Rodgers, R OBP: 0.344, SLG: 0.432 (3, 6)	3-1				BB		F8 1-H	2B		2	0	2	1	1	0	0				
George Altman, L OBP: 0.355, SLG: 0.563 (1, 8)	HR		3-1				1-3			3	1	1	1	1	0	2				
Billy Williams, L OBP: 0.337, SLG: 0.483 (1, 7)	F7				2B			F8		4	0	1	0	0	0	4				
Ron Santo, R OBP: 0.361, SLG: 0.481 (1, 5)		6-3			BB		5-3			2	0	0	0	2	0	0				
Sammy Taylor, L OBP: 0.314, SLG: 0.378 (1, 2)		F8			P4		4-3	4-3		4	0	0	0	0	0	4				
Moe Morhardt, L OBP: 0.375, SLG: 0.231 (1, 3)		L6			K			K		4	0	1	0	0	2	2				
Don Cardwell, R OBP: 0.168, SLG: 0.234 (1, 1)			K		K			K		4	0	0	0	0	4	3				
Inning Stats	R: 2 E: 0 K: 0 S: 5	H: 2 LOB: 0 BB: 0 P: 5	R: 0 E: 0 K: 0 S: 3	H: 0 LOB: 0 BB: 0 P: 3	R: 1 E: 0 K: 1 S: 7	H: 2 LOB: 1 BB: 0 P: 7	R: 0 E: 0 K: 2 S: 8	H: 1 LOB: 2 BB: 1 P: 12	R: 0 E: 0 K: 1 S: 5	H: 1 LOB: 2 BB: 2 P: 13	R: 0 E: 0 K: 1 S: 6	H: 1 LOB: 0 BB: 0 P: 6	R: 2 E: 0 K: 0 S: 6	H: 3 LOB: 2 BB: 1 P: 10	R: 0 E: 0 K: 2 S: 7	H: 0 LOB: 0 BB: 0 P: 7	1B: 2 2B: 3 3B: 1 HR: 4	SF: 0 SAC: 0 DP: 1 HBP: 0	WP: 0 PB: 0 SB: 0 CS: 0	PA: 37
PITCHER Larry Jackson, R ERA: 3.75 (1, 1)	IP: 3.0 WLS: L BF: 15 H: 5 R: 3 ER: 3 SO: 1 BB: 1 IBB: 0 HBP: 0 BLK: 0 WP: 0 HR: 1 S: 16 P: 20 ERA: 9.00 WHIP: 2.000																			
Curt Simmons, L ERA: 3.13 (4, 1)	4.0 19 5 2 2 4 2 1 0 0 0 1 24 36 4.50 1.750																			
Lindy McDaniel, R ERA: 4.87 (8, 1)	1.0 3 0 0 0 2 0 0 0 0 0 0 7 7 0.00 0.000																			

St. Louis Cardinals @ Chicago Cubs
Wrigley Field, Chicago, IL
Wed Sep 27 1961, 3:33 AM CDT
Att: 1,558 - Cloudy - 75 F

AB 33
R 5
H 10
RBI 5
BB 4
SO 7
LOB 16



Batter	1	2	3	4	5	6	7	8	9	AB	R	H	RBI	BB	SO	LOB	TOP
Maury Wills, S OBP: 0.347, SLG: 0.340	0-1 5-3		0-0 B1-3							2	0	0	0	0	0	0	Los Angeles Dodgers @ Chicago Cubs Wrigley Field, Chicago, IL Sat Sep 30 1961, 3:33 AM CDT Att: 4,401 - Cloudy - 70 F livebaseballscorecards.com
Jim Gilliam, S OBP: 0.397, SLG: 0.344 Daryl Spencer, R OBP: 0.341, SLG: 0.392	1-0 1B SF9		0-0 L8							2	1	1	0	0	0	0	
Wally Moon, L OBP: 0.433, SLG: 0.505	3-1 1B			1-2 G5-4-3 1B						2	0	2	0	0	0	0	
Gil Hodges, R OBP: 0.313, SLG: 0.372	1-2 SF9			1-0 G5-4-3						1	0	0	1	0	0	1	
Ron Fairly, L OBP: 0.434, SLG: 0.529	1-1 G3			1-0 F8						2	0	0	0	0	0	1	
Bob Aspromonte, R OBP: 0.281, SLG: 0.264		1-0 6-3			1-2 L8					2	0	0	0	0	0	0	
Gordie Windhorn, R OBP: 0.343, SLG: 0.581		1-1 6-3			2-1 L8					2	0	0	0	0	0	0	
Doug Camilli, R OBP: 0.138, SLG: 0.321		1-2 L8			1-1 F7					2	0	0	0	0	0	0	
Phil Ortega, R OBP: 0.250, SLG: 0.250 Frank Howard, R OBP: 0.347, SLG: 0.517			2-3 K			1-1 6-3				1	0	0	0	0	1	0	
										1	0	0	0	0	0	0	
Inning Stats	R: 1 E: 0 K: 0 S: 10	H: 2 LOB: 1 BB: 0 P: 16	R: 0 E: 0 K: 0 S: 6	H: 0 LOB: 0 BB: 0 P: 9	R: 0 E: 0 K: 1 S: 7	H: 0 LOB: 0 BB: 0 P: 9	R: 0 E: 0 K: 0 S: 6	H: 1 LOB: 0 BB: 0 P: 9	R: 0 E: 0 K: 0 S: 7	H: 0 LOB: 0 BB: 0 P: 11	R: 0 E: 0 K: 0 S: 2	H: 0 LOB: 0 BB: 0 P: 3					
PITCHER Dick Ellsworth, L ERA: 3.86	IP: 5.1 WLS: W BF: 18 H: 3 R: 1 ER: 1 SO: 1 BB: 0 IBB: 0 HBP: 0 BLK: 0 WP: 0 HR: 0 S: 38 P: 57 ERA: 1.69 WHIP: 0.562																

AB 17
R 1
H 3
RBI 1
BB 0
SO 1
LOB 2



WP: 0 PA: 18
PB: 0
SB: 0
CS: 0

Batter	1	2	3	4	5	6	7	8	9	AB	R	H	RBI	BB	SO	LOB	BOTTOM
Ken Hubbs, R OBP: 0.174, SLG: 0.435	0-3 K		0-0 F8		2-3 K					3	0	0	0	0	2	0	Los Angeles Dodgers @ Chicago Cubs Wrigley Field, Chicago, IL Sat Sep 30 1961, 3:33 AM CDT Att: 4,401 - Cloudy - 70 F livebaseballscorecards.com
Danny Murphy, L OBP: 0.500, SLG: 1.111	1-1 E9 1B		3-3 K							2	0	1	0	0	1	0	
14 Ernie Banks, R OBP: 0.347, SLG: 0.509	1-3 K			2-2 F7						2	0	0	0	0	1	1	
George Altman, L OBP: 0.354, SLG: 0.561	1-3 K			3-1 F7						2	0	0	0	0	1	1	
Billy Williams, L OBP: 0.337, SLG: 0.483		2-3 K		0-2 E S E 1B						2	1	1	0	0	1	0	
Ron Santo, R OBP: 0.360, SLG: 0.479		1-2 5-3		2-2 E6 1-H						2	0	0	0	0	0	0	
Sammy Taylor, L OBP: 0.316, SLG: 0.391		3-2 HR		0-0 F2						2	1	1	1	0	0	1	
Moe Morhardt, L OBP: 0.333, SLG: 0.200		1-3 K			2-3 K					2	0	0	0	0	2	0	
Dick Ellsworth, L OBP: 0.100, SLG: 0.054			1-3 K		3-2 5-3					2	0	0	0	0	1	0	
Inning Stats	R: 0 E: 1 K: 3 S: 11	H: 1 LOB: 1 BB: 0 P: 14	R: 1 E: 0 K: 2 S: 15	H: 1 LOB: 0 BB: 0 P: 22	R: 0 E: 0 K: 2 S: 7	H: 0 LOB: 0 BB: 0 P: 11	R: 1 E: 1 K: 0 S: 13	H: 1 LOB: 1 BB: 0 P: 20	R: 0 E: 0 K: 2 S: 11	H: 0 LOB: 0 BB: 0 P: 18							
PITCHER Phil Ortega, R ERA: 5.54	IP: 5.0 WLS: L BF: 19 H: 3 R: 2 ER: 1 SO: 9 BB: 0 IBB: 0 HBP: 0 BLK: 0 WP: 0 HR: 1 S: 57 P: 85 ERA: 1.80 WHIP: 0.600																

AB 19
R 2
H 3
RBI 1
BB 0
SO 9
LOB 3



WP: 0 PA: 19
PB: 0
SB: 1
CS: 0

