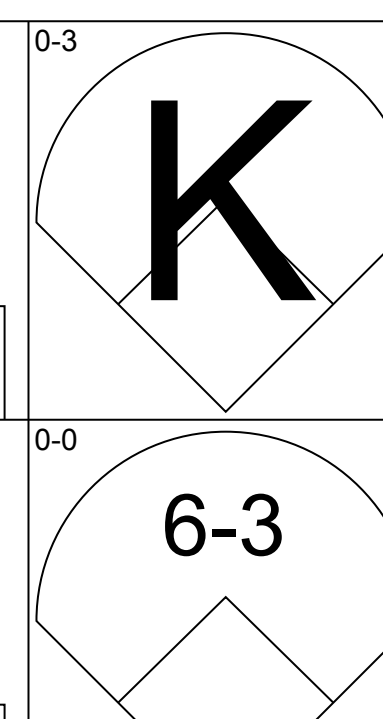
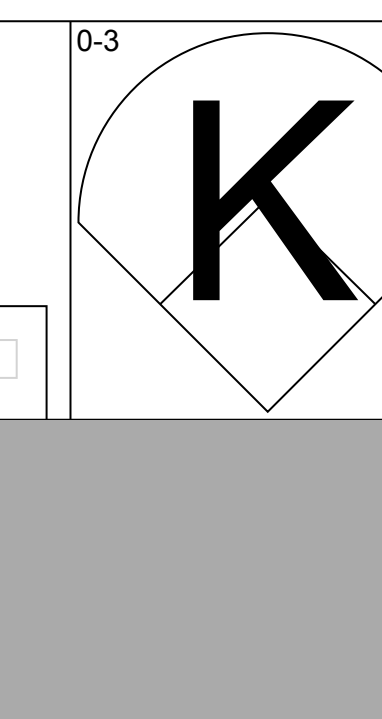
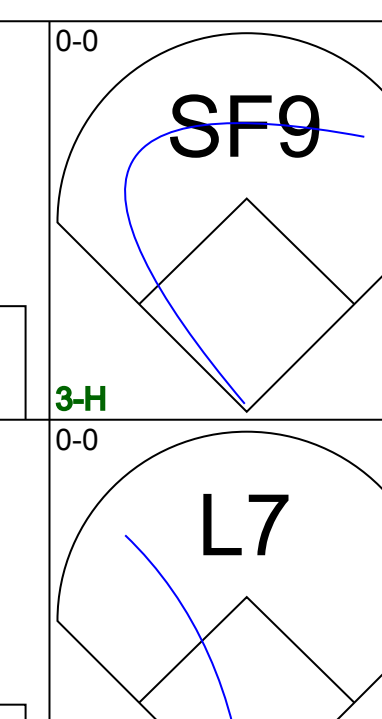
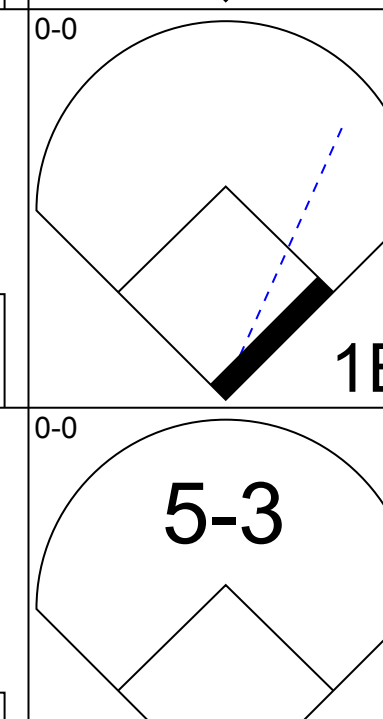
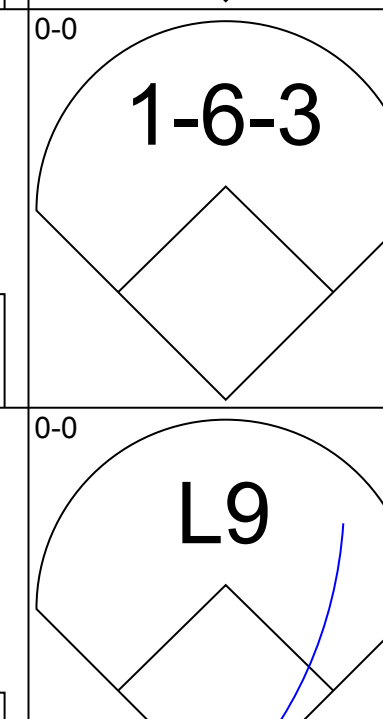




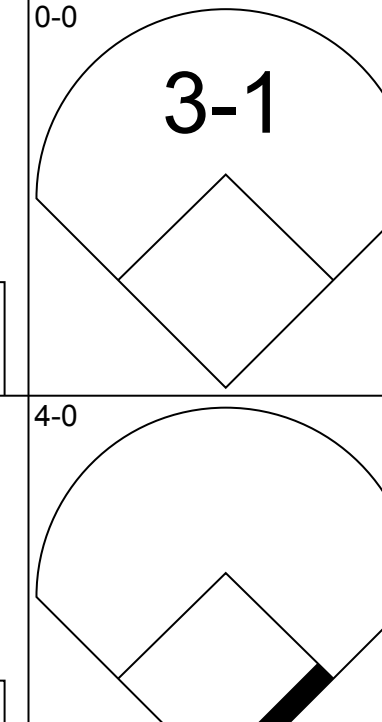
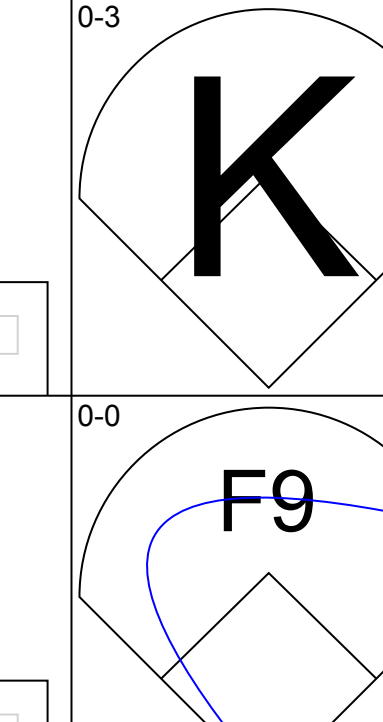


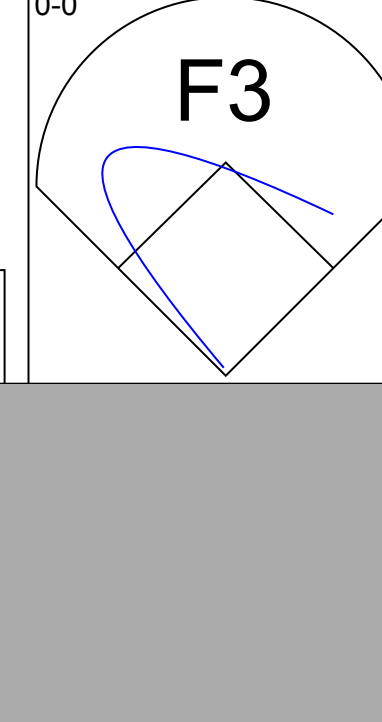

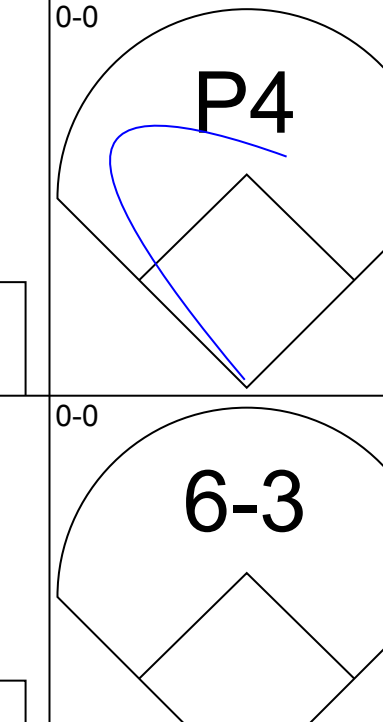
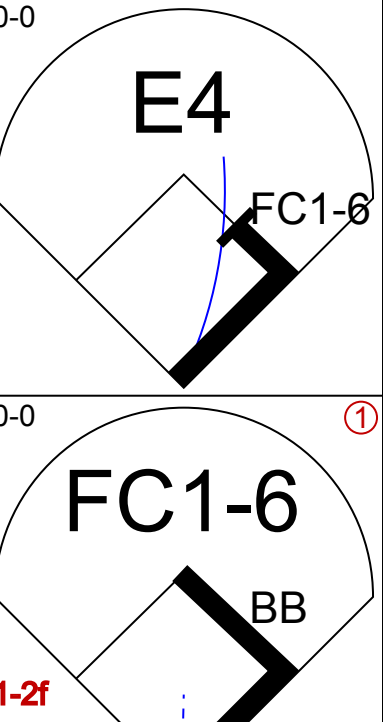
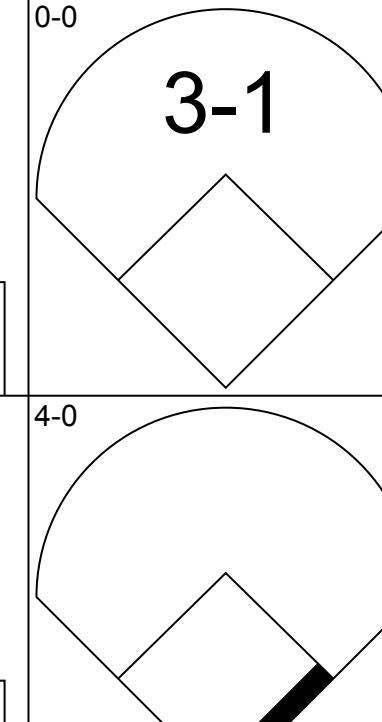
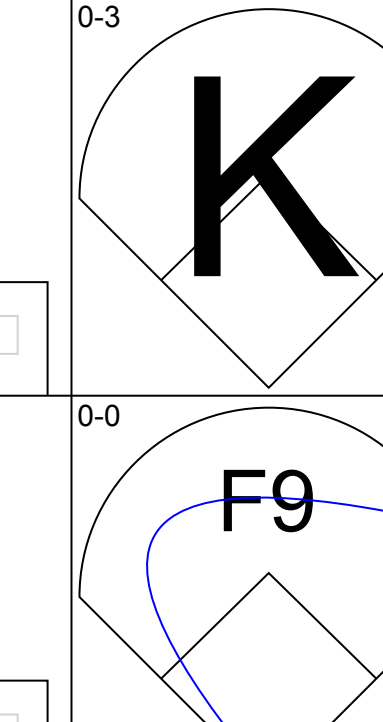
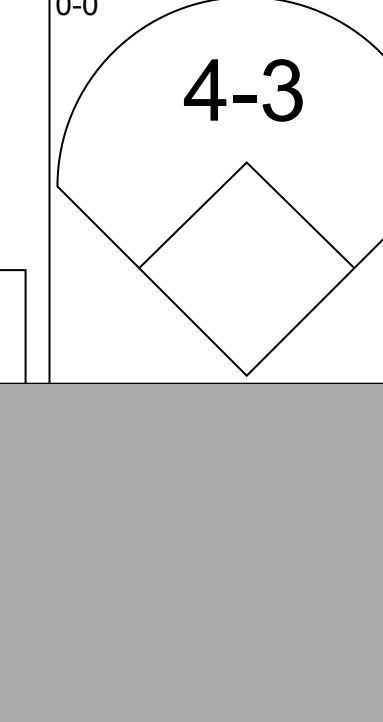
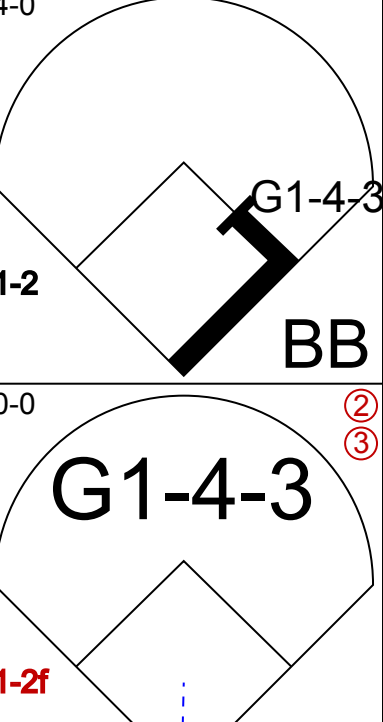
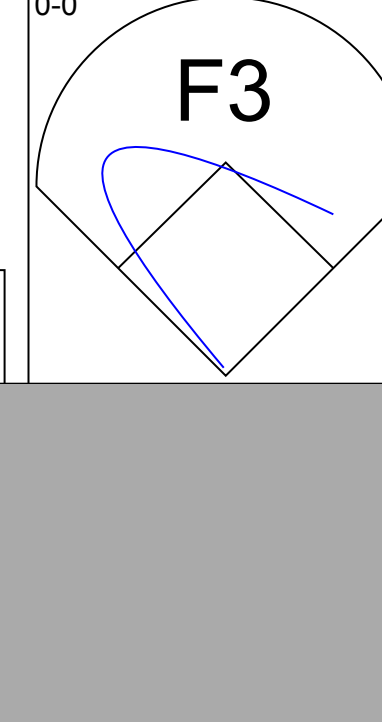


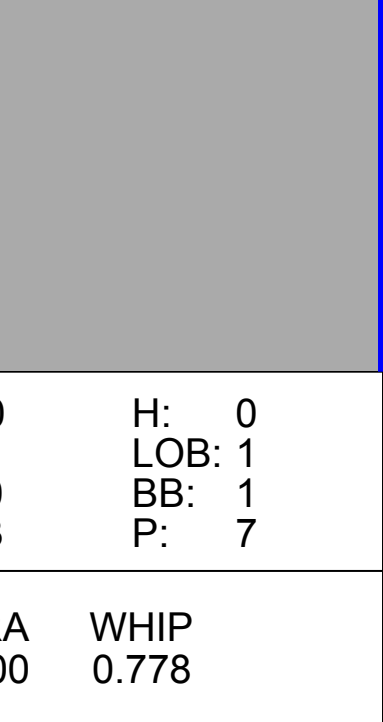
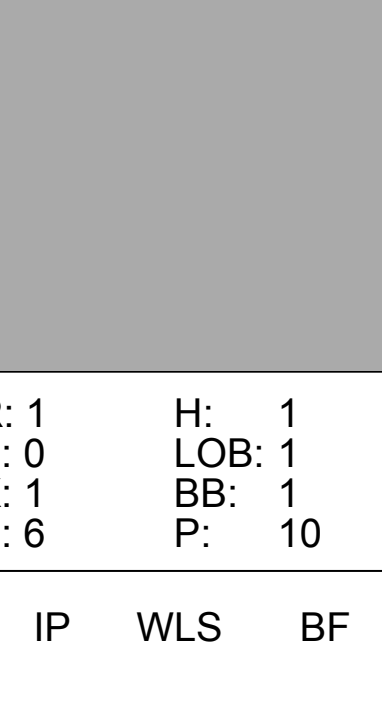
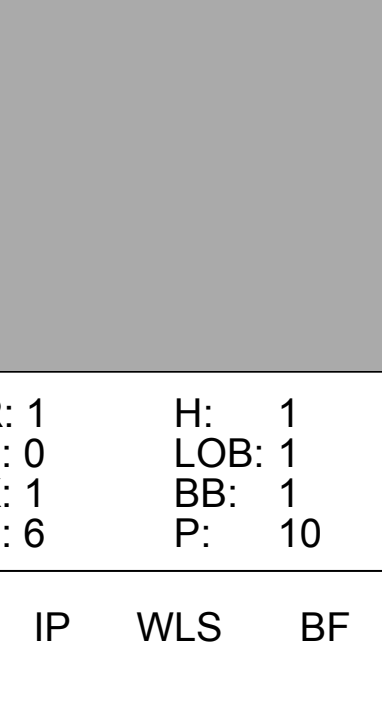
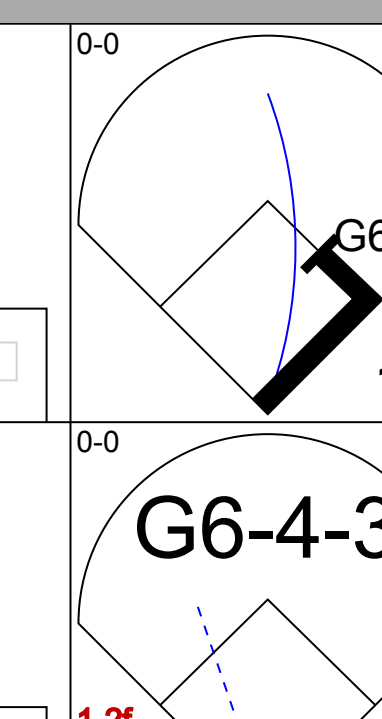
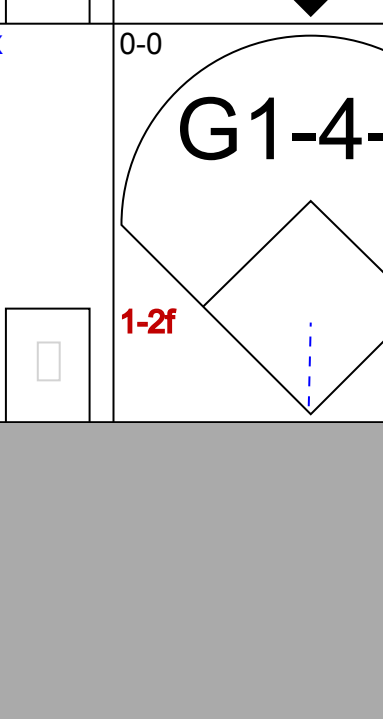
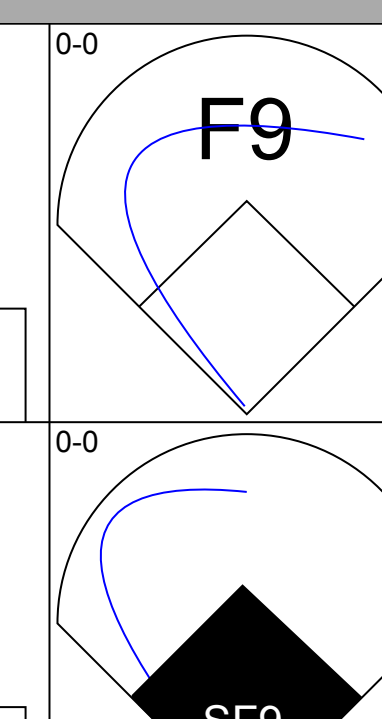
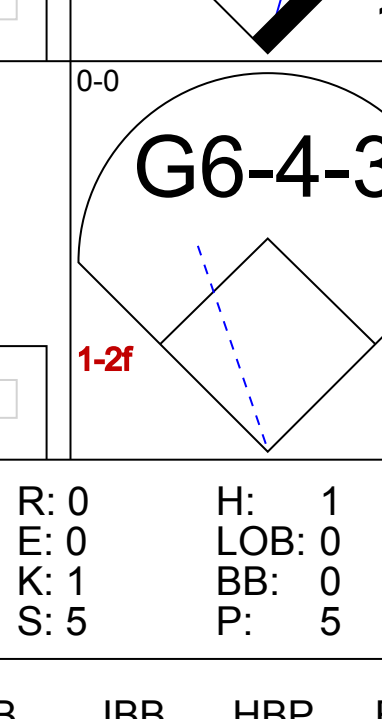
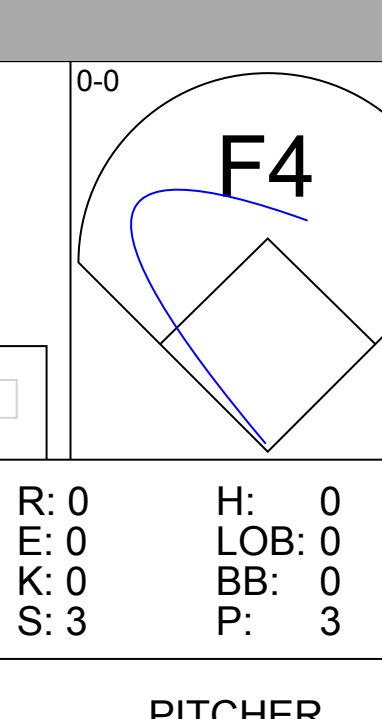
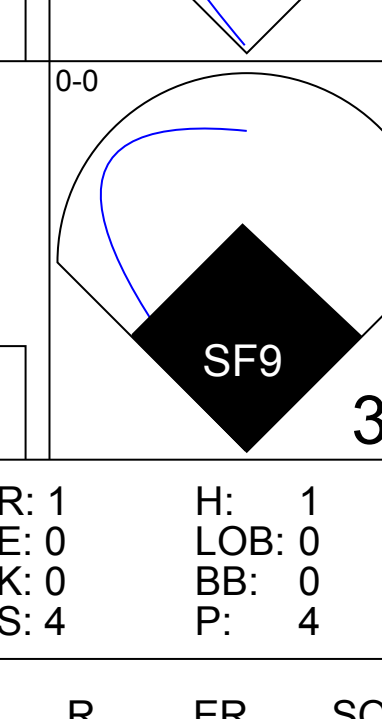


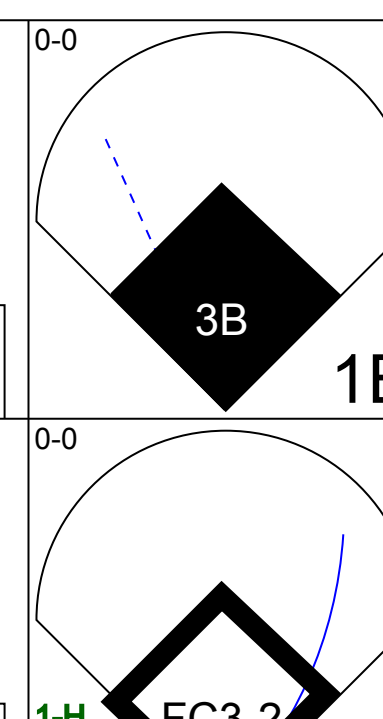
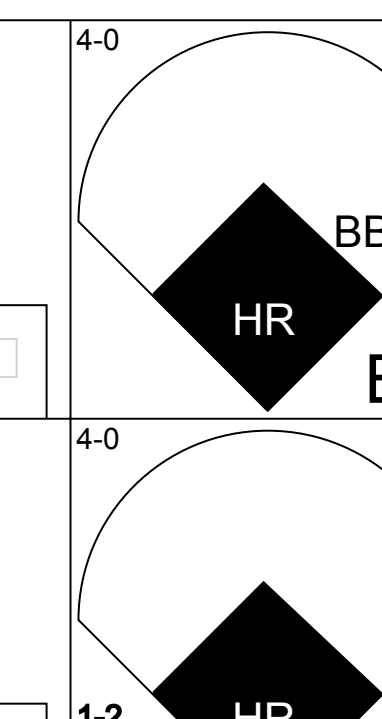
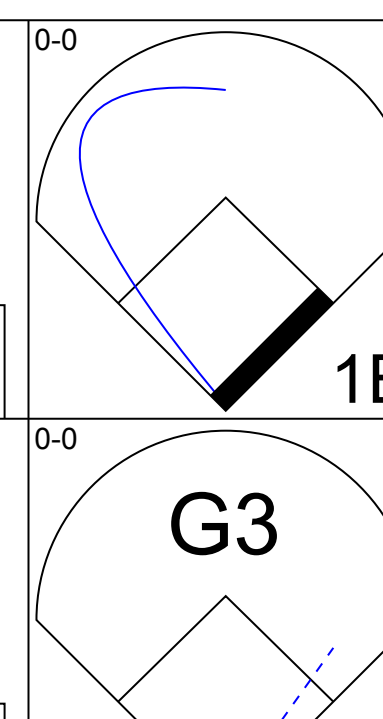
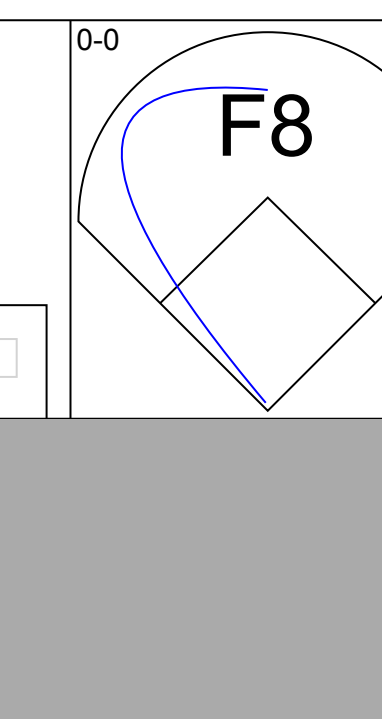
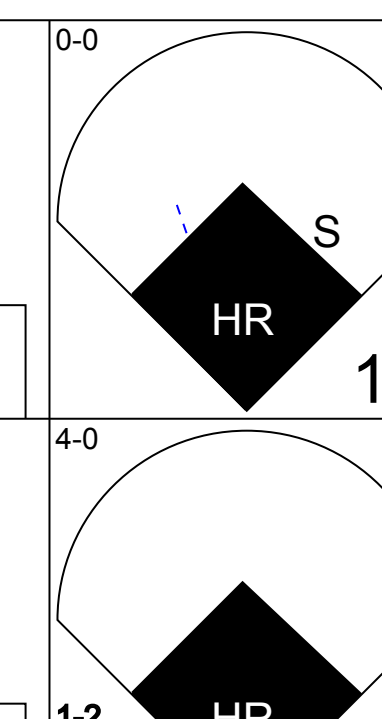
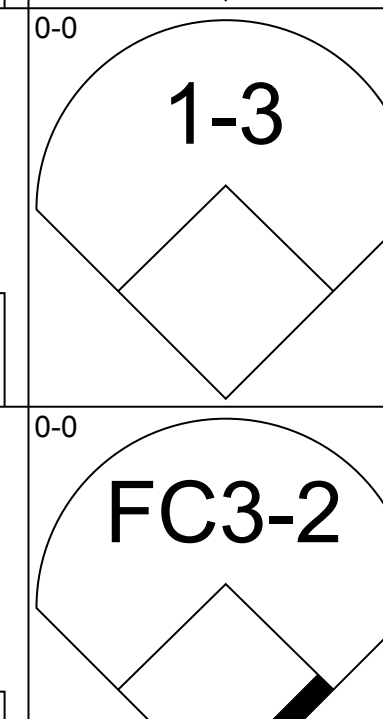
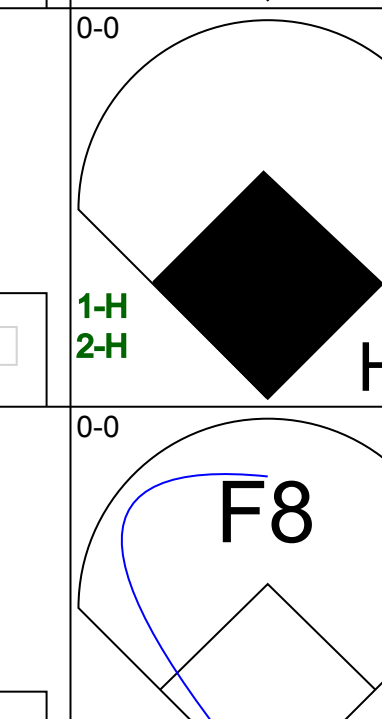

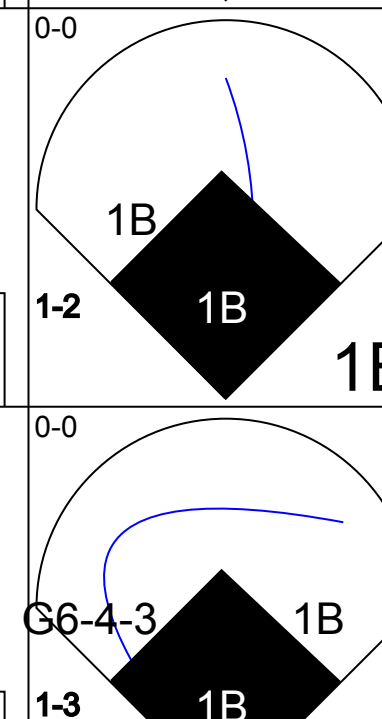
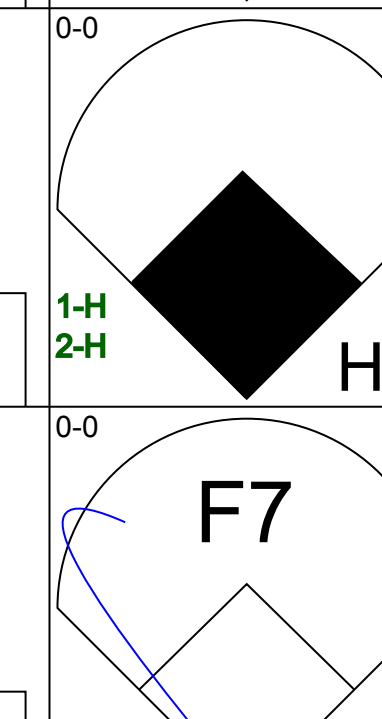
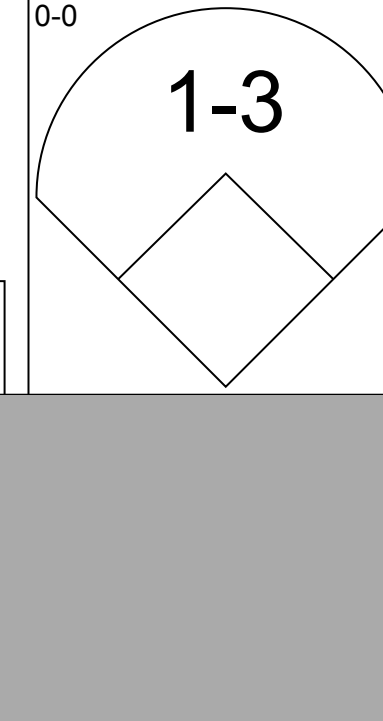
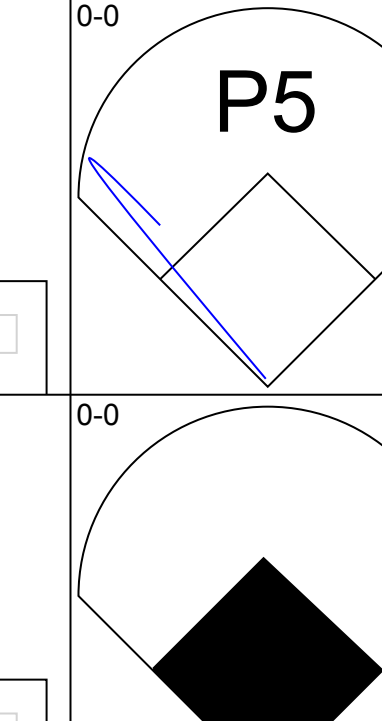
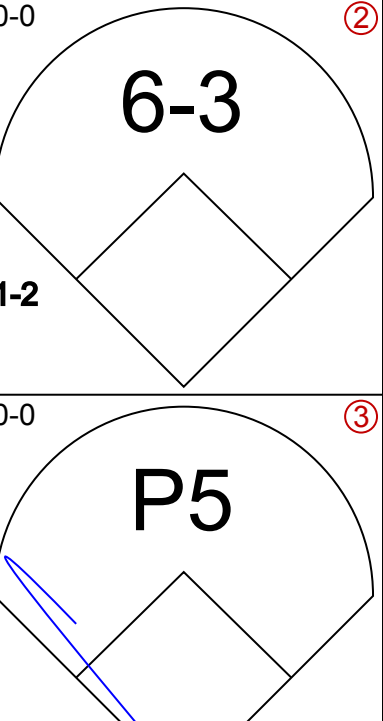
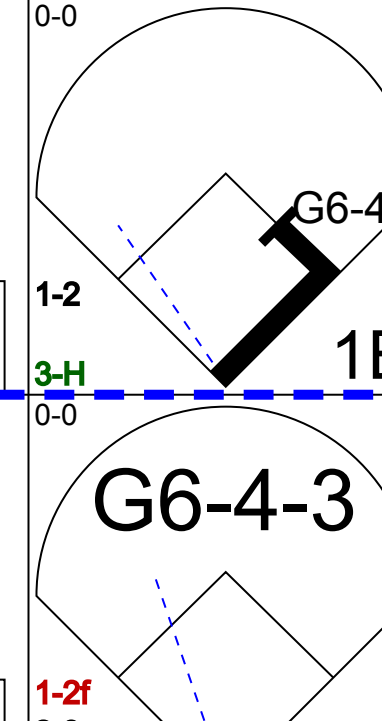


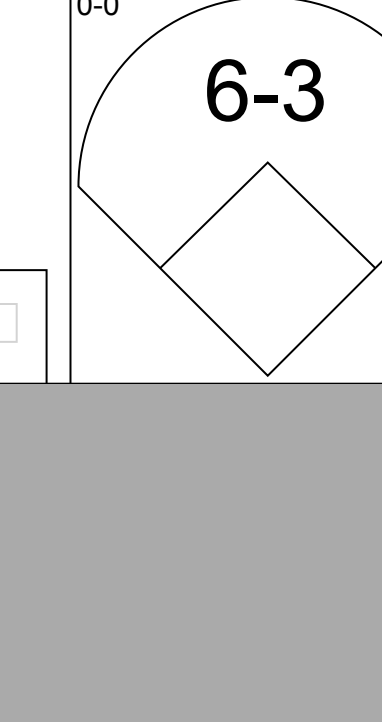

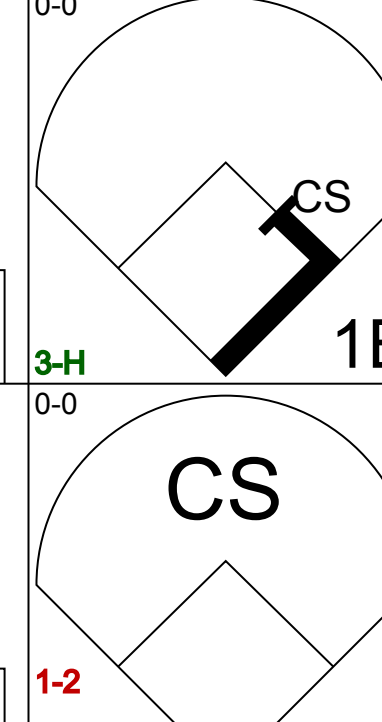
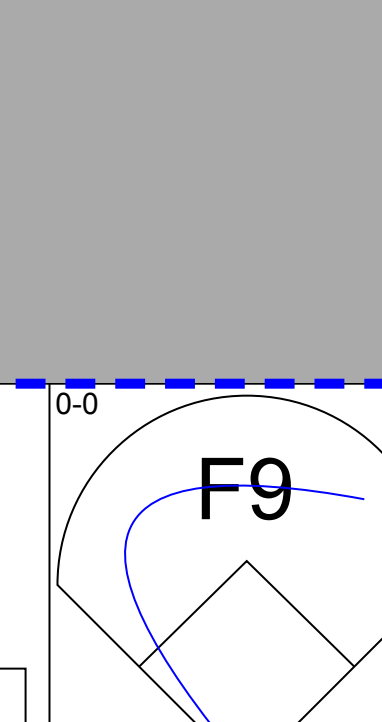

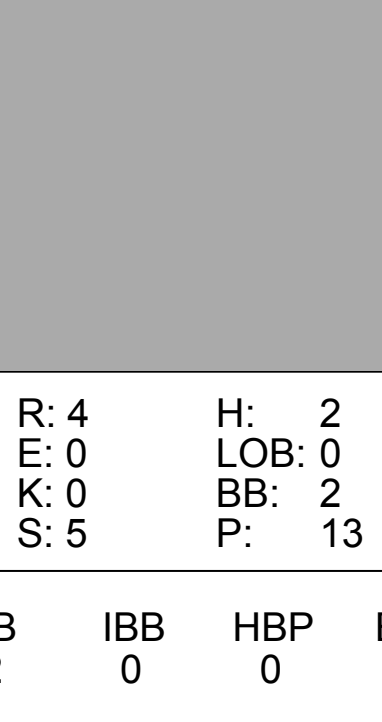
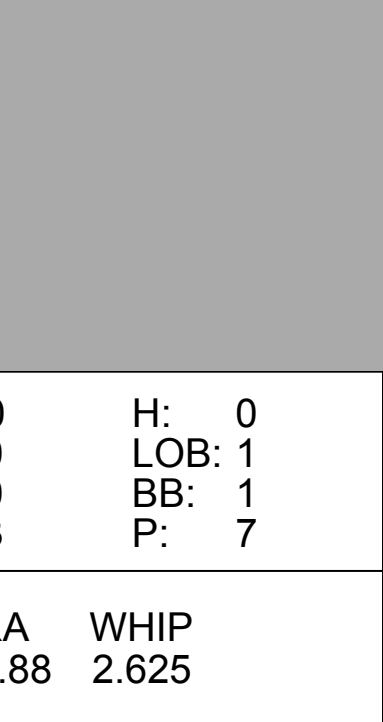

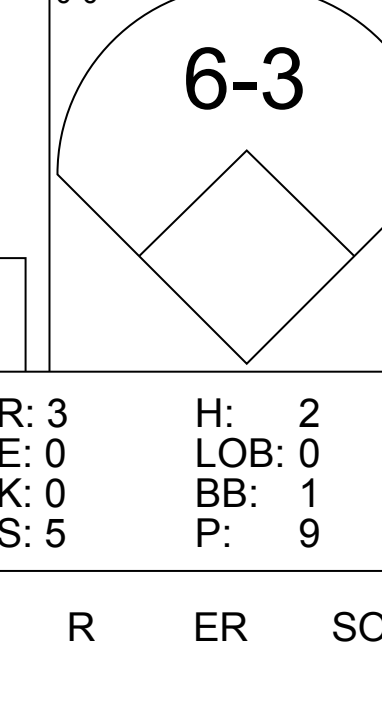
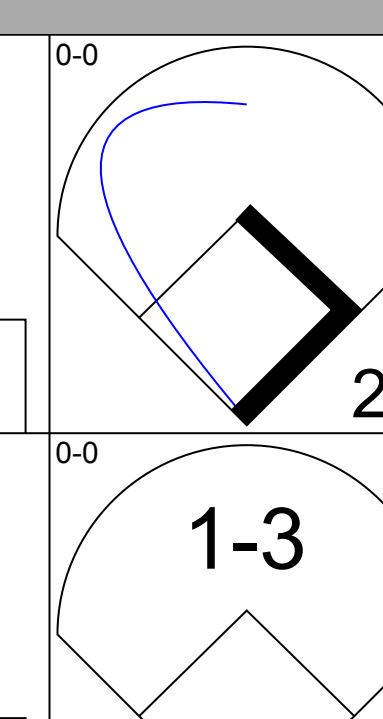
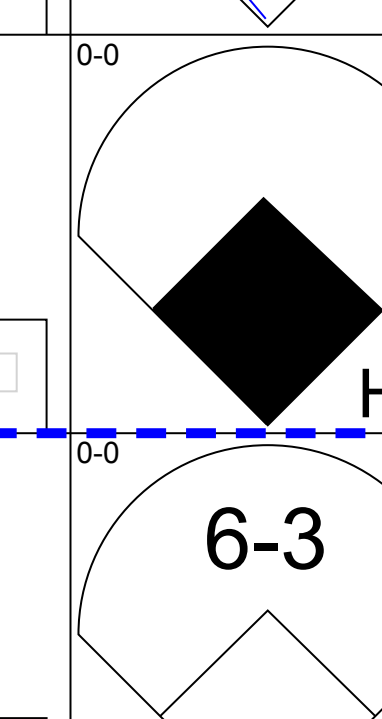
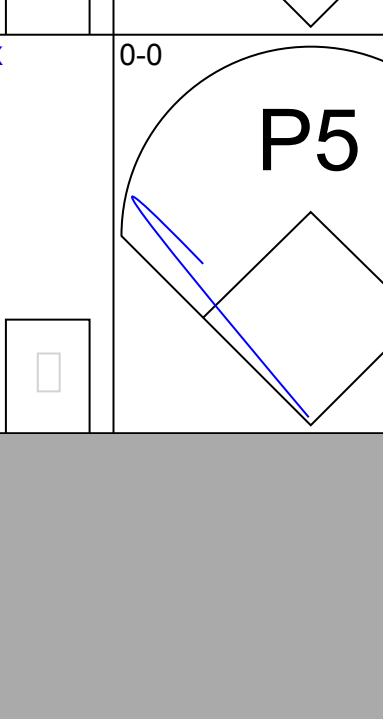
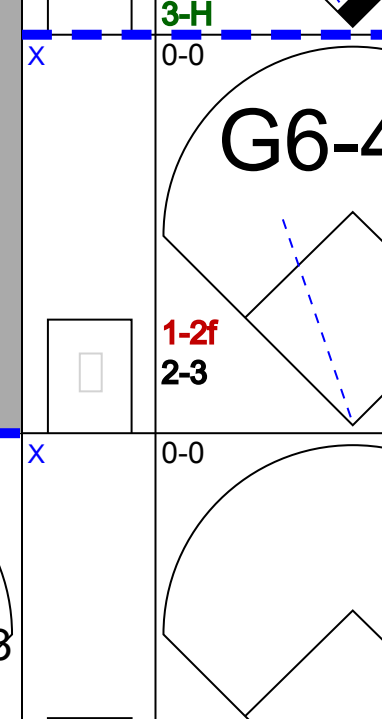

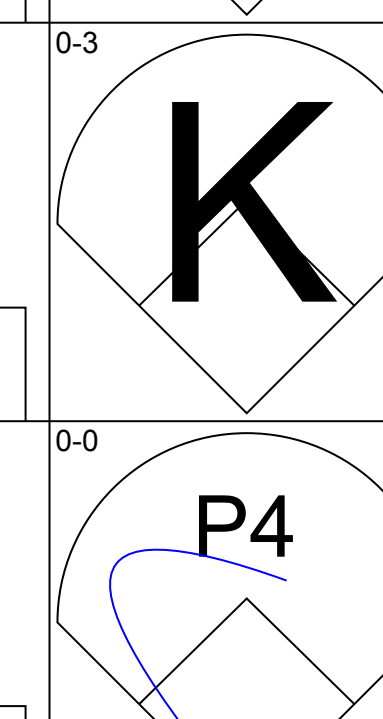

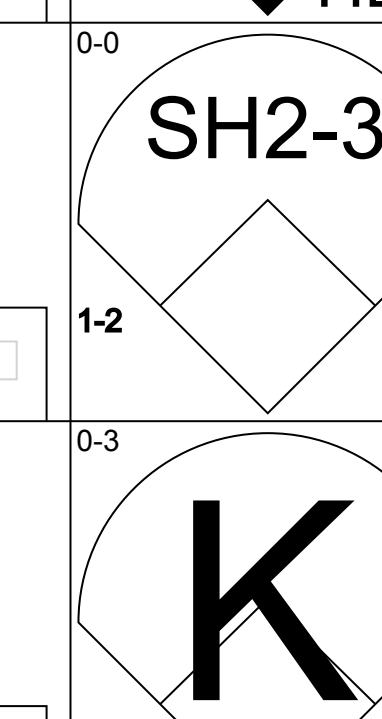
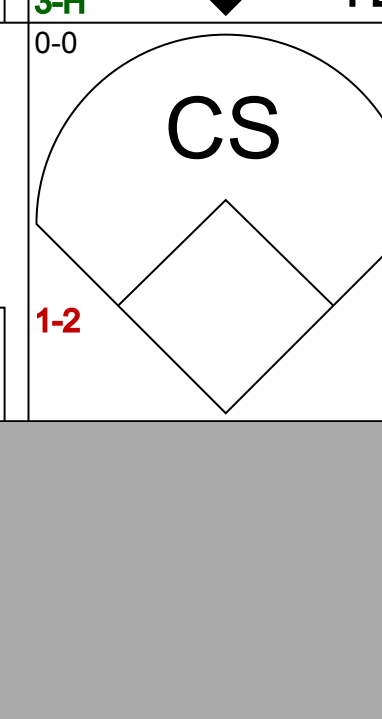
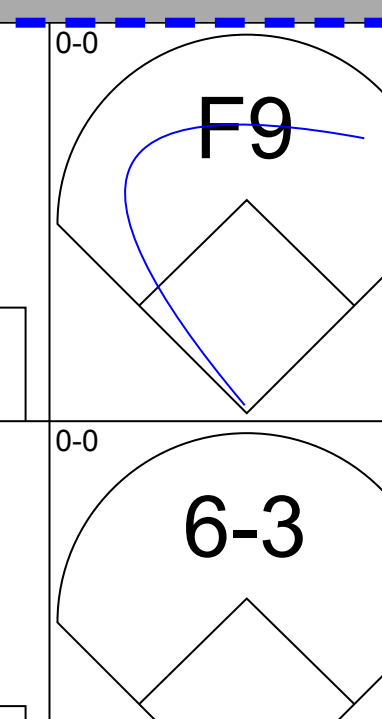
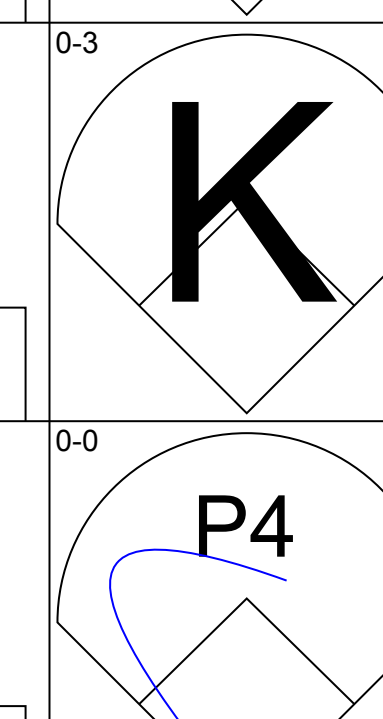
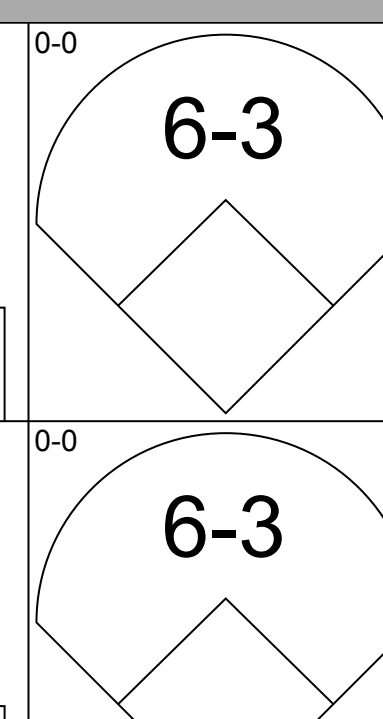
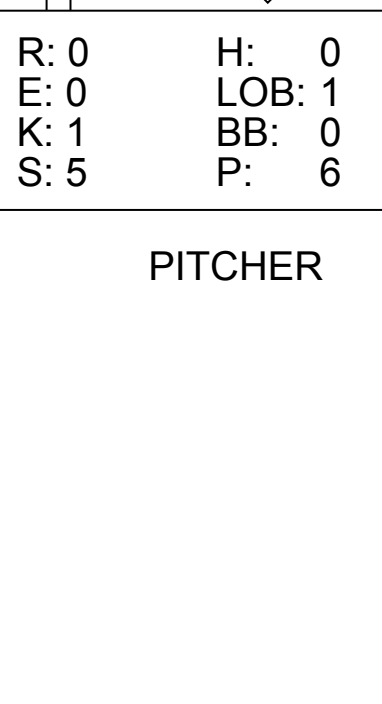
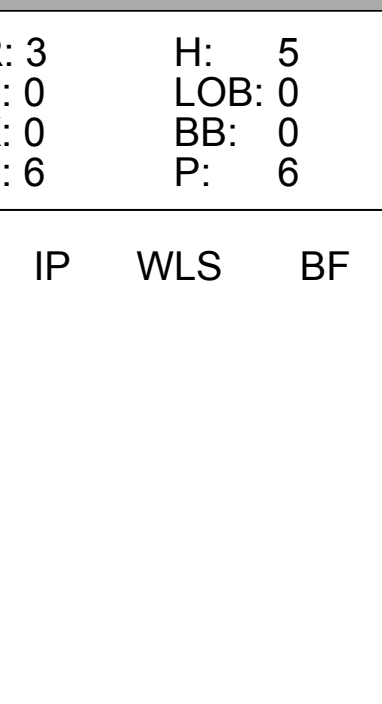
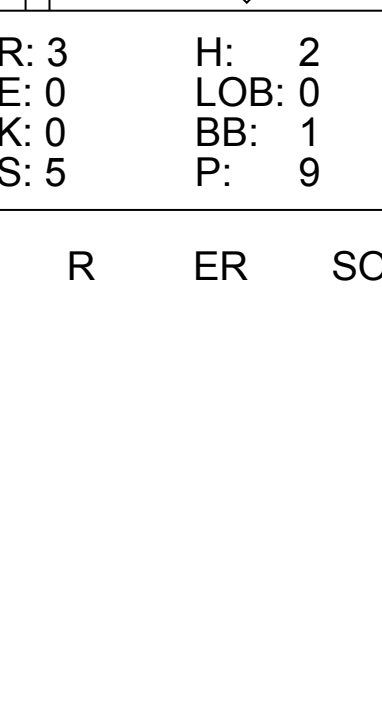
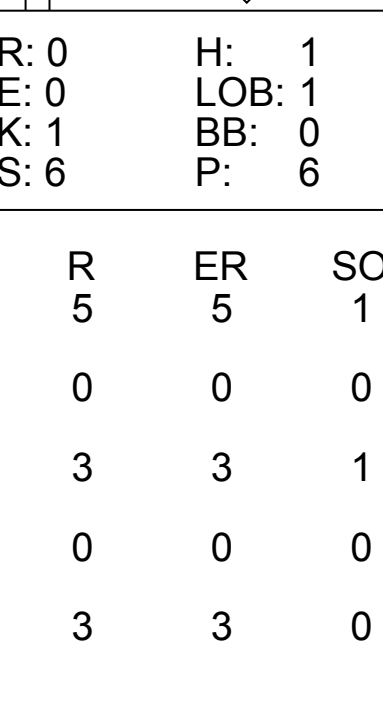
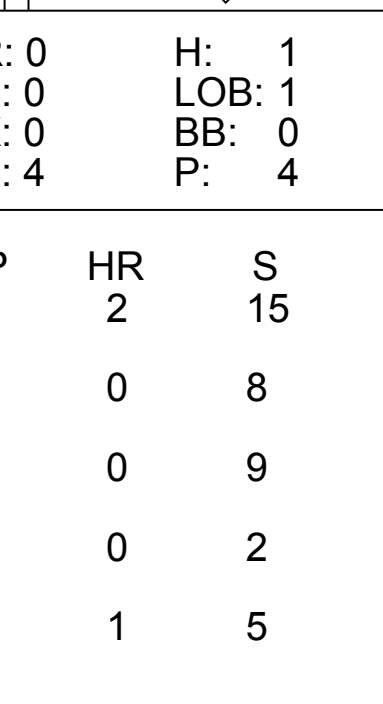
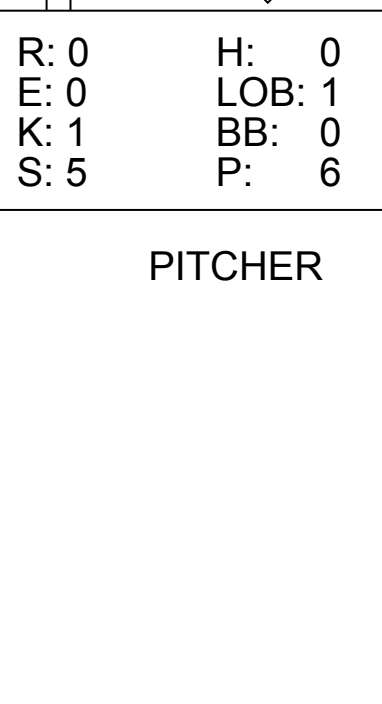
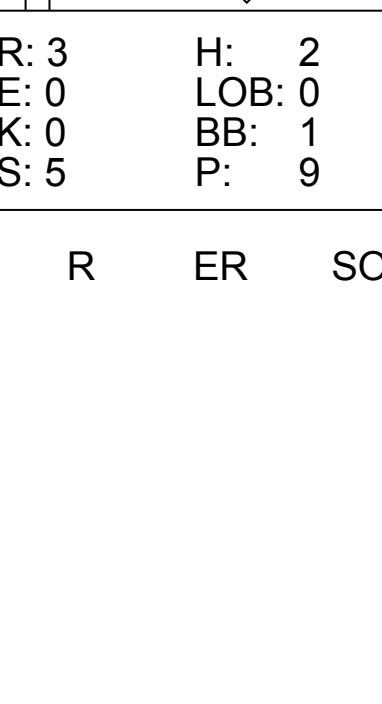
Chicago Cubs - 1962

Batter	1	2	3	4	5	6	7	8	9	AB	R	H	RBI	BB	SO	LOB	TOP				
Lou Brock, L (1.8)										3	0	0	1	0	2	0					
Ken Hubbs, R (1.4)										4	0	0	0	0	0	0					
Billy Williams, L (1.7) OBP: 0.250, SLG: 0.250										4	0	1	0	0	1	0					
14 Ernie Banks, R (1.3) OBP: 0.500, SLG: 1.250										4	1	2	1	0	0	1					
George Altman, L (1.9)										4	0	0	0	0	1	1					
Ron Santo, R (1.5)										3	0	0	0	1	0	2					
Elder White, R (1.6) Andre Rodgers, R (7. PH) (7.6)										1	0	0	0	1	0	0					
Cuno Barragan, R (1.2) OBP: 0.333, SLG: 0.333										3	0	1	0	0	0	2					
Don Cardwell, R (1.1) Dave Gerard, R (1.1) Moe Morhardt, L (6. PH) Barney Schultz, R (6.1) Jack Warner, R (7.1) Jim McKnight, R (6. PH) Al Lary, R (8.1)										1	0	0	0	0	0	1					
Inning Stats	R: 0 E: 0 K: 1 S: 6	H: 1 LOB: 1 BB: 0 P: 6	R: 0 E: 0 K: 0 S: 3	H: 0 LOB: 0 BB: 0 P: 3	R: 0 E: 0 K: 1 S: 5	H: 1 LOB: 0 BB: 0 P: 5	R: 0 E: 0 K: 0 S: 3	H: 0 LOB: 0 BB: 0 P: 3	R: 0 E: 1 K: 0 S: 3	H: 0 LOB: 1 BB: 1 P: 7	R: 0 E: 0 K: 0 S: 3	H: 0 LOB: 0 BB: 0 P: 3	R: 1 E: 0 K: 1 S: 6	H: 1 LOB: 1 BB: 1 P: 10	R: 1 E: 0 K: 0 S: 4	H: 1 LOB: 0 BB: 0 P: 4	R: 0 E: 0 K: 1 S: 6	H: 1 LOB: 1 BB: 0 P: 6	1B: 3 2B: 0 3B: 1 HR: 1	SF: 1 SAC: 0 DP: 2 HBP: 0	WP: 0 PA: 33 PB: 0 SB: 0 CS: 0
PITCHER Bobby Shantz, L (1.1) ERA: 2.0	IP: 9.0 WLS: W BF: 33 H: 5 R: 2 ER: 2 SO: 4 BB: 2 IBB: 0 HBP: 0 BLK: 0 WP: 0 HR: 1 S: 39 P: 47 ERA: 2.00 WHIP: 0.778															PITCHER	IP: 9.0 WLS: W BF: 33 H: 5 R: 2 ER: 2 SO: 4 BB: 2 IBB: 0 HBP: 0 BLK: 0 WP: 0 HR: 1 S: 39 P: 47 ERA: 2.00 WHIP: 0.778				

Chicago Cubs @ Houston Colt 45's
Colt Stadium, Houston, TX
Tue Apr 10 1962, 4:33 AM EST
Att. 25,271 - Cloudy

AB 30
R 2
H 5
RBI 2
BB 2
SO 4
LOB 8



Batter	1	2	3	4	5	6	7	8	9	AB	R	H	RBI	BB	SO	LOB	BOTTOM				
Bob Aspromonte, R (1.5) OBP: 0.800, SLG: 0.750										4	3	3	0	1	0	1					
Al Spangler, L (1.8) OBP: 0.900, SLG: 1.333										3	3	2	1	2	0	1					
Roman Mejias, R (1.9) OBP: 0.600, SLG: 1.800										5	3	3	6	0	0	1					
Norm Larker, L (1.3) OBP: 0.400, SLG: 0.250										4	1	1	1	1	0	1					
Jim Pendleton, R (1.7) OBP: 0.250, SLG: 0.250										4	0	1	1	0	0	2					
Hal Smith, R (1.2) OBP: 0.500, SLG: 1.500										4	1	2	1	0	0	3					
Joey Amalfitano, R (1.4) OBP: 0.500, SLG: 0.333										3	0	1	1	0	0	1					
Don Buddin, R (1.6)										3	0	0	0	0	1	1					
Bobby Shantz, R (1.1)										4	0	0	0	0	1	2					
Inning Stats	R: 1 E: 0 K: 0 S: 5	H: 2 LOB: 1 BB: 0 P: 5	R: 0 E: 0 K: 1 S: 6	H: 1 LOB: 0 BB: 0 P: 6	R: 4 E: 0 K: 0 S: 5	H: 2 LOB: 0 BB: 2 P: 13	R: 0 E: 0 K: 0 S: 4	H: 1 LOB: 1 BB: 0 P: 4	R: 0 E: 0 K: 0 S: 3	H: 0 LOB: 1 BB: 1 P: 7	R: 0 E: 0 K: 1 S: 5	H: 0 LOB: 0 BB: 0 P: 6	R: 3 E: 0 K: 0 S: 6	H: 5 LOB: 0 BB: 0 P: 6	R: 3 E: 0 K: 0 S: 5	H: 2 LOB: 0 BB: 1 P: 9	R: 3 E: 0 K: 1 S: 6	H: 1 LOB: 0 BB: 0 P: 6	1B: 8 2B: 1 3B: 1 HR: 3	SF: 0 SAC: 1 DP: 1 HBP: 1	WP: 0 PA: 41 PB: 0 SB: 1 CS: 1
PITCHER Don Cardwell, R (1.1) ERA: 16.88 Dave Gerard, R (3.1) ERA: 27.0 Barney Schultz, R (6.1) ERA: 27.0 Jack Warner, R (7.1) ERA: 27.0 Al Lary, R (8.1) ERA: 27.0	IP: 2.2 WLS: L BF: 15 H: 5 R: 5 ER: 5 SO: 1 BB: 2 IBB: 0 HBP: 0 BLK: 0 WP: 0 HR: 2 S: 15 P: 23 ERA: 16.88 WHIP: 2.625															PITCHER	IP: 2.2 WLS: L BF: 15 H: 5 R: 5 ER: 5 SO: 1 BB: 2 IBB: 0 HBP: 0 BLK: 0 WP: 0 HR: 2 S: 15 P: 23 ERA: 16.88 WHIP: 2.625				

Chicago Cubs @ Houston Colt 45's
Colt Stadium, Houston, TX
Tue Apr 10 1962, 4:33 AM EST
Att. 25,271 - Cloudy

AB 34
R 11
H 13
RBI 11
BB 4
SO 2
LOB 13



Batter	1	2	3	4	5	6	7	8	9	AB	R	H	RBI	BB	SO	LOB	TOP		
Lou Brock, L OBP: 0.125, SLG: 0.143 (1, 8)	4-3		FC4-6		G6-4-3		K			4	0	1	0	0	1	2			
Ken Hubbs, R OBP: 0.125, SLG: 0.125 (1, 4)	14 1B		G4-6-3		G6-4-3			F9		4	0	1	0	0	0	3			
Billy Williams, L OBP: 0.250, SLG: 0.250 (1, 7)	K				14 1B			F7		4	0	1	0	0	1	1			
14 Ernie Banks, R OBP: 0.625, SLG: 1.000 (1, 3)	1B				FC4-6			P3		4	0	3	0	0	0	0			
George Altman, L (1, 9)	4-3				K					2	0	0	0	2	1	4			
Ron Santo, R OBP: 0.250, SLG: 0.143 (1, 5)					F8					4	0	1	0	0	0	4			
Andre Rodgers, R Bob Will, L (9, PH)	1-3				FC4-6					3	0	0	0	0	0	2			
Moe Thacker, R Sammy Taylor, L Al Lary, R (9, FR)	K				6-3					3	0	0	0	0	1	0			
Glen Hobbie, R Danny Murphy, L (9, PH)										2	0	2	0	1	0	0			
Inning Stats	R: 0 E: 0 K: 1 S: 7	H: 2 LOB: 2 BB: 0 P: 7	R: 0 E: 0 K: 1 S: 5	H: 0 LOB: 0 BB: 0 P: 5	R: 0 E: 0 K: 0 S: 3	H: 1 LOB: 0 BB: 0 P: 3	R: 0 E: 0 K: 1 S: 7	H: 2 LOB: 2 BB: 0 P: 7	R: 0 E: 0 K: 0 S: 3	H: 1 LOB: 1 BB: 1 P: 7	R: 0 E: 0 K: 0 S: 3	H: 1 LOB: 1 BB: 0 P: 6	R: 0 E: 0 K: 0 S: 3	H: 0 LOB: 0 BB: 0 P: 3	R: 0 E: 0 K: 1 S: 5	H: 1 LOB: 2 BB: 2 P: 13	1B: 9 2B: 0 3B: 0 HR: 0	SF: 0 SAC: 0 DP: 4 HBP: 0	WP: 0 PA: 36
PITCHER	IP	WLS	BF	H	R	ER	SO	BB	IBB	HBP	BLK	WP	HR	S	P	ERA	WHIP		
Hal Woodeshick, L ERA: 0.00	(1, 1)	8.0	W	33	9	0	0	4	3	0	0	0	0	38	50	0.00	1.500		
Turk Farrell, R ERA: 0.00	(9, 1)	1.0	S	3	0	0	0	1	1	0	0	0	0	4	8	0.00	1.000		

Chicago Cubs @ Houston Colt 45's
Colt Stadium, Houston, TX
Wed Apr 11 1962, 7:05 PM EST
Att. 20,336 - Cloudy

AB	32
R	0
H	9
RBI	0
BB	4
SO	5
LOB	20



Batter	1	2	3	4	5	6	7	8	9	AB	R	H	RBI	BB	SO	LOB	BOTTOM		
Bob Aspromonte, R OBP: 0.444, SLG: 0.375 (1, 5)	6-3				6-3					4	0	0	0	0	0	1			
Al Spangler, L OBP: 0.556, SLG: 0.714 (1, 8)	BB 1B				G3					4	1	1	0	0	0	1			
Roman Mejias, R OBP: 0.556, SLG: 1.222 (1, 9)	K				6-3					4	0	2	0	0	1	1			
Norm Larker, L OBP: 0.444, SLG: 0.571 (1, 3)	BB 1B				L9					3	1	1	0	1	0	2			
Jim Pendleton, R OBP: 0.250, SLG: 0.143 (1, 7)	BB 1B				FC5-2					3	0	0	0	1	1	2			
Hal Smith, R OBP: 0.375, SLG: 0.875 (1, 2)	FC6-4				P6					4	0	1	2	0	0	2			
Joey Amalfitano, R OBP: 0.429, SLG: 0.333 (1, 4)	FC6-4				K					3	0	1	0	0	1	2			
Don Buddin, R (1, 6)					K					2	0	0	0	1	2	1			
Hal Woodeshick, R Turk Farrell, R (9, 1)	SH1-4				K					2	0	0	0	0	2	0			
Inning Stats	R: 2 E: 0 K: 1 S: 7	H: 2 LOB: 2 BB: 2 P: 15	R: 0 E: 0 K: 0 S: 3	H: 0 LOB: 1 BB: 1 P: 7	R: 0 E: 0 K: 0 S: 4	H: 1 LOB: 1 BB: 0 P: 4	R: 0 E: 0 K: 3 S: 9	H: 0 LOB: 0 BB: 0 P: 9	R: 0 E: 0 K: 0 S: 4	H: 1 LOB: 1 BB: 0 P: 4	R: 0 E: 0 K: 2 S: 8	H: 1 LOB: 1 BB: 0 P: 8	R: 0 E: 0 K: 1 S: 5	H: 0 LOB: 0 BB: 0 P: 5	R: 0 E: 1 K: 0 S: 4	H: 1 LOB: 1 BB: 0 P: 4	1B: 5 2B: 0 3B: 1 HR: 0	SF: 0 SAC: 1 DP: 0 HBP: 0	WP: 0 PA: 33
PITCHER	IP	WLS	BF	H	R	ER	SO	BB	IBB	HBP	BLK	WP	HR	S	P	ERA	WHIP		
Glen Hobbie, R ERA: 2.25	(1, 1)	8.0	L	33	6	2	2	7	3	0	0	0	0	44	56	2.25	1.125		

Chicago Cubs @ Houston Colt 45's
Colt Stadium, Houston, TX
Wed Apr 11 1962, 7:05 PM EST
Att. 20,336 - Cloudy

AB	29
R	2
H	6
RBI	2
BB	3
SO	7
LOB	12



Batter	1	2	3	4	5	6	7	8	9	AB	R	H	RBI	BB	SO	LOB	TOP					
Lou Brock, L OBP: 0.091, SLG: 0.100 Jim McKnight, R OBP: 0.500, SLG: 1.500 Dave Gerard, R (8, 1) Bob Anderson, R (8, 1)	0-3 K		0-3 K		0-0 G3			0-0 E6		3	0	0	0	0	2	2						
Ken Hubbs, R OBP: 0.187, SLG: 0.250	0-0 2B		0-3 K					0-3 K		4	0	1	0	0	3	2						
Billy Williams, L OBP: 0.250, SLG: 0.182	4-0 BB		0-0 4-3							3	0	0	0	1	0	1						
14 Ernie Banks, R OBP: 0.417, SLG: 0.667	0-0 G5-4-3				0-0 F8			0-0 F7		4	0	0	0	0	0	2						
George Altman, L (1, 9)		0-3 K			0-0 G3					4	0	0	0	0	1	0						
Ron Santo, R OBP: 0.273, SLG: 0.200		0-0 1B			0-0 F2					3	0	1	0	0	1	0						
Andre Rodgers, R (1, 6)		0-3 K						0-0 F9		3	0	0	0	0	1	1						
Moe Thacker, R (1, 2) Elder White, R (8, PH) Danny Murphy, L (8, 8)		0-0 F7						0-3 K		2	0	0	0	0	1	1						
Jack Curtis, L OBP: 1.000, SLG: 1.000 Cuno Barragan, R OBP: 0.250, SLG: 0.250 (8, 2)					0-0 1B			0-0 P4		1	0	1	0	1	0	0						
Inning Stats	R: 0 E: 0 K: 1 S: 5	H: 1 LOB: 1 BB: 1 P: 9	R: 0 E: 0 K: 2 S: 8	H: 1 LOB: 1 BB: 0 P: 8	R: 0 E: 0 K: 2 S: 8	H: 1 LOB: 1 BB: 0 P: 8	R: 0 E: 0 K: 0 S: 3	H: 0 LOB: 0 BB: 0 P: 3	R: 0 E: 0 K: 1 S: 5	H: 0 LOB: 1 BB: 1 P: 9	R: 0 E: 0 K: 1 S: 5	H: 0 LOB: 0 BB: 0 P: 5	R: 0 E: 0 K: 1 S: 5	H: 0 LOB: 0 BB: 0 P: 5	R: 0 E: 1 K: 1 S: 6	H: 0 LOB: 1 BB: 0 P: 6	R: 0 E: 0 K: 0 S: 3	H: 0 LOB: 0 BB: 0 P: 3	1B: 2 2B: 1 3B: 0 HR: 0	SF: 0 SAC: 0 DP: 1 HBP: 0	WP: 0 PB: 0 SB: 0 CS: 0	PA: 32
PITCHER Dean Stone, L ERA:	IP: 9.0 WLS: W BF: 32 H: 3 R: 0 ER: 0 SO: 9 BB: 2 IBB: 0 HBP: 0 BLK: 0 WP: 0 HR: 0 S: 48 P: 56 ERA: 0.00 WHIP: 0.556															PITCHER	IP: WLS: BF: H: R: ER: SO: BB: IBB: HBP: BLK: WP: HR: S: P: ERA: WHIP:					

Chicago Cubs @ Houston Colt 45's
Colt Stadium, Houston, TX
Thu Apr 12 1962, 4:33 AM EST
Att: 7,838 - Sunny

AB 30
R 0
H 3
RBI 0
BB 2
SO 9
LOB 9



Batter	1	2	3	4	5	6	7	8	9	AB	R	H	RBI	BB	SO	LOB	BOTTOM					
Bob Aspromonte, R OBP: 0.462, SLG: 0.364	4-0 BB		0-0 L7					0-0 5-3		3	1	1	0	1	0	0						
Joey Amalfitano, R OBP: 0.455, SLG: 0.250	0-3 K			4-0 1B				0-0 6-3		2	0	0	0	2	1	1						
Dick Gemert, R OBP: 0.500, SLG: 0.333	0-3 K			0-0 1B				4-0 BB		3	1	1	0	1	2	2						
Roman Mejias, R OBP: 0.500, SLG: 1.000		0-0 1B		0-0 FC5				0-0 P3		3	0	1	0	0	0	3						
Hal Smith, R OBP: 0.364, SLG: 0.727		0-0 L7		0-0 1B				0-0 5-3		3	0	1	1	0	0	1						
Jim Pendleton, R OBP: 0.182, SLG: 0.100		0-0 P4		0-0 1B				0-0 F7		3	0	0	0	0	0	3						
Al Heist, R Al Spangler, L (8, 8)		0-0 FC6			0-0 F3			0-0 5-3		3	0	0	0	0	0	1						
Don Buddin, R (1, 6)				0-0 P5				0-0 F9		3	0	0	0	0	0	0						
Dean Stone, L (1, 1)				0-0 1-3				0-3 K		3	0	0	0	0	2	0						
Inning Stats	R: 0 E: 0 K: 2 S: 6	H: 0 LOB: 1 BB: 1 P: 10	R: 0 E: 0 K: 0 S: 4	H: 1 LOB: 0 BB: 0 P: 4	R: 0 E: 0 K: 0 S: 3	H: 0 LOB: 0 BB: 0 P: 3	R: 1 E: 1 K: 0 S: 4	H: 2 LOB: 1 BB: 1 P: 8	R: 0 E: 0 K: 1 S: 5	H: 0 LOB: 0 BB: 0 P: 5	R: 0 E: 0 K: 0 S: 3	H: 0 LOB: 1 BB: 1 P: 7	R: 0 E: 0 K: 0 S: 3	H: 0 LOB: 0 BB: 0 P: 3	R: 1 E: 0 K: 2 S: 8	H: 1 LOB: 1 BB: 1 P: 12	R: 0 E: 0 K: 0 S: 3	H: 0 LOB: 0 BB: 0 P: 3	1B: 4 2B: 1 3B: 0 HR: 0	SF: 0 SAC: 0 DP: 2 HBP: 0	WP: 2 PB: 0 SB: 1 CS: 1	PA: 30
PITCHER Jack Curtis, L ERA: 1.29 Dave Gerard, R ERA: 3.0 Bob Anderson, R ERA:	IP: 7.0 WLS: L BF: 25 H: 3 R: 1 ER: 1 SO: 3 BB: 3 IBB: 0 HBP: 0 BLK: 0 WP: 0 HR: 0 S: 28 P: 40 ERA: 1.29 WHIP: 0.857															PITCHER	IP: WLS: BF: H: R: ER: SO: BB: IBB: HBP: BLK: WP: HR: S: P: ERA: WHIP:					

Chicago Cubs @ Houston Colt 45's
Colt Stadium, Houston, TX
Thu Apr 12 1962, 4:33 AM EST
Att: 7,838 - Sunny

AB 26
R 2
H 4
RBI 1
BB 4
SO 5
LOB 11



Batter	1	2	3	4	5	6	7	8	9	10	11	12	13	14	15	AB	R	H	RBI	BB	SO	LOB	TOP								
Curt Flood, R OBP: 0.333, SLG: 0.364 (1.8)																7	1	2	0	0	1	4									
Julian Javier, R OBP: 0.364, SLG: 0.364 (1.4)																6	0	0	0	0	2	2									
Minnie Minoso, R OBP: 0.364, SLG: 0.400 (1.7)																2	0	0	0	0	0	1									
Ken Boyer, R OBP: 0.364, SLG: 0.400 (1.5)																6	1	2	0	1	0	1									
Stan Musial, L OBP: 0.750, SLG: 0.857 (1.9)																4	1	2	0	0	0	0									
Don Landrum, L OBP: 0.500, SLG: 0.500 (9. PR)																3	2	2	1	0	0	0									
Bill White, L OBP: 0.417, SLG: 0.818 (1.3)																7	2	3	3	0	2	2									
Gene Oliver, R OBP: 0.400, SLG: 0.700 (14.2)																6	0	2	1	0	1	1									
Julio Gotay, R OBP: 0.300, SLG: 0.222 (1.6)																5	1	2	0	1	1	1									
Ray Washburn, R OBP: 0.300, SLG: 1.000 (8. PR)																2	0	0	0	0	1	1									
Carl Sawatski, L OBP: 0.300, SLG: 0.222 (1.6)																0	0	1	0	0	0	0									
Inning Stats	R: 0 E: 0 K: 0 S: 4	H: 1 LOB: 1 BB: 0 P: 4	R: 1 E: 0 K: 0 S: 4	H: 2 LOB: 0 BB: 0 P: 4	R: 0 E: 0 K: 0 S: 3	H: 0 LOB: 0 BB: 0 P: 3	R: 0 E: 0 K: 2 S: 6	H: 1 LOB: 1 BB: 0 P: 8	R: 0 E: 0 K: 0 S: 3	H: 0 LOB: 0 BB: 0 P: 3	R: 1 E: 0 K: 0 S: 4	H: 1 LOB: 1 BB: 1 P: 4	R: 0 E: 0 K: 1 S: 5	H: 0 LOB: 0 BB: 0 P: 5	R: 0 E: 0 K: 2 S: 7	H: 0 LOB: 0 BB: 0 P: 7	R: 0 E: 0 K: 1 S: 5	H: 0 LOB: 0 BB: 0 P: 5	R: 0 E: 0 K: 1 S: 7	H: 2 LOB: 1 BB: 0 P: 7	R: 0 E: 0 K: 1 S: 5	H: 3 LOB: 1 BB: 1 P: 12	1B: 13 2B: 2 3B: 0 HR: 1	SF: 0 SAC: 1 DP: 1 HBP: 0	WP: 2 PB: 0 SB: 0 CS: 0	PA: 61					
PITCHER	IP: 8.2 ERA: 4.15	WLS: 0.1	BF: 35	H: 10 R: 4 ER: 4 SO: 5	BB: 1 IBB: 0 HBP: 0 BLK: 0	WP: 2 HR: 1 S: 44 P: 48	ERA: 4.15 WHIP: 1.269	PITCHER	IP: 8.2 ERA: 4.15	WLS: 0.1	BF: 35	H: 10 R: 4 ER: 4 SO: 5	BB: 1 IBB: 0 HBP: 0 BLK: 0	WP: 2 HR: 1 S: 44 P: 48	ERA: 4.15 WHIP: 1.269	PITCHER	IP: 8.2 ERA: 4.15	WLS: 0.1	BF: 35	H: 10 R: 4 ER: 4 SO: 5	BB: 1 IBB: 0 HBP: 0 BLK: 0	WP: 2 HR: 1 S: 44 P: 48	ERA: 4.15 WHIP: 1.269	PITCHER	IP: 8.2 ERA: 4.15	WLS: 0.1	BF: 35	H: 10 R: 4 ER: 4 SO: 5	BB: 1 IBB: 0 HBP: 0 BLK: 0	WP: 2 HR: 1 S: 44 P: 48	ERA: 4.15 WHIP: 1.269

St. Louis Cardinals @ Chicago Cubs
Wrigley Field, Chicago, IL
Fri Apr 13 1962, 3:33 AM CST
Att: 9,750 - Sunny - 38 F

livebaseballscorecards.com

AB: 57
R: 8
H: 16
RBI: 6
BB: 3
SO: 12
LOB: 17

Batter	1	2	3	4	5	6	7	8	9	10	11	12	13	14	15	AB	R	H	RBI	BB	SO	LOB	BOTTOM								
Lou Brock, L OBP: 0.211, SLG: 0.500 (1.8)																8	3	3	1	0	1	3									
Ken Hubbs, R OBP: 0.211, SLG: 0.222 (1.4)																6	0	1	1	1	2	2									
Billy Williams, L OBP: 0.316, SLG: 0.389 (1.7)																7	1	3	1	0	1	3									
14 Ernie Banks, R OBP: 0.368, SLG: 0.529 (1.3)																5	1	1	1	1	1	3									
George Altman, L OBP: 0.263, SLG: 0.125 (1.9)																6	0	2	1	1	1	3									
Ron Santo, R OBP: 0.333, SLG: 0.267 (1.5)																5	0	1	0	2	1	3									
Andre Rodgers, R OBP: 0.100, SLG: 0.100 (8. PH)																3	0	1	0	0	1	2									
Bob Will, L (8. PH)																1	0	0	0	0	2	2									
Elder White, R (8.6)																3	0	0	0	0	0	4									
Sammy Taylor, L OBP: 0.333, SLG: 0.200 (1.2)																5	0	1	0	0	0	4									
Al Lary, R (11. PR)																0	0	0	0	1	0	0									
Moe Thacker, R (12.2)																0	0	0	0	1	0	0									
Moe Morhardt, L (15. PH)																1	0	0	0	0	0	0									
Dick Ellsworth, L OBP: 0.300, SLG: 1.000 (15. PR)																3	0	0	0	0	1	1									
Inning Stats	R: 1 E: 1 K: 1 S: 7	H: 1 LOB: 1 BB: 0 P: 7	R: 0 E: 0 K: 0 S: 4	H: 1 LOB: 1 BB: 0 P: 4	R: 1 E: 0 K: 0 S: 4	H: 2 LOB: 1 BB: 1 P: 8	R: 0 E: 0 K: 0 S: 5	H: 1 LOB: 0 BB: 0 P: 5	R: 0 E: 0 K: 2 S: 7	H: 0 LOB: 0 BB: 0 P: 7	R: 1 E: 0 K: 0 S: 5	H: 2 LOB: 1 BB: 0 P: 7	R: 0 E: 0 K: 1 S: 5	H: 0 LOB: 0 BB: 0 P: 5	R: 0 E: 0 K: 2 S: 7	H: 0 LOB: 0 BB: 0 P: 7	R: 0 E: 0 K: 1 S: 5	H: 0 LOB: 0 BB: 0 P: 5	R: 0 E: 0 K: 1 S: 5	H: 2 LOB: 2 BB: 1 P: 9	R: 0 E: 0 K: 1 S: 5	H: 2 LOB: 2 BB: 1 P: 9	R: 0 E: 0 K: 1 S: 5	H: 0 LOB: 0 BB: 0 P: 5	1B: 9 2B: 1 3B: 2 HR: 1	SF: 1 SAC: 1 DP: 2 HBP: 0	WP: 2 PB: 0 SB: 0 CS: 0	PA: 64			
PITCHER	IP: 6.2 ERA: 5.4	WLS: 0.1	BF: 29	H: 9 R: 4 ER: 4 SO: 5	BB: 1 IBB: 0 HBP: 0 BLK: 0	WP: 0 HR: 1 S: 38 P: 42	ERA: 5.40 WHIP: 1.500	PITCHER	IP: 6.2 ERA: 5.4	WLS: 0.1	BF: 29	H: 9 R: 4 ER: 4 SO: 5	BB: 1 IBB: 0 HBP: 0 BLK: 0	WP: 0 HR: 1 S: 38 P: 42	ERA: 5.40 WHIP: 1.500	PITCHER	IP: 6.2 ERA: 5.4	WLS: 0.1	BF: 29	H: 9 R: 4 ER: 4 SO: 5	BB: 1 IBB: 0 HBP: 0 BLK: 0	WP: 0 HR: 1 S: 38 P: 42	ERA: 5.40 WHIP: 1.500	PITCHER	IP: 6.2 ERA: 5.4	WLS: 0.1	BF: 29	H: 9 R: 4 ER: 4 SO: 5	BB: 1 IBB: 0 HBP: 0 BLK: 0	WP: 0 HR: 1 S: 38 P: 42	ERA: 5.40 WHIP: 1.500

St. Louis Cardinals @ Chicago Cubs
Wrigley Field, Chicago, IL
Fri Apr 13 1962, 3:33 AM CST
Att: 9,750 - Sunny - 38 F

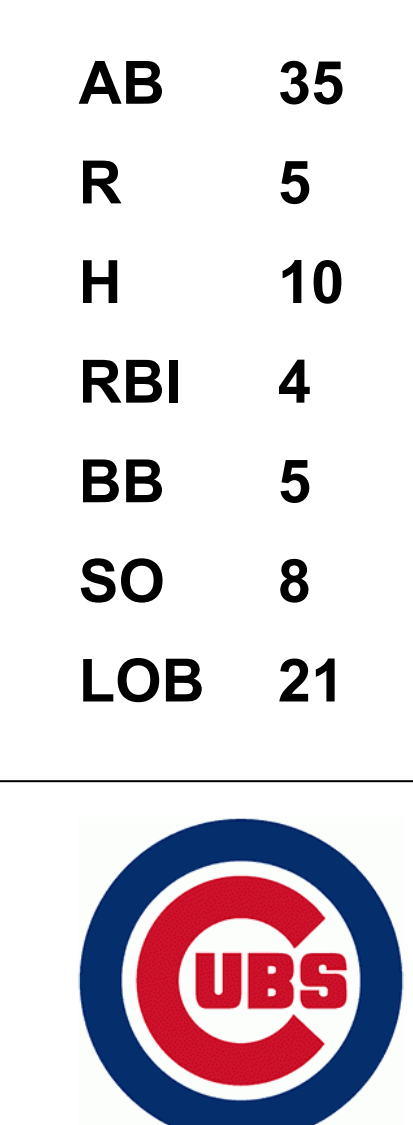
livebaseballscorecards.com

AB: 56
R: 5
H: 13
RBI: 5
BB: 6
SO: 11
LOB: 31

Batter	1	2	3	4	5	6	7	8	9	AB	R	H	RBI	BB	SO	LOB	TOP					
Bill Virdon, L OBP: 0.391, SLG: 0.476 (1, 8)	F7		E8 1B		FC4-6 1B	1B 9-2 1B		FC6-4 CS 1-2		5	1	3	0	0	0	1	Pittsburgh Pirates @ Chicago Cubs Wrigley Field, Chicago, IL Mon Apr 16 1962, 3:33 AM CST Att: 1,642 - Sunny					
Dick Groat, R OBP: 0.435, SLG: 0.400 (1, 6)	6-3		E9 1B 2-H		FC4-6 1B 1-2	1B 1-3		BB 1-2		4	1	2	1	1	0	1						
Bob Skinner, L OBP: 0.235, SLG: 0.143 Howie Goss, R OBP: 1.000, SLG: 1.000 (9, 7)	1-3		4-3		1B HR	1B 3-H		K		5	1	1	0	0	1	4						
Dick Stuart, R OBP: 0.409, SLG: 0.421 (1, 3)		4-3 1-3 1B		F7	HR 1-2 3-H 1B		PB 6-3 1B BB		K	4	2	2	1	1	1	0						
Roberto Clemente, R OBP: 0.500, SLG: 0.833 (1, 9)	1-3		4-3		HR 1-H 2-H		6-3	FC3-6 BB		4	1	1	3	1	0	2						
Smoky Burgess, L OBP: 0.294, SLG: 0.438 (1, 2)	4-3		4-3	HBP BB BB	4-3		K	FC3-6 1-2		4	0	0	0	1	1	3						
Don Hoak, R OBP: 0.500, SLG: 0.563 (1, 5)	6-3		6-3	HBP BB	1-2 1B		2-3	K		4	0	2	1	1	1	2						
Bill Mazerowski, R OBP: 0.350, SLG: 0.579 (1, 4)			6-3	1-2 2-3 HBP	F9		F8			3	0	0	0	0	0	2						
Bob Veale, S (1, 1)			K		G3		4-3	FC6-4 BB		1	0	0	0	0	1	0						
Earl Francis, R (3, 1)										0	0	0	0	0	0	0						
Dick Schofield, S (4, PH)										1	0	0	0	0	0	3						
Diomedes Olivo, L (4, 1)										1	0	0	0	1	0	0						
Roy Face, R (8, 1)										0	0	0	0	0	0	0						
Inning Stats	R: 0 E: 0 K: 0 S: 3	H: 0 LOB: 0 BB: 3 P: 3	R: 0 E: 0 K: 0 S: 4	H: 1 LOB: 1 BB: 4 P: 4	R: 1 E: 2 K: 1 S: 7	H: 2 LOB: 1 BB: 0 P: 7	R: 0 E: 0 K: 0 S: 3	H: 0 LOB: 3 BB: 2 P: 12	R: 4 E: 0 K: 0 S: 8	H: 5 LOB: 1 BB: 0 P: 8	R: 0 E: 0 K: 0 S: 4	H: 2 LOB: 1 BB: 4 P: 4	R: 1 E: 0 K: 1 S: 6	H: 1 LOB: 1 BB: 1 P: 10	R: 0 E: 0 K: 1 S: 4	H: 0 LOB: 1 BB: 2 P: 12	R: 0 E: 0 K: 2 S: 7	H: 0 LOB: 1 BB: 1 P: 11	1B: 10 2B: 1 3B: 0 HR: 1	SF: 0 SAC: 0 DP: 1 HBP: 1	WP: 0 PB: 1 SB: 0 CS: 1	PA: 43
PITCHER	IP WLS BF H R ER SO BB IBB HBP BLK WP HR S P ERA WHIP																					
Glen Hobbie, R (1, 1)	4.1	23	7	5	4	1	2	0	0	0	0	0	0	0	7	7	8.31	2.077				
Dave Gerard, R (5, 1)	1.2	7	3	0	0	0	0	0	0	0	0	0	0	7	7	0.00	1.800					
Bob Anderson, R (7, 1)	2.0	L	9	1	1	2	3	0	0	0	0	0	0	10	22	4.50	2.000					
Tony Balsamo, R (9, 1)	1.0		4	0	0	2	1	0	0	0	0	0	0	7	11	0.00	1.000					


Batter	1	2	3	4	5	6	7	8	9	AB	R	H	RBI	BB	SO	LOB	BOTTOM					
Elder White, R OBP: 0.333, SLG: 0.200 (1, 6)	F9	F9	FC6-4 1-2			1B 2-3 1B		BB		4	0	1	0	1	0	3	Pittsburgh Pirates @ Chicago Cubs Wrigley Field, Chicago, IL Mon Apr 16 1962, 3:33 AM CST Att: 1,642 - Sunny					
Ken Hubbs, R OBP: 0.250, SLG: 0.308 (1, 4)	14 BB 1B	6-3		4-3		SF7		F8		4	1	1	1	0	0	2						
Billy Williams, L OBP: 0.357, SLG: 0.360 (1, 7)	14 BB 1B		14 BB 1B	4-3		3-H 0-0		K		4	2	2	0	1	1	2						
14 Ernie Banks, R OBP: 0.357, SLG: 0.417 (1, 3)	E 1-2 2-3 BB		14 BB 1B	5-3		P4		F8		4	1	1	0	1	0	2						
Ron Santo, R OBP: 0.296, SLG: 0.391 (1, 5)	K		BB 1-2 3-H 1B		F9		F9		F9	5	0	1	1	0	1	3						
Jim McKnight, R OBP: 0.300, SLG: 0.500 (1, 9)	E9 1-3 2-H 3-H 1B		K		5-3		L7		F7	5	0	1	1	0	1	2						
George Altman, L OBP: 0.259, SLG: 0.130 (1, 8)			1-2 2-H 1B		K		K			3	0	1	1	1	2	0						
Moe Thacker, R (1, 2)										3	1	2	0	1	0	3						
Lou Brock, L (8, PR)	6-3					1B SF7 2B		SH1-4 1B		0	0	0	0	0	0	0						
Cuno Barragan, R (9, 2)			FC6-4 1-2 2-3 BB							0	0	0	0	0	0	0						
Glen Hobbie, R (1, 1)										2	0	0	0	0	2	3						
Dave Gerard, R (5, 1)										0	0	0	0	0	0	0						
Moe Morhardt, L (6, PH)										1	0	0	0	0	1	1						
Bob Anderson, R (7, 1)										0	0	0	0	0	0	0						
Al Lary, R (8, PH)										0	0	0	0	0	0	0						
Tony Balsamo, R (9, 1)										0	0	0	0	0	0	0						
Inning Stats	R: 2 E: 1 K: 1 S: 7	H: 2 LOB: 3 BB: 3 P: 19	R: 0 E: 0 K: 1 S: 5	H: 0 LOB: 0 BB: 0 P: 5	R: 2 E: 0 K: 2 S: 11	H: 4 LOB: 3 BB: 1 P: 15	R: 0 E: 0 K: 0 S: 3	H: 0 LOB: 0 BB: 0 P: 3	R: 0 E: 0 K: 1 S: 5	H: 0 LOB: 0 BB: 0 P: 5	R: 1 E: 0 K: 1 S: 8	H: 3 LOB: 2 BB: 0 P: 8	R: 0 E: 0 K: 1 S: 5	H: 0 LOB: 0 BB: 0 P: 5	R: 0 E: 0 K: 1 S: 6	H: 1 LOB: 2 BB: 1 P: 10	R: 0 E: 0 K: 0 S: 3	H: 0 LOB: 0 BB: 0 P: 3	1B: 9 2B: 1 3B: 0 HR: 0	SF: 1 SAC: 1 DP: 0 HBP: 0	WP: 0 PB: 0 SB: 0 CS: 0	PA: 42
PITCHER	IP WLS BF H R ER SO BB IBB HBP BLK WP HR S P ERA WHIP																					
Bob Veale, L (1, 1)	2.1	16	6	4	3	3	3	0	0	0	0	0	0	19	31	11.57	3.857					
Earl Francis, R (3, 1)	0.2	3	0	0	0	1	1	0	0	0	0	0	4	8	0.00	1.500						
Diomedes Olivo, L (4, 1)	4.1	W	18	4	1	1	3	1	0	0	0	0	0	23	27	2.08	1.154					
Roy Face, R (8, 1)	1.2	S	5	0	0	0	1	0	0	0	0	0	0	7	7	0.00	0.000					

AB	36
R	6
H	11
RBI	6
BB	6
SO	5
LOB	18

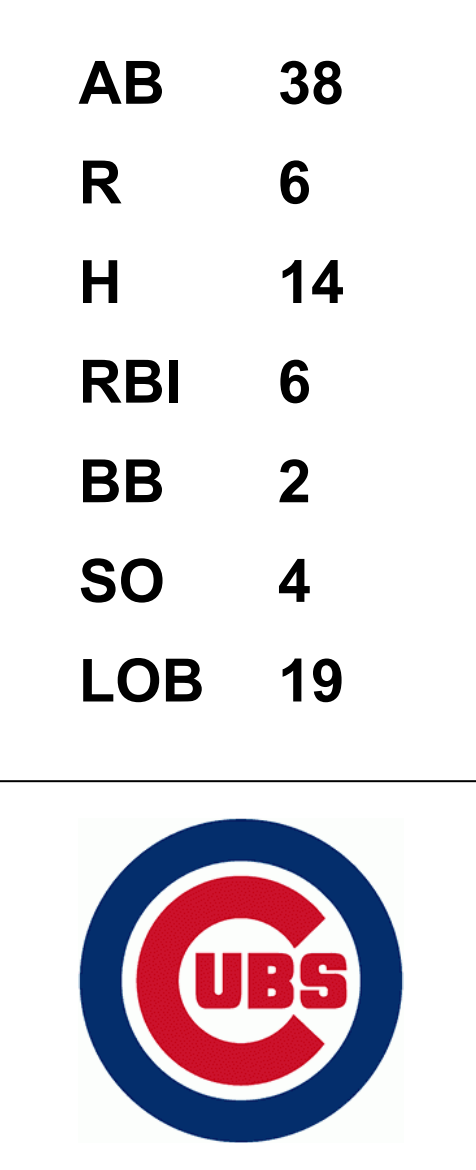


Batter	1	2	3	4	5	6	7	8	9	AB	R	H	RBI	BB	SO	LOB	TOP			
Bill Virdon, L OBP: 0.397, SLG: 0.400 (1, 8)	4-3		1-3	3-1			G3			4	0	0	0	1	0	2	Pittsburgh Pirates @ Chicago Cubs Wrigley Field, Chicago, IL Tue Apr 17 1962, 3:33 AM CST Att: 1,937 - Unknown			
Dick Groat, R OBP: 0.393, SLG: 0.360 (1, 6)	1B		F8		5-3		6-3	4-3		5	0	1	0	0	0	3				
Roberto Clemente, R OBP: 0.491, SLG: 0.727 (1, 9)	1B		5-3		5-3		1-3		BB	4	1	1	0	1	0	1				
Dick Stuart, R OBP: 0.407, SLG: 0.391 (1, 3)	P6			1B	6-3				BB	4	2	1	0	1	0	3				
Donn Clendenon, R OBP: 0.500, SLG: 0.333 Howie Goss, R OBP: 1.000, SLG: 1.000 (9, PH) (9, 7)	K			2B			S		BB	2	2	1	0	1	1	2				
Don Hoak, R OBP: 0.481, SLG: 0.619 (1, 5)		5-3		2B			K		BB	5	3	2	3	0	1	2				
Don Leppert, R OBP: 0.300, SLG: 0.667 (1, 2)		HR		SF8			F8		BB	4	2	3	4	0	0	1				
Bill Mazerowski, R OBP: 0.360, SLG: 0.667 (1, 4)		F2		2B			P3		BB	5	0	2	2	0	0	2				
Tom Sturdivant, L Coot Veal, R Jack Lamabe, R Earl Francis, R Bob Skinner, L Harvey Haddix, L (1, 1) (2, PH) (2, 1) (6, 1) (7, PH) (8, 2)	K			K			E8		BB	0	0	0	0	0	0	0				
Inning Stats	R: 0 E: 0 K: 1 S: 7	H: 2 LOB: 2 BB: 0 P: 7	R: 1 E: 0 K: 1 S: 6	H: 1 LOB: 0 BB: 0 P: 6	R: 0 E: 0 K: 0 S: 3	H: 0 LOB: 0 BB: 0 P: 3	R: 3 E: 0 K: 1 S: 9	H: 4 LOB: 1 BB: 0 P: 9	R: 0 E: 0 K: 0 S: 3	H: 0 LOB: 1 BB: 1 P: 9	R: 0 E: 1 K: 0 S: 4	H: 1 LOB: 2 BB: 2 P: 4	R: 3 E: 0 K: 0 S: 5	H: 2 LOB: 2 BB: 2 P: 14	R: 3 E: 1 K: 0 S: 5	H: 2 LOB: 1 BB: 2 P: 13		1B: 7 2B: 3 3B: 1 HR: 1	SF: 1 SAC: 0 DP: 0 HBP: 1	WP: 1 PB: 0 SB: 1 CS: 0
PITCHER	IP	WLS	BF	H	R	ER	SO	BB	IBB	HBP	BLK	WP	HR	S	P	ERA	WHIP			
Jack Curtis, L ERA: 4.35	3.1		17	7	4	4	2	0	0	0	0	0	1	21	21	10.80	2.100			
Cal Koonce, R ERA: 3.99	3.2	14	1	1	1	2	2	2	0	0	0	0	0	16	24	2.46	0.818			
Barney Schultz, R ERA: 45.0	0.0	L	2	1	1	1	0	0	0	1	0	0	0	1	2	∞	∞			
Jack Warner, R ERA:	0.2	3	1	1	1	0	0	0	0	0	0	1	0	3	3	13.50	1.500			
Mornie Steevens, L ERA:	0.0	1	0	0	0	0	0	1	0	0	0	0	0	0	4	∞	∞			

AB	38
R	10
H	12
RBI	9
BB	5
SO	4
LOB	19



Batter	1	2	3	4	5	6	7	8	9	AB	R	H	RBI	BB	SO	LOB	BOTTOM					
Lou Brock, L OBP: 0.200, SLG: 0.542 Cuno Barragan, R OBP: 0.125, SLG: 0.125 (8, PH) (9, 2)	IHR	1-3			4-3		F5	6-3		4	1	1	1	0	0	0	Pittsburgh Pirates @ Chicago Cubs Wrigley Field, Chicago, IL Tue Apr 17 1962, 3:33 AM CST Att: 1,937 - Unknown					
Ken Hubbs, R OBP: 0.384, SLG: 0.452 (1, 4)	1B				S		1B		E6	5	2	5	0	0	0	0						
Billy Williams, L OBP: 0.364, SLG: 0.367 (1, 7)	3-1				K		1B		1B	5	0	2	0	0	2	3						
George Altman, L OBP: 0.281, SLG: 0.179 (9, 8)	14 3B				F8		3-1		P3	5	1	2	2	0	0	3						
14 Ernie Banks, R OBP: 0.364, SLG: 0.483 (1, 3)	HR				4-3		F7		G6-4-3	5	1	2	1	0	0	4						
Ron Santo, R OBP: 0.323, SLG: 0.500 (1, 5)	HR				1-3				5-3	3	1	1	2	1	0	0						
Sammy Taylor, L OBP: 0.143 Moe Thacker, R OBP: 0.455, SLG: 0.444 Al Lary, R (8, PR) Tony Balsamo, R (9, 1)	G4-6-3				P4		F7		SH	2	0	0	0	1	0	2						
Elder White, R OBP: 0.267, SLG: 0.154 (1, 6)	G4-6-3				F7		G6-4-3		SH	3	0	0	0	0	0	3						
Jack Curtis, L OBP: 0.267, SLG: 0.500 Cal Koonce, R Barney Schultz, R Jack Warner, R Mornie Steevens, L Bob Anderson, R Jim McKnight, R (1, 1) (4, 1) (8, 1) (8, 1) (8, 1) (8, PH) (8, 9)	K				6-3				F3	1	0	0	0	0	1	0						
Inning Stats	R: 5 E: 0 K: 0 S: 7	H: 5 LOB: 0 BB: 1 P: 11	R: 0 E: 0 K: 2 S: 8	H: 1 LOB: 0 BB: 0 P: 8	R: 0 E: 0 K: 0 S: 3	H: 0 LOB: 0 BB: 0 P: 3	R: 0 E: 0 K: 0 S: 3	H: 0 LOB: 0 BB: 0 P: 3	R: 0 E: 0 K: 1 S: 6	H: 1 LOB: 1 BB: 0 P: 6	R: 0 E: 0 K: 0 S: 3	H: 1 LOB: 2 BB: 1 P: 7	R: 1 E: 0 K: 1 S: 8	H: 3 LOB: 2 BB: 0 P: 8	R: 0 E: 1 K: 0 S: 5	H: 1 LOB: 1 BB: 0 P: 5		R: 0 E: 1 K: 0 S: 4	H: 2 LOB: 1 BB: 0 P: 4	1B: 10 2B: 1 3B: 1 HR: 2	SF: 0 SAC: 1 DP: 3 HBP: 0	WP: 0 PB: 0 SB: 2 CS: 0
PITCHER	IP	WLS	BF	H	R	ER	SO	BB	IBB	HBP	BLK	WP	HR	S	P	ERA	WHIP					
Tom Sturdivant, R ERA: 7.88	1.0		8	5	5	0	0	1	0	0	0	0	0	21	25	0.00	1.000					
Jack Lamabe, R ERA:	4.0	16	3	0	0	3	1	0	0	0	0	0	0	2	2	0.00	0.000					
Earl Francis, R ERA:	1.0	2	0	0	0	0	0	0	0	0	0	0	0	2	2	0.00	0.000					
Harvey Haddix, L ERA: 3.0	3.0	W	15	6	1	1	1	0	0	0	0	0	0	17	17	3.00	2.000					



Batter	1	2	3	4	5	6	7	8	9	10	AB	R	H	RBI	BB	SO	LOB	TOP			
Bob Aspromonte, R OBP: 0.344, SLG: 0.296 (1.5)	1-3			1B FC6-4	SF7			FC3-6 BB		5-3	3	1	1	1	1	0	0	Houston Colt 45's @ Chicago Cubs Wrigley Field, Chicago, IL Wed Apr 18 1962, 3:33 AM CST Att. 3,318 - Cloudy - 50 F			
Joey Amalfitano, R OBP: 0.393, SLG: 0.333 (1.4)	4-3			FC6-4 1B	6-3			FC3-6 FC5-4		1-3 BB	4	0	1	0	1	0	2				
Dick Gemert, R OBP: 0.444, SLG: 0.286 (1.3)	6-3			FC6-4 BB				FC5-4		1-3	4	0	1	0	1	0	2				
Roman Mejias, R OBP: 0.433, SLG: 0.633 (1.9)				K				F9		5-3	5	0	1	0	0	1	6				
Jim Pendleton, R OBP: 0.214, SLG: 0.154 (1.7)	G6-4-3			FC6-4	FC5-4						4	0	1	1	0	0	4				
Hal Smith, R OBP: 0.185, SLG: 0.333 (1.2)	F9			FC6-4				5-3			3	0	0	0	0	0	3				
Al Heist, R OBP: 0.286, SLG: 0.286 (1.8)				G5-4-3 1B	SH1-4 1B			L9		K	4	1	2	0	0	1	1				
Don Buddin, R OBP: 0.417, SLG: 0.389 (1.6)				G5-4-3	SH1-4 1B			6-3			3	0	1	0	1	0	1				
Hal Woodeshick, R Turk Farrell, R (8.1)	1-6-3			1-6-3	SH1-4			1-3		K	2	0	0	0	0	0	0				
Inning Stats	R: 0 E: 0 K: 0 S: 3	H: 0 LOB: 0 BB: 0 P: 3	R: 0 E: 0 K: 0 S: 3	H: 1 LOB: 0 BB: 0 P: 3	R: 0 E: 0 K: 0 S: 3	H: 1 LOB: 0 BB: 0 P: 3	R: 1 E: 0 K: 1 S: 7	H: 2 LOB: 2 BB: 1 P: 11	R: 1 E: 0 K: 0 S: 5	H: 2 LOB: 1 BB: 0 P: 5	R: 0 E: 0 K: 0 S: 4	H: 0 LOB: 0 BB: 0 P: 4	R: 0 E: 0 K: 0 S: 3	H: 0 LOB: 1 BB: 1 P: 7	R: 0 E: 0 K: 2 S: 8	H: 1 LOB: 2 BB: 1 P: 12	R: 0 E: 0 K: 0 S: 3		H: 0 LOB: 1 BB: 1 P: 7	1B: 8 2B: 0 3B: 0 HR: 0	SF: 1 SAC: 2 DP: 2 HBP: 0
PITCHER Dick Ellsworth, L ERA: 2.89 (1.1)	IP 10.0	WLS W 40	BF H 8	R ER 2 2	SO 3	BB 3	IBB 1	HBP 0	BLK 0	WP 0	HR 0	S 42	P 58	ERA 1.80	WHIP 1.100						

Batter	1	2	3	4	5	6	7	8	9	10	AB	R	H	RBI	BB	SO	LOB	BOTTOM			
Elder White, R OBP: 0.350, SLG: 0.188 (1.6)	G4-6-3 14 3B BB			4-3						K	3	1	1	1	1	1	0	Houston Colt 45's @ Chicago Cubs Wrigley Field, Chicago, IL Wed Apr 18 1962, 3:33 AM CST Att. 3,318 - Cloudy - 50 F			
Ken Hubbs, R OBP: 0.342, SLG: 0.417 (1.4)	G4-6-3 1B			F7				6-3		F7	5	0	1	0	0	0	3				
Billy Williams, L OBP: 0.342, SLG: 0.343 (1.7)	G4-6-3			4-3				G3		F7	5	0	1	0	0	0	2				
14 Ernie Banks, R OBP: 0.421, SLG: 0.676 (1.3)	3B			6-3				1B			5	1	4	2	0	0	0				
Ron Santo, R OBP: 0.314, SLG: 0.467 (1.5)	4-3			G4-6-3 1B				F9		F8	4	0	1	0	0	0	4				
Jim McKnight, R OBP: 0.267, SLG: 0.400 (1.9)				G4-6-3				F9		F9	4	0	1	0	0	0	3				
George Altman, L OBP: 0.278, SLG: 0.219 (1.8)				L8				K		F8	4	0	1	0	0	1	4				
Moe Thacker, R OBP: 0.500, SLG: 0.500 (1.2)								4-3			3	0	2	0	0	0	1				
Lou Brock, L OBP: 0.200, SLG: 0.542 (7. PR)										K	0	1	0	0	0	0	0				
Cuno Barragan, R OBP: 0.125, SLG: 0.125 (8. 2)										K	0	0	0	0	0	0	0				
Bob Will, L (9. PH)										K	1	0	0	0	0	1	0				
Sammy Taylor, L OBP: 0.333, SLG: 0.143 (10. 2)										K	0	0	0	0	0	0	0				
Dick Ellsworth, L (1.1)										K	4	0	0	0	0	4	3				
Inning Stats	R: 1 E: 0 K: 0 S: 4	H: 2 LOB: 1 BB: 1 P: 8	R: 0 E: 0 K: 1 S: 6	H: 1 LOB: 1 BB: 0 P: 6	R: 0 E: 0 K: 0 S: 3	H: 0 LOB: 0 BB: 0 P: 3	R: 0 E: 0 K: 0 S: 3	H: 1 LOB: 0 BB: 0 P: 3	R: 0 E: 0 K: 1 S: 6	H: 2 LOB: 2 BB: 0 P: 7	R: 1 E: 0 K: 1 S: 6	H: 2 LOB: 1 BB: 0 P: 6	R: 0 E: 0 K: 0 S: 5	H: 2 LOB: 2 BB: 0 P: 5	R: 0 E: 0 K: 3 S: 9	H: 0 LOB: 0 BB: 0 P: 9	R: 1 E: 0 K: 0 S: 3	H: 1 LOB: 0 BB: 0 P: 3	1B: 9 2B: 1 3B: 1 HR: 1	SF: 0 SAC: 0 DP: 2 HBP: 1	WP: 1 PA: 40 PB: 0 SB: 1 CS: 0
PITCHER Hal Woodeshick, L ERA: 1.2 (1.1)	IP 7.0	WLS R 11	BF H 2	R ER 2 2	SO 4	BB 1	IBB 0	HBP 1	BLK 0	WP 1	HR 0	S 37	P 42	ERA 2.57	WHIP 1.714						
PITCHER Turk Farrell, R ERA: 2.79 (8.1)	IP 2.2	WLS L 9	BF H 1	R ER 1 1	SO 3	BB 0	IBB 0	HBP 0	BLK 0	WP 0	HR 1	S 15	P 15	ERA 3.38	WHIP 0.375						

AB	33
R	2
H	8
RBI	2
BB	4
SO	3
LOB	21



AB	38
R	3
H	12
RBI	3
BB	1
SO	7
LOB	20



Batter	1	2	3	4	5	6	7	8	9	AB	R	H	RBI	BB	SO	LOB	TOP										
Bob Aspromonte, R OBP: 0.342, SLG: 0.281	1-0 1B SH5-3 HBP	0-0 1B		0-0 4-3		0-0 6-3		0-0 F8	0-0 FC6-4	5	0	1	0	0	0	2											
Al Spangler, L OBP: 0.269, SLG: 0.261	0-0 SH5-3	0-0 1B		0-0 P6			0-0 G3		0-0 4-3	4	0	1	1	0	0	0											
Roman Mejias, R OBP: 0.424, SLG: 0.636	0-3 K	0-3 K		0-0 2B			0-0 HR		4-0 1B	3	0	1	0	0	2	4											
Johnny Weakly, R OBP: 0.667, SLG: 2.000									BB BB BB 1B	1	2	1	1	1	0	0											
Pidge Browne, L OBP: 0.286, SLG: 0.500	4-0 1B	0-0 G3			0-0 3B		0-3 K		0-0 E1	4	0	1	0	1	1	4											
Jim Golden, L (9, PR)									1-2 1B	0	1	0	0	0	0	0											
Dick Gemert, R OBP: 0.444, SLG: 0.286	1-2 2-3 1B	1-2 2-3 3-H 1B							1-2 1B	0	0	0	0	0	0	0											
Jim Pendleton, R OBP: 0.273, SLG: 0.226	0-0 1B		0-0 P6		0-3 K		0-0 1B		0-0 1B	5	1	3	1	0	1	1											
Merritt Ranew, L OBP: 0.426, SLG: 0.571	0-3 K		0-0 FC		0-0 4-3		0-0 1B		1-3 2-H 1B	5	1	3	1	0	1	4											
Joey Amalfitano, R OBP: 0.333, SLG: 0.286		0-3 K	0-0 F7		0-0 5-3		0-3 K		0-0 SF9	4	0	0	1	0	2	4											
Don Buddin, R OBP: 0.414, SLG: 0.333		4-0 1B SH 1B BB	0-0 FC		0-0 3-4-3			0-0 F8	1-0 1B	3	1	0	0	1	0	1											
Dean Stone, L OBP: 0.143, SLG: 0.143	0-0 SH 1B 1B		0-0 4-3		0-0 4-3			0-3 K	1-2 2-H 1B	4	0	1	1	0	1	2											
Inning Stats	R: 0 E: 0 K: 2 S: 8	H: 1 LOB: 3 BB: 1 P: 13	R: 1 E: 0 K: 2 S: 10	H: 2 LOB: 3 BB: 1 P: 14	R: 0 E: 0 K: 0 S: 5	H: 1 LOB: 2 BB: 0 P: 5	R: 0 E: 0 K: 0 S: 3	H: 1 LOB: 1 BB: 0 P: 3	R: 0 E: 0 K: 1 S: 6	H: 1 LOB: 1 BB: 0 P: 6	R: 0 E: 0 K: 0 S: 3	H: 0 LOB: 0 BB: 0 P: 3	R: 1 E: 0 K: 2 S: 10	H: 3 LOB: 2 BB: 0 P: 10	R: 0 E: 0 K: 1 S: 5	H: 0 LOB: 0 BB: 0 P: 5	R: 4 E: 1 K: 0 S: 7	H: 3 LOB: 2 BB: 1 P: 12	1B: 8 2B: 2 3B: 1 HR: 1	SF: 1 SAC: 2 DP: 0 HBP: 2	WP: 0 PA: 46 PB: 0 SB: 1 CS: 0						
PITCHER	IP	WLS	BF	H	R	ER	SO	BB	IBB	HBP	BLK	WP	HR	S	P	ERA	WHIP										
Don Cardwell, R ERA: 7.62	8.0	L	37	9	2	2	8	2	0	1	0	0	1	50	59	2.25	1.375										
Dave Gerard, R ERA: 3.5	0.1		5	2	4	1	0	1	0	0	0	0	0	4	8	27.00	9.000										
Barney Schultz, R ERA: 33.75	0.1		3	1	0	0	0	0	0	1	0	0	0	2	3	0.00	3.000										
Jack Warner, R ERA:	0.1		1	0	0	0	0	0	0	0	0	0	0	1	1	0.00	0.000										

Houston Colt 45's @ Chicago Cubs
Wrigley Field, Chicago, IL
Thu Apr 19 1962, 3:33 AM CST
Att: 3,835 - Sunny - 41 F

AB 38
R 6
H 12
RBI 6
BB 3
SO 8
LOB 22



Batter	1	2	3	4	5	6	7	8	9	AB	R	H	RBI	BB	SO	LOB	BOTTOM										
Elder White, R OBP: 0.292, SLG: 0.150	0-0 E4 FC5-4		0-0 F2		0-0 L7			0-0 F7		4	0	0	0	0	0	1											
Ken Hubbs, R OBP: 0.357, SLG: 0.425	0-0 FC5-4 14 HBP 1B		0-0 P4			0-0 CS 1B		0-0 1B		4	0	2	0	0	0	2											
Billy Williams, L OBP: 0.333, SLG: 0.333	0-0 14 HBP 1B		0-0 F8			0-0 F7		0-0 4-3		4	0	1	0	0	0	3											
14 Ernie Banks, R OBP: 0.429, SLG: 0.639	1-0 G6-4-3 HBP			4-0 5-3 BB		0-0 P5			0-0 F8	2	0	0	0	1	0	1											
Ron Santo, R OBP: 0.308, SLG: 0.441	0-0 G6-4-3			0-0 5-3		0-0 CS	0-0 PB 1B		0-0 4-3	4	0	1	0	0	0	4											
Jim McKnight, R OBP: 0.211, SLG: 0.316		0-0 4-3		0-3 K		0-0 1-3 1B			0-0 6-3	4	0	0	0	0	1	2											
George Altman, L OBP: 0.256, SLG: 0.200		0-3 K		0-0 F7			0-0 F8			3	0	0	0	0	1	2											
Moe Thacker, R OBP: 0.412, SLG: 0.400		0-3 K			0-0 5-3			0-0 F9		3	0	0	0	0	1	1											
Sammy Taylor, L OBP: 0.333, SLG: 0.143										0	0	0	0	0	0	0											
Don Cardwell, R OBP: 0.333, SLG: 0.333					0-0 F7			0-0 6-3		2	0	1	0	0	0	0											
Cuno Barragan, R OBP: 0.111, SLG: 0.111										1	0	0	0	0	0	0											
Dave Gerard, R (9, PH)										0	0	0	0	0	0	0											
Barney Schultz, R (9, PH)										0	0	0	0	0	0	0											
Jack Warner, R (9, PH)										0	0	0	0	0	0	0											
Inning Stats	R: 0 E: 1 K: 0 S: 4	H: 1 LOB: 2 BB: 0 P: 5	R: 0 E: 0 K: 2 S: 7	H: 0 LOB: 0 BB: 0 P: 7	R: 0 E: 0 K: 0 S: 4	H: 1 LOB: 1 BB: 0 P: 4	R: 0 E: 0 K: 1 S: 5	H: 0 LOB: 1 BB: 1 P: 9	R: 0 E: 0 K: 0 S: 3	H: 0 LOB: 0 BB: 0 P: 3	R: 0 E: 0 K: 0 S: 3	H: 1 LOB: 0 BB: 0 P: 3	R: 0 E: 0 K: 0 S: 4	H: 1 LOB: 1 BB: 0 P: 4	R: 0 E: 0 K: 0 S: 4	H: 1 LOB: 0 BB: 0 P: 4	R: 0 E: 0 K: 0 S: 3	H: 0 LOB: 0 BB: 0 P: 3	1B: 5 2B: 0 3B: 0 HR: 0	SF: 0 SAC: 0 DP: 1 HBP: 1	WP: 0 PA: 34 PB: 1 SB: 0 CS: 1						
PITCHER	IP	WLS	BF	H	R	ER	SO	BB	IBB	HBP	BLK	WP	HR	S	P	ERA	WHIP										
Dean Stone, L ERA:	9.0	W	33	5	0	0	3	1	0	1	0	0	0	37	42	0.00	0.667										

Houston Colt 45's @ Chicago Cubs
Wrigley Field, Chicago, IL
Thu Apr 19 1962, 3:33 AM CST
Att: 3,835 - Sunny - 41 F

AB 31
R 0
H 5
RBI 0
BB 1
SO 3
LOB 16



Batter	1	2	3	4	5	6	7	8	9	AB	R	H	RBI	BB	SO	LOB	TOP			
Lou Brock, L OBP: 0.241, SLG: 0.571 (1, 8)										4	0	2	0	0	0	0				
Ken Hubbs, R OBP: 0.326, SLG: 0.386 (1, 4)										4	0	0	0	0	0	2				
Billy Williams, L OBP: 0.304, SLG: 0.302 (1, 7)										4	0	0	0	0	0	1				
14 Ernie Banks, R OBP: 0.422, SLG: 0.641 (1, 3)										3	0	1	0	0	0	0				
George Altman, L OBP: 0.238, SLG: 0.184 (1, 9)										3	0	0	0	0	0	1				
Ron Santo, R OBP: 0.310, SLG: 0.417 (1, 5)										2	0	0	0	1	0	0				
Elder White, R OBP: 0.296, SLG: 0.136 (1, 6)										2	0	0	0	1	0	0				
Moe Thacker, R OBP: 0.350, SLG: 0.333 (1, 2)										3	0	0	0	0	1	3				
Glen Hobbie, R OBP: 0.429, SLG: 0.333 (1, 1)										2	0	0	0	0	1	0				
Morrie Steevens, L (6, 1)										0	0	0	0	0	0	0				
Jim McKnight, R OBP: 0.200, SLG: 0.300 (9, PH)										1	0	0	0	0	0	0				
Inning Stats	R: 0 E: 0 K: 0 S: 3	H: 1 LOB: 0 BB: 0 P: 3	R: 0 E: 0 K: 0 S: 3	H: 1 LOB: 2 BB: 2 P: 11	R: 0 E: 0 K: 1 S: 5	H: 0 LOB: 0 BB: 0 P: 5	R: 0 E: 0 K: 0 S: 3	H: 0 LOB: 0 BB: 0 P: 3	R: 0 E: 0 K: 0 S: 3	H: 0 LOB: 0 BB: 0 P: 3	R: 0 E: 0 K: 0 S: 3	H: 0 LOB: 0 BB: 0 P: 3	R: 0 E: 0 K: 1 S: 5	H: 1 LOB: 1 BB: 0 P: 5	R: 0 E: 0 K: 0 S: 4	H: 1 LOB: 1 BB: 0 P: 4	1B: 1 2B: 2 3B: 0 HR: 0	SF: 0 SAC: 0 DP: 2 HBP: 0	WP: 0 PB: 0 SB: 0 CS: 0	PA: 30
PITCHER Curt Simmons, L ERA: 1.0 (1, 1)	IP: 9.0 WLS: W BF: 30 H: 3 R: 0 ER: 0 SO: 2 BB: 2 IBB: 0 HBP: 0 BLK: 0 WP: 0 HR: 0 S: 32 P: 40 ERA: 0.00 WHIP: 0.556																			

Chicago Cubs @ St. Louis Cardinals
Sportsman's Park, St. Louis, MO
Sat Apr 21 1962, 4:33 AM EST
Att: 14,601 - Sunny - 81 F

AB 28
R 0
H 3
RBI 0
BB 2
SO 2
LOB 7




Batter	1	2	3	4	5	6	7	8	9	AB	R	H	RBI	BB	SO	LOB	BOTTOM			
Curt Flood, R OBP: 0.524, SLG: 0.684 (1, 8)										4	1	2	0	1	0	0				
Don Landrum, L OBP: 0.409, SLG: 0.368 (1, 9)										3	1	1	0	0	0	1				
Carl Warwick, R OBP: 0.500, SLG: 0.800 (6, PH) (7, 9)										1	0	0	1	0	0	1				
Bill White, L OBP: 0.432, SLG: 0.706 (1, 3)										4	1	2	1	0	0	2				
Stan Musial, L OBP: 0.469, SLG: 0.577 (1, 7)										2	0	0	1	1	0	1				
Charlie James, R (7, 7)										0	0	0	0	0	0	0				
Ken Boyer, R OBP: 0.412, SLG: 0.800 (1, 5)										4	1	2	0	0	0	1				
Carl Sawetski, L OBP: 0.556, SLG: 0.571 (1, 2)										4	1	2	0	0	0	1				
Julian Javier, R OBP: 0.306, SLG: 0.382 (1, 4)										4	1	2	1	0	0	1				
Julio Gotay, R OBP: 0.286, SLG: 0.167 (1, 6)										3	1	0	0	1	0	3				
Curt Simmons, L OBP: 0.625, SLG: 0.571 (1, 1)										4	1	1	2	0	0	0				
Inning Stats	R: 1 E: 0 K: 0 S: 4	H: 1 LOB: 1 BB: 1 P: 8	R: 0 E: 0 K: 0 S: 3	H: 0 LOB: 0 BB: 0 P: 3	R: 0 E: 1 K: 0 S: 4	H: 1 LOB: 1 BB: 0 P: 4	R: 0 E: 0 K: 0 S: 5	H: 2 LOB: 2 BB: 0 P: 5	R: 1 E: 1 K: 0 S: 5	H: 2 LOB: 1 BB: 0 P: 5	R: 6 E: 1 K: 0 S: 6	H: 4 LOB: 0 BB: 2 P: 15	R: 0 E: 0 K: 0 S: 4	H: 1 LOB: 1 BB: 0 P: 4	R: 0 E: 0 K: 0 S: 4	H: 1 LOB: 1 BB: 0 P: 4	1B: 9 2B: 3 3B: 0 HR: 1	SF: 2 SAC: 0 DP: 1 HBP: 1	WP: 0 PB: 0 SB: 0 CS: 0	PA: 39
PITCHER Glen Hobbie, R ERA: 6.23 (1, 1)	IP: 5.0 WLS: L BF: 28 H: 10 R: 8 ER: 6 SO: 8 BB: 2 IBB: 1 HBP: 0 BLK: 0 WP: 0 HR: 1 S: 25 P: 37 ERA: 10.80 WHIP: 2.400																			
Morrie Steevens, L ERA: (6, 1)	IP: 3.0 WLS: L BF: 11 H: 2 R: 0 ER: 0 SO: 0 BB: 0 IBB: 0 HBP: 1 BLK: 0 WP: 0 HR: 0 S: 10 P: 11 ERA: 0.00 WHIP: 0.667																			

Chicago Cubs @ St. Louis Cardinals
Sportsman's Park, St. Louis, MO
Sat Apr 21 1962, 4:33 AM EST
Att: 14,601 - Sunny - 81 F

AB 33
R 8
H 12
RBI 6
BB 3
SO 0
LOB 11



Batter	1	2	3	4	5	6	7	8	9	AB	R	H	RBI	BB	SO	LOB	TOP										
Lou Brock, L OBP: 0.294, SLG: 0.656 (1, 8)	3-1 BB					1B 2B	1B 3B	FC4-6		4	2	2	0	1	0	1	Chicago Cubs @ St. Louis Cardinals Sportsman's Park, St. Louis, MO Sun Apr 22 1962, 4:33 AM EST Cloudy - 66 F										
Ken Hubbs, R OBP: 0.353, SLG: 0.408 (1, 4)	14 HR 1B	L7			2B 1B	HR 1B		F8		5	3	3	3	0	0	1											
Ron Santo, R OBP: 0.362, SLG: 0.538 (1, 5)	14 HR BB		6-3		14 PB 3B 2B	HR 1B		14 WP BB		3	3	2	3	2	0	0											
14 Ernie Banks, R OBP: 0.420, SLG: 0.682 (1, 3)	HR		G4-6-3 1B		L4	5-3		1-3		5	1	2	3	0	0	2											
Billy Williams, L OBP: 0.314, SLG: 0.340 (1, 7)	L9		G4-6-3 1B		SF8 3B	F9		BB		4	1	1	1	1	0	1											
Bob Will, L OBP: 0.125, SLG: 0.143 (1, 9)	1B			K	SF8	K		F8		4	0	1	1	0	2	2											
Elder White, R OBP: 0.313, SLG: 0.222 (1, 6)	F7			P4	WP 1B		K	F9 5-3 2B		5	0	2	0	0	1	1											
Sammy Taylor, L OBP: 0.286, SLG: 0.091 (1, 2)		K		F5	1B		L7	F9		4	0	0	0	1	1	1											
Dick Ellsworth, L OBP: 0.182, SLG: 0.100 Bob Anderson, R (7, 1)		K			IBB			5-3		3	1	1	0	1	2	2											
										1	0	0	0	0	0	1											
Inning Stats	R: 3 E: 0 K: 0 S: 6	H: 3 LOB: 1 BB: 1 P: 10	R: 0 E: 0 K: 2 S: 7	H: 0 LOB: 1 BB: 1 P: 11	R: 0 E: 0 K: 0 S: 3	H: 1 LOB: 0 BB: 0 P: 3	R: 0 E: 0 K: 1 S: 5	H: 0 LOB: 0 BB: 0 P: 5	R: 5 E: 0 K: 1 S: 10	H: 5 LOB: 2 BB: 2 P: 18	R: 3 E: 0 K: 1 S: 8	H: 3 LOB: 0 BB: 0 P: 8	R: 0 E: 0 K: 0 S: 6	H: 1 LOB: 1 BB: 0 P: 6	R: 0 E: 0 K: 0 S: 3	H: 0 LOB: 2 BB: 2 P: 11		R: 0 E: 0 K: 0 S: 3	H: 1 LOB: 1 BB: 0 P: 3	1B: 7 2B: 3 3B: 2 HR: 2	SF: 1 SAC: 0 DP: 1 HBP: 0	WP: 3 PB: 1 SB: 3 CS: 0	PA: 45				
PITCHER	IP WLS BF H R ER SO BB IBB HBP BLK WP HR S P ERA WHIP	IP WLS BF H R ER SO BB IBB HBP BLK WP HR S P ERA WHIP																									
Ray Sadecki, L ERA: 13.5 (1, 1)	4.0 L 21	7 7 7 3	3 0 0 0	0 1 0 0	0 0 0 0	1 0 7 11	9.00 2.000	Paul Toth, R ERA: 4.5 (6, 1)	1.0 6 3 3	1 1 1 1	0 0 0 0	0 0 1 8	8 8 8 8	27.00 3.000	Bobby Locke, R ERA: 27.0 (7, 1)	2.0 9 1 0	0 0 0 1	2 0 0 0	0 0 0 0	1 0 9 17	0.00 1.500	Ed Bauta, R ERA: (9, 1)	1.0 3 1 0	0 0 0 0	0 0 0 0	0 0 3 3	0.00 1.000
Curt Flood, R OBP: 0.500, SLG: 0.708 (1, 8)	K		L7			1B 2B	FC6-4		6-3 2B	5	1	2	0	0	1	2	Chicago Cubs @ St. Louis Cardinals Sportsman's Park, St. Louis, MO Sun Apr 22 1962, 4:33 AM EST Cloudy - 66 F										
Julian Javier, R OBP: 0.341, SLG: 0.410 (1, 4)	G3 PB 1B		1-2 1B		2H 3H 1B	6-3		6-3		5	1	3	2	0	0	2											
Bill White, L OBP: 0.381, SLG: 0.615 (1, 3)	G3 1-3		4-3		F9		B1	K		5	0	0	0	0	1	5											
Ken Boyer, R OBP: 0.385, SLG: 0.714 (1, 5)	P3			5-3	6-3			F9		5	0	1	0	0	0	3											
Gene Oliver, R OBP: 0.464, SLG: 0.720 (1, 2)		G5-4-3 BB		F8	1B		F7			3	0	1	1	1	0	1											
Stan Musial, L OBP: 0.444, SLG: 0.533 Don Landrum, L OBP: 0.409, SLG: 0.368 (8, 7)		K		FC6 1B	K		F5			4	0	1	0	0	2	3											
Carl Warwick, R OBP: 0.375, SLG: 0.571 (1, 9)	G5-4-3		FC6		1-3			F8		4	0	0	0	0	0	2											
Julio Gotay, R OBP: 0.323, SLG: 0.296 Alex Grammas, R OBP: 0.200, SLG: 0.200 (7, 6)			6-3		1B 2B	1B 2B		K		3	2	2	0	0	0	0											
Ray Sadecki, L OBP: 1.000, SLG: 1.000 John Anderson, R ERA: 4.5 (5, 1)								K		0	0	0	0	0	0	0											
Red Schoendienst, S OBP: 0.500, SLG: 0.500 Paul Toth, R (6, 1)								K		0	0	0	0	0	0	0											
Charlie James, R OBP: 0.333, SLG: 0.333 Bobby Locke, R (7, 1)								K		0	0	0	0	0	0	0											
Doug Clemens, S OBP: 0.333, SLG: 0.333 Ed Bauta, R (9, 1)								K		1	0	0	0	0	0	0											
Inning Stats	R: 0 E: 0 K: 1 S: 6	H: 1 LOB: 0 BB: 0 P: 6	R: 0 E: 0 K: 1 S: 4	H: 0 LOB: 0 BB: 1 P: 8	R: 0 E: 0 K: 0 S: 5	H: 2 LOB: 0 BB: 0 P: 5	R: 0 E: 0 K: 0 S: 4	H: 1 LOB: 1 BB: 0 P: 4	R: 4 E: 0 K: 1 S: 10	H: 5 LOB: 1 BB: 0 P: 10	R: 1 E: 0 K: 0 S: 5	H: 2 LOB: 1 BB: 0 P: 5	R: 0 E: 0 K: 2 S: 4	H: 1 LOB: 1 BB: 0 P: 4	R: 0 E: 0 K: 2 S: 7	H: 0 LOB: 0 BB: 0 P: 7	R: 0 E: 0 K: 1 S: 6	H: 1 LOB: 1 BB: 0 P: 6	1B: 9 2B: 4 3B: 0 HR: 0	SF: 0 SAC: 0 DP: 1 HBP: 0	WP: 1 PB: 1 SB: 0 CS: 0	PA: 40					
PITCHER	IP WLS BF H R ER SO BB IBB HBP BLK WP HR S P ERA WHIP	IP WLS BF H R ER SO BB IBB HBP BLK WP HR S P ERA WHIP																									
Dick Ellsworth, L ERA: 3.91 Bob Anderson, R ERA: 4.22 (7, 1)	2.1 S 8	1 0 0 3	0 0 0 0	0 0 0 0	0 0 14 14	0.00 0.429																					

Batter	1	2	3	4	5	6	7	8	9	AB	R	H	RBI	BB	SO	LOB	TOP			
Lou Brock, L OBP: 0.308, SLG: 0.649 (1, 8)										5	1	2	0	0	1	0	Chicago Cubs @ St. Louis Cardinals Sportsman's Park, St. Louis, MO Sun Apr 22 1962, 7:05 PM EST Att: 14,847 - Cloudy - 66 F			
Ken Hubbs, R OBP: 0.339, SLG: 0.407 (1, 4)										5	1	1	1	0	0	2				
Ron Santo, R OBP: 0.373, SLG: 0.524 (1, 5)										3	0	1	0	1	1	1				
14 Ernie Banks, R OBP: 0.389, SLG: 0.625 (1, 3)										4	0	0	0	0	0	4				
Billy Williams, L OBP: 0.309, SLG: 0.392 (1, 7)										4	1	1	2	0	1	2				
Danny Murphy, L (1, 9)										4	0	0	0	0	1	2				
Elder White, R OBP: 0.361, SLG: 0.276 (1, 6)										2	2	1	0	2	1	0				
Sammy Taylor, L OBP: 0.276, SLG: 0.200 (1, 2)										4	0	1	1	0	2	2				
Cal Koonce, R (1, 1)										4	0	0	0	0	2	2				
Inning Stats	R: 3 E: 0 K: 0 S: 6	H: 3 LOB: 0 BB: 0 P: 6	R: 1 E: 0 K: 2 S: 7	H: 0 LOB: 0 BB: 1 P: 11	R: 0 E: 1 K: 0 S: 4	H: 0 LOB: 2 BB: 1 P: 8	R: 0 E: 0 K: 2 S: 7	H: 0 LOB: 0 BB: 0 P: 7	R: 0 E: 0 K: 1 S: 5	H: 1 LOB: 1 BB: 1 P: 9	R: 0 E: 0 K: 2 S: 7	H: 0 LOB: 0 BB: 0 P: 7	R: 0 E: 0 K: 2 S: 7	H: 0 LOB: 0 BB: 0 P: 7	R: 1 E: 0 K: 0 S: 6	H: 3 LOB: 2 BB: 0 P: 6	1B: 2 2B: 4 3B: 0 HR: 1	SF: 0 SAC: 0 DP: 0 HBP: 0	WP: 1 PB: 0 SB: 1 CS: 0	PA: 38
PITCHER	IP WLS BF H R ER SO BB IBB HBP BLK WP HR S P ERA WHIP	IP WLS BF H R ER SO BB IBB HBP BLK WP HR S P ERA WHIP																		
Bob Gibson, R ERA: 10.38 (1, 1)	8.0 L 32 4 4 4 9 3 0 0 0 1 1 47 59 4.50 0.875	1.0 6 3 1 1 0 0 0 0 0 0 0 0 6 6 9.00 3.000																		

Chicago Cubs @ St. Louis Cardinals
Sportsman's Park, St. Louis, MO
Sun Apr 22 1962, 7:05 PM EST
Att: 14,847 - Cloudy - 66 F

AB 35
R 5
H 7
RBI 4
BB 3
SO 9
LOB 15



Batter	1	2	3	4	5	6	7	8	9	AB	R	H	RBI	BB	SO	LOB	BOTTOM			
Curt Flood, R OBP: 0.533, SLG: 0.704 (1, 8)										3	0	2	0	1	1	1	Chicago Cubs @ St. Louis Cardinals Sportsman's Park, St. Louis, MO Sun Apr 22 1962, 7:05 PM EST Att: 14,847 - Cloudy - 66 F			
Gene Oliver, R OBP: 0.448, SLG: 0.692 (9, FH)										1	0	0	0	0	1	3				
Don Landrum, L OBP: 0.423, SLG: 0.364 (1, 7)										3	0	1	0	1	0	2				
Bill White, L OBP: 0.348, SLG: 0.558 (1, 3)										4	0	0	0	0	1	5				
Ken Boyer, R OBP: 0.349, SLG: 0.641 (1, 5)										4	0	0	0	0	0	4				
Carl Sawatski, L OBP: 0.538, SLG: 0.545 (1, 2)										4	0	2	0	0	1	2				
Carl Warwick, R OBP: 0.375, SLG: 0.571 (9, PR)										0	1	0	0	0	0	0				
Charlie James, R OBP: 0.286, SLG: 0.286 (1, 9)										4	0	1	0	0	1	2				
Julian Javier, R OBP: 0.356, SLG: 0.419 (1, 4)										4	0	2	0	0	0	1				
Alex Grammas, R OBP: 0.250, SLG: 0.250 (9, PH)										3	0	1	0	0	0	1				
Doug Clemens, L OBP: 0.462, SLG: 0.333 (9, PH)										0	0	0	0	1	0	0				
Bob Gibson, R OBP: 0.333, SLG: 0.333 (8, PH)										2	0	0	0	0	0	1				
Red Schoendienst, S OBP: 0.333, SLG: 0.333 (8, PH)										1	0	0	0	0	0	0				
Ernie Broglio, R (9, 1)										0	0	0	0	0	0	0				
Stan Musial, L OBP: 0.459, SLG: 0.533 (9, PH)										0	0	0	1	1	0	0				
Inning Stats	R: 0 E: 0 K: 1 S: 4	H: 0 LOB: 1 BB: 2 P: 12	R: 0 E: 0 K: 0 S: 3	H: 1 LOB: 0 BB: 0 P: 3	R: 0 E: 0 K: 1 S: 6	H: 1 LOB: 1 BB: 0 P: 6	R: 0 E: 0 K: 1 S: 6	H: 1 LOB: 1 BB: 0 P: 6	R: 0 E: 0 K: 1 S: 7	H: 2 LOB: 2 BB: 0 P: 7	R: 0 E: 0 K: 0 S: 3	H: 1 LOB: 0 BB: 0 P: 3	R: 0 E: 0 K: 0 S: 4	H: 1 LOB: 1 BB: 0 P: 4	R: 1 E: 1 K: 1 S: 7	H: 2 LOB: 3 BB: 2 P: 15	1B: 9 2B: 1 3B: 0 HR: 0	SF: 0 SAC: 0 DP: 3 HBP: 0	WP: 0 PB: 0 SB: 0 CS: 0	PA: 37
PITCHER	IP WLS BF H R ER SO BB IBB HBP BLK WP HR S P ERA WHIP	IP WLS BF H R ER SO BB IBB HBP BLK WP HR S P ERA WHIP																		
Cal Koonce, R ERA: 2.25 (1, 1)	9.0 W 37 9 1 1 5 4 0 0 0 0 0 43 59 1.00 1.444																			

Chicago Cubs @ St. Louis Cardinals
Sportsman's Park, St. Louis, MO
Sun Apr 22 1962, 7:05 PM EST
Att: 14,847 - Cloudy - 66 F

AB 33
R 1
H 9
RBI 1
BB 4
SO 5
LOB 22



Batter	1	2	3	4	5	6	7	8	9	AB	R	H	RBI	BB	SO	LOB	TOP										
Maury Wills, S OBP: 0.288, SLG: 0.322 (1, 6)			4-3		F7		E3 S SH1-4 BLK			4	1	0	0	1	1	0	Los Angeles Dodgers @ Chicago Cubs Wrigley Field, Chicago, IL Tue Apr 24 1962, 3:33 AM CST Att: 8,938 - Unknown AB 37 R 10 H 12 RBI 9 BB 5 SO 6 LOB 15 										
Jim Gilliam, S OBP: 0.305, SLG: 0.364 (1, 4) (8, 5)			4-3		1B HR		SH1-4	F8		4	1	1	0	0	1	2											
Wally Moon, L OBP: 0.326, SLG: 0.342 (1, 3) Tim Harkness, L OBP: 0.409, SLG: 0.526 (9, 3)	3-1		3B 1B		HR		BLK S	HR	1B	4	3	3	0	1	0	0											
Duke Snider, L OBP: 0.640, SLG: 1.053 (1, 9) Ron Fairly, L OBP: 0.269, SLG: 0.364 (9, 9)		WP 1B BB	1-H 3B		F2		BLK BB	HR	1B	3	2	2	3	2	0	2											
Tommy Davis, R OBP: 0.392, SLG: 0.816 (1, 7)		2B 1-H SF8 1B	4-3		HR		K	1-6-3		5	2	2	4	0	1	4											
John Roseboro, L OBP: 0.400, SLG: 0.471 (1, 2)		SF8 2B		G3	G3		1-3	CS BB 1B		5	0	2	0	0	0	2											
Willie Davis, L OBP: 0.378, SLG: 0.594 (1, 8)		SF8		5-3		L8		4-3	BB	3	0	0	1	1	0	0											
Andy Carey, R OBP: 0.375, SLG: 0.429 (1, 5) Larry Burright, R (8, PR) (8, 4)	F4		HR		K		K	F2		4	1	2	1	0	1	1											
Sandy Koufax, R (1, 1)	L8		K		F3		K	CS		4	0	0	0	0	2	2											
Inning Stats	R: 0 E: 0 K: 2 S: 10	H: 0 LOB: 0 BB: 0 P: 15	R: 2 E: 0 K: 0 S: 11	H: 2 LOB: 1 BB: 1 P: 21	R: 1 E: 0 K: 0 S: 10	H: 2 LOB: 1 BB: 0 P: 14	R: 1 E: 0 K: 1 S: 11	H: 1 LOB: 0 BB: 0 P: 15	R: 3 E: 0 K: 0 S: 10	H: 3 LOB: 0 BB: 0 P: 17	R: 0 E: 0 K: 1 S: 6	H: 0 LOB: 0 BB: 0 P: 9	R: 1 E: 1 K: 1 S: 10	H: 0 LOB: 2 BB: 2 P: 25	R: 0 E: 0 K: 1 S: 15	H: 1 LOB: 2 BB: 1 P: 24	R: 2 E: 0 K: 0 S: 11	H: 3 LOB: 1 BB: 1 P: 20	1B: 7 2B: 1 3B: 1 HR: 3	SF: 1 SAC: 1 DP: 0 HBP: 0	WP: 1 PB: 0 SB: 3 CS: 1	PA: 45					
PITCHER	IP	WLS	BF	H	R	ER	SO	BB	IBB	HBP	BLK	WP	HR	S	P	ERA	WHIP										
Don Cardwell, R ERA: 9.0 (1, 1)	5.0	L	24	8	7	7	3	1	0	0	0	1	2	52	82	12.60	1.800										
Tony Balsamo, R ERA: 4.5 (6, 1)	2.0		9	0	1	0	2	2	0	0	1	0	0	16	34	0.00	1.000										
Dave Gerard, R ERA: 5.68 (8, 1)	1.1		10	4	2	2	1	2	0	0	0	0	1	22	38	13.50	4.500										
Don Elston, R ERA: (9, 1)	0.2		1	0	0	0	0	0	0	0	0	0	0	4	6	0.00	0.000										

Batter	1	2	3	4	5	6	7	8	9	AB	R	H	RBI	BB	SO	LOB	BOTTOM										
Lou Brock, L OBP: 0.302, SLG: 0.600 (1, 8)								F6		3	0	0	1	1	2	0	Los Angeles Dodgers @ Chicago Cubs Wrigley Field, Chicago, IL Tue Apr 24 1962, 3:33 AM CST Att: 8,938 - Unknown AB 32 R 2 H 6 RBI 2 BB 4 SO 18 LOB 14 										
Ken Hubbs, R OBP: 0.317, SLG: 0.379 (1, 4)				5-3	6-3			K		4	0	0	0	0	2	3											
Ron Santo, R OBP: 0.382, SLG: 0.543 (1, 5)				2B		6-3		1B		4	0	2	0	0	1	0											
14 Ernie Banks, R OBP: 0.362, SLG: 0.577 (1, 3)		5-3		K		5-3		F8		4	0	0	0	0	1	2											
Billy Williams, L OBP: 0.322, SLG: 0.473 (1, 7)					BB BB 2B		G3	HR		4	2	2	1	0	1	0											
Bob Will, L OBP: 0.250, SLG: 0.200 (1, 9)					BB BB BB		1B			3	0	1	0	1	2	0											
Elder White, R OBP: 0.350, SLG: 0.250 (1, 6)										3	0	0	0	1	3	1											
Moe Thacker, R OBP: 0.375, SLG: 0.333 (1, 2)								1B		3	0	1	0	1	2	3											
Don Cardwell, R OBP: 0.288, SLG: 0.250 (1, 1) Andy Rodgers, R OBP: 0.271, SLG: 0.231 (5, PR) Tony Balsamo, R OBP: 0.317, SLG: 0.231 (8, 1) Jim McKnight, R OBP: 0.186, SLG: 0.286 (7, PR) Dave Gerard, R OBP: 0.375, SLG: 0.286 (8, 1) Don Elston, R OBP: 0.269, SLG: 0.364 (9, 1) Moe Morhardt, L OBP: 0.269, SLG: 0.364 (9, PR)										1	0	0	0	0	1	0											
Inning Stats	R: 0 E: 0 K: 3 S: 9	H: 0 LOB: 0 BB: 0 P: 10	R: 0 E: 0 K: 2 S: 11	H: 0 LOB: 0 BB: 0 P: 15	R: 0 E: 0 K: 3 S: 9	H: 0 LOB: 0 BB: 0 P: 13	R: 0 E: 0 K: 2 S: 10	H: 1 LOB: 1 BB: 0 P: 13	R: 1 E: 0 K: 2 S: 15	H: 1 LOB: 3 BB: 3 P: 31	R: 0 E: 0 K: 0 S: 6	H: 0 LOB: 0 BB: 0 P: 9	R: 0 E: 0 K: 2 S: 13	H: 1 LOB: 1 BB: 1 P: 22	R: 0 E: 0 K: 1 S: 8	H: 1 LOB: 1 BB: 0 P: 13	R: 1 E: 0 K: 3 S: 14	H: 2 LOB: 1 BB: 0 P: 17	1B: 3 2B: 2 3B: 0 HR: 1	SF: 0 SAC: 0 DP: 0 HBP: 0	WP: 0 PB: 0 SB: 0 CS: 0	PA: 36					
PITCHER	IP	WLS	BF	H	R	ER	SO	BB	IBB	HBP	BLK	WP	HR	S	P	ERA	WHIP										
Sandy Koufax, L ERA: 3.09 (1, 1)	9.0	W	36	6	2	2	18	4	0	0	0	0	1	95	143	2.00	1.111										

Batter	1	2	3	4	5	6	7	8	9	AB	R	H	RBI	BB	SO	LOB	TOP								
Maury Wills, S OBP: 0.282, SLG: 0.328 (1, 6)	2-2 1B 2B		2-1 L4		1-1 E6 1B E		1-0 6-3		2-1 FC4-6 FC4	5	2	1	0	0	0	2									
Jim Gilliam, S OBP: 0.297, SLG: 0.350 (1, 4)	1-1 2H 1B		2-1 F9		0-0 F9		1-2 L8		1-2 FC4	5	0	1	1	0	0	3									
Wally Moon, L OBP: 0.319, SLG: 0.333 (1, 3)	2-2 F6			0-1 6-3	3-1 E9 1H 2H 1B		3-1 F4			4	1	1	1	0	0	1									
Duke Snider, L OBP: 0.586, SLG: 1.043 (1, 9)	0-3 K			0-0 HR	2-3 K		3-1 F7			4	1	1	1	0	2	1									
Tommy Davis, R OBP: 0.400, SLG: 0.792 (1, 7)	0-0 F8			2-3 K		0-0 G4-6-3 1B		0-0 1B		4	0	2	0	0	1	1									
John Roseboro, L OBP: 0.386, SLG: 0.447 (1, 2)		2-2 6-3		0-0 6-3		0-0 G4-6-3 1B		0-0 L7		4	0	1	0	0	0	1									
Willie Davis, L OBP: 0.366, SLG: 0.639 (1, 8)		1-1 F5			1-0 IHR	0-0 G4-6-3 1B		1-1 F5		4	1	1	1	0	0	3									
Andy Carey, R OBP: 0.407, SLG: 0.435 (9, PH)		2-1 F8			3-1 SH1-4 1B	4-0 IBB			1-1 L4	2	1	1	0	1	0	0									
Ron Fairly, L OBP: 0.250, SLG: 0.348 (9, PH)										1	0	0	0	0	0	0									
Johnny Podres, L OBP: 0.222, SLG: 0.250 (8, 1)										2	0	0	0	0	0	2									
Larry Sherry, R (8, 1)										0	0	0	0	0	0	0									
Tim Harkness, L OBP: 0.391, SLG: 0.500 (9, PH)			4-3		0-0 SH1-4	0-1 F9			0-0 E8 FC4-6	1	0	0	0	0	0	0									
Inning Stats	R: 1 E: 0 K: 1 S: 14	H: 2 LOB: 1 BB: 0 P: 19	R: 0 E: 0 K: 0 S: 7	H: 0 LOB: 0 BB: 0 P: 12	R: 0 E: 0 K: 0 S: 7	H: 0 LOB: 0 BB: 0 P: 13	R: 1 E: 0 K: 1 S: 7	H: 1 LOB: 0 BB: 0 P: 9	R: 4 E: 2 K: 1 S: 12	H: 3 LOB: 0 BB: 1 P: 22	R: 0 E: 0 K: 0 S: 5	H: 2 LOB: 2 BB: 1 P: 9	R: 0 E: 0 K: 0 S: 6	H: 0 LOB: 0 BB: 0 P: 11	R: 0 E: 0 K: 0 S: 6	H: 1 LOB: 1 BB: 0 P: 10	R: 0 E: 1 K: 0 S: 8	H: 0 LOB: 1 BB: 0 P: 12	1B: 6 2B: 1 3B: 0 HR: 2	SF: 0 SAC: 1 DP: 1 HBP: 0	WP: 0 PB: 0 SB: 0 CS: 0	PA: 38			
PITCHER	IP	WLS	BF	H	R	ER	SO	BB	IBB	HBP	BLK	WP	HR	S	P	ERA	WHIP								
Glen Hobbie, R ERA: 6.04 (1, 1)	5.0		24	8	6	3	3	0	0	0	0	0	1	49	77	5.40	1.600								
Jack Curtis, L ERA: 3.55 (6, 1)	2.0		6	0	0	0	0	0	1	0	0	0	0	9	18	0.00	0.000								
Don Elston, R ERA: (8, 1)	2.0	W	8	1	0	0	0	0	0	0	0	0	0	14	22	0.00	0.500								

Los Angeles Dodgers @ Chicago Cubs
Wrigley Field, Chicago, IL
Wed Apr 25 1962, 3:33 AM CST
Att: 8,344 - Unknown

AB 36
R 6
H 9
RBI 4
BB 1
SO 3
LOB 14



Batter	1	2	3	4	5	6	7	8	9	AB	R	H	RBI	BB	SO	LOB	BOTTOM								
Lou Brock, L OBP: 0.298, SLG: 0.568 (1, 8)	0-3 K		1-2 HR 1B		0-0 G3		0-1 6-3			4	1	1	0	0	1	0									
Ken Hubbs, R OBP: 0.313, SLG: 0.371 (1, 4)	1-1 G5-4-3 1B		1-2 F8		0-0 F8		1-0 F9			4	0	1	0	0	0	2									
Ron Santo, R OBP: 0.373, SLG: 0.580 (1, 5)	3-1 G5-4-3 1-2		0-0 1H 2H HR		2-2 5-3			1-0 F8		4	1	1	3	0	0	1									
14 Ernie Banks, R OBP: 0.355, SLG: 0.607 (1, 3)		0-0 F8	3-2 F5		2-1 6-3			0-0 HR		4	1	1	1	0	0	0									
Billy Williams, L OBP: 0.349, SLG: 0.500 (1, 7)		2-1 1B SF8 1B		1-2 F8	1-1 2B 2B			4-2 HR WP HBP		3	3	2	0	0	0	0									
George Altman, L OBP: 0.283, SLG: 0.220 (1, 9)		1-1 CS 1B		0-0 E2 1B	2-1 F3			4-0 HR IBB		3	1	2	0	1	0	1									
Andre Rodgers, R OBP: 0.294, SLG: 0.563 (1, 6)		1-1 SF8		1-1 F8	0-1 2H 2B			1-0 HR		3	1	2	5	0	0	1									
Cuno Barragan, R OBP: 0.154, SLG: 0.083 (1, 2)		3H CS		1-1 L6	4-2 4-3			1-1 5-3		3	0	0	0	1	0	1									
Glen Hobbie, R OBP: 0.444, SLG: 0.286 (1, 1)			4-0 1B	1-3 K				0-2 F9		1	1	0	0	1	1	2									
Jack Curtis, L OBP: 0.667, SLG: 0.500 (6, 1)										0	0	0	0	0	0	0									
Elder White, R OBP: 0.341, SLG: 0.242 (7, PH)										1	0	0	0	0	1	0									
Don Elston, R (8, 1)										1	0	0	0	0	0	0									
Inning Stats	R: 0 E: 0 K: 1 S: 7	H: 1 LOB: 0 BB: 0 P: 11	R: 1 E: 0 K: 0 S: 8	H: 2 LOB: 0 BB: 0 P: 13	R: 3 E: 0 K: 0 S: 15	H: 2 LOB: 0 BB: 1 P: 26	R: 0 E: 1 K: 1 S: 11	H: 1 LOB: 2 BB: 1 P: 18	R: 0 E: 0 K: 0 S: 5	H: 0 LOB: 0 BB: 0 P: 7	R: 1 E: 0 K: 0 S: 11	H: 2 LOB: 1 BB: 0 P: 17	R: 0 E: 0 K: 1 S: 6	H: 0 LOB: 0 BB: 0 P: 8	R: 4 E: 0 K: 0 S: 12	H: 2 LOB: 0 BB: 1 P: 23	R: 0 E: 0 K: 0 S: 6	H: 0 LOB: 0 BB: 0 P: 10	1B: 5 2B: 2 3B: 0 HR: 3	SF: 1 SAC: 0 DP: 1 HBP: 1	WP: 1 PB: 0 SB: 0 CS: 1	PA: 37			
PITCHER	IP	WLS	BF	H	R	ER	SO	BB	IBB	HBP	BLK	WP	HR	S	P	ERA	WHIP								
Johnny Podres, L ERA: 4.6 (1, 1)	7.0		29	8	5	5	3	2	0	0	0	0	1	63	100	6.43	1.429								
Larry Sherry, R ERA: 4.5 (8, 1)	1.0	L	7	2	4	4	0	0	1	1	0	1	2	12	23	36.00	2.000								

Los Angeles Dodgers @ Chicago Cubs
Wrigley Field, Chicago, IL
Wed Apr 25 1962, 3:33 AM CST
Att: 8,344 - Unknown

AB 31
R 9
H 10
RBI 9
BB 3
SO 3
LOB 8



Batter	1	2	3	4	5	6	7	8	9	AB	R	H	RBI	BB	SO	LOB	TOP							
Maury Wills, S OBP: 0.276, SLG: 0.319 (1, 6)										5	0	1	0	0	0	1	Los Angeles Dodgers @ Chicago Cubs Wrigley Field, Chicago, IL Thu Apr 26 1962, 3:33 AM CST Att: 6,890 - Unknown							
Larry Burright, R (1, 4)										5	0	0	0	0	1	2								
Wally Moon, L OBP: 0.365, SLG: 0.370 (1, 3)										4	3	3	0	1	1	1								
Tim Harkness, L OBP: 0.391, SLG: 0.500 (6, PR) (8, 3)										5	3	3	3	0	0	1								
Tommy Davis, R OBP: 0.417, SLG: 0.845 (1, 7)										4	2	2	3	0	0	1								
Frank Howard, R OBP: 0.280, SLG: 0.542 (1, 9)										4	2	2	3	0	0	1								
Ron Fairly, L OBP: 0.286, SLG: 0.348 (7, 9)										0	0	0	0	1	0	0								
Daryl Spencer, R OBP: 0.390, SLG: 0.412 (1, 5)										4	2	1	1	1	1	4								
John Roseboro, L OBP: 0.388, SLG: 0.429 (1, 2)										4	0	1	1	1	0	0								
Willie Davis, L OBP: 0.391, SLG: 0.780 (1, 8)										5	2	3	2	0	0	2								
Pete Richert, L (1, 1)										2	0	0	0	0	1	2								
Ed Roebuck, R (4, 1)										1	0	0	0	0	1	0								
Ron Perranoski, L (6, 1)										2	0	0	0	0	2	0								
Inning Stats	R: 0 E: 0 K: 2 S: 9	H: 1 LOB: 0 BB: 0 P: 13	R: 0 E: 1 K: 0 S: 10	H: 0 LOB: 2 BB: 1 P: 18	R: 0 E: 0 K: 1 S: 7	H: 0 LOB: 0 BB: 0 P: 14	R: 4 E: 1 K: 0 S: 9	H: 5 LOB: 1 BB: 1 P: 16	R: 3 E: 0 K: 0 S: 7	H: 2 LOB: 0 BB: 1 P: 12	R: 1 E: 0 K: 1 S: 11	H: 1 LOB: 0 BB: 0 P: 17	R: 4 E: 1 K: 1 S: 15	H: 4 LOB: 0 BB: 0 P: 23	R: 0 E: 1 K: 1 S: 9	H: 1 LOB: 3 BB: 1 P: 17	R: 0 E: 0 K: 1 S: 5	H: 0 LOB: 0 BB: 0 P: 8	1B: 7 2B: 2 3B: 1 HR: 4	SF: 0 SAC: 0 DP: 1 HBP: 0	WP: 1 PB: 0 SB: 0 CS: 0	PA: 46		
PITCHER	IP WLS BF H R ER SO BB IBB HBP BLK WP HR S P ERA WHIP	IP WLS BF H R ER SO BB IBB HBP BLK WP HR S P ERA WHIP	IP WLS BF H R ER SO BB IBB HBP BLK WP HR S P ERA WHIP	IP WLS BF H R ER SO BB IBB HBP BLK WP HR S P ERA WHIP	IP WLS BF H R ER SO BB IBB HBP BLK WP HR S P ERA WHIP	IP WLS BF H R ER SO BB IBB HBP BLK WP HR S P ERA WHIP	IP WLS BF H R ER SO BB IBB HBP BLK WP HR S P ERA WHIP	IP WLS BF H R ER SO BB IBB HBP BLK WP HR S P ERA WHIP	IP WLS BF H R ER SO BB IBB HBP BLK WP HR S P ERA WHIP	IP WLS BF H R ER SO BB IBB HBP BLK WP HR S P ERA WHIP	IP WLS BF H R ER SO BB IBB HBP BLK WP HR S P ERA WHIP	IP WLS BF H R ER SO BB IBB HBP BLK WP HR S P ERA WHIP	IP WLS BF H R ER SO BB IBB HBP BLK WP HR S P ERA WHIP	IP WLS BF H R ER SO BB IBB HBP BLK WP HR S P ERA WHIP	IP WLS BF H R ER SO BB IBB HBP BLK WP HR S P ERA WHIP	IP WLS BF H R ER SO BB IBB HBP BLK WP HR S P ERA WHIP	IP WLS BF H R ER SO BB IBB HBP BLK WP HR S P ERA WHIP	IP WLS BF H R ER SO BB IBB HBP BLK WP HR S P ERA WHIP	IP WLS BF H R ER SO BB IBB HBP BLK WP HR S P ERA WHIP	IP WLS BF H R ER SO BB IBB HBP BLK WP HR S P ERA WHIP	IP WLS BF H R ER SO BB IBB HBP BLK WP HR S P ERA WHIP	IP WLS BF H R ER SO BB IBB HBP BLK WP HR S P ERA WHIP	IP WLS BF H R ER SO BB IBB HBP BLK WP HR S P ERA WHIP	IP WLS BF H R ER SO BB IBB HBP BLK WP HR S P ERA WHIP

AB	41
R	12
H	14
RBI	10
BB	4
SO	7
LOB	14



Batter	1	2	3	4	5	6	7	8	9	AB	R	H	RBI	BB	SO	LOB	BOTTOM							
Lou Brock, L OBP: 0.308, SLG: 0.542 (1, 8)										4	1	1	0	1	0	3	Los Angeles Dodgers @ Chicago Cubs Wrigley Field, Chicago, IL Thu Apr 26 1962, 3:33 AM CST Att: 6,890 - Unknown							
Ken Hubbs, R OBP: 0.304, SLG: 0.373 (1, 4)										5	1	1	1	0	2	3								
Ron Santo, R OBP: 0.344, SLG: 0.527 (1, 5)										5	0	0	0	0	1	4								
14 Ernie Banks, R OBP: 0.358, SLG: 0.639 (1, 3)										5	1	2	2	0	0	2								
Billy Williams, L OBP: 0.368, SLG: 0.500 (1, 7)										4	1	2	0	1	0	1								
George Altman, L OBP: 0.294, SLG: 0.222 (1, 9)										4	0	1	0	1	0	4								
Andre Rodgers, R OBP: 0.318, SLG: 0.524 (1, 6)											5	1	2	0	0	1		3						
Cuno Barragan, R OBP: 0.133, SLG: 0.071 (1, 2)											2	0	0	0	0	2		4						
Bob Will, L OBP: 0.308, SLG: 0.273 (5, PH)										1	0	1	1	0	0	0								
Dick Bertelli, R (6, 2)										1	0	0	0	0	0	0								
Dick Ellsworth, L OBP: 0.308, SLG: 0.100 (1, 1)										0	0	0	0	2	0	0								
Barney Schultz, R (5, 1)										0	0	0	0	0	0	0								
Moe Morhardt, L (5, PH)										1	0	0	0	0	1	2								
Jack Warner, R (6, 1)										0	0	0	0	0	0	0								
Tony Balsamo, R (7, 1)										1	0	0	0	0	1	0								
Inning Stats	R: 2 E: 1 K: 2 S: 20	H: 3 LOB: 3 BB: 1 P: 33	R: 0 E: 0 K: 0 S: 4	H: 0 LOB: 0 BB: 1 P: 9	R: 0 E: 0 K: 0 S: 7	H: 0 LOB: 1 BB: 1 P: 12	R: 1 E: 0 K: 1 S: 10	H: 2 LOB: 2 BB: 1 P: 17	R: 1 E: 0 K: 2 S: 14	H: 3 LOB: 2 BB: 0 P: 24	R: 1 E: 2 K: 1 S: 20	H: 1 LOB: 2 BB: 1 P: 32	R: 0 E: 0 K: 1 S: 7	H: 0 LOB: 0 BB: 0 P: 9	R: 0 E: 0 K: 1 S: 8	H: 0 LOB: 0 BB: 0 P: 11	R: 0 E: 0 K: 0 S: 8	H: 1 LOB: 1 BB: 0 P: 13	1B: 8 2B: 1 3B: 0 HR: 1	SF: 0 SAC: 0 DP: 1 HBP: 0	WP: 0 PB: 0 SB: 0 CS: 0	PA: 43		
PITCHER	IP WLS BF H R ER SO BB IBB HBP BLK WP HR S P ERA WHIP	IP WLS BF H R ER SO BB IBB HBP BLK WP HR S P ERA WHIP	IP WLS BF H R ER SO BB IBB HBP BLK WP HR S P ERA WHIP	IP WLS BF H R ER SO BB IBB HBP BLK WP HR S P ERA WHIP	IP WLS BF H R ER SO BB IBB HBP BLK WP HR S P ERA WHIP	IP WLS BF H R ER SO BB IBB HBP BLK WP HR S P ERA WHIP	IP WLS BF H R ER SO BB IBB HBP BLK WP HR S P ERA WHIP	IP WLS BF H R ER SO BB IBB HBP BLK WP HR S P ERA WHIP	IP WLS BF H R ER SO BB IBB HBP BLK WP HR S P ERA WHIP	IP WLS BF H R ER SO BB IBB HBP BLK WP HR S P ERA WHIP	IP WLS BF H R ER SO BB IBB HBP BLK WP HR S P ERA WHIP	IP WLS BF H R ER SO BB IBB HBP BLK WP HR S P ERA WHIP	IP WLS BF H R ER SO BB IBB HBP BLK WP HR S P ERA WHIP	IP WLS BF H R ER SO BB IBB HBP BLK WP HR S P ERA WHIP	IP WLS BF H R ER SO BB IBB HBP BLK WP HR S P ERA WHIP	IP WLS BF H R ER SO BB IBB HBP BLK WP HR S P ERA WHIP	IP WLS BF H R ER SO BB IBB HBP BLK WP HR S P ERA WHIP	IP WLS BF H R ER SO BB IBB HBP BLK WP HR S P ERA WHIP	IP WLS BF H R ER SO BB IBB HBP BLK WP HR S P ERA WHIP	IP WLS BF H R ER SO BB IBB HBP BLK WP HR S P ERA WHIP	IP WLS BF H R ER SO BB IBB HBP BLK WP HR S P ERA WHIP	IP WLS BF H R ER SO BB IBB HBP BLK WP HR S P ERA WHIP	IP WLS BF H R ER SO BB IBB HBP BLK WP HR S P ERA WHIP	IP WLS BF H R ER SO BB IBB HBP BLK WP HR S P ERA WHIP



Batter	1	2	3	4	5	6	7	8	9	AB	R	H	RBI	BB	SO	LOB	TOP				
Bobby Gene Smith, R OBP: 0.276, SLG: 0.385 (1, 8)	0-0 HR		0-0 1B		0-0 6-3		0-3 K			4	1	2	1	0	1	1	Chicago Cubs @ San Francisco Giants Candlestick Park, San Francisco, CA Fri Apr 27 1962, 9:05 PM EST Att: 8,710 - Cloudy				
Ken Hubbs, R OBP: 0.301, SLG: 0.366 (1, 4)	0-3 K		0-0 1B		0-0 F9		0-3 K			4	0	1	0	0	2	1					
Ron Santo, R OBP: 0.324, SLG: 0.492 (1, 5)	0-3 K		0-0 F9		0-0 4-3		0-0 L6			4	0	0	0	0	1	2					
14 Ernie Banks, R OBP: 0.338, SLG: 0.600 (1, 3)	0-3 K			0-0 6-3		0-3 K		0-3 K		4	0	0	0	0	3	0					
Billy Williams, L OBP: 0.389, SLG: 0.508 (1, 7)		0-0 4-3		0-0 HR 1B		1-0 HBP		0-0 1B		3	1	2	0	0	0	0					
George Altman, L OBP: 0.291, SLG: 0.286 (1, 9)		0-0 F8		0-0 HR		0-0 F9		0-0 4-1		4	1	1	2	0	0	2					
Andre Rodgers, R OBP: 0.308, SLG: 0.458 (1, 6)		0-0 L4		0-0 5-3		4-0 SH1-4 1B BB		0-0 5-3		3	1	0	0	1	0	0					
Dick Bertell, R (1, 2)			0-0 F9	0-0 F3		0-0 SH1-4		0-0 P6		3	0	0	0	0	0	0					
Cal Koonce, R OBP: 0.100, SLG: 0.100 (1, 1)			0-3 K		0-3 K			0-0 5-3		3	0	1	1	0	2	0					
Bob Anderson, R (8, 1)						0-0 2H 1B				1	0	0	0	0	0	0					
Inning Stats	R: 1 E: 0 K: 3 S: 10	H: 1 LOB: 0 BB: 0 P: 10	R: 0 E: 0 K: 0 S: 3	H: 0 LOB: 0 BB: 0 P: 3	R: 0 E: 0 K: 1 S: 7	H: 2 LOB: 2 BB: 0 P: 7	R: 2 E: 0 K: 0 S: 5	H: 2 LOB: 0 BB: 0 P: 5	R: 0 E: 0 K: 1 S: 5	H: 0 LOB: 1 BB: 0 P: 6	R: 1 E: 0 K: 2 S: 8	H: 1 LOB: 1 BB: 1 P: 12	R: 0 E: 0 K: 1 S: 6	H: 1 LOB: 1 BB: 0 P: 6	R: 0 E: 0 K: 0 S: 3	H: 0 LOB: 0 BB: 0 P: 3	1B: 5 2B: 0 3B: 0 HR: 2	SF: 0 SAC: 1 DP: 0 HBP: 1	WP: 0 PB: 0 SB: 0 CS: 0	PA: 36	
PITCHER	IP	WLS	BF	H	R	ER	SO	BB	IBB	HBP	BLK	WP	HR	S	P	ERA	WHIP				
Billy O'Dell, L ERA: 5.14 (1, 1)	6.1		27	6	4	4	6	1	0	1	0	0	2	37	42	5.68	1.105				
Bobby Bolin, R ERA: (7, 1)	0.2		2	0	0	0	2	0	0	0	0	0	0	6	6	0.00	0.000				
Stu Miller, R ERA: 2.7 (8, 1)	2.0	W	7	1	0	0	1	0	0	0	0	0	0	9	9	0.00	0.500				

AB	33
R	4
H	7
RBI	4
BB	1
SO	9
LOB	6



Batter	1	2	3	4	5	6	7	8	9	AB	R	H	RBI	BB	SO	LOB	BOTTOM					
Chuck Hiller, L OBP: 0.343, SLG: 0.323 (1, 4)	4-0 2B SF7 BB		0-0 1-3		0-0 1-3		0-0 4-3		0-0 SF8	3	1	0	1	1	0	0	Chicago Cubs @ San Francisco Giants Candlestick Park, San Francisco, CA Fri Apr 27 1962, 9:05 PM EST Att: 8,710 - Cloudy					
Willie Mays, R OBP: 0.357, SLG: 0.439 (1, 8)	0-3 K		0-0 F7		0-0 P3		0-0 6-3		3-H	4	0	0	0	0	1	1						
Matty Alou, L OBP: 0.438, SLG: 0.462 (1, 7)	0-0 1-3 2B		0-0 4-3		0-0 L1		4-0 PB BB			3	0	1	0	1	0	0						
Orlando Cepeda, R OBP: 0.366, SLG: 0.613 (1, 3)	0-0 SF7			0-0 HR		0-0 F8		0-0 6-3		3	1	1	2	0	0	1						
Felipe Alou, R OBP: 0.414, SLG: 0.629 (1, 9)	0-0 5-3			4-0 1B FCS-2-5-6 BB		0-3 K		4-0 BB		2	0	0	0	2	1	1						
Ed Bailey, L OBP: 0.433, SLG: 0.717 (1, 2)		0-0 G3		0-0 1B		0-0 F9		0-0 4-3		4	0	1	0	0	0	2						
Jose Pagan, R OBP: 0.333, SLG: 0.419 (1, 6)		0-3 K		0-0 FC5-2-5-6 1-2 3-H BB		0-3 K			0-3 K	4	0	0	0	0	3	2						
Jim Davenport, R OBP: 0.323, SLG: 0.429 (1, 5)		4-0 BB		0-0 F2		0-0 E6 HR		0-0 1B SF8 1B		3	2	1	0	1	0	1						
Billy O'Dell, S OBP: 0.200, SLG: 0.111 (1, 1)		0-3 K			0-0 P4		0-0 HR		0-0 1B	2	0	0	0	0	1	1						
Willie McCovey, L OBP: 0.250, SLG: 1.000 (7, PH)						1-H			1-3	1	1	1	2	0	0	0						
Stu Miller, R OBP: 0.500, SLG: 0.500 (8, 1)										1	0	1	0	0	0	0						
Inning Stats	R: 1 E: 0 K: 1 S: 6	H: 1 LOB: 1 BB: 1 P: 10	R: 0 E: 0 K: 2 S: 7	H: 0 LOB: 1 BB: 1 P: 11	R: 0 E: 0 K: 0 S: 3	H: 0 LOB: 0 BB: 0 P: 3	R: 1 E: 0 K: 0 S: 4	H: 2 LOB: 1 BB: 1 P: 8	R: 0 E: 0 K: 0 S: 3	H: 0 LOB: 0 BB: 0 P: 3	R: 0 E: 0 K: 1 S: 5	H: 0 LOB: 0 BB: 0 P: 5	R: 2 E: 1 K: 1 S: 7	H: 1 LOB: 0 BB: 0 P: 7	R: 0 E: 0 K: 0 S: 3	H: 0 LOB: 2 BB: 2 P: 11	R: 1 E: 0 K: 1 S: 6	H: 2 LOB: 1 BB: 0 P: 6	1B: 3 2B: 2 3B: 0 HR: 2	SF: 2 SAC: 0 DP: 1 HBP: 0	WP: 0 PB: 1 SB: 1 CS: 0	PA: 37
PITCHER	IP	WLS	BF	H	R	ER	SO	BB	IBB	HBP	BLK	WP	HR	S	P	ERA	WHIP					
Cal Koonce, R ERA: 2.31 (1, 1)	7.1		30	4	4	2	5	4	0	0	0	0	0	8	12	2.46	1.091					
Bob Anderson, R ERA: 4.5 (8, 1)	1.1	L	7	2	1	1	1	1	0	0	0	0	0	8	12	6.75	2.250					

AB	30
R	5
H	6
RBI	5
BB	5
SO	6
LOB	9



Batter	1	2	3	4	5	6	7	8	9	AB	R	H	RBI	BB	SO	LOB	TOP		
Lou Brock, L OBP: 0.316, SLG: 0.519 (1, 8)	F9		F4			F7		HR	1B	4	1	1	0	1	0	1	Chicago Cubs @ San Francisco Giants Candlestick Park, San Francisco, CA Sat Apr 28 1962, 6:33 AM EST Att: 14,427 - Sunny - 43 F		
Ken Hubbs, R OBP: 0.295, SLG: 0.355 (1, 4)	5-3		F7			FC1-6		F4	F8	5	0	1	0	0	0	3			
Billy Williams, L OBP: 0.377, SLG: 0.529 (1, 7)	1-3			K		FC1-6		HR	F7	5	1	1	2	0	1	2			
14 Ernie Banks, R OBP: 0.320, SLG: 0.565 (1, 3)		4-3		4-3		K		F9		4	0	0	0	0	1	1			
George Altman, L OBP: 0.305, SLG: 0.308 (1, 9)				F4				5-3	2B	3	0	1	0	1	0	0			
Ron Santo, R OBP: 0.333, SLG: 0.508 (1, 5)		F7			5-3			1B	1B	4	0	2	0	0	0	1			
Andre Rodgers, R OBP: 0.300, SLG: 0.407 (1, 6)		F6			6-3			K	FC6-4	3	0	0	0	1	1	2			
Dick Bertell, R OBP: 0.375, SLG: 0.375 (1, 2)									FC6-4	4	0	3	0	0	0	3			
Al Lary, R Moe Morhardt, L Dave Gerard, R Elder White, R Jack Warner, R Bob Will, L Barney Schultz, R Jim McKnight, R			K		K			F5	F8	0	0	0	0	0	0	0			
Inning Stats	R: 0 E: 0 K: 0 S: 3	H: 0 LOB: 0 BB: 0 P: 3	R: 0 E: 0 K: 0 S: 4	H: 1 LOB: 1 BB: 0 P: 4	R: 0 E: 0 K: 1 S: 6	H: 1 LOB: 1 BB: 0 P: 6	R: 0 E: 0 K: 1 S: 5	H: 0 LOB: 0 BB: 0 P: 5	R: 0 E: 0 K: 1 S: 6	H: 1 LOB: 1 BB: 0 P: 6	R: 0 E: 0 K: 1 S: 7	H: 2 LOB: 2 BB: 0 P: 7	R: 2 E: 0 K: 0 S: 5	H: 2 LOB: 3 BB: 3 P: 17	R: 0 E: 0 K: 0 S: 4	H: 1 LOB: 1 BB: 0 P: 4		1B: 6 2B: 2 3B: 0 HR: 1	SF: 0 SAC: 0 DP: 0 HBP: 0
PITCHER Juan Marichal, R ERA: 3.35 (1, 1)	IP: 9.0 WLS: W BF: 39 H: 9 R: 2 ER: 2 SO: 5 BB: 3 IBB: 0 HBP: 0 BLK: 0 WP: 0 HR: 1 S: 46 P: 58 ERA: 2.00 WHIP: 1.333															PITCHER			



Batter	1	2	3	4	5	6	7	8	9	AB	R	H	RBI	BB	SO	LOB	BOTTOM
Chuck Hiller, L OBP: 0.347, SLG: 0.318 (1, 4)	G3	HR		F7	E8			1B		4	1	1	0	1	0	1	Chicago Cubs @ San Francisco Giants Candlestick Park, San Francisco, CA Sat Apr 28 1962, 6:33 AM EST Att: 14,427 - Sunny - 43 F
Willie Mays, R OBP: 0.360, SLG: 0.484 (1, 8)	F9	HR		6-3	6-3			FC5-4	1B	5	1	2	4	0	0	2	
Matty Alou, L OBP: 0.381, SLG: 0.389 (1, 7)	1-3	G3		1B		1-3		F3		5	0	1	1	0	0	2	
Orlando Cepeda, R OBP: 0.368, SLG: 0.597 (1, 3)		BB	K		1B	6-3		F7		5	1	2	0	0	1	2	
Felipe Alou, R OBP: 0.387, SLG: 0.582 (1, 9)		K	E6	4-3		F8		FC5-4		5	0	0	0	0	1	5	
Ed Bailey, L OBP: 0.422, SLG: 0.673 (1, 2)		1B	G4-6-3		4-3			K		3	1	0	0	1	1	1	
Jose Pagan, R OBP: 0.357, SLG: 0.446 (1, 6)		1B		1B	1B	F7				3	2	2	1	1	0	0	
Jim Davenport, R OBP: 0.364, SLG: 0.458 (1, 5)		1B		1B	1B					3	3	3	1	1	0	0	
Juan Marichal, R OBP: 0.385, SLG: 0.364 (1, 1)		HR		E1	SH1-4	1-3				3	2	1	1	0	0	1	
Inning Stats	R: 0 E: 0 K: 0 S: 3	H: 4 LOB: 0 BB: 3 P: 20	R: 0 E: 1 K: 1 S: 5	H: 0 LOB: 0 BB: 0 P: 5	R: 3 E: 1 K: 0 S: 7	H: 3 LOB: 2 BB: 1 P: 11	R: 2 E: 0 K: 0 S: 3	H: 2 LOB: 1 BB: 0 P: 3	R: 0 E: 0 K: 0 S: 5	H: 1 LOB: 1 BB: 0 P: 6	R: 0 E: 0 K: 0 S: 5	H: 2 LOB: 2 BB: 0 P: 5	R: 0 E: 0 K: 0 S: 5	H: 2 LOB: 1 BB: 0 P: 5	1B: 10 2B: 1 3B: 0 HR: 1	SF: 0 SAC: 1 DP: 1 HBP: 0	
PITCHER Al Lary, R Dave Gerard, R Jack Warner, R Barney Schultz, R	IP: 2.0 WLS: L BF: 12 H: 4 R: 6 ER: 6 SO: 1 BB: 3 IBB: 0 HBP: 0 BLK: 0 WP: 0 HR: 1 S: 11 P: 23 ERA: 27.00 WHIP: 3.500															PITCHER	



Batter	1	2	3	4	5	6	7	8	9	AB	R	H	RBI	BB	SO	LOB	TOP			
Lou Brock, L OBP: 0.295, SLG: 0.482 (1, 8)			1-3		4-3			F9		4	0	0	0	0	1	1	Chicago Cubs @ San Francisco Giants Candlestick Park, San Francisco, CA Sun Apr 29 1962, 6:33 AM EDT Sunny - 45 F			
Ken Hubbs, R OBP: 0.304, SLG: 0.355 (1, 4) Elder White, R OBP: 0.311, SLG: 0.216 (1, 4)			K		6-3			6-3		0	0	0	0	0	0	0				
Billy Williams, L OBP: 0.383, SLG: 0.548 (1, 7)			4-3					F9		3	0	1	0	1	0	0				
14 Ernie Banks, R OBP: 0.329, SLG: 0.556 (1, 3)	FC4-6									3	0	1	0	1	1	3				
George Altman, L OBP: 0.286, SLG: 0.286 (1, 9)	4-3									4	0	0	0	0	1	4				
Ron Santo, R OBP: 0.329, SLG: 0.485 (1, 5)			K		1-3			F8		3	0	0	0	1	1	2				
Andre Rodgers, R OBP: 0.294, SLG: 0.387 (1, 6)					5-3					4	0	1	0	0	0	2				
Dick Bertell, R OBP: 0.250, SLG: 0.250 (1, 2)										4	0	0	0	0	1	2				
Glen Hobbie, R OBP: 0.400, SLG: 0.250 (1, 1) Tony Balsamo, R (3, 1) Moe Morhardt, L (5, PH) Barney Schultz, R (5, 1)			K							1	0	0	0	0	1	1				
Inning Stats	R: 0 E: 0 K: 1 S: 5	H: 0 LOB: 2 BB: 1 P: 10	R: 0 E: 0 K: 2 S: 8	H: 1 LOB: 1 BB: 0 P: 8	R: 0 E: 0 K: 1 S: 5	H: 0 LOB: 0 BB: 0 P: 5	R: 0 E: 0 K: 1 S: 5	H: 0 LOB: 1 BB: 1 P: 9	R: 0 E: 0 K: 0 S: 3	H: 1 LOB: 1 BB: 0 P: 4	R: 0 E: 0 K: 2 S: 7	H: 0 LOB: 0 BB: 0 P: 7	R: 0 E: 0 K: 1 S: 6	H: 1 LOB: 1 BB: 1 P: 6	R: 0 E: 0 K: 0 S: 3	H: 0 LOB: 1 BB: 1 P: 7		1B: 2 2B: 0 3B: 1 HR: 0	SF: 0 SAC: 0 DP: 0 HBP: 1	WP: 0 PB: 0 SB: 1 CS: 0
PITCHER Jack Sanford, R ERA: 3.67 (1, 1)	IP: 9.0 WLS: W BF: 35 H: 3 R: 0 ER: 0 SO: 8 BB: 4 IBB: 0 HBP: 1 BLK: 0 WP: 0 HR: 0 S: 46 P: 63 ERA: 0.00 WHIP: 0.778															PITCHER IP: WLS: BF: H: R: ER: SO: BB: IBB: HBP: BLK: WP: HR: S: P: ERA: WHIP				

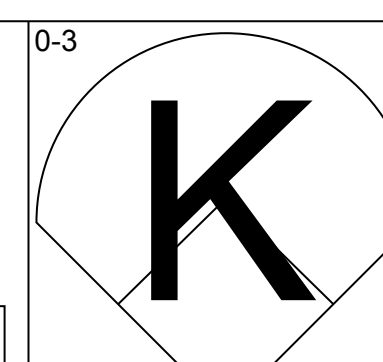
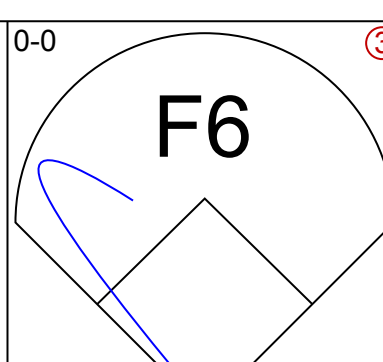
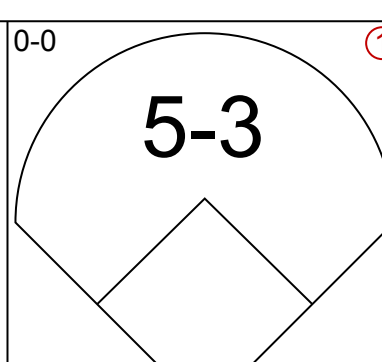
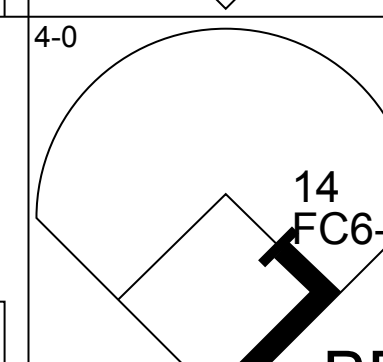
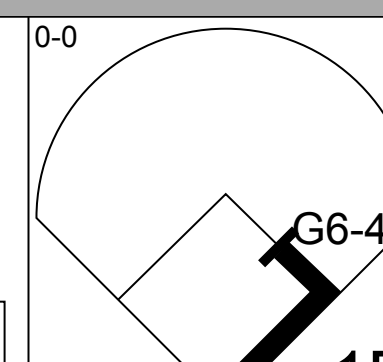
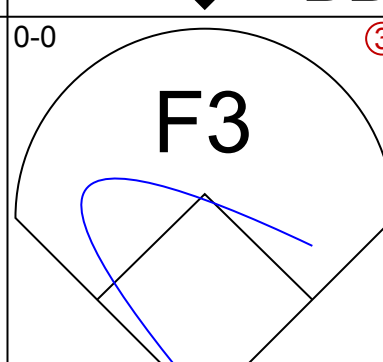
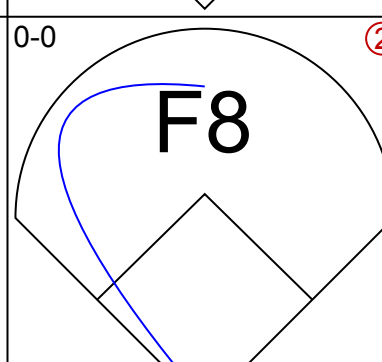
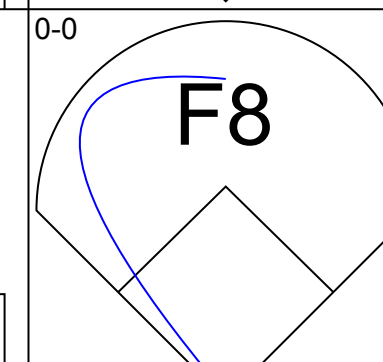
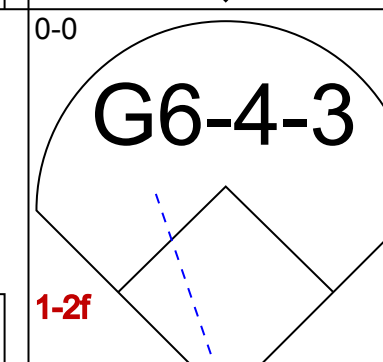
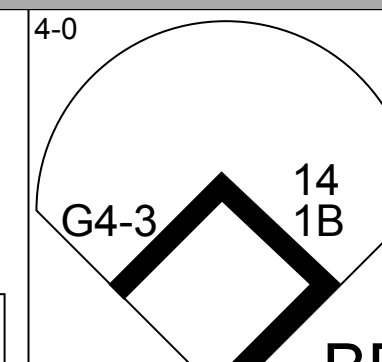
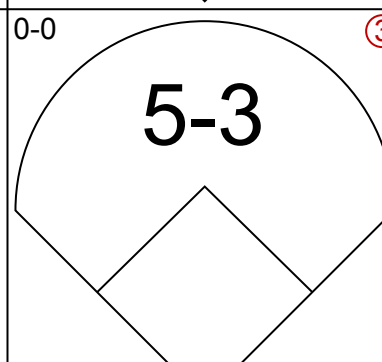
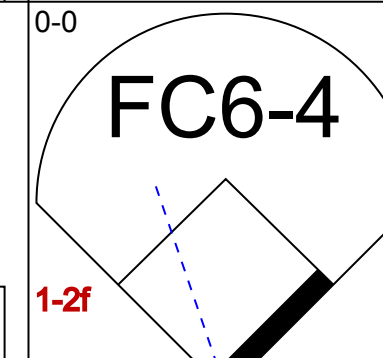
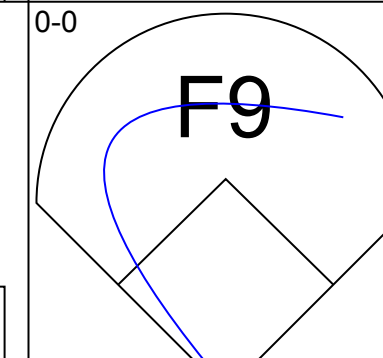
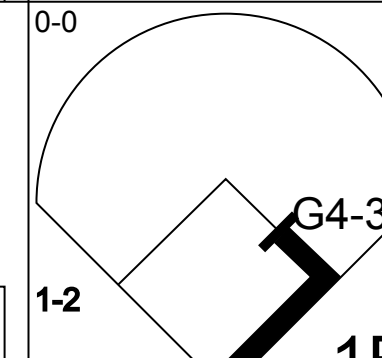
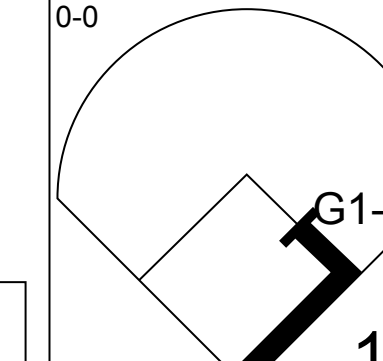
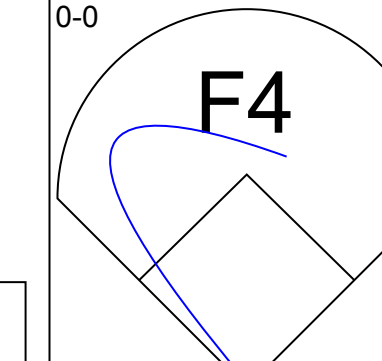
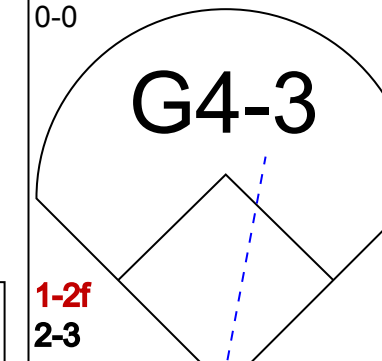
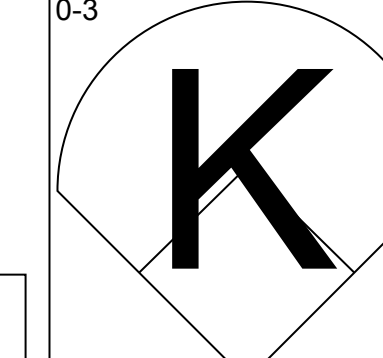
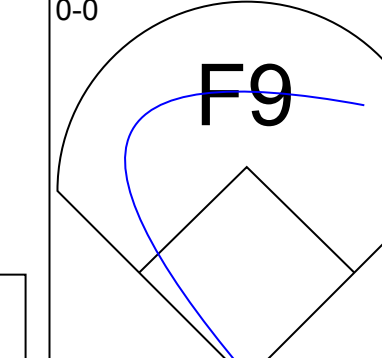
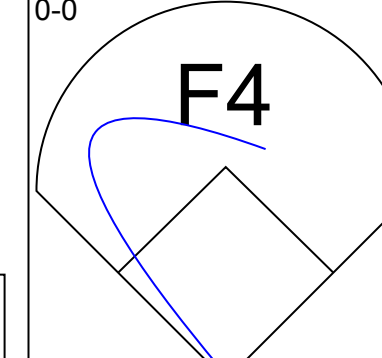
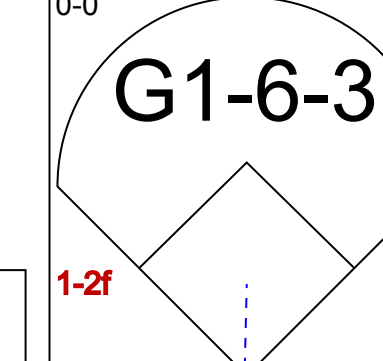
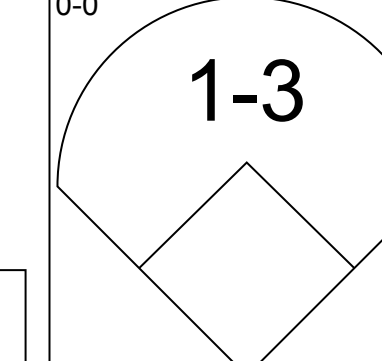
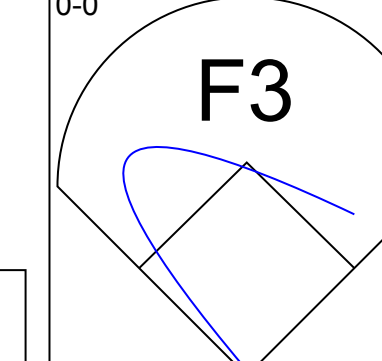
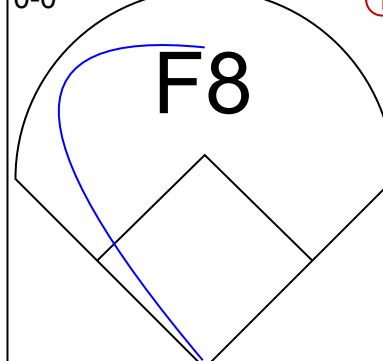
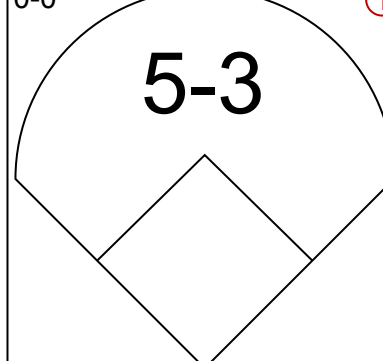
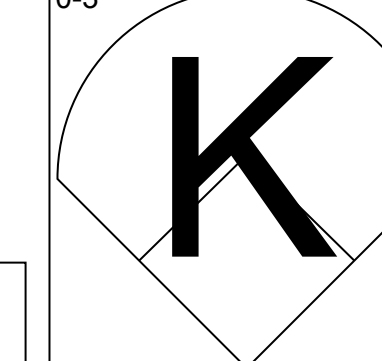

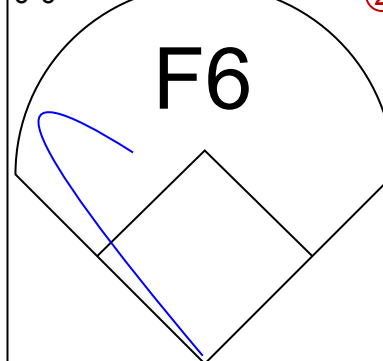
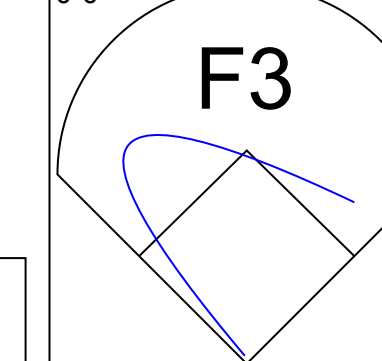
AB 30
R 0
H 3
RBI 0
BB 4
SO 8
LOB 16

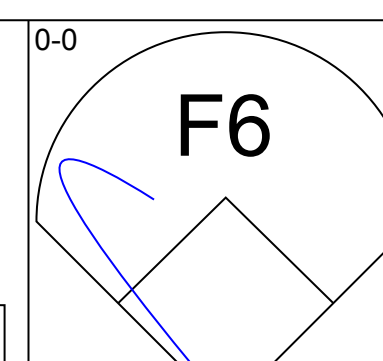
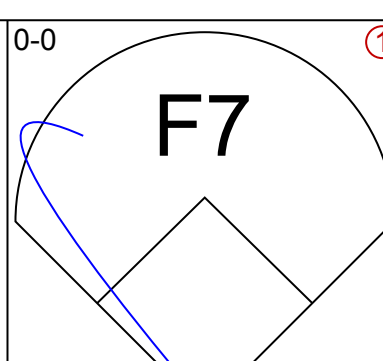
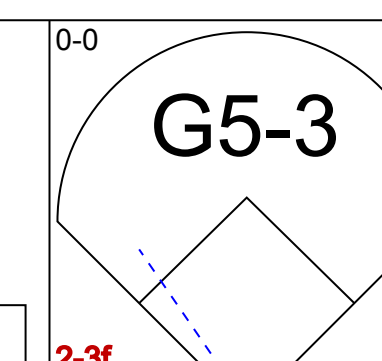
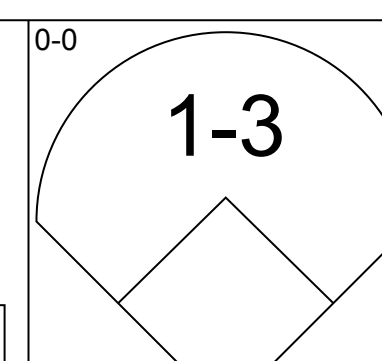
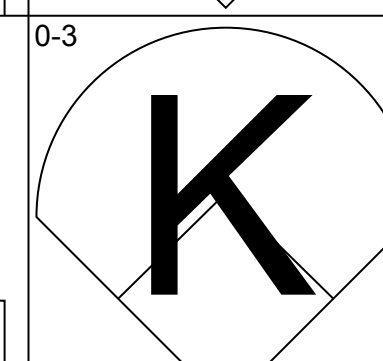
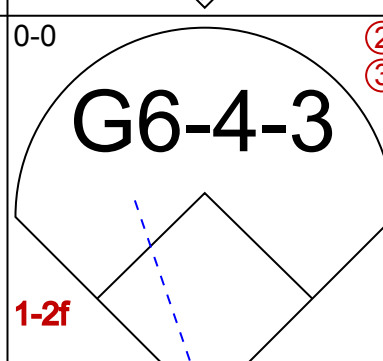
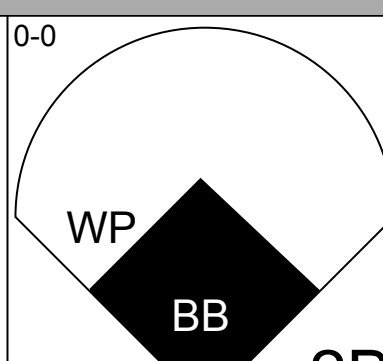
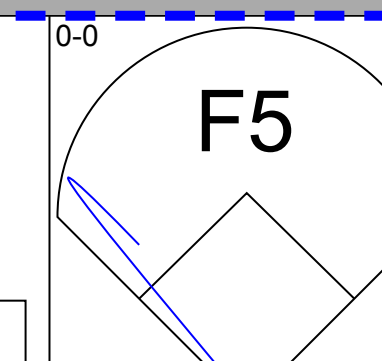
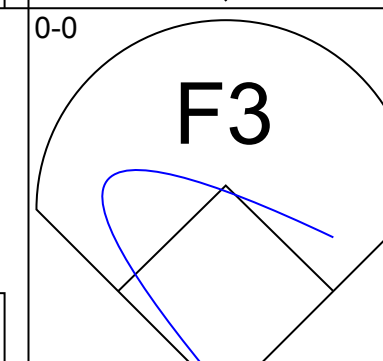
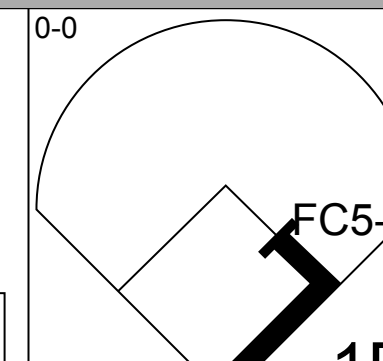
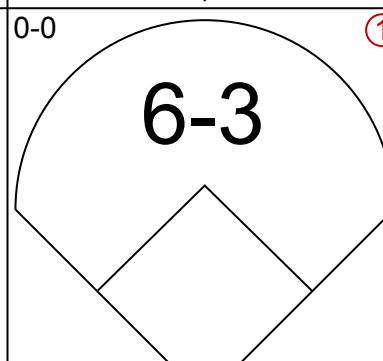
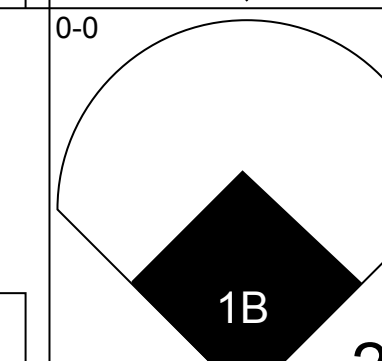
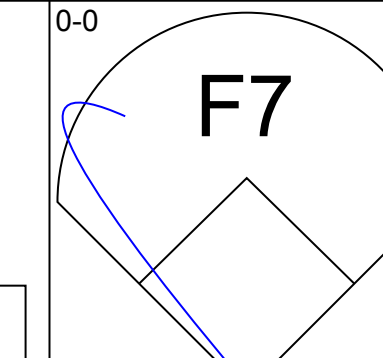
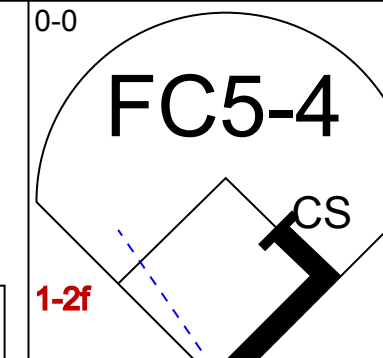
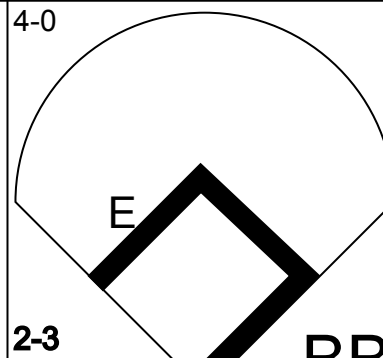
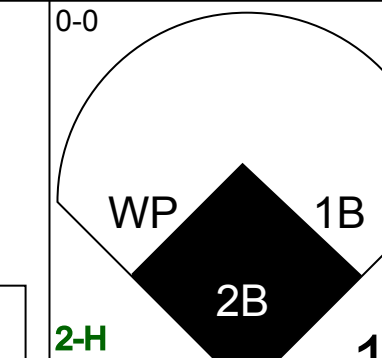
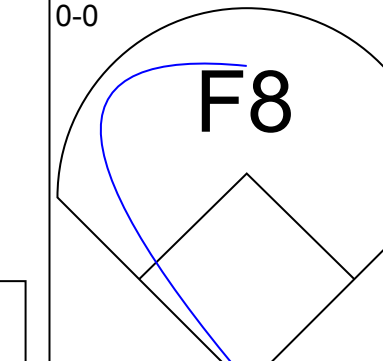
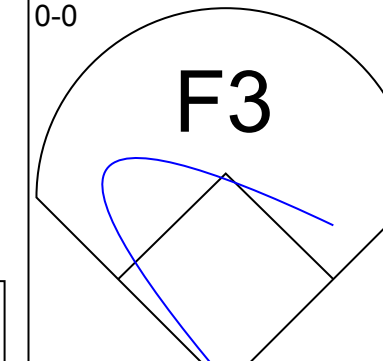
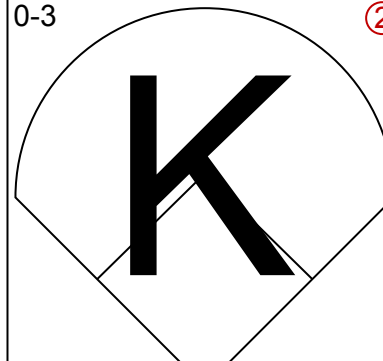
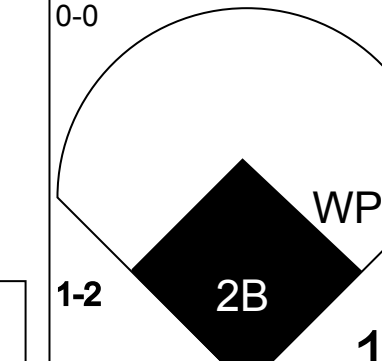
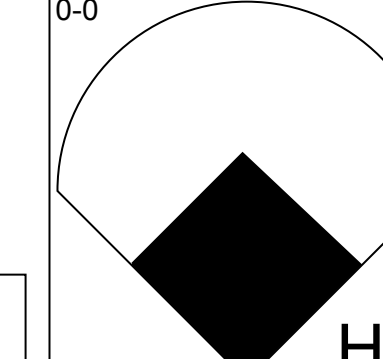
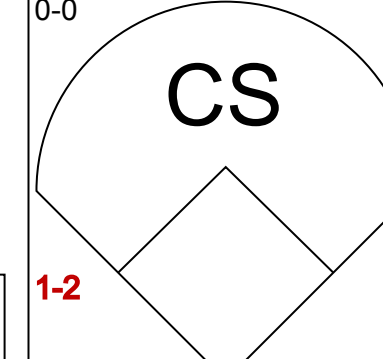
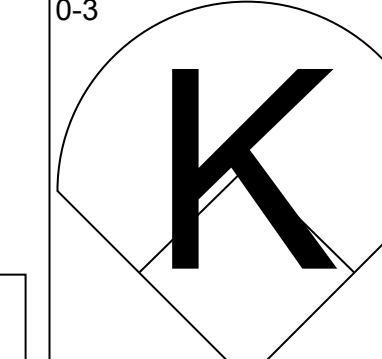
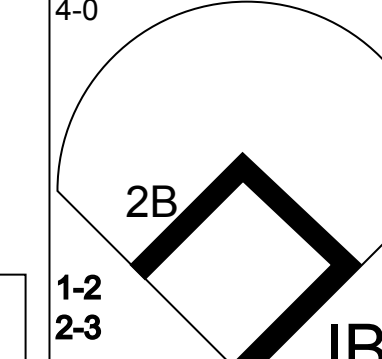
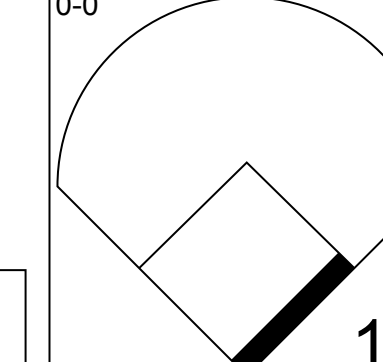
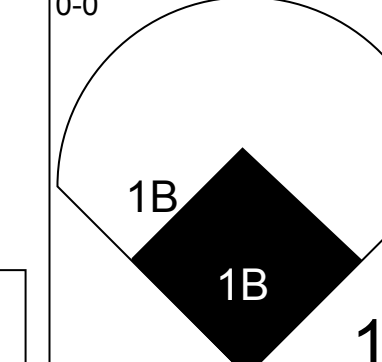
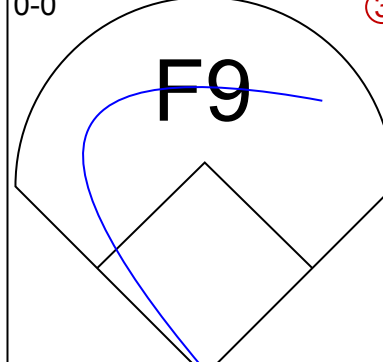
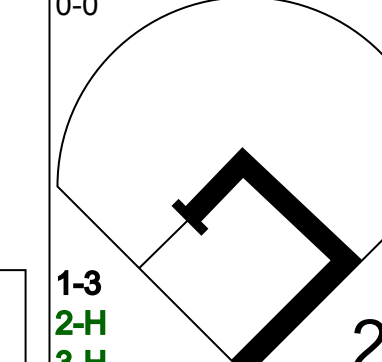
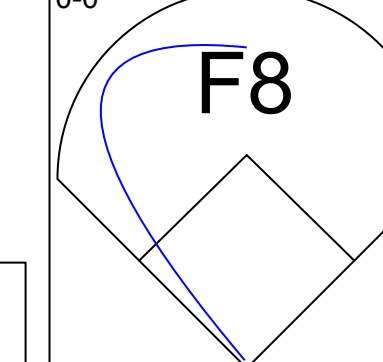
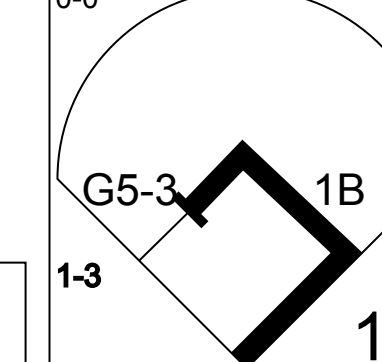
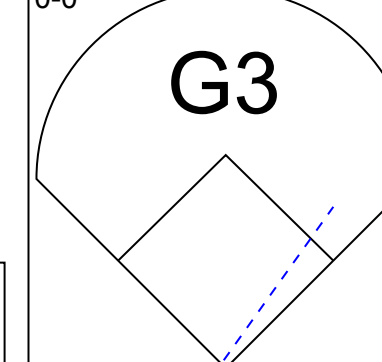
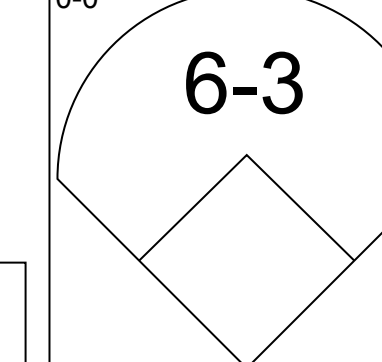
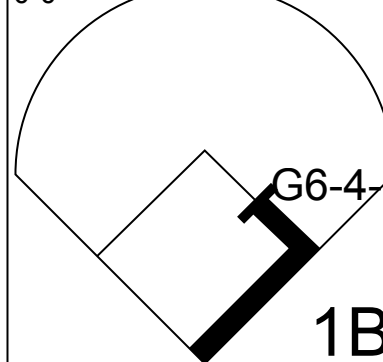
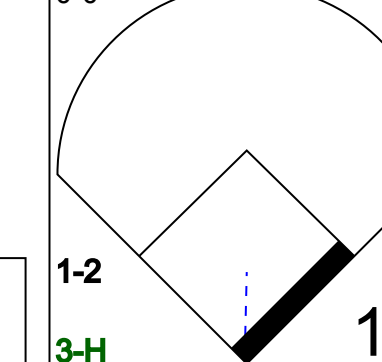
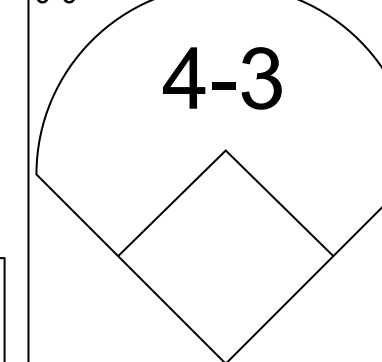


Batter	1	2	3	4	5	6	7	8	9	AB	R	H	RBI	BB	SO	LOB	BOTTOM	
Chuck Hiller, L OBP: 0.350, SLG: 0.324 (1, 4)	F6		4-1	HR		F3				5	1	2	2	0	0	0	Chicago Cubs @ San Francisco Giants Candlestick Park, San Francisco, CA Sun Apr 29 1962, 6:33 AM EDT Sunny - 45 F	
Willie Mays, R OBP: 0.383, SLG: 0.515 (1, 8)	K		1B	4-3	HR	F5		F7		4	2	1	2	1	1	1		
Matty Alou, L OBP: 0.360, SLG: 0.364 (1, 7) Manny Mota, R OBP: 0.125, SLG: 0.125 (7, PR) (8, 7)	F8		4-3	F6						4	0	1	0	0	0	1		
Orlando Cepeda, R OBP: 0.388, SLG: 0.600 (1, 3)		1B	1B	1B						3	1	2	0	1	1	1		
Felipe Alou, R OBP: 0.392, SLG: 0.577 (1, 9)		1B	1B	L1						4	1	2	1	0	0	3		
Tom Haller, L OBP: 0.500, SLG: 1.000 (1, 2)		1B	1B	1B						2	0	1	1	2	0	2		
Jose Pagan, R OBP: 0.365, SLG: 0.478 (1, 6)		1B	F9	L1-3						4	1	2	1	0	0	4		
Jim Davenport, R OBP: 0.371, SLG: 0.476 (1, 5)		1B		WP				F8		4	1	2	0	0	0	1		
Jack Sanford, R OBP: 0.182, SLG: 0.200 (1, 1)	K		K							4	0	0	0	0	2	3		
Inning Stats	R: 0 E: 0 K: 1 S: 5	H: 4 LOB: 1 BB: 1 P: 11	R: 1 E: 0 K: 0 S: 5	H: 2 LOB: 3 BB: 2 P: 13	R: 3 E: 0 K: 1 S: 9	H: 4 LOB: 1 BB: 0 P: 9	R: 0 E: 0 K: 0 S: 2	H: 0 LOB: 0 BB: 1 P: 6	R: 0 E: 0 K: 0 S: 3	H: 0 LOB: 2 BB: 0 P: 3	R: 0 E: 0 K: 1 S: 6	H: 1 LOB: 2 BB: 0 P: 6	R: 1 E: 0 K: 0 S: 5	H: 2 LOB: 1 BB: 0 P: 5	1B: 10 2B: 2 3B: 1 HR: 1	SF: 0 SAC: 0 DP: 1 HBP: 0		WP: 1 PB: 0 SB: 1 CS: 1
PITCHER Glen Hobbie, R ERA: 6.48 (1, 1) Tony Balsamo, R ERA: 5.59 (3, 1) Barney Schultz, R ERA: 7.88 (5, 1)	IP: 2.2 WLS: L BF: 15 H: 6 R: 3 ER: 3 SO: 2 BB: 3 IBB: 0 HBP: 0 BLK: 0 WP: 1 HR: 0 S: 16 P: 28 ERA: 10.12 WHIP: 3.375															PITCHER IP: WLS: BF: H: R: ER: SO: BB: IBB: HBP: BLK: WP: HR: S: P: ERA: WHIP		

AB 34
R 7
H 13
RBI 7
BB 4
SO 4
LOB 16



Batter	1	2	3	4	5	6	7	8	9	AB	R	H	RBI	BB	SO	LOB	TOP	
Bobby Gene Smith, R OBP: 0.273, SLG: 0.345 (1, 8)										3	0	0	0	1	1	0	Chicago Cubs @ San Francisco Giants Candlestick Park, San Francisco, CA Sun Apr 29 1962, 6:38 AM EDT Att: 40,973 - Sunny - 45 F	
Billy Williams, L OBP: 0.388, SLG: 0.539 (1, 7)										3	0	1	0	1	0	1		
Ron Santo, R OBP: 0.325, SLG: 0.464 (1, 5)										3	0	0	0	1	0	2		
14 Ernie Banks, R OBP: 0.329, SLG: 0.547 (1, 3)										3	0	1	0	0	0	1		
George Altman, L OBP: 0.288, SLG: 0.288 (1, 9)										3	0	1	0	0	0	2		
Andre Rodgers, R OBP: 0.270, SLG: 0.353 (1, 6)										3	0	0	0	0	1	2		
Jim McKnight, R OBP: 0.160, SLG: 0.240 (1, 4)										3	0	0	0	0	0	1		
Cuno Barragan, R OBP: 0.118, SLG: 0.063 Dick Bertell, R OBP: 0.231, SLG: 0.231 (8, PH) (8, 2)										2	0	0	0	0	0	0		
Jack Curtis, L OBP: 0.400, SLG: 0.250 Don Elston, R (6, 1) Elder White, R OBP: 0.304, SLG: 0.211 Bob Anderson, R (8, 1)										1	0	0	0	0	0	0		
Inning Stats	R: 0 E: 0 K: 1 S: 5	H: 0 LOB: 1 BB: 1 P: 9	R: 0 E: 0 K: 1 S: 5	H: 1 LOB: 0 BB: 0 P: 5	R: 0 E: 0 K: 0 S: 3	H: 1 LOB: 0 BB: 0 P: 3	R: 0 E: 0 K: 0 S: 3	H: 0 LOB: 0 BB: 0 P: 3	R: 0 E: 0 K: 0 S: 3	H: 1 LOB: 1 BB: 1 P: 7	R: 0 E: 0 K: 0 S: 3	H: 0 LOB: 0 BB: 0 P: 5	R: 0 E: 0 K: 0 S: 3	H: 0 LOB: 0 BB: 0 P: 3	1B: 3 2B: 0 3B: 0 HR: 0	SF: 0 SAC: 0 DP: 3 HBP: 0		WP: 0 PB: 0 SB: 0 CS: 0
PITCHER Billy Pierce, L ERA: 1.07 (1, 1)	IP: 9.0 WLS: W BF: 30 H: 3 R: 0 ER: 0 SO: 4 BB: 3 IBB: 0 HBP: 0 BLK: 0 WP: 0 HR: 0 S: 35 P: 47 ERA: 0.00 WHIP: 0.667																	

Batter	1	2	3	4	5	6	7	8	9	AB	R	H	RBI	BB	SO	LOB	BOTTOM
Jose Pagan, R OBP: 0.346, SLG: 0.452 (1, 6)										4	0	0	0	0	0	3	Chicago Cubs @ San Francisco Giants Candlestick Park, San Francisco, CA Sun Apr 29 1962, 6:38 AM EDT Att: 40,973 - Sunny - 45 F
Jim Davenport, R OBP: 0.365, SLG: 0.478 (1, 5)										4	1	1	0	0	1	1	
Willie Mays, R OBP: 0.369, SLG: 0.529 (1, 8)										4	1	2	0	0	0	1	
Orlando Cepeda, R OBP: 0.393, SLG: 0.589 (1, 3)										3	1	1	1	1	0	1	
Felipe Alou, R OBP: 0.386, SLG: 0.560 (1, 9)										4	1	1	0	0	1	3	
Ed Bailey, L OBP: 0.441, SLG: 0.725 (1, 2)										2	1	1	1	2	1	0	
Manny Mota, R OBP: 0.333, SLG: 0.417 (1, 7)										4	1	3	2	0	0	2	
Chuck Hiller, L OBP: 0.345, SLG: 0.320 (1, 4)										4	0	1	0	0	0	2	
Billy Pierce, L OBP: 0.333, SLG: 0.333 (1, 1)										3	0	2	1	0	0	0	
Inning Stats	R: 0 E: 0 K: 1 S: 5	H: 0 LOB: 0 BB: 0 P: 5	R: 1 E: 0 K: 0 S: 5	H: 2 LOB: 1 BB: 0 P: 5	R: 0 E: 0 K: 0 S: 3	H: 1 LOB: 0 BB: 0 P: 3	R: 0 E: 0 K: 0 S: 3	H: 1 LOB: 2 BB: 2 P: 14	R: 0 E: 0 K: 0 S: 3	H: 0 LOB: 0 BB: 0 P: 3	R: 3 E: 0 K: 0 S: 6	H: 4 LOB: 1 BB: 1 P: 10	1B: 8 2B: 3 3B: 0 HR: 1	SF: 0 SAC: 0 DP: 2 HBP: 0	WP: 2 PB: 0 SB: 0 CS: 1	PA: 36	
PITCHER Jack Curtis, L ERA: 3.5 (1, 1) Don Elston, R ERA (6, 1) Bob Anderson, R ERA: 6.23 (8, 1)	IP: 5.2 WLS: L BF: 24 H: 8 R: 3 ER: 2 SO: 3 BB: 2 IBB: 0 HBP: 0 BLK: 0 WP: 1 HR: 1 S: 28 P: 36 ERA: 3.18 WHIP: 1.765																

Batter	1	2	3	4	5	6	7	8	9	AB	R	H	RBI	BB	SO	LOB	TOP			
Lou Brock, L (1, 8) OBP: 0.308, SLG: 0.466										2	0	0	0	2	1	1	<p>Chicago Cubs @ Los Angeles Dodgers Dodger Stadium, Los Angeles, CA Mon Apr 30 1962, 7:05 PM PDT Att: 19,310 - Unknown</p>			
Ken Hubbs, R (1, 4) OBP: 0.289, SLG: 0.338										4	0	0	0	0	2	3				
Billy Williams, L (1, 7) OBP: 0.393, SLG: 0.526										2	0	0	0	2	0	0				
14 Ernie Banks, R (1, 3) OBP: 0.326, SLG: 0.532										4	0	1	0	0	0	2				
George Altman, L (1, 9) OBP: 0.271, SLG: 0.270										4	1	0	0	0	2	2				
Ron Santo, R (1, 5) OBP: 0.333, SLG: 0.458										3	0	1	0	1	0	1				
Andre Rodgers, R (1, 6) OBP: 0.268, SLG: 0.395										4	0	1	0	0	0	3				
Dick Bertell, R (1, 2) OBP: 0.200, SLG: 0.200										2	0	0	0	0	1	1				
Moe Morhardt, L (7, PH) OBP: 0.375, SLG: 0.333										1	0	0	0	0	1	0				
Moe Thacker, R (7, 2) OBP: 0.375, SLG: 0.333										0	0	0	0	0	0	0				
Jim McKnight, R (9, PH) OBP: 0.154, SLG: 0.231										1	0	0	0	0	0	0				
Dick Ellsworth, L (1, 1) OBP: 0.333, SLG: 0.167										2	0	1	0	0	1	0				
Bob Will, L (7, PH) OBP: 0.333, SLG: 0.308										1	0	1	0	0	0	0				
Glen Hobbie, R (7, 1) OBP: 0.400, SLG: 0.250										0	0	0	0	0	0	0				
Inning Stats	R: 0 E: 0 K: 2 S: 14	H: 1 LOB: 2 BB: 1 P: 26	R: 0 E: 0 K: 0 S: 5	H: 1 LOB: 0 BB: 0 P: 7	R: 0 E: 0 K: 2 S: 11	H: 0 LOB: 2 BB: 2 P: 24	R: 1 E: 2 K: 1 S: 13	H: 1 LOB: 2 BB: 0 P: 24	R: 0 E: 0 K: 0 S: 6	H: 0 LOB: 0 BB: 1 P: 11	R: 0 E: 0 K: 1 S: 11	H: 1 LOB: 1 BB: 0 P: 19	R: 0 E: 0 K: 2 S: 10	H: 1 LOB: 0 BB: 0 P: 14	R: 0 E: 0 K: 0 S: 5	H: 0 LOB: 0 BB: 1 P: 9	1B: 4 2B: 0 3B: 1 HR: 0	SF: 0 SAC: 0 DP: 2 HBP: 0	WP: 0 PB: 0 SB: 3 CS: 0	PA: 35
PITCHER Stan Williams, R (1, 1) ERA: 7.24	IP: 9.0 WLS: W BF: 35 H: 5 R: 1 ER: 0 SO: 8 BB: 5 IBB: 0 HBP: 0 BLK: 0 WP: 0 HR: 0 S: 78 P: 139 ERA: 0.00 WHIP: 1.111															PITCHER				

AB	30
R	1
H	5
RBI	0
BB	5
SO	8
LOB	13



Batter	1	2	3	4	5	6	7	8	9	AB	R	H	RBI	BB	SO	LOB	BOTTOM			
Maury Wills, S (1, 6) OBP: 0.302, SLG: 0.314										3	1	0	0	1	0	0	<p>Chicago Cubs @ Los Angeles Dodgers Dodger Stadium, Los Angeles, CA Mon Apr 30 1962, 7:05 PM PDT Att: 19,310 - Unknown</p>			
Jim Gilliam, S (1, 4) OBP: 0.329, SLG: 0.338										3	0	2	1	1	0	0				
Wally Moon, L (1, 3) OBP: 0.315, SLG: 0.318										4	0	1	0	0	0	3				
Tim Harkness, L (8, 3) OBP: 0.375, SLG: 0.476										0	0	0	0	0	0	0				
Tommy Davis, R (1, 7) OBP: 0.333, SLG: 0.646										4	0	1	0	0	1	5				
Frank Howard, R (1, 9) OBP: 0.281, SLG: 0.484										3	0	0	0	0	1	2				
Ron Fairly, L (8, 9) OBP: 0.344, SLG: 0.333										0	0	0	0	0	0	0				
Andy Carey, R (1, 5) OBP: 0.400, SLG: 0.516										4	1	1	1	0	2	1				
Willie Davis, L (1, 8) OBP: 0.369, SLG: 0.614										3	0	1	0	1	1	0				
Norm Sherry, R (1, 2) OBP: 0.304, SLG: 0.200										2	1	1	0	2	0	0				
Stan Williams, R (1, 1) ERA: 6.0										3	0	0	0	1	1	6				
Inning Stats	R: 0 E: 0 K: 2 S: 14	H: 2 LOB: 0 BB: 0 P: 20	R: 0 E: 0 K: 1 S: 8	H: 0 LOB: 0 BB: 0 P: 14	R: 0 E: 0 K: 0 S: 9	H: 0 LOB: 2 BB: 3 P: 22	R: 0 E: 0 K: 2 S: 7	H: 0 LOB: 0 BB: 0 P: 10	R: 2 E: 1 K: 1 S: 13	H: 2 LOB: 1 BB: 0 P: 20	R: 1 E: 0 K: 0 S: 11	H: 2 LOB: 1 BB: 1 P: 21	R: 0 E: 0 K: 0 S: 7	H: 0 LOB: 0 BB: 0 P: 11	R: 0 E: 0 K: 0 S: 10	H: 1 LOB: 3 BB: 2 P: 23	1B: 5 2B: 1 3B: 0 HR: 1	SF: 0 SAC: 1 DP: 1 HBP: 0	WP: 1 PB: 0 SB: 1 CS: 0	PA: 36
PITCHER Dick Ellsworth, L (1, 1) ERA: 4.79	IP: 6.0 WLS: L BF: 27 H: 6 R: 3 ER: 3 SO: 6 BB: 4 IBB: 0 HBP: 0 BLK: 0 WP: 1 HR: 1 S: 62 P: 107 ERA: 4.50 WHIP: 1.667															PITCHER				
PITCHER Glen Hobbie, R (7, 1) ERA: 6.0	IP: 2.0 WLS: L BF: 9 H: 1 R: 0 ER: 0 SO: 0 BB: 1 IBB: 1 HBP: 0 BLK: 0 WP: 0 HR: 0 S: 17 P: 34 ERA: 0.00 WHIP: 1.000															PITCHER				

AB	29
R	3
H	7
RBI	2
BB	6
SO	6
LOB	17



Batter	1	2	3	4	5	6	7	8	9	10	11	12	13	14	15	16	AB	R	H	RBI	BB	SO	LOB	TOP										
Lou Brock, L OBP: 0.292, SLG: 0.446 (1, 8)	B1-3		1B		6-3		F7			4-3			F7		G3		7	1	1	0	0	0	4											
Ken Hubbs, R OBP: 0.276, SLG: 0.322 (1, 4)	E5		K			K		L9		K			F3				7	0	1	1	0	3	2											
Billy Williams, L OBP: 0.375, SLG: 0.494 (1, 7)	F8		1B			L9		F8		F8			K		K2-3		7	0	1	2	0	2	2											
14 Ernie Banks, R OBP: 0.301, SLG: 0.488 (1, 3)	K		F8			F8		E8				4-3					7	1	0	0	0	2	2											
George Altman, L OBP: 0.293, SLG: 0.300 (1, 9)		K			F8		1B			G1-4-3			K				7	0	4	1	0	2	0											
Ron Santo, R OBP: 0.308, SLG: 0.418 (1, 5)		6-3			F9		F4			F8			G1-4-3				7	0	0	0	0	1	4											
Andre Rodgers, R OBP: 0.271, SLG: 0.376 (1, 6)		1-3			6-3		1B			K			K				7	1	2	0	0	2	1											
Don Drysdale, R ERA: 2.72 (1, 1)			2B		F9		G3			5-3			CS		1B																			
Cal Koonce, R OBP: 0.083, SLG: 0.083 (7, PH)			1B		1-3					6-3			K		SH1-4																			
Bob Will, L OBP: 0.376, SLG: 0.308 (7, PH)					1-3								K		1B																			
Moe Thompson, R OBP: 0.370, SLG: 0.333 (7, 2)													K		1B																			
Inning Stats	R: 0 E: 1 K: 1 S: 6	H: 0 LOB: 1 BB: 0 P: 9	R: 0 E: 0 K: 1 S: 5	H: 0 LOB: 0 BB: 0 P: 9	R: 2 E: 0 K: 2 S: 20	H: 3 LOB: 1 BB: 0 P: 26	R: 0 E: 0 K: 0 S: 5	H: 0 LOB: 0 BB: 0 P: 7	R: 0 E: 0 K: 0 S: 5	H: 0 LOB: 0 BB: 0 P: 7	R: 0 E: 0 K: 0 S: 9	H: 0 LOB: 0 BB: 0 P: 12	R: 0 E: 0 K: 0 S: 9	H: 0 LOB: 0 BB: 0 P: 10	R: 0 E: 0 K: 1 S: 6	H: 1 LOB: 0 BB: 0 P: 10	R: 0 E: 0 K: 2 S: 9	H: 1 LOB: 1 BB: 0 P: 17	R: 0 E: 0 K: 1 S: 6	H: 0 LOB: 0 BB: 0 P: 10	R: 0 E: 0 K: 1 S: 5	H: 0 LOB: 0 BB: 0 P: 14	R: 0 E: 0 K: 1 S: 7	H: 0 LOB: 0 BB: 0 P: 13	R: 0 E: 0 K: 1 S: 6	H: 0 LOB: 0 BB: 0 P: 14	R: 0 E: 0 K: 1 S: 7	H: 3 LOB: 1 BB: 0 P: 19	R: 0 E: 0 K: 1 S: 11	H: 1 LOB: 1 BB: 0 P: 14	1B: 11 R: 2 H: 3 BB: 0 HR: 0	SF: 0 SAC: 1 DP: 2 HBP: 0	WP: 0 PB: 0 SB: 0 CS: 1	PA: 61
PITCHER	IP 8.0	WLS 33	BF 6	H 3	R 2	ER 5	SO 0	BB 0	IBB 0	HBP 0	BLK 0	WP 0	HR 0	S 81	P 119	ERA 2.25	WHIP 0.750																	
Don Drysdale, R ERA: 2.72 (1, 1)	8.0	33	6	3	2	5	0	0	0	0	0	0	0	0	7	8	0.00	0.000																
Larry Sherry, R ERA: 3.16 (9, 1)	1.0	3	0	0	0	1	0	0	0	0	0	0	0	0	7	8	0.00	0.000																
Ron Perranoski, L ERA: 2.25 (10, 1)	3.0	9	2	0	0	3	0	0	0	0	0	0	0	19	33	0.00	0.667																	
Pete Richert, L ERA: 5.02 (13, 1)	3.0	12	3	2	2	4	0	0	0	0	0	0	0	27	42	6.00	1.000																	
Ed Roebuck, R ERA: 5.0 (16, 1)	1.0	W	4	1	0	0	1	0	0	0	0	0	0	11	14	0.00	1.000																	

Chicago Cubs @ Los Angeles Dodgers
Dodger Stadium, Los Angeles, CA
Tue May 01 1962, 7:05 PM PDT
Att. 20,069 - Unknown

AB 59
R 12
H 5
RBI 5
BB 1
SO 14
LOB 19



Batter	1	2	3	4	5	6	7	8	9	10	11	12	13	14	15	16	AB	R	H	RBI	BB	SO	LOB	BOTTOM				
Maury Wills, S OBP: 0.288, SLG: 0.298 (1, 6)	G3				FC3-6		L8			4-3			5-3		FC4-6		8	2	1	0	0	0	5					
Jim Gilliam, S OBP: 0.337, SLG: 0.349 (1, 4)	4-3				1B		SH			SH			5-3		1-3		6	0	2	1	1	0	1					
Wally Moon, L OBP: 0.333, SLG: 0.310 (1, 3)	WP				G3		2B			K			G3				5	0	1	2	3	1	4					
Duke Snider, L OBP: 0.489, SLG: 0.694 (1, 9)	BB				K		4-3			4-3			SH1-4		1B		6	0	1	0	2	3	6					
Willie Davis, L OBP: 0.384, SLG: 0.594 (1, 8)	4-3				F4					1B			SH1-4		1B													
Andy Carey, R OBP: 0.305, SLG: 0.500 (1, 5)		2B			1B		3-1			4-3			SH1-4		1B													
Norm Sherry, R OBP: 0.267, SLG: 0.185 (15, PH)		1B			6-3		B2			K			F5		FC1-5													
Dick Tracewski, R OBP: 1.000, SLG: 1.500 (16, 2)		2B			1B		BB			1B			SH1-4		1B													
Doug Camilli, R OBP: 1.000, SLG: 1.500 (16, 2)		1B			6-3		BB			K			FC6-4		1B													
Don Drysdale, R OBP: 0.338, SLG: 0.583 (8, PH)		2B			1B		BB			1B			SH1-4		1B													
Tommy Davis, R OBP: 0.329, SLG: 0.627 (9, 7)		1B			FC3-6		1-3			L8			5-3		F4		3	0	2	1	0	0	0					
Inning Stats	R: 0 E: 0 K: 0 S: 7	H: 0 LOB: 2 BB: 2 P: 19	R: 2 E: 0 K: 0 S: 14	H: 3 LOB: 0 BB: 0 P: 19	R: 0 E: 0 K: 1 S: 7	H: 0 LOB: 1 BB: 1 P: 12	R: 0 E: 0 K: 0 S: 6	H: 0 LOB: 0 BB: 0 P: 8	R: 0 E: 0 K: 0 S: 6	H: 0 LOB: 1 BB: 1 P: 14	R: 0 E: 0 K: 1 S: 7	H: 1 LOB: 2 BB: 1 P: 15	R: 0 E: 0 K: 0 S: 8	H: 0 LOB: 0 BB: 0 P: 13	R: 0 E: 0 K: 0 S: 4	H: 1 LOB: 2 BB: 0 P: 10	R: 0 E: 0 K: 0 S: 5	H: 0 LOB: 0 BB: 0 P: 9	R: 0 E: 0 K: 1 S: 7	H: 1 LOB: 1 BB: 0 P: 13	R: 2 E: 0 K: 0 S: 13	H: 3 LOB: 2 BB: 2 P: 26	R: 0 E: 0 K: 0 S: 8	H: 2 LOB: 2 BB: 1 P: 13	1B: 14 R: 2 H: 3 BB: 0 HR: 0	SF: 0 SAC: 2 DP: 1 HBP: 0	WP: 0 PB: 0 SB: 3 CS: 1	PA: 72
PITCHER	IP 6.0	WLS 2	BF 10	H 2	R 0	ER 0	SO 3	BB 1	IBB 0	HBP 0	BLK 0	WP 0	HR 0	S 21	P 33	ERA 4.50	WHIP 1.500											
Cal Koonce, R ERA: 2.76 (7, 1)	6.0	2	10	2	0	0	1	1	0	0	0	0	0	21	33	0.00	1.500											
Don Elston, R ERA: 5.06 (9, 1)	3.0	12	2	0	0	3	0	0	0	0	0	0	0	35	50	0.00	0.667											
Barney Schultz, R ERA: 7.36 (12, 1)	3.0	14	4	2	2	1	0	1	0	0	0	0	0	21	40	6.00	1.333											
Tony Balsamo, R ERA: 5.23 (15, 1)	0.2	4	1	0	0	0	1	0	0	0	0	0	0	6	11	0.00	3.000											

Chicago Cubs @ Los Angeles Dodgers
Dodger Stadium, Los Angeles, CA
Tue May 01 1962, 7:05 PM PDT
Att. 20,069 - Unknown

AB 59
R 16
H 6
RBI 6
BB 10
SO 7
LOB 38



Batter	1	2	3	4	5	6	7	8	9	AB	R	H	RBI	BB	SO	LOB	TOP				
Bobby Gene Smith, R OBP: 0.263, SLG: 0.324	F2		F8		K		4-3			4	0	0	0	0	1	1					
Ken Hubbs, R OBP: 0.277, SLG: 0.330	1B 2B		K		K		5-3			4	0	1	0	0	2	1					
Billy Williams, L OBP: 0.370, SLG: 0.483	2H 1B			E1 1B 2B	4-3			F5		4	1	1	0	0	0	0					
14 Ernie Banks, R OBP: 0.299, SLG: 0.478	L7			K		G6-4-3 1B		E4 CS		4	0	1	0	0	1	2					
Ron Santo, R OBP: 0.295, SLG: 0.398		K		F8		G6-4-3 1B		F4		4	0	0	0	0	1	3					
George Altman, L OBP: 0.321, SLG: 0.324		2-3 1B		1-1 2B 1B		K			CS HBP 1B	4	1	3	0	0	1	0					
Andre Rodgers, R OBP: 0.308, SLG: 0.417		2-3		1-1 2B			SH3-4 1B		CS HBP	3	1	2	2	0	0	1					
Dick Bertell, R OBP: 0.250, SLG: 0.211		F7		4-0 IBB			SH3-4		K	2	0	0	0	1	1	3					
Bob Buhl, R Jim McKnight, R Don Elston, R				K	K		3-2 1B		1-3	2	0	0	0	0	2	2					
Inning Stats	R: 0 E: 0 K: 0 S: 13	H: 2 LOB: 1 BB: 0 P: 16	R: 0 E: 0 K: 1 S: 8	H: 1 LOB: 1 BB: 0 P: 13	R: 0 E: 0 K: 2 S: 7	H: 0 LOB: 0 BB: 0 P: 9	R: 2 E: 1 K: 2 S: 14	H: 2 LOB: 2 BB: 1 P: 26	R: 0 E: 0 K: 1 S: 6	H: 1 LOB: 0 BB: 0 P: 8	R: 1 E: 0 K: 0 S: 9	H: 2 LOB: 1 BB: 0 P: 16	R: 0 E: 1 K: 0 S: 5	H: 0 LOB: 0 BB: 0 P: 8	R: 0 E: 0 K: 1 S: 10	H: 1 LOB: 1 BB: 0 P: 15	1B: 7 2B: 2 3B: 0 HR: 0	SF: 0 SAC: 1 DP: 1 HBP: 1	WP: 0 PB: 0 SB: 0 CS: 3	PA: 36	
PITCHER	IP	WLS	BF	H	R	ER	SO	BB	IBB	HBP	BLK	WP	HR	S	P	ERA	WHIP				
Sandy Koufax, L ERA: 2.47	6.1	L	27	8	3	1	8	0	1	0	0	0	0	61	92	1.42	1.263				
Ed Roebuck, R ERA: 4.22	1.2		5	0	0	0	0	0	0	0	0	0	0	9	14	0.00	0.000				
Larry Sherry, R ERA: 2.92	1.0		4	1	0	0	1	0	0	1	0	0	0	10	15	0.00	1.000				

Chicago Cubs @ Los Angeles Dodgers
Dodger Stadium, Los Angeles, CA
 Wed May 02 1962, 7:05 PM PDT
 Att: 24,297 - Unknown

livebaseballscorecards.com

AB 33
R 3
H 9
RBI 3
BB 1
SO 9
LOB 15



Batter	1	2	3	4	5	6	7	8	9	AB	R	H	RBI	BB	SO	LOB	BOTTOM					
Maury Wills, S OBP: 0.278, SLG: 0.286	F9		1-4-3		G3			4-3		4	0	0	0	0	0	1						
Jim Gilliam, S OBP: 0.323, SLG: 0.333	F7		6-3			4-3		F9		4	0	0	0	0	0	0						
Wally Moon, L OBP: 0.341, SLG: 0.351	HR		G3			CS BB		3-1		3	1	1	1	1	0	0						
Tommy Davis, R OBP: 0.337, SLG: 0.616	1B			G4-3 BB		F6		4-3		3	0	1	0	1	0	1						
Ron Fairly, L OBP: 0.325, SLG: 0.267	F9		G4-3			CS	6-3		BB	3	0	0	0	1	0	2						
Willie Davis, L OBP: 0.377, SLG: 0.574		3-1		4-3			1B		F5	4	0	1	0	0	0	1						
Andy Carey, R OBP: 0.413, SLG: 0.487							F7			1	0	0	0	2	0	1						
Norm Sherry, R OBP: 0.242, SLG: 0.167			K				5-3			3	0	0	0	0	2	3						
Sandy Koufax, R OBP: 0.050, SLG: 0.050 Ed Roebuck, R Tim Harkness, L Larry Sherry, R			K					K		2	0	0	0	0	2	2						
Inning Stats	R: 1 E: 0 K: 0 S: 9	H: 2 LOB: 1 BB: 0 P: 14	R: 0 E: 0 K: 2 S: 9	H: 0 LOB: 1 BB: 1 P: 17	R: 0 E: 0 K: 0 S: 6	H: 0 LOB: 0 BB: 0 P: 9	R: 0 E: 0 K: 0 S: 10	H: 0 LOB: 0 BB: 1 P: 17	R: 0 E: 0 K: 2 S: 10	H: 0 LOB: 0 BB: 1 P: 20	R: 0 E: 0 K: 0 S: 4	H: 0 LOB: 0 BB: 1 P: 13	R: 0 E: 0 K: 0 S: 6	H: 1 LOB: 1 BB: 0 P: 7	R: 0 E: 0 K: 1 S: 7	H: 0 LOB: 0 BB: 0 P: 10	R: 0 E: 0 K: 0 S: 11	H: 0 LOB: 1 BB: 1 P: 20	1B: 2 2B: 0 3B: 0 HR: 1	SF: 0 SAC: 0 DP: 1 HBP: 0	WP: 0 PB: 1 SB: 0 CS: 1	PA: 34
PITCHER	IP	WLS	BF	H	R	ER	SO	BB	IBB	HBP	BLK	WP	HR	S	P	ERA	WHIP					
Bob Buhl, R ERA: 6.75	6.0	W	22	2	1	1	4	4	0	0	0	0	0	24	37	0.00	0.667					
Don Elston, R ERA:	3.0	S	11	1	0	0	1	1	0	0	0	0	0	24	37	0.00	0.667					

Chicago Cubs @ Los Angeles Dodgers
Dodger Stadium, Los Angeles, CA
 Wed May 02 1962, 7:05 PM PDT
 Att: 24,297 - Unknown

livebaseballscorecards.com

AB 28
R 1
H 3
RBI 1
BB 5
SO 5
LOB 11



Batter	1	2	3	4	5	6	7	8	9	AB	R	H	RBI	BB	SO	LOB	TOP											
Manny Mota, R OBP: 0.397, SLG: 0.320 (1, 7)										4	3	2	0	1	0	2	San Francisco Giants @ Chicago Cubs Wrigley Field, Chicago, IL Fri May 04 1962, 3:33 AM CDT Att: 5,011 - Unknown - 41 F											
Chuck Hiller, L OBP: 0.345, SLG: 0.340 (1, 4)										5	3	3	2	0	1	0												
Willie Mays, R OBP: 0.415, SLG: 0.616 (1, 8)										4	1	1	1	1	1	2												
Orlando Cepeda, R OBP: 0.396, SLG: 0.649 (1, 3)										4	2	3	5	1	1	0												
Felipe Alou, R OBP: 0.390, SLG: 0.536 (1, 9)										5	0	2	3	0	1	2												
Ed Bailey, L OBP: 0.425, SLG: 0.633 (1, 2)										4	0	0	0	1	1	3												
Jose Pagan, R OBP: 0.323, SLG: 0.429 (1, 6)										5	0	1	0	0	2	3												
Jim Davenport, R OBP: 0.385, SLG: 0.476 Ernie Bowman, R (7, 5)										2	1	1	0	1	0	0												
Billy Pierce, L OBP: 0.333, SLG: 0.273 Don Larsen, R OBP: 0.250, SLG: 0.250 (7, 1)										2	0	0	0	1	0	2												
Inning Stats	R: 0 E: 0 K: 2 S: 7	H: 0 LOB: 0 BB: 0 P: 7	R: 1 E: 0 K: 1 S: 6	H: 1 LOB: 0 BB: 0 P: 6	R: 3 E: 0 K: 2 S: 9	H: 3 LOB: 3 BB: 4 P: 25	R: 3 E: 0 K: 0 S: 7	H: 4 LOB: 2 BB: 1 P: 11	R: 0 E: 0 K: 0 S: 3	H: 1 LOB: 1 BB: 1 P: 7	R: 0 E: 0 K: 1 S: 5	H: 0 LOB: 0 BB: 0 P: 5	R: 0 E: 0 K: 1 S: 5	H: 0 LOB: 0 BB: 0 P: 5	R: 4 E: 1 K: 1 S: 10	H: 5 LOB: 1 BB: 0 P: 10		R: 0 E: 0 K: 0 S: 3	H: 0 LOB: 0 BB: 0 P: 3	1B: 8 2B: 4 3B: 1 HR: 1	SF: 0 SAC: 0 DP: 1 HBP: 0	WP: 1 PB: 0 SB: 0 CS: 0	PA: 45					
PITCHER	IP	WLS	BF	H	R	ER	SO	BB	IBB	HBP	BLK	WP	HR	S	P	ERA	WHIP											
Dick Ellsworth, L ERA: 5.45 (1, 1)	2.1	L	12	3	4	4	3	3	0	0	0	0	1	15	23	15.43	2.571											
Tony Balsamo, R ERA: 6.75 (3, 1)	1.2		13	6	3	3	2	0	2	0	0	0	0	0	15	23	16.20	3.600										
Jim Brewer, L ERA: (5, 1)	1.0		3	0	0	0	0	1	0	0	0	1	0	2	6	0.00	1.000											
Barney Schultz, R ERA: 6.23 (6, 1)	2.0		6	0	0	0	2	0	0	0	0	0	0	10	10	0.00	0.000											
Glen Hobbie, R ERA: 6.67 (8, 1)	2.0		11	5	4	3	1	0	0	0	0	0	0	13	13	13.50	2.500											

Batter	1	2	3	4	5	6	7	8	9	AB	R	H	RBI	BB	SO	LOB	BOTTOM										
Bobby Gene Smith, R OBP: 0.288, SLG: 0.324 Moe Morhardt, L OBP: 0.182, SLG: 0.100 Glen Hobbie, R OBP: 0.480, SLG: 0.250 Ken Hubbs, R OBP: 0.274, SLG: 0.326 (8, PH)										3	0	1	0	0	0	0	San Francisco Giants @ Chicago Cubs Wrigley Field, Chicago, IL Fri May 04 1962, 3:33 AM CDT Att: 5,011 - Unknown - 41 F										
Ron Santo, R OBP: 0.280, SLG: 0.375 (1, 5)										5	0	0	0	0	2	5											
Billy Williams, L OBP: 0.371, SLG: 0.532 (1, 7)										5	1	2	3	0	0	3											
14 Ernie Banks, R OBP: 0.294, SLG: 0.463 (1, 3)										5	0	1	0	0	1	2											
George Altman, L OBP: 0.329, SLG: 0.325 (1, 9)										3	1	1	0	1	1	0											
Andre Rodgers, R OBP: 0.321, SLG: 0.423 (1, 6)										4	1	2	0	0	1	2											
Jim McKnight, R OBP: 0.219, SLG: 0.281 (1, 4)										4	1	2	0	0	1	1											
Moe Thacker, R OBP: 0.345, SLG: 0.308 Bob Will, L OBP: 0.412, SLG: 0.308 Dick Bertell, R OBP: 0.286, SLG: 0.250 (8, 2)										2	0	0	0	0	0	1											
Dick Ellsworth, L OBP: 0.313, SLG: 0.154 Tony Balsamo, R Jim Brewer, L Daryl Robertson, R Barney Schultz, R Lou Brock, L OBP: 0.207, SLG: 0.448 (8, 8)										1	0	0	0	0	0	0											
Inning Stats	R: 1 E: 0 K: 2 S: 9	H: 2 LOB: 2 BB: 1 P: 13	R: 0 E: 0 K: 0 S: 3	H: 0 LOB: 0 BB: 0 P: 3	R: 0 E: 0 K: 0 S: 3	H: 0 LOB: 0 BB: 0 P: 3	R: 0 E: 0 K: 0 S: 3	H: 1 LOB: 0 BB: 0 P: 3	R: 0 E: 0 K: 0 S: 4	H: 1 LOB: 1 BB: 0 P: 4	R: 3 E: 0 K: 1 S: 9	H: 4 LOB: 2 BB: 1 P: 13	R: 0 E: 0 K: 3 S: 10	H: 1 LOB: 0 BB: 0 P: 10	R: 2 E: 0 K: 1 S: 8	H: 3 LOB: 1 BB: 0 P: 8		1B: 10 2B: 1 3B: 1 HR: 1	SF: 0 SAC: 0 DP: 1 HBP: 0	WP: 0 PB: 0 SB: 0 CS: 0	PA: 40						
PITCHER	IP	WLS	BF	H	R	ER	SO	BB	IBB	HBP	BLK	WP	HR	S	P	ERA	WHIP										
Billy Pierce, L ERA: 1.72 Don Larsen, R ERA: 3.77 (7, 1)	6.0	W	24	6	3	3	2	1	0	0	0	0	0	25	29	4.50	1.167										



Batter	1	2	3	4	5	6	7	8	9	AB	R	H	RBI	BB	SO	LOB	TOP										
Chuck Hiller, L (1.4) OBP: 0.351, SLG: 0.353	0-0 4-3		0-0 HR		0-0 1B 3B	0-0 F8		0-0 G3		5	2	2	0	0	0	0											
Willie Mays, R (1.8) OBP: 0.423, SLG: 0.644	0-0 F8		0-0 HR		0-0 1B 3B	4-0 WP		0-0 BB	0-0 F3	4	2	2	2	1	0	0											
Willie McCovey, L (1.7) OBP: 0.500, SLG: 0.818	4-0		0-0		0-0	0-0		0-0	0-3 K	3	1	2	2	1	0	1											
Mike McCormick, L (6.1)										0	0	0	0	0	0	0											
Jim Duffalo, R (6.1)			1-4-3							0	0	0	0	0	0	0											
Harvey Kuenn, R (9, PH) OBP: 0.455, SLG: 0.464	BB		1B		1-H 3-H	SF8				1	0	0	0	0	1	0											
Orlando Cepeda, R (1.3) OBP: 0.378, SLG: 0.622	0-3 K		L4-3		3-H	SF8			0-0 G3	4	0	0	1	0	2	2											
Felipe Alou, R (1.9) OBP: 0.385, SLG: 0.525		0-0 F6	0-0 6-3		0-0	0-0		0-0	0-0 F4	4	0	1	0	0	0	1											
Tom Haller, L (1.2) OBP: 0.476, SLG: 0.882		0-0 F6			0-0	0-3		0-3	0-3 K	3	0	0	0	0	1	1											
Ernie Bowman, R (6.5)					1-2	K				1	0	0	0	0	1	1											
Jose Pagan, R (1.6) OBP: 0.330, SLG: 0.442		0-0			0-0			0-0	0-0 4-3	4	2	2	0	0	0	1											
Manny Mota, R (1.5) OBP: 0.375, SLG: 0.345		0-0			0-0			0-0	0-3 K	4	0	2	1	0	1	1											
Gaylord Perry, R (1.1)		0-0			0-0			0-0	0-0 G3	2	0	0	0	0	0	2											
Bobby Bolin, R (4.1)					0-0					0	0	0	0	0	0	0											
Stu Miller, R (5.1) OBP: 0.500, SLG: 0.500		FC6-4			0-0			0-0	0-0 G3	0	0	0	0	0	0	0											
Ed Bailey, L (6, PH) OBP: 0.427, SLG: 0.677		2-H	1B		1-2	HR				2	1	1	2	0	0	0											
Inning Stats	R: 0 E: 0 K: 1 S: 5	H: 0 LOB: 1 BB: 1 P: 9	R: 1 E: 0 K: 0 S: 5	H: 2 LOB: 1 BB: 0 P: 5	R: 2 E: 0 K: 0 S: 5	H: 3 LOB: 0 BB: 0 P: 5	R: 0 E: 0 K: 0 S: 4	H: 1 LOB: 1 BB: 0 P: 4	R: 3 E: 0 K: 1 S: 8	H: 4 LOB: 0 BB: 0 P: 8	R: 2 E: 0 K: 0 S: 5	H: 2 LOB: 1 BB: 1 P: 9	R: 0 E: 0 K: 2 S: 8	H: 0 LOB: 1 BB: 0 P: 8	R: 0 E: 0 K: 1 S: 5	H: 0 LOB: 0 BB: 0 P: 5	R: 0 E: 0 K: 1 S: 5	H: 0 LOB: 0 BB: 0 P: 5	1B: 7 2B: 3 3B: 1 HR: 2	SF: 1 SAC: 0 DP: 1 HBP: 0	WP: 1 PB: 1 SB: 1 CS: 1	PA: 40					
PITCHER	IP	WLS	BF	H	R	ER	SO	BB	IBB	HBP	BLK	WP	HR	S	P	ERA	WHIP										
Cal Koonce, R (1.1) ERA: 3.78	4.0		20	8	5	5	1	1	0	0	0	0	1	21	25	11.25	2.250										
Bob Anderson, R (5.1) ERA: 5.29	1.0		4	2	1	1	1	0	0	0	0	0	0	6	6	9.00	2.000										
Barney Schultz, R (6.1) ERA: 6.6	2.0	W	10	2	2	2	2	1	0	0	0	0	1	13	17	9.00	1.500										
Don Elston, R (8.1) ERA:	2.0	S	6	0	0	0	2	0	0	0	0	0	0	10	10	0.00	0.000										

San Francisco Giants @ Chicago Cubs
Wrigley Field, Chicago, IL
Sat May 05 1962, 3:33 AM CDT
Att: 11,362 - Cloudy - 46 F

AB	37
R	8
H	12
RBI	8
BB	2
SO	6
LOB	10



Batter	1	2	3	4	5	6	7	8	9	AB	R	H	RBI	BB	SO	LOB	BOTTOM										
Lou Brock, L (1.8) OBP: 0.316, SLG: 0.465	0-0 F8	4-0 FC5-4		0-0 3-1	0-3 K		0-0		0-0 4-0	4	0	2	1	1	1	1											
Ron Santo, R (1.5) OBP: 0.286, SLG: 0.387	0-0	0-0 FC5-4		0-0 FC2-5	0-0 F5		0-0		0-0	5	2	2	1	0	0	5											
Billy Williams, L (1.7) OBP: 0.391, SLG: 0.612	0-0		0-0	0-0	0-0		0-0		0-0	4	3	3	4	1	0	2											
George Altman, L (1.9) OBP: 0.333, SLG: 0.354	0-0		0-0	0-0	0-0		0-0		0-0	5	1	2	0	0	0	3											
14 Ernie Banks, R (1.3) OBP: 0.299, SLG: 0.490	4-0		0-0	0-0	0-3		0-0		0-0	3	1	1	2	1	1	1											
Andre Rodgers, R (1.6) OBP: 0.344, SLG: 0.429	0-3 K		0-0	0-0	0-0		0-0		0-0	4	1	2	1	1	1	2											
Ken Hubbs, R (1.4) OBP: 0.280, SLG: 0.330		0-0	0-0	0-0	0-0		0-0		0-0	5	1	2	0	0	0	3											
Dick Bertell, R (1.2) OBP: 0.346, SLG: 0.261	0-0	0-0	0-0	0-0	0-0		0-0		0-0	3	2	1	0	2	0	1											
Cal Koonce, R (1.1) OBP: 0.143, SLG: 0.143	0-3		0-0	0-0	0-0		0-0		0-0	2	0	1	0	0	1	1											
Bob Will, L (5, PH) OBP: 0.444, SLG: 0.337										0	0	0	0	0	0	0											
Barney Schultz, R (6.1)										0	0	0	0	0	0	0											
Moe Morhardt, L (7, PH) OBP: 0.250, SLG: 0.182										1	1	1	0	0	0	0											
Don Elston, R (8.1)										1	0	0	0	0	0	1											
Inning Stats	R: 1 E: 0 K: 1 S: 7	H: 2 LOB: 2 BB: 1 P: 11	R: 0 E: 0 K: 1 S: 6	H: 1 LOB: 2 BB: 1 P: 10	R: 2 E: 0 K: 0 S: 5	H: 3 LOB: 0 BB: 0 P: 5	R: 1 E: 0 K: 0 S: 5	H: 2 LOB: 2 BB: 1 P: 9	R: 3 E: 0 K: 2 S: 10	H: 3 LOB: 1 BB: 1 P: 14	R: 1 E: 0 K: 0 S: 3	H: 1 LOB: 1 BB: 2 P: 11	R: 3 E: 0 K: 0 S: 6	H: 4 LOB: 0 BB: 0 P: 6	R: 1 E: 0 K: 0 S: 5	H: 2 LOB: 1 BB: 0 P: 5	1B: 11 2B: 3 3B: 1 HR: 3	SF: 1 SAC: 0 DP: 1 HBP: 0	WP: 1 PB: 0 SB: 0 CS: 1	PA: 46							
PITCHER	IP	WLS	BF	H	R	ER	SO	BB	IBB	HBP	BLK	WP	HR	S	P	ERA	WHIP										
Gaylord Perry, R (1.1) ERA: 5.03	3.0		19	8	4	4	2	3	0	0	0	0	0	8	12	20.25	2.250										
Bobby Bolin, R (4.1) ERA: 5.96	1.1		7	2	3	3	1	1	0	0	0	0	0	5	5	0.00	1.500										
Stu Miller, R (5.1) ERA: 2.53	0.2		3	1	0	0	1	0	0	0	0	0	0	1	5	∞	∞										
Mike McCormick, L (6.1) ERA: 19.29	0.0		2	1	1	1	0	1	0	0	0	0	0	1	5	∞	∞										
Jim Duffalo, R (6.1) ERA: 2.63	3.0	L	14	6	4	4	0	1	0	0	0	0	2	13	17	12.00	2.333										

San Francisco Giants @ Chicago Cubs
Wrigley Field, Chicago, IL
Sat May 05 1962, 3:33 AM CDT
Att: 11,362 - Cloudy - 46 F

AB	38
R	12
H	18
RBI	11
BB	6
SO	4
LOB	20



Batter	1	2	3	4	5	6	7	8	9	AB	R	H	RBI	BB	SO	LOB	TOP										
Jim Hickman, R OBP: 0.391, SLG: 0.513 (1, 8)	4-0 BB G5-4-3		0-3 K			0-3 K2-3	4-0 E BB		0-0 SH3-4	2	1	0	0	2	2	1											
Felix Mantilla, R OBP: 0.395, SLG: 0.423 (1, 6) (8, 5)	0-0 G5-4-3		0-0 1-3			4-0 E BB	0-0 E9 1B		0-3 K	4	1	1	1	1	1	3											
Charlie Neal, R OBP: 0.349, SLG: 0.474 (1, 4)	0-0 1-3			0-0 4-3		0-0 E BB	0-0 F8		0-0 1-3	5	0	1	0	0	0	2											
Frank Thomas, R OBP: 0.372, SLG: 0.679 John DeMent, R OBP: 0.250, SLG: 0.143 (1, 7) (9, 7)		0-0 5-3		4-0 BB G4-6-3		0-0 E7 BB		4-0 BB BB		2	0	0	0	2	0	1											
Ed Bouchee, L OBP: 0.409, SLG: 0.543 Gil Hodges, R OBP: 0.326, SLG: 0.410 (1, 3) (8, 3)		0-0 E7		0-0 BB G4-6-3		0-0 6-3		0-3 BB		4	0	0	0	0	1	4											
Cliff Cook, R OBP: 0.311, SLG: 0.111 Elio Chacon, R OBP: 0.283, SLG: 0.179 (1, 5) (8, 6)		0-3 K			0-0 F8	0-0 5-3		0-0 BB		4	0	1	0	0	1	3											
Gus Bell, L OBP: 0.231, SLG: 0.221 (1, 9)		0-0 4-1			0-0 4-3		0-0 BB	0-0 FC3-2-5		4	0	1	0	0	0	3											
Sammy Taylor, L OBP: 0.310, SLG: 0.200 (1, 2)			0-0 SH1-4 BB		0-0 BB		0-0 F8		0-0 BB	4	0	2	0	0	0	3											
Jay Hook, L OBP: 0.400, SLG: 0.333 (1, 1)			0-0 SH1-4		0-0 1-3		4-0 BB BB		0-0 BB SH3-4	2	1	1	0	1	0	1											
Inning Stats	R: 0 E: 0 K: 0 S: 2	H: 0 LOB: 0 BB: 1 P: 6	R: 0 E: 1 K: 1 S: 6	H: 0 LOB: 1 BB: 0 P: 6	R: 0 E: 0 K: 1 S: 6	H: 1 LOB: 1 BB: 0 P: 6	R: 0 E: 0 K: 0 S: 2	H: 0 LOB: 0 BB: 1 P: 6	R: 0 E: 0 K: 0 S: 4	H: 1 LOB: 1 BB: 0 P: 4	R: 1 E: 1 K: 1 S: 7	H: 1 LOB: 2 BB: 1 P: 11	R: 2 E: 1 K: 0 S: 4	H: 2 LOB: 1 BB: 2 P: 12	R: 0 E: 0 K: 1 S: 6	H: 1 LOB: 2 BB: 1 P: 10	R: 0 E: 0 K: 1 S: 6	H: 1 LOB: 1 BB: 0 P: 6	1B: 7 2B: 0 3B: 0 HR: 0	SF: 0 SAC: 2 DP: 2 HBP: 0	WP: 1 PB: 0 SB: 0 CS: 1	PA: 39					
PITCHER	IP	WLS	BF	H	R	ER	SO	BB	IBB	HBP	BLK	WP	HR	S	P	ERA	WHIP										
Don Cardwell, R ERA: 6.94 (1, 1)	5.1		21	3	1	0	3	3	0	0	0	0	0	24	36	0.00	1.125										
Bob Anderson, R ERA: 5.21 (6, 1)	2.0	L	12	3	2	1	1	3	0	0	0	0	0	11	23	4.50	3.000										
Barney Schultz, R ERA: 5.4 (8, 1)	0.2		2	0	0	0	0	0	0	0	0	0	0	2	2	0.00	0.000										
Glen Hobbie, R ERA: 6.25 (9, 1)	1.0		4	1	0	0	1	0	0	0	0	1	0	6	6	0.00	1.000										

New York Mets @ Chicago Cubs
Wrigley Field, Chicago, IL
Tue May 08 1962, 3:33 AM CDT
Att. 1,369 - Overcast - 48 F

AB 31
R 3
H 7
RBI 1
BB 6
SO 5
LOB 21



Batter	1	2	3	4	5	6	7	8	9	AB	R	H	RBI	BB	SO	LOB	BOTTOM										
Lou Brock, L OBP: 0.313, SLG: 0.453 (1, 8)	0-0 WP SF8 BB		0-0 G4-6-3			0-0 F7		0-0 G3		4	1	1	0	0	0	1											
Ron Santo, R OBP: 0.292, SLG: 0.390 (1, 5)	0-0 F7			0-0 5-3		4-0 FC3-6 BB		0-0 FC3-6		3	0	1	0	1	0	1											
Billy Williams, L OBP: 0.381, SLG: 0.600 (1, 7)	0-0 SF8			0-0 3-1		0-0 FC3-6		0-0 FC3-6		3	0	0	1	0	0	2											
George Altman, L OBP: 0.327, SLG: 0.344 (1, 9)	0-0 6-3			0-0 FC6-4 BB		0-0 4-3		0-0 FC3-6		4	0	1	0	0	0	2											
14 Ernie Banks, R OBP: 0.278, SLG: 0.457 (1, 3)		0-0 5-3		0-0 FC6-4		0-0 6-3		0-0 P4		4	0	0	0	0	0	2											
Andre Rodgers, R OBP: 0.313, SLG: 0.387 Daryl Robertson, R (7, 6)		0-3 K			0-3 K		0-0 F9			2	0	0	0	0	2	0											
Ken Hubbs, R OBP: 0.271, SLG: 0.327 (1, 4)		0-0 F9			0-0 2B		0-3 K			3	0	1	0	0	1	0											
Dick Bertell, R OBP: 0.355, SLG: 0.321 Bob Will, L OBP: 0.421, SLG: 0.333 Moe Thacker, R OBP: 0.345, SLG: 0.308 (1, 2) (8, PH) (9, 2)			0-0 P4		0-0 F7			0-0 F8		2	0	0	0	0	0	1											
Don Cardwell, R OBP: 0.333, SLG: 0.200 Bob Anderson, R (6, 1)				4-0 BB G4-6-3		0-0 5-3		0-0 F8		1	0	0	0	0	0	0											
Barney Schultz, R (8, 1)										0	0	0	0	0	0	0											
Moe Morhardt, L OBP: 0.231, SLG: 0.167 Glen Hobbie, R OBP: 0.400, SLG: 0.250 (8, PH) (9, 1)										1	0	0	0	0	0	0											
Inning Stats	R: 1 E: 0 K: 0 S: 4	H: 1 LOB: 0 BB: 0 P: 4	R: 0 E: 0 K: 1 S: 5	H: 0 LOB: 0 BB: 0 P: 5	R: 0 E: 0 K: 0 S: 2	H: 0 LOB: 0 BB: 1 P: 6	R: 0 E: 0 K: 0 S: 4	H: 1 LOB: 1 BB: 0 P: 4	R: 0 E: 0 K: 1 S: 6	H: 1 LOB: 1 BB: 0 P: 6	R: 0 E: 0 K: 0 S: 3	H: 0 LOB: 0 BB: 1 P: 7	R: 0 E: 0 K: 1 S: 5	H: 0 LOB: 0 BB: 0 P: 5	R: 0 E: 0 K: 0 S: 3	H: 0 LOB: 0 BB: 0 P: 3	R: 0 E: 0 K: 0 S: 4	H: 1 LOB: 1 BB: 0 P: 4	1B: 3 2B: 1 3B: 0 HR: 0	SF: 1 SAC: 0 DP: 1 HBP: 0	WP: 1 PB: 0 SB: 1 CS: 0	PA: 32					
PITCHER	IP	WLS	BF	H	R	ER	SO	BB	IBB	HBP	BLK	WP	HR	S	P	ERA	WHIP										
Jay Hook, R ERA: 3.6 (1, 1)	9.0	W	32	4	1	1	3	2	0	0	0	1	0	36	44	1.00	0.667										

New York Mets @ Chicago Cubs
Wrigley Field, Chicago, IL
Tue May 08 1962, 3:33 AM CDT
Att. 1,369 - Overcast - 48 F

AB 29
R 1
H 4
RBI 1
BB 2
SO 3
LOB 10



Batter	1	2	3	4	5	6	7	8	9	AB R H RBI BB SO LOB	TOP									
Tony Taylor, R OBP: 0.348, SLG: 0.258 (1, 4)	4-0 1B 1B BB	0-0 6-3	0-3 K	1-0 HBP			0-0 G1-6-3		0-0 1B	4 1 1 0 1 1 3	Philadelphia Phillies @ Chicago Cubs Wrigley Field, Chicago, IL Fri May 11 1962, 3:33 AM CDT Att: 1,004 - Cloudy									
Johnny Callison, L OBP: 0.364, SLG: 0.420 (1, 9)	0-0 1B SF9 1B		0-0 1B HR 1B	1-2 1B 4-3			0-0 2B		0-0 L4	6 4 4 0 0 0 3										
Ted Savage, R OBP: 0.364, SLG: 0.389 (1, 7)	0-0 1B 2-3 3-H		0-0 1B HR 1B	0-0 1B 1B	0-3 K2-3		0-0 2B			5 2 4 2 0 1 0										
Roy Sievers, R OBP: 0.271, SLG: 0.121 (1, 3)	0-0 F4		4-0 1B HR BB	0-0 1B 1B	0-0 5-3		0-0 F9			4 2 1 1 1 0 3										
Don Demeter, R OBP: 0.337, SLG: 0.554 (1, 5)	0-0 SF9		0-0 HR	0-0 1B WP 1B	0-0 F7		0-3 K			4 2 2 6 0 1 0										
Jacke Davis, R OBP: 0.417, SLG: 0.455 (1, 8)	0-0 1B		0-0 1B SH3-4	0-0 1B 1B	0-3 K		0-0 5-3			5 1 3 1 0 1 0										
Sammy White, R OBP: 0.238, SLG: 0.222 (1, 2)	0-0 1-3		0-0 1B SH3-4	0-0 1-3 1B	0-0 4-3		0-3 K			4 0 0 0 0 1 3										
Billy Klaus, L OBP: 0.355, SLG: 0.292 (1, 6)		0-0 6-3	4-0 BB	0-0 G3		0-0 6-3			0-0 6-3	4 0 0 0 1 0 1										
Jack Hamilton, R OBP: 0.235, SLG: 0.133 (1, 1)		0-0 4-3	0-3 K	0-0 HBP 1B			4-0 BB G1-6-3		0-3 K	4 0 1 1 1 1 2 2										
Inning Stats	R: 2 E: 0 K: 0 S: 6	H: 3 LOB: 2 BB: 1 P: 10	R: 0 E: 0 K: 0 S: 3	H: 0 LOB: 0 BB: 0 P: 3	R: 4 E: 0 K: 2 S: 11	H: 4 LOB: 2 BB: 2 P: 19	R: 5 E: 0 K: 0 S: 9	H: 6 LOB: 2 BB: 0 P: 10	R: 0 E: 0 K: 1 S: 5	H: 0 LOB: 0 BB: 0 P: 5		R: 1 E: 0 K: 0 S: 4	H: 2 LOB: 1 BB: 1 P: 8	R: 0 E: 0 K: 2 S: 7	H: 0 LOB: 0 BB: 0 P: 7	R: 0 E: 0 K: 1 S: 6	H: 1 LOB: 1 BB: 0 P: 6	1B: 13 2B: 2 3B: 0 HR: 1	SF: 1 SAC: 1 DP: 1 HBP: 1	WP: 1 PB: 0 SB: 0 CS: 0
PITCHER	IP WLS BF H R ER SO BB IBB HBP BLK WP HR S P ERA WHIP											PITCHER	IP WLS BF H R ER SO BB IBB HBP BLK WP HR S P ERA WHIP							
Dick Ellsworth, L ERA: 6.53 (1, 1)	2.0 L	14 6	6 6	6 6	0 0	0 0	2 2	0 0	0 0	0 0	0 0	1 12	20 17	27.00 45.00	4.000 7.000					
Glen Hobbie, R ERA: 7.44 (3, 1)	1.0 10	6 3	5 5	5 2	1 2	1 0	0 0	0 0	0 0	0 0	0 0	13 17	23 27	2.25 2.25	1.000 1.000					
Tony Balsamo, R ERA: 5.63 (4, 1)	4.0 16	3 1	1 1	2 2	1 2	0 0	0 0	0 0	0 0	0 0	0 7	7 7	0.00 0.00	0.000 0.000						
Bob Anderson, R ERA: 4.95 (8, 1)	1.0 4	3 1	0 0	0 0	2 1	0 0	0 0	0 0	0 0	0 0	6 6	6 6	0.00 0.00	1.000 1.000						
Barney Schultz, R ERA: 5.12 (9, 1)	1.0 4	1 0	0 0	0 1	0 1	0 0	0 0	0 0	0 0	0 0	6 6	6 6	0.00 0.00	1.000 1.000						
Batter	1	2	3	4	5	6	7	8	9	AB R H RBI BB SO LOB	BOTTOM									
Lou Brock, L OBP: 0.307, SLG: 0.450 (1, 8)	0-0 G3		0-0 1-3		0-0 2B 3-1		0-0 F5		0-3 K	5 1 1 0 0 1 0	Philadelphia Phillies @ Chicago Cubs Wrigley Field, Chicago, IL Fri May 11 1962, 3:33 AM CDT Att: 1,004 - Cloudy									
Ken Hubbs, R OBP: 0.288, SLG: 0.339 (1, 4)	0-0 1B 3B		0-0 6-3		0-0 6-3		0-0 E6 1B		0-0 6-3	5 1 1 0 0 0 1										
Billy Williams, L OBP: 0.398, SLG: 0.609 (1, 7)	0-0 1B		0-0 1B		0-0 3-1		0-0 1B		0-0 1B	5 0 4 2 0 0 0										
George Altman, L OBP: 0.320, SLG: 0.330 (1, 9)	0-3 K		0-0 P5		0-0 BB 14 E		0-0 F8		0-0 P1	4 0 0 0 1 1 5										
14 Ernie Banks, R OBP: 0.269, SLG: 0.440 (1, 3)	0-0 F9		0-0 F8		0-0 E4		0-3 K			4 0 0 0 0 1 4										
Ron Santo, R OBP: 0.291, SLG: 0.385 (1, 5) (9, 6)		0-0 K BB 1B		0-0 6-3		0-3 K		0-0 1-3		4 0 1 0 0 1 2										
Daryl Robertson, R (1, 6)		0-3 K		4-0 BB		0-3 K		0-0 6-3		2 0 0 0 1 2 1										
Jim McKnight, R OBP: 0.212, SLG: 0.273 (8, PH) (9, 5)				0-0 BB		0-0 K		0-0 6-3		1 0 0 0 0 0 0										
Cuno Barragan, R OBP: 0.238, SLG: 0.111 (1, 2)		4-0 BB		0-0 1B		0-3 K		4-0 BB		2 0 1 0 2 1 0										
Dick Ellsworth, L OBP: 0.246, SLG: 0.143 (1, 1) Glen Hobbie, R OBP: 0.400, SLG: 0.250 (3, 1) Tony Balsamo, R OBP: 0.271, SLG: 0.121 (4, 1) Bob Anderson, R OBP: 0.238, SLG: 0.133 (8, PH) Moe Morhardt, L OBP: 0.234, SLG: 0.154 Barney Schultz, R OBP: 0.235, SLG: 0.133 (9, 1)		0-3 K		0-3 K		0-3 K		0-0 G3		1 0 0 0 0 1 2 0 0 0 0 0 0 0 2 0 0 0 0 0 2 0 0 0 0 0 0 0 1 0 0 0 0 0 1 0 0 0 0 0 0 0										
Inning Stats	R: 1 E: 0 K: 1 S: 7	H: 2 LOB: 1 BB: 0 P: 7	R: 0 E: 0 K: 2 S: 7	H: 1 LOB: 1 BB: 1 P: 11	R: 0 E: 0 K: 0 S: 4	H: 1 LOB: 1 BB: 0 P: 4	R: 0 E: 0 K: 1 S: 6	H: 1 LOB: 2 BB: 1 P: 10	R: 1 E: 1 K: 3 S: 9	H: 0 LOB: 0 BB: 0 P: 9	R: 0 E: 1 K: 1 S: 7	H: 1 LOB: 2 BB: 0 P: 7	R: 0 E: 0 K: 0 S: 3	H: 0 LOB: 1 BB: 1 P: 7	R: 0 E: 0 K: 1 S: 6	H: 1 LOB: 1 BB: 0 P: 6	1B: 6 2B: 1 3B: 1 HR: 0	SF: 0 SAC: 0 DP: 0 HBP: 0	WP: 0 PB: 0 SB: 1 CS: 0	PA: 40
PITCHER	IP WLS BF H R ER SO BB IBB HBP BLK WP HR S P ERA WHIP											PITCHER	IP WLS BF H R ER SO BB IBB HBP BLK WP HR S P ERA WHIP							
Jack Hamilton, R ERA: 4.71 (1, 1)	9.0 W	40 8	2 2	2 2	10 10	4 4	0 0	0 0	0 0	0 0	0 56	72 72	2.00 2.00	1.333 1.333						

AB 40
R 12
H 16
RBI 11
BB 4
SO 7
LOB 15



AB 36
R 2
H 8
RBI 2
BB 4
SO 10
LOB 18



Batter	1	2	3	4	5	6	7	8	9	AB	R	H	RBI	BB	SO	LOB	TOP																	
Tony Taylor, R (1,4) OBP: 0.350, SLG: 0.276										5	2	2	0	0	0	0																		
Johnny Callison, L (1,9) OBP: 0.355, SLG: 0.442										5	1	1	3	0	0	1																		
Tony Gonzalez, L (1,8) OBP: 0.447, SLG: 0.623										5	2	3	0	0	0	0																		
Roy Sievers, R (1,3) OBP: 0.280, SLG: 0.117										2	0	0	1	1	0	1																		
Clay Dalrymple, L (1,2) OBP: 0.392, SLG: 0.530 Bobby Malkmus, R (9, PR)										3	1	1	1	2	0	2																		
Don Demeter, R (1,5) OBP: 0.360, SLG: 0.563										4	1	3	1	1	0	2																		
Ted Savage, R (1,7) OBP: 0.357, SLG: 0.397 Wes Covington, L (9, PH)										4	0	1	2	0	1	5																		
Billy Klaus, L (1,6) OBP: 0.343, SLG: 0.286										4	1	1	0	0	0	1																		
Cal McLish, S (1,1) OBP: 0.100, SLG: 0.100 Frank Sullivan, R (3,1)										1	0	0	0	0	0	0																		
Frank Torre, L (4, PH) OBP: 0.400, SLG: 0.379 Dennis Bennett, L (4,1)										0	0	0	0	0	0	0																		
Jack Baldschun, R (7,1)										1	0	0	0	0	0	1																		
Inning Stats	R: 4 E: 0 K: 0 S: 7	H: 4 LOB: 1 BB: 1 P: 11	R: 0 E: 0 K: 0 S: 3	H: 0 LOB: 0 BB: 0 P: 3	R: 0 E: 0 K: 0 S: 5	H: 2 LOB: 2 BB: 0 P: 5	R: 4 E: 0 K: 1 S: 9	H: 4 LOB: 2 BB: 2 P: 17	R: 0 E: 0 K: 0 S: 3	H: 0 LOB: 0 BB: 0 P: 3	R: 0 E: 0 K: 0 S: 3	H: 1 LOB: 2 BB: 0 P: 4	R: 0 E: 0 K: 1 S: 5	H: 0 LOB: 0 BB: 1 P: 5	R: 0 E: 0 K: 0 S: 4	H: 1 LOB: 2 BB: 1 P: 8	1B: 8 2B: 3 3B: 0 HR: 1	SF: 1 SAC: 0 DP: 0 HBP: 1	WP: 1 PB: 0 SB: 1 CS: 0	PA: 43														
PITCHER	IP WLS BF H R ER SO BB IBB HBP BLK WP HR S P ERA WHIP																																	
Cal Koonce, R (1,1) ERA: 4.91	3.1	19	8	6	6	0	1	0	0	0	0	0	0	18	22	16.20	2.700																	
Bob Anderson, R (4,1) ERA: 5.16	2.2	13	2	2	2	1	2	0	1	0	1	1	12	21	6.75	1.500																		
Barney Schultz, R (7,1) ERA: 4.87	1.0	3	1	0	0	1	0	0	0	0	0	0	3	3	0.00	1.000																		
Don Elston, R (8,1) ERA:	2.0	W 8	1	0	0	1	1	0	0	0	0	0	9	13	0.00	1.000																		

Philadelphia Phillies @ Chicago Cubs
Wrigley Field, Chicago, IL
Sat May 12 1962, 3:33 AM CDT
Att: 2,668 - Cloudy

AB	37
R	8
H	12
RBI	8
BB	4
SO	2
LOB	15



Batter	1	2	3	4	5	6	7	8	9	AB	R	H	RBI	BB	SO	LOB	BOTTOM																
Lou Brock, L (1,8) OBP: 0.323, SLG: 0.476										4	1	2	2	1	0	0																	
Ken Hubbs, R (1,4) OBP: 0.274, SLG: 0.342										5	1	2	0	0	1	3																	
Billy Williams, L (1,7) OBP: 0.398, SLG: 0.602										3	2	1	1	1	0	0																	
14 Ernie Banks, R (1,3) OBP: 0.274, SLG: 0.434										4	2	1	1	1	1	3																	
George Altman, L (1,9) OBP: 0.327, SLG: 0.337										4	0	2	0	0	0	2																	
Ron Santo, R (1,5) OBP: 0.296, SLG: 0.383 (8,6)										3	0	1	2	1	0	1																	
Cuno Barragan, R (1,2) OBP: 0.280, SLG: 0.227										4	2	2	1	0	1	3																	
Daryl Robertson, R (1,6) OBP: 0.333, SLG: 0.250 Jim McKnight, R (7, PH) OBP: 0.206, SLG: 0.265 (8,5)										3	0	2	1	0	1	0																	
Cal Koonce, R (1,1) ERA: 4.94 Bob Anderson, R (4,1) ERA: 5.16 Bobby Gene Smith, R (6, PH) Barney Schultz, R (7,1) OBP: 0.400, SLG: 0.379 Don Elston, R (8,1) ERA: 2.57										2	1	0	0	0	0	3																	
Inning Stats	R: 0 E: 0 K: 0 S: 5	H: 2 LOB: 2 BB: 0 P: 5	R: 2 E: 0 K: 1 S: 8	H: 3 LOB: 1 BB: 0 P: 8	R: 3 E: 1 K: 0 S: 6	H: 3 LOB: 1 BB: 1 P: 10	R: 0 E: 0 K: 0 S: 2	H: 0 LOB: 0 BB: 1 P: 6	R: 0 E: 0 K: 2 S: 7	H: 0 LOB: 0 BB: 0 P: 7	R: 3 E: 0 K: 2 S: 10	H: 3 LOB: 2 BB: 2 P: 18	R: 1 E: 1 K: 1 S: 6	H: 1 LOB: 0 BB: 0 P: 6	1B: 11 2B: 1 3B: 1 HR: 0	SF: 1 SAC: 0 DP: 1 HBP: 0	WP: 2 PB: 0 SB: 0 CS: 1	PA: 41															
PITCHER	IP WLS BF H R ER SO BB IBB HBP BLK WP HR S P ERA WHIP																																
Cal McLish, R (1,1) ERA: 4.94	2.2	16	7	5	2	1	1	0	0	0	0	0	2	2	0.00	3.000																	
Frank Sullivan, R (3,1) ERA: 5.09	0.1	2	1	0	0	0	0	0	0	0	0	0	2	2	0.00	3.000																	
Dennis Bennett, L (4,1) ERA: 9.0	3.0	14	4	3	3	2	2	0	0	0	0	0	16	24	9.00	2.000																	
Jack Baldschun, R (7,1) ERA: 2.57	2.0	L 8	1	1	0	3	1	0	0	0	1	0	13	17	0.00	1.000																	

Philadelphia Phillies @ Chicago Cubs
Wrigley Field, Chicago, IL
Sat May 12 1962, 3:33 AM CDT
Att: 2,668 - Cloudy

AB	35
R	9
H	13
RBI	8
BB	4
SO	6
LOB	19



Batter	1	2	3	4	5	6	7	8	9	AB	R	H	RBI	BB	SO	LOB	TOP				
Tony Taylor, R OBP: 0.354, SLG: 0.333 (1, 4)	G3	CS		P4		K		HR		5	1	2	2	0	1	2	Philadelphia Phillies @ Chicago Cubs Wrigley Field, Chicago, IL Sun May 13 1962, 3:38 AM CDT Att: 4,927 - Cloudy				
Johnny Callison, L OBP: 0.350, SLG: 0.438 (1, 9)	HR	F7		F7				4-3		5	1	2	1	0	0	1					
Ted Savage, R OBP: 0.365, SLG: 0.443 Bobby Locke, R OBP: 0.200, SLG: 0.200 Mel Roach, R OBP: 0.350, SLG: 0.353 Frank Sullivan, R OBP: 0.350, SLG: 0.353 (1, 7)	HR					K		6-3		3	1	1	2	1	2	2					
Roy Sievers, R OBP: 0.309, SLG: 0.141 (1, 3)	1B	CS		FC1-5				K		3	0	2	0	2	1	0					
Don Demeter, R OBP: 0.358, SLG: 0.537 (1, 5)	F9			FC1-5		F7		F8		5	0	1	0	0	0	3					
Jacke Davis, R OBP: 0.423, SLG: 0.458 Tony Gonzalez, L OBP: 0.429, SLG: 0.573 (1, 8)	1B			FC1-5		F7				2	0	1	0	0	0	2					
Bob Oldis, R Clay Dalrymple, L OBP: 0.419, SLG: 0.549 (1, 2)	L4			L7				1-3		2	0	0	0	0	0	4					
Bobby Malkmus, R OBP: 0.200, SLG: 0.400 Billy Klaus, L OBP: 0.390, SLG: 0.441 (1, 6)		SH2-3		K				FC5-2		2	1	1	0	0	1	2					
Chris Short, R Wes Covington, L OBP: 0.235, SLG: 0.313 (1, 1)		SH2-3						K		1	0	0	0	0	0	0					
Inning Stats	R: 2 E: 0 K: 0 S: 6	H: 3 LOB: 2 BB: 1 P: 10	R: 1 E: 0 K: 0 S: 4	H: 2 LOB: 1 BB: 1 P: 8	R: 0 E: 0 K: 1 S: 6	H: 1 LOB: 2 BB: 1 P: 10	R: 0 E: 0 K: 0 S: 3	H: 0 LOB: 0 BB: 0 P: 3	R: 0 E: 0 K: 1 S: 12	H: 1 LOB: 2 BB: 0 P: 12	R: 0 E: 0 K: 1 S: 6	H: 1 LOB: 3 BB: 2 P: 14	R: 1 E: 0 K: 1 S: 6	H: 1 LOB: 0 BB: 0 P: 6	R: 0 E: 0 K: 1 S: 5	H: 0 LOB: 0 BB: 0 P: 5		1B: 7 2B: 3 3B: 0 HR: 2	SF: 0 SAC: 1 DP: 0 HBP: 0	WP: 0 PB: 0 SB: 1 CS: 1	PA: 44
PITCHER	IP	WLS	BF	H	R	ER	SO	BB	IBB	HBP	BLK	WP	HR	S	P	ERA	WHIP				
Jim Brewer, L ERA: 10.13 (1, 1)	1.2		12	5	3	3	0	2	0	0	0	0	1	10	18	16.20	4.200				
Barney Schultz, R ERA: 4.39 (2, 1)	3.1	W	14	4	1	1	2	1	0	0	0	0	0	17	21	2.70	1.500				
Bob Anderson, R ERA: 4.88 (6, 1)	1.1		8	2	0	0	3	2	0	0	0	0	0	12	20	0.00	3.000				
Dick Ellsworth, L ERA: 6.33 (7, 1)	2.2	S	9	1	1	1	3	0	0	0	0	0	1	15	15	3.38	0.375				

Batter	1	2	3	4	5	6	7	8	9	AB	R	H	RBI	BB	SO	LOB	BOTTOM				
Lou Brock, L OBP: 0.340, SLG: 0.516 (1, 8)	G4-6-3			K		E9		G3-6-3		4	2	2	0	0	1	1	Philadelphia Phillies @ Chicago Cubs Wrigley Field, Chicago, IL Sun May 13 1962, 3:38 AM CDT Att: 4,927 - Cloudy				
Ken Hubbs, R OBP: 0.291, SLG: 0.374 (1, 4)	E3			FC6-4				1-3		5	1	2	2	0	0	3					
Billy Williams, L OBP: 0.409, SLG: 0.625 (1, 7)	G4-6-3			HR		F9		K		3	0	0	0	1	1	2					
14 Ernie Banks, R OBP: 0.293, SLG: 0.479 (1, 3)	HR			F9		F7		HR		4	2	2	1	0	0	1					
George Altman, L OBP: 0.345, SLG: 0.410 (1, 9)	HBP			3-1				2B		3	2	2	2	0	0	1					
Ron Santo, R OBP: 0.300, SLG: 0.383 (1, 6)	4-3					FC6-4		1-3		3	1	1	1	1	0	1					
Cuno Barragan, R OBP: 0.313, SLG: 0.286 (1, 2)		6-3				FC6-4		6-3		3	0	0	0	1	0	1					
Jim McKnight, R OBP: 0.214, SLG: 0.244 (1, 5)				FC6-4		1-3		L8		4	0	1	0	0	0	2					
Jim Brewer, L Barney Schultz, R Bob Anderson, R Dick Ellsworth, L OBP: 0.333, SLG: 0.143 (1, 1)	G5-4-3			SH1-3				G3-6-3		0	0	0	0	0	0	0					
Inning Stats	R: 2 E: 1 K: 0 S: 5	H: 2 LOB: 1 BB: 0 P: 6	R: 0 E: 0 K: 0 S: 3	H: 1 LOB: 0 BB: 0 P: 3	R: 1 E: 0 K: 1 S: 6	H: 1 LOB: 1 BB: 1 P: 10	R: 1 E: 0 K: 0 S: 3	H: 0 LOB: 2 BB: 2 P: 12	R: 1 E: 1 K: 1 S: 7	H: 2 LOB: 1 BB: 0 P: 7	R: 2 E: 0 K: 0 S: 5	H: 2 LOB: 0 BB: 0 P: 5	R: 0 E: 0 K: 0 S: 2	H: 0 LOB: 0 BB: 1 P: 6	R: 0 E: 0 K: 0 S: 2	H: 0 LOB: 0 BB: 1 P: 6		1B: 4 2B: 3 3B: 0 HR: 3	SF: 0 SAC: 1 DP: 3 HBP: 2	WP: 2 PB: 0 SB: 0 CS: 0	PA: 38
PITCHER	IP	WLS	BF	H	R	ER	SO	BB	IBB	HBP	BLK	WP	HR	S	P	ERA	WHIP				
Chris Short, L ERA: 3.32 (1, 1)	5.0	L	25	6	5	5	1	3	0	0	0	0	2	2	36	9.00	1.800				
Bobby Locke, R ERA: 3.77 (6, 1)	2.0		10	4	3	2	1	0	0	0	0	0	1	12	12	9.00	2.000				
Frank Sullivan, R ERA: 5.27 (8, 1)	1.0		3	0	0	0	0	1	0	0	0	0	0	2	6	0.00	1.000				




Batter	1	2	3	4	5	6	7	8	9	10	11	AB	R	H	RBI	BB	SO	LOB	TOP			
Lou Brock, L OBP: 0.322, SLG: 0.490 (1, 8)	K		E1 SF8 2B	F8			K		G3 1B		K	6	1	2	0	0	3	1				
Ken Hubbs, R OBP: 0.275, SLG: 0.353 (1, 4)	F8		SF8		1-3		5-3		G3 1-2			4	0	0	1	0	0	1				
Billy Williams, L OBP: 0.405, SLG: 0.623 (1, 7)	K		14 HR 1B		FC6-4 BB		4-3		1-3			4	1	1	0	1	1	1				
14 Ernie Banks, R OBP: 0.306, SLG: 0.523 (1, 3)		1B SF7 1B	1B HR		K			E5 1B		F7		5	3	2	2	0	1	1				
George Altman, L OBP: 0.340, SLG: 0.457 (1, 9)		L4	4-3		FC6-4 1-2			F7 1-2		3-1		5	0	0	0	0	0	3				
Ron Santo, R OBP: 0.205, SLG: 0.376 (1, 5)		1B 1-2	1B				5-3		L3		K	5	0	2	0	0	1	1				
Cuno Barragan, R OBP: 0.349, SLG: 0.359 (1, 2)		1B 1-2 2-3	F8				F2		1B 2H			5	0	3	1	0	0	1				
Daryl Robertson, R OBP: 0.235, SLG: 0.143 (1, 6)		SF7		F5				F9			2B	3	0	0	1	1	1	2				
Dick Ellsworth, L OBP: 0.116, SLG: 0.116 (9, PR) Bob Miller, R OBP: 0.348, SLG: 0.203 (8, 1) Moe Northard, L OBP: 0.188, SLG: 0.133 (11, 1) Don Elston, R OBP: 0.188, SLG: 0.133 (11, 1) Glen Hobbie, R OBP: 0.403, SLG: 0.250 (11, 1)	K		K				K		1-3		K	3	0	0	0	0	3	3				
Inning Stats	R: 0 E: 0 K: 2 S: 7	H: 0 LOB: 0 BB: 0 P: 7	R: 1 E: 0 K: 1 S: 8	H: 3 LOB: 2 BB: 0 P: 8	R: 3 E: 1 K: 1 S: 7	H: 4 LOB: 1 BB: 0 P: 7	R: 0 E: 0 K: 1 S: 5	H: 0 LOB: 0 BB: 0 P: 5	R: 0 E: 0 K: 1 S: 5	H: 0 LOB: 0 BB: 0 P: 5	R: 1 E: 1 K: 0 S: 5	H: 1 LOB: 1 BB: 0 P: 5	R: 0 E: 0 K: 0 S: 4	H: 1 LOB: 1 BB: 0 P: 4	R: 0 E: 0 K: 1 S: 5	H: 0 LOB: 0 BB: 0 P: 5	R: 0 E: 0 K: 3 S: 10	H: 1 LOB: 1 BB: 10 P: 10	1B: 7 2B: 2 3B: 0 HR: 1	SF: 2 SAC: 0 DP: 0 HBP: 0	WP: 0 PB: 0 SB: 1 CS: 0	PA: 46
PITCHER	IP 2.1	WLS 0.2	BF 4	H 2	R 1	ER 1	SO 0	BB 0	IBB 0	HBP 0	BLK 0	WP 0	HR 1	S 4	P 4	ERA 13.50	WHIP 3.000					
Al Jackson, L ERA: 5.13 (3, 1)	0.2	4	2	1	1	0	0	0	0	0	0	0	1	4	4	13.50	3.000					
Dave Hillman, R ERA: 6.0 (4, 1)	6.0	23	2	1	0	4	2	0	0	0	0	0	0	29	37	0.00	0.667					
Bob Miller, R ERA: 4.95 (10, 1)	2.0	W	7	1	0	0	4	0	0	0	0	0	0	15	15	0.00	0.500					

Chicago Cubs @ New York Mets
Polo Grounds, New York, NY
Wed May 16 1962, 3:33 AM EDT
Att: 3,273 - Unknown

livebaseballscores.com

AB 42
R 5
H 10
RBI 5
BB 2
SO 11
LOB 15




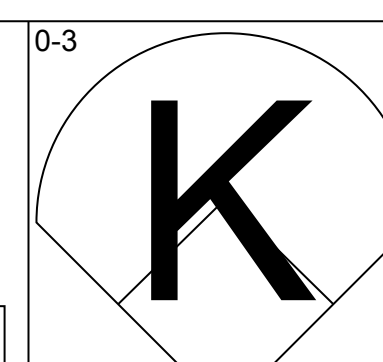
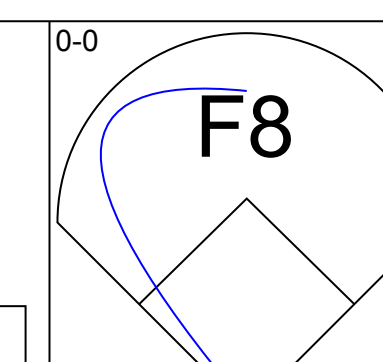
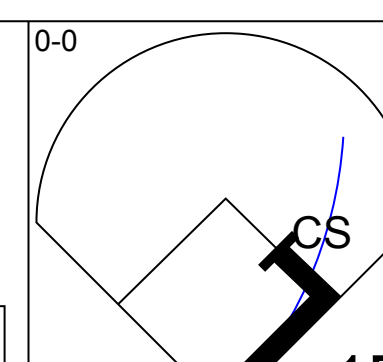
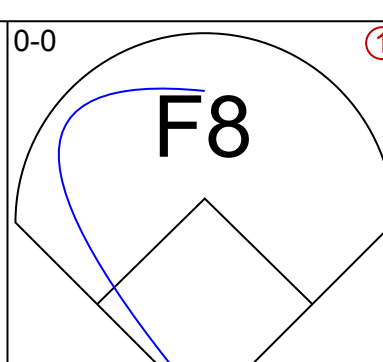
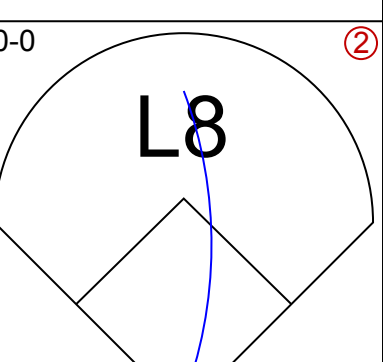
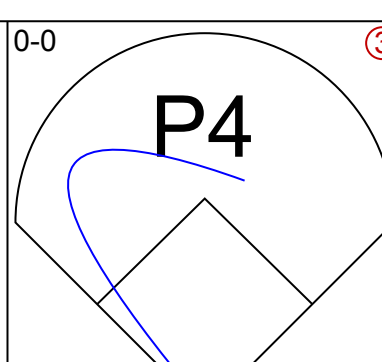
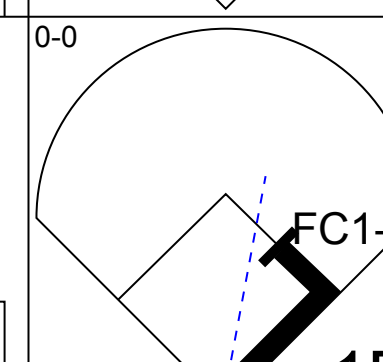
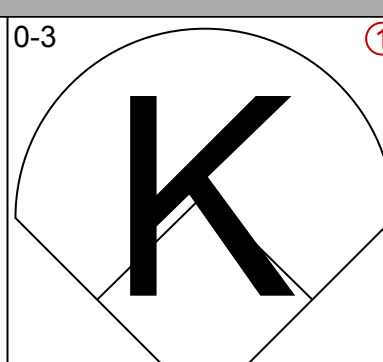
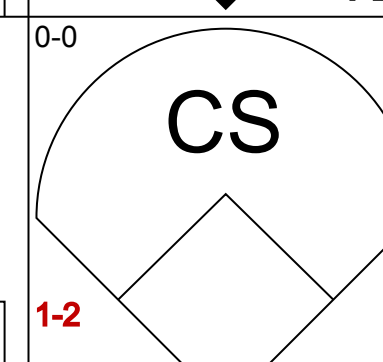
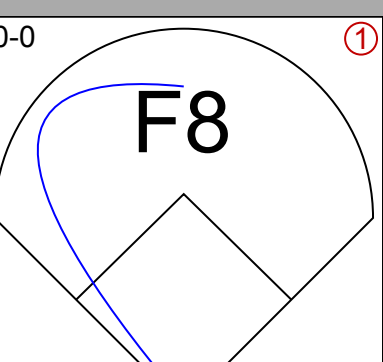
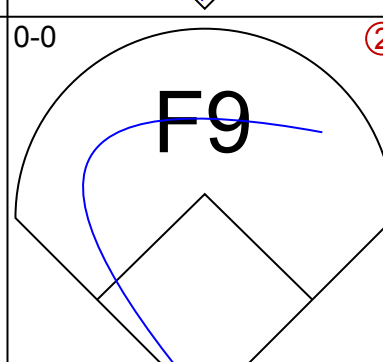
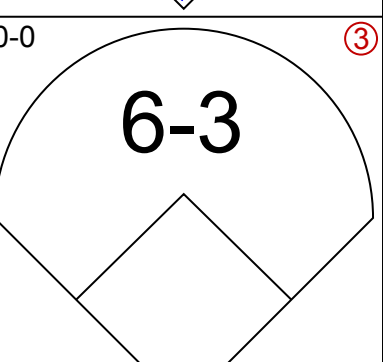
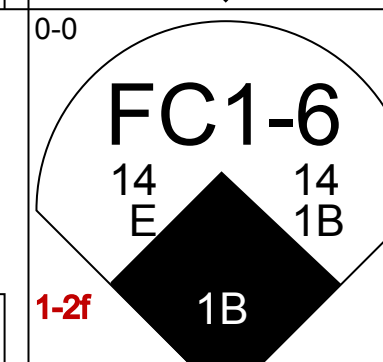
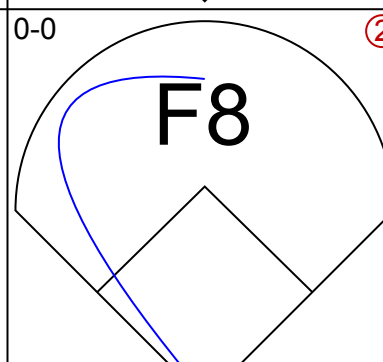
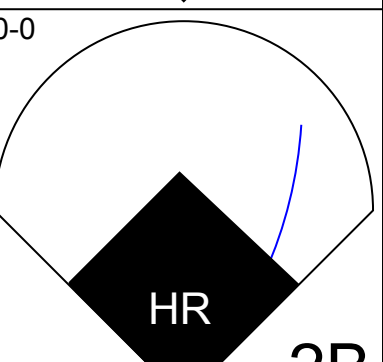
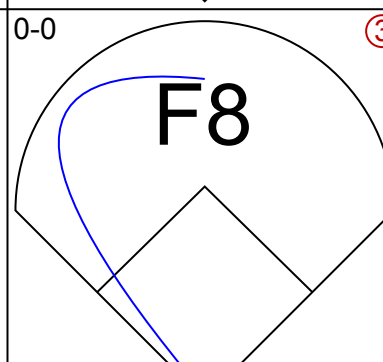
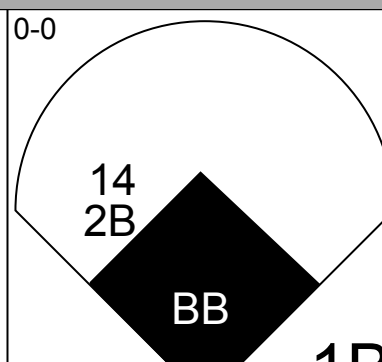
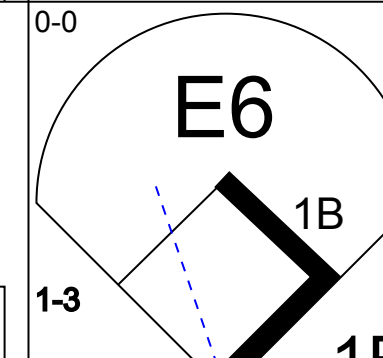

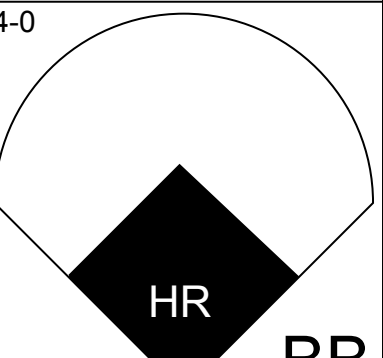

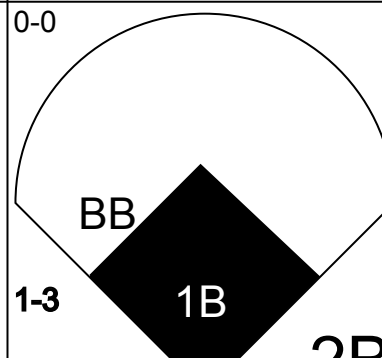
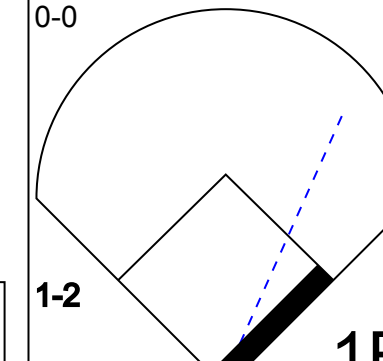

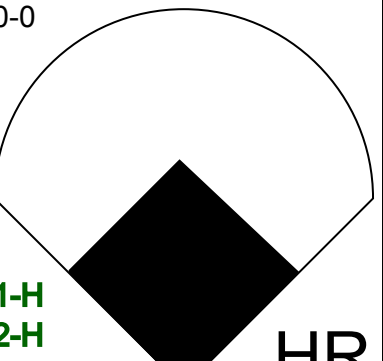

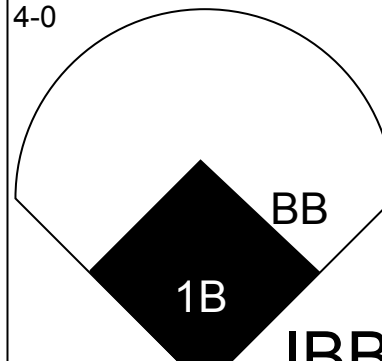
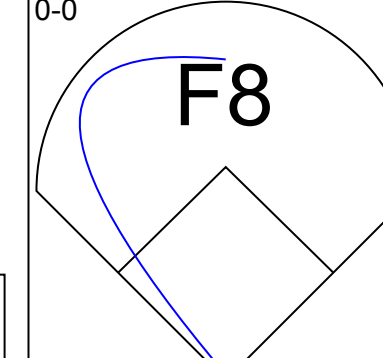

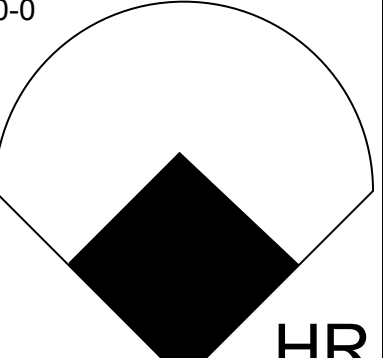

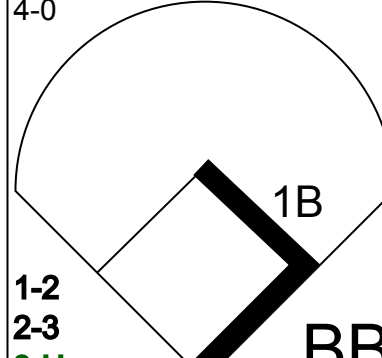
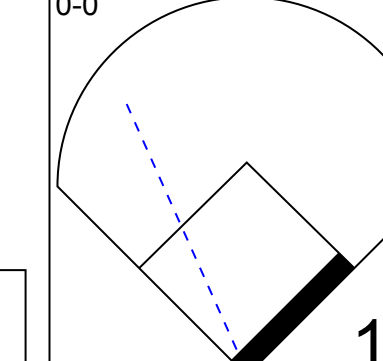
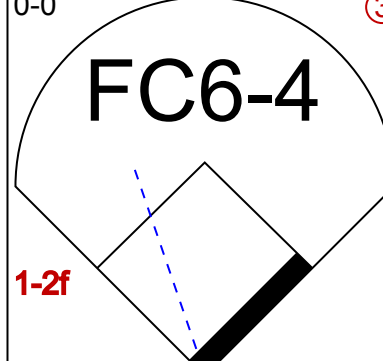
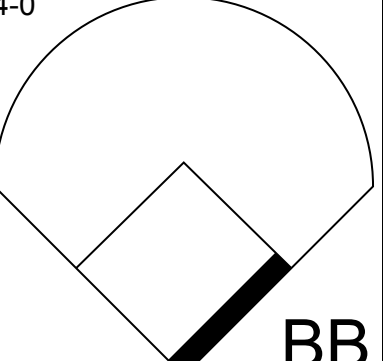

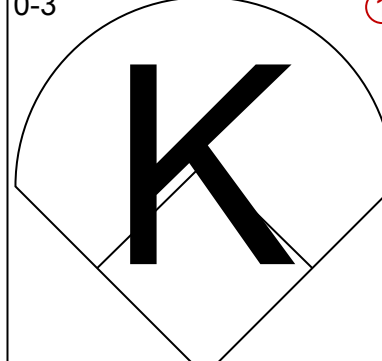
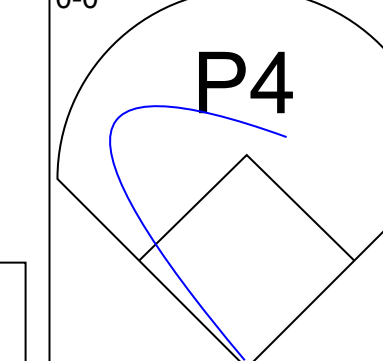
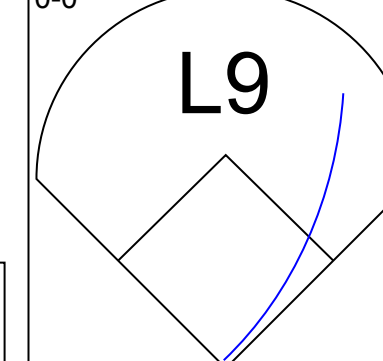
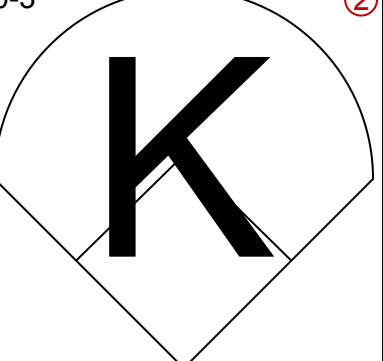
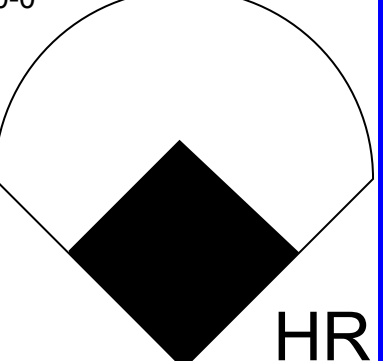
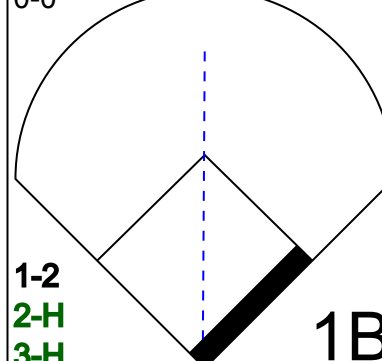
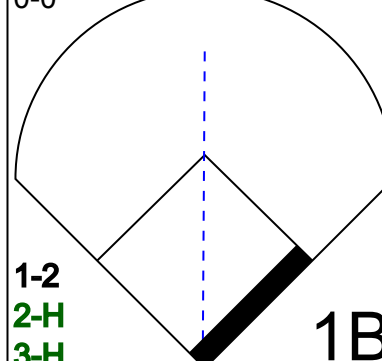
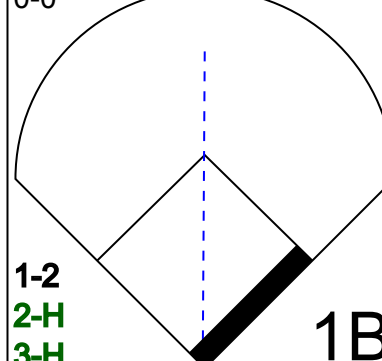
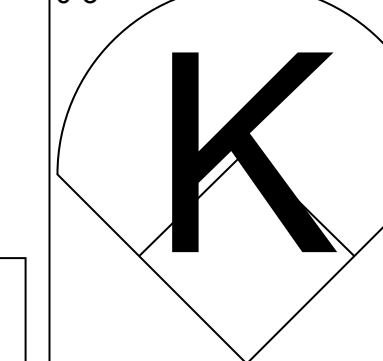
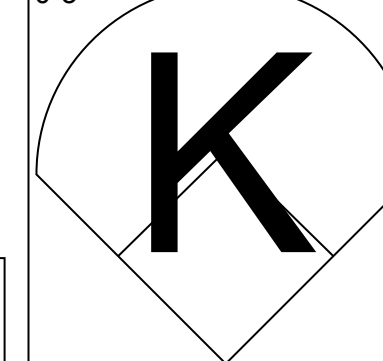
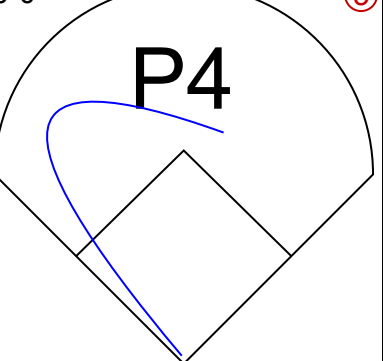
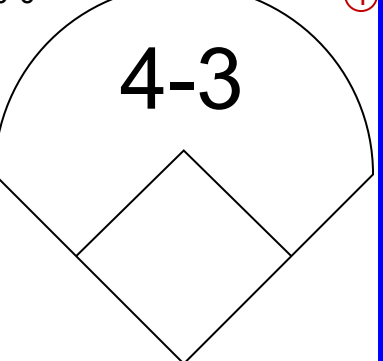

Batter	1	2	3	4	5	6	7	8	9	10	11	AB	R	H	RBI	BB	SO	LOB	BOTTOM							
Jim Hickman, R OBP: 0.387, SLG: 0.547 (1, 8)	6-3		6-3		K		6-3		1-3		SH1-4	5	0	0	1	0	1	3								
Elio Chacon, R OBP: 0.389, SLG: 0.322 (1, 6)	F8		HBP BB		FC1-4 2B 1B		F8		5-3		1B IBB	4	1	0	0	2	0	1								
Cliff Cook, R OBP: 0.333, SLG: 0.400 (10, PR) Richie Ashburn, L OBP: 0.415, SLG: 0.303 (10, PR) Felix Mantilla, R OBP: 0.376, SLG: 0.407 (11, 5)	L4		HBP		1B 2B		5-3		BB BB 1B		1B 1B	4	1	2	0	0	0	0								
Frank Thomas, R OBP: 0.364, SLG: 0.594 (1, 7)		5-3	L7		1B 2B		P6		BB BB		1B 1B	4	0	1	2	1	0	3								
Gil Hodges, R OBP: 0.375, SLG: 0.540 (1, 3)		6-3		K	L7			IHR		BB BB		4	1	1	1	1	1	1								
Charlie Neal, R OBP: 0.348, SLG: 0.410 (1, 4)		4-3		F9			G1-4-3 1B		5-3		K	5	0	1	0	0	1	3								
Harry Chitt, R OBP: 0.462, SLG: 0.364 (9, PR) Rod Kanehl, R OBP: 0.375, SLG: 0.400 (10, 2) Hobie Landrith, L OBP: 0.455, SLG: 0.577 (10, 2)			SH1-3 1B		F8		G1-4-3 1B		1B		4-3	4	1	2	0	0	1	1								
John DeMerit, R OBP: 0.313, SLG: 0.429 (1, 9)			HBP SH1-3 1B		HR		F9		K		SH1-4 1B BB	4	2	2	1	1	1	1								
Al Jackson, L ERA: 6.22 (9, 1) Bob Anderson, R ERA: 4.44 (11, 1) Don Elston, R ERA: 1.56 (11, 1) Glen Hobbie, R ERA: 7.44 (11, 1)			SH1-3		FC1-4 1B		F7		F8		1B SH1-4 1B	0	0	0	0	0	0	0								
Inning Stats	R: 0 E: 0 K: 0 S: 3	H: 0 LOB: 0 BB: 0 P: 3	R: 0 E: 0 K: 0 S: 3	H: 0 LOB: 0 BB: 0 P: 3	R: 1 E: 0 K: 0 S: 5	H: 2 LOB: 3 BB: 10 P: 10	R: 0 E: 0 K: 1 S: 5	H: 0 LOB: 0 BB: 0 P: 5	R: 3 E: 0 K: 1 S: 9	H: 4 LOB: 1 BB: 0 P: 9	R: 0 E: 0 K: 0 S: 3	H: 1 LOB: 1 BB: 0 P: 3	R: 0 E: 0 K: 0 S: 3	H: 0 LOB: 0 BB: 0 P: 3	R: 1 E: 0 K: 0 S: 4	H: 1 LOB: 1 BB: 0 P: 4	R: 0 E: 0 K: 1 S: 6	H: 1 LOB: 1 BB: 6 P: 6	R: 0 E: 0 K: 1 S: 6	H: 1 LOB: 3 BB: 2 P: 14	R: 1 E: 0 K: 0 S: 3	H: 2 LOB: 3 BB: 11 P: 11	1B: 9 2B: 1 3B: 0 HR: 2	SF: 0 SAC: 2 DP: 1 HBP: 1	WP: 0 PB: 0 SB: 0 CS: 0	PA: 48
PITCHER	IP 8.0	WLS 10	BF 33	H 8	R 5	ER 5	SO 2	BB 1	IBB 0	HBP 0	BLK 0	WP 0	HR 1	S 35	P 40	ERA 5.62	WHIP 1.125									
Dick Ellsworth, L ERA: 6.22 (9, 1)	2.0	10	2	0	0	2	2	0	0	0	0	0	0	12	20	0.00	2.000									
Bob Anderson, R ERA: 4.44 (11, 1)	0.1	L	3	1	1	1	0	1	0	0	0	0	0	2	6	27.00	6.000									
Don Elston, R ERA: 1.56 (11, 1)	0.0		2	1	0	0	0	0	1	0	0	0	0	1	5	∞	∞									

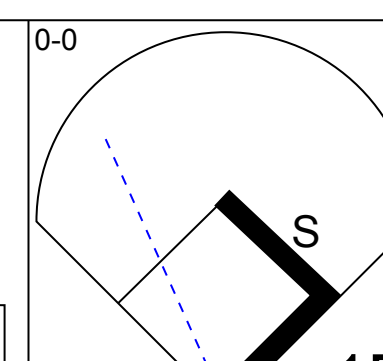
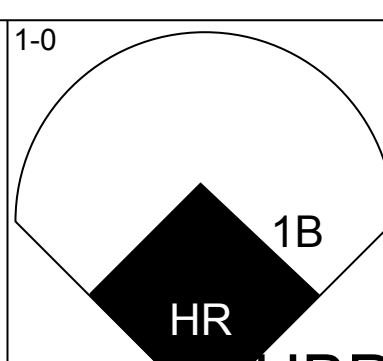
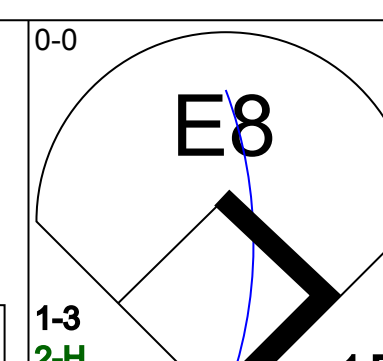

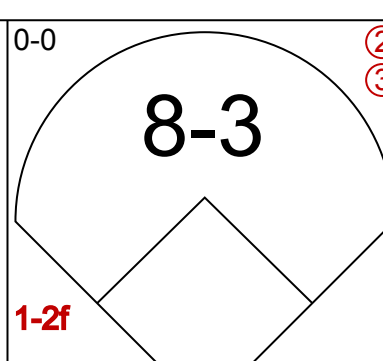

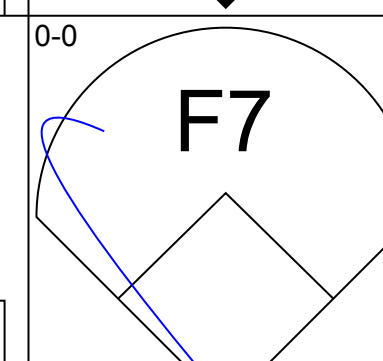
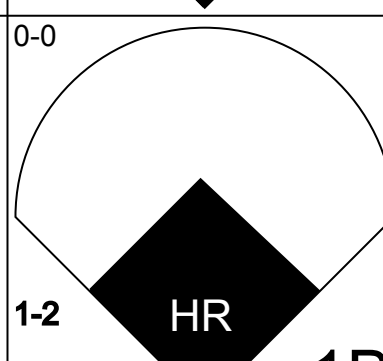
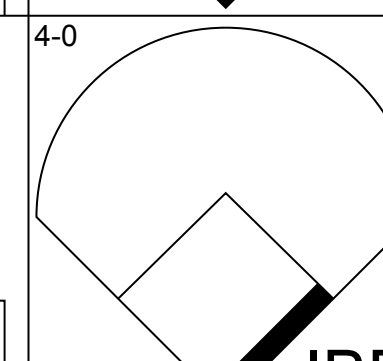


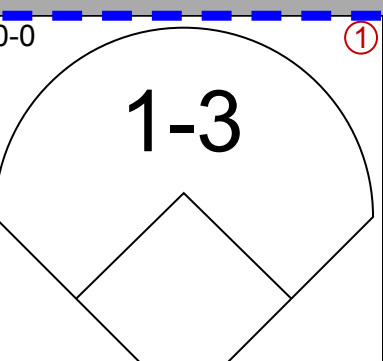

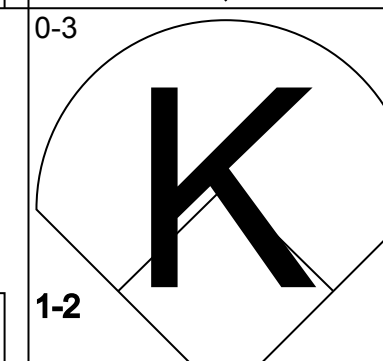
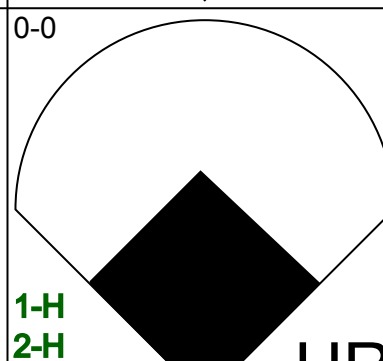
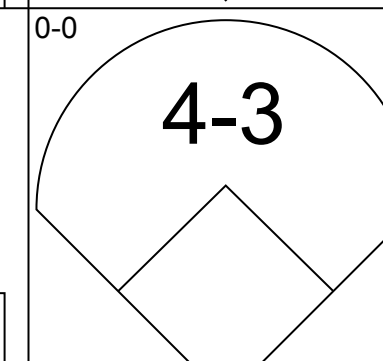


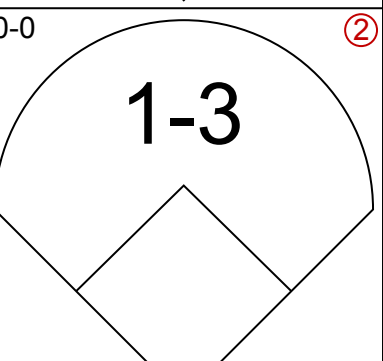

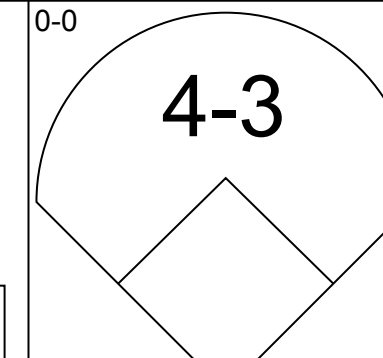
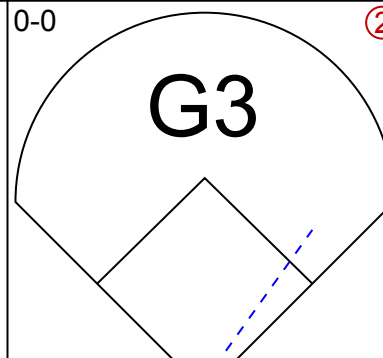
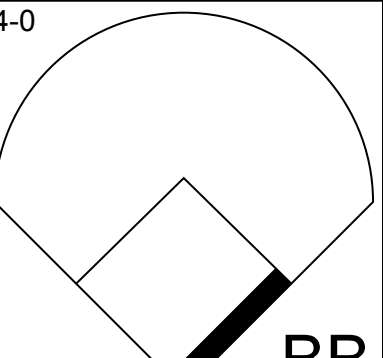

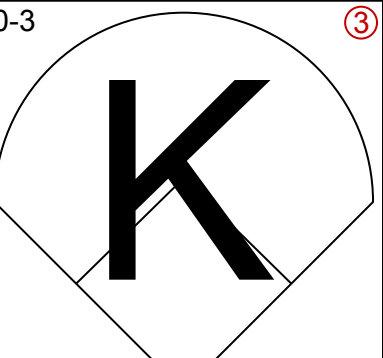


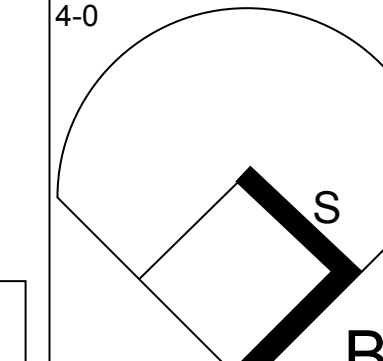
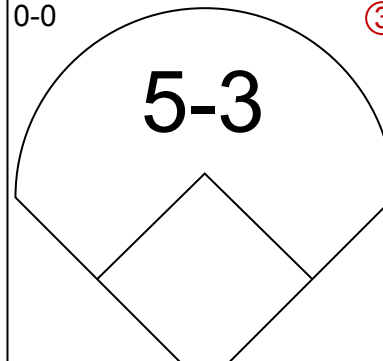
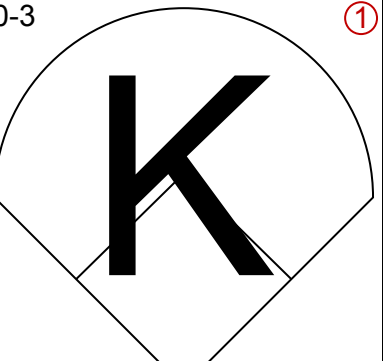


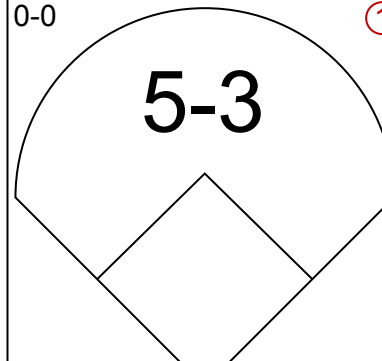
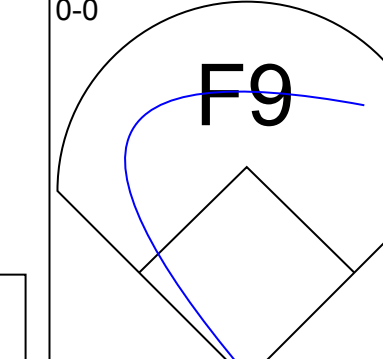
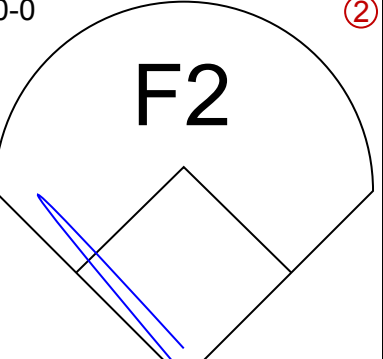


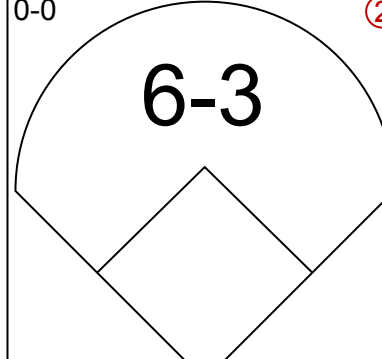
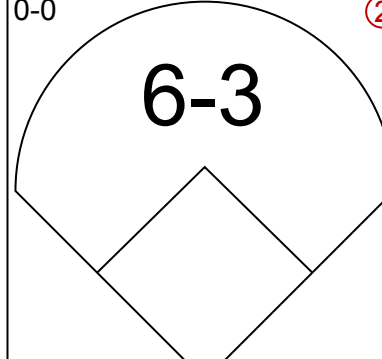
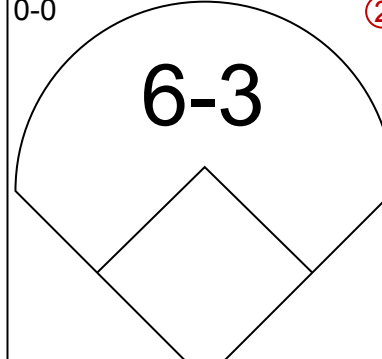
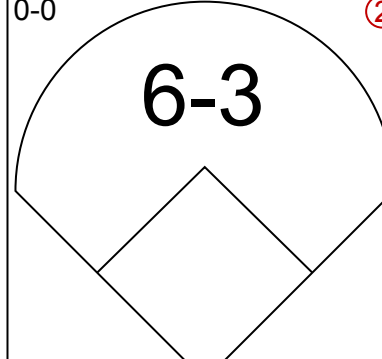


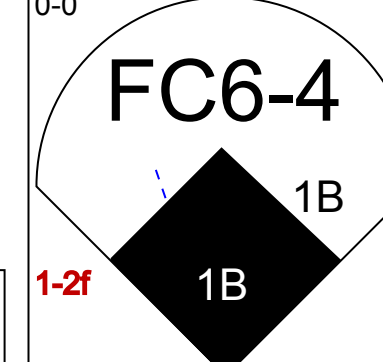
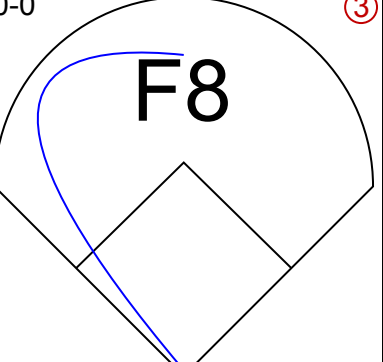


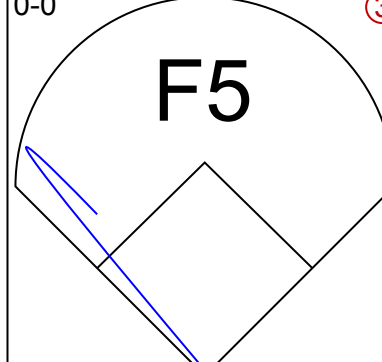
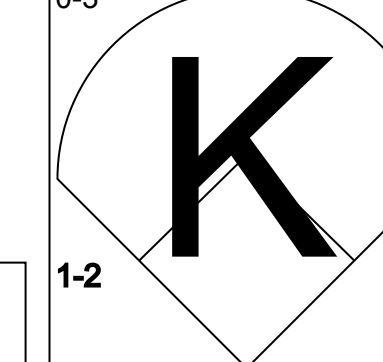
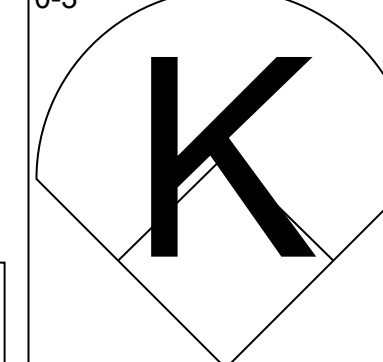
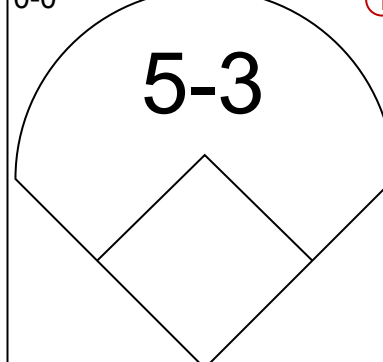




Chicago Cubs @ New York Mets
Polo Grounds, New York, NY
Wed May 16 1962, 3:33 AM EDT
Att: 3,273 - Unknown

livebaseballscores.com

AB 40
R 6
H 12
RBI 6
BB 5
SO 4
LOB 17



Batter	1	2	3	4	5	6	7	8	9	AB	R	H	RBI	BB	SO	LOB	TOP				
Lou Brock, L OBP: 0.314, SLG: 0.473 (1, 8)	 0-3	 0-0		 0-0		 0-0		 0-0	 0-0	6	0	1	0	0	1	3	Chicago Cubs @ Philadelphia Phillies Connie Mack Stadium, Philadelphia, PA Fri May 18 1962, 7:05 PM EDT Att: 8,425 - Unknown				
Ken Hubbs, R OBP: 0.273, SLG: 0.348 (1, 4)	 0-0		 0-3	 0-0	 0-0	 0-0		 0-0		5	0	1	0	0	1	0					
Billy Williams, L OBP: 0.405, SLG: 0.622 (1, 7)	 0-0		 0-0		 0-0	 0-0			 0-0	5	3	2	0	0	0	1					
14 Ernie Banks, R OBP: 0.329, SLG: 0.563 (1, 3)	 0-0			 0-0		 4-0		 4-0	 0-0	3	3	3	1	2	0	0					
George Altman, L OBP: 0.364, SLG: 0.517 (1, 9)	 0-0			 0-0		 0-0		 0-0	 4-0	4	3	3	5	1	0	1					
Ron Santo, R OBP: 0.322, SLG: 0.406 (1, 5)	 0-0			 0-0		 0-0		 0-0	 4-0	3	1	2	2	2	0	2					
Cuno Barragan, R OBP: 0.354, SLG: 0.349 (1, 2)		 0-0	 0-0		 4-0		 0-0		 0-3	4	0	1	0	1	1	5					
Daryl Robertson, R OBP: 0.200, SLG: 0.118 (1, 6)		 0-0		 0-0		 0-3		 0-0	 0-0	3	0	0	0	0	1	2					
Bob Will, L OBP: 0.375, SLG: 0.450 (8, PH)									 0-0	1	1	1	1	0	0	0					
Jim McKnight, R OBP: 0.239, SLG: 0.267 (8, 5)									 0-0	1	0	1	2	0	0	0					
Don Cardwell, R OBP: 0.182, SLG: 0.100 (1, 1)		 0-3		 0-3		 0-0		 0-0	 0-3	3	0	0	0	0	2	2					
Don Elston, R OBP: 0.176, SLG: 0.125 (7, 1)										0	0	0	0	0	0	0					
Moe Morhardt, L OBP: 0.273, SLG: 0.111 (8, 1)										1	0	0	0	0	1	2					
Dick Ellsworth, L OBP: 0.273, SLG: 0.111 (8, 1)										1	0	0	0	0	1	2					
Inning Stats	R: 1 E: 1 K: 1 S: 8	H: 3 LOB: 2 BB: 0 P: 8	R: 0 E: 0 K: 1 S: 6	H: 1 LOB: 1 BB: 0 P: 6	R: 2 E: 0 K: 1 S: 7	H: 2 LOB: 1 BB: 1 P: 11	R: 0 E: 0 K: 1 S: 5	H: 1 LOB: 0 BB: 0 P: 5	R: 4 E: 0 K: 1 S: 8	H: 3 LOB: 1 BB: 2 P: 16	R: 0 E: 0 K: 0 S: 3	H: 0 LOB: 0 BB: 0 P: 3	R: 0 E: 0 K: 0 S: 3	H: 1 LOB: 1 BB: 1 P: 7	R: 1 E: 0 K: 0 S: 4	H: 1 LOB: 0 BB: 0 P: 4	R: 3 E: 0 K: 2 S: 10	H: 3 LOB: 2 BB: 2 P: 18	1B: 8 2B: 2 3B: 0 HR: 5	SF: 0 SAC: 0 DP: 1 HBP: 0	WP: 0 PA: 47 PB: 0 SB: 0 CS: 1
PITCHER	IP WLS BF H R ER SO BB IBB HBP BLK WP HR S P ERA WHIP																				
Dennis Bennett, L ERA: 9.53 (1, 1)	2.2	15	6	3	3	3	1	0	0	0	0	0	2	20	24	10.12	2.625				
Bobby Locke, R ERA: 5.09 (3, 1)	3.1	15	4	4	4	2	2	0	0	0	0	2	17	25	10.80	1.800					
Frank Sullivan, R ERA: 5.4 (7, 1)	1.0	4	1	0	0	0	1	0	0	0	0	0	3	7	0.00	2.000					
Jack Baldschun, R ERA: 4.86 (8, 1)	2.0	L 12	4	4	4	2	1	1	0	0	0	1	14	22	18.00	2.500					

Batter	1	2	3	4	5	6	7	8	9	AB	R	H	RBI	BB	SO	LOB	BOTTOM				
Tony Taylor, R OBP: 0.356, SLG: 0.328 (1, 4)	 0-0		 1-0	 0-0	 0-0	 0-0	 0-0			4	1	3	1	0	0	1	Chicago Cubs @ Philadelphia Phillies Connie Mack Stadium, Philadelphia, PA Fri May 18 1962, 7:05 PM EDT Att: 8,425 - Unknown				
Johnny Callison, L OBP: 0.364, SLG: 0.486 (1, 9)	 0-0		 0-0	 4-0	 1-3	 0-0	 0-0	 0-0		4	1	1	0	1	0	1					
Tony Gonzalez, L OBP: 0.404, SLG: 0.557 (1, 8)	 0-3		 0-0	 0-0	 1-3	 0-0	 0-0	 0-0		5	2	2	3	0	1	4					
Frank Torre, L OBP: 0.356, SLG: 0.316 (1, 3)	 0-0		 0-0		 4-0	 0-0	 0-0	 0-3		3	0	0	0	1	0	2					
Roy Stevers, R OBP: 0.316, SLG: 0.211 (8, PH)									 1-2	1	0	0	0	0	1	0					
Don Demeter, R OBP: 0.397, SLG: 0.541 (1, 5)		 4-0	 0-0		 0-3	 0-0	 0-0	 0-0		4	1	1	1	1	1	1					
Clay Dalrymple, L OBP: 0.418, SLG: 0.513 (1, 2)		 0-0			 0-0	 0-0	 0-0	 0-0		4	0	2	0	0	0	2					
Dallas Green, L OBP: 0.500, SLG: 0.500 (7, PR)									 0-0	0	1	0	0	0	0	0					
Jack Baldschun, R OBP: 0.318, SLG: 0.316 (8, 1)									 0-0	0	0	0	0	0	0	0					
Mel Roach, R OBP: 0.318, SLG: 0.316 (9, PH)									 0-0	1	0	0	0	0	0	0					
Ted Savage, R OBP: 0.374, SLG: 0.468 (1, 7)	 0-0		 0-0	 0-0	 0-0	 0-0	 0-0	 0-0		5	2	1	1	0	0	3					
Bobby Wine, R OBP: 0.286, SLG: 0.286 (1, 6)		 0-3		 0-3		 0-0	 0-0	 0-0		3	0	0	0	0	2	2					
Wes Covington, L OBP: 0.246, SLG: 0.338 (7, PH)									 0-0	1	0	1	2	0	0	0					
Sammy White, R OBP: 0.280, SLG: 0.455 (7, PR)									 0-0	0	0	0	0	0	0	0					
Dennis Bennett, L OBP: 0.296, SLG: 0.495 (1, 1)										0	0	0	0	0	0	0					
Bobby Locke, R OBP: 0.296, SLG: 0.286 (3, 1)										2	0	1	0	0	1	0					
Jack Baldschun, R OBP: 0.405, SLG: 0.443 (6, PH)										1	0	1	0	0	0	0					
Frank Sullivan, R OBP: 0.280, SLG: 0.455 (7, 1)										0	0	0	0	0	0	0					
Billy Klaus, L OBP: 0.396, SLG: 0.495 (7, PH)										0	0	0	0	1	0	0					
Dick Ellsworth, L ERA: 5.98 (8, 1)										0	0	0	0	1	0	0					
Inning Stats	R: 0 E: 0 K: 1 S: 6	H: 1 LOB: 1 BB: 0 P: 6	R: 0 E: 0 K: 1 S: 5	H: 0 LOB: 1 BB: 1 P: 9	R: 3 E: 0 K: 1 S: 7	H: 2 LOB: 0 BB: 0 P: 8	R: 1 E: 1 K: 1 S: 8	H: 3 LOB: 3 BB: 1 P: 12	R: 0 E: 0 K: 1 S: 5	H: 0 LOB: 1 BB: 1 P: 9	R: 0 E: 0 K: 0 S: 3	H: 1 LOB: 0 BB: 0 P: 3	R: 4 E: 0 K: 0 S: 8	H: 6 LOB: 3 BB: 1 P: 12	R: 0 E: 0 K: 1 S: 5	H: 0 LOB: 0 BB: 0 P: 5	R: 0 E: 0 K: 0 S: 3	H: 0 LOB: 0 BB: 0 P: 3	1B: 11 2B: 2 3B: 0 HR: 1	SF: 0 SAC: 0 DP: 1 HBP: 1	WP: 0 PA: 43 PB: 0 SB: 2 CS: 0
PITCHER	IP WLS BF H R ER SO BB IBB HBP BLK WP HR S P ERA WHIP																				
Don Cardwell, R ERA: 6.93 (1, 1)	6.2	34	11	8	8	5	2	1	0	0	0	1	40	53	10.80	1.950					
Don Elston, R ERA: 1.53 (7, 1)	0.1	3	2	0	0	0	0	1	0	0	0	0	2	6	0.00	6.000					
Dick Ellsworth, L ERA: 5.98 (8, 1)	2.0	W 6	0	0	0	1	0	0	0	0	0	0	8	8	0.00	0.000					

Batter	1	2	3	4	5	6	7	8	9	AB	R	H	RBI	BB	SO	LOB	TOP					
Lou Brock, L OBP: 0.333, SLG: 0.513 (1, 8)										3	2	2	2	2	0	0						
Ken Hubbs, R OBP: 0.277, SLG: 0.350 (1, 4)										5	1	2	0	0	0	2						
Billy Williams, L OBP: 0.405, SLG: 0.623 (1, 7)										3	1	1	1	1	1	0						
14 Ernie Banks, R OBP: 0.325, SLG: 0.550 (1, 3)										5	0	1	0	0	0	4						
George Altman, L OBP: 0.360, SLG: 0.520 (1, 9)										3	0	1	2	0	1	0						
Ron Santo, R OBP: 0.320, SLG: 0.397 (1, 5)										3	0	0	0	1	0	2						
Moe Thacker, R OBP: 0.323, SLG: 0.286 (7, PH)										2	0	0	0	0	0	1	AB 33					
Moe Morhardt, L OBP: 0.222, SLG: 0.125 (7, 1)										0	0	0	0	1	0	0	R 5					
Bob Anderson, R (7, 1)										0	0	0	0	0	0	0	H 8					
Jim McKnight, R OBP: 0.234, SLG: 0.261 (8, PH)										1	0	0	0	0	1	1	RBI 5					
Barney Schultz, R (8, 1)										0	0	0	0	0	0	0	BB 5					
Daryl Robertson, R OBP: 0.182, SLG: 0.105 (7, PH)										1	0	0	0	0	0	0	SO 8					
Bob Will, L OBP: 0.360, SLG: 0.429 (7, PH)										1	0	0	0	0	0	0	LOB 12					
Dick Bertell, R OBP: 0.344, SLG: 0.310 (7, 2)										2	0	0	0	0	1	0						
Glen Hobbie, R OBP: 0.364, SLG: 0.222 (1, 1)										1	0	0	0	0	1	0						
Tony Balsamo, R OBP: 0.250, SLG: 0.500 (7, PH)										1	1	1	0	0	0	0						
Andre Rodgers, R OBP: 0.304, SLG: 0.375 (7, 6)										2	0	0	0	0	2	1						
Inning Stats	R: 0 E: 0 K: 1 S: 5	H: 0 LOB: 0 BB: 0 P: 5	R: 0 E: 0 K: 1 S: 5	H: 0 LOB: 1 BB: 1 P: 9	R: 1 E: 0 K: 2 S: 8	H: 1 LOB: 0 BB: 0 P: 8	R: 0 E: 0 K: 0 S: 3	H: 0 LOB: 0 BB: 0 P: 3	R: 0 E: 0 K: 1 S: 5	H: 0 LOB: 0 BB: 0 P: 5	R: 3 E: 0 K: 0 S: 7	H: 4 LOB: 1 BB: 0 P: 7	R: 0 E: 0 K: 1 S: 5	H: 0 LOB: 2 BB: 2 P: 13	R: 1 E: 0 K: 1 S: 7	H: 2 LOB: 1 BB: 0 P: 7	R: 0 E: 0 K: 1 S: 6	H: 1 LOB: 3 BB: 2 P: 14	1B: 3 2B: 4 3B: 0 HR: 1	SF: 2 SAC: 0 DP: 0 HBP: 0	WP: 1 PB: 0 SB: 0 CS: 0	PA: 40
PITCHER Art Mahaffey, R ERA: 5.33 (1, 1)	IP: 9.0 WLS: W BF: 40 H: 8 R: 5 ER: 5 SO: 8 BB: 5 IBB: 0 HBP: 0 BLK: 0 WP: 1 HR: 1 S: 51 P: 71 ERA: 5.00 WHIP: 1.444															PITCHER						

Chicago Cubs @ Philadelphia Phillies
 Connie Mack Stadium, Philadelphia, PA
 Sat May 19 1962, 3:33 AM EDT
 Att: 3,054 - Sunny

AB	33
R	5
H	8
RBI	5
BB	5
SO	8
LOB	12



Batter	1	2	3	4	5	6	7	8	9	AB	R	H	RBI	BB	SO	LOB	BOTTOM			
Tony Taylor, R OBP: 0.364, SLG: 0.338 (1, 4)										5	1	3	0	0	0	0				
Johnny Callison, L OBP: 0.360, SLG: 0.496 (1, 9)										5	1	1	1	0	1	3				
Tony Gonzalez, L OBP: 0.417, SLG: 0.556 (1, 8)										2	0	1	0	2	0	0				
Roy Sievers, R OBP: 0.313, SLG: 0.203 (1, 3)										3	0	0	0	1	1	5				
Dallas Green, L OBP: 0.500, SLG: 0.500 (7, PR)										0	0	0	0	0	0	0				
Frank Torre, L OBP: 0.356, SLG: 0.316 (8, 3)										0	0	0	0	0	0	0				
Don Demeter, R OBP: 0.394, SLG: 0.530 (1, 5)										4	1	1	0	0	1	1				
Clay Dalrymple, L OBP: 0.412, SLG: 0.500 (1, 2)										4	0	1	0	0	1	2				
Ted Savage, R OBP: 0.368, SLG: 0.457 (1, 7)										4	1	1	0	0	1	1	AB 35			
Bobby Wine, R OBP: 0.143, SLG: 0.143 (1, 6)										4	2	1	1	0	0	1	R 7			
Art Mahaffey, R OBP: 0.263, SLG: 0.353 (1, 1)										4	1	2	2	0	1	1	H 11			
Inning Stats	R: 0 E: 0 K: 0 S: 4	H: 1 LOB: 1 BB: 0 P: 4	R: 0 E: 0 K: 0 S: 3	H: 0 LOB: 0 BB: 0 P: 3	R: 0 E: 1 K: 1 S: 7	H: 2 LOB: 3 BB: 1 P: 11	R: 0 E: 0 K: 1 S: 10	H: 6 LOB: 0 BB: 1 P: 14	R: 0 E: 0 K: 2 S: 8	H: 1 LOB: 1 BB: 0 P: 8	R: 0 E: 0 K: 0 S: 3	H: 0 LOB: 0 BB: 0 P: 3	R: 0 E: 0 K: 1 S: 5	H: 0 LOB: 2 BB: 1 P: 9	R: 1 E: 1 K: 1 S: 6	H: 1 LOB: 1 BB: 0 P: 6	1B: 9 2B: 0 3B: 1 HR: 1	SF: 0 SAC: 0 DP: 0 HBP: 0	WP: 2 PB: 1 SB: 2 CS: 1	PA: 39
PITCHER Glen Hobbie, R ERA: 7.75 (1, 1)	IP: 3.1 WLS: L BF: 18 H: 7 R: 4 ER: 4 SO: 1 BB: 1 IBB: 0 HBP: 0 BLK: 0 WP: 1 HR: 1 S: 19 P: 23 ERA: 10.80 WHIP: 2.400															PITCHER				
Tony Balsamo, R ERA: 6.05 (4, 1)	2.2	11	3	2	2	3	1	0	0	0	1	0	16	20	6.75	1.500				
Bob Anderson, R ERA: 4.28 (7, 1)	1.0	4	0	0	0	1	1	0	0	0	0	0	5	9	0.00	1.000				
Barney Schultz, R ERA: 3.95 (8, 1)	1.0	5	1	1	0	1	0	0	0	0	0	0	6	6	0.00	1.000				

Chicago Cubs @ Philadelphia Phillies
 Connie Mack Stadium, Philadelphia, PA
 Sat May 19 1962, 3:33 AM EDT
 Att: 3,054 - Sunny

AB	35
R	7
H	11
RBI	4
BB	3
SO	6
LOB	14





Batter	1	2	3	4	5	6	7	8	9	AB	R	H	RBI	BB	SO	LOB	TOP										
Lou Brock, L OBP: 0.391, SLG: 0.543 (1, 8)	0-0 4-3	0-0 HR		4-0 4-3 BLK BB		0-0 E9 1B		1-0 HBP		3	3	2	4	1	0	0	Chicago Cubs @ Philadelphia Phillies Connie Mack Stadium, Philadelphia, PA Sun May 20 1962, 3:33 AM EDT Sunny										
Ken Hubbs, R OBP: 0.288, SLG: 0.358 (1, 4)	0-0 14 FC6-4 1B	0-0 1B		0-0 4-3		0-0 14 FC6-4 1B		0-0 1-3		5	0	3	1	0	0	2											
Billy Williams, L OBP: 0.405, SLG: 0.615 (1, 7)	0-0 14 FC6-4 1B	0-0 1-2 1B		0-0 4-3		0-0 F7			0-3 K	5	0	2	1	0	1	1											
14 Ernie Banks, R OBP: 0.321, SLG: 0.538 (1, 3)	0-0 FC6-4 1-2 2-3	0-0 F8		0-0 3-H 1B		0-0 FC6-4			0-0 1-3	5	0	1	0	0	0	5											
George Altman, L OBP: 0.355, SLG: 0.516 (1, 9)	0-0 4-3	0-0 L6		0-0 4-3			0-0 F7		0-0 2B	5	0	1	0	0	0	5											
Ron Santo, R OBP: 0.310, SLG: 0.382 (1, 5)		0-0 P4	0-0 F7		0-0 F8		0-0 5-3		0-0 4-3	5	0	0	0	0	0	1											
Dick Bertell, R OBP: 0.361, SLG: 0.313 (1, 2)		0-0 SH HR 1B	4-0 1B BB		0-0 5-3		0-3 K			3	1	1	0	1	1	0											
Andre Rodgers, R OBP: 0.315, SLG: 0.382 (1, 6)		0-0 SH HR 1B	0-0 G1-6-3 1B		0-0 L6		0-3 K			4	1	2	0	0	1	0											
Cal Koonce, R OBP: 0.105, SLG: 0.105 Bob Anderson, R (8, 1)		0-0 SH HR	0-0 G1-6-3		0-0 4-3		0-0 6-3			3	1	0	0	0	0	2											
Inning Stats	R: 0 E: 0 K: 0 S: 5	H: 2 LOB: 2 BB: 0 P: 5	R: 4 E: 0 K: 0 S: 9	H: 5 LOB: 2 BB: 0 P: 9	R: 0 E: 0 K: 0 S: 3	H: 1 LOB: 1 BB: 1 P: 7	R: 1 E: 0 K: 0 S: 4	H: 1 LOB: 1 BB: 1 P: 8	R: 0 E: 0 K: 0 S: 3	H: 0 LOB: 0 BB: 0 P: 3	R: 1 E: 1 K: 0 S: 5	H: 2 LOB: 1 BB: 0 P: 5	R: 0 E: 0 K: 1 S: 5	H: 0 LOB: 0 BB: 0 P: 5	R: 0 E: 0 K: 1 S: 6	H: 1 LOB: 1 BB: 0 P: 6	R: 0 E: 0 K: 1 S: 6	H: 1 LOB: 1 BB: 0 P: 6	1B: 10 2B: 1 3B: 0 HR: 1	SF: 0 SAC: 1 DP: 1 HBP: 1	WP: 0 PB: 0 SB: 0 CS: 0	PA: 42					
PITCHER	IP	WLS	BF	H	R	ER	SO	BB	IBB	HBP	BLK	WP	HR	S	P	ERA	WHIP										
Jim Owens, R ERA: 7.71 (1, 1)	1.1	L	11	6	4	4	0	0	0	0	0	0	1	11	11	27.00	4.500										
Dallas Green, R ERA: 3.18 (2, 1)	3.2		15	3	1	1	0	2	0	0	1	0	0	13	21	2.46	1.364										
Frank Sullivan, R ERA: 4.76 (6, 1)	2.0		8	2	1	0	1	0	0	0	0	0	0	10	10	0.00	1.000										
Jack Baldschun, R ERA: 4.23 (8, 1)	2.0		8	1	0	0	2	0	0	1	0	0	0	11	12	0.00	0.500										


Batter	1	2	3	4	5	6	7	8	9	AB	R	H	RBI	BB	SO	LOB	BOTTOM											
Tony Taylor, R OBP: 0.359, SLG: 0.356 (1, 4)	0-0 HR	0-0 L7			0-0 P6		0-0 F8		0-3 K	5	1	1	1	0	1	3	Chicago Cubs @ Philadelphia Phillies Connie Mack Stadium, Philadelphia, PA Sun May 20 1962, 3:33 AM EDT Sunny											
Johnny Callison, L OBP: 0.364, SLG: 0.517 (1, 9)	4-0 1B BB		0-0 F7		0-0 P4		0-0 HR			3	1	1	1	1	0	0												
Tony Gonzalez, L OBP: 0.411, SLG: 0.543 (1, 8)	0-0 1-3 1B		0-0 4-3		0-0 L8		0-0 F7			4	0	1	0	0	0	0												
Roy Sievers, R OBP: 0.311, SLG: 0.195 (1, 3)	0-0 L9		0-0 1-3		4-0 BB		0-0 6-3			3	0	0	0	1	0	1												
Don Demeter, R OBP: 0.391, SLG: 0.529 (1, 5)	0-0 F7			0-0 P4		0-3 K		0-0 HR 2B		4	1	1	0	0	1	2												
Clay Dalrymple, L OBP: 0.415, SLG: 0.529 (1, 2)		4-0 BB BB		0-0 F8		0-0 F8		0-0 2-H HR		3	1	1	2	1	0	1												
Ted Savage, R OBP: 0.374, SLG: 0.452 (1, 7)		4-0 1-2 BB		0-0 1B		0-3 K		0-0 4-3		3	0	1	0	1	1	0												
Bobby Wine, R OBP: 0.111, SLG: 0.111 Billy Klaus, L OBP: 0.400, SLG: 0.409 (7, PH) (8, 6)		0-3 K		0-0 6-3		0-0 1B		0-3 K		2	0	0	0	0	1	3												
Jim Owens, R OBP: 0.143, SLG: 0.143 Dallas Green, L OBP: 0.333, SLG: 0.333 Jack Baldschun, R OBP: 0.438, SLG: 0.467 Frank Sullivan, R OBP: 0.400, SLG: 0.333 Wes Covington, L OBP: 0.262, SLG: 0.262 Jack Baldschun, R OBP: 0.348, SLG: 0.308 (1, PH) (2, PH) (5, PH) (6, PH) (7, PH) (8, PH) (9, PH)		0-3 K		0-0 F7		0-0 F9		0-0 P5		0	0	0	0	0	0	0												
Inning Stats	R: 1 E: 0 K: 0 S: 4	H: 2 LOB: 1 BB: 1 P: 8	R: 0 E: 0 K: 2 S: 7	H: 0 LOB: 2 BB: 2 P: 15	R: 0 E: 0 K: 0 S: 3	H: 0 LOB: 0 BB: 0 P: 3	R: 0 E: 0 K: 0 S: 4	H: 1 LOB: 1 BB: 0 P: 4	R: 0 E: 0 K: 0 S: 3	H: 0 LOB: 0 BB: 0 P: 3	R: 0 E: 0 K: 1 S: 5	H: 0 LOB: 1 BB: 1 P: 9	R: 0 E: 0 K: 1 S: 6	H: 1 LOB: 1 BB: 0 P: 6	R: 3 E: 0 K: 0 S: 6	H: 3 LOB: 0 BB: 0 P: 6	R: 0 E: 0 K: 2 S: 7	H: 0 LOB: 0 BB: 0 P: 7	1B: 3 2B: 1 3B: 0 HR: 3	SF: 0 SAC: 0 DP: 0 HBP: 0	WP: 0 PB: 0 SB: 0 CS: 0	PA: 37						
PITCHER	IP	WLS	BF	H	R	ER	SO	BB	IBB	HBP	BLK	WP	HR	S	P	ERA	WHIP											
Cal Koonce, R ERA: 4.84 (1, 1)	7.2	W	33	7	4	4	4	4	0	0	0	0	0	3	37	53	4.70	1.435										
Bob Anderson, R ERA: 4.09 (8, 1)	1.1	S	4	0	0	0	2	0	0	0	0	0	0	8	8	0.00	0.000											


AB	38
R	6
H	12
RBI	6
BB	2
SO	3
LOB	16



Batter	1	2	3	4	5	6	7	8	9	AB	R	H	RBI	BB	SO	LOB	TOP										
Lou Brock, L (1, 8) OBP: 0.343, SLG: 0.525											0	0	0	0	0	0	0	Chicago Cubs @ Pittsburgh Pirates Forbes Field, Pittsburgh, PA Mon May 21, 1962, 7:05 PM EDT Att: 7,560 - Unknown livebaseballscorecards.com									
Ken Hubbs, R (1, 4) OBP: 0.310, SLG: 0.379											0	0	0	0	0	0	0										
Billy Williams, L (1, 7) OBP: 0.411, SLG: 0.630											0	0	0	0	0	0	0										
14 Ernie Banks, R (1, 3) OBP: 0.317, SLG: 0.547											0	0	0	0	0	0	0										
George Altman, L (1, 9) OBP: 0.363, SLG: 0.538											0	0	0	0	0	0	0										
Ron Santo, R (1, 5) OBP: 0.319, SLG: 0.390											0	0	0	0	0	0	0										
Andre Rodgers, R (1, 6) OBP: 0.333, SLG: 0.380											0	0	0	0	0	0	0										
El Tappe, R (1, 2)											0	0	0	0	0	0	0										
Dick Ellsworth, L (1, 1) OBP: 0.273, SLG: 0.111											0	0	0	0	0	0	0										
Inning Stats											1B: 0	SF: 0	WP: 0	PA: 0	2B: 0	SAC: 0	FB: 0		3B: 0	DP: 0	SB: 0	CS: 0	HR: 0	HBP: 0			
PITCHER Earl Francis, R (1, 1) ERA: 2.78	IP	WLS	BF	H	R	ER	SO	BB	IBB	HBP	BLK	WP	HR	S	P	ERA	WHIP	PITCHER									
	0.0		0	0	0	0	0	0	0	0	0	0	0	0	0	∞	∞										

Batter	1	2	3	4	5	6	7	8	9	AB	R	H	RBI	BB	SO	LOB	BOTTOM										
Bill Virdon, L (1, 8) OBP: 0.301, SLG: 0.400											0	0	0	0	0	0	0	Chicago Cubs @ Pittsburgh Pirates Forbes Field, Pittsburgh, PA Mon May 21, 1962, 7:05 PM EDT Att: 7,560 - Unknown livebaseballscorecards.com									
Dick Groat, R (1, 6) OBP: 0.356, SLG: 0.374											0	0	0	0	0	0	0										
Roberto Clemente, R (1, 9) OBP: 0.333, SLG: 0.497											0	0	0	0	0	0	0										
Dick Stuart, R (1, 3) OBP: 0.312, SLG: 0.351											0	0	0	0	0	0	0										
Bob Skinner, L (1, 7) OBP: 0.313, SLG: 0.417											0	0	0	0	0	0	0										
Don Hoak, R (1, 5) OBP: 0.352, SLG: 0.395											0	0	0	0	0	0	0										
Don Leppert, R (1, 2) OBP: 0.333, SLG: 0.484											0	0	0	0	0	0	0										
Bill Mazeroski, R (1, 4) OBP: 0.302, SLG: 0.458											0	0	0	0	0	0	0										
Earl Francis, R (1, 1) OBP: 0.083, SLG: 0.083											0	0	0	0	0	0	0										
Inning Stats											1B: 0	SF: 0	WP: 0	PA: 0	2B: 0	SAC: 0	FB: 0		3B: 0	DP: 0	SB: 0	CS: 0	HR: 0	HBP: 0			
PITCHER Dick Ellsworth, L (1, 1) ERA: 5.98	IP	WLS	BF	H	R	ER	SO	BB	IBB	HBP	BLK	WP	HR	S	P	ERA	WHIP	PITCHER									
	0.0	L	0	0	0	0	0	0	0	0	0	0	0	0	0	∞	∞										

Batter	1	2	3	4	5	6	7	8	9	AB	R	H	RBI	BB	SO	LOB	TOP																		
Lou Brock, L (1, 8) OBP: 0.352, SLG: 0.528											0	0	0	0	0	0	0	Chicago Cubs @ Pittsburgh Pirates Forbes Field, Pittsburgh, PA Tue May 22 1962, 7:05 PM EDT Att: 9,584 - Unknown livebaseballscorecards.com																	
Ken Hubbs, R (1, 4) OBP: 0.313, SLG: 0.380											0	0	0	0	0	0	0																		
Billy Williams, L (1, 7) OBP: 0.416, SLG: 0.633											0	0	0	0	0	0	0																		
14 Ernie Banks, R (1, 3) OBP: 0.310, SLG: 0.536											0	0	0	0	0	0	0																		
George Altman, L (1, 9) OBP: 0.367, SLG: 0.533											0	0	0	0	0	0	0																		
Ron Santo, R (1, 5) OBP: 0.329, SLG: 0.400											0	0	0	0	0	0	0																		
Andre Rodgers, R (1, 6) OBP: 0.317, SLG: 0.360											0	0	0	0	0	0	0																		
El Tappe, R (1, 2) OBP: 0.667, SLG: 0.500											0	0	0	0	0	0	0																		
Don Cardwell, R (1, 1) OBP: 0.182, SLG: 0.100											0	0	0	0	0	0	0																		
Inning Stats											1B: 0	SF: 0	2B: 0	SAC: 0	3B: 0	DP: 0	HR: 0	HBP: 0	WP: 0	PA: 0	AB 0 R 0 H 0 RBI 0 BB 0 SO 0 LOB 0														
PITCHER Bob Friend, R (1, 1) ERA: 3.7	IP	WLS	BF	H	R	ER	SO	BB	IBB	HBP	BLK	WP	HR	S	P	ERA	WHIP																		
																		PITCHER	IP	WLS	BF	H	R	ER	SO	BB	IBB	HBP	BLK	WP	HR	S	P	ERA	WHIP

Batter	1	2	3	4	5	6	7	8	9	AB	R	H	RBI	BB	SO	LOB	BOTTOM																		
Bill Virdon, L (1, 8) OBP: 0.318, SLG: 0.421											0	0	0	0	0	0	0	Chicago Cubs @ Pittsburgh Pirates Forbes Field, Pittsburgh, PA Tue May 22 1962, 7:05 PM EDT Att: 9,584 - Unknown livebaseballscorecards.com																	
Dick Groat, R (1, 6) OBP: 0.377, SLG: 0.399											0	0	0	0	0	0	0																		
Bob Skinner, L (1, 7) OBP: 0.319, SLG: 0.410											0	0	0	0	0	0	0																		
Jim Marshall, L (1, 3) OBP: 0.417, SLG: 0.698											0	0	0	0	0	0	0																		
Smoky Burgess, L (1, 2) OBP: 0.338, SLG: 0.404											0	0	0	0	0	0	0																		
Don Hoak, R (1, 5) OBP: 0.347, SLG: 0.388											0	0	0	0	0	0	0																		
Howie Goss, R (1, 9) OBP: 0.409, SLG: 0.500											0	0	0	0	0	0	0																		
Bill Mazeroski, R (1, 4) OBP: 0.300, SLG: 0.460											0	0	0	0	0	0	0																		
Bob Friend, R (1, 1) OBP: 0.143, SLG: 0.190											0	0	0	0	0	0	0																		
Inning Stats											1B: 0	SF: 0	2B: 0	SAC: 0	3B: 0	DP: 0	HR: 0	HBP: 0	WP: 0	PA: 0	AB 0 R 0 H 0 RBI 0 BB 0 SO 0 LOB 0														
PITCHER Don Cardwell, R (1, 1) ERA: 6.93	IP	WLS	BF	H	R	ER	SO	BB	IBB	HBP	BLK	WP	HR	S	P	ERA	WHIP																		
																		PITCHER	IP	WLS	BF	H	R	ER	SO	BB	IBB	HBP	BLK	WP	HR	S	P	ERA	WHIP

Batter	1	2	3	4	5	6	7	8	9	AB	R	H	RBI	BB	SO	LOB	TOP					
Lou Brock, L OBP: 0.344, SLG: 0.530 (1, 8)	0-0 K		0-0 1-3		0-0 4-3			0-0 2B		4	0	1	0	0	0	1	Chicago Cubs @ Milwaukee Braves Milwaukee County Stadium, Milwaukee, WI Wed May 23, 1962, 8:05 PM EDT Att: 6,542 - Unknown					
Ken Hubbs, R OBP: 0.302, SLG: 0.365 (1, 4)	0-3 K		0-0 1-3			0-0 1B 14 SF9 1B		0-3 K		4	1	1	0	0	2	2						
Billy Williams, L OBP: 0.429, SLG: 0.628 (1, 7)	0-3 K			0-0 F2		0-0 1B		4-0 BB		3	0	1	0	1	1	0						
14 Ernie Banks, R OBP: 0.311, SLG: 0.525 (1, 3)		0-0 6-3		4-0 1B SF9 BB		0-0 SF9		0-0 F9		2	1	0	1	1	0	2						
George Altman, L OBP: 0.377, SLG: 0.552 (1, 9)		0-0 1-3		0-0 1B		0-0 F7		0-3 K		4	0	1	0	0	1	3						
Ron Santo, R OBP: 0.329, SLG: 0.391 (1, 5)		4-0 BB		0-0 SF9		0-0 F9			0-0 F3	2	0	0	1	1	0	1						
Andre Rodgers, R OBP: 0.311, SLG: 0.349 (1, 6)		0-0 F6		0-0 F8			0-0 6-3		0-0 F8	4	0	0	0	0	0	2						
El Tappe, R OBP: 0.444, SLG: 0.375 (1, 2)			0-0 SH1-4 1B		0-0 F7		0-3 K		0-0 4-3	2	0	1	0	0	0	0						
Jim McKnight, R OBP: 0.250 (7, PH)					0-0 F7					1	0	0	0	0	1	0						
Bob Anderson, R OBP: 0.333, SLG: 0.391 (9, PH)					0-0 F9		0-0 4-3			0	0	0	0	0	0	0						
Glen Hobbie, R OBP: 0.333, SLG: 0.200 (7, PH)			0-0 SH1-4							1	0	0	0	0	0	0						
Bobby Gene Smith, R OBP: 0.255, SLG: 0.302 (7, 2)			1-2							1	0	0	0	0	0	0						
Moe Thacker, R OBP: 0.323, SLG: 0.286 (7, 2)										0	0	0	0	0	0	0						
Inning Stats	R: 0 E: 0 K: 2 S: 7	H: 0 LOB: 0 BB: 0 P: 7	R: 0 E: 0 K: 0 S: 3	H: 0 LOB: 1 BB: 1 P: 7	R: 0 E: 0 K: 0 S: 4	H: 1 LOB: 1 BB: 0 P: 4	R: 1 E: 0 K: 0 S: 4	H: 1 LOB: 1 BB: 1 P: 8	R: 0 E: 0 K: 0 S: 3	H: 0 LOB: 0 BB: 0 P: 3	R: 1 E: 0 K: 0 S: 5	H: 2 LOB: 1 BB: 0 P: 5	R: 0 E: 0 K: 1 S: 5	H: 0 LOB: 0 BB: 0 P: 5	R: 0 E: 0 K: 2 S: 8	H: 1 LOB: 2 BB: 1 P: 12	R: 0 E: 0 K: 0 S: 3	H: 0 LOB: 0 BB: 0 P: 3	1B: 4 2B: 1 3B: 0 HR: 0	SF: 2 SAC: 1 DP: 0 HBP: 0	WP: 0 PB: 0 SB: 0 CS: 0	PA: 35
PITCHER Warren Spahn, L ERA: 3.78 (1, 1)	IP: 9.0 WLS: W BF: 35 H: 5 R: 2 ER: 2 SO: 5 BB: 3 IBB: 0 HBP: 0 BLK: 0 WP: 0 HR: 0 S: 42 P: 54 ERA: 2.00 WHIP: 0.889															PITCHER						

AB	29
R	2
H	5
RBI	2
BB	3
SO	5
LOB	11



Batter	1	2	3	4	5	6	7	8	9	AB	R	H	RBI	BB	SO	LOB	BOTTOM	
Howie Bedell, L OBP: 0.270, SLG: 0.270 (1, 7)	0-3 K		0-0 SF8 3B		0-0 FC4		0-0 F7			4	1	1	0	0	1	1	Chicago Cubs @ Milwaukee Braves Milwaukee County Stadium, Milwaukee, WI Wed May 23, 1962, 8:05 PM EDT Att: 6,542 - Unknown	
Roy McMillan, R OBP: 0.365, SLG: 0.342 (1, 6)	0-0 HR		0-0 F5		0-0 1-6-3			0-0 F9		4	1	1	1	0	0	2		
Eddie Mathews, L OBP: 0.346, SLG: 0.481 (1, 3)	0-3 K		0-0 SF8			4-0 E 1B BB		0-0 4-3		2	1	0	1	1	1	0		
Tommy Aaron, R OBP: 0.258, SLG: 0.300 (9, 3)	0-3 K		0-0 3H 5-3			0-0 E5 1B G1-6-3		0-0 4-3		4	1	1	0	0	0	1		
Hank Aaron, R OBP: 0.341, SLG: 0.479 (1, 8)	0-0 1B					0-0 G1-6-3 1B				3	0	1	1	0	0	1		
Mack Jones, L OBP: 0.407, SLG: 0.503 (1, 9)	0-0 6-3			0-0 F5		0-0 G1-6-3 1B				3	0	1	1	0	0	1		
Del Crandall, R OBP: 0.388, SLG: 0.463 (1, 2)		0-0 6-3		0-3 K		0-0 G1-6-3				3	0	0	0	0	1	1		
Denis Menke, R OBP: 0.310, SLG: 0.324 (1, 5)		4-0 BB		0-0 6-3		0-0 K				2	0	0	0	1	1	0		
Amado Samuel, R OBP: 0.143, SLG: 0.122 (1, 4)		0-0			0-0 6-3		0-3 K			3	0	0	0	0	1	1		
Warren Spahn, L OBP: 0.333, SLG: 0.409 (1, 1)		0-3 K			0-0 FC4 1B		0-3 K			3	0	1	0	0	2	1		
Inning Stats	R: 1 E: 0 K: 2 S: 9	H: 2 LOB: 1 BB: 0 P: 9	R: 0 E: 0 K: 1 S: 5	H: 0 LOB: 1 BB: 1 P: 9	R: 1 E: 0 K: 0 S: 4	H: 1 LOB: 0 BB: 0 P: 4	R: 0 E: 0 K: 1 S: 5	H: 0 LOB: 0 BB: 0 P: 5	R: 0 E: 0 K: 1 S: 6	H: 1 LOB: 0 BB: 1 P: 10	R: 0 E: 0 K: 2 S: 7	H: 0 LOB: 0 BB: 0 P: 7	R: 0 E: 0 K: 0 S: 3	H: 0 LOB: 0 BB: 0 P: 3	1B: 3 2B: 0 3B: 1 HR: 1	SF: 1 SAC: 0 DP: 1 HBP: 0	WP: 0 PB: 0 SB: 0 CS: 0	PA: 31
PITCHER Glen Hobbie, R ERA: 7.07 (7, 1)	IP: 6.0 WLS: L BF: 25 H: 5 R: 4 ER: 2 SO: 5 BB: 2 IBB: 0 HBP: 0 BLK: 0 WP: 0 HR: 1 S: 33 P: 41 ERA: 3.00 WHIP: 1.167															PITCHER		

AB	28
R	4
H	5
RBI	3
BB	2
SO	7
LOB	8



Batter	1	2	3	4	5	6	7	8	9	AB	R	H	RBI	BB	SO	LOB	TOP					
Lou Brock, L (1, 8) OBP: 0.333, SLG: 0.511	4-3	6-3			K		K		P3	5	0	0	0	0	2	3						
Ken Hubbs, R (1, 4) OBP: 0.316, SLG: 0.374			14 G6-4-3 1B					14 E 1B BB	G6-4-3	4	1	3	0	1	0	1						
Billy Williams, L (1, 7) OBP: 0.425, SLG: 0.619	F7		14 G6-4-3 1B		K			F6		4	0	1	0	0	1	3						
14 Ernie Banks, R (1, 3) OBP: 0.304, SLG: 0.512	K		G6-4-3					F7	E6	4	0	0	0	0	1	4						
George Altman, L (1, 9) OBP: 0.380, SLG: 0.548		2B BB	K					4-3		3	1	1	1	1	1	1						
Ron Santo, R (1, 5) OBP: 0.326, SLG: 0.394		WP G1 1-H 2B			6-3			5-3	F7	4	1	1	1	0	0	2						
Cuno Barragan, R (1, 2) OBP: 0.346, SLG: 0.326					6-3			F8	F8	3	0	0	0	1	0	2	AB 34					
Moe Thacker, R (9, 2) OBP: 0.323, SLG: 0.286		G1 2-3 BB			6-3			F8	F8	0	0	0	0	0	0	0	R 4					
Andre Rodgers, R (1, 6) OBP: 0.309, SLG: 0.368		G1			K			K		4	1	1	1	0	2	1	H 8					
Bob Buhl, R (1, 1)		1-2 3-H															RBI 4					
Jim McKnight, R (9, PH) OBP: 0.240, SLG: 0.265	1-3				1-4-3					2	0	0	0	1	0	1	BB 4					
Barney Schultz, R (9, 1)									G6-4-3 1B	1	0	1	1	0	0	0	SO 7					
										0	0	0	0	0	0	0	LOB 18					
Inning Stats	R: 0 E: 0 K: 1 S: 6	H: 1 LOB: 1 BB: 0 P: 6	R: 2 E: 0 K: 0 S: 4	H: 1 LOB: 1 BB: 2 P: 12	R: 0 E: 0 K: 1 S: 6	H: 2 LOB: 1 BB: 0 P: 6	R: 0 E: 0 K: 1 S: 5	H: 0 LOB: 0 BB: 0 P: 5	R: 0 E: 0 K: 2 S: 8	H: 1 LOB: 1 BB: 0 P: 8	R: 0 E: 0 K: 0 S: 3	H: 0 LOB: 0 BB: 0 P: 3	R: 0 E: 0 K: 2 S: 7	H: 0 LOB: 1 BB: 1 P: 11	R: 1 E: 1 K: 0 S: 5	H: 1 LOB: 2 BB: 1 P: 9	R: 1 E: 0 K: 0 S: 4	H: 2 LOB: 0 BB: 0 P: 4	1B: 6 2B: 1 3B: 1 HR: 0	SF: 0 SAC: 0 DP: 2 HBP: 0	WP: 1 PB: 0 SB: 0 CS: 0	PA: 38
PITCHER	IP WLS BF H R ER SO BB IBB HBP BLK WP HR S P ERA WHIP																					
Bob Hendley, L (1, 1) ERA: 3.63	9.0 L 38 8 4 3 7 4 0 0 0 1 0 48 64 3.00 1.333																					

Chicago Cubs @ Milwaukee Braves
Milwaukee County Stadium, Milwaukee, WI
Thu May 24 1962, 8:05 PM EDT
Att: 7,006 - Unknown

AB	34
R	4
H	8
RBI	4
BB	4
SO	7
LOB	18



Batter	1	2	3	4	5	6	7	8	9	AB	R	H	RBI	BB	SO	LOB	BOTTOM					
Howie Bedell, L (1, 7) OBP: 0.270, SLG: 0.263	FC5-4 BB	F9			F8		4-3			3	0	0	0	1	0	2						
Roy McMillan, R (1, 6) OBP: 0.362, SLG: 0.333	F7				6-3		5-3			3	0	0	0	1	0	2						
Eddie Mathews, L (1, 3) OBP: 0.351, SLG: 0.505	FC5-4 1-2				F2					3	1	1	1	1	0	2						
Hank Aaron, R (1, 8) OBP: 0.345, SLG: 0.480	F7				FC6-4 1-2					4	0	2	0	0	0	2						
Mack Jones, L (1, 9) OBP: 0.398, SLG: 0.490		5-3			G3		FC1-6 FC6-5 1-2			4	0	0	0	0	1	3						
Joe Torre, R (1, 2) OBP: 0.333, SLG: 0.293		1B 2B BB			5-3		FC6-5-4 1-3			3	1	0	0	1	0	2						
Denis Menke, R (1, 5) OBP: 0.307, SLG: 0.321		2B 1B			F6		K			4	1	1	0	0	1	1	AB 32					
Amado Samuel, R (1, 4) OBP: 0.156, SLG: 0.159					F7					3	0	1	0	0	0	2	R 3					
Joe Adcock, R (9, PH) OBP: 0.347, SLG: 0.404									G3	1	0	0	0	0	0	0	H 6					
Bob Hendley, R (1, 1) OBP: 0.368, SLG: 0.267										3	0	1	2	0	1	1	RBI 3					
Gus Bell, L (9, PH) OBP: 0.226, SLG: 0.204		1-H 2-H 2B			K				F6	1	0	0	0	0	0	0	BB 4					
										3	0	1	2	0	1	1	SO 3					
Inning Stats	R: 0 E: 0 K: 0 S: 3	H: 0 LOB: 1 BB: 1 P: 7	R: 2 E: 0 K: 0 S: 5	H: 2 LOB: 1 BB: 1 P: 9	R: 0 E: 0 K: 0 S: 3	H: 0 LOB: 0 BB: 1 P: 7	R: 0 E: 0 K: 0 S: 3	H: 0 LOB: 0 BB: 0 P: 3	R: 0 E: 0 K: 1 S: 5	H: 0 LOB: 1 BB: 1 P: 9	R: 0 E: 0 K: 1 S: 6	H: 1 LOB: 1 BB: 0 P: 6	R: 0 E: 0 K: 0 S: 4	H: 1 LOB: 1 BB: 0 P: 4	R: 1 E: 0 K: 1 S: 6	H: 2 LOB: 0 BB: 0 P: 6	R: 0 E: 0 K: 0 S: 3	H: 0 LOB: 0 BB: 0 P: 3	1B: 3 2B: 2 3B: 0 HR: 1	SF: 0 SAC: 0 DP: 0 HBP: 0	WP: 0 PB: 0 SB: 1 CS: 1	PA: 36
PITCHER	IP WLS BF H R ER SO BB IBB HBP BLK WP HR S P ERA WHIP																					
Bob Buhl, R (1, 1) ERA: 4.91	8.0 W 33 6 3 2 3 4 0 0 0 0 1 35 51 2.25 1.250																					
Barney Schultz, R (9, 1) ERA: 3.81	1.0 S 3 0 0 0 0 0 0 0 0 0 0 3 3 0.00 0.000																					

Chicago Cubs @ Milwaukee Braves
Milwaukee County Stadium, Milwaukee, WI
Thu May 24 1962, 8:05 PM EDT
Att: 7,006 - Unknown

AB	32
R	3
H	6
RBI	3
BB	4
SO	3
LOB	17



Batter	1	2	3	4	5	6	7	8	9	AB	R	H	RBI	BB	SO	LOB	TOP				
Lou Brock, L (1, 8) OBP: 0.325, SLG: 0.497	F7			1-3	F5			6-3		4	0	0	0	0	0	2					
Ken Hubbs, R (1, 4) OBP: 0.315, SLG: 0.371	P4			1B				5-3		4	0	1	0	0	0	0					
Billy Williams, L (1, 7) OBP: 0.421, SLG: 0.616	K			F8	F7			2B		4	0	1	0	0	1	1					
14 Ernie Banks, R (1, 3) OBP: 0.303, SLG: 0.503 Elder White, R (9, PR) OBP: 0.304, SLG: 0.211		F5		F8	F2			HBP		3	0	0	0	0	0	1					
George Altman, L (1, 9) OBP: 0.377, SLG: 0.560	F6			HR				3-1		4	1	1	1	0	1	2					
Ron Santo, R (1, 5) OBP: 0.320, SLG: 0.384	F8			F7	F4			4-3		4	0	0	0	0	0	2					
Dick Bertell, R (1, 2) OBP: 0.341, SLG: 0.300			F4		CS			K		3	0	1	0	0	1	0					
Andre Rodgers, R (1, 6) OBP: 0.309, SLG: 0.360			K		1B			K		2	0	0	0	1	2	0					
Cal Koonce, R (1, 1) OBP: 0.143, SLG: 0.143 Bob Will, L (8, PH) OBP: 0.321, SLG: 0.375 Don Elston, R (8, 1)			3-1		BB			F8		2	0	1	0	0	0	0					
Inning Stats	R: 0 E: 0 K: 1 S: 5	H: 0 LOB: 0 BB: 0 P: 5	R: 0 E: 0 K: 0 S: 3	H: 0 LOB: 0 BB: 0 P: 3	R: 0 E: 0 K: 1 S: 5	H: 0 LOB: 0 BB: 0 P: 5	R: 0 E: 0 K: 0 S: 4	H: 1 LOB: 1 BB: 0 P: 4	R: 1 E: 0 K: 0 S: 5	H: 3 LOB: 2 BB: 1 P: 9	R: 0 E: 0 K: 1 S: 5	H: 0 LOB: 0 BB: 0 P: 3	R: 0 E: 0 K: 1 S: 5	H: 0 LOB: 0 BB: 0 P: 5	R: 0 E: 0 K: 1 S: 6	H: 1 LOB: 2 BB: 0 P: 7	1B: 3 2B: 1 3B: 0 HR: 1	SF: 0 SAC: 0 DP: 0 HBP: 1	WP: 0 PB: 0 SB: 0 CS: 1	PA: 33	
PITCHER	IP	WLS	BF	H	R	ER	SO	BB	IBB	HBP	BLK	WP	HR	S	P	ERA	WHIP				
Moe Drabowsky, R (1, 1) ERA: 5.4	8.1	W	31	5	1	1	4	1	0	1	0	0	1	37	42	1.08	0.720				
Bill Henry, L (9, 1) ERA: 1.93	0.2	S	2	0	0	0	1	0	0	0	0	0	0	4	4	0.00	0.000				

Chicago Cubs @ Cincinnati Reds
Crosley Field, Cincinnati, OH
Fri May 25 1962, 7:05 PM EDT
Att: 10,429 - Unknown

AB	31
R	1
H	5
RBI	1
BB	1
SO	5
LOB	8



Batter	1	2	3	4	5	6	7	8	9	AB	R	H	RBI	BB	SO	LOB	BOTTOM				
Leo Cardenas, R (1, 6) OBP: 0.312, SLG: 0.364	BB		K		F7			6-3		3	0	0	0	1	1	0					
Don Zimmer, R (1, 5) OBP: 0.225, SLG: 0.224	5-3		F7		F5			F9		4	0	0	0	0	0	1					
Vada Pinson, L (1, 8) OBP: 0.369, SLG: 0.658	F9			F7		BLK		3-1		3	0	0	0	1	0	1					
Gordy Coleman, L (1, 3) OBP: 0.345, SLG: 0.422	F4			FC1-6		K		K		2	0	0	0	1	1	2					
Wally Post, R (1, 7) OBP: 0.363, SLG: 0.521 Marty Keough, L (8, 7) OBP: 0.333, SLG: 0.111		K		FC1-6		P3				3	1	0	0	0	1	2					
Johnny Edwards, L (1, 2) OBP: 0.348, SLG: 0.442	4-3			2B		F7				0	0	0	0	0	0	0					
Frank Robinson, R (1, 9) OBP: 0.354, SLG: 0.421				1B		F2				2	0	1	2	1	0	0					
Don Blasingame, L (1, 4) OBP: 0.380, SLG: 0.364	F8			2B		G3				3	0	0	0	0	0	2					
Moe Drabowsky, R (1, 1) Bill Henry, L (9, 1)			K		K			6-3		3	0	0	0	0	2	0					
Inning Stats	R: 0 E: 0 K: 0 S: 3	H: 0 LOB: 1 BB: 1 P: 7	R: 0 E: 0 K: 1 S: 5	H: 0 LOB: 1 BB: 1 P: 9	R: 0 E: 0 K: 2 S: 7	H: 0 LOB: 0 BB: 0 P: 7	R: 2 E: 0 K: 0 S: 5	H: 2 LOB: 1 BB: 1 P: 9	R: 0 E: 0 K: 1 S: 5	H: 0 LOB: 0 BB: 0 P: 5	R: 0 E: 0 K: 1 S: 5	H: 0 LOB: 1 BB: 1 P: 9	R: 0 E: 0 K: 0 S: 3	H: 0 LOB: 0 BB: 0 P: 3	R: 0 E: 0 K: 0 S: 3	H: 0 LOB: 0 BB: 0 P: 3	1B: 1 2B: 1 3B: 0 HR: 0	SF: 0 SAC: 0 DP: 0 HBP: 0	WP: 0 PB: 0 SB: 0 CS: 0	PA: 30	
PITCHER	IP	WLS	BF	H	R	ER	SO	BB	IBB	HBP	BLK	WP	HR	S	P	ERA	WHIP				
Cal Koonce, R (1, 1) ERA: 4.53	7.0	L	27	2	2	2	5	4	0	0	1	0	0	33	49	2.57	0.857				
Don Elston, R (8, 1) ERA: 1.45	1.0		3	0	0	0	0	0	0	0	0	0	0	3	3	0.00	0.000				

Chicago Cubs @ Cincinnati Reds
Crosley Field, Cincinnati, OH
Fri May 25 1962, 7:05 PM EDT
Att: 10,429 - Unknown

AB	26
R	2
H	2
RBI	2
BB	4
SO	5
LOB	9



Batter	1	2	3	4	5	6	7	8	9	AB	R	H	RBI	BB	SO	LOB	TOP				
Lou Brock, L OBP: 0.333, SLG: 0.500 (1, 8)										5	2	3	0	0	0	1					
Ken Hubbs, R OBP: 0.323, SLG: 0.374 (1, 4)										4	2	2	0	1	0	1					
Billy Williams, L OBP: 0.431, SLG: 0.617 (1, 7)										3	2	2	1	2	0	1					
Ron Santo, R OBP: 0.323, SLG: 0.387 (7, 6)										4	0	2	1	0	0	3					
George Altman, L OBP: 0.378, SLG: 0.555 (1, 9)										5	0	2	1	0	0	4					
Andre Rodgers, R OBP: 0.324, SLG: 0.359 (1, 3)										3	0	1	2	2	1	3					
Dick Bertell, R OBP: 0.319, SLG: 0.279 (7, PH)										3	0	0	0	0	0	3					
Bob Will, L OBP: 0.345, SLG: 0.375 (7, 2)										3	0	1	0	0	1	0					
Moe Thacker, R OBP: 0.313, SLG: 0.276 (7, 2)										1	0	0	0	0	0	3					
Elder White, R OBP: 0.306, SLG: 0.220 (7, PH)										3	0	1	0	0	1	0					
Jim McKnight, R OBP: 0.235, SLG: 0.260 (7, 5)										1	0	0	0	0	0	3					
Dick Ellsworth, L OBP: 0.268, SLG: 0.095 (5, PH)										0	0	0	0	0	0	0					
Bobby Coile Smith, R OBP: 0.285, SLG: 0.285 (5, 1)										1	0	0	0	0	0	0					
Bob Anderson, R OBP: 0.285, SLG: 0.285 (5, 1)										0	0	0	0	0	0	0					
Don Elston, R OBP: 0.285, SLG: 0.285 (5, 1)										0	0	0	0	0	0	0					
Cuno Barragan, R OBP: 0.285, SLG: 0.285 (5, 1)										1	0	0	0	0	0	0					
Tony Balsamo, R OBP: 0.220, SLG: 0.500 (8, 1)										0	0	0	0	0	0	0					
Inning Stats	R: 2 E: 0 K: 1 S: 6	H: 2 LOB: 2 BB: 2 P: 14	R: 0 E: 0 K: 0 S: 4	H: 1 LOB: 1 BB: 0 P: 4	R: 1 E: 0 K: 0 S: 6	H: 3 LOB: 2 BB: 0 P: 6	R: 1 E: 0 K: 0 S: 5	H: 3 LOB: 2 BB: 1 P: 9	R: 0 E: 0 K: 1 S: 5	H: 0 LOB: 0 BB: 0 P: 6	R: 0 E: 0 K: 1 S: 5	H: 0 LOB: 0 BB: 0 P: 5	R: 1 E: 0 K: 0 S: 5	H: 2 LOB: 2 BB: 2 P: 13	R: 0 E: 0 K: 1 S: 5	H: 1 LOB: 0 BB: 0 P: 5	R: 1 E: 0 K: 0 S: 4	H: 1 LOB: 1 BB: 1 P: 8	1B: 13 2B: 1 3B: 0 HR: 0	SF: 1 DP: 3 HBP: 0	WP: 0 PA: 43 PB: 0 SB: 0 CS: 0
PITCHER	IP WLS BF H R ER SO BB IBB HBP BLK WP HR S P ERA WHIP	IP WLS BF H R ER SO BB IBB HBP BLK WP HR S P ERA WHIP	IP WLS BF H R ER SO BB IBB HBP BLK WP HR S P ERA WHIP	IP WLS BF H R ER SO BB IBB HBP BLK WP HR S P ERA WHIP	IP WLS BF H R ER SO BB IBB HBP BLK WP HR S P ERA WHIP	IP WLS BF H R ER SO BB IBB HBP BLK WP HR S P ERA WHIP	IP WLS BF H R ER SO BB IBB HBP BLK WP HR S P ERA WHIP	IP WLS BF H R ER SO BB IBB HBP BLK WP HR S P ERA WHIP	IP WLS BF H R ER SO BB IBB HBP BLK WP HR S P ERA WHIP	IP WLS BF H R ER SO BB IBB HBP BLK WP HR S P ERA WHIP	IP WLS BF H R ER SO BB IBB HBP BLK WP HR S P ERA WHIP	IP WLS BF H R ER SO BB IBB HBP BLK WP HR S P ERA WHIP	IP WLS BF H R ER SO BB IBB HBP BLK WP HR S P ERA WHIP	IP WLS BF H R ER SO BB IBB HBP BLK WP HR S P ERA WHIP	IP WLS BF H R ER SO BB IBB HBP BLK WP HR S P ERA WHIP	IP WLS BF H R ER SO BB IBB HBP BLK WP HR S P ERA WHIP	IP WLS BF H R ER SO BB IBB HBP BLK WP HR S P ERA WHIP	IP WLS BF H R ER SO BB IBB HBP BLK WP HR S P ERA WHIP	IP WLS BF H R ER SO BB IBB HBP BLK WP HR S P ERA WHIP	IP WLS BF H R ER SO BB IBB HBP BLK WP HR S P ERA WHIP	IP WLS BF H R ER SO BB IBB HBP BLK WP HR S P ERA WHIP

Chicago Cubs @ Cincinnati Reds
Crosley Field, Cincinnati, OH
Sat May 26 1962, 3:33 AM EDT
Att: 13,240 - Unknown

AB	34
R	6
H	13
RBI	6
BB	7
SO	3
LOB	20



Batter	1	2	3	4	5	6	7	8	9	AB	R	H	RBI	BB	SO	LOB	BOTTOM				
Leo Cardenas, R OBP: 0.322, SLG: 0.368 (1, 6)										4	1	2	0	1	0	2					
Don Zimmer, R OBP: 0.229, SLG: 0.218 (1, 5)										2	1	0	1	1	0	2					
Jerry Lynch, L OBP: 0.333, SLG: 0.500 (6, PH)										0	0	0	1	0	0	0					
Eddie Kasko, R OBP: 0.290, SLG: 0.345 (7, 5)										1	0	0	0	0	0	1					
Vada Pinson, L OBP: 0.364, SLG: 0.642 (1, 8)										4	1	0	0	1	1	5					
Frank Robinson, R OBP: 0.361, SLG: 0.431 (1, 9)										4	1	2	0	1	1	2					
Wally Post, R OBP: 0.364, SLG: 0.537 (1, 7)										4	2	1	3	1	1	4					
Don Pavletich, R OBP: 0.375, SLG: 0.231 (1, 3)										2	0	0	0	1	0	0					
Gordy Coleman, L OBP: 0.347, SLG: 0.423 (7, PH)										2	1	1	0	0	0	1					
Johnny Edwards, L OBP: 0.346, SLG: 0.462 (1, 2)										4	1	1	4	0	1	1					
Cookie Rojas, R OBP: 0.328, SLG: 0.254 (1, 4)										3	1	1	0	1	0	0					
Jim O'Toole, S OBP: 0.208, SLG: 0.208 (1, 1)										0	0	0	0	0	0	0					
Hank Foiles, R OBP: 0.200, SLG: 0.267 (3, PH)										1	1	1	0	0	0	0					
Dave Sisler, R OBP: 0.200, SLG: 0.267 (4, 1)										0	0	0	0	0	0	0					
Joe Gaines, R OBP: 0.636, SLG: 0.625 (5, PH)										1	1	0	0	0	0	0					
Johnny Klippstein, R OBP: 0.636, SLG: 0.625 (6, 1)										2	0	0	0	0	2	2					
Inning Stats	R: 0 E: 1 K: 0 S: 4	H: 1 LOB: 2 BB: 1 P: 8	R: 0 E: 0 K: 1 S: 5	H: 0 LOB: 0 BB: 0 P: 5	R: 2 E: 1 K: 0 S: 5	H: 1 LOB: 1 BB: 1 P: 9	R: 0 E: 0 K: 0 S: 3	H: 0 LOB: 0 BB: 0 P: 3	R: 4 E: 1 K: 1 S: 7	H: 1 LOB: 1 BB: 3 P: 19	R: 1 E: 0 K: 1 S: 7	H: 2 LOB: 1 BB: 0 P: 7	R: 4 E: 0 K: 1 S: 8	H: 3 LOB: 1 BB: 2 P: 16	R: 0 E: 0 K: 2 S: 8	H: 1 LOB: 1 BB: 0 P: 8	1B: 6 2B: 1 3B: 0 HR: 2	SF: 1 DP: 1 HBP: 0	WP: 2 PA: 42 PB: 0 SB: 2 CS: 0		
PITCHER	IP WLS BF H R ER SO BB IBB HBP BLK WP HR S P ERA WHIP	IP WLS BF H R ER SO BB IBB HBP BLK WP HR S P ERA WHIP	IP WLS BF H R ER SO BB IBB HBP BLK WP HR S P ERA WHIP	IP WLS BF H R ER SO BB IBB HBP BLK WP HR S P ERA WHIP	IP WLS BF H R ER SO BB IBB HBP BLK WP HR S P ERA WHIP	IP WLS BF H R ER SO BB IBB HBP BLK WP HR S P ERA WHIP	IP WLS BF H R ER SO BB IBB HBP BLK WP HR S P ERA WHIP	IP WLS BF H R ER SO BB IBB HBP BLK WP HR S P ERA WHIP	IP WLS BF H R ER SO BB IBB HBP BLK WP HR S P ERA WHIP	IP WLS BF H R ER SO BB IBB HBP BLK WP HR S P ERA WHIP	IP WLS BF H R ER SO BB IBB HBP BLK WP HR S P ERA WHIP	IP WLS BF H R ER SO BB IBB HBP BLK WP HR S P ERA WHIP	IP WLS BF H R ER SO BB IBB HBP BLK WP HR S P ERA WHIP	IP WLS BF H R ER SO BB IBB HBP BLK WP HR S P ERA WHIP	IP WLS BF H R ER SO BB IBB HBP BLK WP HR S P ERA WHIP	IP WLS BF H R ER SO BB IBB HBP BLK WP HR S P ERA WHIP	IP WLS BF H R ER SO BB IBB HBP BLK WP HR S P ERA WHIP	IP WLS BF H R ER SO BB IBB HBP BLK WP HR S P ERA WHIP	IP WLS BF H R ER SO BB IBB HBP BLK WP HR S P ERA WHIP	IP WLS BF H R ER SO BB IBB HBP BLK WP HR S P ERA WHIP	IP WLS BF H R ER SO BB IBB HBP BLK WP HR S P ERA WHIP

Chicago Cubs @ Cincinnati Reds
Crosley Field, Cincinnati, OH
Sat May 26 1962, 3:33 AM EDT
Att: 13,240 - Unknown


AB	34
R	11
H	9
RBI	9
BB	7
SO	6
LOB	20




Batter	1	2	3	4	5	6	7	8	9	AB	R	H	RBI	BB	SO	LOB	TOP					
Lou Brock, L (1.8)	F6		K			K			FC5-4 1B	4	0	1	0	0	2	2	Chicago Cubs @ Cincinnati Reds Crosley Field, Cincinnati, OH Sun May 27 1962, 3:33 AM EDT Att: 11,355 - Unknown					
Ken Hubbs, R (1.4)	K			F7		K		FC5-4 1B	4	0	0	0	0	2	2							
Billy Williams, L (1.7)	4-3			K			F9	1B	4	0	1	0	0	1	0							
George Altman, L (1.3)		F6		F5			BB	F8	3	0	0	0	1	0	2							
Bob Will, L (1.9)		F8			4-3		F8	K	4	0	0	0	0	1	3							
Ron Santo, R (1.5)		F4			F6		1-3		3	0	0	0	0	0	1							
Andre Rodgers, R (1.6)			F4		4-3			F9	3	0	0	0	0	0	0							
El Tappe, R (1.2)						5-3		6-3	1	0	1	0	0	0	0							
Dick Bertell, R (5.2)									2	0	0	0	0	0	0							
Don Cardwell, R (1.1)								P4	1	0	0	0	0	1	1							
Dave Gerard, R (5.1)									1	0	1	0	0	0	0							
Jim McKnight, R (6. PH)									1	0	0	0	0	0	0							
Tony Balsamo, R (8.1)									0	0	0	0	0	0	0							
Inning Stats	R: 0 E: 0 K: 1 S: 5	H: 0 LOB: 0 BB: 0 P: 5	R: 0 E: 0 K: 0 S: 3	H: 0 LOB: 0 BB: 0 P: 3	R: 0 E: 0 K: 2 S: 8	H: 1 LOB: 1 BB: 0 P: 8	R: 0 E: 0 K: 1 S: 5	H: 0 LOB: 0 BB: 0 P: 5	R: 0 E: 0 K: 0 S: 3	H: 0 LOB: 0 BB: 0 P: 3	R: 0 E: 0 K: 2 S: 8	H: 1 LOB: 1 BB: 0 P: 8	R: 0 E: 0 K: 0 S: 3	H: 0 LOB: 1 BB: 1 P: 7	R: 0 E: 0 K: 0 S: 3	H: 0 LOB: 2 BB: 0 P: 7	R: 0 E: 0 K: 1 S: 7	H: 2 LOB: 2 BB: 0 P: 7	1B: 4 2B: 0 3B: 0 HR: 0	SF: 0 SAC: 0 DP: 0 HBP: 0	WP: 0 PB: 0 SB: 0 CS: 0	PA: 32
PITCHER Bob Purkey, R (1.1) ERA: 2.97	IP: 9.0 WLS: W BF: 32 H: 4 R: 0 ER: 0 SO: 7 BB: 1 IBB: 0 HBP: 0 BLK: 0 WP: 0 HR: 0 S: 45 P: 49 ERA: 0.00 WHIP: 0.556															PITCHER						

Batter	1	2	3	4	5	6	7	8	9	AB	R	H	RBI	BB	SO	LOB	BOTTOM					
Leo Cardenas, R (1.6)	F9		FC4 E BB	1B HR 1B		6-3		2B WP 2B		4	2	2	1	1	0	0	Chicago Cubs @ Cincinnati Reds Crosley Field, Cincinnati, OH Sun May 27 1962, 3:33 AM EDT Att: 11,355 - Unknown					
Don Blasingame, L (1.4)	F6		E4 FC4	HR 1B		F9		WP 1B 2B		5	2	2	1	0	1							
Vada Pinson, L (1.8)	K		FC4	HR 1B		4-3		1B BB		4	1	1	3	1	1	2						
Jerry Lynch, L (1.7)		4-3	F7	F7			2B	G1-6-3 1B		5	1	2	1	0	0	2						
Gordy Coleman, L (1.3)		6-3		HR 1B			F9	G1-6-3 1B		5	1	2	1	0	0	3						
Johnny Edwards, L (1.2)		2B BB		1B 1B			6-3			3	2	1	0	1	0	2						
Frank Robinson, R (1.9)				1B 1B			F9			4	1	3	2	0	0	1						
Don Zimmer, R (1.5)				1B 1B				F5		4	0	1	0	0	1	4						
Bob Purkey, R (1.1)			F7	K				K		4	0	0	0	0	2	4						
Inning Stats	R: 0 E: 0 K: 1 S: 5	H: 0 LOB: 0 BB: 0 P: 5	R: 1 E: 0 K: 0 S: 4	H: 1 LOB: 1 BB: 1 P: 8	R: 0 E: 1 K: 0 S: 4	H: 0 LOB: 2 BB: 1 P: 8	R: 6 E: 0 K: 2 S: 13	H: 6 LOB: 0 BB: 0 P: 13	R: 0 E: 0 K: 0 S: 5	H: 2 LOB: 2 BB: 0 P: 5	R: 0 E: 0 K: 0 S: 3	H: 0 LOB: 0 BB: 0 P: 3	R: 1 E: 0 K: 0 S: 5	H: 2 LOB: 1 BB: 0 P: 5	R: 2 E: 0 K: 1 S: 7	H: 3 LOB: 1 BB: 1 P: 11		R: 2 E: 0 K: 1 S: 7	H: 3 LOB: 1 BB: 1 P: 11	1B: 7 2B: 5 3B: 0 HR: 2	SF: 0 SAC: 0 DP: 1 HBP: 0	WP: 1 PB: 0 SB: 0 CS: 0
PITCHER Don Cardwell, R (1.1) ERA: 6.57	IP: 4.0 WLS: L BF: 22 H: 7 R: 7 ER: 7 SO: 3 BB: 2 IBB: 0 HBP: 0 BLK: 0 WP: 0 HR: 2 S: 26 P: 34 ERA: 15.75 WHIP: 2.250															PITCHER						
Dave Gerard, R (5.1) ERA: 3.97	IP: 3.0 WLS: L BF: 13 H: 4 R: 1 ER: 1 SO: 0 BB: 0 IBB: 0 HBP: 0 BLK: 0 WP: 0 HR: 0 S: 13 P: 13 ERA: 3.00 WHIP: 1.333															PITCHER						
Tony Balsamo, R (8.1) ERA: 6.33	IP: 1.0 WLS: L BF: 6 H: 3 R: 2 ER: 2 SO: 1 BB: 1 IBB: 0 HBP: 0 BLK: 0 WP: 1 HR: 0 S: 7 P: 11 ERA: 18.00 WHIP: 4.000															PITCHER						

AB 31
R 0
H 4
RBI 0
BB 1
SO 7
LOB 11



AB 38
R 10
H 14
RBI 9
BB 3
SO 4
LOB 19





Batter	1	2	3	4	5	6	7	8	9	AB	R	H	RBI	BB	SO	LOB	TOP						
Gus Bell, L OBP: 0.236, SLG: 0.226 (1, 7)	0-0 3-1		0-0 3-1		0-0 F8			0-3 K		4	0	0	0	0	1	1	Milwaukee Braves @ Chicago Cubs Wrigley Field, Chicago, IL Mon May 28 1962, 3:33 AM CDT Att: 2,787 - Unknown						
Roy McMillan, R OBP: 0.365, SLG: 0.366 (1, 6)	0-0 BB 1B		0-0 2B		0-0 F6			0-0 F8		4	0	2	0	0	0	1							
Eddie Mathews, L OBP: 0.329, SLG: 0.460 (1, 5)	0-0 F7		0-3 K		0-0 L4			0-0 F8		4	0	0	0	0	1	2							
Hank Aaron, R OBP: 0.368, SLG: 0.543 (1, 8)	4-0 BB 1-2			4-0 S BB		0-0 G1			0-0 HR	2	1	1	1	2	0	0							
Mack Jones, L OBP: 0.397, SLG: 0.476 Howie Bedell, L OBP: 0.268, SLG: 0.261 (7, PH) (7, 7)	0-3 K		0-0 F8		0-3 K			0-0 G3 1B		2	0	0	0	0	1	3							
Joe Torre, R OBP: 0.324, SLG: 0.286 Amado Samuel, R OBP: 0.156, SLG: 0.159 (9, PH) (9, PR)										1	0	1	0	0	0	0							
Del Crandall, R OBP: 0.340, SLG: 0.419 (1, 2)		0-0 E6 G6-3		0-0 6-3		0-0 F1		0-0 G3 1B		4	0	0	0	0	0	2							
Joe Adcock, R OBP: 0.352, SLG: 0.459 (1, 3)		0-0 P4		0-0 L6		0-0 1-3		0-0 6-3		4	0	0	0	0	0	4							
Denis Menke, R OBP: 0.294, SLG: 0.326 Tommie Aaron, R OBP: 0.311, SLG: 0.355 (8, PH) (8, 4)		0-0 G6-3			0-0 5-3			4-0 BB		2	0	0	0	0	0	1							
Warren Spahn, L OBP: 0.286, SLG: 0.346 (1, 1)			0-0 1-3		0-0 L6			0-3 K		3	0	0	0	0	1	1							
Inning Stats	R: 0 E: 0 K: 1 S: 6	H: 1 LOB: 2 BB: 1 P: 10	R: 0 E: 1 K: 0 S: 3	H: 0 LOB: 0 BB: 0 P: 3	R: 0 E: 0 K: 1 S: 6	H: 1 LOB: 1 BB: 1 P: 6	R: 0 E: 0 K: 0 S: 3	H: 0 LOB: 0 BB: 0 P: 3	R: 0 E: 0 K: 1 S: 5	H: 0 LOB: 0 BB: 0 P: 5	R: 0 E: 0 K: 2 S: 7	H: 0 LOB: 1 BB: 1 P: 11	R: 1 E: 0 K: 0 S: 5	H: 2 LOB: 2 BB: 0 P: 5	1B: 2 2B: 1 3B: 0 HR: 1	SF: 0 SAC: 0 DP: 1 HBP: 0	WP: 0 PB: 0 SB: 1 CS: 0	PA: 34					
PITCHER Glen Hobbie, R ERA: 6.0 (1, 1)	IP: 9.0 WLS: W BF: 34 H: 4 R: 1 ER: 1 SO: 5 BB: 3 IBB: 0 HBP: 0 BLK: 0 WP: 0 HR: 1 S: 41 P: 53 ERA: 1.00 WHIP: 0.778											PITCHER	IP: 9.0 WLS: W BF: 34 H: 4 R: 1 ER: 1 SO: 5 BB: 3 IBB: 0 HBP: 0 BLK: 0 WP: 0 HR: 1 S: 41 P: 53 ERA: 1.00 WHIP: 0.778										



Batter	1	2	3	4	5	6	7	8	9	AB	R	H	RBI	BB	SO	LOB	BOTTOM						
Lou Brock, L OBP: 0.324, SLG: 0.481 (1, 8)	0-3 K		0-3 K		0-3 K			0-0 G3		4	0	0	0	0	3	0	Milwaukee Braves @ Chicago Cubs Wrigley Field, Chicago, IL Mon May 28 1962, 3:33 AM CDT Att: 2,787 - Unknown						
Ken Hubbs, R OBP: 0.309, SLG: 0.358 (1, 4)	0-0 5-3		0-0 6-3		0-3 K			0-0 6-3		4	0	0	0	0	1	0							
Billy Williams, L OBP: 0.431, SLG: 0.607 (1, 7)	0-0 1B 1B			4-0 2B SF8 BB		0-0 G3				2	1	1	0	1	0	0							
Ron Santo, R OBP: 0.323, SLG: 0.391 (1, 5)	0-0 1-2 1B			0-0 1B 2B		0-3 K				3	1	2	0	0	1	0							
George Altman, L OBP: 0.374, SLG: 0.538 (1, 3)	0-0 F8			4-0 1B IBB		0-3 K				2	0	0	0	1	1	2							
Bobby Gene Smith, R OBP: 0.235, SLG: 0.283 (1, 9)		0-0 L4		0-0 SF8		0-0 F8				2	0	0	1	0	0	0							
Cuno Barragan, R OBP: 0.321, SLG: 0.300 (1, 2)		0-0 1-3		3-H 0-0 F2		0-0 4-3				3	0	0	0	0	2	2							
Andre Rodgers, R OBP: 0.315, SLG: 0.347 (1, 6)		0-0 6-3		0-0 1-2 2H 1B		0-0 F8				3	0	1	1	0	0	0							
Glen Hobbie, R OBP: 0.267, SLG: 0.154 (1, 1)			0-0 4-3		0-0 F8			0-0 4-3		3	0	0	0	0	0	0							
Inning Stats	R: 0 E: 0 K: 1 S: 7	H: 2 LOB: 2 BB: 0 P: 7	R: 0 E: 0 K: 0 S: 3	H: 0 LOB: 0 BB: 0 P: 3	R: 0 E: 0 K: 1 S: 5	H: 0 LOB: 0 BB: 0 P: 5	R: 2 E: 0 K: 0 S: 4	H: 2 LOB: 1 BB: 2 P: 12	R: 0 E: 0 K: 2 S: 7	H: 0 LOB: 0 BB: 0 P: 7	R: 0 E: 0 K: 2 S: 7	H: 0 LOB: 0 BB: 0 P: 7	R: 0 E: 0 K: 0 S: 3	H: 0 LOB: 0 BB: 0 P: 3	1B: 3 2B: 1 3B: 0 HR: 0	SF: 1 SAC: 0 DP: 0 HBP: 0		WP: 0 PB: 0 SB: 0 CS: 0	PA: 29				
PITCHER Warren Spahn, L ERA: 3.62 (1, 1)	IP: 8.0 WLS: L BF: 29 H: 4 R: 2 ER: 2 SO: 6 BB: 1 IBB: 1 HBP: 0 BLK: 0 WP: 0 HR: 0 S: 39 P: 47 ERA: 2.25 WHIP: 0.625											PITCHER	IP: 8.0 WLS: L BF: 29 H: 4 R: 2 ER: 2 SO: 6 BB: 1 IBB: 1 HBP: 0 BLK: 0 WP: 0 HR: 0 S: 39 P: 47 ERA: 2.25 WHIP: 0.625										



Batter	1	2	3	4	5	6	7	8	9	AB	R	H	RBI	BB	SO	LOB	TOP																		
Gus Bell, L (1, 7) OBP: 0.236, SLG: 0.226											0	0	0	0	0	0	0	Milwaukee Braves @ Chicago Cubs Wrigley Field, Chicago, IL Tue May 29 1962, 3:33 AM CDT Att: 3,468 - Unknown livebaseballscorecards.com																	
Roy McMillan, R (1, 6) OBP: 0.365, SLG: 0.366											0	0	0	0	0	0	0																		
Eddie Mathews, L (1, 5) OBP: 0.329, SLG: 0.460											0	0	0	0	0	0	0																		
Hank Aaron, R (1, 8) OBP: 0.368, SLG: 0.543											0	0	0	0	0	0	0																		
Mack Jones, L (1, 9) OBP: 0.397, SLG: 0.476											0	0	0	0	0	0	0																		
Joe Adcock, R (1, 3) OBP: 0.352, SLG: 0.459											0	0	0	0	0	0	0																		
Joe Torre, R (1, 2) OBP: 0.324, SLG: 0.286											0	0	0	0	0	0	0																		
Amado Samuel, R (1, 4) OBP: 0.156, SLG: 0.159											0	0	0	0	0	0	0																		
Bob Hendley, R (1, 1) OBP: 0.368, SLG: 0.267											0	0	0	0	0	0	0																		
Inning Stats											1B: 0	SF: 0	WP: 0	PA: 0	2B: 0	SAC: 0	PB: 0		3B: 0	DP: 0	SB: 0	CS: 0	HR: 0	HBP: 0											
PITCHER Bob Buhl, R (1, 1) ERA: 4.91	IP	WLS	BF	H	R	ER	SO	BB	IBB	HBP	BLK	WP	HR	S	P	ERA	WHIP	PITCHER	IP	WLS	BF	H	R	ER	SO	BB	IBB	HBP	BLK	WP	HR	S	P	ERA	WHIP

Batter	1	2	3	4	5	6	7	8	9	AB	R	H	RBI	BB	SO	LOB	BOTTOM																		
Lou Brock, L (1, 8) OBP: 0.324, SLG: 0.481											0	0	0	0	0	0	0	Milwaukee Braves @ Chicago Cubs Wrigley Field, Chicago, IL Tue May 29 1962, 3:33 AM CDT Att: 3,468 - Unknown livebaseballscorecards.com																	
Ken Hubbs, R (1, 4) OBP: 0.309, SLG: 0.358											0	0	0	0	0	0	0																		
Billy Williams, L (1, 7) OBP: 0.431, SLG: 0.607											0	0	0	0	0	0	0																		
14 Ernie Banks, R (1, 3) OBP: 0.303, SLG: 0.503											0	0	0	0	0	0	0																		
George Altman, L (1, 9) OBP: 0.374, SLG: 0.538											0	0	0	0	0	0	0																		
Ron Santo, R (1, 5) OBP: 0.323, SLG: 0.391											0	0	0	0	0	0	0																		
Cuno Barragan, R (1, 2) OBP: 0.321, SLG: 0.300											0	0	0	0	0	0	0																		
Andre Rodgers, R (1, 6) OBP: 0.315, SLG: 0.347											0	0	0	0	0	0	0																		
Bob Buhl, R (1, 1)											0	0	0	0	0	0	0																		
Inning Stats											1B: 0	SF: 0	WP: 0	PA: 0	2B: 0	SAC: 0	PB: 0		3B: 0	DP: 0	SB: 0	CS: 0	HR: 0	HBP: 0											
PITCHER Bob Hendley, L (1, 1) ERA: 3.79	IP	WLS	BF	H	R	ER	SO	BB	IBB	HBP	BLK	WP	HR	S	P	ERA	WHIP	PITCHER	IP	WLS	BF	H	R	ER	SO	BB	IBB	HBP	BLK	WP	HR	S	P	ERA	WHIP

Batter	1	2	3	4	5	6	7	8	9	10	11	12	13	14	AB	R	H	RBI	BB	SO	LOB	TOP				
Al Spangler, L OBP: 0.378, SLG: 0.308 (1, 7)	3-1		FC4-6 HR	FC5 BB		K		1-3			G6-4-3 BB				4	1	0	0	3	1	2					
Joey Amalfitano, R OBP: 0.267, SLG: 0.233 (1, 4)	6-3		HR	BB			P5		1-3		G6-4-3		K		6	1	1	3	1	1	4					
Roman Mejias, R OBP: 0.320, SLG: 0.524 (1, 9)	5-3		5-3	FC5			HR		CS BB			K			5	2	1	1	2	1	3					
Norm Larker, L OBP: 0.333, SLG: 0.394 (1, 3)		E 6-3 1B	BB			F8		F2				K			4	1	0	0	2	1	2					
Carl Warwick, R OBP: 0.331, SLG: 0.413 (1, 8)	E7 6-3 1B	5-3	BB			K		G1-2-3 HBP		CS BB	P6				7	2	4	1	0	1	1					
Merritt Ranew, L OBP: 0.278, SLG: 0.440 (1, 2)	6-3		BB HBP 1B			K		1B		1-3		3-1			5	1	1	1	2	1	2					
Bob Aspromonte, R OBP: 0.391, SLG: 0.376 Don Burdick, R OBP: 0.365, SLG: 0.327 (4, PR) (4, 5)	6-3		BB HBP			K		G1-2-3							1	0	0	1	0	0	0					
Bob Lillis, R OBP: 0.227, SLG: 0.203 (1, 6)	1-3					K		P4					FC3-6 BB		3	0	0	0	2	2	3					
Dean Stone, L OBP: 0.357, SLG: 0.308 George Witt, R OBP: 0.167, SLG: 0.167 John Anderson, R (5, PH) Jim Pendleton, R OBP: 0.290, SLG: 0.425 Dave Giusti, R OBP: 0.313, SLG: 0.333 (6, PH) (6, 1)			FC4-6 BB			K		P2					K		0	0	0	0	1	0	0					
Inning Stats	R: 0 E: 0 K: 0 S: 3	H: 0 LOB: 0 BB: 0 P: 3	R: 2 E: 1 K: 0 S: 4	H: 1 LOB: 0 BB: 1 P: 8	R: 2 E: 0 K: 0 S: 4	H: 1 LOB: 1 BB: 2 P: 12	R: 1 E: 0 K: 2 S: 8	H: 1 LOB: 3 BB: 2 P: 17	R: 0 E: 0 K: 0 S: 7	H: 0 LOB: 0 BB: 0 P: 7	R: 0 E: 0 K: 2 S: 7	H: 0 LOB: 0 BB: 1 P: 11	R: 0 E: 0 K: 0 S: 5	H: 0 LOB: 0 BB: 0 P: 6	R: 0 E: 0 K: 1 S: 5	H: 1 LOB: 1 BB: 1 P: 9	R: 0 E: 0 K: 2 S: 8	H: 1 LOB: 1 BB: 0 P: 8	R: 0 E: 0 K: 2 S: 7	H: 0 LOB: 2 BB: 2 P: 15	R: 2 E: 1 K: 1 S: 6	H: 1 LOB: 2 BB: 3 P: 18	1B: 3 2B: 3 3B: 0 HR: 2	SF: 0 SAC: 0 DP: 2 HBP: 2	WP: 0 PB: 0 SB: 3 CS: 2	PA: 64
PITCHER	IP 3.0	WLS 14	H 2	R 4	ER 3	SO 0	BB 3	IBB 0	HBP 2	BLK 0	WP 0	HR 1	S 11	P 23	ERA 4.77	WHIP 1.667										
Cal Koonce, R ERA: 4.77 (1, 1)	3.1	18	3	2	2	6	3	0	2	0	0	1	25	39	5.40	1.800										
Bob Anderson, R ERA: 5.03 (4, 1)	4.2	15	1	0	0	2	2	1	0	0	0	0	16	28	0.00	0.643										
Don Elston, R ERA: 1.11 (7, 1)	2.1	L	12	2	2	4	3	0	0	0	0	0	17	29	7.71	2.143										
Barney Schultz, R ERA: 3.98 (12, 1)	0.2	4	0	0	0	1	1	1	0	0	0	0	4	12	0.00	1.500										
Glen Hobbie, R ERA: 9.92 (14, 1)																										

Houston Colt 45's @ Chicago Cubs
Wrigley Field, Chicago, IL
Wed May 30 1962, 3:33 AM CDT
Att: 17,842 - Cloudy - 77 F

AB 47
R 8
H 8
RBI 8
BB 14
SO 13
LOB 30



Batter	1	2	3	4	5	6	7	8	9	10	11	12	13	14	AB	R	H	RBI	BB	SO	LOB	BOTTOM				
Bobby Gene Smith, R OBP: 0.232, SLG: 0.260 Lou Brock, L OBP: 0.320, SLG: 0.470 (8, PH) (9, 8)	F8		E3 3B	BB		4-1		K			FC6-4 CS				3	1	0	0	1	0	1					
Ken Hubbs, R OBP: 0.308, SLG: 0.367 (1, 4)	K		1B	FC5		G6-4-3 1B			3-1		CS		6-3		7	1	2	2	0	1	3					
Billy Williams, L OBP: 0.423, SLG: 0.603 (1, 7)	K		14B 1B			G6-4-3			K				5-3		6	2	2	1	0	2	1					
14 Ernie Banks, R OBP: 0.321, SLG: 0.565 (1, 3)	6-3		1B	1B		F9 SF8 1B			4-3				F8		5	1	2	0	1	0	0					
George Altman, L OBP: 0.379, SLG: 0.547 (1, 9)	4-3		BB 1B			FC4-6 BB			FC4-6 S		G1-6-4 BB		L4		5	0	1	1	1	0	3					
Andre Rodgers, R OBP: 0.314, SLG: 0.358 (1, 6)	F9		PO BB			SF8			F2		G1-6-4		F8		4	0	0	1	1	0	2					
Ron Santo, R OBP: 0.310, SLG: 0.369 (1, 5)			3-1 PO			P3			6-3		F9		F7		5	0	0	0	1	0	1					
Ei Tappe, R OBP: 0.371, SLG: 0.500 Bob Will, L OBP: 0.314, SLG: 0.433 Moe Thacker, R OBP: 0.324, SLG: 0.323 (1, 2) (11, PH) (12, 2)			E 3B	FC5 BB		6-3			6-3				4-3		3	1	2	1	1	0	0					
Cal Koonce, R ERA: 3.8 (3, PH) E: 0 K: 2 S: 7			G3			K			K				FC6-4 1B		0	0	0	0	0	0	0					
Inning Stats	R: 0 E: 0 K: 2 S: 7	H: 0 LOB: 0 BB: 0 P: 7	R: 0 E: 0 K: 0 S: 3	H: 0 LOB: 0 BB: 0 P: 3	R: 4 E: 1 K: 0 S: 7	H: 4 LOB: 2 BB: 2 P: 15	R: 0 E: 0 K: 0 S: 6	H: 1 LOB: 1 BB: 1 P: 10	R: 2 E: 0 K: 0 S: 6	H: 3 LOB: 2 BB: 1 P: 10	R: 0 E: 0 K: 0 S: 3	H: 0 LOB: 0 BB: 1 P: 7	R: 0 E: 0 K: 1 S: 5	H: 0 LOB: 0 BB: 0 P: 5	R: 0 E: 0 K: 0 S: 2	H: 0 LOB: 0 BB: 1 P: 6	R: 0 E: 0 K: 0 S: 3	H: 0 LOB: 0 BB: 0 P: 3	R: 0 E: 0 K: 0 S: 3	H: 0 LOB: 0 BB: 0 P: 3	R: 0 E: 0 K: 1 S: 6	H: 1 LOB: 1 BB: 1 P: 6	1B: 9 2B: 1 3B: 1 HR: 0	SF: 1 SAC: 0 DP: 2 HBP: 0	WP: 0 PB: 0 SB: 1 CS: 1	PA: 58
PITCHER	IP 2.2	WLS 14	H 4	R 4	ER 0	SO 2	BB 1	IBB 0	HBP 0	BLK 0	WP 0	HR 0	S 17	P 21	ERA 0.00	WHIP 1.875										
Dean Stone, L ERA: 3.8 (1, 1)	2.0	11	3	2	2	1	3	0	0	0	0	0	10	22	9.00	3.000										
George Witt, R ERA: 7.78 (3, 1)	0.1	2	1	0	0	0	0	0	0	0	2	2	0.00	3.000												
John Anderson, R ERA: 2.81 (5, 1)	9.0	W	29	3	0	0	4	2	0	0	0	0	35	43	0.00	0.556										

Houston Colt 45's @ Chicago Cubs
Wrigley Field, Chicago, IL
Wed May 30 1962, 3:33 AM CDT
Att: 17,842 - Cloudy - 77 F

AB 49
R 6
H 11
RBI 6
BB 6
SO 7
LOB 18



Batter	1	2	3	4	5	6	7	8	9	AB	R	H	RBI	BB	SO	LOB	TOP								
Bob Lillis, R OBP: 0.230, SLG: 0.206 Merritt Ranew, L OBP: 0.286, SLG: 0.447	6-3		K				SH3-4		SH1-4 BB 1B	3	0	1	1	0	1	0									
Joey Amalfitano, R OBP: 0.281, SLG: 0.228 Al Spangler, L OBP: 0.383, SLG: 0.308	K		K				6-3		SH1-4 BB 1B	3	0	0	1	0	2	1									
Roman Mejias, R OBP: 0.318, SLG: 0.518	K			5-3			6-3		SH1-4	4	0	1	0	0	1	1									
Norm Larker, L OBP: 0.341, SLG: 0.400		4-3		G3					BB FC1-2 2B 1B HR	3	1	1	0	2	0	0									
Carl Warwick, R OBP: 0.341, SLG: 0.434		6-3 3B					F7		F8 HR 1B	4	2	2	2	1	0	3									
Jim Pendleton, R OBP: 0.292, SLG: 0.452		6-3		5-3					BB BB HR	4	1	2	4	1	0	1									
Hal Smith, R OBP: 0.301, SLG: 0.412		HR					G5-4-3 2B HBP		K F7	4	2	1	1	0	1	3									
Don Buddin, R OBP: 0.364, SLG: 0.346 Pidge Browne, L OBP: 0.381, SLG: 0.415 Don McMahon, R OBP: 0.346, SLG: 0.277		5-3					F7 1B 2B		K K	3	1	1	1	0	0	0									
Bob Bruce, R OBP: 0.526, SLG: 0.250 Dean Stone, L OBP: 0.357, SLG: 0.308 Billy Goodman, L OBP: 0.346, SLG: 0.277				K			1B SF8 BB		FC1-2 BB	1	1	0	0	2	1	0									
Inning Stats	R: 0 E: 0 K: 2 S: 7	H: 0 LOB: 0 BB: 7	R: 2 E: 0 K: 0 S: 5	H: 2 LOB: 0 BB: 5	R: 0 E: 0 K: 3 S: 9	H: 0 LOB: 0 BB: 9	R: 0 E: 0 K: 0 S: 3	H: 0 LOB: 1 BB: 1	R: 3 E: 0 K: 0 S: 5	H: 3 LOB: 2 BB: 2 P: 14	R: 0 E: 0 K: 0 S: 3	H: 1 LOB: 0 BB: 0 P: 3	R: 0 E: 0 K: 0 S: 3	H: 0 LOB: 1 BB: 1 P: 7	R: 0 E: 0 K: 1 S: 6	H: 1 LOB: 3 BB: 2 P: 14	R: 5 E: 0 K: 1 S: 8	H: 3 LOB: 0 BB: 2 P: 16	1B: 5 2B: 2 3B: 1 HR: 2	SF: 1 SAC: 2 DP: 1 HBP: 1	WP: 1 PB: 0 SB: 0 CS: 0	PA: 44			
PITCHER	IP	WLS	BF	H	R	ER	SO	BB	IBB	HBP	BLK	WP	HR	S	P	ERA	WHIP								
Dick Ellsworth, L ERA: 6.12	4.0		19	4	5	5	5	2	0	1	0	0	1	26	35	11.25	1.500								
Bob Buhl, R ERA: 4.55	3.0		12	3	0	0	0	1	1	0	0	1	0	10	18	0.00	1.333								
Don Elston, R ERA: 1.78	1.0	L	7	1	2	2	1	3	0	0	0	0	0	6	18	18.00	4.000								
Barney Schultz, R ERA: 4.68	1.0		6	2	3	3	1	0	1	0	0	0	1	7	11	27.00	2.000								

Houston Colt 45's @ Chicago Cubs
Wrigley Field, Chicago, IL
Thu May 31 1962, 3:33 AM CDT
Att: 3,722 - Sunny - 79 F

AB 32
R 10
H 10
RBI 10
BB 8
SO 7
LOB 12



Batter	1	2	3	4	5	6	7	8	9	AB	R	H	RBI	BB	SO	LOB	BOTTOM								
Lou Brock, L OBP: 0.328, SLG: 0.485	HR HBP		F7						G1	3	2	1	1	1	0	0									
Ken Hubbs, R OBP: 0.310, SLG: 0.381	HR		5-3				FC4-6 BB			3	1	1	2	1	0	1									
Billy Williams, L OBP: 0.419, SLG: 0.596	F8		4-3				G3-6-3 1B			4	0	1	0	0	0	1									
14 Ernie Banks, R OBP: 0.315, SLG: 0.552	2-3						L7			4	0	0	0	0	1	2									
George Altman, L OBP: 0.387, SLG: 0.552	S HBP						1B E HBP			2	2	1	0	0	0	0									
Ron Santo, R OBP: 0.319, SLG: 0.390	F8						1B E5 1B			3	1	2	2	1	0	1									
Elder White, R OBP: 0.296, SLG: 0.217		6-3					E5 1B			4	0	1	0	0	1	1									
El Tappe, R OBP: 0.471, SLG: 0.400 Bob Will, L OBP: 0.306, SLG: 0.419		1-3					E5			3	0	0	1	0	0	2									
Dick Ellsworth, L OBP: 0.250, SLG: 0.087 Bob Buhl, R OBP: 0.306, SLG: 0.419		K					1-3			1	0	0	0	0	0	0									
Don Elston, R OBP: 0.319, SLG: 0.390 Barney Schultz, R OBP: 0.255, SLG: 0.278 Jim McKnight, R OBP: 0.255, SLG: 0.278							1-3			0	0	0	0	0	0	0									
Inning Stats	R: 2 E: 0 K: 0 S: 4	H: 1 LOB: 1 BB: 0 P: 6	R: 0 E: 0 K: 1 S: 5	H: 0 LOB: 0 BB: 0 P: 5	R: 0 E: 0 K: 0 S: 3	H: 0 LOB: 0 BB: 0 P: 3	R: 1 E: 1 K: 0 S: 5	H: 2 LOB: 2 BB: 0 P: 6	R: 0 E: 0 K: 0 S: 2	H: 0 LOB: 0 BB: 1 P: 6	R: 2 E: 0 K: 2 S: 9	H: 2 LOB: 0 BB: 0 P: 9	R: 1 E: 0 K: 0 S: 4	H: 2 LOB: 1 BB: 1 P: 8	R: 0 E: 0 K: 0 S: 2	H: 0 LOB: 1 BB: 1 P: 6	R: 0 E: 0 K: 0 S: 3	H: 0 LOB: 0 BB: 0 P: 3	1B: 3 2B: 1 3B: 0 HR: 3	SF: 0 SAC: 0 DP: 2 HBP: 3	WP: 0 PB: 0 SB: 1 CS: 0	PA: 37			
PITCHER	IP	WLS	BF	H	R	ER	SO	BB	IBB	HBP	BLK	WP	HR	S	P	ERA	WHIP								
Bob Bruce, R ERA: 4.22	6.1		29	6	6	6	3	2	0	3	0	0	0	30	41	8.53	1.263								
Dean Stone, L ERA: 3.74	0.2		2	1	0	0	0	0	0	0	0	0	0	2	2	0.00	1.500								
Don McMahon, R ERA: 1.76	2.0	W	6	0	0	0	0	1	0	0	0	0	0	5	9	0.00	0.500								

Houston Colt 45's @ Chicago Cubs
Wrigley Field, Chicago, IL
Thu May 31 1962, 3:33 AM CDT
Att: 3,722 - Sunny - 79 F

AB 31
R 6
H 7
RBI 6
BB 3
SO 3
LOB 10



Batter	1	2	3	4	5	6	7	8	9	AB	R	H	RBI	BB	SO	LOB	TOP			
Leo Cardenas, R (1, 6) OBP: 0.315, SLG: 0.358										4	0	0	0	0	1	4	Cincinnati Reds @ Chicago Cubs Wrigley Field, Chicago, IL Fri Jun 01 1962, 3:33 AM CDT Att: 2,629 - Unknown			
Marty Keough, L (1, 8) OBP: 0.407, SLG: 0.391										4	1	2	1	0	0	0				
Frank Robinson, R (1, 9) OBP: 0.381, SLG: 0.500										4	1	1	1	0	0	1				
Jerry Lynch, L (1, 7) OBP: 0.339, SLG: 0.472										4	1	2	1	0	0	0				
Cookie Rojas, R (8, PR) OBP: 0.324, SLG: 0.242										0	0	0	0	0	0	0				
Wally Post, R (8, 7) OBP: 0.351, SLG: 0.511										0	0	0	0	0	0	0				
Gordy Coleman, L (1, 3) OBP: 0.333, SLG: 0.435										4	1	1	2	0	1	1				
Don Zimmer, R (1, 5) OBP: 0.273, SLG: 0.324										4	0	0	0	0	1	1				
Johnny Edwards, L (1, 2) OBP: 0.347, SLG: 0.429										3	0	0	0	1	2	0				
Don Blasingame, L (1, 4) OBP: 0.359, SLG: 0.353										4	1	2	0	0	0	0				
Joey Jay, S (1, 1) OBP: 0.242, SLG: 0.387										3	0	0	0	1	1	1				
Inning Stats	R: 4 E: 0 K: 1 S: 10	H: 5 LOB: 3 BB: 2 P: 18	R: 0 E: 0 K: 0 S: 3	H: 1 LOB: 1 BB: 0 P: 3	R: 0 E: 0 K: 0 S: 3	H: 0 LOB: 0 BB: 0 P: 3	R: 1 E: 0 K: 0 S: 5	H: 2 LOB: 1 BB: 0 P: 5	R: 0 E: 0 K: 1 S: 5	H: 0 LOB: 0 BB: 0 P: 5	R: 0 E: 0 K: 0 S: 3	H: 0 LOB: 0 BB: 0 P: 3	R: 0 E: 1 K: 1 S: 5	H: 0 LOB: 1 BB: 0 P: 5	R: 0 E: 0 K: 2 S: 7	H: 0 LOB: 0 BB: 0 P: 7	1B: 5 2B: 2 3B: 1 HR: 1	SF: 0 SAC: 0 DP: 1 HBP: 0	WP: 0 PB: 0 SB: 1 CS: 1	PA: 36
PITCHER	IP WLS BF H R ER SO BB IBB HBP BLK WP HR S P ERA WHIP																			
Don Cardwell, R (1, 1) ERA: 6.55	7.0 L 31 8 5 5 3 2 0 0 0 0 0 1 34 42 6.43 1.429																			
Bob Anderson, R (8, 1) ERA: 4.79	2.0 6 0 0 0 3 0 0 0 0 0 0 0 12 12 0.00 0.000																			

Batter	1	2	3	4	5	6	7	8	9	AB	R	H	RBI	BB	SO	LOB	BOTTOM					
Lou Brock, L (1, 8) OBP: 0.330, SLG: 0.483										5	0	2	1	0	2	2	Cincinnati Reds @ Chicago Cubs Wrigley Field, Chicago, IL Fri Jun 01 1962, 3:33 AM CDT Att: 2,629 - Unknown					
Ken Hubbs, R (1, 4) OBP: 0.307, SLG: 0.391										5	1	1	1	0	1	2						
Billy Williams, L (1, 7) OBP: 0.416, SLG: 0.586										3	0	0	0	1	0	1						
14 Ernie Banks, R (1, 3) OBP: 0.314, SLG: 0.546										4	0	1	0	0	0	1						
George Altman, L (1, 9) OBP: 0.389, SLG: 0.549										3	0	1	0	1	0	1						
Ron Santo, R (1, 5) OBP: 0.318, SLG: 0.384										3	0	0	0	1	0	3						
Elder White, R (1, 6) OBP: 0.309, SLG: 0.217										0	0	0	0	1	0	0						
Andre Rodgers, R (6, PH) OBP: 0.317, SLG: 0.370										2	1	1	0	0	1	1						
El Tappe, R (1, 2) OBP: 0.474, SLG: 0.412										2	0	1	0	0	0	1						
Bob Will, L (7, PH) OBP: 0.297, SLG: 0.406										1	0	0	0	0	0	0						
Bob Anderson, R (8, 1) OBP: 0.250, SLG: 0.273										0	0	0	0	0	0	0						
Bobby Gene Smith, R (9, PH) OBP: 0.228, SLG: 0.255										1	0	0	0	0	1	1						
Don Cardwell, R (1, 1) OBP: 0.111, SLG: 0.059										2	0	0	0	0	1	2						
Jim McKnight, R (7, PH) OBP: 0.250, SLG: 0.273										1	0	0	0	0	0	0						
Moe Thacker, R (8, 2) OBP: 0.314, SLG: 0.313										1	0	0	0	0	0	1						
Inning Stats	R: 1 E: 0 K: 1 S: 6	H: 1 LOB: 1 BB: 1 P: 10	R: 0 E: 0 K: 1 S: 6	H: 1 LOB: 2 BB: 1 P: 10	R: 0 E: 0 K: 1 S: 5	H: 0 LOB: 0 BB: 0 P: 5	R: 0 E: 0 K: 0 S: 3	H: 0 LOB: 1 BB: 1 P: 7	R: 0 E: 0 K: 0 S: 3	H: 0 LOB: 0 BB: 0 P: 5	R: 0 E: 0 K: 1 S: 6	H: 1 LOB: 1 BB: 0 P: 6	R: 0 E: 0 K: 1 S: 5	H: 0 LOB: 0 BB: 0 P: 5	R: 0 E: 0 K: 0 S: 4	H: 1 LOB: 2 BB: 1 P: 8	R: 1 E: 0 K: 1 S: 7	H: 2 LOB: 1 BB: 0 P: 7	1B: 5 2B: 1 3B: 0 HR: 1	SF: 0 SAC: 1 DP: 0 HBP: 0	WP: 0 PB: 0 SB: 1 CS: 0	PA: 38
PITCHER	IP WLS BF H R ER SO BB IBB HBP BLK WP HR S P ERA WHIP																					
Joey Jay, R (1, 1) ERA: 3.66	9.0 W 38 7 2 2 6 4 0 0 0 0 0 1 46 62 2.00 1.222																					

Batter	1	2	3	4	5	6	7	8	9	AB	R	H	RBI	BB	SO	LOB	TOP										
Leo Cardenas, R (1,6) OBP: 0.308, SLG: 0.349	0-3 K		0-0 G6-4-3			0-0 F9			0-0 F9	4	0	0	0	0	1	1	Cincinnati Reds @ Chicago Cubs Wrigley Field, Chicago, IL Sat Jun 02 1962, 3:33 AM CDT Att: 7,164 - Unknown										
Marty Keough, L (1,8) OBP: 0.452, SLG: 0.444	0-0 2B		0-0 1B			0-0 3-1			0-0 2B	4	1	3	0	0	0	0											
Frank Robinson, R (1,9) OBP: 0.383, SLG: 0.506	0-0 1B		0-0 1B			0-3 K			0-0 L8	4	0	2	0	0	1	1											
Jerry Lynch, L (1,7) OBP: 0.333, SLG: 0.474	0-0 F7		0-0 PO		0-0 F7				0-0 HR	4	0	1	1	0	0	2											
Joe Gaines, R (9, PR) OBP: 0.346, SLG: 0.625										0	1	0	0	0	0	0											
Don Pavletich, R (9, 3) OBP: 0.350, SLG: 0.188										0	0	0	0	0	0	0											
Gordy Coleman, L (1,3) OBP: 0.333, SLG: 0.433	0-0 4-3				0-0 G5-4-3				0-0 2B	3	0	1	0	0	0	2											
Wally Post, R (9, PH) OBP: 0.356, SLG: 0.538									0-0 HR	1	1	1	2	0	0	0											
Don Zimmer, R (1,5) OBP: 0.272, SLG: 0.321		0-3 K			0-0 G5-4-3				0-0 1B	4	0	1	0	0	1	1											
Johnny Edwards, L (1,2) OBP: 0.338, SLG: 0.416		0-0 G3				0-0 P6			0-3 K	4	0	0	0	0	1	2											
Don Blasingame, L (1,4) OBP: 0.350, SLG: 0.343		0-0 5-3				0-0 1-3			0-0 1-3	3	0	0	0	0	0	0											
Johnny Klippstein, R (1,1) OBP: 0.338, SLG: 0.618			4-0 BB			0-0 4-3				1	0	0	0	1	0	0											
Vada Pinson, L (8, PH) OBP: 0.358, SLG: 0.618										1	0	0	0	0	0	0											
Bill Henry, L (8, 1) OBP: 0.358, SLG: 0.618										0	0	0	0	0	0	0											
Inning Stats	R: 0 E: 0 K: 1 S: 7	H: 2 LOB: 2 BB: 0 P: 7	R: 0 E: 0 K: 1 S: 5	H: 0 LOB: 0 BB: 0 P: 5	R: 0 E: 0 K: 0 S: 3	H: 2 LOB: 1 BB: 1 P: 7	R: 0 E: 0 K: 0 S: 3	H: 1 LOB: 0 BB: 0 P: 3	R: 0 E: 0 K: 0 S: 3	H: 0 LOB: 0 BB: 0 P: 3	R: 0 E: 0 K: 0 S: 5	H: 0 LOB: 0 BB: 0 P: 5	R: 0 E: 0 K: 0 S: 3	H: 0 LOB: 0 BB: 0 P: 3	R: 3 E: 0 K: 1 S: 9	H: 4 LOB: 1 BB: 0 P: 9	1B: 6 2B: 2 3B: 0 HR: 1	SF: 0 SAC: 0 DP: 2 HBP: 0	WP: 0 PB: 0 SB: 1 CS: 0	PA: 35							
PITCHER	IP	WLS	BF	H	R	ER	SO	BB	IBB	HBP	BLK	WP	HR	S	P	ERA	WHIP										
Glen Hobbie, R (1,1) ERA: 5.37	8.2		31	7	2	2	3	1	0	0	0	0	0	36	40	2.08	0.923										
Dick Ellsworth, L (9,1) ERA: 6.22	0.1	L	3	2	1	1	1	0	0	0	0	0	1	5	5	27.00	6.000										

Batter	1	2	3	4	5	6	7	8	9	AB	R	H	RBI	BB	SO	LOB	BOTTOM										
Lou Brock, L (1,8) OBP: 0.328, SLG: 0.474	4-0 1B		0-3 K			0-3 K			0-3 K	3	1	0	0	1	3	1	Cincinnati Reds @ Chicago Cubs Wrigley Field, Chicago, IL Sat Jun 02 1962, 3:33 AM CDT Att: 7,164 - Unknown										
Ken Hubbs, R (1,4) OBP: 0.311, SLG: 0.393	0-0 1B		0-0 14 SF9		0-0 G6-4-3				0-3 K	4	1	2	0	0	1	1											
Billy Williams, L (1,7) OBP: 0.427, SLG: 0.595	0-0 1B		0-0 1B			0-0 14 G5-4-3			0-0 1B	4	0	4	1	0	0	0											
14 Ernie Banks, R (1,3) OBP: 0.308, SLG: 0.537	0-0 SF9		0-0 F9			0-0 G5-4-3			0-0 5-3	3	0	0	1	0	0	4											
George Altman, L (1,9) OBP: 0.386, SLG: 0.542	0-3 K		0-0 G3			0-0 1B			0-0 F7	4	0	1	0	0	1	3											
Ron Santo, R (1,5) OBP: 0.316, SLG: 0.378	0-0 1-3			0-3 K		0-0 P4			4-0 BB	3	0	0	0	1	1	2											
Dick Bertell, R (1,2) OBP: 0.286, SLG: 0.250		0-3 K		0-3 K					0-0 F9	3	0	0	0	0	2	0											
Dick Ellsworth, L (9,1) OBP: 0.250, SLG: 0.087									0-0 G4-6-3	0	0	0	0	0	0	0											
Andre Rodgers, R (9, PH) OBP: 0.314, SLG: 0.367									0-0 1-2	1	0	0	0	0	0	1											
Elder White, R (1,6) OBP: 0.293, SLG: 0.204		0-0 F9			0-0 6-3					3	0	0	0	0	0	0											
Glen Hobbie, R (1,1) OBP: 0.263, SLG: 0.176		0-3 K2-3								3	0	1	0	0	2	0											
El Tappe, R (9,2) OBP: 0.474, SLG: 0.412					0-0 G6-4-3					0	0	0	0	0	0	0											
Inning Stats	R: 2 E: 0 K: 1 S: 7	H: 2 LOB: 1 BB: 1 P: 11	R: 0 E: 0 K: 2 S: 7	H: 0 LOB: 0 BB: 0 P: 7	R: 0 E: 0 K: 1 S: 7	H: 2 LOB: 2 BB: 0 P: 7	R: 0 E: 0 K: 2 S: 7	H: 0 LOB: 0 BB: 0 P: 7	R: 0 E: 0 K: 0 S: 5	H: 1 LOB: 0 BB: 0 P: 5	R: 0 E: 0 K: 0 S: 4	H: 2 LOB: 1 BB: 0 P: 4	R: 0 E: 0 K: 1 S: 5	H: 0 LOB: 0 BB: 0 P: 5	R: 0 E: 0 K: 2 S: 8	H: 1 LOB: 1 BB: 0 P: 8	R: 0 E: 0 K: 0 S: 2	H: 0 LOB: 0 BB: 1 P: 6	1B: 8 2B: 0 3B: 0 HR: 0	SF: 1 SAC: 0 DP: 3 HBP: 0	WP: 0 PB: 0 SB: 0 CS: 0	PA: 34					
PITCHER	IP	WLS	BF	H	R	ER	SO	BB	IBB	HBP	BLK	WP	HR	S	P	ERA	WHIP										
Johnny Klippstein, R (1,1) ERA: 3.96	7.0		27	7	2	2	8	1	0	0	0	0	0	42	46	2.57	1.143										
Bill Henry, L (8,1) ERA: 1.38	2.0	W	7	1	0	0	2	1	0	0	0	0	0	10	14	0.00	1.000										

AB	33
R	3
H	9
RBI	3
BB	1
SO	4
LOB	9



Batter	1	2	3	4	5	6	7	8	9	AB	R	H	RBI	BB	SO	LOB	TOP								
Leo Cardenas, R (1,6) OBP: 0.306, SLG: 0.347 Wally Post, R (9,PH) OBP: 0.353, SLG: 0.534	5-3		1-3		E5		1B 1B		K	4	1	1	0	0	0	1									
Marty Keough, L (1,8) OBP: 0.444, SLG: 0.438	1B		L4		4-1		1B 1B		K	5	0	2	0	0	1	4									
Frank Robinson, R (1,9) OBP: 0.380, SLG: 0.500	F8			E6 G3 S 3-1		4-3			PO	4	1	1	1	0	0	1									
Jerry Lynch, L (1,7) OBP: 0.328, SLG: 0.508	4-3			G3		HR				4	1	1	1	0	0	4									
Gordy Coleman, L (1,3) OBP: 0.331, SLG: 0.425	K			3-1		6-3			FC5-4 HBP	3	0	0	1	0	1	0									
Don Zimmer, R (1,5) OBP: 0.280, SLG: 0.327	1B			6-3		1B			FC5-4 L3	4	0	2	0	0	0	1									
Johnny Edwards, L (1,2) OBP: 0.329, SLG: 0.404	F8				G3		F8		L3	4	0	0	0	0	0	3									
Don Blasingame, L (1,4) OBP: 0.355, SLG: 0.349	4-3						F8		1B	4	0	2	0	0	0	1									
Moe Drabowsky, R (1,1) Joe Gaines, R (5,PH) Ted Wills, L (5,1) Eddie Kasko, R (7,PH) Jim Brosnan, R (7,1) Vada Pinson, L (9,PH)	5-3						F7		PO 1B	1	0	0	0	0	0	0									
Inning Stats	R: 0 E: 0 K: 0 S: 4	H: 1 LOB: 1 BB: 0 P: 4	R: 0 E: 0 K: 1 S: 6	H: 1 LOB: 1 BB: 0 P: 6	R: 0 E: 0 K: 0 S: 3	H: 0 LOB: 0 BB: 0 P: 3	R: 1 E: 1 K: 0 S: 4	H: 0 LOB: 0 BB: 0 P: 4	R: 0 E: 1 K: 1 S: 7	H: 1 LOB: 2 BB: 0 P: 7	R: 1 E: 0 K: 0 S: 5	H: 2 LOB: 1 BB: 0 P: 5	R: 1 E: 0 K: 0 S: 6	H: 3 LOB: 2 BB: 0 P: 6	R: 0 E: 0 K: 0 S: 2	H: 0 LOB: 0 BB: 0 P: 3	R: 0 E: 0 K: 2 S: 8	H: 2 LOB: 1 BB: 0 P: 8	1B: 9 2B: 1 3B: 0 HR: 1	SF: 0 SAC: 0 DP: 1 HBP: 1	WP: 0 PB: 0 SB: 2 CS: 0	PA: 39			
PITCHER	IP	WLS	BF	H	R	ER	SO	BB	IBB	HBP	BLK	WP	HR	S	P	ERA	WHIP								
Cal Koonce, R (1,1) ERA: 4.45	8.0	W	36	10	3	2	2	0	0	1	0	0	1	39	40	2.25	1.250								
Don Elston, R (9,1) ERA: 1.71	1.0	S	2	0	0	0	2	0	0	0	0	0	0	6	6	0.00	0.000								

Cincinnati Reds @ Chicago Cubs
Wrigley Field, Chicago, IL
Sun Jun 03 1962, 3:33 AM CDT
Att: 7,808 - Cloudy

AB 37
R 3
H 10
RBI 3
BB 0
SO 4
LOB 18



Batter	1	2	3	4	5	6	7	8	9	AB	R	H	RBI	BB	SO	LOB	BOTTOM								
Lou Brock, L (1,8) OBP: 0.332, SLG: 0.486	K		HR		F7		2B			4	2	2	0	0	1	0									
Ken Hubbs, R (1,4) OBP: 0.305, SLG: 0.388	5-3		SF7			K			K	3	0	0	1	0	2	1									
Billy Williams, L (1,7) OBP: 0.432, SLG: 0.616	HR		HR		4-3		2B			3	2	2	2	0	0	0									
George Altman, L (1,9) OBP: 0.388, SLG: 0.555	P6		HR		E6		IBB			3	1	1	3	1	0	0									
14 Ernie Banks, R (1,3) OBP: 0.302, SLG: 0.526		L7	F2			K			K	4	0	0	0	0	2	3									
Ron Santo, R (1,5) OBP: 0.320, SLG: 0.377		E5	FC5-4 1B			CS BB			5-3	3	0	1	0	1	0	0									
Dick Bertell, R (1,2) OBP: 0.268, SLG: 0.231		P8	FC5-4			K			K	4	0	0	0	0	2	3									
Elder White, R (1,6) OBP: 0.274, SLG: 0.189		1-3			F7				P4	4	0	0	0	0	1	0									
Cal Koonce, R (1,1) OBP: 0.125, SLG: 0.125 Don Elston, R (9,1)			E3 2B SF7			K			4-3	3	1	0	0	0	1	0									
Inning Stats	R: 1 E: 0 K: 1 S: 6	H: 1 LOB: 0 BB: 0 P: 6	R: 0 E: 1 K: 0 S: 4	H: 0 LOB: 1 BB: 0 P: 4	R: 4 E: 1 K: 0 S: 7	H: 3 LOB: 1 BB: 0 P: 8	R: 0 E: 0 K: 1 S: 5	H: 0 LOB: 0 BB: 0 P: 5	R: 0 E: 0 K: 2 S: 8	H: 0 LOB: 1 BB: 1 P: 8	R: 1 E: 0 K: 2 S: 9	H: 2 LOB: 2 BB: 1 P: 13	R: 0 E: 0 K: 1 S: 5	H: 0 LOB: 0 BB: 0 P: 5	R: 0 E: 0 K: 1 S: 5	H: 0 LOB: 0 BB: 0 P: 5	1B: 1 2B: 3 3B: 0 HR: 2	SF: 1 SAC: 0 DP: 0 HBP: 1	WP: 0 PB: 0 SB: 0 CS: 1	PA: 35					
PITCHER	IP	WLS	BF	H	R	ER	SO	BB	IBB	HBP	BLK	WP	HR	S	P	ERA	WHIP								
Moe Drabowsky, R (1,1) ERA: 5.13	4.0	L	19	4	5	4	2	0	0	1	0	0	0	12	16	0.00	0.500								
Ted Wills, L (5,1) ERA: 5.14	2.0		7	0	0	0	3	1	0	0	0	0	0	14	18	4.50	1.000								
Jim Brosnan, R (7,1) ERA: 4.05	2.0		9	2	1	1	3	0	1	0	0	0	0	14	18	4.50	1.000								

Cincinnati Reds @ Chicago Cubs
Wrigley Field, Chicago, IL
Sun Jun 03 1962, 3:33 AM CDT
Att: 7,808 - Cloudy

AB 31
R 6
H 6
RBI 6
BB 2
SO 8
LOB 8



Batter	1	2	3	4	5	6	7	8	9	AB	R	H	RBI	BB	SO	LOB	TOP				
Harvey Kuenn, R OBP: 0.395, SLG: 0.425 (1, 7)	F9		G6-4-3				F9	1B		5	2	2	2	0	0	1	San Francisco Giants @ Chicago Cubs Wrigley Field, Chicago, IL Tue Jun 05 1962, 3:33 AM CDT Att: 6,087 - Unknown - 46 F				
Chuck Hiller, L OBP: 0.347, SLG: 0.318 (1, 4)	F7		1B				FC6-4	2B		5	2	3	1	0	0	0					
Willie Mays, R OBP: 0.424, SLG: 0.678 (1, 8)	6-3		1B				F8	2B		4	1	1	1	1	0	1					
Orlando Cepeda, R OBP: 0.374, SLG: 0.596 (1, 3)		F7	1B				FC6-4	K		5	1	1	2	0	1	2					
Felipe Alou, R OBP: 0.377, SLG: 0.518 (1, 9)	5-3		F4					HR		5	2	2	1	0	0	1					
Jim Davenport, R OBP: 0.394, SLG: 0.503 (1, 5)							F4	SH3-4		3	0	2	1	1	0	0					
Tom Haller, L OBP: 0.402, SLG: 0.530 (1, 2)							FC4-6	2B		3	1	1	0	2	0	2					
Jose Pagan, R OBP: 0.304, SLG: 0.356 (1, 6)							FC4-6	E6		4	2	1	0	1	0	5					
Billy O'Dell, S OBP: 0.172, SLG: 0.111 (1, 1)			4-3				4-3	G1-2-3		3	0	0	0	0	0	4					
Inning Stats	R: 0 E: 0 K: 0 S: 3	H: 0 LOB: 0 BB: 0 P: 3	R: 0 E: 0 K: 0 S: 5	H: 2 LOB: 2 BB: 0 P: 5	R: 4 E: 1 K: 0 S: 7	H: 4 LOB: 1 BB: 1 P: 11	R: 1 E: 0 K: 0 S: 4	H: 1 LOB: 0 BB: 0 P: 4	R: 0 E: 0 K: 0 S: 3	H: 0 LOB: 1 BB: 1 P: 7	R: 0 E: 0 K: 0 S: 4	H: 1 LOB: 1 BB: 0 P: 4	R: 5 E: 1 K: 1 S: 9	H: 4 LOB: 1 BB: 2 P: 17	R: 1 E: 0 K: 0 S: 3	H: 1 LOB: 0 BB: 1 P: 7	1B: 9 2B: 3 3B: 0 HR: 1	SF: 0 SAC: 2 DP: 2 HBP: 0	WP: 0 PB: 0 SB: 0 CS: 2	PA: 45	
PITCHER	IP	WLS	BF	H	R	ER	SO	BB	IBB	HBP	BLK	WP	HR	S	P	ERA	WHIP				
Bob Buhl, R ERA: 5.07 (1, 1)	7.0	L	33	9	7	5	0	3	0	0	0	0	1	30	42	6.43	1.714				
Bob Anderson, R ERA: 4.71 (8, 1)	0.2		6	3	3	0	0	1	0	0	0	0	0	5	9	0.00	6.000				
Don Elston, R ERA: 1.95 (8, 1)	1.1		5	1	1	1	1	0	1	0	0	0	0	6	10	6.75	0.750				

Batter	1	2	3	4	5	6	7	8	9	AB	R	H	RBI	BB	SO	LOB	BOTTOM					
Ron Santo, R OBP: 0.323, SLG: 0.395 (1, 5)	6-3		G4-3					K		4	1	2	3	0	1	0	San Francisco Giants @ Chicago Cubs Wrigley Field, Chicago, IL Tue Jun 05 1962, 3:33 AM CDT Att: 6,087 - Unknown - 46 F					
Lou Brock, L OBP: 0.325, SLG: 0.475 (1, 8)	G3		G4-3				1-3	4-3		4	0	0	0	0	0	2						
Billy Williams, L OBP: 0.425, SLG: 0.604 (1, 7)	F7						6-3	F9		4	0	0	0	0	0	0						
14 Ernie Banks, R OBP: 0.296, SLG: 0.515 (1, 3)		K					6-3			4	0	0	0	0	1	0						
George Altman, L OBP: 0.386, SLG: 0.548 (1, 9)		K					1-3	K		4	1	1	0	0	2	0						
Ken Hubbs, R OBP: 0.308, SLG: 0.392 (1, 4)		1-3					K			3	0	1	1	1	1	0						
Cuno Barragan, R OBP: 0.290, SLG: 0.268 (1, 2)			E4				K			4	1	0	0	0	3	2						
Andre Rodgers, R OBP: 0.323, SLG: 0.369 (1, 6)			1B				HR			2	1	1	0	1	0	0						
Bob Buhl, R (1, 1)			4-3				K			3	0	0	0	0	2	3						
Bob Anderson, R (8, 1)										0	0	0	0	0	0	0						
Don Elston, R (8, 1)										0	0	0	0	0	0	0						
Inning Stats	R: 0 E: 0 K: 0 S: 3	H: 0 LOB: 0 BB: 0 P: 3	R: 0 E: 0 K: 2 S: 7	H: 0 LOB: 0 BB: 0 P: 7	R: 1 E: 1 K: 0 S: 4	H: 1 LOB: 1 BB: 1 P: 8	R: 1 E: 0 K: 1 S: 7	H: 2 LOB: 1 BB: 0 P: 7	R: 2 E: 0 K: 1 S: 7	H: 2 LOB: 0 BB: 0 P: 7	R: 0 E: 0 K: 1 S: 5	H: 0 LOB: 0 BB: 0 P: 5	R: 0 E: 0 K: 2 S: 7	H: 0 LOB: 0 BB: 0 P: 7	R: 0 E: 0 K: 1 S: 5	H: 0 LOB: 0 BB: 0 P: 5	R: 0 E: 0 K: 2 S: 7	H: 0 LOB: 1 BB: 1 P: 11	1B: 3 2B: 1 3B: 0 HR: 1	SF: 0 SAC: 0 DP: 1 HBP: 0	WP: 0 PB: 0 SB: 0 CS: 0	PA: 34
PITCHER	IP	WLS	BF	H	R	ER	SO	BB	IBB	HBP	BLK	WP	HR	S	P	ERA	WHIP					
Billy O'Dell, L ERA: 3.02 (1, 1)	9.0	W	34	5	4	3	10	2	0	0	0	0	1	52	60	3.00	0.778					



Batter	1	2	3	4	5	6	7	8	9	AB	R	H	RBI	BB	SO	LOB	TOP			
Chuck Hiller, L (1.4) OBP: 0.345, SLG: 0.317	F8		4-3			F7		E4		4	0	0	0	0	0	2	San Francisco Giants @ Chicago Cubs Wrigley Field, Chicago, IL Thu Jun 07 1962, 3:33 AM CDT Alt. 6,656 - Unknown - 45 F			
Harvey Kuenn, R (1.7) OBP: 0.400, SLG: 0.434	6-3			F8		1B				3	1	1	1	1	0	0				
Ernie Bowman, R (8, FR) OBP: 0.200, SLG: 0.200						3B				0	0	0	0	0	0	0				
Stu Miller, R (8, 1) OBP: 0.200, SLG: 0.200								BB		0	0	0	0	0	0	0				
Willie Mays, R (1.8) OBP: 0.414, SLG: 0.657	K			L7		1B		F5		4	0	1	1	0	1	2				
Orlando Cepeda, R (1.3) OBP: 0.367, SLG: 0.579		P4		4-3		1-3		P4		4	0	0	0	0	3					
Felipe Alou, R (1.9) OBP: 0.377, SLG: 0.532		5-3				1-3		F8		4	1	1	1	0	0	0				
Jim Davenport, R (1.5) OBP: 0.388, SLG: 0.508						F7			HR	4	0	1	0	0	0	0				
Jose Pagan, R (1.6) OBP: 0.312, SLG: 0.363						6-3		F9		3	0	1	0	0	0	1				
Willie McCovey, L (9, PH) OBP: 0.413, SLG: 0.741				SH1-4				B1		1	0	0	0	0	0	0				
Tom Haller, L (1.2) OBP: 0.389, SLG: 0.493				P5				3B		4	1	1	0	0	0	2				
Billy Pierce, L (1.1) OBP: 0.360, SLG: 0.273								1B		1	0	0	0	0	1	1				
Matty Alou, L (8, PH) OBP: 0.333, SLG: 0.302				SH1-4				K		1	0	0	0	0	0	0				
Inning Stats	R: 0 E: 0 K: 1 S: 5	H: 0 LOB: 0 BB: 0 P: 5	R: 0 E: 0 K: 0 S: 3	H: 0 LOB: 0 BB: 0 P: 3	R: 0 E: 0 K: 0 S: 4	H: 1 LOB: 1 BB: 0 P: 4	R: 0 E: 0 K: 0 S: 3	H: 0 LOB: 0 BB: 0 P: 3	R: 0 E: 0 K: 1 S: 8	H: 3 LOB: 1 BB: 0 P: 8	R: 0 E: 0 K: 0 S: 4	H: 1 LOB: 1 BB: 0 P: 4	R: 0 E: 1 K: 0 S: 4	H: 0 LOB: 2 BB: 1 P: 8	R: 1 E: 0 K: 0 S: 4	H: 1 LOB: 0 BB: 0 P: 4	1B: 3 2B: 1 3B: 1 HR: 1	SF: 0 SAC: 1 DP: 0 HBP: 0	WP: 0 PB: 0 SB: 2 CS: 0	PA: 35
PITCHER Don Cardwell, R (1.1) ERA: 6.08	IP: 9.0 WLS: W BF: 35 H: 6 R: 3 ER: 3 SO: 2 BB: 1 IBB: 0 HBP: 0 BLK: 0 WP: 0 HR: 1 S: 38 P: 42 ERA: 3.00 WHIP: 0.778															PITCHER				

AB	33
R	3
H	6
RBI	3
BB	1
SO	2
LOB	11



Batter	1	2	3	4	5	6	7	8	9	AB	R	H	RBI	BB	SO	LOB	BOTTOM			
Ron Santo, R (1.5) OBP: 0.325, SLG: 0.401	5-3		G5-4-3			P4				3	0	0	0	1	0	1	San Francisco Giants @ Chicago Cubs Wrigley Field, Chicago, IL Thu Jun 07 1962, 3:33 AM CDT Alt. 6,656 - Unknown - 45 F			
Ken Hubbs, R (1.4) OBP: 0.302, SLG: 0.379	F8		F9		FC5			F9		4	0	0	0	0	3					
Billy Williams, L (1.7) OBP: 0.419, SLG: 0.593	4-3				F7					4	1	2	0	0	0	0				
14 Ernie Banks, R (1.3) OBP: 0.299, SLG: 0.515					1B			L7		4	1	3	0	0	0	1				
Don Landrum, L (1.9) OBP: 0.378, SLG: 0.289					1B			1B		3	0	0	0	1	1	4				
Lou Brock, L (1.8) OBP: 0.332, SLG: 0.471					1B					3	1	1	0	1	0	3				
El Tappe, R (1.2) OBP: 0.400, SLG: 0.348					1B			SH1-4		3	0	1	1	0	2					
Andre Rodgers, R (1.6) OBP: 0.333, SLG: 0.415					1B			F9		4	1	2	3	0	1	3				
Don Cardwell, R (1.1) OBP: 0.136, SLG: 0.050					1B			K		3	0	0	0	1	1	3				
Inning Stats	R: 0 E: 0 K: 0 S: 3	H: 1 LOB: 2 BB: 1 P: 10	R: 0 E: 0 K: 0 S: 2	H: 0 LOB: 0 BB: 1 P: 6	R: 3 E: 0 K: 0 S: 7	H: 4 LOB: 3 BB: 2 P: 15	R: 0 E: 0 K: 1 S: 6	H: 1 LOB: 1 BB: 0 P: 6	R: 1 E: 0 K: 0 S: 4	H: 1 LOB: 0 BB: 0 P: 4	R: 0 E: 0 K: 0 S: 4	H: 1 LOB: 1 BB: 0 P: 4	R: 0 E: 0 K: 1 S: 6	H: 1 LOB: 1 BB: 0 P: 6	R: 0 E: 0 K: 1 S: 6	H: 1 LOB: 1 BB: 0 P: 6		1B: 7 2B: 1 3B: 0 HR: 1	SF: 0 SAC: 1 DP: 1 HBP: 0	WP: 0 PB: 1 SB: 0 CS: 0
PITCHER Billy Pierce, L (1.1) ERA: 3.6	IP: 7.0 WLS: L BF: 32 H: 8 R: 4 ER: 4 SO: 2 BB: 4 IBB: 0 HBP: 0 BLK: 0 WP: 0 HR: 1 S: 32 P: 48 ERA: 5.14 WHIP: 1.714															PITCHER				
Stu Miller, R (8, 1) ERA: 1.45	IP: 1.0 WLS: L BF: 4 H: 1 R: 0 ER: 0 SO: 1 BB: 0 IBB: 0 HBP: 0 BLK: 0 WP: 0 HR: 0 S: 6 P: 6 ERA: 0.00 WHIP: 1.000															PITCHER				



Batter	1	2	3	4	5	6	7	8	9	AB	R	H	RBI	BB	SO	LOB	TOP			
Richie Ashburn, L (1, 8) OBP: 0.443, SLG: 0.403	6-3		FC5 1B 1-2 BB		6-3		6-3		SH SF9	3	0	0	0	1	0	0				
Elio Chacon, R (1, 6) OBP: 0.393, SLG: 0.301	4-3				K		5-3		K	5	0	1	1	0	2	3				
Charlie Neal, R (1, 4) OBP: 0.332, SLG: 0.398	6-3		F9		F7				SF9	4	0	1	1	0	0	2				
Frank Thomas, R (1, 7) OBP: 0.353, SLG: 0.584 Joe Christopher, R (9, 7) OBP: 0.233, SLG: 0.316		K	FC5		5-3				K	5	0	0	0	0	2	5				
Mary Throneberry, L (1, 3) OBP: 0.271, SLG: 0.180	1-3				P4				P6	4	0	1	0	0	0	0				
Felix Mantilla, R (1, 5) OBP: 0.329, SLG: 0.413	5-3				1B SF8				P4	4	1	2	0	0	0	1				
Sammy Taylor, L (1, 2) OBP: 0.287, SLG: 0.232			L3		L9				F9	4	0	1	0	0	0	2				
Jim Hickman, R (1, 9) OBP: 0.366, SLG: 0.512			1B		SF8				SH SF9	2	2	2	1	1	0	0				
Jay Hook, L (1, 1) OBP: 0.296, SLG: 0.269 Craig Anderson, R (9, 1)			1B		F7				SH SF9	3	1	1	1	0	0	3				
Inning Stats	R: 0 E: 0 K: 0 S: 3	H: 0 LOB: 0 BB: 0 P: 3	R: 0 E: 0 K: 1 S: 5	H: 0 LOB: 0 BB: 0 P: 5	R: 2 E: 0 K: 0 S: 6	H: 3 LOB: 2 BB: 1 P: 10	R: 1 E: 0 K: 0 S: 5	H: 2 LOB: 1 BB: 0 P: 5	R: 0 E: 0 K: 1 S: 4	H: 1 LOB: 1 BB: 1 P: 8	R: 0 E: 0 K: 0 S: 3	H: 0 LOB: 0 BB: 0 P: 3	R: 0 E: 0 K: 1 S: 6	H: 1 LOB: 1 BB: 0 P: 6	R: 1 E: 1 K: 1 S: 8	H: 1 LOB: 2 BB: 0 P: 8	1B: 6 2B: 3 3B: 0 HR: 0	SF: 2 SAC: 2 DP: 0 HBP: 0	WP: 0 PB: 0 SB: 1 CS: 0	PA: 40
PITCHER	IP	WLS	BF	H	R	ER	SO	BB	IBB	HBP	BLK	WP	HR	S	P	ERA	WHIP			
Glen Hobbie, R (1, 1) ERA: 5.14	8.0	L	36	9	4	3	3	1	1	0	0	0	0	40	48	3.38	1.250			
Don Elston, R (9, 1) ERA: 1.88	1.0	S	4	0	0	0	1	0	0	0	0	0	0	6	6	0.00	0.000			

New York Mets @ Chicago Cubs
Wrigley Field, Chicago, IL
Fri Jun 08 1962, 3:33 AM CDT
Cloudy - 70 F

AB	34
R	4
H	9
RBI	4
BB	2
SO	4
LOB	16



Batter	1	2	3	4	5	6	7	8	9	AB	R	H	RBI	BB	SO	LOB	BOTTOM					
Ron Santo, R (1, 5) OBP: 0.326, SLG: 0.415	6-3		FC6-4 1B		6-3		1-H HR		1-3	5	1	2	2	0	0	2						
Ken Hubbs, R (1, 4) OBP: 0.297, SLG: 0.373	6-3		FC6-4 1-2		5-3		K			4	0	0	0	0	1	1						
Billy Williams, L (1, 7) OBP: 0.412, SLG: 0.582	F7		1-3		L4				4-3	4	0	0	0	0	0	1						
14 Ernie Banks, R (1, 3) OBP: 0.303, SLG: 0.514		1B 4-3 1B			P5-2		1B		K	4	1	2	0	0	1	0						
George Altman, L (1, 9) OBP: 0.399, SLG: 0.554		4-3 1B			1B		1B		CS 1B	4	0	4	0	0	0	0						
Lou Brock, L (1, 8) OBP: 0.330, SLG: 0.466		K			G5-4-3 1B		F8		CS 4-3	4	0	1	0	0	1	4						
El Tappe, R (1, 2) OBP: 0.370, SLG: 0.320 Don Landrum, L (7, PH) OBP: 0.370, SLG: 0.282 Moe Thacker, R (8, 2) OBP: 0.314, SLG: 0.313 Bob Will, L (9, PH) OBP: 0.308, SLG: 0.394		4-3			G5-4-3		L6		F7	2	0	0	1	0	0	3						
Andre Rodgers, R (1, 6) OBP: 0.331, SLG: 0.410		1-2 3-H F9			L1		L9		1B 1B	4	0	1	0	0	0	1						
Glen Hobbie, R (1, 1) OBP: 0.273, SLG: 0.200 Don Elston, R (9, 1) Jim McKnight, R (9, PH) OBP: 0.283, SLG: 0.286			K		L9		HR 1B		1-2 1B	3	1	1	0	0	1	0						
Inning Stats	R: 0 E: 0 K: 0 S: 3	H: 0 LOB: 0 BB: 0 P: 3	R: 1 E: 0 K: 1 S: 7	H: 2 LOB: 1 BB: 0 P: 7	R: 0 E: 0 K: 1 S: 6	H: 1 LOB: 1 BB: 0 P: 6	R: 0 E: 0 K: 0 S: 4	H: 2 LOB: 1 BB: 0 P: 4	R: 0 E: 0 K: 0 S: 3	H: 0 LOB: 0 BB: 0 P: 3	R: 0 E: 0 K: 0 S: 5	H: 2 LOB: 2 BB: 0 P: 5	R: 2 E: 0 K: 1 S: 7	H: 2 LOB: 0 BB: 0 P: 7	R: 0 E: 0 K: 1 S: 5	H: 1 LOB: 0 BB: 0 P: 5	R: 0 E: 0 K: 0 S: 5	H: 2 LOB: 2 BB: 0 P: 5	1B: 11 2B: 0 3B: 0 HR: 1	SF: 0 SAC: 0 DP: 1 HBP: 0	WP: 0 PB: 0 SB: 0 CS: 1	PA: 38
PITCHER	IP	WLS	BF	H	R	ER	SO	BB	IBB	HBP	BLK	WP	HR	S	P	ERA	WHIP					
Jay Hook, R (1, 1) ERA: 5.25	8.0	W	32	10	3	3	4	0	0	0	0	0	0	40	40	3.38	1.250					
Craig Anderson, R (9, 1) ERA: 3.98	1.0	S	5	2	0	0	0	0	0	0	0	0	0	5	5	0.00	2.000					

New York Mets @ Chicago Cubs
Wrigley Field, Chicago, IL
Fri Jun 08 1962, 3:33 AM CDT
Cloudy - 70 F

AB	37
R	3
H	12
RBI	3
BB	0
SO	4
LOB	12



Batter	1	2	3	4	5	6	7	8	9	AB	R	H	RBI	BB	SO	LOB	TOP		
Richie Ashburn, L OBP: 0.446, SLG: 0.392 (1, 8)	0-0 3-1	4-0 1-2 BB		4-0 1-2 BB			4-0 1-2 BB										2 0 0 0 2 0 0		
Elio Chacon, R OBP: 0.396, SLG: 0.301 (1, 6)	0-0 1B	0-0 F7		0-0 G6-4-3			4-0 1B										3 1 1 0 1 0 4		
Charlie Neal, R OBP: 0.335, SLG: 0.400 (1, 4)	0-0 1B			0-0 P5			0-0 F8										4 0 2 1 0 0 0		
Frank Thomas, R OBP: 0.356, SLG: 0.578 (1, 7)	1-0 HBP			0-3 K			4-0 BB										2 0 0 0 1 1 1		
Mary Thronberry, L OBP: 0.302, SLG: 0.192 (1, 3)	4-0 BB			0-0 1B			0-0 F5										2 0 1 0 2 0 1		
Joe Christopher, R OBP: 0.233, SLG: 0.316 (8, PH)	1-2 BB			0-0 1B			0-0 F5										0 1 0 0 0 0 0		
Gil Hodges, R OBP: 0.376, SLG: 0.636 (8, 3)	1-2 BB			0-0 1B			0-0 F5										0 0 0 0 0 0 0		
Felix Mantilla, R OBP: 0.333, SLG: 0.411 (1, 5)	0-0 G5-4-3			0-0 1B			0-0 5-3										3 0 1 0 1 0 4		
Jim Hickman, R OBP: 0.359, SLG: 0.500 (1, 9)				0-3 K			0-3 K										3 0 0 0 0 2 2		
Harry Chiti, R OBP: 0.256, SLG: 0.243 (1, 2)				0-0 P6			0-0 F9										3 0 0 0 0 0 0		
Sammy Taylor, L OBP: 0.254, SLG: 0.229 (8, PH)				0-0 P6			0-0 F9										1 0 0 1 0 0 2		
Bob Miller, R OBP: 0.176, SLG: 0.176 (1, 1)				0-0 BB			0-0 E1										3 0 1 0 0 1 0		
Jay Hook, L OBP: 0.286, SLG: 0.259 (8, PH)				0-0 1B			0-3 K										1 0 0 0 0 1 2		
Ken MacKenzie, R (8, 1)				0-0 1B			0-3 K										0 0 0 0 0 0 0		
Inning Stats	R: 1 E: 0 K: 0 S: 4	H: 2 LOB: 2 BB: 1 P: 9	R: 0 E: 0 K: 1 S: 6	H: 1 LOB: 2 BB: 1 P: 10	R: 0 E: 0 K: 1 S: 7	H: 2 LOB: 2 BB: 0 P: 7	R: 0 E: 0 K: 0 S: 3	H: 0 LOB: 1 BB: 1 P: 7	R: 0 E: 0 K: 2 S: 7	H: 0 LOB: 0 BB: 0 P: 7	R: 0 E: 0 K: 0 S: 3	H: 1 LOB: 1 BB: 1 P: 7	R: 1 E: 0 K: 1 S: 5	H: 0 LOB: 2 BB: 2 P: 13			1B: 6 2B: 0 3B: 0 HR: 0	SF: 0 SAC: 1 DP: 2 HBP: 1	WP: 0 PA: 36 PB: 0 SB: 1 CS: 0
PITCHER	IP WLS BF H R ER SO BB IBB HBP BLK WP HR S P ERA WHIP																		
Cal Koonce, R ERA: 4.13 (1, 1)	7.0 W 31 6 1 1 4 5 0 1 0 0 0 0 33 54 1.29 1.571																		
Bob Anderson, R ERA: 4.93 (8, 1)	0.0 2 0 1 1 0 2 0 0 0 0 0 0 0 8 ∞ ∞																		
Don Elston, R ERA: 1.82 (8, 1)	1.0 S 3 0 0 0 1 0 0 0 0 0 0 0 5 5 0.00 0.000																		

New York Mets @ Chicago Cubs
Wrigley Field, Chicago, IL
Fri Jun 08 1962, 3:38 AM CDT
Att: 6,483 - Cloudy - 70 F

AB	27
R	2
H	6
RBI	2
BB	7
SO	5
LOB	16



Batter	1	2	3	4	5	6	7	8	9	AB	R	H	RBI	BB	SO	LOB	BOTTOM		
Ron Santo, R OBP: 0.329, SLG: 0.414 (1, 5)	0-0 1-3			0-0 G6-4-3			4-0 HBP										3 0 1 2 1 0 1		
Alex Grammas, R OBP: 0.130, SLG: 0.091 (1, 6)	0-0 5-3			0-0 6-3			0-3 K										4 0 0 0 0 1 3		
Billy Williams, L OBP: 0.414, SLG: 0.577 (1, 7)	0-0 F9			4-0 14 6-3 1B			1-0 14 6-3 HBP										2 1 0 0 1 0 0		
14 Ernie Banks, R OBP: 0.297, SLG: 0.505 (1, 3)				0-0 6-3			0-0 6-3										4 0 0 0 0 1 3		
George Altman, L OBP: 0.403, SLG: 0.554 (1, 9)				4-0 FC4-6			0-0 FC4										3 0 1 1 1 0 0		
Lou Brock, L OBP: 0.330, SLG: 0.469 (1, 8)				0-0 FC4-6			0-0 FC4										3 1 1 0 0 0 2		
Ken Hubbs, R OBP: 0.293, SLG: 0.368 (1, 4)				0-0 6-3			0-0 3-1										3 0 0 0 0 0 2		
Cuno Barragan, R OBP: 0.297, SLG: 0.276 (1, 2)				0-0 G6-4-3			0-3 K										2 0 1 0 0 1 0		
Bob Will, L OBP: 0.325, SLG: 0.394 (7, PH)				0-0 1B			0-3 K										0 1 0 0 1 0 0		
El Tappe, R OBP: 0.370, SLG: 0.320 (8, 2)				0-0 1B			0-3 K										0 0 0 0 0 0 0		
Cal Koonce, R OBP: 0.115, SLG: 0.115 (1, 1)				0-3 K			0-3 K										2 0 0 0 0 2 1		
Don Landrum, L OBP: 0.383, SLG: 0.282 (7, PH)				0-3 K			0-3 K										0 0 0 0 1 0 0		
Bob Anderson, R (8, 1)				0-0 K			0-0 K										0 0 0 0 0 0 0		
Don Elston, R (8, 1)				0-0 K			0-0 K										0 0 0 0 0 0 0		
Inning Stats	R: 0 E: 0 K: 0 S: 3	H: 0 LOB: 0 BB: 0 P: 3	R: 0 E: 0 K: 0 S: 3	H: 0 LOB: 1 BB: 1 P: 7	R: 0 E: 0 K: 1 S: 5	H: 1 LOB: 0 BB: 0 P: 5	R: 1 E: 0 K: 0 S: 4	H: 1 LOB: 1 BB: 1 P: 8	R: 0 E: 0 K: 2 S: 7	H: 0 LOB: 0 BB: 0 P: 7	R: 0 E: 0 K: 1 S: 4	H: 0 LOB: 1 BB: 1 P: 9	R: 2 E: 0 K: 0 S: 5	H: 2 LOB: 2 BB: 2 P: 13	R: 0 E: 0 K: 1 S: 4	H: 0 LOB: 0 BB: 0 P: 4	1B: 3 2B: 1 3B: 0 HR: 0	SF: 0 SAC: 0 DP: 2 HBP: 1	WP: 0 PA: 32 PB: 0 SB: 1 CS: 0
PITCHER	IP WLS BF H R ER SO BB IBB HBP BLK WP HR S P ERA WHIP																		
Bob Miller, R ERA: 4.67 (1, 1)	7.0 L 29 4 3 3 4 4 0 1 0 0 0 0 31 52 3.86 1.143																		
Ken MacKenzie, L ERA: 4.75 (8, 1)	0.2 3 0 0 0 1 0 0 0 0 0 0 0 4 4 0.00 0.000																		

New York Mets @ Chicago Cubs
Wrigley Field, Chicago, IL
Fri Jun 08 1962, 3:38 AM CDT
Att: 6,483 - Cloudy - 70 F

AB	26
R	3
H	4
RBI	3
BB	5
SO	5
LOB	12



Batter	1	2	3	4	5	6	7	8	9	AB	R	H	RBI	BB	SO	LOB	TOP										
Richie Ashburn, L OBP: 0.429, SLG: 0.375	1-3	FC4-6 2B		4-3		F3	1B 2B		L6	6	1	1	0	0	0	2	New York Mets @ Chicago Cubs Wrigley Field, Chicago, IL Sat Jun 09 1962, 3:33 AM CDT Att: 7,544 - Cloudy - 70 F										
Elio Chacon, R OBP: 0.395, SLG: 0.324	1B BB E	1-3 3-H 2B			P5	5-3	2B SF8 1B		E	6	3	4	1	0	0	0											
Cliff Cook, R OBP: 0.342, SLG: 0.490	F9	K			1B		K		E4	5	2	2	1	0	2	6											
Rod Kanehl, R OBP: 0.404, SLG: 0.489					1B		K		E	1	0	1	0	0	0	0											
Frank Thomas, R OBP: 0.362, SLG: 0.581	1B BB			F2		F5	1B HBP		P4	4	1	2	2	1	0	1											
Joe Christopher, R OBP: 0.230, SLG: 0.310					1B					1	0	0	0	0	0	1											
Mary Thronberry, L OBP: 0.324, SLG: 0.232	E4			F9		1B	BB		K	4	1	3	1	0	0	0											
Gil Hodges, R OBP: 0.332, SLG: 0.628	1-2 2-H 1B			F9		1B	1B		K	1	0	0	0	0	1	1											
Charlie Neal, R OBP: 0.342, SLG: 0.395	K				1B					2	1	0	0	3	1	3											
Sammy Taylor, L OBP: 0.290, SLG: 0.230				F8		1B			F8	4	0	1	3	0	0	1											
Jim Hickman, R OBP: 0.360, SLG: 0.492		FC4-6 2B BB		5-3		1-2 3-H 1B	FC1-2		K	4	1	1	1	1	1	3											
Bob Moorhead, R OBP: 0.360, SLG: 0.492				K		1-3			K	0	0	0	0	1	0	0											
Willard Hunter, R OBP: 0.250, SLG: 0.250				K		1-3			K	4	1	1	0	0	2	2											
Dave Hillman, R OBP: 0.360, SLG: 0.492							1B 2B		K	0	0	0	0	0	0	0											
Inning Stats	R: 1 E: 1 K: 1 S: 7	H: 2 LOB: 2 BB: 1 P: 11	R: 1 E: 0 K: 1 S: 6	H: 1 LOB: 2 BB: 2 P: 14	R: 0 E: 0 K: 0 S: 3	H: 0 LOB: 1 BB: 1 P: 7	R: 0 E: 0 K: 1 S: 5	H: 0 LOB: 0 BB: 0 P: 5	R: 3 E: 0 K: 0 S: 7	H: 4 LOB: 2 BB: 1 P: 11	R: 2 E: 0 K: 0 S: 6	H: 3 LOB: 3 BB: 1 P: 11	R: 3 E: 0 K: 1 S: 9	H: 4 LOB: 1 BB: 0 P: 9	R: 0 E: 0 K: 2 S: 7	H: 0 LOB: 0 BB: 0 P: 7	R: 1 E: 1 K: 1 S: 7	H: 2 LOB: 1 BB: 0 P: 7	1B: 13 2B: 2 3B: 0 HR: 1	SF: 1 SAC: 0 DP: 0 HBP: 1	WP: 0 PA: 50 PB: 0 SB: 0 CS: 0						
PITCHER	IP	WLS	BF	H	R	ER	SO	BB	IBB	HBP	BLK	WP	HR	S	P	ERA	WHIP										
Bob Buhl, R ERA: 5.3	4.2	L	25	6	5	4	3	5	0	0	0	0	0	26	46	7.71	2.357										
Barney Schultz, R ERA: 5.08	1.0		7	4	2	2	0	0	0	0	0	0	1	7	7	18.00	4.000										
Dave Gerard, R ERA: 6.17	0.1		6	3	3	3	0	1	0	1	0	0	0	4	9	81.00	12.000										
Tony Balsamo, R ERA: 5.88	2.0		7	1	0	0	3	0	0	0	0	0	0	13	13	0.00	0.500										
Don Elston, R ERA: 1.79	1.0		5	2	1	0	1	0	0	0	0	0	0	7	7	0.00	2.000										
Batter	1	2	3	4	5	6	7	8	9	AB	R	H	RBI	BB	SO	LOB	BOTTOM										
Ron Santo, R OBP: 0.329, SLG: 0.414	3B 2B	F9		F9		F9		K	FC6-4 BB	5	1	1	0	1	1	4	New York Mets @ Chicago Cubs Wrigley Field, Chicago, IL Sat Jun 09 1962, 3:33 AM CDT Att: 7,544 - Cloudy - 70 F										
Ken Hubbs, R OBP: 0.290, SLG: 0.363	K	1-3 3-H 1B		6-3		5-3		FC4-6 1B	FC6-4	6	1	1	1	0	1	5											
Billy Williams, L OBP: 0.421, SLG: 0.578	3B BB				14 FC5-4 1B	3-1		1B		3	1	2	0	2	0	0											
George Altman, L OBP: 0.407, SLG: 0.565	1-H 2-H 3B			K		K		14 1B	1-2 2-H 1B	5	1	3	3	0	2	4											
14 Ernie Banks, R OBP: 0.295, SLG: 0.498	K			F9		FC5-4		1B	P4	5	1	1	0	0	1	4											
Lou Brock, L OBP: 0.327, SLG: 0.463	K			K		F8		1B		5	0	1	1	0	2	2											
Dick Bertell, R OBP: 0.300, SLG: 0.286				1B 1B		6-3		1-2 2-H 1B		4	1	3	1	0	0	0											
Don Landrum, L OBP: 0.396, SLG: 0.300				1B 1B		6-3		1-2 2-H 1B		1	0	1	0	0	0	0											
Andre Rodgers, R OBP: 0.329, SLG: 0.405				1B 1B		6-3		K		4	0	1	0	0	2	3											
Bob Will, L OBP: 0.341, SLG: 0.394				1B 1B		K		1-2 BB		0	0	0	0	1	0	0											
Bob Buhl, R ERA: 5.3	1.2			4-3				4-0 BB		2	0	0	0	0	1	2											
Barney Schultz, R ERA: 5.08	0.1									0	0	0	0	0	0	0											
Dave Gerard, R ERA: 6.17	0.1									0	0	0	0	0	0	0											
Tony Balsamo, R ERA: 5.88	2.0									0	0	0	0	0	0	0											
Jim McKnight, R OBP: 0.290, SLG: 0.363	0.1									0	0	0	0	0	0	0											
Don Elston, R ERA: 1.79	1.0									0	0	0	0	0	0	0											
Alex Grammas, R OBP: 0.250, SLG: 0.250	1.0									1	0	0	0	0	1	2											
Inning Stats	R: 2 E: 0 K: 3 S: 11	H: 2 LOB: 1 BB: 1 P: 15	R: 1 E: 0 K: 2 S: 10	H: 3 LOB: 3 BB: 1 P: 14	R: 0 E: 0 K: 2 S: 8	H: 1 LOB: 1 BB: 0 P: 8	R: 0 E: 0 K: 0 S: 3	H: 0 LOB: 0 BB: 0 P: 3	R: 0 E: 0 K: 1 S: 6	H: 1 LOB: 1 BB: 0 P: 6	R: 0 E: 0 K: 0 S: 3	H: 0 LOB: 0 BB: 1 P: 7	R: 2 E: 0 K: 1 S: 9	H: 4 LOB: 2 BB: 0 P: 9	R: 1 E: 0 K: 1 S: 7	H: 2 LOB: 2 BB: 1 P: 11	R: 0 E: 0 K: 1 S: 6	H: 1 LOB: 3 BB: 2 P: 14	1B: 11 2B: 2 3B: 1 HR: 0	SF: 0 SAC: 0 DP: 0 HBP: 0	WP: 0 PA: 47 PB: 0 SB: 0 CS: 0						
PITCHER	IP	WLS	BF	H	R	ER	SO	BB	IBB	HBP	BLK	WP	HR	S	P	ERA	WHIP										
Bob Moorhead, R ERA: 5.74	1.2		11	5	3	3	4	1	0	0	0	0	0	18	22	16.20	3.600										
Willard Hunter, L ERA: 12.75	6.0	W	29	8	3	3	6	3	0	0	0	0	0	38	50	4.50	1.833										
Dave Hillman, R ERA: 8.04	1.1	S	7	1	0	0	1	2	0	0	0	0	0	7	15	0.00	2.250										

Batter	1	2	3	4	5	6	7	8	9	AB	R	H	RBI	BB	SO	LOB	TOP			
Elio Chacon, R (1,6) OBP: 0.386, SLG: 0.315	F9		L1		5-3		G5-4-3		4-3	4	0	0	0	0	0	1	New York Mets @ Chicago Cubs Wrigley Field, Chicago, IL Sun Jun 10 1962, 3:33 AM CDT Cloudy - 80 F			
Sammy Taylor, L (9,PH) OBP: 0.287, SLG: 0.227										1	0	0	0	0	0	3				
Felix Mantilla, R (9,6) OBP: 0.333, SLG: 0.411										0	0	0	0	0	0	0				
Charlie Neal, R (1,4) OBP: 0.340, SLG: 0.409	HR		F7		K			F9		4	1	1	1	0	1	0				
Joe Christopher, R (1,8) OBP: 0.262, SLG: 0.328								F8		3	1	2	0	1	0	0				
Frank Thomas, R (1,7) OBP: 0.355, SLG: 0.570	G4-3							6-3		4	0	0	0	0	1	3				
Gil Hodges, R (1,3) OBP: 0.378, SLG: 0.622					P6					4	0	2	0	0	1	1				
Cliff Cook, R (1,5) OBP: 0.242, SLG: 0.391										4	0	1	0	0	0	2				
Rod Kanehl, R (9,5) OBP: 0.404, SLG: 0.489	F9				6-3			F7		0	0	0	0	0	0	0				
Jim Hickman, R (1,9) OBP: 0.370, SLG: 0.508										4	0	3	0	0	0	1				
Harry Chiti, R (1,2) OBP: 0.233, SLG: 0.220										4	0	0	0	0	0	5				
Roger Craig, R (1,1) OBP: 0.174, SLG: 0.050										3	0	1	0	1	0	2				
Ken MacKenzie, R (9,1) OBP: 0.233, SLG: 0.220	FC6-4				6-3					0	0	0	0	0	0	0				
Inning Stats	R: 1 E: 0 K: 0 S: 4	H: 2 LOB: 0 BB: 0 P: 4	R: 0 E: 0 K: 0 S: 5	H: 2 LOB: 2 BB: 0 P: 5	R: 0 E: 0 K: 0 S: 3	H: 0 LOB: 1 BB: 1 P: 7	R: 0 E: 0 K: 0 S: 4	H: 1 LOB: 1 BB: 0 P: 4	R: 0 E: 0 K: 1 S: 5	H: 0 LOB: 0 BB: 0 P: 5	R: 1 E: 0 K: 0 S: 9	H: 2 LOB: 1 BB: 0 P: 9	R: 0 E: 0 K: 0 S: 3	H: 0 LOB: 0 BB: 0 P: 3	R: 0 E: 0 K: 0 S: 3	H: 2 LOB: 3 BB: 1 P: 9	1B: 8 2B: 1 3B: 0 HR: 1	SF: 0 SAC: 0 DP: 2 HBP: 0	WP: 1 PB: 0 CS: 0	PA: 37
PITCHER	IP WLS BF H R ER SO BB IBB HBP BLK WP HR S P ERA WHIP																			
Dick Ellsworth, L (1,1) ERA: 5.46	8.2 L 36 10 2 2 3 2 0 0 0 1 1 40 48 2.08 1.385																			
Don Elston, R (9,1) ERA: 1.74	0.1 1 0 0 0 0 0 0 0 0 0 0 0 1 1 0.00 0.000																			

Batter	1	2	3	4	5	6	7	8	9	AB	R	H	RBI	BB	SO	LOB	BOTTOM					
Lou Brock, L (1,8) OBP: 0.330, SLG: 0.473	P3						1-3			4	1	2	0	0	0	0	New York Mets @ Chicago Cubs Wrigley Field, Chicago, IL Sun Jun 10 1962, 3:33 AM CDT Cloudy - 80 F					
Ken Hubbs, R (1,4) OBP: 0.294, SLG: 0.373	K									4	0	2	1	0	1	0						
Billy Williams, L (1,7) OBP: 0.419, SLG: 0.572										4	0	1	0	0	0	2						
George Altman, L (1,3) OBP: 0.400, SLG: 0.554	4-3									4	0	0	0	0	1	2						
Ron Santo, R (1,5) OBP: 0.332, SLG: 0.413										3	0	1	0	1	0	1						
Don Landrum, L (1,9) OBP: 0.404, SLG: 0.318										4	0	2	0	0	0	2						
El Tappe, R (1,2) OBP: 0.367, SLG: 0.296										2	0	0	0	1	0	2						
14 Ernie Banks, R (9,PH) OBP: 0.298, SLG: 0.500										1	0	1	0	0	0	0						
Alex Grammas, R (1,6) OBP: 0.148, SLG: 0.115										3	0	1	0	0	0	1						
Bob Will, L (9,PH) OBP: 0.341, SLG: 0.394										0	0	0	0	0	0	0						
Jim McKnight, R (9,PH) OBP: 0.271, SLG: 0.281										1	0	0	0	0	0	2						
Dick Ellsworth, L (1,1) OBP: 0.265, SLG: 0.074										3	0	0	0	0	2	3						
Don Elston, R (9,1) ERA: 4.65										0	0	0	0	0	0	0						
Inning Stats	R: 0 E: 0 K: 1 S: 6	H: 1 LOB: 1 BB: 0 P: 6	R: 0 E: 0 K: 0 S: 4	H: 2 LOB: 2 BB: 1 P: 8	R: 1 E: 0 K: 0 S: 5	H: 2 LOB: 1 BB: 0 P: 5	R: 0 E: 0 K: 1 S: 6	H: 1 LOB: 1 BB: 0 P: 6	R: 0 E: 0 K: 0 S: 3	H: 2 LOB: 0 BB: 0 P: 3	R: 0 E: 0 K: 1 S: 6	H: 1 LOB: 0 BB: 0 P: 6	R: 0 E: 0 K: 1 S: 5	H: 0 LOB: 0 BB: 0 P: 5	R: 0 E: 0 K: 0 S: 3	H: 0 LOB: 0 BB: 0 P: 3	R: 0 E: 0 K: 0 S: 3	H: 1 LOB: 1 BB: 1 P: 7	1B: 8 2B: 1 3B: 2 HR: 0	SF: 0 SAC: 0 DP: 2 HBP: 0	WP: 0 PB: 0 CS: 0	PA: 35
PITCHER	IP WLS BF H R ER SO BB IBB HBP BLK WP HR S P ERA WHIP																					
Roger Craig, R (1,1) ERA: 4.82	8.1 W 34 10 1 1 4 2 0 0 0 0 0 40 48 1.08 1.440																					
Ken MacKenzie, L (9,1) ERA: 4.65	0.2 S 1 0 0 0 0 0 0 0 0 0 0 0 1 1 0.00 0.000																					

Batter	1	2	3	4	5	6	7	8	9	10	AB	R	H	RBI	BB	SO	LOB	TOP				
Richie Ashburn, L OBP: 0.427, SLG: 0.412 (1, 8)											5	1	2	1	0	2	0	New York Mets @ Chicago Cubs Wrigley Field, Chicago, IL Sun Jun 10 1962, 3:38 AM CDT Att: 16,292 - Cloudy - 80 F				
Elio Chacon, R OBP: 0.378, SLG: 0.307 (1, 6)											4	0	0	0	0	2	1					
Charlie Neal, R OBP: 0.338, SLG: 0.402 (1, 4)											3	1	0	0	1	1	0					
Frank Thomas, R OBP: 0.353, SLG: 0.564 (9, PR)											4	1	1	0	0	0	1					
Joe Christopher, R OBP: 0.262, SLG: 0.328 (9, 7)											0	1	0	0	0	0	0					
Mary Throneberry, L OBP: 0.319, SLG: 0.233 (9, 3)											4	0	1	1	0	1	2					
Gil Hodges, R OBP: 0.378, SLG: 0.622 (9, 3)											0	0	0	0	0	0	0					
Cliff Cook, R OBP: 0.257, SLG: 0.412 (1, 5)											4	0	2	2	0	0	1					
Rod Kanehl, R OBP: 0.404, SLG: 0.489 (9, 5)											0	0	0	0	0	0	0					
Sammy Taylor, L OBP: 0.286, SLG: 0.228 (1, 2)											4	0	1	0	0	2	3					
Jim Hickman, R OBP: 0.361, SLG: 0.493 (1, 9)											4	0	0	0	0	2	1					
Ray Davault, R (6, 1)											2	0	0	0	0	2	0					
Craig Anderson, R (9, 1)											1	0	0	0	0	1	0					
Ken Mackenzie, R (9, 1)											1	0	0	0	0	0	0					
Inning Stats	R: 0 E: 0 K: 0 S: 3	H: 1 LOB: 0 BB: 0 P: 3	R: 0 E: 0 K: 0 S: 4	H: 1 LOB: 1 BB: 0 P: 4	R: 0 E: 0 K: 2 S: 7	H: 0 LOB: 0 BB: 0 P: 7	R: 2 E: 1 K: 2 S: 9	H: 1 LOB: 1 BB: 1 P: 13	R: 0 E: 0 K: 2 S: 7	H: 0 LOB: 0 BB: 0 P: 7	R: 0 E: 0 K: 1 S: 5	H: 1 LOB: 1 BB: 0 P: 6	R: 1 E: 0 K: 2 S: 8	H: 1 LOB: 0 BB: 0 P: 8	R: 1 E: 0 K: 1 S: 6	H: 2 LOB: 1 BB: 0 P: 6	R: 0 E: 0 K: 2 S: 7	H: 0 LOB: 0 BB: 0 P: 7	1B: 5 2B: 1 3B: 0 HR: 1	SF: 0 SAC: 0 DP: 1 HBP: 0	WP: 0 PB: 0 SB: 1 CS: 0	PA: 37
PITCHER	IP	WLS	BF	H	R	ER	SO	BB	IBB	HBP	BLK	WP	HR	S	P	ERA	WHIP					
Bob Anderson, R ERA: 4.41 (1, 1)	9.0		34	7	4	2	11	1	0	0	0	0	1	55	59	2.00	0.889					
Barney Schultz, R ERA: 4.93 (10, 1)	1.0	W	3	0	0	0	2	0	0	0	0	0	0	7	7	0.00	0.000					

New York Mets @ Chicago Cubs
 Wrigley Field, Chicago, IL
 Sun Jun 10 1962, 3:38 AM CDT
 Att: 16,292 - Cloudy - 80 F

AB	36
R	4
H	7
RBI	4
BB	1
SO	13
LOB	9



Batter	1	2	3	4	5	6	7	8	9	10	AB	R	H	RBI	BB	SO	LOB	BOTTOM				
Lou Brock, L OBP: 0.328, SLG: 0.471 (1, 8)											5	0	1	0	0	0	1	New York Mets @ Chicago Cubs Wrigley Field, Chicago, IL Sun Jun 10 1962, 3:38 AM CDT Att: 16,292 - Cloudy - 80 F				
Ken Hubbs, R OBP: 0.292, SLG: 0.370 (1, 4)											5	0	1	0	0	2	0					
Billy Williams, L OBP: 0.418, SLG: 0.573 (1, 7)											5	2	2	0	0	0	1					
George Altman, L OBP: 0.400, SLG: 0.548 (10, 9)											4	0	1	0	1	0	1					
Ron Santo, R OBP: 0.333, SLG: 0.410 (1, 5)											4	0	1	1	1	0	2					
Don Landrum, L OBP: 0.393, SLG: 0.298 (1, 9)											3	0	0	0	1	1	2					
Andre Rodgers, R OBP: 0.333, SLG: 0.417 (10, 6)											1	0	1	1	0	0	0					
Dick Bertell, R OBP: 0.281, SLG: 0.267 (1, 2)											4	1	0	0	0	1	5					
Moe Thacker, R OBP: 0.314, SLG: 0.313 (10, 2)											0	0	0	0	0	0	0					
Alex Grammas, R OBP: 0.167, SLG: 0.172 (9, PH)											3	0	1	0	0	0	0					
Bob Will, L OBP: 0.357, SLG: 0.394 (10, 1)											0	1	0	0	1	0	0					
Barney Schultz, R (10, 1)											0	0	0	0	0	0	0					
Bob Anderson, R (1, 1)											3	0	0	0	0	3	1					
14 Ernie Banks, R OBP: 0.301, SLG: 0.516 (10, 3)											1	1	1	3	0	0	0					
Inning Stats	R: 0 E: 0 K: 1 S: 5	H: 0 LOB: 0 BB: 0 P: 5	R: 0 E: 0 K: 0 S: 3	H: 0 LOB: 0 BB: 0 P: 3	R: 0 E: 0 K: 1 S: 6	H: 1 LOB: 1 BB: 0 P: 6	R: 0 E: 0 K: 2 S: 8	H: 1 LOB: 3 BB: 2 P: 16	R: 0 E: 0 K: 1 S: 5	H: 1 LOB: 1 BB: 0 P: 5	R: 1 E: 0 K: 0 S: 6	H: 3 LOB: 2 BB: 0 P: 6	R: 0 E: 0 K: 0 S: 3	H: 0 LOB: 0 BB: 0 P: 3	R: 3 E: 1 K: 1 S: 7	H: 1 LOB: 0 BB: 1 P: 11	R: 1 E: 0 K: 0 S: 4	H: 2 LOB: 2 BB: 1 P: 8	1B: 4 2B: 4 3B: 0 HR: 1	SF: 0 SAC: 0 DP: 0 HBP: 0	WP: 0 PB: 0 SB: 0 CS: 0	PA: 42
PITCHER	IP	WLS	BF	H	R	ER	SO	BB	IBB	HBP	BLK	WP	HR	S	P	ERA	WHIP					
Ray Davault, R ERA: 4.82 (1, 1)	5.1		23	6	1	1	5	2	0	0	0	0	0	31	39	1.69	1.500					
Craig Anderson, R ERA: 3.25 (6, 1)	3.1		13	1	3	0	2	1	0	0	0	0	1	16	20	0.00	0.600					
Ken Mackenzie, L ERA: 4.78 (9, 1)	1.0	L	6	2	1	1	0	0	1	0	0	0	0	5	9	9.00	2.000					

New York Mets @ Chicago Cubs
 Wrigley Field, Chicago, IL
 Sun Jun 10 1962, 3:38 AM CDT
 Att: 16,292 - Cloudy - 80 F


AB	38
R	5
H	9
RBI	5
BB	4
SO	7
LOB	13



Batter	1	2	3	4	5	6	7	8	9	AB	R	H	RBI	BB	SO	LOB	TOP																				
Bill Virdon, L OBP: 0.303, SLG: 0.394 (1, 8)	0-0 WP IHR 4-3 1B		0-0 FC4 1B 1-2		0-0 6-3		0-0 G3		0-0 1B 1B	5	2	2	0	0	0	1																					
Dick Groat, R OBP: 0.355, SLG: 0.357 (1, 6)	0-0 P5		0-0 1B 1-3			4-0 1B HR BB	0-0 1B		0-0 F9	4	1	2	0	1	0	2																					
Bob Skinner, L OBP: 0.363, SLG: 0.474 Howie Goss, R OBP: 0.308, SLG: 0.348 (1, 7) (9, 7)	0-0 4-3		0-0 1B 1-3 G6-4-3			0-0 1B HR	0-0 G3		0-0 1B	5	1	3	1	0	0	2																					
Dick Stuart, R OBP: 0.307, SLG: 0.428 (1, 3)	0-0 IHR		0-0 G6-4-3 1B 3-H 1-2			0-0 HR 1-H 2-H		0-3 K	0-0 F7	5	2	2	5	0	1	4																					
Roberto Clemente, R OBP: 0.329, SLG: 0.436 (1, 9)	0-0 F9			0-0 6-3		0-0 F8		4-0 1B FC6-2 BB		3	0	0	0	1	0	0																					
Smoky Burgess, L OBP: 0.432, SLG: 0.495 (1, 2)		0-0 F7		0-0 L3		0-0 4-3		0-0 FC6-2 1B 1-3		4	0	1	0	0	0	0																					
Don Hoak, R OBP: 0.350, SLG: 0.380 (1, 5)		0-0 6-3		0-0 L8		0-0 1B		0-0 FC6-2		4	0	1	0	0	0	2																					
Bill Mazerowski, R OBP: 0.264, SLG: 0.413 (1, 4)		0-0 F9			0-0 5-3	0-3 K		0-0 L8		4	0	0	0	0	1	3																					
Joe Gibbon, R OBP: 0.250, SLG: 0.250 Diomedes Olivo, L OBP: 0.333, SLG: 0.375 (1, 1) (8, 1)			0-0 FC4 1B		0-3 K		0-3 K		0-0 6-3	3	0	1	0	0	2	0																					
Inning Stats	R: 2 E: 0 K: 0 S: 5	H: 2 LOB: 0 BB: 0 P: 5	R: 0 E: 0 K: 0 S: 3	H: 0 LOB: 0 BB: 0 P: 3	R: 1 E: 0 K: 0 S: 5	H: 3 LOB: 1 BB: 0 P: 5	R: 0 E: 0 K: 0 S: 3	H: 0 LOB: 0 BB: 0 P: 3	R: 0 E: 0 K: 1 S: 5	H: 0 LOB: 0 BB: 0 P: 5	R: 3 E: 0 K: 1 S: 8	H: 3 LOB: 1 BB: 1 P: 12	R: 0 E: 0 K: 1 S: 6	H: 1 LOB: 1 BB: 0 P: 6	R: 0 E: 0 K: 1 S: 6	H: 1 LOB: 2 BB: 1 P: 10	R: 0 E: 0 K: 0 S: 5	H: 2 LOB: 2 BB: 0 P: 5	1B: 10 2B: 0 3B: 0 HR: 2	SF: 0 SAC: 0 DP: 1 HBP: 0	WP: 1 PB: 0 SB: 0 CS: 0	PA: 40															
PITCHER	IP	WLS	BF	H	R	ER	SO	BB	IBB	HBP	BLK	WP	HR	S	P	ERA	WHIP	PITCHER	IP	WLS	BF	H	R	ER	SO	BB	IBB	HBP	BLK	WP	HR	S	P	ERA	WHIP		
Don Cardwell, R ERA: 6.2 (1, 1)	7.1	L	33	10	6	6	4	2	0	0	0	1	1	39	47	7.36	1.636																				
Dave Gerard, R ERA: 5.84 (8, 1)	0.2		2	0	0	0	0	0	0	0	0	0	0	2	2	0.00	0.000																				
Bob Buhl, R ERA: 5.2 (9, 1)	1.0		5	2	0	0	0	0	0	0	0	0	0	5	5	0.00	2.000																				

Pittsburgh Pirates @ Chicago Cubs
Wrigley Field, Chicago, IL
Mon Jun 11 1962, 3:33 AM CDT
Att: 5,354 - Overcast


AB 38
R 6
H 12
RBI 6
BB 2
SO 4
LOB 14



Batter	1	2	3	4	5	6	7	8	9	AB	R	H	RBI	BB	SO	LOB	BOTTOM																				
Lou Brock, L OBP: 0.322, SLG: 0.463 (1, 8)	0-0 L6		0-0 E6 G3		0-0 4-3			0-0 FC6-4 BB 1-2		4	0	0	0	0	0	1																					
Ken Hubbs, R OBP: 0.299, SLG: 0.373 (1, 4)	0-0 14 FC4 1B		0-0 G3 1-2			0-0 G4-6-3 1B		4-0 1B BB		3	0	2	0	1	0	1																					
Billy Williams, L OBP: 0.412, SLG: 0.563 (1, 7)	0-3 K		0-3 K			0-0 G4-6-3 1-2		0-0 4-3		4	0	0	0	0	2	5																					
14 Ernie Banks, R OBP: 0.296, SLG: 0.507 (1, 3)	0-0 FC4 1-2			0-0 6-3		0-0 F7			0-0 F7	4	0	0	0	0	0	1																					
Ron Santo, R OBP: 0.332, SLG: 0.407 (1, 5)		0-0 F7		0-0 F8		0-0 G4-6-3 1B		0-0 6-3		4	0	1	0	0	0	0																					
George Altman, L OBP: 0.402, SLG: 0.552 (1, 9)		0-0 1B 2B		0-0 1B		0-0 G4-6-3 1-2		0-3 K		4	1	2	0	0	1	1																					
Moe Thacker, R OBP: 0.316, SLG: 0.314 (1, 2)		0-0 G4-6-3 1B 2-H		0-0 L4		0-0 L4				3	0	1	1	0	0	1																					
Alex Grammas, R OBP: 0.152, SLG: 0.156 (1, 6)		0-0 G4-6-3 1-2			0-0 1-3			0-0 F7		3	0	0	0	0	0	1																					
Don Cardwell, R OBP: 0.125, SLG: 0.045 Dave Gerard, R OBP: 1.000, SLG: 1.000 Jim McKnight, R OBP: 0.283, SLG: 0.293 Bob Buhl, R (1, 1) (8, 1) (6, PH) (9, 1)			0-3 K		0-3 K		0-0 FC6-4 1B			2	0	0	0	0	2	0																					
Inning Stats	R: 0 E: 0 K: 1 S: 6	H: 1 LOB: 1 BB: 0 P: 6	R: 1 E: 0 K: 0 S: 4	H: 2 LOB: 0 BB: 0 P: 4	R: 0 E: 1 K: 2 S: 8	H: 0 LOB: 1 BB: 0 P: 8	R: 0 E: 0 K: 0 S: 4	H: 1 LOB: 1 BB: 0 P: 4	R: 0 E: 0 K: 1 S: 5	H: 0 LOB: 0 BB: 0 P: 5	R: 0 E: 0 K: 0 S: 3	H: 1 LOB: 0 BB: 0 P: 3	R: 0 E: 0 K: 0 S: 3	H: 1 LOB: 0 BB: 0 P: 3	R: 0 E: 0 K: 0 S: 4	H: 1 LOB: 2 BB: 1 P: 8	R: 0 E: 0 K: 1 S: 5	H: 0 LOB: 0 BB: 0 P: 5	1B: 6 2B: 1 3B: 0 HR: 0	SF: 0 SAC: 0 DP: 3 HBP: 0	WP: 0 PB: 0 SB: 0 CS: 0	PA: 33															
PITCHER	IP	WLS	BF	H	R	ER	SO	BB	IBB	HBP	BLK	WP	HR	S	P	ERA	WHIP	PITCHER	IP	WLS	BF	H	R	ER	SO	BB	IBB	HBP	BLK	WP	HR	S	P	ERA	WHIP		
Joe Gibbon, L ERA: 2.79 (1, 1)	7.2	W	29	7	1	1	4	1	0	0	0	0	0	6	6	0.00	1.043																				
Diomedes Olivo, L ERA: 1.96 (8, 1)	1.1	S	4	0	0	0	1	0	0	0	0	0	0	6	6	0.00	0.000																				

Pittsburgh Pirates @ Chicago Cubs
Wrigley Field, Chicago, IL
Mon Jun 11 1962, 3:33 AM CDT
Att: 5,354 - Overcast

AB 32
R 1
H 7
RBI 1
BB 1
SO 5
LOB 11



Batter	1	2	3	4	5	6	7	8	9	AB	R	H	RBI	BB	SO	LOB	TOP										
Bill Virdon, L OBP: 0.306, SLG: 0.404 (1, 8)										4	1	2	1	0	0	0	Pittsburgh Pirates @ Chicago Cubs Wrigley Field, Chicago, IL Tue Jun 12 1962, 3:33 AM CDT Att: 3,200 - Sunny										
Dick Groat, R OBP: 0.354, SLG: 0.355 (1, 6)										4	0	1	1	0	1	1											
Bob Skinner, L OBP: 0.361, SLG: 0.469 Howie Goss, R OBP: 0.308, SLG: 0.348 (8, 7)										4	1	1	0	0	0	1											
Dick Stuart, R OBP: 0.306, SLG: 0.424 (1, 3)										4	1	1	0	0	0	1											
Roberto Clemente, R OBP: 0.332, SLG: 0.437 (1, 9)										4	0	2	1	0	1	0											
Smoky Burgess, L OBP: 0.418, SLG: 0.478 (1, 2)										4	0	0	0	0	0	2											
Don Hoak, R OBP: 0.354, SLG: 0.386 (1, 5)										3	1	1	0	1	1	0											
Bill Mazerowski, R OBP: 0.259, SLG: 0.406 (1, 4)										4	0	0	0	0	0	2											
Harvey Haddix, L OBP: 0.333, SLG: 0.611 Roy Face, R OBP: 0.333, SLG: 0.611 (8, 1)										3	0	0	0	0	2	1											
Inning Stats	R: 2 E: 1 K: 0 S: 6	H: 3 LOB: 1 BB: 0 P: 6	R: 0 E: 0 K: 1 S: 8	H: 1 LOB: 0 BB: 0 P: 3	R: 0 E: 0 K: 1 S: 4	H: 0 LOB: 0 BB: 1 P: 8	R: 0 E: 0 K: 0 S: 4	H: 0 LOB: 0 BB: 0 P: 3	R: 0 E: 0 K: 1 S: 6	H: 1 LOB: 1 BB: 0 P: 6	R: 0 E: 0 K: 1 S: 5	H: 0 LOB: 0 BB: 0 P: 5	R: 0 E: 0 K: 1 S: 5	H: 0 LOB: 0 BB: 0 P: 5	R: 0 E: 0 K: 1 S: 5	H: 0 LOB: 0 BB: 0 P: 5		1B: 5 2B: 4 3B: 0 HR: 0	SF: 0 SAC: 0 DP: 1 HBP: 0	WP: 0 PB: 0 SB: 0 CS: 1	PA: 35						
PITCHER	IP	WLS	BF	H	R	ER	SO	BB	IBB	HBP	BLK	WP	HR	S	P	ERA	WHIP										
Glen Hobbie, R ERA: 5.02 (1, 1)	7.0	L	29	8	4	3	3	1	0	0	0	0	0	34	38	3.86	1.286										
Barney Schultz, R ERA: 4.79 (8, 1)	1.0		3	0	0	0	1	0	0	0	0	0	0	5	5	0.00	0.000										
Don Elston, R ERA: 1.69 (9, 1)	1.0		3	0	0	0	1	0	0	0	0	0	0	5	5	0.00	0.000										

Batter	1	2	3	4	5	6	7	8	9	AB	R	H	RBI	BB	SO	LOB	BOTTOM										
Ron Santo, R OBP: 0.330, SLG: 0.403 (1, 5)										5	0	1	0	0	1	1	Pittsburgh Pirates @ Chicago Cubs Wrigley Field, Chicago, IL Tue Jun 12 1962, 3:33 AM CDT Att: 3,200 - Sunny										
Ken Hubbs, R OBP: 0.301, SLG: 0.374 (1, 4)										5	1	2	0	0	0	2											
14 Ernie Banks, R OBP: 0.298, SLG: 0.504 (1, 3)										5	1	2	0	0	0	3											
George Altman, L OBP: 0.399, SLG: 0.544 (1, 9)										3	1	0	0	1	1	3											
Billy Williams, L OBP: 0.410, SLG: 0.557 (1, 7)										4	0	1	0	0	0	3											
Don Landrum, L OBP: 0.400, SLG: 0.300 (1, 8)										3	0	1	0	1	1	1											
El Tappe, R OBP: 0.364, SLG: 0.300 (1, 2)										3	0	1	2	0	1	2											
Andre Rodgers, R OBP: 0.333, SLG: 0.417 (8, PH)										0	0	0	0	0	0	0											
Bob Will, L OBP: 0.349, SLG: 0.382 (8, PH)										1	0	0	0	0	0	2											
Moe Thacker, R OBP: 0.316, SLG: 0.314 (9, 2)										0	0	0	0	0	0	0											
Alex Grammas, R OBP: 0.189, SLG: 0.194 (1, 6)										4	0	2	1	0	0	1											
Glen Hobbie, R OBP: 0.250, SLG: 0.182 (1, 1)										2	0	0	0	0	1	3											
Jim McKnight, R OBP: 0.295, SLG: 0.305 (7, PH)										1	0	1	0	0	0	0											
Barney Schultz, R OBP: 0.321, SLG: 0.460 (8, PH)										0	0	0	0	0	0	0											
Lou Brock, L OBP: 0.321, SLG: 0.460 (8, PH)										1	0	0	0	0	0	2											
Don Elston, R ERA: 1.76 (9, 1)										0	0	0	0	0	0	0											
Inning Stats	R: 0 E: 0 K: 0 S: 3	H: 1 LOB: 0 BB: 0 P: 3	R: 0 E: 0 K: 0 S: 4	H: 0 LOB: 1 BB: 0 P: 4	R: 0 E: 0 K: 2 S: 11	H: 4 LOB: 3 BB: 1 P: 15	R: 0 E: 0 K: 0 S: 4	H: 1 LOB: 1 BB: 0 P: 8	R: 0 E: 0 K: 2 S: 8	H: 1 LOB: 1 BB: 0 P: 8	R: 0 E: 0 K: 0 S: 4	H: 1 LOB: 2 BB: 1 P: 9	R: 0 E: 0 K: 1 S: 5	H: 1 LOB: 0 BB: 0 P: 5	R: 0 E: 0 K: 1 S: 5	H: 1 LOB: 0 BB: 0 P: 5	1B: 11 2B: 0 3B: 0 HR: 0	SF: 0 SAC: 0 DP: 2 HBP: 0	WP: 0 PB: 0 SB: 0 CS: 0	PA: 39							
PITCHER	IP	WLS	BF	H	R	ER	SO	BB	IBB	HBP	BLK	WP	HR	S	P	ERA	WHIP										
Harvey Haddix, L ERA: 4.21 (1, 1)	7.1	W	33	9	3	3	4	2	0	0	0	0	0	39	47	3.68	1.500										
Roy Face, R ERA: 1.76 (8, 1)	1.2	S	6	2	0	0	1	0	0	0	0	0	0	8	8	0.00	1.200										



Batter	1	2	3	4	5	6	7	8	9	AB	R	H	RBI	BB	SO	LOB	TOP					
Bill Virdon, L OBP: 0.316, SLG: 0.423 (1, 8)	4-0 BB 1B SF7 BB	0-0 5-3			0-0 E 1B	0-0 HR		0-0 CS 1B		4	3	3	3	1	0	1						
Dick Groat, R OBP: 0.355, SLG: 0.356 (1, 6)	0-0 BB 1-2 1B		0-0 6-3		0-0 E 1B	0-0 6-3		0-0 F9		5	0	2	0	0	0	1						
Bob Skinner, L OBP: 0.362, SLG: 0.470 Howie Goss, R OBP: 0.308, SLG: 0.348 (1, 7) (9, 7)	4-0 BB 1-2 2-3 BB		0-0 G5-3 2B		0-0 P4	0-0 P5		0-0 5-3		4	0	1	0	1	0	2						
Dick Stuart, R OBP: 0.303, SLG: 0.416 (1, 3)	0-3 K		1-0 HBP		0-0 L8		0-3 K		0-3 K	4	0	0	0	0	3	5						
Roberto Clemente, R OBP: 0.333, SLG: 0.438 (1, 9)	0-0 SF7		0-0 G5-3		0-0 E4		0-0 1B 1B		0-0 WP 1B 1B	4	1	2	1	0	0	3						
Smoky Burgess, L OBP: 0.418, SLG: 0.470 (1, 2)	0-0 1-3			4-0 BB G4-3	0-0 4-3		0-0 F8		0-0 WP 1B	4	0	1	0	1	0	5						
Don Hoak, R OBP: 0.360, SLG: 0.389 (1, 5)		0-0 4-3		0-0 G4-3		4-0 2B HR BB	0-0 FC4 1B		0-0 1B 1B	4	1	2	1	1	0	1						
Bill Mazerowski, R OBP: 0.263, SLG: 0.412 (1, 4)		0-0 L7		0-0 1B		0-0 HR 2B	0-0 FC4			4	1	2	0	0	0	2						
Al McBean, R OBP: 0.231, SLG: 0.346 Dick Schofield, S OBP: 0.424, SLG: 0.446 Diomedes Olivo, L OBP: 0.333, SLG: 0.375 Roy Face, R OBP: 0.375, SLG: 0.375 (8, PH) (8, 1) (8, 1) (8, 1)		0-0 2B		0-3 K		0-3 K		0-0 F7		3	0	1	0	0	2	3						
Inning Stats	R: 1 E: 0 K: 1 S: 6	H: 1 LOB: 2 BB: 2 P: 14	R: 0 E: 0 K: 0 S: 4	H: 1 LOB: 1 BB: 0 P: 4	R: 0 E: 0 K: 0 S: 3	H: 1 LOB: 1 BB: 0 P: 4	R: 0 E: 0 K: 1 S: 5	H: 1 LOB: 2 BB: 0 P: 6	R: 1 E: 0 K: 0 S: 7	H: 2 LOB: 2 BB: 1 P: 11	R: 0 E: 0 K: 1 S: 7	H: 2 LOB: 2 BB: 0 P: 7	R: 0 E: 0 K: 0 S: 3	H: 1 LOB: 0 BB: 0 P: 3	R: 1 E: 0 K: 1 S: 7	H: 3 LOB: 2 BB: 0 P: 7	1B: 10 2B: 3 3B: 0 HR: 1	SF: 1 SAC: 0 DP: 2 HBP: 1	WP: 1 PB: 0 SB: 0 CS: 1	PA: 43		
PITCHER	IP WLS BF H R ER SO BB IBB HBP BLK WP HR S P ERA WHIP	IP WLS BF H R ER SO BB IBB HBP BLK WP HR S P ERA WHIP	IP WLS BF H R ER SO BB IBB HBP BLK WP HR S P ERA WHIP	IP WLS BF H R ER SO BB IBB HBP BLK WP HR S P ERA WHIP	IP WLS BF H R ER SO BB IBB HBP BLK WP HR S P ERA WHIP	IP WLS BF H R ER SO BB IBB HBP BLK WP HR S P ERA WHIP	IP WLS BF H R ER SO BB IBB HBP BLK WP HR S P ERA WHIP	IP WLS BF H R ER SO BB IBB HBP BLK WP HR S P ERA WHIP	IP WLS BF H R ER SO BB IBB HBP BLK WP HR S P ERA WHIP	IP WLS BF H R ER SO BB IBB HBP BLK WP HR S P ERA WHIP	IP WLS BF H R ER SO BB IBB HBP BLK WP HR S P ERA WHIP	IP WLS BF H R ER SO BB IBB HBP BLK WP HR S P ERA WHIP	IP WLS BF H R ER SO BB IBB HBP BLK WP HR S P ERA WHIP	IP WLS BF H R ER SO BB IBB HBP BLK WP HR S P ERA WHIP	IP WLS BF H R ER SO BB IBB HBP BLK WP HR S P ERA WHIP	IP WLS BF H R ER SO BB IBB HBP BLK WP HR S P ERA WHIP	IP WLS BF H R ER SO BB IBB HBP BLK WP HR S P ERA WHIP	IP WLS BF H R ER SO BB IBB HBP BLK WP HR S P ERA WHIP	IP WLS BF H R ER SO BB IBB HBP BLK WP HR S P ERA WHIP	IP WLS BF H R ER SO BB IBB HBP BLK WP HR S P ERA WHIP	IP WLS BF H R ER SO BB IBB HBP BLK WP HR S P ERA WHIP	IP WLS BF H R ER SO BB IBB HBP BLK WP HR S P ERA WHIP

Pittsburgh Pirates @ Chicago Cubs
Wrigley Field, Chicago, IL
Wed Jun 13 1962, 3:33 AM CDT
Att: 4,872 - Sunny

AB	37
R	6
H	14
RBI	5
BB	4
SO	5
LOB	23



Batter	1	2	3	4	5	6	7	8	9	AB	R	H	RBI	BB	SO	LOB	BOTTOM					
Ron Santo, R OBP: 0.323, SLG: 0.394 (1, 5)	0-3 K		0-3 K		0-0 FC3-6 FC4-6		0-0 L4-6		0-0 6-3	5	0	0	1	0	2	4						
Ken Hubbs, R OBP: 0.300, SLG: 0.370 (1, 4)	0-3 K			1-0 E 1B G6-4-3 HBP	0-0 FC4-6			0-0 F9		3	1	0	0	0	1	2						
Billy Williams, L OBP: 0.418, SLG: 0.576 (1, 7)	4-0 CS BB			0-0 E1 G6-4-3 1B		0-0 HR		0-0 14 1B 1B		3	2	3	1	1	0	0						
George Altman, L OBP: 0.393, SLG: 0.534 (1, 9)	0-0 CS	0-0 6-3		0-0 G6-4-3		0-0 6-3		0-3 K		4	0	0	0	0	1	2						
14 Ernie Banks, R OBP: 0.298, SLG: 0.500 (1, 3)		0-0 4-3		0-0 5-3		0-0 F8		0-0 1B 1B		4	0	1	0	0	0	0						
Don Landrum, L OBP: 0.422, SLG: 0.321 (1, 8)		0-0 1B			4-0 BB E FC1-2 BB	0-0 6-3		0-0 1-2 3H 1B		3	0	2	1	1	0	0						
Ei Tappe, R OBP: 0.343, SLG: 0.281 Bob Will, L OBP: 0.364, SLG: 0.400 Don Elston, R OBP: 0.331, SLG: 0.414 Andre Rodgers, R OBP: 0.331, SLG: 0.414 Don Cardwell, R OBP: 0.125, SLG: 0.045 (1, 2) (7, PH) (8, 1) (8, PH) (9, 1)		0-0 G3			0-0 FC1 FC1-2 BB FC3-6		0-0 E1 1B FC1 1B	0-3 K		2	1	0	0	0	0	2						
Alex Grammas, R OBP: 0.220, SLG: 0.205 (1, 6)			0-3 K		4-0 FC3-6 FC1-2 BB		0-0 L4-6 FC1 1B		0-0 P1	3	0	1	0	1	1	0						
Cal Koonce, R OBP: 0.107, SLG: 0.107 Lou Brock, L OBP: 0.319, SLG: 0.458 Cuno Barragan, R OBP: 0.297, SLG: 0.276 Jim McKnight, R OBP: 0.290, SLG: 0.300 (1, 1) (7, PH) (8, 2) (8, PH)			0-0 3-1		0-0 FC1-2		0-0 FC1		0-0 1-3	2	0	0	0	0	0	3						
Inning Stats	R: 0 E: 0 K: 2 S: 6	H: 0 LOB: 0 BB: 1 P: 10	R: 0 E: 0 K: 0 S: 4	H: 1 LOB: 1 BB: 0 P: 4	R: 0 E: 0 K: 2 S: 7	H: 0 LOB: 0 BB: 0 P: 7	R: 1 E: 1 K: 0 S: 3	H: 1 LOB: 0 BB: 0 P: 4	R: 1 E: 0 K: 0 S: 4	H: 2 LOB: 1 BB: 0 P: 4	R: 0 E: 0 K: 2 S: 10	H: 3 LOB: 2 BB: 0 P: 10	R: 0 E: 0 K: 0 S: 3	H: 0 LOB: 0 BB: 0 P: 3	R: 0 E: 0 K: 0 S: 3	H: 0 LOB: 0 BB: 0 P: 3	1B: 7 2B: 1 3B: 0 HR: 1	SF: 0 SAC: 0 DP: 2 HBP: 1	WP: 0 PB: 0 SB: 0 CS: 1	PA: 38		
PITCHER	IP WLS BF H R ER SO BB IBB HBP BLK WP HR S P ERA WHIP	IP WLS BF H R ER SO BB IBB HBP BLK WP HR S P ERA WHIP	IP WLS BF H R ER SO BB IBB HBP BLK WP HR S P ERA WHIP	IP WLS BF H R ER SO BB IBB HBP BLK WP HR S P ERA WHIP	IP WLS BF H R ER SO BB IBB HBP BLK WP HR S P ERA WHIP	IP WLS BF H R ER SO BB IBB HBP BLK WP HR S P ERA WHIP	IP WLS BF H R ER SO BB IBB HBP BLK WP HR S P ERA WHIP	IP WLS BF H R ER SO BB IBB HBP BLK WP HR S P ERA WHIP	IP WLS BF H R ER SO BB IBB HBP BLK WP HR S P ERA WHIP	IP WLS BF H R ER SO BB IBB HBP BLK WP HR S P ERA WHIP	IP WLS BF H R ER SO BB IBB HBP BLK WP HR S P ERA WHIP	IP WLS BF H R ER SO BB IBB HBP BLK WP HR S P ERA WHIP	IP WLS BF H R ER SO BB IBB HBP BLK WP HR S P ERA WHIP	IP WLS BF H R ER SO BB IBB HBP BLK WP HR S P ERA WHIP	IP WLS BF H R ER SO BB IBB HBP BLK WP HR S P ERA WHIP	IP WLS BF H R ER SO BB IBB HBP BLK WP HR S P ERA WHIP	IP WLS BF H R ER SO BB IBB HBP BLK WP HR S P ERA WHIP	IP WLS BF H R ER SO BB IBB HBP BLK WP HR S P ERA WHIP	IP WLS BF H R ER SO BB IBB HBP BLK WP HR S P ERA WHIP	IP WLS BF H R ER SO BB IBB HBP BLK WP HR S P ERA WHIP	IP WLS BF H R ER SO BB IBB HBP BLK WP HR S P ERA WHIP	IP WLS BF H R ER SO BB IBB HBP BLK WP HR S P ERA WHIP

Pittsburgh Pirates @ Chicago Cubs
Wrigley Field, Chicago, IL
Wed Jun 13 1962, 3:33 AM CDT
Att: 4,872 - Sunny

AB	33
R	4
H	8
RBI	3
BB	3
SO	6
LOB	17



Batter	1	2	3	4	5	6	7	8	9	AB	R	H	RBI	BB	SO	LOB	TOP					
Bill Virdon, L OBP: 0.313, SLG: 0.423 (1, 8)	0-0 3-1 1B 2B	0-0 1-3		0-3 K		0-0 6-3		0-0 F9		5	1	1	0	0	1	3						
Dick Groat, R OBP: 0.348, SLG: 0.349 (1, 6)	0-0 3-1 2-3	0-0 F9			0-3 K	0-0 6-3		0-0 FC6-4 1-2f		5	0	0	0	0	1	2						
Roberto Clemente, R OBP: 0.344, SLG: 0.444 (1, 9)	0-0 BB PB 1B 3-H		0-0 5-3		4-0 1B 1B BB		0-0 L9 BB 1B		0-0 1B	4	2	3	1	1	0	0						
Dick Stuart, R OBP: 0.308, SLG: 0.417 (1, 3)	4-0 PB BB FC4-2 BB		0-0 F8		0-0 1B HR 1B		0-0 F5		0-0 F8	2	1	1	0	1	0	0						
Jim Marshall, L OBP: 0.310, SLG: 0.492 (7, PH)	1-2 FC4-2 BB		0-0 F8		1-2 HR 1B		4-0 F5		0-0 F8	2	0	0	0	0	0	2						
Donn Clendenon, R OBP: 0.326, SLG: 0.278 (1, 7)	4-0 FC4-2 PB BB		0-3 K		0-0 HR 1B		4-0 S BB		0-0 F5	2	1	1	1	2	1	0						
Howie Goss, R OBP: 0.302, SLG: 0.340 (7, 7)	1-2 2-3 BB		0-0 K		1-2 2-H HR 1B		0-0 L9 BB		0-0 P4	1	0	0	0	0	0	1						
Don Hoak, R OBP: 0.361, SLG: 0.407 (1, 5)	0-0 FC4-2 S		0-0 K		0-0 1B HR		0-0 L9		0-0 P4	5	1	2	3	0	0	5						
Bill Mazerolski, R OBP: 0.263, SLG: 0.406 (1, 4)	1-2 IBB		0-3 K		0-0 P5		0-0 F7			3	0	0	0	1	1	3						
Cal Neeman, R OBP: 0.200, SLG: 0.214 (1, 2)	0-0 5-3		0-0 F9		0-3 K				0-0 1-3	4	0	0	0	0	1	4						
Bob Friend, R OBP: 0.194, SLG: 0.222 (1, 1)		0-0 5-3		0-0 K		0-3 K		0-0 FC6-4 1B		4	0	2	0	0	1	0						
Inning Stats	R: 2 E: 0 K: 0 S: 5	H: 2 LOB: 3 BB: 3 P: 17	R: 0 E: 0 K: 0 S: 3	H: 0 LOB: 0 BB: 0 P: 3	R: 0 E: 0 K: 1 S: 5	H: 0 LOB: 0 BB: 0 P: 5	R: 0 E: 0 K: 2 S: 9	H: 2 LOB: 2 BB: 0 P: 9	R: 4 E: 0 K: 2 S: 10	H: 3 LOB: 0 BB: 1 P: 14	R: 0 E: 0 K: 1 S: 5	H: 0 LOB: 0 BB: 0 P: 5	R: 0 E: 0 K: 0 S: 4	H: 1 LOB: 2 BB: 1 P: 8	R: 0 E: 0 K: 0 S: 4	H: 1 LOB: 1 BB: 0 P: 4	R: 0 E: 0 K: 0 S: 4	H: 1 LOB: 1 BB: 0 P: 4	1B: 8 2B: 1 3B: 0 HR: 1	SF: 0 SAC: 0 DP: 0 HBP: 0	WP: 0 PB: 1 SB: 2 CS: 0	PA: 42
PITCHER	IP WLS BF H R ER SO BB IBB HBP BLK WP HR S P ERA WHIP	IP WLS BF H R ER SO BB IBB HBP BLK WP HR S P ERA WHIP																				
Dick Ellsworth, L ERA: 5.8 (1, 1)	4.1 L 24 7 6 6 4	0.2 0 0 0 0 1 0 0 0 0 0 0 4 4 0.00 0.000	2.0 1 0 0 1 1 0 0 0 0 0 0 9 13 0.00 1.000	2.0 2 0 0 0 0 0 0 0 0 0 0 8 8 0.00 1.000																		
Dave Gerard, R ERA: 5.54 (5, 1)																						
Tony Balsamo, R ERA: 5.46 (6, 1)																						
Bob Buhl, R ERA: 5.02 (8, 1)																						

Pittsburgh Pirates @ Chicago Cubs
Wrigley Field, Chicago, IL
Thu Jun 14 1962, 3:33 AM CDT
Att: 5,005 - Sunny


AB 37
R 6
H 10
RBI 5
BB 5
SO 6
LOB 20



Batter	1	2	3	4	5	6	7	8	9	AB	R	H	RBI	BB	SO	LOB	BOTTOM					
Don Landrum, L OBP: 0.412, SLG: 0.304 (1, 9)	0-0 4-3		0-0 E3 1-2		0-0 4-3			4-0 BB		3	0	0	0	1	0	1						
Ken Hubbs, R OBP: 0.296, SLG: 0.364 (1, 4)	0-0 P6		0-0 P3			0-0 F8		0-3 K		4	0	0	0	0	1	3						
Billy Williams, L OBP: 0.419, SLG: 0.591 (1, 7)	0-0 HR		0-0 F9 2-3			0-0 1B 2B		0-0 4-3		4	2	2	1	0	0	3						
14 Ernie Banks, R OBP: 0.293, SLG: 0.492 (1, 3)	0-0 5-3			0-0 F8		0-0 F9			0-3 K	4	0	0	0	0	1	1						
Ron Santo, R OBP: 0.333, SLG: 0.414 (1, 5)		0-0 HR		4-0 E BB		0-0 2-H 1B		0-0 1B		3	1	3	2	1	0	0						
Lou Brock, L OBP: 0.318, SLG: 0.455 (1, 8)	0-0 6-3			0-0 E6 G6-4-3 1-2			0-0 1-3		0-0 G4-6-3 1B	4	0	1	0	0	0	1						
El Tappe, R OBP: 0.264, SLG: 0.265 (1, 2)	0-3 K		0-0 G6-4-3 1-2f				0-0 5-3		0-0 G4-6-3 1-2f	2	0	0	0	0	1	2						
Tony Balsamo, R OBP: 0.200, SLG: 0.400 (6, 1)		0-0 K								0	0	0	0	0	0	0						
Bob Will, L OBP: 0.356, SLG: 0.389 (7, PH)										1	0	0	0	0	0	0						
Bob Buhl, R OBP: 0.286, SLG: 0.295 (8, PH)										0	0	0	0	0	0	0						
Jim McKnight, R OBP: 0.286, SLG: 0.295 (9, PH)										1	0	0	0	0	0	2						
Alex Grammas, R OBP: 0.205, SLG: 0.190 (1, 6)	0-0 5-3				0-0 F9		0-3 K			3	0	0	0	0	1	0						
Dick Ellsworth, L OBP: 0.286, SLG: 0.074 (1, 1)			4-0 F9 E BB					0-3 K		0	0	0	0	1	0	0						
Dave Gerard, R OBP: 1.000, SLG: 1.000 (5, 1)										0	0	0	0	0	0	0						
Cuno Barragan, R OBP: 0.288, SLG: 0.267 (5, PH)										2	0	0	0	0	1	0						
Inning Stats	R: 1 E: 0 K: 0 S: 4	H: 1 LOB: 0 BB: 0 P: 4	R: 1 E: 0 K: 1 S: 6	H: 1 LOB: 0 BB: 0 P: 6	R: 0 E: 1 K: 0 S: 3	H: 0 LOB: 1 BB: 1 P: 7	R: 0 E: 1 K: 0 S: 3	H: 0 LOB: 1 BB: 1 P: 7	R: 0 E: 0 K: 0 S: 3	H: 0 LOB: 0 BB: 0 P: 3	R: 1 E: 0 K: 0 S: 4	H: 2 LOB: 1 BB: 0 P: 4	R: 0 E: 0 K: 1 S: 5	H: 0 LOB: 0 BB: 0 P: 5	R: 0 E: 0 K: 2 S: 7	H: 0 LOB: 1 BB: 1 P: 11	R: 0 E: 0 K: 1 S: 6	H: 2 LOB: 1 BB: 0 P: 6	1B: 3 2B: 1 3B: 0 HR: 2	SF: 0 SAC: 0 DP: 2 HBP: 0	WP: 0 PB: 0 SB: 0 CS: 0	PA: 34
PITCHER	IP WLS BF H R ER SO BB IBB HBP BLK WP HR S P ERA WHIP	IP WLS BF H R ER SO BB IBB HBP BLK WP HR S P ERA WHIP																				
Bob Friend, R ERA: 3.67 (1, 1)	9.0 W 34 6 3 3 5																					

Pittsburgh Pirates @ Chicago Cubs
Wrigley Field, Chicago, IL
Thu Jun 14 1962, 3:33 AM CDT
Att: 5,005 - Sunny

AB 31
R 3
H 6
RBI 3
BB 3
SO 5
LOB 13



Batter	1	2	3	4	5	6	7	8	9	AB	R	H	RBI	BB	SO	LOB	TOP								
Don Landrum, L OBP: 0.417, SLG: 0.317 (1, 9)										4	1	2	0	0	0	2									
Ken Hubbs, R OBP: 0.291, SLG: 0.358 (1, 4)										4	0	0	0	0	3	4									
Billy Williams, L OBP: 0.417, SLG: 0.585 (1, 7)										4	0	1	2	0	1	2									
14 Ernie Banks, R OBP: 0.292, SLG: 0.500 (1, 3)										4	1	1	1	0	0	1									
Ron Santo, R OBP: 0.332, SLG: 0.416 (1, 5)										4	0	1	0	0	0	0									
Lou Brock, L OBP: 0.317, SLG: 0.451 (1, 8)										4	1	1	0	0	1	1									
Andre Rodgers, R OBP: 0.349, SLG: 0.431 (1, 6)										2	1	2	1	1	0	0									
Moe Thacker, R OBP: 0.310, SLG: 0.308 (1, 2)										4	1	1	0	0	3	3									
Bob Anderson, R OBP: 0.083, SLG: 0.250 Dave Gerard, R OBP: 0.667, SLG: 0.500 (7, 1)										2	0	1	1	0	1	0									
										1	0	0	0	0	0	0									
Inning Stats	R: 0 E: 0 K: 1 S: 6	H: 1 LOB: 1 BB: 0 P: 6	R: 2 E: 0 K: 1 S: 8	H: 3 LOB: 1 BB: 0 P: 8	R: 0 E: 0 K: 0 S: 3	H: 0 LOB: 0 BB: 0 P: 3	R: 0 E: 0 K: 0 S: 2	H: 0 LOB: 0 BB: 0 P: 3	R: 2 E: 1 K: 1 S: 7	H: 2 LOB: 0 BB: 0 P: 7	R: 1 E: 0 K: 1 S: 6	H: 2 LOB: 1 BB: 1 P: 10	R: 0 E: 0 K: 3 S: 10	H: 1 LOB: 1 BB: 0 P: 10	R: 0 E: 0 K: 1 S: 5	H: 0 LOB: 0 BB: 0 P: 5	R: 0 E: 0 K: 1 S: 5	H: 1 LOB: 0 BB: 0 P: 5	1B: 6 2B: 2 3B: 1 HR: 1	SF: 0 SAC: 1 DP: 0 HBP: 1	WP: 0 PB: 0 SB: 2 CS: 3	PA: 38			
PITCHER	IP	WLS	BF	H	R	ER	SO	BB	IBB	HBP	BLK	WP	HR	S	P	ERA	WHIP								
Roger Craig, R ERA: 4.79 Ken Mackenzie, L ERA: 4.54 Craig Anderson, R ERA: 3.27	6.0	L	26	8	5	3	4	1	0	1	0	0	1	32	37	4.50	1.500								

Chicago Cubs @ New York Mets
Polo Grounds, New York, NY
Fri Jun 15 1962, 7:05 PM EDT
Att: 8,983 - Unknown

AB	33
R	5
H	10
RBI	5
BB	1
SO	9
LOB	13



Batter	1	2	3	4	5	6	7	8	9	AB	R	H	RBI	BB	SO	LOB	BOTTOM								
Jim Hickman, R OBP: 0.335, SLG: 0.450 (1, 9)										4	0	0	0	0	1	4									
Elio Chacon, R OBP: 0.371, SLG: 0.293 (1, 6)										4	0	0	0	0	0	1									
Charlie Neal, R OBP: 0.350, SLG: 0.401 (1, 4)										4	0	0	0	0	1	1									
Frank Thomas, R OBP: 0.351, SLG: 0.547 (1, 7)										4	1	2	0	0	0	0									
Felix Mantilla, R OBP: 0.335, SLG: 0.411 (1, 5)										4	0	2	0	0	0	1									
Sammy Taylor, L OBP: 0.275, SLG: 0.229 (1, 2)										4	0	0	0	0	1	4									
Gil Hodges, R OBP: 0.167, SLG: 0.605 Rod Kanehl, R OBP: 0.404, SLG: 0.489 Craig Anderson, R (8, 1) Cliff Cook, R OBP: 0.226, SLG: 0.346 (9, PH)										3	0	1	1	0	0	2									
Joe Christopher, R OBP: 0.268, SLG: 0.308 (1, 8)										2	0	0	0	2	0	2									
Roger Craig, R OBP: 0.167, SLG: 0.048 Riche Ashburn, L OBP: 0.402, SLG: 0.392 Ken Mackenzie, R (7, 1) Mary Throneberry, L OBP: 0.329, SLG: 0.292 (8, 3)										1	0	0	0	0	0	1									
										1	0	1	0	0	0	0									
										0	0	0	0	0	0	0									
										1	0	0	0	0	1	3									
Inning Stats	R: 0 E: 0 K: 0 S: 3	H: 0 LOB: 0 BB: 0 P: 3	R: 0 E: 0 K: 0 S: 3	H: 0 LOB: 0 BB: 0 P: 3	R: 0 E: 0 K: 1 S: 5	H: 0 LOB: 0 BB: 0 P: 5	R: 0 E: 0 K: 1 S: 7	H: 1 LOB: 2 BB: 0 P: 7	R: 0 E: 0 K: 1 S: 6	H: 1 LOB: 1 BB: 0 P: 6	R: 1 E: 0 K: 1 S: 8	H: 3 LOB: 3 BB: 1 P: 12	R: 0 E: 0 K: 0 S: 4	H: 1 LOB: 1 BB: 0 P: 4	R: 0 E: 0 K: 0 S: 3	H: 0 LOB: 0 BB: 0 P: 3	1B: 6 2B: 1 3B: 0 HR: 0	SF: 0 SAC: 0 DP: 1 HBP: 0	WP: 0 PB: 0 SB: 0 CS: 0	PA: 35					
PITCHER	IP	WLS	BF	H	R	ER	SO	BB	IBB	HBP	BLK	WP	HR	S	P	ERA	WHIP								
Bob Anderson, R ERA: 4.08 Dave Gerard, R ERA: 4.6	6.1	W	26	5	1	1	3	2	0	0	0	0	0	30	38	1.42	1.105								

Chicago Cubs @ New York Mets
Polo Grounds, New York, NY
Fri Jun 15 1962, 7:05 PM EDT
Att: 8,983 - Unknown

AB	33
R	1
H	6
RBI	1
BB	2
SO	4
LOB	19



Batter	1	2	3	4	5	6	7	8	9	AB	R	H	RBI	BB	SO	LOB	TOP					
Bob Will, L OBP: 0.353, SLG: 0.390 (1, 9)	E3 4-6-3		L9			3-1		BB		4	0	1	0	1	0	2						
Alex Grammas, R OBP: 0.294, SLG: 0.213 (1, 4)	4-6-3 1-2					4-3		P5		5	0	1	0	0	0	4						
Billy Williams, L OBP: 0.413, SLG: 0.585 (1, 7)	F7					4-3		HR		4	1	1	1	1	1	2						
14 Ernie Banks, R OBP: 0.305, SLG: 0.532 (1, 3)	BB		F7			P5		2B		4	0	1	0	1	0	3						
Ron Santo, R OBP: 0.323, SLG: 0.420 (1, 5)	F9					F7		E5 1B		5	2	1	1	0	0	3						
Lou Brock, L OBP: 0.320, SLG: 0.466 (1, 8)			L7			E6 G2-3		P6		2	1	0	0	0	0	0						
George Altman, L OBP: 0.388, SLG: 0.527 (5, 8)						G2-3		K		3	0	0	0	0	1	2						
Andre Rodgers, R OBP: 0.367, SLG: 0.428 (1, 6)			K					1B CS		3	0	1	2	1	1	0						
Dick Bertell, R OBP: 0.299, SLG: 0.317 (1, 2)			6-3					CS		3	0	2	0	0	0	0						
Bob Buhl, R (1, 1)								1B		2	0	0	0	1	1	1						
Jim McKnight, R (8, PH)			K			F8				1	0	0	0	0	1	1						
Don Cardwell, R (8, 1)								BB		0	0	0	0	0	0	0						
Inning Stats	R: 0 E: 1 K: 0 S: 4	H: 0 LOB: 2 BB: 1 P: 8	R: 0 E: 0 K: 1 S: 5	H: 0 LOB: 0 BB: 0 P: 5	R: 0 E: 0 K: 1 S: 6	H: 1 LOB: 2 BB: 1 P: 10	R: 1 E: 1 K: 0 S: 5	H: 1 LOB: 1 BB: 0 P: 5	R: 0 E: 0 K: 0 S: 4	H: 1 LOB: 1 BB: 0 P: 4	R: 1 E: 0 K: 0 S: 5	H: 2 LOB: 2 BB: 1 P: 9	R: 1 E: 0 K: 1 S: 7	H: 2 LOB: 1 BB: 0 P: 7	R: 0 E: 0 K: 1 S: 5	H: 0 LOB: 2 BB: 2 P: 13	R: 1 E: 0 K: 1 S: 6	H: 1 LOB: 0 BB: 0 P: 6	1B: 2 2B: 3 3B: 1 HR: 2	SF: 0 SAC: 1 DP: 0 HBP: 0	WP: 0 PB: 0 SB: 0 CS: 2	PA: 42
PITCHER	IP WLS BF H R ER SO BB IBB HBP BLK WP HR S P ERA WHIP																					
Bob Miller, R (1, 1)	5.1 26 5 2 0 2 2 0 0 0 0 0 0 28 36 0.00 1.312																					
Craig Anderson, R (6, 1)	1.1 6 2 1 1 0 1 0 0 0 0 0 1 5 9 6.75 2.250																					
Vinegar Bend Mizell, L (7, 1)	2.1 L 10 1 1 1 3 2 0 0 0 0 0 1 14 22 3.86 1.286																					

Chicago Cubs @ New York Mets
Polo Grounds, New York, NY
Sun Jun 17 1962, 3:38 AM EDT
Att: 13,128 - Cloudy - 90 F

AB	36
R	4
H	8
RBI	4
BB	5
SO	5
LOB	18





Batter	1	2	3	4	5	6	7	8	9	AB	R	H	RBI	BB	SO	LOB	BOTTOM					
Richie Ashburn, L OBP: 0.394, SLG: 0.405 (1, 8)	5-3		3-1			K		4-3		5	0	0	0	0	1	4						
Elio Chacon, R (1, 6)	F3					1B BB		F7		4	2	1	0	1	0	0						
Gene Woodling, L (1, 7)	4-3					1B BB		F8		3	1	0	0	2	0	0						
Frank Thomas, R (1, 5)			K			SF9 1B		1B BB		4	0	2	1	1	1	0						
Mary Throneberry, L (1, 3)			1-3			SF9		K		3	0	1	1	0	1	2						
Charlie Neal, R (1, 4)			K			SF9 1B		1B		4	0	1	0	0	1	2						
Cliff Cook, R (1, 9)						P6		SF9 1B		3	0	1	1	0	0	0						
Chris Cannizzaro, R (1, 2)						WP SH3-4 BB		F7		1	0	0	0	3	0	2						
Bob Miller, R (1, 1)			SH3-4					K		1	0	0	0	0	1	0						
Craig Anderson, R (6, 1)								K		1	0	0	0	0	1	2						
Vinegar Bend Mizell, R (7, 1)								K		1	0	0	0	0	0	1						
Inning Stats	R: 0 E: 0 K: 0 S: 3	H: 0 LOB: 0 BB: 0 P: 3	R: 0 E: 0 K: 2 S: 7	H: 0 LOB: 0 BB: 0 P: 7	R: 0 E: 0 K: 0 S: 3	H: 0 LOB: 1 BB: 1 P: 7	R: 2 E: 0 K: 0 S: 6	H: 3 LOB: 2 BB: 1 P: 10	R: 1 E: 0 K: 2 S: 8	H: 1 LOB: 2 BB: 2 P: 16	R: 0 E: 0 K: 2 S: 8	H: 1 LOB: 2 BB: 1 P: 12	R: 0 E: 0 K: 0 S: 4	H: 1 LOB: 2 BB: 1 P: 8	R: 0 E: 0 K: 0 S: 3	H: 0 LOB: 1 BB: 1 P: 7	R: 0 E: 0 K: 0 S: 3	H: 0 LOB: 0 BB: 0 P: 3	1B: 6 2B: 0 3B: 0 HR: 0	SF: 2 SAC: 1 DP: 0 HBP: 0	WP: 1 PB: 0 SB: 0 CS: 0	PA: 40
PITCHER	IP WLS BF H R ER SO BB IBB HBP BLK WP HR S P ERA WHIP																					
Bob Buhl, R (1, 1)	7.0 33 6 3 3 6 6 0 0 0 0 0 0 39 63 3.86 1.714																					
Don Cardwell, R (8, 1)	2.0 W 7 0 0 0 0 1 0 0 0 0 0 0 6 10 0.00 0.500																					


Chicago Cubs @ New York Mets
Polo Grounds, New York, NY
Sun Jun 17 1962, 3:38 AM EDT
Att: 13,128 - Cloudy - 90 F


AB	30
R	3
H	6
RBI	3
BB	7
SO	6
LOB	13



Batter	1	2	3	4	5	6	7	8	9	AB	R	H	RBI	BB	SO	LOB	TOP										
Lou Brock, L (1, 8) OBP: 0.318, SLG: 0.460	0-3 K	0-0 4-3			0-3 K			0-0 9-4 1B	0-3 K	5	0	1	0	0	3	2	<p>Chicago Cubs @ Philadelphia Phillies</p> <p>Connie Mack Stadium, Philadelphia, PA</p> <p>Tue Jun 19 1962, 7:05 PM EDT</p> <p>Att: 6,464 - Cloudy</p> <p>livebaseballscorecards.com</p> <p>AB 37 R 9 H 11 RBI 9 BB 3 SO 13 LOB 12</p> 										
Ken Hubbs, R (1, 4) OBP: 0.294, SLG: 0.356	0-0 F9		0-0 5-3			0-3 K		0-3 K	0-0 1B 2B	5	1	1	0	0	2	1											
Billy Williams, L (1, 7) OBP: 0.409, SLG: 0.578	0-0 4-3		0-3 K			0-0 L9		0-0 9-4	0-0 14 14 1B	5	0	1	2	0	1	1											
14 Ernie Banks, R (1, 3) OBP: 0.307, SLG: 0.527		0-0 BB 2B 1B	0-3 K			0-0 5-3			2B BB 6-3	4	2	1	0	1	1	1											
Ron Santo, R (1, 5) OBP: 0.322, SLG: 0.421		0-3 K		0-3 K			0-0 6-3		0-0 1-3 2B 2B	4	1	1	0	0	2	1											
George Altman, L (1, 9) OBP: 0.391, SLG: 0.525		4-0 2B BB		0-3 K			4-0 1B BB		0-0 2B 3B	1	1	0	0	2	1	0											
Bob Will, L (9, PH) OBP: 0.365, SLG: 0.429		1-2 2B BB							2H 3H 2B	1	1	1	2	0	0	0											
Andre Rodgers, R (1, 6) OBP: 0.377, SLG: 0.458		0-0 1-3 2H 2B		0-0 4-3			0-0 1-2 FC5-4 1B		0-0 2H 3B	4	2	3	2	0	0	0											
Moe Thacker, R (1, 2) OBP: 0.296, SLG: 0.314		0-0 6-3 2H 3H 2B			0-3 K		0-3 K		0-0 2B 1B	4	1	2	3	0	2	2											
Cal Koonce, R (1, 1) OBP: 0.107, SLG: 0.107		0-0 6-3			0-0 1-3		0-0 FC5-4		0-3 K	0	0	0	0	0	0	0											
Glen Hobbie, R (1, 1) OBP: 0.222, SLG: 0.160					1-3		1-2			2	0	0	0	0	0	1											
Jim McKnight, R (7, PH) OBP: 0.277, SLG: 0.286										1	0	0	0	0	0	2											
Dave Gerard, R (7, 1) OBP: 0.400, SLG: 0.250		2-3								1	0	0	0	0	1												
Inning Stats	R: 0 E: 0 K: 1 S: 5	H: 0 LOB: 0 BB: 0 P: 5	R: 3 E: 0 K: 1 S: 8	H: 3 LOB: 1 BB: 1 P: 12	R: 0 E: 0 K: 2 S: 7	H: 0 LOB: 0 BB: 0 P: 7	R: 0 E: 0 K: 2 S: 7	H: 0 LOB: 0 BB: 0 P: 7	R: 0 E: 0 K: 1 S: 5	H: 1 LOB: 2 BB: 1 P: 10	R: 0 E: 0 K: 1 S: 5	H: 1 LOB: 0 BB: 0 P: 5	R: 6 E: 0 K: 2 S: 13	H: 6 LOB: 1 BB: 1 P: 17	1B: 5 2B: 6 3B: 1 HR: 0	SF: 0 SAC: 0 DP: 1 HBP: 0	WP: 0 PA: 40 PB: 0 SB: 2 CS: 0										
PITCHER	IP	WLS	BF	H	R	ER	SO	BB	IBB	HBP	BLK	WP	HR	S	P	ERA	WHIP										
Dennis Bennett, L (1, 1) ERA: 4.91	8.0		31	5	4	4	11	3	0	0	0	0	0	50	62	4.50	1.000										
Cal McLish, R (9, 1) ERA: 4.54	0.0	1	1	0	0	0	0	0	0	0	0	0	0	1	1	∞	∞										
Chris Short, L (9, 1) ERA: 3.75	0.0	L	2	2	2	2	0	0	0	0	0	0	0	2	2	∞	∞										
Jack Baldschun, R (9, 1) ERA: 3.63	0.2		5	3	3	3	2	0	0	0	0	0	0	9	9	40.50	4.500										
Paul Brown, R (9, 1) ERA: 4.61	0.1		1	0	0	0	0	0	0	0	0	0	0	1	1	0.00	0.000										

Batter	1	2	3	4	5	6	7	8	9	AB	R	H	RBI	BB	SO	LOB	BOTTOM										
Tony Taylor, R (1, 4) OBP: 0.366, SLG: 0.397	0-0 1B 2B	0-0 F8 1B 1B		0-0 1-3		0-0 6-3		0-0 FC3-6 1-2		5	2	2	0	0	0	1	<p>Chicago Cubs @ Philadelphia Phillies</p> <p>Connie Mack Stadium, Philadelphia, PA</p> <p>Tue Jun 19 1962, 7:05 PM EDT</p> <p>Att: 6,464 - Cloudy</p> <p>livebaseballscorecards.com</p> <p>AB 37 R 5 H 12 RBI 5 BB 3 SO 3 LOB 16</p> 										
Johnny Callison, L (1, 9) OBP: 0.397, SLG: 0.536	0-0 1-2 1B	0-0 F8 1-3 1B		0-0 L9		0-0 1B		0-0 G3 1-2		5	1	2	0	0	0	2											
Tony Gonzalez, L (1, 8) OBP: 0.391, SLG: 0.505	0-0 1-3 2H 1B	0-0 3H 1B		0-0 4-3		0-0 L7		0-0 3-1		5	0	2	2	0	0	2											
Roy Sievers, R (1, 3) OBP: 0.335, SLG: 0.387	0-0 G3 1B	0-0 5-3		0-3 K		0-0 F8		0-0 P4		5	1	1	1	0	1	2											
Wes Covington, L (1, 7) OBP: 0.309, SLG: 0.411	0-0 G3		0-3 K		4-0 HBP 1B BB		0-0 F2		0-0 P4	3	1	0	0	1	1	1											
Jackie Davis, R (8, 7) OBP: 0.279, SLG: 0.328	2-3				0-0 1B HBP		0-0 6-3		0-0 F8	1	0	0	0	0	0	0											
Don Demeter, R (1, 5) OBP: 0.344, SLG: 0.497	1-0 1B HBP		0-0 7-4 2B		0-0 1B HBP		0-0 6-3		0-0 F8	4	0	2	0	0	0	0											
Clay Dalrymple, L (1, 2) OBP: 0.432, SLG: 0.434	0-0 1-3 1B		4-0 BB		1-0 1B HBP		4-0 FC6-4 BB			1	0	1	1	2	0	0											
Bobby Wine, R (1, 6) OBP: 0.238, SLG: 0.294	0-3 K		0-0 7-4		0-0 1-2 2-3 1B		0-0 FC6-4			4	0	1	1	0	1	5											
Dennis Bennett, L (1, 1) OBP: 0.211, SLG: 0.118		0-0 G3		0-0 4-3		0-0 F7		0-0 FC3-6 1B		4	0	1	0	0	0	3											
Cal McLish, S (9, 1) OBP: 0.167, SLG: 0.091										0	0	0	0	0	0	0											
Chris Short, R (9, 1) OBP: 0.182, SLG: 0.300										0	0	0	0	0	0	0											
Jack Baldschun, R (9, 1) OBP: 0.300, SLG: 0.333										0	0	0	0	0	0	0											
Inning Stats	R: 3 E: 0 K: 1 S: 9	H: 5 LOB: 2 BB: 0 P: 10	R: 1 E: 0 K: 0 S: 5	H: 2 LOB: 0 BB: 0 P: 5	R: 0 E: 0 K: 1 S: 5	H: 1 LOB: 1 BB: 1 P: 9	R: 0 E: 0 K: 0 S: 3	H: 0 LOB: 0 BB: 0 P: 3	R: 1 E: 0 K: 1 S: 7	H: 2 LOB: 3 BB: 1 P: 12	R: 0 E: 0 K: 0 S: 4	H: 1 LOB: 1 BB: 0 P: 4	R: 0 E: 0 K: 0 S: 3	H: 1 LOB: 0 BB: 0 P: 4	R: 0 E: 0 K: 0 S: 3	H: 0 LOB: 0 BB: 0 P: 3	1B: 10 2B: 3 3B: 0 HR: 0	SF: 0 SAC: 0 DP: 1 HBP: 2	WP: 0 PA: 42 PB: 0 SB: 3 CS: 0								
PITCHER	IP	WLS	BF	H	R	ER	SO	BB	IBB	HBP	BLK	WP	HR	S	P	ERA	WHIP										
Cal Koonce, R (1, 1) ERA: 4.54	0.2		7	5	3	3	0	0	0	1	0	0	0	6	7	40.50	7.500										
Glen Hobbie, R (1, 1) ERA: 5.25	5.1		24	6	2	2	3	2	0	1	0	0	0	27	36	3.38	1.500										
Dave Gerard, R (7, 1) ERA: 3.6	3.0	W	11	1	0	0	0	1	0	0	0	0	0	10	14	0.00	0.667										

Batter	1	2	3	4	5	6	7	8	9	AB	R	H	RBI	BB	SO	LOB	TOP
Lou Brock, L (1.8) OBP: 0.312, SLG: 0.451	F8	K			F7		P6		F7	5	0	0	0	0	1	2	Chicago Cubs @ Philadelphia Phillies Connie Mack Stadium, Philadelphia, PA Thu Jun 21 1962, 7:05 PM EDT Att: 7,533 - Unknown AB 31 R 0 H 5 RBI 0 BB 5 SO 7 LOB 19 
Ken Hubbs, R (1.4) OBP: 0.296, SLG: 0.356	14 BB 1B		F8		K		4-0 BB			3	0	1	0	1	1	0	
Billy Williams, L (1.7) OBP: 0.410, SLG: 0.575	14 BB 1B		14 BB 14 S BB		G3		4-3			3	0	1	0	1	0	2	
14 Ernie Banks, R (1.3) OBP: 0.306, SLG: 0.521	1-2 BB		K		6-3		5-3			3	0	0	0	1	1	1	
Ron Santo, R (1.5) OBP: 0.328, SLG: 0.424	P4						FC6-4 1B			3	0	2	0	1	0	3	
Bob Will, L (1.9) OBP: 0.339, SLG: 0.391	4-3		F8		K		F8			4	0	0	0	0	1	7	
Andre Rodgers, R (1.6) OBP: 0.373, SLG: 0.452			SH1-4 1B		F9		L7		FC6-4 1-2	4	0	1	0	0	0	2	
Moe Thacker, R (1.2) OBP: 0.298, SLG: 0.302			K		6-3		FC4-6 BB		P4	2	0	0	0	1	1	1	
Jim McKnight, R (9, PH) OBP: 0.273, SLG: 0.281										1	0	0	0	0	0	0	
Dick Ellsworth, L (1.1) OBP: 0.278, SLG: 0.071			SH1-4		K		FC4-6 BB 1-2		K	1	0	0	0	0	0	1	
Don Landrum, L (7, PH) OBP: 0.420, SLG: 0.304										0	0	0	0	0	0	0	
Alex Garamendi, L (7, PH) OBP: 0.240, SLG: 0.213										0	0	0	0	0	0	0	
Barney Schultz, R (7, 1) OBP: 0.240, SLG: 0.213										0	0	0	0	0	0	0	
Don Elston, R (8, 1) OBP: 0.289, SLG: 0.522										1	0	0	0	0	0	1	
George Altman, L (8, PH) OBP: 0.289, SLG: 0.522										0	0	0	0	0	0	0	
Inning Stats	R: 0 H: 2 E: 0 LOB: 3 K: 0 BB: 1 S: 5 P: 9	R: 0 H: 1 E: 0 LOB: 1 K: 2 BB: 0 S: 8 P: 8	R: 0 H: 0 E: 1 LOB: 2 K: 1 BB: 2 S: 5 P: 13	R: 0 H: 0 E: 0 LOB: 0 K: 1 BB: 0 S: 5 P: 5	R: 0 H: 0 E: 0 LOB: 0 K: 1 BB: 0 S: 5 P: 5	R: 0 H: 1 E: 0 LOB: 1 K: 1 BB: 0 S: 6 P: 6	R: 0 H: 0 E: 0 LOB: 2 K: 0 BB: 2 S: 3 P: 11	R: 0 H: 1 E: 0 LOB: 1 K: 1 BB: 0 S: 4 P: 4	R: 0 H: 0 E: 0 LOB: 0 K: 1 BB: 0 S: 5 P: 5	1B: 5 SF: 0 2B: 0 SAC: 1 3B: 0 DP: 0 HR: 0 HBP: 0	WP: 0 PA: 37 PB: 0 SB: 1 CS: 0						
PITCHER Art Mahaffey, R (1, 1) ERA: 3.96	IP: 9.0 WLS: W BF: 37 H: 5 R: 0 ER: 0 SO: 7 BB: 5 IBB: 0 HBP: 0 BLK: 0 WP: 0 HR: 0 S: 46 P: 66 ERA: 0.00 WHIP: 1.111																

Batter	1	2	3	4	5	6	7	8	9	AB	R	H	RBI	BB	SO	LOB	BOTTOM
Tony Taylor, R (1.4) OBP: 0.368, SLG: 0.396	6-3		1B WP 1B		1B 1-2 BB		6-3			3	1	1	0	1	0	0	Chicago Cubs @ Philadelphia Phillies Connie Mack Stadium, Philadelphia, PA Thu Jun 21 1962, 7:05 PM EDT Att: 7,533 - Unknown AB 30 R 3 H 7 RBI 2 BB 4 SO 2 LOB 20 
Johnny Callison, L (1.9) OBP: 0.395, SLG: 0.531	6-3		WP FC3-2 1B		L8		F9			4	0	1	0	0	0	2	
Ted Savage, R (1.7) OBP: 0.373, SLG: 0.417	E 1B		FC3-2 CS		1-2 2-H 2-H 1B				PB 1B	4	1	3	1	0	0	1	
Roy Sievers, R (1.3) OBP: 0.333, SLG: 0.381	E5 FC6-4		CS 2-H 3-H		6-3		6-3		K2-3	3	0	0	0	0	1	4	
Don Demeter, R (1.5) OBP: 0.347, SLG: 0.492	FC6-4 1-2				F8		SH5-3 BB		1B BB	2	0	0	0	2	0	3	
Tony Gonzalez, L (1.8) OBP: 0.391, SLG: 0.502			K		P6		SH5-3		1B S	3	0	1	1	0	1	1	
Sammy White, R (1.2) OBP: 0.214, SLG: 0.346					FC6-4 1-2		6-3		4-3	4	0	0	0	0	0	4	
Bobby Wine, R (1.6) OBP: 0.248, SLG: 0.305					1-3		FC1-5 2B		FC6-4 IBB	3	0	1	0	1	0	1	
Art Mahaffey, R (1, 1) OBP: 0.195, SLG: 0.211			F9		FC1-5 BB 2-3 1B		6-3		FC6-4 1-2	4	1	0	0	0	0	4	
Inning Stats	R: 0 H: 1 E: 1 LOB: 2 K: 0 BB: 0 S: 5 P: 5	R: 0 H: 0 E: 0 LOB: 0 K: 1 BB: 0 S: 5 P: 5	R: 1 H: 2 E: 0 LOB: 0 K: 0 BB: 0 S: 4 P: 4	R: 0 H: 0 E: 0 LOB: 1 K: 0 BB: 0 S: 3 P: 4	R: 1 H: 2 E: 0 LOB: 2 K: 0 BB: 1 S: 5 P: 9	R: 0 H: 0 E: 0 LOB: 1 K: 0 BB: 1 S: 3 P: 7	R: 0 H: 0 E: 0 LOB: 0 K: 0 BB: 0 S: 3 P: 3	R: 1 H: 2 E: 0 LOB: 3 K: 1 BB: 2 S: 7 P: 15	1B: 6 SF: 0 2B: 1 SAC: 1 3B: 0 DP: 0 HR: 0 HBP: 1	WP: 1 PA: 37 PB: 1 SB: 1 CS: 1							
PITCHER Dick Ellsworth, L (1, 1) ERA: 5.63	IP: 6.0 WLS: L BF: 26 H: 5 R: 2 ER: 2 SO: 2 BB: 2 IBB: 0 HBP: 0 BLK: 0 WP: 1 HR: 0 S: 25 P: 34 ERA: 3.00 WHIP: 1.167																
Barney Schultz, R (7, 1) ERA: 4.61	1.1 7 2 1 1 1 1 0 0 0 0 0 8 12 6.75 2.250																
Don Elston, R (8, 1) ERA: 1.46	0.2 3 0 0 0 0 0 0 1 0 0 0 0 0 2 6 0.00 0.000																

Batter	1	2	3	4	5	6	7	8	9	AB	R	H	RBI	BB	SO	LOB	TOP																			
Lou Brock, L OBP: 0.306, SLG: 0.442 (1, 8)	G3			E3		5-3	K		G3	5	0	0	0	0	1	5	Chicago Cubs @ Pittsburgh Pirates Forbes Field, Pittsburgh, PA Fri Jun 22 1962, 7:05 PM EDT Att: 13,710 - Unknown																			
Ken Hubbs, R OBP: 0.296, SLG: 0.354 (1, 4)	K			K		HR		5-3		4	1	1	1	0	2	1																				
Billy Williams, L OBP: 0.408, SLG: 0.581 (1, 7)	P6			6-3-1-5-6		HR		K		4	1	1	2	0	1	1																				
14 Ernie Banks, R OBP: 0.306, SLG: 0.529 (1, 3)		4-3			E9	HR		5-3		4	1	1	1	0	0	0																				
Ron Santo, R OBP: 0.327, SLG: 0.429 (1, 5)		K			6-3	F7			SF7	4	1	1	0	0	1	1																				
Bob Will, L OBP: 0.317, SLG: 0.367 (1, 9)		K			K		6-3		SF7	3	0	0	1	0	2	1																				
Andre Rodgers, R OBP: 0.376, SLG: 0.453 (1, 6)			4-3		6-3				1B	4	0	2	0	0	0	1																				
Moe Thacker, R OBP: 0.300, SLG: 0.291 (1, 2)				5-3		WP			K	2	1	0	0	1	0	1																				
George Altman, L OBP: 0.398, SLG: 0.520 (9, PH)						1B	BB		F8	1	0	0	0	0	1	1																				
Bob Anderson, R Barney Schultz, R Don Elston, R Dave Gerard, R Don Landrum, L Alex O'Connell, R Tony Balsamo, R Cal Koonce, R Roy Face, R				F7		K			1-2	1	0	0	0	0	0	0																				
Inning Stats	R: 0 E: 0 K: 1 S: 5	H: 0 LOB: 0 BB: 0 P: 5	R: 0 E: 0 K: 2 S: 7	H: 0 LOB: 0 BB: 0 P: 7	R: 0 E: 0 K: 0 S: 3	H: 0 LOB: 0 BB: 0 P: 3	R: 0 E: 1 K: 1 S: 5	H: 0 LOB: 1 BB: 0 P: 6	R: 4 E: 0 K: 1 S: 8	H: 3 LOB: 0 BB: 1 P: 12	R: 0 E: 0 K: 1 S: 6	H: 1 LOB: 2 BB: 1 P: 10	R: 0 E: 0 K: 1 S: 5	H: 0 LOB: 0 BB: 0 P: 5	R: 1 E: 0 K: 1 S: 8	H: 3 LOB: 2 BB: 0 P: 8	1B: 4 2B: 1 3B: 1 HR: 2	SF: 1 SAC: 0 DP: 1 HBP: 0	WP: 2 PA: 37 PB: 0 SB: 0 CS: 0																	
PITCHER	IP	WLS	BF	H	R	ER	SO	BB	IBB	HBP	BLK	WP	HR	S	P	ERA	WHIP	PITCHER		IP	WLS	BF	H	R	ER	SO	BB	IBB	HBP	BLK	WP	HR	S	P	ERA	WHIP
Joe Gibbon, L ERA: 3.55 (1, 1)	6.0	W	23	3	4	4	6	1	0	0	0	2	2	34	38	6.00	0.667																			
Jack Lamabe, R ERA: 1.8 (7, 1)	0.2		4	1	0	0	0	1	0	0	0	0	0	3	7	0.00	3.000																			
Diomedes Olivo, L ERA: 2.28 (7, 1)	1.2		7	2	1	1	2	0	0	0	0	0	0	11	11	5.40	1.200																			
Roy Face, R ERA: 1.47 (9, 1)	0.2	S	3	1	0	0	1	0	0	0	0	0	0	5	5	0.00	1.500																			

AB	34
R	5
H	7
RBI	5
BB	2
SO	9
LOB	13



Batter	1	2	3	4	5	6	7	8	9	AB	R	H	RBI	BB	SO	LOB	BOTTOM																			
Bill Virdon, L OBP: 0.301, SLG: 0.407 (1, 8)	F7	5-3		G4-6-3		2B		4-3		5	0	1	1	0	0	5	Chicago Cubs @ Pittsburgh Pirates Forbes Field, Pittsburgh, PA Fri Jun 22 1962, 7:05 PM EDT Att: 13,710 - Unknown																			
Dick Groat, R OBP: 0.353, SLG: 0.354 (1, 6)	HR			K		P6				5	1	3	2	0	1	0																				
Bob Skinner, L OBP: 0.391, SLG: 0.513 (1, 7)	HR			F9		K		G3		4	1	1	2	1	1	1																				
Dick Stuart, R OBP: 0.283, SLG: 0.385 (1, 3)	FC6-4			L5		K		G3		4	0	1	0	0	1	3																				
Roberto Clemente, R OBP: 0.360, SLG: 0.461 (1, 9)	K			E		1B		F7		2	1	1	0	0	1	1																				
Howie Goss, R OBP: 0.322, SLG: 0.365 (6, 9)	K			E		1B		WP		2	1	1	0	0	0	0																				
Smoky Burgess, L OBP: 0.391, SLG: 0.431 (1, 2)	FC6-4			1B		F9		4-3		4	0	1	0	0	0	2																				
Don Hoak, R OBP: 0.350, SLG: 0.396 (1, 5)				E5		K		P4		4	0	1	0	0	1	3																				
Bill Mazaroski, R OBP: 0.282, SLG: 0.417 (1, 4)		F8		G4-6-3		1B		SH1-4		3	2	2	1	1	0	1																				
Joe Gibbon, R OBP: 0.222, SLG: 0.222 (1, 1)				K		1B		SH1-4		1	0	0	0	0	1	3																				
Jim Marshall, L OBP: 0.308, SLG: 0.465 (6, PH)		SH1-4				1B				0	1	0	0	1	0	0																				
Jack Lamabe, R OBP: 0.308, SLG: 0.333 (7, 1)						2B				0	0	0	0	0	0	0																				
Diomedes Olivo, L OBP: 0.300, SLG: 0.333 (7, 1)										0	0	0	0	0	0	0																				
Roy Face, R ERA: 1.47 (9, 1)										0	0	0	0	0	0	0																				
Inning Stats	R: 2 E: 0 K: 1 S: 8	H: 3 LOB: 1 BB: 0 P: 8	R: 0 E: 0 K: 0 S: 4	H: 1 LOB: 1 BB: 0 P: 4	R: 0 E: 0 K: 1 S: 5	H: 0 LOB: 0 BB: 0 P: 5	R: 1 E: 1 K: 1 S: 8	H: 3 LOB: 2 BB: 0 P: 8	R: 0 E: 0 K: 2 S: 7	H: 0 LOB: 0 BB: 0 P: 7	R: 3 E: 0 K: 1 S: 8	H: 3 LOB: 3 BB: 3 P: 20	R: 0 E: 0 K: 0 S: 3	H: 0 LOB: 0 BB: 0 P: 3	R: 1 E: 0 K: 0 S: 5	H: 2 LOB: 1 BB: 0 P: 5	1B: 10 2B: 1 3B: 0 HR: 1	SF: 0 SAC: 2 DP: 1 HBP: 0	WP: 1 PA: 39 PB: 0 SB: 1 CS: 0																	
PITCHER	IP	WLS	BF	H	R	ER	SO	BB	IBB	HBP	BLK	WP	HR	S	P	ERA	WHIP	PITCHER		IP	WLS	BF	H	R	ER	SO	BB	IBB	HBP	BLK	WP	HR	S	P	ERA	WHIP
Bob Anderson, R ERA: 4.5 (1, 1)	3.0		17	7	3	3	2	0	0	0	0	1	0	16	24	10.12	1.125																			
Barney Schultz, R ERA: 4.95 (4, 1)	2.2	L	10	1	3	3	4	2	0	0	0	1	0	16	24	10.12	1.125																			
Don Elston, R ERA: 1.46 (6, 1)	0.0		3	2	0	0	0	0	1	0	0	0	0	2	6	∞	∞																			
Dave Gerard, R ERA: 3.54 (6, 1)	0.1		1	0	0	0	0	0	0	0	0	0	0	1	1	0.00	0.000																			
Tony Balsamo, R ERA: 5.29 (7, 1)	1.0		3	0	0	0	0	0	0	0	0	0	0	3	3	0.00	0.000																			



Batter	1	2	3	4	5	6	7	8	9	AB	R	H	RBI	BB	SO	LOB	TOP				
Lou Brock, L OBP: 0.301, SLG: 0.433 (1,8)	1-3		F8			F7		F9	K	5	0	0	0	0	1	4					
Ken Hubbs, R OBP: 0.292, SLG: 0.349 (1,4)	5-3		FC4-6			6-3		6-3		4	0	0	0	0	0	1					
Billy Williams, L OBP: 0.403, SLG: 0.573 (1,7)	P6				F9	1-3		K		4	0	0	0	0	1	0					
14 Ernie Banks, R OBP: 0.308, SLG: 0.532 (1,3)		P5				F8			FC6-4 SH1-4 BB	4	1	2	0	0	0	0					
Ron Santo, R OBP: 0.324, SLG: 0.424 (1,5)		K			6-3	5-3			SH1-4	3	0	0	0	0	1	1					
George Altman, L OBP: 0.394, SLG: 0.535 (1,9)					F7					3	1	2	0	1	0	1					
Andre Rodgers, R OBP: 0.374, SLG: 0.455 (1,6)									FC6-4 IBB	4	1	1	1	1	0	2	3				
Dick Bertell, R OBP: 0.290, SLG: 0.308 (1,2)									FC6-4 BB HBP	2	0	0	0	0	0	0					
Bob Will, L OBP: 0.328, SLG: 0.380 (7, PH)									1-2 2-3	2	0	0	0	0	0	0					
Moe Thacker, R OBP: 0.311, SLG: 0.291 (7,2)			6-3			6-3			BB	1	0	1	1	0	0	0					
Don Cardwell, R OBP: 0.100, SLG: 0.036 (1,1)									1-2 2-3 3-H	3	0	0	0	0	2	1					
Don Landrum, L OBP: 0.434, SLG: 0.324 (9, PH)			E6							0	0	0	1	1	0	0					
Don Elston, R (9,1)			FC4-6							0	0	0	0	0	0	0					
Inning Stats	R: 0 E: 0 K: 0 S: 3	H: 0 LOB: 0 BB: 0 P: 3	R: 0 E: 0 K: 2 S: 8	H: 1 LOB: 1 BB: 0 P: 8	R: 0 E: 1 K: 0 S: 4	H: 0 LOB: 1 BB: 0 P: 4	R: 0 E: 0 K: 0 S: 4	H: 1 LOB: 1 BB: 0 P: 4	R: 0 E: 0 K: 2 S: 7	H: 0 LOB: 0 BB: 0 P: 7	R: 2 E: 0 K: 1 S: 8	H: 3 LOB: 1 BB: 0 P: 8	R: 0 E: 0 K: 1 S: 5	H: 0 LOB: 0 BB: 0 P: 5	R: 1 E: 0 K: 1 S: 6	H: 1 LOB: 3 BB: 2 P: 15	1B: 2 2B: 3 3B: 1 HR: 0	SF: 0 SAC: 1 DP: 0 HBP: 1	WP: 0 PB: 0 SB: 0 CS: 0	PA: 37	
PITCHER	IP	WLS	BF	H	R	ER	SO	BB	IBB	HBP	BLK	WP	HR	S	P	ERA	WHIP				
Bob Friend, R ERA: 3.8 (1,1)	8.2		36	6	3	3	6	1	1	1	0	0	0	45	54	3.12	0.808				
Diomedes Olivo, L ERA: 2.27 (9,1)	0.1	W	1	0	0	0	1	0	0	0	0	0	0	3	3	0.00	0.000				

Chicago Cubs @ Pittsburgh Pirates
Forbes Field, Pittsburgh, PA
Sat Jun 23 1962, 7:05 PM EDT
Att: 8,521 - Unknown

AB 33
R 3
H 6
RBI 3
BB 2
SO 7
LOB 11



Batter	1	2	3	4	5	6	7	8	9	AB	R	H	RBI	BB	SO	LOB	BOTTOM				
Bill Virdon, L OBP: 0.300, SLG: 0.412 (1,8)	1B 3B	L9				F9		F7		4	1	1	0	0	0	2					
Dick Groat, R OBP: 0.355, SLG: 0.356 (1,6)	4-1 1B		4-3					F7		4	0	2	1	0	0	0					
Bob Skinner, L OBP: 0.388, SLG: 0.509 (1,7)	4-1 1-2				4-3			F8		4	0	1	0	0	0	2					
Dick Stuart, R OBP: 0.283, SLG: 0.395 (1,3)	K		F9					K		4	1	1	1	0	2	2					
Roberto Clemente, R OBP: 0.354, SLG: 0.453 (1,9)	3-1		1-3			P4			1-3	4	0	0	0	0	0	2					
Smoky Burgess, L OBP: 0.394, SLG: 0.424 (1,2)										2	0	0	0	2	0	0					
Donn Clendenon, R OBP: 0.326, SLG: 0.278 (9, FR)			FC5-4 BB			G3			HR BB	0	1	0	0	0	0	0					
Don Hoak, R OBP: 0.348, SLG: 0.408 (1,5)			FC5-4 1B			F8				4	1	1	2	0	0	1					
Bill Mazerowski, R OBP: 0.282, SLG: 0.416 (1,4)										3	0	1	0	0	0	0					
Bob Friend, R OBP: 0.171, SLG: 0.195 (1,1)										3	0	0	0	0	1	2					
Diomedes Olivo, L OBP: 0.300, SLG: 0.333 (9,1)					5-3					0	0	0	0	0	0	0					
Inning Stats	R: 1 E: 0 K: 1 S: 7	H: 2 LOB: 1 BB: 0 P: 7	R: 0 E: 0 K: 1 S: 6	H: 1 LOB: 2 BB: 1 P: 10	R: 0 E: 0 K: 0 S: 4	H: 1 LOB: 1 BB: 0 P: 4	R: 0 E: 0 K: 0 S: 3	H: 0 LOB: 0 BB: 0 P: 3	R: 0 E: 0 K: 0 S: 4	H: 1 LOB: 1 BB: 0 P: 4	R: 1 E: 0 K: 0 S: 4	H: 1 LOB: 0 BB: 0 P: 4	R: 0 E: 0 K: 1 S: 5	H: 0 LOB: 0 BB: 0 P: 5	R: 2 E: 0 K: 0 S: 2	H: 1 LOB: 1 BB: 1 P: 6	1B: 4 2B: 0 3B: 1 HR: 2	SF: 0 SAC: 0 DP: 0 HBP: 0	WP: 0 PB: 0 SB: 0 CS: 0	PA: 34	
PITCHER	IP	WLS	BF	H	R	ER	SO	BB	IBB	HBP	BLK	WP	HR	S	P	ERA	WHIP				
Don Cardwell, R ERA: 5.64 (1,1)	8.0		31	6	2	2	3	1	0	0	0	0	1	36	40	2.25	0.875				
Don Elston, R ERA: 1.93 (9,1)	0.1	L	3	1	2	2	0	1	0	0	0	0	1	2	6	54.00	6.000				

Chicago Cubs @ Pittsburgh Pirates
Forbes Field, Pittsburgh, PA
Sat Jun 23 1962, 7:05 PM EDT
Att: 8,521 - Unknown

AB 32
R 4
H 7
RBI 4
BB 2
SO 3
LOB 11



Batter	1	2	3	4	5	6	7	8	9	AB	R	H	RBI	BB	SO	LOB	TOP								
Lou Brock, L OBP: 0.306, SLG: 0.438 (1, 8)	4-3		3B 2B		G6-4-3 1B		IBB		K	4	1	2	0	1	1	1	Chicago Cubs @ Pittsburgh Pirates Forbes Field, Pittsburgh, PA Sun Jun 24 1962, 3:33 AM EDT Unknown								
Ken Hubbs, R OBP: 0.290, SLG: 0.354 (1, 4)	F2		2B 3B		G6-4-3 1-2		F7		F8	5	1	1	1	0	0	4									
Billy Williams, L OBP: 0.404, SLG: 0.574 (1, 7)	FC6-4 BB		14 1B 2B			4-3		F8		3	1	1	1	1	0	0									
14 Ernie Banks, R OBP: 0.307, SLG: 0.528 (1, 3)	FC6-4		3-H 2B 1B			L4		4-3		4	0	1	1	0	0	1									
Ron Santo, R OBP: 0.323, SLG: 0.422 (1, 5)		6-3	1-3			6-3		1B 1B		4	0	1	0	0	0	1									
George Altman, L OBP: 0.399, SLG: 0.537 (1, 9)		4-0 BB		6-3			1B CS SF9 1B	1-3 1B		3	1	2	0	1	0	0									
Andre Rodgers, R OBP: 0.371, SLG: 0.449 (1, 6)	G4-3			F9			SH3-4 1B	F4		4	0	1	0	0	0	3									
Dick Bertell, R OBP: 0.288, SLG: 0.309 (1, 2)			L6 1-3				SF9		FC1-6 1B	3	0	1	1	0	0	0									
Bob Buhl, R (1, 1)			G3				SH3-4		FC1-6	2	0	0	0	0	0	0									
Dave Gerard, R OBP: 0.400, SLG: 0.250 Bob Anderson, R OBP: 0.133, SLG: 0.267 (8, 1)					4-3					0	0	0	0	0	0	0									
Inning Stats	R: 0 E: 0 K: 0 S: 3	H: 0 LOB: 1 BB: 1 P: 7	R: 0 E: 0 K: 0 S: 2	H: 0 LOB: 0 BB: 1 P: 6	R: 3 E: 0 K: 0 S: 7	H: 4 LOB: 1 BB: 0 P: 7	R: 0 E: 0 K: 0 S: 3	H: 0 LOB: 0 BB: 0 P: 3	R: 0 E: 0 K: 0 S: 3	H: 1 LOB: 0 BB: 0 P: 3	R: 0 E: 0 K: 0 S: 3	H: 0 LOB: 0 BB: 0 P: 3	R: 1 E: 0 K: 0 S: 5	H: 2 LOB: 2 BB: 1 P: 9	R: 0 E: 0 K: 0 S: 5	H: 2 LOB: 2 BB: 0 P: 5	R: 0 E: 0 K: 1 S: 6	H: 1 LOB: 1 BB: 0 P: 6	1B: 7 2B: 2 3B: 1 HR: 0	SF: 1 SAC: 1 DP: 2 HBP: 0	WP: 0 PB: 0 SB: 1 CS: 1	PA: 38			
PITCHER	IP	WLS	BF	H	R	ER	SO	BB	IBB	HBP	BLK	WP	HR	S	P	ERA	WHIP								
Al McBean, R ERA: 3.45 (1, 1)	6.0	L	23	5	3	3	0	2	0	0	0	0	0	21	29	4.50	1.167								
Tom Sturdivant, R ERA: 6.27 (7, 1)	1.0		6	2	1	0	0	0	1	0	0	0	0	5	9	0.00	2.000								
Roy Face, R ERA: 1.4 (8, 1)	2.0		9	3	0	0	1	0	0	0	0	0	0	11	11	0.00	1.500								

AB	33
R	4
H	10
RBI	4
BB	3
SO	1
LOB	11



Batter	1	2	3	4	5	6	7	8	9	AB	R	H	RBI	BB	SO	LOB	BOTTOM								
Bill Virdon, L OBP: 0.300, SLG: 0.408 (1, 8)	F7			G4-6-3 BB		FC1-6 2B	F7			3	1	0	0	1	0	3	Chicago Cubs @ Pittsburgh Pirates Forbes Field, Pittsburgh, PA Sun Jun 24 1962, 3:33 AM EDT Unknown								
Dick Groat, R OBP: 0.357, SLG: 0.362 (1, 6)	L9			G4-6-3		1B 2B		G5-3 BB 1B		4	1	2	1	0	0	1									
Bob Skinner, L OBP: 0.390, SLG: 0.506 (1, 7)	4-3			G3				G5-3 BB		3	0	1	1	1	0	0									
Dick Stuart, R OBP: 0.279, SLG: 0.388 (1, 3)		P6			F2	F9		G5-3		4	0	0	0	0	0	3									
Roberto Clemente, R OBP: 0.357, SLG: 0.462 (1, 9)		4-3						K		4	1	2	0	0	1	1									
Smoky Burgess, L OBP: 0.383, SLG: 0.423 (1, 2)		4-3								3	0	1	0	0	0	1									
Howie Goss, R OBP: 0.322, SLG: 0.365 (7, PR)		4-3								0	0	0	0	0	0	0									
Cal Neeman, R OBP: 0.300, SLG: 0.579 Donn Clendenon, R OBP: 0.341, SLG: 0.297 (8, PH)								FC6-4 1B		0	0	0	0	0	0	0									
Don Hoak, R OBP: 0.342, SLG: 0.490 (1, 5)				F9		4-3		FC6-4 1B		4	0	0	1	0	0	3									
Bill Mazerowski, R OBP: 0.286, SLG: 0.417 (1, 4)				G4-6-3 1B				F8		4	0	2	0	0	0	2									
Al McBean, R OBP: 0.307, SLG: 0.310 Dick Schofield, S OBP: 0.308, SLG: 0.410 Tom Sturdivant, L OBP: 0.185, SLG: 0.083 Jim Marshall, R OBP: 0.185, SLG: 0.472 Roy Face, R OBP: 0.448, SLG: 0.390 (8, PH)				G4-6-3				FC6-4		1	0	0	0	0	0	1									
Inning Stats	R: 0 E: 0 K: 0 S: 3	H: 0 LOB: 0 BB: 0 P: 3	R: 0 E: 0 K: 0 S: 3	H: 0 LOB: 0 BB: 0 P: 3	R: 0 E: 0 K: 0 S: 3	H: 1 LOB: 0 BB: 0 P: 3	R: 0 E: 0 K: 0 S: 2	H: 0 LOB: 0 BB: 1 P: 6	R: 0 E: 0 K: 0 S: 4	H: 1 LOB: 1 BB: 0 P: 4	R: 2 E: 0 K: 1 S: 8	H: 3 LOB: 1 BB: 0 P: 8	R: 1 E: 0 K: 0 S: 6	H: 3 LOB: 3 BB: 0 P: 6	R: 0 E: 0 K: 1 S: 5	H: 1 LOB: 1 BB: 1 P: 9	R: 0 E: 0 K: 0 S: 4	H: 1 LOB: 1 BB: 0 P: 4	1B: 8 2B: 1 3B: 1 HR: 0	SF: 0 SAC: 0 DP: 3 HBP: 0	WP: 1 PB: 0 SB: 0 CS: 0	PA: 36			
PITCHER	IP	WLS	BF	H	R	ER	SO	BB	IBB	HBP	BLK	WP	HR	S	P	ERA	WHIP								
Bob Buhl, R ERA: 4.86 (1, 1)	6.0	W	24	7	3	3	1	1	0	0	0	0	0	25	29	4.50	1.333								
Dave Gerard, R ERA: 3.38 (7, 1)	1.0		5	2	0	0	0	0	0	0	0	1	0	5	5	0.00	2.000								
Bob Anderson, R ERA: 4.36 (8, 1)	2.0	S	7	1	0	0	1	1	0	0	0	0	0	8	12	0.00	1.000								

AB	34
R	3
H	10
RBI	3
BB	2
SO	2
LOB	17



Batter	1	2	3	4	5	6	7	8	9	AB	R	H	RBI	BB	SO	LOB	TOP								
Lou Brock, L OBP: 0.321, SLG: 0.456 (1, 8)										3	2	3	2	3	0	0	Chicago Cubs @ Pittsburgh Pirates Forbes Field, Pittsburgh, PA Sun Jun 24 1962, 3:38 AM EDT Att: 15,676 - Unknown								
Ken Hubbs, R OBP: 0.288, SLG: 0.350 (1, 4)										6	1	1	1	0	1	6									
Billy Williams, L OBP: 0.404, SLG: 0.569 (1, 7)										4	1	1	1	1	0	1									
14 Ernie Banks, R OBP: 0.309, SLG: 0.536 (1, 3)										5	2	2	1	0	0	2									
Ron Santo, R OBP: 0.327, SLG: 0.423 (1, 5)										4	0	2	1	1	1	1									
George Altman, L OBP: 0.396, SLG: 0.534 (1, 9)										5	0	2	0	0	0	4									
Andre Rodgers, R OBP: 0.361, SLG: 0.436 (1, 6)										5	0	0	0	0	1	4									
Moe Thacker, R OBP: 0.318, SLG: 0.305 (1, 2)										4	1	1	0	1	2	0									
Cal Koonce, R OBP: 0.129, SLG: 0.161 Barney Schultz, R (7, 1)										3	1	1	0	0	2	0									
										1	0	0	0	0	0	1									
Inning Stats	R: 3 E: 3 K: 1 S: 8	H: 1 LOB: 1 BB: 1 P: 12	R: 0 E: 0 K: 2 S: 7	H: 0 LOB: 1 BB: 1 P: 11	R: 0 E: 0 K: 1 S: 6	H: 2 LOB: 2 BB: 1 P: 10	R: 0 E: 0 K: 1 S: 6	H: 1 LOB: 1 BB: 0 P: 6	R: 1 E: 0 K: 0 S: 5	H: 2 LOB: 1 BB: 0 P: 5	R: 3 E: 1 K: 0 S: 6	H: 3 LOB: 2 BB: 2 P: 14	R: 1 E: 0 K: 2 S: 9	H: 2 LOB: 1 BB: 0 P: 9	R: 0 E: 0 K: 0 S: 4	H: 1 LOB: 1 BB: 0 P: 4	R: 0 E: 0 K: 0 S: 4	H: 1 LOB: 2 BB: 1 P: 8	1B: 8 2B: 3 3B: 1 HR: 1	SF: 0 SAC: 1 DP: 0 HBP: 0	WP: 0 PB: 0 SB: 2 CS: 1	PA: 47			
PITCHER	IP	WLS	BF	H	R	ER	SO	BB	IBB	HBP	BLK	WP	HR	S	P	ERA	WHIP								
Earl Francis, R ERA: 3.16 (1, 1)	4.0	L	20	4	3	0	5	3	0	0	1	0	0	27	39	0.00	1.750								
Jack Lamabe, R ERA: 2.4 (5, 1)	1.1		9	4	4	3	0	1	0	0	0	0	1	8	12	20.25	3.750								
Al McBean, R ERA: 3.49 (6, 1)	1.2		9	3	1	1	2	1	0	0	0	0	0	12	16	5.40	2.400								
Tom Sturdivant, R ERA: 6.14 (8, 1)	1.0		4	1	0	0	0	0	0	0	0	0	0	4	4	0.00	1.000								
Bob Friend, R ERA: 3.77 (9, 1)	1.0		5	1	0	0	0	0	1	0	0	0	0	4	8	0.00	1.000								
Batter	1	2	3	4	5	6	7	8	9	AB	R	H	RBI	BB	SO	LOB	BOTTOM								
Bill Virdon, L OBP: 0.295, SLG: 0.401 (1, 8)										5	0	0	0	0	0	2	Chicago Cubs @ Pittsburgh Pirates Forbes Field, Pittsburgh, PA Sun Jun 24 1962, 3:38 AM EDT Att: 15,676 - Unknown								
Dick Groat, R OBP: 0.357, SLG: 0.360 (1, 6)										4	0	1	0	0	0	1									
Bob Skinner, L OBP: 0.394, SLG: 0.502 (1, 7)										2	0	0	0	3	0	0									
Donn Clendenon, R OBP: 0.327, SLG: 0.333 (1, 3)										5	1	1	0	0	1	6									
Don Hoak, R OBP: 0.345, SLG: 0.399 (1, 5)										3	0	1	0	1	0	4									
Don Lepert, R OBP: 0.270, SLG: 0.368 (1, 2)										4	0	0	0	0	0	2									
Bill Mazerowski, R OBP: 0.289, SLG: 0.422 (1, 4)										4	1	2	0	0	0	0									
Howie Goss, R OBP: 0.317, SLG: 0.375 (1, 9)										4	1	1	0	0	3	3									
Earl Francis, R OBP: 0.185, SLG: 0.222 (4, PH)										1	0	1	0	0	0	0									
Jim Marshall, L OBP: 0.310, SLG: 0.466 (5, 1)										1	0	0	0	0	0	2									
Jack Lamabe, R (5, 1)										0	0	0	0	0	0	0									
Al McBean, R OBP: 0.390, SLG: 0.310 (6, 1)										0	0	0	0	0	0	0									
Dick Schofield, S OBP: 0.260, SLG: 0.468 (7, PH)										1	1	1	2	0	0	0									
Tom Sturdivant, R OBP: 0.260, SLG: 0.583 (8, 1)										0	0	0	0	0	0	0									
Dick Stuart, R OBP: 0.260, SLG: 0.391 (8, PH)										1	0	1	1	0	0	0									
Bob Friend, R OBP: 0.171, SLG: 0.195 (9, 1)										0	0	0	0	0	0	0									
Inning Stats	R: 0 E: 0 K: 1 S: 6	H: 1 LOB: 2 BB: 1 P: 10	R: 0 E: 0 K: 1 S: 5	H: 0 LOB: 0 BB: 0 P: 5	R: 0 E: 0 K: 0 S: 4	H: 1 LOB: 2 BB: 1 P: 8	R: 0 E: 0 K: 1 S: 7	H: 2 LOB: 2 BB: 0 P: 7	R: 0 E: 0 K: 0 S: 3	H: 0 LOB: 0 BB: 0 P: 3	R: 1 E: 0 K: 0 S: 3	H: 1 LOB: 0 BB: 1 P: 7	R: 2 E: 0 K: 0 S: 5	H: 2 LOB: 2 BB: 1 P: 10	R: 1 E: 0 K: 1 S: 7	H: 2 LOB: 1 BB: 0 P: 7	R: 0 E: 0 K: 0 S: 3	H: 0 LOB: 0 BB: 0 P: 3	1B: 5 2B: 2 3B: 1 HR: 1	SF: 0 SAC: 0 DP: 1 HBP: 1	WP: 0 PB: 0 SB: 0 CS: 0	PA: 40			
PITCHER	IP	WLS	BF	H	R	ER	SO	BB	IBB	HBP	BLK	WP	HR	S	P	ERA	WHIP								
Cal Koonce, R ERA: 4.57 (1, 1)	6.1	W	29	7	3	3	3	3	0	1	0	0	0	31	44	4.26	1.579								
Barney Schultz, R ERA: 4.86 (7, 1)	2.2	S	11	2	1	1	1	1	0	0	0	0	0	12	16	3.38	1.125								

Batter	1	2	3	4	5	6	7	8	9	AB	R	H	RBI	BB	SO	LOB	TOP								
Julian Javier, R OBP: 0.312, SLG: 0.325 (1, 4)	5-3			WP 4-3 BLK 1B	1B	5-3			PB S 1B	5	2	3	0	0	0	2	St. Louis Cardinals @ Chicago Cubs Wrigley Field, Chicago, IL Mon Jun 25 1962, 3:33 AM CDT Att: 9,881 - Unknown								
Bill White, L OBP: 0.344, SLG: 0.463 (1, 3)	4-3			4-3 1-H	1B				G6-4-3 BB	4	1	2	3	1	0	0									
Curt Flood, R OBP: 0.358, SLG: 0.438 (1, 8)	K			5-3	1B				F9 1-2	5	0	1	1	0	1	2									
Stan Musial, L OBP: 0.405, SLG: 0.500 (1, 7)		6-3		1B 1B	L6				6-3	4	0	1	0	0	0	2									
Ken Boyer, R OBP: 0.374, SLG: 0.459 (1, 5)	6-3			1-2 1B					K	4	1	2	0	0	1	0									
Carl Sawatski, L OBP: 0.411, SLG: 0.525 Bob Gibson, R OBP: 0.297, SLG: 0.219 Jimmie Schaffer, R OBP: 0.333, SLG: 0.289 (6, PR)	4-3			4-3					F5	3	0	1	1	0	0	2									
Charlie James, R OBP: 0.344, SLG: 0.412 (1, 9)									K	4	0	0	0	0	2	1									
Julio Gotay, R OBP: 0.344, SLG: 0.341 (1, 6)				K	1B SH3-4 1B				E6 G3	4	1	1	0	0	1	0									
Ray Washburn, R OBP: 0.308, SLG: 0.292 Lindy McDaniel, R (6, 1)				K	SH3-4				G3	2	0	0	0	0	1	2									
Inning Stats	R: 0 E: 0 K: 1 S: 5	H: 0 LOB: 0 BB: 0 P: 5	R: 0 E: 0 K: 0 S: 3	H: 0 LOB: 0 BB: 0 P: 3	R: 0 E: 0 K: 2 S: 7	H: 0 LOB: 0 BB: 0 P: 7	R: 1 E: 0 K: 0 S: 6	H: 3 LOB: 2 BB: 0 P: 6	R: 2 E: 0 K: 1 S: 7	H: 4 LOB: 2 BB: 0 P: 7	R: 2 E: 1 K: 1 S: 8	H: 2 LOB: 2 BB: 0 P: 8	R: 1 E: 0 K: 1 S: 6	H: 1 LOB: 0 BB: 0 P: 6	R: 0 E: 0 K: 1 S: 5	H: 0 LOB: 0 BB: 0 P: 5		R: 0 E: 0 K: 1 S: 5	H: 1 LOB: 1 BB: 1 P: 9	1B: 8 2B: 1 3B: 1 HR: 1	SF: 0 SAC: 1 DP: 1 HBP: 0	WP: 2 PB: 1 SB: 1 CS: 0	PA: 39		
PITCHER	IP	WLS	BF	H	R	ER	SO	BB	IBB	HBP	BLK	WP	HR	S	P	ERA	WHIP								
Glen Hobbie, R ERA: 5.4 (1, 1)	6.0	L	28	9	5	5	4	0	0	0	1	2	0	36	36	7.50	1.500								
Barney Schultz, R ERA: 4.94 (7, 1)	2.0		7	1	1	1	2	0	0	0	0	0	1	11	11	4.50	0.500								
Dave Gerard, R ERA: 3.22 (9, 1)	1.0		4	1	0	0	1	1	0	0	0	0	0	5	9	0.00	2.000								

AB	37
R	6
H	11
RBI	5
BB	1
SO	7
LOB	11



Batter	1	2	3	4	5	6	7	8	9	AB	R	H	RBI	BB	SO	LOB	BOTTOM								
Lou Brock, L OBP: 0.315, SLG: 0.447 (1, 8)	F9		FC1-6 1B 14 HR 1-2	G3		FC6-4 FC6-4 1-2			6-3	5	1	0	1	0	0	4	St. Louis Cardinals @ Chicago Cubs Wrigley Field, Chicago, IL Mon Jun 25 1962, 3:33 AM CDT Att: 9,881 - Unknown								
Ken Hubbs, R OBP: 0.290, SLG: 0.351 (1, 4)	K		14 HR 1B			FC6-4 1-2			1B	5	1	2	0	0	2	1									
Billy Williams, L OBP: 0.398, SLG: 0.559 (1, 7)	F8		K			F2			F9	5	0	0	0	0	1	3									
14 Ernie Banks, R OBP: 0.310, SLG: 0.544 (1, 3)		1-3	1-H 3-H HR			E5 1B			6-3	5	1	2	3	0	0	1									
Ron Santo, R OBP: 0.329, SLG: 0.422 (1, 5)		1B S BB	G3			P6			1B	3	0	1	0	1	0	1									
George Altman, L OBP: 0.401, SLG: 0.538 (1, 9)		1B S		G3 2B		F8			4-3	4	0	2	0	0	0	3									
Andre Rodgers, R OBP: 0.358, SLG: 0.431 (1, 6)		K		G3		1B FC6-4 1B			1-3	4	1	1	0	0	1	3									
Moe Thacker, R OBP: 0.314, SLG: 0.290 (1, 2)		K				K			K	3	0	0	0	1	3	3									
Glen Hobbie, R OBP: 0.207, SLG: 0.148 Bob Will, L OBP: 0.339, SLG: 0.392 Barney Schultz, R (6, PH)				E6 FC1-6		K			6-3	2	0	0	0	0	1	2									
Don Landrum, L OBP: 0.429, SLG: 0.319 Dave Gerard, R OBP: 0.400, SLG: 0.250 (8, PH)						1B FC6-4 1B				1	0	1	0	0	0	0									
Inning Stats	R: 0 E: 0 K: 1 S: 5	H: 0 LOB: 0 BB: 0 P: 5	R: 0 E: 0 K: 2 S: 8	H: 1 LOB: 2 BB: 1 P: 12	R: 3 E: 1 K: 1 S: 8	H: 2 LOB: 0 BB: 0 P: 8	R: 0 E: 0 K: 1 S: 6	H: 1 LOB: 2 BB: 1 P: 10	R: 0 E: 0 K: 1 S: 7	H: 1 LOB: 1 BB: 0 P: 7	R: 1 E: 0 K: 1 S: 4	H: 2 LOB: 1 BB: 0 P: 7	R: 0 E: 0 K: 0 S: 4	H: 1 LOB: 1 BB: 0 P: 4	R: 0 E: 0 K: 1 S: 5	H: 0 LOB: 0 BB: 0 P: 5	R: 0 E: 0 K: 0 S: 4	H: 1 LOB: 1 BB: 0 P: 4	1B: 7 2B: 1 3B: 0 HR: 1	SF: 0 SAC: 0 DP: 0 HBP: 0	WP: 0 PB: 0 SB: 2 CS: 0	PA: 40			
PITCHER	IP	WLS	BF	H	R	ER	SO	BB	IBB	HBP	BLK	WP	HR	S	P	ERA	WHIP								
Ray Washburn, R ERA: 3.82 (1, 1)	5.1	W	27	7	4	1	7	2	0	0	0	0	0	39	47	1.69	1.688								
Lindy McDaniel, R ERA: 2.37 (6, 1)	3.2	S	13	2	0	0	1	0	0	0	0	0	0	15	15	0.00	0.545								

AB	38
R	4
H	9
RBI	4
BB	2
SO	8
LOB	21



Batter	1	2	3	4	5	6	7	8	9	AB	R	H	RBI	BB	SO	LOB	TOP										
Julian Javier, R OBP: 0.320, SLG: 0.336 (1, 4)										4	3	3	1	1	0	0	St. Louis Cardinals @ Chicago Cubs Wrigley Field, Chicago, IL Tue Jun 26 1962, 3:33 AM CDT Att: 6,998 - Unknown										
Curt Flood, R OBP: 0.356, SLG: 0.435 Doug Clemens, L OBP: 0.340, SLG: 0.253 (1, 8) (9, 7)										4	1	1	0	0	1	4											
Charlie James, R OBP: 0.354, SLG: 0.444 (1, 9)										5	3	3	4	0	0	1											
Ken Boyer, R OBP: 0.378, SLG: 0.468 (1, 5)										3	2	1	1	2	1	2											
Gene Oliver, R OBP: 0.356, SLG: 0.416 Jimmie Schaffer, R OBP: 0.333, SLG: 0.269 (1, 2) (8, 2)										5	1	1	3	0	1	2											
Bill White, L OBP: 0.346, SLG: 0.475 Fred Whitfield, L OBP: 0.362, SLG: 0.533 (1, 3) (8, 3)										4	2	2	2	0	0	0											
Bobby Gene Smith, R OBP: 0.280, SLG: 0.292 (1, 7) (9, 8)										4	1	1	1	1	0	2											
Dal Maxvill, R OBP: 0.238, SLG: 0.200 (1, 6)										4	1	1	0	1	1	2											
Ernie Broglio, R OBP: 0.160, SLG: 0.125 (1, 1)										5	1	1	2	0	3	2											
Inning Stats	R: 4 E: 1 K: 1 S: 9	H: 4 LOB: 0 BB: 0 P: 9	R: 0 E: 0 K: 2 S: 8	H: 2 LOB: 1 BB: 0 P: 8	R: 0 E: 0 K: 0 S: 3	H: 0 LOB: 0 BB: 0 P: 3	R: 1 E: 0 K: 1 S: 6	H: 1 LOB: 0 BB: 0 P: 6	R: 1 E: 0 K: 0 S: 2	H: 0 LOB: 1 BB: 1 P: 10	R: 0 E: 0 K: 0 S: 5	H: 0 LOB: 0 BB: 0 P: 3	R: 0 E: 0 K: 1 S: 12	H: 7 LOB: 0 BB: 2 P: 20	R: 0 E: 0 K: 1 S: 6	H: 1 LOB: 1 BB: 0 P: 6		1B: 9 2B: 2 3B: 0 HR: 4	SF: 0 SAC: 1 DP: 1 HBP: 0	WP: 2 PB: 0 SB: 0 CS: 4	PA: 46						
PITCHER	IP	WLS	BF	H	R	ER	SO	BB	IBB	HBP	BLK	WP	HR	S	P	ERA	WHIP										
Dick Ellsworth, L ERA: 5.77 (1, 1)	7.0	L	29	7	6	6	5	3	0	0	0	1	2	36	48	7.71	1.429										
Tony Balsamo, R ERA: 6.44 (8, 1)	0.1		5	3	4	4	0	1	0	0	0	1	0	4	8	108.00	12.000										
Dave Gerard, R ERA: 5.09 (8, 1)	0.2		7	4	5	5	1	0	1	0	0	0	2	8	12	67.50	6.000										
Glen Hobbie, R ERA: 5.34 (9, 1)	1.0		4	1	0	0	1	0	0	0	0	0	0	6	6	0.00	1.000										

Batter	1	2	3	4	5	6	7	8	9	AB	R	H	RBI	BB	SO	LOB	BOTTOM										
Lou Brock, L OBP: 0.316, SLG: 0.444 (1, 8)										4	0	1	0	1	1	1	St. Louis Cardinals @ Chicago Cubs Wrigley Field, Chicago, IL Tue Jun 26 1962, 3:33 AM CDT Att: 6,998 - Unknown										
Ken Hubbs, R OBP: 0.291, SLG: 0.350 (1, 4)										4	1	1	0	1	1	3											
Billy Williams, L OBP: 0.401, SLG: 0.560 (1, 7)										5	2	3	0	0	1	3											
14 Ernie Banks, R OBP: 0.312, SLG: 0.540 (1, 3)										4	0	1	1	1	0	2											
Ron Santo, R OBP: 0.331, SLG: 0.425 Alex Grammas, R OBP: 0.200, SLG: 0.208 (1, 5) (9, 5)										3	0	1	1	1	1	0											
George Altman, L OBP: 0.404, SLG: 0.537 (1, 9)										4	0	2	1	1	0	1											
Andre Rodgers, R OBP: 0.354, SLG: 0.424 (1, 6)										5	0	1	0	0	1	6											
Moe Thacker, R OBP: 0.311, SLG: 0.277 (1, 2)										3	0	0	0	1	0	3											
Dick Ellsworth, L OBP: 0.289, SLG: 0.099 Don Landrum, L OBP: 0.424, SLG: 0.314 Tony Balsamo, R OBP: 0.200, SLG: 0.200 Dave Gerard, R OBP: 0.400, SLG: 0.290 Bob Will, L OBP: 0.300, SLG: 0.385 Glen Hobbie, R OBP: 0.207, SLG: 0.148 (1, 1) (7, PH) (8, 1) (8, 1) (8, PH) (9, 1)										1	0	0	0	1	1	1											
Inning Stats	R: 1 E: 0 K: 1 S: 7	H: 2 LOB: 2 BB: 2 P: 15	R: 0 E: 0 K: 2 S: 7	H: 0 LOB: 2 BB: 2 P: 15	R: 0 E: 0 K: 0 S: 3	H: 0 LOB: 0 BB: 0 P: 3	R: 0 E: 0 K: 1 S: 5	H: 0 LOB: 1 BB: 1 P: 9	R: 0 E: 0 K: 0 S: 5	H: 2 LOB: 2 BB: 0 P: 5	R: 0 E: 0 K: 1 S: 7	H: 2 LOB: 2 BB: 0 P: 7	R: 2 E: 0 K: 0 S: 7	H: 4 LOB: 2 BB: 0 P: 7	1B: 9 2B: 1 3B: 0 HR: 0	SF: 0 SAC: 0 DP: 1 HBP: 0		WP: 0 PB: 0 SB: 0 CS: 0	PA: 43								
PITCHER	IP	WLS	BF	H	R	ER	SO	BB	IBB	HBP	BLK	WP	HR	S	P	ERA	WHIP										
Ernie Broglio, R ERA: 3.88 (1, 1)	9.0	W	43	10	3	3	6	6	1	0	0	0	0	48	76	3.00	1.778										



Batter	1	2	3	4	5	6	7	8	9	AB	R	H	RBI	BB	SO	LOB	TOP					
Julian Javier, R OBP: 0.316, SLG: 0.331 (1, 4)	0-0 1-3	0-0 4-3				0-0 6-3		0-0 F9		4	0	0	0	0	0	0	St. Louis Cardinals @ Chicago Cubs Wrigley Field, Chicago, IL Wed Jun 27 1962, 3:33 AM CDT Unknown livebaseballscorecards.com					
Curt Flood, R OBP: 0.352, SLG: 0.429 (1, 8)	0-0 1-3		0-0 6-3			0-0 6-3		0-3 K		4	0	0	0	0	1	0						
Bill White, L OBP: 0.348, SLG: 0.476 (1, 3)	0-0 1B 1B		0-0 4-3			0-0 HBP 1B		0-0 4-3		4	2	2	0	0	0	0						
Stan Musial, L OBP: 0.411, SLG: 0.503 Bobby Gene Smith, R OBP: 0.280, SLG: 0.292 (1, 7) (8, 7)	0-0 WP 1B 1-2		0-0 1B			1-0 1B 2B HBP 1-2		0-0 F8		3	1	2	0	0	0	0						
Ken Boyer, R OBP: 0.379, SLG: 0.469 (1, 5)	0-0 WP 1B 1-2 2-H		0-0 F7			0-0 2B 1B 1-3 2-H		0-0 P6		4	1	2	2	0	0	1						
Carl Sawatski, L OBP: 0.413, SLG: 0.520 (1, 2)	0-0 1B 1-2 2-3 IBB				0-0 FC4 1B			0-0 P6		3	0	1	0	1	0	2						
Charlie James, R OBP: 0.351, SLG: 0.445 (1, 9)	0-0 6-3		0-0 FC4 CS 1-2			0-0 FC1-5 2B 1-H 3-H		0-0 K		4	0	1	2	0	1	4						
Dal Maxvill, R OBP: 0.200, SLG: 0.167 (1, 6)		0-3 K	0-3 K			0-0 FC1-5 2-3		0-0 5-3		4	0	0	0	0	2	2						
Larry Jackson, R OBP: 0.277, SLG: 0.262 (1, 1)	0-0 4-3				0-0 6-3		0-0 F9		0-3 K	4	0	0	0	0	1	1						
Inning Stats	R: 1 E: 0 K: 0 S: 6	H: 3 LOB: 3 BB: 1 P: 10	R: 0 E: 0 K: 1 S: 5	H: 0 LOB: 0 BB: 0 P: 5	R: 0 E: 0 K: 1 S: 4	H: 1 LOB: 1 BB: 0 P: 4	R: 0 E: 0 K: 1 S: 5	H: 1 LOB: 0 BB: 0 P: 5	R: 0 E: 0 K: 0 S: 3	H: 0 LOB: 0 BB: 0 P: 3	R: 3 E: 0 K: 0 S: 6	H: 3 LOB: 1 BB: 0 P: 7	R: 0 E: 0 K: 0 S: 5	H: 0 LOB: 0 BB: 0 P: 5	R: 0 E: 0 K: 0 S: 3	H: 0 LOB: 0 BB: 0 P: 3		R: 0 E: 0 K: 2 S: 7	H: 0 LOB: 0 BB: 0 P: 7	1B: 7 2B: 1 3B: 0 HR: 0	SF: 0 SAC: 0 DP: 0 HBP: 1	WP: 1 PB: 0 SB: 0 CS: 1
PITCHER	IP WLS BF H R ER SO BB IBB HBP BLK WP HR S P ERA WHIP	8.0 L 33 8 4 4 3 0 1 1 0 1 0 37 42 4.50 1.000	1.0 3 0 0 0 2 0 0 0 0 0 0 0 7 7 0.00 0.000	PITCHER																		

Batter	1	2	3	4	5	6	7	8	9	AB	R	H	RBI	BB	SO	LOB	BOTTOM					
Lou Brock, L OBP: 0.312, SLG: 0.438 (1, 8)	0-0 4-3		0-0 G4-6-3 1-2			0-0 1-3		0-0 4-3		4	0	0	0	0	0	3	St. Louis Cardinals @ Chicago Cubs Wrigley Field, Chicago, IL Wed Jun 27 1962, 3:33 AM CDT Unknown livebaseballscorecards.com					
Ken Hubbs, R OBP: 0.288, SLG: 0.345 (1, 4)	0-0 5-3			0-0 4-3		0-0 6-3		0-0 6-3		4	0	0	0	0	0	0						
George Altman, L OBP: 0.402, SLG: 0.532 (1, 9)	0-0 F7			0-0 F9		0-0 F7		0-0 1B 1B		4	0	1	0	0	0	0						
14 Ernie Banks, R OBP: 0.311, SLG: 0.536 (1, 3)		0-0 F9		0-0 1B		0-0 4-3		0-0 F7		4	0	1	0	0	0	1						
Billy Williams, L OBP: 0.399, SLG: 0.556 (1, 7)	0-3 K		0-3 K			0-0 6-3		0-0 FC5-4 1B		4	0	1	0	0	2	1						
Ron Santo, R OBP: 0.333, SLG: 0.422 (1, 5)		1-0 HBP			0-0 F9			4-0 G4-3 BB		2	0	0	0	1	0	2						
Andre Rodgers, R OBP: 0.348, SLG: 0.417 (1, 6)	0-3 K			0-0 P3		0-0 G4-3		0-0 G4-3		3	0	0	0	0	1	2						
Moe Thacker, R OBP: 0.303, SLG: 0.269 Don Landrum, L OBP: 0.430, SLG: 0.314 El Tappe, R OBP: 0.324, SLG: 0.265 (1, 2) (8, PH) (9, 2)			0-3 K		0-0 4-3			4-0 1B BB		2	0	0	0	0	1	0						
Don Cardwell, R OBP: 0.125, SLG: 0.034 Bob Will, L OBP: 0.344, SLG: 0.396 Don Elston, R (9, 1)			4-0 G4-6-3 BB			0-0 F7		0-0 1B		1	0	0	0	1	0	0						
Inning Stats	R: 0 E: 0 K: 0 S: 3	H: 0 LOB: 0 BB: 0 P: 3	R: 0 E: 0 K: 2 S: 7	H: 0 LOB: 0 BB: 0 P: 8	R: 0 E: 0 K: 1 S: 4	H: 0 LOB: 0 BB: 1 P: 8	R: 0 E: 0 K: 1 S: 6	H: 1 LOB: 1 BB: 0 P: 6	R: 0 E: 0 K: 0 S: 3	H: 0 LOB: 0 BB: 0 P: 3	R: 0 E: 0 K: 0 S: 3	H: 0 LOB: 0 BB: 0 P: 3	R: 0 E: 0 K: 0 S: 3	H: 0 LOB: 0 BB: 0 P: 3	R: 0 E: 0 K: 0 S: 3	H: 1 LOB: 2 BB: 2 P: 11		R: 0 E: 0 K: 0 S: 5	H: 2 LOB: 2 BB: 0 P: 5	1B: 4 2B: 0 3B: 0 HR: 0	SF: 0 SAC: 0 DP: 2 HBP: 1	WP: 0 PB: 0 SB: 0 CS: 0
PITCHER	IP WLS BF H R ER SO BB IBB HBP BLK WP HR S P ERA WHIP	9.0 W 33 4 0 0 4 3 0 1 0 0 0 37 50 0.00 0.778	PITCHER																			

Batter	1	2	3	4	5	6	7	8	9	AB	R	H	RBI	BB	SO	LOB	TOP					
Julian Javier, R (1,4) OBP: 0.321, SLG: 0.345	0-0 2B 5-3 1B	0-0 5-3		4-0 S BB		0-0 1-H HR		0-0 6-3		4	2	2	2	1	0	0						
Curt Flood, R (1,8) OBP: 0.356, SLG: 0.445	0-0 5-3 FC1-5 2B		0-0 FC6-4 1B		0-3 K		0-0 HR	0-0 L5		5	1	3	1	0	1	1						
Bill White, L (1,3) OBP: 0.345, SLG: 0.471	0-0 5-3		0-0 FC6-4 1B		0-0 G3		0-0 BB 1B	0-0 G3		5	0	1	1	0	0	2						
Stan Musial, L (1,7) OBP: 0.413, SLG: 0.500	0-0 FC1-5 2B		0-0 BB 1B		0-0 4-1		4-0 1-2 BB	0-0 F9		3	1	1	0	1	0	1						
Bobby Gene Smith, R (6, PR) OBP: 0.277, SLG: 0.289										1	0	0	0	0	0	0						
Ken Boyer, R (1,5) OBP: 0.383, SLG: 0.471	0-0 1-H 2B		4-0 1-2 BB		0-3 K		0-0 6-3	4-0 HR BB		3	1	1	1	2	1	2						
Gene Oliver, R (1,2) OBP: 0.357, SLG: 0.413	4-0 BB		0-3 K		0-0 HR		4-0 6-3 BB	0-0 1-H HR		1	0	0	0	1	1	3						
Carl Sawatski, L (3,2) OBP: 0.425, SLG: 0.575										2	2	2	3	1	0	0						
Charlie James, R (1,9) OBP: 0.338, SLG: 0.429	0-0 1-3		0-0 F7		0-3 K		0-0 6-3	0-3 K		5	0	0	0	0	2	6						
Dal Maxvill, R (1,6) OBP: 0.200, SLG: 0.172			0-3 K		0-0 6-3		0-0 FC6-4 1B	0-0 F7		5	0	1	0	0	1	1						
Ray Sadecki, L (1,1) OBP: 0.100, SLG: 0.200			0-3 K		0-0 F8		0-0 FC6-4 HR	0-0 G3		4	1	0	0	0	1	2						
Inning Stats	R: 2 E: 0 K: 0 S: 6	H: 3 LOB: 2 BB: 1 P: 10	R: 0 E: 0 K: 2 S: 7	H: 0 LOB: 0 BB: 0 P: 7	R: 0 E: 0 K: 1 S: 7	H: 2 LOB: 3 BB: 1 P: 11	R: 0 E: 0 K: 1 S: 5	H: 0 LOB: 1 BB: 1 P: 9	R: 0 E: 0 K: 1 S: 5	H: 0 LOB: 0 BB: 0 P: 5	R: 4 E: 0 K: 1 S: 10	H: 5 LOB: 2 BB: 1 P: 14	R: 0 E: 0 K: 0 S: 3	H: 0 LOB: 1 BB: 1 P: 7	R: 0 E: 0 K: 0 S: 3	H: 0 LOB: 0 BB: 0 P: 3	R: 2 E: 0 K: 1 S: 6	H: 1 LOB: 0 BB: 1 P: 10	1B: 5 2B: 2 3B: 0 HR: 4	SF: 0 SAC: 0 DP: 0 HBP: 0	WP: 0 PB: 0 SB: 1 CS: 0	PA: 44
PITCHER	IP WLS BF H R ER SO BB IBB HBP BLK WP HR S P ERA WHIP																					
Bob Anderson, R (1,1) ERA: 4.78	5.2 L 31 10 6 6 6 4 0 0 0 0 3 39 55 9.53 2.471																					
Barney Schultz, R (6,1) ERA: 4.52	2.1 8 0 0 0 0 1 0 0 0 0 0 7 11 0.00 0.429																					
Don Elston, R (9,1) ERA: 2.29	1.0 5 1 2 2 1 1 0 0 0 0 1 6 10 18.00 2.000																					

St. Louis Cardinals @ Chicago Cubs
Wrigley Field, Chicago, IL
Wed Jun 27 1962, 3:38 AM CDT
Att: 17,556 - Unknown

AB 38
R 8
H 11
RBI 8
BB 6
SO 7
LOB 18

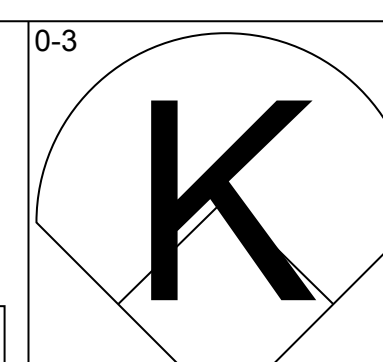
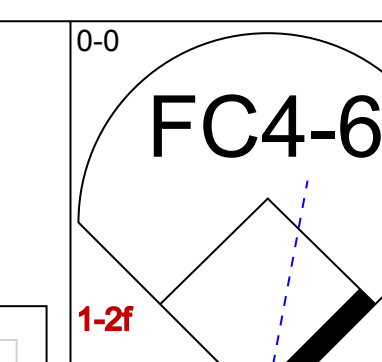
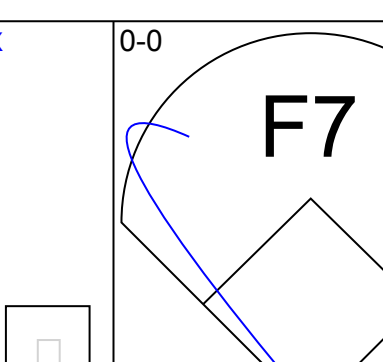
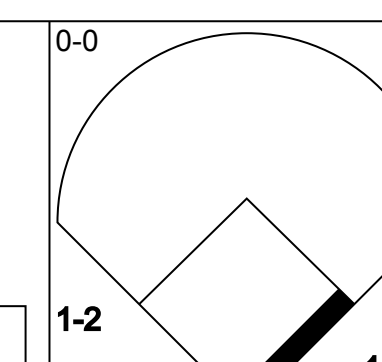
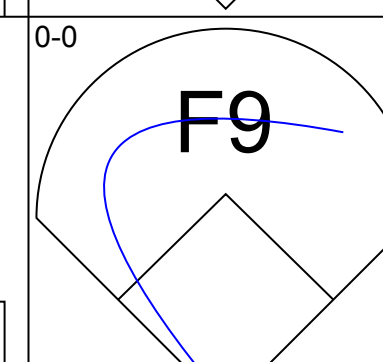
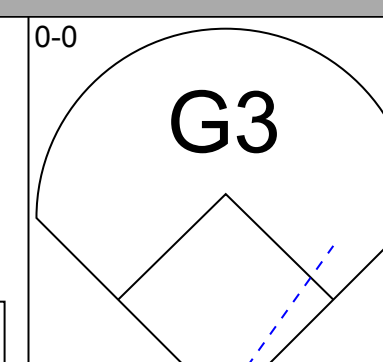
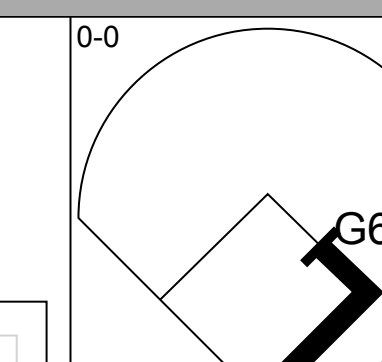
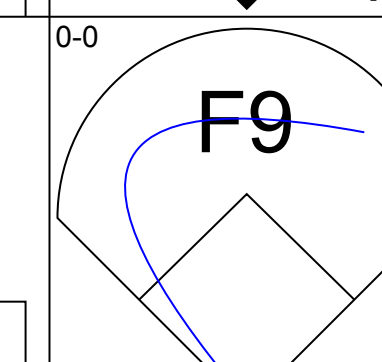
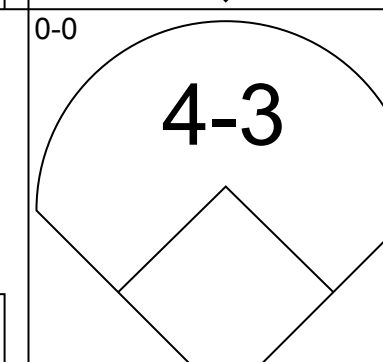
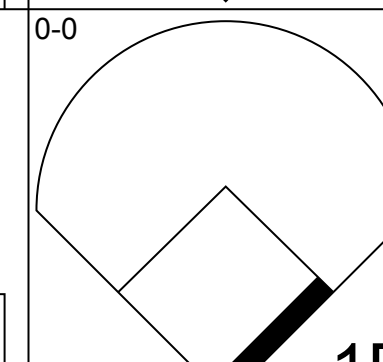
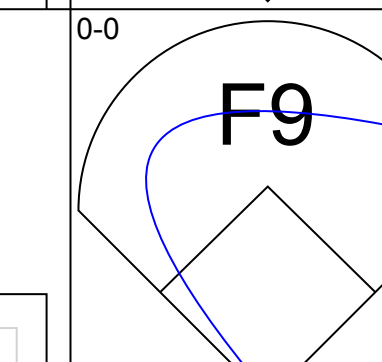
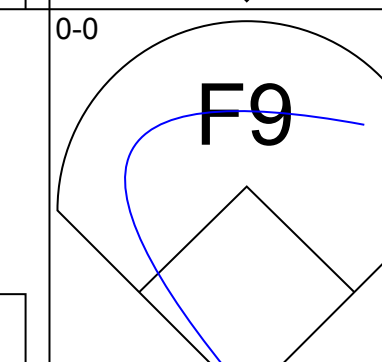
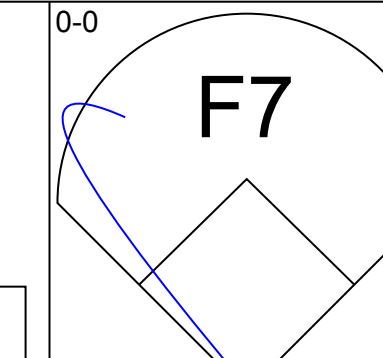
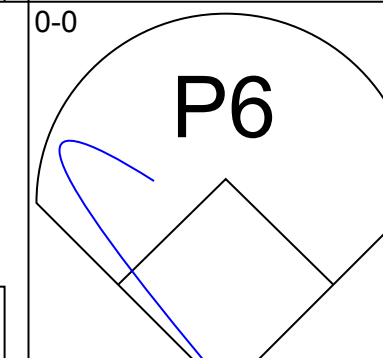
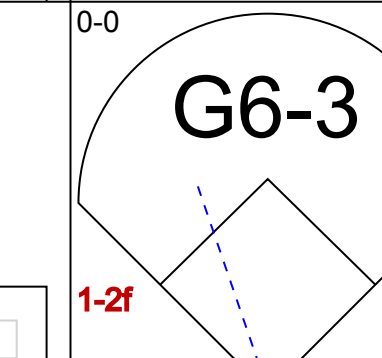
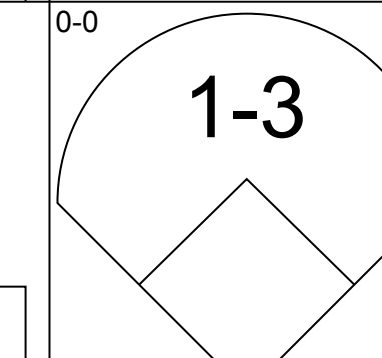
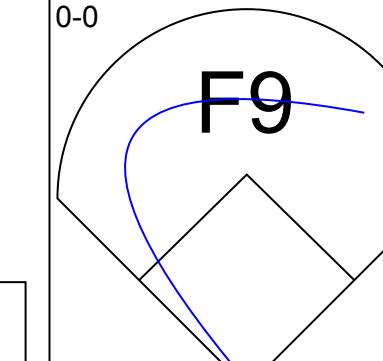
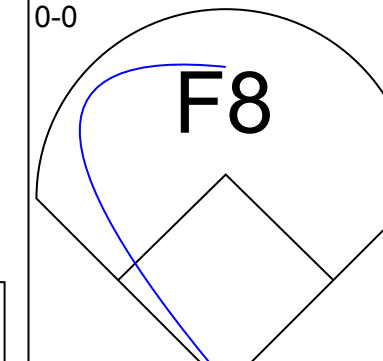
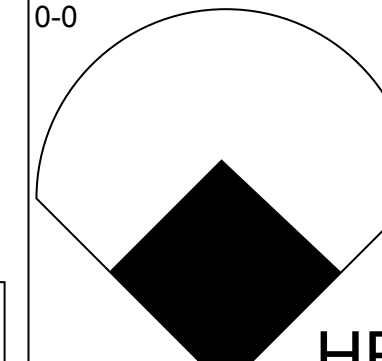
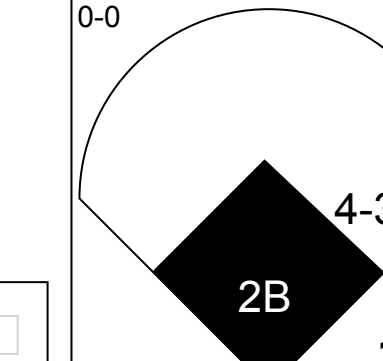
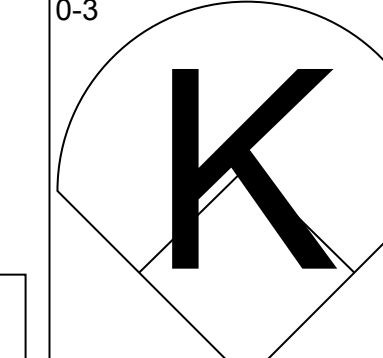
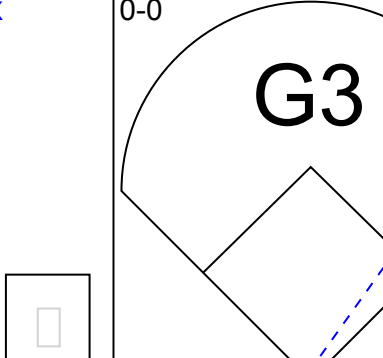
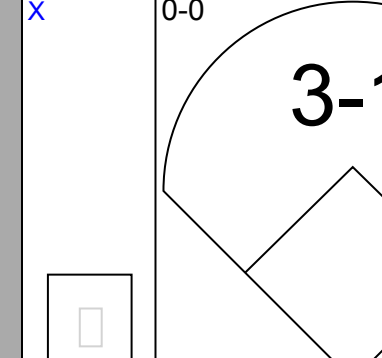
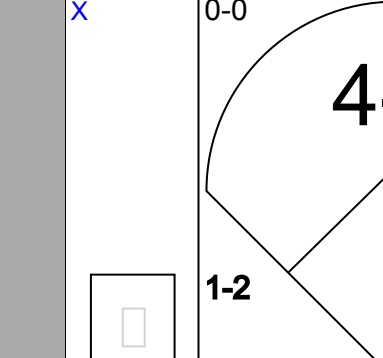
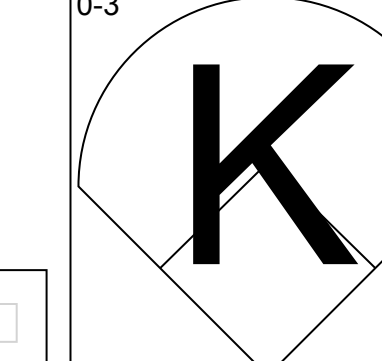
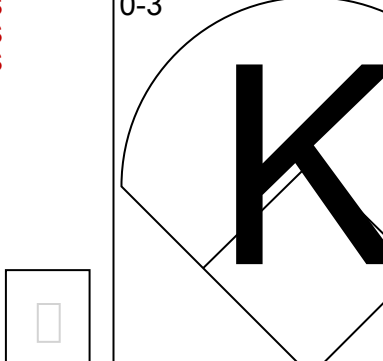
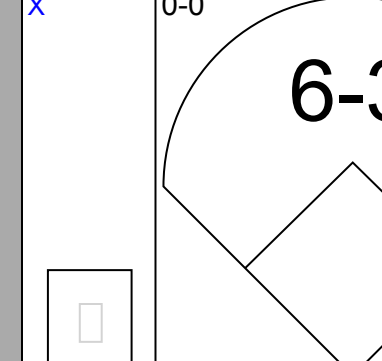
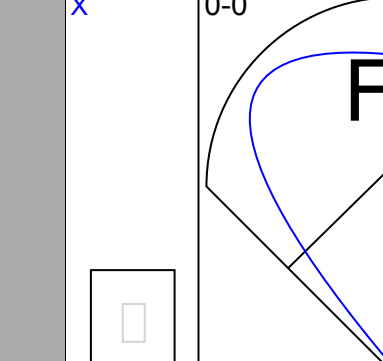
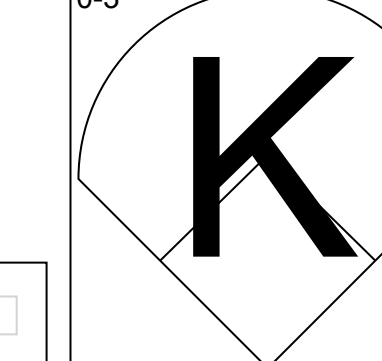
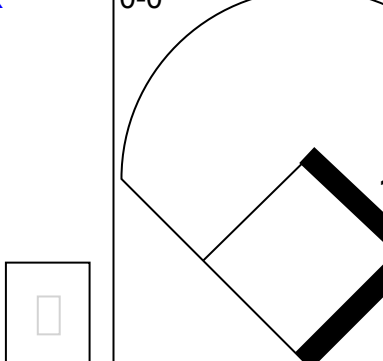
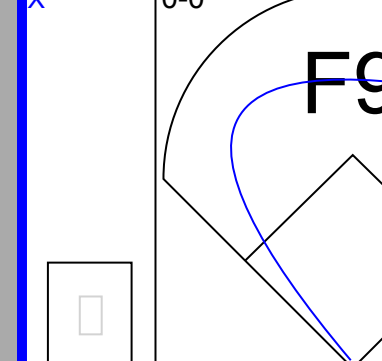
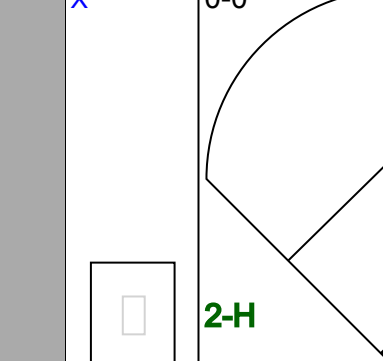
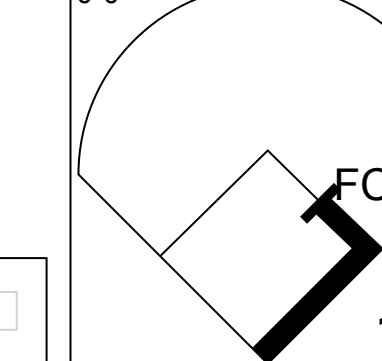
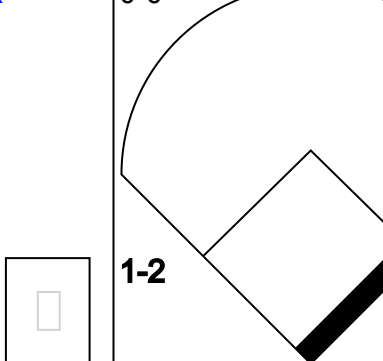
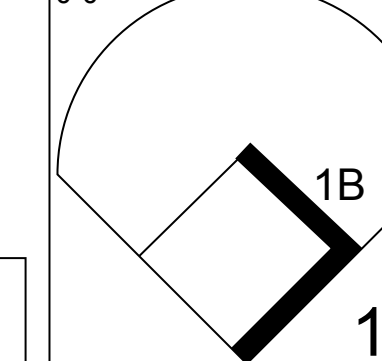
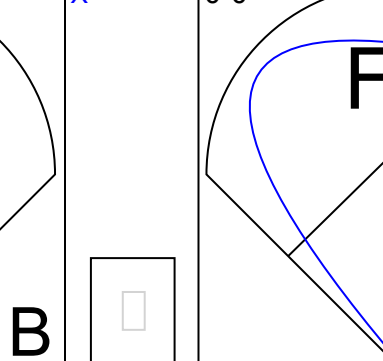


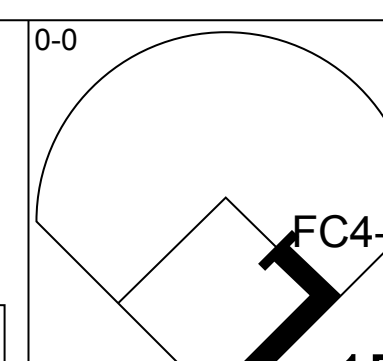
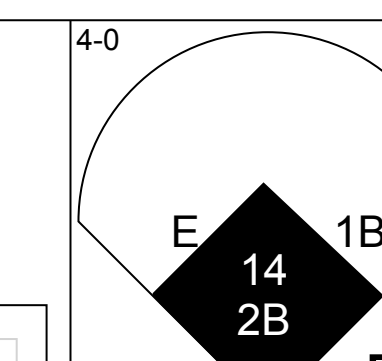
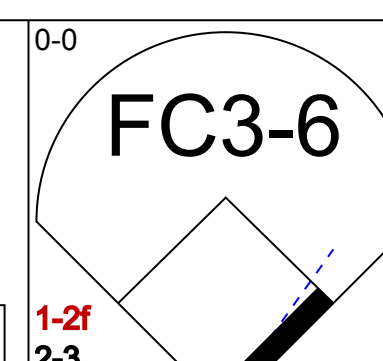
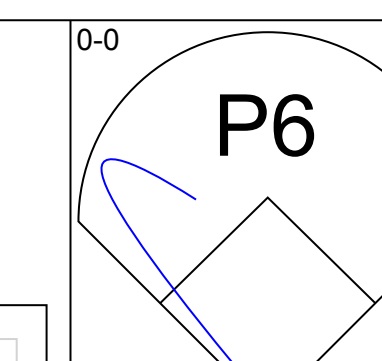
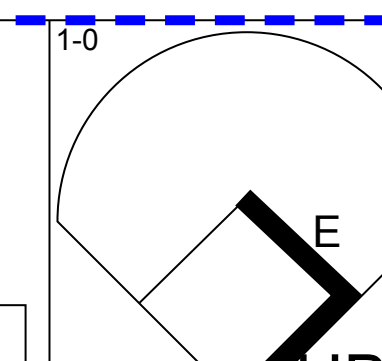
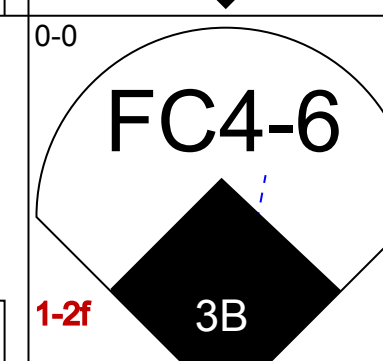
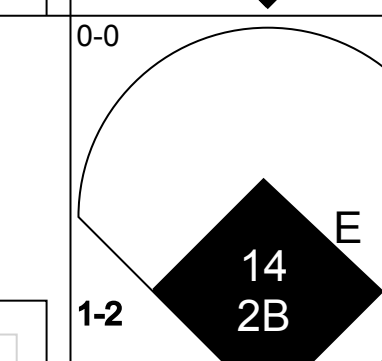
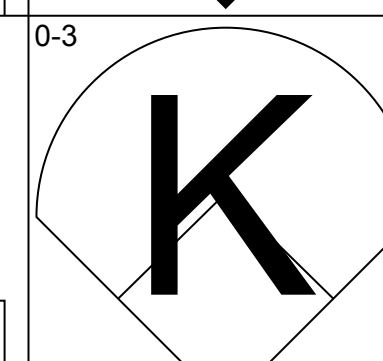
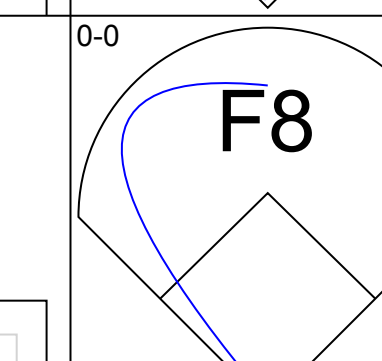
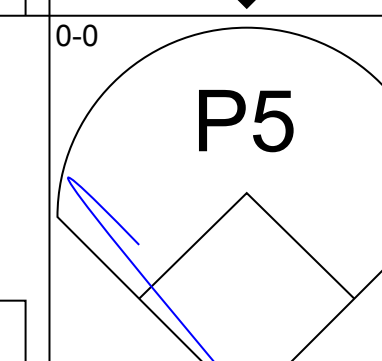
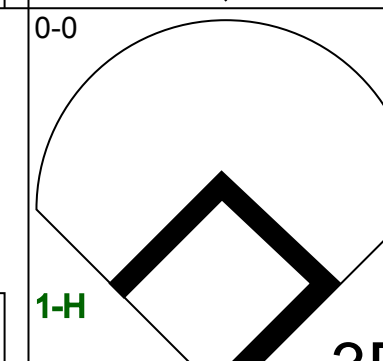
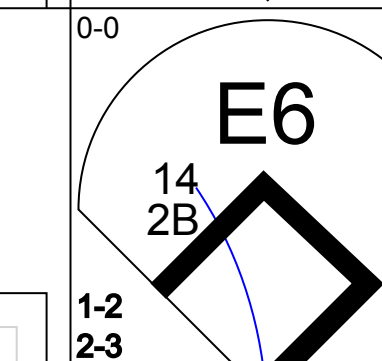
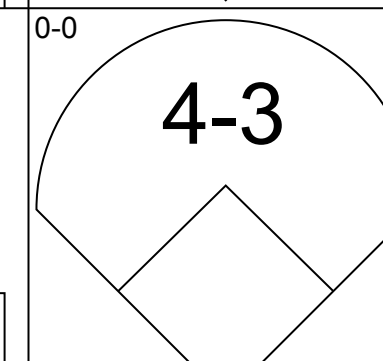
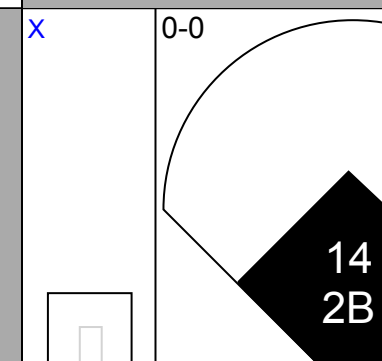
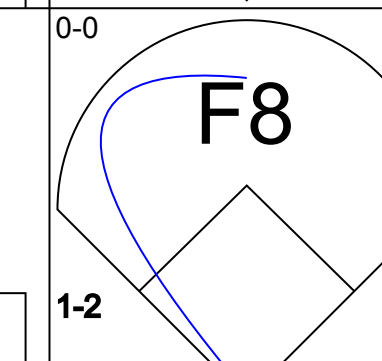

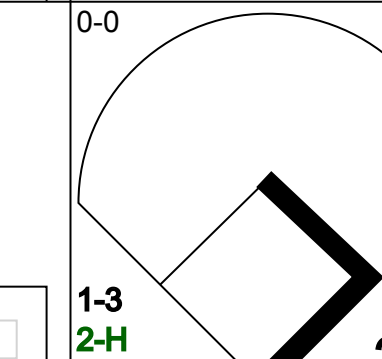
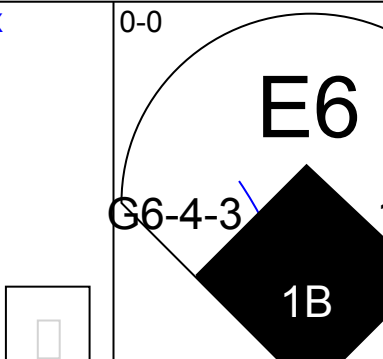

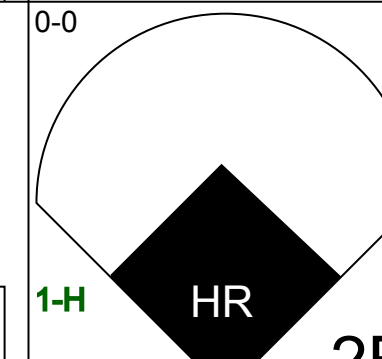
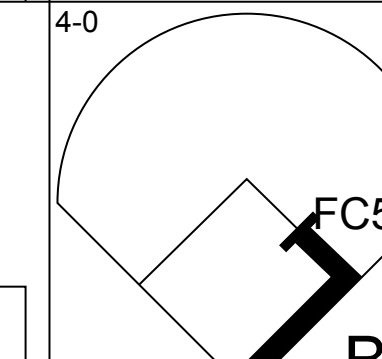
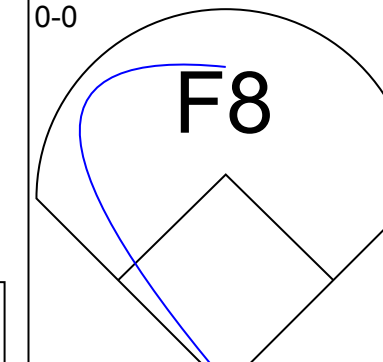
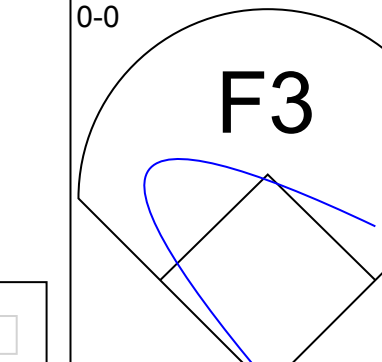
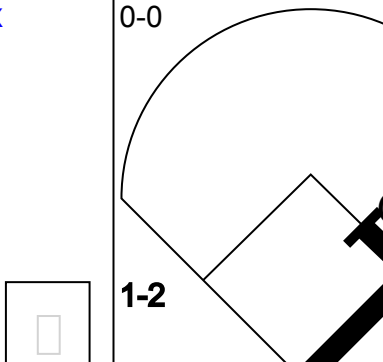
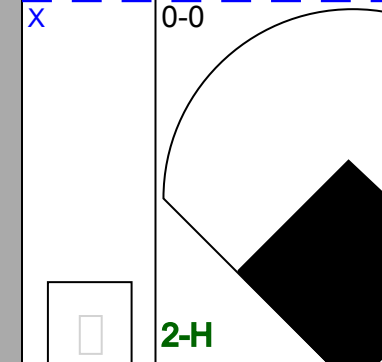
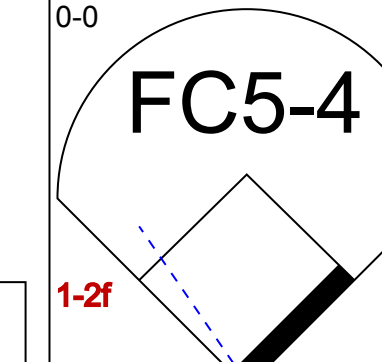
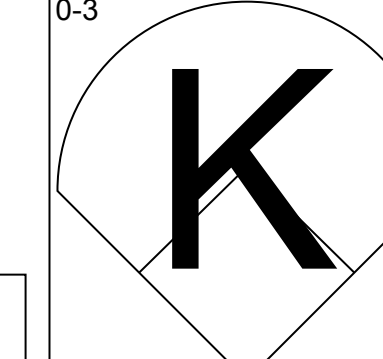
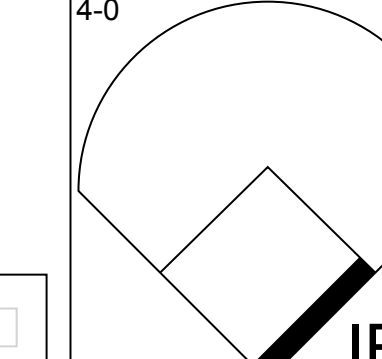
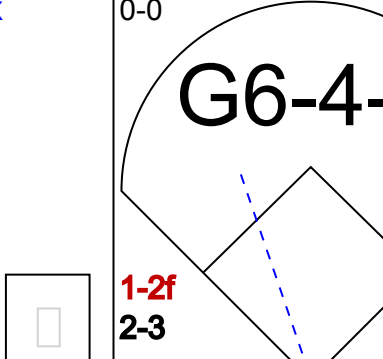
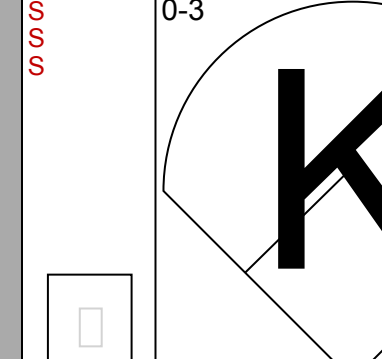
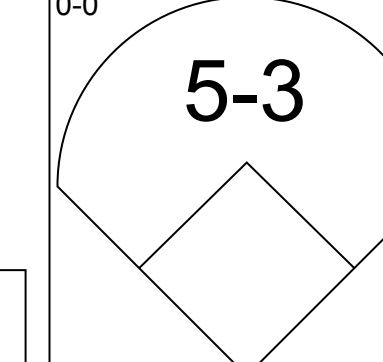
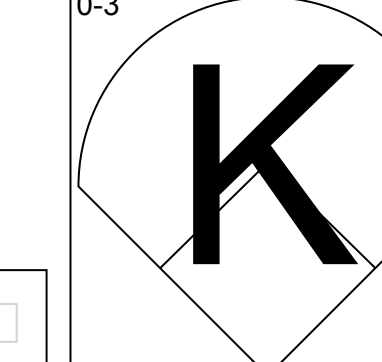
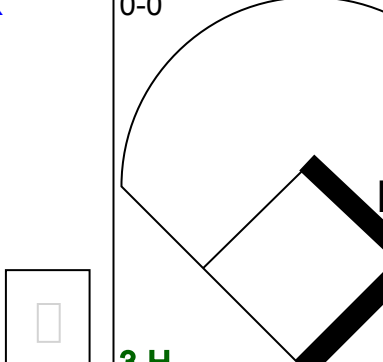
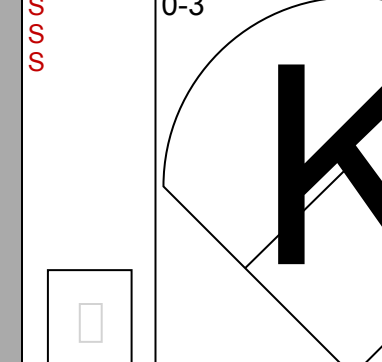
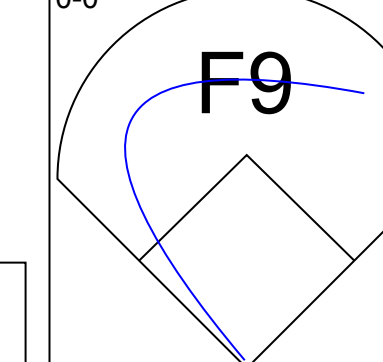
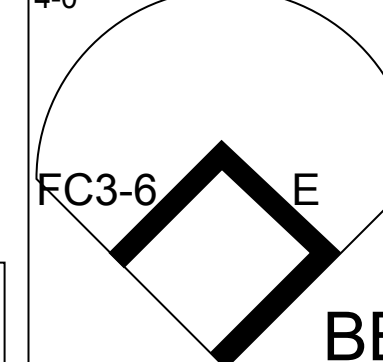
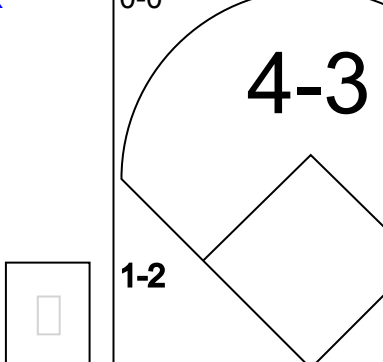

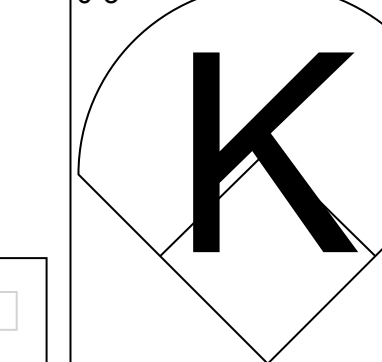
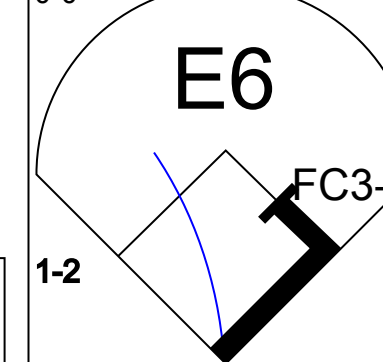
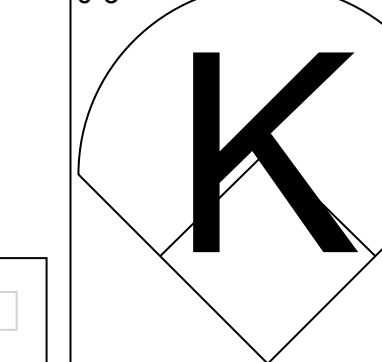
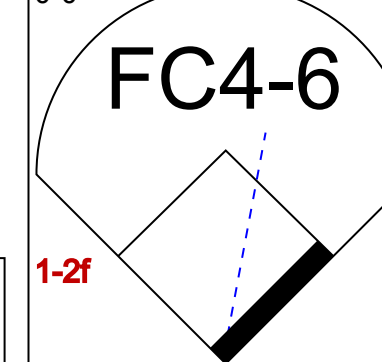
Batter	1	2	3	4	5	6	7	8	9	AB	R	H	RBI	BB	SO	LOB	BOTTOM			
Ron Santo, R (1,5) OBP: 0.332, SLG: 0.419	0-0 4-3		0-0 1-2 1B		0-0 1-3			0-0 6-3		4	0	1	0	0	0	1				
Ken Hubbs, R (1,4) OBP: 0.290, SLG: 0.345	0-0 14 FC6-4 1B		0-0 F9			1-0 G1-6-3 HBP		0-0 F9		3	0	1	0	0	0	2				
Billy Williams, L (1,7) OBP: 0.398, SLG: 0.552	0-0 F7		0-0 F7			0-0 G1-6-3		0-0 14 G5-4-3 1B		4	0	1	0	0	0	4				
14 Ernie Banks, R (1,3) OBP: 0.307, SLG: 0.529	0-0 FC6-4				0-0 4-3		0-0 F7	0-0 G5-4-3		4	0	0	0	0	0	2				
George Altman, L (1,9) OBP: 0.396, SLG: 0.524			0-3 K		0-3 K		0-0 F8	0-0 F8		4	0	0	0	0	2	0				
Lou Brock, L (1,8) OBP: 0.309, SLG: 0.433			0-0 L5		0-3 K		0-3 K			3	0	0	0	0	2	0				
Andre Rodgers, R (1,6) OBP: 0.354, SLG: 0.418			0-0 F8				4-0 FC4-6 1B			2	0	1	0	1	0	0				
El Tappe, R (1,2) OBP: 0.300, SLG: 0.243			0-0 F8		0-0 FC4-6		0-0 L6			3	0	0	0	0	0	2				
Bob Anderson, R (1,1) OBP: 0.176, SLG: 0.294			0-0 F9		0-3 K					2	0	1	0	0	1	1				
Barney Schultz, R (6,1) OBP: 0.279, SLG: 0.288										0	0	0	0	0	0	0				
Jim McKnight, R (6, PH) OBP: 0.279, SLG: 0.288			0-0 F9							1	0	0	0	0	0	0				
Don Elston, R (9,1) OBP: 0.279, SLG: 0.288										0	0	0	0	0	0	0				
Inning Stats	R: 0 E: 0 K: 0 S: 4	H: 1 LOB: 1 BB: 0 P: 4	R: 0 E: 0 K: 1 S: 5	H: 0 LOB: 0 BB: 0 P: 5	R: 0 E: 0 K: 2 S: 7	H: 0 LOB: 0 BB: 0 P: 7	R: 0 E: 0 K: 1 S: 6	H: 1 LOB: 1 BB: 0 P: 6	R: 0 E: 0 K: 0 S: 2	H: 0 LOB: 0 BB: 0 P: 3	R: 0 E: 0 K: 1 S: 5	H: 0 LOB: 1 BB: 1 P: 9	R: 0 E: 0 K: 0 S: 3	H: 0 LOB: 0 BB: 0 P: 3	R: 0 E: 0 K: 0 S: 3	H: 1 LOB: 0 BB: 0 P: 3	1B: 5 2B: 0 3B: 0 HR: 0	SF: 0 SAC: 0 DP: 2 HBP: 1	WP: 0 PB: 0 SB: 0 CS: 0	PA: 32
PITCHER	IP WLS BF H R ER SO BB IBB HBP BLK WP HR S P ERA WHIP																			
Ray Sadecki, L (1,1) ERA: 5.13	9.0 W 32 5 0 0 5 1 0 1 0 0 0 40 45 0.00 0.667																			

St. Louis Cardinals @ Chicago Cubs
Wrigley Field, Chicago, IL
Wed Jun 27 1962, 3:38 AM CDT
Att: 17,556 - Unknown

AB 30
R 0
H 5
RBI 0
BB 1
SO 5
LOB 12



Batter	1	2	3	4	5	6	7	8	9	AB	R	H	RBI	BB	SO	LOB	TOP				
Curt Flood, R OBP: 0.355, SLG: 0.442 (1, 8)										4	0	1	0	0	1	3	St. Louis Cardinals @ Chicago Cubs Wrigley Field, Chicago, IL Thu Jun 28 1962, 3:33 AM CDT Att: 5,314 - Unknown				
Red Schoendienst, S OBP: 0.465, SLG: 0.473 (1, 4)										4	0	1	0	0	0	2					
Bill White, L OBP: 0.344, SLG: 0.467 (1, 3) (7, 9)										4	0	1	0	0	0	3					
Stan Musial, L OBP: 0.405, SLG: 0.490 (1, 7) Bobby Shantz, R (8, 1)										4	0	0	0	0	0	4					
Ken Boyer, R OBP: 0.384, SLG: 0.482 (1, 5)										4	2	2	1	0	0	1					
Carl Sawatski, L OBP: 0.414, SLG: 0.557 (1, 2)										4	0	0	0	0	1	1					
Charlie James, R OBP: 0.331, SLG: 0.419 (1, 9) Julio Gotay, R OBP: 0.343, SLG: 0.339 (7, 6)										3	0	0	0	0	2	0					
Dal Maxvill, R OBP: 0.219, SLG: 0.194 (1, 6) Fred Whitfield, L OBP: 0.367, SLG: 0.553 (7, 3) (7, 3)										2	0	1	0	0	1	0					
Bob Gibson, R OBP: 0.333, SLG: 0.265 (1, 1) Ed Bauta, R OBP: 0.250, SLG: 0.250 (7, 1) Doug Clemens, L OBP: 0.343, SLG: 0.258 (8, 7) (8, 7)										2	0	2	0	0	0	0					
Inning Stats	R: 0 E: 0 K: 1 S: 5	H: 0 LOB: 0 BB: 0 P: 5	R: 0 E: 0 K: 1 S: 5	H: 0 LOB: 0 BB: 0 P: 5	R: 0 E: 0 K: 2 S: 8	H: 1 LOB: 1 BB: 0 P: 8	R: 0 E: 0 K: 0 S: 4	H: 1 LOB: 1 BB: 0 P: 4	R: 0 E: 0 K: 1 S: 7	H: 2 LOB: 2 BB: 0 P: 7	R: 0 E: 0 K: 0 S: 3	H: 1 LOB: 0 BB: 0 P: 3	R: 1 E: 0 K: 0 S: 4	H: 1 LOB: 0 BB: 0 P: 4	R: 0 E: 0 K: 0 S: 5	H: 2 LOB: 1 BB: 0 P: 5		R: 1 E: 0 K: 0 S: 5	H: 2 LOB: 1 BB: 0 P: 5	1B: 8 2B: 1 3B: 0 HR: 1	SF: 0 SAC: 0 DP: 1 HBP: 0
PITCHER Cal Koonce, R ERA: 4.32 (1, 1)	IP: 9.0 WLS: W BF: 36 H: 10 R: 2 ER: 2 SO: 5 BB: 0 IBB: 0 HBP: 0 BLK: 0 WP: 0 HR: 1 S: 46 P: 46 ERA: 2.00 WHIP: 1.111															PITCHER IP: WLS: BF: H: R: ER: SO: BB: IBB: HBP: BLK: WP: HR: S: P: ERA: WHIP:					

Batter	1	2	3	4	5	6	7	8	9	AB	R	H	RBI	BB	SO	LOB	BOTTOM		
Don Landrum, L OBP: 0.440, SLG: 0.315 (1, 8)										3	1	1	0	1	0	2	St. Louis Cardinals @ Chicago Cubs Wrigley Field, Chicago, IL Thu Jun 28 1962, 3:33 AM CDT Att: 5,314 - Unknown		
Ken Hubbs, R OBP: 0.289, SLG: 0.343 (1, 4)										5	2	1	0	0	1	4			
Billy Williams, L OBP: 0.398, SLG: 0.556 (1, 7)										5	1	2	1	0	0	5			
14 Ernie Banks, R OBP: 0.312, SLG: 0.535 (1, 3)										4	2	2	3	1	1	1			
Ron Santo, R OBP: 0.333, SLG: 0.429 (1, 5)									5	1	2	2	0	0	5				
George Altman, L OBP: 0.394, SLG: 0.518 (1, 9)									3	0	0	0	1	2	2				
Andre Rodgers, R OBP: 0.351, SLG: 0.414 (1, 6)									4	0	1	1	0	2	3				
El Tappe, R OBP: 0.318, SLG: 0.231 (1, 2)										2	0	0	0	2	0	1			
Cal Koonce, R OBP: 0.114, SLG: 0.143 (1, 1)									4	0	0	0	0	2	2				
Inning Stats	R: 1 E: 0 K: 1 S: 7	H: 2 LOB: 1 BB: 0 P: 7	R: 0 E: 0 K: 1 S: 5	H: 0 LOB: 0 BB: 0 P: 5	R: 2 E: 1 K: 2 S: 10	H: 2 LOB: 2 BB: 2 P: 18	R: 0 E: 1 K: 1 S: 6	H: 0 LOB: 1 BB: 1 P: 10	R: 1 E: 1 K: 0 S: 5	H: 2 LOB: 1 BB: 0 P: 5	R: 0 E: 0 K: 1 S: 5	H: 0 LOB: 0 BB: 0 P: 5	R: 3 E: 0 K: 2 S: 10	H: 3 LOB: 1 BB: 1 P: 14	R: 0 E: 1 K: 0 S: 3	H: 0 LOB: 2 BB: 1 P: 8		1B: 5 2B: 2 3B: 1 HR: 1	SF: 0 SAC: 0 DP: 1 HBP: 1
PITCHER Bob Gibson, R ERA: 2.92 (7, 1) Ed Bauta, R ERA: 3.56 (8, 1) Bobby Shantz, L ERA: 1.3 (1, 1)	IP: 6.0 WLS: L BF: 31 H: 8 R: 6 ER: 4 SO: 6 BB: 2 IBB: 1 HBP: 0 BLK: 0 WP: 0 HR: 0 S: 40 P: 52 ERA: 6.00 WHIP: 1.667															PITCHER IP: WLS: BF: H: R: ER: SO: BB: IBB: HBP: BLK: WP: HR: S: P: ERA: WHIP:			

Batter	1	2	3	4	5	6	7	8	9	AB	R	H	RBI	BB	SO	LOB	TOP			
Don Landrum, L (1, 8) OBP: 0.453, SLG: 0.342										3	1	2	0	1	1	0	Chicago Cubs @ Milwaukee Braves Milwaukee County Stadium, Milwaukee, WI Fri Jun 29 1962, 8:05 PM EDT Att: 20,492 - Unknown			
Ken Hubbs, R (1, 4) OBP: 0.289, SLG: 0.340										3	0	0	0	1	2	4				
Billy Williams, L (1, 7) OBP: 0.399, SLG: 0.555										4	0	2	2	0	0	1				
14 Ernie Banks, R (1, 3) OBP: 0.308, SLG: 0.528										4	0	0	0	0	0	4				
George Altman, L (1, 9) OBP: 0.396, SLG: 0.521										4	2	2	0	0	0	0				
Ron Santo, R (1, 5) OBP: 0.332, SLG: 0.425										3	0	0	0	1	2	1				
Andre Rodgers, R (1, 6) OBP: 0.354, SLG: 0.416										4	0	2	2	0	1	0				
Moe Thacker, R (1, 2) OBP: 0.313, SLG: 0.271										3	1	1	0	1	0	2				
Bob Buhl, R (1, 1) Don Elston, R (8, 1)										2	0	0	0	0	0	1				
Inning Stats	R: 0 E: 0 K: 1 S: 5	H: 0 LOB: 1 BB: 1 P: 9	R: 1 E: 0 K: 1 S: 7	H: 2 LOB: 1 BB: 0 P: 7	R: 1 E: 0 K: 0 S: 4	H: 2 LOB: 0 BB: 0 P: 4	R: 0 E: 0 K: 0 S: 3	H: 0 LOB: 0 BB: 0 P: 3	R: 1 E: 0 K: 1 S: 6	H: 1 LOB: 2 BB: 2 P: 14	R: 0 E: 0 K: 1 S: 5	H: 1 LOB: 0 BB: 0 P: 5	R: 0 E: 0 K: 0 S: 3	H: 0 LOB: 0 BB: 0 P: 3	R: 0 E: 0 K: 2 S: 8	H: 1 LOB: 1 BB: 0 P: 8	1B: 7 2B: 2 3B: 0 HR: 0	SF: 0 SAC: 1 DP: 1 HBP: 0	WP: 0 PB: 0 SB: 1 CS: 2	PA: 36
PITCHER	IP WLS BF H R ER SO BB IBB HBP BLK WP HR S P ERA WHIP																			
Tony Cloninger, R (1, 1) ERA: 5.17	5.0 L 22 5 3 3 3 3 0 0 0 0 0 0 25 37 5.40 1.600																			
Carl Willey, R (6, 1) ERA: 6.06	3.0 10 3 1 1 1 1 0 0 0 0 0 0 11 15 3.00 1.333																			
Cecil Butler, R (9, 1) ERA: 2.64	1.0 4 1 0 0 2 0 0 0 0 0 0 0 8 8 0.00 1.000																			

Batter	1	2	3	4	5	6	7	8	9	AB	R	H	RBI	BB	SO	LOB	BOTTOM					
Roy McMillan, R (1, 6) OBP: 0.348, SLG: 0.368										3	0	0	0	1	0	2	Chicago Cubs @ Milwaukee Braves Milwaukee County Stadium, Milwaukee, WI Fri Jun 29 1962, 8:05 PM EDT Att: 20,492 - Unknown					
Mack Jones, L (1, 9) OBP: 0.375, SLG: 0.452										2	0	0	0	1	1	0						
Eddie Mathews, L (1, 5) OBP: 0.371, SLG: 0.468										4	0	1	0	0	1	3						
Hank Aaron, R (1, 8) OBP: 0.389, SLG: 0.598										4	0	1	0	0	1	2						
Lee Maye, L (1, 7) OBP: 0.296, SLG: 0.313										3	0	0	0	1	1	2						
Joe Adcock, R (1, 3) OBP: 0.321, SLG: 0.448										2	0	0	0	1	2	0						
Joe Torre, R (1, 2) OBP: 0.330, SLG: 0.316										3	0	1	0	0	0	2						
Frank Bolling, R (1, 4) OBP: 0.342, SLG: 0.434										2	0	0	0	1	0	3						
Tony Cloninger, R (1, 1) Gus Bell, L (5, PH) Carl Willey, R (6, 1) Del Crandall, R (8, PH) Lew Burdette, R (8, PH) Cecil Butler, R (9, 1)										1	0	0	0	0	0	0						
Inning Stats	R: 0 E: 0 K: 0 S: 2	H: 0 LOB: 0 BB: 0 P: 3	R: 0 E: 0 K: 2 S: 7	H: 0 LOB: 0 BB: 0 P: 7	R: 0 E: 0 K: 0 S: 3	H: 1 LOB: 0 BB: 0 P: 3	R: 0 E: 0 K: 0 S: 2	H: 0 LOB: 1 BB: 2 P: 10	R: 0 E: 0 K: 0 S: 3	H: 0 LOB: 2 BB: 2 P: 11	R: 0 E: 0 K: 1 S: 5	H: 0 LOB: 0 BB: 0 P: 5	R: 0 E: 0 K: 2 S: 7	H: 1 LOB: 0 BB: 0 P: 7	R: 0 E: 0 K: 0 S: 3	H: 1 LOB: 2 BB: 1 P: 7	R: 0 E: 0 K: 1 S: 6	H: 1 LOB: 1 BB: 0 P: 6	1B: 3 2B: 2 3B: 0 HR: 0	SF: 0 SAC: 0 DP: 5 HBP: 1	WP: 0 PB: 0 SB: 0 CS: 1	PA: 32
PITCHER	IP WLS BF H R ER SO BB IBB HBP BLK WP HR S P ERA WHIP																					
Bob Buhl, R (1, 1) Don Elston, R (8, 1)	7.1 W 27 3 0 0 5 5 0 0 0 0 0 0 31 52 0.00 1.091																					
	1.2 S 5 1 0 0 1 0 0 0 0 0 0 0 7 7 0.00 0.600																					

Batter	1	2	3	4	5	6	7	8	9	AB	R	H	RBI	BB	SO	LOB	TOP					
Don Landrum, L (1, 8) OBP: 0.455, SLG: 0.350 Lou Brock, L (8, FR) OBP: 0.309, SLG: 0.433	0-0 FC6-4 1B		0-3 K		0-0 6-3			0-0 1B 5-3 1B		4	0	2	0	0	1	3						
Ken Hubbs, R (1, 4) OBP: 0.288, SLG: 0.338	0-0 FC6-4 CS 1-2		0-0 F7		0-0 6-3			0-0 1-3 2-H 2B 1B		4	1	1	1	0	0	2						
Billy Williams, L (1, 7) OBP: 0.394, SLG: 0.548	0-3 K 1-2			0-0 F4		0-0 3-1		0-0 5-3		4	0	0	1	0	1	2						
14 Ernie Banks, R (1, 3) OBP: 0.304, SLG: 0.521		0-0 F7		0-0 F6		0-0 F2		0-0 F7		4	0	0	0	0	0	2						
George Altman, L (1, 9) OBP: 0.401, SLG: 0.529		0-0 FC4-6 1B		0-0 3-1			0-0 G6-4-3 1B	0-0 2-H 2B		4	0	3	1	0	0	0						
Ron Santo, R (1, 5) OBP: 0.328, SLG: 0.419		0-0 F9			0-0 F9		0-0 G6-4-3 1-2	0-0 F5		4	0	0	0	0	0	4						
Andre Rodgers, R (1, 6) OBP: 0.357, SLG: 0.418		0-0 FC4-6 1-2			0-0 FC2-5 1B		0-0 1B		0-0 6-3	4	0	2	0	0	0	1						
Dick Bertell, R (1, 2) OBP: 0.286, SLG: 0.306			0-0 F8		0-0 FC2-5 1B		0-0 6-3		0-0 F7	4	0	1	0	0	0	1						
Dick Ellsworth, L (1, 1) OBP: 0.275, SLG: 0.065 Glen Hobbie, R (7, 1) OBP: 0.207, SLG: 0.148 Jim McKnight, R (6, PH) OBP: 0.290, SLG: 0.299 Bob Anderson, R (8, 1) OBP: 0.176, SLG: 0.294 Bob Will, L (9, PH) OBP: 0.338, SLG: 0.389			0-0 E1		0-0 FC2-5 1-2 2-3			0-0 1B 1B	0-3 K	2	0	0	0	0	0	2						
Inning Stats	R: 0 E: 0 K: 1 S: 5	H: 1 LOB: 1 BB: 0 P: 5	R: 0 E: 0 K: 0 S: 4	H: 1 LOB: 1 BB: 0 P: 4	R: 0 E: 1 K: 1 S: 6	H: 0 LOB: 1 BB: 0 P: 6	R: 0 E: 0 K: 0 S: 3	H: 0 LOB: 0 BB: 0 P: 3	R: 0 E: 0 K: 0 S: 5	H: 2 LOB: 2 BB: 0 P: 5	R: 0 E: 0 K: 0 S: 3	H: 0 LOB: 0 BB: 0 P: 3	R: 0 E: 0 K: 0 S: 4	H: 2 LOB: 1 BB: 0 P: 4	R: 3 E: 0 K: 0 S: 7	H: 4 LOB: 2 BB: 0 P: 7	R: 0 E: 0 K: 1 S: 5	H: 0 LOB: 0 BB: 0 P: 5	1B: 9 2B: 2 3B: 0 HR: 0	SF: 0 SAC: 0 DP: 2 HBP: 0	WP: 0 PB: 0 SB: 0 CS: 1	PA: 36
PITCHER	IP WLS BF H R ER SO BB IBB HBP BLK WP HR S P ERA WHIP																					
Warren Spahn, L (1, 1) ERA: 3.27	7.2 W 32 10 3 3 2 0 0 0 0 0 0 0 36 36 3.52 1.304																					
Claude Raymond, R (8, 1) ERA:	1.1 S 4 0 0 0 1 0 0 0 0 0 0 0 6 6 0.00 0.000																					

Chicago Cubs @ Milwaukee Braves
Milwaukee County Stadium, Milwaukee, WI

AB 36
R 3
H 10
RBI 3
BB 0
SO 3
LOB 17



Sat Jun 30 1962, 4:33 AM EDT
Att: 14,521 - Unknown

Batter	1	2	3	4	5	6	7	8	9	AB	R	H	RBI	BB	SO	LOB	BOTTOM			
Roy McMillan, R (1, 6) OBP: 0.350, SLG: 0.370	0-0 G3 HR 1B		0-0 FC1-6 CS 1-2		0-0 G6-4-3 1-2		0-0 1B			4	1	2	0	0	0	2				
Del Crandall, R (1, 2) OBP: 0.340, SLG: 0.415	0-0 G3 1-2		4-0 BB		0-0 1B 2B		0-0 L4			3	1	1	0	1	0	2				
Eddie Mathews, L (1, 5) OBP: 0.373, SLG: 0.468	0-0 G3 2-3		0-0 F8		0-0 1B		0-0 1-3 1B			4	0	2	1	0	0	2				
Hank Aaron, R (1, 8) OBP: 0.390, SLG: 0.610	0-0 HR			0-0 E8 1B 2B	0-0 F4		0-0 F9			4	2	2	2	0	0	3				
Frank Bolling, R (1, 4) OBP: 0.340, SLG: 0.447	0-0 6-3			0-0 6-3		0-0 HR		0-0 5-3		4	1	1	1	0	0	1				
Mack Jones, L (1, 9) OBP: 0.370, SLG: 0.445		0-3 K		0-3 K		0-3 K		0-0 F9		4	0	0	0	0	3	1				
Joe Adcock, R (1, 3) OBP: 0.321, SLG: 0.446 Tommye Aaron, R (7, 3) OBP: 0.276, SLG: 0.333		0-0 F7		0-0 1B		0-0 5-3		0-0 6-3		3	0	1	1	0	0	0				
Lee Maye, L (1, 7) OBP: 0.281, SLG: 0.294		0-3 K		0-3 K		0-0 G3				3	0	0	0	0	2	1				
Warren Spahn, L (1, 1) OBP: 0.273, SLG: 0.275 Claude Raymond, R (8, 1) ERA:			4-0 FC1-6 BB		0-0 G6-4-3 1B		0-0 4-3			2	0	1	0	1	0	0				
Inning Stats	R: 2 E: 0 K: 0 S: 5	H: 2 LOB: 0 BB: 0 P: 5	R: 0 E: 0 K: 2 S: 7	H: 0 LOB: 0 BB: 0 P: 7	R: 0 E: 0 K: 0 S: 2	H: 0 LOB: 1 BB: 2 P: 10	R: 1 E: 1 K: 2 S: 9	H: 2 LOB: 1 BB: 0 P: 9	R: 1 E: 0 K: 0 S: 5	H: 3 LOB: 1 BB: 0 P: 5	R: 1 E: 0 K: 1 S: 6	H: 1 LOB: 0 BB: 0 P: 6	R: 0 E: 0 K: 0 S: 5	H: 2 LOB: 2 BB: 0 P: 5	R: 0 E: 0 K: 0 S: 3	H: 0 LOB: 0 BB: 0 P: 3	1B: 6 2B: 2 3B: 0 HR: 2	SF: 0 SAC: 0 DP: 1 HBP: 0	WP: 0 PB: 0 SB: 0 CS: 1	PA: 34
PITCHER	IP WLS BF H R ER SO BB IBB HBP BLK WP HR S P ERA WHIP																			
Dick Ellsworth, L (1, 1) ERA: 5.83	6.2 L 30 10 5 5 5 2 0 0 0 0 0 0 2 38 46 6.75 1.800																			
Glen Hobbie, R (7, 1) ERA: 5.32	0.1 1 0 0 0 0 0 0 0 0 0 0 0 1 1 0.00 0.000																			
Bob Anderson, R (8, 1) ERA: 4.71	1.0 3 0 0 0 0 0 0 0 0 0 0 0 3 3 0.00 0.000																			

Chicago Cubs @ Milwaukee Braves
Milwaukee County Stadium, Milwaukee, WI

AB 32
R 5
H 10
RBI 5
BB 2
SO 5
LOB 12



Sat Jun 30 1962, 4:33 AM EDT
Att: 14,521 - Unknown

Batter	1	2	3	4	5	6	7	8	9	AB	R	H	RBI	BB	SO	LOB	TOP											
Lou Brock, L OBP: 0.313, SLG: 0.437 (1, 8)	4-0 L6-3 BB			0-3 K	0-0 SF7		0-0 14 1B		0-3 K	3	1	1	1	1	2	0	Chicago Cubs @ Cincinnati Reds Crosley Field, Cincinnati, OH Mon Jul 02 1962, 7:05 PM EDT Unknown											
Ken Hubbs, R OBP: 0.284, SLG: 0.332 (1, 4)	0-0 L6-3			0-3 K	0-0 F9		0-0 G6-2-3		0-3 K	5	0	0	0	0	2	5												
Billy Williams, L OBP: 0.393, SLG: 0.541 (1, 7)	0-3 K			0-0 14 HR			0-0 14 S		0-0 F8	4	1	2	0	1	1	0												
14 Ernie Banks, R OBP: 0.306, SLG: 0.527 (1, 3)		0-0 P1		0-0 HR			0-3 K		0-0 BB	4	1	2	4	0	1	1												
George Altman, L OBP: 0.403, SLG: 0.530 (1, 9)		0-3 K		0-0 F4			4-0 BB		1-2 BB	2	0	0	0	2	1	0												
Ron Santo, R OBP: 0.324, SLG: 0.412 (1, 5)		0-0 F9			0-0 PB SH		0-3 K		0-3 K	4	1	1	0	0	2	5												
Andre Rodgers, R OBP: 0.346, SLG: 0.403 (1, 6)				0-0 4-3		0-3 K		0-0 F6		0-0 1-3	4	0	0	0	0	1		3										
El Tappe, R OBP: 0.333, SLG: 0.238 (1, 2)				0-0 6-3		1-0 SH SF7 HBP		0-0 1B E		0-0 5-3	3	1	1	0	0	0		0										
Cal Koonce, R OBP: 0.108, SLG: 0.135 Glen Hobbie, R OBP: 0.200, SLG: 0.143 Don Elston, R (8, 1)				0-0 3-1		0-0 SH		0-0 E3		0-0 F7	2	1	0	1	0	0		1										
Inning Stats	R: 0 E: 0 K: 1 S: 4	H: 0 LOB: 0 BB: 1 P: 8	R: 0 E: 0 K: 1 S: 5	H: 0 LOB: 0 BB: 0 P: 5	R: 0 E: 0 K: 0 S: 3	H: 0 LOB: 0 BB: 0 P: 3	R: 2 E: 0 K: 2 S: 9	H: 2 LOB: 0 BB: 0 P: 9	R: 2 E: 0 K: 1 S: 7	H: 1 LOB: 1 BB: 0 P: 8	R: 0 E: 0 K: 2 S: 8	H: 1 LOB: 2 BB: 1 P: 12	R: 2 E: 1 K: 1 S: 8	H: 3 LOB: 3 BB: 2 P: 16	R: 0 E: 0 K: 0 S: 3	H: 0 LOB: 0 BB: 0 P: 3		R: 0 E: 0 K: 2 S: 7	H: 0 LOB: 0 BB: 0 P: 7	1B: 6 2B: 1 3B: 0 HR: 1	SF: 1 SAC: 1 DP: 2 HBP: 1	WP: 0 PB: 1 SB: 1 CS: 0	PA: 39					
PITCHER	IP	WLS	BF	H	R	ER	SO	BB	IBB	HBP	BLK	WP	HR	S	P	ERA	WHIP											
Bob Purkey, R ERA: 2.69 Jim Brosnan, R ERA: 3.68 Johnny Klippstein, R ERA: 5.01 Bill Henry, L ERA: 4.84	(1, 1)	6.2	L	32	7	6	4	7	4	0	1	0	0	1	41	58	5.40	1.650										
	(7, 1)	0.1		1	0	0	0	1	0	0	0	0	0	0	3	3	0.00	0.000										
	(8, 1)	1.0		3	0	0	0	0	0	0	0	0	0	0	3	3	0.00	0.000										
	(9, 1)	1.0		3	0	0	0	2	0	0	0	0	0	0	7	7	0.00	0.000										

AB	32
R	6
H	7
RBI	6
BB	4
SO	10
LOB	15



Batter	1	2	3	4	5	6	7	8	9	AB	R	H	RBI	BB	SO	LOB	BOTTOM											
Leo Cardenas, R OBP: 0.320, SLG: 0.382 (1, 6)	0-3 K		0-0 4-3		0-0 6-3		0-0 FC4-6		0-0 1B SH1-4	5	0	3	0	0	1	0	Chicago Cubs @ Cincinnati Reds Crosley Field, Cincinnati, OH Mon Jul 02 1962, 7:05 PM EDT Unknown											
Don Blasingame, L OBP: 0.345, SLG: 0.345 (1, 4)	4-0 2B BB		0-0 4-3		0-0 F4		0-0 FC4-6		0-0 SH1-4	3	0	0	0	1	0	3												
Vada Pinson, L OBP: 0.346, SLG: 0.529 (1, 8)	0-0 1-3		0-0 F7		4-0 HR		0-0 4-3		4-0 1B BB	3	1	1	0	2	0	3												
Frank Robinson, R OBP: 0.398, SLG: 0.566 (1, 9)	0-0 FC5-3-5			0-0 G3		0-0 HR		0-0 F8		0-3 K	5	2	2	2	0	1		4										
Gordy Coleman, L OBP: 0.320, SLG: 0.422 (1, 3)	0-0 4-3			0-0 G3		0-0 F9		0-0 1B		0-0 1B	5	1	2	0	0	0		3										
Marty Keough, L OBP: 0.403, SLG: 0.433 (1, 7)		0-0 F8		0-0 4-3		0-0 4-3		0-0 1B		0-0 F9	5	1	1	1	0	0		3										
Johnny Edwards, L OBP: 0.325, SLG: 0.396 (1, 2)		0-0 F8		0-0 1B		0-0 6-3		0-0 K2-5-2		1-3 2H	4	0	2	1	0	0		0										
Don Zimmer, R ERA: 0.280, SLG: 0.318 Joe Gaines, R OBP: 0.423, SLG: 0.476 Johnny Klippstein, R OBP: 0.349, SLG: 0.512 Bill Henry, L OBP: 0.333, SLG: 0.333 (9, 1)		0-0 5-3		0-0 F2			0-0 1-3		0-0 K2-5-2	2	0	0	0	0	0	1												
Bob Purkey, R OBP: 0.150, SLG: 0.203 Jim Brosnan, R Jerry Lynch, L OBP: 0.384, SLG: 0.517 Eddie Kasko, R OBP: 0.281, SLG: 0.315 (8, 5)				0-3 K		0-3 K		4-0 FC4-6		0-3 K2-5-2	2	0	0	0	0	0		0										
Inning Stats	R: 0 E: 0 K: 1 S: 6	H: 1 LOB: 2 BB: 1 P: 10	R: 0 E: 0 K: 0 S: 3	H: 0 LOB: 0 BB: 0 P: 3	R: 0 E: 0 K: 1 S: 6	H: 1 LOB: 1 BB: 0 P: 6	R: 1 E: 0 K: 0 S: 5	H: 2 LOB: 1 BB: 0 P: 5	R: 0 E: 0 K: 1 S: 5	H: 0 LOB: 0 BB: 0 P: 5	R: 2 E: 0 K: 0 S: 4	H: 1 LOB: 0 BB: 1 P: 8	R: 0 E: 0 K: 0 S: 4	H: 1 LOB: 2 BB: 1 P: 8	R: 2 E: 0 K: 1 S: 8	H: 4 LOB: 2 BB: 0 P: 8		R: 0 E: 0 K: 1 S: 7	H: 2 LOB: 3 BB: 1 P: 11	1B: 8 2B: 4 3B: 0 HR: 1	SF: 0 SAC: 1 DP: 1 HBP: 0	WP: 0 PB: 0 SB: 0 CS: 0	PA: 42					
PITCHER	IP	WLS	BF	H	R	ER	SO	BB	IBB	HBP	BLK	WP	HR	S	P	ERA	WHIP											
Cal Koonce, R ERA: 4.32 Glen Hobbie, R ERA: 5.49 Don Elston, R ERA: 2.11	(1, 1)	6.1	W	28	6	3	3	3	3	0	0	0	0	0	31	43	4.26	1.421										
	(7, 1)	1.0		6	3	2	2	0	0	0	0	0	0	6	6	18.00	3.000											
	(8, 1)	1.2	S	8	3	0	0	2	1	0	0	0	0	11	15	0.00	2.400											


AB	37
R	5
H	12
RBI	5
BB	4
SO	5
LOB	19



Batter	1	2	3	4	5	6	7	8	9	AB	R	H	RBI	BB	SO	LOB	TOP										
Lou Brock, L OBP: 0.311, SLG: 0.431 (1, 8)										4	0	0	0	1	2	3											
Alex Grammas, R OBP: 0.218, SLG: 0.226 Ken Hubbs, R OBP: 0.284, SLG: 0.332 (1, 4) (9, 4)										5	1	2	0	0	0	4											
Billy Williams, L OBP: 0.393, SLG: 0.542 (1, 7)										5	2	2	0	0	1	2											
14 Ernie Banks, R OBP: 0.307, SLG: 0.527 (1, 3)										4	0	1	1	1	0	1											
George Altman, L OBP: 0.398, SLG: 0.522 (1, 9)										4	0	0	0	0	1	3											
Ron Santo, R OBP: 0.326, SLG: 0.411 (1, 5)										3	0	1	1	1	1	0											
Andre Rodgers, R OBP: 0.348, SLG: 0.402 (1, 6)										3	0	1	0	1	0	1											
Dick Bertell, R OBP: 0.277, SLG: 0.295 (1, 2)										3	0	1	0	0	0	3											
Al Lary, R Dave Gerard, R OBP: 0.333, SLG: 0.200 Don Elston, R (1, 1) (6, 1) (9, 1)										0	0	0	0	2	0	0											
Inning Stats	R: 1 E: 0 K: 1 S: 7	H: 2 LOB: 1 BB: 0 P: 7	R: 0 E: 0 K: 1 S: 5	H: 0 LOB: 3 BB: 3 P: 17	R: 1 E: 0 K: 1 S: 7	H: 2 LOB: 1 BB: 0 P: 7	R: 0 E: 0 K: 0 S: 4	H: 1 LOB: 1 BB: 0 P: 4	R: 1 E: 0 K: 0 S: 4	H: 2 LOB: 2 BB: 2 P: 12	R: 0 E: 0 K: 1 S: 5	H: 1 LOB: 1 BB: 1 P: 9	R: 0 E: 0 K: 0 S: 3	H: 0 LOB: 0 BB: 0 P: 3	R: 0 E: 2 K: 1 S: 6	H: 0 LOB: 1 BB: 0 P: 6	R: 0 E: 0 K: 0 S: 3	H: 0 LOB: 0 BB: 0 P: 3	1B: 6 2B: 3 3B: 0 HR: 0	SF: 0 SAC: 2 DP: 2 HBP: 0	WP: 1 PB: 0 SB: 1 CS: 0	PA: 40					
PITCHER	IP	WLS	BF	H	R	ER	SO	BB	IBB	HBP	BLK	WP	HR	S	P	ERA	WHIP										
Ted Wills, L ERA: 6.42 Dave Sisler, R ERA: 4.07 Moe Drabowsky, R ERA: 5.34 Jim Brosnan, R ERA: 3.56 (1, 1) (5, 1) (6, 1) (9, 1)	4.2		25	7	3	3	3	5	0	0	0	1	0	26	46	5.79	2.571										

Chicago Cubs @ Cincinnati Reds
Crosley Field, Cincinnati, OH
Mon Jul 02 1962, 7:05 PM EDT
Att: 17,701 - Unknown


AB	32
R	3
H	8
RBI	2
BB	6
SO	5
LOB	18

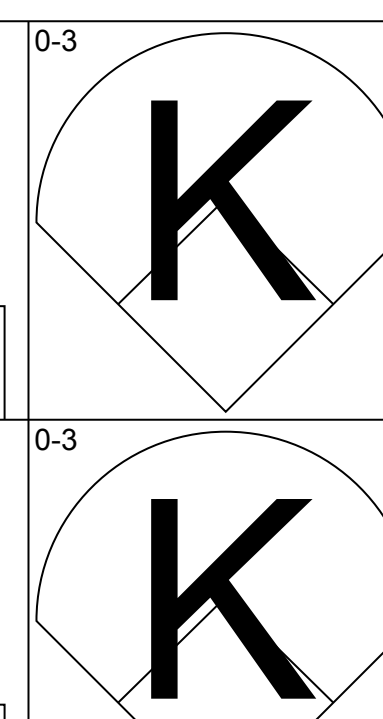
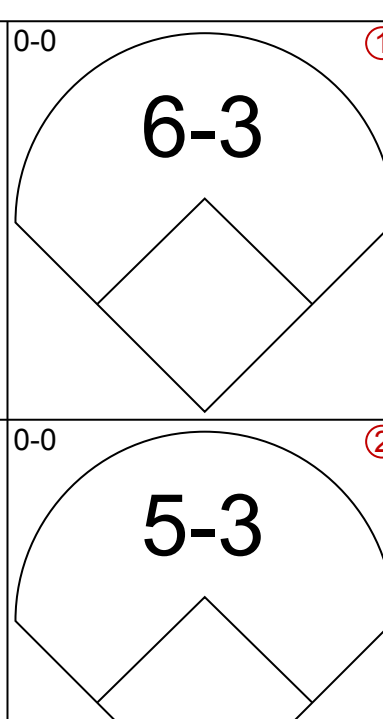
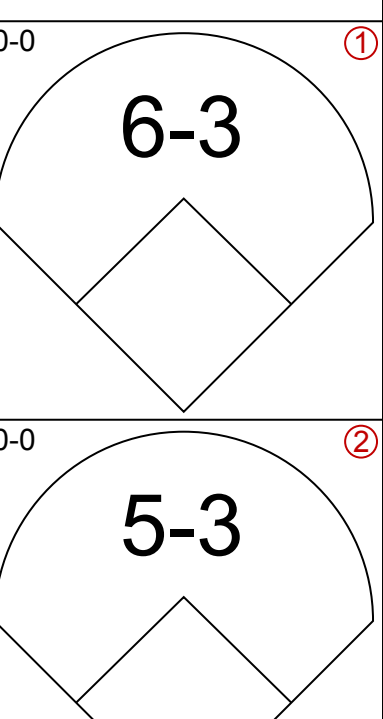
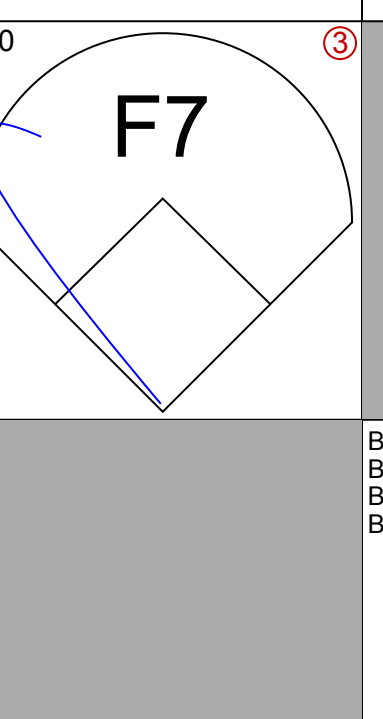
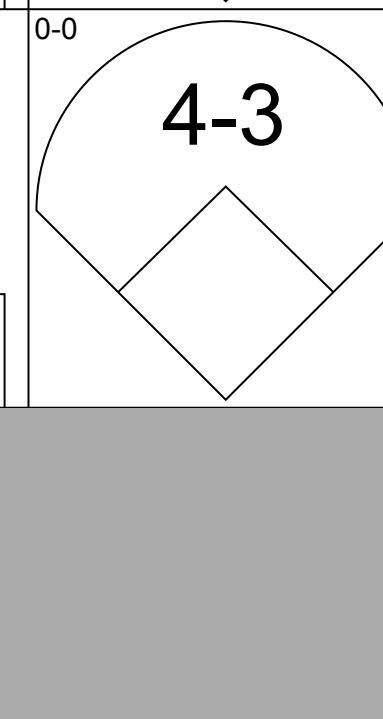
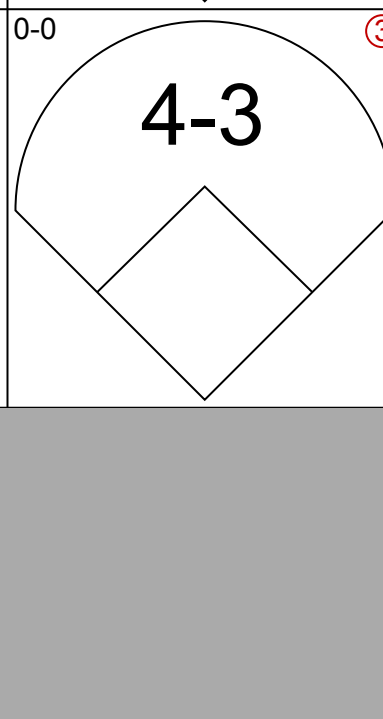
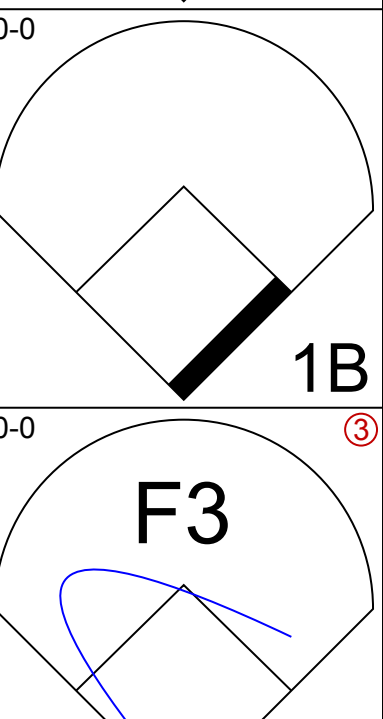
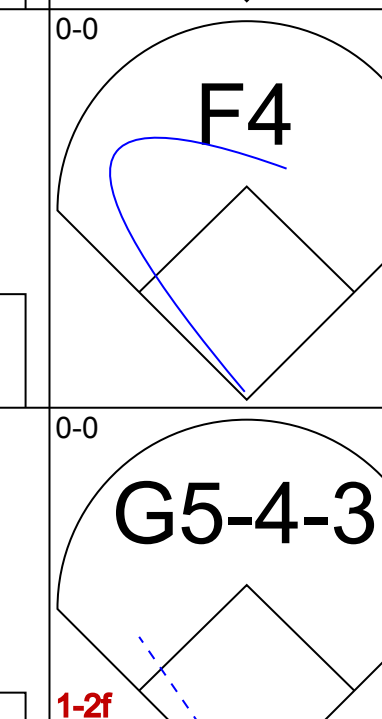




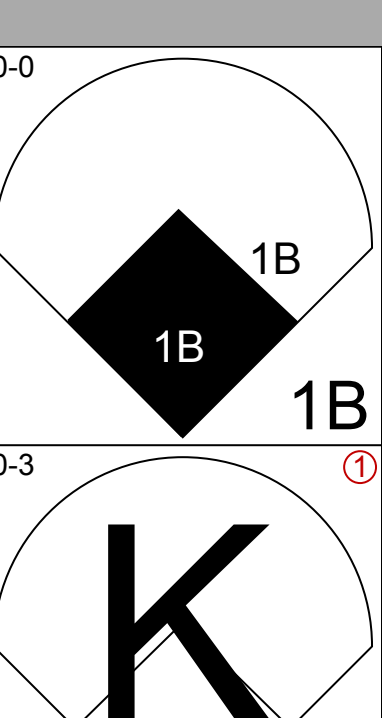
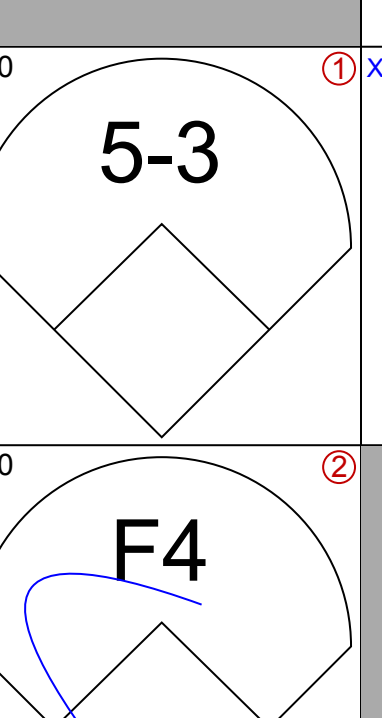
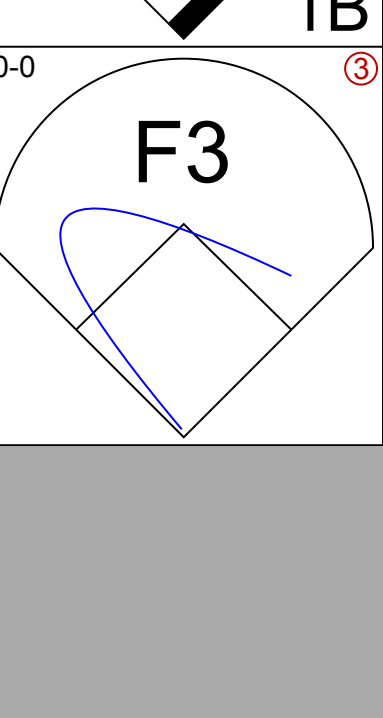
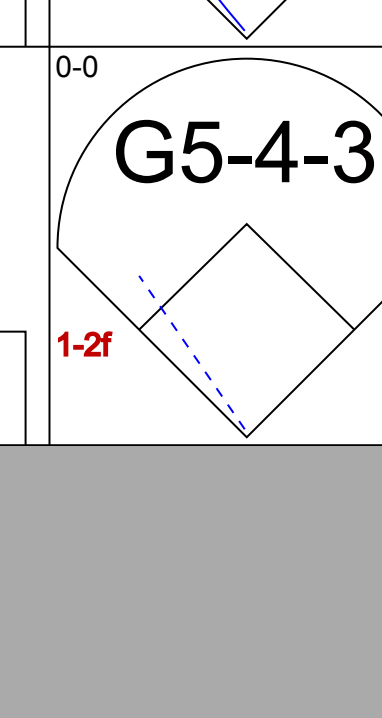
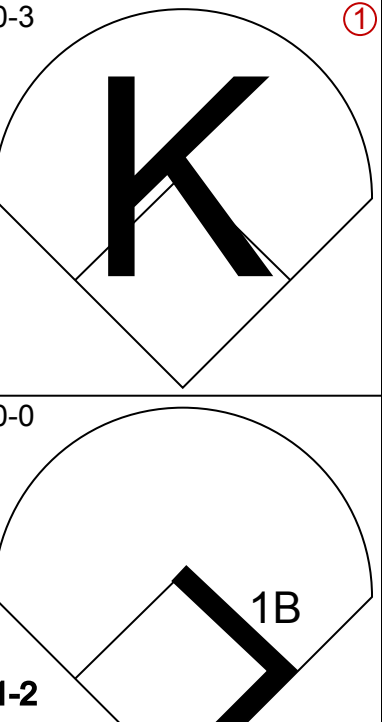
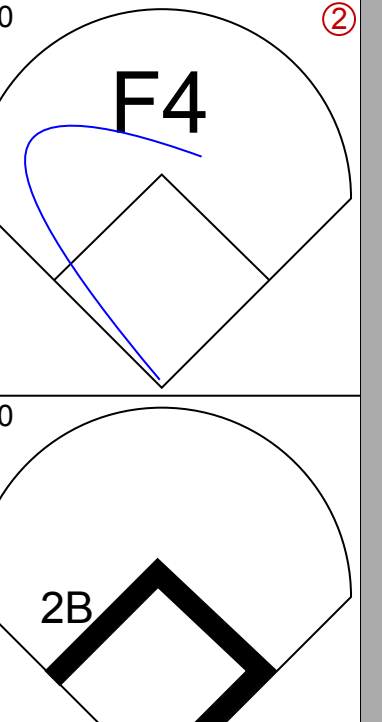

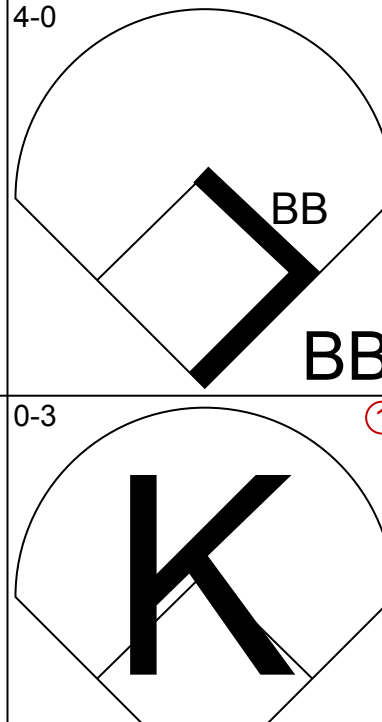
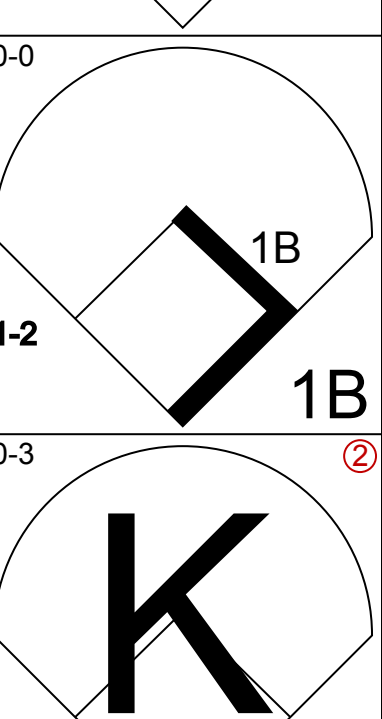
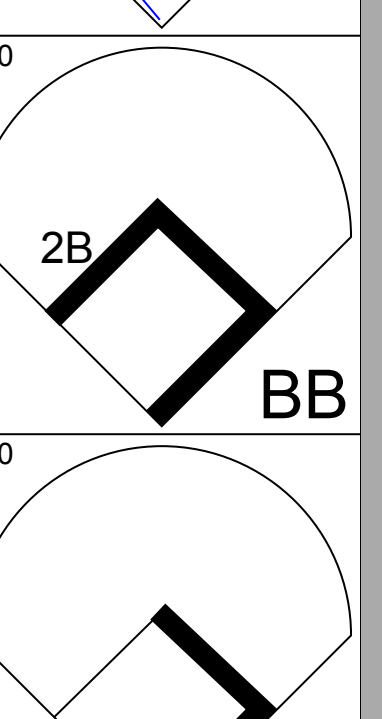

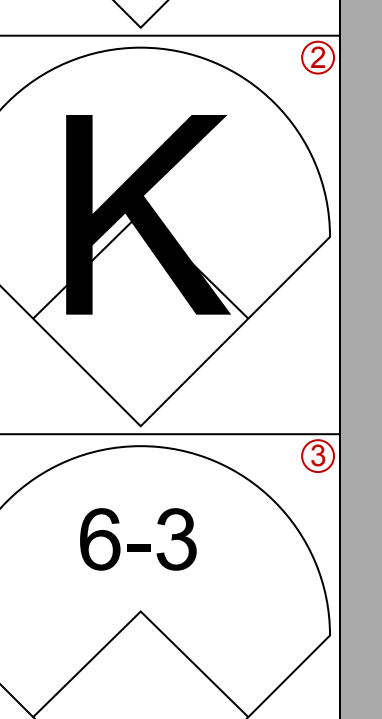
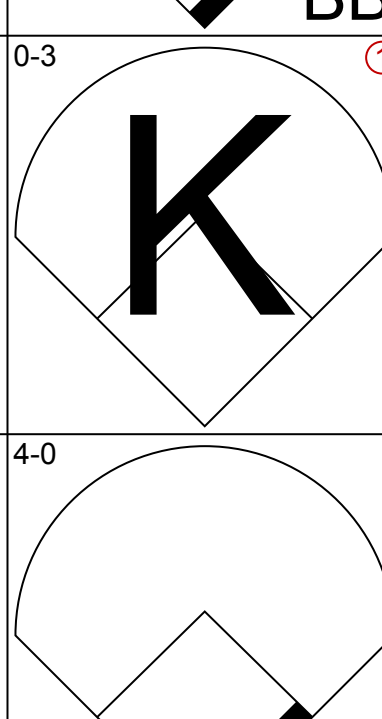
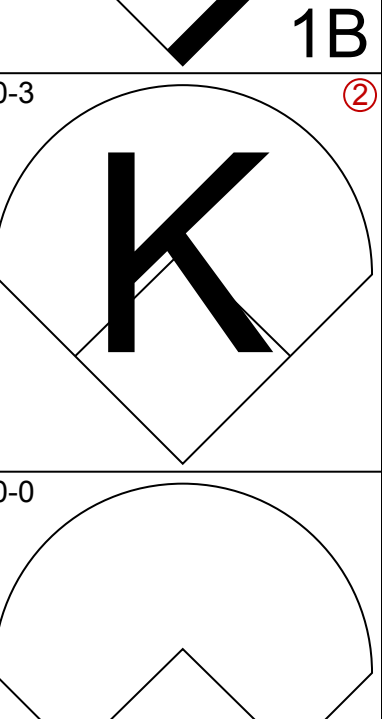
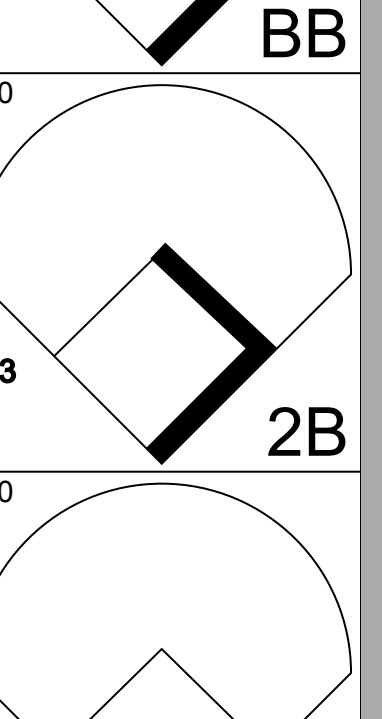
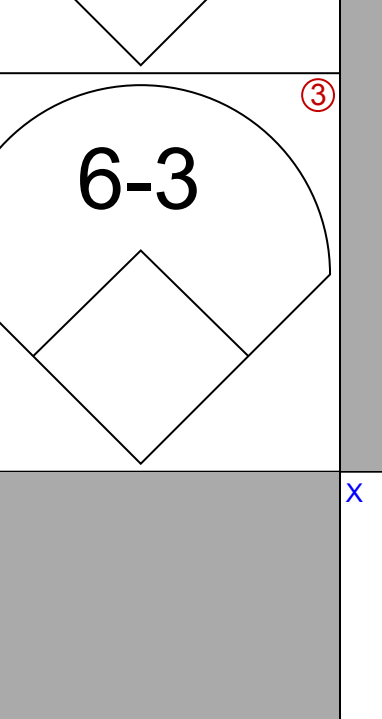
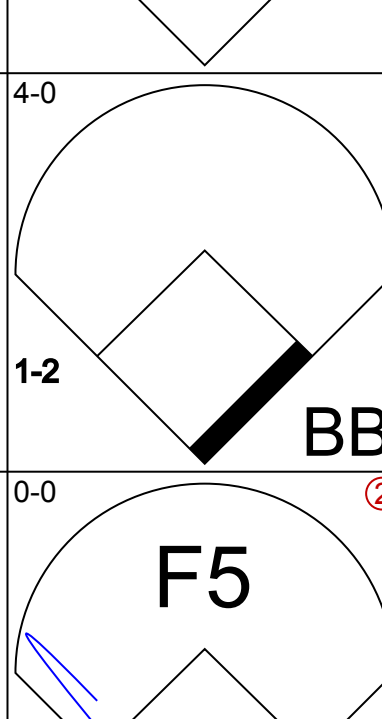
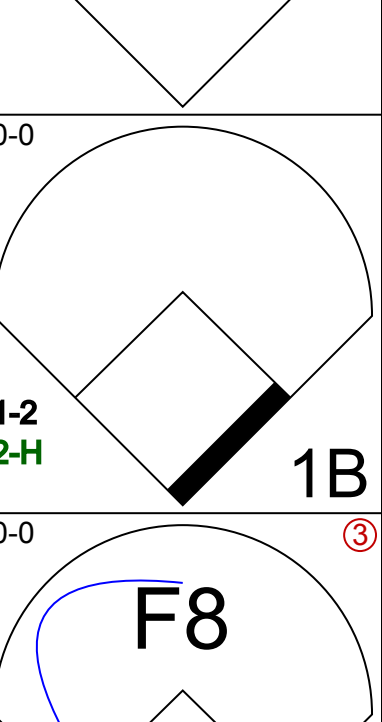
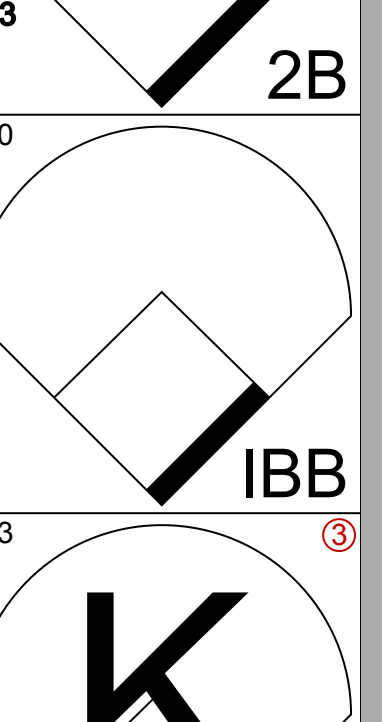

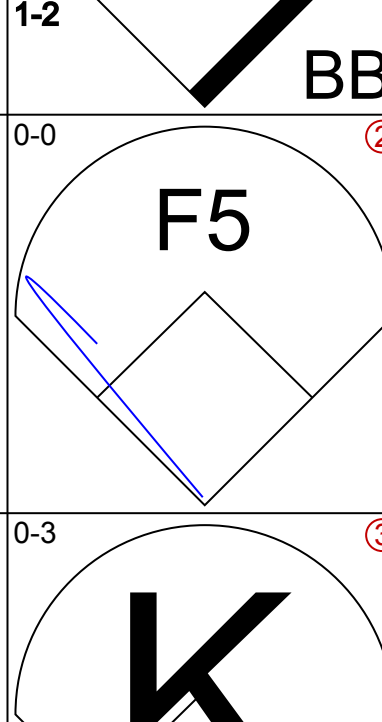
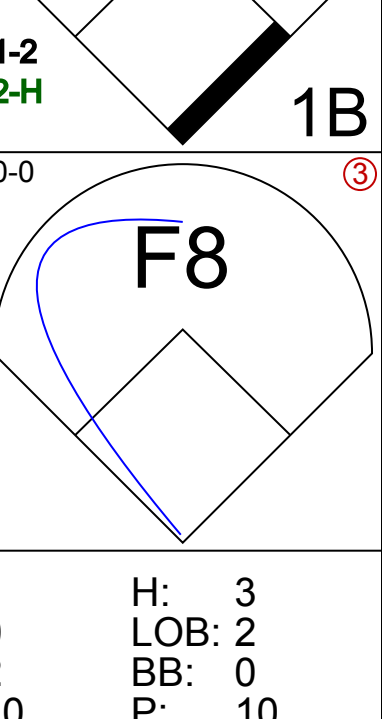
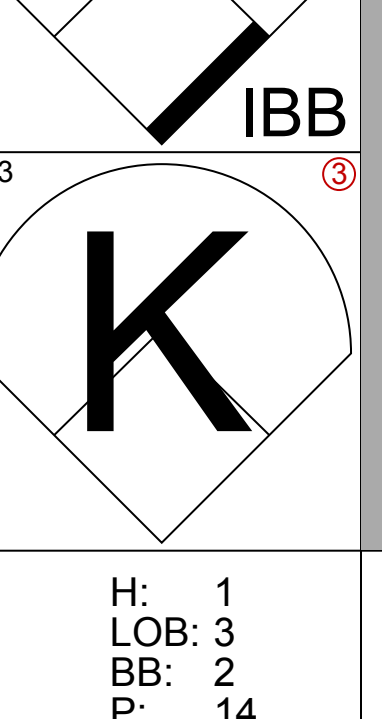
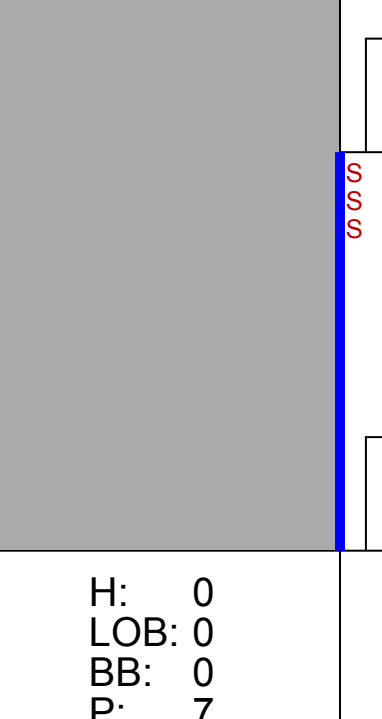
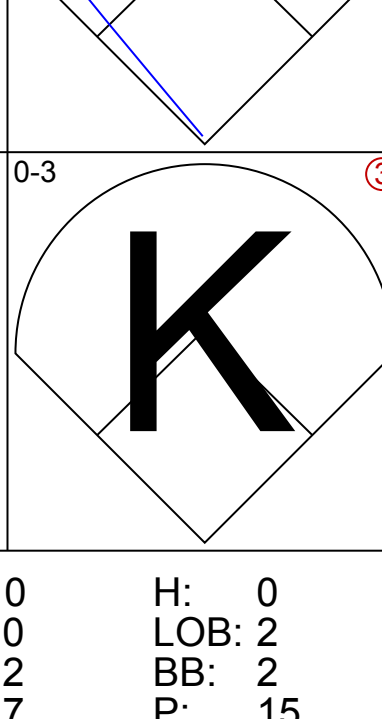


Batter	1	2	3	4	5	6	7	8	9	AB	R	H	RBI	BB	SO	LOB	BOTTOM										
Leo Cardenas, R OBP: 0.317, SLG: 0.378 (1, 6)										3	0	0	1	0	1	2											
Don Blasingame, L OBP: 0.348, SLG: 0.346 Wally Post, R OBP: 0.348, SLG: 0.509 Jim Brosnan, R (1, 4) (8, PH) (9, 1)										2	0	1	0	1	0	0											
Vada Pinson, L OBP: 0.344, SLG: 0.529 (1, 8)										4	0	1	0	0	0	4											
Frank Robinson, R OBP: 0.396, SLG: 0.565 (1, 9)										4	1	1	0	0	1	2											
Gordy Coleman, L OBP: 0.319, SLG: 0.432 (1, 3)										4	1	1	2	0	0	2											
Marty Keough, L OBP: 0.393, SLG: 0.421 (1, 7)										3	0	0	0	0	1	0											
Hank Foiles, R OBP: 0.367, SLG: 0.528 (1, 2)										2	2	1	1	1	0	0											
Don Zimmer, R OBP: 0.276, SLG: 0.313 Eddie Kasko, R OBP: 0.291, SLG: 0.315 (1, 5) (8, 5)										3	0	0	0	0	1	1											
Ted Wills, L OBP: 0.256, SLG: 0.250 Dave Sisler, R OBP: 0.260, SLG: 0.465 Joe Gaines, R OBP: 0.260, SLG: 0.465 Moe Drabowsky, R OBP: 0.260, SLG: 0.465 Jerry Lynch, R OBP: 0.260, SLG: 0.465 Cookie Rojas, R OBP: 0.260, SLG: 0.465 (1, 1) (5, 1) (5, PH) (8, 1) (8, PH) (8, PH) (9, 4)										1	0	1	0	0	0	0											
Inning Stats	R: 0 E: 0 K: 1 S: 5	H: 1 LOB: 0 BB: 0 P: 5	R: 0 E: 0 K: 0 S: 3	H: 0 LOB: 0 BB: 0 P: 3	R: 1 E: 0 K: 0 S: 3	H: 1 LOB: 0 BB: 1 P: 7	R: 0 E: 0 K: 0 S: 3	H: 0 LOB: 1 BB: 1 P: 7	R: 1 E: 1 K: 2 S: 9	H: 1 LOB: 1 BB: 0 P: 9	R: 0 E: 0 K: 1 S: 6	H: 1 LOB: 1 BB: 0 P: 6	R: 0 E: 0 K: 0 S: 3	H: 0 LOB: 0 BB: 0 P: 3	R: 0 E: 0 K: 0 S: 3	H: 0 LOB: 2 BB: 1 P: 7	R: 2 E: 0 K: 0 S: 2	H: 2 LOB: 0 BB: 0 P: 2	1B: 2 2B: 4 3B: 0 HR: 2	SF: 0 SAC: 1 DP: 2 HBP: 0	WP: 1 PB: 0 SB: 0 CS: 0	PA: 32					
PITCHER	IP	WLS	BF	H	R	ER	SO	BB	IBB	HBP	BLK	WP	HR	S	P	ERA	WHIP										
Al Lary, R ERA: 11.88 Dave Gerard, R ERA: 4.91 Don Elston, R ERA: 2.32 (1, 1) (6, 1) (9, 1)	1		10	1	1	1	1	1	0	0	0	1	0	11	15	3.38	0.750										

Chicago Cubs @ Cincinnati Reds
Crosley Field, Cincinnati, OH
Mon Jul 02 1962, 7:05 PM EDT
Att: 17,701 - Unknown

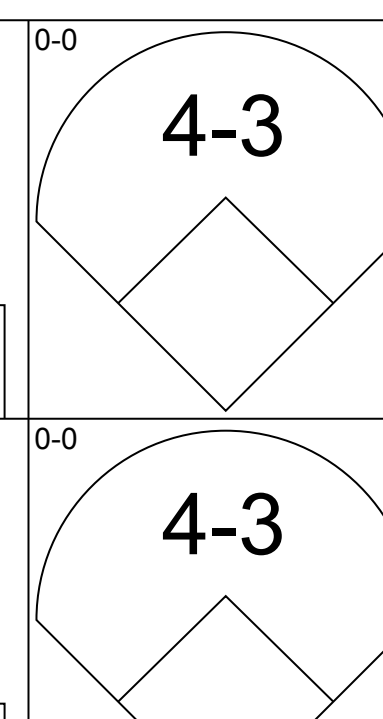
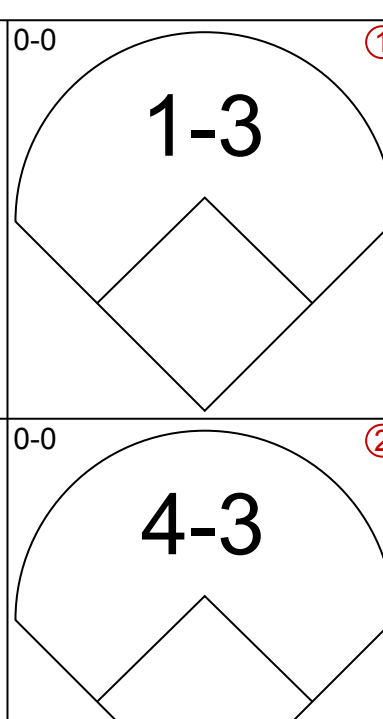
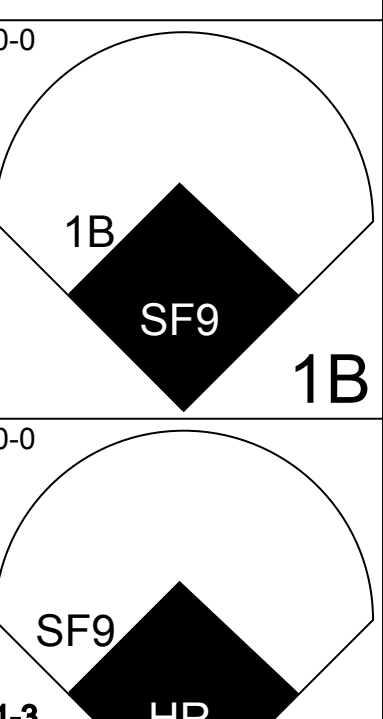
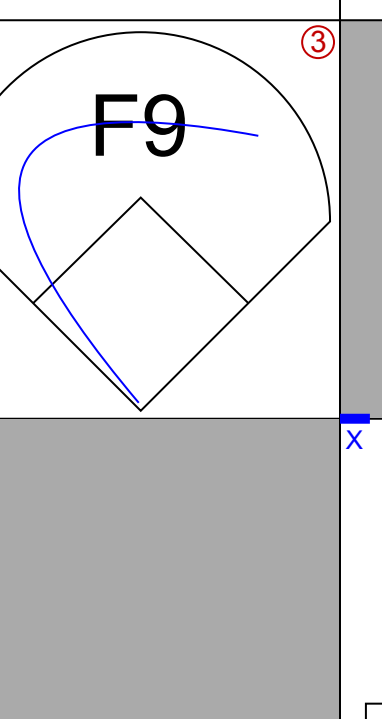
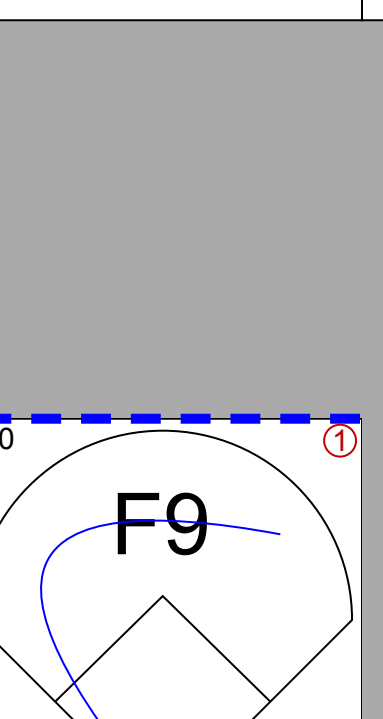
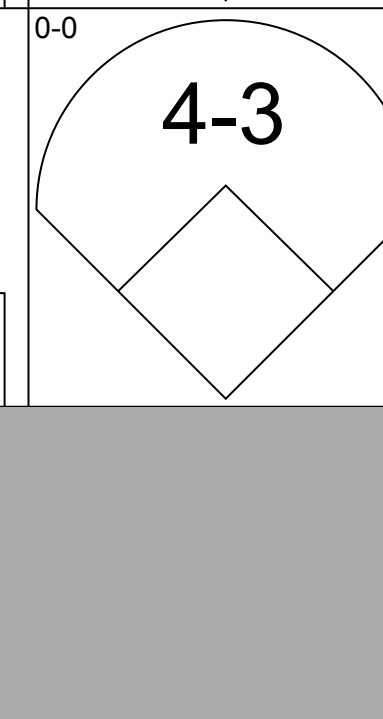
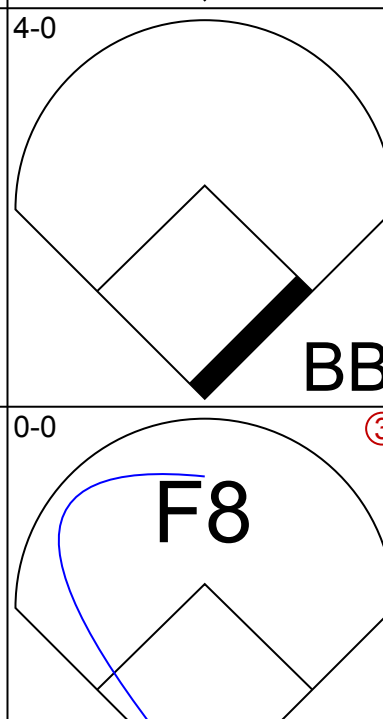
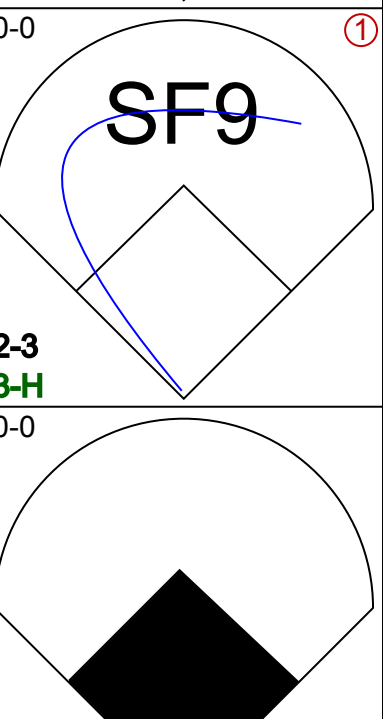
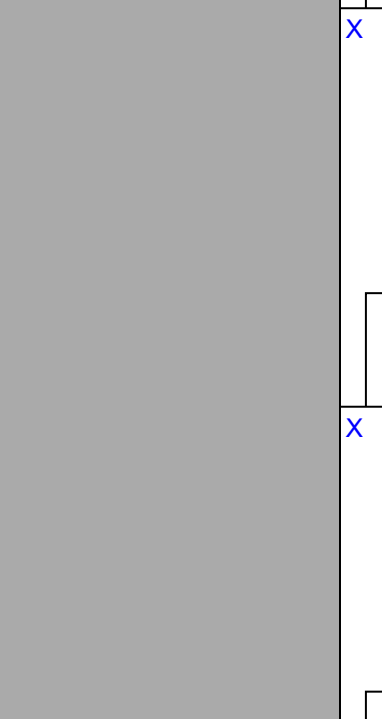
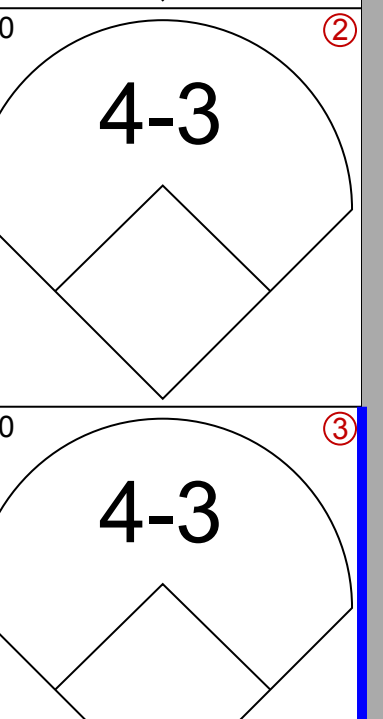


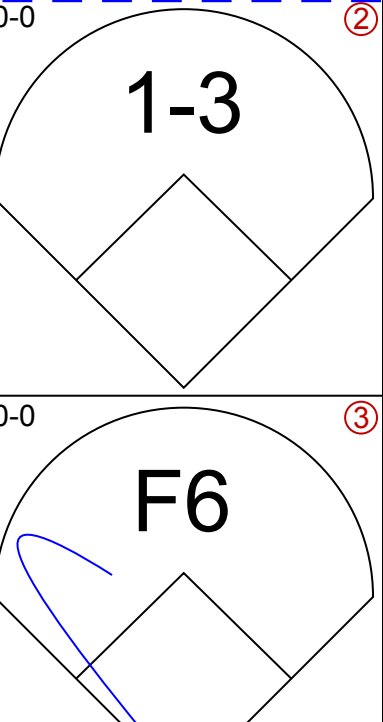


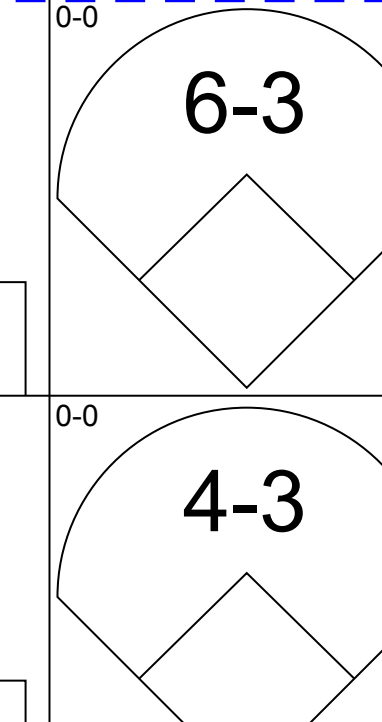
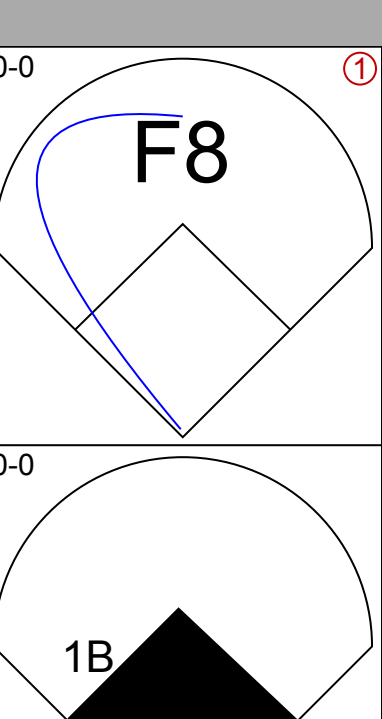
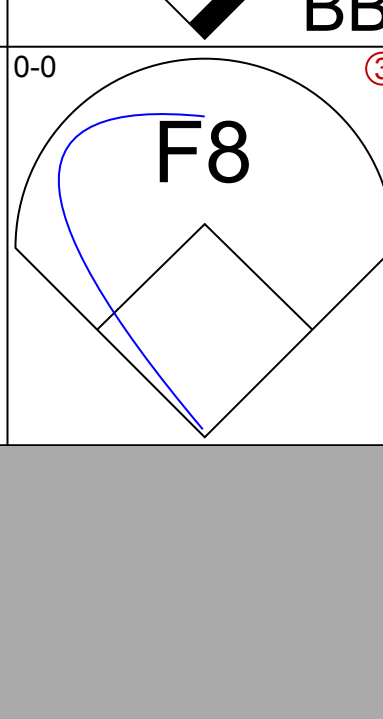
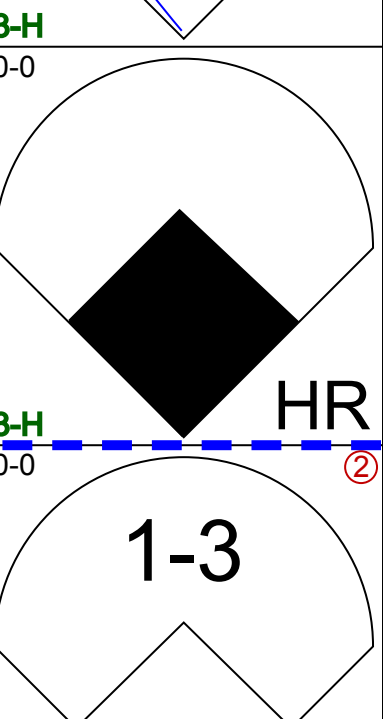
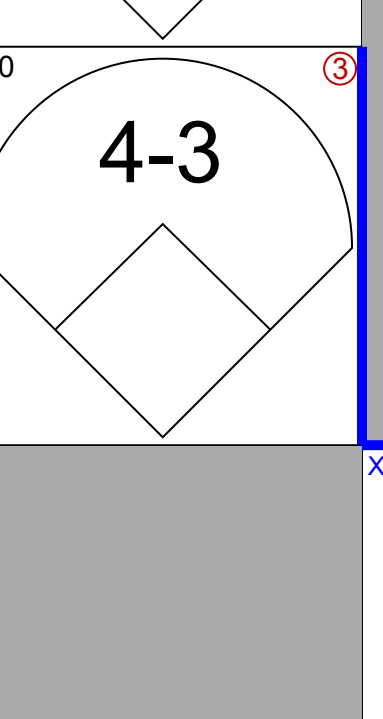
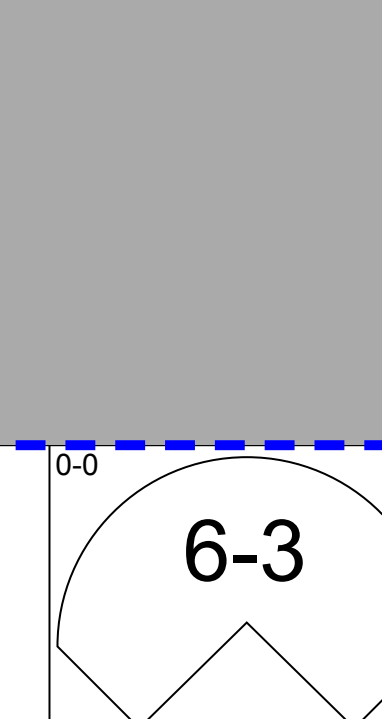
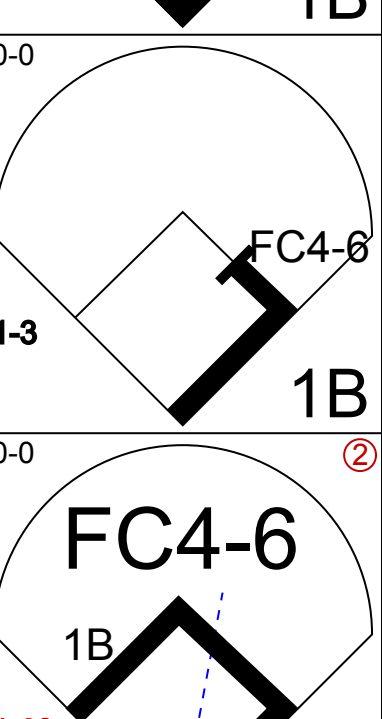
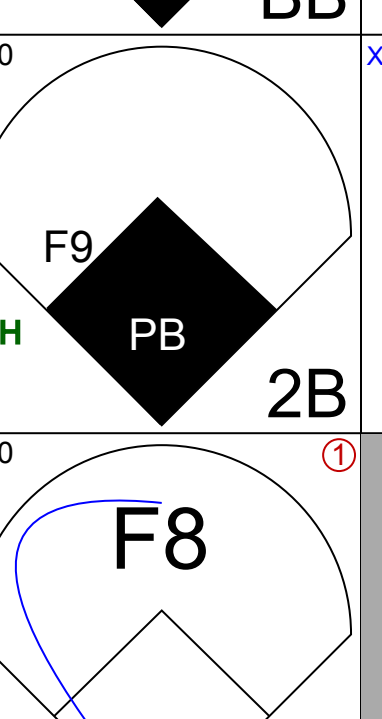

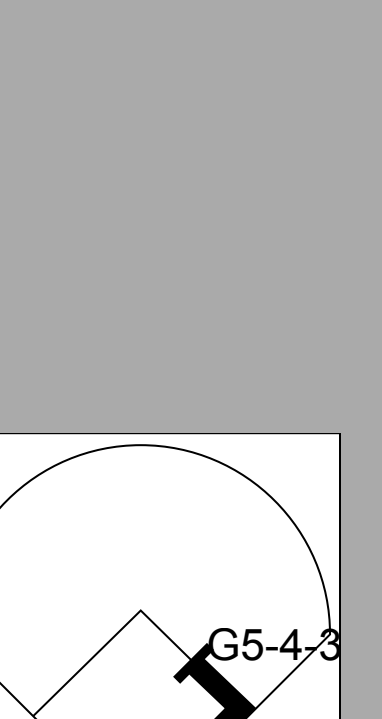
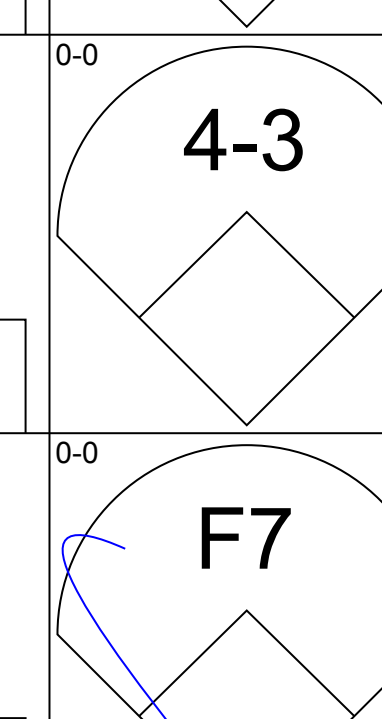
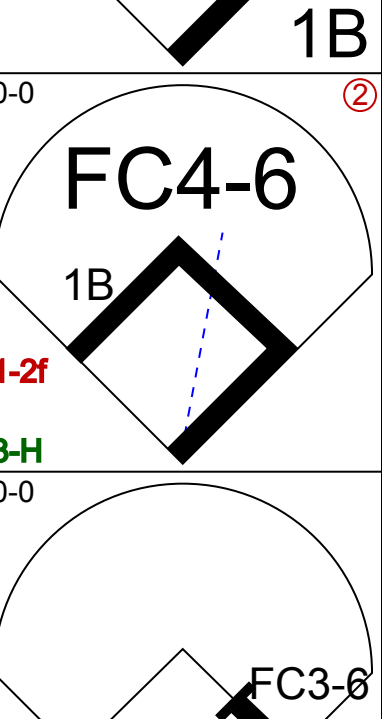
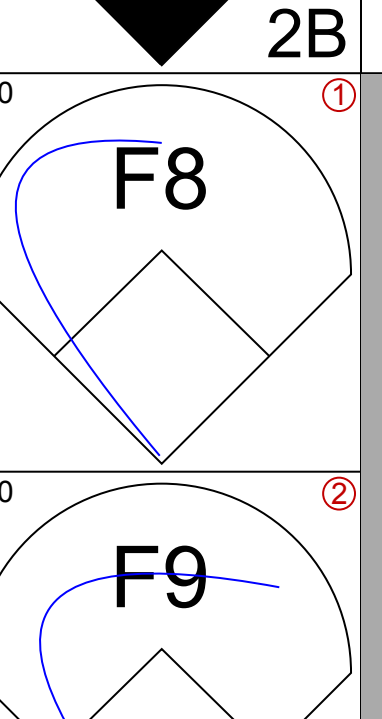

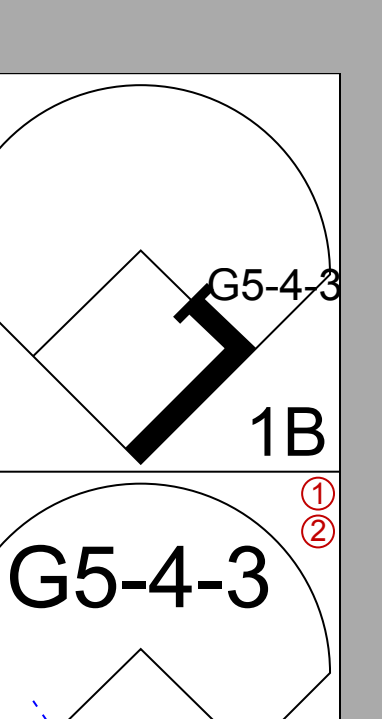
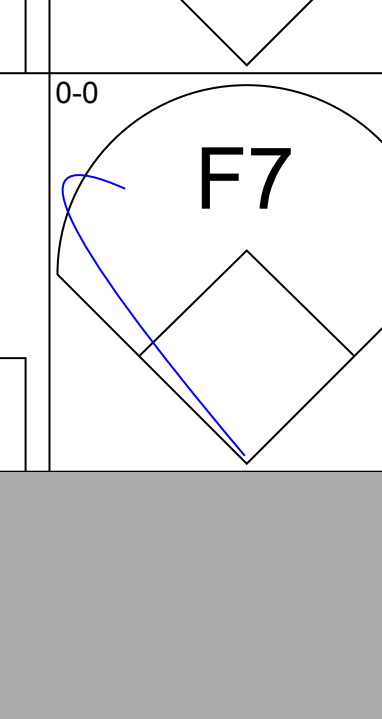
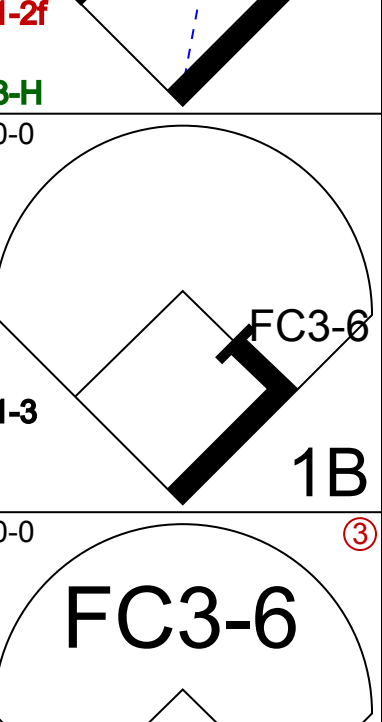
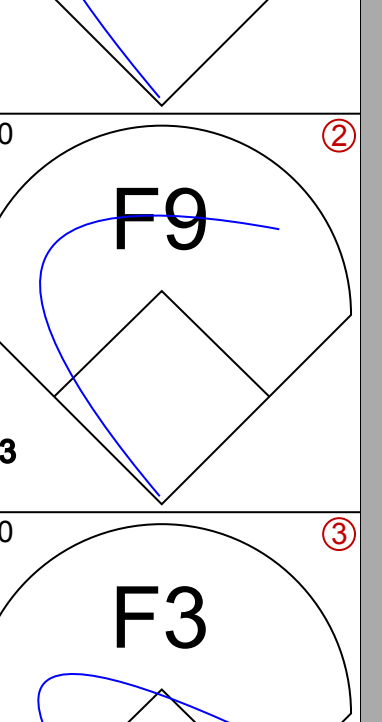
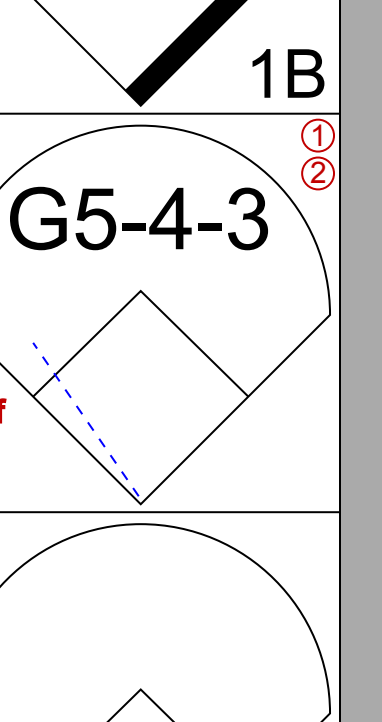

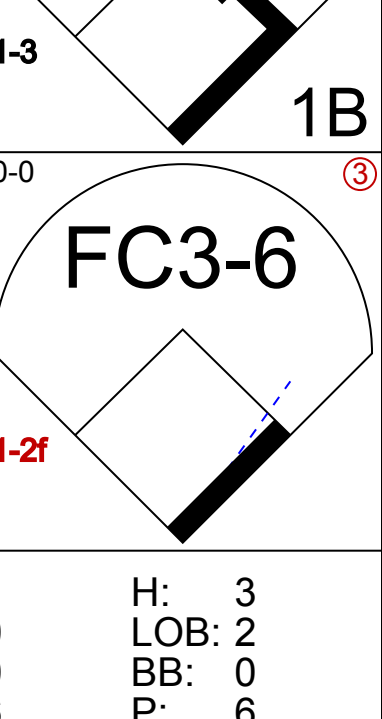
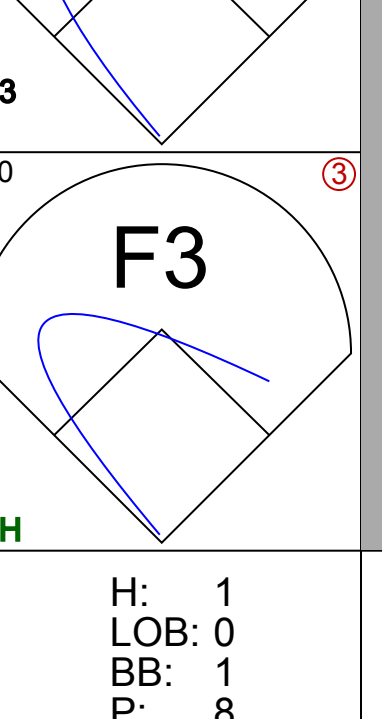
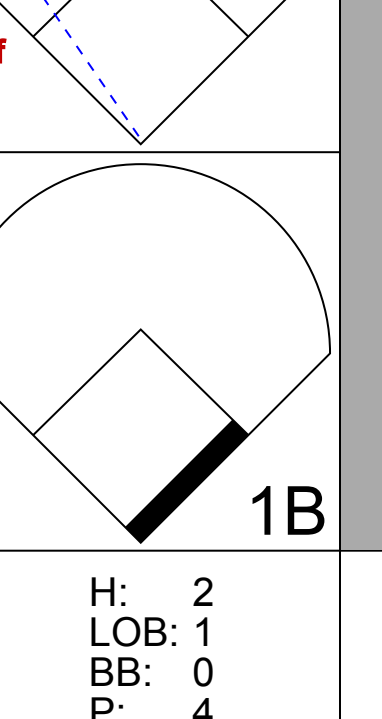

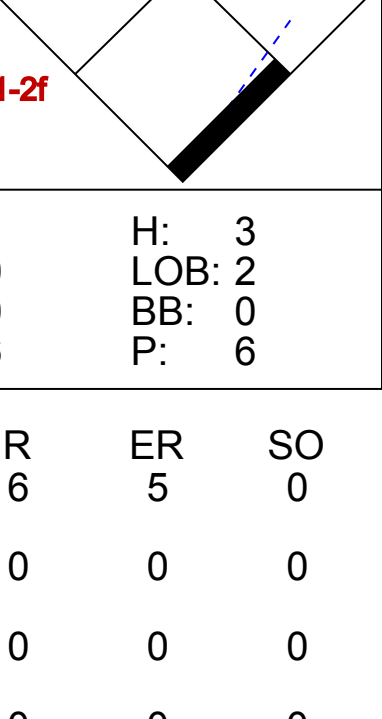
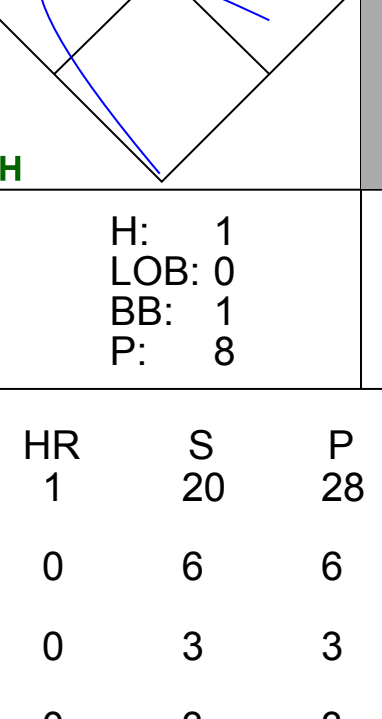
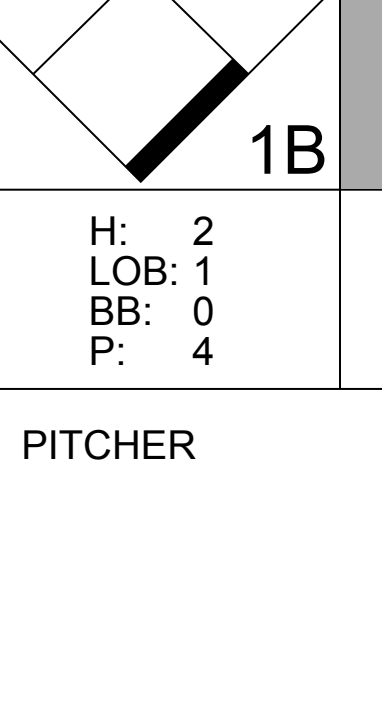
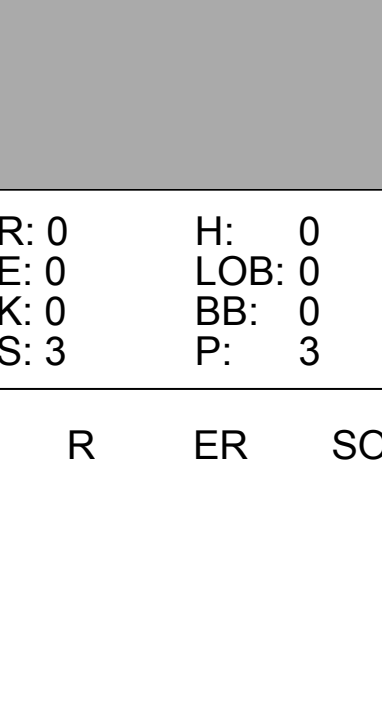
AB	28
R	4
H	6
RBI	4
BB	3
SO	4
LOB	13



Batter	1	2	3	4	5	6	7	8	9	AB	R	H	RBI	BB	SO	LOB	TOP				
Lou Brock, L OBP: 0.307, SLG: 0.425 (1, 8)										4	0	0	0	0	1	0	Chicago Cubs @ Cincinnati Reds Crosley Field, Cincinnati, OH Tue Jul 03 1962, 7:05 PM EDT Att: 10,555 - Unknown				
Ken Hubbs, R OBP: 0.283, SLG: 0.329 (1, 4)										3	0	0	0	1	1	0					
Billy Williams, L OBP: 0.391, SLG: 0.538 (1, 7)										4	0	1	0	0	0	1					
14 Ernie Banks, R OBP: 0.307, SLG: 0.523 (1, 3)										4	1	1	0	0	0	2					
George Altman, L OBP: 0.396, SLG: 0.516 (1, 9)										3	0	0	0	1	2	1					
Ron Santo, R OBP: 0.328, SLG: 0.410 (1, 5)										3	0	1	0	1	2	1					
Andre Rodgers, R OBP: 0.351, SLG: 0.406 (1, 6)										3	0	1	0	1	1	2					
Dick Bertell, R OBP: 0.287, SLG: 0.296 (1, 2)										3	0	1	1	1	0	2					
Bob Buhl, R Bob Anderson, R Jim Mackinnon, R Barney Schultz, R Glen Hobbie, R Bob Will, L (1, 1) (5, 1) (7, PH) (7, 1) (8, 1) (8, PH)										2	0	0	0	0	1	5					
Inning Stats	R: 0 E: 0 K: 2 S: 7	H: 0 LOB: 0 BB: 0 P: 7	R: 1 E: 0 K: 2 S: 10	H: 3 LOB: 2 BB: 0 P: 10	R: 0 E: 0 K: 1 S: 3	H: 0 LOB: 0 BB: 0 P: 3	R: 0 E: 0 K: 1 S: 6	H: 1 LOB: 3 BB: 2 P: 14	R: 0 E: 0 K: 0 S: 4	H: 0 LOB: 0 BB: 0 P: 4	R: 0 E: 0 K: 2 S: 7	H: 0 LOB: 0 BB: 0 P: 7	R: 0 E: 0 K: 1 S: 5	H: 0 LOB: 0 BB: 5 P: 5	R: 0 E: 0 K: 0 S: 2	H: 0 LOB: 0 BB: 1 P: 6	R: 0 E: 0 K: 2 S: 7	H: 0 LOB: 2 BB: 2 P: 15	1B: 4 2B: 1 3B: 0 HR: 0	SF: 0 SAC: 0 DP: 1 HBP: 0	WP: 0 PA: 36 PB: 0 SB: 0 CS: 0
PITCHER Jim O'Toole, L ERA: 3.81 (1, 1)	IP: 9.0 WLS: W BF: 36	H: 5 R: 1 ER: 1 SO: 10	BB: 4 IBB: 1 HBP: 0 BLK: 0	WP: 0 HR: 0 S: 51 P: 71	ERA: 1.00 WHIP: 1.000	PITCHER IP: WLS: BF: H: R: ER: SO: BB: IBB: HBP: BLK: WP: HR: S: P: ERA: WHIP															

AB 31
R 1
H 5
RBI 1
BB 5
SO 10
LOB 16



Batter	1	2	3	4	5	6	7	8	9	AB	R	H	RBI	BB	SO	LOB	BOTTOM		
Eddie Kasko, R OBP: 0.281, SLG: 0.314 (1, 5)										4	1	1	0	0	0	1	Chicago Cubs @ Cincinnati Reds Crosley Field, Cincinnati, OH Tue Jul 03 1962, 7:05 PM EDT Att: 10,555 - Unknown		
Don Blasingame, L OBP: 0.347, SLG: 0.344 (1, 4)										4	1	1	0	0	0	0			
Vada Pinson, L OBP: 0.343, SLG: 0.525 (1, 8)										2	0	0	1	1	0	0			
Jerry Lynch, L OBP: 0.365, SLG: 0.533 Marty Keough, L OBP: 0.395, SLG: 0.421 (1, 7) (8, 7)										4	1	1	2	0	0	1			
Frank Robinson, R OBP: 0.397, SLG: 0.562 (1, 9)										3	2	1	0	1	0	0			
Gordy Coleman, L OBP: 0.322, SLG: 0.437 (1, 3)										4	1	2	1	0	0	0			
Johnny Edwards, L OBP: 0.324, SLG: 0.394 (1, 2)										4	0	1	1	0	0	2			
Leo Cardenas, R OBP: 0.317, SLG: 0.377 (1, 6)										3	0	1	0	0	0	2			
Jim O'Toole, S OBP: 0.209, SLG: 0.190 (1, 1)										3	0	1	0	0	0	2			
Inning Stats	R: 0 E: 0 K: 0 S: 3	H: 0 LOB: 0 BB: 0 P: 3	R: 1 E: 0 K: 0 S: 6	H: 3 LOB: 0 BB: 0 P: 6	R: 0 E: 0 K: 0 S: 3	H: 0 LOB: 1 BB: 1 P: 7	R: 2 E: 0 K: 0 S: 4	H: 1 LOB: 0 BB: 1 P: 8	R: 3 E: 0 K: 0 S: 6	H: 3 LOB: 0 BB: 0 P: 6	R: 0 E: 0 K: 0 S: 4	H: 2 LOB: 1 BB: 0 P: 4	R: 0 E: 0 K: 0 S: 3	H: 0 LOB: 0 BB: 0 P: 3	R: 0 E: 0 K: 0 S: 3	H: 0 LOB: 0 BB: 0 P: 3	1B: 7 2B: 1 3B: 0 HR: 1	SF: 1 SAC: 0 DP: 1 HBP: 0	WP: 0 PA: 34 PB: 1 SB: 1 CS: 0
PITCHER Bob Buhl, R ERA: 4.72 Bob Anderson, R ERA: 4.6 Barney Schultz, R ERA: 4.53 Glen Hobbie, R ERA: 5.4 (1, 1) (5, 1) (7, 1) (8, 1)	IP: 4.1 WLS: L BF: 22	H: 7 R: 6 ER: 0 SO: 0	BB: 2 IBB: 0 HBP: 0 BLK: 0	WP: 0 HR: 1 S: 20 P: 28	ERA: 0.00 WHIP: 1.200	PITCHER IP: WLS: BF: H: R: ER: SO: BB: IBB: HBP: BLK: WP: HR: S: P: ERA: WHIP													

AB 31
R 6
H 9
RBI 5
BB 2
SO 0
LOB 8



Batter	1	2	3	4	5	6	7	8	9	AB	R	H	RBI	BB	SO	LOB	TOP			
Don Landrum, L (1,8) OBP: 0.452, SLG: 0.345	0-0 3-1	4-0 1B		0-0 F4			0-0 6-3	0-0 1B		4	1	1	1	1	0	0	Chicago Cubs @ Cincinnati Reds Crosley Field, Cincinnati, OH Wed Jul 04 1962, 3:33 AM EDT Att: 10,508 - Unknown			
Ken Hubbs, R (1,4) OBP: 0.288, SLG: 0.336	0-0 14 WP	0-0 1B			0-0 6-3		0-3 K	0-0 1B		5	0	3	2	0	1	0				
Billy Williams, L (1,7) OBP: 0.394, SLG: 0.536	4-0 14 WP	0-0 K			0-0 6-3		4-0 14 FC6-4	0-0 14 FC6-4		3	0	1	1	2	1	2				
14 Ernie Banks, R (1,3) OBP: 0.305, SLG: 0.518	0-0 P3			0-0 G6-5-3			0-0 F4	0-0 FC6-4		5	0	1	0	0	0	5				
George Altman, L (1,9) OBP: 0.396, SLG: 0.514	0-3 K			0-0 F5			0-0 E	0-0 E	0-3 K	5	1	2	0	0	2	3				
Ron Santo, R (1,5) OBP: 0.329, SLG: 0.408		0-0 2B		4-0 1-2			0-0 F9	0-0 F8	0-3 K	4	1	1	0	1	1	2				
Alex Grammas, R (1,6) OBP: 0.200, SLG: 0.207		0-0 F4		0-0 G6-5-3			0-0 E6	0-0 E1	0-0 4-3	5	1	0	0	0	0	5				
Moe Thacker, R (1,2) Glen Hobbie, R (4,1) Barney Schultz, R (5,1) Bob Will, L (5,PH) Bob Anderson, R (6,1) Lou Brock, L (6,PH) Dave Gerard, R (8,1)		0-0 F8		0-3 K			0-0 P4	0-0 SF8		2	0	0	0	0	0	1				
Dick Ellsworth, L (1,1) Cuno Barragan, R (4,PH)		0-0 1-3		0-0 4-3			0-0 P4	0-0 1-1		1	1	1	0	0	0	0				
Inning Stats	R: 0 E: 0 K: 1 S: 6	H: 1 LOB: 2 BB: 1 P: 10	R: 2 E: 0 K: 1 S: 8	H: 3 LOB: 2 BB: 1 P: 12	R: 0 E: 0 K: 0 S: 3	H: 1 LOB: 1 BB: 1 P: 7	R: 0 E: 0 K: 1 S: 5	H: 0 LOB: 0 BB: 0 P: 5	R: 0 E: 1 K: 0 S: 5	H: 1 LOB: 2 BB: 0 P: 5	R: 0 E: 0 K: 0 S: 3	H: 0 LOB: 1 BB: 1 P: 9	R: 4 E: 1 K: 0 S: 9	H: 5 LOB: 2 BB: 0 P: 9	R: 0 E: 0 K: 2 S: 7	H: 0 LOB: 0 BB: 0 P: 7		1B: 8 2B: 3 3B: 0 HR: 0	SF: 1 SAC: 0 DP: 1 HBP: 0	WP: 1 PB: 0 SB: 1 CS: 0
PITCHER	IP WLS BF H R ER SO BB IBB HBP BLK WP HR S P ERA WHIP																			
Jim Maloney, R (1,1) ERA: 5.87	7.2 W 36 8 5 2 4 4 0 0 0 1 0 40 56 2.35 1.565																			
Bill Henry, L (8,1) ERA: 4.94	0.0 3 3 1 0 0 0 0 0 0 0 0 3 3 ∞ ∞																			
Jim Brosnan, R (8,1) ERA: 3.41	1.1 S 4 0 0 0 2 0 0 0 0 0 0 8 8 0.00 0.000																			

AB	38
R	6
H	11
RBI	6
BB	4
SO	6
LOB	22



Batter	1	2	3	4	5	6	7	8	9	AB	R	H	RBI	BB	SO	LOB	BOTTOM			
Leo Cardenas, R (1,6) OBP: 0.311, SLG: 0.370	0-0 E5	0-3 K		0-0 5-3	0-0 G6-4-3			0-0 F9		5	0	0	0	0	1	5	Chicago Cubs @ Cincinnati Reds Crosley Field, Cincinnati, OH Wed Jul 04 1962, 3:33 AM EDT Att: 10,508 - Unknown			
Eddie Kaso, R (1,5) OBP: 0.279, SLG: 0.316	0-0 G3-6			0-0 F6			0-0 F9	0-0 6-3		5	1	1	0	0	0	1				
Vada Pinson, L (1,8) OBP: 0.341, SLG: 0.517	0-0 E9			0-0 6-3	0-0 6-3		4-0 BB	0-0 F9		4	1	0	0	1	0	1				
Frank Robinson, R (1,9) OBP: 0.397, SLG: 0.560	0-0 1B			0-0 F9			0-0 F9	0-3 K		5	1	2	0	0	1	2				
Wally Post, R (1,7) OBP: 0.356, SLG: 0.515	0-0 1-3			0-0 WP	0-0 2B		0-0 F3			4	2	3	2	0	0	1				
Hank Foiles, R (1,2) OBP: 0.375, SLG: 0.579	0-0 4-3			0-0 WP	0-0 2B		0-0 K			4	2	2	3	0	1	2				
Gordy Coleman, L (1,3) OBP: 0.325, SLG: 0.440		4-0 4-3		0-0 K	0-0 1B		0-3 K			3	1	1	2	1	2	0				
Don Blasingame, L (1,4) OBP: 0.354, SLG: 0.349		0-3 K		0-0 K	0-0 1B		4-0 BB			3	0	2	1	1	1	1				
Jim Maloney, L (1,1) OBP: 0.286, SLG: 0.308		0-0 4-3		0-0 4-3			0-0 FC4-2-5	4-0 BB		3	0	0	0	1	0	4				
Bill Henry, L (8,1) OBP: 0.333, SLG: 0.333							0-0 FC4-2-5			0	0	0	0	0	0	0				
Jim Brosnan, R (8,1) ERA: 4.73							0-0 G6-4-3			0	0	0	0	0	0	0				
Inning Stats	R: 1 E: 2 K: 0 S: 6	H: 2 LOB: 2 BB: 0 P: 6	R: 0 E: 0 K: 2 S: 7	H: 0 LOB: 1 BB: 1 P: 11	R: 4 E: 0 K: 0 S: 8	H: 5 LOB: 1 BB: 0 P: 8	R: 0 E: 0 K: 0 S: 3	H: 0 LOB: 0 BB: 0 P: 3	R: 3 E: 0 K: 1 S: 9	H: 4 LOB: 1 BB: 0 P: 9	R: 0 E: 0 K: 0 S: 3	H: 0 LOB: 2 BB: 1 P: 7	R: 0 E: 0 K: 2 S: 7	H: 0 LOB: 2 BB: 2 P: 15	R: 0 E: 0 K: 1 S: 5	H: 0 LOB: 0 BB: 0 P: 5	1B: 8 2B: 2 3B: 0 HR: 1	SF: 0 SAC: 0 DP: 2 HBP: 0	WP: 1 PB: 1 SB: 1 CS: 0	PA: 40
PITCHER	IP WLS BF H R ER SO BB IBB HBP BLK WP HR S P ERA WHIP																			
Dick Ellsworth, L (1,1) ERA: 5.99	3.0 L 18 7 5 4 2 1 0 0 0 0 1 6 6 12.00 2.667																			
Glen Hobbie, R (4,1) ERA: 5.63	1.0 6 3 3 3 0 0 0 0 0 0 1 6 6 27.00 3.000																			
Barney Schultz, R (5,1) ERA: 4.44	1.0 4 1 0 0 1 0 0 0 0 0 0 6 6 0.00 1.000																			
Bob Anderson, R (6,1) ERA: 4.48	2.0 9 0 0 0 2 3 0 0 0 0 0 10 22 0.00 1.500																			
Dave Gerard, R (8,1) ERA: 4.73	1.0 3 0 0 0 1 0 0 0 0 0 0 5 5 0.00 0.000																			

AB	36
R	8
H	11
RBI	8
BB	4
SO	6
LOB	17



Batter	1	2	3	4	5	6	7	8	9	10	AB	R	H	RBI	BB	SO	LOB	TOP			
Roy McMillan, R OBP: 0.334, SLG: 0.354 (1, 6)	6-3		5-3			5-3		F7		E3 HR	5	0	0	0	0	1	0	Milwaukee Braves @ Chicago Cubs Wrigley Field, Chicago, IL Fri Jul 06 1962, 3:33 AM CDT Att: 8,911 - Unknown			
Ken Aspromonte, R OBP: 0.338, SLG: 0.250 Frank Bolling, R OBP: 0.324, SLG: 0.419 (1, 4)	K		4-3			4-3		4-3		HR	5	1	0	0	0	1	0				
Eddie Mathews, L OBP: 0.367, SLG: 0.490 (1, 5)	FC6-4 1B					K				1B	5	1	2	2	0	0	0				
Hank Aaron, R OBP: 0.327, SLG: 0.609 Gus Bell, L OBP: 0.269, SLG: 0.328 (1, 8)	FC6-4		4-3			4-3		HR		1B	4	1	2	1	0	1	1				
Lee Maye, L OBP: 0.282, SLG: 0.296 (1, 7)		6-3				P6		HR		1B	5	1	2	0	0	0	1				
Joe Adcock, R OBP: 0.330, SLG: 0.460 Tommye Aaron, R OBP: 0.276, SLG: 0.338 (1, 3)		F2				K		CS		1B	4	1	2	2	0	0	0				
Mack Jones, L OBP: 0.360, SLG: 0.432 (1, 9)						K		F7		IBB	2	0	1	0	1	1	0				
Del Crandall, R OBP: 0.332, SLG: 0.387 (1, 2)						4-1		B1		K	3	0	0	0	1	1	4				
Bob Hendley, R OBP: 0.250, SLG: 0.181 Claude Raymond, R (1, 1)			5-3			F7		CS		K	3	0	0	0	0	0	2				
								1-2		4-3	1	0	0	0	0	1	0				
Inning Stats	R: 0 E: 0 K: 1 S: 6	H: 1 LOB: 1 BB: 0 P: 6	R: 0 E: 0 K: 0 S: 3	H: 0 LOB: 1 BB: 1 P: 7	R: 0 E: 0 K: 0 S: 3	H: 0 LOB: 0 BB: 0 P: 3	R: 1 E: 0 K: 1 S: 6	H: 1 LOB: 0 BB: 0 P: 6	R: 0 E: 0 K: 1 S: 5	H: 0 LOB: 0 BB: 0 P: 5	R: 2 E: 0 K: 0 S: 5	H: 3 LOB: 0 BB: 0 P: 5	R: 0 E: 0 K: 1 S: 5	H: 0 LOB: 0 BB: 0 P: 5	R: 0 E: 0 K: 0 S: 4	H: 2 LOB: 2 BB: 1 P: 8	R: 2 E: 1 K: 1 S: 9	H: 3 LOB: 2 BB: 0 P: 9	1B: 6 2B: 1 3B: 0 HR: 3	SF: 0 SAC: 0 DP: 1 HBP: 0	WP: 0 PA: 42
PITCHER	IP 9.2	WLS L	BF 40	H 10	R 5	ER 3	SO 6	BB 1	IBB 1	HBP 0	BLK 0	WP 0	HR 3	S 50	P 58	ERA 2.79	WHIP 1.138				
Don Cardwell, R ERA: 4.94 Don Elston, R ERA: 2.3 (10, 1)	0.1	1	0	0	0	0	0	0	0	0	0	0	0	1	1	0.00	0.000				

AB	39
R	5
H	10
RBI	5
BB	2
SO	6
LOB	10



Batter	1	2	3	4	5	6	7	8	9	10	AB	R	H	RBI	BB	SO	LOB	BOTTOM			
Lou Brock, L OBP: 0.305, SLG: 0.421 (1, 8)	P6		1B			2-3		L7		FC3-6 FC1-6	5	1	1	0	0	0	1	Milwaukee Braves @ Chicago Cubs Wrigley Field, Chicago, IL Fri Jul 06 1962, 3:33 AM CDT Att: 8,911 - Unknown			
Ken Hubbs, R OBP: 0.288, SLG: 0.334 (1, 4)	K		1B			6-3		P4		FC1-6 BB	5	1	1	1	0	1	1				
Billy Williams, L OBP: 0.399, SLG: 0.542 (1, 7)	F7		1B			14 2B		14 1B		2B	4	1	3	0	1	0	0				
14 Ernie Banks, R OBP: 0.312, SLG: 0.529 (1, 3)			1B			1B		1B		P4	5	0	4	2	0	0	2				
George Altman, L OBP: 0.300, SLG: 0.505 (1, 9)	1-3		2B			1B		F7		F9	5	0	0	0	0	1	6				
Ron Santo, R OBP: 0.324, SLG: 0.402 (1, 5)	K		F3			P6		5-3		K	5	0	0	0	0	2	4				
Andre Rodgers, R OBP: 0.352, SLG: 0.400 (1, 6)						F8		F8		F7	3	0	0	0	2	0	0				
El Tappe, R OBP: 0.308, SLG: 0.217 (1, 2)	6-3					5-3		F8		FC5-4	4	0	0	0	0	0	4				
Don Cardwell, R OBP: 0.154, SLG: 0.057 Don Elston, R (10, 1)			4-3			K		1-3		FC3-6 BB	3	0	0	0	1	1	0				
											0	0	0	0	0	0	0				
Inning Stats	R: 0 E: 0 K: 1 S: 5	H: 0 LOB: 0 BB: 0 P: 5	R: 0 E: 0 K: 1 S: 6	H: 1 LOB: 2 BB: 1 P: 10	R: 2 E: 0 K: 1 S: 9	H: 4 LOB: 2 BB: 0 P: 9	R: 0 E: 0 K: 1 S: 5	H: 0 LOB: 0 BB: 0 P: 5	R: 0 E: 0 K: 0 S: 3	H: 2 LOB: 2 BB: 0 P: 5	R: 0 E: 0 K: 0 S: 3	H: 0 LOB: 0 BB: 0 P: 3	R: 1 E: 0 K: 0 S: 5	H: 2 LOB: 2 BB: 1 P: 9	R: 0 E: 0 K: 0 S: 3	H: 0 LOB: 2 BB: 1 P: 11	R: 0 E: 0 K: 1 S: 5	H: 0 LOB: 0 BB: 0 P: 5	1B: 6 2B: 3 3B: 0 HR: 0	SF: 0 SAC: 0 DP: 0 HBP: 0	WP: 0 PA: 43
PITCHER	IP 8.2	WLS 39	BF 3	H 3	R 3	ER 3	SO 4	BB 3	IBB 1	HBP 0	BLK 0	WP 0	HR 0	S 43	P 59	ERA 3.12	WHIP 1.385				
Bob Hendley, L ERA: 3.43 Claude Raymond, R ERA: 1.59 (9, 1)	1.1	W	4	0	0	0	1	0	0	0	0	0	0	6	6	0.00	0.000				

AB	39
R	3
H	9
RBI	3
BB	4
SO	5
LOB	18



Batter	1	2	3	4	5	6	7	8	9	10	AB	R	H	RBI	BB	SO	LOB	TOP			
Roy McMillan, R (1, 6) OBP: 0.332, SLG: 0.349	5-3		E3 BB 1B	HBP		F9			F7		4	0	0	0	0	0	1				
Ken Aspromonte, R (1, 4) OBP: 0.333, SLG: 0.267	F7		BB						5-3		5	0	2	0	0	0	2				
Frank Bolling, R (9, 4) OBP: 0.324, SLG: 0.419			1B					FC4-6 1B			0	0	0	0	0	0	0				
Eddie Mathews, L (1, 5) OBP: 0.365, SLG: 0.485	2B 1B		F2					F8	G3		5	1	1	0	0	1	3				
Joe Adcock, R (1, 3) OBP: 0.332, SLG: 0.461											4	0	1	1	1	1	3				
Tommie Aaron, R (10, PR) OBP: 0.276, SLG: 0.338	2B		K					L5			0	0	0	0	0	0	0				
Lee Maye, L (1, 8) OBP: 0.277, SLG: 0.280	K							FC1-5 BB			4	0	0	0	1	1	4				
Mack Jones, L (1, 9) OBP: 0.357, SLG: 0.427											4	0	0	0	0	2	6				
Gus Bell, L (1, 7) OBP: 0.269, SLG: 0.326											4	0	1	0	0	0	1				
Del Crandall, R (1, 2) OBP: 0.330, SLG: 0.384											4	0	1	0	0	0	2				
Bob Shaw, R (1, 1) OBP: 0.238, SLG: 0.176											3	0	1	0	1	2	2				
Inning Stats	R: 1 E: 0 K: 1 S: 7	H: 2 LOB: 1 BB: 0 P: 7	R: 0 E: 0 K: 1 S: 5	H: 0 LOB: 1 BB: 0 P: 6	R: 0 E: 1 K: 2 S: 9	H: 1 LOB: 3 BB: 1 P: 13	R: 0 E: 0 K: 0 S: 3	H: 0 LOB: 2 BB: 1 P: 8	R: 0 E: 0 K: 2 S: 7	H: 0 LOB: 1 BB: 0 P: 4	R: 0 E: 0 K: 0 S: 4	H: 1 LOB: 1 BB: 0 P: 4	R: 0 E: 0 K: 1 S: 6	H: 1 LOB: 1 BB: 0 P: 6	R: 0 E: 0 K: 0 S: 3	H: 0 LOB: 1 BB: 0 P: 3	R: 0 E: 1 K: 0 S: 3	H: 0 LOB: 1 BB: 0 P: 3	1B: 6 2B: 2 3B: 0 HR: 0	SF: 0 SAC: 0 DP: 2 HBP: 2	WP: 0 PA: 42 PB: 0 SB: 2 CS: 0
PITCHER	IP WLS BF H R ER SO BB IBB HBP BLK WP HR S P ERA WHIP	IP WLS BF H R ER SO BB IBB HBP BLK WP HR S P ERA WHIP	IP WLS BF H R ER SO BB IBB HBP BLK WP HR S P ERA WHIP	IP WLS BF H R ER SO BB IBB HBP BLK WP HR S P ERA WHIP	IP WLS BF H R ER SO BB IBB HBP BLK WP HR S P ERA WHIP	IP WLS BF H R ER SO BB IBB HBP BLK WP HR S P ERA WHIP	IP WLS BF H R ER SO BB IBB HBP BLK WP HR S P ERA WHIP	IP WLS BF H R ER SO BB IBB HBP BLK WP HR S P ERA WHIP	IP WLS BF H R ER SO BB IBB HBP BLK WP HR S P ERA WHIP	IP WLS BF H R ER SO BB IBB HBP BLK WP HR S P ERA WHIP	IP WLS BF H R ER SO BB IBB HBP BLK WP HR S P ERA WHIP	IP WLS BF H R ER SO BB IBB HBP BLK WP HR S P ERA WHIP	IP WLS BF H R ER SO BB IBB HBP BLK WP HR S P ERA WHIP	IP WLS BF H R ER SO BB IBB HBP BLK WP HR S P ERA WHIP	IP WLS BF H R ER SO BB IBB HBP BLK WP HR S P ERA WHIP	IP WLS BF H R ER SO BB IBB HBP BLK WP HR S P ERA WHIP	IP WLS BF H R ER SO BB IBB HBP BLK WP HR S P ERA WHIP	IP WLS BF H R ER SO BB IBB HBP BLK WP HR S P ERA WHIP	IP WLS BF H R ER SO BB IBB HBP BLK WP HR S P ERA WHIP	IP WLS BF H R ER SO BB IBB HBP BLK WP HR S P ERA WHIP	
Cal Koonce, R (1, 1) ERA: 4.12	7.0	32	6	1	1	6	3	0	0	0	0	0	0	0	0	0	0	1.29	1.286		
Barney Schultz, R (8, 1) ERA: 4.28	2.0	7	1	0	0	1	0	0	0	0	0	0	0	0	0	0	0	0.00	0.500		
Don Elston, R (10, 1) ERA: 2.25	1.0	3	0	0	0	0	0	0	0	0	0	0	0	0	0	0	0	0.00	0.000		

Milwaukee Braves @ Chicago Cubs
Wrigley Field, Chicago, IL
Sat Jul 07 1962, 3:33 AM CDT
Att: 14,266 - Unknown

AB 37
R 1
H 7
RBI 1
BB 3
SO 7
LOB 24



Batter	1	2	3	4	5	6	7	8	9	10	AB	R	H	RBI	BB	SO	LOB	BOTTOM		
Lou Brock, L (1, 8) OBP: 0.309, SLG: 0.420	6-3		P6								3	1	1	0	2	0	1			
Ken Hubbs, R (1, 4) OBP: 0.288, SLG: 0.333			5-3								4	0	1	0	0	0	5			
Billy Williams, L (1, 7) OBP: 0.397, SLG: 0.540											5	0	1	1	0	0	1			
14 Ernie Banks, R (1, 3) OBP: 0.310, SLG: 0.530	6-3										5	0	1	0	0	0	2			
George Altman, L (1, 9) OBP: 0.396, SLG: 0.507											3	1	2	0	2	0	0			
Ron Santo, R (1, 5) OBP: 0.323, SLG: 0.397											4	0	0	0	1	0	4			
Andre Rodgers, R (1, 6) OBP: 0.348, SLG: 0.395											5	0	1	0	0	0	3			
Dick Bertell, R (1, 2) OBP: 0.297, SLG: 0.306											4	0	2	1	0	1	0			
Cal Koonce, R (1, 1) OBP: 0.128, SLG: 0.154											2	0	1	0	0	1	1			
Bob Will, L (7, PH) OBP: 0.324, SLG: 0.368											1	0	0	0	0	0	0			
Barney Schultz, R (8, 1) OBP: 0.324, SLG: 0.368											0	0	0	0	0	0	0			
Don Landrum, L (9, PH) OBP: 0.448, SLG: 0.341											1	0	0	0	0	0	1			
Don Elston, R (10, 1) OBP: 0.324, SLG: 0.368											0	0	0	0	0	0	0			
Inning Stats	R: 0 E: 0 K: 0 S: 4	H: 1 LOB: 1 BB: 0 P: 4	R: 0 E: 0 K: 0 S: 3	H: 0 LOB: 0 BB: 0 P: 3	R: 0 E: 0 K: 1 S: 6	H: 1 LOB: 1 BB: 0 P: 6	R: 0 E: 0 K: 0 S: 4	H: 1 LOB: 1 BB: 0 P: 4	R: 0 E: 0 K: 1 S: 5	H: 0 LOB: 0 BB: 0 P: 3	R: 1 E: 0 K: 0 S: 5	H: 2 LOB: 2 BB: 1 P: 9	R: 0 E: 0 K: 0 S: 4	H: 1 LOB: 1 BB: 0 P: 8	R: 1 E: 0 K: 0 S: 4	H: 2 LOB: 3 BB: 2 P: 12	1B: 8 2B: 1 3B: 1 HR: 0	SF: 0 SAC: 2 DP: 0 HBP: 0	WP: 1 PA: 44 PB: 0 SB: 1 CS: 0	
PITCHER	IP WLS BF H R ER SO BB IBB HBP BLK WP HR S P ERA WHIP	IP WLS BF H R ER SO BB IBB HBP BLK WP HR S P ERA WHIP	IP WLS BF H R ER SO BB IBB HBP BLK WP HR S P ERA WHIP	IP WLS BF H R ER SO BB IBB HBP BLK WP HR S P ERA WHIP	IP WLS BF H R ER SO BB IBB HBP BLK WP HR S P ERA WHIP	IP WLS BF H R ER SO BB IBB HBP BLK WP HR S P ERA WHIP	IP WLS BF H R ER SO BB IBB HBP BLK WP HR S P ERA WHIP	IP WLS BF H R ER SO BB IBB HBP BLK WP HR S P ERA WHIP	IP WLS BF H R ER SO BB IBB HBP BLK WP HR S P ERA WHIP	IP WLS BF H R ER SO BB IBB HBP BLK WP HR S P ERA WHIP	IP WLS BF H R ER SO BB IBB HBP BLK WP HR S P ERA WHIP	IP WLS BF H R ER SO BB IBB HBP BLK WP HR S P ERA WHIP	IP WLS BF H R ER SO BB IBB HBP BLK WP HR S P ERA WHIP	IP WLS BF H R ER SO BB IBB HBP BLK WP HR S P ERA WHIP	IP WLS BF H R ER SO BB IBB HBP BLK WP HR S P ERA WHIP	IP WLS BF H R ER SO BB IBB HBP BLK WP HR S P ERA WHIP	IP WLS BF H R ER SO BB IBB HBP BLK WP HR S P ERA WHIP	IP WLS BF H R ER SO BB IBB HBP BLK WP HR S P ERA WHIP	IP WLS BF H R ER SO BB IBB HBP BLK WP HR S P ERA WHIP	IP WLS BF H R ER SO BB IBB HBP BLK WP HR S P ERA WHIP
Bob Shaw, R (1, 1) ERA: 2.37	9.2	44	10	2	2	2	1	4	0	0	1	0	0	43	63	1.86	1.138			

Milwaukee Braves @ Chicago Cubs
Wrigley Field, Chicago, IL
Sat Jul 07 1962, 3:33 AM CDT
Att: 14,266 - Unknown

AB 37
R 2
H 10
RBI 2
BB 5
SO 2
LOB 18



Batter	1	2	3	4	5	6	7	8	9	AB	R	H	RBI	BB	SO	LOB	TOP			
Amado Samuel, R (1, 6) OBP: 0.239, SLG: 0.244	4-3	1-3							HR	5	1	2	0	0	0	2	Milwaukee Braves @ Chicago Cubs Wrigley Field, Chicago, IL Sun Jul 08 1962, 3:33 AM CDT Unknown			
Lee Mays, L (1, 8) OBP: 0.276, SLG: 0.278 Hank Aaron, R (9, PH) OBP: 0.390, SLG: 0.620	4-3		4-3		G6-3				HR	4	0	1	0	0	0	2				
Eddie Mathews, L (1, 5) OBP: 0.362, SLG: 0.480			F3		F2				HR	5	0	1	0	0	0	2				
Joe Adcock, R (1, 3) OBP: 0.329, SLG: 0.459	F9		F6						G6-4-3	5	1	1	0	0	0	2				
Gus Bell, L (1, 7) OBP: 0.267, SLG: 0.323		F4			F6				F6	5	0	1	0	0	0	0				
Del Crandall, R (1, 2) OBP: 0.338, SLG: 0.393		BB			FC4-6				F6	3	1	3	1	0	0	0				
Mack Jones, L (1, 9) OBP: 0.359, SLG: 0.424		BB			FC4-6				F6	2	0	0	0	0	2	1				
Frank Bolling, R (1, 4) OBP: 0.322, SLG: 0.415		BB			4-3				F2	4	0	1	1	0	0	4				
LeW Burdette, R (1, 1) OBP: 0.257, SLG: 0.235 Joe Torre, R (7, PH) OBP: 0.333, SLG: 0.314 Hank Fischer, R (7, 1) Don Nottebart, R (7, 1) OBP: 0.750, SLG: 0.667 Ken Aspromonte, R (9, PH) OBP: 0.345, SLG: 0.287	F8								HR	1	0	0	0	0	0	2				
Inning Stats	R: 0 E: 0 K: 0 S: 4	H: 1 LOB: 1 BB: 0 P: 4	R: 1 E: 0 K: 0 S: 5	H: 2 LOB: 2 BB: 1 P: 9	R: 0 E: 0 K: 0 S: 3	H: 0 LOB: 0 BB: 0 P: 3	R: 0 E: 0 K: 0 S: 4	H: 1 LOB: 1 BB: 0 P: 4	R: 0 E: 0 K: 0 S: 3	H: 1 LOB: 1 BB: 0 P: 7	R: 0 E: 0 K: 0 S: 4	H: 1 LOB: 2 BB: 1 P: 8	R: 0 E: 0 K: 0 S: 4	H: 1 LOB: 2 BB: 1 P: 9	R: 3 E: 1 K: 0 S: 5	H: 2 LOB: 0 BB: 1 P: 9		1B: 8 2B: 2 3B: 0 HR: 1	SF: 1 SAC: 0 DP: 2 HBP: 1	WP: 0 PB: 1 SB: 0 CS: 0
PITCHER	IP WLS BF H R ER SO BB IBB HBP BLK WP HR S P ERA WHIP	8.0 W 37 10 4 4 4 1 3 0 1 0 0 0 35 48 4.50 1.625	0.0 2 1 1 1 0 0 0 0 0 0 0 0 1 2 2 ∞ ∞	1.0 S 2 0 0 0 0 0 0 0 0 0 0 0 0 2 2 0.00 0.000	PITCHER										IP WLS BF H R ER SO BB IBB HBP BLK WP HR S P ERA WHIP					


Batter	1	2	3	4	5	6	7	8	9	AB	R	H	RBI	BB	SO	LOB	BOTTOM			
Don Landrum, L (1, 8) OBP: 0.436, SLG: 0.333	F8		FC6							5	2	1	0	0	0	4	Milwaukee Braves @ Chicago Cubs Wrigley Field, Chicago, IL Sun Jul 08 1962, 3:33 AM CDT Unknown			
Ken Hubbs, R (1, 4) OBP: 0.288, SLG: 0.340					F8				6-3	5	0	2	1	0	0	2				
Billy Williams, L (1, 7) OBP: 0.399, SLG: 0.538									6-3	3	1	1	1	2	0	1				
14 Ernie Banks, R (1, 3) OBP: 0.312, SLG: 0.526	K		F8						6-3	4	1	1	0	0	1	3				
George Altman, L (1, 9) OBP: 0.404, SLG: 0.512										3	1	3	2	1	0	0				
Ron Santo, R (1, 5) OBP: 0.322, SLG: 0.393										3	0	0	0	1	1	5				
Andre Rodgers, R (1, 6) OBP: 0.351, SLG: 0.416										4	1	2	3	0	0	0				
Dick Bertell, R (1, 2) OBP: 0.316, SLG: 0.330										3	0	2	0	1	0	0				
Bob Buhl, R (1, 1) Dick Ellsworth, L (9, 1) OBP: 0.290, SLG: 0.125 Dave Gerard, R (9, 1) OBP: 0.333, SLG: 0.200										4	1	0	0	0	2	5				
Inning Stats	R: 0 E: 0 K: 1 S: 6	H: 1 LOB: 1 BB: 0 P: 6	R: 0 E: 0 K: 0 S: 3	H: 1 LOB: 0 BB: 0 P: 3	R: 1 E: 0 K: 1 S: 7	H: 2 LOB: 2 BB: 1 P: 11	R: 0 E: 0 K: 1 S: 5	H: 1 LOB: 0 BB: 0 P: 5	R: 2 E: 0 K: 0 S: 6	H: 3 LOB: 3 BB: 1 P: 11	R: 1 E: 0 K: 0 S: 4	H: 1 LOB: 0 BB: 0 P: 4	R: 3 E: 0 K: 1 S: 8	H: 3 LOB: 3 BB: 3 P: 20	R: 0 E: 0 K: 0 S: 3	H: 0 LOB: 0 BB: 0 P: 3		1B: 8 2B: 3 3B: 1 HR: 1	SF: 0 SAC: 0 DP: 1 HBP: 1	WP: 0 PB: 0 SB: 0 CS: 1
PITCHER	IP WLS BF H R ER SO BB IBB HBP BLK WP HR S P ERA WHIP	6.0 L 28 9 4 4 3 2 0 0 0 0 0 0 4 12 6.00 1.833	0.1 6 3 3 3 0 2 0 0 0 0 0 0 4 12 81.00 15.000	1.2 6 0 0 0 1 0 1 0 0 0 0 0 7 11 0.00 0.000	PITCHER										IP WLS BF H R ER SO BB IBB HBP BLK WP HR S P ERA WHIP					

AB	36
R	5
H	11
RBI	5
BB	3
SO	1
LOB	16



Batter	1	2	3	4	5	6	7	8	9	AB	R	H	RBI	BB	SO	LOB	TOP																		
Roy McMillan, R OBP: 0.337, SLG: 0.352 (1, 6)										3	1	1	0	2	0	1	Milwaukee Braves @ Chicago Cubs Wrigley Field, Chicago, IL Sun Jul 08 1962, 3:38 AM CDT Att: 31,112 - Unknown																		
Lee Maye, L OBP: 0.293, SLG: 0.289 (1, 8)										4	0	2	0	1	0	1																			
Eddie Mathews, L OBP: 0.363, SLG: 0.482 (1, 5)										5	0	2	0	0	1	5																			
Joe Adcock, R OBP: 0.323, SLG: 0.450 (1, 3)										4	0	0	1	0	1	6																			
Gus Bell, L OBP: 0.266, SLG: 0.322 Tommye Aaron, R OBP: 0.270, SLG: 0.329 (2, 7)										1	0	0	0	0	1	0																			
Joe Torre, R OBP: 0.336, SLG: 0.346 (1, 2)										5	1	2	1	0	0	2																			
Mack Jones, L OBP: 0.366, SLG: 0.441 (1, 9)										4	2	4	1	0	0	0																			
Amado Samuel, R OBP: 0.240, SLG: 0.256 (1, 4)										4	1	1	0	0	0	3																			
Warren Spahn, L OBP: 0.275, SLG: 0.277 (1, 1)										4	0	1	2	0	0	3																			
Inning Stats	R: 0 E: 0 K: 0 S: 3	H: 1 LOB: 1 BB: 1 P: 7	R: 1 E: 0 K: 1 S: 7	H: 2 LOB: 1 BB: 0 P: 7	R: 0 E: 0 K: 0 S: 4	H: 1 LOB: 1 BB: 0 P: 4	R: 0 E: 0 K: 0 S: 5	H: 2 LOB: 2 BB: 0 P: 5	R: 0 E: 0 K: 2 S: 8	H: 3 LOB: 0 BB: 0 P: 5	R: 0 E: 0 K: 1 S: 6	H: 1 LOB: 1 BB: 0 P: 6	R: 1 E: 0 K: 0 S: 4	H: 1 LOB: 0 BB: 0 P: 4	R: 1 E: 0 K: 0 S: 5	H: 1 LOB: 2 BB: 1 P: 9		1B: 8 2B: 3 3B: 0 HR: 2	SF: 0 SAC: 1 DP: 2 HBP: 0	WP: 0 PB: 1 SB: 1 CS: 0	PA: 42														
PITCHER	IP WLS BF H R ER SO BB IBB HBP BLK WP HR S P ERA WHIP																																		
Al Lary, R ERA: 9.22 Bob Anderson, R ERA: 4.48 Dave Gerard, R ERA: 4.3 Barney Schultz, R ERA: 4.53 Don Cardwell, R ERA: 4.9	(1, 1) (6, 1) (6, 1) (8, 1) (9, 1)	5.1 0.0 1.2 1.0 1.0	26 1 5 5 5	9 1 1 1 1	3 0 0 2 0	3 0 0 2 0	3 0 1 0 0	2 0 0 1 0	0 0 0 0 0	0 0 0 1 0	1 1 7 4 5	30 1 7 8 5	38 1 7 8 5	5.06 ∞ 0.00 18.00 0.00	2.062 ∞ 0.600 2.000 1.000																				
Batter	1	2	3	4	5	6	7	8	9	AB	R	H	RBI	BB	SO	LOB	BOTTOM																		
Lou Brock, L OBP: 0.314, SLG: 0.421 (1, 8)										4	1	2	0	1	0	0	Milwaukee Braves @ Chicago Cubs Wrigley Field, Chicago, IL Sun Jul 08 1962, 3:38 AM CDT Att: 31,112 - Unknown																		
Ken Hubbs, R OBP: 0.292, SLG: 0.349 (1, 4)										5	0	3	1	0	2	1																			
Billy Williams, L OBP: 0.395, SLG: 0.533 (1, 7)										3	0	0	1	0	1	3																			
14 Ernie Banks, R OBP: 0.314, SLG: 0.525 (1, 3)										3	0	1	0	0	0	1																			
George Altman, L OBP: 0.405, SLG: 0.512 (1, 9)										4	0	2	0	0	0	1																			
Ron Santo, R OBP: 0.319, SLG: 0.389 (1, 5)										4	0	0	0	0	0	4																			
Andre Rodgers, R OBP: 0.354, SLG: 0.424 (1, 6)										3	1	1	0	1	0	2																			
Dick Bertell, R OBP: 0.323, SLG: 0.337 (1, 2)										4	1	2	1	0	0	1																			
Al Lary, R Bob Anderson, R Dave Gerard, R Jim McKnight, R Barney Schultz, R Don Cardwell, R Alex Grammas, R	(1, 1) (6, 1) (6, 1) (7, PH) (8, 1) (9, 1) (9, PH)	9.0 0.0 1.2 1.0 1.0	W 38 11	BF 11	H 11	R 3	ER 3	SO 4	BB 2	IBB 0	HBP 1	BLK 0	WP 0	HR 0	S 43	P 52		ERA 3.00	WHIP 1.444																
PITCHER	IP WLS BF H R ER SO BB IBB HBP BLK WP HR S P ERA WHIP																																		
Warren Spahn, L ERA: 3.2	(1, 1)	9.0	W	38	11	3	3	4	2	0	1	0	0	0	43	52	3.00	1.444																	
Inning Stats	R: 0 E: 0 K: 2 S: 7	H: 0 LOB: 0 BB: 0 P: 7	R: 0 E: 0 K: 0 S: 4	H: 2 LOB: 1 BB: 0 P: 4	R: 0 E: 0 K: 0 S: 4	H: 1 LOB: 1 BB: 1 P: 8	R: 0 E: 0 K: 0 S: 3	H: 0 LOB: 0 BB: 0 P: 3	R: 3 E: 0 K: 1 S: 9	H: 4 LOB: 1 BB: 0 P: 9	R: 0 E: 0 K: 0 S: 3	H: 1 LOB: 1 BB: 1 P: 7	R: 0 E: 0 K: 0 S: 4	H: 1 LOB: 0 BB: 0 P: 4	R: 0 E: 0 K: 0 S: 3	H: 0 LOB: 1 BB: 0 P: 4	R: 0 E: 0 K: 1 S: 6	H: 2 LOB: 1 BB: 0 P: 6	1B: 9 2B: 1 3B: 2 HR: 0	SF: 1 SAC: 0 DP: 2 HBP: 1	WP: 0 PB: 0 SB: 0 CS: 0	PA: 38													
PITCHER	IP WLS BF H R ER SO BB IBB HBP BLK WP HR S P ERA WHIP																																		

AB	38
R	5
H	13
RBI	5
BB	3
SO	4
LOB	26



Batter	1	2	3	4	5	6	7	8	9	AB	R	H	RBI	BB	SO	LOB	TOP
Eddie Kasko, R (1, 5) OBP: 0.290, SLG: 0.332 Wally Post, R (9, PH) OBP: 0.347, SLG: 0.500 Joe Gaines, R (9, PR) OBP: 0.433, SLG: 0.520	G3			K		K			E5	3	0	0	0	0	2	0	
Don Blasingame, L (1, 4) OBP: 0.357, SLG: 0.348	F8			FC4-6 1B			F8		G3	4	0	1	0	0	0	1	
Marty Keough, L (1, 7) OBP: 0.396, SLG: 0.430	G3			FC4-6 1-2			F9			3	0	0	0	0	0	1	
Frank Robinson, R (1, 9) OBP: 0.413, SLG: 0.586		5-3		P4			5-3			3	0	0	0	0	0	1	
Gordy Coleman, L (1, 3) OBP: 0.327, SLG: 0.464	1-3				4-0 BB			F3		2	0	0	0	1	0	0	
Vada Pinson, L (1, 8) OBP: 0.334, SLG: 0.508	F2				G3-6 1-2			1-3		3	0	0	0	0	0	1	
Johnny Edwards, L (1, 2) OBP: 0.324, SLG: 0.398			F9		G3			3-1		3	0	0	0	0	0	0	
Leo Cardenas, R (1, 6) OBP: 0.311, SLG: 0.373			F8			6-3			K	3	0	0	0	0	1	0	
Bob Purkey, R (1, 1) OBP: 0.164, SLG: 0.246 Jerry Lynch, L (9, PH) OBP: 0.360, SLG: 0.519			5-3			6-3			K	2	0	0	0	0	0	0	
Inning Stats	R: 0 E: 0 K: 0 S: 3	H: 0 LOB: 0 BB: 0 P: 3	R: 0 E: 0 K: 0 S: 3	H: 0 LOB: 0 BB: 0 P: 3	R: 0 E: 0 K: 1 S: 6	H: 1 LOB: 1 BB: 0 P: 6	R: 0 E: 0 K: 0 S: 2	H: 0 LOB: 0 BB: 1 P: 6	R: 0 E: 0 K: 1 S: 5	H: 0 LOB: 0 BB: 0 P: 5	R: 0 E: 0 K: 0 S: 3	H: 0 LOB: 0 BB: 0 P: 3	R: 0 E: 1 K: 2 S: 8	H: 0 LOB: 1 BB: 0 P: 8	1B: 1 2B: 0 3B: 0 HR: 0	SF: 0 SAC: 0 DP: 1 HBP: 0	WP: 0 PA: 29 PB: 0 SB: 0 CS: 0
PITCHER Cal Koonce, R (1, 1) ERA: 3.8	IP: 9.0 WLS: W BF: 29 H: 1 R: 0 ER: 0 SO: 4 BB: 1 IBB: 0 HBP: 0 BLK: 0 WP: 0 HR: 0 S: 36 P: 40 ERA: 0.00 WHIP: 0.222																

Cincinnati Reds @ Chicago Cubs
Wrigley Field, Chicago, IL
Fri Jul 13 1962, 3:33 AM CDT
Att: 4,983 - Unknown

AB	28
R	0
H	1
RBI	0
BB	1
SO	4
LOB	4



Batter	1	2	3	4	5	6	7	8	9	AB	R	H	RBI	BB	SO	LOB	BOTTOM		
Lou Brock, L (1, 8) OBP: 0.317, SLG: 0.425	3-1		1B PB 1B		1-2 1B			3-1		5	0	3	0	0	0	3			
Ken Hubbs, R (1, 4) OBP: 0.286, SLG: 0.342	5-3		P6		F8		6-3			4	0	0	0	0	0	4			
Billy Williams, L (1, 7) OBP: 0.400, SLG: 0.540	4-0 FC5-4 BB		1-3 1B		F3		4-0 BB			2	0	1	0	2	0	2			
14 Ernie Banks, R (1, 3) OBP: 0.310, SLG: 0.516	FC5-4 1-2		0-3 K			E6 SF8 1B		F3		4	1	1	0	0	1	5			
George Altman, L (1, 9) OBP: 0.404, SLG: 0.508		1-3			F8		3-1		BB 1B 1B	4	0	1	0	0	0	1			
Ron Santo, R (1, 5) OBP: 0.317, SLG: 0.387		4-3			3-1		SF8		BB 1B	3	0	1	1	0	0	0			
Andre Rodgers, R (1, 6) OBP: 0.360, SLG: 0.434		4-0 BB			4-3		3-0 4-0 BB		1-2 2-3 BB	1	0	0	0	3	0	0			
El Tappe, R (1, 2) OBP: 0.293, SLG: 0.212		F9			1B 1B		F9		K	4	0	1	0	0	1	5			
Cal Koonce, R (1, 1) OBP: 0.116, SLG: 0.140			4-3		F3		1-3		K	4	0	0	0	0	1	4			
Inning Stats	R: 0 E: 0 K: 0 S: 3	H: 0 LOB: 1 BB: 1 P: 7	R: 0 E: 0 K: 0 S: 3	H: 0 LOB: 1 BB: 1 P: 7	R: 0 E: 0 K: 1 S: 7	H: 2 LOB: 2 BB: 0 P: 7	R: 0 E: 0 K: 0 S: 3	H: 0 LOB: 0 BB: 0 P: 3	R: 0 E: 0 K: 0 S: 5	H: 2 LOB: 2 BB: 0 P: 5	R: 1 E: 1 K: 0 S: 4	H: 1 LOB: 1 BB: 1 P: 8	R: 0 E: 0 K: 0 S: 4	H: 1 LOB: 2 BB: 1 P: 8	R: 0 E: 0 K: 2 S: 9	H: 2 LOB: 3 BB: 1 P: 13	1B: 7 2B: 1 3B: 0 HR: 0	SF: 1 SAC: 0 DP: 0 HBP: 0	WP: 0 PA: 37 PB: 1 SB: 0 CS: 0
PITCHER Bob Purkey, R (1, 1) ERA: 2.45	IP: 8.0 WLS: L BF: 37 H: 8 R: 1 ER: 0 SO: 3 BB: 5 IBB: 0 HBP: 0 BLK: 0 WP: 0 HR: 0 S: 38 P: 58 ERA: 0.00 WHIP: 1.625																		

Cincinnati Reds @ Chicago Cubs
Wrigley Field, Chicago, IL
Fri Jul 13 1962, 3:33 AM CDT
Att: 4,983 - Unknown

AB	31
R	1
H	8
RBI	1
BB	5
SO	3
LOB	24



Batter	1	2	3	4	5	6	7	8	9	AB	R	H	RBI	BB	SO	LOB	TOP			
Eddie Kasko, R OBP: 0.289, SLG: 0.335 (1, 5)	F8		6-3		1B 2B		6-3			4	1	1	0	0	0	0	Cincinnati Reds @ Chicago Cubs Wrigley Field, Chicago, IL Sat Jul 14 1962, 3:33 AM CDT Att: 4,629 - Unknown			
Don Blasingame, L OBP: 0.356, SLG: 0.346 (1, 4)	F8		F8		1B 2H 1B			F7		4	0	1	1	0	0					
Vada Pinson, L OBP: 0.336, SLG: 0.508 (1, 8)	3-1				1B 1-3 1B			4-3		4	0	2	0	0	0					
Jerry Lynch, L OBP: 0.351, SLG: 0.504 Marty Keough, L OBP: 0.396, SLG: 0.430 (8, 7)			F9		1-3			F7		4	0	0	0	0	3					
Frank Robinson, R OBP: 0.414, SLG: 0.582 (1, 9)			F8					F7		2	1	0	0	2	0					
Gordy Coleman, L OBP: 0.329, SLG: 0.475 (1, 3)					FC1-6 BB					4	1	2	1	0	1					
Johnny Edwards, L OBP: 0.327, SLG: 0.400 (1, 2)					FC1-6 CS			HR		4	0	2	1	0	1					
Leo Cardenas, R OBP: 0.307, SLG: 0.368 (1, 6)					1-2 2-H 1B			1B		4	0	0	0	0	3					
Jim O'Toole, S OBP: 0.188, SLG: 0.170 Dave Sisler, R (8, 1)					F7					3	0	0	0	0	1					
Wally Post, R OBP: 0.345, SLG: 0.497 (9, PH)					K			F9		1	0	0	0	0	1					
Inning Stats	R: 0 E: 0 K: 0 S: 3	H: 0 LOB: 0 BB: 0 P: 3	R: 1 E: 0 K: 1 S: 7	H: 2 LOB: 2 BB: 1 P: 11	R: 0 E: 0 K: 0 S: 4	H: 1 LOB: 1 BB: 0 P: 4	R: 0 E: 0 K: 1 S: 5	H: 0 LOB: 0 BB: 0 P: 5	R: 1 E: 0 K: 0 S: 6	H: 3 LOB: 2 BB: 0 P: 6	R: 0 E: 0 K: 0 S: 4	H: 0 LOB: 0 BB: 0 P: 8	R: 0 E: 0 K: 0 S: 3	H: 0 LOB: 0 BB: 0 P: 3	R: 1 E: 0 K: 0 S: 5	H: 2 LOB: 1 BB: 0 P: 5	1B: 6 2B: 1 3B: 0 HR: 1	SF: 0 SAC: 0 DP: 0 HBP: 0	WP: 0 PB: 0 SB: 0 CS: 1	PA: 36
PITCHER Glen Hobbie, R ERA: 5.4 (1, 1)	IP: 9.0 WLS: W BF: 36 H: 8 R: 3 ER: 3 SO: 3 BB: 2 IBB: 0 HBP: 0 BLK: 0 WP: 0 HR: 1 S: 40 P: 48 ERA: 3.00 WHIP: 1.111																			

Batter	1	2	3	4	5	6	7	8	9	AB	R	H	RBI	BB	SO	LOB	BOTTOM			
Lou Brock, L OBP: 0.316, SLG: 0.423 (1, 8)	F2		F8		5-3			SH1-4 E 1B		4	1	1	0	0	0	0	Cincinnati Reds @ Chicago Cubs Wrigley Field, Chicago, IL Sat Jul 14 1962, 3:33 AM CDT Att: 4,629 - Unknown			
Ken Hubbs, R OBP: 0.292, SLG: 0.348 (1, 4)								SH1-4		3	1	3	0	0	0					
Billy Williams, L OBP: 0.401, SLG: 0.538 (1, 7)								E7 HR		3	1	1	0	1	0					
14 Ernie Banks, R OBP: 0.306, SLG: 0.511 (1, 3)								P6		3	0	0	1	0	0					
George Altman, L OBP: 0.405, SLG: 0.513 (1, 9)								P6		3	1	1	0	1	0					
Ron Santo, R OBP: 0.316, SLG: 0.394 (1, 5)								HR		4	1	1	3	0	0					
Andre Rodgers, R OBP: 0.358, SLG: 0.431 (1, 6)								HR		4	0	1	0	0	1					
El Tappe, R OBP: 0.288, SLG: 0.208 Dick Bertell, R OBP: 0.324, SLG: 0.368 (5, PH) (6, 2)								1B		1	0	0	0	0	1					
Glen Hobbie, R OBP: 0.182, SLG: 0.129 (1, 1)										3	1	1	1	0	0					
Inning Stats	R: 0 E: 0 K: 0 S: 3	H: 1 LOB: 1 BB: 1 P: 7	R: 0 E: 0 K: 1 S: 6	H: 1 LOB: 1 BB: 0 P: 6	R: 0 E: 0 K: 0 S: 4	H: 1 LOB: 1 BB: 0 P: 4	R: 0 E: 0 K: 0 S: 3	H: 0 LOB: 0 BB: 0 P: 3	R: 1 E: 0 K: 1 S: 6	H: 1 LOB: 0 BB: 0 P: 6	R: 1 E: 0 K: 0 S: 5	H: 2 LOB: 1 BB: 0 P: 5	R: 0 E: 0 K: 1 S: 5	H: 0 LOB: 0 BB: 0 P: 5	R: 4 E: 1 K: 0 S: 7	H: 3 LOB: 1 BB: 1 P: 11		1B: 6 2B: 0 3B: 1 HR: 2	SF: 1 SAC: 1 DP: 1 HBP: 0	WP: 0 PB: 0 SB: 0 CS: 0
PITCHER Jim O'Toole, L ERA: 3.93 Dave Sisler, R ERA: 4.1 (8, 1)	IP: 7.2 WLS: L BF: 33 H: 8 R: 6 ER: 2 SO: 3 BB: 2 IBB: 0 HBP: 0 BLK: 0 WP: 0 HR: 2 S: 45 P: 45 ERA: 2.35 WHIP: 1.304																			



Batter	1	2	3	4	5	6	7	8	9	AB	R	H	RBI	BB	SO	LOB	TOP								
Lou Brock, L (1, 8) OBP: 0.319, SLG: 0.425 Don Landrum, L (5, 8) OBP: 0.425, SLG: 0.323	E6 PB 1B 6-3		1B SF7 1B		2B 1B	4-3			G3	3	3	2	0	0	0	0									
Ken Hubbs, R (1, 4) OBP: 0.296, SLG: 0.354	6-3 14 2B 1B		14 E 1-3 1B		14 FC6-5 1-H 2B		L9			4	1	3	1	0	0	0									
Billy Williams, L (1, 7) OBP: 0.397, SLG: 0.534	6-3 1-3 2-H		SF7		K		F8			3	0	0	2	0	1	2									
14 Ernie Banks, R (1, 3) OBP: 0.306, SLG: 0.511	FC1-4 3-H 2B		E3 FC6-4 1-3		FC6-5 WP 2-3		5-3			4	0	1	1	0	0	2									
George Altman, L (1, 9) OBP: 0.403, SLG: 0.508	FC1-6-5 2-3		K		BB		6-3			3	0	0	0	1	1	3									
Ron Santo, R (1, 5) OBP: 0.313, SLG: 0.389	K		FC6-4 1-2		G3		K			4	0	0	0	0	2	5									
Andre Rodgers, R (1, 6) OBP: 0.355, SLG: 0.424		P4		P6		E5 FC5-4		6-3		4	0	0	0	0	0	0									
Dick Bertell, R (1, 2) OBP: 0.311, SLG: 0.354		F9		F8		FC5-4 1-2		K		4	0	0	0	0	1	1									
Bob Buhl, R (1, 1) Bob Will, L (9, PH) OBP: 0.329, SLG: 0.362	6-3		K		K		P5			3	0	0	0	0	2	1									
Inning Stats	R: 2 E: 1 K: 1 S: 8	H: 2 LOB: 1 BB: 0 P: 8	R: 0 E: 0 K: 0 S: 3	H: 0 LOB: 0 BB: 0 P: 3	R: 1 E: 1 K: 1 S: 8	H: 2 LOB: 2 BB: 0 P: 8	R: 0 E: 0 K: 1 S: 5	H: 0 LOB: 0 BB: 0 P: 5	R: 1 E: 1 K: 1 S: 7	H: 2 LOB: 2 BB: 1 P: 11	R: 0 E: 1 K: 1 S: 6	H: 0 LOB: 1 BB: 0 P: 6	R: 0 E: 0 K: 0 S: 3	H: 0 LOB: 0 BB: 0 P: 3	R: 0 E: 0 K: 1 S: 5	H: 0 LOB: 0 BB: 0 P: 5	R: 0 E: 0 K: 1 S: 5	H: 0 LOB: 0 BB: 0 P: 5	1B: 4 2B: 2 3B: 0 HR: 0	SF: 1 SAC: 0 DP: 0 HBP: 0	WP: 1 PB: 1 CS: 0	PA: 37			
PITCHER	IP WLS BF H R ER SO BB IBB HBP BLK WP HR S P ERA WHIP	7.0 W 31 6 4 2 5 1 0 0 0 1 0 40 44 2.57 1.000	2.0 S 6 0 0 0 2 0 0 0 0 0 0 10 10 0.00 0.000																						

Chicago Cubs @ Houston Colt 45's
Colt Stadium, Houston, TX
Sun Jul 15 1962, 4:33 AM EDT
Cloudy - 94 F

AB 35
R 4
H 6
RBI 4
BB 1
SO 7
LOB 15



Batter	1	2	3	4	5	6	7	8	9	AB	R	H	RBI	BB	SO	LOB	BOTTOM								
Al Spangler, L (1, 7) OBP: 0.370, SLG: 0.386 Joey Amalfitano, R (8, 4) OBP: 0.304, SLG: 0.290	F8		3B		K		HR			4	1	2	2	0	1	0									
Billy Goodman, L (1, 4) OBP: 0.315, SLG: 0.308 Don McMahon, R (8, 1) OBP: 0.167, SLG: 0.167	F2		4-3		F9		1-3			4	0	0	0	0	0	2									
Roman Mejias, R (1, 9) OBP: 0.343, SLG: 0.540	HR			F7		F7		K		4	1	1	1	0	1	0									
Pidge Browne, L (1, 3) OBP: 0.317, SLG: 0.360	P4			4-3		1B 1B		4-3		4	0	1	0	0	0	0									
Bob Aspromonte, R (1, 5) OBP: 0.372, SLG: 0.414	F7			HR BB		FC6-4 1B		K		3	1	1	0	1	1	0									
Carl Warwick, R (1, 8) OBP: 0.310, SLG: 0.425	K			HR		FC6-4 1-2		K		3	1	1	2	0	1	2									
Merritt Ranew, L (1, 2) OBP: 0.276, SLG: 0.381	K			K				4-3		3	0	0	0	0	2	0									
Bob Lillis, R (1, 6) OBP: 0.259, SLG: 0.240 Jim Pendleton, R (7, PH) OBP: 0.276, SLG: 0.420	K				P6		L4			2	0	0	0	0	1	0									
Hal Woodeshick, R (1, 1) Bob Cerv, R (7, PH) OBP: 0.284, SLG: 0.433 Ernie Fazio, R (7, PR) OBP: 0.154, SLG: 0.083	F3				1-3		HR BB			2	0	0	0	0	0	0									
Inning Stats	R: 1 E: 0 K: 0 S: 4	H: 1 LOB: 0 BB: 0 P: 4	R: 0 E: 0 K: 2 S: 7	H: 0 LOB: 0 BB: 0 P: 7	R: 0 E: 0 K: 1 S: 6	H: 1 LOB: 1 BB: 0 P: 6	R: 2 E: 0 K: 1 S: 6	H: 1 LOB: 0 BB: 1 P: 10	R: 0 E: 0 K: 1 S: 5	H: 0 LOB: 0 BB: 0 P: 5	R: 0 E: 0 K: 0 S: 5	H: 2 LOB: 2 BB: 0 P: 5	R: 2 E: 0 K: 0 S: 4	H: 1 LOB: 1 BB: 1 P: 8	R: 0 E: 0 K: 2 S: 7	H: 0 LOB: 0 BB: 0 P: 7	1B: 2 2B: 0 3B: 1 HR: 3	SF: 0 SAC: 0 DP: 0 HBP: 0	WP: 0 PB: 0 SB: 0 CS: 0	PA: 32					
PITCHER	IP WLS BF H R ER SO BB IBB HBP BLK WP HR S P ERA WHIP	8.0 L 32 6 5 5 7 2 0 0 0 0 3 44 52 5.62 1.000																							

Chicago Cubs @ Houston Colt 45's
Colt Stadium, Houston, TX
Sun Jul 15 1962, 4:33 AM EDT
Cloudy - 94 F

AB 30
R 5
H 6
RBI 5
BB 2
SO 7
LOB 4



Batter	1	2	3	4	5	6	7	8	9	AB	R	H	RBI	BB	SO	LOB	TOP			
Don Landrum, L (1, 8) OBP: 0.415, SLG: 0.337										5	1	1	0	0	1	1				
Ken Hubbs, R (1, 4) OBP: 0.300, SLG: 0.356										4	0	2	1	1	0	0				
Billy Williams, L (1, 7) OBP: 0.392, SLG: 0.526										5	0	0	0	0	1	4				
14 Ernie Banks, R (1, 3) OBP: 0.307, SLG: 0.511 Bob Will, L (3, 9) OBP: 0.347, SLG: 0.383										2	1	1	0	0	0	0				
George Altman, L (1, 9) OBP: 0.402, SLG: 0.503										3	0	0	0	1	1	4				
Jim McKnight, R (1, 5) OBP: 0.287, SLG: 0.274 Ron Santo, R (8, 5) OBP: 0.313, SLG: 0.389										4	0	0	0	0	0	5				
Andre Rodgers, R (1, 6) OBP: 0.355, SLG: 0.425										4	2	2	1	0	0	2	AB 35 R 4 H 10 RBI 3 BB 3 SO 3 LOB 19			
Cuno Barragan, R (1, 2) OBP: 0.306, SLG: 0.292										2	0	1	1	1	0	0				
Dick Ellsworth, L (1, 1) OBP: 0.289, SLG: 0.139										4	0	1	0	0	0	3				
Inning Stats	R: 0 E: 0 K: 1 S: 5	H: 0 LOB: 0 BB: 0 P: 5	R: 2 E: 1 K: 1 S: 8	H: 3 LOB: 1 BB: 0 P: 8	R: 1 E: 0 K: 0 S: 4	H: 2 LOB: 0 BB: 0 P: 4	R: 0 E: 0 K: 0 S: 3	H: 0 LOB: 2 BB: 2 P: 11	R: 0 E: 1 K: 0 S: 4	H: 1 LOB: 1 BB: 0 P: 4	R: 0 E: 0 K: 0 S: 3	H: 0 LOB: 0 BB: 0 P: 3	R: 0 E: 0 K: 0 S: 5	H: 2 LOB: 2 BB: 0 P: 5	R: 1 E: 2 K: 1 S: 7	H: 2 LOB: 2 BB: 1 P: 11	1B: 9 2B: 1 3B: 1 HR: 0	SF: 0 SAC: 1 DP: 1 HBP: 0	WP: 1 PB: 0 SB: 1 CS: 0	PA: 39
PITCHER	IP WLS BF H R ER SO BB IBB HBP BLK WP HR S P ERA WHIP																			
Ken Johnson, R (1, 1) ERA: 4.15	2.0 L 11 5 3 2 2 0 0 0 0 0 0 0 15 15 9.00 2.500																			
Dave Giusti, R (3, 1) ERA: 5.62	2.0 7 0 0 0 0 1 1 0 0 0 0 0 5 13 0.00 0.500																			
Bobby Tiefenauer, R (5, 1) ERA: 3.97	3.0 10 1 0 0 0 0 0 0 0 0 0 0 10 10 0.00 0.333																			
Jim Golden, R (8, 1) ERA: 3.82	0.1 3 2 0 0 0 0 0 0 0 0 0 0 3 3 0.00 6.000																			
Dick Drott, R (8, 1) ERA: 3.6	1.1 7 2 1 0 0 1 0 0 0 0 1 0 6 10 0.00 2.250																			
Don McMahon, R (9, 1) ERA: 1.45	0.1 1 0 0 0 1 0 0 0 0 0 0 0 1 3 0.00 0.000																			
Batter	1	2	3	4	5	6	7	8	9	AB	R	H	RBI	BB	SO	LOB	BOTTOM			
Bob Lillis, R (1, 6) OBP: 0.259, SLG: 0.240										4	0	1	0	0	0	2				
Joey Amalfitano, R (1, 4) OBP: 0.300, SLG: 0.286										4	0	0	0	0	0	1				
Roman Mejias, R (1, 9) OBP: 0.342, SLG: 0.537										4	1	1	0	0	0	1				
Jim Pendleton, R (1, 7) OBP: 0.278, SLG: 0.417										4	0	1	0	0	0	1				
Bob Aspromonte, R (1, 5) OBP: 0.373, SLG: 0.413										3	0	1	0	0	0	1				
Carl Warwick, R (1, 8) OBP: 0.312, SLG: 0.428										3	0	1	0	1	0	2				
Pidge Browne, L (1, 3) OBP: 0.314, SLG: 0.348										3	0	0	0	1	0	5	AB 31 R 1 H 5 RBI 0 BB 2 SO 2 LOB 17			
Hal Smith, R (1, 2) OBP: 0.273, SLG: 0.382										3	0	0	0	0	0	2				
Ken Johnson, R (1, 1) ERA: 0.86, SLG: 0.114 Dave Giusti, R (3, 1) OBP: 0.346, SLG: 0.333 Bob Aspromonte, R (5, 1) OBP: 0.396, SLG: 0.479 Bobby Tiefenauer, R (8, 1) OBP: 0.323, SLG: 0.323 Jim Golden, R (8, 1) OBP: 0.346, SLG: 0.333 Dick Drott, R (8, 1) OBP: 0.197, SLG: 0.167										1	0	0	0	0	1	0				
Inning Stats	R: 1 E: 2 K: 0 S: 6	H: 2 LOB: 3 BB: 0 P: 7	R: 0 E: 0 K: 1 S: 5	H: 0 LOB: 0 BB: 0 P: 5	R: 0 E: 0 K: 0 S: 4	H: 1 LOB: 1 BB: 0 P: 4	R: 0 E: 0 K: 1 S: 6	H: 1 LOB: 2 BB: 1 P: 10	R: 0 E: 0 K: 0 S: 3	H: 0 LOB: 0 BB: 0 P: 3	R: 0 E: 0 K: 0 S: 3	H: 0 LOB: 0 BB: 0 P: 3	R: 0 E: 0 K: 0 S: 3	H: 0 LOB: 0 BB: 0 P: 3	R: 0 E: 0 K: 0 S: 3	H: 0 LOB: 0 BB: 0 P: 3	1B: 4 2B: 1 3B: 0 HR: 0	SF: 0 SAC: 1 DP: 1 HBP: 1	WP: 0 PB: 0 SB: 0 CS: 0	PA: 35
PITCHER	IP WLS BF H R ER SO BB IBB HBP BLK WP HR S P ERA WHIP																			
Dick Ellsworth, L (1, 1) ERA: 5.62	9.0 W 35 5 1 0 2 2 0 1 0 0 0 0 36 45 0.00 0.778																			

Batter	1	2	3	4	5	6	7	8	9	AB	R	H	RBI	BB	SO	LOB	TOP				
Lou Brock, L (1, 8) OBP: 0.323, SLG: 0.428										5	1	3	0	0	1	2					
Ken Hubbs, R (1, 4) OBP: 0.299, SLG: 0.354										5	1	1	0	0	1	6					
Billy Williams, L (1, 7) OBP: 0.390, SLG: 0.522										5	0	1	0	0	1	1					
14 Ernie Banks, R (1, 3) OBP: 0.306, SLG: 0.515										5	1	1	1	0	1	4					
Ron Santo, R (1, 5) OBP: 0.313, SLG: 0.388										4	0	1	2	0	1	0					
George Altman, L (1, 9) OBP: 0.400, SLG: 0.500										4	1	1	0	0	1	2					
Andre Rodgers, R (1, 6) OBP: 0.353, SLG: 0.426										4	1	1	0	0	0	0					
Dick Bertell, R (1, 2) OBP: 0.318, SLG: 0.359										4	1	2	1	0	0	1					
El Tappe, R (8, 2) OBP: 0.298, SLG: 0.208										0	0	0	0	0	0	0					
Don Cardwell, R (1, 1) OBP: 0.143, SLG: 0.053										1	0	0	0	0	0	1					
Bob Anderson, R (3, 1) OBP: 0.167, SLG: 0.278										1	0	0	0	0	1	1					
Dave Gerard, R (4, 1) OBP: 0.429, SLG: 0.333										1	0	1	0	0	0	0					
Bob Will, L (8, PH) OBP: 0.342, SLG: 0.377										1	0	0	0	0	0	0					
Barney Schultz, R (8, 1) OBP: 0.342, SLG: 0.377										0	0	0	0	0	0	0					
Inning Stats	R: 2 E: 0 K: 0 S: 6	H: 4 LOB: 1 BB: 0 P: 6	R: 1 E: 0 K: 1 S: 7	H: 2 LOB: 1 BB: 0 P: 7	R: 0 E: 0 K: 1 S: 5	H: 0 LOB: 0 BB: 0 P: 5	R: 1 E: 1 K: 1 S: 8	H: 2 LOB: 2 BB: 0 P: 8	R: 0 E: 0 K: 0 S: 3	H: 0 LOB: 0 BB: 0 P: 3	R: 1 E: 1 K: 2 S: 10	H: 2 LOB: 2 BB: 0 P: 10	R: 1 E: 0 K: 1 S: 6	H: 1 LOB: 0 BB: 0 P: 6	R: 0 E: 0 K: 0 S: 3	H: 0 LOB: 0 BB: 0 P: 3	R: 0 E: 0 K: 1 S: 6	H: 1 LOB: 1 BB: 0 P: 6	1B: 10 2B: 1 3B: 0 HR: 1	SF: 0 SAC: 0 DP: 0 HBP: 0	WP: 0 PA: 41
PITCHER	IP WLS BF H R ER SO BB IBB HBP BLK WP HR S P ERA WHIP																				
Larry Jackson, R (1, 1) ERA: 4.24	6.0 W 29 10 5 3 5 0 0 0 0 0 0 0 39 39 4.50 1.667																				
Lindy McDaniel, R (7, 1) ERA: 2.95	3.0 S 11 2 1 1 2 0 0 0 0 0 0 1 15 15 3.00 0.667																				

Chicago Cubs @ St. Louis Cardinals
Sportsman's Park, St. Louis, MO
Tue Jul 17 1962, 8:05 PM EDT
Att: 14,449 - Unknown

AB 40
R 6
H 12
RBI 4
BB 0
SO 7
LOB 18



Batter	1	2	3	4	5	6	7	8	9	AB	R	H	RBI	BB	SO	LOB	BOTTOM		
Curt Flood, R (1, 8) OBP: 0.333, SLG: 0.413										4	1	1	0	1	1	1			
Julian Javier, R (1, 4) OBP: 0.312, SLG: 0.343										4	2	1	0	1	1	3			
Bill White, L (1, 3) OBP: 0.360, SLG: 0.478										5	2	4	3	0	0	2			
Stan Musial, L (1, 7) OBP: 0.419, SLG: 0.543										4	1	1	3	1	0	4			
Bobby Gene Smith, R (9, 7) OBP: 0.274, SLG: 0.293										0	0	0	0	0	0	0			
Ken Boyer, R (1, 5) OBP: 0.395, SLG: 0.504										5	0	1	0	0	1	4			
Charlie James, R (1, 9) OBP: 0.327, SLG: 0.433										4	0	1	2	0	0	1			
Gene Oliver, R (1, 2) OBP: 0.362, SLG: 0.419										3	0	1	0	1	1	2			
Julio Gotay, R (1, 6) OBP: 0.338, SLG: 0.323										3	1	0	0	1	0	2			
Larry Jackson, R (1, 1) OBP: 0.286, SLG: 0.275										1	1	1	0	0	0	0			
Red Schoendienst, S (8, PH) OBP: 0.462, SLG: 0.462										0	0	0	0	1	0	0			
Lindy McDaniel, R (7, 1) OBP: 0.342, SLG: 0.377										1	0	0	0	0	1	0			
Inning Stats	R: 0 E: 0 K: 0 S: 4	H: 1 LOB: 1 BB: 0 P: 4	R: 0 E: 0 K: 0 S: 4	H: 1 LOB: 1 BB: 0 P: 4	R: 3 E: 0 K: 1 S: 9	H: 4 LOB: 2 BB: 1 P: 13	R: 1 E: 0 K: 0 S: 3	H: 0 LOB: 3 BB: 1 P: 15	R: 0 E: 0 K: 1 S: 5	H: 0 LOB: 1 BB: 1 P: 9	R: 3 E: 0 K: 1 S: 8	H: 3 LOB: 1 BB: 1 P: 12	R: 0 E: 0 K: 2 S: 7	H: 0 LOB: 0 BB: 0 P: 7	R: 1 E: 0 K: 0 S: 5	H: 2 LOB: 1 BB: 0 P: 5	1B: 8 2B: 0 3B: 2 HR: 1	SF: 0 SAC: 1 DP: 0 HBP: 0	WP: 0 PA: 41
PITCHER	IP WLS BF H R ER SO BB IBB HBP BLK WP HR S P ERA WHIP																		
Don Cardwell, R (1, 1) ERA: 5.02	2.2 15 6 3 3 1 0 0 0 0 0 0 0 2 14 13.50 4.500																		
Bob Anderson, R (3, 1) ERA: 4.56	0.2 5 0 1 1 0 3 0 0 0 0 0 0 2 14 13.50 4.500																		
Dave Gerard, R (4, 1) ERA: 5.35	3.2 L 16 3 3 3 4 2 0 0 0 0 0 1 22 30 7.36 1.364																		
Barney Schultz, R (8, 1) ERA: 4.88	1.0 5 2 1 1 0 0 0 0 0 0 0 0 5 5 9.00 2.000																		

Chicago Cubs @ St. Louis Cardinals
Sportsman's Park, St. Louis, MO
Tue Jul 17 1962, 8:05 PM EDT
Att: 14,449 - Unknown

AB 34
R 8
H 11
RBI 8
BB 6
SO 5
LOB 19



Batter	1	2	3	4	5	6	7	8	9	AB	R	H	RBI	BB	SO	LOB	TOP			
Lou Brock, L (1, 8) OBP: 0.320, SLG: 0.422										4	0	0	0	0	2	1				
Ken Hubbs, R (1, 4) OBP: 0.296, SLG: 0.350										4	0	0	0	0	2	0				
Billy Williams, L (1, 7) OBP: 0.389, SLG: 0.527										4	1	1	1	0	0	0				
14 Ernie Banks, R (1, 3) OBP: 0.305, SLG: 0.511										3	0	0	0	0	3	0				
Ron Santo, R (1, 5) OBP: 0.313, SLG: 0.387										3	0	1	0	0	1	0				
George Altman, L (1, 9) OBP: 0.399, SLG: 0.497										2	0	0	0	1	0	2				
Andre Rodgers, R (1, 6) OBP: 0.349, SLG: 0.421										3	0	0	0	0	1	1				
Dick Bertell, R (1, 2) OBP: 0.319, SLG: 0.368										3	0	1	0	0	1	0				
Cal Koonce, R (1, 1) OBP: 0.111, SLG: 0.133										2	0	0	0	0	2	0				
Bob Will, L (8, PH) OBP: 0.338, SLG: 0.371										1	0	0	0	0	0	1				
Don Elston, R (8, 1)										0	0	0	0	0	0	0				
Inning Stats	R: 0 E: 0 K: 1 S: 5	H: 0 LOB: 0 BB: 0 P: 5	R: 0 E: 0 K: 1 S: 5	H: 0 LOB: 0 BB: 0 P: 5	R: 0 E: 0 K: 3 S: 9	H: 0 LOB: 0 BB: 0 P: 9	R: 1 E: 0 K: 2 S: 8	H: 1 LOB: 0 BB: 0 P: 8	R: 0 E: 0 K: 1 S: 4	H: 0 LOB: 0 BB: 1 P: 8	R: 0 E: 0 K: 1 S: 6	H: 1 LOB: 2 BB: 0 P: 7	R: 0 E: 0 K: 1 S: 6	H: 1 LOB: 1 BB: 0 P: 6	R: 0 E: 0 K: 1 S: 5	H: 0 LOB: 0 BB: 0 P: 5	1B: 1 2B: 1 3B: 0 HR: 1	SF: 0 SAC: 0 DP: 1 HBP: 1	WP: 0 PB: 0 SB: 0 CS: 0	PA: 31
PITCHER Bob Gibson, R (1, 1) ERA: 2.74	IP: 9.0 WLS: W BF: 31 H: 3 R: 1 ER: 1 SO: 12 BB: 1 IBB: 0 HBP: 1 BLK: 0 WP: 0 HR: 1 S: 53 P: 58 ERA: 1.00 WHIP: 0.444															PITCHER				

Chicago Cubs @ St. Louis Cardinals
Sportsman's Park, St. Louis, MO
Wed Jul 18 1962, 8:05 PM EDT
Att: 13,096 - Unknown

AB 29
R 1
H 3
RBI 1
BB 1
SO 12
LOB 5

Batter	1	2	3	4	5	6	7	8	9	AB	R	H	RBI	BB	SO	LOB	BOTTOM			
Curt Flood, R (1, 8) OBP: 0.330, SLG: 0.409										4	0	0	0	0	0	3				
Julian Javier, R (1, 4) OBP: 0.311, SLG: 0.342										4	1	1	0	0	1	0				
Bill White, L (1, 3) OBP: 0.361, SLG: 0.481										4	1	2	0	0	0	0				
Stan Musial, L (1, 7) OBP: 0.420, SLG: 0.540										3	0	1	0	1	1	1				
Bobby Gene Smith, R (8, 7) OBP: 0.274, SLG: 0.293										0	0	0	0	0	0	0				
Ken Boyer, R (1, 5) OBP: 0.395, SLG: 0.506										3	0	1	2	0	0	2				
Charlie James, R (1, 9) OBP: 0.322, SLG: 0.427										3	0	0	0	0	1	2				
Gene Oliver, R (1, 2) OBP: 0.361, SLG: 0.418										3	0	1	0	0	0	0				
Jimmie Schaffer, R (9, 2) OBP: 0.316, SLG: 0.265										0	0	0	0	0	0	0				
Julio Gotay, R (1, 6) OBP: 0.338, SLG: 0.324										3	0	1	0	0	0	1				
Bob Gibson, R (1, 1) OBP: 0.346, SLG: 0.362										3	0	1	0	0	2	1				
Inning Stats	R: 0 E: 0 K: 1 S: 5	H: 0 LOB: 0 BB: 0 P: 5	R: 0 E: 0 K: 1 S: 5	H: 1 LOB: 0 BB: 0 P: 5	R: 0 E: 0 K: 1 S: 5	H: 0 LOB: 0 BB: 0 P: 5	R: 2 E: 0 K: 0 S: 5	H: 3 LOB: 1 BB: 1 P: 9	R: 0 E: 0 K: 1 S: 6	H: 1 LOB: 1 BB: 0 P: 6	R: 0 E: 0 K: 1 S: 6	H: 1 LOB: 2 BB: 0 P: 6	R: 0 E: 0 K: 0 S: 5	H: 2 LOB: 0 BB: 0 P: 5	R: 0 E: 0 K: 0 S: 3	H: 0 LOB: 0 BB: 0 P: 3	1B: 6 2B: 3 3B: 0 HR: 0	SF: 0 SAC: 0 DP: 2 HBP: 0	WP: 0 PB: 0 SB: 0 CS: 0	PA: 31
PITCHER Cal Koonce, R (1, 1) ERA: 3.73	IP: 7.0 WLS: L BF: 28 H: 8 R: 2 ER: 2 SO: 5 BB: 1 IBB: 0 HBP: 0 BLK: 0 WP: 0 HR: 0 S: 37 P: 41 ERA: 2.57 WHIP: 1.286															PITCHER				
Don Elston, R (8, 1) ERA: 2.35	IP: 1.0 WLS: L BF: 3 H: 0 R: 0 ER: 0 SO: 0 BB: 0 IBB: 0 HBP: 0 BLK: 0 WP: 0 HR: 0 S: 3 P: 3 ERA: 0.00 WHIP: 0.000															PITCHER				

Chicago Cubs @ St. Louis Cardinals
Sportsman's Park, St. Louis, MO
Wed Jul 18 1962, 8:05 PM EDT
Att: 13,096 - Unknown

AB 30
R 2
H 8
RBI 2
BB 1
SO 5
LOB 10

Batter	1	2	3	4	5	6	7	8	9	AB	R	H	RBI	BB	SO	LOB	TOP								
Lou Brock, L OBP: 0.321, SLG: 0.431 (1, 8)										5	1	2	2	0	1	0	Chicago Cubs @ St. Louis Cardinals Sportsman's Park, St. Louis, MO Thu Jul 19 1962, 4:33 AM EDT Att: 13,230 - Unknown								
Ken Hubbs, R OBP: 0.293, SLG: 0.346 (1, 4)										5	0	0	0	0	4	2									
Billy Williams, L OBP: 0.387, SLG: 0.524 (1, 7)										4	0	1	0	0	0	0									
14 Ernie Banks, R OBP: 0.304, SLG: 0.508 (1, 3)										4	1	1	0	0	1	1									
Ron Santo, R OBP: 0.317, SLG: 0.398 (1, 5)										3	1	2	1	1	0	0									
George Altman, L OBP: 0.398, SLG: 0.497 (1, 9)										4	0	1	0	0	1	3									
Andre Rodgers, R OBP: 0.348, SLG: 0.418 (1, 6)										4	0	1	0	0	2	3									
Dick Bertell, R OBP: 0.325, SLG: 0.382 (1, 2)										4	1	2	1	0	0	1									
Glen Hobbie, R OBP: 0.171, SLG: 0.121 (5, 1)										2	0	0	0	0	1	3									
Don Elston, R OBP: 0.286, SLG: 0.270 (7, PH)										0	0	0	0	0	0	0									
Jim McKnight, R OBP: 0.256, SLG: 0.270 (7, 1)										1	0	0	0	0	0	0									
Barney Schultz, R OBP: 0.286, SLG: 0.270 (7, 1)										0	0	0	0	0	0	0									
Cuno Barragan, R OBP: 0.167, SLG: 0.232 (9, PH)										0	0	0	0	1	0	0									
Don Landrum, L OBP: 0.415, SLG: 0.337 (9, PH)										0	0	0	0	0	0	0									
Inning Stats	R: 0 E: 0 K: 1 S: 5	H: 0 LOB: 0 BB: 0 P: 5	R: 0 E: 0 K: 2 S: 8	H: 1 LOB: 1 BB: 0 P: 8	R: 2 E: 0 K: 1 S: 7	H: 2 LOB: 0 BB: 0 P: 7	R: 1 E: 0 K: 2 S: 10	H: 3 LOB: 2 BB: 0 P: 10	R: 0 E: 0 K: 2 S: 8	H: 1 LOB: 1 BB: 0 P: 8	R: 1 E: 0 K: 0 S: 4	H: 1 LOB: 0 BB: 0 P: 4	R: 0 E: 0 K: 0 S: 3	H: 0 LOB: 0 BB: 0 P: 3	R: 0 E: 0 K: 1 S: 5	H: 2 LOB: 1 BB: 1 P: 9	R: 0 E: 0 K: 1 S: 6	H: 2 LOB: 2 BB: 1 P: 10	1B: 6 2B: 2 3B: 0 HR: 2	SF: 0 SAC: 0 DP: 1 HBP: 0	WP: 0 PB: 0 SB: 0 CS: 0	PA: 38			
PITCHER	IP	WLS	BF	H	R	ER	SO	BB	IBB	HBP	BLK	WP	HR	S	P	ERA	WHIP								
Ernie Broglio, R ERA: 3.24 (1, 1)	6.0		26	8	4	4	8	0	0	0	0	0	2	42	42	6.00	1.333								
Ray Sadecki, L ERA: 5.42 (7, 1)	2.2	W	11	2	0	0	1	2	0	0	0	0	0	11	19	0.00	1.500								
Bob Duliba, R ERA: 0.93 (9, 1)	0.1	S	1	0	0	0	1	0	0	0	0	0	0	3	3	0.00	0.000								

AB 36
R 4
H 10
RBI 4
BB 2
SO 10
LOB 13



Batter	1	2	3	4	5	6	7	8	9	AB	R	H	RBI	BB	SO	LOB	BOTTOM								
Curt Flood, R OBP: 0.329, SLG: 0.406 (1, 8)										3	1	0	0	1	0	2	Chicago Cubs @ St. Louis Cardinals Sportsman's Park, St. Louis, MO Thu Jul 19 1962, 4:33 AM EDT Att: 13,230 - Unknown								
Julian Javier, R OBP: 0.311, SLG: 0.341 (1, 4)										4	1	1	0	0	2	0									
Bill White, L OBP: 0.365, SLG: 0.487 (1, 7)										4	1	3	1	0	0	0									
Fred Whitfield, L OBP: 0.356, SLG: 0.629 (1, 3)										4	2	1	2	0	1	2									
Bobby Gene Smith, R OBP: 0.274, SLG: 0.293 (8, 7)										0	0	0	0	0	0	0									
Ken Boyer, R OBP: 0.398, SLG: 0.506 (1, 5)										2	0	1	1	2	1	0									
Charlie James, R OBP: 0.321, SLG: 0.424 (1, 9)										4	0	1	0	0	1	3									
Carl Sawatski, L OBP: 0.176, SLG: 0.152 (1, 2)										2	0	0	0	1	0	2									
Bob Gibson, R OBP: 0.346, SLG: 0.362 (6, PH)										0	0	0	0	0	0	0									
Jimmie Schaffer, R OBP: 0.308, SLG: 0.257 (7, 2)										1	0	0	0	0	1	0									
Julio Gotay, R OBP: 0.338, SLG: 0.324 (1, 6)										3	0	1	0	0	0	1									
Ernie Broglio, R OBP: 0.176, SLG: 0.152 (1, 1)										2	0	0	0	0	1	2									
Red Schoendienst, S OBP: 0.398, SLG: 0.457 (6, PH)										1	0	0	0	0	0	2									
Ray Sadecki, L OBP: 0.286, SLG: 0.171 (7, 1)										1	0	0	0	0	1	0									
Bob Duliba, R OBP: 0.308, SLG: 0.257 (9, 1)										0	0	0	0	0	0	0									
Inning Stats	R: 0 E: 0 K: 0 S: 4	H: 1 LOB: 1 BB: 0 P: 4	R: 0 E: 0 K: 1 S: 6	H: 1 LOB: 1 BB: 1 P: 10	R: 0 E: 0 K: 1 S: 6	H: 1 LOB: 0 BB: 0 P: 6	R: 0 E: 0 K: 1 S: 6	H: 1 LOB: 1 BB: 0 P: 6	R: 4 E: 0 K: 0 S: 6	H: 4 LOB: 0 BB: 1 P: 10	R: 0 E: 0 K: 0 S: 3	H: 0 LOB: 2 BB: 1 P: 7	R: 1 E: 0 K: 3 S: 10	H: 0 LOB: 1 BB: 1 P: 14	R: 0 E: 0 K: 2 S: 7	H: 0 LOB: 0 BB: 0 P: 7	R: 0 E: 0 K: 2 S: 7	H: 0 LOB: 0 BB: 0 P: 7	1B: 6 2B: 1 3B: 1 HR: 0	SF: 0 SAC: 1 DP: 0 HBP: 0	WP: 0 PB: 3 SB: 1 CS: 1	PA: 36			
PITCHER	IP	WLS	BF	H	R	ER	SO	BB	IBB	HBP	BLK	WP	HR	S	P	ERA	WHIP								
Glen Hobbie, R ERA: 5.52 (1, 1)	4.1		22	7	4	4	3	2	0	0	0	0	0	26	34	8.31	2.077								
Don Elston, R ERA: 2.27 (5, 1)	1.2		6	1	0	0	0	1	0	0	0	0	0	5	9	0.00	1.200								
Barney Schultz, R ERA: 4.42 (7, 1)	2.0	L	8	0	1	0	5	1	0	0	0	0	0	17	21	0.00	0.500								

AB 31
R 5
H 8
RBI 4
BB 4
SO 8
LOB 14



Batter	1	2	3	4	5	6	7	8	9	AB	R	H	RBI	BB	SO	LOB	TOP								
Maury Wills, S OBP: 0.330, SLG: 0.362 (1, 6)	1-2 FC5-4 1B		0-0 CS 1B		2-2 F8	0-0 1-3		0-0 L3		5	0	2	0	0	0	1									
Jim Gilliam, S OBP: 0.368, SLG: 0.348 (1, 5)	2-0 FC5-4 1-2		1-2 L3		1-0 1B	4-2 1B 2B		0-0 1B		4	2	2	0	1	0	2									
Willie Davis, L OBP: 0.351, SLG: 0.496 (1, 8)	2-3 K			4-2 HR BB	0-0 4-3	2-2 1B BB		1-2 1-3	1-2 1-3	4	2	1	0	1	1	3									
Tommy Davis, R OBP: 0.377, SLG: 0.542 (1, 7)	1-1 F7			1-1 F9	0-0 1B	2-2 1B 1B		2-2 1B	2-2 5-3	5	1	2	4	0	0	2									
Tim Harkness, L OBP: 0.357, SLG: 0.367 (9, 3)				1-0 1B	0-1 1B	1-H 3-H 1B		2-2 1B		0	0	0	0	0	0	0									
Ron Fairly, L OBP: 0.401, SLG: 0.496 (1, 3)		1-1 3-1		1-0 HR	0-1 1B	1-3 1B		2-2 L3	2-2 WP	5	2	3	2	0	0	1									
Frank Howard, R OBP: 0.350, SLG: 0.546 (1, 9)		3-3 K		2-3 HR	4-2 1B BB			0-0 F8	1-3 K	4	0	0	0	1	3	1									
John Roseboro, L OBP: 0.366, SLG: 0.429 (1, 2)		4-0 BB		4-2 BB	2-2 1B			2-3 K		2	0	1	2	2	1	0									
Larry Burright, R OBP: 0.269, SLG: 0.340 (1, 4)		2-3 K		0-1 F8	0-1 1B			0-1 B2-3		3	0	0	0	1	1	2									
Stan Williams, R OBP: 0.139, SLG: 0.265 (1, 1)								2-2 F4		4	1	0	0	0	1	3									
Ed Roebuck, R OBP: 0.286, SLG: 0.286 (8, 1)										0	0	0	0	0	0	0									
Inning Stats	R: 0 E: 0 K: 1 S: 10	H: 1 LOB: 1 BB: 0 P: 16	R: 0 E: 0 K: 2 S: 8	H: 0 LOB: 1 BB: 1 P: 18	R: 0 E: 0 K: 1 S: 8	H: 1 LOB: 1 BB: 0 P: 9	R: 2 E: 0 K: 1 S: 19	H: 1 LOB: 1 BB: 2 P: 31	R: 4 E: 1 K: 0 S: 18	H: 4 LOB: 3 BB: 2 P: 33	R: 2 E: 0 K: 0 S: 15	H: 2 LOB: 0 BB: 1 P: 25	R: 0 E: 0 K: 1 S: 6	H: 0 LOB: 0 BB: 0 P: 8	R: 0 E: 0 K: 0 S: 5	H: 1 LOB: 1 BB: 0 P: 7	R: 0 E: 0 K: 1 S: 15	H: 1 LOB: 1 BB: 0 P: 21	1B: 9 2B: 2 3B: 0 HR: 1	SF: 0 SAC: 0 DP: 1 HBP: 0	WP: 2 PB: 0 SB: 1 CS: 1	PA: 42			
PITCHER	IP	WLS	BF	H	R	ER	SO	BB	IBB	HBP	BLK	WP	HR	S	P	ERA	WHIP								
Bob Buhl, R ERA: 4.73 (1, 1)	4.2	L	25	7	6	2	5	4	0	0	0	1	1	61	99	3.86	2.357								
Bob Anderson, R ERA: 4.66 (5, 1)	2.1		10	2	2	2	1	1	1	0	0	0	0	23	41	7.71	1.286								
Al Lary, R ERA: 8.04 (8, 1)	2.0		7	2	0	0	1	0	0	0	0	1	0	20	28	0.00	1.000								

Los Angeles Dodgers @ Chicago Cubs
Wrigley Field, Chicago, IL
Fri Jul 20 1962, 3:33 AM CDT
Att: 8,482 - Unknown

livebaseballscorecards.com

AB 36
R 8
H 11
RBI 8
BB 6
SO 7
LOB 15



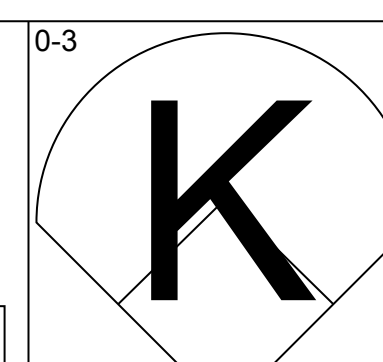
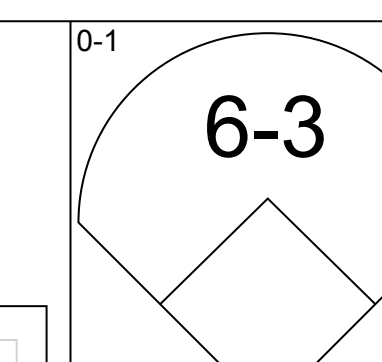
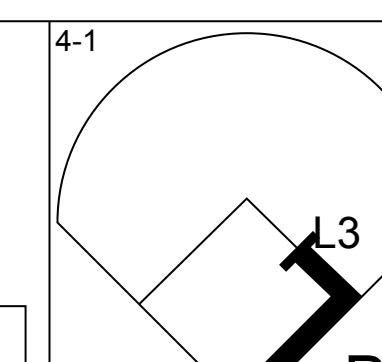
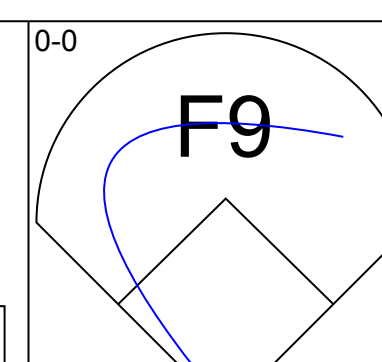
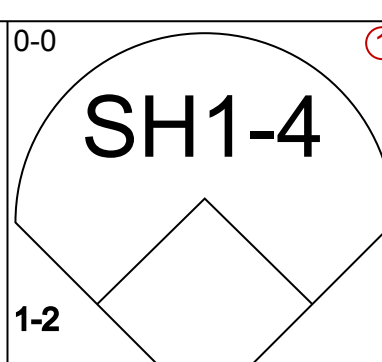
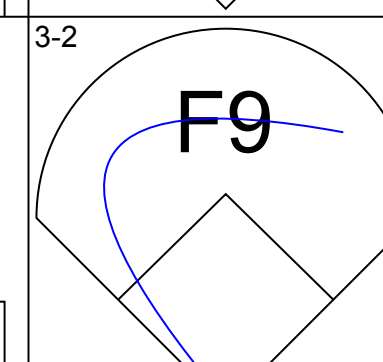
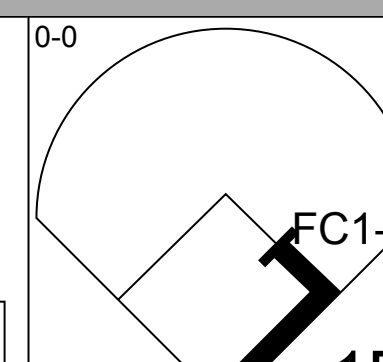
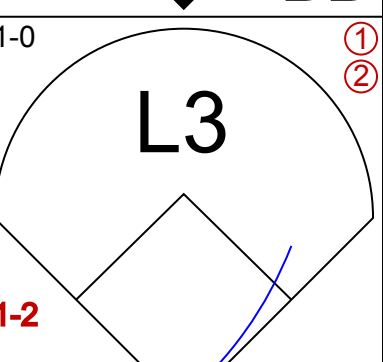
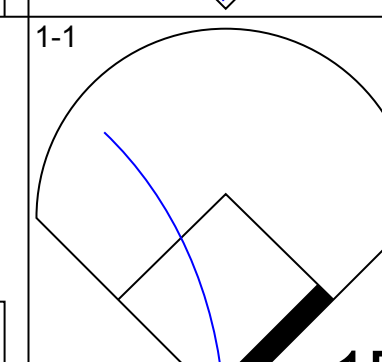
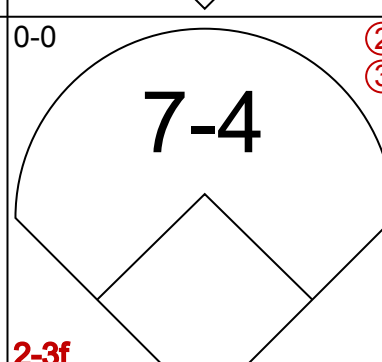
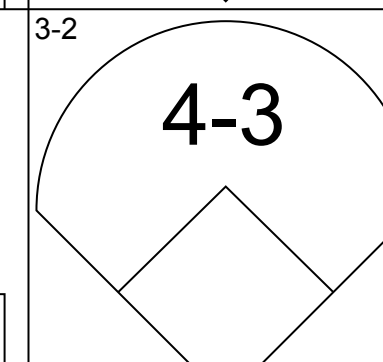
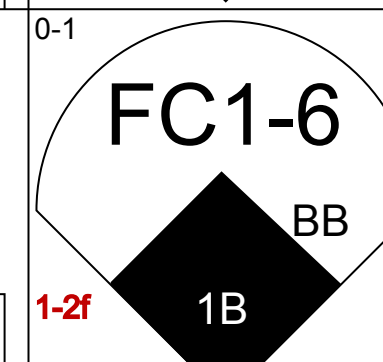
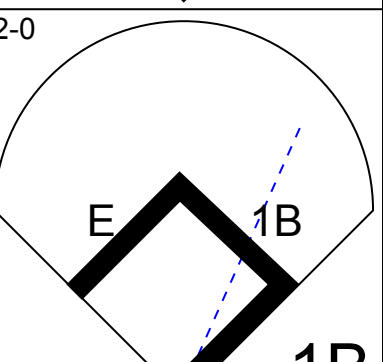
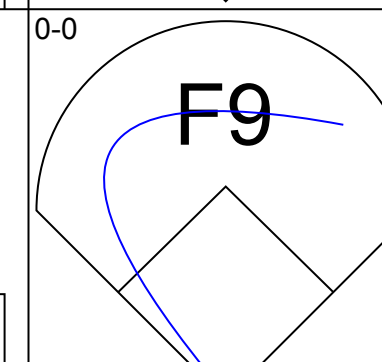
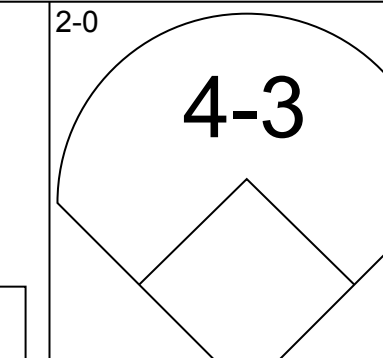
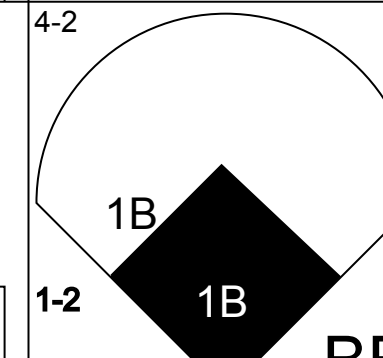
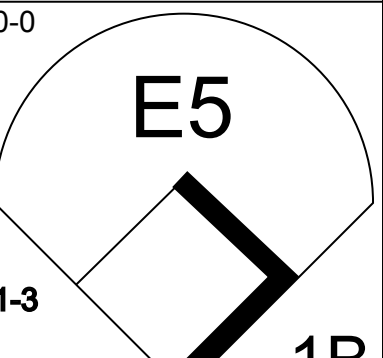
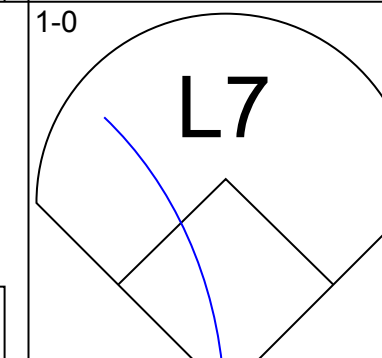
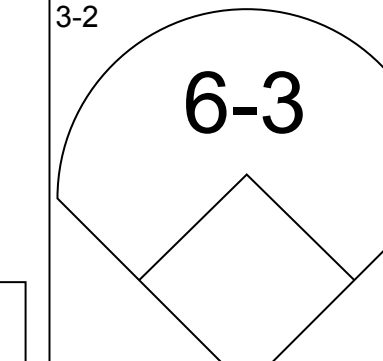
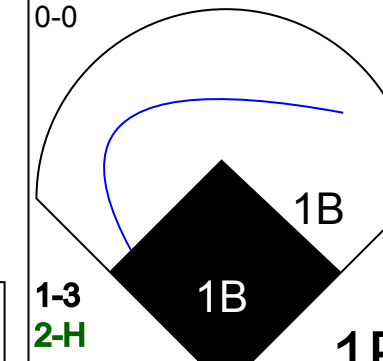
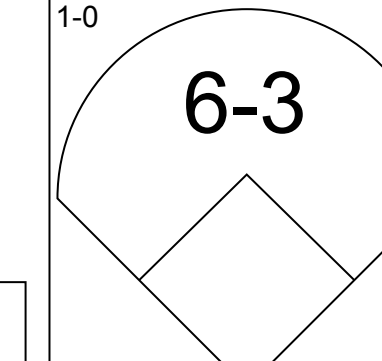

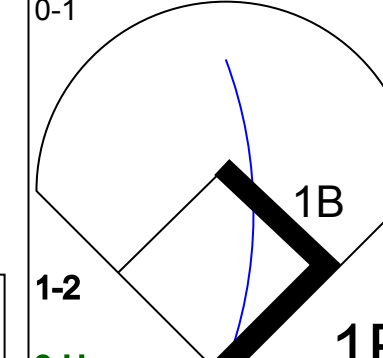
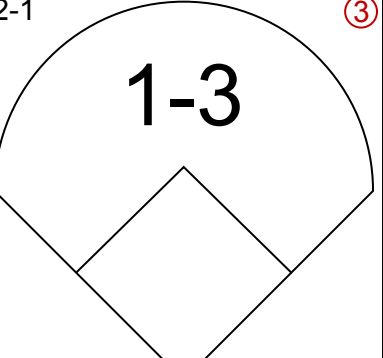
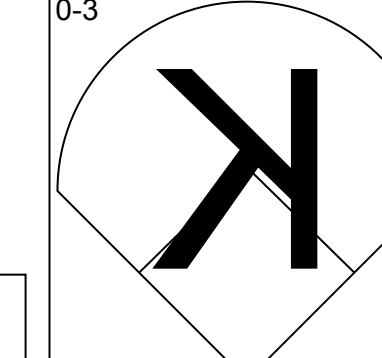
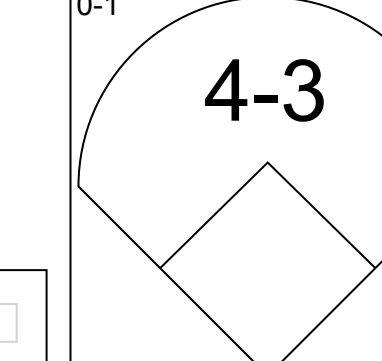
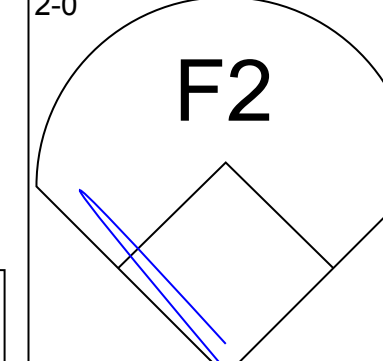
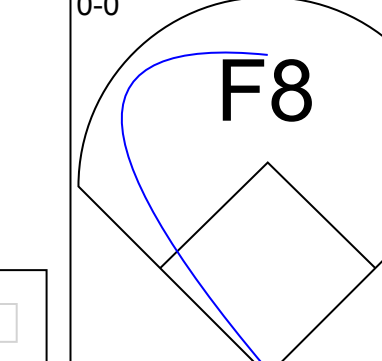
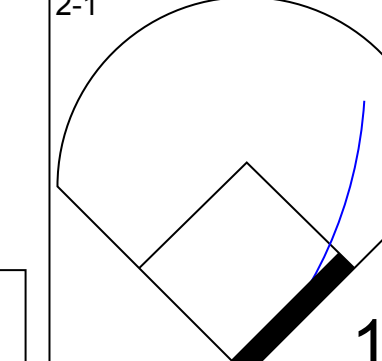
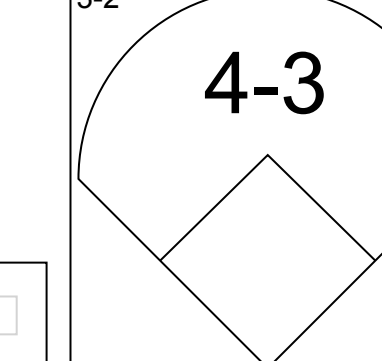
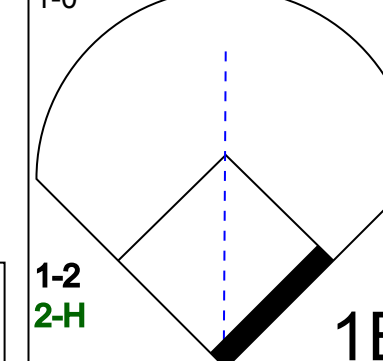
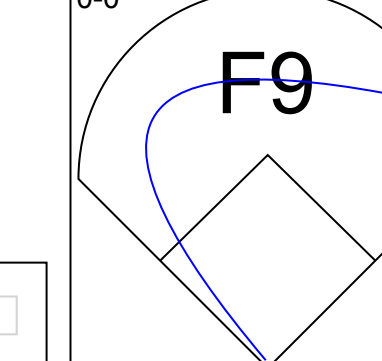
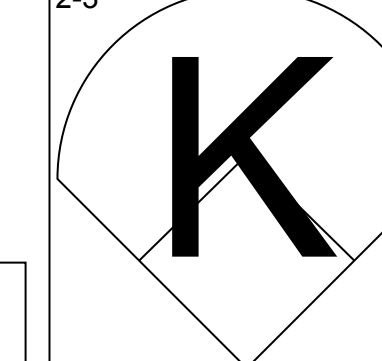
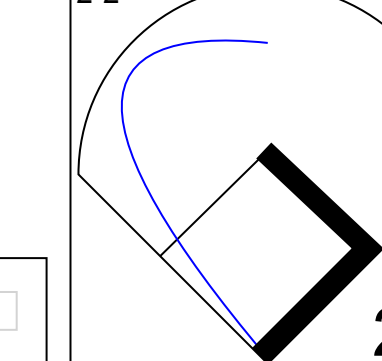
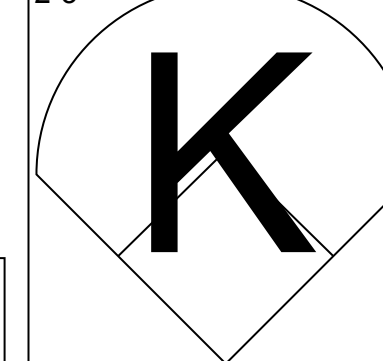
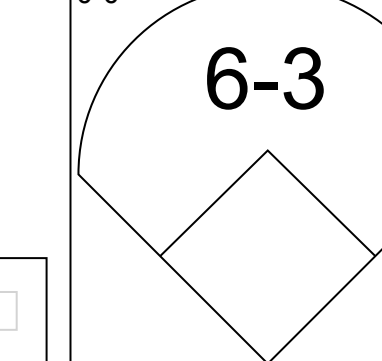
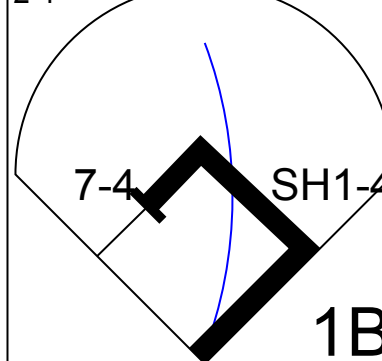
Batter	1	2	3	4	5	6	7	8	9	AB	R	H	RBI	BB	SO	LOB	BOTTOM								
Lou Brock, L OBP: 0.322, SLG: 0.429 (1, 8)	0-0 1B 2B		1-3 K2-3		0-1 G3		1-1 4-3		4-0 BB	4	1	1	0	1	1	2									
Ken Hubbs, R OBP: 0.294, SLG: 0.345 (1, 4)	0-1 2B 14 6-3 1B		0-0 5-3		4-2 FC6-4 BB		0-1 6-3		1-2 5-3	4	1	1	0	1	0	1									
Billy Williams, L OBP: 0.386, SLG: 0.524 (1, 7)	0-2 WP 1-3 2-H 2B		0-0 F6		2-1 F7		1-1 L9		4-1 BB BB	4	0	1	1	0	0	1									
14 Ernie Banks, R OBP: 0.304, SLG: 0.504 (1, 3)	1-2 6-3		1-0 F7		1-0 F7		4-1 BB BB		3-0 0 1 1 0 2	3	0	0	1	1	0	2									
Ron Santo, R OBP: 0.316, SLG: 0.395 (1, 5)	3-H 2-0 6-3		0-3 K		2-2 FC6-4		1-2 BB		3-0 0 0 1 1 2	3	0	0	0	1	1	2									
George Altman, L OBP: 0.402, SLG: 0.497 (1, 9)	0-0 F7		4-1 BB		2-1 1B		4-2 FC6-4 BB		2-0 1 0 2 0 1	2	0	1	0	2	0	1									
Andre Rodgers, R OBP: 0.343, SLG: 0.411 (1, 6)		0-1 5-3		1-3 K		2-3 K		1-1 FC6-4		4	0	0	0	0	2	5									
Cuno Barragan, R OBP: 0.299, SLG: 0.275 (1, 2)		3-2 L8		1-2 L7		3-2 F8		1-1 6-3		4	0	0	0	0	0	1									
Bob Buhl, R ERA: 4.91 (1, 1)		1-1 5-3		2-3 K		1-2 1B		1-2 4-3		1	0	0	0	0	0	0									
Bob Anderson, R OBP: 0.158, SLG: 0.263 (5, 1)										1	0	0	0	0	1	0									
Bob Will, L OBP: 0.347, SLG: 0.381 (7, PH)										1	0	1	0	0	0	0									
Al Lary, R ERA: 8.04 (8, 1)										0	0	0	0	0	0	0									
Don Landrum, L OBP: 0.412, SLG: 0.333 (9, PH)										1	0	0	0	0	0	0									
Inning Stats	R: 2 E: 0 K: 0 S: 11	H: 3 LOB: 1 BB: 0 P: 14	R: 0 E: 0 K: 0 S: 9	H: 0 LOB: 0 BB: 0 P: 13	R: 0 E: 0 K: 1 S: 5	H: 0 LOB: 0 BB: 0 P: 6	R: 0 E: 0 K: 2 S: 8	H: 0 LOB: 1 BB: 1 P: 14	R: 0 E: 0 K: 1 S: 8	H: 0 LOB: 0 BB: 0 P: 11	R: 0 E: 0 K: 0 S: 9	H: 0 LOB: 1 BB: 1 P: 18	R: 0 E: 0 K: 1 S: 13	H: 2 LOB: 2 BB: 0 P: 22	R: 0 E: 0 K: 0 S: 14	H: 0 LOB: 3 BB: 3 P: 28	R: 0 E: 0 K: 0 S: 9	H: 0 LOB: 1 BB: 1 P: 16	1B: 4 2B: 1 3B: 0 HR: 0	SF: 0 SAC: 0 DP: 0 HBP: 0	WP: 1 PB: 0 SB: 0 CS: 0	PA: 38			
PITCHER	IP	WLS	BF	H	R	ER	SO	BB	IBB	HBP	BLK	WP	HR	S	P	ERA	WHIP								
Stan Williams, R ERA: 4.91 (1, 1)	7.2	W	33	5	2	2	5	5	0	0	0	1	0	75	123	2.35	1.304								
Ed Roebuck, R ERA: 3.52 (8, 1)	1.1	S	5	0	0	0	0	1	0	0	0	0	0	11	19	0.00	0.750								

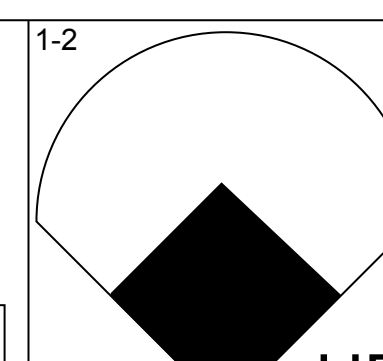
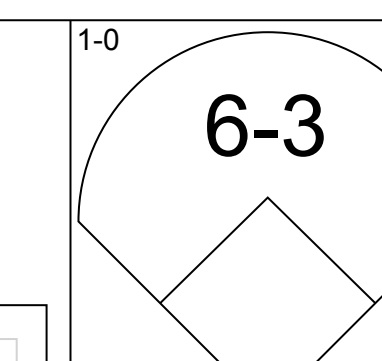
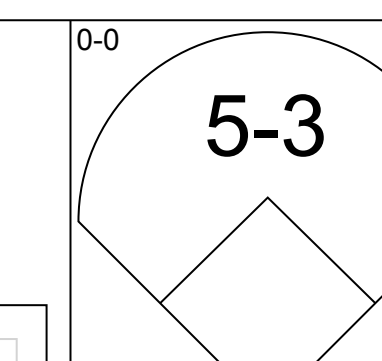
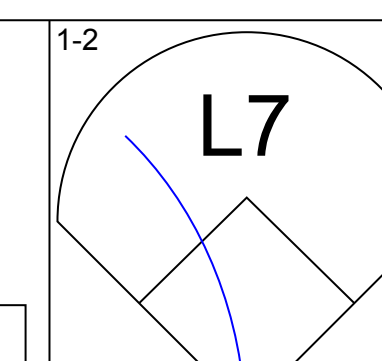
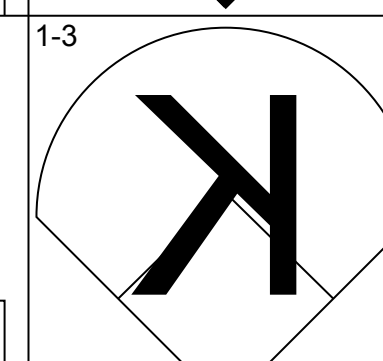
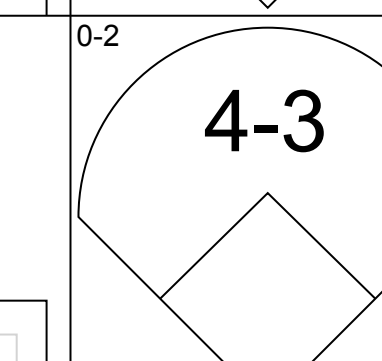
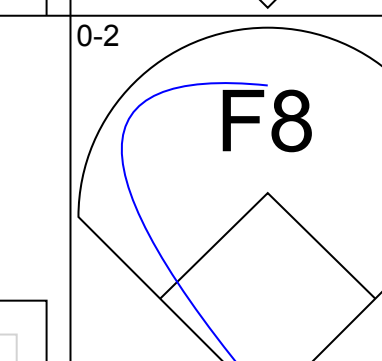
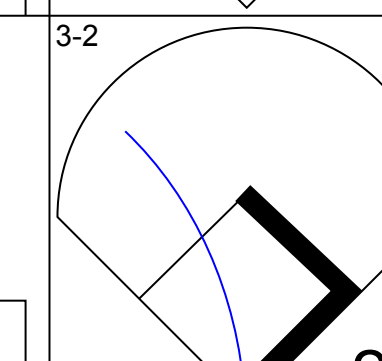
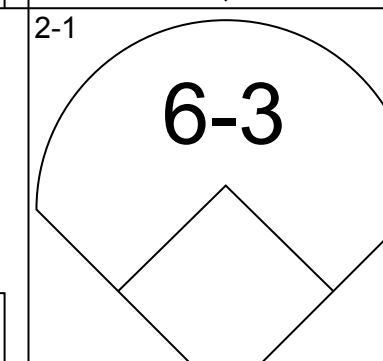
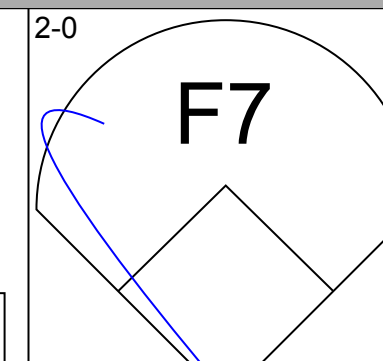
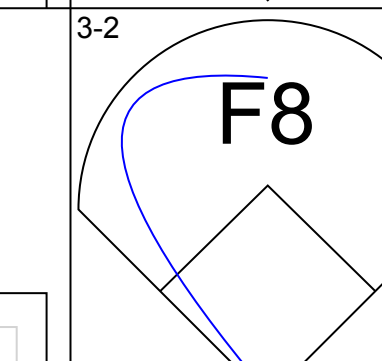
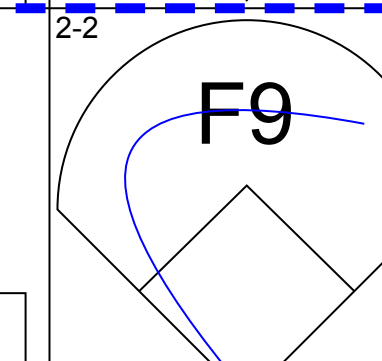
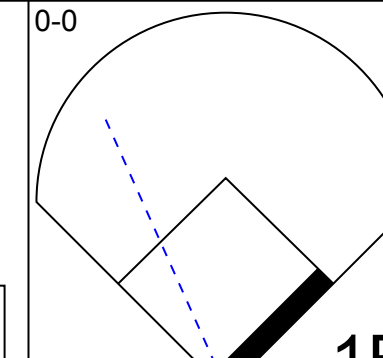
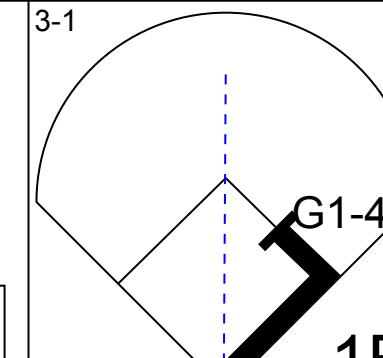


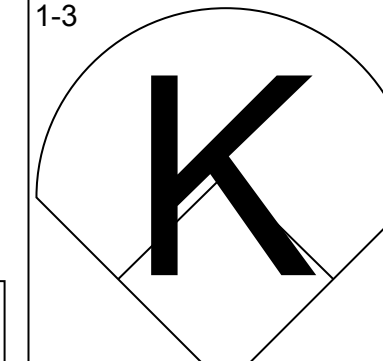
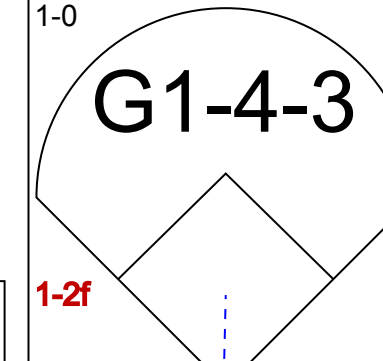


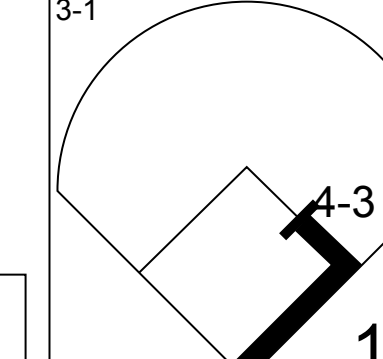
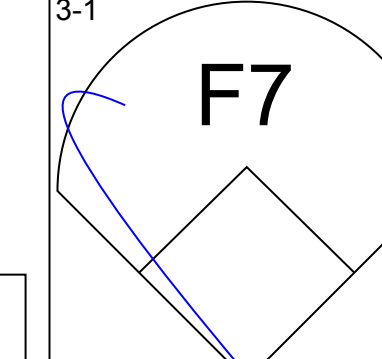
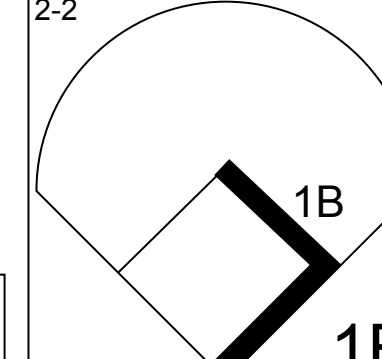
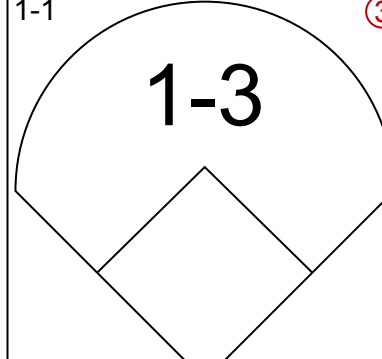

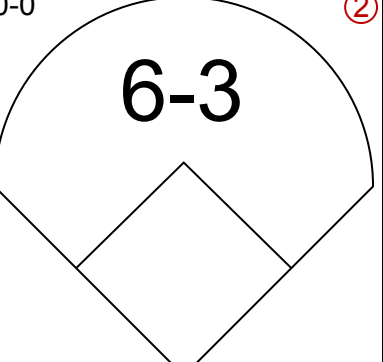
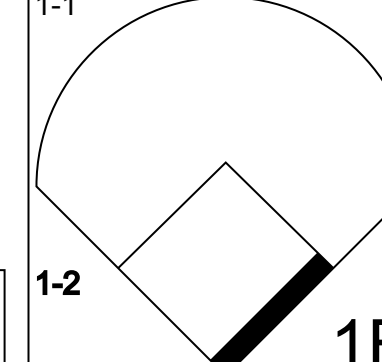
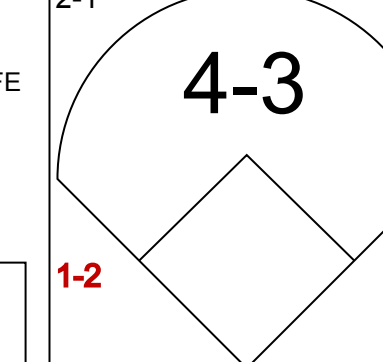
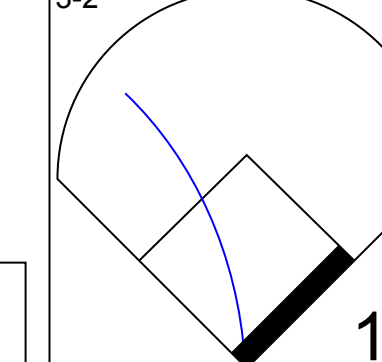
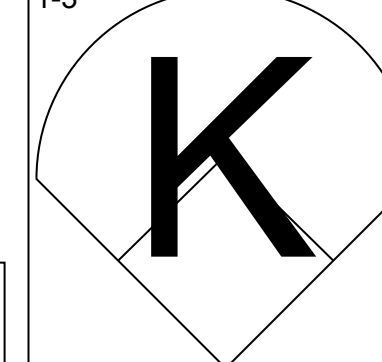
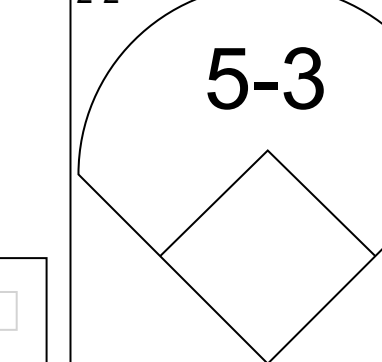
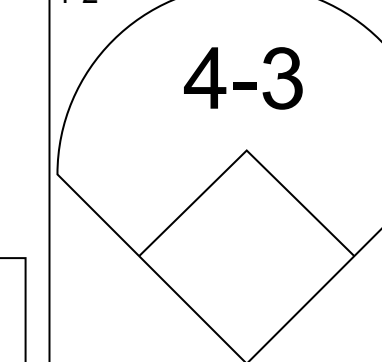
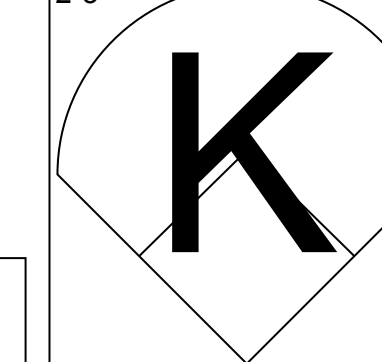
Los Angeles Dodgers @ Chicago Cubs
Wrigley Field, Chicago, IL
Fri Jul 20 1962, 3:33 AM CDT
Att: 8,482 - Unknown

livebaseballscorecards.com

AB 32
R 2
H 5
RBI 2
BB 6
SO 5
LOB 15



Batter	1	2	3	4	5	6	7	8	9	AB	R	H	RBI	BB	SO	LOB	TOP				
Maury Wills, S OBP: 0.329, SLG: 0.360 (1, 6)										3	0	0	0	1	1	1	Los Angeles Dodgers @ Chicago Cubs Wrigley Field, Chicago, IL Sat Jul 21 1962, 3:33 AM CDT Att: 15,538 - Unknown				
Jim Gilliam, S OBP: 0.369, SLG: 0.349 (1, 5)										5	0	2	0	0	0	2					
Willie Davis, L OBP: 0.349, SLG: 0.493 (1, 8)										4	1	1	0	0	0	2					
Tommy Davis, R OBP: 0.379, SLG: 0.540 (1, 7)										3	1	1	0	1	0	1					
Frank Howard, R OBP: 0.352, SLG: 0.544 (1, 9)										3	1	1	1	1	0	0					
Ron Fairly, L OBP: 0.399, SLG: 0.492 (1, 3)										4	0	1	1	0	2	3					
John Roseboro, L OBP: 0.366, SLG: 0.425 (1, 2)										4	0	1	0	0	0	2					
Larry Burright, R OBP: 0.269, SLG: 0.338 (1, 4)										4	0	1	1	0	1	1					
Don Drysdale, R OBP: 0.271, SLG: 0.299 (1, 1)										3	0	1	0	0	1	2					
Ron Perranoski, L (8, 1)										0	0	0	0	0	0	0					
Wally Moon, L OBP: 0.368, SLG: 0.372 (9, PH)										1	0	1	0	0	0	0					
Larry Sherry, R OBP: 0.273, SLG: 0.200 (9, 1)										0	0	0	0	0	0	0					
Inning Stats	R: 0 H: 0 E: 0 K: 1 S: 12	H: 0 LOB: 0 BB: 0 P: 18	R: 0 H: 0 E: 0 K: 1 S: 9	H: 0 LOB: 0 BB: 0 P: 16	R: 0 H: 1 E: 0 K: 0 S: 13	H: 1 LOB: 1 BB: 0 P: 18	R: 3 H: 4 E: 0 K: 1 S: 13	H: 4 LOB: 2 BB: 1 P: 22	R: 0 H: 2 E: 1 K: 0 S: 6	H: 2 LOB: 3 BB: 2 P: 19	R: 0 H: 0 E: 0 K: 0 S: 3	H: 0 LOB: 0 BB: 0 P: 3	R: 0 H: 1 E: 0 K: 0 S: 5	H: 1 LOB: 1 BB: 0 P: 7	R: 0 H: 1 E: 0 K: 2 S: 10	H: 1 LOB: 1 BB: 0 P: 15	R: 0 H: 1 E: 0 K: 0 S: 4	H: 1 LOB: 0 BB: 0 P: 6	1B: 9 2B: 3 3B: 0 HR: 0	SF: 0 SAC: 1 DP: 2 HBP: 0	WP: 0 PA: 38 PB: 0 SB: 0 CS: 0
PITCHER	IP	WLS	BF	H	R	ER	SO	BB	IBB	HBP	BLK	WP	HR	S	P	ERA	WHIP				
Dick Ellsworth, L ERA: 5.48 (1, 1)	8.0	L	35	9	3	3	5	2	1	0	0	0	0	71	118	3.38	1.375				
Don Elston, R ERA: 2.22 (9, 1)	1.0		3	1	0	0	0	0	0	0	0	0	0	4	6	0.00	1.000				

Batter	1	2	3	4	5	6	7	8	9	AB	R	H	RBI	BB	SO	LOB	BOTTOM				
Lou Brock, L OBP: 0.321, SLG: 0.436 (1, 8)										4	1	1	1	0	0	0	Los Angeles Dodgers @ Chicago Cubs Wrigley Field, Chicago, IL Sat Jul 21 1962, 3:33 AM CDT Att: 15,538 - Unknown				
Ken Hubbs, R OBP: 0.293, SLG: 0.347 (1, 4)										4	0	1	0	0	1	0					
Billy Williams, L OBP: 0.383, SLG: 0.518 (1, 7)										4	0	0	0	0	0	1					
14 Ernie Banks, R OBP: 0.306, SLG: 0.504 (1, 3)										4	0	2	0	0	1	0					
Ron Santo, R OBP: 0.313, SLG: 0.390 (1, 5)										4	0	0	0	0	1	2					
George Altman, L OBP: 0.403, SLG: 0.497 (1, 9)										4	0	2	0	0	0	0					
Andre Rodgers, R OBP: 0.343, SLG: 0.410 (1, 6)										3	0	1	0	0	1	1					
Dick Bertell, R OBP: 0.325, SLG: 0.381 (1, 2)										3	0	1	0	0	1	3					
Dick Ellsworth, L OBP: 0.277, SLG: 0.132 (1, 1)										2	0	0	0	0	0	1					
Bob Will, L OBP: 0.342, SLG: 0.375 (8, PH)										1	0	0	0	0	1	0					
Don Elston, R (9, 1)										0	0	0	0	0	0	0					
Inning Stats	R: 1 H: 2 E: 0 K: 2 S: 13	H: 2 LOB: 1 BB: 0 P: 18	R: 0 H: 1 E: 0 K: 1 S: 8	H: 1 LOB: 0 BB: 0 P: 14	R: 0 H: 0 E: 0 K: 0 S: 8	H: 0 LOB: 0 BB: 0 P: 11	R: 0 H: 1 E: 0 K: 0 S: 4	H: 1 LOB: 0 BB: 0 P: 10	R: 0 H: 1 E: 0 K: 0 S: 9	H: 1 LOB: 1 BB: 0 P: 16	R: 0 H: 0 E: 0 K: 0 S: 8	H: 0 LOB: 0 BB: 0 P: 11	R: 0 H: 2 E: 0 K: 1 S: 15	H: 2 LOB: 2 BB: 0 P: 19	R: 0 H: 1 E: 0 K: 1 S: 16	H: 1 LOB: 0 BB: 0 P: 24	R: 0 H: 0 E: 0 K: 1 S: 8	H: 0 LOB: 0 BB: 0 P: 12	1B: 6 2B: 1 3B: 0 HR: 1	SF: 0 SAC: 0 DP: 1 HBP: 0	WP: 0 PA: 33 PB: 0 SB: 0 CS: 0
PITCHER	IP	WLS	BF	H	R	ER	SO	BB	IBB	HBP	BLK	WP	HR	S	P	ERA	WHIP				
Don Drysdale, R ERA: 2.9 (1, 1)	7.2	W	29	8	1	1	5	0	0	0	0	0	0	76	116	1.17	1.043				
Ron Perranoski, L ERA: 2.19 (8, 1)	0.1		1	0	0	0	0	0	0	0	0	0	0	5	7	0.00	0.000				
Larry Sherry, R ERA: 2.9 (9, 1)	1.0	S	3	0	0	0	1	0	0	0	0	0	0	8	12	0.00	0.000				



Batter	1	2	3	4	5	6	7	8	9	AB	R	H	RBI	BB	SO	LOB	TOP		
Maury Wills, S OBP: 0.330, SLG: 0.360	1-1 4-3 3B	2-2 FC5-4 1B 3B	1-0 4-3		1-0 BB		1-0 F4			5	2	2	0	0	0	1			
Jim Gilliam, S OBP: 0.372, SLG: 0.352	1-1 4-3	1-0 3B		1-1 FC6-4 1B	4-0 BB					3	1	2	0	1	0	1			
Willie Davis, L OBP: 0.351, SLG: 0.506	0-0 1B	1-0 FC6 3B		0-0 FC6-4 1B	0-1 SF9					3	3	2	4	0	0	1			
Tommy Davis, R OBP: 0.377, SLG: 0.538	2-1 2B HR	1-0 FC6 G3-6		0-0 F9	0-1 L8					4	1	1	2	0	0	3			
Ron Fairly, L OBP: 0.401, SLG: 0.496	0-0 HR	0-0 G3-6		3-2 1B	2-0 L9					4	1	2	1	0	0	1			
Frank Howard, R OBP: 0.354, SLG: 0.559	3-2 HR		2-2 HR	3-2 6-3	1-3 K					4	2	2	3	0	1	1			
John Roseboro, L OBP: 0.364, SLG: 0.422	2-0 G3		0-0 F9	1-2 SH1-3 1B	0-3 K					4	1	1	0	0	1	1			
Larry Burright, R OBP: 0.270, SLG: 0.353	0-0 G3		0-0 HR	2-1 SH1-3	2-3 K					3	1	1	2	0	1	0			
Joe Moeller, R OBP: 0.212, SLG: 0.212		2-1	1-1 G3	1-0 BB SF9 1B	1-3 K					2	0	1	0	0	0	0			
Ed Roebuck, R OBP: 0.313, SLG: 0.313			FC5-4 1B							2	1	1	1	0	1	0			
Inning Stats	R: 5 E: 0 K: 0 S: 13	H: 5 LOB: 0 BB: 0 P: 22	R: 3 E: 0 K: 0 S: 9	H: 3 LOB: 0 BB: 0 P: 18	R: 2 E: 0 K: 0 S: 8	H: 2 LOB: 1 BB: 0 P: 12	R: 1 E: 0 K: 0 S: 10	H: 2 LOB: 1 BB: 0 P: 17	R: 2 E: 0 K: 0 S: 12	H: 3 LOB: 2 BB: 1 P: 21	R: 0 E: 0 K: 2 S: 7	H: 0 LOB: 0 BB: 0 P: 10	R: 0 E: 0 K: 2 S: 7	H: 0 LOB: 0 BB: 0 P: 11					
PITCHER	IP	WLS	BF	H	R	ER	SO	BB	IBB	HBP	BLK	WP	HR	S	P	ERA	WHIP		
Don Cardwell, R ERA: 5.46	1.1	L	11	7	7	7	0	0	0	0	0	0	1	19	33	47.25	5.250		
Al Lary, R ERA: 9.18	1.0		6	3	3	3	0	0	0	0	0	0	1	8	14	27.00	3.000		
Bob Anderson, R ERA: 4.88	2.0		12	5	3	3	0	1	0	0	0	1	0	21	39	13.50	3.000		
Dave Gerard, R ERA: 5.09	1.2		5	0	0	0	2	0	0	0	0	0	0	11	14	0.00	0.000		
Barney Schultz, R ERA: 4.35	1.0		3	0	0	0	2	0	0	0	0	0	0	7	11	0.00	0.000		

Los Angeles Dodgers @ Chicago Cubs
Wrigley Field, Chicago, IL
Sun Jul 22 1962, 3:33 AM CDT
Att: 20,363 - Unknown

AB 34
R 13
H 15
RBI 13
BB 1
SO 4
LOB 9



WP: 1 PA: 37
PB: 0
SB: 3
CS: 0

Batter	1	2	3	4	5	6	7	8	9	AB	R	H	RBI	BB	SO	LOB	BOTTOM		
Ken Hubbs, R OBP: 0.293, SLG: 0.348	0-0 F8		2-2 1B 2B	2-3 K		2-2 FC6-4				4	1	1	0	0	1	2			
Lou Brock, L OBP: 0.321, SLG: 0.435	0-3 K		0-1 14 HR 1B		0-1 4-3					3	1	1	1	0	1	0			
Ron Santo, R OBP: 0.314, SLG: 0.390	2-2 14 1B 1B		2-3 K		2-1 F8					3	1	1	0	0	1	1			
George Altman, L OBP: 0.407, SLG: 0.509	2-0 14 1B 1B		4-0 14 HR BB		3-2 HR					2	2	2	1	1	0	0			
14 Ernie Banks, R OBP: 0.308, SLG: 0.513	1-1 1B		1-2 HR		0-1 F8					3	1	2	4	0	0	0			
Billy Williams, L OBP: 0.382, SLG: 0.517	2-1 3-1		1-2 HR		1-2 4-3					3	0	1	0	0	0	2			
Andre Rodgers, R OBP: 0.339, SLG: 0.406		3-2 L8	2-3 K		0-2 1-3					3	0	0	0	0	1	1			
Dick Bertell, R OBP: 0.333, SLG: 0.383				4-1 G6-3 BB		1-1 FC6-4 1B				2	0	1	0	1	1	0			
Cuno Barragan, R OBP: 0.295, SLG: 0.275					0-1 G6-3 BB					0	0	0	0	0	0	0			
Don Cardwell, R ERA: 14.3, SLG: 0.053		2-2 F7		0-1 G6-3		0-3 K				0	0	0	0	0	0	0			
Al Lary, R ERA: 9.18										1	0	0	0	0	0	0			
Bob Anderson, R ERA: 4.88										1	0	0	0	0	0	1			
Dave Gerard, R ERA: 5.09										0	0	0	0	0	0	0			
Bob Will, L OBP: 0.308, SLG: 0.360										1	0	0	0	0	0	1			
Barney Schultz, R ERA: 4.35										0	0	0	0	0	0	0			
Inning Stats	R: 1 E: 0 K: 1 S: 12	H: 3 LOB: 2 BB: 0 P: 19	R: 0 E: 0 K: 1 S: 9	H: 0 LOB: 0 BB: 0 P: 16	R: 4 E: 0 K: 2 S: 17	H: 3 LOB: 0 BB: 1 P: 29	R: 0 E: 0 K: 1 S: 6	H: 0 LOB: 1 BB: 1 P: 12	R: 1 E: 0 K: 0 S: 9	H: 1 LOB: 0 BB: 0 P: 14	R: 0 E: 0 K: 1 S: 13	H: 2 LOB: 2 BB: 0 P: 16							
PITCHER	IP	WLS	BF	H	R	ER	SO	BB	IBB	HBP	BLK	WP	HR	S	P	ERA	WHIP		
Joe Moeller, R ERA: 5.25	3.0		17	6	5	5	4	2	0	0	0	0	1	39	69	15.00	2.667		
Ed Roebuck, R ERA: 3.5	4.1	W	11	3	1	1	2	0	0	0	0	0	1	27	37	3.00	1.000		

Los Angeles Dodgers @ Chicago Cubs
Wrigley Field, Chicago, IL
Sun Jul 22 1962, 3:33 AM CDT
Att: 20,363 - Unknown

AB 26
R 6
H 9
RBI 6
BB 2
SO 6
LOB 9



WP: 0 PA: 28
PB: 0
SB: 0
CS: 0

Batter	1	2	3	4	5	6	7	8	9	AB	R	H	RBI	BB	SO	LOB	TOP		
Joey Amalfitano, R OBP: 0.306, SLG: 0.293 (1, 4)										4	0	2	0	0	0	0	Houston Colt 45's @ Chicago Cubs Wrigley Field, Chicago, IL Fri Jul 27 1962, 3:33 AM CDT Att: 6,111 - Cloudy - 73 F		
Jim Pendleton, R OBP: 0.279, SLG: 0.401 (1, 7)										4	0	1	0	0	0	1			
Roman Mejias, R OBP: 0.342, SLG: 0.508 (1, 9)										4	0	1	0	0	0	3			
Norm Larker, L OBP: 0.346, SLG: 0.372 (1, 3)										4	0	1	0	0	1	3			
Bob Aspromonte, R OBP: 0.360, SLG: 0.423 (1, 5)										4	0	0	0	0	1	2			
Carl Warwick, R OBP: 0.297, SLG: 0.404 (1, 8)										4	1	3	1	0	0	0			
Hal Smith, R OBP: 0.270, SLG: 0.363 (1, 2)										4	0	0	0	0	1	3			
Bob Lillis, R OBP: 0.268, SLG: 0.248 (1, 6)										3	0	2	0	0	0	0			
Hal Woodeshick, R OBP: 0.107, SLG: 0.074 (4, 1)										1	0	0	0	0	0	0			
Jim Umbrecht, R ERA: 3.38 (5, PH)										0	0	0	0	0	0	1			
J C Hartman, R (5, PH)										0	0	0	0	0	0	0			
Bobby Tiefenauer, R (5, PH)										0	0	0	0	0	0	0			
Bob Cerv, R OBP: 0.325, SLG: 0.330 (7, PH)										1	0	0	0	0	0	0			
Russ Kemmerer, R OBP: 0.167, SLG: 0.030 (7, PH)										0	0	0	0	0	0	0			
Inning Stats	R: 0 E: 0 K: 0 S: 4	H: 1 LOB: 1 BB: 0 P: 4	R: 1 E: 0 K: 0 S: 4	H: 1 LOB: 0 BB: 0 P: 4	R: 0 E: 0 K: 0 S: 3	H: 0 LOB: 0 BB: 0 P: 3	R: 0 E: 0 K: 0 S: 5	H: 2 LOB: 2 BB: 0 P: 5	R: 0 E: 0 K: 1 S: 6	H: 1 LOB: 1 BB: 0 P: 6	R: 0 E: 0 K: 1 S: 6	H: 1 LOB: 1 BB: 0 P: 6	R: 0 E: 0 K: 1 S: 6	H: 2 LOB: 1 BB: 0 P: 6	R: 0 E: 0 K: 0 S: 3	H: 1 LOB: 0 BB: 0 P: 3	1B: 9 2B: 0 3B: 0 HR: 1	SF: 0 SAC: 0 DP: 3 HBP: 0	WP: 0 PA: 34 PB: 0 SB: 0 CS: 0
PITCHER Dick Ellsworth, L ERA: 5.19 (1, 1)	IP: 9.0 WLS: W BF: 34 H: 10 R: 1 ER: 1 SO: 3 BB: 0 IBB: 0 HBP: 0 BLK: 0 WP: 0 HR: 1 S: 40 P: 40 ERA: 1.00 WHIP: 1.111															PITCHER			

Batter	1	2	3	4	5	6	7	8	9	AB	R	H	RBI	BB	SO	LOB	BOTTOM		
Don Landrum, L OBP: 0.394, SLG: 0.315 (1, 8)										4	0	1	1	0	2	1	Houston Colt 45's @ Chicago Cubs Wrigley Field, Chicago, IL Fri Jul 27 1962, 3:33 AM CDT Att: 6,111 - Cloudy - 73 F		
Ken Hubbs, R OBP: 0.298, SLG: 0.365 (1, 4)										4	2	2	0	0	0	1			
Ron Santo, R OBP: 0.314, SLG: 0.393 (1, 5)										4	0	1	0	0	0	1			
George Altman, L OBP: 0.409, SLG: 0.509 (1, 9)										4	1	2	1	0	0	1			
14 Ernie Banks, R OBP: 0.306, SLG: 0.516 (1, 3)										4	0	1	1	0	0	3			
Billy Williams, L OBP: 0.376, SLG: 0.502 (1, 7)										4	1	1	1	0	1	1			
Andre Rodgers, R OBP: 0.358, SLG: 0.420 (1, 6)										4	1	2	0	0	0	1			
Cuno Barragan, R OBP: 0.284, SLG: 0.244 (1, 2)										3	0	0	0	0	1	4			
Dick Ellsworth, L OBP: 0.280, SLG: 0.146 (1, 1)										3	0	1	1	0	1	2			
Inning Stats	R: 1 E: 0 K: 1 S: 7	H: 3 LOB: 1 BB: 0 P: 7	R: 1 E: 1 K: 1 S: 7	H: 2 LOB: 1 BB: 0 P: 7	R: 1 E: 0 K: 1 S: 7	H: 2 LOB: 1 BB: 0 P: 7	R: 0 E: 0 K: 0 S: 3	H: 0 LOB: 0 BB: 0 P: 3	R: 0 E: 1 K: 2 S: 8	H: 1 LOB: 1 BB: 0 P: 8	R: 0 E: 0 K: 0 S: 3	H: 0 LOB: 0 BB: 0 P: 3	R: 0 E: 0 K: 0 S: 4	H: 1 LOB: 0 BB: 0 P: 4	R: 1 E: 0 K: 0 S: 4	H: 1 LOB: 0 BB: 0 P: 4		1B: 10 2B: 1 3B: 0 HR: 0	SF: 0 SAC: 0 DP: 2 HBP: 0
PITCHER Hal Woodeshick, L ERA: 3.79 (1, 1)	IP: 3.2 WLS: L BF: 19 H: 9 R: 4 ER: 3 SO: 3 BB: 0 IBB: 0 HBP: 0 BLK: 0 WP: 0 HR: 0 S: 25 P: 25 ERA: 7.36 WHIP: 2.455															PITCHER			
Jim Umbrecht, R ERA: 3.38 (4, 1)	0.1	1	0	0	0	0	0	0	0	0	0	1	1	0.00	0.000				
Bobby Tiefenauer, R ERA: 3.4 (5, 1)	2.0	7	1	0	0	2	0	0	0	0	0	11	11	0.00	0.500				
Russ Kemmerer, R ERA: 4.14 (7, 1)	2.0	7	1	1	1	0	0	0	0	0	0	7	7	4.50	0.500				

AB	34
R	1
H	10
RBI	1
BB	0
SO	3
LOB	14



Batter	1	2	3	4	5	6	7	8	9	AB	R	H	RBI	BB	SO	LOB	TOP
Bob Lillis, R (1,4) OBP: 0.274, SLG: 0.255 George Brunet, R (8,1)	0-0 CS 1B			0-0 G6-4-3 BB 1B	0-0 S 1B 1B			0-0 6-3		4	0	3	2	0	0	0	Houston Colt 45's @ Chicago Cubs Wrigley Field, Chicago, IL Sun Jul 29 1962, 3:33 AM CDT Cloudy - 67 F
Al Spangler, L (1,7) OBP: 0.366, SLG: 0.379	0-0 F8			4-0 G6-4-3 BB 1-2	0-0 2-H 3-H 1B			4-0 BB BB		2	0	1	0	2	0	1	
Roman Mejias, R (1,9) OBP: 0.344, SLG: 0.507	0-0 P6			0-0 G6-4-3 1-2 2-3				4-0 BB 1-2		3	0	1	0	1	0	3	
Norm Larker, L (1,3) OBP: 0.345, SLG: 0.369	0-0 CS 1-2	0-0 G3		4-0 BB				0-0 F9 1-3		3	0	0	0	1	0	3	
Bob Aspromonte, R (1,5) OBP: 0.356, SLG: 0.418		0-0 P6		0-0 F8				0-0 P3		4	0	0	0	0	0	3	
Carl Warwick, R (1,8) OBP: 0.299, SLG: 0.405		0-0 5-3			0-0 2B 1B			0-0 CS 1-2		4	1	2	0	0	0	0	
Jim Campbell, R (1,2) OBP: 0.261, SLG: 0.238			0-0 P5		0-0 1-3 2B 1B			0-0 F8		4	1	1	0	0	0	1	
J C Hartman, R (1,6) Bob Cerv, R (9, PH) OBP: 0.250, SLG: 0.333			0-0 6-3		0-0 F8			0-0 F7		3	0	0	0	0	0	2	
Bob Bruce, R (1,1) Pidge Browne, L (5, PH) Jim Golden, R (5,1) Don McMahon, R (6,1) Billy Goodman, L (8, PH) OBP: 0.316, SLG: 0.305			0-0 F8		0-0 F9			0-0 5-3		1	0	0	0	0	0	0	
Inning Stats	R: 0 E: 0 K: 0 S: 3	H: 1 LOB: 0 BB: 0 P: 3	R: 0 E: 0 K: 0 S: 3	H: 0 LOB: 0 BB: 0 P: 3	R: 0 E: 0 K: 0 S: 3	H: 0 LOB: 2 BB: 2 P: 11	R: 2 E: 0 K: 0 S: 6	H: 4 LOB: 2 BB: 0 P: 6	R: 0 E: 0 K: 0 S: 3	H: 1 LOB: 0 BB: 0 P: 3	R: 0 E: 0 K: 0 S: 3	H: 0 LOB: 2 BB: 2 P: 11	R: 0 E: 0 K: 0 S: 4	H: 1 LOB: 1 BB: 0 P: 4	1B: 7 2B: 1 3B: 0 HR: 0	SF: 0 SAC: 0 DP: 1 HBP: 0	
PITCHER	IP WLS BF H R ER SO BB IBB HBP BLK WP HR S P ERA WHIP	7.2 W 30 7 2 2 0 4 0 0 0 0 0 0 26 42 2.35 1.435	1.1 S 5 1 0 0 0 0 0 0 0 0 0 0 5 5 0.00 0.750														

Batter	1	2	3	4	5	6	7	8	9	AB	R	H	RBI	BB	SO	LOB	BOTTOM	
Don Landrum, L (1,8) OBP: 0.390, SLG: 0.307	0-0 4-3		4-0 E 1-2 BB		0-0 4-3			0-3 K		3	0	0	0	1	1	0	Houston Colt 45's @ Chicago Cubs Wrigley Field, Chicago, IL Sun Jul 29 1962, 3:33 AM CDT Cloudy - 67 F	
Ken Hubbs, R (1,4) OBP: 0.296, SLG: 0.362	0-0 6-3		0-0 E7 1-3 2-H		0-3 K			0-3 K		4	0	0	0	0	2	1		
Ron Santo, R (1,5) OBP: 0.311, SLG: 0.389	0-0 5-3		0-0 5-3					0-0 F9		4	0	0	0	0	0	2		
George Altman, L (1,9) OBP: 0.410, SLG: 0.516		0-0 6-3		0-0 HR				4-0 14 S 1B BB		3	2	1	1	1	0	0		
14 Ernie Banks, R (1,3) OBP: 0.308, SLG: 0.520		0-0 5-3		0-0 6-3				4-0 BB 1B SF8 BB		3	1	1	0	1	0	0		
Billy Williams, L (1,7) OBP: 0.377, SLG: 0.501		0-0 6-3		0-0 F9				0-0 BB 1-2 2-H 1B		3	0	1	1	1	0	0		
Andre Rodgers, R (1,6) OBP: 0.360, SLG: 0.419			0-0 6-3		0-0 E S 1B			4-0 BB 1-2 2-3 BB		3	0	1	0	1	1	2		
Cuno Barragan, R (1,2) OBP: 0.283, SLG: 0.238			4-0 CS BB		0-3 K			0-0 SF8		2	0	0	1	1	2	3		
Cal Koonce, R (1,1) OBP: 0.120, SLG: 0.140 Don Cardwell, R (8,1) OBP: 0.163, SLG: 0.077			0-0 BB E 1B		0-3 K			0-0 4-3		3	1	1	0	0	1	2		
Inning Stats	R: 0 E: 0 K: 0 S: 3	H: 0 LOB: 0 BB: 0 P: 3	R: 1 E: 1 K: 0 S: 4	H: 1 LOB: 2 BB: 2 P: 12	R: 1 E: 0 K: 1 S: 7	H: 2 LOB: 1 BB: 0 P: 7	R: 0 E: 0 K: 2 S: 7	H: 0 LOB: 0 BB: 0 P: 7	R: 2 E: 0 K: 0 S: 4	H: 1 LOB: 3 BB: 3 P: 16	R: 0 E: 0 K: 2 S: 7	H: 0 LOB: 0 BB: 0 P: 7	R: 0 E: 0 K: 2 S: 8	H: 1 LOB: 2 BB: 1 P: 12	1B: 3 2B: 0 3B: 1 HR: 1	SF: 1 SAC: 0 DP: 0 HBP: 0		WP: 0 PA: 35 PB: 0 SB: 2 CS: 1
PITCHER	IP WLS BF H R ER SO BB IBB HBP BLK WP HR S P ERA WHIP	4.0 L 17 3 2 1 1 2 0 0 0 0 0 0 9 17 13.50 2.250	1.1 6 0 0 0 2 1 0 0 0 0 0 0 9 13 0.00 0.600	1.0 5 1 0 0 2 1 0 0 0 0 0 0 8 12 0.00 2.000														

Batter	1	2	3	4	5	6	7	8	9	AB	R	H	RBI	BB	SO	LOB	TOP					
Bob Lillis, R OBP: 0.273, SLG: 0.254 (1.4)										5	0	1	0	0	0	4	Houston Colt 45's @ Chicago Cubs Wrigley Field, Chicago, IL Sun Jul 29 1962, 3:38 AM CDT Att: 10,334 - Overcast - 68 F					
Al Spangler, L OBP: 0.375, SLG: 0.385 (1.7)										4	1	3	1	1	1	0						
Norm Larker, L OBP: 0.347, SLG: 0.368 (1.3)										3	1	1	0	1	1	2						
Jim Pendleton, R OBP: 0.275, SLG: 0.394 (1.9)										4	0	0	0	0	0	6						
Bob Aspromonte, R OBP: 0.360, SLG: 0.422 (1.5)										2	0	1	0	2	1	0						
Carl Warwick, R OBP: 0.296, SLG: 0.401 (1.8)										3	0	0	1	0	0	4						
Hal Smith, R OBP: 0.269, SLG: 0.361 (1.2)										4	0	1	1	0	1	1						
J C Hartman, R OBP: 0.200, SLG: 0.200 (1.6)										4	1	2	0	0	1	2						
Ken Johnson, R OBP: 0.108, SLG: 0.135 (1.1)										0	0	0	0	0	0	0						
Bob Cerv, R OBP: 0.264, SLG: 0.333 (7, PH)										0	0	0	0	1	0	0						
Jim Golden, L OBP: 0.220, SLG: 0.341 (7, PR)										0	0	0	0	0	0	0						
Turk Farrell, R OBP: 0.140, SLG: 0.209 (7.1)										1	0	0	0	0	1	0						
Inning Stats	R: 0 E: 0 K: 2 S: 7	H: 0 LOB: 0 BB: 0 P: 7	R: 0 E: 0 K: 0 S: 4	H: 1 LOB: 1 BB: 0 P: 4	R: 1 E: 0 K: 0 S: 5	H: 2 LOB: 2 BB: 1 P: 9	R: 0 E: 0 K: 1 S: 5	H: 0 LOB: 0 BB: 0 P: 5	R: 0 E: 0 K: 0 S: 3	H: 1 LOB: 0 BB: 0 P: 3	R: 0 E: 0 K: 0 S: 4	H: 2 LOB: 2 BB: 1 P: 8	R: 0 E: 0 K: 2 S: 7	H: 0 LOB: 1 BB: 1 P: 11	R: 2 E: 1 K: 0 S: 5	H: 1 LOB: 2 BB: 2 P: 13	R: 0 E: 0 K: 1 S: 7	H: 2 LOB: 2 BB: 0 P: 7	1B: 8 2B: 2 3B: 0 HR: 0	SF: 1 SAC: 4 DP: 3 HBP: 0	WP: 0 PB: 0 SB: 0 CS: 0	PA: 40
PITCHER	IP WLS BF H R ER SO BB IBB HBP BLK WP HR S P ERA WHIP																					
Glen Hobbie, R ERA: 5.15 (1.1)	7.2 L 34 7 3 1 5 3 2 0 0 0 0 0 39 59 1.17 1.304																					
Don Elston, R ERA: 2.54 (8.1)	0.1 1 0 0 0 0 0 0 0 0 0 0 0 1 1 0.00 0.000																					
Dave Gerard, R ERA: 4.58 (9.1)	1.0 5 2 0 0 0 1 0 0 0 0 0 0 0 7 7 0.00 2.000																					

AB	30
R	3
H	9
RBI	3
BB	5
SO	6
LOB	19



Batter	1	2	3	4	5	6	7	8	9	AB	R	H	RBI	BB	SO	LOB	BOTTOM					
Don Landrum, L OBP: 0.393, SLG: 0.314 (1.8)										4	0	2	0	0	0	1	Houston Colt 45's @ Chicago Cubs Wrigley Field, Chicago, IL Sun Jul 29 1962, 3:38 AM CDT Att: 10,334 - Overcast - 68 F					
Ken Hubbs, R OBP: 0.295, SLG: 0.360 (1.4)										4	0	1	0	0	0	2						
Ron Santo, R OBP: 0.312, SLG: 0.390 (1.5)										4	0	2	0	0	0	1						
George Altman, L OBP: 0.405, SLG: 0.510 (1.9)										4	0	0	0	0	1	3						
14 Ernie Banks, R OBP: 0.305, SLG: 0.515 (1.3)										4	0	0	0	0	2	1						
Billy Williams, L OBP: 0.381, SLG: 0.515 (1.7)										3	1	3	1	0	0	0						
Andre Rodgers, R OBP: 0.356, SLG: 0.415 (1.6)										3	0	0	0	0	1	2						
Dick Bertell, R OBP: 0.326, SLG: 0.372 (1.2)										3	0	1	0	0	1	0						
Glen Hobbie, R OBP: 0.154, SLG: 0.108 (1.1)										2	0	0	0	0	1	1						
Don Elston, R ERA: 3.91 (8.1)										0	0	0	0	0	0	0						
Bob Will, L OBP: 0.333, SLG: 0.364 (6, PH)										1	0	0	0	0	1	0						
Dave Gerard, R OBP: 0.500, SLG: 0.429 (9.1)										0	0	0	0	0	0	0						
Inning Stats	R: 0 E: 0 K: 0 S: 3	H: 1 LOB: 0 BB: 0 P: 3	R: 0 E: 0 K: 1 S: 6	H: 1 LOB: 0 BB: 0 P: 6	R: 0 E: 0 K: 1 S: 5	H: 1 LOB: 0 BB: 0 P: 5	R: 0 E: 0 K: 1 S: 6	H: 1 LOB: 1 BB: 0 P: 6	R: 0 E: 0 K: 0 S: 3	H: 1 LOB: 0 BB: 0 P: 3	R: 0 E: 0 K: 0 S: 5	H: 2 LOB: 2 BB: 0 P: 5	R: 1 E: 0 K: 2 S: 8	H: 1 LOB: 0 BB: 0 P: 8	R: 0 E: 0 K: 1 S: 5	H: 1 LOB: 0 BB: 0 P: 5	R: 0 E: 0 K: 1 S: 5	H: 0 LOB: 0 BB: 0 P: 5	1B: 7 2B: 1 3B: 0 HR: 1	SF: 0 SAC: 0 DP: 3 HBP: 0	WP: 0 PB: 0 SB: 0 CS: 1	PA: 32
PITCHER	IP WLS BF H R ER SO BB IBB HBP BLK WP HR S P ERA WHIP																					
Ken Johnson, R ERA: 3.91 (1.1)	6.0 0 22 7 0 0 3 0 0 0 0 0 0 1 18 3.00 1.167																					
Turk Farrell, R ERA: 2.91 (7.1)	3.0 W 10 2 1 1 4 0 0 0 0 0 0 1 18 3.00 0.667																					

AB	32
R	1
H	9
RBI	1
BB	0
SO	7
LOB	11



Batter	1	2	3	4	5	6	7	8	9	10	AB	R	H	RBI	BB	SO	LOB	TOP	
Don Landrum, L OBP: 0.379, SLG: 0.301 (1, 8)	0-0 1-3		0-0 4-3		0-0 4-3		0-3 K		0-3 K	5	0	0	0	0	2	1			
Ken Hubbs, R OBP: 0.301, SLG: 0.366 (1, 4)	4-0 BB BB		0-0 1B		0-0 2B		0-0 3-1		0-0 1B	4	2	3	0	1	0	0			
Ron Santo, R OBP: 0.311, SLG: 0.386 (1, 5)	4-0 1-2 BB		0-0 F5		0-0 5-3		0-0 1-3		0-0 F9	4	0	0	0	1	0	3			
George Altman, L OBP: 0.405, SLG: 0.520 (1, 9)	0-3 K		0-0 F5		0-0 4-3		0-0 2B		0-0 HR	5	1	2	2	0	1	4			
14 Ernie Banks, R OBP: 0.306, SLG: 0.512 (1, 3)	0-0 L5		0-0 F8		0-0 1B		0-0 1B		0-0 F9	4	0	1	1	1	0	2			
Billy Williams, L OBP: 0.377, SLG: 0.510 (1, 7)		0-0 4-3		0-0 F5		0-0 F8		0-0 4-3			4	0	0	0	0	3			
Andre Rodgers, R OBP: 0.365, SLG: 0.410 (1, 6)		4-0 BB		0-3 K		0-0 F8		0-0 F4		3	0	0	0	1	1	0			
Cuno Barragan, R OBP: 0.281, SLG: 0.238 (1, 2)		0-0 F9		0-3 K		0-0 SH1-4 1B		0-0 F4		4	0	1	0	0	1	1			
Bob Buhl, R OBP: 0.163, SLG: 0.077 (10, 1)		0-3 K		0-3 K		0-0 SH1-4 1-2		0-0 6-3		3	0	0	0	0	2	1			
Inning Stats	R: 0 E: 0 K: 1 S: 5	H: 0 LOB: 2 BB: 2 P: 13	R: 0 E: 0 K: 1 S: 5	H: 0 LOB: 1 BB: 1 P: 9	R: 0 E: 0 K: 1 S: 4	H: 1 LOB: 0 BB: 0 P: 4	R: 0 E: 0 K: 2 S: 5	H: 0 LOB: 0 BB: 0 P: 5	R: 1 E: 0 K: 0 S: 5	H: 2 LOB: 1 BB: 0 P: 5	R: 0 E: 0 K: 1 S: 3	H: 0 LOB: 0 BB: 0 P: 3	R: 0 E: 0 K: 0 S: 5	H: 0 LOB: 0 BB: 0 P: 7	R: 2 E: 0 K: 1 S: 7	H: 2 LOB: 0 BB: 0 P: 7	1B: 4 2B: 2 3B: 0 HR: 1	SF: 0 SAC: 1 DP: 0 HBP: 0	WP: 0 PA: 41
PITCHER Billy O'Dell, L ERA: 3.57 (1, 1)	IP 10.0	WLS L	BF 41	H 7	R 3	ER 3	SO 7	BB 3	IBB 1	HBP 0	BLK 0	WP 0	HR 1	S 51	P 67	ERA 2.70	WHIP 1.000		

Chicago Cubs @ San Francisco Giants
Candlestick Park, San Francisco, CA
Wed Aug 01 1962, 6:33 AM EDT
Att: 8,930 - Unknown

AB	36
R	3
H	7
RBI	3
BB	4
SO	7
LOB	15



Batter	1	2	3	4	5	6	7	8	9	10	AB	R	H	RBI	BB	SO	LOB	BOTTOM	
Harvey Kuenn, R OBP: 0.371, SLG: 0.411 (1, 5)	0-0 5-3		0-0 F7		0-0 4-3		0-0 F8		0-0 2B 1B	5	1	1	0	0	0	0			
Matty Alou, L OBP: 0.321, SLG: 0.320 (1, 7)	0-0 FC5-4 1B		0-0 2B		0-0 F9		0-0 6-3		0-0 F8	5	0	2	0	0	0	1			
Willie Mays, R OBP: 0.378, SLG: 0.617 (1, 8)	0-0 F8		0-3 K		0-0 6-3		0-0 5-3		0-0 1H 2B	5	0	1	1	0	1	2			
Orlando Cepeda, R OBP: 0.353, SLG: 0.514 (1, 3)	0-0 FC5-4 1-2F		0-0 5-3		0-0 BB 1B		0-0 2B		0-0 F2	5	0	2	0	0	0	3			
Felipe Alou, R OBP: 0.337, SLG: 0.516 (1, 9)		0-0 6-3		1-0 FC1-6 HBP		0-3 K		0-0 F7		0-0 F7	4	0	0	0	1	3			
Tom Haller, L OBP: 0.404, SLG: 0.503 (1, 2)		0-0 4-3 1B 2B		0-0 FC1-6 FC6-4 1-2F		4-0 1-2 BB		0-3 K		0-3 K	3	1	1	0	1	1			
Chuck Hiller, L OBP: 0.330, SLG: 0.321 (1, 4)		0-0 4-3 2-3		0-0 F7		0-3 K		0-0 F8		4	0	0	0	0	1	4			
Jose Pagan, R OBP: 0.313, SLG: 0.334 (1, 6)		0-0 1B		0-0 FC6-4 1-2F		0-3 K		0-0 BB		3	0	1	1	0	1	1			
Willie McCovey, L OBP: 0.367, SLG: 0.585 (9, PH)		0-0 1B		0-0 F5		0-0 6-3		0-0 F4		0	0	0	0	1	0	0			
Ernie Bowman, R OBP: 0.240, SLG: 0.250 (10, 6)		0-0 3H 1B		0-0 F5		0-0 6-3		0-0 F4		0	0	0	0	0	0	0			
Billy O'Dell, S OBP: 0.226, SLG: 0.143 (1, 1)		0-0 F5		0-0 6-3		0-0 F6		0-0 F4		4	0	0	0	0	0	2			
Inning Stats	R: 0 E: 0 K: 0 S: 4	H: 1 LOB: 1 BB: 0 P: 4	R: 1 E: 0 K: 0 S: 5	H: 2 LOB: 1 BB: 0 P: 5	R: 0 E: 0 K: 1 S: 6	H: 1 LOB: 1 BB: 0 P: 6	R: 0 E: 0 K: 0 S: 3	H: 0 LOB: 0 BB: 0 P: 4	R: 0 E: 0 K: 2 S: 8	H: 1 LOB: 2 BB: 1 P: 12	R: 0 E: 0 K: 1 S: 5	H: 0 LOB: 0 BB: 0 P: 5	R: 0 E: 0 K: 0 S: 4	H: 1 LOB: 1 BB: 0 P: 4	R: 0 E: 0 K: 1 S: 5	H: 0 LOB: 1 BB: 1 P: 9	1B: 4 2B: 4 3B: 0 HR: 0	SF: 0 SAC: 0 DP: 0 HBP: 1	WP: 0 PA: 41
PITCHER Bob Buhl, R ERA: 4.4 (1, 1)	IP 9.1	WLS W	BF 39	H 8	R 2	ER 2	SO 5	BB 2	IBB 0	HBP 1	BLK 0	WP 0	HR 0	S 46	P 55	ERA 1.93	WHIP 1.071		
Don Cardwell, R ERA: 5.29 (10, 1)	IP 0.2	WLS S	BF 2	H 0	R 0	ER 0	SO 0	BB 0	IBB 0	HBP 0	BLK 0	WP 0	HR 0	S 2	P 2	ERA 0.00	WHIP 0.000		

Chicago Cubs @ San Francisco Giants
Candlestick Park, San Francisco, CA
Wed Aug 01 1962, 6:33 AM EDT
Att: 8,930 - Unknown

AB	38
R	2
H	8
RBI	2
BB	2
SO	5
LOB	17



Batter	1	2	3	4	5	6	7	8	9	AB	R	H	RBI	BB	SO	LOB	TOP			
Don Landrum, L (1,8) OBP: 0.389, SLG: 0.315	0-0 6-3 1B		0-0 F7		0-0 FC6-4 1B		0-0 G3 1B			4	1	3	0	0	0	0				
Ken Hubbs, R (1,4) OBP: 0.298, SLG: 0.363	0-0 6-3		0-0 4-3		0-0 FC6-4 1-2		0-0 G3 1-2			4	0	0	0	0	0	3				
Ron Santo, R (1,5) OBP: 0.311, SLG: 0.385	0-0 2H 1B			0-0 F6		0-0 5-3		0-3 K		4	0	1	1	0	1	1				
George Altman, L (1,9) OBP: 0.404, SLG: 0.517	0-3 K			0-0 1B 1B		0-0 6-3		0-0 F9		4	0	1	0	0	1	1				
14 Ernie Banks, R (1,3) OBP: 0.304, SLG: 0.507	0-3 K			0-0 F9		0-3 K		0-0 5-3		4	0	0	0	0	2	2				
Billy Williams, L (1,7) OBP: 0.381, SLG: 0.519		0-0 G3		0-0 1-2 1B		0-0 G6-4-3 1B		0-0 HR		4	1	3	1	0	0	0				
Andre Rodgers, R (1,6) OBP: 0.354, SLG: 0.418	0-3 K			0-0 6-3		0-3 K		0-0 HR		4	1	1	1	0	2	3				
Cuno Barragan, R (1,2) OBP: 0.273, SLG: 0.230	0-0 F9				0-0 F7		0-0 G6-4-3	0-3 K		3	0	0	0	0	0	1				
Bob Will, L (9, PH) OBP: 0.529, SLG: 0.358							1-2			1	0	0	0	0	1	0				
Dick Ellsworth, L (1,1) OBP: 0.275, SLG: 0.143			0-3 K		0-0 1-3			0-0 F7		1	0	0	0	0	1	0				
Al Lary, R (4,1)										1	0	0	0	0	0	0				
Jim McKnight, R (8, PH) OBP: 0.269, SLG: 0.276										1	0	0	0	0	0	0				
Don Elston, R (8,1)										0	0	0	0	0	0	0				
Inning Stats	R: 1 E: 0 K: 2 S: 9	H: 2 LOB: 1 BB: 0 P: 9	R: 0 E: 0 K: 1 S: 5	H: 0 LOB: 0 BB: 0 P: 5	R: 0 E: 0 K: 1 S: 5	H: 0 LOB: 0 BB: 0 P: 5	R: 0 E: 0 K: 0 S: 5	H: 2 LOB: 2 BB: 0 P: 5	R: 0 E: 0 K: 1 S: 4	H: 1 LOB: 1 BB: 0 P: 4	R: 0 E: 0 K: 1 S: 5	H: 1 LOB: 0 BB: 0 P: 5	R: 0 E: 0 K: 1 S: 5	H: 1 LOB: 1 BB: 0 P: 6	R: 2 E: 0 K: 1 S: 7	H: 2 LOB: 0 BB: 0 P: 7	1B: 7 2B: 0 3B: 0 HR: 2	SF: 0 SAC: 0 DP: 1 HBP: 0	WP: 0 PB: 0 SB: 0 CS: 0	PA: 35
PITCHER	IP WLS BF H R ER SO BB IBB HBP BLK WP HR S P ERA WHIP																			
Billy Pierce, L (1,1) ERA: 3.89	8.2 W 34 9 3 3 7 0 0 0 0 0 2 48 48 3.12 1.038																			
Don Larsen, R (9,1) ERA: 4.95	0.1 S 1 0 0 0 1 0 0 0 0 0 0 0 3 3 0.00 0.000																			

Chicago Cubs @ San Francisco Giants
Candlestick Park, San Francisco, CA
Thu Aug 02 1962, 6:33 AM EDT
Att: 7,454 - Unknown

AB 35
R 3
H 9
RBI 3
BB 0
SO 8
LOB 11



Batter	1	2	3	4	5	6	7	8	9	AB	R	H	RBI	BB	SO	LOB	BOTTOM			
Jose Pagan, R (1,6) OBP: 0.318, SLG: 0.335	0-0 5-3		0-0 2B 1B	4-0 1-2 BB			4-0 S 6-3 BB			2	1	1	0	2	0	0				
Felipe Alou, R (1,9) OBP: 0.356, SLG: 0.518	0-3 K		0-0 1H 1B 2B	0-0 F7			0-0 6-3 1-2			4	1	1	1	0	1	3				
Willie Mays, R (1,8) OBP: 0.375, SLG: 0.611	0-0 F5		0-0 P3		0-0 F7		0-0 F3			4	0	0	0	0	0	2				
Orlando Cepeda, R (1,3) OBP: 0.356, SLG: 0.516		0-0 1B 1B	0-0 S 1B 2H		0-3 K		4-0 BB BB			3	1	2	1	1	1	0				
John Orsino, R (1,2) OBP: 0.333, SLG: 0.278		0-0 1B FC3-2 1B	0-0 6-3		0-0 F3		0-0 F8			3	0	1	0	0	0	1				
Tom Haller, L (7, PH) OBP: 0.402, SLG: 0.500		1-2 FC3-2 1B	2-3							1	0	0	0	0	0	2				
Carl Boles, R (1,7)		0-3 K		0-0 F8				4-0 G3 SH4-3 BB		2	0	0	0	1	3					
Matty Alou, L (6, PH) OBP: 0.324, SLG: 0.316						0-0 4-3				1	1	0	0	1	0	0				
Jim Davenport, R (1,5) OBP: 0.371, SLG: 0.496		0-0 FC3-2 1B		0-0 G6-4-3 1B				0-0 G3		2	0	2	1	0	0	0				
Chuck Hillier, L (5,4) OBP: 0.329, SLG: 0.319		1-3 2H			0-0 G6-4-3 1B			1-3		2	0	0	0	0	0	1				
Ernie Bowman, R (1,4) OBP: 0.250, SLG: 0.259		0-0 FC3-2		0-0 G6-4-3				0-0 SH4-3		3	0	1	1	0	0	3				
Billy Pierce, L (1,1) OBP: 0.355, SLG: 0.286		1-2 3H			0-0 WP 1B			3H		4	0	1	0	0	0	3				
Don Larsen, R (9,1) OBP: 0.227, SLG: 0.318		0-0 6-3						0-0 F7		0	0	0	0	0	0	0				
Inning Stats	R: 0 E: 0 K: 1 S: 5	H: 0 LOB: 0 BB: 0 P: 5	R: 1 E: 0 K: 1 S: 8	H: 3 LOB: 2 BB: 0 P: 8	R: 2 E: 0 K: 0 S: 6	H: 3 LOB: 1 BB: 0 P: 6	R: 0 E: 0 K: 0 S: 4	H: 2 LOB: 2 BB: 1 P: 8	R: 0 E: 0 K: 1 S: 5	H: 0 LOB: 0 BB: 0 P: 5	R: 0 E: 0 K: 0 S: 4	H: 1 LOB: 1 BB: 0 P: 4	R: 0 E: 0 K: 0 S: 3	H: 0 LOB: 2 BB: 2 P: 11	R: 1 E: 0 K: 0 S: 3	H: 0 LOB: 0 BB: 1 P: 7	1B: 8 2B: 1 3B: 0 HR: 0	SF: 0 SAC: 1 DP: 1 HBP: 0	WP: 2 PB: 0 SB: 2 CS: 0	PA: 36
PITCHER	IP WLS BF H R ER SO BB IBB HBP BLK WP HR S P ERA WHIP																			
Dick Ellsworth, L (1,1) ERA: 5.25	3.2 L 19 1 0 0 1 2 0 0 0 0 0 0 13 21 0.00 0.900																			
Al Lary, R (4,1) ERA: 7.65	3.1 13 1 0 0 1 2 0 0 0 0 0 0 13 21 0.00 0.900																			
Don Elston, R (8,1) ERA: 2.66	1.0 4 0 1 1 0 1 0 0 0 0 1 0 3 7 9.00 1.000																			

Chicago Cubs @ San Francisco Giants
Candlestick Park, San Francisco, CA
Thu Aug 02 1962, 6:33 AM EDT
Att: 7,454 - Unknown


AB 31
R 4
H 9
RBI 4
BB 4
SO 3
LOB 18



Batter	1	2	3	4	5	6	7	8	9	AB	R	H	RBI	BB	SO	LOB	TOP					
Don Landrum, L (1,8) OBP: 0.399, SLG: 0.336	1-1 1B	1-1 S 1B			1-1 G3-6-3 1B		1-0 F7			4	1	3	0	0	0	1						
Ken Hubbs, R (1,4) OBP: 0.298, SLG: 0.362	2-2 3B	1-0 F6			0-0 G3-6-3 1-2		2-2 6-3			4	1	1	1	0	0	3						
Ron Santo, R (1,5) OBP: 0.312, SLG: 0.393	0-0 14 1B			2-2 F8		2-1 1-3		3-1		4	1	2	1	0	0	0						
George Altman, L (1,9) OBP: 0.402, SLG: 0.512	2-3 K			2-3 K		1-2 WP 1B HBP		1-1 F5		3	0	0	0	0	2	2						
14 Ernie Banks, R (1,3) OBP: 0.303, SLG: 0.505	0-1 1B			1-1 1-3		1-2 F3		0-0 6-3		4	0	1	1	0	0	2						
Billy Williams, L (1,7) OBP: 0.375, SLG: 0.517	0-0 F3			1-2 E1 CS		1-0 WP 1B		0-0 F8		4	0	1	0	0	0	2						
Andre Rodgers, R (1,6) OBP: 0.349, SLG: 0.413	0-2 5-3			3-1 6-3 1-2		3-3 K 1-2 2-3				4	0	0	0	0	2	4						
Cuno Barragan, R (1,2) OBP: 0.267, SLG: 0.225		1-1 L6		3-3 K		1-2 1-3		0-2 F9		2	0	0	0	0	1	0						
Dick Bertell, R (6,2) OBP: 0.321, SLG: 0.366										2	0	0	0	0	0	0						
Cal Koonce, R (1,1) OBP: 0.116, SLG: 0.137		0-1 6-3				3-2 G3		1-3 K		1	0	0	0	0	0	0						
Bob Anderson, R (4,1) OBP: 0.143, SLG: 0.238										1	0	0	0	0	0	0						
Bob Will, L (7,PH) OBP: 0.338, SLG: 0.368										1	0	1	0	0	0	0						
Dave Gerard, R (7,1) OBP: 0.500, SLG: 0.429										0	0	0	0	0	0	0						
Lou Brock, L (9,PH) OBP: 0.319, SLG: 0.431										1	0	0	0	0	1	0						
Inning Stats	R: 3 E: 0 K: 1 S: 16	H: 4 LOB: 1 BB: 0 P: 21	R: 0 E: 0 K: 0 S: 8	H: 1 LOB: 1 BB: 0 P: 10	R: 0 E: 0 K: 1 S: 8	H: 0 LOB: 0 BB: 0 P: 13	R: 0 E: 0 K: 1 S: 9	H: 0 LOB: 0 BB: 0 P: 16	R: 0 E: 0 K: 0 S: 6	H: 1 LOB: 0 BB: 0 P: 10	R: 0 E: 0 K: 0 S: 11	H: 1 LOB: 2 BB: 0 P: 19	R: 0 E: 0 K: 0 S: 12	H: 1 LOB: 1 BB: 0 P: 19	R: 0 E: 0 K: 0 S: 6	H: 1 LOB: 1 BB: 0 P: 10	R: 0 E: 0 K: 2 S: 10	H: 0 LOB: 0 BB: 0 P: 13	1B: 6 2B: 2 3B: 1 HR: 0	SF: 0 SAC: 0 DP: 1 HBP: 1	WP: 1 PB: 0 SB: 1 CS: 1	PA: 36
PITCHER Don Drysdale, R (1,1) ERA: 2.81	IP: 9.0 WLS: W BF: 36 H: 9 R: 3 ER: 3 SO: 6 BB: 0 IBB: 0 HBP: 1 BLK: 0 WP: 1 HR: 0 S: 86 P: 131 ERA: 3.00 WHIP: 1.000															PITCHER	IP: 9.0 WLS: W BF: 36 H: 9 R: 3 ER: 3 SO: 6 BB: 0 IBB: 0 HBP: 1 BLK: 0 WP: 1 HR: 0 S: 86 P: 131 ERA: 3.00 WHIP: 1.000					

Chicago Cubs @ Los Angeles Dodgers
Dodger Stadium, Los Angeles, CA
Fri Aug 03 1962, 7:05 PM PDT
Att: 29,569 - Unknown

AB 35
R 3
H 9
RBI 3
BB 0
SO 6
LOB 14



Batter	1	2	3	4	5	6	7	8	9	AB	R	H	RBI	BB	SO	LOB	BOTTOM			
Maury Wills, S (1,6) OBP: 0.330, SLG: 0.376	4-1 1B BB	2-1 3-1		0-0 S 3B		2-1 6-3		3-1 S E 1B		4	3	2	1	1	0	2				
Jim Gilliam, S (1,4) OBP: 0.384, SLG: 0.370	4-1 1B FC4-6 BB	1-1 L3		4-1 S BB		4-1 E 1B BB		2-3 K		1	2	0	0	3	0	2				
Larry Burright, R (8,4) OBP: 0.263, SLG: 0.339	1-2 FC4-6 BB							1-2 K		1	0	0	0	0	1	1				
Willie Davis, L (1,8) OBP: 0.352, SLG: 0.491	0-0 FC4-6 1-3 2-H 1B		1-0 2B 1B	1-3 K		0-0 E9 1B 1B		1-1 E7 2-H 1B		5	1	4	2	0	1	2				
Tommy Davis, R (1,7) OBP: 0.378, SLG: 0.538	1-2 FC4-6 1-2		0-1 F7	1-3 K		1-2 1B		4-1 FC4-6 BB		4	0	1	2	1	1	3				
Ron Fairly, L (1,3) OBP: 0.411, SLG: 0.485	2-0 F9		1-2 1B 2B		0-0 5-3 1B		0-1 G6-4-3 1B		1-0 FC4-6		5	1	3	1	0	3				
Frank Howard, R (1,9) OBP: 0.373, SLG: 0.609	1-0 F5		0-0 G4-6-3 1B		2-1 5-3 1-2		2-0 G6-4-3 1-2				4	0	1	1	0	3				
John Roseboro, L (1,2) OBP: 0.364, SLG: 0.421		3-2 L4	0-1 G4-6-3		2-3 K		0-0 CI				3	0	0	0	1	2				
Daryl Spencer, R (1,5) OBP: 0.377, SLG: 0.357		4-2 3-1 E BB		4-1 SH1-4 3B BB		0-0 6-3		1-1 4-3		2	1	0	0	2	0	2				
Don Drysdale, R (1,1) OBP: 0.247, SLG: 0.269		0-2 E6		1-1 SH1-4		2-3 K		2-3 K		3	0	0	0	0	2	1				
Inning Stats	R: 2 E: 0 K: 0 S: 8	H: 1 LOB: 2 BB: 2 P: 20	R: 0 E: 1 K: 0 S: 12	H: 0 LOB: 1 BB: 1 P: 22	R: 2 E: 0 K: 0 S: 9	H: 3 LOB: 0 BB: 0 P: 11	R: 2 E: 0 K: 2 S: 12	H: 1 LOB: 2 BB: 2 P: 23	R: 0 E: 0 K: 1 S: 8	H: 1 LOB: 1 BB: 0 P: 12	R: 1 E: 1 K: 1 S: 10	H: 2 LOB: 2 BB: 1 P: 19	R: 0 E: 1 K: 0 S: 6	H: 1 LOB: 1 BB: 0 P: 9	R: 1 E: 1 K: 2 S: 12	H: 2 LOB: 2 BB: 1 P: 25	1B: 9 2B: 1 3B: 1 HR: 0	SF: 0 SAC: 1 DP: 2 HBP: 0	WP: 0 PB: 0 SB: 3 CS: 0	PA: 41
PITCHER Cal Koonce, R (1,1) ERA: 3.9	IP: 3.1 WLS: L BF: 20 H: 5 R: 3 ER: 6 SO: 6 BB: 5 IBB: 0 HBP: 0 BLK: 0 WP: 0 HR: 0 S: 34 P: 67 ERA: 16.20 WHIP: 3.000															PITCHER	IP: 3.1 WLS: L BF: 20 H: 5 R: 3 ER: 6 SO: 6 BB: 5 IBB: 0 HBP: 0 BLK: 0 WP: 0 HR: 0 S: 34 P: 67 ERA: 16.20 WHIP: 3.000			
PITCHER Bob Anderson, R (4,1) ERA: 4.53	IP: 2.2 WLS: L BF: 11 H: 3 R: 1 ER: 1 SO: 4 BB: 1 IBB: 0 HBP: 0 BLK: 0 WP: 0 HR: 0 S: 25 P: 40 ERA: 3.38 WHIP: 1.500															PITCHER	IP: 2.2 WLS: L BF: 11 H: 3 R: 1 ER: 1 SO: 4 BB: 1 IBB: 0 HBP: 0 BLK: 0 WP: 0 HR: 0 S: 25 P: 40 ERA: 3.38 WHIP: 1.500			
PITCHER Dave Gerard, R (7,1) ERA: 4.57	IP: 2.0 WLS: L BF: 10 H: 3 R: 1 ER: 1 SO: 2 BB: 1 IBB: 0 HBP: 0 BLK: 0 WP: 0 HR: 0 S: 18 P: 34 ERA: 4.50 WHIP: 2.000															PITCHER	IP: 2.0 WLS: L BF: 10 H: 3 R: 1 ER: 1 SO: 2 BB: 1 IBB: 0 HBP: 0 BLK: 0 WP: 0 HR: 0 S: 18 P: 34 ERA: 4.50 WHIP: 2.000			

Chicago Cubs @ Los Angeles Dodgers
Dodger Stadium, Los Angeles, CA
Fri Aug 03 1962, 7:05 PM PDT
Att: 29,569 - Unknown

AB 32
R 8
H 11
RBI 7
BB 7
SO 6
LOB 21



Batter	1	2	3	4	5	6	7	8	9	AB	R	H	RBI	BB	SO	LOB	TOP					
Don Landrum, L (1, 8) OBP: 0.418, SLG: 0.351										3	2	3	0	2	0	0						
Ken Hubbs, R (1, 4) OBP: 0.391, SLG: 0.367										5	0	3	0	0	1	2						
Ron Santo, R (1, 5) OBP: 0.309, SLG: 0.388										5	0	0	0	0	0	8						
George Altman, L (1, 9) OBP: 0.400, SLG: 0.508										5	0	1	2	0	0	6						
14 Ernie Banks, R (1, 3) OBP: 0.302, SLG: 0.504											5	1	1	0	0	4						
Billy Williams, L (1, 7)											4	0	1	0	0	1						
Andre Rodgers, R (1, 6) OBP: 0.351, SLG: 0.412											3	0	1	1	1	0	1					
Dick Bertell, R (1, 2) OBP: 0.319, SLG: 0.362											4	0	1	0	0	2	3					
Glen Hobbie, R (1, 1) OBP: 0.146, SLG: 0.103											2	0	0	0	0	0	1					
Bob Will, L (6, PH) OBP: 0.333, SLG: 0.362										1	0	0	0	0	0	1						
Al Lary, R (6, PH)										0	0	0	0	0	0	1						
Jim McAnany, R (8, PH)										1	0	0	0	0	0	1						
Don Elston, R (8, 1)										0	0	0	0	0	0	0						
Inning Stats	R: 1 E: 1 K: 1 S: 11	H: 2 LOB: 1 BB: 0 P: 20	R: 0 E: 0 K: 1 S: 12	H: 1 LOB: 1 BB: 0 P: 15	R: 0 E: 0 K: 0 S: 5	H: 1 LOB: 1 BB: 0 P: 8	R: 0 E: 0 K: 0 S: 7	H: 0 LOB: 1 BB: 1 P: 13	R: 0 E: 0 K: 0 S: 11	H: 1 LOB: 2 BB: 1 P: 19	R: 1 E: 1 K: 0 S: 8	H: 2 LOB: 1 BB: 0 P: 14	R: 0 E: 0 K: 0 S: 12	H: 1 LOB: 2 BB: 1 P: 17	R: 0 E: 0 K: 2 S: 10	H: 1 LOB: 1 BB: 0 P: 14	R: 1 E: 0 K: 0 S: 10	H: 2 LOB: 1 BB: 0 P: 12	1B: 8 2B: 2 3B: 1 HR: 0	SF: 0 SAC: 0 DP: 0 HBP: 0	WP: 0 PB: 0 SB: 1 CS: 1	PA: 41
PITCHER	IP WLS BF H R ER SO BB IBB HBP BLK WP HR S P ERA WHIP																					
Stan Williams, R (1, 1) ERA: 4.72	6.0 W 29 8 2 1 2 3 0 0 0 0 0 60 99 1.50 1.833																					
Ron Perranoski, L (7, 1) ERA: 2.21	3.0 S 12 3 1 1 2 0 0 0 0 0 0 26 33 3.00 1.000																					

Chicago Cubs @ Los Angeles Dodgers
 Dodger Stadium, Los Angeles, CA
 Sat Aug 04 1962, 3:33 AM PDT
 Att: 21,586 - Unknown

AB	38
R	3
H	11
RBI	3
BB	3
SO	4
LOB	28



Batter	1	2	3	4	5	6	7	8	9	AB	R	H	RBI	BB	SO	LOB	BOTTOM			
Maury Wills, S (1, 6) OBP: 0.331, SLG: 0.375										2	2	0	0	2	0	0				
Willie Davis, L (1, 8) OBP: 0.356, SLG: 0.500										3	1	2	2	1	0	1				
Tommy Davis, R (1, 7) OBP: 0.375, SLG: 0.533										4	0	0	0	0	0	3				
Ron Fairly, L (1, 3) OBP: 0.412, SLG: 0.483										3	0	1	1	1	0	1				
Frank Howard, R (1, 9) OBP: 0.369, SLG: 0.601											4	0	0	0	1	3				
John Roseboro, L (1, 2) OBP: 0.369, SLG: 0.436											3	2	2	1	1	0	0			
Daryl Spencer, R (1, 5) OBP: 0.381, SLG: 0.357											3	0	1	0	1	0	1			
Larry Burright, R (1, 4) OBP: 0.262, SLG: 0.335											3	0	0	0	1	2				
Stan Williams, R (1, 1) OBP: 0.140, SLG: 0.244											3	0	0	0	1	3				
Ron Perranoski, L (7, 1) ERA: 2.79										1	0	0	0	0	0	0				
Inning Stats	R: 1 E: 0 K: 0 S: 7	H: 1 LOB: 1 BB: 1 P: 15	R: 1 E: 0 K: 0 S: 6	H: 2 LOB: 0 BB: 0 P: 10	R: 0 E: 0 K: 0 S: 9	H: 1 LOB: 1 BB: 0 P: 16	R: 0 E: 0 K: 1 S: 13	H: 0 LOB: 2 BB: 2 P: 25	R: 2 E: 0 K: 1 S: 11	H: 1 LOB: 0 BB: 1 P: 18	R: 0 E: 0 K: 1 S: 8	H: 0 LOB: 1 BB: 1 P: 15	R: 0 E: 0 K: 0 S: 9	H: 0 LOB: 2 BB: 2 P: 19	R: 1 E: 0 K: 0 S: 8	H: 1 LOB: 0 BB: 0 P: 13	1B: 4 2B: 0 3B: 0 HR: 2	SF: 0 SAC: 0 DP: 1 HBP: 0	WP: 0 PB: 0 SB: 4 CS: 0	PA: 36
PITCHER	IP WLS BF H R ER SO BB IBB HBP BLK WP HR S P ERA WHIP																			
Glen Hobbie, R (1, 1) ERA: 5.23	5.0 L 23 5 4 4 2 4 0 0 0 0 0 46 84 7.20 1.800																			
Al Lary, R (6, 1) ERA: 6.95	2.0 9 0 0 0 1 3 0 0 0 0 0 17 34 0.00 1.500																			
Don Elston, R (8, 1) ERA: 2.79	1.0 4 1 1 1 0 0 0 0 0 0 0 1 8 13 9.00 1.000																			

Chicago Cubs @ Los Angeles Dodgers
 Dodger Stadium, Los Angeles, CA
 Sat Aug 04 1962, 3:33 AM PDT
 Att: 21,586 - Unknown


AB	29
R	5
H	6
RBI	4
BB	7
SO	3
LOB	14



Batter	1	2	3	4	5	6	7	8	9	10	11	12	13	14	AB	R	H	RBI	BB	SO	LOB	TOP					
Don Landrum, L OBP: 0.400, SLG: 0.333 (1, 8)	G3	F8			F8		F7		F7			L6		L7	7	0	0	0	0	0	5						
Ken Hubbs, R OBP: 0.299, SLG: 0.364 (1, 4)	F7		5-3		F7			K				F8			6	0	1	0	0	1	0						
Billy Williams, L OBP: 0.374, SLG: 0.512 (1, 7)	F6		3-1		4-3			K			1B				6	0	0	0	0	2	1						
George Altman, L OBP: 0.401, SLG: 0.516 (1, 9)			4-3											4-3	6	2	3	1	0	1	1						
14 Ernie Banks, R OBP: 0.307, SLG: 0.516 (1, 3)								HR							6	1	4	1	0	1	2						
Ron Santo, R OBP: 0.307, SLG: 0.385 (1, 5)							6-3								6	0	1	0	0	2	4						
Andre Rodgers, R OBP: 0.348, SLG: 0.407 (1, 6)							9-2								6	0	1	1	0	0	5						
Cuno Barragan, R OBP: 0.269, SLG: 0.220 (9, PH)															2	0	0	0	1	0	1						
Bob Will, L OBP: 0.341, SLG: 0.371 (9, PR)															1	0	1	0	0	0	0						
Al Lary, R OBP: 0.298, SLG: 0.257 (9, 2)															0	0	0	0	0	0	0						
Moe Thacker, R OBP: 0.298, SLG: 0.257 (9, 2)															2	0	0	0	0	1	1						
Bob Buhl, R OBP: 0.319, SLG: 0.335 (15, 1)															3	0	0	0	0	1	4						
Bob Anderson, R OBP: 0.319, SLG: 0.335 (15, 1)															0	0	0	0	0	0	0						
Barney Schultz, R OBP: 0.319, SLG: 0.335 (15, 1)															1	0	1	0	0	0	0						
Jim McNamary, R OBP: 0.319, SLG: 0.335 (15, 1)															0	0	0	0	0	0	0						
Dave Gerard, R OBP: 0.319, SLG: 0.335 (15, 1)															1	0	0	0	0	0	1						
Inning Stats	R: 0 E: 0 K: 0 S: 7	H: 0 LOB: 0 BB: 0 P: 11	R: 1 E: 1 K: 1 S: 13	H: 2 LOB: 3 BB: 1 P: 23	R: 0 E: 0 K: 0 S: 6	H: 0 LOB: 0 BB: 0 P: 9	R: 1 E: 0 K: 0 S: 5	H: 2 LOB: 1 BB: 0 P: 8	R: 0 E: 0 K: 0 S: 11	H: 1 LOB: 1 BB: 0 P: 20	R: 0 E: 0 K: 1 S: 11	H: 2 LOB: 2 BB: 0 P: 17	R: 0 E: 0 K: 1 S: 7	H: 1 LOB: 1 BB: 0 P: 10	R: 0 E: 0 K: 1 S: 9	H: 0 LOB: 0 BB: 0 P: 9	R: 0 E: 0 K: 1 S: 9	H: 1 LOB: 1 BB: 0 P: 16	R: 0 E: 0 K: 0 S: 4	H: 0 LOB: 0 BB: 0 P: 9	R: 0 E: 0 K: 0 S: 4	H: 0 LOB: 0 BB: 0 P: 9	1B: 9 2B: 1 3B: 1 HR: 2	SF: 0 SAC: 0 DP: 1 HBP: 0	WP: 0 PB: 0 SB: 0 CS: 0	PA: 55	
PITCHER	IP	WLS	BF	H	R	ER	SO	BB	IBB	HBP	BLK	WP	HR	S	P	ERA	WHIP										
Phil Ortega, R ERA: 6.57 (6, 1)	5.0		23	6	3	3	3	0	0	0	0	0	0	14	20	0.00	0.000										
Ed Roebuck, R ERA: 3.50 (8, 1)	2.0	W	5	0	0	0	0	0	0	0	0	0	0	63	92	0.00	0.857										
Lary Sherry, R ERA: 2.44 (8, 1)	7.0		27	6	0	0	8	0	0	0	0	0	0	63	92	0.00	0.857										

Chicago Cubs @ Los Angeles Dodgers
Dodger Stadium, Los Angeles, CA
Sun Aug 05 1962, 3:33 AM PDT
Unknown

AB	54
R	3
H	12
RBI	3
BB	1
SO	9
LOB	25



Batter	1	2	3	4	5	6	7	8	9	10	11	12	13	14	AB	R	H	RBI	BB	SO	LOB	BOTTOM					
Maury Wills, S OBP: 0.331, SLG: 0.374 (1, 6)	G3				1-3										6	0	2	0	0	1	2						
Willie Davis, L OBP: 0.355, SLG: 0.494 (1, 8)	F4				G3										5	0	0	0	2	2	3						
Tommy Davis, R OBP: 0.380, SLG: 0.535 (11, 5)	1B														6	0	4	2	1	0	0						
Ron Fairly, L OBP: 0.409, SLG: 0.482 (1, 3)	4-3														5	1	1	0	0	0	7						
Frank Howard, R OBP: 0.374, SLG: 0.606 (1, 9)															6	1	4	1	0	0	0						
John Roseboro, L OBP: 0.370, SLG: 0.437 (1, 2)															4	0	1	1	1	1	0						
Daryl Spencer, R OBP: 0.380, SLG: 0.356 (7, PR)															3	0	1	0	0	0	1						
Lee Watts, R OBP: 0.286, SLG: 0.259 (8, 5)															0	1	0	0	0	0	0						
Andy Carey, R OBP: 0.354, SLG: 0.394 (10, PH)															1	0	0	0	0	0	0						
Duke Snider, L OBP: 0.434, SLG: 0.506 (11, 7)															1	0	0	0	1	0	3						
Lary Burrell, R OBP: 0.266, SLG: 0.336 (7, PH)															2	0	1	0	0	0	0						
Jim Gilliam, S OBP: 0.383, SLG: 0.367 (8, 4)															3	0	0	0	1	0	2						
Phil Ortega, R OBP: 0.333, SLG: 0.333 (7, PH)															2	0	0	0	0	2	1						
Ed Roebuck, R OBP: 0.362, SLG: 0.364 (8, 1)															1	0	0	0	0	0	0						
Lary Sherry, R OBP: 0.214, SLG: 0.154 (14, PH)															2	0	0	0	0	1	0						
Tim Harkness, L OBP: 0.362, SLG: 0.373 (14, PH)															1	1	1	0	0	0	0						
Inning Stats	R: 0 E: 0 K: 0 S: 6	H: 1 LOB: 1 BB: 0 P: 9	R: 0 E: 0 K: 0 S: 5	H: 0 LOB: 0 BB: 0 P: 7	R: 0 E: 0 K: 2 S: 14	H: 2 LOB: 3 BB: 1 P: 25	R: 1 E: 0 K: 1 S: 6	H: 2 LOB: 0 BB: 0 P: 7	R: 0 E: 0 K: 0 S: 10	H: 0 LOB: 0 BB: 0 P: 16	R: 0 E: 0 K: 2 S: 11	H: 1 LOB: 1 BB: 0 P: 17	R: 0 E: 0 K: 0 S: 6	H: 0 LOB: 0 BB: 0 P: 13	R: 0 E: 0 K: 1 S: 9	H: 0 LOB: 0 BB: 0 P: 14	R: 0 E: 0 K: 0 S: 6	H: 0 LOB: 0 BB: 0 P: 9	R: 0 E: 0 K: 0 S: 5	H: 1 LOB: 1 BB: 1 P: 10	R: 0 E: 0 K: 0 S: 5	H: 2 LOB: 2 BB: 1 P: 10	1B: 12 2B: 6 3B: 0 HR: 0	SF: 0 SAC: 3 DP: 4 HBP: 0	WP: 0 PB: 0 SB: 1 CS: 0	PA: 57	
PITCHER	IP	WLS	BF	H	R	ER	SO	BB	IBB	HBP	BLK	WP	HR	S	P	ERA	WHIP										
Bob Buhl, R ERA: 4.4 (7, 1)	6.0		26	8	3	3	3	0	0	0	0	0	0	19	38	0.00	0.500										
Bob Anderson, R ERA: 4.71 (8, 1)	2.0		8	1	0	0	1	0	1	0	0	0	0	17	30	0.00	1.500										
Barney Schultz, R ERA: 4.29 (11, 1)	2.0		9	3	0	0	2	0	1	0	0	0	0	25	43	2.70	0.900										
Dave Gerard, R ERA: 4.43 (11, 1)	3.1	L	14	3	1	1	1	0	2	0	0	0	0	25	43	2.70	0.900										

Chicago Cubs @ Los Angeles Dodgers
Dodger Stadium, Los Angeles, CA
Sun Aug 05 1962, 3:33 AM PDT
Unknown

AB	48
R	4
H	15
RBI	4
BB	6
SO	7
LOB	22



Batter	1	2	3	4	5	6	7	8	9	AB R H RBI BB SO LOB	TOP											
Don Landrum, L (1,8) OBP: 0.400, SLG: 0.338	4-1 FC3-6 BB BB		3-3 K		1-1 6-3		1-2 4-3		3-1 2B	4 0 1 0 1 1 0	Chicago Cubs @ Los Angeles Dodgers Dodger Stadium, Los Angeles, CA Sun Aug 05 1962, 7:05 PM PDT Att: 43,914 - Unknown											
Ken Hubbs, R (1,4) OBP: 0.300, SLG: 0.363	4-0 FC3-6 BB 1-2		0-0 6-3		0-1 1B 14 1B		1-3 K		2-3 K	4 1 1 0 1 2 1												
Billy Williams, L (1,7) OBP: 0.373, SLG: 0.509	3-1 FC3-6 1-2 2-3		0-3 K		1-0 BB 14 1B		1-3 K			4 1 1 0 0 2 2												
George Altman, L (1,9) OBP: 0.400, SLG: 0.513	1-3 K			2-0 E 1B		1-3 K		0-3 K		4 1 1 0 0 3 4												
14 Ernie Banks, R (1,3) OBP: 0.306, SLG: 0.515	2-3 K			0-0 F9 1B		0-0 BB 1B		2-2 F9		4 1 1 1 0 1 3												
Ron Santo, R (1,5) OBP: 0.309, SLG: 0.386		0-0 1B		1-2 5-3 1-3		1-2 F8 3-H		2-2 1B		4 0 2 0 0 0 3												
Andre Rodgers, R (1,6) OBP: 0.349, SLG: 0.406		2-0 F4		0-0 CS 1B		4-0 1B 1-2 2-3 BB		0-0 G3		3 0 1 1 1 0 2												
Dick Bertell, R (1,2) OBP: 0.317, SLG: 0.359		0-1 F7		1-1 CS 1-2		1-0 F9		2-1 1B 1-2 2-H 3-H		4 0 1 2 0 0 1												
Don Cardwell, R (1,1) OBP: 0.149, SLG: 0.070		0-2 F8			1-3 K		0-3 K		0-2 L7	4 0 0 0 0 2 3												
Inning Stats	R: 0 E: 0 K: 2 S: 9	H: 0 LOB: 2 BB: 2 P: 23	R: 0 E: 0 K: 0 S: 7	H: 1 LOB: 1 BB: 0 P: 9	R: 0 E: 0 K: 2 S: 7	H: 0 LOB: 0 BB: 0 P: 10	R: 1 E: 0 K: 0 S: 8	H: 2 LOB: 0 BB: 0 P: 12	R: 0 E: 0 K: 1 S: 6	H: 0 LOB: 0 BB: 0 P: 9	R: 3 E: 0 K: 2 S: 14	H: 4 LOB: 2 BB: 1 P: 23	R: 0 E: 0 K: 1 S: 10	H: 0 LOB: 0 BB: 0 P: 13	R: 0 E: 0 K: 1 S: 11	H: 1 LOB: 1 BB: 0 P: 15	R: 0 E: 0 K: 1 S: 10	H: 1 LOB: 1 BB: 0 P: 18	1B: 8 2B: 1 3B: 0 HR: 0	SF: 0 SAC: 0 DP: 0 HBP: 0	WP: 0 PB: 0 SB: 1 CS: 1	PA: 39
PITCHER	IP WLS BF H R ER SO BB IBB HBP BLK WP HR S P ERA WHIP											PITCHER	IP WLS BF H R ER SO BB IBB HBP BLK WP HR S P ERA WHIP									
Pete Richert, L (1,1) ERA: 5.33	6.0 L 27 7 4 4 7 3 0 0 0 0 0 0 51 86 6.00 1.667																					
Ron Perranoski, L (7,1) ERA: 2.14	2.0 7 1 0 0 3 0 0 0 0 0 0 0 21 28 0.00 0.500																					
Ed Roebuck, R (9,1) ERA: 3.54	1.0 4 1 0 0 1 0 0 0 0 0 0 0 10 18 0.00 1.000																					

AB	35
R	4
H	9
RBI	4
BB	3
SO	11
LOB	19



Batter	1	2	3	4	5	6	7	8	9	AB R H RBI BB SO LOB	BOTTOM											
Maury Wills, S (1,6) OBP: 0.331, SLG: 0.373	0-1 4-3		1-1 6-3			0-1 G4-6-3 1B		0-2 4-3		4 0 1 0 0 0 1	Chicago Cubs @ Los Angeles Dodgers Dodger Stadium, Los Angeles, CA Sun Aug 05 1962, 7:05 PM PDT Att: 43,914 - Unknown											
Willie Davis, L (1,8) OBP: 0.354, SLG: 0.490	0-1 F2			4-1 CS 1-3 BB		0-2 G4-6-3 1-2		0-0 4-3		3 0 0 0 1 0 1												
Tommy Davis, R (1,7) OBP: 0.379, SLG: 0.532	2-1 F9			0-2 1-3		1-2 HR 1B		0-2 6-3		4 1 1 0 0 0 1												
Ron Fairly, L (1,3) OBP: 0.410, SLG: 0.490		2-0 F8		4-1 2-3 BB		0-0 1-H HR		0-0 F9		3 1 1 2 1 0 0												
Frank Howard, R (1,9) OBP: 0.371, SLG: 0.599		0-0 F4		2-3 K		1-0 F4				3 0 0 0 0 1 1												
Daryl Spencer, R (1,5) OBP: 0.375, SLG: 0.351		0-0 6-3			1-0 F4		1-2 6-3			2 0 0 0 0 0 0												
Wally Moon, L (7,PH) OBP: 0.360, SLG: 0.362					0-0 F4					1 0 0 0 0 0 0												
Norm Sherry, R (1,2) OBP: 0.240, SLG: 0.307			1-2 E6 FC1-6		0-0 6-3		0-1 F8			2 0 0 0 0 0 0												
John Roseboro, L (7,PH) OBP: 0.369, SLG: 0.435										1 0 0 0 0 0 0												
Larry Burright, R (1,4) OBP: 0.262, SLG: 0.333			3-3 K		0-0 F9			1-1 F4		2 0 0 0 0 1 1												
Jim Gilliam, S (8,PH) OBP: 0.382, SLG: 0.366										1 0 0 0 0 0 0												
Pete Richert, L (1,1) OBP: 0.286, SLG: 0.167			0-1 FC1-6			0-0 F9		3-2 4-3		1 0 0 0 0 0 1												
Tim Harkness, L (6,PH) OBP: 0.356, SLG: 0.365										1 0 0 0 0 0 0												
Ron Perranoski, L (7,1) OBP: 0.356, SLG: 0.365										0 0 0 0 0 0 0												
Duke Snider, L (8,PH) OBP: 0.430, SLG: 0.500			1-2 1-2							1 0 0 0 0 0 0												
Ed Roebuck, R (9,1) OBP: 0.333, SLG: 0.333										0 0 0 0 0 0 0												
Inning Stats	R: 0 E: 0 K: 0 S: 6	H: 0 LOB: 0 BB: 0 P: 8	R: 0 E: 0 K: 0 S: 3	H: 0 LOB: 0 BB: 0 P: 5	R: 0 E: 1 K: 1 S: 12	H: 0 LOB: 1 BB: 0 P: 17	R: 0 E: 0 K: 1 S: 8	H: 0 LOB: 2 BB: 2 P: 18	R: 0 E: 0 K: 0 S: 3	H: 0 LOB: 0 BB: 0 P: 4	R: 0 E: 0 K: 0 S: 6	H: 1 LOB: 0 BB: 0 P: 6	R: 2 E: 0 K: 0 S: 14	H: 2 LOB: 0 BB: 0 P: 17	R: 0 E: 0 K: 0 S: 9	H: 0 LOB: 0 BB: 0 P: 13	R: 0 E: 0 K: 0 S: 5	H: 0 LOB: 0 BB: 0 P: 5	1B: 2 2B: 0 3B: 0 HR: 1	SF: 0 SAC: 0 DP: 1 HBP: 0	WP: 0 PB: 0 SB: 0 CS: 1	PA: 31
PITCHER	IP WLS BF H R ER SO BB IBB HBP BLK WP HR S P ERA WHIP											PITCHER	IP WLS BF H R ER SO BB IBB HBP BLK WP HR S P ERA WHIP									
Don Cardwell, R (1,1) ERA: 5.08	9.0 W 31 3 2 2 2 2 0 0 0 0 0 1 66 93 2.00 0.556																					

AB	29
R	2
H	3
RBI	2
BB	2
SO	2
LOB	6




Batter	1	2	3	4	5	6	7	8	9	AB	R	H	RBI	BB	SO	LOB	TOP			
Don Landrum, L (1, 7) OBP: 0.391, SLG: 0.329										4	0	0	0	0	1	0	Chicago Cubs @ Milwaukee Braves Milwaukee County Stadium, Milwaukee, WI Mon Aug 06 1962, 8:05 PM EDT Att: 13,303 - Unknown			
Ken Hubbs, R (1, 4) OBP: 0.300, SLG: 0.362										4	0	1	0	0	1	0				
Lou Brock, L (1, 8) OBP: 0.321, SLG: 0.434										4	0	1	0	0	1	1				
George Altman, L (1, 9) OBP: 0.401, SLG: 0.520										3	1	1	1	1	0	1				
14 Ernie Banks, R (1, 3) OBP: 0.306, SLG: 0.512										3	0	0	0	0	1	2				
Ron Santo, R (1, 5) OBP: 0.308, SLG: 0.385										4	0	1	0	0	0	1				
Andre Rodgers, R (1, 6) OBP: 0.346, SLG: 0.402										3	0	0	0	0	1	3				
Dick Bertell, R (1, 2) OBP: 0.310, SLG: 0.351										3	0	0	0	0	0	0				
Dick Ellsworth, L (1, 1) OBP: 0.259, SLG: 0.133										3	0	0	0	0	2	0				
Don Elston, R (8, 1)										0	0	0	0	0	0	0				
Inning Stats	R: 0 E: 0 K: 1 S: 5	H: 0 LOB: 0 BB: 0 P: 5	R: 0 E: 0 K: 0 S: 3	H: 0 LOB: 1 BB: 1 P: 7	R: 0 E: 0 K: 1 S: 5	H: 0 LOB: 0 BB: 0 P: 5	R: 1 E: 0 K: 1 S: 7	H: 2 LOB: 2 BB: 0 P: 8	R: 0 E: 0 K: 1 S: 5	H: 1 LOB: 1 BB: 0 P: 8	R: 0 E: 0 K: 0 S: 3	H: 0 LOB: 0 BB: 0 P: 3	R: 0 E: 0 K: 1 S: 6	H: 1 LOB: 1 BB: 0 P: 6	R: 0 E: 0 K: 0 S: 3	H: 0 LOB: 0 BB: 0 P: 3	1B: 2 2B: 1 3B: 0 HR: 1	SF: 0 SAC: 0 DP: 0 HBP: 1	WP: 0 PB: 0 CS: 0	PA: 33
PITCHER Bob Shaw, R (1, 1) ERA: 2.28	IP: 9.0 WLS: W BF: 33 H: 4 R: 1 ER: 1 SO: 7 BB: 1 IBB: 0 HBP: 1 BLK: 0 WP: 0 HR: 1 S: 45 P: 50 ERA: 1.00 WHIP: 0.556															PITCHER				


AB	31
R	1
H	4
RBI	1
BB	1
SO	7
LOB	8



Batter	1	2	3	4	5	6	7	8	9	AB	R	H	RBI	BB	SO	LOB	BOTTOM			
Roy McMillan, R (1, 6) OBP: 0.344, SLG: 0.374										3	1	0	0	1	1	1	Chicago Cubs @ Milwaukee Braves Milwaukee County Stadium, Milwaukee, WI Mon Aug 06 1962, 8:05 PM EDT Att: 13,303 - Unknown			
Tommie Aaron, R (1, 7) OBP: 0.280, SLG: 0.344										3	2	2	0	1	0	0				
Eddie Mathews, L (1, 5) OBP: 0.374, SLG: 0.495										4	0	1	2	0	1	2				
Hank Aaron, R (1, 9) OBP: 0.391, SLG: 0.618										4	1	1	0	0	0	1				
Joe Adcock, R (1, 3) OBP: 0.339, SLG: 0.517										3	0	1	0	1	0	1				
Amado Samuel, R (8, PR) OBP: 0.258, SLG: 0.278										0	0	0	0	0	0	0				
Gus Bell, L (9, 7) OBP: 0.269, SLG: 0.333										0	0	0	0	0	0	0				
Lee Maye, L (1, 8) OBP: 0.304, SLG: 0.349										3	0	0	0	0	0	2				
Lou Johnson, R (8, PH) OBP: 0.315, SLG: 0.319										1	0	1	2	0	0	0				
Del Crandall, R (1, 2) OBP: 0.344, SLG: 0.399										4	0	2	0	0	0	4				
Frank Bolling, R (1, 4) OBP: 0.320, SLG: 0.399										4	0	0	0	0	0	4				
Bob Shaw, R (1, 1) OBP: 0.261, SLG: 0.164										3	0	0	0	0	2	1				
Inning Stats	R: 2 E: 0 K: 0 S: 4	H: 1 LOB: 1 BB: 2 P: 12	R: 0 E: 0 K: 2 S: 8	H: 1 LOB: 1 BB: 0 P: 8	R: 0 E: 0 K: 0 S: 3	H: 0 LOB: 0 BB: 0 P: 3	R: 0 E: 0 K: 0 S: 4	H: 1 LOB: 1 BB: 0 P: 4	R: 0 E: 0 K: 0 S: 4	H: 1 LOB: 1 BB: 0 P: 4	R: 0 E: 0 K: 1 S: 5	H: 0 LOB: 0 BB: 0 P: 5	R: 0 E: 0 K: 1 S: 8	H: 3 LOB: 2 BB: 1 P: 12	R: 2 E: 0 K: 1 S: 8	H: 3 LOB: 2 BB: 1 P: 12	1B: 5 2B: 3 3B: 0 HR: 0	SF: 0 SAC: 0 DP: 0 HBP: 0	WP: 1 PB: 0 CS: 0	PA: 35
PITCHER Dick Ellsworth, L (1, 1) ERA: 5.23	IP: 7.1 WLS: L BF: 33 H: 8 R: 4 ER: 4 SO: 4 BB: 2 IBB: 1 HBP: 0 BLK: 0 WP: 1 HR: 0 S: 38 P: 50 ERA: 4.91 WHIP: 1.364															PITCHER				
Don Elston, R (8, 1) ERA: 2.75	IP: 0.2 WLS: L BF: 2 H: 0 R: 0 ER: 0 SO: 0 BB: 0 IBB: 0 HBP: 0 BLK: 0 WP: 0 HR: 0 S: 2 P: 2 ERA: 0.00 WHIP: 0.000															PITCHER				



Batter	1	2	3	4	5	6	7	8	9	AB	R	H	RBI	BB	SO	LOB	TOP					
Lou Brock, L (1.8) OBP: 0.317, SLG: 0.429	4-3		K			K		F7		4	0	0	0	0	2	1	Chicago Cubs @ Milwaukee Braves Milwaukee County Stadium, Milwaukee, WI Tue Aug 07 1962, 8:05 PM EDT Att: 12,104 - Unknown AB 33 R 1 H 8 RBI 1 BB 0 SO 8 LOB 10 					
Ken Hubbs, R (1.4) OBP: 0.299, SLG: 0.361	1B				K	K		K		4	0	1	0	0	3	1						
Billy Williams, L (1.7) OBP: 0.374, SLG: 0.509	G4-6-3							G3		4	0	2	0	0	0	0						
George Altman, L (1.9) OBP: 0.400, SLG: 0.525	G4-6-3									4	1	1	1	0	1	3						
14 Ernie Banks, R (1.3) OBP: 0.307, SLG: 0.511		6-3								4	0	2	0	0	0	0						
Ron Santo, R (1.5) OBP: 0.306, SLG: 0.384		6-3								4	0	1	0	0	0	2						
Andre Rodgers, R (1.6) OBP: 0.343, SLG: 0.398		6-3								3	0	0	0	0	0	2						
Dick Bertell, R (1.2) OBP: 0.303, SLG: 0.343			6-3							3	0	0	0	0	0	1						
Moe Thacker, R (8.2) OBP: 0.236, SLG: 0.257				6-3						0	0	0	0	0	0	0						
Cal Koonce, R (1.1) OBP: 0.115, SLG: 0.135 (6, PH)										1	0	0	0	0	1	0						
Don Landrum, L (6, PH) OBP: 0.369, SLG: 0.327										1	0	0	0	0	1	0						
Bob Anderson, R (6.1) OBP: 0.143, SLG: 0.238 (8, PH)										0	0	0	0	0	0	0						
Bob Will, L (8, PH) OBP: 0.349, SLG: 0.380										1	0	1	0	0	0	0						
Barney Schultz, R (8.1)										0	0	0	0	0	0	0						
Inning Stats	R: 0 E: 0 K: 0 S: 4	H: 2 LOB: 1 BB: 0 P: 4	R: 0 E: 0 K: 0 S: 3	H: 0 LOB: 0 BB: 0 P: 3	R: 0 E: 0 K: 2 S: 7	H: 0 LOB: 0 BB: 0 P: 7	R: 0 E: 0 K: 1 S: 5	H: 1 LOB: 0 BB: 0 P: 5	R: 0 E: 1 K: 0 S: 4	H: 1 LOB: 1 BB: 0 P: 4	R: 0 E: 0 K: 3 S: 9	H: 0 LOB: 0 BB: 0 P: 9	R: 1 E: 0 K: 0 S: 5	H: 2 LOB: 1 BB: 0 P: 5	R: 0 E: 0 K: 1 S: 6	H: 1 LOB: 1 BB: 0 P: 6	R: 0 E: 0 K: 1 S: 6	H: 1 LOB: 1 BB: 0 P: 6	1B: 7 2B: 1 3B: 0 HR: 1	SF: 0 SAC: 0 DP: 2 HBP: 0	WP: 0 PB: 0 SB: 0 CS: 0	PA: 33
PITCHER Lew Burdette, R (1.1) ERA: 4.55	IP: 9.0 WLS: W BF: 33 H: 8 R: 1 ER: 1 SO: 8 BB: 0 IBB: 0 HBP: 0 BLK: 0 WP: 0 HR: 1 S: 49 P: 49 ERA: 1.00 WHIP: 0.889															PITCHER	IP: 9.0 WLS: W BF: 33 H: 8 R: 1 ER: 1 SO: 8 BB: 0 IBB: 0 HBP: 0 BLK: 0 WP: 0 HR: 1 S: 49 P: 49 ERA: 1.00 WHIP: 0.889					

Batter	1	2	3	4	5	6	7	8	9	AB	R	H	RBI	BB	SO	LOB	BOTTOM				
Roy McMillan, R (1.6) OBP: 0.346, SLG: 0.376	F9									4	1	2	0	0	0	0	Chicago Cubs @ Milwaukee Braves Milwaukee County Stadium, Milwaukee, WI Tue Aug 07 1962, 8:05 PM EDT Att: 12,104 - Unknown AB 31 R 4 H 7 RBI 4 BB 1 SO 2 LOB 12 				
Gus Bell, L (1.7) OBP: 0.270, SLG: 0.333										3	1	1	0	0	0	1					
Lou Johnson, R (6.7) OBP: 0.309, SLG: 0.313	1B									1	0	0	0	0	1	2					
Eddie Mathews, L (1.5) OBP: 0.375, SLG: 0.496	1B									3	0	1	1	1	0	1					
Hank Aaron, R (1.9) OBP: 0.390, SLG: 0.621	4-3									4	1	1	2	0	0	4					
Joe Adcock, R (1.3) OBP: 0.339, SLG: 0.515										3	0	1	1	0	1	0					
Tommie Aaron, R (7.3) OBP: 0.278, SLG: 0.342										1	0	0	0	0	0	2					
Lee Maye, L (1.8) OBP: 0.299, SLG: 0.343	P4									3	0	0	0	0	0	2					
Joe Torre, R (1.2) OBP: 0.329, SLG: 0.331										3	0	0	0	0	0	0					
Amado Samuel, R (1.4) OBP: 0.252, SLG: 0.271										3	0	0	0	0	0	0					
Lew Burdette, R (1.1) OBP: 0.224, SLG: 0.191										3	1	1	0	0	0	0					
Inning Stats	R: 1 E: 0 K: 0 S: 5	H: 2 LOB: 2 BB: 1 P: 9	R: 0 E: 0 K: 0 S: 3	H: 0 LOB: 0 BB: 0 P: 3	R: 2 E: 0 K: 1 S: 7	H: 2 LOB: 0 BB: 0 P: 7	R: 0 E: 0 K: 0 S: 3	H: 0 LOB: 0 BB: 0 P: 3	R: 0 E: 0 K: 0 S: 3	H: 0 LOB: 0 BB: 0 P: 3	R: 0 E: 0 K: 0 S: 3	H: 0 LOB: 0 BB: 0 P: 3	R: 0 E: 0 K: 0 S: 3	H: 0 LOB: 0 BB: 0 P: 3	R: 1 E: 0 K: 1 S: 8	H: 3 LOB: 2 BB: 0 P: 8		1B: 5 2B: 1 3B: 0 HR: 1	SF: 0 SAC: 0 DP: 0 HBP: 0	WP: 0 PB: 0 SB: 0 CS: 0	PA: 32
PITCHER Cal Koonce, R (1.1) ERA: 3.95	IP: 5.0 WLS: L BF: 20 H: 4 R: 3 ER: 3 SO: 1 BB: 1 IBB: 0 HBP: 0 BLK: 0 WP: 0 HR: 1 S: 21 P: 25 ERA: 5.40 WHIP: 1.000															PITCHER		IP: 5.0 WLS: L BF: 20 H: 4 R: 3 ER: 3 SO: 1 BB: 1 IBB: 0 HBP: 0 BLK: 0 WP: 0 HR: 1 S: 21 P: 25 ERA: 5.40 WHIP: 1.000			
Bob Anderson, R (6.1) ERA: 4.6	IP: 2.0 WLS: 0 BF: 6 H: 0 R: 0 ER: 0 SO: 0 BB: 0 IBB: 0 HBP: 0 BLK: 0 WP: 0 HR: 0 S: 6 P: 6 ERA: 0.00 WHIP: 0.000															PITCHER		IP: 2.0 WLS: 0 BF: 6 H: 0 R: 0 ER: 0 SO: 0 BB: 0 IBB: 0 HBP: 0 BLK: 0 WP: 0 HR: 0 S: 6 P: 6 ERA: 0.00 WHIP: 0.000			
Barney Schultz, R (8.1) ERA: 4.36	IP: 1.0 WLS: 0 BF: 6 H: 3 R: 1 ER: 1 SO: 1 BB: 0 IBB: 0 HBP: 0 BLK: 0 WP: 0 HR: 0 S: 8 P: 8 ERA: 9.00 WHIP: 3.000															PITCHER	IP: 1.0 WLS: 0 BF: 6 H: 3 R: 1 ER: 1 SO: 1 BB: 0 IBB: 0 HBP: 0 BLK: 0 WP: 0 HR: 0 S: 8 P: 8 ERA: 9.00 WHIP: 3.000				

Batter	1	2	3	4	5	6	7	8	9	AB	R	H	RBI	BB	SO	LOB	TOP								
Don Landrum, L (1,8) OBP: 0.386, SLG: 0.327	6-3		F9		FC3-5-2			1B		4	0	1	0	0	0	3	Chicago Cubs @ Milwaukee Braves Milwaukee County Stadium, Milwaukee, WI Thu Aug 09 1962, 4:33 AM EDT Att: 12,117 - Unknown								
Ken Hubbs, R (1,4) OBP: 0.301, SLG: 0.360	L4		K		K			1B		4	0	1	0	0	2	3									
Billy Williams, L (1,7) OBP: 0.371, SLG: 0.503	1B		F5				P5	G4-6-3		4	0	1	0	0	0	3									
George Altman, L (1,9) OBP: 0.398, SLG: 0.523	K			K			F9	1B		4	0	1	0	0	2	1									
14 Ernie Banks, R (1,3) OBP: 0.312, SLG: 0.517		BB		6-3			F3	K		3	0	0	0	1	1	1									
Ron Santo, R (1,5) OBP: 0.308, SLG: 0.392		K		P4			6-3	1B		4	0	1	0	0	1	1									
Andre Rodgers, R (1,6) Bob Will, L (9, PH) OBP: 0.344, SLG: 0.394 OBP: 0.345, SLG: 0.375		K			1B	BB	6-3	K		2	0	0	0	1	1	1									
Cuno Barragan, R (1,2) Lou Brock, L (9, PH) OBP: 0.268, SLG: 0.222 OBP: 0.316, SLG: 0.428		K					F7	F8		3	0	1	0	0	1	1									
Bob Buhl, R (1,1)				S			K			2	0	0	0	1	2	2									
Inning Stats	R: 0 E: 0 K: 1 S: 6	H: 1 LOB: 1 BB: 0 P: 6	R: 0 E: 0 K: 3 S: 9	H: 0 LOB: 1 BB: 1 P: 13	R: 0 E: 0 K: 1 S: 5	H: 0 LOB: 0 BB: 0 P: 9	R: 0 E: 0 K: 1 S: 5	H: 0 LOB: 0 BB: 0 P: 5	R: 0 E: 0 K: 2 S: 8	H: 1 LOB: 2 BB: 1 P: 12	R: 0 E: 0 K: 0 S: 3	H: 0 LOB: 0 BB: 0 P: 3	R: 0 E: 0 K: 0 S: 3	H: 0 LOB: 0 BB: 0 P: 3	R: 0 E: 0 K: 1 S: 6	H: 2 LOB: 1 BB: 0 P: 6		R: 0 E: 0 K: 2 S: 9	H: 2 LOB: 2 BB: 0 P: 9	1B: 6 2B: 0 3B: 0 HR: 0	SF: 0 SAC: 0 DP: 1 HBP: 0	WP: 0 PB: 0 SB: 1 CS: 0	PA: 35		
PITCHER	IP	WLS	BF	H	R	ER	SO	BB	IBB	HBP	BLK	WP	HR	S	P	ERA	WHIP								
Tony Cloninger, R (1,1) ERA: 4.67	8.1	W	33	6	0	0	10	3	0	0	0	0	0	50	62	0.00	1.080								
Claude Raymond, R (9,1) ERA: 1.99	0.2	S	2	0	0	0	1	0	0	0	0	0	0	4	4	0.00	0.000								

AB	32
R	0
H	6
RBI	0
BB	3
SO	11
LOB	20



Batter	1	2	3	4	5	6	7	8	9	AB	R	H	RBI	BB	SO	LOB	BOTTOM								
Roy McMillan, R (1,6) OBP: 0.341, SLG: 0.369	B3		1B		F3			5-3		4	0	1	0	0	0	1	Chicago Cubs @ Milwaukee Braves Milwaukee County Stadium, Milwaukee, WI Thu Aug 09 1962, 4:33 AM EDT Att: 12,117 - Unknown								
Amado Samuel, R (1,4) OBP: 0.242, SLG: 0.260	4-3		F7		K			F7		4	0	0	0	0	1	2									
Eddie Mathews, L (1,5) OBP: 0.369, SLG: 0.488	4-3		F4				1-4-3			3	0	0	0	0	0	1									
Hank Aaron, R (1,9) OBP: 0.392, SLG: 0.619		6-3			S	1B		G6-4-3		3	0	2	0	0	0	0									
Joe Adcock, R (1,3) Lou Johnson, R (9,7) OBP: 0.338, SLG: 0.520 OBP: 0.309, SLG: 0.313					F9			G6-4-3		3	1	1	1	0	0	2									
Lee Maye, L (1,8) OBP: 0.299, SLG: 0.373		HR			F8			1-2		0	0	0	0	0	0	0									
Tommie Aaron, R (1,7) OBP: 0.279, SLG: 0.342		F8			F8			4-3		3	0	0	0	0	0	1									
Joe Torre, R (1,2) OBP: 0.329, SLG: 0.331		1B			4-3			F8		3	0	1	0	0	0	1									
Joe Torre, R (1,2) OBP: 0.329, SLG: 0.331		P3						F9		3	0	1	0	0	0	1									
Tony Cloninger, R (1,1) Claude Raymond, R (9,1) OBP: 0.056, SLG: 0.056					5-3			F8		3	0	0	0	0	0	1									
								4-3		0	0	0	0	0	0	0									
Inning Stats	R: 0 E: 0 K: 0 S: 3	H: 0 LOB: 0 BB: 0 P: 3	R: 1 E: 0 K: 0 S: 5	H: 2 LOB: 1 BB: 0 P: 5	R: 0 E: 0 K: 0 S: 4	H: 1 LOB: 1 BB: 0 P: 4	R: 0 E: 0 K: 0 S: 4	H: 1 LOB: 1 BB: 0 P: 4	R: 0 E: 0 K: 1 S: 6	H: 1 LOB: 1 BB: 0 P: 6	R: 0 E: 0 K: 0 S: 3	H: 1 LOB: 0 BB: 0 P: 3	R: 0 E: 0 K: 0 S: 3	H: 0 LOB: 0 BB: 0 P: 3	R: 0 E: 0 K: 0 S: 3	H: 0 LOB: 0 BB: 0 P: 3	1B: 5 2B: 0 3B: 0 HR: 1	SF: 0 SAC: 0 DP: 1 HBP: 0	WP: 0 PB: 0 SB: 1 CS: 0	PA: 29					
PITCHER	IP	WLS	BF	H	R	ER	SO	BB	IBB	HBP	BLK	WP	HR	S	P	ERA	WHIP								
Bob Buhl, R (1,1) ERA: 4.21	8.0	L	29	6	1	1	1	0	0	0	0	0	1	31	31	1.12	0.750								



Batter	1	2	3	4	5	6	7	8	9	AB	R	H	RBI	BB	SO	LOB	TOP			
Bill Virdon, L OBP: 0.285, SLG: 0.365 (1, 8)	0-0 4-3		0-0 G3		0-3 K	4-0 1B HR BB		0-0 G3 2B		4	1	1	0	1	1	2	Pittsburgh Pirates @ Chicago Cubs Wrigley Field, Chicago, IL Sat Aug 11 1962, 3:33 AM CDT Att: 1,238 - Cloudy			
Dick Groat, R OBP: 0.339, SLG: 0.350 (1, 6)	0-0 1-3		0-0 PB 1B		0-0 1-3	0-0 BB HR 1B		0-0 G3 2-3		5	1	2	2	0	0	3				
Roberto Clemente, R OBP: 0.369, SLG: 0.479 (1, 9)	0-0 L3		0-0 L4 1-2			0-0 BB HR BB		0-0 L8		3	2	0	0	2	0	2				
Donn Clendenon, R OBP: 0.385, SLG: 0.468 (1, 3)		0-0 2B 2B		0-0 5-3		0-0 1B HR		0-0 K		5	3	3	4	0	1	0				
Bob Skinner, L OBP: 0.401, SLG: 0.518 Howie Goss, R OBP: 0.319, SLG: 0.390 (9, 7)		0-0 6-3 2H 2B		0-3 K		0-3 K 6-3		0-0 4-3		5	0	1	1	0	2	2				
Bill Mazerowski, R OBP: 0.288, SLG: 0.405 (1, 4)		0-3 K		0-0 L7		0-0 2B 1B	0-0 F8	0-0 6-3		5	1	1	1	0	1	1				
Smoky Burgess, L OBP: 0.401, SLG: 0.543 (1, 2)	0-0 6-3 2-3				0-0 1B	0-0 2B 1B	0-0 G4-6-3 1B			4	1	3	1	0	0	1				
Johnny Logan, R OBP: 0.344, SLG: 0.356 (1, 5)	0-0 P9				0-0 F9	0-0 F8	0-0 G4-6-3 1-2			4	0	0	0	0	0	5				
Vern Law, R OBP: 0.282, SLG: 0.444 Tom Sturdivant, L OBP: 0.067, SLG: 0.067 Roy Face, R (8, 1)			0-0 F3		0-0 E5	0-0 1B 2B	0-0 4-3			3	1	1	1	0	0	1				
Inning Stats	R: 0 E: 0 K: 0 S: 3	H: 0 LOB: 0 BB: 0 P: 3	R: 1 E: 0 K: 1 S: 7	H: 2 LOB: 1 BB: 0 P: 7	R: 0 E: 0 K: 0 S: 4	H: 1 LOB: 1 BB: 0 P: 4	R: 0 E: 0 K: 1 S: 5	H: 0 LOB: 0 BB: 0 P: 5	R: 0 E: 1 K: 1 S: 7	H: 1 LOB: 2 BB: 0 P: 7	R: 9 E: 0 K: 1 S: 11	H: 6 LOB: 3 BB: 23 P: 23	R: 0 E: 0 K: 0 S: 3	H: 1 LOB: 1 BB: 0 P: 3	R: 0 E: 0 K: 0 S: 4	H: 0 LOB: 0 BB: 0 P: 5		1B: 7 2B: 4 3B: 0 HR: 1	SF: 0 SAC: 0 DP: 1 HBP: 0	WP: 0 PB: 1 SB: 0 CS: 0
PITCHER	IP WLS BF H R ER SO BB IBB HBP BLK WP HR S P ERA WHIP	IP WLS BF H R ER SO BB IBB HBP BLK WP HR S P ERA WHIP	IP WLS BF H R ER SO BB IBB HBP BLK WP HR S P ERA WHIP	IP WLS BF H R ER SO BB IBB HBP BLK WP HR S P ERA WHIP	IP WLS BF H R ER SO BB IBB HBP BLK WP HR S P ERA WHIP	IP WLS BF H R ER SO BB IBB HBP BLK WP HR S P ERA WHIP	IP WLS BF H R ER SO BB IBB HBP BLK WP HR S P ERA WHIP	IP WLS BF H R ER SO BB IBB HBP BLK WP HR S P ERA WHIP	IP WLS BF H R ER SO BB IBB HBP BLK WP HR S P ERA WHIP	IP WLS BF H R ER SO BB IBB HBP BLK WP HR S P ERA WHIP	IP WLS BF H R ER SO BB IBB HBP BLK WP HR S P ERA WHIP	IP WLS BF H R ER SO BB IBB HBP BLK WP HR S P ERA WHIP	IP WLS BF H R ER SO BB IBB HBP BLK WP HR S P ERA WHIP	IP WLS BF H R ER SO BB IBB HBP BLK WP HR S P ERA WHIP	IP WLS BF H R ER SO BB IBB HBP BLK WP HR S P ERA WHIP	IP WLS BF H R ER SO BB IBB HBP BLK WP HR S P ERA WHIP	IP WLS BF H R ER SO BB IBB HBP BLK WP HR S P ERA WHIP			
Dick Ellsworth, L ERA: 5.39 Bob Anderson, R ERA: 4.89 Dave Gerard, R ERA: 4.5 Al Lary, R ERA: 7.2 Bob Buhl, R ERA: 4.17	5.2 L 27 8 6 6 4 1 0 0 0 0 0 34 38 9.53 1.588	0.0 3 1 0 0 0 2 0 0 0 0 0 1 9 ∞ ∞	1.1 5 2 4 4 0 0 0 0 0 0 1 5 5 27.00 1.500	1.0 4 1 0 0 0 0 0 0 0 0 4 4 0.00 1.000	1.0 3 0 0 0 1 0 0 0 0 0 0 5 5 0.00 0.000															

AB 39
R 10
H 12
RBI 10
BB 3
SO 5
LOB 17



Batter	1	2	3	4	5	6	7	8	9	AB	R	H	RBI	BB	SO	LOB	BOTTOM					
Lou Brock, L OBP: 0.321, SLG: 0.432 (1, 8)	0-0 3-1 S 1B		0-0 E7 1B FC3-6 1-2		0-0 4-3		0-0 2B 1B	0-3 K		5	2	2	0	0	1	3	Pittsburgh Pirates @ Chicago Cubs Wrigley Field, Chicago, IL Sat Aug 11 1962, 3:33 AM CDT Att: 1,238 - Cloudy					
Ken Hubbs, R OBP: 0.303, SLG: 0.363 (1, 4)	0-3 K		0-0 FC3-6 1B 1-3 2H		0-0 1B		0-3 K		4-0 FC6 1B BB	4	1	2	1	1	2	2						
Billy Williams, L OBP: 0.372, SLG: 0.503 (1, 7)	0-0 3-1 1-3		0-0 FC3-6 1B 1-2 3H		0-0 F2		0-0 F2		0-0 FC6 1B	5	0	2	2	0	0	3						
George Altman, L OBP: 0.399, SLG: 0.531 (1, 9)	0-0 P5		0-0 1B 1-2		0-0 4-3		0-0 4-3		0-0 FC6 14 PB 1-2 2-3	5	0	1	0	0	0	4						
14 Ernie Banks, R OBP: 0.314, SLG: 0.522 (1, 3)		0-0 G5-4-3 1B	0-0 F8			0-0 HR		0-0 P6	0-0 5-3	5	1	2	1	0	0	3						
Ron Santo, R OBP: 0.309, SLG: 0.400 (1, 5)		0-0 G5-4-3 1-2		0-0 6-3		0-3 K		0-0 HR	0-0 5-3	5	1	1	1	0	1	2						
Alex Grammas, R OBP: 0.200, SLG: 0.221 (1, 6)		0-0 F9		0-0 F7		0-0 1B		0-0 1B 2B		4	0	2	0	0	0	0						
Cuno Barragan, R OBP: 0.272, SLG: 0.228 Dick Bertelli, R OBP: 0.307, SLG: 0.345 (6, PH) (7, 2)			0-0 E 1B 1B		0-0 6-3		0-0 1-3		0-0 6-3	2	1	1	0	0	0	0						
Dick Ellsworth, L OBP: 0.250, SLG: 0.128 Bob Anderson, R OBP: 0.147, SLG: 0.238 Dave Gerard, R OBP: 0.144, SLG: 0.375 Bob Will, R OBP: 0.337, SLG: 0.385 Al Lary, R OBP: 0.307, SLG: 0.329 Don Landrum, L OBP: 0.307, SLG: 0.329 Bob Buhl, R (8, PH) (9, 1)			0-3 K		0-0 4-3		0-0 1-3		0-0 1B 2-3	2	0	0	0	0	0	1						
Inning Stats	R: 0 E: 0 K: 1 S: 6	H: 1 LOB: 1 BB: 0 P: 6	R: 0 E: 0 K: 0 S: 3	H: 1 LOB: 0 BB: 0 P: 3	R: 2 E: 1 K: 1 S: 9	H: 3 LOB: 2 BB: 0 P: 9	R: 0 E: 0 K: 0 S: 3	H: 0 LOB: 0 BB: 0 P: 3	R: 0 E: 0 K: 0 S: 4	H: 1 LOB: 1 BB: 0 P: 4	R: 1 E: 0 K: 1 S: 7	H: 2 LOB: 1 BB: 0 P: 7	R: 1 E: 0 K: 1 S: 7	H: 2 LOB: 1 BB: 0 P: 7	R: 1 E: 0 K: 1 S: 8	H: 3 LOB: 2 BB: 0 P: 8		R: 1 E: 0 K: 0 S: 4	H: 1 LOB: 1 BB: 1 P: 8	1B: 10 2B: 2 3B: 0 HR: 2	SF: 0 SAC: 0 DP: 1 HBP: 0	WP: 0 PB: 1 SB: 1 CS: 0
PITCHER	IP WLS BF H R ER SO BB IBB HBP BLK WP HR S P ERA WHIP	IP WLS BF H R ER SO BB IBB HBP BLK WP HR S P ERA WHIP	IP WLS BF H R ER SO BB IBB HBP BLK WP HR S P ERA WHIP	IP WLS BF H R ER SO BB IBB HBP BLK WP HR S P ERA WHIP	IP WLS BF H R ER SO BB IBB HBP BLK WP HR S P ERA WHIP	IP WLS BF H R ER SO BB IBB HBP BLK WP HR S P ERA WHIP	IP WLS BF H R ER SO BB IBB HBP BLK WP HR S P ERA WHIP	IP WLS BF H R ER SO BB IBB HBP BLK WP HR S P ERA WHIP	IP WLS BF H R ER SO BB IBB HBP BLK WP HR S P ERA WHIP	IP WLS BF H R ER SO BB IBB HBP BLK WP HR S P ERA WHIP	IP WLS BF H R ER SO BB IBB HBP BLK WP HR S P ERA WHIP	IP WLS BF H R ER SO BB IBB HBP BLK WP HR S P ERA WHIP	IP WLS BF H R ER SO BB IBB HBP BLK WP HR S P ERA WHIP	IP WLS BF H R ER SO BB IBB HBP BLK WP HR S P ERA WHIP	IP WLS BF H R ER SO BB IBB HBP BLK WP HR S P ERA WHIP	IP WLS BF H R ER SO BB IBB HBP BLK WP HR S P ERA WHIP	IP WLS BF H R ER SO BB IBB HBP BLK WP HR S P ERA WHIP					
Vern Law, R ERA: 3.81 Tom Sturdivant, R ERA: 5.27 Roy Face, R ERA: 1.39	6.0 W 26 8 3 1 3 0 0 0 0 0 1 10 10 13.50 3.000	1.1 8 4 2 2 1 0 0 0 0 0 0 1 10 10 13.50 3.000	1.2 S 8 2 1 0 1 1 0 0 0 0 0 9 13 0.00 1.800																			

AB 41
R 6
H 14
RBI 5
BB 1
SO 5
LOB 20



Batter	1	2	3	4	5	6	7	8	9	AB	R	H	RBI	BB	SO	LOB	TOP			
Harvey Kuenn, R (1.5) OBP: 0.374, SLG: 0.436	0-0 1B		0-0 1B			0-0 F8		0-0 6-3		4	0	2	0	0	0	0	San Francisco Giants @ Chicago Cubs Wrigley Field, Chicago, IL Thu Aug 16 1962, 3:33 AM CDT Att: 11,780 - Unknown			
Chuck Hiller, L (1.4) OBP: 0.335, SLG: 0.339	0-3 K		0-0 4-3			0-0 HBP 1B		0-0 4-3		4	0	1	0	0	1	2				
Willie Mays, R (1.8) OBP: 0.383, SLG: 0.622	0-3 K			0-0 F2		1-0 HBP		4-0 BB		2	0	0	0	1	1	1				
Orlando Cepeda, R (1.3) OBP: 0.352, SLG: 0.506	0-3 K			0-3 K		0-3 K		0-0 F6		4	0	0	0	0	3	4				
Ed Bailey, L (1.2) OBP: 0.341, SLG: 0.467		0-3 K		0-0 G3		0-0 F7			0-0 4-3	4	0	0	0	0	1	2				
Felipe Alou, R (1.9) OBP: 0.360, SLG: 0.518		0-0 4-3			0-0 5-3		0-0 F7		0-0 1B	4	0	1	0	0	0	0				
Matty Alou, L (1.7) OBP: 0.328, SLG: 0.345		0-0 P1			0-0 1-3 1B		1-0 HBP		0-0 1-2 1B	3	0	2	0	0	0	0				
Jose Pagan, R (1.6) OBP: 0.315, SLG: 0.335			0-0 1-3		0-0 1-3		0-3 K		0-0 G4-6-3 1-2	4	0	0	0	0	1	4				
Billy Pierce, L (1.1) OBP: 0.324, SLG: 0.265			0-0 6-3			0-0 P3		0-3 K		1	0	0	0	0	0	0				
Tom Haller, L (5, PH) OBP: 0.389, SLG: 0.489										1	0	0	0	0	0	1				
Bob Garibaldi, L (5, 1) OBP: 0.333, SLG: 0.333										0	0	0	0	0	0	0				
Carl Boles, R (7, PH) OBP: 0.214, SLG: 0.154										1	0	0	0	0	0	1				
Stu Miller, R (7, 1) OBP: 0.214, SLG: 0.154										0	0	0	0	0	0	0				
Inning Stats	R: 0 E: 0 K: 3 S: 10	H: 1 LOB: 1 BB: 0 P: 10	R: 0 E: 0 K: 1 S: 5	H: 0 LOB: 0 BB: 0 P: 5	R: 0 E: 0 K: 0 S: 4	H: 1 LOB: 1 BB: 0 P: 4	R: 0 E: 0 K: 1 S: 5	H: 0 LOB: 0 BB: 0 P: 5	R: 0 E: 0 K: 1 S: 6	H: 1 LOB: 2 BB: 0 P: 7	R: 0 E: 0 K: 2 S: 7	H: 0 LOB: 1 BB: 1 P: 8	R: 0 E: 0 K: 0 S: 3	H: 0 LOB: 1 BB: 0 P: 7	R: 0 E: 0 K: 0 S: 4	H: 2 LOB: 1 BB: 0 P: 4	1B: 6 2B: 0 3B: 0 HR: 0	SF: 0 SAC: 0 DP: 1 HBP: 2	WP: 0 PB: 0 SB: 0 CS: 0	PA: 35
PITCHER Don Cardwell, R (1.1) ERA: 4.81	IP: 9.0 WLS: W BF: 35 H: 6 R: 0 ER: 0 SO: 8 BB: 1 IBB: 0 HBP: 2 BLK: 0 WP: 0 HR: 0 S: 48 P: 54 ERA: 0.00 WHIP: 0.778															PITCHER	IP: 9.0 WLS: W BF: 35 H: 6 R: 0 ER: 0 SO: 8 BB: 1 IBB: 0 HBP: 2 BLK: 0 WP: 0 HR: 0 S: 48 P: 54 ERA: 0.00 WHIP: 0.778			

AB 32
R 0
H 6
RBI 0
BB 1
SO 8
LOB 15



Batter	1	2	3	4	5	6	7	8	9	AB	R	H	RBI	BB	SO	LOB	BOTTOM			
Don Landrum, L (1.8) OBP: 0.378, SLG: 0.326	0-0 4-3			0-0 F8		0-0 F3		0-0 F7		5	0	1	0	0	0	2	San Francisco Giants @ Chicago Cubs Wrigley Field, Chicago, IL Thu Aug 16 1962, 3:33 AM CDT Att: 11,780 - Unknown			
Ken Hubbs, R (1.4) OBP: 0.306, SLG: 0.365	0-0 14 1B			0-0 E4 2H 3B		4-0 1B 1-2 BB		0-0 6-3		4	2	3	1	1	0	0				
Billy Williams, L (1.7) OBP: 0.375, SLG: 0.499	0-0 F3		0-0 4-3		0-0 F4		0-0 1-3 2H 1B		0-0 F4	5	0	1	1	0	0	3				
14 Ernie Banks, R (1.3) OBP: 0.313, SLG: 0.526	0-0 1B			0-0 1B		0-0 6-3		0-0 F5		4	0	2	0	0	0	2				
George Altman, L (1.9) OBP: 0.400, SLG: 0.538	0-0 1-2 2H 1B			0-0 F4		0-0 6-3 1B		0-0 1B 2B		4	1	3	1	0	0	1				
Ron Santo, R (1.5) OBP: 0.305, SLG: 0.391	0-0 4-3			0-0 F4		0-0 6-3 1-2 1B		0-3 K		4	0	0	0	0	1	5				
Andre Rodgers, R (1.6) OBP: 0.356, SLG: 0.407		0-0 1B 2B		0-0 F6		0-0 1-3		4-0 1B IBB		3	1	1	0	1	0	2				
Dick Bertell, R (1.2) OBP: 0.335, SLG: 0.368		0-0 K 2H 1B		0-0 SH1-4 E 1B		0-0 F3		0-0 G5-3 1-2 2H 1B		4	1	3	2	0	0	0				
Don Cardwell, R (1.1) OBP: 0.160, SLG: 0.087	0-3 K		0-3 K		0-0 SH1-4 1-2		0-0 BB 1B		0-0 G5-3 1-2	3	1	1	0	0	1	3				
Inning Stats	R: 1 E: 0 K: 0 S: 6	H: 3 LOB: 2 BB: 0 P: 6	R: 1 E: 0 K: 1 S: 8	H: 4 LOB: 2 BB: 0 P: 8	R: 0 E: 0 K: 0 S: 4	H: 1 LOB: 1 BB: 0 P: 4	R: 2 E: 1 K: 0 S: 5	H: 2 LOB: 0 BB: 0 P: 5	R: 0 E: 0 K: 0 S: 4	H: 1 LOB: 1 BB: 0 P: 4	R: 1 E: 0 K: 1 S: 6	H: 2 LOB: 2 BB: 1 P: 9	R: 1 E: 0 K: 1 S: 6	H: 2 LOB: 1 BB: 1 P: 10	R: 0 E: 0 K: 0 S: 3	H: 0 LOB: 0 BB: 0 P: 3		1B: 12 2B: 2 3B: 1 HR: 0	SF: 0 SAC: 1 DP: 1 HBP: 0	WP: 0 PB: 0 SB: 0 CS: 0
PITCHER Billy Pierce, L (1.1) ERA: 3.78 Bob Garibaldi, R (5, 1) ERA: 2.59 Stu Miller, R (7, 1) ERA: 3.86	IP: 4.0 WLS: L BF: 21 H: 10 R: 4 ER: 3 SO: 10 BB: 0 IBB: 0 HBP: 0 BLK: 0 WP: 0 HR: 0 S: 23 P: 23 ERA: 6.75 WHIP: 2.500															PITCHER	IP: 4.0 WLS: L BF: 21 H: 10 R: 4 ER: 3 SO: 10 BB: 0 IBB: 0 HBP: 0 BLK: 0 WP: 0 HR: 0 S: 23 P: 23 ERA: 6.75 WHIP: 2.500			

AB 36
R 6
H 15
RBI 5
BB 2
SO 2
LOB 18



Batter	1	2	3	4	5	6	7	8	9	AB	R	H	RBI	BB	SO	LOB	TOP																
Don Landrum, L (1, 8) OBP: 0.385, SLG: 0.341										4	1	3	0	0	0	2																	
Ken Hubbs, R (1, 4) OBP: 0.304, SLG: 0.362										4	0	0	0	0	2	2																	
Billy Williams, L (1, 7) OBP: 0.376, SLG: 0.499										4	1	2	1	0	1	0																	
George Altman, L (1, 9) OBP: 0.397, SLG: 0.533										4	0	0	0	0	3	2																	
14 Ernie Banks, R (1, 3) OBP: 0.315, SLG: 0.525										4	0	2	1	0	0	0																	
Ron Santo, R (1, 5) OBP: 0.304, SLG: 0.390										4	0	1	0	0	1	1																	
Andre Rodgers, R (1, 6) OBP: 0.352, SLG: 0.402										4	0	0	0	0	2	3																	
Dick Bertell, R (1, 2) OBP: 0.335, SLG: 0.368										3	0	1	0	0	0	2																	
Moe Thacker, R (9, 2) OBP: 0.294, SLG: 0.253										0	0	0	0	0	0	0																	
Dick Ellsworth, L (1, 1) OBP: 0.254, SLG: 0.122										2	0	0	0	1	0	0																	
Bob Anderson, R (9, 1) OBP: 0.167, SLG: 0.217										0	0	0	0	0	0	0																	
Barney Schultz, R (9, 1)										0	0	0	0	0	0	0																	
Inning Stats	R: 1 E: 0 K: 2 S: 8	H: 1 LOB: 0 BB: 0 P: 8	R: 0 E: 0 K: 0 S: 3	H: 1 LOB: 0 BB: 0 P: 3	R: 0 E: 0 K: 1 S: 6	H: 1 LOB: 1 BB: 0 P: 6	R: 1 E: 0 K: 1 S: 8	H: 3 LOB: 2 BB: 0 P: 8	R: 0 E: 0 K: 0 S: 3	H: 1 LOB: 0 BB: 0 P: 3	R: 0 E: 0 K: 2 S: 7	H: 0 LOB: 0 BB: 0 P: 7	R: 0 E: 0 K: 2 S: 8	H: 1 LOB: 2 BB: 1 P: 12	R: 0 E: 0 K: 0 S: 3	H: 1 LOB: 0 BB: 0 P: 3	R: 0 E: 0 K: 1 S: 5	H: 0 LOB: 0 BB: 0 P: 5	1B: 8 2B: 2 3B: 0 HR: 0	SF: 0 SAC: 0 DP: 2 HBP: 0	WP: 2 PB: 0 SB: 1 CS: 0	PA: 34											
PITCHER	IP WLS BF H R ER SO BB IBB HBP BLK WP HR S P ERA WHIP																																
Bob Bruce, R (1, 1) ERA: 4.23	7.0	28	8	2	1	8	1	0	0	0	0	1	0	43	47	1.29	1.286																
Russ Kemmerer, R (8, 1) ERA: 3.25	2.0	6	1	0	0	1	0	0	0	0	0	0	0	8	8	0.00	0.500																

Chicago Cubs @ Houston Colt 45's
Colt Stadium, Houston, TX
Fri Aug 17 1962, 4:33 AM EDT
Alt. 6,539 - Unknown - 85 F

AB	33
R	2
H	9
RBI	2
BB	1
SO	9
LOB	12



Batter	1	2	3	4	5	6	7	8	9	AB	R	H	RBI	BB	SO	LOB	BOTTOM					
Bob Lillis, R (1, 4) OBP: 0.279, SLG: 0.275										4	0	1	0	0	0	0						
Jim Pendleton, R (1, 3) OBP: 0.271, SLG: 0.383										4	1	2	1	0	0	0						
Al Heist, R (1, 8) OBP: 0.300, SLG: 0.263										4	0	2	0	0	0	0						
Roman Mejias, R (1, 9) OBP: 0.344, SLG: 0.484										3	1	1	0	1	1	2						
Bob Aspromonte, R (1, 5) OBP: 0.352, SLG: 0.400										4	1	1	0	0	0	3						
Jim Campbell, R (1, 2) OBP: 0.204, SLG: 0.196										3	0	0	0	0	1	2						
Norm Larker, L (9, PH) OBP: 0.349, SLG: 0.376										1	0	0	0	0	0	2						
Carl Warwick, R (1, 7) OBP: 0.300, SLG: 0.403										3	0	2	0	0	0	1						
Al Spangler, L (9, PH) OBP: 0.397, SLG: 0.399										0	0	0	0	1	0	0						
J C Hartman, R (1, 6) OBP: 0.230, SLG: 0.262										3	0	0	0	0	2	2						
Billy Goodman, L (9, PH) OBP: 0.305, SLG: 0.295										0	0	0	0	1	0	0						
Bob Bruce, R (1, 1) OBP: 0.340, SLG: 0.154										2	0	0	0	0	0	1						
Johnny Temple, R (7, PH) OBP: 0.351, SLG: 0.310										1	0	0	0	0	0	1						
Russ Kemmerer, R (8, 1) OBP: 0.571, SLG: 0.400										0	0	0	0	0	0	0						
Hal Smith, R (9, PH) OBP: 0.260, SLG: 0.349										1	0	1	1	0	0	0						
Inning Stats	R: 0 E: 0 K: 0 S: 3	H: 0 LOB: 0 BB: 0 P: 3	R: 0 E: 0 K: 1 S: 5	H: 0 LOB: 1 BB: 1 P: 9	R: 0 E: 0 K: 1 S: 6	H: 2 LOB: 0 BB: 0 P: 6	R: 0 E: 0 K: 1 S: 6	H: 1 LOB: 1 BB: 0 P: 6	R: 0 E: 0 K: 0 S: 3	H: 1 LOB: 0 BB: 0 P: 3	R: 1 E: 0 K: 0 S: 5	H: 2 LOB: 1 BB: 0 P: 5	R: 0 E: 0 K: 1 S: 6	H: 1 LOB: 1 BB: 0 P: 6	R: 0 E: 0 K: 0 S: 3	H: 0 LOB: 0 BB: 0 P: 3	R: 2 E: 0 K: 0 S: 4	H: 3 LOB: 3 BB: 2 P: 12	1B: 8 2B: 1 3B: 0 HR: 1	SF: 0 SAC: 0 DP: 1 HBP: 0	WP: 1 PB: 0 SB: 0 CS: 0	PA: 36
PITCHER	IP WLS BF H R ER SO BB IBB HBP BLK WP HR S P ERA WHIP																					
Dick Ellsworth, L (1, 1) ERA: 5.23																						
Bob Anderson, R (9, 1) ERA: 4.61	0.0	1	1	0	0	0	0	0	0	0	0	1	1	∞	∞							
Barney Schultz, R (9, 1) ERA: 4.06	0.1	4	1	1	1	0	0	2	0	0	1	0	2	10	27.00	3.000						

Chicago Cubs @ Houston Colt 45's
Colt Stadium, Houston, TX
Fri Aug 17 1962, 4:33 AM EDT
Alt. 6,539 - Unknown - 85 F

AB	33
R	3
H	10
RBI	2
BB	3
SO	4
LOB	14



Batter	1	2	3	4	5	6	7	8	9	AB	R	H	RBI	BB	SO	LOB	TOP					
Don Landrum, L (1, 8) OBP: 0.388, SLG: 0.341	F7			14 S 1B BB		E8 1-H 1B		G3		3	0	1	0	1	0	0	Chicago Cubs @ Houston Colt 45's Colt Stadium, Houston, TX Sat Aug 18 1962, 4:33 AM EDT Sunny - 92 F					
Ken Hubbs, R (1, 4) OBP: 0.303, SLG: 0.361	5-3			K		6-3			4	0	1	0	0	1	2							
Billy Williams, L (1, 7) OBP: 0.375, SLG: 0.497	3-1			14 S 1B		K			4	0	1	0	0	1	2							
14 Ernie Banks, R (1, 3) OBP: 0.312, SLG: 0.521		K		K		K2-3			4	0	0	0	0	3	4							
George Altman, L (1, 9) OBP: 0.394, SLG: 0.528		6-3		P4				5-3	4	0	0	0	0	0	3							
Ron Santo, R (1, 5) OBP: 0.303, SLG: 0.387		1-3				P5		1-3	3	0	0	0	0	0	0							
Andre Rodgers, R (1, 6) OBP: 0.350, SLG: 0.399				F3		F9		F9	3	0	0	0	0	0	0							
Dick Bertell, R (1, 2) OBP: 0.329, SLG: 0.361				5-3		K		F9	3	0	0	0	0	1	0							
Cal Koonce, R (1, 1) OBP: 0.125, SLG: 0.127				4-3				K	1	1	0	0	1	0	0							
Jim McKnight, R (8, PH) OBP: 0.259, SLG: 0.266									1	0	0	0	0	1	0							
Dave Gerard, R (8, 1) OBP: 0.444, SLG: 0.375						1B BB			0	0	0	0	0	0	0							
Inning Stats	R: 0 E: 0 K: 0 S: 3	H: 0 LOB: 0 BB: 0 P: 3	R: 0 E: 0 K: 1 S: 5	H: 0 LOB: 0 BB: 0 P: 5	R: 0 E: 0 K: 0 S: 3	H: 0 LOB: 0 BB: 0 P: 3	R: 0 E: 0 K: 2 S: 8	H: 1 LOB: 2 BB: 1 P: 12	R: 0 E: 0 K: 1 S: 5	H: 0 LOB: 0 BB: 0 P: 5	R: 1 E: 1 K: 2 S: 8	H: 1 LOB: 1 BB: 1 P: 12	R: 0 E: 0 K: 0 S: 3	H: 0 LOB: 0 BB: 0 P: 3	R: 0 E: 0 K: 1 S: 5	H: 0 LOB: 0 BB: 0 P: 5	R: 0 E: 0 K: 0 S: 4	H: 1 LOB: 1 BB: 0 P: 4	1B: 3 2B: 0 3B: 0 HR: 0	SF: 0 SAC: 0 DP: 0 HBP: 0	WP: 0 PB: 0 SB: 2 CS: 0	PA: 32
PITCHER George Brunet, L (1, 1) ERA: 4.61	IP: 9.0 WLS: W BF: 32 H: 3 R: 1 ER: 0 SO: 7 BB: 2 IBB: 0 HBP: 0 BLK: 0 WP: 0 HR: 0 S: 44 P: 52 ERA: 0.00 WHIP: 0.556											PITCHER	IP: 9.0 WLS: W BF: 32 H: 3 R: 1 ER: 0 SO: 7 BB: 2 IBB: 0 HBP: 0 BLK: 0 WP: 0 HR: 0 S: 44 P: 52 ERA: 0.00 WHIP: 0.556									

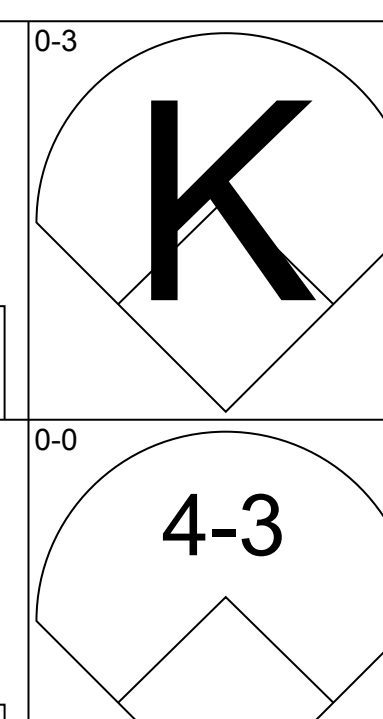
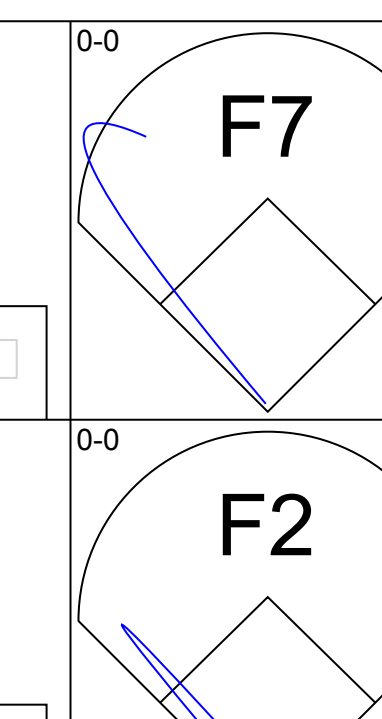
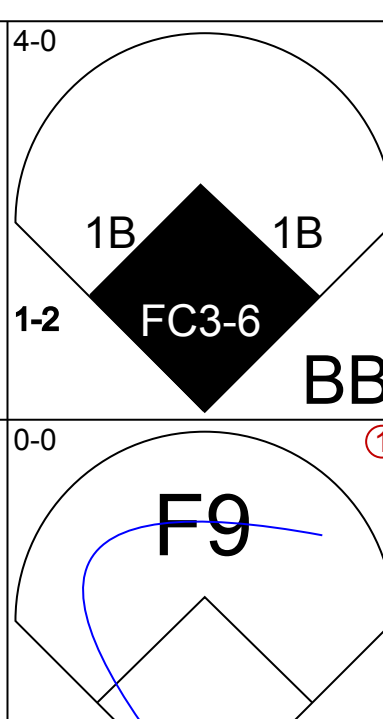
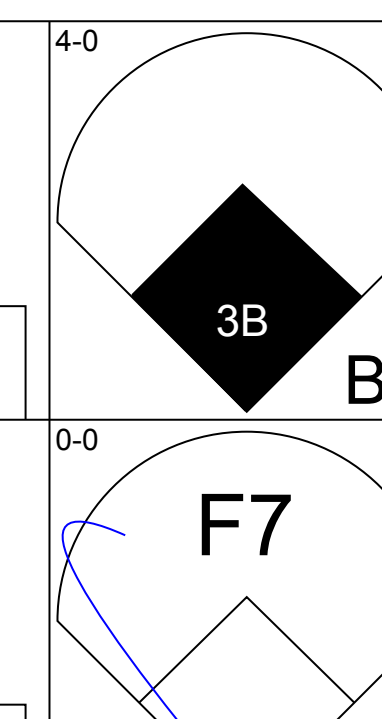
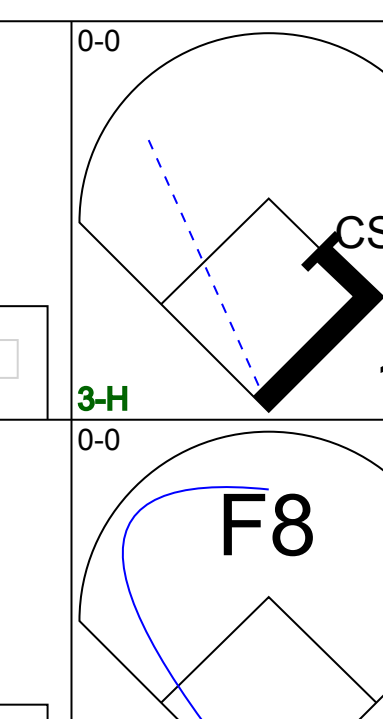
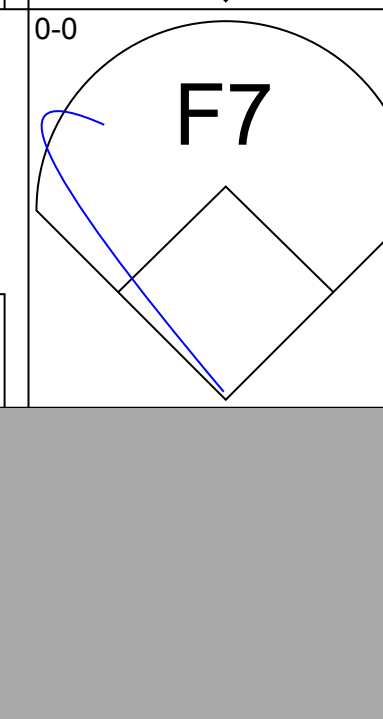

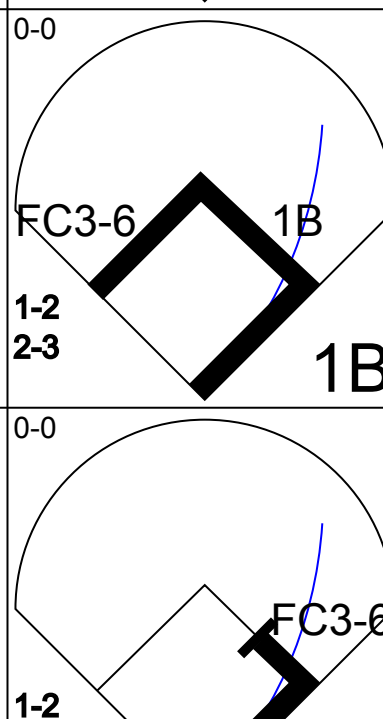
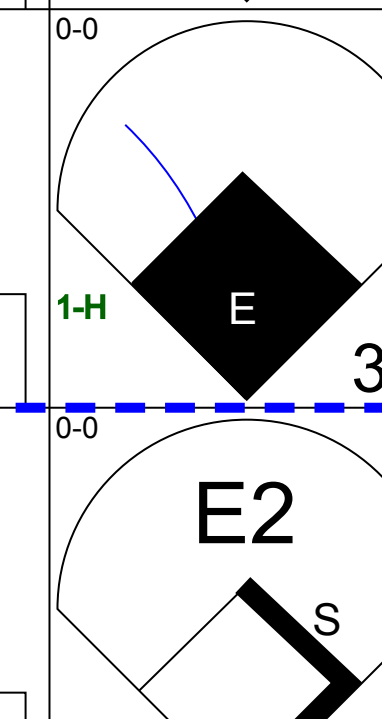
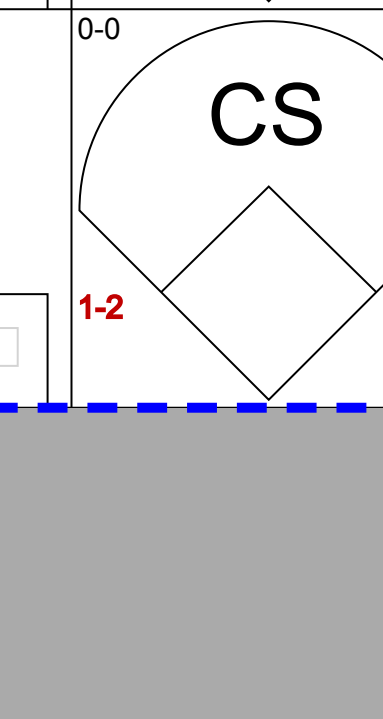

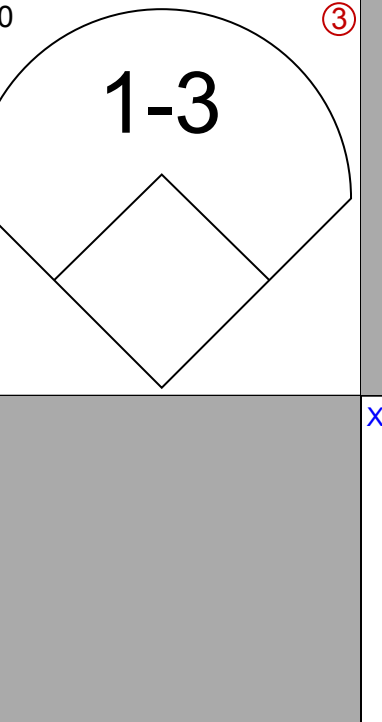
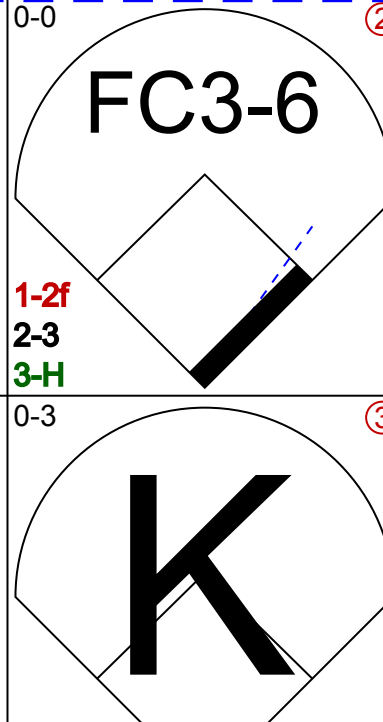
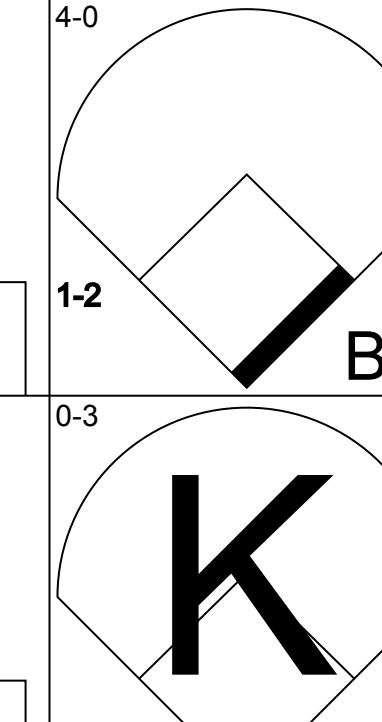

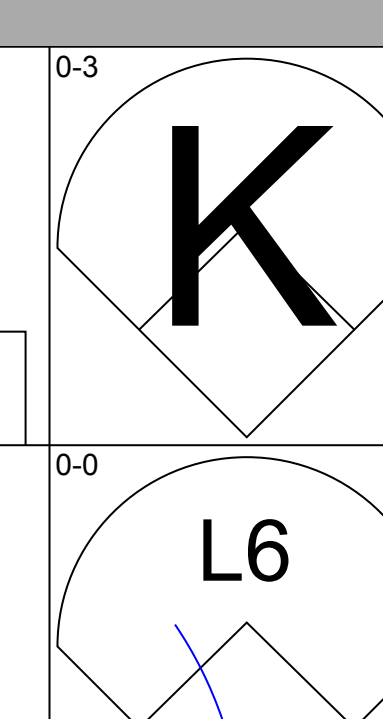
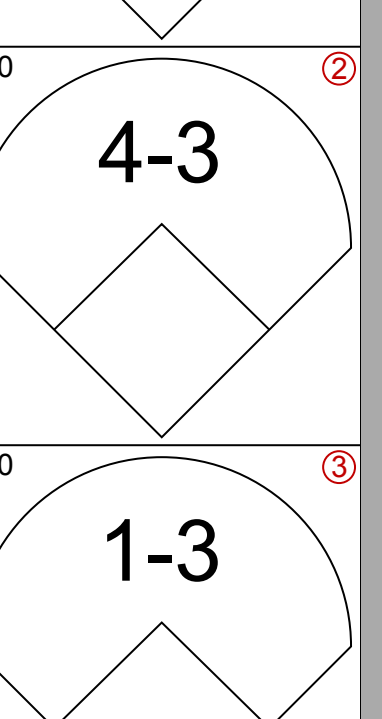
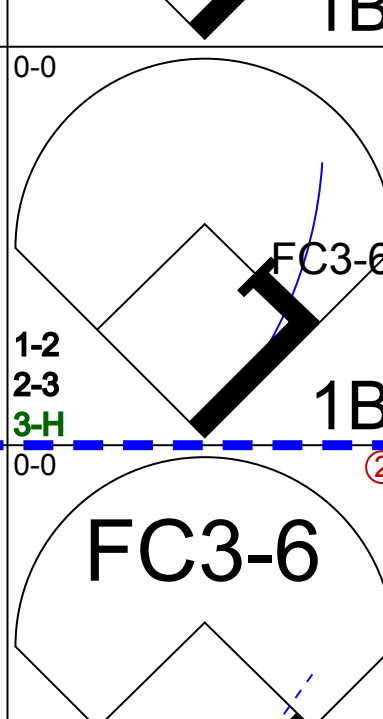
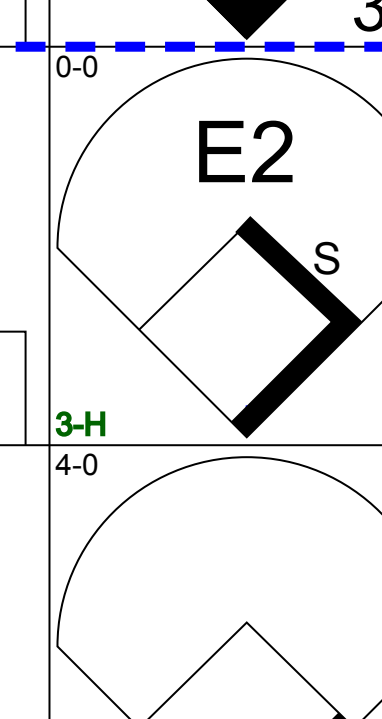
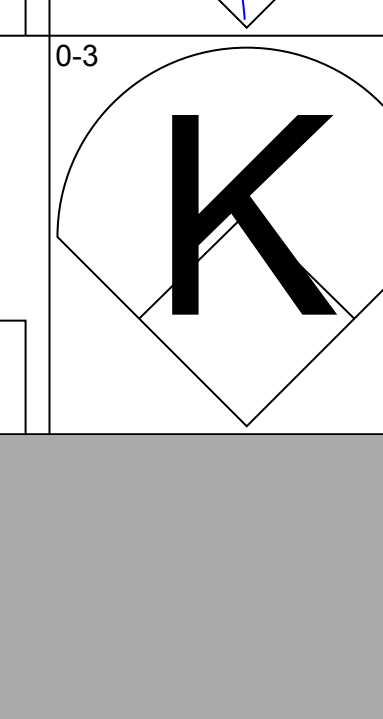


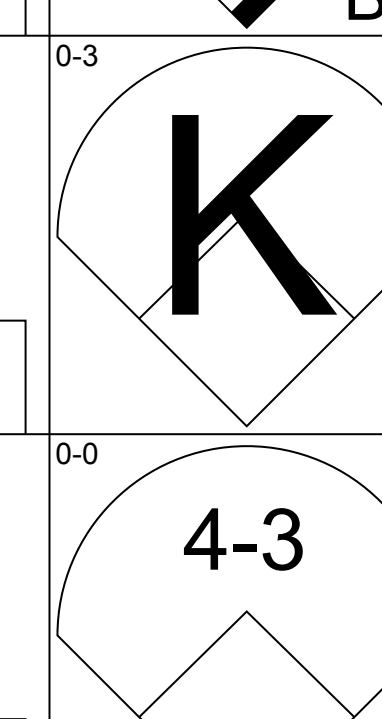

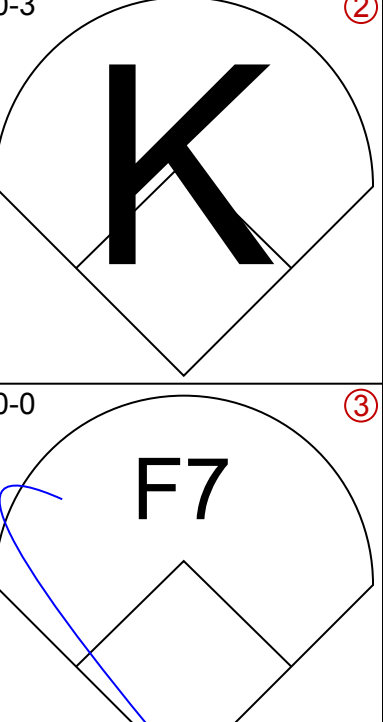

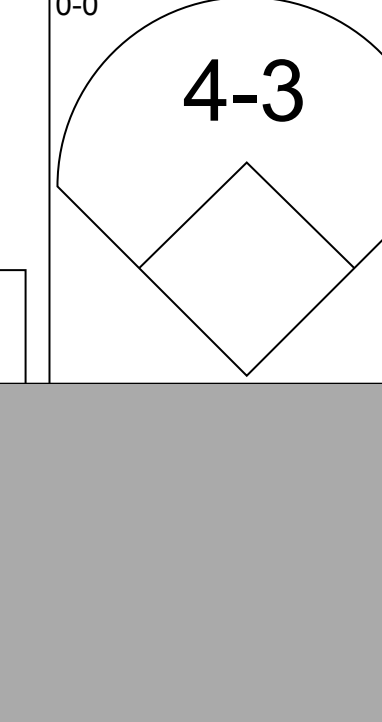
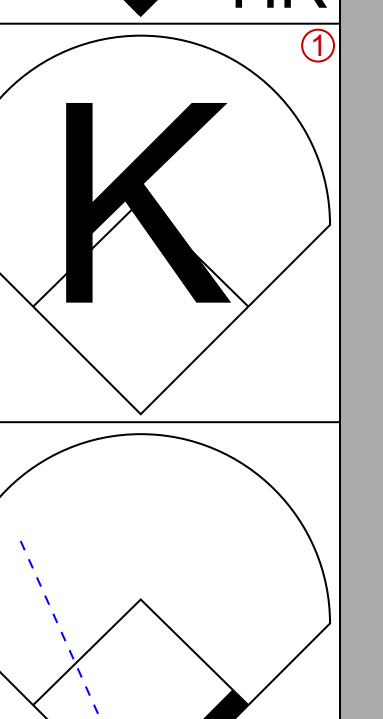
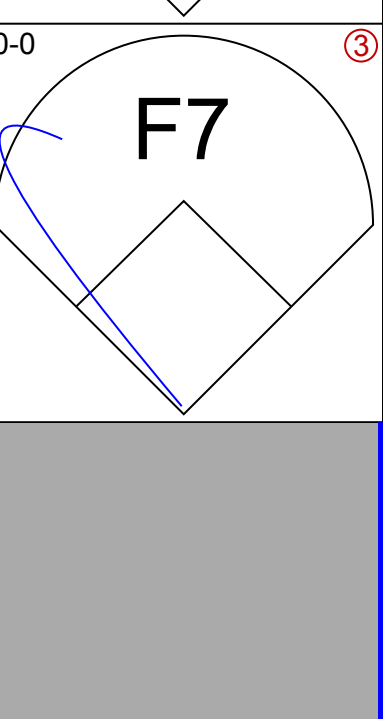
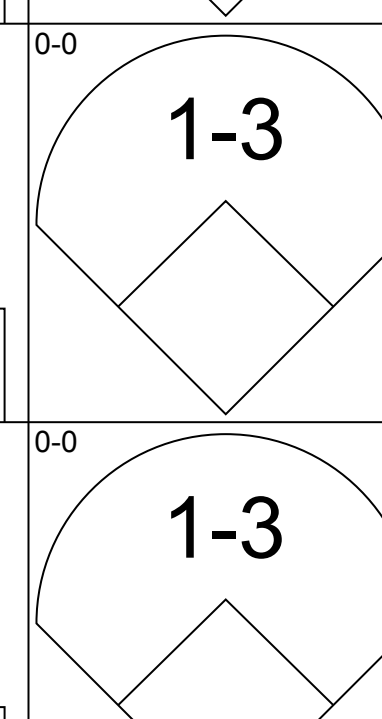

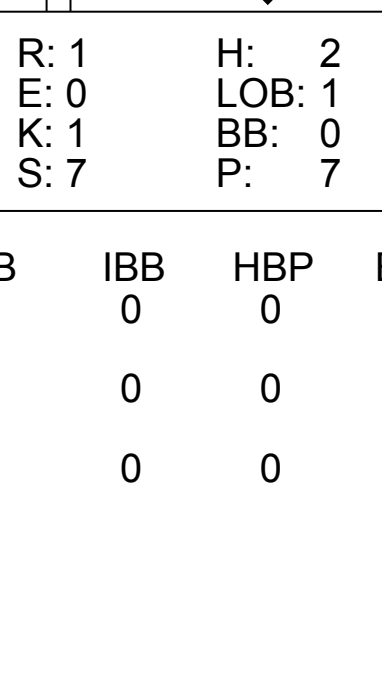
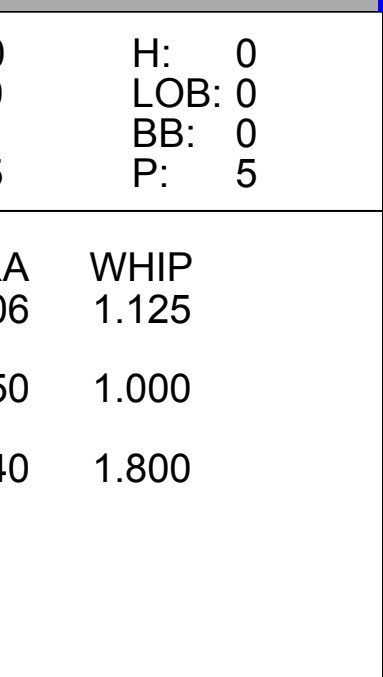
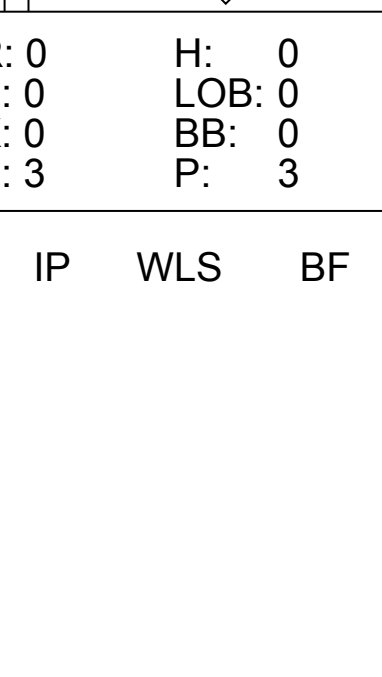

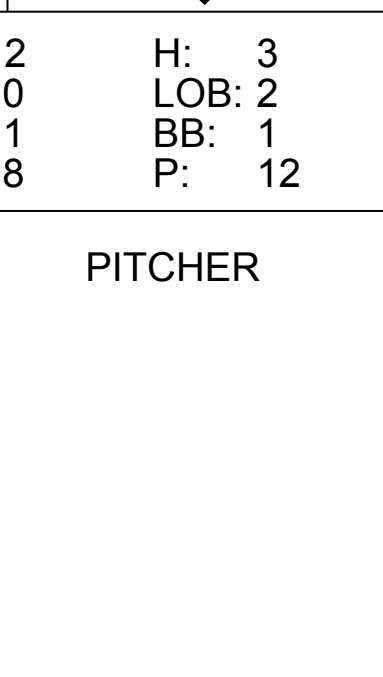

AB	30
R	1
H	3
RBI	0
BB	2
SO	7
LOB	11



Batter	1	2	3	4	5	6	7	8	9	AB	R	H	RBI	BB	SO	LOB	BOTTOM			
Bob Lillis, R (1, 4) OBP: 0.279, SLG: 0.275	4-3		F3		5-3		E SH3-4 1B			4	0	1	0	0	0	0	Chicago Cubs @ Houston Colt 45's Colt Stadium, Houston, TX Sat Aug 18 1962, 4:33 AM EDT Sunny - 92 F			
Al Spangler, L (1, 7) OBP: 0.399, SLG: 0.402	BB 2B 1B		P8		1B		SH3-4		3	1	2	0	0	0	0					
Al Heist, R (1, 8) OBP: 0.333, SLG: 0.273	P4		4-0 BB		1-3 1B		K		3	0	1	0	1	1	2					
Roman Mejias, R (1, 9) OBP: 0.343, SLG: 0.481	4-0 BB 1-2 2B BB		F7		G6-4-3 1B		E6		3	1	0	0	1	0	4					
Norm Larker, L (1, 3) OBP: 0.348, SLG: 0.377	1-1 2-H 2B		F5		F8		F4		4	0	1	2	0	0	2					
Bob Aspromonte, R (1, 5) OBP: 0.351, SLG: 0.401	6-3		CS 2B		6-3		5-3		4	0	1	0	0	0	1					
Jim Campbell, R (1, 2) OBP: 0.224, SLG: 0.189		6-3		FC5 1B BB 2-3		E 1B BB		1-3	2	0	0	0	2	0	0					
J C Hartman, R (1, 6) OBP: 0.246, SLG: 0.277		E3 CS		1-2 1B		E7 1B		1-3	4	0	2	0	0	0	0					
George Brunet, R (1, 1) OBP: 0.250, SLG: 0.250		K 1-2		FC5 2-3		K			3	0	0	0	0	2	5					
Inning Stats	R: 2 E: 0 K: 0 S: 5	H: 2 LOB: 1 BB: 1 P: 9	R: 0 E: 1 K: 1 S: 5	H: 0 LOB: 0 BB: 0 P: 5	R: 0 E: 0 K: 0 S: 3	H: 0 LOB: 1 BB: 1 P: 7	R: 0 E: 0 K: 0 S: 4	H: 2 LOB: 2 BB: 1 P: 8	R: 0 E: 0 K: 1 S: 4	H: 2 LOB: 1 BB: 0 P: 4	R: 0 E: 1 K: 1 S: 6	H: 1 LOB: 2 BB: 1 P: 10	R: 0 E: 1 K: 1 S: 7	H: 1 LOB: 2 BB: 0 P: 7	R: 0 E: 0 K: 0 S: 3	H: 0 LOB: 0 BB: 0 P: 3		1B: 6 2B: 2 3B: 0 HR: 0	SF: 0 SAC: 1 DP: 1 HBP: 0	WP: 0 PB: 0 SB: 0 CS: 2
PITCHER Cal Koonce, R (1, 1) ERA: 3.96	IP: 7.0 WLS: L BF: 32 H: 8 R: 2 ER: 2 SO: 3 BB: 4 IBB: 0 HBP: 0 BLK: 0 WP: 0 HR: 0 S: 34 P: 50 ERA: 2.57 WHIP: 1.714											PITCHER Dave Gerard, R (8, 1) ERA: 4.76	IP: 1.0 WLS: 3 BF: 0 H: 0 R: 0 ER: 0 SO: 0 BB: 0 IBB: 0 HBP: 0 BLK: 0 WP: 0 HR: 0 S: 3 P: 3 ERA: 0.00 WHIP: 0.000							

AB	30
R	2
H	8
RBI	2
BB	4
SO	3
LOB	14

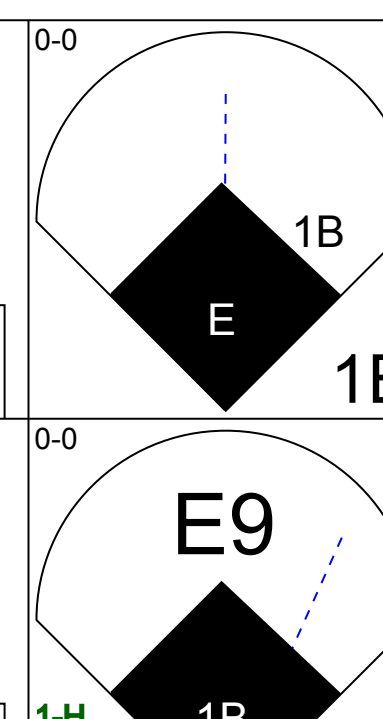
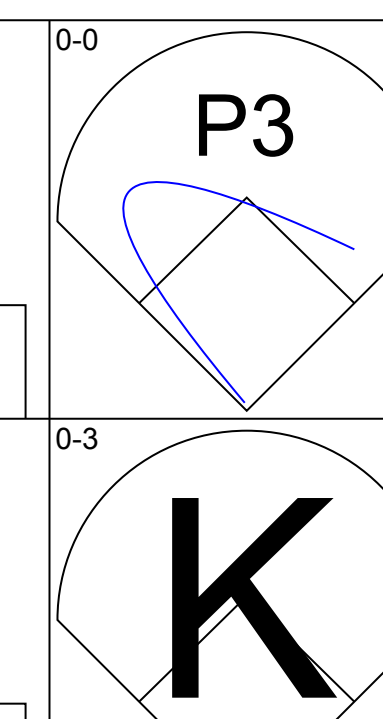
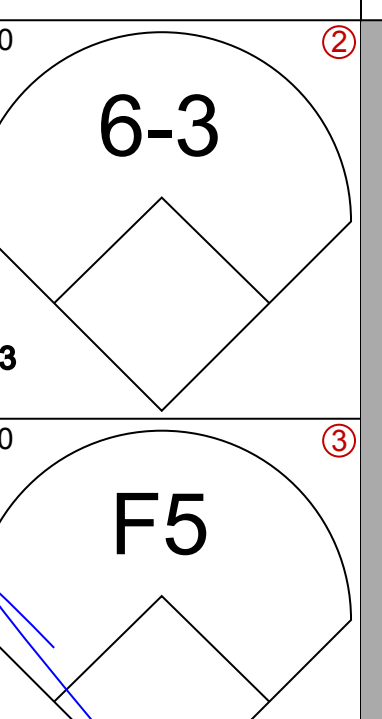
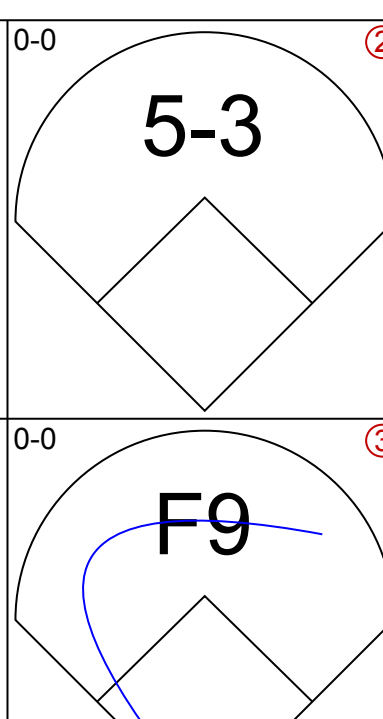
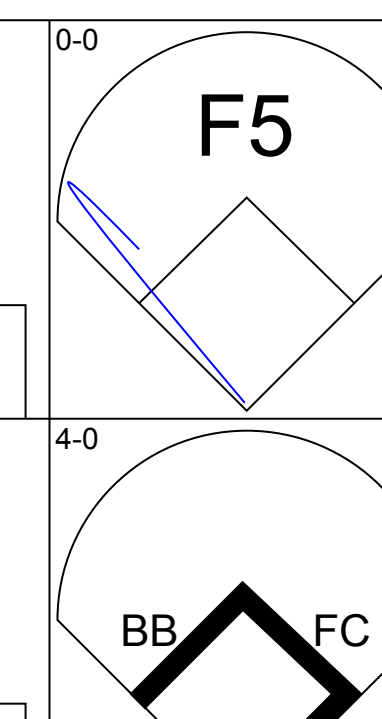
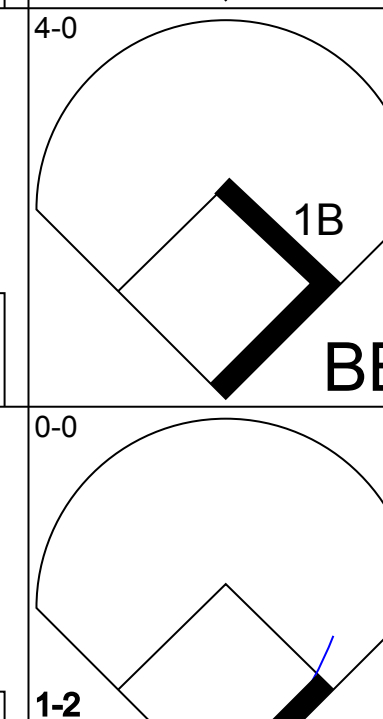



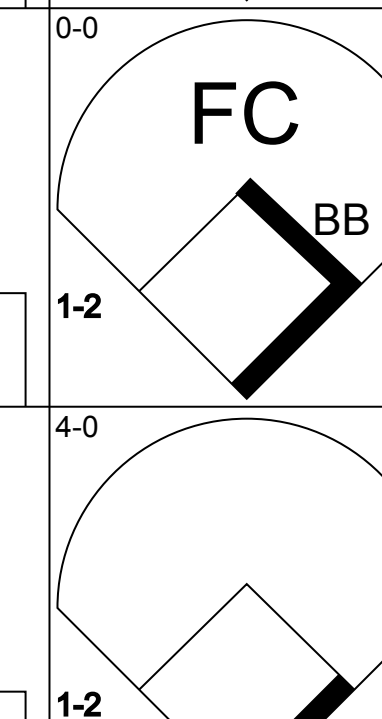
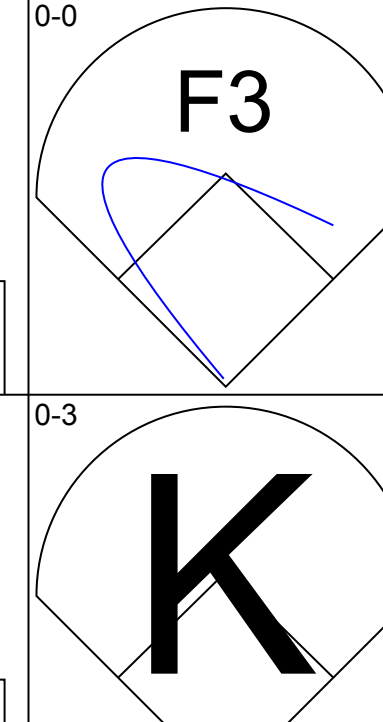
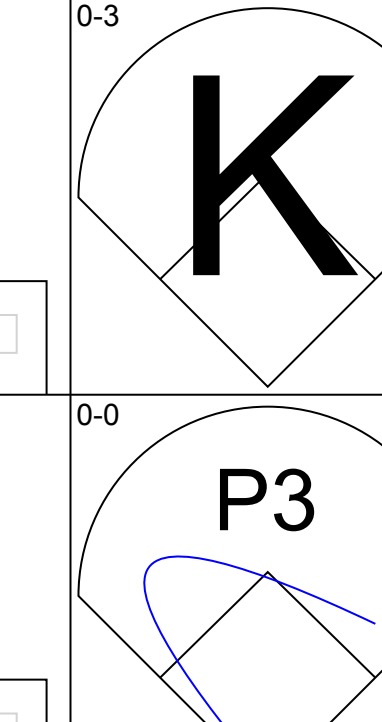
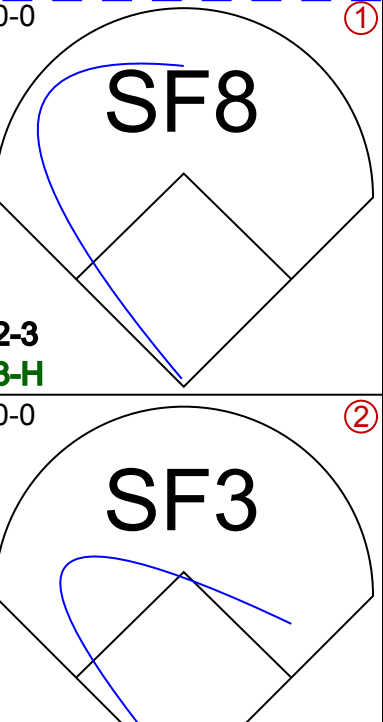
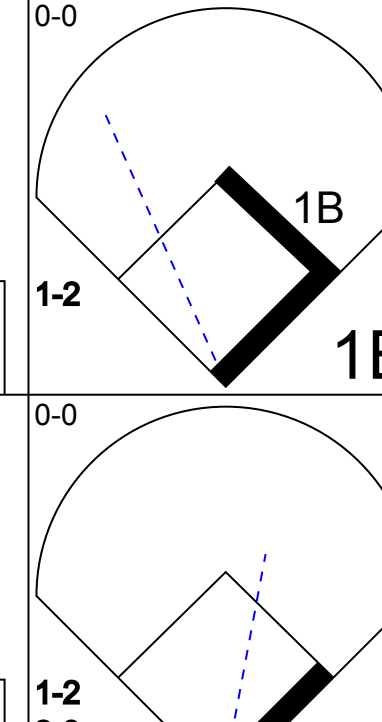
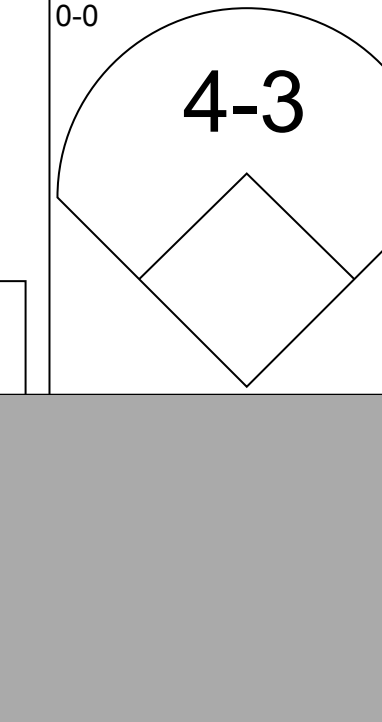

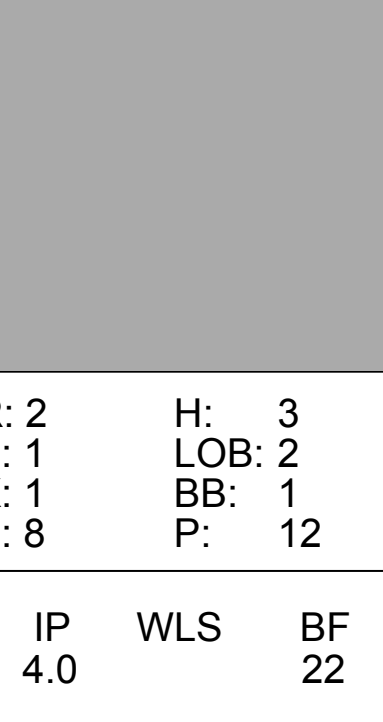
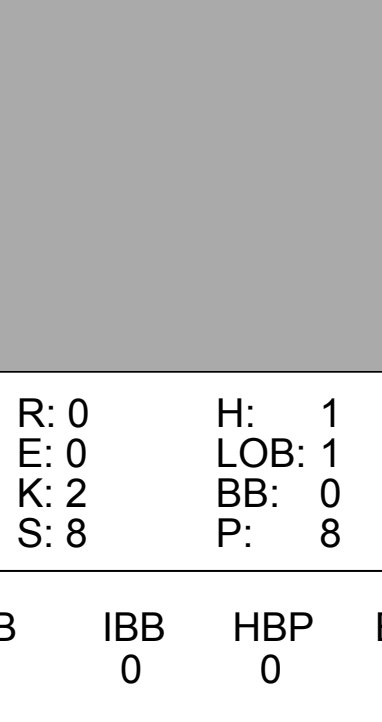
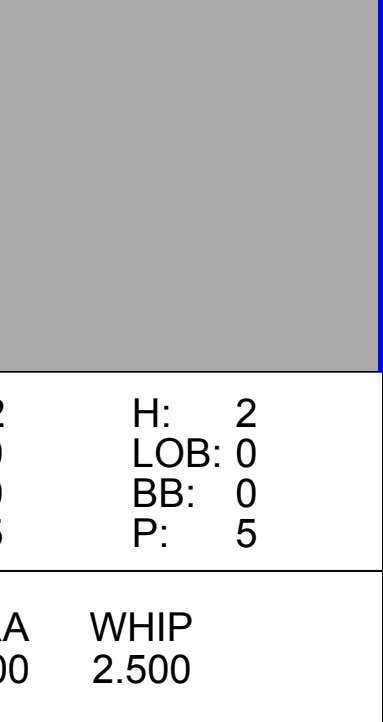
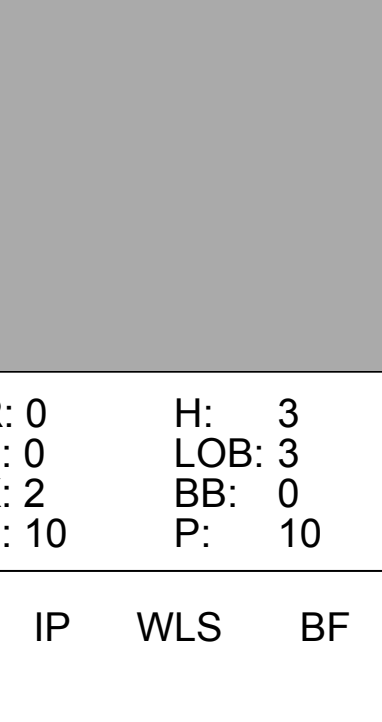
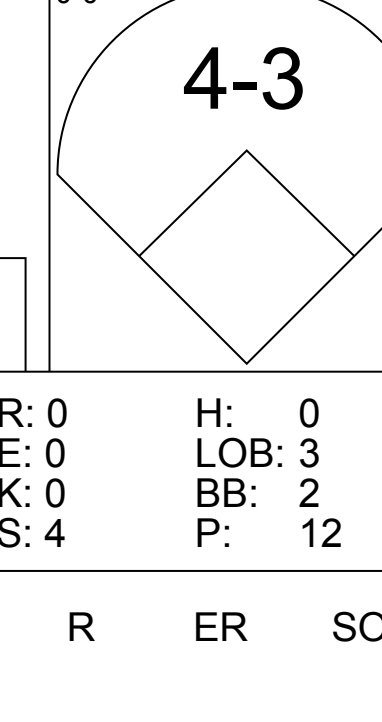


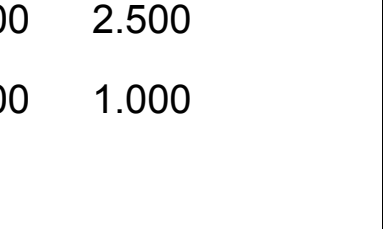




Batter	1	2	3	4	5	6	7	8	9	AB	R	H	RBI	BB	SO	LOB	TOP								
Lou Brock, L OBP: 0.327, SLG: 0.434 (1, 8)										3	2	1	1	2	1	1									
Ron Santo, R OBP: 0.300, SLG: 0.383 (1, 5)										5	0	0	0	0	0	5									
Don Landrum, L OBP: 0.390, SLG: 0.355 (1, 9)										4	1	2	1	0	0	0									
Billy Williams, L OBP: 0.374, SLG: 0.495 (1, 7)										4	0	1	2	0	1	0									
George Altman, L OBP: 0.393, SLG: 0.524 (1, 3)										3	0	0	1	1	0	2									
Andre Rodgers, R OBP: 0.346, SLG: 0.394 (1, 6)										4	0	0	0	0	3	4									
Ken Hubbs, R OBP: 0.303, SLG: 0.366 (1, 4)										4	1	1	1	0	1	2									
Cuno Barragan, R OBP: 0.270, SLG: 0.248 (1, 2)										4	1	1	0	0	1	0									
Glen Hobbie, R OBP: 0.191, SLG: 0.136 (5, 1)										1	0	1	0	0	0	0									
Al Lary, R OBP: 0.429, SLG: 0.200 (7, PH)										1	1	1	0	0	0	0									
Bob Will, R OBP: 0.337, SLG: 0.355 (7, PH)										1	0	0	0	0	0	0									
Don Elston, R OBP: 0.327, SLG: 0.355 (7, PH)										1	0	0	0	0	0	0									
14 Ernie Banks, R OBP: 0.319, SLG: 0.320 (9, PH)										1	0	0	0	0	1	1									
Don Cardwell, R OBP: 0.190, SLG: 0.287 (9, PH)										0	0	0	0	0	0	0									
Inning Stats	R: 0 E: 0 K: 1 S: 5	H: 0 LOB: 0 BB: 0 P: 5	R: 0 E: 0 K: 2 S: 7	H: 0 LOB: 0 BB: 0 P: 7	R: 1 E: 0 K: 1 S: 7	H: 2 LOB: 1 BB: 0 P: 7	R: 0 E: 0 K: 0 S: 3	H: 0 LOB: 0 BB: 0 P: 3	R: 0 E: 0 K: 1 S: 5	H: 0 LOB: 0 BB: 0 P: 5	R: 2 E: 0 K: 1 S: 8	H: 3 LOB: 2 BB: 1 P: 12	R: 0 E: 0 K: 0 S: 3	H: 0 LOB: 0 BB: 0 P: 3	R: 2 E: 1 K: 1 S: 7	H: 1 LOB: 2 BB: 2 P: 15	R: 1 E: 0 K: 1 S: 6	H: 2 LOB: 0 BB: 0 P: 6	1B: 5 2B: 0 3B: 2 HR: 1	SF: 0 SAC: 0 DP: 0 HBP: 0	WP: 0 PB: 0 SB: 1 CS: 1	PA: 39			
PITCHER	IP	WLS	BF	H	R	ER	SO	BB	IBB	HBP	BLK	WP	HR	S	P	ERA	WHIP								
Ken Johnson, R ERA: 3.92 (1, 1)	5.1		22	5	3	3	5	1	0	0	0	0	1	31	35	5.06	1.125								
Jim Golden, R ERA: 3.9 (6, 1)	2.0		8	1	2	1	1	1	0	0	0	0	0	9	13	4.50	1.000								
Don McMahon, R ERA: 1.59 (8, 1)	1.2	L	8	2	1	1	2	1	0	0	0	0	0	11	15	5.40	1.800								

Chicago Cubs @ Houston Colt 45's
Colt Stadium, Houston, TX
Sat Aug 18 1962, 4:38 AM EDT
Att. 12,243 - Sunny - 80 F

AB	35
R	6
H	8
RBI	6
BB	3
SO	8
LOB	15



Batter	1	2	3	4	5	6	7	8	9	AB	R	H	RBI	BB	SO	LOB	BOTTOM								
Bob Lillis, R OBP: 0.278, SLG: 0.274 (1, 4)										5	1	1	0	0	0	3									
Al Spangler, L OBP: 0.395, SLG: 0.400 (1, 7)										4	1	1	0	1	1	3									
Carl Warwick, R OBP: 0.302, SLG: 0.402 (6, PH)										3	1	1	0	1	2	0									
Al Heist, R OBP: 0.320, SLG: 0.261 (9, 8)										1	0	0	0	0	0	1									
Norm Larker, L OBP: 0.355, SLG: 0.386 (1, 3)										4	1	4	1	1	0	0									
Bob Aspromonte, R OBP: 0.350, SLG: 0.399 (1, 5)										4	0	1	1	0	1	6									
Jim Pendleton, R OBP: 0.274, SLG: 0.384 (1, 9)										4	0	2	1	0	1	3									
Hal Smith, R OBP: 0.258, SLG: 0.358 (1, 2)										5	1	1	1	0	1	6									
Joey Amalfitano, R OBP: 0.318, SLG: 0.297 (9, PR)										0	0	0	0	0	0	0									
J C Hartman, R OBP: 0.271, SLG: 0.314 (1, 6)										5	0	3	0	0	0	4									
Ken Johnson, R OBP: 0.114, SLG: 0.116 (1, 1)										1	0	0	0	0	1	1									
Jim Golden, L OBP: 0.209, SLG: 0.326 (6, 1)										0	0	0	0	0	0	0									
Don McMahon, R OBP: 0.125, SLG: 0.125 (8, 1)										1	0	0	0	0	0	0									
Billy Goodman, L OBP: 0.303, SLG: 0.294 (9, PH)										1	0	0	0	0	0	1									
Inning Stats	R: 2 E: 1 K: 1 S: 8	H: 3 LOB: 2 BB: 1 P: 12	R: 0 E: 0 K: 1 S: 6	H: 1 LOB: 1 BB: 0 P: 6	R: 0 E: 0 K: 2 S: 8	H: 1 LOB: 1 BB: 0 P: 8	R: 1 E: 0 K: 1 S: 7	H: 2 LOB: 1 BB: 0 P: 7	R: 2 E: 0 K: 0 S: 5	H: 2 LOB: 0 BB: 0 P: 5	R: 0 E: 0 K: 0 S: 4	H: 1 LOB: 1 BB: 0 P: 4	R: 0 E: 0 K: 2 S: 10	H: 3 LOB: 3 BB: 0 P: 10	R: 0 E: 0 K: 0 S: 4	H: 0 LOB: 3 BB: 2 P: 12	R: 0 E: 0 K: 0 S: 4	H: 1 LOB: 1 BB: 0 P: 4	1B: 11 2B: 2 3B: 0 HR: 1	SF: 2 SAC: 2 DP: 0 HBP: 0	WP: 0 PB: 0 SB: 0 CS: 0	PA: 45			
PITCHER	IP	WLS	BF	H	R	ER	SO	BB	IBB	HBP	BLK	WP	HR	S	P	ERA	WHIP								
Glen Hobbie, R ERA: 5.49 (1, 1)	4.0		22	9	5	4	5	1	0	0	0	0	0	7	7	0.00	0.500								
Al Lary, R ERA: 6.21 (5, 1)	2.0		7	1	0	0	0	0	0	0	0	0	0	7	7	0.00	0.500								
Don Elston, R ERA: 2.8 (7, 1)	2.0	W	12	3	0	0	2	2	0	0	0	0	0	14	22	0.00	2.500								
Don Cardwell, R ERA: 4.78 (9, 1)	1.0	S	4	1	0	0	0	0	0	0	0	0	0	4	4	0.00	1.000								

Chicago Cubs @ Houston Colt 45's
Colt Stadium, Houston, TX
Sat Aug 18 1962, 4:38 AM EDT
Att. 12,243 - Sunny - 80 F

AB	38
R	5
H	14
RBI	4
BB	3
SO	7
LOB	28



Batter	1	2	3	4	5	6	7	8	9	AB	R	H	RBI	BB	SO	LOB	TOP		
Don Landrum, L (1,9) OBP: 0.399, SLG: 0.360										3	1	2	0	2	0	0			
Ken Hubbs, R (1,4) OBP: 0.391, SLG: 0.363										4	1	0	0	0	2	5			
Lou Brock, L (1,8) OBP: 0.325, SLG: 0.436										5	1	1	1	0	2	5			
Billy Williams, L (1,7) OBP: 0.376, SLG: 0.495										4	2	1	1	1	2				
George Altman, L (1,3) OBP: 0.397, SLG: 0.530										5	0	4	2	0	0	2			
Ron Santo, R (1,5) OBP: 0.299, SLG: 0.380										4	0	0	0	1	2	4			
Andre Rodgers, R (1,6) OBP: 0.344, SLG: 0.389										4	0	0	0	1	0	4			
Dick Bertell, R (1,2) OBP: 0.327, SLG: 0.358										4	0	1	0	0	0	0			
Bob Buhl, R (1,1) Bob Anderson, R (8,1) OBP: 0.167, SLG: 0.217										4	0	0	0	0	1	2			
										0	0	0	0	0	0	0			
Inning Stats	R: 1 E: 1 K: 1 S: 7	H: 1 LOB: 3 BB: 2 P: 15	R: 0 E: 0 K: 3 S: 5	H: 0 LOB: 0 BB: 0 P: 5	R: 0 E: 0 K: 3 S: 11	H: 2 LOB: 2 BB: 0 P: 11	R: 0 E: 0 K: 0 S: 3	H: 0 LOB: 0 BB: 1 P: 3	R: 0 E: 0 K: 0 S: 4	H: 1 LOB: 2 BB: 1 P: 8	R: 3 E: 1 K: 1 S: 8	H: 3 LOB: 1 BB: 1 P: 12	R: 0 E: 0 K: 2 S: 9	H: 2 LOB: 3 BB: 1 P: 13	R: 0 E: 0 K: 0 S: 4	H: 1 LOB: 1 BB: 0 P: 4	1B: 8 2B: 1 3B: 1 HR: 0	SF: 0 SAC: 1 DP: 0 HBP: 0	WP: 0 PA: 43 PB: 0 SB: 0 CS: 0
PITCHER	IP WLS BF H R ER SO BB IBB HBP BLK WP HR S P ERA WHIP																		
Hal Woodeshick, L (1,1) ERA: 3.94	4.0 L 18 3 1 0 5 2 0 0 0 0 0 0 26 34 0.00 1.250																		
Russ Kemmerer, R (5,1) ERA: 3.49	2.2 14 4 3 3 0 2 0 0 0 0 0 0 12 20 10.12 2.250																		
Jim Umbricht, R (7,1) ERA: 2.88	0.1 1 0 0 0 1 0 0 0 0 0 0 0 3 3 0.00 0.000																		
Bobby Tiefenauer, R (8,1) ERA: 3.56	2.0 10 3 0 0 2 1 0 0 0 0 0 0 13 17 0.00 2.000																		

Batter	1	2	3	4	5	6	7	8	9	AB	R	H	RBI	BB	SO	LOB	BOTTOM		
Bob Lillis, R (1,4) OBP: 0.278, SLG: 0.273										4	0	1	0	0	0	0			
Al Spangler, L (1,7) OBP: 0.401, SLG: 0.399										3	1	1	0	1	0	1			
Al Heist, R (1,8) OBP: 0.310, SLG: 0.259										4	1	1	0	0	0	2			
Norm Larker, L (1,3) OBP: 0.354, SLG: 0.385										4	0	1	1	0	0	0			
Bob Aspromonte, R (1,5) OBP: 0.349, SLG: 0.401										4	1	1	1	0	0	1			
Carl Warwick, R (1,9) OBP: 0.304, SLG: 0.402										3	0	1	1	1	1	1			
Jim Campbell, R (1,2) OBP: 0.246, SLG: 0.214										3	0	2	0	0	0	0			
Hal Smith, R (8,2) OBP: 0.257, SLG: 0.357										1	0	0	0	0	0	0			
J C Hartman, R (1,6) OBP: 0.264, SLG: 0.306										2	0	0	0	0	0	2			
Roman Mejias, R (7,PH) OBP: 0.342, SLG: 0.480										1	0	0	0	0	0	2			
Bobby Tiefenauer, R (8,1) OBP: 0.273, SLG: 0.383										0	0	0	0	0	0	0			
Jim Pendleton, R (9,PH) OBP: 0.273, SLG: 0.383										1	0	0	0	0	1	0			
Hal Woodeshick, R (1,1) OBP: 0.114, SLG: 0.088										1	0	0	0	0	0	0			
Russ Kemmerer, R (5,1) OBP: 0.500, SLG: 0.333										1	0	0	0	0	0	0			
Jim Umbricht, R (7,1) OBP: 0.299, SLG: 0.290										0	0	0	0	0	0	0			
Billy Goodman, L (7,PH) OBP: 0.299, SLG: 0.290										2	0	0	0	0	0	2			
Inning Stats	R: 0 E: 0 K: 0 S: 3	H: 0 LOB: 0 BB: 0 P: 3	R: 0 E: 0 K: 1 S: 5	H: 0 LOB: 0 BB: 0 P: 5	R: 0 E: 0 K: 0 S: 3	H: 0 LOB: 0 BB: 0 P: 3	R: 0 E: 0 K: 0 S: 2	H: 0 LOB: 0 BB: 1 P: 6	R: 0 E: 0 K: 0 S: 4	H: 1 LOB: 2 BB: 1 P: 8	R: 1 E: 0 K: 0 S: 6	H: 3 LOB: 2 BB: 0 P: 6	R: 2 E: 0 K: 0 S: 6	H: 3 LOB: 1 BB: 0 P: 6	R: 0 E: 0 K: 1 S: 5	H: 0 LOB: 0 BB: 0 P: 5	1B: 7 2B: 1 3B: 0 HR: 0	SF: 0 SAC: 0 DP: 1 HBP: 0	WP: 0 PA: 36 PB: 0 SB: 0 CS: 0
PITCHER	IP WLS BF H R ER SO BB IBB HBP BLK WP HR S P ERA WHIP																		
Bob Buhl, R (1,1) ERA: 4.28	7.1 W 31 8 3 3 1 2 0 0 0 0 0 0 31 39 3.68 1.364																		
Bob Anderson, R (8,1) ERA: 4.53	1.2 S 5 0 0 0 1 0 0 0 0 0 0 0 7 7 0.00 0.000																		

Chicago Cubs @ Houston Colt 45's
Colt Stadium, Houston, TX
Sun Aug 19 1962, 4:33 AM EDT
Att: 4,543 - Sunny - 91 F

AB	37
R	4
H	10
RBI	4
BB	5
SO	8
LOB	24



Chicago Cubs @ Houston Colt 45's
Colt Stadium, Houston, TX
Sun Aug 19 1962, 4:33 AM EDT
Att: 4,543 - Sunny - 91 F


AB	34
R	3
H	8
RBI	3
BB	2
SO	2
LOB	11



Batter	1	2	3	4	5	6	7	8	9	AB	R	H	RBI	BB	SO	LOB	TOP					
Leo Cardenas, R OBP: 0.324, SLG: 0.395 (1, 6)										5	1	3	0	0	0	3						
Marty Keough, L OBP: 0.360, SLG: 0.417 (1, 7)										4	1	2	2	0	1	2						
Vada Pinson, L OBP: 0.338, SLG: 0.483 (1, 8)										4	0	0	0	0	2	2						
Frank Robinson, R OBP: 0.418, SLG: 0.646 (1, 9)										4	0	1	0	0	0	1						
Gordy Coleman, L OBP: 0.324, SLG: 0.488 (1, 3)										4	0	2	0	0	0	0						
Johnny Edwards, L OBP: 0.322, SLG: 0.384 (1, 2)										4	0	0	0	0	0	3						
Gene Freese, R OBP: 0.444, SLG: 0.286 (1, 5)										3	0	0	0	1	1	0						
Bill Henry, L OBP: 0.333, SLG: 0.333 (9, 1)										0	0	0	0	0	0	0						
Don Zimmer, R OBP: 0.272, SLG: 0.305 (1, 4)										3	0	1	0	1	0	3						
Jim Maloney, L OBP: 0.267, SLG: 0.276 (1, 1)										3	0	0	0	0	1	1						
Jerry Lynch, L OBP: 0.345, SLG: 0.487 (9, PH)										0	0	0	0	1	0	0						
Don Blasingame, L OBP: 0.352, SLG: 0.334 (9, 4)										0	0	0	0	0	0	0						
Inning Stats	R: 0 E: 0 K: 1 S: 6	H: 2 LOB: 1 BB: 0 P: 6	R: 0 E: 0 K: 1 S: 5	H: 0 LOB: 0 BB: 0 P: 5	R: 0 E: 0 K: 1 S: 5	H: 0 LOB: 1 BB: 1 P: 9	R: 0 E: 0 K: 1 S: 7	H: 2 LOB: 3 BB: 1 P: 11	R: 0 E: 0 K: 1 S: 6	H: 1 LOB: 1 BB: 0 P: 6	R: 0 E: 0 K: 0 S: 3	H: 0 LOB: 0 BB: 0 P: 3	R: 0 E: 0 K: 0 S: 3	H: 0 LOB: 0 BB: 0 P: 3	R: 2 E: 0 K: 0 S: 6	H: 3 LOB: 1 BB: 0 P: 6	R: 0 E: 0 K: 0 S: 3	H: 1 LOB: 1 BB: 1 P: 7	1B: 5 2B: 3 3B: 0 HR: 1	SF: 0 SAC: 0 DP: 1 HBP: 0	WP: 0 PB: 0 SB: 0 CS: 1	PA: 37
PITCHER	IP	WLS	BF	H	R	ER	SO	BB	IBB	HBP	BLK	WP	HR	S	P	ERA	WHIP					
Don Cardwell, R ERA: 4.65 (1, 1)	8.0	L	33	8	2	2	5	1	1	0	0	0	0	41	49	2.25	1.125					
Don Elston, R ERA: 2.75 (9, 1)	1.0	S	4	1	0	0	0	1	0	0	0	0	0	3	7	0.00	2.000					

Cincinnati Reds @ Chicago Cubs
Wrigley Field, Chicago, IL
Tue Aug 21 1962, 3:33 AM CDT
Att: 9,617 - Sunny


AB 34
R 2
H 9
RBI 2
BB 3
SO 5
LOB 15



Batter	1	2	3	4	5	6	7	8	9	AB	R	H	RBI	BB	SO	LOB	BOTTOM					
Don Landrum, L OBP: 0.396, SLG: 0.354 (1, 8)										3	0	0	0	1	1	2						
Ken Hubbs, R OBP: 0.299, SLG: 0.360 (1, 4)										4	0	0	0	0	2	4						
Billy Williams, L OBP: 0.375, SLG: 0.493 (1, 7)										4	0	1	0	0	1	0						
14 Ernie Banks, R OBP: 0.309, SLG: 0.516 (1, 3)										4	0	0	0	0	1	1						
George Altman, L OBP: 0.394, SLG: 0.525 (1, 9)										4	0	0	0	0	0	0						
Ron Santo, R OBP: 0.297, SLG: 0.378 (1, 5)										3	0	0	0	0	1	0						
Andre Rodgers, R OBP: 0.346, SLG: 0.395 (1, 6)										3	0	2	0	0	0	0						
Dick Bertell, R OBP: 0.322, SLG: 0.352 (1, 2)										3	0	0	0	0	2	2						
Don Cardwell, R OBP: 0.173, SLG: 0.104 (1, 1)										2	0	1	0	0	1	1						
Bob Will, L OBP: 0.344, SLG: 0.355 (8, PH)										0	0	0	0	1	0	0						
Lou Brock, L OBP: 0.325, SLG: 0.436 (8, PR)										0	0	0	0	0	0	0						
Don Elston, R ERA: 4.91 (9, 1)										0	0	0	0	0	0	0						
Inning Stats	R: 0 E: 0 K: 2 S: 7	H: 0 LOB: 0 BB: 0 P: 7	R: 0 E: 0 K: 0 S: 3	H: 0 LOB: 0 BB: 0 P: 3	R: 0 E: 0 K: 2 S: 8	H: 1 LOB: 2 BB: 1 P: 12	R: 0 E: 0 K: 1 S: 5	H: 0 LOB: 0 BB: 0 P: 5	R: 0 E: 0 K: 1 S: 6	H: 1 LOB: 1 BB: 0 P: 6	R: 0 E: 0 K: 0 S: 3	H: 0 LOB: 0 BB: 0 P: 3	R: 0 E: 0 K: 1 S: 5	H: 0 LOB: 0 BB: 0 P: 5	R: 0 E: 0 K: 2 S: 8	H: 1 LOB: 2 BB: 1 P: 12	R: 0 E: 0 K: 0 S: 3	H: 1 LOB: 1 BB: 1 P: 3	1B: 3 2B: 1 3B: 0 HR: 0	SF: 0 SAC: 0 DP: 1 HBP: 0	WP: 0 PB: 0 SB: 0 CS: 0	PA: 32
PITCHER	IP	WLS	BF	H	R	ER	SO	BB	IBB	HBP	BLK	WP	HR	S	P	ERA	WHIP					
Jim Maloney, R ERA: 4.06 (1, 1)	8.0	W	29	3	0	0	9	2	0	0	0	0	0	45	53	0.00	0.625					
Bill Henry, L ERA: 4.91 (9, 1)	1.0	S	3	1	0	0	0	0	0	0	0	0	0	3	3	0.00	1.000					

Cincinnati Reds @ Chicago Cubs
Wrigley Field, Chicago, IL
Tue Aug 21 1962, 3:33 AM CDT
Att: 9,617 - Sunny

AB 30
R 0
H 4
RBI 0
BB 2
SO 9
LOB 10



Batter	1	2	3	4	5	6	7	8	9	AB	R	H	RBI	BB	SO	LOB	TOP					
Eddie Kasko, R OBP: 0.306, SLG: 0.334 (1, 5)	F2		BB 1B	FC3-2 1B BB	P4		CS 1B	5-3	1-2 2-3 3-H 1B	6	1	3	1	1	0	1						
Don Blasingame, L OBP: 0.351, SLG: 0.332 (1, 4)	BB		F5	FC3-2 1B BB		1B 1B	E5 1B	E8 HR	1-3	6	3	1	0	1	0	7						
Vada Pinson, L OBP: 0.328, SLG: 0.490 Wally Post, R OBP: 0.323, SLG: 0.483 (1, 8) (9, 7)	F8		F9	BB 1B		1B 1B	L5			6	2	3	4	0	0	3						
Frank Robinson, R OBP: 0.419, SLG: 0.640 Joe Gaines, R OBP: 0.405, SLG: 0.457 (1, 9) (9, 9)	F5		F5	BB 1B		P3 1B	S 1B	F2		5	1	2	0	1	0	3						
Gordy Coleman, L OBP: 0.330, SLG: 0.495 (1, 3)		2B BB		K		1B 1B				4	3	3	4	2	1	3						
Marty Keough, L OBP: 0.365, SLG: 0.423 (1, 7) (9, 8)	F2		K	F8		1B 1B		HR		6	1	3	2	0	1	7						
Leo Cardenas, R OBP: 0.328, SLG: 0.399 Don Zimmer, R OBP: 0.272, SLG: 0.310 (1, 6) (9, 6)	K			1B 2B		F8	4-3 PB 1B	FC5-4 1B		5	2	2	1	1	1	2						
Johnny Edwards, L OBP: 0.324, SLG: 0.387 (1, 2)				BB 1B		F8	4-3	F7		6	0	2	1	0	0	4						
Joe Nuxhall, L OBP: 0.357, SLG: 0.385 Jim Maloney, L OBP: 0.258, SLG: 0.267 Johnny Klippstein, R OBP: 0.217, SLG: 0.286 Ted Willis, L OBP: 0.313, SLG: 0.313 (1, 1) (5, PH) (5, 1) (8, 1)	4-3			FC3-2 1B		E1	K	K		2	1	1	0	0	0	2						
Inning Stats	R: 0 E: 0 K: 0 S: 3	H: 0 LOB: 1 BB: 1 P: 7	R: 0 E: 0 K: 1 S: 6	H: 1 LOB: 2 BB: 1 P: 10	R: 0 E: 0 K: 1 S: 7	H: 2 LOB: 3 BB: 1 P: 11	R: 3 E: 0 K: 1 S: 9	H: 4 LOB: 3 BB: 2 P: 17	R: 0 E: 1 K: 0 S: 4	H: 0 LOB: 1 BB: 0 P: 4	R: 4 E: 0 K: 1 S: 10	H: 5 LOB: 1 BB: 0 P: 10	R: 3 E: 1 K: 0 S: 7	H: 4 LOB: 2 BB: 1 P: 11	R: 2 E: 1 K: 0 S: 7	H: 1 LOB: 0 BB: 0 P: 7	R: 2 E: 0 K: 0 S: 7	H: 4 LOB: 2 BB: 0 P: 7	1B: 16 2B: 3 3B: 0 HR: 2	SF: 0 SAC: 0 DP: 0 HBP: 0	WP: 0 PB: 1 CS: 1	PA: 56
PITCHER	IP WLS BF H R ER SO BB IBB HBP BLK WP HR S P ERA WHIP																					
Cal Koonce, R ERA: 4.05 (1, 1)	3.1 L 21 7 3 3 2 4 0 0 0 0 0 0 21 37 8.10 3.300																					
Al Lary, R ERA: 6.97 (4, 1)	2.0 12 4 4 4 1 1 0 0 0 0 0 0 13 17 18.00 2.500																					
Bob Anderson, R ERA: 4.73 (6, 1)	1.2 11 5 3 0 1 1 0 0 0 0 0 0 12 16 0.00 3.600																					
Dave Gerard, R ERA: 5.0 (8, 1)	2.0 12 5 4 2 1 0 0 0 0 0 0 2 14 9.00 2.500																					

Cincinnati Reds @ Chicago Cubs
Wrigley Field, Chicago, IL
Thu Aug 23 1962, 3:33 AM CDT
Att: 7,289 - Sunny

AB 50
R 14
H 21
RBI 13
BB 6
SO 5
LOB 33



Batter	1	2	3	4	5	6	7	8	9	AB	R	H	RBI	BB	SO	LOB	BOTTOM			
Don Landrum, L OBP: 0.403, SLG: 0.352 (1, 9)	4-3		BB		6-3		K		G5-4-3 1B	4	0	1	0	1	1	2				
Ken Hubbs, R OBP: 0.299, SLG: 0.358 (1, 4)	F9		L8			HR BB	FC6-4		G5-4-3 1B	4	1	0	0	1	0	4				
Billy Williams, L OBP: 0.379, SLG: 0.490 (1, 7)	F9			BB BB		F8		BB BB		2	1	0	0	2	0	1				
George Altman, L OBP: 0.392, SLG: 0.526 (1, 3)		CS 1B 1B		F7		HR		BB 1B BB		3	1	2	2	1	0	1				
Ron Santo, R OBP: 0.303, SLG: 0.380 (1, 5)		1-2 1B				K		G1-2-3 BB 1B		3	0	2	1	1	1	0				
Lou Brock, L OBP: 0.323, SLG: 0.430 (1, 8)	K			F8		F7		G1-2-3 BB		3	0	0	0	1	1	4				
Andre Rodgers, R OBP: 0.351, SLG: 0.397 (1, 6)		K		K				G1-2-3 1-2 2-3 3-H 1B		4	0	1	0	0	2	7				
Dick Bertell, R OBP: 0.322, SLG: 0.347 Cuno Barragan, R OBP: 0.285, SLG: 0.243 (1, 2) (7, PH) (8, 2)			F9		P6		FC6-4 BB	F9		2	0	0	0	0	0	0				
Cal Koonce, R OBP: 0.123, SLG: 0.125 Al Lary, R OBP: 0.379, SLG: 0.167 Bob Anderson, R OBP: 0.167, SLG: 0.217 Bob Willis, L OBP: 0.144, SLG: 0.359 Dave Gerard, R OBP: 0.313, SLG: 0.313 Jim McKnight, R OBP: 0.251, SLG: 0.259 (1, 1) (4, 1) (6, 1) (7, PH) (8, 1) (9, PH)	K				4-3		F8		4-3	1	0	0	0	0	1	0				
Inning Stats	R: 0 E: 0 K: 0 S: 3	H: 0 LOB: 0 BB: 0 P: 3	R: 0 E: 0 K: 2 S: 8	H: 2 LOB: 0 BB: 0 P: 8	R: 0 E: 0 K: 1 S: 5	H: 0 LOB: 1 BB: 1 P: 9	R: 0 E: 0 K: 1 S: 5	H: 0 LOB: 2 BB: 2 P: 13	R: 0 E: 0 K: 1 S: 6	H: 1 LOB: 0 BB: 1 P: 10	R: 2 E: 0 K: 1 S: 6	H: 1 LOB: 2 BB: 1 P: 10	R: 0 E: 0 K: 0 S: 3	H: 1 LOB: 3 BB: 3 P: 15	R: 0 E: 0 K: 0 S: 3	H: 1 LOB: 0 BB: 0 P: 3	1B: 5 2B: 1 3B: 0 HR: 1	SF: 0 SAC: 0 DP: 3 HBP: 0	WP: 0 PB: 0 SB: 0 CS: 1	PA: 38
PITCHER	IP WLS BF H R ER SO BB IBB HBP BLK WP HR S P ERA WHIP																			
Joe Nuxhall, L ERA: 2.05 (1, 1)	4.0 16 2 3 3 2 4 0 0 0 0 0 1 16 32 0.00 1.250																			
Johnny Klippstein, R ERA: 4.74 (5, 1)	3.0 W 16 3 3 3 2 4 0 0 0 0 0 1 16 32 9.00 2.333																			
Ted Willis, L ERA: 5.46 (8, 1)	2.0 S 6 1 0 0 0 1 0 0 0 0 0 0 5 9 0.00 1.000																			

Cincinnati Reds @ Chicago Cubs
Wrigley Field, Chicago, IL
Thu Aug 23 1962, 3:33 AM CDT
Att: 7,289 - Sunny

AB 30
R 3
H 6
RBI 3
BB 8
SO 6
LOB 23



Batter	1	2	3	4	5	6	7	8	9	AB	R	H	RBI	BB	SO	LOB	TOP					
Amado Samuel, R OBP: 0.232, SLG: 0.266 (1, 6)	5-3		K	K			G3 1B		F2	5	0	1	0	0	2	2	Milwaukee Braves @ Chicago Cubs Wrigley Field, Chicago, IL Fri Aug 24 1962, 3:33 AM CDT Att: 6,518 - Sunny					
Gus Bell, L OBP: 0.288, SLG: 0.360 (1, 7)	4-3		4-3	F8			G3 1-2			4	0	0	0	0	0	3						
Lee Maye, L OBP: 0.294, SLG: 0.386 (1, 8)	L9		BB BB				F5		F5	3	0	0	0	1	0	1						
Hank Aaron, R OBP: 0.405, SLG: 0.626 (1, 9)		HR	BB				K		F3	3	1	1	1	1	1	1						
Joe Torre, R OBP: 0.347, SLG: 0.350 (1, 2)	E 1B		F8				F8		F7	4	0	1	0	0	0	2						
Tommie Aaron, R OBP: 0.310, SLG: 0.377 (1, 3)	E1 1B			BB G3			L8		6-3	3	1	1	0	1	0	0						
Ken Aspromonte, R OBP: 0.351, SLG: 0.320 (1, 5)	G3			G3 BB 1B					5-3	4	0	2	0	0	0	2						
Frank Bolling, R OBP: 0.329, SLG: 0.397 (1, 4)	K			G3 BB			K		F8	3	0	0	0	1	2	3						
Tony Cloninger, R OBP: 0.277, SLG: 0.277 (2, 1)	K			G3			F8		K	1	0	0	0	0	1	2						
Lew Burdette, R OBP: 0.208, SLG: 0.176 (4, PH)				1-2 2-3 3-H						1	0	0	0	0	0	0						
Eddie Mathews, R OBP: 0.322, SLG: 0.474 (4, 1)										0	0	0	1	0	0	2						
Don Nottebart, R OBP: 0.295, SLG: 0.333 (4, 1)										0	0	0	0	0	0	0						
Hawk Taylor, R OBP: 0.200, SLG: 0.200 (6, PH)										1	0	0	0	0	0	1						
Carl Willey, R OBP: 0.333, SLG: 0.366 (6, 1)										0	0	0	0	0	0	0						
Lou Johnson, R OBP: 0.321, SLG: 0.437 (9, PH)										1	0	0	0	0	1	0						
Inning Stats	R: 0 E: 0 K: 0 S: 3	H: 0 LOB: 0 BB: 0 P: 3	R: 1 E: 1 K: 2 S: 10	H: 3 LOB: 2 BB: 0 P: 10	R: 0 E: 0 K: 1 S: 5	H: 0 LOB: 2 BB: 2 P: 13	R: 1 E: 0 K: 1 S: 6	H: 1 LOB: 1 BB: 2 P: 14	R: 0 E: 0 K: 1 S: 5	H: 0 LOB: 0 BB: 0 P: 5	R: 0 E: 0 K: 1 S: 6	H: 1 LOB: 1 BB: 0 P: 6	R: 0 E: 0 K: 0 S: 4	H: 1 LOB: 1 BB: 0 P: 4	R: 0 E: 0 K: 0 S: 3	H: 0 LOB: 0 BB: 0 P: 3	R: 0 E: 0 K: 1 S: 5	H: 0 LOB: 0 BB: 0 P: 5	1B: 5 2B: 0 3B: 0 HR: 1	SF: 0 SAC: 0 DP: 0 HBP: 0	WP: 0 PB: 0 SB: 0 CS: 0	PA: 37
PITCHER Bob Buhl, R ERA: 4.15 (1, 1)	IP: 9.0 WLS: W BF: 37 H: 6 R: 2 ER: 2 SO: 7 BB: 4 IBB: 0 HBP: 0 BLK: 0 WP: 0 HR: 1 S: 47 P: 63 ERA: 2.00 WHIP: 1.111															PITCHER						

AB	33
R	2
H	6
RBI	2
BB	4
SO	7
LOB	19



Batter	1	2	3	4	5	6	7	8	9	AB	R	H	RBI	BB	SO	LOB	BOTTOM			
Lou Brock, L OBP: 0.331, SLG: 0.439 (1, 8)	FC5-4 1B	1B 2B		1B		S 1B		1B IBB		4	2	4	1	1	0	0	Milwaukee Braves @ Chicago Cubs Wrigley Field, Chicago, IL Fri Aug 24 1962, 3:33 AM CDT Att: 6,518 - Sunny			
Ken Hubbs, R OBP: 0.299, SLG: 0.358 (1, 4)	FC5-4 2B	G3 1B		4-3		K		1B 1B		5	1	2	2	0	1	3				
Billy Williams, L OBP: 0.380, SLG: 0.488 (1, 7)	2B 1B	G3		4-3		F8		1B 1B		4	1	1	1	1	0	2				
George Altman, L OBP: 0.392, SLG: 0.526 (1, 3)	1B 2B	P5		1B 1B		F7		1-3		5	0	2	1	0	0	3				
Ron Santo, R OBP: 0.302, SLG: 0.379 (1, 5)	G6-3 1B		F8	F8		K				4	0	1	1	0	1	1				
Don Landrum, L OBP: 0.401, SLG: 0.350 (1, 9)	G6-3		F8	1B 1B		K				4	0	1	0	0	1	2				
Andre Rodgers, R OBP: 0.353, SLG: 0.398 (1, 6)		2B 1B	4-3	1-2 2-3		1B		5-3		4	1	2	0	0	0	0				
Cuno Barragan, R OBP: 0.290, SLG: 0.261 (1, 2)		1-1 2B 2B		F9	F3			SH1-4 1B 1B		4	2	2	1	0	0	3				
Bob Buhl, R (1, 1)	F5		1-3			K		SH1-4		3	0	0	0	0	1	1				
Inning Stats	R: 2 E: 0 K: 0 S: 5	H: 3 LOB: 1 BB: 1 P: 9	R: 3 E: 0 K: 0 S: 7	H: 4 LOB: 1 BB: 0 P: 7	R: 0 E: 0 K: 0 S: 3	H: 0 LOB: 0 BB: 0 P: 3	R: 0 E: 0 K: 0 S: 4	H: 1 LOB: 1 BB: 0 P: 4	R: 0 E: 0 K: 2 S: 8	H: 3 LOB: 3 BB: 0 P: 6	R: 0 E: 0 K: 2 S: 7	H: 1 LOB: 1 BB: 0 P: 8	R: 0 E: 0 K: 0 S: 6	H: 0 LOB: 0 BB: 0 P: 7	R: 2 E: 0 K: 0 S: 6	H: 3 LOB: 2 BB: 1 P: 10		1B: 12 2B: 3 3B: 0 HR: 0	SF: 0 SAC: 1 DP: 1 HBP: 0	WP: 0 PB: 0 SB: 1 CS: 0
PITCHER Tony Cloninger, R ERA: 5.21 (1, 1)	IP: 1.1 WLS: L BF: 10 H: 6 R: 5 ER: 5 SO: 0 BB: 1 IBB: 0 HBP: 0 BLK: 0 WP: 0 HR: 0 S: 9 P: 13 ERA: 33.75 WHIP: 5.250															PITCHER				
Lew Burdette, R ERA: 5.02 (2, 1)	IP: 1.2 WLS: L BF: 6 H: 1 R: 0 ER: 0 SO: 0 BB: 0 IBB: 0 HBP: 0 BLK: 0 WP: 0 HR: 0 S: 6 P: 6 ERA: 0.00 WHIP: 0.600															PITCHER				
Don Nottebart, R ERA: 3.4 (4, 1)	IP: 2.0 WLS: L BF: 10 H: 4 R: 0 ER: 0 SO: 0 BB: 0 IBB: 0 HBP: 0 BLK: 0 WP: 0 HR: 0 S: 10 P: 10 ERA: 0.00 WHIP: 2.000															PITCHER				
Carl Willey, R ERA: 5.82 (6, 1)	IP: 3.0 WLS: L BF: 14 H: 4 R: 2 ER: 2 SO: 4 BB: 0 IBB: 1 HBP: 0 BLK: 0 WP: 0 HR: 0 S: 21 P: 25 ERA: 6.00 WHIP: 1.333															PITCHER				

AB	37
R	7
H	15
RBI	7
BB	2
SO	4
LOB	15



Batter	1	2	3	4	5	6	7	8	9	AB	R	H	RBI	BB	SO	LOB	TOP																					
Roy McMillan, R (1, 6) OBP: 0.336, SLG: 0.366	F7			F9	6-3	P6			F7	5	0	0	0	0	0	2																						
Gus Bell, L (1, 7) OBP: 0.284, SLG: 0.355 Lou Johnson, R (8, 7) OBP: 0.329, SLG: 0.437	4-3			G3	K				F7	4	0	0	0	0	1	1																						
Lee Maye, L (1, 8) OBP: 0.296, SLG: 0.398	L3			HR	F7				HR	5	2	2	2	0	1	1																						
Hank Aaron, R (1, 9) OBP: 0.403, SLG: 0.628				HR		F3			6-3	5	1	1	2	0	0	0																						
Eddie Mathews, L (1, 5) OBP: 0.377, SLG: 0.482				1B	2B	HR			HR	1	3	1	1	3	0	0																						
Del Crandall, R (1, 2) OBP: 0.348, SLG: 0.406	F7			2B	1B	P6			L5	4	1	1	0	0	2																							
Tommie Aaron, R (1, 3) OBP: 0.313, SLG: 0.383				HR	2B	HR			4-3	4	1	2	2	0	0	0																						
Amado Samuel, R (1, 4) OBP: 0.232, SLG: 0.285				6-3		HR			6-3	4	1	1	3	0	0	1																						
Warren Spahn, L (1, 1) OBP: 0.256, SLG: 0.288				K		HR			K	4	0	2	0	0	2	0																						
Inning Stats	R: 0 E: 0 K: 0 S: 3	H: 0 LOB: 0 BB: 3	R: 0 E: 0 K: 0 S: 2	H: 0 LOB: 0 BB: 1 P: 6	R: 0 E: 0 K: 1 S: 5	H: 0 LOB: 0 BB: 0 P: 5	R: 4 E: 0 K: 0 S: 7	H: 4 LOB: 1 BB: 1 P: 11	R: 0 E: 0 K: 1 S: 6	H: 1 LOB: 1 BB: 0 P: 6	R: 3 E: 0 K: 0 S: 6	H: 3 LOB: 1 BB: 1 P: 10	R: 0 E: 0 K: 1 S: 5	H: 0 LOB: 0 BB: 0 P: 5	R: 1 E: 0 K: 0 S: 4	H: 1 LOB: 0 BB: 0 P: 4	R: 2 E: 0 K: 1 S: 6	H: 1 LOB: 0 BB: 1 P: 10	1B: 5 2B: 1 3B: 0 HR: 4	SF: 0 SAC: 0 DP: 0 HBP: 0	WP: 0 PB: 1 SB: 0 CS: 1	PA: 40																
PITCHER	IP	WLS	BF	H	R	ER	SO	BB	IBB	HBP	BLK	WP	HR	S	P	ERA	WHIP	PITCHER				IP	WLS	BF	H	R	ER	SO	BB	IBB	HBP	BLK	WP	HR	S	P	ERA	WHIP
Don Cardwell, R (1, 1) ERA: 4.86	6.0	L	28	8	7	7	2	3	0	0	0	0	2	29	41	10.50	1.833																					
Glen Hobbie, R (7, 1) ERA: 5.49	3.0		12	2	3	3	2	1	0	0	0	0	2	15	19	9.00	1.000																					

Milwaukee Braves @ Chicago Cubs
Wrigley Field, Chicago, IL
Sat Aug 25 1962, 3:33 AM CDT
Att: 7,146 - Cloudy

AB 36
R 10
H 10
RBI 10
BB 4
SO 4
LOB 7



Batter	1	2	3	4	5	6	7	8	9	AB	R	H	RBI	BB	SO	LOB	BOTTOM																					
Lou Brock, L (1, 8) OBP: 0.328, SLG: 0.434	F7		1-3			G1-6-3			K	4	0	0	0	0	1	2																						
Ken Hubbs, R (1, 4) OBP: 0.299, SLG: 0.358	1-3			P6					HR	4	0	1	1	0	1	0																						
Billy Williams, L (1, 7) OBP: 0.377, SLG: 0.484	4-3			P6					FC4-6	4	0	0	0	0	0	1																						
George Altman, L (1, 3) OBP: 0.389, SLG: 0.523				P6					FC4-6	3	0	0	0	0	0	0																						
Ron Santo, R (1, 5) OBP: 0.303, SLG: 0.377				L4					L4-3	2	0	0	0	1	0	0																						
Don Landrum, L (1, 9) OBP: 0.396, SLG: 0.345				FC4-6					L4-3	3	0	0	0	0	2																							
Andre Rodgers, R (1, 6) OBP: 0.350, SLG: 0.395				K					4-3	3	0	0	0	0	1	1																						
Cuno Barragan, R (1, 2) OBP: 0.288, SLG: 0.259 Dick Bertell, R (6, PH) OBP: 0.330, SLG: 0.367				1-3					1B	1	0	0	0	0	0	0																						
Don Cardwell, R (1, 1) OBP: 0.170, SLG: 0.102 Jim McNany, R (6, PH)				K					4-3	1	0	0	0	0	1	1																						
Glen Hobbie, R (7, 1) OBP: 0.191, SLG: 0.136 Jim McKnight, R (8, PH) OBP: 0.250, SLG: 0.256										0	0	0	0	0	0	0																						
Inning Stats	R: 0 E: 0 K: 0 S: 3	H: 0 LOB: 0 BB: 0 P: 3	R: 0 E: 1 K: 1 S: 6	H: 0 LOB: 0 BB: 0 P: 6	R: 0 E: 0 K: 1 S: 5	H: 0 LOB: 0 BB: 0 P: 5	R: 0 E: 0 K: 0 S: 3	H: 0 LOB: 0 BB: 0 P: 3	R: 0 E: 0 K: 1 S: 5	H: 1 LOB: 0 BB: 0 P: 5	R: 0 E: 0 K: 1 S: 5	H: 0 LOB: 0 BB: 0 P: 5	R: 0 E: 0 K: 0 S: 2	H: 0 LOB: 0 BB: 1 P: 6	R: 1 E: 0 K: 1 S: 7	H: 2 LOB: 1 BB: 0 P: 7	1B: 2 2B: 1 3B: 1 HR: 0	SF: 0 SAC: 0 DP: 2 HBP: 0	WP: 0 PB: 0 SB: 1 CS: 0	PA: 30																		
PITCHER	IP	WLS	BF	H	R	ER	SO	BB	IBB	HBP	BLK	WP	HR	S	P	ERA	WHIP	PITCHER				IP	WLS	BF	H	R	ER	SO	BB	IBB	HBP	BLK	WP	HR	S	P	ERA	WHIP
Warren Spahn, L (1, 1) ERA: 3.0	9.0	W	30	3	1	1	5	1	0	0	0	0	0	39	43	1.00	0.444																					

Milwaukee Braves @ Chicago Cubs
Wrigley Field, Chicago, IL
Sat Aug 25 1962, 3:33 AM CDT
Att: 7,146 - Cloudy

AB 29
R 1
H 3
RBI 1
BB 1
SO 5
LOB 8

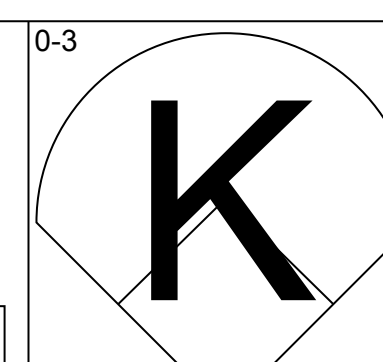
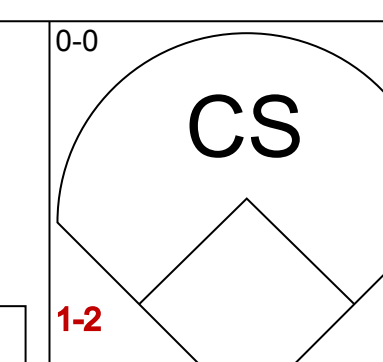
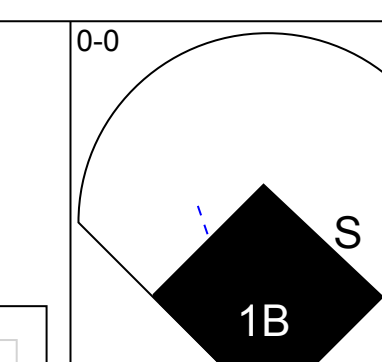
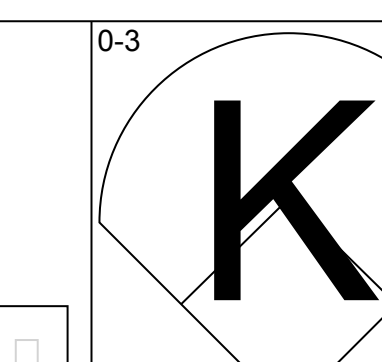


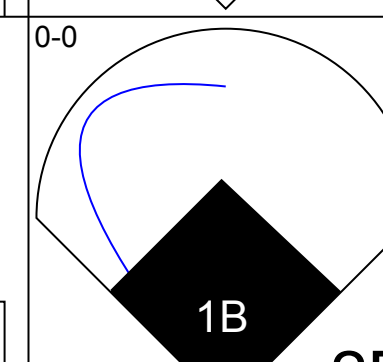
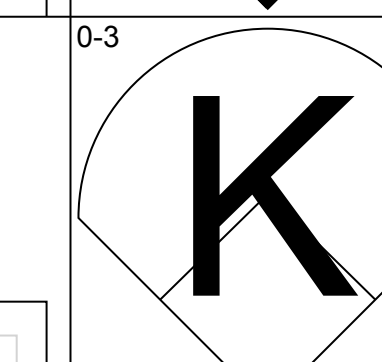
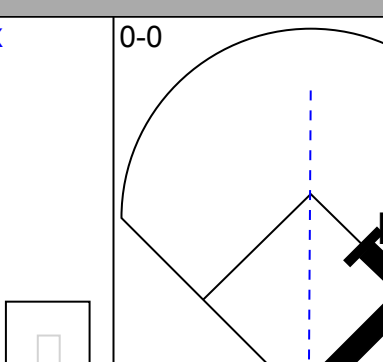
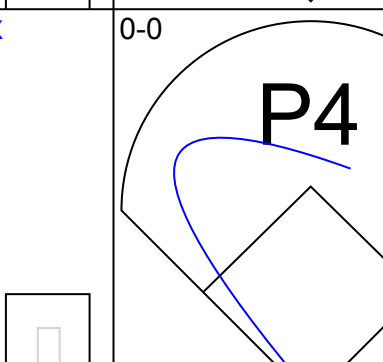

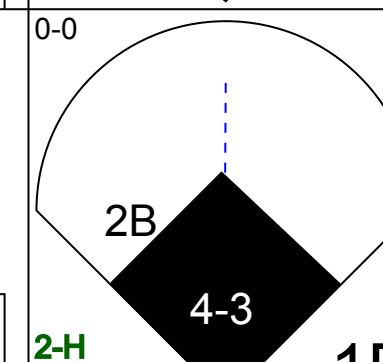
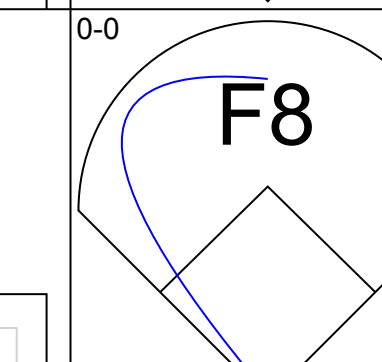
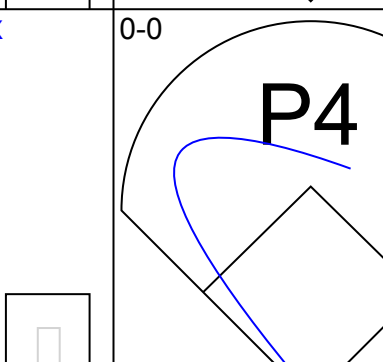
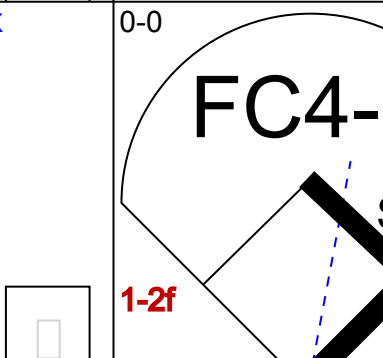
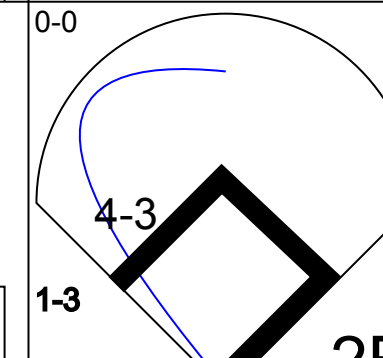
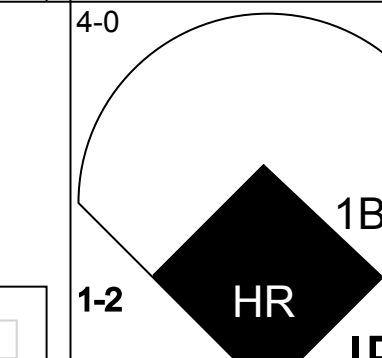
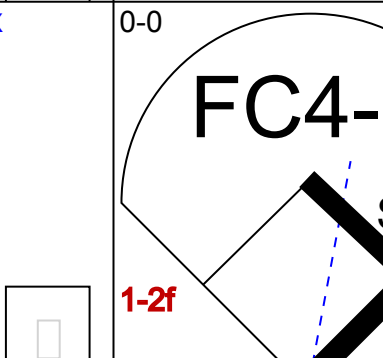
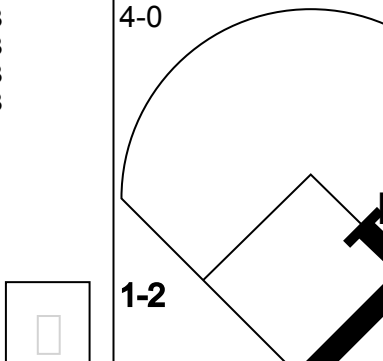
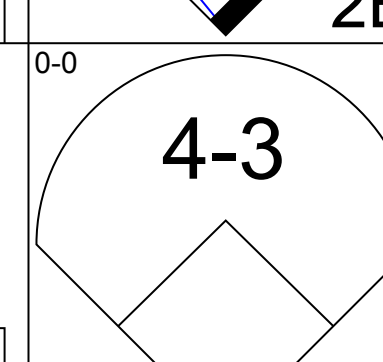
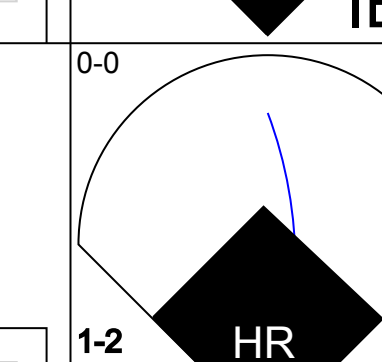
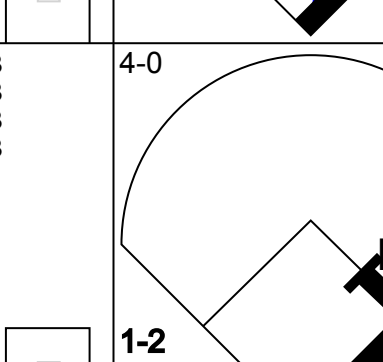
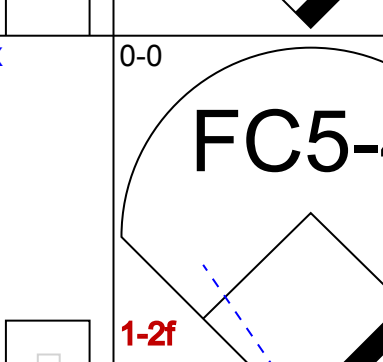
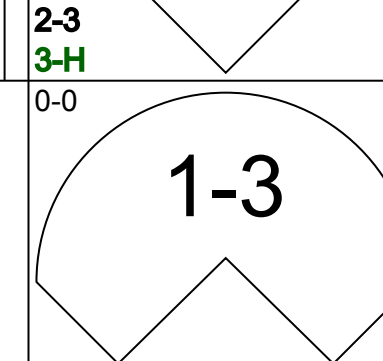
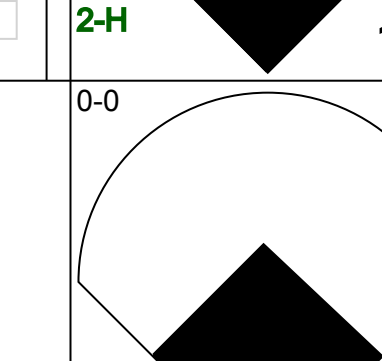
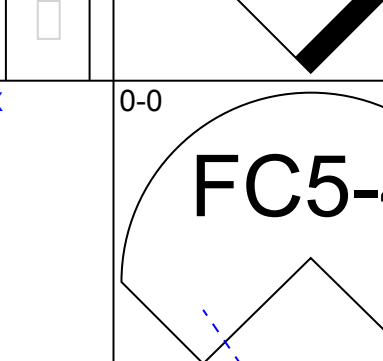

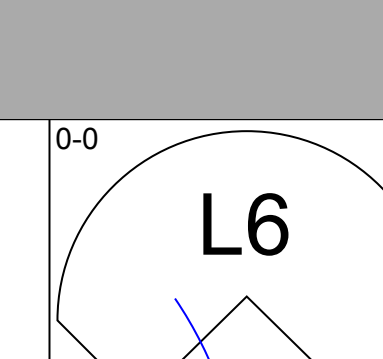
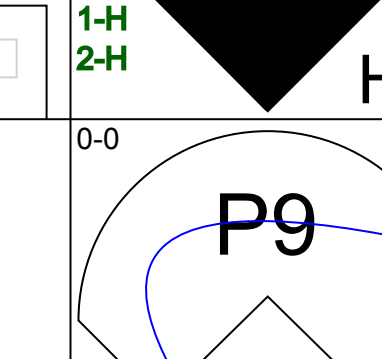
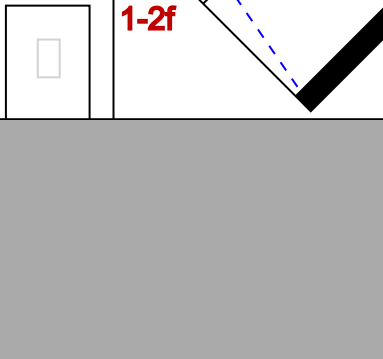
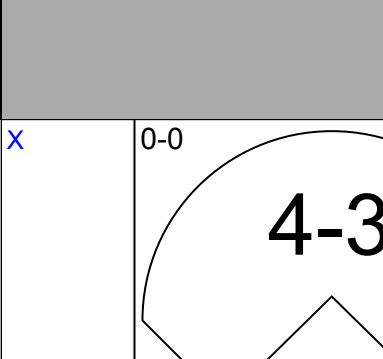
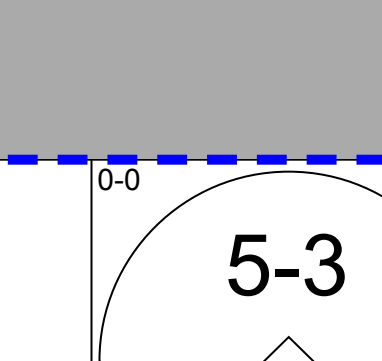
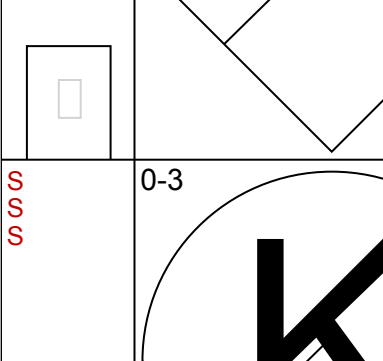
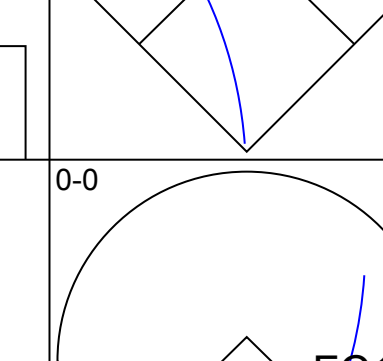


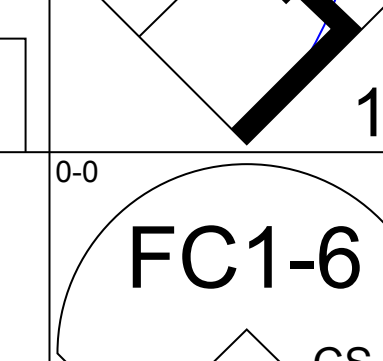
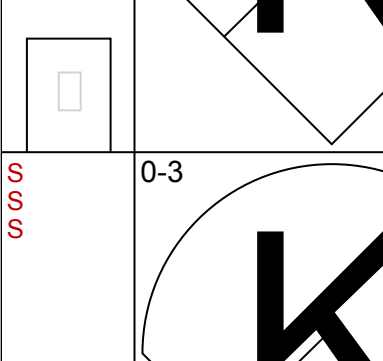


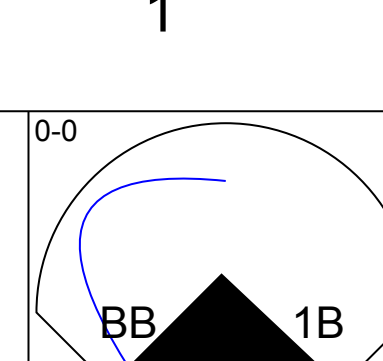
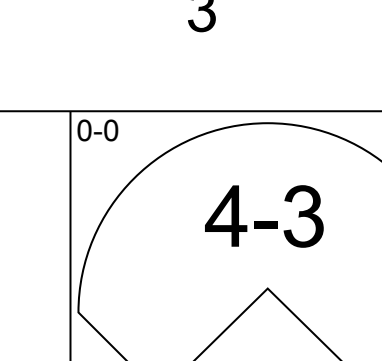
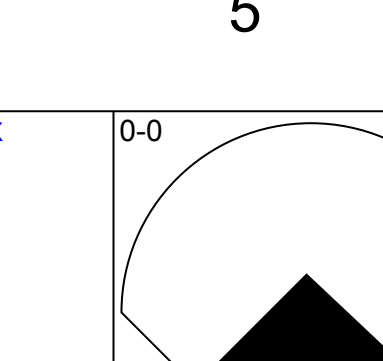

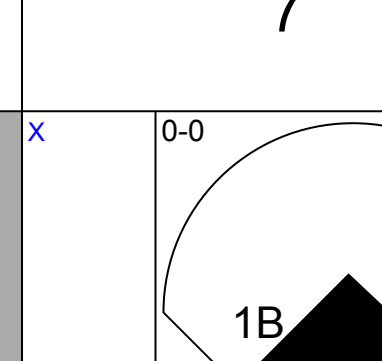
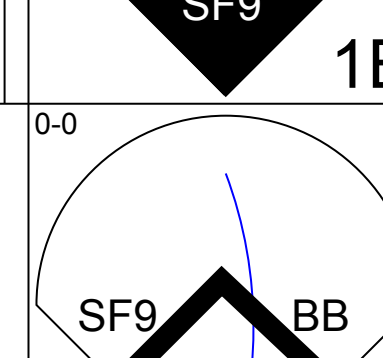
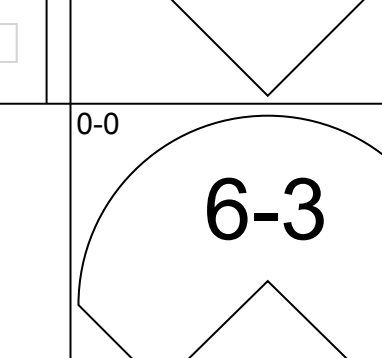
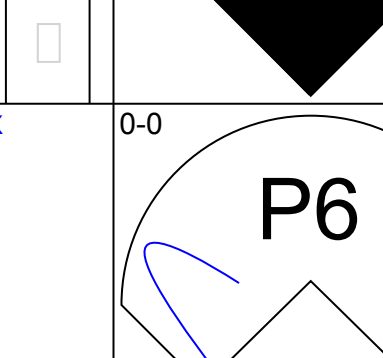

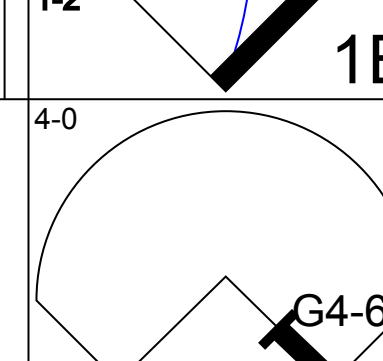
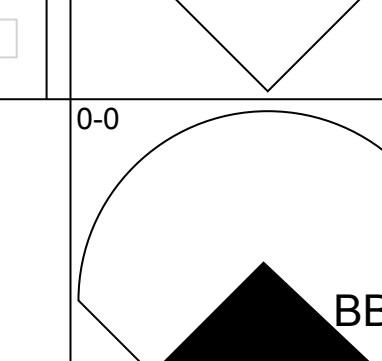
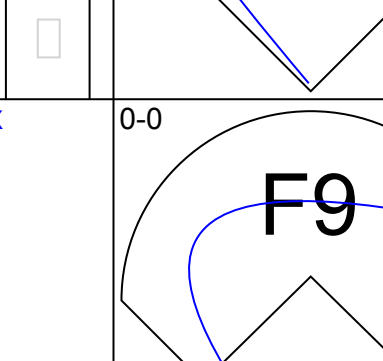

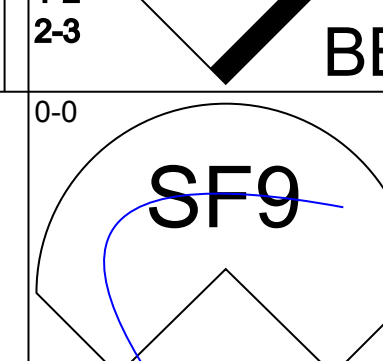
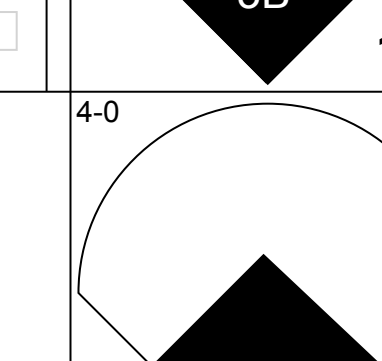
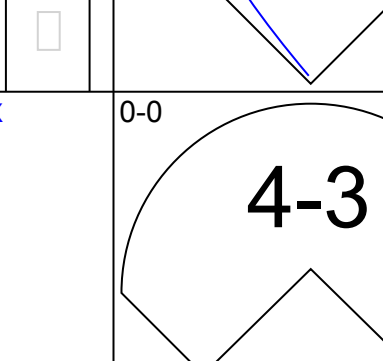

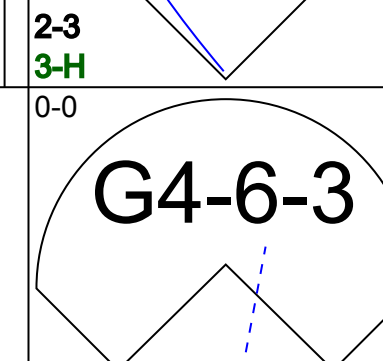
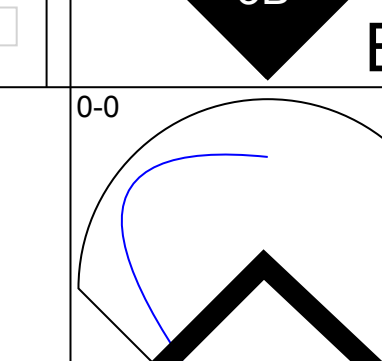
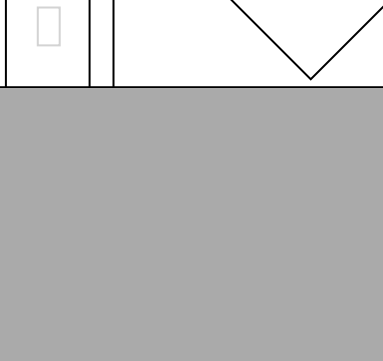
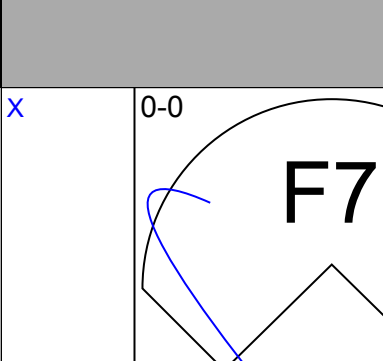
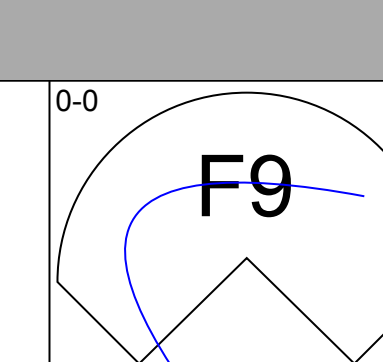
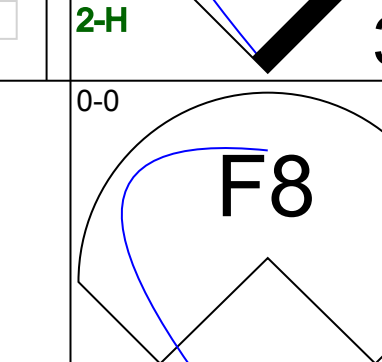

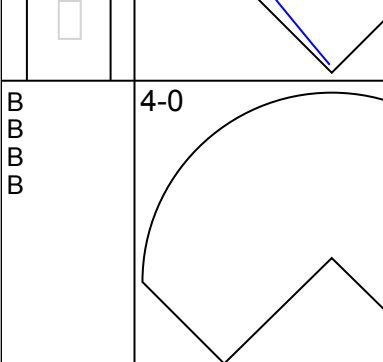
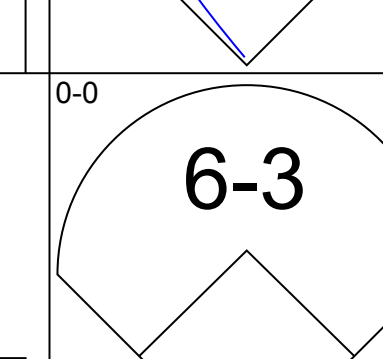
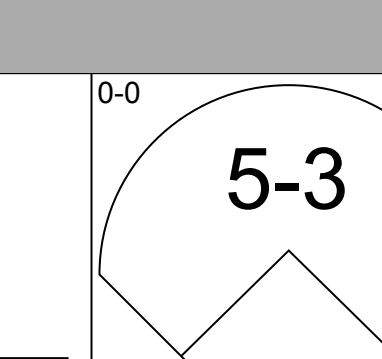

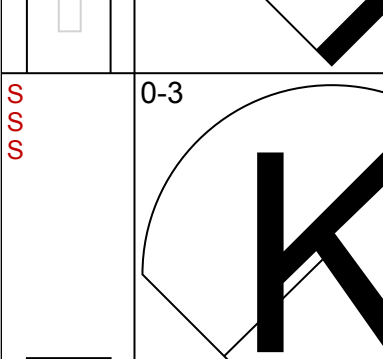
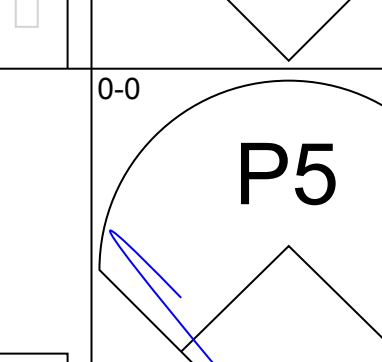

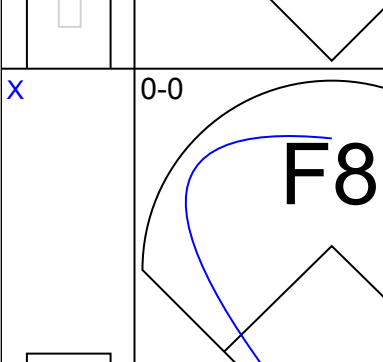
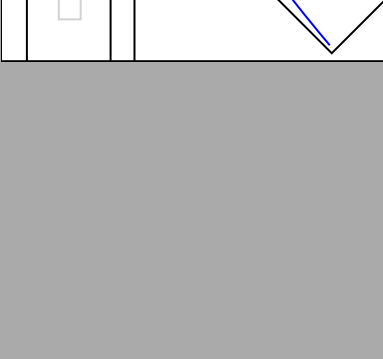
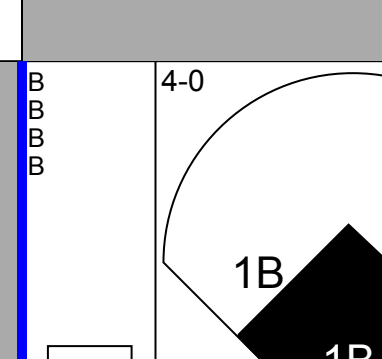
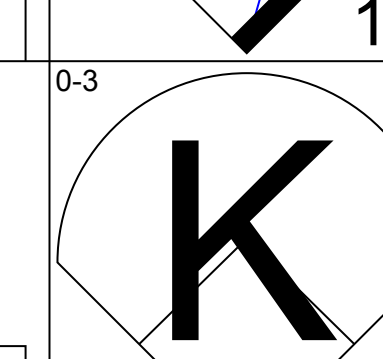
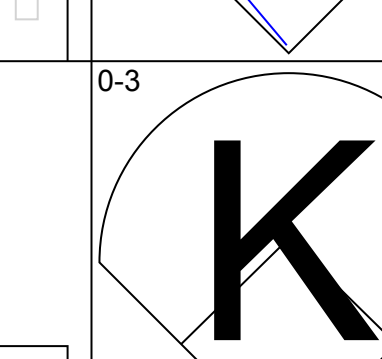
Batter	1	2	3	4	5	6	7	8	9	AB	R	H	RBI	BB	SO	LOB	TOP			
Roy McMillan, R (1, 6) OBP: 0.335, SLG: 0.365	6-3		L7					K		4	0	1	0	0	1	0	Milwaukee Braves @ Chicago Cubs Wrigley Field, Chicago, IL Sun Aug 26 1962, 3:33 AM CDT Att. 16,351 - Cloudy			
Lou Johnson, R (1, 7) OBP: 0.337, SLG: 0.453	BB			PB			K	4-3		4	1	2	0	0	1	1				
Eddie Mathews, L (1, 5) OBP: 0.380, SLG: 0.481	G1-4-3			2B			K	BB		1	0	0	0	3	1	0				
Hank Aaron, R (1, 9) OBP: 0.402, SLG: 0.626	G1-4-3			SF9			6-3	BB		2	0	0	1	1	0	2				
Lee Maye, L (1, 8) OBP: 0.292, SLG: 0.394			1-3				K			3	0	0	0	0	2	1				
Del Crandall, R (8, PH) OBP: 0.347, SLG: 0.405				K			K	1-3		1	0	0	0	0	0	2				
Joe Torre, R (1, 2) OBP: 0.350, SLG: 0.355	G4-6-3			1-3			6-3			3	0	1	0	1	0	0				
Tommie Aaron, R (1, 3) OBP: 0.312, SLG: 0.385	G4-6-3			1-3			2B			4	0	1	0	0	0	3				
Frank Bolling, R (1, 4) OBP: 0.329, SLG: 0.395			F8				6-3	FC6-4		4	0	1	0	0	0	1				
Denny Lemaster, R (1, 1) OBP: 0.176, SLG: 0.125			K				K	FC6-4		2	0	0	0	0	1	0				
Bob Uecker, R (7, PH) OBP: 0.313, SLG: 0.222							F8			1	0	0	0	0	1	1				
Lew Burdette, R (7, 1) OBP: 0.208, SLG: 0.176								1-2		0	0	0	0	0	0	0				
Ken Aspromonte, R (8, PH) OBP: 0.348, SLG: 0.316										1	0	0	0	0	0	1				
Inning Stats	R: 0 E: 0 K: 0 S: 3	H: 1 LOB: 1 BB: 1 P: 7	R: 0 E: 0 K: 0 S: 2	H: 0 LOB: 0 BB: 1 P: 6	R: 0 E: 0 K: 1 S: 5	H: 0 LOB: 0 BB: 0 P: 5	R: 1 E: 0 K: 1 S: 7	H: 2 LOB: 2 BB: 1 P: 11	R: 0 E: 0 K: 1 S: 6	H: 1 LOB: 1 BB: 0 P: 6	R: 0 E: 0 K: 1 S: 6	H: 1 LOB: 1 BB: 0 P: 6	R: 0 E: 0 K: 1 S: 5	H: 0 LOB: 2 BB: 2 P: 13	R: 0 E: 0 K: 0 S: 4	H: 1 LOB: 1 BB: 0 P: 4	1B: 3 2B: 3 3B: 0 HR: 0	SF: 1 SAC: 0 DP: 2 HBP: 0	WP: 0 PB: 1 SB: 0 CS: 0	PA: 36
PITCHER Dick Ellsworth, L (1, 1) ERA: 5.04	IP: 9.0 WLS: W BF: 36 H: 6 R: 1 ER: 1 SO: 7 BB: 5 IBB: 0 HBP: 0 BLK: 0 WP: 0 HR: 0 S: 45 P: 65 ERA: 1.00 WHIP: 1.222																			

Batter	1	2	3	4	5	6	7	8	9	AB	R	H	RBI	BB	SO	LOB	BOTTOM			
Ken Hubbs, R (1, 4) OBP: 0.298, SLG: 0.356	F9		F7			SH		F9		3	1	0	0	0	0	1	Milwaukee Braves @ Chicago Cubs Wrigley Field, Chicago, IL Sun Aug 26 1962, 3:33 AM CDT Att. 16,351 - Cloudy			
Ron Santo, R (1, 5) OBP: 0.301, SLG: 0.375	F7		G5-4-3			SH1-3		6-3		3	0	0	0	0	0	1				
Don Landrum, L (1, 9) OBP: 0.393, SLG: 0.341	F8					SH1-3				2	0	0	1	0	0	0				
George Altman, L (1, 3) OBP: 0.391, SLG: 0.525				P4		SH1-3				2	0	1	1	1	0	0				
Billy Williams, L (1, 7) OBP: 0.377, SLG: 0.489				F9						3	1	1	1	0	0	1				
Lou Brock, L (1, 8) OBP: 0.328, SLG: 0.434						K				3	0	1	0	0	2	1				
Andre Rodgers, R (1, 6) OBP: 0.348, SLG: 0.392						K				3	0	0	0	0	3	2				
Dick Bertell, R (1, 2) OBP: 0.330, SLG: 0.384										3	1	1	1	0	0	0				
Dick Ellsworth, L (1, 1) OBP: 0.277, SLG: 0.132										2	1	1	0	1	0	0				
Inning Stats	R: 0 E: 0 K: 0 S: 3	H: 0 LOB: 0 BB: 0 P: 3	R: 0 E: 0 K: 2 S: 7	H: 0 LOB: 1 BB: 1 P: 11	R: 1 E: 0 K: 0 S: 3	H: 1 LOB: 0 BB: 1 P: 7	R: 0 E: 0 K: 0 S: 3	H: 0 LOB: 0 BB: 0 P: 3	R: 0 E: 0 K: 2 S: 7	H: 0 LOB: 0 BB: 0 P: 7	R: 2 E: 0 K: 0 S: 5	H: 2 LOB: 1 BB: 0 P: 5	R: 1 E: 0 K: 1 S: 6	H: 2 LOB: 0 BB: 0 P: 6	R: 0 E: 0 K: 0 S: 3	H: 0 LOB: 0 BB: 0 P: 3		1B: 2 2B: 1 3B: 0 HR: 2	SF: 0 SAC: 3 DP: 1 HBP: 0	WP: 1 PB: 0 SB: 1 CS: 1
PITCHER Denny Lemaster, L (1, 1) ERA: 3.38 Lew Burdette, R (7, 1) ERA: 5.01	IP: 6.0 WLS: L BF: 22 H: 3 R: 3 ER: 3 SO: 4 BB: 2 IBB: 0 HBP: 0 BLK: 0 WP: 1 HR: 1 S: 28 P: 36 ERA: 4.50 WHIP: 0.833																			

AB	30
R	1
H	6
RBI	1
BB	5
SO	7
LOB	12



Batter	1	2	3	4	5	6	7	8	9	AB	R	H	RBI	BB	SO	LOB	TOP		
Lou Brock, L OBP: 0.327, SLG: 0.431 (1,8)										5	1	1	0	0	3	0	Chicago Cubs @ Pittsburgh Pirates Forbes Field, Pittsburgh, PA Tue Aug 28 1962, 7:05 PM EDT Att: 10,175 - Unknown AB 34 R 6 H 9 RBI 6 BB 4 SO 8 LOB 13		
Ken Hubbs, R OBP: 0.300, SLG: 0.359 (1,4)										4	1	2	0	1	1	1			
Billy Williams, L OBP: 0.376, SLG: 0.487 (1,7)										4	1	1	1	0	0	3			
George Altman, L OBP: 0.394, SLG: 0.527 (1,3)										2	1	1	0	2	0	1			
Ron Santo, R OBP: 0.302, SLG: 0.375 (1,5)										3	1	1	2	1	0	3			
Don Landrum, L OBP: 0.390, SLG: 0.354 (1,9)										4	1	1	3	0	1	3			
Andre Rodgers, R OBP: 0.347, SLG: 0.390 (1,6)										4	0	1	0	0	0	0			
Cuno Barragan, R OBP: 0.289, SLG: 0.261 (8, PH)										3	0	1	0	0	1	0			
14 Ernie Banks, R OBP: 0.309, SLG: 0.512 (8, PH)										1	0	0	0	0	0	1			
Moe Thacker, R OBP: 0.294, SLG: 0.253 (8, 2)										0	0	0	0	0	0	0			
Bob Buhl, R OBP: 0.167, SLG: 0.217 (7, 1)										3	0	0	0	0	2	1			
Bob Anderson, R OBP: 0.247, SLG: 0.253 (8, PH)										0	0	0	0	0	0	0			
Don Elston, R OBP: 0.247, SLG: 0.253 (8, PH)										0	0	0	0	0	0	0			
Jim McKnight, R OBP: 0.247, SLG: 0.253 (8, PH)										1	0	0	0	0	0	0			
Inning Stats	R: 2 E: 0 K: 1 S: 8	H: 3 LOB: 1 BB: 0 P: 8	R: 0 E: 0 K: 0 S: 3	H: 1 LOB: 0 BB: 0 P: 3	R: 4 E: 0 K: 1 S: 8	H: 3 LOB: 0 BB: 1 P: 12	R: 0 E: 0 K: 2 S: 7	H: 0 LOB: 0 BB: 0 P: 7	R: 0 E: 0 K: 0 S: 4	H: 1 LOB: 2 BB: 1 P: 8	R: 0 E: 0 K: 0 S: 3	H: 0 LOB: 0 BB: 0 P: 11	R: 0 E: 0 K: 1 S: 5	H: 1 LOB: 0 BB: 0 P: 5	R: 0 E: 0 K: 1 S: 5	H: 0 LOB: 0 BB: 0 P: 5	1B: 6 2B: 2 3B: 0 HR: 1	SF: 0 SAC: 0 DP: 1 HBP: 0	WP: 1 PA: 39 CS: 1
PITCHER	IP WLS BF H R ER SO BB IBB HBP BLK WP HR S P ERA WHIP																		
Vern Law, R ERA: 3.7 (1, 1)	3.0 16 7 6 6 2 0 1 0 0 0 1 19 23 18.00 2.333																		
Jack Lamabe, R ERA: 2.96 (4, 1)	4.0 16 1 0 0 4 2 1 0 0 1 0 21 33 0.00 0.750																		
Diomedes Olivo, L ERA: 2.76 (8, 1)	2.0 W 6 1 0 0 2 0 0 0 0 0 0 10 10 0.00 0.500																		

Batter	1	2	3	4	5	6	7	8	9	AB	R	H	RBI	BB	SO	LOB	BOTTOM		
Bill Virdon, L OBP: 0.280, SLG: 0.364 (1,8)										5	3	3	1	0	0	0	Chicago Cubs @ Pittsburgh Pirates Forbes Field, Pittsburgh, PA Tue Aug 28 1962, 7:05 PM EDT Att: 10,175 - Unknown AB 29 R 7 H 9 RBI 7 BB 5 SO 5 LOB 8		
Dick Groat, R OBP: 0.337, SLG: 0.363 (1,6)										4	0	2	1	0	0	0			
Bob Skinner, L OBP: 0.402, SLG: 0.544 (1,7)										2	1	1	0	1	0	0			
Smoky Burgess, L OBP: 0.387, SLG: 0.523 (1,2)										1	1	0	2	1	0	0			
Roberto Clemente, R OBP: 0.357, SLG: 0.459 (1,9)										3	0	1	2	1	0	2			
Dick Stuart, R OBP: 0.296, SLG: 0.412 (1,3)										3	0	0	0	1	1	3			
Don Hoak, R OBP: 0.315, SLG: 0.354 (1,5)										4	0	0	0	0	1	1			
Bill Mazerowski, R OBP: 0.304, SLG: 0.423 (1,4)										4	1	2	1	0	0	1			
Vern Law, R OBP: 0.289, SLG: 0.429 (1, 1)										1	0	0	0	0	1	1			
Jack Lamabe, R ERA: 4.73 (4, 1)										1	0	0	0	0	1	0			
Dick Schofield, S OBP: 0.393, SLG: 0.400 (7, PH)										0	0	0	0	1	0	0			
Howie Goss, R OBP: 0.306, SLG: 0.371 (7, FR)										0	1	0	0	0	0	0			
Diomedes Olivo, L OBP: 0.297, SLG: 0.286 (8, 1)										1	0	0	0	0	1	0			
Inning Stats	R: 1 E: 0 K: 0 S: 4	H: 2 LOB: 1 BB: 1 P: 8	R: 0 E: 0 K: 1 S: 6	H: 1 LOB: 0 BB: 0 P: 6	R: 2 E: 0 K: 0 S: 5	H: 2 LOB: 1 BB: 1 P: 9	R: 0 E: 0 K: 1 S: 5	H: 0 LOB: 0 BB: 0 P: 5	R: 1 E: 0 K: 0 S: 4	H: 1 LOB: 0 BB: 0 P: 4	R: 0 E: 0 K: 1 S: 5	H: 0 LOB: 1 BB: 1 P: 9	R: 2 E: 0 K: 1 S: 6	H: 2 LOB: 2 BB: 2 P: 15	R: 1 E: 0 K: 1 S: 6	H: 1 LOB: 0 BB: 0 P: 6	1B: 6 2B: 1 3B: 1 HR: 2	SF: 2 SAC: 0 DP: 2 HBP: 1	WP: 0 PA: 37 CS: 0
PITCHER	IP WLS BF H R ER SO BB IBB HBP BLK WP HR S P ERA WHIP																		
Bob Buhl, R ERA: 4.33 (1, 1)	6.0 28 7 6 6 3 4 0 0 0 0 0 30 46 9.00 1.833																		
Bob Anderson, R ERA: 4.73 (7, 1)	0.0 1 1 0 0 0 0 0 0 0 0 0 1 1 ∞ ∞																		
Don Elston, R ERA: 2.78 (7, 1)	2.0 L 8 1 1 1 2 0 1 1 0 0 1 10 15 4.50 0.500																		

Batter	1	2	3	4	5	6	7	8	9	AB	R	H	RBI	BB	SO	LOB	TOP			
Don Landrum, L (1, 8) OBP: 0.388, SLG: 0.349										3	0	0	0	1	2	0	Chicago Cubs @ Pittsburgh Pirates Forbes Field, Pittsburgh, PA Wed Aug 29 1962, 7:05 PM EDT Att: 10,714 - Unknown			
Ken Hubbs, R (1, 4) OBP: 0.288, SLG: 0.356										4	1	0	0	0	0	1				
14 Ernie Banks, R (1, 3) OBP: 0.310, SLG: 0.514										4	0	2	1	0	0	1				
George Altman, L (1, 9) OBP: 0.393, SLG: 0.525										4	1	1	0	0	0	2				
Billy Williams, L (1, 7) OBP: 0.378, SLG: 0.488										3	0	2	0	1	0	1				
Ron Santo, R (1, 5) OBP: 0.302, SLG: 0.374										4	0	1	0	0	1	3				
Andre Rodgers, R (1, 6) OBP: 0.343, SLG: 0.386										4	0	0	0	0	1	3				
Dick Bertell, R (1, 2) OBP: 0.323, SLG: 0.375										4	0	0	0	0	0	3				
Cal Koonce, R (1, 1) OBP: 0.119, SLG: 0.121										2	0	0	0	0	1	0				
Bob Will, L (7, PH) OBP: 0.344, SLG: 0.354										1	0	0	0	0	0	0				
Barney Schultz, R (7, 1) OBP: 0.326, SLG: 0.430										0	0	0	0	0	0	0				
Lou Brock, L (9, PH) OBP: 0.326, SLG: 0.430										1	0	0	0	0	0	2				
Inning Stats	R: 1 E: 0 K: 0 S: 4	H: 1 LOB: 1 BB: 1 P: 8	R: 0 E: 0 K: 2 S: 7	H: 0 LOB: 0 BB: 0 P: 7	R: 0 E: 1 K: 1 S: 6	H: 0 LOB: 1 BB: 0 P: 6	R: 1 E: 1 K: 0 S: 5	H: 2 LOB: 1 BB: 0 P: 5	R: 0 E: 0 K: 1 S: 5	H: 1 LOB: 0 BB: 0 P: 4	R: 0 E: 0 K: 0 S: 3	H: 0 LOB: 0 BB: 0 P: 3	R: 0 E: 0 K: 1 S: 6	H: 1 LOB: 1 BB: 0 P: 6	R: 0 E: 0 K: 0 S: 4	H: 1 LOB: 2 BB: 1 P: 8	1B: 5 2B: 1 3B: 0 HR: 0	SF: 0 SAC: 0 DP: 0 HBP: 0	WP: 0 PB: 0 SB: 0 CS: 0	PA: 36
PITCHER	IP WLS BF H R ER SO BB IBB HBP BLK WP HR S P ERA WHIP																			
Bob Friend, R (1, 1) ERA: 3.12	8.0 W 33 6 2 1 5 2 0 0 0 0 0 0 41 49 1.12 1.000																			
Roy Face, R (9, 1) ERA: 1.73	1.0 S 3 0 0 0 0 0 0 0 0 0 0 0 3 3 0.00 0.000																			

AB	34
R	2
H	6
RBI	1
BB	2
SO	5
LOB	16



Batter	1	2	3	4	5	6	7	8	9	AB	R	H	RBI	BB	SO	LOB	BOTTOM			
Bill Virdon, L (1, 8) OBP: 0.282, SLG: 0.365										4	0	2	1	0	0	2	Chicago Cubs @ Pittsburgh Pirates Forbes Field, Pittsburgh, PA Wed Aug 29 1962, 7:05 PM EDT Att: 10,714 - Unknown			
Dick Groat, R (1, 6) OBP: 0.337, SLG: 0.363										4	0	1	0	0	0	4				
Bob Skinner, L (1, 7) OBP: 0.403, SLG: 0.543										4	0	2	0	0	0	1				
Dick Stuart, R (1, 3) OBP: 0.293, SLG: 0.408										4	0	0	0	0	2	3				
Donn Clendenon, R (8, 3) OBP: 0.362, SLG: 0.413										0	0	0	0	0	0	0				
Roberto Clemente, R (1, 9) OBP: 0.356, SLG: 0.456										3	1	0	0	1	1	3				
Don Hoak, R (1, 5) OBP: 0.317, SLG: 0.355										4	2	2	0	0	0	1				
Bill Mazerowski, R (1, 4) OBP: 0.306, SLG: 0.427										3	1	2	2	0	0	0				
Don Leppert, R (1, 2) OBP: 0.321, SLG: 0.373										4	1	3	2	0	0	1				
Bob Friend, R (1, 1) OBP: 0.101, SLG: 0.114										4	0	1	0	0	1	2				
Roy Face, R (9, 1) ERA: 1.73										0	0	0	0	0	0	0				
Inning Stats	R: 0 E: 0 K: 0 S: 3	H: 0 LOB: 0 BB: 0 P: 3	R: 3 E: 1 K: 0 S: 6	H: 3 LOB: 1 BB: 1 P: 10	R: 0 E: 0 K: 1 S: 6	H: 1 LOB: 1 BB: 0 P: 6	R: 1 E: 0 K: 0 S: 6	H: 3 LOB: 2 BB: 0 P: 6	R: 0 E: 0 K: 1 S: 7	H: 2 LOB: 2 BB: 0 P: 7	R: 0 E: 0 K: 1 S: 5	H: 1 LOB: 0 BB: 0 P: 5	R: 0 E: 0 K: 0 S: 4	H: 2 LOB: 0 BB: 0 P: 4	R: 1 E: 0 K: 0 S: 4	H: 2 LOB: 2 BB: 0 P: 4	1B: 11 2B: 2 3B: 0 HR: 0	SF: 0 SAC: 1 DP: 1 HBP: 0	WP: 0 PB: 0 SB: 0 CS: 1	PA: 37
PITCHER	IP WLS BF H R ER SO BB IBB HBP BLK WP HR S P ERA WHIP																			
Cal Koonce, R (1, 1) ERA: 4.12	6.0 L 29 10 4 4 3 1 0 0 0 0 0 0 34 38 6.00 1.833																			
Barney Schultz, R (7, 1) ERA: 4.06	2.0 7 3 1 1 1 0 0 0 0 0 0 0 9 9 4.50 1.500																			

AB	34
R	5
H	13
RBI	5
BB	1
SO	4
LOB	17



Batter	1	2	3	4	5	6	7	8	9	AB	R	H	RBI	BB	SO	LOB	TOP										
Don Landrum, L (1, 8) OBP: 0.388, SLG: 0.347	FC1-4 BB		L9			F7		FC4-6 2B 14 1B 1-2f	1B	4	1	1	0	1	0	1											
Ken Hubbs, R (1, 4) OBP: 0.297, SLG: 0.356	FC1-4 1-2f			5-3		E5 14 G6-4-3		14 E 2B	K	5	1	1	0	0	1	2											
14 Ernie Banks, R (1, 3) OBP: 0.311, SLG: 0.514	K					G6-4-3 1-2f		E4 1B		4	1	2	1	0	1	2											
George Altman, L (1, 9) OBP: 0.392, SLG: 0.522	K			F7				2-H 3-H 1B		4	0	1	1	0	2	2											
Billy Williams, L (1, 7) OBP: 0.379, SLG: 0.488		4-3		F9				2-H 1B		4	0	2	0	0	0	1											
Ron Santo, R (1, 5) OBP: 0.300, SLG: 0.371	K							1-2 FC1-5 FC5-4 1B	F8	4	0	0	0	0	2	4											
Andre Rodgers, R (1, 6) OBP: 0.342, SLG: 0.383	K2-3							1-2 2-3f F9	F8	3	0	0	0	1	1	4											
Dick Bertell, R (1, 2) OBP: 0.316, SLG: 0.367			1-3					1-2 FC5-4	F8	4	0	0	0	0	1	3											
Don Cardwell, R (1, 1) OBP: 0.164, SLG: 0.098										2	0	0	0	0	2	1											
Bob Will, L (8, PH) OBP: 0.340, SLG: 0.350										1	0	0	0	0	0	0											
Al Lary, R (8, PH) OBP: 0.375, SLG: 0.167										0	0	0	0	0	0	0											
Lou Brock, L (8, PH) OBP: 0.325, SLG: 0.429										1	0	0	0	0	0	0											
Inning Stats	R: 0 E: 0 K: 2 S: 7	H: 0 LOB: 1 BB: 1 P: 11	R: 0 E: 0 K: 2 S: 7	H: 0 LOB: 0 BB: 0 P: 7	R: 0 E: 0 K: 1 S: 5	H: 0 LOB: 0 BB: 0 P: 5	R: 0 E: 0 K: 0 S: 4	H: 1 LOB: 1 BB: 1 P: 4	R: 0 E: 0 K: 3 S: 9	H: 0 LOB: 1 BB: 1 P: 13	R: 0 E: 0 K: 1 S: 3	H: 1 LOB: 2 BB: 0 P: 7	R: 3 E: 2 K: 0 S: 8	H: 4 LOB: 2 BB: 0 P: 8	R: 0 E: 0 K: 1 S: 6	H: 1 LOB: 1 BB: 0 P: 6	1B: 6 2B: 1 3B: 0 HR: 0	SF: 0 SAC: 0 DP: 1 HBP: 0	WP: 0 PB: 1 SB: 0 CS: 0	PA: 38							
PITCHER	IP	WLS	BF	H	R	ER	SO	BB	IBB	HBP	BLK	WP	HR	S	P	ERA	WHIP										
Al McBean, R (1, 1) ERA: 3.21	7.1	W	31	5	3	2	9	2	0	0	0	0	0	47	55	2.46	0.955										
Diomedes Olivo, L (8, 1) ERA: 2.76	0.0		1	1	0	0	0	0	0	0	0	0	0	1	1	∞	∞										
Roy Face, R (8, 1) ERA: 1.69	1.2	S	6	1	0	0	1	0	0	0	0	0	0	8	8	0.00	0.600										

Chicago Cubs @ Pittsburgh Pirates
Forbes Field, Pittsburgh, PA
Thu Aug 30 1962, 7:05 PM EDT
Att: 13,639 - Unknown

AB 36
R 3
H 7
RBI 2
BB 2
SO 10
LOB 20



Batter	1	2	3	4	5	6	7	8	9	AB	R	H	RBI	BB	SO	LOB	BOTTOM										
Bill Virdon, L (1, 8) OBP: 0.283, SLG: 0.364	6-3		SH3-4 2B 1B	K				G3		4	1	1	0	1	1	2											
Dick Groat, R (1, 6) OBP: 0.335, SLG: 0.361	K		SH3-4 1-2 2-3	6-3		F9				3	0	0	0	0	1	4											
Roberto Clemente, R (1, 9) OBP: 0.397, SLG: 0.458	K		4-0 2B IBB			9-5 2B		4-3		3	1	1	0	1	1	0											
Dick Stuart, R (1, 3) OBP: 0.292, SLG: 0.410			SF9			9-5 2-3f		P4		3	1	1	1	0	0	1											
Howie Goss, R (8, 7) OBP: 0.306, SLG: 0.371		2B 2B	3-H	6-3						0	0	0	0	0	0	0											
Donn Clendenon, R (1, 7) OBP: 0.373, SLG: 0.464		G3 2-H 2B	1B 1-H 2-H 2B					HR		4	1	3	4	0	1	0											
Don Hoak, R (1, 5) OBP: 0.319, SLG: 0.357		G3 2-3	2-3 1B			WP 1B 1B		5-3		4	0	2	0	0	0	1											
Bill Mazeroski, R (1, 4) OBP: 0.304, SLG: 0.423	K		F2			F9		K		4	0	0	0	0	2	4											
Don Leppert, R (1, 2) OBP: 0.326, SLG: 0.392	F7					WP 1B		K		4	0	2	0	0	1	1											
Al McBean, R (1, 1) OBP: 0.190, SLG: 0.241										3	1	1	0	0	2	3											
Diomedes Olivo, L (8, 1) OBP: 0.287, SLG: 0.286										0	0	0	0	0	0	0											
Roy Face, R (8, 1) OBP: 0.083, SLG: 0.083			SH3-4 1B SF9 1B	K		1-2 2-3		1B		1	0	1	0	0	0	0											
Inning Stats	R: 0 E: 0 K: 2 S: 7	H: 2 LOB: 1 BB: 0 P: 7	R: 1 E: 0 K: 1 S: 7	H: 2 LOB: 1 BB: 0 P: 7	R: 3 E: 0 K: 0 S: 7	H: 4 LOB: 2 BB: 1 P: 11	R: 0 E: 0 K: 2 S: 8	H: 1 LOB: 1 BB: 0 P: 8	R: 0 E: 0 K: 1 S: 5	H: 1 LOB: 0 BB: 0 P: 5	R: 0 E: 0 K: 1 S: 7	H: 2 LOB: 3 BB: 1 P: 11	R: 1 E: 0 K: 0 S: 4	H: 1 LOB: 0 BB: 0 P: 4	R: 0 E: 0 K: 2 S: 8	H: 1 LOB: 1 BB: 0 P: 8	1B: 6 2B: 5 3B: 1 HR: 1	SF: 1 SAC: 1 DP: 1 HBP: 0	WP: 1 PB: 0 SB: 0 CS: 0	PA: 37							
PITCHER	IP	WLS	BF	H	R	ER	SO	BB	IBB	HBP	BLK	WP	HR	S	P	ERA	WHIP										
Don Cardwell, R (1, 1) ERA: 4.92	7.0	L	33	11	5	5	7	1	0	0	0	0	0	45	53	6.43	1.714										
Al Lary, R (8, 1) ERA: 6.75	1.0		4	1	0	0	2	0	0	0	0	0	0	8	8	0.00	1.000										

Chicago Cubs @ Pittsburgh Pirates
Forbes Field, Pittsburgh, PA
Thu Aug 30 1962, 7:05 PM EDT
Att: 13,639 - Unknown

AB 33
R 5
H 12
RBI 5
BB 2
SO 9
LOB 16



Batter	1	2	3	4	5	6	7	8	9	AB	R	H	RBI	BB	SO	LOB	TOP										
Carl Warwick, R OBP: 0.309, SLG: 0.410 (1, 7)										4	0	2	0	0	0	2											
Johnny Temple, R OBP: 0.346, SLG: 0.307 (1, 4)										4	0	2	2	0	0	3											
Al Heist, R OBP: 0.235, SLG: 0.188 (1, 8)										3	0	0	0	0	0	4											
Al Spangler, L OBP: 0.383, SLG: 0.375 (8, PH)										1	0	0	0	0	0	0											
Norm Larker, L OBP: 0.354, SLG: 0.378 (1, 3)										4	0	0	0	0	0	2											
Roman Mejias, R OBP: 0.334, SLG: 0.466 (1, 9)										4	0	0	0	0	1	0											
Bob Aspromonte, R OBP: 0.342, SLG: 0.385 (1, 5)										3	0	0	0	1	1	0											
Jim Campbell, R OBP: 0.271, SLG: 0.367 (1, 2)										4	1	1	0	0	1	1											
Bob Lillis, R OBP: 0.281, SLG: 0.273 (1, 6)										3	1	1	0	1	0	0											
George Brunet, R OBP: 0.167, SLG: 0.091 (7, PH)										2	1	0	0	0	1	1											
Joey Amalfitano, R OBP: 0.319, SLG: 0.296 (7, PH)										0	0	0	0	0	0	0											
Don McMahon, R OBP: 0.111, SLG: 0.111 (7, 1)										0	0	0	0	0	0	0											
Russ Kemmerer, R OBP: 0.500, SLG: 0.333 (7, 1)										0	0	0	0	0	0	0											
Inning Stats	R: 0 E: 0 K: 0 S: 3	H: 1 LOB: 0 BB: 0 P: 3	R: 0 E: 0 K: 0 S: 3	H: 0 LOB: 1 BB: 1 P: 7	R: 1 E: 1 K: 0 S: 6	H: 2 LOB: 2 BB: 0 P: 6	R: 0 E: 0 K: 0 S: 3	H: 0 LOB: 0 BB: 0 P: 3	R: 0 E: 1 K: 1 S: 7	H: 1 LOB: 2 BB: 0 P: 7	R: 0 E: 0 K: 0 S: 3	H: 0 LOB: 0 BB: 0 P: 3	R: 2 E: 0 K: 0 S: 4	H: 2 LOB: 1 BB: 1 P: 8	R: 0 E: 0 K: 1 S: 5	H: 0 LOB: 0 BB: 0 P: 5	R: 0 E: 0 K: 2 S: 7	H: 0 LOB: 0 BB: 0 P: 7	1B: 6 2B: 0 3B: 0 HR: 0	SF: 0 SAC: 1 DP: 1 HBP: 0	WP: 0 PB: 0 SB: 0 CS: 0	PA: 35					
PITCHER	IP	WLS	BF	H	R	ER	SO	BB	IBB	HBP	BLK	WP	HR	S	P	ERA	WHIP										
Dick Ellsworth, L ERA: 4.94 (1, 1)	7.0	W	29	6	3	2	1	2	0	0	0	0	0	29	37	2.57	1.143										
Barney Schultz, R ERA: 3.96 (8, 1)	2.0	S	6	0	0	0	3	0	0	0	0	0	0	12	12	0.00	0.000										

Houston Colt 45's @ Chicago Cubs
Wrigley Field, Chicago, IL
Sat Sep 01 1962, 3:33 AM CDT
Att: 9,887 - Cloudy - 70 F

AB 32
R 3
H 6
RBI 2
BB 2
SO 4
LOB 13

Batter	1	2	3	4	5	6	7	8	9	AB	R	H	RBI	BB	SO	LOB	BOTTOM										
Ron Santo, R OBP: 0.299, SLG: 0.375 (1, 5)										4	1	1	2	0	0	3											
Ken Hubbs, R OBP: 0.297, SLG: 0.356 (1, 4)										4	0	1	0	0	2	3											
Billy Williams, L OBP: 0.378, SLG: 0.489 (1, 7)										4	1	1	0	0	1	1											
14 Ernie Banks, R OBP: 0.311, SLG: 0.512 (1, 3)										4	1	1	0	0	1	2											
George Altman, L OBP: 0.391, SLG: 0.520 (1, 9)										4	0	1	0	0	0	3											
Andre Rodgers, R OBP: 0.342, SLG: 0.382 (1, 6)										3	0	1	2	0	0	0											
Don Landrum, L OBP: 0.382, SLG: 0.341 (1, 8)										4	0	0	0	0	0	2											
Dick Bertell, R OBP: 0.326, SLG: 0.379 (1, 2)										2	1	2	0	1	0	0											
Moe Thacker, R OBP: 0.291, SLG: 0.250 (8, 2)										1	0	0	0	0	0	0											
Dick Ellsworth, L OBP: 0.284, SLG: 0.130 (1, 1)										1	0	0	0	1	0	1											
Bob Will, L OBP: 0.337, SLG: 0.346 (7, PH)										1	0	0	0	0	1	1											
Barney Schultz, R ERA: 3.59 (8, 1)										0	0	0	0	0	0	0											
Inning Stats	R: 0 E: 0 K: 1 S: 5	H: 0 LOB: 0 BB: 0 P: 5	R: 0 E: 0 K: 0 S: 3	H: 0 LOB: 0 BB: 0 P: 3	R: 0 E: 0 K: 0 S: 4	H: 1 LOB: 2 BB: 1 P: 8	R: 1 E: 0 K: 1 S: 7	H: 2 LOB: 1 BB: 0 P: 7	R: 0 E: 0 K: 1 S: 6	H: 1 LOB: 1 BB: 0 P: 6	R: 1 E: 0 K: 0 S: 7	H: 2 LOB: 1 BB: 0 P: 7	R: 2 E: 1 K: 1 S: 8	H: 2 LOB: 2 BB: 1 P: 12	R: 0 E: 0 K: 0 S: 3	H: 0 LOB: 0 BB: 0 P: 3	R: 0 E: 0 K: 2 S: 7	H: 0 LOB: 0 BB: 0 P: 7	1B: 5 2B: 2 3B: 0 HR: 1	SF: 0 SAC: 1 DP: 0 HBP: 0	WP: 0 PB: 0 SB: 0 CS: 0	PA: 35					
PITCHER	IP	WLS	BF	H	R	ER	SO	BB	IBB	HBP	BLK	WP	HR	S	P	ERA	WHIP										
George Brunet, L ERA: 3.28 (1, 1)	6.0	L	25	6	2	2	4	1	0	0	0	0	0	25	36	3.00	1.167										
Don McMahon, R ERA: 1.65 (7, 1)	0.1	L	4	2	2	2	1	1	0	0	0	0	1	5	9	54.00	9.000										
Russ Kemmerer, R ERA: 3.59 (7, 1)	1.2		6	0	0	0	0	0	0	0	0	0	0	6	6	0.00	0.000										

Houston Colt 45's @ Chicago Cubs
Wrigley Field, Chicago, IL
Sat Sep 01 1962, 3:33 AM CDT
Att: 9,887 - Cloudy - 70 F

AB 32
R 4
H 8
RBI 4
BB 2
SO 5
LOB 16

Batter	1	2	3	4	5	6	7	8	9	AB	R	H	RBI	BB	SO	LOB	TOP																		
Carl Warwick, R (1, 8) OBP: 0.310, SLG: 0.410	0-3 K		0-0 1B		0-0 F9			0-0 SH3-1 1B	0-0 F7	5	1	2	0	0	1	1																			
Al Spangler, L (1, 7) OBP: 0.382, SLG: 0.372	0-0 3-1		0-0 F7			4-0 5-3 1-3 BB		0-0 E1 SH3-1 2B		3	1	0	0	1	0	1																			
Johnny Temple, R (1, 4) OBP: 0.343, SLG: 0.304 J C Hartman, R (9, 6) OBP: 0.235, SLG: 0.242	0-0 1-3		0-0 4-3			0-0 1-3		0-0 SH3-1		3	0	0	1	0	0	1																			
Norm Larker, L (1, 3) OBP: 0.353, SLG: 0.377		0-0 P5		0-0 G6-4-3 1B		0-0 5-3		0-0 F9		4	0	1	0	0	0	2																			
Roman Mejias, R (1, 9) OBP: 0.335, SLG: 0.467		4-0 1-4-3 1B BB		0-0 G6-4-3 1-2		0-0 F9		0-0 2B 2B		3	1	1	1	1	0	2																			
Bob Aspromonte, R (1, 5) OBP: 0.343, SLG: 0.388		0-0 1-4-3 1B		0-0 F8			0-0 5-3	0-0 2B		4	0	2	1	0	0	0																			
Hal Smith, R (1, 2) OBP: 0.269, SLG: 0.380		0-0 1-4-3			0-0 1B		0-0 1B	0-0 6-3		4	0	2	0	0	0	3																			
Bob Lillis, R (1, 6) OBP: 0.283, SLG: 0.273 (9, 4)		4-0 1B IBB		0-0 L4		0-0 F9		0-0 G1-6-4 1B		3	0	1	0	1	0	2																			
Ken Johnson, R (1, 1) OBP: 0.104, SLG: 0.106 Billy Goodman, L (7, PH) OBP: 0.310, SLG: 0.299 Don McMahon, R (7, 1) OBP: 0.100, SLG: 0.100	0-3 K		0-0 B3		0-0 F9		0-0 F9	0-0 G1-6-4 1-2		2	0	0	0	0	1	4																			
Inning Stats	R: 0 E: 0 K: 1 S: 5	H: 0 LOB: 0 BB: 0 P: 5	R: 0 E: 0 K: 1 S: 6	H: 1 LOB: 3 BB: 2 P: 14	R: 0 E: 0 K: 0 S: 3	H: 1 LOB: 0 BB: 0 P: 3	R: 0 E: 0 K: 0 S: 3	H: 1 LOB: 0 BB: 0 P: 3	R: 0 E: 0 K: 0 S: 4	H: 1 LOB: 1 BB: 1 P: 7	R: 0 E: 0 K: 0 S: 3	H: 0 LOB: 1 BB: 1 P: 7	R: 0 E: 0 K: 0 S: 4	H: 1 LOB: 1 BB: 0 P: 4	R: 3 E: 1 K: 0 S: 7	H: 3 LOB: 1 BB: 0 P: 7	R: 0 E: 0 K: 0 S: 3	H: 1 LOB: 0 BB: 0 P: 3	1B: 7 2B: 2 3B: 0 HR: 0	SF: 0 SAC: 1 DP: 2 HBP: 0	WP: 0 PA: 37 PB: 0 SB: 0 CS: 0														
PITCHER Bob Buhl, R (1, 1) ERA: 4.1	IP 9.0	WLS L	BF 37	H 9	R 3	ER 0	SO 2	BB 2	IBB 1	HBP 0	BLK 0	WP 0	HR 0	S 38	P 50	ERA 0.00	WHIP 1.222	PITCHER	IP 9.0	WLS L	BF 37	H 9	R 3	ER 0	SO 2	BB 2	IBB 1	HBP 0	BLK 0	WP 0	HR 0	S 38	P 50	ERA 0.00	WHIP 1.222

Houston Colt 45's @ Chicago Cubs
Wrigley Field, Chicago, IL
Sun Sep 02 1962, 3:33 AM CDT
Att: 13,088 - Sunny - 74 F

AB 33
R 3
H 9
RBI 3
BB 3
SO 2
LOB 18



Batter	1	2	3	4	5	6	7	8	9	AB	R	H	RBI	BB	SO	LOB	BOTTOM																		
Lou Brock, L (1, 8) OBP: 0.326, SLG: 0.428	0-0 E 1B		0-0 F8		0-0 E4 FC5-4		0-0 F5		0-0 1B	5	1	2	0	0	0	2																			
Ken Hubbs, R (1, 4) OBP: 0.294, SLG: 0.352	0-3 K		0-0 4-3		0-0 FC5-4 BB		0-0 FC5-4		0-0 F8	5	0	0	0	0	1	5																			
Billy Williams, L (1, 7) OBP: 0.378, SLG: 0.486	0-0 E6 1-H			0-0 4-3	4-0 1-2 BB			0-0 4-3		3	0	0	0	1	0	0																			
George Altman, L (1, 9) OBP: 0.388, SLG: 0.516	0-0 F7			0-0 1-3	0-0 F9			0-3 K		4	0	0	0	0	1	4																			
14 Ernie Banks, R (1, 3) OBP: 0.310, SLG: 0.510	0-0 P6			0-0 1B 1B		0-3 K		0-0 E6		4	0	1	0	0	1	1																			
Ron Santo, R (1, 5) OBP: 0.303, SLG: 0.377		0-0 F3		0-0 1B 1B		0-0 G4-6-3 1B		4-0 FC6-4 BB		3	0	2	0	1	0	0																			
Andre Rodgers, R (1, 6) OBP: 0.339, SLG: 0.378	0-3 K			0-0 1-3		0-0 G4-6-3		0-0 FC6-4		4	0	0	0	0	1	5																			
Dick Bertell, R (1, 2) OBP: 0.332, SLG: 0.384 Don Landrum, L (9, PH) OBP: 0.381, SLG: 0.339	0-3 K2-3				0-0 FC5-4 E 1B		0-0 FC3-6 1B		0-0 G3	3	0	2	0	0	1	0																			
Bob Buhl, R (1, 1) OBP: 0.333, SLG: 0.341			0-3 K		0-0 B5		0-0 FC3-6 FC5-4		0-3 K	3	0	0	0	0	1	2																			
Inning Stats	R: 1 E: 1 K: 1 S: 7	H: 1 LOB: 1 BB: 0 P: 7	R: 0 E: 0 K: 2 S: 7	H: 0 LOB: 0 BB: 0 P: 7	R: 0 E: 0 K: 1 S: 5	H: 0 LOB: 0 BB: 0 P: 5	R: 0 E: 0 K: 0 S: 5	H: 2 LOB: 2 BB: 0 P: 5	R: 0 E: 0 K: 0 S: 5	H: 1 LOB: 3 BB: 1 P: 9	R: 0 E: 0 K: 1 S: 5	H: 1 LOB: 1 BB: 0 P: 5	R: 0 E: 0 K: 0 S: 4	H: 1 LOB: 1 BB: 0 P: 4	R: 0 E: 1 K: 1 S: 6	H: 0 LOB: 2 BB: 1 P: 10	R: 0 E: 0 K: 1 S: 6	H: 1 LOB: 1 BB: 0 P: 6	1B: 7 2B: 0 3B: 0 HR: 0	SF: 0 SAC: 0 DP: 1 HBP: 0	WP: 0 PA: 38 PB: 0 SB: 1 CS: 0														
PITCHER Ken Johnson, R (1, 1) ERA: 3.78 Don McMahon, R (7, 1) ERA: 1.99	IP 6.0	WLS L	BF 25	H 5	R 1	ER 0	SO 5	BB 1	IBB 0	HBP 0	BLK 0	WP 0	HR 0	S 34	P 38	ERA 0.00	WHIP 1.000	PITCHER	IP 3.0	WLS W	BF 13	H 2	R 0	ER 0	SO 2	BB 1	IBB 0	HBP 0	BLK 0	WP 0	HR 0	S 16	P 20	ERA 0.00	WHIP 1.000

Houston Colt 45's @ Chicago Cubs
Wrigley Field, Chicago, IL
Sun Sep 02 1962, 3:33 AM CDT
Att: 13,088 - Sunny - 74 F

AB 36
R 1
H 7
RBI 0
BB 2
SO 7
LOB 19



Batter	1	2	3	4	5	6	7	8	9	AB R H RBI BB SO LOB	TOP									
Don Landrum, L (1.8)	P6		1B 2B HBP	1B 1B		K			1B	4 2 2 0 0 1 0	Chicago Cubs @ St. Louis Cardinals Sportsman's Park, St. Louis, MO Mon Sep 03 1962, 4:33 AM EDT Unknown									
Ken Hubbs, R (1.4)	4-3-4		2B 1B	1B 1B		K		F3	5 1 2 1 0 1 1											
Billy Williams, L (1.7)	4-3		14 2B	1B			1-3	G3	5 1 2 3 0 0 1											
George Altman, L (1.9)		K	K	K			P6		4 0 0 0 0 3 3											
14 Ernie Banks, R (1.3)		K	WP 1B 2B	F8			P5		4 1 1 1 0 1 2											
Ron Santo, R (1.5)		E1 1B	1B 2-3 BB		F8			K	3 0 0 0 1 1 0											
Andre Rodgers, R (1.6)								K	3 0 2 1 1 1 0											
Dick Bertell, R (1.2)	P4							K	4 0 1 0 0 1 3											
Glen Hobbie, R (1.1)			K	FC1-6 1B				P5	4 1 0 0 0 2 1											
Inning Stats	R: 0 E: 0 K: 0 S: 3	H: 0 LOB: 0 BB: 0 P: 3	R: 0 E: 1 K: 2 S: 9	H: 1 LOB: 2 BB: 0 P: 9	R: 4 E: 0 K: 2 S: 10	H: 4 LOB: 2 BB: 1 P: 15	R: 2 E: 0 K: 1 S: 9	H: 4 LOB: 2 BB: 0 P: 9	R: 0 E: 0 K: 0 S: 2	H: 0 LOB: 0 BB: 1 P: 6	R: 0 E: 0 K: 0 S: 3	H: 0 LOB: 0 BB: 0 P: 3	R: 0 E: 0 K: 3 S: 9	H: 0 LOB: 0 BB: 0 P: 9	R: 0 E: 0 K: 1 S: 6	H: 1 LOB: 1 BB: 0 P: 6	1B: 8 2B: 2 3B: 0 HR: 0	SF: 0 SAC: 0 DP: 1 HBP: 1	WP: 1 PB: 0 SB: 0 CS: 0	PA: 39
PITCHER	IP WLS BF H R ER SO BB IBB HBP BLK WP HR S P ERA WHIP											PITCHER	IP WLS BF H R ER SO BB IBB HBP BLK WP HR S P ERA WHIP							
Bob Gibson, R (1.1)	3.1 L 20 8 6 6 4 1 0 1 0 0 1 0 26 31 16.20 2.700																			
Don Ferrarese, L (4.1)	0.1 2 1 0 0 1 0 0 0 0 0 0 0 4 4 0.00 3.000																			
Bob Duliba, R (4.1)	0.1 1 0 0 0 0 0 0 0 0 0 0 0 1 1 0.00 0.000																			
Lindy McDaniel, R (5.1)	5.0 16 1 0 0 6 1 0 0 0 0 0 0 27 31 0.00 0.400																			

AB	36
R	6
H	10
RBI	6
BB	2
SO	11
LOB	11



Batter	1	2	3	4	5	6	7	8	9	AB R H RBI BB SO LOB	BOTTOM											
Curt Flood, R (1.8)	2B		F8	FC6-4			G4-6-3 1B		F2	5 1 2 0 0 0 3	Chicago Cubs @ St. Louis Cardinals Sportsman's Park, St. Louis, MO Mon Sep 03 1962, 4:33 AM EDT Unknown											
Stan Musial, L (1.7)	2B		G3		4-3		G4-6-3 1B			4 0 1 1 0 0 2												
Bill White, L (1.3)	L9						G6-4-3 BB		1B	3 0 2 0 1 0 1												
Ken Boyer, R (1.5)	FC6-2-5-2-5 FC6-5 2-3		F9		G6-4-3				F7	4 0 0 0 0 0 4												
Charlie James, R (1.9)	FC6-5 2-3			F7		6-3			F2	4 0 0 0 0 0 2												
Carl Sawatski, L (1.2)		HR		4-1		4-3			1B	4 1 2 1 0 0 0												
Julio Gotay, R (1.4)		K		BB 1B		P3			P4	4 0 1 0 0 1 2												
Dal Maxvill, R (1.6)		5-3		BB 1B					F8	4 0 1 0 0 0 0												
Inning Stats	R: 1 E: 0 K: 0 S: 5	H: 2 LOB: 1 BB: 0 P: 5	R: 1 E: 0 K: 2 S: 8	H: 1 LOB: 0 BB: 0 P: 8	R: 0 E: 0 K: 0 S: 4	H: 1 LOB: 1 BB: 0 P: 4	R: 0 E: 0 K: 0 S: 5	H: 2 LOB: 3 BB: 1 P: 9	R: 0 E: 0 K: 0 S: 2	H: 0 LOB: 0 BB: 1 P: 6	R: 0 E: 0 K: 0 S: 3	H: 0 LOB: 0 BB: 0 P: 3	R: 0 E: 0 K: 0 S: 4	H: 2 LOB: 1 BB: 0 P: 4	R: 0 E: 0 K: 0 S: 5	H: 2 LOB: 2 BB: 0 P: 5	R: 0 E: 0 K: 0 S: 3	H: 0 LOB: 0 BB: 0 P: 3	1B: 7 2B: 2 3B: 0 HR: 1	SF: 0 SAC: 0 DP: 2 HBP: 0	WP: 0 PB: 0 SB: 0 CS: 0	PA: 37
PITCHER	IP WLS BF H R ER SO BB IBB HBP BLK WP HR S P ERA WHIP											PITCHER	IP WLS BF H R ER SO BB IBB HBP BLK WP HR S P ERA WHIP									
Glen Hobbie, R (1.1)	9.0 W 37 10 2 2 2 2 2 0 0 0 0 1 39 47 2.00 1.333																					

AB	35
R	2
H	10
RBI	2
BB	2
SO	2
LOB	14



Batter	1	2	3	4	5	6	7	8	9	AB	R	H	RBI	BB	SO	LOB	TOP		
Don Landrum, L (1,8) OBP: 0.384, SLG: 0.342	F9	1-3		G3 1B		1-3		SH1-3 1B	4-1	6	0	2	0	0	0	2			
Ken Hubbs, R (1,4) OBP: 0.295, SLG: 0.351	F8		P6	G3		14 2B 1B		SH1-3	F8	5	0	1	0	0	0	2			
Billy Williams, L (1,7) OBP: 0.380, SLG: 0.493	14 1B 1B			HR		F8		6-3		4	1	2	1	1	0	2			
14 Ernie Banks, R (1,3) OBP: 0.310, SLG: 0.511	HBP 1B		6-3	G6-4-3				P3		5	0	2	0	0	0	3			
George Altman, L (1,9) OBP: 0.390, SLG: 0.519	1-2 HBP		1B BB	2B		S 1B			2B	3	2	3	0	1	0	0			
Ron Santo, R (1,5) OBP: 0.303, SLG: 0.376	F9		BB	1B BB		K		F2		4	1	1	1	1	1	7			
Andre Rodgers, R (1,6) OBP: 0.346, SLG: 0.386				2B		F4		G3		5	1	3	0	0	0	1			
Moe Thacker, R (1,2) OBP: 0.308, SLG: 0.253			K	1B		1-2 2-3		4-3		3	0	1	3	2	1	1			
Don Cardwell, R (1,1) OBP: 0.153, SLG: 0.091	L7			BB		P3		L6		4	0	0	0	0	1	6			
Inning Stats	R: 0 E: 0 K: 0 S: 5	H: 2 LOB: 3 BB: 0 P: 6	R: 0 E: 0 K: 1 S: 6	H: 1 LOB: 1 BB: 0 P: 6	R: 2 E: 0 K: 1 S: 8	H: 3 LOB: 3 BB: 2 P: 16	R: 0 E: 0 K: 0 S: 3	H: 1 LOB: 1 BB: 1 P: 7	R: 0 E: 0 K: 1 S: 6	H: 2 LOB: 2 BB: 1 P: 10	R: 0 E: 0 K: 0 S: 3	H: 0 LOB: 0 BB: 0 P: 3	R: 0 E: 0 K: 0 S: 4	H: 1 LOB: 1 BB: 0 P: 4	R: 3 E: 0 K: 0 S: 7	H: 4 LOB: 1 BB: 0 P: 7	1B: 9 2B: 5 3B: 0 HR: 1	SF: 0 SAC: 2 DP: 1 HBP: 1	WP: 0 PA: 47 PB: 1 SB: 1 CS: 0
PITCHER	IP WLS BF H R ER SO BB IBB HBP BLK WP HR S P ERA WHIP																		
Curt Simmons, L (1,1) ERA: 3.88	5.2	32	10	2	2	3	5	0	1	0	0	0	0	0	1	32	53	3.18	2.647
Bob Duliba, R (6,1) ERA: 1.15	2.1	8	1	0	0	0	0	0	0	0	0	0	0	0	8	8	0.00	0.429	
Don Ferrarese, L (9,1) ERA: 3.42	0.0	L	3	3	3	0	0	0	0	0	0	0	0	0	3	3	∞	∞	
Lindy McDaniel, R (9,1) ERA: 4.12	1.0	4	1	0	0	0	0	0	0	0	0	0	0	4	4	0.00	1.000		

Chicago Cubs @ St. Louis Cardinals
Sportsman's Park, St. Louis, MO
Mon Sep 03 1962, 4:38 AM EDT
Att: 10,662 - Unknown

AB 39
R 5
H 15
RBI 5
BB 5
SO 3
LOB 24





Batter	1	2	3	4	5	6	7	8	9	AB	R	H	RBI	BB	SO	LOB	BOTTOM		
Curt Flood, R (1,8) OBP: 0.345, SLG: 0.431	G3-6-1 1B		F8			F7		HR 1B		4	1	2	0	0	0	0			
Stan Musial, L (1,7) OBP: 0.418, SLG: 0.514	G3-6-1		L4-6 2B			F9		HR		4	1	2	2	0	0	1			
Bill White, L (1,9) OBP: 0.384, SLG: 0.500	2B		L4-6			E6		1B		4	0	2	0	0	0	1			
Ken Boyer, R (1,5) OBP: 0.379, SLG: 0.477	F9					4-3		F8		4	0	0	0	0	1	3			
Fred Whitfield, L (1,3) OBP: 0.314, SLG: 0.507			6-3			K		F8		4	0	0	0	0	1	0			
Gene Oliver, R (1,2) OBP: 0.384, SLG: 0.421			HBP BB			F7		F7		3	0	1	0	1	0	0			
Julio Gotay, R (1,4) OBP: 0.320, SLG: 0.305			K			F8		4-3		4	0	0	0	0	1	2			
Dal Maxvill, R (1,6) OBP: 0.259, SLG: 0.252						F9		4-3		1	0	0	0	0	0	0			
Red Schoendienst, S (8, PH) OBP: 0.350, SLG: 0.381								F8		2	0	0	0	0	0	1			
Curt Simmons, L (1,1) OBP: 0.255, SLG: 0.214						4-3		4-3		2	0	0	0	0	0	2			
Bob Duliba, R (6,1) OBP: 0.367, SLG: 0.476										0	0	0	0	0	0	0			
Carl Sawatski, L (8, PH) OBP: 0.400, SLG: 1.000										1	0	0	0	0	0	0			
Don Ferrarese, R (9,1) OBP: 0.400, SLG: 1.000										0	0	0	0	0	0	0			
Lindy McDaniel, R (9,1) OBP: 0.174, SLG: 0.095										0	0	0	0	0	0	0			
Inning Stats	R: 0 E: 0 K: 0 S: 4	H: 2 LOB: 1 BB: 0 P: 4	R: 0 E: 0 K: 1 S: 5	H: 0 LOB: 2 BB: 1 P: 10	R: 0 E: 0 K: 2 S: 7	H: 0 LOB: 0 BB: 0 P: 7	R: 0 E: 0 K: 0 S: 3	H: 0 LOB: 0 BB: 0 P: 3	R: 0 E: 1 K: 0 S: 4	H: 0 LOB: 1 BB: 0 P: 4	R: 0 E: 0 K: 0 S: 3	H: 0 LOB: 0 BB: 0 P: 3	R: 0 E: 0 K: 0 S: 6	H: 3 LOB: 1 BB: 0 P: 6	R: 0 E: 0 K: 0 S: 4	H: 1 LOB: 1 BB: 0 P: 4	1B: 4 2B: 3 3B: 0 HR: 1	SF: 0 SAC: 0 DP: 2 HBP: 1	WP: 0 PA: 35 PB: 0 SB: 0 CS: 0
PITCHER	IP WLS BF H R ER SO BB IBB HBP BLK WP HR S P ERA WHIP																		
Don Cardwell, R (1,1) ERA: 4.78	9.0	W	35	7	2	2	3	1	0	1	0	0	0	0	1	39	44	2.00	0.889

Chicago Cubs @ St. Louis Cardinals
Sportsman's Park, St. Louis, MO
Mon Sep 03 1962, 4:38 AM EDT
Att: 10,662 - Unknown

AB 33
R 2
H 7
RBI 2
BB 1
SO 3
LOB 10



Batter	1	2	3	4	5	6	7	8	9	AB	R	H	RBI	BB	SO	LOB	TOP					
Don Landrum, L (1, 8) OBP: 0.378, SLG: 0.336	F8			K		3-1		4-3		4	0	0	0	0	1	1	Chicago Cubs @ St. Louis Cardinals Sportsman's Park, St. Louis, MO Tue Sep 04 1962, 8:05 PM EDT Att: 4,066 - Unknown livebaseballscores.com AB 33 R 1 H 5 RBI 1 BB 0 SO 7 LOB 9 					
Ken Hubbs, R (1, 4) OBP: 0.294, SLG: 0.351	6-3			6-3		1B		6-3		4	0	1	1	0	0	0						
Billy Williams, L (1, 7) OBP: 0.379, SLG: 0.491	K			1B		K		L6		4	0	1	0	0	2	1						
George Altman, L (1, 9) OBP: 0.389, SLG: 0.516				K		P6				4	0	1	0	0	1	1						
14 Ernie Banks, R (1, 3) OBP: 0.310, SLG: 0.509						L5		K		4	0	1	0	0	1	2						
Ron Santo, R (1, 5) OBP: 0.301, SLG: 0.373						5-3				4	0	0	0	0	0	1						
Andre Rodgers, R (1, 6) OBP: 0.343, SLG: 0.383				K		E5		E6		3	0	0	0	0	1	0						
Moe Thacker, R (1, 2) OBP: 0.301, SLG: 0.247				1-3		L8		K		2	0	0	0	0	0	1						
Billy Ott, S (7, PH)				1-3		L8		K		1	0	0	0	0	1	1						
Dick Bertell, R (7, 2) OBP: 0.330, SLG: 0.381				1-3		L8		K		0	0	0	0	0	0	0						
Cal Koonce, R (1, 1) OBP: 0.117, SLG: 0.119				4-3		E6		P6		1	0	0	0	0	0	0						
Bob Will, L (6, PH) OBP: 0.340, SLG: 0.349				4-3		E6		P6		1	1	1	0	0	0	0						
Morrie Steevens, L (6, 1)				4-3		E6		P6		0	0	0	0	0	0	0						
Lou Brock, L (7, PH) OBP: 0.325, SLG: 0.427				4-3		E6		P6		1	0	0	0	0	0	1						
Bob Anderson, R (7, 1) OBP: 0.167, SLG: 0.217				4-3		E6		P6		0	0	0	0	0	0	0						
Inning Stats	R: 0 E: 0 K: 1 S: 5	H: 0 LOB: 0 BB: 0 P: 5	R: 0 E: 0 K: 1 S: 5	H: 1 LOB: 0 BB: 0 P: 5	R: 0 E: 0 K: 1 S: 5	H: 0 LOB: 0 BB: 0 P: 5	R: 0 E: 0 K: 1 S: 6	H: 1 LOB: 1 BB: 0 P: 6	R: 0 E: 1 K: 0 S: 4	H: 0 LOB: 1 BB: 0 P: 4	R: 1 E: 1 K: 2 S: 10	H: 3 LOB: 2 BB: 0 P: 10	R: 0 E: 1 K: 1 S: 6	H: 0 LOB: 1 BB: 0 P: 6	R: 0 E: 0 K: 0 S: 3	H: 0 LOB: 0 BB: 0 P: 3	R: 0 E: 0 K: 0 S: 3	H: 0 LOB: 0 BB: 0 P: 3	1B: 5 2B: 0 3B: 0 HR: 0	SF: 0 SAC: 0 DP: 1 HBP: 0	WP: 0 PB: 0 SB: 0 CS: 0	PA: 33
PITCHER Larry Jackson, R (1, 1) ERA: 3.79	IP: 9.0 WLS: W BF: 33 H: 5 R: 1 ER: 1 SO: 7 BB: 0 IBB: 0 HBP: 0 BLK: 0 WP: 0 HR: 0 S: 47 P: 47 ERA: 1.00 WHIP: 0.556															PITCHER						

Batter	1	2	3	4	5	6	7	8	9	AB	R	H	RBI	BB	SO	LOB	BOTTOM		
Julian Javier, R (1, 4) OBP: 0.323, SLG: 0.370	5-3			HR						3	2	2	0	1	0	0	Chicago Cubs @ St. Louis Cardinals Sportsman's Park, St. Louis, MO Tue Sep 04 1962, 8:05 PM EDT Att: 4,066 - Unknown livebaseballscores.com AB 30 R 7 H 7 RBI 7 BB 4 SO 4 LOB 8 		
Stan Musial, L (1, 7) OBP: 0.421, SLG: 0.523				BB						2	2	1	3	2	0	1			
Bobby Gene Smith, R (6, 7) OBP: 0.299, SLG: 0.290				HR						0	0	0	0	0	0	0			
Curt Flood, R (1, 8) OBP: 0.346, SLG: 0.433	L8			2B						4	1	2	1	0	0	2			
Bill White, L (1, 3) OBP: 0.383, SLG: 0.500	L8			5-3						4	0	1	2	0	0	3			
Ken Boyer, R (1, 5) OBP: 0.376, SLG: 0.473				6-3						4	0	0	0	0	0	2			
Charlie James, R (1, 9) OBP: 0.305, SLG: 0.408				F2						4	0	0	0	0	0	0			
Gene Oliver, R (1, 2) OBP: 0.363, SLG: 0.429				K						4	1	1	1	0	2	0			
Dal Maxvill, R (1, 6) OBP: 0.259, SLG: 0.246				HR						3	1	0	0	1	2	0			
Larry Jackson, R (1, 1) OBP: 0.229, SLG: 0.211				SH2-4						2	0	0	0	0	0	0			
Inning Stats	R: 0 E: 0 K: 0 S: 3	H: 0 LOB: 1 BB: 1 P: 7	R: 0 E: 0 K: 1 S: 5	H: 0 LOB: 0 BB: 0 P: 5	R: 3 E: 0 K: 0 S: 5	H: 2 LOB: 1 BB: 2 P: 13	R: 1 E: 0 K: 0 S: 4	H: 1 LOB: 0 BB: 0 P: 4	R: 0 E: 0 K: 0 S: 3	H: 0 LOB: 0 BB: 0 P: 3	R: 3 E: 0 K: 1 S: 8	H: 3 LOB: 1 BB: 1 P: 12	R: 0 E: 0 K: 2 S: 7	H: 0 LOB: 0 BB: 0 P: 7	1B: 3 2B: 2 3B: 0 HR: 2	SF: 0 SAC: 1 DP: 0 HBP: 0		WP: 0 PB: 0 SB: 2 CS: 0	PA: 35
PITCHER Cal Koonce, R (1, 1) ERA: 4.21	IP: 5.0 WLS: L BF: 22 H: 4 R: 4 ER: 4 SO: 1 BB: 3 IBB: 0 HBP: 0 BLK: 0 WP: 0 HR: 2 S: 21 P: 33 ERA: 7.20 WHIP: 1.400															PITCHER			
Morrie Steevens, L (6, 1) ERA:	1.0 3 0 0 0 0 0 0 0 0 0 0 3 3 0.00 0.000																		
Bob Anderson, R (7, 1) ERA: 4.9	2.0 10 3 3 3 3 1 0 0 0 0 0 15 19 13.50 2.000																		

Batter	1	2	3	4	5	6	7	8	9	AB	R	H	RBI	BB	SO	LOB	TOP				
Ron Santo, R OBP: 0.303, SLG: 0.372 (1, 5)										3	1	1	0	2	2	1					
Don Landrum, L OBP: 0.381, SLG: 0.340 (1, 8)										5	0	3	2	0	0	4					
Billy Williams, L OBP: 0.379, SLG: 0.493 (1, 7)										5	0	1	0	0	1	4					
14 Ernie Banks, R OBP: 0.308, SLG: 0.509 (1, 3)										5	0	1	1	0	1	2					
George Altman, L OBP: 0.388, SLG: 0.513 (1, 9)										5	0	1	0	0	1	4					
Ken Hubbs, R OBP: 0.293, SLG: 0.347 (1, 4)										5	1	1	0	0	1	3					
Andre Rodgers, R OBP: 0.343, SLG: 0.384 (1, 6)										4	0	1	0	0	1	3					
Cuno Barragan, R OBP: 0.297, SLG: 0.258 (8, PH)										1	1	0	0	2	0	1					
Dick Bertell, R OBP: 0.333, SLG: 0.380 (8, 2)										1	0	0	0	0	0	1					
Paul Toth, R OBP: 0.206, SLG: 0.260 (5, 1)										1	0	1	0	0	0	0					
Freddie Burdette, R ERA: 7.4										0	0	0	0	0	0	0					
Jim McKnight, R ERA: 2.44										1	0	0	0	0	1	1					
Al Lary, R ERA: 7.15										0	0	0	0	0	0	0					
Alex Grammas, R ERA: 1.97										1	0	0	0	0	0	1					
Morrie Steevens, L ERA: 8.1										0	0	0	0	0	0	0					
Inning Stats	R: 0 E: 0 K: 2 S: 9	H: 2 LOB: 2 BB: 0 P: 9	R: 0 E: 0 K: 1 S: 7	H: 2 LOB: 3 BB: 1 P: 11	R: 0 E: 0 K: 1 S: 5	H: 0 LOB: 0 BB: 0 P: 5	R: 2 E: 2 K: 0 S: 5	H: 1 LOB: 2 BB: 2 P: 13	R: 0 E: 0 K: 1 S: 6	H: 1 LOB: 1 BB: 0 P: 6	R: 0 E: 0 K: 2 S: 7	H: 0 LOB: 1 BB: 1 P: 11	R: 0 E: 0 K: 0 S: 3	H: 0 LOB: 0 BB: 0 P: 3	R: 0 E: 0 K: 0 S: 4	H: 1 LOB: 1 BB: 0 P: 4	R: 1 E: 0 K: 1 S: 8	H: 3 LOB: 2 BB: 0 P: 8	1B: 9 2B: 1 3B: 0 HR: 0	SF: 0 SAC: 1 DP: 0 HBP: 0	WP: 0 PA: 42 PB: 0 SB: 0 CS: 0
PITCHER	IP WLS BF H R ER SO BB IBB HBP BLK WP HR S P ERA WHIP																				
Joe Nuxhall, L ERA: 2.22	8.0 W 36 7 2 0 7 3 1 0 0 0 0 0 46 62 0.00 1.250																				
Dave Sisler, R ERA: 4.66	1.0 S 6 3 1 1 1 0 0 0 0 0 0 0 8 8 9.00 3.000																				

Chicago Cubs @ Cincinnati Reds
Crosley Field, Cincinnati, OH
Wed Sep 05 1962, 3:38 AM EDT
Att: 9,431 - Unknown

AB	37
R	3
H	10
RBI	3
BB	4
SO	8
LOB	25



Batter	1	2	3	4	5	6	7	8	9	AB	R	H	RBI	BB	SO	LOB	BOTTOM			
Eddie Kasko, R OBP: 0.318, SLG: 0.353 (1, 5)										3	0	1	2	0	0	4				
Don Blasingame, L OBP: 0.365, SLG: 0.348 (1, 4)										2	1	0	1	2	0	2				
Vada Pinson, L OBP: 0.338, SLG: 0.476 (8, 7)										5	1	1	0	0	0	4				
Joe Gaines, R OBP: 0.339, SLG: 0.367 (8, 7)										0	0	0	0	0	0	0				
Frank Robinson, R OBP: 0.412, SLG: 0.606 (1, 9)										4	1	2	1	1	0	2				
Gordy Coleman, L OBP: 0.331, SLG: 0.484 (1, 3)										5	3	3	1	0	0	2				
Marty Keough, L OBP: 0.362, SLG: 0.461 (8, 8)										4	1	1	1	1	1	4				
Leo Cardenas, R OBP: 0.330, SLG: 0.405 (1, 6)										3	1	1	0	0	0	3				
Johnny Edwards, L OBP: 0.325, SLG: 0.404 (1, 2)										3	2	2	1	2	1	2				
Joe Nuxhall, L OBP: 0.318, SLG: 0.333 (9, 1)										4	0	2	2	0	0	3				
Dave Sisler, R ERA: 4.66										0	0	0	0	0	0	0				
Inning Stats	R: 0 E: 0 K: 0 S: 3	H: 0 LOB: 1 BB: 0 P: 4	R: 0 E: 0 K: 0 S: 4	H: 1 LOB: 2 BB: 2 P: 12	R: 0 E: 0 K: 0 S: 2	H: 0 LOB: 0 BB: 1 P: 6	R: 3 E: 0 K: 0 S: 7	H: 4 LOB: 1 BB: 0 P: 7	R: 3 E: 1 K: 0 S: 7	H: 4 LOB: 2 BB: 1 P: 11	R: 1 E: 0 K: 1 S: 6	H: 1 LOB: 1 BB: 1 P: 10	R: 2 E: 0 K: 0 S: 6	H: 3 LOB: 1 BB: 0 P: 6	R: 0 E: 1 K: 1 S: 6	H: 0 LOB: 2 BB: 1 P: 10	1B: 9 2B: 5 3B: 0 HR: 0	SF: 2 SAC: 2 DP: 1 HBP: 1	WP: 1 PA: 44 PB: 0 SB: 0 CS: 0	
PITCHER	IP WLS BF H R ER SO BB IBB HBP BLK WP HR S P ERA WHIP																			
Paul Toth, R ERA: 7.4	4.0 L 23 7 7 0 0 0 1 1 0 0 0 0 4 8 0.00 1.000																			
Freddie Burdette, R ERA: 7.4	1.0 5 1 0 0 0 0 0 1 0 0 0 0 4 8 0.00 1.000																			
Al Lary, R ERA: 7.15	2.0 11 4 3 3 1 1 0 0 0 0 1 0 12 16 13.50 2.500																			
Morrie Steevens, L ERA: 8.1	1.0 5 0 0 0 1 1 0 0 0 0 0 0 6 10 0.00 1.000																			

Chicago Cubs @ Cincinnati Reds
Crosley Field, Cincinnati, OH
Wed Sep 05 1962, 3:38 AM EDT
Att: 9,431 - Unknown

AB	33
R	10
H	13
RBI	9
BB	6
SO	2
LOB	26



Batter	1	2	3	4	5	6	7	8	9	AB	R	H	RBI	BB	SO	LOB	TOP			
Don Landrum, L (1, 8) OBP: 0.379, SLG: 0.339	G1		4-3		G1-6-3			FC5-4 1B		4	0	1	0	0	0	1	Chicago Cubs @ San Francisco Giants Candlestick Park, San Francisco, CA Fri Sep 07 1962, 10:05 PM EDT Att: 14,652 - Unknown			
Ken Hubbs, R (1, 4) OBP: 0.291, SLG: 0.345	6-3		1-3			6-3		FC5-4 1B 1B		4	1	0	0	0	0	1				
Billy Williams, L (1, 7) OBP: 0.378, SLG: 0.491	E6 HR			4-3		F7		1B		4	2	1	0	0	0	0				
George Altman, L (1, 9) OBP: 0.389, SLG: 0.519	HR			K		F7		14 L3 1B		4	1	2	4	0	1	0				
14 Ernie Banks, R (1, 3) OBP: 0.308, SLG: 0.508	5-3			1B 2B			K	L3		4	1	1	0	0	1	1				
Ron Santo, R (1, 5) OBP: 0.304, SLG: 0.372		4-3		1B					F8	3	0	1	1	1	0	0				
Andre Rodgers, R (1, 6) OBP: 0.342, SLG: 0.383	6-3		1-3	2H 1B			1B BB		4-3	4	0	1	0	0	0	1				
Moe Thacker, R (1, 2) OBP: 0.305, SLG: 0.265										2	0	1	0	0	0	0				
Billy Ott, S (7, PH) OBP: 0.143, SLG: 0.143	F8									1	0	0	0	0	1	2				
Barney Schultz, R (7, 1)										0	0	0	0	0	0	0				
Lou Brock, L (9, PH) OBP: 0.323, SLG: 0.423										1	0	0	0	0	1	0				
Bob Buhl, R (1, 1)										2	0	0	0	0	0	1				
Bob Will, S (7, PH) OBP: 0.333, SLG: 0.341			F4							1	0	0	0	0	1	2				
Cuno Barragan, R (7, 2) OBP: 0.297, SLG: 0.258					FC1-5 G1-6-3					0	0	0	0	0	0	0				
Inning Stats	R: 2 E: 1 K: 0 S: 5	H: 1 LOB: 0 BB: 0 P: 5	R: 0 E: 0 K: 0 S: 3	H: 0 LOB: 0 BB: 0 P: 3	R: 0 E: 0 K: 0 S: 3	H: 0 LOB: 0 BB: 0 P: 3	R: 1 E: 0 K: 1 S: 7	H: 2 LOB: 1 BB: 0 P: 7	R: 0 E: 0 K: 0 S: 3	H: 0 LOB: 0 BB: 0 P: 3	R: 0 E: 0 K: 3 S: 10	H: 1 LOB: 2 BB: 1 P: 14	R: 2 E: 0 K: 0 S: 5	H: 3 LOB: 0 BB: 0 P: 5	R: 0 E: 0 K: 1 S: 5	H: 0 LOB: 0 BB: 0 P: 5	1B: 5 2B: 3 3B: 0 HR: 1	SF: 0 SAC: 0 DP: 2 HBP: 0	WP: 0 PB: 0 SB: 0 CS: 0	PA: 35
PITCHER	IP WLS BF H R ER SO BB IBB HBP BLK WP HR S P ERA WHIP																			
Jack Sanford, R (1, 1) ERA: 3.52	7.1 W 30 7 5 3 4 1 0 0 0 0 1 37 41 3.68 1.091																			
Stu Miller, R (8, 1) ERA: 3.95	1.2 S 5 1 0 0 1 0 0 0 0 0 0 7 7 0.00 0.600																			

AB	34
R	5
H	8
RBI	5
BB	1
SO	5
LOB	9



Batter	1	2	3	4	5	6	7	8	9	AB	R	H	RBI	BB	SO	LOB	BOTTOM				
Harvey Kuenn, R (1, 7) OBP: 0.378, SLG: 0.455	F8		F7		SF9		1-5-3			3	0	0	1	0	0	0	Chicago Cubs @ San Francisco Giants Candlestick Park, San Francisco, CA Fri Sep 07 1962, 10:05 PM EDT Att: 14,652 - Unknown				
Chuck Hillier, L (1, 4) OBP: 0.337, SLG: 0.329	4-3		1B		F7		4-3			4	0	1	0	0	0	1					
Felipe Alou, R (1, 9) OBP: 0.350, SLG: 0.522	K2-3		F3		2B BB		HR			3	1	1	1	1	1	1					
Willie Mays, R (1, 8) OBP: 0.378, SLG: 0.612		6-3		F5		2B		2B		4	0	2	1	0	0	0					
Orlando Cepeda, R (1, 3) OBP: 0.358, SLG: 0.542		K		F4		F9		6-3		4	0	0	0	0	1	3					
Tom Haller, L (1, 2) OBP: 0.397, SLG: 0.498		K		HR		4-3		K		4	1	1	1	0	2	0					
Jim Davenport, R (1, 5) OBP: 0.366, SLG: 0.482			E6 HR		F8		F4		6-3	4	1	0	0	0	0	0					
Jose Pagan, R (1, 6) OBP: 0.317, SLG: 0.364			HR		E8 1B SF9		1B		K	4	2	3	2	0	1	0					
Jack Sanford, R (1, 1) OBP: 0.207, SLG: 0.210					L1		2B 1B			3	1	1	0	0	1	1					
Stu Miller, R (8, 1) OBP: 0.200, SLG: 0.143					2B 1B		K			0	0	0	0	0	0	0					
Inning Stats	R: 0 E: 0 K: 1 S: 5	H: 0 LOB: 0 BB: 0 P: 5	R: 0 E: 0 K: 2 S: 7	H: 0 LOB: 0 BB: 0 P: 7	R: 2 E: 1 K: 0 S: 6	H: 2 LOB: 1 BB: 0 P: 6	R: 1 E: 0 K: 0 S: 4	H: 1 LOB: 0 BB: 0 P: 4	R: 2 E: 1 K: 0 S: 6	H: 3 LOB: 2 BB: 1 P: 10	R: 0 E: 0 K: 1 S: 6	H: 1 LOB: 1 BB: 0 P: 6	R: 1 E: 0 K: 0 S: 5	H: 2 LOB: 1 BB: 0 P: 5	R: 0 E: 0 K: 2 S: 7	H: 0 LOB: 0 BB: 0 P: 7		1B: 4 2B: 2 3B: 0 HR: 3	SF: 1 SAC: 0 DP: 0 HBP: 0	WP: 0 PB: 0 SB: 0 CS: 0	PA: 35
PITCHER	IP WLS BF H R ER SO BB IBB HBP BLK WP HR S P ERA WHIP																				
Bob Buhl, R (1, 1) ERA: 4.17	6.0 L 27 7 5 4 4 1 0 0 0 0 0 1 34 38 6.00 1.333																				
Barney Schultz, R (7, 1) ERA: 3.93	2.0 8 2 1 1 2 0 0 0 0 0 0 1 12 12 4.50 1.000																				

AB	33
R	6
H	9
RBI	6
BB	1
SO	6
LOB	6



Batter	1	2	3	4	5	6	7	8	9	AB	R	H	RBI	BB	SO	LOB	TOP					
Don Landrum, L OBP: 0.383, SLG: 0.344 (1, 8)										5	0	3	0	0	0	4	Chicago Cubs @ San Francisco Giants Candlestick Park, San Francisco, CA Sat Sep 08 1962, 6:33 AM EDT Att: 17,643 - Sunny					
Ken Hubbs, R OBP: 0.291, SLG: 0.343 (1, 4)										3	1	0	0	1	0	3						
14 Ernie Banks, R OBP: 0.310, SLG: 0.509 (1, 3)										5	0	3	0	0	1	1						
Billy Williams, L OBP: 0.377, SLG: 0.487 (1, 7)										4	0	0	0	1	0	4						
George Altman, L OBP: 0.388, SLG: 0.516 Lou Brock, L OBP: 0.322, SLG: 0.422 (1, 9)										3	0	0	0	1	0	0						
Ron Santo, R OBP: 0.304, SLG: 0.371 (1, 5)										4	0	1	0	0	3	3						
Andre Rodgers, R OBP: 0.344, SLG: 0.387 (1, 6)										4	1	2	0	0	0	1						
Moe Thacker, R OBP: 0.303, SLG: 0.264 (1, 2)										4	0	1	0	0	1	2						
Don Cardwell, R ERA: 4.76 Freddie Burdette, R ERA: 4.76 Billy Ott, S ERA: 4.76 Dave Gerard, R ERA: 4.76 Bob Will, L ERA: 4.76 Don Elston, R ERA: 4.76 (1, 1)										2	0	2	0	0	0	0						
Inning Stats	R: 0 E: 0 K: 2 S: 8	H: 1 LOB: 3 BB: 2 P: 16	R: 0 E: 0 K: 0 S: 5	H: 2 LOB: 2 BB: 0 P: 5	R: 0 E: 0 K: 1 S: 3	H: 1 LOB: 0 BB: 0 P: 3	R: 0 E: 1 K: 0 S: 7	H: 2 LOB: 2 BB: 0 P: 7	R: 0 E: 0 K: 0 S: 3	H: 0 LOB: 0 BB: 0 P: 3	R: 1 E: 0 K: 1 S: 8	H: 3 LOB: 2 BB: 0 P: 8	R: 1 E: 0 K: 0 S: 3	H: 1 LOB: 0 BB: 1 P: 7	R: 0 E: 0 K: 1 S: 6	H: 1 LOB: 1 BB: 0 P: 6		R: 0 E: 0 K: 0 S: 5	H: 2 LOB: 2 BB: 0 P: 5	1B: 12 2B: 1 3B: 0 HR: 0	SF: 0 SAC: 1 DP: 2 HBP: 0	WP: 0 PB: 0 SB: 0 CS: 0
PITCHER	IP WLS BF H R ER SO BB IBB HBP BLK WP HR S P ERA WHIP																					
Billy Pierce, L ERA: 3.63 Bobby Bolin, R ERA: 3.42 (1, 1)	7.0 W 32 10 2 2 4 3 0 0 0 0 0 0 0 0 0 0 2.57 1.857																					
(8, 1)	2.0 S 9 3 0 0 1 0 0 0 0 0 0 0 0 0 0 0 0.00 1.500																					

AB	37
R	2
H	13
RBI	1
BB	3
SO	5
LOB	21



Batter	1	2	3	4	5	6	7	8	9	AB	R	H	RBI	BB	SO	LOB	BOTTOM			
Harvey Kuenn, R OBP: 0.380, SLG: 0.454 (1, 5)										3	2	1	0	2	1	0	Chicago Cubs @ San Francisco Giants Candlestick Park, San Francisco, CA Sat Sep 08 1962, 6:33 AM EDT Att: 17,643 - Sunny			
Chuck Hiller, L OBP: 0.336, SLG: 0.330 (1, 4)										4	1	1	1	0	0	2				
Felipe Alou, R OBP: 0.353, SLG: 0.523 (1, 9)										5	2	3	1	0	0	2				
Willie McCovey, L OBP: 0.376, SLG: 0.644 Billy O'Dell, S OBP: 0.213, SLG: 0.149 Orlando Cepeda, R OBP: 0.358, SLG: 0.542 (1, 3)										3	0	2	0	0	1	2				
Willie Mays, R OBP: 0.377, SLG: 0.607 (1, 8)										4	0	0	0	1	1	5				
Matty Alou, L OBP: 0.311, SLG: 0.316 Jim Davenport, R OBP: 0.366, SLG: 0.482 (1, 7)										3	0	0	0	0	0	3				
Ed Bailey, L OBP: 0.341, SLG: 0.464 (1, 2)										3	0	1	2	2	0	2				
Jose Pagan, R OBP: 0.316, SLG: 0.363 (1, 6)										5	0	1	0	0	0	6				
Billy Pierce, L OBP: 0.300, SLG: 0.255 Tom Haller, L OBP: 0.386, SLG: 0.496 Bobby Bolin, R OBP: 0.292, SLG: 0.348 (1, 1)										3	0	0	0	0	0	1				
Inning Stats	R: 0 E: 1 K: 2 S: 9	H: 1 LOB: 2 BB: 0 P: 9	R: 0 E: 0 K: 0 S: 3	H: 0 LOB: 1 BB: 1 P: 7	R: 0 E: 0 K: 1 S: 5	H: 0 LOB: 0 BB: 0 P: 5	R: 0 E: 0 K: 0 S: 4	H: 1 LOB: 1 BB: 0 P: 4	R: 4 E: 1 K: 0 S: 7	H: 3 LOB: 3 BB: 3 P: 19	R: 0 E: 1 K: 0 S: 5	H: 1 LOB: 2 BB: 0 P: 5	R: 0 E: 0 K: 0 S: 5	H: 2 LOB: 2 BB: 0 P: 5	R: 3 E: 1 K: 0 S: 7	H: 3 LOB: 2 BB: 1 P: 11		1B: 10 2B: 1 3B: 0 HR: 0	SF: 0 SAC: 1 DP: 0 HBP: 0	WP: 0 PB: 0 SB: 1 CS: 0
PITCHER	IP WLS BF H R ER SO BB IBB HBP BLK WP HR S P ERA WHIP																			
Don Cardwell, R ERA: 4.76 Freddie Burdette, R ERA: 4.76 Dave Gerard, R ERA: 5.08 Don Elston, R ERA: 2.82 (1, 1)	4.2 L 25 5 4 0 0 0 0 0 0 0 0 0 0 0 0 0 3.86 1.929																			
(5, 1)	0.1 1 0 0 0 0 0 0 0 0 0 0 0 0 0 0 0 0.00 0.000																			
(6, 1)	2.0 10 3 0 0 0 0 0 0 0 0 0 0 0 0 0 0 0.00 1.500																			
(8, 1)	1.0 8 3 3 1 0 0 1 0 0 0 0 0 0 0 0 0 9.00 4.000																			



Batter	1	2	3	4	5	6	7	8	9	AB	R	H	RBI	BB	SO	LOB	TOP																			
Ron Santo, R OBP: 0.301, SLG: 0.368 (1, 5)	F9		F4		F8			6-3	G3-6-1	5	0	0	0	0	0	2																				
Ken Hubbs, R OBP: 0.292, SLG: 0.344 (1, 4)	F9		1B 14 SF8 1B		G5-4-3			3B		4	2	2	0	0	0	1																				
Billy Williams, L OBP: 0.379, SLG: 0.493 (1, 7)	3-1							14 1B		4	1	3	1	0	0	0																				
14 Ernie Banks, R OBP: 0.312, SLG: 0.516 (1, 3)			SF8					1B		3	1	2	3	0	1	1																				
Billy Ott, S OBP: 0.167, SLG: 0.167 (1, 9)			HR		F6			1B		4	0	0	0	0	2	3																				
Lou Brock, L OBP: 0.320, SLG: 0.419 George Altman, L OBP: 0.389, SLG: 0.517 Don Landrum, L OBP: 0.393, SLG: 0.344 (8, PH) (8, PR) (8, B)					1-3					3	0	0	0	0	1	1																				
Andre Rodgers, R OBP: 0.345, SLG: 0.388 (1, 6)					4-3			1B		4	0	2	0	0	1	2																				
Dick Bertell, R OBP: 0.332, SLG: 0.378 (1, 2)					5-3					4	0	1	0	0	0	1																				
Glen Hobbie, R OBP: 0.173, SLG: 0.122 Bob Anderson, R OBP: 0.208, SLG: 0.217 Jim Macknight, R OBP: 0.241, SLG: 0.247 Cal Koonce, R OBP: 0.171, SLG: 0.119 Bob Williams, L OBP: 0.207, SLG: 0.237 Al Lary, R OBP: 0.375, SLG: 0.167 (1, 1) (3, 1) (7, PH) (7, 1) (9, PH) (9, PR)								G4-3-6-3		1	0	0	0	0	1	2																				
Inning Stats	R: 0 E: 0 K: 0 S: 3	H: 0 LOB: 0 BB: 0 P: 3	R: 1 E: 0 K: 2 S: 10	H: 3 LOB: 2 BB: 0 P: 10	R: 1 E: 0 K: 0 S: 5	H: 2 LOB: 1 BB: 0 P: 5	R: 0 E: 0 K: 0 S: 3	H: 0 LOB: 0 BB: 0 P: 3	R: 0 E: 0 K: 3 S: 10	H: 1 LOB: 1 BB: 0 P: 10	R: 0 E: 0 K: 0 S: 3	H: 1 LOB: 0 BB: 0 P: 3	R: 2 E: 0 K: 1 S: 9	H: 4 LOB: 2 BB: 0 P: 9	R: 0 E: 0 K: 0 S: 2	H: 0 LOB: 1 BB: 1 P: 6	1B: 9 2B: 0 3B: 1 HR: 1	SF: 1 SAC: 0 DP: 3 HBP: 0	WP: 0 PA: 37 PB: 0 SB: 0 CS: 0																	
PITCHER	IP	WLS	BF	H	R	ER	SO	BB	IBB	HBP	BLK	WP	HR	S	P	ERA	WHIP	PITCHER		IP	WLS	BF	H	R	ER	SO	BB	IBB	HBP	BLK	WP	HR	S	P	ERA	WHIP
Mike McCormick, L ERA: 5.07 (1, 1)	7.1	W	30	9	4	4	5	1	0	0	0	0	1	39	43	4.91	1.364																			
Don Larsen, R ERA: 4.82 (8, 1)	1.2	S	7	2	0	0	1	1	0	0	0	0	0	8	12	0.00	1.800																			

Chicago Cubs @ San Francisco Giants
Candlestick Park, San Francisco, CA
Sun Sep 09 1962, 6:33 AM EDT
Att: 26,049 - Sunny

AB 34
R 4
H 11
RBI 4
BB 2
SO 6
LOB 14



Batter	1	2	3	4	5	6	7	8	9	AB	R	H	RBI	BB	SO	LOB	BOTTOM																			
Harvey Kuenn, R OBP: 0.381, SLG: 0.458 (1, 5) (6, 7)					F8					3	2	1	0	1	0	0																				
Chuck Hiller, L OBP: 0.337, SLG: 0.330 (1, 4)			F3		HR					3	1	1	1	1	0	1																				
Felipe Alou, R OBP: 0.358, SLG: 0.535 (1, 9)										4	2	4	3	0	0	0																				
Willie McCovey, L OBP: 0.375, SLG: 0.637 Jim Davenport, R OBP: 0.366, SLG: 0.484 (1, 7) (6, 5)			F3		6-3					2	0	0	0	1	0	1																				
Willie Mays, R OBP: 0.376, SLG: 0.605 (1, 8)			F9		4-3					4	0	1	1	0	0	3																				
Orlando Cepeda, R OBP: 0.356, SLG: 0.538 (1, 3)					F5					4	0	0	0	0	1	1																				
Tom Haller, L OBP: 0.384, SLG: 0.489 (1, 2)					F5					3	0	0	0	1	0	0																				
Jose Pagan, R OBP: 0.317, SLG: 0.364 (1, 6)			G4-6-3							4	0	2	0	0	0	1																				
Mike McCormick, L OBP: 0.179, SLG: 0.231 Don Larsen, R OBP: 0.208, SLG: 0.292 (1, 1) (8, 1)										3	0	0	0	0	2	2																				
Inning Stats	R: 2 E: 0 K: 0 S: 5	H: 4 LOB: 1 BB: 1 P: 9	R: 0 E: 0 K: 0 S: 2	H: 0 LOB: 0 BB: 1 P: 6	R: 1 E: 0 K: 0 S: 4	H: 1 LOB: 1 BB: 1 P: 8	R: 0 E: 0 K: 1 S: 6	H: 1 LOB: 0 BB: 0 P: 6	R: 2 E: 0 K: 0 S: 4	H: 1 LOB: 0 BB: 1 P: 8	R: 0 E: 0 K: 1 S: 6	H: 1 LOB: 0 BB: 0 P: 6	R: 0 E: 0 K: 0 S: 5	H: 2 LOB: 2 BB: 0 P: 5	R: 0 E: 0 K: 1 S: 5	H: 0 LOB: 0 BB: 0 P: 5	1B: 7 2B: 1 3B: 1 HR: 1	SF: 0 SAC: 0 DP: 1 HBP: 0	WP: 0 PA: 35 PB: 0 SB: 0 CS: 0																	
PITCHER	IP	WLS	BF	H	R	ER	SO	BB	IBB	HBP	BLK	WP	HR	S	P	ERA	WHIP	PITCHER		IP	WLS	BF	H	R	ER	SO	BB	IBB	HBP	BLK	WP	HR	S	P	ERA	WHIP
Glen Hobbie, R ERA: 5.38 (1, 1)	2.1	L	12	5	3	3	0	3	0	0	0	0	1	9	21	11.57	3.429																			
Bob Anderson, R ERA: 4.3 (3, 1)	3.2		15	3	2	2	2	1	0	0	0	0	1	18	22	4.91	1.091																			
Cal Koonce, R ERA: 4.16 (7, 1)	2.0		8	2	0	0	1	0	0	0	0	0	0	10	10	0.00	1.000																			

Chicago Cubs @ San Francisco Giants
Candlestick Park, San Francisco, CA
Sun Sep 09 1962, 6:33 AM EDT
Att: 26,049 - Sunny

AB 31
R 5
H 10
RBI 5
BB 4
SO 3
LOB 9



Batter	1	2	3	4	5	6	7	8	9	AB	R	H	RBI	BB	SO	LOB	TOP		
Don Landrum, L (1, 8) OBP: 0.378, SLG: 0.339	F9		F7			6-3		K		4	0	0	0	0	1	1			
Ken Hubbs, R (1, 4) OBP: 0.293, SLG: 0.344	6-3			F7			BB		14 1B FC6-4 BB	3	1	1	0	1	0	0			
14 Ernie Banks, R (1, 3) OBP: 0.311, SLG: 0.514	L4			1-3			F6		FC6-4 1B	4	0	1	0	0	0	1			
Billy Williams, L (1, 7) OBP: 0.380, SLG: 0.492		E S 1B		F9			1-2 BB		F7	3	0	1	0	1	0	2			
Billy Ott, S (1, 9) OBP: 0.133, SLG: 0.133 Nelson Mathews, R (9, PH)		K				K			FC6-4 BB	3	0	0	0	0	3	3			
Andre Rodgers, R (1, 6) OBP: 0.344, SLG: 0.385		K				6-3			1-2 3-H 4-0 BB	3	0	0	0	1	2	3			
Ron Santo, R (1, 5) OBP: 0.368, SLG: 0.368 George Altman, L (8, PH)		F2				K			F6	2	0	0	0	0	1	1			
Moe Thacker, R (1, 2) OBP: 0.300, SLG: 0.261 Dick Bertell, R (5, 2) OBP: 0.329, SLG: 0.374			F8			5-3		K		1	0	0	0	0	0	0			
Dick Ellsworth, L (1, 1) OBP: 0.123, SLG: 0.123 Paul Toth, R (3, 1) OBP: 0.500, SLG: 0.500 Morris Steevens, L (4, 1) OBP: 0.333, SLG: 0.333 Danny Murphy, L (6, PH) Freddie Burdette, R (8, 1) OBP: 0.333, SLG: 0.420 Lou Brock, L (8, PH) OBP: 0.333, SLG: 0.420 Jim Brewer, L (8, 1)			4-3			K			2-2 1B	1	0	0	0	0	0	0			
Inning Stats	R: 0 E: 0 K: 0 S: 7	H: 0 LOB: 0 BB: 0 P: 8	R: 0 E: 0 K: 2 S: 10	H: 1 LOB: 1 BB: 0 P: 15	R: 0 E: 0 K: 0 S: 7	H: 0 LOB: 0 BB: 0 P: 11	R: 0 E: 0 K: 0 S: 9	H: 0 LOB: 0 BB: 0 P: 14	R: 0 E: 0 K: 2 S: 8	H: 0 LOB: 0 BB: 0 P: 8	R: 0 E: 0 K: 1 S: 13	H: 1 LOB: 2 BB: 1 P: 22	R: 0 E: 0 K: 2 S: 13	H: 1 LOB: 1 BB: 0 P: 20	R: 1 E: 0 K: 0 S: 9	H: 1 LOB: 2 BB: 2 P: 20	1B: 4 2B: 0 3B: 0 HR: 0	SF: 0 SAC: 0 DP: 0 HBP: 0	WP: 0 PA: 34 PB: 0 SB: 1 CS: 0
PITCHER	IP WLS BF H R ER SO BB IBB HBP BLK WP HR S P ERA WHIP	IP WLS BF H R ER SO BB IBB HBP BLK WP HR S P ERA WHIP	IP WLS BF H R ER SO BB IBB HBP BLK WP HR S P ERA WHIP	IP WLS BF H R ER SO BB IBB HBP BLK WP HR S P ERA WHIP	IP WLS BF H R ER SO BB IBB HBP BLK WP HR S P ERA WHIP	IP WLS BF H R ER SO BB IBB HBP BLK WP HR S P ERA WHIP	IP WLS BF H R ER SO BB IBB HBP BLK WP HR S P ERA WHIP	IP WLS BF H R ER SO BB IBB HBP BLK WP HR S P ERA WHIP	IP WLS BF H R ER SO BB IBB HBP BLK WP HR S P ERA WHIP	IP WLS BF H R ER SO BB IBB HBP BLK WP HR S P ERA WHIP	IP WLS BF H R ER SO BB IBB HBP BLK WP HR S P ERA WHIP	IP WLS BF H R ER SO BB IBB HBP BLK WP HR S P ERA WHIP	IP WLS BF H R ER SO BB IBB HBP BLK WP HR S P ERA WHIP	IP WLS BF H R ER SO BB IBB HBP BLK WP HR S P ERA WHIP	IP WLS BF H R ER SO BB IBB HBP BLK WP HR S P ERA WHIP	IP WLS BF H R ER SO BB IBB HBP BLK WP HR S P ERA WHIP	IP WLS BF H R ER SO BB IBB HBP BLK WP HR S P ERA WHIP	IP WLS BF H R ER SO BB IBB HBP BLK WP HR S P ERA WHIP	IP WLS BF H R ER SO BB IBB HBP BLK WP HR S P ERA WHIP

Chicago Cubs @ Los Angeles Dodgers
Dodger Stadium, Los Angeles, CA
Mon Sep 10 1962, 7:05 PM PDT
Att: 24,737 - Unknown

AB 31
R 1
H 4
RBI 1
BB 3
SO 9
LOB 14



Batter	1	2	3	4	5	6	7	8	9	AB	R	H	RBI	BB	SO	LOB	BOTTOM		
Maury Wills, S (1, 6) OBP: 0.343, SLG: 0.374 Dick Tracewski, R (9, 6)	S 1B		1B FC2-5 HR	FC3-2 1B SF7		S S 1B		G5-4-3		5	3	4	1	0	0	1			
Jim Gilliam, S (1, 4) OBP: 0.372, SLG: 0.346	1-3		FC2-5 1B HR	FC3-2 1B		S BB				3	1	1	0	1	0	3			
Willie Davis, L (1, 8) OBP: 0.347, SLG: 0.483	G5-4-3 1B		HR	FC3-2 1B		L4				4	1	2	1	0	0	5			
Tommy Davis, R (1, 7) OBP: 0.369, SLG: 0.533	G5-4-3		HR	SF7		5-3				3	1	1	5	0	0	3			
Frank Howard, R (1, 9) OBP: 0.361, SLG: 0.582		F9	K	K			K			4	0	0	0	0	3	2			
Doug Camilli, R (1, 2) OBP: 0.382, SLG: 0.561	F9		6-3		6-3		K			4	0	0	0	0	1	0			
Ron Fairly, L (1, 3) OBP: 0.401, SLG: 0.471 Tim Harkness, L (8, 3) OBP: 0.364, SLG: 0.414		BB		SH 1B		G3		L8		3	1	1	0	1	0	0			
Andy Carey, R (1, 5) OBP: 0.351, SLG: 0.381	L8		SH 1B BB	K				1-3		3	1	0	0	1	1	1			
Don Drysdale, R (1, 1) OBP: 0.257, SLG: 0.280 Lee Walls, R (8, PH) OBP: 0.333, SLG: 0.322 Jack Smith, R (9, 1)		FC2-5 1B	SH 1B FC3-2 1B		F9			G5-4-3 1B		2	0	1	0	0	0	0			
Inning Stats	R: 1 E: 0 K: 0 S: 7	H: 2 LOB: 0 BB: 0 P: 11	R: 0 E: 0 K: 0 S: 6	H: 0 LOB: 1 BB: 1 P: 13	R: 4 E: 1 K: 1 S: 13	H: 4 LOB: 0 BB: 0 P: 17	R: 3 E: 1 K: 1 S: 17	H: 3 LOB: 2 BB: 1 P: 26	R: 0 E: 0 K: 0 S: 7	H: 1 LOB: 2 BB: 1 P: 13	R: 0 E: 0 K: 2 S: 8	H: 0 LOB: 0 BB: 0 P: 12	R: 0 E: 0 K: 0 S: 10	H: 1 LOB: 0 BB: 0 P: 16	R: 0 E: 0 K: 0 S: 9	H: 1 LOB: 2 BB: 2 P: 20	1B: 10 2B: 0 3B: 0 HR: 1	SF: 1 SAC: 1 DP: 2 HBP: 0	WP: 0 PA: 37 PB: 0 SB: 4 CS: 0
PITCHER	IP WLS BF H R ER SO BB IBB HBP BLK WP HR S P ERA WHIP	IP WLS BF H R ER SO BB IBB HBP BLK WP HR S P ERA WHIP	IP WLS BF H R ER SO BB IBB HBP BLK WP HR S P ERA WHIP	IP WLS BF H R ER SO BB IBB HBP BLK WP HR S P ERA WHIP	IP WLS BF H R ER SO BB IBB HBP BLK WP HR S P ERA WHIP	IP WLS BF H R ER SO BB IBB HBP BLK WP HR S P ERA WHIP	IP WLS BF H R ER SO BB IBB HBP BLK WP HR S P ERA WHIP	IP WLS BF H R ER SO BB IBB HBP BLK WP HR S P ERA WHIP	IP WLS BF H R ER SO BB IBB HBP BLK WP HR S P ERA WHIP	IP WLS BF H R ER SO BB IBB HBP BLK WP HR S P ERA WHIP	IP WLS BF H R ER SO BB IBB HBP BLK WP HR S P ERA WHIP	IP WLS BF H R ER SO BB IBB HBP BLK WP HR S P ERA WHIP	IP WLS BF H R ER SO BB IBB HBP BLK WP HR S P ERA WHIP	IP WLS BF H R ER SO BB IBB HBP BLK WP HR S P ERA WHIP	IP WLS BF H R ER SO BB IBB HBP BLK WP HR S P ERA WHIP	IP WLS BF H R ER SO BB IBB HBP BLK WP HR S P ERA WHIP	IP WLS BF H R ER SO BB IBB HBP BLK WP HR S P ERA WHIP	IP WLS BF H R ER SO BB IBB HBP BLK WP HR S P ERA WHIP	IP WLS BF H R ER SO BB IBB HBP BLK WP HR S P ERA WHIP

Chicago Cubs @ Los Angeles Dodgers
Dodger Stadium, Los Angeles, CA
Mon Sep 10 1962, 7:05 PM PDT
Att: 24,737 - Unknown

AB 32
R 8
H 11
RBI 7
BB 3
SO 5
LOB 15



Batter	1	2	3	4	5	6	7	8	9	AB	R	H	RBI	BB	SO	LOB	TOP					
Don Landrum, L (1.9) OBP: 0.372, SLG: 0.333	L6		K			K			E6 6-3 SF7	4	1	0	0	0	2	1	Chicago Cubs @ Los Angeles Dodgers Dodger Stadium, Los Angeles, CA Tue Sep 11 1962, 7:05 PM PDT Att: 30,707 - Unknown					
Ken Hubbs, R (1.4) OBP: 0.293, SLG: 0.343	5-3			1-3					E6 6-3	4	0	1	0	0	0	1						
Billy Williams, L (1.7) OBP: 0.378, SLG: 0.489	F8			G3					6-3	4	0	0	0	0	0	4						
George Altman, L (1.3) OBP: 0.385, SLG: 0.512		F5		G3					SF7	3	0	0	1	0	0	0						
14 Ernie Banks, R (1.5) OBP: 0.311, SLG: 0.512					K				6-3	4	0	1	0	0	1	1						
Lou Brock, L (1.8) OBP: 0.320, SLG: 0.417		6-3		G3					6-3	3	0	0	0	0	1	1						
Andre Rodgers, R (1.6) OBP: 0.342, SLG: 0.382				3-1					F3	3	0	0	0	0	0	1						
Dick Bertell, R (1.2) OBP: 0.329, SLG: 0.373			6-3						F9	3	0	1	0	0	0	0						
Bob Buhl, R (1.1) OBP: 0.333, SLG: 0.333			K						F3	1	0	0	0	0	1	0						
Bob Will, L (6, PH) OBP: 0.333, SLG: 0.333									5-3	1	0	0	0	0	0	1						
Don Elston, R (6, PH) OBP: 0.300, SLG: 0.366										0	0	0	0	0	0	0						
Ron Santo, R (8, PH) OBP: 0.300, SLG: 0.366										1	0	0	0	0	0	0						
Bob Anderson, R (8, 1) OBP: 0.200, SLG: 0.217										0	0	0	0	0	0	0						
Inning Stats	R: 0 E: 0 K: 0 S: 9	H: 0 LOB: 0 BB: 0 P: 13	R: 0 E: 0 K: 0 S: 11	H: 1 LOB: 1 BB: 0 P: 20	R: 0 E: 0 K: 2 S: 8	H: 0 LOB: 0 BB: 0 P: 10	R: 0 E: 0 K: 0 S: 5	H: 0 LOB: 0 BB: 0 P: 7	R: 0 E: 0 K: 1 S: 8	H: 0 LOB: 0 BB: 0 P: 11	R: 0 E: 0 K: 1 S: 12	H: 2 LOB: 2 BB: 0 P: 16	R: 0 E: 0 K: 1 S: 8	H: 0 LOB: 0 BB: 0 P: 11	R: 0 E: 0 K: 0 S: 4	H: 0 LOB: 0 BB: 0 P: 4	R: 1 E: 2 K: 0 S: 8	H: 0 LOB: 1 BB: 0 P: 13	1B: 3 2B: 0 3B: 0 HR: 0	SF: 1 SAC: 0 DP: 0 HBP: 0	WP: 0 PB: 0 SB: 0 CS: 0	PA: 32
PITCHER	IP WLS BF H R ER SO BB IBB HBP BLK WP HR S P ERA WHIP																					
Stan Williams, R (1.1) ERA: 4.23	8.0 W 29 3 1 0 5 0 0 0 0 0 0 0 69 99 0.00 0.375																					
Ron Perranoski, L (9.1) ERA: 2.19	1.0 S 3 0 0 0 0 0 0 0 0 0 0 0 4 6 0.00 0.000																					

AB	31
R	1
H	3
RBI	1
BB	0
SO	5
LOB	10



Batter	1	2	3	4	5	6	7	8	9	AB	R	H	RBI	BB	SO	LOB	BOTTOM			
Maury Wills, S (1.6) OBP: 0.344, SLG: 0.375	S SH 1B		K			F5				4	1	2	1	0	1	1	Chicago Cubs @ Los Angeles Dodgers Dodger Stadium, Los Angeles, CA Tue Sep 11 1962, 7:05 PM PDT Att: 30,707 - Unknown			
Jim Gilliam, S (1.4) OBP: 0.372, SLG: 0.344	SH F9 SF6		1B 1B BB	L4					F8	2	1	0	0	1	0	2				
Willie Davis, L (1.8) OBP: 0.346, SLG: 0.482	F9		1B						G3	4	0	1	0	0	0	1				
Tim Harkness, L (8, 3) OBP: 0.364, SLG: 0.414			1B							0	0	0	0	0	0	0				
Tommy Davis, R (1.7) OBP: 0.370, SLG: 0.533	SF6								F4	3	0	2	1	0	0	0				
Ron Fairly, L (1.3) OBP: 0.398, SLG: 0.466	3-1		4-3						F8	4	0	0	0	0	1	4				
Frank Howard, R (1.9) OBP: 0.360, SLG: 0.579		K		6-3					1B 1B	4	0	1	0	0	2	1				
Doug Camilli, R (1.2) OBP: 0.375, SLG: 0.543	F3					1-3			F6	4	0	1	0	0	0	1				
Andy Carey, R (1.5) OBP: 0.360, SLG: 0.384	6-3									2	1	1	0	1	0	0				
Larry Burdette, R (6, PR) OBP: 0.251, SLG: 0.320										1	0	1	0	0	0	0				
Stan Williams, R (1.1) OBP: 0.104, SLG: 0.169			F9						K	4	0	0	0	0	2	5				
Ron Perranoski, L (9.1) OBP: 0.143, SLG: 0.077										0	0	0	0	0	0	0				
Inning Stats	R: 2 E: 1 K: 0 S: 10	H: 1 LOB: 0 BB: 0 P: 16	R: 0 E: 0 K: 1 S: 9	H: 0 LOB: 0 BB: 0 P: 13	R: 0 E: 0 K: 1 S: 9	H: 2 LOB: 3 BB: 1 P: 15	R: 1 E: 0 K: 0 S: 7	H: 2 LOB: 2 BB: 1 P: 14	R: 0 E: 0 K: 2 S: 11	H: 1 LOB: 1 BB: 0 P: 18	R: 0 E: 0 K: 1 S: 8	H: 1 LOB: 2 BB: 0 P: 13	R: 0 E: 0 K: 0 S: 6	H: 0 LOB: 0 BB: 0 P: 9	R: 0 E: 0 K: 1 S: 16	H: 2 LOB: 2 BB: 0 P: 27	1B: 9 2B: 0 3B: 0 HR: 0	SF: 1 SAC: 1 DP: 0 HBP: 0	WP: 0 PB: 0 SB: 2 CS: 0	PA: 36
PITCHER	IP WLS BF H R ER SO BB IBB HBP BLK WP HR S P ERA WHIP																			
Bob Buhl, R (1.1) ERA: 4.15	5.0 L 24 6 3 2 4 2 0 0 0 0 0 0 0 46 76 3.60 1.600																			
Don Elston, R (6, 1) ERA: 2.73	2.0 7 1 0 0 1 0 0 0 0 0 0 0 14 22 0.00 0.500																			
Bob Anderson, R (8, 1) ERA: 4.85	1.0 5 2 0 0 1 0 0 0 0 0 0 0 16 27 0.00 2.000																			

AB	32
R	3
H	9
RBI	2
BB	2
SO	6
LOB	15




Batter	1	2	3	4	5	6	7	8	9	AB	R	H	RBI	BB	SO	LOB	TOP			
Maury Wills, S OBP: 0.346, SLG: 0.371 (1,6)										3	1	1	0	2	0	1	Los Angeles Dodgers @ Chicago Cubs Wrigley Field, Chicago, IL Sat Sep 15 1962, 3:33 AM CDT Att: 16,238 - Unknown			
Jim Gilliam, S OBP: 0.375, SLG: 0.344 (1,4) (8,5) (9,4)										2	0	0	0	3	0	3				
Willie Davis, L OBP: 0.345, SLG: 0.479 (1,8)										5	0	1	0	0	0	6				
Tommy Davis, R OBP: 0.370, SLG: 0.529 (1,5) (8,7)										4	2	1	0	1	0	4				
Ron Fairly, L OBP: 0.393, SLG: 0.460 (1,3)										4	0	1	1	0	1	3				
Frank Howard, R OBP: 0.363, SLG: 0.588 (1,9)										4	0	0	0	1	1	4				
Duke Snider, L OBP: 0.405, SLG: 0.468 (1,7)										3	0	1	0	0	0	0				
Larry Burditt, R OBP: 0.264, SLG: 0.322 (8, PR) (8, 4)										0	1	0	0	0	0	0				
Tim Harkness, L OBP: 0.373, SLG: 0.414 (9, PH)										0	1	0	0	0	0	0				
Ed Roebuck, R OBP: 0.261, SLG: 0.261 (9, 1)										1	1	0	0	4	0	0				
John Roseboro, L OBP: 0.350, SLG: 0.393 (1,2)										2	0	0	0	0	0	3				
Don Drysdale, R OBP: 0.252, SLG: 0.275 (1, 1)										1	0	1	2	0	0	0				
Wally Moon, L OBP: 0.337, SLG: 0.352 (8, PH)										0	0	0	0	0	0	0				
Ron Perranoski, L OBP: 0.143, SLG: 0.077 (8, 1)										0	0	0	0	0	0	0				
Andy Carey, R OBP: 0.346, SLG: 0.367 (9, 5)										1	0	0	0	0	1	1				
Inning Stats	R: 0 E: 0 K: 0 S: 7	H: 1 LOB: 1 BB: 1 P: 15	R: 0 E: 0 K: 0 S: 5	H: 0 LOB: 0 BB: 0 P: 10	R: 0 E: 0 K: 0 S: 10	H: 0 LOB: 1 BB: 1 P: 16	R: 1 E: 1 K: 1 S: 15	H: 2 LOB: 3 BB: 2 P: 24	R: 1 E: 0 K: 0 S: 11	H: 1 LOB: 0 BB: 0 P: 9	R: 0 E: 0 K: 0 S: 11	H: 0 LOB: 0 BB: 2 P: 21	R: 2 E: 0 K: 0 S: 16	H: 1 LOB: 2 BB: 2 P: 35	R: 2 E: 1 K: 1 S: 13	H: 1 LOB: 1 BB: 1 P: 22	1B: 5 2B: 1 3B: 0 HR: 0	SF: 1 SAC: 1 DP: 2 HBP: 2	WP: 1 PB: 1 SB: 6 CS: 0	PA: 45
PITCHER	IP WLS BF H R ER SO BB IBB HBP BLK WP HR S P ERA WHIP																			
Cal Koonce, R ERA: 4.07 (1, 1)	6.0	29	4	2	1	2	7	1	0	0	0	0	0	0	58	112	1.50	1.833		
Don Cardwell, R ERA: 5.05 (7, 1)	1.1	7	1	2	2	0	1	0	1	0	0	0	0	15	27	13.50	1.500			
Morrie Stevens, L ERA: (8, 1)	0.0	1	0	0	0	0	1	0	0	0	0	0	0	1	5	∞	∞			
Glen Hobbie, R ERA: 5.32 (8, 1)	1.2	L 8	1	2	0	1	1	0	1	0	0	1	0	21	35	0.00	1.200			

Batter	1	2	3	4	5	6	7	8	9	AB	R	H	RBI	BB	SO	LOB	BOTTOM					
Lou Brock, L OBP: 0.321, SLG: 0.416 (1,8)										4	0	1	0	1	0	1	Los Angeles Dodgers @ Chicago Cubs Wrigley Field, Chicago, IL Sat Sep 15 1962, 3:33 AM CDT Att: 16,238 - Unknown					
Ken Hubbs, R OBP: 0.295, SLG: 0.345 (1,4)										4	1	2	0	0	2	3						
Billy Williams, L OBP: 0.374, SLG: 0.483 (1,7)										4	1	0	0	0	1	3						
14 Ernie Banks, R OBP: 0.309, SLG: 0.513 (1,3)										4	1	0	0	0	0	2						
George Altman, L OBP: 0.390, SLG: 0.511 (1,9)										1	1	1	0	3	0	0						
Billy Ott, S OBP: 0.133, SLG: 0.133 (9, 9)										0	0	0	0	0	0	0						
Ron Santo, R OBP: 0.301, SLG: 0.365 (1,5)										3	0	1	0	0	0	2						
Andre Rodgers, R OBP: 0.343, SLG: 0.385 (1,6)										3	0	1	0	1	1	2						
Dick Bertell, R OBP: 0.330, SLG: 0.373 (1,2)										4	0	1	2	0	1	1						
Al Lary, R OBP: 0.375, SLG: 0.167 (9, PR)										0	0	0	0	0	0	0						
Cal Koonce, R OBP: 0.113, SLG: 0.115 (1, 1)										2	0	0	0	0	1	2						
Don Cardwell, R OBP: 0.177, SLG: 0.121 (7, 1)										1	0	0	0	0	0	0						
Morrie Stevens, L (8, 1)										0	0	0	0	0	0	0						
Glen Hobbie, R OBP: 0.173, SLG: 0.122 (8, 1)										0	0	0	0	0	0	0						
Don Landrum, L OBP: 0.370, SLG: 0.331 (9, PH)										1	0	0	0	0	0	1						
Inning Stats	R: 0 E: 0 K: 0 S: 8	H: 0 LOB: 0 BB: 1 P: 15	R: 0 E: 0 K: 1 S: 8	H: 0 LOB: 0 BB: 1 P: 14	R: 0 E: 0 K: 1 S: 5	H: 0 LOB: 0 BB: 0 P: 8	R: 4 E: 2 K: 0 S: 13	H: 2 LOB: 1 BB: 2 P: 28	R: 0 E: 0 K: 0 S: 12	H: 1 LOB: 1 BB: 0 P: 17	R: 0 E: 0 K: 1 S: 12	H: 2 LOB: 1 BB: 0 P: 17	R: 0 E: 0 K: 1 S: 5	H: 1 LOB: 0 BB: 0 P: 8	R: 0 E: 1 K: 1 S: 7	H: 1 LOB: 2 BB: 1 P: 14	R: 0 E: 1 K: 1 S: 12	H: 0 LOB: 2 BB: 0 P: 18	1B: 6 2B: 2 3B: 0 HR: 0	SF: 0 SAC: 2 DP: 2 HBP: 0	WP: 0 PB: 0 SB: 0 CS: 1	PA: 38
PITCHER	IP WLS BF H R ER SO BB IBB HBP BLK WP HR S P ERA WHIP																					
Don Drysdale, R ERA: 2.84 (1, 1)	7.0	29	4	0	4	0	2	2	0	0	0	0	0	63	107	0.00	1.143					
Ron Perranoski, L ERA: 2.16 (8, 1)	1.0	W 5	1	0	0	1	1	0	0	0	0	0	0	7	14	0.00	2.000					
Ed Roebuck, R ERA: 3.02 (9, 1)	1.0	S 4	0	0	0	1	0	0	0	0	0	0	0	12	18	0.00	0.000					



Batter	1	2	3	4	5	6	7	8	9	AB	R	H	RBI	BB	SO	LOB	TOP
Maury Wills, S OBP: 0.345, SLG: 0.371 Dick Tracewski, R (8, PH) Duke Snider, L OBP: 0.402, SLG: 0.464 Larry Burright, R OBP: 0.264, SLG: 0.322	1-1 CS 1B		1-1 1-3			2-2 F8		1-2 F6		3	0	1	0	0	0	0	Los Angeles Dodgers @ Chicago Cubs Wrigley Field, Chicago, IL Sun Sep 16 1962, 3:33 AM CDT Att: 19,251 - Unknown
Jim Gilliam, S OBP: 0.377, SLG: 0.346	2-2 FC3-6 1B			1-0 4-3		1-2 1B		4-2 1B		3	0	2	0	1	0	0	
Willie Davis, L OBP: 0.343, SLG: 0.475	1-2 FC3-6 1B			0-1 F6		2-1 F4		2-1 F3		4	0	0	0	0	0	4	
Tommy Davis, R OBP: 0.369, SLG: 0.527	0-0 F6			1-0 1B		3-2 5-3			1-3 K	4	0	1	0	0	1	2	
Ron Fairly, L OBP: 0.392, SLG: 0.457		0-1 4-3		2-1 F9		1-0 F9		4-2 FC6-4 BB		3	0	0	0	1	0	1	
Frank Howard, R OBP: 0.360, SLG: 0.583		3-2 5-3			3-3 K		2-3 K		3-2 FC6-4 1-2	4	0	0	0	0	2	1	
Wally Moon, L OBP: 0.332, SLG: 0.346		1-0 3-1			0-0 B1-3		1-1 F3		1-2 L7	4	0	0	0	0	0	1	
Doug Camilli, R OBP: 0.368, SLG: 0.513			1-3 K		4-2 BB			2-3 K		2	0	0	0	1	2	0	
Stan Williams, R OBP: 0.104, SLG: 0.169 Jack Smith, R (5, PH) Daryl Spencer, R OBP: 0.342, SLG: 0.523 Phil Ortega, R (5, PH) Tim Harkness, L OBP: 0.392, SLG: 0.414 Larry Sherry, R OBP: 0.198, SLG: 0.125			0-3 K		0-1 1-3			4-0 BB BB		0	0	0	0	0	0	0	
Inning Stats	R: 0 H: 2 E: 0 K: 0 S: 9	H: 2 LOB: 1 BB: 0 P: 13	R: 0 H: 0 E: 0 K: 0 S: 6	H: 0 LOB: 0 BB: 0 P: 10	R: 0 H: 1 E: 0 K: 1 S: 6	H: 0 LOB: 1 BB: 1 P: 15	R: 0 H: 1 E: 0 K: 1 S: 13	H: 0 LOB: 0 BB: 0 P: 10	R: 0 H: 0 E: 0 K: 1 S: 13	H: 0 LOB: 1 BB: 1 P: 21	R: 0 H: 0 E: 0 K: 1 S: 12	H: 0 LOB: 1 BB: 1 P: 21	1B: 4 2B: 0 3B: 0 HR: 0	SF: 0 SAC: 0 DP: 0 HBP: 0	WP: 0 PB: 0 SB: 0 CS: 1	PA: 34	
PITCHER Bob Buhl, R ERA: 3.95	IP: 9.0 WLS: W BF: 34 H: 4 R: 0 ER: 0 SO: 6 BB: 4 IBB: 0 HBP: 0 BLK: 0 WP: 0 HR: 0 S: 82 P: 137 ERA: 0.00 WHIP: 0.889																

Batter	1	2	3	4	5	6	7	8	9	AB	R	H	RBI	BB	SO	LOB	BOTTOM	
Don Landrum, L OBP: 0.374, SLG: 0.333	0-0 1B HR	4-2 1B SF8		1-1 6-3 1B		0-3 K		0-0 F2		4	2	2	0	1	1	0	Los Angeles Dodgers @ Chicago Cubs Wrigley Field, Chicago, IL Sun Sep 16 1962, 3:33 AM CDT Att: 19,251 - Unknown	
Ken Hubbs, R OBP: 0.297, SLG: 0.347	2-1 1B HR	0-0 14 1B		1-2 6-3		1-0 1B		2-1 6-3		5	1	3	0	0	0	1		
Billy Williams, L OBP: 0.373, SLG: 0.482	2-2 1B HR	1-0 SF8		1-0 F8		0-0 1-3				3	1	1	1	0	0	2		
14 Ernie Banks, R OBP: 0.311, SLG: 0.512	0-0 F7	0-1 1B		4-1 1B BB		0-1 F7				3	0	1	0	1	0	3		
Nelson Mathews, R OBP: 0.333, SLG: 0.667	0-0 HR	3-2 5-3		0-0 F5		0-0 S 1B				4	1	2	4	0	0	3		
Ron Santo, R OBP: 0.302, SLG: 0.364	2-1 E 1B		1-2 4-3		1-3 K		4-1 1B IBB		1-2 IBB	3	0	1	0	1	1	1		
Andre Rodgers, R OBP: 0.342, SLG: 0.384	1-2 E3		1-3 K		2-2 1B		0-1 F9			4	0	1	0	0	1	3		
Moe Thacker, R OBP: 0.288, SLG: 0.250	3-3 K2-5-2		1-3 K		2-3 K		0-1 1-3			4	0	0	0	0	3	6		
Bob Buhl, R		0-0 4-3		0-3 K		1-2 5-3		2-3 K		4	0	0	0	0	2	0		
Inning Stats	R: 4 H: 5 E: 1 K: 1 S: 18	H: 5 LOB: 2 BB: 0 P: 28	R: 1 H: 2 E: 0 K: 0 S: 12	H: 2 LOB: 2 BB: 1 P: 20	R: 0 H: 0 E: 0 K: 2 S: 10	H: 0 LOB: 0 BB: 0 P: 13	R: 0 H: 1 E: 0 K: 1 S: 9	H: 1 LOB: 1 BB: 0 P: 12	R: 0 H: 1 E: 0 K: 1 S: 11	H: 1 LOB: 2 BB: 1 P: 20	R: 0 H: 1 E: 0 K: 1 S: 8	H: 1 LOB: 0 BB: 1 P: 10	R: 0 H: 0 E: 0 K: 1 S: 6	H: 0 LOB: 0 BB: 0 P: 10	1B: 10 2B: 1 3B: 0 HR: 1	SF: 1 SAC: 0 DP: 1 HBP: 0		WP: 0 PB: 0 SB: 2 CS: 0
PITCHER Stan Williams, R ERA: 4.43 Jack Smith, R ERA: 3.66 Phil Ortega, R ERA: 6.84 Larry Sherry, R ERA: 3.17	IP: 0.1 WLS: L BF: 5 H: 5 R: 4 ER: 4 SO: 4 BB: 0 IBB: 0 HBP: 0 BLK: 0 WP: 0 HR: 1 S: 10 P: 16 ERA: 108.00 WHIP: 15.000																	

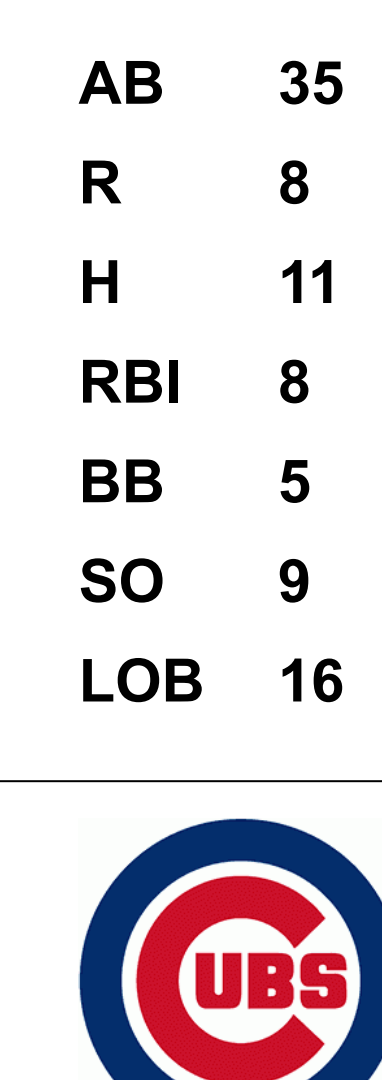


Batter	1	2	3	4	5	6	7	8	9	AB	R	H	RBI	BB	SO	LOB	TOP					
Julian Javier, R OBP: 0.321, SLG: 0.365										3	0	3	0	1	0	0	St. Louis Cardinals @ Chicago Cubs Wrigley Field, Chicago, IL Mon Sep 17 1962, 3:33 AM CDT Att: 1,603 - Unknown					
Curt Flood, R OBP: 0.344, SLG: 0.423										4	1	0	0	0	3							
Bill White, L OBP: 0.361, SLG: 0.486										3	1	0	0	0	1							
Ken Boyer, R OBP: 0.376, SLG: 0.479										4	1	2	3	0	1							
Charlie James, R OBP: 0.305, SLG: 0.398										4	0	1	0	0	1							
Gene Oliver, R OBP: 0.351, SLG: 0.438										4	0	2	0	0	1							
Mike Shannon, R OBP: 0.100, SLG: 0.100										4	0	0	0	0	1							
Julio Gotay, R OBP: 0.318, SLG: 0.311										4	1	1	1	0	2							
Ray Washburn, R OBP: 0.224, SLG: 0.208										3	0	0	0	0	1							
Lindy McDaniel, R OBP: 0.174, SLG: 0.095										0	0	0	0	0	0							
Curt Simmons, L OBP: 0.253, SLG: 0.214										0	0	0	0	0	0							
Red Schoendienst, S OBP: 0.349, SLG: 0.379										1	0	0	0	0	1							
Inning Stats	R: 3 E: 0 K: 1 S: 8	H: 3 LOB: 1 BB: 0 P: 9	R: 0 E: 0 K: 0 S: 2	H: 0 LOB: 0 BB: 1 P: 6	R: 0 E: 0 K: 2 S: 8	H: 1 LOB: 1 BB: 0 P: 8	R: 0 E: 0 K: 0 S: 3	H: 1 LOB: 0 BB: 0 P: 3	R: 0 E: 0 K: 1 S: 6	H: 0 LOB: 1 BB: 0 P: 6	R: 0 E: 0 K: 1 S: 5	H: 0 LOB: 0 BB: 0 P: 5	R: 1 E: 0 K: 0 S: 7	H: 2 LOB: 1 BB: 0 P: 7	R: 0 E: 0 K: 0 S: 3	H: 0 LOB: 0 BB: 0 P: 3	R: 0 E: 0 K: 0 S: 4	H: 1 LOB: 1 BB: 0 P: 4	1B: 6 2B: 1 3B: 0 HR: 2	SF: 0 SAC: 0 DP: 1 HBP: 1	WP: 0 PB: 0 SB: 0 CS: 1	PA: 37
PITCHER Dick Ellsworth, L ERA: 5.19	IP: 9.0 WLS: W BF: 36 H: 9 R: 4 ER: 4 SO: 6 BB: 1 IBB: 0 HBP: 1 BLK: 0 WP: 0 HR: 2 S: 46 P: 51 ERA: 4.00 WHIP: 1.111															PITCHER						

AB	34
R	4
H	9
RBI	4
BB	1
SO	6
LOB	12



Batter	1	2	3	4	5	6	7	8	9	AB	R	H	RBI	BB	SO	LOB	BOTTOM			
Billy Ott, S OBP: 0.200, SLG: 0.316										4	2	1	1	1	1	3	St. Louis Cardinals @ Chicago Cubs Wrigley Field, Chicago, IL Mon Sep 17 1962, 3:33 AM CDT Att: 1,603 - Unknown			
Ken Hubbs, R OBP: 0.301, SLG: 0.351										5	2	4	0	0	1					
Danny Murphy, L OBP: 0.071, SLG: 0.143										5	2	1	1	0	2					
14 Ernie Banks, R OBP: 0.311, SLG: 0.515										4	1	1	3	1	2					
Nelson Mathews, R OBP: 0.231, SLG: 0.462										4	0	0	0	0	3					
Ron Santo, R OBP: 0.302, SLG: 0.364										4	0	1	2	0	1					
Andre Rodgers, R OBP: 0.343, SLG: 0.384										3	1	1	0	1	2					
Moe Thacker, R OBP: 0.296, SLG: 0.253										3	0	1	0	1	2					
Dick Ellsworth, L OBP: 0.284, SLG: 0.133										3	0	1	1	1	2					
Inning Stats	R: 0 E: 0 K: 2 S: 8	H: 1 LOB: 0 BB: 0 P: 8	R: 0 E: 0 K: 1 S: 6	H: 1 LOB: 0 BB: 0 P: 6	R: 3 E: 0 K: 1 S: 8	H: 3 LOB: 2 BB: 2 P: 16	R: 0 E: 0 K: 1 S: 5	H: 0 LOB: 1 BB: 1 P: 9	R: 0 E: 0 K: 1 S: 5	H: 0 LOB: 0 BB: 0 P: 5	R: 0 E: 0 K: 2 S: 7	H: 0 LOB: 1 BB: 1 P: 11	R: 5 E: 1 K: 0 S: 9	H: 5 LOB: 2 BB: 1 P: 13	R: 0 E: 0 K: 1 S: 5	H: 1 LOB: 0 BB: 0 P: 5		1B: 8 2B: 1 3B: 0 HR: 2	SF: 0 SAC: 0 DP: 0 HBP: 0	WP: 0 PB: 0 SB: 0 CS: 1
PITCHER Ray Washburn, R ERA: 3.93	IP: 6.0 WLS: L BF: 31 H: 8 R: 7 ER: 6 SO: 8 BB: 4 IBB: 0 HBP: 0 BLK: 0 WP: 0 HR: 2 S: 43 P: 59 ERA: 9.00 WHIP: 2.000															PITCHER				
Lindy McDaniel, R ERA: 4.11	0.2	5	2	1	0	0	1	0	0	0	0	4	8	0.00	4.500					
Curt Simmons, L ERA: 3.9	1.1	4	1	0	0	1	0	0	0	0	0	6	6	0.00	0.750					



Batter	1	2	3	4	5	6	7	8	9	AB	R	H	RBI	BB	SO	LOB	TOP				
Julian Javier, R (1.4) OBP: 0.320, SLG: 0.364	0-0 4-3		0-0 5-3			0-0 L4		0-0 FC6 1B	4 0 1 0 0 0 0								St. Louis Cardinals @ Chicago Cubs Wrigley Field, Chicago, IL Tue Sep 18 1962, 3:33 AM CDT Att: 2,004 - Unknown				
Curt Flood, R (1.8) OBP: 0.342, SLG: 0.420	0-0 5-3			0-0 6-3		0-0 6-3		0-0 FC6 HR	4 1 0 0 0 0 1												
Stan Musial, L (1.7) OBP: 0.415, SLG: 0.509	0-0 F8			0-0 3-1			0-0 F2	0-0 HR	4 1 1 2 0 0 0												
Bill White, L (1.3) OBP: 0.380, SLG: 0.484		0-0 F8		0-0 F6			0-0 4-3	0-0 1B	4 0 1 0 0 0 0												
Ken Boyer, R (1.5) OBP: 0.373, SLG: 0.475		0-0 F8			0-3 K		0-0 5-3	0-0 P6	4 0 0 0 0 1 1												
Carl Sawatski, L (1.2) OBP: 0.359, SLG: 0.488		0-0 HR			0-0 F5			0-0 G3	3 1 1 1 0 0 0												
Jimmie Schaffer, R (8.2) OBP: 0.301, SLG: 0.303									0 0 0 0 0 0 0												
Gary Kolb, L (1.9) OBP: 0.667, SLG: 0.667		0-0 G3			0-0 FC6-4 1B			0-0 G5-4-3 1B	3 0 2 0 0 0 0												
Julio Gotay, R (1.6) OBP: 0.316, SLG: 0.309			0-3 K		0-0 FC6-4			0-0 G5-4-3	3 0 0 0 0 1 2												
Harvey Branch, R (1.1) Red Schoendienst, S (6, PH) Bob Duliba, R (6, 1) Fred Whitfield, L (9, PH) OBP: 0.301, SLG: 0.481			0-3 K		0-0 F6			0-0 4-3	1 0 0 0 0 1 0 1 0 0 0 0 0 0 0 0 0 0 0 0 0 1 0 0 0 0 0 0												
Inning Stats	R: 0 E: 0 K: 0 S: 3	H: 0 LOB: 0 BB: 0 P: 3	R: 1 E: 0 K: 0 S: 4	H: 1 LOB: 0 BB: 0 P: 4	R: 0 E: 0 K: 2 S: 7	H: 0 LOB: 0 BB: 0 P: 7	R: 0 E: 0 K: 0 S: 3	H: 0 LOB: 0 BB: 0 P: 3	R: 0 E: 0 K: 1 S: 6	H: 1 LOB: 1 BB: 0 P: 6	R: 0 E: 0 K: 0 S: 3	H: 0 LOB: 0 BB: 0 P: 3	R: 0 E: 0 K: 0 S: 3	H: 1 LOB: 0 BB: 0 P: 3	R: 2 E: 0 K: 0 S: 6	H: 3 LOB: 1 BB: 0 P: 6	1B: 4 2B: 0 3B: 0 HR: 2	SF: 0 SAC: 0 DP: 1 HBP: 0	WP: 0 PB: 0 SB: 0 CS: 0	PA: 32	
PITCHER	IP WLS BF H R ER SO BB IBB HBP BLK WP HR S P ERA WHIP	8.2 W 31 6 3 3 3 0 0 0 0 0 2 37 37 3.12 0.692	0.1 S 1 0 0 0 0 0 0 0 0 0 0 1 1 0.00 0.000																		

AB	32
R	3
H	6
RBI	3
BB	0
SO	3
LOB	4



Batter	1	2	3	4	5	6	7	8	9	AB	R	H	RBI	BB	SO	LOB	BOTTOM			
Billy Ott, S (1.9) OBP: 0.250, SLG: 0.318	0-0 6-3		0-0 3-1	0-0 1B			4-0 PB 1B BB		3 0 1 0 1 0 0								St. Louis Cardinals @ Chicago Cubs Wrigley Field, Chicago, IL Tue Sep 18 1962, 3:33 AM CDT Att: 2,004 - Unknown			
Don Landrum, L (7, PR) OBP: 0.374, SLG: 0.333									0 1 0 0 0 0 0											
Ken Hubbs, R (1.4) OBP: 0.301, SLG: 0.349	0-3 K		4-0 14 BB 1B BB	0-3 K			0-0 6-3	1-2	3 1 0 0 1 2 2											
Danny Murphy, L (1.7) OBP: 0.278, SLG: 0.412	4-0 BB		0-0 14 BB 1B BB		0-0 14 6-3 3B		0-0 14 1B 2-H	0-0 1B	3 1 3 1 1 0 0											
14 Ernie Banks, R (1.3) OBP: 0.313, SLG: 0.514	0-0 P4		4-0 1-2 2-3 BB		0-0 6-3		0-0 G4-6-3 1B	1-3	3 0 1 1 1 0 1											
Nelson Mathews, R (1.8) OBP: 0.176, SLG: 0.353		0-0 F8	0-0 P4		0-0 F8		0-0 G4-6-3	1-2	4 0 0 0 0 0 5											
Ron Santo, R (1.5) OBP: 0.303, SLG: 0.369		0-0 HR	4-0 1-2 2-3 3-H BB		0-0 1-3			0-3 K	3 1 1 2 1 1 0											
Andre Rodgers, R (1.6) OBP: 0.342, SLG: 0.382		0-0 1B	0-0 F7			0-0 6-3		0-0 5-3	4 0 1 0 0 0 3											
Moe Thacker, R (1.2) OBP: 0.295, SLG: 0.245		0-0 F8		4-0 G6-3 BB		0-3 K		0-0 F9	3 0 0 0 1 1 1											
Paul Toth, R (1.1) Barney Schultz, R (9, 1) OBP: 0.455, SLG: 0.400		0-0 4-3		0-0 G6-3		0-0 1-3			3 0 0 0 0 0 2											
Inning Stats	R: 0 E: 0 K: 1 S: 5	H: 0 LOB: 1 BB: 1 P: 9	R: 1 E: 0 K: 0 S: 5	H: 2 LOB: 1 BB: 0 P: 5	R: 1 E: 0 K: 0 S: 4	H: 1 LOB: 3 BB: 3 P: 16	R: 0 E: 0 K: 1 S: 5	H: 1 LOB: 1 BB: 1 P: 9	R: 1 E: 0 K: 0 S: 4	H: 1 LOB: 0 BB: 0 P: 4	R: 0 E: 0 K: 1 S: 5	H: 0 LOB: 0 BB: 0 P: 5	R: 1 E: 0 K: 0 S: 4	H: 2 LOB: 2 BB: 1 P: 8	R: 0 E: 0 K: 1 S: 5	H: 0 LOB: 0 BB: 0 P: 5	1B: 5 2B: 0 3B: 1 HR: 1	SF: 0 SAC: 0 DP: 2 HBP: 0	WP: 0 PB: 1 SB: 0 CS: 0	PA: 35
PITCHER	IP WLS BF H R ER SO BB IBB HBP BLK WP HR S P ERA WHIP	5.0 L 24 5 3 3 2 5 0 0 0 0 1 23 43 5.40 2.000	3.0 11 2 1 1 2 1 0 0 0 0 0 0 14 18 3.00 1.000																	



Batter	1	2	3	4	5	6	7	8	9	AB	R	H	RBI	BB	SO	LOB	TOP	
Danny Murphy, L OBP: 0.381, SLG: 0.600	0-0 SH1 1B		0-0 G3 1B 2B		0-0 1-H 1B 2B					3	2	3	1	0	0	0	Chicago Cubs @ Philadelphia Phillies Connie Mack Stadium, Philadelphia, PA Wed Sep 19 1962, 7:05 PM EDT Att: 3,465 - Unknown livebaseballscorecards.com	
Ken Hubbs, R OBP: 0.300, SLG: 0.348	0-0 SH1 1-2		0-3 K		0-3 K					2	0	0	0	0	2	2		
Billy Williams, L OBP: 0.373, SLG: 0.481	0-0 4-3 2-3		0-0 G3 2-3		0-0 FC6-4 2-H 1B					3	0	1	1	0	0	2		
14 Ernie Banks, R OBP: 0.313, SLG: 0.513	0-0 6-3		0-0 3-H 1B		0-0 F3					3	0	1	1	0	0	2		
Ron Santo, R OBP: 0.302, SLG: 0.367		0-0 L9	0-3 K		0-0 FC6-4 1-2					3	0	0	0	0	1	2		
Nelson Mathews, R OBP: 0.250, SLG: 0.368		4-0 1B BB		0-0 G6-4-3 1B		0-0 F3				2	0	1	0	1	0	0		
Andre Rodgers, R OBP: 0.344, SLG: 0.383		0-0 1-3 1B		0-0 G6-4-3 1-2		4-0 BB				2	0	1	0	1	0	1		
Moe Thacker, R OBP: 0.287, SLG: 0.238		0-3 K		0-0 6-3		0-3 K				3	0	0	0	0	2	3		
Morrie Steevens, L OBP: 0.188, SLG: 0.133		0-0 F7			0-0 2B 1B		0-3 K			1	0	0	0	0	0	2		
Inning Stats	R: 0 E: 0 K: 0 S: 4	H: 1 LOB: 1 BB: 0 P: 4	R: 0 E: 0 K: 1 S: 6	H: 1 LOB: 2 BB: 1 P: 10	R: 1 E: 0 K: 2 S: 9	H: 2 LOB: 1 BB: 0 P: 9	R: 0 E: 0 K: 0 S: 3	H: 1 LOB: 0 BB: 0 P: 3	R: 2 E: 0 K: 1 S: 8	H: 3 LOB: 1 BB: 0 P: 8	R: 0 E: 0 K: 2 S: 7	H: 0 LOB: 1 BB: 1 P: 11						
PITCHER Chris Short, L ERA: 3.21	IP: 6.0 WLS: W BF: 27 H: 8 R: 3 ER: 3 SO: 6 BB: 2 IBB: 0 HBP: 0 BLK: 0 WP: 0 HR: 0 S: 37 P: 45 ERA: 4.50 WHIP: 1.667																	

AB	24
R	3
H	8
RBI	3
BB	2
SO	6
LOB	15



WP: 0	PA: 27
PB: 0	
SB: 0	
CS: 0	

Batter	1	2	3	4	5	6	7	8	9	AB	R	H	RBI	BB	SO	LOB	BOTTOM	
Tony Taylor, R OBP: 0.333, SLG: 0.344	0-0 SH1-4 FC5-4 1B	0-0 FC5		0-0 1-3		0-0 5-3				4	1	1	0	0	0	2	Chicago Cubs @ Philadelphia Phillies Connie Mack Stadium, Philadelphia, PA Wed Sep 19 1962, 7:05 PM EDT Att: 3,465 - Unknown livebaseballscorecards.com	
Johnny Callison, L OBP: 0.366, SLG: 0.498	0-0 FC5-4 SH1-4 1B		0-0 L7	4-0 BB CS 1B BB						2	0	1	0	1	0	0		
Ted Savage, R OBP: 0.348, SLG: 0.372	0-0 SH1-4 1-2 2-3		4-0 S 2B BB	0-0 BB 1B						1	1	1	0	1	0	0		
Roy Sievers, R OBP: 0.341, SLG: 0.457	4-0 FC5-4 BB		0-0 F7	4-0 1-2 2-3 BB						1	0	0	0	2	0	1		
Don Demeter, R OBP: 0.360, SLG: 0.513	0-0 FC5-4 1-2 2-3 3-H		4-0 2B BB	0-0 CS 3-H	0-0 6-3					2	1	0	1	1	0	2		
Bobby Wine, R OBP: 0.273, SLG: 0.338	0-0 P4		0-0 1-H 2-H 1B 2B	0-3 K						3	1	1	2	0	1	2		
Bob Oldis, R OBP: 0.374, SLG: 0.321		4-0 FC5-4 5-3 BB	0-0 2-H 1B		0-0 F9					1	0	1	1	1	0	0		
Clay Dalrymple, L OBP: 0.388, SLG: 0.417										1	0	0	0	0	0	0		
Ruben Amaro, R OBP: 0.343, SLG: 0.300		0-0 5-3 1-2	0-0 F8			0-0 SH5-4 1B				3	0	1	0	0	0	2		
Chris Short, R OBP: 0.206, SLG: 0.273		0-0 6-3		0-0 6-3		0-0 SH5-4 1-2				2	0	0	0	0	0	1		
Inning Stats	R: 1 E: 0 K: 0 S: 5	H: 2 LOB: 2 BB: 1 P: 9	R: 0 E: 0 K: 0 S: 3	H: 0 LOB: 1 BB: 1 P: 7	R: 3 E: 0 K: 0 S: 5	H: 2 LOB: 1 BB: 2 P: 13	R: 0 E: 0 K: 0 S: 3	H: 1 LOB: 2 BB: 2 P: 11	R: 0 E: 0 K: 1 S: 5	H: 0 LOB: 0 BB: 0 P: 5	R: 0 E: 0 K: 0 S: 3	H: 1 LOB: 1 BB: 0 P: 3						
PITCHER Morrie Steevens, L ERA: 3.0 Don Cardwell, R ERA: 4.99	IP: 3.2 WLS: L BF: 6 H: 1 R: 0 ER: 0 SO: 1 BB: 0 IBB: 0 HBP: 0 BLK: 0 WP: 0 HR: 0 S: 16 P: 40 ERA: 9.82 WHIP: 3.000																	

AB	20
R	4
H	6
RBI	4
BB	6
SO	1
LOB	10



WP: 0	PA: 29
PB: 0	
SB: 1	
CS: 1	

Batter	1	2	3	4	5	6	7	8	9	AB	R	H	RBI	BB	SO	LOB	TOP					
Danny Murphy, L (1,9) OBP: 0.320, SLG: 0.500	0-0 1-3	0-0 P6			0-0 4-3		0-0 4-3			4	0	0	0	0	0	3						
Ken Hubbs, R (1,4) OBP: 0.300, SLG: 0.351	0-0 1B 3B		0-0 1-3		0-0 L4		0-0 6-3			4	1	1	0	0	0	0						
Billy Williams, L (1,7) OBP: 0.372, SLG: 0.480	0-0 14 4-3 1B		0-0 F9		0-0 4-3		0-0 L8			4	0	1	1	0	0	0						
14 Ernie Banks, R (1,3) OBP: 0.311, SLG: 0.510	0-0 4-3		0-0 5-3		0-0 5-3		0-0 F8			4	0	0	0	0	0	1						
Nelson Mathews, R (1,8) OBP: 0.208, SLG: 0.304		0-3 K		0-0 L4		0-0 6-3		0-0 F9		4	0	0	0	0	1	0						
Ron Santo, R (1,5) OBP: 0.303, SLG: 0.368		0-3 K		0-0 F2		0-0 1B		0-0 G6-4-3 1B		4	0	2	0	0	1	0						
Andre Rodgers, R (1,6) OBP: 0.346, SLG: 0.385		4-0 BB E BB		0-0 2B		0-3 K		0-0 G6-4-3 1B		3	0	1	0	1	1	2						
Moe Thacker, R (1,2) OBP: 0.288, SLG: 0.233		0-0 E4 1-2 BB		4-0 IBB		0-3 K				2	0	0	0	1	1	1						
Bob Buhl, R (1,1) OBP: 0.288, SLG: 0.233		4-0 1-2 2-3 BB		0-3 K		0-3 K				2	0	0	0	1	2	2						
Inning Stats	R: 1 E: 0 K: 0 S: 4	H: 2 LOB: 0 BB: 0 P: 4	R: 0 E: 1 K: 2 S: 8	H: 0 LOB: 3 BB: 2 P: 16	R: 0 E: 0 K: 1 S: 3	H: 0 LOB: 0 BB: 0 P: 3	R: 0 E: 0 K: 1 S: 6	H: 1 LOB: 2 BB: 1 P: 10	R: 0 E: 0 K: 0 S: 3	H: 0 LOB: 0 BB: 0 P: 3	R: 0 E: 0 K: 1 S: 6	H: 1 LOB: 1 BB: 0 P: 6	R: 0 E: 0 K: 0 S: 7	H: 0 LOB: 0 BB: 0 P: 7	R: 0 E: 0 K: 0 S: 3	H: 0 LOB: 0 BB: 0 P: 3	R: 0 E: 0 K: 0 S: 3	H: 1 LOB: 0 BB: 0 P: 3	1B: 3 2B: 1 3B: 1 HR: 0	SF: 0 SAC: 0 DP: 1 HBP: 0	WP: 0 PB: 0 SB: 0 CS: 0	PA: 34
PITCHER Dennis Bennett, L (1,1) ERA: 4.04	IP: 9.0 WLS: W BF: 34 H: 5 R: 1 ER: 1 SO: 6 BB: 2 IBB: 1 HBP: 0 BLK: 0 WP: 0 HR: 0 S: 43 P: 55 ERA: 1.00 WHIP: 0.778															PITCHER	IP: 9.0 WLS: W BF: 34 H: 5 R: 1 ER: 1 SO: 6 BB: 2 IBB: 1 HBP: 0 BLK: 0 WP: 0 HR: 0 S: 43 P: 55 ERA: 1.00 WHIP: 0.778					

Chicago Cubs @ Philadelphia Phillies
 Connie Mack Stadium, Philadelphia, PA
 Thu Sep 20 1962, 7:05 PM EDT
 Unknown

AB 31
 R 1
 H 5
 RBI 1
 BB 3
 SO 6
 LOB 9



Batter	1	2	3	4	5	6	7	8	9	AB	R	H	RBI	BB	SO	LOB	BOTTOM	
Tony Taylor, R (1,4) OBP: 0.331, SLG: 0.342	0-0 6-3		0-0 P6			0-0 6-3		0-0 5-3		4	0	0	0	0	0	0		
Billy Klaus, L (1,5) OBP: 0.298, SLG: 0.323	0-0 2B 1B		0-3 K			4-0 BB		0-0 F9		3	1	1	0	1	1	0		
Johnny Callison, L (1,9) OBP: 0.367, SLG: 0.502	0-0 1B 1H L5 2B			0-0 F8		0-3 K		0-0 1B 2B		4	1	2	1	0	1	1		
Wes Covington, L (1,7) OBP: 0.326, SLG: 0.419	0-0 2-3 1B			0-0 F9			0-0 3-1	0-0 E 1B		4	0	2	1	0	0	0		
Ted Savage, R (8, PR) OBP: 0.346, SLG: 0.372										0	1	0	0	0	0	0		
Don Demeter, R (1,8) OBP: 0.360, SLG: 0.511	0-0 L5			0-3 K			0-0 4-3 1B 1B	0-0 E4 2H		4	0	1	0	0	1	2		
Frank Torre, L (1,3) OBP: 0.403, SLG: 0.383		0-3 K			0-0 F8		0-0 4-3 1B	0-0 3-4-1		4	0	1	0	0	1	1		
Clay Dalrymple, L (1,2) OBP: 0.387, SLG: 0.414		4-0 CS BB			0-0 4-3		0-0 4-3			2	0	0	0	1	0	2		
Ruben Amaro, R (1,6) OBP: 0.340, SLG: 0.297		0-0 6-3			0-0 5-3					2	0	0	0	0	0	1		
Roy Stevens, R (7, PH) OBP: 0.342, SLG: 0.457										0	0	0	0	1	0	0		
Bobby Wine, R (7, PR) OBP: 0.273, SLG: 0.338										0	0	0	0	0	0	0		
Dennis Bennett, L (1,1) OBP: 0.177, SLG: 0.186			0-3 K			0-3 K		0-0 F8		3	0	0	0	0	2	3		
Inning Stats	R: 1 E: 0 K: 0 S: 5	H: 3 LOB: 1 BB: 0 P: 5	R: 0 E: 0 K: 1 S: 4	H: 0 LOB: 0 BB: 1 P: 8	R: 0 E: 0 K: 2 S: 7	H: 0 LOB: 0 BB: 0 P: 7	R: 0 E: 0 K: 1 S: 5	H: 0 LOB: 0 BB: 0 P: 5	R: 0 E: 0 K: 2 S: 7	H: 0 LOB: 1 BB: 1 P: 11	R: 0 E: 0 K: 0 S: 5	H: 2 LOB: 3 BB: 1 P: 9	R: 2 E: 1 K: 0 S: 6	H: 2 LOB: 1 BB: 0 P: 6	1B: 5 2B: 3 3B: 0 HR: 0	SF: 0 SAC: 0 DP: 1 HBP: 0	WP: 0 PB: 0 SB: 0 CS: 1	PA: 33
PITCHER Bob Buhl, R (1,1) ERA: 3.88	IP: 8.0 WLS: L BF: 33 H: 7 R: 3 ER: 2 SO: 6 BB: 2 IBB: 1 HBP: 0 BLK: 0 WP: 0 HR: 0 S: 42 P: 54 ERA: 2.25 WHIP: 1.125															PITCHER	IP: 8.0 WLS: L BF: 33 H: 7 R: 3 ER: 2 SO: 6 BB: 2 IBB: 1 HBP: 0 BLK: 0 WP: 0 HR: 0 S: 42 P: 54 ERA: 2.25 WHIP: 1.125	

Chicago Cubs @ Philadelphia Phillies
 Connie Mack Stadium, Philadelphia, PA
 Thu Sep 20 1962, 7:05 PM EDT
 Unknown

AB 30
 R 3
 H 7
 RBI 2
 BB 3
 SO 6
 LOB 10



Batter	1	2	3	4	5	6	7	8	9	AB	R	H	RBI	BB	SO	LOB	TOP					
Danny Murphy, L (1, 9) OBP: 0.257, SLG: 0.364										5	0	0	0	0	1	0	Chicago Cubs @ New York Mets Polo Grounds, New York, NY Sat Sep 22 1962, 3:33 AM EDT Att: 3,744 - Unknown					
Ken Hubbs, R (1, 4) OBP: 0.302, SLG: 0.354										4	3	3	0	1	0	0						
14 Ernie Banks, R (1, 3) OBP: 0.310, SLG: 0.513										5	2	1	1	0	1	3						
Billy Williams, L (1, 7) OBP: 0.374, SLG: 0.478										5	1	2	2	0	0	2						
Nelson Mathews, R (1, 8) OBP: 0.273, SLG: 0.333										4	2	2	2	0	0	1						
Ron Santo, R (1, 5) OBP: 0.302, SLG: 0.364										4	1	2	0	0	0	2						
Alex Grammas, R (1, 6) OBP: 0.253, SLG: 0.253										5	0	3	2	0	0	3						
Cuno Barragan, R (1, 2) OBP: 0.304, SLG: 0.260										4	0	2	1	1	0	2						
Paul Toth, R (1, 1) OBP: 0.333, SLG: 0.286										4	0	0	0	0	1	5						
Inning Stats	R: 2 E: 0 K: 1 S: 9	H: 4 LOB: 2 BB: 0 P: 9	R: 0 E: 0 K: 1 S: 5	H: 1 LOB: 0 BB: 0 P: 5	R: 3 E: 0 K: 1 S: 9	H: 4 LOB: 1 BB: 0 P: 9	R: 2 E: 1 K: 0 S: 6	H: 2 LOB: 1 BB: 0 P: 6	R: 1 E: 0 K: 0 S: 3	H: 1 LOB: 2 BB: 0 P: 4	R: 0 E: 0 K: 0 S: 2	H: 0 LOB: 0 BB: 1 P: 6	R: 0 E: 0 K: 0 S: 5	H: 2 LOB: 3 BB: 1 P: 9	R: 0 E: 1 K: 0 S: 4	H: 0 LOB: 1 BB: 0 P: 4	R: 1 E: 0 K: 0 S: 3	H: 1 LOB: 0 BB: 0 P: 4	1B: 11 2B: 3 3B: 1 HR: 0	SF: 0 SAC: 0 DP: 1 HBP: 2	WP: 0 PB: 0 SB: 4 CS: 3	PA: 44
PITCHER	IP WLS BF H R ER SO BB IBB HBP BLK WP HR S P ERA WHIP																					
Al Jackson, L (1, 1) ERA: 4.4	2.1 L 14 8 5 5 3 0 0 0 0 0 0 0 20 20 19.29 3.429																					
Ken Mackenzie, L (3, 1) ERA: 5.01	2.2 13 4 3 1 0 0 0 0 1 0 0 0 12 13 3.38 1.500																					
Larry Foss, R (6, 1) ERA: 5.59	2.0 9 2 0 0 0 2 0 0 0 0 0 0 7 15 0.00 2.000																					
Craig Anderson, R (8, 1) ERA: 5.62	2.0 8 1 1 1 0 0 0 0 1 0 0 0 7 8 4.50 0.500																					

AB 40
R 9
H 15
RBI 8
BB 2
SO 3
LOB 18



Batter	1	2	3	4	5	6	7	8	9	AB	R	H	RBI	BB	SO	LOB	BOTTOM					
Elio Chacon, R (1, 6) OBP: 0.360, SLG: 0.299										2	0	1	0	2	0	0	Chicago Cubs @ New York Mets Polo Grounds, New York, NY Sat Sep 22 1962, 3:33 AM EDT Att: 3,744 - Unknown					
Choo-Choo Coleman, L (1, 2) OBP: 0.313, SLG: 0.495										4	0	1	1	0	0	2						
Joe Christopher, R (1, 9) OBP: 0.347, SLG: 0.382										3	0	1	0	1	1	2						
Frank Thomas, R (1, 7) OBP: 0.319, SLG: 0.485										4	0	0	0	0	1	1						
Gil Hodges, R (1, 3) OBP: 0.333, SLG: 0.476										3	0	1	0	0	0	0						
Ed Kranepool, L (7, 3)										1	0	0	0	0	0	0						
Sammy Drake, S (1, 5) OBP: 0.273, SLG: 0.200										4	0	0	0	0	0	1						
Jim Hickman, R (1, 8) OBP: 0.334, SLG: 0.415										3	0	0	0	1	0	0						
Rod Kanehl, R (1, 4) OBP: 0.300, SLG: 0.329										3	2	1	0	0	0	1						
Richie Ashburn, L (9, 4) OBP: 0.425, SLG: 0.398										1	0	1	0	0	0	0						
Al Jackson, L (1, 1) Ken Mackenzie, R (3, 1) Sammy Drake, S (5, PH) Larry Foss, R (6, 1) Marv Throneberry, L (7, PH) Craig Anderson, R (8, 1) Joe Pignatano, R (8, PH)										0	0	0	0	0	0	0						
Inning Stats	R: 0 E: 0 K: 1 S: 5	H: 0 LOB: 0 BB: 1 P: 9	R: 0 E: 0 K: 0 S: 3	H: 0 LOB: 0 BB: 0 P: 3	R: 0 E: 0 K: 0 S: 3	H: 0 LOB: 1 BB: 1 P: 7	R: 0 E: 0 K: 0 S: 4	H: 1 LOB: 1 BB: 0 P: 4	R: 1 E: 0 K: 1 S: 7	H: 2 LOB: 2 BB: 1 P: 11	R: 0 E: 0 K: 0 S: 3	H: 0 LOB: 0 BB: 0 P: 3	R: 1 E: 1 K: 0 S: 4	H: 1 LOB: 1 BB: 1 P: 8	R: 0 E: 0 K: 0 S: 3	H: 1 LOB: 0 BB: 0 P: 3	R: 0 E: 0 K: 0 S: 4	H: 1 LOB: 1 BB: 0 P: 4	1B: 5 2B: 1 3B: 1 HR: 0	SF: 0 SAC: 0 DP: 0 HBP: 0	WP: 0 PB: 0 SB: 0 CS: 0	PA: 36
PITCHER	IP WLS BF H R ER SO BB IBB HBP BLK WP HR S P ERA WHIP																					
Paul Toth, R (1, 1) ERA: 5.04	9.0 W 36 6 2 1 2 4 0 0 0 0 0 0 36 52 1.00 1.111																					

AB 32
R 2
H 6
RBI 1
BB 4
SO 2
LOB 10



Batter	1	2	3	4	5	6	7	8	9	AB	R	H	RBI	BB	SO	LOB	TOP					
Billy Ott, S OBP: 0.207, SLG: 0.259 (1, 9)	3-1		G3		F8			F2		4	0	0	0	0	0	1	Chicago Cubs @ New York Mets Polo Grounds, New York, NY Sun Sep 23 1962, 3:33 AM EDT Att: 10,304 - Sunny					
Ken Hubbs, R OBP: 0.302, SLG: 0.352 (1, 4)	WP 1B BB		4-3		F9			K		3	1	0	0	1	1							
14 Ernie Banks, R OBP: 0.308, SLG: 0.509 (1, 3)	K		P3		F8			F7		4	0	0	0	0	1							
Billy Williams, L OBP: 0.376, SLG: 0.479 (1, 7)	FC5 1B BB				1-3			SH1-4 1B		3	0	2	0	1	0	0						
Nelson Mathews, R OBP: 0.278, SLG: 0.333 (1, 8)	1-2 3H 1B		K		P6			SH1-4		3	0	1	1	0	1	1						
Ron Santo, R OBP: 0.300, SLG: 0.361 (1, 5)	FC5 2-3f		K		K			6-3		4	0	0	0	0	1	4						
Alex Grammas, R OBP: 0.244, SLG: 0.244 (9, PH)			F7		E6			1-3		3	0	0	0	0	1	1						
Bob Will, L OBP: 0.324, SLG: 0.322 (9, 6)			K		K					1	0	0	0	0	0	1						
Andre Rodgers, R OBP: 0.346, SLG: 0.390 (9, 6)			K		K					0	0	0	0	0	0	0						
Cuno Barragan, R OBP: 0.300, SLG: 0.256 (7, PH)			K		K					2	0	0	0	0	2	0						
George Altman, L OBP: 0.398, SLG: 0.509 (7, 2)										1	0	0	0	0	1	1						
Dick Bertell, R OBP: 0.333, SLG: 0.373 (7, 2)										0	0	0	0	0	0	0						
George Gerberman, R (1, 1)										1	0	0	0	1	0	0						
Freddie Burdette, R (6, 1)										0	0	0	0	0	0	0						
Danny Murphy, L OBP: 0.226, SLG: 0.353 (7, 1)			P3							1	0	0	0	0	1	1						
Don Elston, R (7, 1)										0	0	0	0	0	0	0						
Jim Brewer, L (8, 1)										0	0	0	0	0	0	0						
Bob Anderson, R OBP: 0.200, SLG: 0.217 (8, 1)										0	0	0	0	0	0	0						
Inning Stats	R: 1 E: 0 K: 1 S: 6	H: 1 LOB: 2 BB: 2 P: 14	R: 0 E: 0 K: 1 S: 5	H: 0 LOB: 0 BB: 0 P: 5	R: 0 E: 0 K: 0 S: 3	H: 0 LOB: 0 BB: 0 P: 3	R: 0 E: 0 K: 3 S: 10	H: 1 LOB: 1 BB: 0 P: 10	R: 0 E: 0 K: 1 S: 5	H: 0 LOB: 1 BB: 1 P: 9	R: 0 E: 0 K: 0 S: 3	H: 0 LOB: 0 BB: 0 P: 3	R: 0 E: 1 K: 2 S: 8	H: 0 LOB: 1 BB: 0 P: 8	R: 0 E: 0 K: 1 S: 5	H: 0 LOB: 0 BB: 0 P: 5	R: 0 E: 0 K: 0 S: 4	H: 1 LOB: 1 BB: 0 P: 4	1B: 3 2B: 0 3B: 0 HR: 0	SF: 0 SAC: 1 DP: 0 HBP: 0	WP: 2 PB: 1 SB: 0 CS: 0	PA: 34
PITCHER	IP	WLS	BF	H	R	ER	SO	BB	IBB	HBP	BLK	WP	HR	S	P	ERA	WHIP					
Bob Miller, R ERA: 5.15 (1, 1)	8.0		30	2	1	1	9	3	0	0	0	1	0	45	57	1.12	0.625					
Roger Craig, R ERA: 4.42 (9, 1)	1.0	W	4	1	0	0	0	0	0	0	0	0	0	4	4	0.00	1.000					

AB 30
R 1
H 3
RBI 1
BB 3
SO 9
LOB 12



Batter	1	2	3	4	5	6	7	8	9	AB	R	H	RBI	BB	SO	LOB	BOTTOM					
Elio Chacon, R OBP: 0.362, SLG: 0.297 (1, 6)	2B BB							K		2	0	0	0	3	1	0	Chicago Cubs @ New York Mets Polo Grounds, New York, NY Sun Sep 23 1962, 3:33 AM EDT Att: 10,304 - Sunny					
Choo-Choo Coleman, L OBP: 0.316, SLG: 0.468 (1, 2)	1-3 2B		F7		P6		E4 L1-3	WP 1B 2B		5	1	2	0	0	0	3						
Joe Christopher, R OBP: 0.341, SLG: 0.374 (1, 9)	P4				F8		F3	L1-3		5	0	0	0	0	0	6						
Frank Thomas, R OBP: 0.321, SLG: 0.490 (1, 7)	FC5-2-5-4-2-6 2-3 3H				G3 E BB		HR	K		4	1	2	2	1	1	2						
Ed Kranepool, L OBP: 0.200, SLG: 0.400 (1, 3)			1-3		E1 G3		4-3	BB 2B		4	0	1	0	0	0	1						
Rick Herscher, R OBP: 0.250, SLG: 0.295 (8, PR)					1-2					0	0	0	0	0	0	0						
Roger Craig, R OBP: 0.113, SLG: 0.053 (9, 1)										0	0	0	0	0	0	0						
Sammy Drake, S OBP: 0.292, SLG: 0.209 (1, 5)			L3		G3			BB IBB		3	0	1	0	1	0	2						
Jim Hickman, R OBP: 0.333, SLG: 0.412 (1, 8)			K		P9		FC5-4 1B	BB IBB		3	0	0	0	1	1	3						
Rod Kanehl, R OBP: 0.301, SLG: 0.327 (1, 4)										2	0	0	0	1	0	0						
Mary Throneberry, L OBP: 0.302, SLG: 0.416 (8, PH)			6-3				F8	FC6-4 IBB		0	0	0	0	0	0	0						
Felix Mantilla, R OBP: 0.333, SLG: 0.400 (9, 4)										1	0	0	0	0	0	3						
Bob Miller, R OBP: 0.154, SLG: 0.184 (1, 1)										2	0	0	0	1	0	2						
Gil Hodges, R OBP: 0.331, SLG: 0.472 (8, PH)			F8				FC6-4	K		1	0	0	0	0	1	3						
Inning Stats	R: 0 E: 0 K: 0 S: 3	H: 1 LOB: 1 BB: 1 P: 7	R: 0 E: 0 K: 1 S: 5	H: 0 LOB: 0 BB: 0 P: 5	R: 0 E: 0 K: 0 S: 4	H: 0 LOB: 2 BB: 1 P: 8	R: 0 E: 1 K: 0 S: 3	H: 0 LOB: 2 BB: 2 P: 11	R: 1 E: 1 K: 0 S: 5	H: 2 LOB: 2 BB: 1 P: 9	R: 0 E: 1 K: 1 S: 5	H: 0 LOB: 0 BB: 0 P: 5	R: 0 E: 0 K: 2 S: 8	H: 1 LOB: 3 BB: 2 P: 16	R: 1 E: 0 K: 0 S: 4	H: 2 LOB: 1 BB: 0 P: 4	1B: 2 2B: 5 3B: 0 HR: 1	SF: 0 SAC: 0 DP: 2 HBP: 0	WP: 1 PB: 0 SB: 0 CS: 0	PA: 40		
PITCHER	IP	WLS	BF	H	R	ER	SO	BB	IBB	HBP	BLK	WP	HR	S	P	ERA	WHIP					
George Gerberman, R ERA: 1.68 (1, 1)	5.1		24	3	1	1	1	5	0	0	0	0	0	21	41	1.69	1.500					
Freddie Burdette, R ERA: 2.35 (6, 1)	0.2		3	0	0	0	0	0	1	0	0	0	0	2	6	0.00	0.000					
Don Elston, R ERA: 2.6 (7, 1)	1.1		7	1	0	0	2	1	1	0	0	0	0	9	17	0.00	1.500					
Jim Brewer, L ERA: 9.53 (8, 1)	1.0	L	4	1	1	1	1	0	0	0	0	0	0	6	6	9.00	1.000					
Bob Anderson, R ERA: 5.01 (9, 1)	0.1		2	1	0	0	0	0	0	0	0	1	0	2	2	0.00	3.000					

AB 32
R 2
H 6
RBI 2
BB 8
SO 4
LOB 25



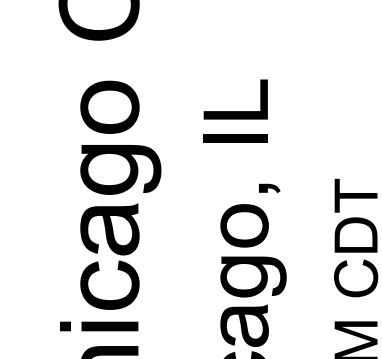
Batter	1	2	3	4	5	6	7	8	9	AB	R	H	RBI	BB	SO	LOB	TOP										
Elio Chacon, R OBP: 0.367, SLG: 0.298 (1, 6)	L7							5-3		3	1	1	0	2	0	0	New York Mets @ Chicago Cubs Wrigley Field, Chicago, IL Fri Sep 28, 1962, 3:33 AM CDT Att: 595 - Unknown										
Choo-Choo Coleman, L OBP: 0.309, SLG: 0.450 (1, 2)	4-3		CS					F5	F5	5	0	1	0	0	1	2											
Joe Christopher, R OBP: 0.340, SLG: 0.367 (1, 9)	E6			1-3				F8		3	1	0	0	0	0	2											
Frank Thomas, R OBP: 0.325, SLG: 0.490 (1, 7)	F3							SF7		2	0	1	1	1	0	1											
Mary Throneberry, L OBP: 0.302, SLG: 0.413 (1, 3)		3-1						4-3		3	0	0	0	1	0	2											
Felix Mantilla, R OBP: 0.333, SLG: 0.402 (1, 5)		6-3								4	0	2	1	0	0	0											
Jim Hickman, R OBP: 0.331, SLG: 0.405 (1, 8)		5-3								3	0	2	0	1	0	0											
Sammy Drake, S OBP: 0.264, SLG: 0.188 (1, 4)				4-3						4	0	0	0	0	1	4											
Galen Cisco, R OBP: 0.143, SLG: 0.094 Sammy Taylor, L OBP: 0.320, SLG: 0.320 Larry Foss, R OBP: 0.425, SLG: 0.395 (1, 1)				6-3						2	0	0	0	0	0	2											
Richie Ashburn, L OBP: 0.425, SLG: 0.395 (9, PH)								1-3		1	0	0	0	0	0	1											
Inning Stats	R: 0 E: 1 K: 0 S: 4	H: 0 LOB: 1 BB: 0 P: 4	R: 0 E: 0 K: 0 S: 3	H: 0 LOB: 0 BB: 0 P: 3	R: 0 E: 0 K: 0 S: 2	H: 0 LOB: 0 BB: 1 P: 6	R: 0 E: 0 K: 1 S: 6	H: 1 LOB: 1 BB: 0 P: 6	R: 0 E: 0 K: 0 S: 3	H: 1 LOB: 1 BB: 1 P: 7	R: 1 E: 0 K: 0 S: 5	H: 2 LOB: 1 BB: 0 P: 5	R: 0 E: 0 K: 1 S: 6	H: 1 LOB: 1 BB: 0 P: 6	R: 1 E: 0 K: 0 S: 3	H: 1 LOB: 2 BB: 2 P: 12	R: 0 E: 0 K: 0 S: 4	H: 1 LOB: 2 BB: 1 P: 8	1B: 6 2B: 1 3B: 0 HR: 0	SF: 1 SAC: 0 DP: 1 HBP: 1	WP: 1 PB: 0 SB: 0 CS: 1	PA: 39					
PITCHER	IP	WLS	BF	H	R	ER	SO	BB	IBB	HBP	BLK	WP	HR	S	P	ERA	WHIP										
Paul Toth, R ERA: 4.62 (1, 1)	6.0	W	23	4	1	1	1	2	0	0	0	1	0	23	31	1.50	1.000										
Bob Anderson, R ERA: 5.02 (7, 1)	1.2		9	1	1	1	1	2	0	1	0	0	0	8	17	5.40	1.800										
Don Cardwell, R ERA: 4.92 (8, 1)	1.0	S	5	2	0	0	0	1	0	0	0	0	0	4	8	0.00	3.000										
Barney Schultz, R ERA: 3.89 (9, 1)	0.1		1	0	0	0	0	0	0	0	0	0	0	1	1	0.00	0.000										

Batter	1	2	3	4	5	6	7	8	9	AB	R	H	RBI	BB	SO	LOB	BOTTOM										
Ron Santo, R OBP: 0.304, SLG: 0.361 (1, 5)	4-3	F7						F9		4	0	0	0	1	0	4	New York Mets @ Chicago Cubs Wrigley Field, Chicago, IL Fri Sep 28, 1962, 3:33 AM CDT Att: 595 - Unknown										
Ken Hubbs, R OBP: 0.300, SLG: 0.349 (1, 4)	5-3							F9		3	0	0	0	0	1	0											
Billy Williams, L OBP: 0.373, SLG: 0.472 (1, 7)										3	0	1	0	1	0	1											
14 Ernie Banks, R OBP: 0.307, SLG: 0.502 (1, 3)	F3							F9		3	0	0	0	0	1	3											
George Altman, L OBP: 0.390, SLG: 0.510 (1, 9)										3	2	2	0	1	0	1											
Nelson Mathews, R OBP: 0.313, SLG: 0.395 (1, 8)										4	0	2	0	0	0	3											
Andre Rodgers, R OBP: 0.347, SLG: 0.394 (1, 6)										4	0	1	0	0	0	3											
Dick Bertell, R OBP: 0.339, SLG: 0.373 Moe Thacker, R OBP: 0.287, SLG: 0.234 (1, 2)										2	1	1	0	2	0	1											
Paul Toth, R OBP: 0.294, SLG: 0.250 Bob Will, L OBP: 0.330, SLG: 0.341 Bob Anderson, R OBP: 0.200, SLG: 0.217 Don Cardwell, R OBP: 0.200, SLG: 0.180 Barney Schultz, R (9, 1)										2	0	0	1	0	0	3											
Inning Stats	R: 0 E: 0 K: 0 S: 3	H: 0 LOB: 1 BB: 1 P: 7	R: 0 E: 0 K: 0 S: 4	H: 1 LOB: 2 BB: 2 P: 12	R: 0 E: 0 K: 1 S: 5	H: 0 LOB: 1 BB: 0 P: 6	R: 0 E: 0 K: 0 S: 4	H: 2 LOB: 1 BB: 0 P: 4	R: 0 E: 0 K: 0 S: 5	H: 2 LOB: 1 BB: 1 P: 9	R: 2 E: 0 K: 0 S: 5	H: 2 LOB: 2 BB: 1 P: 9	R: 0 E: 0 K: 0 S: 4	H: 1 LOB: 1 BB: 0 P: 4	R: 0 E: 0 K: 0 S: 4	H: 1 LOB: 2 BB: 0 P: 4		1B: 5 2B: 3 3B: 0 HR: 0	SF: 0 SAC: 2 DP: 0 HBP: 1	WP: 0 PB: 0 SB: 0 CS: 1	PA: 37						
PITCHER	IP	WLS	BF	H	R	ER	SO	BB	IBB	HBP	BLK	WP	HR	S	P	ERA	WHIP										
Galen Cisco, R ERA: 6.07 (1, 1)	6.0	L	28	5	3	3	2	3	2	1	0	0	0	26	47	4.50	1.333										
Larry Foss, R ERA: 4.63 (7, 1)	2.0		9	3	0	0	0	0	0	0	0	0	0	9	9	0.00	1.500										

AB 31
R 2
H 7
RBI 2
BB 5
SO 2
LOB 15



AB 29
R 3
H 8
RBI 3
BB 5
SO 2
LOB 19



Batter	1	2	3	4	5	6	7	8	9	AB	R	H	RBI	BB	SO	LOB	TOP					
Elio Chacon, R (1, 6) OBP: 0.368, SLG: 0.298										3	1	1	0	1	1	0	New York Mets @ Chicago Cubs Wrigley Field, Chicago, IL Sat Sep 29 1962, 3:33 AM CDT Att: 2,870 - Unknown					
Sammy Drake, S (1, 4) OBP: 0.283, SLG: 0.176										3	0	0	0	1	0	2						
Joe Christopher, R (1, 9) OBP: 0.342, SLG: 0.367										3	0	1	1	1	0	1						
Frank Thomas, R (1, 7) OBP: 0.326, SLG: 0.489										3	0	1	0	1	0	1						
Rod Kanehl, R (9, 7) OBP: 0.296, SLG: 0.322										0	0	0	0	0	0	0						
Felix Mantilla, R (1, 5) OBP: 0.331, SLG: 0.398										4	0	0	0	0	1	4						
Jim Hickman, R (1, 8) OBP: 0.330, SLG: 0.404										4	1	1	0	0	2	0						
Marv Throneberry, L (1, 3) OBP: 0.309, SLG: 0.418										3	0	2	1	1	0	0						
Chris Cannizzaro, R (1, 2) OBP: 0.335, SLG: 0.271										3	0	0	0	1	0	2						
Bob Miller, R (1, 1) OBP: 0.143, SLG: 0.171										3	0	0	0	0	2	2						
Inning Stats	R: 1 E: 0 K: 0 S: 5	H: 2 LOB: 1 BB: 0 P: 5	R: 0 E: 0 K: 1 S: 5	H: 0 LOB: 0 BB: 0 P: 5	R: 0 E: 0 K: 2 S: 7	H: 0 LOB: 1 BB: 1 P: 11	R: 0 E: 0 K: 1 S: 5	H: 0 LOB: 0 BB: 0 P: 5	R: 0 E: 0 K: 1 S: 4	H: 0 LOB: 0 BB: 1 P: 8	R: 0 E: 0 K: 0 S: 3	H: 0 LOB: 0 BB: 0 P: 3	R: 1 E: 0 K: 0 S: 5	H: 3 LOB: 2 BB: 1 P: 9	R: 0 E: 0 K: 1 S: 4	H: 0 LOB: 0 BB: 3 P: 16	R: 0 E: 0 K: 0 S: 3	H: 1 LOB: 0 BB: 0 P: 3	1B: 5 2B: 1 3B: 0 HR: 0	SF: 0 SAC: 0 DP: 2 HBP: 0	WP: 0 PB: 0 SB: 0 CS: 1	PA: 35
PITCHER	IP WLS BF H R ER SO BB IBB HBP BLK WP HR S P ERA WHIP																					
Dick Ellsworth, L (1, 1) ERA: 5.09	7.0 L 27 5 2 2 5 2 1 0 0 0 0 0 34 46 2.57 1.000																					
Dave Gerard, R (8, 1) ERA: 4.91	0.2 4 0 0 0 0 3 0 0 0 0 0 0 1 13 0.00 4.500																					
Barney Schultz, R (8, 1) ERA: 3.82	1.1 4 1 0 0 1 0 0 0 0 0 0 0 6 6 0.00 0.750																					

Batter	1	2	3	4	5	6	7	8	9	AB	R	H	RBI	BB	SO	LOB	BOTTOM					
Ron Santo, R (1, 5) OBP: 0.302, SLG: 0.358										4	0	0	0	0	1	1	New York Mets @ Chicago Cubs Wrigley Field, Chicago, IL Sat Sep 29 1962, 3:33 AM CDT Att: 2,870 - Unknown					
Ken Hubbs, R (1, 4) OBP: 0.288, SLG: 0.347										4	0	0	0	0	0	0						
Billy Williams, L (1, 7) OBP: 0.371, SLG: 0.469										4	0	0	0	0	0	0						
14 Ernie Banks, R (1, 3) OBP: 0.308, SLG: 0.507										3	1	1	1	1	0	0						
George Altman, L (1, 9) OBP: 0.389, SLG: 0.508										4	0	1	0	0	0	1						
Nelson Mathews, R (1, 8) OBP: 0.346, SLG: 0.426										4	0	3	0	0	0	0						
Andre Rodgers, R (1, 6) OBP: 0.344, SLG: 0.391										4	0	0	0	0	2	5						
Dick Bertell, R (1, 2) OBP: 0.343, SLG: 0.377										3	0	2	0	0	0	2						
Lou Brock, L (7, PR) OBP: 0.319, SLG: 0.412										0	0	0	0	0	0	0						
Dave Gerard, R (8, 1) OBP: 0.444, SLG: 0.375										0	0	0	0	0	0	0						
Barney Schultz, R (8, 1) OBP: 0.444, SLG: 0.375										0	0	0	0	0	0	0						
Dick Ellsworth, L (1, 1) OBP: 0.276, SLG: 0.129										2	0	0	0	0	1	2						
Bob Will, L (7, PH) OBP: 0.327, SLG: 0.337										1	0	0	0	0	0	1						
Moe Thacker, R (8, 2) OBP: 0.287, SLG: 0.234										0	0	0	0	0	0	0						
Inning Stats	R: 0 E: 0 K: 1 S: 5	H: 0 LOB: 0 BB: 0 P: 5	R: 1 E: 1 K: 0 S: 6	H: 3 LOB: 2 BB: 0 P: 6	R: 0 E: 0 K: 0 S: 3	H: 0 LOB: 0 BB: 0 P: 3	R: 0 E: 0 K: 1 S: 6	H: 1 LOB: 2 BB: 1 P: 10	R: 0 E: 0 K: 1 S: 5	H: 0 LOB: 0 BB: 0 P: 5	R: 0 E: 0 K: 0 S: 5	H: 2 LOB: 2 BB: 0 P: 5	R: 0 E: 0 K: 0 S: 3	H: 1 LOB: 1 BB: 0 P: 3	R: 0 E: 0 K: 0 S: 3	H: 0 LOB: 0 BB: 0 P: 3	R: 0 E: 0 K: 1 S: 5	H: 0 LOB: 0 BB: 0 P: 5	1B: 6 2B: 0 3B: 0 HR: 1	SF: 0 SAC: 0 DP: 1 HBP: 0	WP: 0 PB: 0 SB: 0 CS: 1	PA: 34
PITCHER	IP WLS BF H R ER SO BB IBB HBP BLK WP HR S P ERA WHIP																					
Bob Miller, R (1, 1) ERA: 4.89	9.0 W 34 7 1 1 4 1 0 0 0 0 1 41 45 1.00 0.889																					

AB 29
R 2
H 6
RBI 2
BB 6
SO 6
LOB 12

Batter	1	2	3	4	5	6	7	8	9	AB	R	H	RBI	BB	SO	LOB	TOP					
Richie Ashburn, L (1, 4) OBP: 0.424, SLG: 0.393 Ken MacKenzie, R (8, 1) OBP: 0.083, SLG: 0.083	F7		K		G3			F4-3-6 1B		4	0	1	0	0	1	1						
Choo-Choo Coleman, L (1, 2) OBP: 0.303, SLG: 0.441 Joe Pignatano, R (6, 2) OBP: 0.299, SLG: 0.262	G5-3		K			P9		F4-3-6 1-2 2-3		3	0	0	0	0	1	1						
Joe Christopher, R (1, 9) OBP: 0.338, SLG: 0.362	K			P5		6-3			P6	4	0	0	0	0	1	0						
Frank Thomas, R (1, 7) OBP: 0.329, SLG: 0.496		G4-3		HR				FC4-6 1B		3	1	2	1	1	0	0						
Mary Thronberry, L (1, 3) OBP: 0.306, SLG: 0.415 Ed Kranepool, L (7, 3) OBP: 0.167, SLG: 0.333	G5-3			FC3-6 BB		F9			K	2	0	0	0	1	0	1						
Felix Mantilla, R (1, 5) OBP: 0.330, SLG: 0.399				FC3-6 2B					FC4-6 1-2	4	0	1	0	0	0	2						
Jim Hickman, R (1, 8) OBP: 0.328, SLG: 0.401				1-3		P4			G5-3	3	0	0	0	0	0	2						
Elio Chacon, R (1, 6) OBP: 0.368, SLG: 0.296					L8				K	2	0	0	0	1	1	0						
Willard Hunter, R (1, 1) OBP: 0.231, SLG: 0.231 Ray Davis, R (2, 1) OBP: 0.125, SLG: 0.087 Sammy Taylor, L (5, PH) OBP: 0.116, SLG: 0.048 Craig Anderson, R (5, 1) OBP: 0.116, SLG: 0.048 Sammy Drake, S (8, PH) OBP: 0.116, SLG: 0.192					1-3				1-3	0	0	0	0	0	0	0						
Inning Stats	R: 0 E: 0 K: 1 S: 12	H: 0 LOB: 0 BB: 0 P: 16	R: 0 E: 0 K: 0 S: 11	H: 1 LOB: 1 BB: 0 P: 18	R: 0 E: 0 K: 3 S: 15	H: 0 LOB: 1 BB: 1 P: 21	R: 1 E: 0 K: 0 S: 11	H: 1 LOB: 1 BB: 1 P: 21	R: 0 E: 0 K: 0 S: 7	H: 0 LOB: 0 BB: 0 P: 12	R: 0 E: 0 K: 1 S: 8	H: 0 LOB: 1 BB: 1 P: 15	R: 0 E: 0 K: 1 S: 9	H: 0 LOB: 0 BB: 0 P: 14	R: 0 E: 0 K: 0 S: 10	H: 2 LOB: 0 BB: 0 P: 16	R: 0 E: 0 K: 1 S: 9	H: 1 LOB: 1 BB: 0 P: 16	1B: 3 2B: 1 3B: 1 HR: 1	SF: 0 SAC: 0 DP: 0 HBP: 0	WP: 0 PB: 0 SB: 0 CS: 0	PA: 33
PITCHER Bob Buhl, R (1, 1) ERA: 3.87	IP: 9.0 WLS: W BF: 33 H: 5 R: 1 ER: 1 SO: 6 BB: 3 IBB: 0 HBP: 0 BLK: 0 WP: 0 HR: 1 S: 92 P: 149 ERA: 1.00 WHIP: 0.889															PITCHER						

New York Mets @ Chicago Cubs
Wrigley Field, Chicago, IL
Sun Sep 30 1962, 3:33 AM CDT
Att: 3,960 - Sunny - 70 F

AB	30
R	1
H	5
RBI	1
BB	3
SO	6
LOB	11



Batter	1	2	3	4	5	6	7	8	9	AB	R	H	RBI	BB	SO	LOB	BOTTOM			
Ken Hubbs, R (1, 4) OBP: 0.299, SLG: 0.346	FC5-4 BB	L4-3				L7		5-3		4	0	1	0	1	0	3				
Ron Santo, R (1, 5) OBP: 0.302, SLG: 0.358	FC5-4 FC4-6 1-2		FC6-4 1B	F8			E5 1B			4	1	1	0	0	0	2				
Billy Williams, L (1, 7) OBP: 0.369, SLG: 0.466	FC4-6 FC6-4 1-2		F8		G4-3		E4 1B			4	1	0	0	0	0	3				
14 Ernie Banks, R (1, 3) OBP: 0.306, SLG: 0.503	FC6-4		FC6-4 2B		P6		P6			4	1	0	0	0	0	4				
George Altman, L (1, 9) OBP: 0.393, SLG: 0.511		BB 1B	2B BB		E9 WP 1B		1B 1B			3	2	3	1	1	0	0				
Nelson Mathews, R (1, 8) OBP: 0.393, SLG: 0.469		BB BB	BB 2B		WP BB		1B			2	0	2	2	2	0	0				
Andre Rodgers, R (1, 6) OBP: 0.343, SLG: 0.388		BB BB	6-3		6-3		6-3			3	0	0	0	1	0	4				
Cuno Barragan, R (1, 2) OBP: 0.306, SLG: 0.261		L4-3 BB			L7		P4			3	0	0	1	1	1	0				
Bob Buhl, R (1, 1)		K			K		4-3			4	0	0	0	0	3	3				
Inning Stats	R: 0 E: 0 K: 0 S: 7	H: 0 LOB: 1 BB: 1 P: 12	R: 1 E: 0 K: 1 S: 8	H: 1 LOB: 2 BB: 3 P: 24	R: 1 E: 0 K: 0 S: 10	H: 2 LOB: 2 BB: 1 P: 21	R: 0 E: 0 K: 1 S: 9	H: 1 LOB: 1 BB: 0 P: 11	R: 1 E: 0 K: 0 S: 6	H: 1 LOB: 1 BB: 1 P: 16	R: 0 E: 0 K: 1 S: 6	H: 0 LOB: 0 BB: 0 P: 10	R: 2 E: 2 K: 0 S: 9	H: 2 LOB: 1 BB: 0 P: 14	R: 0 E: 0 K: 1 S: 7	H: 0 LOB: 0 BB: 0 P: 9	1B: 6 2B: 2 3B: 0 HR: 0	SF: 0 SAC: 0 DP: 1 HBP: 0	WP: 1 PB: 0 SB: 2 CS: 0	PA: 37
PITCHER Willard Hunter, L (1, 1) ERA: 6.65 Ray Davis, R (2, 1) ERA: 6.22 Craig Anderson, R (5, 1) ERA: 5.35 Ken MacKenzie, L (8, 1) ERA: 4.95	IP: 1.0 WLS: L BF: 8 H: 1 R: 1 ER: 1 SO: 1 BB: 4 IBB: 0 HBP: 0 BLK: 0 WP: 0 HR: 0 S: 11 P: 31 ERA: 9.00 WHIP: 5.000															PITCHER				

New York Mets @ Chicago Cubs
Wrigley Field, Chicago, IL
Sun Sep 30 1962, 3:33 AM CDT
Att: 3,960 - Sunny - 70 F

AB	31
R	5
H	7
RBI	4
BB	6
SO	4
LOB	19

