Chicago Cubs - 1963

Batter	1	2	3	4	5	6	7	8	9	AB	R	H	RBI	BB	SO	LOB
Maury Wills, S (1, 6) OBP: 0.333, SLG: 0.333	C B X 1-1 1B 5-3 1B		B M F X 1-2 ① FC3-6 4-3-2 1B 1-2f		X 0-0 ③ FC6-4 1-2f			B X 1-0 ① F6	C F C 0-3 ③ K	3	1	1	0	0	0	2
Dick Tracewski, R (6, 6)										2	0	0	0	0	1	2
Nate Oliver, R (1, 4) OBP: 0.500, SLG: 0.500	B B B C X 3-1 5-3 1-3 1B		B S X 1-1 4-3-2 1-2 1B			C B F B B F X 3-2 ① 1-3		C C B S 1-3 ② K2-3		4	0	2	0	0	1	0
Willie Davis, L (1, 8) OBP: 0.250, SLG: 0.750	B F F X 1-2 ① F5		B X 1-0 ② ③ 4-3-2 1-2 2-3f			B X 1-0 BLK 3B		S X 0-1 ③ 1-3		4	1	1	0	0	0	4
Tommy Davis, R (1, 7) OBP: 0.250, SLG: 0.250	C B C X 1-2 ② 5-3 1-2 3-H			C X 0-1 ① L9		X 0-0 ② 4-3 3-H			B X 1-0 FC1-6 1B	4	0	1	1	0	0	1
Lee Walls, R (9, PR) (9, 7)										0	0	0	0	0	0	0
Bill Skowron, R (1, 3)	S S B B B X 2-2 ③ F3			B B F X 2-1 ② 4-3		F F B F B B X 3-2 ③ 4-3			X 0-0 ① FC1-6 1-2f 1B 2B	4	1	0	0	0	0	2
John Roseboro, L (1, 2) OBP: 0.250, SLG: 0.250		X 0-0 ① F5		B X 1-0 ③ G3			X 0-0 E8 1B		B X 1-0 IBB 1-2 1B	4	1	1	0	0	0	0
Ron Fairly, L (1, 9) OBP: 0.500, SLG: 0.333		B F C B X 2-2 ② 4-3			F B C F S 1-3 ① K		X 0-0 FC4-6 2-H 1B		B 1 SAFE I I I 4-0 ② 1-2 2B IBB	3	1	1	1	1	1	0
Ken McMullen, R (1, 5) OBP: 0.250, SLG: 0.500		X 0-0 ③ 1-3			B X 1-0 ② 4-3		L B X 1-1 ① FC4-6 G6-4-3 1-2f		B B F X 2-1 1-H 2-H 2B	4	0	1	2	0	0	1
Don Drysdale, R (1, 1) OBP: 0.750, SLG: 0.500			C X 0-1 FC3-6 1B		B B B C C B 4-2 FC6-4 BB		M B X 1-1 ② ③ G6-4-3 1-2f		B B F C S B 4-2 BB	2	0	1	0	2	0	1
Inning Stats	R: 1 E: 0 K: 0 S: 13 H: 2 LOB: 1 BB: 0 P: 21	R: 0 E: 0 K: 0 S: 5 H: 0 LOB: 0 BB: 0 P: 7	R: 0 E: 0 K: 0 S: 8 H: 2 LOB: 1 BB: 0 P: 11	R: 0 E: 0 K: 0 S: 5 H: 0 LOB: 0 BB: 0 P: 8	R: 0 E: 0 K: 1 S: 8 H: 0 LOB: 1 BB: 1 P: 14	R: 1 E: 0 K: 0 S: 10 H: 1 LOB: 0 BB: 0 P: 17	R: 1 E: 1 K: 0 S: 6 H: 1 LOB: 0 BB: 0 P: 8	R: 0 E: 0 K: 1 S: 6 H: 0 LOB: 0 BB: 0 P: 8	R: 2 E: 0 K: 1 S: 10 H: 3 LOB: 2 BB: 2 P: 22	1B: 7 2B: 2 3B: 1 HR: 0 SF: 0 SAC: 0 DP: 2 HBP: 0							

TOP

Los Angeles Dodgers @ Chicago Cubs

Wrigley Field, Chicago, IL

Tue Apr 09 1963, 3:33 AM CST

Att. 18,589 - Unknown

livebaseballscorecards.com

AB	34
R	5
H	9
RBI	4
BB	3
SO	3
LOB	13

WP: 0 PB: 0 SB: 0 CS: 0 PA: 37

PITCHER		IP	WLS	BF	H	R	ER	SO	BB	IBB	HBP	BLK	WP	HR	S	P	ERA	WHIP
Larry Jackson, R ERA: 2.57	(1, 1)	7.0	L	27	6	3	2	1	1	0	0	1	0	0	55	86	2.57	1.000
Barney Schultz, R ERA: 10.8	(8, 1)	1.2		8	3	2	2	1	0	1	0	0	0	0	11	21	10.80	1.800
Don Elston, R ERA:	(9, 1)	0.1		2	0	0	0	1	1	0	0	0	0	0	5	9	0.00	3.000

PITCHER	IP	WLS	BF	H	R	ER	SO	BB	IBB	HBP	BLK	WP	HR	S	P	ERA	WHIP

Batter	1	2	3	4	5	6	7	8	9	AB	R	H	RBI	BB	SO	LOB
Don Landrum, L (1, 8) OBP: 0.500, SLG: 0.333	4-3		L7		SH2-4		G1-6-3 BB		1B	3	0	1	0	1	0	1
Andre Rodgers, R (1, 6) OBP: 0.200, SLG: 0.400	F9		2B		5-3		G1-6-3		K	5	0	1	0	0	1	4
Billy Williams, L (1, 7) OBP: 0.750, SLG: 0.667	4-3		BB		1B			G5-4-3 1B		3	0	2	1	1	0	0
Ron Santo, R (1, 5) OBP: 0.500, SLG: 0.750		14 F9 2B	F9		1B			G5-4-3		4	0	2	0	0	0	4
14 Ernie Banks, R (1, 3) OBP: 0.500, SLG: 0.750		F9		1B	K			2B		4	0	2	0	0	1	3
Lou Brock, L (1, 9)		1-3		K		F7		G1		4	0	0	0	0	1	3
Ken Hubbs, R (1, 4)		L3		F9		G6-3 BB			5-3	3	0	0	0	1	0	2
Dick Bertell, R (1, 2) OBP: 0.250, SLG: 0.250			FC1-6 1B	5-3		G6-3			K	4	0	1	0	0	1	2
Larry Jackson, R (1, 1) OBP: 0.500, SLG: 0.500			FC1-6		SH2-4 1B		K		1B	2	1	1	0	0	0	1
Bob Will, L (7, PH)										1	0	0	0	0	1	0
Barney Schultz, R (8, 1)										0	0	0	0	0	0	0
Don Elston, R (9, 1)										0	0	0	0	0	0	0
Merritt Ranew, L (9, PH) OBP: 1.000, SLG: 1.000										1	0	1	0	0	0	0
Inning Stats	R: 0 E: 0 K: 0 S: 11 H: 0 LOB: 0 BB: 0 P: 14	R: 0 E: 0 K: 0 S: 11 H: 1 LOB: 1 BB: 0 P: 14	R: 0 E: 0 K: 0 S: 10 H: 2 LOB: 3 BB: 1 P: 16	R: 0 E: 0 K: 1 S: 8 H: 1 LOB: 1 BB: 0 P: 11	R: 1 E: 0 K: 1 S: 11 H: 3 LOB: 2 BB: 0 P: 16	R: 0 E: 0 K: 0 S: 5 H: 0 LOB: 0 BB: 1 P: 9	R: 0 E: 0 K: 1 S: 7 H: 0 LOB: 0 BB: 1 P: 13	R: 0 E: 0 K: 0 S: 8 H: 2 LOB: 1 BB: 0 P: 9	R: 0 E: 0 K: 2 S: 18 H: 2 LOB: 2 BB: 0 P: 27	1B: 8 2B: 3 3B: 0 HR: 0 SF: 0 SAC: 1 DP: 3 HBP: 0						

PITCHER	IP	WLS	BF	H	R	ER	SO	BB	IBB	HBP	BLK	WP	HR	S	P	ERA	WHIP
Don Drysdale, R (1, 1) ERA: 1.0	9.0	W	38	11	1	1	5	3	0	0	0	0	0	89	129	1.00	1.556

PITCHER	IP	WLS	BF	H	R	ER	SO	BB	IBB	HBP	BLK	WP	HR	S	P	ERA	WHIP

BOTTOM

Los Angeles Dodgers @ Chicago Cubs

Wrigley Field, Chicago, IL

Tue Apr 09 1963, 3:33 AM CST

Att. 18,589 - Unknown

livebaseballscorecards.com

AB	34
R	1
H	11
RBI	1
BB	3
SO	5
LOB	20

WP: 0 PB: 0 SB: 0 CS: 0 PA: 38

Batter	1	2	3	4	5	6	7	8	9	AB	R	H	RBI	BB	SO	LOB
Willie Davis, L (1, 8) OBP: 0.375, SLG: 0.571	H 1-0 S S E HBP		B X 1-0 ③ F2		F B B X 2-1 BLK 2-H 1B			B B C F C 2-3 ① K		3	1	1	1	0	1	0
Nate Oliver, R (1, 4) OBP: 0.250, SLG: 0.250	S X 0-1 ① L9			C X 0-1 ① 6-3	B C B F X 2-2 ③ F5 1-2			S L X 0-2 ② F7		4	0	0	0	0	0	2
Wally Moon, L (1, 7) OBP: 0.250, SLG: 0.500	B B C F X 2-2 ② 5-3 1-2			C S C 0-3 ② K		S B X 1-1 ① F7		C C X 0-2 E 2B		4	0	1	0	0	1	1
Frank Howard, R (1, 9)	B B X 2-0 ③ F7 2-H			X 0-0 E6 1B		S B B B X 3-1 ② 6-3		B C B S S 2-3 ③ K 2-3		4	0	0	0	0	1	1
John Roseboro, L (1, 2) OBP: 0.375, SLG: 0.375		X 0-0 ① G3		B X 1-0 1-2 1B		X 0-0 ③ F9			X 0-0 CS SH1-4 1B	4	0	2	0	0	0	0
Ron Fairly, L (1, 3) OBP: 0.286, SLG: 0.167		X 0-0 ② 6-3		B B X 2-0 ③ F8			B C F X 1-2 ① L7		X 0-0 ① SH1-4 1-2	3	0	0	0	0	0	2
Ken McMullen, R (1, 5) OBP: 0.375, SLG: 0.429		B F F F X 1-2 ③ F8			B B F F B F B 4-2 FC6-4 BB		B X 1-0 1B		B X 1-0 ② ③ 5-3 2-3	3	0	1	0	1	0	1
Dick Tracewski, R (1, 6)			B X 1-0 ① 1-3		B B C L X 2-2 ① FC6-4 PB 1-2f 1B		X 0-0 ② F6			3	1	0	0	0	0	2
Sandy Koufax, R (1, 1)			F S B B S 2-3 ② K		B B C F S 2-3 ② K 1-2		B F S B B S 3-3 ③ K			3	0	0	0	0	3	2
Inning Stats	R: 1 E: 0 K: 0 S: 6 H: 0 LOB: 0 BB: 0 P: 11	R: 0 E: 0 K: 0 S: 6 H: 0 LOB: 0 BB: 0 P: 7	R: 0 E: 0 K: 1 S: 5 H: 0 LOB: 0 BB: 0 P: 9	R: 0 E: 1 K: 1 S: 8 H: 1 LOB: 2 BB: 0 P: 11	R: 1 E: 0 K: 1 S: 14 H: 1 LOB: 1 BB: 1 P: 26	R: 0 E: 0 K: 0 S: 5 H: 0 LOB: 0 BB: 0 P: 9	R: 0 E: 0 K: 1 S: 8 H: 1 LOB: 1 BB: 0 P: 13	R: 0 E: 1 K: 2 S: 13 H: 1 LOB: 1 BB: 0 P: 17	R: 0 E: 0 K: 0 S: 3 H: 1 LOB: 0 BB: 0 P: 4	1B: 4 2B: 1 3B: 0 HR: 0	SF: 0 SAC: 1 DP: 0 HBP: 1						

TOP

Los Angeles Dodgers @ Chicago Cubs

Wrigley Field, Chicago, IL

Wed Apr 10 1963, 3:33 AM CST

Att. 2,673 - Unknown

livebaseballscorecards.com

AB	31
R	2
H	5
RBI	1
BB	1
SO	6
LOB	11

WP: 0 PB: 1 SB: 2 CS: 1 PA: 34

PITCHER		IP	WLS	BF	H	R	ER	SO	BB	IBB	HBP	BLK	WP	HR	S	P	ERA	WHIP
Bob Buhl, R	(1, 1)	8.0	L	31	4	2	0	6	1	0	1	1	0	0	65	103	0.00	0.625
ERA:																		
Lindy McDaniel, R	(9, 1)	1.0		3	1	0	0	0	0	0	0	0	0	0	3	4	0.00	1.000
ERA:																		

PITCHER	IP	WLS	BF	H	R	ER	SO	BB	IBB	HBP	BLK	WP	HR	S	P	ERA	WHIP

Batter	1	2	3	4	5	6	7	8	9	AB	R	H	RBI	BB	SO	LOB
Lou Brock, L (1, 9) OBP: 0.125, SLG: 0.125	B B C X 2-1 5-3 1B		C B B F S 2-3 ② K			C B F B S 2-3 ② K		S C S 0-3 K 1B 1B		4	1	1	0	0	3	1
Andre Rodgers, R (1, 6) OBP: 0.333, SLG: 0.375	B C S F F F X 1-2 ① 5-3 1-2		B F C X 1-2 ③ F6			B B B C C F F B 4-2 PB 1B BB		B S B F F X 2-2 1B 1-2 1B		3	0	1	0	1	0	2
Billy Williams, L (1, 7) OBP: 0.625, SLG: 0.571	B F X 1-1 ② L4			B C B B F X 3-2 ① G3		X 0-0 PB 1-2 1B		F B S B X 2-2 14 FC6-4 1-2 2-H 1B		4	0	2	1	0	0	1
Ron Santo, R (1, 5) OBP: 0.250, SLG: 0.375	C B C F F F F F X 1-2 ③ F9			F B C B B S 3-3 ② K		C B F X 1-2 ③ 4-3 1-2 2-3		F B B F S 2-3 ② K		4	0	0	0	0	2	5
14 Ernie Banks, R (1, 3) OBP: 0.250, SLG: 0.375		B X 1-0 ① 5-3		S S F C 0-3 ③ K			C X 0-1 ① 6-3	F B B F X 2-2 ③ FC6-4 1-2f		4	0	0	0	0	1	2
Nelson Mathews, R (1, 8) OBP: 0.250, SLG: 0.250		C B X 1-1 CS 1B			B B C X 2-1 ① F9		B B C F C 2-3 ② K		S S C 0-3 ① K	4	0	1	0	0	2	0
Ken Hubbs, R (1, 4) Steve Boros, R (9, PH)		F B B X 2-1 ②③ 5-3 1-2			B F F X 1-2 ② 6-3		B B S X 2-1 E6		S B S S S 1-3 ② K	3 1	0 0	0 0	0 0	0 0	0 1	1 0
Dick Bertell, R (1, 2) OBP: 0.250, SLG: 0.143			B S B S F F B B 4-2 BB		C B C B X 2-2 ③ 4-3		S F F F X 0-2 ③ 6-3		F B X 1-1 ③ F7	3	0	0	0	1	0	1
Bob Buhl, R (1, 1) Ken Aspromonte, R (8, PH) Lindy McDaniel, R (9, 1)			C L B S 1-3 ① K			C B S B F X 2-2 ① F9		B F X 1-1 ① F6		2 1 0	0 0 0	0 0 0	0 0 0	1 0 0	1 0 0	1 0 0
Inning Stats	R: 0 H: 1 E: 0 LOB: 1 K: 0 BB: 0 S: 18 P: 23	R: 0 H: 1 E: 0 LOB: 0 K: 0 BB: 0 S: 5 P: 9	R: 0 H: 0 E: 0 LOB: 1 K: 2 BB: 1 S: 13 P: 21	R: 0 H: 0 E: 0 LOB: 0 K: 2 BB: 0 S: 10 P: 16	R: 0 H: 0 E: 0 LOB: 0 K: 0 BB: 0 S: 8 P: 13	R: 0 H: 1 E: 0 LOB: 2 K: 1 BB: 1 S: 15 P: 24	R: 0 H: 0 E: 1 LOB: 1 K: 1 BB: 0 S: 12 P: 16	R: 1 H: 2 E: 0 LOB: 2 K: 2 BB: 0 S: 18 P: 27	R: 0 H: 0 E: 0 LOB: 0 K: 2 BB: 0 S: 8 P: 10	1B: 5 2B: 0 3B: 0 HR: 0	SF: 0 SAC: 0 DP: 0 HBP: 0			WP: 1 PB: 1 SB: 0 CS: 1	PA: 35		

PITCHER	IP	WLS	BF	H	R	ER	SO	BB	IBB	HBP	BLK	WP	HR	S	P	ERA	WHIP
Sandy Koufax, L (1, 1) ERA: 1.0	9.0	W	35	5	1	1	10	2	0	0	0	1	0	107	159	1.00	0.778

PITCHER	IP	WLS	BF	H	R	ER	SO	BB	IBB	HBP	BLK	WP	HR	S	P	ERA	WHIP

BOTTOM

Los Angeles Dodgers @ Chicago Cubs

Wrigley Field, Chicago, IL

Wed Apr 10 1963, 3:33 AM CST

Att. 2,673 - Unknown

livebaseballscorecards.com

AB	33
R	1
H	5
RBI	1
BB	2
SO	10
LOB	14

Batter	1	2	3	4	5	6	7	8	9	AB	R	H	RBI	BB	SO	LOB
Willie Davis, L (1, 8) OBP: 0.364, SLG: 0.500	B F C B B F X 3-2 L6-3 1B		F B X 1-1 3-1 ③			F B S C 1-3 ② K			C F B S 1-3 ② K	3	0	1	0	0	1	1
Lee Walls, R (9, PH)										1	0	0	0	0	1	0
Nate Oliver, R (1, 4) OBP: 0.167, SLG: 0.167	X 0-0 ① ② L6-3 1-2			C C B B B S 3-3 ① K		S B X 1-1 ③ 1-3			C X 0-1 ③ 5-3	4	0	0	0	0	1	2
Tommy Davis, R (1, 7) OBP: 0.143, SLG: 0.143	B B X 2-0 ③ 6-3			B X 1-0 ② F8			C X 0-1 ① 6-3			3	0	0	0	0	0	0
Bill Skowron, R (1, 3)		C B B X 2-1 ① 1-3		X 0-0 ③ 1-3			B X 1-0 ② 5-3			3	0	0	0	0	0	0
Frank Howard, R (1, 9)		B B B C B 4-1 5-3 BB			B C X 1-1 ① L8		F B S X 1-2 ③ 1-3			2	0	0	0	1	0	0
Ken McMullen, R (1, 5) OBP: 0.273, SLG: 0.300		F F B B X 2-2 ② 5-3 1-2			F B B X 2-1 ② 4-3			S B X 1-1 ① 5-3		3	0	0	0	0	0	1
John Roseboro, L (1, 2) OBP: 0.364, SLG: 0.364		B C T F S 1-3 ③ K			X 0-0 CS 1B			S S B B B S 3-3 ② K		3	0	1	0	0	2	1
Dick Tracewski, R (1, 6)			B B B C C F B B 4-2 L6-3 BB		B S 1-1 ③ CS 1-2	F B X 1-1 ① 5-3		X 0-0 ③ 5-3		2	0	0	0	1	0	0
Johnny Podres, L (1, 1) OBP: 0.500, SLG: 0.500			X 0-0 ① ② L6-3 1-2			C X 0-1 1B			C X 0-1 ① F7	2	0	1	0	0	0	1
Jim Gilliam, S (9, PH)										1	0	0	0	0	0	0

TOP

Los Angeles Dodgers @ Chicago Cubs

Wrigley Field, Chicago, IL

Thu Apr 11 1963, 3:33 AM CST

Att. 3,735 - Unknown

livebaseballscorecards.com

AB	27
R	0
H	3
RBI	0
BB	2
SO	5
LOB	6

Inning Stats	1	2	3	4	5	6	7	8	9
	R: 0 E: 0 K: 0 S: 6	R: 0 E: 0 K: 1 S: 10	R: 0 E: 0 K: 0 S: 6	R: 0 E: 0 K: 1 S: 5	R: 0 E: 0 K: 0 S: 6	R: 0 E: 0 K: 1 S: 9	R: 0 E: 0 K: 0 S: 6	R: 0 E: 0 K: 1 S: 6	R: 0 E: 0 K: 1 S: 7
	H: 1 LOB: 0 BB: 0 P: 11	H: 0 LOB: 1 BB: 1 P: 19	H: 0 LOB: 0 BB: 1 P: 11	H: 0 LOB: 0 BB: 0 P: 9	H: 1 LOB: 0 BB: 0 P: 10	H: 1 LOB: 1 BB: 0 P: 12	H: 0 LOB: 0 BB: 0 P: 8	H: 0 LOB: 0 BB: 0 P: 10	H: 0 LOB: 0 BB: 0 P: 8

| | | | | | | | | | |

Batter	1	2	3	4	5	6	7	8	9	AB	R	H	RBI	BB	SO	LOB
Lou Brock, L (1, 9) OBP: 0.083, SLG: 0.083	F2		FC3-6 1B 2B 1-2f		E9 FC5-2		G3			4	1	0	0	0	0	1
Andre Rodgers, R (1, 6) OBP: 0.462, SLG: 0.455	14 WP BB BB		2B 1-3 1B		FC5-2 3-H			S 1B		3	0	2	0	1	0	1
Billy Williams, L (1, 7) OBP: 0.500, SLG: 0.400	14 WP 1-2 BB		K		F8			L9 1-2		3	0	0	0	1	1	4
Ron Santo, R (1, 5) OBP: 0.333, SLG: 0.500	F7		1-H 3-H 2B			E5 F9 1B 1B		5-3		4	1	2	1	0	0	3
14 Ernie Banks, R (1, 3) OBP: 0.250, SLG: 0.273	F9 1-2 2-3			F8		5-3		FC6-4 IBB		3	0	0	0	1	0	3
Nelson Mathews, R (1, 8) OBP: 0.125, SLG: 0.125		K		F9		F9 2-3		FC6-4 1-2f		4	0	0	0	0	1	3
Ken Hubbs, R (1, 4) OBP: 0.400, SLG: 0.333		L5-3 1B		1B		CS 3-H 1B				3	0	3	1	0	0	0
Dick Bertell, R (1, 2) OBP: 0.182, SLG: 0.100		L5-3 1-2		1-3		CS 1-2	1-3			3	0	0	0	0	0	2
Dick Ellsworth, L (1, 1) OBP: 0.333, SLG: 0.333			FC3-6 1B		1-3		5-3			3	0	1	0	0	0	0
Inning Stats	R: 0 H: 0 E: 0 LOB: 2 K: 0 BB: 2 S: 11 P: 21	R: 0 H: 1 E: 0 LOB: 0 K: 1 BB: 0 S: 6 P: 7	R: 1 H: 3 E: 0 LOB: 2 K: 1 BB: 0 S: 11 P: 17	R: 0 H: 1 E: 0 LOB: 1 K: 0 BB: 0 S: 8 P: 11	R: 0 H: 0 E: 1 LOB: 1 K: 0 BB: 0 S: 6 P: 9	R: 1 H: 2 E: 1 LOB: 0 K: 0 BB: 0 S: 10 P: 15	R: 0 H: 0 E: 0 LOB: 0 K: 0 BB: 0 S: 6 P: 9	R: 0 H: 1 E: 0 LOB: 2 K: 0 BB: 1 S: 11 P: 17		1B: 7 SF: 0 2B: 2 SAC: 0 3B: 0 DP: 1 HR: 0 HBP: 0						

PITCHER	IP	WLS	BF	H	R	ER	SO	BB	IBB	HBP	BLK	WP	HR	S	P	ERA	WHIP
Johnny Podres, L (1, 1) ERA: 2.25	8.0	L	33	8	2	2	2	2	1	0	0	1	0	69	106	2.25	1.250

PITCHER	IP	WLS	BF	H	R	ER	SO	BB	IBB	HBP	BLK	WP	HR	S	P	ERA	WHIP

BOTTOM

Los Angeles Dodgers @ Chicago Cubs

Wrigley Field, Chicago, IL

Thu Apr 11 1963, 3:33 AM CST

Att. 3,735 - Unknown

livebaseballscorecards.com

AB	30
R	2
H	8
RBI	2
BB	3
SO	2
LOB	17

1B: 7	SF: 0	WP: 1	PA: 34
2B: 2	SAC: 0	PB: 0	
3B: 0	DP: 1	SB: 1	
HR: 0	HBP: 0	CS: 1	

Batter	1	2	3	4	5	6	7	8	9	AB	R	H	RBI	BB	SO	LOB
Chuck Hiller, L (1, 4) OBP: 0.263, SLG: 0.176	4-3		BB CS 1-2		F9 2-3		G6-3 1-2f			3	0	0	0	1	0	2
Jim Davenport, R (1, 5) OBP: 0.222, SLG: 0.176	1-3		K 1-2		BB			6-3		3	0	0	0	1	1	1
Willie Mays, R (1, 8) OBP: 0.474, SLG: 0.714	S 1B			K	G3			HR		4	1	2	1	0	1	2
Willie McCovey, L (1, 7) OBP: 0.500, SLG: 0.813	4-3 1-2			HR		G3		F9		4	1	1	1	0	0	1
Orlando Cepeda, R (1, 3) OBP: 0.556, SLG: 1.000		5-3		1-3		BB 2B		F7		3	0	0	0	1	0	0
Tom Haller, L (1, 2) OBP: 0.278, SLG: 0.250		FC6-4 1B		2B		F9			K	4	0	2	0	0	1	1
Felipe Alou, R (1, 9) OBP: 0.647, SLG: 1.188		FC6-4 1-2f		F3		1-H 2B			S 1B	4	0	2	0	0	0	2
Jose Pagan, R (1, 6) OBP: 0.063, SLG: 0.063		5-3			6-3		K		F9	4	0	0	0	0	1	2
Jack Sanford, R (1, 1) OBP: 0.571, SLG: 1.000			BB CS		F9 2B		E6 G6-3		K 1-2	3	0	1	0	1	1	1
Inning Stats	R: 0 E: 0 K: 0 S: 4 H: 1 LOB: 1 BB: 0 P: 4	R: 0 E: 0 K: 0 S: 4 H: 1 LOB: 1 BB: 0 P: 4	R: 0 E: 0 K: 1 S: 3 H: 0 LOB: 0 BB: 2 P: 11	R: 1 E: 0 K: 1 S: 7 H: 2 LOB: 1 BB: 0 P: 7	R: 0 E: 0 K: 0 S: 4 H: 1 LOB: 2 BB: 1 P: 8	R: 0 E: 0 K: 0 S: 3 H: 1 LOB: 2 BB: 1 P: 7	R: 0 E: 1 K: 1 S: 5 H: 0 LOB: 0 BB: 0 P: 5	R: 1 E: 0 K: 0 S: 4 H: 1 LOB: 0 BB: 0 P: 4	R: 0 E: 0 K: 2 S: 8 H: 1 LOB: 1 BB: 0 P: 8	1B: 3 2B: 3 3B: 0 HR: 2 SF: 0 SAC: 0 DP: 1 HBP: 0							

PITCHER		IP	WLS	BF	H	R	ER	SO	BB	IBB	HBP	BLK	WP	HR	S	P	ERA	WHIP
Glen Hobbie, R ERA: 1.69	(1, 1)	5.1		22	5	1	1	2	3	0	0	0	0	1	23	35	1.69	1.500
Paul Toth, R ERA: 3.38	(6, 1)	2.2	L	10	2	1	1	1	1	0	0	0	0	1	11	15	3.38	1.125
Don Elston, R ERA:	(9, 1)	1.0		4	1	0	0	2	0	0	0	0	0	0	8	8	0.00	1.000

PITCHER	IP	WLS	BF	H	R	ER	SO	BB	IBB	HBP	BLK	WP	HR	S	P	ERA	WHIP

TOP

San Francisco Giants @ Chicago Cubs

Wrigley Field, Chicago, IL

Sat Apr 13 1963, 3:33 AM CST

Att. 12,090 - Unknown

livebaseballscorecards.com

AB	32
R	2
H	8
RBI	2
BB	4
SO	5
LOB	12

WP: 0	PB: 0	SB: 2	CS: 2
PA: 36			

Batter	1	2	3	4	5	6	7	8	9	AB	R	H	RBI	BB	SO	LOB
Don Landrum, L (1, 8) OBP: 0.375, SLG: 0.286	K		4-3			G1-6-3, 1B		E3, 1-2		4	0	1	0	0	1	2
Andre Rodgers, R (1, 6) OBP: 0.353, SLG: 0.333	F7			K		G1-6-3, 1-2f		P4		4	0	0	0	0	1	3
Billy Williams, L (1, 7) OBP: 0.375, SLG: 0.286	G3			P4		F9			P4	4	0	0	0	0	0	0
Ron Santo, R (1, 5) OBP: 0.250, SLG: 0.375		1-3		F9			1-3		F9	4	0	0	0	0	0	0
14 Ernie Banks, R (1, 3) OBP: 0.250, SLG: 0.333		F9			E, 2B		F8		F7	4	1	1	0	0	0	0
Lou Brock, L (1, 9) OBP: 0.067, SLG: 0.067		4-3			F7		K, PO			3	0	0	0	0	1	1
Ken Hubbs, R (1, 4) OBP: 0.400, SLG: 0.333			BB, 6-3, 6-3		E6, 2-H		PO, 1-2	4-3		0	0	0	0	0	0	0
Ken Aspromonte, R (3, 4)										2	0	0	0	1	0	0
Dick Bertell, R (1, 2) OBP: 0.143, SLG: 0.077			6-3, 1-2		F7			F2		3	0	0	0	0	0	2
Glen Hobbie, R (1, 1)			6-3, 2-3		K			E, 1B		2	0	0	0	0	1	2
Paul Toth, R (6, 1)										0	0	0	0	0	0	0
Merritt Ranew, L (8, PH) OBP: 1.000, SLG: 1.000										1	0	1	0	0	0	0
Nelson Mathews, R (8, PR) OBP: 0.125, SLG: 0.125										0	0	0	0	0	0	0
Don Elston, R (9, 1)										0	0	0	0	0	0	0
Inning Stats	R: 0 E: 0 K: 1 S: 5 H: 0 LOB: 0 BB: 0 P: 5	R: 0 E: 0 K: 0 S: 3 H: 0 LOB: 0 BB: 0 P: 3	R: 0 E: 0 K: 0 S: 3 H: 0 LOB: 1 BB: 1 P: 7	R: 0 E: 0 K: 1 S: 5 H: 0 LOB: 0 BB: 0 P: 5	R: 1 E: 1 K: 1 S: 7 H: 1 LOB: 1 BB: 0 P: 7	R: 0 E: 0 K: 0 S: 3 H: 1 LOB: 0 BB: 0 P: 3	R: 0 E: 0 K: 1 S: 5 H: 0 LOB: 0 BB: 0 P: 5	R: 0 E: 1 K: 0 S: 5 H: 1 LOB: 2 BB: 0 P: 5	R: 0 E: 0 K: 0 S: 3 H: 0 LOB: 0 BB: 0 P: 3	1B: 2 2B: 1 3B: 0 HR: 0 SF: 0 SAC: 0 DP: 1 HBP: 0						

PITCHER	IP	WLS	BF	H	R	ER	SO	BB	IBB	HBP	BLK	WP	HR	S	P	ERA	WHIP
Jack Sanford, R (1, 1) ERA: 1.29	9.0	W	32	3	1	0	4	1	0	0	0	0	0	39	43	0.00	0.444

PITCHER	IP	WLS	BF	H	R	ER	SO	BB	IBB	HBP	BLK	WP	HR	S	P	ERA	WHIP

BOTTOM

San Francisco Giants @ Chicago Cubs

Wrigley Field, Chicago, IL

Sat Apr 13 1963, 3:33 AM CST

Att. 12,090 - Unknown

livebaseballscorecards.com

AB	31
R	1
H	3
RBI	0
BB	1
SO	4
LOB	10

WP: 0 PA: 33
PB: 1
SB: 0
CS: 0

Batter	1	2	3	4	5	6	7	8	9	AB	R	H	RBI	BB	SO	LOB
Chuck Hiller, L (1, 4) OBP: 0.217, SLG: 0.143	4-3		F2			4-3			E9 F8 2B	4	1	0	0	0	0	1
Jim Davenport, R (1, 5) OBP: 0.182, SLG: 0.143	K			K		2-3			F9	4	0	0	0	0	2	1
Willie Mays, R (1, 8) OBP: 0.391, SLG: 0.556	K			4-3			F3		F8 2-3	4	0	0	0	0	1	1
Willie McCovey, L (1, 7) OBP: 0.455, SLG: 0.750		4-3		K			3-1		1B 2B 3-H	4	0	1	1	0	1	0
Orlando Cepeda, R (1, 3) OBP: 0.545, SLG: 0.900		5-3			BB G6-3 BB		F7		2-3 1B	3	0	1	0	1	0	0
Jose Cardenal, R (9, PR)										0	0	0	0	0	0	0
Tom Haller, L (1, 2) OBP: 0.273, SLG: 0.211		F8			BB 1-2 G6-3			4-3	4-3	3	0	0	0	1	0	2
Felipe Alou, R (1, 9) OBP: 0.600, SLG: 1.105			F6		G6-3 1-2f 2-3			2B		3	0	1	0	0	0	2
Jose Pagan, R (1, 6) OBP: 0.053, SLG: 0.053			1-3		K			5-3		3	0	0	0	0	1	2
Juan Marichal, R (1, 1) OBP: 0.500, SLG: 0.500			1B			4-3		K		1	0	1	0	0	0	0
Harvey Kuenn, R (6, PH)										1	0	0	0	0	0	0
Jack Fisher, R (6, 1)										0	0	0	0	0	0	0
Ed Bailey, L (8, PH) OBP: 0.500, SLG: 2.000										1	0	0	0	0	1	1
Bobby Bolin, R (8, 1)										0	0	0	0	0	0	0
Inning Stats	R: 0 E: 0 K: 2 S: 7 H: 0 LOB: 0 BB: 0 P: 7	R: 0 E: 0 K: 0 S: 3 H: 0 LOB: 0 BB: 0 P: 3	R: 0 E: 0 K: 0 S: 4 H: 1 LOB: 1 BB: 0 P: 4	R: 0 E: 0 K: 2 S: 7 H: 0 LOB: 0 BB: 0 P: 7	R: 0 E: 0 K: 1 S: 4 H: 0 LOB: 1 BB: 2 P: 12	R: 0 E: 0 K: 0 S: 3 H: 0 LOB: 0 BB: 0 P: 3	R: 0 E: 0 K: 0 S: 3 H: 0 LOB: 0 BB: 0 P: 3	R: 0 E: 0 K: 1 S: 6 H: 1 LOB: 1 BB: 0 P: 6	R: 1 E: 1 K: 0 S: 6 H: 2 LOB: 2 BB: 0 P: 6	1B: 2 2B: 2 3B: 0 HR: 0	SF: 0 SAC: 0 DP: 1 HBP: 0					

PITCHER	IP	WLS	BF	H	R	ER	SO	BB	IBB	HBP	BLK	WP	HR	S	P	ERA	WHIP
Larry Jackson, R (1, 1) ERA: 1.15	8.2	W	31	3	1	0	6	2	0	0	0	0	0	41	49	0.00	0.577
Lindy McDaniel, R (9, 1) ERA:	0.1	S	2	1	0	0	0	0	0	0	0	0	0	2	2	0.00	3.000

PITCHER	IP	WLS	BF	H	R	ER	SO	BB	IBB	HBP	BLK	WP	HR	S	P	ERA	WHIP

TOP

San Francisco Giants @ Chicago Cubs

Wrigley Field, Chicago, IL

Sun Apr 14 1963, 3:33 AM CST

Att. 10,072 - Sunny

livebaseballscorecards.com

AB	31
R	1
H	4
RBI	1
BB	2
SO	6
LOB	10

WP: 0 PB: 0 SB: 0 CS: 0 PA: 33

Batter	1	2	3	4	5	6	7	8	9	AB	R	H	RBI	BB	SO	LOB
Don Landrum, L (1, 8) OBP: 0.333, SLG: 0.364	S S S 0-3 ① K		x 0-0 G3 2B		S S S 0-3 ③ K			S S S 0-3 ② K		4	0	1	0	0	3	0
Andre Rodgers, R (1, 6) OBP: 0.381, SLG: 0.421	x 0-0 ② F9		x 0-0 ② G3 2-3			x 0-0 E7 1B		x 0-0 WP 2B		4	1	2	0	0	0	1
Billy Williams, L (1, 7) OBP: 0.350, SLG: 0.235	x 0-0 ③ F7		x 0-0 ③ 3-1			x 0-0 ① F8		B B B 4-0 CS 2-H BB		3	0	0	0	1	0	2
Ron Santo, R (1, 5) OBP: 0.316, SLG: 0.579		x 0-0 14 2B 1B		x 0-0 HR		x 0-0 ② L4		0-0 ③ CS 1-2		3	2	2	1	0	0	1
14 Ernie Banks, R (1, 3) OBP: 0.263, SLG: 0.389		x 0-0 4-3 1-H 2B		x 0-0 ① 5-3		x 0-0 ③ 4-3				3	0	1	1	0	0	1
Lou Brock, L (1, 9) OBP: 0.056, SLG: 0.056		x 0-0 ① F9		x 0-0 ② 1-3			S S S 0-3 ① K			3	0	0	0	0	1	1
Ken Aspromonte, R (1, 4)		x 0-0 ② 4-3 2-3		x 0-0 ③ 4-3			x 0-0 ② F7			3	0	0	0	0	0	1
Dick Bertell, R (1, 2) OBP: 0.176, SLG: 0.125		x 0-0 ③ 3-1			x 0-0 CS 1B		x 0-0 ③ F6			3	0	1	0	0	0	1
Larry Jackson, R (1, 1) OBP: 0.200, SLG: 0.200 Lindy McDaniel, R (9, 1)			S S S 0-3 ① K		x 0-0 ① ② 4-3 1-2			S S S 0-3 ① K		3 0	0 0	0 0	0 0	0 0	2 0	1 0
Inning Stats	R: 0 H: 0 E: 0 LOB: 0 K: 1 BB: 0 S: 5 P: 5	R: 1 H: 2 E: 0 LOB: 1 K: 0 BB: 0 S: 5 P: 5	R: 0 H: 1 E: 0 LOB: 1 K: 1 BB: 0 S: 6 P: 6	R: 1 H: 1 E: 0 LOB: 0 K: 0 BB: 0 S: 4 P: 4	R: 0 H: 1 E: 0 LOB: 0 K: 1 BB: 0 S: 5 P: 5	R: 0 H: 1 E: 1 LOB: 1 K: 0 BB: 0 S: 4 P: 4	R: 0 H: 0 E: 0 LOB: 0 K: 1 BB: 0 S: 5 P: 5	R: 1 H: 1 E: 0 LOB: 0 K: 2 BB: 1 S: 7 P: 11		1B: 3 SF: 0 2B: 3 SAC: 0 3B: 0 DP: 0 HR: 1 HBP: 0						

PITCHER		IP	WLS	BF	H	R	ER	SO	BB	IBB	HBP	BLK	WP	HR	S	P	ERA	WHIP
Juan Marichal, R ERA: 7.71	(1, 1)	5.0	L	19	5	2	2	3	0	0	0	0	0	1	25	25	3.60	1.000
Jack Fisher, R ERA:	(6, 1)	2.0		7	1	0	0	1	0	0	0	0	0	0	9	9	0.00	0.500
Bobby Bolin, R ERA: 3.0	(8, 1)	1.0		4	1	1	1	2	1	0	0	0	1	0	7	11	9.00	2.000

PITCHER	IP	WLS	BF	H	R	ER	SO	BB	IBB	HBP	BLK	WP	HR	S	P	ERA	WHIP

BOTTOM

San Francisco Giants @ Chicago Cubs

Wrigley Field, Chicago, IL

Sun Apr 14 1963, 3:33 AM CST

Att. 10,072 - Sunny

livebaseballscorecards.com

AB	29
R	3
H	7
RBI	2
BB	1
SO	6
LOB	9

WP: 2 PA: 31
PB: 0
SB: 0
CS: 2

Batter	1	2	3	4	5	6	7	8	9	10	11	12	AB	R	H	RBI	BB	SO	LOB
Lou Brock, L (1, 9) OBP: 0.130, SLG: 0.091	6-3			F4		1-3			B3 1B		BB		4	0	1	0	1	0	0
Andre Rodgers, R (1, 6) OBP: 0.346, SLG: 0.375	1-3			K		1B			B3 1-2f		4-3		5	0	1	0	0	1	3
Billy Williams, L (1, 7) OBP: 0.320, SLG: 0.227	K			1B		K			6-3			E8 1B 14 SF7	5	1	1	0	0	2	1
Ron Santo, R (1, 5) OBP: 0.333, SLG: 0.542		F6		L8			14 G6-4-3 1B			6-3		G4-6-3 1B 2-3	5	0	2	0	0	0	1
14 Ernie Banks, R (1, 3) OBP: 0.292, SLG: 0.545		CS 1B			HR		G6-4-3 1-2f			F9		SF7 3-H	4	1	2	2	0	0	1
Nelson Mathews, R (1, 8) OBP: 0.083, SLG: 0.083 Merritt Ranew, L (12, PH) OBP: 0.667, SLG: 0.667 Don Landrum, L (12, 8) OBP: 0.333, SLG: 0.364		F9			4-3		6-3			F9		G4-6-3 1-2f	4 1 0	0 0 0	0 0 0	0 0 0	0 0 0	0 0 0	1 1 0
Ken Aspromonte, R (1, 4) OBP: 0.182, SLG: 0.200 Ken Hubbs, R (11, PR) OBP: 0.400, SLG: 0.333 (11, 4)		CS 1-2		5-3		F8		4-3			2B		4 0	0 0	1 0	0 0	0 0	0 0	0 0
Dick Bertell, R (1, 2) OBP: 0.143, SLG: 0.100				6-3		6-3		F9			F6		4	0	0	0	0	0	1
Bob Buhl, R (1, 1) Don Elston, R (10, 1) Bob Will, L (11, PH) Lindy McDaniel, R (11, 1) Barney Schultz, R (12, 1)				K		1-3		K			F8		3 0 1 0 0	0 0 0 0 0	0 0 0 0 0	0 0 0 0 0	0 0 0 0 0	2 0 0 0 0	0 0 1 0 0

Inning Stats	1	2	3	4	5	6	7	8	9	10	11	12
	R: 0 E: 0 K: 1 S: 7	H: 0 LOB: 0 BB: 0 P: 10	R: 0 E: 0 K: 0 S: 10	H: 1 LOB: 0 BB: 0 P: 13	R: 0 E: 0 K: 1 S: 6	H: 0 LOB: 0 BB: 0 P: 8	R: 0 E: 0 K: 1 S: 9	H: 1 LOB: 1 BB: 0 P: 14	R: 1 E: 0 K: 0 S: 11	H: 1 LOB: 0 BB: 0 P: 13	R: 0 E: 0 K: 1 S: 8	H: 1 LOB: 1 BB: 0 P: 10
	R: 0 E: 0 K: 0 S: 8	H: 1 LOB: 0 BB: 0 P: 11	R: 0 E: 0 K: 1 S: 7	H: 0 LOB: 0 BB: 0 P: 8	R: 0 E: 0 K: 0 S: 6	H: 1 LOB: 0 BB: 0 P: 10	R: 0 E: 0 K: 0 S: 3	H: 0 LOB: 0 BB: 0 P: 4	R: 0 E: 0 K: 0 S: 8	H: 1 LOB: 2 BB: 1 P: 15	R: 1 E: 1 K: 0 S: 6	H: 1 LOB: 0 BB: 0 P: 9

PITCHER	IP	WLS	BF	H	R	ER	SO	BB	IBB	HBP	BLK	WP	HR	S	P	ERA	WHIP
Johnny Podres, L (1, 1) ERA: 1.69	8.0		27	5	1	1	5	0	0	0	0	0	1	66	87	1.12	0.625
Ron Perranoski, L (9, 1) ERA: 2.25	2.0		6	1	0	0	0	0	0	0	0	0	0	9	14	0.00	0.500
Ed Roebuck, R (11, 1) ERA: 1.69	2.0	L	9	2	1	0	0	1	0	0	0	0	0	14	24	0.00	1.500

PITCHER	IP	WLS	BF	H	R	ER	SO	BB	IBB	HBP	BLK	WP	HR	S	P	ERA	WHIP

Chicago Cubs @ Los Angeles Dodgers

Dodger Stadium, Los Angeles, CA

Tue Apr 16 1963, 6:05 PM PST

Att. 33,758 - Unknown

TOP

livebaseballscorecards.com

AB	40
R	2
H	8
RBI	2
BB	1
SO	5
LOB	10

1B: 6	SF: 1	WP: 0	PA: 43
2B: 2	SAC: 0	PB: 0	
3B: 0	DP: 3	SB: 0	
HR: 1	HBP: 0	CS: 1	

Batter	1	2	3	4	5	6	7	8	9	10	11	12	AB	R	H	RBI	BB	SO	LOB
Maury Wills, S (1, 6) OBP: 0.222, SLG: 0.222	C X 0-1 ① 4-3		X 0-0 ② L8			C B X 1-1 ① 4-3		C S B B F X 2-2 ② 1B 1-2 1B		X 0-0 ② F8		B C F B S 2-3 ② K	6	0	1	0	0	1	4
John Roseboro, L (1, 2) OBP: 0.192, SLG: 0.192	X 0-0 ② F9		B C S X 1-2 ③ F4			F C B B F X 2-2 ② G3		X 0-0 ② F7		B C F X 1-2 ③ F7		X 0-0 ③ 1-3	6	0	0	0	0	0	6
Willie Davis, L (1, 8) OBP: 0.233, SLG: 0.286	X 0-0 ③ 4-3			X 0-0 ① L9		X 0-0 2B		B F X 1-1 1-3 2-H 1B			S B X 1-1 ① 1-3		5	0	2	1	0	0	0
Frank Howard, R (1, 9) OBP: 0.375, SLG: 0.391		B B X 2-0 CS 1B		S F B S 1-3 ② K		F S S 0-3 ③ K		X 0-0 ③ G3			X 0-0 1B		5	0	2	0	0	2	3
Bill Skowron, R (1, 3) OBP: 0.143, SLG: 0.100	B F B B S 3-3 ① ② K 1-2		S B F B F B S 3-3 ③ K			B X 1-0 ① F9		X 0-0 ① F7		X 0-0 ② F6			5	0	0	0	0	2	2
Ron Fairly, L (1, 7) OBP: 0.333, SLG: 0.267	X 0-0 2B			B B X 2-0 ① F4			B X 1-0 ② 6-3		B F B B F B 4-2 CS BB		B C F S 1-3 ③ K		4	0	1	0	1	1	1
Ken McMullen, R (1, 5) OBP: 0.240, SLG: 0.217 Lee Walls, R (12, PH)	F X 0-1 ③ F6			B C B X 2-1 1B			S S C 0-3 ③ K		F F B B B S 3-3 ② ③ K 1-2			B B F S 2-3 ① K	4 1	0 0	1 0	0 0	0 0	2 1	2 0
Nate Oliver, R (1, 4) OBP: 0.226, SLG: 0.290			B X 1-0 SH1-4 1B			F F B B F X 2-2 ② F8		S X 0-1 ① L9		X 0-0 SH1-4 1B		X 0-0 S 1B	5	0	3	0	0	0	1
			L B B X 2-1 ① SH1-4 1-2			C S X 0-2 ③ 4-3		S X 0-1 1B 1B 1B		X 0-0 ① SH1-4 1-2		B B B C S F B 4-2 1-2 BB	1 1 0 0 0 0 0	0 1 0 0 0 0 0	0 1 0 0 0 0 0	0 0 0 0 0 1 0	0 0 0 0 0 0 0	0 0 0 0 0 0 0	1 0 0 0 0 0 0

Johnny Podres, L (1, 1) OBP: 0.333, SLG: 0.333
Wally Moon, L (8, PH) OBP: 0.333, SLG: 0.500
Ron Perranoski, L (9, 1)
Jim Gilliam, S (10, PH)
Ed Roebuck, R (11, 1)
Daryl Spencer, R (12, PH)
Dick Tracewski, R (12, PR) OBP: 0.222, SLG: 0.176

Inning Stats	1	2	3	4	5	6	7	8	9	10	11	12
	R: 0 E: 0 K: 0 S: 4	R: 0 E: 0 K: 1 S: 7	R: 0 E: 0 K: 0 S: 7	R: 0 E: 0 K: 2 S: 8	R: 0 E: 0 K: 0 S: 10	R: 0 E: 0 K: 1 S: 10	R: 0 E: 0 K: 1 S: 5	R: 1 E: 0 K: 0 S: 13	R: 0 E: 0 K: 1 S: 6	R: 0 E: 0 K: 0 S: 6	R: 0 E: 0 K: 1 S: 7	R: 0 E: 0 K: 2 S: 12
	H: 0 LOB: 0 BB: 0 P: 4	H: 2 LOB: 1 BB: 0 P: 12	H: 1 LOB: 1 BB: 0 P: 11	H: 0 LOB: 0 BB: 0 P: 12	H: 1 LOB: 1 BB: 0 P: 16	H: 1 LOB: 1 BB: 0 P: 13	H: 0 LOB: 0 BB: 0 P: 7	H: 3 LOB: 2 BB: 0 P: 16	H: 0 LOB: 1 BB: 1 P: 13	H: 1 LOB: 1 BB: 0 P: 7	H: 1 LOB: 1 BB: 0 P: 9	H: 1 LOB: 2 BB: 1 P: 20

1B: 9 SF: 0
2B: 4 SAC: 2
3B: 0 DP: 2
HR: 0 HBP: 0

WP: 0 PA: 47
PB: 0
SB: 1
CS: 2

PITCHER		IP	WLS	BF	H	R	ER	SO	BB	IBB	HBP	BLK	WP	HR	S	P	ERA	WHIP
Bob Buhl, R ERA: 0.53	(1, 1)	9.0		35	9	1	1	6	1	0	0	0	0	0	71	105	1.00	1.111
Don Elston, R ERA:	(10, 1)	1.0		3	0	0	0	0	0	0	0	0	0	0	5	6	0.00	0.000
Lindy McDaniel, R ERA:	(11, 1)	1.1	W	7	2	0	0	2	1	0	0	0	0	0	14	22	0.00	2.250
Barney Schultz, R ERA: 7.71	(12, 1)	0.2	S	2	0	0	0	1	0	0	0	0	0	0	5	7	0.00	0.000

PITCHER	IP	WLS	BF	H	R	ER	SO	BB	IBB	HBP	BLK	WP	HR	S	P	ERA	WHIP

BOTTOM

Chicago Cubs @ Los Angeles Dodgers

Dodger Stadium, Los Angeles, CA

Tue Apr 16 1963, 6:05 PM PST

Att. 33,758 - Unknown

livebaseballscorecards.com

AB	43
R	1
H	11
RBI	1
BB	2
SO	9
LOB	20

Batter	1	2	3	4	5	6	7	8	9	10	AB	R	H	RBI	BB	SO	LOB
Don Landrum, L (1, 8) OBP: 0.313, SLG: 0.333	B C B F F B X 3-2 6-3 SH3 1B	B B B C S F S 3-3 ③ K	B L S X 1-2 F9 ①	B X 1-0 F8 ③							4	0	1	0	0	1	0
Andre Rodgers, R (1, 6) OBP: 0.345, SLG: 0.370	X 0-0 ① SH3 1-2	X 0-0 FC4-6 1B	C B X 1-1 ② 1-3				X 0-0 ① L7				3	0	1	0	0	0	0
Billy Williams, L (1, 7) OBP: 0.276, SLG: 0.192	F F X 0-2 ② 6-3 2-3	B X 1-0 ① FC4-6 G4-6-3 1-2f	B B F X 2-1 ③ 1-3			F B F B X 2-2 ② 4-3				4	0	0	0	0	0	2	
Ron Santo, R (1, 5) OBP: 0.286, SLG: 0.464	B C S B B S 3-3 ③ K	C B C X 1-2 ②③ G4-6-3 1-2f			B C S X 1-2 ① F7	F C B F X 1-2 ③ L9				4	0	0	0	0	1	2	
14 Ernie Banks, R (1, 3) OBP: 0.250, SLG: 0.462		B F X 1-1 ① 1-3	S F S 0-3 ① K		B X 1-0 ② L7			B B X 2-0 ① L4		4	0	0	0	0	1	0	
Lou Brock, L (1, 9) OBP: 0.185, SLG: 0.120		C C B C 1-3 ② K	B B B C B 4-1 6-3 BB		C B X 1-1 E S 1B			B F S F S 1-3 ② K		3	0	1	0	1	2	0	
Ken Aspromonte, R (1, 4) OBP: 0.133, SLG: 0.143	B C S B F X 2-2 ③ 1-3		X 0-0 ② 6-3 1-2		C X 0-1 ③ 1-3 1-3			X 0-0 ③ 6-3		4	0	0	0	0	0	2	
Dick Bertell, R (1, 2) OBP: 0.167, SLG: 0.091		B X 1-0 ① L8	I I I 4-0 FC6-4 IBB					X 0-0 ① F8		2	0	0	0	1	0	0	
Dick Ellsworth, L (1, 1) OBP: 0.167, SLG: 0.167		C C B B X 2-2 ② 4-3	C X 0-1 ③ FC6-4 1-2f					C C B S 1-3 ② K		3	0	0	0	0	1	2	
Inning Stats	R: 0 H: 1 E: 0 LOB: 1 K: 1 BB: 0 S: 12 P: 18	R: 0 H: 0 E: 0 LOB: 0 K: 1 BB: 0 S: 9 P: 13	R: 0 H: 0 E: 0 LOB: 0 K: 1 BB: 0 S: 8 P: 14	R: 0 H: 1 E: 0 LOB: 0 K: 0 BB: 0 S: 5 P: 7	R: 0 H: 0 E: 0 LOB: 2 K: 1 BB: 2 S: 7 P: 15	R: 0 H: 0 E: 0 LOB: 0 K: 0 BB: 0 S: 7 P: 11	R: 0 H: 1 E: 0 LOB: 1 K: 0 BB: 0 S: 8 P: 11	R: 0 H: 0 E: 0 LOB: 0 K: 1 BB: 0 S: 5 P: 7	R: 0 H: 0 E: 0 LOB: 0 K: 0 BB: 0 S: 8 P: 11	R: 0 H: 0 E: 0 LOB: 0 K: 1 BB: 0 S: 6 P: 9	1B: 3 SF: 0 2B: 0 SAC: 1 3B: 0 DP: 1 HR: 0 HBP: 0					WP: 0 PA: 34 PB: 0 SB: 1 CS: 0	

PITCHER		IP	WLS	BF	H	R	ER	SO	BB	IBB	HBP	BLK	WP	HR	S	P	ERA	WHIP
Bob Miller, R	(1, 1)	9.0		31	3	0	0	5	1	1	0	0	0	0	69	107	0.00	0.444
ERA:																		
Ron Perranoski, L	(10, 1)	1.0	W	3	0	0	0	1	0	0	0	0	0	0	6	9	0.00	0.000
ERA: 1.8																		

PITCHER	IP	WLS	BF	H	R	ER	SO	BB	IBB	HBP	BLK	WP	HR	S	P	ERA	WHIP

TOP

Chicago Cubs @ Los Angeles Dodgers

Dodger Stadium, Los Angeles, CA

Wed Apr 17 1963, 6:05 PM PST

Att. 15,617 - Unknown

livebaseballscorecards.com

AB	31
R	0
H	3
RBI	0
BB	2
SO	6
LOB	8

Batter	1	2	3	4	5	6	7	8	9	10	AB	R	H	RBI	BB	SO	LOB
Maury Wills, S (1, 6) OBP: 0.286, SLG: 0.231	C B B X 2-1 1B 1B	C B B B F B 4-2 BB			C X 0-1 ① 4-3			C X 0-1 ① 1-3		C B F F B F B X 3-2 ① F9	4	0	1	0	1	0	0
Nate Oliver, R (1, 4) OBP: 0.194, SLG: 0.250	B C S X 1-2 ① F8	C B X 1-1 ③ 1-3			B X 1-0 ② 1-3			C F X 0-2 ② 1-3		X 0-0 ② F9	5	0	0	0	0	0	4
Lee Walls, R (1, 7) OBP: 0.250, SLG: 0.250	B B X 2-0 FC6 1-2 1B	F C B C 1-3 ① K			B C X 1-1 ③ 6-3			B C C B X 3-2 ③ 1-3		B F B S B X 3-2 1B 1B 1B	5	1	2	0	0	1	0
Frank Howard, R (1, 9) OBP: 0.414, SLG: 0.429	S B F C 1-3 ② K	B C S S S 1-3 ② K				S F F F B F X 1-2 FC4-6 1B			B B F X 2-1 SH3-4 SH 1B	B F X 1-1 1B 1-2 1B	5	0	3	0	0	2	2
Bill Skowron, R (1, 3) OBP: 0.160, SLG: 0.125	X 0-0 ③ FC6 1-2f	B B S S S 2-3 ③ K				B B X 2-0 ① FC4-6 CS 1-2f			X 0-0 SH SH3-4 1-2	F X 0-1 1-2 2-H 1B	4	0	1	1	0	1	3
Daryl Spencer, R (1, 5)		B B B B 4-0 FC5-4 BB	B B B C B 4-1 FC6-4 BB			B B S S B S 3-3 ②③ K 1-2			B X 1-0 ① SH3-4 1-2 2-3		1	0	0	0	2	1	1
Doug Camilli, R (1, 2) OBP: 0.250, SLG: 0.143		B C B B X 3-1 ① FC5-4 E 1-2f	X 0-0 ① FC6-4 1-2f				X 0-0 ① F6		I I I I 4-0 IBB		3	0	0	0	1	0	2
Willie Davis, L (1, 8) OBP: 0.212, SLG: 0.258 Jim Gilliam, S (9, PH) Ron Fairly, L (10, 8) OBP: 0.333, SLG: 0.267		B X 1-0 E4 1-3	B F F F X 1-2 ② F9				B C F B X 2-2 ② L9		S B F B X 2-2 ② F8		3 1 0	0 0 0	0 0 0	0 0 0	0 0 0	0 0 0	2 3 0
Bob Miller, R (1, 1) Tommy Davis, R (9, PH) OBP: 0.333, SLG: 0.400 Ron Perranoski, L (10, 1)		B S B B B X 3-1 ② 1-3	C B F X 1-2 ③ 1-3				C B B F B F X 3-2 ③ F8		X 0-0 ③ 4-3		3 1 0	0 0 0	0 0 0	0 0 0	0 0 0	0 0 0	3 3 0

Inning Stats	1	2	3	4	5	6	7	8	9	10
	R: 0 H: 2 E: 0 LOB: 2 K: 1 BB: 0 S: 10 P: 16	R: 0 H: 0 E: 1 LOB: 3 K: 0 BB: 2 S: 9 P: 25	R: 0 H: 0 E: 0 LOB: 0 K: 3 BB: 0 S: 9 P: 13	R: 0 H: 0 E: 0 LOB: 1 K: 0 BB: 1 S: 9 P: 15	R: 0 H: 0 E: 0 LOB: 0 K: 0 BB: 0 S: 5 P: 7	R: 0 H: 1 E: 0 LOB: 1 K: 1 BB: 0 S: 10 P: 16	R: 0 H: 0 E: 0 LOB: 0 K: 0 BB: 0 S: 8 P: 13	R: 0 H: 0 E: 0 LOB: 0 K: 0 BB: 0 S: 8 P: 11	R: 0 H: 1 E: 0 LOB: 3 K: 0 BB: 1 S: 8 P: 17	R: 1 H: 3 E: 0 LOB: 2 K: 0 BB: 0 S: 13 P: 20

PITCHER	IP	WLS	BF	H	R	ER	SO	BB	IBB	HBP	BLK	WP	HR	S	P	ERA	WHIP
Dick Ellsworth, L (1, 1) ERA: 0.48	9.2	L	41	7	1	1	5	3	1	0	0	0	0	89	153	0.93	1.034

PITCHER	IP	WLS	BF	H	R	ER	SO	BB	IBB	HBP	BLK	WP	HR	S	P	ERA	WHIP

1B: 7 SF: 0
2B: 1 SAC: 2
3B: 0 DP: 1
HR: 0 HBP: 0

WP: 0 PA: 41
PB: 0
SB: 0
CS: 1

BOTTOM

Chicago Cubs @ Los Angeles Dodgers

Dodger Stadium, Los Angeles, CA

Wed Apr 17 1963, 6:05 PM PST
Att. 15,617 - Unknown

livebaseballscorecards.com

AB	35
R	1
H	7
RBI	1
BB	4
SO	5
LOB	23

Chicago Cubs @ Los Angeles Dodgers

Dodger Stadium, Los Angeles, CA

Thu Apr 18 1963, 6:05 PM PST

Att. 16,412 - Unknown

TOP

livebaseballscorecards.com

Batter	1	2	3	4	5	6	7	8	9	AB	R	H	RBI	BB	SO	LOB
Don Landrum, L (1, 8) OBP: 0.333, SLG: 0.278	BCBBB 4-1 S 1B BB	CX 0-1 G1-6-3 1-2f			BBFBCB 4-2 BB BB BB		CX 0-1 FC1-6-5-4 PB E 2-3		SCBBX 2-2 F8	3	2	0	0	2	0	2
Andre Rodgers, R (1, 6) OBP: 0.353, SLG: 0.333	SX 0-1 1-3 1-2	CX 0-1 F4			BBFBB 4-1 BB 1-2 BB		FBH 2-1 E HBP 2-3		BFBBBFC 3-3 K	3	0	0	0	1	1	1
Billy Williams, L (1, 7) OBP: 0.324, SLG: 0.267	SBFX 1-2 14 1B 1B 2-H	X 0-0 5-3			FFBBBB 4-2 1-2 2-3 BB		X 0-0 E4 1-3 3-H		BCBCX 2-2 2B	4	0	2	1	1	0	1
Ron Santo, R (1, 5) OBP: 0.242, SLG: 0.394	X 0-0 L5		CBFBS 2-3 K		BFSS 1-3 K		CX 0-1 F7		BX 1-0 6-3	5	0	0	0	0	2	7
14 Ernie Banks, R (1, 3) OBP: 0.281, SLG: 0.500	BX 1-0 1-3 1B			FBBX 2-1 F4		BX 1-0 F4		SFX 0-2 E 2B		4	1	2	0	0	0	0
Lou Brock, L (1, 9) OBP: 0.194, SLG: 0.138	SBFBBFFFX 2-2 L6			BCX 1-1 1-3		X 0-0 F2		LBBBX 2-1 E8 6-3 SF7 2-H 1B		4	1	1	1	0	0	2
Ken Aspromonte, R (1, 4) OBP: 0.158, SLG: 0.222		X 0-0 E 2B		CX 0-1 F5		CBFBS 2-3 K		CX 0-1 6-3 2-3		4	1	1	0	0	1	1
Dick Bertell, R (1, 2) OBP: 0.214, SLG: 0.160		FX 0-1 E7 FC3-6 2-H 1B		CBBBCS 3-3 K		X 0-0 FC1-6-5-4 SH3-4 1B		FX 0-1 SF7 3-H		3	0	2	1	0	1	0
Glen Hobbie, R (1, 1) Don Elston, R (9, 1)		X 0-0 FC3-6 G1-6-3 1-2f		CSC 0-3 K		X 0-0 SH3-4 1-2		BSBSSS 2-3 K		3 0	0 0	0 0	0 0	0 0	2 0	1 0
Inning Stats	R: 1 E: 0 K: 0 S: 14 H: 2 LOB: 2 BB: 1 P: 22	R: 1 E: 1 K: 0 S: 6 H: 2 LOB: 0 BB: 0 P: 6	R: 0 E: 0 K: 1 S: 6 H: 0 LOB: 0 BB: 0 P: 8	R: 0 E: 0 K: 0 S: 6 H: 0 LOB: 0 BB: 0 P: 9	R: 0 E: 0 K: 3 S: 14 H: 0 LOB: 3 BB: 3 P: 30	R: 0 E: 0 K: 1 S: 5 H: 0 LOB: 0 BB: 0 P: 8	R: 1 E: 1 K: 0 S: 8 H: 1 LOB: 2 BB: 0 P: 10	R: 2 E: 1 K: 1 S: 12 H: 2 LOB: 0 BB: 0 P: 16	R: 0 E: 0 K: 1 S: 10 H: 1 LOB: 1 BB: 0 P: 18	1B: 5 2B: 3 3B: 0 HR: 0 SF: 1 SAC: 1 DP: 1 HBP: 1						

	AB	33
	R	5
	H	8
	RBI	3
	BB	4
	SO	7
	LOB	15

WP: 0 PB: 1 SB: 1 CS: 0 PA: 40

PITCHER		IP	WLS	BF	H	R	ER	SO	BB	IBB	HBP	BLK	WP	HR	S	P	ERA	WHIP
Don Drysdale, R ERA: 1.08	(1, 1)	7.0	L	31	5	3	1	5	4	0	1	0	0	0	59	93	1.29	1.286
Ed Roebuck, R ERA: 2.84	(8, 1)	1.0		5	2	2	1	1	0	0	0	0	0	0	12	16	9.00	2.000
Larry Sherry, R ERA:	(9, 1)	1.0		4	1	0	0	1	0	0	0	0	0	0	10	18	0.00	1.000

PITCHER		IP	WLS	BF	H	R	ER	SO	BB	IBB	HBP	BLK	WP	HR	S	P	ERA	WHIP

Batter	1	2	3	4	5	6	7	8	9	AB	R	H	RBI	BB	SO	LOB
Maury Wills, S (1, 6) OBP: 0.333, SLG: 0.294 Jim Gilliam, S (9, PH)	L X 0-1 ① 4-3		C C B X 1-2 1B 1-3 2-H 1B		B B X 2-0 ① 1-3		F B F F B X 2-2 1-2 2-3 1B		L B S X 1-2 ① 4-3 1-2 2-3	4 1	0 0	2 0	1 0	0 0	0 0	0 2
John Roseboro, L (1, 2) OBP: 0.161, SLG: 0.161	C X 0-1 ② F7		X 0-0 ② 1-3 1-2		X 0-0 ② F9		X 0-0 ② F4		C B B X 2-1 ② F7	5	0	0	0	0	0	6
Willie Davis, L (1, 8) OBP: 0.216, SLG: 0.257 Ed Roebuck, R (8, 1) Larry Sherry, R (9, 1) Lee Walls, R (9, PH) OBP: 0.222, SLG: 0.222	B S X 1-1 ③ F6		B F S X 1-2 HBP 2-3 1B		B B X 2-0 ③ L7		F F C 0-3 ③ K		B C F C 1-3 ③ K	4 0 0 1	0 0 0 0	1 0 0 0	0 0 0 0	0 0 0 0	1 0 0 1	3 0 0 2
Frank Howard, R (1, 9) OBP: 0.424, SLG: 0.419		B C F X 1-2 1B 1B	F H 1-1 FC6-4 1-2 HBP			B S B X 2-1 ① 5-3		B B F L S 2-3 ① K		3	0	1	0	0	1	0
Bill Skowron, R (1, 3) OBP: 0.172, SLG: 0.143		B B S X 2-1 G6-4-3 1-2 1B	B F C B X 2-2 ③ FC6-4 1-2f			S B S S 1-3 ② K		S X 0-1 ② 4-3		4	0	1	0	0	1	3
Ron Fairly, L (1, 7) OBP: 0.318, SLG: 0.263 (8, 8)	C B X 1-1 ① F7		C B B F B X 3-2 ① 1-3			C C F B F F F X 1-2 ③ 4-3		X 0-0 1B		4	0	1	0	0	0	2
Daryl Spencer, R (1, 5) OBP: 0.500, SLG: 0.200	B B X 2-0 ② ③ G6-4-3 1-2f		B B X 2-0 FC6 1B				C B X 1-1 E6 FC4-6	C C B B S 2-3 ③ K		4	0	1	0	0	1	3
Nate Oliver, R (1, 4) OBP: 0.225, SLG: 0.256			C B C F B B F B 4-2 WP SH2-4 1B BB	X 0-0 ② F8			S B C X 1-2 ① FC4-6 1B 1B 1-2f		C C X 0-2 4-3 1B 1B	3	1	1	0	1	0	2
Don Drysdale, R (1, 1) OBP: 0.444, SLG: 0.571 Wally Moon, L (7, PH) OBP: 0.500, SLG: 0.625 (8, 7)			L B B X 2-1 ① SH2-4 1-2	B X 1-0 FC6 1-2f			S B C X 1-2 1B 1-2 1B		B B C X 2-1 4-3 1-2 1B	1 2	0 0	0 2	0 0	0 0	0 0	1 0
Inning Stats	R: 0 H: 0 E: 0 LOB: 0 K: 0 BB: 0 S: 6 P: 7	R: 0 H: 2 E: 0 LOB: 1 K: 0 BB: 0 S: 8 P: 14	R: 1 H: 2 E: 0 LOB: 3 K: 0 BB: 1 S: 17 P: 28	R: 0 H: 1 E: 0 LOB: 1 K: 0 BB: 0 S: 6 P: 12	R: 0 H: 0 E: 0 LOB: 0 K: 0 BB: 0 S: 3 P: 7	R: 0 H: 0 E: 0 LOB: 0 K: 1 BB: 0 S: 12 P: 16	R: 0 H: 2 E: 1 LOB: 3 K: 1 BB: 0 S: 16 P: 21	R: 0 H: 1 E: 0 LOB: 1 K: 2 BB: 0 S: 9 P: 13	R: 0 H: 2 E: 0 LOB: 2 K: 1 BB: 0 S: 13 P: 19	1B: 10 2B: 0 3B: 0 HR: 0		SF: 0 SAC: 1 DP: 1 HBP: 1			WP: 1 PB: 0 SB: 0 CS: 0		PA: 39

PITCHER		IP	WLS	BF	H	R	ER	SO	BB	IBB	HBP	BLK	WP	HR	S	P	ERA	WHIP
Glen Hobbie, R ERA: 1.35	(1, 1)	8.0	W	36	10	1	1	4	1	0	1	0	1	0	82	125	1.12	1.375
Don Elston, R ERA:	(9, 1)	1.0	S	3	0	0	0	1	0	0	0	0	0	0	8	12	0.00	0.000

PITCHER	IP	WLS	BF	H	R	ER	SO	BB	IBB	HBP	BLK	WP	HR	S	P	ERA	WHIP

BOTTOM

Chicago Cubs @ Los Angeles Dodgers

Dodger Stadium, Los Angeles, CA

Thu Apr 18 1963, 6:05 PM PST

Att. 16,412 - Unknown

livebaseballscorecards.com

AB	36
R	1
H	10
RBI	1
BB	1
SO	5
LOB	24

Batter	1	2	3	4	5	6	7	8	9	AB	R	H	RBI	BB	SO	LOB
Don Landrum, L (1, 8) OBP: 0.360, SLG: 0.318	K		1B		6-3			1B		4	0	2	0	0	1	0
Andre Rodgers, R (1, 6) OBP: 0.316, SLG: 0.294	6-3		K 1-2			K		F9		4	0	0	0	0	2	2
Billy Williams, L (1, 7) OBP: 0.316, SLG: 0.242	CS BB		K			F8		F5		3	0	0	0	1	1	2
Ron Santo, R (1, 5) OBP: 0.243, SLG: 0.405	CS 1-2	F5		F3		F3			14 F8 2B	4	1	1	0	0	0	0
14 Ernie Banks, R (1, 3) OBP: 0.278, SLG: 0.455		E BB		K			5-3		F8 2-3	3	0	0	0	1	1	1
Lou Brock, L (1, 9) OBP: 0.257, SLG: 0.219		E5 1-2		BLK BB			1B		3-H 2B	3	0	2	1	1	0	1
Ken Aspromonte, R (1, 4) OBP: 0.130, SLG: 0.182		P4		5-3 1-2			K		5-3	4	0	0	0	0	1	5
Dick Bertell, R (1, 2) OBP: 0.219, SLG: 0.172		K			G3-6 1B		5-3		6-3	4	0	1	0	0	1	4
Larry Jackson, R (1, 1) OBP: 0.143, SLG: 0.143			F8		G3-6 1-2f			K		2	0	0	0	0	0	1
Bob Will, L (8, PH)										1	0	0	0	0	1	0
Phil Mudrock, R (8, 1)										0	0	0	0	0	0	0
Inning Stats	R: 0 E: 0 K: 1 S: 4 H: 0 LOB: 0 BB: 1 P: 8	R: 0 E: 1 K: 1 S: 6 H: 0 LOB: 2 BB: 1 P: 10	R: 0 E: 0 K: 2 S: 8 H: 1 LOB: 1 BB: 0 P: 8	R: 0 E: 0 K: 1 S: 5 H: 0 LOB: 1 BB: 1 P: 9	R: 0 E: 0 K: 0 S: 3 H: 1 LOB: 0 BB: 0 P: 3	R: 0 E: 0 K: 1 S: 5 H: 0 LOB: 0 BB: 0 P: 5	R: 0 E: 0 K: 1 S: 6 H: 1 LOB: 1 BB: 0 P: 6	R: 0 E: 0 K: 1 S: 6 H: 1 LOB: 1 BB: 0 P: 6	R: 1 E: 0 K: 0 S: 5 H: 2 LOB: 1 BB: 0 P: 5	1B: 4 2B: 2 3B: 0 HR: 0	SF: 0 SAC: 0 DP: 1 HBP: 0						

TOP

Chicago Cubs @ San Francisco Giants

Candlestick Park, San Francisco, CA

Fri Apr 19 1963, 9:05 PM EST

Att. 11,838 - Unknown

livebaseballscorecards.com

AB	32
R	1
H	6
RBI	1
BB	3
SO	8
LOB	16

PITCHER	IP	WLS	BF	H	R	ER	SO	BB	IBB	HBP	BLK	WP	HR	S	P	ERA	WHIP
Juan Marichal, R (1, 1) ERA: 3.94	9.0	W	35	6	1	1	8	3	0	0	1	0	0	48	60	1.00	1.000

PITCHER	IP	WLS	BF	H	R	ER	SO	BB	IBB	HBP	BLK	WP	HR	S	P	ERA	WHIP

Batter	1	2	3	4	5	6	7	8	9	AB	R	H	RBI	BB	SO	LOB
Chuck Hiller, L (1, 4) OBP: 0.195, SLG: 0.132	F7		F7		SH3 2-3		G3			3	0	0	0	0	0	2
Jim Davenport, R (1, 5) OBP: 0.162, SLG: 0.171	F8			K	SF8 3-H			6-3 1B 2B		3	1	1	1	0	1	0
Willie Mays, R (1, 8) OBP: 0.415, SLG: 0.576	5-3			HR	K			6-3 2-3		4	1	1	1	0	1	1
Willie McCovey, L (1, 7) OBP: 0.538, SLG: 0.818		K		1B FC6-4 1B		K		BLK 3-H 1B		4	1	2	1	0	2	0
Orlando Cepeda, R (1, 3) OBP: 0.410, SLG: 0.611		1-3		FC6-4 1-3 1B		F9		5-3 1-2		4	0	1	0	0	0	1
Felipe Alou, R (1, 9) OBP: 0.459, SLG: 0.778		K		FC6-4 1B 1-2f 3-H		K		4-3		4	1	0	1	0	2	2
Tom Haller, L (1, 2) OBP: 0.316, SLG: 0.226			FC5-6 1B	1-H 1B			F5			3	0	2	1	0	0	0
Jose Pagan, R (1, 6) OBP: 0.171, SLG: 0.171			FC5-6 FC1-6 1-2f	1-3			6-3			3	0	0	0	0	0	2
Juan Marichal, R (1, 1) OBP: 0.600, SLG: 0.800			FC1-6 1-2f		SH3 SF8 2B		1B			3	1	2	0	0	0	1
Inning Stats	R: 0 H: 0 E: 0 LOB: 0 K: 0 BB: 0 S: 3 P: 3	R: 0 H: 0 E: 0 LOB: 0 K: 2 BB: 0 S: 7 P: 7	R: 0 H: 1 E: 0 LOB: 1 K: 0 BB: 0 S: 4 P: 4	R: 3 H: 4 E: 0 LOB: 1 K: 1 BB: 0 S: 9 P: 9	R: 1 H: 1 E: 0 LOB: 0 K: 1 BB: 0 S: 6 P: 6	R: 0 H: 0 E: 0 LOB: 0 K: 2 BB: 0 S: 7 P: 7	R: 0 H: 1 E: 0 LOB: 1 K: 0 BB: 0 S: 4 P: 4	R: 1 H: 2 E: 0 LOB: 1 K: 0 BB: 0 S: 5 P: 5		1B: 6 SF: 1 2B: 2 SAC: 1 3B: 0 DP: 0 HR: 1 HBP: 0						

PITCHER	IP	WLS	BF	H	R	ER	SO	BB	IBB	HBP	BLK	WP	HR	S	P	ERA	WHIP
Larry Jackson, R (1, 1) ERA: 2.38	7.0	L	28	7	4	4	6	0	0	0	0	0	1	40	40	5.14	1.000
Phil Mudrock, R (8, 1) ERA: 9.0	1.0		5	2	1	1	0	0	0	0	1	0	0	5	5	9.00	2.000

PITCHER	IP	WLS	BF	H	R	ER	SO	BB	IBB	HBP	BLK	WP	HR	S	P	ERA	WHIP

BOTTOM

Chicago Cubs @ San Francisco Giants

Candlestick Park, San Francisco, CA

Fri Apr 19 1963, 9:05 PM EST

Att. 11,838 - Unknown

livebaseballscorecards.com

AB	31
R	5
H	9
RBI	5
BB	0
SO	6
LOB	9

Batter	1	2	3	4	5	6	7	8	9	AB	R	H	RBI	BB	SO	LOB
Lou Brock, L (1, 9) OBP: 0.275, SLG: 0.243	S S S 0-3 ① K		x 0-0 ③ G3 SH 5-3 1B	x 0-0 ③ G3		x 0-0 ① F8		x 0-0 1B		5	1	2	0	0	1	1
Andre Rodgers, R (1, 6) OBP: 0.310, SLG: 0.270	x 0-0 ② 4-3		x 0-0 SH 5-3 G3 1-2		B B B 4-0 1B 1B BB	x 0-0 ② F3		x 0-0 ③ 5-3		3	1	0	0	1	0	1
Billy Williams, L (1, 7) OBP: 0.302, SLG: 0.237	x 0-0 ③ F7		x 0-0 ① G3 1-2 2-3		x 0-0 1B 14 E 1-3 1B	x 0-0 ③ 3-1			x 0-0 ① 4-3	5	1	1	0	0	0	2
Ron Santo, R (1, 5) OBP: 0.238, SLG: 0.381		x 0-0 E4 BB 1B	x 0-0 ② 5-3 2-3 3-H		x 0-0 14 FC6-4 1-2 3-H 1B		x 0-0 ① F7		x 0-0 ② F8	5	0	1	2	0	0	1
14 Ernie Banks, R (1, 3) OBP: 0.244, SLG: 0.395		x 0-0 ① P4	x 0-0 ③ F8		x 0-0 ① FC6-4 BLK 1-2f 2-H		x 0-0 ② P4		x 0-0 ③ 6-3	5	0	0	0	0	0	3
Nelson Mathews, R (1, 8) OBP: 0.250, SLG: 0.250		x 0-0 BB 1-2 1B		x 0-0 2B 1B	S S S 0-3 ② K		x 0-0 S 1B			4	1	3	0	0	1	1
Ken Aspromonte, R (1, 4) OBP: 0.185, SLG: 0.240 Ken Hubbs, R (7, 4) OBP: 0.400, SLG: 0.333		x 0-0 ② F7		x 0-0 1-H 2B	B B B 4-0 BLK BB		S S S 0-3 ③ K 1-2			3 0	0 0	1 0	1 0	1 0	1 0	3 0
Dick Bertell, R (1, 2) OBP: 0.250, SLG: 0.161		B B B 4-0 1-2 2-3 BB		S S S 0-3 ① K	I I I 4-0 1-2 2-3 IBB			x 0-0 ① F7		2	0	0	0	2	1	1
Bob Buhl, R (1, 1) Lindy McDaniel, R (9, 1)		x 0-0 ③ 5-3		x 0-0 ② 6-3	S S S 0-3 ③ K			S S S 0-3 ② K		4 0	0 0	0 0	0 0	0 0	2 0	7 0
Inning Stats	R: 0 H: 0 E: 0 LOB: 0 K: 1 BB: 0 S: 5 P: 5	R: 0 H: 1 E: 1 LOB: 3 K: 0 BB: 1 S: 5 P: 9	R: 1 H: 1 E: 1 LOB: 1 K: 0 BB: 0 S: 5 P: 5	R: 1 H: 2 E: 0 LOB: 1 K: 1 BB: 0 S: 7 P: 7	R: 2 H: 2 E: 1 LOB: 3 K: 2 BB: 3 S: 9 P: 21	R: 0 H: 0 E: 0 LOB: 0 K: 0 BB: 0 S: 3 P: 3	R: 0 H: 1 E: 0 LOB: 1 K: 1 BB: 0 S: 6 P: 6	R: 0 H: 1 E: 0 LOB: 1 K: 1 BB: 0 S: 6 P: 6	R: 0 H: 0 E: 0 LOB: 0 K: 0 BB: 0 S: 3 P: 3						

TOP

Chicago Cubs @ San Francisco Giants

Candlestick Park, San Francisco, CA

Sat Apr 20 1963, 6:33 AM EST

Att. 10,868 - Cloudy

livebaseballscorecards.com

AB	36
R	4
H	8
RBI	3
BB	4
SO	6
LOB	20

1B: 7 SF: 0
2B: 1 SAC: 1
3B: 0 DP: 0
HR: 0 HBP: 0

WP: 0 PA: 41
PB: 0
SB: 1
CS: 0

PITCHER		IP	WLS	BF	H	R	ER	SO	BB	IBB	HBP	BLK	WP	HR	S	P	ERA	WHIP
Billy Pierce, L ERA: 2.08	(1, 1)	4.0	L	21	5	4	3	2	2	0	0	0	0	0	23	31	6.75	1.750
Gaylord Perry, R ERA: 1.5	(5, 1)	2.0		9	1	0	0	2	1	1	0	1	0	0	11	19	0.00	1.000
John Pregenzer, R ERA:	(7, 1)	2.0		8	2	0	0	2	0	0	0	0	0	0	12	12	0.00	1.000
Jim Duffalo, R ERA:	(9, 1)	1.0		3	0	0	0	0	0	0	0	0	0	0	3	3	0.00	0.000

PITCHER	IP	WLS	BF	H	R	ER	SO	BB	IBB	HBP	BLK	WP	HR	S	P	ERA	WHIP

Batter	1	2	3	4	5	6	7	8	9	AB	R	H	RBI	BB	SO	LOB
Chuck Hiller, L (1, 4) OBP: 0.178, SLG: 0.119	3-1		P6			G3 (1-2)		4-3		4	0	0	0	0	0	2
Jim Davenport, R (1, 5) OBP: 0.195, SLG: 0.184	BBBB, S, BB			5-3		F9			BLK, 1B	3	0	1	0	1	0	2
Willie Mays, R (1, 8) OBP: 0.378, SLG: 0.514	SSS, K			SSS, K			F5		F8	4	0	0	0	0	2	2
Willie McCovey, L (1, 7) OBP: 0.512, SLG: 0.750	SSS, K (1-2)			F9			BBBB, BB		SSS, K (1-2)	3	0	0	0	1	2	2
Orlando Cepeda, R (1, 3) OBP: 0.372, SLG: 0.550		E4, FC4-6			F2		F8		SSS, K	4	0	0	0	0	1	2
Felipe Alou, R (1, 9) OBP: 0.425, SLG: 0.718		F8			P6		F7			3	0	0	0	0	0	2
Tom Haller, L (1, 2) OBP: 0.293, SLG: 0.206		FC4-6, CS (1-2f)			4-3			F8		3	0	0	0	0	0	1
Jose Pagan, R (1, 6) OBP: 0.184, SLG: 0.184		CS (1-2)	5-3			F9		1B		3	0	1	0	0	0	0
Billy Pierce, L (1, 1) Gaylord Perry, R (5, 1) Matty Alou, L (6, PH) OBP: 0.500, SLG: 0.500 Billy O'Dell, S (6, PR) OBP: 0.200, SLG: 0.200 John Pregenzer, R (7, 1) Joey Amalfitano, R (8, PH) Jim Duffalo, R (9, 1)			1-3			G3, 1B		F8		1 0 1 0 0 0 1 0	0 0 0 0 0 0 0 0	0 0 1 0 0 0 0 0	0 0 0 0 0 0 0 0	0 0 0 0 0 0 0 0	0 0 0 0 0 0 0 0	0 0 0 0 0 0 1 0
Inning Stats	R: 0 E: 0 K: 2 S: 7 H: 0 LOB: 1 BB: 1 P: 11	R: 0 E: 1 K: 0 S: 3 H: 0 LOB: 0 BB: 0 P: 3	R: 0 E: 0 K: 0 S: 3 H: 0 LOB: 0 BB: 0 P: 3	R: 0 E: 0 K: 1 S: 5 H: 0 LOB: 0 BB: 0 P: 5	R: 0 E: 0 K: 0 S: 3 H: 0 LOB: 0 BB: 0 P: 3	R: 0 E: 0 K: 0 S: 4 H: 1 LOB: 2 BB: 0 P: 4	R: 0 E: 0 K: 0 S: 3 H: 0 LOB: 1 BB: 1 P: 7	R: 0 E: 0 K: 0 S: 4 H: 1 LOB: 1 BB: 0 P: 4	R: 0 E: 0 K: 2 S: 8 H: 1 LOB: 1 BB: 0 P: 8	1B: 3 2B: 0 3B: 0 HR: 0	SF: 0 SAC: 0 DP: 0 HBP: 0						

PITCHER		IP	WLS	BF	H	R	ER	SO	BB	IBB	HBP	BLK	WP	HR	S	P	ERA	WHIP
Bob Buhl, R ERA: 0.36	(1, 1)	8.0	W	28	2	0	0	3	2	0	0	0	0	0	32	40	0.00	0.500
Lindy McDaniel, R ERA:	(9, 1)	1.0	S	4	1	0	0	2	0	0	0	1	0	0	8	8	0.00	1.000

PITCHER	IP	WLS	BF	H	R	ER	SO	BB	IBB	HBP	BLK	WP	HR	S	P	ERA	WHIP

BOTTOM

Chicago Cubs @ San Francisco Giants

Candlestick Park, San Francisco, CA

Sat Apr 20 1963, 6:33 AM EST

Att. 10,868 - Cloudy

livebaseballscorecards.com

AB	30
R	0
H	3
RBI	0
BB	2
SO	5
LOB	14

1B: 3	SF: 0	WP: 0	PA: 33
2B: 0	SAC: 0	PB: 0	
3B: 0	DP: 0	SB: 1	
HR: 0	HBP: 0	CS: 1	

Batter	1	2	3	4	5	6	7	8	9	AB	R	H	RBI	BB	SO	LOB
Don Landrum, L (1, 8) OBP: 0.333, SLG: 0.296	S S S 0-3 ① K		x 0-0 ① 5-3	x 0-0 ③ 1-3		x 0-0 ③ 1-3			x 0-0 G6-4-3 1B	5	0	1	0	0	1	1
Andre Rodgers, R (1, 6) OBP: 0.319, SLG: 0.250	x 0-0 ② 5-3		H 1-0 2B HBP		x 0-0 ① 4-3		B B B 4-0 CS BB		x 0-0 ②③ G6-4-3 1-2f	3	1	0	0	1	0	1
Billy Williams, L (1, 7) OBP: 0.298, SLG: 0.262	x 0-0 ③ F7		x 0-0 F8 14 1B 1-H 2B		x 0-0 ② F9		x 0-0 ① F8			4	1	1	1	0	0	1
Ron Santo, R (1, 5) OBP: 0.239, SLG: 0.370		x 0-0 ① F8	x 0-0 ② F8 2-3		x 0-0 14 E 1B		S S S 0-3 ②③ K 1-2			4	0	1	0	0	1	2
14 Ernie Banks, R (1, 3) OBP: 0.244, SLG: 0.381		x 0-0 ② 1-3	x 0-0 1B 3-H		x 0-0 E6 1-2			x 0-0 ① 6-3		4	0	1	1	0	0	1
Lou Brock, L (1, 9) OBP: 0.295, SLG: 0.317		x 0-0 1B 3B	S S S 0-3 ③ K		x 0-0 ③ F8			x 0-0 CS 1B		4	1	2	0	0	1	3
Ken Hubbs, R (1, 4) OBP: 0.500, SLG: 0.692		x 0-0 E 1B 3-H		x 0-0 HR		x 0-0 ① F9		x 0-0 ② S 1-2 1B		4	1	3	2	0	0	0
Dick Bertell, R (1, 2) OBP: 0.256, SLG: 0.176 Cuno Barragan, R (7, 2)		x 0-0 E6 1-3		x 0-0 ① 4-3		x 0-0 SH2-4 1B		S S S 0-3 ③ K 1-2		3 1	0 0	1 0	0 0	0 0	0 1	1 1
Dick Ellsworth, L (1, 1) OBP: 0.125, SLG: 0.125 Barney Schultz, R (7, 1)		x 0-0 ③ G3		x 0-0 ② G1		x 0-0 ② SH2-4 1-2			x 0-0 ① 5-3	2 1	0 0	0 0	0 0	0 0	0 0	2 0
Inning Stats	R: 0 E: 0 K: 1 S: 5 H: 0 LOB: 0 BB: 0 P: 5	R: 1 E: 1 K: 0 S: 6 H: 2 LOB: 2 BB: 0 P: 6	R: 2 E: 0 K: 1 S: 7 H: 2 LOB: 1 BB: 0 P: 8	R: 1 E: 0 K: 0 S: 4 H: 1 LOB: 0 BB: 0 P: 4	R: 0 E: 1 K: 0 S: 5 H: 1 LOB: 2 BB: 0 P: 5	R: 0 E: 0 K: 0 S: 4 H: 1 LOB: 1 BB: 0 P: 4	R: 0 E: 0 K: 1 S: 4 H: 0 LOB: 0 BB: 1 P: 8	R: 0 E: 0 K: 1 S: 6 H: 2 LOB: 1 BB: 0 P: 6	R: 0 E: 0 K: 0 S: 3 H: 1 LOB: 0 BB: 0 P: 3	1B: 7 2B: 1 3B: 1 HR: 1	SF: 0 SAC: 1 DP: 1 HBP: 1						

PITCHER	IP	WLS	BF	H	R	ER	SO	BB	IBB	HBP	BLK	WP	HR	S	P	ERA	WHIP
Jack Fisher, R (1, 1) ERA: 3.38	4.2	L	23	6	4	4	2	0	0	1	0	0	1	26	27	7.71	1.286
Jim Constable, L (5, 1) ERA:	1.1		5	1	0	0	0	0	0	0	0	0	0	5	5	0.00	0.750
Jim Duffalo, R (7, 1) ERA:	3.0		10	3	0	0	2	1	0	0	0	0	0	13	17	0.00	1.333

PITCHER	IP	WLS	BF	H	R	ER	SO	BB	IBB	HBP	BLK	WP	HR	S	P	ERA	WHIP

TOP

Chicago Cubs @ San Francisco Giants

Candlestick Park, San Francisco, CA

Sun Apr 21 1963, 6:33 AM EST

Cloudy

livebaseballscorecards.com

AB	35
R	4
H	10
RBI	4
BB	1
SO	4
LOB	13

WP: 0 PB: 0 SB: 1 CS: 2 PA: 38

Batter	1	2	3	4	5	6	7	8	9	AB	R	H	RBI	BB	SO	LOB
Harvey Kuenn, R (1, 7) OBP: 0.286, SLG: 0.167	K		1B		BB		P5		K	4	0	1	0	1	2	1
Joey Amalfitano, R (1, 4) Chuck Hiller, L (7, PH) (8, 4) OBP: 0.174, SLG: 0.116	5-3		E5		2-3		F9			3 1	0 0	0 0	0 0	0 0	0 0	2 0
Willie Mays, R (1, 8) OBP: 0.367, SLG: 0.512	2B		5-3		P6		5-3			4	0	1	0	0	0	3
Orlando Cepeda, R (1, 3) OBP: 0.383, SLG: 0.535	4-3			4-3		1B E 1B		G6-4-3 BB		3	1	1	0	1	0	1
Felipe Alou, R (1, 9) OBP: 0.409, SLG: 0.674		1-3		K		E 1-2 1B		G6-4-3 1-2f		4	0	1	0	0	1	1
Jim Davenport, R (1, 5) OBP: 0.200, SLG: 0.171		F7		BB		K		F7		3	0	0	0	1	1	2
Jose Pagan, R (1, 6) OBP: 0.190, SLG: 0.190		1B CS 1B		5-3		E5 1-3 2-H			5-3	4	0	1	0	0	0	2
Tom Haller, L (1, 2) OBP: 0.311, SLG: 0.216		1-3 1B			P5	F5			1-3 BLK BB	3	0	1	0	1	0	2
Jack Fisher, R (1, 1)		CS 3-H	9-3		2-3 BB	4-3			1-3	1	0	0	0	0	0	0
Jim Constable, S (5, 1)										0	0	0	0	1	0	0
Jose Cardenal, R (6, PH)										1	0	0	0	0	0	2
Jim Duffalo, R (7, 1)										0	0	0	0	0	0	0
Jimmie Coker, R (9, PH)										1	0	0	0	0	0	1
Inning Stats	R: 0 E: 0 K: 1 S: 6 H: 1 LOB: 1 BB: 0 P: 6	R: 0 E: 0 K: 0 S: 4 H: 2 LOB: 1 BB: 0 P: 4	R: 0 E: 1 K: 0 S: 4 H: 1 LOB: 1 BB: 0 P: 4	R: 0 E: 0 K: 1 S: 5 H: 0 LOB: 1 BB: 1 P: 9	R: 0 E: 0 K: 0 S: 3 H: 0 LOB: 2 BB: 2 P: 11	R: 1 E: 1 K: 1 S: 8 H: 2 LOB: 2 BB: 0 P: 8	R: 0 E: 0 K: 0 S: 3 H: 0 LOB: 0 BB: 0 P: 3	R: 0 E: 0 K: 0 S: 2 H: 0 LOB: 0 BB: 1 P: 6	R: 0 E: 0 K: 1 S: 5 H: 0 LOB: 1 BB: 1 P: 9	1B: 5 2B: 1 3B: 0 HR: 0 SF: 0 SAC: 0 DP: 1 HBP: 0						

PITCHER	IP	WLS	BF	H	R	ER	SO	BB	IBB	HBP	BLK	WP	HR	S	P	ERA	WHIP
Dick Ellsworth, L (1, 1) ERA: 0.36	6.0	W	27	6	1	0	3	3	0	0	0	0	0	30	42	0.00	1.500
Barney Schultz, R (7, 1) ERA: 3.38	3.0	S	10	0	0	0	1	2	0	0	1	0	0	10	18	0.00	0.667

PITCHER	IP	WLS	BF	H	R	ER	SO	BB	IBB	HBP	BLK	WP	HR	S	P	ERA	WHIP

BOTTOM

Chicago Cubs @ San Francisco Giants

Candlestick Park, San Francisco, CA

Sun Apr 21 1963, 6:33 AM EST

Cloudy

livebaseballscorecards.com

AB	32
R	1
H	6
RBI	0
BB	5
SO	4
LOB	17

Batter	1	2	3	4	5	6	7	8	9	AB	R	H	RBI	BB	SO	LOB
Lou Brock, L (1, 9) OBP: 0.292, SLG: 0.311	SSS 0-3 ① K		x 0-0 1-2 2B 1B		x 0-0 ② 4-3 2-3			x 0-0 ② L5		4	1	1	0	0	1	1
Andre Rodgers, R (1, 6) OBP: 0.314, SLG: 0.273	x 0-0 ② 4-3		x 0-0 1-H 2-H 2B		SSS 0-3 ③ K			x 0-0 ③ 5-3		4	0	1	2	0	1	1
Billy Williams, L (1, 7) OBP: 0.275, SLG: 0.239	x 0-0 ③ 4-3		x 0-0 ③ 5-3			x 0-0 ① F9			x 0-0 ① 4-3	4	0	0	0	0	0	1
Ron Santo, R (1, 5) OBP: 0.240, SLG: 0.360		x 0-0 ① P6		x 0-0 14 CS 1B		SSS 0-3 ② K			x 0-0 ② 5-3	4	0	1	0	0	1	0
14 Ernie Banks, R (1, 3) OBP: 0.245, SLG: 0.356		x 0-0 ② 1-3		BBBB 4-0 ① FC6-4 1-2 BB		x 0-0 ③ F7			x 0-0 ③ 4-3	3	0	0	0	1	0	0
Nelson Mathews, R (1, 8) OBP: 0.211, SLG: 0.211		x 0-0 ③ F7		x 0-0 ② F9			SSS 0-3 ① K			3	0	0	0	0	1	1
Ken Hubbs, R (1, 4) OBP: 0.471, SLG: 0.625			x 0-0 G5-4-3 1B	x 0-0 ③ FC6-4 1-2f			x 0-0 ② P4			3	0	1	0	0	0	1
Jimmie Schaffer, R (1, 2) OBP: 0.333, SLG: 0.333			x 0-0 ① ② G5-4-3 1-2f		x 0-0 4-3 SH2-4 1B		x 0-0 ③ F9			3	0	1	0	0	0	1
Cal Koonce, R (1, 1) OBP: 1.000, SLG: 1.000			x 0-0 1B 2B 1B		x 0-0 ① SH2-4 1-2			x 0-0 ① P3		1	1	1	0	0	0	0
Paul Toth, R (5, 1)										0	0	0	0	0	0	0
Ken Aspromonte, R (8, PH) OBP: 0.179, SLG: 0.231										1	0	0	0	0	0	0
Don Elston, R (8, 1)										0	0	0	0	0	0	0
Inning Stats	R: 0 E: 0 K: 1 S: 5 H: 0 LOB: 0 BB: 0 P: 5	R: 0 E: 0 K: 0 S: 3 H: 0 LOB: 0 BB: 0 P: 3	R: 2 E: 0 K: 0 S: 6 H: 4 LOB: 0 BB: 0 P: 6	R: 0 E: 0 K: 0 S: 3 H: 1 LOB: 1 BB: 1 P: 7	R: 0 E: 0 K: 1 S: 6 H: 1 LOB: 1 BB: 0 P: 6	R: 0 E: 0 K: 1 S: 5 H: 0 LOB: 0 BB: 0 P: 5	R: 0 E: 0 K: 1 S: 5 H: 0 LOB: 0 BB: 0 P: 5	R: 0 E: 0 K: 0 S: 3 H: 0 LOB: 0 BB: 0 P: 3	R: 0 E: 0 K: 0 S: 3 H: 0 LOB: 0 BB: 0 P: 3	1B: 5 2B: 1 3B: 0 HR: 0 SF: 0 SAC: 1 DP: 1 HBP: 0						

PITCHER	IP	WLS	BF	H	R	ER	SO	BB	IBB	HBP	BLK	WP	HR	S	P	ERA	WHIP
Billy O'Dell, L (1, 1) ERA: 1.04	9.0	W	32	6	2	2	4	1	0	0	0	0	0	39	43	2.00	0.778

PITCHER	IP	WLS	BF	H	R	ER	SO	BB	IBB	HBP	BLK	WP	HR	S	P	ERA	WHIP

TOP

Chicago Cubs @ San Francisco Giants

Candlestick Park, San Francisco, CA

Sun Apr 21 1963, 6:38 AM EST

Att. 39,074 - Unknown

livebaseballscorecards.com

AB	30
R	2
H	6
RBI	2
BB	1
SO	4
LOB	6

WP: 0 PB: 0 SB: 0 CS: 1 PA: 32

BOTTOM

Chicago Cubs @ San Francisco Giants

Candlestick Park, San Francisco, CA

Sun Apr 21 1963, 6:38 AM EST

Att. 39,074 - Unknown

Batter	1	2	3	4	5	6	7	8	9	AB	R	H	RBI	BB	SO	LOB
Chuck Hiller, L (1, 4) OBP: 0.160, SLG: 0.106	F7		6-3		F8		4-3			4	0	0	0	0	0	0
Jim Davenport, R (1, 5) OBP: 0.204, SLG: 0.178	1-3		5-3		F4			G6-4-3 1B		4	0	1	0	0	0	0
Willie Mays, R (1, 8) OBP: 0.377, SLG: 0.578	K			HR	PB 1B			G6-4-3 1-2f		4	1	2	1	0	1	1
Willie McCovey, L (1, 7) OBP: 0.511, SLG: 0.795		HR		BB 6-3 1B	F9 1-2			F7		3	2	1	1	1	0	1
Orlando Cepeda, R (1, 3) OBP: 0.380, SLG: 0.522		G4-6-3 1B		6-3 1-2		F9				3	0	1	0	0	0	1
Felipe Alou, R (1, 9) OBP: 0.404, SLG: 0.652		G4-6-3 1-2 1B		F7		6-3				3	0	1	0	0	0	1
Tom Haller, L (1, 2) OBP: 0.313, SLG: 0.225		G4-6-3 1-2f 2-3		BB 2-H 1B		F9				3	0	1	1	0	0	2
Jose Pagan, R (1, 6) OBP: 0.200, SLG: 0.182		6-3		BB 1-2			F8			2	0	0	0	1	0	1
Billy O'Dell, S (1, 1) OBP: 0.125, SLG: 0.125			4-3	F9			K			3	0	0	0	0	1	2
Inning Stats	R: 0 E: 0 K: 1 S: 5 H: 0 LOB: 0 BB: 0 P: 5	R: 1 E: 0 K: 0 S: 5 H: 3 LOB: 1 BB: 0 P: 5	R: 0 E: 0 K: 0 S: 3 H: 0 LOB: 0 BB: 0 P: 3	R: 2 E: 0 K: 0 S: 5 H: 2 LOB: 2 BB: 2 P: 13	R: 0 E: 0 K: 0 S: 4 H: 1 LOB: 1 BB: 0 P: 4	R: 0 E: 0 K: 0 S: 3 H: 0 LOB: 0 BB: 0 P: 3	R: 0 E: 0 K: 1 S: 5 H: 0 LOB: 0 BB: 0 P: 5	R: 0 E: 0 K: 0 S: 3 H: 1 LOB: 0 BB: 0 P: 3		1B: 5 2B: 0 3B: 0 HR: 2	SF: 0 SAC: 0 DP: 2 HBP: 0						

	AB	29
	R	3
	H	7
	RBI	3
	BB	2
	SO	2
	LOB	9

livebaseballscorecards.com

PITCHER		IP	WLS	BF	H	R	ER	SO	BB	IBB	HBP	BLK	WP	HR	S	P	ERA	WHIP
Cal Koonce, R ERA: 6.75	(1, 1)	4.0	L	18	5	3	3	1	2	0	0	0	0	2	18	26	6.75	1.750
Paul Toth, R ERA: 1.59	(5, 1)	3.0		10	1	0	0	1	0	0	0	0	0	0	12	12	0.00	0.333
Don Elston, R ERA:	(8, 1)	1.0		3	1	0	0	0	0	0	0	0	0	0	3	3	0.00	1.000

PITCHER	IP	WLS	BF	H	R	ER	SO	BB	IBB	HBP	BLK	WP	HR	S	P	ERA	WHIP

Batter	1	2	3	4	5	6	7	8	9	AB	R	H	RBI	BB	SO	LOB
Don Landrum, L (1, 8) OBP: 0.353, SLG: 0.323	F8		4-3			FC1-6 1B		1B		4	0	2	0	0	0	0
Andre Rodgers, R (1, 6) OBP: 0.291, SLG: 0.250	K			G3		FC1-6 G4-6-3		K		4	0	0	0	0	2	3
Billy Williams, L (1, 7) OBP: 0.255, SLG: 0.220	K			F5		G4-6-3		F9		4	0	0	0	0	1	3
Ron Santo, R (1, 5) OBP: 0.241, SLG: 0.352		K		K			5-3		E 1B	4	0	1	0	0	2	0
14 Ernie Banks, R (1, 3) OBP: 0.245, SLG: 0.347		FC6-4 1B			6-3		K2-3		L9	4	0	1	0	0	1	1
Lou Brock, L (1, 9) OBP: 0.288, SLG: 0.306		F8			F8		1B		E1	4	0	1	0	0	0	2
Ken Hubbs, R (1, 4) OBP: 0.429, SLG: 0.550		FC6-4			S 1B		K		P6	4	0	1	0	0	1	4
Jimmie Schaffer, R (1, 2) OBP: 0.333, SLG: 0.200			5-3		IBB			F8	4-3	2	0	0	0	1	0	0
Bob Will, L (9, PH)										1	0	0	0	0	0	2
Glen Hobbie, R (1, 1)			4-3		K			1B		2	0	0	0	0	1	2
Richard LeMay, L (6, 1)										0	0	0	0	0	0	0
Merritt Ranew, L (8, PH) OBP: 0.750, SLG: 0.750										1	0	1	0	0	0	0
Lindy McDaniel, R (8, 1)										0	0	0	0	0	0	0
Inning Stats	R: 0 E: 0 K: 2 S: 7 H: 0 LOB: 0 BB: 0 P: 7	R: 0 E: 0 K: 1 S: 6 H: 1 LOB: 1 BB: 0 P: 6	R: 0 E: 0 K: 0 S: 3 H: 0 LOB: 0 BB: 0 P: 3	R: 0 E: 0 K: 1 S: 5 H: 0 LOB: 0 BB: 0 P: 5	R: 0 E: 0 K: 1 S: 6 H: 1 LOB: 2 BB: 1 P: 10	R: 0 E: 0 K: 0 S: 3 H: 1 LOB: 0 BB: 0 P: 3	R: 0 E: 0 K: 2 S: 8 H: 1 LOB: 1 BB: 0 P: 8	R: 0 E: 0 K: 1 S: 7 H: 2 LOB: 2 BB: 0 P: 7	R: 0 E: 1 K: 0 S: 5 H: 1 LOB: 2 BB: 0 P: 5	1B: 7 2B: 0 3B: 0 HR: 0 SF: 0 SAC: 0 DP: 1 HBP: 0						

TOP

Chicago Cubs @ Pittsburgh Pirates

Forbes Field, Pittsburgh, PA

Mon Apr 22 1963, 6:05 PM EST

Att. 5,289 - Unknown

livebaseballscorecards.com

AB	34
R	0
H	7
RBI	0
BB	1
SO	8
LOB	17

PITCHER		IP	WLS	BF	H	R	ER	SO	BB	IBB	HBP	BLK	WP	HR	S	P	ERA	WHIP
Earl Francis, R ERA: 3.24	(1, 1)	7.1	W	28	6	0	0	7	0	1	0	0	0	0	41	45	0.00	0.818
Bob Veale, L ERA:	(8, 1)	1.0		5	1	0	0	1	0	0	0	0	0	0	7	7	0.00	1.000
Roy Face, R ERA: 2.7	(9, 1)	0.2	S	2	0	0	0	0	0	0	0	0	0	0	2	2	0.00	0.000

PITCHER	IP	WLS	BF	H	R	ER	SO	BB	IBB	HBP	BLK	WP	HR	S	P	ERA	WHIP

Batter	1	2	3	4	5	6	7	8	9	AB	R	H	RBI	BB	SO	LOB
Dick Schofield, S (1, 6) OBP: 0.408, SLG: 0.325	BBBB 4-0 L3 BB		BBBB 4-0 BB			x 0-0 ① 3-1	x 0-0 ③ 5-3			2	0	0	0	2	0	1
Bob Skinner, L (1, 7) OBP: 0.340, SLG: 0.356	x 0-0 ①② L3 1-2		x 0-0 ③ 1-3			x 0-0 ② 3-1		x 0-0 ① F9		4	0	0	0	0	0	2
Willie Stargell, L (1, 9) OBP: 0.400, SLG: 0.250	x 0-0 ③ F8			x 0-0 ① 4-3		x 0-0 WP E 1B		BBBB 4-0 FC6-4 E BB		3	1	1	0	1	0	0
Donn Clendenon, R (1, 3) OBP: 0.400, SLG: 0.718		SSS 0-3 ① K		SSS 0-3 ② K		4-0 E 1-2 IBB		x 0-0 E6 FC6-4 1-2		3	1	0	0	1	2	1
Bill Mazeroski, R (1, 4) OBP: 0.302, SLG: 0.405		SSS 0-3 ② K		x 0-0 ③ 5-3		x 0-0 E7 1-H 2-H		x 0-0 ② FC6-4 1-2f 2-3		4	0	0	0	0	1	2
Bill Virdon, L (1, 8) OBP: 0.357, SLG: 0.400		x 0-0 1B			x 0-0 CS 2B	x 0-0 ③ 4-3		x 0-0 ③ F7		4	0	2	0	0	0	3
Bob Bailey, R (1, 5) OBP: 0.349, SLG: 0.410		SSS 0-3 ③ K			BBBB 4-0 CS BB		x 0-0 CS 1B			2	0	1	0	1	1	1
Jim Pagliaroni, R (1, 2) OBP: 0.391, SLG: 0.450			x 0-0 ① F7		x 0-0 ①② F6 1-2 2-3		x 0-0 ① 1-2 1B			3	0	1	0	0	0	2
Earl Francis, R (1, 1) Bob Veale, S (8, 1) Roy Face, R (9, 1)			SSS 0-3 ② K		SSS 0-3 ③ K		x 0-0 ② P3			3 0 0	0 0 0	0 0 0	0 0 0	0 0 0	2 0 0	2 0 0
Inning Stats	R: 0 H: 0 E: 0 LOB: 0 K: 0 BB: 1 S: 2 P: 6	R: 0 H: 1 E: 0 LOB: 1 K: 3 BB: 0 S: 10 P: 10	R: 0 H: 0 E: 0 LOB: 1 K: 1 BB: 1 S: 5 P: 9	R: 0 H: 0 E: 0 LOB: 0 K: 1 BB: 0 S: 5 P: 5	R: 0 H: 1 E: 0 LOB: 1 K: 1 BB: 1 S: 5 P: 9	R: 2 H: 1 E: 1 LOB: 1 K: 0 BB: 1 S: 5 P: 9	R: 0 H: 2 E: 0 LOB: 1 K: 0 BB: 0 S: 4 P: 4	R: 0 H: 0 E: 1 LOB: 2 K: 0 BB: 1 S: 4 P: 8		1B: 4 SF: 0 2B: 2 SAC: 0 3B: 0 DP: 1 HR: 0 HBP: 0						

PITCHER		IP	WLS	BF	H	R	ER	SO	BB	IBB	HBP	BLK	WP	HR	S	P	ERA	WHIP
Glen Hobbie, R ERA: 0.95	(1, 1)	5.2	L	23	3	2	0	6	3	1	0	0	1	0	31	47	0.00	1.059
Richard LeMay, L ERA:	(6, 1)	1.1		5	2	0	0	0	0	0	0	0	0	0	5	5	0.00	1.500
Lindy McDaniel, R ERA:	(8, 1)	1.0		5	0	0	0	0	1	0	0	0	0	0	4	8	0.00	1.000

PITCHER	IP	WLS	BF	H	R	ER	SO	BB	IBB	HBP	BLK	WP	HR	S	P	ERA	WHIP

BOTTOM

Chicago Cubs @ Pittsburgh Pirates

Forbes Field, Pittsburgh, PA

Mon Apr 22 1963, 6:05 PM EST

Att. 5,289 - Unknown

livebaseballscorecards.com

AB	28
R	2
H	5
RBI	0
BB	5
SO	6
LOB	14

1B: 4 SF: 0
2B: 2 SAC: 0
3B: 0 DP: 1
HR: 0 HBP: 0

WP: 1 PA: 33
PB: 0
SB: 0
CS: 3

Chicago Cubs @ Pittsburgh Pirates

Forbes Field, Pittsburgh, PA

Tue Apr 23 1963, 3:33 AM EST

Att. 968 - Unknown

TOP

livebaseballscorecards.com

Batter	1	2	3	4	5	6	7	8	9	AB	R	H	RBI	BB	SO	LOB
Don Landrum, L (1, 8) OBP: 0.342, SLG: 0.314	1-3			SF8	K2-3		G3			4	1	1	0	0	1	1
Andre Rodgers, R (1, 6) OBP: 0.305, SLG: 0.269	G6-3			14	5-3		1-3			4	1	2	0	0	0	1
Billy Williams, L (1, 7) OBP: 0.254, SLG: 0.222	G6-3			SF7	3-1			F8		4	1	1	0	0	0	1
Ron Santo, R (1, 5) OBP: 0.241, SLG: 0.368		1-3		SF8		P2		14 WP		3	0	1	1	0	0	0
14 Ernie Banks, R (1, 3) OBP: 0.246, SLG: 0.340		P5		HR		6-3		L5		4	1	1	1	0	0	1
Lou Brock, L (1, 9) OBP: 0.304, SLG: 0.377		4-3		HR		HR		K		4	2	2	1	0	1	1
Ken Hubbs, R (1, 4) OBP: 0.360, SLG: 0.478			6-3	SF7		K			F9	3	0	0	1	0	1	0
Jimmie Schaffer, R (1, 2) OBP: 0.400, SLG: 0.625			4-3	HR					F8	3	1	1	3	1	0	0
Larry Jackson, R (1, 1) OBP: 0.100, SLG: 0.100			K	6-3					6-3	3	0	0	0	0	1	0
Inning Stats	R: 0 E: 0 K: 0 S: 3 / H: 1 LOB: 0 BB: 0 P: 3	R: 0 E: 0 K: 0 S: 3 / H: 0 LOB: 0 BB: 0 P: 3	R: 0 E: 0 K: 1 S: 5 / H: 0 LOB: 0 BB: 0 P: 5	R: 6 E: 0 K: 0 S: 9 / H: 6 LOB: 0 BB: 0 P: 9	R: 0 E: 0 K: 1 S: 5 / H: 0 LOB: 0 BB: 0 P: 5	R: 1 E: 0 K: 1 S: 6 / H: 1 LOB: 0 BB: 0 P: 6	R: 0 E: 0 K: 0 S: 3 / H: 0 LOB: 1 BB: 1 P: 7	R: 0 E: 0 K: 1 S: 6 / H: 1 LOB: 1 BB: 0 P: 6	R: 0 E: 0 K: 0 S: 3 / H: 0 LOB: 0 BB: 0 P: 3	1B: 6 2B: 1 3B: 0 HR: 2	SF: 2 SAC: 1 DP: 1 HBP: 0	WP: 1 PB: 0 SB: 0 CS: 0	PA: 36				

	AB	32
	R	7
	H	9
	RBI	7
	BB	1
	SO	4
	LOB	5

PITCHER		IP	WLS	BF	H	R	ER	SO	BB	IBB	HBP	BLK	WP	HR	S	P	ERA	WHIP
Don Cardwell, R ERA: 7.53	(1, 1)	4.0	L	18	7	6	6	1	0	0	0	0	0	1	20	20	13.50	1.750
Tom Sturdivant, R ERA: 6.75	(5, 1)	3.0		11	1	1	1	2	1	0	0	0	0	1	14	18	3.00	0.667
Harvey Haddix, L ERA: 3.12	(8, 1)	2.0		7	1	0	0	1	0	0	0	0	1	0	9	9	0.00	0.500

PITCHER		IP	WLS	BF	H	R	ER	SO	BB	IBB	HBP	BLK	WP	HR	S	P	ERA	WHIP

Batter	1	2	3	4	5	6	7	8	9	AB	R	H	RBI	BB	SO	LOB
Dick Schofield, S (1, 6) OBP: 0.389, SLG: 0.311	F9		K		FC4-6 1B		3-1		P5	5	0	1	0	0	1	0
Bob Skinner, L (1, 7) OBP: 0.333, SLG: 0.347	1-3		1B		FC4-6 1B E 1-2f		F8			4	1	1	0	0	0	1
Willie Stargell, L (1, 9) OBP: 0.556, SLG: 0.500	1B		K		E9 1-H			1B 5-3 FC3-6 1B		4	1	3	0	0	1	1
Donn Clendenon, R (1, 3) OBP: 0.388, SLG: 0.667	F9		K		BB			5-3 1-2		3	0	0	0	1	1	3
Bill Mazeroski, R (1, 4) OBP: 0.340, SLG: 0.439		FC6-4 1B		WP 1B	P3			FC3-6 2-3 1B		4	0	3	0	0	0	2
Bill Virdon, L (1, 8) OBP: 0.326, SLG: 0.364		FC6-4 BB 1-2f		K 1-2		G3		FC3-6 1-2f 3-H		4	0	0	1	0	1	3
Bob Bailey, R (1, 5) OBP: 0.319, SLG: 0.372		F5		K		K		L6		4	0	0	0	0	2	3
Jim Pagliaroni, R (1, 2) OBP: 0.417, SLG: 0.450		BB 1-2		K		F8			6-3	0	0	0	0	1	0	0
Elmo Plaskett, R (4, PH) (5, 2)										3	0	0	0	0	1	1
Don Cardwell, R (1, 1) Tom Sturdivant, L (5, 1) Larry Elliot, L (7, PH) Harvey Haddix, L (8, 1) Ted Savage, R (9, PH) OBP: 0.333, SLG: 0.333		K			5-3		K		K	1	0	0	0	0	1	2
										1	0	0	0	0	0	0
										1	0	0	0	0	1	0
										0	0	0	0	0	0	0
										1	0	0	0	0	1	0
Inning Stats	R: 0 E: 0 K: 0 S: 4 H: 1 LOB: 1 BB: 0 P: 4	R: 0 E: 0 K: 1 S: 6 H: 1 LOB: 2 BB: 1 P: 10	R: 0 E: 0 K: 3 S: 10 H: 1 LOB: 1 BB: 0 P: 10	R: 0 E: 0 K: 3 S: 10 H: 1 LOB: 1 BB: 0 P: 10	R: 1 E: 1 K: 0 S: 5 H: 2 LOB: 2 BB: 1 P: 9	R: 0 E: 0 K: 1 S: 5 H: 0 LOB: 0 BB: 0 P: 5	R: 0 E: 0 K: 1 S: 5 H: 0 LOB: 0 BB: 0 P: 5	R: 1 E: 0 K: 0 S: 5 H: 2 LOB: 1 BB: 0 P: 5	R: 0 E: 0 K: 1 S: 5 H: 0 LOB: 0 BB: 0 P: 5	1B: 8 2B: 0 3B: 0 HR: 0	SF: 0 SAC: 0 DP: 0 HBP: 0						

PITCHER	IP	WLS	BF	H	R	ER	SO	BB	IBB	HBP	BLK	WP	HR	S	P	ERA	WHIP
Larry Jackson, R (1, 1) ERA: 1.99	9.0	W	37	8	2	1	10	2	0	0	0	1	0	55	63	1.00	1.111

PITCHER	IP	WLS	BF	H	R	ER	SO	BB	IBB	HBP	BLK	WP	HR	S	P	ERA	WHIP

BOTTOM

Chicago Cubs @ Pittsburgh Pirates

Forbes Field, Pittsburgh, PA

Tue Apr 23 1963, 3:33 AM EST

Att. 968 - Unknown

livebaseballscorecards.com

AB	35
R	2
H	8
RBI	1
BB	2
SO	10
LOB	16

1B: 8	SF: 0	WP: 1	PA: 37
2B: 0	SAC: 0	PB: 0	
3B: 0	DP: 0	SB: 0	
HR: 0	HBP: 0	CS: 0	

Batter	1	2	3	4	5	6	7	8	9	AB	R	H	RBI	BB	SO	LOB
Jim Hickman, R (1, 8) OBP: 0.400, SLG: 0.692	4-3	P3			K		F2			4	0	0	0	0	1	3
Ron Hunt, R (1, 4) OBP: 0.400, SLG: 0.552	L9		F8		HR		F8			4	1	1	1	0	0	0
Duke Snider, L (1, 9) OBP: 0.264, SLG: 0.396	3-1		1-3		1-3			4-3		4	0	0	0	0	0	0
Frank Thomas, R (1, 7) OBP: 0.295, SLG: 0.350		1B 1B 1B	5-3			2B		5-3		4	1	2	0	0	0	0
Rod Kanehl, R (8, 7) OBP: 0.333, SLG: 0.250										0	0	0	0	0	0	0
Ed Kranepool, L (1, 3) OBP: 0.300, SLG: 0.467		E 1B 1-3 1B		E4 G6-3 1B		F8		6-3		4	0	1	0	0	0	1
Choo-Choo Coleman, L (1, 2) OBP: 0.297, SLG: 0.188		E 1-2 3-H 1B		G6-3 1-2 1B		P4			F8	4	0	2	1	0	0	1
Charlie Neal, R (1, 5) OBP: 0.236, SLG: 0.184	L7		G6-3 1-2f 2-3			FC6-4 HBP			F9	3	0	0	0	0	0	4
Al Moran, R (1, 6) OBP: 0.226, SLG: 0.300	E6 1-2 2-3		F9			FC6-4 1-2f			5-3	4	0	0	0	0	0	5
Carl Willey, R (1, 1)	K				K		4-3			3	0	0	0	0	2	3
Inning Stats	R: 0 E: 0 K: 0 S: 3 H: 0 LOB: 0 BB: 0 P: 3	R: 1 E: 1 K: 1 S: 9 H: 3 LOB: 3 BB: 0 P: 9	R: 0 E: 0 K: 0 S: 3 H: 0 LOB: 0 BB: 0 P: 3	R: 0 E: 1 K: 0 S: 4 H: 1 LOB: 1 BB: 0 P: 4	R: 1 E: 0 K: 2 S: 8 H: 1 LOB: 0 BB: 0 P: 8	R: 0 E: 0 K: 0 S: 4 H: 1 LOB: 2 BB: 0 P: 5	R: 0 E: 0 K: 0 S: 3 H: 0 LOB: 0 BB: 0 P: 3	R: 0 E: 0 K: 0 S: 3 H: 0 LOB: 0 BB: 0 P: 3	R: 0 E: 0 K: 0 S: 3 H: 0 LOB: 0 BB: 0 P: 3	1B: 4 2B: 1 3B: 0 HR: 1 SF: 0 SAC: 0 DP: 1 HBP: 1						

PITCHER	IP	WLS	BF	H	R	ER	SO	BB	IBB	HBP	BLK	WP	HR	S	P	ERA	WHIP
Bob Buhl, R (1, 1) ERA: 0.87	6.0	L	26	6	2	2	3	0	0	1	0	0	1	31	32	3.00	1.000
Paul Toth, R (7, 1) ERA: 1.04	3.0		9	0	0	0	0	0	0	0	0	0	0	9	9	0.00	0.000

PITCHER	IP	WLS	BF	H	R	ER	SO	BB	IBB	HBP	BLK	WP	HR	S	P	ERA	WHIP

TOP

New York Mets @ Chicago Cubs

Wrigley Field, Chicago, IL

Wed Apr 24 1963, 3:33 AM CST

Att. 4,525 - Unknown

livebaseballscorecards.com

AB	34
R	2
H	6
RBI	2
BB	0
SO	3
LOB	17

New York Mets @ Chicago Cubs

Wrigley Field, Chicago, IL

Wed Apr 24 1963, 3:33 AM CST

Att. 4,525 - Unknown

livebaseballscorecards.com

BOTTOM

Batter	1	2	3	4	5	6	7	8	9	AB	R	H	RBI	BB	SO	LOB
Don Landrum, L (1, 8) OBP: 0.310, SLG: 0.282	F9		K			K			G3	4	0	0	0	0	2	1
Andre Rodgers, R (1, 6) OBP: 0.306, SLG: 0.273	G4-3 1B			F7			1-3			3	0	1	0	0	0	0
Billy Williams, L (1, 7) OBP: 0.242, SLG: 0.211	G4-3 1-2f			1-4-3			F8			3	0	0	0	0	0	1
Ron Santo, R (1, 5) OBP: 0.246, SLG: 0.356		L5-3 BB		6-3			F5			2	0	0	0	1	0	0
14 Ernie Banks, R (1, 3) OBP: 0.250, SLG: 0.339		L4			G3-6-3 1B			6-3		3	0	1	0	0	0	1
Lou Brock, L (1, 9) OBP: 0.288, SLG: 0.357		L5-3 1-2			G3-6-3 1-2f			K		3	0	0	0	0	1	2
Ken Hubbs, R (1, 4) OBP: 0.321, SLG: 0.423			K		5-3			5-3		3	0	0	0	0	1	0
Jimmie Schaffer, R (1, 2) OBP: 0.385, SLG: 0.545			1B			5-3			F7	3	0	1	0	0	0	0
Bob Buhl, R (1, 1)			P4			5-3			K	1	0	0	0	0	0	1
Bob Will, L (6, PH)										1	0	0	0	0	0	0
Paul Toth, R (7, 1)										0	0	0	0	0	0	0
Merritt Ranew, L (9, PH) OBP: 0.600, SLG: 0.600										1	0	0	0	0	1	0
Inning Stats	R: 0 E: 0 K: 0 S: 3 H: 1 LOB: 0 BB: 0 P: 3	R: 0 E: 0 K: 0 S: 2 H: 0 LOB: 0 BB: 1 P: 6	R: 0 E: 0 K: 2 S: 8 H: 1 LOB: 1 BB: 0 P: 8	R: 0 E: 0 K: 0 S: 3 H: 0 LOB: 0 BB: 0 P: 3	R: 0 E: 0 K: 0 S: 3 H: 1 LOB: 0 BB: 0 P: 3	R: 0 E: 0 K: 1 S: 5 H: 0 LOB: 0 BB: 0 P: 5	R: 0 E: 0 K: 0 S: 3 H: 0 LOB: 0 BB: 0 P: 3	R: 0 E: 0 K: 1 S: 5 H: 0 LOB: 0 BB: 0 P: 5	R: 0 E: 0 K: 1 S: 5 H: 0 LOB: 0 BB: 0 P: 5	1B: 3 2B: 1 3B: 0 HR: 0 SF: 0 SAC: 0 DP: 3 HBP: 0						

	AB	27
	R	0
	H	3
	RBI	0
	BB	1
	SO	5
	LOB	6

WP: 0 PB: 0 SB: 0 CS: 0 PA: 28

PITCHER	IP	WLS	BF	H	R	ER	SO	BB	IBB	HBP	BLK	WP	HR	S	P	ERA	WHIP
Carl Willey, R (1, 1) ERA: 3.09	9.0	W	28	3	0	0	5	1	0	0	0	0	0	37	41	0.00	0.444

PITCHER	IP	WLS	BF	H	R	ER	SO	BB	IBB	HBP	BLK	WP	HR	S	P	ERA	WHIP

Batter	1	2	3	4	5	6	7	8	9	AB	R	H	RBI	BB	SO	LOB
Jim Hickman, R (1, 8) OBP: 0.388, SLG: 0.698	K		3B		F8			6-3		4	0	1	0	0	1	0
Ron Hunt, R (1, 4) OBP: 0.385, SLG: 0.515	1B		5-3			6-3		F8		4	1	1	0	0	0	1
Charlie Neal, R (1, 5) OBP: 0.254, SLG: 0.226	1B 1-3		L4			HR		6-3		4	1	2	0	0	0	1
Frank Thomas, R (1, 7) OBP: 0.313, SLG: 0.432	FC6-4 1-3 3-H		1-3			2-H			5-3	4	1	2	3	0	0	1
Rod Kanehl, R (9, 7) OBP: 0.333, SLG: 0.250						HR				0	0	0	0	0	0	0
Cliff Cook, R (1, 9) OBP: 0.154, SLG: 0.083	K			6-3		K			E 1B	3	0	0	0	0	2	2
Duke Snider, L (9, PH) OBP: 0.278, SLG: 0.408									1B	1	0	1	0	0	0	0
(9, 9)																
Gil Hodges, R (1, 3) OBP: 0.250, SLG: 0.182	FC6-4 1-2f			G3		F9			FC5 E 1-2 1B	4	0	1	0	0	0	2
Norm Sherry, R (1, 2) OBP: 0.182, SLG: 0.318		F8		K			5-3		E5 1-2 2-3	4	0	0	0	0	1	2
Al Moran, R (1, 6) OBP: 0.200, SLG: 0.265		1-3			5-3		5-3		P4	4	0	0	0	0	0	3
Roger Craig, R (1, 1)		4-3			K		K		FC5 2-3f	4	0	0	0	0	2	3
Inning Stats	R: 1 E: 0 K: 2 S: 10 H: 3 LOB: 2 BB: 0 P: 10	R: 0 E: 0 K: 0 S: 3 H: 0 LOB: 0 BB: 0 P: 3	R: 0 E: 0 K: 0 S: 4 H: 1 LOB: 1 BB: 0 P: 4	R: 0 E: 0 K: 1 S: 5 H: 0 LOB: 0 BB: 0 P: 5	R: 0 E: 0 K: 1 S: 5 H: 0 LOB: 0 BB: 0 P: 5	R: 2 E: 0 K: 1 S: 7 H: 2 LOB: 0 BB: 0 P: 7	R: 0 E: 0 K: 1 S: 5 H: 0 LOB: 0 BB: 0 P: 5	R: 0 E: 0 K: 0 S: 3 H: 0 LOB: 0 BB: 0 P: 3	R: 0 E: 1 K: 0 S: 6 H: 2 LOB: 3 BB: 0 P: 6	1B: 5 2B: 1 3B: 1 HR: 1 SF: 0 SAC: 0 DP: 0 HBP: 0						

TOP

New York Mets @ Chicago Cubs

Wrigley Field, Chicago, IL

Thu Apr 25 1963, 3:33 AM CST

Att. 3,021 - Unknown

livebaseballscorecards.com

AB	36
R	3
H	8
RBI	3
BB	0
SO	6
LOB	15

WP: 0 PB: 0 SB: 0 CS: 0 PA: 36

PITCHER		IP	WLS	BF	H	R	ER	SO	BB	IBB	HBP	BLK	WP	HR	S	P	ERA	WHIP
Dick Ellsworth, L ERA: 1.14	(1, 1)	7.0	L	27	6	3	3	6	0	0	0	0	0	1	39	39	3.86	0.857
Cal Koonce, R ERA: 4.5	(8, 1)	2.0		9	2	0	0	0	0	0	0	0	0	0	9	9	0.00	1.000

PITCHER	IP	WLS	BF	H	R	ER	SO	BB	IBB	HBP	BLK	WP	HR	S	P	ERA	WHIP

Batter	1	2	3	4	5	6	7	8	9	AB	R	H	RBI	BB	SO	LOB
Don Landrum, L (1, 8) OBP: 0.304, SLG: 0.279	x 0-0 WP BLK 1B		x 0-0 ② 1-3		x 0-0 ③ F8		x 0-0 ③ F7			4	0	1	0	0	0	3
Andre Rodgers, R (1, 6) OBP: 0.288, SLG: 0.254	x 0-0 ① 1-3 1-3		x 0-0 ③ 5-3			x 0-0 ① 5-3		x 0-0 ① P4		4	0	0	0	0	0	1
Billy Williams, L (1, 7) OBP: 0.227, SLG: 0.197	S S S 0-3 ② K			x 0-0 ① F8		x 0-0 ② 3-1		x 0-0 ② L9		4	0	0	0	0	1	1
Ron Santo, R (1, 5) OBP: 0.246, SLG: 0.339	B B B B 4-0 BB			x 0-0 ② 6-3		x 0-0 ③ 6-3		x 0-0 ③ 1-3		3	0	0	0	1	0	0
14 Ernie Banks, R (1, 3) OBP: 0.250, SLG: 0.333	x 0-0 ③ F8			S S S 0-3 ③ K			x 0-0 FC3-6 1B		S S S 0-3 ① K	4	0	1	0	0	2	2
Lou Brock, L (1, 9) OBP: 0.302, SLG: 0.356		S S S 0-3 ① K			B B B 4-0 BLK 6-3 2B BB		x 0-0 ① FC3-6 1B 1-2f 1B		x 0-0 5-3-6 1B	3	2	1	0	1	1	1
Ken Hubbs, R (1, 4) OBP: 0.344, SLG: 0.433		x 0-0 G1-4-3 1B			x 0-0 ① 6-3 1-2		x 0-0 1B 1-3 1B		x 0-0 ②③ 5-3-6 1-2f	4	0	2	0	0	0	2
Jimmie Schaffer, R (1, 2) OBP: 0.400, SLG: 0.615 Merritt Ranew, L (7, PH) OBP: 0.500, SLG: 0.500 (8, 2)		x 0-0 ②③ G1-4-3 1-2f			x 0-0 2B 2-H		S S S 0-3 ② K			2 1	0 0	1 0	1 0	0 0	0 1	1 2
Dick Ellsworth, L (1, 1) OBP: 0.100, SLG: 0.100 Bob Will, L (7, PH) OBP: 0.167, SLG: 0.167 Cal Koonce, R (8, 1) OBP: 1.000, SLG: 1.000			x 0-0 ① 4-3		S S S 0-3 ② K		x 0-0 1B 1-2 3-H			2 1 0	0 0 0	0 1 0	0 1 0	0 0 0	1 0 0	1 0 0
Inning Stats	R: 0 E: 0 K: 1 S: 6 H: 1 LOB: 2 BB: 1 P: 10	R: 0 E: 0 K: 1 S: 5 H: 1 LOB: 0 BB: 0 P: 5	R: 0 E: 0 K: 0 S: 3 H: 0 LOB: 0 BB: 0 P: 3	R: 0 E: 0 K: 1 S: 5 H: 0 LOB: 0 BB: 0 P: 5	R: 1 E: 0 K: 1 S: 6 H: 1 LOB: 1 BB: 1 P: 10	R: 0 E: 0 K: 0 S: 3 H: 0 LOB: 0 BB: 0 P: 3	R: 1 E: 0 K: 1 S: 8 H: 3 LOB: 2 BB: 0 P: 8	R: 0 E: 0 K: 0 S: 3 H: 0 LOB: 0 BB: 0 P: 3	R: 0 E: 0 K: 1 S: 5 H: 1 LOB: 0 BB: 0 P: 5	1B: 6 2B: 2 3B: 0 HR: 0	SF: 0 SAC: 0 DP: 2 HBP: 0						

PITCHER	IP	WLS	BF	H	R	ER	SO	BB	IBB	HBP	BLK	WP	HR	S	P	ERA	WHIP
Roger Craig, R (1, 1) ERA: 3.38	9.0	W	34	7	2	2	6	2	0	0	2	1	0	44	52	2.00	1.000

PITCHER	IP	WLS	BF	H	R	ER	SO	BB	IBB	HBP	BLK	WP	HR	S	P	ERA	WHIP

BOTTOM

New York Mets @ Chicago Cubs

Wrigley Field, Chicago, IL

Thu Apr 25 1963, 3:33 AM CST

Att. 3,021 - Unknown

livebaseballscorecards.com

AB	32
R	2
H	7
RBI	2
BB	2
SO	6
LOB	14

1B: 6	SF: 0	WP: 1	PA: 34
2B: 2	SAC: 0	PB: 0	
3B: 0	DP: 2	SB: 0	
HR: 0	HBP: 0	CS: 0	

Batter	1	2	3	4	5	6	7	8	9	AB	R	H	RBI	BB	SO	LOB
Tony Taylor, R (1, 4) OBP: 0.408, SLG: 0.410	6-3		FC6-4 1-2f		F8		K		5-3 3-H	5	0	0	0	0	1	2
Johnny Callison, L (1, 9) OBP: 0.362, SLG: 0.492	F7			1B HR BB	HR		K			3	2	1	1	1	1	0
Tony Gonzalez, L (1, 8) OBP: 0.362, SLG: 0.300	4-3			HR 1B 1-2	1-3			SH 1B		4	1	2	0	0	0	0
Wes Covington, L (1, 7) OBP: 0.500, SLG: 0.900		F7		HR 1-H 2-H		2B BB		SH 1-2		2	1	1	3	1	0	0
Cookie Rojas, R (8, PR)										0	0	0	0	0	0	0
Frank Torre, L (8, 3)										0	0	0	0	0	0	0
Don Demeter, R (1, 3) OBP: 0.444, SLG: 0.638		F7		K		B2		L7		4	0	0	0	0	1	3
(8, 7)																
Don Hoak, R (1, 5) OBP: 0.349, SLG: 0.411		4-3		FC6-4 BB		1B 2B 1-H		P4		3	1	1	0	1	0	2
Clay Dalrymple, L (1, 2) OBP: 0.297, SLG: 0.353			F7	FC6-4 FC4-6 1-2f		1B 3-H		4-3		4	0	1	1	0	0	3
Bobby Wine, R (1, 6) OBP: 0.280, SLG: 0.250			K	FC4-6 1-2f		F9			SH3-4 BLK CS 1B	4	0	1	0	0	1	2
Art Mahaffey, R (1, 1) OBP: 0.200, SLG: 0.200			FC6-4 1B		6-3		K		SH3-4 1-3	3	0	1	0	0	1	0
Inning Stats	R: 0 E: 0 K: 0 S: 4 H: 0 LOB: 0 BB: 0 P: 7	R: 0 E: 0 K: 0 S: 6 H: 0 LOB: 0 BB: 0 P: 8	R: 0 E: 0 K: 1 S: 11 H: 1 LOB: 1 BB: 0 P: 17	R: 3 E: 0 K: 1 S: 11 H: 2 LOB: 1 BB: 2 P: 24	R: 1 E: 0 K: 0 S: 8 H: 1 LOB: 0 BB: 0 P: 15	R: 1 E: 0 K: 0 S: 9 H: 2 LOB: 1 BB: 1 P: 13	R: 0 E: 0 K: 3 S: 11 H: 0 LOB: 0 BB: 0 P: 13	R: 0 E: 0 K: 0 S: 9 H: 1 LOB: 2 BB: 0 P: 12	R: 0 E: 0 K: 0 S: 6 H: 1 LOB: 0 BB: 0 P: 10	1B: 5 2B: 1 3B: 0 HR: 2	SF: 0 SAC: 2 DP: 0 HBP: 0						

TOP

Philadelphia Phillies @ Chicago Cubs

Wrigley Field, Chicago, IL

Fri Apr 26 1963, 3:33 AM CST

Att. 4,093 - Unknown

livebaseballscorecards.com

AB	32
R	5
H	8
RBI	5
BB	3
SO	5
LOB	12

WP: 0 PB: 0 SB: 0 CS: 1 PA: 37

PITCHER		IP	WLS	BF	H	R	ER	SO	BB	IBB	HBP	BLK	WP	HR	S	P	ERA	WHIP
Glen Hobbie, R ERA: 2.52	(1, 1)	6.0	L	26	6	5	5	2	3	0	0	0	0	2	49	84	7.50	1.500
Jim Brewer, L ERA:	(7, 1)	2.0		8	1	0	0	3	0	0	0	0	0	0	20	25	0.00	0.500
Barney Schultz, R ERA: 2.84	(9, 1)	1.0		3	1	0	0	0	0	0	0	1	0	0	6	10	0.00	1.000

PITCHER	IP	WLS	BF	H	R	ER	SO	BB	IBB	HBP	BLK	WP	HR	S	P	ERA	WHIP

Batter	1	2	3	4	5	6	7	8	9	AB	R	H	RBI	BB	SO	LOB
Don Landrum, L (1, 8) OBP: 0.280, SLG: 0.255	X 0-0 1-3 ①		C B C B F F X 2-2 F8 ③			C S S 0-3 K ②		C F S 0-3 K ②		4	0	0	0	0	2	0
Andre Rodgers, R (1, 6) OBP: 0.286, SLG: 0.242	C F B C 1-3 K ②			B C S S 1-3 K ①		C B B B C F F F F 4-2 F B HR BB		B S F B F B S 3-3 K ③		3	1	0	0	1	3	0
Billy Williams, L (1, 7) OBP: 0.243, SLG: 0.250	B C X 1-1 1-3 ③			X 0-0 4-3 ②		F F B F X 1-2 1-H HR			B B B B 4-0 FC5-4 BB	3	1	1	2	1	0	0
Ron Santo, R (1, 5) OBP: 0.246, SLG: 0.333		C X 0-1 F8 ①		F B F B S 2-3 K ③		B B X 2-0 14 FC5-4 1B			B C X 1-1 FC5-4 14 FC6-4 14 BLK 1-2f ①	4	0	1	0	0	1	1
14 Ernie Banks, R (1, 3) OBP: 0.250, SLG: 0.328		C B X 1-1 P3 ②			C X 0-1 1B	F C X 0-2 FC5-4 1-2f ③			X 0-0 FC6-4 1-3 ②	4	0	1	0	0	0	2
Lou Brock, L (1, 9) OBP: 0.299, SLG: 0.339		B B B B 4-0 FC6 BB			C B S F B S 2-3 K ①		X 0-0 1-3 ①		X 0-0 F8 ③	3	0	0	0	1	1	2
Ken Hubbs, R (1, 4) OBP: 0.314, SLG: 0.394		X 0-0 FC6 1-2f ③			B X 1-0 F2 ②		C B C B F F X 2-2 6-3 ②			3	0	0	0	0	0	2
Jimmie Schaffer, R (1, 2) OBP: 0.333, SLG: 0.500			B C B F S 2-3 K ①		F B B F X 2-2 P3 ③		F C B C 1-3 K ③			3	0	0	0	0	2	1
Glen Hobbie, R (1, 1)			S F B S 1-3 K ②			B C S S B S 2-3 K ①		B C C B X 2-2 F8 ①		1	0	0	0	0	1	0
Steve Boros, R (6, PH)										1	0	0	0	0	1	0
Jim Brewer, L (7, 1)										0	0	0	0	0	0	0
Bob Will, L (8, PH) OBP: 0.143, SLG: 0.143										1	0	0	0	0	0	0
Barney Schultz, R (9, 1)										0	0	0	0	0	0	0
Inning Stats	R: 0 E: 0 K: 1 S: 6 H: 0 LOB: 0 BB: 0 P: 8	R: 0 E: 0 K: 0 S: 5 H: 0 LOB: 1 BB: 1 P: 10	R: 0 E: 0 K: 2 S: 11 H: 0 LOB: 0 BB: 0 P: 16	R: 0 E: 0 K: 2 S: 7 H: 0 LOB: 0 BB: 0 P: 10	R: 0 E: 0 K: 1 S: 10 H: 1 LOB: 1 BB: 0 P: 15	R: 2 E: 0 K: 2 S: 21 H: 2 LOB: 1 BB: 1 P: 30	R: 0 E: 0 K: 1 S: 9 H: 0 LOB: 0 BB: 0 P: 12	R: 0 E: 0 K: 2 S: 10 H: 0 LOB: 0 BB: 0 P: 15	R: 0 E: 0 K: 0 S: 4 H: 0 LOB: 1 BB: 1 P: 9	1B: 2 2B: 0 3B: 0 HR: 1	SF: 0 SAC: 0 DP: 0 HBP: 0						

PITCHER	IP	WLS	BF	H	R	ER	SO	BB	IBB	HBP	BLK	WP	HR	S	P	ERA	WHIP
Art Mahaffey, R (1, 1) ERA: 4.02	9.0	W	33	3	2	2	11	3	0	0	1	0	1	83	125	2.00	0.667

PITCHER	IP	WLS	BF	H	R	ER	SO	BB	IBB	HBP	BLK	WP	HR	S	P	ERA	WHIP

BOTTOM

Philadelphia Phillies @ Chicago Cubs

Wrigley Field, Chicago, IL

Fri Apr 26 1963, 3:33 AM CST

Att. 4,093 - Unknown

livebaseballscorecards.com

AB	30
R	2
H	3
RBI	2
BB	3
SO	11
LOB	8

WP: 0 PB: 0 SB: 0 CS: 0 PA: 33

Batter	1	2	3	4	5	6	7	8	9	AB	R	H	RBI	BB	SO	LOB
Tony Taylor, R (1, 4) OBP: 0.387, SLG: 0.385	C B B S X 2-2 ① F8		B B F X 2-1 ③ 5-3		C B C X 1-2 ③ 6-3			B S C S 1-3 ② K		4	0	0	0	0	1	3
Johnny Callison, L (1, 9) OBP: 0.356, SLG: 0.476	X 0-0 ② G3			C B C B X 2-2 ① F8		S T X 0-2 G4-6-3 1B		B F B B X 3-1 ③ L9		4	0	1	0	0	0	1
Tony Gonzalez, L (1, 8) OBP: 0.353, SLG: 0.318	B X 1-0 ③ 4-3			B S B X 2-1 ② G1		C B X 1-1 ①② G4-6-3 1-2f			S C B B X 2-2 4-3 2B	4	0	1	0	0	0	1
Wes Covington, L (1, 7) OBP: 0.447, SLG: 0.794		S X 0-1 ① 6-3		B X 1-0 ③ 4-3		X 0-0 ③ 4-3			F X 0-1 ① 4-3 2-3	4	0	0	0	0	0	1
Don Demeter, R (1, 3) OBP: 0.418, SLG: 0.597		X 0-0 ② 6-3			X 0-0 ① 5-3		C X 0-1 ① P3		X 0-0 ② F5	4	0	0	0	0	0	1
Don Hoak, R (1, 5) OBP: 0.343, SLG: 0.400		B B X 2-0 ③ F8			X 0-0 2B 1B		B C X 1-1 ② F7		S C B X 1-2 ③ 4-3	4	1	1	0	0	0	1
Clay Dalrymple, L (1, 2) OBP: 0.300, SLG: 0.378			F C X 0-2 ① F8		F X 0-1 1-H 2B 2B		B B X 2-0 ③ 4-3			3	1	1	1	0	0	0
Bobby Wine, R (1, 6) OBP: 0.321, SLG: 0.370			X 0-0 2B		B B B C X 3-1 2-H 2B			F X 0-1 ① F8		3	0	2	1	0	0	0
Ray Culp, R (1, 1) OBP: 0.400, SLG: 0.400			B S S B X 2-2 ② 6-3		C B S S 1-3 ② K			B S C B F X 2-2 1B		1	0	0	0	0	0	1
Dallas Green, L (4, 1)										0	0	0	0	0	0	0
John Herrnstein, L (5, PH)										1	0	0	0	0	1	1
Marcelino Lopez, R (5, 1)										0	0	0	0	0	0	0
Ryne Duren, R (5, 1)										0	0	0	0	0	0	0
Roy Sievers, R (8, PH) OBP: 0.320, SLG: 0.391										1	0	1	0	0	0	0
Cookie Rojas, R (8, PR)										0	0	0	0	0	0	0
Paul Brown, R (8, 1)										0	0	0	0	0	0	0
Inning Stats	R: 0 E: 0 K: 0 S: 5 H: 0 LOB: 0 BB: 0 P: 8	R: 0 E: 0 K: 0 S: 4 H: 0 LOB: 0 BB: 0 P: 6	R: 0 E: 0 K: 0 S: 9 H: 1 LOB: 1 BB: 0 P: 13	R: 0 E: 0 K: 0 S: 6 H: 0 LOB: 0 BB: 0 P: 11	R: 2 E: 0 K: 1 S: 12 H: 3 LOB: 1 BB: 0 P: 17	R: 0 E: 0 K: 0 S: 6 H: 1 LOB: 0 BB: 0 P: 7	R: 0 E: 0 K: 0 S: 5 H: 0 LOB: 0 BB: 0 P: 8	R: 0 E: 0 K: 1 S: 11 H: 1 LOB: 1 BB: 0 P: 17	R: 0 E: 0 K: 0 S: 9 H: 1 LOB: 1 BB: 0 P: 12	1B: 3 2B: 4 3B: 0 HR: 0	SF: 0 SAC: 0 DP: 1 HBP: 0					

TOP

Philadelphia Phillies @ Chicago Cubs

Wrigley Field, Chicago, IL

Sat Apr 27 1963, 3:33 AM CST

Att. 10,204 - Sunny

livebaseballscorecards.com

AB	33
R	2
H	7
RBI	2
BB	0
SO	2
LOB	10

PITCHER		IP	WLS	BF	H	R	ER	SO	BB	IBB	HBP	BLK	WP	HR	S	P	ERA	WHIP
Larry Jackson, R ERA: 1.99	(1, 1)	9.0	W	33	7	2	2	2	0	0	0	0	0	0	67	99	2.00	0.778

PITCHER	IP	WLS	BF	H	R	ER	SO	BB	IBB	HBP	BLK	WP	HR	S	P	ERA	WHIP

WP: 0 PB: 0 SB: 0 CS: 0 PA: 33

Batter	1	2	3	4	5	6	7	8	9	AB	R	H	RBI	BB	SO	LOB
Don Landrum, L (1, 8) OBP: 0.291, SLG: 0.240	B B B B 4-0 SH1-4 1B BB		X 0-0 ② 6-3	C X 0-1 ③ 1-3		C H 1-1 FC6-4 HBP		X 0-0 ③ L8		3	1	0	0	1	0	2
Andre Rodgers, R (1, 6) OBP: 0.301, SLG: 0.277	B X 1-0 ① SH1-4 1-2		C B B F B X 3-2 2B		B B S S B X 3-2 E 1B 1B	B C X 1-1 ③ FC6-4 1-2f				3	0	2	0	0	0	2
Billy Williams, L (1, 7) OBP: 0.230, SLG: 0.235	B B C X 2-1 ② F9		S S B S 1-3 ③ K		B B X 2-0 ① B3		X 0-0 ① F8			4	0	0	0	0	1	3
Ron Santo, R (1, 5) OBP: 0.274, SLG: 0.371	B B C S B X 3-2 2-H 1B			B C B F X 2-2 14 1B 1B 2B	B B X 2-0 E5 1-3 1B		C X 0-1 ② F9			4	1	3	1	0	0	0
14 Ernie Banks, R (1, 3) OBP: 0.250, SLG: 0.324	B S S S 1-3 ③ K			B F B F B X 3-2 5-3 1B 2B 2-3 1B	B X 1-0 ② P4		S X 0-1 E7 FC5			4	1	1	0	0	1	3
Lou Brock, L (1, 9) OBP: 0.296, SLG: 0.333		X 0-0 ① 1-3	F B B F X 2-2 5-3 1-2 2B 3-H 1B	C B B X 2-1 ③ L5		B X 1-0 ③ FC5 2-3				4	1	1	1	0	0	3
Ken Hubbs, R (1, 4) OBP: 0.282, SLG: 0.351		B B C B X 3-1 ② F8	F B B X 2-1 ① 5-3 1-2 2-3		C F F S 0-3 ① K	B C C B B X 3-2 ① 4-3				4	0	0	0	0	1	2
Merritt Ranew, L (1, 2) OBP: 0.500, SLG: 0.556		C B B X 2-1 ③ 5-3		C F S 0-3 ② K	B B F B B 4-1 5-3 BB	F B B F X 2-2 2B				3	0	1	0	1	1	2
Larry Jackson, R (1, 1) OBP: 0.143, SLG: 0.214		B B C X 2-1 ① 5-3	B C B X 2-1 2-H 3-H 2B			B X 1-0 ② 5-3 1-2		C B C F F B B S 3-3 ② K		4	0	1	2	0	1	2
Inning Stats	R: 1 H: 1 E: 0 LOB: 1 K: 1 BB: 1 S: 9 P: 20	R: 0 H: 0 E: 0 LOB: 0 K: 0 BB: 0 S: 5 P: 10	R: 0 H: 1 E: 0 LOB: 1 K: 1 BB: 0 S: 9 P: 15	R: 3 H: 4 E: 0 LOB: 1 K: 1 BB: 0 S: 18 P: 29	R: 0 H: 2 E: 1 LOB: 2 K: 0 BB: 0 S: 8 P: 18	R: 0 H: 0 E: 0 LOB: 2 K: 1 BB: 1 S: 9 P: 16	R: 0 H: 0 E: 1 LOB: 1 K: 0 BB: 0 S: 6 P: 7	R: 0 H: 1 E: 0 LOB: 1 K: 1 BB: 0 S: 12 P: 20		1B: 5 SF: 0 2B: 4 SAC: 1 3B: 0 DP: 0 HR: 0 HBP: 1						WP: 0 PA: 37 PB: 0 SB: 0 CS: 0

PITCHER		IP	WLS	BF	H	R	ER	SO	BB	IBB	HBP	BLK	WP	HR	S	P	ERA	WHIP
Ray Culp, R ERA: 3.66	(1, 1)	3.2	L	18	6	4	4	3	1	0	0	0	0	0	39	72	9.82	1.909
Dallas Green, R ERA:	(4, 1)	0.1		1	0	0	0	0	0	0	0	0	0	0	2	2	0.00	0.000
Marcelino Lopez, L ERA: 6.0	(5, 1)	0.1		3	2	0	0	0	0	0	0	0	0	0	5	12	0.00	6.000
Ryne Duren, R ERA: 11.25	(5, 1)	2.2		11	0	0	0	1	1	0	1	0	0	0	18	29	0.00	0.375
Paul Brown, R ERA: 3.68	(8, 1)	1.0		4	1	0	0	1	0	0	0	0	0	0	12	20	0.00	1.000

PITCHER	IP	WLS	BF	H	R	ER	SO	BB	IBB	HBP	BLK	WP	HR	S	P	ERA	WHIP

BOTTOM

Philadelphia Phillies @ Chicago Cubs

Wrigley Field, Chicago, IL

Sat Apr 27 1963, 3:33 AM CST

Att. 10,204 - Sunny

livebaseballscorecards.com

AB	33
R	4
H	9
RBI	4
BB	2
SO	5
LOB	19

Batter	1	2	3	4	5	6	7	8	9	AB	R	H	RBI	BB	SO	LOB
Tony Taylor, R (1, 4) OBP: 0.380, SLG: 0.377	B B S X 2-1 SH1-4 1B		S S S 0-3 ② K		C X 0-1 ③ L9			B B C B F F S 3-3 ② K		4	0	1	0	0	2	2
Johnny Callison, L (1, 9) OBP: 0.342, SLG: 0.455	S X 0-1 ① SH1-4 1-2		B X 1-0 ③ F7			B S S S B S 2-3 ① K		C B S S 1-3 ③ K		3	0	0	0	0	2	1
Tony Gonzalez, L (1, 8) OBP: 0.345, SLG: 0.313	B S S T F S 1-3 ② K			L B B B S X 3-2 ① 1-3		B B X 2-0 ② 4-3			S B S X 1-2 1B	4	0	1	0	0	1	1
Wes Covington, L (1, 7) OBP: 0.405, SLG: 0.711	C B B B X 3-1 ③ 4-3			B B F X 2-1 ② F9		B F B X 2-1 ③ F8			S X 0-1 ① F8	4	0	0	0	0	0	2
Don Demeter, R (1, 3) OBP: 0.408, SLG: 0.621		S S B B T S 2-3 ① K		S C F B B F F X 2-2 HR			X 0-0 ① F7		B S S X 1-2 ② P5	4	1	1	1	0	1	1
Don Hoak, R (1, 5) OBP: 0.324, SLG: 0.375		B S C C 1-3 ② K		B B X 2-0 ③ 4-3			B B C B X 3-1 ② F7		B S F X 1-2 ③ F8	4	0	0	0	0	1	1
Clay Dalrymple, L (1, 2) OBP: 0.302, SLG: 0.375		C X 0-1 1B			B X 1-0 ① F9		X 0-0 ③ 4-3			3	0	1	0	0	0	0
Bobby Wine, R (1, 6) OBP: 0.355, SLG: 0.400		B B S C S 2-3 ③ K			B C F B X 2-2 SH1-4 1B			X 0-0 3B 1B		3	0	2	0	0	1	1
Chris Short, R (1, 1) OBP: 0.091, SLG: 0.273 Johnny Klippstein, R (8, 1)			B S B C C 2-3 ① K		X 0-0 ② SH1-4 1-2			B 1 B C X SAFE 2-1 ① 1-2 3B		2	0	1	0	0	1	0
										0	0	0	0	0	0	0

TOP

Philadelphia Phillies @ Chicago Cubs

Wrigley Field, Chicago, IL

Sun Apr 28 1963, 3:33 AM CDT

Att. 11,135 - Cloudy

livebaseballscorecards.com

AB	31
R	1
H	7
RBI	1
BB	0
SO	9
LOB	9

Inning Stats	1	2	3	4	5	6	7	8	9
	R: 0 E: 0 K: 1 S: 11	H: 1 LOB: 1 BB: 0 P: 17	R: 0 E: 0 K: 3 S: 12	H: 1 LOB: 1 BB: 0 P: 17	R: 0 E: 0 K: 2 S: 7	H: 0 LOB: 0 BB: 0 P: 10	R: 1 E: 0 K: 0 S: 12	H: 1 LOB: 0 BB: 0 P: 21	R: 0 E: 0 K: 0 S: 7	H: 1 LOB: 1 BB: 0 P: 10	R: 0 E: 0 K: 1 S: 6	H: 0 LOB: 0 BB: 0 P: 12	R: 0 E: 0 K: 0 S: 4	H: 0 LOB: 0 BB: 0 P: 7	R: 0 E: 0 K: 2 S: 11	H: 2 LOB: 1 BB: 0 P: 17	R: 0 E: 0 K: 0 S: 11	H: 1 LOB: 1 BB: 0 P: 14

| | | | | | | | | | |

BOTTOM

Philadelphia Phillies @ Chicago Cubs

Wrigley Field, Chicago, IL

Sun Apr 28 1963, 3:33 AM CDT

Att. 11,135 - Cloudy

livebaseballscorecards.com

Batter	1	2	3	4	5	6	7	8	9	AB	R	H	RBI	BB	SO	LOB
Lou Brock, L (1, 9) OBP: 0.280, SLG: 0.314	4-3		K			F5		F7		4	0	0	0	0	1	0
Andre Rodgers, R (1, 6) OBP: 0.325, SLG: 0.319	1B			6-3		1B		E7 HR 2B		4	1	3	0	0	0	0
Billy Williams, L (1, 7) OBP: 0.244, SLG: 0.229	L8			FC5-4 BB		L7		HR BB		2	1	0	0	2	0	2
Ron Santo, R (1, 5) OBP: 0.273, SLG: 0.405	K			FC5-4 1-2f		6-3		1-H 3-H HR		4	1	1	3	0	1	3
14 Ernie Banks, R (1, 3) OBP: 0.250, SLG: 0.361		6-3		P4			1-3	HR		4	1	1	1	0	0	1
Nelson Mathews, R (1, 8) OBP: 0.217, SLG: 0.182		CS BB			F2		6-3	K		3	0	0	0	1	1	0
Ken Hubbs, R (1, 4) OBP: 0.310, SLG: 0.375		5-3 1-2			FC6-4 1B		1B			3	0	2	0	0	0	1
Dick Bertell, R (1, 2) OBP: 0.238, SLG: 0.162			K		F8		5-3			3	0	0	0	0	1	2
Bob Buhl, R (1, 1) Ken Aspromonte, R (8, PH) OBP: 0.172, SLG: 0.222 Don Elston, R (9, 1)			1-3		FC6-4 1-2f			K		2 1 0	0 0 0	0 0 0	0 0 0	0 1 0	0 0 0	1 0 0
Inning Stats	R: 0 H: 1 E: 0 LOB: 1 K: 1 BB: 0 S: 8 P: 12	R: 0 H: 0 E: 0 LOB: 0 K: 0 BB: 1 S: 4 P: 10	R: 0 H: 0 E: 0 LOB: 0 K: 2 BB: 0 S: 7 P: 10	R: 0 H: 0 E: 0 LOB: 1 K: 0 BB: 1 S: 5 P: 10	R: 0 H: 1 E: 0 LOB: 1 K: 0 BB: 0 S: 5 P: 6	R: 0 H: 1 E: 0 LOB: 1 K: 0 BB: 0 S: 10 P: 16	R: 0 H: 1 E: 0 LOB: 1 K: 0 BB: 0 S: 5 P: 6	R: 4 H: 3 E: 1 LOB: 0 K: 2 BB: 1 S: 15 P: 26		1B: 4 SF: 0 2B: 1 SAC: 0 3B: 0 DP: 0 HR: 2 HBP: 0						WP: 0 PA: 33 PB: 0 SB: 0 CS: 1

PITCHER		IP	WLS	BF	H	R	ER	SO	BB	IBB	HBP	BLK	WP	HR	S	P	ERA	WHIP
Chris Short, L ERA: 4.08	(1, 1)	7.2	L	32	7	4	4	4	3	0	0	0	0	2	56	91	4.70	1.304
Johnny Klippstein, R ERA: 0.9	(8, 1)	0.1		1	0	0	0	1	0	0	0	0	0	0	3	5	0.00	0.000

PITCHER	IP	WLS	BF	H	R	ER	SO	BB	IBB	HBP	BLK	WP	HR	S	P	ERA	WHIP

Chicago Cubs @ St. Louis Cardinals

Sportsman's Park, St. Louis, MO

Wed May 01 1963, 8:05 PM EDT

Att. 7,937 - Unknown - 60 F

TOP

livebaseballscorecards.com

Batter	1	2	3	4	5	6	7	8	9	AB	R	H	RBI	BB	SO	LOB
Lou Brock, L (1, 9) OBP: 0.296, SLG: 0.320	6-3		F7	BB		1B	K		HR S 1B	5	1	2	1	1	1	1
Ken Hubbs, R (1, 4) OBP: 0.313, SLG: 0.435	F9		1B	F8		K	K	K	HR 1-H	6	1	2	2	0	2	4
Billy Williams, L (1, 7) OBP: 0.262, SLG: 0.267	14 HR BB BB		K		L8		2B 14 HR 2B	1B 14 1B 2B	5-3	5	3	2	0	1	1	1
Ron Santo, R (1, 5) OBP: 0.289, SLG: 0.418	14 HR 1-2 BB		F8		K		14 HR 2-3 2B	5-3 14 1B 2-3 1B	6-3	5	2	2	0	1	1	1
14 Ernie Banks, R (1, 3) OBP: 0.272, SLG: 0.455	HR 1-H 2-H			F9	F8		HR 2-H 3-H	5-3 1-2 3-H 1B		5	2	3	7	0	0	0
Andre Rodgers, R (1, 6) OBP: 0.329, SLG: 0.306	K			HR BB		G6-4-3 HBP	4-3	5-3 1-2 2-3		3	1	0	0	1	1	2
Nelson Mathews, R (1, 8) OBP: 0.286, SLG: 0.346		K		1-H HR		G6-4-3 1-2f	CS 1B	IBB		4	1	2	2	1	1	1
Dick Bertell, R (1, 2) OBP: 0.277, SLG: 0.286		L7		1-3 1B		1B 1B 1B	1-2 HR	F7		5	2	3	1	0	0	3
Dick Ellsworth, L (1, 1) OBP: 0.091, SLG: 0.091 Cal Koonce, R (2, 1) OBP: 1.000, SLG: 1.000 Paul Toth, R (2, 1) Don Elston, R (5, 1) Bob Will, L (6, PH) OBP: 0.250, SLG: 0.250 Jim Brewer, L (6, 1) Lindy McDaniel, R (8, 1)		5-3		1-3 1-2		1B 1-2 1B			4-3	1 0 1 0 1 0 0 1	0 0 0 0 0 0 0 0	0 0 0 0 0 0 0 0	0 0 0 0 0 0 0 0	0 0 0 0 1 0 0 0	0 0 1 0 0 0 0 0	0 0 1 0 0 0 0 0

	AB	42
	R	13
	H	17
	RBI	13
	BB	6
	SO	7
	LOB	14

Inning Stats																				
	R: 3	H: 1	R: 0	H: 0	R: 0	H: 1	R: 2	H: 2	R: 0	H: 0	R: 1	H: 3	R: 4	H: 5	R: 1	H: 3	R: 2	H: 2	1B: 9	SF: 0	WP: 0	PA: 49
	E: 0	LOB: 0	E: 0	LOB: 0	E: 0	LOB: 1	E: 0	LOB: 2	E: 0	LOB: 0	E: 0	LOB: 2	E: 0	LOB: 1	E: 0	LOB: 3	E: 0	LOB: 0	2B: 3	SAC: 0	PB: 0	
	K: 1	BB: 2	K: 1	BB: 0	K: 1	BB: 0	K: 0	BB: 2	K: 1	BB: 0	K: 1	BB: 0	K: 1	BB: 1	K: 1	BB: 1	K: 0	BB: 0	3B: 0	DP: 1	SB: 1	
	S: 6	P: 14	S: 5	P: 5	S: 6	P: 6	S: 5	P: 13	S: 5	P: 5	S: 7	P: 8	S: 9	P: 13	S: 8	P: 12	S: 5	P: 5	HR: 5	HBP: 1	CS: 1	

PITCHER		IP	WLS	BF	H	R	ER	SO	BB	IBB	HBP	BLK	WP	HR	S	P	ERA	WHIP
Ray Sadecki, L ERA: 8.1	(1, 1)	3.2		19	4	5	5	3	4	0	0	0	0	2	21	37	12.27	2.182
Ron Taylor, R ERA: 2.93	(4, 1)	2.1		12	5	3	3	2	0	0	1	0	0	0	15	16	11.57	2.143
Harry Fanok, R ERA: 2.92	(7, 1)	1.0	L	6	3	2	2	1	1	0	0	0	0	2	7	11	18.00	4.000
Diomedes Olivo, L ERA: 6.75	(8, 1)	1.0		7	3	1	1	1	0	1	0	0	0	0	8	12	9.00	3.000
Ed Bauta, R ERA: 3.38	(9, 1)	1.0		5	2	2	2	0	0	0	0	0	0	1	5	5	18.00	2.000

PITCHER		IP	WLS	BF	H	R	ER	SO	BB	IBB	HBP	BLK	WP	HR	S	P	ERA	WHIP

Batter	1	2	3	4	5	6	7	8	9	AB	R	H	RBI	BB	SO	LOB
Curt Flood, R (1, 8) OBP: 0.314, SLG: 0.419	5-3	1-H, 2-H S 3B		CS 1B		4-3		1-2f, 2-3 FC6-4		5	1	2	2	0	0	2
Dick Groat, R (1, 6) OBP: 0.427, SLG: 0.553	5-3	F9		1-2 CS	G3 2B 2B			F9		5	1	2	0	0	0	3
Bill White, L (1, 3) OBP: 0.415, SLG: 0.488	F4	B B B B S BB			2-3 G3	F8	S S S K	K		4	0	0	0	1	1	4
Ken Boyer, R (1, 5) OBP: 0.358, SLG: 0.435		BB BB 1B BB 6-3 1-2 3-H			3-H 1B 2B		S S S K		F9	4	2	1	1	1	1	1
George Altman, L (1, 9) OBP: 0.425, SLG: 0.474		B B B B 1-2 BB 1B BB	L8		2-H BB 1B		E6 F8		B B B B 2B BB	3	1	1	1	2	0	0
Charlie James, R (1, 7) OBP: 0.327, SLG: 0.404		B B B B 1-2 2-3 1B E BB	F4		S S S K		F8 2-3		F2	4	1	0	0	1	1	3
Gene Oliver, R (1, 2) OBP: 0.250, SLG: 0.235 Carl Sawatski, L (2, PH) OBP: 0.410, SLG: 0.588 (3, 2) Leo Burke, R (7, PH) OBP: 0.143, SLG: 0.429 Tim McCarver, L (8, 2) OBP: 0.417, SLG: 0.636		1-3 2-H 3-H E 3B 1B	S S S K		B B B B 1-2 BB		F3		1-3 2B	0 2 1 1	0 1 0 0	0 1 0 1	0 2 0 0	0 1 0 0	0 0 0 0	0 0 1 0
Julian Javier, R (1, 4) OBP: 0.278, SLG: 0.373		F4		6-3	L6			FC6-4 BB 1B	F7	5	0	1	0	0	0	6
Ray Sadecki, L (1, 1) OBP: 0.143, SLG: 0.143 Ron Taylor, R (4, 1) Harry Fanok, S (7, 1) OBP: 0.667, SLG: 1.000 Diomedes Olivo, L (8, 1) Phil Gagliano, R (8, PH) OBP: 0.600, SLG: 0.500 Ed Bauta, R (9, 1)		1-2 3-H E2 3B		1-3	S S S K		B B B B 1-2 FC6-4 BB			1 2 0 0 0 0	1 0 0 0 0 0	0 0 0 0 0 0	0 0 0 0 0 0	0 1 0 0 1 0	0 0 0 0 0 0	1 0 0 0 0 0
Inning Stats	R: 0 E: 0 K: 0 S: 3 H: 0 LOB: 0 BB: 0 P: 3	R: 6 E: 1 K: 0 S: 6 H: 2 LOB: 1 BB: 4 P: 22	R: 0 E: 0 K: 1 S: 5 H: 0 LOB: 0 BB: 0 P: 5	R: 0 E: 0 K: 0 S: 3 H: 1 LOB: 0 BB: 0 P: 3	R: 2 E: 0 K: 1 S: 8 H: 3 LOB: 2 BB: 1 P: 12	R: 0 E: 0 K: 1 S: 6 H: 1 LOB: 1 BB: 0 P: 6	R: 0 E: 1 K: 1 S: 6 H: 0 LOB: 1 BB: 0 P: 6	R: 0 E: 0 K: 1 S: 6 H: 1 LOB: 2 BB: 1 P: 10	R: 0 E: 0 K: 0 S: 4 H: 1 LOB: 2 BB: 1 P: 8	1B: 5 2B: 3 3B: 1 HR: 0 SF: 0 SAC: 0 DP: 0 HBP: 0						

BOTTOM

Chicago Cubs @ St. Louis Cardinals

Sportsman's Park, St. Louis, MO

Wed May 01 1963, 8:05 PM EDT

Att. 7,937 - Unknown - 60 F

livebaseballscorecards.com

AB	37
R	8
H	9
RBI	6
BB	7
SO	5
LOB	21

WP: 0 PA: 45
PB: 0
SB: 2
CS: 1

PITCHER		IP	WLS	BF	H	R	ER	SO	BB	IBB	HBP	BLK	WP	HR	S	P	ERA	WHIP
Dick Ellsworth, L ERA: 1.1	(1, 1)	1.0		3	0	0	0	0	0	0	0	0	0	0	3	3	0.00	0.000
Cal Koonce, R ERA: 9.95	(2, 1)	0.1		7	2	6	4	0	3	0	0	0	0	0	4	16	108.00	15.000
Paul Toth, R ERA: 2.31	(2, 1)	3.0		13	4	2	2	1	1	0	0	0	0	0	14	18	6.00	1.667
Don Elston, R ERA:	(5, 1)	0.2		3	0	0	0	1	1	0	0	0	0	0	4	8	0.00	1.500
Jim Brewer, L ERA:	(6, 1)	2.0	W	10	2	0	0	2	1	0	0	0	0	0	13	17	0.00	1.500

PITCHER		IP	WLS	BF	H	R	ER	SO	BB	IBB	HBP	BLK	WP	HR	S	P	ERA	WHIP
Lindy McDaniel, R ERA:	(8, 1)	2.0	S	8	1	0	0	1	1	0	0	0	0	0	9	13	0.00	1.000

Batter	1	2	3	4	5	6	7	8	9	AB	R	H	RBI	BB	SO	LOB
Lou Brock, L (1, 9) OBP: 0.294, SLG: 0.316	K			1-3			CS 1B		5-3	4	0	1	0	0	1	0
Ken Hubbs, R (1, 4) OBP: 0.327, SLG: 0.449	G3-6-3 BB			K			K		1B HR 2B	3	1	1	0	1	2	1
Billy Williams, L (1, 7) OBP: 0.261, SLG: 0.266	G3-6-3 1-2f			F7			F8 1-2		HR 2-3 1B	4	1	1	0	0	0	2
Ron Santo, R (1, 5) OBP: 0.299, SLG: 0.458		F4			6-3			BB 1B	HR 1-H 3-H	4	1	2	3	0	0	0
14 Ernie Banks, R (1, 3) OBP: 0.271, SLG: 0.438		K			G3			F3	BB	3	0	0	0	1	1	1
Andre Rodgers, R (1, 6) OBP: 0.326, SLG: 0.293		F6			F9			BB 1-2	1-3	3	0	0	0	1	0	1
Nelson Mathews, R (1, 8) OBP: 0.258, SLG: 0.310			1-3			K		K		3	0	0	0	0	2	2
Dick Bertell, R (1, 2) OBP: 0.265, SLG: 0.273			K			K		F6		2	0	0	0	0	2	0
Merritt Ranew, L (8, PH) OBP: 0.455, SLG: 0.500 (8, 2)										1	0	0	0	0	0	2
Larry Jackson, R (1, 1) OBP: 0.125, SLG: 0.188			K			K			5-3	2	0	0	0	0	2	0
Don Elston, R (7, 1)										0	0	0	0	0	0	0
Bob Will, L (9, PH) OBP: 0.222, SLG: 0.222										1	0	0	0	0	0	0
Inning Stats	R: 0 E: 0 K: 1 S: 4 H: 0 LOB: 0 BB: 1 P: 8	R: 0 E: 0 K: 1 S: 5 H: 0 LOB: 0 BB: 0 P: 5	R: 0 E: 0 K: 2 S: 7 H: 0 LOB: 0 BB: 0 P: 7	R: 0 E: 0 K: 1 S: 5 H: 0 LOB: 0 BB: 0 P: 5	R: 0 E: 0 K: 0 S: 3 H: 0 LOB: 0 BB: 0 P: 3	R: 0 E: 0 K: 3 S: 9 H: 0 LOB: 0 BB: 0 P: 9	R: 0 E: 0 K: 1 S: 5 H: 1 LOB: 0 BB: 0 P: 5	R: 0 E: 0 K: 1 S: 6 H: 1 LOB: 2 BB: 1 P: 10	R: 3 E: 0 K: 0 S: 6 H: 3 LOB: 1 BB: 1 P: 10	1B: 3 2B: 1 3B: 0 HR: 1	SF: 0 SAC: 0 DP: 1 HBP: 0						

TOP

Chicago Cubs @ St. Louis Cardinals

Sportsman's Park, St. Louis, MO

Thu May 02 1963, 8:05 PM EDT

Att. 8,629 - Unknown - 69 F

livebaseballscorecards.com

AB	30
R	3
H	5
RBI	3
BB	3
SO	10
LOB	9

WP: 0 PB: 0 SB: 0 CS: 1 PA: 33

PITCHER		IP	WLS	BF	H	R	ER	SO	BB	IBB	HBP	BLK	WP	HR	S	P	ERA	WHIP
Ray Washburn, R ERA: 1.61	(1, 1)	8.2	W	31	5	3	3	10	2	0	0	0	0	1	49	57	3.12	0.808
Ed Bauta, R ERA: 3.24	(9, 1)	0.1	S	2	0	0	0	0	1	0	0	0	0	0	1	5	0.00	3.000

PITCHER	IP	WLS	BF	H	R	ER	SO	BB	IBB	HBP	BLK	WP	HR	S	P	ERA	WHIP

Batter	1	2	3	4	5	6	7	8	9	AB	R	H	RBI	BB	SO	LOB
Curt Flood, R (1, 8) OBP: 0.318, SLG: 0.412	1-3		BB		FC2-5 / FC1-4 1-2 2-3f		BB SH3-4 2B 1B	6-3		4	1	1	0	1	0	2
Dick Groat, R (1, 6) OBP: 0.410, SLG: 0.528	5-3		F9		FC1-4 1B 1-2f 2-3		SH3-4 1-2	5-3		4	0	0	0	0	0	3
Bill White, L (1, 3) OBP: 0.418, SLG: 0.488	6-3			FC3-6 1B	BB 1B 1-3 3-H		K			4	0	2	1	0	1	1
George Altman, L (1, 9) OBP: 0.429, SLG: 0.462		K		FC3-6 1B 1-2f	BB 1-2		BB 2B IBB			2	1	0	0	2	1	1
Ken Boyer, R (1, 5) OBP: 0.354, SLG: 0.420		1-3		K	F7		2B BB 1-2 2-3			3	1	0	0	1	1	4
Stan Musial, L (1, 7) OBP: 0.333, SLG: 0.390 Duke Carmel, L (7, PR) OBP: 0.357, SLG: 0.400 (8, 7)		BB		FC6 1-3		K	2B 1-H 2-H 3-H			3 0	0 0	2 0	3 0	1 0	1 0	0 0
Carl Sawatski, L (1, 2) OBP: 0.395, SLG: 0.541	K			FC6 1-2f	4-3 BB					3	0	0	0	1	1	3
Julian Javier, R (1, 4) OBP: 0.289, SLG: 0.380			K		FC2-5 BB 1B		K 1B			4	0	2	0	0	2	2
Ray Washburn, R (1, 1) OBP: 0.133, SLG: 0.071 Ed Bauta, R (9, 1)			K		FC1-4 FC2-5 1B BB 1-2		K		K	3 0	1 0	0 0	0 0	1 0	3 0	1 0
Inning Stats	R: 0 H: 0 E: 0 LOB: 0 K: 0 BB: 0 S: 3 P: 3	R: 0 H: 0 E: 0 LOB: 1 K: 2 BB: 1 S: 7 P: 11	R: 0 H: 0 E: 0 LOB: 1 K: 2 BB: 1 S: 7 P: 11	R: 0 H: 2 E: 0 LOB: 2 K: 1 BB: 0 S: 7 P: 7	R: 1 H: 2 E: 0 LOB: 3 K: 0 BB: 2 S: 5 P: 13	R: 0 H: 1 E: 0 LOB: 1 K: 2 BB: 0 S: 8 P: 8	R: 3 H: 2 E: 0 LOB: 2 K: 2 BB: 3 S: 9 P: 21	R: 0 H: 0 E: 0 LOB: 0 K: 1 BB: 0 S: 5 P: 5		1B: 6 SF: 0 2B: 1 SAC: 1 3B: 0 DP: 0 HR: 0 HBP: 0						

PITCHER		IP	WLS	BF	H	R	ER	SO	BB	IBB	HBP	BLK	WP	HR	S	P	ERA	WHIP
Larry Jackson, R ERA: 2.47	(1, 1)	6.2	L	32	6	4	4	8	5	1	0	0	0	0	42	66	5.40	1.650
Don Elston, R ERA:	(7, 1)	1.1		6	1	0	0	2	1	0	0	0	0	0	9	13	0.00	1.500

PITCHER	IP	WLS	BF	H	R	ER	SO	BB	IBB	HBP	BLK	WP	HR	S	P	ERA	WHIP

BOTTOM

Chicago Cubs @ St. Louis Cardinals

Sportsman's Park, St. Louis, MO

Thu May 02 1963, 8:05 PM EDT

Att. 8,629 - Unknown - 69 F

livebaseballscorecards.com

AB	30
R	4
H	7
RBI	4
BB	7
SO	10
LOB	17

WP: 0 PA: 38
PB: 0
SB: 0
CS: 0

Batter	1	2	3	4	5	6	7	8	9	AB	R	H	RBI	BB	SO	LOB
Lou Brock, L (1, 9) OBP: 0.300, SLG: 0.321	K		E5 1B	K		S 1B		BLK 1B		5	1	2	2	0	2	0
Ken Hubbs, R (1, 4) OBP: 0.351, SLG: 0.500	3B		HR 1B	2B 1B		P4 1B		4-3		5	2	3	0	0	0	3
Billy Williams, L (1, 7) OBP: 0.269, SLG: 0.310	K		HR 1B	F9			1-3		HR	5	2	2	2	0	1	2
Ron Santo, R (1, 5) OBP: 0.304, SLG: 0.500	F9		HR	2B			K		5-3	5	1	2	4	0	1	1
14 Ernie Banks, R (1, 3) OBP: 0.267, SLG: 0.459		L7	K	F8			5-3		HR	5	1	1	1	0	1	0
Andre Rodgers, R (1, 6) OBP: 0.341, SLG: 0.304		6-3	CS 1B			K		BLK 1B	HBP	4	1	2	0	0	1	0
Nelson Mathews, R (1, 8) OBP: 0.278, SLG: 0.303		S BB	P4			2B 1B		K	K	4	1	1	0	1	2	3
Dick Bertell, R (1, 2) OBP: 0.294, SLG: 0.273 Merritt Ranew, L (6, PH) OBP: 0.500, SLG: 0.583 (6, 2)		BB	CS	G4-3 BB		1B 2B		BLK 1B BB	K	0 0 0 0 2 0 0 2 1 1 1 1 1 1						
Bob Buhl, R (1, 1) Barney Schultz, R (5, 1) Don Landrum, L (6, PH) OBP: 0.286, SLG: 0.235 Jim Brewer, L (6, 1) Bob Will, L (8, PH) OBP: 0.200, SLG: 0.200 Lindy McDaniel, R (8, 1)		K		G4-3		6-3		F5		2 0 0 0 0 1 3 0 0 0 0 0 0 0 1 0 0 0 0 0 1 0 0 0 0 0 0 0 1 0 0 0 0 0 2 0 0 0 0 0 0 0						
Inning Stats	R: 0 E: 0 K: 2 S: 8 H: 1 LOB: 1 BB: 0 P: 8	R: 0 E: 0 K: 1 S: 5 H: 0 LOB: 2 BB: 2 P: 13	R: 4 E: 1 K: 1 S: 9 H: 4 LOB: 0 BB: 0 P: 9	R: 0 E: 0 K: 1 S: 4 H: 0 LOB: 0 BB: 1 P: 8	R: 1 E: 0 K: 0 S: 4 H: 2 LOB: 0 BB: 0 P: 4	R: 2 E: 0 K: 1 S: 8 H: 3 LOB: 1 BB: 0 P: 8	R: 0 E: 0 K: 1 S: 5 H: 0 LOB: 0 BB: 0 P: 5	R: 1 E: 0 K: 1 S: 7 H: 2 LOB: 2 BB: 1 P: 11	R: 2 E: 0 K: 2 S: 9 H: 2 LOB: 1 BB: 0 P: 10	1B: 8 2B: 2 3B: 1 HR: 3	SF: 0 SAC: 0 DP: 1 HBP: 1					

TOP

Chicago Cubs @ Milwaukee Braves

Milwaukee County Stadium, Milwaukee, WI

Fri May 03 1963, 8:05 PM EDT

Att. 15,113 - Unknown

livebaseballscorecards.com

AB	39
R	10
H	14
RBI	10
BB	4
SO	10
LOB	16

PA: 45

WP: 0 PB: 0 SB: 2 CS: 1

PITCHER		IP	WLS	BF	H	R	ER	SO	BB	IBB	HBP	BLK	WP	HR	S	P	ERA	WHIP
Warren Spahn, L ERA: 2.2	(1, 1)	2.0		13	4	4	3	3	2	0	0	0	0	1	17	25	13.50	3.000
Denny Lemaster, L ERA: 2.41	(3, 1)	3.0		10	3	1	1	2	1	0	0	0	0	0	13	17	3.00	1.333
Frank Funk, R ERA: 18.0	(6, 1)	0.2		5	3	2	2	1	0	0	0	0	0	0	7	7	27.00	4.500
Claude Raymond, R ERA: 4.73	(6, 1)	2.2	L	14	4	3	3	2	1	0	1	2	0	2	16	21	10.12	1.875
Hank Fischer, R ERA: 5.4	(9, 1)	0.2		2	0	0	0	2	0	0	0	0	0	0	6	6	0.00	0.000

PITCHER	IP	WLS	BF	H	R	ER	SO	BB	IBB	HBP	BLK	WP	HR	S	P	ERA	WHIP

BOTTOM

Chicago Cubs @ Milwaukee Braves

Milwaukee County Stadium, Milwaukee, WI

Fri May 03 1963, 8:05 PM EDT

Att. 15,113 - Unknown

livebaseballscorecards.com

Batter	1	2	3	4	5	6	7	8	9	AB	R	H	RBI	BB	SO	LOB
Don Dillard, L (1, 7) OBP: 0.462, SLG: 0.545	SF8 3B		F9		4-3 2-3		BLK 2B		P1	3	1	1	0	0	0	1
Frank Funk, R (6, 1)										0	0	0	0	0	0	0
Claude Raymond, R (6, 1) OBP: 1.000, SLG: 2.000										1	0	1	0	0	0	0
Hank Fischer, R (9, 1)										0	0	0	0	0	0	0
Lee Maye, L (9, PH) OBP: 0.188, SLG: 0.300										1	0	0	0	0	0	0
Norm Larker, L (1, 3) OBP: 0.407, SLG: 0.383	SF8 3-H		F7		HR BB		F5		K	3	1	0	1	1	1	1
Hank Aaron, R (1, 9) OBP: 0.400, SLG: 0.670	F7		1-3		1-H 3-H HR		K			4	1	1	3	0	1	1
Eddie Mathews, L (1, 5) OBP: 0.457, SLG: 0.507	P6			HR BB	WP PB BB		K 2-3			2	1	0	0	2	1	1
Len Gabrielson, L (1, 8) OBP: 0.232, SLG: 0.302		P6		1-H HR	K 1-3			SH3 BB		3	1	1	2	1	1	1
(6, 7)																
Joe Torre, R (1, 2) OBP: 0.410, SLG: 0.463		F9		5-3	K			SH3 1-2		3	0	0	0	0	1	1
Frank Bolling, R (1, 4) OBP: 0.288, SLG: 0.320		3B 1B		L7		F7		5-3		4	1	1	0	0	0	1
Denis Menke, R (1, 6) OBP: 0.333, SLG: 0.500		1-H 3B		5-3		F5		K		4	0	1	1	0	1	1
Warren Spahn, L (1, 1) OBP: 0.235, SLG: 0.200		G3			4-3 HR 2B	K			6-3	1	0	0	0	0	0	1
Denny Lemaster, R (3, 1)										0	0	0	0	0	0	0
Mack Jones, L (5, PH) OBP: 0.231, SLG: 0.271										3	1	1	0	0	1	0
(6, 8)																
Inning Stats	R: 1 E: 0 K: 0 S: 4 H: 1 LOB: 0 BB: 0 P: 4	R: 1 E: 0 K: 0 S: 5 H: 2 LOB: 1 BB: 0 P: 5	R: 0 E: 0 K: 0 S: 3 H: 0 LOB: 0 BB: 0 P: 3	R: 2 E: 0 K: 0 S: 4 H: 1 LOB: 0 BB: 1 P: 8	R: 3 E: 0 K: 2 S: 9 H: 2 LOB: 1 BB: 2 P: 17	R: 0 E: 0 K: 1 S: 5 H: 0 LOB: 0 BB: 0 P: 5	R: 0 E: 0 K: 2 S: 8 H: 1 LOB: 1 BB: 0 P: 8	R: 0 E: 0 K: 1 S: 5 H: 0 LOB: 1 BB: 1 P: 9	R: 0 E: 0 K: 1 S: 5 H: 0 LOB: 0 BB: 0 P: 5	1B: 1 2B: 2 3B: 2 HR: 2	SF: 1 SAC: 1 DP: 0 HBP: 0						

	AB	32
	R	7
	H	7
	RBI	7
	BB	4
	SO	7
	LOB	9

WP: 1 PB: 1 SB: 0 CS: 0 PA: 38

PITCHER		IP	WLS	BF	H	R	ER	SO	BB	IBB	HBP	BLK	WP	HR	S	P	ERA	WHIP
Bob Buhl, R ERA: 2.28	(1, 1)	4.1		21	6	7	7	0	2	0	0	0	0	2	19	27	14.54	1.846
Barney Schultz, R ERA: 2.57	(5, 1)	0.2		3	0	0	0	2	1	0	0	0	1	0	6	10	0.00	1.500
Jim Brewer, L ERA:	(6, 1)	2.0	W	7	1	0	0	3	0	0	0	1	0	0	13	13	0.00	0.500
Lindy McDaniel, R ERA:	(8, 1)	2.0	S	7	0	0	0	2	1	0	0	0	0	0	10	14	0.00	0.500

PITCHER		IP	WLS	BF	H	R	ER	SO	BB	IBB	HBP	BLK	WP	HR	S	P	ERA	WHIP

Batter	1	2	3	4	5	6	7	8	9	AB	R	H	RBI	BB	SO	LOB
Lou Brock, L (1, 9) OBP: 0.305, SLG: 0.318	K	G3 1-2 2-3 3-H		K S	S 1-H 1B			CS BB		4	0	1	2	1	2	2
Ken Hubbs, R (1, 4) OBP: 0.323, SLG: 0.458	1-3	5-3		1-3 1-2	1-3 1-2			6-3 1-2		5	0	0	0	0	0	5
Billy Williams, L (1, 7) OBP: 0.296, SLG: 0.322	BLK 1B		BLK BLK BB		FC5-4 1B	G3		BLK BB		3	1	2	0	2	0	0
Ron Santo, R (1, 5) OBP: 0.299, SLG: 0.478	1-2 BB		F8 1-3		FC5-4 14 BLK 1B 1-2f BB	F8		K 1-2		4	1	0	0	1	1	3
14 Ernie Banks, R (1, 3) OBP: 0.263, SLG: 0.444	K	K			BB BLK 1-2 WP 1B	1-3			K	5	1	1	0	0	3	3
Andre Rodgers, R (1, 6) OBP: 0.344, SLG: 0.293		5-3	BLK BB		WP BB 1-2 2-3 1B BB		P4		F9	3	1	0	0	2	0	0
Nelson Mathews, R (1, 8) OBP: 0.293, SLG: 0.278		1B 1B G3 BB	K 1-2 3-H		WP 1-2 2-3 3-H 1B BB		6-3		K	3	2	0	1	2	2	1
Merritt Ranew, L (1, 2) OBP: 0.556, SLG: 0.625	G3 1-2 1B 1B			P4	PB 1-H 2-H 3-H 1B		1B			4	1	3	2	0	0	0
Glen Hobbie, R (1, 1) OBP: 0.100, SLG: 0.100 Paul Toth, R (4, 1) Lindy McDaniel, R (7, 1)	G3 1-2 2-3 1B			K	P5		K2-3			2 2 0	0 0 0	1 0 0	0 0 0	0 0 0	1 1 0	0 2 0
Inning Stats	R: 0 E: 0 K: 2 S: 8 H: 1 LOB: 2 BB: 1 P: 12	R: 1 E: 0 K: 0 S: 5 H: 2 LOB: 2 BB: 1 P: 9	R: 1 E: 0 K: 2 S: 7 H: 0 LOB: 1 BB: 2 P: 15	R: 0 E: 1 K: 2 S: 8 H: 0 LOB: 1 BB: 0 P: 8	R: 5 E: 0 K: 0 S: 7 H: 4 LOB: 1 BB: 2 P: 15	R: 0 E: 0 K: 0 S: 3 H: 0 LOB: 0 BB: 0 P: 3	R: 0 E: 0 K: 1 S: 6 H: 1 LOB: 1 BB: 0 P: 6	R: 0 E: 0 K: 1 S: 4 H: 0 LOB: 1 BB: 2 P: 12	R: 0 E: 0 K: 2 S: 7 H: 0 LOB: 0 BB: 0 P: 7	1B: 8 2B: 0 3B: 0 HR: 0 SF: 0 SAC: 0 DP: 0 HBP: 0						

PITCHER		IP	WLS	BF	H	R	ER	SO	BB	IBB	HBP	BLK	WP	HR	S	P	ERA	WHIP
Bob Shaw, R ERA: 4.3	(1, 1)	4.1	L	25	5	6	6	6	6	0	0	4	0	0	31	55	12.46	2.538
Ron Piche, R ERA: 1.93	(5, 1)	0.2		4	2	1	0	0	0	0	0	0	1	0	4	4	0.00	3.000
Frank Funk, R ERA: 12.0	(6, 1)	1.0		3	0	0	0	0	0	0	0	0	0	0	3	3	0.00	0.000
Hank Fischer, R ERA: 4.7	(7, 1)	1.0		4	1	0	0	1	0	0	0	0	0	0	6	6	0.00	1.000
Denny Lemaster, L ERA: 2.29	(8, 1)	1.0		4	0	0	0	1	2	0	0	1	0	0	4	12	0.00	2.000

PITCHER		IP	WLS	BF	H	R	ER	SO	BB	IBB	HBP	BLK	WP	HR	S	P	ERA	WHIP
Claude Raymond, R ERA: 4.4	(9, 1)	1.0		3	0	0	0	2	0	0	0	0	0	0	7	7	0.00	0.000

Chicago Cubs @ Milwaukee Braves

Milwaukee County Stadium, Milwaukee, WI

Sat May 04 1963, 4:33 AM EDT

Att. 8,524 - Unknown

TOP

livebaseballscorecards.com

AB	35
R	7
H	8
RBI	5
BB	8
SO	10
LOB	16

1B: 8 SF: 0
2B: 0 SAC: 0
3B: 0 DP: 0
HR: 0 HBP: 0

WP: 1 PA: 43
PB: 1
SB: 2
CS: 1

BOTTOM

Batter	1	2	3	4	5	6	7	8	9	AB	R	H	RBI	BB	SO	LOB
Don Dillard, L (1, 7) OBP: 0.444, SLG: 0.563	x 0-0 F7 ①	x 0-0 F7 ③		x 0-0 BB 1B 2-H		x 0-0 2B 2-H	S S S 0-3 K ③			5	0	2	2	0	1	4
Norm Larker, L (1, 3) OBP: 0.435, SLG: 0.417 Tommie Aaron, R (5, 3) OBP: 0.229, SLG: 0.250	x 0-0 2B		B B B B 4-0 FC5 1B BB	B B B B 4-0 1-2 BB		S S S 0-3 K ③		x 0-0 F7 ①		1 2	0 0	1 0	0 0	2 0	0 1	0 1
Hank Aaron, R (1, 9) OBP: 0.391, SLG: 0.646	x 0-0 F5 ②		x 0-0 1-2 1B	x 0-0 F2 ③			x 0-0 E7 1B 1B	x 0-0 F9 ②		5	1	1	0	0	0	3
Eddie Mathews, L (1, 5) OBP: 0.454, SLG: 0.494 Hank Fischer, R (7, 1) Ty Cline, L (7, PH) OBP: 0.222, SLG: 0.205 Denny Lemaster, R (8, 1) Mack Jones, L (8, PH) OBP: 0.226, SLG: 0.265 Claude Raymond, R (9, 1) OBP: 1.000, SLG: 2.000	B B B B 4-0 BB	x 0-0 F2 ①			S S S 0-3 K ①		x 0-0 F7 ①	x 0-0 F8 ③		2 0 1 0 1 0	0 0 0 0 0 0	0 0 0 0 0 0	0 0 0 0 0 0	1 0 0 0 0 0	1 0 0 0 0 0	2 0 1 0 0 0
Len Gabrielson, L (1, 8) OBP: 0.230, SLG: 0.293 (7, 5)	x 0-0 P5 ③	x 0-0 F7 ②			x 0-0 G3 ②		x 0-0 1B 1-2 BLK 1B		S S S 0-3 K2-3 ①	5	1	1	0	0	1	4
Del Crandall, R (1, 2) OBP: 0.250, SLG: 0.226		x 0-0 1B FC6-4 1B	x 0-0 FC5 ③ 2-3f		S S S 0-3 K ③		x 0-0 4-3 BLK 1-3 2-H 1B		x 0-0 5-3 ②	5	1	2	1	0	1	2
Frank Bolling, R (1, 4) OBP: 0.294, SLG: 0.317		x 0-0 F7 ①		x 0-0 F8 ①		x 0-0 G3 2B 1B	B B B B 4-0 4-3 1-2 3-H BB		x 0-0 P6 ③	4	1	1	0	1	0	1
Denis Menke, R (1, 6) OBP: 0.346, SLG: 0.500		x 0-0 FC6-4 1-3 1B		x 0-0 SH1-4 1B 1B		x 0-0 G3 ① 1-2	x 0-0 4-3 ② 1-2 2-3			4	1	2	0	0	0	3
Bob Shaw, R (1, 1) OBP: 0.444, SLG: 0.375 Ron Piche, R (5, 1) Frank Funk, R (6, 1) Lee Maye, L (6, PH) OBP: 0.206, SLG: 0.290 (7, 8)		x 0-0 FC6-4 ② 1-2f 3-H		x 0-0 SH1-4 ② 1-2		x 0-0 F8 ②	B B B B 4-0 BB			1 0 0 1	0 0 0 0	0 0 0 0	1 0 0 0	0 0 0 1	0 0 0 0	1 0 0 1
Inning Stats	R: 0 E: 0 K: 0 S: 4 H: 1 LOB: 2 BB: 1 P: 8	R: 1 E: 0 K: 0 S: 5 H: 2 LOB: 1 BB: 0 P: 5	R: 0 E: 0 K: 0 S: 4 H: 1 LOB: 2 BB: 1 P: 8	R: 1 E: 0 K: 0 S: 5 H: 2 LOB: 2 BB: 1 P: 9	R: 0 E: 0 K: 2 S: 7 H: 0 LOB: 0 BB: 0 P: 7	R: 1 E: 0 K: 1 S: 7 H: 2 LOB: 1 BB: 0 P: 7	R: 2 E: 1 K: 1 S: 8 H: 2 LOB: 3 BB: 2 P: 16	R: 0 E: 0 K: 0 S: 3 H: 0 LOB: 0 BB: 0 P: 3	R: 0 E: 0 K: 1 S: 5 H: 0 LOB: 0 BB: 0 P: 5	1B: 8 2B: 2 3B: 0 HR: 0 SF: 0 SAC: 1 DP: 0 HBP: 0						

PITCHER		IP	WLS	BF	H	R	ER	SO	BB	IBB	HBP	BLK	WP	HR	S	P	ERA	WHIP
Glen Hobbie, R ERA: 2.83	(1, 1)	3.2		20	6	2	2	0	3	0	0	0	0	0	17	29	4.91	2.455
Paul Toth, R ERA: 3.07	(4, 1)	3.0	W	16	4	3	2	3	2	0	0	1	0	0	20	28	6.00	2.000
Lindy McDaniel, R ERA:	(7, 1)	2.1	S	7	0	0	0	2	0	0	0	0	0	0	11	11	0.00	0.000

PITCHER	IP	WLS	BF	H	R	ER	SO	BB	IBB	HBP	BLK	WP	HR	S	P	ERA	WHIP

Chicago Cubs @ Milwaukee Braves

Milwaukee County Stadium, Milwaukee, WI

Sat May 04 1963, 4:33 AM EDT

Att. 8,524 - Unknown

livebaseballscorecards.com

AB	37
R	5
H	10
RBI	4
BB	5
SO	5
LOB	23

WP: 0 PA: 43
PB: 0
SB: 0
CS: 0

Batter	1	2	3	4	5	6	7	8	9	AB	R	H	RBI	BB	SO	LOB
Lou Brock, L (1, 9) OBP: 0.320, SLG: 0.355	1-3		P6 1-2		SF8 3B		1-3 WP 1B		1B	5	1	3	0	0	0	1
Ken Hubbs, R (1, 4) OBP: 0.299, SLG: 0.429	5-3		4-3		SF8 3-H		1-3 1-3		P4	4	0	0	1	0	0	3
Billy Williams, L (1, 7) OBP: 0.294, SLG: 0.311	F8		L7		BB		K			3	0	0	0	1	1	2
Ron Santo, R (1, 5) OBP: 0.317, SLG: 0.479		BB 14 BB		14 F8 14 BLK 1B	F2			H 14 WP 14 S HBP		2	1	1	0	1	0	1
14 Ernie Banks, R (1, 3) OBP: 0.263, SLG: 0.430		BB G4-6-3 1-2		F8 1-3	5-3			K 1-3		3	0	0	0	1	1	3
Andre Rodgers, R (1, 6) OBP: 0.330, SLG: 0.279		K		5-3		F9		K		4	0	0	0	0	2	4
Nelson Mathews, R (1, 8) OBP: 0.289, SLG: 0.256		G4-6-3 1-2f		BB 1B		F8		K		3	0	0	0	1	1	3
Merritt Ranew, L (1, 2) OBP: 0.545, SLG: 0.750			HR	1-2 3-H 1B		K			3-1	4	1	2	2	0	1	0
Cal Koonce, R (1, 1) OBP: 0.400, SLG: 0.250			WP HBP	F7			K		F8	3	0	0	0	0	1	2
Jim Brewer, L (9, 1)										0	0	0	0	0	0	0
Lindy McDaniel, R (9, 1)										0	0	0	0	0	0	0
Inning Stats	R: 0 E: 0 K: 0 S: 3 H: 0 LOB: 0 BB: 0 P: 3	R: 0 E: 0 K: 1 S: 4 H: 0 LOB: 1 BB: 2 P: 12	R: 1 E: 0 K: 0 S: 4 H: 1 LOB: 1 BB: 0 P: 5	R: 1 E: 0 K: 0 S: 5 H: 2 LOB: 2 BB: 1 P: 9	R: 1 E: 0 K: 0 S: 4 H: 1 LOB: 1 BB: 1 P: 8	R: 0 E: 0 K: 1 S: 5 H: 0 LOB: 0 BB: 0 P: 5	R: 0 E: 0 K: 2 S: 8 H: 1 LOB: 1 BB: 0 P: 8	R: 0 E: 0 K: 3 S: 9 H: 0 LOB: 1 BB: 0 P: 10	R: 0 E: 0 K: 0 S: 4 H: 1 LOB: 1 BB: 0 P: 4	1B: 4 2B: 0 3B: 1 HR: 1	SF: 1 SAC: 0 DP: 1 HBP: 2						

TOP

Chicago Cubs @ Milwaukee Braves

Milwaukee County Stadium, Milwaukee, WI

Sun May 05 1963, 4:33 AM EDT

Att. 10,024 - Unknown

livebaseballscorecards.com

AB	31
R	3
H	6
RBI	3
BB	4
SO	7
LOB	19

WP: 3 PB: 0 SB: 1 CS: 0 PA: 38

PITCHER		IP	WLS	BF	H	R	ER	SO	BB	IBB	HBP	BLK	WP	HR	S	P	ERA	WHIP
Tony Cloninger, R ERA: 4.91	(1, 1)	6.0	L	26	4	3	3	2	4	0	1	1	1	1	25	42	4.50	1.333
Hank Fischer, R ERA: 3.72	(7, 1)	2.0		8	1	0	0	5	0	0	1	0	2	0	17	18	0.00	0.500
Denny Lemaster, L ERA: 2.18	(9, 1)	1.0		4	1	0	0	0	0	0	0	0	0	0	4	4	0.00	1.000

Chicago Cubs @ Milwaukee Braves

Milwaukee County Stadium, Milwaukee, WI

Sun May 05 1963, 4:33 AM EDT

Att. 10,024 - Unknown

BOTTOM

Batter	1	2	3	4	5	6	7	8	9	AB	R	H	RBI	BB	SO	LOB
Don Dillard, L (1, 7) OBP: 0.455, SLG: 0.650	G3		3B			E9 G3 1-3 4-3 1B		F5		4	1	2	0	0	0	0
Norm Larker, L (1, 3) OBP: 0.409, SLG: 0.385	1-3		F5			G3 2-3 3-H		1-4-3		4	0	0	1	0	0	2
Hank Aaron, R (1, 9) OBP: 0.386, SLG: 0.631	PO 1B			F5		4-3 3-H			P3	4	0	1	1	0	0	0
Eddie Mathews, L (1, 5) OBP: 0.455, SLG: 0.500 Amado Samuel, R (9, PR) OBP: 0.125, SLG: 0.125	PO 1-2	4-3		4-3		BB			FC6-4 2B	3 0	0 0	1 0	0 0	1 0	0 0	0 0
Len Gabrielson, L (1, 8) OBP: 0.234, SLG: 0.283 Joe Torre, R (9, PH) OBP: 0.418, SLG: 0.463		BB		3-1		1-3			FC6-4 BB	2 0	0 0	0 0	0 0	1 1	0 0	1 0
Del Crandall, R (1, 2) OBP: 0.229, SLG: 0.206 Lee Maye, L (9, PH) OBP: 0.200, SLG: 0.281		F7			F9		P5		FC6-4 1-2f 2-3	3 1	0 0	0 0	0 0	0 0	0 0	1 2
Frank Bolling, R (1, 4) OBP: 0.283, SLG: 0.305		K			F7		5-3		5-3	4	0	0	0	0	1	4
Denis Menke, R (1, 6) OBP: 0.327, SLG: 0.471			K		K		P5			3	0	0	0	0	2	0
Tony Cloninger, R (1, 1) Ty Cline, L (6, PH) OBP: 0.232, SLG: 0.215 Hank Fischer, R (7, 1) Mack Jones, L (8, PH) OBP: 0.222, SLG: 0.260 Denny Lemaster, R (9, 1)			5-3			E G3 1B		F8		1 1 0 1 0	0 1 0 0 0	0 1 0 0 0	0 0 0 0 0	0 0 0 0 0	0 0 0 0 0	0 0 0 0 0
Inning Stats	R: 0 E: 0 K: 0 S: 3 H: 1 LOB: 0 BB: 0 P: 3	R: 0 E: 0 K: 1 S: 5 H: 0 LOB: 1 BB: 1 P: 9	R: 0 E: 0 K: 1 S: 6 H: 1 LOB: 1 BB: 0 P: 6	R: 0 E: 0 K: 0 S: 3 H: 0 LOB: 0 BB: 0 P: 3	R: 0 E: 0 K: 1 S: 5 H: 0 LOB: 0 BB: 0 P: 5	R: 2 E: 1 K: 0 S: 5 H: 2 LOB: 1 BB: 1 P: 9	R: 0 E: 0 K: 0 S: 3 H: 0 LOB: 0 BB: 0 P: 3	R: 0 E: 0 K: 0 S: 3 H: 0 LOB: 0 BB: 0 P: 3	R: 0 E: 0 K: 0 S: 4 H: 1 LOB: 3 BB: 1 P: 8	1B: 3 2B: 1 3B: 1 HR: 0	SF: 0 SAC: 0 DP: 0 HBP: 0					

PITCHER		IP	WLS	BF	H	R	ER	SO	BB	IBB	HBP	BLK	WP	HR	S	P	ERA	WHIP
Cal Koonce, R ERA: 4.91	(1, 1)	8.1	W	31	5	2	1	3	2	0	0	0	0	0	35	43	1.08	0.840
Jim Brewer, L ERA:	(9, 1)	0.0		1	0	0	0	0	1	0	0	0	0	0	0	4	∞	∞
Lindy McDaniel, R ERA:	(9, 1)	0.2	S	2	0	0	0	0	0	0	0	0	0	0	2	2	0.00	0.000

PITCHER		IP	WLS	BF	H	R	ER	SO	BB	IBB	HBP	BLK	WP	HR	S	P	ERA	WHIP

AB	31
R	2
H	5
RBI	2
BB	3
SO	3
LOB	10

WP: 0 PB: 0 SB: 0 CS: 0 PA: 35

livebaseballscorecards.com

Batter	1	2	3	4	5	6	7	8	9	AB	R	H	RBI	BB	SO	LOB
Dick Schofield, S (1, 6) OBP: 0.381, SLG: 0.292	G3		K			5-3 1B		F8		4	0	1	0	0	1	1
Ted Savage, R (1, 8) OBP: 0.310, SLG: 0.519	K G3-6-3		4-3			5-3 1-2		G1-6-3 1-2f		4	0	0	0	0	1	2
Bob Skinner, L (1, 7) OBP: 0.326, SLG: 0.383	G3-6-3 1-2f			K		K			PB 4-3 2B	4	1	1	0	0	2	2
Willie Stargell, L (1, 3) OBP: 0.481, SLG: 0.522		G3		F9			3-1		4-3 2-H	4	0	0	1	0	0	0
Roberto Clemente, R (1, 9) OBP: 0.299, SLG: 0.438		HR		P4			BB HR		F9	3	2	1	1	1	0	0
Smoky Burgess, L (1, 2) OBP: 0.279, SLG: 0.475		4-3			3-1		1-H HR		F9	4	1	1	2	0	0	0
Bill Mazeroski, R (1, 4) OBP: 0.385, SLG: 0.387		FC6-4 BB			1-3		K			2	0	0	0	1	1	0
Bob Bailey, R (1, 5) OBP: 0.348, SLG: 0.488		FC6-4 1-2f			K		6-3			3	0	0	0	0	1	1
Don Cardwell, R (1, 1)			1-6-3			K		G1-6-3 1B		2	0	0	0	0	1	0
Elmo Plaskett, R (8, PH) OBP: 0.214, SLG: 0.214										1	0	1	0	0	0	0
Al McBean, R (8, PR) OBP: 0.111, SLG: 0.111										0	0	0	0	0	0	0
Tommie Sisk, R (8, 1)										0	0	0	0	0	0	0

Inning Stats	1	2	3	4	5	6	7	8	9
R	0	1	0	0	0	0	2	0	1
E	0	0	0	0	0	0	0	0	0
K	1	0	1	1	0	2	1	0	0
S	5	4	5	5	5	8	6	3	4
H	0	1	0	0	0	1	1	1	1
LOB	0	1	0	0	0	1	0	1	0
BB	0	1	0	0	0	0	1	0	0
P	5	8	5	5	5	8	10	3	4

1B	2
2B	1
3B	0
HR	2
SF	0
SAC	0
DP	2
HBP	0

WP	0
PB	2
SB	0
CS	0
PA	33

PITCHER	IP	W	L	S	BF	H	R	ER	SO	BB	IBB	HBP	BLK	WP	HR	P	ERA	WHIP
Larry Jackson, R (1, 1) ERA: 2.72	9.0	W			33	5	4	4	7	2	0	0	0	0	2	45	4.00	0.778

PITCHER	IP	W	L	S	BF	H	R	ER	SO	BB	IBB	HBP	BLK	WP	HR	P	ERA	WHIP

TOP

Pittsburgh Pirates @ Chicago Cubs

Wrigley Field, Chicago, IL

Tue May 07 1963, 3:33 AM CDT

Att. 6,012 - Unknown

livebaseballscorecards.com

AB	31
R	4
H	5
RBI	4
BB	2
SO	7
LOB	6

Pittsburgh Pirates @ Chicago Cubs

Wrigley Field, Chicago, IL

Tue May 07 1963, 3:33 AM CDT

Att. 6,012 - Unknown

livebaseballscorecards.com

Batter	1	2	3	4	5	6	7	8	9	AB	R	H	RBI	BB	SO	LOB
Lou Brock, L (1, 9) OBP: 0.320, SLG: 0.365	1-3		F8		SH3-4 1-2 2-3		E8 E 2-H 2B			3	1	1	1	0	0	0
Ken Hubbs, R (1, 4) OBP: 0.296, SLG: 0.433	P4		2B 2B		F9		FC2 3-H			4	1	1	0	0	0	2
Billy Williams, L (1, 7) OBP: 0.311, SLG: 0.326	4-3		PB 2-H 2B		IBB		14 FC6-4 IBB			2	0	1	1	2	0	0
Ron Santo, R (1, 5) OBP: 0.305, SLG: 0.459		4-3	F9 2-3		P3		F8			4	0	0	0	0	0	6
14 Ernie Banks, R (1, 3) OBP: 0.282, SLG: 0.469		HR		G4-6-3 HBP		G6-4-3 1B	FC6-4 1-2f			3	1	2	1	0	0	2
Andre Rodgers, R (1, 6) OBP: 0.327, SLG: 0.278		5-3		G4-6-3 1-2f		F9		2B 1B		4	1	1	0	0	0	2
Nelson Mathews, R (1, 8) OBP: 0.286, SLG: 0.256		S 1B		P4		G6-4-3 1-2f		F5		4	0	1	0	0	0	2
Merritt Ranew, L (1, 2) OBP: 0.577, SLG: 0.792		4-3 1-2			SH3-4 1B 1B		E SH1-4 1B	1-H 2B		4	1	3	1	0	0	1
Larry Jackson, R (1, 1) OBP: 0.158, SLG: 0.211			6-3		1-2 SH3-4 1B		SH1-4 1-2	4-3		3	0	1	0	0	0	0
Inning Stats	R: 0 E: 0 K: 0 S: 3 H: 0 LOB: 0 BB: 0 P: 3	R: 1 E: 0 K: 0 S: 5 H: 2 LOB: 1 BB: 0 P: 5	R: 1 E: 0 K: 0 S: 5 H: 2 LOB: 1 BB: 0 P: 5	R: 0 E: 0 K: 0 S: 2 H: 0 LOB: 0 BB: 0 P: 3	R: 0 E: 0 K: 0 S: 5 H: 2 LOB: 3 BB: 1 P: 9	R: 0 E: 0 K: 0 S: 3 H: 1 LOB: 0 BB: 0 P: 3	R: 2 E: 2 K: 0 S: 6 H: 2 LOB: 2 BB: 1 P: 10	R: 1 E: 0 K: 0 S: 4 H: 2 LOB: 0 BB: 0 P: 4		1B: 6 2B: 4 3B: 0 HR: 1 SF: 0 SAC: 2 DP: 2 HBP: 1					

PITCHER		IP	WLS	BF	H	R	ER	SO	BB	IBB	HBP	BLK	WP	HR	S	P	ERA	WHIP
Don Cardwell, R ERA: 5.08	(1, 1)	7.0	L	32	9	4	2	0	0	2	1	0	0	1	29	38	2.57	1.286
Tommie Sisk, R ERA: 1.42	(8, 1)	1.0		4	2	1	1	0	0	0	0	0	0	0	4	4	9.00	2.000

PITCHER	IP	WLS	BF	H	R	ER	SO	BB	IBB	HBP	BLK	WP	HR	S	P	ERA	WHIP

AB	31
R	5
H	11
RBI	4
BB	2
SO	0
LOB	15

WP: 0 PA: 36
PB: 1
SB: 1
CS: 0

Batter	1	2	3	4	5	6	7	8	9	AB	R	H	RBI	BB	SO	LOB
Dick Schofield, S (1, 6) OBP: 0.373, SLG: 0.287	x 0-0 ① G3			S S S 0-3 ① K	x 0-0 ② G3		x 0-0 G5-3 HR 1-2 2-H 1B	x 0-0 ③ 4-3	5	1	1	1	0	1	0
Ted Savage, R (1, 8) OBP: 0.303, SLG: 0.484	S S S 0-3 ② K			x 0-0 1B 1B	x 0-0 ③ 4-3		x 0-0 ①② G5-3 1-2 2-3f		4	0	1	0	0	1	2
Bob Skinner, L (1, 7) OBP: 0.344, SLG: 0.386	x 0-0 ③ 4-3			x 0-0 G1-6-3 1-3 1B			B B B B 4-0 G1-4-3 1B BB	B B B B 4-0 HR BB	2	1	1	0	2	0	0
Willie Stargell, L (1, 3) OBP: 0.484, SLG: 0.630		x 0-0 ① P4		x 0-0 ②③ G1-6-3 1-2f			x 0-0 G1-4-3 1-2 1B	x 0-0 1-H 2-H HR	4	1	2	3	0	0	2
Roberto Clemente, R (1, 9) OBP: 0.319, SLG: 0.446		x 0-0 G4-6-3 1B			B B B B 4-0 L7-4 1B BB		x 0-0 ①② G1-4-3 1-2f 2-3	x 0-0 2B 1B	3	1	2	0	1	0	2
Smoky Burgess, L (1, 2) OBP: 0.319, SLG: 0.512 Vern Law, R (8, PR) OBP: 0.500, SLG: 0.500 Roy Face, R (8, 1) Earl Francis, R (8, 1)		x 0-0 ②③ G4-6-3 1-2f			x 0-0 1-2 1B		B B B B 4-0 BB	x 0-0 1-H 2B	3 0 0 0	0 0 0 0	2 0 0 0	1 0 0 0	1 0 0 0	0 0 0 0	1 0 0 0
Bill Mazeroski, R (1, 4) OBP: 0.368, SLG: 0.367			x 0-0 ① F7	x 0-0 ① F8		x 0-0 ③ L7	x 0-0 ③ 1-3		4	0	0	0	0	0	5
Bob Bailey, R (1, 5) OBP: 0.333, SLG: 0.464			x 0-0 ② 5-3	x 0-0 ②③ L7-4 2-3				x 0-0 E6 1B 1B	S S S 0-3 ① K	4	1	0	0	0	1	2
Al McBean, R (1, 1) OBP: 0.100, SLG: 0.100 Elmo Plaskett, R (6, PH) OBP: 0.200, SLG: 0.200 Joe Gibbon, R (6, 1) OBP: 0.200, SLG: 0.200 Johnny Logan, R (8, PH) OBP: 0.800, SLG: 0.800 Jim Pagliaroni, R (8, 2) OBP: 0.425, SLG: 0.500			x 0-0 ③ 4-3			x 0-0 ① F2		x 0-0 G5-3 1B 1-2 1B	x 0-0 ② F7	1 1 0 1 1	0 0 0 0 0	0 0 0 1 0	0 0 0 0 0	0 0 0 0 0	0 0 0 0 0	0 0 0 0 0
Inning Stats	R: 0 E: 0 K: 1 S: 5 H: 0 LOB: 0 BB: 0 P: 5	R: 0 E: 0 K: 0 S: 3 H: 1 LOB: 0 BB: 0 P: 3	R: 0 E: 0 K: 0 S: 3 H: 0 LOB: 0 BB: 0 P: 3	R: 0 E: 0 K: 1 S: 6 H: 2 LOB: 1 BB: 0 P: 6	R: 0 E: 0 K: 0 S: 3 H: 1 LOB: 1 BB: 1 P: 7	R: 0 E: 0 K: 0 S: 3 H: 0 LOB: 0 BB: 0 P: 3	R: 0 E: 0 K: 0 S: 3 H: 1 LOB: 2 BB: 2 P: 11	R: 5 E: 1 K: 0 S: 8 H: 5 LOB: 1 BB: 1 P: 12	R: 0 E: 0 K: 1 S: 5 H: 0 LOB: 0 BB: 0 P: 5	1B: 8 2B: 2 3B: 0 HR: 1 SF: 0 SAC: 0 DP: 5 HBP: 0						

PITCHER		IP	WLS	BF	H	R	ER	SO	BB	IBB	HBP	BLK	WP	HR	S	P	ERA	WHIP
Bob Buhl, R ERA: 1.97	(1, 1)	7.0		27	6	2	0	2	3	0	0	0	0	0	28	40	0.00	1.286
Lindy McDaniel, R ERA:	(8, 1)	0.2		4	2	2	0	0	1	0	0	0	0	1	3	7	0.00	4.500
Don Elston, R ERA:	(8, 1)	1.1	W	6	2	1	0	1	0	0	0	0	0	0	8	8	0.00	1.500

PITCHER	IP	WLS	BF	H	R	ER	SO	BB	IBB	HBP	BLK	WP	HR	S	P	ERA	WHIP

TOP

Pittsburgh Pirates @ Chicago Cubs

Wrigley Field, Chicago, IL

Wed May 08 1963, 3:33 AM CDT

Att. 6,350 - Unknown

livebaseballscorecards.com

AB	33
R	5
H	10
RBI	5
BB	4
SO	3
LOB	14

BOTTOM

Pittsburgh Pirates @ Chicago Cubs

Wrigley Field, Chicago, IL

Wed May 08 1963, 3:33 AM CDT

Att. 6,350 - Unknown

livebaseballscorecards.com

Batter	1	2	3	4	5	6	7	8	9	AB	R	H	RBI	BB	SO	LOB
Lou Brock, L (1, 9) OBP: 0.333, SLG: 0.386	6-3 E 3B 1B		2B S PB 1B	4-3 1-2			E4 S 1B	1-3 2B 2B 3-H		5	4	3	1	0	0	1
Ken Hubbs, R (1, 4) OBP: 0.289, SLG: 0.431	6-3 1-3		PB 2B 1-3	5-3			F3	6-3		5	0	1	0	0	0	5
Billy Williams, L (1, 7) OBP: 0.333, SLG: 0.358	3B 3-H		PB IBB		G3		14 1B 1B 1-H	2B IBB		3	0	2	2	2	0	0
Ron Santo, R (1, 5) OBP: 0.309, SLG: 0.495	1-3		K 1-2 2-3 3-H		HR		K	2B 1-3 2-H 3-H		5	1	2	3	0	2	4
14 Ernie Banks, R (1, 3) OBP: 0.296, SLG: 0.465	F8		IBB		K		1B 1-2	G5-4-3 IBB		3	0	1	0	2	1	1
Andre Rodgers, R (1, 6) OBP: 0.312, SLG: 0.263		6-3	4-3		F8		F9	G5-4-3 1-2f		5	0	0	0	0	0	8
Nelson Mathews, R (1, 8) OBP: 0.302, SLG: 0.383		F7		1B 3B	K			HR		4	2	2	1	0	1	0
Jimmie Schaffer, R (1, 2) OBP: 0.318, SLG: 0.500		K		1-3	P4			SH 2B 2B		4	1	1	0	0	1	1
Bob Buhl, R (1, 1) OBP: 0.059, SLG: 0.059			4-3	4-3 3-H	K			SH 2B 2B 2-3		3	0	1	1	0	1	0
Lindy McDaniel, R (8, 1)										0	0	0	0	0	0	0
Don Elston, R (8, 1)										0	1	0	0	0	0	0
Inning Stats	R: 1 E: 1 K: 0 S: 5 H: 2 LOB: 1 BB: 0 P: 5	R: 0 E: 0 K: 1 S: 5 H: 0 LOB: 0 BB: 0 P: 5	R: 1 E: 0 K: 1 S: 7 H: 2 LOB: 3 BB: 2 P: 15	R: 1 E: 0 K: 0 S: 5 H: 2 LOB: 1 BB: 0 P: 5	R: 1 E: 0 K: 1 S: 6 H: 1 LOB: 0 BB: 0 P: 6	R: 0 E: 0 K: 2 S: 7 H: 0 LOB: 0 BB: 0 P: 7	R: 1 E: 1 K: 1 S: 8 H: 2 LOB: 2 BB: 0 P: 8	R: 4 E: 0 K: 0 S: 7 H: 4 LOB: 2 BB: 2 P: 15		1B: 5 2B: 4 3B: 2 HR: 2 SF: 0 SAC: 1 DP: 1 HBP: 0						

	AB	37
	R	9
	H	13
	RBI	8
	BB	4
	SO	6
	LOB	20

PITCHER		IP	WLS	BF	H	R	ER	SO	BB	IBB	HBP	BLK	WP	HR	S	P	ERA	WHIP
Al McBean, R ERA: 3.46	(1, 1)	5.0		24	7	4	3	3	0	2	0	0	0	1	28	36	5.40	1.400
Joe Gibbon, L ERA:	(6, 1)	2.0		9	2	1	0	3	0	0	0	0	0	0	15	15	0.00	1.000
Roy Face, R ERA: 5.19	(8, 1)	0.0	L	4	3	4	4	0	0	0	0	0	0	1	4	4	∞	∞
Earl Francis, R ERA: 3.06	(8, 1)	1.0		5	1	0	0	0	0	2	0	0	0	0	3	11	0.00	1.000

PITCHER	IP	WLS	BF	H	R	ER	SO	BB	IBB	HBP	BLK	WP	HR	S	P	ERA	WHIP

WP: 0	PA: 42																
PB: 1																	
SB: 2																	
CS: 0																	

Batter	1	2	3	4	5	6	7	8	9	AB	R	H	RBI	BB	SO	LOB
Dick Schofield, S (1, 6) OBP: 0.368, SLG: 0.286	6-3		1-3			5-3			2-3, 1B	4	0	1	0	0	0	0
Ted Savage, R (1, 7) OBP: 0.270, SLG: 0.429	1-3			6-3			4-3		2-3, 1-2	4	0	0	0	0	0	1
Roberto Clemente, R (1, 9) OBP: 0.305, SLG: 0.425	4-3			6-3			4-3		P5	4	0	0	0	0	0	1
Donn Clendenon, R (1, 3) OBP: 0.346, SLG: 0.514		FC4-6, 1B		1-3			BBBB, BB			2	0	1	0	1	0	0
Bill Mazeroski, R (1, 4) OBP: 0.357, SLG: 0.354		FC4-6, G5-4-3, 1-2f			6-3		5-3			3	0	0	0	0	0	2
Bob Bailey, R (1, 5) OBP: 0.323, SLG: 0.448		G5-4-3, 1-2f			5-3			5-3		3	0	0	0	0	0	1
Jim Pagliaroni, R (1, 2) OBP: 0.419, SLG: 0.471			BBBB, E, G3, SF9, BB		5-3			5-3		2	1	0	0	1	0	0
Bill Virdon, L (1, 8) OBP: 0.329, SLG: 0.357			G3, 1-3			4-3		SSS, K2-3		3	0	0	0	0	1	1
Don Schwall, R (1, 1) OBP: 0.167, SLG: 0.100			SF9, 3-H			6-3			F7	1	0	0	1	0	0	0
Bob Veale, S (8, 1)										0	0	0	0	0	0	0
Johnny Logan, R (9, PH) OBP: 0.667, SLG: 0.667										1	0	0	0	0	0	0

TOP

Pittsburgh Pirates @ Chicago Cubs

Wrigley Field, Chicago, IL

Thu May 09 1963, 3:33 AM CDT

Att. 5,961 - Unknown

livebaseballscorecards.com

AB	27
R	1
H	2
RBI	1
BB	2
SO	1
LOB	6

Inning Stats	1	2	3	4	5	6	7	8	9
	R: 0 E: 0 K: 0 S: 3	R: 0 E: 0 K: 0 S: 3	R: 1 E: 1 K: 0 S: 3	R: 0 E: 0 K: 0 S: 3	R: 0 E: 0 K: 0 S: 3	R: 0 E: 0 K: 0 S: 3	R: 0 E: 0 K: 0 S: 3	R: 0 E: 0 K: 1 S: 5	R: 0 E: 0 K: 0 S: 4
	H: 0 LOB: 0 BB: 0 P: 3	H: 1 LOB: 0 BB: 0 P: 3	H: 0 LOB: 0 BB: 1 P: 7	H: 0 LOB: 0 BB: 0 P: 3	H: 0 LOB: 0 BB: 0 P: 3	H: 0 LOB: 0 BB: 0 P: 3	H: 0 LOB: 1 BB: 1 P: 7	H: 0 LOB: 0 BB: 0 P: 5	H: 1 LOB: 1 BB: 0 P: 4

1B: 2	SF: 1
2B: 0	SAC: 0
3B: 0	DP: 1
HR: 0	HBP: 0

WP: 0	PA: 30
PB: 0	
SB: 0	
CS: 0	

PITCHER	IP	WLS	BF	H	R	ER	SO	BB	IBB	HBP	BLK	WP	HR	S	P	ERA	WHIP
Dick Ellsworth, L (1, 1) ERA: 0.86	9.0	W	30	2	1	0	1	2	0	0	0	0	0	30	38	0.00	0.444

PITCHER	IP	WLS	BF	H	R	ER	SO	BB	IBB	HBP	BLK	WP	HR	S	P	ERA	WHIP

Batter	1	2	3	4	5	6	7	8	9	AB	R	H	RBI	BB	SO	LOB
Lou Brock, L (1, 9) OBP: 0.339, SLG: 0.385	K		G5-4-3 1B		F9 2-3			HBP		3	0	1	0	0	1	1
Ken Hubbs, R (1, 4) OBP: 0.300, SLG: 0.427	K 3B		G5-4-3 1-2f		1B 3-H			BB 1-2		3	1	1	1	1	1	1
Billy Williams, L (1, 7) OBP: 0.339, SLG: 0.384	14 SF5 3B 1-H		1B 1B		1-3			7-5 2-3f		4	1	2	1	0	0	3
Ron Santo, R (1, 5) OBP: 0.325, SLG: 0.500	BB		1-3 1B			6-3		1-3 1B		3	0	2	0	1	0	0
14 Ernie Banks, R (1, 3) OBP: 0.286, SLG: 0.451	SF5 3-H			1-3		F8		P6		3	0	0	1	0	0	2
Andre Rodgers, R (1, 6) OBP: 0.304, SLG: 0.255	K			6-3		1-3				3	0	0	0	0	1	1
Nelson Mathews, R (1, 8) OBP: 0.286, SLG: 0.360		K		K			5-3			3	0	0	0	0	2	0
Jimmie Schaffer, R (1, 2) OBP: 0.320, SLG: 0.455		4-3			F9 1B SH3-4 BB		K			2	1	0	0	1	1	0
Dick Ellsworth, L (1, 1) OBP: 0.077, SLG: 0.077		K			SH3-4 1-2		1-3			2	0	0	0	0	1	0
Inning Stats	R: 2 E: 0 K: 3 S: 11 H: 1 LOB: 1 BB: 1 P: 15	R: 0 E: 0 K: 2 S: 7 H: 0 LOB: 0 BB: 0 P: 7	R: 0 E: 0 K: 0 S: 4 H: 3 LOB: 2 BB: 0 P: 4	R: 0 E: 0 K: 1 S: 5 H: 0 LOB: 0 BB: 0 P: 5	R: 1 E: 0 K: 0 S: 4 H: 1 LOB: 1 BB: 1 P: 8	R: 0 E: 0 K: 0 S: 3 H: 0 LOB: 0 BB: 0 P: 3	R: 0 E: 0 K: 1 S: 5 H: 0 LOB: 0 BB: 0 P: 5	R: 0 E: 0 K: 0 S: 3 H: 1 LOB: 2 BB: 1 P: 8		1B: 5 2B: 1 3B: 1 HR: 0 SF: 1 SAC: 1 DP: 2 HBP: 1						

BOTTOM

Pittsburgh Pirates @ Chicago Cubs

Wrigley Field, Chicago, IL

Thu May 09 1963, 3:33 AM CDT

Att. 5,961 - Unknown

livebaseballscorecards.com

AB	26
R	3
H	6
RBI	3
BB	3
SO	7
LOB	8

PITCHER		IP	WLS	BF	H	R	ER	SO	BB	IBB	HBP	BLK	WP	HR	S	P	ERA	WHIP
Don Schwall, R ERA: 1.44	(1, 1)	7.0	L	29	5	3	1	7	3	0	1	0	0	0	39	52	1.29	1.143
Bob Veale, L ERA:	(8, 1)	1.0		3	1	0	0	0	0	0	0	0	0	0	3	3	0.00	1.000

PITCHER	IP	WLS	BF	H	R	ER	SO	BB	IBB	HBP	BLK	WP	HR	S	P	ERA	WHIP

Chicago Cubs @ Houston Colt 45's

Colt Stadium, Houston, TX

Fri May 10 1963, 8:05 PM EDT

Att. 7,238 - Unknown - 78 F

TOP

livebaseballscorecards.com

Batter	1	2	3	4	5	6	7	8	9	AB	R	H	RBI	BB	SO	LOB
Lou Brock, L (1, 9) OBP: 0.336, SLG: 0.380	1-3			5-3			3B 1B		K	4	1	1	0	0	1	0
Ken Hubbs, R (1, 4) OBP: 0.286, SLG: 0.405	5-3			F7			K		F8	4	0	0	0	0	1	1
Billy Williams, L (1, 7) OBP: 0.339, SLG: 0.402	K			K			1-H 3B			3	0	1	1	0	2	0
Ron Santo, R (1, 5) OBP: 0.316, SLG: 0.486		L8			K		K			3	0	0	0	0	2	1
14 Ernie Banks, R (1, 3) OBP: 0.278, SLG: 0.438		6-3			K		6-3			3	0	0	0	0	1	1
Andre Rodgers, R (1, 6) OBP: 0.296, SLG: 0.248		K			K			K		3	0	0	0	0	3	0
Nelson Mathews, R (1, 8) OBP: 0.271, SLG: 0.340			2-3			2-3		K		3	0	0	0	0	1	0
Jimmie Schaffer, R (1, 2) OBP: 0.296, SLG: 0.417			P6			P4		5-3		2	0	0	0	0	0	0
Bob Will, L (8, PH) OBP: 0.182, SLG: 0.182										1	0	0	0	0	0	0
Dick Bertell, R (8, 2) OBP: 0.294, SLG: 0.273										0	0	0	0	0	0	0
Glen Hobbie, R (1, 1) OBP: 0.083, SLG: 0.083			K			K			F7	2	0	0	0	0	2	0
Don Landrum, L (9, PH) OBP: 0.281, SLG: 0.231										1	0	0	0	0	0	0

Inning Stats	1	2	3	4	5	6	7	8	9
	R: 0 E: 0 K: 1 S: 5	H: 0 LOB: 0 BB: 0 P: 5	R: 0 E: 0 K: 1 S: 5	H: 0 LOB: 0 BB: 0 P: 5	R: 0 E: 0 K: 1 S: 5	H: 0 LOB: 0 BB: 0 P: 5	R: 0 E: 0 K: 3 S: 9	H: 0 LOB: 0 BB: 0 P: 9	R: 0 E: 0 K: 1 S: 5	H: 0 LOB: 0 BB: 0 P: 5	R: 0 E: 0 K: 2 S: 7	H: 0 LOB: 0 BB: 0 P: 7	R: 1 E: 0 K: 2 S: 9	H: 2 LOB: 1 BB: 0 P: 9	R: 0 E: 0 K: 1 S: 5	H: 0 LOB: 0 BB: 0 P: 5

1B: 1	SF: 0
2B: 0	SAC: 0
3B: 1	DP: 0
HR: 0	HBP: 0

WP: 0	PA: 29
PB: 0	
SB: 0	
CS: 0	

AB	29
R	1
H	2
RBI	1
BB	0
SO	13
LOB	3

PITCHER	IP	WLS	BF	H	R	ER	SO	BB	IBB	HBP	BLK	WP	HR	S	P	ERA	WHIP
Turk Farrell, R (1, 1) ERA: 2.76	9.0	W	29	2	1	1	13	0	0	0	0	0	0	55	55	1.00	0.222

PITCHER	IP	WLS	BF	H	R	ER	SO	BB	IBB	HBP	BLK	WP	HR	S	P	ERA	WHIP

Batter	1	2	3	4	5	6	7	8	9	AB	R	H	RBI	BB	SO	LOB
Johnny Temple, R (1, 4) OBP: 0.326, SLG: 0.298	5-3		6-3		F7		F9			4	0	0	0	0	0	2
Al Spangler, L (1, 7) OBP: 0.299, SLG: 0.296	K			1B WP 1B 1B	F9			4-3 S 1B 1B		4	2	2	0	0	1	1
Pete Runnels, L (1, 3) OBP: 0.267, SLG: 0.244	F8			1B FC4-6 1-3 1B		6-3		4-3 1-3		4	1	1	0	0	0	1
Rusty Staub, L (1, 9) OBP: 0.368, SLG: 0.366		F8		FC4-6 1-3 3-H 1B		G5-4-3 1B		FC5-4 3-H 1B		4	0	3	2	0	0	0
Bob Aspromonte, R (1, 5) OBP: 0.255, SLG: 0.267		5-3		FC4-6 FC6 1-2f 3-H		G5-4-3 1-2f		FC5-4 1-2f		4	0	0	1	0	0	3
Howie Goss, R (1, 8) OBP: 0.303, SLG: 0.410		B B B B 4-0 S BB		P6				SH1-4 1B 1B	5-3	3	1	1	0	1	0	2
J C Hartman, R (1, 6) OBP: 0.179, SLG: 0.184		4-3 1-2		FC6 1-2f				SH1-4 1-2		2	0	0	0	0	0	2
John Bateman, R (1, 2) OBP: 0.241, SLG: 0.353			S S S K		H HBP		S S S K			2	0	0	0	0	2	1
Turk Farrell, R (1, 1) OBP: 0.200, SLG: 0.143			1-3		F2		2-H			3	0	1	1	0	0	1
Inning Stats	R: 0 H: 0 E: 0 LOB: 0 K: 1 BB: 0 S: 5 P: 5	R: 0 H: 0 E: 0 LOB: 1 K: 0 BB: 1 S: 3 P: 7	R: 0 H: 0 E: 0 LOB: 0 K: 1 BB: 0 S: 5 P: 5	R: 2 H: 3 E: 0 LOB: 1 K: 0 BB: 0 S: 6 P: 6	R: 0 H: 0 E: 0 LOB: 1 K: 0 BB: 0 S: 3 P: 4	R: 0 H: 1 E: 0 LOB: 0 K: 0 BB: 0 S: 3 P: 3	R: 1 H: 2 E: 0 LOB: 1 K: 1 BB: 0 S: 7 P: 7	R: 1 H: 2 E: 0 LOB: 1 K: 0 BB: 0 S: 5 P: 5		1B: 8 SF: 0 2B: 0 SAC: 1 3B: 0 DP: 1 HR: 0 HBP: 1						

PITCHER		IP	WLS	BF	H	R	ER	SO	BB	IBB	HBP	BLK	WP	HR	S	P	ERA	WHIP
Glen Hobbie, R ERA: 3.19	(1, 1)	8.0	L	33	8	4	4	3	1	0	1	0	1	0	37	42	4.50	1.125

PITCHER	IP	WLS	BF	H	R	ER	SO	BB	IBB	HBP	BLK	WP	HR	S	P	ERA	WHIP

BOTTOM

Chicago Cubs @ Houston Colt 45's

Colt Stadium, Houston, TX

Fri May 10 1963, 8:05 PM EDT

Att. 7,238 - Unknown - 78 F

livebaseballscorecards.com

AB	30
R	4
H	8
RBI	4
BB	1
SO	3
LOB	13

WP: 1 PA: 33
PB: 0
SB: 2
CS: 0

Chicago Cubs @ Houston Colt 45's

Colt Stadium, Houston, TX

Sat May 11 1963, 8:05 PM EDT

Unknown - 84 F

TOP

livebaseballscorecards.com

Batter	1	2	3	4	5	6	7	8	9	AB	R	H	RBI	BB	SO	LOB
Lou Brock, L (1, 9) OBP: 0.333, SLG: 0.393	0-0 1B 3B	0-3 K			S S S 0-3 K		S S S 0-3 K			4	1	1	0	0	3	2
Ken Hubbs, R (1, 4) OBP: 0.284, SLG: 0.398	0-0 3B 1B 3-H	0-0 5-3			0-0 6-3		S S S 0-3 K			4	1	1	1	0	1	2
Billy Williams, L (1, 7) OBP: 0.344, SLG: 0.419	0-0 SF9 3B 1-H		B B B 4-0 E S BB		S S S 0-3 K			0-0 G3		3	1	1	1	1	1	0
Ron Santo, R (1, 5) OBP: 0.314, SLG: 0.482	0-0 SF9 3-H		0-0 F7 1-3			0-0 1-3		0-0 G6-3 1B		3	0	1	1	0	0	1
Steve Boros, R (1, 3)	0-0 L9		0-0 F9			0-0 5-3		0-0 G6-3 1-2f		4	0	0	0	0	0	2
Andre Rodgers, R (1, 6) OBP: 0.303, SLG: 0.250	0-0 F7		0-0 4-3			B B B B 4-0 PB WP BB			0-0 G6-4-3 1B	3	0	1	0	1	0	1
Nelson Mathews, R (1, 8) OBP: 0.290, SLG: 0.345		0-0 E 1B		0-0 1-3		B B B B 4-0 1-3 BB			0-0 P4	2	0	1	0	1	0	0
14 Ernie Banks, R (9, PH) OBP: 0.276, SLG: 0.434										1	0	0	0	0	0	1
Dick Bertell, R (1, 2) OBP: 0.273, SLG: 0.250		0-0 E6 SH3-4 1-3		0-0 6-3		0-0 5-3			0-0 G6-4-3 1-2f	4	0	0	0	0	0	4
Cal Koonce, R (1, 1) OBP: 0.400, SLG: 0.250		0-0 SH3-4 1-2		S S S 0-3 K			0-0 2-3			0	0	0	0	0	0	0
Paul Toth, R (2, 1)										2	0	0	0	0	1	0
Barney Schultz, R (7, 1)										0	0	0	0	0	0	0

	AB	30
	R	3
	H	6
	RBI	3
	BB	3
	SO	6
	LOB	13

Inning Stats	1	2	3	4	5	6	7	8	9
	R: 3 E: 0 K: 0 S: 6 H: 3 LOB: 0 BB: 0 P: 6	R: 0 E: 1 K: 1 S: 7 H: 1 LOB: 2 BB: 0 P: 7	R: 0 E: 0 K: 0 S: 3 H: 0 LOB: 1 BB: 1 P: 7	R: 0 E: 0 K: 1 S: 5 H: 0 LOB: 0 BB: 0 P: 5	R: 0 E: 0 K: 2 S: 7 H: 0 LOB: 0 BB: 0 P: 7	R: 0 E: 0 K: 0 S: 3 H: 0 LOB: 2 BB: 2 P: 11	R: 0 E: 0 K: 2 S: 7 H: 0 LOB: 0 BB: 0 P: 7	R: 0 E: 0 K: 0 S: 3 H: 1 LOB: 0 BB: 0 P: 3	R: 0 E: 0 K: 0 S: 3 H: 1 LOB: 0 BB: 0 P: 3

1B: 4	SF: 1	WP: 1	PA: 35
2B: 0	SAC: 1	PB: 1	
3B: 2	DP: 2	SB: 1	
HR: 0	HBP: 0	CS: 0	

PITCHER		IP	WLS	BF	H	R	ER	SO	BB	IBB	HBP	BLK	WP	HR	S	P	ERA	WHIP
Hal Brown, R ERA: 6.17	(1, 1)	1.1		9	4	3	3	0	0	0	0	0	0	0	9	9	20.25	3.000
Hal Woodeshick, L ERA: 1.21	(2, 1)	7.2	W	26	2	0	0	6	3	0	0	0	1	0	35	47	0.00	0.652

PITCHER		IP	WLS	BF	H	R	ER	SO	BB	IBB	HBP	BLK	WP	HR	S	P	ERA	WHIP

Batter	1	2	3	4	5	6	7	8	9	AB	R	H	RBI	BB	SO	LOB
Johnny Temple, R (1, 4) OBP: 0.344, SLG: 0.330 Bob Lillis, R (7, PR) OBP: 0.296, SLG: 0.289 (8, 4)	SH5-3 1B 1-3 1B	G4-3 1-2 3-H 1B		K			1B 1-3 2B			4 0	1 1	3 0	1 0	0 0	1 0	0 0
Al Spangler, L (1, 7) OBP: 0.296, SLG: 0.297	SH5-3 1-2 1B	G4-3 1-2f			L6		SF7 3-H			3	0	1	1	0	0	2
Pete Runnels, L (1, 3) OBP: 0.280, SLG: 0.259	SH5-3 1-2 2-3		6-3 1B		K		S 2-H 1B			3	0	2	1	0	1	0
Rusty Staub, L (1, 9) OBP: 0.354, SLG: 0.349	1-3 3-H		6-3 1-2		K		K 1-2			4	0	0	1	0	2	4
Bob Aspromonte, R (1, 5) OBP: 0.263, SLG: 0.269	K		FC6-4 BB			K		1-3 1B		3	0	1	0	1	2	1
Howie Goss, R (1, 8) OBP: 0.301, SLG: 0.404		SH1-3 2B 1B	K			F7		1-3 1-2		4	1	1	0	0	1	3
J C Hartman, R (1, 6) OBP: 0.190, SLG: 0.175		SH1-3 1-2	FC6-4 1-2f			PO BB		K		2	0	0	0	1	1	3
John Bateman, R (1, 2) OBP: 0.241, SLG: 0.364		1B 1B 2-H 2B		F8		PO 1-2	6-3	F8		4	1	1	1	0	0	1
Hal Brown, R (1, 1) Hal Woodeshick, R (2, 1) OBP: 0.500, SLG: 0.500		1B 2-3 1B		F2			2B SF7 1B			0 3	0 1	0 2	0 0	0 0	0 0	0 0
Inning Stats	R: 1 H: 2 E: 0 LOB: 1 K: 1 BB: 0 S: 7 P: 7	R: 2 H: 4 E: 0 LOB: 1 K: 0 BB: 0 S: 6 P: 6	R: 0 H: 1 E: 0 LOB: 2 K: 1 BB: 1 S: 6 P: 10	R: 0 H: 0 E: 0 LOB: 0 K: 1 BB: 0 S: 5 P: 5	R: 0 H: 0 E: 0 LOB: 0 K: 2 BB: 0 S: 7 P: 7	R: 0 H: 0 E: 0 LOB: 0 K: 1 BB: 1 S: 4 P: 8	R: 2 H: 3 E: 0 LOB: 1 K: 1 BB: 0 S: 8 P: 8	R: 0 H: 1 E: 0 LOB: 1 K: 1 BB: 0 S: 6 P: 6		1B: 9 SF: 1 2B: 2 SAC: 2 3B: 0 DP: 1 HR: 0 HBP: 0						WP: 0 PA: 36 PB: 0 SB: 1 CS: 0

PITCHER		IP	WLS	BF	H	R	ER	SO	BB	IBB	HBP	BLK	WP	HR	S	P	ERA	WHIP
Cal Koonce, R ERA: 6.19	(1, 1)	1.1		8	4	3	3	1	0	0	0	0	0	0	10	10	20.25	3.000
Paul Toth, R ERA: 3.15	(2, 1)	5.1	L	21	5	2	2	5	2	0	0	0	0	0	29	37	3.38	1.312
Barney Schultz, R ERA: 2.16	(7, 1)	1.1		6	2	0	0	2	0	0	0	0	0	0	10	10	0.00	1.500

PITCHER	IP	WLS	BF	H	R	ER	SO	BB	IBB	HBP	BLK	WP	HR	S	P	ERA	WHIP

BOTTOM

Chicago Cubs @ Houston Colt 45's

Colt Stadium, Houston, TX

Sat May 11 1963, 8:05 PM EDT

Unknown - 84 F

livebaseballscorecards.com

AB	30
R	5
H	11
RBI	5
BB	2
SO	8
LOB	14

Chicago Cubs @ Houston Colt 45's

Colt Stadium, Houston, TX

Sat May 11 1963, 8:05 PM EDT

Att. 11,224 - Unknown - 73 F

TOP

Batter	1	2	3	4	5	6	7	8	9	AB	R	H	RBI	BB	SO	LOB
Lou Brock, L (1, 9) OBP: 0.323, SLG: 0.379	P6		P4		F7			F9		4	0	0	0	0	0	2
Ken Hubbs, R (1, 4) OBP: 0.293, SLG: 0.402	4-3			G5-3, 1B 1B		5-3		1B		4	0	2	0	0	0	0
Billy Williams, L (1, 7) OBP: 0.349, SLG: 0.417	P6			G5-3 1-2 1B		S HBP		F5		3	0	1	0	0	0	1
Ron Santo, R (1, 5) OBP: 0.312, SLG: 0.470		K		G5-3 1-2 2-3f		K 1-2			14 SH1-3 BB	3	0	0	0	1	2	3
14 Ernie Banks, R (1, 3) OBP: 0.277, SLG: 0.431		1B		K		G3			SH1-3 1-2	3	0	1	0	0	1	2
Andre Rodgers, R (1, 6) OBP: 0.309, SLG: 0.245		K			SH1-3 BB		CS BB		P4	2	0	0	0	2	1	2
Don Landrum, L (1, 8) OBP: 0.267, SLG: 0.218		K			SH1-3 1-2		F7		F8	3	0	0	0	0	1	3
Jimmie Schaffer, R (1, 2) OBP: 0.267, SLG: 0.370			5-3		5-3		F9 1-2			3	0	0	0	0	0	2
Larry Jackson, R (1, 1) OBP: 0.190, SLG: 0.200			K		BB			L3		1	0	0	0	1	1	0
Bob Will, L (8, PH) OBP: 0.167, SLG: 0.167										1	0	0	0	0	0	0
Don Elston, R (8, 1)										0	0	0	0	0	0	0
Inning Stats	R: 0 E: 0 K: 0 S: 3 H: 0 LOB: 0 BB: 0 P: 3	R: 0 E: 0 K: 3 S: 10 H: 1 LOB: 1 BB: 0 P: 10	R: 0 E: 0 K: 1 S: 5 H: 0 LOB: 0 BB: 0 P: 5	R: 0 E: 0 K: 1 S: 6 H: 2 LOB: 1 BB: 0 P: 6	R: 0 E: 0 K: 0 S: 3 H: 0 LOB: 2 BB: 2 P: 11	R: 0 E: 0 K: 1 S: 5 H: 0 LOB: 1 BB: 0 P: 6	R: 0 E: 0 K: 0 S: 2 H: 0 LOB: 0 BB: 1 P: 6	R: 0 E: 0 K: 0 S: 4 H: 1 LOB: 1 BB: 0 P: 4	R: 0 E: 0 K: 0 S: 3 H: 0 LOB: 1 BB: 1 P: 7	1B: 4 2B: 0 3B: 0 HR: 0 SF: 0 SAC: 2 DP: 1 HBP: 1						

	AB	27
	R	0
	H	4
	RBI	0
	BB	4
	SO	6
	LOB	15

WP: 0 PB: 0 SB: 1 CS: 1 PA: 34

livebaseballscorecards.com

PITCHER	IP	WLS	BF	H	R	ER	SO	BB	IBB	HBP	BLK	WP	HR	S	P	ERA	WHIP
Dick Drott, R (1, 1) ERA: 0.69	8.0	W	31	4	0	0	6	4	0	1	0	0	0	38	55	0.00	1.000
Ken Johnson, R (9, 1) ERA: 3.26	1.0	S	3	0	0	0	0	0	0	0	0	0	0	3	3	0.00	0.000

PITCHER	IP	WLS	BF	H	R	ER	SO	BB	IBB	HBP	BLK	WP	HR	S	P	ERA	WHIP

Batter	1	2	3	4	5	6	7	8	9	AB	R	H	RBI	BB	SO	LOB
Bob Lillis, R (1, 4) OBP: 0.306, SLG: 0.304	BBBB 4-0 4-6-3 BB		x 0-0 SF9 1-3 2B		x 0-0 ② 5-3			x 0-0 ② 6-3		3	0	1	0	1	0	0
Al Spangler, L (1, 7) OBP: 0.293, SLG: 0.293 Carl Warwick, R (2, 7) OBP: 0.365, SLG: 0.366	SSS 0-3 ① K		BBBB 4-0 BB		x 0-0 ③ F7			SSS 0-3 ③ K		1 2	0 0	0 0	0 0	0 1	1 1	1 0
Pete Runnels, L (1, 3) OBP: 0.271, SLG: 0.253	x 0-0 ② 4-6-3 1-2		x 0-0 ② SF9 2-3 3-H			x 0-0 ① 6-3				2	0	0	1	0	0	1
Rusty Staub, L (1, 9) OBP: 0.343, SLG: 0.337	x 0-0 ③ G3		x 0-0 ③ G3			SSS 0-3 ② K				3	0	0	0	0	1	3
Bob Aspromonte, R (1, 5) OBP: 0.256, SLG: 0.262		x 0-0 ① 4-3		x 0-0 ① 6-3		x 0-0 ③ F9				3	0	0	0	0	0	0
Howie Goss, R (1, 8) OBP: 0.293, SLG: 0.393		x 0-0 ② L4		x 0-0 ② F7			x 0-0 ① G3			3	0	0	0	0	0	0
J C Hartman, R (1, 6) OBP: 0.178, SLG: 0.163		x 0-0 ③ 1-3		x 0-0 E3			x 0-0 ② 6-3			3	0	0	0	0	0	0
John Bateman, R (1, 2) OBP: 0.230, SLG: 0.345			x 0-0 ① F8	x 0-0 ③ F5			x 0-0 ③ 6-3			3	0	0	0	0	0	1
Dick Drott, R (1, 1) OBP: 0.333, SLG: 0.333 Ken Johnson, R (9, 1) OBP: 0.083, SLG: 0.083			x 0-0 2B SF9 1B		x 0-0 ① 6-3			x 0-0 ① P4		3 0	1 0	1 0	0 0	0 0	0 0	0 0
Inning Stats	R: 0 E: 0 K: 1 S: 5 H: 0 LOB: 1 BB: 1 P: 9	R: 0 E: 0 K: 0 S: 3 H: 0 LOB: 0 BB: 0 P: 3	R: 1 E: 0 K: 0 S: 5 H: 2 LOB: 2 BB: 1 P: 9	R: 0 E: 1 K: 0 S: 4 H: 0 LOB: 1 BB: 0 P: 4	R: 0 E: 0 K: 0 S: 3 H: 0 LOB: 0 BB: 0 P: 3	R: 0 E: 0 K: 1 S: 5 H: 0 LOB: 0 BB: 0 P: 5	R: 0 E: 0 K: 0 S: 3 H: 0 LOB: 0 BB: 0 P: 3	R: 0 E: 0 K: 1 S: 5 H: 0 LOB: 0 BB: 0 P: 5		1B: 1 2B: 1 3B: 0 HR: 0 SF: 1 SAC: 0 DP: 0 HBP: 0						

PITCHER		IP	WLS	BF	H	R	ER	SO	BB	IBB	HBP	BLK	WP	HR	S	P	ERA	WHIP
Larry Jackson, R ERA: 2.56	(1, 1)	7.0	L	26	2	1	1	2	2	0	0	0	0	0	28	36	1.29	0.571
Don Elston, R ERA:	(8, 1)	1.0		3	0	0	0	1	0	0	0	0	0	0	5	5	0.00	0.000

PITCHER	IP	WLS	BF	H	R	ER	SO	BB	IBB	HBP	BLK	WP	HR	S	P	ERA	WHIP

BOTTOM

Chicago Cubs @ Houston Colt 45's

Colt Stadium, Houston, TX

Sat May 11 1963, 8:05 PM EDT

Att. 11,224 - Unknown - 73 F

livebaseballscorecards.com

AB	26
R	1
H	2
RBI	1
BB	2
SO	3
LOB	6

WP: 0 PA: 29
PB: 0
SB: 0
CS: 0

Batter	1	2	3	4	5	6	7	8	9	10	AB	R	H	RBI	BB	SO	LOB
Lou Brock, L (1, 9) OBP: 0.313, SLG: 0.367	K		3-1		FC6-4 1-2f			P5			4	0	0	0	0	1	2
Ken Hubbs, R (1, 4) OBP: 0.281, SLG: 0.385	F2			P4		P6			5-3		4	0	0	0	0	0	0
Billy Williams, L (1, 7) OBP: 0.354, SLG: 0.429	2B			1-3		G4-3 1B			4-3		4	0	2	0	0	0	0
Ron Santo, R (1, 5) OBP: 0.302, SLG: 0.454	F9			K		G4-3 1-2f			6-3		4	0	0	0	0	1	2
14 Ernie Banks, R (1, 3) OBP: 0.268, SLG: 0.416		5-3			6-3		1-3			P6	4	0	0	0	0	0	0
Andre Rodgers, R (1, 6) OBP: 0.299, SLG: 0.236		5-3			F3		F8			F8	4	0	0	0	0	0	0
Don Landrum, L (1, 8) OBP: 0.266, SLG: 0.220		4-3			1B 1B 1B		P6			F7	4	1	1	0	0	0	0
Jimmie Schaffer, R (1, 2) OBP: 0.273, SLG: 0.367			K		1B 1-2 1B			F7			3	0	1	0	0	1	0
Bob Buhl, R (1, 1) OBP: 0.100, SLG: 0.100			F9		FC6-4 1-3 2-H 1B			K			3	0	1	1	0	1	0
Inning Stats	R: 0 H: 1 E: 0 LOB: 1 K: 1 BB: 0 S: 6 P: 6	R: 0 H: 0 E: 0 LOB: 0 K: 0 BB: 0 S: 3 P: 3	R: 0 H: 0 E: 0 LOB: 0 K: 1 BB: 0 S: 5 P: 5	R: 0 H: 0 E: 0 LOB: 0 K: 1 BB: 0 S: 5 P: 5	R: 1 H: 3 E: 0 LOB: 2 K: 0 BB: 0 S: 6 P: 6	R: 0 H: 1 E: 0 LOB: 0 K: 0 BB: 0 S: 3 P: 3	R: 0 H: 0 E: 0 LOB: 0 K: 0 BB: 0 S: 3 P: 3	R: 0 H: 0 E: 0 LOB: 0 K: 1 BB: 0 S: 5 P: 5	R: 0 H: 0 E: 0 LOB: 0 K: 0 BB: 0 S: 3 P: 3	R: 0 H: 0 E: 0 LOB: 0 K: 0 BB: 0 S: 3 P: 3	1B: 4 2B: 1 3B: 0 HR: 0	SF: 0 SAC: 0 DP: 1 HBP: 0						

PITCHER		IP	WLS	BF	H	R	ER	SO	BB	IBB	HBP	BLK	WP	HR	S	P	ERA	WHIP
Don Nottebart, R ERA: 3.3	(1, 1)	8.0		28	5	1	1	4	0	0	0	0	0	0	36	36	1.12	0.625
Jim Umbricht, R ERA: 12.0	(9, 1)	2.0	W	6	0	0	0	0	0	0	0	0	0	0	6	6	0.00	0.000

PITCHER	IP	WLS	BF	H	R	ER	SO	BB	IBB	HBP	BLK	WP	HR	S	P	ERA	WHIP

TOP

Chicago Cubs @ Houston Colt 45's

Colt Stadium, Houston, TX

Sun May 12 1963, 4:33 AM EDT

Att. 4,910 - Cloudy - 85 F

livebaseballscorecards.com

AB	34
R	1
H	5
RBI	1
BB	0
SO	4
LOB	4

1B: 4	SF: 0	WP: 0	PA: 34
2B: 1	SAC: 0	PB: 0	
3B: 0	DP: 1	SB: 0	
HR: 0	HBP: 0	CS: 0	

Chicago Cubs @ Houston Colt 45's

Colt Stadium, Houston, TX

Sun May 12 1963, 4:33 AM EDT

Att. 4,910 - Cloudy - 85 F

livebaseballscorecards.com

Batter	1	2	3	4	5	6	7	8	9	10	AB	R	H	RBI	BB	SO	LOB
Johnny Temple, R (1, 4) OBP: 0.340, SLG: 0.319	F9		6-3			1-3			BB, FC3-6		3	0	0	0	1	0	0
Al Spangler, L (1, 7) OBP: 0.291, SLG: 0.304	1B, 2B			6-3		F8			FC3-6, 4-3, 3B, 1-2f		4	1	1	0	0	0	1
Pete Runnels, L (1, 3) OBP: 0.270, SLG: 0.253	G6-3, 1B, 2-3			F7			6-3		4-3, 1-2		4	0	1	0	0	0	1
Rusty Staub, L (1, 9) OBP: 0.349, SLG: 0.359	G6-3, 1-2f			BB			6-3		3B, 2-H		3	0	1	1	1	0	2
Bob Aspromonte, R (1, 5) OBP: 0.264, SLG: 0.291		6-3		P3			BB			HR	3	1	1	1	1	0	1
Howie Goss, R (1, 8) OBP: 0.286, SLG: 0.383		F7		F7			K				3	0	0	0	0	1	1
Bob Lillis, R (1, 6) OBP: 0.318, SLG: 0.317		F8		CS, 1B				FC4-6, 1B			3	0	2	0	0	0	0
John Bateman, R (1, 2) OBP: 0.219, SLG: 0.328			F8	F8, 1-2				FC4-6, L4-3, 1-2f			3	0	0	0	0	0	2
Brock Davis, L (8, PR) OBP: 0.333, SLG: 0.286											0	0	0	0	0	0	0
Jim Campbell, R (9, 2) OBP: 0.216, SLG: 0.229											0	0	0	0	0	0	0
Dave Adlesh, R (10, 2)											0	0	0	0	0	0	0
Don Nottebart, R (1, 1) OBP: 0.188, SLG: 0.133			F9			1-5-3		L4-3, 1-2			2	0	0	0	0	0	0
Carl Warwick, R (8, PH) OBP: 0.360, SLG: 0.361											1	0	0	0	0	0	1
Jim Umbricht, R (9, 1)											0	0	0	0	0	0	0

Inning Stats	1	2	3	4	5	6	7	8	9	10
	R: 0 H: 2 E: 0 LOB: 1 K: 0 BB: 0 S: 4 P: 4	R: 0 H: 0 E: 0 LOB: 0 K: 0 BB: 0 S: 3 P: 3	R: 0 H: 0 E: 0 LOB: 0 K: 0 BB: 0 S: 3 P: 3	R: 0 H: 0 E: 0 LOB: 1 K: 0 BB: 1 S: 3 P: 7	R: 0 H: 1 E: 0 LOB: 0 K: 0 BB: 0 S: 3 P: 3	R: 0 H: 0 E: 0 LOB: 0 K: 0 BB: 0 S: 3 P: 3	R: 0 H: 0 E: 0 LOB: 1 K: 1 BB: 1 S: 5 P: 9	R: 0 H: 1 E: 0 LOB: 1 K: 0 BB: 0 S: 3 P: 3	R: 1 H: 1 E: 0 LOB: 1 K: 0 BB: 1 S: 3 P: 7	R: 1 H: 1 E: 0 LOB: 0 K: 0 BB: 0 S: 1 P: 1

1B: 3 SF: 0
2B: 2 SAC: 0
3B: 1 DP: 2
HR: 1 HBP: 0

WP: 0 PA: 32
PB: 0
SB: 0
CS: 1

BOTTOM	
AB	29
R	2
H	6
RBI	2
BB	3
SO	1
LOB	9

PITCHER	IP	WLS	BF	H	R	ER	SO	BB	IBB	HBP	BLK	WP	HR	S	P	ERA	WHIP
Bob Buhl, R (1, 1) ERA: 1.97	9.0	L	32	6	2	2	1	3	0	0	0	0	1	31	43	2.00	1.000

PITCHER	IP	WLS	BF	H	R	ER	SO	BB	IBB	HBP	BLK	WP	HR	S	P	ERA	WHIP

Batter	1	2	3	4	5	6	7	8	9	AB	R	H	RBI	BB	SO	LOB
Eddie Kasko, R (1, 5) OBP: 0.377, SLG: 0.346	0-0 1B		BBBB 4-0 BB			0-0 L9-6 2B		0-0 ② F8		3	0	2	0	1	0	1
Pete Rose, S (1, 4) OBP: 0.370, SLG: 0.386	SSS 0-3 ① K		x 0-0 ③ 5-3			x 0-0 ① 5-3		x 0-0 ③ 4-3		4	0	0	0	0	1	4
Vada Pinson, L (1, 8) OBP: 0.273, SLG: 0.388	SSS 0-3 ② K			x 0-0 ① 3-1		x 0-0 ②③ L9-6 2-3			x 0-0 ① 1-3	4	0	0	0	0	1	2
Frank Robinson, R (1, 7) OBP: 0.368, SLG: 0.477	x 0-0 ③ F5			x 0-0 ② F9			x 0-0 ① 6-3		x 0-0 CS 1B	4	0	1	0	0	0	1
Leo Cardenas, R (1, 6) OBP: 0.295, SLG: 0.488		x 0-0 ① 6-3		x 0-0 ③ 5-3			x 0-0 ② F3		x 0-0 ② F8	4	0	0	0	0	0	1
Ken Walters, R (1, 9) OBP: 0.364, SLG: 0.545 Jerry Lynch, L (9, PH) OBP: 0.235, SLG: 0.533		x 0-0 ② 1-3			x 0-0 6-3 2B		x 0-0 ③ 5-3		0-0 ③ CS 1-2	3 0	0 0	1 0	0 0	0 0	0 0	0 0
Johnny Edwards, L (1, 2) OBP: 0.387, SLG: 0.469 Tommy Harper, R (8, PR) OBP: 0.324, SLG: 0.193 Jesse Gonder, L (8, 2) OBP: 0.200, SLG: 0.500		SSS 0-3 ③ K			x 0-0 ① P4			x 0-0 SH1-4 1B 1B		3 0 0	0 1 0	1 0 0	0 0 0	0 0 0	1 0 0	1 0 0
Gordy Coleman, L (1, 3) OBP: 0.248, SLG: 0.391			x 0-0 ① 5-3		x 0-0 ② 6-3 2-3			x 0-0 ① SH1-4 1-2		2	0	0	0	0	0	1
Joe Nuxhall, L (1, 1) OBP: 0.154, SLG: 0.154			x 0-0 ② 4-3		x 0-0 ③ G3			x 0-0 2-H 1B		3	0	1	1	0	0	1
Inning Stats	R: 0 E: 0 K: 2 S: 8 H: 1 LOB: 1 BB: 0 P: 8	R: 0 E: 0 K: 1 S: 5 H: 0 LOB: 0 BB: 0 P: 5	R: 0 E: 0 K: 0 S: 3 H: 0 LOB: 1 BB: 1 P: 7	R: 0 E: 0 K: 0 S: 3 H: 0 LOB: 0 BB: 0 P: 3	R: 0 E: 0 K: 0 S: 4 H: 1 LOB: 1 BB: 0 P: 4	R: 0 E: 0 K: 0 S: 3 H: 1 LOB: 0 BB: 0 P: 3	R: 0 E: 0 K: 0 S: 3 H: 0 LOB: 0 BB: 0 P: 3	R: 1 E: 0 K: 0 S: 5 H: 2 LOB: 1 BB: 0 P: 5	R: 0 E: 0 K: 0 S: 3 H: 1 LOB: 0 BB: 0 P: 3	1B: 4 2B: 3 3B: 0 HR: 0 SF: 0 SAC: 1 DP: 1 HBP: 0						

PITCHER		IP	WLS	BF	H	R	ER	SO	BB	IBB	HBP	BLK	WP	HR	S	P	ERA	WHIP
Dick Ellsworth, L ERA: 0.91	(1, 1)	8.0	W	29	5	1	1	3	1	0	0	0	0	0	34	38	1.12	0.750
Lindy McDaniel, R ERA:	(9, 1)	1.0	S	3	1	0	0	0	0	0	0	0	0	0	3	3	0.00	1.000

PITCHER	IP	WLS	BF	H	R	ER	SO	BB	IBB	HBP	BLK	WP	HR	S	P	ERA	WHIP

TOP

Cincinnati Reds @ Chicago Cubs

Wrigley Field, Chicago, IL

Tue May 14 1963, 3:33 AM CDT

Att. 4,085 - Unknown

livebaseballscorecards.com

AB	30
R	1
H	6
RBI	1
BB	1
SO	3
LOB	12

1B: 4	SF: 0	WP: 0	PA: 33
2B: 3	SAC: 1	PB: 0	
3B: 0	DP: 1	SB: 0	
HR: 0	HBP: 0	CS: 1	

Batter	1	2	3	4	5	6	7	8	9	AB	R	H	RBI	BB	SO	LOB
Lou Brock, L (1, 9) OBP: 0.303, SLG: 0.355	F8		P4		L6			F3 2-3		4	0	0	0	0	0	2
Ken Hubbs, R (1, 4) OBP: 0.290, SLG: 0.421	F7		K			FC5-4 1B		HR 3-H		4	1	2	2	0	1	0
Billy Williams, L (1, 7) OBP: 0.351, SLG: 0.422	1B 1B		F8			F8		4-3		4	0	1	0	0	0	1
Ron Santo, R (1, 5) OBP: 0.308, SLG: 0.455	14 FC6-4 1-3 1B			6-3		FC5-4 1-2f		1B		4	0	2	0	0	0	1
14 Ernie Banks, R (1, 3) OBP: 0.260, SLG: 0.402	FC6-4 1-2f			K		F8		F7		4	0	0	0	0	1	4
Andre Rodgers, R (1, 6) OBP: 0.300, SLG: 0.239		5-3		F7			CS 1B			3	0	1	0	0	0	0
Nelson Mathews, R (1, 8) OBP: 0.277, SLG: 0.328		P6			K		K 1-2			3	0	0	0	0	2	1
Dick Bertell, R (1, 2) OBP: 0.276, SLG: 0.275		2B			K		B1			3	0	1	0	0	1	0
Dick Ellsworth, L (1, 1) OBP: 0.067, SLG: 0.067		K			E6			E9 WP HR		2	0	0	0	0	1	1
Ken Aspromonte, R (8, PH) OBP: 0.167, SLG: 0.214										1	1	0	0	0	0	0
Lindy McDaniel, R (9, 1)										0	0	0	0	0	0	0
Inning Stats	R: 0 E: 0 K: 0 S: 5 H: 2 LOB: 2 BB: 0 P: 5	R: 0 E: 0 K: 1 S: 6 H: 1 LOB: 1 BB: 0 P: 6	R: 0 E: 0 K: 1 S: 5 H: 0 LOB: 0 BB: 0 P: 5	R: 0 E: 0 K: 1 S: 5 H: 0 LOB: 0 BB: 0 P: 5	R: 0 E: 1 K: 2 S: 8 H: 0 LOB: 1 BB: 0 P: 8	R: 0 E: 0 K: 0 S: 4 H: 1 LOB: 1 BB: 0 P: 4	R: 0 E: 0 K: 1 S: 5 H: 1 LOB: 0 BB: 0 P: 5	R: 2 E: 1 K: 0 S: 6 H: 2 LOB: 1 BB: 0 P: 6		1B: 5 2B: 2 3B: 0 HR: 1 SF: 0 SAC: 0 DP: 1 HBP: 0						

PITCHER	IP	WLS	BF	H	R	ER	SO	BB	IBB	HBP	BLK	WP	HR	S	P	ERA	WHIP
Joe Nuxhall, L (1, 1) ERA: 1.4	8.0	L	32	7	2	1	6	0	0	0	0	1	1	44	44	1.12	0.875

PITCHER	IP	WLS	BF	H	R	ER	SO	BB	IBB	HBP	BLK	WP	HR	S	P	ERA	WHIP

BOTTOM

Cincinnati Reds @ Chicago Cubs

Wrigley Field, Chicago, IL

Tue May 14 1963, 3:33 AM CDT

Att. 4,085 - Unknown

livebaseballscorecards.com

AB	32
R	2
H	7
RBI	2
BB	0
SO	6
LOB	10

1B: 5 2B: 2 3B: 0 HR: 1 SF: 0 SAC: 0 DP: 1 HBP: 0

WP: 1 PB: 0 SB: 0 CS: 1 PA: 32

Batter	1	2	3	4	5	6	7	8	9	AB	R	H	RBI	BB	SO	LOB
Eddie Kasko, R (1, 5) OBP: 0.364, SLG: 0.333	BB 1B 1B		5-3 1B	5-3 1B		SH5-4 1-2 2-3	K		6-3	5	1	1	0	0	1	1
Pete Rose, S (1, 4) OBP: 0.387, SLG: 0.420	BBBB 1B 1-2 BB		BB 1B 1B	1B		1B 2-H 3-H 3B		1-3 1B	P6	5	2	3	2	1	0	0
Vada Pinson, L (1, 8) OBP: 0.278, SLG: 0.384	F9		BBBB 1B 1-2 1B BB	F8		3-H 1B		4-3		4	1	1	1	1	0	3
Jerry Lynch, L (1, 7) OBP: 0.263, SLG: 0.529	F7		BB 1-3 2-H 1B 1B		SSS K	F7		1B 1B		2	1	1	1	0	0	2
Ken Walters, R (5, PH) (5, 9) OBP: 0.357, SLG: 0.500										3	1	1	0	0	1	1
Gordy Coleman, L (1, 3) OBP: 0.262, SLG: 0.395	1-3 2-H 1B		BBBB 1B 1-2 1B BB		3-1	L9		1B 1-3 1B		4	1	2	1	1	0	1
Frank Robinson, R (1, 9) (5, 7) OBP: 0.385, SLG: 0.496	F3		1B 1-3 2-H 3-H 1B		BBBB S BB		4-3 SH3-4 2B	BB 1-3 3-H 1B		4	1	3	3	1	0	2
Leo Cardenas, R (1, 6) OBP: 0.306, SLG: 0.488		G4-6-3 1B	G6-4-3 1-3 3-H 1B		F8 1-2		4-3 2-3 BBBB BB 1-2			4	0	2	1	1	0	2
Don Pavletich, R (1, 2) OBP: 0.400, SLG: 0.250		F9 1-2f	G6-4-3 1-2f			BBBB SH5-4 BB 3B 1B	SH3-4 BB	F7		4	1	1	0	1	0	6
Jim Maloney, L (1, 1) OBP: 0.150, SLG: 0.105		G4-6-3 1-2f		4-3		BBBB SH5-4 1-2 3B BB	SH3-4 1-2 3-H		SSS K	2	0	0	0	0	0	1
Jesse Gonder, L (6, PH) OBP: 0.273, SLG: 0.500										0	1	0	0	1	0	0
Al Worthington, R (6, 1)										1	0	0	1	0	1	0
Inning Stats	R: 1 E: 0 K: 0 S: 5 H: 2 LOB: 2 BB: 1 P: 9	R: 0 E: 0 K: 0 S: 3 H: 1 LOB: 0 BB: 0 P: 3	R: 4 E: 0 K: 0 S: 6 H: 4 LOB: 1 BB: 2 P: 14	R: 0 E: 0 K: 0 S: 4 H: 1 LOB: 1 BB: 0 P: 4	R: 0 E: 0 K: 1 S: 5 H: 0 LOB: 1 BB: 1 P: 9	R: 3 E: 0 K: 0 S: 6 H: 3 LOB: 1 BB: 1 P: 10	R: 1 E: 0 K: 1 S: 6 H: 1 LOB: 1 BB: 1 P: 10	R: 1 E: 0 K: 0 S: 6 H: 3 LOB: 3 BB: 1 P: 10	R: 0 E: 0 K: 1 S: 5 H: 0 LOB: 0 BB: 0 P: 5	1B: 13 2B: 1 3B: 1 HR: 0 SF: 0 SAC: 2 DP: 2 HBP: 0						

PITCHER		IP	WLS	BF	H	R	ER	SO	BB	IBB	HBP	BLK	WP	HR	S	P	ERA	WHIP
Glen Hobbie, R ERA: 4.15	(1, 1)	2.1	L	14	5	5	5	0	3	0	0	0	0	0	11	23	19.29	3.429
Jim Brewer, L ERA:	(3, 1)	2.2		11	3	0	0	1	1	0	0	0	0	0	12	16	0.00	1.500
Paul Toth, R ERA: 4.5	(6, 1)	2.0		12	4	4	4	1	2	0	0	0	0	0	12	20	18.00	3.000
Cal Koonce, R ERA: 6.0	(8, 1)	2.0		10	3	1	1	1	1	0	0	0	0	0	11	15	4.50	2.000

PITCHER	IP	WLS	BF	H	R	ER	SO	BB	IBB	HBP	BLK	WP	HR	S	P	ERA	WHIP

TOP

Cincinnati Reds @ Chicago Cubs

Wrigley Field, Chicago, IL

Wed May 15 1963, 3:33 AM CDT

Att. 2,210 - Unknown

livebaseballscorecards.com

AB	38
R	10
H	15
RBI	10
BB	7
SO	3
LOB	19

WP: 0 PB: 0 SB: 1 CS: 0

PA: 47

Batter	1	2	3	4	5	6	7	8	9	AB	R	H	RBI	BB	SO	LOB
Lou Brock, L (1, 9) OBP: 0.299, SLG: 0.372	L3		F8		HR		K		FC4-6 FC6 1-2f	5	1	1	1	0	1	1
Ken Hubbs, R (1, 4) OBP: 0.286, SLG: 0.410	1B		K		K		1-6-3		FC6 1-2f	5	0	1	0	0	2	1
Billy Williams, L (1, 7) OBP: 0.355, SLG: 0.429	K			E 2B		BB 14 WP 1B		P6		3	1	1	0	1	1	1
Ron Santo, R (1, 5) OBP: 0.314, SLG: 0.457	F7			E4 2-H 1B		1B 14 WP 1-2		F8		4	0	2	0	0	0	1
14 Ernie Banks, R (1, 3) OBP: 0.260, SLG: 0.392		1-3		F7		F7 1-2 2-3		BB E 1B		3	0	0	0	1	0	3
Andre Rodgers, R (1, 6) OBP: 0.306, SLG: 0.241		K		F8		BB		E6 FC4 1-3 1B		3	0	1	0	1	1	1
Don Landrum, L (1, 8) OBP: 0.265, SLG: 0.222		1B		P6		F2		FC4 1-2f		4	0	1	0	0	0	6
Dick Bertell, R (1, 2) OBP: 0.267, SLG: 0.264		F7			6-3	3-1			1-3	2	0	0	0	0	0	1
Bob Will, L (6, PH) OBP: 0.154, SLG: 0.154										1	0	0	0	0	0	3
Jimmie Schaffer, R (7, 2) OBP: 0.265, SLG: 0.355										1	0	0	0	0	0	0
Glen Hobbie, R (1, 1) OBP: 0.083, SLG: 0.083			K		4-3		F7		BB FC4-6	0	0	0	0	0	0	0
Jim Brewer, L (3, 1)										1	0	0	0	0	1	0
Ken Aspromonte, R (5, PH) OBP: 0.161, SLG: 0.207										1	0	0	0	0	0	0
Paul Toth, R (6, 1)										0	0	0	0	0	0	0
Steve Boros, R (7, PH)										1	0	0	0	0	0	0
Cal Koonce, R (8, 1) OBP: 0.400, SLG: 0.250										0	0	0	0	0	0	0
Nelson Mathews, R (9, PH) OBP: 0.288, SLG: 0.328										0	0	0	0	1	0	0
Inning Stats	R: 0 E: 0 K: 1 S: 6 H: 1 LOB: 1 BB: 0 P: 6	R: 0 E: 0 K: 1 S: 6 H: 1 LOB: 1 BB: 0 P: 6	R: 0 E: 0 K: 2 S: 7 H: 0 LOB: 0 BB: 0 P: 7	R: 1 E: 1 K: 0 S: 5 H: 2 LOB: 1 BB: 0 P: 5	R: 1 E: 0 K: 1 S: 6 H: 1 LOB: 0 BB: 0 P: 6	R: 0 E: 0 K: 0 S: 4 H: 1 LOB: 3 BB: 2 P: 12	R: 0 E: 0 K: 1 S: 5 H: 0 LOB: 0 BB: 0 P: 5	R: 0 E: 1 K: 0 S: 4 H: 1 LOB: 2 BB: 1 P: 8	R: 0 E: 0 K: 0 S: 3 H: 0 LOB: 1 BB: 1 P: 7	1B: 5 2B: 1 3B: 0 HR: 1 SF: 0 SAC: 0 DP: 0 HBP: 0	WP: 1 PB: 0 SB: 0 CS: 0 PA: 38					

PITCHER		IP	WLS	BF	H	R	ER	SO	BB	IBB	HBP	BLK	WP	HR	S	P	ERA	WHIP
Jim Maloney, R ERA: 2.6	(1, 1)	5.0	W	20	5	2	2	5	0	0	0	0	0	1	30	30	3.60	1.000
Al Worthington, R ERA: 2.93	(6, 1)	4.0	S	18	2	0	0	1	4	0	0	0	1	0	16	32	0.00	1.500

PITCHER	IP	WLS	BF	H	R	ER	SO	BB	IBB	HBP	BLK	WP	HR	S	P	ERA	WHIP

BOTTOM

Cincinnati Reds @ Chicago Cubs

Wrigley Field, Chicago, IL

Wed May 15 1963, 3:33 AM CDT

Att. 2,210 - Unknown

livebaseballscorecards.com

AB	34
R	2
H	7
RBI	1
BB	4
SO	6
LOB	18

Cincinnati Reds @ Chicago Cubs

Wrigley Field, Chicago, IL

Thu May 16 1963, 3:33 AM CDT

Att. 2,831 - Unknown

TOP

livebaseballscorecards.com

Batter	1	2	3	4	5	6	7	8	9	AB	R	H	RBI	BB	SO	LOB
Eddie Kasko, R (1, 5) OBP: 0.348, SLG: 0.317	6-3		4-3 2-3			K		L3		3	0	0	0	0	1	1
Marty Keough, L (8, PH) OBP: 0.200, SLG: 0.194 (8, 7)										1	0	0	0	0	0	2
Pete Rose, S (1, 4) OBP: 0.373, SLG: 0.402	F7		F7			4-3		P6		4	0	0	0	0	0	3
Vada Pinson, L (1, 8) OBP: 0.292, SLG: 0.391	3-1			1B		1B		BB		3	0	2	0	1	0	0
Jerry Lynch, L (1, 7) OBP: 0.261, SLG: 0.476		G4-6-3 1B		F8		F7		P4		4	0	1	0	0	0	4
Dom Zanni, R (8, 1)										0	0	0	0	0	0	0
Bill Henry, L (8, 1)										0	0	0	0	0	0	0
Gordy Coleman, L (1, 3) OBP: 0.254, SLG: 0.381		G4-6-3 1-2f		E8			F8		4-3	4	0	0	0	0	0	1
Frank Robinson, R (1, 9) OBP: 0.381, SLG: 0.483		BB		L9			P4		K	3	0	0	0	1	1	1
Leo Cardenas, R (1, 6) OBP: 0.297, SLG: 0.474		K			1-3		F7		K	4	0	0	0	0	2	1
Don Pavletich, R (1, 2) OBP: 0.429, SLG: 0.333			4-3 SH1-4 1B		P6			2B 1B		2	0	1	0	0	0	0
Johnny Edwards, L (8, PH) OBP: 0.393, SLG: 0.475 (8, 2)										1	0	1	0	0	0	0
Jim O'Toole, S (1, 1) OBP: 0.136, SLG: 0.136			SH1-4 1-2		K			1-3 2B		1	0	0	0	0	1	0
Jesse Gonder, L (8, PH) OBP: 0.333, SLG: 0.636										1	0	1	0	0	0	0
Tommy Harper, R (8, PR) OBP: 0.324, SLG: 0.193										0	0	0	0	0	0	0
Don Blasingame, L (8, 5) OBP: 0.323, SLG: 0.240										0	0	0	0	0	0	0

Inning Stats	1	2	3	4	5	6	7	8	9
R:	0	0	0	0	0	0	0	0	0
E:	0	0	0	1	0	0	0	0	0
K:	0	1	0	0	1	1	0	0	2
S:	3	5	4	4	5	6	3	5	7
H:	0	1	1	1	0	1	0	2	0
LOB:	0	1	1	1	0	1	0	3	0
BB:	0	1	0	0	0	0	0	1	0
P:	3	9	4	4	5	6	3	9	7

1B:	5
2B:	1
3B:	0
HR:	0
SF:	0
SAC:	1
DP:	1
HBP:	0
WP:	0
PB:	0
SB:	0
CS:	0
PA:	34

AB	31
R	0
H	6
RBI	0
BB	2
SO	5
LOB	13

PITCHER	IP	WLS	BF	H	R	ER	SO	BB	IBB	HBP	BLK	WP	HR	S	P	ERA	WHIP
Larry Jackson, R (1, 1) ERA: 2.24	9.0	W	34	6	0	0	5	2	0	0	0	0	0	42	50	0.00	0.889

PITCHER	IP	WLS	BF	H	R	ER	SO	BB	IBB	HBP	BLK	WP	HR	S	P	ERA	WHIP

Batter	1	2	3	4	5	6	7	8	9	AB	R	H	RBI	BB	SO	LOB
Lou Brock, L (1, 9) OBP: 0.298, SLG: 0.376	G3		FC4-6 1-2f			K		1B 2B		4	1	1	0	0	1	1
Ken Hubbs, R (1, 4) OBP: 0.294, SLG: 0.402	6-3			4-3			1B SH1-3 14 1B BB	1B BB		2	1	0	0	2	0	0
Billy Williams, L (1, 7) OBP: 0.355, SLG: 0.426	G3			F9			SH1-3 1-2	FC5-4 1-3 2-H		3	0	1	1	0	0	0
Ron Santo, R (1, 5) OBP: 0.312, SLG: 0.450		P4		P6			14 1B 2-3	FC5-4 1-2f		4	0	1	0	0	0	2
14 Ernie Banks, R (1, 3) OBP: 0.269, SLG: 0.398		CS 1B			F9		FC6-4 1-2 3-H	1B		3	0	2	1	0	0	0
Andre Rodgers, R (1, 6) OBP: 0.299, SLG: 0.235		6-3 1-2			F8		F8			3	0	0	0	0	0	3
Nelson Mathews, R (1, 8) OBP: 0.275, SLG: 0.311			K		P4		FC6-4 1-2f			3	0	0	0	0	1	2
Dick Bertell, R (1, 2) OBP: 0.254, SLG: 0.250			K			6-3		F9		3	0	0	0	0	1	0
Larry Jackson, R (1, 1) OBP: 0.208, SLG: 0.217			FC4-6 1B			6-3		6-3		3	0	1	0	0	0	0
Inning Stats	R: 0 E: 0 K: 0 S: 3 H: 0 LOB: 0 BB: 0 P: 3	R: 0 E: 0 K: 0 S: 3 H: 1 LOB: 0 BB: 0 P: 3	R: 0 E: 0 K: 2 S: 8 H: 1 LOB: 1 BB: 0 P: 8	R: 0 E: 0 K: 0 S: 3 H: 0 LOB: 0 BB: 0 P: 3	R: 0 E: 0 K: 0 S: 3 H: 0 LOB: 0 BB: 0 P: 3	R: 0 E: 0 K: 1 S: 5 H: 0 LOB: 0 BB: 0 P: 5	R: 1 E: 0 K: 0 S: 5 H: 2 LOB: 2 BB: 1 P: 9	R: 1 E: 0 K: 0 S: 5 H: 2 LOB: 2 BB: 1 P: 9		1B: 5 2B: 1 3B: 0 HR: 0 SF: 0 SAC: 1 DP: 0 HBP: 0						

PITCHER		IP	WLS	BF	H	R	ER	SO	BB	IBB	HBP	BLK	WP	HR	S	P	ERA	WHIP
Jim O'Toole, L ERA: 2.35	(1, 1)	7.0	L	25	4	1	1	3	1	0	0	0	0	0	30	34	1.29	0.714
Dom Zanni, R ERA: 15.0	(8, 1)	0.2		4	1	1	1	0	1	0	0	0	0	0	3	7	13.50	3.000
Bill Henry, L ERA: 4.22	(8, 1)	0.1		2	1	0	0	0	0	0	0	0	0	0	2	2	0.00	3.000

PITCHER	IP	WLS	BF	H	R	ER	SO	BB	IBB	HBP	BLK	WP	HR	S	P	ERA	WHIP

BOTTOM

Cincinnati Reds @ Chicago Cubs

Wrigley Field, Chicago, IL

Thu May 16 1963, 3:33 AM CDT

Att. 2,831 - Unknown

livebaseballscorecards.com

AB	28
R	2
H	6
RBI	2
BB	2
SO	3
LOB	8

Milwaukee Braves @ Chicago Cubs

Wrigley Field, Chicago, IL

Sat May 18 1963, 3:33 AM CDT

Att. 16,162 - Unknown

TOP

livebaseballscorecards.com

Batter	1	2	3	4	5	6	7	8	9	AB	R	H	RBI	BB	SO	LOB
Mack Jones, L (1, 8) OBP: 0.241, SLG: 0.276	K		FC5 2B 2-H		K		P6	CS 1B 1-3 2-H		5	1	2	2	0	2	4
Frank Bolling, R (1, 4) OBP: 0.273, SLG: 0.327	K		FC5 2-3			F9	HR BB 1-2	1B BB 1-2 3-H		3	1	0	0	2	1	1
Hank Aaron, R (1, 9) OBP: 0.411, SLG: 0.621	K			F2		BB 1B	HR 1-H 2-H 3-H	1B 1-3 2-H		5	1	3	5	0	1	0
Eddie Mathews, L (1, 5) OBP: 0.443, SLG: 0.470		F9		4-3		L4-3 BB 1-2	F9	F2		4	0	0	0	1	0	3
Don Dillard, L (1, 7) OBP: 0.365, SLG: 0.511		G3		K		L4-3 1-2	G3		4-3	5	0	0	0	0	1	3
Len Gabrielson, L (1, 3) OBP: 0.236, SLG: 0.321		F7			F7		1B 1B	HR	FC5-4 BB	4	2	2	1	1	0	0
Denis Menke, R (1, 6) OBP: 0.343, SLG: 0.467			K		FC1-4 1B		1B 1B 1-2	1B 1B	FC5-4 FC6-4 1-2f	5	2	3	0	0	1	1
Del Crandall, R (1, 2) OBP: 0.241, SLG: 0.222			2B		FC1-4 BB 1-2f		1B HR 1-3 2-H	1B CS 1-2	FC6-4 1-2f	2	1	1	0	0	0	1
Lee Maye, L (7, PH) OBP: 0.256, SLG: 0.333										1	1	1	1	0	0	0
Joe Torre, R (7, 2) OBP: 0.387, SLG: 0.443										2	0	1	0	0	0	1
Bob Shaw, R (1, 1) OBP: 0.357, SLG: 0.250			F9		BB 1-2		BB HR 1-3 3-H	K		1	0	0	0	1	0	1
Norm Larker, L (7, PH) OBP: 0.384, SLG: 0.386										1	0	1	1	0	0	0
Frank Funk, R (7, PR)										0	1	0	0	0	0	0
Bob Hendley, R (7, 1) OBP: 0.211, SLG: 0.167										1	0	0	0	0	1	2
Claude Raymond, R (8, 1) OBP: 1.000, SLG: 2.000										0	0	0	0	0	0	0
Inning Stats	R: 0 E: 0 K: 3 S: 9 H: 0 LOB: 0 BB: 0 P: 9	R: 0 E: 0 K: 0 S: 3 H: 0 LOB: 0 BB: 0 P: 3	R: 1 E: 0 K: 1 S: 7 H: 2 LOB: 1 BB: 0 P: 7	R: 0 E: 0 K: 1 S: 5 H: 0 LOB: 0 BB: 0 P: 5	R: 0 E: 0 K: 1 S: 6 H: 1 LOB: 2 BB: 1 P: 10	R: 0 E: 0 K: 0 S: 3 H: 1 LOB: 1 BB: 1 P: 7	R: 6 E: 0 K: 0 S: 8 H: 5 LOB: 1 BB: 1 P: 12	R: 3 E: 0 K: 1 S: 9 H: 5 LOB: 2 BB: 1 P: 13	R: 0 E: 0 K: 0 S: 3 H: 0 LOB: 1 BB: 1 P: 7	1B: 10 2B: 3 3B: 0 HR: 2 SF: 0 SAC: 0 DP: 1 HBP: 0						

	AB	39
	R	10
	H	14
	RBI	10
	BB	5
	SO	7
	LOB	17

WP: 0 PB: 0 SB: 0 CS: 2 PA: 44

PITCHER		IP	WLS	BF	H	R	ER	SO	BB	IBB	HBP	BLK	WP	HR	S	P	ERA	WHIP
Bob Buhl, R ERA: 2.48	(1, 1)	6.0	L	27	8	5	5	6	2	0	0	0	0	0	37	45	7.50	1.667
Jim Brewer, L ERA:	(7, 1)	0.1		1	0	0	0	0	0	0	0	0	0	0	1	1	0.00	0.000
Lindy McDaniel, R ERA: 2.57	(7, 1)	0.2		6	3	4	4	0	1	0	0	0	0	2	5	9	54.00	6.000
Don Elston, R ERA: 0.77	(8, 1)	2.0		10	3	1	1	1	2	0	0	0	0	0	10	18	4.50	2.500

PITCHER		IP	WLS	BF	H	R	ER	SO	BB	IBB	HBP	BLK	WP	HR	S	P	ERA	WHIP

Batter	1	2	3	4	5	6	7	8	9	AB	R	H	RBI	BB	SO	LOB
Lou Brock, L (1, 9) OBP: 0.295, SLG: 0.370	K		4-3		FC6-4 1B 1-2 3-H		K		5-3	5	0	1	1	0	2	0
Ken Hubbs, R (1, 4) OBP: 0.281, SLG: 0.383	K		F7		FC6-4 1-2f		F9		K	5	0	0	0	0	2	2
Billy Williams, L (1, 7) OBP: 0.352, SLG: 0.444	HR			F2		1-3	4-3			4	1	1	1	0	0	0
Ron Santo, R (1, 5) OBP: 0.317, SLG: 0.467	2B			F7		5-3		14 HR 2B		4	1	2	0	0	0	0
14 Ernie Banks, R (1, 3) OBP: 0.275, SLG: 0.425	K2-3			3-1		HR 1B		2-H HR		4	2	2	2	0	1	1
Andre Rodgers, R (1, 6) OBP: 0.305, SLG: 0.268		P3			F9 1-H	HR		G1-6-3 1B		4	1	2	2	0	0	0
Don Landrum, L (1, 8) OBP: 0.264, SLG: 0.224		6-3			1B 1B	E4 BB		G1-6-3 1-2f		4	1	1	0	0	0	1
Dick Bertell, R (1, 2) OBP: 0.269, SLG: 0.254		1-3			1B 1-3	BB 1-2		K		3	0	1	0	1	1	0
Bob Buhl, R (1, 1) OBP: 0.087, SLG: 0.087 Jim Brewer, L (7, 1) Lindy McDaniel, R (7, 1) Don Elston, R (8, 1) Bob Will, L (9, PH) OBP: 0.143, SLG: 0.143			5-3		K	P3			4-3	3 0 0 0 1	0 0 0 0 0	0 0 0 0 0	0 0 0 0 0	1 0 0 0 0	4 0 0 0 0	
Inning Stats	R: 1 H: 2 E: 0 LOB: 1 K: 3 BB: 0 S: 11 P: 11	R: 0 H: 0 E: 0 LOB: 0 K: 0 BB: 0 S: 3 P: 3	R: 0 H: 0 E: 0 LOB: 0 K: 0 BB: 0 S: 3 P: 3	R: 0 H: 0 E: 0 LOB: 0 K: 0 BB: 0 S: 3 P: 3	R: 1 H: 3 E: 0 LOB: 2 K: 1 BB: 0 S: 8 P: 8	R: 2 H: 2 E: 1 LOB: 2 K: 0 BB: 1 S: 6 P: 10	R: 0 H: 0 E: 0 LOB: 0 K: 1 BB: 0 S: 5 P: 5	R: 2 H: 3 E: 0 LOB: 0 K: 1 BB: 0 S: 7 P: 7	R: 0 H: 0 E: 0 LOB: 0 K: 1 BB: 0 S: 5 P: 5	1B: 5 SF: 0 2B: 2 SAC: 0 3B: 0 DP: 1 HR: 3 HBP: 0						WP: 0 PA: 38 PB: 0 SB: 0 CS: 0	

PITCHER	IP	WLS	BF	H	R	ER	SO	BB	IBB	HBP	BLK	WP	HR	S	P	ERA	WHIP
Bob Shaw, R (1, 1) ERA: 4.79	6.0	W	27	7	4	4	4	1	0	0	0	0	2	34	38	6.00	1.333
Bob Hendley, L (7, 1) ERA: 3.74	1.0		5	2	2	2	1	0	0	0	0	0	1	7	7	18.00	2.000
Claude Raymond, R (8, 1) ERA: 3.38	2.0	S	6	1	0	0	2	0	0	0	0	0	0	10	10	0.00	0.500

PITCHER	IP	WLS	BF	H	R	ER	SO	BB	IBB	HBP	BLK	WP	HR	S	P	ERA	WHIP

BOTTOM

Milwaukee Braves @ Chicago Cubs

Wrigley Field, Chicago, IL

Sat May 18 1963, 3:33 AM CDT

Att. 16,162 - Unknown

livebaseballscorecards.com

AB	37
R	6
H	10
RBI	6
BB	1
SO	7
LOB	8

Batter	1	2	3	4	5	6	7	8	9	AB	R	H	RBI	BB	SO	LOB
Denis Menke, R (1, 6) OBP: 0.327, SLG: 0.442	5-3		6-3		K		6-3		E5	5	0	0	0	0	1	0
Frank Bolling, R (1, 4) OBP: 0.289, SLG: 0.342	FC6-4 1B		1B 1B		1B 1B			HR 1B	F7	5	1	4	0	0	0	1
Hank Aaron, R (1, 9) OBP: 0.419, SLG: 0.646	K		1-3 1B		1-3 1B			1-H HR		4	1	3	2	0	1	1
Eddie Mathews, L (1, 5) OBP: 0.431, SLG: 0.455	FC6-4 1-2f		F9		4-3			K		4	0	0	0	0	1	5
Joe Torre, R (1, 2) OBP: 0.383, SLG: 0.430		1-3		5-3		F8		5-3 BB		3	0	0	0	1	0	0
Bob Hendley, R (8, PR) OBP: 0.211, SLG: 0.167										0	0	0	0	0	0	0
Claude Raymond, R (8, 1) OBP: 1.000, SLG: 2.000										0	0	0	0	0	0	0
Bubba Morton, R (1, 7) OBP: 0.231, SLG: 0.130		6-3		6-3		6-3		5-3 1-2		4	0	0	0	0	0	1
Del Crandall, R (1, 3) OBP: 0.242, SLG: 0.224 (8, 2)		1B		E5		5-3		F8		4	0	1	0	0	0	2
Mack Jones, L (1, 8) OBP: 0.230, SLG: 0.263		4-3		4-3			4-3		F9	4	0	0	0	0	0	2
Lew Burdette, R (1, 1) OBP: 0.222, SLG: 0.200										0	0	0	0	0	0	0
Hank Fischer, R (1, 1)										1	0	0	0	0	0	0
Bob Uecker, R (5, PH) OBP: 0.667, SLG: 1.000										1	0	0	0	0	0	0
Tony Cloninger, R (5, 1)										0	0	0	0	0	0	0
Norm Larker, L (7, PH) OBP: 0.379, SLG: 0.380										1	0	0	0	0	1	0
Dan Schneider, L (7, 1)										0	0	0	0	0	0	0
Len Gabrielson, L (8, 3) OBP: 0.233, SLG: 0.318		4-3			6-3		K		P5	1	0	0	0	0	0	0
Inning Stats	R: 0 E: 0 K: 1 S: 6 H: 1 LOB: 1 BB: 0 P: 6	R: 0 E: 0 K: 0 S: 4 H: 1 LOB: 1 BB: 0 P: 4	R: 0 E: 0 K: 0 S: 5 H: 2 LOB: 2 BB: 0 P: 5	R: 0 E: 1 K: 0 S: 4 H: 0 LOB: 1 BB: 0 P: 4	R: 0 E: 0 K: 1 S: 7 H: 2 LOB: 2 BB: 0 P: 7	R: 0 E: 0 K: 0 S: 3 H: 0 LOB: 0 BB: 0 P: 3	R: 0 E: 0 K: 1 S: 5 H: 0 LOB: 0 BB: 0 P: 5	R: 2 E: 0 K: 1 S: 7 H: 2 LOB: 2 BB: 1 P: 11	R: 0 E: 1 K: 0 S: 4 H: 0 LOB: 1 BB: 0 P: 4	1B: 7 2B: 0 3B: 0 HR: 1 SF: 0 SAC: 0 DP: 0 HBP: 0							

PITCHER	IP	WLS	BF	H	R	ER	SO	BB	IBB	HBP	BLK	WP	HR	S	P	ERA	WHIP
Dick Ellsworth, L (1, 1) ERA: 1.07	9.0	W	38	8	2	2	4	1	0	0	0	0	1	45	49	2.00	1.000

PITCHER	IP	WLS	BF	H	R	ER	SO	BB	IBB	HBP	BLK	WP	HR	S	P	ERA	WHIP

TOP

Milwaukee Braves @ Chicago Cubs

Wrigley Field, Chicago, IL

Sun May 19 1963, 3:33 AM CDT

Unknown

livebaseballscorecards.com

AB	37
R	2
H	8
RBI	2
BB	1
SO	4
LOB	12

WP: 0 PA: 38
PB: 0
SB: 0
CS: 0

Milwaukee Braves @ Chicago Cubs

Wrigley Field, Chicago, IL

Sun May 19 1963, 3:33 AM CDT

Unknown

livebaseballscorecards.com

BOTTOM

Batter	1	2	3	4	5	6	7	8	9	AB	R	H	RBI	BB	SO	LOB
Lou Brock, L (1, 9) OBP: 0.293, SLG: 0.366	0-0 1B S 14 1B 1B	0-0 ① L9			0-0 ① F8		0-0 ① L7			4	1	1	0	0	0	0
Ken Hubbs, R (1, 4) OBP: 0.271, SLG: 0.369	0-3 ① K 1-2	0-0 ② P4			0-0 ② 6-3		0-0 ② F7			4	0	0	0	0	1	1
Billy Williams, L (1, 7) OBP: 0.356, SLG: 0.442	4-0 14 1B 1B 1B BB	0-3 ③ K			0-0 1B		0-3 ③ K			3	1	1	0	1	2	0
Ron Santo, R (1, 5) OBP: 0.315, SLG: 0.460	0-0 14 1B 1B 1-2 2-3 1B		0-0 ① L7		0-3 ③ K			0-0 ① F8		4	1	1	0	0	1	1
14 Ernie Banks, R (1, 3) OBP: 0.282, SLG: 0.427	0-0 BB 1B 1-2 2-3 3-H 1B		0-3 ② K			0-0 FC4-6 1B		0-0 ② 3-1		4	0	2	1	0	1	0
Andre Rodgers, R (1, 6) OBP: 0.310, SLG: 0.270	0-0 BB 1-2 2-H 3-H 1B		4-0 CS BB			0-0 ① P4		0-0 ③ 6-3		3	0	1	2	1	0	1
Don Landrum, L (1, 8) OBP: 0.253, SLG: 0.214	0-3 ② K	0-0 ③ CS 1-2		0-0 ① F8		0-0 ② FC4-6 S 1-2f				3	0	0	0	0	1	3
Dick Bertell, R (1, 2) OBP: 0.286, SLG: 0.250	4-0 1-2 2-3 BB			0-0 ② F9		4-0 FC6-4 1-2 IBB				1	0	0	0	2	0	0
Dick Ellsworth, L (1, 1) OBP: 0.056, SLG: 0.056	0-0 ③ F7			0-0 ③ 6-3		0-0 ③ FC6-4 1-2f				3	0	0	0	0	0	5
Inning Stats	R: 3 E: 0 K: 2 S: 11 H: 4 LOB: 3 BB: 2 P: 19	R: 0 E: 0 K: 1 S: 5 H: 0 LOB: 0 BB: 0 P: 5	R: 0 E: 0 K: 1 S: 4 H: 0 LOB: 0 BB: 1 P: 8	R: 0 E: 0 K: 0 S: 3 H: 0 LOB: 0 BB: 0 P: 3	R: 0 E: 0 K: 1 S: 6 H: 1 LOB: 1 BB: 0 P: 6	R: 0 E: 0 K: 0 S: 4 H: 1 LOB: 2 BB: 1 P: 8	R: 0 E: 0 K: 1 S: 5 H: 0 LOB: 0 BB: 0 P: 5	R: 0 E: 0 K: 0 S: 3 H: 0 LOB: 0 BB: 0 P: 3		1B: 6 2B: 0 3B: 0 HR: 0	SF: 0 SAC: 0 DP: 0 HBP: 0						

	AB	29
	R	3
	H	6
	RBI	3
	BB	4
	SO	6
	LOB	11

WP: 0 PB: 0 SB: 2 CS: 1 PA: 34

PITCHER		IP	WLS	BF	H	R	ER	SO	BB	IBB	HBP	BLK	WP	HR	S	P	ERA	WHIP
Lew Burdette, R ERA: 4.53	(1, 1)	0.1	L	6	4	3	3	1	1	0	0	0	0	0	7	11	81.00	15.000
Hank Fischer, R ERA: 2.86	(1, 1)	3.2		12	0	0	0	3	2	0	0	0	0	0	16	24	0.00	0.545
Tony Cloninger, R ERA: 3.92	(5, 1)	2.0		9	2	0	0	1	0	1	0	0	0	0	10	14	0.00	1.000
Dan Schneider, L ERA: 2.7	(7, 1)	1.0		3	0	0	0	1	0	0	0	0	0	0	5	5	0.00	0.000
Claude Raymond, R ERA: 3.2	(8, 1)	1.0		3	0	0	0	0	0	0	0	0	0	0	3	3	0.00	0.000

PITCHER	IP	WLS	BF	H	R	ER	SO	BB	IBB	HBP	BLK	WP	HR	S	P	ERA	WHIP

Milwaukee Braves @ Chicago Cubs

Wrigley Field, Chicago, IL

Sun May 19 1963, 3:38 AM CDT

Att. 21,007 - Unknown

TOP

livebaseballscorecards.com

Batter	1	2	3	4	5	6	7	8	9	AB	R	H	RBI	BB	SO	LOB
Mack Jones, L (1, 8) OBP: 0.239, SLG: 0.286	BB 3B	BBB 1-2 1B BB		4-3	3-1		3-1			4	2	1	0	1	0	2
Lee Maye, L (1, 7) OBP: 0.292, SLG: 0.349	BBB 4-0 BB BB BB	P5		1B		2B SF9 1B		F7		4	1	2	0	1	0	2
Hank Aaron, R (1, 9) OBP: 0.419, SLG: 0.644	SSS 0-3 K	1B 1-2 2-H 1B		F5		SF9 SF9 1-3 2B		SSS 0-3 K		5	1	2	1	0	2	3
Eddie Mathews, L (1, 5) OBP: 0.437, SLG: 0.484	BBBB 4-0 BB 1-2 BB	1-3 2-H 1B			HR	SF9 2-3 3-H		F8		3	1	2	3	1	0	0
Len Gabrielson, L (1, 3) OBP: 0.253, SLG: 0.322	BBBB 4-0 1-2 2-3 3-H BB	G3			BBB 4-0 SH5-4 WP 1B BB	SF9 3-H			CS 1B	2	1	1	2	2	0	2
Frank Bolling, R (1, 4) OBP: 0.287, SLG: 0.333	SSS 0-3 K		F8		BBB 4-0 SH5-4 1-2 1B BB	4-3			F8 1-2	4	1	0	0	1	1	4
Denis Menke, R (1, 6) OBP: 0.315, SLG: 0.424	F7		P6		SH5-4 1-2 2-3		F9		SSS 0-3 K	4	0	0	0	0	1	3
Del Crandall, R (1, 2) OBP: 0.242, SLG: 0.226		P5	5-3		SH3-4 2-H 3-H 1B		E7 F9			4	0	1	2	0	0	0
Warren Spahn, L (1, 1) OBP: 0.280, SLG: 0.261		BB 1B 1B		SSS 0-3 K	SH3-4 1-2		F9 2-3			3	1	1	0	0	1	1
Inning Stats	R: 1 E: 0 K: 2 S: 8 H: 1 LOB: 3 BB: 3 P: 20	R: 2 E: 0 K: 0 S: 6 H: 3 LOB: 2 BB: 1 P: 10	R: 0 E: 0 K: 0 S: 3 H: 0 LOB: 0 BB: 0 P: 3	R: 0 E: 0 K: 1 S: 6 H: 1 LOB: 1 BB: 0 P: 6	R: 3 E: 0 K: 0 S: 5 H: 2 LOB: 1 BB: 2 P: 13	R: 2 E: 0 K: 0 S: 5 H: 2 LOB: 0 BB: 0 P: 5	R: 0 E: 1 K: 0 S: 4 H: 0 LOB: 1 BB: 0 P: 4	R: 0 E: 0 K: 1 S: 5 H: 0 LOB: 0 BB: 0 P: 5	R: 0 E: 0 K: 1 S: 5 H: 1 LOB: 0 BB: 0 P: 5	1B: 7 2B: 1 3B: 1 HR: 1	SF: 2 SAC: 2 DP: 0 HBP: 0						

	AB	33
	R	8
	H	10
	RBI	8
	BB	6
	SO	5
	LOB	17

WP: 1 PB: 0 SB: 0 CS: 1 PA: 43

PITCHER		IP	WLS	BF	H	R	ER	SO	BB	IBB	HBP	BLK	WP	HR	S	P	ERA	WHIP
Cal Koonce, R (1, 1) ERA: 6.38		0.1	L	5	1	1	1	1	3	0	0	0	0	0	4	16	27.00	12.000
Jim Brewer, L (1, 1) ERA: 1.69		1.2		9	3	2	2	1	1	0	0	0	0	0	10	14	10.80	2.400
Barney Schultz, R (3, 1) ERA: 3.97		3.0		14	3	3	3	1	2	0	0	0	1	1	14	22	9.00	1.667
Paul Toth, R (6, 1) ERA: 4.88		2.0		9	2	2	2	0	0	0	0	0	0	0	9	9	9.00	1.000
Don Elston, R (8, 1) ERA: 0.66		2.0		6	1	0	0	2	0	0	0	0	0	0	10	10	0.00	0.500

PITCHER	IP	WLS	BF	H	R	ER	SO	BB	IBB	HBP	BLK	WP	HR	S	P	ERA	WHIP

Batter	1	2	3	4	5	6	7	8	9	AB	R	H	RBI	BB	SO	LOB
Lou Brock, L (1, 9) OBP: 0.310, SLG: 0.381	FC1-6 1B		6-3		1B 1B		1B		G6-4-3 1B 2-3	5	1	4	0	0	0	0
Ken Hubbs, R (1, 4) OBP: 0.268, SLG: 0.362	FC1-6 1B 1-2f		F9		1B 1-2 1B		4-3		G6-4-3 1-2f	5	0	1	0	0	0	4
Billy Williams, L (1, 7) OBP: 0.366, SLG: 0.459	1-3 1B		P6		1-3 2-H 1B			2B		4	0	3	1	0	0	0
Ron Santo, R (1, 5) OBP: 0.314, SLG: 0.451	P5			1-6-3		5-3		B B B B 4-0 BB		3	0	0	0	1	0	2
14 Ernie Banks, R (1, 3) OBP: 0.274, SLG: 0.415	P4			B2		F8		F7		4	0	0	0	0	0	4
Andre Rodgers, R (1, 6) OBP: 0.309, SLG: 0.269		P3		1B		F8		S S S 0-3 K		4	0	1	0	0	1	2
Nelson Mathews, R (1, 8) OBP: 0.274, SLG: 0.297		B B B 4-0 BB		1-3			1-3	F8		3	0	0	0	1	0	3
Jimmie Schaffer, R (1, 2) OBP: 0.289, SLG: 0.457		S S S 0-3 K			G6-4-3 1B		HR		E5 1B	4	1	2	1	0	1	1
Cal Koonce, R (1, 1) OBP: 0.400, SLG: 0.200 Jim Brewer, L (1, 1) Alex Grammas, R (2, PH) Barney Schultz, R (1, 1) Ken Aspromonte, R (5, PH) OBP: 0.000, SLG: 0.000 Paul Toth, R (6, 1) Steve Boros, R (7, PH) Don Elston, R (8, 1) Dick Bertell, R (9, PH) OBP: 0.250, SLG: 0.250		S S S 0-3 K			1-2f G6-4-3		F7		F3	0 0 1 0 1 0 1 0 0	0 0 0 0 0 0 0 0 1	0 0 0 0 0 0 0 0 0	0 0 1 0 0 0 0 0 0	0 0 0 0 0 0 0 0 0	0 0 1 0 1 0 0 0 1	0 0 1 0 0 0 0 0 0
Inning Stats	R: 0 E: 0 K: 0 S: 5 H: 2 LOB: 2 BB: 0 P: 5	R: 0 E: 0 K: 2 S: 7 H: 0 LOB: 1 BB: 1 P: 11	R: 0 E: 0 K: 0 S: 3 H: 0 LOB: 0 BB: 0 P: 3	R: 0 E: 0 K: 0 S: 4 H: 1 LOB: 1 BB: 0 P: 4	R: 1 E: 0 K: 0 S: 5 H: 4 LOB: 2 BB: 0 P: 5	R: 0 E: 0 K: 0 S: 3 H: 0 LOB: 0 BB: 0 P: 3	R: 1 E: 0 K: 0 S: 5 H: 2 LOB: 1 BB: 0 P: 5	R: 0 E: 0 K: 1 S: 6 H: 1 LOB: 2 BB: 1 P: 10	R: 0 E: 1 K: 0 S: 4 H: 1 LOB: 1 BB: 0 P: 4	1B: 9 2B: 1 3B: 0 HR: 1	SF: 0 SAC: 0 DP: 2 HBP: 0					

PITCHER	IP	WLS	BF	H	R	ER	SO	BB	IBB	HBP	BLK	WP	HR	S	P	ERA	WHIP
Warren Spahn, L (1, 1) ERA: 2.75	9.0	W	38	11	2	2	3	2	0	0	0	0	1	42	50	2.00	1.444

PITCHER	IP	WLS	BF	H	R	ER	SO	BB	IBB	HBP	BLK	WP	HR	S	P	ERA	WHIP

BOTTOM

Milwaukee Braves @ Chicago Cubs

Wrigley Field, Chicago, IL

Sun May 19 1963, 3:38 AM CDT

Att. 21,007 - Unknown

livebaseballscorecards.com

AB	36
R	2
H	11
RBI	2
BB	2
SO	3
LOB	19

WP: 0	PA: 38		
PB: 0			
SB: 0			
CS: 0			

Batter	1	2	3	4	5	6	7	8	9	AB	R	H	RBI	BB	SO	LOB
Curt Flood, R (1, 8) OBP: 0.299, SLG: 0.357	4-3		4-3 E, G3 1B		1B 1B		5-3 1B, 2-H 1B		6-3	5	2	3	1	0	0	0
Dick Groat, R (1, 6) OBP: 0.415, SLG: 0.479	BB BB		G3, 1-2		1-2 HR 1B		5-3, 1-2		2B	4	1	2	0	1	0	2
Bill White, L (1, 3) OBP: 0.378, SLG: 0.453	K		4-3, 2-3		1-H HR		FC6, 2-H 1B		BB	4	1	2	3	1	1	2
Stan Musial, L (1, 7) OBP: 0.280, SLG: 0.413 Duke Carmel, L (9, 7) OBP: 0.333, SLG: 0.316	1-2 BB		E3, 3-H		4-3		F4		4-3	4 0	0 0	0 0	0 0	1 0	0 0	3 0
Ken Boyer, R (1, 5) OBP: 0.350, SLG: 0.430	L3		K			K	FC6, 1-2f			4	0	0	0	0	2	4
George Altman, L (1, 9) OBP: 0.356, SLG: 0.393		K		F8		G3		F9		4	0	0	0	0	1	0
Julian Javier, R (1, 4) OBP: 0.320, SLG: 0.440		FC4-6, 1B		F8		2B		F5		4	0	2	0	0	0	0
Tim McCarver, L (1, 2) OBP: 0.357, SLG: 0.444		FC4-6, 1-2f		4-3		L4		F4		4	0	0	0	0	0	2
Curt Simmons, L (1, 1) OBP: 0.217, SLG: 0.227 Ron Taylor, R (8, 1)		F4			G3		1B 2B		K	3 1	1 0	1 0	0 0	0 1	0 0	1 0
Inning Stats	R: 0 E: 0 K: 1 S: 5 H: 0 LOB: 2 BB: 2 P: 13	R: 0 E: 0 K: 1 S: 6 H: 1 LOB: 1 BB: 0 P: 6	R: 1 E: 1 K: 1 S: 7 H: 1 LOB: 1 BB: 0 P: 7	R: 0 E: 0 K: 0 S: 3 H: 0 LOB: 0 BB: 0 P: 3	R: 2 E: 0 K: 0 S: 5 H: 3 LOB: 0 BB: 0 P: 5	R: 0 E: 0 K: 1 S: 6 H: 1 LOB: 1 BB: 0 P: 6	R: 2 E: 0 K: 0 S: 6 H: 3 LOB: 1 BB: 0 P: 6	R: 0 E: 0 K: 0 S: 3 H: 0 LOB: 0 BB: 0 P: 3	R: 0 E: 0 K: 1 S: 6 H: 1 LOB: 2 BB: 1 P: 10	1B: 6 2B: 3 3B: 0 HR: 1 SF: 0 SAC: 0 DP: 0 HBP: 0						

TOP

St. Louis Cardinals @ Chicago Cubs

Wrigley Field, Chicago, IL

Tue May 21 1963, 3:33 AM CDT

Att. 3,281 - Unknown - 50 F

livebaseballscorecards.com

AB	37
R	5
H	10
RBI	4
BB	3
SO	5
LOB	14

PITCHER		IP	WLS	BF	H	R	ER	SO	BB	IBB	HBP	BLK	WP	HR	S	P	ERA	WHIP
Larry Jackson, R ERA: 2.5	(1, 1)	7.0	L	32	9	5	4	4	2	0	0	0	0	1	38	46	5.14	1.571
Jim Brewer, L ERA: 1.42	(8, 1)	2.0		8	1	0	0	1	1	0	0	0	0	0	9	13	0.00	1.000

PITCHER		IP	WLS	BF	H	R	ER	SO	BB	IBB	HBP	BLK	WP	HR	S	P	ERA	WHIP

WP: 0 PA: 40
PB: 0
SB: 0
CS: 0

BOTTOM

St. Louis Cardinals @ Chicago Cubs

Wrigley Field, Chicago, IL

Tue May 21 1963, 3:33 AM CDT

Att. 3,281 - Unknown - 50 F

Batter	1	2	3	4	5	6	7	8	9	AB	R	H	RBI	BB	SO	LOB
Lou Brock, L (1, 9) OBP: 0.314, SLG: 0.397	E3 1B		K			1B 3B		BB 1B 1B		4	3	2	0	0	1	0
Ken Hubbs, R (1, 4) OBP: 0.268, SLG: 0.353	1B SF9 BB		4-3			L4		F9		3	1	0	0	1	0	2
Billy Williams, L (1, 7) OBP: 0.376, SLG: 0.463	1-3 2-H 1B		K			3-H 1B		1B 1-2 BB		3	0	2	2	1	1	0
Ron Santo, R (1, 5) OBP: 0.312, SLG: 0.448	SF9 3-H			K		F7		G4-6-3 1-2 2-H 1B		3	0	1	2	0	1	1
Steve Boros, R (1, 3) Merritt Ranew, L (8, PH) OBP: 0.556, SLG: 0.760 Ken Aspromonte, R (9, 3) OBP: 0.156, SLG: 0.200	F4			6-3		F4		G4-6-3 1-2f		3 1 0	0 0 0	0 0 0	0 0 0	0 0 0	0 0 0	2 2 0
Andre Rodgers, R (1, 6) OBP: 0.307, SLG: 0.263	F7			6-3			F9		G5-4-3 BB	3	0	0	0	1	0	1
Nelson Mathews, R (1, 8) OBP: 0.273, SLG: 0.284		CS BB			F3		F9		G5-4-3 1-2f	3	0	0	0	1	0	1
Dick Bertell, R (1, 2) OBP: 0.280, SLG: 0.246		6-3 1-2			F9		1B		F4	4	0	1	0	0	0	1
Larry Jackson, R (1, 1) OBP: 0.192, SLG: 0.200 14 Ernie Banks, R (7, PH) OBP: 0.272, SLG: 0.412 Jim Brewer, L (8, 1)		K			K		F8			2 1 0	0 0 0	0 0 0	0 0 0	0 0 0	2 0 0	0 1 0
Inning Stats	R: 2 E: 1 K: 0 S: 5 H: 1 LOB: 1 BB: 1 P: 9	R: 0 E: 0 K: 1 S: 4 H: 0 LOB: 0 BB: 1 P: 8	R: 0 E: 0 K: 2 S: 7 H: 0 LOB: 0 BB: 0 P: 7	R: 0 E: 0 K: 1 S: 5 H: 0 LOB: 0 BB: 0 P: 5	R: 0 E: 0 K: 1 S: 5 H: 0 LOB: 0 BB: 0 P: 5	R: 1 E: 0 K: 0 S: 5 H: 2 LOB: 1 BB: 0 P: 5	R: 0 E: 0 K: 0 S: 4 H: 1 LOB: 1 BB: 0 P: 4	R: 1 E: 0 K: 0 S: 4 H: 2 LOB: 1 BB: 1 P: 8	R: 0 E: 0 K: 0 S: 2 H: 0 LOB: 0 BB: 1 P: 6	1B: 5 2B: 0 3B: 1 HR: 0 SF: 1 SAC: 0 DP: 2 HBP: 0						

livebaseballscorecards.com

	AB	30
	R	4
	H	6
	RBI	4
	BB	4
	SO	5
	LOB	11

PITCHER		IP	WLS	BF	H	R	ER	SO	BB	IBB	HBP	BLK	WP	HR	S	P	ERA	WHIP
Curt Simmons, L ERA: 1.99	(1, 1)	7.1	W	31	6	4	3	5	3	0	0	0	0	0	38	50	3.68	1.227
Ron Taylor, R ERA: 2.42	(8, 1)	1.2	S	4	0	0	0	0	1	0	0	0	0	0	3	7	0.00	0.600

PITCHER	IP	WLS	BF	H	R	ER	SO	BB	IBB	HBP	BLK	WP	HR	S	P	ERA	WHIP

Batter	1	2	3	4	5	6	7	8	9	10	11	AB	R	H	RBI	BB	SO	LOB
Curt Flood, R (1, 8) OBP: 0.307, SLG: 0.375	4-3		1B 1B 1B		G4-6-3 1B			HR 3B	F7			5	2	3	0	0	0	0
Dick Groat, R (1, 6) OBP: 0.404, SLG: 0.465	6-3		F9 2-3		G4-6-3 1-2f			F9	1-3			5	0	0	0	0	0	4
Bill White, L (1, 3) OBP: 0.384, SLG: 0.476	1B 1B		1B 2B 1B 1-3 3-H		K			3-H HR		4-3		5	2	3	3	0	1	0
Stan Musial, L (1, 7) OBP: 0.298, SLG: 0.458 Charlie James, R (9, 7) OBP: 0.330, SLG: 0.432	1-2 1B		2B FC4-2-5-4 1-3 3-H 1B			L9		HR		F9		4 1	1 0	3 0	2 0	0 0	0 0	0 0
Ken Boyer, R (1, 5) OBP: 0.351, SLG: 0.435	F9		1-3 2B 3-H			F8		2B 1B		1-3		5	0	2	1	0	0	2
George Altman, L (1, 9) OBP: 0.345, SLG: 0.379		F8	FC4-2-5-4 3-H			K2-3		K			L4	5	0	0	0	0	2	3
Julian Javier, R (1, 4) OBP: 0.323, SLG: 0.441		5-3		F4			6-3	1-3 2B			BB	4	0	1	0	1	0	0
Tim McCarver, L (1, 2) OBP: 0.303, SLG: 0.375		1-3		4-3			F5	K			F8	5	0	0	0	0	1	3
Ray Washburn, R (1, 1) OBP: 0.105, SLG: 0.056 Duke Carmel, L (3, PH) OBP: 0.360, SLG: 0.316 Bobby Shantz, R (3, 1) Ed Bauta, R (7, 1) Ray Sadecki, L (8, 1) OBP: 0.294, SLG: 0.294 Ron Taylor, R (9, 1) Carl Sawatski, L (11, PH) OBP: 0.300, SLG: 0.389 Diomedes Olivo, L (11, 1)			BB F9 1B 1B	5-3			6-3		3-1		K	0 0 2 0 1 0 1	0 1 0 0 0 0 0	0 0 0 0 0 0 0	0 1 0 0 0 0 0	0 0 0 0 0 0 0	0 0 0 0 0 0 0	0 0 0 0 0 0 0
Inning Stats	R: 0 E: 0 K: 0 S: 5 H: 2 LOB: 2 BB: 0 P: 5	R: 0 E: 0 K: 0 S: 3 H: 0 LOB: 0 BB: 0 P: 3	R: 3 E: 0 K: 0 S: 6 H: 4 LOB: 1 BB: 1 P: 10	R: 0 E: 0 K: 0 S: 3 H: 0 LOB: 0 BB: 0 P: 3	R: 0 E: 0 K: 1 S: 5 H: 1 LOB: 0 BB: 0 P: 5	R: 0 E: 0 K: 1 S: 5 H: 0 LOB: 0 BB: 0 P: 5	R: 0 E: 0 K: 0 S: 3 H: 0 LOB: 0 BB: 0 P: 3	R: 3 E: 0 K: 2 S: 12 H: 5 LOB: 2 BB: 0 P: 12	R: 0 E: 0 K: 0 S: 3 H: 0 LOB: 0 BB: 0 P: 3	R: 0 E: 0 K: 0 S: 3 H: 0 LOB: 0 BB: 0 P: 3	R: 0 E: 0 K: 1 S: 5 H: 0 LOB: 1 BB: 1 P: 9	1B: 7 2B: 3 3B: 1 HR: 2	SF: 0 SAC: 0 DP: 2 HBP: 0					

PITCHER	IP	WLS	BF	H	R	ER	SO	BB	IBB	HBP	BLK	WP	HR	S	P	ERA	WHIP
Bob Buhl, R (1, 1) ERA: 2.79	2.1		14	6	3	3	0	1	0	0	0	0	0	13	17	11.57	3.000
Barney Schultz, R (3, 1) ERA: 4.41	0.0		0	0	0	0	0	0	0	0	0	0	0	0	0	∞	∞
Lindy McDaniel, R (8, 1) ERA: 2.45	0.2		4	2	0	0	2	0	0	0	0	0	0	8	8	0.00	3.000
Don Elston, R (9, 1) ERA: 0.54	3.0	W	10	0	0	0	1	1	0	0	0	0	0	11	15	0.00	0.333

PITCHER	IP	WLS	BF	H	R	ER	SO	BB	IBB	HBP	BLK	WP	HR	S	P	ERA	WHIP

TOP

St. Louis Cardinals @ Chicago Cubs

Wrigley Field, Chicago, IL

Wed May 22 1963, 3:33 AM CDT

Att. 2,666 - Unknown - 43 F

livebaseballscorecards.com

AB	43
R	6
H	12
RBI	6
BB	2
SO	5
LOB	13

1B: 7	SF: 0	WP: 0	PA: 45
2B: 3	SAC: 0	PB: 0	
3B: 1	DP: 2	SB: 0	
HR: 2	HBP: 0	CS: 0	

Batter	1	2	3	4	5	6	7	8	9	10	11	AB	R	H	RBI	BB	SO	LOB
Lou Brock, L (1, 9) OBP: 0.321, SLG: 0.397	0-0 1B BB 2B 1B	0-0 ② F7		0-0 ③ G3			0-0 E1 2B 1B	0-0 ③ FC4-3 1-2f			BBBB 4-0 SH1-4 1B BB	5	3	2	0	1	0	3
Ken Hubbs, R (1, 4) OBP: 0.280, SLG: 0.366	BBBB 4-0 1B 1-2 2B BB	0-0 1B 1-2 1B			0-0 ① 6-3		0-0 BB 2-H 2B		SSS 0-3 ① K		0-0 ① SH1-4 1-2	4	1	2	1	1	1	0
Billy Williams, L (1, 7) OBP: 0.399, SLG: 0.475	0-0 1-2 2-3 2B 1B	0-0 1-3 2-H 1B			BBBB 4-0 G1-4-3 BB		BBBB 4-0 BB BB		0-0 E4 1B 1B		BBBB 4-0 1B BB	3	2	3	1	3	0	0
Ron Santo, R (1, 5) OBP: 0.313, SLG: 0.447	0-0 F9 1-H 2-H 3-H 2B	0-0 ③ F5			0-0 ② ③ G1-4-3 1-2f		BBBB 4-0 1-2 2-3 BB		0-0 ② F3		0-0 ② F8	5	0	1	3	1	0	6
Bob Will, L (1, 3) 14 Ernie Banks, R (7, PH) OBP: 0.270, SLG: 0.409 Ken Aspromonte, R (8, 3) OBP: 0.206, SLG: 0.250	0-0 ① F9 2-3		SSS 0-3 ① K			0-0 ① L7	0-0 ③ F4		0-0 2-H 1B		0-0 1-2 2-H 1B	3 1 2	0 0 0	0 0 2	0 0 2	0 0 0	1 0 0	1 3 0
Andre Rodgers, R (1, 6) OBP: 0.297, SLG: 0.254	0-0 ② 5-3		0-0 ② F7			0-0 ② F8		0-0 ① F3	0-0 ③ F4			5	0	0	0	0	0	2
Don Landrum, L (1, 8) OBP: 0.250, SLG: 0.213	0-0 ③ 4-3		SSS 0-3 ③ K			0-0 ③ 1-3		0-0 5-3 1B		SSS 0-3 ① K		5	0	1	0	0	2	1
Dick Bertell, R (1, 2) OBP: 0.263, SLG: 0.229		0-0 ① 6-3		0-0 ① F7			0-0 ① F8	0-0 ② 5-3 1-2		0-0 ② F3		5	0	0	0	0	0	1
Bob Buhl, R (1, 1) OBP: 0.125, SLG: 0.125 Barney Schultz, R (3, 1) Lindy McDaniel, R (8, 1) Merritt Ranew, L (8, PH) OBP: 0.556, SLG: 0.760 Jimmie Schaffer, R (8, PH) OBP: 0.308, SLG: 0.457 Don Elston, R (9, 1)	0-0 1B 1B 1B	0-0 ② F7		0-0 ② F7			SSS 0-3 ② K	BBBB 4-0 FC4-3 BB	0-0 ③ F8			1 2 0 0 0 1	1 0 0 0 0 0	1 0 0 0 0 0	0 0 0 0 1 0	0 1 0 0 0 0	0 0 0 0 0 0	0 0 0 0 0 0
Inning Stats	R: 3 E: 0 K: 0 S: 6 H: 3 LOB: 1 BB: 1 P: 10	R: 1 E: 0 K: 0 S: 6 H: 3 LOB: 2 BB: 0 P: 6	R: 0 E: 0 K: 2 S: 7 H: 0 LOB: 0 BB: 0 P: 7	R: 0 E: 0 K: 0 S: 3 H: 0 LOB: 0 BB: 0 P: 3	R: 0 E: 0 K: 0 S: 2 H: 0 LOB: 0 BB: 1 P: 6	R: 0 E: 0 K: 0 S: 3 H: 0 LOB: 0 BB: 0 P: 3	R: 1 E: 1 K: 1 S: 7 H: 2 LOB: 3 BB: 2 P: 15	R: 0 E: 0 K: 0 S: 4 H: 1 LOB: 2 BB: 1 P: 8	R: 1 E: 1 K: 1 S: 7 H: 2 LOB: 1 BB: 0 P: 7	R: 0 E: 0 K: 1 S: 5 H: 0 LOB: 0 BB: 0 P: 5	R: 1 E: 0 K: 0 S: 3 H: 1 LOB: 2 BB: 2 P: 11	1B: 10 2B: 2 3B: 0 HR: 0	SF: 0 SAC: 1 DP: 1 HBP: 0					

PITCHER		IP	WLS	BF	H	R	ER	SO	BB	IBB	HBP	BLK	WP	HR	S	P	ERA	WHIP
Ray Washburn, R ERA: 3.23	(1, 1)	2.0		13	6	4	4	0	1	0	0	0	0	0	12	16	18.00	3.500
Bobby Shantz, L ERA: 3.48	(3, 1)	4.2		18	2	1	1	3	3	0	0	0	0	0	21	33	1.93	1.071
Ed Bauta, R ERA: 2.51	(7, 1)	1.0		4	1	0	0	0	0	0	0	0	0	0	4	4	0.00	1.000
Ray Sadecki, L ERA: 6.7	(8, 1)	0.2		4	1	1	0	1	1	0	0	0	0	0	5	9	0.00	3.000
Ron Taylor, R ERA: 2.28	(9, 1)	1.2		6	1	0	0	1	0	0	0	0	0	0	8	8	0.00	0.600

PITCHER		IP	WLS	BF	H	R	ER	SO	BB	IBB	HBP	BLK	WP	HR	S	P	ERA	WHIP
Diomedes Olivo, L ERA: 5.4	(11, 1)	0.2	L	5	1	1	1	0	2	0	0	0	0	0	3	11	13.50	4.500

St. Louis Cardinals @ Chicago Cubs

Wrigley Field, Chicago, IL

Wed May 22 1963, 3:33 AM CDT

Att. 2,666 - Unknown - 43 F

BOTTOM

livebaseballscorecards.com

AB	42
R	7
H	12
RBI	7
BB	7
SO	5
LOB	17

Batter	1	2	3	4	5	6	7	8	9	AB	R	H	RBI	BB	SO	LOB
Curt Flood, R (1, 8) OBP: 0.301, SLG: 0.367	6-3		L6-3 1-2		6-3			F9		4	0	0	0	0	0	1
Dick Groat, R (1, 6) OBP: 0.406, SLG: 0.468	4-3 2B		4-3			6-3		BBBB G3-6 BB		3	0	1	0	1	0	0
Bill White, L (1, 3) OBP: 0.376, SLG: 0.465	4-3 2-3			F2		SSS K		G3-6 1-2f		4	0	0	0	0	1	2
Ken Boyer, R (1, 5) OBP: 0.349, SLG: 0.430	6-3			FC3-6 1B		5-3			SSS K	4	0	1	0	0	1	1
Stan Musial, L (1, 7) OBP: 0.296, SLG: 0.450		6-3		FC3-6 1-2f			SH1-4 1B		F5	4	0	1	0	0	0	1
Duke Carmel, L (9, 7) OBP: 0.360, SLG: 0.316										0	0	0	0	0	0	0
Charlie James, R (1, 9) OBP: 0.319, SLG: 0.418		6-3		SSS K			SH1-4 1-2		SSS K	3	0	0	0	0	2	1
Julian Javier, R (1, 4) OBP: 0.316, SLG: 0.432		E3			4-3		6-3			3	0	0	0	0	0	1
Gene Oliver, R (1, 2) OBP: 0.267, SLG: 0.407		2-3			HR		IBB			2	1	1	1	1	0	1
Ernie Broglio, R (1, 1) OBP: 0.115, SLG: 0.115			E5 L6-3		F4		F7			3	0	0	0	0	0	2
Inning Stats	R: 0 E: 0 K: 0 S: 4 H: 1 LOB: 1 BB: 0 P: 4	R: 0 E: 1 K: 0 S: 4 H: 0 LOB: 1 BB: 0 P: 4	R: 0 E: 1 K: 0 S: 3 H: 0 LOB: 0 BB: 0 P: 3	R: 0 E: 0 K: 1 S: 6 H: 1 LOB: 1 BB: 0 P: 6	R: 1 E: 0 K: 0 S: 4 H: 1 LOB: 0 BB: 0 P: 4	R: 0 E: 0 K: 1 S: 5 H: 0 LOB: 0 BB: 0 P: 5	R: 0 E: 0 K: 0 S: 4 H: 1 LOB: 2 BB: 1 P: 8	R: 0 E: 0 K: 0 S: 2 H: 0 LOB: 0 BB: 1 P: 6	R: 0 E: 0 K: 2 S: 7 H: 0 LOB: 0 BB: 0 P: 7	1B: 2 2B: 2 3B: 0 HR: 1 SF: 0 SAC: 1 DP: 2 HBP: 0						

TOP

St. Louis Cardinals @ Chicago Cubs

Wrigley Field, Chicago, IL

Thu May 23 1963, 3:33 AM CDT

Att. 6,379 - Unknown

livebaseballscorecards.com

AB	30
R	1
H	4
RBI	1
BB	2
SO	4
LOB	10

WP: 0 PB: 0 SB: 0 CS: 0 PA: 33

PITCHER		IP	WLS	BF	H	R	ER	SO	BB	IBB	HBP	BLK	WP	HR	S	P	ERA	WHIP
Dick Ellsworth, L ERA: 1.1	(1, 1)	7.0	L	27	4	1	1	2	0	1	0	0	0	1	30	34	1.29	0.571
Don Elston, R ERA: 0.48	(8, 1)	2.0		6	0	0	0	2	1	0	0	0	0	0	9	13	0.00	0.500

PITCHER		IP	WLS	BF	H	R	ER	SO	BB	IBB	HBP	BLK	WP	HR	S	P	ERA	WHIP

Batter	1	2	3	4	5	6	7	8	9	AB	R	H	RBI	BB	SO	LOB
Lou Brock, L (1, 9) OBP: 0.320, SLG: 0.394	K2-3		G3		G1-4-3, 1B			6-3		4	0	1	0	0	1	0
Ken Hubbs, R (1, 4) OBP: 0.287, SLG: 0.373	WP, BB		2B		G1-4-3 1-2f			5-3		3	0	1	0	1	0	1
Billy Williams, L (1, 7) OBP: 0.395, SLG: 0.465	1-2, BB		F9			G3		4-3		3	0	0	0	1	0	1
Ron Santo, R (1, 5) OBP: 0.305, SLG: 0.435	L5		L6			F7			F7	4	0	0	0	0	0	3
14 Ernie Banks, R (1, 3) OBP: 0.263, SLG: 0.397	F5			F5		F3			K	4	0	0	0	0	1	2
Andre Rodgers, R (1, 6) OBP: 0.302, SLG: 0.261		K		FC4-6, 1B			1B		F8	4	0	2	0	0	1	0
Don Landrum, L (1, 8) OBP: 0.253, SLG: 0.218		CS, 1B		FC4-6 1-2f			F1			3	0	1	0	0	0	2
Dick Bertell, R (1, 2) OBP: 0.256, SLG: 0.222		E5 1-2		G3			L9			2	0	0	0	0	0	2
Merritt Ranew, L (7, PH) OBP: 0.536, SLG: 0.731										1	0	0	0	0	0	1
Jimmie Schaffer, R (8, 2) OBP: 0.308, SLG: 0.457										0	0	0	0	0	0	0
Dick Ellsworth, L (1, 1) OBP: 0.050, SLG: 0.050		K			K					2	0	0	0	0	2	1
Bob Will, L (7, PH) OBP: 0.111, SLG: 0.111							F5			1	0	0	0	0	0	1
Don Elston, R (8, 1)										0	0	0	0	0	0	0
Inning Stats	R: 0 E: 0 K: 1 S: 5 H: 0 LOB: 2 BB: 2 P: 13	R: 0 E: 1 K: 2 S: 8 H: 1 LOB: 1 BB: 0 P: 8	R: 0 E: 0 K: 0 S: 4 H: 1 LOB: 1 BB: 0 P: 4	R: 0 E: 0 K: 0 S: 4 H: 1 LOB: 1 BB: 0 P: 4	R: 0 E: 0 K: 1 S: 5 H: 1 LOB: 0 BB: 0 P: 5	R: 0 E: 0 K: 0 S: 3 H: 0 LOB: 0 BB: 0 P: 3	R: 0 E: 0 K: 0 S: 4 H: 1 LOB: 1 BB: 0 P: 4	R: 0 E: 0 K: 0 S: 3 H: 0 LOB: 0 BB: 0 P: 3	R: 0 E: 0 K: 1 S: 5 H: 0 LOB: 0 BB: 0 P: 5	1B: 4 2B: 1 3B: 0 HR: 0	SF: 0 SAC: 0 DP: 1 HBP: 0		WP: 1 PB: 0 SB: 0 CS: 1	PA: 33			

PITCHER	IP	WLS	BF	H	R	ER	SO	BB	IBB	HBP	BLK	WP	HR	S	P	ERA	WHIP
Ernie Broglio, R (1, 1) ERA: 1.99	9.0	W	33	5	0	0	5	2	0	0	0	1	0	41	49	0.00	0.778

PITCHER	IP	WLS	BF	H	R	ER	SO	BB	IBB	HBP	BLK	WP	HR	S	P	ERA	WHIP

BOTTOM

St. Louis Cardinals @ Chicago Cubs

Wrigley Field, Chicago, IL

Thu May 23 1963, 3:33 AM CDT

Att. 6,379 - Unknown

livebaseballscorecards.com

AB	31
R	0
H	5
RBI	0
BB	2
SO	5
LOB	14

Batter	1	2	3	4	5	6	7	8	9	10	11	12	AB	R	H	RBI	BB	SO	LOB
Bob Lillis, R (1, 6) OBP: 0.290, SLG: 0.301	E6 1B 6-3	FC5-4 1-2f			SH1-3 2B 1B	F7		F9		6-3			6	2	1	0	0	0	1
Pete Runnels, L (1, 3) OBP: 0.299, SLG: 0.267 Ernie Fazio, R (11, PR) OBP: 0.231, SLG: 0.235 Rusty Staub, L (11, 3) OBP: 0.346, SLG: 0.364	SH1-3 1-3 1B	4-3			F3	4-3		6-3			BBBB 8-6 SH1-4 BB		5 0 0	0 0 0	1 0 0	0 0 0	1 0 0	0 0 0	1 0 0
Johnny Temple, R (1, 4) OBP: 0.352, SLG: 0.348	SH1-3 1-2		1B		SH1-3 1-2	F8			F8		SH1-4 1-2		3	0	1	0	0	0	0
Carl Warwick, R (1, 9) OBP: 0.385, SLG: 0.453	6-3 3-H		K		2B 2-H 2B		FC1-5 1B 1B		F3		8-6 2-3f		6	1	2	2	0	1	4
Al Spangler, L (1, 7) OBP: 0.344, SLG: 0.339	BBBB BB		4-3		PB 2B 2-H 2B		FC1-5 1-2 1B		1B 1B			WP 1B 1B	5	2	4	1	1	0	1
Bob Aspromonte, R (1, 5) OBP: 0.268, SLG: 0.297	K			1B	1B 2-H 2B		FC1-5 1-2 2-3f	K	S 1-3 1B			K	6	1	3	1	0	2	5
Howie Goss, R (1, 8) OBP: 0.262, SLG: 0.361		4-3		K	1B IBB		K	K	K 1-2			1-H 1B	5	0	1	1	1	3	5
John Bateman, R (1, 2) OBP: 0.226, SLG: 0.340		6-3		K	1-2 2-H 1B		P4			K2-3		K	6	0	1	1	0	3	4
Bob Bruce, R (1, 1) OBP: 0.143, SLG: 0.053 Hal Brown, R (5, 1) Hal Woodeshick, R (7, 1) OBP: 0.286, SLG: 0.286		BBBB FC5-4 BB		F9	K			K		K		F9	2 0 3	0 0 0	0 0 0	0 0 0	1 0 2	1 0 1	3 0 1
Inning Stats	R: 1 H: 1 E: 1 LOB: 2 K: 1 BB: 1 S: 7 P: 11	R: 0 H: 0 E: 0 LOB: 1 K: 0 BB: 1 S: 3 P: 7	R: 0 H: 1 E: 0 LOB: 1 K: 1 BB: 0 S: 6 P: 6	R: 0 H: 1 E: 0 LOB: 1 K: 2 BB: 0 S: 8 P: 8	R: 4 H: 5 E: 0 LOB: 2 K: 1 BB: 1 S: 10 P: 14	R: 0 H: 0 E: 0 LOB: 0 K: 0 BB: 0 S: 3 P: 3	R: 0 H: 2 E: 0 LOB: 2 K: 1 BB: 0 S: 7 P: 7	R: 0 H: 0 E: 0 LOB: 0 K: 1 BB: 0 S: 5 P: 5	R: 0 H: 2 E: 0 LOB: 2 K: 1 BB: 0 S: 7 P: 7	R: 0 H: 0 E: 0 LOB: 0 K: 2 BB: 0 S: 7 P: 7	R: 0 H: 0 E: 0 LOB: 1 K: 0 BB: 1 S: 2 P: 6	R: 1 H: 2 E: 0 LOB: 1 K: 2 BB: 0 S: 9 P: 9	1B: 11 2B: 4 3B: 0 HR: 0	SF: 0 SAC: 3 DP: 1 HBP: 0		WP: 1 PB: 1 SB: 1 CS: 0		PA: 54	

PITCHER		IP	WLS	BF	H	R	ER	SO	BB	IBB	HBP	BLK	WP	HR	S	P	ERA	WHIP
Cal Koonce, R ERA: 6.65	(1, 1)	4.2		26	8	5	4	4	2	1	0	0	0	0	31	43	7.71	2.143
Glen Hobbie, R ERA: 3.92	(5, 1)	2.1		9	2	0	0	2	0	0	0	0	0	0	13	13	0.00	0.857
Lindy McDaniel, R ERA: 2.29	(8, 1)	5.0	L	19	4	1	1	6	1	0	0	0	1	0	30	34	1.80	1.000

PITCHER	IP	WLS	BF	H	R	ER	SO	BB	IBB	HBP	BLK	WP	HR	S	P	ERA	WHIP

TOP

Houston Colt 45's @ Chicago Cubs

Wrigley Field, Chicago, IL

Fri May 24 1963, 3:33 AM CDT

Att. 3,087 - Unknown - 55 F

livebaseballscorecards.com

AB	47
R	6
H	14
RBI	6
BB	4
SO	12
LOB	25

Batter	1	2	3	4	5	6	7	8	9	10	11	12	AB	R	H	RBI	BB	SO	LOB
Lou Brock, L (1, 9) OBP: 0.318, SLG: 0.388	K		1B BB	G3		SF7 3-H		6-3 WP 1B		K		F7	5	1	1	1	1	2	2
Ken Hubbs, R (1, 4) OBP: 0.308, SLG: 0.386	E7 1B		1B 1-2 3-H 1B		1B 1B	P4		6-3 1-2 BB		F8		FC4-6 1B	6	0	4	1	1	0	3
Billy Williams, L (1, 7) OBP: 0.379, SLG: 0.443	K		K		P6	3-1		K		E5 14 FC5 E 1-2		FC4-6 1-2f	7	0	0	0	0	3	10
Ron Santo, R (1, 5) OBP: 0.305, SLG: 0.429	F2		1-2 2-H 1B		1-3 1B		6-3	6-3 1-2 2-3		E5 1-2 2-3		P4	7	0	2	1	0	0	6
14 Ernie Banks, R (1, 3) OBP: 0.253, SLG: 0.381		5-3	F7		F3		E5 1B E	F8		FC5 2-3f			6	1	0	0	0	0	9
Andre Rodgers, R (1, 6) OBP: 0.310, SLG: 0.270	K			3-1 1B	F9		1B E 1-3		1-3		CS		6	1	3	0	0	1	2
Don Landrum, L (1, 8) OBP: 0.256, SLG: 0.222	6-3			3-1 1-2		1B SF7 1B	E6 1B 1-2 3-H		K		6-3 1-2		3	1	1	0	0	0	1
Ken Aspromonte, R (7, PH) OBP: 0.200, SLG: 0.242													1	0	0	1	0	0	1
Lindy McDaniel, R (8, 1)													2	0	0	0	0	1	1
Dick Bertell, R (1, 2) OBP: 0.295, SLG: 0.282			SH3-4 1B 2B	1-2 2-H 1B		1-2 1B	1-2 2-3 FC6-4 1B		6-3		1B		6	1	5	1	0	0	0
Cal Koonce, R (1, 1) OBP: 0.333, SLG: 0.200			SH3-4 2-3	K		1-2 2-3 1B	FC6-4 1-2f			E4 E E		1-3	1	0	0	0	0	1	1
Glen Hobbie, R (5, 1) OBP: 0.154, SLG: 0.154													1	0	1	0	0	0	0
Nelson Mathews, R (7, PH) OBP: 0.263, SLG: 0.271													3	0	0	0	0	0	3
(8, 8)																			
Inning Stats	R: 0 E: 1 K: 2 S: 8 H: 1 LOB: 1 BB: 0 P: 8	R: 0 E: 0 K: 1 S: 5 H: 0 LOB: 0 BB: 0 P: 5	R: 2 E: 0 K: 1 S: 8 H: 3 LOB: 2 BB: 1 P: 12	R: 1 E: 0 K: 1 S: 7 H: 2 LOB: 1 BB: 0 P: 7	R: 0 E: 0 K: 0 S: 5 H: 2 LOB: 2 BB: 0 P: 5	R: 1 E: 0 K: 0 S: 6 H: 3 LOB: 2 BB: 0 P: 6	R: 1 E: 2 K: 0 S: 6 H: 2 LOB: 2 BB: 0 P: 6	R: 0 E: 0 K: 1 S: 6 H: 1 LOB: 2 BB: 1 P: 10	R: 0 E: 0 K: 1 S: 5 H: 0 LOB: 0 BB: 0 P: 5	R: 0 E: 3 K: 1 S: 8 H: 0 LOB: 3 BB: 0 P: 8	R: 0 E: 0 K: 0 S: 4 H: 2 LOB: 1 BB: 0 P: 4	R: 0 E: 0 K: 0 S: 4 H: 1 LOB: 1 BB: 0 P: 4	1B: 16 2B: 1 3B: 0 HR: 0	SF: 1 SAC: 1 DP: 0 HBP: 0	WP: 1 PB: 0 SB: 0 CS: 1	PA: 58			

PITCHER	IP	WLS	BF	H	R	ER	SO	BB	IBB	HBP	BLK	WP	HR	S	P	ERA	WHIP
Bob Bruce, R (1, 1) ERA: 4.27	4.1		22	8	3	3	5	1	0	0	0	0	0	31	35	6.23	2.077
Hal Brown, R (5, 1) ERA: 5.09	2.0		11	4	2	1	0	0	0	0	0	0	0	11	11	4.50	2.000
Hal Woodeshick, L (7, 1) ERA: 1.06	5.2	W	25	5	0	0	3	1	0	0	0	1	0	30	34	0.00	1.059

PITCHER	IP	WLS	BF	H	R	ER	SO	BB	IBB	HBP	BLK	WP	HR	S	P	ERA	WHIP

BOTTOM

Houston Colt 45's @ Chicago Cubs

Wrigley Field, Chicago, IL

Fri May 24 1963, 3:33 AM CDT

Att. 3,087 - Unknown - 55 F

livebaseballscorecards.com

AB	54
R	5
H	17
RBI	5
BB	2
SO	8
LOB	39

Batter	1	2	3	4	5	6	7	8	9	AB	R	H	RBI	BB	SO	LOB
Bob Lillis, R (1, 4) OBP: 0.289, SLG: 0.299	E4 G4-3		FC5-4 1-2f			FC3-6 1-2 1B		F8		4	0	1	0	0	0	1
Pete Runnels, L (1, 3) OBP: 0.291, SLG: 0.259	G4-3 1-2f		4-3			FC3-6 PB 1-2f 2-3		F8		4	0	0	0	0	0	4
Al Spangler, L (1, 7) OBP: 0.341, SLG: 0.336	F8			5-3		6-3 1-2 3-H		FC4-6 1B		4	0	1	0	0	0	1
Carl Warwick, R (1, 9) OBP: 0.373, SLG: 0.436		F7		5-3		K		FC4-6 1-2f		4	0	0	0	0	1	2
Bob Aspromonte, R (1, 5) OBP: 0.274, SLG: 0.298		CS 1B BB		G3			HBP 1B		P3	3	0	1	0	1	0	0
Howie Goss, R (1, 8) OBP: 0.262, SLG: 0.358		1-2 1B			4-3		K		1-3	4	0	1	0	0	1	1
J C Hartman, R (1, 6) OBP: 0.183, SLG: 0.158		K 2-3			5-3		1-2 HBP		F8	2	0	0	0	0	1	2
Brock Davis, L (9, PH) OBP: 0.250, SLG: 0.200										1	0	0	0	0	0	0
John Bateman, R (1, 2) OBP: 0.229, SLG: 0.340			FC1-6 1B		5-3		F8			3	0	1	0	0	0	2
Turk Farrell, R (1, 1) OBP: 0.273, SLG: 0.211			FC1-6 FC5-4 1-2f			FC3-6 1B PB BB	K			1	1	0	0	1	0	1
Rusty Staub, L (7, PH) OBP: 0.344, SLG: 0.360										1	0	0	0	0	1	2
Russ Kemmerer, R (7, 1)										0	0	0	0	0	0	0
Inning Stats	R: 0 E: 1 K: 0 S: 3 H: 0 LOB: 0 BB: 0 P: 3	R: 0 E: 0 K: 1 S: 5 H: 1 LOB: 2 BB: 1 P: 9	R: 0 E: 0 K: 0 S: 4 H: 1 LOB: 1 BB: 0 P: 4	R: 0 E: 0 K: 0 S: 3 H: 0 LOB: 0 BB: 0 P: 3	R: 0 E: 0 K: 0 S: 3 H: 0 LOB: 0 BB: 0 P: 3	R: 1 E: 0 K: 1 S: 6 H: 1 LOB: 1 BB: 1 P: 10	R: 0 E: 0 K: 2 S: 8 H: 1 LOB: 2 BB: 0 P: 9	R: 0 E: 0 K: 0 S: 4 H: 1 LOB: 1 BB: 0 P: 4	R: 0 E: 0 K: 0 S: 3 H: 0 LOB: 0 BB: 0 P: 3	1B: 5 2B: 1 3B: 0 HR: 0 SF: 0 SAC: 0 DP: 2 HBP: 1						

PITCHER	IP	WLS	BF	H	R	ER	SO	BB	IBB	HBP	BLK	WP	HR	S	P	ERA	WHIP
Larry Jackson, R (1, 1) ERA: 2.24	9.0	W	34	5	1	0	4	2	0	1	0	0	0	39	48	0.00	0.778

PITCHER	IP	WLS	BF	H	R	ER	SO	BB	IBB	HBP	BLK	WP	HR	S	P	ERA	WHIP

TOP

Houston Colt 45's @ Chicago Cubs

Wrigley Field, Chicago, IL

Sat May 25 1963, 3:33 AM CDT

Att. 9,786 - Cloudy - 61 F

livebaseballscorecards.com

AB	31
R	1
H	5
RBI	0
BB	2
SO	4
LOB	16

Batter	1	2	3	4	5	6	7	8	9	AB	R	H	RBI	BB	SO	LOB
Lou Brock, L (1, 9) OBP: 0.318, SLG: 0.387	4-3 S 1B		FC6-5 S 1B 2-3		SH4-3 1-2		4-3			3	1	1	0	0	0	1
Ken Hubbs, R (1, 4) OBP: 0.313, SLG: 0.390	4-3 1-3		1-H 1B		CS 1B 2-H			6-3		4	0	2	2	0	0	1
Billy Williams, L (1, 7) OBP: 0.376, SLG: 0.438	1-3		P8		F8			1B		4	0	1	0	0	0	3
Ron Santo, R (1, 5) OBP: 0.303, SLG: 0.421	K			14 5-3 1B BB	CS 1-2	F7		K		3	1	0	0	1	2	2
14 Ernie Banks, R (1, 3) OBP: 0.253, SLG: 0.397		P4		5-3 1-2		HR		F8		4	1	1	1	0	0	2
Andre Rodgers, R (1, 6) OBP: 0.310, SLG: 0.272		4-3		2-H 1B		F9				3	0	1	1	0	0	0
Don Landrum, L (1, 8) OBP: 0.247, SLG: 0.214		1-3		F7		G3				3	0	0	0	0	0	1
Dick Bertell, R (1, 2) OBP: 0.297, SLG: 0.275			FC6-5 SH1-4 BB	5-3			K			2	0	0	0	1	1	1
Larry Jackson, R (1, 1) OBP: 0.214, SLG: 0.222			SH1-4 1-2		SH4-3 1B 1B		6-3			2	1	1	0	0	0	0
Inning Stats	R: 0 E: 0 K: 1 S: 6 H: 1 LOB: 1 BB: 0 P: 6	R: 0 E: 0 K: 0 S: 3 H: 0 LOB: 0 BB: 0 P: 3	R: 1 E: 0 K: 0 S: 4 H: 1 LOB: 1 BB: 1 P: 8	R: 1 E: 0 K: 0 S: 4 H: 1 LOB: 1 BB: 1 P: 8	R: 1 E: 0 K: 0 S: 4 H: 2 LOB: 0 BB: 0 P: 4	R: 1 E: 0 K: 0 S: 4 H: 1 LOB: 0 BB: 0 P: 4	R: 0 E: 0 K: 1 S: 5 H: 0 LOB: 0 BB: 0 P: 5	R: 0 E: 0 K: 1 S: 6 H: 1 LOB: 1 BB: 0 P: 6		1B: 6 2B: 0 3B: 0 HR: 1	SF: 0 SAC: 2 DP: 0 HBP: 0						

PITCHER		IP	WLS	BF	H	R	ER	SO	BB	IBB	HBP	BLK	WP	HR	S	P	ERA	WHIP
Turk Farrell, R ERA: 2.92	(1, 1)	6.0	L	25	6	4	4	1	2	0	0	0	0	1	25	33	6.00	1.333
Russ Kemmerer, R ERA: 5.31	(7, 1)	2.0		7	1	0	0	2	0	0	0	0	0	0	11	11	0.00	0.500

PITCHER	IP	WLS	BF	H	R	ER	SO	BB	IBB	HBP	BLK	WP	HR	S	P	ERA	WHIP

BOTTOM

Houston Colt 45's @ Chicago Cubs

Wrigley Field, Chicago, IL

Sat May 25 1963, 3:33 AM CDT

Att. 9,786 - Cloudy - 61 F

livebaseballscorecards.com

AB	28
R	4
H	7
RBI	4
BB	2
SO	3
LOB	11

Batter	1	2	3	4	5	6	7	8	9	AB	R	H	RBI	BB	SO	LOB
Al Spangler, L (1, 7) OBP: 0.350, SLG: 0.341	BBBB 4-0 FC5-6 BB		x 0-0 ② F9		x 0-0 1B		x 0-0 ②③ G4-6-3 1-2f		x 0-0 PO 1B	4	0	2	0	1	0	1
Johnny Temple, R (1, 4) OBP: 0.356, SLG: 0.360	x 0-0 ① FC5-6 1B 1-2f		x 0-0 2B		x 0-0 ③ L9			x 0-0 F9 WP 1B 1B	0-0 ③ PO 1-2	4	1	2	0	0	0	2
Pete Runnels, L (1, 3) OBP: 0.283, SLG: 0.252	SSS 0-3 ② K		x 0-0 ③ F8			x 0-0 ① 6-3		x 0-0 ① F9 1-3		4	0	0	0	0	1	3
Carl Warwick, R (1, 8) OBP: 0.392, SLG: 0.446	x 0-0 1-3 1B			BBBB 4-0 BB		BBBB 4-0 1B BB		x 0-0 1B 3-H 1B		2	0	2	1	2	0	0
Rusty Staub, L (1, 9) OBP: 0.333, SLG: 0.348	x 0-0 ③ F9			x 0-0 ① F7		x 0-0 ② F2		x 0-0 ② F8		4	0	0	0	0	0	5
Bob Aspromonte, R (1, 5) OBP: 0.286, SLG: 0.306		BBBB 4-0 FC6-4 BB		x 0-0 ② F9		x 0-0 FC6 1-2 1B		x 0-0 1-2 1B		3	0	2	0	1	0	1
Bob Lillis, R (1, 6) OBP: 0.281, SLG: 0.290		x 0-0 ① FC6-4 G6-4-3 1-2f		x 0-0 ③ F8		x 0-0 ③ FC6 1-2f		x 0-0 ③ 1-3		4	0	0	0	0	0	6
John Bateman, R (1, 2) OBP: 0.221, SLG: 0.327		x 0-0 ②③ G6-4-3 1-2f			SSS 0-3 ① K		x 0-0 ① 1-3		x 0-0 ① F9	4	0	0	0	0	1	1
Dick Drott, R (1, 1) OBP: 0.143, SLG: 0.143 Ken Johnson, R (5, 1) OBP: 0.071, SLG: 0.071 Brock Davis, L (7, PH) OBP: 0.308, SLG: 0.273 Don McMahon, R (7, 1) Jim Campbell, R (9, PH) OBP: 0.218, SLG: 0.216			x 0-0 ① 1-3		SSS 0-3 ② K		x 0-0 G4-6-3 1B		x 0-0 ② 6-3	2 0 1 0 1	0 0 0 0 0	0 0 1 0 0	0 0 0 0 0	1 0 0 0 0	0 0 0 0 0	0 0 0 0 0
Inning Stats	R: 0 H: 1 E: 0 LOB: 2 K: 1 BB: 1 S: 6 P: 10	R: 0 H: 0 E: 0 LOB: 0 K: 0 BB: 1 S: 2 P: 6	R: 0 H: 1 E: 0 LOB: 1 K: 0 BB: 0 S: 4 P: 4	R: 0 H: 0 E: 0 LOB: 1 K: 0 BB: 1 S: 3 P: 7	R: 0 H: 1 E: 0 LOB: 1 K: 2 BB: 0 S: 8 P: 8	R: 0 H: 1 E: 0 LOB: 2 K: 0 BB: 1 S: 4 P: 8	R: 0 H: 1 E: 0 LOB: 0 K: 0 BB: 0 S: 3 P: 3	R: 1 H: 3 E: 0 LOB: 2 K: 0 BB: 0 S: 6 P: 6	R: 0 H: 1 E: 0 LOB: 0 K: 0 BB: 0 S: 3 P: 3	1B: 8 2B: 1 3B: 0 HR: 0	SF: 0 SAC: 0 DP: 2 HBP: 0					

PITCHER	IP	WLS	BF	H	R	ER	SO	BB	IBB	HBP	BLK	WP	HR	S	P	ERA	WHIP
Bob Buhl, R (1, 1) ERA: 2.58	9.0	W	37	9	1	1	3	4	0	0	0	1	0	39	55	1.00	1.444

PITCHER	IP	WLS	BF	H	R	ER	SO	BB	IBB	HBP	BLK	WP	HR	S	P	ERA	WHIP

TOP

Houston Colt 45's @ Chicago Cubs

Wrigley Field, Chicago, IL

Sun May 26 1963, 3:33 AM CDT

Att. 15,316 - Unknown - 61 F

livebaseballscorecards.com

AB	33
R	1
H	9
RBI	1
BB	4
SO	3
LOB	19

WP: 1	PA: 38																
PB: 0																	
SB: 0																	
CS: 0																	

Batter	1	2	3	4	5	6	7	8	9	AB	R	H	RBI	BB	SO	LOB
Lou Brock, L (1, 9) OBP: 0.322, SLG: 0.401	P3		1B 3B 1-H		4-3 S FC4-2-5-6 1B		F7			4	1	2	1	0	0	0
Ken Hubbs, R (1, 4) OBP: 0.318, SLG: 0.414	K S S S		1B 3-H		4-3 1-3		HR			4	1	2	2	0	1	1
Billy Williams, L (1, 7) OBP: 0.368, SLG: 0.427	P6		F9		FC4-2-5-6 HR 3-H		6-3			4	1	0	0	0	0	2
Ron Santo, R (1, 5) OBP: 0.313, SLG: 0.446		F8		3-1 BB 1B	HR 2-H			14 FC4-9-6 1B		4	1	3	2	0	0	0
14 Ernie Banks, R (1, 3) OBP: 0.247, SLG: 0.387		F8		K S S S	6-3			FC4-9-6 FC4-6 1-2f		4	0	0	0	0	1	2
Andre Rodgers, R (1, 6) OBP: 0.309, SLG: 0.266		L8		3-1 B B B 1-2 BB		K S S S		FC4-6 1-2f		3	0	0	0	1	1	1
Don Landrum, L (1, 8) OBP: 0.237, SLG: 0.205			P6	3-1 1-2 2-3		6-3		1-3		4	0	0	0	0	0	3
Dick Bertell, R (1, 2) OBP: 0.309, SLG: 0.272			3B B B B B BB	IBB I I I		P6				1	1	0	0	2	0	0
Bob Buhl, R (1, 1) OBP: 0.111, SLG: 0.111			K S S S	K S S S			K S S S			3	0	0	0	0	3	4
Inning Stats	R: 0 H: 0 E: 0 LOB: 0 K: 1 BB: 0 S: 5 P: 5	R: 0 H: 0 E: 0 LOB: 0 K: 0 BB: 0 S: 3 P: 3	R: 2 H: 2 E: 0 LOB: 1 K: 1 BB: 1 S: 7 P: 11	R: 0 H: 1 E: 0 LOB: 3 K: 2 BB: 2 S: 8 P: 16	R: 2 H: 2 E: 0 LOB: 0 K: 0 BB: 0 S: 5 P: 5	R: 0 H: 0 E: 0 LOB: 0 K: 1 BB: 0 S: 5 P: 5	R: 1 H: 1 E: 0 LOB: 0 K: 1 BB: 0 S: 6 P: 6	R: 0 H: 1 E: 0 LOB: 1 K: 0 BB: 0 S: 4 P: 4		1B: 4 SF: 0 2B: 0 SAC: 0 3B: 1 DP: 0 HR: 2 HBP: 0						WP: 0 PA: 34 PB: 0 SB: 1 CS: 0

PITCHER		IP	WLS	BF	H	R	ER	SO	BB	IBB	HBP	BLK	WP	HR	S	P	ERA	WHIP
Dick Drott, R ERA: 2.73	(1, 1)	4.2	L	22	5	4	4	4	2	1	0	0	0	1	27	39	7.71	1.500
Ken Johnson, R ERA: 3.14	(5, 1)	1.1		4	0	0	0	1	0	0	0	0	0	0	6	6	0.00	0.000
Don McMahon, R ERA: 5.12	(7, 1)	2.0		8	2	1	1	1	0	0	0	0	0	1	10	10	4.50	1.000

PITCHER	IP	WLS	BF	H	R	ER	SO	BB	IBB	HBP	BLK	WP	HR	S	P	ERA	WHIP

BOTTOM

Houston Colt 45's @ Chicago Cubs

Wrigley Field, Chicago, IL

Sun May 26 1963, 3:33 AM CDT

Att. 15,316 - Unknown - 61 F

livebaseballscorecards.com

AB	31
R	5
H	7
RBI	5
BB	3
SO	6
LOB	13

Batter	1	2	3	4	5	6	7	8	9	AB	R	H	RBI	BB	SO	LOB
Lou Brock, L (1, 9) OBP: 0.319, SLG: 0.401	4-3	1-3 2B		K			5-3		L6 2-3	5	0	1	0	0	1	3
Ken Hubbs, R (1, 4) OBP: 0.321, SLG: 0.414	1B 3B 1B	1-3			K		IHR 1B		6-3	5	2	2	0	0	1	2
Billy Williams, L (1, 7) OBP: 0.376, SLG: 0.453	1-3 3B 1B		14 G5-4-3 1B		6-3		1-H IHR			4	2	3	2	0	0	0
Ron Santo, R (1, 5) OBP: 0.317, SLG: 0.471	1-H 14 SF7 3H 3B		K		3B		5-3			4	1	2	2	0	1	1
14 Ernie Banks, R (1, 3) OBP: 0.241, SLG: 0.380	SF7 3-H		G5-4-3 1-2f		K			F6		3	0	0	1	0	1	2
Andre Rodgers, R (1, 6) OBP: 0.307, SLG: 0.266	5-3			K		K		FC6 1B		4	0	1	0	0	2	0
Nelson Mathews, R (1, 8) OBP: 0.250, SLG: 0.257		1-3		F8		K		F7		4	0	0	0	0	1	1
Dick Bertell, R (1, 2) OBP: 0.306, SLG: 0.271		2B 1B		E5		F8		FC6 1-2f		4	0	1	0	0	0	1
Dick Ellsworth, L (1, 1) OBP: 0.125, SLG: 0.087 Lindy McDaniel, R (9, 1)		K		BB			4-3		E1 L6 1B	3 0	0 0	1 0	0 0	1 0	1 0	1 0
Inning Stats	R: 3 H: 3 E: 0 LOB: 0 K: 0 BB: 0 S: 6 P: 6	R: 0 H: 2 E: 0 LOB: 2 K: 1 BB: 0 S: 7 P: 7	R: 0 H: 1 E: 0 LOB: 0 K: 1 BB: 0 S: 5 P: 5	R: 0 H: 0 E: 1 LOB: 2 K: 2 BB: 1 S: 8 P: 12	R: 0 H: 1 E: 0 LOB: 1 K: 2 BB: 0 S: 8 P: 8	R: 0 H: 0 E: 0 LOB: 0 K: 2 BB: 0 S: 7 P: 7	R: 2 H: 2 E: 0 LOB: 0 K: 0 BB: 0 S: 5 P: 5	R: 0 H: 1 E: 0 LOB: 1 K: 0 BB: 0 S: 4 P: 4	R: 0 H: 1 E: 1 LOB: 0 K: 0 BB: 0 S: 3 P: 3	1B: 7 SF: 1 2B: 2 SAC: 0 3B: 2 DP: 2 HR: 1 HBP: 0						

PITCHER	IP	WLS	BF	H	R	ER	SO	BB	IBB	HBP	BLK	WP	HR	S	P	ERA	WHIP
Roger Craig, R (1, 1) ERA: 3.86	8.0	L	35	10	5	5	8	1	0	0	0	0	0	50	54	5.62	1.375
Don Rowe, L (9, 1) ERA: 3.49	1.0		3	1	0	0	0	0	0	0	0	0	0	3	3	0.00	1.000

PITCHER	IP	WLS	BF	H	R	ER	SO	BB	IBB	HBP	BLK	WP	HR	S	P	ERA	WHIP

TOP

Chicago Cubs @ New York Mets

Polo Grounds, New York, NY

Tue May 28 1963, 7:05 PM EDT

Att. 8,858 - Unknown

livebaseballscorecards.com

AB	36
R	5
H	11
RBI	5
BB	1
SO	8
LOB	11

WP: 0 PA: 38
PB: 0
SB: 0
CS: 0

Chicago Cubs @ New York Mets

Polo Grounds, New York, NY

Tue May 28 1963, 7:05 PM EDT

Att. 8,858 - Unknown

BOTTOM

Batter	1	2	3	4	5	6	7	8	9	AB	R	H	RBI	BB	SO	LOB
Jim Piersall, R (1, 8) OBP: 0.303, SLG: 0.315	SF9 3B		5-3	5-3			F9	BB 1-2 2-3		4	1	1	0	1	0	3
Chico Fernandez, R (1, 6) OBP: 0.250, SLG: 0.244	SF9 3-H		BB 1B		FC5 4-3 1B		6-3	1-3		3	0	1	1	1	0	3
Ron Hunt, R (1, 4) OBP: 0.388, SLG: 0.426	L5		1-2 1B		F8		BB		BB 2B	3	0	1	0	2	0	1
Frank Thomas, R (1, 7) OBP: 0.265, SLG: 0.324	BB		K		4-3 1-2		F7		K	4	0	0	0	1	2	5
Jim Hickman, R (1, 9) OBP: 0.345, SLG: 0.443	K		6-3	FC5 2-3				1B 1B	1-3 2B	5	1	2	0	0	1	2
Charlie Neal, R (1, 5) OBP: 0.322, SLG: 0.302		6-3	E9 FC6-4		1B			BB 1B 1-2	1-3	5	0	2	0	0	0	2
Norm Sherry, R (1, 2) OBP: 0.129, SLG: 0.190		6-3	FC6-4 1B 1B 1-2f		P6			F8	F9	3	0	0	0	0	0	2
Cliff Cook, R (8, PH) OBP: 0.197, SLG: 0.217										1	0	0	0	0	0	2
Choo-Choo Coleman, L (9, 2) OBP: 0.276, SLG: 0.207										1	0	0	0	0	0	2
Rod Kanehl, R (1, 3) OBP: 0.220, SLG: 0.205		1-3		1B 1-2 1B			F7	BB 1-2 2-H 1B		4	0	2	1	0	0	1
Roger Craig, R (1, 1) OBP: 0.138, SLG: 0.074			4-3	1-2 2-3 1B			K	L6		3	0	1	0	0	1	1
Duke Snider, L (8, PH) OBP: 0.331, SLG: 0.436										1	0	0	0	0	0	2
Don Rowe, L (9, 1) OBP: 0.143, SLG: 0.143										0	0	0	0	0	0	0

Inning Stats	1	2	3	4	5	6	7	8	9
	R: 1 H: 1 E: 0 LOB: 1 K: 1 BB: 1 S: 6 P: 10	R: 0 H: 0 E: 0 LOB: 0 K: 0 BB: 0 S: 3 P: 3	R: 0 H: 1 E: 0 LOB: 2 K: 1 BB: 1 S: 6 P: 10	R: 0 H: 2 E: 1 LOB: 3 K: 0 BB: 0 S: 6 P: 6	R: 0 H: 1 E: 0 LOB: 1 K: 0 BB: 0 S: 4 P: 4	R: 0 H: 1 E: 0 LOB: 1 K: 1 BB: 0 S: 6 P: 6	R: 0 H: 0 E: 0 LOB: 1 K: 0 BB: 1 S: 3 P: 7	R: 1 H: 3 E: 0 LOB: 3 K: 0 BB: 1 S: 6 P: 10	R: 0 H: 1 E: 0 LOB: 2 K: 1 BB: 1 S: 6 P: 10

	1B	SF	WP	PA
	2B	SAC	PB	
	3B	DP	SB	
	HR	HBP	CS	

livebaseballscorecards.com

AB	37
R	2
H	10
RBI	2
BB	5
SO	4
LOB	26

PITCHER	IP	WLS	BF	H	R	ER	SO	BB	IBB	HBP	BLK	WP	HR	S	P	ERA	WHIP
Dick Ellsworth, L (1, 1) ERA: 1.22	8.0	W	39	9	2	2	3	5	0	0	0	0	0	40	60	2.25	1.750
Lindy McDaniel, R (9, 1) ERA: 2.18	1.0	S	4	1	0	0	1	0	0	0	0	0	0	6	6	0.00	1.000

Batter	1	2	3	4	5	6	7	8	9	AB	R	H	RBI	BB	SO	LOB
Lou Brock, L (1, 9) OBP: 0.314, SLG: 0.399	5-3		4-3 2-3	K	F8		2B 3-H		4-3	6	0	1	1	0	1	4
Ken Hubbs, R (1, 4) OBP: 0.327, SLG: 0.433	BB		K	E4 1-H 2-H 3-H 1B	F8		5-3		HR	5	2	2	2	1	1	2
Billy Williams, L (1, 7) OBP: 0.380, SLG: 0.452	F5			BB 2B 1B	3-1		F7		1B	5	2	2	1	1	0	2
Ron Santo, R (1, 5) OBP: 0.333, SLG: 0.489	K			1B 1-3 1B 2B		1B		1B	FC6-4 1-3 1B	6	2	5	0	0	1	1
Steve Boros, R (1, 3)		K		BB WP BB		K		K	FC6-4 1-2f	4	1	0	0	2	3	4
Andre Rodgers, R (1, 6) OBP: 0.310, SLG: 0.270		K		FC6-4 2B BB 1-2f 2-3 3-H BB WP 1-3 2-H 3-H 1B		K		1-2 1B		5	1	2	3	0	2	3
Nelson Mathews, R (1, 8) OBP: 0.258, SLG: 0.269		6-3		BB 1-3 3-H 2B 1-2 3-H BB		5-3		K		4	1	1	1	1	1	3
Dick Bertell, R (1, 2) OBP: 0.320, SLG: 0.284			5-3	1B BB E BB 1-2 2-3 BB			SH1-4 2B	P4		3	2	1	0	2	0	2
Larry Jackson, R (1, 1) OBP: 0.250, SLG: 0.267			4-3 2B	E E 1-2 3-H BB FC4-6 1-2f			SH1-4 2-3		P4	3	1	1	1	1	0	3
Inning Stats	R: 0 E: 0 K: 1 S: 5 H: 0 LOB: 1 BB: 1 P: 9	R: 0 E: 0 K: 2 S: 7 H: 0 LOB: 0 BB: 0 P: 7	R: 0 E: 0 K: 1 S: 6 H: 1 LOB: 1 BB: 0 P: 6	R: 10 E: 1 K: 1 S: 11 H: 6 LOB: 3 BB: 7 P: 39	R: 0 E: 0 K: 0 S: 3 H: 0 LOB: 0 BB: 0 P: 3	R: 0 E: 0 K: 2 S: 8 H: 1 LOB: 1 BB: 0 P: 8	R: 1 E: 0 K: 0 S: 5 H: 2 LOB: 1 BB: 0 P: 5	R: 0 E: 0 K: 2 S: 9 H: 2 LOB: 2 BB: 0 P: 9	R: 1 E: 0 K: 0 S: 6 H: 3 LOB: 2 BB: 0 P: 6	1B: 9 2B: 5 3B: 0 HR: 1 SF: 0 SAC: 1 DP: 0 HBP: 0						

TOP

Chicago Cubs @ New York Mets

Polo Grounds, New York, NY

Thu May 30 1963, 3:33 AM EDT

Unknown

livebaseballscorecards.com

AB	41
R	12
H	15
RBI	9
BB	8
SO	9
LOB	24

PITCHER		IP	WLS	BF	H	R	ER	SO	BB	IBB	HBP	BLK	WP	HR	S	P	ERA	WHIP
Al Jackson, L ERA: 3.62	(1, 1)	3.2	L	21	5	8	8	5	5	0	0	0	0	0	26	46	19.64	2.727
Larry Bearnarth, R ERA: 3.15	(4, 1)	0.0		4	2	2	2	0	2	0	0	0	1	0	2	10	∞	∞
Don Rowe, L ERA: 3.48	(4, 1)	5.1		25	8	2	2	4	1	0	0	0	0	1	32	36	3.38	1.688

PITCHER	IP	WLS	BF	H	R	ER	SO	BB	IBB	HBP	BLK	WP	HR	S	P	ERA	WHIP

WP: 1	PB: 0	SB: 2	CS: 0
PA: 50			

Chicago Cubs @ New York Mets

Polo Grounds, New York, NY

Thu May 30 1963, 3:33 AM EDT

Unknown

BOTTOM

Batter	1	2	3	4	5	6	7	8	9	AB	R	H	RBI	BB	SO	LOB
Jim Piersall, R (1, 8) OBP: 0.298, SLG: 0.310	1-3		6-3			6-3		FC4-6 1B 1-2f		2	0	0	0	0	0	0
Rod Kanehl, R (6, 8) OBP: 0.209, SLG: 0.195										2	0	0	0	0	0	1
Ron Hunt, R (1, 4) OBP: 0.391, SLG: 0.424	BB FC1-6		F8			F9		1-2 1B		3	0	1	0	1	0	0
Ed Kranepool, L (1, 9) OBP: 0.266, SLG: 0.310	FC1-6 1-2f			K		4-3		6-3		4	0	0	0	0	1	3
Duke Snider, L (1, 7) OBP: 0.326, SLG: 0.429	G3			K			K		E5 1B	2	0	0	0	0	1	1
Jim Hickman, R (6, 7) OBP: 0.341, SLG: 0.437										2	0	0	0	0	1	0
Tim Harkness, L (1, 3) OBP: 0.347, SLG: 0.460		BB 1B G1-3		1B			2B		1B 2-3	3	0	3	0	1	0	0
Choo-Choo Coleman, L (1, 2) OBP: 0.269, SLG: 0.200		K		4-3			K		K	3	0	0	0	0	2	3
Sammy Taylor, L (8, 2)										1	0	0	0	0	1	2
Charlie Neal, R (1, 5) OBP: 0.324, SLG: 0.305		1B 1-3			F9		K		K	2	0	1	0	0	0	0
Cliff Cook, R (6, 5) OBP: 0.192, SLG: 0.211										2	0	0	0	0	2	3
Al Moran, R (1, 6) OBP: 0.214, SLG: 0.212		G1-3 3-Hf			F8			F7	5-3	2	0	0	0	0	0	2
Chico Fernandez, R (7, 6) OBP: 0.245, SLG: 0.239										2	0	0	0	0	0	2
Al Jackson, L (1, 1) OBP: 0.179, SLG: 0.185			K		K			FC4-6 1B		1	0	0	0	0	1	0
Larry Bearnarth, R (4, 1)										0	0	0	0	0	0	0
Don Rowe, L (4, 1) OBP: 0.222, SLG: 0.222										2	0	1	0	0	1	0
Inning Stats	R: 0 H: 0 E: 0 LOB: 1 K: 0 BB: 1 S: 3 P: 7	R: 0 H: 1 E: 0 LOB: 1 K: 1 BB: 1 S: 5 P: 9	R: 0 H: 0 E: 0 LOB: 0 K: 1 BB: 0 S: 5 P: 5	R: 0 H: 1 E: 0 LOB: 1 K: 2 BB: 0 S: 8 P: 8	R: 0 H: 0 E: 0 LOB: 0 K: 1 BB: 0 S: 5 P: 5	R: 0 H: 0 E: 0 LOB: 0 K: 0 BB: 0 S: 3 P: 3	R: 0 H: 1 E: 0 LOB: 1 K: 3 BB: 0 S: 10 P: 10	R: 0 H: 2 E: 0 LOB: 2 K: 0 BB: 0 S: 5 P: 5	R: 0 H: 1 E: 1 LOB: 2 K: 2 BB: 0 S: 9 P: 9	1B: 5 SF: 0 2B: 1 SAC: 0 3B: 0 DP: 1 HR: 0 HBP: 0						

PITCHER	IP	WLS	BF	H	R	ER	SO	BB	IBB	HBP	BLK	WP	HR	S	P	ERA	WHIP
Larry Jackson, R (1, 1) ERA: 2.03	9.0	W	35	6	0	0	10	2	0	0	0	0	0	53	61	0.00	0.889

PITCHER	IP	WLS	BF	H	R	ER	SO	BB	IBB	HBP	BLK	WP	HR	S	P	ERA	WHIP

AB	33
R	0
H	6
RBI	0
BB	2
SO	10
LOB	17

WP: 0 PA: 35
PB: 0
SB: 0
CS: 0

livebaseballscorecards.com

Chicago Cubs @ New York Mets

Polo Grounds, New York, NY

Thu May 30 1963, 3:38 AM EDT

Att. 37,170 - Unknown

TOP

livebaseballscorecards.com

Batter	1	2	3	4	5	6	7	8	9	AB	R	H	RBI	BB	SO	LOB
Lou Brock, L (1, 9) OBP: 0.308, SLG: 0.390	P6		1-3			F8		4-3		4	0	0	0	0	0	2
Ken Hubbs, R (1, 4) OBP: 0.325, SLG: 0.442	SF8 3B		P8			5-3			K	4	1	1	0	0	1	0
Billy Williams, L (1, 7) OBP: 0.378, SLG: 0.444	BB			3-1			4-3		3-1	3	0	0	0	1	0	0
Ron Santo, R (1, 5) OBP: 0.327, SLG: 0.481	SF8 3-H			P6			F8		P6	3	0	0	1	0	0	0
Merritt Ranew, L (1, 3) OBP: 0.484, SLG: 0.655	F5			3-1			K			3	0	0	0	0	1	1
Andre Rodgers, R (1, 6) OBP: 0.305, SLG: 0.265		5-3			K			F7		3	0	0	0	0	1	0
Don Landrum, L (1, 8) OBP: 0.240, SLG: 0.209		F7			G3			BB 1B		3	0	1	0	0	0	0
Jimmie Schaffer, R (1, 2) OBP: 0.293, SLG: 0.432		G3			K			BB 1-2		2	0	0	0	0	1	0
Bob Will, L (8, PH) OBP: 0.158, SLG: 0.111										0	0	0	0	1	0	0
Dick Bertell, R (8, 2) OBP: 0.320, SLG: 0.284										0	0	0	0	0	0	0
Glen Hobbie, R (1, 1) OBP: 0.133, SLG: 0.133			K			K		K		2	0	0	0	0	2	0
14 Ernie Banks, R (8, PH) OBP: 0.240, SLG: 0.377										1	0	0	0	0	1	2
Don Elston, R (8, 1)										0	0	0	0	0	0	0
Inning Stats	R: 1 E: 0 K: 0 S: 4 H: 1 LOB: 1 BB: 1 P: 8	R: 0 E: 0 K: 0 S: 3 H: 0 LOB: 0 BB: 0 P: 3	R: 0 E: 0 K: 1 S: 5 H: 0 LOB: 0 BB: 0 P: 5	R: 0 E: 0 K: 0 S: 3 H: 0 LOB: 0 BB: 0 P: 3	R: 0 E: 0 K: 2 S: 7 H: 0 LOB: 0 BB: 0 P: 7	R: 0 E: 0 K: 1 S: 5 H: 0 LOB: 0 BB: 0 P: 5	R: 0 E: 0 K: 1 S: 5 H: 0 LOB: 0 BB: 0 P: 5	R: 0 E: 0 K: 1 S: 6 H: 1 LOB: 2 BB: 1 P: 10	R: 0 E: 0 K: 1 S: 5 H: 0 LOB: 0 BB: 0 P: 5	1B: 1 2B: 0 3B: 1 HR: 0 SF: 1 SAC: 0 DP: 0 HBP: 0						

	AB	28
	R	1
	H	2
	RBI	1
	BB	2
	SO	7
	LOB	5

WP: 0 PB: 0 SB: 0 CS: 0 PA: 31

PITCHER		IP	WLS	BF	H	R	ER	SO	BB	IBB	HBP	BLK	WP	HR	S	P	ERA	WHIP
Jay Hook, R ERA: 5.43	(1, 1)	9.0	W	31	2	1	1	7	2	0	0	0	0	0	43	51	1.00	0.444

PITCHER		IP	WLS	BF	H	R	ER	SO	BB	IBB	HBP	BLK	WP	HR	S	P	ERA	WHIP

Chicago Cubs @ New York Mets

Polo Grounds, New York, NY

Thu May 30 1963, 3:38 AM EDT

Att. 37,170 - Unknown

BOTTOM

Batter	1	2	3	4	5	6	7	8	9	AB	R	H	RBI	BB	SO	LOB
Jim Piersall, R (1, 8) OBP: 0.305, SLG: 0.304	L8			F9		5-3 1B; BB		BB		2	1	0	0	2	0	0
Ron Hunt, R (1, 4) OBP: 0.382, SLG: 0.412	F9			K		5-3		4-3		4	0	0	0	0	1	2
Duke Snider, L (1, 9) OBP: 0.338, SLG: 0.461	F2			HR		1B		IBB		3	1	2	2	1	0	0
Frank Thomas, R (1, 7) OBP: 0.267, SLG: 0.324		P6		1B		L5		F8		3	0	1	0	0	0	1
Jim Hickman, R (8, 7) OBP: 0.339, SLG: 0.434										1	0	0	0	0	0	2
Tim Harkness, L (1, 3) OBP: 0.337, SLG: 0.444		4-3		F8			K			3	0	0	0	0	1	1
Chico Fernandez, R (1, 6) OBP: 0.238, SLG: 0.231		K			5-3		P4			3	0	0	0	0	1	0
Rod Kanehl, R (1, 5) OBP: 0.217, SLG: 0.227			6-3		P3		2B			3	0	1	0	0	0	0
Norm Sherry, R (1, 2) OBP: 0.138, SLG: 0.197			G6-4-3 1B		F9		F8			3	0	1	0	0	0	1
Jay Hook, L (1, 1) OBP: 0.250, SLG: 0.222			G6-4-3 (1-2f)			L7		5-3		3	0	0	0	0	0	1
Inning Stats	R: 0 E: 0 K: 0 S: 3 H: 0 LOB: 0 BB: 0 P: 3	R: 0 E: 0 K: 1 S: 5 H: 0 LOB: 0 BB: 0 P: 5	R: 0 E: 0 K: 0 S: 3 H: 1 LOB: 0 BB: 0 P: 3	R: 1 E: 0 K: 1 S: 7 H: 2 LOB: 1 BB: 0 P: 7	R: 0 E: 0 K: 0 S: 3 H: 0 LOB: 0 BB: 0 P: 3	R: 1 E: 0 K: 0 S: 4 H: 1 LOB: 1 BB: 1 P: 8	R: 0 E: 0 K: 1 S: 6 H: 1 LOB: 1 BB: 0 P: 6	R: 0 E: 0 K: 0 S: 3 H: 0 LOB: 2 BB: 2 P: 11		1B: 3 2B: 1 3B: 0 HR: 1	SF: 0 SAC: 0 DP: 1 HBP: 0					

	AB	28
	R	2
	H	5
	RBI	2
	BB	3
	SO	3
	LOB	8

WP: 0 PB: 0 SB: 0 CS: 0 PA: 31

livebaseballscorecards.com

PITCHER		IP	WLS	BF	H	R	ER	SO	BB	IBB	HBP	BLK	WP	HR	S	P	ERA	WHIP
Glen Hobbie, R ERA: 3.72	(1, 1)	7.0	L	26	5	2	2	3	1	0	0	0	0	1	31	35	2.57	0.857
Don Elston, R ERA: 0.46	(8, 1)	1.0		5	0	0	0	0	1	1	0	0	0	0	3	11	0.00	1.000

PITCHER	IP	WLS	BF	H	R	ER	SO	BB	IBB	HBP	BLK	WP	HR	S	P	ERA	WHIP

Chicago Cubs @ Philadelphia Phillies

Connie Mack Stadium, Philadelphia, PA

Fri May 31 1963, 7:05 PM EDT

Att. 10,717 - Unknown

TOP

livebaseballscorecards.com

Batter	1	2	3	4	5	6	7	8	9	AB	R	H	RBI	BB	SO	LOB
Lou Brock, L (1, 9) OBP: 0.317, SLG: 0.403	C F X 0-2 ① P6		X 0-0 2-H 2B			C S B B B F F F X 2-2 CS 1B		L B L X 1-2 ① 2-H 1B		4	0	3	1	0	0	0
Ken Hubbs, R (1, 4) OBP: 0.329, SLG: 0.436	B C S B F C 2-3 ② K		S F B X 1-2 ③ 5-3			F B S B B F F B 4-2 ① 1-2 G4-6-3 BB		B B S B B 4-1 BB		2	0	0	0	2	1	1
Billy Williams, L (1, 7) OBP: 0.375, SLG: 0.445	C F B X 1-2 ③ F5			S S B B X 2-2 1B 2B		X 0-0 ② ③ G4-6-3 1-2f		B X 1-0 ② F5		4	1	1	0	0	0	3
Ron Santo, R (1, 5) OBP: 0.325, SLG: 0.476		F B F B B C 3-3 ① K		X 0-0 G4-6-3 2-H 1B			B B S C F X 2-2 ① L8	C X 0-1 ③ P6		4	0	1	1	0	1	2
14 Ernie Banks, R (1, 3) OBP: 0.240, SLG: 0.370		X 0-0 ② F7		B F F B F B S 3-3 ① K			F B B S B B 4-2 1B BB		X 0-0 ① F7	3	0	0	0	1	1	1
Andre Rodgers, R (1, 6) OBP: 0.304, SLG: 0.265		B F B X 2-1 ③ 1-3		S F B X 1-2 ② ③ G4-6-3 1-2f			B F X 1-1 1-3 1B		S S B C 1-3 ② K	4	0	1	0	0	1	1
Nelson Mathews, R (1, 8) OBP: 0.247, SLG: 0.256			B F S X 1-2 ① 6-3		B X 1-0 ① L5		B C X 1-1 ② F2		B X 1-0 ③ 3-1	4	0	0	0	0	0	2
Dick Bertell, R (1, 2) OBP: 0.321, SLG: 0.286			S B F B B X 3-2 SH1-4 2B 1B		S C B X 1-2 ② 6-3		X 0-0 ③ F8			3	1	1	0	0	0	2
Bob Buhl, R (1, 1) OBP: 0.138, SLG: 0.138 Lindy McDaniel, R (8, 1)			X 0-0 ② SH1-4 1-2		C X 0-1 ③ 4-3			X 0-0 E6 1B 1B		2 0	0 0	1 0	0 0	0 0	0 0	0 0
Inning Stats	R: 0 H: 0 E: 0 LOB: 0 K: 1 BB: 0 S: 10 P: 13	R: 0 H: 0 E: 0 LOB: 0 K: 1 BB: 0 S: 6 P: 11	R: 1 H: 2 E: 0 LOB: 0 K: 0 BB: 0 S: 11 P: 16	R: 1 H: 2 E: 0 LOB: 0 K: 1 BB: 0 S: 11 P: 17	R: 0 H: 0 E: 0 LOB: 0 K: 0 BB: 0 S: 6 P: 8	R: 0 H: 1 E: 0 LOB: 0 K: 0 BB: 1 S: 11 P: 17	R: 0 H: 1 E: 0 LOB: 2 K: 0 BB: 1 S: 11 P: 19	R: 0 H: 2 E: 1 LOB: 2 K: 0 BB: 1 S: 8 P: 14	R: 0 H: 0 E: 0 LOB: 0 K: 1 BB: 0 S: 5 P: 7	1B: 6 2B: 2 3B: 0 HR: 0	SF: 0 SAC: 1 DP: 2 HBP: 0					

	AB	30
	R	2
	H	8
	RBI	2
	BB	3
	SO	4
	LOB	12

WP: 0 PA: 34
PB: 0
SB: 0
CS: 1

PITCHER		IP	WLS	BF	H	R	ER	SO	BB	IBB	HBP	BLK	WP	HR	S	P	ERA	WHIP
Chris Short, L ERA: 4.15	(1, 1)	7.1	L	28	8	2	2	3	2	0	0	0	0	0	70	106	2.46	1.364
Dallas Green, R ERA: 1.67	(8, 1)	0.2		3	0	0	0	0	1	0	0	0	0	0	4	9	0.00	1.500
Jack Baldschun, R ERA: 3.12	(9, 1)	1.0		3	0	0	0	1	0	0	0	0	0	0	5	7	0.00	0.000

PITCHER		IP	WLS	BF	H	R	ER	SO	BB	IBB	HBP	BLK	WP	HR	S	P	ERA	WHIP

Batter	1	2	3	4	5	6	7	8	9	AB	R	H	RBI	BB	SO	LOB
Tony Taylor, R (1, 4) OBP: 0.365, SLG: 0.388	C B B F X 2-2 1B 1B 1B		S B B F B F X 3-2 ① 5-3			C F B B F X 2-2 ① F8		L C B F B B B 4-2 1-2 BB		3	1	1	0	1	0	0
Johnny Callison, L (1, 9) OBP: 0.299, SLG: 0.361	B X 1-0 1B 1-2 1B		S B X 1-1 ② 6-3			X 0-0 ② G3		C S S 0-3 ② K		4	0	1	0	0	1	3
Tony Gonzalez, L (1, 8) OBP: 0.390, SLG: 0.393	F B B X 2-1 ① F7		S X 0-1 ③ F7			S B X 1-1 ③ L9		S S X 0-2 ③ 4-3		4	0	0	0	0	0	5
Wes Covington, L (1, 7) OBP: 0.414, SLG: 0.646	X 0-0 1-3 2-H 1B			F B B F F X 2-2 ① F9			F X 0-1 ① F5		S B F B S 2-3 ① K	4	0	1	1	0	1	0
Don Demeter, R (1, 5) OBP: 0.356, SLG: 0.469	S B B S C 2-3 ② K			F B X 1-1 ② L7			X 0-0 ② F3		B B B B 4-0 BB	3	0	0	0	1	1	2
Frank Torre, L (1, 3) OBP: 0.191, SLG: 0.095	X 0-0 ③ L9			C X 0-1 ③ F8			C F X 0-2 ③ 4-3		X 0-0 ② P6	4	0	0	0	0	0	3
Clay Dalrymple, L (1, 2) OBP: 0.321, SLG: 0.328 Cookie Rojas, R (8, PR) OBP: 0.184, SLG: 0.114 Bob Oldis, R (9, 2) OBP: 0.176, SLG: 0.176 Don Hoak, R (9, PH) OBP: 0.242, SLG: 0.264		B B S S X 2-2 ① G3			B S S F X 1-2 ① 3-1			C B X 1-1 1B SH1-4 1B	X 0-0 ③ 6-3	3 0 0 1	0 0 0 0	1 0 0 0	0 0 0 0	0 0 0 0	0 0 0 0	0 0 0 1
Bobby Wine, R (1, 6) OBP: 0.300, SLG: 0.356		X 0-0 ② 4-3			X 0-0 ② F7			B X 1-0 ① SH1-4 1-2		2	0	0	0	0	0	0
Chris Short, R (1, 1) OBP: 0.048, SLG: 0.143 Dallas Green, L (8, 1) Roy Sievers, R (8, PH) OBP: 0.305, SLG: 0.447 Ruben Amaro, R (8, PR) OBP: 0.207, SLG: 0.115 Jack Baldschun, R (9, 1)		B B B S S X 3-2 ③ 6-3			B B C S X 2-2 ③ 6-3			B B B C X 3-1 BB 2-3 1B		2 0 1 0 0	0 0 0 0 0	0 0 1 0 0	0 0 0 0 0	0 0 0 0 0	0 0 0 0 0	0 0 0 0 0
Inning Stats	R: 1 H: 3 E: 0 LOB: 2 K: 1 BB: 0 S: 11 P: 18	R: 0 H: 0 E: 0 LOB: 0 K: 0 BB: 0 S: 7 P: 12	R: 0 H: 0 E: 0 LOB: 0 K: 0 BB: 0 S: 8 P: 12	R: 0 H: 0 E: 0 LOB: 0 K: 0 BB: 0 S: 8 P: 11	R: 0 H: 0 E: 0 LOB: 0 K: 0 BB: 0 S: 8 P: 11	R: 0 H: 0 E: 0 LOB: 0 K: 0 BB: 0 S: 7 P: 10	R: 0 H: 0 E: 0 LOB: 0 K: 0 BB: 0 S: 6 P: 6	R: 0 H: 2 E: 0 LOB: 3 K: 1 BB: 1 S: 14 P: 23	R: 0 H: 0 E: 0 LOB: 1 K: 1 BB: 1 S: 5 P: 11	1B: 5 SF: 0 2B: 0 SAC: 1 3B: 0 DP: 0 HR: 0 HBP: 0						

PITCHER	IP	WLS	BF	H	R	ER	SO	BB	IBB	HBP	BLK	WP	HR	S	P	ERA	WHIP
Bob Buhl, R (1, 1) ERA: 2.46	7.1	W	28	5	1	1	1	1	0	0	0	0	0	63	97	1.23	0.818
Lindy McDaniel, R (8, 1) ERA: 2.01	1.2	S	6	0	0	0	2	1	0	0	0	0	0	11	17	0.00	0.600

PITCHER	IP	WLS	BF	H	R	ER	SO	BB	IBB	HBP	BLK	WP	HR	S	P	ERA	WHIP

BOTTOM

Chicago Cubs @ Philadelphia Phillies

Connie Mack Stadium, Philadelphia, PA

Fri May 31 1963, 7:05 PM EDT

Att. 10,717 - Unknown

livebaseballscorecards.com

AB	31
R	1
H	5
RBI	1
BB	2
SO	3
LOB	14

WP: 0	PA: 34		
PB: 0			
SB: 0			
CS: 0			

Chicago Cubs @ Philadelphia Phillies

Connie Mack Stadium, Philadelphia, PA

Sat Jun 01 1963, 3:33 AM EDT

Att. 3,902 - Unknown

livebaseballscorecards.com

Batter	1	2	3	4	5	6	7	8	9	AB	R	H	RBI	BB	SO	LOB
Lou Brock, L (1, 9) OBP: 0.320, SLG: 0.405	E7 FC5 1B		K			FC1-6 1B		K		4	0	2	0	0	2	1
Ken Hubbs, R (1, 4) OBP: 0.322, SLG: 0.425	F8		FC5-4 CS 1-2f			FC1-6 FC4-6 1-2f			K	4	0	0	0	0	1	3
Billy Williams, L (1, 7) OBP: 0.368, SLG: 0.435	K		CS 1-2	P6		FC4-6 FC4 1-2f			K	4	0	0	0	0	2	2
Ron Santo, R (1, 5) OBP: 0.324, SLG: 0.481	FC5 2-3			6-3		FC4 1-2f			14 2B 3B	4	1	1	0	0	0	2
14 Ernie Banks, R (1, 3) OBP: 0.240, SLG: 0.373		K		P4			5-3		2B 3-H	4	0	1	1	0	1	0
Andre Rodgers, R (1, 6) OBP: 0.309, SLG: 0.285		BB			HR		6-3			2	1	1	1	1	0	0
Nelson Mathews, R (1, 8) OBP: 0.240, SLG: 0.247		K			K		K			3	0	0	0	0	3	1
Dick Bertell, R (1, 2) OBP: 0.312, SLG: 0.277		K			F9			5-3		3	0	0	0	0	1	1
Dick Ellsworth, L (1, 1) OBP: 0.148, SLG: 0.080			FC5-4 BB		K			1-3		2	0	0	0	1	1	0
Inning Stats	R: 0 E: 1 K: 1 S: 10 H: 1 LOB: 1 BB: 0 P: 18	R: 0 E: 0 K: 3 S: 10 H: 0 LOB: 1 BB: 1 P: 15	R: 0 E: 0 K: 1 S: 9 H: 0 LOB: 0 BB: 1 P: 20	R: 0 E: 0 K: 0 S: 8 H: 0 LOB: 0 BB: 0 P: 13	R: 1 E: 0 K: 2 S: 12 H: 1 LOB: 0 BB: 0 P: 18	R: 0 E: 0 K: 0 S: 12 H: 1 LOB: 1 BB: 0 P: 15	R: 0 E: 0 K: 1 S: 7 H: 0 LOB: 0 BB: 0 P: 12	R: 0 E: 0 K: 1 S: 7 H: 0 LOB: 0 BB: 0 P: 9	R: 1 E: 0 K: 2 S: 12 H: 2 LOB: 1 BB: 0 P: 16	1B: 2 2B: 1 3B: 1 HR: 1 SF: 0 SAC: 0 DP: 0 HBP: 0						

	AB	30
	R	2
	H	5
	RBI	2
	BB	2
	SO	11
	LOB	10

WP: 0 PB: 0 SB: 0 CS: 1 PA: 33

PITCHER		IP	WLS	BF	H	R	ER	SO	BB	IBB	HBP	BLK	WP	HR	S	P	ERA	WHIP
John Boozer, R ERA: 3.46	(1, 1)	7.0	L	25	3	1	1	8	2	0	0	0	0	1	68	111	1.29	0.714
Jack Baldschun, R ERA: 3.19	(8, 1)	2.0		7	2	1	1	3	0	0	0	0	0	0	19	25	4.50	1.000

PITCHER	IP	WLS	BF	H	R	ER	SO	BB	IBB	HBP	BLK	WP	HR	S	P	ERA	WHIP

Chicago Cubs @ Philadelphia Phillies

Connie Mack Stadium, Philadelphia, PA

Sat Jun 01 1963, 3:33 AM EDT

Att. 3,902 - Unknown

BOTTOM

Batter	1	2	3	4	5	6	7	8	9	AB	R	H	RBI	BB	SO	LOB
Tony Taylor, R (1, 4) OBP: 0.357, SLG: 0.378	L9			L3		E4		K		4	0	0	0	0	1	0
Tony Gonzalez, L (1, 9) OBP: 0.381, SLG: 0.383	F7			E6		2-3		P6		4	0	0	0	0	0	1
Don Demeter, R (1, 8) OBP: 0.348, SLG: 0.458	P2			K		E6		1-3		4	0	0	0	0	1	2
Roy Sievers, R (1, 3) OBP: 0.302, SLG: 0.430		F9		F7		BB			F8	3	0	0	0	1	0	1
Wes Covington, L (1, 7) OBP: 0.417, SLG: 0.638		G5-4-3 HBP			1B	K			4-3	3	0	1	0	0	1	3
Don Hoak, R (1, 5) OBP: 0.242, SLG: 0.259		G5-4-3 1-2f			K	FC1-6 BB			6-3	3	0	0	0	1	1	2
Earl Averill, R (1, 2) OBP: 0.294, SLG: 0.241 Cookie Rojas, R (7, PR) OBP: 0.184, SLG: 0.114 Clay Dalrymple, L (8, 2) OBP: 0.321, SLG: 0.328			F9		F8	FC1-6 FC9-6 1-2f				3 0 0	0 0 0	0 0 0	0 0 0	0 0 0	0 0 0	2 0 0
Bobby Wine, R (1, 6) OBP: 0.294, SLG: 0.348			6-3		5-3	FC9-6 FC6-4 1-2f				3	0	0	0	0	0	2
John Boozer, R (1, 1) Jim Lemon, R (7, PH) OBP: 0.188, SLG: 0.200 Jack Baldschun, R (8, 1)			P4			F3	FC6-4 1-2f			2 1 0	0 0 0	0 0 0	0 0 0	0 0 0	0 0 0	0 1 0

	AB	30
	R	0
	H	1
	RBI	0
	BB	2
	SO	4
	LOB	14

Inning Stats	1	2	3	4	5	6	7	8	9
	R: 0 E: 0 K: 0 S: 6	R: 0 E: 0 K: 0 S: 3	R: 0 E: 0 K: 0 S: 5	R: 0 E: 1 K: 1 S: 9	R: 0 E: 0 K: 1 S: 10	R: 0 E: 2 K: 1 S: 16	R: 0 E: 0 K: 0 S: 5	R: 0 E: 0 K: 1 S: 5	R: 0 E: 0 K: 0 S: 7
	H: 0 LOB: 0 BB: 0 P: 8	H: 0 LOB: 0 BB: 0 P: 5	H: 0 LOB: 0 BB: 0 P: 7	H: 0 LOB: 1 BB: 0 P: 13	H: 1 LOB: 1 BB: 0 P: 12	H: 0 LOB: 3 BB: 1 P: 28	H: 0 LOB: 1 BB: 1 P: 11	H: 0 LOB: 0 BB: 0 P: 6	H: 0 LOB: 0 BB: 0 P: 10

1B: 1 SF: 0 WP: 0 PA: 33
2B: 0 SAC: 0 PB: 0
3B: 0 DP: 1 SB: 0
HR: 0 HBP: 1 CS: 0

PITCHER	IP	WLS	BF	H	R	ER	SO	BB	IBB	HBP	BLK	WP	HR	S	P	ERA	WHIP
Dick Ellsworth, L (1, 1) ERA: 1.09	9.0	W	33	1	0	0	4	2	0	1	0	0	0	66	100	0.00	0.333

PITCHER	IP	WLS	BF	H	R	ER	SO	BB	IBB	HBP	BLK	WP	HR	S	P	ERA	WHIP

livebaseballscorecards.com

Chicago Cubs @ Philadelphia Phillies

Connie Mack Stadium, Philadelphia, PA

Sun Jun 02 1963, 3:33 AM EDT

Unknown

TOP

livebaseballscorecards.com

Batter	1	2	3	4	5	6	7	8	9	AB	R	H	RBI	BB	SO	LOB
Lou Brock, L (1, 9) OBP: 0.314, SLG: 0.397	4-3		4-3		FC4-6, G5-4-3, 1-2f		1-3			4	0	0	0	0	0	3
Ken Hubbs, R (1, 4) OBP: 0.315, SLG: 0.415	5-3		5-3		G5-4-3, 1-2f			6-3		4	0	0	0	0	0	1
Billy Williams, L (1, 7) OBP: 0.370, SLG: 0.453	HR		FC4, 1B			3-1		5-3		4	1	2	1	0	0	0
Ron Santo, R (1, 5) OBP: 0.317, SLG: 0.472	F7		FC4, 1-2f			F8		F2		4	0	0	0	0	0	1
14 Ernie Banks, R (1, 3) OBP: 0.240, SLG: 0.371		4-3		F7		5-3			G6-4-3, 1B	4	0	1	0	0	0	0
Andre Rodgers, R (1, 6) OBP: 0.308, SLG: 0.284		BB, 1B		1-3			F9		G6-4-3, 1-2f	4	0	1	0	0	0	1
Nelson Mathews, R (1, 8) OBP: 0.240, SLG: 0.281		F7		HR			1-3		F7	4	1	1	1	0	0	1
Jimmie Schaffer, R (1, 2) OBP: 0.318, SLG: 0.436		1-2, BB		K			1B			2	0	1	0	1	1	0
Jim Brewer, L (1, 1)		1-3			FC4-6, 1B		1-3, 1B			1	0	0	0	0	0	2
Bob Will, L (5, PH) OBP: 0.200, SLG: 0.158										1	0	1	0	0	0	0
Paul Toth, R (5, 1)										0	0	0	0	0	0	0
Don Landrum, L (7, PH) OBP: 0.247, SLG: 0.217										1	0	1	0	0	0	0
Barney Schultz, R (7, 1)										0	0	0	0	0	0	0

	AB	33
	R	2
	H	8
	RBI	2
	BB	1
	SO	1
	LOB	9

Inning Stats	1	2	3	4	5	6	7	8	9
R	1	0	0	1	0	0	0	0	0
H	1	1	1	1	1	0	2	0	1
E	0	0	0	0	0	0	0	0	0
LOB	0	2	1	0	0	0	2	0	0
K	0	0	0	1	0	0	0	0	0
BB	0	1	0	0	0	0	0	0	0
S	7	12	7	9	5	4	12	9	7
P	8	22	10	16	7	7	20	14	12

	1B	6	SF	0
	2B	0	SAC	0
	3B	0	DP	2
	HR	2	HBP	0

	WP	0	PA	34
	PB	0		
	SB	0		
	CS	0		

PITCHER	IP	WLS	BF	H	R	ER	SO	BB	IBB	HBP	BLK	WP	HR	S	P	ERA	WHIP
Cal McLish, R (1, 1) ERA: 2.76	9.0	W	34	8	2	2	1	1	0	0	0	0	2	72	116	2.00	1.000

PITCHER	IP	WLS	BF	H	R	ER	SO	BB	IBB	HBP	BLK	WP	HR	S	P	ERA	WHIP

Batter	1	2	3	4	5	6	7	8	9	AB	R	H	RBI	BB	SO	LOB
Don Hoak, R (1, 5) OBP: 0.248, SLG: 0.265	2-2 3B 1B	3-1 ③ F7			1-1 G4-6-3 1B		2-3 ③ K			4	1	2	0	0	1	0
Tony Gonzalez, L (1, 9) (5, 7) OBP: 0.383, SLG: 0.392	1-1 ① F8		1-1 SH1-3 1B		0-0 ①② G4-6-3 1-2f			0-0 SH3 9-2 2B		4	1	2	0	0	0	2
Tony Taylor, R (1, 4) OBP: 0.364, SLG: 0.394	1-1 1-H SF8 3B		1-1 ① SH1-3 1-2		4-2 BB			1-0 ① SH3 2-3		1	1	1	1	1	0	0
Roy Sievers, R (1, 3) OBP: 0.289, SLG: 0.415	1-1 ② SF8 3-H		0-1 ② F7		0-1 ③ 5-3			1-0 ②③ 9-2 3-Hf		3	0	0	1	0	0	3
Don Demeter, R (1, 8) OBP: 0.359, SLG: 0.467	2-0 HR 1B		2-1 ③ 2-H 1B			2-2 9-3 1B				3	1	3	1	0	0	0
Jim Lemon, R (1, 7) OBP: 0.200, SLG: 0.277 Johnny Callison, L (5, 9) OBP: 0.297, SLG: 0.359	1-0 1-H HR			1-2 ① 6-3		0-1 ① L8				2 1	1 0	1 0	2 0	0 0	0 0	0 1
Clay Dalrymple, L (1, 2) OBP: 0.314, SLG: 0.320	2-1 ③ P4			1-0 ② F9		0-1 ②③ 9-3 1-2f				3	0	0	0	0	0	1
Bobby Wine, R (1, 6) OBP: 0.295, SLG: 0.348		2-1 ① F9		1-1 1B			3-1 ① L7			3	0	1	0	0	0	0
Cal McLish, S (1, 1) OBP: 0.286, SLG: 0.280		0-3 ② K		2-3 ③ K			2-2 ② F9			3	0	0	0	0	2	1
Inning Stats	R: 4 E: 0 K: 0 S: 13 H: 4 LOB: 0 BB: 0 P: 23	R: 0 E: 0 K: 1 S: 7 H: 0 LOB: 0 BB: 0 P: 12	R: 1 E: 0 K: 0 S: 8 H: 2 LOB: 1 BB: 0 P: 12	R: 0 E: 0 K: 1 S: 10 H: 1 LOB: 1 BB: 0 P: 15	R: 0 E: 0 K: 0 S: 7 H: 1 LOB: 1 BB: 1 P: 12	R: 0 E: 0 K: 0 S: 7 H: 1 LOB: 0 BB: 0 P: 9	R: 0 E: 0 K: 1 S: 8 H: 0 LOB: 0 BB: 0 P: 15	R: 0 E: 0 K: 0 S: 3 H: 1 LOB: 0 BB: 0 P: 5		1B: 7 2B: 3 3B: 1 HR: 1	SF: 1 SAC: 2 DP: 3 HBP: 0					

PITCHER		IP	WLS	BF	H	R	ER	SO	BB	IBB	HBP	BLK	WP	HR	S	P	ERA	WHIP
Jim Brewer, L ERA: 3.78	(1, 1)	4.0	L	18	7	5	5	2	0	0	0	0	0	1	38	62	11.25	1.750
Paul Toth, R ERA: 4.5	(5, 1)	2.0		7	2	0	0	0	1	0	0	0	0	0	14	21	0.00	1.500
Barney Schultz, R ERA: 3.93	(7, 1)	2.0		6	1	0	0	1	0	0	0	0	0	0	11	20	0.00	0.500

PITCHER	IP	WLS	BF	H	R	ER	SO	BB	IBB	HBP	BLK	WP	HR	S	P	ERA	WHIP

BOTTOM

Chicago Cubs @ Philadelphia Phillies

Connie Mack Stadium, Philadelphia, PA

Sun Jun 02 1963, 3:33 AM EDT

Unknown

livebaseballscorecards.com

AB	27
R	5
H	10
RBI	5
BB	1
SO	3
LOB	8

1B: 7 SF: 1
2B: 3 SAC: 2
3B: 1 DP: 3
HR: 1 HBP: 0

WP: 0 PA: 31
PB: 0
SB: 0
CS: 0

Batter	1	2	3	4	5	6	7	8	9	AB	R	H	RBI	BB	SO	LOB
Lou Brock, L (1, 9) OBP: 0.318, SLG: 0.396	L S S 0-3 ① K2-3		C F F X 0-2 ② FC4-6 1B 3B 1-2f		B B C B B 4-1 CS BB		B X 1-0 ③ 1B			3	1	1	0	1	1	1
Ken Hubbs, R (1, 4) OBP: 0.324, SLG: 0.419	B X 1-0 ② 1-3		B X 1-0 1-3 3B 1B		B B 1 SAFE B B 4-0 ② 1-2 BB			B X 1-0 G5-4-3 1B		3	1	2	0	1	0	0
Billy Williams, L (1, 7) OBP: 0.373, SLG: 0.462	B B B B 4-0 CS BB		X 0-0 1-H 3-H 3B		B F B B X 3-1 ③ 4-3			X 0-0 ① F9		3	0	1	2	1	0	2
Ron Santo, R (1, 5) OBP: 0.316, SLG: 0.467	B C S S B F F B 3-2 ③ CS 1-2	F B X 1-1 ① 5-3	S S C 0-3 ③			B S X 1-1 1B G6-4-3 1B		B X 1-0 ②③ G5-4-3 1-2f		4	1	1	0	0	1	2
Merritt Ranew, L (1, 3) OBP: 0.486, SLG: 0.636 14 Ernie Banks, R (9, 3) OBP: 0.240, SLG: 0.371		B C F X 1-2 FC2-6 1B		B X 1-0 ① 4-3		F F X 0-2 G6-4-3 1-3 1B			F F B B X 2-2 ① 4-3	4 0	0 0	2 0	0 0	0 0	0 0	0 0
Andre Rodgers, R (1, 6) OBP: 0.307, SLG: 0.279		X 0-0 ② FC2-6 1-2f		C H 1-1 HBP		C X 0-1 ①② G6-4-3 1-2f 3-H			X 0-0 ② F8	3	0	0	0	0	0	2
Don Landrum, L (1, 8) OBP: 0.238, SLG: 0.208		B B B C F C 3-3 ③		B S S B X 2-2 ② F8		S S S 0-3 ③			S S X 0-2 ③ 2-3	4	0	0	0	0	2	2
Dick Bertell, R (1, 2) OBP: 0.304, SLG: 0.268			C B B C F X 2-2 ① F2	S C S 0-3 ③			B C B S C 2-3 ① K			3	0	0	0	0	2	1
Cal Koonce, R (1, 1) OBP: 0.375, SLG: 0.286 Barney Schultz, R (5, 1) Lindy McDaniel, R (9, 1)			X 0-0 FC4-6 1B		B C B F C 2-3 ① K		C X 0-1 ② 6-3			2 1 0	0 0 0	1 0 0	0 0 0	0 0 0	1 0 0	0 0 0
Inning Stats	R: 0 H: 0 E: 0 LOB: 0 K: 1 BB: 1 S: 8 P: 16	R: 0 H: 1 E: 0 LOB: 1 K: 1 BB: 0 S: 9 P: 14	R: 2 H: 3 E: 0 LOB: 1 K: 1 BB: 0 S: 15 P: 18	R: 0 H: 0 E: 0 LOB: 1 K: 1 BB: 0 S: 8 P: 12	R: 0 H: 0 E: 0 LOB: 1 K: 1 BB: 2 S: 6 P: 19	R: 1 H: 2 E: 0 LOB: 0 K: 1 BB: 0 S: 10 P: 11	R: 0 H: 1 E: 0 LOB: 1 K: 1 BB: 0 S: 6 P: 9	R: 0 H: 1 E: 0 LOB: 0 K: 0 BB: 0 S: 3 P: 5	R: 0 H: 0 E: 0 LOB: 0 K: 0 BB: 0 S: 7 P: 9	1B: 7 SF: 0 2B: 0 SAC: 0 3B: 1 DP: 2 HR: 0 HBP: 1						

PITCHER	IP	WLS	BF	H	R	ER	SO	BB	IBB	HBP	BLK	WP	HR	S	P	ERA	WHIP
Art Mahaffey, R (1, 1) ERA: 4.41	9.0	L	34	8	3	3	7	3	0	1	0	0	0	72	113	3.00	1.222

PITCHER	IP	WLS	BF	H	R	ER	SO	BB	IBB	HBP	BLK	WP	HR	S	P	ERA	WHIP

TOP

Chicago Cubs @ Philadelphia Phillies

Connie Mack Stadium, Philadelphia, PA

Sun Jun 02 1963, 3:38 AM EDT

Att. 8,009 - Unknown

livebaseballscorecards.com

AB	30
R	3
H	8
RBI	2
BB	3
SO	7
LOB	10

WP: 0 PA: 35
PB: 0
SB: 0
CS: 2

Batter	1	2	3	4	5	6	7	8	9	AB	R	H	RBI	BB	SO	LOB
Tony Taylor, R (1, 4) OBP: 0.365, SLG: 0.387	F8		BCBFBB 4-2 1-2 BB		BBBSB 4-1 4-3 SH1-4 1B BB		X 0-0 1-3		X 0-0 4-3 1-2	3	1	0	0	2	0	1
Johnny Callison, L (1, 9) OBP: 0.296, SLG: 0.357	CFBFX 1-2 6-3		X 0-0 B2		X 0-0 SH1-4 1-2		CBSBX 2-2 E S 1B		BFSS 1-3 K	4	0	1	0	0	1	4
Tony Gonzalez, L (1, 8) OBP: 0.380, SLG: 0.389	BSX 1-1 1B		X 0-0 F9 2-3		BX 1-0 4-3 2-3		BBCX 2-1 F7			4	0	1	0	0	0	4
Wes Covington, L (1, 7) OBP: 0.412, SLG: 0.627	BX 1-0 4-3		BBCFC 2-3 K		X 0-0 BB 3-H 1B		SSBBX 2-2 G3 1-3			4	0	1	1	0	1	4
Roy Sievers, R (1, 3) OBP: 0.298, SLG: 0.412		CX 0-1 F8		SSBBFFX 2-2 SH2-4 HBP 4-3 1B	BBBCSB 4-2 1-2 BB			FBBSX 2-2 5-3		3	1	1	0	1	0	0
Don Demeter, R (1, 5) OBP: 0.356, SLG: 0.459		BSSSFX 1-2 E5	BCH 2-1 4-3 SH2-4 1-2 HBP	CX 0-1 F7				SBX 1-1 L7		3	0	0	0	0	0	2
Clay Dalrymple, L (1, 2) OBP: 0.315, SLG: 0.315		BFBBB 4-1 G6-4-3 BB	X 0-0 SH2-4 1-2 2-3			BCBSSS 2-3 K		BCBSBS 3-3 K		2	0	0	0	1	2	0
Bobby Wine, R (1, 6) OBP: 0.287, SLG: 0.338		BFBX 2-1 G6-4-3 1-2f	FX 0-1 4-3 2-3 3-H			X 0-0 F2			BBCX 2-1 P6	4	0	0	1	0	0	3
Art Mahaffey, R (1, 1) OBP: 0.136, SLG: 0.095 Jim Lemon, R (9, PH) OBP: 0.216, SLG: 0.292 Cookie Rojas, R (9, PR) OBP: 0.184, SLG: 0.114			BBBCB 4-1 F9 BB BB	SBCX 1-2 F7		CX 0-1 5-3			SBBSSBX 3-2 4-3 1B	2 1 0	0 0 0	0 1 0	0 0 0	1 0 0	0 0 0	1 0 0
Inning Stats	R: 0 H: 1 E: 0 LOB: 1 K: 0 BB: 0 S: 9 P: 12	R: 0 H: 0 E: 1 LOB: 1 K: 0 BB: 1 S: 9 P: 16	R: 0 H: 0 E: 0 LOB: 2 K: 1 BB: 2 S: 8 P: 18	R: 1 H: 1 E: 0 LOB: 1 K: 0 BB: 0 S: 12 P: 17	R: 1 H: 1 E: 0 LOB: 2 K: 0 BB: 2 S: 8 P: 17	R: 0 H: 0 E: 0 LOB: 0 K: 0 BB: 0 S: 6 P: 8	R: 0 H: 1 E: 0 LOB: 1 K: 0 BB: 0 S: 9 P: 15	R: 0 H: 0 E: 0 LOB: 0 K: 1 BB: 0 S: 8 P: 14	R: 0 H: 1 E: 0 LOB: 2 K: 1 BB: 0 S: 9 P: 15	1B: 5 2B: 0 3B: 0 HR: 0	SF: 0 SAC: 2 DP: 1 HBP: 1					

PITCHER		IP	WLS	BF	H	R	ER	SO	BB	IBB	HBP	BLK	WP	HR	S	P	ERA	WHIP
Cal Koonce, R ERA: 6.26	(1, 1)	4.1		20	2	2	2	1	4	0	1	0	0	0	40	69	4.15	1.385
Barney Schultz, R ERA: 3.22	(5, 1)	4.0	W	16	3	0	0	2	1	0	0	0	0	0	34	58	0.00	1.000
Lindy McDaniel, R ERA: 1.96	(9, 1)	0.2	S	2	0	0	0	1	0	0	0	0	0	0	4	5	0.00	0.000

PITCHER	IP	WLS	BF	H	R	ER	SO	BB	IBB	HBP	BLK	WP	HR	S	P	ERA	WHIP

BOTTOM

Chicago Cubs @ Philadelphia Phillies

Connie Mack Stadium, Philadelphia, PA

Sun Jun 02 1963, 3:38 AM EDT

Att. 8,009 - Unknown

livebaseballscorecards.com

AB	30
R	2
H	5
RBI	2
BB	5
SO	4
LOB	19

Batter	1	2	3	4	5	6	7	8	9	AB	R	H	RBI	BB	SO	LOB
Harvey Kuenn, R (1, 7) OBP: 0.306, SLG: 0.319	5-3		1-3		6-3			BB, 1B		4	0	1	0	0	0	1
Chuck Hiller, L (1, 4) OBP: 0.176, SLG: 0.115	4-3		F9		6-3			F7		4	0	0	0	0	0	2
Willie Mays, R (1, 8) OBP: 0.336, SLG: 0.451	5-3			WP, BB, SF9, 1B		K		P6		4	1	1	0	0	1	1
Orlando Cepeda, R (1, 3) OBP: 0.383, SLG: 0.562		1-3		BBBB, 1B, 1-2, BB		F3		BBBB, 1-2, BB		2	0	0	0	2	0	0
Ed Bailey, L (1, 2) OBP: 0.412, SLG: 0.663		BBBB, FC6-4, BB		F7		BBBB, BB		L3		2	0	0	0	2	0	4
Felipe Alou, R (1, 9) OBP: 0.341, SLG: 0.558		P4		SF9, 2-H		K			K	3	0	0	1	0	2	2
Jim Davenport, R (1, 5) OBP: 0.303, SLG: 0.368		FC6-4, 1-2f		1-2, 1B			F3		5-3	4	0	1	0	0	0	1
Jose Pagan, R (1, 6) OBP: 0.251, SLG: 0.251 Matty Alou, L (9, PH) OBP: 0.176, SLG: 0.176			SH1-4, 1B	F7			5-3		1B	3 1	0 0	1 1	0 0	0 0	0 0	2 0
Billy O'Dell, S (1, 1) OBP: 0.133, SLG: 0.133 Jim Duffalo, R (6, 1) Willie McCovey, L (9, PH) OBP: 0.372, SLG: 0.500			SH1-4, 1-2		K		P3		K	1 1 1	0 0 0	0 0 0	0 0 0	1 0 1	0 0 1	0 0 1
Inning Stats	R: 0 E: 0 K: 0 S: 3 H: 0 LOB: 0 BB: 0 P: 3	R: 0 E: 0 K: 0 S: 3 H: 0 LOB: 1 BB: 1 P: 7	R: 0 E: 0 K: 0 S: 4 H: 1 LOB: 1 BB: 0 P: 4	R: 1 E: 0 K: 0 S: 5 H: 2 LOB: 2 BB: 1 P: 9	R: 0 E: 0 K: 1 S: 5 H: 0 LOB: 0 BB: 0 P: 5	R: 0 E: 0 K: 2 S: 7 H: 0 LOB: 1 BB: 1 P: 11	R: 0 E: 0 K: 0 S: 3 H: 0 LOB: 0 BB: 0 P: 3	R: 0 E: 0 K: 0 S: 4 H: 1 LOB: 2 BB: 1 P: 8	R: 0 E: 0 K: 2 S: 8 H: 1 LOB: 1 BB: 0 P: 8	1B: 5 2B: 0 3B: 0 HR: 0 SF: 1 SAC: 1 DP: 0 HBP: 0						

PITCHER	IP	WLS	BF	H	R	ER	SO	BB	IBB	HBP	BLK	WP	HR	S	P	ERA	WHIP
Bob Buhl, R (1, 1) ERA: 2.32	9.0	W	36	5	1	1	5	4	0	0	0	1	0	42	58	1.00	1.000

PITCHER	IP	WLS	BF	H	R	ER	SO	BB	IBB	HBP	BLK	WP	HR	S	P	ERA	WHIP

TOP

San Francisco Giants @ Chicago Cubs

Wrigley Field, Chicago, IL

Tue Jun 04 1963, 3:33 AM CDT

Att. 9,126 - Cloudy

livebaseballscorecards.com

AB	30
R	1
H	5
RBI	1
BB	4
SO	5
LOB	14

WP: 1	PA: 36		
PB: 0			
SB: 0			
CS: 0			

Batter	1	2	3	4	5	6	7	8	9	AB	R	H	RBI	BB	SO	LOB
Lou Brock, L (1, 9) OBP: 0.311, SLG: 0.386	K	F8		B5		G3		K		5	0	0	0	0	2	0
Ken Hubbs, R (1, 4) OBP: 0.316, SLG: 0.407	E3 1B	E3 BB		5-3		5-3		K		5	2	0	0	0	1	0
Billy Williams, L (1, 7) OBP: 0.382, SLG: 0.465	1B 14 1B 1-2 1B	1B 1-2 BB			BB 4-3 1B	1B 14 2B BB		4-3		3	3	2	0	2	0	0
Ron Santo, R (1, 5) OBP: 0.324, SLG: 0.473	1B 14 1B 1-3 2-H 1B	1-3 2-H 1B			4-3 1-2	14 2B 1-2 1B				4	0	3	2	0	0	1
14 Ernie Banks, R (1, 3) OBP: 0.257, SLG: 0.387	1B 1-2 3-H 1B	1B		BB 1B IBB		1-3 2-H 2B				3	1	3	2	1	0	0
Andre Rodgers, R (1, 6) OBP: 0.301, SLG: 0.273	K	P6			F9	4-3				4	0	0	0	0	1	7
Nelson Mathews, R (1, 8) OBP: 0.250, SLG: 0.283	1-2 2-3 1B	F8			1B 1-2 2-3 BB			K		3	0	1	0	1	1	1
Dick Bertell, R (1, 2) OBP: 0.302, SLG: 0.267	6-3	F6			1-3 2-H 3-H 1B			F4		4	0	1	2	0	0	4
Bob Buhl, R (1, 1) OBP: 0.121, SLG: 0.121		4-3		K	K			K		4	0	0	0	0	3	2
Inning Stats	R: 2 E: 1 K: 2 S: 12 H: 4 LOB: 3 BB: 0 P: 12	R: 1 E: 1 K: 0 S: 4 H: 1 LOB: 2 BB: 1 P: 8	R: 0 E: 0 K: 0 S: 4 H: 1 LOB: 1 BB: 0 P: 4	R: 0 E: 0 K: 1 S: 5 H: 0 LOB: 0 BB: 0 P: 5	R: 2 E: 0 K: 1 S: 7 H: 2 LOB: 2 BB: 2 P: 15	R: 1 E: 0 K: 0 S: 5 H: 2 LOB: 2 BB: 1 P: 9	R: 0 E: 0 K: 2 S: 7 H: 0 LOB: 0 BB: 0 P: 7	R: 0 E: 0 K: 2 S: 7 H: 0 LOB: 0 BB: 0 P: 7		1B: 9 2B: 1 3B: 0 HR: 0 SF: 0 SAC: 0 DP: 0 HBP: 0						

PITCHER		IP	WLS	BF	H	R	ER	SO	BB	IBB	HBP	BLK	WP	HR	S	P	ERA	WHIP
Billy O'Dell, L ERA: 3.06	(1, 1)	5.2	L	31	9	6	4	4	3	1	0	0	0	0	35	51	6.35	2.118
Jim Duffalo, R ERA: 1.47	(6, 1)	2.1		8	1	0	0	4	0	0	0	0	0	0	16	16	0.00	0.429

PITCHER	IP	WLS	BF	H	R	ER	SO	BB	IBB	HBP	BLK	WP	HR	S	P	ERA	WHIP

BOTTOM

San Francisco Giants @ Chicago Cubs

Wrigley Field, Chicago, IL

Tue Jun 04 1963, 3:33 AM CDT

Att. 9,126 - Cloudy

livebaseballscorecards.com

AB	35
R	6
H	10
RBI	6
BB	4
SO	8
LOB	15

WP: 0 PB: 0 SB: 0 CS: 0 PA: 39

Batter	1	2	3	4	5	6	7	8	9	AB	R	H	RBI	BB	SO	LOB
Jose Pagan, R (1, 6) OBP: 0.250, SLG: 0.250	5-3		F9		5-3			HR 1B	F8	5	1	1	0	0	0	0
Harvey Kuenn, R (1, 7) (8, 5) OBP: 0.299, SLG: 0.351	6-3		5-3		5-3			1-H HR	F8	5	1	1	2	0	0	0
Felipe Alou, R (1, 9) OBP: 0.347, SLG: 0.554	HR 1B		HBP BB			K		BB 1B BB	F6	3	2	1	0	2	1	0
Willie Mays, R (1, 8) OBP: 0.344, SLG: 0.467	1-H HR		1-2 HBP			K		BB 1B 1-2 BB		2	1	1	2	1	1	0
Orlando Cepeda, R (1, 3) OBP: 0.376, SLG: 0.551	5-3		F7			F9		K		4	0	0	0	0	1	4
Jim Davenport, R (1, 5) OBP: 0.298, SLG: 0.362		F8		F9			K	K		3	0	0	0	0	1	0
Ernie Bowman, R (7, 5) OBP: 0.250, SLG: 0.375										0	0	0	0	0	0	0
Matty Alou, L (8, PH) (8, 7) OBP: 0.167, SLG: 0.167										1	0	0	0	0	1	2
Ed Bailey, L (1, 2) OBP: 0.407, SLG: 0.646		K		K			F9	1-2 2-H BB 1B		4	0	1	1	0	2	0
Joey Amalfitano, R (1, 4) OBP: 0.271, SLG: 0.242		1B		5-3			1B	1-2 2-3 BB		3	0	2	0	0	0	0
Willie McCovey, L (8, PH) OBP: 0.375, SLG: 0.500										0	0	0	0	1	0	0
Billy O'Dell, S (8, PR) OBP: 0.133, SLG: 0.133										0	0	0	0	0	0	0
Jim Duffalo, R (8, 1)										0	0	0	0	0	0	0
Jack Fisher, R (1, 1) OBP: 0.261, SLG: 0.250		1-3			6-3		K	F7		1	0	0	0	0	0	1
Cap Peterson, R (5, PH) OBP: 0.267, SLG: 0.400										1	0	0	0	0	0	0
Gaylord Perry, R (5, 1)										1	0	0	0	0	1	1
Chuck Hiller, L (8, PH) OBP: 0.174, SLG: 0.114										1	0	0	0	0	0	3
(8, 4)																
Inning Stats	R: 2 E: 0 K: 0 S: 5 H: 2 LOB: 0 BB: 0 P: 5	R: 0 E: 0 K: 1 S: 6 H: 1 LOB: 1 BB: 0 P: 6	R: 0 E: 0 K: 0 S: 3 H: 0 LOB: 2 BB: 1 P: 8	R: 0 E: 0 K: 1 S: 5 H: 0 LOB: 0 BB: 0 P: 5	R: 0 E: 0 K: 0 S: 3 H: 0 LOB: 0 BB: 0 P: 3	R: 0 E: 0 K: 2 S: 7 H: 0 LOB: 0 BB: 0 P: 7	R: 0 E: 0 K: 2 S: 8 H: 1 LOB: 1 BB: 0 P: 8	R: 3 E: 0 K: 2 S: 10 H: 3 LOB: 3 BB: 3 P: 22	R: 0 E: 0 K: 0 S: 3 H: 0 LOB: 0 BB: 0 P: 3	1B: 5 2B: 0 3B: 0 HR: 2	SF: 0 SAC: 0 DP: 0 HBP: 1						

TOP

San Francisco Giants @ Chicago Cubs

Wrigley Field, Chicago, IL

Wed Jun 05 1963, 3:33 AM CDT

Cloudy

livebaseballscorecards.com

AB	34
R	5
H	7
RBI	5
BB	4
SO	8
LOB	11

PITCHER		IP	WLS	BF	H	R	ER	SO	BB	IBB	HBP	BLK	WP	HR	S	P	ERA	WHIP
Dick Ellsworth, L ERA: 1.51	(1, 1)	7.0	W	30	6	5	5	6	2	0	1	0	0	2	39	48	6.43	1.143
Don Elston, R ERA: 0.42	(8, 1)	2.0	S	9	1	0	0	2	2	0	0	0	0	0	11	19	0.00	1.500

PITCHER	IP	WLS	BF	H	R	ER	SO	BB	IBB	HBP	BLK	WP	HR	S	P	ERA	WHIP

Batter	1	2	3	4	5	6	7	8	9	AB	R	H	RBI	BB	SO	LOB
Lou Brock, L (1, 9) OBP: 0.313, SLG: 0.401	4-3		HR 1B		E7 6-3 2B	HR		K		5	3	2	1	0	1	0
Ken Hubbs, R (1, 4) OBP: 0.318, SLG: 0.424	L3 1B		1-H HR		6-3 2-3	K		3-1		5	1	2	2	0	1	1
Billy Williams, L (1, 7) OBP: 0.385, SLG: 0.487	L3 1-2		F7		1B 3-H 2B	HR				4	2	2	2	0	0	1
Ron Santo, R (1, 5) OBP: 0.323, SLG: 0.468		6-3		14 HR 1B	K	F3				4	1	1	0	0	1	1
14 Ernie Banks, R (1, 3) OBP: 0.272, SLG: 0.438		F8 2B		1-H HR	1B IBB	HR				3	2	3	3	1	0	0
Andre Rodgers, R (1, 6) OBP: 0.305, SLG: 0.278		F8 2-3		6-3	1-3 2-H 1B	L4-3 1B				4	0	2	1	0	0	1
Nelson Mathews, R (1, 8) OBP: 0.250, SLG: 0.274		5-3		F8	IBB	L4-3 1-2				3	0	0	0	1	0	2
Dick Bertell, R (1, 2) OBP: 0.300, SLG: 0.267			F8	1B	P6	6-3				4	0	1	0	0	0	3
Dick Ellsworth, L (1, 1) OBP: 0.133, SLG: 0.071			F8	4-3	K			K		3	0	0	0	0	1	1
Don Elston, R (8, 1)										1	0	0	0	0	1	0
Inning Stats	R: 0 E: 0 K: 0 S: 3 H: 1 LOB: 0 BB: 0 P: 3	R: 0 E: 0 K: 0 S: 4 H: 1 LOB: 1 BB: 0 P: 4	R: 2 E: 0 K: 0 S: 5 H: 2 LOB: 0 BB: 0 P: 5	R: 2 E: 0 K: 0 S: 6 H: 3 LOB: 1 BB: 0 P: 6	R: 2 E: 1 K: 1 S: 8 H: 2 LOB: 3 BB: 2 P: 16	R: 2 E: 0 K: 2 S: 9 H: 2 LOB: 0 BB: 0 P: 9	R: 1 E: 0 K: 0 S: 4 H: 2 LOB: 0 BB: 0 P: 4	R: 0 E: 0 K: 2 S: 7 H: 0 LOB: 0 BB: 0 P: 7		1B: 6 2B: 4 3B: 0 HR: 5	SF: 0 SAC: 0 DP: 2 HBP: 0						

PITCHER		IP	WLS	BF	H	R	ER	SO	BB	IBB	HBP	BLK	WP	HR	S	P	ERA	WHIP
Jack Fisher, R ERA: 4.8	(1, 1)	4.0	L	18	7	4	4	0	0	0	0	0	0	2	18	18	9.00	1.750
Gaylord Perry, R ERA: 2.35	(5, 1)	3.0		17	6	5	3	3	0	2	0	0	0	3	21	29	9.00	2.000
Jim Duffalo, R ERA: 1.4	(8, 1)	1.0		3	0	0	0	2	0	0	0	0	0	0	7	7	0.00	0.000

PITCHER	IP	WLS	BF	H	R	ER	SO	BB	IBB	HBP	BLK	WP	HR	S	P	ERA	WHIP

BOTTOM

San Francisco Giants @ Chicago Cubs

Wrigley Field, Chicago, IL

Wed Jun 05 1963, 3:33 AM CDT

Cloudy

livebaseballscorecards.com

AB	36
R	9
H	13
RBI	9
BB	2
SO	5
LOB	10

Batter	1	2	3	4	5	6	7	8	9	AB	R	H	RBI	BB	SO	LOB
Harvey Kuenn, R (1, 9) OBP: 0.284, SLG: 0.333	4-3			F7		F8		E6 CS		4	0	0	0	0	0	0
Ernie Bowman, R (8, PR) OBP: 0.250, SLG: 0.375										0	0	0	0	0	0	0
Bobby Bolin, R (8, 1) OBP: 0.500, SLG: 0.250										0	0	0	0	0	0	0
Chuck Hiller, L (1, 4) OBP: 0.167, SLG: 0.108	F5			F8		F7		6-3 1-2		4	0	0	0	0	0	1
Matty Alou, L (1, 8) OBP: 0.227, SLG: 0.227 (8, 9)	F9			4-3			1B 1B 1B		E4 1B	4	1	2	0	0	0	0
Willie McCovey, L (1, 7) OBP: 0.378, SLG: 0.519		F7			HR		1B 1-2 SF9 1B		K	4	2	2	1	0	1	1
Orlando Cepeda, R (1, 3) OBP: 0.374, SLG: 0.559		6-3			HR		K		F5	4	1	1	1	0	1	3
Tom Haller, L (1, 2) OBP: 0.287, SLG: 0.360		4-3			F8		SF9 1-3 2-H 1B		K	4	0	1	1	0	1	1
Jim Davenport, R (1, 5) OBP: 0.294, SLG: 0.358			F8		K		SF9 1-2 3-H			2	0	0	1	0	1	0
Jose Pagan, R (1, 6) OBP: 0.251, SLG: 0.251			G4-3 1B		F8		K			3	0	1	0	0	1	1
Jack Sanford, R (1, 1) OBP: 0.250, SLG: 0.257			G4-3 1-2f			6-3		1-3		2	0	0	0	0	0	1
Willie Mays, R (8, PH) (8, 8) OBP: 0.342, SLG: 0.464										1	0	0	0	0	0	0

TOP

San Francisco Giants @ Chicago Cubs

Wrigley Field, Chicago, IL

Wed Jun 05 1963, 3:38 AM CDT

Att. 19,710 - Sunny

livebaseballscorecards.com

AB	32
R	4
H	7
RBI	4
BB	0
SO	5
LOB	8

Inning Stats	1	2	3	4	5	6	7	8	9	1B	SF	WP	PA
R	0	0	0	0	2	0	2	0	0	5	1	0	33
E	0	0	0	0	0	0	0	1	1	2B: 0	SAC: 0	PB: 0	
K	0	0	0	0	1	0	2	0	2	3B: 0	DP: 1	SB: 0	
S	3	3	3	3	7	3	10	3	8	HR: 2	HBP: 0	CS: 1	
H	0	0	1	0	2	0	3	0	1				
LOB	0	0	0	0	0	0	1	1	1				
BB	0	0	0	0	0	0	0	0	0				
P	3	3	3	3	7	3	10	3	8				

PITCHER		IP	WLS	BF	H	R	ER	SO	BB	IBB	HBP	BLK	WP	HR	S	P	ERA	WHIP
Glen Hobbie, R ERA: 3.81	(1, 1)	6.0		21	4	3	3	1	0	0	0	0	0	2	23	23	4.50	0.667
Barney Schultz, R ERA: 3.57	(7, 1)	0.1		3	2	0	0	1	0	0	0	0	0	0	5	5	0.00	6.000
Lindy McDaniel, R ERA: 1.75	(7, 1)	2.2	W	9	1	1	1	3	0	0	0	0	0	0	15	15	3.38	0.375

PITCHER		IP	WLS	BF	H	R	ER	SO	BB	IBB	HBP	BLK	WP	HR	S	P	ERA	WHIP

Batter	1	2	3	4	5	6	7	8	9	AB	R	H	RBI	BB	SO	LOB
Lou Brock, L (1, 9) OBP: 0.320, SLG: 0.421	E5 3B		S 1B	4-3			1B FC4-6 2B			4	3	3	0	0	0	1
Ken Hubbs, R (1, 4) OBP: 0.321, SLG: 0.425	K		WP 1-H 2B		6-3		FC4-6 2-3 1B			4	1	2	1	0	1	0
Billy Williams, L (1, 7) OBP: 0.382, SLG: 0.487	F8		1B 2-H 2B		F8		FC4-6 1-2f 3-H			4	1	1	2	0	0	1
Ron Santo, R (1, 5) OBP: 0.326, SLG: 0.469	F9		5-3 2-H 1B		1B		K			4	0	2	1	0	1	1
14 Ernie Banks, R (1, 3) OBP: 0.272, SLG: 0.433		6-3	F7			K		L4-3 1B		4	0	1	0	0	1	1
Andre Rodgers, R (1, 6) OBP: 0.308, SLG: 0.288		4-3 1B 1B	5-3 1-2			2B		K		4	0	2	0	0	1	2
Don Landrum, L (1, 8) OBP: 0.257, SLG: 0.222		4-3 1-2 1B		5-3 1B		G5-4-3 IBB		L4-3 1-2		3	0	2	0	1	0	1
Jimmie Schaffer, R (1, 2) OBP: 0.298, SLG: 0.405		4-3 1-2 2-3		5-3 1-2		G5-4-3 1-2f				3	0	0	0	0	0	5
Glen Hobbie, R (1, 1) OBP: 0.118, SLG: 0.118 Barney Schultz, R (7, 1) Lindy McDaniel, R (7, 1)		K		F3			K			2 0 1	0 0 0	0 0 0	0 0 0	0 0 0	1 0 1	3 0 0
Inning Stats	R: 1 E: 1 K: 1 S: 6 H: 1 LOB: 0 BB: 0 P: 6	R: 0 E: 0 K: 1 S: 7 H: 2 LOB: 2 BB: 0 P: 7	R: 3 E: 0 K: 0 S: 6 H: 4 LOB: 0 BB: 0 P: 6	R: 0 E: 0 K: 0 S: 4 H: 1 LOB: 1 BB: 0 P: 4	R: 0 E: 0 K: 0 S: 3 H: 1 LOB: 1 BB: 0 P: 3	R: 0 E: 0 K: 1 S: 5 H: 1 LOB: 1 BB: 1 P: 9	R: 1 E: 0 K: 2 S: 9 H: 2 LOB: 1 BB: 0 P: 9	R: 0 E: 0 K: 1 S: 5 H: 1 LOB: 0 BB: 0 P: 5		1B: 9 2B: 4 3B: 1 HR: 0 SF: 0 SAC: 0 DP: 2 HBP: 0						

PITCHER		IP	WLS	BF	H	R	ER	SO	BB	IBB	HBP	BLK	WP	HR	S	P	ERA	WHIP
Jack Sanford, R ERA: 2.76	(1, 1)	7.0	L	31	12	5	4	5	0	1	0	0	1	0	40	44	5.14	1.714
Bobby Bolin, R ERA: 2.31	(8, 1)	1.0		3	1	0	0	1	0	0	0	0	0	0	5	5	0.00	1.000

PITCHER	IP	WLS	BF	H	R	ER	SO	BB	IBB	HBP	BLK	WP	HR	S	P	ERA	WHIP

BOTTOM

San Francisco Giants @ Chicago Cubs

Wrigley Field, Chicago, IL

Wed Jun 05 1963, 3:38 AM CDT

Att. 19,710 - Sunny

livebaseballscorecards.com

AB	33
R	5
H	13
RBI	4
BB	1
SO	6
LOB	15

1B: 9	SF: 0	WP: 1	PA: 34
2B: 4	SAC: 0	PB: 0	
3B: 1	DP: 2	SB: 1	
HR: 0	HBP: 0	CS: 0	

Batter	1	2	3	4	5	6	7	8	9	10	AB	R	H	RBI	BB	SO	LOB
Chuck Hiller, L (1, 4) OBP: 0.179, SLG: 0.136	0-0 1B 2B	0-0 1-3			0-0 4-3		0-0 3-1			0-0 SH5-4 1B 1B	5	1	2	0	0	0	2
Willie Mays, R (1, 8) OBP: 0.348, SLG: 0.468	0-0 HBP 1B 2-H		0-0 5-3		0-0 F8			0-0 G3 1B 1B		0-0 K2-3 SH5-4 1B 1-2	5	1	3	1	0	0	0
Willie McCovey, L (1, 7) OBP: 0.370, SLG: 0.506	0-0 F9		0-3 K			0-0 P2		0-0 G3 1-2		0-0 SH5-4 1-2 2-3	4	0	0	0	0	1	2
Matty Alou, L (8, 7) OBP: 0.227, SLG: 0.227											0	0	0	0	0	0	0
Orlando Cepeda, R (1, 3) OBP: 0.374, SLG: 0.551	1-0 FC6 HBP 1-2		0-0 5-3			0-0 F9		0-0 6-3		4-0 IBB	3	0	0	0	1	0	1
Ed Bailey, L (1, 2) OBP: 0.407, SLG: 0.635	0-3 K			0-0 1-3		0-0 1B		0-0 1B 2-H		0-3 K2-3 2-3	5	0	2	1	0	2	5
Felipe Alou, R (1, 9) OBP: 0.341, SLG: 0.544	0-0 FC6 1-2f			0-3 K		0-0 F4		0-3 K			4	0	0	0	0	2	4
Jim Davenport, R (1, 5) OBP: 0.293, SLG: 0.355		0-0 5-3		0-0 FC6-4 1B			0-0 5-3		0-3 K		4	0	1	0	0	1	0
Jose Pagan, R (1, 6) OBP: 0.256, SLG: 0.262		0-0 SH2-4 1B		0-0 FC6-4 1-2f			0-0 2B		0-0 F5		4	0	2	0	0	0	1
Juan Marichal, R (1, 1) OBP: 0.167, SLG: 0.171		0-0 SH2-4 1-2			0-0 6-3		0-3 K		0-3 K		3	0	0	0	0	2	1
Billy Pierce, L (10, 1)											0	0	0	0	0	0	0
Inning Stats	R: 1 H: 2 E: 0 LOB: 2 K: 1 BB: 0 S: 7 P: 8	R: 0 H: 1 E: 0 LOB: 1 K: 0 BB: 0 S: 4 P: 4	R: 0 H: 0 E: 0 LOB: 0 K: 1 BB: 0 S: 5 P: 5	R: 0 H: 1 E: 0 LOB: 1 K: 1 BB: 0 S: 6 P: 6	R: 0 H: 0 E: 0 LOB: 0 K: 0 BB: 0 S: 3 P: 3	R: 0 H: 1 E: 0 LOB: 1 K: 0 BB: 0 S: 4 P: 4	R: 0 H: 1 E: 0 LOB: 1 K: 1 BB: 0 S: 6 P: 6	R: 1 H: 2 E: 0 LOB: 1 K: 1 BB: 0 S: 7 P: 7	R: 0 H: 0 E: 0 LOB: 0 K: 2 BB: 0 S: 7 P: 7	R: 0 H: 2 E: 0 LOB: 2 K: 1 BB: 1 S: 6 P: 10	1B: 8 SF: 0 2B: 2 SAC: 2 3B: 0 DP: 0 HR: 0 HBP: 1						

PITCHER		IP	WLS	BF	H	R	ER	SO	BB	IBB	HBP	BLK	WP	HR	S	P	ERA	WHIP
Larry Jackson, R ERA: 2.05	(1, 1)	8.0		33	8	2	2	5	0	0	1	0	0	0	42	43	2.25	1.000
Barney Schultz, R ERA: 3.38	(9, 1)	1.1		7	2	0	0	2	0	1	0	0	0	0	10	14	0.00	1.500
Lindy McDaniel, R ERA: 1.71	(10, 1)	0.2	W	1	0	0	0	1	0	0	0	0	0	0	3	3	0.00	0.000

PITCHER	IP	WLS	BF	H	R	ER	SO	BB	IBB	HBP	BLK	WP	HR	S	P	ERA	WHIP

TOP

San Francisco Giants @ Chicago Cubs

Wrigley Field, Chicago, IL

Thu Jun 06 1963, 3:33 AM CDT

Att. 11,240 - Unknown

livebaseballscorecards.com

AB	37
R	2
H	10
RBI	2
BB	1
SO	8
LOB	16

WP: 0 PA: 41
PB: 0
SB: 0
CS: 0

Batter	1	2	3	4	5	6	7	8	9	10	AB	R	H	RBI	BB	SO	LOB
Lou Brock, L (1, 9) OBP: 0.315, SLG: 0.414	S S S 0-3 ① K		S S S 0-3 ① K		x 0-0 ② F8			S S S 0-3 ② K			4	0	0	0	0	3	0
Ken Hubbs, R (1, 4) OBP: 0.320, SLG: 0.427	x 0-0 ② 6-3		S S S 0-3 ② K		x 0-0 ③ 6-3			x 0-0 HR 2B			4	1	1	0	0	1	0
Billy Williams, L (1, 7) OBP: 0.389, SLG: 0.505	x 0-0 1B 1B		B B B B 4-0 FC6-4 BB			S S S 0-3 ① K		x 0-0 2-H HR			3	1	2	2	1	1	0
Ron Santo, R (1, 5) OBP: 0.329, SLG: 0.467	x 0-0 1-3 1B		x 0-0 ③ FC6-4 1-2f			x 0-0 ② P3		B B B B 4-0 BB			3	0	1	0	1	0	1
14 Ernie Banks, R (1, 3) OBP: 0.266, SLG: 0.424	x 0-0 ③ F8			x 0-0 ① F8		x 0-0 ③ P6		x 0-0 ③ F8			4	0	0	0	0	0	3
Andre Rodgers, R (1, 6) OBP: 0.303, SLG: 0.282		x 0-0 ① F8		S S S 0-3 ② K			x 0-0 ① F4		S S S 0-3 ① K		4	0	0	0	0	2	0
Don Landrum, L (1, 8) OBP: 0.257, SLG: 0.223		x 0-0 ② 3-1		x 0-0 1B			x 0-0 ② 6-3		x 0-0 ② 1-3		4	0	1	0	0	0	0
Dick Bertell, R (1, 2) OBP: 0.298, SLG: 0.266		x 0-0 FC6-4 1B		x 0-0 ③ F8			x 0-0 ③ 4-3		x 0-0 ③ F8		4	0	1	0	0	0	1
Larry Jackson, R (1, 1) OBP: 0.235, SLG: 0.250 Bob Will, L (8, PH) OBP: 0.190, SLG: 0.150 Barney Schultz, R (9, 1) Lindy McDaniel, R (10, 1) OBP: 0.200, SLG: 0.800		x 0-0 ③ FC6-4 1-2f			x 0-0 ① P4			x 0-0 ① F7		x 0-0 HR	2 1 0 1	0 0 0 1	0 0 0 1	0 0 0 1	0 0 0 0	0 0 0 0	1 0 0 0
Inning Stats	R: 0 H: 2 E: 0 LOB: 2 K: 1 BB: 0 S: 7 P: 7	R: 0 H: 1 E: 0 LOB: 1 K: 0 BB: 0 S: 4 P: 4	R: 0 H: 0 E: 0 LOB: 1 K: 2 BB: 1 S: 7 P: 11	R: 0 H: 1 E: 0 LOB: 1 K: 1 BB: 0 S: 6 P: 6	R: 0 H: 0 E: 0 LOB: 0 K: 0 BB: 0 S: 3 P: 3	R: 0 H: 0 E: 0 LOB: 0 K: 1 BB: 0 S: 5 P: 5	R: 0 H: 0 E: 0 LOB: 0 K: 0 BB: 0 S: 3 P: 3	R: 2 H: 2 E: 0 LOB: 1 K: 1 BB: 1 S: 7 P: 11	R: 0 H: 0 E: 0 LOB: 0 K: 1 BB: 0 S: 5 P: 5	R: 1 H: 1 E: 0 LOB: 0 K: 0 BB: 0 S: 1 P: 1	1B: 4 SF: 0 2B: 1 SAC: 0 3B: 0 DP: 0 HR: 2 HBP: 0						

PITCHER		IP	WLS	BF	H	R	ER	SO	BB	IBB	HBP	BLK	WP	HR	S	P	ERA	WHIP
Juan Marichal, R ERA: 2.98	(1, 1)	9.0		35	6	2	2	7	2	0	0	0	0	1	47	55	2.00	0.889
Billy Pierce, L ERA: 3.38	(10, 1)	0.0	L	1	1	1	1	0	0	0	0	0	0	1	1	1	∞	∞

PITCHER	IP	WLS	BF	H	R	ER	SO	BB	IBB	HBP	BLK	WP	HR	S	P	ERA	WHIP

BOTTOM

San Francisco Giants @ Chicago Cubs

Wrigley Field, Chicago, IL

Thu Jun 06 1963, 3:33 AM CDT

Att. 11,240 - Unknown

livebaseballscorecards.com

AB	34
R	3
H	7
RBI	3
BB	2
SO	7
LOB	6

WP: 0 PA: 36
PB: 0
SB: 0
CS: 0

Batter	1	2	3	4	5	6	7	8	9	AB	R	H	RBI	BB	SO	LOB
Maury Wills, S (1, 5) OBP: 0.327, SLG: 0.311	C X 0-1 G1-6-3 1B		X 0-0 CS 1B		B B X 2-0 FC3 WP 1-2 3-H		B B B C B 4-1 G3 S BB		B X 1-0 ① 4-3	4	0	2	1	1	0	1
Jim Gilliam, S (1, 4) OBP: 0.353, SLG: 0.414	C B X 1-1 ① ② G1-6-3 1-2f		X 0-0 ② ③ F6 1-2		B B B X 3-0 ② 4-3 1-2 2-H		C X 0-1 ② G3 1-3		C B B X 2-1 ② F9	5	0	0	1	0	0	4
Ron Fairly, L (1, 3) OBP: 0.357, SLG: 0.416	C X 0-1 ③ F9			F B F X 1-2 ① 6-3	C F X 0-2 ③ 6-3		X 0-0 ③ F8		B C S F B B S 3-3 ③ K	5	0	0	0	0	1	2
Tommy Davis, R (1, 7) (9, 9) OBP: 0.350, SLG: 0.420		X 0-0 ① F9		X 0-0 ① FC5-4 1B		C S B B C 2-3 ① K		B X 1-0 ① 1B		4	0	2	0	0	1	0
Frank Howard, R (1, 9) (9, 7) OBP: 0.338, SLG: 0.511		C F B C 1-3 ② K		C X 0-1 ② FC5-4 1-2f		X 0-0 3B		B X 1-0 HR		4	1	2	1	0	1	1
John Roseboro, L (1, 2) OBP: 0.299, SLG: 0.387		C X 0-1 1B 1B		X 0-0 ③ 4-3		X 0-0 ② F4		C B B C F F X 2-2 HR		4	1	2	1	0	0	2
Willie Davis, L (1, 8) OBP: 0.273, SLG: 0.385		B B X 2-0 S 1-3 1B		X 0-0 1B S FC3 1B		I I 4-0 IBB		B F X 1-1 5-3 1B		3	1	3	0	1	0	0
Dick Tracewski, R (1, 6) OBP: 0.303, SLG: 0.235		C B B C B C 3-3 ③ K 1-2			B B C C S 2-3 ① K 1-2	X 0-0 ③ F3		B B C X 2-1 ② 5-3 1-2		4	0	0	0	0	2	6
Don Drysdale, R (1, 1) OBP: 0.238, SLG: 0.237			C B B X 2-1 ① 6-3		B B X 2-0 WP FC3 4-3 2-3 1B		C F B B S 2-3 ① K	X 0-0 ③ F9		4	1	1	0	0	1	1
Inning Stats	R: 0 E: 0 K: 0 S: 6 H: 1 LOB: 0 BB: 0 P: 7	R: 0 E: 0 K: 2 S: 10 H: 2 LOB: 2 BB: 0 P: 16	R: 0 E: 0 K: 0 S: 4 H: 1 LOB: 0 BB: 0 P: 6	R: 0 E: 0 K: 0 S: 7 H: 1 LOB: 1 BB: 0 P: 8	R: 2 E: 0 K: 1 S: 10 H: 2 LOB: 1 BB: 0 P: 19	R: 0 E: 0 K: 1 S: 6 H: 1 LOB: 2 BB: 1 P: 12	R: 0 E: 0 K: 1 S: 7 H: 0 LOB: 1 BB: 1 P: 13	R: 2 E: 0 K: 0 S: 12 H: 4 LOB: 1 BB: 0 P: 19	R: 0 E: 0 K: 1 S: 7 H: 0 LOB: 0 BB: 0 P: 13	1B: 9 2B: 0 3B: 1 HR: 2	SF: 0 SAC: 0 DP: 1 HBP: 0						

TOP

Los Angeles Dodgers @ Chicago Cubs

Wrigley Field, Chicago, IL

Fri Jun 07 1963, 3:33 AM CDT

Att. 12,741 - Unknown

livebaseballscorecards.com

AB	37
R	4
H	12
RBI	4
BB	2
SO	6
LOB	17

PITCHER		IP	WLS	BF	H	R	ER	SO	BB	IBB	HBP	BLK	WP	HR	S	P	ERA	WHIP	PITCHER		IP	WLS	BF	H	R	ER	SO	BB	IBB	HBP	BLK	WP	HR	S	P	ERA	WHIP
Paul Toth, R ERA: 4.09	(1, 1)	7.0	L	30	8	2	2	5	1	1	0	0	1	0	50	81	2.57	1.286																			
Barney Schultz, R ERA: 4.07	(8, 1)	0.1		4	4	2	2	0	0	0	0	0	0	2	9	14	54.00	12.000																			
Don Elston, R ERA: 0.4	(8, 1)	0.2		2	0	0	0	0	0	0	0	0	0	0	3	5	0.00	0.000																			
Jim Brewer, L ERA: 3.57	(9, 1)	1.0		3	0	0	0	1	0	0	0	0	0	0	7	13	0.00	0.000																			

WP: 1 PB: 0 SB: 3 CS: 1 PA: 39

Batter	1	2	3	4	5	6	7	8	9	AB	R	H	RBI	BB	SO	LOB
Lou Brock, L (1, 9) OBP: 0.309, SLG: 0.406	4-3		6-3			1-3			5-3	4	0	0	0	0	0	0
Ken Hubbs, R (1, 4) OBP: 0.314, SLG: 0.418	4-3			F8		F8			K	4	0	0	0	0	1	0
Billy Williams, L (1, 7) OBP: 0.391, SLG: 0.505	1B			3-1			5-3		1B	4	0	2	0	0	0	0
Ron Santo, R (1, 5) OBP: 0.323, SLG: 0.458	5-3			F8			K		K	4	0	0	0	0	2	2
14 Ernie Banks, R (1, 3) OBP: 0.267, SLG: 0.422		K			E 1B		F4			3	1	1	0	0	1	0
Andre Rodgers, R (1, 6) OBP: 0.299, SLG: 0.278		K			K 1-3			K		3	0	0	0	0	3	1
Don Landrum, L (1, 8) OBP: 0.268, SLG: 0.236		CS 1B			CS 3-H 1B			K		3	0	2	1	0	1	0
Dick Bertell, R (1, 2) OBP: 0.302, SLG: 0.270		CS 1-2		B3-4	K 1-2				1B	2	0	1	0	0	1	1
Merritt Ranew, L (8, PH) OBP: 0.500, SLG: 0.647										1	0	1	0	0	0	0
Jimmie Schaffer, R (9, 2) OBP: 0.298, SLG: 0.405										0	0	0	0	0	0	0
Paul Toth, R (1, 1)			B3-4 1-2f			4-3			1-3	2	0	0	0	0	0	1
Barney Schultz, R (8, 1)										0	0	0	0	0	0	0
Don Elston, R (8, 1)										0	0	0	0	0	0	0
Bob Will, L (8, PH) OBP: 0.182, SLG: 0.143										1	0	0	0	0	0	1
Jim Brewer, L (9, 1)										0	0	0	0	0	0	0
Inning Stats	R: 0 E: 0 K: 0 S: 6 H: 1 LOB: 1 BB: 0 P: 9	R: 0 E: 0 K: 2 S: 8 H: 1 LOB: 0 BB: 0 P: 11	R: 0 E: 0 K: 0 S: 6 H: 1 LOB: 0 BB: 0 P: 8	R: 0 E: 0 K: 0 S: 4 H: 0 LOB: 0 BB: 0 P: 6	R: 1 E: 1 K: 2 S: 16 H: 2 LOB: 0 BB: 0 P: 18	R: 0 E: 0 K: 0 S: 9 H: 0 LOB: 0 BB: 0 P: 12	R: 0 E: 0 K: 1 S: 7 H: 0 LOB: 0 BB: 0 P: 10	R: 0 E: 0 K: 2 S: 13 H: 1 LOB: 1 BB: 0 P: 19	R: 0 E: 0 K: 2 S: 10 H: 1 LOB: 1 BB: 0 P: 13	1B: 7 2B: 1 3B: 0 HR: 0 SF: 0 SAC: 0 DP: 1 HBP: 0						

PITCHER	IP	WLS	BF	H	R	ER	SO	BB	IBB	HBP	BLK	WP	HR	S	P	ERA	WHIP
Don Drysdale, R (1, 1) ERA: 2.86	9.0	W	31	7	1	0	9	0	0	0	0	0	0	79	106	0.00	0.778

PITCHER	IP	WLS	BF	H	R	ER	SO	BB	IBB	HBP	BLK	WP	HR	S	P	ERA	WHIP

BOTTOM

Los Angeles Dodgers @ Chicago Cubs

Wrigley Field, Chicago, IL

Fri Jun 07 1963, 3:33 AM CDT

Att. 12,741 - Unknown

livebaseballscorecards.com

AB	31
R	1
H	7
RBI	1
BB	0
SO	9
LOB	6

PA: 32

WP: 0
PB: 0
SB: 0
CS: 2

Batter	1	2	3	4	5	6	7	8	9	AB	R	H	RBI	BB	SO	LOB
Maury Wills, S (1, 5) OBP: 0.342, SLG: 0.329	C X 0-1 CS 1B		B C X 1-1 E8 1-3 1B			B X 1-0 1B WP 1B	B X 1-0 4-3 1-3 2-H 1B	X 0-0 ③ FC6 1-2f		5	2	4	1	0	0	2
Don Zimmer, R (9, 5) OBP: 0.333, SLG: 0.444										0	0	0	0	0	0	0
Jim Gilliam, S (1, 4) OBP: 0.354, SLG: 0.417	B L B X 2-1 ①② 4-3 1-2		X 0-0 ② SF9 3-H			S X 0-1 4-3 WP 1-3 1B	X 0-0 ② 4-3 1-2 3-H		C C X 0-2 SH3-4 HR 1B	4	0	2	2	0	0	2
Nate Oliver, R (9, PR) OBP: 0.295, SLG: 0.297 (9, 4)										0	1	0	0	0	0	0
Ron Fairly, L (1, 3) OBP: 0.359, SLG: 0.415	B B F B B 4-1 PB 1B BB		B B X 2-0 ③ L3			B X 1-0 ① 4-3 1-3 3-H	X 0-0 FC6-4 2-H 1B		B X 1-0 ① SH3-4 1-2	3	1	1	1	1	0	2
Tommy Davis, R (1, 7) OBP: 0.358, SLG: 0.442	B B F C B X 3-2 CS 1-H 1B			B B C X 2-1 ① F8		S B B S B B 4-2 BB	B F F X 1-2 FC6-4 1-2f		B B X 2-0 2-H HR	4	1	2	3	1	0	1
Frank Howard, R (1, 9) OBP: 0.335, SLG: 0.503	S 0-1 ③ CS 1-2	S B S S S 1-3 ① K		B B X 2-0 ② F6		C S B B S 3-3 ② K		B F S B S 2-3 ① K	B F F B X 2-2 E 1B	5	0	1	0	0	3	2
John Roseboro, L (1, 2) OBP: 0.297, SLG: 0.378		F X 0-1 ② 2-3		X 0-0 ③ L9		B B B X 3-0 ③ G3		C B C B F B B 4-2 3B BB	C F B X 1-2 ② F5	4	1	0	0	1	0	3
Doug Camilli, R (9, 2) OBP: 0.238, SLG: 0.316										0	0	0	0	0	0	0
Willie Davis, L (1, 8) OBP: 0.271, SLG: 0.392	B B S B C F X 3-2 ③ F6				L B X 1-1 ① G3		C X 0-1 ① 6-3	X 0-0 1-H CS 3B	F X 0-1 1-2 E4	5	0	1	1	0	0	1
Dick Tracewski, R (1, 6) OBP: 0.316, SLG: 0.238			S B B B C F B 4-2 E SF9 BB		X 0-0 ② 1-3		X 0-0 E 1B 1B	M B B B B 4-1 ② 1B 3-H BB	B X 1-0 ③ F8	3	2	1	0	2	0	2
Johnny Podres, L (1, 1) OBP: 0.043, SLG: 0.048			B L X 1-1 ① P3		F X 0-1 ③ F4		C B X 1-1 E5 1B 1-2 4-3	F C B B B X 2-2 FC6 1-2 1B		2	0	0	0	0	0	1
Larry Sherry, R (6, 1)										0	0	0	0	0	0	0
Wally Moon, L (7, PH) OBP: 0.356, SLG: 0.355										1	1	0	0	0	0	1
Ron Perranoski, L (7, 1) OBP: 0.100, SLG: 0.100										1	0	1	0	0	0	0
Inning Stats	R: 1 E: 0 K: 0 S: 9 H: 2 LOB: 0 BB: 1 P: 18	R: 0 E: 0 K: 1 S: 9 H: 0 LOB: 0 BB: 0 P: 13	R: 1 E: 1 K: 0 S: 9 H: 1 LOB: 1 BB: 1 P: 17	R: 0 E: 0 K: 0 S: 4 H: 0 LOB: 0 BB: 0 P: 8	R: 0 E: 0 K: 0 S: 5 H: 0 LOB: 0 BB: 0 P: 6	R: 1 E: 0 K: 1 S: 10 H: 2 LOB: 2 BB: 1 P: 22	R: 3 E: 1 K: 0 S: 11 H: 3 LOB: 1 BB: 0 P: 14	R: 1 E: 0 K: 1 S: 13 H: 2 LOB: 2 BB: 2 P: 25	R: 2 E: 1 K: 0 S: 14 H: 3 LOB: 2 BB: 0 P: 21	1B: 11 2B: 0 3B: 1 HR: 1 SF: 1 SAC: 1 DP: 0 HBP: 0						

TOP

Los Angeles Dodgers @ Chicago Cubs

Wrigley Field, Chicago, IL

Sat Jun 08 1963, 3:33 AM CDT

Att. 26,577 - Unknown

livebaseballscorecards.com

AB	37
R	9
H	13
RBI	8
BB	5
SO	3
LOB	17

WP: 1	PA: 45
PB: 1	
SB: 0	
CS: 3	

PITCHER		IP	WLS	BF	H	R	ER	SO	BB	IBB	HBP	BLK	WP	HR	S	P	ERA	WHIP
Bob Buhl, R ERA: 2.36	(1, 1)	6.0		24	5	3	2	2	3	0	0	0	1	0	46	84	3.00	1.333
Don Elston, R ERA: 0.74	(7, 1)	2.0	L	13	5	4	1	1	2	0	0	0	0	0	24	39	4.50	3.500
Jim Brewer, L ERA: 4.34	(9, 1)	1.0		7	3	2	2	0	0	0	0	0	0	1	14	21	18.00	3.000

PITCHER	IP	WLS	BF	H	R	ER	SO	BB	IBB	HBP	BLK	WP	HR	S	P	ERA	WHIP

Batter	1	2	3	4	5	6	7	8	9	AB	R	H	RBI	BB	SO	LOB
Lou Brock, L (1, 9) OBP: 0.307, SLG: 0.402	F6		K		FC5-4 1B	6-3		E1 FC6-4 1-2		5	0	1	0	0	1	1
Ken Hubbs, R (1, 4) OBP: 0.321, SLG: 0.422	G4-6-3 BB		E 2B		FC5-4 FC6-4 E 1-2f		BB	FC6-4 1-2f		3	0	1	0	2	0	3
Billy Williams, L (1, 7) OBP: 0.387, SLG: 0.498	G4-6-3 1-2f		E8 2-3		E7 FC6-4 1-2		K		HR 1B	5	1	1	0	0	1	4
Ron Santo, R (1, 5) OBP: 0.325, SLG: 0.475		1B 2B	F4		FC6-4 1-2f 2-3		FC6-4 14 1B 1-2f		1-H HR	5	2	2	2	0	0	5
14 Ernie Banks, R (1, 3) OBP: 0.271, SLG: 0.419		F6	IBB		F9		FC6-4 1-2 1B		F8	4	0	1	0	1	0	3
Andre Rodgers, R (1, 6) OBP: 0.296, SLG: 0.276		1B 2-H 1B	K			F8	FC6-4 1-2f		5-3	5	0	1	1	0	1	5
Nelson Mathews, R (1, 8) OBP: 0.248, SLG: 0.270		1B 1-2	K			F4		F9	6-3	5	0	1	0	0	1	0
Dick Bertell, R (1, 2) OBP: 0.297, SLG: 0.265 Jimmie Schaffer, R (6, PH) OBP: 0.306, SLG: 0.395 (7, 2)		F5	F7			HR BB		6-3		2 1	0 1	0 0	0 0	0 1	0 0	2 0
Bob Buhl, R (1, 1) OBP: 0.114, SLG: 0.114 Ken Aspromonte, R (6, PH) OBP: 0.200, SLG: 0.242 Merritt Ranew, L (6, PH) OBP: 0.514, SLG: 0.743 Don Elston, R (7, 1) Steve Boros, R (8, PH) OBP: 0.167, SLG: 0.063 Jim Brewer, L (9, 1)		5-3	6-3			HR 1-H		E 1B		2 0 1 0 1 0	0 0 1 0 0 0	0 0 1 0 1 0	0 0 2 0 0 0	0 0 0 0 0 0	0 0 0 0 0 0	2 0 0 0 0 0
Inning Stats	R: 0 E: 0 K: 0 S: 2 H: 0 LOB: 0 BB: 1 P: 8	R: 1 E: 0 K: 0 S: 11 H: 3 LOB: 2 BB: 0 P: 18	R: 0 E: 1 K: 2 S: 10 H: 1 LOB: 3 BB: 1 P: 15	R: 0 E: 0 K: 1 S: 8 H: 0 LOB: 0 BB: 0 P: 10	R: 0 E: 1 K: 0 S: 6 H: 1 LOB: 2 BB: 0 P: 7	R: 2 E: 0 K: 0 S: 11 H: 1 LOB: 0 BB: 1 P: 20	R: 0 E: 0 K: 1 S: 14 H: 1 LOB: 2 BB: 1 P: 23	R: 0 E: 1 K: 0 S: 12 H: 1 LOB: 2 BB: 0 P: 14	R: 2 E: 0 K: 0 S: 9 H: 2 LOB: 0 BB: 0 P: 13	1B: 6 2B: 2 3B: 0 HR: 2	SF: 0 SAC: 0 DP: 1 HBP: 0			WP: 0 PB: 0 SB: 0 CS: 0		PA: 43	

PITCHER		IP	WLS	BF	H	R	ER	SO	BB	IBB	HBP	BLK	WP	HR	S	P	ERA	WHIP
Johnny Podres, L ERA: 3.07	(1, 1)	5.2		26	5	2	2	3	2	1	0	0	0	0	42	70	3.18	1.235
Larry Sherry, R ERA: 2.59	(6, 1)	0.1		2	1	1	1	0	0	0	0	0	0	1	6	8	27.00	3.000
Ron Perranoski, L ERA: 2.59	(7, 1)	3.0	W	15	4	2	2	1	1	0	0	0	0	1	35	50	6.00	1.667

PITCHER	IP	WLS	BF	H	R	ER	SO	BB	IBB	HBP	BLK	WP	HR	S	P	ERA	WHIP

BOTTOM

Los Angeles Dodgers @ Chicago Cubs

Wrigley Field, Chicago, IL

Sat Jun 08 1963, 3:33 AM CDT

Att. 26,577 - Unknown

livebaseballscorecards.com

AB	39
R	5
H	10
RBI	5
BB	4
SO	4
LOB	25

Batter	1	2	3	4	5	6	7	8	9	AB	R	H	RBI	BB	SO	LOB
Maury Wills, S (1, 5) (7, 6) OBP: 0.350, SLG: 0.345	0-1 E S SF7 1B	2-2 ② 5-3			1-1 ① 1-3	0-0 1-H 2-H 3-H 2B		1-1 SH1-4 1B		5	1	3	3	0	0	1
Jim Gilliam, S (1, 4) OBP: 0.346, SLG: 0.409	2-2 ① SF7 1-H	1-1 ③ F9			1-0 ② F8	3-0 ③ L3		0-1 ① SH1-4 1-2		3	0	0	1	0	0	2
Ron Fairly, L (1, 8) (6, 3) OBP: 0.356, SLG: 0.409	1-2 ② 3-1		2-1 ① F2		0-3 ③ K		2-2 1B 1B 1B	0-1 ② F7		5	1	1	0	0	1	1
Tommy Davis, R (1, 7) (9, 9) OBP: 0.371, SLG: 0.474	0-0 PB 1B		2-2 HR			0-1 BB 1B FC1-2 1B	1-2 1-3 1B	3-0 ③ 4-3		5	1	4	1	0	0	1
Frank Howard, R (1, 9) (9, 7) OBP: 0.337, SLG: 0.500	3-3 ③ K 1-2		3-1 ② F9			2-1 FC1-2 BB 1-2 BB 1B	0-1 ① E 1-3 WP 3-H 1B		0-3 ① K	5	2	2	1	0	2	1
Bill Skowron, R (1, 3) OBP: 0.277, SLG: 0.279 Willie Davis, L (6, 8) OBP: 0.274, SLG: 0.393		0-0 SH5-3 E 1B 1B	3-2 ③ 5-3			4-2 BB FC1-2 1-2 2-3 2B BB	0-0 E4 1-3 WP 1B		1-1 ② G3	2 2	2 1	1 1	0 0	1 0	0 0	0 0
John Roseboro, L (1, 2) OBP: 0.295, SLG: 0.370	1-2 E4 SH5-3 1-2 E	0-2 ① G3			0-3 ① K	4-0 WP IBB		1-2 ③ F4		4	1	0	0	1	1	4
Dick Tracewski, R (1, 6) OBP: 0.310, SLG: 0.233 Wally Moon, L (7, PH) OBP: 0.364, SLG: 0.355 Don Zimmer, R (7, 5) OBP: 0.333, SLG: 0.444	1-1 ① SH5-3 1-2 2-3	0-0 ② 4-3			2-1 ② FC1-2 BB 2B 1-2 2-3 3-Hf	4-0 ② 1-3 2-H 3-H BB				2 0 0	1 0 0	0 0 0	0 0 0	0 1 0	0 0 0	3 0 0
Sandy Koufax, R (1, 1) OBP: 0.162, SLG: 0.091 Ed Roebuck, R (5, 1) Lee Walls, R (6, PH) OBP: 0.250, SLG: 0.323 Larry Sherry, R (6, 1)	1-1 E1 2-H 3-H 1B	1-0 ③ F3			4-1 1-2 2-3 2B BB	0-3 ③ K				2 0 0 1	0 0 1 0	1 0 0 0	1 0 1 0	0 0 1 0	0 0 0 1	0 0 0 1
Inning Stats	R: 1 H: 2 E: 0 LOB: 1 K: 1 BB: 0 S: 14 P: 20	R: 2 H: 2 E: 2 LOB: 1 K: 0 BB: 0 S: 13 P: 19	R: 1 H: 1 E: 0 LOB: 0 K: 0 BB: 0 S: 11 P: 21	R: 0 H: 0 E: 0 LOB: 0 K: 0 BB: 0 S: 5 P: 6	R: 0 H: 0 E: 0 LOB: 0 K: 1 BB: 0 S: 6 P: 8	R: 4 H: 3 E: 0 LOB: 1 K: 1 BB: 2 S: 14 P: 29	R: 3 H: 4 E: 1 LOB: 1 K: 1 BB: 2 S: 13 P: 24	R: 0 H: 1 E: 0 LOB: 1 K: 0 BB: 0 S: 7 P: 11	R: 0 H: 0 E: 0 LOB: 0 K: 1 BB: 0 S: 8 P: 10	1B: 11 SF: 1 2B: 1 SAC: 2 3B: 0 DP: 0 HR: 1 HBP: 0						

TOP

Los Angeles Dodgers @ Chicago Cubs

Wrigley Field, Chicago, IL

Sun Jun 09 1963, 3:33 AM CDT

Att. 35,743 - Unknown

livebaseballscorecards.com

AB	36
R	11
H	13
RBI	8
BB	4
SO	5
LOB	14

WP: 2 PA: 43
PB: 1
SB: 1
CS: 0

PITCHER		IP	WLS	BF	H	R	ER	SO	BB	IBB	HBP	BLK	WP	HR	S	P	ERA	WHIP
Dick Ellsworth, L ERA: 1.98	(1, 1)	5.2	L	26	7	7	5	3	1	0	0	0	0	1	60	93	7.94	1.412
Don Elston, R ERA: 0.73	(6, 1)	0.1		3	1	1	1	0	1	0	0	0	0	0	3	10	27.00	6.000
Lindy McDaniel, R ERA: 2.67	(7, 1)	0.2		6	4	3	3	0	1	1	0	0	1	0	10	21	40.50	7.500
Cal Koonce, R ERA: 5.97	(7, 1)	1.1		5	1	0	0	1	0	0	0	0	0	0	10	14	0.00	0.750
Jim Brewer, L ERA: 4.12	(9, 1)	1.0		3	0	0	0	1	0	0	0	0	0	0	8	10	0.00	0.000

PITCHER	IP	WLS	BF	H	R	ER	SO	BB	IBB	HBP	BLK	WP	HR	S	P	ERA	WHIP

Batter	1	2	3	4	5	6	7	8	9	AB	R	H	RBI	BB	SO	LOB
Lou Brock, L (1, 9) OBP: 0.309, SLG: 0.406	CSS 0-3 ① K		FCBS 1-3 ② K		B F X 1-1 1B 2B	F X 0-1 1-2 2-3 1B		F B X 1-1 ③ 4-3		5	0	2	0	0	2	2
Ken Hubbs, R (1, 4) OBP: 0.318, SLG: 0.416	S C 0-3 ② K		B X 1-0 E3		F S B B X 2-2 ② 2-H 2B 1B	F X 0-1 ②③ G5-3 2-3f			C B S X 1-2 ① 5-3	5	1	1	0	0	1	3
Billy Williams, L (1, 7) OBP: 0.391, SLG: 0.502	C B C B B B 4-2 BB		X 0-0 ③ 4-3		X 0-0 2-H HR 2B		C F B X 1-2 ① F7		X 0-0 FC5-4 1B	4	1	2	1	1	0	1
Ron Santo, R (1, 5) OBP: 0.322, SLG: 0.482	X 0-0 ③ F8			C X 0-1 ① 5-3	B X 1-0 2-H HR		C B X 1-1 ② 4-3		S T F F B F F X 1-2 ② FC5-4 14 HR 1-2f	5	2	1	2	0	0	2
14 Ernie Banks, R (1, 3) OBP: 0.278, SLG: 0.469		F B X 1-1 HR		X 0-0 ② F5	X 0-0 HR		X 0-0 ③ 6-3		X 0-0 1-H HR	5	3	3	4	0	0	0
Andre Rodgers, R (1, 6) OBP: 0.299, SLG: 0.284	B F F X 1-2 ① 5-3			C B S X 1-2 2B 2B	F X 0-1 ③ 6-3			C C B F X 1-2 1B 1B	B F C B F S 2-3 ③ K	5	1	2	0	0	1	0
Nelson Mathews, R (1, 8) OBP: 0.248, SLG: 0.279	C B F S 1-3 ② K			X 0-0 2-H 2B	X 0-0 ① 1-3			C X 0-1 ① F2		4	0	1	1	0	1	1
Dick Bertell, R (1, 2) OBP: 0.298, SLG: 0.267 Merritt Ranew, L (8, PH) OBP: 0.526, SLG: 0.750 Jimmie Schaffer, R (9, 2) OBP: 0.306, SLG: 0.395	B B S F F B C 3-3 ③ K			X 0-0 ③ 6-3		B C B F X 2-2 1B 1B 1B		B B X 2-0 1-2 1B		3 1 0	0 0 0	1 1 0	0 0 0	0 0 0	1 0 0	1 0 0
Dick Ellsworth, L (1, 1) OBP: 0.125, SLG: 0.067 Don Elston, R (6, 1) Bob Will, L (6, PH) OBP: 0.217, SLG: 0.182 Lindy McDaniel, R (7, 1) OBP: 0.200, SLG: 0.800 Cal Koonce, R (7, 1) OBP: 0.375, SLG: 0.286 Steve Boros, R (8, PH) OBP: 0.158, SLG: 0.059 Jim Brewer, L (9, 1)		C B B F X 2-2 ① 6-3			C F B B F S 3-3 ① K	B B B C C X 3-2 G5-3 1B 1-2 1B		F X 0-1 ② F8		2 0 1 0 0 1 0	0 0 0 0 0 0 0	0 0 1 0 0 0 0	0 0 0 0 0 0 0	1 0 0 0 0 0 1	0 0 0 0 0 0 2	0 0 0 0 0 0 0
Inning Stats	R: 0 E: 0 K: 2 S: 9 H: 0 LOB: 1 BB: 1 P: 13	R: 1 E: 0 K: 2 S: 12 H: 1 LOB: 0 BB: 0 P: 18	R: 0 E: 1 K: 1 S: 8 H: 0 LOB: 1 BB: 0 P: 12	R: 1 E: 0 K: 0 S: 8 H: 2 LOB: 1 BB: 0 P: 9	R: 4 E: 0 K: 1 S: 14 H: 5 LOB: 0 BB: 0 P: 21	R: 0 E: 0 K: 0 S: 11 H: 3 LOB: 2 BB: 0 P: 16	R: 0 E: 0 K: 0 S: 6 H: 0 LOB: 0 BB: 0 P: 8	R: 0 E: 0 K: 0 S: 11 H: 2 LOB: 2 BB: 0 P: 15	R: 2 E: 0 K: 1 S: 16 H: 2 LOB: 0 BB: 0 P: 20	1B: 7 2B: 4 3B: 0 HR: 4 SF: 0 SAC: 0 DP: 1 HBP: 0						

PITCHER		IP	WLS	BF	H	R	ER	SO	BB	IBB	HBP	BLK	WP	HR	S	P	ERA	WHIP
Sandy Koufax, L ERA: 1.93	(1, 1)	4.2		23	8	6	6	6	1	0	0	0	0	3	49	71	11.57	1.929
Ed Roebuck, R ERA: 3.47	(5, 1)	0.1		1	0	0	0	0	0	0	0	0	0	0	2	2	0.00	0.000
Larry Sherry, R ERA: 2.86	(6, 1)	4.0	W	18	7	2	2	1	0	0	0	0	0	1	44	59	4.50	1.750

PITCHER	IP	WLS	BF	H	R	ER	SO	BB	IBB	HBP	BLK	WP	HR	S	P	ERA	WHIP

BOTTOM

Los Angeles Dodgers @ Chicago Cubs

Wrigley Field, Chicago, IL

Sun Jun 09 1963, 3:33 AM CDT

Att. 35,743 - Unknown

livebaseballscorecards.com

AB	41
R	8
H	15
RBI	8
BB	1
SO	7
LOB	12

WP: 0	PA: 42		
PB: 0			
SB: 0			
CS: 0			

Batter	1	2	3	4	5	6	7	8	9	AB	R	H	RBI	BB	SO	LOB
Don Landrum, L (1, 9) OBP: 0.265, SLG: 0.243	F8		F8		4-3		F8 2B		L5	5	0	1	0	0	0	2
Ken Hubbs, R (1, 4) OBP: 0.315, SLG: 0.411	K		P3		6-3		F8 2-3		2-H 1B	5	0	1	1	0	1	1
Billy Williams, L (1, 7) OBP: 0.387, SLG: 0.509	K		P6		HR		P5		6-3	5	1	1	1	0	1	2
Ron Santo, R (1, 5) OBP: 0.325, SLG: 0.485		1B 2B		4-3	BB		5-3			3	1	1	0	1	0	1
14 Ernie Banks, R (1, 3) OBP: 0.278, SLG: 0.462		1B BB		L6	5-3			F7		3	0	0	0	1	0	1
Andre Rodgers, R (1, 6) OBP: 0.298, SLG: 0.280		K		BB BB BB		K		P3		3	0	0	0	1	2	2
Nelson Mathews, R (1, 8) OBP: 0.248, SLG: 0.271		K		1-2 BB BB		P4		F8		3	0	0	0	1	1	2
Dick Bertell, R (1, 2) OBP: 0.319, SLG: 0.286 Jimmie Schaffer, R (9, PR) OBP: 0.306, SLG: 0.395 (9, 2)	1-3 2-H 1B			1-2 2-3 BB					SH5-4 1B 1B	3 0	0 1	3 0	1 0	1 0	0 0	0 0
Glen Hobbie, R (1, 1) OBP: 0.100, SLG: 0.100 Lindy McDaniel, R (8, 1) OBP: 0.200, SLG: 0.800	K			F3		4-3			1-2 SH5-4	3 0	0 0	0 0	0 0	0 0	1 0	6 0
Inning Stats	R: 0 E: 0 K: 2 S: 7 H: 0 LOB: 0 BB: 0 P: 7	R: 1 E: 0 K: 3 S: 11 H: 2 LOB: 2 BB: 1 P: 15	R: 0 E: 0 K: 0 S: 3 H: 0 LOB: 0 BB: 0 P: 3	R: 0 E: 0 K: 0 S: 3 H: 0 LOB: 3 BB: 3 P: 15	R: 1 E: 0 K: 0 S: 4 H: 1 LOB: 1 BB: 1 P: 8	R: 0 E: 0 K: 1 S: 6 H: 1 LOB: 1 BB: 0 P: 6	R: 0 E: 0 K: 0 S: 4 H: 1 LOB: 1 BB: 0 P: 4	R: 0 E: 0 K: 0 S: 3 H: 0 LOB: 0 BB: 0 P: 3	R: 1 E: 0 K: 0 S: 5 H: 2 LOB: 1 BB: 0 P: 5	1B: 4 2B: 2 3B: 0 HR: 1 SF: 0 SAC: 1 DP: 0 HBP: 0						

PITCHER		IP	WLS	BF	H	R	ER	SO	BB	IBB	HBP	BLK	WP	HR	S	P	ERA	WHIP
Dick Drott, R ERA: 2.62	(1, 1)	8.0		34	5	2	2	6	5	0	0	0	0	1	41	61	2.25	1.250
Hal Woodeshick, L ERA: 0.94	(9, 1)	1.0	L	5	2	1	1	0	0	0	0	0	0	0	5	5	9.00	2.000

PITCHER	IP	WLS	BF	H	R	ER	SO	BB	IBB	HBP	BLK	WP	HR	S	P	ERA	WHIP

TOP

Chicago Cubs @ Houston Colt 45's

Colt Stadium, Houston, TX

Mon Jun 10 1963, 8:05 PM EDT

Att. 10,124 - Unknown - 84 F

livebaseballscorecards.com

AB	33
R	3
H	7
RBI	3
BB	5
SO	6
LOB	17

WP: 0	PA: 39					
PB: 0						
SB: 0						
CS: 0						

Chicago Cubs @ Houston Colt 45's

Colt Stadium, Houston, TX

Mon Jun 10 1963, 8:05 PM EDT

Att. 10,124 - Unknown - 84 F

Batter	1	2	3	4	5	6	7	8	9	AB	R	H	RBI	BB	SO	LOB
Ernie Fazio, R (1, 4) OBP: 0.289, SLG: 0.273	F7			3-1		5-3		S 2B		4	0	1	0	0	0	0
Al Spangler, L (1, 7) OBP: 0.316, SLG: 0.326	G3			E 3B		F9		K 2-3		4	1	1	0	0	1	1
Bob Aspromonte, R (1, 5) OBP: 0.265, SLG: 0.275	P4			K		FC5-4 1B		FC6-4 BB		3	0	1	0	1	1	1
Carl Warwick, R (1, 9) OBP: 0.412, SLG: 0.465		F2		E3 3-H		FC5-4 1-2f		FC6-4 1-2f		4	0	0	0	0	0	3
Rusty Staub, L (1, 3) OBP: 0.328, SLG: 0.363		4-3		F2			4-3		6-3	4	0	0	0	0	0	1
Howie Goss, R (1, 8) OBP: 0.278, SLG: 0.410		CS BB			HR		K		K	3	1	1	1	1	2	0
John Bateman, R (1, 2) OBP: 0.239, SLG: 0.341		CS 1-2	F9		5-3		E6		K	4	0	0	0	0	1	0
J C Hartman, R (1, 6) OBP: 0.167, SLG: 0.147			L8		K		6-3			3	0	0	0	0	1	1
Dick Drott, R (1, 1) OBP: 0.091, SLG: 0.091			K		F7			P4		2	0	0	0	0	1	0
Brock Davis, L (8, PH) OBP: 0.300, SLG: 0.333										1	0	0	0	0	0	0
Hal Woodeshick, R (9, 1) OBP: 0.200, SLG: 0.200										0	0	0	0	0	0	0

livebaseballscorecards.com

AB	32
R	2
H	4
RBI	1
BB	2
SO	7
LOB	7

Inning Stats	1	2	3	4	5	6	7	8	9			
	R: 0 H: 0	R: 0 H: 0	R: 0 H: 0	R: 1 H: 1	R: 1 H: 1	R: 0 H: 1	R: 0 H: 0	R: 0 H: 1	R: 0 H: 0	1B: 1 SF: 0	WP: 0 PA: 35
	E: 0 LOB: 0	E: 0 LOB: 0	E: 0 LOB: 0	E: 1 LOB: 1	E: 0 LOB: 0	E: 0 LOB: 1	E: 1 LOB: 1	E: 0 LOB: 2	E: 0 LOB: 0	2B: 1 SAC: 0	PB: 0
	K: 0 BB: 0	K: 0 BB: 1	K: 1 BB: 0	K: 1 BB: 0	K: 1 BB: 0	K: 0 BB: 0	K: 1 BB: 0	K: 1 BB: 1	K: 2 BB: 0	3B: 1 DP: 0	SB: 1
	S: 3 P: 3	S: 2 P: 6	S: 5 P: 5	S: 7 P: 7	S: 6 P: 6	S: 4 P: 4	S: 6 P: 6	S: 6 P: 10	S: 7 P: 7	HR: 1 HBP: 0	CS: 1

PITCHER		IP	WLS	BF	H	R	ER	SO	BB	IBB	HBP	BLK	WP	HR	S	P	ERA	WHIP
Glen Hobbie, R ERA: 3.5	(1, 1)	7.1		28	4	2	1	4	1	0	0	0	0	1	35	39	1.23	0.682
Lindy McDaniel, R ERA: 2.51	(8, 1)	1.2	W	6	0	0	0	3	1	0	0	0	0	0	11	15	0.00	0.600

PITCHER	IP	WLS	BF	H	R	ER	SO	BB	IBB	HBP	BLK	WP	HR	S	P	ERA	WHIP

Batter	1	2	3	4	5	6	7	8	9	10	AB	R	H	RBI	BB	SO	LOB
Don Landrum, L (1, 9) (8, 8) OBP: 0.270, SLG: 0.243	B B B B 4-0 4-3 BB		x 0-0 ① 1-3		x 0-0 ① P3		x 0-0 ② 4-3		x 0-0 FC1-5 1-2 3-H 1B		4	0	1	1	1	0	0
Ken Hubbs, R (1, 4) OBP: 0.308, SLG: 0.401	S S S 0-3 ① K		x 0-0 ② 5-3		x 0-0 ② P6		S S S 0-3 ③ K		x 0-0 ① FC1-5 1-2 2-3f		5	0	0	0	0	2	3
Billy Williams, L (1, 7) OBP: 0.379, SLG: 0.498	x 0-0 ② 4-3 1-2		x 0-0 ③ F9		x 0-0 ③ F7			x 0-0 ① 6-3	S S S 0-3 ② K		5	0	0	0	0	1	3
Ron Santo, R (1, 5) OBP: 0.331, SLG: 0.485	x 0-0 ③ 5-3			x 0-0 SH1-4 14 1B 1B		x 0-0 14 2B 1B		H 1-0 14 WP HBP	x 0-0 ③ F9		4	1	2	0	0	0	3
14 Ernie Banks, R (1, 3) OBP: 0.285, SLG: 0.471		x 0-0 1B 1B		x 0-0 SH1-4 1-2 1B		x 0-0 FC3 1-H 7-2 2B		S S S 0-3 ② K 1-2		S S S 0-3 ① K	5	0	3	1	0	2	1
Andre Rodgers, R (1, 6) OBP: 0.295, SLG: 0.277 Merritt Ranew, L (8, PH) OBP: 0.538, SLG: 0.750 Alex Grammas, R (8, PR) (8, 6)		S S S 0-3 ① K		x 0-0 ① SH1-4 1-2 2-3		x 0-0 FC3 2-3		H 1-0 HBP		x 0-0 ② 3-1	2 0 1	0 0 0	0 0 0	0 0 0	0 0 0	1 0 0	2 0 0
Nelson Mathews, R (1, 8) OBP: 0.250, SLG: 0.273 Lou Brock, L (8, PH) OBP: 0.306, SLG: 0.403 (8, 9)	x 0-0 1-2 1B			S S S 0-3 ② K		S S S 0-3 ① K		x 0-0 ③ F9		x 0-0 ③ L4	3 2	0 0	1 0	0 0	0 0	2 0	4 2
Dick Bertell, R (1, 2) OBP: 0.324, SLG: 0.303	S S S 0-3 ② K			I I I 4-0 FC6 IBB		x 0-0 ②③ 7-2 3-Hf			x 0-0 1B 3B		3	1	1	0	1	1	4
Larry Jackson, R (1, 1) OBP: 0.216, SLG: 0.229 Bob Will, L (9, PH) OBP: 0.217, SLG: 0.182 Ken Aspromonte, R (9, PH) OBP: 0.222, SLG: 0.242 Lindy McDaniel, R (9, 1) OBP: 0.200, SLG: 0.800	x 0-0 ③ 4-3			x 0-0 ③ FC6 1-2f			x 0-0 ① F8		B B B B 4-0 FC1-5 1B BB		3 0 0 0	0 0 0 0	0 0 0 0	0 0 1 0	0 0 0 0	0 0 0 0	5 0 0 0
Inning Stats	R: 0 H: 0 E: 0 LOB: 1 K: 1 BB: 1 S: 5 P: 9	R: 0 H: 2 E: 0 LOB: 2 K: 2 BB: 0 S: 9 P: 9	R: 0 H: 0 E: 0 LOB: 0 K: 0 BB: 0 S: 3 P: 3	R: 0 H: 2 E: 0 LOB: 3 K: 1 BB: 1 S: 7 P: 11	R: 0 H: 0 E: 0 LOB: 0 K: 0 BB: 0 S: 3 P: 3	R: 1 H: 2 E: 0 LOB: 1 K: 1 BB: 0 S: 7 P: 7	R: 0 H: 0 E: 0 LOB: 0 K: 1 BB: 0 S: 5 P: 5	R: 0 H: 0 E: 0 LOB: 2 K: 1 BB: 0 S: 5 P: 7	R: 1 H: 2 E: 0 LOB: 2 K: 1 BB: 1 S: 7 P: 11	R: 0 H: 0 E: 0 LOB: 0 K: 1 BB: 0 S: 5 P: 5	1B: 6 2B: 2 3B: 1 HR: 0	SF: 0 SAC: 1 DP: 1 HBP: 2					

PITCHER	IP	WLS	BF	H	R	ER	SO	BB	IBB	HBP	BLK	WP	HR	S	P	ERA	WHIP
Ken Johnson, R (1, 1) ERA: 2.91	8.0		36	7	2	2	7	2	1	2	0	1	0	45	59	2.25	1.125
Hal Woodeshick, L (9, 1) ERA: 0.91	2.0	W	7	1	0	0	2	0	0	0	0	0	0	11	11	0.00	0.500

PITCHER	IP	WLS	BF	H	R	ER	SO	BB	IBB	HBP	BLK	WP	HR	S	P	ERA	WHIP

TOP

Chicago Cubs @ Houston Colt 45's

Colt Stadium, Houston, TX

Tue Jun 11 1963, 8:05 PM EDT
Att. 12,327 - Unknown - 84 F

livebaseballscorecards.com

AB	37
R	2
H	8
RBI	2
BB	3
SO	9
LOB	27

1B: 6	SF: 0	WP: 1	PA: 43
2B: 2	SAC: 1	PB: 0	
3B: 1	DP: 1	SB: 0	
HR: 0	HBP: 2	CS: 0	

Batter	1	2	3	4	5	6	7	8	9	10	AB	R	H	RBI	BB	SO	LOB
Ernie Fazio, R (1, 4) OBP: 0.287, SLG: 0.272	K		P4			F8	G4-6-3			SH / HR	4	1	1	0	0	1	1
Brock Davis, L (1, 7) OBP: 0.320, SLG: 0.318	K		F9			1B / 1B	G4-6-3			HR / IBB	4	2	1	0	1	1	3
Bob Aspromonte, R (1, 5) OBP: 0.268, SLG: 0.297	5-3		1-3			1B / 1B		5-3		HR	5	2	2	4	0	0	1
Carl Warwick, R (1, 9) OBP: 0.408, SLG: 0.460		FC5-4 / 1B		5-3		K		F8			4	0	1	0	0	1	2
Rusty Staub, L (1, 3) OBP: 0.326, SLG: 0.360		FC5-4 / BB		4-3		1B / 1B		1-3			4	0	1	1	0	0	1
Howie Goss, R (1, 8) OBP: 0.282, SLG: 0.408		BB		K		1B			K		3	0	1	1	1	2	0
John Bateman, R (1, 2) OBP: 0.232, SLG: 0.331		F8			F8	F8			P6		4	0	0	0	0	0	4
J C Hartman, R (1, 6) OBP: 0.159, SLG: 0.139		K			5-3		E6 / 1B		K		4	0	0	0	0	2	2
Ken Johnson, R (1, 1) OBP: 0.091, SLG: 0.048			HBP		6-3		K			SH / HR / 1B	2	0	0	0	0	1	1
Hal Woodeshick, R (9, 1) OBP: 0.273, SLG: 0.273											1	0	1	0	0	0	0
Bob Lillis, R (10, PR) OBP: 0.247, SLG: 0.249											0	1	0	0	0	0	0
Inning Stats	R: 0 E: 0 K: 2 S: 7 / H: 0 LOB: 0 BB: 0 P: 7	R: 0 E: 0 K: 1 S: 6 / H: 1 LOB: 2 BB: 1 P: 10	R: 0 E: 0 K: 0 S: 3 / H: 0 LOB: 1 BB: 0 P: 4	R: 0 E: 0 K: 0 S: 5 / H: 0 LOB: 0 BB: 0 P: 5	R: 0 E: 0 K: 0 S: 3 / H: 0 LOB: 0 BB: 0 P: 3	R: 2 E: 0 K: 1 S: 9 / H: 4 LOB: 2 BB: 0 P: 9	R: 0 E: 1 K: 1 S: 6 / H: 1 LOB: 1 BB: 0 P: 6	R: 0 E: 0 K: 0 S: 3 / H: 0 LOB: 0 BB: 0 P: 3	R: 0 E: 0 K: 2 S: 7 / H: 0 LOB: 0 BB: 0 P: 7	R: 4 E: 1 K: 0 S: 3 / H: 2 LOB: 1 BB: 1 P: 7	1B: 7 2B: 0 3B: 0 HR: 1	SF: 0 SAC: 1 DP: 1 HBP: 1						

PITCHER		IP	WLS	BF	H	R	ER	SO	BB	IBB	HBP	BLK	WP	HR	S	P	ERA	WHIP
Larry Jackson, R ERA: 2.06	(1, 1)	8.0		32	6	2	2	6	1	0	1	0	0	0	42	47	2.25	0.875
Lindy McDaniel, R ERA: 3.34	(9, 1)	1.0	L	7	2	4	3	2	0	1	0	0	0	1	10	14	27.00	2.000

PITCHER	IP	WLS	BF	H	R	ER	SO	BB	IBB	HBP	BLK	WP	HR	S	P	ERA	WHIP

BOTTOM

Chicago Cubs @ Houston Colt 45's

Colt Stadium, Houston, TX

Tue Jun 11 1963, 8:05 PM EDT

Att. 12,327 - Unknown - 84 F

livebaseballscorecards.com

AB	35
R	6
H	8
RBI	6
BB	2
SO	8
LOB	15

Batter	1	2	3	4	5	6	7	8	9	AB	R	H	RBI	BB	SO	LOB
Lou Brock, L (1, 9) OBP: 0.306, SLG: 0.397	S S S 0-3 ① K		H 1-0 HBP		X 0-0 ③ 4-3			S S S 0-3 ② K		3	0	0	0	0	2	0
Ken Hubbs, R (1, 4) OBP: 0.303, SLG: 0.393	X 0-0 ② F3		S S S 0-3 ③ K			S S S 0-3 ① K		S S S 0-3 ③ K		4	0	0	0	0	3	2
Billy Williams, L (1, 7) OBP: 0.377, SLG: 0.498	X 0-0 ③ F7			X 0-0 1B 2B		X 0-0 ② F7			X 0-0 ① F8	4	1	1	0	0	0	0
Ron Santo, R (1, 5) OBP: 0.329, SLG: 0.481		X 0-0 ① G3		S S S 0-3 ① K		X 0-0 14 PB 1B			S S S 0-3 ② K	4	0	1	0	0	2	1
14 Ernie Banks, R (1, 3) OBP: 0.284, SLG: 0.464		S S S 0-3 ② K		S S S 0-3 ② K		X 0-0 ③ P6 1-2			H 1-0 E HBP	3	0	0	0	0	2	2
Andre Rodgers, R (1, 6) OBP: 0.295, SLG: 0.276		X 0-0 ③ 3-1		X 0-0 2-H 1B			X 0-0 ① 4-3		X 0-0 E6 1-2	4	0	1	1	0	0	1
Nelson Mathews, R (1, 8) OBP: 0.252, SLG: 0.283			X 0-0 2B	X 0-0 ③ F8			S S S 0-3 ② K		X 0-0 ③ P5	3	0	1	0	0	1	1
Bob Will, L (9, PH) OBP: 0.208, SLG: 0.174										1	0	0	0	0	0	2
Dick Bertell, R (1, 2) OBP: 0.317, SLG: 0.296			S S S 0-3 ① K		X 0-0 ① F7		X 0-0 ③ F3			3	0	0	0	0	1	1
Bob Buhl, R (1, 1) OBP: 0.108, SLG: 0.108			S S S 0-3 ② K		S S S 0-3 ② K			S S S 0-3 ① K		2	0	0	0	0	2	1
Merritt Ranew, L (8, PH) OBP: 0.525, SLG: 0.730										1	0	0	0	0	1	0
Don Elston, R (8, 1)										0	0	0	0	0	0	0
Inning Stats	R: 0 E: 0 K: 1 S: 5 H: 0 LOB: 0 BB: 0 P: 5	R: 0 E: 0 K: 1 S: 5 H: 0 LOB: 0 BB: 0 P: 5	R: 0 E: 0 K: 3 S: 10 H: 1 LOB: 2 BB: 0 P: 11	R: 1 E: 0 K: 2 S: 9 H: 2 LOB: 1 BB: 0 P: 9	R: 0 E: 0 K: 1 S: 5 H: 0 LOB: 0 BB: 0 P: 5	R: 0 E: 0 K: 1 S: 6 H: 1 LOB: 1 BB: 0 P: 6	R: 0 E: 0 K: 1 S: 5 H: 0 LOB: 0 BB: 0 P: 5	R: 0 E: 0 K: 3 S: 9 H: 0 LOB: 0 BB: 0 P: 9	R: 0 E: 1 K: 1 S: 6 H: 0 LOB: 2 BB: 0 P: 7	1B: 2 2B: 2 3B: 0 HR: 0 SF: 0 SAC: 0 DP: 0 HBP: 2	WP: 0 PB: 1 SB: 0 CS: 0 PA: 34					

PITCHER	IP	WLS	BF	H	R	ER	SO	BB	IBB	HBP	BLK	WP	HR	S	P	ERA	WHIP
Bobby Bolin, R (1, 1) ERA: 1.74	9.0	W	34	4	1	1	14	0	0	2	0	0	0	60	62	1.00	0.444

PITCHER	IP	WLS	BF	H	R	ER	SO	BB	IBB	HBP	BLK	WP	HR	S	P	ERA	WHIP

TOP

Chicago Cubs @ San Francisco Giants

Candlestick Park, San Francisco, CA

Wed Jun 12 1963, 6:33 AM EDT

Att. 15,218 - Cloudy

livebaseballscorecards.com

AB	32
R	1
H	4
RBI	1
BB	0
SO	14
LOB	11

Batter	1	2	3	4	5	6	7	8	9	AB	R	H	RBI	BB	SO	LOB
Chuck Hiller, L (1, 4) OBP: 0.207, SLG: 0.159	F7		4-3		F2		5-3			4	0	0	0	0	0	0
Felipe Alou, R (1, 9) OBP: 0.336, SLG: 0.518	HR 1B		K		F7			5-3		4	1	1	0	0	1	0
Willie McCovey, L (1, 7) OBP: 0.382, SLG: 0.556	1-H HR		HR		BBB 2B BB			F4		3	2	2	3	1	0	0
Willie Mays, R (1, 8) OBP: 0.354, SLG: 0.457	6-3		F5		1-H 2B			4-3		4	0	1	0	0	0	0
Ed Bailey, L (1, 2) OBP: 0.397, SLG: 0.626	3-4-1			BBB 5-3 1B BB		4-3 CS 2B				2	0	1	0	1	0	0
Orlando Cepeda, R (1, 3) OBP: 0.366, SLG: 0.541		5-3		1-2 5-3 1B		2-3 4-3				3	0	1	0	0	0	1
Jim Davenport, R (1, 5) OBP: 0.288, SLG: 0.343		B2-5-4 1B 1B		1-2 2-3 5-3		3-H 1-3				3	0	1	0	0	0	3
Jose Pagan, R (1, 6) OBP: 0.253, SLG: 0.255		1-2		6-3			5-3			3	0	1	0	0	0	2
Bobby Bolin, R (1, 1) OBP: 0.333, SLG: 0.111		2-3f B2-5-4		5-3			5-3			3	0	0	0	0	0	4
Inning Stats	R: 2 E: 0 K: 0 S: 5 H: 2 LOB: 0 BB: 0 P: 5	R: 0 E: 0 K: 0 S: 4 H: 2 LOB: 1 BB: 0 P: 4	R: 1 E: 0 K: 1 S: 6 H: 1 LOB: 0 BB: 0 P: 6	R: 0 E: 0 K: 0 S: 4 H: 1 LOB: 2 BB: 1 P: 8	R: 0 E: 0 K: 0 S: 3 H: 1 LOB: 2 BB: 1 P: 7	R: 0 E: 0 K: 0 S: 3 H: 1 LOB: 0 BB: 0 P: 3	R: 0 E: 0 K: 0 S: 3 H: 0 LOB: 0 BB: 0 P: 3	R: 0 E: 0 K: 0 S: 3 H: 0 LOB: 0 BB: 0 P: 3		1B: 4 2B: 2 3B: 0 HR: 2	SF: 0 SAC: 0 DP: 1 HBP: 0						

PITCHER		IP	WLS	BF	H	R	ER	SO	BB	IBB	HBP	BLK	WP	HR	S	P	ERA	WHIP
Bob Buhl, R ERA: 2.46	(1, 1)	7.0	L	28	8	3	3	1	2	0	0	0	0	2	28	36	3.86	1.429
Don Elston, R ERA: 0.7	(8, 1)	1.0		3	0	0	0	0	0	0	0	0	0	0	3	3	0.00	0.000

PITCHER	IP	WLS	BF	H	R	ER	SO	BB	IBB	HBP	BLK	WP	HR	S	P	ERA	WHIP

BOTTOM

Chicago Cubs @ San Francisco Giants

Candlestick Park, San Francisco, CA

Wed Jun 12 1963, 6:33 AM EDT

Att. 15,218 - Cloudy

livebaseballscorecards.com

AB	29
R	3
H	8
RBI	3
BB	2
SO	1
LOB	10

Batter	1	2	3	4	5	6	7	8	9	10	AB	R	H	RBI	BB	SO	LOB
Lou Brock, L (1, 9) OBP: 0.301, SLG: 0.391	4-3		FC6-4 1-2f		F8			F5			4	0	0	0	0	0	2
Ken Hubbs, R (1, 4) OBP: 0.302, SLG: 0.391	P4		K			E 1B 1B		6-3			4	0	1	0	0	1	1
Billy Williams, L (1, 7) OBP: 0.375, SLG: 0.493	K			F9		E9 1-3 1B		1-3			4	0	1	0	0	1	0
Ron Santo, R (1, 5) OBP: 0.328, SLG: 0.477		F8-4 14 BB 1B		K		5-3			F9		4	0	1	0	0	1	1
14 Ernie Banks, R (1, 3) OBP: 0.288, SLG: 0.459		1-2 BB		F2		IBB			P4		2	0	0	0	2	0	0
Andre Rodgers, R (1, 6) OBP: 0.294, SLG: 0.281		F3			K2-5-2 2B	P5			5-3		4	0	1	0	0	0	4
Nelson Mathews, R (1, 8) OBP: 0.252, SLG: 0.276		F8-4 2-3			K2-5-2 1B BB		F2			6-3	3	1	0	0	1	0	2
Dick Bertell, R (1, 2) OBP: 0.315, SLG: 0.295			FC1-6 1B		K2-5-2 1-2 2-3f		F7			F8	4	0	1	0	0	1	2
Dick Ellsworth, L (1, 1) OBP: 0.139, SLG: 0.088			FC1-6 FC6-4 1-2f		2-H 1B		K			K	4	0	1	1	0	2	1
Inning Stats	R: 0 E: 0 K: 1 S: 5 H: 0 LOB: 0 BB: 0 P: 5	R: 0 E: 0 K: 0 S: 3 H: 1 LOB: 1 BB: 1 P: 7	R: 0 E: 0 K: 1 S: 6 H: 1 LOB: 1 BB: 0 P: 6	R: 0 E: 0 K: 1 S: 5 H: 0 LOB: 0 BB: 0 P: 5	R: 1 E: 0 K: 1 S: 6 H: 2 LOB: 1 BB: 1 P: 10	R: 0 E: 1 K: 0 S: 4 H: 2 LOB: 2 BB: 1 P: 8	R: 0 E: 0 K: 1 S: 5 H: 0 LOB: 0 BB: 0 P: 5	R: 0 E: 0 K: 0 S: 3 H: 0 LOB: 0 BB: 0 P: 3	R: 0 E: 0 K: 0 S: 3 H: 0 LOB: 0 BB: 0 P: 3	R: 0 E: 0 K: 1 S: 5 H: 0 LOB: 0 BB: 0 P: 5	1B: 5 2B: 3 3B: 0 HR: 0 SF: 0 SAC: 0 DP: 2 HBP: 0						

PITCHER	IP	WLS	BF	H	R	ER	SO	BB	IBB	HBP	BLK	WP	HR	S	P	ERA	WHIP
Billy O'Dell, L (1, 1) ERA: 2.78	10.0	W	36	6	1	1	6	2	1	0	0	0	0	45	57	0.90	0.800

PITCHER	IP	WLS	BF	H	R	ER	SO	BB	IBB	HBP	BLK	WP	HR	S	P	ERA	WHIP

TOP

Chicago Cubs @ San Francisco Giants

Candlestick Park, San Francisco, CA

Thu Jun 13 1963, 6:33 AM EDT

Att. 12,217 - Sunny

livebaseballscorecards.com

AB	33
R	1
H	6
RBI	1
BB	3
SO	6
LOB	13

WP: 0 PB: 0 SB: 0 CS: 0 PA: 36

Chicago Cubs @ San Francisco Giants

Candlestick Park, San Francisco, CA

Thu Jun 13 1963, 6:33 AM EDT

Att. 12,217 - Sunny

livebaseballscorecards.com

Batter	1	2	3	4	5	6	7	8	9	10	AB	R	H	RBI	BB	SO	LOB
Joey Amalfitano, R (1, 4) OBP: 0.259, SLG: 0.230	F8			4-3		G1-6-3 (1-2f)			4-3		4	0	0	0	0	0	1
Felipe Alou, R (1, 9) OBP: 0.339, SLG: 0.530	4-3			FC4-6 1B			HR		F6		4	1	2	1	0	0	0
Willie McCovey, L (1, 7) OBP: 0.376, SLG: 0.545	G3			FC4-6 (1-2f)			K			F8	4	0	0	0	0	1	1
Willie Mays, R (1, 8) OBP: 0.357, SLG: 0.471		G6-4-3 1B		P6			F8			HR	4	1	2	1	0	0	1
Orlando Cepeda, R (1, 3) OBP: 0.362, SLG: 0.534		G6-4-3 (1-2f)			F7		1-3				3	0	0	0	0	0	1
Jim Davenport, R (1, 5) OBP: 0.284, SLG: 0.338		1-3			F9			K			3	0	0	0	0	1	0
Tom Haller, L (1, 2) OBP: 0.289, SLG: 0.356			K		F4			P4			3	0	0	0	0	1	0
Jose Pagan, R (1, 6) OBP: 0.250, SLG: 0.251			F8			6-3		F2			3	0	0	0	0	0	0
Billy O'Dell, S (1, 1) OBP: 0.139, SLG: 0.114			F8			BB (G1-6-3)				K	2	0	0	0	1	1	0
Inning Stats	R: 0 E: 0 K: 0 S: 3 H: 0 LOB: 0 BB: 0 P: 3	R: 0 E: 0 K: 0 S: 3 H: 1 LOB: 0 BB: 0 P: 3	R: 0 E: 0 K: 1 S: 5 H: 0 LOB: 0 BB: 0 P: 5	R: 0 E: 0 K: 0 S: 4 H: 1 LOB: 1 BB: 0 P: 4	R: 0 E: 0 K: 0 S: 3 H: 0 LOB: 0 BB: 0 P: 3	R: 0 E: 0 K: 0 S: 2 H: 0 LOB: 0 BB: 1 P: 6	R: 1 E: 0 K: 1 S: 6 H: 1 LOB: 0 BB: 0 P: 6	R: 0 E: 0 K: 1 S: 5 H: 0 LOB: 0 BB: 0 P: 5	R: 0 E: 0 K: 1 S: 5 H: 0 LOB: 0 BB: 0 P: 5	R: 1 E: 0 K: 0 S: 2 H: 1 LOB: 0 BB: 0 P: 2	1B: 2 2B: 0 3B: 0 HR: 2	SF: 0 SAC: 0 DP: 2 HBP: 0						

PITCHER	IP	WLS	BF	H	R	ER	SO	BB	IBB	HBP	BLK	WP	HR	S	P	ERA	WHIP
Dick Ellsworth, L (1, 1) ERA: 1.98	9.1	L	31	4	2	2	4	1	0	0	0	0	2	38	42	1.93	0.536

PITCHER	IP	WLS	BF	H	R	ER	SO	BB	IBB	HBP	BLK	WP	HR	S	P	ERA	WHIP

BOTTOM	
AB	30
R	2
H	4
RBI	2
BB	1
SO	4
LOB	4

WP: 0 PA: 31
PB: 0
SB: 0
CS: 0

Batter	1	2	3	4	5	6	7	8	9	AB	R	H	RBI	BB	SO	LOB
Lou Brock, L (1, 9) OBP: 0.299, SLG: 0.385	C S S 0-3 ① K		F B B B C F F F S 3-3 ① K		S B L S 1-3 ② K		I I I I 4-0 IBB		L B B F X 2-2 ② 6-3	4	0	0	0	1	3	0
Ken Hubbs, R (1, 4) OBP: 0.295, SLG: 0.382	C C C 0-3 ② K		B F B B F X 2-2 ② F7		X 0-0 ③ 5-3		B S F S 1-3 ② K		F C X 0-2 ③ F4	5	0	0	0	0	2	3
Billy Williams, L (1, 7) OBP: 0.370, SLG: 0.485	B X 1-0 ③ F7		C B X 1-1 ③ F5			B F C B B B C 3-3 ① K	C F C 0-3 ③ K			4	0	0	0	0	2	3
Ron Santo, R (1, 5) OBP: 0.335, SLG: 0.494		C B X 1-1 14 E 1B		B X 1-0 1B 14 1-3 L5 1B		B B X 2-0 ② 6-3		C B S X 1-2 HR		4	2	3	1	0	0	0
14 Ernie Banks, R (1, 3) OBP: 0.296, SLG: 0.488		B S X 1-1 E3 1-H SF8 2B		X 0-0 ① 1-3 1-2		F B X 1-1 HR		C S B B X 2-2 6-3 2B		4	2	3	2	0	0	1
Andre Rodgers, R (1, 6) OBP: 0.293, SLG: 0.280		C F F X 0-2 ① 6-3		C X 0-1 BB 2-3 1B		C B F C 1-3 ③ K		L F B B X 2-2 ① 6-3 2-3		4	0	1	0	0	1	2
Don Landrum, L (1, 8) OBP: 0.278, SLG: 0.248		C B F B B X 3-2 ② SF8 3-H		B C B C F B B 4-2 1-2 BB			C F X 0-2 1B 1B	F B X 1-1 ② G3		2	0	1	1	1	0	1
Dick Bertell, R (1, 2) OBP: 0.320, SLG: 0.301		C B X 1-1 1B		X 0-0 ② ③ L5 3-H			F F X 0-2 3-4 1-3 1B	S B F B X 2-2 ③ F3		4	0	2	0	0	0	4
Glen Hobbie, R (1, 1) OBP: 0.083, SLG: 0.083		S C S 0-3 ③ K			C B C B C 2-3 ① K		B L B X 2-1 ① 3-4 1-2		B B C S S 2-3 ① K	4	0	0	0	0	3	3
Inning Stats	R: 0 H: 0 E: 0 LOB: 0 K: 2 BB: 0 S: 7 P: 8	R: 2 H: 3 E: 1 LOB: 1 K: 1 BB: 0 S: 16 P: 22	R: 0 H: 0 E: 0 LOB: 0 K: 1 BB: 0 S: 11 P: 17	R: 0 H: 2 E: 0 LOB: 2 K: 0 BB: 1 S: 8 P: 13	R: 0 H: 0 E: 0 LOB: 0 K: 2 BB: 0 S: 7 P: 10	R: 1 H: 1 E: 0 LOB: 0 K: 2 BB: 0 S: 9 P: 16	R: 0 H: 2 E: 0 LOB: 3 K: 2 BB: 1 S: 14 P: 21	R: 1 H: 2 E: 0 LOB: 1 K: 0 BB: 0 S: 14 P: 22	R: 0 H: 0 E: 0 LOB: 0 K: 1 BB: 0 S: 9 P: 13	1B: 6 SF: 1 2B: 3 SAC: 0 3B: 0 DP: 1 HR: 2 HBP: 0						WP: 0 PA: 38 PB: 0 SB: 0 CS: 0

PITCHER		IP	WLS	BF	H	R	ER	SO	BB	IBB	HBP	BLK	WP	HR	S	P	ERA	WHIP
Bob Miller, R ERA: 3.2	(1, 1)	6.2	L	29	8	3	3	9	1	1	0	0	0	1	69	104	4.05	1.350
Ron Perranoski, L ERA: 2.6	(7, 1)	0.1		1	0	0	0	1	0	0	0	0	0	0	3	3	0.00	0.000
Larry Sherry, R ERA: 2.97	(8, 1)	2.0		8	2	1	1	1	0	0	0	0	0	1	23	35	4.50	1.000

PITCHER	IP	WLS	BF	H	R	ER	SO	BB	IBB	HBP	BLK	WP	HR	S	P	ERA	WHIP

TOP

Chicago Cubs @ Los Angeles Dodgers

Dodger Stadium, Los Angeles, CA

Fri Jun 14 1963, 7:05 PM PDT

Att. 32,648 - Unknown

livebaseballscorecards.com

AB	35
R	4
H	10
RBI	4
BB	2
SO	11
LOB	17

Batter	1	2	3	4	5	6	7	8	9	AB	R	H	RBI	BB	SO	LOB
Maury Wills, S (1, 5) OBP: 0.385, SLG: 0.386	G1-6-3 1B		CS 1B			1-3		FC3-6 1B		4	0	3	0	0	0	0
Willie Davis, L (1, 8) OBP: 0.267, SLG: 0.375	G1-6-3 1-2f		CS 1-2	G3		E 1B 1B 1B		F6		4	1	1	0	0	0	2
Ron Fairly, L (1, 3) OBP: 0.354, SLG: 0.403	2-3			E9 2B		1B 1-2		FC3-6 1-2f		4	0	2	0	0	0	1
Tommy Davis, R (1, 7) OBP: 0.388, SLG: 0.485		G3 1B		BB		1B 1-2 2-3		6-3		3	0	2	0	1	0	1
Wally Moon, L (1, 9) OBP: 0.365, SLG: 0.348		F4		F8		SAFE K 1-1 3-H			G3	4	0	0	0	0	1	5
John Roseboro, L (1, 2) OBP: 0.291, SLG: 0.354		G3 1-2		F7		F5			E5 FC5-4	4	0	0	0	0	0	5
Dick Tracewski, R (1, 6) OBP: 0.301, SLG: 0.269 Lee Walls, R (9, PH) OBP: 0.257, SLG: 0.303		F8		5-3			F7		FC5-4 1-2f	3 1	0 0	0 0	0 0	0 0	0 0	1 1
Nate Oliver, R (1, 4) OBP: 0.292, SLG: 0.293			5-3	6-3			G4-6-3 1B			4	0	1	0	0	1	1
Bob Miller, R (1, 1) OBP: 0.036, SLG: 0.036 Ron Perranoski, L (7, 1) OBP: 0.100, SLG: 0.100 Jim Gilliam, S (7, PH) OBP: 0.337, SLG: 0.385 Larry Sherry, R (8, 1)			F9	2-3			G4-6-3 1-2f			2 0 1 0	0 0 0 0	0 0 0 0	0 0 0 0	0 0 0 0	0 0 1 0	0 0 1 0
Inning Stats	R: 0 H: 1 E: 0 LOB: 0 K: 0 BB: 0 S: 7 P: 10	R: 0 H: 1 E: 0 LOB: 1 K: 0 BB: 0 S: 10 P: 18	R: 0 H: 1 E: 0 LOB: 0 K: 0 BB: 0 S: 7 P: 11	R: 0 H: 1 E: 1 LOB: 2 K: 0 BB: 1 S: 12 P: 22	R: 0 H: 0 E: 0 LOB: 0 K: 0 BB: 0 S: 8 P: 12	R: 1 H: 3 E: 1 LOB: 2 K: 1 BB: 0 S: 13 P: 17	R: 0 H: 1 E: 0 LOB: 0 K: 0 BB: 0 S: 6 P: 9	R: 0 H: 1 E: 1 LOB: 1 K: 0 BB: 0 S: 10 P: 18	R: 0 H: 0 E: 1 LOB: 1 K: 1 BB: 0 S: 12 P: 19	1B: 8 SF: 0 2B: 1 SAC: 0 3B: 0 DP: 2 HR: 0 HBP: 0						

PITCHER	IP	WLS	BF	H	R	ER	SO	BB	IBB	HBP	BLK	WP	HR	S	P	ERA	WHIP
Glen Hobbie, R (1, 1) ERA: 3.06	9.0	W	35	9	1	0	2	1	0	0	0	0	0	85	136	0.00	1.111

PITCHER	IP	WLS	BF	H	R	ER	SO	BB	IBB	HBP	BLK	WP	HR	S	P	ERA	WHIP

BOTTOM

Chicago Cubs @ Los Angeles Dodgers

Dodger Stadium, Los Angeles, CA

Fri Jun 14 1963, 7:05 PM PDT

Att. 32,648 - Unknown

livebaseballscorecards.com

AB	34
R	1
H	9
RBI	0
BB	1
SO	2
LOB	18

WP: 0 PA: 36
PB: 0
SB: 0
CS: 1

Chicago Cubs @ Los Angeles Dodgers

Dodger Stadium, Los Angeles, CA

Sat Jun 15 1963, 3:33 AM PDT

Att. 22,179 - Sunny

livebaseballscorecards.com

Batter	1	2	3	4	5	6	7	8	9	AB	R	H	RBI	BB	SO	LOB
Don Landrum, L (1, 9) OBP: 0.277, SLG: 0.248	2-2 1-3		1-1 1B 1B		0-0 4-3 2-3			0-3 K		4	0	1	0	0	1	1
Ken Hubbs, R (1, 4) OBP: 0.295, SLG: 0.379	0-3 K		0-0 F9		1-0 F9			2-2 1B		4	0	1	0	0	1	2
Billy Williams, L (1, 7) OBP: 0.372, SLG: 0.485	1-2 1B		1-0 1-3 1B			1-1 F8		3-2 4-3		4	0	2	0	0	0	1
Ron Santo, R (1, 5) OBP: 0.333, SLG: 0.490	0-0 F6		0-1 F8			1-1 F4			2-2 14 L6-3 1B	4	0	1	0	0	0	3
14 Ernie Banks, R (1, 3) OBP: 0.291, SLG: 0.479		0-1 F8		2-2 F6		2-3 K			0-1 L6-3 1-2	4	0	0	0	0	1	1
Andre Rodgers, R (1, 6) OBP: 0.290, SLG: 0.276		1-2 4-3		2-1 L8			0-1 6-3		3-2 F8	3	0	0	0	0	0	0
Merritt Ranew, L (9, PH) OBP: 0.512, SLG: 0.711										1	0	0	0	0	0	0
Ellis Burton, S (1, 8) OBP: 0.263, SLG: 0.353		2-2 P1		0-3 K			2-3 K			3	0	0	0	0	2	0
Dick Bertell, R (1, 2) OBP: 0.320, SLG: 0.316			2-2 6-3 3B		2-1 F4		1-0 4-3			3	1	1	0	0	0	0
Larry Jackson, R (1, 1) OBP: 0.231, SLG: 0.270			1-2 6-3 3-H		2-1 4-3 2B			1-3 K		2	0	1	1	0	0	0
Lou Brock, L (8, PH) OBP: 0.298, SLG: 0.383										1	0	0	0	0	1	0
Don Elston, R (8, 1)										0	0	0	0	0	0	0

AB	33
R	1
H	7
RBI	1
BB	0
SO	6
LOB	8

Inning Stats	1	2	3	4	5	6	7	8	9		
	R: 0 H: 1 E: 0 LOB: 1 K: 1 BB: 0 S: 12 P: 15	R: 0 H: 0 E: 0 LOB: 0 K: 0 BB: 0 S: 8 P: 11	R: 1 H: 3 E: 0 LOB: 2 K: 0 BB: 0 S: 12 P: 17	R: 0 H: 0 E: 0 LOB: 0 K: 1 BB: 0 S: 9 P: 13	R: 0 H: 1 E: 0 LOB: 1 K: 0 BB: 0 S: 6 P: 11	R: 0 H: 0 E: 0 LOB: 0 K: 1 BB: 0 S: 8 P: 12	R: 0 H: 0 E: 0 LOB: 0 K: 1 BB: 0 S: 6 P: 9	R: 0 H: 1 E: 0 LOB: 1 K: 2 BB: 0 S: 12 P: 18	R: 0 H: 1 E: 0 LOB: 0 K: 0 BB: 0 S: 11 P: 16	1B: 5 SF: 0 2B: 2 SAC: 0 3B: 1 DP: 1 HR: 0 HBP: 0	WP: 0 PA: 33 PB: 0 SB: 0 CS: 0

PITCHER	IP	WLS	BF	H	R	ER	SO	BB	IBB	HBP	BLK	WP	HR	S	P	ERA	WHIP
Don Drysdale, R (1, 1) ERA: 2.77	9.0	W	33	7	1	1	6	0	0	0	0	0	0	84	122	1.00	0.778

PITCHER	IP	WLS	BF	H	R	ER	SO	BB	IBB	HBP	BLK	WP	HR	S	P	ERA	WHIP

Batter	1	2	3	4	5	6	7	8	9	AB	R	H	RBI	BB	SO	LOB
Maury Wills, S (1, 5) OBP: 0.382, SLG: 0.382	5-3	1B		FC1-6-5			5-3			4	1	1	1	0	0	1
Willie Davis, L (1, 8) OBP: 0.271, SLG: 0.378	1B	G3		F9			G3			4	1	2	2	0	0	1
Ron Fairly, L (1, 3) OBP: 0.352, SLG: 0.400	1B	G3			F7			F4		4	0	1	0	0	0	1
Tommy Davis, R (1, 7) OBP: 0.380, SLG: 0.474	F8	L8			1-3			F8		4	0	0	0	0	0	3
Wally Moon, L (1, 9) OBP: 0.361, SLG: 0.344	1B		1-3		4-3			G3		4	0	1	1	0	0	0
John Roseboro, L (1, 2) OBP: 0.291, SLG: 0.354	L7		4-3			G6-4-3				3	0	1	0	0	0	2
Dick Tracewski, R (1, 6) OBP: 0.301, SLG: 0.270		1B	F4			K				3	1	1	0	0	1	1
Nate Oliver, R (1, 4) OBP: 0.299, SLG: 0.301		1B		SH1-4		G6-4-3				3	1	2	0	0	0	1
Don Drysdale, R (1, 1) OBP: 0.239, SLG: 0.238		K		SH1-4			K			2	0	0	0	0	2	2
Inning Stats	R: 1 E: 0 K: 0 S: 11 H: 3 LOB: 2 BB: 0 P: 17	R: 3 E: 0 K: 1 S: 15 H: 4 LOB: 1 BB: 0 P: 22	R: 0 E: 0 K: 0 S: 7 H: 0 LOB: 0 BB: 0 P: 10	R: 0 E: 0 K: 0 S: 4 H: 1 LOB: 1 BB: 0 P: 6	R: 0 E: 0 K: 0 S: 4 H: 0 LOB: 0 BB: 0 P: 8	R: 0 E: 0 K: 1 S: 8 H: 1 LOB: 0 BB: 0 P: 9	R: 0 E: 0 K: 1 S: 8 H: 0 LOB: 0 BB: 0 P: 11	R: 0 E: 0 K: 0 S: 7 H: 0 LOB: 0 BB: 0 P: 13		1B: 9 2B: 0 3B: 0 HR: 0 SF: 0 SAC: 1 DP: 1 HBP: 0						

PITCHER		IP	WLS	BF	H	R	ER	SO	BB	IBB	HBP	BLK	WP	HR	S	P	ERA	WHIP
Larry Jackson, R ERA: 2.24	(1, 1)	7.0	L	29	9	4	4	3	0	0	0	0	0	0	57	83	5.14	1.286
Don Elston, R ERA: 0.68	(8, 1)	1.0		3	0	0	0	0	0	0	0	0	0	0	7	13	0.00	0.000

PITCHER	IP	WLS	BF	H	R	ER	SO	BB	IBB	HBP	BLK	WP	HR	S	P	ERA	WHIP

BOTTOM

Chicago Cubs @ Los Angeles Dodgers

Dodger Stadium, Los Angeles, CA

Sat Jun 15 1963, 3:33 AM PDT

Att. 22,179 - Sunny

livebaseballscorecards.com

AB	31
R	4
H	9
RBI	4
BB	0
SO	3
LOB	12

WP: 0 PA: 32
PB: 0
SB: 0
CS: 0

Chicago Cubs @ Los Angeles Dodgers

Dodger Stadium, Los Angeles, CA

Sun Jun 16 1963, 3:33 AM PDT

Unknown

TOP

livebaseballscorecards.com

Batter	1	2	3	4	5	6	7	8	9	AB	R	H	RBI	BB	SO	LOB
Ellis Burton, S (1, 9) OBP: 0.302, SLG: 0.378	0-0: 1B, 2B	2-1: G3		3-2: FC5-4, HBP		4-1: 1B, BB		3-2: F2		3	2	1	0	1	0	0
Ken Hubbs, R (1, 4) OBP: 0.297, SLG: 0.377	1-1: 5-3	0-0: 1B, E, 1B		0-3: K		1-2: F4		4-1: 1B, 1B, BB		4	2	1	0	1	1	3
Billy Williams, L (1, 7) OBP: 0.380, SLG: 0.492	0-0: 14, 1B, WP, 2-H, 1B	1-0: 14, G5-3, E, 1-3, 1B		0-2: FC5-4, 1B, 1-2f		1-0: 1B, 1-3, 1B		2-0: 1B, 1-2, 1B		5	1	4	1	0	0	1
Ron Santo, R (1, 5) OBP: 0.338, SLG: 0.492	0-0: F3	0-1: E6, 1-2, 3-H		0-2: 1B, 1-3, 1B		1-1: 14, FC5-4, 1-2, 3-H, 1B		2-2: 1-2, 2-H, 1B		5	0	3	3	0	0	2
14 Ernie Banks, R (1, 3) OBP: 0.289, SLG: 0.473	1-2: WP, HR, 1-3, 1B	0-0: G5-3, 2-3f		2-3: K		1-1: FC5-4, 1-2f		0-0: 4-3		5	1	1	0	0	1	8
Andre Rodgers, R (1, 6) OBP: 0.288, SLG: 0.272	4-2: HR, 2-3, 3-H, BB		2-3: K		1-1: 5-3		0-0: F7		3-3: K	4	1	0	0	1	2	0
Nelson Mathews, R (1, 8) OBP: 0.257, SLG: 0.306	2-0: 1-H, 3-H, HR		0-0: FC5-4, 1B		0-0: 5-3		2-0: F7		0-0: L7	5	1	2	3	0	0	0
Dick Bertell, R (1, 2) OBP: 0.316, SLG: 0.312	3-2: FC6, 1B		0-0: FC5-4, 1-2f		1-0: B2		2-1: 6-3		1-3: K	5	0	1	0	0	1	1
Bob Buhl, R (1, 1) OBP: 0.098, SLG: 0.098	0-0: FC6, 1-2f		0-1: F8			1-1: 1-3		2-3: K		4	0	0	0	0	1	2
Inning Stats	R: 5 E: 0 K: 0 S: 17 / H: 5 LOB: 1 BB: 1 P: 28	R: 1 E: 1 K: 0 S: 7 / H: 2 LOB: 1 BB: 0 P: 10	R: 0 E: 0 K: 1 S: 7 / H: 1 LOB: 1 BB: 0 P: 9	R: 0 E: 0 K: 2 S: 15 / H: 1 LOB: 2 BB: 0 P: 20	R: 0 E: 0 K: 0 S: 4 / H: 0 LOB: 0 BB: 0 P: 6	R: 1 E: 0 K: 0 S: 12 / H: 2 LOB: 2 BB: 1 P: 21	R: 0 E: 0 K: 0 S: 4 / H: 0 LOB: 0 BB: 0 P: 8	R: 1 E: 0 K: 1 S: 13 / H: 2 LOB: 2 BB: 1 P: 26	R: 0 E: 0 K: 2 S: 7 / H: 0 LOB: 0 BB: 0 P: 11	1B: 11 2B: 1 3B: 0 HR: 1 / SF: 0 SAC: 0 DP: 1 HBP: 1						WP: 1 PB: 0 SB: 0 CS: 0 / PA: 44	

	AB	40
	R	8
	H	13
	RBI	7
	BB	3
	SO	6
	LOB	17

PITCHER		IP	WLS	BF	H	R	ER	SO	BB	IBB	HBP	BLK	WP	HR	S	P	ERA	WHIP
Johnny Podres, L ERA: 3.36	(1, 1)	0.2	L	7	4	5	5	0	1	0	0	0	1	1	13	21	67.50	7.500
Ed Roebuck, R ERA: 3.18	(1, 1)	4.1		19	5	1	1	3	0	0	1	0	0	0	37	52	2.08	1.154
Dick Calmus, R ERA: 2.13	(6, 1)	3.0		15	4	2	2	1	2	0	0	0	0	0	29	55	6.00	2.000
Dick Scott, L ERA: 7.5	(9, 1)	1.0		3	0	0	0	2	0	0	0	0	0	0	7	11	0.00	0.000

PITCHER	IP	WLS	BF	H	R	ER	SO	BB	IBB	HBP	BLK	WP	HR	S	P	ERA	WHIP

Batter	1	2	3	4	5	6	7	8	9	AB	R	H	RBI	BB	SO	LOB
Maury Wills, S (1, 5) (3, 6) OBP: 0.389, SLG: 0.391	C B X 1-1 G4-6-3 1B		F B X 1-1 FC6-4 1B		C C S 0-3 ③ K			B X 1-0 BB HR 1B		4	1	3	0	0	1	0
Jim Gilliam, S (1, 4) OBP: 0.330, SLG: 0.376	C X 0-1 ①② G4-6-3 1-2f		S B B X 2-1 ② FC6-4 1-2f			F X 0-1 ① 1-3		B X 1-0 ② F2		4	0	0	0	0	0	3
Ron Fairly, L (1, 3) OBP: 0.351, SLG: 0.395	B C F B S 2-3 ③ K		S C B S 1-3 ③ K			F B L B X 2-2 ② G3		C F B B F F B B 4-2 1-2 HR BB		3	1	0	0	1	2	1
Tommy Davis, R (1, 7) (3, 5) OBP: 0.383, SLG: 0.492		X 0-0 1B 1B		F B X 1-1 ① 6-3		C C B F X 1-2 ③ F4		X 0-0 1-H 2-H HR		4	1	2	3	0	0	0
Wally Moon, L (1, 9) (3, 7) OBP: 0.366, SLG: 0.361		C B X 1-1 1-2 1B		B B F X 2-1 4-3 2B			C B L B X 2-2 ① F8	B B X 2-0 ③ G3		4	0	2	0	0	0	0
John Roseboro, L (1, 2) OBP: 0.291, SLG: 0.352		C F B B S 2-3 ① K		B X 1-0 ② 4-3 2-3			F F B B B B F X 3-2 ② L8		X 0-0 FC6-4 1B	4	0	1	0	0	1	3
Willie Davis, L (1, 8) OBP: 0.271, SLG: 0.375		X 0-0 ② F3		F B X 1-1 ③ F6			X 0-0 1B		C X 0-1 ① FC6-4 F2-4 1-2f	4	0	1	0	0	0	4
Dick Tracewski, R (1, 6) OBP: 0.301, SLG: 0.270 Frank Howard, R (2, PH) (3, 9) OBP: 0.327, SLG: 0.482		S S S B S 1-3 ③ K			B B C S B S 3-3 ① K		B B B B C S S 3-3 ③ K		X 0-0 ②③ F2-4 1-2	0 4	0 0	0 0	0 0	0 0	0 3	0 4
Johnny Podres, L (1, 1) OBP: 0.037, SLG: 0.040 Ed Roebuck, R (1, 1) Don Zimmer, R (5, PH) OBP: 0.318, SLG: 0.421 Dick Calmus, R (6, 1) Lee Walls, R (8, PH) OBP: 0.250, SLG: 0.294 Dick Scott, R (9, 1)			F C X 0-2 ① F2		B S B C F B S 3-3 ② K			B S B F S 2-3 ① K		0 1 1 0 1 0	0 0 0 0 0 0	0 0 0 0 0 0	0 0 0 0 0 0	0 0 0 0 0 0	0 0 1 0 1 0	0 0 0 0 0 0
Inning Stats	R: 0 E: 0 K: 1 S: 7 H: 1 LOB: 0 BB: 0 P: 10	R: 0 E: 0 K: 2 S: 10 H: 2 LOB: 2 BB: 0 P: 14	R: 0 E: 0 K: 1 S: 10 H: 1 LOB: 1 BB: 0 P: 14	R: 0 E: 0 K: 0 S: 7 H: 1 LOB: 1 BB: 0 P: 12	R: 0 E: 0 K: 3 S: 10 H: 0 LOB: 0 BB: 0 P: 16	R: 0 E: 0 K: 0 S: 9 H: 0 LOB: 0 BB: 0 P: 12	R: 0 E: 0 K: 1 S: 11 H: 1 LOB: 1 BB: 0 P: 19	R: 3 E: 0 K: 1 S: 11 H: 2 LOB: 0 BB: 1 P: 21	R: 0 E: 0 K: 0 S: 4 H: 1 LOB: 0 BB: 0 P: 4	1B: 7 2B: 2 3B: 0 HR: 1	SF: 0 SAC: 0 DP: 2 HBP: 0						

PITCHER	IP	WLS	BF	H	R	ER	SO	BB	IBB	HBP	BLK	WP	HR	S	P	ERA	WHIP
Bob Buhl, R (1, 1) ERA: 2.5	9.0	W	35	9	3	3	9	1	0	0	0	0	1	79	122	3.00	1.111

PITCHER	IP	WLS	BF	H	R	ER	SO	BB	IBB	HBP	BLK	WP	HR	S	P	ERA	WHIP

BOTTOM

Chicago Cubs @ Los Angeles Dodgers

Dodger Stadium, Los Angeles, CA

Sun Jun 16 1963, 3:33 AM PDT

Unknown

livebaseballscorecards.com

AB	34
R	3
H	9
RBI	3
BB	1
SO	9
LOB	15

WP: 0 PA: 35
PB: 0
SB: 0
CS: 0

Batter	1	2	3	4	5	6	7	8	9	AB	R	H	RBI	BB	SO	LOB
Ellis Burton, S (1, 8) OBP: 0.277, SLG: 0.341	S C S 0-3 ① K		C F B S 1-3 ③ K			X 0-0 ① F8		B C X 1-1 ② 6-3		4	0	0	0	0	2	0
Ken Hubbs, R (1, 4) OBP: 0.292, SLG: 0.371	F B S C 1-3 ② K			B B F F F X 2-2 ① 4-3		F S B B F B X 3-2 ② 6-3		B C S B X 2-2 ③ 4-3		4	0	0	0	0	1	0
Billy Williams, L (1, 7) OBP: 0.381, SLG: 0.500	C B X 1-1 2B			B X 1-0 ② 6-3		X 0-0 2B			C B F X 1-2 ① 4-3	4	0	2	0	0	0	0
Ron Santo, R (1, 5) OBP: 0.337, SLG: 0.488	C B X 1-1 ③ L7			B B S C X 2-2 1B		B B X 2-0 ③ 5-3			F F S 0-3 ② K	4	0	1	0	0	1	2
14 Ernie Banks, R (1, 3) OBP: 0.289, SLG: 0.469		X 0-0 ① 6-3		B C B F F X 2-2 ③ F4			B C F X 1-2 L3 1B		X 0-0 ③ F7	4	0	1	0	0	0	1
Andre Rodgers, R (1, 6) OBP: 0.285, SLG: 0.268		B S B S S 2-3 ② K			F B X 1-1 ① 1-3		B C C X 1-2 ①② L3 1-2			3	0	0	0	0	1	1
Steve Boros, R (1, 9) OBP: 0.227, SLG: 0.105		X 0-0 ③ F7			B F C B F F F B B 4-2 FC6-4 BB		C F B F F F F X 1-2 FC5-4 1B			2	0	1	0	1	0	0
Jimmie Schaffer, R (1, 2) OBP: 0.288, SLG: 0.370			X 0-0 ① F6		B B C B X 3-1 ② FC6-4 1-2f		X 0-0 ③ FC5-4 1-2f			3	0	0	0	0	0	2
Paul Toth, R (1, 1) Ken Aspromonte, R (8, PH) OBP: 0.216, SLG: 0.235 Barney Schultz, R (8, 1)			S S B C 1-3 ② K		B C S B X 2-2 ③ 4-3			B F X 1-1 ① F8		2 1 0	0 0 0	0 0 0	0 0 0	0 0 0	1 0 0	1 0 0
Inning Stats	R: 0 H: 1 E: 0 LOB: 1 K: 2 BB: 0 S: 10 P: 13	R: 0 H: 0 E: 0 LOB: 0 K: 1 BB: 0 S: 5 P: 7	R: 0 H: 0 E: 0 LOB: 0 K: 2 BB: 0 S: 7 P: 9	R: 0 H: 1 E: 0 LOB: 1 K: 0 BB: 0 S: 12 P: 19	R: 0 H: 0 E: 0 LOB: 1 K: 0 BB: 1 S: 11 P: 21	R: 0 H: 1 E: 0 LOB: 1 K: 0 BB: 0 S: 7 P: 12	R: 0 H: 2 E: 0 LOB: 1 K: 0 BB: 0 S: 15 P: 18	R: 0 H: 0 E: 0 LOB: 0 K: 0 BB: 0 S: 7 P: 11	R: 0 H: 0 E: 0 LOB: 0 K: 1 BB: 0 S: 7 P: 8	1B: 3 SF: 0 2B: 3 SAC: 0 3B: 0 DP: 1 HR: 0 HBP: 0						

TOP

Chicago Cubs @ Los Angeles Dodgers

Dodger Stadium, Los Angeles, CA

Sun Jun 16 1963, 3:38 AM PDT

Att. 45,239 - Unknown

livebaseballscorecards.com

AB	31
R	0
H	5
RBI	0
BB	1
SO	6
LOB	7

WP: 0 PB: 0 SB: 0 CS: 0 PA: 32

PITCHER	IP	WLS	BF	H	R	ER	SO	BB	IBB	HBP	BLK	WP	HR	S	P	ERA	WHIP
Nick Willhite, L (1, 1) ERA:	9.0	W	32	5	0	0	6	1	0	0	0	0	0	81	118	0.00	0.667

PITCHER	IP	WLS	BF	H	R	ER	SO	BB	IBB	HBP	BLK	WP	HR	S	P	ERA	WHIP

BOTTOM

Chicago Cubs @ Los Angeles Dodgers

Dodger Stadium, Los Angeles, CA

Sun Jun 16 1963, 3:38 AM PDT

Att. 45,239 - Unknown

livebaseballscorecards.com

Batter	1	2	3	4	5	6	7	8	9	AB	R	H	RBI	BB	SO	LOB
Maury Wills, S (1, 6) (7, 5) OBP: 0.387, SLG: 0.388	B X 1-0 1B	X 0-0 ③ 4-3			B B B C X 3-1 ① 6-3		C F B B B X 3-2 ② 6-3			4	0	1	0	0	0	2
Jim Gilliam, S (1, 4) OBP: 0.324, SLG: 0.368	B F F X 1-2 ① F7		B B B C C X 3-2 ① 4-3		F C B X 1-2 ② F6		C B B B C F X 3-2 ③ F5			4	0	0	0	0	0	1
Ron Fairly, L (1, 9) (7, 3) OBP: 0.349, SLG: 0.392	X 0-0 ② L9		C B B F X 2-2 ② F9		C F B X 1-2 1B			X 0-0 ① 5-3		4	0	1	0	0	0	1
Tommy Davis, R (1, 5) (7, 7) OBP: 0.375, SLG: 0.481	B B C X 2-1 ③ 4-3		B S B X 2-1 ③ 6-3		X 0-0 ③ 5-3			C B B X 2-1 ② F8		4	0	0	0	0	0	2
Wally Moon, L (1, 7) (7, 9) OBP: 0.371, SLG: 0.376		S C B F X 1-2 1B 1B 2B		F B C X 1-2 1B 1B 4-3 1B		B B C X 2-1 ① 4-3		C B F S 1-3 ③ K		4	2	2	0	0	1	0
Bill Skowron, R (1, 3) OBP: 0.280, SLG: 0.282 Dick Tracewski, R (6, PR) (7, 6) OBP: 0.301, SLG: 0.270		F X 0-1 SH3-4 1B 2-H 1B		S X 0-1 ① L7		X 0-0 1B				3 0	0 0	2 0	1 0	0 0	0 0	1 0
Willie Davis, L (1, 8) OBP: 0.277, SLG: 0.379		X 0-0 SH3-4 1-2 1B		S B B X 2-1 4-3 1-3 1B		B F X 1-1 ② F8				3	0	2	0	0	0	1
Doug Camilli, R (1, 2) OBP: 0.208, SLG: 0.273		B X 1-0 ① L7		C B C F X 1-2 ② 4-3 1-2 3-H		F C B S 1-3 ③ K				3	0	0	1	0	1	4
Nick Willhite, L (1, 1)		X 0-0 ② SH3-4 1-2 2-3		X 0-0 ③ F7			F F B S 1-3 ① K			2	0	0	0	0	1	1
Inning Stats	R: 0 E: 0 K: 0 S: 7 H: 1 LOB: 1 BB: 0 P: 11	R: 1 E: 0 K: 0 S: 10 H: 3 LOB: 2 BB: 0 P: 12	R: 0 E: 0 K: 0 S: 8 H: 0 LOB: 0 BB: 0 P: 15	R: 1 E: 0 K: 0 S: 13 H: 2 LOB: 1 BB: 0 P: 17	R: 0 E: 0 K: 0 S: 9 H: 1 LOB: 1 BB: 0 P: 14	R: 0 E: 0 K: 1 S: 9 H: 1 LOB: 1 BB: 0 P: 13	R: 0 E: 0 K: 1 S: 10 H: 0 LOB: 0 BB: 0 P: 17	R: 0 E: 0 K: 1 S: 6 H: 0 LOB: 0 BB: 0 P: 9		1B: 7 2B: 1 3B: 0 HR: 0	SF: 0 SAC: 1 DP: 0 HBP: 0					

	AB	31
	R	2
	H	8
	RBI	2
	BB	0
	SO	3
	LOB	13

WP: 0 PB: 0 SB: 0 CS: 0 PA: 32

PITCHER		IP	WLS	BF	H	R	ER	SO	BB	IBB	HBP	BLK	WP	HR	S	P	ERA	WHIP
Paul Toth, R ERA: 3.83	(1, 1)	7.0	L	29	8	2	2	2	0	0	0	0	0	0	66	99	2.57	1.143
Barney Schultz, R ERA: 3.91	(8, 1)	1.0		3	0	0	0	1	0	0	0	0	0	0	6	9	0.00	0.000

PITCHER	IP	WLS	BF	H	R	ER	SO	BB	IBB	HBP	BLK	WP	HR	S	P	ERA	WHIP

Houston Colt 45's @ Chicago Cubs

Wrigley Field, Chicago, IL

Tue Jun 18 1963, 3:33 AM CDT

Att. 10,425 - Unknown - 72 F

livebaseballscorecards.com

Batter	1	2	3	4	5	6	7	8	9	AB	R	H	RBI	BB	SO	LOB
Bob Lillis, R (1, 6) (8, 4) OBP: 0.250, SLG: 0.258	F3		5-3			L8		BB 1B		4	0	1	0	0	0	1
Johnny Temple, R (1, 4) OBP: 0.350, SLG: 0.333 Ernie Fazio, R (1, 4) OBP: 0.272, SLG: 0.242 Don McMahon, R (8, 1)	K			4-3		K		BB 1-2		1 2 0	0 0 0	0 0 0	0 0 0	0 1 0	1 1 0	0 1 0
Rusty Staub, L (1, 9) OBP: 0.291, SLG: 0.316	K			4-3			P6	P6		4	0	0	0	0	1	2
Carl Warwick, R (1, 7) OBP: 0.388, SLG: 0.432		K		6-3			FC5 1B		WP E 6-3 1B	4	1	2	0	0	1	0
Pete Runnels, L (1, 3) OBP: 0.291, SLG: 0.256		2-3			L6		1-2 1B		F7	4	0	1	0	0	0	1
Bob Aspromonte, R (1, 5) OBP: 0.267, SLG: 0.293		FC6-4 1B			6-3		F8		E1 WP 1-2	4	0	1	0	0	0	3
Howie Goss, R (1, 8) OBP: 0.277, SLG: 0.392		FC6-4 1-2f			1-3		FC5 2-3f		6-3 1-2 2-H	4	0	0	1	0	0	4
Jim Campbell, R (1, 2) OBP: 0.283, SLG: 0.301			5-3			SH2-4 1B		6-3	K2-3	4	0	1	0	0	1	1
Bob Bruce, R (1, 1) OBP: 0.094, SLG: 0.033 J C Hartman, R (8, PH) (8, 6) OBP: 0.161, SLG: 0.143			1-3			SH2-4 1-2		6-3		1 1	0 0	0 0	0 0	0 0	0 0	0 0

TOP

	AB	R	H	RBI	BB	SO	LOB
	33	1	6	1	1	5	13

Inning Stats	1	2	3	4	5	6	7	8	9
R	0	0	0	0	0	0	0	0	1
E	0	0	0	0	0	0	0	0	1
K	2	1	0	0	0	1	0	0	1
S	7	6	3	3	3	6	5	4	7
H	0	1	0	0	0	1	2	1	1
LOB	0	1	0	0	0	1	2	2	1
BB	0	0	0	0	0	0	0	1	0
P	7	6	3	3	3	6	5	8	7

	1B	2B	3B	HR	SF	SAC	DP	HBP	WP	PB	SB	CS	PA
	6	0	0	0	0	1	0	0	1	0	0	0	35

PITCHER	IP	WLS	BF	H	R	ER	SO	BB	IBB	HBP	BLK	WP	HR	S	P	ERA	WHIP
Dick Ellsworth, L (1, 1) ERA: 1.83	8.1	W	33	6	1	0	4	1	0	0	0	0	0	40	44	0.00	0.840
Lindy McDaniel, R (9, 1) ERA: 3.26	0.2	S	2	0	0	0	1	0	0	0	0	1	0	4	4	0.00	0.000

PITCHER	IP	WLS	BF	H	R	ER	SO	BB	IBB	HBP	BLK	WP	HR	S	P	ERA	WHIP

Batter	1	2	3	4	5	6	7	8	9	AB	R	H	RBI	BB	SO	LOB
Don Landrum, L (1, 8) OBP: 0.276, SLG: 0.248	K		G3			E SH2-4 1B		4-1		4	1	1	0	0	1	0
Andre Rodgers, R (1, 6) OBP: 0.285, SLG: 0.266	BB 14 SF7 1B BB		6-3			SH2-4 1-2		5-3		2	1	0	0	1	0	0
Billy Williams, L (1, 7) OBP: 0.387, SLG: 0.504	BB 1-2 1B		P6			E3 6-3 14 1B 2-H 1B		S 1B		4	1	3	0	0	0	0
Ron Santo, R (1, 5) OBP: 0.336, SLG: 0.483	1-2 2-3 BB			K		6-3 2-3		K 1-2		3	0	0	0	1	2	2
14 Ernie Banks, R (1, 3) OBP: 0.289, SLG: 0.469	SF7 3-H			F5		3-H 1B				2	0	1	2	0	0	0
Ken Hubbs, R (1, 4) OBP: 0.289, SLG: 0.366	F7			F3		6-3				3	0	0	0	0	0	3
Ellis Burton, S (1, 9) OBP: 0.300, SLG: 0.409		F7			CS 1B		7-2 3B			3	0	2	0	0	0	0
Dick Bertell, R (1, 2) OBP: 0.311, SLG: 0.306		6-3			P4 1-2		7-2 3-Hf			3	0	0	0	0	0	2
Dick Ellsworth, L (1, 1) OBP: 0.128, SLG: 0.081		1-3			F9		1-3			3	0	0	0	0	0	0
Lindy McDaniel, R (9, 1) OBP: 0.200, SLG: 0.800										0	0	0	0	0	0	0
Inning Stats	R: 1 H: 1 E: 0 LOB: 2 K: 1 BB: 2 S: 6 P: 14	R: 0 H: 0 E: 0 LOB: 0 K: 0 BB: 0 S: 3 P: 3	R: 0 H: 0 E: 0 LOB: 0 K: 0 BB: 0 S: 3 P: 3	R: 0 H: 0 E: 0 LOB: 0 K: 1 BB: 0 S: 5 P: 5	R: 0 H: 1 E: 0 LOB: 0 K: 0 BB: 0 S: 3 P: 3	R: 2 H: 3 E: 1 LOB: 1 K: 0 BB: 0 S: 6 P: 6	R: 0 H: 1 E: 0 LOB: 0 K: 0 BB: 0 S: 3 P: 3	R: 0 H: 1 E: 0 LOB: 1 K: 1 BB: 0 S: 6 P: 6		1B: 6 SF: 1 2B: 1 SAC: 1 3B: 1 DP: 1 HR: 0 HBP: 0						

PITCHER		IP	WLS	BF	H	R	ER	SO	BB	IBB	HBP	BLK	WP	HR	S	P	ERA	WHIP
Bob Bruce, R ERA: 3.4	(1, 1)	7.0	L	27	6	3	3	2	2	0	0	0	0	0	29	37	3.86	1.143
Don McMahon, R ERA: 4.67	(8, 1)	1.0		4	1	0	0	1	0	0	0	0	0	0	6	6	0.00	1.000

PITCHER	IP	WLS	BF	H	R	ER	SO	BB	IBB	HBP	BLK	WP	HR	S	P	ERA	WHIP

BOTTOM

Houston Colt 45's @ Chicago Cubs

Wrigley Field, Chicago, IL

Tue Jun 18 1963, 3:33 AM CDT

Att. 10,425 - Unknown - 72 F

livebaseballscorecards.com

AB	27
R	3
H	7
RBI	2
BB	2
SO	3
LOB	7

WP: 0 PA: 31
PB: 0
SB: 1
CS: 1

Batter	1	2	3	4	5	6	7	8	9	AB	R	H	RBI	BB	SO	LOB
Al Spangler, L (1, 7) OBP: 0.310, SLG: 0.316	4-3		F9		1-3			1B		4	0	1	0	0	0	1
Johnny Temple, R (1, 4) OBP: 0.353, SLG: 0.337	E6 S		FC5-4 1-2f			G4-6-3 1B		FC5-4 1-2 1B		4	0	2	0	0	0	1
Rusty Staub, L (1, 9) OBP: 0.286, SLG: 0.309	K 1-2		P4			G4-6-3 1-2f		F2		4	0	0	0	0	1	5
Carl Warwick, R (1, 8) OBP: 0.386, SLG: 0.443	6-3			P6		HR		FC5-4 1-2f		4	1	1	1	0	0	3
Pete Runnels, L (1, 3) OBP: 0.291, SLG: 0.256		F5		FC5-4 1B		L5			4-3	4	0	1	0	0	0	0
Bob Aspromonte, R (1, 5) OBP: 0.271, SLG: 0.294		FC6-4 1B		F2			6-3		4-3 BB	3	0	1	0	1	0	1
Bob Lillis, R (1, 6) OBP: 0.250, SLG: 0.254		FC6-4 FC5-4 1-2f		FC5-4 1-2f			G6-4-3 BB		4-3 1-2	3	0	0	0	1	0	3
Jim Campbell, R (1, 2) OBP: 0.272, SLG: 0.289		FC5-4 1-2f			F7		G6-4-3 1-2f		F8	4	0	0	0	0	0	3
Hal Brown, R (1, 1)										0	0	0	0	0	0	0
Russ Kemmerer, R (2, 1) OBP: 0.286, SLG: 0.286										1	0	1	0	0	0	0
Brock Davis, L (5, PH) OBP: 0.286, SLG: 0.342										1	0	0	0	0	0	0
Chris Zachary, L (5, 1)			FC5-4 1B		F9			K		1	0	0	0	0	1	0
Inning Stats	R: 0 E: 1 K: 1 S: 6 H: 0 LOB: 1 BB: 0 P: 6	R: 0 E: 0 K: 0 S: 4 H: 1 LOB: 1 BB: 0 P: 4	R: 0 E: 0 K: 0 S: 4 H: 1 LOB: 1 BB: 0 P: 4	R: 0 E: 0 K: 0 S: 4 H: 1 LOB: 1 BB: 0 P: 4	R: 0 E: 0 K: 0 S: 3 H: 0 LOB: 0 BB: 0 P: 3	R: 1 E: 0 K: 0 S: 4 H: 2 LOB: 0 BB: 0 P: 4	R: 0 E: 0 K: 0 S: 2 H: 0 LOB: 0 BB: 1 P: 6	R: 0 E: 0 K: 1 S: 7 H: 2 LOB: 2 BB: 0 P: 7	R: 0 E: 0 K: 0 S: 3 H: 0 LOB: 1 BB: 1 P: 7	1B: 6 2B: 0 3B: 0 HR: 1	SF: 0 SAC: 0 DP: 2 HBP: 0						

PITCHER		IP	WLS	BF	H	R	ER	SO	BB	IBB	HBP	BLK	WP	HR	S	P	ERA	WHIP
Glen Hobbie, R ERA: 2.86	(1, 1)	8.0	W	31	7	1	1	2	1	0	0	0	0	1	34	38	1.12	1.000
Don Elston, R ERA: 0.65	(9, 1)	1.0	S	4	0	0	0	0	1	0	0	0	0	0	3	7	0.00	1.000

PITCHER		IP	WLS	BF	H	R	ER	SO	BB	IBB	HBP	BLK	WP	HR	S	P	ERA	WHIP

TOP

Houston Colt 45's @ Chicago Cubs

Wrigley Field, Chicago, IL

Wed Jun 19 1963, 3:33 AM CDT

Att. 8,216 - Unknown - 80 F

livebaseballscorecards.com

AB	33
R	1
H	7
RBI	1
BB	2
SO	2
LOB	17

WP: 0	PA: 35			
PB: 0				
SB: 1				
CS: 0				

Batter	1	2	3	4	5	6	7	8	9	AB	R	H	RBI	BB	SO	LOB
Don Landrum, L (1, 8) OBP: 0.281, SLG: 0.277	F9	14 1B BB 1-2 1B		4-3	K			HR		5	2	2	1	0	1	2
Andre Rodgers, R (1, 6) OBP: 0.291, SLG: 0.270	3B 1B	F8		5-3 1B 1B		G4-6-3 BB		F7		4	2	2	0	1	0	2
Billy Williams, L (1, 7) OBP: 0.387, SLG: 0.500	F8	14 1B 1-2 2-3 BB		5-3 1-2		G4-6-3 1-2f		1B		4	0	1	0	1	0	3
Ron Santo, R (1, 5) OBP: 0.340, SLG: 0.491	14 HR 1-H 3B	K		2-H 1B		14 FC6-4 BB		F3		4	1	2	2	1	1	4
14 Ernie Banks, R (1, 3) OBP: 0.296, SLG: 0.487	HR 3-H	1-3 2-H 3-H 1B			FC5-4 1B	FC6-4 1-2f				4	1	3	4	0	0	1
Ken Hubbs, R (1, 4) OBP: 0.288, SLG: 0.364	1B	F8			FC5-4 1B 1-2f E		6-3			4	1	1	0	0	0	3
Ellis Burton, S (1, 9) OBP: 0.296, SLG: 0.396	P6		F8		E 1-2 1B		F7			4	0	1	0	0	0	1
Dick Bertell, R (1, 2) OBP: 0.309, SLG: 0.324		HR	F8		E6 1-3 2-H		K			4	1	1	1	0	1	1
Glen Hobbie, R (1, 1) OBP: 0.111, SLG: 0.077 Nelson Mathews, R (8, PH) OBP: 0.255, SLG: 0.303 Don Elston, R (9, 1)		BB 14 1B 1B BB	4-3		K			K		2 1 0	1 0 0	0 0 0	0 0 0	1 0 0	1 1 0	2 0 0
Inning Stats	R: 3 E: 0 K: 0 S: 7 H: 4 LOB: 1 BB: 0 P: 7	R: 3 E: 0 K: 1 S: 8 H: 3 LOB: 2 BB: 2 P: 16	R: 0 E: 0 K: 0 S: 3 H: 0 LOB: 0 BB: 0 P: 3	R: 1 E: 0 K: 0 S: 4 H: 2 LOB: 1 BB: 0 P: 4	R: 1 E: 1 K: 2 S: 10 H: 2 LOB: 2 BB: 0 P: 10	R: 0 E: 0 K: 0 S: 2 H: 0 LOB: 1 BB: 2 P: 10	R: 0 E: 0 K: 1 S: 5 H: 0 LOB: 0 BB: 0 P: 5	R: 1 E: 0 K: 1 S: 7 H: 2 LOB: 1 BB: 0 P: 7		1B: 9 2B: 0 3B: 1 HR: 3	SF: 0 SAC: 0 DP: 1 HBP: 0						

BOTTOM

Houston Colt 45's @ Chicago Cubs

Wrigley Field, Chicago, IL

Wed Jun 19 1963, 3:33 AM CDT

Att. 8,216 - Unknown - 80 F

livebaseballscorecards.com

AB	36
R	9
H	13
RBI	8
BB	4
SO	5
LOB	19

WP: 0 PB: 0 SB: 0 CS: 0 PA: 40

PITCHER		IP	WLS	BF	H	R	ER	SO	BB	IBB	HBP	BLK	WP	HR	S	P	ERA	WHIP
Hal Brown, R ERA: 4.25	(1, 1)	1.0	L	9	5	5	5	0	1	0	0	0	0	2	8	12	45.00	6.000
Russ Kemmerer, R ERA: 6.07	(2, 1)	3.0		13	4	2	2	1	1	0	0	0	0	0	14	18	6.00	1.667
Chris Zachary, R ERA: 7.71	(5, 1)	4.0		18	4	2	1	4	2	0	0	0	0	1	24	32	2.25	1.500

PITCHER	IP	WLS	BF	H	R	ER	SO	BB	IBB	HBP	BLK	WP	HR	S	P	ERA	WHIP

Batter	1	2	3	4	5	6	7	8	9	AB	R	H	RBI	BB	SO	LOB
Al Spangler, L (1, 7) OBP: 0.308, SLG: 0.314	F7		FC6-4 CS 1-2f			FC4-3-6 BB 1-2			FC4-6 1B	4	0	1	0	0	0	2
Johnny Temple, R (1, 4) OBP: 0.351, SLG: 0.332	K 1B		CS 1-2	F7		BB 1-2			F9	3	0	0	0	1	1	1
Brock Davis, L (1, 9) OBP: 0.283, SLG: 0.333	1B			F7		F9			FC4-6 1-2f	4	0	1	0	0	0	3
Carl Warwick, R (1, 8) OBP: 0.383, SLG: 0.439	F8			K			G1-6-3 1B		4-3	4	0	1	0	0	1	2
Pete Runnels, L (1, 3) OBP: 0.286, SLG: 0.251		F7			1-3		G1-6-3 1-2f			3	0	0	0	0	0	1
Bob Aspromonte, R (1, 5) OBP: 0.268, SLG: 0.289		5-3			6-3		1-3			3	0	0	0	0	0	0
Bob Lillis, R (1, 6) OBP: 0.246, SLG: 0.250		4-3			5-3			1-3		3	0	0	0	0	0	0
Jim Campbell, R (1, 2) OBP: 0.274, SLG: 0.283			F7			BB FC4-3-6		1-3		2	0	0	0	1	0	0
Dick Drott, R (1, 1) OBP: 0.143, SLG: 0.143			FC6-4 1B			K		3-1		1	0	1	0	0	0	0
Don McMahon, R (5, 1)										0	0	0	0	0	0	0
J C Hartman, R (6, PH) OBP: 0.159, SLG: 0.141										1	0	0	0	0	1	1
Russ Kemmerer, R (6, 1) OBP: 0.286, SLG: 0.286										0	0	0	0	0	0	0
Rusty Staub, L (8, PH) OBP: 0.284, SLG: 0.308										1	0	0	0	0	0	0
Hal Woodeshick, R (8, 1) OBP: 0.273, SLG: 0.273										0	0	0	0	0	0	0
Inning Stats	R: 0 E: 0 K: 1 S: 6 H: 1 LOB: 1 BB: 0 P: 6	R: 0 E: 0 K: 0 S: 3 H: 0 LOB: 0 BB: 0 P: 3	R: 0 E: 0 K: 0 S: 3 H: 1 LOB: 0 BB: 0 P: 3	R: 0 E: 0 K: 1 S: 5 H: 0 LOB: 0 BB: 0 P: 5	R: 0 E: 0 K: 0 S: 3 H: 0 LOB: 0 BB: 0 P: 3	R: 0 E: 0 K: 1 S: 5 H: 0 LOB: 2 BB: 2 P: 13	R: 0 E: 0 K: 0 S: 3 H: 1 LOB: 0 BB: 0 P: 3	R: 0 E: 0 K: 0 S: 3 H: 0 LOB: 0 BB: 0 P: 3	R: 0 E: 0 K: 0 S: 4 H: 1 LOB: 1 BB: 0 P: 4	1B: 4 2B: 0 3B: 0 HR: 0	SF: 0 SAC: 0 DP: 1 HBP: 0					

TOP

Houston Colt 45's @ Chicago Cubs

Wrigley Field, Chicago, IL

Thu Jun 20 1963, 3:33 AM CDT

Att. 7,422 - Unknown - 56 F

livebaseballscorecards.com

AB	29
R	0
H	4
RBI	0
BB	2
SO	3
LOB	10

WP: 0 PB: 0 SB: 0 CS: 1 PA: 32

PITCHER		IP	WLS	BF	H	R	ER	SO	BB	IBB	HBP	BLK	WP	HR	S	P	ERA	WHIP
Larry Jackson, R ERA: 2.09	(1, 1)	9.0	W	31	4	0	0	3	2	0	0	0	0	0	35	43	0.00	0.667

PITCHER	IP	WLS	BF	H	R	ER	SO	BB	IBB	HBP	BLK	WP	HR	S	P	ERA	WHIP

Batter	1	2	3	4	5	6	7	8	9	AB	R	H	RBI	BB	SO	LOB
Don Landrum, L (1, 8) OBP: 0.280, SLG: 0.276	S S S 0-3 ① K		x 0-0 ① F7		x 0-0 HR 1B	x 0-0 ② P6				4	1	1	0	0	1	1
Andre Rodgers, R (1, 6) OBP: 0.287, SLG: 0.265	x 0-0 ② 5-3		x 0-0 ② P4		x 0-0 ① F6	x 0-0 ③ 5-3				4	0	0	0	0	0	2
Billy Williams, L (1, 7) OBP: 0.395, SLG: 0.533	x 0-0 HR		B B B B 4-0 1B BB		x 0-0 1-H HR		x 0-0 1B 2B			3	3	3	3	1	0	0
Ron Santo, R (1, 5) OBP: 0.349, SLG: 0.500	B B B B 4-0 BB		x 0-0 1-3 1B		x 0-0 14 2B 2B		x 0-0 ① 2-H 1B			3	1	3	1	1	0	0
14 Ernie Banks, R (1, 3) OBP: 0.296, SLG: 0.487	x 0-0 ③ F8		x 0-0 ③ F5		x 0-0 2-H 2B		x 0-0 ② F7			4	0	1	1	0	0	3
Ken Hubbs, R (1, 4) OBP: 0.284, SLG: 0.358		x 0-0 ① L5		x 0-0 ① 5-3	x 0-0 ② F3		x 0-0 ③ 6-3			4	0	0	0	0	0	1
Ellis Burton, S (1, 9) OBP: 0.276, SLG: 0.365		S S S 0-3 ② K		x 0-0 ② 4-3	x 0-0 ③ P4			x 0-0 ① P5		4	0	0	0	0	1	1
Dick Bertell, R (1, 2) OBP: 0.320, SLG: 0.342		x 0-0 2B		x 0-0 1B		x 0-0 6-4 1B		x 0-0 ② 6-3		4	0	3	0	0	0	0
Larry Jackson, R (1, 1) OBP: 0.209, SLG: 0.244		x 0-0 ③ F8		x 0-0 ③ F7		x 0-0 ① 1-2 6-4		S S S 0-3 ③ K		4	0	0	0	0	1	3
Inning Stats	R: 1 H: 1 E: 0 LOB: 1 K: 1 BB: 1 S: 6 P: 10	R: 0 H: 1 E: 0 LOB: 1 K: 1 BB: 0 S: 6 P: 6	R: 0 H: 1 E: 0 LOB: 2 K: 0 BB: 1 S: 4 P: 8	R: 0 H: 1 E: 0 LOB: 1 K: 0 BB: 0 S: 4 P: 4	R: 3 H: 4 E: 0 LOB: 1 K: 0 BB: 0 S: 7 P: 7	R: 0 H: 1 E: 0 LOB: 1 K: 0 BB: 0 S: 4 P: 4	R: 1 H: 2 E: 0 LOB: 0 K: 0 BB: 0 S: 4 P: 4	R: 0 H: 0 E: 0 LOB: 0 K: 1 BB: 0 S: 5 P: 5		1B: 5 SF: 0 2B: 4 SAC: 0 3B: 0 DP: 0 HR: 2 HBP: 0						

PITCHER		IP	WLS	BF	H	R	ER	SO	BB	IBB	HBP	BLK	WP	HR	S	P	ERA	WHIP
Dick Drott, R ERA: 2.84	(1, 1)	4.1	L	23	8	4	4	2	2	0	0	0	0	2	25	33	8.31	2.308
Don McMahon, R ERA: 4.55	(5, 1)	0.2		2	0	0	0	0	0	0	0	0	0	0	2	2	0.00	0.000
Russ Kemmerer, R ERA: 5.97	(6, 1)	2.0		8	3	1	1	0	0	0	0	0	0	0	8	8	4.50	1.500
Hal Woodeshick, L ERA: 1.38	(8, 1)	1.0		3	0	0	0	1	0	0	0	0	0	0	5	5	0.00	0.000

PITCHER		IP	WLS	BF	H	R	ER	SO	BB	IBB	HBP	BLK	WP	HR	S	P	ERA	WHIP

BOTTOM

Houston Colt 45's @ Chicago Cubs

Wrigley Field, Chicago, IL

Thu Jun 20 1963, 3:33 AM CDT

Att. 7,422 - Unknown - 56 F

livebaseballscorecards.com

AB	34
R	5
H	11
RBI	5
BB	2
SO	3
LOB	11

WP: 0 PA: 36
PB: 0
SB: 0
CS: 0

Pittsburgh Pirates @ Chicago Cubs

Wrigley Field, Chicago, IL

Fri Jun 21 1963, 3:33 AM CDT

Att. 13,321 - Unknown

TOP

livebaseballscorecards.com

Batter	1	2	3	4	5	6	7	8	9	10	AB	R	H	RBI	BB	SO	LOB
Bob Bailey, R (1, 5) OBP: 0.316, SLG: 0.363	F7		K		5-3		5-3			SH2-4 1-2	4	0	0	0	0	1	2
Bill Virdon, L (1, 8) OBP: 0.280, SLG: 0.305	4-3			FC6-4 1B		5-3	G3			4-3 2-3	5	0	1	0	0	0	2
Roberto Clemente, R (1, 9) OBP: 0.371, SLG: 0.458	1B			FC6-4 1-2f 3B		L9		F8		FC6-4 IBB	4	1	1	0	1	0	1
Bill Mazeroski, R (1, 4) OBP: 0.348, SLG: 0.452	6-3			4-3 1-H 3B		P6		L6		FC6-4 1-2f	5	1	1	1	0	0	3
Jerry Lynch, L (1, 7) OBP: 0.330, SLG: 0.495		CS 1B		4-3 3-H			2B 2B 1B	4-3			4	1	2	1	0	0	0
Donn Clendenon, R (1, 3) OBP: 0.346, SLG: 0.479		K 1-2		K			1-3 2B 2B		K2-3		4	1	1	0	0	3	1
Johnny Logan, R (1, 6) OBP: 0.244, SLG: 0.195		4-3			K		BB 2B		K		3	1	0	0	1	2	0
Ron Brand, R (1, 2) OBP: 0.400, SLG: 0.429			5-3		BB FC2-6		WP 1-H 2-H 3-H 2B		F7		1	0	0	0	1	0	0
Smoky Burgess, L (7, PH) OBP: 0.336, SLG: 0.444 (7, 2)											2	0	1	3	0	0	0
Don Cardwell, R (1, 1)			K		FC2-6 1-2f		K 2-3			E6 4-3 SH2-4	2	0	0	0	0	1	1
Bob Veale, S (6, 1)											0	0	0	0	0	0	0
Willie Stargell, L (7, PH) OBP: 0.286, SLG: 0.407											1	0	0	0	0	1	1
Roy Face, R (7, 1)											0	0	0	0	0	0	0
Al McBean, R (8, 1) OBP: 0.190, SLG: 0.333											0	0	0	0	0	0	0
Ted Savage, R (10, PH) OBP: 0.276, SLG: 0.381											1	0	0	0	0	0	0
Joe Gibbon, R (10, 1) OBP: 0.071, SLG: 0.071											0	0	0	0	0	0	0
Tommie Sisk, R (10, 1)											0	0	0	0	0	0	0
Inning Stats	R: 0 E: 0 K: 0 S: 4 H: 1 LOB: 1 BB: 0 P: 4	R: 0 E: 0 K: 1 S: 5 H: 1 LOB: 0 BB: 0 P: 5	R: 0 E: 0 K: 2 S: 7 H: 0 LOB: 0 BB: 0 P: 7	R: 2 E: 0 K: 1 S: 7 H: 2 LOB: 0 BB: 0 P: 7	R: 0 E: 0 K: 1 S: 5 H: 0 LOB: 1 BB: 1 P: 9	R: 0 E: 0 K: 0 S: 3 H: 0 LOB: 0 BB: 0 P: 3	R: 3 E: 0 K: 1 S: 8 H: 3 LOB: 1 BB: 1 P: 12	R: 0 E: 0 K: 0 S: 3 H: 0 LOB: 0 BB: 0 P: 3	R: 0 E: 0 K: 2 S: 7 H: 0 LOB: 0 BB: 0 P: 7	R: 0 E: 1 K: 0 S: 4 H: 0 LOB: 2 BB: 1 P: 8	1B: 4 2B: 3 3B: 1 HR: 0 SF: 0 SAC: 1 DP: 1 HBP: 0	WP: 1 PB: 0 SB: 0 CS: 1 PA: 40					

PITCHER		IP	WLS	BF	H	R	ER	SO	BB	IBB	HBP	BLK	WP	HR	S	P	ERA	WHIP
Bob Buhl, R ERA: 2.75	(1, 1)	6.0		26	7	5	5	5	2	0	0	0	0	0	34	42	7.50	1.500
Barney Schultz, R ERA: 3.62	(7, 1)	2.0		6	0	0	0	1	0	0	0	0	1	0	8	8	0.00	0.000
Don Elston, R ERA: 0.61	(9, 1)	2.0	W	8	0	0	0	2	0	1	0	0	0	0	11	15	0.00	0.000

PITCHER		IP	WLS	BF	H	R	ER	SO	BB	IBB	HBP	BLK	WP	HR	S	P	ERA	WHIP

AB	36
R	5
H	7
RBI	5
BB	3
SO	8
LOB	11

Batter	1	2	3	4	5	6	7	8	9	10	AB	R	H	RBI	BB	SO	LOB
Don Landrum, L (1, 8) OBP: 0.277, SLG: 0.273 Nelson Mathews, R (10, PH) OBP: 0.255, SLG: 0.303 Lou Brock, L (10, PH) OBP: 0.300, SLG: 0.383	4-3	1-3 1-2		6-3		WP, S 1B 2-H 1B		G3		B B B B 4-0 1B 1-2 2-3 BB	5 0 0	1 0 0	1 0 0	1 0 0	0 0 1	0 0 0	3 0 0
Andre Rodgers, R (1, 6) OBP: 0.291, SLG: 0.271	1B 1B		5-3		L4	5-3 1-3			5-3 1B	0-0 1-2 2-3 3-H 1B	6	0	3	1	0	0	1
Billy Williams, L (1, 7) OBP: 0.392, SLG: 0.527	F7		F8		4-3	3-H 1B			5-3 1-2		5	0	1	1	0	0	2
Ron Santo, R (1, 5) OBP: 0.350, SLG: 0.496	1-2 1B		S S S K		E5 1B	F8			IBB		4	1	1	0	1	1	1
14 Ernie Banks, R (1, 3) OBP: 0.298, SLG: 0.488	S S S K			G3 2B 2B	1B IBB		L5		F9		4	1	1	0	1	1	4
Ken Hubbs, R (1, 4) OBP: 0.282, SLG: 0.355		S S S K		G3 2-3	1-2 2-H 1B		F3		5-3		5	0	1	1	0	1	3
Ellis Burton, S (1, 9) OBP: 0.302, SLG: 0.456		HR		FC6 3-H 2B	L9		4-3			BB SH1-4 1B 1B	5	2	3	2	0	0	2
Dick Bertell, R (1, 2) OBP: 0.318, SLG: 0.340		F7		E6 FC6		SH1-4 1B 1B		6-3		SH1-4 1-2	4	1	1	0	0	0	1
Bob Buhl, R (1, 1) OBP: 0.116, SLG: 0.116 Barney Schultz, R (7, 1) Merritt Ranew, L (8, PH) OBP: 0.500, SLG: 0.692 Don Elston, R (9, 1) Ken Aspromonte, R (10, PH) OBP: 0.237, SLG: 0.235		S 1B		FC6 1-2f 2-3		SH1-4 1-2		6-3		1B BB IBB	2 0 1 0 0	0 0 0 0 0	1 0 0 0 0	0 0 0 0 1	0 0 0 0 0	0 0 0 0 0	2 0 0 0 0
Inning Stats	R: 0 E: 0 K: 1 S: 7 H: 2 LOB: 2 BB: 0 P: 7	R: 1 E: 0 K: 1 S: 7 H: 2 LOB: 1 BB: 0 P: 7	R: 0 E: 0 K: 1 S: 5 H: 0 LOB: 0 BB: 0 P: 5	R: 1 E: 1 K: 0 S: 6 H: 2 LOB: 2 BB: 0 P: 6	R: 1 E: 1 K: 0 S: 5 H: 1 LOB: 2 BB: 1 P: 9	R: 2 E: 0 K: 0 S: 6 H: 3 LOB: 1 BB: 0 P: 6	R: 0 E: 0 K: 0 S: 3 H: 0 LOB: 0 BB: 0 P: 3	R: 0 E: 0 K: 0 S: 3 H: 0 LOB: 0 BB: 0 P: 3	R: 0 E: 0 K: 0 S: 4 H: 1 LOB: 2 BB: 1 P: 8	R: 1 E: 0 K: 0 S: 3 H: 2 LOB: 3 BB: 2 P: 11	1B: 10 2B: 2 3B: 0 HR: 1	SF: 0 SAC: 2 DP: 0 HBP: 0					

PITCHER		IP	WLS	BF	H	R	ER	SO	BB	IBB	HBP	BLK	WP	HR	S	P	ERA	WHIP
Don Cardwell, R ERA: 4.02	(1, 1)	5.1		28	9	5	4	3	0	1	0	0	0	1	33	37	6.75	1.688
Bob Veale, L ERA:	(6, 1)	0.2		3	1	0	0	0	0	0	0	0	1	0	3	3	0.00	1.500
Roy Face, R ERA: 4.0	(7, 1)	1.0		3	0	0	0	0	0	0	0	0	0	0	3	3	0.00	0.000
Al McBean, R ERA: 2.37	(8, 1)	2.0		8	1	0	0	0	0	1	0	0	0	0	7	11	0.00	0.500
Joe Gibbon, L ERA: 2.52	(10, 1)	0.1	L	3	1	1	1	0	0	1	0	0	0	0	2	6	27.00	3.000

PITCHER		IP	WLS	BF	H	R	ER	SO	BB	IBB	HBP	BLK	WP	HR	S	P	ERA	WHIP
Tommie Sisk, R ERA: 2.97	(10, 1)	0.0		2	1	0	0	0	1	0	0	0	0	0	1	5	∞	∞

BOTTOM

Pittsburgh Pirates @ Chicago Cubs

Wrigley Field, Chicago, IL

Fri Jun 21 1963, 3:33 AM CDT

Att. 13,321 - Unknown

livebaseballscorecards.com

AB	41
R	6
H	13
RBI	6
BB	4
SO	3
LOB	19

1B: 10 SF: 0
2B: 2 SAC: 2
3B: 0 DP: 0
HR: 1 HBP: 0

WP: 1 PA: 47
PB: 0
SB: 2
CS: 0

Batter	1	2	3	4	5	6	7	8	9	AB	R	H	RBI	BB	SO	LOB
Bob Bailey, R (1, 5) OBP: 0.319, SLG: 0.363	E S 1B 1B		HR BB		5-3		K			3	2	1	0	1	1	1
Dick Schofield, S (1, 4) OBP: 0.340, SLG: 0.302	5-3 1-3		1-H HR			CS 1B BB		E4 FC5-4		3	1	1	2	1	0	1
Roberto Clemente, R (1, 9) OBP: 0.373, SLG: 0.458	3-H 1B		3-1			1B 6-3 1-2 1B		FC5-4 1-2f		4	0	2	1	0	0	1
Donn Clendenon, R (1, 3) OBP: 0.340, SLG: 0.471	K		K			6-3 1-2 2-3		K		4	0	0	0	0	3	4
Ted Savage, R (1, 7) OBP: 0.275, SLG: 0.376	5-3			K		1B 2-3		F8		4	0	1	0	0	1	2
Johnny Logan, R (1, 6) OBP: 0.245, SLG: 0.182		FC6-4 BB		5-3		G3			L6	3	0	0	0	1	0	2
Bill Virdon, L (1, 8) OBP: 0.275, SLG: 0.298		FC6-4 G6-3 1-2f		K			K		4-3	4	0	0	0	0	2	1
Ron Brand, R (1, 2) OBP: 0.379, SLG: 0.400		G6-3 1-2f			5-3		PB 1B		F3	4	0	1	0	0	0	1
Bob Friend, R (1, 1) OBP: 0.130, SLG: 0.111			6-3		6-3		K 1-2			3	0	0	0	0	1	1
Inning Stats	R: 1 E: 0 K: 1 S: 7 H: 2 LOB: 1 BB: 0 P: 7	R: 0 E: 0 K: 0 S: 2 H: 0 LOB: 0 BB: 1 P: 6	R: 2 E: 0 K: 1 S: 6 H: 1 LOB: 0 BB: 1 P: 10	R: 0 E: 0 K: 2 S: 7 H: 0 LOB: 0 BB: 0 P: 7	R: 0 E: 0 K: 0 S: 3 H: 0 LOB: 0 BB: 0 P: 3	R: 0 E: 0 K: 0 S: 4 H: 2 LOB: 2 BB: 1 P: 8	R: 0 E: 0 K: 3 S: 10 H: 1 LOB: 1 BB: 0 P: 10	R: 0 E: 2 K: 1 S: 6 H: 0 LOB: 1 BB: 0 P: 6	R: 0 E: 0 K: 0 S: 3 H: 0 LOB: 0 BB: 0 P: 3	1B: 5 2B: 0 3B: 0 HR: 1 SF: 0 SAC: 0 DP: 1 HBP: 0						

TOP

Pittsburgh Pirates @ Chicago Cubs

Wrigley Field, Chicago, IL

Sat Jun 22 1963, 3:33 AM CDT

Att. 20,761 - Unknown

livebaseballscorecards.com

AB	32
R	3
H	6
RBI	3
BB	3
SO	8
LOB	14

PITCHER		IP	WLS	BF	H	R	ER	SO	BB	IBB	HBP	BLK	WP	HR	S	P	ERA	WHIP
Dick Ellsworth, L ERA: 1.95	(1, 1)	7.0	L	28	6	3	3	7	3	0	0	0	0	1	39	51	3.86	1.286
Don Elston, R ERA: 0.57	(8, 1)	2.0		7	0	0	0	1	0	0	0	0	0	0	9	9	0.00	0.000

PITCHER	IP	WLS	BF	H	R	ER	SO	BB	IBB	HBP	BLK	WP	HR	S	P	ERA	WHIP

Pittsburgh Pirates @ Chicago Cubs

Wrigley Field, Chicago, IL

Sat Jun 22 1963, 3:33 AM CDT

Att. 20,761 - Unknown

livebaseballscorecards.com

BOTTOM

Batter	1	2	3	4	5	6	7	8	9	AB	R	H	RBI	BB	SO	LOB
Don Landrum, L (1, 8) OBP: 0.281, SLG: 0.273	E6 FC1-6		K ②		1B 1B		G5-4-3 BB 1-2		K ③	4	0	1	0	1	2	1
Andre Rodgers, R (1, 6) OBP: 0.291, SLG: 0.271	FC1-6 ① WP 1-2f		P6 ③		1B 1-2		G5-4-3 ②③ 1-2f			4	0	1	0	0	0	4
Billy Williams, L (1, 7) OBP: 0.387, SLG: 0.519	P6 ②			6-3 ①	4-3 ③			K ①		4	0	0	0	0	1	3
Ron Santo, R (1, 5) OBP: 0.356, SLG: 0.500	F2 ③ 1-2			14 1B 1B		14 E 1B		1B 1B		4	0	3	0	0	0	1
14 Ernie Banks, R (1, 3) OBP: 0.297, SLG: 0.484		F8 ①		5-3 1-3 1B		F8 ① 1-2		F8 ②		4	0	1	0	0	0	2
Ken Hubbs, R (1, 4) OBP: 0.281, SLG: 0.353		L6 ②		5-3 ② 1-2		K ②		1B 1-3		4	0	1	0	0	1	3
Ellis Burton, S (1, 9) OBP: 0.284, SLG: 0.426		F9 ③		F8 ③		4-3 ③		4-3 ③		4	0	0	0	0	0	5
Dick Bertell, R (1, 2) OBP: 0.311, SLG: 0.331			P4 ①		L5 ①		5-3 ①		F8 ①	4	0	0	0	0	0	0
Dick Ellsworth, L (1, 1) OBP: 0.146, SLG: 0.103			1B		K ②		BB 1B		L8 ②	2	0	1	0	0	1	0
Merritt Ranew, L (7, PH) OBP: 0.512, SLG: 0.700										1	0	1	0	0	0	0
Don Elston, R (8, 1)										0	0	0	0	0	0	0
Lou Brock, L (9, PH) OBP: 0.299, SLG: 0.382										1	0	0	0	0	0	0
Inning Stats	R: 0 E: 1 K: 0 S: 4 H: 0 LOB: 1 BB: 0 P: 4	R: 0 E: 0 K: 0 S: 3 H: 0 LOB: 0 BB: 0 P: 3	R: 0 E: 0 K: 1 S: 6 H: 1 LOB: 1 BB: 0 P: 6	R: 0 E: 0 K: 0 S: 5 H: 2 LOB: 2 BB: 0 P: 5	R: 0 E: 0 K: 1 S: 7 H: 2 LOB: 2 BB: 0 P: 7	R: 0 E: 1 K: 1 S: 6 H: 1 LOB: 1 BB: 0 P: 6	R: 0 E: 0 K: 0 S: 3 H: 1 LOB: 1 BB: 1 P: 7	R: 0 E: 0 K: 1 S: 7 H: 2 LOB: 2 BB: 0 P: 7	R: 0 E: 0 K: 1 S: 5 H: 0 LOB: 0 BB: 0 P: 5	1B: 9 2B: 0 3B: 0 HR: 0	SF: 0 SAC: 0 DP: 1 HBP: 0						

	AB	36
	R	0
	H	9
	RBI	0
	BB	1
	SO	5
	LOB	19

WP: 1 PB: 0 SB: 0 CS: 0 PA: 37

PITCHER	IP	WLS	BF	H	R	ER	SO	BB	IBB	HBP	BLK	WP	HR	S	P	ERA	WHIP
Bob Friend, R (1, 1) ERA: 2.14	9.0	W	37	9	0	0	5	1	0	0	0	1	0	46	50	0.00	1.111

PITCHER	IP	WLS	BF	H	R	ER	SO	BB	IBB	HBP	BLK	WP	HR	S	P	ERA	WHIP

Pittsburgh Pirates @ Chicago Cubs

Wrigley Field, Chicago, IL

Sun Jun 23 1963, 3:33 AM CDT

Att. 26,158 - Unknown

TOP

livebaseballscorecards.com

Batter	1	2	3	4	5	6	7	8	9	AB	R	H	RBI	BB	SO	LOB
Bob Bailey, R (1, 5) OBP: 0.321, SLG: 0.364	S S S 0-3 ① K	x 0-0 2-H 3-H 1B		x 0-0 ③ 5-3			x 0-0 WP 1B HR 1B	x 0-0 ③ F8		5	1	2	2	0	1	1
Dick Schofield, S (1, 4) OBP: 0.341, SLG: 0.304	x 0-0 ② F8	S S S 0-3 ③ K			x 0-0 ① F7		x 0-0 1-2 WP HR 1B		x 0-0 FC1-4 1B	5	1	2	0	0	1	1
Roberto Clemente, R (1, 9) OBP: 0.378, SLG: 0.475	x 0-0 1B		x 0-0 L4-3 1B		x 0-0 ② 4-3		x 0-0 1-H 2-H HR		x 0-0 ① FC1-4 S 1-2f	5	1	3	3	0	0	1
Jerry Lynch, L (1, 7) OBP: 0.328, SLG: 0.481 Al McBean, R (7, 1) OBP: 0.182, SLG: 0.318	x 0-0 ③ G3		x 0-0 ① ② L4-3 1-2		B B B 4-0 1B BB		x 0-0 ① F8		S S S 0-3 ② K 1-2	3 1	0 0	0 0	0 0	1 0	0 1	2 1
Smoky Burgess, L (1, 2) OBP: 0.331, SLG: 0.434		x 0-0 ① F7	x 0-0 E3		x 0-0 1-3 1B		x 0-0 ② F7		x 0-0 ③ F7	5	0	1	0	0	0	1
Donn Clendenon, R (1, 3) OBP: 0.339, SLG: 0.467		x 0-0 E E 1B	x 0-0 ③ F8		S S S 0-3 ③ K		S S S 0-3 ③ K			4	1	1	0	0	2	3
Bill Virdon, L (1, 8) OBP: 0.279, SLG: 0.313		x 0-0 E E 1-2 1B E4		x 0-0 4-3 SF7 2B		x 0-0 ① L7		x 0-0 2B		4	2	2	0	0	0	1
Johnny Logan, R (1, 6) OBP: 0.226, SLG: 0.167		x 0-0 1-3 2-H 1B E1		x 0-0 ① 4-3 2-3		x 0-0 ② P4		S S S 0-3 ① K		4	1	0	0	0	1	3
Vern Law, R (1, 1) OBP: 0.182, SLG: 0.182 Tommie Sisk, R (1, 1) Willie Stargell, L (2, PH) OBP: 0.286, SLG: 0.404 Harvey Haddix, L (2, 1) OBP: 0.125, SLG: 0.286 Ted Savage, R (7, 7) OBP: 0.273, SLG: 0.373		x 0-0 ② F7		x 0-0 3-H ② SF7		x 0-0 ③ F8		x 0-0 ② P3		0 0 1 1 1	0 0 0 0 0	0 0 0 0 0	0 0 0 1 0	0 0 0 0 0	0 0 0 0 0	0 0 2 0 1
Inning Stats	R: 0 E: 0 K: 1 S: 6 H: 1 LOB: 1 BB: 0 P: 6	R: 3 E: 2 K: 1 S: 9 H: 2 LOB: 1 BB: 0 P: 9	R: 0 E: 1 K: 0 S: 4 H: 1 LOB: 1 BB: 0 P: 4	R: 1 E: 0 K: 0 S: 4 H: 1 LOB: 0 BB: 0 P: 4	R: 0 E: 0 K: 1 S: 6 H: 1 LOB: 2 BB: 1 P: 10	R: 0 E: 0 K: 0 S: 3 H: 0 LOB: 0 BB: 0 P: 3	R: 3 E: 0 K: 1 S: 8 H: 3 LOB: 0 BB: 0 P: 8	R: 0 E: 0 K: 1 S: 6 H: 1 LOB: 1 BB: 0 P: 6	R: 0 E: 0 K: 1 S: 6 H: 1 LOB: 1 BB: 0 P: 6	1B: 8 2B: 3 3B: 0 HR: 1	SF: 1 SAC: 0 DP: 1 HBP: 0					

	AB	39
	R	7
	H	11
	RBI	6
	BB	1
	SO	6
	LOB	17

WP: 1 PB: 0 SB: 1 CS: 0 PA: 41

PITCHER		IP	WLS	BF	H	R	ER	SO	BB	IBB	HBP	BLK	WP	HR	S	P	ERA	WHIP
Glen Hobbie, R ERA: 3.01	(1, 1)	8.0	L	38	11	7	4	5	1	0	0	0	1	1	47	51	4.50	1.500
Lindy McDaniel, R ERA: 3.16	(9, 1)	1.0		3	0	0	0	1	0	0	0	0	0	0	5	5	0.00	0.000

PITCHER	IP	WLS	BF	H	R	ER	SO	BB	IBB	HBP	BLK	WP	HR	S	P	ERA	WHIP

Pittsburgh Pirates @ Chicago Cubs

Wrigley Field, Chicago, IL

Sun Jun 23 1963, 3:33 AM CDT

Att. 26,158 - Unknown

BOTTOM

Batter	1	2	3	4	5	6	7	8	9	AB	R	H	RBI	BB	SO	LOB
Don Landrum, L (1, 8) OBP: 0.291, SLG: 0.284	1B	1B		1B		P3			K	5	1	3	0	0	1	0
Andre Rodgers, R (1, 6) OBP: 0.289, SLG: 0.269	BB 1-3	K		F9			G3		4-3	5	1	1	0	0	1	2
Billy Williams, L (1, 7) OBP: 0.391, SLG: 0.520	BB 1-2	F8			HR		G6-4-3			3	2	2	0	1	0	1
Ron Santo, R (1, 5) OBP: 0.358, SLG: 0.511	1B 1-3 2-H 3-H	K			HR 1-H		G6-4-3 1-2f			4	1	2	4	0	1	2
14 Ernie Banks, R (1, 3) OBP: 0.293, SLG: 0.476	5-3		P6		5-3			F8		4	0	0	0	0	0	1
Ken Hubbs, R (1, 4) OBP: 0.288, SLG: 0.357	BB		CS		CS			K		3	1	2	0	1	1	0
Ellis Burton, S (1, 9) OBP: 0.296, SLG: 0.431	1B 1-3 3-H		K		F7			1B		4	0	2	1	0	1	2
Dick Bertell, R (1, 2) OBP: 0.317, SLG: 0.333	1B 1-2 3-H		CS 1-2	6-3	CS 1-2		BB G4-3		5-3	2	0	1	1	1	0	0
Merritt Ranew, L (8, PH) OBP: 0.500, SLG: 0.683 (9, 2)										1	0	0	0	0	0	1
Glen Hobbie, R (1, 1) OBP: 0.100, SLG: 0.069	1-3			K		G4-3 1-2f			4-3	3	0	0	0	0	1	3
Lindy McDaniel, R (9, 1) OBP: 0.200, SLG: 0.800										0	0	0	0	0	0	0
Lou Brock, L (9, PH) OBP: 0.298, SLG: 0.380										1	0	0	0	0	0	0
Inning Stats	R: 4 E: 0 K: 0 S: 7 H: 5 LOB: 2 BB: 2 P: 15	R: 0 E: 0 K: 2 S: 8 H: 1 LOB: 1 BB: 0 P: 8	R: 0 E: 0 K: 1 S: 5 H: 1 LOB: 0 BB: 0 P: 5	R: 0 E: 0 K: 1 S: 6 H: 1 LOB: 1 BB: 0 P: 6	R: 2 E: 0 K: 0 S: 5 H: 3 LOB: 0 BB: 0 P: 5	R: 0 E: 0 K: 0 S: 2 H: 0 LOB: 0 BB: 1 P: 6	R: 0 E: 0 K: 0 S: 3 H: 1 LOB: 0 BB: 0 P: 3	R: 0 E: 0 K: 1 S: 6 H: 1 LOB: 1 BB: 0 P: 6	R: 0 E: 0 K: 1 S: 5 H: 0 LOB: 0 BB: 0 P: 5	1B: 12 2B: 0 3B: 0 HR: 1 SF: 0 SAC: 0 DP: 2 HBP: 0						

livebaseballscorecards.com

AB	35
R	6
H	13
RBI	6
BB	3
SO	6
LOB	12

WP: 0 PB: 0 SB: 0 CS: 2 PA: 40

PITCHER		IP	WLS	BF	H	R	ER	SO	BB	IBB	HBP	BLK	WP	HR	S	P	ERA	WHIP
Vern Law, R ERA: 6.1	(1, 1)	0.2		7	4	4	4	0	2	0	0	0	0	0	5	13	54.00	9.000
Tommie Sisk, R ERA: 2.94	(1, 1)	0.1		2	1	0	0	0	0	0	0	0	0	0	2	2	0.00	3.000
Harvey Haddix, L ERA: 3.43	(2, 1)	5.0	W	19	6	2	2	4	1	0	0	0	0	1	26	30	3.60	1.400
Al McBean, R ERA: 2.26	(7, 1)	3.0	S	10	2	0	0	2	0	0	0	0	0	0	14	14	0.00	0.667

PITCHER	IP	WLS	BF	H	R	ER	SO	BB	IBB	HBP	BLK	WP	HR	S	P	ERA	WHIP

Batter	1	2	3	4	5	6	7	8	9	AB	R	H	RBI	BB	SO	LOB
Don Landrum, L (1, 8) OBP: 0.294, SLG: 0.283	4-3		F9		E 1-3 1B		E4 1B 1-3 1B	BBB 4-0 FC6-4 BB		4	1	1	0	1	0	1
Andre Rodgers, R (1, 6) OBP: 0.288, SLG: 0.265	SSS 0-3 K			P3	E9 1-3 3-H		BBBB 4-0 1B 1B BB	0-0 FC6-4 1-2f		4	1	0	0	1	1	3
Billy Williams, L (1, 7) OBP: 0.388, SLG: 0.515	F7			4-3	P6		1B 1-2 2-3 3-H 1B		5-3	5	0	1	1	0	0	2
Ron Santo, R (1, 5) OBP: 0.362, SLG: 0.512		E4 1B		14 HBP 1B		F9	1-3 2-H 3-H 1B		F3	5	0	3	2	0	0	0
14 Ernie Banks, R (1, 3) OBP: 0.291, SLG: 0.468		SSS 0-3 K		H 1-0 1-2 HBP		SSS 0-3 K	5-3		F2	4	0	0	0	0	2	3
Ken Hubbs, R (1, 4) OBP: 0.288, SLG: 0.355		P3		F9		1B	4-3			4	0	1	0	0	0	5
Ellis Burton, S (1, 9) OBP: 0.293, SLG: 0.420		1-3			1B E 1B	F9		4-3		4	1	1	0	0	0	2
Dick Bertell, R (1, 2) OBP: 0.321, SLG: 0.333			5-3		F5		BBBB 4-0 E 1B BB	SH3 1B		3	1	1	0	1	0	1
Larry Jackson, R (1, 1) OBP: 0.196, SLG: 0.227			SSS 0-3 K		P5		F8	SH3 1-2		3	0	0	0	0	1	2
Inning Stats	R: 0 E: 0 K: 1 S: 5 H: 0 LOB: 0 BB: 0 P: 5	R: 0 E: 1 K: 1 S: 6 H: 1 LOB: 1 BB: 0 P: 6	R: 0 E: 0 K: 1 S: 5 H: 0 LOB: 0 BB: 0 P: 5	R: 0 E: 0 K: 0 S: 4 H: 1 LOB: 2 BB: 0 P: 5	R: 1 E: 1 K: 0 S: 6 H: 2 LOB: 2 BB: 0 P: 6	R: 0 E: 0 K: 1 S: 6 H: 1 LOB: 1 BB: 0 P: 6	R: 3 E: 1 K: 0 S: 6 H: 2 LOB: 2 BB: 2 P: 14	R: 0 E: 0 K: 0 S: 4 H: 1 LOB: 2 BB: 1 P: 8	R: 0 E: 0 K: 0 S: 3 H: 0 LOB: 0 BB: 0 P: 3	1B: 8 2B: 0 3B: 0 HR: 0	SF: 0 SAC: 1 DP: 0 HBP: 1			WP: 0 PB: 0 SB: 0 CS: 0	PA: 41		

PITCHER		IP	WLS	BF	H	R	ER	SO	BB	IBB	HBP	BLK	WP	HR	S	P	ERA	WHIP
Jay Hook, R ERA: 5.8	(1, 1)	8.0	L	38	8	4	2	4	3	0	1	0	0	0	42	55	2.25	1.375
Larry Bearnarth, R ERA: 3.38	(9, 1)	1.0		3	0	0	0	0	0	0	0	0	0	0	3	3	0.00	0.000

PITCHER	IP	WLS	BF	H	R	ER	SO	BB	IBB	HBP	BLK	WP	HR	S	P	ERA	WHIP

TOP

Chicago Cubs @ New York Mets

Polo Grounds, New York, NY

Tue Jun 25 1963, 7:05 PM EDT

Att. 14,024 - Unknown

livebaseballscorecards.com

AB	36
R	4
H	8
RBI	3
BB	3
SO	4
LOB	19

Batter	1	2	3	4	5	6	7	8	9	AB	R	H	RBI	BB	SO	LOB
Jim Piersall, R (1, 8) OBP: 0.279, SLG: 0.297	B3		K			5-3			F7	4	0	0	0	0	1	0
Ron Hunt, R (1, 4) OBP: 0.350, SLG: 0.381	E8 1B		F9			P5			5-3	4	0	1	0	0	0	0
Duke Snider, L (1, 7) OBP: 0.351, SLG: 0.462	K			HR		1-3			6-3	4	1	1	1	0	1	1
Sammy Taylor, L (1, 2) OBP: 0.400, SLG: 0.400	4-3			L4			G4-6-3 1B			3	0	1	0	0	0	1
Tim Harkness, L (1, 3) OBP: 0.312, SLG: 0.365		G3		BB CS			G4-6-3 1-2f			2	0	0	0	1	0	1
Ed Kranepool, L (1, 9) OBP: 0.255, SLG: 0.305		4-3		K 1-2			6-3			3	0	0	0	0	1	1
Charlie Neal, R (1, 5) OBP: 0.308, SLG: 0.325		1B			F9			K		3	0	1	0	0	1	0
Al Moran, R (1, 6) OBP: 0.237, SLG: 0.219		6-3			6-3			G3		2	0	0	0	0	0	1
Frank Thomas, R (8, PH) OBP: 0.326, SLG: 0.352										1	0	0	0	0	0	0
Chico Fernandez, R (9, 6) OBP: 0.258, SLG: 0.250										0	0	0	0	0	0	0
Jay Hook, L (1, 1) OBP: 0.231, SLG: 0.208			K		6-3			K		2	0	0	0	0	1	0
Jim Hickman, R (8, PH) OBP: 0.335, SLG: 0.424										1	0	0	0	0	1	0
Larry Bearnarth, R (9, 1) OBP: 0.200, SLG: 0.111										0	0	0	0	0	0	0
Inning Stats	R: 0 E: 1 K: 1 S: 6 H: 1 LOB: 1 BB: 0 P: 6	R: 0 E: 0 K: 0 S: 4 H: 1 LOB: 1 BB: 0 P: 4	R: 0 E: 0 K: 2 S: 7 H: 0 LOB: 0 BB: 0 P: 7	R: 1 E: 0 K: 1 S: 5 H: 1 LOB: 0 BB: 1 P: 9	R: 0 E: 0 K: 0 S: 3 H: 0 LOB: 0 BB: 0 P: 3	R: 0 E: 0 K: 0 S: 3 H: 0 LOB: 0 BB: 0 P: 3	R: 0 E: 0 K: 0 S: 3 H: 1 LOB: 0 BB: 0 P: 3	R: 0 E: 0 K: 2 S: 7 H: 0 LOB: 0 BB: 0 P: 7	R: 0 E: 0 K: 0 S: 3 H: 0 LOB: 0 BB: 0 P: 3	1B: 3 2B: 0 3B: 0 HR: 1	SF: 0 SAC: 0 DP: 1 HBP: 0						

PITCHER	IP	WLS	BF	H	R	ER	SO	BB	IBB	HBP	BLK	WP	HR	S	P	ERA	WHIP
Larry Jackson, R (1, 1) ERA: 2.02	9.0	W	30	4	1	1	6	1	0	0	0	0	1	41	45	1.00	0.556

PITCHER	IP	WLS	BF	H	R	ER	SO	BB	IBB	HBP	BLK	WP	HR	S	P	ERA	WHIP

Chicago Cubs @ New York Mets

Polo Grounds, New York, NY

Tue Jun 25 1963, 7:05 PM EDT

Att. 14,024 - Unknown

BOTTOM

livebaseballscorecards.com

AB	29
R	1
H	4
RBI	1
BB	1
SO	6
LOB	5

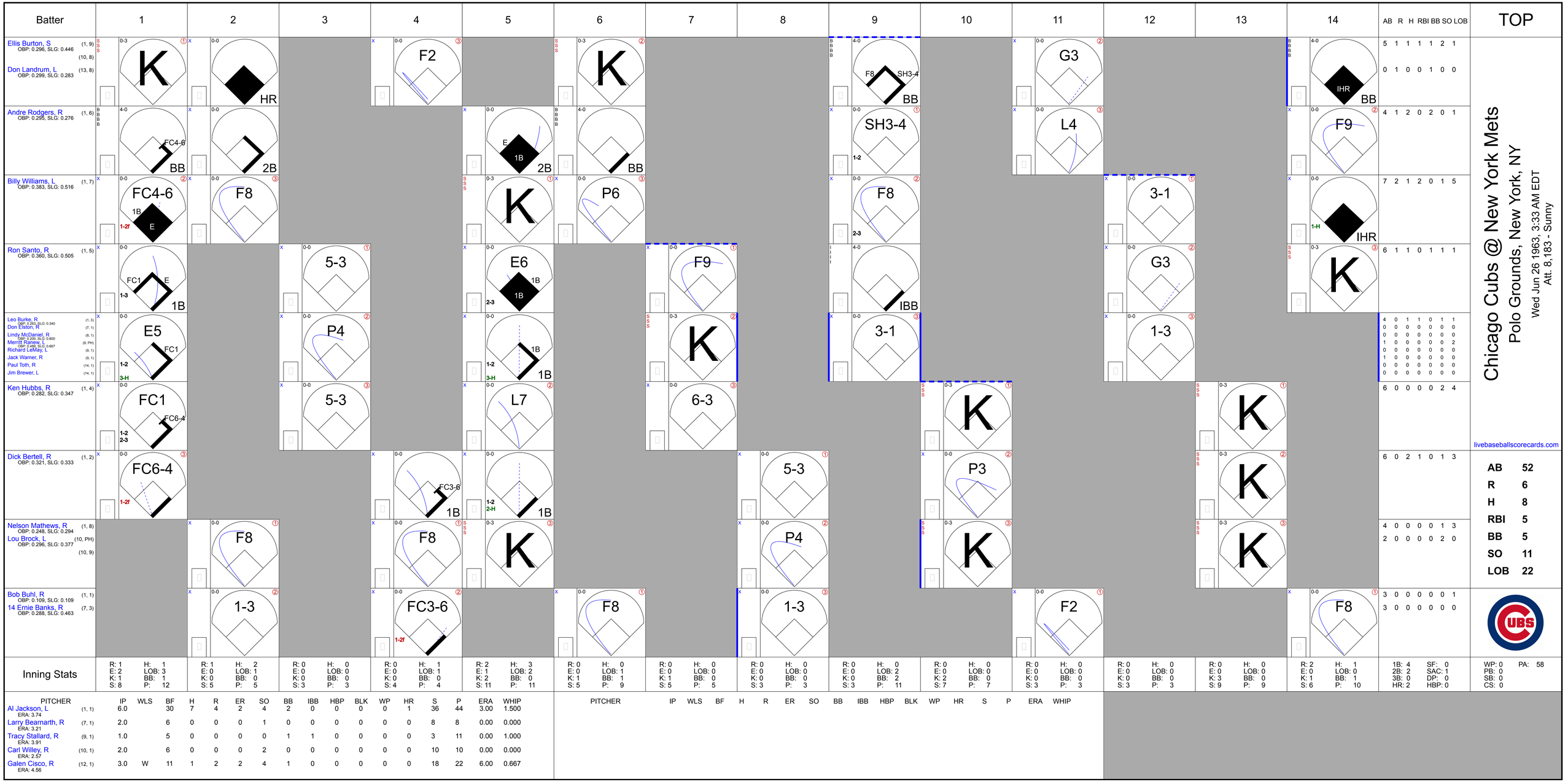
Batter
1
2
3
4
5
6
7
8
9
10
11
12
13
14
AB R H RBI BB SO LOB
TOP
Ellis Burton, S (1, 9)
OBP: 0.296, SLG: 0.446
(10, 8)
Don Landrum, L (13, 8)
OBP: 0.299, SLG: 0.283
K
HR
F2
K
F8 SH3-4
BB
G3
IHR
BB
5 1 1 1 1 2 1
0 1 0 0 1 0 0
Andre Rodgers, R (1, 6)
OBP: 0.295, SLG: 0.276
FC4-6
BB
2B
E
1B
2B
BB
SH3-4
1-2
L4
F9
4 1 2 0 2 0 1
Billy Williams, L (1, 7)
OBP: 0.383, SLG: 0.516
FC4-6
1B
E
1-2f
F8
K
P6
F8
2-3
3-1
1-H
IHR
7 2 1 2 0 1 5
Ron Santo, R (1, 5)
OBP: 0.360, SLG: 0.505
FC1
E
1-3
1B
5-3
E6
1B
1B
2-3
F9
IBB
G3
K
6 1 1 0 1 1 1
Leo Burke, R (1, 3)
OBP: 0.263, SLG: 0.340
Don Elston, R (7, 1)
Lindy McDaniel, R (8, 1)
OBP: 0.200, SLG: 0.800
Merritt Ranew (9, PH)
OBP: 0.000, SLG: 0.667
Richard LeMay, L (9, 1)
Jack Warner, R (9, 1)
Paul Toth, R (14, 1)
Jim Brewer, L (14, 1)
E5
FC1
1-2
3-H
P4
1B
1B
1-2
3-H
K
3-1
1-3
4 0 1 1 0 1 1
0 0 0 0 0 0 0
0 0 0 0 0 0 0
1 0 0 0 0 0 2
0 0 0 0 0 0 0
1 0 0 0 0 0 0
0 0 0 0 0 0 0
0 0 0 0 0 0 0
Ken Hubbs, R (1, 4)
OBP: 0.282, SLG: 0.347
FC1
FC6-4
1-2
2-3
5-3
L7
6-3
K
P3
K
K
6 0 0 0 0 2 4
Dick Bertell, R (1, 2)
OBP: 0.321, SLG: 0.333
FC6-4
1-2f
FC3-6
1B
1-2
2-H
1B
5-3
P3
K
K
6 0 2 1 0 1 3
Nelson Mathews, R (1, 8)
OBP: 0.248, SLG: 0.294
Lou Brock, L (10, PH)
OBP: 0.296, SLG: 0.377
(10, 9)
F8
F8
K
P4
K
K
4 0 0 0 0 1 3
2 0 0 0 0 2 0
Bob Buhl, R (1, 1)
OBP: 0.109, SLG: 0.109
14 Ernie Banks, R (7, 3)
OBP: 0.288, SLG: 0.463
1-3
FC3-6
1-2f
F8
1-3
F2
F8
3 0 0 0 0 0 1
3 0 0 0 0 0 0
Chicago Cubs @ New York Mets
Polo Grounds, New York, NY
Wed Jun 26 1963, 3:33 AM EDT
Att. 8,183 - Sunny
livebaseballscorecards.com
AB 52
R 6
H 8
RBI 5
BB 5
SO 11
LOB 22
Inning Stats
R: 1 H: 1 E: 2 LOB: 3 K: 1 BB: 1 S: 8 P: 12
R: 1 H: 2 E: 0 LOB: 1 K: 0 BB: 0 S: 5 P: 5
R: 0 H: 0 E: 0 LOB: 0 K: 0 BB: 0 S: 3 P: 3
R: 0 H: 1 E: 0 LOB: 1 K: 0 BB: 0 S: 4 P: 4
R: 2 H: 3 E: 1 LOB: 2 K: 2 BB: 0 S: 11 P: 11
R: 0 H: 0 E: 0 LOB: 1 K: 1 BB: 1 S: 5 P: 9
R: 0 H: 0 E: 0 LOB: 1 K: 1 BB: 0 S: 5 P: 5
R: 0 H: 0 E: 0 LOB: 0 K: 0 BB: 0 S: 3 P: 3
R: 0 H: 0 E: 0 LOB: 2 K: 0 BB: 2 S: 3 P: 11
R: 0 H: 0 E: 0 LOB: 0 K: 2 BB: 0 S: 7 P: 7
R: 0 H: 0 E: 0 LOB: 0 K: 0 BB: 0 S: 3 P: 3
R: 0 H: 0 E: 0 LOB: 0 K: 0 BB: 0 S: 3 P: 3
R: 0 H: 0 E: 0 LOB: 0 K: 3 BB: 0 S: 9 P: 9
R: 2 H: 1 E: 0 LOB: 0 K: 1 BB: 1 S: 6 P: 10
1B: 4 SF: 0 2B: 2 SAC: 1 3B: 0 DP: 0 HR: 2 HBP: 0
WP: 0 PA: 58 PB: 0 SB: 0 CS: 0
PITCHER IP WLS BF H R ER SO BB IBB HBP BLK WP HR S P ERA WHIP
Al Jackson, L (1, 1) ERA: 3.74 6.0 30 7 4 2 4 2 0 0 0 0 1 36 44 3.00 1.500
Larry Bearnarth, R (7, 1) ERA: 3.21 2.0 6 0 0 0 1 0 0 0 0 0 0 8 8 0.00 0.000
Tracy Stallard, R (9, 1) ERA: 3.91 1.0 5 0 0 0 0 1 1 0 0 0 0 3 11 0.00 1.000
Carl Willey, R (10, 1) ERA: 2.57 2.0 6 0 0 0 2 0 0 0 0 0 0 10 10 0.00 0.000
Galen Cisco, R (12, 1) ERA: 4.56 3.0 W 11 1 2 2 4 1 0 0 0 0 0 18 22 6.00 0.667
PITCHER IP WLS BF H R ER SO BB IBB HBP BLK WP HR S P ERA WHIP

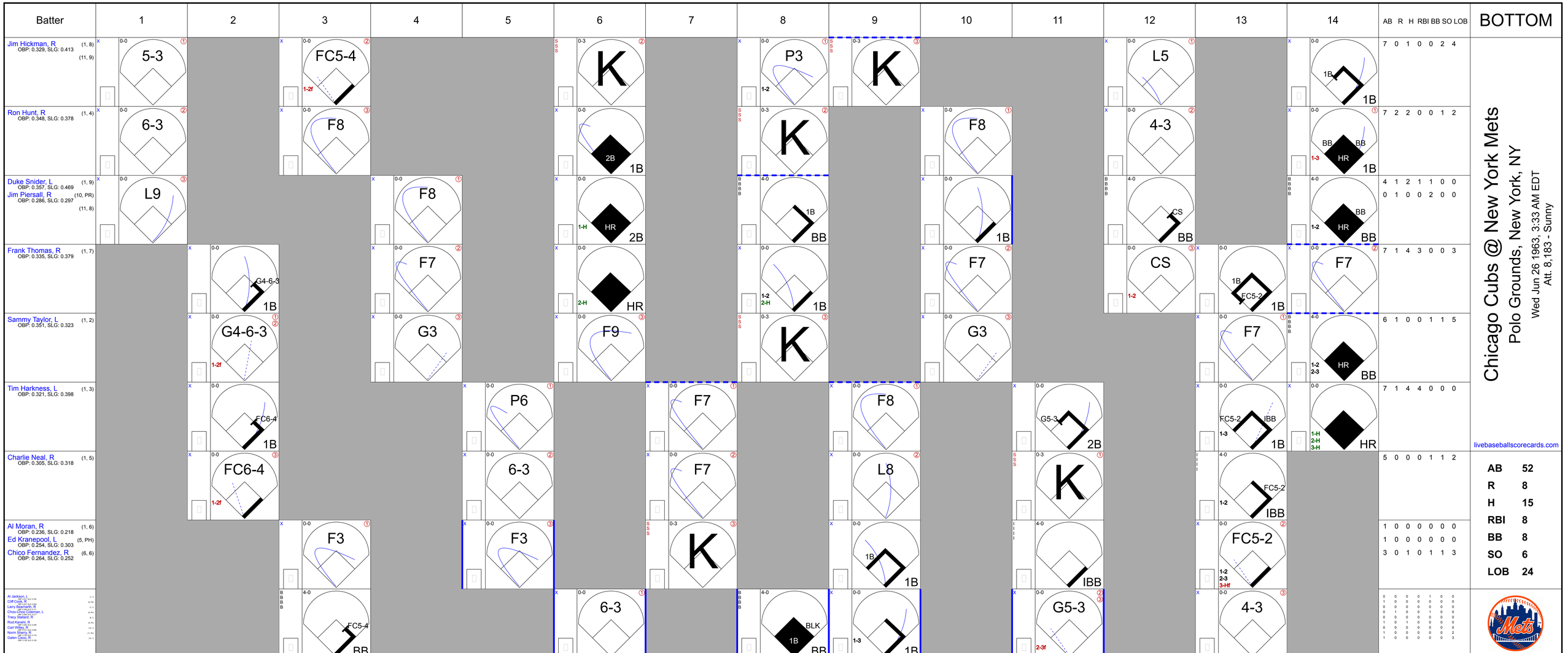
Batter
1
2
3
4
5
6
7
8
9
10
11
12
13
14
AB R H RBI BB SO LOB
BOTTOM
Jim Hickman, R (1, 8) (11, 9)
OBP: 0.329, SLG: 0.413
5-3
FC5-4
1-2f
K
P3
1-2
K
L5
1B
7 0 1 0 0 2 4
Ron Hunt, R (1, 4)
OBP: 0.348, SLG: 0.378
6-3
F8
2B
1B
K
F8
4-3
BB
HR
1-3
7 2 2 0 0 1 2
Duke Snider, L (1, 9)
OBP: 0.357, SLG: 0.469
L9
F8
HR
1-H
2B
1B
BB
F8
1B
CS
BB
4 1 2 1 1 0 0
Jim Piersall, R (10, PR) (11, 8)
OBP: 0.286, SLG: 0.297
0 1 0 0 2 0 0
Frank Thomas, R (1, 7)
OBP: 0.335, SLG: 0.379
G4-6-3
1B
F7
2-H
HR
1-2
2-H
1B
F7
CS
1-2
1B
FC5-2
1B
F7
HR
BB
7 1 4 3 0 0 3
Sammy Taylor, L (1, 2)
OBP: 0.351, SLG: 0.323
G4-6-3
1-2f
G3
F9
K
G3
F7
1-2
2-3
HR
BB
6 1 0 0 1 1 5
Tim Harkness, L (1, 3)
OBP: 0.321, SLG: 0.398
FC6-4
1B
P6
F7
F8
G5-3
2B
FC5-2
IBB
1-3
1B
1-H
2-H
3-H
HR
7 1 4 4 0 0 0
Charlie Neal, R (1, 5)
OBP: 0.305, SLG: 0.318
FC6-4
1-2f
6-3
F7
L8
K
FC5-2
IBB
1-2
5 0 0 0 1 1 2
Al Moran, R (1, 6)
OBP: 0.236, SLG: 0.218
Ed Kranepool, L (5, PH)
OBP: 0.254, SLG: 0.303
Chico Fernandez, R (6, 6)
OBP: 0.264, SLG: 0.252
F3
F3
K
1B
IBB
FC5-2
1-2
2-3
3-Hf
1 0 0 0 0 0 0
1 0 0 0 0 0 0
3 0 1 0 1 1 3
FC5-4
BB
6-3
BLK
1B
BB
1-3
1B
G5-3
2-3f
4-3
Inning Stats
R: 0 E: 0 K: 0 S: 3
H: 0 LOB: 0 BB: 0 P: 3
R: 0 E: 0 K: 0 S: 4
H: 2 LOB: 1 BB: 0 P: 4
R: 0 E: 0 K: 0 S: 3
H: 0 LOB: 1 BB: 1 P: 7
R: 0 E: 0 K: 0 S: 3
H: 0 LOB: 0 BB: 0 P: 3
R: 0 E: 0 K: 0 S: 3
H: 0 LOB: 0 BB: 0 P: 3
R: 3 E: 0 K: 1 S: 8
H: 3 LOB: 0 BB: 0 P: 8
R: 0 E: 0 K: 1 S: 5
H: 0 LOB: 0 BB: 0 P: 5
R: 1 E: 0 K: 2 S: 8
H: 1 LOB: 2 BB: 2 P: 16
R: 0 E: 0 K: 1 S: 7
H: 2 LOB: 2 BB: 0 P: 7
R: 0 E: 0 K: 0 S: 4
H: 1 LOB: 1 BB: 0 P: 4
R: 0 E: 0 K: 1 S: 5
H: 1 LOB: 1 BB: 1 P: 9
R: 0 E: 0 K: 0 S: 2
H: 0 LOB: 0 BB: 1 P: 6
R: 0 E: 0 K: 0 S: 5
H: 2 LOB: 3 BB: 1 P: 9
R: 4 E: 0 K: 0 S: 4
H: 3 LOB: 0 BB: 2 P: 12
1B: 11 2B: 2 3B: 0 HR: 2
SF: 0 SAC: 0 DP: 2 HBP: 0
WP: 0 PB: 0 SB: 0 CS: 1
PA: 61
Chicago Cubs @ New York Mets
Polo Grounds, New York, NY
Wed Jun 26 1963, 3:33 AM EDT
Att. 8,183 - Sunny
livebaseballscorecards.com
AB 52
R 8
H 15
RBI 8
BB 8
SO 6
LOB 24
PITCHER IP WLS BF H R ER SO BB IBB HBP BLK WP HR S P ERA WHIP
Bob Buhl, R (1, 1) ERA: 2.83 6.0 23 5 3 3 1 1 0 0 0 0 0 24 28 4.50 1.000
Don Elston, R (7, 1) ERA: 0.81 1.2 6 0 1 1 2 1 0 0 1 0 0 9 13 5.40 0.600
Lindy McDaniel, R (8, 1) ERA: 3.13 0.1 3 1 0 0 1 1 0 0 0 0 0 4 8 0.00 6.000
Richard LeMay, L (9, 1) ERA: 0.2 4 2 0 0 0 0 0 0 0 0 0 0 4 4 0.00 3.000
Jack Warner, R (9, 1) ERA: 3.86 4.2 21 6 2 2 2 2 2 0 0 0 0 21 37 3.86 1.714
PITCHER IP WLS BF H R ER SO BB IBB HBP BLK WP HR S P ERA WHIP
Paul Toth, R (14, 1) ERA: 3.79 0.1 1 0 0 0 0 0 0 0 0 0 0 1 1 0.00 0.000
Jim Brewer, L (14, 1) ERA: 5.03 0.0 L 2 1 2 2 0 1 0 0 0 0 1 1 5 ∞ ∞

Batter	1	2	3	4	5	6	7	8	9	10	11	AB	R	H	RBI	BB	SO	LOB
Lou Brock, L (1, 9) OBP: 0.294, SLG: 0.374	C S X 0-2 1B 4-3 14 2B 1B	B B C X 2-1 ② 6-3			B B S S S 2-3 ① K		S B S S S 1-3 ③ K			X 0-0 ② L3		5	1	1	0	0	2	1
Ellis Burton, S (1, 8) OBP: 0.291, SLG: 0.443	C X 0-1 ① P6	B B S S X 2-2 ③ F8			B S S S 1-3 ② K			B F B S B F X 3-2 F8 2B		B C B X 2-1 ③ 3-1		5	0	1	0	0	1	1
Billy Williams, L (1, 7) OBP: 0.380, SLG: 0.509	C X 0-1 ② 4-3 1-2		X 0-0 ① F8		S F B B S 2-3 K			X 0-0 ① F8 2-3			F B B B B 4-1 CS BB	4	0	0	0	1	1	2
Ron Santo, R (1, 5) OBP: 0.361, SLG: 0.514	C B B F F X 2-2 14 2B 2-3 1B		S B X 1-1 ② 1-3			C X 0-1 ① L4		S F S 0-3 ② K			C B S F B B X 3-2 ① 1-2 HR	5	2	2	1	0	1	1
14 Ernie Banks, R (1, 3) OBP: 0.290, SLG: 0.463	B B F S B X 3-2 E 1-H 3-H 2B		B F S H 2-2 HBP			B S S S B X 2-2 ② F2		F X 0-1 ③ 6-3			S S B C 1-3 ② K	4	1	1	2	0	1	1
Ken Hubbs, R (1, 4) OBP: 0.280, SLG: 0.342	B S F B B B 4-2 E BB		F B S S S 1-3 ③ K			C S X 0-2 ③ F8			X 0-0 ① F8		B S S S 1-3 ③ K	4	0	0	0	1	2	1
Dick Bertell, R (1, 2) OBP: 0.325, SLG: 0.337	X 0-0 E7 1-3 2-H 1B	B S B C C 2-3 ① K				C X 0-1 ① 1B			S S B B X 2-2 ② 6-3			4	0	2	1	0	1	0
Andre Rodgers, R (1, 6) OBP: 0.295, SLG: 0.276	B C C S 1-3 ③ K	B B B C C X 3-2 ② F9				B X 1-0 SH2-4 1B			C X 0-1 ③ 4-3			4	0	1	0	0	1	2
Dick Ellsworth, L (1, 1) OBP: 0.136, SLG: 0.095		C B X 1-1 ① 3-1			C S B B S 2-3 ③ K		S X 0-1 ② SH2-4 1-2			C F B S 1-3 ① K		3	0	0	0	0	2	0
Inning Stats	R: 3 H: 4 E: 1 LOB: 2 K: 1 BB: 1 S: 20 P: 30	R: 0 H: 0 E: 0 LOB: 0 K: 0 BB: 0 S: 7 P: 12	R: 0 H: 0 E: 0 LOB: 1 K: 1 BB: 0 S: 8 P: 12		R: 0 H: 0 E: 0 LOB: 0 K: 2 BB: 0 S: 9 P: 16	R: 0 H: 0 E: 0 LOB: 0 K: 0 BB: 0 S: 8 P: 10	R: 0 H: 2 E: 0 LOB: 1 K: 1 BB: 0 S: 8 P: 10	R: 0 H: 1 E: 0 LOB: 1 K: 1 BB: 0 S: 10 P: 13	R: 0 H: 0 E: 0 LOB: 0 K: 0 BB: 0 S: 6 P: 8	R: 0 H: 0 E: 0 LOB: 0 K: 1 BB: 0 S: 6 P: 9	R: 1 H: 1 E: 0 LOB: 0 K: 2 BB: 1 S: 11 P: 20						

PITCHER	IP	WLS	BF	H	R	ER	SO	BB	IBB	HBP	BLK	WP	HR	S	P	ERA	WHIP
Ryne Duren, R (1, 1) ERA: 3.54	9.0		35	7	3	3	9	1	0	1	0	0	0	85	125	3.00	0.889
Jack Baldschun, R (10, 1) ERA: 2.64	2.0	L	7	1	1	1	3	1	0	0	0	0	1	17	29	4.50	1.000

PITCHER	IP	WLS	BF	H	R	ER	SO	BB	IBB	HBP	BLK	WP	HR	S	P	ERA	WHIP

TOP

Chicago Cubs @ Philadelphia Phillies

Connie Mack Stadium, Philadelphia, PA

Fri Jun 28 1963, 7:05 PM EDT

Att. 9,653 - Unknown

livebaseballscorecards.com

AB	38
R	4
H	8
RBI	4
BB	2
SO	12
LOB	9

1B: 5	SF: 0	WP: 0	PA: 42
2B: 2	SAC: 1	PB: 0	
3B: 0	DP: 0	SB: 0	
HR: 1	HBP: 1	CS: 1	

Chicago Cubs @ Philadelphia Phillies

Connie Mack Stadium, Philadelphia, PA

Fri Jun 28 1963, 7:05 PM EDT

Att. 9,653 - Unknown

Batter	1	2	3	4	5	6	7	8	9	10	11	AB	R	H	RBI	BB	SO	LOB
Tony Taylor, R (1, 4) OBP: 0.341, SLG: 0.353	0-0 4-3 2B BB 1B	4-2 BB			2-1 L9 ①		0-1 6-3 ①		0-0 S 1B		0-1 L9 ③	5	1	2	0	1	0	1
Johnny Callison, L (1, 9) OBP: 0.328, SLG: 0.447	4-1 4-3 2B 1-2 BB	0-1 4-3 ③			2-3 K ②		2-3 K ②		2-3 K ②			4	1	0	0	1	3	2
Tony Gonzalez, L (1, 7) OBP: 0.370, SLG: 0.411	0-0 4-3 ① 1-2 2-3		1-3 K ①		0-0 1B 1B		0-1 E6 1B		2-1 5-3 ③ 1-2			5	0	1	0	0	1	3
Don Demeter, R (1, 8) OBP: 0.341, SLG: 0.489	0-1 2-H 3-H 2B		1-0 F2 ②		2-1 BB 1-3 1B		0-2 1-3 1B			0-0 G5-4-3 1B		5	0	4	2	0	0	0
Roy Sievers, R (1, 3) OBP: 0.282, SLG: 0.355	0-1 F9 ②		4-1 BB		4-1 1-2 BB		2-3 K ③			0-1 G5-4-3 ① ② 1-2f		3	0	0	0	2	1	4
Ruben Amaro, R (1, 5) OBP: 0.207, SLG: 0.221	2-2 F9 ③		3-1 5-3 ③		3-2 P4 ③					1-3 K ③		5	0	0	0	0	2	5
Clay Dalrymple, L (1, 2) OBP: 0.348, SLG: 0.370		0-1 1B 2B		0-3 K ①		1-2 3-1 ①		2-3 K ①			2-3 K ①	4	1	1	0	0	1	0
Earl Averill, R (11, PH) OBP: 0.310, SLG: 0.333								1-1 F2 ②				1	0	0	0	0	1	0
Bobby Wine, R (1, 6) OBP: 0.249, SLG: 0.301		3-2 CS 2-H 1B		1-2 6-3 ②		1-2 6-3 ②		0-0 F9 ③			0-1 6-3 ②	5	0	1	1	0	0	0
Ryne Duren, R (1, 1) OBP: 0.273, SLG: 0.200		0-3 K ① ② 1-2		0-3 K ③		0-1 G3 ③			0-2 3-1 ①		2-0 1B	3	0	0	0	0	2	1
Jim Lemon, R (9, PH) OBP: 0.314, SLG: 0.342												1	0	0	0	0	0	0
Jack Baldschun, R (10, 1)												0	0	0	0	0	0	0
Don Hoak, R (11, PH) OBP: 0.250, SLG: 0.256												1	0	1	0	0	0	0
Inning Stats	R: 2 E: 0 K: 0 S: 12 H: 2 LOB: 1 BB: 1 P: 18	R: 1 E: 0 K: 1 S: 13 H: 2 LOB: 1 BB: 1 P: 20	R: 0 E: 0 K: 1 S: 7 H: 0 LOB: 1 BB: 1 P: 16	R: 0 E: 0 K: 2 S: 9 H: 0 LOB: 0 BB: 0 P: 10	R: 0 E: 0 K: 1 S: 12 H: 2 LOB: 3 BB: 1 P: 25	R: 0 E: 0 K: 0 S: 8 H: 0 LOB: 0 BB: 0 P: 10	R: 0 E: 1 K: 2 S: 13 H: 1 LOB: 2 BB: 0 P: 17	R: 0 E: 0 K: 1 S: 6 H: 0 LOB: 0 BB: 0 P: 9	R: 0 E: 0 K: 1 S: 9 H: 1 LOB: 1 BB: 0 P: 13	R: 0 E: 0 K: 1 S: 6 H: 1 LOB: 0 BB: 0 P: 7	R: 0 E: 0 K: 1 S: 8 H: 1 LOB: 1 BB: 0 P: 12	1B: 8 2B: 2 3B: 0 HR: 0	SF: 0 SAC: 0 DP: 1 HBP: 0	WP: 0 PB: 0 SB: 1 CS: 1	PA: 46			

PITCHER	IP	WLS	BF	H	R	ER	SO	BB	IBB	HBP	BLK	WP	HR	S	P	ERA	WHIP
Dick Ellsworth, L (1, 1) ERA: 1.99	11.0	W	46	10	3	3	11	4	0	0	0	0	0	103	157	2.46	1.273

PITCHER	IP	WLS	BF	H	R	ER	SO	BB	IBB	HBP	BLK	WP	HR	S	P	ERA	WHIP

livebaseballscorecards.com

AB	42
R	3
H	10
RBI	3
BB	4
SO	11
LOB	16

Batter	1	2	3	4	5	6	7	8	9	AB	R	H	RBI	BB	SO	LOB
Lou Brock, L (1, 9) OBP: 0.293, SLG: 0.375	0-0 1-3			1-0 1-3		2-2 2B 2-3		2-2 1-3		4	0	1	0	0	0	0
Ellis Burton, S (1, 8) OBP: 0.278, SLG: 0.427	1-0 P6			3-2 F5		3-1 SF9 3-H		1-1 F9		3	0	0	1	0	0	0
Billy Williams, L (1, 7) OBP: 0.378, SLG: 0.509	2-1 F7			0-0 2B		1-1 F7			1-0 4-3	4	0	1	0	0	0	1
Ron Santo, R (1, 5) OBP: 0.362, SLG: 0.523		3-2 F3		2-2 4-3			1-2 1B 1B		2-0 HR	4	1	2	1	0	0	1
14 Ernie Banks, R (1, 3) OBP: 0.286, SLG: 0.456		0-0 6-3			0-2 F7		0-3 K		2-0 6-3	4	0	0	0	0	1	1
Ken Hubbs, R (1, 4) OBP: 0.276, SLG: 0.337		1-0 P6			1-0 F8		1-3 K		1-1 4-3	4	0	0	0	0	1	1
Dick Bertell, R (1, 2) OBP: 0.325, SLG: 0.337			1-0 6-3		0-0 5-3		1-0 FC6-4 1-3 1B			3	0	1	0	0	0	0
Andre Rodgers, R (1, 6) OBP: 0.299, SLG: 0.278 Merritt Ranew, L (7, PH) OBP: 0.478, SLG: 0.651 Alex Grammas, R (7, 6)			0-1 G3-6-3 1B			1-0 SF9 2B SH1-4 HBP	0-0 FC6-4 1-2f			1	1	1	0	0	0	0
										1	0	0	0	0	0	2
										0	0	0	0	0	0	0
Larry Jackson, R (1, 1) OBP: 0.191, SLG: 0.222 Don Landrum, L (8, PH) OBP: 0.297, SLG: 0.281 Lindy McDaniel, R (8, 1) OBP: 0.200, SLG: 0.800			1-1 G3-6-3 1-2f			0-0 SH1-4 1-2		2-2 4-3		1	0	0	0	0	0	1
										1	0	0	0	0	0	0
										0	0	0	0	0	0	0
Inning Stats	R: 0 E: 0 K: 0 S: 4 H: 0 LOB: 0 BB: 0 P: 7	R: 0 E: 0 K: 0 S: 5 H: 0 LOB: 0 BB: 0 P: 9	R: 0 E: 0 K: 0 S: 5 H: 1 LOB: 0 BB: 0 P: 7	R: 0 E: 0 K: 0 S: 10 H: 1 LOB: 1 BB: 0 P: 16	R: 0 E: 0 K: 0 S: 5 H: 0 LOB: 0 BB: 0 P: 6	R: 1 E: 0 K: 0 S: 8 H: 1 LOB: 1 BB: 0 P: 15	R: 0 E: 0 K: 2 S: 12 H: 2 LOB: 2 BB: 0 P: 15	R: 0 E: 0 K: 0 S: 9 H: 0 LOB: 0 BB: 0 P: 14	R: 1 E: 0 K: 0 S: 5 H: 1 LOB: 0 BB: 0 P: 11	1B: 3 2B: 2 3B: 0 HR: 1 SF: 1 SAC: 1 DP: 1 HBP: 1						

TOP

Chicago Cubs @ Philadelphia Phillies

Connie Mack Stadium, Philadelphia, PA

Sun Jun 30 1963, 3:33 AM EDT

Att. 6,006 - Unknown

livebaseballscorecards.com

AB	30
R	2
H	6
RBI	2
BB	0
SO	2
LOB	7

WP: 0 PA: 33
PB: 0
SB: 0
CS: 0

PITCHER		IP	WLS	BF	H	R	ER	SO	BB	IBB	HBP	BLK	WP	HR	S	P	ERA	WHIP
Art Mahaffey, R ERA: 4.32	(1, 1)	7.0	W	26	5	1	1	2	0	0	1	0	0	0	49	75	1.29	0.714
Johnny Klippstein, R ERA: 2.09	(8, 1)	2.0	S	7	1	1	1	0	0	0	0	0	0	1	14	25	4.50	0.500

PITCHER		IP	WLS	BF	H	R	ER	SO	BB	IBB	HBP	BLK	WP	HR	S	P	ERA	WHIP

Chicago Cubs @ Philadelphia Phillies

Connie Mack Stadium, Philadelphia, PA

Sun Jun 30 1963, 3:33 AM EDT

Att. 6,006 - Unknown

livebaseballscorecards.com

Batter	1	2	3	4	5	6	7	8	9	AB	R	H	RBI	BB	SO	LOB
Tony Taylor, R (1, 4) OBP: 0.339, SLG: 0.350	1-3	K			1B	K		K		5	0	1	0	0	3	5
Johnny Callison, L (1, 9) OBP: 0.323, SLG: 0.441	L9		P4		B1		F2			4	0	0	0	0	0	1
Tony Gonzalez, L (1, 7) OBP: 0.372, SLG: 0.416	6-3		6-3		1B		1B 2B			4	1	2	0	0	0	0
Don Demeter, R (1, 8) OBP: 0.337, SLG: 0.481		F7	4-3		P6		6-3			4	0	0	0	0	0	3
Frank Torre, L (1, 3) OBP: 0.292, SLG: 0.238	1B 1B			BB	F7		2-H 1B			3	1	2	1	1	0	2
Clay Dalrymple, L (1, 2) OBP: 0.350, SLG: 0.373	1B 1B 1-2			L9		FC6-4 SH 1B		4-3		4	1	2	0	0	0	2
Bobby Wine, R (1, 6) OBP: 0.259, SLG: 0.311	1B 1-2 2-H			1-2	SH FC6-4 1-2				SH3-4	3	0	3	1	0	0	0
Ruben Amaro, R (1, 5) OBP: 0.212, SLG: 0.225	1-3 2-H			F7		F9		SH3-4 1-2		3	0	1	1	0	0	4
Art Mahaffey, R (1, 1) OBP: 0.139, SLG: 0.143	L3			K		FC6-4 1-2f 2-3		F2		3	0	0	0	0	1	6
Johnny Klippstein, R (8, 1)										1	0	0	0	0	0	1
Inning Stats	R: 0 E: 0 K: 0 S: 6 H: 0 LOB: 0 BB: 0 P: 10	R: 2 E: 0 K: 1 S: 14 H: 4 LOB: 2 BB: 0 P: 21	R: 0 E: 0 K: 0 S: 7 H: 0 LOB: 0 BB: 0 P: 11	R: 0 E: 0 K: 1 S: 11 H: 1 LOB: 2 BB: 1 P: 19	R: 0 E: 0 K: 0 S: 9 H: 2 LOB: 2 BB: 0 P: 13	R: 0 E: 1 K: 1 S: 15 H: 1 LOB: 2 BB: 0 P: 22	R: 1 E: 0 K: 0 S: 11 H: 2 LOB: 1 BB: 0 P: 14	R: 0 E: 0 K: 1 S: 11 H: 1 LOB: 1 BB: 0 P: 16		1B: 10 2B: 1 3B: 0 HR: 0 SF: 0 SAC: 2 DP: 0 HBP: 0						

	AB	34
	R	3
	H	11
	RBI	3
	BB	1
	SO	4
	LOB	24

WP: 0 PB: 0 SB: 0 CS: 0 PA: 37

PITCHER		IP	WLS	BF	H	R	ER	SO	BB	IBB	HBP	BLK	WP	HR	S	P	ERA	WHIP
Larry Jackson, R ERA: 2.11	(1, 1)	7.0	L	33	10	3	3	3	1	0	0	0	0	0	73	110	3.86	1.571
Lindy McDaniel, R ERA: 3.03	(8, 1)	1.0		4	1	0	0	1	0	0	0	0	0	0	11	16	0.00	1.000

Batter	1	2	3	4	5	6	7	8	9	AB	R	H	RBI	BB	SO	LOB
Ron Hunt, R (1, 4) OBP: 0.353, SLG: 0.378	L4-3 HBP		FC5-4 1B		FC5-4 1B		5-3			3	0	2	0	0	0	0
Cliff Cook, R (1, 5) OBP: 0.243, SLG: 0.269	L4-3 1-2		FC5-4 1-2f		FC5-4 BB 1-2f		K			4	0	0	0	0	1	3
Duke Snider, L (1, 9) OBP: 0.351, SLG: 0.459	E4 BB		K		BB 1-2			L3-6 2B		3	0	1	0	1	1	1
Frank Thomas, R (1, 7) OBP: 0.329, SLG: 0.366	BB 1-2			P6	P5			L3-6 2-3		3	0	0	0	1	0	3
Tim Harkness, L (1, 3) OBP: 0.311, SLG: 0.373	F8			3-1	F9			F7		4	0	0	0	0	0	4
Jim Piersall, R (1, 8) OBP: 0.284, SLG: 0.296		5-3		1B 1B 1B		4-3			P4	4	1	1	0	0	0	0
Choo-Choo Coleman, L (1, 2) OBP: 0.281, SLG: 0.215		K		1B 1-2 1B		1-3			F9	4	0	1	0	0	1	0
Al Moran, R (1, 6) OBP: 0.234, SLG: 0.217 Rod Kanehl, R (9, PH) OBP: 0.253, SLG: 0.262		P6		1B 1-3 2-H		6-3			P6	3 1	0 0	1 0	1 0	0 0	0 0	0 0
Al Jackson, L (1, 1) OBP: 0.211, SLG: 0.194 Galen Cisco, R (2, 1) OBP: 0.130, SLG: 0.100 Ed Kranepool, L (4, PH) OBP: 0.248, SLG: 0.296 Larry Bearnarth, R (4, 1) OBP: 0.167, SLG: 0.091 Jim Hickman, R (7, PH) OBP: 0.323, SLG: 0.400 Don Rowe, L (7, 1) OBP: 0.222, SLG: 0.222			6-3	G3			K			0 1 1 0 1 0	0 0 0 0 0 0	0 0 0 0 0 0	0 0 0 0 0 0	0 0 0 0 1 0	0 0 2 0 0 0	0 0 0 0 0 0
Inning Stats	R: 0 E: 1 K: 0 S: 3 H: 0 LOB: 2 BB: 1 P: 8	R: 0 E: 0 K: 1 S: 5 H: 0 LOB: 0 BB: 0 P: 5	R: 0 E: 1 K: 1 S: 6 H: 1 LOB: 1 BB: 0 P: 6	R: 1 E: 0 K: 0 S: 6 H: 3 LOB: 2 BB: 0 P: 6	R: 0 E: 0 K: 0 S: 4 H: 1 LOB: 2 BB: 1 P: 8	R: 0 E: 0 K: 0 S: 3 H: 0 LOB: 0 BB: 0 P: 3	R: 0 E: 0 K: 2 S: 7 H: 0 LOB: 0 BB: 0 P: 7	R: 0 E: 0 K: 0 S: 3 H: 1 LOB: 0 BB: 0 P: 3	R: 0 E: 0 K: 0 S: 3 H: 0 LOB: 0 BB: 0 P: 3	1B: 5 2B: 3 3B: 0 HR: 0 SF: 0 SAC: 0 DP: 2 HBP: 1						

PITCHER	IP	WLS	BF	H	R	ER	SO	BB	IBB	HBP	BLK	WP	HR	S	P	ERA	WHIP
Bob Buhl, R (1, 1) ERA: 2.71	9.0	W	35	6	1	1	4	2	0	1	0	0	0	40	49	1.00	0.889

PITCHER	IP	WLS	BF	H	R	ER	SO	BB	IBB	HBP	BLK	WP	HR	S	P	ERA	WHIP

TOP

New York Mets @ Chicago Cubs

Wrigley Field, Chicago, IL

Tue Jul 02 1963, 3:33 AM CDT

Att. 11,580 - Unknown

livebaseballscorecards.com

AB	32
R	1
H	6
RBI	1
BB	2
SO	4
LOB	13

WP: 0	PA: 35
PB: 0	
SB: 0	
CS: 0	

New York Mets @ Chicago Cubs

Wrigley Field, Chicago, IL

Tue Jul 02 1963, 3:33 AM CDT

Att. 11,580 - Unknown

livebaseballscorecards.com

BOTTOM

Batter	1	2	3	4	5	6	7	8	9	AB	R	H	RBI	BB	SO	LOB
Lou Brock, L (1, 9) OBP: 0.293, SLG: 0.373	K	SF7		G6-4-3			BB			2	0	0	1	1	1	1
Ellis Burton, S (1, 8) OBP: 0.287, SLG: 0.424	BB	1B			G3		F7			3	2	1	1	1	0	1
Billy Williams, L (1, 7) OBP: 0.380, SLG: 0.510	P6	2B			BB		K			3	0	1	1	1	1	1
Ron Santo, R (1, 5) OBP: 0.361, SLG: 0.520	1B	4-3			G6-4-3			6-3		4	0	1	0	0	0	2
14 Ernie Banks, R (1, 3) OBP: 0.289, SLG: 0.459	2B	L1				BB		6-3		3	0	1	1	1	0	0
Leo Burke, R (1, 4) OBP: 0.246, SLG: 0.316	5-3	F3				F8		6-3		4	0	0	0	0	0	3
Dick Bertell, R (1, 2) OBP: 0.320, SLG: 0.331		L7	P3			5-3				3	0	0	0	0	0	1
Andre Rodgers, R (1, 6) OBP: 0.306, SLG: 0.284		SH, SF7		G6-4-3		FC6-4				2	1	2	0	1	0	0
Bob Buhl, R (1, 1) OBP: 0.104, SLG: 0.104		SH		B3		FC6-4				2	1	0	0	0	0	3
Inning Stats	R: 1 E: 0 K: 1 S: 7 H: 2 LOB: 2 BB: 1 P: 11	R: 3 E: 1 K: 0 S: 7 H: 3 LOB: 1 BB: 0 P: 7	R: 0 E: 0 K: 0 S: 3 H: 0 LOB: 0 BB: 0 P: 3	R: 0 E: 0 K: 0 S: 3 H: 1 LOB: 0 BB: 0 P: 3	R: 0 E: 0 K: 0 S: 2 H: 0 LOB: 0 BB: 1 P: 6	R: 0 E: 0 K: 0 S: 3 H: 0 LOB: 2 BB: 2 P: 11	R: 0 E: 0 K: 1 S: 4 H: 0 LOB: 0 BB: 1 P: 8	R: 0 E: 0 K: 0 S: 3 H: 0 LOB: 0 BB: 0 P: 3		1B: 4 2B: 2 3B: 0 HR: 0 SF: 1 SAC: 1 DP: 2 HBP: 0						

	AB	26
	R	4
	H	6
	RBI	4
	BB	5
	SO	2
	LOB	12

WP: 0 PB: 0 SB: 0 CS: 1 PA: 33

PITCHER		IP	WLS	BF	H	R	ER	SO	BB	IBB	HBP	BLK	WP	HR	S	P	ERA	WHIP
Al Jackson, L ERA: 3.77	(1, 1)	1.2	L	11	4	4	1	1	1	0	0	0	0	0	12	16	5.40	3.000
Galen Cisco, R ERA: 4.48	(2, 1)	1.1		5	1	0	0	0	0	0	0	0	0	0	5	5	0.00	0.750
Larry Bearnarth, R ERA: 3.19	(4, 1)	3.0		11	1	0	0	0	2	1	0	0	0	0	8	20	0.00	1.000
Don Rowe, L ERA: 4.01	(7, 1)	2.0		6	0	0	0	1	1	0	0	0	0	0	7	11	0.00	0.500

PITCHER	IP	WLS	BF	H	R	ER	SO	BB	IBB	HBP	BLK	WP	HR	S	P	ERA	WHIP

Batter	1	2	3	4	5	6	7	8	9	AB	R	H	RBI	BB	SO	LOB
Jim Hickman, R (1, 9) OBP: 0.318, SLG: 0.392	F9	5-3			E6 G5-4-3		5-3			4	0	0	0	0	0	3
Jim Piersall, R (1, 8) OBP: 0.289, SLG: 0.302	HR 1B		SH1-4 1B		G5-4-3 1-2f			P4		3	1	2	0	0	0	1
Rod Kanehl, R (6, 8) OBP: 0.250, SLG: 0.259										1	0	0	0	0	0	0
Ron Hunt, R (1, 4) OBP: 0.354, SLG: 0.390	1-H HR		SH1-4 1-2			6-3		5-3		2	1	1	2	0	0	0
Chico Fernandez, R (6, 4) OBP: 0.259, SLG: 0.247										1	0	0	0	0	0	0
Frank Thomas, R (1, 7) OBP: 0.322, SLG: 0.358	F8		F7			E6		6-3		4	0	0	0	0	0	1
Cliff Cook, R (1, 5) OBP: 0.234, SLG: 0.258	K		K			F9			6-3	4	0	0	0	0	2	2
Tim Harkness, L (1, 3) OBP: 0.305, SLG: 0.365		4-3		F9		4-3			4-3	4	0	0	0	0	0	1
Al Moran, R (1, 6) OBP: 0.241, SLG: 0.225		2B 1B		K			2-3 1B		BB	3	0	2	0	0	1	0
Ed Kranepool, L (9, PH) OBP: 0.251, SLG: 0.296										0	0	0	0	1	0	0
Norm Sherry, R (1, 2) OBP: 0.172, SLG: 0.196		1-3 2B		5-3			K		BB 1-2	2	0	1	0	0	0	0
Choo-Choo Coleman, L (4, 2) OBP: 0.284, SLG: 0.213										1	0	0	0	1	1	1
Jay Hook, L (1, 1) OBP: 0.222, SLG: 0.200		K			K		2-3 1-2		1-3	1	0	0	0	0	1	2
Galen Cisco, R (3, 1) OBP: 0.130, SLG: 0.100										0	0	0	0	0	0	0
Larry Bearnarth, R (3, 1) OBP: 0.167, SLG: 0.091										0	0	0	0	0	0	0
Ken MacKenzie, R (4, 1)										2	0	0	0	0	1	1
Duke Snider, L (9, PH) OBP: 0.350, SLG: 0.457										1	0	0	0	0	0	2
Inning Stats	R: 2 E: 0 K: 1 S: 7 H: 2 LOB: 0 BB: 0 P: 7	R: 0 E: 0 K: 1 S: 7 H: 2 LOB: 2 BB: 0 P: 7	R: 0 E: 0 K: 1 S: 6 H: 1 LOB: 1 BB: 0 P: 6	R: 0 E: 0 K: 1 S: 5 H: 0 LOB: 0 BB: 0 P: 5	R: 0 E: 1 K: 1 S: 5 H: 0 LOB: 0 BB: 0 P: 5	R: 0 E: 1 K: 0 S: 4 H: 0 LOB: 1 BB: 0 P: 4	R: 0 E: 0 K: 1 S: 6 H: 1 LOB: 1 BB: 0 P: 6	R: 0 E: 0 K: 0 S: 3 H: 0 LOB: 0 BB: 0 P: 3	R: 0 E: 0 K: 0 S: 3 H: 0 LOB: 2 BB: 2 P: 11	1B: 4 2B: 1 3B: 0 HR: 1	SF: 0 SAC: 1 DP: 1 HBP: 0						

PITCHER	IP	WLS	BF	H	R	ER	SO	BB	IBB	HBP	BLK	WP	HR	S	P	ERA	WHIP
Dick Ellsworth, L (1, 1) ERA: 1.99	9.0	W	36	6	2	2	6	2	0	0	0	0	1	46	54	2.00	0.889

PITCHER	IP	WLS	BF	H	R	ER	SO	BB	IBB	HBP	BLK	WP	HR	S	P	ERA	WHIP

TOP

New York Mets @ Chicago Cubs

Wrigley Field, Chicago, IL

Wed Jul 03 1963, 3:33 AM CDT

Att. 9,246 - Unknown

livebaseballscorecards.com

AB	33
R	2
H	6
RBI	2
BB	2
SO	6
LOB	14

WP	0
PB	0
SB	0
CS	0
PA	36

New York Mets @ Chicago Cubs

Wrigley Field, Chicago, IL

Wed Jul 03 1963, 3:33 AM CDT

Att. 9,246 - Unknown

BOTTOM

Batter	1	2	3	4	5	6	7	8	9	AB	R	H	RBI	BB	SO	LOB
Lou Brock, L (1, 9) OBP: 0.291, SLG: 0.367	4-3		BB	L4		L7		FC4-6		4	1	0	0	1	0	1
Ellis Burton, S (1, 8) OBP: 0.293, SLG: 0.432	K		SF9	BB		P4				3	1	1	1	1	1	0
Billy Williams, L (1, 7) OBP: 0.380, SLG: 0.508	4-3					E8		K		5	1	2	1	0	1	2
Ron Santo, R (1, 5) OBP: 0.363, SLG: 0.523		6-3	2B	1B		E3				4	1	2	3	0	0	1
14 Ernie Banks, R (1, 3) OBP: 0.288, SLG: 0.456		K	BB	5-3			F8			4	1	1	1	0	1	1
Ken Hubbs, R (1, 4) OBP: 0.276, SLG: 0.333		1-3	BB		5-3		F9			3	1	0	0	1	0	0
Dick Bertell, R (1, 2) OBP: 0.319, SLG: 0.330			P4 / 1B		F9		5-3			4	1	1	1	0	0	0
Andre Rodgers, R (1, 6) OBP: 0.315, SLG: 0.292			BB / 1B		BB			FC4-6		2	1	2	2	2	0	0
Dick Ellsworth, L (1, 1) OBP: 0.146, SLG: 0.089			BB / K		K			K		3	1	0	0	1	3	3
Inning Stats	R: 0 E: 0 K: 1 S: 5 H: 0 LOB: 0 BB: 0 P: 5	R: 0 E: 0 K: 1 S: 5 H: 0 LOB: 0 BB: 0 P: 5	R: 8 E: 0 K: 1 S: 11 H: 6 LOB: 1 BB: 3 P: 23	R: 1 E: 0 K: 0 S: 4 H: 2 LOB: 1 BB: 1 P: 8	R: 0 E: 0 K: 1 S: 5 H: 0 LOB: 1 BB: 1 P: 9	R: 0 E: 2 K: 0 S: 4 H: 0 LOB: 2 BB: 0 P: 4	R: 0 E: 0 K: 0 S: 3 H: 0 LOB: 0 BB: 0 P: 3	R: 0 E: 0 K: 2 S: 8 H: 1 LOB: 2 BB: 1 P: 12		1B: 6 2B: 3 3B: 0 HR: 0	SF: 1 SAC: 0 DP: 0 HBP: 0						

livebaseballscorecards.com

AB	32
R	9
H	9
RBI	9
BB	6
SO	6
LOB	8

WP: 0 PB: 0 SB: 0 CS: 0 PA: 39

PITCHER		IP	WLS	BF	H	R	ER	SO	BB	IBB	HBP	BLK	WP	HR	S	P	ERA	WHIP
Jay Hook, R ERA: 6.07	(1, 1)	2.2	L	13	3	5	5	2	2	0	0	0	0	0	15	23	16.88	1.875
Galen Cisco, R ERA: 4.81	(3, 1)	0.0		3	2	1	1	0	1	0	0	0	0	0	2	6	∞	∞
Larry Bearnarth, R ERA: 3.31	(3, 1)	1.0		6	3	3	3	1	1	0	0	0	0	0	7	11	27.00	4.000
Ken MacKenzie, L ERA: 4.87	(4, 1)	4.1		17	1	0	0	3	2	0	0	0	0	0	21	29	0.00	0.692

PITCHER	IP	WLS	BF	H	R	ER	SO	BB	IBB	HBP	BLK	WP	HR	S	P	ERA	WHIP

New York Mets @ Chicago Cubs

Wrigley Field, Chicago, IL

Thu Jul 04 1963, 3:33 AM CDT

Unknown

livebaseballscorecards.com

Batter	1	2	3	4	5	6	7	8	9	AB	R	H	RBI	BB	SO	LOB
Jim Hickman, R (1, 8) OBP: 0.316, SLG: 0.404	0-3 K		0-3 K			0-0 HR			0-0 L7	4	1	1	1	0	2	1
Tim Harkness, L (1, 3) OBP: 0.299, SLG: 0.357	0-0 G3			0-0 3-1		0-0 4-3			0-0 F9	4	0	0	0	0	0	0
Ron Hunt, R (1, 4) OBP: 0.354, SLG: 0.390	0-3 K			0-0 5-3			0-0 G3-6-3 1B			3	0	1	0	0	1	0
Duke Snider, L (1, 7) OBP: 0.345, SLG: 0.450		0-3 K		0-0 4-3			0-0 G3-6-3 1-2f			3	0	0	0	0	1	1
Cliff Cook, R (1, 5) OBP: 0.236, SLG: 0.253		0-3 K			4-0 CS BB		0-3 K			2	0	0	0	1	2	0
Ed Kranepool, L (1, 9) OBP: 0.248, SLG: 0.291		0-0 1-3			0-0 G3 1-2			0-0 4-3		3	0	0	0	0	0	1
Chico Fernandez, R (1, 6) OBP: 0.254, SLG: 0.242			0-0 P4		0-3 K			0-0 6-3		3	0	0	0	0	1	0
Norm Sherry, R (1, 2) OBP: 0.176, SLG: 0.191			4-0 BB			0-0 F8		0-0 6-3		2	0	0	0	1	0	0
Roger Craig, R (1, 1) OBP: 0.143, SLG: 0.100			0-3 K			0-3 K			0-0 1-3	3	0	0	0	0	2	1

Inning Stats	1	2	3	4	5	6	7	8	9	1B	SF	WP	PA
	R: 0 H: 0 E: 0 LOB: 0 K: 2 BB: 0 S: 7 P: 7	R: 0 H: 0 E: 0 LOB: 0 K: 2 BB: 0 S: 7 P: 7	R: 0 H: 0 E: 0 LOB: 1 K: 2 BB: 1 S: 7 P: 11	R: 0 H: 0 E: 0 LOB: 0 K: 0 BB: 0 S: 3 P: 3	R: 0 H: 0 E: 0 LOB: 0 K: 1 BB: 1 S: 4 P: 8	R: 1 H: 1 E: 0 LOB: 0 K: 1 BB: 0 S: 6 P: 6	R: 0 H: 1 E: 0 LOB: 0 K: 1 BB: 0 S: 5 P: 5	R: 0 H: 0 E: 0 LOB: 0 K: 0 BB: 0 S: 3 P: 3	R: 0 H: 0 E: 0 LOB: 0 K: 0 BB: 0 S: 3 P: 3	1B: 1 2B: 0 3B: 0 HR: 1	SF: 0 SAC: 0 DP: 1 HBP: 0	WP: 0 PB: 0 SB: 0 CS: 1	PA: 29

PITCHER	IP	WLS	BF	H	R	ER	SO	BB	IBB	HBP	BLK	WP	HR	S	P	ERA	WHIP
Glen Hobbie, R (1, 1) ERA: 2.82	9.0	W	29	2	1	1	9	2	0	0	0	0	1	45	53	1.00	0.444

PITCHER	IP	WLS	BF	H	R	ER	SO	BB	IBB	HBP	BLK	WP	HR	S	P	ERA	WHIP

AB	27
R	1
H	2
RBI	1
BB	2
SO	9
LOB	4

Batter	1	2	3	4	5	6	7	8	9	AB	R	H	RBI	BB	SO	LOB
Lou Brock, L (1, 9) OBP: 0.291, SLG: 0.365	5-3 E 1B	F7			4-3		P4			4	1	1	0	0	0	2
Ellis Burton, S (1, 8) OBP: 0.284, SLG: 0.418	SH5-3 1-2		4-3		4-3			F8		3	0	0	0	0	0	0
Billy Williams, L (1, 7) OBP: 0.379, SLG: 0.503	5-3 E5 BB		L3		P5			F9		3	0	0	0	1	0	0
Ron Santo, R (1, 5) OBP: 0.358, SLG: 0.516	5-3 1-2 2-3		F7			5-3		6-3		4	0	0	0	0	0	2
14 Ernie Banks, R (1, 3) OBP: 0.291, SLG: 0.458	E5 BB			5-3 2B		5-3			E6 WP	3	1	1	0	1	0	0
Ken Hubbs, R (1, 4) OBP: 0.277, SLG: 0.331	E5 1-2 2-H 3-H			5-3 BB		4-3			WP 2-H	3	0	0	0	1	0	2
Dick Bertell, R (1, 2) OBP: 0.314, SLG: 0.324		6-3		5-3 1-2 2-3			K			3	0	0	0	0	1	2
Andre Rodgers, R (1, 6) OBP: 0.315, SLG: 0.293		K		F7			1B			3	0	1	0	0	1	2
Glen Hobbie, R (1, 1) OBP: 0.121, SLG: 0.094		1B		2-3			K			3	0	1	0	0	1	3
Inning Stats	R: 1 E: 1 K: 0 S: 4 / H: 1 LOB: 2 BB: 2 P: 12	R: 0 E: 0 K: 1 S: 6 / H: 1 LOB: 1 BB: 0 P: 6	R: 0 E: 0 K: 0 S: 3 / H: 0 LOB: 0 BB: 0 P: 3	R: 0 E: 0 K: 0 S: 4 / H: 1 LOB: 2 BB: 1 P: 8	R: 0 E: 0 K: 0 S: 3 / H: 0 LOB: 0 BB: 0 P: 3	R: 0 E: 0 K: 0 S: 3 / H: 0 LOB: 0 BB: 0 P: 3	R: 0 E: 0 K: 2 S: 8 / H: 1 LOB: 1 BB: 0 P: 8	R: 0 E: 0 K: 0 S: 3 / H: 0 LOB: 0 BB: 0 P: 3	R: 1 E: 2 K: 0 S: 1 / H: 0 LOB: 0 BB: 0 P: 1	1B: 3 2B: 1 3B: 0 HR: 0	SF: 0 SAC: 1 DP: 0 HBP: 0						

PITCHER	IP	WLS	BF	H	R	ER	SO	BB	IBB	HBP	BLK	WP	HR	S	P	ERA	WHIP
Roger Craig, R (1, 1) ERA: 3.57	8.0	L	33	4	2	0	3	3	0	0	0	1	0	35	47	0.00	0.875

PITCHER	IP	WLS	BF	H	R	ER	SO	BB	IBB	HBP	BLK	WP	HR	S	P	ERA	WHIP

New York Mets @ Chicago Cubs

Wrigley Field, Chicago, IL

Thu Jul 04 1963, 3:33 AM CDT

Unknown

BOTTOM

livebaseballscorecards.com

AB	29
R	2
H	4
RBI	0
BB	3
SO	3
LOB	13

1B: 3	SF: 0	WP: 1	PA: 33
2B: 1	SAC: 1	PB: 0	
3B: 0	DP: 0	SB: 0	
HR: 0	HBP: 0	CS: 0	

New York Mets @ Chicago Cubs

Wrigley Field, Chicago, IL

Thu Jul 04 1963, 3:38 AM CDT

Att. 32,654 - Unknown

TOP

livebaseballscorecards.com

Batter	1	2	3	4	5	6	7	8	9	AB	R	H	RBI	BB	SO	LOB
Jim Hickman, R (1, 7) OBP: 0.315, SLG: 0.401	F7		K			F8			L3 1B	4	0	1	0	0	1	1
Jim Piersall, R (1, 8) OBP: 0.284, SLG: 0.296	5-3		F8			4-3			L3 1-2	4	0	0	0	0	0	2
Ron Hunt, R (1, 4) OBP: 0.353, SLG: 0.385	BB			6-3			K		4-3	3	0	0	0	1	1	0
Tim Harkness, L (1, 3) OBP: 0.300, SLG: 0.356	K			F8			1B			3	0	1	0	0	1	1
Cliff Cook, R (1, 5) OBP: 0.230, SLG: 0.245		K		F9			P8			3	0	0	0	0	1	1
Ed Kranepool, L (1, 9) OBP: 0.244, SLG: 0.287		K			4-3		1-3			3	0	0	0	0	1	1
Choo-Choo Coleman, L (1, 2) OBP: 0.281, SLG: 0.211		G3			4-3			F8		2	0	0	0	0	0	0
Frank Thomas, R (8, PH) OBP: 0.321, SLG: 0.356										1	0	0	0	0	0	0
Norm Sherry, R (8, 2) OBP: 0.176, SLG: 0.191										0	0	0	0	0	0	0
Al Moran, R (1, 6) OBP: 0.238, SLG: 0.222			F9		L3			1-3		2	0	0	0	0	0	0
Chico Fernandez, R (8, PH) OBP: 0.253, SLG: 0.240										1	0	0	0	0	0	0
Don Rowe, L (8, 1) OBP: 0.222, SLG: 0.222										0	0	0	0	0	0	0
Carl Willey, R (1, 1) OBP: 0.139, SLG: 0.114			1B			2-3			K	2	0	1	0	0	0	0
Duke Snider, L (8, PH) OBP: 0.344, SLG: 0.447										1	0	0	0	0	1	0
Larry Burright, R (8, 6) OBP: 0.270, SLG: 0.361										0	0	0	0	0	0	0

	AB	29
	R	0
	H	3
	RBI	0
	BB	1
	SO	6
	LOB	6

Inning Stats										
	R: 0 H: 0 E: 0 LOB: 1 K: 1 BB: 1 S: 5 P: 9	R: 0 H: 0 E: 0 LOB: 0 K: 2 BB: 0 S: 7 P: 7	R: 0 H: 1 E: 0 LOB: 1 K: 1 BB: 0 S: 6 P: 6	R: 0 H: 0 E: 0 LOB: 0 K: 0 BB: 0 S: 3 P: 3	R: 0 H: 0 E: 0 LOB: 0 K: 0 BB: 0 S: 3 P: 3	R: 0 H: 0 E: 0 LOB: 0 K: 0 BB: 0 S: 3 P: 3	R: 0 H: 1 E: 0 LOB: 1 K: 1 BB: 0 S: 6 P: 6	R: 0 H: 0 E: 0 LOB: 0 K: 1 BB: 0 S: 5 P: 5	R: 0 H: 1 E: 0 LOB: 0 K: 0 BB: 0 S: 3 P: 3	1B: 3 SF: 0 2B: 1 SAC: 0 3B: 0 DP: 1 HR: 0 HBP: 0	WP: 0 PA: 30 PB: 0 SB: 0 CS: 0

PITCHER	IP	WLS	BF	H	R	ER	SO	BB	IBB	HBP	BLK	WP	HR	S	P	ERA	WHIP
Paul Toth, R (1, 1) ERA: 3.1	9.0	W	30	3	0	0	6	1	0	0	0	0	0	41	45	0.00	0.444

PITCHER	IP	WLS	BF	H	R	ER	SO	BB	IBB	HBP	BLK	WP	HR	S	P	ERA	WHIP

Batter	1	2	3	4	5	6	7	8	9	AB	R	H	RBI	BB	SO	LOB
Don Landrum, L (1, 8) OBP: 0.302, SLG: 0.282	HR 1B	BBB 4-0 1-2 2-3 G4-6-3 BB			x 0-0 ② P4			S S S 0-3 ② K		3	1	1	0	1	1	0
Ellis Burton, S (1, 9) OBP: 0.274, SLG: 0.400	S S S 0-3 ① K	x 0-0 ②③ G4-6-3 1-2f			x 0-0 ③ 3-1			x 0-0 ③ 6-3		4	0	0	0	0	1	4
Billy Williams, L (1, 7) OBP: 0.378, SLG: 0.512	x 0-0 1-H HR		x 0-0 ① 6-3			x 0-0 ① 6-3				3	1	1	2	0	0	0
Ron Santo, R (1, 5) OBP: 0.361, SLG: 0.527	x 0-0 HR		x 0-0 ② F8			x 0-0 14 CS 1B				3	1	2	1	0	0	0
14 Ernie Banks, R (1, 3) OBP: 0.288, SLG: 0.453	x 0-0 ② F8		x 0-0 ③ 5-3			S S S 0-3 ②③ K 1-2				3	0	0	0	0	1	1
Ken Hubbs, R (1, 4) OBP: 0.274, SLG: 0.327	S S S 0-3 ③ K			x 0-0 ① F9			x 0-0 ① 6-3			3	0	0	0	0	1	0
Merritt Ranew, L (1, 2) OBP: 0.469, SLG: 0.622		BBB 4-0 BB E BB		x 0-0 ② P6			x 0-0 ② 4-3			2	0	0	0	1	0	0
Andre Rodgers, R (1, 6) OBP: 0.312, SLG: 0.290		x 0-0 ① F8		x 0-0 ③ L9			x 0-0 ③ P5			3	0	0	0	0	0	1
Paul Toth, R (1, 1)		x 0-0 E3 BB 1-2			S S S 0-3 ① K			x 0-0 ① 1-3		3	0	0	0	0	1	1
Inning Stats	R: 3 E: 0 K: 2 S: 10 H: 3 LOB: 0 BB: 0 P: 10	R: 0 E: 1 K: 0 S: 3 H: 0 LOB: 2 BB: 2 P: 11	R: 0 E: 0 K: 0 S: 3 H: 0 LOB: 0 BB: 0 P: 3	R: 0 E: 0 K: 0 S: 3 H: 0 LOB: 0 BB: 0 P: 3	R: 0 E: 0 K: 1 S: 5 H: 0 LOB: 0 BB: 0 P: 5	R: 0 E: 0 K: 1 S: 5 H: 1 LOB: 1 BB: 0 P: 5	R: 0 E: 0 K: 0 S: 3 H: 0 LOB: 0 BB: 0 P: 3	R: 0 E: 0 K: 1 S: 5 H: 0 LOB: 0 BB: 0 P: 5		1B: 2 2B: 1 3B: 0 HR: 2	SF: 0 SAC: 0 DP: 2 HBP: 0						

PITCHER		IP	WLS	BF	H	R	ER	SO	BB	IBB	HBP	BLK	WP	HR	S	P	ERA	WHIP
Carl Willey, R ERA: 2.68	(1, 1)	7.0	L	26	4	3	3	4	2	0	0	0	0	2	32	40	3.86	0.857
Don Rowe, L ERA: 3.92	(8, 1)	1.0		3	0	0	0	1	0	0	0	0	0	0	5	5	0.00	0.000

PITCHER	IP	WLS	BF	H	R	ER	SO	BB	IBB	HBP	BLK	WP	HR	S	P	ERA	WHIP

BOTTOM

New York Mets @ Chicago Cubs

Wrigley Field, Chicago, IL

Thu Jul 04 1963, 3:38 AM CDT

Att. 32,654 - Unknown

livebaseballscorecards.com

AB	27
R	3
H	4
RBI	3
BB	2
SO	5
LOB	7

1B: 2 2B: 1 3B: 0 HR: 2

SF: 0 SAC: 0 DP: 2 HBP: 0

WP: 0 PB: 0 SB: 0 CS: 1

PA: 29

Batter	1	2	3	4	5	6	7	8	9	10	11	AB	R	H	RBI	BB	SO	LOB
Tony Taylor, R (1, 4) OBP: 0.339, SLG: 0.350	4-3		B5-3 1B		K			6-3		F9		5	0	1	0	0	1	0
Johnny Callison, L (1, 9) OBP: 0.332, SLG: 0.442	G3		B5-3 1-2f		G3			BB		BB		3	0	0	0	2	0	1
Tony Gonzalez, L (1, 7) (9, 8) OBP: 0.363, SLG: 0.413	1B		1-3			F7		4-3		K		5	0	1	0	0	1	2
Don Demeter, R (1, 8) (9, 5) OBP: 0.330, SLG: 0.462	F8			5-3		F2			6-3		1-3	5	0	0	0	0	0	1
Frank Torre, L (1, 3) OBP: 0.297, SLG: 0.309		L9 E 2B		4-3		G3			L8		L9	5	1	1	0	0	0	0
Clay Dalrymple, L (1, 2) OBP: 0.346, SLG: 0.366 Bob Oldis, R (9, PR) (9, 2) OBP: 0.214, SLG: 0.286		L9 2-3		E3 FC6-4			F8		1B		6-3	4 1	0 0	1 0	0 0	0 0	0 0	1 0
Bobby Wine, R (1, 6) OBP: 0.247, SLG: 0.295 Wes Covington, L (9, PH) (9, 7) OBP: 0.395, SLG: 0.572		6-3		FC6-4 1-2f			6-3		1-3 1B			3 1	0 0	0 1	0 0	0 0	0 0	2 0
Ruben Amaro, R (1, 5) (9, 6) OBP: 0.229, SLG: 0.247		E4 3-H			HR		6-3		P5			4	1	1	1	0	0	2
Ray Culp, R (1, 1) OBP: 0.191, SLG: 0.178 Johnny Klippstein, R (8, 1)		1-3			1-3			K		5-3		3 1	0 0	0 0	0 0	0 0	1 0	1 0
Inning Stats	R: 0 H: 1 E: 0 LOB: 1 K: 0 BB: 0 S: 5 P: 7	R: 1 H: 1 E: 2 LOB: 1 K: 0 BB: 0 S: 8 P: 15	R: 0 H: 1 E: 0 LOB: 0 K: 0 BB: 0 S: 5 P: 6	R: 0 H: 0 E: 1 LOB: 1 K: 0 BB: 0 S: 8 P: 10	R: 1 H: 1 E: 0 LOB: 0 K: 1 BB: 0 S: 7 P: 12	R: 0 H: 0 E: 0 LOB: 0 K: 0 BB: 0 S: 5 P: 6	R: 0 H: 0 E: 0 LOB: 0 K: 0 BB: 0 S: 4 P: 7	R: 0 H: 0 E: 0 LOB: 0 K: 1 BB: 1 S: 8 P: 14	R: 0 H: 2 E: 0 LOB: 2 K: 0 BB: 0 S: 10 P: 14	R: 0 H: 0 E: 0 LOB: 1 K: 1 BB: 1 S: 9 P: 15	R: 0 H: 0 E: 0 LOB: 0 K: 0 BB: 0 S: 8 P: 14	1B: 4 SF: 0 2B: 2 SAC: 0 3B: 0 DP: 1 HR: 1 HBP: 0						

PITCHER	IP	WLS	BF	H	R	ER	SO	BB	IBB	HBP	BLK	WP	HR	S	P	ERA	WHIP
Larry Jackson, R (1, 1) ERA: 2.07	7.0		26	4	2	1	1	0	0	0	0	0	1	42	63	1.29	0.571
Lindy McDaniel, R (8, 1) ERA: 2.7	4.0	W	16	2	0	0	2	2	0	0	0	0	0	35	57	0.00	1.000

PITCHER	IP	WLS	BF	H	R	ER	SO	BB	IBB	HBP	BLK	WP	HR	S	P	ERA	WHIP

TOP

Philadelphia Phillies @ Chicago Cubs

Wrigley Field, Chicago, IL

Fri Jul 05 1963, 3:33 AM CDT

Att. 17,395 - Cloudy

livebaseballscorecards.com

AB	40
R	2
H	6
RBI	1
BB	2
SO	3
LOB	10

Batter	1	2	3	4	5	6	7	8	9	10	11	AB	R	H	RBI	BB	SO	LOB
Don Landrum, L (1, 8) OBP: 0.310, SLG: 0.298 Steve Boros, R (10, PR) OBP: 0.227, SLG: 0.105 (11, 9)	C X 0-1 S 1B		X 0-0 1B 2B		X 0-0 ② F8			C B B X 2-1 E4 SH3-4 1B		B B C B S X 3-2 G6-3 1B		5 0	2 0	3 0	0 0	0 0	0 0	0 0
Ellis Burton, S (1, 9) OBP: 0.264, SLG: 0.384 (11, 8)	B F F C 1-3 ① K		S F F S 0-3 ① K		C B B X 2-1 ③ 4-3			L X 0-1 ① SH3-4 1-2		L B B B F X 3-2 ① P6		4	0	0	0	0	2	3
Billy Williams, L (1, 7) OBP: 0.376, SLG: 0.506	F B B C X 2-2 ② L8		B S X 1-1 G4-6-3 2-H 1B			B C B F X 2-2 ① 4-3		S B S X 1-2 ② 5-3		X 0-0 ②③ G6-3 1-2f		5	0	1	1	0	0	3
Ron Santo, R (1, 5) OBP: 0.359, SLG: 0.522	B F C B B X 3-2 ③ 5-3 1-2		B X 1-0 ②③ G4-6-3 1-2f			C B B X 2-1 ② L8		C B B B F F X 3-2 14 BB 2-H 1B			C S B B S 2-3 ① K	5	0	1	1	0	1	2
14 Ernie Banks, R (1, 3) OBP: 0.293, SLG: 0.455		B F B B B B 4-1 3-1 BB		S B S B C 2-3 ① K		F X 0-1 ③ F3		B B F B F B 4-2 1-2 BB			B X 1-0 WP SF9 2B	3	1	1	0	2	1	0
Ken Hubbs, R (1, 4) OBP: 0.276, SLG: 0.326	B B F C X 2-2 ① L4			F F X 0-2 ② F7			S S X 0-2 FC3-6 1B	S B X 1-1 ③ P4			I I I 4-0 WP IBB	4	0	1	0	1	0	3
Dick Bertell, R (1, 2) OBP: 0.314, SLG: 0.325 Nelson Mathews, R (7, PR) OBP: 0.248, SLG: 0.294 Lindy McDaniel, R (8, 1) OBP: 0.167, SLG: 0.667 Lou Brock, L (11, PH) OBP: 0.293, SLG: 0.365	B X 1-0 ② 3-1 1-2			B B X 2-0 1B	X 0-0 ① FC3-6 5-3 1-2f				B F B F S 2-3 ① K		B I I I 4-0 1-2 2-3 IBB	3 0 1 0	0 0 0 0	1 0 0 0	0 0 0 1	0 0 1 0	0 0 0 0	2 0 0 0
Andre Rodgers, R (1, 6) OBP: 0.311, SLG: 0.287	I I I I 4-0 IBB			S X 0-1 ③ F9		B B B C C X 3-2 ② 5-3 1-2			C C B B E X 1-2 ② 6-3		C X 0-1 ② SF9 3-H	3	0	0	1	1	0	2
Larry Jackson, R (1, 1) OBP: 0.184, SLG: 0.213 Merritt Ranew, L (7, PH) OBP: 0.451, SLG: 0.596 (8, 2)	S S S 0-3 ③ K				B C B C X 2-2 ① 6-3		B S X 1-1 ③ 6-3		S C B S 1-3 ③ K			2 2	0 0	0 0	0 0	0 0	1 1	2 2
Inning Stats	R: 0 E: 0 K: 1 S: 11 H: 1 LOB: 1 BB: 0 P: 17	R: 0 E: 0 K: 1 S: 8 H: 0 LOB: 2 BB: 2 P: 19	R: 1 E: 0 K: 1 S: 8 H: 2 LOB: 0 BB: 0 P: 10	R: 0 E: 0 K: 1 S: 9 H: 1 LOB: 1 BB: 0 P: 13	R: 0 E: 0 K: 0 S: 6 H: 0 LOB: 0 BB: 0 P: 10	R: 0 E: 0 K: 0 S: 7 H: 0 LOB: 0 BB: 0 P: 11	R: 0 E: 0 K: 0 S: 9 H: 1 LOB: 2 BB: 0 P: 13	R: 1 E: 1 K: 0 S: 15 H: 1 LOB: 2 BB: 1 P: 26	R: 0 E: 0 K: 2 S: 10 H: 0 LOB: 0 BB: 0 P: 14	R: 0 E: 0 K: 0 S: 7 H: 1 LOB: 1 BB: 0 P: 13	R: 1 E: 0 K: 1 S: 6 H: 1 LOB: 2 BB: 2 P: 17	1B: 6 2B: 2 3B: 0 HR: 0 SF: 1 SAC: 1 DP: 2 HBP: 0	WP: 1 PB: 0 SB: 1 CS: 0 PA: 44					

PITCHER		IP	WLS	BF	H	R	ER	SO	BB	IBB	HBP	BLK	WP	HR	S	P	ERA	WHIP
Ray Culp, R ERA: 2.4	(1, 1)	7.2		32	6	2	1	4	2	1	0	0	0	0	71	116	1.17	1.043
Johnny Klippstein, R ERA: 2.14	(8, 1)	3.0	L	12	2	1	1	3	0	2	0	0	1	0	25	47	3.00	0.667

PITCHER	IP	WLS	BF	H	R	ER	SO	BB	IBB	HBP	BLK	WP	HR	S	P	ERA	WHIP

BOTTOM

Philadelphia Phillies @ Chicago Cubs

Wrigley Field, Chicago, IL

Fri Jul 05 1963, 3:33 AM CDT

Att. 17,395 - Cloudy

livebaseballscorecards.com

AB	37
R	3
H	8
RBI	3
BB	5
SO	7
LOB	19

Batter	1	2	3	4	5	6	7	8	9	AB	R	H	RBI	BB	SO	LOB
Tony Taylor, R (1, 4) OBP: 0.337, SLG: 0.345	6-3	BB		1-3			5-3		F7	4	0	0	0	1	0	0
Johnny Callison, L (1, 9) OBP: 0.333, SLG: 0.440	1B HR 1B	F8			6-3		BB		P1	4	1	1	0	1	0	1
Tony Gonzalez, L (1, 7) OBP: 0.361, SLG: 0.411	1-3 HR 1B		F7		6-3		K			4	1	1	0	0	1	1
Roy Sievers, R (1, 3) OBP: 0.289, SLG: 0.349 Frank Torre, L (7, 3) OBP: 0.297, SLG: 0.309	P6		HR 1B		BB		F9			3 0	1 0	1 0	0 0	1 0	0 0	3 0
Don Demeter, R (1, 8) OBP: 0.332, SLG: 0.483	1-H 3-H HR		1-H HR		F7			K 1B		4	2	2	5	0	1	1
Clay Dalrymple, L (1, 2) OBP: 0.349, SLG: 0.368	1B		F8			CS 1B		F8		4	0	2	0	0	0	1
Don Hoak, R (1, 5) OBP: 0.265, SLG: 0.285		HR	5-3			BB 1-2		1B 1-3		3	1	2	1	1	0	0
Ruben Amaro, R (1, 6) OBP: 0.229, SLG: 0.248		F7		B5-4 1B		P4		4-3		4	0	1	0	0	0	2
Cal McLish, S (1, 1) OBP: 0.326, SLG: 0.349		K		B5-4 1-2f		4-3			5-3	4	0	0	0	0	1	2
Inning Stats	R: 3 E: 0 K: 0 S: 6 H: 4 LOB: 1 BB: 0 P: 6	R: 1 E: 0 K: 1 S: 6 H: 1 LOB: 1 BB: 1 P: 10	R: 2 E: 0 K: 0 S: 5 H: 2 LOB: 0 BB: 0 P: 5	R: 0 E: 0 K: 0 S: 3 H: 1 LOB: 0 BB: 0 P: 3	R: 0 E: 0 K: 0 S: 3 H: 0 LOB: 1 BB: 1 P: 7	R: 0 E: 0 K: 0 S: 3 H: 1 LOB: 1 BB: 1 P: 7	R: 0 E: 0 K: 1 S: 5 H: 0 LOB: 1 BB: 1 P: 9	R: 0 E: 0 K: 1 S: 6 H: 1 LOB: 1 BB: 0 P: 6	R: 0 E: 0 K: 0 S: 3 H: 0 LOB: 0 BB: 0 P: 3	1B: 7 2B: 1 3B: 0 HR: 3 SF: 0 SAC: 0 DP: 1 HBP: 0						

TOP

Philadelphia Phillies @ Chicago Cubs

Wrigley Field, Chicago, IL

Sat Jul 06 1963, 3:33 AM CDT

Att. 16,348 - Cloudy

livebaseballscorecards.com

AB	34
R	6
H	10
RBI	6
BB	4
SO	3
LOB	11

PITCHER		IP	WLS	BF	H	R	ER	SO	BB	IBB	HBP	BLK	WP	HR	S	P	ERA	WHIP
Bob Buhl, R ERA: 3.06	(1, 1)	2.1	L	14	7	6	6	1	1	0	0	0	0	3	15	19	23.14	3.429
Jack Warner, R ERA: 2.16	(3, 1)	3.2		13	2	0	0	0	2	0	0	0	0	0	11	19	0.00	1.091
Jim Brewer, L ERA: 4.37	(7, 1)	3.0		11	1	0	0	2	1	0	0	0	0	0	14	18	0.00	0.667

PITCHER	IP	WLS	BF	H	R	ER	SO	BB	IBB	HBP	BLK	WP	HR	S	P	ERA	WHIP

Batter	1	2	3	4	5	6	7	8	9	AB	R	H	RBI	BB	SO	LOB
Don Landrum, L (1, 8) OBP: 0.305, SLG: 0.293	S S S 0-3 K ①			x 0-0 4-3 ①		x 0-0 4-3 ③			x 0-0 2B	3	0	0	0	0	1	0
Jim Brewer, L (7, 1)										0	0	0	0	0	0	0
Merritt Ranew, L (9, PH) OBP: 0.462, SLG: 0.625										1	0	1	0	0	0	0
Lou Brock, L (1, 9) OBP: 0.289, SLG: 0.360	x 0-0 4-3 ②			x 0-0 6-3 ②			S S S 0-3 K ①		x 0-0 F8 ③	4	0	0	0	0	1	1
Billy Williams, L (1, 7) OBP: 0.378, SLG: 0.506	x 0-0 P6 ③			x 0-0 FC5-4 1B			B B B 4-0 G6-4-3 BB			2	0	1	0	1	0	0
Ron Santo, R (1, 5) OBP: 0.355, SLG: 0.517		x 0-0 6-3 ①		x 0-0 FC5-4 ③ 1-2f			x 0-0 G6-4-3 ②③ 1-2f			3	0	0	0	0	0	2
14 Ernie Banks, R (1, 3) OBP: 0.294, SLG: 0.454		x 0-0 E5 G4-3-6-4			x 0-0 G1-4-3 1B			x 0-0 F8 ①		3	0	1	0	0	0	0
Ken Hubbs, R (1, 4) OBP: 0.277, SLG: 0.324		x 0-0 G4-3-6-4 ②③ 1-2f			x 0-0 L7 ①			B B B 4-0 G6-4-3 BB		2	0	0	0	1	0	2
Dick Bertell, R (1, 2) OBP: 0.310, SLG: 0.320			x 0-0 5-3 ①		x 0-0 G1-4-3 ②③ 1-2f			x 0-0 G6-4-3 ②③ 1-2f		3	0	0	0	0	0	2
Andre Rodgers, R (1, 6) OBP: 0.308, SLG: 0.284			x 0-0 5-3 ②			x 0-0 1-3 ①			x 0-0 L7 ①	3	0	0	0	0	0	0
Bob Buhl, R (1, 1) OBP: 0.104, SLG: 0.104			S S S 0-3 K2-3 ③			x 0-0 P6 ②			x 0-0 6-3 ②	0	0	0	0	0	0	0
Jack Warner, R (3, 1)										1	0	0	0	0	1	0
Nelson Mathews, R (6, PH) OBP: 0.245, SLG: 0.289										2	0	0	0	0	0	0
(7, 8)																
Inning Stats	R: 0 E: 0 K: 1 S: 5 H: 0 LOB: 0 BB: 0 P: 5	R: 0 E: 1 K: 0 S: 3 H: 0 LOB: 0 BB: 0 P: 3	R: 0 E: 0 K: 1 S: 5 H: 0 LOB: 0 BB: 0 P: 5	R: 0 E: 0 K: 0 S: 4 H: 1 LOB: 1 BB: 0 P: 4	R: 0 E: 0 K: 0 S: 3 H: 1 LOB: 0 BB: 0 P: 3	R: 0 E: 0 K: 0 S: 3 H: 0 LOB: 0 BB: 0 P: 3	R: 0 E: 0 K: 1 S: 4 H: 0 LOB: 0 BB: 1 P: 8	R: 0 E: 0 K: 0 S: 2 H: 0 LOB: 0 BB: 1 P: 6	R: 0 E: 0 K: 0 S: 4 H: 1 LOB: 1 BB: 0 P: 4	1B: 2 2B: 1 3B: 0 HR: 0	SF: 0 SAC: 0 DP: 4 HBP: 0						

PITCHER	IP	WLS	BF	H	R	ER	SO	BB	IBB	HBP	BLK	WP	HR	S	P	ERA	WHIP
Cal McLish, R (1, 1) ERA: 3.06	9.0	W	29	3	0	0	3	2	0	0	0	0	0	33	41	0.00	0.556

PITCHER	IP	WLS	BF	H	R	ER	SO	BB	IBB	HBP	BLK	WP	HR	S	P	ERA	WHIP

BOTTOM

Philadelphia Phillies @ Chicago Cubs

Wrigley Field, Chicago, IL

Sat Jul 06 1963, 3:33 AM CDT

Att. 16,348 - Cloudy

livebaseballscorecards.com

AB	27
R	0
H	3
RBI	0
BB	2
SO	3
LOB	7

WP: 0 PA: 29
PB: 0
SB: 0
CS: 0

Batter	1	2	3	4	5	6	7	8	9	AB	R	H	RBI	BB	SO	LOB
Tony Taylor, R (1, 4) OBP: 0.338, SLG: 0.346	6-3		FC5-4 2-H 1B		K			3B 1B	FC6-4 G4-6-3 1-2f	5	1	2	1	0	1	1
Johnny Callison, L (1, 9) OBP: 0.331, SLG: 0.442	F5		K			1-3		1-H 3B	G4-6-3 1-2f	5	0	1	1	0	1	2
Tony Gonzalez, L (1, 7) OBP: 0.360, SLG: 0.407	K		FC5-4 1-2f			6-3		4-3 BB		3	0	0	0	1	1	1
Roy Sievers, R (1, 3) OBP: 0.289, SLG: 0.352		P6		1-3		PB 2B		4-3 1-2		4	0	1	0	0	0	2
Don Demeter, R (1, 8) OBP: 0.337, SLG: 0.483		S 1B		K		2-3 IBB		IBB		2	0	1	0	2	1	0
Don Hoak, R (1, 5) OBP: 0.264, SLG: 0.290		K 1-2		2B		6-3		F3		4	0	1	0	0	1	6
Clay Dalrymple, L (1, 2) OBP: 0.346, SLG: 0.365		K2-3		6-3			1-3	K		2	0	0	0	0	1	2
Bob Oldis, R (7, PH) OBP: 0.207, SLG: 0.276										1	0	0	0	0	0	0
(7, 2)																
Frank Torre, L (8, PH) OBP: 0.293, SLG: 0.305										1	0	0	0	0	1	3
Earl Averill, R (8, 2) OBP: 0.302, SLG: 0.324										0	0	0	0	0	0	0
Ruben Amaro, R (1, 6) OBP: 0.239, SLG: 0.269			SH5-4 1B BB		F7		F9		1B 3B	3	2	1	0	1	0	0
Art Mahaffey, R (1, 1) OBP: 0.171, SLG: 0.225			SH5-4 1-2		K		F7		FC6-4 3-H 1B	1	0	0	0	0	1	0
Wes Covington, L (7, PH) OBP: 0.393, SLG: 0.569										1	0	0	0	0	0	0
Jack Baldschun, R (7, 1)										0	0	0	0	0	0	0
Cookie Rojas, R (9, PH) OBP: 0.273, SLG: 0.220										1	0	1	1	0	0	0
Ryne Duren, R (9, 1) OBP: 0.267, SLG: 0.214										0	0	0	0	0	0	0
Dallas Green, L (9, 1) OBP: 0.077, SLG: 0.077										0	0	0	0	0	0	0
Inning Stats	R: 0 E: 0 K: 1 S: 8 H: 0 LOB: 0 BB: 0 P: 10	R: 0 E: 0 K: 2 S: 9 H: 1 LOB: 1 BB: 0 P: 14	R: 1 E: 0 K: 1 S: 14 H: 1 LOB: 1 BB: 1 P: 23	R: 0 E: 0 K: 1 S: 13 H: 1 LOB: 1 BB: 0 P: 20	R: 0 E: 0 K: 2 S: 8 H: 0 LOB: 0 BB: 0 P: 11	R: 0 E: 0 K: 0 S: 7 H: 1 LOB: 2 BB: 1 P: 14	R: 0 E: 0 K: 0 S: 9 H: 0 LOB: 0 BB: 0 P: 13	R: 1 E: 0 K: 1 S: 12 H: 2 LOB: 3 BB: 2 P: 26	R: 1 E: 0 K: 0 S: 10 H: 2 LOB: 0 BB: 0 P: 15	1B: 4 2B: 2 3B: 2 HR: 0 SF: 0 SAC: 1 DP: 1 HBP: 0						

PITCHER		IP	WLS	BF	H	R	ER	SO	BB	IBB	HBP	BLK	WP	HR	S	P	ERA	WHIP
Dick Ellsworth, L ERA: 2.02	(1, 1)	7.0		30	6	2	2	7	2	1	0	0	0	0	73	116	2.57	1.143
Lindy McDaniel, R ERA: 2.79	(8, 1)	2.0	L	8	2	1	1	1	0	1	0	0	0	0	17	30	4.50	1.000

PITCHER	IP	WLS	BF	H	R	ER	SO	BB	IBB	HBP	BLK	WP	HR	S	P	ERA	WHIP

TOP

Philadelphia Phillies @ Chicago Cubs

Wrigley Field, Chicago, IL

Sun Jul 07 1963, 3:33 AM CDT

Att. 18,277 - Sunny

livebaseballscorecards.com

AB	33
R	3
H	8
RBI	3
BB	4
SO	8
LOB	17

Batter	1	2	3	4	5	6	7	8	9	AB	R	H	RBI	BB	SO	LOB
Don Landrum, L (1, 8) OBP: 0.304, SLG: 0.292	0-0 1-3			1-2 4-3		3-1 2B E 1B		2-2 L9		4	1	1	0	0	0	0
Lou Brock, L (1, 9) OBP: 0.289, SLG: 0.358	1-2 L6			2-2 1B SF9 1B		1-1 FC4 1-2 2B			0-3 K	4	1	1	0	0	1	1
Billy Williams, L (1, 7) OBP: 0.382, SLG: 0.511	1-1 F8			0-2 1-3 1B		3-2 1-H 2-H 2B			4-1 14 BB BB BB	3	0	2	1	1	0	0
Ron Santo, R (1, 5) OBP: 0.354, SLG: 0.514		0-2 P4		3-1 SF9 3-H		2-2 F9			4-0 14 BB 1-2 BB	2	0	0	1	1	0	1
14 Ernie Banks, R (1, 3) OBP: 0.293, SLG: 0.449		0-0 F7		0-3 K			0-1 5-3		4-1 1-2 2-3 BB	3	0	0	0	1	1	1
Ken Hubbs, R (1, 4) OBP: 0.274, SLG: 0.321		1-1 L8			0-0 5-3		1-2 L7		1-3 K	3	0	0	0	0	0	0
Ellis Burton, S (9, PH) OBP: 0.261, SLG: 0.380										1	0	0	0	0	1	3
Dick Bertell, R (1, 2) OBP: 0.307, SLG: 0.316			0-3 K		0-1 F8		2-2 G3		2-3 K	2	0	0	0	0	1	0
Merritt Ranew, L (6, 2) OBP: 0.444, SLG: 0.600										2	0	0	0	0	1	3
Andre Rodgers, R (1, 6) OBP: 0.305, SLG: 0.281			0-0 4-3		0-1 6-3			0-1 1-4-3		3	0	0	0	0	0	0
Dick Ellsworth, L (1, 1) OBP: 0.140, SLG: 0.085			0-2 1-4-3			2-1 P5		2-3 K		2	0	0	0	0	0	0
Lindy McDaniel, R (8, 1) OBP: 0.143, SLG: 0.571										1	0	0	0	0	1	0
Inning Stats	R: 0 E: 0 K: 0 S: 7 H: 0 LOB: 0 BB: 0 P: 9	R: 0 E: 0 K: 0 S: 7 H: 0 LOB: 0 BB: 0 P: 8	R: 0 E: 0 K: 1 S: 8 H: 0 LOB: 0 BB: 0 P: 8	R: 1 E: 0 K: 1 S: 18 H: 2 LOB: 1 BB: 0 P: 24	R: 0 E: 0 K: 0 S: 5 H: 0 LOB: 0 BB: 0 P: 5	R: 1 E: 1 K: 0 S: 15 H: 2 LOB: 1 BB: 0 P: 26	R: 0 E: 0 K: 0 S: 10 H: 0 LOB: 0 BB: 0 P: 13	R: 0 E: 0 K: 1 S: 8 H: 0 LOB: 0 BB: 0 P: 12	R: 0 E: 0 K: 3 S: 12 H: 0 LOB: 3 BB: 3 P: 27	1B: 3 2B: 1 3B: 0 HR: 0	SF: 1 SAC: 0 DP: 0 HBP: 0						

PITCHER		IP	WLS	BF	H	R	ER	SO	BB	IBB	HBP	BLK	WP	HR	S	P	ERA	WHIP
Art Mahaffey, R ERA: 3.83	(1, 1)	6.0		22	4	2	1	2	0	0	0	0	0	0	60	80	1.50	0.667
Jack Baldschun, R ERA: 2.47	(7, 1)	2.0	W	6	0	0	0	1	0	0	0	0	0	0	18	25	0.00	0.000
Ryne Duren, R ERA: 3.06	(9, 1)	0.1		4	0	0	0	1	3	0	0	0	0	0	5	17	0.00	9.000
Dallas Green, R ERA: 2.43	(9, 1)	0.2	S	2	0	0	0	2	0	0	0	0	0	0	7	10	0.00	0.000

PITCHER	IP	WLS	BF	H	R	ER	SO	BB	IBB	HBP	BLK	WP	HR	S	P	ERA	WHIP

BOTTOM

Philadelphia Phillies @ Chicago Cubs

Wrigley Field, Chicago, IL

Sun Jul 07 1963, 3:33 AM CDT

Att. 18,277 - Sunny

livebaseballscorecards.com

AB	30
R	2
H	4
RBI	2
BB	3
SO	6
LOB	9

PA: 34

WP: 0 PB: 0 SB: 0 CS: 0

Batter	1	2	3	4	5	6	7	8	9	AB	R	H	RBI	BB	SO	LOB
Don Landrum, L (1, 8) OBP: 0.303, SLG: 0.291	SSS 0-3 ① K		X 0-0 1B			X 0-0 ① L9	X 0-0 ③ F7		SSS 0-3 ③ K	4	0	1	0	0	1	1
Steve Boros, R (9, PH) OBP: 0.217, SLG: 0.100										1	0	0	0	0	1	3
Lou Brock, L (1, 9) OBP: 0.288, SLG: 0.357	X 0-0 ② 3-1		SSS 0-3 ③ K			X 0-0 1B 1B		SSS 0-3 ① K		4	0	1	0	0	2	1
Billy Williams, L (1, 7) OBP: 0.384, SLG: 0.511	X 0-0 1B			SSS 0-3 ① K		X 0-0 1-3 1B		X 0-0 ② P6		4	0	2	0	0	1	0
Ron Santo, R (1, 5) OBP: 0.350, SLG: 0.508	X 0-0 ③ 5-3			SSS 0-3 ② K		SSS 0-3 ② K		X 0-0 ③ F7		4	0	0	0	0	2	3
14 Ernie Banks, R (1, 3) OBP: 0.292, SLG: 0.444		SSS 0-3 ① K		X 0-0 ③ P4		SSS 0-3 ③ K			BBBB 4-0 FC3-6 BB	3	0	0	0	1	2	2
Ken Hubbs, R (1, 4) OBP: 0.274, SLG: 0.320		X 0-0 ② L7			X 0-0 ① 1-3		X 0-0 HBP E G4-6-3 1B		X 0-0 ① FC3-6 2B 1-2f	4	1	1	0	0	0	1
Dick Bertell, R (1, 2) OBP: 0.306, SLG: 0.320		X 0-0 ③ 6-3			X 0-0 ② F8		X 0-0 E3 G4-6-3 HBP 1-2		X 0-0 1-3 2B	4	0	1	0	0	0	1
Jimmie Schaffer, R (9, PR) OBP: 0.288, SLG: 0.370										0	0	0	0	0	0	0
Andre Rodgers, R (1, 6) OBP: 0.310, SLG: 0.282			SSS 0-3 ① K		X 0-0 1B		H 1-0 1-2 2-3 G4-6-3 HBP		BBBB 4-0 BB	2	0	1	0	1	1	0
Glen Hobbie, R (1, 1) OBP: 0.118, SLG: 0.091			SSS 0-3 ② K		X 0-0 ③ F2		X 0-0 ① ② G4-6-3 1-2f 2-3 3-H		X 0-0 ② L4	1	0	0	0	0	1	0
Ellis Burton, S (5, PH) OBP: 0.259, SLG: 0.376										1	0	0	0	0	0	1
Jim Brewer, L (5, 1)										0	0	0	0	0	0	0
Merritt Ranew, L (7, PH) OBP: 0.436, SLG: 0.588										1	0	0	0	0	0	2
Richard LeMay, L (7, 1)										0	0	0	0	0	0	0
Leo Burke, R (9, PH) OBP: 0.242, SLG: 0.310										1	0	0	0	0	0	3
Inning Stats	R: 0 E: 0 K: 1 S: 6 H: 1 LOB: 1 BB: 0 P: 6	R: 0 E: 0 K: 1 S: 5 H: 0 LOB: 0 BB: 0 P: 5	R: 0 E: 0 K: 3 S: 10 H: 1 LOB: 1 BB: 0 P: 10	R: 0 E: 0 K: 2 S: 7 H: 0 LOB: 0 BB: 0 P: 7	R: 0 E: 0 K: 0 S: 4 H: 1 LOB: 1 BB: 0 P: 4	R: 0 E: 0 K: 2 S: 9 H: 2 LOB: 2 BB: 0 P: 9	R: 1 E: 1 K: 0 S: 4 H: 1 LOB: 1 BB: 0 P: 5	R: 0 E: 0 K: 1 S: 5 H: 0 LOB: 0 BB: 0 P: 5	R: 0 E: 0 K: 1 S: 6 H: 1 LOB: 3 BB: 2 P: 14	1B: 6 2B: 1 3B: 0 HR: 0 SF: 0 SAC: 0 DP: 1 HBP: 1	WP: 0 PB: 0 SB: 0 CS: 0 PA: 37					

PITCHER		IP	WLS	BF	H	R	ER	SO	BB	IBB	HBP	BLK	WP	HR	S	P	ERA	WHIP
Joey Jay, R ERA: 3.95	(1, 1)	8.1	W	34	7	1	0	10	1	0	1	0	0	0	52	57	0.00	0.960
Al Worthington, R ERA: 2.82	(9, 1)	0.1		2	0	0	0	0	1	0	0	0	0	0	1	5	0.00	3.000
Bill Henry, L ERA: 5.18	(9, 1)	0.1	S	1	0	0	0	1	0	0	0	0	0	0	3	3	0.00	0.000

PITCHER	IP	WLS	BF	H	R	ER	SO	BB	IBB	HBP	BLK	WP	HR	S	P	ERA	WHIP

TOP

Chicago Cubs @ Cincinnati Reds

Crosley Field, Cincinnati, OH

Wed Jul 10 1963, 7:05 PM EDT

Att. 7,741 - Unknown

livebaseballscorecards.com

AB	34
R	1
H	7
RBI	0
BB	2
SO	11
LOB	18

Chicago Cubs @ Cincinnati Reds

Crosley Field, Cincinnati, OH

Wed Jul 10 1963, 7:05 PM EDT

Att. 7,741 - Unknown

BOTTOM

Batter	1	2	3	4	5	6	7	8	9	AB	R	H	RBI	BB	SO	LOB
Pete Rose, S (1, 4) OBP: 0.348, SLG: 0.362	0-0 BB 3B 1B	0-0 S 1B		0-0 ② FC4-6 1B 1-2f			0-0 SH1-3 1B			4	1	3	0	0	0	1
Bob Skinner, L (1, 7) Tommy Harper, R (7, PH) OBP: 0.331, SLG: 0.319 (8, 9) OBP: 0.328, SLG: 0.372	0-0 ① S S S F7	0-3 ③ K 1-2		0-0 ③ 1-3 1B			0-0 ② SH1-3 1-2			3 0	0 0	1 0	0 0	0 0	1 0	2 0
Vada Pinson, L (1, 8) OBP: 0.345, SLG: 0.497	B B B B 4-0 3B 1-2 BB		0-0 ① G3		0-0 ① 4-3		0-0 ③ 4-3			3	1	0	0	1	0	1
Frank Robinson, R (1, 9) OBP: 0.389, SLG: 0.430 (8, 7)	S S S 0-3 ② K	S S S 0-3 ② K			0-0 ② F9			0-0 ① 6-3		4	0	0	0	0	2	2
Marty Keough, L (1, 3) OBP: 0.394, SLG: 0.477	0-0 1B 1-H 2-H 3B	B B B B 4-0 1B BB			S S S 0-3 ③ K			0-0 FC4-6 1B		3	1	2	2	1	1	0
Johnny Edwards, L (1, 2) OBP: 0.326, SLG: 0.392	0-0 3-H 1B	0-0 1-2 1B				0-0 ① 4-3		0-0 ② FC4-6 BB 1-2f		4	0	2	1	0	0	1
Charlie Neal, R (1, 5) OBP: 0.294, SLG: 0.303	0-0 ③ 1-3	S S S 0-3 ③ K				0-0 ② F9		B B B B 4-0 1-2 BB		3	0	0	0	1	1	3
Leo Cardenas, R (1, 6) OBP: 0.259, SLG: 0.326		0-0 ① 5-3		0-0 ① 6-3		S S S 0-3 ③ K		0-0 ③ 5-3		4	0	0	0	0	1	2
Joey Jay, S (1, 1) OBP: 0.147, SLG: 0.152 Al Worthington, R (9, 1) Bill Henry, L (9, 1)		0-0 ② 4-3		0-0 FC4-6 1B			S S S 0-3 ① K			3 0 0	0 0 0	1 0 0	0 0 0	0 0 0	1 0 0	0 0 0
Inning Stats	R: 3 H: 3 E: 0 LOB: 1 K: 1 BB: 1 S: 8 P: 12	R: 0 H: 1 E: 0 LOB: 1 K: 1 BB: 0 S: 6 P: 6	R: 0 H: 1 E: 0 LOB: 2 K: 2 BB: 1 S: 8 P: 12	R: 0 H: 2 E: 0 LOB: 2 K: 0 BB: 0 S: 4 P: 4	R: 0 H: 0 E: 0 LOB: 0 K: 1 BB: 0 S: 5 P: 5	R: 0 H: 0 E: 0 LOB: 0 K: 1 BB: 0 S: 5 P: 5	R: 0 H: 1 E: 0 LOB: 1 K: 1 BB: 0 S: 6 P: 6	R: 0 H: 1 E: 0 LOB: 2 K: 0 BB: 1 S: 4 P: 8		1B: 8 SF: 0 2B: 0 SAC: 1 3B: 1 DP: 0 HR: 0 HBP: 0						

livebaseballscorecards.com

AB	31
R	3
H	9
RBI	3
BB	3
SO	7
LOB	12

WP: 0 PB: 0 SB: 1 CS: 0 PA: 35

PITCHER		IP	WLS	BF	H	R	ER	SO	BB	IBB	HBP	BLK	WP	HR	S	P	ERA	WHIP
Glen Hobbie, R ERA: 2.98	(1, 1)	4.0	L	20	7	3	3	4	2	0	0	0	0	0	26	34	6.75	2.250
Jim Brewer, L ERA: 4.01	(5, 1)	2.0		6	0	0	0	2	0	0	0	0	0	0	10	10	0.00	0.000
Richard LeMay, L ERA:	(7, 1)	2.0		9	2	0	0	1	1	0	0	0	0	0	10	14	0.00	1.500

PITCHER	IP	WLS	BF	H	R	ER	SO	BB	IBB	HBP	BLK	WP	HR	S	P	ERA	WHIP

Batter	1	2	3	4	5	6	7	8	9	10	11	AB	R	H	RBI	BB	SO	LOB
Ken Hubbs, R (1, 4) OBP: 0.278, SLG: 0.324	F9		K			1B		F2			E6 2B BB	5	1	2	2	1	1	1
Ellis Burton, S (1, 9) OBP: 0.254, SLG: 0.364	K			P3		K			K		1B L4	6	1	1	1	0	3	4
Billy Williams, L (1, 7) OBP: 0.384, SLG: 0.509	K			F7			FC6-4 1B		1B		P4	5	0	2	0	0	1	1
Ron Santo, R (1, 5) OBP: 0.351, SLG: 0.506		1B		F8			FC6-4 FC4 1-2f		6-3		14 1B 1-2 3B 1B	5	1	2	0	0	0	1
Leo Burke, R (1, 3) OBP: 0.231, SLG: 0.295 14 Ernie Banks, R (9, 3) OBP: 0.294, SLG: 0.445	K		F2				FC4 1-2f			F8	1-2 3B 2-H 1B	3 2	0 1	0 1	0 1	0 0	1 0	2 0
Nelson Mathews, R (1, 8) OBP: 0.240, SLG: 0.282 Don Landrum, L (10, PH) OBP: 0.305, SLG: 0.305 (10, 8)	F7		K				K			2-3	1-H 2B 2-H 3B	3 2	0 1	0 1	0 2	0 0	2 0	2 0
Jimmie Schaffer, R (1, 2) OBP: 0.298, SLG: 0.360	P4		K					SH1-4 1B		1-3	2B BB	4	0	1	0	1	1	1
Andre Rodgers, R (1, 6) OBP: 0.312, SLG: 0.288			F9			P4		P6			SH 1B 2B	5	1	2	1	0	0	1
Dick Ellsworth, L (1, 1) OBP: 0.132, SLG: 0.080			6-3			1-3		SH1-4 1-2			SH K	3	1	0	0	0	1	2
Inning Stats	R: 0 E: 0 K: 2 S: 7 / H: 0 LOB: 0 BB: 0 P: 7	R: 0 E: 0 K: 1 S: 6 / H: 1 LOB: 1 BB: 0 P: 6	R: 0 E: 0 K: 1 S: 5 / H: 0 LOB: 0 BB: 0 P: 5	R: 0 E: 0 K: 0 S: 3 / H: 0 LOB: 0 BB: 0 P: 3	R: 0 E: 0 K: 2 S: 7 / H: 0 LOB: 0 BB: 0 P: 7	R: 0 E: 0 K: 1 S: 6 / H: 1 LOB: 1 BB: 0 P: 6	R: 0 E: 0 K: 1 S: 6 / H: 1 LOB: 1 BB: 0 P: 6	R: 0 E: 0 K: 0 S: 4 / H: 1 LOB: 1 BB: 0 P: 4	R: 0 E: 0 K: 1 S: 5 / H: 1 LOB: 0 BB: 0 P: 5	R: 0 E: 0 K: 0 S: 3 / H: 0 LOB: 0 BB: 0 P: 3	R: 7 E: 1 K: 1 S: 13 / H: 7 LOB: 3 BB: 2 P: 21	1B: 9 2B: 2 3B: 1 HR: 0	SF: 0 SAC: 2 DP: 0 HBP: 0					

PITCHER		IP	WLS	BF	H	R	ER	SO	BB	IBB	HBP	BLK	WP	HR	S	P	ERA	WHIP
Joe Nuxhall, L ERA: 2.49	(1, 1)	9.0		31	5	0	0	9	0	0	0	0	0	0	49	49	0.00	0.556
Al Worthington, R ERA: 3.43	(10, 1)	1.0	L	6	2	3	3	0	0	0	0	0	0	0	6	6	27.00	2.000
Bill Henry, L ERA: 6.57	(11, 1)	0.1		5	4	3	3	0	0	0	0	0	0	0	5	5	81.00	12.000
Dom Zanni, R ERA: 5.82	(11, 1)	0.2		5	1	1	1	1	2	0	0	0	0	0	5	13	13.50	4.500

PITCHER	IP	WLS	BF	H	R	ER	SO	BB	IBB	HBP	BLK	WP	HR	S	P	ERA	WHIP

Chicago Cubs @ Cincinnati Reds

Crosley Field, Cincinnati, OH

Thu Jul 11 1963, 7:05 PM EDT

Unknown

TOP

livebaseballscorecards.com

AB	43
R	7
H	12
RBI	7
BB	2
SO	10
LOB	15

WP: 0	PA: 47		
PB: 0			
SB: 1			
CS: 0			

Batter	1	2	3	4	5	6	7	8	9	10	11	AB	R	H	RBI	BB	SO	LOB
Pete Rose, S (1, 4) OBP: 0.348, SLG: 0.362	P4		1B		1B		1-3		K			5	0	2	0	0	1	3
Tommy Harper, R (1, 9) OBP: 0.333, SLG: 0.322	K		1-2 1B		L8			K		1B		5	0	2	0	0	2	1
Vada Pinson, L (1, 8) OBP: 0.340, SLG: 0.490	E3 S		L4		5-3			F7		K		5	0	0	0	0	1	4
Frank Robinson, R (1, 7) OBP: 0.386, SLG: 0.425	K 1-2			F3		6-3 5-3 1B		F7		F8		5	0	1	0	0	1	2
Don Pavletich, R (1, 2) OBP: 0.286, SLG: 0.253		6-3		1B		5-3 1-2			SH5-4 2B	L1		4	0	2	0	0	0	1
Bob Skinner, L (9, PR) OBP: 0.328, SLG: 0.372												0	0	0	0	0	0	0
Johnny Edwards, L (10, 2) OBP: 0.324, SLG: 0.391												1	0	0	0	0	0	1
Charlie Neal, R (1, 5) OBP: 0.295, SLG: 0.302	L4			FC6-4 1-2 1B		6-3 2-3			SH5-4 BB		L4	4	0	1	0	1	0	1
(10, 6)																		
Marty Keough, L (1, 3) OBP: 0.380, SLG: 0.456	G3			F7		K			SH5-4 1-2 2-3		K	4	0	0	0	0	2	3
Leo Cardenas, R (1, 6) OBP: 0.256, SLG: 0.323			1-3	FC6-4 1-2f			G3		IBB		E5	3	0	0	0	0	0	2
Ken Walters, R (9, PH) OBP: 0.245, SLG: 0.319												0	0	0	0	1	0	0
Al Worthington, R (10, 1)												0	0	0	0	0	0	0
Bill Henry, L (11, 1)												0	0	0	0	0	0	0
Dom Zanni, R (11, 1)												0	0	0	0	0	0	0
Eddie Kasko, R (11, PH) OBP: 0.304, SLG: 0.296												1	0	0	0	0	0	0
Joe Nuxhall, L (1, 1) OBP: 0.176, SLG: 0.182			K		P4		P4		F9		F8	3	0	0	0	0	1	0
Daryl Spencer, R (9, PH) OBP: 0.358, SLG: 0.293												2	0	0	0	0	0	4
(10, 5)																		
Inning Stats	R: 0 E: 1 K: 2 S: 8 H: 0 LOB: 1 BB: 0 P: 8	R: 0 E: 0 K: 0 S: 3 H: 0 LOB: 0 BB: 0 P: 3	R: 0 E: 0 K: 1 S: 7 H: 2 LOB: 2 BB: 0 P: 7	R: 0 E: 0 K: 0 S: 5 H: 2 LOB: 2 BB: 0 P: 5	R: 0 E: 0 K: 0 S: 4 H: 1 LOB: 1 BB: 0 P: 4	R: 0 E: 0 K: 1 S: 6 H: 1 LOB: 1 BB: 0 P: 6	R: 0 E: 0 K: 0 S: 3 H: 0 LOB: 0 BB: 0 P: 3	R: 0 E: 0 K: 1 S: 5 H: 0 LOB: 0 BB: 0 P: 5	R: 0 E: 0 K: 1 S: 6 H: 1 LOB: 3 BB: 2 P: 14	R: 0 E: 0 K: 1 S: 6 H: 1 LOB: 1 BB: 0 P: 6	R: 0 E: 1 K: 1 S: 6 H: 0 LOB: 1 BB: 0 P: 6	1B: 7 2B: 1 3B: 0 HR: 0	SF: 0 SAC: 1 DP: 0 HBP: 0	WP: 0 PB: 0 SB: 1 CS: 0	PA: 45			

PITCHER	IP	WLS	BF	H	R	ER	SO	BB	IBB	HBP	BLK	WP	HR	S	P	ERA	WHIP
Dick Ellsworth, L (1, 1) ERA: 1.88	11.0	W	45	8	0	0	8	1	1	0	0	0	0	59	67	0.00	0.818

PITCHER	IP	WLS	BF	H	R	ER	SO	BB	IBB	HBP	BLK	WP	HR	S	P	ERA	WHIP

BOTTOM

Chicago Cubs @ Cincinnati Reds

Crosley Field, Cincinnati, OH

Thu Jul 11 1963, 7:05 PM EDT

Unknown

livebaseballscorecards.com

AB	42
R	0
H	8
RBI	0
BB	2
SO	8
LOB	22

Batter	1	2	3	4	5	6	7	8	9	AB	R	H	RBI	BB	SO	LOB
Don Landrum, L (1, 8) OBP: 0.307, SLG: 0.303	S S S 0-3 ① K			x 0-0 ① F8		B B B B 4-0 2B 1B BB	S S S 0-3 ② K		x 0-0 2-3 1B	4	1	1	0	1	2	0
Ellis Burton, S (1, 9) OBP: 0.268, SLG: 0.387	x 0-0 ② 3-1			x 0-0 2B		x 0-0 1B 1-3 1B 2B	B B B B 4-0 E BB		S S S 0-3 ③ K	4	1	2	0	1	1	2
Billy Williams, L (1, 7) OBP: 0.383, SLG: 0.506	x 0-0 ③ F9			S S S 0-3 ② K		x 0-0 1B SF9 2-3 3-H 1B	S S S 0-3 ③ K 1-2			4	1	1	1	0	2	2
Ron Santo, R (1, 5) OBP: 0.355, SLG: 0.507		S S S 0-3 ① K		B B B B 4-0 BB		x 0-0 SF9 2-3 3-H 1B		x 0-0 G4-6-3 1B		3	0	2	1	1	1	0
14 Ernie Banks, R (1, 3) OBP: 0.290, SLG: 0.439		S S S 0-3 ② K		x 0-0 ③ F9		S S S 0-3 ① K		x 0-0 ① P5		4	0	0	0	0	2	5
Ken Hubbs, R (1, 4) OBP: 0.277, SLG: 0.325		x 0-0 ③ 6-3			x 0-0 WP 1B	x 0-0 ② SF9 1-2 3-H		x 0-0 ② ③ G4-6-3 1-2f		3	0	1	1	0	0	1
Dick Bertell, R (1, 2) OBP: 0.309, SLG: 0.320			S S S 0-3 ① K		S S S 0-3 ① K	B B B B 4-0 FC4-6 BB			x 0-0 FC6-4 1B	3	0	1	0	1	2	1
Andre Rodgers, R (1, 6) OBP: 0.308, SLG: 0.284			x 0-0 ② F9		x 0-0 ② F9 1-2	x 0-0 ③ FC4-6 1-2f			x 0-0 ① FC6-4 1B S 1-2f	4	0	0	0	0	0	4
Paul Toth, R (1, 1) Richard LeMay, L (5, 1) Don Elston, R (8, 1) Lou Brock, L (9, PH) OBP: 0.287, SLG: 0.356			S S S 0-3 ③ K		S S S 0-3 ③ K		x 0-0 ① 4-3		S S S 0-3 ② K 1-2	2 1 0 1	0 0 0 0	0 0 0 0	0 0 0 0	0 0 0 0	2 0 0 1	1 0 0 1
Inning Stats	R: 0 E: 0 K: 1 S: 5 H: 0 LOB: 0 BB: 0 P: 5	R: 0 E: 0 K: 2 S: 7 H: 0 LOB: 0 BB: 0 P: 7	R: 0 E: 0 K: 2 S: 7 H: 0 LOB: 0 BB: 0 P: 7	R: 0 E: 0 K: 1 S: 6 H: 1 LOB: 2 BB: 1 P: 10	R: 0 E: 0 K: 2 S: 8 H: 1 LOB: 1 BB: 0 P: 8	R: 3 E: 0 K: 1 S: 8 H: 3 LOB: 2 BB: 2 P: 16	R: 0 E: 1 K: 2 S: 7 H: 0 LOB: 1 BB: 1 P: 11	R: 0 E: 0 K: 0 S: 3 H: 1 LOB: 0 BB: 0 P: 3	R: 0 E: 0 K: 2 S: 9 H: 2 LOB: 2 BB: 0 P: 9	1B: 6 2B: 2 3B: 0 HR: 0 SF: 1 SAC: 0 DP: 1 HBP: 0	WP: 1 PB: 0 SB: 1 CS: 0 PA: 38					

PITCHER		IP	W/L/S	BF	H	R	ER	SO	BB	IBB	HBP	BLK	WP	HR	S	P	ERA	WHIP
Jim Maloney, R ERA: 2.89	(1, 1)	9.0	W	38	8	3	3	13	4	0	0	0	1	0	60	76	3.00	1.333

PITCHER	IP	W/L/S	BF	H	R	ER	SO	BB	IBB	HBP	BLK	WP	HR	S	P	ERA	WHIP

TOP

Chicago Cubs @ Cincinnati Reds

Crosley Field, Cincinnati, OH

Thu Jul 11 1963, 7:05 PM EDT

Att. 15,112 - Unknown

livebaseballscorecards.com

AB	33
R	3
H	8
RBI	3
BB	4
SO	13
LOB	17

Chicago Cubs @ Cincinnati Reds

Crosley Field, Cincinnati, OH

Thu Jul 11 1963, 7:05 PM EDT

Att. 15,112 - Unknown

BOTTOM

Batter	1	2	3	4	5	6	7	8	9	AB	R	H	RBI	BB	SO	LOB
Pete Rose, S (1, 4) OBP: 0.349, SLG: 0.366	6-3		G4-6-3 1-2f		S 2B 1B		E6 3-1 SH1-4	1B 1-H 2-H FC4-6 2B		5	2	2	2	0	0	1
Bob Skinner, L (1, 7) OBP: 0.328, SLG: 0.372 Tommy Harper, R (7, PH) OBP: 0.338, SLG: 0.328 (8, 9)	2B 1B		P6		K 1-2		SH1-4 1-2	FC4-6 2-3 1B		3 1	0 0	1 1	0 0	0 0	1 0	1 0
Vada Pinson, L (1, 8) OBP: 0.344, SLG: 0.497	1-3 2B			SH2-3 S BB 1B	2-H 2B		3-1 2-3	FC4-6 1-2f 3-H		5	1	3	2	0	0	2
Frank Robinson, R (1, 9) OBP: 0.389, SLG: 0.422 (8, 7)	1-3			BB SH2-3 1-2 SF7 BB	IBB		FC6-4 IBB	F8		2	1	0	0	3	0	3
Marty Keough, L (1, 3) OBP: 0.373, SLG: 0.446 Don Pavletich, R (7, PH) OBP: 0.282, SLG: 0.250 (8, 3)	P4			SH2-3 1-2 2-3	K		FC6-4 1-2f			2 1	0 0	0 0	0 0	0 0	1 0	4 2
Johnny Edwards, L (1, 2) OBP: 0.327, SLG: 0.390		F8		BB IBB	4-3			SH1-4 1B		3	1	1	0	1	0	2
Charlie Neal, R (1, 5) OBP: 0.296, SLG: 0.300		K		FC4-6 1-2 2-3 3-H BB	6-3		SH1-4 1-2			2	0	0	1	1	1	0
Eddie Kasko, R (1, 6) OBP: 0.302, SLG: 0.298 Leo Cardenas, R (8, PR) OBP: 0.256, SLG: 0.323 (9, 6)		K2-3		SF7 3-H	5-3			1B 2-H 2B 1B		3 0	0 1	1 0	2 0	0 0	1 0	0 0
Jim Maloney, L (1, 1) OBP: 0.231, SLG: 0.184			G4-6-3 1B	FC4-6 1-2f	F7			1-2 2B 1B		4	1	2	0	0	0	2

livebaseballscorecards.com

AB	31
R	7
H	11
RBI	7
BB	5
SO	4
LOB	17

Inning Stats	1	2	3	4	5	6	7	8	9
	R: 0 E: 0 K: 0 S: 5	H: 2 LOB: 2 BB: 0 P: 5	R: 0 E: 0 K: 2 S: 7	H: 0 LOB: 0 BB: 0 P: 7	R: 0 E: 0 K: 0 S: 3	H: 1 LOB: 0 BB: 0 P: 3	R: 2 E: 0 K: 0 S: 4	H: 1 LOB: 2 BB: 3 P: 16	R: 1 E: 0 K: 2 S: 9	H: 2 LOB: 2 BB: 1 P: 13	R: 0 E: 0 K: 0 S: 3	H: 0 LOB: 0 BB: 0 P: 3	R: 0 E: 1 K: 0 S: 4	H: 0 LOB: 2 BB: 1 P: 8	R: 4 E: 0 K: 0 S: 8	H: 5 LOB: 1 BB: 0 P: 8

1B: 8	SF: 1	WP: 0	PA: 40
2B: 3	SAC: 3	PB: 0	
3B: 0	DP: 1	SB: 2	
HR: 0	HBP: 0	CS: 0	

PITCHER		IP	WLS	BF	H	R	ER	SO	BB	IBB	HBP	BLK	WP	HR	S	P	ERA	WHIP
Paul Toth, R ERA: 3.38	(1, 1)	4.0		19	5	3	3	2	2	1	0	0	0	0	20	32	6.75	1.750
Richard LeMay, L ERA: 4.91	(5, 1)	3.1	L	18	5	4	4	2	0	2	0	0	0	0	20	28	10.80	1.500
Don Elston, R ERA: 0.79	(8, 1)	0.2		3	1	0	0	0	0	0	0	0	0	0	3	3	0.00	1.500

PITCHER	IP	WLS	BF	H	R	ER	SO	BB	IBB	HBP	BLK	WP	HR	S	P	ERA	WHIP

Chicago Cubs @ Cincinnati Reds

Crosley Field, Cincinnati, OH

Fri Jul 12 1963, 7:05 PM EDT

Att. 13,314 - Unknown

TOP

Batter	1	2	3	4	5	6	7	8	9	AB	R	H	RBI	BB	SO	LOB
Steve Boros, R (1, 9) OBP: 0.259, SLG: 0.167	0-0 FC6-4 1B		0-0 P4 ①		0-0 P6 ②		0-0 3-1 SH1-3 1B		0-0 S 1B 1B	4	0	2	0	0	0	2
Don Landrum, L (8, 8) OBP: 0.311, SLG: 0.307										1	1	1	0	0	0	0
Ellis Burton, S (1, 8) (8, 9) OBP: 0.268, SLG: 0.391	0-0 FC6-4 ① 3-1 1-2f		0-0 F7 ②		0-0 1-3 2-H 2B		0-0 SH1-3 ① 1-2		S S S 0-3 K ② 1-2	4	0	1	1	0	1	2
Billy Williams, L (1, 7) OBP: 0.380, SLG: 0.500	0-0 3-1 ② 1-2		0-0 F7 ③		0-0 F9 ③		0-0 3-1 ② 2-3		4-0 1B IBB	4	0	0	0	1	0	4
Ron Santo, R (1, 5) OBP: 0.353, SLG: 0.503	0-0 F8 ③		S S S 0-3 K ①		S S S 0-3 K ①		0-0 L9 ③		0-0 14 FC6-4 1-3 2-H 1B	5	0	1	1	0	2	2
14 Ernie Banks, R (1, 3) OBP: 0.292, SLG: 0.448		0-0 F7 ①		0-0 L5 ②		0-0 HR		0-0 FC1-6 1B	0-0 FC6-4 ③ 1-2f	5	1	2	1	0	0	2
Ken Hubbs, R (1, 4) OBP: 0.280, SLG: 0.327		0-0 1B S SF9 1B		0-0 F5 ③		0-0 S 1B		0-0 FC1-6 ① FC6-4 1-2f		4	1	2	0	0	0	1
Dick Bertell, R (1, 2) OBP: 0.313, SLG: 0.324	0-0 1-3 1B				0-0 1B 1B 1B	0-0 L5 ② 1-2		0-0 FC6-4 ② WP PO 1-2f		4	0	2	0	0	0	2
Andre Rodgers, R (1, 6) OBP: 0.313, SLG: 0.286	0-0 SF9 ② 3-H				0-0 1B 2B 1-2 1B	B B B B 4-0 BB		I I I I 4-0 2-3 IBB		1	1	1	1	2	0	0
Bob Buhl, R (1, 1) OBP: 0.118, SLG: 0.118 Lindy McDaniel, R (8, 1) OBP: 0.125, SLG: 0.500	S S S 0-3 K ③				0-0 2B 1-2 2-3 1B ①	0-0 G3 ③		0-0 PO ③ 3-H	S S S 0-3 K ①	3	0	1	0	0	1	3
										1	0	0	0	0	1	0
Inning Stats	R: 0 E: 0 K: 0 S: 4 H: 1 LOB: 1 BB: 0 P: 4	R: 1 E: 0 K: 1 S: 7 H: 2 LOB: 1 BB: 0 P: 7	R: 0 E: 0 K: 0 S: 3 H: 0 LOB: 0 BB: 0 P: 3	R: 0 E: 0 K: 1 S: 5 H: 0 LOB: 0 BB: 0 P: 5	R: 1 E: 0 K: 0 S: 6 H: 4 LOB: 2 BB: 0 P: 6	R: 1 E: 0 K: 1 S: 7 H: 2 LOB: 2 BB: 1 P: 11	R: 0 E: 0 K: 0 S: 4 H: 1 LOB: 1 BB: 0 P: 4	R: 0 E: 1 K: 0 S: 3 H: 1 LOB: 1 BB: 1 P: 7	R: 1 E: 0 K: 2 S: 9 H: 2 LOB: 2 BB: 1 P: 13	1B: 11 2B: 1 3B: 0 HR: 1	SF: 1 SAC: 1 DP: 0 HBP: 0						

livebaseballscorecards.com

AB	36
R	4
H	13
RBI	4
BB	3
SO	5
LOB	18

PITCHER		IP	WLS	BF	H	R	ER	SO	BB	IBB	HBP	BLK	WP	HR	S	P	ERA	WHIP
Jim O'Toole, L ERA: 2.1	(1, 1)	7.0	L	31	10	3	3	3	1	0	0	0	0	1	36	40	3.86	1.571
Jim Owens, R ERA: 5.08	(8, 1)	2.0		10	3	1	1	2	0	2	0	0	1	0	12	20	4.50	1.500

PITCHER	IP	WLS	BF	H	R	ER	SO	BB	IBB	HBP	BLK	WP	HR	S	P	ERA	WHIP

WP: 1	PB: 0	SB: 3	CS: 0	PA: 42		

Batter	1	2	3	4	5	6	7	8	9	AB	R	H	RBI	BB	SO	LOB
Pete Rose, S (1, 4) OBP: 0.347, SLG: 0.363	FC4-6 1B		F7		G4-3 1-2f		5-3		K 1-2 2-3	5	0	1	0	0	1	5
Tommy Harper, R (1, 9) OBP: 0.336, SLG: 0.325	F9		K			1B G4-6-3 1B		6-3		4	1	1	0	0	1	1
Vada Pinson, L (1, 8) OBP: 0.343, SLG: 0.494	FC4-6 1-2f		F9			G4-6-3 1-3 1B		F7		4	0	1	0	0	0	1
Gordy Coleman, L (1, 3) OBP: 0.275, SLG: 0.382	F7			F2		G4-6-3 1-2f 3-H		1B		4	0	1	0	0	0	2
Johnny Edwards, L (1, 2) OBP: 0.326, SLG: 0.391		1B K 2B		K		P6		K		4	0	1	0	0	2	1
Frank Robinson, R (1, 7) OBP: 0.391, SLG: 0.431		6-3		3B			1B 4-3 1B		F8	4	0	2	0	0	0	1
Charlie Neal, R (1, 5) OBP: 0.296, SLG: 0.298 Bob Skinner, L (9, PH) OBP: 0.330, SLG: 0.374	K 1B BB		K				K	WP 1B 1B		2 1	0 0	0 1	0 0	1 0	2 0	2 0
Eddie Kasko, R (1, 6) OBP: 0.310, SLG: 0.307	K 1-2 2-3 1B				G4-3 1B		4-3 1-2		L5	4	0	2	0	0	0	2
Jim O'Toole, S (1, 1) OBP: 0.151, SLG: 0.135 Marty Keough, L (7, PH) OBP: 0.378, SLG: 0.452 Jim Owens, R (8, 1) Ken Walters, R (9, PH) OBP: 0.260, SLG: 0.333		K 1-2 2-3 3-H			K		1B 2-3		WP 1-2 1B	2 1 0 1	0 0 0 0	0 1 0 1	0 0 0 0	0 0 0 0	2 0 0 0	4 0 0 0
Inning Stats	R: 0 E: 0 K: 0 S: 4 H: 1 LOB: 1 BB: 0 P: 4	R: 0 E: 0 K: 1 S: 6 H: 2 LOB: 3 BB: 1 P: 10	R: 0 E: 0 K: 1 S: 5 H: 0 LOB: 0 BB: 0 P: 5	R: 0 E: 0 K: 2 S: 8 H: 1 LOB: 1 BB: 0 P: 8	R: 0 E: 0 K: 1 S: 5 H: 1 LOB: 0 BB: 0 P: 5	R: 1 E: 0 K: 0 S: 4 H: 2 LOB: 0 BB: 0 P: 4	R: 0 E: 0 K: 1 S: 7 H: 2 LOB: 2 BB: 0 P: 7	R: 0 E: 0 K: 1 S: 6 H: 1 LOB: 1 BB: 0 P: 6	R: 0 E: 0 K: 1 S: 7 H: 2 LOB: 2 BB: 0 P: 7	1B: 10 2B: 1 3B: 1 HR: 0	SF: 0 SAC: 0 DP: 2 HBP: 0	WP: 1 PB: 0 SB: 0 CS: 0	PA: 37				

PITCHER	IP	WLS	BF	H	R	ER	SO	BB	IBB	HBP	BLK	WP	HR	S	P	ERA	WHIP
Bob Buhl, R (1, 1) ERA: 2.96	7.2	W	31	10	1	1	6	1	0	0	0	0	0	42	46	1.17	1.435
Lindy McDaniel, R (8, 1) ERA: 2.7	1.1	S	6	2	0	0	2	0	0	0	0	1	0	10	10	0.00	1.500

PITCHER	IP	WLS	BF	H	R	ER	SO	BB	IBB	HBP	BLK	WP	HR	S	P	ERA	WHIP

BOTTOM

Chicago Cubs @ Cincinnati Reds

Crosley Field, Cincinnati, OH

Fri Jul 12 1963, 7:05 PM EDT

Att. 13,314 - Unknown

livebaseballscorecards.com

AB	36
R	1
H	12
RBI	0
BB	1
SO	8
LOB	19

Batter	1	2	3	4	5	6	7	8	9	AB	R	H	RBI	BB	SO	LOB
Steve Boros, R (1, 9) OBP: 0.267, SLG: 0.259	F8		2-H 3B		F6			F9		3	0	1	1	0	0	2
Richard LeMay, L (5, 1)										0	0	0	0	0	0	0
Leo Burke, R (8, PH) OBP: 0.227, SLG: 0.290										1	0	0	0	0	0	0
(8, 4)																
Ellis Burton, S (1, 8) OBP: 0.260, SLG: 0.378	L4		F6			F7		K		4	0	0	0	0	1	1
(5, 9)																
Billy Williams, L (1, 7) OBP: 0.379, SLG: 0.495	K			F9		K			HR BB	3	1	0	0	1	2	0
Ron Santo, R (1, 5) OBP: 0.352, SLG: 0.509		F8		K		4-3			1-H HR	4	1	1	2	0	1	0
14 Ernie Banks, R (1, 3) OBP: 0.294, SLG: 0.447		G5-4-3 1B		5-3			F8		G5-4-3 BB	3	0	1	0	1	0	0
Ken Hubbs, R (1, 4) OBP: 0.281, SLG: 0.327		G5-4-3 1-2f			E5 G6-4-3 1B		1B		G5-4-3 1-2f	3	0	1	0	0	0	1
Jack Warner, R (8, 1)										0	0	0	0	0	0	0
Jimmie Schaffer, R (9, PH) OBP: 0.293, SLG: 0.353										1	0	0	0	0	0	1
Dick Bertell, R (1, 2) OBP: 0.316, SLG: 0.327			6-3		G6-4-3 1-2 1B		F7		1B	4	0	2	0	0	0	1
Andre Rodgers, R (1, 6) OBP: 0.313, SLG: 0.287			SH1-4 3B 1B		G6-4-3 1-2f 2-3		F3		1-2 1B	3	1	1	0	0	0	3
Alex Grammas, R (7, 6) OBP: 0.333, SLG: 0.333										1	0	1	0	0	0	0
Glen Hobbie, R (1, 1) OBP: 0.118, SLG: 0.091										0	0	0	0	0	0	0
Jim Brewer, L (2, 1)										0	0	0	0	0	0	0
Don Elston, R (4, 1)										0	0	0	0	0	0	0
Nelson Mathews, R (5, PH) OBP: 0.242, SLG: 0.278					BB			K	F8	2	0	0	0	1	1	2
(5, 8)																
Inning Stats	R: 0 E: 0 K: 1 S: 5 H: 0 LOB: 0 BB: 0 P: 5	R: 0 E: 0 K: 0 S: 3 H: 1 LOB: 0 BB: 0 P: 3	R: 1 E: 0 K: 0 S: 5 H: 2 LOB: 0 BB: 0 P: 5	R: 0 E: 0 K: 1 S: 5 H: 0 LOB: 0 BB: 0 P: 5	R: 0 E: 1 K: 0 S: 4 H: 1 LOB: 2 BB: 1 P: 8	R: 0 E: 0 K: 1 S: 5 H: 0 LOB: 0 BB: 0 P: 5	R: 0 E: 0 K: 0 S: 4 H: 1 LOB: 1 BB: 0 P: 4	R: 0 E: 0 K: 2 S: 7 H: 0 LOB: 0 BB: 0 P: 7	R: 2 E: 0 K: 0 S: 5 H: 3 LOB: 2 BB: 2 P: 13	1B: 6 2B: 0 3B: 1 HR: 1 SF: 0 SAC: 1 DP: 3 HBP: 0							

PITCHER	IP	WLS	BF	H	R	ER	SO	BB	IBB	HBP	BLK	WP	HR	S	P	ERA	WHIP
Ray Sadecki, L (1, 1) ERA: 5.03	9.0	W	36	8	3	3	5	3	0	0	0	0	1	43	55	3.00	1.222

PITCHER	IP	WLS	BF	H	R	ER	SO	BB	IBB	HBP	BLK	WP	HR	S	P	ERA	WHIP

TOP

Chicago Cubs @ St. Louis Cardinals

Sportsman's Park, St. Louis, MO

Sun Jul 14 1963, 4:33 AM EDT

Unknown - 86 F

livebaseballscorecards.com

AB	32
R	3
H	8
RBI	3
BB	3
SO	5
LOB	11

1B: 6	SF: 0	WP: 0	PA: 36
2B: 0	SAC: 1	PB: 0	
3B: 1	DP: 3	SB: 0	
HR: 1	HBP: 0	CS: 0	

Chicago Cubs @ St. Louis Cardinals

Sportsman's Park, St. Louis, MO

Sun Jul 14 1963, 4:33 AM EDT

Unknown - 86 F

BOTTOM

Batter	1	2	3	4	5	6	7	8	9	AB	R	H	RBI	BB	SO	LOB
Julian Javier, R (1, 4) OBP: 0.309, SLG: 0.416	E1 1B	6-3 ②		1B SF9 1B	2B 2-3 1B		1B			4	2	3	0	0	0	0
Dal Maxvill, R (6, 4) OBP: 0.250, SLG: 0.182										1	0	1	0	0	0	0
Dick Groat, R (1, 6) OBP: 0.392, SLG: 0.464	1B G3 HR 2-H 1B	2B		1-3 HR 1B	1-3 3-H 2B		F7 ①			5	2	4	2	0	0	1
Stan Musial, L (1, 7) OBP: 0.347, SLG: 0.448	G3 ① 1-2	F7 ③		SF9 ① 3-H	K ②		K ②			2	0	0	0	0	0	2
Charlie James, R (3, 7) OBP: 0.303, SLG: 0.452										2	0	0	1	0	2	3
Bill White, L (1, 3) OBP: 0.377, SLG: 0.532	HR 2-3 1B		BBBB E 1B FC4-6 BB	1-H HR	K ③		4-3 ③			4	3	2	2	1	1	3
Ken Boyer, R (1, 5) OBP: 0.367, SLG: 0.436	1-H 3-H HR		K ①	5-3 ②		K ①		L8 ①		5	1	1	3	0	2	1
Tim McCarver, L (1, 2) OBP: 0.333, SLG: 0.393	1-3 ②		FC4-6 E 1-2 1B	FC4 1B		K ②		F9 ②		3	0	2	0	0	0	0
Moe Thacker, R (6, 2)										2	0	0	0	0	1	0
Gary Kolb, L (1, 9) OBP: 0.556, SLG: 0.857	BBBB BB		E9 FC4-6 1-2 2-3	FC4 ③ 1-2f		S 1B 1B		F8 ③		4	1	1	0	1	0	3
Curt Flood, R (1, 8) OBP: 0.315, SLG: 0.354	L6 ③		FC4-6 ② 1-2f 2-3 3-H		1B SH1-4 2B 1B		1-H 1B			4	1	2	2	0	0	3
Ray Sadecki, L (1, 1) OBP: 0.200, SLG: 0.250		G3 ①	F7 ③		SH1-4 ① 1-2		F9 ③			3	0	0	0	0	0	3
Inning Stats	R: 4 E: 1 K: 0 S: 7 H: 4 LOB: 1 BB: 1 P: 11	R: 0 E: 0 K: 0 S: 4 H: 1 LOB: 1 BB: 0 P: 4	R: 1 E: 1 K: 1 S: 7 H: 1 LOB: 2 BB: 1 P: 11	R: 3 E: 0 K: 0 S: 7 H: 4 LOB: 1 BB: 0 P: 7	R: 1 E: 0 K: 2 S: 10 H: 3 LOB: 2 BB: 0 P: 10	R: 1 E: 0 K: 2 S: 9 H: 2 LOB: 1 BB: 0 P: 9	R: 0 E: 0 K: 1 S: 6 H: 1 LOB: 1 BB: 0 P: 6	R: 0 E: 0 K: 0 S: 3 H: 0 LOB: 0 BB: 0 P: 3		1B: 12 2B: 2 3B: 0 HR: 2	SF: 1 SAC: 1 DP: 0 HBP: 0					

livebaseballscorecards.com

AB	39
R	10
H	16
RBI	10
BB	2
SO	6
LOB	19

PITCHER		IP	WLS	BF	H	R	ER	SO	BB	IBB	HBP	BLK	WP	HR	S	P	ERA	WHIP
Glen Hobbie, R ERA: 3.31	(1, 1)	1.0	L	8	4	4	4	0	1	0	0	0	0	1	7	11	36.00	5.000
Jim Brewer, L ERA: 4.67	(2, 1)	2.1		14	5	4	3	1	1	0	0	0	0	1	15	19	11.57	2.571
Don Elston, R ERA: 0.78	(4, 1)	0.2		3	1	0	0	0	0	0	0	0	0	0	3	3	0.00	1.500
Richard LeMay, L ERA: 5.23	(5, 1)	3.0		15	6	2	2	5	0	0	0	0	0	0	25	25	6.00	2.000
Jack Warner, R ERA: 1.93	(8, 1)	1.0		3	0	0	0	0	0	0	0	0	0	0	3	3	0.00	0.000

PITCHER	IP	WLS	BF	H	R	ER	SO	BB	IBB	HBP	BLK	WP	HR	S	P	ERA	WHIP

Chicago Cubs @ St. Louis Cardinals

Sportsman's Park, St. Louis, MO

Sun Jul 14 1963, 4:38 AM EDT

Att. 29,776 - Unknown

TOP

livebaseballscorecards.com

Batter	1	2	3	4	5	6	7	8	9	AB	R	H	RBI	BB	SO	LOB
Don Landrum, L (1, 8) OBP: 0.308, SLG: 0.304	4-3		K	1-3 2-H 3-H 1B			3-1		K	5	0	1	2	0	2	2
Lou Brock, L (1, 9) OBP: 0.289, SLG: 0.367	6-3		1-2 2-H 1B		HR		K		4-3	5	1	2	2	0	1	0
Billy Williams, L (1, 7) OBP: 0.377, SLG: 0.496	6-3		K		F8			14 HR 2B		4	1	1	0	0	1	2
Ron Santo, R (1, 5) OBP: 0.351, SLG: 0.514		F8		HR	5-3			F2		4	1	1	1	0	0	1
14 Ernie Banks, R (1, 3) OBP: 0.294, SLG: 0.454		4-3		5-3	K			2-H HR		4	1	1	2	0	1	0
Ken Hubbs, R (1, 4) OBP: 0.277, SLG: 0.323		F9		F9		K CS S			F8	4	0	0	0	0	1	0
Merritt Ranew, L (1, 2) OBP: 0.441, SLG: 0.636			5-3	1B 1B 2B		1-2 K				4	1	2	0	0	1	1
Andre Rodgers, R (1, 6) OBP: 0.315, SLG: 0.287			1B 1B 1B	BB 1B 1B		2-3 F6			F9	3	2	1	0	1	0	2
Larry Jackson, R (1, 1) OBP: 0.212, SLG: 0.240 Lindy McDaniel, R (7, 1) OBP: 0.111, SLG: 0.444			1-2 1B	1-2 2-3 1B			F9		F2	3 1	0 0	2 0	0 0	0 0	0 0	0 0
Inning Stats	R: 0 E: 0 K: 0 S: 3 H: 0 LOB: 0 BB: 0 P: 3	R: 0 E: 0 K: 0 S: 3 H: 0 LOB: 0 BB: 0 P: 3	R: 1 E: 0 K: 2 S: 10 H: 3 LOB: 2 BB: 0 P: 10	R: 3 E: 0 K: 0 S: 6 H: 4 LOB: 2 BB: 1 P: 10	R: 1 E: 0 K: 1 S: 6 H: 1 LOB: 0 BB: 0 P: 6	R: 0 E: 0 K: 2 S: 7 H: 0 LOB: 0 BB: 0 P: 7	R: 0 E: 0 K: 1 S: 5 H: 0 LOB: 0 BB: 0 P: 5	R: 2 E: 0 K: 0 S: 6 H: 3 LOB: 1 BB: 0 P: 6	R: 0 E: 0 K: 1 S: 5 H: 0 LOB: 0 BB: 0 P: 5	1B: 5 2B: 2 3B: 1 HR: 3	SF: 0 SAC: 0 DP: 0 HBP: 0					

	AB	37
	R	7
	H	11
	RBI	7
	BB	1
	SO	7
	LOB	8

WP: 0 PB: 1 SB: 1 CS: 1 PA: 38

PITCHER		IP	WLS	BF	H	R	ER	SO	BB	IBB	HBP	BLK	WP	HR	S	P	ERA	WHIP
Ron Taylor, R ERA: 3.16	(1, 1)	5.0	L	23	8	5	5	3	1	0	0	0	0	2	28	32	9.00	1.800
Bobby Shantz, L ERA: 2.92	(6, 1)	2.0		6	0	0	0	3	0	0	0	0	0	0	12	12	0.00	0.000
Barney Schultz, R ERA: 3.07	(8, 1)	0.0		0	0	0	0	0	0	0	0	0	0	0	0	0	∞	∞

PITCHER		IP	WLS	BF	H	R	ER	SO	BB	IBB	HBP	BLK	WP	HR	S	P	ERA	WHIP

Batter	1	2	3	4	5	6	7	8	9	AB	R	H	RBI	BB	SO	LOB
Julian Javier, R (1, 4) OBP: 0.311, SLG: 0.417	0-0 1B SF7 1B		0-0 F6 ③		0-0 S 1-2 1B		0-0 5-3 ② 2-3			4	1	2	0	0	0	1
Dick Groat, R (1, 6) OBP: 0.395, SLG: 0.466	0-0 L9-3 1-3 1B			4-0 1-3 1B BB	0-3 K ② 1-2 2-3		0-0 3-H 1B			3	1	2	1	1	1	2
Stan Musial, L (1, 7) OBP: 0.342, SLG: 0.441	0-0 SF7 ① 3-H			0-0 1-3 ① 1-2	0-0 F9 ③		0-0 L3 ③			3	0	0	1	0	0	4
Bill White, L (1, 3) OBP: 0.375, SLG: 0.528	0-0 L9-3 ②③ 1-2			0-0 1B 2-H 1B		0-0 F7 ①		0-0 4-3 ①		4	0	1	1	0	0	1
Ken Boyer, R (1, 5) OBP: 0.366, SLG: 0.434		0-3 K ①		0-0 1-2 1B		0-0 6-3 ②		0-3 K ②		4	0	1	0	0	2	0
Tim McCarver, L (1, 2) OBP: 0.331, SLG: 0.389		0-3 K ②		0-0 F7 ②		0-0 1B		0-3 K ③		4	0	1	0	0	2	2
George Altman, L (1, 9) OBP: 0.339, SLG: 0.384		0-0 F7 ③		0-3 K ③		0-0 F8 ③			0-0 6-3 ①	4	0	0	0	0	1	3
Curt Flood, R (1, 8) OBP: 0.317, SLG: 0.358			0-0 5-3 ①		0-0 E9 FC6-5 1B		0-0 5-3 1B 2B		0-0 5-3 ②	4	1	2	0	0	0	0
Ron Taylor, R (1, 1) OBP: 0.053, SLG: 0.053 Gary Kolb, L (5, PH) OBP: 0.429, SLG: 0.800 Bobby Shantz, R (6, 1) OBP: 0.200, SLG: 0.200 Carl Sawatski, L (7, PH) OBP: 0.330, SLG: 0.364 Barney Schultz, R (8, 1) Duke Carmel, L (9, PH) OBP: 0.373, SLG: 0.333			0-0 F3 ②		0-0 FC6-5 ① S 1B 2-3		0-3 K ①		0-0 F9 ③	1 1 0 1 0 0 1	0 0 0 0 0 0 0	0 1 0 1 0 0 0	0 0 0 0 0 0 0	0 0 0 1 0 0 0	0 0 0 1 0 0 0	0 1 0 1 0 0 0
Inning Stats	R: 1 E: 0 K: 0 S: 4 H: 2 LOB: 0 BB: 0 P: 4	R: 0 E: 0 K: 2 S: 7 H: 0 LOB: 0 BB: 0 P: 7	R: 0 E: 0 K: 0 S: 3 H: 0 LOB: 0 BB: 0 P: 3	R: 1 E: 0 K: 1 S: 7 H: 2 LOB: 2 BB: 1 P: 11	R: 0 E: 1 K: 1 S: 7 H: 2 LOB: 2 BB: 0 P: 7	R: 0 E: 0 K: 0 S: 4 H: 1 LOB: 1 BB: 0 P: 4	R: 1 E: 0 K: 1 S: 7 H: 2 LOB: 1 BB: 0 P: 7	R: 0 E: 0 K: 2 S: 7 H: 0 LOB: 0 BB: 0 P: 7	R: 0 E: 0 K: 0 S: 3 H: 0 LOB: 0 BB: 0 P: 3	1B: 8 2B: 2 3B: 0 HR: 0	SF: 1 SAC: 0 DP: 1 HBP: 0			WP: 0 PB: 0 SB: 2 CS: 0	PA: 36		

PITCHER		IP	WLS	BF	H	R	ER	SO	BB	IBB	HBP	BLK	WP	HR	S	P	ERA	WHIP
Larry Jackson, R ERA: 2.16	(1, 1)	6.0	W	26	8	3	3	4	1	0	0	0	0	0	33	37	4.50	1.500
Lindy McDaniel, R ERA: 2.51	(7, 1)	3.0	S	10	1	0	0	3	0	0	0	0	0	0	16	16	0.00	0.333

PITCHER	IP	WLS	BF	H	R	ER	SO	BB	IBB	HBP	BLK	WP	HR	S	P	ERA	WHIP

BOTTOM

Chicago Cubs @ St. Louis Cardinals

Sportsman's Park, St. Louis, MO

Sun Jul 14 1963, 4:38 AM EDT

Att. 29,776 - Unknown

livebaseballscorecards.com

AB	34
R	3
H	9
RBI	3
BB	1
SO	7
LOB	15

Batter	1	2	3	4	5	6	7	8	9	AB	R	H	RBI	BB	SO	LOB
Don Landrum, L (1, 8) OBP: 0.307, SLG: 0.303	S S S 0-3 ① K		x 0-0 2-3 1B		S S S 0-3 ③ K		x 0-0 ① FC3-6 1-2f 2-3			4	0	1	0	0	2	4
Lou Brock, L (1, 9) OBP: 0.288, SLG: 0.365	x 0-0 ② 1-3		x 0-0 ③ F7			x 0-0 14 E 14 S 1B	S S S 0-3 ② K			4	0	1	0	0	1	4
Billy Williams, L (1, 7) OBP: 0.373, SLG: 0.490	S S S 0-3 ③ K			x 0-0 ① F2		x 0-0 ① F3	S S S 0-3 ③ K			4	0	0	0	0	2	3
Ron Santo, R (1, 5) OBP: 0.347, SLG: 0.508		S S S 0-3 ① K		x 0-0 ② F8		x 0-0 ② F7		x 0-0 ① F8		4	0	0	0	0	1	1
14 Ernie Banks, R (1, 3) OBP: 0.290, SLG: 0.448		x 0-0 ② 6-3		x 0-0 ③ 6-3		x 0-0 ③ F9 1-3		x 0-0 ② F4		4	0	0	0	0	0	1
Ken Hubbs, R (1, 4) OBP: 0.277, SLG: 0.322		x 0-0 ③ F8			x 0-0 ① L7		x 0-0 BB 1B 1B 1B	x 0-0 ③ 6-3		4	1	1	0	0	0	0
Dick Bertell, R (1, 2) OBP: 0.323, SLG: 0.335			x 0-0 CS 1B		x 0-0 BB 1B		x 0-0 BB 1-2 1B 1B		x 0-0 ① 5-3	4	1	3	0	0	0	0
Andre Rodgers, R (1, 6) OBP: 0.320, SLG: 0.288			x 0-0 ① 1B SH1-4 1-2 1B		B B B B 4-0 1-2 BB		B B B B 4-0 FC3-6 1B 1-2 2-3 BB		S S S 0-3 ② K	2	0	1	0	2	1	0
Dick Ellsworth, L (1, 1) OBP: 0.145, SLG: 0.096 Lindy McDaniel, R (7, 1) OBP: 0.100, SLG: 0.400			x 0-0 ② SH1-4 1-2		x 0-0 ② F2		x 0-0 FC3-6 1-2 2-H 3-H 1B		x 0-0 ③ F8	2 1	0 0	1 0	2 0	0 0	0 0	2 0
Inning Stats	R: 0 H: 0 E: 0 LOB: 0 K: 2 BB: 0 S: 7 P: 7	R: 0 H: 0 E: 0 LOB: 0 K: 1 BB: 0 S: 5 P: 5	R: 0 H: 3 E: 0 LOB: 2 K: 0 BB: 0 S: 5 P: 5	R: 0 H: 0 E: 0 LOB: 0 K: 0 BB: 0 S: 3 P: 3	R: 0 H: 1 E: 0 LOB: 2 K: 1 BB: 1 S: 6 P: 10	R: 0 H: 1 E: 0 LOB: 1 K: 0 BB: 0 S: 4 P: 4	R: 2 H: 3 E: 0 LOB: 2 K: 2 BB: 1 S: 10 P: 14	R: 0 H: 0 E: 0 LOB: 0 K: 0 BB: 0 S: 3 P: 3	R: 0 H: 0 E: 0 LOB: 0 K: 1 BB: 0 S: 5 P: 5	1B: 8 SF: 0 2B: 0 SAC: 1 3B: 0 DP: 0 HR: 0 HBP: 0						WP: 0 PA: 36 PB: 0 SB: 1 CS: 1	

TOP

Chicago Cubs @ St. Louis Cardinals

Sportsman's Park, St. Louis, MO

Mon Jul 15 1963, 4:33 AM EDT

Att. 12,958 - Unknown

livebaseballscorecards.com

AB	33
R	2
H	8
RBI	2
BB	2
SO	7
LOB	15

PITCHER		IP	WLS	BF	H	R	ER	SO	BB	IBB	HBP	BLK	WP	HR	S	P	ERA	WHIP
Ernie Broglio, R ERA: 2.87	(1, 1)	7.0	L	30	8	2	2	6	2	0	0	0	0	0	40	48	2.57	1.429
Ed Bauta, R ERA: 2.51	(8, 1)	2.0		6	0	0	0	1	0	0	0	0	0	0	8	8	0.00	0.000

PITCHER	IP	WLS	BF	H	R	ER	SO	BB	IBB	HBP	BLK	WP	HR	S	P	ERA	WHIP

Batter	1	2	3	4	5	6	7	8	9	AB	R	H	RBI	BB	SO	LOB
Julian Javier, R (1, 4) OBP: 0.311, SLG: 0.415	5-3		F3			4-3 5-3 1B	K			4	0	1	0	0	1	3
Dick Groat, R (1, 6) OBP: 0.391, SLG: 0.461	6-3		F9			5-3		F9		4	0	0	0	0	0	1
Bill White, L (1, 3) OBP: 0.372, SLG: 0.523	4-3			4-3		4-3		G3		4	0	0	0	0	0	1
Ken Boyer, R (1, 5) OBP: 0.367, SLG: 0.433		BBBB FC4-6 BB BB		F4		5-3		1B		3	0	1	0	1	0	1
Charlie James, R (1, 7) OBP: 0.307, SLG: 0.450		BBBB FC4-6 1-2 BB		4-3			2B 1B	L7		3	0	1	0	1	0	1
Curt Flood, R (1, 8) OBP: 0.318, SLG: 0.363		FC4-6 FC5-4 1-2f 2-3			5-3		1-3 2B	WP 1B		4	0	2	0	0	0	2
Gary Kolb, L (1, 9) OBP: 0.478, SLG: 0.667		K			F7		BBBB BB	K 1-3		3	0	0	0	1	2	3
Tim McCarver, L (1, 2) OBP: 0.330, SLG: 0.382		FC5-4 1-2f			BBBB BB		K	F2		3	0	0	0	1	1	6
Ernie Broglio, R (1, 1) OBP: 0.120, SLG: 0.122			5-3		5-3		K	K		2	0	0	0	0	0	1
Stan Musial, L (7, PH) OBP: 0.340, SLG: 0.439										1	0	0	0	0	1	3
Ed Bauta, R (8, 1)										0	0	0	0	0	0	0
Carl Sawatski, L (9, PH) OBP: 0.326, SLG: 0.359										1	0	0	0	0	1	1
Inning Stats	R: 0 H: 0 E: 0 LOB: 0 K: 0 BB: 0 S: 3 P: 3	R: 0 H: 0 E: 0 LOB: 2 K: 1 BB: 2 S: 5 P: 13	R: 0 H: 0 E: 0 LOB: 0 K: 0 BB: 0 S: 3 P: 3	R: 0 H: 0 E: 0 LOB: 0 K: 0 BB: 0 S: 3 P: 3	R: 0 H: 0 E: 0 LOB: 1 K: 0 BB: 1 S: 3 P: 7	R: 0 H: 1 E: 0 LOB: 1 K: 0 BB: 0 S: 4 P: 4	R: 0 H: 2 E: 0 LOB: 3 K: 3 BB: 1 S: 11 P: 15	R: 0 H: 1 E: 0 LOB: 1 K: 0 BB: 0 S: 4 P: 4	R: 0 H: 1 E: 0 LOB: 1 K: 2 BB: 0 S: 8 P: 8	1B: 4 SF: 0 2B: 1 SAC: 0 3B: 0 DP: 0 HR: 0 HBP: 0						

PITCHER	IP	WLS	BF	H	R	ER	SO	BB	IBB	HBP	BLK	WP	HR	S	P	ERA	WHIP
Dick Ellsworth, L (1, 1) ERA: 1.8	6.2	W	27	3	0	0	3	4	0	0	0	0	0	29	45	0.00	1.050
Lindy McDaniel, R (7, 1) ERA: 2.38	2.1	S	9	2	0	0	3	0	0	0	0	1	0	15	15	0.00	0.857

PITCHER	IP	WLS	BF	H	R	ER	SO	BB	IBB	HBP	BLK	WP	HR	S	P	ERA	WHIP

BOTTOM

Chicago Cubs @ St. Louis Cardinals

Sportsman's Park, St. Louis, MO

Mon Jul 15 1963, 4:33 AM EDT

Att. 12,958 - Unknown

livebaseballscorecards.com

AB	32
R	0
H	5
RBI	0
BB	4
SO	6
LOB	23

WP: 2 PA: 36
PB: 0
SB: 0
CS: 0

Milwaukee Braves @ Chicago Cubs

Wrigley Field, Chicago, IL

Tue Jul 16 1963, 3:33 AM CDT

Att. 14,527 - Unknown

TOP

livebaseballscorecards.com

Batter	1	2	3	4	5	6	7	8	9	AB	R	H	RBI	BB	SO	LOB
Mack Jones, L (1, 8) OBP: 0.333, SLG: 0.360	2-3			6-3			4-3		1B	4	0	1	0	0	0	0
Lee Maye, L (1, 7) OBP: 0.321, SLG: 0.441	G3			F8			F9		K	4	0	0	0	0	1	1
Hank Aaron, R (1, 9) OBP: 0.381, SLG: 0.579	F5			P4			E8		K2-3	4	0	1	0	0	1	1
Eddie Mathews, L (1, 5) OBP: 0.389, SLG: 0.407		BB G6-4-3			K		4-3			2	0	0	0	1	1	1
Joe Torre, R (1, 2) OBP: 0.343, SLG: 0.419		G6-4-3 1-2f			F7			6-3		3	0	0	0	0	0	1
Norm Larker, L (1, 3) OBP: 0.321, SLG: 0.259		F8			3-1			BB		2	0	0	0	1	0	0
Tommie Aaron, R (8, PR) OBP: 0.275, SLG: 0.330 (8, 4)										0	0	0	0	0	0	0
Frank Bolling, R (1, 4) OBP: 0.289, SLG: 0.290			BB B1-6-4			K		P6		1	0	0	0	1	1	0
Gene Oliver, R (8, PH) OBP: 0.324, SLG: 0.432 (8, 3)										1	0	0	0	0	0	1
Roy McMillan, R (1, 6) OBP: 0.256, SLG: 0.329			F8			6-3		G3		2	0	0	0	0	0	1
Don Dillard, L (8, PH) OBP: 0.270, SLG: 0.372										1	0	0	0	0	0	1
Denis Menke, R (8, 6) OBP: 0.286, SLG: 0.324										0	0	0	0	0	0	0
Bob Sadowski, R (1, 1)			B1-6-4 1-2f			F7			K	2	0	0	0	0	0	1
Del Crandall, R (9, PH) OBP: 0.261, SLG: 0.257										1	0	0	0	0	1	0
Inning Stats	R: 0 E: 0 K: 0 S: 3 H: 0 LOB: 0 BB: 0 P: 3	R: 0 E: 0 K: 0 S: 2 H: 0 LOB: 0 BB: 1 P: 6	R: 0 E: 0 K: 0 S: 2 H: 0 LOB: 0 BB: 1 P: 6	R: 0 E: 0 K: 0 S: 3 H: 0 LOB: 0 BB: 0 P: 3	R: 0 E: 0 K: 1 S: 5 H: 0 LOB: 0 BB: 0 P: 5	R: 0 E: 0 K: 1 S: 5 H: 0 LOB: 0 BB: 0 P: 5	R: 0 E: 1 K: 0 S: 4 H: 1 LOB: 1 BB: 0 P: 4	R: 0 E: 0 K: 0 S: 3 H: 0 LOB: 1 BB: 1 P: 7	R: 0 E: 0 K: 3 S: 10 H: 1 LOB: 1 BB: 0 P: 10	1B: 1 2B: 1 3B: 0 HR: 0 SF: 0 SAC: 0 DP: 2 HBP: 0						

	AB	27
	R	0
	H	2
	RBI	0
	BB	3
	SO	5
	LOB	8

WP: 0 PB: 0 SB: 0 CS: 0 PA: 30

PITCHER	IP	WLS	BF	H	R	ER	SO	BB	IBB	HBP	BLK	WP	HR	S	P	ERA	WHIP
Bob Buhl, R (1, 1) ERA: 2.82	7.0	W	22	1	0	0	2	2	0	0	0	0	0	24	32	0.00	0.429
Don Elston, R (8, 1) ERA: 0.75	1.1		5	0	0	0	1	1	0	0	0	0	0	6	10	0.00	0.750
Richard LeMay, L (9, 1) ERA: 5.06	0.1		2	1	0	0	1	0	0	0	0	0	0	4	4	0.00	3.000
Lindy McDaniel, R (9, 1) ERA: 2.36	0.1	S	1	0	0	0	1	0	0	0	0	0	0	3	3	0.00	0.000

PITCHER	IP	WLS	BF	H	R	ER	SO	BB	IBB	HBP	BLK	WP	HR	S	P	ERA	WHIP

Batter	1	2	3	4	5	6	7	8	9	AB	R	H	RBI	BB	SO	LOB
Don Landrum, L (1, 8) OBP: 0.306, SLG: 0.298	F7		P6			FC1-6, HBP		4-3		3	0	0	0	0	0	2
Lou Brock, L (1, 9) OBP: 0.289, SLG: 0.363	S, BB			L7		FC1-6, CS 1-2f				2	0	0	0	1	0	1
Billy Williams, L (1, 7) OBP: 0.370, SLG: 0.485	F7 1-2			4-3		CS 1-2	4-3			3	0	0	0	0	0	1
Ron Santo, R (1, 5) OBP: 0.345, SLG: 0.504	K			F7			6-3			3	0	0	0	0	1	1
14 Ernie Banks, R (1, 3) OBP: 0.288, SLG: 0.444		F2			P6		5-3			3	0	0	0	0	0	0
Ken Hubbs, R (1, 4) OBP: 0.277, SLG: 0.331		K			HR			5-3		3	1	1	1	0	1	0
Dick Bertell, R (1, 2) OBP: 0.328, SLG: 0.339		6-3			G6-4-3, 1B			CI, 1B		3	0	2	0	0	0	0
Jimmie Schaffer, R (9, 2) OBP: 0.293, SLG: 0.353										0	0	0	0	0	0	0
Andre Rodgers, R (1, 6) OBP: 0.318, SLG: 0.286			F8		G6-4-3 1-2f			F9		3	0	0	0	0	0	2
Bob Buhl, R (1, 1) OBP: 0.113, SLG: 0.113			4-3			6-3		CI 1-2		2	0	0	0	0	0	0
Don Elston, R (8, 1)										0	0	0	0	0	0	0
Richard LeMay, L (9, 1)										0	0	0	0	0	0	0
Lindy McDaniel, R (9, 1) OBP: 0.100, SLG: 0.400										0	0	0	0	0	0	0
Inning Stats	R: 0 E: 0 K: 1 S: 5 H: 0 LOB: 1 BB: 1 P: 9	R: 0 E: 0 K: 1 S: 5 H: 0 LOB: 0 BB: 0 P: 5	R: 0 E: 0 K: 0 S: 3 H: 0 LOB: 0 BB: 0 P: 3	R: 0 E: 0 K: 0 S: 3 H: 0 LOB: 0 BB: 0 P: 3	R: 1 E: 0 K: 0 S: 4 H: 2 LOB: 0 BB: 0 P: 4	R: 0 E: 0 K: 0 S: 2 H: 0 LOB: 0 BB: 0 P: 3	R: 0 E: 0 K: 0 S: 3 H: 0 LOB: 0 BB: 0 P: 3	R: 0 E: 1 K: 0 S: 5 H: 1 LOB: 2 BB: 0 P: 5		1B: 2 2B: 0 3B: 0 HR: 1 SF: 0 SAC: 0 DP: 1 HBP: 1						

PITCHER	IP	WLS	BF	H	R	ER	SO	BB	IBB	HBP	BLK	WP	HR	S	P	ERA	WHIP
Bob Sadowski, R (1, 1) ERA: 3.46	8.0	L	28	3	1	1	2	1	0	1	0	0	1	30	35	1.12	0.500

PITCHER	IP	WLS	BF	H	R	ER	SO	BB	IBB	HBP	BLK	WP	HR	S	P	ERA	WHIP

Milwaukee Braves @ Chicago Cubs

Wrigley Field, Chicago, IL

Tue Jul 16 1963, 3:33 AM CDT

Att. 14,527 - Unknown

BOTTOM

livebaseballscorecards.com

AB	25
R	1
H	3
RBI	1
BB	1
SO	2
LOB	7

Batter	1	2	3	4	5	6	7	8	9	AB	R	H	RBI	BB	SO	LOB
Lee Maye, L (1, 8) (7, 7) OBP: 0.327, SLG: 0.449	0-0 3B 2B	0-0 ② F2		x 0-0 1-2 1B		x 0-0 ② 3-1		x 0-0 G6-3 1B		5	1	3	0	0	0	1
Eddie Mathews, L (1, 5) OBP: 0.387, SLG: 0.413	0-3 ① K	0-3 ③ K		x 0-0 ③ F2		x 0-0 HR		x 0-0 ① ② G6-3 1-2f		5	1	1	1	0	2	5
Hank Aaron, R (1, 9) OBP: 0.381, SLG: 0.582	0-0 2-H 1B 3B		x 0-0 E5 1B		x 0-0 1B 1B 1B	x 0-0 ③ F9		x 0-0 ③ F9		5	3	2	1	0	0	0
Joe Torre, R (1, 3) OBP: 0.347, SLG: 0.422	0-0 3-H 1B 1B		x 0-0 2-H CS 1B		x 0-0 ① F9		x 0-0 6-3 1B 1B		x 0-0 ① F9	5	1	3	2	0	0	1
Gene Oliver, R (1, 7) OBP: 0.322, SLG: 0.428	0-3 ② K		x 0-3 ① ② K 1-2		x 0-0 F9 1B 1-3 1B		x 0-0 ① P3		x 0-0 ② 4-3	4	0	1	0	0	2	3
Mack Jones, L (7, 8) OBP: 0.332, SLG: 0.358										1	0	0	0	0	0	0
Denis Menke, R (1, 6) OBP: 0.288, SLG: 0.325	0-0 1-2 1B		x 0-0 ③ F8		x 0-0 1-2 3-H 1B		x 0-0 ② 6-3 1-2		x 0-0 ③ 5-3	5	0	2	1	0	0	1
Del Crandall, R (1, 2) OBP: 0.261, SLG: 0.257	x 0-0 ③ F7			x 0-0 ① 6-3	x 0-0 ② F9 2-3		x 0-0 1B 2-H 1B			4	0	1	1	0	0	4
Frank Bolling, R (1, 4) OBP: 0.292, SLG: 0.293		x 0-0 SH3-4 1B		x 0-0 ② 6-3	x 0-0 ③ F9		x 0-0 1-2 1B			4	0	2	0	0	0	2
Hank Fischer, R (1, 1) OBP: 0.111, SLG: 0.111		x 0-0 ① SH3-4 1-2		x 0-0 1B 1B		x 0-0 ① 1-3	x 0-0 ③ P3			3	0	1	0	0	0	2
Bob Shaw, R (8, 1) OBP: 0.222, SLG: 0.125										0	0	0	0	0	0	0
Inning Stats	R: 2 E: 0 K: 2 S: 11 H: 4 LOB: 2 BB: 0 P: 11	R: 0 E: 0 K: 1 S: 6 H: 1 LOB: 1 BB: 0 P: 6	R: 1 E: 1 K: 1 S: 6 H: 1 LOB: 0 BB: 0 P: 6	R: 0 E: 0 K: 0 S: 5 H: 2 LOB: 2 BB: 0 P: 5	R: 1 E: 0 K: 0 S: 6 H: 3 LOB: 2 BB: 0 P: 6	R: 1 E: 0 K: 0 S: 4 H: 1 LOB: 0 BB: 0 P: 4	R: 1 E: 0 K: 0 S: 6 H: 3 LOB: 2 BB: 0 P: 6	R: 0 E: 0 K: 0 S: 3 H: 1 LOB: 0 BB: 0 P: 3	R: 0 E: 0 K: 0 S: 3 H: 0 LOB: 0 BB: 0 P: 3	1B: 13 2B: 2 3B: 1 HR: 1	SF: 0 SAC: 1 DP: 2 HBP: 0						

PITCHER		IP	WLS	BF	H	R	ER	SO	BB	IBB	HBP	BLK	WP	HR	S	P	ERA	WHIP
Glen Hobbie, R ERA: 3.46	(1, 1)	0.2		6	4	2	2	2	0	0	0	0	0	0	10	10	27.00	6.000
Paul Toth, R ERA: 3.18	(1, 1)	3.1	L	14	4	1	0	2	0	0	0	0	0	0	18	18	0.00	1.200
Jack Warner, R ERA: 3.65	(5, 1)	3.0		16	7	3	3	0	0	0	0	0	0	1	16	16	9.00	2.333
Jim Brewer, L ERA: 4.34	(8, 1)	2.0		6	1	0	0	0	0	0	0	0	0	0	6	6	0.00	0.500

PITCHER	IP	WLS	BF	H	R	ER	SO	BB	IBB	HBP	BLK	WP	HR	S	P	ERA	WHIP

TOP

Milwaukee Braves @ Chicago Cubs

Wrigley Field, Chicago, IL

Wed Jul 17 1963, 3:33 AM CDT

Att. 17,094 - Unknown

livebaseballscorecards.com

AB	41
R	6
H	16
RBI	6
BB	0
SO	4
LOB	19

| | | | | | | | | | |

Milwaukee Braves @ Chicago Cubs

Wrigley Field, Chicago, IL

Wed Jul 17 1963, 3:33 AM CDT

Att. 17,094 - Unknown

livebaseballscorecards.com

BOTTOM

Batter	1	2	3	4	5	6	7	8	9	AB	R	H	RBI	BB	SO	LOB
Don Landrum, L (1, 8) OBP: 0.303, SLG: 0.296	HBP 1B 1B		4-3		F7		F7		4-3	5	1	1	0	0	0	1
Lou Brock, L (1, 9) OBP: 0.292, SLG: 0.362	1B SF9 1-2 HBP		FC5-4 1B		G3		G3			3	1	1	0	0	0	0
Ellis Burton, S (1, 7) OBP: 0.274, SLG: 0.415	S 1-3 2-H 1B		F8		1B			HR		4	1	3	2	0	0	1
Ron Santo, R (1, 5) OBP: 0.341, SLG: 0.500	SF9 1-2 3-H		FC5-4 1-2f		K			5-3		3	0	0	1	0	1	2
14 Ernie Banks, R (1, 3) OBP: 0.287, SLG: 0.445	P4			FC4-6 2B		5-3		F6		4	0	1	0	0	0	1
Ken Hubbs, R (1, 4) OBP: 0.277, SLG: 0.328	K			FC4-6 BB		5-3		1-3		3	0	0	0	1	1	1
Jimmie Schaffer, R (1, 2) OBP: 0.274, SLG: 0.327		5-3		FC4-6 1-2f 2-3		F8			F2	4	0	0	0	0	0	2
Andre Rodgers, R (1, 6) OBP: 0.320, SLG: 0.295		4-3		K			SF7 3B		FC6-4 1B	4	1	2	0	0	1	2
Glen Hobbie, R (1, 1) OBP: 0.118, SLG: 0.091 Paul Toth, R (1, 1) Merritt Ranew, L (4, PH) OBP: 0.433, SLG: 0.625 Jack Warner, R (5, 1) Leo Burke, R (7, PH) OBP: 0.224, SLG: 0.290 Jim Brewer, L (8, 1) Billy Williams, L (9, PH) OBP: 0.370, SLG: 0.484		6-3		F5			SF7 3-H		FC6-4 1-2f	0 1 1 0 0 0 0 1	0 0 0 0 0 0 0 0	0 0 0 0 1 0 0 0	0 0 0 0 0 0 0 0	0 0 0 0 0 0 0 0	0 0 2 0 0 0 0 1	0 0 0 0 0 0 0 1
Inning Stats	R: 2 E: 0 K: 1 S: 7 H: 2 LOB: 1 BB: 0 P: 8	R: 0 E: 0 K: 0 S: 3 H: 0 LOB: 0 BB: 0 P: 3	R: 0 E: 0 K: 0 S: 4 H: 1 LOB: 1 BB: 0 P: 4	R: 0 E: 0 K: 1 S: 6 H: 1 LOB: 2 BB: 1 P: 10	R: 0 E: 0 K: 1 S: 6 H: 1 LOB: 1 BB: 0 P: 6	R: 0 E: 0 K: 0 S: 3 H: 0 LOB: 0 BB: 0 P: 3	R: 1 E: 0 K: 0 S: 4 H: 1 LOB: 0 BB: 0 P: 4	R: 1 E: 0 K: 0 S: 4 H: 1 LOB: 0 BB: 0 P: 4	R: 0 E: 0 K: 0 S: 4 H: 1 LOB: 1 BB: 0 P: 4	1B: 5 2B: 1 3B: 1 HR: 1	SF: 2 SAC: 0 DP: 0 HBP: 1					

	AB	33
	R	4
	H	8
	RBI	4
	BB	1
	SO	3
	LOB	13

WP: 0 PB: 0 SB: 1 CS: 0 PA: 37

PITCHER		IP	WLS	BF	H	R	ER	SO	BB	IBB	HBP	BLK	WP	HR	S	P	ERA	WHIP
Hank Fischer, R ERA: 4.93	(1, 1)	7.0	W	30	7	4	4	3	1	0	1	0	0	1	34	39	5.14	1.143
Bob Shaw, R ERA: 3.18	(8, 1)	2.0	S	7	1	0	0	0	0	0	0	0	0	0	7	7	0.00	0.500

PITCHER	IP	WLS	BF	H	R	ER	SO	BB	IBB	HBP	BLK	WP	HR	S	P	ERA	WHIP

Batter	1	2	3	4	5	6	7	8	9	AB	R	H	RBI	BB	SO	LOB
Lee Maye, L (1, 8) OBP: 0.326, SLG: 0.445	3-1	9-2 3-Hf			P4			G6-3 1B		4	0	1	0	0	0	3
Eddie Mathews, L (1, 5) OBP: 0.383, SLG: 0.408	F9		K		L8			G6-3 1-2f		4	0	0	0	0	1	1
Hank Aaron, R (1, 9) OBP: 0.380, SLG: 0.578	CS 1B		K			1-3		6-3		4	0	1	0	0	1	0
Joe Torre, R (1, 3) OBP: 0.353, SLG: 0.429	CS 1-2	BB 1B E 1B	2B			K			G5-4-3 1B	3	1	2	0	1	1	0
Bob Hendley, R (9, PR) OBP: 0.176, SLG: 0.125										0	0	0	0	0	0	0
Gene Oliver, R (1, 7) OBP: 0.316, SLG: 0.418		E6 1-2 1B 1B	L8			K			G5-4-3 1-2f	4	1	0	0	0	1	3
Denis Menke, R (1, 6) OBP: 0.291, SLG: 0.331 (7, 4)		9-2 1-2 2-3 1B 1B		1-3			3-1 2B		5-3	4	0	2	0	0	0	1
Del Crandall, R (1, 2) OBP: 0.268, SLG: 0.265		1-3 2-H 3-H 1B		CS 1B			5-3			3	0	2	2	0	0	1
Frank Bolling, R (1, 4) OBP: 0.293, SLG: 0.292		BB		5-3 1-2			3-1 2-3			1	0	0	0	1	0	1
Don Dillard, L (7, PH) OBP: 0.267, SLG: 0.368										1	0	0	0	0	0	1
Roy McMillan, R (7, 6) OBP: 0.256, SLG: 0.329										0	0	0	0	0	0	0
Tony Cloninger, R (1, 1) OBP: 0.143, SLG: 0.143		K			F9		L9			2	0	0	0	0	1	3
Norm Larker, L (7, PH) OBP: 0.319, SLG: 0.257										1	0	0	0	0	0	1
Dan Schneider, L (7, 1)										0	0	0	0	0	0	0
Claude Raymond, R (8, 1) OBP: 0.667, SLG: 1.000										0	0	0	0	0	0	0
Inning Stats	R: 0 E: 0 K: 0 S: 3 H: 1 LOB: 0 BB: 0 P: 3	R: 2 E: 1 K: 1 S: 7 H: 2 LOB: 2 BB: 2 P: 15	R: 0 E: 0 K: 2 S: 8 H: 1 LOB: 1 BB: 0 P: 8	R: 0 E: 0 K: 0 S: 3 H: 1 LOB: 0 BB: 0 P: 3	R: 0 E: 0 K: 0 S: 3 H: 0 LOB: 0 BB: 0 P: 3	R: 0 E: 0 K: 2 S: 7 H: 0 LOB: 0 BB: 0 P: 7	R: 0 E: 0 K: 0 S: 4 H: 1 LOB: 1 BB: 0 P: 4	R: 0 E: 0 K: 0 S: 3 H: 1 LOB: 0 BB: 0 P: 3	R: 0 E: 0 K: 0 S: 3 H: 1 LOB: 1 BB: 0 P: 3	1B: 6 2B: 3 3B: 0 HR: 0 SF: 0 SAC: 0 DP: 3 HBP: 0						

PITCHER		IP	WLS	BF	H	R	ER	SO	BB	IBB	HBP	BLK	WP	HR	S	P	ERA	WHIP
Larry Jackson, R ERA: 2.11	(1, 1)	8.0	W	31	8	2	1	5	2	0	0	0	0	0	39	47	1.12	1.250
Lindy McDaniel, R ERA: 2.31	(9, 1)	1.0	S	2	0	0	0	0	0	0	0	0	0	0	2	2	0.00	0.000

PITCHER	IP	WLS	BF	H	R	ER	SO	BB	IBB	HBP	BLK	WP	HR	S	P	ERA	WHIP

TOP

Milwaukee Braves @ Chicago Cubs

Wrigley Field, Chicago, IL

Thu Jul 18 1963, 3:33 AM CDT

Att. 15,231 - Unknown

livebaseballscorecards.com

AB	31
R	2
H	8
RBI	2
BB	2
SO	5
LOB	15

PA: 34

WP: 0 PB: 0 SB: 0 CS: 2

Batter	1	2	3	4	5	6	7	8	9	AB	R	H	RBI	BB	SO	LOB
Don Landrum, L (1, 8) OBP: 0.302, SLG: 0.295	S S S 0-3 K ①		x 0-0 FC3-6 1B		x 0-0 1-3 ③		S S S 0-3 K ①			4	0	1	0	0	2	0
Lou Brock, L (1, 9) OBP: 0.288, SLG: 0.358	S S S 0-3 K ②		x 0-0 FC3-6 ② 1-2f			S S S 0-3 K ①	S S S 0-3 K ②			4	0	0	0	0	3	1
Billy Williams, L (1, 7) OBP: 0.368, SLG: 0.480	x 0-0 F7 ③		x 0-0 F9 ③			B B B B 4-0 3B BB	x 0-0 3-1 ③			3	1	0	0	1	0	1
Ron Santo, R (1, 5) OBP: 0.343, SLG: 0.505		x 0-0 4-3 ①		x 0-0 FC3-6 1B		x 0-0 1-H 2B 3B		x 0-0 P4 ①		4	1	2	1	0	0	0
14 Ernie Banks, R (1, 3) OBP: 0.287, SLG: 0.441		x 0-0 6-3 ②		x 0-0 F7 ①		S S S 0-3 K ②		B B B B 4-0 1B BB		3	0	0	0	1	1	2
Ken Hubbs, R (1, 4) OBP: 0.282, SLG: 0.336		x 0-0 1B 1B		x 0-0 FC3-6 S ② 1-2f		x 0-0 1B 3-H 2B		x 0-0 1-2 1B		4	1	3	1	0	0	1
Dick Bertell, R (1, 2) OBP: 0.331, SLG: 0.339		x 0-0 1-3 1B		S S S 0-3 K ③ 1-2		4-0 1B IBB		x 0-0 F9 ②		3	0	1	0	1	1	3
Andre Rodgers, R (1, 6) OBP: 0.319, SLG: 0.294		x 0-0 4-3 ③			x 0-0 6-3 ①	x 0-0 1-2 2-H 1B		S S S 0-3 K ③		4	0	1	1	0	1	4
Larry Jackson, R (1, 1) OBP: 0.200, SLG: 0.226 Lindy McDaniel, R (9, 1) OBP: 0.100, SLG: 0.400			x 0-0 F8 ①		x 0-0 3-1 ②	S S S 0-3 K ③				3 0	0 0	0 0	0 0	0 0	1 0	2 0
Inning Stats	R: 0 E: 0 K: 2 S: 7 H: 0 LOB: 0 BB: 0 P: 7	R: 0 E: 0 K: 0 S: 5 H: 2 LOB: 2 BB: 0 P: 5	R: 0 E: 0 K: 0 S: 4 H: 1 LOB: 1 BB: 0 P: 4	R: 0 E: 0 K: 1 S: 6 H: 1 LOB: 1 BB: 0 P: 6	R: 0 E: 0 K: 0 S: 3 H: 0 LOB: 0 BB: 0 P: 3	R: 3 E: 0 K: 3 S: 12 H: 3 LOB: 2 BB: 2 P: 20	R: 0 E: 0 K: 2 S: 7 H: 0 LOB: 0 BB: 0 P: 7	R: 0 E: 0 K: 1 S: 6 H: 1 LOB: 2 BB: 1 P: 10		1B: 6 2B: 1 3B: 1 HR: 0 SF: 0 SAC: 0 DP: 0 HBP: 0					WP: 0 PB: 0 SB: 1 CS: 0	PA: 35

PITCHER		IP	WLS	BF	H	R	ER	SO	BB	IBB	HBP	BLK	WP	HR	S	P	ERA	WHIP
Tony Cloninger, R ERA: 3.17	(1, 1)	6.0	L	27	7	3	3	6	1	1	0	0	0	0	37	45	4.50	1.333
Dan Schneider, L ERA: 3.8	(7, 1)	1.0		3	0	0	0	2	0	0	0	0	0	0	7	7	0.00	0.000
Claude Raymond, R ERA: 4.15	(8, 1)	1.0		5	1	0	0	1	1	0	0	0	0	0	6	10	0.00	2.000

PITCHER	IP	WLS	BF	H	R	ER	SO	BB	IBB	HBP	BLK	WP	HR	S	P	ERA	WHIP

BOTTOM

Milwaukee Braves @ Chicago Cubs

Wrigley Field, Chicago, IL

Thu Jul 18 1963, 3:33 AM CDT

Att. 15,231 - Unknown

livebaseballscorecards.com

AB	32
R	3
H	8
RBI	3
BB	3
SO	9
LOB	14

Batter	1	2	3	4	5	6	7	8	9	AB	R	H	RBI	BB	SO	LOB
Don Landrum, L (1, 8) OBP: 0.300, SLG: 0.293	S S S 0-3 ① K		x 0-0 ③ 1B 3B 1-2 1B		x 0-0 ③ L1			x 0-0 ① F8	S S S 0-3 ③ K	5	1	1	0	0	2	2
Lou Brock, L (1, 9) OBP: 0.291, SLG: 0.359	x 0-0 ② F8		x 0-0 3B 1-2 2-3 1B			x 0-0 ① 6-3		x 0-0 6-3 1B		4	1	2	0	0	0	0
Billy Williams, L (1, 7) OBP: 0.370, SLG: 0.489	x 0-0 ③ P6		x 0-0 3B 1-H 2-H 3-H			x 0-0 2B		x 0-0 ② 6-3 1-2		4	0	2	3	0	0	1
Ron Santo, R (1, 5) OBP: 0.339, SLG: 0.500		S S S 0-3 ① K	x 0-0 ③ 6-3			x 0-0 ② P3		x 0-0 ③ P6		4	0	0	0	0	1	3
14 Ernie Banks, R (1, 3) OBP: 0.287, SLG: 0.437		S S S 0-3 ② K		S S S 0-3 ① K		4-0 IBB			S S S 0-3 ① K	3	0	0	0	1	3	0
Ken Hubbs, R (1, 4) OBP: 0.279, SLG: 0.332		x 0-0 ③ P4		x 0-0 ② 5-3		x 0-0 ③ F8			S S S 0-3 ② K	4	0	0	0	0	1	2
Dick Bertell, R (1, 2) OBP: 0.329, SLG: 0.338			x 0-0 ① 5-3	x 0-0 ③ 1-4-3			x 0-0 ① 5-3		x 0-0 1B BLK 1B 1B	4	1	1	0	0	0	0
Andre Rodgers, R (1, 6) OBP: 0.318, SLG: 0.294			x 0-0 ② 6-3		x 0-0 ① 4-3		x 0-0 ② 3-1		x 0-0 1B 1-3 1B	4	0	1	0	0	0	0
Dick Ellsworth, L (1, 1) OBP: 0.158, SLG: 0.111			x 0-0 1B 1B 3B 1B		x 0-0 ② 4-3		x 0-0 ③ F9		x 0-0 1-2 3-H 1B	2	1	1	0	0	0	0
Ellis Burton, S (7, PH) OBP: 0.272, SLG: 0.411										1	0	0	0	0	0	0
Don Elston, R (7, 1)										0	0	0	0	0	0	0
Jack Warner, R (8, 1)										0	0	0	0	0	0	0
Merritt Ranew, L (9, PH) OBP: 0.443, SLG: 0.632										1	0	1	1	0	0	0
Inning Stats	R: 0 E: 0 K: 1 S: 5 H: 0 LOB: 0 BB: 0 P: 5	R: 0 E: 0 K: 2 S: 7 H: 0 LOB: 0 BB: 0 P: 7	R: 3 E: 0 K: 0 S: 7 H: 4 LOB: 1 BB: 0 P: 7	R: 0 E: 0 K: 1 S: 5 H: 0 LOB: 0 BB: 0 P: 5	R: 0 E: 0 K: 0 S: 3 H: 0 LOB: 0 BB: 0 P: 3	R: 0 E: 0 K: 0 S: 4 H: 1 LOB: 2 BB: 1 P: 8	R: 0 E: 0 K: 0 S: 3 H: 0 LOB: 0 BB: 0 P: 3	R: 0 E: 0 K: 0 S: 4 H: 1 LOB: 1 BB: 0 P: 4	R: 1 E: 0 K: 3 S: 12 H: 3 LOB: 2 BB: 0 P: 12	1B: 7 2B: 1 3B: 1 HR: 0	SF: 0 SAC: 0 DP: 0 HBP: 0						

PITCHER	IP	WLS	BF	H	R	ER	SO	BB	IBB	HBP	BLK	WP	HR	S	P	ERA	WHIP
Bob Friend, R (1, 1) ERA: 2.01	8.0	W	31	6	3	3	4	0	1	0	0	0	0	38	42	3.38	0.750
Al McBean, R (9, 1) ERA: 1.91	1.0	S	6	3	1	1	3	0	0	0	1	0	0	12	12	9.00	3.000

PITCHER	IP	WLS	BF	H	R	ER	SO	BB	IBB	HBP	BLK	WP	HR	S	P	ERA	WHIP

TOP

Chicago Cubs @ Pittsburgh Pirates

Forbes Field, Pittsburgh, PA

Fri Jul 19 1963, 7:05 PM EDT

Att. 13,670 - Unknown

livebaseballscorecards.com

AB	36
R	4
H	9
RBI	4
BB	1
SO	7
LOB	8

WP: 0 PB: 0 SB: 0 CS: 0 PA: 37

Batter	1	2	3	4	5	6	7	8	9	AB	R	H	RBI	BB	SO	LOB
Dick Schofield, S (1, 6) OBP: 0.347, SLG: 0.320	4-3		1-3, 1-2, 2-H, 1B		4-3, 2-3		1-6-3	P4		5	0	1	1	0	0	3
Bill Virdon, L (1, 8) OBP: 0.305, SLG: 0.347	4-3		K		3-H, 1B			1B, 1B; F2		5	1	2	1	0	1	4
Roberto Clemente, R (1, 9) OBP: 0.359, SLG: 0.488	3-1		1-3, 1-2, 2-3		P4			1B, 1B, 1-3, 1B		4	1	1	0	0	0	3
Bill Mazeroski, R (1, 4) OBP: 0.333, SLG: 0.432		G5-4-3, 1B	6-3			F8		1B, SF8, 1-3, 3-H, 1B		4	1	2	1	0	0	2
Donn Clendenon, R (1, 3) OBP: 0.348, SLG: 0.480		K		K		1B, 3B		1B, 1B, 1-3, 3-H, 1B		4	2	2	1	0	2	1
Bob Bailey, R (1, 5) OBP: 0.315, SLG: 0.351		G5-4-3, 1-2f		K		CS, 3-H, 1B		SF8, 3-H		3	0	1	2	0	1	1
Manny Mota, R (1, 7) OBP: 0.333, SLG: 0.417			1B, 1B, 2B	4-3		6-3, 1-2		1B, E, 1-2, 1B		4	2	2	0	0	0	1
Jim Pagliaroni, R (1, 2) OBP: 0.359, SLG: 0.435			1B, 1B, 2-3, 1B		4-3, SH1-4, 1B		K	E, 1-2, 2-H, 1B		4	2	3	1	0	1	0
Bob Friend, R (1, 1) OBP: 0.117, SLG: 0.102 Jerry Lynch, L (8, PH) OBP: 0.351, SLG: 0.462 Al McBean, R (9, 1) OBP: 0.185, SLG: 0.296			1-3, 1B, 1-2, 3-H, 1B		SH1-4, 1-2		5-3	E7, 1-3, 2-H, 1B		2 1 0	0 0 0	1 1 0	1 1 0	0 0 0	0 0 0	0 0 0
Inning Stats	R: 0, E: 0, K: 0, S: 3, H: 0, LOB: 0, BB: 0, P: 3	R: 0, E: 0, K: 1, S: 5, H: 1, LOB: 0, BB: 0, P: 5	R: 2, E: 0, K: 1, S: 9, H: 4, LOB: 2, BB: 0, P: 9	R: 0, E: 0, K: 2, S: 7, H: 0, LOB: 0, BB: 0, P: 7	R: 1, E: 0, K: 0, S: 5, H: 2, LOB: 1, BB: 0, P: 5	R: 1, E: 0, K: 0, S: 4, H: 2, LOB: 0, BB: 0, P: 4	R: 0, E: 0, K: 1, S: 5, H: 0, LOB: 0, BB: 0, P: 5	R: 5, E: 1, K: 0, S: 10, H: 7, LOB: 2, BB: 0, P: 10		1B: 14, 2B: 1, 3B: 1, HR: 0	SF: 1, SAC: 1, DP: 1, HBP: 0					

PITCHER		IP	WLS	BF	H	R	ER	SO	BB	IBB	HBP	BLK	WP	HR	S	P	ERA	WHIP
Dick Ellsworth, L ERA: 1.95	(1, 1)	6.0	L	25	9	4	4	4	0	0	0	0	0	0	33	33	6.00	1.500
Don Elston, R ERA: 1.7	(7, 1)	1.0		7	4	4	4	1	0	0	0	0	0	0	9	9	36.00	4.000
Jack Warner, R ERA: 4.05	(8, 1)	1.0		6	3	1	1	0	0	0	0	0	0	0	6	6	9.00	3.000

PITCHER	IP	WLS	BF	H	R	ER	SO	BB	IBB	HBP	BLK	WP	HR	S	P	ERA	WHIP

BOTTOM

Chicago Cubs @ Pittsburgh Pirates

Forbes Field, Pittsburgh, PA

Fri Jul 19 1963, 7:05 PM EDT

Att. 13,670 - Unknown

livebaseballscorecards.com

AB	36
R	9
H	16
RBI	9
BB	0
SO	5
LOB	15

Batter	1	2	3	4	5	6	7	8	9	AB	R	H	RBI	BB	SO	LOB
Lou Brock, L (1, 9) OBP: 0.290, SLG: 0.368	4-3		2-H IHR			F7	K			4	1	1	2	0	1	1
Ellis Burton, S (1, 8) OBP: 0.271, SLG: 0.406	P3		K			1B SF7 1B		G3		4	1	1	0	0	1	0
Billy Williams, L (1, 7) OBP: 0.371, SLG: 0.492	F9			E7 F8 14 SF7		1-3 14 1B SF7 1B		2B		4	2	2	0	0	0	0
Ron Santo, R (1, 5) OBP: 0.336, SLG: 0.496		F8		F8 2-3		SF7 1-2 3-H		1-3		3	0	0	1	0	0	2
14 Ernie Banks, R (1, 3) OBP: 0.286, SLG: 0.436		4-3		SF7 3-H		FC6-4 2-H 1B		5-3		3	0	1	2	0	0	1
Ken Hubbs, R (1, 4) OBP: 0.279, SLG: 0.329		6-3		BBBB 4-0 CS BB		FC6-4 1-2f			1-6-3	3	0	0	0	1	0	1
Merritt Ranew, L (1, 2) OBP: 0.477, SLG: 0.672			SH1-4 IHR 1B	CS 1-2	G5-4-3 1B		1B		2B	4	1	4	0	0	0	0
Andre Rodgers, R (1, 6) OBP: 0.315, SLG: 0.290			K		G5-4-3 1-2f		F9		F9	4	0	0	0	0	1	4
Paul Toth, R (1, 1)			SH1-4 1-2		K		K		6-3	3	0	0	0	0	2	2
Inning Stats	R: 0 E: 0 K: 0 S: 3 H: 0 LOB: 0 BB: 0 P: 3	R: 0 E: 0 K: 0 S: 3 H: 0 LOB: 0 BB: 0 P: 3	R: 2 E: 0 K: 2 S: 9 H: 2 LOB: 0 BB: 0 P: 9	R: 1 E: 1 K: 0 S: 3 H: 0 LOB: 0 BB: 1 P: 7	R: 0 E: 0 K: 1 S: 5 H: 1 LOB: 0 BB: 0 P: 5	R: 2 E: 0 K: 0 S: 6 H: 3 LOB: 1 BB: 0 P: 6	R: 0 E: 0 K: 2 S: 8 H: 1 LOB: 1 BB: 0 P: 8	R: 0 E: 0 K: 0 S: 4 H: 1 LOB: 1 BB: 0 P: 4	R: 0 E: 0 K: 0 S: 4 H: 1 LOB: 1 BB: 0 P: 4	1B: 6 2B: 2 3B: 0 HR: 1	SF: 2 SAC: 1 DP: 1 HBP: 0						

TOP

Chicago Cubs @ Pittsburgh Pirates

Forbes Field, Pittsburgh, PA

Sun Jul 21 1963, 3:33 AM EDT

Unknown

livebaseballscorecards.com

AB	32
R	5
H	9
RBI	5
BB	1
SO	5
LOB	11

PITCHER		IP	WLS	BF	H	R	ER	SO	BB	IBB	HBP	BLK	WP	HR	S	P	ERA	WHIP
Don Cardwell, R ERA: 3.59	(1, 1)	5.0	L	18	3	3	2	3	1	0	0	0	0	0	23	27	3.60	0.800
Tommie Sisk, R ERA: 3.75	(6, 1)	0.2		5	3	2	2	0	0	0	0	0	0	0	5	5	27.00	4.500
Roy Face, R ERA: 3.53	(6, 1)	1.1		5	1	0	0	2	0	0	0	0	0	0	9	9	0.00	0.750
Vern Law, R ERA: 4.75	(8, 1)	2.0		8	2	0	0	0	0	0	0	0	0	0	8	8	0.00	1.000

PITCHER	IP	WLS	BF	H	R	ER	SO	BB	IBB	HBP	BLK	WP	HR	S	P	ERA	WHIP

Chicago Cubs @ Pittsburgh Pirates

Forbes Field, Pittsburgh, PA

Sun Jul 21 1963, 3:33 AM EDT

Unknown

BOTTOM

Batter	1	2	3	4	5	6	7	8	9	AB	R	H	RBI	BB	SO	LOB
Dick Schofield, S (1, 6) OBP: 0.345, SLG: 0.316	S S S 0-3 ① K		B B B B 4-0 BB		x 0-0 ③ 4-3		x 0-0 ③ F7		x 0-0 ③ F8	4	0	0	0	1	1	5
Bill Virdon, L (1, 8) OBP: 0.301, SLG: 0.342	x 0-0 ② 4-3		x 0-0 ② F7			x 0-0 ① L4		x 0-0 ① 3-1		4	0	0	0	0	0	2
Roberto Clemente, R (1, 9) OBP: 0.358, SLG: 0.485	S S S 0-3 ③ K		x 0-0 ③ 1-3			x 0-0 ② 4-3		x 0-0 FC5-4 1B		4	0	1	0	0	1	2
Bill Mazeroski, R (1, 4) OBP: 0.329, SLG: 0.426		x 0-0 ① F2		x 0-0 ① 6-3		x 0-0 E6		x 0-0 ② FC5-4 1-2f		4	0	0	0	0	0	1
Willie Stargell, L (1, 7) OBP: 0.283, SLG: 0.373		x 0-0 ② F8		S S S 0-3 ② K		S S S 0-3 ③ K		x 0-0 ③ P6		4	0	0	0	0	2	2
Smoky Burgess, L (1, 2) OBP: 0.330, SLG: 0.394 Ron Brand, R (9, PR) OBP: 0.361, SLG: 0.406		S S S 0-3 ③ K		x 0-0 ③ F8			x 0-0 ① F9		x 0-0 1B	4	0	1	0	0	1	0
										0	0	0	0	0	0	0
Donn Clendenon, R (1, 3) OBP: 0.353, SLG: 0.492			x 0-0 HR		x 0-0 E8 F7 1B		x 0-0 FC5-4 1B		x 0-0 ① F9	4	1	3	1	0	0	1
Bob Bailey, R (1, 5) OBP: 0.317, SLG: 0.351			B B B B 4-0 SH1-4 BB		x 0-0 ① F8		x 0-0 FC5-4 1-2 1B		x 0-0 ② F7	3	0	1	0	1	0	2
Don Cardwell, R (1, 1) OBP: 0.188, SLG: 0.079 Johnny Logan, R (5, PH) OBP: 0.286, SLG: 0.219 Tommie Sisk, R (6, 1) Roy Face, R (6, 1) Jerry Lynch, L (7, PH) OBP: 0.349, SLG: 0.459 Vern Law, R (8, 1) OBP: 0.227, SLG: 0.227 Manny Mota, R (9, PH) OBP: 0.385, SLG: 0.462			x 0-0 ① SH1-4 1-2		x 0-0 ② F7 2-3		x 0-0 ② FC5-4 1-2f 2-3		x 0-0 1-2 1B	0	0	0	0	0	0	0
										1	0	0	0	0	0	1
										0	0	0	0	0	0	0
										0	0	0	0	0	0	0
										1	0	0	0	0	0	2
										0	0	0	0	0	0	0
										1	0	1	0	0	0	0
Inning Stats	R: 0 E: 0 K: 2 S: 7 H: 0 LOB: 0 BB: 0 P: 7	R: 0 E: 0 K: 1 S: 5 H: 0 LOB: 0 BB: 0 P: 5	R: 1 E: 0 K: 0 S: 4 H: 1 LOB: 2 BB: 2 P: 12	R: 0 E: 0 K: 1 S: 5 H: 0 LOB: 0 BB: 0 P: 5	R: 0 E: 1 K: 0 S: 4 H: 1 LOB: 1 BB: 0 P: 4	R: 0 E: 1 K: 1 S: 6 H: 0 LOB: 1 BB: 0 P: 6	R: 0 E: 0 K: 0 S: 5 H: 2 LOB: 2 BB: 0 P: 5	R: 0 E: 0 K: 0 S: 4 H: 1 LOB: 1 BB: 0 P: 4	R: 0 E: 0 K: 0 S: 5 H: 2 LOB: 2 BB: 0 P: 5	1B: 6 2B: 0 3B: 0 HR: 1	SF: 0 SAC: 1 DP: 0 HBP: 0						

PITCHER		IP	WLS	BF	H	R	ER	SO	BB	IBB	HBP	BLK	WP	HR	S	P	ERA	WHIP
Paul Toth, R ERA: 2.88	(1, 1)	9.0	W	37	7	1	1	5	2	0	0	0	0	1	45	53	1.00	1.000

PITCHER	IP	WLS	BF	H	R	ER	SO	BB	IBB	HBP	BLK	WP	HR	S	P	ERA	WHIP

AB	34
R	1
H	7
RBI	1
BB	2
SO	5
LOB	18

WP: 0 PA: 37
PB: 0
SB: 0
CS: 0

livebaseballscorecards.com

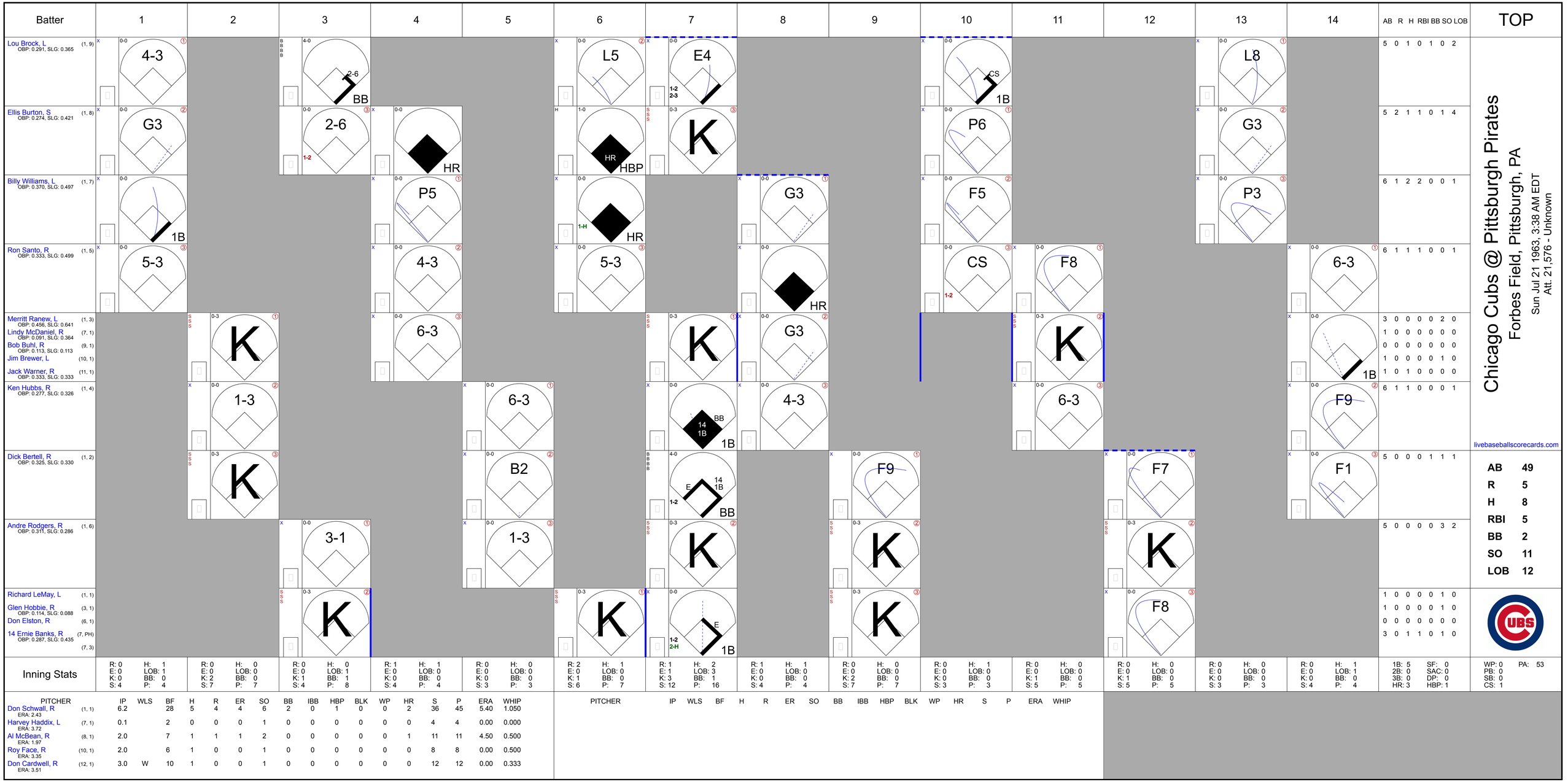
Batter
1
2
3
4
5
6
7
8
9
10
11
12
13
14
AB R H RBI BB SO LOB
TOP
Lou Brock, L (1, 9) OBP: 0.291, SLG: 0.365
4-3
2-6 BB
L5
E4 1-2 2-3
CS 1B
L8
5 0 1 0 1 0 2
Ellis Burton, S (1, 8) OBP: 0.274, SLG: 0.421
G3
2-6 1-2
HR
HR HBP
K
P6
G3
5 2 1 1 0 1 4
Billy Williams, L (1, 7) OBP: 0.370, SLG: 0.497
1B
P5
G3
F5
P3
6 1 2 2 0 0 1
Ron Santo, R (1, 5) OBP: 0.333, SLG: 0.499
5-3
4-3
1-H HR
5-3
HR
CS 1-2
F8
6-3
6 1 1 1 0 0 1
Merritt Ranew, L (1, 3)
Lindy McDaniel, R (7, 1) OBP: 0.091, SLG: 0.364
Bob Buhl, R (9, 1) OBP: 0.113, SLG: 0.113
Jim Brewer, L (10, 1)
Jack Warner, R (11, 1) OBP: 0.333, SLG: 0.333
K
6-3
K
G3
K
1B
3 0 0 0 0 2 0
1 0 0 0 0 0 0
0 0 0 0 0 0 0
1 0 0 0 0 1 0
1 0 1 0 0 0 0
Ken Hubbs, R (1, 4) OBP: 0.277, SLG: 0.326
1-3
6-3
14 1B BB 1B
4-3
6-3
F9
6 1 1 0 0 0 1
Dick Bertell, R (1, 2) OBP: 0.325, SLG: 0.330
K
B2
E 14 1B 1-2 BB
F9
F7
F1
5 0 0 0 1 1 1
Andre Rodgers, R (1, 6) OBP: 0.311, SLG: 0.286
3-1
1-3
K
K
K
5 0 0 0 0 3 2
Richard LeMay, L (1, 1)
Glen Hobbie, R (3, 1) OBP: 0.114, SLG: 0.088
Don Elston, R (6, 1)
14 Ernie Banks, R (7, PH) (7, 3) OBP: 0.287, SLG: 0.435
K
K
E 1-2 2-H 1B
K
K
F8
1 0 0 0 0 1 0
1 0 0 0 0 1 0
0 0 0 0 0 0 0
3 0 1 1 0 1 0
Chicago Cubs @ Pittsburgh Pirates
Forbes Field, Pittsburgh, PA
Sun Jul 21 1963, 3:38 AM EDT
Att. 21,576 - Unknown
livebaseballscorecards.com
AB 49
R 5
H 8
RBI 5
BB 2
SO 11
LOB 12
Inning Stats
R: 0 E: 0 K: 0 S: 4 H: 1 LOB: 1 BB: 0 P: 4
R: 0 E: 0 K: 2 S: 7 H: 0 LOB: 0 BB: 0 P: 7
R: 0 E: 0 K: 1 S: 4 H: 0 LOB: 1 BB: 1 P: 8
R: 1 E: 0 K: 0 S: 4 H: 1 LOB: 0 BB: 0 P: 4
R: 0 E: 0 K: 0 S: 3 H: 0 LOB: 0 BB: 0 P: 3
R: 2 E: 0 K: 1 S: 6 H: 1 LOB: 0 BB: 0 P: 7
R: 1 E: 1 K: 3 S: 12 H: 2 LOB: 3 BB: 1 P: 16
R: 1 E: 0 K: 0 S: 4 H: 1 LOB: 0 BB: 0 P: 4
R: 0 E: 0 K: 2 S: 7 H: 0 LOB: 0 BB: 0 P: 7
R: 0 E: 0 K: 3 S: 5 H: 1 LOB: 0 BB: 0 P: 3
R: 0 E: 0 K: 1 S: 5 H: 0 LOB: 0 BB: 0 P: 5
R: 0 E: 0 K: 1 S: 5 H: 0 LOB: 0 BB: 0 P: 5
R: 0 E: 0 K: 0 S: 3 H: 0 LOB: 0 BB: 0 P: 3
R: 0 E: 0 K: 0 S: 4 H: 1 LOB: 1 BB: 0 P: 4
1B: 5 2B: 0 3B: 0 HR: 3 SF: 0 SAC: 0 DP: 0 HBP: 1
WP: 0 PB: 0 SB: 0 CS: 1 PA: 53
PITCHER IP WLS BF H R ER SO BB IBB HBP BLK WP HR S P ERA WHIP
Don Schwall, R (1, 1) ERA: 2.43 6.2 28 5 4 4 6 2 0 1 0 0 2 36 45 5.40 1.050
Harvey Haddix, L (7, 1) ERA: 3.72 0.1 2 0 0 0 1 0 0 0 0 0 0 4 4 0.00 0.000
Al McBean, R (8, 1) ERA: 1.97 2.0 7 1 1 1 2 0 0 0 0 0 1 11 11 4.50 0.500
Roy Face, R (10, 1) ERA: 3.35 2.0 6 1 0 0 1 0 0 0 0 0 0 8 8 0.00 0.500
Don Cardwell, R (12, 1) ERA: 3.51 3.0 W 10 1 0 0 1 0 0 0 0 0 0 12 12 0.00 0.333

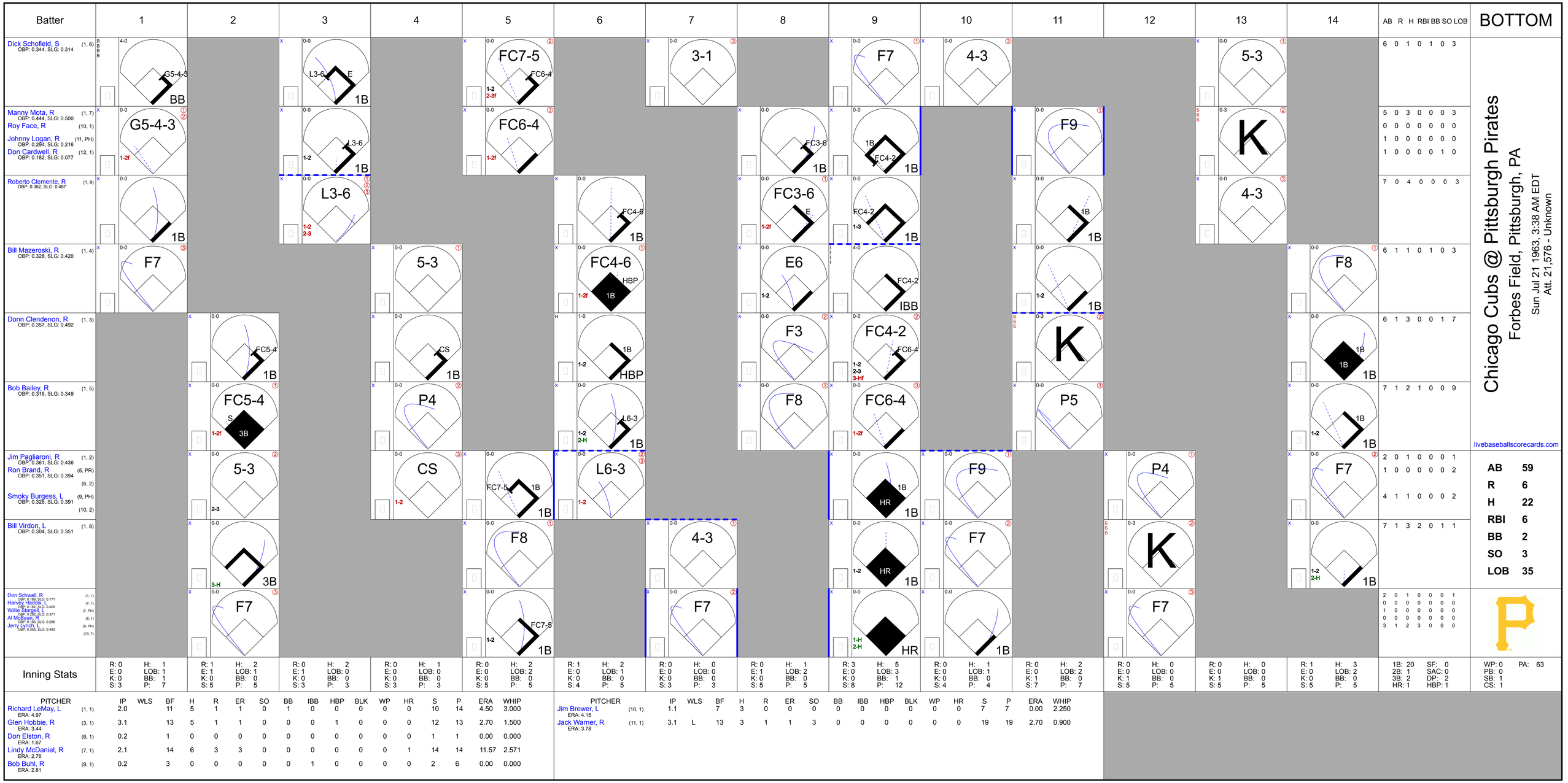
Batter
1
2
3
4
5
6
7
8
9
10
11
12
13
14
AB R H RBI BB SO LOB
BOTTOM
Dick Schofield, S (1, 6) OBP: 0.344, SLG: 0.314
BBBB
4-0 G5-4-3 BB
x 0-0 L3-6 E 1B
x 0-0 FC7-5 FC6-4 1-2 2-3f
x 0-0 3-1
x 0-0 F7
x 0-0 4-3
x 0-0 5-3
6 0 1 0 1 0 3
Manny Mota, R (1, 7) OBP: 0.444, SLG: 0.500
Roy Face, R (10, 1)
Johnny Logan, R (11, PH) OBP: 0.294, SLG: 0.216
Don Cardwell, R (12, 1) OBP: 0.182, SLG: 0.077
x 0-0 G5-4-3 1-2f
x 0-0 L3-6 1-2 1B
x 0-0 FC6-4 1-2f
x 0-0 FC3-6 1B
x 0-0 1B FC4-2 1B
x 0-0 F9
x 0-3 K
5 0 3 0 0 0 3
0 0 0 0 0 0 0
1 0 0 0 0 0 0
1 0 0 0 0 1 0
Roberto Clemente, R (1, 9) OBP: 0.362, SLG: 0.487
x 0-0 1B
x 0-0 L3-6 1-2 2-3
x 0-0 FC4-6 1B
x 0-0 FC3-6 E 1-2f
x 0-0 FC4-2 1-3 1B
x 0-0 1B 1B
x 0-0 4-3
7 0 4 0 0 0 3
Bill Mazeroski, R (1, 4) OBP: 0.328, SLG: 0.420
x 0-0 F7
x 0-0 5-3
x 0-0 FC4-6 HBP 1-2f 1B
x 0-0 E6 1-2
4-0 FC4-2 IBB
x 0-0 1-2 1B
x 0-0 F8 1B 1B
6 1 1 0 1 0 3
Donn Clendenon, R (1, 3) OBP: 0.357, SLG: 0.492
x 0-0 FC5-4 1B
x 0-0 CS 1B
H 1-0 1B 1-2 HBP
x 0-0 F3
x 0-0 FC4-2 FC6-4 1-2 2-3 3-Hf
x 0-3 K
6 1 3 0 0 1 7
Bob Bailey, R (1, 5) OBP: 0.316, SLG: 0.349
x 0-0 FC5-4 S 1-2f 3B
x 0-0 P4
x 0-0 L6-3 1-2 2-H 1B
x 0-0 F8
x 0-0 FC6-4 1-2f
x 0-0 P5
x 0-0 F8 1B 1-2 1B
7 1 2 1 0 0 9
Jim Pagliaroni, R (1, 2) OBP: 0.361, SLG: 0.436
Ron Brand, R (5, PR) OBP: 0.351, SLG: 0.394
(6, 2)
Smoky Burgess, L (9, PH) OBP: 0.328, SLG: 0.391
(10, 2)
x 0-0 5-3 2-3
x 0-0 CS 1-2
x 0-0 FC7-5 1B 1B
x 0-0 L6-3 1-2
x 0-0 HR 1B 1B
x 0-0 F9
x 0-0 P4
x 0-0 F7 1B
2 0 1 0 0 0 1
1 0 0 0 0 0 2
4 1 1 0 0 0 2
Bill Virdon, L (1, 8) OBP: 0.304, SLG: 0.351
x 0-0 3B 3-H
x 0-0 F8
x 0-0 4-3
x 0-0 HR 1B 1-2
x 0-0 F7
x 0-3 K
x 0-0 F7 1B 1-2 2-H
7 1 3 2 0 1 1
Don Schwall, R (1, 1) OBP: 0.189, SLG: 0.171
Harvey Haddix, L (7, 1) OBP: 0.162, SLG: 0.400
Willie Stargell, L (7, PH) OBP: 0.333, SLG: 0.371
Al McBean, R (8, 1) OBP: 0.185, SLG: 0.296
Jerry Lynch, L (9, PH) OBP: 0.355, SLG: 0.483
(10, 7)
x 0-0 F7
x 0-0 F7 1B
x 0-0 F7
x 0-0 HR 1-H 2-H
x 0-0 F7
2 0 1 0 0 0 1
0 0 0 0 0 0 0
1 0 0 0 0 0 0
0 0 0 0 0 0 0
3 1 2 3 0 0 0
Chicago Cubs @ Pittsburgh Pirates
Forbes Field, Pittsburgh, PA
Sun Jul 21 1963, 3:38 AM EDT
Att. 21,576 - Unknown
livebaseballscorecards.com
AB 59
R 6
H 22
RBI 6
BB 2
SO 3
LOB 35
Inning Stats
1: R: 0 E: 0 K: 0 S: 3 | H: 1 LOB: 1 BB: 1 P: 7
2: R: 1 E: 1 K: 0 S: 5 | H: 2 LOB: 1 BB: 0 P: 5
3: R: 0 E: 1 K: 0 S: 3 | H: 2 LOB: 0 BB: 0 P: 3
4: R: 0 E: 0 K: 0 S: 3 | H: 1 LOB: 0 BB: 0 P: 3
5: R: 0 E: 0 K: 0 S: 5 | H: 2 LOB: 2 BB: 0 P: 5
6: R: 1 E: 0 K: 0 S: 4 | H: 2 LOB: 1 BB: 0 P: 5
7: R: 0 E: 0 K: 0 S: 3 | H: 0 LOB: 0 BB: 0 P: 3
8: R: 0 E: 1 K: 0 S: 5 | H: 1 LOB: 2 BB: 0 P: 5
9: R: 3 E: 0 K: 0 S: 8 | H: 5 LOB: 3 BB: 1 P: 12
10: R: 0 E: 0 K: 0 S: 4 | H: 1 LOB: 1 BB: 0 P: 4
11: R: 0 E: 0 K: 1 S: 7 | H: 2 LOB: 2 BB: 0 P: 7
12: R: 0 E: 0 K: 1 S: 5 | H: 0 LOB: 0 BB: 0 P: 5
13: R: 0 E: 0 K: 1 S: 5 | H: 0 LOB: 0 BB: 0 P: 5
14: R: 1 E: 0 K: 0 S: 5 | H: 3 LOB: 2 BB: 0 P: 5
1B: 20 2B: 1 3B: 2 HR: 1
SF: 0 SAC: 0 DP: 2 HBP: 1
WP: 0 PB: 0 SB: 1 CS: 1
PA: 63
PITCHER IP WLS BF H R ER SO BB IBB HBP BLK WP HR S P ERA WHIP
Richard LeMay, L (1, 1) ERA: 4.97 2.0 11 5 1 1 0 1 0 0 0 0 0 10 14 4.50 3.000
Glen Hobbie, R (3, 1) ERA: 3.44 3.1 13 5 1 1 0 0 0 1 0 0 0 12 13 2.70 1.500
Don Elston, R (6, 1) ERA: 1.67 0.2 1 0 0 0 0 0 0 0 0 0 0 1 1 0.00 0.000
Lindy McDaniel, R (7, 1) ERA: 2.76 2.1 14 6 3 3 0 0 0 0 0 0 0 1 14 14 11.57 2.571
Bob Buhl, R (9, 1) ERA: 2.81 0.2 3 0 0 0 0 0 1 0 0 0 0 0 2 6 0.00 0.000
PITCHER IP WLS BF H R ER SO BB IBB HBP BLK WP HR S P ERA WHIP
Jim Brewer, L (10, 1) ERA: 4.15 1.1 7 3 0 0 0 0 0 0 0 0 0 0 7 7 0.00 2.250
Jack Warner, R (11, 1) ERA: 3.78 3.1 L 13 3 1 1 3 0 0 0 0 0 0 19 19 2.70 0.900

Batter	1	2	3	4	5	6	7	8	9	AB	R	H	RBI	BB	SO	LOB
Pete Rose, S (1, 4) OBP: 0.341, SLG: 0.348	BBBB 4-0 1B CS BB		x 0-0 ① FC1-6 1B 1-2f		x 0-0 ② F9		x 0-0 ③ 4-3		x 0-0 ③ 4-3	4	0	0	0	1	0	1
Tommy Harper, R (1, 9) OBP: 0.339, SLG: 0.383	x 0-0 ① F2		x 0-0 ② F9		x 0-0 1B 1B			x 0-0 FC4-6 1B		4	0	2	0	0	0	2
Vada Pinson, L (1, 8) OBP: 0.354, SLG: 0.513	x 0-0 ② F7		x 0-0 1-3 1B		x 0-0 1-2 1B			x 0-0 ① FC4-6 1B 1-2f 1B		4	1	2	0	0	0	2
Gordy Coleman, L (1, 3) OBP: 0.282, SLG: 0.395 Marty Keough, L (8, PR) OBP: 0.358, SLG: 0.434 (8, 3)	x 0-0 1-3 1B		x 0-0 ③ 4-3		x 0-0 ③ F8			x 0-0 4-3 1B 1-3 1B		4 0	0 0	2 0	0 0	0 0	0 0	4 0
Frank Robinson, R (1, 7) OBP: 0.388, SLG: 0.423	0-0 ③ CS 3-H	BBBB 4-0 4-3 BB		x 0-0 ① 5-3		x 0-0 ① L5		x 0-0 4-3 1-2 3-H 1B		3	0	1	1	1	0	0
Johnny Edwards, L (1, 2) OBP: 0.329, SLG: 0.390		x 0-0 ① 4-3 1-2		x 0-0 ② G3		x 0-0 ② 4-3		x 0-0 ② 4-3 1-2 2-3		4	0	0	0	0	0	3
Gene Freese, R (1, 5) OBP: 0.310, SLG: 0.352		SSS 0-3 ② K		x 0-0 FC5-4 1B		x 0-0 ③ 5-3		x 0-0 ③ 1-3		4	0	1	0	0	1	4
Leo Cardenas, R (1, 6) OBP: 0.250, SLG: 0.310		x 0-0 ③ F5		x 0-0 ③ FC5-4 1-2f			x 0-0 L5-3 1B		x 0-0 ① 4-3	4	0	1	0	0	0	2
Jim Maloney, L (1, 1) OBP: 0.207, SLG: 0.164			x 0-0 E1 FC1-6		SSS 0-3 ① K		x 0-0 ①② L5-3 1-2		x 0-0 ② G3	4	0	0	0	0	1	1
Inning Stats	R: 0 H: 1 E: 0 LOB: 1 K: 0 BB: 1 S: 3 P: 7	R: 0 H: 0 E: 0 LOB: 1 K: 1 BB: 1 S: 5 P: 9	R: 0 H: 1 E: 1 LOB: 2 K: 0 BB: 0 S: 5 P: 5	R: 0 H: 1 E: 0 LOB: 1 K: 0 BB: 0 S: 4 P: 4	R: 0 H: 2 E: 0 LOB: 2 K: 1 BB: 0 S: 7 P: 7	R: 0 H: 0 E: 0 LOB: 0 K: 0 BB: 0 S: 3 P: 3	R: 0 H: 1 E: 0 LOB: 0 K: 0 BB: 0 S: 3 P: 3	R: 1 H: 3 E: 0 LOB: 3 K: 0 BB: 0 S: 6 P: 6	R: 0 H: 0 E: 0 LOB: 0 K: 0 BB: 0 S: 3 P: 3	1B: 9 SF: 0 2B: 1 SAC: 0 3B: 0 DP: 1 HR: 0 HBP: 0						WP: 0 PA: 38 PB: 0 SB: 0 CS: 1	

TOP

Cincinnati Reds @ Chicago Cubs

Wrigley Field, Chicago, IL

Tue Jul 23 1963, 3:33 AM CDT

Att. 14,324 - Sunny

livebaseballscorecards.com

AB	35
R	1
H	9
RBI	1
BB	2
SO	2
LOB	19

PITCHER		IP	WLS	BF	H	R	ER	SO	BB	IBB	HBP	BLK	WP	HR	S	P	ERA	WHIP
Larry Jackson, R ERA: 2.05	(1, 1)	9.0	L	37	9	1	1	2	2	0	0	0	0	0	39	47	1.00	1.222

PITCHER	IP	WLS	BF	H	R	ER	SO	BB	IBB	HBP	BLK	WP	HR	S	P	ERA	WHIP

Batter	1	2	3	4	5	6	7	8	9	AB	R	H	RBI	BB	SO	LOB
Lou Brock, L (1, 9) OBP: 0.287, SLG: 0.361	K		6-3 1-2			4-3			1-3	4	0	0	0	0	1	1
Ellis Burton, S (1, 8) OBP: 0.280, SLG: 0.419	1B			G3		K			BB	3	0	1	0	1	1	0
Billy Williams, L (1, 7) OBP: 0.369, SLG: 0.493	K			PB BB			F8		G3	3	0	0	0	1	1	2
Ron Santo, R (1, 5) OBP: 0.331, SLG: 0.495	K			K 1-2			F7			3	0	0	0	0	2	2
14 Ernie Banks, R (1, 3) OBP: 0.284, SLG: 0.431		P3		4-3			K			3	0	0	0	0	1	1
Ken Hubbs, R (1, 4) OBP: 0.275, SLG: 0.324		K			L8			K		3	0	0	0	0	2	0
Merritt Ranew, L (1, 2) OBP: 0.437, SLG: 0.612		K			K			4-3		3	0	0	0	0	2	0
Andre Rodgers, R (1, 6) OBP: 0.311, SLG: 0.284			FC1-6 BB		K			K		2	0	0	0	1	2	0
Larry Jackson, R (1, 1) OBP: 0.193, SLG: 0.218			FC1-6 6-3 1-2f			6-3			K	2	0	0	0	0	0	1
Don Landrum, L (9, PH) OBP: 0.299, SLG: 0.291										1	0	0	0	0	1	0
Inning Stats	R: 0 E: 0 K: 3 S: 10 H: 1 LOB: 1 BB: 0 P: 10	R: 0 E: 0 K: 2 S: 7 H: 0 LOB: 0 BB: 0 P: 7	R: 0 E: 0 K: 0 S: 2 H: 0 LOB: 0 BB: 1 P: 6	R: 0 E: 0 K: 1 S: 5 H: 0 LOB: 1 BB: 1 P: 9	R: 0 E: 0 K: 2 S: 7 H: 0 LOB: 0 BB: 0 P: 7	R: 0 E: 0 K: 1 S: 5 H: 0 LOB: 0 BB: 0 P: 5	R: 0 E: 0 K: 1 S: 5 H: 0 LOB: 0 BB: 0 P: 5	R: 0 E: 0 K: 2 S: 7 H: 0 LOB: 0 BB: 0 P: 7	R: 0 E: 0 K: 1 S: 5 H: 0 LOB: 1 BB: 1 P: 9	1B: 1 2B: 0 3B: 0 HR: 0 SF: 0 SAC: 0 DP: 0 HBP: 0						

PITCHER	IP	WLS	BF	H	R	ER	SO	BB	IBB	HBP	BLK	WP	HR	S	P	ERA	WHIP
Jim Maloney, R (1, 1) ERA: 2.82	9.0	W	30	1	0	0	13	3	0	0	0	0	0	53	65	0.00	0.444

PITCHER	IP	WLS	BF	H	R	ER	SO	BB	IBB	HBP	BLK	WP	HR	S	P	ERA	WHIP

BOTTOM

Cincinnati Reds @ Chicago Cubs

Wrigley Field, Chicago, IL

Tue Jul 23 1963, 3:33 AM CDT

Att. 14,324 - Sunny

livebaseballscorecards.com

AB	27
R	0
H	1
RBI	0
BB	3
SO	13
LOB	7

WP: 0	PA: 30
PB: 1	
SB: 0	
CS: 0	

Batter	1	2	3	4	5	6	7	8	9	AB	R	H	RBI	BB	SO	LOB
Pete Rose, S (1, 4) OBP: 0.337, SLG: 0.344	4-3		1-3		F8		6-3			4	0	0	0	0	0	1
Tommy Harper, R (1, 9) OBP: 0.342, SLG: 0.382	BB		5-3		G4-6-3 1B			F9		3	0	1	0	1	0	0
Vada Pinson, L (1, 8) OBP: 0.353, SLG: 0.509	F5			1B 2B BB	G4-6-3 1-2f			F9		3	1	0	0	1	0	2
Frank Robinson, R (1, 7) OBP: 0.389, SLG: 0.422	1-2 BB			1-3 CS 1B		K		F7		3	0	1	0	1	1	0
Gene Freese, R (1, 5) OBP: 0.308, SLG: 0.341	F7			1-2 2B BB		6-3			F2	3	0	0	0	1	0	2
Don Pavletich, R (1, 3) OBP: 0.266, SLG: 0.255		5-3		1-3 3-H 2B		6-3			G3	4	0	1	1	0	0	0
Leo Cardenas, R (1, 6) OBP: 0.250, SLG: 0.308		K		IBB			6-3		4-3	3	0	0	0	1	1	0
Johnny Edwards, L (1, 2) OBP: 0.327, SLG: 0.386		4-3		K			F8			3	0	0	0	0	1	3
Bob Purkey, R (1, 1) OBP: 0.188, SLG: 0.071			K	K			1B			3	0	1	0	0	2	3
Inning Stats	R: 0 E: 0 K: 0 S: 3 H: 0 LOB: 2 BB: 2 P: 11	R: 0 E: 0 K: 1 S: 5 H: 0 LOB: 0 BB: 0 P: 5	R: 0 E: 0 K: 1 S: 5 H: 0 LOB: 0 BB: 0 P: 5	R: 1 E: 0 K: 2 S: 8 H: 2 LOB: 3 BB: 3 P: 20	R: 0 E: 0 K: 0 S: 3 H: 1 LOB: 0 BB: 0 P: 3	R: 0 E: 0 K: 1 S: 5 H: 0 LOB: 0 BB: 0 P: 5	R: 0 E: 0 K: 0 S: 4 H: 1 LOB: 1 BB: 0 P: 4	R: 0 E: 0 K: 0 S: 3 H: 0 LOB: 0 BB: 0 P: 3	R: 0 E: 0 K: 0 S: 3 H: 0 LOB: 0 BB: 0 P: 3	1B: 3 2B: 1 3B: 0 HR: 0	SF: 0 SAC: 0 DP: 1 HBP: 0						

PITCHER	IP	WLS	BF	H	R	ER	SO	BB	IBB	HBP	BLK	WP	HR	S	P	ERA	WHIP
Dick Ellsworth, L (1, 1) ERA: 1.9	9.0	W	34	4	1	1	5	4	1	0	0	0	0	39	59	1.00	0.889

PITCHER	IP	WLS	BF	H	R	ER	SO	BB	IBB	HBP	BLK	WP	HR	S	P	ERA	WHIP

Cincinnati Reds @ Chicago Cubs

Wrigley Field, Chicago, IL

Wed Jul 24 1963, 3:33 AM CDT

Att. 13,040 - Sunny

TOP

livebaseballscorecards.com

AB	29
R	1
H	4
RBI	1
BB	5
SO	5
LOB	11

1B: 3	SF: 0	WP: 0	PA: 34
2B: 1	SAC: 0	PB: 0	
3B: 0	DP: 1	SB: 0	
HR: 0	HBP: 0	CS: 1	

Cincinnati Reds @ Chicago Cubs

Wrigley Field, Chicago, IL

Wed Jul 24 1963, 3:33 AM CDT

Att. 13,040 - Sunny

BOTTOM

Batter	1	2	3	4	5	6	7	8	9	AB	R	H	RBI	BB	SO	LOB
Lou Brock, L (1, 9) OBP: 0.287, SLG: 0.362	L8		4-3		5-3		2B			4	1	1	1	0	0	2
Ellis Burton, S (1, 8) OBP: 0.286, SLG: 0.429	1-3			5-3		K	2B			4	0	2	1	0	1	0
Billy Williams, L (1, 7) OBP: 0.370, SLG: 0.497	F8			L9		3B	FC6-4 BB			3	0	1	0	1	0	1
Ron Santo, R (1, 5) OBP: 0.328, SLG: 0.490		P6		5-3		P6	FC6-4			4	0	0	0	0	0	4
14 Ernie Banks, R (1, 3) OBP: 0.292, SLG: 0.434		CS 1B		FC5-4 BB		BB		G5-4-3 1B		2	0	2	0	2	0	0
Ken Hubbs, R (1, 4) OBP: 0.272, SLG: 0.320		P4		FC5-4		K		F7		4	0	0	0	0	1	6
Dick Bertell, R (1, 2) OBP: 0.324, SLG: 0.333			5-3		G3 2B		6-3	G5-4-3		4	0	1	0	0	0	1
Andre Rodgers, R (1, 6) OBP: 0.313, SLG: 0.285			SH3-4 BB		6-3		FC2-6 1B			2	0	1	0	1	0	1
Dick Ellsworth, L (1, 1) OBP: 0.153, SLG: 0.107			SH3-4		G3		FC2-6			2	1	0	0	0	0	2
Inning Stats	R: 0 E: 0 K: 0 S: 3 H: 0 LOB: 0 BB: 0 P: 3	R: 0 E: 0 K: 0 S: 3 H: 1 LOB: 0 BB: 0 P: 3	R: 0 E: 0 K: 0 S: 3 H: 0 LOB: 1 BB: 1 P: 7	R: 0 E: 0 K: 0 S: 4 H: 1 LOB: 2 BB: 1 P: 8	R: 0 E: 0 K: 0 S: 4 H: 1 LOB: 1 BB: 0 P: 4	R: 0 E: 0 K: 2 S: 8 H: 1 LOB: 2 BB: 1 P: 12	R: 2 E: 0 K: 0 S: 6 H: 3 LOB: 2 BB: 1 P: 10	R: 0 E: 0 K: 0 S: 3 H: 1 LOB: 0 BB: 0 P: 3		1B: 4 2B: 3 3B: 1 HR: 0 SF: 0 SAC: 1 DP: 1 HBP: 0					

livebaseballscorecards.com

AB	29
R	2
H	8
RBI	2
BB	4
SO	2
LOB	17

WP: 0 PA: 34
PB: 0
SB: 0
CS: 1

PITCHER		IP	WLS	BF	H	R	ER	SO	BB	IBB	HBP	BLK	WP	HR	S	P	ERA	WHIP
Bob Purkey, R ERA: 3.57	(1, 1)	8.0	L	34	8	2	2	2	4	0	0	0	0	0	34	50	2.25	1.500

Cincinnati Reds @ Chicago Cubs

Wrigley Field, Chicago, IL

Thu Jul 25 1963, 3:33 AM CDT

Att. 10,235 - Sunny

TOP

livebaseballscorecards.com

Batter	1	2	3	4	5	6	7	8	9	AB	R	H	RBI	BB	SO	LOB
Pete Rose, S (1, 4) OBP: 0.341, SLG: 0.347	F8		L1-3 1B			BBBB 4-0 CS BB		1B		3	0	2	0	1	0	0
Tommy Harper, R (1, 9) OBP: 0.340, SLG: 0.376	BBBB 4-0 3-1 1B 1B BB		L1-3 1-2			SSS 0-3 K 1-2		F8		3	1	0	0	1	1	3
Vada Pinson, L (1, 8) OBP: 0.355, SLG: 0.509	1-2 3-1 1B 1B		P4			1B			4-3	4	1	2	0	0	0	0
Gordy Coleman, L (1, 3) OBP: 0.282, SLG: 0.392	3-1 1-2 2-3			SSS K		P4			1B SF7 1B	4	0	1	0	0	1	3
Marty Keough, L (9, PR) OBP: 0.358, SLG: 0.434 (9, 3)				6-3			SSS K			0	1	0	0	0	0	0
Frank Robinson, R (1, 7) OBP: 0.390, SLG: 0.423	2-H 3-H 1B			5-3			F7		SF7 1-3 1B	4	0	2	2	0	1	0
Johnny Edwards, L (1, 2) OBP: 0.323, SLG: 0.382	F8						4-3		SF7 1-2 3-H	3	0	0	1	0	0	1
Gene Freese, R (1, 5) OBP: 0.296, SLG: 0.326		SSS K			F5				P6	4	0	0	0	0	1	2
Leo Cardenas, R (1, 6) OBP: 0.251, SLG: 0.306		P3			BBBB 4-0 L1-3 BB			6-3		2	0	0	0	1	0	0
John Tsitouris, R (1, 1) OBP: 0.067, SLG: 0.069		SSS K			L1-3 1-2			SSS K		3	0	0	0	0	2	1
Bill Henry, L (9, 1)										0	0	0	0	0	0	0
Al Worthington, R (9, 1)										0	0	0	0	0	0	0
Inning Stats	R: 2 E: 0 K: 0 S: 5 H: 2 LOB: 1 BB: 1 P: 9	R: 0 E: 0 K: 2 S: 7 H: 0 LOB: 0 BB: 0 P: 7	R: 0 E: 0 K: 0 S: 3 H: 1 LOB: 0 BB: 0 P: 3	R: 0 E: 0 K: 1 S: 5 H: 0 LOB: 0 BB: 0 P: 5	R: 0 E: 0 K: 0 S: 2 H: 0 LOB: 0 BB: 1 P: 6	R: 0 E: 0 K: 1 S: 5 H: 1 LOB: 1 BB: 1 P: 9	R: 0 E: 0 K: 1 S: 5 H: 0 LOB: 0 BB: 0 P: 5	R: 0 E: 0 K: 1 S: 6 H: 1 LOB: 1 BB: 0 P: 6	R: 1 E: 0 K: 0 S: 5 H: 2 LOB: 2 BB: 0 P: 5	1B: 7 2B: 2 3B: 0 HR: 0	SF: 1 SAC: 0 DP: 2 HBP: 0			WP: 0 PB: 0 SB: 0 CS: 1		PA: 34	

	AB	30
	R	3
	H	7
	RBI	3
	BB	3
	SO	6
	LOB	10

PITCHER		IP	WLS	BF	H	R	ER	SO	BB	IBB	HBP	BLK	WP	HR	S	P	ERA	WHIP
Bob Buhl, R ERA: 2.83	(1, 1)	8.1	L	32	7	3	3	6	3	0	0	0	0	0	41	53	3.24	1.200
Lindy McDaniel, R ERA: 2.72	(9, 1)	0.2		2	0	0	0	0	0	0	0	0	0	0	2	2	0.00	0.000

PITCHER		IP	WLS	BF	H	R	ER	SO	BB	IBB	HBP	BLK	WP	HR	S	P	ERA	WHIP

Cincinnati Reds @ Chicago Cubs

Wrigley Field, Chicago, IL

Thu Jul 25 1963, 3:33 AM CDT

Att. 10,235 - Sunny

livebaseballscorecards.com

BOTTOM

Batter	1	2	3	4	5	6	7	8	9	AB	R	H	RBI	BB	SO	LOB
Lou Brock, L (1, 9) OBP: 0.284, SLG: 0.358	G3		K		F7		F7		1B	4	0	0	0	0	1	0
Leo Burke, R (9, PH) OBP: 0.235, SLG: 0.302										1	0	1	0	0	0	0
Nelson Mathews, R (9, PR) OBP: 0.242, SLG: 0.278										0	0	0	0	0	0	0
Ellis Burton, S (1, 8) OBP: 0.296, SLG: 0.431	BB		1B			1B	F7		K	4	1	2	0	1	1	1
Billy Williams, L (1, 7) OBP: 0.373, SLG: 0.501	L8		F8			2B	1B		1B	5	1	3	0	0	0	2
Ron Santo, R (1, 5) OBP: 0.331, SLG: 0.490	BB		5-3			1B	5-3		1B	4	0	2	0	1	0	2
14 Ernie Banks, R (1, 3) OBP: 0.291, SLG: 0.431	F8			K		1B		K	K	5	0	1	1	0	3	5
Ken Hubbs, R (1, 4) OBP: 0.272, SLG: 0.317		BB		K		E9		5-3		3	0	0	0	1	1	2
Dick Bertell, R (1, 2) OBP: 0.323, SLG: 0.332		L7		P4		FC6-2		FC6-4		4	0	1	0	0	0	4
Andre Rodgers, R (1, 6) OBP: 0.310, SLG: 0.282		F8			6-3	F3		FC6-4		4	0	0	0	0	0	5
Bob Buhl, R (1, 1) OBP: 0.107, SLG: 0.107		K			4-3	F9			5-3	3	0	0	0	0	1	4
Lindy McDaniel, R (9, 1) OBP: 0.091, SLG: 0.364										0	0	0	0	0	0	0
Merritt Ranew, L (9, PH) OBP: 0.437, SLG: 0.612										0	0	0	0	0	0	0
Steve Boros, R (9, PH) OBP: 0.258, SLG: 0.250										1	0	0	0	0	0	0
Inning Stats	R: 0 E: 0 K: 0 S: 3 H: 0 LOB: 2 BB: 2 P: 11	R: 0 E: 0 K: 1 S: 5 H: 0 LOB: 1 BB: 1 P: 9	R: 0 E: 0 K: 1 S: 6 H: 1 LOB: 1 BB: 0 P: 6	R: 0 E: 0 K: 2 S: 7 H: 0 LOB: 0 BB: 0 P: 7	R: 0 E: 0 K: 0 S: 3 H: 0 LOB: 0 BB: 0 P: 3	R: 2 E: 1 K: 0 S: 8 H: 4 LOB: 3 BB: 0 P: 8	R: 0 E: 0 K: 0 S: 4 H: 1 LOB: 1 BB: 0 P: 4	R: 0 E: 0 K: 1 S: 6 H: 1 LOB: 1 BB: 0 P: 6	R: 0 E: 0 K: 2 S: 10 H: 3 LOB: 3 BB: 0 P: 10	1B: 9 2B: 1 3B: 0 HR: 0 SF: 0 SAC: 0 DP: 0 HBP: 0						

AB	38
R	2
H	10
RBI	1
BB	3
SO	7
LOB	25

WP: 1 PA: 41
PB: 0
SB: 0
CS: 0

PITCHER		IP	WLS	BF	H	R	ER	SO	BB	IBB	HBP	BLK	WP	HR	S	P	ERA	WHIP
John Tsitouris, R ERA: 3.24	(1, 1)	8.0	W	35	7	2	1	5	3	0	0	0	1	0	42	54	1.12	1.250
Bill Henry, L ERA: 6.67	(9, 1)	0.2		4	2	0	0	1	0	0	0	0	0	0	6	6	0.00	3.000
Al Worthington, R ERA: 3.05	(9, 1)	0.1	S	2	1	0	0	1	0	0	0	0	0	0	4	4	0.00	3.000

PITCHER	IP	WLS	BF	H	R	ER	SO	BB	IBB	HBP	BLK	WP	HR	S	P	ERA	WHIP

Batter	1	2	3	4	5	6	7	8	9	AB	R	H	RBI	BB	SO	LOB
Curt Flood, R (1, 8) OBP: 0.330, SLG: 0.386	BBBB; 4-0; 1B; BB	2-3			1-3; 2-3		FC6-4; S; 1B; 1-2f			3	1	0	0	1	0	3
Dick Groat, R (1, 6) OBP: 0.403, SLG: 0.482	F6		5-3		F7		1-H; 1B			4	0	1	1	0	0	2
Bill White, L (1, 3) OBP: 0.373, SLG: 0.522	L9		F8			HR; 1B		L8		4	1	1	0	0	0	1
Ken Boyer, R (1, 5) OBP: 0.371, SLG: 0.448	1-2; 1B		F7			1-H; HR		5-3		4	1	2	2	0	0	0
George Altman, L (1, 7) OBP: 0.336, SLG: 0.386 Mike Shannon, R (8, 7) OBP: 0.500, SLG: 0.500	L9			G3		G1-6-3; 1B		1-4-3		4 0	0 0	1 0	0 0	0 0	0 0	2 0
Tim McCarver, L (1, 2) OBP: 0.327, SLG: 0.383		G3		4-3		G1-6-3; 1-2f			F2	4	0	0	0	0	0	1
Julian Javier, R (1, 4) OBP: 0.306, SLG: 0.404		1B; FC6-4; 1B		5-3	SSS	K		CS; PB; 1B		4	1	2	0	0	1	0
Gary Kolb, L (1, 9) OBP: 0.483, SLG: 0.622		FC6-4; 1-3; 1B			1-3; SH1-4; 1B		G3		F9; 1-3	4	0	2	0	0	0	1
Bob Gibson, R (1, 1) OBP: 0.283, SLG: 0.271		FC6-4; 1-2f; 3-H			SH1-4; 1-2		BBBB; 4-0; FC6-4; BB			1	0	0	1	1	0	1
Inning Stats	R: 0 E: 0 K: 0 S: 4 H: 1 LOB: 2 BB: 1 P: 8	R: 1 E: 0 K: 0 S: 5 H: 2 LOB: 1 BB: 0 P: 5	R: 0 E: 0 K: 0 S: 3 H: 0 LOB: 0 BB: 0 P: 3	R: 0 E: 0 K: 0 S: 3 H: 0 LOB: 0 BB: 0 P: 3	R: 0 E: 0 K: 0 S: 4 H: 1 LOB: 1 BB: 0 P: 4	R: 2 E: 0 K: 1 S: 7 H: 3 LOB: 0 BB: 0 P: 7	R: 1 E: 0 K: 0 S: 3 H: 1 LOB: 1 BB: 1 P: 7	R: 0 E: 0 K: 0 S: 3 H: 0 LOB: 0 BB: 0 P: 3	R: 0 E: 0 K: 0 S: 3 H: 1 LOB: 0 BB: 0 P: 3	1B: 8 2B: 0 3B: 0 HR: 1	SF: 0 SAC: 1 DP: 1 HBP: 0					

PITCHER	IP	WLS	BF	H	R	ER	SO	BB	IBB	HBP	BLK	WP	HR	S	P	ERA	WHIP
Paul Toth, R (1, 1) ERA: 3.1	7.0	L	29	8	4	4	1	2	0	0	0	0	1	29	37	5.14	1.429
Richard LeMay, L (8, 1) ERA: 4.3	2.0		6	1	0	0	0	0	0	0	0	0	0	6	6	0.00	0.500

PITCHER	IP	WLS	BF	H	R	ER	SO	BB	IBB	HBP	BLK	WP	HR	S	P	ERA	WHIP

TOP

St. Louis Cardinals @ Chicago Cubs

Wrigley Field, Chicago, IL

Fri Jul 26 1963, 3:33 AM CDT

Att. 17,917 - Unknown

livebaseballscorecards.com

AB	32
R	4
H	9
RBI	4
BB	2
SO	1
LOB	11

WP: 0 PA: 35
PB: 1
SB: 1
CS: 1

Batter	1	2	3	4	5	6	7	8	9	AB	R	H	RBI	BB	SO	LOB
Lou Brock, L (1, 9) OBP: 0.280, SLG: 0.353	4-3	3-1			K			F8		4	0	0	0	0	1	2
Ellis Burton, S (1, 8) OBP: 0.288, SLG: 0.419	5-3		F3		F8			4-3		4	0	0	0	0	0	0
Billy Williams, L (1, 7) OBP: 0.372, SLG: 0.501	2B		K			1-3		K		4	0	1	0	0	2	0
Ron Santo, R (1, 5) OBP: 0.328, SLG: 0.485	5-3		5-3			L1			F8	4	0	0	0	0	0	1
14 Ernie Banks, R (1, 3) OBP: 0.290, SLG: 0.431		1B 2B		4-3		6-3			F8	4	1	1	0	0	0	0
Ken Hubbs, R (1, 4) OBP: 0.274, SLG: 0.319		WP SH5-3 2-H 1B		6-3			WP 1B		F5	4	0	2	1	0	0	0
Dick Bertell, R (1, 2) OBP: 0.324, SLG: 0.331		SH5-3 1-2		BB			F9 1-2			1	0	0	0	1	0	1
Andre Rodgers, R (1, 6) OBP: 0.308, SLG: 0.280		F8		F4			F9			3	0	0	0	0	0	3
Paul Toth, R (1, 1)		BB 2-3			K		G3			1	0	0	0	1	1	0
Merritt Ranew, L (7, PH) OBP: 0.431, SLG: 0.603										1	0	0	0	0	0	1
Richard LeMay, L (8, 1)										0	0	0	0	0	0	0
Inning Stats	R: 0 E: 0 K: 0 S: 4 H: 1 LOB: 1 BB: 0 P: 4	R: 1 E: 0 K: 0 S: 5 H: 2 LOB: 2 BB: 1 P: 9	R: 0 E: 0 K: 1 S: 5 H: 0 LOB: 0 BB: 0 P: 5	R: 0 E: 0 K: 0 S: 3 H: 0 LOB: 1 BB: 1 P: 7	R: 0 E: 0 K: 2 S: 7 H: 0 LOB: 0 BB: 0 P: 7	R: 0 E: 0 K: 0 S: 3 H: 0 LOB: 0 BB: 0 P: 3	R: 0 E: 0 K: 0 S: 4 H: 1 LOB: 1 BB: 0 P: 4	R: 0 E: 0 K: 1 S: 5 H: 0 LOB: 0 BB: 0 P: 5	R: 0 E: 0 K: 0 S: 3 H: 0 LOB: 0 BB: 0 P: 3	1B: 2 2B: 2 3B: 0 HR: 0 SF: 0 SAC: 1 DP: 0 HBP: 0	WP: 2 PB: 0 SB: 0 CS: 0 PA: 33					

PITCHER	IP	WLS	BF	H	R	ER	SO	BB	IBB	HBP	BLK	WP	HR	S	P	ERA	WHIP
Bob Gibson, R (1, 1) ERA: 3.58	9.0	W	33	4	1	1	4	2	0	0	0	2	0	39	47	1.00	0.667

PITCHER	IP	WLS	BF	H	R	ER	SO	BB	IBB	HBP	BLK	WP	HR	S	P	ERA	WHIP

BOTTOM

St. Louis Cardinals @ Chicago Cubs

Wrigley Field, Chicago, IL

Fri Jul 26 1963, 3:33 AM CDT

Att. 17,917 - Unknown

livebaseballscorecards.com

AB	30
R	1
H	4
RBI	1
BB	2
SO	4
LOB	8

Batter	1	2	3	4	5	6	7	8	9	AB	R	H	RBI	BB	SO	LOB
Curt Flood, R (1, 8) OBP: 0.332, SLG: 0.389	4-3		FC5-4 1B 1-2f		CS 1B			1B 2B		4	1	2	0	0	0	1
Dick Groat, R (1, 6) OBP: 0.404, SLG: 0.482	1-3		1-2 1B		K			FC5-4 1B 2-H		4	0	2	1	0	1	1
Stan Musial, L (1, 7) OBP: 0.333, SLG: 0.425	G3		F2		G3 1-2			K		4	0	0	0	0	1	4
Mike Shannon, R (8, 7) OBP: 0.500, SLG: 0.500										0	0	0	0	0	0	0
Bill White, L (1, 3) OBP: 0.372, SLG: 0.519		4-3		2B 1B		4-3		K		4	1	1	0	0	1	1
Ken Boyer, R (1, 5) OBP: 0.370, SLG: 0.448		1-3		F8 4-3 1-H 2B		6-3		FC5-4 1-2f		4	1	1	1	0	0	1
George Altman, L (1, 9) OBP: 0.335, SLG: 0.385		1B		F8 2-3		K			4-3	4	0	1	0	0	1	1
Julian Javier, R (1, 4) OBP: 0.303, SLG: 0.400		4-3		4-3 3-H			3-1		K	4	0	0	1	0	1	1
Carl Sawatski, L (1, 2) OBP: 0.330, SLG: 0.361			FC3-6 1B	1B			4-3		K	4	0	2	0	0	1	0
Tim McCarver, L (9, 2) OBP: 0.327, SLG: 0.383										0	0	0	0	0	0	0
Curt Simmons, L (1, 1) OBP: 0.160, SLG: 0.146			FC3-6 FC5-4 1-2f	G3			K			3	0	0	0	0	1	2
Ron Taylor, R (8, 1) OBP: 0.045, SLG: 0.045										0	0	0	0	0	0	0
Bobby Shantz, R (8, 1) OBP: 0.286, SLG: 0.167										0	0	0	0	0	0	0
Inning Stats	R: 0 H: 0 E: 0 LOB: 0 K: 0 BB: 0 S: 3 P: 3	R: 0 H: 1 E: 0 LOB: 1 K: 0 BB: 0 S: 4 P: 4	R: 0 H: 2 E: 0 LOB: 2 K: 0 BB: 0 S: 5 P: 5	R: 2 H: 3 E: 0 LOB: 1 K: 0 BB: 0 S: 6 P: 6	R: 0 H: 1 E: 0 LOB: 0 K: 1 BB: 0 S: 5 P: 5	R: 0 H: 0 E: 0 LOB: 0 K: 1 BB: 0 S: 5 P: 5	R: 0 H: 0 E: 0 LOB: 0 K: 1 BB: 0 S: 5 P: 5	R: 1 H: 2 E: 0 LOB: 1 K: 2 BB: 0 S: 9 P: 9	R: 0 H: 0 E: 0 LOB: 0 K: 2 BB: 0 S: 7 P: 7	1B: 7 SF: 0 2B: 2 SAC: 0 3B: 0 DP: 0 HR: 0 HBP: 0						

TOP

St. Louis Cardinals @ Chicago Cubs

Wrigley Field, Chicago, IL

Sat Jul 27 1963, 3:33 AM CDT

Att. 23,589 - Unknown

livebaseballscorecards.com

AB	35
R	3
H	9
RBI	3
BB	0
SO	7
LOB	12

WP: 0 PA: 35
PB: 0
SB: 0
CS: 1

PITCHER		IP	WLS	BF	H	R	ER	SO	BB	IBB	HBP	BLK	WP	HR	S	P	ERA	WHIP
Larry Jackson, R ERA: 2.11	(1, 1)	8.0	L	32	9	3	3	5	0	0	0	0	0	0	42	42	3.38	1.125
Lindy McDaniel, R ERA: 2.66	(9, 1)	1.0		3	0	0	0	2	0	0	0	0	0	0	7	7	0.00	0.000

PITCHER	IP	WLS	BF	H	R	ER	SO	BB	IBB	HBP	BLK	WP	HR	S	P	ERA	WHIP

Batter	1	2	3	4	5	6	7	8	9	AB	R	H	RBI	BB	SO	LOB
Steve Boros, R (1, 9) OBP: 0.229, SLG: 0.219	F3		6-3			F7			1-3	4	0	0	0	0	0	0
Ellis Burton, S (1, 8) OBP: 0.281, SLG: 0.408	5-3			F7			5-3		K	4	0	0	0	0	1	0
Billy Williams, L (1, 7) OBP: 0.373, SLG: 0.508	HR			4-3			BB		4-3	3	1	1	1	1	0	0
Ron Santo, R (1, 5) OBP: 0.325, SLG: 0.481	L8			F3			L8			3	0	0	0	0	0	1
Leo Burke, R (1, 3) OBP: 0.239, SLG: 0.303		CS 1B			1-3		L8			3	0	1	0	0	0	1
Ken Hubbs, R (1, 4) OBP: 0.272, SLG: 0.317		1-3 1-2			6-3			F8		3	0	0	0	0	0	1
Dick Bertell, R (1, 2) OBP: 0.325, SLG: 0.331 Jimmie Schaffer, R (8, PR) OBP: 0.274, SLG: 0.327 (9, 2)		6-3			L8			WP WP 1B		3 0	0 1	1 0	0 0	0 0	0 0	0 0
Andre Rodgers, R (1, 6) OBP: 0.306, SLG: 0.278 14 Ernie Banks, R (8, PH) OBP: 0.290, SLG: 0.431 Merritt Ranew, L (8, PH) OBP: 0.425, SLG: 0.594 Alex Grammas, R (9, 6) OBP: 0.333, SLG: 0.333			F9			F6		K 1-2		2 0 1 0	0 0 0 0	0 0 0 0	0 0 0 0	0 0 1 0	0 0 1 0	0 0 1 0
Larry Jackson, R (1, 1) OBP: 0.186, SLG: 0.211 Lou Brock, L (8, PH) OBP: 0.280, SLG: 0.353 Nelson Mathews, R (8, PH) OBP: 0.240, SLG: 0.276 Lindy McDaniel, R (9, 1) OBP: 0.091, SLG: 0.364			1-3			K		K 2-H		2 0 1 0	0 0 0 0	0 0 0 0	0 0 0 0	0 0 1 0	1 0 1 0	0 0 1 0
Inning Stats	R: 1 E: 0 K: 0 S: 4 H: 1 LOB: 0 BB: 0 P: 4	R: 0 E: 0 K: 0 S: 3 H: 1 LOB: 0 BB: 0 P: 3	R: 0 E: 0 K: 0 S: 3 H: 0 LOB: 0 BB: 0 P: 3	R: 0 E: 0 K: 0 S: 3 H: 0 LOB: 0 BB: 0 P: 3	R: 0 E: 0 K: 0 S: 3 H: 0 LOB: 0 BB: 0 P: 3	R: 0 E: 0 K: 1 S: 5 H: 0 LOB: 0 BB: 0 P: 5	R: 0 E: 0 K: 0 S: 3 H: 0 LOB: 1 BB: 1 P: 7	R: 1 E: 0 K: 2 S: 8 H: 1 LOB: 1 BB: 0 P: 8	R: 0 E: 0 K: 1 S: 5 H: 0 LOB: 0 BB: 0 P: 5	1B: 2 2B: 0 3B: 0 HR: 1 SF: 0 SAC: 0 DP: 0 HBP: 0						

PITCHER		IP	WLS	BF	H	R	ER	SO	BB	IBB	HBP	BLK	WP	HR	S	P	ERA	WHIP
Curt Simmons, L ERA: 3.06	(1, 1)	7.1	W	25	3	2	2	1	1	0	0	0	0	1	26	30	2.46	0.545
Ron Taylor, R ERA: 2.76	(8, 1)	0.1		1	0	0	0	1	0	0	0	0	1	0	3	3	0.00	0.000
Bobby Shantz, L ERA: 2.67	(8, 1)	1.1	S	4	0	0	0	2	0	0	0	0	1	0	8	8	0.00	0.000

PITCHER	IP	WLS	BF	H	R	ER	SO	BB	IBB	HBP	BLK	WP	HR	S	P	ERA	WHIP

BOTTOM

St. Louis Cardinals @ Chicago Cubs

Wrigley Field, Chicago, IL

Sat Jul 27 1963, 3:33 AM CDT

Att. 23,589 - Unknown

livebaseballscorecards.com

AB	29
R	2
H	3
RBI	1
BB	1
SO	4
LOB	5

Batter	1	2	3	4	5	6	7	8	9	AB	R	H	RBI	BB	SO	LOB
Curt Flood, R (1, 8) OBP: 0.329, SLG: 0.385	x 0-0 ① F9		x 0-0 ② F8		S S S 0-3 ② K		x 0-0 ③ F7			4	0	0	0	0	1	2
Dick Groat, R (1, 6) OBP: 0.405, SLG: 0.481	B B B B 4-0 FC6-4 BB		x 0-0 1B 1-3 1B		x 0-0 ③ 5-3			x 0-0 ① 4-3		3	0	1	0	1	0	0
Bill White, L (1, 3) OBP: 0.371, SLG: 0.517	x 0-0 ② F3		x 0-0 1-3 3-H 1B			S S S 0-3 ① K		x 0-0 ② G3		4	0	1	1	0	1	1
Ken Boyer, R (1, 5) OBP: 0.367, SLG: 0.444	x 0-0 ③ FC6-4 1-2f		x 0-0 ③ L9			x 0-0 E6		x 0-0 ③ L8		4	0	0	0	0	0	3
Charlie James, R (1, 9) (6, 7) OBP: 0.303, SLG: 0.434		x 0-0 ① 4-3		x 0-0 2B		S S S 0-3 ② K			x 0-0 FC6 1B	4	0	2	0	0	1	1
Stan Musial, L (1, 7) OBP: 0.329, SLG: 0.420		S S S 0-3 ② K		S S S 0-3 ① K		S S S 0-3 ③ K			S S S 0-3 ① K	3	0	0	0	0	3	2
Gary Kolb, L (6, 9) OBP: 0.475, SLG: 0.609										1	0	0	0	0	1	1
Julian Javier, R (1, 4) OBP: 0.302, SLG: 0.398		S S S 0-3 ③ K		x 0-0 ② F2			x 0-0 FC4-6 1B		x 0-0 ② FC6 1B 1-2f	4	0	1	0	0	1	2
Tim McCarver, L (1, 2) OBP: 0.330, SLG: 0.385		x 0-0 1B 1B 1B		x 0-0 ③ F8			x 0-0 ① F5		x 0-0 1-3 1B	4	1	2	0	0	0	2
Ray Sadecki, L (1, 1) OBP: 0.178, SLG: 0.227 Mike Shannon, R (5, PH) OBP: 0.333, SLG: 0.333 Barney Schultz, R (5, 1) George Altman, L (7, PH) OBP: 0.334, SLG: 0.383 Bob Humphreys, R (7, 1) Dal Maxvill, R (9, PH) OBP: 0.235, SLG: 0.188			S S S 0-3 ① K		x 0-0 ① 4-3		x 0-0 ② FC4-6 1-2f		S S S 0-3 ③ K	1 1 0 1 0 1	0 0 0 0 0 0	0 0 0 0 0 0	0 0 0 0 0 0	0 0 0 0 0 1	1 0 0 0 0 2	1 0 0 1 0 2
Inning Stats	R: 0 H: 0 E: 0 LOB: 1 K: 0 BB: 1 S: 3 P: 7	R: 0 H: 0 E: 0 LOB: 0 K: 2 BB: 0 S: 7 P: 7	R: 1 H: 3 E: 0 LOB: 2 K: 1 BB: 0 S: 8 P: 8	R: 0 H: 1 E: 0 LOB: 1 K: 1 BB: 0 S: 6 P: 6	R: 0 H: 0 E: 0 LOB: 0 K: 1 BB: 0 S: 5 P: 5	R: 0 H: 0 E: 1 LOB: 1 K: 3 BB: 0 S: 10 P: 10	R: 0 H: 1 E: 0 LOB: 1 K: 0 BB: 0 S: 4 P: 4	R: 0 H: 0 E: 0 LOB: 0 K: 0 BB: 0 S: 3 P: 3	R: 0 H: 2 E: 0 LOB: 2 K: 2 BB: 0 S: 9 P: 9	1B: 6 SF: 0 2B: 1 SAC: 0 3B: 0 DP: 0 HR: 0 HBP: 0						

PITCHER	IP	WLS	BF	H	R	ER	SO	BB	IBB	HBP	BLK	WP	HR	S	P	ERA	WHIP
Dick Ellsworth, L (1, 1) ERA: 1.86	9.0	W	36	7	1	1	10	1	0	0	0	0	0	55	59	1.00	0.889

PITCHER	IP	WLS	BF	H	R	ER	SO	BB	IBB	HBP	BLK	WP	HR	S	P	ERA	WHIP

TOP

St. Louis Cardinals @ Chicago Cubs

Wrigley Field, Chicago, IL

Sun Jul 28 1963, 3:33 AM CDT

Unknown

livebaseballscorecards.com

AB	35
R	1
H	7
RBI	1
BB	1
SO	10
LOB	18

WP: 0	PA: 36
PB: 0	
SB: 0	
CS: 0	

St. Louis Cardinals @ Chicago Cubs

Wrigley Field, Chicago, IL

Sun Jul 28 1963, 3:33 AM CDT

Unknown

BOTTOM

Batter	1	2	3	4	5	6	7	8	9	AB	R	H	RBI	BB	SO	LOB
Steve Boros, R (1, 9) OBP: 0.263, SLG: 0.286 Lou Brock, L (6, PH) (7, 9) OBP: 0.282, SLG: 0.354	G1-6-3 1B		1B 2B	5-3		1B 1-2 1B		G3		3 2	1 0	2 1	0 0	0 0	0 0	1 0
Ellis Burton, S (1, 8) OBP: 0.285, SLG: 0.404	G1-6-3 1-2f		F7		F9	1-2 2-3 1B		BBBB BB		4	0	1	0	1	0	2
Billy Williams, L (1, 7) OBP: 0.374, SLG: 0.506	2-3		1B 2-H 1B		FC5-4 1B	SSS K		L9		5	0	2	1	0	1	4
Ron Santo, R (1, 5) OBP: 0.327, SLG: 0.481		L7	14 FC5-4 1-2 1B		FC5-4 14 S 1-2f		HR 1B			4	1	2	0	0	0	1
14 Ernie Banks, R (1, 3) OBP: 0.290, SLG: 0.432		1B 2B	FC5-4 1-2f		6-3 1-2		F3			4	0	1	0	0	0	4
Ken Hubbs, R (1, 4) OBP: 0.274, SLG: 0.324		F2		WP E 2B		PB 1B 2B	F9			4	2	2	0	0	0	2
Dick Bertell, R (1, 2) OBP: 0.327, SLG: 0.333 Jimmie Schaffer, R (4, 2) OBP: 0.292, SLG: 0.386	2-3 1B		BBBB E 2-3 BB		SSS K		1-H HR			1 2	0 1	1 1	0 2	0 1	0 1	0 1
Andre Rodgers, R (1, 6) OBP: 0.303, SLG: 0.275		F2		F9 1-2 3-H		6-3	F7			4	0	0	0	0	0	4
Dick Ellsworth, L (1, 1) OBP: 0.159, SLG: 0.117			SSS K	4-3		1B 1B 2-H 1B		F7		4	0	1	1	0	1	1
Inning Stats	R: 0 E: 0 K: 0 S: 3 H: 1 LOB: 0 BB: 0 P: 3	R: 0 E: 0 K: 0 S: 5 H: 2 LOB: 2 BB: 0 P: 5	R: 1 E: 0 K: 1 S: 8 H: 3 LOB: 2 BB: 0 P: 8	R: 1 E: 1 K: 0 S: 4 H: 1 LOB: 1 BB: 1 P: 8	R: 0 E: 0 K: 0 S: 4 H: 1 LOB: 1 BB: 0 P: 4	R: 1 E: 0 K: 2 S: 11 H: 4 LOB: 3 BB: 0 P: 11	R: 2 E: 0 K: 0 S: 5 H: 2 LOB: 0 BB: 0 P: 5	R: 0 E: 0 K: 0 S: 3 H: 0 LOB: 1 BB: 1 P: 7		1B: 9 2B: 4 3B: 0 HR: 1 SF: 0 SAC: 0 DP: 1 HBP: 0						

	AB	37
	R	5
	H	14
	RBI	4
	BB	2
	SO	3
	LOB	20

WP: 1 PB: 1 SB: 1 CS: 0 PA: 39

livebaseballscorecards.com

PITCHER		IP	WLS	BF	H	R	ER	SO	BB	IBB	HBP	BLK	WP	HR	S	P	ERA	WHIP
Ray Sadecki, L ERA: 4.88	(1, 1)	4.0	L	19	7	2	2	1	1	0	0	0	1	0	20	24	4.50	2.000
Barney Schultz, R ERA: 2.93	(5, 1)	2.0		11	5	1	1	2	0	0	0	0	0	0	15	15	4.50	2.500
Bob Humphreys, R ERA: 6.0	(7, 1)	2.0		9	2	2	2	0	1	0	0	0	0	1	8	12	9.00	1.500

PITCHER	IP	WLS	BF	H	R	ER	SO	BB	IBB	HBP	BLK	WP	HR	S	P	ERA	WHIP

Batter	1	2	3	4	5	6	7	8	9	AB	R	H	RBI	BB	SO	LOB
Curt Flood, R (1, 8) OBP: 0.336, SLG: 0.391	1B	E2 PB 2B 1B 2-H		BBBB CS BB		HR 1B	1B			4	2	4	1	1	0	0
Dick Groat, R (1, 6) OBP: 0.403, SLG: 0.480	SSS ① K	2B 2-H		CS ③ 1-2	3-1 ①	F2 ①	F4 ③			5	0	1	1	0	1	3
Bill White, L (1, 3) OBP: 0.371, SLG: 0.522	SSS ② K	G3 ③			HR 1B	1-H HR		L9 ①		5	2	2	2	0	1	2
Ken Boyer, R (1, 5) OBP: 0.367, SLG: 0.449	③ F4		BBBB BB		1-H HR	G3 ②		SSS K ②		4	1	1	2	1	1	1
George Altman, L (1, 7) OBP: 0.335, SLG: 0.393		2-3 HR 1B	① F7		4-3 ②	HR		6-3 ③		5	2	2	1	0	0	1
Gary Kolb, L (1, 9) OBP: 0.469, SLG: 0.640		① 2-3 1-2	② F8		HR	BBBB FC5-4 BB			① 4-3	4	1	1	1	1	0	2
Julian Javier, R (1, 4) OBP: 0.304, SLG: 0.406		HR 2-H	SSS ③ K		1B S 1B	1-2f FC5-4 ③			SSS ② K	5	2	2	2	0	2	2
Carl Sawatski, L (1, 2) OBP: 0.337, SLG: 0.368 Tim McCarver, L (8, 2) OBP: 0.329, SLG: 0.383		SH2-4 E 1B	SSS ① K	1-3 1B		① F3			③ 1-3	4 1	1 0	2 0	0 0	0 0	1 0	0 0
Ernie Broglio, R (1, 1) OBP: 0.113, SLG: 0.115 Ron Taylor, R (2, 1) OBP: 0.042, SLG: 0.042 Bobby Shantz, R (6, 1) OBP: 0.286, SLG: 0.167 Ed Bauta, R (6, 1) Ray Sadecki, L (7, 1) OBP: 0.176, SLG: 0.227 Barney Schultz, R (8, 1)		SH2-4 1-2	SSS ② K	SSS ② K	3-H	② 5-3				0 2 0 1 0 0	0 0 0 0 0 0	0 0 0 0 0 0	0 0 0 0 0 0	0 0 0 0 0 0	0 2 0 0 0 0	0 1 0 0 0 0

TOP

St. Louis Cardinals @ Chicago Cubs

Wrigley Field, Chicago, IL

Sun Jul 28 1963, 3:38 AM CDT

Att. 40,222 - Unknown

livebaseballscorecards.com

AB	40
R	11
H	15
RBI	10
BB	3
SO	8
LOB	12

Inning Stats	1	2	3	4	5	6	7	8	9			
	R: 0 E: 0 K: 2 S: 8	H: 1 LOB: 1 BB: 0 P: 8	R: 4 E: 1 K: 0 S: 8	H: 5 LOB: 1 BB: 0 P: 8	R: 0 E: 0 K: 1 S: 5	H: 0 LOB: 1 BB: 1 P: 9	R: 0 E: 0 K: 2 S: 6	H: 0 LOB: 0 BB: 1 P: 10	R: 4 E: 0 K: 1 S: 10	H: 5 LOB: 1 BB: 0 P: 10	R: 3 E: 0 K: 0 S: 6	H: 3 LOB: 1 BB: 1 P: 10
	R: 0 E: 0 K: 0 S: 4	H: 1 LOB: 1 BB: 0 P: 4	R: 0 E: 0 K: 1 S: 5	H: 0 LOB: 0 BB: 0 P: 5	R: 0 E: 0 K: 1 S: 5	H: 0 LOB: 0 BB: 0 P: 5	1B: 9 2B: 1 3B: 0 HR: 5	SF: 0 SAC: 1 DP: 0 HBP: 0	WP: 0 PB: 1 SB: 1 CS: 1	PA: 45		

PITCHER		IP	WLS	BF	H	R	ER	SO	BB	IBB	HBP	BLK	WP	HR	S	P	ERA	WHIP
Glen Hobbie, R ERA: 3.72	(1, 1)	1.2		11	6	4	4	2	0	0	0	0	0	1	15	15	21.60	3.600
Jim Brewer, L ERA: 4.86	(2, 1)	3.0		15	5	4	4	3	2	0	0	0	0	2	19	27	12.00	2.333
Richard LeMay, L ERA: 5.28	(5, 1)	0.2		4	2	2	2	1	0	0	0	0	0	1	6	6	27.00	3.000
Don Elston, R ERA: 1.88	(6, 1)	0.2		4	1	1	1	0	1	0	0	0	0	1	3	7	13.50	3.000
Lindy McDaniel, R ERA: 2.52	(7, 1)	3.0	W	10	1	0	0	2	0	0	0	0	0	0	14	14	0.00	0.333

PITCHER	IP	WLS	BF	H	R	ER	SO	BB	IBB	HBP	BLK	WP	HR	S	P	ERA	WHIP

Batter	1	2	3	4	5	6	7	8	9	AB	R	H	RBI	BB	SO	LOB
Don Landrum, L (1, 8) OBP: 0.299, SLG: 0.292 Steve Boros, R (6, PH) OBP: 0.282, SLG: 0.333 Lindy McDaniel, R (7, 1) OBP: 0.077, SLG: 0.308	HR 1B	FC3-2 1B 1-2 2-3 3-Hf		1-3		3B 2B 2-H	FC6-4 WP 1-2f 2-3 3-H	K2-3		3 1 2	1 1 0	1 1 0	0 1 1	0 0 0	0 0 1	3 0 3
Lou Brock, L (1, 9) OBP: 0.286, SLG: 0.383	HR 1-H	SF7 3-H			HR	1B 3B 2-H	6-3 1-2 3-H			4	3	3	5	0	0	1
Billy Williams, L (1, 7) OBP: 0.374, SLG: 0.513	F6	1B 1-2 2-3			HR	K		L8		5	1	2	1	0	1	1
Ron Santo, R (1, 5) OBP: 0.328, SLG: 0.483	6-3	L7			6-3	1B 3-H		HBP PB 2B		5	1	2	1	0	0	3
14 Ernie Banks, R (1, 3) OBP: 0.289, SLG: 0.427	F5		6-3		5-3	K		PB HBP HR IBB		4	1	0	0	1	1	1
Ken Hubbs, R (1, 4) OBP: 0.276, SLG: 0.323		HBP 1B BB 1B	L8		6-3	6-3	1B 1-2 2-3	PB HR HBP		4	2	1	0	0	0	0
Merritt Ranew, L (1, 2) OBP: 0.442, SLG: 0.603 Jimmie Schaffer, R (8, 2) OBP: 0.303, SLG: 0.448	BB HBP 1-2 FC3-2 1B	4-3				WP 1B SF8 2B FC6-4 1B		1-H 2-H 3-H HR		4 1	2 1	3 1	0 3	0 0	0 0	0 0
Andre Rodgers, R (1, 6) OBP: 0.309, SLG: 0.281	FC3-2 BB 1-2 2-3 SF7 HBP			6-3		WP 1-2 2B 1B	FC6-4 1-3 WP 2B	S BB		3	3	2	0	1	0	0
Glen Hobbie, R (1, 1) OBP: 0.114, SLG: 0.088 Jim Brewer, L (2, 1) Richard LeMay, L (5, 1) Don Elston, R (6, 1) Ellis Burton, S (6, PH) OBP: 0.286, SLG: 0.401 (7, 8)	1B FC3-2 1-2 2-3 3-H BB	K				SF8 1-2 2-H	FC6-4 IBB	K 1-2		0 1 0 0 1	0 0 0 0 0	0 0 0 0 1	0 1 0 0 1	0 1 0 0 1	0 0 0 0 1	0 0 0 0 1
Inning Stats	R: 2 H: 2 E: 0 LOB: 0 K: 0 BB: 0 S: 5 P: 5	R: 2 H: 3 E: 0 LOB: 3 K: 0 BB: 1 S: 6 P: 11	R: 0 H: 0 E: 0 LOB: 0 K: 0 BB: 0 S: 3 P: 3	R: 0 H: 0 E: 0 LOB: 0 K: 1 BB: 0 S: 5 P: 5	R: 2 H: 2 E: 0 LOB: 0 K: 0 BB: 0 S: 5 P: 5	R: 4 H: 5 E: 0 LOB: 1 K: 2 BB: 0 S: 12 P: 12	R: 2 H: 2 E: 0 LOB: 1 K: 0 BB: 1 S: 5 P: 9	R: 4 H: 2 E: 0 LOB: 1 K: 2 BB: 2 S: 9 P: 18		1B: 8 SF: 2 2B: 3 SAC: 0 3B: 1 DP: 0 HR: 4 HBP: 2						

BOTTOM

St. Louis Cardinals @ Chicago Cubs

Wrigley Field, Chicago, IL

Sun Jul 28 1963, 3:38 AM CDT

Att. 40,222 - Unknown

livebaseballscorecards.com

AB	38
R	16
H	16
RBI	14
BB	4
SO	5
LOB	13

PITCHER		IP	WLS	BF	H	R	ER	SO	BB	IBB	HBP	BLK	WP	HR	S	P	ERA	WHIP
Ernie Broglio, R ERA: 3.31	(1, 1)	1.0		9	4	4	4	0	1	0	1	0	0	1	7	12	36.00	5.000
Ron Taylor, R ERA: 3.05	(2, 1)	4.0		17	5	4	4	1	0	0	0	0	0	2	19	19	9.00	1.250
Bobby Shantz, L ERA: 2.96	(6, 1)	0.2		5	3	2	2	1	0	0	0	0	1	0	7	7	27.00	4.500
Ed Bauta, R ERA: 3.55	(6, 1)	1.0	L	6	2	2	2	1	0	1	0	0	0	0	7	11	18.00	2.000
Ray Sadecki, L ERA: 4.92	(7, 1)	0.2		3	1	1	1	0	0	0	0	0	1	0	3	3	13.50	1.500

PITCHER		IP	WLS	BF	H	R	ER	SO	BB	IBB	HBP	BLK	WP	HR	S	P	ERA	WHIP
Barney Schultz, R ERA: 3.47	(8, 1)	0.2		6	1	3	3	2	1	1	1	0	0	1	7	16	40.50	3.000

WP: 2 PA: 46
PB: 1
SB: 1
CS: 0

Batter	1	2	3	4	5	6	7	8	9	AB	R	H	RBI	BB	SO	LOB
Lou Brock, L (1, 9) OBP: 0.283, SLG: 0.378	K			1-3		4-3 2-3		G3		4	0	0	0	0	1	1
Ellis Burton, S (1, 8) OBP: 0.292, SLG: 0.399	BB G4-6-3			K		BB 1B		K		1	0	0	0	2	1	0
Nelson Mathews, R (6, 8) OBP: 0.238, SLG: 0.274										1	0	0	0	0	1	0
Billy Williams, L (1, 7) OBP: 0.375, SLG: 0.513	G4-6-3 1-2f			4-3		1B 1-2 3-H		FC5-4 1B		4	0	2	1	0	0	1
Ron Santo, R (1, 5) OBP: 0.325, SLG: 0.478		K			E6 14 G5-4-3	F3		FC5-4 1-2f		4	0	0	0	0	1	3
14 Ernie Banks, R (1, 3) OBP: 0.287, SLG: 0.425		4-3			G5-4-3 1-2f		HR		5-3	2	0	0	0	0	0	1
Steve Boros, R (6, 3) OBP: 0.293, SLG: 0.421										2	1	1	1	0	0	0
Ken Hubbs, R (1, 4) OBP: 0.276, SLG: 0.322		6-3			1B		6-3		6-3	4	0	1	0	0	0	0
Dick Bertell, R (1, 2) OBP: 0.326, SLG: 0.332			P4		K		FC6-4 1B		L3	4	0	1	0	0	1	1
Andre Rodgers, R (1, 6) OBP: 0.310, SLG: 0.284			G3			4-3 1B 2B	FC6-4 1-2f			3	1	1	0	0	0	1
Bob Buhl, R (1, 1) OBP: 0.105, SLG: 0.105			K			K	P4			1	0	0	0	0	1	0
Glen Hobbie, R (3, 1) OBP: 0.108, SLG: 0.083										2	0	0	0	0	1	2
Inning Stats	R: 0 E: 0 K: 1 S: 4 H: 0 LOB: 0 BB: 1 P: 8	R: 0 E: 0 K: 1 S: 5 H: 0 LOB: 0 BB: 0 P: 5	R: 0 E: 0 K: 1 S: 5 H: 0 LOB: 0 BB: 0 P: 5	R: 0 E: 0 K: 1 S: 5 H: 0 LOB: 0 BB: 0 P: 5	R: 0 E: 1 K: 1 S: 6 H: 1 LOB: 1 BB: 0 P: 6	R: 1 E: 0 K: 1 S: 7 H: 2 LOB: 2 BB: 1 P: 11	R: 1 E: 0 K: 0 S: 5 H: 2 LOB: 1 BB: 0 P: 5	R: 0 E: 0 K: 1 S: 6 H: 1 LOB: 1 BB: 0 P: 6	R: 0 E: 0 K: 0 S: 3 H: 0 LOB: 0 BB: 0 P: 3	1B: 4 2B: 1 3B: 0 HR: 1 SF: 0 SAC: 0 DP: 2 HBP: 0						

PITCHER	IP	WLS	BF	H	R	ER	SO	BB	IBB	HBP	BLK	WP	HR	S	P	ERA	WHIP
Hank Fischer, R (1, 1) ERA: 4.73	9.0	W	34	6	2	2	7	2	0	0	0	0	1	46	54	2.00	0.889

PITCHER	IP	WLS	BF	H	R	ER	SO	BB	IBB	HBP	BLK	WP	HR	S	P	ERA	WHIP

TOP

Chicago Cubs @ Milwaukee Braves

Milwaukee County Stadium, Milwaukee, WI

Tue Jul 30 1963, 8:05 PM EDT

Att. 15,876 - Unknown

livebaseballscorecards.com

AB	32
R	2
H	6
RBI	2
BB	2
SO	7
LOB	10

WP: 0 PB: 0 SB: 0 CS: 0 PA: 34

Batter	1	2	3	4	5	6	7	8	9	AB	R	H	RBI	BB	SO	LOB
Lee Maye, L (1, 8) (8, 7) OBP: 0.335, SLG: 0.454	L8		HR	BB		4-3		4-3		4	2	1	1	1	0	0
Eddie Mathews, L (1, 5) OBP: 0.382, SLG: 0.425	4-3		HR	1B		F9		F7		5	1	2	1	0	0	0
Hank Aaron, R (1, 9) OBP: 0.385, SLG: 0.590	BB		L4	SF8		P4				2	0	0	1	1	0	0
Joe Torre, R (1, 2) OBP: 0.363, SLG: 0.433	CS	FC4-6 1B	FC5-4 1B	F8			3-4-1 1B			4	1	3	0	0	0	1
Lou Klimchock, L (1, 3) OBP: 0.111, SLG: 0.111		FC4-6 2B	FC5-4 WP HR	K			3-4-1			4	2	0	0	0	1	4
Gene Oliver, R (1, 7) OBP: 0.317, SLG: 0.443 Ty Cline, L (8, 8) OBP: 0.229, SLG: 0.213		WP 1B 2B	BB	HBP			FC6-5 2B			2 0	2 0	2 0	2 0	1 0	0 0	0 0
Denis Menke, R (1, 6) OBP: 0.298, SLG: 0.380		CS 1B	HR	K			FC6-5			4	1	2	4	0	1	2
Frank Bolling, R (1, 4) OBP: 0.307, SLG: 0.315		1B	BB	K			F8			3	0	1	0	1	1	2
Hank Fischer, R (1, 1) OBP: 0.071, SLG: 0.071		P3	K	K				K		4	0	0	0	0	3	3
Inning Stats	R: 0 H: 0 E: 0 LOB: 0 K: 0 BB: 1 S: 2 P: 6	R: 2 H: 4 E: 0 LOB: 1 K: 0 BB: 0 S: 6 P: 6	R: 5 H: 4 E: 0 LOB: 1 K: 1 BB: 2 S: 9 P: 17	R: 1 H: 1 E: 0 LOB: 1 K: 1 BB: 1 S: 6 P: 10	R: 0 H: 0 E: 0 LOB: 1 K: 3 BB: 0 S: 9 P: 10	R: 0 H: 0 E: 0 LOB: 0 K: 0 BB: 0 S: 3 P: 3	R: 1 H: 2 E: 0 LOB: 1 K: 0 BB: 0 S: 5 P: 5	R: 0 H: 0 E: 0 LOB: 0 K: 1 BB: 0 S: 5 P: 5		1B: 6 SF: 1 2B: 2 SAC: 0 3B: 0 DP: 0 HR: 3 HBP: 1						

PITCHER		IP	WLS	BF	H	R	ER	SO	BB	IBB	HBP	BLK	WP	HR	S	P	ERA	WHIP
Bob Buhl, R ERA: 3.02	(1, 1)	2.0	L	11	6	4	4	0	1	0	0	0	1	2	10	14	18.00	3.500
Glen Hobbie, R ERA: 3.93	(3, 1)	6.0		27	5	5	5	6	3	0	1	0	1	1	35	48	7.50	1.333

PITCHER	IP	WLS	BF	H	R	ER	SO	BB	IBB	HBP	BLK	WP	HR	S	P	ERA	WHIP

BOTTOM

Chicago Cubs @ Milwaukee Braves

Milwaukee County Stadium, Milwaukee, WI

Tue Jul 30 1963, 8:05 PM EDT

Att. 15,876 - Unknown

livebaseballscorecards.com

AB	32
R	9
H	11
RBI	9
BB	4
SO	6
LOB	12

WP: 2 PA: 39
PB: 0
SB: 0
CS: 2

Batter	1	2	3	4	5	6	7	8	9	AB	R	H	RBI	BB	SO	LOB
Lou Brock, L (1, 9) OBP: 0.285, SLG: 0.379	1B		5-3		BLK 1B		K2-3		K2-3	5	0	2	0	0	2	0
Ellis Burton, S (1, 8) OBP: 0.290, SLG: 0.389	FC1-4-6 1B 1-2f CS		G3		1-3 1-2		F9		1B SF7 BB	4	1	0	0	1	0	2
Billy Williams, L (1, 7) OBP: 0.380, SLG: 0.519	CS 1-3 1B		HR 1B		P1		2B		1-3 1B	5	1	4	0	0	0	1
Ron Santo, R (1, 5) OBP: 0.328, SLG: 0.485	6-3 1-2 3-H		1-H HR		IBB		FC6-4 IBB		SF7 3-H	2	1	1	3	2	0	2
Steve Boros, R (1, 3) OBP: 0.289, SLG: 0.429		2B 2B	F8		G1		FC6-4 1-2f		L6	4	0	1	0	0	0	4
14 Ernie Banks, R (8, 3) OBP: 0.286, SLG: 0.424										1	0	0	0	0	0	1
Ken Hubbs, R (1, 4) OBP: 0.275, SLG: 0.324		2-3 2B		K		4-3		F9		4	0	1	0	0	1	0
Dick Bertell, R (1, 2) OBP: 0.321, SLG: 0.327		K		K		5-3		1-3		4	0	0	0	0	2	2
Andre Rodgers, R (1, 6) OBP: 0.316, SLG: 0.284		G6-4-3 IBB		BB		BB		BB		0	0	0	0	4	0	0
Paul Toth, R (1, 1)		G6-4-3 1-2f		K		L1		F8		3	0	0	0	0	1	5
Lindy McDaniel, R (7, 1) OBP: 0.071, SLG: 0.286										1	0	0	0	0	0	1
Inning Stats	R: 0 H: 2 E: 0 LOB: 1 K: 0 BB: 0 S: 4 P: 4	R: 0 H: 2 E: 0 LOB: 2 K: 1 BB: 1 S: 6 P: 10	R: 2 H: 2 E: 0 LOB: 0 K: 0 BB: 0 S: 5 P: 5	R: 0 H: 0 E: 0 LOB: 1 K: 3 BB: 1 S: 9 P: 13	R: 0 H: 1 E: 0 LOB: 2 K: 0 BB: 1 S: 4 P: 8	R: 0 H: 0 E: 0 LOB: 1 K: 0 BB: 1 S: 3 P: 7	R: 0 H: 1 E: 0 LOB: 2 K: 1 BB: 1 S: 6 P: 10	R: 0 H: 0 E: 0 LOB: 1 K: 0 BB: 1 S: 3 P: 7	R: 1 H: 1 E: 0 LOB: 1 K: 1 BB: 1 S: 6 P: 10	1B: 5 SF: 1 2B: 3 SAC: 0 3B: 0 DP: 1 HR: 1 HBP: 0						

TOP

Chicago Cubs @ Milwaukee Braves

Milwaukee County Stadium, Milwaukee, WI

Wed Jul 31 1963, 8:05 PM EDT

Att. 27,919 - Unknown

livebaseballscorecards.com

AB	33
R	3
H	9
RBI	3
BB	7
SO	6
LOB	18

PITCHER		IP	WLS	BF	H	R	ER	SO	BB	IBB	HBP	BLK	WP	HR	S	P	ERA	WHIP
Tony Cloninger, R ERA: 3.6	(1, 1)	4.0		19	7	2	2	4	1	1	0	0	0	1	25	33	4.50	2.000
Ron Piche, R ERA: 4.5	(5, 1)	2.0		8	0	0	0	0	1	1	0	1	0	0	6	14	0.00	0.500
Dan Schneider, L ERA: 3.56	(7, 1)	0.2		4	1	0	0	1	0	1	0	0	0	0	5	9	0.00	1.500
Claude Raymond, R ERA: 4.27	(7, 1)	1.1		5	0	0	0	0	1	0	0	0	0	0	4	8	0.00	0.750
Bob Shaw, R ERA: 3.05	(9, 1)	1.0	L	5	1	1	1	1	1	0	0	0	0	0	6	10	9.00	2.000

PITCHER	IP	WLS	BF	H	R	ER	SO	BB	IBB	HBP	BLK	WP	HR	S	P	ERA	WHIP

WP: 0 PA: 41
PB: 0
SB: 0
CS: 2

Batter	1	2	3	4	5	6	7	8	9	AB	R	H	RBI	BB	SO	LOB
Lee Maye, L (1, 8) OBP: 0.331, SLG: 0.448	L3			G3			F7	K		4	0	0	0	0	1	2
Eddie Mathews, L (1, 5) OBP: 0.381, SLG: 0.423	4-3			F3			F8	1-3 1B 2-H		4	0	1	1	0	0	0
Hank Aaron, R (1, 9) OBP: 0.384, SLG: 0.589	6-3			K			2B	1-3		4	0	1	0	0	1	2
Joe Torre, R (1, 2) OBP: 0.365, SLG: 0.435		6-3			F7		BB		2B	3	0	1	0	1	0	0
Roy McMillan, R (9, PR) OBP: 0.254, SLG: 0.321										0	0	0	0	0	0	0
Lou Klimchock, L (1, 3) OBP: 0.136, SLG: 0.136		CS 1B			3-1		F3		K2-3	4	0	1	0	0	1	3
Gene Oliver, R (1, 7) OBP: 0.313, SLG: 0.436		K 1-2			L5			K	5-3	4	0	0	0	0	2	2
Denis Menke, R (1, 6) OBP: 0.298, SLG: 0.379			K			5-3		1B 1B	F9	4	1	1	0	0	1	1
Frank Bolling, R (1, 4) OBP: 0.307, SLG: 0.315			F8			K		1B 1-2 1B		3	1	1	0	0	1	0
Tony Cloninger, R (1, 1) OBP: 0.125, SLG: 0.125			F2			4-3		1B 1-2 2-H 1B		1	0	0	0	0	0	0
Ron Piche, R (5, 1)										0	0	0	0	0	0	0
Norm Larker, L (6, PH) OBP: 0.306, SLG: 0.243										1	0	0	0	0	0	0
Dan Schneider, L (7, 1)										0	0	0	0	0	0	0
Claude Raymond, R (7, 1) OBP: 0.667, SLG: 1.000										0	0	0	0	0	0	0
Ty Cline, L (8, PH) OBP: 0.238, SLG: 0.222										1	0	1	1	0	0	0
Bob Shaw, R (9, 1) OBP: 0.211, SLG: 0.118										0	0	0	0	0	0	0
Inning Stats	R: 0 E: 0 K: 0 S: 3 H: 0 LOB: 0 BB: 0 P: 3	R: 0 E: 0 K: 1 S: 5 H: 1 LOB: 1 BB: 0 P: 5	R: 0 E: 0 K: 1 S: 5 H: 0 LOB: 0 BB: 0 P: 5	R: 0 E: 0 K: 1 S: 5 H: 0 LOB: 0 BB: 0 P: 5	R: 0 E: 0 K: 0 S: 3 H: 0 LOB: 0 BB: 0 P: 3	R: 0 E: 0 K: 1 S: 5 H: 0 LOB: 0 BB: 0 P: 5	R: 0 E: 0 K: 0 S: 4 H: 1 LOB: 2 BB: 1 P: 8	R: 2 E: 0 K: 2 S: 11 H: 4 LOB: 2 BB: 0 P: 11	R: 0 E: 0 K: 1 S: 6 H: 1 LOB: 1 BB: 0 P: 6	1B: 5 2B: 3 3B: 0 HR: 0	SF: 0 SAC: 0 DP: 1 HBP: 0						

PITCHER	IP	WLS	BF	H	R	ER	SO	BB	IBB	HBP	BLK	WP	HR	S	P	ERA	WHIP
Paul Toth, R (1, 1) ERA: 2.84	6.2		22	2	0	0	4	1	0	0	0	0	0	29	33	0.00	0.450
Lindy McDaniel, R (7, 1) ERA: 2.73	2.1	W	12	5	2	2	3	0	0	0	0	0	0	18	18	7.71	2.143

PITCHER	IP	WLS	BF	H	R	ER	SO	BB	IBB	HBP	BLK	WP	HR	S	P	ERA	WHIP

BOTTOM

Chicago Cubs @ Milwaukee Braves

Milwaukee County Stadium, Milwaukee, WI

Wed Jul 31 1963, 8:05 PM EDT

Att. 27,919 - Unknown

livebaseballscorecards.com

AB	33
R	2
H	7
RBI	2
BB	1
SO	7
LOB	10

WP: 0	PB: 0	SB: 0	CS: 1
PA: 34			

Chicago Cubs @ Milwaukee Braves

Milwaukee County Stadium, Milwaukee, WI

Thu Aug 01 1963, 8:05 PM EDT

Att. 13,456 - Unknown

TOP

livebaseballscorecards.com

Batter	1	2	3	4	5	6	7	8	9	AB	R	H	RBI	BB	SO	LOB
Lou Brock, L (1, 9) OBP: 0.283, SLG: 0.376	4-3 K			0-0 L3 1B			0-0 5-3	0-0 4-3		5	0	1	0	0	1	2
Ellis Burton, S (1, 8) OBP: 0.298, SLG: 0.431	0-0 HR	0-0 FC4-6 1B		0-0 L3 1-2			0-0 HR		SSS 0-3 K	5	2	3	2	0	1	1
Billy Williams, L (1, 7) OBP: 0.380, SLG: 0.516	0-0 BB 2B 1B	0-0 FC4-6 G6-4-3 1-2f			0-0 3-1		0-0 5-3		BBBB 4-0 BB	4	1	1	0	1	0	1
Ron Santo, R (1, 5) OBP: 0.324, SLG: 0.480	0-0 F3	0-0 G6-4-3 1-2f			0-0 5-3			0-0 P4	SSS 0-3 K	5	0	0	0	0	1	3
Steve Boros, R (1, 3) OBP: 0.320, SLG: 0.489	BBBB 4-0 2B WP 1-2 BB		0-0 L5		0-0 5-3			0-0 HR	BBBB 4-0 FC6-4 1-2 BB	3	2	1	1	2	0	0
Ken Hubbs, R (1, 4) OBP: 0.277, SLG: 0.326	0-0 WP 1B 1-3 2-H 2B		0-0 L6			0-0 5-3		BBBB 4-0 HR BB	0-0 FC6-4 1-2f	4	2	1	1	1	0	2
Jimmie Schaffer, R (1, 2) OBP: 0.329, SLG: 0.532	0-0 1B 2B 2-H 3-H 1B		0-0 2B			SSS 0-3 K		0-0 1-H HR		4	2	3	3	0	1	0
Andre Rodgers, R (1, 6) OBP: 0.318, SLG: 0.285	0-0 2B 1-2 1B		SSS 0-3 K			0-0 F9		H 1-0 HBP		3	1	1	0	0	1	1
Larry Jackson, R (1, 1) OBP: 0.190, SLG: 0.230	0-0 1-H 2-H 2B			SSS 0-3 K			SSS 0-3 K	SSS 0-3 K		4	0	1	2	0	3	1
Inning Stats	R: 6 E: 0 K: 1 S: 11 H: 6 LOB: 1 BB: 1 P: 15	R: 0 E: 0 K: 0 S: 3 H: 1 LOB: 0 BB: 0 P: 3	R: 0 E: 0 K: 1 S: 6 H: 1 LOB: 1 BB: 0 P: 6	R: 0 E: 0 K: 1 S: 5 H: 1 LOB: 0 BB: 0 P: 5	R: 0 E: 0 K: 0 S: 3 H: 0 LOB: 0 BB: 0 P: 3	R: 0 E: 0 K: 1 S: 5 H: 0 LOB: 0 BB: 0 P: 5	R: 1 E: 0 K: 1 S: 6 H: 1 LOB: 0 BB: 0 P: 6	R: 3 E: 0 K: 1 S: 7 H: 2 LOB: 1 BB: 1 P: 12	R: 0 E: 0 K: 2 S: 7 H: 0 LOB: 2 BB: 2 P: 15	1B: 5 2B: 4 3B: 0 HR: 4 SF: 0 SAC: 0 DP: 2 HBP: 1						

	AB	37
	R	10
	H	12
	RBI	9
	BB	4
	SO	8
	LOB	11

WP: 1 PB: 0 SB: 0 CS: 0 PA: 42

PITCHER		IP	WLS	BF	H	R	ER	SO	BB	IBB	HBP	BLK	WP	HR	S	P	ERA	WHIP
Denny Lemaster, L ERA: 2.72	(1, 1)	0.2	L	9	6	6	6	0	1	0	0	0	1	1	8	12	81.00	10.500
Frank Funk, R ERA: 3.11	(1, 1)	4.1		14	3	0	0	3	0	0	0	0	0	0	20	20	0.00	0.692
Ron Piche, R ERA: 4.5	(6, 1)	2.0		7	1	1	1	2	0	0	0	0	0	1	11	11	4.50	0.500
Claude Raymond, R ERA: 4.66	(8, 1)	2.0		12	2	3	3	3	3	0	1	0	0	2	14	27	13.50	2.500

PITCHER	IP	WLS	BF	H	R	ER	SO	BB	IBB	HBP	BLK	WP	HR	S	P	ERA	WHIP

Batter	1	2	3	4	5	6	7	8	9	AB	R	H	RBI	BB	SO	LOB
Lee Maye, L (1, 8) OBP: 0.330, SLG: 0.448	1B 2B		5-3		F9			K		4	1	1	0	0	1	0
Eddie Mathews, L (1, 5) OBP: 0.380, SLG: 0.421	F9		1B			3-1		L3		4	0	1	0	0	0	1
Hank Aaron, R (1, 9) OBP: 0.383, SLG: 0.586	2-H 1B		P4			F8		F3		4	0	1	1	0	0	1
Joe Torre, R (1, 2) OBP: 0.364, SLG: 0.433	F9			E3 G6-4-3 1B		F9			FC4-6 1B	4	0	1	0	0	0	1
Lou Klimchock, L (1, 3) OBP: 0.154, SLG: 0.154	4-3			1-2 G6-4-3 1B			K		1-2f FC4-6 1B SF7	4	1	1	0	0	1	2
Gene Oliver, R (1, 7) OBP: 0.315, SLG: 0.437		5-3		1-2f 2-3 G6-4-3			E 1B		2-3 FC5-4 1B	4	0	2	0	0	0	2
Denis Menke, R (1, 6) OBP: 0.295, SLG: 0.375		F8		K			F8		3-H SF7	3	0	0	1	0	1	2
Frank Bolling, R (1, 4) OBP: 0.304, SLG: 0.311		K			5-3		E4 1-3		1-2f FC5-4	4	0	0	0	0	1	2
Denny Lemaster, R (1, 1) OBP: 0.196, SLG: 0.333 Frank Funk, R (1, 1) Ty Cline, L (5, PH) OBP: 0.235, SLG: 0.220 Ron Piche, R (6, 1) Norm Larker, L (7, PH) OBP: 0.305, SLG: 0.241 Claude Raymond, R (8, 1) OBP: 0.667, SLG: 1.000			6-3		K		F8			0 1 1 0 1 0	0 0 0 0 0 0	0 0 0 0 0 0	0 0 0 0 0 0	0 0 0 0 0 0	0 0 1 0 0 0	0 0 0 0 2 0
Inning Stats	R: 1 E: 0 K: 0 S: 5 H: 2 LOB: 1 BB: 0 P: 5	R: 0 E: 0 K: 1 S: 5 H: 0 LOB: 0 BB: 0 P: 5	R: 0 E: 0 K: 0 S: 4 H: 1 LOB: 1 BB: 0 P: 4	R: 0 E: 1 K: 1 S: 6 H: 1 LOB: 1 BB: 0 P: 6	R: 0 E: 0 K: 1 S: 5 H: 0 LOB: 0 BB: 0 P: 5	R: 0 E: 0 K: 0 S: 3 H: 0 LOB: 0 BB: 0 P: 3	R: 0 E: 1 K: 1 S: 7 H: 1 LOB: 2 BB: 0 P: 7	R: 0 E: 0 K: 1 S: 5 H: 0 LOB: 0 BB: 0 P: 5	R: 1 E: 1 K: 0 S: 5 H: 2 LOB: 1 BB: 0 P: 5	1B: 6 2B: 1 3B: 0 HR: 0	SF: 1 SAC: 0 DP: 1 HBP: 0						

PITCHER	IP	WLS	BF	H	R	ER	SO	BB	IBB	HBP	BLK	WP	HR	S	P	ERA	WHIP
Larry Jackson, R (1, 1) ERA: 2.06	9.0	W	35	7	2	1	5	0	0	0	0	0	0	45	45	1.00	0.778

PITCHER	IP	WLS	BF	H	R	ER	SO	BB	IBB	HBP	BLK	WP	HR	S	P	ERA	WHIP

BOTTOM

Chicago Cubs @ Milwaukee Braves

Milwaukee County Stadium, Milwaukee, WI

Thu Aug 01 1963, 8:05 PM EDT

Att. 13,456 - Unknown

livebaseballscorecards.com

AB	34
R	2
H	7
RBI	2
BB	0
SO	5
LOB	13

PA: 35

Batter	1	2	3	4	5	6	7	8	9	10	AB	R	H	RBI	BB	SO	LOB
Harvey Kuenn, R (1, 5) (8, 7) OBP: 0.370, SLG: 0.439	WP 2B	BBBBB 1-2 BB	F8			2B 1B		1B 1-3 FC5 1B	6-3		5	1	3	0	1	0	3
Felipe Alou, R (1, 9) OBP: 0.319, SLG: 0.474	F9	P6		G4-6-3 1B		1-3 2B		FC5 WP 1-3 3-H 1B		6-3	6	0	3	1	0	0	3
Willie McCovey, L (1, 7) Ernie Bowman, R (8, PR) (8, 4) OBP: 0.369, SLG: 0.585 OBP: 0.177, SLG: 0.197	SSS K 2-3	F5		G4-6-3 1-2f		F7		H 1-0 FC5 1-2 HR HBP		E6 BB	4 1	0 1	0 0	0 0	0 0	1 0	6 0
Willie Mays, R (1, 8) OBP: 0.355, SLG: 0.521	4-3		F7 1B 1B	5-3			HR	FC5 1-2 2-3f 3-H HR		P3	6	3	2	2	0	0	4
Orlando Cepeda, R (1, 3) OBP: 0.346, SLG: 0.507		1B 2B 1B	F7 1-2		F9		F7	1-H 2-H HR		BBBBB 4-0 1-2 BB	5	2	2	3	1	0	1
Jim Davenport, R (1, 4) (8, 5) OBP: 0.284, SLG: 0.338		2B 1-2 1B 1B	BBBB 4-0 1B 1B BB		0-0 CS 1B		F7	F7		SSS K	5	2	2	0	1	1	3
Jose Pagan, R (1, 6) OBP: 0.268, SLG: 0.263		1-3 2-H 1B 2B	1-2 2-H 1B 1B		SSS 0-3 K 1-2		6-3		S 1B		5	1	3	2	0	1	1
Tom Haller, L (1, 2) OBP: 0.330, SLG: 0.413		2-H 3-H FC5-6 1B	SSS K			F6		FC3-6 1B	F8		5	0	2	2	0	1	3
Jack Sanford, R (1, 1) OBP: 0.200, SLG: 0.188 Jim Duffalo, R (1, 1) OBP: 0.182, SLG: 0.182 Bobby Bolin, R (6, 1) OBP: 0.182, SLG: 0.053 Billy Hoeft, L (8, 1) Gaylord Perry, R (8, 1) OBP: 0.231, SLG: 0.308 Joey Amalfitano, R (9, PH) OBP: 0.247, SLG: 0.221 Don Larsen, R (9, 1) OBP: 0.250, SLG: 0.250		1-2f FC5-6 BB	1-3 2-H 1B			SSS 0-3 K		1-2f FC3-6 1B 1B	SSS 1-2 K		0 3 1 0 0 0 1 0	0 0 1 0 0 0 0 0	0 1 0 0 0 0 0 0	0 1 0 0 0 0 0 0	0 1 0 0 0 0 0 0	0 0 0 0 0 0 1 0	0 1 1 0 1 0 1 0
Inning Stats	R: 0 E: 0 K: 1 S: 6 H: 1 LOB: 1 BB: 0 P: 6	R: 3 E: 0 K: 0 S: 7 H: 4 LOB: 2 BB: 1 P: 11	R: 2 E: 0 K: 1 S: 8 H: 3 LOB: 2 BB: 1 P: 12	R: 0 E: 0 K: 0 S: 3 H: 1 LOB: 0 BB: 0 P: 3	R: 0 E: 0 K: 1 S: 5 H: 1 LOB: 0 BB: 0 P: 5	R: 0 E: 0 K: 1 S: 7 H: 2 LOB: 2 BB: 0 P: 7	R: 1 E: 0 K: 0 S: 4 H: 1 LOB: 0 BB: 0 P: 4	R: 5 E: 0 K: 0 S: 7 H: 4 LOB: 1 BB: 0 P: 8	R: 0 E: 0 K: 1 S: 6 H: 1 LOB: 1 BB: 0 P: 6	R: 0 E: 1 K: 1 S: 6 H: 0 LOB: 2 BB: 1 P: 10	1B: 13 2B: 3 3B: 0 HR: 2	SF: 0 SAC: 0 DP: 1 HBP: 1						

PITCHER		IP	WLS	BF	H	R	ER	SO	BB	IBB	HBP	BLK	WP	HR	S	P	ERA	WHIP
Dick Ellsworth, L ERA: 2.07	(1, 1)	2.2		18	8	5	5	2	2	0	0	0	1	0	20	28	16.88	3.750
Don Elston, R ERA: 1.9	(3, 1)	4.1		16	5	1	1	2	0	0	0	0	0	1	20	20	2.08	1.154
Lindy McDaniel, R ERA: 3.2	(8, 1)	0.1		4	3	3	3	0	0	0	0	0	0	0	4	4	81.00	9.000
Tom Baker, L ERA:	(8, 1)	0.0		1	0	0	0	0	0	0	1	0	1	0	0	1	∞	∞
Cal Koonce, R ERA: 6.14	(8, 1)	0.2		3	1	2	2	0	0	0	0	0	0	1	3	3	27.00	1.500

PITCHER		IP	WLS	BF	H	R	ER	SO	BB	IBB	HBP	BLK	WP	HR	S	P	ERA	WHIP
Jim Brewer, L ERA: 4.63	(9, 1)	1.2		8	1	0	0	1	1	0	0	0	0	0	9	13	0.00	1.200
Glen Hobbie, R ERA: 3.91	(10, 1)	0.1	W	1	0	0	0	1	0	0	0	0	0	0	3	3	0.00	0.000

TOP

San Francisco Giants @ Chicago Cubs

Wrigley Field, Chicago, IL

Fri Aug 02 1963, 3:33 AM CDT

Att. 18,698 - Unknown

livebaseballscorecards.com

AB	47
R	11
H	18
RBI	11
BB	3
SO	6
LOB	27

Batter	1	2	3	4	5	6	7	8	9	10	AB	R	H	RBI	BB	SO	LOB
Lou Brock, L (1, 9) OBP: 0.292, SLG: 0.380	0-0 1B HR 1B	4-0 1-2 BB			4-0 2B BB		0-0 1B 2-3 1B	0-0 HR 1B	0-3 K		4	3	3	0	2	1	0
Ellis Burton, S (1, 8) OBP: 0.304, SLG: 0.457	0-0 1-3 HR 1B	0-3 ③ K			0-0 1-H 2B		0-3 ① K	0-0 1-H HR	0-0 ③ F9		6	2	3	3	0	2	5
Billy Williams, L (1, 7) OBP: 0.379, SLG: 0.521	0-0 1-H 3-H HR		0-0 ① F8		0-3 ② K		0-0 1-3 3-H 1B	0-0 ① F8		0-0 ① F8	6	1	2	4	0	1	1
Ron Santo, R (1, 5) OBP: 0.325, SLG: 0.480	0-0 FC1-4 1B		0-0 ② 1-3		0-0 ③ F8		0-3 ② K	0-0 ② P6		0-0 1B 2B	6	1	2	0	0	1	3
Steve Boros, R (1, 3) OBP: 0.302, SLG: 0.458 Merritt Ranew, L (7, PH) (8, 3) OBP: 0.436, SLG: 0.595 14 Ernie Banks, R (8, PH) (9, 3) OBP: 0.290, SLG: 0.424	0-0 ① FC1-4 G4-6-3 1-2f		0-0 ③ 5-3			0-0 ① 6-3	0-3 ③ K	4-0 1B IBB		4-0 1B IBB	3 1 0	0 0 0	0 0 0	0 0 0	0 0 2	0 1 0	1 2 0
Ken Hubbs, R (1, 4) OBP: 0.280, SLG: 0.332	0-0 ② ③ G4-6-3 1-2f			0-0 ① F9		0-0 FC6-4 1B		0-0 1B 2B 0-0 1-2 1B		0-3 ② K	6	1	3	0	0	1	3
Jimmie Schaffer, R (1, 2) OBP: 0.329, SLG: 0.515		0-0 ① 4-3		0-0 ② F8		0-3 ② K		0-0 BB HR 2-H 1B 0-0 ③ F8		0-0 1-2 2-H 1B	6	1	2	2	0	1	3
Andre Rodgers, R (1, 6) OBP: 0.317, SLG: 0.281		0-0 ② F9		0-0 ③ 3-1		0-0 ③ FC6-4 1-2f		4-0 1-2 HR BB	0-0 ① F7		4	1	0	0	1	0	1
Dick Ellsworth, L (1, 1) OBP: 0.174, SLG: 0.217 Don Elston, R (3, 1) Don Landrum, L (7, PH) OBP: 0.250, SLG: 0.250 Lindy McDaniel, R (5, 1) OBP: 0.571, SLG: 0.286 Tom Baker, L (6, 1) Cal Koonce, R (8, 1) OBP: 0.375, SLG: 0.286 Leo Burke, R (8, PH) OBP: 0.250, SLG: 0.358 Jim Brewer, L (9, 1) Glen Hobbie, R (10, 1) OBP: 0.158, SLG: 0.083		4-0 BB BB			0-0 ① 1-3		0-0 1B 1B 2B	0-0 1-H 2-H HR	0-0 ② 4-3		0 1 1 0 0 0 0 1 0	0 0 1 0 0 0 0 1 0	0 0 1 0 0 0 0 3 0	0 0 0 0 0 0 0 0 0	1 0 0 0 0 0 0 0 0	0 0 0 0 0 0 0 0 0	0 0 0 0 0 0 0 0 0
Inning Stats	R: 3 H: 4 E: 0 LOB: 0 K: 0 BB: 0 S: 6 P: 6	R: 0 H: 0 E: 0 LOB: 2 K: 1 BB: 2 S: 5 P: 13	R: 0 H: 0 E: 0 LOB: 0 K: 0 BB: 0 S: 3 P: 3	R: 0 H: 0 E: 0 LOB: 0 K: 0 BB: 0 S: 3 P: 3	R: 1 H: 1 E: 0 LOB: 1 K: 1 BB: 1 S: 6 P: 10	R: 0 H: 1 E: 0 LOB: 1 K: 1 BB: 0 S: 6 P: 6	R: 1 H: 3 E: 0 LOB: 2 K: 3 BB: 0 S: 12 P: 12	R: 6 H: 6 E: 0 LOB: 2 K: 0 BB: 2 S: 9 P: 17	R: 0 H: 0 E: 0 LOB: 1 K: 1 BB: 0 S: 6 P: 6	R: 1 H: 2 E: 0 LOB: 2 K: 1 BB: 1 S: 6 P: 10	1B: 10 SF: 0 2B: 4 SAC: 0 3B: 0 DP: 1 HR: 3 HBP: 0						

PITCHER		IP	WLS	BF	H	R	ER	SO	BB	IBB	HBP	BLK	WP	HR	S	P	ERA	WHIP
Jack Sanford, R ERA: 3.55	(1, 1)	0.0		4	4	3	3	0	0	0	0	0	0	1	4	4	∞	∞
Jim Duffalo, R ERA: 2.94	(1, 1)	5.1		20	2	1	1	2	3	0	0	0	0	0	21	33	1.69	0.938
Bobby Bolin, R ERA: 2.72	(6, 1)	1.2		12	6	5	5	4	1	0	0	0	0	1	19	23	27.00	4.200
Billy Hoeft, L ERA: 4.85	(8, 1)	0.2		4	2	2	2	0	0	0	0	0	0	1	4	4	27.00	3.000
Gaylord Perry, R ERA: 4.02	(8, 1)	0.1		3	1	0	0	0	0	1	0	0	0	0	2	6	0.00	3.000

PITCHER		IP	WLS	BF	H	R	ER	SO	BB	IBB	HBP	BLK	WP	HR	S	P	ERA	WHIP
Don Larsen, R ERA: 3.3	(9, 1)	1.2	L	9	2	1	1	2	0	1	0	0	1	0	12	16	5.40	1.200

BOTTOM

San Francisco Giants @ Chicago Cubs

Wrigley Field, Chicago, IL

Fri Aug 02 1963, 3:33 AM CDT

Att. 18,698 - Unknown

livebaseballscorecards.com

AB	46
R	12
H	17
RBI	12
BB	6
SO	8
LOB	19

1B: 10	SF: 0	WP: 1	PA: 52
2B: 4	SAC: 0	PB: 0	
3B: 0	DP: 1	SB: 0	
HR: 3	HBP: 0	CS: 0	

Batter	1	2	3	4	5	6	7	8	9	AB	R	H	RBI	BB	SO	LOB
Harvey Kuenn, R (1, 5) OBP: 0.369, SLG: 0.436	6-3	4-3		4-3		L4-6 1-4-3 1-3 1B		K		4	0	1	0	0	0	3
Billy O'Dell, S (6, PR) OBP: 0.233, SLG: 0.246										0	0	0	0	0	0	0
Jack Fisher, R (6, 1) OBP: 0.200, SLG: 0.185										1	0	0	0	0	1	0
Chuck Hiller, L (1, 4) OBP: 0.247, SLG: 0.260	F4		1-6-3		HR BB	1-4-3 1-2 3-H		F7		4	1	0	1	1	0	1
Willie McCovey, L (1, 7) OBP: 0.367, SLG: 0.588	F7		F5		1-H HR	L4-6 2-3			F2	5	1	1	2	0	0	2
Willie Mays, R (1, 8) OBP: 0.356, SLG: 0.527		3B 1B	HR		5-3		F8		6-3	5	2	2	1	0	0	0
Orlando Cepeda, R (1, 3) OBP: 0.352, SLG: 0.521		1-H 2B 3B	1B		G3 3B		3B 1B		F2	5	3	4	1	0	0	0
Tom Haller, L (1, 2) OBP: 0.324, SLG: 0.404		F4	F9		G3 3-H		F9			4	0	0	1	0	0	3
Felipe Alou, R (1, 9) OBP: 0.324, SLG: 0.483		K 3-H 2B		K	FC6-4 BB		1-H 1B 3B			3	1	2	2	1	1	0
Jose Pagan, R (1, 6) OBP: 0.267, SLG: 0.263		K		F6	FC6-4 1-2f		CS 3-H 1B			4	0	1	1	0	1	2
Jack Sanford, R (1, 1) OBP: 0.222, SLG: 0.188		BB		BB		1B 1-4-3 BB	CS 1-2	K		0	0	0	0	2	0	0
Don Larsen, R (5, 1) OBP: 0.250, SLG: 0.250										0	0	0	0	0	0	0
Matty Alou, L (6, PH) OBP: 0.169, SLG: 0.147										0	1	0	0	1	0	0
Jim Davenport, R (6, 5) OBP: 0.284, SLG: 0.337										1	0	0	0	0	1	0
Inning Stats	R: 0 E: 0 K: 0 S: 3 H: 0 LOB: 0 BB: 0 P: 3	R: 2 E: 0 K: 1 S: 8 H: 3 LOB: 2 BB: 1 P: 12	R: 1 E: 0 K: 0 S: 5 H: 2 LOB: 1 BB: 0 P: 5	R: 0 E: 0 K: 1 S: 5 H: 0 LOB: 1 BB: 1 P: 9	R: 3 E: 0 K: 0 S: 5 H: 2 LOB: 1 BB: 2 P: 13	R: 1 E: 0 K: 0 S: 3 H: 1 LOB: 1 BB: 1 P: 7	R: 2 E: 0 K: 0 S: 5 H: 3 LOB: 0 BB: 0 P: 5	R: 0 E: 0 K: 2 S: 7 H: 0 LOB: 0 BB: 0 P: 7	R: 0 E: 0 K: 0 S: 3 H: 0 LOB: 0 BB: 0 P: 3	1B: 5 2B: 2 3B: 3 HR: 2	SF: 0 SAC: 0 DP: 1 HBP: 0						

TOP

San Francisco Giants @ Chicago Cubs

Wrigley Field, Chicago, IL

Sat Aug 03 1963, 3:33 AM CDT

Att. 25,149 - Cloudy

livebaseballscorecards.com

AB	36
R	9
H	11
RBI	9
BB	5
SO	4
LOB	11

WP: 0 PB: 0 SB: 0 CS: 1 PA: 42

PITCHER		IP	WLS	BF	H	R	ER	SO	BB	IBB	HBP	BLK	WP	HR	S	P	ERA	WHIP
Bob Buhl, R ERA: 3.16	(1, 1)	4.0	L	20	5	4	4	2	3	0	0	0	0	1	21	33	9.00	2.000
Don Elston, R ERA: 2.27	(5, 1)	1.0		6	2	2	2	0	1	0	0	0	0	1	5	9	18.00	3.000
Glen Hobbie, R ERA: 3.96	(6, 1)	1.0		4	1	1	1	0	1	0	0	0	0	0	3	7	9.00	2.000
Jim Brewer, L ERA: 4.74	(7, 1)	3.0		11	3	2	2	2	0	0	0	0	0	0	15	15	6.00	1.000

PITCHER	IP	WLS	BF	H	R	ER	SO	BB	IBB	HBP	BLK	WP	HR	S	P	ERA	WHIP

Batter	1	2	3	4	5	6	7	8	9	AB	R	H	RBI	BB	SO	LOB
Lou Brock, L (1, 9) OBP: 0.289, SLG: 0.376	F8		F8		F8		4-3			4	0	0	0	0	0	1
Ellis Burton, S (1, 8) OBP: 0.313, SLG: 0.454	5-3 WP BB HBP		BB		HR BB		K			1	2	0	0	2	1	0
Billy Williams, L (1, 7) OBP: 0.380, SLG: 0.527	WP 5-3 BB		F8		HR		G3			3	1	1	3	1	0	1
Ron Santo, R (1, 5) OBP: 0.324, SLG: 0.478	5-3			5-3	F5			FC6-4 1B		4	0	1	0	0	0	2
Steve Boros, R (1, 3) OBP: 0.298, SLG: 0.431	K			K		BB		FC6-4 CS		3	0	0	0	1	2	2
Ken Hubbs, R (1, 4) OBP: 0.278, SLG: 0.328		4-3		K	K	K		K		4	0	0	0	0	3	2
Jimmie Schaffer, R (1, 2) OBP: 0.325, SLG: 0.500		K			SH1-3 1B	F8			K	4	1	1	0	0	2	1
Andre Rodgers, R (1, 6) OBP: 0.317, SLG: 0.280		K			SH1-3	BB			K	2	0	0	0	1	2	0
Bob Buhl, R (1, 1) OBP: 0.103, SLG: 0.103 Don Elston, R (5, 1) Merritt Ranew, L (5, PH) OBP: 0.443, SLG: 0.600 Glen Hobbie, R (6, 1) OBP: 0.108, SLG: 0.083 Don Landrum, L (6, PH) OBP: 0.301, SLG: 0.299 Jim Brewer, L (7, 1) Leo Burke, R (9, PH) OBP: 0.247, SLG: 0.353			F2		BB HR	P6			F7	1 0 1 0 1 0 0	0 0 1 0 0 0 0	0 0 1 0 0 0 0	0 0 1 0 0 0 0	0 0 0 0 0 0 0	0 0 0 0 0 0 0	0 0 0 0 2 0 0
Inning Stats	R: 1 E: 0 K: 1 S: 5 H: 0 LOB: 1 BB: 1 P: 10	R: 0 E: 0 K: 2 S: 7 H: 0 LOB: 0 BB: 0 P: 7	R: 0 E: 0 K: 0 S: 3 H: 0 LOB: 1 BB: 1 P: 7	R: 0 E: 0 K: 2 S: 7 H: 0 LOB: 0 BB: 0 P: 7	R: 4 E: 0 K: 0 S: 6 H: 3 LOB: 0 BB: 1 P: 10	R: 0 E: 0 K: 1 S: 5 H: 0 LOB: 2 BB: 2 P: 13	R: 0 E: 0 K: 1 S: 5 H: 0 LOB: 0 BB: 0 P: 5	R: 0 E: 0 K: 1 S: 5 H: 1 LOB: 1 BB: 0 P: 5	R: 0 E: 0 K: 2 S: 7 H: 0 LOB: 0 BB: 0 P: 7	1B: 3 2B: 1 3B: 0 HR: 1	SF: 0 SAC: 1 DP: 1 HBP: 1			WP: 1 PB: 0 SB: 0 CS: 1	PA: 36		

PITCHER		IP	WLS	BF	H	R	ER	SO	BB	IBB	HBP	BLK	WP	HR	S	P	ERA	WHIP
Jack Sanford, R ERA: 3.7	(1, 1)	4.2		21	3	5	5	5	3	0	1	0	1	1	27	40	9.64	1.286
Don Larsen, R ERA: 3.26	(5, 1)	0.1		1	0	0	0	0	0	0	0	0	0	0	1	1	0.00	0.000
Jack Fisher, R ERA: 3.58	(6, 1)	4.0	W	14	1	0	0	5	2	0	0	0	0	0	22	30	0.00	0.750

PITCHER	IP	WLS	BF	H	R	ER	SO	BB	IBB	HBP	BLK	WP	HR	S	P	ERA	WHIP

BOTTOM

San Francisco Giants @ Chicago Cubs

Wrigley Field, Chicago, IL

Sat Aug 03 1963, 3:33 AM CDT

Att. 25,149 - Cloudy

livebaseballscorecards.com

AB	29
R	5
H	4
RBI	4
BB	5
SO	10
LOB	11

Batter	1	2	3	4	5	6	7	8	9	10	AB	R	H	RBI	BB	SO	LOB
Chuck Hiller, L (1, 4) OBP: 0.254, SLG: 0.270	SH1-3 2B		F7 ②		S 1B		F9 ①		2-3 1B		5	0	3	0	0	0	1
Felipe Alou, R (1, 9) OBP: 0.321, SLG: 0.478	SH1-3 ① 2-3		5-3 ③		5-3 ② 1-2		FC5-4 ② 1-2f		4-3 ③		4	0	0	0	0	0	4
Willie McCovey, L (1, 7) OBP: 0.363, SLG: 0.580	S S S K ②			4-3 ①	4-3 ③		F8 ③			S S S K ①	5	0	0	0	0	2	3
Willie Mays, R (1, 8) OBP: 0.356, SLG: 0.535	F7 ③			F4 ②		6-3 ①		CS 2B		HR	5	1	2	1	0	0	1
Orlando Cepeda, R (1, 3) OBP: 0.350, SLG: 0.517		F8 ①		E5 1B		E 1B		G3 ①		5-3 ②	5	1	1	0	0	0	1
Ed Bailey, L (1, 2) OBP: 0.361, SLG: 0.474		S S S K ②		2-H BB 1B		E4 1-2		F7 ②		6-3 ③	5	0	1	1	0	1	2
Jim Davenport, R (1, 5) OBP: 0.289, SLG: 0.338		1B	B B B 1-2 BB		S S S K ②			CS ③ 2-3	B B B 1B S BB		2	0	1	0	2	1	2
Jose Pagan, R (1, 6) OBP: 0.264, SLG: 0.260		F8 ③		G3 ③		F3 ③			S S S K ①		3	0	0	0	0	0	5
Matty Alou, L (9, PH) OBP: 0.169, SLG: 0.147											1	0	0	0	0	1	1
Gaylord Perry, R (9, 1) OBP: 0.231, SLG: 0.308											0	0	0	0	0	0	0
Billy Hoeft, L (9, 1)											0	0	0	0	0	0	0
Don Larsen, R (9, 1) OBP: 0.250, SLG: 0.250											0	0	0	0	0	0	0
Billy O'Dell, S (1, 1) OBP: 0.238, SLG: 0.250			3-1 ①		F9 ①		FC5-4 1B		S S S K ② 1-2		3	0	1	0	0	0	0
Harvey Kuenn, R (9, PH) OBP: 0.367, SLG: 0.434											1	0	0	0	0	1	1
Ernie Bowman, R (9, 6) OBP: 0.177, SLG: 0.197											0	0	0	0	0	0	0
Inning Stats	R: 0 E: 0 K: 1 S: 6 / H: 1 LOB: 1 BB: 0 P: 6	R: 0 E: 0 K: 1 S: 6 / H: 1 LOB: 1 BB: 0 P: 6	R: 0 E: 0 K: 0 S: 3 / H: 0 LOB: 0 BB: 0 P: 3	R: 1 E: 1 K: 0 S: 5 / H: 1 LOB: 2 BB: 1 P: 9	R: 0 E: 0 K: 0 S: 4 / H: 1 LOB: 1 BB: 0 P: 4	R: 0 E: 1 K: 1 S: 7 / H: 1 LOB: 2 BB: 0 P: 7	R: 0 E: 0 K: 0 S: 4 / H: 1 LOB: 1 BB: 0 P: 4	R: 0 E: 0 K: 0 S: 3 / H: 1 LOB: 0 BB: 0 P: 3	R: 0 E: 0 K: 2 S: 8 / H: 1 LOB: 2 BB: 1 P: 12	R: 1 E: 0 K: 1 S: 6 / H: 1 LOB: 0 BB: 0 P: 6	1B: 6 2B: 2 3B: 0 HR: 1	SF: 0 SAC: 1 DP: 0 HBP: 0						

PITCHER	IP	WLS	BF	H	R	ER	SO	BB	IBB	HBP	BLK	WP	HR	S	P	ERA	WHIP
Paul Toth, R (1, 1) ERA: 2.61	7.0		31	7	1	0	3	1	0	0	0	0	0	36	40	0.00	1.143
Lindy McDaniel, R (8, 1) ERA: 3.19	3.0	L	11	2	1	1	3	1	0	0	0	0	1	16	20	3.00	1.000

PITCHER	IP	WLS	BF	H	R	ER	SO	BB	IBB	HBP	BLK	WP	HR	S	P	ERA	WHIP

TOP

San Francisco Giants @ Chicago Cubs

Wrigley Field, Chicago, IL

Sun Aug 04 1963, 3:33 AM CDT

Att. 33,289 - Unknown

livebaseballscorecards.com

AB	39
R	2
H	9
RBI	2
BB	2
SO	6
LOB	21

1B: 6	SF: 0	WP: 0	PA: 43
2B: 2	SAC: 1	PB: 0	
3B: 0	DP: 0	SB: 2	
HR: 1	HBP: 0	CS: 1	

San Francisco Giants @ Chicago Cubs

Wrigley Field, Chicago, IL

Sun Aug 04 1963, 3:33 AM CDT

Att. 33,289 - Unknown

livebaseballscorecards.com

BOTTOM

Batter	1	2	3	4	5	6	7	8	9	10	AB	R	H	RBI	BB	SO	LOB
Lou Brock, L (1, 9) OBP: 0.296, SLG: 0.383	F3		1B 2B		HBP BB		S 1B		6-3 1B		4	0	3	0	1	0	0
Ellis Burton, S (1, 8) OBP: 0.315, SLG: 0.453	1B		6-3		K		P6		1-2 6-3 1B		5	0	2	0	0	1	3
Billy Williams, L (1, 7) OBP: 0.381, SLG: 0.524	K		2-H 1B		1-2 1B HBP		1-2 F8		1-2 2-3 6-3		4	0	1	0	0	1	4
Ron Santo, R (1, 5) OBP: 0.329, SLG: 0.486	F7		IBB		1-2 2-3 1B			HR	IBB		3	1	2	1	2	0	1
Steve Boros, R (1, 3) OBP: 0.295, SLG: 0.418		2B 1B	F4		5-3			F3	F9		4	0	1	0	0	0	5
Merritt Ranew, L (9, PH) OBP: 0.438, SLG: 0.592											1	0	0	0	0	0	3
Ken Hubbs, R (10, 4) OBP: 0.278, SLG: 0.328											0	0	0	0	0	0	0
Leo Burke, R (1, 4) OBP: 0.231, SLG: 0.329		F3		F8		4-3		6-3		K	5	0	0	0	0	1	1
(10, 3)																	
Jimmie Schaffer, R (1, 2) OBP: 0.329, SLG: 0.494		F7		G4-6-3 1B		K		1B		1-3	5	0	2	0	0	1	1
Andre Rodgers, R (1, 6) OBP: 0.316, SLG: 0.282		1-3 2B		1-2f G4-6-3		1-3		1-3		F7	4	0	1	0	0	0	2
Don Landrum, L (10, PH) OBP: 0.300, SLG: 0.297											1	0	0	0	0	0	0
Paul Toth, R (1, 1)		K			K		K		K		3	0	0	0	0	3	2
Lindy McDaniel, R (8, 1) OBP: 0.067, SLG: 0.267											1	0	0	0	0	1	0

Inning Stats											
	R: 0	H: 1	R: 0	H: 2	R: 0	H: 2	R: 0	H: 1	R: 0	H: 1	
	E: 0	LOB: 1	E: 0	LOB: 2	E: 0	LOB: 2	E: 0	LOB: 0	E: 0	LOB: 3	
	K: 1	BB: 0	K: 1	BB: 0	K: 0	BB: 1	K: 0	BB: 0	K: 2	BB: 1	
	S: 6	P: 6	S: 7	P: 7	S: 4	P: 8	S: 3	P: 3	S: 8	P: 13	

Inning Stats											
	R: 0	H: 0	R: 0	H: 1	R: 1	H: 2	R: 0	H: 2	R: 0	H: 0	
	E: 0	LOB: 0	E: 0	LOB: 1	E: 0	LOB: 1	E: 0	LOB: 0	E: 0	LOB: 0	
	K: 1	BB: 0	K: 1	BB: 0	K: 0	BB: 0	K: 1	BB: 0	K: 1	BB: 0	
	S: 5	P: 5	S: 6	P: 6	S: 5	P: 5	S: 7	P: 11	S: 5	P: 5	

	1B: 9	SF: 0	WP: 0	PA: 44
	2B: 2	SAC: 0	PB: 0	
	3B: 0	DP: 1	SB: 1	
	HR: 1	HBP: 1	CS: 0	

PITCHER		IP	WLS	BF	H	R	ER	SO	BB	IBB	HBP	BLK	WP	HR	S	P	ERA	WHIP
Billy O'Dell, L	(1, 1)	8.0		35	10	1	1	6	1	1	1	0	0	1	44	53	1.12	1.375
ERA: 2.8																		
Gaylord Perry, R	(9, 1)	0.1		3	2	0	0	1	0	0	0	0	0	0	5	5	0.00	6.000
ERA: 4.0																		
Billy Hoeft, L	(9, 1)	0.1		1	0	0	0	0	0	0	0	0	0	0	1	1	0.00	0.000
ERA: 4.73																		
Don Larsen, R	(9, 1)	1.1	W	5	0	0	0	1	0	1	0	0	0	0	6	10	0.00	0.000
ERA: 3.13																		

PITCHER	IP	WLS	BF	H	R	ER	SO	BB	IBB	HBP	BLK	WP	HR	S	P	ERA	WHIP

AB	40
R	1
H	12
RBI	1
BB	3
SO	8
LOB	22

Batter	1	2	3	4	5	6	7	8	9	AB	R	H	RBI	BB	SO	LOB
Maury Wills, S (1, 6) OBP: 0.350, SLG: 0.334	E5 WP SF9 1B		2B		1B 1B		BB 1B		F8	5	1	4	1	0	0	0
Jim Gilliam, S (1, 5) OBP: 0.360, SLG: 0.401	SF9 2-H		4-3		1B		G4-6-3 BB			2	0	1	2	1	0	1
Wally Moon, L (1, 9) OBP: 0.363, SLG: 0.413	G3			F7	4-3		G4-6-3			4	0	0	0	0	0	5
Tommy Davis, R (1, 7) OBP: 0.363, SLG: 0.444	F6			K		F7		5-3		4	0	0	0	0	1	0
Ron Fairly, L (1, 3) OBP: 0.362, SLG: 0.426		L4		HR		5-3		1B		4	1	2	1	0	0	0
John Roseboro, L (1, 2) OBP: 0.297, SLG: 0.342		4-3		K		1-3		G1-6-3 1B		4	0	1	0	0	1	0
Willie Davis, L (1, 8) OBP: 0.255, SLG: 0.353		F4			FC1-4 BB		K	G1-6-3		3	0	0	0	1	1	2
Marv Breeding, R (1, 4) OBP: 0.293, SLG: 0.333			1-3		FC1-4				F8	4	2	1	0	0	0	1
Don Drysdale, R (1, 1) OBP: 0.227, SLG: 0.206			6-3		SH2-4				6-3	3	0	1	0	0	0	0
Inning Stats	R: 1 E: 1 K: 0 S: 7 H: 1 LOB: 0 BB: 0 P: 11	R: 0 E: 0 K: 0 S: 6 H: 0 LOB: 0 BB: 0 P: 8	R: 0 E: 0 K: 0 S: 8 H: 1 LOB: 1 BB: 0 P: 9	R: 1 E: 0 K: 2 S: 9 H: 1 LOB: 0 BB: 0 P: 13	R: 1 E: 0 K: 0 S: 13 H: 2 LOB: 2 BB: 1 P: 21	R: 0 E: 0 K: 0 S: 4 H: 0 LOB: 0 BB: 0 P: 5	R: 1 E: 0 K: 1 S: 11 H: 3 LOB: 2 BB: 1 P: 17	R: 0 E: 0 K: 0 S: 7 H: 2 LOB: 1 BB: 0 P: 7	R: 0 E: 0 K: 0 S: 6 H: 0 LOB: 0 BB: 0 P: 9	1B: 8 2B: 1 3B: 0 HR: 1 SF: 1 SAC: 1 DP: 2 HBP: 0	WP: 1 PB: 0 SB: 0 CS: 0 PA: 37					

PITCHER		IP	WLS	BF	H	R	ER	SO	BB	IBB	HBP	BLK	WP	HR	S	P	ERA	WHIP
Larry Jackson, R ERA: 2.13	(1, 1)	6.1	L	28	8	4	3	3	1	0	0	0	1	1	55	76	4.26	1.421
Tom Baker, L ERA: 13.5	(7, 1)	0.2		2	0	0	0	0	1	0	0	0	0	0	3	8	0.00	1.500
Don Elston, R ERA: 2.17	(8, 1)	2.0		7	2	0	0	0	0	0	0	0	0	0	13	16	0.00	1.000

PITCHER	IP	WLS	BF	H	R	ER	SO	BB	IBB	HBP	BLK	WP	HR	S	P	ERA	WHIP

TOP

Los Angeles Dodgers @ Chicago Cubs

Wrigley Field, Chicago, IL

Tue Aug 06 1963, 3:33 AM CDT

Att. 15,276 - Overcast

livebaseballscorecards.com

AB	33
R	4
H	10
RBI	4
BB	2
SO	3
LOB	9

Batter	1	2	3	4	5	6	7	8	9	AB	R	H	RBI	BB	SO	LOB
Lou Brock, L (1, 9) OBP: 0.298, SLG: 0.384	C X 0-1 4-3 1B		B F F B S 2-3 ① K		B B B C X 3-1 BB 1B		C B X 1-1 ① F8			4	0	2	0	0	1	1
Ellis Burton, S (1, 8) OBP: 0.314, SLG: 0.445	L C B X 1-2 ① 4-3 1-2		X 0-0 ② 6-3		B F B B B 4-1 1-2 BB		C B C X 1-2 ② F5			3	0	0	0	1	0	2
Billy Williams, L (1, 7) OBP: 0.377, SLG: 0.519	C B X 1-1 ② F7		B C F F X 1-2 ③ 6-3		B X 1-0 ③ F8		F B B X 2-1 ③ FC4-6 1-2f			4	0	0	0	0	0	4
Ron Santo, R (1, 5) OBP: 0.328, SLG: 0.484	B C B X 2-1 ③ 6-3			B B X 2-0 ① 5-3		F X 0-1 4-3 1B 1B		B C B X 2-1 ① 6-3		4	1	1	0	0	0	1
Merritt Ranew, L (1, 3) OBP: 0.429, SLG: 0.575		B C X 1-1 ① F9		X 0-0 FC6-4 1B		F X 0-1 ① 4-3 1-2		F B F S 1-3 ② K		4	0	1	0	0	1	1
Ken Hubbs, R (1, 4) OBP: 0.275, SLG: 0.325		C B F S 1-3 ② K		B S B F B C 3-3 ② K		X 0-0 ② F9		C C S 0-3 ③ K		4	0	0	0	0	3	2
Jimmie Schaffer, R (1, 2) OBP: 0.337, SLG: 0.506		X 0-0 2B		B X 1-0 ③ FC6-4 1-2f		B B C X 2-1 2-H 1B		X 0-0 ① F4		4	0	2	1	0	0	1
Andre Rodgers, R (1, 6) OBP: 0.316, SLG: 0.280		B B I I 4-0 IBB			B F B X 2-1 ① 6-3	X 0-0 ③ 1-3			C C C 0-3 ② K	3	0	0	0	1	1	1
Larry Jackson, R (1, 1) OBP: 0.185, SLG: 0.222 Tom Baker, L (7, 1) Don Landrum, L (7, PH) OBP: 0.303, SLG: 0.297 Don Elston, R (8, 1) Steve Boros, R (9, PH) OBP: 0.290, SLG: 0.411		C X 0-1 ③ 1-3			B X 1-0 ② 5-3		F B F H 2-2 FC4-6 HBP		X 0-0 ③ 1-3	2 0 0 0 1	0 0 0 0 0	0 0 0 0 0	0 0 0 0 0	0 0 0 0 0	0 0 0 0 0	2 0 0 0 0
Inning Stats	R: 0 H: 1 E: 0 LOB: 1 K: 0 BB: 0 S: 9 P: 13	R: 0 H: 1 E: 0 LOB: 2 K: 1 BB: 1 S: 8 P: 14	R: 0 H: 0 E: 0 LOB: 0 K: 1 BB: 0 S: 8 P: 11	R: 0 H: 1 E: 0 LOB: 1 K: 1 BB: 0 S: 6 P: 12	R: 0 H: 1 E: 0 LOB: 2 K: 0 BB: 1 S: 7 P: 18	R: 1 H: 2 E: 0 LOB: 1 K: 0 BB: 0 S: 8 P: 10	R: 0 H: 0 E: 0 LOB: 1 K: 0 BB: 0 S: 9 P: 15	R: 0 H: 0 E: 0 LOB: 0 K: 2 BB: 0 S: 8 P: 11	R: 0 H: 0 E: 0 LOB: 0 K: 1 BB: 0 S: 5 P: 5	1B: 5 SF: 0 2B: 1 SAC: 0 3B: 0 DP: 0 HR: 0 HBP: 1						WP: 0 PA: 36 PB: 0 SB: 0 CS: 0	

PITCHER	IP	WLS	BF	H	R	ER	SO	BB	IBB	HBP	BLK	WP	HR	S	P	ERA	WHIP
Don Drysdale, R (1, 1) ERA: 2.92	9.0	W	36	6	1	1	6	1	1	1	0	0	0	68	109	1.00	0.778

PITCHER	IP	WLS	BF	H	R	ER	SO	BB	IBB	HBP	BLK	WP	HR	S	P	ERA	WHIP

BOTTOM

Los Angeles Dodgers @ Chicago Cubs

Wrigley Field, Chicago, IL

Tue Aug 06 1963, 3:33 AM CDT

Att. 15,276 - Overcast

livebaseballscorecards.com

AB	33
R	1
H	6
RBI	1
BB	2
SO	6
LOB	15

Batter	1	2	3	4	5	6	7	8	9	10	11	AB	R	H	RBI	BB	SO	LOB
Maury Wills, S (1, 6) OBP: 0.350, SLG: 0.333	F C S 0-3 ① K		B X 1-0 ② L9			C B B C X 2-2 E4 1B 1B		B B C T F B B 4-2 FC6-4 BB		X 0-0 2-H 1B		4	0	1	1	1	1	0
Jim Gilliam, S (1, 5) OBP: 0.360, SLG: 0.401	C B X 1-1 ② 1-3		C B B B C X 3-2 FC5-4 1B			L C F B B B B X 3-2 ① 1-H 1B		F P F B X 2-2 ② F7		S B F X 1-2 ③ 5-3		5	0	2	0	0	0	2
Tommy Davis, R (1, 8) (10, 7) OBP: 0.361, SLG: 0.449	B F C B X 2-2 ③ 4-3		X 0-0 ③ FC5-4 1-2f			B C X 1-1 ② L9		X 0-0 ③ FC6-4 1-2f			X 0-0 HR	5	1	1	1	0	0	3
Frank Howard, R (1, 7) OBP: 0.295, SLG: 0.460 Ron Fairly, L (10, 3) OBP: 0.361, SLG: 0.425		S X 0-1 FC3-6 1B		X 0-0 ① F7		X 0-0 ③ L4			S B S S S 1-3 ① K		C X 0-1 ① 4-3	4 1	0 0	1 0	0 0	1 0	1 0	1 0
Bill Skowron, R (1, 3) OBP: 0.264, SLG: 0.283 Willie Davis, L (10, 8) OBP: 0.258, SLG: 0.355	B B X 2-0 ① FC3-6 1B 1-2f			B C X 1-1 ② 4-3			B S X 1-1 ① F3		X 0-0 8-1 1B		F S X 0-2 1B S FC9-6 1B	4 1	0 1	1 1	0 0	0 0	0 0	1 0
Al Ferrara, R (1, 9) OBP: 0.286, SLG: 0.286	B F F F B X 2-2 1-2 1B			C B B X 2-1 ③ 6-3			X 0-0 ② L7		X 0-0 ② ③ 8-1 1-2f		B X 1-0 FC9-6 1-3 1B	5	0	2	0	0	0	1
Marv Breeding, R (1, 4) OBP: 0.295, SLG: 0.335	S B F X 1-2 ② L9				C B X 1-1 ① G3		B X 1-0 FC6-4 1B			S T F F B F X 1-2 SH1-4 1B 1B	L X 0-1 ② FC9-6 1-2f 3-H	5	1	2	1	0	0	3
Doug Camilli, R (1, 2) OBP: 0.231, SLG: 0.282 John Roseboro, L (10, 2) OBP: 0.297, SLG: 0.341	B X 1-0 ③ 5-3				C F X 0-2 ② 1-3		X 0-0 ③ FC6-4 1-2f			B X 1-0 ① SH1-4 1-2	B B F S F S 2-3 ③ K	3 1	0 0	0 0	0 0	0 1	0 1	3 1
Sandy Koufax, R (1, 1) OBP: 0.127, SLG: 0.110 Ron Perranoski, L (10, 1) OBP: 0.235, SLG: 0.133			F X 0-1 ① 4-3		S B C B B S 3-3 ③ K			C I S 0-3 ① K		F F S 0-3 ② K		4 0	0 0	0 0	0 0	0 0	3 0	1 0
Inning Stats	R: 0 H: 0 E: 0 LOB: 0 K: 1 BB: 0 S: 8 P: 11	R: 0 H: 2 E: 0 LOB: 2 K: 0 BB: 0 S: 11 P: 17	R: 0 H: 1 E: 0 LOB: 1 K: 0 BB: 0 S: 7 P: 11	R: 0 H: 0 E: 0 LOB: 0 K: 0 BB: 0 S: 5 P: 8	R: 0 H: 0 E: 0 LOB: 0 K: 1 BB: 0 S: 8 P: 12	R: 0 H: 1 E: 1 LOB: 1 K: 0 BB: 0 S: 10 P: 16	R: 0 H: 1 E: 0 LOB: 1 K: 0 BB: 0 S: 5 P: 7	R: 0 H: 0 E: 0 LOB: 1 K: 1 BB: 1 S: 11 P: 16	R: 0 H: 1 E: 0 LOB: 0 K: 1 BB: 0 S: 5 P: 6	R: 1 H: 2 E: 0 LOB: 1 K: 1 BB: 0 S: 14 P: 17	R: 2 H: 3 E: 0 LOB: 1 K: 1 BB: 0 S: 13 P: 16	1B: 10 SF: 0 2B: 1 SAC: 1 3B: 0 DP: 1 HR: 1 HBP: 0						

PITCHER		IP	WLS	BF	H	R	ER	SO	BB	IBB	HBP	BLK	WP	HR	S	P	ERA	WHIP
Dick Ellsworth, L ERA: 2.01	(1, 1)	10.0		38	8	1	1	5	1	0	0	0	0	0	84	121	0.90	0.900
Lindy McDaniel, R ERA: 3.43	(11, 1)	1.0	L	6	3	2	2	1	0	0	0	0	0	1	13	16	18.00	3.000

PITCHER	IP	WLS	BF	H	R	ER	SO	BB	IBB	HBP	BLK	WP	HR	S	P	ERA	WHIP

TOP

Los Angeles Dodgers @ Chicago Cubs

Wrigley Field, Chicago, IL

Wed Aug 07 1963, 3:33 AM CDT

Att. 27,184 - Unknown

livebaseballscorecards.com

AB	42
R	3
H	11
RBI	3
BB	1
SO	6
LOB	16

PA: 44

WP: 0 PB: 0 SB: 1 CS: 0

Batter	1	2	3	4	5	6	7	8	9	10	11	AB	R	H	RBI	BB	SO	LOB
Lou Brock, L (1, 9) OBP: 0.295, SLG: 0.380	F C C 0-3 K ①		S B B F S 2-3 K ②			B B C F F X 2-2 F7 ①		X 0-0 FC4-6 ② 1-2f		B X 1-0 1B 1-2 1B		4	0	0	0	0	2	1
Leo Burke, R (10, PH) OBP: 0.241, SLG: 0.338												1	0	1	0	0	0	0
Lindy McDaniel, R (11, 1) OBP: 0.067, SLG: 0.267												0	0	0	0	0	0	0
Ellis Burton, S (1, 8) OBP: 0.311, SLG: 0.439 (11, 9)	C B S F S 1-3 K ②		C F X 0-2 4-3 ③			L B X 1-1 6-3 ②		B F F C 1-3 K ③		F C F X 0-2 FC6-4 1-2 2-H 1B		5	0	1	1	0	2	1
Billy Williams, L (1, 7) OBP: 0.376, SLG: 0.515	C X 0-1 4-3 ③			B F F F F F X 1-2 F2 ①		B B C F F S 2-3 K ③			F F X 0-2 E 1B	X 0-0 F9 ②		5	0	1	0	0	1	2
Ron Santo, R (1, 5) OBP: 0.327, SLG: 0.481		B C S X 1-2 F9 ①		S F F F F S 0-3 K ②			X 0-0 SH3-4 1B		B F B F B X 3-2 L6 ① 1-3	B X 1-0 FC6-4 ③ 1-2f		5	0	1	0	0	1	3
Steve Boros, R (1, 3) OBP: 0.303, SLG: 0.407		B B B B 4-0 1B BB		F B F B C 2-3 K ③			B S X 1-1 SH3-4 ① 1-2		C S F X 0-2 6-3 ②		C S X 0-2 FC8-6 1B	3	0	1	0	1	1	1
Ken Hubbs, R (1, 4) OBP: 0.276, SLG: 0.324		F C B X 1-2 FC5-4 1-2 1B			F X 0-1 F8 ①		X 0-0 5-3 ②		I I I I 4-0 S IBB		C B X 1-1 FC8-6 ① 1-2f	4	0	1	0	1	0	2
Jimmie Schaffer, R (1, 2) OBP: 0.319, SLG: 0.477		C B B F S 2-3 K ②			C S S 0-3 K ②		X 0-0 6-3 ③		B B F F F C 2-3 K ③ 1-2		B C F S 1-3 K ②	5	0	0	0	0	4	6
Andre Rodgers, R (1, 6) OBP: 0.317, SLG: 0.280		C F X 0-2 FC5-4 ③ 1-2f			B B C X 2-1 1B			B C X 1-1 L8 ①		C B B B B 4-1 FC1-6 BB	B C B X 2-1 5-3 ③	4	0	1	0	1	0	3
Dick Ellsworth, L (1, 1) OBP: 0.179, SLG: 0.127			F B C F F S 1-3 K ①		B F B X 2-1 4-3 ③			B X 1-0 FC4-6 1B		X 0-0 FC1-6 ① 1-2f 1B 1B		3	0	1	0	0	1	1
Alex Grammas, R (10, PH) OBP: 0.250, SLG: 0.250												1	0	0	0	0	0	1
Nelson Mathews, R (10, PR) OBP: 0.238, SLG: 0.274												0	1	0	0	0	0	0
Don Landrum, L (11, 8) OBP: 0.303, SLG: 0.297												0	0	0	0	0	0	0
Inning Stats	R: 0 H: 0 E: 0 LOB: 0 K: 2 BB: 0 S: 9 P: 10	R: 0 H: 1 E: 0 LOB: 2 K: 1 BB: 1 S: 12 P: 20	R: 0 H: 0 E: 0 LOB: 0 K: 2 BB: 0 S: 11 P: 14	R: 0 H: 0 E: 0 LOB: 0 K: 2 BB: 0 S: 16 P: 19	R: 0 H: 1 E: 0 LOB: 1 K: 1 BB: 0 S: 9 P: 13	R: 0 H: 0 E: 0 LOB: 0 K: 1 BB: 0 S: 9 P: 14	R: 0 H: 1 E: 0 LOB: 1 K: 0 BB: 0 S: 5 P: 6	R: 0 H: 1 E: 0 LOB: 1 K: 1 BB: 0 S: 7 P: 10	R: 0 H: 1 E: 1 LOB: 2 K: 1 BB: 1 S: 14 P: 23	R: 1 H: 2 E: 0 LOB: 2 K: 0 BB: 1 S: 9 P: 15	R: 0 H: 1 E: 0 LOB: 1 K: 1 BB: 0 S: 10 P: 14	1B: 8 SF: 0 2B: 0 SAC: 1 3B: 0 DP: 0 HR: 0 HBP: 0						

PITCHER	IP	WLS	BF	H	R	ER	SO	BB	IBB	HBP	BLK	WP	HR	S	P	ERA	WHIP
Sandy Koufax, L (1, 1) ERA: 1.77	9.1		38	7	1	1	11	2	1	0	0	0	0	99	141	0.96	0.964
Ron Perranoski, L (10, 1) ERA: 1.79	1.2	W	6	1	0	0	1	0	0	0	0	0	0	12	17	0.00	0.600

PITCHER	IP	WLS	BF	H	R	ER	SO	BB	IBB	HBP	BLK	WP	HR	S	P	ERA	WHIP

BOTTOM

Los Angeles Dodgers @ Chicago Cubs

Wrigley Field, Chicago, IL

Wed Aug 07 1963, 3:33 AM CDT

Att. 27,184 - Unknown

livebaseballscorecards.com

AB	40
R	1
H	8
RBI	1
BB	3
SO	12
LOB	21

WP: 0 PA: 44
PB: 0
SB: 1
CS: 0

Batter	1	2	3	4	5	6	7	8	9	10	AB	R	H	RBI	BB	SO	LOB
Maury Wills, S (1, 6) OBP: 0.347, SLG: 0.330	0-0 B3 ①			3-2 1-3 ①	1-0 F9 ③			1-1 F7 ③			4	0	0	0	0	0	0
Jim Gilliam, S (1, 5) (5, 4) OBP: 0.356, SLG: 0.397	3-2 4-3 ②			0-0 F5 ②		1-0 4-3 ①			1-1 F5 ①		4	0	0	0	0	0	0
Wally Moon, L (1, 7) (5, 8) OBP: 0.361, SLG: 0.410	1-0 F7 ③			0-1 L8 ③		0-0 5-3 ②			1-0 1B ②		4	0	1	0	0	0	0
Willie Davis, L (9, 8) OBP: 0.258, SLG: 0.355											0	0	0	0	0	0	0
Tommy Davis, R (1, 8) (5, 5) OBP: 0.359, SLG: 0.447		1-3 K ①			3-3 K ①	0-0 5-3 ③			1-0 1B		4	0	1	0	0	2	0
Ron Fairly, L (1, 3) OBP: 0.357, SLG: 0.420		1-0 L8 ②			1-0 L7 ②		0-1 F8 ①		1-1 4-3 ③		4	0	0	0	0	0	1
Al Ferrara, R (1, 9) OBP: 0.273, SLG: 0.545		1-2 F8 ③			3-2 HR		1-1 1-3 ②			1-3 K ①	4	1	1	1	0	1	0
John Roseboro, L (1, 2) OBP: 0.296, SLG: 0.343			1-3 K ①		1-0 HR 2B		1-1 F9 ③			2-0 G3 ②	4	1	1	0	0	1	0
Marv Breeding, R (1, 4) OBP: 0.294, SLG: 0.333			0-0 5-3 ②		3-2 2-H HR			1-0 F5 ①		1-3 K ③	1	0	0	0	0	0	0
Frank Howard, R (5, PH) (5, 7) OBP: 0.296, SLG: 0.469											3	1	1	2	0	1	0
Bob Miller, R (1, 1) OBP: 0.093, SLG: 0.073			1-1 6-3 ③		2-2 HR			1-0 4-3 ②			1	0	0	0	0	0	0
Bill Skowron, R (5, PH) OBP: 0.268, SLG: 0.305											1	1	1	1	0	0	0
Larry Sherry, R (5, 1)											1	0	0	0	0	0	0
Inning Stats	R: 0 E: 0 K: 0 S: 7 H: 0 LOB: 0 BB: 0 P: 11	R: 0 E: 0 K: 1 S: 7 H: 0 LOB: 0 BB: 0 P: 10	R: 0 E: 0 K: 1 S: 6 H: 0 LOB: 0 BB: 0 P: 8	R: 0 E: 0 K: 0 S: 6 H: 0 LOB: 0 BB: 0 P: 9	R: 4 E: 0 K: 1 S: 16 H: 4 LOB: 0 BB: 0 P: 30	R: 0 E: 0 K: 0 S: 3 H: 0 LOB: 0 BB: 0 P: 4	R: 0 E: 0 K: 0 S: 6 H: 0 LOB: 0 BB: 0 P: 8	R: 0 E: 0 K: 0 S: 4 H: 0 LOB: 0 BB: 0 P: 7	R: 0 E: 0 K: 0 S: 7 H: 2 LOB: 1 BB: 0 P: 10	R: 0 E: 0 K: 2 S: 7 H: 0 LOB: 0 BB: 0 P: 11							

PITCHER		IP	WLS	BF	H	R	ER	SO	BB	IBB	HBP	BLK	WP	HR	S	P	ERA	WHIP
Bob Buhl, R ERA: 3.23	(1, 1)	4.2		17	3	3	3	3	0	0	0	0	0	2	38	61	5.79	0.643
Don Elston, R ERA: 2.16	(5, 1)	4.1		15	3	1	1	0	0	0	0	0	0	1	24	36	2.08	0.692
Lindy McDaniel, R ERA: 3.38	(10, 1)	1.0	W	3	0	0	0	2	0	0	0	0	0	0	7	11	0.00	0.000

PITCHER	IP	WLS	BF	H	R	ER	SO	BB	IBB	HBP	BLK	WP	HR	S	P	ERA	WHIP

TOP

Los Angeles Dodgers @ Chicago Cubs

Wrigley Field, Chicago, IL

Thu Aug 08 1963, 3:33 AM CDT

Att. 16,408 - Cloudy

livebaseballscorecards.com

AB	35
R	4
H	6
RBI	4
BB	0
SO	5
LOB	1

1B: 2	SF: 0	WP: 0	PA: 35
2B: 1	SAC: 0	PB: 0	
3B: 0	DP: 0	SB: 0	
HR: 3	HBP: 0	CS: 0	

Batter	1	2	3	4	5	6	7	8	9	10	AB	R	H	RBI	BB	SO	LOB
Lou Brock, L (1, 9) OBP: 0.294, SLG: 0.378	4-3	FC4 1-2f		K			K		S 1B		5	0	1	0	0	2	3
Ellis Burton, S (1, 8) OBP: 0.304, SLG: 0.427	4-3		K	4-3			K		F3 1-2		5	0	0	0	0	2	1
Billy Williams, L (1, 7) OBP: 0.378, SLG: 0.515	CS BB		1B 1B 1B 1B		K		PO BB 1B			F8	4	1	2	0	1	1	0
Ron Santo, R (1, 5) OBP: 0.332, SLG: 0.495	CS 1-2	1B 1B BB	F9		HR		1-2 BB			HR	3	3	2	2	2	0	1
Merritt Ranew, L (1, 3) OBP: 0.432, SLG: 0.571		1B 1B 1-3 1B	1B 1B 1-2 1B	4-3			CS 2 SAFE PO 2-3	4-3			4	1	2	0	0	0	0
Ken Hubbs, R (1, 4) OBP: 0.278, SLG: 0.326		1B 1-2 3-H 1B	1B 1-2 2-3 1B	6-3				F6			4	0	2	1	0	0	0
Dick Bertell, R (1, 2) OBP: 0.324, SLG: 0.329		FC4 1-2 2-3 1B	FC5-4 1-3 2-H 3-H 1B		5-3			F8			4	0	2	2	0	0	0
Andre Rodgers, R (1, 6) OBP: 0.314, SLG: 0.277	K	FC5-4 1-2f			F3				K		4	0	0	0	0	2	5
Bob Buhl, R (1, 1) OBP: 0.100, SLG: 0.100 Don Elston, R (5, 1) Don Landrum, L (9, PH) OBP: 0.301, SLG: 0.296 Lindy McDaniel, R (10, 1) OBP: 0.067, SLG: 0.267				1-3		F9				G3	2 1 1 0	0 0 0 0	0 0 0 0	0 0 0 0	0 0 0 0	1 0 0 0	3 0 0 0
Inning Stats	R: 0 E: 0 K: 0 S: 8 H: 0 LOB: 0 BB: 1 P: 16	R: 1 E: 0 K: 2 S: 14 H: 3 LOB: 3 BB: 1 P: 25	R: 2 E: 0 K: 1 S: 13 H: 4 LOB: 2 BB: 0 P: 20	R: 0 E: 0 K: 1 S: 8 H: 0 LOB: 0 BB: 0 P: 11	R: 1 E: 0 K: 1 S: 7 H: 1 LOB: 0 BB: 0 P: 13	R: 0 E: 0 K: 0 S: 5 H: 0 LOB: 0 BB: 0 P: 6	R: 0 E: 0 K: 2 S: 11 H: 1 LOB: 1 BB: 1 P: 18	R: 0 E: 0 K: 0 S: 6 H: 0 LOB: 0 BB: 0 P: 9	R: 0 E: 0 K: 1 S: 10 H: 1 LOB: 1 BB: 0 P: 13	R: 1 E: 0 K: 0 S: 4 H: 1 LOB: 0 BB: 0 P: 6	1B: 9 2B: 0 3B: 0 HR: 2 SF: 0 SAC: 0 DP: 0 HBP: 0	WP: 0 PB: 0 SB: 1 CS: 1 PA: 42					

PITCHER		IP	WLS	BF	H	R	ER	SO	BB	IBB	HBP	BLK	WP	HR	S	P	ERA	WHIP
Bob Miller, R ERA: 3.79	(1, 1)	4.0		20	7	3	3	4	2	0	0	0	0	0	43	72	6.75	2.250
Larry Sherry, R ERA: 3.09	(5, 1)	5.1	L	20	4	2	2	4	1	0	0	0	0	2	43	65	3.38	0.938

PITCHER	IP	WLS	BF	H	R	ER	SO	BB	IBB	HBP	BLK	WP	HR	S	P	ERA	WHIP

BOTTOM

Los Angeles Dodgers @ Chicago Cubs

Wrigley Field, Chicago, IL

Thu Aug 08 1963, 3:33 AM CDT

Att. 16,408 - Cloudy

livebaseballscorecards.com

AB	37
R	5
H	11
RBI	5
BB	3
SO	8
LOB	13

Batter	1	2	3	4	5	6	7	8	9	AB	R	H	RBI	BB	SO	LOB
Lou Brock, L (1, 9) OBP: 0.297, SLG: 0.394	F7		3B		HR		E9		1B	5	1	3	1	0	0	0
Ellis Burton, S (1, 8) OBP: 0.302, SLG: 0.418	BB 1B		1-3		5-3		6-3		4-3	4	0	0	0	1	0	3
Billy Williams, L (1, 7) OBP: 0.379, SLG: 0.520	F7		4-3		FC6-4 1B			SF8 3B		4	1	2	0	0	0	2
Ron Santo, R (1, 5) OBP: 0.331, SLG: 0.494	1-3 1B			1-3	FC6-4 1-2f			SF8 3-H		3	0	1	1	0	0	1
Merritt Ranew, L (1, 3) OBP: 0.413, SLG: 0.545	5-3			K		3-1		1-3		4	0	0	0	0	1	2
Ken Hubbs, R (1, 4) OBP: 0.280, SLG: 0.326		K		HBP		K		1B		3	0	1	0	0	2	0
Dick Bertell, R (1, 2) OBP: 0.319, SLG: 0.324		6-3		K		F7		1-3		4	0	0	0	0	1	2
Andre Rodgers, R (1, 6) OBP: 0.313, SLG: 0.284		6-3			HR		K		5-3	4	1	1	1	0	1	0
Paul Toth, R (1, 1) Lindy McDaniel, R (9, 1) OBP: 0.067, SLG: 0.267			K		K		K		1-3	4 0	0 0	0 0	0 0	0 0	3 0	0 0
Inning Stats	R: 0 E: 0 K: 0 S: 4 H: 1 LOB: 2 BB: 1 P: 8	R: 0 E: 0 K: 1 S: 5 H: 0 LOB: 0 BB: 0 P: 5	R: 0 E: 0 K: 1 S: 6 H: 1 LOB: 1 BB: 0 P: 6	R: 0 E: 0 K: 2 S: 7 H: 0 LOB: 1 BB: 0 P: 8	R: 2 E: 0 K: 1 S: 8 H: 3 LOB: 1 BB: 0 P: 8	R: 0 E: 0 K: 1 S: 5 H: 0 LOB: 0 BB: 0 P: 5	R: 0 E: 1 K: 2 S: 8 H: 0 LOB: 1 BB: 0 P: 8	R: 1 E: 0 K: 0 S: 5 H: 2 LOB: 1 BB: 0 P: 5	R: 0 E: 0 K: 0 S: 4 H: 1 LOB: 1 BB: 0 P: 4	1B: 4 2B: 0 3B: 2 HR: 2 SF: 1 SAC: 0 DP: 0 HBP: 1						

PITCHER	IP	WLS	BF	H	R	ER	SO	BB	IBB	HBP	BLK	WP	HR	S	P	ERA	WHIP
Roger Craig, R (1, 1) ERA: 3.86	9.0	W	38	8	3	3	8	1	0	1	0	0	2	52	57	3.00	1.000

PITCHER	IP	WLS	BF	H	R	ER	SO	BB	IBB	HBP	BLK	WP	HR	S	P	ERA	WHIP

TOP

Chicago Cubs @ New York Mets

Polo Grounds, New York, NY

Fri Aug 09 1963, 7:05 PM EDT

Att. 11,566 - Unknown

livebaseballscorecards.com

AB	35
R	3
H	8
RBI	3
BB	1
SO	8
LOB	10

BOTTOM

Batter	1	2	3	4	5	6	7	8	9	AB	R	H	RBI	BB	SO	LOB
Jim Hickman, R (1, 5) OBP: 0.296, SLG: 0.390	F8		E1 PB		FC6 1B 1B 2-3		K		HR 1-H 2-H 3-H	5	2	1	4	0	1	1
Duke Carmel, L (1, 3) OBP: 0.379, SLG: 0.372	K		G3 2-3		1B 1-3 3-H 1B			BB 9-3		3	0	1	1	1	1	1
Ron Hunt, R (1, 4) OBP: 0.325, SLG: 0.361	K		P3		P6			9-3 1-2f		4	0	0	0	0	1	4
Duke Snider, L (1, 9) OBP: 0.347, SLG: 0.439		3-1		F3	1B 1-3 3-H			4-3		4	0	1	1	0	0	0
Frank Thomas, R (1, 7) OBP: 0.327, SLG: 0.408		1B		HR		F7			F8	4	1	2	1	0	0	0
Joe Hicks, L (1, 8) OBP: 0.275, SLG: 0.414		1B 1B		F9		F3			2B HR 1B	4	1	2	0	0	0	0
Choo-Choo Coleman, L (1, 2) OBP: 0.286, SLG: 0.210		1-3 1B		P5		L3			K	4	0	1	0	0	1	1
Al Moran, R (1, 6) OBP: 0.265, SLG: 0.233		4-3			E SH3-4 1B BB		6-3		1-3 HR 2B	3	2	1	0	1	0	2
Roger Craig, R (1, 1) OBP: 0.158, SLG: 0.111 Tim Harkness, L (9, PH) OBP: 0.295, SLG: 0.327			K		SH3-4 1-2		K		HR IBB	2 0	0 1	0 0	0 0	0 1	2 0	0 0
Inning Stats	R: 0 E: 0 K: 2 S: 7 H: 0 LOB: 0 BB: 0 P: 7	R: 0 E: 0 K: 0 S: 5 H: 3 LOB: 2 BB: 0 P: 5	R: 0 E: 1 K: 1 S: 6 H: 0 LOB: 1 BB: 0 P: 6	R: 1 E: 0 K: 0 S: 4 H: 1 LOB: 0 BB: 0 P: 4	R: 2 E: 1 K: 0 S: 5 H: 2 LOB: 2 BB: 1 P: 9	R: 0 E: 0 K: 0 S: 3 H: 0 LOB: 0 BB: 0 P: 3	R: 0 E: 0 K: 2 S: 7 H: 0 LOB: 0 BB: 0 P: 7	R: 0 E: 0 K: 0 S: 2 H: 0 LOB: 0 BB: 1 P: 6	R: 4 E: 0 K: 1 S: 7 H: 3 LOB: 0 BB: 1 P: 11	1B: 6 2B: 2 3B: 0 HR: 2	SF: 0 SAC: 1 DP: 1 HBP: 0						

PITCHER	IP	WLS	BF	H	R	ER	SO	BB	IBB	HBP	BLK	WP	HR	S	P	ERA	WHIP
Paul Toth, R (1, 1) ERA: 2.65	8.2	L	35	8	5	3	6	2	0	0	0	0	1	45	53	3.12	1.154
Lindy McDaniel, R (9, 1) ERA: 3.67	0.0		2	1	2	2	0	0	1	0	0	0	1	1	5	∞	∞

PITCHER	IP	WLS	BF	H	R	ER	SO	BB	IBB	HBP	BLK	WP	HR	S	P	ERA	WHIP

Chicago Cubs @ New York Mets
Polo Grounds, New York, NY
Fri Aug 09 1963, 7:05 PM EDT
Att. 11,566 - Unknown

livebaseballscorecards.com

AB	33
R	7
H	9
RBI	7
BB	3
SO	6
LOB	9

1B: 6	SF: 0	WP: 0	PA: 37						
2B: 2	SAC: 1	PB: 1							
3B: 0	DP: 1	SB: 0							
HR: 2	HBP: 0	CS: 0							

Batter	1	2	3	4	5	6	7	8	9	AB	R	H	RBI	BB	SO	LOB
Lou Brock, L (1, 9) OBP: 0.297, SLG: 0.392	K		4-3			6-3			HR 1B	4	1	1	0	0	1	2
Ellis Burton, S (1, 8) OBP: 0.305, SLG: 0.432	G3			K		BB			1-H HR	3	1	1	2	1	1	0
Billy Williams, L (1, 7) OBP: 0.376, SLG: 0.515	1-3			4-3		F5			P6	4	0	0	0	0	0	2
Ron Santo, R (1, 5) OBP: 0.333, SLG: 0.494		F8		F8			E7 G3 1B		S BB 1B	4	1	2	0	0	0	0
Merritt Ranew, L (1, 3) OBP: 0.406, SLG: 0.527		4-3			F7		G3 2-3		1-2 S 1B BB	3	1	0	0	1	0	1
Ken Hubbs, R (1, 4) OBP: 0.282, SLG: 0.326		6-3			F8		CS BB		1-H 2-H G5-4-3 1B	3	0	1	2	1	0	0
Dick Bertell, R (1, 2) OBP: 0.315, SLG: 0.319			K		1-3		CS 1-2	6-3	G5-4-3 1-2f	4	0	0	0	0	1	1
Andre Rodgers, R (1, 6) OBP: 0.315, SLG: 0.284			F9			6-3 SH1-4 BB		CS BB		1	0	0	0	2	0	0
Larry Jackson, R (1, 1) OBP: 0.194, SLG: 0.246			2B			SH1-4 1-2		K 1-2		2	0	1	0	0	1	1
Inning Stats	R: 0 E: 0 K: 1 S: 5 H: 0 LOB: 0 BB: 0 P: 5	R: 0 E: 0 K: 0 S: 3 H: 0 LOB: 0 BB: 0 P: 3	R: 0 E: 0 K: 1 S: 6 H: 1 LOB: 1 BB: 0 P: 6	R: 0 E: 0 K: 1 S: 5 H: 0 LOB: 0 BB: 0 P: 5	R: 0 E: 0 K: 0 S: 3 H: 0 LOB: 0 BB: 0 P: 3	R: 0 E: 0 K: 0 S: 3 H: 0 LOB: 2 BB: 2 P: 11	R: 0 E: 1 K: 0 S: 2 H: 1 LOB: 0 BB: 1 P: 6	R: 0 E: 0 K: 1 S: 4 H: 0 LOB: 0 BB: 1 P: 8	R: 4 E: 0 K: 0 S: 6 H: 4 LOB: 0 BB: 1 P: 10	1B: 4 2B: 1 3B: 0 HR: 1	SF: 0 SAC: 1 DP: 1 HBP: 0						

TOP

Chicago Cubs @ New York Mets

Polo Grounds, New York, NY

Sat Aug 10 1963, 3:33 AM EDT

Att. 11,931 - Sunny

livebaseballscorecards.com

AB	28
R	4
H	6
RBI	4
BB	5
SO	4
LOB	7

PITCHER	IP	WLS	BF	H	R	ER	SO	BB	IBB	HBP	BLK	WP	HR	S	P	ERA	WHIP
Galen Cisco, R (1, 1) ERA: 4.33	8.1	L	32	5	4	4	4	5	0	0	0	0	1	35	55	4.32	1.200
Larry Bearnarth, R (9, 1) ERA: 3.42	0.2		2	1	0	0	0	0	0	0	0	0	0	2	2	0.00	1.500

PITCHER	IP	WLS	BF	H	R	ER	SO	BB	IBB	HBP	BLK	WP	HR	S	P	ERA	WHIP

WP: 0 PB: 0 SB: 2 CS: 2 PA: 35

Batter	1	2	3	4	5	6	7	8	9	AB	R	H	RBI	BB	SO	LOB
Jim Hickman, R (1, 5) OBP: 0.295, SLG: 0.394	6-3		1-3			3B		F9		4	0	1	0	0	0	0
Duke Carmel, L (1, 3) OBP: 0.384, SLG: 0.370	4-3		K			1B		BB		3	0	1	0	1	1	0
Ron Hunt, R (1, 4) OBP: 0.329, SLG: 0.365	1B			4-3		BB		1B		4	0	3	0	0	0	0
Duke Snider, L (1, 9) OBP: 0.346, SLG: 0.434	4-3			F5		FC6-4 BB		4-3		3	0	0	0	1	0	3
Frank Thomas, R (1, 7) OBP: 0.323, SLG: 0.402		4-3		K		FC6-4			P4	4	0	0	0	0	1	3
Joe Hicks, L (1, 8) OBP: 0.295, SLG: 0.416		CS 1B			G1-6-3 BB		G4-6-3 BB		3-1	2	0	1	0	2	0	0
Al Moran, R (1, 6) OBP: 0.269, SLG: 0.235		1B			G1-6-3		F9		BB	3	0	1	0	1	0	2
Choo-Choo Coleman, L (1, 2) OBP: 0.291, SLG: 0.208		F9			CS HBP		G4-6-3		BB	2	0	0	0	1	0	2
Galen Cisco, R (1, 1) OBP: 0.154, SLG: 0.114 Larry Bearnarth, R (9, 1) OBP: 0.143, SLG: 0.150 Tim Harkness, L (9, PH) OBP: 0.294, SLG: 0.326			6-3		CS	4-3		F8	1-3	3 0 1	0 0 0	0 0 0	0 0 0	0 0 0	0 0 0	0 0 2
Inning Stats	R: 0 E: 0 K: 0 S: 4 H: 1 LOB: 1 BB: 0 P: 4	R: 0 E: 0 K: 0 S: 4 H: 2 LOB: 1 BB: 0 P: 4	R: 0 E: 0 K: 1 S: 5 H: 0 LOB: 0 BB: 0 P: 5	R: 0 E: 0 K: 1 S: 5 H: 0 LOB: 0 BB: 0 P: 5	R: 0 E: 0 K: 0 S: 1 H: 0 LOB: 0 BB: 1 P: 6	R: 0 E: 0 K: 0 S: 5 H: 3 LOB: 3 BB: 1 P: 9	R: 0 E: 0 K: 0 S: 2 H: 0 LOB: 0 BB: 1 P: 6	R: 0 E: 0 K: 0 S: 4 H: 1 LOB: 2 BB: 1 P: 8	R: 0 E: 0 K: 0 S: 3 H: 0 LOB: 2 BB: 2 P: 11	1B: 6 2B: 0 3B: 1 HR: 0 SF: 0 SAC: 0 DP: 2 HBP: 1						

PITCHER	IP	WLS	BF	H	R	ER	SO	BB	IBB	HBP	BLK	WP	HR	S	P	ERA	WHIP
Larry Jackson, R (1, 1) ERA: 2.04	9.0	W	36	7	0	0	2	6	0	1	0	0	0	33	58	0.00	1.444

PITCHER	IP	WLS	BF	H	R	ER	SO	BB	IBB	HBP	BLK	WP	HR	S	P	ERA	WHIP

BOTTOM

Chicago Cubs @ New York Mets

Polo Grounds, New York, NY

Sat Aug 10 1963, 3:33 AM EDT

Att. 11,931 - Sunny

livebaseballscorecards.com

AB	29
R	0
H	7
RBI	0
BB	6
SO	2
LOB	12

WP: 0 PA: 37
PB: 0
SB: 0
CS: 2

Batter	1	2	3	4	5	6	7	8	9	AB	R	H	RBI	BB	SO	LOB
Lou Brock, L (1, 9) OBP: 0.302, SLG: 0.393	BBBB 4-0 1B FC5-2 BB	x 0-0 G6-4-3 1-2 1B			x 0-0 ① 5-3	x 0-0 1B 2B 1B	BBBB 4-0 BB		SSS 0-3 ③ K	4	1	2	0	2	1	0
Ken Hubbs, R (1, 4) OBP: 0.286, SLG: 0.334	x 0-0 FC5-2 BB 1-3 2B 1B	x 0-0 ②③ G6-4-3 1-2f			x 0-0 1B 3B	x 0-0 1-2 2B 1B	x 0-0 ③ 6-3			5	3	3	0	0	0	3
Billy Williams, L (1, 7) OBP: 0.376, SLG: 0.515	BBBB 4-0 FC5-2 1-2 2B BB		x 0-0 ① P6		x 0-0 ② G3	x 0-0 WP 1-H 2-H 2B		x 0-0 ① G3		4	2	1	2	1	0	1
Ron Santo, R (1, 5) OBP: 0.335, SLG: 0.499	x 0-0 ① FC5-2 2B 1-2 2-3 3-Hf		x 0-0 ② 6-3		BBBB 4-0 1B 14 1B BB	x 0-0 WP 2-H 2B		x 0-0 WP 2B		4	1	2	1	1	0	3
Ellis Burton, S (1, 8) OBP: 0.312, SLG: 0.438	x 0-0 1-3 2-H 3-H 2B		x 0-0 ③ P4		x 0-0 14 1B 1-3 3-H 1B	BBBB 4-0 2-3 BB		SSS 0-3 ② K		4	0	2	3	1	1	1
14 Ernie Banks, R (1, 3) OBP: 0.291, SLG: 0.422	x 0-0 ② 5-3			SSS 0-3 ① K	x 0-0 1-3 3-H 1B	SSS 0-3 ② K		BBBB 4-0 WP BB		4	0	1	1	1	2	4
Dick Bertell, R (1, 2) OBP: 0.313, SLG: 0.317	x 0-0 ③ 6-3			x 0-0 FC5-4 1B	SSS 0-3 ③ K	x 0-0 ③ F8		SSS 0-3 ③ K 1-2 2-3		5	0	1	0	0	2	8
Andre Rodgers, R (1, 6) OBP: 0.314, SLG: 0.290		SSS 0-3 ① K		x 0-0 ② FC5-4 1-2f		x 0-0 HR	x 0-0 ① 1-3		x 0-0 ① F3	5	1	1	1	0	1	1
Dick Ellsworth, L (1, 1) OBP: 0.181, SLG: 0.119		BBBB 4-0 1B BB		SSS 0-3 ③ K		x 0-0 ① F8	x 0-0 ② 1-3		x 0-0 ② P6	4	0	0	0	1	1	1
Inning Stats	R: 2 E: 0 K: 0 S: 5 H: 2 LOB: 2 BB: 2 P: 13	R: 0 E: 0 K: 1 S: 5 H: 1 LOB: 1 BB: 1 P: 9	R: 0 E: 0 K: 0 S: 3 H: 0 LOB: 0 BB: 0 P: 3	R: 0 E: 0 K: 2 S: 8 H: 1 LOB: 1 BB: 0 P: 8	R: 2 E: 0 K: 1 S: 8 H: 3 LOB: 2 BB: 1 P: 12	R: 4 E: 0 K: 1 S: 10 H: 5 LOB: 2 BB: 1 P: 14	R: 0 E: 0 K: 0 S: 3 H: 0 LOB: 1 BB: 1 P: 7	R: 0 E: 0 K: 2 S: 8 H: 1 LOB: 2 BB: 1 P: 12	R: 0 E: 0 K: 1 S: 5 H: 0 LOB: 0 BB: 0 P: 5	1B: 7 2B: 4 3B: 1 HR: 1 SF: 0 SAC: 0 DP: 1 HBP: 0							

Chicago Cubs @ New York Mets

Polo Grounds, New York, NY

Sun Aug 11 1963, 3:33 AM EDT

Sunny

TOP

livebaseballscorecards.com

AB	39
R	8
H	13
RBI	8
BB	7
SO	8
LOB	22

WP: 3 PB: 0 SB: 0 CS: 0 PA: 46

PITCHER		IP	WLS	BF	H	R	ER	SO	BB	IBB	HBP	BLK	WP	HR	S	P	ERA	WHIP
Carl Willey, R ERA: 3.02	(1, 1)	0.1	L	5	2	2	2	0	2	0	0	0	0	0	3	11	54.00	12.000
Ed Bauta, R ERA: 3.92	(1, 1)	4.2		20	5	2	2	4	2	0	0	0	0	0	26	34	3.86	1.500
Jay Hook, R ERA: 6.06	(6, 1)	0.1		6	5	4	4	0	0	0	0	0	1	1	6	6	108.00	15.000
Grover Powell, L ERA: 1.46	(6, 1)	3.2		15	1	0	0	4	3	0	0	0	2	0	20	32	0.00	1.091

PITCHER	IP	WLS	BF	H	R	ER	SO	BB	IBB	HBP	BLK	WP	HR	S	P	ERA	WHIP

Batter	1	2	3	4	5	6	7	8	9	AB	R	H	RBI	BB	SO	LOB
Joe Christopher, R (1, 9) OBP: 0.291, SLG: 0.268	6-3		K			P3		E3		4	0	0	0	0	1	0
Rod Kanehl, R (1, 8) OBP: 0.239, SLG: 0.235	5-3		P4			P5		6-3		4	0	0	0	0	0	1
Ron Hunt, R (1, 4) OBP: 0.329, SLG: 0.364	4-3			6-3		1B		5-3		4	0	1	0	0	0	1
Jim Hickman, R (1, 5) OBP: 0.295, SLG: 0.395		1B 1B 2B		K		K			F7	4	1	1	0	0	2	1
Frank Thomas, R (1, 7) OBP: 0.328, SLG: 0.405		F8 1B 2-3 1B		BB			5-3		BB 1B	3	0	2	0	1	0	0
Norm Sherry, R (1, 2) OBP: 0.207, SLG: 0.207		L6-3 1-2 3-H 1B		4-3			FC3-6 1B		1-2 BB	3	0	2	1	1	0	1
Duke Carmel, L (1, 3) OBP: 0.369, SLG: 0.353		F8 2-3	K				FC3-6 1-2f		K	4	0	0	0	0	2	5
Al Moran, R (1, 6) OBP: 0.265, SLG: 0.230		L6-3 1-2	K				K		F9	4	0	0	0	0	2	5
Carl Willey, R (1, 1) OBP: 0.150, SLG: 0.205			K	4-3				1-3		0	0	0	0	0	0	0
Ed Bauta, R (1, 1)										1	0	0	0	0	1	0
Ted Schreiber, R (5, PH) OBP: 0.267, SLG: 0.185										1	0	0	0	0	0	0
Jay Hook, L (6, 1) OBP: 0.242, SLG: 0.233										0	0	0	0	0	0	0
Grover Powell, L (6, 1)										1	0	0	0	0	0	0
Inning Stats	R: 0 E: 0 K: 0 S: 3 H: 0 LOB: 0 BB: 0 P: 3	R: 1 E: 0 K: 0 S: 5 H: 3 LOB: 1 BB: 0 P: 5	R: 0 E: 0 K: 2 S: 7 H: 0 LOB: 0 BB: 0 P: 7	R: 0 E: 0 K: 1 S: 5 H: 0 LOB: 1 BB: 1 P: 9	R: 0 E: 0 K: 2 S: 7 H: 0 LOB: 0 BB: 0 P: 7	R: 0 E: 0 K: 1 S: 6 H: 1 LOB: 1 BB: 0 P: 6	R: 0 E: 0 K: 1 S: 6 H: 1 LOB: 1 BB: 0 P: 6	R: 0 E: 1 K: 0 S: 4 H: 0 LOB: 1 BB: 0 P: 4	R: 0 E: 0 K: 1 S: 6 H: 1 LOB: 2 BB: 1 P: 10	1B: 5 2B: 2 3B: 0 HR: 0	SF: 0 SAC: 0 DP: 1 HBP: 0						

PITCHER	IP	WLS	BF	H	R	ER	SO	BB	IBB	HBP	BLK	WP	HR	S	P	ERA	WHIP
Dick Ellsworth, L (1, 1) ERA: 1.97	9.0	W	35	6	1	1	8	2	0	0	0	0	0	49	57	1.00	0.889

PITCHER	IP	WLS	BF	H	R	ER	SO	BB	IBB	HBP	BLK	WP	HR	S	P	ERA	WHIP

BOTTOM

Chicago Cubs @ New York Mets

Polo Grounds, New York, NY

Sun Aug 11 1963, 3:33 AM EDT

Sunny

livebaseballscorecards.com

AB	33
R	1
H	6
RBI	1
BB	2
SO	8
LOB	14

1B: 5	SF: 0	WP: 0	PA: 35
2B: 2	SAC: 0	PB: 0	
3B: 0	DP: 1	SB: 0	
HR: 0	HBP: 0	CS: 0	

Batter	1	2	3	4	5	6	7	8	9	AB	R	H	RBI	BB	SO	LOB
Lou Brock, L (1, 9) OBP: 0.308, SLG: 0.404	K			1B		1B 3B	1B 1B		FC6-4 1B	5	1	4	0	0	1	0
Ken Hubbs, R (1, 4) OBP: 0.287, SLG: 0.335	F9			L9		HR 1B	1-3 1B		FC6-4 1-2f	5	1	2	1	0	0	2
Billy Williams, L (1, 7) OBP: 0.377, SLG: 0.521	F5			1-3 1B		1-H HR	F8			4	1	2	2	0	0	2
Ron Santo, R (1, 5) OBP: 0.333, SLG: 0.495		F9		F7		F9		6-3		4	0	0	0	0	0	2
Ellis Burton, S (1, 8) OBP: 0.306, SLG: 0.430		K		4-3		E3 FC6-4		E4		4	0	0	0	0	1	2
Steve Boros, R (1, 3) OBP: 0.300, SLG: 0.387		CS BB			5-3	F9		F7		3	0	0	0	1	0	2
Jimmie Schaffer, R (1, 2) OBP: 0.316, SLG: 0.500		CS 1-2	K		HR	FC6-4 1-2f		K		4	1	1	1	0	2	2
Andre Rodgers, R (1, 6) OBP: 0.311, SLG: 0.287			F8		1-3		K		K	4	0	0	0	0	2	0
Bob Buhl, R (1, 1) OBP: 0.100, SLG: 0.100			K		K	G3			K	0	0	0	0	0	0	0
Jim Brewer, L (2, 1)										1	0	0	0	0	1	0
Tom Baker, L (4, 1)										1	0	0	0	0	1	0
Don Landrum, L (7, PH) OBP: 0.300, SLG: 0.294										1	0	0	0	0	0	0
Glen Hobbie, R (7, 1) OBP: 0.108, SLG: 0.083										0	0	0	0	0	0	0
Merritt Ranew, L (9, PH) OBP: 0.402, SLG: 0.522										1	0	0	0	0	1	0
Inning Stats	R: 0 E: 0 K: 1 S: 5 H: 0 LOB: 0 BB: 0 P: 5	R: 0 E: 0 K: 1 S: 4 H: 0 LOB: 0 BB: 1 P: 8	R: 0 E: 0 K: 2 S: 7 H: 0 LOB: 0 BB: 0 P: 7	R: 0 E: 0 K: 0 S: 5 H: 2 LOB: 2 BB: 0 P: 5	R: 1 E: 0 K: 1 S: 6 H: 1 LOB: 0 BB: 0 P: 6	R: 3 E: 1 K: 0 S: 7 H: 3 LOB: 1 BB: 0 P: 7	R: 0 E: 0 K: 1 S: 7 H: 2 LOB: 2 BB: 0 P: 7	R: 0 E: 1 K: 1 S: 6 H: 0 LOB: 1 BB: 0 P: 6	R: 0 E: 0 K: 2 S: 8 H: 1 LOB: 1 BB: 0 P: 8	1B: 6 2B: 0 3B: 1 HR: 2 SF: 0 SAC: 0 DP: 0 HBP: 0	WP: 0 PB: 0 SB: 0 CS: 1 PA: 39					

PITCHER	IP	WLS	BF	H	R	ER	SO	BB	IBB	HBP	BLK	WP	HR	S	P	ERA	WHIP
Tracy Stallard, R (1, 1) ERA: 4.93	9.0	W	38	9	4	4	9	1	0	0	0	0	2	55	59	4.00	1.111

PITCHER	IP	WLS	BF	H	R	ER	SO	BB	IBB	HBP	BLK	WP	HR	S	P	ERA	WHIP

Chicago Cubs @ New York Mets

Polo Grounds, New York, NY

Sun Aug 11 1963, 3:38 AM EDT

Att. 18,574 - Sunny

TOP

livebaseballscorecards.com

AB	37
R	4
H	9
RBI	4
BB	1
SO	9
LOB	12

Chicago Cubs @ New York Mets

Polo Grounds, New York, NY

Sun Aug 11 1963, 3:38 AM EDT

Att. 18,574 - Sunny

BOTTOM

Batter	1	2	3	4	5	6	7	8	9	AB	R	H	RBI	BB	SO	LOB
Jim Hickman, R (1, 5) OBP: 0.298, SLG: 0.408	HR	BB		2B	K		E3			4	3	2	1	1	1	2
Duke Carmel, L (1, 3) OBP: 0.374, SLG: 0.360	G3	1-3 3B 1B		SH 1B S HR 2-3	2-H 1B		K			4	2	2	1	0	1	2
Ron Hunt, R (1, 4) OBP: 0.327, SLG: 0.367	K	1-H 3-H 1B 3B		F8 1-2	L6		4-3			5	1	1	2	0	1	5
Duke Snider, L (1, 9) OBP: 0.346, SLG: 0.434 Joe Christopher, R (9, 9) OBP: 0.291, SLG: 0.268	BB 2B 1B	3-H 1B		K		K		4-3		5 0	1 0	2 0	1 0	0 0	2 0	2 0
Frank Thomas, R (1, 7) OBP: 0.331, SLG: 0.406 Rod Kanehl, R (9, 7) OBP: 0.239, SLG: 0.235	2B 1-2 BB	F8		HR 2-3 3-H 1B		FC4-6 1B		4-3		4 0	1 0	2 0	1 0	1 0	0 0	1 0
Joe Hicks, L (1, 8) OBP: 0.300, SLG: 0.457	1-3 2-H 2B		4-3	1-H 3-H HR		FC4-6 1-2f		K		5	1	2	4	0	1	1
Choo-Choo Coleman, L (1, 2) OBP: 0.290, SLG: 0.225	4-3		HR	5-3		K				4	1	1	1	0	1	3
Al Moran, R (1, 6) OBP: 0.269, SLG: 0.232		1-3	K	5-3 1B BB			SH1-4 1B			3	1	1	0	1	1	0
Tracy Stallard, R (1, 1) OBP: 0.054, SLG: 0.054		K	K	5-3 1-2			SH1-4 1-2			3	0	0	0	0	2	1
Inning Stats	R: 2 E: 0 K: 1 S: 8 H: 3 LOB: 2 BB: 1 P: 12	R: 3 E: 0 K: 1 S: 8 H: 3 LOB: 1 BB: 1 P: 12	R: 1 E: 0 K: 2 S: 8 H: 1 LOB: 0 BB: 0 P: 8	R: 4 E: 1 K: 1 S: 9 H: 3 LOB: 0 BB: 0 P: 9	R: 1 E: 0 K: 1 S: 6 H: 1 LOB: 1 BB: 1 P: 10	R: 0 E: 0 K: 2 S: 8 H: 1 LOB: 1 BB: 0 P: 8	R: 0 E: 1 K: 1 S: 7 H: 1 LOB: 2 BB: 0 P: 7	R: 0 E: 0 K: 1 S: 5 H: 0 LOB: 0 BB: 0 P: 5		1B: 7 2B: 2 3B: 1 HR: 3 SF: 0 SAC: 2 DP: 0 HBP: 0						

livebaseballscorecards.com

AB	37
R	11
H	13
RBI	11
BB	3
SO	10
LOB	17

WP: 0 PA: 42
PB: 0
SB: 1
CS: 0

PITCHER		IP	WLS	BF	H	R	ER	SO	BB	IBB	HBP	BLK	WP	HR	S	P	ERA	WHIP
Bob Buhl, R ERA: 3.46	(1, 1)	1.2	L	12	5	5	5	2	2	0	0	0	0	1	14	22	27.00	4.200
Jim Brewer, L ERA: 4.73	(2, 1)	2.0		12	5	5	1	3	0	0	0	0	0	2	18	18	4.50	2.500
Tom Baker, L ERA: 6.0	(4, 1)	2.1		10	2	1	1	3	1	0	0	0	0	0	15	19	3.86	1.286
Glen Hobbie, R ERA: 3.89	(7, 1)	2.0		8	1	0	0	2	0	0	0	0	0	0	12	12	0.00	0.500

PITCHER	IP	WLS	BF	H	R	ER	SO	BB	IBB	HBP	BLK	WP	HR	S	P	ERA	WHIP

Chicago Cubs @ Philadelphia Phillies

Connie Mack Stadium, Philadelphia, PA

Wed Aug 14 1963, 7:05 PM EDT

Unknown

TOP

livebaseballscorecards.com

Batter	1	2	3	4	5	6	7	8	9	AB	R	H	RBI	BB	SO	LOB
Lou Brock, L (1, 9) OBP: 0.309, SLG: 0.401	B B B B 4-0 F8 BB BB		B F X 1-1 ① F8 4-0 FC1-4 1B BB	F F S 0-3 ② K 0-1 ③ 5-3			X 0-0 ① F7 3-2 ② 6-3		B B B S B 4-1 1-2 BB B S S S 1-3 ③ K	3	0	0	0	2	1	2 4
Ken Hubbs, R (1, 4) OBP: 0.289, SLG: 0.333	B C B B B 4-1 1-2 CS BB			F X 0-1 ③ 5-3			B B B S S F X 3-2 ② 6-3			3	0	0	0	2	1	4
Billy Williams, L (1, 7) OBP: 0.376, SLG: 0.519	C B S B B F F F X 3-2 ① F8 2-3		B S C F X 1-2 FC1-4 1B 1-2		B B X 2-0 ① P5 2-2 ② 4-3		B B S S X 2-2 ③ 4-3			4	0	1	0	0	0	2
Ron Santo, R (1, 5) OBP: 0.332, SLG: 0.492	B C B B F F S 3-3 ② ③ K 1-2		C B X 1-1 ② FC1-4 PB 1-2f 2-3		C C B B X 2-2 4-3 WP 1B			S S B B S 2-3 ① K		4	0	1	0	0	2	4
Ellis Burton, S (1, 8) OBP: 0.310, SLG: 0.426		B B B C F B 4-2 14 HR BB	C F B F B B F F F 4-2 B 1-2 BB		B B B C X 3-1 ② 4-3 1-3			B S S S X 1-2 ② F8		2	1	0	0	2	0	1
14 Ernie Banks, R (1, 3) OBP: 0.291, SLG: 0.428		B B S S X 2-1 1-H HR	F F B S 1-3 ③ K		S B F F X 1-2 ③ 6-3			S S S 0-3 ③ K		4	1	1	2	0	2	4
Dick Bertell, R (1, 2) OBP: 0.312, SLG: 0.320		B S F C 1-3 ① K	F B X 1-1 SH5-4 2B		B B S B C X 3-2 ① P4			B B S S X 2-1 ① F9		4	0	1	0	0	1	0
Andre Rodgers, R (1, 6) OBP: 0.311, SLG: 0.285		F X 0-1 ② 5-3	B F B C F B F F B 4-2 SH5-4 BB		S B C B S 2-3 ② K			S S C 0-3 ② K		3	0	0	0	1	2	0
Larry Jackson, R (1, 1) OBP: 0.188, SLG: 0.239 Tom Baker, L (6, 1) Merritt Ranew, L (9, PH) OBP: 0.408, SLG: 0.522		S C B S 1-3 ③ K	X 0-0 ① SH5-4 1-2 2-3		B X 1-0 ③ 6-3			C B B B S S B 4-2 BB BB		2 0 0	0 0 0	0 0 0	0 0 0	1 0 1	0 0 0	0 0 0
Inning Stats	R: 0 H: 0 E: 0 LOB: 2 K: 1 BB: 2 S: 11 P: 25	R: 2 H: 1 E: 0 LOB: 0 K: 2 BB: 1 S: 12 P: 20	R: 0 H: 1 E: 0 LOB: 3 K: 1 BB: 2 S: 17 P: 29	R: 0 H: 1 E: 0 LOB: 2 K: 1 BB: 1 S: 13 P: 18	R: 0 H: 1 E: 0 LOB: 1 K: 0 BB: 0 S: 10 P: 18	R: 0 H: 0 E: 0 LOB: 0 K: 1 BB: 0 S: 7 P: 13	R: 0 H: 0 E: 0 LOB: 0 K: 0 BB: 0 S: 8 P: 13	R: 0 H: 0 E: 0 LOB: 0 K: 2 BB: 0 S: 9 P: 12	R: 0 H: 0 E: 0 LOB: 2 K: 2 BB: 2 S: 11 P: 22	1B: 2 SF: 0 2B: 2 SAC: 1 3B: 0 DP: 1 HR: 1 HBP: 0						

	AB	29
	R	2
	H	4
	RBI	2
	BB	8
	SO	10
	LOB	17

WP: 1 PA: 38
PB: 1
SB: 0
CS: 1

PITCHER		IP	WLS	BF	H	R	ER	SO	BB	IBB	HBP	BLK	WP	HR	S	P	ERA	WHIP
Ray Culp, R ERA: 2.9	(1, 1)	2.2		14	2	2	2	3	5	0	0	0	0	1	37	70	6.75	2.625
Johnny Klippstein, R ERA: 1.77	(3, 1)	6.1	W	24	2	0	0	7	3	0	0	0	1	0	61	100	0.00	0.789

PITCHER	IP	WLS	BF	H	R	ER	SO	BB	IBB	HBP	BLK	WP	HR	S	P	ERA	WHIP

BOTTOM

Chicago Cubs @ Philadelphia Phillies

Connie Mack Stadium, Philadelphia, PA

Wed Aug 14 1963, 7:05 PM EDT

Unknown

livebaseballscorecards.com

Batter	1	2	3	4	5	6	7	8	9	AB	R	H	RBI	BB	SO	LOB
Tony Taylor, R (1, 4) OBP: 0.343, SLG: 0.365	6-3		K		SH, SF7 1-2 3-H 1B	WP, 4-3, 1B 1B		6-3		5	2	2	1	0	1	1
Johnny Callison, L (1, 9) OBP: 0.343, SLG: 0.486	3-1		G3		SH 1-3 2-H 1B	4-3, WP 1-2 1B		1B 1B		4	1	2	0	0	0	1
Wes Covington, L (1, 7) OBP: 0.377, SLG: 0.555 Ruben Amaro, R (7, 5) OBP: 0.278, SLG: 0.305	G3			K	P3	4-3 1-3 2-H		1-2 1B		4 1	0 0	0 1	1 0	0 0	1 0	3 0
Tony Gonzalez, L (1, 8) OBP: 0.387, SLG: 0.449 (7, 7)		G3		1B, E 1B	1B IBB	BB		1-3		3	1	1	0	2	0	2
Roy Sievers, R (1, 3) OBP: 0.316, SLG: 0.434		P4		E 1-3 1B	SF7 3-H	F9				3	0	1	1	0	0	2
Don Demeter, R (1, 5) OBP: 0.321, SLG: 0.443 (7, 8)		K	SAFE K 2-3 3-H		1B 1-3 2-H		K			4	0	1	1	0	3	1
Clay Dalrymple, L (1, 2) OBP: 0.329, SLG: 0.361			6-3 3B	F9	IBB		4-3			3	1	1	0	1	0	1
Bobby Wine, R (1, 6) OBP: 0.229, SLG: 0.276			6-3 3-H		1B, 1B 2B P6		4-3			4	1	1	1	0	0	3
Ray Culp, R (1, 1) OBP: 0.200, SLG: 0.189 Johnny Klippstein, R (3, 1) OBP: 0.043, SLG: 0.043			E4		1B, SH 2-3 1B	4-3		1-3		0 4	0 1	0 1	0 0	0 0	0 0	0 0
Inning Stats	R: 0 E: 0 K: 0 S: 5 H: 0 LOB: 0 BB: 0 P: 8	R: 0 E: 0 K: 1 S: 7 H: 0 LOB: 0 BB: 0 P: 11	R: 1 E: 1 K: 1 S: 11 H: 1 LOB: 1 BB: 0 P: 16	R: 1 E: 1 K: 2 S: 9 H: 2 LOB: 1 BB: 0 P: 13	R: 4 E: 1 K: 0 S: 13 H: 4 LOB: 3 BB: 2 P: 24	R: 1 E: 0 K: 0 S: 9 H: 2 LOB: 2 BB: 1 P: 17	R: 0 E: 0 K: 1 S: 9 H: 0 LOB: 0 BB: 0 P: 16	R: 0 E: 0 K: 0 S: 12 H: 2 LOB: 2 BB: 0 P: 19		1B: 9 2B: 1 3B: 1 HR: 0 SF: 1 SAC: 1 DP: 0 HBP: 0					

	AB	35
	R	7
	H	11
	RBI	5
	BB	3
	SO	5
	LOB	14

WP: 1 PA: 40
PB: 0
SB: 0
CS: 0

PITCHER		IP	WLS	BF	H	R	ER	SO	BB	IBB	HBP	BLK	WP	HR	S	P	ERA	WHIP
Larry Jackson, R ERA: 2.11	(1, 1)	5.1	L	29	9	7	3	4	0	2	0	0	0	0	50	80	5.06	1.688
Tom Baker, L ERA: 3.18	(6, 1)	2.2		11	2	0	0	1	1	0	0	0	1	0	25	44	0.00	1.125

PITCHER	IP	WLS	BF	H	R	ER	SO	BB	IBB	HBP	BLK	WP	HR	S	P	ERA	WHIP

Chicago Cubs @ Philadelphia Phillies

Connie Mack Stadium, Philadelphia, PA

Wed Aug 14 1963, 7:05 PM EDT

Att. 22,553 - Unknown

TOP

livebaseballscorecards.com

Batter	1	2	3	4	5	6	7	8	9	AB	R	H	RBI	BB	SO	LOB
Steve Boros, R (1, 9) OBP: 0.297, SLG: 0.424	2-2 1-3		1-0 2-H HR		1-1 SH1-3 1-2		1-1 5-3 1-2		3-2 L7	4	1	1	2	0	0	1
Ellis Burton, S (1, 8) OBP: 0.313, SLG: 0.441	2-2 L7		0-1 HR		0-1 2-3 1B		0-0 L7			4	1	2	1	0	0	1
Billy Williams, L (1, 7) OBP: 0.373, SLG: 0.514	0-3 K		0-0 F8		1-3 K		1-2 F9			4	0	0	0	0	2	3
Ron Santo, R (1, 5) OBP: 0.335, SLG: 0.494		3-2 CS 1B		1-1 CI 1B	1-3 K			4-1 14 1B BB		3	0	2	0	1	1	2
Leo Burke, R (1, 4) OBP: 0.232, SLG: 0.325		1-3 K 1-2		2-2 CI 1-2		2-3 K		2-1 F8		3	0	0	0	0	2	2
14 Ernie Banks, R (1, 3) OBP: 0.291, SLG: 0.426		3-1 P6		0-0 F8		1-2 5-3		0-2 G6-4-3 1-2 1B		4	0	1	0	0	0	2
Jimmie Schaffer, R (1, 2) OBP: 0.324, SLG: 0.511			1-1 SH3-4 HR 1B	0-0 P6		1-2 2B		0-0 G6-4-3 1-2f		4	1	2	0	0	0	4
Alex Grammas, R (1, 6) OBP: 0.125, SLG: 0.125			1-3 K	2-2 6-3		3-2 F3			0-0 F8	4	0	0	0	0	1	4
Paul Toth, R (1, 1)			1-2 SH3-4 1-2		4-2 1B SH1-3 BB		3-2 5-3 1B		2-3 K	0	0	0	0	1	0	0
Don Elston, R (5, 1)										0	0	0	0	0	0	0
Ken Hubbs, R (7, PH) OBP: 0.290, SLG: 0.334										1	0	1	0	0	0	0
Cal Koonce, R (7, 1) OBP: 0.375, SLG: 0.286										0	0	0	0	0	0	0
Jim Brewer, L (7, 1)										0	0	0	0	0	0	0
Nelson Mathews, R (9, PH) OBP: 0.237, SLG: 0.272										1	0	0	0	0	1	0
Inning Stats	R: 0 E: 0 K: 1 S: 10 H: 0 LOB: 0 BB: 0 P: 14	R: 0 E: 0 K: 1 S: 9 H: 1 LOB: 0 BB: 0 P: 16	R: 3 E: 0 K: 1 S: 12 H: 3 LOB: 0 BB: 0 P: 16	R: 0 E: 1 K: 0 S: 10 H: 1 LOB: 2 BB: 0 P: 15	R: 0 E: 0 K: 2 S: 13 H: 1 LOB: 2 BB: 1 P: 20	R: 0 E: 0 K: 1 S: 14 H: 1 LOB: 1 BB: 0 P: 21	R: 0 E: 0 K: 0 S: 9 H: 1 LOB: 1 BB: 0 P: 14	R: 0 E: 0 K: 0 S: 7 H: 1 LOB: 1 BB: 1 P: 13	R: 0 E: 0 K: 1 S: 8 H: 0 LOB: 0 BB: 0 P: 13	1B: 6 2B: 1 3B: 0 HR: 2	SF: 0 SAC: 2 DP: 1 HBP: 0						

	AB	32
	R	3
	H	9
	RBI	3
	BB	2
	SO	7
	LOB	19

PITCHER	IP	WLS	BF	H	R	ER	SO	BB	IBB	HBP	BLK	WP	HR	S	P	ERA	WHIP
Dennis Bennett, L (1, 1) ERA: 2.64	9.0	W	37	9	3	3	7	2	0	0	0	0	2	92	142	3.00	1.222

PITCHER	IP	WLS	BF	H	R	ER	SO	BB	IBB	HBP	BLK	WP	HR	S	P	ERA	WHIP

Chicago Cubs @ Philadelphia Phillies

Connie Mack Stadium, Philadelphia, PA

Wed Aug 14 1963, 7:05 PM EDT

Att. 22,553 - Unknown

BOTTOM

Batter	1	2	3	4	5	6	7	8	9	AB	R	H	RBI	BB	SO	LOB
Tony Taylor, R (1, 4) OBP: 0.341, SLG: 0.363	B S S S 1-3 ① K		B B S X 2-1 ② 6-3		X 0-0 ① FC3-6 1-2f HR	B B B S C F X 3-2 ② L8		B S X 1-1 BB 1B		5	1	1	0	0	1	1
Johnny Callison, L (1, 9) OBP: 0.346, SLG: 0.495	B B S X 2-1 ② F8		B B S S B F F B 4-2 2B BB		F F B X 1-2 1-H HR	B B X 2-0 2B		B F B B S F X 3-2 ① P6		4	2	2	2	1	0	1
Wes Covington, L (1, 7) OBP: 0.379, SLG: 0.562 Ruben Amaro, R (7, 5) OBP: 0.281, SLG: 0.305	B B S X 2-1 E3		F B F F F F X 1-2 1-H 2B 2B		X 0-0 3B 2B	B X 1-0 ③ F5		B S F B B B 4-2 1-2 BB		4 0	2 0	2 0	1 0	0 1	0 0	1 0
Tony Gonzalez, L (1, 8) (7, 7) OBP: 0.389, SLG: 0.458	B B F F B X 3-2 ③ L8		B B B C F X 3-2 2-H 2B		X 0-0 2-H FC5-4 3B		X 0-0 2B 1B	X 0-0 ② L8		5	2	3	2	0	0	3
Roy Sievers, R (1, 3) OBP: 0.318, SLG: 0.438 Cookie Rojas, R (7, PR) OBP: 0.250, SLG: 0.200 Frank Torre, L (8, 3) OBP: 0.298, SLG: 0.312		B S X 1-1 ① F9	X 0-0 ③ F7		X 0-0 FC5-4 1B	X 0-0 1-H HR 2B	B C B S F X 2-2 ③ 6-3			4 0 1	0 1 0	2 0 0	1 0 0	0 0 0	0 0 0	1 0 2
Don Demeter, R (1, 5) (7, 8) OBP: 0.320, SLG: 0.448		X 0-0 ② 5-3	B S X 1-1 ① F8	B S X 1-1 ② FC5-4 WP 1-2f 3-H		B F B X 2-1 2-H HR				4	1	1	3	0	0	1
Clay Dalrymple, L (1, 2) OBP: 0.331, SLG: 0.359		B B B S B 4-1 FC5-4 BB	S F B X 1-2 ② 4-3		B B B I 4-0 FC6-4 1-2 IBB	B X 1-0 ① F9				2	0	0	0	2	0	1
Bobby Wine, R (1, 6) OBP: 0.226, SLG: 0.272		X 0-0 ③ FC5-4 1-2f	B B S S C 2-3 ③ K		X 0-0 ③ FC6-4 1-2f	B B X 2-0 ② 6-3				4	0	0	0	0	1	4
Dennis Bennett, L (1, 1) OBP: 0.111, SLG: 0.111			S S B X 1-2 ① 4-3		B S S X 1-2 FC3-6 1B	B B S S S 2-3 ① K	S S S 0-3 ③ K			4	0	1	0	0	2	1
Inning Stats	R: 0 E: 1 K: 1 S: 10 H: 0 LOB: 1 BB: 0 P: 18	R: 0 E: 0 K: 0 S: 5 H: 0 LOB: 1 BB: 1 P: 10	R: 2 E: 0 K: 0 S: 17 H: 2 LOB: 1 BB: 1 P: 28	R: 0 E: 0 K: 1 S: 8 H: 0 LOB: 0 BB: 0 P: 12	R: 4 E: 0 K: 0 S: 13 H: 5 LOB: 2 BB: 1 P: 20	R: 0 E: 0 K: 1 S: 9 H: 1 LOB: 1 BB: 0 P: 17	R: 3 E: 0 K: 1 S: 9 H: 3 LOB: 1 BB: 0 P: 14	R: 0 E: 0 K: 0 S: 13 H: 1 LOB: 2 BB: 1 P: 23		1B: 4 2B: 5 3B: 1 HR: 2	SF: 0 SAC: 0 DP: 0 HBP: 0					

livebaseballscorecards.com

AB	37
R	9
H	12
RBI	9
BB	4
SO	4
LOB	16

WP: 1 PB: 0 SB: 0 CS: 0 PA: 41

PITCHER		IP	WLS	BF	H	R	ER	SO	BB	IBB	HBP	BLK	WP	HR	S	P	ERA	WHIP
Paul Toth, R ERA: 3.08	(1, 1)	4.1	L	23	7	6	6	2	2	0	0	0	0	1	50	80	12.46	2.077
Don Elston, R ERA: 2.09	(5, 1)	1.2		7	1	0	0	1	0	1	0	0	1	0	12	25	0.00	0.600
Cal Koonce, R ERA: 6.44	(7, 1)	0.0		1	1	1	1	0	0	0	0	0	0	0	1	1	∞	∞
Jim Brewer, L ERA: 4.93	(7, 1)	2.0		10	3	2	2	1	1	0	0	0	0	1	21	36	9.00	2.000

PITCHER	IP	WLS	BF	H	R	ER	SO	BB	IBB	HBP	BLK	WP	HR	S	P	ERA	WHIP

Chicago Cubs @ Philadelphia Phillies

Connie Mack Stadium, Philadelphia, PA

Thu Aug 15 1963, 7:05 PM EDT

Att. 13,403 - Unknown

TOP

livebaseballscorecards.com

Batter	1	2	3	4	5	6	7	8	9	AB	R	H	RBI	BB	SO	LOB
Lou Brock, L (1, 9) OBP: 0.309, SLG: 0.399	F7		4-3		P6			G4-6-3 1B		4	0	1	0	0	0	1
Ken Hubbs, R (1, 4) OBP: 0.290, SLG: 0.333	FC4-6 1B		K		F8			G4-6-3		4	0	1	0	0	1	2
Billy Williams, L (1, 7) OBP: 0.370, SLG: 0.510	FC4-6 BB HR		1-3		F3				4-3	4	1	0	0	0	0	1
Ron Santo, R (1, 5) OBP: 0.337, SLG: 0.492	HR BB			FC4-6 1B	F9				L8	3	1	1	0	1	0	0
Ellis Burton, S (1, 8) OBP: 0.312, SLG: 0.452	HR			FC4-6 14 8-3			4-3		F7	4	1	1	3	0	0	1
14 Ernie Banks, R (1, 3) OBP: 0.289, SLG: 0.423	F3			8-3			K			3	0	0	0	0	1	1
Dick Bertell, R (1, 2) OBP: 0.309, SLG: 0.316		5-3			5-3		5-3			3	0	0	0	0	0	0
Andre Rodgers, R (1, 6) OBP: 0.311, SLG: 0.285		K			SH2-3 1B			K		3	0	1	0	0	2	0
Bob Buhl, R (1, 1) OBP: 0.098, SLG: 0.098		5-3			SH2-3			1B		1	0	0	0	0	0	0
Lindy McDaniel, R (7, 1) OBP: 0.067, SLG: 0.267										0	0	0	0	0	0	0
Merritt Ranew, L (8, PH) OBP: 0.414, SLG: 0.527										1	0	1	0	0	0	0
Nelson Mathews, R (8, PR) OBP: 0.237, SLG: 0.272										0	0	0	0	0	0	0
Don Elston, R (8, 1)										0	0	0	0	0	0	0

	AB	30
	R	3
	H	6
	RBI	3
	BB	1
	SO	4
	LOB	6

Inning Stats	1	2	3	4	5	6	7	8	9
	R: 3 E: 0 K: 0 S: 14	H: 2 LOB: 0 BB: 1 P: 23	R: 0 E: 0 K: 1 S: 7	H: 0 LOB: 0 BB: 0 P: 12	R: 0 E: 0 K: 1 S: 8	H: 0 LOB: 0 BB: 0 P: 11	R: 0 E: 0 K: 0 S: 5	H: 1 LOB: 0 BB: 0 P: 8	R: 0 E: 0 K: 0 S: 8	H: 1 LOB: 1 BB: 0 P: 12	R: 0 E: 0 K: 0 S: 4	H: 0 LOB: 0 BB: 0 P: 9	R: 0 E: 0 K: 1 S: 10	H: 0 LOB: 0 BB: 0 P: 16	R: 0 E: 0 K: 1 S: 10	H: 2 LOB: 2 BB: 0 P: 16	R: 0 E: 0 K: 0 S: 6	H: 0 LOB: 0 BB: 0 P: 11

1B: 5	SF: 0	WP: 0	PA: 32
2B: 1	SAC: 1	PB: 0	
3B: 0	DP: 2	SB: 0	
HR: 1	HBP: 0	CS: 0	

PITCHER		IP	WLS	BF	H	R	ER	SO	BB	IBB	HBP	BLK	WP	HR	S	P	ERA	WHIP
Cal McLish, R ERA: 3.02	(1, 1)	7.0	W	25	4	3	3	3	1	0	0	0	0	1	56	91	3.86	0.714
Jack Baldschun, R ERA: 2.16	(8, 1)	2.0	S	7	2	0	0	1	0	0	0	0	0	0	16	27	0.00	1.000

PITCHER		IP	WLS	BF	H	R	ER	SO	BB	IBB	HBP	BLK	WP	HR	S	P	ERA	WHIP

BOTTOM

Chicago Cubs @ Philadelphia Phillies

Connie Mack Stadium, Philadelphia, PA

Thu Aug 15 1963, 7:05 PM EDT

Att. 13,403 - Unknown

Batter	1	2	3	4	5	6	7	8	9	AB	R	H	RBI	BB	SO	LOB
Tony Taylor, R (1, 4) OBP: 0.342, SLG: 0.371	1-2 2-3 ①		B X 1-0 G6-4-3 ①② 1-2f 2-3		B X 1-0 ③ 1-H 2B		B X 1-0 1-H 2-H 2B 3B			4	1	2	2	0	0	2
Johnny Callison, L (1, 9) OBP: 0.345, SLG: 0.495	B F B X 2-1 G3 ②		X 0-0 F9 ③			X 0-0 F3 ① C C X	0-2 3-H 2B			4	0	1	1	0	0	1
Wes Covington, L (1, 7) OBP: 0.377, SLG: 0.556 Ruben Amaro, R (8, 5) OBP: 0.281, SLG: 0.305	C C B B B C 3-3 K ③			X 0-0 P4 ①		B C F B B B 4-2 G6-3 BB	B S B S X 2-2 1-3 ③			3 0	0 0	0 0	0 0	1 0	1 0	2 0
Tony Gonzalez, L (1, 8) (8, 7) OBP: 0.392, SLG: 0.460		X 0-0 WP 1B		F F X 0-2 1B		B B B C F X 3-2 G6-3 ②③ 1-2f		B S X 1-1 1B 1B		4	0	3	0	0	0	1
Roy Sievers, R (1, 3) OBP: 0.317, SLG: 0.436		C F S 0-3 K ①		X 0-0 F5 ②			X 0-0 F9 1B E 1B	L B C X 1-2 L8 ①		4	1	1	0	0	1	3
Don Demeter, R (1, 5) (8, 8) OBP: 0.320, SLG: 0.446		F F B B F X 2-2 F9 ② 1-2		S X 0-1 F7 ③			B S S S F X 1-2 F9 ①	B S B C X 2-2 1-2 1B		4	0	1	0	0	0	3
Clay Dalrymple, L (1, 2) OBP: 0.332, SLG: 0.361		B S X 1-1 L9 ③			S X 0-1 FC9-6 1B		B X 1-0 E 1-2 3B 1B	C F X 0-2 F5 ②		4	1	2	0	0	0	3
Bobby Wine, R (1, 6) OBP: 0.226, SLG: 0.272			X 0-0 G6-4-3 BB 1B		S X 0-1 FC9-6 ① 1-2f 2B		X 0-0 F9 ② 2-3	F X 0-1 1-3 ③		4	0	1	0	0	0	5
Cal McLish, S (1, 1) OBP: 0.288, SLG: 0.279 Cal Emery, L (7, PH) OBP: 0.154, SLG: 0.154 Cookie Rojas, R (7, PR) OBP: 0.250, SLG: 0.200 Jack Baldschun, R (8, 1)			B B B B 4-0 G6-4-3 1-2 BB		X 0-0 F8 ②		S X 0-1 E3 1-2 3B 3-H			1 1 0 0	0 0 1 0	0 0 0 0	0 0 0 0	1 0 0 0	0 0 0 0	1 1 0 0
Inning Stats	R: 0 E: 0 K: 1 S: 10 H: 0 LOB: 0 BB: 0 P: 16	R: 0 E: 0 K: 1 S: 10 H: 1 LOB: 1 BB: 0 P: 13	R: 0 E: 0 K: 0 S: 3 H: 1 LOB: 1 BB: 1 P: 8	R: 0 E: 0 K: 0 S: 7 H: 1 LOB: 1 BB: 0 P: 7	R: 0 E: 0 K: 0 S: 6 H: 2 LOB: 2 BB: 0 P: 7	R: 0 E: 0 K: 0 S: 6 H: 0 LOB: 0 BB: 1 P: 13	R: 4 E: 1 K: 0 S: 16 H: 4 LOB: 2 BB: 0 P: 21	R: 0 E: 0 K: 0 S: 13 H: 2 LOB: 2 BB: 0 P: 17		1B: 8 2B: 2 3B: 1 HR: 0	SF: 0 SAC: 0 DP: 2 HBP: 0					

PITCHER		IP	WLS	BF	H	R	ER	SO	BB	IBB	HBP	BLK	WP	HR	S	P	ERA	WHIP
Bob Buhl, R ERA: 3.33	(1, 1)	6.2	L	28	8	4	0	2	2	0	0	0	1	0	52	77	0.00	1.500
Lindy McDaniel, R ERA: 3.65	(7, 1)	0.1		2	1	0	0	0	0	0	0	0	0	0	6	8	0.00	3.000
Don Elston, R ERA: 2.05	(8, 1)	1.0		5	2	0	0	0	0	0	0	0	0	0	13	17	0.00	2.000

PITCHER	IP	WLS	BF	H	R	ER	SO	BB	IBB	HBP	BLK	WP	HR	S	P	ERA	WHIP

AB	33	WP: 1	PA: 35
R	4	PB: 0	
H	11	SB: 0	
RBI	3	CS: 0	
BB	2		
SO	2		
LOB	22		

livebaseballscorecards.com

Chicago Cubs @ Cincinnati Reds

Crosley Field, Cincinnati, OH

Fri Aug 16 1963, 7:05 PM EDT

Unknown

Batter	1	2	3	4	5	6	7	8	9	AB	R	H	RBI	BB	SO	LOB
Steve Boros, R (1, 9) (7, 3) OBP: 0.291, SLG: 0.400	P6		F7		SH1-4 3B BB	P4		K		4	1	0	0	1	1	2
Ken Hubbs, R (1, 4) OBP: 0.289, SLG: 0.333	6-3		P4		SH1-4	FC6-4 1B		F9		4	0	1	1	0	0	0
Billy Williams, L (1, 7) OBP: 0.372, SLG: 0.519	2B		2B		1B 3B	FC6-4 WP 1B		K		5	2	3	2	0	1	2
Ron Santo, R (1, 5) OBP: 0.335, SLG: 0.489	1-3		F7		K	1B			6-3	5	0	1	1	0	1	3
Ellis Burton, S (1, 8) OBP: 0.317, SLG: 0.459		14 2B 1B		14 4-3 SF8 2B	14 PB 1B	K			G3	5	2	3	1	0	1	1
14 Ernie Banks, R (1, 3) OBP: 0.288, SLG: 0.424		K 2B		4-3	F5		F8		1B	4	1	1	1	0	0	2
Lou Brock, L (7, 9) OBP: 0.310, SLG: 0.400										1	0	1	0	0	0	0
Andre Rodgers, R (1, 6) OBP: 0.313, SLG: 0.286		K BB		SF8		S WP E 1B	P4			2	1	1	1	1	0	0
Jimmie Schaffer, R (1, 2) OBP: 0.330, SLG: 0.505		L5		6-3		1B BB	1B			3	1	1	0	1	0	2
Dick Ellsworth, L (1, 1) OBP: 0.197, SLG: 0.116		K			SH1-4 BB 3B BB	FC6-4 1B WP BB	K			2	2	0	0	2	2	2

Inning Stats	1	2	3	4	5	6	7	8	9		
	R: 0 E: 0 K: 0 S: 4	H: 1 LOB: 1 BB: 0 P: 4	R: 2 E: 0 K: 1 S: 6	H: 2 LOB: 2 BB: 1 P: 10	R: 0 E: 0 K: 0 S: 4	H: 1 LOB: 1 BB: 0 P: 4	R: 1 E: 0 K: 0 S: 4	H: 1 LOB: 0 BB: 0 P: 4	R: 3 E: 0 K: 1 S: 7	H: 2 LOB: 1 BB: 2 P: 15	R: 4 E: 0 K: 1 S: 8	H: 3 LOB: 1 BB: 2 P: 16
	R: 0 E: 0 K: 1 S: 6	H: 1 LOB: 1 BB: 0 P: 6	R: 0 E: 0 K: 2 S: 7	H: 0 LOB: 0 BB: 0 P: 7	R: 0 E: 0 K: 0 S: 3	H: 1 LOB: 1 BB: 0 P: 3	1B: 7 2B: 4 3B: 1 HR: 0	SF: 1 SAC: 1 DP: 0 HBP: 0	WP: 3 PB: 1 SB: 1 CS: 0	PA: 42	

PITCHER		IP	WLS	BF	H	R	ER	SO	BB	IBB	HBP	BLK	WP	HR	S	P	ERA	WHIP
Jim O'Toole, L (1, 1) ERA: 2.8		5.0	L	26	8	8	8	2	4	0	0	0	1	0	26	42	14.40	2.400
Jim Coates, R (6, 1) ERA: 4.97		4.0		16	4	2	2	4	1	0	0	0	1	0	23	27	4.50	1.250

PITCHER	IP	WLS	BF	H	R	ER	SO	BB	IBB	HBP	BLK	WP	HR	S	P	ERA	WHIP

TOP

AB	35
R	10
H	12
RBI	7
BB	5
SO	6
LOB	14

livebaseballscorecards.com

Chicago Cubs @ Cincinnati Reds

Crosley Field, Cincinnati, OH

Fri Aug 16 1963, 7:05 PM EDT

Unknown

BOTTOM

Batter	1	2	3	4	5	6	7	8	9	AB	R	H	RBI	BB	SO	LOB
Pete Rose, S (1, 4) OBP: 0.341, SLG: 0.370	K		F8			F8		FC6-4 1-2f		4	0	0	0	0	1	2
Tommy Harper, R (1, 9) OBP: 0.366, SLG: 0.419	5-3			1-3		1B			6-3	4	0	1	0	0	0	0
Vada Pinson, L (1, 8) OBP: 0.360, SLG: 0.533	1-3			K		K			K	4	0	0	0	0	3	1
Frank Robinson, R (1, 7) OBP: 0.387, SLG: 0.449		L1		K			P9		K	4	0	0	0	0	2	0
Gene Freese, R (1, 5) OBP: 0.307, SLG: 0.389		5-3			P4		G6-4-3 1B			3	0	1	0	0	0	0
Gene Green, R (1, 2) OBP: 0.248, SLG: 0.333		5-3			HR		G6-4-3 1-2f			3	1	1	1	0	0	1
Gordy Coleman, L (8, 3) OBP: 0.292, SLG: 0.385										0	0	0	0	0	0	0
Don Pavletich, R (1, 3) OBP: 0.294, SLG: 0.306 (8, 2)			6-3 G3 1B		F9			FC6-4 1B		3	0	2	0	0	0	0
Leo Cardenas, R (1, 6) OBP: 0.256, SLG: 0.305			G3 1-2		F9			K		3	0	0	0	0	1	2
Jim O'Toole, S (1, 1) OBP: 0.156, SLG: 0.143			6-3 2-3			K		K		1	0	0	0	0	0	1
Jim Coates, R (6, 1)										2	0	0	0	0	2	1

livebaseballscorecards.com

Inning Stats	1	2	3	4	5	6	7	8	9
	R: 0 E: 0 K: 1 S: 5	H: 0 LOB: 0 BB: 0 P: 5	R: 0 E: 0 K: 0 S: 3	H: 0 LOB: 0 BB: 0 P: 3	R: 0 E: 0 K: 0 S: 4	H: 1 LOB: 1 BB: 0 P: 4	R: 0 E: 0 K: 2 S: 7	H: 0 LOB: 0 BB: 0 P: 7	R: 1 E: 0 K: 0 S: 4	H: 1 LOB: 0 BB: 0 P: 4	R: 0 E: 0 K: 2 S: 8	H: 1 LOB: 1 BB: 0 P: 8	R: 0 E: 0 K: 0 S: 3	H: 1 LOB: 0 BB: 0 P: 3	R: 0 E: 0 K: 2 S: 8	H: 1 LOB: 1 BB: 0 P: 8	R: 0 E: 0 K: 2 S: 7	H: 0 LOB: 0 BB: 0 P: 7

1B: 4	SF: 0
2B: 0	SAC: 0
3B: 0	DP: 1
HR: 1	HBP: 0

WP: 0 PA: 31
PB: 0
SB: 0
CS: 0

AB	31
R	1
H	5
RBI	1
BB	0
SO	9
LOB	8

PITCHER	IP	WLS	BF	H	R	ER	SO	BB	IBB	HBP	BLK	WP	HR	S	P	ERA	WHIP
Dick Ellsworth, L (1, 1) ERA: 1.93	9.0	W	31	5	1	1	9	0	0	0	0	0	1	49	49	1.00	0.556

PITCHER	IP	WLS	BF	H	R	ER	SO	BB	IBB	HBP	BLK	WP	HR	S	P	ERA	WHIP

Batter	1	2	3	4	5	6	7	8	9	AB	R	H	RBI	BB	SO	LOB
Lou Brock, L (1, 9) OBP: 0.310, SLG: 0.399	1-3		5-3 1B		P6		K			4	0	1	0	0	1	3
Ken Hubbs, R (1, 4) OBP: 0.289, SLG: 0.332	K		5-3 1-2		1-2 2-H 1B		K			4	0	1	0	0	2	2
Billy Williams, L (1, 7) OBP: 0.371, SLG: 0.516	4-3			G4-6-3 BB		3-1		4-3		3	0	0	0	1	0	0
Ron Santo, R (1, 5) OBP: 0.335, SLG: 0.494		K		K		HR		P4		4	1	1	1	0	2	1
Ellis Burton, S (1, 8) OBP: 0.316, SLG: 0.456		K		G4-6-3 1-2f		1B		P4		4	0	1	0	0	1	1
14 Ernie Banks, R (1, 3) OBP: 0.290, SLG: 0.421		1B BB			BB 1B BB	P3			F8	2	1	0	0	2	0	1
Dick Bertell, R (1, 2) OBP: 0.311, SLG: 0.317		1-2 1B			1B 1-2 1B BB	F9			F9	3	0	1	0	1	0	1
Andre Rodgers, R (1, 6) OBP: 0.314, SLG: 0.287		F9			1B 1-2 2-H		BB		1-3	3	0	1	1	1	0	2
Glen Hobbie, R (1, 1) OBP: 0.105, SLG: 0.081			K		L3		K			1	0	0	0	0	1	0
Don Elston, R (4, 1)										0	0	0	0	0	0	0
Don Landrum, L (5, PH) OBP: 0.299, SLG: 0.293										1	0	0	0	0	0	2
Cal Koonce, R (5, 1) OBP: 0.333, SLG: 0.250										1	0	0	0	0	1	1
Inning Stats	R: 0 E: 0 K: 1 S: 5 H: 0 LOB: 0 BB: 0 P: 5	R: 0 E: 0 K: 2 S: 8 H: 1 LOB: 2 BB: 1 P: 12	R: 0 E: 0 K: 1 S: 5 H: 1 LOB: 1 BB: 0 P: 5	R: 0 E: 0 K: 1 S: 4 H: 0 LOB: 0 BB: 1 P: 8	R: 1 E: 0 K: 0 S: 4 H: 2 LOB: 2 BB: 2 P: 12	R: 1 E: 0 K: 0 S: 5 H: 2 LOB: 1 BB: 0 P: 5	R: 0 E: 0 K: 3 S: 9 H: 0 LOB: 1 BB: 1 P: 13	R: 0 E: 0 K: 0 S: 3 H: 0 LOB: 0 BB: 0 P: 3	R: 0 E: 0 K: 0 S: 3 H: 0 LOB: 0 BB: 0 P: 3	1B: 5 2B: 0 3B: 0 HR: 1 SF: 0 SAC: 0 DP: 1 HBP: 0						

PITCHER	IP	WLS	BF	H	R	ER	SO	BB	IBB	HBP	BLK	WP	HR	S	P	ERA	WHIP
Joey Jay, R (1, 1) ERA: 4.23	9.0	W	35	6	2	2	8	5	0	0	0	0	1	46	66	2.00	1.222

PITCHER	IP	WLS	BF	H	R	ER	SO	BB	IBB	HBP	BLK	WP	HR	S	P	ERA	WHIP

TOP

Chicago Cubs @ Cincinnati Reds

Crosley Field, Cincinnati, OH

Fri Aug 16 1963, 7:05 PM EDT

Att. 19,481 - Unknown

livebaseballscorecards.com

AB	30
R	2
H	6
RBI	2
BB	5
SO	8
LOB	14

WP: 0 PB: 0 SB: 0 CS: 0 PA: 35

Batter	1	2	3	4	5	6	7	8	9	AB	R	H	RBI	BB	SO	LOB
Pete Rose, S (1, 4) OBP: 0.342, SLG: 0.376	4-3	BBB FC6-4 1-2 2-3 BB		F7	HR		SSS K			4	1	1	1	1	1	0
Tommy Harper, R (1, 9) OBP: 0.370, SLG: 0.422	1B	FC6-4 1-2f		1B 2B 1B	F8			G6-3 1B		5	1	3	0	0	0	3
Vada Pinson, L (1, 8) OBP: 0.358, SLG: 0.530	SSS K		E6 HR	1-2 2B 1B	F8			G6-3 1-2f		5	2	1	0	0	1	2
Frank Robinson, R (1, 7) OBP: 0.388, SLG: 0.458	F3		2-H HR	1-H 2-H 1B 2B	SSS K			F9		5	2	2	4	0	1	1
Gordy Coleman, L (1, 3) OBP: 0.297, SLG: 0.391		1B 2B	BBB 2B FC5-2-5 BB	2-H 1B 1B		4-3				3	2	2	1	1	0	0
Johnny Edwards, L (1, 2) OBP: 0.319, SLG: 0.373		6-3	FC5-2-5 1-3 2B	2-H 1B 1B		4-3				4	0	2	1	0	0	1
Gene Freese, R (1, 5) OBP: 0.306, SLG: 0.386		BB 1B 2-H 1B	SSS K	SSS K		6-3				4	0	1	1	0	2	3
Leo Cardenas, R (1, 6) OBP: 0.258, SLG: 0.307		BB 1-2 1B	FC5-2-5 2-3 3-H	1-2 1B			5-3			4	0	2	0	0	0	2
Joey Jay, S (1, 1) OBP: 0.156, SLG: 0.159		SSS K	SSS K	SSS K			F8			4	0	0	0	0	3	6
Inning Stats	R: 0 H: 1 E: 0 LOB: 1 K: 1 BB: 0 S: 6 P: 6	R: 1 H: 3 E: 0 LOB: 3 K: 1 BB: 1 S: 8 P: 12	R: 2 H: 2 E: 1 LOB: 2 K: 2 BB: 1 S: 10 P: 14	R: 4 H: 6 E: 0 LOB: 2 K: 2 BB: 0 S: 13 P: 13	R: 1 H: 1 E: 0 LOB: 0 K: 1 BB: 0 S: 6 P: 6	R: 0 H: 0 E: 0 LOB: 0 K: 0 BB: 0 S: 3 P: 3	R: 0 H: 0 E: 0 LOB: 0 K: 1 BB: 0 S: 5 P: 5	R: 0 H: 1 E: 0 LOB: 0 K: 0 BB: 0 S: 3 P: 3		1B: 9 SF: 0 2B: 3 SAC: 0 3B: 0 DP: 1 HR: 2 HBP: 0					WP: 0 PA: 40 PB: 0 SB: 0 CS: 0	

BOTTOM

Chicago Cubs @ Cincinnati Reds

Crosley Field, Cincinnati, OH

Fri Aug 16 1963, 7:05 PM EDT

Att. 19,481 - Unknown

livebaseballscorecards.com

AB	38
R	8
H	14
RBI	8
BB	2
SO	8
LOB	18

PITCHER		IP	WLS	BF	H	R	ER	SO	BB	IBB	HBP	BLK	WP	HR	S	P	ERA	WHIP
Glen Hobbie, R ERA: 4.16	(1, 1)	3.1	L	22	9	6	5	4	2	0	0	0	0	1	28	36	13.50	3.300
Don Elston, R ERA: 2.19	(4, 1)	0.2		5	3	1	1	2	0	0	0	0	0	0	9	9	13.50	4.500
Cal Koonce, R ERA: 5.94	(5, 1)	4.0		13	2	1	1	2	0	0	0	0	0	1	17	17	2.25	0.500

PITCHER	IP	WLS	BF	H	R	ER	SO	BB	IBB	HBP	BLK	WP	HR	S	P	ERA	WHIP

Chicago Cubs @ Cincinnati Reds

Crosley Field, Cincinnati, OH

Sat Aug 17 1963, 3:33 AM EDT

Att. 8,719 - Unknown

TOP

Batter	1	2	3	4	5	6	7	8	9	AB	R	H	RBI	BB	SO	LOB
Lou Brock, L (1, 9) OBP: 0.311, SLG: 0.402	K		S 1B			3-1		2B 2B	K	4	0	2	0	0	1	0
Leo Burke, R (9, PH) OBP: 0.229, SLG: 0.321										1	0	0	0	0	1	1
Ken Hubbs, R (1, 4) OBP: 0.289, SLG: 0.331	6-3		K 1-2			E 1B 1B		1-3		4	0	1	0	0	1	2
Billy Williams, L (1, 7) OBP: 0.374, SLG: 0.520	1B		4-3			E3 G4-3 1-3 1B		2-3 2B		4	0	3	0	0	0	1
Ron Santo, R (1, 5) OBP: 0.334, SLG: 0.491	K			F8		G4-3 1-2f		IBB		3	0	0	0	1	1	3
Ellis Burton, S (1, 8) OBP: 0.312, SLG: 0.448		K		P6			K	K		4	0	0	0	0	3	3
14 Ernie Banks, R (1, 3) OBP: 0.287, SLG: 0.417		F9		K			L4	F3		4	0	0	0	0	1	3
Merritt Ranew, L (1, 2) OBP: 0.417, SLG: 0.567		HR			K		2B		K	4	1	2	1	0	2	0
Andre Rodgers, R (1, 6) OBP: 0.316, SLG: 0.285		L8			6-3		BB		BB	2	0	0	0	2	0	0
Nelson Mathews, R (9, PR) OBP: 0.237, SLG: 0.272										0	0	0	0	0	0	0
Tom Baker, L (1, 1)			K		F5		K		K	2	0	0	0	0	1	0
Don Landrum, L (7, PH) OBP: 0.297, SLG: 0.292										1	0	0	0	0	1	2
Don Elston, R (7, 1)										0	0	0	0	0	0	0
Steve Boros, R (9, PH) OBP: 0.288, SLG: 0.394										1	0	0	0	0	1	1

	AB	34
	R	1
	H	8
	RBI	1
	BB	3
	SO	13
	LOB	16

Inning Stats	1	2	3	4	5	6	7	8	9
	R: 0 E: 0 K: 2 S: 8	H: 1 LOB: 1 BB: 0 P: 8	R: 1 E: 0 K: 1 S: 6	H: 1 LOB: 0 BB: 0 P: 6	R: 0 E: 0 K: 2 S: 8	H: 1 LOB: 1 BB: 0 P: 8	R: 0 E: 0 K: 1 S: 5	H: 0 LOB: 0 BB: 0 P: 5	R: 0 E: 0 K: 1 S: 5	H: 0 LOB: 0 BB: 0 P: 5	R: 0 E: 1 K: 0 S: 4	H: 2 LOB: 1 BB: 0 P: 4	R: 0 E: 0 K: 2 S: 8	H: 1 LOB: 2 BB: 1 P: 12	R: 0 E: 0 K: 1 S: 7	H: 2 LOB: 3 BB: 1 P: 11	R: 0 E: 0 K: 3 S: 9	H: 0 LOB: 1 BB: 1 P: 13

	1B: 4	SF: 0	WP: 0	PA: 37
	2B: 3	SAC: 0	PB: 0	
	3B: 0	DP: 1	SB: 1	
	HR: 1	HBP: 0	CS: 0	

livebaseballscorecards.com

PITCHER		IP	WLS	BF	H	R	ER	SO	BB	IBB	HBP	BLK	WP	HR	S	P	ERA	WHIP
Bob Purkey, R ERA: 3.4	(1, 1)	7.1	W	31	8	1	1	9	1	1	0	0	0	1	47	55	1.23	1.227
Bill Henry, L ERA: 5.5	(8, 1)	0.1		1	0	0	0	1	0	0	0	0	0	0	3	3	0.00	0.000
Al Worthington, R ERA: 2.89	(8, 1)	1.0		4	0	0	0	2	1	0	0	0	0	0	7	11	0.00	1.000
Joe Nuxhall, L ERA: 2.72	(9, 1)	0.1	S	1	0	0	0	1	0	0	0	0	0	0	3	3	0.00	0.000

PITCHER	IP	WLS	BF	H	R	ER	SO	BB	IBB	HBP	BLK	WP	HR	S	P	ERA	WHIP

Batter	1	2	3	4	5	6	7	8	9	AB	R	H	RBI	BB	SO	LOB
Pete Rose, S (1, 4) OBP: 0.341, SLG: 0.375	G5-4-3 1B		4-3	4-3			F7			4	0	1	0	0	0	2
Tommy Harper, R (1, 9) OBP: 0.368, SLG: 0.420	G5-4-3 1-2f		1B		F5		1-3			4	0	1	0	0	0	1
Vada Pinson, L (1, 8) OBP: 0.357, SLG: 0.527	1B 1B		K		F7		K			4	0	1	0	0	2	1
Marty Keough, L (8, 8) OBP: 0.352, SLG: 0.408										0	0	0	0	0	0	0
Frank Robinson, R (1, 7) OBP: 0.388, SLG: 0.459	1-2 1B			F9	1B			6-3		4	0	2	0	0	0	0
Gene Freese, R (1, 5) OBP: 0.304, SLG: 0.383	1-3			E 1B 1B	F9			K		1	0	0	0	0	0	2
Charlie Neal, R (3, 5) OBP: 0.299, SLG: 0.301										3	1	1	0	0	1	1
Don Pavletich, R (1, 3) OBP: 0.286, SLG: 0.296		6-3	E6 BB 1B 1-3 SF7			F8		K		4	1	0	0	0	1	1
Leo Cardenas, R (1, 6) OBP: 0.258, SLG: 0.307		K	BB 1-2 3-H 1B			K				3	0	1	1	0	2	0
Johnny Edwards, L (1, 2) OBP: 0.321, SLG: 0.372		F9	BB 1-2 2-3			BB				1	0	0	0	2	0	0
Bob Purkey, R (1, 1) OBP: 0.182, SLG: 0.103		K	SF7 3-H			F7				2	0	0	1	0	1	1
Bill Henry, L (8, 1) OBP: 0.167, SLG: 0.200										0	0	0	0	0	0	0
Al Worthington, R (8, 1) OBP: 0.100, SLG: 0.200										0	0	0	0	0	0	0
Joe Nuxhall, L (9, 1) OBP: 0.185, SLG: 0.208										0	0	0	0	0	0	0
Inning Stats	R: 0 E: 0 K: 0 S: 5 H: 3 LOB: 2 BB: 0 P: 5	R: 0 E: 0 K: 1 S: 5 H: 0 LOB: 0 BB: 0 P: 5	R: 0 E: 0 K: 2 S: 8 H: 1 LOB: 1 BB: 0 P: 8	R: 2 E: 1 K: 0 S: 6 H: 2 LOB: 2 BB: 1 P: 10	R: 0 E: 0 K: 0 S: 4 H: 1 LOB: 1 BB: 0 P: 4	R: 0 E: 0 K: 1 S: 5 H: 0 LOB: 1 BB: 1 P: 9	R: 0 E: 0 K: 1 S: 5 H: 0 LOB: 0 BB: 0 P: 5	R: 0 E: 0 K: 2 S: 7 H: 0 LOB: 0 BB: 0 P: 7		1B: 7 2B: 0 3B: 0 HR: 0 SF: 1 SAC: 0 DP: 1 HBP: 0				WP: 0 PB: 0 SB: 0 CS: 0 PA: 33	

PITCHER	IP	WLS	BF	H	R	ER	SO	BB	IBB	HBP	BLK	WP	HR	S	P	ERA	WHIP
Tom Baker, L (1, 1) ERA: 1.54	6.0	L	27	7	2	0	4	2	0	0	0	0	0	33	41	0.00	1.500
Don Elston, R (7, 1) ERA: 2.11	2.0		6	0	0	0	3	0	0	0	0	0	0	12	12	0.00	0.000

PITCHER	IP	WLS	BF	H	R	ER	SO	BB	IBB	HBP	BLK	WP	HR	S	P	ERA	WHIP

BOTTOM

Chicago Cubs @ Cincinnati Reds

Crosley Field, Cincinnati, OH

Sat Aug 17 1963, 3:33 AM EDT

Att. 8,719 - Unknown

livebaseballscorecards.com

AB	30
R	2
H	7
RBI	2
BB	2
SO	7
LOB	9

Batter	1	2	3	4	5	6	7	8	9	AB	R	H	RBI	BB	SO	LOB
Lou Brock, L (1, 9) OBP: 0.313, SLG: 0.406	K		1B		K		2B			4	0	2	0	0	2	0
Ken Hubbs, R (1, 4) OBP: 0.288, SLG: 0.330	F8		1B		K		L4			4	0	1	0	0	1	1
Billy Williams, L (1, 7) OBP: 0.373, SLG: 0.518	L8		K			E6		1B		4	0	1	0	0	1	3
Ron Santo, R (1, 5) OBP: 0.333, SLG: 0.488		6-3	F2			E BB		K		3	1	0	0	1	1	4
Ellis Burton, S (1, 8) OBP: 0.311, SLG: 0.449		4-3		G3		E4 14 SF9 1-H 2B		F3		4	1	1	1	0	0	1
14 Ernie Banks, R (1, 3) OBP: 0.287, SLG: 0.416		1B		K		SF9 3-H		F7		3	0	1	1	0	1	1
Merritt Ranew, L (1, 2) OBP: 0.415, SLG: 0.560		K		FC4 1B		K			K	3	0	1	0	0	2	1
Jimmie Schaffer, R (8, 2) OBP: 0.327, SLG: 0.500										1	0	0	0	0	1	0
Andre Rodgers, R (1, 6) OBP: 0.314, SLG: 0.283			P4	FC4 1-2f			5-3		5-3	3	0	0	0	0	0	1
Alex Grammas, R (8, 6) OBP: 0.111, SLG: 0.111										1	0	0	0	0	0	0
Larry Jackson, R (1, 1) OBP: 0.194, SLG: 0.243			1B 1B 1B		6-3		K		3-1	3	0	1	0	0	1	0
Lindy McDaniel, R (8, 1) OBP: 0.063, SLG: 0.250										1	0	0	0	0	0	0
Inning Stats	R: 0 E: 0 K: 1 S: 5 H: 0 LOB: 0 BB: 0 P: 5	R: 0 E: 0 K: 1 S: 6 H: 1 LOB: 1 BB: 0 P: 6	R: 0 E: 0 K: 1 S: 8 H: 3 LOB: 3 BB: 0 P: 8	R: 0 E: 0 K: 1 S: 6 H: 1 LOB: 1 BB: 0 P: 6	R: 0 E: 0 K: 2 S: 7 H: 0 LOB: 0 BB: 0 P: 7	R: 2 E: 2 K: 1 S: 6 H: 1 LOB: 0 BB: 1 P: 10	R: 0 E: 0 K: 1 S: 6 H: 1 LOB: 1 BB: 0 P: 6	R: 0 E: 0 K: 1 S: 6 H: 1 LOB: 1 BB: 0 P: 6	R: 0 E: 0 K: 1 S: 5 H: 0 LOB: 0 BB: 0 P: 5	1B: 6 2B: 2 3B: 0 HR: 0 SF: 1 SAC: 0 DP: 0 HBP: 0						

PITCHER		IP	WLS	BF	H	R	ER	SO	BB	IBB	HBP	BLK	WP	HR	S	P	ERA	WHIP
Jim Maloney, R ERA: 2.53	(1, 1)	7.0	L	29	7	2	1	8	1	0	0	0	0	0	44	48	1.29	1.143
Bill Henry, L ERA: 5.22	(8, 1)	2.0		7	1	0	0	2	0	0	0	0	0	0	11	11	0.00	0.500

PITCHER	IP	WLS	BF	H	R	ER	SO	BB	IBB	HBP	BLK	WP	HR	S	P	ERA	WHIP

TOP

Chicago Cubs @ Cincinnati Reds

Crosley Field, Cincinnati, OH

Sun Aug 18 1963, 3:33 AM EDT

Unknown

livebaseballscorecards.com

AB	34
R	2
H	8
RBI	2
BB	1
SO	10
LOB	12

WP: 0 PA: 36
PB: 0
SB: 0
CS: 0

Batter	1	2	3	4	5	6	7	8	9	AB	R	H	RBI	BB	SO	LOB
Pete Rose, S (1, 4) OBP: 0.340, SLG: 0.372	K		K		G4-6-3			1B, SH, HBP		3	0	0	0	0	2	2
Tommy Harper, R (1, 9) OBP: 0.365, SLG: 0.415	6-3		FC4			6-3		SH, 1B		3	0	0	0	0	0	1
Vada Pinson, L (1, 8) OBP: 0.356, SLG: 0.525	K		G3			5-3		FC4-6, 1B		4	0	1	0	0	1	1
Frank Robinson, R (1, 7) OBP: 0.385, SLG: 0.454		6-3		E5, FC3-6		F9		K		4	0	0	0	0	1	3
Gordy Coleman, L (1, 3) OBP: 0.294, SLG: 0.386		G3		FC3-6, FC4-6			K	K		4	0	0	0	0	2	4
Johnny Edwards, L (1, 2) OBP: 0.321, SLG: 0.379		HR		F8			F7	FC4-6		4	1	1	1	0	0	4
Leo Cardenas, R (1, 6) OBP: 0.258, SLG: 0.307		E1		FC4-6			1B		5-3	4	0	1	0	0	0	1
Charlie Neal, R (1, 5) OBP: 0.297, SLG: 0.299		K			1-3		1B		K	2	0	0	0	0	1	1
Marty Keough, L (7, PH) OBP: 0.356, SLG: 0.412										1	0	1	0	0	0	0
Bill Henry, L (8, 1) OBP: 0.167, SLG: 0.200										0	0	0	0	0	0	0
Gene Freese, R (9, PH) OBP: 0.303, SLG: 0.381										1	0	0	0	0	1	0
Jim Maloney, L (1, 1) OBP: 0.186, SLG: 0.149			E4, FC4		G4-6-3, 1B		F2		F5	2	0	1	0	0	0	0
Bob Skinner, L (7, PH) OBP: 0.326, SLG: 0.366										1	0	0	0	0	0	2
Eddie Kasko, R (8, 5) OBP: 0.291, SLG: 0.280										1	0	0	0	0	0	0
Inning Stats	R: 0 E: 0 K: 2 S: 7 H: 0 LOB: 0 BB: 0 P: 7	R: 1 E: 1 K: 1 S: 7 H: 1 LOB: 1 BB: 0 P: 7	R: 0 E: 1 K: 1 S: 6 H: 0 LOB: 1 BB: 0 P: 6	R: 0 E: 1 K: 0 S: 4 H: 0 LOB: 1 BB: 0 P: 4	R: 0 E: 0 K: 0 S: 3 H: 1 LOB: 0 BB: 0 P: 3	R: 0 E: 0 K: 0 S: 3 H: 0 LOB: 0 BB: 0 P: 3	R: 0 E: 0 K: 1 S: 7 H: 2 LOB: 2 BB: 0 P: 7	R: 0 E: 0 K: 2 S: 9 H: 1 LOB: 3 BB: 0 P: 10	R: 0 E: 0 K: 1 S: 5 H: 0 LOB: 0 BB: 0 P: 5	1B: 4 2B: 0 3B: 0 HR: 1	SF: 0 SAC: 1 DP: 1 HBP: 1			WP: 0 PB: 0 SB: 0 CS: 0	PA: 36		

PITCHER		IP	WLS	BF	H	R	ER	SO	BB	IBB	HBP	BLK	WP	HR	S	P	ERA	WHIP
Larry Jackson, R ERA: 2.09	(1, 1)	7.0	W	30	5	1	1	5	0	0	1	0	0	1	39	40	1.29	0.714
Lindy McDaniel, R ERA: 3.53	(8, 1)	2.0	S	6	0	0	0	3	0	0	0	0	0	0	12	12	0.00	0.000

PITCHER	IP	WLS	BF	H	R	ER	SO	BB	IBB	HBP	BLK	WP	HR	S	P	ERA	WHIP

BOTTOM

Chicago Cubs @ Cincinnati Reds

Crosley Field, Cincinnati, OH

Sun Aug 18 1963, 3:33 AM EDT

Unknown

livebaseballscorecards.com

AB	34
R	1
H	5
RBI	1
BB	0
SO	8
LOB	19

Batter	1	2	3	4	5	6	7	8	9	AB	R	H	RBI	BB	SO	LOB
Lou Brock, L (1, 9) OBP: 0.315, SLG: 0.416	K2-3			HR 2B		HR		FC4-6 CS 1-2f		4	2	2	1	0	1	1
Ken Hubbs, R (1, 4) OBP: 0.286, SLG: 0.327	F8			5-3		K		1-3 1-2		4	0	0	0	0	1	2
Billy Williams, L (1, 7) OBP: 0.376, SLG: 0.526	4-3			HR 2-H		1B			1B 14 SF7	4	2	3	2	0	0	0
Ron Santo, R (1, 5) OBP: 0.335, SLG: 0.488		L8		5-3		1-3 1B			1-3 1B	4	0	2	0	0	0	0
Ellis Burton, S (1, 8) OBP: 0.306, SLG: 0.441		F8		F9		F7			F5	4	0	0	0	0	0	4
14 Ernie Banks, R (1, 3) OBP: 0.284, SLG: 0.413		K			5-3		F9		SF7 3-H	3	0	0	1	0	1	0
Merritt Ranew, L (1, 2) OBP: 0.400, SLG: 0.538			4-3		6-3		K		L6	4	0	0	0	0	1	1
Alex Grammas, R (1, 6) OBP: 0.083, SLG: 0.083			F9		F9		F9			3	0	0	0	0	0	0
Paul Toth, R (1, 1) OBP: 0.088, SLG: 0.031			3-1			K			FC4-6 1B	3	0	1	0	0	1	0
Inning Stats	R: 0 E: 0 K: 1 S: 5 H: 0 LOB: 0 BB: 0 P: 5	R: 0 E: 0 K: 1 S: 5 H: 0 LOB: 0 BB: 0 P: 5	R: 0 E: 0 K: 0 S: 3 H: 0 LOB: 0 BB: 0 P: 3	R: 2 E: 0 K: 0 S: 5 H: 2 LOB: 0 BB: 0 P: 5	R: 0 E: 0 K: 0 S: 3 H: 0 LOB: 0 BB: 0 P: 3	R: 1 E: 0 K: 2 S: 10 H: 3 LOB: 2 BB: 0 P: 10	R: 0 E: 0 K: 1 S: 5 H: 0 LOB: 0 BB: 0 P: 5	R: 0 E: 0 K: 0 S: 3 H: 1 LOB: 0 BB: 0 P: 3	R: 1 E: 0 K: 0 S: 5 H: 2 LOB: 1 BB: 0 P: 5	1B: 5 2B: 1 3B: 0 HR: 2 SF: 1 SAC: 0 DP: 0 HBP: 0	WP: 0 PB: 0 SB: 0 CS: 1 PA: 34					

TOP

Chicago Cubs @ Cincinnati Reds

Crosley Field, Cincinnati, OH

Sun Aug 18 1963, 3:38 AM EDT

Att. 22,217 - Unknown

livebaseballscorecards.com

AB	33
R	4
H	8
RBI	4
BB	0
SO	5
LOB	8

PITCHER		IP	WLS	BF	H	R	ER	SO	BB	IBB	HBP	BLK	WP	HR	S	P	ERA	WHIP
John Tsitouris, R ERA: 3.62	(1, 1)	7.0	L	26	5	3	3	5	0	0	0	0	0	2	36	36	3.86	0.714
Al Worthington, R ERA: 2.94	(8, 1)	2.0		8	3	1	1	0	0	0	0	0	0	0	8	8	4.50	1.500

PITCHER	IP	WLS	BF	H	R	ER	SO	BB	IBB	HBP	BLK	WP	HR	S	P	ERA	WHIP

Chicago Cubs @ Cincinnati Reds

Crosley Field, Cincinnati, OH

Sun Aug 18 1963, 3:38 AM EDT

Att. 22,217 - Unknown

BOTTOM

Batter	1	2	3	4	5	6	7	8	9	AB	R	H	RBI	BB	SO	LOB
Pete Rose, S (1, 4) OBP: 0.340, SLG: 0.371	F7		4-3 S 1B		4-3			4-3		4	0	1	0	0	0	0
Bob Skinner, L (1, 7) OBP: 0.325, SLG: 0.362	4-3		BBBB 4-3 1-2 BB		SSS K			P6		3	0	0	0	1	1	0
Vada Pinson, L (1, 8) OBP: 0.354, SLG: 0.521	SSS K		4-3 1-2 2-3			G3		F7		4	0	0	0	0	1	2
Frank Robinson, R (1, 9) OBP: 0.386, SLG: 0.452		BBBB 1-3 BB	IIII IBB			F9			5-3	2	0	0	0	2	0	0
Marty Keough, L (1, 3) OBP: 0.348, SLG: 0.401		F5	P5			F7			F9	4	0	0	0	0	0	4
Johnny Edwards, L (1, 2) OBP: 0.320, SLG: 0.377		1-3 1-2		F8			6-3		1B 1B	4	0	1	0	0	0	1
Leo Cardenas, R (1, 6) OBP: 0.260, SLG: 0.311		E6		1-3			2B		1-2 1B	4	0	2	0	0	0	1
Charlie Neal, R (1, 5) OBP: 0.293, SLG: 0.295		F7		L6			P4		6-3	4	0	0	0	0	0	5
John Tsitouris, R (1, 1) OBP: 0.049, SLG: 0.050			5-3		6-3		4-3			2	0	0	0	0	0	0
Gordy Coleman, L (7, PH) OBP: 0.293, SLG: 0.384										1	0	0	0	0	0	1
Al Worthington, R (8, 1) OBP: 0.100, SLG: 0.200										0	0	0	0	0	0	0

Inning Stats	1	2	3	4	5	6	7	8	9
	R: 0 E: 0 K: 1 S: 5 H: 0 LOB: 0 BB: 0 P: 5	R: 0 E: 1 K: 0 S: 4 H: 0 LOB: 2 BB: 1 P: 8	R: 0 E: 0 K: 0 S: 4 H: 1 LOB: 3 BB: 2 P: 12	R: 0 E: 0 K: 0 S: 3 H: 0 LOB: 0 BB: 0 P: 3	R: 0 E: 0 K: 1 S: 5 H: 0 LOB: 0 BB: 0 P: 5	R: 0 E: 0 K: 0 S: 3 H: 0 LOB: 0 BB: 0 P: 3	R: 0 E: 0 K: 0 S: 4 H: 1 LOB: 1 BB: 0 P: 4	R: 0 E: 0 K: 0 S: 3 H: 0 LOB: 0 BB: 0 P: 3	R: 0 E: 0 K: 0 S: 5 H: 2 LOB: 2 BB: 0 P: 5

1B: 3 2B: 1 3B: 0 HR: 0 SF: 0 SAC: 0 DP: 0 HBP: 0 WP: 0 PB: 0 SB: 1 CS: 0 PA: 35

PITCHER	IP	WLS	BF	H	R	ER	SO	BB	IBB	HBP	BLK	WP	HR	S	P	ERA	WHIP
Paul Toth, R (1, 1) ERA: 2.82	9.0	W	35	4	0	0	2	2	1	0	0	0	0	36	48	0.00	0.667

PITCHER	IP	WLS	BF	H	R	ER	SO	BB	IBB	HBP	BLK	WP	HR	S	P	ERA	WHIP

AB	32
R	0
H	4
RBI	0
BB	3
SO	2
LOB	14

livebaseballscorecards.com

Pittsburgh Pirates @ Chicago Cubs

Wrigley Field, Chicago, IL

Tue Aug 20 1963, 3:33 AM CDT

Att. 15,161 - Unknown

livebaseballscorecards.com

Batter	1	2	3	4	5	6	7	8	9	AB	R	H	RBI	BB	SO	LOB
Bob Bailey, R (1, 5) OBP: 0.305, SLG: 0.327	F9		4-3		F7		6-3			4	0	0	0	0	0	1
Bill Virdon, L (1, 8) OBP: 0.315, SLG: 0.374	HR, WP, 1B		L9			F9		F8		4	1	1	0	0	0	0
Roberto Clemente, R (1, 9) OBP: 0.367, SLG: 0.472	1-2 HR		BB			F9		4-3		2	1	0	0	2	0	0
Jerry Lynch, L (1, 7) OBP: 0.328, SLG: 0.459	1-H 2-H HR		4-3			F3		1B		4	1	2	3	0	0	1
Manny Mota, R (8, PR) (8, 7) OBP: 0.381, SLG: 0.373										0	0	0	0	0	0	0
Willie Stargell, L (1, 3) OBP: 0.258, SLG: 0.358	F8			3-1			4-3	4-3		4	0	0	0	0	0	1
Bill Mazeroski, R (1, 4) OBP: 0.317, SLG: 0.400	1-3			F7			HR		6-3	4	1	1	1	0	0	0
Jim Pagliaroni, R (1, 2) OBP: 0.350, SLG: 0.407		F8		F5			HR		K	4	1	1	1	0	1	0
Dick Schofield, S (1, 6) OBP: 0.341, SLG: 0.313		3-1			L3		2B		BB	3	0	1	0	1	0	0
Don Cardwell, R (1, 1) OBP: 0.145, SLG: 0.070		K			P6		K		K	4	0	0	0	0	3	2
Al McBean, R (9, 1) OBP: 0.172, SLG: 0.276										0	0	0	0	0	0	0
Roy Face, R (9, 1) OBP: 0.250, SLG: 0.250										0	0	0	0	0	0	0
Inning Stats	R: 3 E: 0 K: 0 S: 5 H: 2 LOB: 0 BB: 1 P: 9	R: 0 E: 0 K: 1 S: 5 H: 0 LOB: 0 BB: 0 P: 5	R: 0 E: 0 K: 0 S: 3 H: 0 LOB: 1 BB: 1 P: 7	R: 0 E: 0 K: 0 S: 3 H: 0 LOB: 0 BB: 0 P: 3	R: 0 E: 0 K: 0 S: 3 H: 0 LOB: 0 BB: 0 P: 3	R: 0 E: 0 K: 0 S: 3 H: 0 LOB: 0 BB: 0 P: 3	R: 2 E: 0 K: 1 S: 8 H: 3 LOB: 1 BB: 0 P: 8	R: 0 E: 0 K: 0 S: 4 H: 1 LOB: 1 BB: 0 P: 4	R: 0 E: 0 K: 2 S: 7 H: 0 LOB: 1 BB: 1 P: 11	1B: 2 2B: 1 3B: 0 HR: 3	SF: 0 SAC: 0 DP: 0 HBP: 0						

TOP

AB	33
R	5
H	6
RBI	5
BB	3
SO	4
LOB	5

WP: 1 PB: 0 SB: 0 CS: 0 PA: 36

PITCHER		IP	WLS	BF	H	R	ER	SO	BB	IBB	HBP	BLK	WP	HR	S	P	ERA	WHIP
Bob Buhl, R ERA: 3.46	(1, 1)	6.1	L	26	5	5	5	1	2	0	0	0	1	3	26	34	7.11	1.105
Don Elston, R ERA: 2.05	(7, 1)	1.2		6	1	0	0	1	0	0	0	0	0	0	8	8	0.00	0.600
Glen Hobbie, R ERA: 4.13	(9, 1)	1.0		4	0	0	0	2	1	0	0	0	0	0	7	11	0.00	1.000

PITCHER	IP	WLS	BF	H	R	ER	SO	BB	IBB	HBP	BLK	WP	HR	S	P	ERA	WHIP

Batter	1	2	3	4	5	6	7	8	9	AB	R	H	RBI	BB	SO	LOB
Lou Brock, L (1, 9) OBP: 0.314, SLG: 0.417	4-3		1-3			F8		2B		4	0	1	0	0	0	1
Ken Hubbs, R (1, 4) OBP: 0.286, SLG: 0.329	F7			2B		G5-4-3 1-2f		P6		4	0	1	0	0	0	2
Billy Williams, L (1, 7) OBP: 0.375, SLG: 0.524	P4			P6			4-3		1B 14 1B 1B	4	1	1	0	0	0	1
Ron Santo, R (1, 5) OBP: 0.338, SLG: 0.497		HR		BBBB G4-6-3 BB			2B 14 SF7 2B		F9	3	2	2	1	1	0	1
Ellis Burton, S (1, 8) OBP: 0.309, SLG: 0.446		L9		G4-6-3 1-2f			2-3 2B		14 1B 1-3 1B	4	0	2	0	0	0	2
14 Ernie Banks, R (1, 3) OBP: 0.284, SLG: 0.412		5-3			SSS K		SF7 3-H		1-3 3-H 1B	3	0	1	2	0	1	0
Merritt Ranew, L (1, 2) OBP: 0.386, SLG: 0.519		5-3			4-3		P4		P4	4	0	0	0	0	0	3
Andre Rodgers, R (1, 6) OBP: 0.313, SLG: 0.282			6-3		F9			1-3	K	2	0	0	0	0	0	0
Don Landrum, L (8, PH) OBP: 0.296, SLG: 0.290										1	0	0	0	0	0	0
Alex Grammas, R (9, 6) OBP: 0.083, SLG: 0.083										0	0	0	0	0	0	0
Leo Burke, R (9, PH) OBP: 0.226, SLG: 0.316										1	0	0	0	0	1	2
Bob Buhl, R (1, 1) OBP: 0.111, SLG: 0.111			SSS K			G5-4-3 1B		SSS K		2	0	1	0	0	1	0
Don Elston, R (7, 1)										0	0	0	0	0	0	0
Steve Boros, R (8, PH) OBP: 0.284, SLG: 0.389										1	0	0	0	0	1	0
Glen Hobbie, R (9, 1) OBP: 0.105, SLG: 0.081										0	0	0	0	0	0	0
Inning Stats	R: 0 E: 0 K: 0 S: 3 H: 0 LOB: 0 BB: 0 P: 3	R: 1 E: 0 K: 0 S: 4 H: 1 LOB: 0 BB: 0 P: 4	R: 0 E: 0 K: 1 S: 5 H: 0 LOB: 0 BB: 0 P: 5	R: 0 E: 0 K: 0 S: 3 H: 1 LOB: 1 BB: 1 P: 7	R: 0 E: 0 K: 1 S: 5 H: 0 LOB: 0 BB: 0 P: 5	R: 0 E: 0 K: 0 S: 3 H: 1 LOB: 0 BB: 0 P: 3	R: 1 E: 0 K: 0 S: 5 H: 2 LOB: 1 BB: 0 P: 5	R: 0 E: 0 K: 1 S: 6 H: 1 LOB: 1 BB: 0 P: 6	R: 1 E: 0 K: 1 S: 8 H: 3 LOB: 2 BB: 0 P: 8	1B: 4 2B: 4 3B: 0 HR: 1 SF: 1 SAC: 0 DP: 2 HBP: 0						

PITCHER		IP	WLS	BF	H	R	ER	SO	BB	IBB	HBP	BLK	WP	HR	S	P	ERA	WHIP
Don Cardwell, R ERA: 3.28	(1, 1)	8.0	W	30	7	3	3	3	1	0	0	0	0	1	35	39	3.38	1.000
Al McBean, R ERA: 2.1	(9, 1)	0.1		3	2	0	0	0	0	0	0	0	0	0	3	3	0.00	6.000
Roy Face, R ERA: 2.44	(9, 1)	0.2	S	2	0	0	0	1	0	0	0	0	0	0	4	4	0.00	0.000

PITCHER	IP	WLS	BF	H	R	ER	SO	BB	IBB	HBP	BLK	WP	HR	S	P	ERA	WHIP

BOTTOM

Pittsburgh Pirates @ Chicago Cubs

Wrigley Field, Chicago, IL

Tue Aug 20 1963, 3:33 AM CDT

Att. 15,161 - Unknown

livebaseballscorecards.com

AB	33
R	3
H	9
RBI	3
BB	1
SO	4
LOB	12

WP: 0	PB: 0	SB: 0	CS: 0
PA: 35			

Pittsburgh Pirates @ Chicago Cubs

Wrigley Field, Chicago, IL

Wed Aug 21 1963, 3:33 AM CDT

Att. 15,341 - Unknown

TOP

livebaseballscorecards.com

Batter	1	2	3	4	5	6	7	8	9	AB	R	H	RBI	BB	SO	LOB
Bob Bailey, R (1, 5) OBP: 0.306, SLG: 0.330	4-3		K			1B E 2B 1-H	3-1 1B 2B 1-2		K	5	2	2	1	0	2	0
Manny Mota, R (1, 7) OBP: 0.412, SLG: 0.397	5-3			FC1-6 1B		SH1-4 E SF9 1B 2-3	3-1 2B 1B 1-2 2-3		G4-3 BB	4	2	3	0	1	0	0
Roberto Clemente, R (1, 9) OBP: 0.366, SLG: 0.469	1B			FC1-6 G5-4-3 1-2f		E6 SF9 SH1-4 1-2 3-H	3-1 1-2 2-3 3-H		G4-3 1-2f	5	0	1	2	0	0	5
Bill Mazeroski, R (1, 4) OBP: 0.317, SLG: 0.402	F9			G5-4-3 1-2f		SH1-4 1-2 2-3	2B 2-H 3-H			3	0	1	2	0	0	2
Donn Clendenon, R (1, 3) OBP: 0.338, SLG: 0.449		K			K	SF9 2-3 3-H	F2			3	0	0	1	0	2	1
Jim Pagliaroni, R (1, 2) OBP: 0.352, SLG: 0.406		G4-6-3 1B			K	IBB		6-3		3	0	1	0	1	1	0
Bill Virdon, L (1, 8) OBP: 0.314, SLG: 0.372		G4-6-3 1-2f			BB	K		K		3	0	0	0	1	2	3
Dick Schofield, S (1, 6) OBP: 0.340, SLG: 0.313			F8		F8		1B 1B 3-1 1B	K		4	1	1	0	0	1	1
Joe Gibbon, R (1, 1) OBP: 0.031, SLG: 0.031			K			2B 1B	F9		HR	1	0	0	0	0	1	0
Johnny Logan, R (6, PH) OBP: 0.326, SLG: 0.254										1	1	1	0	0	0	0
Tommie Sisk, R (6, 1)										0	0	0	0	0	0	0
Harvey Haddix, L (6, 1) OBP: 0.182, SLG: 0.400										0	0	0	0	0	0	0
Ted Savage, R (7, PH) OBP: 0.275, SLG: 0.336										1	0	0	0	0	0	1
Al McBean, R (7, 1) OBP: 0.172, SLG: 0.276										0	0	0	0	0	0	0
Jerry Lynch, L (9, PH) OBP: 0.331, SLG: 0.475										1	1	1	1	0	0	0
Roy Face, R (9, 1) OBP: 0.250, SLG: 0.250										0	0	0	0	0	0	0
Inning Stats	R: 0 E: 0 K: 0 S: 4 H: 1 LOB: 1 BB: 0 P: 4	R: 0 E: 0 K: 1 S: 5 H: 1 LOB: 0 BB: 0 P: 5	R: 0 E: 0 K: 2 S: 7 H: 0 LOB: 0 BB: 0 P: 7	R: 0 E: 0 K: 0 S: 3 H: 1 LOB: 0 BB: 0 P: 3	R: 0 E: 0 K: 2 S: 7 H: 0 LOB: 1 BB: 1 P: 11	R: 3 E: 1 K: 1 S: 9 H: 3 LOB: 2 BB: 1 P: 13	R: 3 E: 0 K: 0 S: 7 H: 4 LOB: 1 BB: 0 P: 7	R: 0 E: 0 K: 2 S: 7 H: 0 LOB: 0 BB: 0 P: 7	R: 1 E: 0 K: 1 S: 5 H: 1 LOB: 0 BB: 1 P: 9	1B: 8 2B: 2 3B: 0 HR: 1 SF: 1 SAC: 1 DP: 3 HBP: 0						

PITCHER		IP	WLS	BF	H	R	ER	SO	BB	IBB	HBP	BLK	WP	HR	S	P	ERA	WHIP
Dick Ellsworth, L ERA: 2.07	(1, 1)	6.1		29	9	6	5	6	1	1	0	0	0	0	39	47	7.11	1.579
Lindy McDaniel, R ERA: 3.53	(7, 1)	2.2	L	10	2	1	1	3	1	0	0	0	0	1	15	19	3.38	1.125

PITCHER	IP	WLS	BF	H	R	ER	SO	BB	IBB	HBP	BLK	WP	HR	S	P	ERA	WHIP

AB	34
R	7
H	11
RBI	7
BB	3
SO	9
LOB	13

WP: 0 PB: 0 SB: 0 CS: 0 PA: 39

Batter	1	2	3	4	5	6	7	8	9	AB	R	H	RBI	BB	SO	LOB
Steve Boros, R (1, 9) OBP: 0.294, SLG: 0.395	G5-4-3 1B		K		6-3	1B		F9		4	0	2	1	0	1	0
Alex Grammas, R (7, 6) OBP: 0.077, SLG: 0.077										1	0	0	0	0	0	0
Ken Hubbs, R (1, 4) OBP: 0.285, SLG: 0.327	G5-4-3 1-2f			F3	E S 1B	F9			6-3	5	0	1	0	0	0	2
Billy Williams, L (1, 7) OBP: 0.375, SLG: 0.522	G3			1B 1B	P5 1-3		1B 14 1B G5-4-3 BB		4-3	4	2	1	0	1	0	1
Ron Santo, R (1, 5) OBP: 0.342, SLG: 0.499		14 G6-4-3 CI 1B		1B FC5-2 1-3 1B	4-3		14 G5-4-3 1B 1-2 1B		S BB	4	0	3	0	1	0	1
Ellis Burton, S (1, 8) OBP: 0.315, SLG: 0.451		CI 14 G6-4-3 1-2		FC5-2 PB 1-3 3-H 1B		14 1B WP 1B	14 G5-4-3 1-2 2-3 1B		K 1-2	4	2	3	1	0	1	1
14 Ernie Banks, R (1, 3) OBP: 0.286, SLG: 0.412		G6-4-3 1-2f 2-3		4-0 PB FC5-2 IBB		WP WP 1-3 1B	G5-4-3 1-2f 2-3 3-H			3	1	1	0	1	0	4
Dick Bertell, R (1, 2) OBP: 0.309, SLG: 0.314	5-3			FC5-2 PB 1-2 2-3 3-Hf	K	5-3				2	0	0	0	0	0	4
Merritt Ranew, L (6, PH) OBP: 0.379, SLG: 0.509 (7, 2)										2	0	0	0	0	1	3
Andre Rodgers, R (1, 6) OBP: 0.313, SLG: 0.281			5-3	4-0 1-2 2-3 3-H IBB	4-0 WP 1B 1-3 3-H BB			1-3		1	0	0	0	1	0	0
Don Landrum, L (6, PH) OBP: 0.296, SLG: 0.290										0	0	0	0	0	0	0
Leo Burke, R (6, PH) OBP: 0.235, SLG: 0.316										0	1	0	0	1	0	0
Lou Brock, L (7, 9) OBP: 0.313, SLG: 0.416										1	0	0	0	0	0	0
Dick Ellsworth, L (1, 1) OBP: 0.190, SLG: 0.111			K	K		K 1-2 3-H		G3		3	0	0	0	0	3	4
Lindy McDaniel, R (7, 1) OBP: 0.059, SLG: 0.235										1	0	0	0	0	0	0
Inning Stats	R: 0 E: 0 K: 0 S: 3 H: 1 LOB: 0 BB: 0 P: 3	R: 0 E: 1 K: 0 S: 4 H: 1 LOB: 1 BB: 0 P: 4	R: 0 E: 0 K: 2 S: 7 H: 0 LOB: 0 BB: 0 P: 7	R: 2 E: 0 K: 1 S: 8 H: 3 LOB: 3 BB: 2 P: 16	R: 0 E: 0 K: 0 S: 4 H: 1 LOB: 1 BB: 0 P: 4	R: 3 E: 0 K: 2 S: 10 H: 3 LOB: 1 BB: 1 P: 14	R: 1 E: 0 K: 0 S: 4 H: 2 LOB: 1 BB: 1 P: 8	R: 0 E: 0 K: 0 S: 3 H: 0 LOB: 0 BB: 0 P: 3	R: 0 E: 0 K: 1 S: 5 H: 0 LOB: 1 BB: 1 P: 9	1B: 11 2B: 0 3B: 0 HR: 0 SF: 0 SAC: 0 DP: 3 HBP: 0						

PITCHER		IP	WLS	BF	H	R	ER	SO	BB	IBB	HBP	BLK	WP	HR	S	P	ERA	WHIP
Joe Gibbon, L ERA: 2.76	(1, 1)	5.0		22	6	2	2	3	0	2	0	0	0	0	26	34	3.60	1.200
Tommie Sisk, R ERA: 3.29	(6, 1)	0.1		3	2	2	2	1	0	0	0	0	0	0	5	5	54.00	6.000
Harvey Haddix, L ERA: 3.67	(6, 1)	0.2		4	1	1	1	1	1	0	0	0	2	0	5	9	13.50	3.000
Al McBean, R ERA: 2.14	(7, 1)	2.0	W	8	2	1	1	0	1	0	0	0	0	0	7	11	4.50	1.500
Roy Face, R ERA: 2.4	(9, 1)	1.0	S	4	0	0	0	1	1	0	0	0	0	0	5	9	0.00	1.000

PITCHER	IP	WLS	BF	H	R	ER	SO	BB	IBB	HBP	BLK	WP	HR	S	P	ERA	WHIP

BOTTOM

Pittsburgh Pirates @ Chicago Cubs

Wrigley Field, Chicago, IL

Wed Aug 21 1963, 3:33 AM CDT

Att. 15,341 - Unknown

livebaseballscorecards.com

AB	35
R	6
H	11
RBI	2
BB	5
SO	6
LOB	20

WP: 3 PB: 1 SB: 2 CS: 0 PA: 41

Pittsburgh Pirates @ Chicago Cubs

Wrigley Field, Chicago, IL

Thu Aug 22 1963, 3:33 AM CDT

Att. 9,310 - Unknown

TOP

livebaseballscorecards.com

Batter	1	2	3	4	5	6	7	8	9	AB	R	H	RBI	BB	SO	LOB
Bob Bailey, R (1, 5) OBP: 0.309, SLG: 0.342	SF8 3B		HR		F9		5-3		1B HR BB	4	3	2	1	1	0	0
Bill Virdon, L (1, 8) OBP: 0.317, SLG: 0.375	SF8 3-H		1B		1B		3-4-1		1-2 2-3 HR 1B	4	1	3	1	0	0	0
Roberto Clemente, R (1, 9) OBP: 0.364, SLG: 0.473	K		4-3		P3		4-3		1-H 2-H 3-H HR	5	1	1	4	0	1	2
Jerry Lynch, L (1, 7) OBP: 0.325, SLG: 0.466 Manny Mota, R (8, 7) OBP: 0.406, SLG: 0.391	1-3			6-3	4-3			5-3	K	4 1	0 0	0 0	0 0	0 0	0 1	1 0
Bill Mazeroski, R (1, 4) OBP: 0.318, SLG: 0.400		F9		1B 1B BB		4-3		G5-4-3 1B	F8	4	1	1	0	1	0	0
Donn Clendenon, R (1, 3) OBP: 0.340, SLG: 0.452		F9		1B 1-2 1B		1B 2B		G5-4-3 1-2f		4	1	2	0	0	0	1
Jim Pagliaroni, R (1, 2) OBP: 0.351, SLG: 0.403		5-3		F8		2-H 1B			P3	4	0	1	1	0	0	2
Dick Schofield, S (1, 6) OBP: 0.341, SLG: 0.314			K	1-3 2-H 1B	F7				2B 1B	4	1	2	1	0	1	1
Bob Friend, R (1, 1) OBP: 0.118, SLG: 0.107 Al McBean, R (7, 1) OBP: 0.200, SLG: 0.333			4-3	F7	F5				1B 1-H HR 2B	3 1	0 1	0 1	0 1	0 0	0 0	3 0

	AB	38
	R	9
	H	13
	RBI	9
	BB	2
	SO	3
	LOB	10

Inning Stats																				
	R: 1	H: 1	R: 0	H: 0	R: 1	H: 2	R: 1	H: 2	R: 0	H: 1	R: 1	H: 2	R: 0	H: 0	R: 0	H: 1	R: 5	H: 4	1B: 8	SF: 1	WP: 0	PA: 41
	E: 0	LOB: 0	E: 0	LOB: 0	E: 0	LOB: 1	E: 0	LOB: 2	E: 0	LOB: 1	E: 0	LOB: 1	E: 0	LOB: 0	E: 0	LOB: 0	E: 0	LOB: 0	2B: 2	SAC: 0	PB: 0	
	K: 1	BB: 0	K: 0	BB: 0	K: 1	BB: 0	K: 0	BB: 1	K: 0	BB: 0	K: 0	BB: 0	K: 0	BB: 0	K: 0	BB: 0	K: 1	BB: 1	3B: 1	DP: 1	SB: 0	
	S: 6	P: 6	S: 3	P: 3	S: 7	P: 7	S: 5	P: 9	S: 4	P: 4	S: 5	P: 5	S: 3	P: 3	S: 3	P: 3	S: 9	P: 13	HR: 2	HBP: 0	CS: 0	

PITCHER		IP	WLS	BF	H	R	ER	SO	BB	IBB	HBP	BLK	WP	HR	S	P	ERA	WHIP
Larry Jackson, R ERA: 2.17	(1, 1)	8.0	L	33	9	4	4	2	1	0	0	0	0	1	36	40	4.50	1.250
Don Elston, R ERA: 2.79	(9, 1)	1.0		8	4	5	5	1	1	0	0	0	0	1	9	13	45.00	5.000

PITCHER	IP	WLS	BF	H	R	ER	SO	BB	IBB	HBP	BLK	WP	HR	S	P	ERA	WHIP

Batter	1	2	3	4	5	6	7	8	9	AB	R	H	RBI	BB	SO	LOB
Lou Brock, L (1, 9) OBP: 0.314, SLG: 0.415	H 1-0 G5-4-3 HBP		SSS 0-3 ① K	x 0-0 1B 1-2 3-H 1B		x 0-0 ② L6		x 0-0 ③ 5-3		4	0	1	1	0	1	2
Ken Hubbs, R (1, 4) OBP: 0.286, SLG: 0.330	x 0-0 ① ② G5-4-3 1-2f		x 0-0 2B	x 0-0 1-2 2-H 1B		x 0-0 ③ L7			SSS 0-3 ① K	5	0	2	1	0	1	2
Billy Williams, L (1, 7) OBP: 0.372, SLG: 0.516	SSS 0-3 ③ K		SSS 0-3 ② K	x 0-0 ③ 4-3			x 0-0 ① 4-3		x 0-0 ② 4-3	5	0	0	0	0	2	3
Ron Santo, R (1, 5) OBP: 0.344, SLG: 0.499		x 0-0 ① 5-3	BBBB 4-0 BB		x 0-0 4-3 S 1B		SSS 0-3 ② K		x 0-0 1B	4	0	2	0	1	1	0
Ellis Burton, S (1, 8) OBP: 0.313, SLG: 0.444		x 0-0 ② G3	x 0-0 ③ 3-1		x 0-0 ① 4-3 1-3		BBBB 4-0 S BB		x 0-0 ③ F7	4	0	0	0	1	0	4
Steve Boros, R (1, 3) OBP: 0.303, SLG: 0.405		x 0-0 2B		x 0-0 ① 5-3	BBBB 4-0 G5-4-3 BB		x 0-0 ③ 5-3 1-2			3	1	1	0	1	0	1
Jimmie Schaffer, R (1, 2) OBP: 0.327, SLG: 0.505 Don Landrum, L (8, PH) OBP: 0.295, SLG: 0.289 Don Elston, R (9, 1)		x 0-0 1B 2-H 2B		SSS 0-3 ② K	x 0-0 ② ③ G5-4-3 1-2f			x 0-0 ① 4-3		3 1 0	0 0 0	1 0 0	1 0 0	0 0 0	1 0 0	2 0 0
Alex Grammas, R (1, 6) OBP: 0.235, SLG: 0.235		x 0-0 2-3 1B		x 0-0 1B 1B		x 0-0 SH5-4 1B		x 0-0 ② L3		4	1	3	0	0	0	0
Larry Jackson, R (1, 1) OBP: 0.203, SLG: 0.250 Merritt Ranew, L (8, PH) OBP: 0.385, SLG: 0.514 (9, 2)		x 0-0 ③ 6-3		x 0-0 1B 1B 1-3 1B		x 0-0 ① SH5-4 1-2		x 0-0 1B		2 1	1 0	1 1	0 0	0 0	0 0	2 0
Inning Stats	R: 0 H: 0 E: 0 LOB: 0 K: 1 BB: 0 S: 4 P: 5	R: 1 H: 3 E: 0 LOB: 2 K: 0 BB: 0 S: 6 P: 6	R: 0 H: 1 E: 0 LOB: 2 K: 2 BB: 1 S: 8 P: 12	R: 2 H: 4 E: 0 LOB: 2 K: 1 BB: 0 S: 9 P: 9	R: 0 H: 1 E: 0 LOB: 1 K: 0 BB: 1 S: 3 P: 7	R: 0 H: 1 E: 0 LOB: 1 K: 0 BB: 0 S: 4 P: 4	R: 0 H: 0 E: 0 LOB: 1 K: 1 BB: 1 S: 5 P: 9	R: 0 H: 1 E: 0 LOB: 1 K: 0 BB: 0 S: 4 P: 4	R: 0 H: 1 E: 0 LOB: 1 K: 1 BB: 0 S: 6 P: 6	1B: 9 2B: 3 3B: 0 HR: 0	SF: 0 SAC: 1 DP: 2 HBP: 1			WP: 0 PB: 0 SB: 2 CS: 0	PA: 41		

PITCHER		IP	WLS	BF	H	R	ER	SO	BB	IBB	HBP	BLK	WP	HR	S	P	ERA	WHIP
Bob Friend, R ERA: 2.19	(1, 1)	6.0	W	29	10	3	3	4	2	0	1	0	0	0	34	43	4.50	2.000
Al McBean, R ERA: 2.08	(7, 1)	3.0	S	12	2	0	0	2	1	0	0	0	0	0	15	19	0.00	1.000

PITCHER	IP	WLS	BF	H	R	ER	SO	BB	IBB	HBP	BLK	WP	HR	S	P	ERA	WHIP

BOTTOM

Pittsburgh Pirates @ Chicago Cubs

Wrigley Field, Chicago, IL

Thu Aug 22 1963, 3:33 AM CDT

Att. 9,310 - Unknown

livebaseballscorecards.com

AB	36
R	3
H	12
RBI	3
BB	3
SO	6
LOB	16

Batter	1	2	3	4	5	6	7	8	9	AB	R	H	RBI	BB	SO	LOB
Jim Hickman, R (1, 5) OBP: 0.297, SLG: 0.392	P4		F7		F2		1-3		6-3 1-2	5	0	0	0	0	0	1
Tim Harkness, L (1, 3) OBP: 0.283, SLG: 0.312	4-3		F9			K	L7		BB	4	0	0	0	1	1	0
Ron Hunt, R (1, 4) OBP: 0.331, SLG: 0.384	HR			G3 SF8 2B		FC3-6 HBP		6-3	FC5 2-3f	4	2	2	1	0	0	2
Jesse Gonder, L (1, 2) OBP: 0.371, SLG: 0.540	K			G3 2-3		FC3-6 1B E 1-2f		2B		4	1	1	0	0	1	2
Duke Snider, L (1, 9) OBP: 0.349, SLG: 0.430		4-3		SF8 3-H		E 1-3 1B		K		3	0	1	1	0	1	1
Frank Thomas, R (1, 7) OBP: 0.325, SLG: 0.402		1B BB		4-3		E9 1-3 3-H 1B		4-3		3	0	1	1	1	0	1
Duke Carmel, L (1, 8) OBP: 0.366, SLG: 0.372		1-2 1B			HR	IBB			1B SF9 BB	2	2	2	1	2	0	0
Al Moran, R (1, 6) OBP: 0.270, SLG: 0.230 Choo-Choo Coleman, L (9, PH) OBP: 0.293, SLG: 0.227		F8			F8	K			FC5 6-3 1-3 1B	3 1	0 0	0 1	0 0	0 0	1 0	4 0
Tracy Stallard, R (1, 1) OBP: 0.050, SLG: 0.050 Larry Bearnarth, R (3, 1) OBP: 0.115, SLG: 0.120 Joe Hicks, L (7, PH) OBP: 0.286, SLG: 0.411 Al Jackson, L (7, 1) OBP: 0.196, SLG: 0.204 Roger Craig, R (8, 1) OBP: 0.148, SLG: 0.103 Joe Christopher, R (9, PH) OBP: 0.293, SLG: 0.284			5-3		L8		K		SF9 3-H	1 1 1 0 0 0	0 0 0 0 0 0	0 0 0 0 0 0	0 0 0 0 0 0	0 0 1 0 0 1	0 0 0 0 0 0	0 0 0 0 0 0

TOP

New York Mets @ Chicago Cubs

Wrigley Field, Chicago, IL

Fri Aug 23 1963, 3:33 AM CDT

Att. 9,634 - Unknown

livebaseballscorecards.com

AB	32
R	5
H	8
RBI	5
BB	4
SO	5
LOB	11

Inning Stats	1	2	3	4	5	6	7	8	9	1B: 4	SF: 2	WP: 0	PA: 39
	R: 1 E: 0 K: 1 S: 6	R: 0 E: 0 K: 0 S: 3	R: 0 E: 0 K: 0 S: 3	R: 1 E: 0 K: 0 S: 4	R: 1 E: 0 K: 0 S: 4	R: 1 E: 1 K: 2 S: 9	R: 0 E: 0 K: 1 S: 5	R: 0 E: 0 K: 1 S: 6	R: 1 E: 0 K: 0 S: 4	2B: 2 3B: 0 HR: 2	SAC: 0 DP: 0 HBP: 1	PB: 0 SB: 0 CS: 0	
	H: 1 LOB: 0 BB: 0 P: 6	H: 1 LOB: 1 BB: 1 P: 7	H: 0 LOB: 0 BB: 0 P: 3	H: 1 LOB: 0 BB: 0 P: 4	H: 1 LOB: 0 BB: 0 P: 4	H: 2 LOB: 3 BB: 1 P: 14	H: 0 LOB: 0 BB: 0 P: 5	H: 1 LOB: 1 BB: 0 P: 6	H: 1 LOB: 2 BB: 2 P: 12				

PITCHER		IP	WLS	BF	H	R	ER	SO	BB	IBB	HBP	BLK	WP	HR	S	P	ERA	WHIP
Paul Toth, R ERA: 3.0	(1, 1)	5.2	W	24	6	4	4	2	1	0	1	0	0	2	26	31	6.35	1.235
Glen Hobbie, R ERA: 4.12	(6, 1)	2.1		11	2	1	1	3	1	1	0	0	0	0	15	23	3.86	1.286
Lindy McDaniel, R ERA: 3.48	(9, 1)	1.0	S	4	0	0	0	0	1	0	0	0	0	0	3	7	0.00	1.000

PITCHER	IP	WLS	BF	H	R	ER	SO	BB	IBB	HBP	BLK	WP	HR	S	P	ERA	WHIP

New York Mets @ Chicago Cubs

Wrigley Field, Chicago, IL

Fri Aug 23 1963, 3:33 AM CDT

Att. 9,634 - Unknown

livebaseballscorecards.com

BOTTOM

Batter	1	2	3	4	5	6	7	8	9	AB	R	H	RBI	BB	SO	LOB
Alex Grammas, R (1, 6) OBP: 0.227, SLG: 0.227	0-0 SH5-3 1B 1B	0-0 4-3		0-0 6-3		0-3 K		0-0 5-3		5	0	1	0	0	1	3
Lou Brock, L (1, 9) OBP: 0.316, SLG: 0.414	0-0 SH5-3 1-2 1B		0-0 1-3		0-3 K	0-0 CS 1-2	4-0 E SF8 BB			3	1	1	0	1	1	0
Ellis Burton, S (1, 8) OBP: 0.313, SLG: 0.440	0-0 SH5-3 1-2 2-3		4-0 2B BB		0-0 3-1		0-0 F3 1-3			2	1	0	0	1	0	1
Ron Santo, R (1, 5) OBP: 0.347, SLG: 0.502	0-0 1-3		0-0 HR 2B 1-H		0-0 HR 1B		1-0 FC5-4 HBP			3	2	2	1	0	0	2
Billy Williams, L (1, 7) OBP: 0.375, SLG: 0.530	4-0 BB		0-0 HR 2-H		0-0 HR 1-H		0-0 SF8 1-1 3-H			2	2	2	5	1	0	0
Ken Hubbs, R (1, 4) OBP: 0.288, SLG: 0.330	0-0 F9		0-0 PO 1B		4-0 BB		0-0 FC5-4 1-2f			3	0	1	0	1	0	4
14 Ernie Banks, R (1, 3) OBP: 0.286, SLG: 0.410		0-0 L4	0-3 K		0-0 4-3			0-0 F8 WP 1B		4	0	1	0	0	1	2
Dick Bertell, R (1, 2) OBP: 0.308, SLG: 0.311		4-0 1-3 BB	0-0 PO 1-2	0-0 F7		0-0 5-3		0-0 F8 1-3		3	0	0	0	1	0	1
Paul Toth, R (1, 1) OBP: 0.083, SLG: 0.029 Glen Hobbie, R (6, 1) OBP: 0.125, SLG: 0.079 Lindy McDaniel, R (9, 1) OBP: 0.059, SLG: 0.235		0-0 1-3 1-2		0-0 F8		4-0 CS BB		0-0 G3		2 1 0	0 0 0	0 0 0	0 0 0	0 1 0	0 0 0	1 1 0
Inning Stats	R: 0 E: 0 K: 0 S: 5 H: 2 LOB: 3 BB: 1 P: 9	R: 0 E: 0 K: 0 S: 3 H: 0 LOB: 1 BB: 1 P: 7	R: 3 E: 0 K: 1 S: 7 H: 3 LOB: 0 BB: 1 P: 11	R: 0 E: 0 K: 0 S: 3 H: 0 LOB: 0 BB: 0 P: 3	R: 2 E: 0 K: 1 S: 7 H: 2 LOB: 1 BB: 1 P: 11	R: 0 E: 0 K: 1 S: 4 H: 0 LOB: 0 BB: 1 P: 8	R: 1 E: 2 K: 0 S: 3 H: 0 LOB: 1 BB: 1 P: 8	R: 0 E: 0 K: 0 S: 4 H: 1 LOB: 1 BB: 0 P: 4		1B: 5 2B: 1 3B: 0 HR: 2	SF: 1 SAC: 1 DP: 0 HBP: 1			WP: 1 PB: 0 SB: 0 CS: 1	PA: 39		

AB	28
R	6
H	8
RBI	6
BB	6
SO	3
LOB	15

PITCHER		IP	WLS	BF	H	R	ER	SO	BB	IBB	HBP	BLK	WP	HR	S	P	ERA	WHIP
Tracy Stallard, R ERA: 4.96	(1, 1)	2.1		15	5	3	3	0	3	0	0	0	0	1	12	24	11.57	3.429
Larry Bearnarth, R ERA: 3.41	(3, 1)	3.2	L	13	2	2	2	3	2	0	0	0	0	1	17	25	4.91	1.091
Al Jackson, L ERA: 4.42	(7, 1)	1.1		7	1	1	0	0	1	0	1	0	1	0	5	10	0.00	1.500
Roger Craig, R ERA: 3.88	(8, 1)	0.2		2	0	0	0	0	0	0	0	0	0	0	2	2	0.00	0.000

PITCHER	IP	WLS	BF	H	R	ER	SO	BB	IBB	HBP	BLK	WP	HR	S	P	ERA	WHIP

Batter	1	2	3	4	5	6	7	8	9	AB	R	H	RBI	BB	SO	LOB
Jim Hickman, R (1, 5) OBP: 0.298, SLG: 0.401	HR		1B		F8			K		4	1	2	1	0	1	2
Tim Harkness, L (1, 3) OBP: 0.282, SLG: 0.308	G6-4-3 BB		K			K		F7		3	0	0	0	1	2	2
Ron Hunt, R (1, 4) OBP: 0.331, SLG: 0.381	G6-4-3 1-2f			F9		K			1B WP HBP	3	1	0	0	0	1	1
Jesse Gonder, L (1, 2) OBP: 0.375, SLG: 0.539 Rod Kanehl, R (9, PR) OBP: 0.244, SLG: 0.266 (9, 7)	4-3			CS 1B		F9			WP 1-3 1B	4 0	0 1	2 0	0 0	0 0	0 0	0 0
Duke Snider, L (1, 9) OBP: 0.348, SLG: 0.426 Joe Christopher, R (9, PR) OBP: 0.293, SLG: 0.284 (9, 9)		1-4-3		K			F9		1B 1-2 3-H BB	3 0	0 1	0 0	0 0	1 0	1 0	1 0
Frank Thomas, R (1, 7) OBP: 0.324, SLG: 0.401 Choo-Choo Coleman, L (9, PR) OBP: 0.293, SLG: 0.227 Norm Sherry, R (9, 2) OBP: 0.199, SLG: 0.192		L6		CS 1-2	P6		5-3		FC1-5 1B 1-3 2-H 1B	4 0 0	0 0 0	1 0 0	1 0 0	0 0 0	0 0 0	0 0 0
Duke Carmel, L (1, 8) OBP: 0.370, SLG: 0.376		F5			1B S SH1-4 1B		F7		FC1-5 1-2 3-H 1B	4	1	2	1	0	0	0
Al Moran, R (1, 6) OBP: 0.270, SLG: 0.230			K	SH1-4 1-3 1B				E2 2-3	FC1-5 CS 1-2 2-3f	4	0	1	0	0	1	2
Carl Willey, R (1, 1) OBP: 0.133, SLG: 0.182			K	SH1-4 1-2 3-H				2-3 1-2	K 1-2	3	0	0	1	0	2	3
Inning Stats	R: 1 E: 0 K: 0 S: 3 H: 1 LOB: 0 BB: 1 P: 7	R: 0 E: 0 K: 0 S: 3 H: 0 LOB: 0 BB: 0 P: 3	R: 0 E: 0 K: 3 S: 10 H: 1 LOB: 1 BB: 0 P: 10	R: 0 E: 0 K: 1 S: 5 H: 1 LOB: 0 BB: 0 P: 5	R: 1 E: 0 K: 0 S: 5 H: 2 LOB: 1 BB: 0 P: 5	R: 0 E: 0 K: 2 S: 7 H: 0 LOB: 0 BB: 0 P: 7	R: 0 E: 0 K: 0 S: 3 H: 0 LOB: 0 BB: 0 P: 3	R: 0 E: 1 K: 1 S: 6 H: 0 LOB: 1 BB: 0 P: 6	R: 3 E: 0 K: 1 S: 7 H: 3 LOB: 2 BB: 1 P: 12	1B: 7 2B: 1 3B: 0 HR: 1 SF: 0 SAC: 1 DP: 2 HBP: 1						

TOP

New York Mets @ Chicago Cubs

Wrigley Field, Chicago, IL

Sat Aug 24 1963, 3:33 AM CDT

Att. 5,128 - Unknown

livebaseballscorecards.com

AB	32
R	5
H	8
RBI	4
BB	2
SO	8
LOB	11

PITCHER		IP	WLS	BF	H	R	ER	SO	BB	IBB	HBP	BLK	WP	HR	S	P	ERA	WHIP
Cal Koonce, R ERA: 5.23	(1, 1)	8.0	L	29	5	2	2	7	1	0	0	0	0	1	42	46	2.25	0.750
Don Elston, R ERA: 3.1	(9, 1)	0.0		2	1	2	2	0	0	0	1	0	0	0	1	2	∞	∞
Tom Baker, L ERA: 2.31	(9, 1)	0.0		1	0	0	0	0	1	0	0	0	1	0	0	4	∞	∞
Glen Hobbie, R ERA: 4.09	(9, 1)	1.0		4	2	1	1	1	0	0	0	0	0	0	6	6	9.00	2.000

PITCHER	IP	WLS	BF	H	R	ER	SO	BB	IBB	HBP	BLK	WP	HR	S	P	ERA	WHIP

Batter	1	2	3	4	5	6	7	8	9	AB	R	H	RBI	BB	SO	LOB
Alex Grammas, R (1, 6) OBP: 0.192, SLG: 0.192	6-3			F9		F7		1-3		4	0	0	0	0	0	0
Lou Brock, L (1, 9) OBP: 0.315, SLG: 0.415	1-3			F7		2B		K WP		4	0	1	0	0	1	0
Ellis Burton, S (1, 8) OBP: 0.313, SLG: 0.441	P3			1B 2B		F8		4-3 1-2		4	0	1	0	0	0	2
Ron Santo, R (1, 5) OBP: 0.347, SLG: 0.500		F9		2-3 1B			6-3		L9	4	0	1	0	0	0	0
Billy Williams, L (1, 7) OBP: 0.372, SLG: 0.526		3-1		4-3			L9		F9	4	0	0	0	0	0	2
Ken Hubbs, R (1, 4) OBP: 0.289, SLG: 0.332		P4			5-3		14 1B 1B			4	0	2	0	0	0	0
14 Ernie Banks, R (1, 3) OBP: 0.285, SLG: 0.409			6-3		F8		1-2 1B		P4	4	0	1	0	0	0	1
Dick Bertell, R (1, 2) OBP: 0.306, SLG: 0.309			P4		F8		4-3			2	0	0	0	0	0	0
Merritt Ranew, L (7, PH) (8, 2) OBP: 0.381, SLG: 0.509										1	0	0	0	0	0	2
Cal Koonce, R (1, 1) OBP: 0.273, SLG: 0.200			F7			F2		3-1		2	0	0	0	0	0	0
Don Landrum, L (8, PH) OBP: 0.294, SLG: 0.288										1	0	0	0	0	0	0
Don Elston, R (9, 1)										0	0	0	0	0	0	0
Tom Baker, L (9, 1)										0	0	0	0	0	0	0
Glen Hobbie, R (9, 1) OBP: 0.125, SLG: 0.079										0	0	0	0	0	0	0
Inning Stats	R: 0 H: 0 E: 0 LOB: 0 K: 0 BB: 0 S: 3 P: 3	R: 0 H: 0 E: 0 LOB: 0 K: 0 BB: 0 S: 3 P: 3	R: 0 H: 0 E: 0 LOB: 0 K: 0 BB: 0 S: 3 P: 3	R: 0 H: 2 E: 0 LOB: 2 K: 0 BB: 0 S: 5 P: 5	R: 0 H: 0 E: 0 LOB: 0 K: 0 BB: 0 S: 3 P: 3	R: 0 H: 1 E: 0 LOB: 1 K: 0 BB: 0 S: 4 P: 4	R: 0 H: 2 E: 0 LOB: 2 K: 0 BB: 0 S: 5 P: 5	R: 0 H: 0 E: 0 LOB: 1 K: 1 BB: 0 S: 6 P: 6	R: 0 H: 1 E: 0 LOB: 1 K: 0 BB: 0 S: 4 P: 4	1B: 4 SF: 0 2B: 2 SAC: 0 3B: 0 DP: 0 HR: 0 HBP: 0						

PITCHER	IP	WLS	BF	H	R	ER	SO	BB	IBB	HBP	BLK	WP	HR	S	P	ERA	WHIP
Carl Willey, R (1, 1) ERA: 2.87	9.0	W	34	6	0	0	1	0	0	0	0	1	0	36	36	0.00	0.667

PITCHER	IP	WLS	BF	H	R	ER	SO	BB	IBB	HBP	BLK	WP	HR	S	P	ERA	WHIP

BOTTOM

New York Mets @ Chicago Cubs

Wrigley Field, Chicago, IL

Sat Aug 24 1963, 3:33 AM CDT

Att. 5,128 - Unknown

livebaseballscorecards.com

AB	34
R	0
H	6
RBI	0
BB	0
SO	1
LOB	7

WP: 1 PA: 34
PB: 1
SB: 0
CS: 0

Batter	1	2	3	4	5	6	7	8	9	AB	R	H	RBI	BB	SO	LOB
Joe Christopher, R (1, 9) OBP: 0.291, SLG: 0.283	x 0-0 CS 1B		x 0-0 ② F9		x 0-0 E5			x 0-0 ② 6-3		4	0	1	0	0	0	1
Rod Kanehl, R (1, 8) OBP: 0.244, SLG: 0.266	S S S 0-3 ①② K 1-2		x 0-0 FC5 1B 1-2 1B		x 0-0 ③ 5-3			x 0-0 ③ P6		4	0	1	0	0	1	2
Ron Hunt, R (1, 4) OBP: 0.332, SLG: 0.381	x 0-0 ③ 5-3		x 0-0 1-2 2-H 1B			B B B B 4-0 G4-6-3 1B BB			x 0-0 ① 1-6-3	3	0	1	1	1	0	0
Frank Thomas, R (1, 7) OBP: 0.324, SLG: 0.399		S S S 0-3 ① K	x 0-0 ③ FC5 2-3f			x 0-0 G4-6-3 1-2 1B			x 0-0 ② 6-3	4	0	1	0	0	1	2
Jesse Gonder, L (1, 2) OBP: 0.379, SLG: 0.538 Choo-Choo Coleman, L (9, PR) OBP: 0.293, SLG: 0.227		S S S 0-3 ② K		x 0-0 G6-4-3 1B		x 0-0 ①②③ G4-6-3 1-2f 2-3			x 0-0 FC6-4 1B	4 0	0 0	2 0	0 0	0 0	1 0	2 0
Jim Hickman, R (1, 5) OBP: 0.298, SLG: 0.401		x 0-0 2B		x 0-0 ①② G6-4-3 1-2f			S S S 0-3 ① K		x 0-0 ③ FC6-4 1-2f	4	0	1	0	0	1	2
Tim Harkness, L (1, 3) OBP: 0.279, SLG: 0.304		x 0-0 ③ 4-3		x 0-0 ③ 4-3			x 0-0 ② 4-3			3	0	0	0	0	0	1
Al Moran, R (1, 6) OBP: 0.267, SLG: 0.227			x 0-0 ① P4		x 0-0 ① 6-3		x 0-0 ③ F8			3	0	0	0	0	0	0
Jay Hook, L (1, 1) OBP: 0.257, SLG: 0.250 Ted Schreiber, R (8, PH) OBP: 0.257, SLG: 0.188 Larry Bearnarth, R (8, 1) OBP: 0.115, SLG: 0.120			x 0-0 1B 1B 1B		S S S 0-3 ② K			S S S 0-3 ① K		2 1 0	1 0 0	1 0 0	0 0 0	0 0 0	1 1 0	0 0 0
Inning Stats	R: 0 E: 0 K: 1 S: 5 H: 1 LOB: 0 BB: 0 P: 5	R: 0 E: 0 K: 2 S: 8 H: 1 LOB: 1 BB: 0 P: 8	R: 1 E: 0 K: 0 S: 6 H: 3 LOB: 2 BB: 0 P: 6	R: 0 E: 0 K: 0 S: 3 H: 1 LOB: 0 BB: 0 P: 3	R: 0 E: 1 K: 1 S: 6 H: 0 LOB: 1 BB: 0 P: 6	R: 0 E: 0 K: 0 S: 2 H: 1 LOB: 0 BB: 1 P: 6	R: 0 E: 0 K: 1 S: 5 H: 0 LOB: 0 BB: 0 P: 5	R: 0 E: 0 K: 1 S: 5 H: 0 LOB: 0 BB: 0 P: 5	R: 0 E: 0 K: 0 S: 4 H: 1 LOB: 1 BB: 0 P: 4	1B: 7 2B: 1 3B: 0 HR: 0 SF: 0 SAC: 0 DP: 2 HBP: 0						

PITCHER		IP	WLS	BF	H	R	ER	SO	BB	IBB	HBP	BLK	WP	HR	S	P	ERA	WHIP
Dick Ellsworth, L ERA: 2.03	(1, 1)	9.0	W	33	8	1	1	6	1	0	0	0	0	0	44	48	1.00	1.000

PITCHER	IP	WLS	BF	H	R	ER	SO	BB	IBB	HBP	BLK	WP	HR	S	P	ERA	WHIP

TOP

New York Mets @ Chicago Cubs

Wrigley Field, Chicago, IL

Sun Aug 25 1963, 3:33 AM CDT

Att. 15,137 - Unknown

livebaseballscorecards.com

AB	32
R	1
H	8
RBI	1
BB	1
SO	6
LOB	10

WP: 0 PA: 33
PB: 0
SB: 0
CS: 1

New York Mets @ Chicago Cubs

Wrigley Field, Chicago, IL

Sun Aug 25 1963, 3:33 AM CDT

Att. 15,137 - Unknown

BOTTOM

Batter	1	2	3	4	5	6	7	8	9	AB	R	H	RBI	BB	SO	LOB
Andre Rodgers, R (1, 6) OBP: 0.311, SLG: 0.279	1-3	K			K		6-3			4	0	0	0	0	2	2
Lou Brock, L (1, 9) OBP: 0.315, SLG: 0.413	WP, E, S, 1B		F7		F9			6-3		4	1	1	0	0	0	0
Ellis Burton, S (1, 8) OBP: 0.312, SLG: 0.436	3-1 1-H		K		F5			BB, G4-6-3		3	0	0	0	1	1	0
Ron Santo, R (1, 5) OBP: 0.346, SLG: 0.502	L9		K			SF8, 3B		G4-6-3 1-2f		4	1	1	0	0	1	1
Billy Williams, L (1, 7) OBP: 0.370, SLG: 0.523		P6		6-3		K				3	0	0	0	0	1	1
Ken Hubbs, R (1, 4) OBP: 0.292, SLG: 0.335		E, 14, 1B, SH1-2-3, 1B		1B		SF8 3-H				2	1	2	1	0	0	0
14 Ernie Banks, R (1, 3) OBP: 0.286, SLG: 0.408		SH1-2-3, E, 1-2, 1B		F9		F9				3	0	1	0	0	0	1
Dick Bertell, R (1, 2) OBP: 0.307, SLG: 0.309		E1, SH1-2-3 1-2 2-3		1-2, 1B			F8			3	0	1	0	0	0	2
Dick Ellsworth, L (1, 1) OBP: 0.185, SLG: 0.108		SH1-2-3 1-2 2-3 3-H		4-3			G3			2	0	0	1	0	0	2
Inning Stats	R: 1 E: 0 K: 0 S: 4 H: 1 LOB: 0 BB: 0 P: 4	R: 1 E: 1 K: 1 S: 8 H: 2 LOB: 2 BB: 0 P: 8	R: 0 E: 0 K: 2 S: 7 H: 0 LOB: 0 BB: 0 P: 7	R: 0 E: 0 K: 0 S: 5 H: 2 LOB: 2 BB: 0 P: 5	R: 0 E: 0 K: 1 S: 5 H: 0 LOB: 0 BB: 0 P: 5	R: 1 E: 0 K: 1 S: 6 H: 1 LOB: 0 BB: 0 P: 6	R: 0 E: 0 K: 0 S: 3 H: 0 LOB: 0 BB: 0 P: 3	R: 0 E: 0 K: 0 S: 2 H: 0 LOB: 0 BB: 1 P: 6		1B: 5 2B: 0 3B: 1 HR: 0 SF: 1 SAC: 1 DP: 1 HBP: 0						

livebaseballscorecards.com

AB	28
R	3
H	6
RBI	2
BB	1
SO	5
LOB	9

PITCHER		IP	WLS	BF	H	R	ER	SO	BB	IBB	HBP	BLK	WP	HR	S	P	ERA	WHIP
Jay Hook, R ERA: 5.8	(1, 1)	7.0	L	28	6	3	2	5	0	0	0	0	1	0	38	38	2.57	0.857
Larry Bearnarth, R ERA: 3.38	(8, 1)	1.0		3	0	0	0	0	1	0	0	0	0	0	2	6	0.00	1.000

PITCHER		IP	WLS	BF	H	R	ER	SO	BB	IBB	HBP	BLK	WP	HR	S	P	ERA	WHIP

Batter	1	2	3	4	5	6	7	8	9	AB	R	H	RBI	BB	SO	LOB
Tony Taylor, R (1, 4) OBP: 0.342, SLG: 0.379	C X 0-1 4-3 G3 2B		B X 1-0 2B		B S B F X 2-2 ① 1-3	B B F X 2-1 ① SH3-4 1-2			X 0-0 1B 1B	4	1	3	0	0	0	0
Johnny Callison, L (1, 9) OBP: 0.344, SLG: 0.487	B F S F B X 2-2 ① 4-3 2-3		X 0-0 ① B1		X 0-0 ② F8	S B B X 2-1 ② G3 2-3			X 0-0 ① F8	5	0	0	0	0	0	4
Wes Covington, L (1, 7) OBP: 0.375, SLG: 0.542 Ruben Amaro, R (6, 5) OBP: 0.282, SLG: 0.302 Frank Torre, L (9, PH) OBP: 0.309, SLG: 0.333 Cookie Rojas, R (9, PR) OBP: 0.260, SLG: 0.213	B C X 1-1 ② G3 3-H		B X 1-0 ② F8		S B B X 2-1 WP 1B 1B 1B	F X 0-1 ③ 4-3			B C X 1-1 1-3 1B	4 0 1 0	1 0 0 0	1 0 1 0	1 0 0 0	0 0 0 0	0 0 0 0	2 0 0 0
Tony Gonzalez, L (1, 8) OBP: 0.386, SLG: 0.444 (6, 7)	C B B B X 3-1 1B		B B F F B X 3-2 ③ G3		B F X 1-1 WP 1-2 1B 1B	B F X 1-1 ① F7			S F S 0-3 ② K	5	1	2	0	0	1	3
Roy Sievers, R (1, 3) OBP: 0.320, SLG: 0.429	S X 0-1 ③ F8			B X 1-0 FC3-6 1B 1B	B B B B 4-1 BB 1B 1-2 2-3 BB	B C F F X 1-2 ② 4-3			C B S S 1-3 ③ K	4	0	1	0	1	1	3
Don Demeter, R (1, 5) OBP: 0.320, SLG: 0.432 (6, 8)		X 0-0 ① 5-3		S X 0-1 FC3-6 1-2 1B	C S X 0-2 FC5 BB 1-2 2-H 3-H 1B	B C X 1-1 ③ F8				4	0	2	2	0	0	0
Clay Dalrymple, L (1, 2) OBP: 0.329, SLG: 0.352		B C C T F S 1-3 ② K		F F F X 0-2 ① FC3-6 1-2f 2-3	B B C B B 4-1 1-2 2-3 BB			S X 0-1 ① 4-3		3	0	0	0	1	1	2
Bobby Wine, R (1, 6) OBP: 0.218, SLG: 0.260		B B X 2-0 2B		B X 1-0 ② P6	B S B X 2-1 ③ FC5 2-3f			X 0-0 ② F7		4	0	1	0	0	0	5
Dennis Bennett, L (1, 1) OBP: 0.192, SLG: 0.125 Jack Baldschun, R (7, 1) Dallas Green, L (8, 1) OBP: 0.042, SLG: 0.042		S B C S 1-3 ③ K		F S B S 1-3 ③ K		S B F B F B B 4-2 G3 SH3-4 BB		B S S S 1-3 ③ K		2 1 0	0 0 0	0 0 0	0 0 0	1 0 0	2 1 0	3 0 0
Inning Stats	R: 1 H: 2 E: 0 LOB: 1 K: 0 BB: 0 S: 12 P: 18	R: 0 H: 1 E: 0 LOB: 1 K: 2 BB: 0 S: 10 P: 14	R: 0 H: 1 E: 0 LOB: 1 K: 0 BB: 0 S: 6 P: 11	R: 0 H: 2 E: 0 LOB: 2 K: 1 BB: 0 S: 11 P: 14	R: 2 H: 3 E: 0 LOB: 3 K: 0 BB: 2 S: 15 P: 30	R: 0 H: 0 E: 0 LOB: 1 K: 0 BB: 1 S: 9 P: 17	R: 0 H: 0 E: 0 LOB: 0 K: 0 BB: 0 S: 8 P: 11	R: 0 H: 0 E: 0 LOB: 0 K: 1 BB: 0 S: 6 P: 7	R: 0 H: 2 E: 0 LOB: 2 K: 2 BB: 0 S: 10 P: 12	1B: 8 SF: 0 2B: 3 SAC: 1 3B: 0 DP: 0 HR: 0 HBP: 0						

PITCHER		IP	WLS	BF	H	R	ER	SO	BB	IBB	HBP	BLK	WP	HR	S	P	ERA	WHIP
Larry Jackson, R ERA: 2.22	(1, 1)	7.0		33	9	3	3	3	3	0	0	0	1	0	71	115	3.86	1.714
Lindy McDaniel, R ERA: 3.38	(8, 1)	2.0	W	8	2	0	0	3	0	0	0	0	0	0	16	19	0.00	1.000

PITCHER	IP	WLS	BF	H	R	ER	SO	BB	IBB	HBP	BLK	WP	HR	S	P	ERA	WHIP

TOP

Philadelphia Phillies @ Chicago Cubs

Wrigley Field, Chicago, IL

Tue Aug 27 1963, 3:33 AM CDT

Att. 11,785 - Unknown

livebaseballscorecards.com

AB	37
R	3
H	11
RBI	3
BB	3
SO	6
LOB	22

WP: 1 PA: 41
PB: 0
SB: 0
CS: 0

BOTTOM

Philadelphia Phillies @ Chicago Cubs

Wrigley Field, Chicago, IL

Tue Aug 27 1963, 3:33 AM CDT

Att. 11,785 - Unknown

Batter	1	2	3	4	5	6	7	8	9	AB	R	H	RBI	BB	SO	LOB
Andre Rodgers, R (1, 6) OBP: 0.309, SLG: 0.277	0-2 4-3		2-0 F9			1-2 F7	2-0 HBP 1-2 2-3 3-H			3	0	0	0	0	0	0
Don Landrum, L (7, PH) OBP: 0.297, SLG: 0.288										0	0	0	1	0	0	0
Alex Grammas, R (8, 6) OBP: 0.192, SLG: 0.192										0	0	0	0	0	0	0
Nelson Mathews, R (1, 8) OBP: 0.232, SLG: 0.266	3-3 K			0-0 1-3		1-3 K	1-1 F8			3	0	0	0	0	2	0
Lou Brock, L (7, PH) OBP: 0.314, SLG: 0.412 (8, 9)										1	0	0	0	0	0	3
Ellis Burton, S (1, 9) OBP: 0.314, SLG: 0.433 (8, 8)	1-2 L5			1-1 6-3			4-2 BB F9 1B 1B	4-0 BB 1B SF9		2	2	0	0	2	0	0
Ron Santo, R (1, 5) OBP: 0.349, SLG: 0.504		1-2 3-1 1B		1-0 F9			2-2 1B 14 BB SF7 1-2	2-2 1B 1-3 SF9 1-3		4	1	3	0	0	0	0
Billy Williams, L (1, 7) OBP: 0.367, SLG: 0.520		0-0 3-1 1-2			0-0 G3		1-0 F9 2-3	1-0 SF9 1-2 3-H		3	0	0	1	0	0	3
Ken Hubbs, R (1, 4) OBP: 0.291, SLG: 0.334		0-0 1-3			1-1 1-3		1-0 1B 14 BB HBP 1-2 3-H	0-2 1-3 2-3		4	1	1	1	0	0	2
14 Ernie Banks, R (1, 3) OBP: 0.290, SLG: 0.407		3-3 K			4-1 BB		4-0 HBP 1B 1-2 2-3 BB	4-0 FC6 IBB		1	0	0	0	3	1	1
Dick Bertell, R (1, 2) OBP: 0.303, SLG: 0.306			0-1 4-3		0-0 P6		0-1 SF7 3-H	1-0 FC6 1-2f		3	0	0	1	0	0	3
Larry Jackson, R (1, 1) OBP: 0.197, SLG: 0.243			0-2 L7			2-1 6-3	1-2 HBP 1-2 2-3			2	0	0	0	0	0	0
Leo Burke, R (7, PH) OBP: 0.235, SLG: 0.316										0	0	0	0	0	0	0
Merritt Ranew, L (7, PH) OBP: 0.387, SLG: 0.513										1	0	1	0	0	0	0
Lindy McDaniel, R (8, 1) OBP: 0.059, SLG: 0.235										0	0	0	0	0	0	0
Inning Stats	R: 0 E: 0 K: 1 S: 10 H: 0 LOB: 0 BB: 0 P: 14	R: 0 E: 0 K: 1 S: 8 H: 1 LOB: 1 BB: 0 P: 12	R: 0 E: 0 K: 0 S: 7 H: 0 LOB: 0 BB: 0 P: 9	R: 0 E: 0 K: 0 S: 4 H: 0 LOB: 0 BB: 0 P: 6	R: 0 E: 0 K: 0 S: 5 H: 0 LOB: 1 BB: 1 P: 10	R: 0 E: 0 K: 1 S: 8 H: 0 LOB: 0 BB: 0 P: 12	R: 3 E: 0 K: 0 S: 16 H: 3 LOB: 3 BB: 2 P: 32	R: 1 E: 0 K: 0 S: 8 H: 1 LOB: 2 BB: 2 P: 20		1B: 5 2B: 0 3B: 0 HR: 0	SF: 2 SAC: 0 DP: 0 HBP: 1						

livebaseballscorecards.com

AB	27
R	4
H	5
RBI	4
BB	5
SO	3
LOB	12

WP: 0 PB: 0 SB: 0 CS: 0 PA: 35

PITCHER		IP	WLS	BF	H	R	ER	SO	BB	IBB	HBP	BLK	WP	HR	S	P	ERA	WHIP
Dennis Bennett, L ERA: 2.45	(1, 1)	6.2		26	3	3	3	3	3	0	0	0	0	0	53	86	4.05	0.900
Jack Baldschun, R ERA: 2.29	(7, 1)	0.2	L	6	2	1	1	0	1	0	1	0	0	0	9	20	13.50	4.500
Dallas Green, R ERA: 3.1	(8, 1)	0.2		3	0	0	0	0	0	1	0	0	0	0	4	9	0.00	0.000

PITCHER	IP	WLS	BF	H	R	ER	SO	BB	IBB	HBP	BLK	WP	HR	S	P	ERA	WHIP

Batter	1	2	3	4	5	6	7	8	9	AB	R	H	RBI	BB	SO	LOB
Tony Taylor, R (1, 4) OBP: 0.340, SLG: 0.377	C B C B F X 2-2 ① 6-3		S B B B S B X 3-2 3B 1B		B X 1-0 ① 6-3	B B B C X 3-1 ② ③ G6-4-3 1-2f		B X 1-0 ② ③ G4-6-3 1-2f		5	1	1	0	0	0	3
Johnny Callison, L (1, 9) OBP: 0.346, SLG: 0.498	B B B C F S 3-3 ② K		B X 1-0 1-H 4-3 3B		F C X 0-2 1B 2B 1B		X 0-0 HR		C F X 0-2 ① 6-3	5	3	3	2	0	1	0
Wes Covington, L (1, 7) OBP: 0.377, SLG: 0.552 Ruben Amaro, R (7, 5) OBP: 0.281, SLG: 0.300	S F X 0-2 HR		B B F B F X 3-2 ① 4-3 3-H		X 0-0 2B 1-3 SF8 1B		B B B C C X 3-1 ① 6-3		X 0-0 ② 5-3	4 1	2 0	2 0	2 0	0 0	0 0	0 0
Tony Gonzalez, L (1, 8) OBP: 0.388, SLG: 0.450 (7, 7)	X 0-0 ③ 6-3		X 0-0 G4-3 1B		B S B X 2-1 SF8 1-3 3-H 2B		B B B S S X 2-2 E 2B		C C X 0-2 ③ G3	5	1	3	1	0	0	0
Roy Sievers, R (1, 3) OBP: 0.317, SLG: 0.425 Frank Torre, L (7, 3) OBP: 0.309, SLG: 0.333		S X 0-1 ① 6-3	X 0-0 ② ③ G4-3 1-2f		B B C B X 3-1 ② SF8 2-3 3-H		S F B B F X 2-2 E6 WP 2-H			3 0	0 0	0 0	1 0	0 0	0 0	1 0
Don Demeter, R (1, 5) OBP: 0.320, SLG: 0.431 (7, 8)		B B S X 2-1 ② P5		B X 1-0 1B	B S B B B C 3-3 ③ K		C B B S S 2-3 ② K			4	0	1	0	0	2	2
Clay Dalrymple, L (1, 2) OBP: 0.328, SLG: 0.358		X 0-0 HR	B X 1-0 ① P6	C X 0-1 ① 4-3	S B F B B S 3-3 ③ K 1-2					4	1	1	1	0	1	2
Bobby Wine, R (1, 6) OBP: 0.224, SLG: 0.266		X 0-0 1B	B B X 2-0 ② L7	B X 1-0 1B 1B		X 0-0 G4-6-3 1B				4	0	3	0	0	0	1
Chris Short, R (1, 1) OBP: 0.082, SLG: 0.122 Dallas Green, L (5, 1) OBP: 0.077, SLG: 0.077 Ryne Duren, R (8, 1) OBP: 0.273, SLG: 0.158		X 0-0 ③ L5	C S X 0-2 ③ P6		F F B B X 2-2 G6-4-3 1-3 1B		B B S C F X 2-2 ① F3			2 2 0	0 0 0	0 1 0	0 0 0	0 0 0	0 0 0	2 1 0
Inning Stats	R: 1 E: 0 K: 1 S: 11 H: 1 LOB: 0 BB: 0 P: 16	R: 1 E: 0 K: 0 S: 7 H: 2 LOB: 1 BB: 0 P: 9	R: 2 E: 0 K: 0 S: 9 H: 3 LOB: 0 BB: 0 P: 16	R: 0 E: 0 K: 0 S: 6 H: 1 LOB: 1 BB: 0 P: 10	R: 2 E: 0 K: 1 S: 12 H: 3 LOB: 1 BB: 0 P: 21	R: 0 E: 0 K: 0 S: 8 H: 2 LOB: 1 BB: 0 P: 14	R: 2 E: 1 K: 2 S: 16 H: 2 LOB: 1 BB: 0 P: 28	R: 0 E: 0 K: 0 S: 6 H: 1 LOB: 0 BB: 0 P: 9	R: 0 E: 0 K: 0 S: 7 H: 0 LOB: 0 BB: 0 P: 7	1B: 9 2B: 2 3B: 1 HR: 3 SF: 1 SAC: 0 DP: 3 HBP: 0						

PITCHER		IP	WLS	BF	H	R	ER	SO	BB	IBB	HBP	BLK	WP	HR	S	P	ERA	WHIP
Paul Toth, R ERA: 3.1	(1, 1)	2.0	L	9	3	2	2	1	0	0	0	0	0	2	18	25	9.00	1.500
Bob Buhl, R ERA: 3.52	(3, 1)	2.0		9	4	2	2	0	0	0	0	0	0	0	15	26	9.00	2.000
Jim Brewer, L ERA: 5.31	(5, 1)	0.1		4	3	2	2	0	0	0	0	0	0	0	7	10	54.00	9.000
Glen Hobbie, R ERA: 4.03	(5, 1)	1.2		6	2	0	0	1	0	0	0	0	0	0	13	25	0.00	1.200
Tom Baker, L ERA: 2.63	(7, 1)	2.0		9	3	2	1	2	0	0	0	0	1	1	22	37	4.50	1.500

PITCHER		IP	WLS	BF	H	R	ER	SO	BB	IBB	HBP	BLK	WP	HR	S	P	ERA	WHIP
Don Elston, R ERA: 3.05	(9, 1)	1.0		3	0	0	0	0	0	0	0	0	0	0	7	7	0.00	0.000

Philadelphia Phillies @ Chicago Cubs

Wrigley Field, Chicago, IL

Wed Aug 28 1963, 3:33 AM CDT

Att. 6,113 - Unknown

TOP

livebaseballscorecards.com

AB	39
R	8
H	15
RBI	7
BB	0
SO	4
LOB	12

WP: 1	PA: 40		
PB: 0			
SB: 0			
CS: 0			

Batter	1	2	3	4	5	6	7	8	9	AB	R	H	RBI	BB	SO	LOB
Andre Rodgers, R (1, 6) OBP: 0.308, SLG: 0.274	3-2 ① 6-3		0-1 ② F9		4-2 G6-4-3 BB		1-3 ① K	2-0 ② FC4-2 3-H		4	0	0	0	1	1	1
Nelson Mathews, R (1, 8) OBP: 0.238, SLG: 0.285 Don Elston, R (9, 1)	2-3 ② K		0-0 1B		1-2 ①② G6-4-3 1-2f		1-0 3B	0-3 ③ K		5 0	0 0	2 0	0 0	0 0	2 0	2 0
Ellis Burton, S (1, 9) OBP: 0.316, SLG: 0.430 (9, 8)	2-2 ③ 1-3		0-0 ③ L8		0-0 2B 1B		0-2 ② 1-3		4-2 BB	4	1	1	0	1	0	2
Ron Santo, R (1, 5) OBP: 0.349, SLG: 0.507		1-3 ① K		2-2 1B 2B	0-0 1-H 1B 2B		0-0 ③ 6-3		1-0 ① P3	5	2	2	1	0	1	2
Billy Williams, L (1, 7) OBP: 0.368, SLG: 0.521		1-1 ② 3-1		1-3 ① K	1-2 2-H 1B			0-1 1B 14 1B 2B	2-3 ② K	5	1	2	1	0	2	2
Ken Hubbs, R (1, 4) OBP: 0.294, SLG: 0.337		0-2 14 3B 1B		0-0 FC6-4 14 E 2-H 1B	0-0 ③ F9			1-1 14 1B 1B 2-3 1B	0-1 ③ F9	5	2	3	1	0	0	2
14 Ernie Banks, R (1, 3) OBP: 0.292, SLG: 0.413		0-1 1-H 3B		3-0 E3 FC6-4 1-2		2-1 P3		1-2 1B E 1-2 3-H 1B		4	1	2	2	0	0	1
Dick Bertell, R (1, 2) OBP: 0.300, SLG: 0.303 Lou Brock, L (8, PH) OBP: 0.316, SLG: 0.414 (9, 9)		0-2 ③ 6-3		2-2 ② FC6-4 1-2f 2-3		0-1 ② 6-3		0-0 WP FC4-2 1-3 2-H 1B		3 1	0 0	0 1	0 1	0 0	0 0	3 0
Paul Toth, R (1, 1) OBP: 0.000, SLG: 0.000 Bob Buhl, R (3, 1) OBP: 0.100, SLG: 0.100 Leo Burke, R (4, PH) OBP: 0.000, SLG: 0.000 Jim Brewer, L (6, 1) Glen Hobbie, R (8, 1) OBP: 0.000, SLG: 0.000 Don Landrum, L (6, PH) OBP: 0.286, SLG: 0.286 Tom Baker, L (7, 1) Merritt Ranew, L (8, PH) OBP: 0.353, SLG: 0.529 (9, 2)			0-1 ① 4-3		1-0 ③ F9		2-0 ③ F9	3-3 ① K 1-3 3-H		0 1 1 0 0 0 1 0 0 1	0 0 0 0 0 0 0 0 0 0	0 0 0 0 0 0 0 0 0 0	0 0 0 0 0 0 0 0 0 0	0 0 0 0 0 0 0 0 0 0	0 0 0 0 0 0 0 0 0 0	0 0 2 0 0 0 0 0 0 1	0 0 0 0 0 0 0 0 0 1
Inning Stats	R: 0 E: 0 K: 1 S: 10 H: 0 LOB: 0 BB: 0 P: 17	R: 1 E: 0 K: 1 S: 13 H: 2 LOB: 1 BB: 0 P: 15	R: 0 E: 0 K: 0 S: 6 H: 1 LOB: 1 BB: 0 P: 6	R: 1 E: 1 K: 1 S: 14 H: 2 LOB: 2 BB: 0 P: 23	R: 2 E: 0 K: 0 S: 13 H: 3 LOB: 1 BB: 1 P: 19	R: 0 E: 0 K: 0 S: 5 H: 0 LOB: 0 BB: 0 P: 9	R: 0 E: 0 K: 1 S: 8 H: 1 LOB: 1 BB: 0 P: 10	R: 3 E: 0 K: 2 S: 16 H: 4 LOB: 1 BB: 0 P: 23	R: 0 E: 0 K: 1 S: 8 H: 0 LOB: 1 BB: 1 P: 15	1B: 8 2B: 3 3B: 2 HR: 0 SF: 0 SAC: 0 DP: 1 HBP: 0						

PITCHER		IP	WLS	BF	H	R	ER	SO	BB	IBB	HBP	BLK	WP	HR	S	P	ERA	WHIP
Chris Short, L ERA: 3.18	(1, 1)	4.2		23	8	4	4	3	1	0	0	0	0	0	55	79	7.71	1.929
Dallas Green, R ERA: 3.21	(5, 1)	2.2	W	13	5	3	2	2	0	0	0	0	1	0	26	37	6.75	1.875
Ryne Duren, R ERA: 3.26	(8, 1)	1.2	S	6	0	0	0	2	1	0	0	0	0	0	12	21	0.00	0.600

PITCHER	IP	WLS	BF	H	R	ER	SO	BB	IBB	HBP	BLK	WP	HR	S	P	ERA	WHIP

BOTTOM

Philadelphia Phillies @ Chicago Cubs

Wrigley Field, Chicago, IL

Wed Aug 28 1963, 3:33 AM CDT

Att. 6,113 - Unknown

livebaseballscorecards.com

AB	40
R	7
H	13
RBI	6
BB	2
SO	7
LOB	18

WP: 2 PA: 42
PB: 0
SB: 0
CS: 0

Batter	1	2	3	4	5	6	7	8	9	AB	R	H	RBI	BB	SO	LOB
Tony Taylor, R (1, 5) OBP: 0.340, SLG: 0.376	C X 0-1 ① 6-3			B B B C X 3-1 2B 9-2 1B		B C B X 2-1 ① L8		X 0-0 ① 6-3		4	0	1	0	0	0	0
Johnny Callison, L (1, 9) OBP: 0.345, SLG: 0.498	X 0-0 ② 2-3			L L X 0-2 1-3 2B		X 0-0 ② F9		B B S S X 2-2 ② 6-3		4	0	1	0	0	0	0
Earl Averill, R (1, 7) OBP: 0.371, SLG: 0.433	X 0-0 ③ F3			F B B C B F B 4-2 BB		B S X 1-1 HR		B X 1-0 1B		3	1	2	1	1	0	0
Roy Sievers, R (1, 3) OBP: 0.314, SLG: 0.420		C B X 1-1 ① 4-3		F X 0-1 ① F3		B B B C X 3-1 ③ F3		C C S 0-3 ③ K		4	0	0	0	0	1	4
Don Demeter, R (1, 8) OBP: 0.317, SLG: 0.427		B B F F B X 3-2 ② L8		S S B X 1-2 ②③ 9-2 3-Hf			S X 0-1 ① 1-3		M S B X 1-2 ① 6-3	4	0	0	0	0	0	3
Cookie Rojas, R (1, 4) OBP: 0.241, SLG: 0.196		C B B X 2-1 ③ F8			X 0-0 ① 5-3		F B B X 2-1 ② 6-3		S S X 0-2 ② 4-3	4	0	0	0	0	0	0
Bob Oldis, R (1, 2) OBP: 0.264, SLG: 0.294			B C F F F X 1-2 ① F7		B B B C X 3-1 1B		X 0-0 2B		S X 0-1 ③ G3	4	0	2	0	0	0	0
Bobby Wine, R (1, 6) OBP: 0.225, SLG: 0.264			B X 1-0 ② 1-3		B F X 1-1 ② L8		I I I I 4-0 FC6 IBB			2	0	0	0	1	0	1
John Boozer, R (1, 1) OBP: 0.158, SLG: 0.158			C B C B S 2-3 ③ K		B C B S X 2-2 ③ 5-3		B S X 1-1 ③ FC6 1-2f			3	0	0	0	0	1	3

TOP

Philadelphia Phillies @ Chicago Cubs

Wrigley Field, Chicago, IL

Thu Aug 29 1963, 3:33 AM CDT

Att. 10,954 - Unknown

livebaseballscorecards.com

AB	32
R	1
H	6
RBI	1
BB	2
SO	2
LOB	11

Inning Stats	1	2	3	4	5	6	7	8	9
	R: 0 E: 0 K: 0 S: 4	R: 0 E: 0 K: 0 S: 7	R: 0 E: 0 K: 1 S: 9	R: 0 E: 0 K: 0 S: 13	R: 0 E: 0 K: 0 S: 8	R: 1 E: 0 K: 0 S: 7	R: 0 E: 0 K: 0 S: 7	R: 0 E: 0 K: 1 S: 8	R: 0 E: 0 K: 0 S: 8
	H: 0 LOB: 0 BB: 0 P: 4	H: 0 LOB: 0 BB: 0 P: 13	H: 0 LOB: 0 BB: 0 P: 13	H: 2 LOB: 2 BB: 1 P: 21	H: 1 LOB: 1 BB: 0 P: 14	H: 1 LOB: 0 BB: 0 P: 13	H: 1 LOB: 2 BB: 1 P: 14	H: 1 LOB: 1 BB: 0 P: 11	H: 0 LOB: 0 BB: 0 P: 9

| | | |

Batter	1	2	3	4	5	6	7	8	9	AB	R	H	RBI	BB	SO	LOB
Andre Rodgers, R (1, 6) OBP: 0.311, SLG: 0.281	X 0-0 ① 5-3		B F X 1-1 2B		B B S X 2-1 FC6-5 1B 1-2 1B		B S X 1-1 FC4-6 1B			4	0	3	0	0	0	0
Lou Brock, L (1, 9) OBP: 0.315, SLG: 0.412	C F S 0-3 ② K		C B F S 1-3 ② K		X 0-0 1-2 2-3 1B		X 0-0 ③ FC4-6 1-2f			4	0	1	0	0	2	2
Ellis Burton, S (1, 8) OBP: 0.318, SLG: 0.431	S B B B B 4-1 BB		S S F B B S 2-3 ③ K		B B X 2-0 ② SF7 3-H			X 0-0 1B 2B 1B		2	1	1	1	1	1	1
Ron Santo, R (1, 5) OBP: 0.349, SLG: 0.505	B C F F S 1-3 ③ K			F B B S B X 3-2 14 G2-5-3 BB 1B	F B C B F X 2-2 ③ FC6-5 2-3f			X 0-0 ① F9		4	0	1	0	0	1	4
Billy Williams, L (1, 7) OBP: 0.367, SLG: 0.519		B X 1-0 ① F7		X 0-0 ① F8		B S B B B F X 3-2 ① 4-3		F B S F B X 2-2 2B 1-3 G5-2-3 1B		4	0	1	0	0	0	1
Ken Hubbs, R (1, 4) OBP: 0.296, SLG: 0.339		X 0-0 ② F7		B F B B B 4-1 1-2 BB		C X 0-1 ② 4-3		B X 1-0 1-3 3-H 2B		3	0	1	1	1	0	0
14 Ernie Banks, R (1, 3) OBP: 0.293, SLG: 0.412		B F X 1-1 1B		B X 1-0 ② ③ G2-5-3 2-3f		C F X 0-2 ③ 6-3		I I I I 4-0 IBB		3	0	1	0	1	0	2
Dick Bertell, R (1, 2) OBP: 0.299, SLG: 0.302		S B F F B X 2-2 ③ 5-3			X 0-0 FC2-6 1B		S X 0-1 ① 5-3	F F B F X 1-2 ② ③ G5-2-3 3-Hf		4	0	1	0	0	0	4
Dick Ellsworth, L (1, 1) OBP: 0.179, SLG: 0.104			B X 1-0 ① 6-3		L X 0-1 ① FC2-6 1B 1B SF7 1-2f		S S B B F S 2-3 ② K			3	1	0	0	0	1	1
Inning Stats	R: 0 E: 0 K: 2 S: 9 H: 0 LOB: 1 BB: 1 P: 14	R: 0 E: 0 K: 0 S: 8 H: 1 LOB: 1 BB: 0 P: 12	R: 0 E: 0 K: 2 S: 11 H: 1 LOB: 1 BB: 0 P: 16	R: 0 E: 0 K: 0 S: 6 H: 1 LOB: 1 BB: 1 P: 14	R: 1 E: 0 K: 0 S: 11 H: 3 LOB: 2 BB: 0 P: 17	R: 0 E: 0 K: 0 S: 8 H: 0 LOB: 0 BB: 0 P: 11	R: 0 E: 0 K: 1 S: 9 H: 1 LOB: 1 BB: 0 P: 12	R: 1 E: 0 K: 0 S: 11 H: 3 LOB: 2 BB: 1 P: 19		1B: 8 2B: 2 3B: 0 HR: 0	SF: 1 SAC: 0 DP: 2 HBP: 0					

PITCHER	IP	WLS	BF	H	R	ER	SO	BB	IBB	HBP	BLK	WP	HR	S	P	ERA	WHIP
John Boozer, R (1, 1) ERA: 3.12	8.0	L	35	10	2	2	5	2	1	0	0	0	0	73	115	2.25	1.500

PITCHER	IP	WLS	BF	H	R	ER	SO	BB	IBB	HBP	BLK	WP	HR	S	P	ERA	WHIP

BOTTOM

Philadelphia Phillies @ Chicago Cubs

Wrigley Field, Chicago, IL

Thu Aug 29 1963, 3:33 AM CDT

Att. 10,954 - Unknown

livebaseballscorecards.com

AB	31
R	2
H	10
RBI	2
BB	3
SO	5
LOB	15

Houston Colt 45's @ Chicago Cubs

Wrigley Field, Chicago, IL

Fri Aug 30 1963, 3:33 AM CDT

Att. 8,279 - Cloudy - 71 F

TOP

livebaseballscorecards.com

Batter	1	2	3	4	5	6	7	8	9	AB	R	H	RBI	BB	SO	LOB
Al Spangler, L (1, 8) OBP: 0.356, SLG: 0.388 Howie Goss, R (9, 8) OBP: 0.262, SLG: 0.338	HR 2B	CS 1B			L7		FC4-2 BB 1-2 3-H		HR	5 0	2 0	3 0	1 0	0 0	0 0	2 0
Pete Runnels, L (1, 4) OBP: 0.313, SLG: 0.275 Ernie Fazio, R (9, PR) (9, 4) OBP: 0.271, SLG: 0.270	HR 2-H	P6 1-2			E 1B 1B		F7		CS 1B	5 0	1 0	3 0	2 0	0 0	0 0	3 0
Jimmy Wynn, R (1, 7) OBP: 0.326, SLG: 0.378	K		1-3		E8 1-3		BB 1-2 2-3		K	4	0	1	0	1	2	1
John Bateman, R (1, 2) OBP: 0.245, SLG: 0.352	FC6-4 1B		K		5-3		K		CS 1-2	4	0	1	0	0	2	5
Carl Warwick, R (1, 9) OBP: 0.323, SLG: 0.340	FC6-4 BB 1B 1-2f		P4			F7		E2 SH2-4 1B 1B		4	2	1	0	0	0	1
Rusty Staub, L (1, 3) OBP: 0.301, SLG: 0.294	BB 1-2			4-3		4-3		SH2-4 2-3		2	0	0	0	1	0	0
Bob Aspromonte, R (1, 5) OBP: 0.252, SLG: 0.270	1B 1-3 2-H			P6		4-3		G6-3 3-H		4	0	2	2	0	0	0
Bob Lillis, R (1, 6) OBP: 0.222, SLG: 0.226	F2			5-3			FC4-2 1B 2B	G6-3 1-2f		4	0	1	0	0	0	3
Ken Johnson, R (1, 1) OBP: 0.098, SLG: 0.068		K			5-3		BB FC4-2 1B 2-3		K	4	0	1	0	0	2	0
Inning Stats	R: 3 H: 4 E: 0 LOB: 2 K: 1 BB: 1 S: 9 P: 13	R: 0 H: 1 E: 0 LOB: 0 K: 1 BB: 0 S: 5 P: 5	R: 0 H: 0 E: 0 LOB: 0 K: 1 BB: 0 S: 5 P: 5	R: 0 H: 0 E: 0 LOB: 0 K: 0 BB: 0 S: 3 P: 3	R: 0 H: 2 E: 1 LOB: 2 K: 0 BB: 0 S: 5 P: 5	R: 0 H: 0 E: 0 LOB: 0 K: 0 BB: 0 S: 3 P: 3	R: 0 H: 2 E: 0 LOB: 3 K: 1 BB: 1 S: 7 P: 11	R: 1 H: 2 E: 1 LOB: 0 K: 0 BB: 0 S: 4 P: 4	R: 1 H: 2 E: 0 LOB: 1 K: 2 BB: 0 S: 8 P: 8	1B: 9 2B: 2 3B: 0 HR: 2	SF: 0 SAC: 1 DP: 1 HBP: 0					

	AB	36
	R	5
	H	13
	RBI	5
	BB	2
	SO	6
	LOB	15

PITCHER		IP	WLS	BF	H	R	ER	SO	BB	IBB	HBP	BLK	WP	HR	S	P	ERA	WHIP
Cal Koonce, R ERA: 5.79	(1, 1)	0.2	L	7	4	3	3	1	1	0	0	0	0	1	8	12	40.50	7.500
Glen Hobbie, R ERA: 3.88	(1, 1)	7.1		28	7	1	1	3	1	0	0	0	0	0	33	37	1.23	1.091
Don Elston, R ERA: 3.15	(9, 1)	1.0		4	2	1	1	2	0	0	0	0	0	1	8	8	9.00	2.000

PITCHER	IP	WLS	BF	H	R	ER	SO	BB	IBB	HBP	BLK	WP	HR	S	P	ERA	WHIP

Batter	1	2	3	4	5	6	7	8	9	AB	R	H	RBI	BB	SO	LOB
Andre Rodgers, R (1, 6) OBP: 0.309, SLG: 0.278	5-3		K		L5			K		4	0	0	0	0	2	1
Lou Brock, L (1, 9) OBP: 0.315, SLG: 0.411	P6		1B			1-3		4-3		4	0	1	0	0	0	0
Ellis Burton, S (1, 8) OBP: 0.314, SLG: 0.424	K		F7			P6			F8	4	0	0	0	0	1	2
Ron Santo, R (1, 5) OBP: 0.350, SLG: 0.511		K	K	K		1B			HR	4	1	2	1	0	2	0
Billy Williams, L (1, 7) OBP: 0.364, SLG: 0.515		K		L9		F9			1-3	4	0	0	0	0	1	1
Ken Hubbs, R (1, 4) OBP: 0.298, SLG: 0.340		1B		FC6-4 1B			F7		F3	4	0	2	0	0	0	0
Dick Bertell, R (1, 2) OBP: 0.297, SLG: 0.299		F2		FC6-4 1-2f			K			3	0	0	0	0	1	2
Steve Boros, R (1, 3) OBP: 0.304, SLG: 0.402			1B		K		F7			3	0	1	0	0	1	0
Cal Koonce, R (1, 1) OBP: 0.273, SLG: 0.200			F5		K			G3		0	0	0	0	0	0	0
Glen Hobbie, R (1, 1) OBP: 0.119, SLG: 0.075										2	0	0	0	0	1	1
Don Landrum, L (8, PH) OBP: 0.294, SLG: 0.285										1	0	0	0	0	0	0
Don Elston, R (9, 1)										0	0	0	0	0	0	0
Inning Stats	R: 0 E: 0 K: 1 S: 5 H: 0 LOB: 0 BB: 0 P: 5	R: 0 E: 0 K: 2 S: 8 H: 1 LOB: 1 BB: 0 P: 8	R: 0 E: 0 K: 1 S: 7 H: 2 LOB: 2 BB: 0 P: 7	R: 0 E: 0 K: 1 S: 6 H: 1 LOB: 1 BB: 0 P: 6	R: 0 E: 0 K: 2 S: 7 H: 0 LOB: 0 BB: 0 P: 7	R: 0 E: 0 K: 0 S: 4 H: 1 LOB: 1 BB: 0 P: 4	R: 0 E: 0 K: 1 S: 5 H: 0 LOB: 0 BB: 0 P: 5	R: 0 E: 0 K: 1 S: 5 H: 0 LOB: 0 BB: 0 P: 5	R: 1 E: 0 K: 0 S: 4 H: 1 LOB: 0 BB: 0 P: 4	1B: 5 2B: 0 3B: 0 HR: 1 SF: 0 SAC: 0 DP: 0 HBP: 0						

PITCHER	IP	WLS	BF	H	R	ER	SO	BB	IBB	HBP	BLK	WP	HR	S	P	ERA	WHIP
Ken Johnson, R (1, 1) ERA: 3.16	9.0	W	33	6	1	1	9	0	0	0	0	0	1	51	51	1.00	0.667

PITCHER	IP	WLS	BF	H	R	ER	SO	BB	IBB	HBP	BLK	WP	HR	S	P	ERA	WHIP

BOTTOM

Houston Colt 45's @ Chicago Cubs

Wrigley Field, Chicago, IL

Fri Aug 30 1963, 3:33 AM CDT

Att. 8,279 - Cloudy - 71 F

livebaseballscorecards.com

AB	33
R	1
H	6
RBI	1
BB	0
SO	9
LOB	7

Houston Colt 45's @ Chicago Cubs

Wrigley Field, Chicago, IL

Sat Aug 31 1963, 3:33 AM CDT

Att. 9,027 - Cloudy - 69 F

TOP

livebaseballscorecards.com

Batter	1	2	3	4	5	6	7	8	9	AB	R	H	RBI	BB	SO	LOB
Al Spangler, L (1, 8) OBP: 0.357, SLG: 0.392	0-0 FC6-4 2B	0-0 2B L6-5 1B 3-H		5-3		0-3 K		0-0 4-3		1	0	1	0	0	0	0
Howie Goss, R (1, PR) OBP: 0.262, SLG: 0.337										4	0	1	1	0	1	1
(1, 8)																
Pete Runnels, L (1, 4) OBP: 0.320, SLG: 0.282	BBBB 4-0 FC6-4 BB	0-0 1-3 2B		BBBB 4-0 1B BB		0-0 1B			0-0 F7	2	1	2	0	2	0	0
Ernie Fazio, R (8, 4) OBP: 0.270, SLG: 0.269										1	0	0	0	0	0	0
Jimmy Wynn, R (1, 7) OBP: 0.323, SLG: 0.373	0-0 FC6-4 G6-4-3 1-2f 2-3	0-0 L6-5 3-H		0-0 1B 1-2		0-0 P6			0-0 F9	5	0	1	0	0	0	5
John Bateman, R (1, 2) OBP: 0.244, SLG: 0.350	0-0 G6-4-3 1-2f		0-0 F8	0-0 1-3 2-H			0-0 L5		0-0 F8	5	0	1	1	0	0	3
Carl Warwick, R (1, 9) OBP: 0.324, SLG: 0.343		0-0 1B 1B	0-0 1B 2B	0-3 K			0-0 5-3			4	1	2	0	0	1	2
Rusty Staub, L (1, 3) OBP: 0.303, SLG: 0.296		0-0 1B 2B 1-3	0-0 2-3		0-0 F7		0-0 G3			4	1	2	0	0	0	0
Bob Aspromonte, R (1, 5) OBP: 0.252, SLG: 0.270	0-0 2B 1B 1-2 3-H	0-3 K			0-3 K			0-0 1-3		4	1	1	1	0	2	2
Bob Lillis, R (1, 6) OBP: 0.225, SLG: 0.231	0-0 SH1-4 1B 2B 1-H 2-H	0-3 K			0-0 6-3			0-0 SH3-4 1B		4	1	2	2	0	1	2
Hal Brown, R (1, 1) OBP: 0.108, SLG: 0.108	0-0 SH1-4 2-3		0-3 K			0-0 P6		0-0 SH3-4 1-2		2	0	0	0	0	1	0
Hal Woodeshick, R (9, 1) OBP: 0.190, SLG: 0.150										0	0	0	0	0	0	0
Inning Stats	R: 0 E: 0 K: 0 S: 3 H: 1 LOB: 2 BB: 1 P: 7	R: 4 E: 0 K: 0 S: 8 H: 6 LOB: 1 BB: 0 P: 8	R: 0 E: 0 K: 2 S: 9 H: 2 LOB: 2 BB: 0 P: 9	R: 1 E: 0 K: 2 S: 9 H: 2 LOB: 2 BB: 1 P: 13	R: 0 E: 0 K: 1 S: 5 H: 0 LOB: 0 BB: 0 P: 5	R: 0 E: 0 K: 1 S: 6 H: 1 LOB: 1 BB: 0 P: 6	R: 0 E: 0 K: 0 S: 3 H: 0 LOB: 0 BB: 0 P: 3	R: 0 E: 0 K: 0 S: 4 H: 1 LOB: 1 BB: 0 P: 4	R: 0 E: 0 K: 0 S: 3 H: 0 LOB: 0 BB: 0 P: 3	1B: 9 2B: 5 3B: 0 HR: 0 SF: 0 SAC: 2 DP: 2 HBP: 0						

	AB	36
	R	5
	H	13
	RBI	5
	BB	2
	SO	6
	LOB	15

WP: 0 PB: 0 SB: 0 CS: 0 PA: 40

PITCHER		IP	WLS	BF	H	R	ER	SO	BB	IBB	HBP	BLK	WP	HR	S	P	ERA	WHIP
Larry Jackson, R ERA: 2.36	(1, 1)	1.1		11	7	4	4	0	1	0	0	0	0	0	10	14	27.00	6.000
Don Elston, R ERA: 3.06	(2, 1)	1.2		6	2	0	0	2	0	0	0	0	0	0	10	10	0.00	1.200
Cal Koonce, R ERA: 5.48	(4, 1)	4.0		16	3	1	1	4	1	0	0	0	0	0	23	27	2.25	1.000
Jim Brewer, L ERA: 5.08	(8, 1)	2.0	W	7	1	0	0	0	0	0	0	0	0	0	7	7	0.00	0.500

PITCHER	IP	WLS	BF	H	R	ER	SO	BB	IBB	HBP	BLK	WP	HR	S	P	ERA	WHIP

Batter	1	2	3	4	5	6	7	8	9	AB	R	H	RBI	BB	SO	LOB
Andre Rodgers, R (1, 6) OBP: 0.312, SLG: 0.284	5-3		FC3-2 1B 1-2 1B		1B 2B		F9		BB HR 1-2 2-H 1B	5	2	3	1	0	0	1
Lou Brock, L (1, 9) OBP: 0.316, SLG: 0.412 Leo Burke, R (9, PH) OBP: 0.241, SLG: 0.313	6-3		FC5 FC3-2 1-2 2-3 1B		SH1-3 2-H 1B		P6		HR 1-2 2-3 BB	4 0	0 1	2 0	1 0	0 1	0 0	1 0
Ellis Burton, S (1, 8) OBP: 0.313, SLG: 0.433	G3		FC3-2 1-2 2-3 3-Hf		SH1-3 1-2			F7	HR 1-H 2-H 3-H	4	1	1	4	0	0	3
Ron Santo, R (1, 5) OBP: 0.349, SLG: 0.509		1-3 SH1-3 1B	FC5 2-3f		F8			F3		4	0	1	0	0	0	4
Billy Williams, L (1, 7) OBP: 0.362, SLG: 0.512		SH1-3 1-2		G3		K		F7		3	0	0	0	0	1	0
Ken Hubbs, R (1, 4) OBP: 0.295, SLG: 0.337		1-3 2-3		6-3		6-3			F7	4	0	0	0	0	0	1
Merritt Ranew, L (1, 3) OBP: 0.387, SLG: 0.508		1-3		FC6-4 1B		K			1B 1B	4	1	2	0	0	1	1
Dick Bertell, R (1, 2) OBP: 0.299, SLG: 0.302			1B 1B FC3-2 1B	FC6-4 1-2f			1B		F9	4	0	2	0	0	0	2
Larry Jackson, R (1, 1) OBP: 0.197, SLG: 0.243 Don Elston, R (2, 1) Nelson Mathews, R (3, PH) OBP: 0.236, SLG: 0.283 Cal Koonce, R (4, 1) OBP: 0.250, SLG: 0.182 Steve Boros, R (7, PH) OBP: 0.301, SLG: 0.398 Jim Brewer, L (8, 1) Don Landrum, L (9, PH) OBP: 0.297, SLG: 0.288			K		6-3		K		BB 1B HR 1-2 1B	0 0 1 1 1 0 1	0 0 0 0 0 0 1	0 0 0 0 0 0 1	0 0 0 0 0 0 1	0 0 0 0 0 0 0	0 0 1 0 1 0 0	0 0 1 0 1 0 0
Inning Stats	R: 0 E: 0 K: 0 S: 3 H: 0 LOB: 0 BB: 0 P: 3	R: 0 E: 0 K: 0 S: 4 H: 1 LOB: 1 BB: 0 P: 4	R: 0 E: 0 K: 1 S: 8 H: 3 LOB: 3 BB: 0 P: 8	R: 0 E: 0 K: 0 S: 4 H: 1 LOB: 1 BB: 0 P: 4	R: 1 E: 0 K: 0 S: 5 H: 2 LOB: 1 BB: 0 P: 5	R: 0 E: 0 K: 2 S: 7 H: 0 LOB: 0 BB: 0 P: 7	R: 0 E: 0 K: 1 S: 6 H: 1 LOB: 1 BB: 0 P: 6	R: 0 E: 0 K: 0 S: 3 H: 0 LOB: 0 BB: 0 P: 3	R: 5 E: 0 K: 0 S: 6 H: 4 LOB: 0 BB: 1 P: 10	1B: 10 2B: 1 3B: 0 HR: 1	SF: 0 SAC: 2 DP: 0 HBP: 0					

PITCHER		IP	WLS	BF	H	R	ER	SO	BB	IBB	HBP	BLK	WP	HR	S	P	ERA	WHIP
Hal Brown, R ERA: 3.47	(1, 1)	8.2		37	11	4	4	4	0	0	0	0	0	0	45	45	4.15	1.269
Hal Woodeshick, L ERA: 1.89	(9, 1)	0.0	L	2	1	2	2	0	1	0	0	0	0	1	1	5	∞	∞

PITCHER	IP	WLS	BF	H	R	ER	SO	BB	IBB	HBP	BLK	WP	HR	S	P	ERA	WHIP

BOTTOM

Houston Colt 45's @ Chicago Cubs

Wrigley Field, Chicago, IL

Sat Aug 31 1963, 3:33 AM CDT

Att. 9,027 - Cloudy - 69 F

livebaseballscorecards.com

AB	36
R	6
H	12
RBI	6
BB	1
SO	4
LOB	15

1B: 10	SF: 0	WP: 0	PA: 39
2B: 1	SAC: 2	PB: 0	
3B: 0	DP: 0	SB: 0	
HR: 1	HBP: 0	CS: 0	

Batter	1	2	3	4	5	6	7	8	9	AB	R	H	RBI	BB	SO	LOB
Howie Goss, R (1, 8) OBP: 0.262, SLG: 0.336	F7			6-3		6-3		FC4-6 1B		4	0	1	0	0	0	0
Pete Runnels, L (1, 4) OBP: 0.320, SLG: 0.282	G6-4-3 1B			G3		1-3		FC4-6 F8 1B 1-2f		4	0	1	0	0	0	1
Ernie Fazio, R (8, PR) OBP: 0.270, SLG: 0.269 (8, 4)										0	1	0	0	0	0	0
Jimmy Wynn, R (1, 7) OBP: 0.327, SLG: 0.369	G6-4-3 1-2f			BBBB E S 1B BB		BBBB 1B BB		F8 2-3		2	1	0	0	2	0	2
Hal Smith, R (1, 2) OBP: 0.357, SLG: 0.333		G6-4-3 1B		BBBB WP 1B 1-3 BB		1-3 1B		3-H 1B		3	0	3	1	1	0	0
Carl Warwick, R (1, 9) OBP: 0.324, SLG: 0.343	G6-4-3 1-2f			WP 1-2 3-H 1B		5-3		P6		4	0	1	1	0	0	5
Don McMahon, R (8, 1) OBP: 0.167, SLG: 0.182										0	0	0	0	0	0	0
Rusty Staub, L (1, 3) OBP: 0.300, SLG: 0.293	G3			SSS K 1-2 2-3			4-3		F9	4	0	0	0	0	1	2
Bob Aspromonte, R (1, 5) OBP: 0.252, SLG: 0.268			BBBB G1-6-3 BB		6-3		F8		6-3	3	0	0	0	1	0	0
Bob Lillis, R (1, 6) OBP: 0.223, SLG: 0.229			G1-6-3 1-2f		6-3		1-3		P6	4	0	0	0	0	0	1
Don Nottebart, R (1, 1) OBP: 0.164, SLG: 0.148			SSS K		5-3			HR		2	0	0	0	0	1	0
Jim Umbricht, R (6, 1)										0	0	0	0	0	0	0
Johnny Weekly, R (8, PH) OBP: 0.219, SLG: 0.267 (8, 9)										1	1	1	1	0	0	0
Inning Stats	R: 0 E: 0 K: 0 S: 3 H: 1 LOB: 0 BB: 0 P: 3	R: 0 E: 0 K: 0 S: 3 H: 1 LOB: 0 BB: 0 P: 3	R: 0 E: 0 K: 1 S: 4 H: 0 LOB: 0 BB: 1 P: 8	R: 1 E: 0 K: 1 S: 6 H: 1 LOB: 2 BB: 2 P: 14	R: 0 E: 0 K: 0 S: 3 H: 0 LOB: 0 BB: 0 P: 3	R: 0 E: 0 K: 0 S: 4 H: 1 LOB: 2 BB: 1 P: 8	R: 0 E: 0 K: 0 S: 3 H: 0 LOB: 0 BB: 0 P: 3	R: 2 E: 1 K: 0 S: 6 H: 3 LOB: 2 BB: 0 P: 6	R: 0 E: 0 K: 0 S: 3 H: 0 LOB: 0 BB: 0 P: 3	1B: 6 2B: 0 3B: 0 HR: 1	SF: 0 SAC: 0 DP: 3 HBP: 0			WP: 1 PB: 0 SB: 1 CS: 0	PA: 35		

PITCHER		IP	WLS	BF	H	R	ER	SO	BB	IBB	HBP	BLK	WP	HR	S	P	ERA	WHIP
Bob Buhl, R ERA: 3.48	(1, 1)	7.0		28	6	3	2	2	4	0	0	0	1	1	28	44	2.57	1.429
Lindy McDaniel, R ERA: 3.28	(8, 1)	2.0	W	7	1	0	0	0	0	0	0	0	0	0	7	7	0.00	0.500

PITCHER		IP	WLS	BF	H	R	ER	SO	BB	IBB	HBP	BLK	WP	HR	S	P	ERA	WHIP

TOP

Houston Colt 45's @ Chicago Cubs

Wrigley Field, Chicago, IL

Sun Sep 01 1963, 3:33 AM CDT

Att. 14,083 - Cloudy - 71 F

livebaseballscorecards.com

AB	31
R	3
H	7
RBI	3
BB	4
SO	2
LOB	11

Batter	1	2	3	4	5	6	7	8	9	AB	R	H	RBI	BB	SO	LOB
Lou Brock, L (1, 9) OBP: 0.317, SLG: 0.416	5-3		3B		P4		1-3		E 2B 1B	5	1	2	0	0	0	0
Andre Rodgers, R (1, 6) OBP: 0.314, SLG: 0.286	4-3 BB 1B		5-3			1B 1B 1B	FC1-6 BB		E4 2B 1-2	4	1	2	0	1	0	2
Ellis Burton, S (1, 8) OBP: 0.318, SLG: 0.432	4-3 1-2 BB		F9			1B 1B 1B 1-3 1B	FC1-6 1-2 BB		F8	3	1	1	0	2	0	3
Ron Santo, R (1, 5) OBP: 0.349, SLG: 0.509	4-3 1-2 2-3			K		1B 1B FC6-4 1-2 3-H 1B	FC1-6 1-2f 2-3		2B 1-3 2-H	5	1	2	2	0	1	4
Billy Williams, L (1, 7) OBP: 0.362, SLG: 0.510	K			3-1		FC6-4 1B 1-2 2-3 1B	P5			4	0	1	0	0	1	4
Ken Hubbs, R (1, 4) OBP: 0.297, SLG: 0.337		6-3		14 FC6-4 BB		FC6-4 1-2 2-3 3-H 1B		K		3	0	1	1	1	1	0
14 Ernie Banks, R (1, 3) OBP: 0.293, SLG: 0.411		4-3		FC6-4 1-2f		K		FC3-6 1B		4	0	1	0	0	1	4
Merritt Ranew, L (1, 2) OBP: 0.375, SLG: 0.492		K			F2	FC6-4 1-2f 2-3 3-H		FC3-6 1-2f		4	0	0	1	0	1	3
Bob Buhl, R (1, 1) OBP: 0.104, SLG: 0.104 Lindy McDaniel, R (8, 1) OBP: 0.056, SLG: 0.222			K		K	F8		F9		3 1	0 0	0 0	0 0	0 0	2 0	2 1
Inning Stats	R: 0 E: 0 K: 1 S: 6 H: 1 LOB: 2 BB: 1 P: 10	R: 0 E: 0 K: 1 S: 5 H: 0 LOB: 0 BB: 0 P: 5	R: 0 E: 0 K: 1 S: 6 H: 1 LOB: 1 BB: 0 P: 6	R: 0 E: 0 K: 1 S: 5 H: 0 LOB: 1 BB: 1 P: 9	R: 0 E: 0 K: 1 S: 5 H: 0 LOB: 0 BB: 0 P: 5	R: 3 E: 0 K: 1 S: 10 H: 5 LOB: 2 BB: 0 P: 10	R: 0 E: 0 K: 0 S: 3 H: 0 LOB: 2 BB: 2 P: 11	R: 0 E: 0 K: 1 S: 6 H: 1 LOB: 1 BB: 0 P: 6	R: 1 E: 1 K: 0 S: 4 H: 2 LOB: 2 BB: 0 P: 4	1B: 8 2B: 1 3B: 1 HR: 0	SF: 0 SAC: 0 DP: 0 HBP: 0						

BOTTOM

Houston Colt 45's @ Chicago Cubs

Wrigley Field, Chicago, IL

Sun Sep 01 1963, 3:33 AM CDT

Att. 14,083 - Cloudy - 71 F

livebaseballscorecards.com

AB	36
R	4
H	10
RBI	4
BB	4
SO	7
LOB	23

PITCHER		IP	WLS	BF	H	R	ER	SO	BB	IBB	HBP	BLK	WP	HR	S	P	ERA	WHIP
Don Nottebart, R ERA: 3.24	(1, 1)	5.0		24	7	3	3	5	2	0	0	0	0	0	32	40	5.40	1.800
Jim Umbricht, R ERA: 2.87	(6, 1)	2.0		8	0	0	0	1	2	0	0	0	0	0	8	16	0.00	1.000
Don McMahon, R ERA: 4.06	(8, 1)	1.1	L	8	3	1	1	1	0	0	0	0	0	0	10	10	6.75	2.250

PITCHER		IP	WLS	BF	H	R	ER	SO	BB	IBB	HBP	BLK	WP	HR	S	P	ERA	WHIP

WP: 0 PA: 40
PB: 0
SB: 0
CS: 0

Batter	1	2	3	4	5	6	7	8	9	AB	R	H	RBI	BB	SO	LOB
Lou Brock, L (1, 9) OBP: 0.318, SLG: 0.416	F9 1B		HBP 1B		K	G3		FC1-6 BB BB 1-2f FC5-4		5	3	2	0	0	1	1
Andre Rodgers, R (1, 6) OBP: 0.315, SLG: 0.286	F9 1-2		K		6-3	1B 1B		FC5-4 BB 1-2 BB		4	0	1	0	1	1	2
Ellis Burton, S (1, 8) OBP: 0.325, SLG: 0.432	1B 1B BB		K		1B 2B BB	1-3 1B		FC5-4 1-2 2-3 BB		2	2	1	0	3	1	1
Ron Santo, R (1, 5) OBP: 0.352, SLG: 0.509	CS 1B 1-3 2-H 1B		1B 1-2 HBP		1-3 2B 1B	K		FC5-4 1-2f 2-3 3-H		4	1	2	2	0	1	4
Billy Williams, L (1, 7) OBP: 0.362, SLG: 0.510	K		1-2 2-H 1B		1-H E 3-H 2B	F8	K	K		5	1	2	3	0	2	4
Ken Hubbs, R (1, 4) OBP: 0.298, SLG: 0.337	1-2 3-H 1B		F8		E5 2-H		BB		K	4	0	1	1	1	1	2
John Boccabella, R (1, 3) OBP: 0.500, SLG: 0.333 14 Ernie Banks, R (8, 3) OBP: 0.292, SLG: 0.410	CS 2-3	K		CS 1B	BB	F8		F7		3 1	0 0	1 0	0 0	1 0	1 0	1 0
Dick Bertell, R (1, 2) OBP: 0.295, SLG: 0.297		F6		K 1-2	F7	F7		3-1		5	0	0	0	0	1	4
Dick Ellsworth, L (1, 1) OBP: 0.172, SLG: 0.100 Lindy McDaniel, R (7, 1) OBP: 0.105, SLG: 0.263		K		K		1-3		FC1-6 1B		3 1	0 0	0 1	0 0	0 0	2 0	0 0
Inning Stats	R: 2 E: 0 K: 1 S: 7 H: 3 LOB: 1 BB: 1 P: 11	R: 0 E: 0 K: 2 S: 7 H: 0 LOB: 0 BB: 0 P: 7	R: 1 E: 0 K: 2 S: 9 H: 2 LOB: 2 BB: 0 P: 10	R: 0 E: 0 K: 2 S: 7 H: 1 LOB: 0 BB: 0 P: 7	R: 3 E: 1 K: 1 S: 8 H: 2 LOB: 2 BB: 2 P: 16	R: 0 E: 0 K: 1 S: 7 H: 2 LOB: 2 BB: 0 P: 7	R: 0 E: 0 K: 0 S: 3 H: 0 LOB: 1 BB: 1 P: 7	R: 1 E: 0 K: 1 S: 6 H: 1 LOB: 2 BB: 2 P: 14	R: 0 E: 0 K: 1 S: 5 H: 0 LOB: 0 BB: 0 P: 5	1B: 10 2B: 2 3B: 0 HR: 0 SF: 0 SAC: 0 DP: 1 HBP: 1						

PITCHER	IP	WLS	BF	H	R	ER	SO	BB	IBB	HBP	BLK	WP	HR	S	P	ERA	WHIP
Bobby Bolin, R (1, 1) ERA: 3.23	2.2		14	5	3	3	5	1	0	1	0	0	0	22	27	10.12	2.250
Gaylord Perry, R (3, 1) ERA: 4.54	4.1	L	21	5	3	2	4	3	0	0	0	0	0	26	38	4.15	1.846
Don Larsen, R (8, 1) ERA: 2.79	1.0		6	1	1	1	1	2	0	0	0	0	0	6	14	9.00	3.000
Frank Linzy, R (9, 1) ERA: 6.39	1.0		3	0	0	0	1	0	0	0	0	0	0	5	5	0.00	0.000

PITCHER	IP	WLS	BF	H	R	ER	SO	BB	IBB	HBP	BLK	WP	HR	S	P	ERA	WHIP

TOP

Chicago Cubs @ San Francisco Giants

Candlestick Park, San Francisco, CA

Mon Sep 02 1963, 6:33 AM EDT

Sunny

livebaseballscorecards.com

AB	37
R	7
H	11
RBI	6
BB	6
SO	11
LOB	19

WP: 0 PB: 0 SB: 0 CS: 2 PA: 45

Batter	1	2	3	4	5	6	7	8	9	AB	R	H	RBI	BB	SO	LOB
Harvey Kuenn, R (1, 7) (5, 9) OBP: 0.361, SLG: 0.400	BBBB 4-0 FC5-4 E BB		SSS 0-3 ① K	BBBB 4-0 E 1B 1-2 BB		x 0-0 ③ 6-3		x 0-0 G6-4-3 1B		3	0	1	0	2	1	0
Jose Pagan, R (1, 6) OBP: 0.270, SLG: 0.282	x 0-0 E1 FC5-4 1-2		x 0-0 ② 5-3	x 0-0 E9 BB 1-3 2-H 3-H 1B			x 0-0 HR	x 0-0 ①② G6-4-3 1-2f		5	1	2	3	0	0	2
Felipe Alou, R (1, 9) (5, 8) OBP: 0.325, SLG: 0.473	x 0-0 ① FC5-4 1-2f 2-3		x 0-0 1B	BBBB 4-0 1-2 BB			x 0-0 E 1B 1B	x 0-0 1B		4	1	3	0	1	0	2
Willie Mays, R (1, 8) Cap Peterson, R (4, PH) (5, 7) OBP: 0.292, SLG: 0.383 Don Larsen, R (8, 1) OBP: 0.182, SLG: 0.182 Ed Bailey, L (8, PH) OBP: 0.365, SLG: 0.480 Frank Linzy, R (9, 1)	SSS 0-3 ② K		x 0-0 ③ F9	x 0-0 ③ 4-3			x 0-0 E4 SH2-4 1B 1-2	SSS 0-3 ③ K		2 2 0 1 0	0 0 0 0 0	0 0 0 0 0	0 0 0 0 0	0 0 0 0 0	1 0 0 1 0	3 4 0 1 0
Orlando Cepeda, R (1, 3) OBP: 0.359, SLG: 0.526	SSS 0-3 ③ K			x 0-0 ① 5-3	x 0-0 G5-4-3 1B		x 0-0 SH2-4 1-2 2-H 1B		x 0-0 F6	5	0	2	1	0	1	2
Jim Davenport, R (1, 5) OBP: 0.284, SLG: 0.329		SSS 0-3 ① K		x 0-0 1B FC4-6 1B	x 0-0 ①② G5-4-3 1-2f		x 0-0 ① SH2-4 1-2 2-3		x 0-0 ② 6-3	4	1	1	0	0	1	1
Chuck Hiller, L (1, 4) OBP: 0.268, SLG: 0.306		x 0-0 ② 6-3	x 0-0 FC4-6 1-3 1B		x 0-0 ③ 1-3		SSS 0-3 ② K		x 0-0 ③ 5-3	5	0	1	0	0	1	2
Tom Haller, L (1, 2) OBP: 0.339, SLG: 0.438		BBBB 4-0 BB	x 0-0 ② FC4-6 E 1B 1-2f 3-H E			x 0-0 ① F5	BBBB 4-0 BB			2	1	0	1	2	0	1
Bobby Bolin, R (1, 1) OBP: 0.233, SLG: 0.115 Gaylord Perry, R (3, 1) OBP: 0.235, SLG: 0.294 Willie McCovey, L (7, PH) (8, 7) OBP: 0.348, SLG: 0.539	SSS 0-3 ③ K		x 0-0 E8 BB E 1-3 1B			x 0-0 ② 1-3	SSS 0-3 ③ K			1 2 1	0 1 0	0 1 0	0 0 0	0 0 0	1 0 1	1 0 3
Inning Stats	R: 0 H: 0 E: 1 LOB: 2 K: 2 BB: 1 S: 8 P: 12	R: 0 H: 0 E: 0 LOB: 1 K: 2 BB: 1 S: 7 P: 11	R: 0 H: 1 E: 0 LOB: 1 K: 1 BB: 0 S: 6 P: 6	R: 3 H: 4 E: 2 LOB: 3 K: 0 BB: 2 S: 7 P: 15	R: 0 H: 1 E: 0 LOB: 0 K: 0 BB: 0 S: 3 P: 3	R: 0 H: 0 E: 0 LOB: 0 K: 0 BB: 0 S: 3 P: 3	R: 2 H: 3 E: 1 LOB: 3 K: 2 BB: 1 S: 11 P: 15	R: 0 H: 2 E: 0 LOB: 1 K: 1 BB: 0 S: 6 P: 6	R: 0 H: 0 E: 0 LOB: 0 K: 0 BB: 0 S: 3 P: 3	1B: 10 SF: 0 2B: 0 SAC: 1 3B: 0 DP: 2 HR: 1 HBP: 0						WP: 0 PA: 43 PB: 0 SB: 0 CS: 0	

PITCHER		IP	WLS	BF	H	R	ER	SO	BB	IBB	HBP	BLK	WP	HR	S	P	ERA	WHIP
Dick Ellsworth, L ERA: 2.09	(1, 1)	6.0	W	31	8	5	4	5	4	0	0	0	0	1	37	53	6.00	2.000
Lindy McDaniel, R ERA: 3.15	(7, 1)	3.0	S	12	3	0	0	3	1	0	0	0	0	0	17	21	0.00	1.333

PITCHER	IP	WLS	BF	H	R	ER	SO	BB	IBB	HBP	BLK	WP	HR	S	P	ERA	WHIP

BOTTOM

Chicago Cubs @ San Francisco Giants

Candlestick Park, San Francisco, CA

Mon Sep 02 1963, 6:33 AM EDT

Sunny

livebaseballscorecards.com

AB	37
R	5
H	11
RBI	5
BB	5
SO	8
LOB	22

Chicago Cubs @ San Francisco Giants

Candlestick Park, San Francisco, CA

Mon Sep 02 1963, 6:38 AM EDT

Att. 34,590 - Sunny

TOP

livebaseballscorecards.com

Batter	1	2	3	4	5	6	7	8	9	AB	R	H	RBI	BB	SO	LOB
Lou Brock, L (1, 9) OBP: 0.319, SLG: 0.415	S S S 0-3 ① K		x 0-0 F3 1B		x 0-0 1B HR 1B 1-2 2-H	x 0-0 ③ 4-3			S S S 0-3 ① K	5	1	2	1	0	2	2
Andre Rodgers, R (1, 6) OBP: 0.318, SLG: 0.288	B B B B 4-0 G3 BB		x 0-0 ② ③ F3 1-2		x 0-0 HR 1B 1-2 2-3		x 0-0 1B 1B		x 0-0 ② F9	4	1	2	0	1	0	1
Ellis Burton, S (1, 8) OBP: 0.323, SLG: 0.428	x 0-0 ② G3 1-2			x 0-0 ① 4-3	x 0-0 ② F6		x 0-0 1B 1-2		x 0-0 ③ L1	5	0	1	0	0	0	4
Ron Santo, R (1, 5) OBP: 0.353, SLG: 0.520	x 0-0 ③ F8			x 0-0 HR	x 0-0 HR 1-H 2-H 3-H		x 0-0 ① F3			4	2	2	5	0	0	3
Billy Williams, L (1, 7) OBP: 0.361, SLG: 0.508		B B B B 4-0 BB		x 0-0 ② 4-1	x 0-0 ③ 4-3		x 0-0 ② F9			3	0	0	0	1	0	2
Leo Burke, R (1, 4) OBP: 0.242, SLG: 0.310		S S S 0-3 ① K		S S S 0-3 ③ K		x 0-0 SH1-4 HBP 1B	x 0-0 ③ F8			4	0	1	0	0	2	3
John Boccabella, R (1, 3) OBP: 0.375, SLG: 0.286		x 0-0 ② F4			x 0-0 FC1-5 1B 1B	x 0-0 ① F8		S S S 0-3 ① K2-3		4	0	1	0	0	1	2
Merritt Ranew, L (1, 2) OBP: 0.379, SLG: 0.488		S S S 0-3 ③ K			x 0-0 FC1-5 1B 1B 1-2	H 1-0 SH1-4 HBP 1-2		x 0-0 ② 4-3		3	1	1	0	0	1	1
Glen Hobbie, R (1, 1) OBP: 0.111, SLG: 0.070			S S S 0-3 ① K		x 0-0 ① FC1-5 1B 1B HR 1-2 2-3f	x 0-0 ② SH1-4 1-2 2-3		x 0-0 ③ 1-3		3	1	0	0	0	1	2
Inning Stats	R: 0 H: 0 E: 0 LOB: 1 K: 1 BB: 1 S: 5 P: 9	R: 0 H: 0 E: 0 LOB: 1 K: 2 BB: 1 S: 7 P: 11	R: 0 H: 1 E: 0 LOB: 0 K: 1 BB: 0 S: 5 P: 5	R: 1 H: 1 E: 0 LOB: 0 K: 1 BB: 0 S: 6 P: 6	R: 5 H: 5 E: 0 LOB: 0 K: 0 BB: 0 S: 8 P: 8	R: 0 H: 1 E: 0 LOB: 2 K: 0 BB: 0 S: 4 P: 5	R: 0 H: 2 E: 0 LOB: 2 K: 0 BB: 0 S: 5 P: 5	R: 0 H: 0 E: 0 LOB: 0 K: 1 BB: 0 S: 5 P: 5	R: 0 H: 0 E: 0 LOB: 0 K: 1 BB: 0 S: 5 P: 5	1B: 8 SF: 0 2B: 0 SAC: 1 3B: 0 DP: 0 HR: 2 HBP: 1						

	AB	35
	R	6
	H	10
	RBI	6
	BB	2
	SO	7
	LOB	20

PITCHER	IP	WLS	BF	H	R	ER	SO	BB	IBB	HBP	BLK	WP	HR	S	P	ERA	WHIP
Jack Fisher, R (1, 1) ERA: 4.5	6.0	L	28	8	6	6	5	2	0	1	0	0	2	35	44	9.00	1.667
Al Stanek, L (7, 1) ERA: 3.65	3.0		11	2	0	0	2	0	0	0	0	0	0	15	15	0.00	0.667

PITCHER	IP	WLS	BF	H	R	ER	SO	BB	IBB	HBP	BLK	WP	HR	S	P	ERA	WHIP

WP: 0	PB: 0	SB: 0	CS: 0
PA: 39			

Batter	1	2	3	4	5	6	7	8	9	AB	R	H	RBI	BB	SO	LOB
Harvey Kuenn, R (1, 5) OBP: 0.359, SLG: 0.397	F9		F9			BB			F7	3	0	0	0	1	0	1
Chuck Hiller, L (1, 4) OBP: 0.265, SLG: 0.303	F8			F7		G3			K	4	0	0	0	0	1	1
Willie McCovey, L (1, 7) OBP: 0.347, SLG: 0.541	4-3			4-3			F8		3B	4	0	1	0	0	0	0
Ed Bailey, L (1, 2) OBP: 0.361, SLG: 0.473		F4		F7			4-3		F9	4	0	0	0	0	0	1
Orlando Cepeda, R (1, 3) OBP: 0.357, SLG: 0.523		1-3			F9		1-3			3	0	0	0	0	0	0
Tom Haller, L (1, 9) OBP: 0.339, SLG: 0.434		F8			F5			FC4-6 HBP		2	0	0	0	0	0	0
Felipe Alou, R (1, 8) OBP: 0.325, SLG: 0.472			S 1B		F5				F7	3	0	1	0	0	0	1
Jose Pagan, R (1, 6) OBP: 0.268, SLG: 0.280			F7			K		FC4-6 1-2f		3	0	0	0	0	1	2
Jack Fisher, R (1, 1) OBP: 0.188, SLG: 0.172			F7 1-2			1-3		K		1	0	0	0	0	0	1
Norm Larker, L (6, PH) OBP: 0.291, SLG: 0.222										1	0	0	0	0	0	0
Al Stanek, L (7, 1)										1	0	0	0	0	1	1
Inning Stats	R: 0 E: 0 K: 0 S: 3 H: 0 LOB: 0 BB: 0 P: 3	R: 0 E: 0 K: 0 S: 3 H: 0 LOB: 0 BB: 0 P: 3	R: 0 E: 0 K: 0 S: 4 H: 1 LOB: 1 BB: 0 P: 4	R: 0 E: 0 K: 0 S: 3 H: 0 LOB: 0 BB: 0 P: 3	R: 0 E: 0 K: 0 S: 3 H: 0 LOB: 0 BB: 0 P: 3	R: 0 E: 0 K: 1 S: 5 H: 0 LOB: 1 BB: 1 P: 9	R: 0 E: 0 K: 0 S: 3 H: 0 LOB: 0 BB: 0 P: 3	R: 0 E: 0 K: 1 S: 5 H: 0 LOB: 1 BB: 0 P: 6	R: 0 E: 0 K: 1 S: 6 H: 1 LOB: 1 BB: 0 P: 6	1B: 1 2B: 0 3B: 1 HR: 0 SF: 0 SAC: 0 DP: 0 HBP: 1						

PITCHER	IP	WLS	BF	H	R	ER	SO	BB	IBB	HBP	BLK	WP	HR	S	P	ERA	WHIP
Glen Hobbie, R (1, 1) ERA: 3.63	9.0	W	31	2	0	0	3	1	0	1	0	0	0	35	40	0.00	0.333

PITCHER	IP	WLS	BF	H	R	ER	SO	BB	IBB	HBP	BLK	WP	HR	S	P	ERA	WHIP

BOTTOM

Chicago Cubs @ San Francisco Giants

Candlestick Park, San Francisco, CA

Mon Sep 02 1963, 6:38 AM EDT

Att. 34,590 - Sunny

livebaseballscorecards.com

AB	29
R	0
H	2
RBI	0
BB	1
SO	3
LOB	8

Chicago Cubs @ San Francisco Giants

Candlestick Park, San Francisco, CA

Tue Sep 03 1963, 6:33 AM EDT

Att. 5,448 - Sunny

TOP

livebaseballscorecards.com

Batter	1	2	3	4	5	6	7	8	9	AB	R	H	RBI	BB	SO	LOB
Lou Brock, L (1, 9) OBP: 0.318, SLG: 0.413	B B B B 4-0 3B BB	x 0-0 E4 1B 1-3			x 0-0 ① G3			x 0-0 ① 4-3		3	1	0	0	1	0	1
Andre Rodgers, R (1, 6) OBP: 0.321, SLG: 0.295	x 0-0 1-H 2B 3B	x 0-0 1-3 3-H 1B			x 0-0 ② F9			x 0-0 ② F9		2	1	2	2	0	0	0
Jimmy Stewart, S (5, PH) (5, 6)										2	0	0	0	0	0	0
Ellis Burton, S (1, 8) OBP: 0.320, SLG: 0.424	x 0-0 ① 1-3	x 0-0 ③ F3			x 0-0 ③ F5			B B B B 4-0 BB BB BB		3	0	0	0	0	0	3
Jim Brewer, L (7, 1)										0	0	0	0	1	0	0
Ron Santo, R (1, 5) OBP: 0.352, SLG: 0.517	S S S 0-3 ② K		x 0-0 ① F4			x 0-0 ① 6-3		B B B B 4-0 BB 1-2 BB		3	0	0	0	1	1	1
Billy Williams, L (1, 7) OBP: 0.362, SLG: 0.508	x 0-0 3-H 2B	S S S 0-3 ② K			S S S 0-3 ② K			B B B B 4-0 FC5-4 1-2 2-3 BB		3	0	1	1	1	2	0
Ken Hubbs, R (1, 4) OBP: 0.297, SLG: 0.335	x 0-0 ③ F8	x 0-0 ③ F8			S S S 0-3 ③ K			x 0-0 ③ FC5-4 1-2f		2	0	0	0	0	0	1
Leo Burke, R (3, 4) OBP: 0.237, SLG: 0.302										2	0	0	0	0	1	3
14 Ernie Banks, R (1, 3) OBP: 0.293, SLG: 0.410	S S S 0-3 ① K	x 0-0 G6-4-3 1B			S S S 0-3 ① K			x 0-0 ① 4-3		2	0	1	0	0	1	0
John Boccabella, R (5, 3) OBP: 0.300, SLG: 0.222										2	0	0	0	0	1	0
Dick Bertell, R (1, 2) OBP: 0.291, SLG: 0.293	x 0-0 ② 6-3	x 0-0 ① ② G6-4-3 1-2f			S S S 0-3 ② K			x 0-0 ② F9		4	0	0	0	0	1	1
Larry Jackson, R (1, 1) OBP: 0.205, SLG: 0.250	x 0-0 E 1B 1B	S S S 0-3 ③ K			S S S 0-3 ③ K			x 0-0 ③ F6		2	1	1	0	0	1	0
Tom Baker, L (4, 1)										0	0	0	0	0	0	0
Nelson Mathews, R (7, PH) OBP: 0.233, SLG: 0.279										2	0	0	0	0	1	0
(7, 8)																
Inning Stats	R: 2 E: 0 K: 1 S: 7 H: 2 LOB: 1 BB: 1 P: 11	R: 1 E: 1 K: 1 S: 8 H: 2 LOB: 2 BB: 0 P: 8	R: 0 E: 0 K: 1 S: 5 H: 0 LOB: 0 BB: 0 P: 5	R: 0 E: 0 K: 1 S: 5 H: 1 LOB: 0 BB: 0 P: 5	R: 0 E: 0 K: 0 S: 3 H: 0 LOB: 0 BB: 0 P: 3	R: 0 E: 0 K: 2 S: 7 H: 0 LOB: 0 BB: 0 P: 7	R: 0 E: 0 K: 3 S: 9 H: 0 LOB: 0 BB: 0 P: 9	R: 0 E: 0 K: 0 S: 3 H: 0 LOB: 3 BB: 3 P: 15	R: 0 E: 0 K: 0 S: 3 H: 0 LOB: 0 BB: 0 P: 3	1B: 3 2B: 1 3B: 1 HR: 0 SF: 0 SAC: 0 DP: 1 HBP: 0						

	AB	32
	R	3
	H	5
	RBI	3
	BB	4
	SO	9
	LOB	10

WP: 0 PA: 36
PB: 0
SB: 0
CS: 0

PITCHER		IP	WLS	BF	H	R	ER	SO	BB	IBB	HBP	BLK	WP	HR	S	P	ERA	WHIP
Juan Marichal, R ERA: 2.48	(1, 1)	7.0	W	27	5	3	2	9	1	0	0	0	0	0	44	48	2.57	0.857
Billy Hoeft, L ERA: 4.44	(8, 1)	2.0	S	9	0	0	0	0	3	0	0	0	0	0	6	18	0.00	1.500

PITCHER		IP	WLS	BF	H	R	ER	SO	BB	IBB	HBP	BLK	WP	HR	S	P	ERA	WHIP

Batter	1	2	3	4	5	6	7	8	9	AB	R	H	RBI	BB	SO	LOB
Harvey Kuenn, R (1, 9) OBP: 0.358, SLG: 0.394	6-3	1B 1B 1B 1-3 3-H		E6 1B HR	4-3		6-3			5	2	1	1	0	0	0
Billy Hoeft, L (8, 1) OBP: 1.000, SLG: 1.000										0	0	0	0	0	0	0
Chuck Hiller, L (1, 4) OBP: 0.267, SLG: 0.304	3-1	1B E 1B 1-2 3-H		HR 1B 1-2	F8		F5			5	2	2	1	0	0	0
Orlando Cepeda, R (1, 3) OBP: 0.359, SLG: 0.532	F8	E E 1B 1-3 2-H		HR 1-H 2-H	4-3			2B 2B		5	3	3	4	0	0	0
Norm Larker, L (9, 3) OBP: 0.291, SLG: 0.222										0	0	0	0	0	0	0
Willie McCovey, L (1, 7) OBP: 0.349, SLG: 0.544		F2		1B 2B		K		F9		3	1	2	1	0	0	0
Cap Peterson, R (5, 7) OBP: 0.280, SLG: 0.367		E5 1-H 3-H 1B								2	0	0	0	0	1	1
Felipe Alou, R (1, 8) OBP: 0.328, SLG: 0.482		E G3 1B 1B K		K		HR		2-H 2B		5	2	3	2	0	2	2
Ed Bailey, L (1, 2) OBP: 0.361, SLG: 0.469	G3 1-2	L4-3 BB		3B 1B 2-H		3-1		F3		4	1	1	1	1	0	2
Jim Davenport, R (1, 5) OBP: 0.285, SLG: 0.333	E5 BB 1B 2-3	L4-3 1-2		1B 3B 1-H		5-3		FC6 BB		4	2	1	1	1	0	2
Jose Pagan, R (1, 6) OBP: 0.270, SLG: 0.280	1B 1B BB 1-2	F9		FC6-4 1B 3-H			1-3	FC6 1-2f		4	1	1	1	1	0	2
Juan Marichal, R (1, 1) OBP: 0.177, SLG: 0.172	1B 1B 1B 1-3 2-H 3-H			F6 FC6-4 1-2f			HR			3	1	1	2	0	0	1
Tom Haller, L (7, PH) OBP: 0.342, SLG: 0.449 (8, 9)										1	1	1	1	0	0	0
Inning Stats	R: 0 H: 0 E: 0 LOB: 0 K: 0 BB: 0 S: 3 P: 3	R: 7 H: 6 E: 2 LOB: 1 K: 1 BB: 1 S: 12 P: 16	R: 0 H: 0 E: 0 LOB: 0 K: 0 BB: 1 S: 2 P: 6	R: 6 H: 6 E: 1 LOB: 1 K: 1 BB: 0 S: 12 P: 12	R: 0 H: 0 E: 0 LOB: 0 K: 0 BB: 0 S: 3 P: 3	R: 1 H: 1 E: 0 LOB: 0 K: 1 BB: 0 S: 6 P: 6	R: 1 H: 1 E: 0 LOB: 0 K: 0 BB: 0 S: 4 P: 4	R: 1 H: 2 E: 0 LOB: 2 K: 0 BB: 1 S: 5 P: 9		1B: 9 SF: 0 2B: 4 SAC: 0 3B: 1 DP: 1 HR: 3 HBP: 0						

PITCHER		IP	WLS	BF	H	R	ER	SO	BB	IBB	HBP	BLK	WP	HR	S	P	ERA	WHIP
Larry Jackson, R ERA: 2.4	(1, 1)	3.1	L	21	8	10	2	1	2	0	0	0	0	1	21	29	5.40	3.000
Tom Baker, L ERA: 2.76	(4, 1)	2.2		13	5	4	1	2	0	0	0	0	0	1	17	17	3.38	1.875
Jim Brewer, L ERA: 5.24	(7, 1)	2.0		10	3	2	2	0	1	0	0	0	0	1	9	13	9.00	2.000

PITCHER	IP	WLS	BF	H	R	ER	SO	BB	IBB	HBP	BLK	WP	HR	S	P	ERA	WHIP

BOTTOM

Chicago Cubs @ San Francisco Giants

Candlestick Park, San Francisco, CA

Tue Sep 03 1963, 6:33 AM EDT

Att. 5,448 - Sunny

livebaseballscorecards.com

AB	41
R	16
H	16
RBI	15
BB	3
SO	3
LOB	10

WP: 0 PA: 44
PB: 0
SB: 0
CS: 0

Chicago Cubs @ Los Angeles Dodgers

Dodger Stadium, Los Angeles, CA

Wed Sep 04 1963, 7:05 PM PDT

Att. 21,840 - Cloudy

TOP

Batter	1	2	3	4	5	6	7	8	9	10	11	AB	R	H	RBI	BB	SO	LOB
Lou Brock, L (1, 9) OBP: 0.317, SLG: 0.411	B F B X 2-1 1B		B C B F B X 3-2 F7 ③			C F F B B X 2-2 3-1 ①		L B S S 1-3 K ②		X 0-0 F8 ③		5	0	1	0	0	1	2
Andre Rodgers, R (1, 6) OBP: 0.321, SLG: 0.296	F F C 0-3 K ①			B B S X 2-1 5-3 ①		X 0-0 1B SF8-3 1B		B B F F S 2-3 K ③			B F X 1-1 1B SH2-4 1B	5	2	2	0	0	2	1
Ellis Burton, S (1, 8) OBP: 0.319, SLG: 0.421	B X 1-0 F8 ②			C C F C 0-3 K ②		S X 0-1 1-3 SF8-3 1B			B X 1-0 F7 ①		X 0-0 1-2 SH2-4 ①	4	0	1	0	0	1	1
Ron Santo, R (1, 5) OBP: 0.352, SLG: 0.519	F F F B F B S 2-3 K ③			X 0-0 2B		B F B X 2-1 1-2 3-H SF8-3 ②③			C B F B X 2-2 1B		C C X 0-2 L7 ②	4	0	2	1	0	1	2
Billy Williams, L (1, 7) OBP: 0.362, SLG: 0.506		F F X 0-2 F5 ①		I I I I 4-0 IBB			X 0-0 4-3 ①		F S C 0-3 K ②		I I I I 4-0 1B IBB	3	0	0	0	2	1	1
Ken Hubbs, R (1, 4) OBP: 0.296, SLG: 0.334		C F B S 1-3 K ②		F X 0-1 F8 ③			C B F F B X 2-2 6-3 ②		C X 0-1 6-3 ③		C X 0-1 1-2 2-H 1B	5	0	1	1	0	1	3
14 Ernie Banks, R (1, 3) OBP: 0.295, SLG: 0.410 Nelson Mathews, R (10, PR) OBP: 0.233, SLG: 0.279 Lindy McDaniel, R (10, 1) OBP: 0.100, SLG: 0.250		F C B B X 2-2 L7 ③		B C X 1-1 1-3 ①			X 0-0 1B			B B B B C F B 4-2 E BB	B S X 1-1 4-3 ③	3 0 1	0 0 0	1 0 0	0 0 0	1 0 0	0 0 0	0 0 2
Dick Bertell, R (1, 2) OBP: 0.288, SLG: 0.289 Jimmie Schaffer, R (11, 2) OBP: 0.327, SLG: 0.505			X 0-0 5-3 ①	B F B X 2-1 5-3 ②			F B S F X 1-2 F6 ③			F S P S 1-3 K 1-2 ①		4 0	0 0	0 0	0 0	0 0	1 0	2 0
Cal Koonce, R (1, 1) OBP: 0.200, SLG: 0.143 Steve Boros, R (10, PH) OBP: 0.298, SLG: 0.393 John Boccabella, R (10, 3) OBP: 0.300, SLG: 0.222			C S B S 1-3 K ②	B C S C 1-3 K ③				B C F B F B X 3-2 1-3 ①		B F B C B C 3-3 K ②		3 1 0	0 0 0	0 0 0	0 0 0	0 0 0	2 1 0	0 2 0
Inning Stats	R: 0 H: 1 E: 0 LOB: 1 K: 2 BB: 0 S: 11 P: 16	R: 0 H: 0 E: 0 LOB: 0 K: 1 BB: 0 S: 9 P: 12	R: 0 H: 0 E: 0 LOB: 0 K: 1 BB: 0 S: 7 P: 11	R: 0 H: 1 E: 0 LOB: 2 K: 1 BB: 1 S: 9 P: 15	R: 0 H: 0 E: 0 LOB: 0 K: 1 BB: 0 S: 7 P: 11	R: 1 H: 2 E: 0 LOB: 0 K: 0 BB: 0 S: 9 P: 13	R: 0 H: 1 E: 0 LOB: 1 K: 0 BB: 0 S: 10 P: 13	R: 0 H: 0 E: 0 LOB: 0 K: 2 BB: 0 S: 10 P: 16	R: 0 H: 1 E: 0 LOB: 1 K: 1 BB: 0 S: 9 P: 12	R: 0 H: 0 E: 1 LOB: 2 K: 2 BB: 1 S: 10 P: 17	R: 1 H: 2 E: 0 LOB: 2 K: 0 BB: 1 S: 10 P: 16	1B: 7 SF: 1 2B: 2 SAC: 1 3B: 0 DP: 1 HR: 0 HBP: 0						

PITCHER		IP	WLS	BF	H	R	ER	SO	BB	IBB	HBP	BLK	WP	HR	S	P	ERA	WHIP
Bob Miller, R ERA: 3.07	(1, 1)	7.0		26	5	1	1	6	0	1	0	0	0	0	62	91	1.29	0.714
Ron Perranoski, L ERA: 1.77	(8, 1)	3.0		11	1	0	0	5	1	0	0	0	0	0	29	45	0.00	0.667
Ken Rowe, R ERA: 3.42	(11, 1)	1.0	L	6	2	1	1	0	0	1	0	0	0	0	10	16	9.00	2.000

PITCHER	IP	WLS	BF	H	R	ER	SO	BB	IBB	HBP	BLK	WP	HR	S	P	ERA	WHIP

AB	38
R	2
H	8
RBI	2
BB	3
SO	11
LOB	16

WP: 0 PA: 43
PB: 0
SB: 0
CS: 0

livebaseballscorecards.com

Batter	1	2	3	4	5	6	7	8	9	10	11	AB	R	H	RBI	BB	SO	LOB
Jim Gilliam, S (1, 4) OBP: 0.360, SLG: 0.389	B B C F X 2-2 ① G3			C B C X 1-2 ① 4-3		X 0-0 G3 2B 2B		C B X 1-1 ① F8		C F X 0-2 ② FC1-6 1-2f		5	1	1	0	0	0	1
Wally Moon, L (1, 7) OBP: 0.341, SLG: 0.388	C B C B F F F B B 4-2 G6-4-3 BB			B B L B S B 4-2 BB		B B X 2-0 ② G3 2-3		B F F X 1-2 ② F7		C B B B B 4-1 BB		2	0	0	0	3	0	1
Tommy Davis, R (1, 5) OBP: 0.355, SLG: 0.451	X 0-0 ② ③ G6-4-3 1-2f			X 0-0 ② F4		C B X 1-1 2B 3-H		B F X 1-1 ③ F7		C B C B X 2-2 ③ L5		5	0	1	1	0	0	4
Ron Fairly, L (1, 3) OBP: 0.346, SLG: 0.394		B C C B F B S 3-3 ① K		C X 0-1 ③ 5-3		I I I I 4-0 IBB			B B B B 4-0 BB		C B S F B X 2-2 ① 1-3	3	0	0	0	2	1	1
Frank Howard, R (1, 9) OBP: 0.322, SLG: 0.501 Marv Breeding, R (11, PR) OBP: 0.288, SLG: 0.324		B B C C F S 2-3 ② K			F B S C 1-3 ① K	S S B B B F X 3-2 ③ F7			L B F S 1-3 ① K		S B F X 1-2 E5 1B FC4-2	5 0	0 0	0 0	0 0	3 0	3 0	3 0
John Roseboro, L (1, 2) OBP: 0.303, SLG: 0.361		X 0-0 ③ F8			X 0-0 1B		B B B C B 4-1 F8 SH1-4 BB		F F B X 1-2 ② L9		B C F X 1-2 FC4-2 1-3 1B	4	0	2	0	1	0	1
Willie Davis, L (1, 8) OBP: 0.268, SLG: 0.362			F S X 0-2 CS 1B		X 0-0 ② F7	X 0-0 ① SH1-4 1-2			B F B F F C 2-3 ③ K		X 0-0 ② FC4-2 1-2 3-H	4	0	1	0	0	1	4
Dick Tracewski, R (1, 6) OBP: 0.285, SLG: 0.258 Lee Walls, R (11, PH) OBP: 0.269, SLG: 0.315			F B C B C 2-3 ① ② K 1-2		S X 0-1 ③ F7	B C B F B F F F F 3-2 ② X F8 2-3				B B B C C X 3-2 ① 1-3	X 0-0 ③ F8	4 1	0 0	0 0	0 0	0 0	1 0	3 2
Bob Miller, R (1, 1) OBP: 0.094, SLG: 0.078 Ken McMullen, R (7, PH) OBP: 0.266, SLG: 0.331 Ron Perranoski, L (8, 1) OBP: 0.182, SLG: 0.100 Bill Skowron, R (10, PH) OBP: 0.265, SLG: 0.313 Roy Gleason, S (10, PR) Ken Rowe, R (11, 1)		B X 1-0 ③ 4-3				B X 1-0 ① F7	S X 0-1 ③ L5			B B B C F X 3-2 FC1-6 1B		2 1 0 1 0 0	0 0 0 0 0 0	0 0 0 1 0 0	0 0 0 0 0 0	0 0 0 0 0 0	0 1 0 0 0 0	0 0 0 0 0 0
Inning Stats	R: 0 H: 0 E: 0 LOB: 0 K: 0 BB: 1 S: 9 P: 15	R: 0 H: 0 E: 0 LOB: 0 K: 2 BB: 0 S: 8 P: 13	R: 0 H: 1 E: 0 LOB: 0 K: 1 BB: 0 S: 7 P: 10	R: 0 H: 0 E: 0 LOB: 1 K: 0 BB: 1 S: 8 P: 13	R: 0 H: 1 E: 0 LOB: 1 K: 1 BB: 0 S: 7 P: 8	R: 1 H: 2 E: 0 LOB: 2 K: 0 BB: 1 S: 9 P: 20	R: 0 H: 0 E: 0 LOB: 1 K: 0 BB: 1 S: 11 P: 18	R: 0 H: 0 E: 0 LOB: 0 K: 0 BB: 0 S: 7 P: 10	R: 0 H: 0 E: 0 LOB: 1 K: 2 BB: 1 S: 10 P: 18	R: 0 H: 1 E: 1 LOB: 2 K: 0 BB: 1 S: 13 P: 25	R: 0 H: 1 E: 1 LOB: 2 K: 0 BB: 0 S: 12 P: 16	1B: 4 SF: 0 2B: 2 SAC: 1 3B: 0 DP: 1 HR: 0 HBP: 0						

PITCHER		IP	WLS	BF	H	R	ER	SO	BB	IBB	HBP	BLK	WP	HR	S	P	ERA	WHIP
Cal Koonce, R ERA: 4.75	(1, 1)	9.0		34	4	1	1	6	4	1	0	0	0	0	76	125	1.00	0.889
Lindy McDaniel, R ERA: 3.07	(10, 1)	2.0	W	10	2	0	0	0	1	0	0	0	0	0	25	41	0.00	1.500

PITCHER	IP	WLS	BF	H	R	ER	SO	BB	IBB	HBP	BLK	WP	HR	S	P	ERA	WHIP

BOTTOM

Chicago Cubs @ Los Angeles Dodgers

Dodger Stadium, Los Angeles, CA

Wed Sep 04 1963, 7:05 PM PDT

Att. 21,840 - Cloudy

livebaseballscorecards.com

AB	37
R	1
H	6
RBI	1
BB	6
SO	6
LOB	21

WP: 0		PA:	44
PB: 0			
SB: 0			
CS: 1			

Batter	1	2	3	4	5	6	7	8	9	AB	R	H	RBI	BB	SO	LOB
Lou Brock, L (1, 9) OBP: 0.316, SLG: 0.409	C B B C B X 3-2 ① 5-3		F B F X 1-2 ② FC1-6 S 1-2f		S B C B S 2-3 ③ K			B F B B C X 3-2 6-3 1B		4	0	1	0	0	1	2
Andre Rodgers, R (1, 6) OBP: 0.319, SLG: 0.294	B S X 1-1 ② 3-1		C B S B F C 2-3 ③ K 1-2			C B X 1-1 ① 4-3		C F B B F X 2-2 ① 6-3 1-2		4	0	0	0	0	1	2
Ellis Burton, S (1, 8) OBP: 0.322, SLG: 0.420	B B C B C F F X 3-2 1B			B B X 2-0 ① F4		B B X 2-0 ② F4		C B B B C B 4-2 BB		3	0	1	0	1	0	0
Ron Santo, R (1, 5) OBP: 0.352, SLG: 0.517	B B X 2-0 ③ F8			X 0-0 ② F8		X 0-0 FC5 BB 1B		B B S S F X 2-2 ② F6		4	0	1	0	0	0	3
Billy Williams, L (1, 7) OBP: 0.365, SLG: 0.507		B B C B B 4-1 CS BB		C B B B X 2-1 2B		B S B B C B 4-2 1-2 BB		B F F F X 1-2 ③ F4		2	0	1	0	2	0	2
Ken Hubbs, R (1, 4) OBP: 0.294, SLG: 0.331		C F S 0-3 ① K		B S B F S 2-3 ③ K		F X 0-1 ③ FC5 2-3f			C S B B X 2-2 ① 5-3	4	0	0	0	0	2	4
14 Ernie Banks, R (1, 3) OBP: 0.293, SLG: 0.406		B F F S 1-3 ② K			X 0-0 ① 5-3		B B C X 2-1 ① F5		C F F B X 1-2 ② 6-3	4	0	0	0	0	1	1
Jimmie Schaffer, R (1, 2) Jimmy Stewart, S (9, PH)		S S 0-2 ③ CS 1-2	C C X 0-2 E5 FC1-6		X 0-0 1B		B X 1-0 ② 1-3		F B F F X 1-2 ③ 1-3	3 1	0 0	1 0	0 0	0 0	0 0	0 0
Bob Buhl, R (1, 1) OBP: 0.103, SLG: 0.103 Steve Boros, R (5, PH) OBP: 0.295, SLG: 0.388 Paul Toth, R (5, 1) OBP: 0.081, SLG: 0.029			L X 0-1 ① B1		F B B F F F S 2-3 ② K		S S C 0-3 ③ K			1 1 1	0 0 0	0 0 0	0 0 0	0 0 0	0 1 1	1 1 0
Inning Stats	R: 0 H: 1 E: 0 LOB: 1 K: 0 BB: 0 S: 11 P: 20	R: 0 H: 0 E: 0 LOB: 0 K: 2 BB: 1 S: 9 P: 14	R: 0 H: 0 E: 1 LOB: 1 K: 1 BB: 0 S: 12 P: 15	R: 0 H: 1 E: 0 LOB: 1 K: 1 BB: 0 S: 7 P: 13	R: 0 H: 1 E: 0 LOB: 1 K: 2 BB: 0 S: 10 P: 14	R: 0 H: 1 E: 0 LOB: 2 K: 0 BB: 1 S: 8 P: 15	R: 0 H: 0 E: 0 LOB: 0 K: 1 BB: 0 S: 6 P: 9	R: 0 H: 1 E: 0 LOB: 2 K: 0 BB: 1 S: 17 P: 29	R: 0 H: 0 E: 0 LOB: 0 K: 0 BB: 0 S: 11 P: 15	1B: 4 SF: 0 2B: 1 SAC: 0 3B: 0 DP: 0 HR: 0 HBP: 0						WP: 0 PA: 36 PB: 0 SB: 1 CS: 1

Chicago Cubs @ Los Angeles Dodgers

Dodger Stadium, Los Angeles, CA

Thu Sep 05 1963, 7:05 PM PDT

Att. 35,256 - Unknown

TOP

livebaseballscorecards.com

AB	32
R	0
H	5
RBI	0
BB	3
SO	7
LOB	16

PITCHER		IP	WLS	BF	H	R	ER	SO	BB	IBB	HBP	BLK	WP	HR	S	P	ERA	WHIP
Pete Richert, L ERA: 4.25	(1, 1)	7.1	W	30	5	0	0	7	3	0	0	0	0	0	72	118	0.00	1.091
Larry Sherry, R ERA: 3.47	(8, 1)	1.2	S	5	0	0	0	0	0	0	0	0	0	0	19	26	0.00	0.000

PITCHER	IP	WLS	BF	H	R	ER	SO	BB	IBB	HBP	BLK	WP	HR	S	P	ERA	WHIP

Batter	1	2	3	4	5	6	7	8	9	AB	R	H	RBI	BB	SO	LOB
Willie Davis, L (1, 8) OBP: 0.265, SLG: 0.357	F B C B X 2-2 ① L9	C B X 1-1 ③ 1-3		C X 0-1 ② F4		X 0-0 ③ F5		F B X 1-1 ③ F5		5	0	0	0	0	0	4
Jim Gilliam, S (1, 4) OBP: 0.359, SLG: 0.394	C B X 1-1 ② 1-4-3		F F B X 1-2 ① 4-3	C B B B F X 3-2 IHR			B B C F X 2-2 ① 6-3			4	1	1	1	0	0	0
Wally Moon, L (1, 9) OBP: 0.346, SLG: 0.391	B S B B B 4-1 FC4 BB		C X 0-1 1B 2B 1B	B X 1-0 1B			F B B S S 2-3 ② K			3	1	2	0	1	1	0
Tommy Davis, R (1, 7) OBP: 0.355, SLG: 0.449	C C X 0-2 ③ FC4 1-2f		C X 0-1 ② F8	X 0-0 ③ F7			C B S B B X 3-2 1B			4	0	1	0	0	0	3
John Roseboro, L (1, 2) OBP: 0.302, SLG: 0.360		S F B X 1-2 ① F5	C B F B X 2-2 2B 1-3 1B		X 0-0 ① G3		B X 1-0 ③ G3			4	0	1	0	0	0	1
Bill Skowron, R (1, 3) OBP: 0.269, SLG: 0.321 Roy Gleason, S (8, PR) Ron Fairly, L (9, 3) OBP: 0.346, SLG: 0.394		B X 1-0 FC6-4 1B	C X 0-1 1-3 3-H 2B		C X 0-1 E6 G6-4-3			F F S 0-3 K SH5-4 1B		4 0 0	0 1 0	2 0 0	1 0 0	0 0 0	1 0 0	0 0 0
Ken McMullen, R (1, 5) OBP: 0.269, SLG: 0.328		C X 0-1 ② FC6-4 1B 1-2f 1B	C B B B B 4-1 BB		C X 0-1 ② ③ G6-4-3 1-2f			L X 0-1 ① SH5-4 1-2		2	1	0	0	1	0	2
Dick Tracewski, R (1, 6) OBP: 0.294, SLG: 0.264	C B B C X 2-2 1B 1-2 1B	B S B X 2-1 ③ 1-3			B B B B 4-0 CS BB			X 0-0 SH3-4 2-H 1B		3	0	2	1	1	0	3
Pete Richert, L (1, 1) OBP: 0.313, SLG: 0.333 Larry Sherry, R (8, 1)	S B X 1-1 1-3 2-H 1B			X 0-0 ① 1-3		L P B S S 2-3 ① ② K 1-2		X 0-0 ② SH3-4 1-2		3 0	0 0	1 0	1 0	0 0	1 0	1 0
Inning Stats	R: 0 H: 0 E: 0 LOB: 1 K: 0 BB: 1 S: 9 P: 16	R: 1 H: 3 E: 0 LOB: 2 K: 0 BB: 0 S: 13 P: 19	R: 1 H: 3 E: 0 LOB: 3 K: 0 BB: 1 S: 15 P: 24	R: 1 H: 2 E: 0 LOB: 1 K: 0 BB: 0 S: 8 P: 12	R: 0 H: 0 E: 1 LOB: 0 K: 0 BB: 0 S: 5 P: 5	R: 0 H: 0 E: 0 LOB: 0 K: 1 BB: 1 S: 5 P: 10	R: 0 H: 1 E: 0 LOB: 1 K: 1 BB: 0 S: 10 P: 18	R: 1 H: 1 E: 0 LOB: 2 K: 1 BB: 0 S: 9 P: 10		1B: 8 2B: 1 3B: 0 HR: 1	SF: 0 SAC: 2 DP: 1 HBP: 0			WP: 1 PB: 0 SB: 0 CS: 1	PA: 37	

PITCHER		IP	WLS	BF	H	R	ER	SO	BB	IBB	HBP	BLK	WP	HR	S	P	ERA	WHIP
Bob Buhl, R ERA: 3.55	(1, 1)	4.0	L	22	8	3	3	0	2	0	0	0	0	0	45	71	6.75	2.500
Paul Toth, R ERA: 3.08	(5, 1)	4.0		15	2	1	1	3	1	0	0	0	1	0	29	43	2.25	0.750

PITCHER	IP	WLS	BF	H	R	ER	SO	BB	IBB	HBP	BLK	WP	HR	S	P	ERA	WHIP

BOTTOM

Chicago Cubs @ Los Angeles Dodgers

Dodger Stadium, Los Angeles, CA

Thu Sep 05 1963, 7:05 PM PDT

Att. 35,256 - Unknown

livebaseballscorecards.com

AB	32
R	4
H	10
RBI	4
BB	3
SO	3
LOB	14

Batter	1	2	3	4	5	6	7	8	9	AB	R	H	RBI	BB	SO	LOB
Lou Brock, L (1, 9) OBP: 0.316, SLG: 0.408	6-3		FC6 1-2f		CS 1B		1-3			4	0	1	0	0	0	1
Andre Rodgers, R (1, 6) OBP: 0.318, SLG: 0.292	P6		5-3		CS 1-2	BBBB 4-0 1B BB		F7		3	0	0	0	1	0	1
Ellis Burton, S (1, 8) OBP: 0.321, SLG: 0.428	HR			F9		SSS 0-3 K		SSS 0-3 K		4	1	1	1	0	2	1
Ron Santo, R (1, 5) OBP: 0.351, SLG: 0.515	6-3			6-3		1-2 1B		5-3		4	0	1	0	0	0	0
Billy Williams, L (1, 7) OBP: 0.366, SLG: 0.509		F5		FC5 1B		SSS 0-3 K			4-3 SF8 2B	4	1	2	0	0	1	2
Ken Hubbs, R (1, 4) OBP: 0.293, SLG: 0.331		F3		1-2 1B		F8			4-3 2-3	4	0	1	0	0	0	3
John Boccabella, R (1, 3) OBP: 0.286, SLG: 0.417		F3		FC5 2-3f			SF8 3B		SF8 3-H	3	1	1	1	0	0	2
Merritt Ranew, L (1, 2) OBP: 0.368, SLG: 0.477			4-3		L4		SF8 3-H		SSS 0-3 K	3	0	0	1	0	1	0
Glen Hobbie, R (1, 1) OBP: 0.125, SLG: 0.087			FC6 1B		SSS 0-3 K		6-3			3	0	1	0	0	1	0
Lindy McDaniel, R (9, 1) OBP: 0.100, SLG: 0.250										0	0	0	0	0	0	0
Inning Stats	R: 1 E: 0 K: 0 S: 4 H: 1 LOB: 0 BB: 0 P: 4	R: 0 E: 0 K: 0 S: 3 H: 0 LOB: 0 BB: 0 P: 3	R: 0 E: 0 K: 0 S: 4 H: 1 LOB: 0 BB: 0 P: 4	R: 0 E: 0 K: 0 S: 5 H: 2 LOB: 2 BB: 0 P: 5	R: 0 E: 0 K: 1 S: 5 H: 1 LOB: 0 BB: 0 P: 5	R: 0 E: 0 K: 2 S: 8 H: 1 LOB: 2 BB: 1 P: 12	R: 1 E: 0 K: 0 S: 4 H: 1 LOB: 0 BB: 0 P: 4	R: 0 E: 0 K: 1 S: 5 H: 0 LOB: 0 BB: 0 P: 5	R: 1 E: 0 K: 1 S: 6 H: 1 LOB: 0 BB: 0 P: 6	1B: 5 2B: 1 3B: 1 HR: 1 SF: 2 SAC: 0 DP: 0 HBP: 0	WP: 0 PB: 0 SB: 0 CS: 1 PA: 36					

PITCHER		IP	WLS	BF	H	R	ER	SO	BB	IBB	HBP	BLK	WP	HR	S	P	ERA	WHIP
Hal Brown, R ERA: 3.42	(1, 1)	7.0	L	28	7	2	2	3	1	0	0	0	0	1	33	37	2.57	1.143
Chris Zachary, R ERA: 5.66	(8, 1)	2.0		7	1	1	1	2	0	0	0	0	0	0	11	11	4.50	0.500

PITCHER	IP	WLS	BF	H	R	ER	SO	BB	IBB	HBP	BLK	WP	HR	S	P	ERA	WHIP

TOP

Chicago Cubs @ Houston Colt 45's

Colt Stadium, Houston, TX

Fri Sep 06 1963, 8:05 PM EDT

Att. 5,131 - Cloudy - 85 F

livebaseballscorecards.com

AB	32
R	3
H	8
RBI	3
BB	1
SO	5
LOB	10

Batter	1	2	3	4	5	6	7	8	9	AB	R	H	RBI	BB	SO	LOB
Carl Warwick, R (1, 9) OBP: 0.316, SLG: 0.333	S S S 0-3 ① K		x 0-0 1B 1B		x 0-0 ② 5-3		x 0-0 ② F5		x 0-0 ② F7 1-2 2-3	5	0	1	0	0	1	2
Pete Runnels, L (1, 4) OBP: 0.323, SLG: 0.288	x 0-0 L4-3 1B		x 0-0 ② 1-3 1B		x 0-0 BB FC 1B		S S S 0-3 ③ K		x 0-0 ③ 3-1	5	0	3	0	0	1	3
Jimmy Wynn, R (1, 7) OBP: 0.320, SLG: 0.355	x 0-0 ② ③ L4-3 1-2		S S S 0-3 ③ K		x 0-0 FC BB 1-2			x 0-0 FC5-4 1B		4	0	1	0	0	1	3
Rusty Staub, L (1, 3) OBP: 0.312, SLG: 0.298		H 1-0 1B HBP		x 0-0 BB BB 1B	B B B 4-0 1-2 2-3 BB			S S S 0-3 ① K		2	0	1	0	1	1	1
Hal Smith, R (1, 2) OBP: 0.333, SLG: 0.311		x 0-0 1-3 1B		x 0-0 ① F2	x 0-0 ③ 1-3			x 0-0 ② F9		4	0	1	0	0	0	5
Howie Goss, R (1, 8) OBP: 0.257, SLG: 0.327		x 0-0 ① P3		B B B 4-0 BB 1-2 BB		S S S 0-3 ① K		x 0-0 ③ FC5-4 1-2f		3	0	0	0	1	1	3
Bob Aspromonte, R (1, 5) OBP: 0.261, SLG: 0.288		x 0-0 ② F7		B B B 4-0 G4-6-3 1-2 2-3 BB		x 0-0 ② F8			x 0-0 PB 1B 1B	3	0	1	0	1	0	2
Bob Lillis, R (1, 6) OBP: 0.226, SLG: 0.237		x 0-0 ③ 1-3		x 0-0 ② ③ G4-6-3 1-2f		x 0-0 ③ F9			x 0-0 ① F9	4	0	0	0	0	0	6
Hal Brown, R (1, 1) OBP: 0.103, SLG: 0.103			x 0-0 ① L7		x 0-0 ① 5-3		S S S 0-3 ① K		x 0-0 PB 1-2 1B	2	0	0	0	0	0	0
Johnny Weekly, R (7, PH) OBP: 0.244, SLG: 0.262										1	0	0	0	0	1	0
Chris Zachary, L (8, 1)										0	0	0	0	0	0	0
Al Spangler, L (9, PH) OBP: 0.359, SLG: 0.393										1	0	1	0	0	0	0
Ernie Fazio, R (9, PR) OBP: 0.272, SLG: 0.280										0	0	0	0	0	0	0
Inning Stats	R: 0 E: 0 K: 1 S: 5 H: 1 LOB: 0 BB: 0 P: 5	R: 0 E: 0 K: 0 S: 4 H: 1 LOB: 2 BB: 0 P: 5	R: 0 E: 0 K: 1 S: 6 H: 2 LOB: 1 BB: 0 P: 6	R: 0 E: 0 K: 0 S: 3 H: 1 LOB: 2 BB: 2 P: 11	R: 0 E: 0 K: 0 S: 5 H: 1 LOB: 3 BB: 1 P: 9	R: 0 E: 0 K: 1 S: 5 H: 0 LOB: 0 BB: 0 P: 5	R: 0 E: 0 K: 2 S: 7 H: 0 LOB: 0 BB: 0 P: 7	R: 0 E: 0 K: 1 S: 6 H: 1 LOB: 1 BB: 0 P: 6	R: 0 E: 0 K: 0 S: 5 H: 2 LOB: 3 BB: 0 P: 5	1B: 9 2B: 1 3B: 0 HR: 0	SF: 0 SAC: 0 DP: 2 HBP: 1						

PITCHER	IP	WLS	BF	H	R	ER	SO	BB	IBB	HBP	BLK	WP	HR	S	P	ERA	WHIP
Glen Hobbie, R (1, 1) ERA: 3.43	8.1	W	36	9	0	0	6	3	0	1	0	0	0	44	57	0.00	1.440
Lindy McDaniel, R (9, 1) ERA: 3.04	0.2	S	2	0	0	0	0	0	0	0	0	0	0	2	2	0.00	0.000

PITCHER	IP	WLS	BF	H	R	ER	SO	BB	IBB	HBP	BLK	WP	HR	S	P	ERA	WHIP

BOTTOM

Chicago Cubs @ Houston Colt 45's

Colt Stadium, Houston, TX

Fri Sep 06 1963, 8:05 PM EDT

Att. 5,131 - Cloudy - 85 F

livebaseballscorecards.com

AB	34
R	0
H	9
RBI	0
BB	3
SO	6
LOB	25

1B: 9 SF: 0
2B: 1 SAC: 0
3B: 0 DP: 2
HR: 0 HBP: 1

WP: 0 PA: 38
PB: 1
SB: 0
CS: 0

Batter	1	2	3	4	5	6	7	8	9	AB	R	H	RBI	BB	SO	LOB
Lou Brock, L (1, 9) OBP: 0.315, SLG: 0.405	B B B B 4-0 CS BB			x 0-0 ① F7		x 0-0 ② B2			S S S 0-3 ① K	3	0	0	0	1	1	0
Andre Rodgers, R (1, 6) OBP: 0.320, SLG: 0.294	S S S 0-3 ① ② K 1-2			x 0-0 1B SF8 1B		x 0-0 ③ F8			x 0-0 FC3-6 1B	4	1	2	0	0	1	1
Ellis Burton, S (1, 8) OBP: 0.320, SLG: 0.426	S S S 0-3 ③ K			x 0-0 1-3 1B			x 0-0 ① F8		x 0-0 ② FC3-6 1-2f	4	0	1	0	0	1	1
Ron Santo, R (1, 5) OBP: 0.350, SLG: 0.516		x 0-0 ① 5-3		x 0-0 ② SF8 3-H			x 0-0 2B		S S S 0-3 ③ K	3	0	1	1	0	1	1
Billy Williams, L (1, 7) OBP: 0.364, SLG: 0.506		x 0-0 ② 5-3		x 0-0 ③ G3			S S S 0-3 ② K			3	0	0	0	0	1	2
Ken Hubbs, R (1, 4) OBP: 0.292, SLG: 0.329		S S S 0-3 ③ K			S S S 0-3 ① K		x 0-0 ③ 5-3			3	0	0	0	0	2	1
John Boccabella, R (1, 3) OBP: 0.235, SLG: 0.333 14 Ernie Banks, R (8, 3) OBP: 0.293, SLG: 0.406			x 0-0 ① 6-3		x 0-0 ② F7			S S S 0-3 ① K		3 0	0 0	0 0	0 0	0 0	1 0	0 0
Merritt Ranew, L (1, 2) OBP: 0.360, SLG: 0.466			x 0-0 ② 1-3		x 0-0 ③ P6			x 0-0 ② 4-3		3	0	0	0	0	0	0
Dick Ellsworth, L (1, 1) OBP: 0.167, SLG: 0.096			x 0-0 ③ F7			S S S 0-3 ① K		S S S 0-3 ③ K		3	0	0	0	0	2	0
Inning Stats	R: 0 E: 0 K: 2 S: 6 H: 0 LOB: 0 BB: 1 P: 10	R: 0 E: 0 K: 1 S: 5 H: 0 LOB: 0 BB: 0 P: 5	R: 0 E: 0 K: 0 S: 3 H: 0 LOB: 0 BB: 0 P: 3	R: 1 E: 0 K: 0 S: 5 H: 2 LOB: 1 BB: 0 P: 5	R: 0 E: 0 K: 1 S: 5 H: 0 LOB: 0 BB: 0 P: 5	R: 0 E: 0 K: 1 S: 5 H: 0 LOB: 0 BB: 0 P: 5	R: 0 E: 0 K: 1 S: 6 H: 1 LOB: 1 BB: 0 P: 6	R: 0 E: 0 K: 2 S: 7 H: 0 LOB: 0 BB: 0 P: 7	R: 0 E: 0 K: 2 S: 8 H: 1 LOB: 1 BB: 0 P: 8	1B: 3 2B: 2 3B: 0 HR: 0 SF: 1 SAC: 0 DP: 1 HBP: 0						

PITCHER	IP	WLS	BF	H	R	ER	SO	BB	IBB	HBP	BLK	WP	HR	S	P	ERA	WHIP
Turk Farrell, R (1, 1) ERA: 3.21	9.0	W	31	4	1	1	10	1	0	0	0	0	0	50	54	1.00	0.556

PITCHER	IP	WLS	BF	H	R	ER	SO	BB	IBB	HBP	BLK	WP	HR	S	P	ERA	WHIP

TOP

Chicago Cubs @ Houston Colt 45's

Colt Stadium, Houston, TX

Sat Sep 07 1963, 8:05 PM EDT

Att. 4,802 - Cloudy - 76 F

livebaseballscorecards.com

AB	29
R	1
H	4
RBI	1
BB	1
SO	10
LOB	6

WP: 0 PB: 0 SB: 0 CS: 1 PA: 31

Batter	1	2	3	4	5	6	7	8	9	AB	R	H	RBI	BB	SO	LOB
Ernie Fazio, R (1, 4) OBP: 0.271, SLG: 0.276	F9		K			5-3			WP, 2B, BB	3	1	0	0	1	1	1
Carl Warwick, R (1, 9) OBP: 0.315, SLG: 0.332	G6-4-3, 1B		K			F8			K	4	0	1	0	0	2	3
Jimmy Wynn, R (1, 7) OBP: 0.319, SLG: 0.353	G6-4-3			K			G6-4-3, 1B		K	4	0	1	0	0	2	4
Hal Smith, R (1, 2) OBP: 0.346, SLG: 0.333		F8, 2B		K			G6-4-3		2B, IBB	3	0	1	0	1	1	1
Howie Goss, R (1, 8) OBP: 0.257, SLG: 0.329		F8		K			K		2B	4	0	1	2	0	2	1
Rusty Staub, L (1, 3) OBP: 0.310, SLG: 0.296		K	K					P6		3	0	0	0	0	2	1
Bob Aspromonte, R (1, 5) OBP: 0.259, SLG: 0.286		K	F9					L4	K	3	0	0	0	0	1	1
Bob Lillis, R (1, 6) OBP: 0.227, SLG: 0.236			SH1-4, BB					5-3		2	0	0	0	1	0	0
Turk Farrell, R (1, 1) OBP: 0.211, SLG: 0.189			SH1-4			F8			WP, WP, 2B, 1B	1	0	0	0	0	0	0
Johnny Weekly, R (9, PH) OBP: 0.261, SLG: 0.279										1	0	1	0	0	0	0
Bob Bruce, R (9, PR) OBP: 0.213, SLG: 0.200										0	1	0	0	0	0	0

Inning Stats	1	2	3	4	5	6	7	8	9
	R: 0 E: 0 K: 0 S: 3	R: 0 E: 0 K: 2 S: 8	R: 0 E: 0 K: 2 S: 7	R: 0 E: 0 K: 3 S: 9	R: 0 E: 0 K: 1 S: 5	R: 0 E: 0 K: 0 S: 3	R: 0 E: 0 K: 1 S: 5	R: 0 E: 0 K: 0 S: 3	R: 2 E: 0 K: 2 S: 8
	H: 1 LOB: 0 BB: 0 P: 3	H: 1 LOB: 1 BB: 0 P: 8	H: 0 LOB: 1 BB: 1 P: 11	H: 0 LOB: 0 BB: 0 P: 9	H: 0 LOB: 0 BB: 0 P: 5	H: 0 LOB: 0 BB: 0 P: 3	H: 1 LOB: 0 BB: 0 P: 5	H: 0 LOB: 0 BB: 0 P: 3	H: 2 LOB: 3 BB: 2 P: 16

PITCHER	IP	WLS	BF	H	R	ER	SO	BB	IBB	HBP	BLK	WP	HR	S	P	ERA	WHIP
Dick Ellsworth, L (1, 1) ERA: 2.09	8.2	L	32	5	2	2	11	2	1	0	0	2	0	51	63	2.08	0.808

PITCHER	IP	WLS	BF	H	R	ER	SO	BB	IBB	HBP	BLK	WP	HR	S	P	ERA	WHIP

BOTTOM

Chicago Cubs @ Houston Colt 45's

Colt Stadium, Houston, TX

Sat Sep 07 1963, 8:05 PM EDT

Att. 4,802 - Cloudy - 76 F

livebaseballscorecards.com

AB	28
R	2
H	5
RBI	2
BB	3
SO	11
LOB	12

Batter	1	2	3	4	5	6	7	8	9	AB	R	H	RBI	BB	SO	LOB
Lou Brock, L (1, 9) OBP: 0.313, SLG: 0.402	S S S 0-3 ① K		x 0-0 ① FC5-4 1B 1-2f		x 0-0 ③ F7			x 0-0 ②③ B3 1-2f		4	0	0	0	0	1	3
Andre Rodgers, R (1, 6) OBP: 0.323, SLG: 0.297	x 0-0 1B		x 0-0 G4-6-3 1-3 1B			x 0-0 ① 4-3			x 0-0 FC6-4 1B SF8 1B	4	1	3	0	0	0	0
Billy Williams, L (1, 7) OBP: 0.363, SLG: 0.505	x 0-0 ② F9		x 0-0 ②③ G4-6-3 1-2f			S S S 0-3 ② K			x 0-0 FC6-4 1-2 1B	4	0	1	0	0	1	3
Ron Santo, R (1, 5) OBP: 0.348, SLG: 0.512	x 0-0 ③ P3			x 0-0 ① 5-3		x 0-0 ③ F5			x 0-0 ① FC6-4 PB 1B 1-2f 2-3	4	0	0	0	0	0	3
Ellis Burton, S (1, 8) OBP: 0.319, SLG: 0.423		H 1-0 G6-4-3 HBP		x 0-0 ② F3			x 0-0 ① F9		x 0-0 ② SF8 3-H	2	0	0	1	0	0	0
Ken Hubbs, R (1, 4) Nelson Mathews, R (9, PR) OBP: 0.291, SLG: 0.328 OBP: 0.233, SLG: 0.279		x 0-0 ①② G6-4-3 1-2f		S S S 0-3 ③ K			x 0-0 ② F8		x 0-0 PB 1-2 1B	4 0	0 0	1 0	0 0	0 0	1 0	1 0
John Boccabella, R (1, 3) OBP: 0.286, SLG: 0.421		x 0-0 1B			x 0-0 2B		x 0-0 ③ G3		x 0-0 ③ L4 1-2 2-3	4	0	2	0	0	0	2
Jimmie Schaffer, R (1, 2) Merritt Ranew, L (8, PH) (8, 2) OBP: 0.322, SLG: 0.491 OBP: 0.364, SLG: 0.470		x 0-0 ③ 5-3			S S S 0-3 ① K			x 0-0 B3 1B		2 1	0 0	0 1	0 0	0 0	1 0	2 0
Larry Jackson, R (1, 1) Jimmy Stewart, S (8, PH) Don Elston, R (8, 1) OBP: 0.213, SLG: 0.256			x 0-0 FC5-4 1B		x 0-0 ② 6-3			x 0-0 ① F9		2 1 0	0 0 0	1 0 0	0 0 0	0 0 0	0 0 0	1 1 0
Inning Stats	R: 0 E: 0 K: 1 S: 6 H: 1 LOB: 1 BB: 0 P: 6	R: 0 E: 0 K: 0 S: 3 H: 1 LOB: 1 BB: 0 P: 4	R: 0 E: 0 K: 0 S: 4 H: 2 LOB: 1 BB: 0 P: 4	R: 0 E: 0 K: 1 S: 5 H: 0 LOB: 0 BB: 0 P: 5	R: 0 E: 0 K: 1 S: 6 H: 1 LOB: 1 BB: 0 P: 6	R: 0 E: 0 K: 1 S: 5 H: 0 LOB: 0 BB: 0 P: 5	R: 0 E: 0 K: 0 S: 3 H: 0 LOB: 0 BB: 0 P: 3	R: 0 E: 0 K: 0 S: 3 H: 1 LOB: 0 BB: 0 P: 3	R: 1 E: 0 K: 0 S: 6 H: 3 LOB: 3 BB: 0 P: 6	1B: 8 2B: 2 3B: 0 HR: 0	SF: 1 SAC: 0 DP: 3 HBP: 1						

TOP

Chicago Cubs @ Houston Colt 45's

Colt Stadium, Houston, TX

Sun Sep 08 1963, 8:05 PM EDT

Att. 6,533 - Cloudy - 85 F

livebaseballscorecards.com

AB	32
R	1
H	9
RBI	1
BB	0
SO	4
LOB	16

WP: 0 PB: 1 SB: 0 CS: 0 PA: 34

PITCHER		IP	WLS	BF	H	R	ER	SO	BB	IBB	HBP	BLK	WP	HR	S	P	ERA	WHIP
Ken Johnson, R ERA: 2.96	(1, 1)	8.0	W	30	8	1	1	4	0	0	1	0	0	0	37	38	1.12	1.000
Bob Bruce, R ERA: 3.59	(9, 1)	0.0		0	0	0	0	0	0	0	0	0	0	0	0	0	∞	∞
Hal Woodeshick, L ERA: 2.05	(9, 1)	1.0	S	4	1	0	0	0	0	0	0	0	0	0	4	4	0.00	1.000

PITCHER	IP	WLS	BF	H	R	ER	SO	BB	IBB	HBP	BLK	WP	HR	S	P	ERA	WHIP

Batter	1	2	3	4	5	6	7	8	9	AB	R	H	RBI	BB	SO	LOB
Carl Warwick, R (1, 9) OBP: 0.313, SLG: 0.330	L1			P5		F7				3	0	0	0	0	0	0
Pete Runnels, L (1, 4) OBP: 0.323, SLG: 0.288	4-3			F7			3B 1B			3	1	1	0	0	0	0
Ernie Fazio, R (9, 4) OBP: 0.271, SLG: 0.276										0	0	0	0	0	0	0
Jimmy Wynn, R (1, 7) OBP: 0.319, SLG: 0.362	5-3			F7			1-H BLK 3B			3	1	1	1	0	0	0
Hal Smith, R (1, 2) OBP: 0.327, SLG: 0.314		K			F8		3-H K			3	0	0	0	0	2	0
Rusty Staub, L (1, 3) OBP: 0.311, SLG: 0.296		4-3			1B		F3			3	0	1	0	0	0	0
Howie Goss, R (1, 8) OBP: 0.258, SLG: 0.329		CS 1B			P6		K			3	0	1	0	0	1	1
Bob Aspromonte, R (1, 5) OBP: 0.257, SLG: 0.284		CS 1-2		F9	1-3			5-3		3	0	0	0	0	0	1
Bob Lillis, R (1, 6) OBP: 0.225, SLG: 0.234				5-3		4-3		F7		3	0	0	0	0	0	0
Ken Johnson, R (1, 1) OBP: 0.090, SLG: 0.062				P6		5-3		6-3		3	0	0	0	0	0	0
Bob Bruce, R (9, 1) OBP: 0.213, SLG: 0.200										0	0	0	0	0	0	0
Hal Woodeshick, R (9, 1) OBP: 0.190, SLG: 0.150										0	0	0	0	0	0	0
Inning Stats	R: 0 E: 0 K: 0 S: 3 H: 0 LOB: 0 BB: 0 P: 3	R: 0 E: 0 K: 1 S: 5 H: 1 LOB: 0 BB: 0 P: 5	R: 0 E: 0 K: 0 S: 3 H: 0 LOB: 0 BB: 0 P: 3	R: 0 E: 0 K: 0 S: 3 H: 0 LOB: 0 BB: 0 P: 3	R: 0 E: 0 K: 0 S: 4 H: 1 LOB: 1 BB: 0 P: 4	R: 0 E: 0 K: 0 S: 3 H: 0 LOB: 0 BB: 0 P: 3	R: 2 E: 0 K: 2 S: 9 H: 2 LOB: 0 BB: 0 P: 9	R: 0 E: 0 K: 0 S: 3 H: 0 LOB: 0 BB: 0 P: 3		1B: 3 2B: 0 3B: 1 HR: 0 SF: 0 SAC: 0 DP: 0 HBP: 0						

PITCHER		IP	WLS	BF	H	R	ER	SO	BB	IBB	HBP	BLK	WP	HR	S	P	ERA	WHIP
Larry Jackson, R ERA: 2.41	(1, 1)	7.0	L	24	4	2	2	3	0	0	0	1	0	0	30	30	2.57	0.571
Don Elston, R ERA: 3.02	(8, 1)	1.0		3	0	0	0	0	0	0	0	0	0	0	3	3	0.00	0.000

PITCHER	IP	WLS	BF	H	R	ER	SO	BB	IBB	HBP	BLK	WP	HR	S	P	ERA	WHIP

BOTTOM

Chicago Cubs @ Houston Colt 45's

Colt Stadium, Houston, TX

Sun Sep 08 1963, 8:05 PM EDT

Att. 6,533 - Cloudy - 85 F

livebaseballscorecards.com

AB	27
R	2
H	4
RBI	1
BB	0
SO	3
LOB	2

Batter	1	2	3	4	5	6	7	8	9	AB	R	H	RBI	BB	SO	LOB
Steve Boros, R (1, 9) OBP: 0.303, SLG: 0.398	B B B B 4-0 G6-3 BB		x 0-0 ③ 4-3			x 0-0 1B 2B		x 0-0 ② F4		3	0	1	0	1	0	2
Freddie Burdette, R (8, 1)										0	0	0	0	0	0	0
Andre Rodgers, R (1, 6) OBP: 0.322, SLG: 0.296	x 0-0 ① ② G6-3 1-2f			x 0-0 ① L9		S S S 0-3 ② K		B B B B 4-0 1-2 BB		3	0	0	0	1	1	2
Billy Williams, L (1, 7) OBP: 0.363, SLG: 0.503	x 0-0 ③ F2			x 0-0 ② G3		x 0-0 2-3 1B		x 0-0 ③ F4		4	0	1	0	0	0	2
Ron Santo, R (1, 5) OBP: 0.346, SLG: 0.509		x 0-0 ① F8		x 0-0 ③ 6-3		x 0-0 ③ F4			x 0-0 ① L4	4	0	0	0	0	0	2
Ellis Burton, S (1, 8) OBP: 0.315, SLG: 0.417 (8, 9)		x 0-0 ② 6-3			x 0-0 ① L8		S S S 0-3 ① K		x 0-0 ② 5-3	4	0	0	0	0	1	0
Ken Hubbs, R (1, 4) OBP: 0.291, SLG: 0.328	x 0-0 ③ F4				x 0-0 ② F4		x 0-0 ② F8		x 0-0 ③ 6-3	1	0	0	0	0	0	0
Leo Burke, R (4, 4) OBP: 0.229, SLG: 0.292										3	0	0	0	0	0	0
14 Ernie Banks, R (1, 3) OBP: 0.293, SLG: 0.405			S S S 0-3 ① K		x 0-0 1B		x 0-0 ③ F8			3	0	1	0	0	1	0
Jimmie Schaffer, R (1, 2) OBP: 0.322, SLG: 0.495			x 0-0 2B		x 0-0 ③ 1-3			x 0-0 ① 5-3		3	0	1	0	0	0	1
Cal Koonce, R (1, 1) OBP: 0.188, SLG: 0.133			x 0-0 ② L4			x 0-0 ① 1-3		x 0-0 BB 1B		1	0	0	0	0	0	1
Paul Toth, R (3, 1) OBP: 0.079, SLG: 0.028										1	0	0	0	0	0	0
Don Elston, R (7, 1)										0	0	0	0	0	0	0
Billy Cowan, R (8, PH) OBP: 1.000, SLG: 1.000 (8, 8)										1	0	1	0	0	0	0
Inning Stats	R: 0 E: 0 K: 0 S: 2 H: 0 LOB: 0 BB: 1 P: 6	R: 0 E: 0 K: 0 S: 3 H: 0 LOB: 0 BB: 0 P: 3	R: 0 E: 0 K: 1 S: 6 H: 1 LOB: 1 BB: 0 P: 6	R: 0 E: 0 K: 0 S: 3 H: 0 LOB: 0 BB: 0 P: 3	R: 0 E: 0 K: 0 S: 4 H: 1 LOB: 1 BB: 0 P: 4	R: 0 E: 0 K: 1 S: 7 H: 2 LOB: 2 BB: 0 P: 7	R: 0 E: 0 K: 1 S: 5 H: 0 LOB: 0 BB: 0 P: 5	R: 0 E: 0 K: 0 S: 4 H: 1 LOB: 2 BB: 1 P: 8	R: 0 E: 0 K: 0 S: 3 H: 0 LOB: 0 BB: 0 P: 3	1B: 3 2B: 2 3B: 0 HR: 0	SF: 0 SAC: 0 DP: 1 HBP: 0					

PITCHER	IP	WLS	BF	H	R	ER	SO	BB	IBB	HBP	BLK	WP	HR	S	P	ERA	WHIP
Curt Simmons, L (1, 1) ERA: 2.61	9.0	W	33	5	0	0	3	2	0	0	0	0	0	37	45	0.00	0.778

PITCHER	IP	WLS	BF	H	R	ER	SO	BB	IBB	HBP	BLK	WP	HR	S	P	ERA	WHIP

TOP

Chicago Cubs @ St. Louis Cardinals

Sportsman's Park, St. Louis, MO

Mon Sep 09 1963, 8:05 PM EDT

Att. 12,043 - Unknown - 82 F

livebaseballscorecards.com

AB	31
R	0
H	5
RBI	0
BB	2
SO	3
LOB	10

WP: 0 PB: 0 SB: 0 CS: 0 PA: 33

Batter	1	2	3	4	5	6	7	8	9	AB	R	H	RBI	BB	SO	LOB
Julian Javier, R (1, 4) OBP: 0.310, SLG: 0.400	K		HR	FC5-4 (1-2f)			K	5-3		5	1	1	1	0	2	2
Curt Flood, R (1, 8) OBP: 0.355, SLG: 0.411	WP, 1B, 6-3, 1B		1B, 1B		K		4-3	2-H, 1B		5	1	3	0	0	1	0
Stan Musial, L (1, 7) OBP: 0.321, SLG: 0.389 Gary Kolb, L (6, 7) OBP: 0.415, SLG: 0.494	PB, WP, 1-2, 1B, 1B		F7		L5		BB, 1B, 2B			3 0	1 1	1 0	0 0	0 1	0 0	1 0
Ken Boyer, R (1, 5) OBP: 0.365, SLG: 0.459	6-3, 1-2, 2-H		F9		5-3		1-2, 2B, 1B			4	1	1	1	0	0	2
Bill White, L (1, 3) OBP: 0.363, SLG: 0.497	2-H, 1B		1-3, 1B			G3	1-H, 2-H, 2B			4	0	3	3	0	0	0
George Altman, L (1, 9) OBP: 0.343, SLG: 0.409	L4		K			BB, 3B	BB			2	1	0	0	2	1	3
Tim McCarver, L (1, 2) OBP: 0.328, SLG: 0.383		4-3		HBP, L5-3		1-H, 3B	F4			3	0	1	1	0	0	2
Dal Maxvill, R (1, 6) OBP: 0.300, SLG: 0.244		4-3		L5-3, 1-2		K		SH1-4, 1B, 1B		4	0	1	0	0	1	2
Curt Simmons, L (1, 1) OBP: 0.190, SLG: 0.200		K		FC5-4, 1B		K		SH1-4, 1-2		3	0	1	0	0	2	1
Inning Stats	R: 2 E: 0 K: 1 S: 8 H: 3 LOB: 1 BB: 0 P: 8	R: 0 E: 0 K: 1 S: 5 H: 0 LOB: 0 BB: 0 P: 5	R: 1 E: 0 K: 1 S: 8 H: 3 LOB: 2 BB: 0 P: 8	R: 0 E: 0 K: 0 S: 3 H: 1 LOB: 1 BB: 0 P: 4	R: 0 E: 0 K: 1 S: 5 H: 0 LOB: 0 BB: 0 P: 5	R: 1 E: 0 K: 2 S: 8 H: 1 LOB: 1 BB: 1 P: 12	R: 2 E: 0 K: 1 S: 7 H: 2 LOB: 2 BB: 2 P: 15	R: 0 E: 0 K: 0 S: 4 H: 2 LOB: 2 BB: 0 P: 4		1B: 9 2B: 2 3B: 1 HR: 1 SF: 0 SAC: 1 DP: 1 HBP: 1						

PITCHER		IP	WLS	BF	H	R	ER	SO	BB	IBB	HBP	BLK	WP	HR	S	P	ERA	WHIP
Cal Koonce, R ERA: 4.89	(1, 1)	2.0	L	11	5	3	2	2	0	0	0	0	1	1	15	15	9.00	2.500
Paul Toth, R ERA: 3.18	(3, 1)	4.2		21	5	3	3	5	2	0	1	0	0	0	28	37	5.79	1.500
Don Elston, R ERA: 3.0	(7, 1)	0.1		2	0	0	0	0	1	0	0	0	0	0	1	5	0.00	3.000
Freddie Burdette, R ERA:	(8, 1)	1.0		4	2	0	0	0	0	0	0	0	0	0	4	4	0.00	2.000

PITCHER	IP	WLS	BF	H	R	ER	SO	BB	IBB	HBP	BLK	WP	HR	S	P	ERA	WHIP

BOTTOM

Chicago Cubs @ St. Louis Cardinals

Sportsman's Park, St. Louis, MO

Mon Sep 09 1963, 8:05 PM EDT

Att. 12,043 - Unknown - 82 F

livebaseballscorecards.com

AB	33
R	6
H	12
RBI	6
BB	3
SO	7
LOB	13

WP: 1 PA: 38
PB: 1
SB: 0
CS: 0

Batter	1	2	3	4	5	6	7	8	9	AB	R	H	RBI	BB	SO	LOB
Lou Brock, L (1, 9) OBP: 0.314, SLG: 0.405	0-0 FC6-4 1B		0-0 ② F5		S S S 0-3 ② K		x 0-0 1-3 2B			4	0	2	0	0	1	3
Andre Rodgers, R (1, 6) OBP: 0.322, SLG: 0.294	0-0 ① FC6-4 1-2f		B B B B 4-0 BB		x 0-0 ③ F9		x 0-0 ③ G3			3	0	0	0	1	0	5
Billy Williams, L (1, 7) OBP: 0.362, SLG: 0.500	0-0 ② F4		x 0-0 ③ F7			B B B B 4-0 BB		x 0-0 ① 4-3		3	0	0	0	1	0	3
Ron Santo, R (1, 5) OBP: 0.344, SLG: 0.505	x 0-0 ③ F4			S S S 0-3 ① K		x 0-0 ① F4		x 0-0 ② F9		4	0	0	0	0	1	2
Ellis Burton, S (1, 8) OBP: 0.317, SLG: 0.416		B B B B 4-0 G5-4-3 BB		x 0-0 ② 4-3		x 0-0 ② F4		S S S 0-3 ③ K		1	0	0	0	1	0	0
Bob Buhl, R (4, 1) OBP: 0.103, SLG: 0.103										0	0	0	0	0	0	0
John Boccabella, R (6, PH) OBP: 0.261, SLG: 0.381 (6, 3)										2	0	0	0	0	1	1
Leo Burke, R (1, 4) OBP: 0.227, SLG: 0.289		x 0-0 ① ② G5-4-3 1-2f		S S S 0-3 ③ K		S S S 0-3 ③ K			x 0-0 ① F7	1	0	0	0	0	0	1
Tom Baker, L (3, 1)										0	0	0	0	0	0	0
Billy Cowan, R (4, PH) (4, 8)										3	0	0	0	0	2	1
14 Ernie Banks, R (1, 3) OBP: 0.294, SLG: 0.406		x 0-0 ③ F8			x 0-0 1B 1B		x 0-0 ① 4-3		x 0-0 ② 1-3	2	0	1	0	0	0	0
Jack Warner, R (6, 1) OBP: 0.250, SLG: 0.250										1	0	0	0	0	0	0
Nelson Mathews, R (9, PH) OBP: 0.232, SLG: 0.277										1	0	0	0	0	0	0
Merritt Ranew, L (1, 2) OBP: 0.361, SLG: 0.463			x 0-0 ① 6-3		x 0-0 1-2 1B		x 0-0 ② G3		x 0-0 ③ L3	4	0	1	0	0	0	0
Glen Hobbie, R (1, 1) OBP: 0.125, SLG: 0.087			x 0-0 2B		x 0-0 ① F7		x 0-0 2B 1B			0	0	0	0	0	0	0
Jim Brewer, L (2, 1)										0	0	0	0	0	0	0
Jimmy Stewart, S (3, PH) OBP: 0.286, SLG: 0.429 (3, 4)										3	0	2	0	0	0	2
Inning Stats	R: 0 E: 0 K: 0 S: 4 H: 1 LOB: 1 BB: 0 P: 4	R: 0 E: 0 K: 0 S: 2 H: 0 LOB: 0 BB: 1 P: 6	R: 0 E: 0 K: 0 S: 4 H: 1 LOB: 2 BB: 1 P: 8	R: 0 E: 0 K: 2 S: 7 H: 0 LOB: 0 BB: 0 P: 7	R: 0 E: 0 K: 1 S: 7 H: 2 LOB: 2 BB: 0 P: 7	R: 0 E: 0 K: 1 S: 5 H: 0 LOB: 1 BB: 1 P: 9	R: 0 E: 0 K: 0 S: 5 H: 2 LOB: 2 BB: 0 P: 5	R: 0 E: 0 K: 1 S: 5 H: 0 LOB: 0 BB: 0 P: 5	R: 0 E: 0 K: 0 S: 3 H: 0 LOB: 0 BB: 0 P: 3	1B: 4 2B: 2 3B: 0 HR: 0		SF: 0 SAC: 0 DP: 1 HBP: 0				

PITCHER		IP	WLS	BF	H	R	ER	SO	BB	IBB	HBP	BLK	WP	HR	S	P	ERA	WHIP
Bob Gibson, R ERA: 3.39	(1, 1)	9.0	W	35	6	0	0	5	3	0	0	0	0	0	42	54	0.00	1.000

PITCHER	IP	WLS	BF	H	R	ER	SO	BB	IBB	HBP	BLK	WP	HR	S	P	ERA	WHIP

TOP

Chicago Cubs @ St. Louis Cardinals

Sportsman's Park, St. Louis, MO

Tue Sep 10 1963, 8:05 PM EDT

Att. 13,883 - Unknown

livebaseballscorecards.com

AB	32
R	0
H	6
RBI	0
BB	3
SO	5
LOB	18

WP: 0 PA: 35
PB: 0
SB: 0
CS: 0

Batter	1	2	3	4	5	6	7	8	9	AB	R	H	RBI	BB	SO	LOB
Julian Javier, R (1, 4) OBP: 0.308, SLG: 0.397	S S S 0-3 ① K	x 0-0 ② F8		x 0-0 ① 6-3		S S S 0-3 ② K				4	0	0	0	0	2	0
Dick Groat, R (1, 6) OBP: 0.390, SLG: 0.466	x 0-0 HR 1B	x 0-0 1B 2B		x 0-0 ② 4-3		x 0-0 ③ F7				3	2	2	0	0	0	0
Gary Kolb, L (5, 7) OBP: 0.411, SLG: 0.488 (7, 9)										1	0	0	0	0	0	0
Stan Musial, L (1, 7) OBP: 0.324, SLG: 0.402	x 0-0 1-H HR	x 0-0 2-H BB 1B		x 0-0 ③ F9			B B B B 4-0 G6-4-3 BB			3	1	2	3	0	0	0
Dal Maxvill, R (5, 6) OBP: 0.314, SLG: 0.244										0	0	0	0	1	0	0
Ken Boyer, R (1, 5) OBP: 0.366, SLG: 0.460	S S S 0-3 ② K	B B B B 4-0 1-2 BB			x 0-0 1B 1B 2B		x 0-0 ① ② G6-4-3 1-2f			3	1	1	0	1	1	1
Bill White, L (1, 3) OBP: 0.362, SLG: 0.496	x 0-0 ③ F9	x 0-0 ③ 4-3			x 0-0 L3 2-3 1B		x 0-0 ③ 4-3			4	0	1	0	0	0	2
Curt Flood, R (1, 8) OBP: 0.354, SLG: 0.410		x 0-0 BB HR 1B	x 0-0 ① 4-3		x 0-0 ① ② L3 1-2			x 0-0 ① 5-3		4	1	1	0	0	0	2
Tim McCarver, L (1, 2) OBP: 0.330, SLG: 0.390		x 0-0 ① F8	x 0-0 SF8 3B		x 0-0 3-H 1B			x 0-0 ② L8		4	1	2	1	0	0	1
George Altman, L (1, 9) OBP: 0.343, SLG: 0.408		B B B B 4-0 1-2 HR BB	x 0-0 ② SF8 3-H		S S S 0-3 ③ K			S S S 0-3 ③ K		1	1	0	1	1	1	1
Charlie James, R (7, 7) OBP: 0.292, SLG: 0.413										1	0	0	0	0	1	0
Bob Gibson, R (1, 1) OBP: 0.280, SLG: 0.395		x 0-0 1-H 2-H HR	S S S 0-3 ③ K			x 0-0 ① F4				3	1	1	3	0	1	0
Inning Stats	R: 2 H: 2 E: 0 LOB: 0 K: 2 BB: 0 S: 9 P: 9	R: 4 H: 4 E: 0 LOB: 2 K: 0 BB: 2 S: 7 P: 15	R: 1 H: 1 E: 0 LOB: 0 K: 1 BB: 0 S: 6 P: 6	R: 0 H: 0 E: 0 LOB: 0 K: 0 BB: 0 S: 3 P: 3	R: 1 H: 3 E: 0 LOB: 1 K: 1 BB: 0 S: 7 P: 7	R: 0 H: 0 E: 0 LOB: 0 K: 1 BB: 0 S: 5 P: 5	R: 0 H: 0 E: 0 LOB: 0 K: 0 BB: 1 S: 2 P: 6	R: 0 H: 0 E: 0 LOB: 0 K: 1 BB: 0 S: 5 P: 5		1B: 5 SF: 1 2B: 3 SAC: 0 3B: 1 DP: 2 HR: 2 HBP: 0						

PITCHER		IP	WLS	BF	H	R	ER	SO	BB	IBB	HBP	BLK	WP	HR	S	P	ERA	WHIP
Glen Hobbie, R ERA: 3.75	(1, 1)	1.2	L	11	5	6	6	2	1	0	0	0	0	2	14	18	32.40	3.600
Jim Brewer, L ERA: 5.21	(2, 1)	0.1		3	1	0	0	0	1	0	0	0	0	0	2	6	0.00	6.000
Tom Baker, L ERA: 3.12	(3, 1)	1.0		4	1	1	1	1	0	0	0	0	0	0	6	6	9.00	1.000
Bob Buhl, R ERA: 3.56	(4, 1)	2.0		8	3	1	1	1	0	0	0	0	0	0	10	10	4.50	1.500
Jack Warner, R ERA: 3.2	(6, 1)	3.0		9	0	0	0	2	1	0	0	0	0	0	12	16	0.00	0.333

PITCHER	IP	WLS	BF	H	R	ER	SO	BB	IBB	HBP	BLK	WP	HR	S	P	ERA	WHIP

BOTTOM

Chicago Cubs @ St. Louis Cardinals

Sportsman's Park, St. Louis, MO

Tue Sep 10 1963, 8:05 PM EDT

Att. 13,883 - Unknown

livebaseballscorecards.com

AB	31
R	8
H	10
RBI	8
BB	3
SO	6
LOB	7

Batter	1	2	3	4	5	6	7	8	9	AB	R	H	RBI	BB	SO	LOB
Billy Cowan, R (1, 9) OBP: 0.500, SLG: 0.625	G5-4-3 1B		WP 2B		F7			BB 1B		4	0	3	0	0	0	0
Andre Rodgers, R (1, 6) OBP: 0.323, SLG: 0.293	G5-4-3 1-2f		BBBB 2-3 BB			F9		BBBB 1-2 BB		2	0	0	0	2	0	1
Billy Williams, L (1, 7) OBP: 0.361, SLG: 0.497	F6		4-3			BBBB 1B BB		L8		3	0	0	0	1	0	4
Ron Santo, R (1, 5) OBP: 0.343, SLG: 0.503		L8		BBBB BB		SSS K		L9		3	0	0	0	1	1	3
Ellis Burton, S (1, 8) OBP: 0.319, SLG: 0.417		14 FC5-4 1B		F7		1-2 1B		SSS K		4	0	2	0	0	1	3
Ken Hubbs, R (1, 4) OBP: 0.289, SLG: 0.326		F9		F9		F9			4-3	3	0	0	0	0	0	4
Don Landrum, L (9, PH) OBP: 0.296, SLG: 0.287										1	0	0	0	0	0	0
14 Ernie Banks, R (1, 3) OBP: 0.292, SLG: 0.403		FC5-4 1-2f		4-3			5-3		4-3	3	0	0	0	0	0	2
Lou Brock, L (9, PH) OBP: 0.314, SLG: 0.404										1	0	0	0	0	0	0
Jimmie Schaffer, R (1, 2) OBP: 0.317, SLG: 0.486			6-3		F7		6-3		F5	2	0	0	0	0	0	0
Merritt Ranew, L (7, PH) OBP: 0.356, SLG: 0.457										2	0	0	0	0	0	0
Dick Ellsworth, L (1, 1) OBP: 0.161, SLG: 0.093			SSS K		SSS K		SSS K			3	0	0	0	0	3	0

TOP

Chicago Cubs @ St. Louis Cardinals

Sportsman's Park, St. Louis, MO

Wed Sep 11 1963, 8:05 PM EDT

Att. 11,987 - Unknown - 82 F

livebaseballscorecards.com

AB	31
R	0
H	5
RBI	0
BB	4
SO	5
LOB	17

Inning Stats	1	2	3	4	5	6	7	8	9
	R: 0 E: 0 K: 0 S: 3	R: 0 E: 0 K: 0 S: 4	R: 0 E: 0 K: 1 S: 6	R: 0 E: 0 K: 0 S: 3	R: 0 E: 0 K: 1 S: 5	R: 0 E: 0 K: 1 S: 6	R: 0 E: 0 K: 1 S: 5	R: 0 E: 0 K: 1 S: 6	R: 0 E: 0 K: 0 S: 3
	H: 1 LOB: 0 BB: 0 P: 3	H: 1 LOB: 1 BB: 0 P: 4	H: 1 LOB: 2 BB: 1 P: 10	H: 0 LOB: 1 BB: 1 P: 7	H: 0 LOB: 0 BB: 1 P: 5	H: 1 LOB: 2 BB: 1 P: 10	H: 0 LOB: 0 BB: 0 P: 5	H: 1 LOB: 2 BB: 1 P: 10	H: 0 LOB: 0 BB: 0 P: 3

1B: 4	SF: 0	WP: 1
2B: 1	SAC: 0	PB: 0
3B: 0	DP: 1	SB: 0
HR: 0	HBP: 0	CS: 0
		PA: 35

PITCHER		IP	WLS	BF	H	R	ER	SO	BB	IBB	HBP	BLK	WP	HR	S	P	ERA	WHIP
Ray Sadecki, L ERA: 4.47	(1, 1)	5.2	W	23	4	0	0	3	3	0	0	0	1	0	26	38	0.00	1.235
Ron Taylor, R ERA: 2.78	(6, 1)	3.1	S	12	1	0	0	2	1	0	0	0	0	0	15	19	0.00	0.600

PITCHER	IP	WLS	BF	H	R	ER	SO	BB	IBB	HBP	BLK	WP	HR	S	P	ERA	WHIP

BOTTOM

Chicago Cubs @ St. Louis Cardinals

Sportsman's Park, St. Louis, MO

Wed Sep 11 1963, 8:05 PM EDT

Att. 11,987 - Unknown - 82 F

Batter	1	2	3	4	5	6	7	8	9	AB	R	H	RBI	BB	SO	LOB
Julian Javier, R (1, 4) OBP: 0.308, SLG: 0.396	4-3		4-3		5-3		3-1			4	0	1	0	0	0	1
Dick Groat, R (1, 6) OBP: 0.389, SLG: 0.464	F7			SF8	5-3			K		4	1	1	0	0	1	2
Bill White, L (1, 3) OBP: 0.363, SLG: 0.496	K			4-3	F7			HR		4	2	2	0	0	1	2
Ken Boyer, R (1, 5) OBP: 0.367, SLG: 0.461		6-3		4-3		1B		F7		4	0	2	0	0	0	1
Stan Musial, L (1, 7) OBP: 0.324, SLG: 0.403		1-3		SF8		1-3		1-H		2	0	1	1	0	0	0
Mike Shannon, R (7, 7) OBP: 0.385, SLG: 0.615								HR		1	1	1	2	0	0	0
Curt Flood, R (1, 8) OBP: 0.353, SLG: 0.409		F9		4-3		1-3		PB		4	0	1	1	0	0	2
Charlie James, R (1, 9) OBP: 0.289, SLG: 0.408			4-3	K		F8		K		4	0	0	0	0	2	3
Gary Kolb, L (9, 9) OBP: 0.411, SLG: 0.488										0	0	0	0	0	0	0
Tim McCarver, L (1, 2) OBP: 0.332, SLG: 0.393										2	0	1	0	1	0	0
Ray Sadecki, L (1, 1) OBP: 0.172, SLG: 0.196										1	0	0	0	0	1	1
Ron Taylor, R (6, 1) OBP: 0.031, SLG: 0.031										1	0	0	0	0	1	0
Inning Stats	R: 0 E: 0 K: 1 S: 5	R: 0 E: 0 K: 0 S: 3	R: 0 E: 0 K: 1 S: 6	R: 2 E: 0 K: 1 S: 8	R: 0 E: 0 K: 0 S: 4	R: 0 E: 0 K: 0 S: 4	R: 0 E: 0 K: 1 S: 5	R: 2 E: 0 K: 2 S: 10		1B: 8 2B: 1 3B: 0 HR: 1	SF: 1 SAC: 1 DP: 0 HBP: 0					

PITCHER	IP	WLS	BF	H	R	ER	SO	BB	IBB	HBP	BLK	WP	HR	S	P	ERA	WHIP
Dick Ellsworth, L (1, 1) ERA: 2.16	8.0	L	34	10	4	4	6	1	0	0	0	0	1	45	49	4.50	1.375

PITCHER	IP	WLS	BF	H	R	ER	SO	BB	IBB	HBP	BLK	WP	HR	S	P	ERA	WHIP

AB	31
R	4
H	10
RBI	4
BB	1
SO	6
LOB	12

WP: 0 PA: 34
PB: 1
SB: 0
CS: 0

livebaseballscorecards.com

Chicago Cubs @ St. Louis Cardinals

Sportsman's Park, St. Louis, MO

Thu Sep 12 1963, 4:33 AM EDT

Att. 9,000 - Unknown - 86 F

livebaseballscorecards.com

Batter	1	2	3	4	5	6	7	8	9	AB	R	H	RBI	BB	SO	LOB
Lou Brock, L (1, 9) OBP: 0.313, SLG: 0.403	x 0-0 F6 ①		x 0-0 FC1-6 ① 1-2f 2-3			x 0-0 F8 ①		x 0-0 1B 1B		4	0	1	0	0	0	2
Andre Rodgers, R (1, 6) OBP: 0.323, SLG: 0.292	SSS 0-3 K ②		x 0-0 F6 ②			x 0-0 E5		x 0-0 G6-4-3 1-2 1B		4	0	1	0	0	1	2
Billy Williams, L (1, 7) OBP: 0.359, SLG: 0.494	x 0-0 F9 ③		x 0-0 F9 ③			x 0-0 F2 ②		SSS 0-3 K ①		4	0	0	0	0	1	5
Ron Santo, R (1, 5) OBP: 0.341, SLG: 0.499		x 0-0 F9 ①		x 0-0 F2 ①		x 0-0 6-3 ③		x 0-0 G6-4-3 ② ③ 1-2f		4	0	0	0	0	0	3
Ellis Burton, S (1, 8) OBP: 0.318, SLG: 0.418		SSS 0-3 K ②		x 0-0 G3 ②			x 0-0 2B 2B		x 0-0 5-3 ①	4	1	1	0	0	1	0
Ken Hubbs, R (1, 4) OBP: 0.289, SLG: 0.327		x 0-0 E5 FC6-4		x 0-0 F8 ③			x 0-0 2-H 2B		x 0-0 5-3 ②	4	0	1	1	0	0	0
John Boccabella, R (1, 3) OBP: 0.259, SLG: 0.480		x 0-0 FC6-4 ③ 1-2f			x 0-0 F8 ①		SSS 0-3 K ①		x 0-0 HR	4	1	1	1	0	1	2
Jimmie Schaffer, R (1, 2) OBP: 0.323, SLG: 0.513			x 0-0 FC1-6 1B 1B		SSS 0-3 K ②		x 0-0 6-3 ②		x 0-0 HR	4	1	2	1	0	1	1
Larry Jackson, R (1, 1) OBP: 0.220, SLG: 0.263			x 0-0 FC1-6 1-2 1B		x 0-0 6-3 ③		SSS 0-3 K ③		SSS 0-3 K ③	2	0	1	0	0	0	0
Don Elston, R (5, 1)										0	0	0	0	0	0	0
Jimmy Stewart, S (7, PH) OBP: 0.250, SLG: 0.375										1	0	0	0	0	1	1
Freddie Burdette, R (7, 1)										0	0	0	0	0	0	0
Billy Cowan, R (9, PH) OBP: 0.444, SLG: 0.556										1	0	0	0	0	1	0

Inning Stats	1	2	3	4	5	6	7	8	9	AB	R	H	RBI	BB	SO	LOB
	R: 0 E: 0 K: 1 S: 5	R: 0 E: 1 K: 1 S: 6	R: 0 E: 0 K: 0 S: 5	R: 0 E: 0 K: 0 S: 3	R: 0 E: 0 K: 1 S: 5	R: 0 E: 1 K: 0 S: 4	R: 1 E: 0 K: 2 S: 9	R: 0 E: 0 K: 1 S: 6	R: 2 E: 0 K: 1 S: 7	1B: 4 2B: 2 3B: 0 HR: 2	SF: 0 SAC: 0 DP: 1 HBP: 0	WP: 0 PB: 0 SB: 0 CS: 0	PA: 36			

PITCHER	IP	WLS	BF	H	R	ER	SO	BB	IBB	HBP	BLK	WP	HR	S	P	ERA	WHIP
Ernie Broglio, R (1, 1) ERA: 3.14	9.0	W	36	8	3	3	7	0	0	0	0	0	2	50	50	3.00	0.889

PITCHER	IP	WLS	BF	H	R	ER	SO	BB	IBB	HBP	BLK	WP	HR	S	P	ERA	WHIP

BOTTOM

Batter	1	2	3	4	5	6	7	8	9	AB	R	H	RBI	BB	SO	LOB
Julian Javier, R (1, 4) OBP: 0.306, SLG: 0.393	6-3	L3			K	SH3-4		6-3		4	0	0	0	0	1	1
Dick Groat, R (1, 6) OBP: 0.391, SLG: 0.467	1B FC2 1B		6-3		FC3-2 BB 2B	SF9		BB BB		3	1	2	1	1	0	0
Dal Maxvill, R (8, PR) OBP: 0.314, SLG: 0.244 (9, 6)										0	0	0	0	0	0	0
Stan Musial, L (1, 7) OBP: 0.327, SLG: 0.405	BB FC2 E 1B		G4-6-3 1B		FC3-2 BB HBP 1B	F8		1-2 BB		3	1	2	0	0	0	2
Gary Kolb, L (5, PR) OBP: 0.413, SLG: 0.483 (6, 7)										1	1	0	0	1	0	1
Ken Boyer, R (1, 5) OBP: 0.367, SLG: 0.459	FC2 E BB 3-H		G4-6-3 1-2f		BB 1B HBP		HR 1B	F6		4	2	1	0	0	0	5
Bill White, L (1, 3) OBP: 0.367, SLG: 0.502	E BB			SH3-4 1B	1B BB		HR			2	2	2	3	2	0	0
Curt Flood, R (1, 8) OBP: 0.353, SLG: 0.409	E4			SH3-4	1B		6-3			3	0	1	2	0	0	2
Tim McCarver, L (1, 2) OBP: 0.332, SLG: 0.392	F8			6 1B	5-3		4-3			4	0	1	1	0	0	5
George Altman, L (1, 9) OBP: 0.342, SLG: 0.407		K		6		SH3-4 SH SF9 1B	F5			4	1	1	0	0	1	1
Mike Shannon, R (8, 9) OBP: 0.385, SLG: 0.615										0	0	0	0	0	0	0
Ernie Broglio, R (1, 1) OBP: 0.129, SLG: 0.134		F8			2B FC3-2 1B	SH SF9 SH3-4		K		3	0	1	0	0	1	0
Inning Stats	R: 1 E: 1 K: 0 S: 6 H: 2 LOB: 3 BB: 1 P: 10	R: 0 E: 0 K: 1 S: 5 H: 0 LOB: 0 BB: 0 P: 5	R: 0 E: 0 K: 0 S: 3 H: 1 LOB: 0 BB: 0 P: 3	R: 1 E: 0 K: 0 S: 4 H: 2 LOB: 0 BB: 0 P: 4	R: 3 E: 0 K: 1 S: 8 H: 3 LOB: 2 BB: 1 P: 13	R: 1 E: 0 K: 0 S: 5 H: 1 LOB: 1 BB: 0 P: 5	R: 2 E: 0 K: 0 S: 5 H: 2 LOB: 0 BB: 0 P: 5	R: 0 E: 0 K: 1 S: 5 H: 0 LOB: 2 BB: 2 P: 13		1B: 9 2B: 2 3B: 0 HR: 1 SF: 1 SAC: 3 DP: 2 HBP: 1						

PITCHER		IP	WLS	BF	H	R	ER	SO	BB	IBB	HBP	BLK	WP	HR	S	P	ERA	WHIP
Larry Jackson, R ERA: 2.51	(1, 1)	4.2	L	23	7	5	4	2	2	0	1	0	0	0	24	33	7.71	1.929
Don Elston, R ERA: 3.08	(5, 1)	1.1		7	2	1	1	0	0	0	0	0	0	0	7	7	6.75	1.500
Freddie Burdette, R ERA: 6.0	(7, 1)	2.0		10	2	2	2	1	2	0	0	0	0	1	10	18	9.00	2.000

PITCHER	IP	WLS	BF	H	R	ER	SO	BB	IBB	HBP	BLK	WP	HR	S	P	ERA	WHIP

Chicago Cubs @ St. Louis Cardinals

Sportsman's Park, St. Louis, MO

Thu Sep 12 1963, 4:33 AM EDT

Att. 9,000 - Unknown - 86 F

livebaseballscorecards.com

AB	31
R	8
H	11
RBI	7
BB	4
SO	3
LOB	17

WP: 0	PA: 40		
PB: 0			
SB: 0			
CS: 0			

Batter	1	2	3	4	5	6	7	8	9	AB	R	H	RBI	BB	SO	LOB
Pete Rose, S (1, 4) OBP: 0.332, SLG: 0.374	1-3	4-3			1B		3-H 2B		1-2 1B	5	0	3	1	0	0	2
Tommy Harper, R (1, 9) OBP: 0.328, SLG: 0.380	F8		S 1B		K		K		G5-3 2-3f	5	0	1	0	0	2	4
Vada Pinson, L (1, 8) OBP: 0.353, SLG: 0.518	1B		F8 1-2		K		4-3			4	0	1	0	0	1	3
Gordy Coleman, L (1, 3) OBP: 0.301, SLG: 0.429	G3		F5		4-3			F9		4	0	0	0	0	0	3
Johnny Edwards, L (1, 2) OBP: 0.325, SLG: 0.387		G3	BBBB FC6 BB			F7		BBBB FC6-4 BB		2	0	0	0	2	0	0
Bob Skinner, L (1, 7) OBP: 0.324, SLG: 0.351		BBBB FC6-4 BB	FC6 1-2f			6-3		K		3	0	0	0	1	1	3
Leo Cardenas, R (1, 6) OBP: 0.268, SLG: 0.315		FC6-4 BB 1-2f 1B		P4		F7		FC6-4 1-2f		4	1	0	0	0	0	2
Eddie Kasko, R (1, 5) OBP: 0.308, SLG: 0.336		BBBB 1B 1-2 BB		5-3			G3 2B 2B		E5 G5-3 1B	3	1	1	0	1	0	0
Joe Nuxhall, L (1, 1) OBP: 0.186, SLG: 0.203 Marty Keough, L (9, PH) OBP: 0.340, SLG: 0.406		1-3 2-H 1B		SSS K			G3 2-3		F7	3 1	0 0	1 0	1 0	0 0	1 0	1 1
Inning Stats	R: 0 E: 0 K: 0 S: 4 H: 1 LOB: 1 BB: 0 P: 4	R: 1 E: 0 K: 0 S: 4 H: 1 LOB: 2 BB: 2 P: 12	R: 0 E: 0 K: 0 S: 4 H: 1 LOB: 2 BB: 1 P: 8	R: 0 E: 0 K: 1 S: 5 H: 0 LOB: 0 BB: 0 P: 5	R: 0 E: 0 K: 2 S: 8 H: 1 LOB: 1 BB: 0 P: 8	R: 0 E: 0 K: 0 S: 3 H: 0 LOB: 0 BB: 0 P: 3	R: 1 E: 0 K: 1 S: 7 H: 2 LOB: 1 BB: 0 P: 7	R: 0 E: 0 K: 1 S: 5 H: 0 LOB: 1 BB: 1 P: 9	R: 0 E: 1 K: 0 S: 4 H: 1 LOB: 1 BB: 0 P: 4	1B: 5 2B: 2 3B: 0 HR: 0 SF: 0 SAC: 0 DP: 1 HBP: 0						

PITCHER		IP	WLS	BF	H	R	ER	SO	BB	IBB	HBP	BLK	WP	HR	S	P	ERA	WHIP
Paul Toth, R ERA: 3.1	(1, 1)	6.0		25	4	1	1	3	3	0	0	0	0	0	28	40	1.50	1.167
Lindy McDaniel, R ERA: 3.04	(7, 1)	3.0	W	13	3	1	1	2	1	0	0	0	0	0	16	20	3.00	1.333

PITCHER		IP	WLS	BF	H	R	ER	SO	BB	IBB	HBP	BLK	WP	HR	S	P	ERA	WHIP

TOP

Cincinnati Reds @ Chicago Cubs

Wrigley Field, Chicago, IL

Fri Sep 13 1963, 3:33 AM CDT

Att. 1,551 - Unknown

livebaseballscorecards.com

AB	34
R	2
H	7
RBI	2
BB	4
SO	5
LOB	19

WP: 0	PA: 38
PB: 0	
SB: 1	
CS: 0	

Cincinnati Reds @ Chicago Cubs

Wrigley Field, Chicago, IL

Fri Sep 13 1963, 3:33 AM CDT

Att. 1,551 - Unknown

livebaseballscorecards.com

Batter	1	2	3	4	5	6	7	8	9	AB	R	H	RBI	BB	SO	LOB
Lou Brock, L (1, 9) OBP: 0.313, SLG: 0.400	K		L9		S, SH1-4, SF9, BB		1-3			3	1	0	0	1	1	0
Andre Rodgers, R (1, 6) OBP: 0.321, SLG: 0.290	P5		K		SH1-4 (1-2)		P4			3	0	0	0	0	1	0
Billy Williams, L (1, 7) OBP: 0.360, SLG: 0.500	1B, 1B		HR		SF9 (2-H)		F7			3	1	2	2	0	0	0
Ron Santo, R (1, 5) OBP: 0.343, SLG: 0.501	1-2, 1B		1B		K			SH1-4, 1B, 1B		4	1	3	0	0	1	0
Ken Hubbs, R (1, 4) OBP: 0.289, SLG: 0.327	3-1		K			2B, B1-2-4, 1B		SH1-4 (1-2)		3	0	1	0	0	1	3
Billy Cowan, R (1, 8) OBP: 0.385, SLG: 0.462 Ellis Burton, S (9, 8) OBP: 0.318, SLG: 0.418		F2		CS, 1B		L7		P5		4 0	0 0	1 0	0 0	0 0	0 0	2 0
John Boccabella, R (1, 3) OBP: 0.323, SLG: 0.536		BB	K (1-2)			1-3, 2B		1B (2-H), 1B		3	0	2	1	1	1	1
Jimmie Schaffer, R (1, 2) OBP: 0.336, SLG: 0.517		F9	1B			IBB		1-2, 1B		3	0	2	0	1	0	1
Paul Toth, R (1, 1) OBP: 0.073, SLG: 0.026 Lindy McDaniel, R (7, 1) OBP: 0.095, SLG: 0.238		K	5-3			B1-2-4 (3-Hf)		4-3		3 1	0 0	0 0	0 0	0 0	1 0	5 2
Inning Stats	R: 0, H: 2, E: 0, LOB: 2, K: 1, BB: 0, S: 7, P: 7	R: 0, H: 0, E: 0, LOB: 1, K: 1, BB: 1, S: 5, P: 9	R: 1, H: 2, E: 0, LOB: 1, K: 2, BB: 0, S: 9, P: 9	R: 0, H: 2, E: 0, LOB: 1, K: 1, BB: 0, S: 6, P: 6	R: 1, H: 0, E: 0, LOB: 0, K: 1, BB: 1, S: 5, P: 9	R: 0, H: 2, E: 0, LOB: 2, K: 0, BB: 1, S: 4, P: 8	R: 0, H: 0, E: 0, LOB: 0, K: 0, BB: 0, S: 3, P: 3	R: 1, H: 3, E: 0, LOB: 2, K: 0, BB: 0, S: 6, P: 6		1B: 9, 2B: 1, 3B: 0, HR: 1	SF: 1, SAC: 2, DP: 1, HBP: 0			WP: 0, PB: 0, SB: 1, CS: 1	PA: 36		

PITCHER	IP	WLS	BF	H	R	ER	SO	BB	IBB	HBP	BLK	WP	HR	S	P	ERA	WHIP
Joe Nuxhall, L (1, 1) ERA: 2.64	8.0	L	36	11	3	3	6	2	1	0	0	0	1	45	57	3.38	1.625

PITCHER	IP	WLS	BF	H	R	ER	SO	BB	IBB	HBP	BLK	WP	HR	S	P	ERA	WHIP

AB	30
R	3
H	11
RBI	3
BB	3
SO	6
LOB	14

Cincinnati Reds @ Chicago Cubs

Wrigley Field, Chicago, IL

Sat Sep 14 1963, 3:33 AM CDT

Att. 8,560 - Unknown

TOP

Batter	1	2	3	4	5	6	7	8	9	AB	R	H	RBI	BB	SO	LOB
Pete Rose, S (1, 4) OBP: 0.333, SLG: 0.373	4-3		FC6-4 1-2 1B	BB HR BB	FC6-4 CS 1-2f			K		4	1	1	0	1	1	2
Tommy Harper, R (1, 9) OBP: 0.329, SLG: 0.379	G6-3 1B		FC6-4 1B 1-2f 2-3	HR BB	CS 1-2	G3		4-3		4	2	1	0	1	0	3
Vada Pinson, L (1, 8) OBP: 0.353, SLG: 0.522	G6-3 1-2f		1B 2B 1-3 3-H 1B	1-H 2-H HR		F5			K	5	2	2	4	0	1	1
Gordy Coleman, L (1, 3) OBP: 0.300, SLG: 0.425		4-3	F7	BB 1B		F9			5-3	5	0	1	0	0	0	2
Johnny Edwards, L (1, 2) OBP: 0.327, SLG: 0.390		FC5 BB 1B	2B 1-2 3-H 1B	K			1-3		1B	5	1	3	1	0	1	1
Bob Skinner, L (1, 7) OBP: 0.328, SLG: 0.354		BB 1-2	E WP 1-H 2-H 2B	BB 1-2			G3		K	3	1	1	2	2	1	1
Leo Cardenas, R (1, 6) OBP: 0.266, SLG: 0.313		L7	E1 WP 2-3	P4			6-3			4	0	0	0	0	0	5
Eddie Kasko, R (1, 5) OBP: 0.307, SLG: 0.329		FC5 2-3f	5-3 1-2 3-H		F8			BB		3	0	0	0	1	0	3
Dom Zanni, R (1, 1) OBP: 0.333, SLG: 0.333 Joey Jay, S (3, 1) OBP: 0.196, SLG: 0.184			FC6-4 1B 1B 1B	5-3	FC6-4 BB			K		1 2	1 0	1 0	0 0	0 1	0 1	0 1
Inning Stats	R: 0 E: 0 K: 0 S: 3 H: 1 LOB: 0 BB: 0 P: 3	R: 0 E: 0 K: 0 S: 4 H: 1 LOB: 2 BB: 1 P: 8	R: 5 E: 1 K: 0 S: 9 H: 5 LOB: 1 BB: 0 P: 9	R: 3 E: 0 K: 1 S: 7 H: 2 LOB: 2 BB: 3 P: 19	R: 0 E: 0 K: 0 S: 2 H: 0 LOB: 0 BB: 1 P: 6	R: 0 E: 0 K: 0 S: 3 H: 0 LOB: 0 BB: 0 P: 3	R: 0 E: 0 K: 0 S: 3 H: 0 LOB: 0 BB: 0 P: 3	R: 0 E: 0 K: 2 S: 7 H: 0 LOB: 1 BB: 1 P: 11	R: 0 E: 0 K: 2 S: 8 H: 1 LOB: 1 BB: 0 P: 8	1B: 8 2B: 1 3B: 0 HR: 1 SF: 0 SAC: 0 DP: 1 HBP: 0						

livebaseballscorecards.com

AB	36
R	8
H	10
RBI	7
BB	6
SO	5
LOB	19

WP: 1 PB: 0 SB: 0 CS: 1 PA: 43

PITCHER	IP	WLS	BF	H	R	ER	SO	BB	IBB	HBP	BLK	WP	HR	S	P	ERA	WHIP
Cal Koonce, R (1, 1) ERA: 5.28	2.2	L	15	7	5	4	0	1	0	0	0	0	0	14	18	13.50	3.000
Glen Hobbie, R (3, 1) ERA: 3.91	0.2		7	2	3	3	0	2	0	0	0	1	1	5	13	40.50	6.000
Tom Baker, L (4, 1) ERA: 3.0	0.2		3	0	0	0	1	1	0	0	0	0	0	4	8	0.00	1.500
Jack Warner, R (5, 1) ERA: 2.78	3.0		9	0	0	0	0	1	0	0	0	0	0	8	12	0.00	0.333
Jim Brewer, L (8, 1) ERA: 4.99	2.0		8	1	0	0	4	1	0	0	0	0	0	15	19	0.00	1.000

PITCHER	IP	WLS	BF	H	R	ER	SO	BB	IBB	HBP	BLK	WP	HR	S	P	ERA	WHIP

Batter	1	2	3	4	5	6	7	8	9	AB	R	H	RBI	BB	SO	LOB
Lou Brock, L (1, 9) OBP: 0.314, SLG: 0.401	3-1 S 1B 1B		1B 2B 1B	5-3			4-3			4	2	2	0	0	0	1
Andre Rodgers, R (1, 6) OBP: 0.321, SLG: 0.291	3-1 1-3		2B 1-2 1B		P4			G6-4-3 1B		3	1	1	0	0	0	1
Jimmy Stewart, S (7, 6) OBP: 0.333, SLG: 0.444										1	0	1	0	0	0	0
Billy Williams, L (1, 7) OBP: 0.361, SLG: 0.502	3-H 1B		1B 1-3 2-H G4-6-3 2B		F9			S S S K		4	1	2	2	0	1	1
Ron Santo, R (1, 5) OBP: 0.343, SLG: 0.499	S S S K		G4-6-3 2-3 3-H 1B		E4			G6-4-3 1-2f		4	0	1	1	0	1	2
Ellis Burton, S (1, 8) OBP: 0.314, SLG: 0.413	G3		G4-6-3 1-2f 3-H			F9			F8	4	0	0	0	0	0	2
Ken Hubbs, R (1, 4) OBP: 0.291, SLG: 0.330		K 1B	P9			P4			WP 2B	4	0	2	0	0	0	0
John Boccabella, R (1, 3) OBP: 0.314, SLG: 0.531	S S S S K 1-2			F3 2B		3-1			4-3 2-3	4	0	1	0	0	1	2
Jimmie Schaffer, R (1, 2) OBP: 0.333, SLG: 0.504	B B B B BB			F3 2-3			P6		S S S K	3	0	0	0	1	1	2
Cal Koonce, R (1, 1) OBP: 0.176, SLG: 0.125		1-3		L1			4-3			1	0	0	0	0	0	1
Glen Hobbie, R (3, 1) OBP: 0.125, SLG: 0.087										0	0	0	0	0	0	0
Tom Baker, L (4, 1)										0	0	0	0	0	0	0
Don Landrum, L (4, PH) OBP: 0.295, SLG: 0.286										1	0	0	0	0	0	1
Jack Warner, R (5, 1) OBP: 0.250, SLG: 0.250										0	0	0	0	0	0	0
Billy Cowan, R (7, PH) OBP: 0.357, SLG: 0.429										1	0	0	0	0	0	0
Jim Brewer, L (8, 1)										0	0	0	0	0	0	0
Inning Stats	R: 1 H: 2 E: 0 LOB: 1 K: 1 BB: 0 S: 7 P: 7	R: 0 H: 1 E: 0 LOB: 1 K: 1 BB: 1 S: 5 P: 9	R: 3 H: 4 E: 0 LOB: 0 K: 0 BB: 0 S: 6 P: 6	R: 0 H: 1 E: 0 LOB: 1 K: 0 BB: 0 S: 4 P: 4	R: 0 H: 1 E: 1 LOB: 1 K: 0 BB: 0 S: 3 P: 3	R: 0 H: 0 E: 0 LOB: 0 K: 0 BB: 0 S: 3 P: 3	R: 0 H: 0 E: 0 LOB: 0 K: 0 BB: 0 S: 3 P: 3	R: 0 H: 1 E: 0 LOB: 0 K: 1 BB: 0 S: 5 P: 5	R: 0 H: 1 E: 0 LOB: 1 K: 1 BB: 0 S: 6 P: 6	1B: 7 2B: 3 3B: 0 HR: 0	SF: 0 SAC: 0 DP: 2 HBP: 0						

PITCHER	IP	WLS	BF	H	R	ER	SO	BB	IBB	HBP	BLK	WP	HR	S	P	ERA	WHIP
Dom Zanni, R (1, 1) ERA: 4.47	2.0		13	7	4	4	2	1	0	0	0	0	0	16	20	18.00	4.000
Joey Jay, R (3, 1) ERA: 4.1	7.0	W	22	3	0	0	2	0	0	0	0	1	0	26	26	0.00	0.429

PITCHER	IP	WLS	BF	H	R	ER	SO	BB	IBB	HBP	BLK	WP	HR	S	P	ERA	WHIP

BOTTOM

Cincinnati Reds @ Chicago Cubs

Wrigley Field, Chicago, IL

Sat Sep 14 1963, 3:33 AM CDT

Att. 8,560 - Unknown

livebaseballscorecards.com

AB	34
R	4
H	10
RBI	3
BB	1
SO	4
LOB	13

WP: 1 PA: 35
PB: 0
SB: 1
CS: 0

Batter	1	2	3	4	5	6	7	8	9	AB	R	H	RBI	BB	SO	LOB
Pete Rose, S (1, 4) OBP: 0.332, SLG: 0.370	BBBB 4-0 FC6-4 BB		x 0-0 ② G3 2-3	x 0-0 ③ 1-3		x 0-0 ③ 4-3			x 0-0 ① 6-3	4	0	0	0	1	0	5
Eddie Kasko, R (1, 5) OBP: 0.315, SLG: 0.344	SSS 0-3 ① K		x 0-0 3-H 1B		x 0-0 ① 5-3		x 0-0 FC E 1B		x 0-0 2B	5	0	3	1	0	1	1
Vada Pinson, L (1, 8) OBP: 0.351, SLG: 0.518	x 0-0 ② F8		x 0-0 ③ G3		x 0-0 ② L5		x 0-0 ① F8		SSS 0-3 ② K2-3	5	0	0	0	0	1	4
Don Pavletich, R (1, 3) OBP: 0.274, SLG: 0.333	x 0-0 ③ FC6-4 1-2f			x 0-0 ① F9	x 0-0 E5 E 1B		x 0-0 E5 FC 1-2		x 0-0 ③ L9	5	0	1	0	0	0	3
Tommy Harper, R (1, 9) OBP: 0.328, SLG: 0.376		x 0-0 ① 5-3		BBBB 4-0 1B 1B BB	x 0-0 ③ E5 1-3		x 0-0 FC G4-6-3 1-2 2-3			3	1	0	0	1	0	3
Leo Cardenas, R (1, 6) OBP: 0.268, SLG: 0.314		x 0-0 ② 4-3		x 0-0 1B 4-1 1-2 1B		x 0-0 L4-3 1B	x 0-0 ② ③ G4-6-3 1-2f			4	1	2	0	0	0	3
Ken Walters, R (1, 7) OBP: 0.239, SLG: 0.269 Marty Keough, L (8, PH) OBP: 0.338, SLG: 0.404 (8, 7)		SSS 0-3 ③ K		x 0-0 4-1 BB 1-3 2-H 1B		x 0-0 ① ② L4-3 1-2		x 0-0 ① P6		3	0	1	1	0	1	1
										1	0	0	0	0	0	0
Johnny Edwards, L (1, 2) OBP: 0.331, SLG: 0.391			x 0-0 G3 SH2-4 1B 1B	BBBB 4-0 4-1 1-2 BB		x 0-0 1B 1B		x 0-0 ② L7		3	1	2	0	1	0	0
John Tsitouris, R (1, 1) OBP: 0.071, SLG: 0.073			x 0-0 ① SH2-4 1-2	x 0-0 ② 4-1 1-2 2-3 3-H		x 0-0 1-2 1B		x 0-0 ③ 5-3		3	0	1	1	0	0	2

Inning Stats	1	2	3	4	5	6	7	8	9
R:	0	0	1	2	0	0	0	0	0
E:	0	0	0	0	1	0	1	0	0
K:	1	1	0	0	0	0	0	0	1
S:	5	5	5	5	4	5	5	3	6
H:	0	0	2	2	1	3	1	0	1
LOB:	1	0	0	2	2	2	2	0	1
BB:	1	0	0	2	0	0	0	0	0
P:	9	5	5	13	4	5	5	3	6

1B:	9
2B:	2
3B:	0
HR:	0
SF:	0
SAC:	1
DP:	2
HBP:	0
WP:	0
PB:	0
SB:	0
CS:	0
PA:	40

PITCHER		IP	WLS	BF	H	R	ER	SO	BB	IBB	HBP	BLK	WP	HR	S	P	ERA	WHIP
Dick Ellsworth, L ERA: 2.21	(1, 1)	6.1	L	32	9	3	3	2	3	0	0	0	0	0	33	45	4.26	1.895
Don Elston, R ERA: 3.0	(7, 1)	1.2		4	0	0	0	0	0	0	0	0	0	0	4	4	0.00	0.000
Jim Brewer, L ERA: 4.89	(9, 1)	1.0		4	1	0	0	1	0	0	0	0	0	0	6	6	0.00	1.000

PITCHER	IP	WLS	BF	H	R	ER	SO	BB	IBB	HBP	BLK	WP	HR	S	P	ERA	WHIP

TOP

Cincinnati Reds @ Chicago Cubs

Wrigley Field, Chicago, IL

Sun Sep 15 1963, 3:33 AM CDT

Att. 11,261 - Unknown

livebaseballscorecards.com

AB	36
R	3
H	10
RBI	3
BB	3
SO	3
LOB	22

Batter	1	2	3	4	5	6	7	8	9	AB	R	H	RBI	BB	SO	LOB
Lou Brock, L (1, 9) OBP: 0.312, SLG: 0.398	5-3		K			K		5-3		4	0	0	0	0	2	2
Jimmy Stewart, S (1, 6) OBP: 0.308, SLG: 0.385	3-1 S 1B			G3		P5			4-3	4	0	1	0	0	0	0
Billy Williams, L (1, 7) OBP: 0.362, SLG: 0.506	3-1			BB			P6		HR	3	1	1	1	1	0	1
Ron Santo, R (1, 5) OBP: 0.341, SLG: 0.496	1-3			F9			5-3		F9	4	0	0	0	0	0	2
Ellis Burton, S (1, 8) OBP: 0.311, SLG: 0.408		4-3		1-3			G3		F8	4	0	0	0	0	0	1
Ken Hubbs, R (1, 4) OBP: 0.291, SLG: 0.329		5-3			6-3			BB 1B		2	0	0	0	1	0	0
John Boccabella, R (1, 3) OBP: 0.289, SLG: 0.486		P4			K			F9		3	0	0	0	0	1	1
Jimmie Schaffer, R (1, 2) OBP: 0.328, SLG: 0.496			K		K			1-2 1B		2	0	0	0	0	2	0
Merritt Ranew, L (8, PH) OBP: 0.361, SLG: 0.460 (9, 2)										1	0	1	0	0	0	0
Dick Ellsworth, L (1, 1) OBP: 0.158, SLG: 0.091			4-3			1-3		K		2	0	0	0	0	0	0
Don Elston, R (7, 1)										0	0	0	0	0	0	0
Don Landrum, L (8, PH) OBP: 0.293, SLG: 0.284										1	0	0	0	0	1	2
Jim Brewer, L (9, 1)										0	0	0	0	0	0	0
Inning Stats	R: 0 E: 0 K: 0 S: 4 H: 1 LOB: 1 BB: 0 P: 4	R: 0 E: 0 K: 0 S: 3 H: 0 LOB: 0 BB: 0 P: 3	R: 0 E: 0 K: 2 S: 7 H: 0 LOB: 0 BB: 0 P: 7	R: 0 E: 0 K: 0 S: 3 H: 0 LOB: 1 BB: 1 P: 7	R: 0 E: 0 K: 2 S: 7 H: 0 LOB: 0 BB: 0 P: 7	R: 0 E: 0 K: 1 S: 5 H: 0 LOB: 0 BB: 0 P: 5	R: 0 E: 0 K: 0 S: 3 H: 0 LOB: 0 BB: 0 P: 3	R: 0 E: 0 K: 1 S: 6 H: 1 LOB: 2 BB: 1 P: 10	R: 1 E: 0 K: 0 S: 4 H: 1 LOB: 0 BB: 0 P: 4	1B: 2 2B: 0 3B: 0 HR: 1	SF: 0 SAC: 0 DP: 0 HBP: 0						

PITCHER	IP	WLS	BF	H	R	ER	SO	BB	IBB	HBP	BLK	WP	HR	S	P	ERA	WHIP
John Tsitouris, R (1, 1) ERA: 3.49	9.0	W	32	3	1	1	6	2	0	0	0	0	1	42	50	1.00	0.556

PITCHER	IP	WLS	BF	H	R	ER	SO	BB	IBB	HBP	BLK	WP	HR	S	P	ERA	WHIP

BOTTOM

Cincinnati Reds @ Chicago Cubs

Wrigley Field, Chicago, IL

Sun Sep 15 1963, 3:33 AM CDT

Att. 11,261 - Unknown

livebaseballscorecards.com

AB	30
R	1
H	3
RBI	1
BB	2
SO	6
LOB	9

WP: 0 PA: 32
PB: 0
SB: 1
CS: 0

Chicago Cubs @ Pittsburgh Pirates

Forbes Field, Pittsburgh, PA

Mon Sep 16 1963, 7:05 PM EDT

Att. 2,917 - Unknown

TOP

Batter	1	2	3	4	5	6	7	8	9	AB	R	H	RBI	BB	SO	LOB
Lou Brock, L (1, 9) OBP: 0.310, SLG: 0.395	K			1-3		K			F9	4	0	0	0	0	2	0
Jimmy Stewart, S (1, 6) OBP: 0.294, SLG: 0.353	K			L4			F8		1B	4	0	1	0	0	1	0
Billy Williams, L (1, 7) OBP: 0.361, SLG: 0.504	1-3			4-3			FC4 1B		F9	4	0	1	0	0	0	1
Ron Santo, R (1, 5) OBP: 0.339, SLG: 0.493		F9			F8		F9			3	0	0	0	0	0	1
Ken Hubbs, R (1, 4) OBP: 0.291, SLG: 0.328		K			FC4 BB		FC4 1-2f			2	0	0	0	1	1	1
Billy Cowan, R (1, 8) OBP: 0.294, SLG: 0.353		K			F8			5-3		3	0	0	0	0	1	1
Ellis Burton, S (9, 8) OBP: 0.311, SLG: 0.408										0	0	0	0	0	0	0
John Boccabella, R (1, 3) OBP: 0.268, SLG: 0.447			1-3		FC4 1-2f			6-3		3	0	0	0	0	0	1
Jimmie Schaffer, R (1, 2) OBP: 0.321, SLG: 0.484			K			F9		K		3	0	0	0	0	2	0
Larry Jackson, R (1, 1) OBP: 0.212, SLG: 0.253			K			K2-3			F9	3	0	0	0	0	2	0
Inning Stats	R: 0 E: 0 K: 2 S: 7 H: 0 LOB: 0 BB: 0 P: 7	R: 0 E: 0 K: 2 S: 7 H: 0 LOB: 0 BB: 0 P: 7	R: 0 E: 0 K: 2 S: 7 H: 0 LOB: 0 BB: 0 P: 7	R: 0 E: 0 K: 0 S: 3 H: 0 LOB: 0 BB: 0 P: 3	R: 0 E: 0 K: 0 S: 3 H: 0 LOB: 1 BB: 1 P: 7	R: 0 E: 0 K: 2 S: 7 H: 0 LOB: 0 BB: 0 P: 7	R: 0 E: 0 K: 0 S: 4 H: 1 LOB: 1 BB: 0 P: 4	R: 0 E: 0 K: 1 S: 5 H: 0 LOB: 0 BB: 0 P: 5	R: 0 E: 0 K: 0 S: 4 H: 1 LOB: 1 BB: 0 P: 4	1B: 2 2B: 0 3B: 0 HR: 0 SF: 0 SAC: 0 DP: 0 HBP: 0						

PITCHER	IP	WLS	BF	H	R	ER	SO	BB	IBB	HBP	BLK	WP	HR	S	P	ERA	WHIP
Bob Veale, L (1, 1) ERA: 1.19	9.0	W	30	2	0	0	9	1	0	0	0	0	0	47	51	0.00	0.333

PITCHER	IP	WLS	BF	H	R	ER	SO	BB	IBB	HBP	BLK	WP	HR	S	P	ERA	WHIP

AB	29
R	0
H	2
RBI	0
BB	1
SO	9
LOB	5

WP: 0 PA: 30
PB: 0
SB: 0
CS: 0

livebaseballscorecards.com

Batter	1	2	3	4	5	6	7	8	9	AB	R	H	RBI	BB	SO	LOB
Gene Alley, R (1, 5) OBP: 0.269, SLG: 0.250	K		4-3			F9		SH3		3	0	0	0	0	1	1
Dick Schofield, S (1, 6) OBP: 0.345, SLG: 0.319	K		4-3			E4		F7		4	0	0	0	0	1	2
Willie Stargell, L (1, 7) OBP: 0.286, SLG: 0.412	L8			G3		FC6-4				4	0	3	0	0	0	0
Bill Virdon, L (1, 8) OBP: 0.322, SLG: 0.384		1B		G3		FC6-4		G3		4	0	1	0	0	0	5
Roberto Clemente, R (1, 9) OBP: 0.362, SLG: 0.481		K		2B		K			E4	4	1	1	0	0	2	3
Donn Clendenon, R (1, 3) OBP: 0.321, SLG: 0.426		P4		F9			6-3		SH1-4	3	0	0	0	0	0	2
Bill Mazeroski, R (1, 4) OBP: 0.292, SLG: 0.358		P5			P6		G6-4-3		1B	4	0	2	1	0	0	1
Jim Pagliaroni, R (1, 2) OBP: 0.326, SLG: 0.385			4-3		5-3		G6-4-3			3	0	1	0	0	0	1
Bob Veale, S (1, 1) OBP: 0.188, SLG: 0.143			K		K			BB		2	0	0	0	1	2	1
Inning Stats	R: 0 E: 0 K: 2 S: 7 H: 0 LOB: 0 BB: 0 P: 7	R: 0 E: 0 K: 1 S: 6 H: 1 LOB: 1 BB: 0 P: 6	R: 0 E: 0 K: 1 S: 6 H: 1 LOB: 1 BB: 0 P: 6	R: 0 E: 0 K: 0 S: 4 H: 2 LOB: 1 BB: 0 P: 4	R: 0 E: 0 K: 1 S: 5 H: 0 LOB: 0 BB: 0 P: 5	R: 0 E: 1 K: 1 S: 7 H: 1 LOB: 2 BB: 0 P: 7	R: 0 E: 0 K: 0 S: 3 H: 1 LOB: 0 BB: 0 P: 3	R: 0 E: 0 K: 0 S: 4 H: 1 LOB: 2 BB: 1 P: 8	R: 1 E: 1 K: 0 S: 3 H: 1 LOB: 1 BB: 0 P: 3	1B: 7 2B: 1 3B: 0 HR: 0 SF: 0 SAC: 2 DP: 1 HBP: 0	WP: 0 PB: 0 SB: 0 CS: 0 PA: 34					

PITCHER	IP	WLS	BF	H	R	ER	SO	BB	IBB	HBP	BLK	WP	HR	S	P	ERA	WHIP
Larry Jackson, R (1, 1) ERA: 2.43	8.1	L	34	8	1	0	6	1	0	0	0	0	0	45	49	0.00	1.080

PITCHER	IP	WLS	BF	H	R	ER	SO	BB	IBB	HBP	BLK	WP	HR	S	P	ERA	WHIP

Chicago Cubs @ Pittsburgh Pirates

Forbes Field, Pittsburgh, PA

Mon Sep 16 1963, 7:05 PM EDT

Att. 2,917 - Unknown

BOTTOM

livebaseballscorecards.com

AB	31
R	1
H	8
RBI	1
BB	1
SO	6
LOB	16

Chicago Cubs @ Pittsburgh Pirates

Forbes Field, Pittsburgh, PA

Tue Sep 17 1963, 7:05 PM EDT

Unknown

TOP

livebaseballscorecards.com

Batter	1	2	3	4	5	6	7	8	9	AB	R	H	RBI	BB	SO	LOB
Lou Brock, L (1, 9) OBP: 0.309, SLG: 0.398	1-3		3B 2-H 3B		P5			K		4	1	1	1	0	1	2
Andre Rodgers, R (1, 6) OBP: 0.324, SLG: 0.298	4-3		3-H 3B			G3-6-3 1B		2-H 1B		4	0	3	2	0	0	0
Billy Williams, L (1, 7) OBP: 0.360, SLG: 0.502	F9		1-3			1-2f G3-6-3		IBB		3	0	0	0	1	0	2
Ron Santo, R (1, 5) OBP: 0.337, SLG: 0.490		6-3		L3		K		K		4	0	0	0	0	2	2
Ellis Burton, S (1, 8) OBP: 0.308, SLG: 0.403		F8		F9			3-1		F7	4	0	0	0	0	0	0
Ken Hubbs, R (1, 4) OBP: 0.289, SLG: 0.325		K		L3			F8		6-3	4	0	0	0	0	1	0
John Boccabella, R (1, 3) OBP: 0.289, SLG: 0.463			3B 2B		K		K		BB	3	1	1	0	1	2	0
Merritt Ranew, L (1, 2) OBP: 0.364, SLG: 0.458			1-3		SH2-4 BB			1B SH1-4 1B	F7	3	1	1	0	1	0	2
Bob Buhl, R (1, 1) OBP: 0.101, SLG: 0.101			K		SH2-4 1-2			SH1-4 1-2		1	0	0	0	0	1	1
Lindy McDaniel, R (8, 1) OBP: 0.095, SLG: 0.238										0	0	0	0	0	0	0
Inning Stats	R: 0 E: 0 K: 0 S: 3 H: 0 LOB: 0 BB: 0 P: 3	R: 0 E: 0 K: 1 S: 5 H: 0 LOB: 0 BB: 0 P: 5	R: 2 E: 0 K: 1 S: 8 H: 3 LOB: 0 BB: 0 P: 8	R: 0 E: 0 K: 0 S: 3 H: 0 LOB: 0 BB: 0 P: 3	R: 0 E: 0 K: 1 S: 5 H: 0 LOB: 1 BB: 1 P: 9	R: 0 E: 0 K: 1 S: 5 H: 1 LOB: 0 BB: 0 P: 5	R: 0 E: 0 K: 1 S: 5 H: 0 LOB: 0 BB: 0 P: 5	R: 1 E: 0 K: 2 S: 9 H: 2 LOB: 2 BB: 1 P: 13	R: 0 E: 0 K: 0 S: 3 H: 0 LOB: 1 BB: 1 P: 7	1B: 3 2B: 1 3B: 2 HR: 0 SF: 0 SAC: 2 DP: 1 HBP: 0						

	AB	30
	R	3
	H	6
	RBI	3
	BB	3
	SO	7
	LOB	9

PITCHER		IP	WLS	BF	H	R	ER	SO	BB	IBB	HBP	BLK	WP	HR	S	P	ERA	WHIP
Bob Friend, R ERA: 2.33	(1, 1)	8.0	L	31	6	3	3	7	1	1	0	0	0	0	43	51	3.38	0.875
Al McBean, R ERA: 2.45	(9, 1)	1.0		4	0	0	0	0	1	0	0	0	0	0	3	7	0.00	1.000

PITCHER	IP	WLS	BF	H	R	ER	SO	BB	IBB	HBP	BLK	WP	HR	S	P	ERA	WHIP

Chicago Cubs @ Pittsburgh Pirates

Forbes Field, Pittsburgh, PA

Tue Sep 17 1963, 7:05 PM EDT

Unknown

BOTTOM

livebaseballscorecards.com

Batter	1	2	3	4	5	6	7	8	9	AB	R	H	RBI	BB	SO	LOB
Gene Alley, R (1, 5) OBP: 0.300, SLG: 0.286	CS 1B	1-3			K			BB 1B		4	0	2	0	0	1	1
Dick Schofield, S (1, 6) OBP: 0.344, SLG: 0.317	K 1-2		4-3			1-3		BB 1-2		3	0	0	0	1	1	1
Willie Stargell, L (1, 7) OBP: 0.293, SLG: 0.424	3B		L3 1B			G4-6-3 1B		P6		4	0	3	0	0	0	2
Al McBean, R (9, 1) OBP: 0.200, SLG: 0.333										0	0	0	0	0	0	0
Bill Virdon, L (1, 8) OBP: 0.322, SLG: 0.382	BB		L3 1-2			G4-6-3 1-2f			4-3	3	0	0	0	1	0	2
Roberto Clemente, R (1, 9) OBP: 0.359, SLG: 0.477	5-3			6-3			K		4-3	4	0	0	0	0	1	2
Donn Clendenon, R (1, 3) OBP: 0.323, SLG: 0.427		S 1B 1B		1-3			4-3		BB 1B 1B	4	1	2	0	0	0	0
Bill Mazeroski, R (1, 4) OBP: 0.292, SLG: 0.357		F7 1-2		F7			P4		BB 1-2 1B	4	0	1	0	0	0	1
Jim Pagliaroni, R (1, 2) OBP: 0.324, SLG: 0.382		K			K			6-3		2	0	0	0	0	2	1
Manny Mota, R (8, PH) OBP: 0.318, SLG: 0.344										1	0	0	0	0	0	0
Ron Brand, R (9, 2) OBP: 0.358, SLG: 0.370										0	0	0	0	0	0	0
Smoky Burgess, L (9, PH) OBP: 0.335, SLG: 0.395									1-2 2-3 BB	0	0	0	0	1	0	0
Bob Friend, R (1, 1) OBP: 0.119, SLG: 0.108		2-H 1B			1-3			4-3	G3	2	0	1	1	0	0	0
Jerry Lynch, L (8, PH) OBP: 0.330, SLG: 0.464										2	0	0	0	0	0	3
(9, 7)																
Inning Stats	R: 0 E: 0 K: 1 S: 6 H: 2 LOB: 2 BB: 1 P: 10	R: 1 E: 0 K: 1 S: 7 H: 2 LOB: 1 BB: 0 P: 7	R: 0 E: 0 K: 0 S: 3 H: 1 LOB: 0 BB: 0 P: 3	R: 0 E: 0 K: 0 S: 3 H: 0 LOB: 0 BB: 0 P: 3	R: 0 E: 0 K: 2 S: 7 H: 0 LOB: 0 BB: 0 P: 7	R: 0 E: 0 K: 0 S: 3 H: 1 LOB: 0 BB: 0 P: 3	R: 0 E: 0 K: 1 S: 5 H: 0 LOB: 0 BB: 0 P: 5	R: 0 E: 0 K: 0 S: 4 H: 1 LOB: 2 BB: 1 P: 8	R: 0 E: 0 K: 0 S: 5 H: 2 LOB: 3 BB: 1 P: 9	1B: 8 2B: 2 3B: 1 HR: 0	SF: 0 SAC: 0 DP: 3 HBP: 0						

	AB	33
	R	1
	H	9
	RBI	1
	BB	3
	SO	5
	LOB	13

WP: 0 PB: 0 SB: 1 CS: 1 PA: 36

PITCHER		IP	WLS	BF	H	R	ER	SO	BB	IBB	HBP	BLK	WP	HR	S	P	ERA	WHIP
Bob Buhl, R ERA: 3.47	(1, 1)	7.2	W	29	7	1	1	5	2	0	0	0	0	0	37	45	1.17	1.174
Lindy McDaniel, R ERA: 2.99	(8, 1)	1.1	S	7	2	0	0	0	1	0	0	0	0	0	6	10	0.00	2.250

PITCHER	IP	WLS	BF	H	R	ER	SO	BB	IBB	HBP	BLK	WP	HR	S	P	ERA	WHIP

Chicago Cubs @ Pittsburgh Pirates

Forbes Field, Pittsburgh, PA

Tue Sep 17 1963, 7:05 PM EDT

Att. 5,160 - Unknown

TOP

Batter	1	2	3	4	5	6	7	8	9	AB	R	H	RBI	BB	SO	LOB
Lou Brock, L (1, 9) OBP: 0.307, SLG: 0.395	4-3		F7		F8		L6		BB, SH1-4, 1-2	4	0	0	0	0	0	0
Billy Cowan, R (9, PH) OBP: 0.294, SLG: 0.353										0	0	0	0	0	0	0
Don Landrum, L (9, PH) OBP: 0.296, SLG: 0.284										0	0	0	0	1	0	0
Jimmy Stewart, S (1, 6) OBP: 0.381, SLG: 0.450	BB		2B		G4-6-3, 1B		K		SH1-4, 1-2, 2-3	3	0	2	0	1	1	0
Billy Williams, L (1, 7) OBP: 0.359, SLG: 0.498	F8		K		G4-6-3, 1-2f		4-3		IBB	4	0	0	0	1	1	3
Ron Santo, R (1, 5) OBP: 0.337, SLG: 0.490	1-3			E6, 1B, 2B		2B, FC4-6, BB		F7	K	4	2	1	0	1	1	4
Ellis Burton, S (1, 8) OBP: 0.312, SLG: 0.409		F8		4-3, S, 1B, 3-H, 1B		FC4-6, 1-3, 2B		S, 1B	F9	5	1	3	1	0	0	3
Leo Burke, R (1, 4) OBP: 0.238, SLG: 0.290		1B		4-3, 1-3		FC4-6, IBB		K, 1-2		3	0	1	0	1	1	2
John Boccabella, R (1, 3) OBP: 0.306, SLG: 0.455		K		1B, 3-H		FC4-6, 1-2f, 2-3, 3-H		FC6-4, BB		3	0	1	2	1	1	3
Jimmie Schaffer, R (1, 2) OBP: 0.314, SLG: 0.473	4-3			K	K			FC6-4, 1-2f		3	0	0	0	0	2	4
Ken Hubbs, R (8, PH) OBP: 0.289, SLG: 0.325										1	0	0	0	0	0	2
Merritt Ranew, L (8, 2) OBP: 0.364, SLG: 0.458										0	0	0	0	0	0	0
Glen Hobbie, R (1, 1) OBP: 0.118, SLG: 0.082			6-3	K	K				SH1-4, BB, BB	3	0	0	0	0	2	3
Lindy McDaniel, R (7, 1) OBP: 0.095, SLG: 0.238										0	0	0	0	0	0	0
Steve Boros, R (9, PH) OBP: 0.310, SLG: 0.398										0	0	0	0	1	0	0
Inning Stats	R: 0 E: 0 K: 0 S: 3 H: 0 LOB: 1 BB: 1 P: 7	R: 0 E: 0 K: 1 S: 6 H: 1 LOB: 1 BB: 0 P: 6	R: 0 E: 0 K: 1 S: 6 H: 1 LOB: 1 BB: 0 P: 6	R: 2 E: 1 K: 2 S: 10 H: 3 LOB: 1 BB: 0 P: 10	R: 0 E: 0 K: 0 S: 3 H: 1 LOB: 0 BB: 0 P: 3	R: 1 E: 0 K: 2 S: 8 H: 1 LOB: 2 BB: 2 P: 16	R: 0 E: 0 K: 1 S: 5 H: 0 LOB: 0 BB: 0 P: 5	R: 0 E: 0 K: 1 S: 6 H: 1 LOB: 2 BB: 1 P: 10	R: 0 E: 0 K: 1 S: 5 H: 0 LOB: 3 BB: 3 P: 17	1B: 5 2B: 3 3B: 0 HR: 0 SF: 0 SAC: 1 DP: 1 HBP: 0						

PITCHER	IP	WLS	BF	H	R	ER	SO	BB	IBB	HBP	BLK	WP	HR	S	P	ERA	WHIP
Tommie Sisk, R (1, 1) ERA: 2.91	7.0		30	7	3	3	7	2	1	0	0	0	0	41	53	3.86	1.286
Harvey Haddix, L (8, 1) ERA: 3.42	1.0	W	6	1	0	0	1	2	0	0	0	0	0	6	14	0.00	3.000
Al McBean, R (9, 1) ERA: 2.43	1.0	S	5	0	0	0	1	1	1	0	0	0	0	5	13	0.00	1.000

PITCHER	IP	WLS	BF	H	R	ER	SO	BB	IBB	HBP	BLK	WP	HR	S	P	ERA	WHIP

AB	33
R	3
H	8
RBI	3
BB	7
SO	9
LOB	24

WP: 0 PB: 0 SB: 2 CS: 0 PA: 41

livebaseballscorecards.com

Chicago Cubs @ Pittsburgh Pirates

Forbes Field, Pittsburgh, PA

Tue Sep 17 1963, 7:05 PM EDT

Att. 5,160 - Unknown

BOTTOM

Batter	1	2	3	4	5	6	7	8	9	AB	R	H	RBI	BB	SO	LOB
Bob Bailey, R (1, 5) OBP: 0.299, SLG: 0.320 Smoky Burgess, L (7, PH) OBP: 0.333, SLG: 0.395 Harvey Haddix, L (8, 1) OBP: 0.167, SLG: 0.364 Al McBean, R (9, 1) OBP: 0.200, SLG: 0.333	F8		K			FC3-6 1B	SF9 3-H			3 0 0 0	0 0 0 0	1 0 0 0	0 1 0 0	0 0 0 0	1 0 0 0	0 0 0 0
Dick Schofield, S (1, 6) OBP: 0.343, SLG: 0.317	WP 4-3 1B		K			FC3-6 2B 1-2f	F9			4	0	1	0	0	1	2
Willie Stargell, L (1, 7) OBP: 0.292, SLG: 0.425	4-3 1-2			4-3		1-3 2B		P6		4	0	1	0	0	0	1
Bill Virdon, L (1, 8) OBP: 0.321, SLG: 0.381	G3 2-3			WP 1B		4-3		F7		4	0	1	0	0	0	2
Roberto Clemente, R (1, 9) OBP: 0.360, SLG: 0.479		4-3		6-3 1-2			3B 2B	E S 1B 1B		4	2	2	0	0	0	1
Donn Clendenon, R (1, 3) OBP: 0.326, SLG: 0.433		F7				G6-4-3 1B	WP 3B 2-H	1-H 1B		4	1	3	2	0	0	0
Bill Mazeroski, R (1, 4) OBP: 0.290, SLG: 0.354		5-3				G6-4-3 1-2f	F5 3-H	F7		4	0	0	0	0	0	2
Jim Pagliaroni, R (1, 2) OBP: 0.331, SLG: 0.389 Ted Savage, R (7, PR) OBP: 0.275, SLG: 0.341 Gene Alley, R (8, 5) OBP: 0.300, SLG: 0.286			BB G5-4-3			2B	BB 1B SF9			1 0 0	0 1 0	1 0 0	0 0 0	2 0 0	0 0 0	0 0 0
Tommie Sisk, R (1, 1) Jerry Lynch, L (7, PH) OBP: 0.332, SLG: 0.466 Ron Brand, R (7, PR) OBP: 0.358, SLG: 0.370 (8, 2)			G5-4-3 1-2f			L4	1-3 1B			2 1 0	0 0 0	0 1 0	0 0 0	0 0 0	0 0 0	2 0 0
Inning Stats	R: 0 H: 1 E: 0 LOB: 1 K: 0 BB: 0 S: 4 P: 4	R: 0 H: 0 E: 0 LOB: 0 K: 0 BB: 0 S: 3 P: 3	R: 0 H: 0 E: 0 LOB: 0 K: 1 BB: 1 S: 4 P: 8	R: 0 H: 1 E: 0 LOB: 1 K: 1 BB: 0 S: 6 P: 6	R: 0 H: 2 E: 0 LOB: 1 K: 0 BB: 0 S: 4 P: 4	R: 0 H: 2 E: 0 LOB: 1 K: 0 BB: 0 S: 4 P: 4	R: 3 H: 3 E: 0 LOB: 1 K: 0 BB: 1 S: 6 P: 10	R: 1 H: 2 E: 0 LOB: 1 K: 0 BB: 0 S: 5 P: 5		1B: 7 SF: 1 2B: 3 SAC: 0 3B: 1 DP: 2 HR: 0 HBP: 0				WP: 3 PA: 34 PB: 0 SB: 1 CS: 0		

livebaseballscorecards.com

	AB	31
	R	4
	H	11
	RBI	3
	BB	2
	SO	2
	LOB	10

PITCHER		IP	WLS	BF	H	R	ER	SO	BB	IBB	HBP	BLK	WP	HR	S	P	ERA	WHIP
Glen Hobbie, R ERA: 3.92	(1, 1)	6.1		26	8	3	3	2	2	0	0	0	3	0	28	36	4.26	1.579
Lindy McDaniel, R ERA: 2.93	(7, 1)	1.2	L	8	3	1	0	0	0	0	0	0	0	0	8	8	0.00	1.800

PITCHER	IP	WLS	BF	H	R	ER	SO	BB	IBB	HBP	BLK	WP	HR	S	P	ERA	WHIP

Chicago Cubs @ Pittsburgh Pirates

Forbes Field, Pittsburgh, PA

Wed Sep 18 1963, 7:05 PM EDT

Att. 5,891 - Unknown

TOP

livebaseballscorecards.com

Batter	1	2	3	4	5	6	7	8	9	AB	R	H	RBI	BB	SO	LOB
Lou Brock, L (1, 9) OBP: 0.305, SLG: 0.392	S S S 0-3 ① K		x 0-0 ③ 3-1			S S S 0-3 ① K		x 0-0 1B		3	0	0	0	0	2	1
Leo Burke, R (8, PH) OBP: 0.245, SLG: 0.298										1	0	1	0	0	0	0
Don Elston, R (8, 1)										0	0	0	0	0	0	0
Andre Rodgers, R (1, 6) OBP: 0.323, SLG: 0.298	x 0-0 ② 5-3			x 0-0 FC1-6 1B		x 0-0 ② FC5-4 1-2f		x 0-0 ③ 1-3		4	0	1	0	0	0	2
Billy Williams, L (1, 7) OBP: 0.357, SLG: 0.495	x 0-0 ③ 1-3			x 0-0 ① FC1-6 1B S 1-2f		x 0-0 ③ 3-1			x 0-0 ① P6	4	0	0	0	0	0	2
Ron Santo, R (1, 5) OBP: 0.338, SLG: 0.489		x 0-0 ① F8		x 0-0 G1-6-3 1-3 1B			x 0-0 ① 1-3		B B B B 4-0 HR BB	3	1	1	0	1	0	0
Ken Hubbs, R (1, 4) OBP: 0.288, SLG: 0.324		x 0-0 ② 4-3		x 0-0 ② ③ G1-6-3 1-2f			x 0-0 1B 1B		x 0-0 ② F8	4	0	1	0	0	0	3
Billy Cowan, R (1, 8) OBP: 0.333, SLG: 0.524		x 0-0 E4			x 0-0 ① 6-3		x 0-0 G4-6-3 1-2 1B		x 0-0 1-H HR	4	1	2	2	0	0	0
John Boccabella, R (1, 3) OBP: 0.283, SLG: 0.417		S S S 0-3 ③ K			x 0-0 ② 5-3		x 0-0 ② ③ G4-6-3 1-2f		S S S 0-3 ③ K	4	0	0	0	0	2	3
Jimmie Schaffer, R (1, 2) OBP: 0.308, SLG: 0.462			x 0-0 ① P4		x 0-0 ③ 4-3			S S S 0-3 ① K		3	0	0	0	0	1	0
Cal Koonce, R (1, 1) OBP: 0.211, SLG: 0.118			S S S 0-3 ② K			B B B 4-0 FC5-4 BB		S S S 0-3 ② K		1	0	0	0	1	1	0
Steve Boros, R (8, PH) OBP: 0.307, SLG: 0.393										1	0	0	0	0	1	0
(8, 9)																
Ellis Burton, S (9, 9) OBP: 0.312, SLG: 0.409										0	0	0	0	0	0	0
Inning Stats	R: 0 E: 0 K: 1 S: 5 H: 0 LOB: 0 BB: 0 P: 5	R: 0 E: 1 K: 1 S: 6 H: 0 LOB: 1 BB: 0 P: 6	R: 0 E: 0 K: 1 S: 5 H: 0 LOB: 0 BB: 0 P: 5	R: 0 E: 0 K: 0 S: 4 H: 2 LOB: 1 BB: 0 P: 4	R: 0 E: 0 K: 0 S: 3 H: 0 LOB: 0 BB: 0 P: 3	R: 0 E: 0 K: 1 S: 5 H: 0 LOB: 1 BB: 1 P: 9	R: 0 E: 0 K: 0 S: 4 H: 2 LOB: 1 BB: 0 P: 4	R: 0 E: 0 K: 2 S: 8 H: 1 LOB: 1 BB: 0 P: 8	R: 2 E: 0 K: 1 S: 6 H: 1 LOB: 0 BB: 1 P: 10	1B: 5 2B: 0 3B: 0 HR: 1 SF: 0 SAC: 0 DP: 2 HBP: 0							

AB	32
R	2
H	6
RBI	2
BB	2
SO	7
LOB	11

WP: 0 PB: 0 SB: 1 CS: 0 PA: 34

PITCHER	IP	WLS	BF	H	R	ER	SO	BB	IBB	HBP	BLK	WP	HR	S	P	ERA	WHIP
Joe Gibbon, L (1, 1) ERA: 3.3	9.0	L	34	6	2	2	7	2	0	0	0	0	1	46	54	2.00	0.889

PITCHER	IP	WLS	BF	H	R	ER	SO	BB	IBB	HBP	BLK	WP	HR	S	P	ERA	WHIP

Chicago Cubs @ Pittsburgh Pirates

Forbes Field, Pittsburgh, PA

Wed Sep 18 1963, 7:05 PM EDT

Att. 5,891 - Unknown

BOTTOM

Batter	1	2	3	4	5	6	7	8	9	AB	R	H	RBI	BB	SO	LOB
Bob Bailey, R (1, 5) OBP: 0.300, SLG: 0.326	HR		F8		BB			K		3	1	1	1	1	1	1
Dick Schofield, S (1, 6) OBP: 0.346, SLG: 0.317	BB		BB		F9			1B		2	0	1	0	2	0	1
Willie Stargell, L (1, 7) OBP: 0.291, SLG: 0.423	G4-6-3		K			FC3-6		6-3		4	0	1	0	0	1	4
Manny Mota, R (9, 7) OBP: 0.318, SLG: 0.344						1B				0	0	0	0	0	0	0
Bill Virdon, L (1, 8) OBP: 0.321, SLG: 0.380	3-1			1-3		FC3-6			G3	4	0	1	0	0	0	1
				1B		G4-6-3										
Roberto Clemente, R (1, 9) OBP: 0.358, SLG: 0.476		6-3		1-3		G4-6-3			3-1	4	0	0	0	0	0	2
Donn Clendenon, R (1, 3) OBP: 0.327, SLG: 0.432		L1-3		P5			FC2-6		F9	3	0	1	0	0	0	1
		1B					HBP									
Bill Mazeroski, R (1, 4) OBP: 0.288, SLG: 0.352		L1-3		1-3		FC2-6				3	0	0	0	0	0	3
						CS										
Jim Pagliaroni, R (1, 2) OBP: 0.328, SLG: 0.384			K		K		K			3	0	0	0	0	3	1
Joe Gibbon, R (1, 1) OBP: 0.098, SLG: 0.075			BB		1-3			K		3	0	1	0	0	1	0
			1B													
Inning Stats	R: 1 E: 0 K: 0 S: 3 H: 1 LOB: 0 BB: 1 P: 7	R: 0 E: 0 K: 0 S: 3 H: 1 LOB: 0 BB: 0 P: 3	R: 0 E: 0 K: 2 S: 8 H: 1 LOB: 2 BB: 1 P: 12	R: 0 E: 0 K: 0 S: 4 H: 1 LOB: 1 BB: 0 P: 4	R: 0 E: 0 K: 1 S: 5 H: 0 LOB: 1 BB: 1 P: 9	R: 0 E: 0 K: 0 S: 3 H: 1 LOB: 0 BB: 0 P: 3	R: 0 E: 0 K: 1 S: 4 H: 0 LOB: 1 BB: 0 P: 5	R: 0 E: 0 K: 2 S: 8 H: 1 LOB: 1 BB: 0 P: 8	R: 0 E: 0 K: 0 S: 3 H: 0 LOB: 0 BB: 0 P: 3	1B: 5 2B: 2 3B: 0 HR: 1 SF: 0 SAC: 0 DP: 4 HBP: 1	WP: 0 PB: 0 SB: 0 CS: 1 PA: 33					

livebaseballscorecards.com

	AB	29
	R	1
	H	6
	RBI	1
	BB	3
	SO	6
	LOB	14

PITCHER		IP	WLS	BF	H	R	ER	SO	BB	IBB	HBP	BLK	WP	HR	S	P	ERA	WHIP
Cal Koonce, R ERA: 4.86	(1, 1)	7.0		26	5	1	1	4	3	0	1	0	0	1	30	43	1.29	1.143
Don Elston, R ERA: 2.91	(8, 1)	2.0	W	7	1	0	0	2	0	0	0	0	0	0	11	11	0.00	0.500

PITCHER	IP	WLS	BF	H	R	ER	SO	BB	IBB	HBP	BLK	WP	HR	S	P	ERA	WHIP

Milwaukee Braves @ Chicago Cubs

Wrigley Field, Chicago, IL

Fri Sep 20 1963, 3:33 AM CDT

Att. 1,004 - Unknown

TOP

livebaseballscorecards.com

Batter	1	2	3	4	5	6	7	8	9	AB	R	H	RBI	BB	SO	LOB
Roy McMillan, R (1, 6) OBP: 0.294, SLG: 0.330	6-3			4-3		F8			BB, 1B	4	0	1	0	0	0	0
Woody Woodward, R (9, PR)										0	0	0	0	0	0	0
Frank Bolling, R (1, 4) OBP: 0.304, SLG: 0.318	6-3			G4-6-3, 1B			6-3		BB, 1-2	3	0	1	0	1	0	0
Hank Aaron, R (1, 9) OBP: 0.391, SLG: 0.585	K			G4-6-3, 1-2f			E6, CS		L7	4	0	0	0	0	1	3
Eddie Mathews, L (1, 7) OBP: 0.400, SLG: 0.445		G1-6-3, BB			G3		K, 1-2			2	0	0	0	1	1	1
Joe Torre, R (1, 2) OBP: 0.354, SLG: 0.434		G1-6-3, 1-2f			1B			6-3		3	0	1	0	0	0	1
Gene Oliver, R (1, 3) OBP: 0.321, SLG: 0.430		F9			K			L4		3	0	0	0	0	1	1
Denis Menke, R (1, 5) OBP: 0.290, SLG: 0.348			5-3		F9			K		3	0	0	0	0	1	1
Ty Cline, L (1, 8) OBP: 0.280, SLG: 0.245			F2			L4-3			K	2	0	0	0	0	0	0
Bob Uecker, R (9, PH) OBP: 0.333, SLG: 0.375										1	0	0	0	0	1	0
Denny Lemaster, R (1, 1) OBP: 0.194, SLG: 0.292			6-3			5-3			K	2	0	0	0	0	0	0
Tommie Aaron, R (9, PH) OBP: 0.261, SLG: 0.292										1	0	0	0	0	1	0
Inning Stats	R: 0 E: 0 K: 1 S: 5 H: 0 LOB: 0 BB: 0 P: 5	R: 0 E: 0 K: 0 S: 2 H: 0 LOB: 0 BB: 1 P: 6	R: 0 E: 0 K: 0 S: 3 H: 0 LOB: 0 BB: 0 P: 3	R: 0 E: 0 K: 0 S: 3 H: 1 LOB: 0 BB: 0 P: 3	R: 0 E: 0 K: 1 S: 6 H: 1 LOB: 1 BB: 0 P: 6	R: 0 E: 0 K: 0 S: 3 H: 0 LOB: 0 BB: 0 P: 3	R: 0 E: 1 K: 1 S: 5 H: 0 LOB: 1 BB: 0 P: 5	R: 0 E: 0 K: 1 S: 5 H: 0 LOB: 0 BB: 0 P: 5	R: 0 E: 0 K: 2 S: 8 H: 1 LOB: 2 BB: 1 P: 12	1B: 3 2B: 1 3B: 0 HR: 0	SF: 0 SAC: 0 DP: 3 HBP: 0						

	AB	28
	R	0
	H	3
	RBI	0
	BB	2
	SO	6
	LOB	7

WP: 0 PB: 0 SB: 0 CS: 1 PA: 30

PITCHER	IP	WLS	BF	H	R	ER	SO	BB	IBB	HBP	BLK	WP	HR	S	P	ERA	WHIP
Dick Ellsworth, L (1, 1) ERA: 2.14	9.0	W	30	3	0	0	6	2	0	0	0	0	0	40	48	0.00	0.556

PITCHER	IP	WLS	BF	H	R	ER	SO	BB	IBB	HBP	BLK	WP	HR	S	P	ERA	WHIP

Batter	1	2	3	4	5	6	7	8	9	AB	R	H	RBI	BB	SO	LOB
Billy Cowan, R (1, 9) OBP: 0.320, SLG: 0.560	3B		K2-3		K			5-3		4	0	1	0	0	2	1
Lou Brock, L (9, 9) OBP: 0.305, SLG: 0.392										0	0	0	0	0	0	0
Andre Rodgers, R (1, 6) OBP: 0.325, SLG: 0.306	P4		PO 1B			E5 G6-4-3 WP		HR		4	1	2	1	0	0	1
Billy Williams, L (1, 7) OBP: 0.358, SLG: 0.493	E3		PO 1-2	P3		G6-4-3 1-2 BB		BB		2	0	0	0	2	0	1
Ron Santo, R (1, 5) OBP: 0.338, SLG: 0.488	F5			1B 1B		G6-4-3 1-2f 2-3		L8		4	0	1	0	0	0	5
Ken Hubbs, R (1, 4) OBP: 0.289, SLG: 0.324	K			1-2 1B		5-3				3	0	1	0	0	1	3
Nelson Mathews, R (1, 8) OBP: 0.228, SLG: 0.272		F9		K			4-3			3	0	0	0	0	1	1
John Boccabella, R (1, 3) OBP: 0.268, SLG: 0.392		F9			K		K			3	0	0	0	0	2	0
Jimmie Schaffer, R (1, 2) OBP: 0.308, SLG: 0.459		L8			1B		K			3	0	1	0	0	1	0
Dick Ellsworth, L (1, 1) OBP: 0.153, SLG: 0.088			4-3		K			5-3		3	0	0	0	0	1	1
Inning Stats	R: 0 E: 1 K: 1 S: 7 H: 1 LOB: 2 BB: 0 P: 7	R: 0 E: 0 K: 0 S: 3 H: 0 LOB: 0 BB: 0 P: 3	R: 0 E: 0 K: 1 S: 5 H: 1 LOB: 0 BB: 0 P: 5	R: 0 E: 0 K: 1 S: 6 H: 2 LOB: 1 BB: 0 P: 6	R: 0 E: 0 K: 3 S: 10 H: 1 LOB: 1 BB: 0 P: 10	R: 0 E: 1 K: 0 S: 3 H: 0 LOB: 1 BB: 1 P: 7	R: 0 E: 0 K: 2 S: 7 H: 0 LOB: 0 BB: 0 P: 7	R: 1 E: 0 K: 0 S: 4 H: 1 LOB: 1 BB: 1 P: 8		1B: 4 2B: 0 3B: 1 HR: 1 SF: 0 SAC: 0 DP: 1 HBP: 0						

PITCHER	IP	WLS	BF	H	R	ER	SO	BB	IBB	HBP	BLK	WP	HR	S	P	ERA	WHIP
Denny Lemaster, L (1, 1) ERA: 2.95	8.0	L	31	6	1	1	8	2	0	0	0	1	1	45	53	1.12	1.000

PITCHER	IP	WLS	BF	H	R	ER	SO	BB	IBB	HBP	BLK	WP	HR	S	P	ERA	WHIP

BOTTOM

Milwaukee Braves @ Chicago Cubs

Wrigley Field, Chicago, IL

Fri Sep 20 1963, 3:33 AM CDT

Att. 1,004 - Unknown

livebaseballscorecards.com

AB	29
R	1
H	6
RBI	1
BB	2
SO	8
LOB	13

Batter	1	2	3	4	5	6	7	8	9	AB	R	H	RBI	BB	SO	LOB
Ty Cline, L (1, 8) OBP: 0.286, SLG: 0.258	4-3 4-3 1B		L3 ①		SH3-4 ① 1-2	2B			L4-3 ②	4	0	2	0	0	0	0
Frank Bolling, R (1, 4) OBP: 0.303, SLG: 0.317	4-3 ① 1-2		6-3 ②		BB FC5-2 2B 2-3 1B	F8 ③			5-3 ③	5	1	1	0	0	0	2
Hank Aaron, R (1, 9) OBP: 0.390, SLG: 0.583	4-3 ② 2-3		1B		FC5-2 ② BB 2B 1-2 3-H		6-3 ①			4	1	1	0	0	0	3
Eddie Mathews, L (1, 5) OBP: 0.399, SLG: 0.443	G3 ③		G3 ③		B B B 4-0 2B 1-2 2-3 BB		G3 ②			3	1	0	0	1	0	2
Joe Torre, R (1, 2) OBP: 0.353, SLG: 0.434		F8 ①		F7 ①	3B 1-H 2-H 3-H 2B		6-3 ③			4	1	1	3	0	0	0
Gene Oliver, R (1, 3) OBP: 0.320, SLG: 0.433 Tommie Aaron, R (8, 3) OBP: 0.261, SLG: 0.292		F2 ②		6-3 ②	3B 2-H			5-3 ①		4 0	0 0	1 0	1 0	0 0	0 0	0 0
Don Dillard, L (1, 7) OBP: 0.271, SLG: 0.387	1B 1B			2B	S S S K ③			6-3 ②		4	0	2	0	0	1	1
Denis Menke, R (1, 6) OBP: 0.289, SLG: 0.347	1-2 1B			S S S K ③		5-3 ①		S S S K ③		4	0	1	0	0	2	1
Warren Spahn, L (1, 1) OBP: 0.200, SLG: 0.238	G3 ③				1B SH3-4 FC5-2 1B	S S S K ②			3-1 ①	4	0	1	0	0	1	2
Inning Stats	R: 0 H: 1 E: 0 LOB: 1 K: 0 BB: 0 S: 4 P: 4	R: 0 H: 2 E: 0 LOB: 2 K: 0 BB: 0 S: 5 P: 5	R: 0 H: 1 E: 0 LOB: 1 K: 0 BB: 0 S: 4 P: 4	R: 0 H: 1 E: 0 LOB: 1 K: 1 BB: 0 S: 6 P: 6	R: 4 H: 4 E: 0 LOB: 1 K: 1 BB: 1 S: 9 P: 13	R: 0 H: 1 E: 0 LOB: 1 K: 1 BB: 0 S: 6 P: 6	R: 0 H: 0 E: 0 LOB: 0 K: 0 BB: 0 S: 3 P: 3	R: 0 H: 0 E: 0 LOB: 0 K: 1 BB: 0 S: 5 P: 5	R: 0 H: 0 E: 0 LOB: 0 K: 0 BB: 0 S: 3 P: 3	1B: 6 SF: 0 2B: 3 SAC: 1 3B: 1 DP: 0 HR: 0 HBP: 0						

PITCHER	IP	WLS	BF	H	R	ER	SO	BB	IBB	HBP	BLK	WP	HR	S	P	ERA	WHIP
Larry Jackson, R (1, 1) ERA: 2.48	9.0	L	38	10	4	4	4	1	0	0	0	0	0	45	49	4.00	1.222

PITCHER	IP	WLS	BF	H	R	ER	SO	BB	IBB	HBP	BLK	WP	HR	S	P	ERA	WHIP

TOP

Milwaukee Braves @ Chicago Cubs

Wrigley Field, Chicago, IL

Sat Sep 21 1963, 3:33 AM CDT

Att. 7,847 - Unknown

livebaseballscorecards.com

AB	36
R	4
H	10
RBI	4
BB	1
SO	4
LOB	11

WP: 0	PA: 38		
PB: 0			
SB: 0			
CS: 0			

Batter	1	2	3	4	5	6	7	8	9	AB	R	H	RBI	BB	SO	LOB
Billy Cowan, R (1, 7) OBP: 0.310, SLG: 0.517	1-3			K		1B			K	4	0	1	0	0	2	0
Andre Rodgers, R (1, 6) OBP: 0.322, SLG: 0.303	6-3			E4 G5-4-3		6-3			L8	4	0	0	0	0	0	1
Ellis Burton, S (1, 9) OBP: 0.309, SLG: 0.405	P5			G5-4-3 1-2f			4-3			3	0	0	0	0	0	1
Ron Santo, R (1, 5) OBP: 0.338, SLG: 0.487		G1-4-3 1B			5-3		1-3			3	0	1	0	0	0	0
Ken Hubbs, R (1, 4) OBP: 0.287, SLG: 0.322		G1-4-3 1-2f			5-3		F9			3	0	0	0	0	0	1
Nelson Mathews, R (1, 8) OBP: 0.229, SLG: 0.273		6-3			1B			L8		3	0	1	0	0	0	0
John Boccabella, R (1, 3) OBP: 0.254, SLG: 0.370			5-3		4-3			5-3		3	0	0	0	0	0	1
Jimmie Schaffer, R (1, 2) OBP: 0.302, SLG: 0.449			F7			P6		5-3		3	0	0	0	0	0	0
Larry Jackson, R (1, 1) OBP: 0.207, SLG: 0.247 Steve Boros, R (9, PH) OBP: 0.304, SLG: 0.389			P4			K			K	2 1	0 0	0 0	0 0	1 1	0 0	0 0
Inning Stats	R: 0 E: 0 K: 0 S: 3 H: 0 LOB: 0 BB: 0 P: 3	R: 0 E: 0 K: 0 S: 3 H: 1 LOB: 0 BB: 0 P: 3	R: 0 E: 0 K: 0 S: 3 H: 0 LOB: 0 BB: 0 P: 3	R: 0 E: 1 K: 1 S: 5 H: 0 LOB: 0 BB: 0 P: 5	R: 0 E: 0 K: 0 S: 4 H: 1 LOB: 1 BB: 0 P: 4	R: 0 E: 0 K: 1 S: 6 H: 1 LOB: 1 BB: 0 P: 6	R: 0 E: 0 K: 0 S: 3 H: 0 LOB: 0 BB: 0 P: 3	R: 0 E: 0 K: 0 S: 3 H: 0 LOB: 0 BB: 0 P: 3	R: 0 E: 0 K: 2 S: 7 H: 0 LOB: 0 BB: 0 P: 7	1B: 3 2B: 0 3B: 0 HR: 0 SF: 0 SAC: 0 DP: 2 HBP: 0						

PITCHER	IP	WLS	BF	H	R	ER	SO	BB	IBB	HBP	BLK	WP	HR	S	P	ERA	WHIP
Warren Spahn, L (1, 1) ERA: 2.61	9.0	W	29	3	0	0	4	0	0	0	0	0	0	37	37	0.00	0.333

PITCHER	IP	WLS	BF	H	R	ER	SO	BB	IBB	HBP	BLK	WP	HR	S	P	ERA	WHIP

BOTTOM

Milwaukee Braves @ Chicago Cubs

Wrigley Field, Chicago, IL

Sat Sep 21 1963, 3:33 AM CDT

Att. 7,847 - Unknown

livebaseballscorecards.com

AB	29
R	0
H	3
RBI	0
BB	0
SO	4
LOB	4

WP: 0 PA: 29
PB: 0
SB: 0
CS: 0

Milwaukee Braves @ Chicago Cubs

Wrigley Field, Chicago, IL

Sun Sep 22 1963, 3:33 AM CDT

Att. 8,866 - Sunny

TOP

Batter	1	2	3	4	5	6	7	8	9	AB	R	H	RBI	BB	SO	LOB
Ty Cline, L (1, 8) OBP: 0.285, SLG: 0.258	L6		L4-3			L4-3		1B		4	0	1	0	0	0	0
Frank Bolling, R (1, 4) OBP: 0.303, SLG: 0.316	F8		F3			1B		K		4	0	1	0	0	1	1
Hank Aaron, R (1, 9) OBP: 0.390, SLG: 0.582	S 1B		F7			F9			1B SF7 1B	4	1	2	0	0	0	1
Eddie Mathews, L (1, 5) OBP: 0.400, SLG: 0.443	K 1-2			G4-6-3 1B		K			E 1B 1-3 BLK 1B	4	1	2	0	0	2	2
Joe Torre, R (1, 2) OBP: 0.351, SLG: 0.432		P3		G4-6-3 1-2f			K		SF7 3-H	3	0	0	1	0	1	1
Gene Oliver, R (1, 3) OBP: 0.320, SLG: 0.430		1B 1B BB		K			P5		L7	3	1	0	0	1	1	1
Don Dillard, L (1, 7) OBP: 0.279, SLG: 0.391		CS 1B 1-2 1B			3-1		4-3		E5 BLK 1-3 1B	4	0	2	0	0	0	0
Denis Menke, R (1, 6) OBP: 0.289, SLG: 0.347		1-2 2-H 1B			4-3			F8	5-3 2-3 3-H	4	0	1	1	0	0	1
Bob Sadowski, R (1, 1) OBP: 0.083, SLG: 0.057		K 2-3			F5			5-3		1	0	0	0	0	1	2
Bob Hendley, R (2, 1)										0	0	0	0	0	0	0
Dan Schneider, L (2, 1)										0	0	0	0	0	0	0
Ron Piche, R (4, 1)										0	0	0	0	0	0	0
Len Gabrielson, L (5, PH) OBP: 0.248, SLG: 0.319										1	0	0	0	0	0	0
Frank Funk, R (5, 1)										0	0	0	0	0	0	0
Lou Klimchock, L (8, PH) OBP: 0.175, SLG: 0.193										1	0	0	0	0	0	0
Wade Blasingame, L (8, 1)										0	0	0	0	0	0	0
Inning Stats	R: 0 E: 0 K: 1 S: 6 H: 1 LOB: 1 BB: 0 P: 6	R: 1 E: 0 K: 1 S: 6 H: 2 LOB: 2 BB: 1 P: 10	R: 0 E: 0 K: 0 S: 3 H: 0 LOB: 0 BB: 0 P: 3	R: 0 E: 0 K: 1 S: 5 H: 1 LOB: 0 BB: 0 P: 5	R: 0 E: 0 K: 0 S: 3 H: 0 LOB: 0 BB: 0 P: 3	R: 0 E: 0 K: 1 S: 6 H: 1 LOB: 1 BB: 0 P: 6	R: 0 E: 0 K: 1 S: 5 H: 0 LOB: 0 BB: 0 P: 5	R: 0 E: 0 K: 1 S: 6 H: 1 LOB: 1 BB: 0 P: 6	R: 2 E: 1 K: 0 S: 6 H: 3 LOB: 1 BB: 0 P: 6	1B: 9 2B: 1 3B: 0 HR: 0	SF: 1 SAC: 0 DP: 2 HBP: 0						

PITCHER	IP	WLS	BF	H	R	ER	SO	BB	IBB	HBP	BLK	WP	HR	S	P	ERA	WHIP
Bob Buhl, R (1, 1) ERA: 3.41	9.0	W	35	9	3	2	6	1	0	0	1	0	0	46	50	2.00	1.111

PITCHER	IP	WLS	BF	H	R	ER	SO	BB	IBB	HBP	BLK	WP	HR	S	P	ERA	WHIP

AB	33
R	3
H	9
RBI	2
BB	1
SO	6
LOB	9

WP: 0	PA: 35
PB: 0	
SB: 1	
CS: 1	

livebaseballscorecards.com

Batter	1	2	3	4	5	6	7	8	9	AB	R	H	RBI	BB	SO	LOB
Lou Brock, L (1, 9) OBP: 0.304, SLG: 0.390	BBBB 4-0 S 1B BB	x 0-0 ② SF8 3-H	x 0-0 ③ L8 1-2 2-3			x 0-0 E3 B2-3		SSS 0-3 ② K 2-3		3	1	0	1	1	1	3
Andre Rodgers, R (1, 6) OBP: 0.325, SLG: 0.309	x 0-0 S 1-H 1B	x 0-0 2-H 3B		x 0-0 ① 4-3		x 0-0 ①② B2-3 1-2f		BBBB 4-0 BB		4	0	2	2	1	0	1
Billy Williams, L (1, 7) OBP: 0.355, SLG: 0.489	x 0-0 ① F7 1-2	x 0-0 ③ 1-3		SSS 0-3 ② K		x 0-0 ③ F9		SSS 0-3 ③ K		5	0	0	0	0	2	4
Ron Santo, R (1, 5) OBP: 0.337, SLG: 0.485	x 0-0 ② L6	SSS 0-3 ① K	x 0-0 1B				x 0-0 ① F7			4	0	1	0	0	1	1
Ellis Burton, S (1, 8) OBP: 0.308, SLG: 0.404	x 0-0 ③ G3	x 0-0 E S 1B 1B	x 0-0 ③ 1-3				x 0-0 ② L6			4	1	1	0	0	0	2
Ken Hubbs, R (1, 4) OBP: 0.287, SLG: 0.322		x 0-0 1B 2B 1B	x 0-0 ② F9 1-2		x 0-0 ① 6-3		x 0-0 ③ 6-3			4	1	1	0	0	0	1
John Boccabella, R (1, 3) OBP: 0.286, SLG: 0.375		x 0-0 2B 1-2 SF8 1B	BBBB 4-0 E 1B BB		x 0-0 ② 6-3			BBBB 4-0 1B WP SH3-4 BB		2	3	1	0	2	0	0
Merritt Ranew, L (1, 2) OBP: 0.374, SLG: 0.473		x 0-0 1-3 2-H 3B 2B	x 0-0 E4 WP 1B 1-2 2-3		x 0-0 1B			x 0-0 PB SH3-4 1-3 1B		4	1	3	1	0	0	2
Bob Buhl, R (1, 1) OBP: 0.111, SLG: 0.111		x 0-0 ① 6-3	x 0-0 WP 1-2 2-H 3-H 1B		x 0-0 ③ L8			x 0-0 ① SH3-4 1-2 3-H		3	0	1	3	0	0	3
Inning Stats	R: 1 H: 1 E: 0 LOB: 1 K: 0 BB: 1 S: 4 P: 8	R: 3 H: 4 E: 0 LOB: 1 K: 0 BB: 0 S: 7 P: 7	R: 2 H: 2 E: 1 LOB: 2 K: 1 BB: 1 S: 8 P: 12	R: 0 H: 1 E: 0 LOB: 1 K: 1 BB: 0 S: 6 P: 6	R: 0 H: 1 E: 0 LOB: 1 K: 0 BB: 0 S: 4 P: 4	R: 0 H: 0 E: 1 LOB: 0 K: 0 BB: 0 S: 3 P: 3	R: 0 H: 0 E: 0 LOB: 0 K: 0 BB: 0 S: 3 P: 3	R: 1 H: 1 E: 0 LOB: 2 K: 2 BB: 2 S: 8 P: 16		1B: 8 SF: 1 2B: 2 SAC: 1 3B: 1 DP: 1 HR: 0 HBP: 0						

PITCHER		IP	WLS	BF	H	R	ER	SO	BB	IBB	HBP	BLK	WP	HR	S	P	ERA	WHIP
Bob Sadowski, R ERA: 2.61	(1, 1)	1.0	L	7	3	3	3	0	1	0	0	0	0	0	6	10	27.00	4.000
Bob Hendley, L ERA: 3.9	(2, 1)	0.2		4	2	1	1	0	0	0	0	0	0	0	4	4	13.50	3.000
Dan Schneider, L ERA: 3.16	(2, 1)	1.1		8	2	2	0	1	1	0	0	0	1	0	9	13	0.00	2.250
Ron Piche, R ERA: 3.4	(4, 1)	1.0		4	1	0	0	1	0	0	0	0	0	0	6	6	0.00	1.000
Frank Funk, R ERA: 2.68	(5, 1)	3.0		10	1	0	0	0	0	0	0	0	0	0	10	10	0.00	0.333

PITCHER		IP	WLS	BF	H	R	ER	SO	BB	IBB	HBP	BLK	WP	HR	S	P	ERA	WHIP
Wade Blasingame, L ERA: 12.0	(8, 1)	1.0		6	1	1	1	2	2	0	0	0	1	0	8	16	9.00	3.000

BOTTOM

Milwaukee Braves @ Chicago Cubs

Wrigley Field, Chicago, IL

Sun Sep 22 1963, 3:33 AM CDT

Att. 8,866 - Sunny

livebaseballscorecards.com

AB	33
R	7
H	10
RBI	7
BB	4
SO	4
LOB	17

WP: 2 PA: 39
PB: 1
SB: 3
CS: 0

Batter	1	2	3	4	5	6	7	8	9	AB	R	H	RBI	BB	SO	LOB
Curt Flood, R (1, 8) OBP: 0.347, SLG: 0.405	SSS 0-3 ① K			x 0-0 4-3 7-2 2B		x 0-0 ③ L1		x 0-0 ② F7		4	0	1	0	0	1	0
Dick Groat, R (1, 6) OBP: 0.379, SLG: 0.450	x 0-0 ② 4-3			x 0-0 ① 4-3 2-3			BBBB 4-0 1B 3B BB	BBBB 4-0 BB		2	1	0	0	2	0	1
Stan Musial, L (1, 7) OBP: 0.325, SLG: 0.406 Gary Kolb, L (7, PR) OBP: 0.400, SLG: 0.462 (7, 7)	x 0-0 ③ G3			x 0-0 ②③ 7-2 3-Hf			x 0-0 1-3 3B 1B	x 0-0 ③ 1-3		3 1	0 1	1 0	0 0	0 0	0 0	1 1
Ken Boyer, R (1, 5) OBP: 0.355, SLG: 0.453		x 0-0 ① F7			x 0-0 ① 1-3		x 0-0 1-H 3-H 1B 3B		x 0-0 ① 6-3	4	1	1	2	0	0	0
Bill White, L (1, 3) OBP: 0.361, SLG: 0.497		x 0-0 ② F4			x 0-0 ② 4-3		SSS 0-3 ① K		x 0-0 ② 6-3	4	0	0	0	0	1	2
George Altman, L (1, 9) OBP: 0.338, SLG: 0.400 Mike Shannon, R (7, 9) OBP: 0.381, SLG: 0.524		x 0-0 ③ G3			BBBB 4-0 BB		x 0-0 3-H 1B		x 0-0 1B	2 1	0 0	1 1	1 0	1 0	0 0	0 0
Tim McCarver, L (1, 2) OBP: 0.335, SLG: 0.387			x 0-0 ① F7		x 0-0 ③ F4		x 0-0 ② F8		x 0-0 ③ G3	4	0	0	0	0	0	3
Julian Javier, R (1, 4) OBP: 0.302, SLG: 0.388			SSS 0-3 ② K			x 0-0 ① F7	x 0-0 ③ 4-3			3	0	0	0	0	1	1
Bob Gibson, R (1, 1) OBP: 0.272, SLG: 0.376 Ron Taylor, R (8, 1) OBP: 0.031, SLG: 0.031			SSS 0-3 ③ K			SSS 0-3 ② K		x 0-0 ① F7		3 0	0 0	0 0	0 0	0 0	2 0	0 0
Inning Stats	R: 0 E: 0 K: 1 S: 5 H: 0 LOB: 0 BB: 0 P: 5	R: 0 E: 0 K: 0 S: 3 H: 0 LOB: 0 BB: 0 P: 3	R: 0 E: 0 K: 2 S: 7 H: 0 LOB: 0 BB: 0 P: 7	R: 0 E: 0 K: 0 S: 3 H: 1 LOB: 0 BB: 0 P: 3	R: 0 E: 0 K: 0 S: 3 H: 0 LOB: 1 BB: 1 P: 7	R: 0 E: 0 K: 1 S: 5 H: 0 LOB: 0 BB: 0 P: 5	R: 3 E: 0 K: 1 S: 8 H: 3 LOB: 1 BB: 1 P: 12	R: 0 E: 0 K: 0 S: 3 H: 0 LOB: 1 BB: 1 P: 7	R: 0 E: 0 K: 0 S: 4 H: 1 LOB: 1 BB: 0 P: 4	1B: 3 2B: 2 3B: 1 HR: 0 SF: 0 SAC: 0 DP: 1 HBP: 0						

PITCHER	IP	WLS	BF	H	R	ER	SO	BB	IBB	HBP	BLK	WP	HR	S	P	ERA	WHIP
Glen Hobbie, R (1, 1) ERA: 3.92	7.0		26	4	3	3	5	2	0	0	0	0	0	34	42	3.86	0.857
Lindy McDaniel, R (8, 1) ERA: 2.86	2.0	W	8	1	0	0	0	1	0	0	0	0	0	7	11	0.00	1.000

PITCHER	IP	WLS	BF	H	R	ER	SO	BB	IBB	HBP	BLK	WP	HR	S	P	ERA	WHIP

TOP

St. Louis Cardinals @ Chicago Cubs

Wrigley Field, Chicago, IL

Tue Sep 24 1963, 3:33 AM CDT

Att. 4,557 - Unknown

livebaseballscorecards.com

AB	31
R	3
H	5
RBI	3
BB	3
SO	5
LOB	9

Batter	1	2	3	4	5	6	7	8	9	AB	R	H	RBI	BB	SO	LOB
Jimmy Stewart, S (1, 6) OBP: 0.400, SLG: 0.458	G1		CS 2-H 1B			4-3		WP WP 1B 1B		4	1	2	1	0	0	0
Lou Brock, L (1, 9) OBP: 0.304, SLG: 0.388	6-3		CS 1-2	1-3		E6 HR		BBBB 4-0 WP 1-2 1B BB		3	2	0	0	1	0	0
Billy Williams, L (1, 7) OBP: 0.354, SLG: 0.492	F8			6-3		1-H HR		F8 1-2 2-3		4	1	1	2	0	0	2
Ron Santo, R (1, 5) OBP: 0.337, SLG: 0.484		F7		F2		4-3		E 2-H 3-H 1B		4	1	1	2	0	0	0
Ellis Burton, S (1, 8) OBP: 0.308, SLG: 0.402		F9			G3	SSS K		E9 CS 2-H 1B		4	0	1	1	0	1	0
Ken Hubbs, R (1, 4) OBP: 0.287, SLG: 0.320		4-3			6-3	BBBB 4-0 PB BB		F3 2-3		3	0	0	0	1	0	1
John Boccabella, R (1, 3) OBP: 0.273, SLG: 0.356			SSS K		E5	SSS K 1-2				3	0	0	0	0	2	1
Merritt Ranew, L (1, 2) OBP: 0.386, SLG: 0.476			SH1-4 1B 1B		BBBB 4-0 BB	IIII 4-0 G4-6-3 IBB				1	1	1	0	2	0	0
Glen Hobbie, R (1, 1) OBP: 0.115, SLG: 0.080			SH1-4 1-2		F3	G4-6-3 1-2f				1	0	0	0	0	0	2
Don Landrum, L (7, PH) OBP: 0.295, SLG: 0.283										1	0	0	0	0	0	2
Lindy McDaniel, R (8, 1) OBP: 0.095, SLG: 0.238										0	0	0	0	0	0	0
Inning Stats	R: 0 H: 0 E: 0 LOB: 0 K: 0 BB: 0 S: 3 P: 3	R: 0 H: 0 E: 0 LOB: 0 K: 0 BB: 0 S: 3 P: 3	R: 1 H: 2 E: 0 LOB: 0 K: 1 BB: 0 S: 6 P: 6	R: 0 H: 0 E: 0 LOB: 0 K: 0 BB: 0 S: 3 P: 3	R: 0 H: 0 E: 1 LOB: 2 K: 0 BB: 1 S: 4 P: 8	R: 2 H: 1 E: 1 LOB: 0 K: 1 BB: 0 S: 7 P: 7	R: 0 H: 0 E: 0 LOB: 1 K: 1 BB: 2 S: 4 P: 12	R: 3 H: 3 E: 1 LOB: 0 K: 0 BB: 1 S: 5 P: 9		1B: 5 SF: 0 2B: 0 SAC: 1 3B: 0 DP: 1 HR: 1 HBP: 0						

PITCHER		IP	WLS	BF	H	R	ER	SO	BB	IBB	HBP	BLK	WP	HR	S	P	ERA	WHIP
Bob Gibson, R ERA: 3.44	(1, 1)	7.1	L	32	6	6	5	3	3	1	0	0	2	1	34	50	6.14	1.227
Ron Taylor, R ERA: 2.89	(8, 1)	0.2		1	0	0	0	0	0	0	0	0	0	0	1	1	0.00	0.000

PITCHER	IP	WLS	BF	H	R	ER	SO	BB	IBB	HBP	BLK	WP	HR	S	P	ERA	WHIP

BOTTOM

St. Louis Cardinals @ Chicago Cubs

Wrigley Field, Chicago, IL

Tue Sep 24 1963, 3:33 AM CDT

Att. 4,557 - Unknown

livebaseballscorecards.com

AB	28
R	6
H	6
RBI	6
BB	4
SO	3
LOB	8

Batter	1	2	3	4	5	6	7	8	9	AB	R	H	RBI	BB	SO	LOB
Curt Flood, R (1, 8) OBP: 0.347, SLG: 0.407	B B B B 4-0 G4-6-3 BB		x 0-0 ① L4		x 0-0 ① F7		x 0-0 ① 1-H 1B 3B		x 0-0 ① 4-3	4	1	1	1	1	0	0
Dick Groat, R (1, 6) OBP: 0.380, SLG: 0.449	x 0-0 ① ② G4-6-3 1-2f		S S S 0-3 ② K		x 0-0 1B		x 0-0 3-H 1B		x 0-0 ② 4-3	5	0	2	1	0	1	1
Stan Musial, L (1, 7) OBP: 0.324, SLG: 0.404 Corky Withrow, R (3, 7)	x 0-0 ③ F2		S S S 0-3 ③ K		x 0-0 ② F2		x 0-0 ② F9		x 0-0 ③ 5-3	2 3	0 0	0 0	0 0	0 0	1 0	0 2
Ken Boyer, R (1, 5) OBP: 0.353, SLG: 0.450 Bud Bloomfield, R (7, 5)		x 0-0 ① F8		x 0-0 ① F9	x 0-0 ③ 5-3		x 0-0 ③ 5-3			4 0	0 0	0 0	0 0	0 0	0 0	2 0
Bill White, L (1, 3) OBP: 0.362, SLG: 0.497		x 0-0 PB E 1B		x 0-0 HR 1B		x 0-0 ① 2-3		x 0-0 ① 4-3		4	2	2	0	0	0	0
Doug Clemens, L (1, 9) OBP: 0.250, SLG: 1.000 Mike Shannon, R (7, 9) OBP: 0.409, SLG: 0.524		S S S 0-3 ② K		x 0-0 1-H HR		x 0-0 ② 4-3		H 1-0 1B 1B HBP		3 0	1 0	1 0	2 0	0 0	1 0	1 0
Dave Ricketts, S (1, 2) OBP: 0.500, SLG: 0.500 Julian Javier, R (8, PR) OBP: 0.302, SLG: 0.388 (8, 4)		S S S 0-3 K E 1-2		x 0-0 E3 1B		x 0-0 ③ 1-3		x 0-0 1B 1-2 1B		4 0	0 0	2 0	0 0	0 0	1 0	1 0
Dal Maxvill, R (1, 4) OBP: 0.315, SLG: 0.250 Tim McCarver, L (8, PH) OBP: 0.336, SLG: 0.388 (8, 2)		x 0-0 E8 1-3 2-H 1B		x 0-0 ② 6-3			x 0-0 ① 1-3	x 0-0 ② 1-2 2-H 1B		3 1	0 0	1 1	1 0	0 0	0 0	1 0
Ernie Broglio, R (1, 1) OBP: 0.132, SLG: 0.136		S S S 0-3 ③ K		x 0-0 ③ 6-3			x 0-0 3B 1B	x 0-0 ③ F8		4	1	1	0	0	1	5
Inning Stats	R: 0 H: 0 E: 0 LOB: 0 K: 0 BB: 1 S: 2 P: 6	R: 1 H: 2 E: 1 LOB: 2 K: 3 BB: 0 S: 12 P: 12	R: 0 H: 0 E: 0 LOB: 0 K: 2 BB: 0 S: 7 P: 7	R: 2 H: 3 E: 1 LOB: 1 K: 0 BB: 0 S: 6 P: 6	R: 0 H: 1 E: 0 LOB: 1 K: 0 BB: 0 S: 4 P: 4	R: 0 H: 0 E: 0 LOB: 0 K: 0 BB: 0 S: 3 P: 3	R: 2 H: 3 E: 0 LOB: 1 K: 0 BB: 0 S: 6 P: 6	R: 0 H: 2 E: 0 LOB: 2 K: 0 BB: 0 S: 4 P: 5	R: 0 H: 0 E: 0 LOB: 0 K: 0 BB: 0 S: 3 P: 3	1B: 9 SF: 0 2B: 0 SAC: 0 3B: 1 DP: 1 HR: 1 HBP: 1						

TOP

St. Louis Cardinals @ Chicago Cubs

Wrigley Field, Chicago, IL

Wed Sep 25 1963, 3:33 AM CDT

Att. 11,564 - Unknown

livebaseballscorecards.com

AB	37
R	5
H	11
RBI	5
BB	1
SO	5
LOB	13

WP: 0 PA: 39
PB: 1
SB: 0
CS: 0

PITCHER		IP	WLS	BF	H	R	ER	SO	BB	IBB	HBP	BLK	WP	HR	S	P	ERA	WHIP
Larry Jackson, R ERA: 2.55	(1, 1)	6.1	L	29	9	5	4	5	1	0	0	0	0	1	38	42	5.68	1.579
Freddie Burdette, R ERA: 4.91	(7, 1)	0.2		2	0	0	0	0	0	0	0	0	0	0	2	2	0.00	0.000
Don Elston, R ERA: 2.83	(8, 1)	2.0		8	2	0	0	0	0	0	1	0	0	0	7	8	0.00	1.000

PITCHER		IP	WLS	BF	H	R	ER	SO	BB	IBB	HBP	BLK	WP	HR	S	P	ERA	WHIP

BOTTOM

St. Louis Cardinals @ Chicago Cubs

Wrigley Field, Chicago, IL

Wed Sep 25 1963, 3:33 AM CDT

Att. 11,564 - Unknown

Batter	1	2	3	4	5	6	7	8	9	AB	R	H	RBI	BB	SO	LOB
Jimmy Stewart, S (1, 6) OBP: 0.400, SLG: 0.448	FC6-5 4-3 1B		4-3		K		BB 1B		K	5	0	2	0	0	2	2
Lou Brock, L (1, 9) OBP: 0.303, SLG: 0.385	4-3 1-2		F6		K		BB 1-2		3-1	4	0	0	0	1	1	3
Billy Williams, L (1, 7) OBP: 0.352, SLG: 0.489	FC6-5 S 2-3			4-3	G3		F9			4	0	0	0	0	0	5
Ron Santo, R (1, 5) OBP: 0.336, SLG: 0.481	K 1-2			5-3		6-3		1B FC6-4 BB		3	1	0	0	1	1	1
Ellis Burton, S (1, 8) OBP: 0.310, SLG: 0.401		F7		BB		4-3		FC6-4 1-3 1B		3	0	1	0	1	0	0
Ken Hubbs, R (1, 4) OBP: 0.288, SLG: 0.326		HR		1-2 BB		E5		FC6-4 1-2f 3-H		3	1	1	2	1	0	1
John Boccabella, R (1, 3) OBP: 0.257, SLG: 0.333		K		2-3		F3		F8		4	0	0	0	0	1	4
Merritt Ranew, L (1, 2) OBP: 0.383, SLG: 0.467		3-1			1B BB		K	F9		3	0	0	0	1	1	1
Larry Jackson, R (1, 1) OBP: 0.213, SLG: 0.253			1-3		1-2 1B		F9		3-1	2	0	1	0	0	0	0
Freddie Burdette, R (7, 1)										0	0	0	0	0	0	0
Don Landrum, L (7, PH) OBP: 0.294, SLG: 0.282										1	0	0	0	0	0	0
Don Elston, R (8, 1)										0	0	0	0	0	0	0
Leo Burke, R (9, PH) OBP: 0.243, SLG: 0.295										1	0	0	0	0	0	0
Inning Stats	R: 0 E: 0 K: 1 S: 6 H: 1 LOB: 1 BB: 0 P: 6	R: 1 E: 0 K: 1 S: 6 H: 1 LOB: 0 BB: 0 P: 6	R: 0 E: 0 K: 0 S: 3 H: 0 LOB: 0 BB: 0 P: 3	R: 0 E: 0 K: 0 S: 3 H: 0 LOB: 2 BB: 2 P: 11	R: 0 E: 0 K: 2 S: 8 H: 1 LOB: 2 BB: 1 P: 12	R: 0 E: 1 K: 0 S: 4 H: 0 LOB: 1 BB: 0 P: 4	R: 0 E: 0 K: 1 S: 6 H: 1 LOB: 2 BB: 1 P: 10	R: 1 E: 0 K: 0 S: 4 H: 1 LOB: 1 BB: 1 P: 8	R: 0 E: 0 K: 1 S: 5 H: 0 LOB: 0 BB: 0 P: 5	1B: 4 2B: 0 3B: 0 HR: 1	SF: 0 SAC: 0 DP: 0 HBP: 0						

PITCHER		IP	WLS	BF	H	R	ER	SO	BB	IBB	HBP	BLK	WP	HR	S	P	ERA	WHIP
Ernie Broglio, R ERA: 3.02	(1, 1)	9.0	W	38	5	2	2	6	5	0	0	0	0	1	45	65	2.00	1.111

PITCHER		IP	WLS	BF	H	R	ER	SO	BB	IBB	HBP	BLK	WP	HR	S	P	ERA	WHIP

livebaseballscorecards.com

AB	33
R	2
H	5
RBI	2
BB	5
SO	6
LOB	17

WP: 0 PA: 38
PB: 0
SB: 1
CS: 0

Chicago Cubs @ Milwaukee Braves

Milwaukee County Stadium, Milwaukee, WI

Fri Sep 27 1963, 8:05 PM EDT

Att. 10,088 - Unknown

TOP

livebaseballscorecards.com

Batter	1	2	3	4	5	6	7	8	9	AB	R	H	RBI	BB	SO	LOB
Lou Brock, L (1, 9) OBP: 0.304, SLG: 0.387	K		G3 2B		K		FC4-6 BB S BB 1-2f		CS 1B	5	2	2	0	0	2	1
Andre Rodgers, R (1, 6) OBP: 0.324, SLG: 0.306	L8		G3 2-3		3-1		BB BB 1-2 BB		K 1-2	4	0	0	0	1	1	2
Billy Williams, L (1, 7) OBP: 0.355, SLG: 0.492	BB 1B 1B		WP 3-H 2B		4-3		BB 1-2 2-3 BB			3	0	2	1	1	0	0
Ron Santo, R (1, 5) OBP: 0.339, SLG: 0.482	BB 1-2 1B		WP BB			K	BB 1-2 2-3 3-H BB			2	0	1	1	2	1	0
Ellis Burton, S (1, 8) OBP: 0.309, SLG: 0.398	1-2 2-3 BB		F7 1-2 2-3			5-3	1-3			3	0	0	0	1	0	5
Ken Hubbs, R (1, 4) OBP: 0.286, SLG: 0.323	K		L8			K		K		4	0	0	0	0	3	5
John Boccabella, R (1, 3) OBP: 0.243, SLG: 0.313		K		P3			E5 1B	F7		4	1	0	0	0	1	0
Jimmie Schaffer, R (1, 2) OBP: 0.294, SLG: 0.437		F7		K			6-3	6-3		4	0	0	0	0	1	1
Cal Koonce, R (1, 1) OBP: 0.190, SLG: 0.105		1-3		K			FC4-6 3-H 1B		K	2	0	0	0	0	1	0
Merritt Ranew, L (7, PH) OBP: 0.387, SLG: 0.470										1	0	1	1	0	0	0
Billy Cowan, R (7, PR) OBP: 0.310, SLG: 0.517										0	0	0	0	0	0	0
Lindy McDaniel, R (7, 1) OBP: 0.091, SLG: 0.227										1	0	0	0	0	1	0

AB	33								
R	3								
H	6								
RBI	3								
BB	5								
SO	11								
LOB	14								

Inning Stats	1	2	3	4	5	6	7	8	9	1B	SF	WP	PA
R	0	0	1	0	0	0	2	0	0	4	0	1	38
E	0	0	0	0	0	0	1	0	0	2B 2	SAC 0	PB 0	
K	2	1	0	2	1	2	0	1	2	3B 0	DP 0	SB 1	
S	9	5	5	7	5	7	5	5	7	HR 0	HBP 0	CS 1	
H	2	0	2	0	0	0	1	0	1				
LOB	3	0	2	0	0	0	3	0	1				
BB	1	0	1	0	0	0	3	0	0				
P	13	5	9	7	5	7	17	5	7				

PITCHER		IP	WLS	BF	H	R	ER	SO	BB	IBB	HBP	BLK	WP	HR	S	P	ERA	WHIP
Bob Sadowski, R ERA: 2.62	(1, 1)	3.0		15	4	1	1	3	2	0	0	0	1	0	19	27	3.00	2.000
Tony Cloninger, R ERA: 3.78	(4, 1)	3.2	L	14	1	2	0	5	1	0	0	0	0	0	23	27	0.00	0.545
Bobby Tiefenauer, R ERA: 1.21	(7, 1)	1.1		6	0	0	0	1	2	0	0	0	0	0	6	14	0.00	1.500
Bob Shaw, R ERA: 2.68	(9, 1)	1.0		3	1	0	0	2	0	0	0	0	0	0	7	7	0.00	1.000

PITCHER		IP	WLS	BF	H	R	ER	SO	BB	IBB	HBP	BLK	WP	HR	S	P	ERA	WHIP

Chicago Cubs @ Milwaukee Braves

Milwaukee County Stadium, Milwaukee, WI

Fri Sep 27 1963, 8:05 PM EDT

Att. 10,088 - Unknown

BOTTOM

Batter	1	2	3	4	5	6	7	8	9	AB	R	H	RBI	BB	SO	LOB
Ty Cline, L (1, 8) OBP: 0.291, SLG: 0.269	L4-3		G6-3 1-2 2-3 1B		FC6-4 1-2f 2-3		WP BB		L3 1-2 1B	4	0	2	0	1	0	2
Frank Bolling, R (1, 4) OBP: 0.299, SLG: 0.312	5-3		G6-3 1-2f		1-3		F2 1-3 2-H		L3 1-2	5	0	0	0	0	0	8
Hank Aaron, R (1, 9) OBP: 0.391, SLG: 0.584	K			K		K2-3		1B 1B		4	0	1	0	0	3	0
Eddie Mathews, L (1, 7) OBP: 0.399, SLG: 0.453		G3		4-3 2B		HR		F4		4	1	2	1	0	0	1
Joe Torre, R (1, 2) OBP: 0.349, SLG: 0.431		K		4-3 2-3		5-6-3		1-2 1B		4	0	1	0	0	1	1
Gene Oliver, R (1, 3) OBP: 0.318, SLG: 0.425 Bobby Tiefenauer, R (7, 1) Don Dillard, L (8, PH) OBP: 0.270, SLG: 0.378 Bob Shaw, R (9, 1) OBP: 0.200, SLG: 0.122		F9		6-3		K		K		3 0 1 0	0 0 0 0	0 0 0 0	0 0 0 0	0 0 0 0	1 0 1 0	1 0 2 0
Denis Menke, R (1, 5) OBP: 0.292, SLG: 0.348			1B 5-3 1B		FC6-4 2B		WP WP BB	F8		3	1	2	0	1	0	2
Roy McMillan, R (1, 6) OBP: 0.296, SLG: 0.331			5-3 1-2		L3		K 1-2		5-3	4	0	0	0	0	1	3
Bob Sadowski, R (1, 1) OBP: 0.083, SLG: 0.057 Len Gabrielson, L (3, PH) OBP: 0.256, SLG: 0.328 Tony Cloninger, R (4, 1) OBP: 0.158, SLG: 0.135 Lou Klimchock, L (7, 3) OBP: 0.183, SLG: 0.200 Woody Woodward, R (9, PR)			1B BB		FC6-4 BB		F5		1B	0 0 0 2 0	0 0 0 0 0	0 0 0 1 0	0 0 0 0 0	0 1 1 0 0	0 0 0 0 0	0 0 0 1 0
Inning Stats	R: 0 E: 0 K: 1 S: 5 H: 0 LOB: 0 BB: 0 P: 5	R: 0 E: 0 K: 1 S: 5 H: 0 LOB: 0 BB: 0 P: 5	R: 0 E: 0 K: 0 S: 4 H: 2 LOB: 2 BB: 1 P: 8	R: 0 E: 0 K: 1 S: 6 H: 1 LOB: 1 BB: 0 P: 6	R: 0 E: 0 K: 0 S: 4 H: 1 LOB: 2 BB: 1 P: 8	R: 1 E: 0 K: 2 S: 8 H: 1 LOB: 0 BB: 0 P: 8	R: 1 E: 0 K: 1 S: 5 H: 0 LOB: 1 BB: 2 P: 13	R: 0 E: 0 K: 1 S: 7 H: 2 LOB: 2 BB: 0 P: 7	R: 0 E: 0 K: 0 S: 4 H: 2 LOB: 2 BB: 0 P: 4	1B: 6 2B: 3 3B: 0 HR: 1 SF: 0 SAC: 0 DP: 2 HBP: 0						

livebaseballscorecards.com

AB	34
R	2
H	9
RBI	1
BB	4
SO	7
LOB	21

WP: 3 PB: 0 SB: 0 CS: 0 PA: 38

PITCHER		IP	WLS	BF	H	R	ER	SO	BB	IBB	HBP	BLK	WP	HR	S	P	ERA	WHIP
Cal Koonce, R ERA: 4.58	(1, 1)	6.0	W	24	5	1	1	5	2	0	0	0	0	1	32	40	1.50	1.167
Lindy McDaniel, R ERA: 2.86	(7, 1)	3.0	S	14	4	1	1	2	2	0	0	0	2	0	16	24	3.00	2.000

PITCHER	IP	WLS	BF	H	R	ER	SO	BB	IBB	HBP	BLK	WP	HR	S	P	ERA	WHIP

Chicago Cubs @ Milwaukee Braves

Milwaukee County Stadium, Milwaukee, WI

Sat Sep 28 1963, 4:33 AM EDT

Att. 8,289 - Cloudy

TOP

livebaseballscorecards.com

Batter	1	2	3	4	5	6	7	8	9	AB	R	H	RBI	BB	SO	LOB
Billy Cowan, R (1, 8) OBP: 0.273, SLG: 0.455	P6		5-4 1-2		K 1-2		K		K	4	0	0	0	0	2	2
Ellis Burton, S (7, 8) OBP: 0.308, SLG: 0.397										1	0	0	0	0	1	1
Jimmy Stewart, S (1, 6) OBP: 0.353, SLG: 0.394	K		K		F2			1-3		4	0	0	0	0	2	2
Billy Williams, L (1, 7) OBP: 0.357, SLG: 0.498	F9		2-H HR		BB			S HR 1B		3	2	2	2	1	0	1
Ron Santo, R (1, 5) OBP: 0.338, SLG: 0.479	K		BB		K			6-3 1-2		3	0	0	0	1	2	4
Leo Burke, R (1, 4) OBP: 0.252, SLG: 0.327		K	K			FC6-4 BB		2-H HR		3	1	1	2	1	2	1
Lou Brock, L (1, 9) OBP: 0.302, SLG: 0.384		K		K		FC6-4 G5-4-3 1-2f		6-3		4	0	0	0	0	2	1
John Boccabella, R (1, 3) OBP: 0.256, SLG: 0.324		1B		K		G5-4-3 1-2f			WP 1B	4	0	2	0	0	1	1
Dick Bertell, R (1, 2) OBP: 0.284, SLG: 0.286		F9		P4			6-3		L8 1-2	4	0	0	0	0	0	2
Dick Ellsworth, L (1, 1) OBP: 0.167, SLG: 0.096			5-4 HR BB		WP 1B		K		K	3	1	1	0	1	2	1

	AB	33
	R	4
	H	6
	RBI	4
	BB	4
	SO	14
	LOB	16

Inning Stats										
	R: 0	H: 0	R: 0	H: 1	R: 2	H: 1	R: 0	H: 0	R: 0	H: 1
	E: 0	LOB: 1	E: 0	LOB: 1	E: 0	LOB: 2	E: 0	LOB: 0	E: 0	LOB: 2
	K: 2	BB: 0	K: 2	BB: 0	K: 2	BB: 1	K: 0	BB: 1	K: 2	BB: 1
	S: 8	P: 8	S: 8	P: 8	S: 8	P: 16	S: 7	P: 7	S: 8	P: 12

R: 0	H: 0	R: 0	H: 0	R: 2	H: 2	R: 0	H: 1	1B: 4	SF: 0	WP: 2	PA: 37
E: 0	LOB: 0	E: 0	LOB: 0	E: 0	LOB: 0	E: 0	LOB: 1	2B: 0	SAC: 0	PB: 1	
K: 2	BB: 0	K: 2	BB: 0	K: 0	BB: 0	K: 2	BB: 0	3B: 0	DP: 1	SB: 1	
S: 2	P: 6	S: 7	P: 7	S: 5	P: 5	S: 8	P: 8	HR: 2	HBP: 0	CS: 0	

PITCHER		IP	WLS	BF	H	R	ER	SO	BB	IBB	HBP	BLK	WP	HR	S	P	ERA	WHIP
Denny Lemaster, L ERA: 3.04	(1, 1)	5.0	L	22	3	2	2	10	3	0	0	0	1	1	39	51	3.60	1.200
Bob Hendley, L ERA: 3.93	(6, 1)	3.0		11	2	2	2	2	1	0	0	0	0	1	14	18	6.00	1.000
Bob Shaw, R ERA: 2.66	(9, 1)	1.0		4	1	0	0	2	0	0	0	0	1	0	8	8	0.00	1.000

PITCHER	IP	WLS	BF	H	R	ER	SO	BB	IBB	HBP	BLK	WP	HR	S	P	ERA	WHIP

Batter	1	2	3	4	5	6	7	8	9	AB	R	H	RBI	BB	SO	LOB
Ty Cline, L (1, 8) OBP: 0.290, SLG: 0.265	L6-3		L4			L6		BB		3	0	0	0	1	0	0
Denis Menke, R (1, 4) OBP: 0.290, SLG: 0.346	5-3		K			F9		L4		4	0	0	0	0	1	2
Hank Aaron, R (1, 9) OBP: 0.390, SLG: 0.582	1B			P6		K			5-3	4	0	1	0	0	1	0
Eddie Mathews, L (1, 5) OBP: 0.399, SLG: 0.455	P3			K			1B 2B		G5-4-3 1B	4	1	2	0	0	1	1
Joe Torre, R (1, 2) OBP: 0.348, SLG: 0.430		6-3		6-3			G6-4-3 1B 2-H		G5-4-3 1-2f	4	0	1	1	0	0	1
Gene Oliver, R (1, 3) OBP: 0.318, SLG: 0.424		4-3			1-3 1B		P4			3	0	1	0	0	0	1
Tommie Aaron, R (1, 7) OBP: 0.253, SLG: 0.284		5-3			1-3 1-2		G6-4-3 1-2f			3	0	0	0	0	0	2
Roy McMillan, R (1, 6) OBP: 0.294, SLG: 0.328			L6		6-3			1-4-3		3	0	0	0	0	0	1
Denny Lemaster, R (1, 1) OBP: 0.189, SLG: 0.284			5-3		6-3			5-3		1	0	0	0	0	0	0
Del Crandall, R (5, PH) OBP: 0.251, SLG: 0.251										1	0	0	0	0	0	1
Bob Hendley, R (6, 1) OBP: 0.143, SLG: 0.106										0	0	0	0	0	0	0
Hawk Taylor, R (8, PH) OBP: 0.100, SLG: 0.069										1	0	0	0	0	0	0
Bob Shaw, R (9, 1) OBP: 0.200, SLG: 0.122										0	0	0	0	0	0	0
Inning Stats	R: 0 E: 0 K: 0 S: 4 H: 1 LOB: 1 BB: 0 P: 4	R: 0 E: 0 K: 0 S: 3 H: 0 LOB: 0 BB: 0 P: 3	R: 0 E: 1 K: 1 S: 6 H: 0 LOB: 1 BB: 0 P: 6	R: 0 E: 0 K: 1 S: 5 H: 0 LOB: 0 BB: 0 P: 5	R: 0 E: 0 K: 0 S: 4 H: 1 LOB: 1 BB: 0 P: 4	R: 0 E: 0 K: 1 S: 5 H: 0 LOB: 0 BB: 0 P: 5	R: 1 E: 0 K: 0 S: 4 H: 2 LOB: 0 BB: 0 P: 4	R: 0 E: 0 K: 0 S: 3 H: 0 LOB: 1 BB: 1 P: 7	R: 0 E: 0 K: 0 S: 3 H: 1 LOB: 0 BB: 0 P: 3	1B: 4 2B: 1 3B: 0 HR: 0 SF: 0 SAC: 0 DP: 2 HBP: 0						

PITCHER	IP	WLS	BF	H	R	ER	SO	BB	IBB	HBP	BLK	WP	HR	S	P	ERA	WHIP
Dick Ellsworth, L (1, 1) ERA: 2.11	9.0	W	32	5	1	1	3	1	0	0	0	0	0	37	41	1.00	0.667

PITCHER	IP	WLS	BF	H	R	ER	SO	BB	IBB	HBP	BLK	WP	HR	S	P	ERA	WHIP

BOTTOM

Chicago Cubs @ Milwaukee Braves

Milwaukee County Stadium, Milwaukee, WI

Sat Sep 28 1963, 4:33 AM EDT

Att. 8,289 - Cloudy

livebaseballscorecards.com

AB	31
R	1
H	5
RBI	1
BB	1
SO	3
LOB	9

PA: 32

Batter	1	2	3	4	5	6	7	8	9	AB	R	H	RBI	BB	SO	LOB
Jimmy Stewart, S (1, 6) OBP: 0.316, SLG: 0.351	F9			P6		F3			4-3	4	0	0	0	0	0	0
Lou Brock, L (1, 9) Nelson Mathews, R (7, 9) OBP: 0.234, SLG: 0.277	6-3			K		4-3			1B	3 1	0 0	0 1	0 0	0 0	1 0	0 0
Billy Williams, L (1, 7) OBP: 0.358, SLG: 0.497	K			2B BB			1-3		G6-4-3 1-3 1B	3	0	1	0	1	1	0
Ron Santo, R (1, 5) OBP: 0.339, SLG: 0.481		6-3		1-3 2B			FC6-4 1B		G6-4-3 1-2f	4	0	2	0	0	0	2
Ken Hubbs, R (1, 4) OBP: 0.285, SLG: 0.322		F9		F2			FC6-4 1-2f			3	0	0	0	0	0	3
Billy Cowan, R (1, 8) OBP: 0.250, SLG: 0.417		K			F7		L8			3	0	0	0	0	1	1
John Boccabella, R (1, 3) OBP: 0.247, SLG: 0.311			5-3		4-3			6-3		3	0	0	0	0	0	0
Merritt Ranew, L (1, 2) OBP: 0.380, SLG: 0.461			6-3		3-1			K		3	0	0	0	0	1	0
Bob Buhl, R (1, 1) OBP: 0.108, SLG: 0.108 Alex Grammas, R (8, PH) OBP: 0.185, SLG: 0.185 Freddie Burdette, R (8, 1)			K			K		6-3		2 1 0	0 0 0	0 0 0	0 0 0	0 0 0	2 0 0	0 0 0
Inning Stats	R: 0 E: 0 K: 1 S: 5 H: 0 LOB: 0 BB: 0 P: 5	R: 0 E: 0 K: 1 S: 5 H: 0 LOB: 0 BB: 0 P: 5	R: 0 E: 0 K: 1 S: 5 H: 0 LOB: 0 BB: 0 P: 5	R: 0 E: 0 K: 1 S: 6 H: 1 LOB: 2 BB: 1 P: 10	R: 0 E: 0 K: 0 S: 3 H: 0 LOB: 0 BB: 0 P: 3	R: 0 E: 0 K: 1 S: 5 H: 0 LOB: 0 BB: 0 P: 5	R: 0 E: 0 K: 0 S: 4 H: 1 LOB: 1 BB: 0 P: 4	R: 0 E: 0 K: 1 S: 5 H: 0 LOB: 0 BB: 0 P: 5	R: 0 E: 0 K: 0 S: 4 H: 2 LOB: 1 BB: 0 P: 4	1B: 3 2B: 1 3B: 0 HR: 0 SF: 0 SAC: 0 DP: 1 HBP: 0						

PITCHER	IP	WLS	BF	H	R	ER	SO	BB	IBB	HBP	BLK	WP	HR	S	P	ERA	WHIP
Warren Spahn, L (1, 1) ERA: 2.6	9.0	W	31	4	0	0	6	1	0	0	0	0	0	42	46	0.00	0.556

PITCHER	IP	WLS	BF	H	R	ER	SO	BB	IBB	HBP	BLK	WP	HR	S	P	ERA	WHIP

TOP

Chicago Cubs @ Milwaukee Braves

Milwaukee County Stadium, Milwaukee, WI

Sun Sep 29 1963, 4:33 AM EDT

Att. 14,490 - Sunny

livebaseballscorecards.com

AB	30
R	0
H	4
RBI	0
BB	1
SO	6
LOB	6

WP: 0 PA: 31
PB: 0
SB: 0
CS: 0

Batter	1	2	3	4	5	6	7	8	9	AB	R	H	RBI	BB	SO	LOB
Ty Cline, L (1, 8) OBP: 0.283, SLG: 0.259	L9	L8			L1-3		L6			4	0	0	0	0	0	1
Len Gabrielson, L (1, 7) OBP: 0.264, SLG: 0.333	6-3		4-3		G6-4-3, 1B			G1-6-3, 1B		4	0	2	0	0	0	0
Hank Aaron, R (1, 9) OBP: 0.391, SLG: 0.586	HR		S, 1B		G6-4-3, 1-2f			F5		4	2	2	1	0	0	2
Eddie Mathews, L (1, 5) OBP: 0.399, SLG: 0.453	E6, 1B		SSS, K, 1-2			E8, 4-3, 1B		G1-6-3, 1-2f		4	0	1	0	0	1	2
Joe Torre, R (1, 2) OBP: 0.350, SLG: 0.431	1-2, 1B		2-H, 1B			4-3, 2-3				3	0	2	1	0	0	1
Gene Oliver, R (1, 3) OBP: 0.317, SLG: 0.422	F9		P3			6-3				2	0	0	0	0	0	3
Tommie Aaron, R (4, 3) OBP: 0.252, SLG: 0.281										1	0	0	0	0	0	1
Denis Menke, R (1, 4) OBP: 0.289, SLG: 0.344		5-3		F9		5-3				3	0	0	0	0	0	1
Roy McMillan, R (1, 6) OBP: 0.291, SLG: 0.325		L1		6-3			F9			3	0	0	0	0	0	0
Warren Spahn, L (1, 1) OBP: 0.219, SLG: 0.289		1B		4-3			SSS, K			3	0	1	0	0	1	0
Inning Stats	R: 1 E: 1 K: 0 S: 6 H: 2 LOB: 2 BB: 0 P: 6	R: 0 E: 0 K: 0 S: 4 H: 1 LOB: 1 BB: 0 P: 4	R: 1 E: 0 K: 1 S: 7 H: 2 LOB: 1 BB: 0 P: 7	R: 0 E: 0 K: 0 S: 3 H: 0 LOB: 0 BB: 0 P: 3	R: 0 E: 0 K: 0 S: 3 H: 1 LOB: 0 BB: 0 P: 3	R: 0 E: 1 K: 0 S: 4 H: 1 LOB: 1 BB: 0 P: 4	R: 0 E: 0 K: 1 S: 5 H: 0 LOB: 0 BB: 0 P: 5	R: 0 E: 0 K: 0 S: 3 H: 1 LOB: 0 BB: 0 P: 3		1B: 7 2B: 0 3B: 0 HR: 1 SF: 0 SAC: 0 DP: 2 HBP: 0						

PITCHER	IP	WLS	BF	H	R	ER	SO	BB	IBB	HBP	BLK	WP	HR	S	P	ERA	WHIP
Bob Buhl, R (1, 1) ERA: 3.38	7.0	L	28	7	2	2	2	0	0	0	0	0	1	32	32	2.57	1.000
Freddie Burdette, R (8, 1) ERA: 3.86	1.0		3	1	0	0	0	0	0	0	0	0	0	3	3	0.00	1.000

PITCHER	IP	WLS	BF	H	R	ER	SO	BB	IBB	HBP	BLK	WP	HR	S	P	ERA	WHIP

BOTTOM

Chicago Cubs @ Milwaukee Braves

Milwaukee County Stadium, Milwaukee, WI

Sun Sep 29 1963, 4:33 AM EDT

Att. 14,490 - Sunny

livebaseballscorecards.com

AB	31
R	2
H	8
RBI	2
BB	0
SO	2
LOB	11