

Chicago Cubs - 1964

Batter	1	2	3	4	5	6	7	8	9	10	AB	R	H	RBI	BB	SO	LOB											
Jimmy Stewart, S OBP: 0.600, SLG: 0.750	4-0 2B BB		L9		G3		1B			1B 2B	4	2	2	0	1	0	1											
Lou Brock, L OBP: 0.200, SLG: 0.200	0-3 K		4-3		F8		K			2H HR 1B	5	1	1	1	0	2	2											
Billy Williams, L OBP: 0.400, SLG: 1.000	0-3 K				F5		1B		1-3	1H HR	5	1	2	2	0	1	1											
Ron Santo, R OBP: 0.600, SLG: 1.000	0-0 1H 2B				14 G6-4-3 BB		F8		E5 14 CS	14 F8 2B	4	1	2	1	1	0	1											
14 Ernie Banks, R	0-0 F3				G6-4-3		K		1-2 K	F8	5	0	0	0	0	2	5											
Andre Rodgers, R OBP: 0.600, SLG: 1.600		0-0 F5					WP 1B 2B			F8	5	2	3	2	0	0	0											
Billy Cowan, R OBP: 0.400, SLG: 0.500		0-0 F4					K			F9	4	0	1	0	1	1	1											
Dick Bertell, R OBP: 0.400, SLG: 1.000		0-0 6-3					2-3 K			WP 2B	5	1	2	2	0	0	3											
Larry Jackson, R							SH3-4 1B			1-3	5	1	2	2	0	0	3											
Lindy McDaniel, R							3H 1B			2-3 K	4	0	0	0	0	2	3											
							1-2 K			1-3	0	0	0	0	0	0	0											
Inning Stats	R: 1 E: 0 K: 2 S: 8	H: 1 LOB: 1 BB: 1 P: 12	R: 0 E: 0 K: 0 S: 3	H: 0 LOB: 0 BB: 0 P: 3	R: 0 E: 0 K: 1 S: 5	H: 0 LOB: 0 BB: 1 P: 5	R: 0 E: 0 K: 0 S: 2	H: 0 LOB: 0 BB: 1 P: 6	R: 1 E: 0 K: 1 S: 7	H: 2 LOB: 1 BB: 0 P: 7	R: 0 E: 0 K: 1 S: 6	H: 1 LOB: 1 BB: 0 P: 6	R: 2 E: 0 K: 2 S: 10	H: 3 LOB: 1 BB: 0 P: 10	R: 0 E: 0 K: 1 S: 5	H: 0 LOB: 0 BB: 0 P: 5	R: 0 E: 0 K: 0 S: 4	H: 1 LOB: 1 BB: 0 P: 4	R: 4 E: 0 K: 0 S: 8	H: 5 LOB: 2 BB: 1 P: 12	1B: 4 2B: 6 3B: 0 HR: 3	SF: 0 SAC: 1 DP: 1 HBP: 0	WP: 2 PB: 0 SB: 0 CS: 1	PA: 45				
PITCHER	IP WLS BF H R ER SO BB IBB HBP BLK WP HR S P ERA WHIP	7.0 29 7 4 4 7 2 0 0 0 1 2 41 49 5.14 1.286	2.0 7 1 0 0 1 0 0 0 0 1 0 9 9 0.00 0.500	0.0 L 4 4 4 0 0 0 0 0 0 1 4 4 ∞ ∞	1.0 5 1 0 0 0 0 1 0 0 0 0 4 8 0.00 1.000																							

Chicago Cubs @ Pittsburgh Pirates
 Forbes Field, Pittsburgh, PA
 Tue Apr 14 1964, 3:33 AM EST
 Att: 26,377 - Unknown

livebaseballscorecards.com

AB	41
R	8
H	13
RBI	8
BB	3
SO	8
LOB	17




Batter	1	2	3	4	5	6	7	8	9	10	AB	R	H	RBI	BB	SO	LOB											
Dick Schofield, S OBP: 0.400, SLG: 0.250	0-0 3-1			5-3 1B 1B	FC1-6 BB		5-3		FC6-4 1-2		4	1	1	0	1	0	2											
Bill Virdon, L OBP: 0.200, SLG: 0.200	0-3 K			5-3	FC1-6		6-3			2B 1B	5	0	1	0	0	1	2											
Roberto Clemente, R OBP: 0.400, SLG: 0.800	0-0 1-3			2B 1B 1B	4-3		5-3			1-3 2B	5	1	2	1	0	0	1											
Wille Stargell, L OBP: 0.400, SLG: 0.800		0-0 G3		1B 2B			FC1-5 2B		5-3	K	5	1	2	0	0	1	2											
Donn Clendenon, R OBP: 0.400, SLG: 0.600		0-0 1-3		FC5-4 1B			FC1-5 CS			F2	5	1	2	2	0	0	3											
Bob Bailey, R OBP: 0.200, SLG: 0.200		0-3 K		2H 3H FC5-4 1B			2-3 1B		1B 2B	K	5	0	1	0	0	2	4											
Bill Mazeroski, R OBP: 0.500, SLG: 0.333				F8	1-2 BB		6-3			1B	3	0	1	1	1	0	1											
Jim Pagliaroni, R				1-2 BB					2H 1B		3	0	0	0	0	0	2											
Jerry Lynch, L				F7						K	1	0	0	0	0	1	1											
Roy Face, R				G3							0	0	0	0	0	0	0											
Tommie Sisk, R											0	0	0	0	0	0	0											
Bob Veale, S											2	0	0	0	0	1	0											
Gene Freese, R											1	0	0	0	0	0	0											
Al McBean, R											0	0	0	0	0	0	0											
Smoky Burgess, L											0	0	0	0	1	0	0											
Oriando McFarlane, R											0	0	0	0	0	0	0											
Inning Stats	R: 0 E: 0 K: 1 S: 5	H: 0 LOB: 0 BB: 0 P: 5	R: 0 E: 0 K: 1 S: 5	H: 0 LOB: 0 BB: 0 P: 5	R: 0 E: 0 K: 0 S: 3	H: 0 LOB: 0 BB: 0 P: 3	R: 3 E: 0 K: 0 S: 7	H: 4 LOB: 2 BB: 1 P: 11	R: 0 E: 0 K: 1 S: 5	H: 0 LOB: 1 BB: 0 P: 9	R: 0 E: 0 K: 0 S: 4	H: 2 LOB: 1 BB: 0 P: 4	R: 0 E: 0 K: 0 S: 3	H: 0 LOB: 0 BB: 0 P: 3	R: 0 E: 0 K: 0 S: 3	H: 0 LOB: 0 BB: 0 P: 3	R: 1 E: 0 K: 1 S: 7	H: 2 LOB: 2 BB: 1 P: 11	R: 0 E: 0 K: 2 S: 9	H: 2 LOB: 2 BB: 0 P: 9	1B: 6 2B: 4 3B: 0 HR: 0	SF: 0 SAC: 0 DP: 0 HBP: 0	WP: 0 PB: 0 SB: 2 CS: 1	PA: 42				
PITCHER	IP WLS BF H R ER SO BB IBB HBP BLK WP HR S P ERA WHIP	9.0 W 38 9 4 4 4 2 0 0 0 0 0 43 55 4.00 1.222	1.0 S 4 1 0 0 2 0 0 0 0 0 0 8 8 0.00 1.000																									

Chicago Cubs @ Pittsburgh Pirates
 Forbes Field, Pittsburgh, PA
 Tue Apr 14 1964, 3:33 AM EST
 Att: 26,377 - Unknown

livebaseballscorecards.com


AB	39
R	4
H	10
RBI	4
BB	3
SO	6
LOB	18




Batter	1	2	3	4	5	6	7	8	9	AB	R	H	RBI	BB	SO	LOB	TOP										
Tony Taylor, R OBP: 0.176, SLG: 0.294	0-0 CS 1B		0-0 4-3			0-0 1-3		0-3 K		4	0	1	0	0	1	2	Philadelphia Phillies @ Chicago Cubs Wrigley Field, Chicago, IL Sat Apr 18 1964, 3:33 AM CST Att: 9,256 - Unknown										
Dick Allen, R OBP: 0.412, SLG: 0.625	0-0 L9			0-3 K		0-3 K		0-0 F8		4	0	0	0	0	2	3											
Tony Gonzalez, L OBP: 0.333, SLG: 0.364 John Herrnstein, L (4, PR)	0-0 1-3			1-0 BB HBP		4-0 BB		0-3 K		1	0	0	0	0	0	1											
Johnny Callison, L OBP: 0.235, SLG: 0.250		0-0 G3		0-0 L8		0-0 F8			0-0 P6	4	0	0	0	0	2												
Wes Covington, L (1, 7)		0-0 F7		4-0 BB			0-3 K		0-0 F9	3	0	0	0	1	1	0											
Roy Sievers, R OBP: 0.231, SLG: 0.692		0-0 E7		0-0 5-3			0-0 5-3		0-0 FC6-4 1B	4	0	1	0	0	2												
Clay Dalrymple, L OBP: 0.100, SLG: 0.100		0-3 K			0-0 L9		0-0 G3		0-0 FC6-4 1B	4	0	0	0	0	1	2											
Bobby Wine, R OBP: 0.357, SLG: 0.429			0-3 K		0-0 L7			0-0 BB 1B		3	0	1	0	0	1	0											
Ray Culp, R Dallas Green, L Chris Short, R Don Hoak, R Rick Wise, R John Briggs, L Ryne Duren, R			0-0 F3		0-0 5-3			4-0 BB		1	0	0	0	0	0	0											
Inning Stats	R: 0 E: 0 K: 0 S: 3	H: 1 LOB: 0 BB: 0 P: 3	R: 0 E: 1 K: 1 S: 6	H: 0 LOB: 1 BB: 0 P: 6	R: 0 E: 0 K: 1 S: 5	H: 0 LOB: 0 BB: 0 P: 5	R: 0 E: 0 K: 1 S: 5	H: 0 LOB: 2 BB: 1 P: 10	R: 0 E: 0 K: 0 S: 3	H: 0 LOB: 0 BB: 0 P: 3	R: 0 E: 0 K: 1 S: 5	H: 0 LOB: 0 BB: 0 P: 9	R: 0 E: 0 K: 1 S: 5	H: 0 LOB: 0 BB: 0 P: 5	R: 0 E: 0 K: 2 S: 8	H: 1 LOB: 2 BB: 1 P: 12		R: 0 E: 0 K: 0 S: 4	H: 1 LOB: 1 BB: 0 P: 4	1B: 3 2B: 0 3B: 0 HR: 0	SF: 0 SAC: 0 DP: 0 HBP: 1	WP: 0 PB: 0 SB: 0 CS: 1	PA: 34				
PITCHER Bob Buhl, R ERA:	IP 9.0	WLS W	BF 34	H 3	R 0	ER 0	SO 7	BB 3	IBB 0	HBP 1	BLK 0	WP 0	HR 0	S 44	P 57	ERA 0.00	WHIP 0.667										

Batter	1	2	3	4	5	6	7	8	9	AB	R	H	RBI	BB	SO	LOB	BOTTOM										
Jimmy Stewart, S OBP: 0.474, SLG: 0.500	0-0 1B 2B		0-0 P8		0-0 WP 1B		0-0 FC4-6 14 SF7 1B		0-3 K	5	2	3	1	0	1	0	Philadelphia Phillies @ Chicago Cubs Wrigley Field, Chicago, IL Sat Apr 18 1964, 3:33 AM CST Att: 9,256 - Unknown										
Lou Brock, L OBP: 0.400, SLG: 0.556	4-0 1B 14 2B BB		0-0 L7		0-3 K		0-0 FC4-6 1B		1-0 2B 14 1B HBP	3	2	1	0	1	1	2											
Billy Williams, L OBP: 0.550, SLG: 1.278	0-0 14 2B 1-3 2-H		0-0 HR		0-3 K		0-0 FC4-6		0-0 14 1B 2B	5	2	3	2	0	1	4											
14 Ernie Banks, R OBP: 0.300, SLG: 0.611	0-0 1-3 3-H		0-0 6-3		0-0 F9 2B		0-0 SF7		0-0 2B 3-H	4	0	3	4	0	0	0											
Andre Rodgers, R OBP: 0.350, SLG: 0.647	0-0 5-3		0-0 2B		0-0 F9		0-3 K		0-3 K	5	0	1	0	0	2	5											
Billy Cowan, R OBP: 0.200, SLG: 0.333	0-3 K		0-3 K		0-0 E5 BB		0-0 F6		0-3 K	5	0	0	0	0	3	5											
Leo Burke, R	0-0 5-3			4-0 SH2-4 1B BB		4-0 BB				1	1	0	0	3	0	2											
Merritt Ranew, L OBP: 0.200, SLG: 0.200		0-0 G3		0-0 1B SH2-4 1B		0-3 K				4	0	1	0	0	2	4											
Bob Buhl, R		0-3 K		0-0 SH2-4		0-3 K				3	0	0	0	0	3	4											
Inning Stats	R: 2 E: 0 K: 1 S: 8	H: 3 LOB: 2 BB: 1 P: 12	R: 0 E: 0 K: 1 S: 5	H: 0 LOB: 0 BB: 0 P: 5	R: 1 E: 0 K: 1 S: 7	H: 2 LOB: 1 BB: 0 P: 7	R: 1 E: 0 K: 2 S: 9	H: 2 LOB: 2 BB: 1 P: 13	R: 0 E: 1 K: 2 S: 9	H: 1 LOB: 3 BB: 1 P: 13	R: 1 E: 0 K: 1 S: 7	H: 2 LOB: 1 BB: 0 P: 7	R: 0 E: 0 K: 2 S: 7	H: 0 LOB: 1 BB: 1 P: 11	R: 2 E: 0 K: 3 S: 11	H: 2 LOB: 1 BB: 0 P: 12		1B: 6 2B: 5 3B: 0 HR: 1	SF: 1 SAC: 1 DP: 0 HBP: 1	WP: 1 PB: 0 SB: 0 CS: 0	PA: 42						
PITCHER Ray Culp, R ERA: 10.8 Dallas Green, R ERA: Chris Short, L ERA: Rick Wise, R ERA: 3.0 Ryne Duren, R ERA: 18.0	IP 3.1	WLS L	BF 18	H 6	R 4	ER 4	SO 3	BB 2	IBB 0	HBP 0	BLK 0	WP 0	HR 1	S 22	P 30	ERA 10.80	WHIP 2.400										

AB 30
R 0
H 3
RBI 0
BB 3
SO 7
LOB 14



AB 35
R 7
H 12
RBI 7
BB 4
SO 13
LOB 26



Batter	1	2	3	4	5	6	7	8	9	AB R H RBI BB SO LOB	TOP											
Jimmy Stewart, S (1.4) OBP: 0.428, SLG: 0.516	F8	E8 1B		1-3	F6		FC5-2		1B	6 1 1 0 0 0 5	Chicago Cubs @ New York Mets Shea Stadium, Flushing, NY Thu Apr 23 1964, 3:33 AM EST Att: 8,025 - Sunny											
Lou Brock, L (1.9) OBP: 0.371, SLG: 0.531	K	1B		3B		4-3	K		1B	6 0 2 1 0 2 4												
Billy Williams, L (1.7) OBP: 0.500, SLG: 1.033	1B	F7		BB		F7	F6			4 0 1 0 1 0 4												
Ron Santo, R (1.5) OBP: 0.520, SLG: 1.000	FC4-6 1-2			1B BB		1-3			F2	4 0 1 0 1 0 3												
14 Ernie Banks, R (1.3) OBP: 0.333, SLG: 0.667		1B 1B		F8		1B 3B			5-3	5 2 3 0 0 0 1												
Andre Rodgers, R (1.6) OBP: 0.394, SLG: 0.690		1B 1B		1-3 1B		5-3 SH5-3 1B			FC6-4 BB	4 1 3 1 1 0 2												
Dick Bertell, R (1.2) OBP: 0.409, SLG: 0.500		1B		K		SH5-3 1-2			FC6-4 1B	4 1 2 1 0 1 3												
Billy Cowan, R (1.8) OBP: 0.303, SLG: 0.516		K		K		1B			F7	5 0 2 0 0 2 4												
Dick Ellsworth, L (1.1)		F7		3-1		K			K	4 0 0 0 1 2 4												
Inning Stats	R: 0 E: 0 K: 1 S: 6	H: 1 LOB: 1 BB: 0 P: 6	R: 4 E: 1 K: 1 S: 10	H: 4 LOB: 1 BB: 0 P: 10	R: 0 E: 0 K: 2 S: 8	H: 1 LOB: 2 BB: 1 P: 12	R: 0 E: 0 K: 0 S: 4	H: 1 LOB: 2 BB: 1 P: 8	R: 1 E: 0 K: 1 S: 8	H: 3 LOB: 2 BB: 0 P: 8	R: 0 E: 0 K: 0 S: 5	H: 2 LOB: 2 BB: 0 P: 5	R: 0 E: 0 K: 1 S: 7	H: 2 LOB: 3 BB: 1 P: 11	R: 0 E: 0 K: 0 S: 3	H: 0 LOB: 1 BB: 1 P: 7	R: 0 E: 0 K: 1 S: 6	H: 1 LOB: 1 BB: 0 P: 6	1B: 13 2B: 9 3B: 2 HR: 0	SF: 0 SAC: 1 DP: 0 HBP: 0	WP: 0 PB: 0 SB: 0 CS: 0	PA: 47
PITCHER	IP WLS BF H R ER SO BB IBB HBP BLK WP HR S P ERA WHIP											PITCHER	IP WLS BF H R ER SO BB IBB HBP BLK WP HR S P ERA WHIP									
Tracy Stallard, R (1.1) ERA: 1.74	2.1 L 15 6 4 1 2 1 0 0 0 0 0 0 18 22 3.86 3.000																					
Bill Wakefield, R (3.1) ERA: 1.93	2.2 13 4 1 1 3 1 0 0 0 0 0 0 18 22 3.38 1.875																					
Jerry Hinsley, R (6.1) ERA: 4.5	2.0 11 4 0 0 1 1 0 0 0 0 0 0 12 16 0.00 2.500																					
Ron Locke, L (8.1) ERA:	2.0 8 1 0 0 1 1 0 0 0 0 0 0 9 13 0.00 1.000																					

AB	42
R	5
H	15
RBI	3
BB	4
SO	7
LOB	30



Batter	1	2	3	4	5	6	7	8	9	AB R H RBI BB SO LOB	BOTTOM											
Dick Smith, R (1.3) OBP: 0.214, SLG: 0.286	K		F9		6-3			B5-3		4 0 0 0 0 1 0	Chicago Cubs @ New York Mets Shea Stadium, Flushing, NY Thu Apr 23 1964, 3:33 AM EST Att: 8,025 - Sunny											
Ron Hunt, R (1.4) OBP: 0.370, SLG: 0.520	K		BB		1-3			HR		3 1 1 1 1 1 0												
Jim Hickman, R (1.8) OBP: 0.571, SLG: 0.400	FC5 1B		F8			F5		5-3		4 0 1 0 0 0 1												
Frank Thomas, R (1.7) OBP: 0.320, SLG: 0.292	1-2 1B		FC1-6 1B		5-3			1-3		4 0 2 0 0 0 0												
Hawk Taylor, R (1.2) OBP: 0.375, SLG: 0.357	FC5 2-3f		F3		F7			2B BB		3 0 0 0 1 0 3												
Joe Christopher, R (1.9) OBP: 0.417, SLG: 0.700		K	FC1-6 1B		1-2f		F9	K		4 0 0 0 0 2 2												
Rod Kanehl, R (1.5) OBP: 0.667, SLG: 0.778		F8		1-2 1B				1B		4 0 3 0 0 0 0												
Al Moran, R (1.6) OBP: 0.308, SLG: 0.182		1-3		F2			F7	F7		2 0 0 0 0 0 2												
Jesse Conder, L (7. PH) OBP: 0.308, SLG: 0.308										1 0 0 0 0 0 1												
Amado Samuel, R (8.6) OBP: 0.286, SLG: 0.357										1 0 0 0 0 0 2												
Tracy Stallard, R (1.1) OBP: 0.333, SLG: 0.667				1-3						0 0 0 0 0 0 0												
Bill Wakefield, R (3.1) ERA: 1.93					1-3					1 0 0 0 0 0 0												
Chris Cannizzaro, R (5. PH)										1 0 0 0 0 0 0												
Jerry Hinsley, R (6.1) ERA: 4.5										0 0 0 0 0 0 0												
Tim Harkness, L (7. PH) OBP: 0.438, SLG: 0.438										1 0 0 0 0 0 1												
Ron Locke, R (8.1) ERA:										1 0 0 0 0 0 0												
Ed Kranegebol, L (9. PH) OBP: 0.263, SLG: 0.111										1 0 0 0 0 0 2												
Inning Stats	R: 0 E: 0 K: 2 S: 9	H: 2 LOB: 2 BB: 0 P: 9	R: 0 E: 0 K: 1 S: 5	H: 0 LOB: 0 BB: 0 P: 5	R: 0 E: 0 K: 0 S: 3	H: 0 LOB: 1 BB: 1 P: 7	R: 0 E: 0 K: 0 S: 5	H: 2 LOB: 2 BB: 0 P: 5	R: 0 E: 0 K: 0 S: 3	H: 0 LOB: 0 BB: 0 P: 3	R: 0 E: 0 K: 0 S: 3	H: 0 LOB: 0 BB: 0 P: 3	R: 0 E: 0 K: 1 S: 6	H: 1 LOB: 1 BB: 0 P: 6	R: 1 E: 0 K: 0 S: 4	H: 1 LOB: 2 BB: 0 P: 4	R: 0 E: 0 K: 1 S: 6	H: 1 LOB: 2 BB: 1 P: 10	1B: 5 2B: 1 3B: 0 HR: 1	SF: 0 SAC: 0 DP: 0 HBP: 0	WP: 0 PB: 0 SB: 0 CS: 0	PA: 36
PITCHER	IP WLS BF H R ER SO BB IBB HBP BLK WP HR S P ERA WHIP											PITCHER	IP WLS BF H R ER SO BB IBB HBP BLK WP HR S P ERA WHIP									
Dick Ellsworth, L (1.1) ERA: 3.95	9.0 W 36 7 1 1 5 2 0 0 0 0 0 1 44 52 1.00 1.000																					

AB	34
R	1
H	7
RBI	1
BB	2
SO	5
LOB	14



Batter	1	2	3	4	5	6	7	8	9	AB	R	H	RBI	BB	SO	LOB	TOP		
Jimmy Stewart, S OBP: 0.410, SLG: 0.486 (1,4)	G3		K				L5			4	0	1	0	0	1	1	Chicago Cubs @ Philadelphia Phillies Connie Mack Stadium, Philadelphia, PA Fri Apr 24 1964, 6:05 PM EST Att: 15,255 - Unknown		
Lou Brock, L OBP: 0.359, SLG: 0.486 (1,9)	F9		1B				K	5-3		3	0	0	0	1	1	2			
Billy Williams, L OBP: 0.500, SLG: 0.970 (1,7)			BB				F9	G3		3	0	1	0	1	0	2			
Ron Santo, R OBP: 0.483, SLG: 0.875 (1,5)	F7		FC6-4					6-3		4	0	1	0	0	0	3			
14 Ernie Banks, R OBP: 0.324, SLG: 0.618 (1,3)		6-3							E8	4	0	1	0	0	1	1			
Andre Rodgers, R OBP: 0.351, SLG: 0.606 (1,6)		6-3							F3	4	0	0	0	0	0	2			
Dick Bertell, R Wayne Schurr, R Lee Gregory, L OBP: 0.200, SLG: 0.200 (6,1)									P4	2	0	1	0	0	1	0			
Billy Cowan, R OBP: 0.270, SLG: 0.457 (1,8)									K	4	0	0	0	0	4	3			
Bob Buhl, R Glen Hobbie, R Merritt Ranew, L OBP: 0.182, SLG: 0.100 (5,2)										0	0	0	0	0	0	0			
										1	0	0	0	0	1	0			
										1	0	0	0	0	0	1			
Inning Stats	R: 0 E: 0 K: 0 S: 3	H: 0 LOB: 1 BB: 1 P: 7	R: 0 E: 0 K: 1 S: 6	H: 1 LOB: 1 BB: 0 P: 6	R: 0 E: 0 K: 2 S: 8	H: 1 LOB: 2 BB: 1 P: 12	R: 0 E: 0 K: 1 S: 5	H: 0 LOB: 0 BB: 0 P: 5	R: 0 E: 0 K: 2 S: 8	H: 1 LOB: 2 BB: 0 P: 9	R: 0 E: 0 K: 1 S: 5	H: 1 LOB: 1 BB: 0 P: 6	R: 0 E: 0 K: 0 S: 3	H: 0 LOB: 0 BB: 0 P: 3	R: 0 E: 1 K: 1 S: 6	H: 1 LOB: 1 BB: 0 P: 6	1B: 6 2B: 1 3B: 0 HR: 0	SF: 0 SAC: 0 DP: 1 HBP: 1	WP: 0 PA: 35 PB: 0 SB: 0 CS: 0
PITCHER Jim Bunning, R ERA: 0.5 (1,1)	IP: 9.0 WLS: W BF: 35 H: 6 R: 0 ER: 0 SO: 9 BB: 2 IBB: 0 HBP: 1 BLK: 0 WP: 0 HR: 0 S: 50 P: 59 ERA: 0.00 WHIP: 0.889															PITCHER IP: WLS: BF: H: R: ER: SO: BB: IBB: HBP: BLK: WP: HR: S: P: ERA: WHIP			

AB	32
R	0
H	6
RBI	0
BB	2
SO	9
LOB	16



Batter	1	2	3	4	5	6	7	8	9	AB	R	H	RBI	BB	SO	LOB	BOTTOM		
Tony Taylor, R OBP: 0.290, SLG: 0.333 (1,4)	4-3 WP 1B	1-2 2B BB		1B FC3-6 1B	4-3		F9			4	3	2	0	1	0	2	Chicago Cubs @ Philadelphia Phillies Connie Mack Stadium, Philadelphia, PA Fri Apr 24 1964, 6:05 PM EST Att: 15,255 - Unknown		
Dick Allen, R OBP: 0.419, SLG: 0.900 (1,5)	G2			P4				K		5	1	1	0	0	2	5			
Johnny Callison, L OBP: 0.355, SLG: 0.429 (1,9)	4-3	2B HBP		FC3-6 1B PO BB					G4-6-3 1B	3	2	2	3	1	0	1			
Tony Gonzalez, L OBP: 0.375, SLG: 0.450 (1,8)	1B			FC3-6 1B				K	G4-6-3 1B	5	0	3	4	0	1	1			
Wes Covington, L Ruben Amaro, R OBP: 1.000, SLG: 1.000 (7,3)	3-H 1B	1-H 2-H 3-H 2B		FC3-6 1B				P4		4	0	1	1	0	0	3			
	1-3 1B			1-2 2-3 3-H 1B						0	0	0	0	0	0	0			
John Herrnstein, L OBP: 0.583, SLG: 1.273 (7,7)		1B 3B		PO				G3		4	2	3	0	0	0	0			
Clay Dalrymple, L OBP: 0.150, SLG: 0.158 (1,2)		1B SH2-3 HBP 1B		F7				4-3		4	1	1	1	0	0	2			
Bobby Wine, R OBP: 0.440, SLG: 0.455 (1,6)		SH2-3						1-3		2	0	0	0	1	1	1			
Jim Bunning, R OBP: 0.425, SLG: 0.429 (1,1)		HBP BB 2B 1B		K						4	1	3	1	0	1	2			
				2-3 1B						4	1	3	1	0	1	2			
Inning Stats	R: 1 E: 0 K: 0 S: 5	H: 3 LOB: 2 BB: 0 P: 5	R: 5 E: 0 K: 1 S: 9	H: 4 LOB: 1 BB: 1 P: 14	R: 0 E: 0 K: 1 S: 5	H: 1 LOB: 1 BB: 1 P: 9	R: 1 E: 0 K: 0 S: 4	H: 2 LOB: 1 BB: 1 P: 8	R: 1 E: 0 K: 1 S: 7	H: 2 LOB: 1 BB: 0 P: 7	R: 2 E: 0 K: 1 S: 7	H: 2 LOB: 0 BB: 0 P: 7	R: 0 E: 0 K: 0 S: 4	H: 1 LOB: 1 BB: 0 P: 4	R: 0 E: 0 K: 1 S: 5	H: 1 LOB: 0 BB: 0 P: 5	1B: 10 2B: 3 3B: 2 HR: 1	SF: 0 SAC: 1 DP: 1 HBP: 1	WP: 1 PA: 41 PB: 0 SB: 0 CS: 0
PITCHER Bob Buhl, R ERA: 5.06 Glen Hobbie, R ERA: 9.82 Wayne Schurr, R ERA: 2.84 Lee Gregory, L ERA: 5.14 (6,1)	IP: 1.2 WLS: L BF: 13 H: 7 R: 6 ER: 6 SO: 13 BB: 7 IBB: 6 HBP: 0 BLK: 0 WP: 0 HR: 0 S: 13 P: 18 ERA: 32.40 WHIP: 4.800															PITCHER IP: WLS: BF: H: R: ER: SO: BB: IBB: HBP: BLK: WP: HR: S: P: ERA: WHIP			

AB	35
R	10
H	16
RBI	10
BB	3
SO	5
LOB	17



Batter	1	2	3	4	5	6	7	8	9	AB	R	H	RBI	BB	SO	LOB	TOP								
Jimmy Stewart, S (1,4) OBP: 0.364, SLG: 0.425										5	1	0	0	0	0	1									
Lou Brock, L (1,9) OBP: 0.386, SLG: 0.525										5	1	3	0	0	1	0									
Billy Williams, L (1,7) OBP: 0.452, SLG: 0.865										4	0	0	0	0	1	4									
Ron Santo, R (1,5) OBP: 0.455, SLG: 0.815										3	1	1	2	0	0	2									
14 Ernie Banks, R (1,3) OBP: 0.293, SLG: 0.553										4	0	0	0	0	2	3									
Andre Rodgers, R (1,6) OBP: 0.341, SLG: 0.649										4	1	1	2	0	0	2									
Dick Bertell, R (1,2) OBP: 0.393, SLG: 0.440										3	0	0	0	1	0	1									
Billy Cowan, R (1,8) OBP: 0.293, SLG: 0.474										3	0	1	0	1	1	1									
Larry Jackson, R (1,1)										4	0	0	0	0	1	4									
Lindy McDaniel, R (9,1)										0	0	0	0	0	0	0									
Inning Stats	R: 0 E: 0 K: 1 S: 6	H: 1 LOB: 1 BB: 0 P: 6	R: 0 E: 1 K: 1 S: 6	H: 0 LOB: 2 BB: 1 P: 10	R: 1 E: 3 K: 0 S: 6	H: 1 LOB: 2 BB: 0 P: 6	R: 0 E: 0 K: 1 S: 6	H: 1 LOB: 1 BB: 0 P: 6	R: 1 E: 0 K: 1 S: 6	H: 1 LOB: 0 BB: 0 P: 6	R: 0 E: 0 K: 0 S: 3	H: 0 LOB: 0 BB: 1 P: 7	R: 0 E: 0 K: 0 S: 3	H: 0 LOB: 0 BB: 0 P: 3	R: 2 E: 0 K: 1 S: 7	H: 2 LOB: 2 BB: 0 P: 7	R: 0 E: 0 K: 1 S: 5	H: 0 LOB: 0 BB: 0 P: 5	1B: 3 2B: 2 3B: 0 HR: 1	SF: 1 SAC: 0 DP: 0 HBP: 0	WP: 0 PB: 0 SB: 3 CS: 0	PA: 38			
PITCHER	IP	WLS	BF	H	R	ER	SO	BB	IBB	HBP	BLK	WP	HR	S	P	ERA	WHIP								
Dennis Bennett, L (1,1) ERA: 3.0	7.1	L	33	6	4	3	4	1	1	0	0	0	1	39	47	3.68	0.955								
Ed Roebuck, R (8,1) ERA: 5.4	0.2		2	0	0	0	1	0	0	0	0	0	0	4	4	0.00	0.000								
Chris Short, L (9,1) ERA:	1.0		3	0	0	0	1	0	0	0	0	0	0	5	5	0.00	0.000								

Chicago Cubs @ Philadelphia Phillies
 Connie Mack Stadium, Philadelphia, PA
 Sat Apr 25 1964, 6:05 PM EST
 Att: 17,316 - Unknown

livebaseballscores.com

AB 35
 R 4
 H 6
 RBI 4
 BB 2
 SO 6
 LOB 18

Batter	1	2	3	4	5	6	7	8	9	AB	R	H	RBI	BB	SO	LOB	BOTTOM								
Tony Taylor, R (1,4) OBP: 0.257, SLG: 0.294										4	0	0	0	0	0	0									
Dick Allen, R (1,5) OBP: 0.429, SLG: 0.882										4	1	2	0	0	0	0									
Johnny Callison, L (1,9) OBP: 0.382, SLG: 0.452										3	0	2	0	0	0	0									
Tony Gonzalez, L (1,8) OBP: 0.357, SLG: 0.417										4	0	1	0	0	0	3									
Wes Covington, L (1,7) OBP: 0.150, SLG: 0.105										4	0	1	0	0	1	0									
John Herrnstein, L (1,3) OBP: 0.583, SLG: 1.077										2	0	0	0	2	0	0									
Clay Dalrymple, L (1,2) OBP: 0.125, SLG: 0.130										4	0	0	0	0	0	4									
John Briggs, L (9, PR)										0	0	0	0	0	0	0									
Bobby Wine, R (1,6) OBP: 0.379, SLG: 0.385										4	0	0	0	0	1	5									
Dennis Bennett, L (1,1)										2	0	0	0	0	1	2									
Ed Roebuck, R (8,1)										0	0	0	0	0	0	0									
Roy Sievers, R (8, PH) OBP: 0.227, SLG: 0.476										1	0	0	0	0	1	0									
Chris Short, R (9,1)										0	0	0	0	0	0	0									
Inning Stats	R: 0 E: 1 K: 0 S: 4	H: 1 LOB: 1 BB: 0 P: 4	R: 0 E: 1 K: 0 S: 4	H: 0 LOB: 2 BB: 1 P: 8	R: 0 E: 0 K: 0 S: 4	H: 2 LOB: 1 BB: 0 P: 4	R: 0 E: 0 K: 0 S: 3	H: 0 LOB: 0 BB: 0 P: 3	R: 0 E: 0 K: 1 S: 5	H: 0 LOB: 0 BB: 0 P: 5	R: 1 E: 0 K: 1 S: 6	H: 1 LOB: 0 BB: 0 P: 6	R: 0 E: 0 K: 0 S: 3	H: 0 LOB: 0 BB: 0 P: 3	R: 0 E: 0 K: 1 S: 5	H: 0 LOB: 3 BB: 1 P: 11	R: 0 E: 0 K: 1 S: 7	H: 2 LOB: 3 BB: 1 P: 11	1B: 5 2B: 1 3B: 0 HR: 0	SF: 0 SAC: 1 DP: 1 HBP: 0	WP: 1 PB: 0 SB: 0 CS: 0	PA: 35			
PITCHER	IP	WLS	BF	H	R	ER	SO	BB	IBB	HBP	BLK	WP	HR	S	P	ERA	WHIP								
Larry Jackson, R (1,1) ERA: 4.43	8.1	W	33	6	1	1	3	2	0	0	0	0	0	37	45	1.08	0.960								
Lindy McDaniel, R (9,1) ERA: 4.5	0.2	S	2	0	0	0	1	0	0	0	0	0	0	4	4	0.00	0.000								

Chicago Cubs @ Philadelphia Phillies
 Connie Mack Stadium, Philadelphia, PA
 Sat Apr 25 1964, 6:05 PM EST
 Att: 17,316 - Unknown

livebaseballscores.com

AB 32
 R 1
 H 6
 RBI 0
 BB 2
 SO 4
 LOB 14

Batter	1	2	3	4	5	6	7	8	9	AB	R	H	RBI	BB	SO	LOB	TOP								
Jimmy Stewart, S OBP: 0.354, SLG: 0.409	G3		4-3			5-3 1B		FC4-6		4	0	1	0	0	0	1									
Lou Brock, L OBP: 0.354, SLG: 0.477	1-3					5-3		B1-3		4	0	0	0	0	0	2									
Billy Williams, L OBP: 0.413, SLG: 0.780	F8									4	0	0	0	0	0	1									
Ron Santo, R OBP: 0.486, SLG: 0.867										3	1	2	0	1	0	1									
14 Ernie Banks, R OBP: 0.289, SLG: 0.548	F8									4	0	1	1	0	0	2									
Andre Rodgers, R OBP: 0.333, SLG: 0.600	4-3									3	0	0	0	1	1	1									
Ellis Burton, S OBP: 0.333, SLG: 0.600	K									3	0	0	0	1	1	3									
Merritt Ranew, L OBP: 0.200, SLG: 0.077										3	0	0	0	1	0	3									
Fred Norman, S OBP: 0.200, SLG: 0.077										2	0	0	0	0	2	1									
Paul Toth, R OBP: 0.200, SLG: 0.077										0	0	0	0	0	0	0									
Don Landrum, L OBP: 0.200, SLG: 0.077										1	0	0	0	0	0	1									
Don Elston, R OBP: 0.200, SLG: 0.077										0	0	0	0	0	0	0									
Inning Stats	R: 0 E: 0 K: 0 S: 3	H: 0 LOB: 0 BB: 0 P: 3	R: 0 E: 0 K: 1 S: 6	H: 1 LOB: 1 BB: 0 P: 6	R: 0 E: 0 K: 1 S: 5	H: 0 LOB: 0 BB: 0 P: 5	R: 0 E: 0 K: 0 S: 3	H: 0 LOB: 1 BB: 1 P: 7	R: 0 E: 0 K: 2 S: 7	H: 0 LOB: 1 BB: 1 P: 11	R: 0 E: 0 K: 0 S: 4	H: 1 LOB: 1 BB: 0 P: 4	R: 0 E: 0 K: 0 S: 3	H: 0 LOB: 0 BB: 0 P: 3	R: 0 E: 0 K: 0 S: 3	H: 0 LOB: 1 BB: 1 P: 7	R: 1 E: 0 K: 0 S: 5	H: 2 LOB: 2 BB: 1 P: 9	1B: 2 2B: 1 3B: 1 HR: 0	SF: 0 SAC: 0 DP: 0 HBP: 0	WP: 0 PB: 1 SB: 0 CS: 0	PA: 35			
PITCHER	IP	WLS	BF	H	R	ER	SO	BB	IBB	HBP	BLK	WP	HR	S	P	ERA	WHIP								
Ray Culp, R ERA: 3.48	7.0	W	25	2	0	0	4	2	0	0	1	0	0	31	39	0.00	0.571								
Jack Baldschun, R ERA: 3.0	1.1		8	2	1	1	0	2	0	0	0	0	0	6	14	6.75	3.000								
Ed Roebuck, R ERA: 3.86	0.2	S	2	0	0	0	0	0	0	0	0	0	0	2	2	0.00	0.000								

Chicago Cubs @ Philadelphia Phillies
 Connie Mack Stadium, Philadelphia, PA
 Sun Apr 26 1964, 3:33 AM EDT
 Att: 12,522 - Sunny

AB	31
R	1
H	4
RBI	1
BB	4
SO	4
LOB	16




Batter	1	2	3	4	5	6	7	8	9	AB	R	H	RBI	BB	SO	LOB	BOTTOM									
Tony Taylor, R OBP: 0.256, SLG: 0.368	HR	F9			1-3		4-3			4	1	1	1	0	0	1										
Johnny Callison, L OBP: 0.342, SLG: 0.400	4-3	F7			1-3		L9			4	0	0	0	0	0	1										
Dick Allen, R OBP: 0.410, SLG: 0.842					F7		F9			4	0	1	0	0	0	0										
Roy Sievers, R OBP: 0.231, SLG: 0.417	F7				F2					3	0	0	0	0	0	1										
Ruben Amaro, R OBP: 1.000, SLG: 1.000										0	0	0	0	0	0	0										
Tony Gonzalez, L OBP: 0.375, SLG: 0.407					F7					3	0	1	0	1	1	0										
Danny Cater, R OBP: 0.316, SLG: 0.474	5-3				F7					4	1	1	0	0	0	4										
Gus Triandos, R OBP: 0.500, SLG: 0.700					L7					2	2	1	1	1	0	0										
Bobby Wine, R OBP: 0.394, SLG: 0.500	4-3									4	1	2	3	0	0	3										
Ray Culp, R ERA: 6.04										2	0	0	0	1	1	1										
Jack Baldschun, R ERA: 3.0										0	0	0	0	0	0	0										
Ed Roebuck, R ERA: 3.86										0	0	0	0	0	0	0										
Inning Stats	R: 1 E: 0 K: 0 S: 5	H: 2 LOB: 2 BB: 1 P: 9	R: 1 E: 0 K: 0 S: 4	H: 1 LOB: 1 BB: 1 P: 8	R: 0 E: 0 K: 0 S: 3	H: 0 LOB: 0 BB: 0 P: 3	R: 0 E: 0 K: 0 S: 4	H: 1 LOB: 1 BB: 0 P: 4	R: 0 E: 0 K: 0 S: 3	H: 0 LOB: 0 BB: 0 P: 3	R: 3 E: 0 K: 2 S: 9	H: 2 LOB: 0 BB: 1 P: 13	R: 0 E: 0 K: 0 S: 3	H: 0 LOB: 0 BB: 0 P: 3	R: 0 E: 0 K: 0 S: 3	H: 1 LOB: 2 BB: 0 P: 5	R: 2 E: 0 K: 0 S: 5	H: 7 LOB: 2 BB: 1 P: 9	1B: 2 2B: 2 3B: 0 HR: 3	SF: 0 SAC: 0 DP: 1 HBP: 2	WP: 2 PB: 0 SB: 0 CS: 0	PA: 35				
PITCHER	IP	WLS	BF	H	R	ER	SO	BB	IBB	HBP	BLK	WP	HR	S	P	ERA	WHIP									
Fred Norman, L ERA: 6.04	6.0	L	27	6	5	5	2	2	1	0	0	0	0	3	28	40	7.50	1.333								
Paul Toth, R ERA: 3.0	1.0		3	0	0	0	0	0	0	0	0	0	0	3	3	0.00	0.000									
Don Elston, R ERA: 3.38	1.0		5	1	0	0	0	0	0	2	0	0	0	3	5	0.00	1.000									

Chicago Cubs @ Philadelphia Phillies
 Connie Mack Stadium, Philadelphia, PA
 Sun Apr 26 1964, 3:33 AM EDT
 Att: 12,522 - Sunny

AB	30
R	5
H	7
RBI	5
BB	3
SO	2
LOB	11



Batter	1	2	3	4	5	6	7	8	9	AB	R	H	RBI	BB	SO	LOB	TOP					
Jesus Alou, R OBP: 0.321, SLG: 0.393	0-3 K		0-0 CS 1B	0-0 FC6-4			0-0 1B 2B		0-0 SH3-4 1B	5	1	3	0	0	1	3	San Francisco Giants @ Chicago Cubs Wrigley Field, Chicago, IL Wed Apr 29 1964, 3:33 AM CDT Att: 2,747 - Unknown					
Harvey Kuenn, R OBP: 0.241, SLG: 0.192	0-0 3B 2B		0-3 K		0-0 G6-4-3 1B		4-0 1B BB		0-0 SH3-4	3	1	2	0	1	1	1						
Willie Mays, R OBP: 0.522, SLG: 1.070	0-0 E 3B		0-0 1B		0-0 G6-4-3 1-2		0-0 G4-6-3 1B		0-0 6-3	5	1	3	2	0	0	2						
Willie McCovey, L OBP: 0.326, SLG: 0.625	0-0 E3 FC6-4		0-0 4-3		0-0 5-3		0-0 G4-6-3 1-2		0-0 F9	5	0	0	1	0	0	4						
Jim Ray Hart, R OBP: 0.318, SLG: 0.400	0-0 F8			4-0 BB S BB		0-0 HR		4-0 SH3-4 BB		2	1	1	1	2	0	1						
Jim Davenport, R OBP: 0.250, SLG: 0.261	0-0 FC6-4 1-2			0-0 6-3 1-2		0-0 F9		0-0 SH3-4		3	0	0	0	0	0	2						
Jose Pagan, R OBP: 0.391, SLG: 0.194		0-0 5-3		0-3 K		0-0 5-3		0-3 K		4	0	0	0	0	2	2						
Del Crandall, R OBP: 0.389, SLG: 0.214		0-0 F8		4-0 BB IBB		0-0 6-3		4-0 IBB		2	0	0	0	2	0	0						
Juan Marichal, R OBP: 0.231, SLG: 0.167 Bob Shaw, R (9, 1)	0-3 K		0-3 K	4-0 FC6-4 1-2 2-3 BB			0-3 K	0-3 K		3	0	0	0	1	3	2						
Inning Stats	R: 2 E: 1 K: 1 S: 8	H: 2 LOB: 1 BB: 0 P: 8	R: 0 E: 0 K: 1 S: 5	H: 0 LOB: 0 BB: 0 P: 5	R: 0 E: 0 K: 1 S: 6	H: 2 LOB: 1 BB: 0 P: 6	R: 0 E: 0 K: 1 S: 5	H: 0 LOB: 3 BB: 0 P: 17	R: 0 E: 0 K: 0 S: 3	H: 1 LOB: 0 BB: 0 P: 3	R: 1 E: 0 K: 0 S: 4	H: 1 LOB: 0 BB: 0 P: 4	R: 1 E: 0 K: 1 S: 6	H: 2 LOB: 1 BB: 1 P: 10	R: 0 E: 0 K: 2 S: 7	H: 0 LOB: 2 BB: 2 P: 15	R: 0 E: 0 K: 0 S: 4	H: 1 LOB: 1 BB: 0 P: 4	1B: 5 2B: 2 3B: 1 HR: 1	SF: 0 SAC: 2 DP: 2 HBP: 0	WP: 0 PB: 0 SB: 1 CS: 1	PA: 40
PITCHER	IP WLS BF H R ER SO BB IBB HBP BLK WP HR S P ERA WHIP	IP WLS BF H R ER SO BB IBB HBP BLK WP HR S P ERA WHIP																	IP WLS BF H R ER SO BB IBB HBP BLK WP HR S P ERA WHIP			
Dick Ellsworth, L ERA: 4.5	(1, 1) 6.1 L 29 7 4 4 5 3 1 0 0 0 1 35 51 5.68 1.579	(7, 1) 0.2 2 1 0 0 0 0 0 0 0 0 0 2 2 0.00 1.500	(8, 1) 1.2 8 1 0 0 2 1 1 0 0 0 0 10 18 0.00 1.200	(9, 1) 0.1 1 0 0 0 0 0 0 0 0 0 0 1 1 0.00 0.000																		

Batter	1	2	3	4	5	6	7	8	9	AB	R	H	RBI	BB	SO	LOB	BOTTOM				
Jimmy Stewart, S OBP: 0.358, SLG: 0.383	0-0 5-3		4-0 1B BB		0-0 3-1		0-0 F8		4-0 BB	3	0	0	0	2	0	0	San Francisco Giants @ Chicago Cubs Wrigley Field, Chicago, IL Wed Apr 29 1964, 3:33 AM CDT Att: 2,747 - Unknown				
Lou Brock, L OBP: 0.355, SLG: 0.469	0-0 3-1		0-0 1-3 1B		0-0 4-3		0-0 1B		0-0 F8	5	0	2	0	0	0	2					
Billy Williams, L OBP: 0.380, SLG: 0.711	0-0 G3		0-3 K		0-0 G3		0-3 K			4	0	0	0	0	2	3					
Ron Santo, R OBP: 0.512, SLG: 0.848		0-0 1B		4-0 1B 14 1B BB		0-0 1B		0-0 F8		3	0	2	0	1	0	0					
14 Ernie Banks, R OBP: 0.286, SLG: 0.522		0-0 F9		0-0 1-2 1B		0-0 F8		0-0 5-3		4	0	1	0	0	0	2					
Andre Rodgers, R OBP: 0.327, SLG: 0.568		0-3 K		0-0 B3		0-0 1-2 1B		0-0 F8		4	0	1	0	0	1	3					
Dick Bertell, R OBP: 0.387, SLG: 0.429 Merritt Ranew, L OBP: 0.250, SLG: 0.143 (9, PH)	0-0 F9			0-0 1-2 2-3 1B		0-3 K			0-0 4-3-4-6-3 BB 1B	3	0	1	0	0	1	3					
Ellis Burton, S (1, 8)			0-0 4-3		0-0 F5		0-0 3-1		4-0 1-2 BB	3	0	0	0	1	0	5					
Dick Ellsworth, L Wayne Schurr, R Don Landrum, L Don Elston, R Lee Gregory, L OBP: 0.167, SLG: 0.167	(1, 1) (7, 1) (7, PH) (8, 1) (9, 1)	R: 0 E: 0 K: 0 S: 3	H: 0 LOB: 0 BB: 0 P: 3	R: 0 E: 0 K: 2 S: 8	H: 1 LOB: 1 BB: 1 P: 12	R: 0 E: 0 K: 0 S: 5	H: 2 LOB: 3 BB: 1 P: 9	R: 0 E: 0 K: 0 S: 3	H: 0 LOB: 0 BB: 0 P: 3	R: 0 E: 0 K: 1 S: 7	H: 2 LOB: 2 BB: 0 P: 7	R: 0 E: 0 K: 2 S: 8	H: 1 LOB: 1 BB: 0 P: 8	R: 0 E: 0 K: 0 S: 3	H: 0 LOB: 0 BB: 0 P: 3	R: 0 E: 0 K: 0 S: 3	H: 1 LOB: 2 BB: 2 P: 11	1B: 8 2B: 1 3B: 0 HR: 0	SF: 0 SAC: 0 DP: 1 HBP: 0	WP: 0 PB: 0 SB: 0 CS: 0	PA: 38
PITCHER	IP WLS BF H R ER SO BB IBB HBP BLK WP HR S P ERA WHIP	IP WLS BF H R ER SO BB IBB HBP BLK WP HR S P ERA WHIP																	IP WLS BF H R ER SO BB IBB HBP BLK WP HR S P ERA WHIP		
Juan Marichal, R ERA: 2.32 Bob Shaw, R ERA: 1.64	(1, 1) 8.0 W 35 8 0 0 0 3 0 0 0 0 0 44 56 0.00 1.375	(9, 1) 1.0 S 3 0 0 0 0 1 0 0 0 0 0 2 6 0.00 1.000																			



Batter	1	2	3	4	5	6	7	8	9	AB	R	H	RBI	BB	SO	LOB	TOP			
Jimmy Stewart, S (1,4) OBP: 0.362, SLG: 0.373										4	2	1	0	1	0	2	Chicago Cubs @ Houston Colt 45's Colt Stadium, Houston, TX Fri May 01 1964, 8:05 PM EDT Att: 4,769 - Unknown			
Lou Brock, L (1,9) OBP: 0.379, SLG: 0.491										4	3	2	0	1	0	2				
Billy Williams, L (1,7) OBP: 0.400, SLG: 0.780										5	2	3	6	0	0	1				
Ron Santo, R (1,5) OBP: 0.478, SLG: 0.757										4	1	0	0	1	2	4				
14 Ernie Banks, R (1,3) OBP: 0.278, SLG: 0.490										5	0	1	0	0	2	4				
Andre Rodgers, R (1,6) OBP: 0.352, SLG: 0.563										4	1	2	2	1	1	2				
Dick Bertell, R (1,2) OBP: 0.389, SLG: 0.424										5	1	2	1	0	0	2				
Billy Cowan, R (1,8) OBP: 0.304, SLG: 0.488										5	1	2	1	0	1	1				
Larry Jackson, R (1,1) OBP: 0.083, SLG: 0.167										4	0	1	0	0	1	3				
Inning Stats	R: 10 E: 1 K: 3 S: 19	H: 8 LOB: 2 BB: 2 P: 27	R: 0 E: 0 K: 0 S: 4	H: 1 LOB: 1 BB: 0 P: 4	R: 0 E: 0 K: 0 S: 3	H: 0 LOB: 0 BB: 0 P: 3	R: 0 E: 0 K: 0 S: 3	H: 1 LOB: 0 BB: 0 P: 3	R: 0 E: 0 K: 1 S: 5	H: 0 LOB: 1 BB: 1 P: 9	R: 0 E: 0 K: 0 S: 2	H: 0 LOB: 0 BB: 1 P: 6	R: 1 E: 0 K: 1 S: 7	H: 2 LOB: 1 BB: 0 P: 7	R: 0 E: 0 K: 1 S: 6	H: 1 LOB: 1 BB: 0 P: 6	1B: 9 2B: 4 3B: 0 HR: 1	SF: 0 SAC: 0 DP: 2 HBP: 0	WP: 0 PB: 0 SB: 0 CS: 0	PA: 44
PITCHER	IP WLS BF H R ER SO BB IBB HBP BLK WP HR S P ERA WHIP																			
Bob Bruce, R (1,1) ERA: 4.76	0.1 L 6 4 5 5 1 0 0 0 0 0 0 0 8 8 135.00 12.000																			
Joe Hoerner, L (1,1) ERA: 5.4	0.1 7 3 5 0 1 2 0 0 0 0 0 1 7 15 0.00 15.000																			
Dave Giusti, R (1,1) ERA: 3.29	6.1 23 4 0 0 3 2 0 0 0 0 0 0 26 34 0.00 0.947																			
Larry Yellen, R (8,1) ERA: 7.2	2.0 9 3 1 1 2 0 0 0 0 0 0 0 13 13 4.50 1.500																			

Batter	1	2	3	4	5	6	7	8	9	AB	R	H	RBI	BB	SO	LOB	BOTTOM			
Eddie Kasko, R (1,6) OBP: 0.246, SLG: 0.286										2	1	1	0	0	0	2	Chicago Cubs @ Houston Colt 45's Colt Stadium, Houston, TX Fri May 01 1964, 8:05 PM EDT Att: 4,769 - Unknown			
Bob Lillis, R (5,6) OBP: 0.286, SLG: 0.231										2	0	0	0	0	0	0				
Nellie Fox, L (1,4) OBP: 0.413, SLG: 0.411										1	0	0	0	0	0	1				
Mike White, R (2,4) OBP: 0.357, SLG: 0.462										3	0	0	0	0	0	2				
Al Spangler, L (1,7) OBP: 0.345, SLG: 0.150										2	0	0	0	0	0	1				
Walt Williams, R (6,7)										2	0	0	0	0	0	0				
Walt Bond, L (1,9) OBP: 0.271, SLG: 0.444										4	0	1	1	0	1	0				
Bob Aspromonte, R (1,5) OBP: 0.375, SLG: 0.424										3	0	0	0	0	1	1				
Steve Hertz, R (9,5)										1	1	0	0	0	0	0				
Rusty Staub, L (1,3) OBP: 0.212, SLG: 0.170										3	1	0	0	1	0	0				
Jimmy Wynn, R (1,8) OBP: 0.345, SLG: 0.471										3	0	1	0	0	0	0				
Larry Yellen, R (8,1) OBP: 0.211, SLG: 0.421										0	0	0	0	0	0	0				
Jerry Grote, R (9, FH)										1	0	0	0	0	1	1				
John Bateman, R (1,2) OBP: 0.333, SLG: 0.316										3	0	1	1	0	0	1				
Bob Bruce, R (1,1) OBP: 0.667, SLG: 0.500										0	0	0	0	0	0	0				
Joe Hoerner, R (1,1)										0	0	0	0	0	0	0				
Dave Giusti, R (1,1) OBP: 0.600, SLG: 0.333										2	0	1	0	0	0	0				
Jim Beauchamp, R (7, FH) OBP: 0.296, SLG: 0.261										1	0	0	0	0	1	1				
Inning Stats	R: 1 E: 0 K: 0 S: 5	H: 2 LOB: 1 BB: 0 P: 5	R: 1 E: 0 K: 0 S: 5	H: 2 LOB: 2 BB: 1 P: 9	R: 0 E: 0 K: 1 S: 5	H: 0 LOB: 0 BB: 0 P: 5	R: 0 E: 0 K: 0 S: 3	H: 0 LOB: 0 BB: 0 P: 3	R: 0 E: 0 K: 0 S: 3	H: 0 LOB: 0 BB: 0 P: 3	R: 0 E: 0 K: 1 S: 6	H: 1 LOB: 1 BB: 0 P: 6	R: 0 E: 0 K: 0 S: 3	H: 0 LOB: 0 BB: 0 P: 3	R: 1 E: 2 K: 2 S: 9	H: 0 LOB: 1 BB: 0 P: 9	1B: 5 2B: 0 3B: 0 HR: 0	SF: 1 SAC: 0 DP: 0 HBP: 0	WP: 0 PB: 0 SB: 0 CS: 0	PA: 35
PITCHER	IP WLS BF H R ER SO BB IBB HBP BLK WP HR S P ERA WHIP																			
Larry Jackson, R (1,1) ERA: 3.68	9.0 W 35 5 3 2 4 1 0 0 0 0 0 0 42 46 2.00 0.667																			



Batter	1	2	3	4	5	6	7	8	9	AB	R	H	RBI	BB	SO	LOB	TOP		
Jimmy Stewart, S OBP: 0.328, SLG: 0.333 (1.4)	5-3		1-3	1-3			2-3	K	F6	6	0	0	0	0	1	6			
Lou Brock, L OBP: 0.413, SLG: 0.509 (1.9)	G3 BB		CS 1B			L4	S 1B		FC3-6 1B	4	0	3	0	1	0	0			
Billy Williams, L OBP: 0.400, SLG: 0.741 (1.7)	G3 1-2		CS 1-2	1B 14 1B	1-3		FC6-4 BB		FC3-6 14 1B PB	4	2	1	0	1	0	2			
Ron Santo, R OBP: 0.490, SLG: 0.725 (1.5)	K			14 1B 1B			FC6-4 1-2		14 1B FC5-4 BB	3	2	1	0	2	1	3			
14 Ernie Banks, R OBP: 0.305, SLG: 0.536 (1.3)		PB 3B		1-3 1B 1B			F8		G3 FC5-4 1B	5	2	3	2	0	0	1			
Andre Rodgers, R OBP: 0.338, SLG: 0.528 (1.6)	K			F3			K		FC5-4 1B HR	5	1	1	1	0	2	3			
Dick Bertell, R OBP: 0.390, SLG: 0.405 (1.2)	6-3			FC1-5 1B IBB			5-3		6-3 1B HR	4	1	1	0	1	0	1			
Billy Cowan, R OBP: 0.333, SLG: 0.553 (1.8)	K			FC1-5 1-2 2-H 3-H 1B			K		E 1B HR	4	1	2	5	1	2	0			
Bob Buhl, R (1.1)				F8 FC1-5 1-2 2-3H			F8		E4 1-2 2-3 BB	4	0	0	0	1	0	4			
Inning Stats	R: 0 E: 0 K: 1 S: 5	H: 0 LOB: 1 BB: 1 P: 9	R: 1 E: 0 K: 2 S: 8	H: 1 LOB: 0 BB: 0 P: 8	R: 0 E: 0 K: 0 S: 3	H: 1 LOB: 0 BB: 0 P: 3	R: 3 E: 0 K: 0 S: 7	H: 4 LOB: 2 BB: 1 P: 11	R: 0 E: 0 K: 2 S: 7	H: 0 LOB: 0 BB: 0 P: 7	R: 0 E: 0 K: 0 S: 4	H: 1 LOB: 2 BB: 1 P: 8	R: 0 E: 1 K: 1 S: 7	H: 1 LOB: 3 BB: 1 P: 11	R: 5 E: 0 K: 0 S: 7	H: 4 LOB: 1 BB: 2 P: 15	1B: 10 2B: 0 3B: 1 HR: 1	SF: 0 SAC: 0 DP: 0 HBP: 0	WP: 0 PA: 47 PB: 2 CS: 1
PITCHER	IP	WLS	BF	H	R	ER	SO	BB	IBB	HBP	BLK	WP	HR	S	P	ERA	WHIP		
Jim Owens, R ERA: 6.61 (1.1)	3.1	L	17	6	4	3	3	1	1	0	0	0	0	21	29	8.10	2.100		
Claude Raymond, R ERA: 2.7 (4.1)	1.2		6	0	0	0	0	1	0	0	0	0	0	5	9	0.00	0.600		
Bob Bruce, R ERA: 3.77 (6.1)	3.0		14	2	0	0	3	1	1	0	0	0	0	18	26	0.00	1.000		
Don Nottebart, R ERA: 5.96 (9.1)	1.0		9	4	5	5	0	2	0	0	0	0	1	7	15	45.00	6.000		

Chicago Cubs @ Houston Colt 45's
Colt Stadium, Houston, TX
Sat May 02 1964, 8:05 PM EDT
Att: 7,734 - Unknown

AB	39
R	9
H	12
RBI	8
BB	7
SO	6
LOB	20



Batter	1	2	3	4	5	6	7	8	9	AB	R	H	RBI	BB	SO	LOB	BOTTOM		
Eddie Kasko, R OBP: 0.246, SLG: 0.284 (1.6)	6-3		FC6-4 1-2 1B			3-1			F3	4	0	1	0	0	0	0			
Nellie Fox, L OBP: 0.388, SLG: 0.383 (1.4)	F7		FC6-4 1-2			F8			4-3	4	0	0	0	0	0	2			
Al Spangler, L OBP: 0.160, SLG: 0.125 (1.7)	4-3					6-3			4-3	4	0	0	0	0	0	0			
Walt Bond, L OBP: 0.255, SLG: 0.417 (1.9)		K		G3		6-3				3	0	0	0	0	1	0			
Bob Aspromonte, R OBP: 0.358, SLG: 0.403 (1.5)		6-3		F7		K				3	0	0	0	0	1	0			
Rusty Staub, L OBP: 0.218, SLG: 0.180 (1.3)		F7				FC5-4 1B			F9	3	0	1	0	0	0	0			
Jimmy Wynn, R OBP: 0.328, SLG: 0.444 (1.8)				F5		FC5-4 1-2			6-3	3	0	0	0	0	0	1			
John Bateman, R OBP: 0.333, SLG: 0.317 (1.2)				1B 1B		F8			F9	3	0	1	0	0	0	1			
Jim Owens, R ERA: 6.61 (1.1)										1	0	0	0	0	0	1			
Claude Raymond, R ERA: 2.7 (4.1)										0	0	0	0	0	0	0			
Pete Runnels, L OBP: 0.295, SLG: 0.250 (5. PH)										1	0	0	0	0	0	1			
Bob Bruce, R ERA: 3.77 (6.1)										0	0	0	0	0	0	0			
Jim Beauchamp, R OBP: 0.261, SLG: 0.250 (8. PH)										1	0	0	0	0	0	1			
Don Nottebart, R ERA: 5.96 (9.1)										0	0	0	0	0	0	0			
Inning Stats	R: 0 E: 0 K: 0 S: 3	H: 0 LOB: 0 BB: 0 P: 3	R: 0 E: 0 K: 1 S: 5	H: 0 LOB: 0 BB: 0 P: 5	R: 0 E: 0 K: 1 S: 7	H: 2 LOB: 2 BB: 0 P: 7	R: 0 E: 0 K: 0 S: 3	H: 0 LOB: 0 BB: 0 P: 3	R: 0 E: 0 K: 0 S: 3	H: 1 LOB: 1 BB: 0 P: 4	R: 0 E: 0 K: 0 S: 3	H: 0 LOB: 0 BB: 0 P: 5	R: 0 E: 0 K: 1 S: 5	H: 0 LOB: 0 BB: 0 P: 5	R: 0 E: 0 K: 0 S: 3	H: 0 LOB: 0 BB: 0 P: 3	1B: 3 2B: 0 3B: 0 HR: 0	SF: 0 SAC: 0 DP: 0 HBP: 0	WP: 0 PA: 30 PB: 0 CS: 0
PITCHER	IP	WLS	BF	H	R	ER	SO	BB	IBB	HBP	BLK	WP	HR	S	P	ERA	WHIP		
Bob Buhl, R ERA: 2.75 (1.1)	9.0	W	30	3	0	0	4	0	0	0	0	0	0	38	38	0.00	0.333		

Chicago Cubs @ Houston Colt 45's
Colt Stadium, Houston, TX
Sat May 02 1964, 8:05 PM EDT
Att: 7,734 - Unknown

AB	30
R	0
H	3
RBI	0
BB	0
SO	4
LOB	6



Batter	1	2	3	4	5	6	7	8	9	AB	R	H	RBI	BB	SO	LOB	TOP			
Jimmy Stewart, S OBP: 0.324, SLG: 0.328 (1,4)	F8	F7			SH5-4		2-3		1B	4	0	1	0	0	0	0	Chicago Cubs @ Houston Colt 45's Colt Stadium, Houston, TX Sun May 03 1964, 4:33 AM EDT Att: 6,578 - Unknown			
Lou Brock, L OBP: 0.412, SLG: 0.532 (1,9)	1B		4-3		F8		3-1		G3	5	1	2	0	0	0	2				
Billy Williams, L OBP: 0.406, SLG: 0.724 (1,7)	14 S 1B		4-3				3-1			4	1	2	2	0	0	1				
Ron Santo, R OBP: 0.491, SLG: 0.727 (1,5)	1B		E7		F5		F5			4	0	2	0	0	0	2				
14 Ernie Banks, R OBP: 0.302, SLG: 0.517 (1,3)	K		1-3						F9	4	0	1	0	0	1	3				
Andre Rodgers, R OBP: 0.333, SLG: 0.509 (1,6)					F7		FC5-4		6-3	4	0	1	1	0	0	1				
Dick Bertell, R OBP: 0.378, SLG: 0.390 (1,2)	F7		6-3				FC6-4		4-3	4	0	1	0	0	0	2				
Billy Cowan, R OBP: 0.315, SLG: 0.520 (9, PH)			F2		6-3		FC6-4		1-3	3	0	0	0	0	0	2				
Meritt Ranew, L OBP: 0.235, SLG: 0.133 (9, PH)										1	0	0	0	0	0	0				
Fred Norman, S OBP: 0.091, SLG: 0.091 (1,1)			1-3				G3		6-3	3	1	1	0	0	0	2				
Wayne Schurr, R (6,1)					SH5-4					0	0	0	0	0	0	0				
Ellis Burton, S (9, PH)					1B					1	0	0	0	0	0	0				
Inning Stats	R: 2 E: 0 K: 1 S: 9	H: 4 LOB: 2 BB: 0 P: 9	R: 0 E: 0 K: 0 S: 3	H: 0 LOB: 0 BB: 0 P: 3	R: 0 E: 1 K: 0 S: 4	H: 1 LOB: 1 BB: 0 P: 4	R: 0 E: 0 K: 0 S: 3	H: 0 LOB: 0 BB: 0 P: 3	R: 1 E: 0 K: 0 S: 5	H: 2 LOB: 1 BB: 0 P: 5	R: 0 E: 0 K: 0 S: 4	H: 1 LOB: 1 BB: 0 P: 4	R: 0 E: 0 K: 0 S: 3	H: 0 LOB: 0 BB: 0 P: 3	R: 0 E: 0 K: 0 S: 4	H: 1 LOB: 1 BB: 0 P: 4	1B: 9 2B: 1 3B: 1 HR: 0	SF: 0 SAC: 1 DP: 0 HBP: 0	WP: 0 PB: 0 SB: 2 CS: 0	PA: 38
PITCHER Hal Brown, R ERA: 4.95 (1,1)	IP: 9.0 WLS: W BF: 38 H: 11 R: 3 ER: 3 SO: 1 BB: 0 IBB: 0 HBP: 0 BLK: 0 WP: 0 HR: 0 S: 40 P: 40 ERA: 3.00 WHIP: 1.222															PITCHER				

AB	37
R	3
H	11
RBI	3
BB	0
SO	1
LOB	15



Batter	1	2	3	4	5	6	7	8	9	AB	R	H	RBI	BB	SO	LOB	BOTTOM			
Bob Lillis, R OBP: 0.333, SLG: 0.294 (1,4)	5-3				G6-3		F8			4	1	2	0	0	0	2	Chicago Cubs @ Houston Colt 45's Colt Stadium, Houston, TX Sun May 03 1964, 4:33 AM EDT Att: 6,578 - Unknown			
Eddie Kasko, R OBP: 0.247, SLG: 0.282 (1,6)	1B		5-3				F7			4	0	1	0	0	0	2				
Mike White, R OBP: 0.333, SLG: 0.412 (1,9)					K2-3		FC2-6		F7	4	1	1	1	0	1	1				
Jimmy Wynn, R OBP: 0.354, SLG: 0.509 (1,8)	G5-4-3				1B		HR		1B	3	2	2	2	1	0	1				
Bob Aspromonte, R OBP: 0.380, SLG: 0.415 (1,5)			E6		BB		F5		1B	3	0	2	0	1	0	0				
Jim Beauchamp, R OBP: 0.290, SLG: 0.370 (1,7)			CS		1B		F6		G3	3	1	1	1	0	0	1				
Al Spangler, L OBP: 0.154, SLG: 0.120 (8,7)	F9				HR					1	0	0	0	0	0	2				
Rusty Staub, L OBP: 0.207, SLG: 0.170 (1,3)	F5				G3		F8			3	0	0	0	0	0	0				
John Bateman, R OBP: 0.314, SLG: 0.295 (1,2)			5-3		E5		F4			3	0	0	0	0	0	0				
Hal Brown, R (1,1)			5-3		K				BB	2	0	0	0	1	1	1				
Inning Stats	R: 1 E: 0 K: 0 S: 4	H: 2 LOB: 0 BB: 0 P: 4	R: 0 E: 0 K: 0 S: 2	H: 0 LOB: 0 BB: 1 P: 6	R: 0 E: 0 K: 0 S: 4	H: 1 LOB: 1 BB: 0 P: 4	R: 2 E: 1 K: 1 S: 6	H: 2 LOB: 1 BB: 1 P: 10	R: 0 E: 1 K: 1 S: 5	H: 0 LOB: 0 BB: 0 P: 5	R: 2 E: 0 K: 0 S: 5	H: 2 LOB: 0 BB: 0 P: 5	R: 0 E: 0 K: 0 S: 3	H: 1 LOB: 1 BB: 1 P: 7	R: 0 E: 0 K: 0 S: 5	H: 2 LOB: 2 BB: 0 P: 5	1B: 7 2B: 0 3B: 0 HR: 2	SF: 0 SAC: 0 DP: 2 HBP: 0	WP: 0 PB: 0 SB: 0 CS: 1	PA: 33
PITCHER Fred Norman, L ERA: 6.51 (1,1)	IP: 5.1 WLS: L BF: 22 H: 7 R: 5 ER: 5 SO: 2 BB: 2 IBB: 0 HBP: 0 BLK: 0 WP: 0 HR: 2 S: 24 P: 32 ERA: 8.44 WHIP: 1.688															PITCHER				
Wayne Schurr, R ERA: 1.95 (6,1)	IP: 2.2 WLS: L BF: 11 H: 2 R: 0 ER: 0 SO: 0 BB: 1 IBB: 0 HBP: 0 BLK: 0 WP: 0 HR: 0 S: 10 P: 14 ERA: 0.00 WHIP: 1.125															PITCHER				

AB	30
R	5
H	9
RBI	4
BB	3
SO	2
LOB	10



Batter	1	2	3	4	5	6	7	8	9	10	AB	R	H	RBI	BB	SO	LOB	TOP			
Jimmy Stewart, S OBP: 0.306, SLG: 0.308	6-3		K			5-3			K		4	0	0	0	0	2	1	Chicago Cubs @ Los Angeles Dodgers Dodger Stadium, Los Angeles, CA Mon May 04 1964, 7:05 PM PDT Att: 19,913 - Unknown			
Lou Brock, L OBP: 0.389, SLG: 0.500	K			4-3			K		B2		4	0	0	0	0	2	0				
Billy Williams, L OBP: 0.412, SLG: 0.700	K			K				BB		BB	2	0	0	0	2	2	0				
Ron Santo, R OBP: 0.458, SLG: 0.667		F8		K			F8		L8		4	0	0	0	0	1	2				
14 Ernie Banks, R OBP: 0.294, SLG: 0.484		F9			5-3			6-3		6-3	4	0	0	0	0	0	1				
Andre Rodgers, R OBP: 0.243, SLG: 0.550		K			L1-3 BB					K	3	1	1	1	1	2	0				
Dick Bertell, R OBP: 0.367, SLG: 0.400					L1-3 BB			HR		K	4	0	1	0	0	1	1				
Billy Cowan, R OBP: 0.316, SLG: 0.509						F8					3	0	1	0	0	1	1				
Dick Ellsworth, L (1, 1)											3	0	0	0	0	2	2				
Inning Stats	R: 0 E: 0 K: 2 S: 9	H: 0 LOB: 0 BB: 0 P: 15	R: 0 E: 0 K: 1 S: 8	H: 0 LOB: 0 BB: 0 P: 13	R: 0 E: 0 K: 3 S: 11	H: 1 LOB: 1 BB: 0 P: 15	R: 0 E: 0 K: 2 S: 8	H: 0 LOB: 0 BB: 0 P: 10	R: 0 E: 0 K: 1 S: 7	H: 0 LOB: 0 BB: 0 P: 10	R: 0 E: 0 K: 1 S: 10	H: 0 LOB: 1 BB: 1 P: 18	R: 1 E: 0 K: 0 S: 11	H: 2 LOB: 0 BB: 0 P: 15	R: 0 E: 0 K: 1 S: 15	H: 0 LOB: 1 BB: 1 P: 23	R: 0 E: 0 K: 2 S: 8		H: 0 LOB: 0 BB: 0 P: 10	1B: 1 2B: 2 3B: 0 HR: 1	SF: 0 SAC: 0 DP: 1 HBP: 0
PITCHER Sandy Koufax, L ERA: 2.25	IP: 10.0 WLS: W BF: 34 H: 3 R: 1 ER: 1 SO: 13 BB: 3 IBB: 0 HBP: 0 BLK: 0 WP: 0 HR: 1 S: 93 P: 142 ERA: 0.90 WHIP: 0.600																				

AB	31
R	1
H	3
RBI	1
BB	3
SO	13
LOB	8



Batter	1	2	3	4	5	6	7	8	9	10	AB	R	H	RBI	BB	SO	LOB	BOTTOM			
Maury Wills, S OBP: 0.289, SLG: 0.333	K		K				1-3				5	0	1	1	0	3	2	Chicago Cubs @ Los Angeles Dodgers Dodger Stadium, Los Angeles, CA Mon May 04 1964, 7:05 PM PDT Att: 19,913 - Unknown			
Willie Davis, L OBP: 0.293, SLG: 0.416	3-1		K								4	0	0	0	0	2	1				
Tommy Davis, R OBP: 0.297, SLG: 0.333											4	1	3	0	0	0	0				
Frank Howard, R OBP: 0.262, SLG: 0.533	K			L7			F8		G6-4-3		4	0	0	0	0	1	3				
Ken McMullen, R OBP: 0.197, SLG: 0.167											3	0	1	0	0	0	1				
Ron Fairly, L OBP: 0.420, SLG: 0.456		6-3		4-3							1	0	0	0	0	1	0				
Johnny Werhas, R OBP: 0.292, SLG: 0.210		6-3									4	0	1	1	0	1	1				
John Roseboro, L OBP: 0.304, SLG: 0.355											3	0	0	0	1	0	1				
Dick Tracewski, R OBP: 0.469, SLG: 0.679											3	1	2	0	1	0	1				
Sandy Koufax, R (1, 1)											3	0	0	0	0	1	2				
Inning Stats	R: 0 E: 0 K: 2 S: 10	H: 1 LOB: 1 BB: 0 P: 14	R: 0 E: 0 K: 0 S: 9	H: 0 LOB: 1 BB: 1 P: 17	R: 0 E: 0 K: 2 S: 8	H: 0 LOB: 0 BB: 0 P: 12	R: 1 E: 0 K: 0 S: 7	H: 2 LOB: 1 BB: 0 P: 13	R: 0 E: 0 K: 3 S: 12	H: 1 LOB: 1 BB: 1 P: 15	R: 0 E: 0 K: 0 S: 11	H: 1 LOB: 1 BB: 0 P: 17	R: 0 E: 0 K: 0 S: 4	H: 1 LOB: 0 BB: 0 P: 4	R: 0 E: 0 K: 2 S: 8	H: 0 LOB: 0 BB: 0 P: 11	R: 1 E: 0 K: 0 S: 6	H: 1 LOB: 2 BB: 1 P: 12	1B: 6 2B: 2 3B: 0 HR: 0	SF: 0 SAC: 0 DP: 1 HBP: 1	WP: 0 PA: 37 PB: 0 SB: 0 CS: 0
PITCHER Dick Ellsworth, L ERA: 3.72	IP: 9.0 WLS: L BF: 37 H: 8 R: 2 ER: 2 SO: 9 BB: 2 IBB: 0 HBP: 1 BLK: 0 WP: 0 HR: 0 S: 83 P: 127 ERA: 2.00 WHIP: 1.111																				

AB	34
R	2
H	8
RBI	2
BB	2
SO	9
LOB	12



Batter	1	2	3	4	5	6	7	8	9	AB	R	H	RBI	BB	SO	LOB	TOP										
Jimmy Stewart, S OBP: 0.312, SLG: 0.314 (1, 4)										5	1	2	0	0	1	0											
Lou Brock, L OBP: 0.377, SLG: 0.471 (1, 9)										4	1	0	0	1	2	2											
Billy Williams, L OBP: 0.425, SLG: 0.692 (1, 7)										5	0	3	1	0	0	0											
Ron Santo, R OBP: 0.469, SLG: 0.692 (1, 5)										4	0	2	1	1	1	1											
14 Ernie Banks, R OBP: 0.282, SLG: 0.463 (1, 3)										3	0	0	0	1	0	3											
Andre Rodgers, R OBP: 0.352, SLG: 0.532 (1, 6)										2	1	0	0	2	1	3											
Dick Bertell, R OBP: 0.340, SLG: 0.367 (1, 2)										4	0	0	0	0	1	6											
Billy Cowan, R OBP: 0.328, SLG: 0.536 (1, 8)										3	1	1	1	1	0	0											
Larry Jackson, R OBP: 0.125, SLG: 0.250 (1, 1)										4	0	1	1	0	1	1											
Inning Stats	R: 2 E: 0 K: 1 S: 7	H: 3 LOB: 2 BB: 2 P: 15	R: 0 E: 0 K: 1 S: 5	H: 0 LOB: 0 BB: 0 P: 5	R: 0 E: 0 K: 1 S: 5	H: 1 LOB: 1 BB: 1 P: 9	R: 1 E: 0 K: 1 S: 7	H: 2 LOB: 2 BB: 1 P: 11	R: 0 E: 0 K: 0 S: 4	H: 0 LOB: 0 BB: 0 P: 8	R: 0 E: 0 K: 2 S: 7	H: 0 LOB: 0 BB: 0 P: 7	R: 1 E: 0 K: 0 S: 4	H: 1 LOB: 1 BB: 1 P: 8	R: 0 E: 0 K: 0 S: 4	H: 1 LOB: 1 BB: 0 P: 4	1B: 5 2B: 3 3B: 1 HR: 0	SF: 0 SAC: 0 DP: 1 HBP: 0	WP: 0 PB: 0 SB: 1 CS: 1	PA: 40							
PITCHER	IP	WLS	BF	H	R	ER	SO	BB	IBB	HBP	BLK	WP	HR	S	P	ERA	WHIP										
Bob Hendley, L ERA: 4.29 (1, 1)	0.0	L	4	3	2	2	0	1	0	0	0	0	0	3	7	∞	∞										
Ron Herbel, R ERA: 1.17 (1, 1)	4.0		16	3	1	1	4	2	1	0	0	0	0	21	33	2.25	1.250										
Gaylord Perry, R ERA: (5, 1)	3.0		11	1	0	0	3	1	0	0	0	0	0	16	20	0.00	0.667										
Don Larsen, R ERA: 4.5 (8, 1)	2.0		9	2	1	1	0	1	0	0	0	0	0	8	12	4.50	1.500										

Chicago Cubs @ San Francisco Giants
Candlestick Park, San Francisco, CA
Wed May 06 1964, 6:33 AM EDT
Att: 7,266 - Unknown

livebaseballscores.com

AB 34
R 4
H 9
RBI 4
BB 6
SO 7
LOB 16

Batter	1	2	3	4	5	6	7	8	9	AB	R	H	RBI	BB	SO	LOB	BOTTOM										
Jesus Alou, R OBP: 0.291, SLG: 0.327 (1, 9)										4	1	1	0	0	0	0											
Jim Ray Hart, R OBP: 0.271, SLG: 0.344 (1, 5)										4	0	0	0	0	1	1											
Willie Mays, R OBP: 0.493, SLG: 1.000 (1, 8)										4	0	2	0	0	1	0											
Willie McCovey, L OBP: 0.329, SLG: 0.541 (1, 3)										3	1	1	1	1	2	1											
Duke Snider, L OBP: 0.314, SLG: 0.286 (1, 7)										4	0	0	1	0	1	2											
Chuck Hiller, L OBP: 0.234, SLG: 0.244 (1, 4)										4	0	0	0	0	2	2											
Jose Pagan, R OBP: 0.213, SLG: 0.228 (1, 6)										3	0	0	0	0	1	0											
Harvey Kuenn, R OBP: 0.243, SLG: 0.161 (9, PH)										1	0	0	0	0	1	0											
Del Crandall, R OBP: 0.333, SLG: 0.200 (1, 2)										3	0	1	0	0	0	0											
Bob Hendley, R OBP: 0.147, SLG: 0.143 (1, 1)										0	0	0	0	0	0	0											
Ron Herbel, R (1, 1)										1	0	0	0	0	1	0											
Matty Alou, L OBP: 0.300, SLG: 0.222 (4, PH)										1	0	0	0	0	2	0											
Gaylord Perry, R (5, 1)										0	0	0	0	0	0	0											
Cap Peterson, R OBP: 0.206, SLG: 0.286 (7, PH)										1	0	0	0	0	1	0											
Don Larsen, R (8, 1)										0	0	0	0	0	0	0											
Inning Stats	R: 1 E: 1 K: 2 S: 9	H: 2 LOB: 2 BB: 1 P: 13	R: 0 E: 0 K: 1 S: 5	H: 0 LOB: 0 BB: 0 P: 5	R: 0 E: 0 K: 1 S: 6	H: 1 LOB: 1 BB: 0 P: 6	R: 0 E: 0 K: 0 S: 5	H: 1 LOB: 2 BB: 0 P: 5	R: 0 E: 0 K: 0 S: 3	H: 0 LOB: 0 BB: 0 P: 3	R: 1 E: 0 K: 3 S: 10	H: 1 LOB: 0 BB: 0 P: 10	R: 0 E: 0 K: 1 S: 5	H: 0 LOB: 0 BB: 0 P: 5	R: 0 E: 0 K: 2 S: 7	H: 0 LOB: 0 BB: 0 P: 7	R: 0 E: 0 K: 1 S: 5	H: 0 LOB: 0 BB: 0 P: 5	1B: 3 2B: 1 3B: 0 HR: 1	SF: 0 SAC: 0 DP: 0 HBP: 0	WP: 0 PB: 0 SB: 0 CS: 0	PA: 34					
PITCHER	IP	WLS	BF	H	R	ER	SO	BB	IBB	HBP	BLK	WP	HR	S	P	ERA	WHIP										
Larry Jackson, R ERA: 3.29 (1, 1)	9.0	W	34	5	2	2	11	1	0	0	0	0	1	55	59	2.00	0.667										

Chicago Cubs @ San Francisco Giants
Candlestick Park, San Francisco, CA
Wed May 06 1964, 6:33 AM EDT
Att: 7,266 - Unknown

livebaseballscores.com

AB 33
R 2
H 5
RBI 2
BB 1
SO 11
LOB 8

Batter	1	2	3	4	5	6	7	8	9	AB	R	H	RBI	BB	SO	LOB	TOP					
Jimmy Stewart, S OBP: 0.329, SLG: 0.315	4-0 FC5-6 BB	0-0 F8 1B		4-0 FC3-6 BB		0-3 K		0-3 K		3	0	1	0	2	2	0						
Lou Brock, L OBP: 0.376, SLG: 0.467	0-0 FC5-6 1B 2B	0-0 F8 1-2		0-0 FC3-6 CS			0-0 1B 1B		0-0 14 FC6-4 1B	5	2	2	0	0	0	3						
Billy Williams, L OBP: 0.449, SLG: 0.700	0-0 2B 1-3 1B	0-0 S 1B		0-3 K 1-2			0-0 1B 1B		0-0 14 FC6-4 1B	5	2	4	0	0	1	1						
Ron Santo, R OBP: 0.493, SLG: 0.709	0-0 1B 1-3 3-H 2B	4-0 1-2 BB		4-0 FC5-4 BB			0-0 G5-3 14 1B		0-0 F5	3	1	2	2	2	0	2						
14 Ernie Banks, R OBP: 0.289, SLG: 0.451	4-0 1B 1B	0-3 K		0-3 K			0-0 G5-3 1B		0-0 FC6-4	4	1	1	1	1	2	5						
Andre Rodgers, R OBP: 0.355, SLG: 0.537	0-0 1-2 2-3 3-H 1B			0-0 F8 2B			0-0 G5-3 1B		0-0 F8	5	0	2	1	0	0	5						
Dick Bertell, R OBP: 0.333, SLG: 0.358	0-0 1-2 2-H 3-H 1B			0-0 F2			0-0 FC5-4 1-2		0-0 F4	4	0	1	2	0	0	3						
Billy Cowan, R OBP: 0.308, SLG: 0.500	0-3 K			0-3 K			0-0 P3		0-0 F4	4	0	0	0	0	2	3						
Bob Buhl, R	0-0 F2			0-3 K			0-3 K		0-0 5-3	1	0	0	0	0	0	2						
Wayne Schurr, R	0-0 F2			0-3 K						1	0	0	0	0	0	2						
Fred Norman, S OBP: 0.091, SLG: 0.091				0-3 K						1	0	0	0	0	1	1						
Lindy McDaniel, R										0	0	0	0	0	0	0						
Don Elston, R										2	0	0	0	0	1	0						
Don Elston, R										0	0	0	0	0	0	0						
Inning Stats	R: 4 E: 0 K: 1 S: 9	H: 4 LOB: 2 BB: 2 P: 17	R: 0 E: 0 K: 1 S: 6	H: 2 LOB: 1 BB: 1 P: 10	R: 0 E: 0 K: 2 S: 8	H: 1 LOB: 1 BB: 0 P: 8	R: 0 E: 0 K: 1 S: 4	H: 0 LOB: 1 BB: 1 P: 8	R: 0 E: 0 K: 2 S: 5	H: 0 LOB: 1 BB: 1 P: 9	R: 0 E: 0 K: 2 S: 7	H: 0 LOB: 0 BB: 0 P: 7	R: 2 E: 0 K: 0 S: 6	H: 4 LOB: 1 BB: 0 P: 6	R: 0 E: 0 K: 1 S: 5	H: 0 LOB: 2 BB: 0 P: 5	R: 0 E: 0 K: 0 S: 5	H: 2 LOB: 2 BB: 0 P: 5	1B: 11 2B: 3 3B: 0 HR: 0	SF: 0 SAC: 0 DP: 2 HBP: 0	WP: 0 PB: 0 SB: 1 CS: 1	PA: 42
PITCHER	IP	WLS	BF	H	R	ER	SO	BB	IBB	HBP	BLK	WP	HR	S	P	ERA	WHIP					
Billy O'Dell, L ERA: 23.63	(1, 1)	0.1	7	4	4	4	0	1	1	0	0	0	0	5	13	108.00	15.000					
Bobby Bolin, R ERA: 3.53	(1, 1)	1.2	7	2	0	0	2	1	0	0	0	0	0	10	14	0.00	1.800					
Jim Duffalo, R ERA:	(3, 1)	3.0	11	1	0	0	4	2	0	0	0	0	0	17	25	0.00	1.000					
Ron Herbel, R ERA: 3.12	(6, 1)	1.0	7	4	2	2	2	0	0	0	0	0	0	11	11	18.00	4.000					
Don Larsen, R ERA: 3.86	(7, 1)	1.0	2	0	0	0	0	0	0	0	0	0	0	2	2	0.00	0.000					
PITCHER	IP	WLS	BF	H	R	ER	SO	BB	IBB	HBP	BLK	WP	HR	S	P	ERA	WHIP					
Gaylord Perry, R ERA:	(8, 1)	1.0	W	3	0	0	1	0	0	0	0	0	0	5	5	0.00	0.000					
Bob Shaw, R ERA: 0.96	(9, 1)	1.0	S	5	2	0	0	0	0	0	0	0	0	5	5	0.00	2.000					

Batter	1	2	3	4	5	6	7	8	9	AB	R	H	RBI	BB	SO	LOB	BOTTOM					
Matty Alou, L OBP: 0.280, SLG: 0.217	0-0 4-3	0-0 1B 1-2 3-H 1B		0-0 6-3		0-0 1-3	0-0 3-1			5	1	1	1	0	0	3						
Jesus Alou, R OBP: 0.317, SLG: 0.350	0-0 F8	0-0 1B 1-2 2-H 1B		0-0 F9		0-0 1B		0-0 1B 1B		5	1	3	1	0	0	0						
Willie Mays, R OBP: 0.500, SLG: 0.972	0-0 1B	0-0 BB 1-3 2-H 1B		0-0 F8		0-0 F4		0-0 S 1B 1B		5	1	3	1	0	0	1						
Willie McCovey, L OBP: 0.333, SLG: 0.523	0-0 1-3	4-0 1B 1-2 BB		0-0 1B 1B		0-0 F8		0-0 F6		4	1	1	0	1	0	4						
Tom Haller, L OBP: 0.333, SLG: 0.317		0-0 F7						0-0 F6		5	0	2	2	0	0	3						
Bob Shaw, R		0-0 F8						0-0 FC6-4 1B 1-3 1B		0	0	0	0	0	0	0						
Chuck Hillier, L OBP: 0.245, SLG: 0.255		0-0 1B 1B		0-0 F7		0-3 K		4-0 1B BB		2	1	1	0	0	0	0						
Jim Ray Hart, R OBP: 0.288, SLG: 0.348		0-0 1B 1B		0-0 F7		0-0 K		0-0 1B BB		2	0	1	0	1	1	2						
Jim Davenport, R OBP: 0.206, SLG: 0.212		0-0 F4		0-0 6-3		0-0 FC6-4 1B 1-2 3-H 1B		0-0 F8		5	0	1	1	0	0	3						
Jose Pagan, R OBP: 0.246, SLG: 0.250		0-0 1B 1-2 1B		4-0 BB		0-0 FC6-4		0-0 BB		3	1	2	0	1	0	2						
Billy O'Dell, S		0-0 1B 1-3 2-H 1B		0-0 F5		0-0 F8		4-0 BB		0	0	0	0	0	0	0						
Bobby Bolin, R										0	0	0	0	0	0	0						
Gaylord Perry, R										1	0	0	0	0	0	0						
Jim Duffalo, R										0	0	0	0	0	0	0						
Orlando Cepeda, R										0	0	0	0	0	0	0						
Don Larsen, R										0	0	0	0	0	0	0						
Duke Snider, R										0	0	0	0	0	0	0						
Tom Haller, L										0	0	0	0	0	0	0						
Gaylord Perry, R										0	0	0	0	0	0	0						
Del Crandall, R										0	0	0	0	0	0	0						
Inning Stats	R: 0 E: 0 K: 0 S: 4	H: 1 LOB: 1 BB: 0 P: 4	R: 4 E: 0 K: 0 S: 9	H: 6 LOB: 3 BB: 1 P: 13	R: 0 E: 0 K: 0 S: 3	H: 0 LOB: 1 BB: 1 P: 7	R: 0 E: 0 K: 0 S: 3	H: 0 LOB: 0 BB: 0 P: 3	R: 1 E: 0 K: 1 S: 8	H: 3 LOB: 2 BB: 0 P: 8	R: 0 E: 0 K: 0 S: 4	H: 1 LOB: 1 BB: 0 P: 4	R: 0 E: 0 K: 0 S: 4	H: 1 LOB: 3 BB: 2 P: 12	R: 2 E: 0 K: 0 S: 6	H: 4 LOB: 1 BB: 0 P: 6	R: 0 E: 0 K: 0 S: 6	H: 0 LOB: 0 BB: 0 P: 6	1B: 16 2B: 0 3B: 0 HR: 0	SF: 0 SAC: 0 DP: 0 HBP: 0	WP: 1 PB: 0 SB: 1 CS: 0	PA: 43
PITCHER	IP	WLS	BF	H	R	ER	SO	BB	IBB	HBP	BLK	WP	HR	S	P	ERA	WHIP					
Bob Buhl, R ERA: 4.22	(1, 1)	1.2	11	6	4	4	0	0	0	0	0	0	0	11	11	21.60	3.600					
Wayne Schurr, R ERA: 2.25	(2, 1)	2.1	12	3	1	1	0	2	0	0	0	0	0	10	18	3.86	2.143					
Fred Norman, L ERA: 6.35	(5, 1)	0.2	3	1	0	0	1	0	0	0	0	0	0	5	5	0.00	1.500					
Lindy McDaniel, R ERA: 5.79	(5, 1)	2.2	L	15	5	2	2	2	0	0	0	0	0	13	21	6.75	2.625					
Don Elston, R ERA: 1.6	(8, 1)	0.2	2	1	0	0	0	0	0	0	0	1	0	2	2	0.00	1.500					

Chicago Cubs @ San Francisco Giants
Candlestick Park, San Francisco, CA
Thu May 07 1964, 6:33 AM EDT
Att: 8,752 - Unknown


AB	37
R	6
H	13
RBI	6
BB	5
SO	9
LOB	25




Chicago Cubs @ San Francisco Giants
Candlestick Park, San Francisco, CA
Thu May 07 1964, 6:33 AM EDT
Att: 8,752 - Unknown

AB	39
R	7
H	16
RBI	7
BB	4
SO	1
LOB	21



Batter	1	2	3	4	5	6	7	8	9	AB	R	H	RBI	BB	SO	LOB	TOP					
Bob Lillis, R OBP: 0.280, SLG: 0.250 (1,4)	0-0 6-3		0-0 6-3		0-0 1-2 3-H 1B			0-0 6-3		4	0	1	1	0	0	0	Houston Colt 45's @ Chicago Cubs Wrigley Field, Chicago, IL Sat May 09 1964, 3:33 AM CDT Att: 9,571 - Unknown AB 32 R 1 H 6 RBI 1 BB 1 SO 4 LOB 13 					
Eddie Kasko, R OBP: 0.215, SLG: 0.244 (1,6)	0-0 5-3			0-3 K	0-0 F9			0-0 2B		4	0	1	0	0	1	2						
Mike White, R OBP: 0.261, SLG: 0.318 (1,9)	0-0 5-3			0-0 F2		0-0 5-3		0-0 F4		4	0	0	0	0	0	1						
Jimmy Wynn, R OBP: 0.360, SLG: 0.474 (1,8)		0-0 FC6-5 1B		4-0 FC6-4 BB		0-0 E6 G6-3			0-0 6-3	3	0	1	0	1	0	0						
Bob Aspromonte, R OBP: 0.341, SLG: 0.381 (1,5)		0-0 FC6-5 1B		0-0 FC6-4 1-2		0-0 G6-3 1-2			0-0 F8	4	0	1	0	0	0	2						
Al Spangler, L OBP: 0.176, SLG: 0.159 (1,7)		0-0 FC6-5			0-0 FC5-4 1B				0-0 F7	2	1	1	0	0	0	2						
Larry Yellen, R OBP: 0.365, SLG: 0.372 (5, PH)		1-2 2-3 G1-4-3			0-0 FC5-4 1B				0-0 F7	1	0	0	0	0	0	0						
Nellie Fox, L OBP: 0.365, SLG: 0.372 (5, PH)		1-2 2-3 G1-4-3			0-0 FC5-4 1B				0-0 F7	1	0	0	0	0	0	0						
John Bateman, R OBP: 0.313, SLG: 0.316 (1,2)		0-0 G1-4-3			1-2 FC5-4 1B				0-0 F7	3	0	1	0	0	0	2						
Rusty Staub, L OBP: 0.218, SLG: 0.169 (1,3)			0-3 K		0-0 F3			0-3 K		3	0	0	0	0	2	2						
Ken Johnson, R (1,1)			0-3 K		0-0 FC5-4 1B				0-0 5-3	0	0	0	0	0	0	0						
Joe Hoerner, R (1,1)			0-3 K		1-2 FC5-4 1B					1	0	0	0	0	1	0						
Walt Williams, R (5,7)			0-3 K		1-2 2-3					2	0	0	0	0	0	2						
Inning Stats	R: 0 E: 0 K: 0 S: 3	H: 0 LOB: 0 BB: 0 P: 3	R: 0 E: 0 K: 0 S: 4	H: 2 LOB: 1 BB: 0 P: 4	R: 0 E: 0 K: 2 S: 7	H: 0 LOB: 0 BB: 1 P: 7	R: 0 E: 0 K: 1 S: 5	H: 0 LOB: 1 BB: 1 P: 9	R: 1 E: 0 K: 0 S: 6	H: 3 LOB: 2 BB: 0 P: 6	R: 0 E: 1 K: 0 S: 3	H: 0 LOB: 0 BB: 0 P: 3	R: 0 E: 0 K: 1 S: 5	H: 0 LOB: 0 BB: 0 P: 5	R: 0 E: 0 K: 0 S: 4	H: 1 LOB: 1 BB: 0 P: 4	R: 0 E: 0 K: 0 S: 3	H: 0 LOB: 0 BB: 0 P: 3	1B: 5 2B: 1 3B: 0 HR: 0	SF: 0 SAC: 0 DP: 2 HBP: 0	WP: 0 PB: 0 SB: 0 CS: 0	PA: 33
PITCHER Dick Ellsworth, L ERA: 3.08 (1,1)	IP: 9.0 WLS: W BF: 33 H: 6 R: 1 ER: 1 SO: 4 BB: 1 IBB: 0 HBP: 0 BLK: 0 WP: 0 HR: 0 S: 40 P: 44 ERA: 1.00 WHIP: 0.778															PITCHER	IP: 9.0 WLS: W BF: 33 H: 6 R: 1 ER: 1 SO: 4 BB: 1 IBB: 0 HBP: 0 BLK: 0 WP: 0 HR: 0 S: 40 P: 44 ERA: 1.00 WHIP: 0.778					

Batter	1	2	3	4	5	6	7	8	9	AB	R	H	RBI	BB	SO	LOB	BOTTOM			
Jimmy Stewart, S OBP: 0.322, SLG: 0.308 (1,4)	0-0 1B			0-0 F8		0-0 1-3		0-0 F7		5	1	1	0	0	0	1	Houston Colt 45's @ Chicago Cubs Wrigley Field, Chicago, IL Sat May 09 1964, 3:33 AM CDT Att: 9,571 - Unknown AB 32 R 9 H 10 RBI 9 BB 3 SO 2 LOB 7 			
Lou Brock, L OBP: 0.372, SLG: 0.456 (1,9)	0-0 1B BB	0-0 G3		0-0 1-3		0-3 K				4	1	1	0	0	1	0				
Billy Williams, L OBP: 0.451, SLG: 0.699 (1,7)	4-0 1B BB	0-0 6-3		0-0 2B			0-0 5-3			3	1	1	0	1	0	0				
Ron Santo, R OBP: 0.493, SLG: 0.690 (1,5)	0-0 14 2B SF7	4-0		0-0 5-3			0-0 6-3			3	1	1	1	1	0	1				
14 Ernie Banks, R OBP: 0.288, SLG: 0.453 (1,3)	0-0 1B 2B	0-0 F2			0-0 6-3		0-0 F2			4	1	1	2	0	0	1				
Andre Rodgers, R OBP: 0.375, SLG: 0.609 (1,6)	0-0 SF7		0-0 HR		4-0 BB			0-0 2B SF8		2	2	2	2	1	0	0				
Dick Bertell, R OBP: 0.344, SLG: 0.386 (1,2)	3-H 0-0 HR		0-0 6-3		0-0 F9			0-0 2B		4	1	2	1	0	0	1				
Billy Cowan, R OBP: 0.304, SLG: 0.531 (1,8)	0-0 1-H HR		0-0 6-3		0-0 F2			0-0 1-3		4	1	1	2	0	0	3				
Dick Ellsworth, L (1,1)	0-3 K		0-0 G3			0-0 4-3			0-0 SF8	3	0	0	1	0	1	0				
Inning Stats	R: 7 E: 0 K: 1 S: 11	H: 6 LOB: 0 BB: 1 P: 15	R: 0 E: 0 K: 0 S: 3	H: 0 LOB: 1 BB: 1 P: 7	R: 1 E: 0 K: 0 S: 4	H: 1 LOB: 0 BB: 0 P: 4	R: 0 E: 0 K: 0 S: 4	H: 1 LOB: 1 BB: 0 P: 4	R: 0 E: 0 K: 1 S: 5	H: 0 LOB: 0 BB: 0 P: 5	R: 0 E: 0 K: 0 S: 3	H: 0 LOB: 0 BB: 0 P: 3	R: 0 E: 0 K: 0 S: 5	H: 2 LOB: 1 BB: 0 P: 5	R: 0 E: 0 K: 0 S: 5	H: 0 LOB: 0 BB: 0 P: 3		1B: 4 2B: 4 3B: 0 HR: 2	SF: 2 SAC: 0 DP: 0 HBP: 0	WP: 0 PB: 0 SB: 0 CS: 0
PITCHER Ken Johnson, R ERA: 3.07 (1,1)	IP: 0.0 WLS: L BF: 5 H: 4 R: 5 ER: 5 SO: 0 BB: 1 IBB: 0 HBP: 0 BLK: 0 WP: 0 HR: 0 S: 4 P: 8 ERA: ∞ WHIP: ∞															PITCHER Joe Hoerner, L ERA: 4.91 (1,1)	IP: 4.0 WLS: L BF: 17 H: 4 R: 3 ER: 3 SO: 1 BB: 1 IBB: 0 HBP: 0 BLK: 0 WP: 2 HR: 18 S: 22 P: 22 ERA: 6.75 WHIP: 1.250			
PITCHER Larry Yellen, R ERA: 5.0 (5,1)	IP: 4.0 WLS: L BF: 15 H: 2 R: 1 ER: 1 SO: 1 BB: 1 IBB: 0 HBP: 0 BLK: 0 WP: 0 HR: 16 S: 20 P: 20 ERA: 2.25 WHIP: 0.750															PITCHER	IP: 4.0 WLS: L BF: 15 H: 2 R: 1 ER: 1 SO: 1 BB: 1 IBB: 0 HBP: 0 BLK: 0 WP: 0 HR: 16 S: 20 P: 20 ERA: 2.25 WHIP: 0.750			


Batter	1	2	3	4	5	6	7	8	9	AB	R	H	RBI	BB	SO	LOB	TOP				
Bob Lillis, R OBP: 0.241, SLG: 0.214 (1, 6)	6-3			6-3		1-3		1-3		4	0	0	0	0	0	1					
Nelle Fox, L OBP: 0.371, SLG: 0.390 (1, 4) Walt Williams, R (9, FR)	CS 1B			F4			F8		2B	4	0	2	0	0	0	0	Houston Colt 45's @ Chicago Cubs Wrigley Field, Chicago, IL Sun May 10 1964, 3:33 AM CDT Unknown				
Al Spangler, L OBP: 0.204, SLG: 0.208 (1, 7)	G3			4-3			HR		2B	4	1	2	1	0	0	1					
Walt Bond, L OBP: 0.301, SLG: 0.537 (1, 9)		F5			G3				2B	4	1	1	2	0	1	1					
Jimmy Wynn, R OBP: 0.356, SLG: 0.456 (1, 8)		6-3			5-3			HR		3	0	0	0	1	0	2					
Bob Aspromonte, R OBP: 0.337, SLG: 0.375 (1, 5)		5-3					F9-3 BB		6-3	4	0	1	0	0	1	3					
Pete Runnels, L OBP: 0.304, SLG: 0.224 (1, 3)			6-3		5-3					3	0	0	0	0	0	1					
John Bateman, R OBP: 0.299, SLG: 0.300 (1, 2)			F9			K			1-3	3	0	0	0	0	1	0					
Don Nottebart, R (1, 1) Rusty Staub, L (8, PH) Hal Woodeshick, R (8, 1)			1-3			1-3				2	0	0	0	0	0	0					
Inning Stats	R: 0 E: 0 K: 0 S: 3	H: 1 LOB: 0 BB: 0 P: 3	R: 0 E: 0 K: 0 S: 3	H: 0 LOB: 0 BB: 0 P: 3	R: 0 E: 0 K: 0 S: 3	H: 0 LOB: 0 BB: 0 P: 3	R: 0 E: 0 K: 0 S: 3	H: 0 LOB: 0 BB: 0 P: 3	R: 0 E: 0 K: 0 S: 5	H: 0 LOB: 0 BB: 0 P: 5	R: 2 E: 0 K: 0 S: 4	H: 2 LOB: 0 BB: 1 P: 8	R: 0 E: 0 K: 0 S: 4	H: 1 LOB: 1 BB: 0 P: 4	R: 1 E: 0 K: 2 S: 9	H: 2 LOB: 2 BB: 0 P: 9	1B: 4 2B: 3 3B: 0 HR: 1	SF: 0 SAC: 0 DP: 1 HBP: 0	WP: 1 PB: 0 SB: 0 CS: 1	PA: 33	
PITCHER	IP	WLS	BF	H	R	ER	SO	BB	IBB	HBP	BLK	WP	HR	S	P	ERA	WHIP				
Larry Jackson, R ERA: 3.3 (1, 1)	8.0	W	29	6	3	3	1	1	0	0	0	0	1	30	34	3.38	0.875				
Lindy McDaniel, R ERA: 4.75 (9, 1)	1.0	S	4	1	0	0	2	0	0	0	0	1	0	8	8	0.00	1.000				

Batter	1	2	3	4	5	6	7	8	9	AB	R	H	RBI	BB	SO	LOB	BOTTOM				
Jimmy Stewart, S OBP: 0.308, SLG: 0.293 (1, 4)	1-3		4-3		4-3		K			4	0	0	0	0	1	0					
Lou Brock, L OBP: 0.367, SLG: 0.446 (1, 9)	1B		F8		2-3			K		4	0	1	0	0	1	0					
Billy Williams, L OBP: 0.477, SLG: 0.747 (1, 7)	1B		BB			HR		S BB		2	1	2	1	2	0	0					
Ron Santo, R OBP: 0.468, SLG: 0.645 (1, 5)	5-3		K			5-3		K2-3		4	0	0	0	0	2	3					
14 Ernie Banks, R OBP: 0.310, SLG: 0.526 (1, 3)		F9			HR			IBB		3	1	2	1	1	0	0					
Andre Rodgers, R OBP: 0.357, SLG: 0.575 (1, 6)	6-3		1-3			F6		1-3		4	0	0	0	0	0	3					
Dick Bertell, R OBP: 0.344, SLG: 0.383 (1, 2)	HR		F5			K				3	1	1	0	0	1	1					
Billy Cowan, R OBP: 0.306, SLG: 0.567 (1, 8)	HR		K				F2			3	1	1	2	0	1	0					
Larry Jackson, R OBP: 0.105, SLG: 0.211 (1, 1) Lindy McDaniel, R (9, 1)	K				6-3		4-3			3	0	0	0	0	1	0					
Inning Stats	R: 0 E: 0 K: 0 S: 4	H: 2 LOB: 1 BB: 0 P: 4	R: 2 E: 0 K: 1 S: 7	H: 2 LOB: 0 BB: 0 P: 7	R: 0 E: 0 K: 1 S: 5	H: 0 LOB: 1 BB: 1 P: 9	R: 1 E: 0 K: 1 S: 6	H: 1 LOB: 0 BB: 0 P: 6	R: 0 E: 0 K: 0 S: 3	H: 0 LOB: 0 BB: 0 P: 3	R: 1 E: 0 K: 1 S: 7	H: 2 LOB: 1 BB: 0 P: 7	R: 0 E: 0 K: 2 S: 7	H: 0 LOB: 2 BB: 2 P: 15	R: 0 E: 0 K: 2 S: 7	H: 0 LOB: 2 BB: 2 P: 15	1B: 3 2B: 0 3B: 1 HR: 3	SF: 0 SAC: 0 DP: 0 HBP: 0	WP: 0 PB: 0 SB: 1 CS: 0	PA: 33	
PITCHER	IP	WLS	BF	H	R	ER	SO	BB	IBB	HBP	BLK	WP	HR	S	P	ERA	WHIP				
Don Nottebart, R ERA: 5.3 (1, 1)	7.0	L	28	7	4	4	5	1	0	0	0	0	3	37	41	5.14	1.143				
Hal Woodeshick, L ERA: 2.79 (8, 1)	1.0		5	0	0	0	2	1	1	0	0	0	0	7	15	0.00	1.000				

Houston Colt 45's @ Chicago Cubs
Wrigley Field, Chicago, IL
Sun May 10 1964, 3:33 AM CDT
Unknown

livebaseballscorecards.com


AB 32
R 3
H 7
RBI 3
BB 1
SO 3
LOB 9



Houston Colt 45's @ Chicago Cubs
Wrigley Field, Chicago, IL
Sun May 10 1964, 3:33 AM CDT
Unknown

livebaseballscorecards.com

AB 30
R 4
H 7
RBI 4
BB 3
SO 7
LOB 7



Batter	1	2	3	4	5	6	7	8	9	10	11	AB	R	H	RBI	BB	SO	LOB	TOP			
Eddie Kasko, R OBP: 0.204, SLG: 0.232 (1, 6)	F7		2-3			F7		L6			6-3	5	0	0	0	0	0	1				
Nellie Fox, L OBP: 0.376, SLG: 0.407 Bob Lillis, R OBP: 0.233, SLG: 0.207 (9, PR) (9, 4)	F8			G3 2B		4-3					5-3	4	1	2	0	0	0	0				
Al Spangler, L OBP: 0.222, SLG: 0.245 (1, 7)	4-3			G3						L5-3		5	1	2	0	0	0	2				
Walt Bond, L OBP: 0.308, SLG: 0.542 (1, 9)		1-3				G3						5	1	2	2	0	0	2				
Rusty Staub, L OBP: 0.238, SLG: 0.197 (1, 3)	F8					F9						4	1	1	0	1	0	1				
Jimmy Wynn, R OBP: 0.347, SLG: 0.452 (1, 8)	F5					F4						5	0	1	2	0	0	2				
Bob Aspromonte, R OBP: 0.320, SLG: 0.355 (1, 5)			F8			K						5	0	0	0	0	2	2				
Jerry Grote, R OBP: 0.222, SLG: 0.385 Pete Runnels, L OBP: 0.316, SLG: 0.224 John Bateman, R OBP: 0.299, SLG: 0.300 (10, PH) (10, 2)			K			6-3						3	0	0	0	0	1	0				
Jim Owens, R OBP: 0.143, SLG: 0.143 Hal Woodeshick, R (8, 1)						6-3						3	0	1	0	0	1	0				
Mike White, R OBP: 0.250, SLG: 0.304 Bob Bruce, R OBP: 0.600, SLG: 0.500 (10, PH) (10, 1)								K				1	0	0	0	0	0	2				
												0	0	0	0	0	0	0				
Inning Stats	R: 0 E: 0 K: 0 S: 3	H: 0 LOB: 0 BB: 0 P: 3	R: 0 E: 0 K: 0 S: 3	H: 0 LOB: 0 BB: 0 P: 3	R: 0 E: 0 K: 1 S: 6	H: 1 LOB: 1 BB: 0 P: 6	R: 1 E: 0 K: 0 S: 5	H: 2 LOB: 1 BB: 0 P: 5	R: 0 E: 0 K: 1 S: 4	H: 0 LOB: 0 BB: 0 P: 3	R: 0 E: 0 K: 1 S: 5	H: 0 LOB: 0 BB: 0 P: 5	R: 0 E: 0 K: 0 S: 3	H: 1 LOB: 1 BB: 0 P: 3	R: 0 E: 0 K: 1 S: 6	H: 1 LOB: 2 BB: 1 P: 10	R: 0 E: 0 K: 0 S: 6	H: 3 LOB: 1 BB: 1 P: 10	1B: 4 2B: 6 3B: 0 HR: 0	SF: 0 SAC: 0 DP: 1 HBP: 0	WP: 0 PB: 0 SB: 1 CS: 0	PA: 43
PITCHER	IP ERA WLS BF H R ER SO BB IBB HBP BLK WP HR S P ERA WHIP																					
Glen Hobbie, R ERA: 3.86 (1, 1)	8.0	2.2	13	4	3	3	1	0	2	0	0	0	0	0	13	21	10.12	1.500				
Lindy McDaniel, R ERA: 6.48 (9, 1)	0.1	2	1	0	0	0	0	0	0	0	0	0	0	2	2	0.00	3.000					
Wayne Schurr, R ERA: 2.19 (11, 1)																						

Houston Colt 45's @ Chicago Cubs
Wrigley Field, Chicago, IL
Sun May 10 1964, 3:38 AM CDT
Att: 20,108 - Unknown

AB 41
R 4
H 9
RBI 4
BB 2
SO 4
LOB 12



Batter	1	2	3	4	5	6	7	8	9	10	11	AB	R	H	RBI	BB	SO	LOB	BOTTOM			
Jimmy Stewart, S OBP: 0.313, SLG: 0.299 (1, 4)	G3		G3			F7						5	0	2	1	0	0	1				
Lou Brock, L OBP: 0.347, SLG: 0.420 (1, 9)	4-3		4-3			K						5	0	0	0	0	1	4				
Billy Williams, L OBP: 0.484, SLG: 0.734 (1, 7)												4	0	2	0	1	1	2				
Ron Santo, R OBP: 0.451, SLG: 0.612 (1, 5)	FC6-4											5	0	1	0	0	1	4				
14 Ernie Banks, R OBP: 0.303, SLG: 0.506 (1, 3)												5	0	1	0	0	0	3				
Andre Rodgers, R OBP: 0.352, SLG: 0.558 (1, 6)												4	0	1	0	0	2	1				
Merritt Ranew, L OBP: 0.190, SLG: 0.105 (1, 2)												4	0	0	0	0	0	1				
Billy Cowan, R OBP: 0.303, SLG: 0.549 (1, 8)												4	1	1	0	0	1	0				
Glen Hobbie, R (1, 1)												1	0	0	0	1	0	0				
Ellis Burton, S (8, PH)												0	0	0	0	0	0	0				
Lindy McDaniel, R (9, 1)												1	0	0	0	0	0	0				
Wayne Schurr, R (11, 1)												0	0	0	0	0	0	0				
Inning Stats	R: 0 E: 0 K: 0 S: 4	H: 1 LOB: 1 BB: 0 P: 4	R: 0 E: 0 K: 0 S: 3	H: 1 LOB: 0 BB: 0 P: 3	R: 0 E: 0 K: 0 S: 3	H: 0 LOB: 0 BB: 1 P: 7	R: 0 E: 0 K: 1 S: 4	H: 0 LOB: 0 BB: 1 P: 8	R: 0 E: 0 K: 1 S: 5	H: 0 LOB: 0 BB: 0 P: 5	R: 0 E: 0 K: 0 S: 4	H: 1 LOB: 1 BB: 0 P: 4	R: 1 E: 1 K: 1 S: 8	H: 2 LOB: 2 BB: 0 P: 8	R: 0 E: 0 K: 1 S: 5	H: 1 LOB: 0 BB: 0 P: 5	R: 0 E: 0 K: 1 S: 5	H: 2 LOB: 2 BB: 0 P: 5	1B: 8 2B: 1 3B: 0 HR: 0	SF: 0 SAC: 0 DP: 2 HBP: 0	WP: 0 PB: 0 SB: 0 CS: 2	PA: 41
PITCHER	IP ERA WLS BF H R ER SO BB IBB HBP BLK WP HR S P ERA WHIP																					
Jim Owens, R ERA: 4.56 (1, 1)	7.1	1.2	6	2	0	0	2	0	0	0	0	0	0	10	10	0.00	1.200					
Hal Woodeshick, L ERA: 2.38 (8, 1)	2.0	W	8	2	0	0	1	0	0	0	0	0	0	10	10	0.00	1.000					
Bob Bruce, R ERA: 2.74 (10, 1)																						

Houston Colt 45's @ Chicago Cubs
Wrigley Field, Chicago, IL
Sun May 10 1964, 3:38 AM CDT
Att: 20,108 - Unknown

AB 38
R 1
H 8
RBI 1
BB 2
SO 6
LOB 16



Batter	1	2	3	4	5	6	7	8	9	AB	R	H	RBI	BB	SO	LOB	TOP					
Maury Wills, S OBP: 0.336, SLG: 0.378	F7		F2		4-3			SH FC1-5		3	0	0	0	0	0	0						
Jim Gilliam, S OBP: 0.280, SLG: 0.221	F7		F6		F9			FC1-5		4	0	0	0	0	0	2						
Tommy Davis, R OBP: 0.292, SLG: 0.349	F9		2-3					F8		4	0	0	0	0	0	2						
Ron Fairly, L OBP: 0.411, SLG: 0.389										3	2	1	0	1	0	2						
Frank Howard, R OBP: 0.257, SLG: 0.545										4	0	1	0	0	1	2						
John Roseboro, L OBP: 0.326, SLG: 0.412										4	0	2	0	0	1	1						
Willie Davis, L OBP: 0.236, SLG: 0.330										3	0	0	1	0	0	3						
Dick Tracewski, R OBP: 0.356, SLG: 0.447										4	0	1	1	0	1	2						
Joe Moeller, R OBP: 0.083, SLG: 0.083										3	0	1	0	0	1	2						
Ron Perranoski, L (9, 1)										0	0	0	0	0	0	0						
Inning Stats	R: 0 E: 0 K: 0 S: 8	H: 0 LOB: 0 BB: 0 P: 13	R: 1 E: 1 K: 2 S: 14	H: 2 LOB: 2 BB: 1 P: 24	R: 0 E: 0 K: 0 S: 5	H: 0 LOB: 0 BB: 0 P: 6	R: 1 E: 0 K: 0 S: 15	H: 2 LOB: 1 BB: 0 P: 22	R: 0 E: 0 K: 0 S: 11	H: 0 LOB: 0 BB: 0 P: 13	R: 0 E: 0 K: 0 S: 7	H: 0 LOB: 0 BB: 0 P: 12	R: 0 E: 0 K: 0 S: 3	H: 0 LOB: 0 BB: 0 P: 5	R: 0 E: 0 K: 0 S: 9	H: 1 LOB: 2 BB: 0 P: 13	R: 0 E: 0 K: 2 S: 9	H: 1 LOB: 1 BB: 0 P: 13	1B: 5 2B: 1 3B: 0 HR: 0	SF: 1 SAC: 1 DP: 0 HBP: 0	WP: 0 PB: 0 CS: 0 SB: 0	PA: 35
PITCHER Bob Buhl, R ERA: 3.56	IP: 9.0 WLS: W BF: 35 H: 6 R: 2 ER: 2 SO: 4 BB: 1 IBB: 0 HBP: 0 BLK: 0 WP: 0 HR: 0 S: 81 P: 121 ERA: 2.00 WHIP: 0.778															PITCHER	IP: 9.0 WLS: W BF: 35 H: 6 R: 2 ER: 2 SO: 4 BB: 1 IBB: 0 HBP: 0 BLK: 0 WP: 0 HR: 0 S: 81 P: 121 ERA: 2.00 WHIP: 0.778					

Los Angeles Dodgers @ Chicago Cubs
Wrigley Field, Chicago, IL
Tue May 12 1964, 3:33 AM CDT
Att: 5,699 - Unknown

AB 32
R 2
H 6
RBI 2
BB 1
SO 4
LOB 16



Batter	1	2	3	4	5	6	7	8	9	AB	R	H	RBI	BB	SO	LOB	BOTTOM					
Jimmy Stewart, S OBP: 0.317, SLG: 0.304	G3				F8					5	1	2	0	0	1	3						
Lou Brock, L OBP: 0.343, SLG: 0.407										3	1	0	0	1	0	0						
Joey Amalfitano, R (9, PH)										1	0	0	0	0	0	2						
Billy Williams, L OBP: 0.474, SLG: 0.711										4	0	1	0	0	0	1						
Ron Santo, R OBP: 0.453, SLG: 0.600										3	0	1	0	1	1	3						
14 Ernie Banks, R OBP: 0.312, SLG: 0.506										4	0	2	2	0	0	2						
Andre Rodgers, R OBP: 0.337, SLG: 0.531										4	0	0	0	0	2	3						
Dick Bertell, R OBP: 0.336, SLG: 0.391										4	0	1	0	0	0	3						
Don Landrum, L (9, PR)										0	1	0	0	0	0	0						
Billy Cowan, R OBP: 0.291, SLG: 0.527										3	0	0	0	0	0	0						
Merritt Ranew, L OBP: 0.190, SLG: 0.105										0	0	0	0	0	0	0						
Leo Burke, R (9, PH)										0	0	0	0	1	0	0						
Bob Buhl, R (9, PH)										3	0	0	0	0	2	0						
Jimmie Schaffer, R (9, PH)										0	0	0	0	1	0	0						
Inning Stats	R: 2 E: 0 K: 2 S: 17	H: 3 LOB: 2 BB: 1 P: 27	R: 0 E: 0 K: 0 S: 7	H: 0 LOB: 0 BB: 0 P: 12	R: 0 E: 0 K: 0 S: 9	H: 0 LOB: 0 BB: 1 P: 16	R: 0 E: 0 K: 0 S: 5	H: 0 LOB: 0 BB: 0 P: 9	R: 0 E: 1 K: 1 S: 9	H: 0 LOB: 1 BB: 0 P: 15	R: 0 E: 0 K: 0 S: 8	H: 1 LOB: 1 BB: 0 P: 11	R: 0 E: 0 K: 1 S: 7	H: 1 LOB: 0 BB: 0 P: 11	R: 0 E: 0 K: 0 S: 8	H: 1 LOB: 1 BB: 0 P: 10	R: 1 E: 2 K: 2 S: 12	H: 1 LOB: 3 BB: 2 P: 26	1B: 6 2B: 1 3B: 0 HR: 0	SF: 0 SAC: 0 DP: 0 HBP: 0	WP: 0 PB: 0 CS: 1 SB: 0	PA: 39
PITCHER Joe Moeller, R ERA: 3.52	IP: 8.1 WLS: L BF: 34 H: 7 R: 3 ER: 2 SO: 5 BB: 2 IBB: 0 HBP: 0 BLK: 0 WP: 0 HR: 0 S: 75 P: 118 ERA: 2.16 WHIP: 1.080															PITCHER	IP: 8.1 WLS: L BF: 34 H: 7 R: 3 ER: 2 SO: 5 BB: 2 IBB: 0 HBP: 0 BLK: 0 WP: 0 HR: 0 S: 75 P: 118 ERA: 2.16 WHIP: 1.080					

Los Angeles Dodgers @ Chicago Cubs
Wrigley Field, Chicago, IL
Tue May 12 1964, 3:33 AM CDT
Att: 5,699 - Unknown

AB 34
R 3
H 7
RBI 2
BB 4
SO 6
LOB 17



Batter	1	2	3	4	5	6	7	8	9	10	AB	R	H	RBI	BB	SO	LOB	TOP									
Maury Wills, S OBP: 0.331, SLG: 0.371 (1, 6)	6-3			6-3	K			HR	6-3		5	1	1	0	0	1	5	Los Angeles Dodgers @ Chicago Cubs Wrigley Field, Chicago, IL Thu May 14 1964, 3:33 AM CDT Unknown AB 39 R 6 H 10 RBI 6 BB 2 SO 3 LOB 14									
Jim Gilliam, S OBP: 0.256, SLG: 0.260 (1, 5)	5-3			6-3	F8			HR		F2	5	1	1	2	0	0	3										
Tommy Davis, R OBP: 0.287, SLG: 0.341 (1, 7)	6-3			6-3				5-3		HR	5	1	1	0	0	0	0										
Frank Howard, R OBP: 0.272, SLG: 0.587 (1, 9)		5-3			3-1	1B		5-3		1B	5	2	3	2	0	0	0										
Ken McMullen, R OBP: 0.155, SLG: 0.154 Ron Fairly, L OBP: 0.411, SLG: 0.389 (1, 3) (10, 3)	1-3				3-1	1B		4-3		F8	5	1	1	0	0	0	1										
Wes Parker, S OBP: 0.182, SLG: 0.273 (1, 8)	1-3				1-2	1B		5-3		F9	5	0	0	0	0	0	3										
Doug Camilli, R OBP: 0.267, SLG: 0.267 Willie Davis, L OBP: 0.236, SLG: 0.330 John Roseboro, L OBP: 0.326, SLG: 0.412 (1, 2) (9, PR) (9, 2)	6-3			6-3	BB	1B		F7		SH1-4	4	0	2	2	0	0	0										
Dick Tracewski, R OBP: 0.388, SLG: 0.440 (1, 4)	K			K	BB	1B				F8	3	0	1	0	1	1	1										
Sandy Koufax, R Lee Walls, R OBP: 0.571, SLG: 0.667 Bob Miller, R OBP: 0.500, SLG: 0.500 Johnny Werhas, R OBP: 0.275, SLG: 0.191 Ron Perranoski, L OBP: 0.326, SLG: 0.412 (1, 1) (5, PH) (5, 1) (7, PH) (7, 1)	K			K	1-2	BB		F9		SH1-4	1	0	0	0	0	0	1										
Inning Stats	R: 0 E: 0 K: 0 S: 4	H: 0 LOB: 0 BB: 0 P: 5	R: 0 E: 0 K: 0 S: 4	H: 0 LOB: 0 BB: 0 P: 5	R: 0 E: 0 K: 2 S: 10	H: 0 LOB: 0 BB: 0 P: 13	R: 0 E: 0 K: 1 S: 8	H: 0 LOB: 0 BB: 0 P: 12	R: 2 E: 0 K: 1 S: 18	H: 4 LOB: 3 BB: 1 P: 29	R: 0 E: 0 K: 0 S: 8	H: 0 LOB: 1 BB: 1 P: 21	R: 0 E: 0 K: 0 S: 10	H: 0 LOB: 1 BB: 0 P: 22	R: 2 E: 0 K: 0 S: 15	H: 3 LOB: 1 BB: 0 P: 22	R: 0 E: 0 K: 0 S: 4		H: 1 LOB: 2 BB: 0 P: 6	R: 2 E: 0 K: 0 S: 10	H: 2 LOB: 0 BB: 0 P: 14	1B: 7 2B: 1 3B: 0 HR: 2	SF: 0 SAC: 1 DP: 0 HBP: 0	WP: 0 PB: 0 SB: 0 CS: 0	PA: 42		
PITCHER Dick Ellsworth, L ERA: 3.56 (1, 1)	IP 10.0	WLS L	BF 42	H 10	R 6	ER 6	SO 3	BB 2	IBB 0	HBP 0	BLK 0	WP 0	HR 2	S 91	P 139	ERA 5.40	WHIP 1.200										

Batter	1	2	3	4	5	6	7	8	9	10	AB	R	H	RBI	BB	SO	LOB	BOTTOM									
Jimmy Stewart, S OBP: 0.321, SLG: 0.302 (1, 4)	SH3 WP BB			K	1-3	1B		L3		F8	4	0	1	1	1	1	1	Los Angeles Dodgers @ Chicago Cubs Wrigley Field, Chicago, IL Thu May 14 1964, 3:33 AM CDT Unknown AB 36 R 4 H 9 RBI 4 BB 3 SO 9 LOB 15									
Lou Brock, L OBP: 0.343, SLG: 0.404 Leo Durke, R OBP: 0.625, SLG: 0.250 (1, 9) (10, PH)	SH3			F9				4-3		1B	3	1	1	0	0	0	2										
Billy Williams, L OBP: 0.470, SLG: 0.693 (1, 7)	K			F7				6-3		1B	5	0	2	0	0	1	3										
Ron Santo, R OBP: 0.451, SLG: 0.622 (1, 5)	6-3			HR				K		G6-4-3	4	1	1	3	1	1	3										
14 Ernie Banks, R OBP: 0.299, SLG: 0.484 (1, 3)	K			F3				6-3		6-4-3	4	0	0	0	0	1	2										
Andre Rodgers, R OBP: 0.323, SLG: 0.506 (1, 6)	6-3			F7				6-3			4	0	0	0	0	1	1										
Dick Bertell, R OBP: 0.347, SLG: 0.397 (1, 2)	1B			1B				5-3		4-3	4	1	2	0	0	0	0										
Billy Cowan, R OBP: 0.289, SLG: 0.506 (1, 8)	F8			1B				6-3		K	3	0	0	0	1	1	1										
Dick Ellsworth, L OBP: 0.100, SLG: 0.056 (1, 1)	1B			1B				K		K	4	1	1	0	0	3	2										
Inning Stats	R: 0 E: 0 K: 1 S: 12	H: 0 LOB: 1 BB: 1 P: 22	R: 0 E: 0 K: 1 S: 8	H: 1 LOB: 1 BB: 0 P: 11	R: 3 E: 0 K: 1 S: 12	H: 3 LOB: 0 BB: 0 P: 17	R: 1 E: 0 K: 1 S: 12	H: 2 LOB: 2 BB: 1 P: 21	R: 0 E: 0 K: 1 S: 13	H: 1 LOB: 1 BB: 1 P: 21	R: 0 E: 0 K: 0 S: 8	H: 0 LOB: 0 BB: 0 P: 15	R: 0 E: 0 K: 0 S: 6	H: 0 LOB: 0 BB: 0 P: 12	R: 0 E: 0 K: 1 S: 8	H: 0 LOB: 0 BB: 0 P: 16	R: 0 E: 0 K: 2 S: 7		H: 0 LOB: 0 BB: 0 P: 12	R: 0 E: 0 K: 0 S: 7	H: 2 LOB: 1 BB: 0 P: 14	1B: 8 2B: 0 3B: 0 HR: 1	SF: 0 SAC: 1 DP: 2 HBP: 0	WP: 1 PB: 0 SB: 1 CS: 0	PA: 40		
PITCHER Sandy Koufax, L ERA: 3.32 Bob Miller, R ERA: 4.22 Ron Perranoski, L ERA: 2.11 (1, 1) (5, 1) (7, 1)	IP 4.0	WLS F	BF 20	H 6	R 4	ER 4	SO 4	BB 2	IBB 0	HBP 0	BLK 0	WP 1	HR 1	S 44	P 71	ERA 9.00	WHIP 2.000										

Batter	1	2	3	4	5	6	7	8	9	AB	R	H	RBI	BB	SO	LOB	TOP										
Maury Wills, S OBP: 0.349, SLG: 0.381 (1, 6)										2	2	1	2	0	0		Los Angeles Dodgers @ Chicago Cubs Wrigley Field, Chicago, IL Thu May 14 1964, 3:38 AM CDT Att: 10,035 - Unknown										
Wes Parker, S OBP: 0.297, SLG: 0.286 (1, 8) (9, 9)										3	1	1	0	1	0	1											
Tommy Davis, R OBP: 0.293, SLG: 0.337 (1, 7)										4	0	1	1	1	0	2											
Frank Howard, R OBP: 0.294, SLG: 0.589 (9, PR)										3	0	2	2	2	0	1											
Willie Davis, L OBP: 0.296, SLG: 0.330 (9, 8)										0	0	0	0	0	0	0											
Ken McMullen, R OBP: 0.167, SLG: 0.138 (6, 3)										3	0	0	0	0	0	4											
Ron Fairly, L OBP: 0.413, SLG: 0.384 (1, 3)										1	0	0	0	1	0	1											
Johnny Werhas, R OBP: 0.286, SLG: 0.186 (1, 5)										2	1	0	0	2	0	4											
Doug Camilli, R OBP: 0.263, SLG: 0.222 (1, 2)										3	1	0	0	1	2	1											
Dick Tracewski, R OBP: 0.361, SLG: 0.415 (1, 4)										3	0	0	0	1	1	2											
Don Drysdale, R OBP: 0.174, SLG: 0.182 (1, 1)										4	0	1	0	0	1	3											
Inning Stats	R: 1 H: 0 E: 0 K: 0 S: 8	H: 0 R: 3 ER: 2 LOB: 1 BB: 3 P: 23	R: 2 H: 0 E: 1 K: 1 S: 12	H: 0 R: 0 ER: 0 LOB: 1 BB: 2 P: 25	R: 0 H: 0 E: 0 K: 1 S: 8	H: 0 R: 0 ER: 0 LOB: 1 BB: 1 P: 12	R: 0 H: 2 E: 0 K: 1 S: 9	H: 0 R: 0 ER: 0 LOB: 2 BB: 1 P: 18	R: 0 H: 0 E: 0 K: 0 S: 11	H: 0 R: 0 ER: 0 LOB: 1 BB: 1 P: 21	R: 0 H: 1 E: 0 K: 0 S: 7	H: 0 R: 0 ER: 0 LOB: 3 BB: 2 P: 19	R: 0 H: 0 E: 0 K: 2 S: 8	H: 0 R: 0 ER: 0 LOB: 0 BB: 0 P: 9	R: 2 H: 4 E: 0 K: 0 S: 9	H: 4 R: 1 ER: 0 LOB: 1 BB: 0 P: 11	1B: 7 2B: 0 3B: 0 HR: 0	SF: 1 SAC: 1 DP: 2 HBP: 0	WP: 0 PB: 0 SB: 5 CS: 1	PA: 41							
PITCHER	IP	WLS	BF	H	R	ER	SO	BB	IBB	HBP	BLK	WP	HR	S	P	ERA	WHIP										
Fred Norman, L ERA: 6.75 (1, 1)	1.0	L	8	0	3	2	0	5	0	0	0	0	0	14	38	18.00	5.000										
Don Eiston, R ERA: 1.0 (2, 1)	4.0		15	2	0	0	2	3	0	0	0	0	0	34	61	0.00	1.250										
Paul Toth, R ERA: (6, 1)	2.0		10	1	0	0	2	3	0	0	0	0	0	16	36	0.00	2.000										
Wayne Schurr, R ERA: 3.14 (8, 1)	2.0		8	4	2	2	2	0	0	0	0	0	0	17	20	9.00	2.000										

Batter	1	2	3	4	5	6	7	8	9	AB	R	H	RBI	BB	SO	LOB	BOTTOM										
Jimmy Stewart, S OBP: 0.336, SLG: 0.306 (1, 4)										2	0	1	0	2	0	1	Los Angeles Dodgers @ Chicago Cubs Wrigley Field, Chicago, IL Thu May 14 1964, 3:38 AM CDT Att: 10,035 - Unknown										
Lou Brock, L OBP: 0.330, SLG: 0.388 (1, 9)										4	0	0	0	0	1	5											
Billy Williams, L OBP: 0.462, SLG: 0.670 (1, 7)										3	0	0	0	1	1	3											
Ron Santo, R OBP: 0.442, SLG: 0.603 (1, 5)										4	0	1	0	0	2	0											
14 Ernie Banks, R OBP: 0.287, SLG: 0.463 (1, 3)										4	0	0	0	0	1	2											
Andre Rodgers, R OBP: 0.330, SLG: 0.500 (1, 6)										3	0	1	0	1	1	0											
Merritt Ranew, L OBP: 0.160, SLG: 0.087 (1, 2)										4	0	0	0	0	1	2											
Don Landrum, L (1, 8)										3	0	0	0	1	0	0											
Fred Norman, S OBP: 0.291, SLG: 0.091 (2, 1)										0	0	0	0	0	0	0											
Don Eiston, R OBP: 0.291, SLG: 0.091 (2, 1)										1	0	0	0	0	0	0											
Ellis Burton, S OBP: 0.291, SLG: 0.100 (5, PR)										1	0	0	0	0	0	0											
Paul Toth, R (6, 1)										0	0	0	0	0	0	0											
Jimmie Schaffer, R (7, PR)										1	0	0	0	0	1	1											
Wayne Schurr, R (8, 1)										0	0	0	0	0	0	0											
Inning Stats	R: 0 H: 2 E: 0 K: 1 S: 15	H: 0 R: 4 ER: 0 LOB: 0 BB: 0 P: 21	R: 0 H: 0 E: 0 K: 0 S: 7	H: 0 R: 0 ER: 0 LOB: 0 BB: 0 P: 9	R: 0 H: 0 E: 0 K: 1 S: 8	H: 0 R: 0 ER: 0 LOB: 1 BB: 1 P: 14	R: 0 H: 1 E: 0 K: 1 S: 10	H: 1 R: 0 ER: 0 LOB: 2 BB: 1 P: 15	R: 0 H: 0 E: 0 K: 0 S: 18	H: 0 R: 0 ER: 0 LOB: 1 BB: 1 P: 25	R: 0 H: 0 E: 0 K: 1 S: 10	H: 0 R: 0 ER: 0 LOB: 1 BB: 1 P: 16	R: 0 H: 0 E: 0 K: 2 S: 14	H: 0 R: 0 ER: 0 LOB: 1 BB: 1 P: 23	R: 0 H: 0 E: 0 K: 1 S: 11	H: 0 R: 0 ER: 0 LOB: 0 BB: 0 P: 13	R: 0 H: 0 E: 0 K: 1 S: 9	H: 0 R: 0 ER: 0 LOB: 0 BB: 0 P: 13	1B: 4 2B: 0 3B: 0 HR: 0	SF: 0 SAC: 0 DP: 1 HBP: 0	WP: 0 PB: 0 SB: 0 CS: 0	PA: 35					
PITCHER	IP	WLS	BF	H	R	ER	SO	BB	IBB	HBP	BLK	WP	HR	S	P	ERA	WHIP										
Don Drysdale, R ERA: 2.19 (1, 1)	9.0	W	35	4	0	0	8	5	0	0	0	0	0	102	149	0.00	1.000										



Batter	1	2	3	4	5	6	7	8	9	AB	R	H	RBI	BB	SO	LOB	TOP					
Pete Rose, S OBP: 0.291, SLG: 0.299 (1, 4)	0-0 4-3		0-0 2B 1B	0-0 E 1B		0-0 WP 1B		0-0 G1-6-3 1B		5	2	4	0	0	0	0	Cincinnati Reds @ Chicago Cubs Wrigley Field, Chicago, IL Fri May 15 1964, 3:33 AM CDT Att: 3,259 - Unknown					
Bob Skinner, L OBP: 0.270, SLG: 0.333 (1, 7)	0-3 K		0-0 2B 6-3 1B	0-0 E6 F3		4-0 E 1B BB		0-0 G1-6-3 1-2		4	1	1	0	1	1	2						
Vada Pinson, L OBP: 0.343, SLG: 0.479 (1, 8)	0-0 4-3		0-0 6-3 1B 2B	0-0 F3		0-0 E9 1B		4-0 1B 1B BB		4	2	2	3	1	0	2						
Gordy Coleman, L OBP: 0.367, SLG: 0.432 (1, 3)		0-0 HR 1B	0-0 6-3	4-0 BB		0-0 F5		0-0 1B 1B		4	1	2	1	1	0	3						
Frank Robinson, R OBP: 0.382, SLG: 0.516 (1, 9)		0-0 1-H HR	4-0 1B BB	0-3 K		4-0 IBB		0-0 1-3 1B		3	2	2	3	2	1	2						
Leo Cardenas, R OBP: 0.394, SLG: 0.500 (1, 6)	0-3 K		0-0 1B SF8 1B		0-0 F9		0-3 K		0-3 K		5	1	1	1	0	3		3				
Johnny Edwards, L OBP: 0.284, SLG: 0.322 (1, 2)	0-0 4-3		0-0 1-3 2-H 1B		0-0 F9		0-0 L8		0-0 4-3		5	0	1	1	0	0		0				
Steve Boros, R OBP: 0.333, SLG: 0.167 (1, 5)	0-0 1-3		0-0 SF8		0-0 6-3		0-0 F7		0-0 F9		4	0	0	1	0	0		0				
Bob Purkey, R OBP: 0.182, SLG: 0.182 (1, 1)			0-0 1B K		0-0 5-3		0-3 K				4	1	1	0	0	2		1				
Inning Stats	R: 0 E: 0 K: 1 S: 5	H: 0 LOB: 0 BB: 0 P: 5	R: 2 E: 0 K: 1 S: 7	H: 2 LOB: 0 BB: 7	R: 6 E: 0 K: 1 S: 11	H: 6 LOB: 1 BB: 1	R: 0 E: 1 K: 1 S: 6	H: 1 LOB: 2 BB: 1 P: 10	R: 0 E: 0 K: 0 S: 3	H: 0 LOB: 0 BB: 0 P: 3	R: 1 E: 1 K: 1 S: 7	H: 2 LOB: 3 BB: 2 P: 15	R: 0 E: 0 K: 1 S: 5	H: 0 LOB: 0 BB: 0 P: 5	R: 1 E: 0 K: 0 S: 4	H: 3 LOB: 2 BB: 1 P: 8		R: 0 E: 0 K: 1 S: 5	H: 0 LOB: 0 BB: 0 P: 5	1B: 12 2B: 1 3B: 0 HR: 1	SF: 1 SAC: 0 DP: 1 HBP: 0	WP: 1 PB: 0 SB: 0 CS: 0
PITCHER	IP	WLS	BF	H	R	ER	SO	BB	IBB	HBP	BLK	WP	HR	S	P	ERA	WHIP					
Larry Jackson, R ERA: 4.62 (1, 1)	2.1	L	16	8	8	8	2	1	0	0	0	0	1	19	23	30.86	3.857					
Wayne Schurr, R ERA: 2.65 (3, 1)	2.2		10	1	0	0	2	1	0	0	0	0	0	13	17	0.00	0.750					
Sterling Slaughter, R ERA: 2.25 (6, 1)	2.0		10	2	1	1	2	1	1	0	0	1	0	12	20	4.50	1.500					
Fred Norman, L ERA: 6.61 (8, 1)	2.0		8	3	1	1	1	1	0	0	0	0	0	9	13	4.50	2.000					

Batter	1	2	3	4	5	6	7	8	9	AB	R	H	RBI	BB	SO	LOB	BOTTOM					
Jimmy Stewart, S OBP: 0.348, SLG: 0.314 (1, 4)	0-0 1B 3B 1B		0-3 K		4-0 1B BB		0-0 4-3		0-0 1-2 2-H 1B		4	1	2	1	1	1	0					
Lou Brock, L OBP: 0.333, SLG: 0.388 (1, 9)	0-0 F9		0-3 K		0-0 1-2 1B			0-0 1B 1B	0-0 F2		5	0	2	0	0	1	3					
Billy Williams, L OBP: 0.472, SLG: 0.705 (1, 7)	0-0 1-3 3B 1B		0-0 HR		0-0 G3			0-0 1-3 1B	0-0 F2		4	2	3	1	0	0	2					
Ron Santo, R OBP: 0.434, SLG: 0.610 (1, 5)	0-0 1-H 3-H 3B		0-0 F6		0-0 5-3			0-0 FC5-4-2-6-1 FC6-4	0-0 FC6-4		4	0	1	2	0	0	2					
Leo Burke, R OBP: 0.417, SLG: 0.125 (1, 3)	0-3 K			0-0 F7		0-0 F2		0-0 FC6-4		4	0	0	0	0	1	2						
Andre Rodgers, R OBP: 0.337, SLG: 0.533 (1, 6)	0-0 F8			0-0 6-3		0-0 HR			0-0 BB 1B		4	2	2	1	0	0	1					
Dick Bertell, R OBP: 0.329, SLG: 0.375 (1, 2)		0-3 K2-3		0-3 K		0-0 F8			0-0 F4		4	0	0	0	0	2	1					
Billy Cowan, R OBP: 0.287, SLG: 0.494 (1, 8)		0-0 G4-3 1B			0-0 E6 G6-3		0-0 F8		0-0 F3		4	0	1	0	0	0	1					
Larry Jackson, R OBP: 0.306, SLG: 0.200 (3, 1)					0-0 G6-3		0-3 K		4-0 1B BB		1	0	0	0	0	0	1					
Wayne Schurr, R (5, PH)											0	0	0	0	0	0	1					
Don Landrum, L (5, PH)											0	0	0	0	0	0	1					
Sterling Slaughter, R (6, 1)											0	0	0	0	0	0	0					
Ellis Burton, S OBP: 0.231, SLG: 0.293 (7, PH)											0	0	0	0	0	0	1					
Fred Norman, S OBP: 0.299, SLG: 0.293 (8, 1)											0	0	0	0	0	0	0					
Merritt Raney, L OBP: 0.190, SLG: 0.287 (9, PH)											0	0	0	0	0	0	0					
Inning Stats	R: 2 E: 0 K: 1 S: 8	H: 3 LOB: 1 BB: 0 P: 8	R: 0 E: 0 K: 1 S: 5	H: 1 LOB: 0 BB: 0 P: 5	R: 1 E: 0 K: 2 S: 8	H: 1 LOB: 0 BB: 0 P: 8	R: 0 E: 0 K: 1 S: 5	H: 0 LOB: 0 BB: 0 P: 5	R: 0 E: 1 K: 0 S: 4	H: 1 LOB: 2 BB: 1 P: 8	R: 1 E: 0 K: 0 S: 4	H: 1 LOB: 0 BB: 0 P: 4	R: 0 E: 0 K: 1 S: 5	H: 0 LOB: 0 BB: 0 P: 5	R: 0 E: 0 K: 0 S: 4	H: 2 LOB: 1 BB: 0 P: 4	R: 1 E: 0 K: 0 S: 5	H: 2 LOB: 2 BB: 1 P: 9	1B: 8 2B: 1 3B: 1 HR: 2	SF: 0 SAC: 0 DP: 3 HBP: 0	WP: 0 PB: 0 SB: 0 CS: 0	PA: 38
PITCHER	IP	WLS	BF	H	R	ER	SO	BB	IBB	HBP	BLK	WP	HR	S	P	ERA	WHIP					
Bob Purkey, R ERA: 4.08 (1, 1)	9.0	W	38	11	5	5	6	2	0	0	0	0	2	48	56	5.00	1.444					

AB	38
R	10
H	14
RBI	10
BB	5
SO	7
LOB	13



AB	36
R	5
H	11
RBI	5
BB	2
SO	6
LOB	14



Batter	1	2	3	4	5	6	7	8	9	AB	R	H	RBI	BB	SO	LOB	TOP										
Pete Rose, S OBP: 0.279, SLG: 0.286 (1, 4)	0-0 4-3		0-0 F7		0-0 F7		0-0 F7		0-0 1-3	5	0	0	0	0	0	1	Cincinnati Reds @ Chicago Cubs Wrigley Field, Chicago, IL Sat May 16 1964, 3:33 AM CDT Att: 10,868 - Unknown										
Bob Skinner, L OBP: 0.310, SLG: 0.447 (1, 7)	0-0 1B		0-0 F7		0-0 HR		0-0 FC4-6 1B		0-0 G3	5	1	3	1	0	0	0											
Vada Pinson, L OBP: 0.340, SLG: 0.469 (1, 8)	0-3 K		0-0 1B		0-0 1-3		0-0 FC4-6 CS			4	0	1	1	0	1	2											
Gordy Coleman, L OBP: 0.396, SLG: 0.521 Deron Johnson, R OBP: 0.439, SLG: 0.545 (8, 3)	0-0 1B		0-0 1B		0-0 F8		0-0 CS		0-0 HR	4	1	3	1	0	0	0											
Frank Robinson, R OBP: 0.377, SLG: 0.505 (1, 9)	0-0 5-3		0-0 F7		0-0 F6		0-0 SH1-3 1B		0-0 SH1-3 1B	4	1	1	0	0	0	4											
Leo Cardenas, R OBP: 0.383, SLG: 0.485 (1, 6)		0-3 K		0-0 F7		0-0 F7		0-0 SH1-3 1B		3	0	0	0	0	1	0											
Johnny Edwards, L OBP: 0.303, SLG: 0.385 (1, 2)		0-3 K		0-0 HR		0-0 2B		0-0 G5-4-3 1B		4	1	3	2	0	1	0											
Steve Boros, R OBP: 0.308, SLG: 0.200 (1, 5)		0-0 1B		0-0 1-3		0-0 5-3		0-0 G5-4-3		4	0	1	0	0	0	2											
Joe Nuxhall, L OBP: 0.118, SLG: 0.118 (1, 1)		0-0 G3		0-0 1-3			0-0 E4 1B FC4-6		0-0 F6	4	1	0	0	0	0	1											
Inning Stats	R: 0 E: 0 K: 1 S: 7	H: 2 LOB: 2 BB: 0 P: 7	R: 0 E: 0 K: 2 S: 8	H: 1 LOB: 1 BB: 0 P: 8	R: 0 E: 0 K: 0 S: 5	H: 2 LOB: 2 BB: 0 P: 5	R: 1 E: 0 K: 0 S: 4	H: 1 LOB: 0 BB: 0 P: 4	R: 1 E: 0 K: 0 S: 4	H: 1 LOB: 1 BB: 0 P: 4	R: 1 E: 1 K: 0 S: 4	H: 1 LOB: 0 BB: 0 P: 4	R: 2 E: 0 K: 0 S: 5	H: 3 LOB: 0 BB: 0 P: 5	R: 0 E: 0 K: 0 S: 3	H: 0 LOB: 0 BB: 0 P: 3		1B: 8 2B: 1 3B: 0 HR: 3	SF: 0 SAC: 1 DP: 1 HBP: 0	WP: 0 PB: 0 SB: 1 CS: 1	PA: 39						
PITCHER	IP	WLS	BF	H	R	ER	SO	BB	IBB	HBP	BLK	WP	HR	S	P	ERA	WHIP										
Glen Hobbie, R ERA: 3.5 (1, 1)	6.1	L	29	9	3	2	3	0	0	0	0	0	2	35	35	2.84	1.421										
Lindy McDaniel, R ERA: 7.71 (7, 1)	1.0		4	2	2	2	0	0	0	0	0	0	1	4	4	18.00	2.000										
Jack Spring, L ERA: 1.8 (8, 1)	1.2		5	1	0	0	0	0	0	0	0	0	0	5	5	0.00	0.600										

Batter	1	2	3	4	5	6	7	8	9	AB	R	H	RBI	BB	SO	LOB	BOTTOM										
Jimmy Stewart, S OBP: 0.353, SLG: 0.343 (1, 4)	0-0 HR		0-3 K		4-0 1-2 BB		0-0 F4			3	1	1	1	1	1	0	Cincinnati Reds @ Chicago Cubs Wrigley Field, Chicago, IL Sat May 16 1964, 3:33 AM CDT Att: 10,868 - Unknown										
Lou Brock, L OBP: 0.333, SLG: 0.387 Leo Burke, R OBP: 0.385, SLG: 0.111 Ellis Burton, S OBP: 0.231, SLG: 0.091 (8, PH) (9, 9)	0-0 G4-6-3 1B		0-0 1-3		0-3 K				0-0 6-3	3	0	1	0	0	1	2											
Billy Williams, L OBP: 0.464, SLG: 0.697 (1, 7)	0-0 G4-6-3 1-2		0-0 F7		0-0 BB 2B		0-0 F7		0-0 F7	4	0	1	0	0	0	1											
Ron Santo, R OBP: 0.437, SLG: 0.612 (1, 5)	0-0 2B		0-0 F8		4-0 2B BB		0-0 K		0-3 K	3	1	1	0	1	1	0											
14 Ernie Banks, R OBP: 0.276, SLG: 0.444 (1, 3)	0-0 F8		0-0 F9		0-0 F9		0-0 K		0-3 K	4	0	0	0	0	1	2											
Andre Rodgers, R OBP: 0.343, SLG: 0.542 (1, 6)		0-0 1B		0-0 F8		0-0 1H 2B		0-0 5-3		4	0	2	1	0	0	0											
Dick Bertell, R OBP: 0.325, SLG: 0.368 (1, 2)	0-0 F9		0-0 6-3		0-3 K		0-0 FC6-4 1B		0-0 FC6-4 1B	4	0	1	0	0	1	2											
Billy Cowan, R OBP: 0.286, SLG: 0.494 (1, 8)	0-3 K		0-0 6-3		0-0 CS 2B		0-0 FC6-4		0-0 FC6-4	4	0	1	0	0	1	2											
Glen Hobbie, R Lindy McDaniel, R Jack Spring, R (1, 1) (7, 1) (8, 1)	0-0 F9		0-0 BB BB		0-0 5-3				0-0 5-3	1	0	0	0	1	0	1											
Inning Stats	R: 1 E: 0 K: 0 S: 5	H: 3 LOB: 1 BB: 0 P: 5	R: 0 E: 0 K: 1 S: 6	H: 1 LOB: 1 BB: 0 P: 6	R: 0 E: 0 K: 1 S: 5	H: 0 LOB: 0 BB: 0 P: 5	R: 0 E: 0 K: 0 S: 3	H: 0 LOB: 2 BB: 0 P: 3	R: 0 E: 0 K: 1 S: 5	H: 2 LOB: 1 BB: 1 P: 10	R: 0 E: 0 K: 0 S: 3	H: 1 LOB: 0 BB: 0 P: 3	R: 0 E: 0 K: 1 S: 5	H: 0 LOB: 0 BB: 0 P: 5	R: 0 E: 0 K: 1 S: 6	H: 1 LOB: 1 BB: 0 P: 6		1B: 3 2B: 4 3B: 0 HR: 1	SF: 0 SAC: 0 DP: 1 HBP: 0	WP: 0 PB: 0 SB: 0 CS: 1	PA: 35						
PITCHER	IP	WLS	BF	H	R	ER	SO	BB	IBB	HBP	BLK	WP	HR	S	P	ERA	WHIP										
Joe Nuxhall, L ERA: 2.96 (1, 1)	9.0	W	35	8	2	2	6	3	0	0	0	0	1	44	56	2.00	1.222										

Batter	1	2	3	4	5	6	7	8	9	AB	R	H	RBI	BB	SO	LOB	TOP								
Pete Rose, S OBP: 0.283, SLG: 0.284 (1, 4)	0-0 1-3		0-0 G3 1B		0-0 1-3		0-0 4-3		0-0 BB	4	0	1	0	1	0	0	Cincinnati Reds @ Chicago Cubs Wrigley Field, Chicago, IL Sun May 17 1964, 3:33 AM CDT Unknown livebaseballscorecards.com								
Bob Skinner, L OBP: 0.295, SLG: 0.419 (1, 7)	0-0 4-3		0-0 F9		0-0 F8			0-0 1-3 1B	5	0	1	0	0	0	3										
Vada Pinson, L OBP: 0.336, SLG: 0.455 (1, 8)	0-0 G3		0-0 G3 1-2		4-0 E S SF9 BB			0-0 F7	3	1	0	0	1	0	2										
Gordy Coleman, L OBP: 0.368, SLG: 0.481 (1, 3)		0-0 F3	0-0 F5		0-3 K			0-0 1-3	4	0	0	0	0	1	3										
Frank Robinson, R OBP: 0.382, SLG: 0.515 (1, 9)		0-0 HR 2B		0-0 F8		0-0 SF9		4-0	2	1	1	1	1	0	0										
Leo Cardenas, R OBP: 0.378, SLG: 0.505 (1, 6)		0-0 2H HR		0-0 F8		0-3 3H K		0-0 5-3	4	1	1	2	0	1	2										
Steve Boros, R OBP: 0.353, SLG: 0.500 (1, 5)		0-0 E4 CS		0-0				0-0 HR	4	1	2	1	0	1	0										
Hal Smith, R OBP: 0.316, SLG: 0.294 (1, 2)		4-0 1-2 BB		0-0 F7				0-0 1-3	3	0	0	0	1	0	1										
Jim O'Toole, S OBP: 0.250, SLG: 0.300 Ryne Duren, R (9, 1) Bill Henry, L (9, 1)		0-0 L8			0-3 K			0-0 5-3	4	0	1	0	0	0	1										
Inning Stats	R: 0 E: 0 K: 0 S: 3	H: 0 LOB: 0 BB: 0 P: 3	R: 2 E: 1 K: 0 S: 5	H: 2 LOB: 1 BB: 1 P: 9	R: 0 E: 0 K: 0 S: 4	H: 1 LOB: 1 BB: 0 P: 4	R: 0 E: 0 K: 0 S: 4	H: 1 LOB: 0 BB: 0 P: 4	R: 1 E: 0 K: 0 S: 7	H: 0 LOB: 0 BB: 0 P: 11	R: 1 E: 0 K: 0 S: 4	H: 1 LOB: 0 BB: 0 P: 4	R: 0 E: 0 K: 0 S: 4	H: 1 LOB: 2 BB: 1 P: 8	R: 0 E: 0 K: 1 S: 6	H: 1 LOB: 2 BB: 1 P: 10		1B: 3 2B: 1 3B: 1 HR: 2	SF: 1 SAC: 0 DP: 0 HBP: 0	WP: 0 PB: 0 SB: 1 CS: 1	PA: 38				
PITCHER	IP	WLS	BF	H	R	ER	SO	BB	IBB	HBP	BLK	WP	HR	S	P	ERA	WHIP								
Bob Buhl, R ERA: 3.47 Don Elston, R ERA: 1.94 Lindy McDaniel, R ERA: 6.97	(1, 1)	6.0	24	4	3	2	3	2	0	0	0	0	1	28	36	3.00	1.000								
	(7, 1)	2.0	9	2	1	1	0	0	1	0	0	0	1	8	12	4.50	1.000								
	(9, 1)	1.0	W	5	1	0	0	1	0	0	0	0	0	6	10	0.00	2.000								

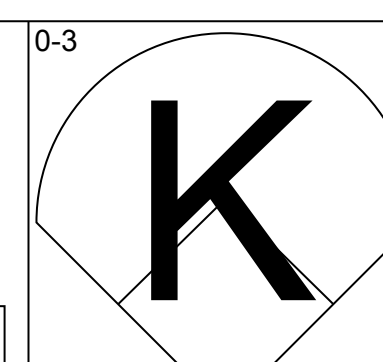
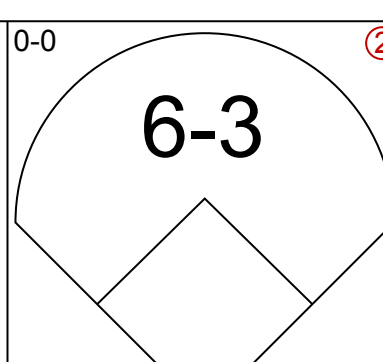
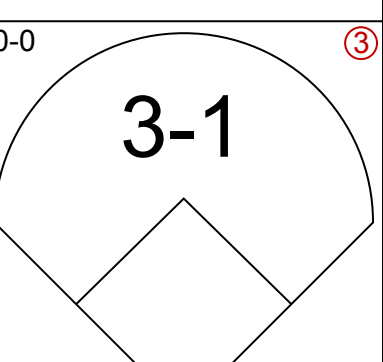
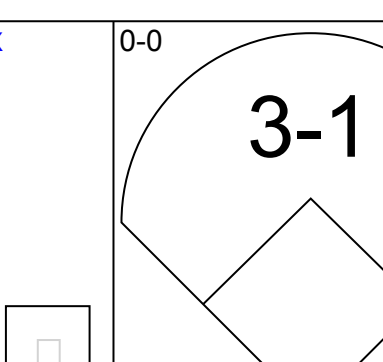
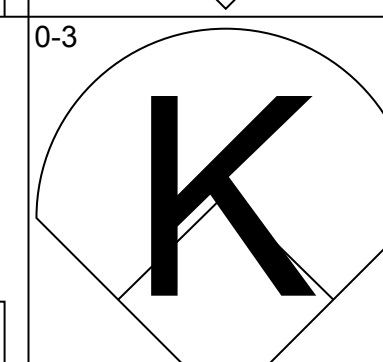
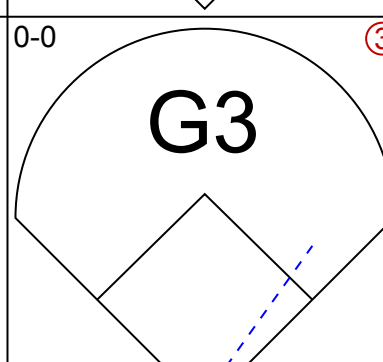
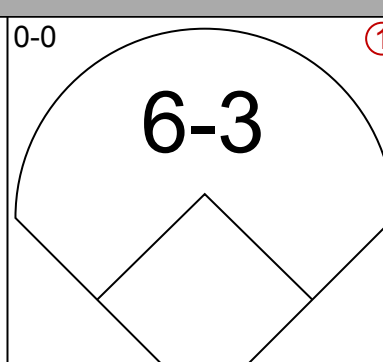
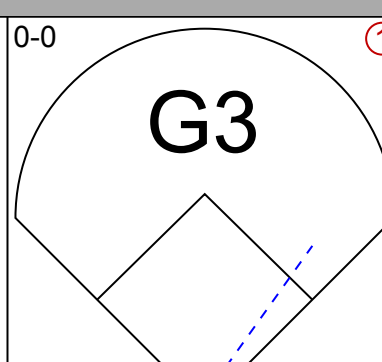
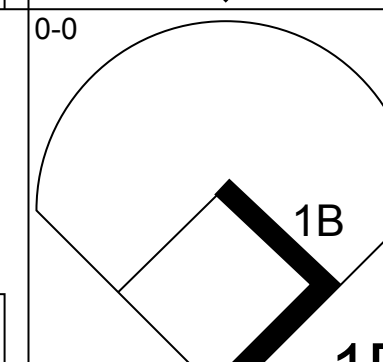
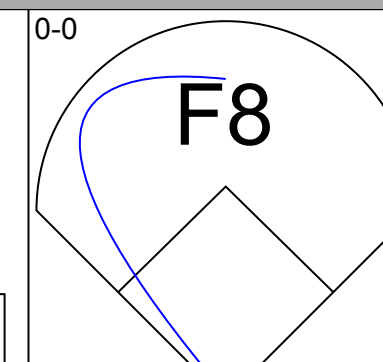
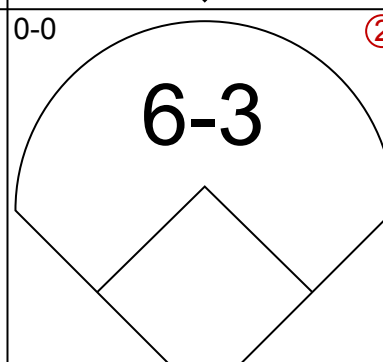
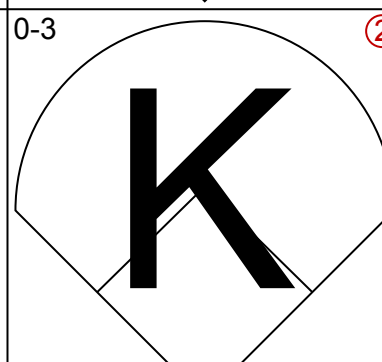
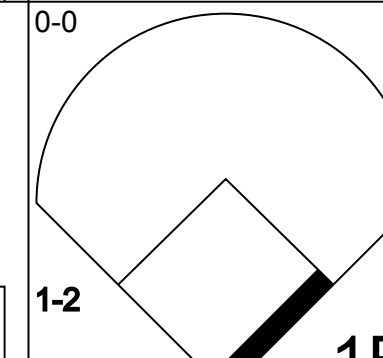
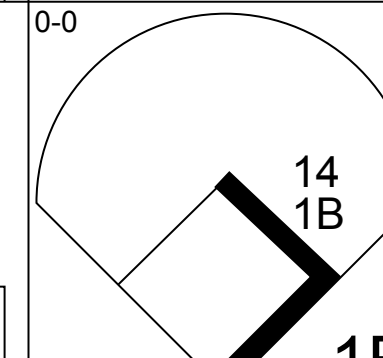
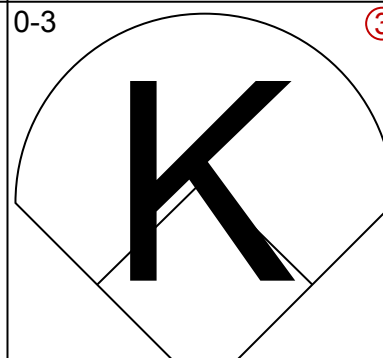
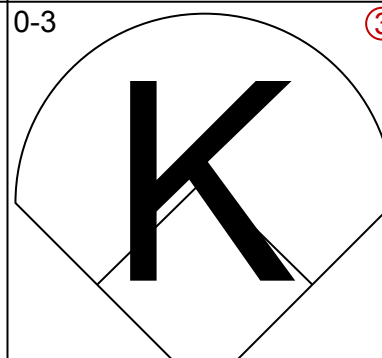
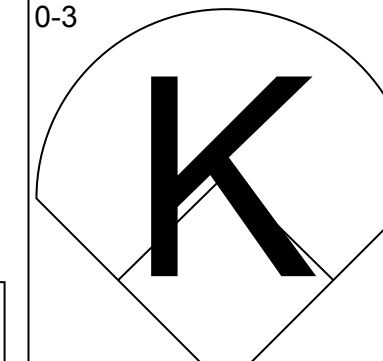
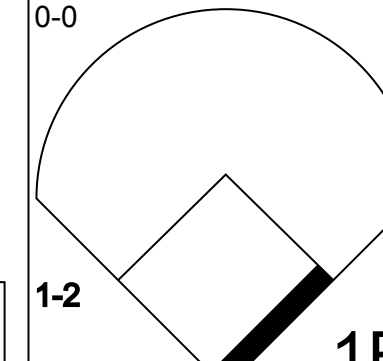
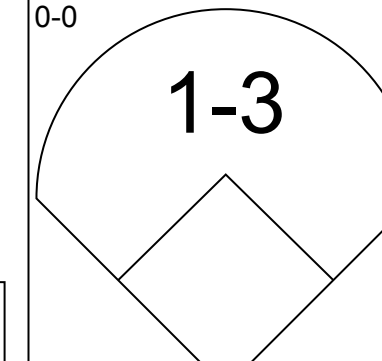
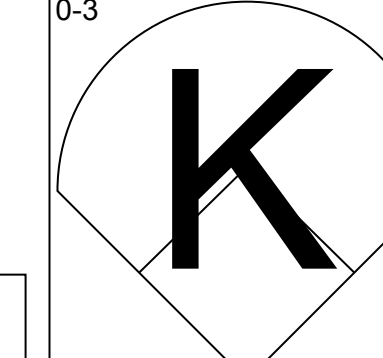
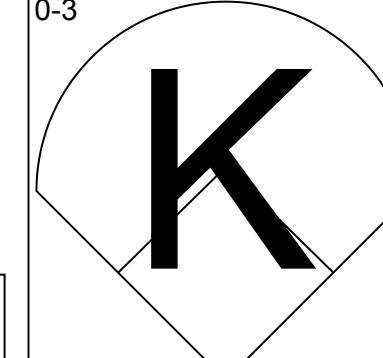
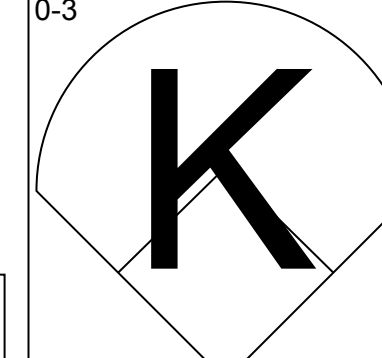
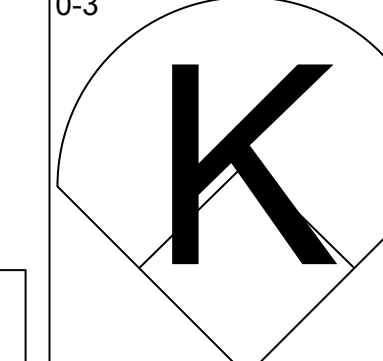
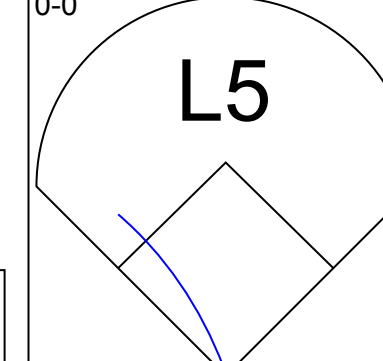
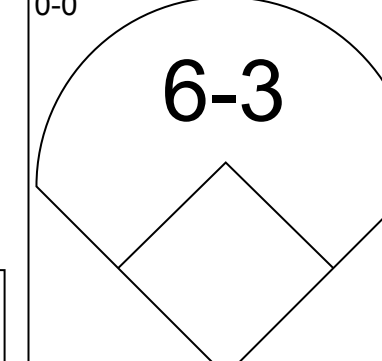
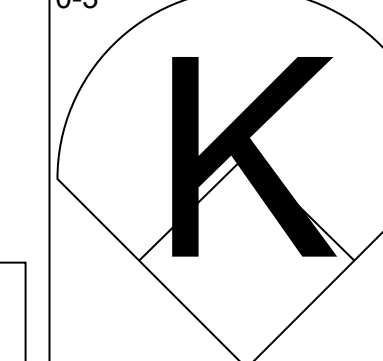
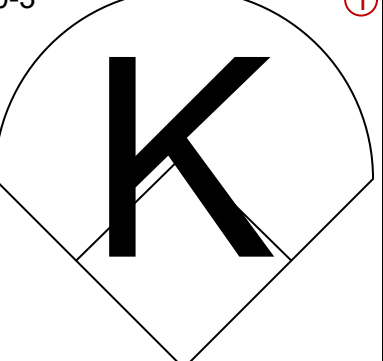
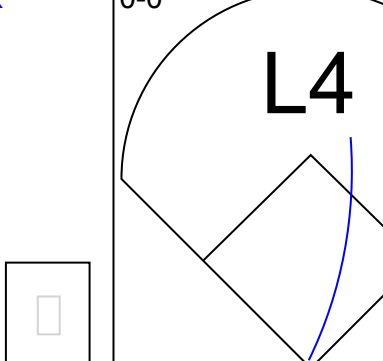
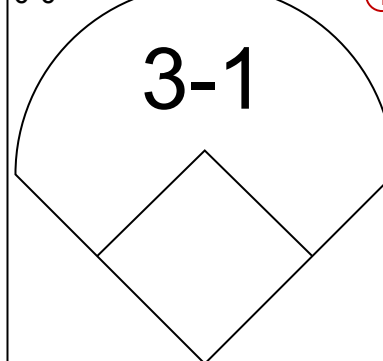
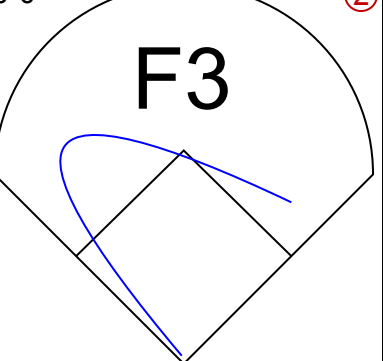
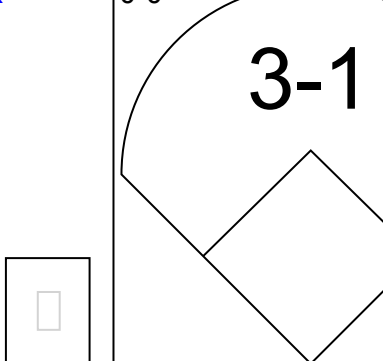
Batter	1	2	3	4	5	6	7	8	9	AB	R	H	RBI	BB	SO	LOB	BOTTOM								
Ellis Burton, S OBP: 0.188, SLG: 0.071 (1, 9)	0-0 1-3			0-0 5-3		0-0 SH1-3		0-0 F4		3	0	0	0	0	0	1	Cincinnati Reds @ Chicago Cubs Wrigley Field, Chicago, IL Sun May 17 1964, 3:33 AM CDT Unknown livebaseballscorecards.com								
Leo Burke, R OBP: 0.353, SLG: 0.154 (1, 4)	0-3 K			0-0 5-3		0-0 5-3			0-0 HBP 14 1B BB	4	1	1	0	0	1										
Billy Williams, L OBP: 0.457, SLG: 0.676 (1, 7)	0-0 6-3			0-0 F8				0-0 F7	4	0	0	0	1	0	0										
Ron Santo, R OBP: 0.439, SLG: 0.598 (1, 5)		4-0 F9-3 BB			0-0 6-3			0-0 F9	2	1	0	0	1	0	0										
14 Ernie Banks, R OBP: 0.284, SLG: 0.447 (1, 3)		0-0 F9			0-0 6-3			0-0	0-0 14 1B SF8 HBP	4	1	2	2	0	0										
Andre Rodgers, R OBP: 0.330, SLG: 0.520 (1, 6)		0-0 F9-3 1-2			0-0 1-3			0-0 F9	4	0	0	0	0	1	4										
Dick Bertell, R OBP: 0.325, SLG: 0.359 Jimmy Stewart, S OBP: 0.350, SLG: 0.343 (9, PH)			0-0 F9			4-0 FC5-4 BB		0-0 4-3	2	0	0	0	1	0	0										
Billy Cowan, R OBP: 0.295, SLG: 0.489 (1, 8)			0-0 F9			0-0 FC5-4 2B		4-0 5-3 BB	3	1	1	1	1	0	1										
Bob Buhl, R Jimmie Schaffer, R OBP: 0.300, SLG: 0.667 Don Elston, R Joey Amalfitano, R (8, PH) Lindy McDaniel, R (9, 1)			0-0 F8			0-0 SH1-3 1H 2B		0-0 5-3	1	0	0	0	0	0	0										
Inning Stats	R: 0 E: 0 K: 1 S: 5	H: 0 LOB: 0 BB: 0 P: 5	R: 0 E: 0 K: 0 S: 2	H: 0 LOB: 0 BB: 1 P: 6	R: 0 E: 0 K: 0 S: 3	H: 0 LOB: 0 BB: 0 P: 3	R: 0 E: 0 K: 0 S: 3	H: 0 LOB: 0 BB: 0 P: 3	R: 1 E: 0 K: 0 S: 4	H: 1 LOB: 1 BB: 1 P: 8	R: 0 E: 0 K: 0 S: 4	H: 1 LOB: 1 BB: 0 P: 4	R: 0 E: 0 K: 0 S: 3	H: 0 LOB: 1 BB: 1 P: 7	R: 4 E: 0 K: 1 S: 7	H: 3 LOB: 1 BB: 1 P: 12		1B: 4 2B: 2 3B: 0 HR: 0	SF: 1 SAC: 1 DP: 1 HBP: 1	WP: 0 PB: 0 SB: 0 CS: 0	PA: 35				
PITCHER	IP	WLS	BF	H	R	ER	SO	BB	IBB	HBP	BLK	WP	HR	S	P	ERA	WHIP								
Jim O'Toole, L ERA: 2.9 Ryne Duren, R ERA: 10.8 Bill Henry, L ERA: 0.9	(1, 1)	8.0	30	3	3	3	1	4	0	0	0	0	0	28	44	3.38	0.875								
	(9, 1)	0.1	L	3	1	0	0	0	0	1	0	0	0	4	5	0.00	3.000								
	(9, 1)	0.1	2	1	2	2	0	0	0	0	0	0	0	2	2	54.00	3.000								



Batter	1	2	3	4	5	6	7	8	9	AB	R	H	RBI	BB	SO	LOB	TOP
Pete Rose, S OBP: 0.280, SLG: 0.281 (1, 4)	0-0 1-3		0-0 CS 1B		0-0 1-3		0-3 K		0-0 FC4-6 2B E	5	1	1	0	0	1	1	Cincinnati Reds @ Chicago Cubs Wrigley Field, Chicago, IL Sun May 17 1964, 3:38 AM CDT Att: 25,145 - Unknown AB 36 R 7 H 10 RBI 6 BB 6 SO 2 LOB 14
Bob Skinner, L OBP: 0.306, SLG: 0.500 (1, 7)	0-0 3-1		0-0 F3			0-0 HR	0-0 4-3		0-0 E7 2B	5	1	2	1	0	0	2	
Vada Pinson, L OBP: 0.339, SLG: 0.448 (1, 8)	0-0 F4		0-0 1B			0-0 F8 1B BB	4-0 BB		0-0 F6	4	0	1	1	1	0	1	
Gordy Coleman, L OBP: 0.387, SLG: 0.482 (1, 3)		0-0 FC6-4 1B	0-0 CS	0-0 1-3		0-0 E 1B	0-0 G3		4-0 BB BB	4	1	2	0	1	0	1	
Frank Robinson, R OBP: 0.391, SLG: 0.574 (1, 9)		0-0 FC6-4 1-2		0-0 HR		0-0 E5 1B		0-0 HR	4-0 FC4-6 BB	4	2	2	2	1	0	2	
Leo Cardenas, R OBP: 0.371, SLG: 0.491 (1, 6)		0-0 F6		0-0 5-3		0-0 BB 2B 1B		0-0 6-3	0-0 FC4-6	5	1	1	1	0	0	4	
Johnny Edwards, L OBP: 0.301, SLG: 0.372 (1, 2)		0-0 F4		0-0 4-3		4-0 2B BB		0-3 K		3	0	0	0	1	1	1	
Steve Boros, R OBP: 0.333, SLG: 0.500 (1, 5)			0-0 F4		0-0 5-3	0-0 2B		0-0 F5		4	0	1	1	0	0	0	
Jim Maloney, L OBP: 0.421, SLG: 0.267 (1, 1)			4-0 1B BB		0-0 1-3	0-0 4-3			4-0 FC4-6 BB	2	1	0	0	2	0	2	
Inning Stats	R: 0 E: 0 K: 0 S: 3	H: 0 LOB: 0 BB: 0 P: 3	R: 0 E: 0 K: 0 S: 4	H: 1 LOB: 1 BB: 0 P: 4	R: 1 E: 0 K: 0 S: 4	H: 2 LOB: 1 BB: 1 P: 8	R: 1 E: 0 K: 0 S: 4	H: 1 LOB: 0 BB: 0 P: 4	R: 0 E: 0 K: 1 S: 5	H: 0 LOB: 1 BB: 1 P: 9	R: 1 E: 0 K: 1 S: 6	H: 1 LOB: 0 BB: 0 P: 6	R: 1 E: 1 K: 0 S: 4	H: 1 LOB: 3 BB: 3 P: 16	1B: 5 2B: 2 3B: 0 HR: 3	SF: 0 SAC: 0 DP: 0 HBP: 0	WP: 0 PA: 43 PB: 0 SB: 0 CS: 1
PITCHER	IP WLS BF H R ER SO BB IBB HBP BLK WP HR S P ERA WHIP	IP WLS BF H R ER SO BB IBB HBP BLK WP HR S P ERA WHIP	IP WLS BF H R ER SO BB IBB HBP BLK WP HR S P ERA WHIP	IP WLS BF H R ER SO BB IBB HBP BLK WP HR S P ERA WHIP	IP WLS BF H R ER SO BB IBB HBP BLK WP HR S P ERA WHIP	IP WLS BF H R ER SO BB IBB HBP BLK WP HR S P ERA WHIP	IP WLS BF H R ER SO BB IBB HBP BLK WP HR S P ERA WHIP	IP WLS BF H R ER SO BB IBB HBP BLK WP HR S P ERA WHIP	IP WLS BF H R ER SO BB IBB HBP BLK WP HR S P ERA WHIP	IP WLS BF H R ER SO BB IBB HBP BLK WP HR S P ERA WHIP	IP WLS BF H R ER SO BB IBB HBP BLK WP HR S P ERA WHIP	IP WLS BF H R ER SO BB IBB HBP BLK WP HR S P ERA WHIP	IP WLS BF H R ER SO BB IBB HBP BLK WP HR S P ERA WHIP	IP WLS BF H R ER SO BB IBB HBP BLK WP HR S P ERA WHIP	IP WLS BF H R ER SO BB IBB HBP BLK WP HR S P ERA WHIP	IP WLS BF H R ER SO BB IBB HBP BLK WP HR S P ERA WHIP	IP WLS BF H R ER SO BB IBB HBP BLK WP HR S P ERA WHIP
Paul Toth, R ERA: 5.19 (1, 1)	5.2 L	25 7 5 5 0	7 5 5 0	2 0 0 0	0 0 0 0	0 0 0 0	0 0 0 0	0 0 0 0	0 0 0 0	0 0 0 0	0 0 0 0	0 0 0 0	0 0 0 0	0 0 0 0	0 0 0 0	0 0 0 0	7.94 1.588
Wayne Schurr, R ERA: 2.45 (6, 1)	1.1 6 1 0 0 1	1 0 0 1	1 0 0 0	0 0 0 0	0 0 0 0	0 0 0 0	0 0 0 0	0 0 0 0	0 0 0 0	0 0 0 0	0 0 0 0	0 0 0 0	0 0 0 0	0 0 0 0	0 0 0 0	0 0 0 0	0.00 1.500
Lindy McDaniel, R ERA: 7.3 (8, 1)	2.0 11 2 2 2 1	3 0 0 0	3 0 0 0	0 0 0 0	0 0 0 0	0 0 0 0	0 0 0 0	0 0 0 0	0 0 0 0	0 0 0 0	0 0 0 0	0 0 0 0	0 0 0 0	0 0 0 0	0 0 0 0	0 0 0 0	9.00 2.500

Batter	1	2	3	4	5	6	7	8	9	AB	R	H	RBI	BB	SO	LOB	BOTTOM				
Jimmy Stewart, S OBP: 0.350, SLG: 0.336 (1, 4)	0-0 F5		0-0 SH5-3 1-2		4-0 BB		0-0 F7			2	0	0	0	1	0	0	Cincinnati Reds @ Chicago Cubs Wrigley Field, Chicago, IL Sun May 17 1964, 3:38 AM CDT Att: 25,145 - Unknown AB 31 R 1 H 7 RBI 1 BB 4 SO 8 LOB 15				
Lou Brock, L OBP: 0.322, SLG: 0.373 (1, 9)	0-3 K		0-0 F6		0-0 F7			0-0 4-3		4	0	0	0	0	1	4					
Billy Williams, L OBP: 0.458, SLG: 0.695 (1, 7)	0-0 HR			0-0 4-3		0-0 G3		4-0 FC6-4 BB		3	1	1	1	1	0	0					
Ron Santo, R OBP: 0.441, SLG: 0.593 (1, 5)	0-0 F7			0-0 14 G6-4-3 1B		0-0 BB 1B		0-0 FC6-4 1-2 1B		4	0	2	0	0	0	1					
14 Ernie Banks, R OBP: 0.283, SLG: 0.439 (1, 3)		0-0 F8		0-0 G6-4-3 1-2		0-0 F8		0-0 1B		4	0	1	0	0	0	2					
Andre Rodgers, R OBP: 0.345, SLG: 0.520 (1, 6)		0-0 1B			4-0 WP BB	4-0 BB		0-3 K		2	0	1	0	2	1	2					
Jimmie Schaffer, R OBP: 0.429, SLG: 0.500 Lindy McDaniel, R (8, 1) Don Landrum, L (9, PH)		0-0 5-3			0-0 WP 1B	0-0 F4			0-0 F8	3	0	1	0	0	0	2					
Billy Cowan, R OBP: 0.289, SLG: 0.478 Merritt Ranew, L OBP: 0.179, SLG: 0.080 (7, PH) (8, 2)			0-3 K		0-3 K		0-3 K		0-3 K	2	0	0	0	0	2	2					
Paul Toth, R OBP: 0.500, SLG: 0.500 Wayne Schurr, R (6, 1) Ellis Burton, S OBP: 0.167, SLG: 0.063 (8, 8)					0-3 K		0-0 4-3		0-3 K	2	0	1	0	0	1	2					
Inning Stats	R: 1 E: 0 K: 1 S: 6	H: 1 LOB: 0 BB: 0 P: 6	R: 0 E: 0 K: 0 S: 3	H: 1 LOB: 0 BB: 0 P: 3	R: 0 E: 0 K: 1 S: 6	H: 1 LOB: 1 BB: 0 P: 6	R: 0 E: 0 K: 0 S: 3	H: 1 LOB: 0 BB: 0 P: 3	R: 0 E: 0 K: 2 S: 8	H: 1 LOB: 3 BB: 2 P: 16	R: 0 E: 0 K: 0 S: 4	H: 1 LOB: 2 BB: 1 P: 8	R: 0 E: 0 K: 1 S: 5	H: 0 LOB: 0 BB: 0 P: 5	R: 0 E: 0 K: 1 S: 6	H: 1 LOB: 1 BB: 1 P: 10	R: 0 E: 0 K: 2 S: 7	H: 0 LOB: 0 BB: 0 P: 7	1B: 6 2B: 0 3B: 0 HR: 1	SF: 0 SAC: 1 DP: 1 HBP: 0	WP: 1 PA: 36 PB: 0 SB: 0 CS: 0
PITCHER	IP WLS BF H R ER SO BB IBB HBP BLK WP HR S P ERA WHIP	IP WLS BF H R ER SO BB IBB HBP BLK WP HR S P ERA WHIP	IP WLS BF H R ER SO BB IBB HBP BLK WP HR S P ERA WHIP	IP WLS BF H R ER SO BB IBB HBP BLK WP HR S P ERA WHIP	IP WLS BF H R ER SO BB IBB HBP BLK WP HR S P ERA WHIP	IP WLS BF H R ER SO BB IBB HBP BLK WP HR S P ERA WHIP	IP WLS BF H R ER SO BB IBB HBP BLK WP HR S P ERA WHIP	IP WLS BF H R ER SO BB IBB HBP BLK WP HR S P ERA WHIP	IP WLS BF H R ER SO BB IBB HBP BLK WP HR S P ERA WHIP	IP WLS BF H R ER SO BB IBB HBP BLK WP HR S P ERA WHIP	IP WLS BF H R ER SO BB IBB HBP BLK WP HR S P ERA WHIP	IP WLS BF H R ER SO BB IBB HBP BLK WP HR S P ERA WHIP	IP WLS BF H R ER SO BB IBB HBP BLK WP HR S P ERA WHIP	IP WLS BF H R ER SO BB IBB HBP BLK WP HR S P ERA WHIP	IP WLS BF H R ER SO BB IBB HBP BLK WP HR S P ERA WHIP	IP WLS BF H R ER SO BB IBB HBP BLK WP HR S P ERA WHIP					
Jim Maloney, R ERA: 1.83 (1, 1)	9.0 W	36 7 1 1 8	7 1 1 8	4 0 0 0	0 0 0 0	0 0 0 0	0 0 0 0	0 0 0 0	0 0 0 0	0 0 0 0	0 0 0 0	0 0 0 0	0 0 0 0	0 0 0 0	0 0 0 0	0 0 0 0	1.00 1.222				

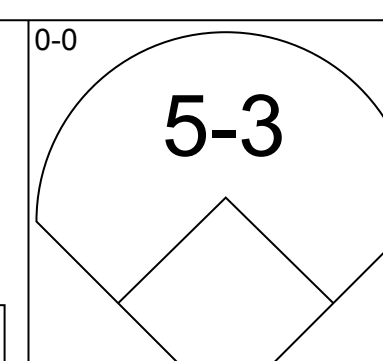
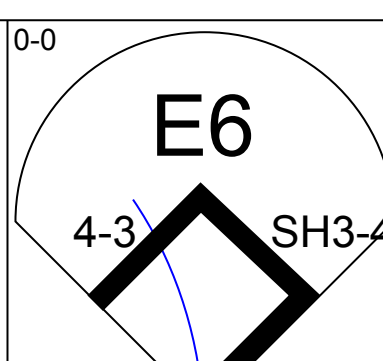
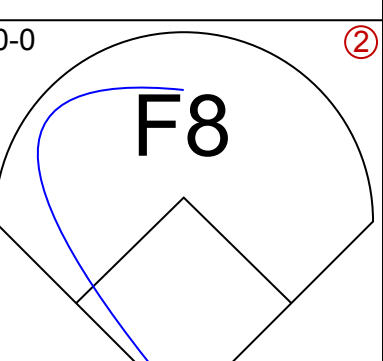
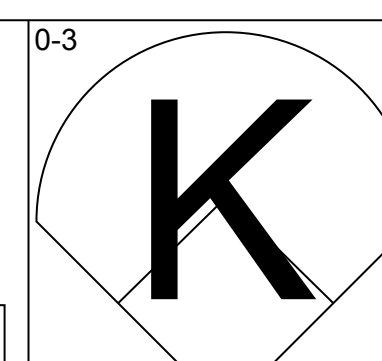
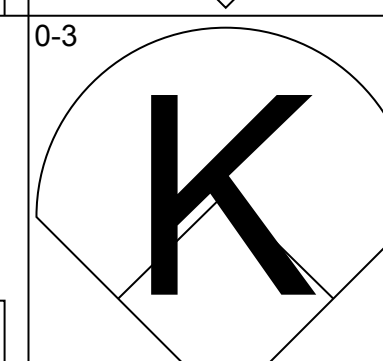
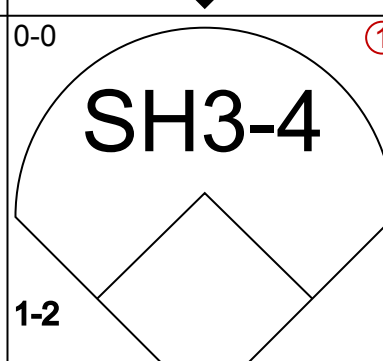
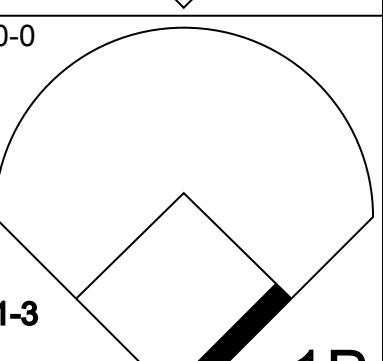
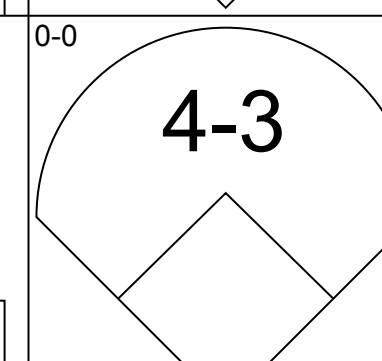
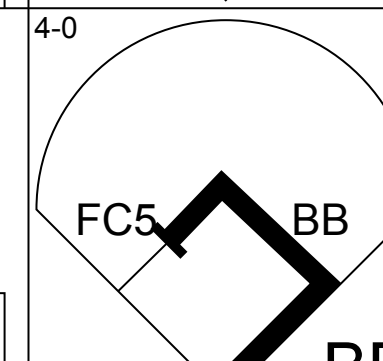
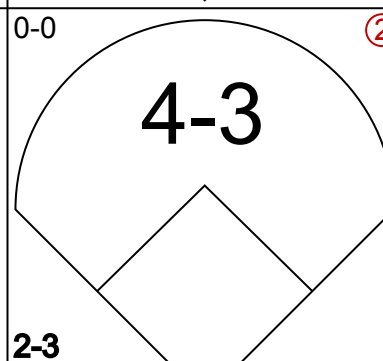
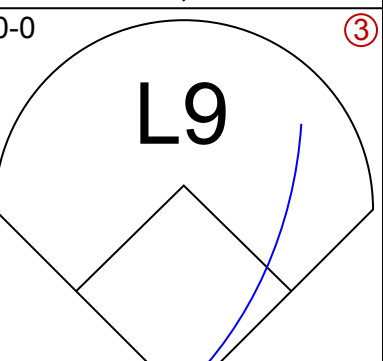
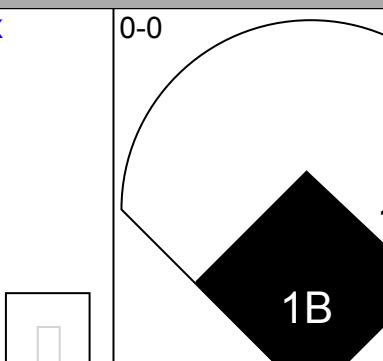
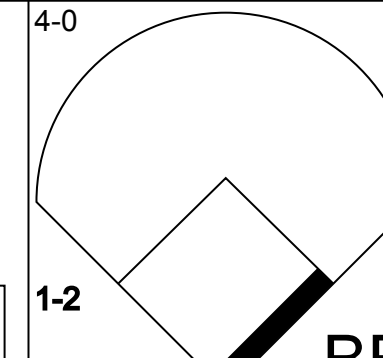
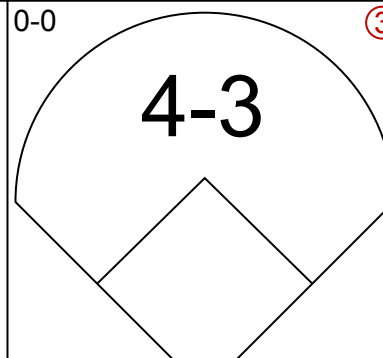
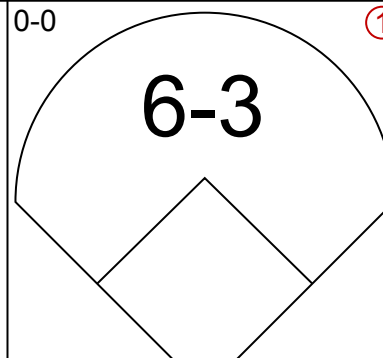
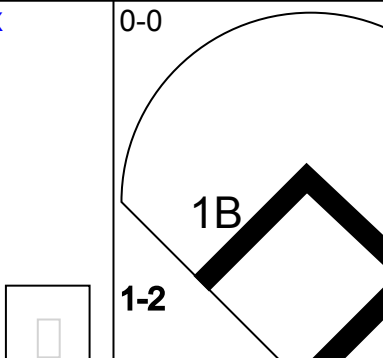
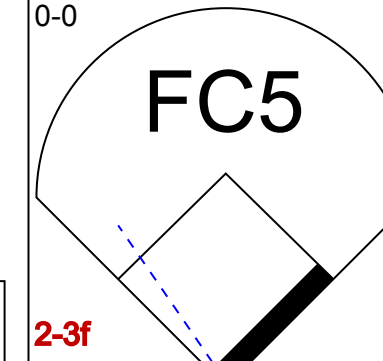
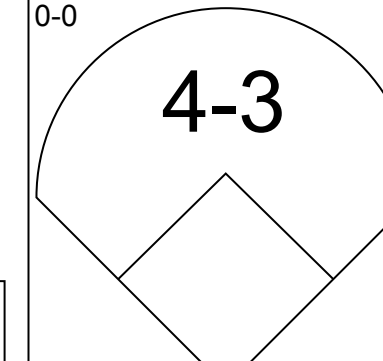
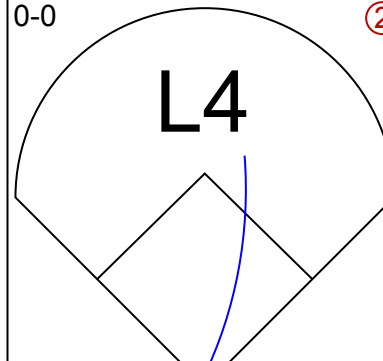
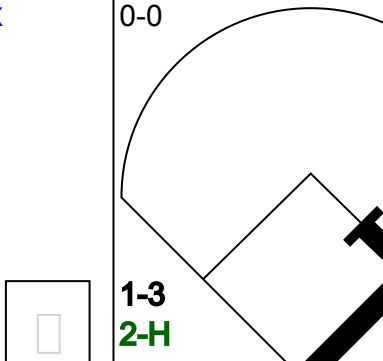
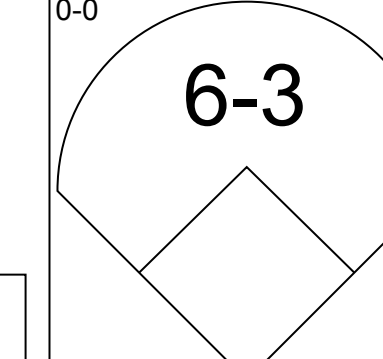
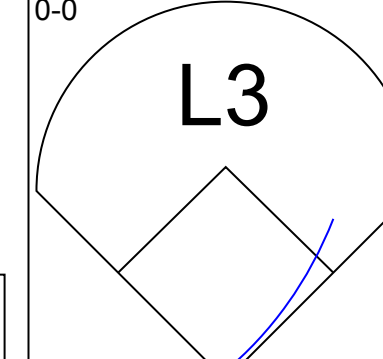
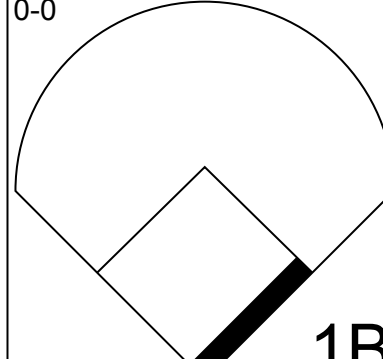
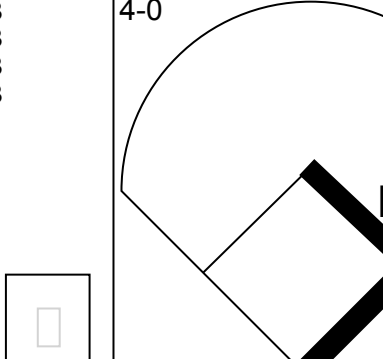
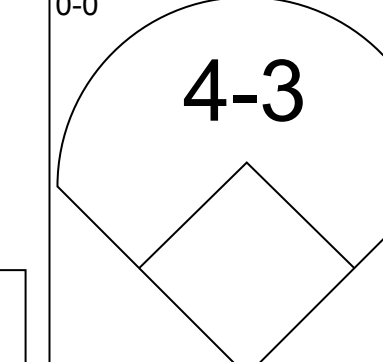
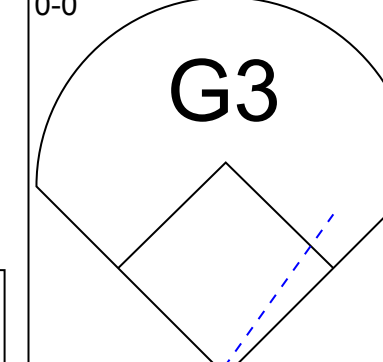
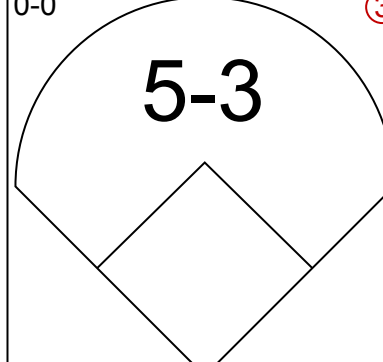
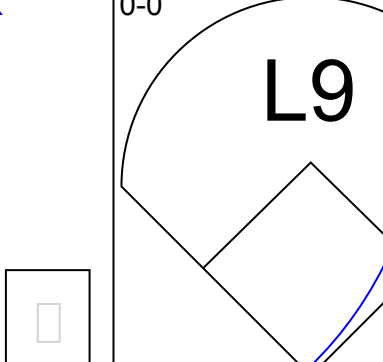
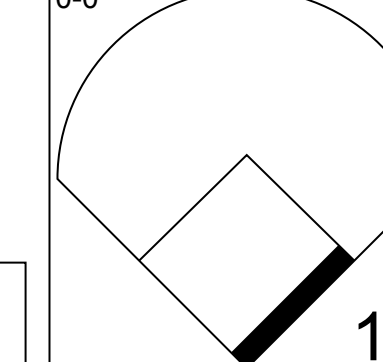
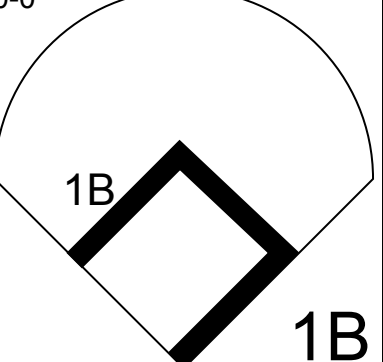
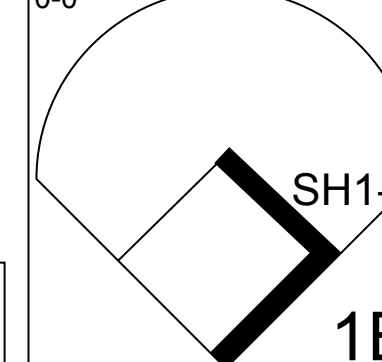
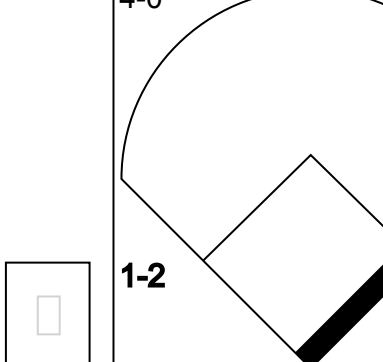

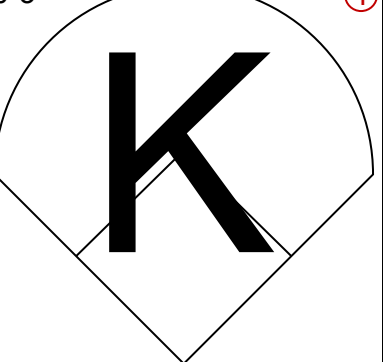
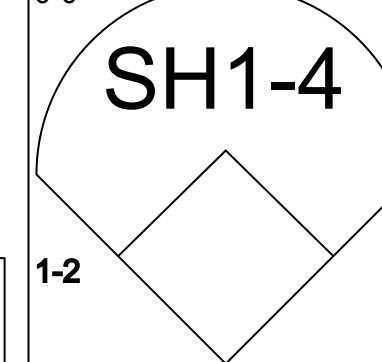
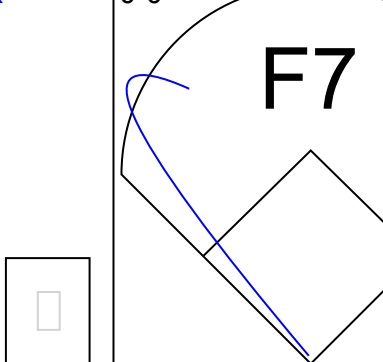


Batter	1	2	3	4	5	6	7	8	9	AB	R	H	RBI	BB	SO	LOB	TOP			
Jimmy Stewart, S OBP: 0.326, SLG: 0.310 (1, 4)										4	0	0	0	0	1	0				
Lou Brock, L OBP: 0.307, SLG: 0.353 (1, 9)										0	0	0	0	0	0	0				
Billy Williams, L OBP: 0.465, SLG: 0.717 (1, 7)										4	0	1	0	0	1	0				
Ron Santo, R OBP: 0.433, SLG: 0.600 (1, 5)										4	0	2	0	0	2	0				
14 Ernie Banks, R OBP: 0.281, SLG: 0.421 (1, 3)										3	0	1	0	0	1	2				
Andre Rodgers, R OBP: 0.341, SLG: 0.495 (1, 6)										3	0	0	0	0	3	2				
Billy Cowan, R OBP: 0.288, SLG: 0.464 (1, 8)										3	0	0	0	0	1	2				
Dick Bertell, R OBP: 0.322, SLG: 0.345 (1, 2)										3	0	0	0	0	2	0				
Larry Jackson, R OBP: 0.087, SLG: 0.174 (1, 1)										3	0	0	0	0	0	0				
Inning Stats	R: 0 H: 2 E: 0 K: 3 S: 11	H: 0 LOB: 2 BB: 0 P: 11	R: 0 H: 0 E: 0 K: 3 S: 9	H: 0 LOB: 0 BB: 0 P: 9	R: 0 H: 0 E: 0 K: 0 S: 3	H: 0 LOB: 0 BB: 0 P: 3	R: 0 H: 2 E: 0 K: 1 S: 7	H: 2 LOB: 2 BB: 0 P: 7	R: 0 H: 0 E: 0 K: 1 S: 5	H: 0 LOB: 0 BB: 0 P: 5	R: 0 H: 0 E: 0 K: 1 S: 5	H: 0 LOB: 0 BB: 0 P: 5	R: 0 H: 0 E: 0 K: 1 S: 5	H: 0 LOB: 0 BB: 0 P: 5	R: 0 H: 0 E: 0 K: 2 S: 7	H: 0 LOB: 0 BB: 0 P: 7	1B: 4 2B: 0 3B: 0 HR: 0	SF: 0 SAC: 0 DP: 0 HBP: 0	WP: 0 PB: 0 SB: 0 CS: 0	PA: 31
PITCHER Bob Gibson, R ERA: 2.17 (1, 1)	IP: 9.0 WLS: W BF: 31 H: 4 R: 0 ER: 0 SO: 12 BB: 0 IBB: 0 HBP: 0 BLK: 0 WP: 0 HR: 0 S: 55 P: 55 ERA: 0.00 WHIP: 0.444																			

Chicago Cubs @ St. Louis Cardinals
Sportsman's Park, St. Louis, MO
Wed May 20 1964, 8:05 PM EDT
Att: 8,612 - Unknown

AB	27
R	0
H	4
RBI	0
BB	0
SO	11
LOB	6



Batter	1	2	3	4	5	6	7	8	9	AB	R	H	RBI	BB	SO	LOB	BOTTOM	
Curt Flood, R OBP: 0.338, SLG: 0.411 (1, 8)										4	0	0	0	0	1	2		
Doug Clemens, L OBP: 0.325, SLG: 0.541 (1, 7)										3	0	1	0	0	1	1		
Dick Groat, R OBP: 0.329, SLG: 0.340 (1, 6)										3	1	1	0	1	0	3		
Ken Boyer, R OBP: 0.422, SLG: 0.553 (1, 5)										3	0	1	0	1	0	1		
Bill White, L OBP: 0.321, SLG: 0.397 (1, 3)										4	0	1	1	0	0	2		
Johnny Lewis, L OBP: 0.383, SLG: 0.417 (1, 9)										3	0	1	0	1	0	0		
Julian Javier, R OBP: 0.272, SLG: 0.382 (1, 4)										4	0	0	0	0	0	3		
Tim McCarver, L OBP: 0.355, SLG: 0.465 (1, 2)										3	0	3	0	1	0	0		
Bob Gibson, R OBP: 0.217, SLG: 0.143 (1, 1)										3	0	0	0	0	2	5		
Inning Stats	R: 0 H: 0 E: 0 K: 1 S: 5	H: 1 LOB: 1 BB: 0 P: 6	R: 0 H: 0 E: 1 K: 0 S: 4	H: 0 LOB: 1 BB: 0 P: 4	R: 0 H: 0 E: 0 K: 0 S: 3	H: 0 LOB: 0 BB: 0 P: 3	R: 0 H: 2 E: 0 K: 1 S: 7	H: 2 LOB: 2 BB: 0 P: 7	R: 0 H: 1 E: 0 K: 0 S: 4	H: 1 LOB: 1 BB: 0 P: 4	R: 0 H: 1 E: 0 K: 1 S: 6	H: 1 LOB: 1 BB: 0 P: 6	R: 1 H: 3 E: 0 K: 0 S: 5	H: 3 LOB: 3 BB: 2 P: 13	1B: 8 2B: 0 3B: 0 HR: 0	SF: 0 SAC: 2 DP: 0 HBP: 0	WP: 0 PB: 0 SB: 0 CS: 0	PA: 36
PITCHER Larry Jackson, R ERA: 4.13 (1, 1)	IP: 8.0 WLS: L BF: 36 H: 8 R: 1 ER: 1 SO: 4 BB: 3 IBB: 1 HBP: 0 BLK: 0 WP: 0 HR: 0 S: 40 P: 56 ERA: 1.12 WHIP: 1.375																	

Chicago Cubs @ St. Louis Cardinals
Sportsman's Park, St. Louis, MO
Wed May 20 1964, 8:05 PM EDT
Att: 8,612 - Unknown

AB	30
R	1
H	8
RBI	1
BB	4
SO	4
LOB	17



Batter	1	2	3	4	5	6	7	8	9	AB	R	H	RBI	BB	SO	LOB	TOP					
Jimmy Stewart, S OBP: 0.328, SLG: 0.314 (1, 4)										5	1	2	0	0	0	1						
Billy Cowan, R OBP: 0.294, SLG: 0.461 (1, 8)										5	1	2	0	0	0	3						
Billy Williams, L OBP: 0.474, SLG: 0.726 (1, 7)										4	0	3	1	0	0	0						
Ron Santo, R OBP: 0.427, SLG: 0.583 (1, 5)										3	1	0	0	1	0	4						
14 Ernie Banks, R OBP: 0.280, SLG: 0.415 (1, 3)										4	0	1	0	0	2	2						
Andre Rodgers, R OBP: 0.339, SLG: 0.486 (1, 6)										4	0	1	0	0	0	2						
Leo Burke, R OBP: 0.333, SLG: 0.176 (1, 9)										4	0	1	1	0	0	0						
Dick Bertell, R OBP: 0.309, SLG: 0.330 (1, 2)										4	0	0	0	0	0	2						
Glen Hobbie, R OBP: 0.327, SLG: 0.520 (7, PH)										0	0	0	0	0	0	0						
Joey Amalfitano, R OBP: 0.290, SLG: 0.250 (7, PH)										1	0	1	0	0	0	0						
Jack Spring, R OBP: 0.290, SLG: 0.250 (7, PH)										0	0	0	0	0	0	0						
Don Elston, R OBP: 0.290, SLG: 0.250 (7, PH)										0	0	0	0	0	0	0						
Wayne Schurr, R OBP: 0.290, SLG: 0.250 (7, PH)										0	0	0	0	0	0	0						
Jimmie Schaffer, R OBP: 0.290, SLG: 0.250 (7, PH)										1	0	1	0	0	0	0						
Inning Stats	R: 1 E: 0 K: 1 S: 7	H: 3 LOB: 1 BB: 0 P: 7	R: 0 E: 0 K: 0 S: 3	H: 0 LOB: 0 BB: 0 P: 3	R: 0 E: 0 K: 1 S: 5	H: 0 LOB: 0 BB: 1 P: 5	R: 1 E: 0 K: 1 S: 7	H: 2 LOB: 2 BB: 1 P: 11	R: 1 E: 0 K: 0 S: 5	H: 2 LOB: 1 BB: 0 P: 5	R: 0 E: 0 K: 0 S: 3	H: 0 LOB: 0 BB: 0 P: 3	R: 0 E: 0 K: 0 S: 4	H: 1 LOB: 1 BB: 0 P: 4	R: 0 E: 0 K: 0 S: 4	H: 2 LOB: 1 BB: 0 P: 4	R: 0 E: 0 K: 0 S: 5	H: 2 LOB: 2 BB: 0 P: 5	1B: 11 2B: 2 3B: 0 HR: 0	SF: 0 SAC: 0 DP: 2 HBP: 0	WP: 0 PB: 0 SB: 0 CS: 0	PA: 38
PITCHER Ray Sadecki, L ERA: 3.29 (1, 1)	IP: 9.0 WLS: W BF: 38	H: 12 R: 3 ER: 3 SO: 3	BB: 1 IBB: 0 HBP: 0 BLK: 0	WP: 0 HR: 0 S: 43 P: 47	ERA: 3.00 WHIP: 1.444																	

Chicago Cubs @ St. Louis Cardinals
Sportsman's Park, St. Louis, MO
Thu May 21 1964, 8:05 PM EDT
Att: 7,877 - Unknown

AB 35
R 3
H 12
RBI 2
BB 1
SO 2
LOB 14



Batter	1	2	3	4	5	6	7	8	9	AB	R	H	RBI	BB	SO	LOB	BOTTOM			
Curt Flood, R OBP: 0.346, SLG: 0.406 (1, 8)										2	2	0	0	3	0	1				
Doug Clemens, L OBP: 0.316, SLG: 0.561 (1, 7)										4	1	1	3	0	0	2				
Dick Groat, R OBP: 0.338, SLG: 0.338 (1, 6)										4	0	1	0	0	0	4				
Jerry Buchek, R OBP: 0.600, SLG: 1.000 (6, 6)										0	0	0	0	0	0	0				
Ken Boyer, R OBP: 0.417, SLG: 0.544 (1, 5)										4	1	1	2	0	0	2				
Bill White, L OBP: 0.326, SLG: 0.424 (1, 3)										4	2	2	2	0	1	0				
Johnny Lewis, L OBP: 0.348, SLG: 0.408 (1, 9)										4	0	1	0	0	2	0				
Julian Javier, R OBP: 0.271, SLG: 0.377 (1, 4)										4	1	1	0	0	0	2				
Tim McCarver, L OBP: 0.360, SLG: 0.505 (1, 2)										4	2	2	2	0	0	2				
Ray Sadecki, L OBP: 0.154, SLG: 0.231 (1, 1)										3	1	1	1	0	0	0				
Inning Stats	R: 0 E: 0 K: 0 S: 3	H: 0 LOB: 1 BB: 1 P: 7	R: 4 E: 0 K: 0 S: 7	H: 4 LOB: 1 BB: 1 P: 11	R: 0 E: 0 K: 2 S: 7	H: 0 LOB: 0 BB: 0 P: 7	R: 0 E: 0 K: 0 S: 3	H: 0 LOB: 0 BB: 0 P: 3	R: 0 E: 0 K: 1 S: 7	H: 2 LOB: 0 BB: 0 P: 7	R: 2 E: 0 K: 1 S: 7	H: 2 LOB: 0 BB: 0 P: 7	R: 4 E: 1 K: 0 S: 6	H: 2 LOB: 0 BB: 1 P: 10	R: 0 E: 0 K: 0 S: 4	H: 1 LOB: 1 BB: 0 P: 4	1B: 6 2B: 1 3B: 1 HR: 2	SF: 0 SAC: 2 DP: 0 HBP: 0	WP: 0 PB: 0 SB: 0 CS: 0	PA: 38
PITCHER Glen Hobbie, R ERA: 4.88 (1, 1)	IP: 6.0 WLS: L BF: 27	H: 7 R: 6 ER: 6 SO: 3	BB: 2 IBB: 0 HBP: 0 BLK: 0	WP: 0 HR: 1 S: 31 P: 39	ERA: 9.00 WHIP: 1.500															
Jack Spring, L ERA: 5.4 (7, 1)	0.0	2	0	2	2	0	1	0	0	0	0	1	5							
Don Elston, R ERA: 3.18 (7, 1)	0.1	3	2	2	2	0	0	0	0	0	1	3	3	54.00	6.000					
Wayne Schurr, R ERA: 2.25 (7, 1)	1.2	6	1	0	0	0	0	0	0	0	0	6	6	0.00	0.600					

Chicago Cubs @ St. Louis Cardinals
Sportsman's Park, St. Louis, MO
Thu May 21 1964, 8:05 PM EDT
Att: 7,877 - Unknown

AB 33
R 10
H 10
RBI 10
BB 3
SO 3
LOB 13



Batter	1	2	3	4	5	6	7	8	9	AB	R	H	RBI	BB	SO	LOB	TOP										
Jimmy Stewart, S (1, 4) OBP: 0.338, SLG: 0.323										3	2	2	3	1	1	0	Chicago Cubs @ Cincinnati Reds Crosley Field, Cincinnati, OH Fri May 22 1964, 7:05 PM EDT Att: 8,786 - Unknown										
Billy Cowan, R (1, 8) OBP: 0.298, SLG: 0.462										4	1	1	1	1	2	1											
Billy Williams, L (1, 7) OBP: 0.464, SLG: 0.713										5	1	1	2	0	2	1											
Ron Santo, R (1, 5) OBP: 0.426, SLG: 0.570										4	1	1	1	1	0	0											
14 Ernie Banks, R (1, 3) OBP: 0.285, SLG: 0.415										5	1	2	0	0	1	0											
Andre Rodgers, R (1, 6) OBP: 0.338, SLG: 0.478										2	1	0	0	1	1	2											
Leo Burke, R (1, 9) OBP: 0.292, SLG: 0.150										3	0	0	0	0	2	5											
Lou Brock, L (7, PH) OBP: 0.305, SLG: 0.350										1	0	0	0	0	1	1											
Jimmie Schaffer, R (1, 2) OBP: 0.583, SLG: 0.909										4	2	3	2	0	0	2											
Bob Buhl, R (1, 1)										4	0	0	0	0	3	4											
Inning Stats	R: 0 E: 0 K: 2 S: 7	H: 0 LOB: 0 BB: 0 P: 7	R: 0 E: 0 K: 1 S: 6	H: 1 LOB: 2 BB: 1 P: 10	R: 0 E: 0 K: 1 S: 4	H: 0 LOB: 0 BB: 1 P: 8	R: 0 E: 0 K: 0 S: 3	H: 0 LOB: 0 BB: 0 P: 3	R: 0 E: 0 K: 1 S: 6	H: 1 LOB: 1 BB: 0 P: 6	R: 8 E: 1 K: 3 S: 17	H: 7 LOB: 1 BB: 1 P: 21	R: 0 E: 0 K: 1 S: 5	H: 0 LOB: 1 BB: 1 P: 9	R: 1 E: 0 K: 2 S: 8	H: 1 LOB: 0 BB: 0 P: 8	R: 0 E: 0 K: 2 S: 7	H: 0 LOB: 0 BB: 0 P: 7	1B: 6 2B: 3 3B: 1 HR: 0	SF: 1 SAC: 1 DP: 1 HBP: 0	WP: 0 PB: 0 SB: 2 CS: 0	PA: 41					
PITCHER	IP	WLS	BF	H	R	ER	SO	BB	IBB	HBP	BLK	WP	HR	S	P	ERA	WHIP										
Joe Nuxhall, L (1, 1) ERA: 3.88	5.1	L	26	7	7	7	6	3	0	0	0	0	0	35	47	11.81	1.875										
John Tsitouris, R (6, 1) ERA: 7.23	2.2		12	3	2	2	5	1	0	0	0	0	0	21	25	6.75	1.500										
Billy McCool, L (9, 1) ERA: 3.38	1.0		3	0	0	0	2	0	0	0	0	0	0	7	7	0.00	0.000										

AB	35
R	9
H	10
RBI	9
BB	4
SO	13
LOB	16



Batter	1	2	3	4	5	6	7	8	9	AB	R	H	RBI	BB	SO	LOB	BOTTOM										
Pete Rose, S (1, 4) OBP: 0.269, SLG: 0.269										4	0	0	0	0	1	2	Chicago Cubs @ Cincinnati Reds Crosley Field, Cincinnati, OH Fri May 22 1964, 7:05 PM EDT Att: 8,786 - Unknown										
Bob Stinner, L (1, 7) OBP: 0.281, SLG: 0.453										4	0	0	0	0	0	0											
Vada Pinson, L (1, 8) OBP: 0.328, SLG: 0.441										4	0	1	0	0	0	0											
Gordy Coleman, L (1, 3) OBP: 0.386, SLG: 0.516										4	1	1	0	0	0	1											
Frank Robinson, R (1, 9) OBP: 0.386, SLG: 0.568										4	0	1	0	0	0	1											
Leo Cardenas, R (1, 6) OBP: 0.382, SLG: 0.475										3	0	2	0	0	1	0											
Johnny Edwards, L (1, 2) OBP: 0.301, SLG: 0.359										3	0	1	0	0	1	4											
Steve Boros, R (1, 5) OBP: 0.300, SLG: 0.423										2	0	1	1	0	0	1											
Joe Nuxhall, L (1, 1) OBP: 0.105, SLG: 0.105										2	0	0	0	0	0	3											
John Tsitouris, R (6, 1) OBP: 0.375, SLG: 0.429										0	0	0	0	0	0	0											
Mel Queen, L (6, PH) OBP: 0.200, SLG: 0.200										1	0	1	0	0	0	0											
Billy McCool, R (9, 1)										0	0	0	0	0	0	0											
Inning Stats	R: 0 E: 0 K: 0 S: 3	H: 0 LOB: 0 BB: 0 P: 3	R: 1 E: 0 K: 1 S: 8	H: 3 LOB: 2 BB: 0 P: 8	R: 0 E: 0 K: 1 S: 5	H: 0 LOB: 0 BB: 0 P: 5	R: 0 E: 0 K: 0 S: 4	H: 1 LOB: 1 BB: 0 P: 4	R: 0 E: 0 K: 0 S: 3	H: 1 LOB: 0 BB: 0 P: 3	R: 0 E: 0 K: 0 S: 3	H: 0 LOB: 0 BB: 0 P: 3	R: 0 E: 0 K: 1 S: 6	H: 1 LOB: 1 BB: 0 P: 6	R: 0 E: 0 K: 0 S: 3	H: 1 LOB: 0 BB: 0 P: 3	R: 0 E: 0 K: 0 S: 3	H: 1 LOB: 0 BB: 0 P: 3	1B: 8 2B: 0 3B: 0 HR: 0	SF: 1 SAC: 0 DP: 3 HBP: 0	WP: 0 PB: 0 SB: 0 CS: 0	PA: 32					
PITCHER	IP	WLS	BF	H	R	ER	SO	BB	IBB	HBP	BLK	WP	HR	S	P	ERA	WHIP										
Bob Buhl, R (1, 1) ERA: 2.98	9.0	W	32	8	1	1	3	0	0	0	0	0	0	38	38	1.00	0.889										

AB	31
R	1
H	8
RBI	1
BB	0
SO	3
LOB	12



Batter	1	2	3	4	5	6	7	8	9	AB	R	H	RBI	BB	SO	LOB	TOP									
Jimmy Stewart, S OBP: 0.340, SLG: 0.320 (1, 4)										4	1	1	0	1	0	3	Chicago Cubs @ Cincinnati Reds Crosley Field, Cincinnati, OH Sat May 23 1964, 3:33 AM EDT Att: 4,423 - Unknown									
Lou Brock, L OBP: 0.316, SLG: 0.360 (1, 9)										5	2	3	0	0	1	0										
Billy Williams, L OBP: 0.462, SLG: 0.701 (1, 7)										5	1	2	1	0	3	1										
Ron Santo, R OBP: 0.433, SLG: 0.571 (1, 5)										5	0	3	3	0	0	0										
14 Ernie Banks, R OBP: 0.276, SLG: 0.402 (1, 3)										4	1	0	0	0	2	3										
Andre Rodgers, R OBP: 0.343, SLG: 0.479 (1, 6)										4	0	2	0	0	0	1										
Billy Cowan, R OBP: 0.305, SLG: 0.464 (1, 8)										4	0	2	0	0	2	1										
Jimmie Schaffer, R OBP: 0.615, SLG: 0.909 (3, PH)										0	0	0	0	1	0	0										
Dick Bertell, R OBP: 0.309, SLG: 0.322 (3, 2)										2	0	0	1	0	0	1										
Dick Ellsworth, L OBP: 0.074, SLG: 0.040 (1, 1)										3	0	0	0	0	2	3										
Lindy McDaniel, R (7, 1)										1	0	0	0	0	0	3										
Inning Stats	R: 3 E: 1 K: 2 S: 11	H: 4 LOB: 3 BB: 2 P: 19	R: 1 E: 0 K: 1 S: 7	H: 3 LOB: 1 BB: 0 P: 7	R: 0 E: 0 K: 1 S: 5	H: 1 LOB: 0 BB: 0 P: 5	R: 0 E: 0 K: 0 S: 4	H: 2 LOB: 1 BB: 0 P: 4	R: 0 E: 0 K: 1 S: 5	H: 0 LOB: 0 BB: 0 P: 5	R: 0 E: 0 K: 2 S: 7	H: 0 LOB: 0 BB: 0 P: 7	R: 0 E: 0 K: 2 S: 7	H: 0 LOB: 0 BB: 0 P: 7	R: 1 E: 0 K: 0 S: 6	H: 3 LOB: 3 BB: 0 P: 7	R: 0 E: 0 K: 1 S: 5	H: 0 LOB: 0 BB: 0 P: 5	1B: 13 2B: 0 3B: 0 HR: 0	SF: 0 SAC: 0 DP: 1 HBP: 1	WP: 0 PB: 0 SB: 0 CS: 0	PA: 40				
PITCHER	IP	WLS	BF	H	R	ER	SO	BB	IBB	HBP	BLK	WP	HR	S	P	ERA	WHIP									
Jim Maloney, R ERA: 2.37	(1, 1)	3.0	L	17	8	4	4	4	2	0	0	0	0	0	23	31	12.00	3.333								
Joey Jay, R ERA: 4.35	(4, 1)	2.0		7	2	0	0	1	0	0	0	0	0	9	9	0.00	1.000									
Ryne Duren, R ERA: 8.31	(6, 1)	1.0		3	0	0	0	2	0	0	0	0	0	7	7	0.00	0.000									
Bill Henry, L ERA: 1.59	(7, 1)	1.1		8	3	1	1	2	0	0	1	0	0	11	12	6.75	2.250									
John Taitouris, R ERA: 7.03	(8, 1)	0.2		2	0	0	0	0	0	0	0	0	0	2	2	0.00	0.000									
Billy McCool, L ERA: 3.0	(9, 1)	1.0		3	0	0	0	1	0	0	0	0	0	5	5	0.00	0.000									

AB	37
R	5
H	13
RBI	5
BB	2
SO	10
LOB	16



Batter	1	2	3	4	5	6	7	8	9	AB	R	H	RBI	BB	SO	LOB	BOTTOM								
Pete Rose, S OBP: 0.260, SLG: 0.259 (1, 4)										5	0	0	0	0	1	0	Chicago Cubs @ Cincinnati Reds Crosley Field, Cincinnati, OH Sat May 23 1964, 3:33 AM EDT Att: 4,423 - Unknown								
Tommy Harper, R OBP: 0.305, SLG: 0.225 (1, 7)										5	0	4	0	0	0	0									
Vada Pinson, L OBP: 0.316, SLG: 0.423 (1, 8)										5	0	0	0	0	1	4									
Deron Johnson, R OBP: 0.453, SLG: 0.587 (1, 3)										4	1	2	1	1	0	1									
Frank Robinson, R OBP: 0.397, SLG: 0.596 (1, 9)										3	1	2	1	1	1	2									
Leo Cardenas, R OBP: 0.359, SLG: 0.467 (1, 6)										4	1	1	0	0	0	2									
Steve Boros, R OBP: 0.273, SLG: 0.379	(1, 5)									3	0	0	0	0	0	4									
Marty Keough, L OBP: 0.295, SLG: 0.440 (6, PH)	(9, 7)									1	0	1	0	0	0	0									
Johnny Edwards, L OBP: 0.299, SLG: 0.355 (1, 2)										4	0	1	1	0	1	3									
Inning Stats	R: 0 E: 0 K: 1 S: 5	H: 0 LOB: 0 BB: 0 P: 5	R: 0 E: 0 K: 0 S: 4	H: 1 LOB: 2 BB: 1 P: 8	R: 0 E: 0 K: 1 S: 6	H: 1 LOB: 1 BB: 0 P: 6	R: 2 E: 0 K: 1 S: 7	H: 2 LOB: 0 BB: 0 P: 7	R: 0 E: 0 K: 1 S: 6	H: 1 LOB: 1 BB: 0 P: 6	R: 1 E: 1 K: 0 S: 6	H: 3 LOB: 2 BB: 0 P: 6	R: 0 E: 0 K: 1 S: 6	H: 1 LOB: 2 BB: 1 P: 10	R: 0 E: 0 K: 1 S: 6	H: 1 LOB: 1 BB: 0 P: 6	R: 0 E: 0 K: 0 S: 4	H: 1 LOB: 1 BB: 0 P: 4	1B: 8 2B: 1 3B: 0 HR: 2	SF: 0 SAC: 0 DP: 0 HBP: 0	WP: 0 PB: 0 SB: 0 CS: 0	PA: 40			
PITCHER	IP	WLS	BF	H	R	ER	SO	BB	IBB	HBP	BLK	WP	HR	S	P	ERA	WHIP								
Dick Ellsworth, L ERA: 3.68	(1, 1)	6.2	W	31	9	3	3	4	2	0	0	0	0	13	13	4.05	1.650								
Lindy McDaniel, R ERA: 6.14	(7, 1)	2.1	S	9	2	0	0	2	0	0	0	0	0	13	13	0.00	0.857								

AB	38
R	3
H	11
RBI	3
BB	2
SO	6
LOB	19



Batter	1	2	3	4	5	6	7	8	9	AB	R	H	RBI	BB	SO	LOB	TOP				
Jimmy Stewart, S OBP: 0.336, SLG: 0.316 (1, 4)	6-3		F4		K		F2		1B	5	0	1	2	0	1	2					
Lou Brock, L OBP: 0.314, SLG: 0.357 Ellis Burton, S OBP: 0.158, SLG: 0.059 (1, 9) (9, PH)	1B		K		1-3		L8		K	4	1	1	0	0	1	0					
Billy Williams, L OBP: 0.469, SLG: 0.702 (1, 7)	1B						F6			4	1	3	0	0	0	0					
Ron Santo, R OBP: 0.428, SLG: 0.560 (1, 5)	1B		F3		FC6-4		F4			4	0	1	1	0	0	2					
14 Ernie Banks, R OBP: 0.283, SLG: 0.427 (1, 3)	F3				G6-4-3				BB	4	2	2	1	0	0	2					
Andre Rodgers, R OBP: 0.333, SLG: 0.463 (1, 6)	K		HR		6-3		6-3		K	4	0	0	0	0	2	2					
Dick Bertell, R OBP: 0.307, SLG: 0.319 (1, 2)			6-3		6-3		F2			4	0	1	0	0	0	1					
Billy Cowan, R OBP: 0.303, SLG: 0.456 (1, 8)	F9				6-3		F4		BB	4	1	1	0	0	0	1					
Larry Jackson, R Wayne Schurr, R Leo Burke, R Jack Spring, L Don Elston, R Joey Amalfitano, R (1, 1) (5, 1) (7, PH) (7, 1) (7, 1) (9, PH)	K				F8				1B	2	0	0	0	0	1	0					
Inning Stats	R: 2 E: 0 K: 1 S: 8	H: 3 LOB: 1 BB: 0 P: 8	R: 0 E: 0 K: 1 S: 5	H: 0 LOB: 0 BB: 0 P: 5	R: 0 E: 0 K: 1 S: 6	H: 1 LOB: 1 BB: 0 P: 6	R: 1 E: 0 K: 0 S: 4	H: 1 LOB: 0 BB: 0 P: 4	R: 0 E: 0 K: 0 S: 3	H: 1 LOB: 0 BB: 0 P: 3	R: 0 E: 0 K: 0 S: 5	H: 2 LOB: 2 BB: 0 P: 5	R: 0 E: 0 K: 0 S: 3	H: 0 LOB: 0 BB: 0 P: 3	R: 2 E: 0 K: 2 S: 10	H: 3 LOB: 2 BB: 1 P: 14	1B: 10 2B: 0 3B: 0 HR: 1	SF: 0 SAC: 0 DP: 1 HBP: 0	WP: 0 PB: 0 SB: 3 CS: 0	PA: 38	
PITCHER	IP WLS BF H R ER SO BB IBB HBP BLK WP HR S P ERA WHIP	8.2 W 36 10 5 5 5 1 0 0 0 0 1 45 49 5.19 1.269	(9, 1)	0.1 S 2 1 0 0 1 0 0 0 0 0 0 4 4 0.00 3.000																	

Chicago Cubs @ Cincinnati Reds
Crosley Field, Cincinnati, OH
Sun May 24 1964, 3:33 AM EDT
Unknown

AB 37
R 5
H 11
RBI 4
BB 1
SO 6
LOB 12



Batter	1	2	3	4	5	6	7	8	9	AB	R	H	RBI	BB	SO	LOB	BOTTOM					
Pete Rose, S OBP: 0.258, SLG: 0.257 (1, 4)	5-3		4-3		FC3-6		4-3		F8	5	0	1	1	0	0	0						
Tommy Harper, R OBP: 0.316, SLG: 0.250 (1, 7)	1B		3-1		F8		E5			4	2	2	0	0	0	2						
Vada Pinson, L OBP: 0.321, SLG: 0.433 (1, 8)	3B		3-1		FC3-6		SF8			4	2	2	0	0	0	3						
Gordy Coleman, L OBP: 0.384, SLG: 0.507 Deron Johnson, R OBP: 0.447, SLG: 0.578 (1, 3) (7, PH) (8, 3)	K		1-3		1B		6-3			3	0	1	1	0	1	3						
Frank Robinson, R OBP: 0.407, SLG: 0.612 (1, 9)	3B				6-3		1B		SF8	2	0	1	2	2	0	0						
Leo Cardenas, R OBP: 0.383, SLG: 0.472 (1, 6)	4-3				L4-3		SF8			3	0	2	2	0	0	1						
Steve Boros, R OBP: 0.250, SLG: 0.344 Marty Keough, L OBP: 0.250, SLG: 0.423 Bobby Klaus, R OBP: 0.214, SLG: 0.231 (1, 5) (7, PH) (8, 5)			6-3		L4-3		F3		F9	3	0	0	0	0	0	4						
Hal Smith, R OBP: 0.308, SLG: 0.261 (1, 2)	K				E		K		F8	3	1	0	0	1	2	0						
Jim O'Toole, S OBP: 0.188, SLG: 0.214 Bill Henry, L (1, 1) (9, 1)	G3				E6		K		K	4	1	0	0	0	2	1						
Inning Stats	R: 2 E: 0 K: 1 S: 8	H: 3 LOB: 1 BB: 0 P: 8	R: 0 E: 0 K: 1 S: 5	H: 0 LOB: 0 BB: 0 P: 5	R: 0 E: 0 K: 0 S: 4	H: 1 LOB: 1 BB: 0 P: 4	R: 0 E: 0 K: 0 S: 3	H: 1 LOB: 0 BB: 0 P: 3	R: 3 E: 1 K: 0 S: 7	H: 3 LOB: 3 BB: 2 P: 15	R: 0 E: 0 K: 2 S: 7	H: 0 LOB: 0 BB: 0 P: 7	R: 1 E: 1 K: 0 S: 5	H: 1 LOB: 2 BB: 1 P: 9	R: 0 E: 0 K: 1 S: 5	H: 0 LOB: 0 BB: 0 P: 5	1B: 6 2B: 3 3B: 1 HR: 0	SF: 1 SAC: 0 DP: 1 HBP: 0	WP: 1 PB: 0 SB: 0 CS: 0	PA: 37		
PITCHER	IP WLS BF H R ER SO BB IBB HBP BLK WP HR S P ERA WHIP	4.2 L 24 8 5 2 2 0 0 0 0 0 0 8 8 0.00 0.000	(5, 1)	1.1 4 0 0 0 2 0 0 0 0 0 0 2 2 ∞ ∞	(7, 1)	0.0 2 1 1 0 0 0 0 0 0 0 0 2 2 ∞ ∞	(7, 1)	2.0 7 0 0 0 1 0 1 0 0 0 0 8 12 0.00 0.000														

Chicago Cubs @ Cincinnati Reds
Crosley Field, Cincinnati, OH
Sun May 24 1964, 3:33 AM EDT
Unknown

AB 33
R 6
H 9
RBI 6
BB 3
SO 5
LOB 18



Batter	1	2	3	4	5	6	7	8	9	AB	R	H	RBI	BB	SO	LOB	TOP									
Jimmy Stewart, S OBP: 0.331, SLG: 0.307 (1, 4)	0-3 K		0-0 L6		0-3 K		4-0 BB 3B BB	0-3 K		4	1	0	0	1	3	1	Chicago Cubs @ Cincinnati Reds Crosley Field, Cincinnati, OH Sun May 24 1964, 3:38 AM EDT Att: 13,424 - Unknown									
Lou Brock, L OBP: 0.317, SLG: 0.361 (1, 9)	0-0 S 2B		0-3 K		0-0 1-3		4-0 1-2 3B BB	0-3 K		4	1	1	0	1	2	1										
Billy Williams, L OBP: 0.463, SLG: 0.692 Ellis Burton, S OBP: 0.136, SLG: 0.050 (1, 7) (5, 7)	0-0 3-4 2-3		0-0 3-1		0-3 K		0-3 K		0-3 K	2	0	0	0	0	0	1										
Ron Santo, R OBP: 0.420, SLG: 0.545 (1, 5)	0-3 K			0-0 F7		0-0 2B E 1B	0-0 F9		0-0 6-3	5	1	1	0	0	1	3										
14 Ernie Banks, R OBP: 0.286, SLG: 0.429 Leo Burke, R OBP: 0.393, SLG: 0.417 (1, 3) (5, 3)		0-0 F8		0-0 FC4-6 1B		0-0 E 1-3 2B	0-0 1-1H 2-1H 3B		0-0 1B	2	0	1	0	0	0	0										
Andre Rodgers, R OBP: 0.336, SLG: 0.456 (1, 6)		0-0 F4		0-0 FC4-6 1B		0-0 E 2B	4-0 1-1H 2-1H 3B		0-0 F9	4	0	1	1	1	0	2										
Merritt Ranew, L OBP: 0.188, SLG: 0.103 (1, 2)		0-0 1B		0-0 FC4-6 1-2H 2-3		0-0 E 2-3 3-H E3	0-0 F9			4	0	1	1	0	0	5										
Billy Cowan, R OBP: 0.310, SLG: 0.458 (1, 8)		0-0 1-2 1B		0-0 F2		0-3 K		0-0 1B		4	0	2	0	0	1	4										
Paul Toth, R OBP: 0.333, SLG: 0.333 Glen Hobbie, R Wayne Schurr, R Sterling Slaughter, R Don Landrum, L Lindy McDaniel, R (1, 1) (3, 1) (3, 1) (4, 1) (8, PH) (8, 1)	0-3 K				0-3 K		0-3 K		0-0 F6	1	0	0	0	0	1	2										
Inning Stats	R: 0 E: 0 K: 2 S: 8	H: 1 LOB: 1 BB: 0 P: 8	R: 0 E: 0 K: 1 S: 7	H: 2 LOB: 2 BB: 0 P: 7	R: 0 E: 0 K: 1 S: 5	H: 0 LOB: 0 BB: 0 P: 5	R: 0 E: 0 K: 0 S: 5	H: 2 LOB: 2 BB: 0 P: 5	R: 0 E: 0 K: 2 S: 13	H: 0 LOB: 0 BB: 0 P: 7	R: 2 E: 2 K: 3 S: 13	H: 2 LOB: 2 BB: 0 P: 13	R: 2 E: 0 K: 1 S: 6	H: 1 LOB: 2 BB: 3 P: 18	R: 0 E: 0 K: 2 S: 8	H: 1 LOB: 1 BB: 0 P: 8		R: 0 E: 0 K: 1 S: 6	H: 1 LOB: 1 BB: 0 P: 6	1B: 7 2B: 2 3B: 1 HR: 0	SF: 0 SAC: 0 DP: 0 HBP: 0	WP: 0 PB: 0 SB: 1 CS: 0	PA: 42			
PITCHER Sammy Ellis, R ERA: 3.73 (1, 1)	IP: 9.0 WLS: W BF: 42	H: 10 R: 4 ER: 3 SO: 13	BB: 3 IBB: 0 HBP: 0 BLK: 0	WP: 0 HR: 0 S: 65 P: 77	ERA: 3.00 WHIP: 1.444											ERA: 3.00 WHIP: 1.444										

Batter	1	2	3	4	5	6	7	8	9	AB	R	H	RBI	BB	SO	LOB	BOTTOM									
Pete Rose, S OBP: 0.275, SLG: 0.277 (1, 4)	0-0 1B 2B		0-0 1B 1B		4-0 2B BB		0-0 6-3			4	3	3	3	1	0	1	Chicago Cubs @ Cincinnati Reds Crosley Field, Cincinnati, OH Sun May 24 1964, 3:38 AM EDT Att: 13,424 - Unknown									
Tommy Harper, R OBP: 0.330, SLG: 0.303 (1, 7)	0-0 5-3	0-0 CS	0-0 1B 3B		0-0 1-1H 2-1H 3-H 2B		0-0 F6			5	2	3	2	0	0	2										
Vada Pinson, L OBP: 0.336, SLG: 0.454 Marty Keough, L OBP: 0.233, SLG: 0.393 (1, 8) (5, 8)	0-0 FC6-4 2-H 1B		0-0 1B 2B		0-0 F4		0-0 F3			3	1	3	3	0	0	0										
Deron Johnson, R OBP: 0.432, SLG: 0.551 (1, 3)	0-0 FC6-4 1-2H FC6-4 1B		0-0 K		0-0 E5		0-3 K			5	0	1	1	0	2	2										
Frank Robinson, R OBP: 0.406, SLG: 0.602 Mel Queen, L OBP: 0.167, SLG: 0.167 (1, 9) (6, 9)	0-0 FC6-4 1-2H 1B		4-0 1B BB	0-0 5-3		0-3 K		0-0 F8		2	1	0	0	1	0	1										
Leo Cardenas, R OBP: 0.382, SLG: 0.469 Bobby Klaus, R OBP: 0.207, SLG: 0.222 (1, 6) (6, 6)		0-0 5-3	0-0 BB 1B 1B	0-0 F8		0-0 F7				3	1	1	1	0	0	0										
Johnny Edwards, L OBP: 0.306, SLG: 0.378 (1, 2)		0-0 2B 3B	0-0 1B 1B	0-0 F6		0-0 F7				4	2	2	1	0	0	1										
Steve Boros, R OBP: 0.275, SLG: 0.417 (1, 5)		0-0 4-3 1B 2B	0-0 F8		0-0 F5		0-0 SH3-4 2B			4	1	2	1	0	0	2										
Sammy Ellis, L (1, 1)	0-0 4-3 2-3		4-0 1B BB		0-3 K		0-0 SH3-4			2	1	0	0	1	1	1										
Inning Stats	R: 1 E: 0 K: 0 S: 5	H: 2 LOB: 1 BB: 0 P: 5	R: 2 E: 0 K: 0 S: 5	H: 3 LOB: 0 BB: 0 P: 5	R: 8 E: 0 K: 1 S: 12	H: 8 LOB: 2 BB: 2 P: 20	R: 0 E: 0 K: 0 S: 3	H: 0 LOB: 0 BB: 0 P: 3	R: 1 E: 0 K: 1 S: 6	H: 1 LOB: 1 BB: 1 P: 10	R: 0 E: 0 K: 1 S: 6	H: 0 LOB: 1 BB: 0 P: 6	R: 0 E: 0 K: 0 S: 4	H: 1 LOB: 1 BB: 0 P: 4	R: 0 E: 0 K: 1 S: 5	H: 0 LOB: 0 BB: 0 P: 5		1B: 8 2B: 5 3B: 2 HR: 0	SF: 0 SAC: 1 DP: 0 HBP: 0	WP: 0 PB: 0 SB: 0 CS: 1	PA: 42					
PITCHER Paul Toth, R ERA: 8.44 Glen Hobbie, R ERA: 6.2 Wayne Schurr, R ERA: 2.91 Sterling Slaughter, R ERA: 2.25 Lindy McDaniel, R ERA: 5.74 (1, 1) (3, 1) (3, 1) (4, 1) (8, 1)	IP: 2.0 WLS: L BF: 12	H: 2 R: 5 ER: 5 SO: 5	BB: 0 IBB: 0 HBP: 0 BLK: 0	WP: 0 HR: 0 S: 12 P: 12	ERA: 22.50 WHIP: 3.500											ERA: 22.50 WHIP: 3.500										

Batter	1	2	3	4	5	6	7	8	9	AB	R	H	RBI	BB	SO	LOB	TOP					
Dick Smith, R OBP: 0.324, SLG: 0.412 (1, 3)	6-3		5-3					BB 1B FC6-4 1B		4	1	2	0	0	0	0	New York Mets @ Chicago Cubs Wrigley Field, Chicago, IL Wed May 27 1964, 3:33 AM CDT Att: 3,129 - Sunny					
Ron Hunt, R OBP: 0.365, SLG: 0.430 Rod Kanehl, R OBP: 0.327, SLG: 0.404 (6, 4)	L4			6-3	FC6			FC6-4 BB 1-2 1B		3	0	0	0	0	0	2						
Frank Thomas, R OBP: 0.302, SLG: 0.328 (1, 7)	B2			F6		5-3		FC6-4 BB 1-2 2-3 1B		3	0	0	0	1	0	0						
Jim Hickman, R OBP: 0.282, SLG: 0.247 (1, 8)		5-3		BB 1B		6-3		FC6-4 1-2 1B		4	0	1	1	0	0	2						
Joe Christopher, R OBP: 0.388, SLG: 0.446 (1, 9)		1B 1B		1-2 BB		F3		4-3		3	0	1	0	1	0	2						
Charley Smith, R OBP: 0.286, SLG: 0.330 (1, 5)		G6-4-3 1B		1-3			5-3		6-3	4	0	1	0	0	0	2						
Roy McMillan, R OBP: 0.235, SLG: 0.265 (1, 6)		G6-4-3 1-2		1B 5-3 1B			K		6-3	4	0	1	0	0	1	2						
Chris Cannizzaro, R OBP: 0.346, SLG: 0.417 (1, 2)			5-3		5-3		F9		K	4	0	0	0	0	1	1						
Al Jackson, L OBP: 0.042, SLG: 0.083 Craig Anderson, R (6, 1) Jesse Conder, L OBP: 0.375, SLG: 0.463 (8, PH) Bill Wakefield, R OBP: 0.200, SLG: 0.200 (8, 1)			4-3		F9			1-6-3		2	0	0	0	0	0	1						
Inning Stats	R: 0 E: 0 K: 0 S: 3	H: 0 LOB: 0 BB: 0 P: 3	R: 0 E: 0 K: 0 S: 4	H: 2 LOB: 1 BB: 0 P: 4	R: 0 E: 0 K: 0 S: 3	H: 0 LOB: 0 BB: 0 P: 3	R: 0 E: 0 K: 0 S: 4	H: 1 LOB: 2 BB: 1 P: 8	R: 0 E: 0 K: 0 S: 5	H: 2 LOB: 2 BB: 0 P: 5	R: 0 E: 0 K: 1 S: 5	H: 0 LOB: 0 BB: 0 P: 3	R: 0 E: 0 K: 1 S: 5	H: 0 LOB: 0 BB: 0 P: 5	R: 1 E: 0 K: 0 S: 5	H: 2 LOB: 2 BB: 1 P: 9		R: 0 E: 0 K: 1 S: 5	H: 0 LOB: 0 BB: 0 P: 5	1B: 7 2B: 0 3B: 0 HR: 0	SF: 0 SAC: 0 DP: 1 HBP: 0	WP: 0 PB: 0 SB: 0 CS: 0
PITCHER Dick Ellsworth, L ERA: 3.34 (1, 1)	IP: 9.0 WLS: W BF: 35 H: 7 R: 1 ER: 1 SO: 2 BB: 2 IBB: 0 HBP: 0 BLK: 0 WP: 0 HR: 0 S: 37 P: 45 ERA: 1.00 WHIP: 1.000															PITCHER	IP: 9.0 WLS: W BF: 35 H: 7 R: 1 ER: 1 SO: 2 BB: 2 IBB: 0 HBP: 0 BLK: 0 WP: 0 HR: 0 S: 37 P: 45 ERA: 1.00 WHIP: 1.000					

AB	33
R	1
H	7
RBI	1
BB	2
SO	2
LOB	12



Batter	1	2	3	4	5	6	7	8	9	AB	R	H	RBI	BB	SO	LOB	BOTTOM					
Jimmy Stewart, S OBP: 0.325, SLG: 0.292 (1, 4)	K		2B BB		5-3	F8		FC3-6 HBP		3	1	0	0	1	1	2	New York Mets @ Chicago Cubs Wrigley Field, Chicago, IL Wed May 27 1964, 3:33 AM CDT Att: 3,129 - Sunny					
Lou Brock, L OBP: 0.305, SLG: 0.352 (1, 9)	K		1-H 2B		F8		6-3	FC3-6 FC5 BB		5	0	1	2	0	1	2						
Billy Williams, L OBP: 0.468, SLG: 0.683 (1, 7)	3B BB		6-3			FC6-4 1B	14 1B BB	1-2 BB		2	1	1	0	3	0	0						
Ron Santo, R OBP: 0.408, SLG: 0.538 (1, 5)	1-H 14 1B 3B		6-3			FC6-4 14 1B 1B	B2	FC5		5	2	1	1	0	0	5						
14 Ernie Banks, R OBP: 0.299, SLG: 0.443 (1, 3)	S 1B		F8		F8	1B 1B	1-3 1B			4	1	3	1	0	0	0						
Andre Rodgers, R OBP: 0.333, SLG: 0.447 (1, 6)	3-H 1-2 K		S 1B		S 1B	1-3 2-H 1B 1B	4-3			4	1	2	1	0	1	3						
Dick Bertell, R OBP: 0.305, SLG: 0.316 (1, 2)		L7		5-3		FC3-6 1B		5-3		4	0	1	1	0	0	1						
Billy Cowan, R OBP: 0.316, SLG: 0.456 (1, 8)		K		F9		FC3-6 1B		HBP BB FC3-6 1B		4	1	2	1	0	1	1						
Dick Ellsworth, L OBP: 0.097, SLG: 0.036 (1, 1)		L1			K	FC3-6		FC3-6 HBP 1-2 BB		3	0	0	0	1	1	2						
Inning Stats	R: 2 E: 0 K: 3 S: 11	H: 2 LOB: 1 BB: 1 P: 15	R: 0 E: 0 K: 1 S: 5	H: 0 LOB: 0 BB: 0 P: 5	R: 1 E: 0 K: 0 S: 3	H: 1 LOB: 0 BB: 1 P: 7	R: 0 E: 0 K: 0 S: 4	H: 1 LOB: 1 BB: 0 P: 4	R: 0 E: 0 K: 1 S: 5	H: 0 LOB: 0 BB: 0 P: 5	R: 3 E: 0 K: 0 S: 8	H: 5 LOB: 2 BB: 0 P: 8	R: 0 E: 0 K: 0 S: 4	H: 1 LOB: 2 BB: 1 P: 8	R: 1 E: 0 K: 0 S: 4	H: 1 LOB: 3 BB: 2 P: 13		R: 0 E: 0 K: 0 S: 4	H: 0 LOB: 0 BB: 0 P: 5	1B: 9 2B: 1 3B: 1 HR: 0	SF: 0 SAC: 0 DP: 0 HBP: 1	WP: 0 PB: 0 SB: 2 CS: 0
PITCHER Al Jackson, L ERA: 3.41 (1, 1) Craig Anderson, R ERA: 2.84 (6, 1) Bill Wakefield, R ERA: 4.0 (8, 1)	IP: 5.1 WLS: L BF: 24 H: 7 R: 6 ER: 6 SO: 5 BB: 2 IBB: 0 HBP: 0 BLK: 0 WP: 0 HR: 0 S: 32 P: 40 ERA: 10.12 WHIP: 1.688															PITCHER	IP: 5.1 WLS: L BF: 24 H: 7 R: 6 ER: 6 SO: 5 BB: 2 IBB: 0 HBP: 0 BLK: 0 WP: 0 HR: 0 S: 32 P: 40 ERA: 10.12 WHIP: 1.688					



Batter	1	2	3	4	5	6	7	8	9	AB	R	H	RBI	BB	SO	LOB	TOP			
Dick Smith, R OBP: 0.307, SLG: 0.389	0-0 5-3		0-0 FC5-4			0-3 K		0-3 K		4	0	0	0	0	2	2				
Rod Kanehl, R OBP: 0.315, SLG: 0.389	0-0 F9		0-0 CS	0-0 4-3		0-0 1-3			0-0 6-3	4	0	0	0	0	0	1				
Jesse Gonder, L OBP: 0.370, SLG: 0.449	0-0 3-1			0-0 3-1			4-0 2B BB		0-0 4-3	3	0	0	0	1	0	0				
Frank Thomas, R OBP: 0.293, SLG: 0.317		0-0 5-3		0-0 F3			0-0 F9		0-0 6-3	4	0	0	0	0	0	1				
Joe Christopher, R OBP: 0.409, SLG: 0.481		0-0 E 1B			0-0 G5-4-3 1B		0-0 2B			3	0	3	0	0	0	0				
Jim Hickman, R OBP: 0.273, SLG: 0.238		0-3 K		0-0 G5-4-3		0-3 K				3	0	0	0	0	2	4				
Roy McMillan, R OBP: 0.227, SLG: 0.256		0-0 1-4-3		0-0 6-3		0-0 G5-3				3	0	0	0	0	0	3				
Charley Smith, R OBP: 0.268, SLG: 0.324			0-0 5-3			4-0 BB		0-0 6-3		2	0	0	0	1	0	0				
Galen Cisco, R OBP: 0.143, SLG: 0.077			4-0 FC5-4 BB			0-3 K		0-0 G3		1	0	0	0	1	1	1				
John Stephenson, L OBP: 0.250, SLG: 0.143										1	0	0	0	0	0	0				
Larry Bearmarth, R OBP: 0.250, SLG: 0.250										0	0	0	0	0	0	0				
Inning Stats	R: 0 E: 0 K: 0 S: 3	H: 0 LOB: 0 BB: 0 P: 3	R: 0 E: 0 K: 1 S: 6	H: 1 LOB: 1 BB: 0 P: 6	R: 0 E: 0 K: 0 S: 2	H: 0 LOB: 0 BB: 1 P: 6	R: 0 E: 0 K: 0 S: 3	H: 0 LOB: 0 BB: 0 P: 3	R: 0 E: 0 K: 2 S: 7	H: 1 LOB: 2 BB: 1 P: 11	R: 0 E: 0 K: 1 S: 6	H: 1 LOB: 2 BB: 1 P: 10	R: 0 E: 0 K: 1 S: 5	H: 0 LOB: 0 BB: 0 P: 5	R: 0 E: 0 K: 0 S: 3	H: 0 LOB: 0 BB: 0 P: 3	1B: 2 2B: 1 3B: 0 HR: 0	SF: 0 SAC: 0 DP: 1 HBP: 0	WP: 0 PB: 0 SB: 0 CS: 1	PA: 32
PITCHER Larry Jackson, R ERA: 3.58	IP: 9.0 WLS: W BF: 31 H: 3 R: 0 ER: 0 SO: 5 BB: 3 IBB: 0 HBP: 0 BLK: 0 WP: 0 HR: 0 S: 38 P: 50 ERA: 0.00 WHIP: 0.667															PITCHER				

New York Mets @ Chicago Cubs
Wrigley Field, Chicago, IL
Thu May 28 1964, 3:33 AM CDT
Att. 1,297 - Overcast - 50 F

AB	28
R	0
H	3
RBI	0
BB	3
SO	5
LOB	12



Batter	1	2	3	4	5	6	7	8	9	AB	R	H	RBI	BB	SO	LOB	BOTTOM			
Jimmy Stewart, S OBP: 0.324, SLG: 0.286	0-0 F8		0-0 6-3		4-0 BB			0-0 5-3		3	0	0	0	1	0	0				
Lou Brock, L OBP: 0.303, SLG: 0.356	0-0 S FC5-4 2B		0-0 L3		0-0 F7			0-0 L9		4	1	1	0	0	0	1				
Billy Williams, L OBP: 0.475, SLG: 0.702	4-0 FC5-4 2-3 BB		4-0 BB			0-0 HR		0-0 4-3		2	1	1	1	2	0	0				
Ron Santo, R OBP: 0.400, SLG: 0.526	0-0 FC5-4 14 BB		0-3 K			0-0 5-3				3	0	0	1	0	1	2				
14 Ernie Banks, R OBP: 0.300, SLG: 0.437	4-0 FC6-4 1-2 BB			0-0 5-3		0-0 6-3				2	0	0	0	1	0	0				
Andre Rodgers, R OBP: 0.327, SLG: 0.437	0-0 FC6-4 1-2			0-0 5-3		0-0 6-3				3	0	0	0	0	0	2				
Dick Bertell, R OBP: 0.296, SLG: 0.307		0-0 6-3		0-0 6-3			0-0 6-3			3	0	0	0	0	0	0				
Billy Cowan, R OBP: 0.309, SLG: 0.445		0-0 5-3			0-0 L6		0-3 K			3	0	0	0	0	1	0				
Larry Jackson, R OBP: 0.071, SLG: 0.143		0-0 4-3			0-0 E6 CS		0-3 K			3	0	0	0	0	1	0				
Inning Stats	R: 1 E: 0 K: 0 S: 4	H: 1 LOB: 2 BB: 2 P: 12	R: 0 E: 0 K: 0 S: 3	H: 0 LOB: 0 BB: 0 P: 3	R: 0 E: 0 K: 1 S: 5	H: 0 LOB: 1 BB: 1 P: 9	R: 0 E: 0 K: 0 S: 3	H: 0 LOB: 0 BB: 0 P: 3	R: 0 E: 1 K: 0 S: 3	H: 0 LOB: 1 BB: 1 P: 7	R: 1 E: 0 K: 2 S: 4	H: 1 LOB: 0 BB: 0 P: 4	R: 0 E: 0 K: 0 S: 7	H: 0 LOB: 0 BB: 0 P: 7	R: 0 E: 0 K: 0 S: 3	H: 0 LOB: 0 BB: 0 P: 3	1B: 0 2B: 1 3B: 0 HR: 1	SF: 0 SAC: 0 DP: 0 HBP: 0	WP: 0 PB: 0 SB: 1 CS: 1	PA: 30
PITCHER Galen Cisco, R ERA: 2.55	IP: 7.0 WLS: L BF: 27 H: 2 R: 2 ER: 1 SO: 3 BB: 4 IBB: 0 HBP: 0 BLK: 0 WP: 0 HR: 1 S: 29 P: 45 ERA: 1.29 WHIP: 0.857															PITCHER				
Larry Bearmarth, R ERA: 4.4	IP: 1.0 WLS: L BF: 3 H: 0 R: 0 ER: 0 SO: 0 BB: 0 IBB: 0 HBP: 0 BLK: 0 WP: 0 HR: 0 S: 3 P: 3 ERA: 0.00 WHIP: 0.000															PITCHER				

New York Mets @ Chicago Cubs
Wrigley Field, Chicago, IL
Thu May 28 1964, 3:33 AM CDT
Att. 1,297 - Overcast - 50 F

AB	26
R	2
H	2
RBI	2
BB	4
SO	3
LOB	5



Batter	1	2	3	4	5	6	7	8	9	AB	R	H	RBI	BB	SO	LOB	TOP										
Eddie Mathews, L (1, 5) OBP: 0.349, SLG: 0.359	F4	E		G3			FC1-6 1B	F8		4	1	1	0	1	0	2											
Lee Maye, L (1, 8) OBP: 0.352, SLG: 0.470	4-3	E9		G3			FC1-6 1B	L1-3		4	1	2	3	0	0	0											
Ty Cline, L (7, FR) OBP: 0.304, SLG: 0.200		WP								1	0	0	0	0	0	0											
Hank Aaron, R (1, 9) OBP: 0.371, SLG: 0.399	F4						K			4	0	0	0	1	2	2											
Ed Bailey, L (1, 2) OBP: 0.299, SLG: 0.440							K			4	0	0	0	1	0	3											
Gene Oliver, R (1, 3) OBP: 0.294, SLG: 0.367							FC6-4 BB			4	1	1	1	0	0	3											
Rico Carty, R (1, 7) OBP: 0.363, SLG: 0.568							FC6-4 1-2			4	1	2	0	0	0	0											
Denis Menke, R (1, 6) OBP: 0.400, SLG: 0.468							5-3			3	1	0	0	1	0	1											
Frank Bolling, R (1, 4) OBP: 0.303, SLG: 0.360							5-3			4	1	2	1	0	0	1											
Denny Lemaster, R (1, 1)							F6			3	0	0	0	0	2	3											
Billy Hoelt, L (7, 1)							F5			0	0	0	0	1	0	0											
Bobby Tiefenauer, R (9, 1)							4-3			0	0	0	0	0	0	0											
Inning Stats	R: 0 E: 0 K: 0 S: 3	H: 0 LOB: 0 BB: 0 P: 3	R: 6 E: 1 K: 1 S: 9	H: 4 LOB: 1 BB: 3 P: 21	R: 0 E: 0 K: 0 S: 3	H: 0 LOB: 0 BB: 0 P: 3	R: 0 E: 0 K: 1 S: 5	H: 0 LOB: 0 BB: 0 P: 5	R: 0 E: 0 K: 1 S: 5	H: 1 LOB: 1 BB: 0 P: 4	R: 0 E: 0 K: 1 S: 7	H: 2 LOB: 2 BB: 0 P: 7	R: 0 E: 0 K: 0 S: 4	H: 1 LOB: 2 BB: 1 P: 8	R: 0 E: 0 K: 0 S: 3	H: 0 LOB: 0 BB: 0 P: 3	1B: 5 2B: 2 3B: 0 HR: 1	SF: 0 SAC: 0 DP: 0 HBP: 0	WP: 1 PB: 0 SB: 0 CS: 0	PA: 40							
PITCHER	IP	WLS	BF	H	R	ER	SO	BB	IBB	HBP	BLK	WP	HR	S	P	ERA	WHIP										
Glen Hobbie, R (1, 1) ERA: 7.9	1.2	L	11	4	6	5	1	2	0	0	0	0	1	11	19	27.00	3.600										
Wayne Schurr, R (2, 1) ERA: 2.73	5.1		21	3	0	0	3	2	0	0	0	1	0	25	33	0.00	0.938										
Jack Warner, R (8, 1) ERA:	1.0		5	1	0	0	0	1	0	0	0	0	0	4	8	0.00	2.000										
Jack Spring, L (9, 1) ERA: 3.38	1.0		3	0	0	0	0	0	0	0	0	0	0	3	3	0.00	0.000										

Milwaukee Braves @ Chicago Cubs
Wrigley Field, Chicago, IL
Fri May 29 1964, 3:33 AM CDT
Att: 10,446 - Unknown

AB 35
R 6
H 8
RBI 5
BB 5
SO 4
LOB 15



Batter	1	2	3	4	5	6	7	8	9	AB	R	H	RBI	BB	SO	LOB	BOTTOM										
Lou Brock, L (1, 9) OBP: 0.300, SLG: 0.347	K		K		L3		BB FC6-4 BB	G6-4-3		4	1	0	0	1	2	2											
Andra Rodgers, R (1, 6) OBP: 0.335, SLG: 0.435	E6		1B		F3		FC6-4 BB	F9		3	2	1	0	2	0	0											
Billy Williams, L (1, 7) OBP: 0.491, SLG: 0.738							FC6-4 BB			4	1	4	2	1	0	0											
Ron Santo, R (1, 5) OBP: 0.388, SLG: 0.507	K		E6		F5		FC6-4 14 FC6-4	F6		5	0	0	2	0	1	5											
14 Ernie Banks, R (1, 3) OBP: 0.297, SLG: 0.435	6-3		F9				L8			5	0	1	0	0	0	5											
Joey Amalfitano, R (1, 4) OBP: 0.400, SLG: 0.333			K		F2					4	1	2	0	0	1	2											
Jimmy Stewart, S (9, PH) OBP: 0.322, SLG: 0.284							WP			1	0	0	0	0	0	1											
Dick Bertell, R (1, 2) OBP: 0.304, SLG: 0.324					1-3		K			4	0	2	0	0	1	1											
Billy Cowan, R (1, 8) OBP: 0.307, SLG: 0.439					F7		K			4	0	1	1	0	1	2											
Glen Hobbie, R (1, 1) ERA: 4.65										0	0	0	0	0	0	0											
Wayne Schurr, R (2, 1) ERA: 2.73										2	0	0	0	2	1	0											
Jimmie Schaffer, R (7, PH) ERA: 0.833										1	0	0	0	0	1	0											
Jack Warner, R (8, 1) ERA:										0	0	0	0	0	0	0											
Don Landrum, L (8, PH) ERA: 3.8										1	0	0	0	0	2	0											
Jack Spring, R (9, 1) ERA: 3.38										0	0	0	0	0	0	0											
Inning Stats	R: 1 E: 1 K: 2 S: 9	H: 2 LOB: 1 BB: 0 P: 9	R: 0 E: 0 K: 2 S: 8	H: 1 LOB: 1 BB: 0 P: 8	R: 1 E: 1 K: 1 S: 7	H: 1 LOB: 2 BB: 1 P: 11	R: 0 E: 0 K: 1 S: 5	H: 0 LOB: 0 BB: 0 P: 5	R: 0 E: 0 K: 0 S: 4	H: 1 LOB: 1 BB: 0 P: 4	R: 0 E: 0 K: 2 S: 8	H: 1 LOB: 1 BB: 0 P: 8	R: 1 E: 0 K: 1 S: 5	H: 0 LOB: 2 BB: 3 P: 17	R: 1 E: 0 K: 0 S: 5	H: 3 LOB: 1 BB: 0 P: 5	R: 1 E: 0 K: 0 S: 5	H: 2 LOB: 1 BB: 0 P: 5	1B: 7 2B: 3 3B: 0 HR: 1	SF: 0 SAC: 0 DP: 1 HBP: 0	WP: 1 PB: 0 SB: 0 CS: 0	PA: 42					
PITCHER	IP	WLS	BF	H	R	ER	SO	BB	IBB	HBP	BLK	WP	HR	S	P	ERA	WHIP										
Denny Lemaster, L (1, 1) ERA: 4.65	6.1	W	29	6	3	2	9	3	0	0	0	0	0	44	56	2.84	1.421										
Billy Hoelt, L (7, 1) ERA: 3.8	2.0		10	4	2	2	0	1	0	0	0	0	0	9	13	9.00	2.500										
Bobby Tiefenauer, R (9, 1) ERA: 3.24	0.2	S	3	1	0	0	0	0	0	0	0	0	0	3	3	0.00	1.500										

Milwaukee Braves @ Chicago Cubs
Wrigley Field, Chicago, IL
Fri May 29 1964, 3:33 AM CDT
Att: 10,446 - Unknown

AB 38
R 5
H 11
RBI 5
BB 4
SO 9
LOB 21



Batter	1	2	3	4	5	6	7	8	9	AB	R	H	RBI	BB	SO	LOB	TOP			
Felipe Alou, R OBP: 0.292, SLG: 0.390 (1, 8)	L8		HBP		1-3			K		3	0	0	0	0	1	0	Milwaukee Braves @ Chicago Cubs Wrigley Field, Chicago, IL Sat May 30 1964, 3:33 AM CDT Unknown			
Eddie Mathews, L OBP: 0.346, SLG: 0.356 (1, 5)	G3		1-3			1B		K		4	0	1	0	0	1	2				
Rico Carty, R OBP: 0.369, SLG: 0.564 (1, 7)	5-3			HR		1B			6-3	4	1	2	0	0	0	0				
Hank Aaron, R OBP: 0.374, SLG: 0.420 (1, 9)		CS		HR		1B		1-3		4	1	2	2	0	0	1				
Ed Bailey, L OBP: 0.286, SLG: 0.418 (1, 2)	F9		F8			G3		F7		4	0	0	0	0	0	2				
Gene Oliver, R OBP: 0.276, SLG: 0.346 (1, 3)	K		F5			F6				3	0	0	0	0	1	0				
Denis Menke, R OBP: 0.399, SLG: 0.474 (1, 6)			G3	K2-3		K				3	0	1	0	0	2	0				
Frank Bolling, R OBP: 0.299, SLG: 0.355 (1, 4)			K		F8		4-3			2	0	0	0	0	1	1				
Lee Maye, L OBP: 0.350, SLG: 0.466 (7, PH)			K							1	0	0	0	0	0	0				
Woody Woodward, R OBP: 0.125, SLG: 0.125 (7, 4)			K							0	0	0	0	0	0	0				
Bob Sadowski, R OBP: 0.100, SLG: 0.100 (1, 1)			G3		K			L7		2	0	0	0	0	1	1				
Ty Cline, L OBP: 0.292, SLG: 0.190 (8, PH)										1	0	0	0	0	0	0				
Warren Spahn, L OBP: 0.222, SLG: 0.269 (8, 1)										0	0	0	0	0	0	0				
Inning Stats	R: 0 E: 0 K: 0 S: 3	H: 0 LOB: 0 BB: 0 P: 3	R: 0 E: 0 K: 1 S: 5	H: 1 LOB: 0 BB: 5 P: 5	R: 0 E: 0 K: 1 S: 6	H: 1 LOB: 2 BB: 0 P: 7	R: 2 E: 0 K: 1 S: 7	H: 2 LOB: 2 BB: 0 P: 7	R: 0 E: 0 K: 1 S: 5	H: 0 LOB: 0 BB: 0 P: 5	R: 0 E: 0 K: 2 S: 7	H: 0 LOB: 0 BB: 0 P: 7	R: 0 E: 0 K: 0 S: 3	H: 0 LOB: 0 BB: 0 P: 3	R: 0 E: 0 K: 0 S: 3	H: 0 LOB: 0 BB: 0 P: 3	1B: 4 2B: 1 3B: 0 HR: 1	SF: 0 SAC: 0 DP: 0 HBP: 1	WP: 0 PB: 0 SB: 0 CS: 1	PA: 32
PITCHER Bob Buhl, R ERA: 3.46 (1, 1)	IP: 9.0 WLS: W BF: 32 H: 6 R: 2 ER: 2 SO: 7 BB: 0 IBB: 0 HBP: 1 BLK: 0 WP: 0 HR: 1 S: 45 P: 46 ERA: 2.00 WHIP: 0.667															PITCHER				

Batter	1	2	3	4	5	6	7	8	9	AB	R	H	RBI	BB	SO	LOB	BOTTOM			
Jimmy Stewart, S OBP: 0.320, SLG: 0.289 (1, 4)	G3		4-3	4-3		F1				4	1	1	0	0	0	2	Milwaukee Braves @ Chicago Cubs Wrigley Field, Chicago, IL Sat May 30 1964, 3:33 AM CDT Unknown			
Lou Brock, L OBP: 0.299, SLG: 0.351 (1, 9)	6-3		4-3			6-3				4	0	1	2	0	0	1				
Billy Williams, L OBP: 0.491, SLG: 0.730 (1, 7)	E4		FC6-4	IBB		L4				3	0	1	1	1	0	0				
Ron Santo, R OBP: 0.378, SLG: 0.493 (1, 5)	K		FC6-4	K		F8				4	0	0	0	0	2	4				
14 Ernie Banks, R OBP: 0.308, SLG: 0.460 (1, 3)		F3	FC5-4			HR				3	1	2	1	0	0	0				
Andre Rodgers, R OBP: 0.327, SLG: 0.423 (1, 6)		5-3	FC5-4		F6		F8			4	0	0	0	0	0	3				
Dick Bertell, R OBP: 0.302, SLG: 0.330 (1, 2)				6-3		K		6-3		4	0	1	0	0	1	1				
Billy Cowan, R OBP: 0.313, SLG: 0.437 (1, 8)				E	1-3			6-3		3	1	1	0	1	0	1				
Bob Buhl, R OBP: 0.095, SLG: 0.050 (1, 1)	K			E6		K		K		4	1	1	0	0	3	2				
Inning Stats	R: 0 E: 1 K: 1 S: 6	H: 0 LOB: 1 BB: 0 P: 6	R: 0 E: 0 K: 1 S: 6	H: 1 LOB: 2 BB: 1 P: 10	R: 1 E: 0 K: 0 S: 5	H: 2 LOB: 0 BB: 0 P: 6	R: 2 E: 1 K: 1 S: 8	H: 3 LOB: 2 BB: 1 P: 12	R: 0 E: 0 K: 1 S: 6	H: 1 LOB: 1 BB: 0 P: 6	R: 0 E: 0 K: 1 S: 5	H: 0 LOB: 0 BB: 0 P: 5	R: 1 E: 0 K: 0 S: 4	H: 1 LOB: 0 BB: 0 P: 4	R: 0 E: 0 K: 1 S: 5	H: 0 LOB: 0 BB: 0 P: 5		1B: 4 2B: 3 3B: 0 HR: 1	SF: 0 SAC: 0 DP: 0 HBP: 1	WP: 0 PB: 0 SB: 0 CS: 0
PITCHER Bob Sadowski, R ERA: 4.64 (1, 1)	IP: 7.0 WLS: L BF: 33 H: 8 R: 4 ER: 4 SO: 5 BB: 0 IBB: 2 HBP: 1 BLK: 0 WP: 0 HR: 1 S: 40 P: 49 ERA: 5.14 WHIP: 1.143															PITCHER				
Warren Spahn, L ERA: 4.02 (8, 1)	IP: 1.0 WLS: L BF: 3 H: 0 R: 0 ER: 0 SO: 1 BB: 0 IBB: 0 HBP: 0 BLK: 0 WP: 0 HR: 0 S: 5 P: 5 ERA: 0.00 WHIP: 0.000															PITCHER				



Batter	1	2	3	4	5	6	7	8	9	AB	R	H	RBI	BB	SO	LOB	TOP																			
Felipe Alou, R OBP: 0.287, SLG: 0.382 Ty Cline, L OBP: 0.280, SLG: 0.182	F6		K			F8		L8		3	0	0	0	0	1	1																				
Eddie Mathews, L OBP: 0.335, SLG: 0.346	F5			K		G3			K	4	0	0	0	0	2	0																				
Rico Carty, R OBP: 0.352, SLG: 0.537	F8			F4		F7			F3	4	0	0	0	0	0	0																				
Hank Aaron, R OBP: 0.371, SLG: 0.413		F9		1B BB			K		6-3	3	0	0	0	1	1	0																				
Ed Bailey, L OBP: 0.287, SLG: 0.415	K			1-2 1B			1-3			3	0	1	0	0	1	0																				
Gene Oliver, R OBP: 0.281, SLG: 0.333	K				F8		BB			2	0	0	0	1	1	0																				
Denis Menke, R OBP: 0.397, SLG: 0.466			SH1-4 BB		F8			F7		2	0	0	0	1	0	1																				
Frank Bolling, R OBP: 0.301, SLG: 0.352 Lee Mays, L OBP: 0.354, SLG: 0.466 Woody Woodward, R OBP: 0.125, SLG: 0.125			K			BB		CS BB		1	0	0	0	1	1	1																				
Tony Cloninger, R OBP: 0.235, SLG: 0.235 Joe Torre, R OBP: 0.411, SLG: 0.638 Bobby Tiefenauer, R OBP: 0.125, SLG: 0.125			SH1-4		5-3			K		1	0	0	0	0	0	1																				
Inning Stats	R: 0 E: 0 K: 0 S: 3	H: 0 LOB: 0 BB: 0 P: 3	R: 0 E: 0 K: 2 S: 7	H: 0 LOB: 0 BB: 0 P: 7	R: 0 E: 0 K: 2 S: 7	H: 0 LOB: 1 BB: 1 P: 11	R: 0 E: 0 K: 1 S: 5	H: 1 LOB: 1 BB: 1 P: 9	R: 0 E: 0 K: 0 S: 3	H: 0 LOB: 0 BB: 0 P: 3	R: 0 E: 0 K: 1 S: 5	H: 0 LOB: 1 BB: 1 P: 9	R: 0 E: 0 K: 1 S: 4	H: 0 LOB: 0 BB: 1 P: 8	R: 0 E: 0 K: 1 S: 5	H: 0 LOB: 0 BB: 0 P: 5	1B: 1 2B: 1 3B: 0 HR: 0	SF: 0 SAC: 1 DP: 1 HBP: 0	WP: 0 PA: 31 PB: 0 SB: 0 CS: 1																	
PITCHER	IP	WLS	BF	H	R	ER	SO	BB	IBB	HBP	BLK	WP	HR	S	P	ERA	WHIP	PITCHER		IP	WLS	BF	H	R	ER	SO	BB	IBB	HBP	BLK	WP	HR	S	P	ERA	WHIP
Sterling Slaughter, R ERA: 2.12 Lindy McDaniel, R ERA: 5.09	7.0	W	26	1	0	0	6	5	0	0	0	0	0	33	53	0.00	0.857																			

Milwaukee Braves @ Chicago Cubs
Wrigley Field, Chicago, IL
Sat May 30 1964, 3:38 AM CDT
Att: 27,245 - Unknown

AB 25
R 0
H 1
RBI 0
BB 5
SO 8
LOB 5



Batter	1	2	3	4	5	6	7	8	9	AB	R	H	RBI	BB	SO	LOB	BOTTOM																			
Jimmy Stewart, S OBP: 0.315, SLG: 0.286	1-3		SH3-4		4-3		SF8			2	0	0	1	0	0	0																				
Lou Brock, L OBP: 0.304, SLG: 0.350	2B 1B		1B HBP		K		K			3	0	1	0	0	2	2																				
Billy Williams, L OBP: 0.486, SLG: 0.724	1-3 2B		F6			F7		F9		4	0	1	0	0	0	2																				
Ron Santo, R OBP: 0.375, SLG: 0.486	K		1-3 2H 1B			F6		5-3		4	0	1	1	0	1	2																				
14 Ernie Banks, R OBP: 0.301, SLG: 0.448	K		F6			K		K FC4-6		4	0	0	0	0	3	4																				
Andre Rodgers, R OBP: 0.325, SLG: 0.414		F8		K		E S SF8 BB		FC4-6		3	1	0	0	1	1	1																				
Billy Cowan, R OBP: 0.306, SLG: 0.428		F6		K		K				3	0	0	0	0	2	1																				
Jimmie Schaffer, R OBP: 0.529, SLG: 0.714		K		5-3		SF8 E IBB				2	0	0	0	1	1	0																				
Sterling Slaughter, R Lindy McDaniel, R			SH3-4 1B BB		F9		FC3 E			2	1	0	0	1	0	2																				
Inning Stats	R: 0 E: 0 K: 2 S: 9	H: 2 LOB: 2 BB: 0 P: 9	R: 0 E: 0 K: 1 S: 5	H: 0 LOB: 0 BB: 0 P: 5	R: 1 E: 0 K: 0 S: 4	H: 1 LOB: 2 BB: 1 P: 9	R: 0 E: 0 K: 2 S: 7	H: 0 LOB: 0 BB: 0 P: 7	R: 0 E: 0 K: 1 S: 5	H: 0 LOB: 0 BB: 0 P: 5	R: 0 E: 0 K: 1 S: 5	H: 0 LOB: 0 BB: 0 P: 5	R: 1 E: 2 S: 8	H: 0 LOB: 2 BB: 2 P: 16	R: 0 E: 0 K: 1 S: 6	H: 0 LOB: 1 BB: 0 P: 6	1B: 2 2B: 1 3B: 0 HR: 0	SF: 1 SAC: 1 DP: 0 HBP: 1	WP: 0 PA: 33 PB: 1 SB: 1 CS: 0																	
PITCHER	IP	WLS	BF	H	R	ER	SO	BB	IBB	HBP	BLK	WP	HR	S	P	ERA	WHIP	PITCHER		IP	WLS	BF	H	R	ER	SO	BB	IBB	HBP	BLK	WP	HR	S	P	ERA	WHIP
Tony Cloninger, R ERA: 2.95 Bobby Tiefenauer, R ERA: 3.12	7.0	L	29	3	2	1	9	2	1	1	0	0	0	43	56	1.29	0.714																			

Milwaukee Braves @ Chicago Cubs
Wrigley Field, Chicago, IL
Sat May 30 1964, 3:38 AM CDT
Att: 27,245 - Unknown

AB 27
R 2
H 3
RBI 2
BB 3
SO 10
LOB 14



Batter	1	2	3	4	5	6	7	8	9	10	AB	R	H	RBI	BB	SO	LOB	TOP				
Denis Menke, R (1, 6) OBP: 0.393, SLG: 0.458	SH1-3 1B		F9			FC1-6 2B		5-3			4	2	1	0	0	0	1	Milwaukee Braves @ Chicago Cubs Wrigley Field, Chicago, IL Sun May 31 1964, 3:33 AM CDT Att: 15,855 - Unknown				
Woody Woodward, R (1, 4) OBP: 0.100, SLG: 0.100	SH1-3		K			5-4-3		K			2	0	0	0	0	1	1					
Ed Bailey, L (7, 2) OBP: 0.284, SLG: 0.410	1-2										1	0	0	0	0	1	0					
Hank Aaron, R (1, 9) OBP: 0.379, SLG: 0.427	1B					G5-4-3 1B		2B			4	1	3	2	0	0	0					
Joe Torre, R (1, 3) OBP: 0.413, SLG: 0.632	G6-3 1B					G5-4-3		4-3			3	0	1	1	1	0	2					
Rico Carty, R (1, 7) OBP: 0.348, SLG: 0.535	G6-3					P5					4	0	1	0	0	0	2					
Eddie Mathews, L (1, 5) OBP: 0.332, SLG: 0.338								2B			4	0	0	0	0	2	2					
Felipe Alou, R (1, 8) OBP: 0.286, SLG: 0.374											3	0	0	0	1	0	0					
Phil Roof, R (1, 2)											2	0	0	0	0	1	0					
Gene Oliver, R (7, PH) OBP: 0.276, SLG: 0.327											1	0	0	0	0	0	2					
Frank Bolling, R (7, 4) OBP: 0.299, SLG: 0.350											1	0	0	0	0	0	0					
Hank Fischer, R (1, 1) OBP: 0.130, SLG: 0.048											2	0	0	0	1	0	0					
Billy Hoelt, L (9, 1)											0	0	0	0	0	0	0					
Bobby Tiefenauer, R (9, 1)											1	0	0	0	0	1	0					
Inning Stats	R: 2 E: 0 K: 0 S: 5	H: 3 LOB: 0 BB: 0 P: 5	R: 0 E: 0 K: 1 S: 5	H: 0 LOB: 0 BB: 0 P: 5	R: 0 E: 0 K: 1 S: 5	H: 0 LOB: 0 BB: 0 P: 5	R: 0 E: 0 K: 1 S: 5	H: 1 LOB: 0 BB: 0 P: 3	R: 0 E: 0 K: 1 S: 5	H: 0 LOB: 0 BB: 0 P: 5	R: 1 E: 0 K: 0 S: 4	H: 1 LOB: 1 BB: 1 P: 8	R: 0 E: 0 K: 1 S: 5	H: 0 LOB: 0 BB: 0 P: 5	R: 0 E: 0 K: 0 S: 3	H: 0 LOB: 1 BB: 1 P: 7	R: 0 E: 0 K: 1 S: 5	H: 0 LOB: 0 BB: 0 P: 5	1B: 4 2B: 2 3B: 0 HR: 0	SF: 0 SAC: 1 DP: 3 HBP: 0	WP: 0 PB: 0 SB: 0 CS: 0	PA: 36
PITCHER Dick Ellsworth, L ERA: 3.27	IP: 10.0 W: 10 L: 3 S: 7	WLS: 36 BF: 6 R: 3 ER: 3 SO: 6	H: 6 R: 3 ER: 3 SO: 6	BB: 3 IBB: 0 HBP: 0 BLK: 0	WP: 0 HR: 0 S: 45 P: 57	ERA: 2.70 WHIP: 0.900	PITCHER IP WLS BF H R ER SO BB IBB HBP BLK WP HR S P ERA WHIP															

Batter	1	2	3	4	5	6	7	8	9	10	AB	R	H	RBI	BB	SO	LOB	BOTTOM						
Jimmy Stewart, S (1, 4) OBP: 0.306, SLG: 0.277	K		F7					P3		K	5	0	0	0	0	3	0	Milwaukee Braves @ Chicago Cubs Wrigley Field, Chicago, IL Sun May 31 1964, 3:33 AM CDT Att: 15,855 - Unknown						
Lou Brock, L (1, 9) OBP: 0.295, SLG: 0.340	K					E6 1B WP 1B		F7		4-3	5	1	0	0	0	1	0							
Billy Williams, L (1, 7) OBP: 0.489, SLG: 0.739	3-1					6-3					5	1	3	1	0	0	1							
Ron Santo, R (1, 5) OBP: 0.378, SLG: 0.483						1B		P6		L6	4	1	2	0	0	0	2							
14 Ernie Banks, R (1, 3) OBP: 0.299, SLG: 0.443						1B 1B		P6			4	0	1	0	0	1	4							
Don Landrum, L (9, PR)						K					0	1	0	0	0	0	0							
Joey Amalfitano, R (10, 3) OBP: 0.400, SLG: 0.333										SH3-4 1B	0	0	0	0	0	0	0							
Andre Rodgers, R (1, 6) OBP: 0.328, SLG: 0.412								1-3		SH3-4	3	0	1	1	0	0	3							
Dick Bertell, R (1, 2) OBP: 0.305, SLG: 0.333								P6		6-3	2	0	1	1	0	0	2							
Jimmie Schaffer, R (5, 2) OBP: 0.500, SLG: 0.667											1	0	0	0	0	0	0							
Merritt Ranew, L (9, PH) OBP: 0.171, SLG: 0.094											0	0	0	0	0	0	0							
Leo Burke, R (9, PH) OBP: 0.367, SLG: 0.385											1	0	0	0	0	0	2							
Billy Cowan, R (1, 8) OBP: 0.305, SLG: 0.423											4	0	1	1	0	1	2							
Dick Ellsworth, L (1, 1) OBP: 0.088, SLG: 0.031											4	0	0	0	0	4	1							
Inning Stats	R: 0 E: 0 K: 2 S: 7	H: 0 LOB: 0 BB: 0 P: 7	R: 0 E: 1 K: 0 S: 4	H: 1 LOB: 1 BB: 0 P: 4	R: 0 E: 0 K: 1 S: 5	H: 0 LOB: 0 BB: 0 P: 5	R: 2 E: 1 K: 2 S: 11	H: 3 LOB: 2 BB: 0 P: 11	R: 0 E: 0 K: 2 S: 7	H: 0 LOB: 0 BB: 0 P: 7	R: 0 E: 0 K: 0 S: 4	H: 1 LOB: 1 BB: 0 P: 4	R: 0 E: 0 K: 0 S: 4	H: 0 LOB: 0 BB: 0 P: 5	R: 0 E: 0 K: 0 S: 4	H: 1 LOB: 1 BB: 0 P: 4	R: 1 E: 0 K: 1 S: 7	H: 2 LOB: 1 BB: 0 P: 7	R: 1 E: 0 K: 1 S: 5	H: 1 LOB: 0 BB: 0 P: 5	1B: 7 2B: 1 3B: 0 HR: 1	SF: 0 SAC: 1 DP: 1 HBP: 0	WP: 1 PB: 0 SB: 0 CS: 0	PA: 39
PITCHER Hank Fischer, R ERA: 2.54	IP: 8.1 W: 8 L: 1 S: 7	WLS: 33 BF: 7 R: 3 ER: 1 SO: 8	H: 7 R: 3 ER: 1 SO: 8	BB: 0 IBB: 0 HBP: 0 BLK: 0	WP: 1 HR: 0 S: 49 P: 49	ERA: 1.08 WHIP: 0.840	PITCHER IP WLS BF H R ER SO BB IBB HBP BLK WP HR S P ERA WHIP																	
Billy Hoelt, L ERA: 3.74	0.1	1	0	0	0	0	0	0	0	0	0	0	0	0	0	0	0	0						
Bobby Tiefenauer, R ERA: 3.33	1.0	L	5	2	1	1	2	0	0	0	0	0	0	0	0	0	0	0						



Batter	1	2	3	4	5	6	7	8	9	AB	R	H	RBI	BB	SO	LOB	TOP		
Curt Flood, R OBP: 0.365, SLG: 0.412 (1.8)	6-3		K			FC6-4		E5		4	0	0	0	0	1	3	St. Louis Cardinals @ Chicago Cubs Wrigley Field, Chicago, IL Tue Jun 02 1964, 3:33 AM CDT Att: 5,129 - Unknown		
Doug Clemens, L OBP: 0.274, SLG: 0.388 (1.7)	1-3			6-3		FC4-6		FC6		3	0	0	0	0	0	1			
Dick Groat, R OBP: 0.325, SLG: 0.379 (1.6)	K			G3			4-3	FC6		4	0	0	1	0	1	2			
Ken Boyer, R OBP: 0.406, SLG: 0.545 (1.5)		F9		4-3			4-3	G1-4-3		4	0	0	0	0	0	2			
Bill White, L OBP: 0.308, SLG: 0.398 (1.3)		F7			F6		1B			4	1	2	0	0	0	0			
Tim McCarver, L OBP: 0.338, SLG: 0.444 (1.2)		L7			6-3		1B	L4		4	0	1	0	0	0	1			
Carl Warwick, R OBP: 0.333, SLG: 0.480 (1.9)			K		5-3		1B			4	0	1	1	0	1	1			
Julian Javier, R OBP: 0.259, SLG: 0.358 (1.4)			F9			E6	K		F7	4	0	0	0	0	1	3			
Curt Simmons, L OBP: 0.097, SLG: 0.067 (1.1)						K				2	0	1	0	0	0	1			
Ron Taylor, R (6.1) Jeff Long, R OBP: 0.381, SLG: 0.371 (8. PH) Bobby Shantz, R (8.1)								HBP		0	0	0	0	0	0	0			
Inning Stats	R: 0 E: 0 K: 1 S: 5	H: 0 LOB: 0 BB: 0 P: 5	R: 0 E: 0 K: 0 S: 3	H: 0 LOB: 0 BB: 0 P: 3	R: 0 E: 0 K: 2 S: 8	H: 1 LOB: 1 BB: 0 P: 8	R: 0 E: 0 K: 0 S: 3	H: 0 LOB: 0 BB: 0 P: 3	R: 0 E: 1 K: 1 S: 6	H: 0 LOB: 1 BB: 0 P: 6	R: 1 E: 0 K: 1 S: 8	H: 3 LOB: 2 BB: 0 P: 8	R: 1 E: 1 K: 0 S: 3	H: 0 LOB: 1 BB: 1 P: 8	R: 0 E: 0 K: 0 S: 4	H: 1 LOB: 1 BB: 0 P: 4	1B: 4 2B: 1 3B: 0 HR: 0	SF: 0 SAC: 0 DP: 1 HBP: 1	WP: 0 PA: 35 PB: 0 SB: 0 CS: 0
PITCHER Larry Jackson, R ERA: 3.29 (1.1)	IP: 9.0 WLS: W BF: 35 H: 5 R: 2 ER: 1 SO: 5 BB: 1 IBB: 0 HBP: 1 BLK: 0 WP: 0 HR: 0 S: 43 P: 48 ERA: 1.00 WHIP: 0.667																		

Batter	1	2	3	4	5	6	7	8	9	AB	R	H	RBI	BB	SO	LOB	BOTTOM		
Jimmy Stewart, S OBP: 0.299, SLG: 0.270 (1.4)	4-3		K		6-3	G3				4	0	0	0	0	1	1	St. Louis Cardinals @ Chicago Cubs Wrigley Field, Chicago, IL Tue Jun 02 1964, 3:33 AM CDT Att: 5,129 - Unknown		
Andra Rodgers, R OBP: 0.324, SLG: 0.404 (1.6)	K		3-1		K		G1-6-3			3	0	0	0	1	2	1			
Billy Williams, L OBP: 0.495, SLG: 0.764 (1.7)		2B		HR	1B		G1-6-3			4	1	3	1	0	0	1			
Ron Santo, R OBP: 0.386, SLG: 0.516 (1.5)	6-3			HR	BB					3	1	2	1	1	0	1			
Lou Brock, L OBP: 0.288, SLG: 0.331 (1.9)		4-3		1-3	F8		F9			4	0	0	0	0	0	3			
14 Ernie Banks, R OBP: 0.298, SLG: 0.438 (1.3)		F8		L8		1B		L7		4	1	1	0	0	0	0			
Billy Cowan, R OBP: 0.310, SLG: 0.445 (1.8)		F3		HR		1B		5-3		4	1	2	1	0	0	0			
Jimmie Schaffer, R OBP: 0.545, SLG: 0.833 (1.2)			SH2-4		1B			E5		3	1	2	2	1	0	0			
Larry Jackson, R OBP: 0.065, SLG: 0.129 (1.1)			SH2-4		F4		K	F9		3	0	0	0	0	1	2			
Inning Stats	R: 0 E: 0 K: 1 S: 6	H: 1 LOB: 1 BB: 0 P: 6	R: 0 E: 0 K: 0 S: 3	H: 0 LOB: 0 BB: 0 P: 3	R: 0 E: 0 K: 1 S: 5	H: 0 LOB: 1 BB: 1 P: 9	R: 3 E: 0 K: 0 S: 7	H: 4 LOB: 1 BB: 0 P: 7	R: 0 E: 0 K: 1 S: 6	H: 1 LOB: 2 BB: 1 P: 10	R: 2 E: 0 K: 1 S: 7	H: 3 LOB: 0 BB: 0 P: 7	R: 0 E: 0 K: 0 S: 3	H: 1 LOB: 1 BB: 1 P: 7	R: 0 E: 1 K: 0 S: 4	H: 0 LOB: 1 BB: 0 P: 4		1B: 5 2B: 1 3B: 0 HR: 4	SF: 0 SAC: 1 DP: 1 HBP: 0
PITCHER Curt Simmons, L ERA: 2.78 (1.1) Ron Taylor, R ERA: 7.22 (6.1) Bobby Shantz, L ERA: 2.87 (8.1)	IP: 5.1 WLS: L BF: 26 H: 9 R: 5 ER: 5 SO: 3 BB: 2 IBB: 0 HBP: 0 BLK: 0 WP: 0 HR: 4 S: 30 P: 38 ERA: 8.44 WHIP: 2.062																		

AB	33
R	2
H	5
RBI	2
BB	1
SO	5
LOB	14




AB	32
R	5
H	10
RBI	5
BB	3
SO	4
LOB	9



Batter	1	2	3	4	5	6	7	8	9	AB	R	H	RBI	BB	SO	LOB	TOP					
Curt Flood, R OBP: 0.362, SLG: 0.408 (1, 8)	5-3		BB HR 1B		6-3		SH 1B 2B	F8		4	2	1	0	0	0	0						
Dick Groat, R OBP: 0.327, SLG: 0.385 (1, 6)	K		L9		F8 2B		2B 1B		4-3	5	0	2	0	0	1	1						
Bill White, L OBP: 0.310, SLG: 0.400 (1, 3)	L9		HR BB		F8		2B		F2	4	1	1	2	1	0	1						
Ken Boyer, R OBP: 0.416, SLG: 0.564 (1, 5)		PB 1B 1B	HR		BB		5-3			3	2	2	3	2	0	2						
Charlie James, R OBP: 0.282, SLG: 0.373 (1, 7)																						
Johnny Lewis, L OBP: 0.351, SLG: 0.398 (9, 9)	K		1B		F8		K		4-3	5	0	1	0	0	2	6						
Tim McCarver, L OBP: 0.336, SLG: 0.439 (1, 2)			F8				4-3			4	0	1	1	0	0	3						
Carl Warwick, R OBP: 0.329, SLG: 0.468 (9, 7)	F5				6-3		F7		SH3 1B	4	1	1	0	0	0	1						
Julian Javier, R OBP: 0.255, SLG: 0.351 (1, 4)	F8				G3		K		SH3	3	0	0	0	0	1	1						
Ray Sadecki, L OBP: 0.238, SLG: 0.381 (1, 1)			F8		3-1					4	1	2	1	0	0	0						
Roger Craig, R OBP: 0.400, SLG: 0.353 (8, 1)							1B SH 2B 1B			0	0	0	0	0	0	0						
Inning Stats	R: 0 E: 0 K: 1 S: 5	H: 0 LOB: 0 BB: 0 P: 5	R: 1 E: 0 K: 1 S: 7	H: 2 LOB: 1 BB: 0 P: 7	R: 3 E: 0 K: 0 S: 6	H: 3 LOB: 1 BB: 1 P: 10	R: 0 E: 0 K: 0 S: 3	H: 0 LOB: 0 BB: 0 P: 3	R: 0 E: 0 K: 1 S: 4	H: 1 LOB: 2 BB: 0 P: 8	R: 0 E: 0 K: 1 S: 5	H: 0 LOB: 0 BB: 0 P: 5	R: 2 E: 0 K: 1 S: 9	H: 3 LOB: 2 BB: 0 P: 9	R: 1 E: 0 K: 0 S: 4	H: 2 LOB: 1 BB: 0 P: 4	R: 0 E: 0 K: 0 S: 3	H: 0 LOB: 1 BB: 1 P: 7	1B: 7 2B: 3 3B: 0 HR: 1	SF: 0 SAC: 2 DP: 0 HBP: 0	WP: 0 PB: 1 SB: 0 CS: 0	PA: 41
PITCHER	IP	WLS	BF	H	R	ER	SO	BB	IBB	HBP	BLK	WP	HR	S	P	ERA	WHIP					
Bob Buhl, R ERA: 3.86 (1, 1)	6.0	L	29	8	6	5	3	2	0	0	0	0	1	33	41	7.50	1.667					
Lindy McDaniel, R ERA: 4.82 (7, 1)	1.0		4	1	0	0	1	0	0	0	0	0	0	6	6	0.00	1.000					
Lew Burdette, R ERA: 2.25 (8, 1)	2.0		8	2	1	1	0	1	0	0	0	0	0	7	11	4.50	1.500					

St. Louis Cardinals @ Chicago Cubs
Wrigley Field, Chicago, IL
Wed Jun 03 1964, 3:33 AM CDT
Att: 6,718 - Unknown

AB 36
R 7
H 11
RBI 7
BB 3
SO 4
LOB 15



Batter	1	2	3	4	5	6	7	8	9	AB	R	H	RBI	BB	SO	LOB	BOTTOM					
Joey Amalfitano, R OBP: 0.429, SLG: 0.417 (1, 4)	1B 14 1B BB	4-3			K			HR 2B		3	2	1	0	1	1	0						
Andra Rodgers, R OBP: 0.328, SLG: 0.403 (1, 6)	K		F9			BB 1B		HR BB		3	1	1	0	1	1	1						
Billy Williams, L OBP: 0.484, SLG: 0.745 (1, 7)	F5		4-3		L8			K		4	0	0	0	0	1	4						
Ron Santo, R OBP: 0.389, SLG: 0.535 (1, 5)	1B S 14 1B		L6		F9			HR		4	2	2	3	0	0	1						
Lou Brock, L OBP: 0.293, SLG: 0.327 (1, 9)	F7				BB		4-3			2	0	0	0	2	0	0						
14 Ernie Banks, R OBP: 0.297, SLG: 0.434 (1, 3)	1B		6-3		F8			K		4	0	1	2	0	1	2						
Billy Cowan, R OBP: 0.302, SLG: 0.433 (1, 8)	K		F8				L5		K	4	0	0	0	0	2	2						
Jimmie Schaffer, R OBP: 0.480, SLG: 0.714 (1, 2)			F8		K			F8		3	0	0	0	0	1	0						
Jimmy Stewart, S OBP: 0.236, SLG: 0.268 (9, PH)										1	0	0	0	0	0	0						
Bob Buhl, R OBP: 0.087, SLG: 0.045 (1, 1)			1-3		L9			6-3		2	0	0	0	0	0	0						
Lindy McDaniel, R OBP: 0.355, SLG: 0.370 (7, PH)							F3			0	0	0	0	0	0	0						
Leo Burke, R OBP: 0.355, SLG: 0.370 (7, PH)										1	0	0	0	0	0	0						
Lew Burdette, R OBP: 0.367, SLG: 0.091 (8, PH)										0	0	0	0	0	0	0						
Inning Stats	R: 2 E: 0 K: 2 S: 9	H: 2 LOB: 2 BB: 2 P: 17	R: 0 E: 0 K: 0 S: 3	H: 0 LOB: 0 BB: 0 P: 3	R: 0 E: 0 K: 0 S: 3	H: 0 LOB: 0 BB: 0 P: 3	R: 0 E: 0 K: 0 S: 3	H: 0 LOB: 0 BB: 0 P: 3	R: 0 E: 0 K: 2 S: 7	H: 0 LOB: 0 BB: 0 P: 7	R: 0 E: 0 K: 0 S: 4	H: 1 LOB: 2 BB: 1 P: 8	R: 0 E: 0 K: 0 S: 3	H: 0 LOB: 0 BB: 0 P: 3	R: 3 E: 0 K: 2 S: 9	H: 2 LOB: 0 BB: 1 P: 13	R: 0 E: 0 K: 1 S: 5	H: 0 LOB: 0 BB: 0 P: 5	1B: 3 2B: 1 3B: 0 HR: 1	SF: 0 SAC: 0 DP: 0 HBP: 0	WP: 0 PB: 0 SB: 1 CS: 0	PA: 36
PITCHER	IP	WLS	BF	H	R	ER	SO	BB	IBB	HBP	BLK	WP	HR	S	P	ERA	WHIP					
Ray Sadecki, L ERA: 4.15 (1, 1)	7.2	W	32	5	5	5	5	4	0	0	0	0	1	38	54	5.87	1.174					
Roger Craig, R ERA: 2.51 (8, 1)	1.1	S	4	0	0	0	2	0	0	0	0	0	0	8	8	0.00	0.000					

St. Louis Cardinals @ Chicago Cubs
Wrigley Field, Chicago, IL
Wed Jun 03 1964, 3:33 AM CDT
Att: 6,718 - Unknown

AB 32
R 5
H 5
RBI 5
BB 4
SO 7
LOB 10



Batter	1	2	3	4	5	6	7	8	9	AB	R	H	RBI	BB	SO	LOB	TOP
Curt Flood, R OBP: 0.355, SLG: 0.400 (1, 8)	1-3		G6-4-3		F7		4-3			4	0	0	0	0	0	3	St. Louis Cardinals @ Chicago Cubs Wrigley Field, Chicago, IL Thu Jun 04 1964, 3:33 AM CDT Att: 8,019 - Unknown
Dick Groat, R OBP: 0.321, SLG: 0.377 (1, 6)	L3		G3		G3			6-3		4	0	0	0	0	0	1	
Bill White, L OBP: 0.304, SLG: 0.391 (1, 3)	6-3			1-3	K			1-3		4	0	0	0	0	1	1	
Ken Boyer, R OBP: 0.408, SLG: 0.552 (1, 5)		K		F9		L9		F8		4	0	0	0	0	1	0	
Charlie James, R OBP: 0.297, SLG: 0.418 (1, 7)		E			HR		E1		4-3	4	1	3	1	0	0	0	
Johnny Lewis, L OBP: 0.351, SLG: 0.398 (9, PR)		1B					G5-4-3		2B	0	0	0	0	0	0	0	
Carl Warwick, R OBP: 0.326, SLG: 0.458 (1, 9)	F5				E		G5-4-3		4-3	4	0	1	0	0	0	3	
Tim McCarver, L OBP: 0.329, SLG: 0.430 (1, 2)									2-3	3	0	0	0	0	0	2	
Jeff Long, R OBP: 0.372, SLG: 0.361 (9, PH)	E3			E3			1-3		K	1	0	0	0	0	1	2	
Julian Javier, R OBP: 0.248, SLG: 0.342 (1, 4)					F7		6-3		5-3	4	0	0	0	0	0	6	
Bob Gibson, R OBP: 0.290, SLG: 0.286 (1, 1)										2	0	2	0	1	0	0	
Inning Stats	R: 0 E: 0 K: 0 S: 3	H: 0 LOB: 0 BB: 0 P: 3	R: 0 E: 1 K: 1 S: 7	H: 1 LOB: 2 BB: 0 P: 7	R: 0 E: 0 K: 0 S: 2	H: 0 LOB: 0 BB: 1 P: 6	R: 1 E: 1 K: 0 S: 6	H: 2 LOB: 2 BB: 0 P: 6	R: 0 E: 0 K: 0 S: 3	H: 1 LOB: 1 BB: 0 P: 4	R: 0 E: 0 K: 0 S: 3	H: 0 LOB: 0 BB: 0 P: 3	R: 0 E: 0 K: 1 S: 6	H: 1 LOB: 2 BB: 0 P: 6	1B: 3 2B: 1 3B: 1 HR: 1	SF: 0 SAC: 0 DP: 2 HBP: 0	WP: 0 PA: 35 PB: 0 SB: 0 CS: 0
PITCHER Dick Ellsworth, L ERA: 3.04 (1, 1)	IP: 9.0 WLS: W BF: 35 H: 6 R: 1 ER: 1 SO: 3 BB: 1 IBB: 0 HBP: 0 BLK: 0 WP: 0 HR: 1 S: 40 P: 44 ERA: 1.00 WHIP: 0.778											PITCHER	IP: 9.0 WLS: W BF: 35 H: 6 R: 1 ER: 1 SO: 3 BB: 1 IBB: 0 HBP: 0 BLK: 0 WP: 0 HR: 1 S: 40 P: 44 ERA: 1.00 WHIP: 0.778				

Batter	1	2	3	4	5	6	7	8	9	AB	R	H	RBI	BB	SO	LOB	BOTTOM		
Jimmy Stewart, S OBP: 0.297, SLG: 0.268 (1, 4)	5-3		K			1-3		E1		4	0	1	0	0	1	0	St. Louis Cardinals @ Chicago Cubs Wrigley Field, Chicago, IL Thu Jun 04 1964, 3:33 AM CDT Att: 8,019 - Unknown		
Andra Rodgers, R OBP: 0.320, SLG: 0.392 (1, 6)	F9				F6		6-3	5-3		4	0	0	0	0	0	2			
Billy Williams, L OBP: 0.484, SLG: 0.744 (1, 7)	4-3				HR		F2			3	1	1	0	1	0	0			
Ron Santo, R OBP: 0.386, SLG: 0.547 (1, 5)		F8			HR		L6	FC5		4	1	1	2	0	0	3			
Lou Brock, L OBP: 0.299, SLG: 0.333 (1, 9)					6-3					3	0	2	0	0	0	0			
14 Ernie Banks, R OBP: 0.292, SLG: 0.426 (1, 3)					1B					3	0	0	0	0	1	2			
Dick Bertell, R OBP: 0.298, SLG: 0.325 (1, 2)					K					3	0	0	0	0	1	2			
Billy Cowan, R OBP: 0.296, SLG: 0.425 (1, 8)					1-3					3	0	0	0	0	0	0			
Dick Ellsworth, L OBP: 0.105, SLG: 0.057 (1, 1)					K					3	0	1	0	0	2	0			
Inning Stats	R: 0 E: 0 K: 0 S: 3	H: 0 LOB: 0 BB: 0 P: 3	R: 0 E: 0 K: 1 S: 6	H: 1 LOB: 1 BB: 0 P: 6	R: 0 E: 0 K: 2 S: 7	H: 0 LOB: 0 BB: 0 P: 7	R: 2 E: 0 K: 1 S: 7	H: 2 LOB: 0 BB: 0 P: 7	R: 0 E: 0 K: 1 S: 5	H: 0 LOB: 0 BB: 0 P: 5	R: 0 E: 0 K: 0 S: 3	H: 0 LOB: 0 BB: 0 P: 3	R: 0 E: 0 K: 0 S: 4	H: 1 LOB: 1 BB: 0 P: 4	R: 0 E: 1 K: 0 S: 5	H: 2 LOB: 3 BB: 1 P: 9		1B: 4 2B: 1 3B: 0 HR: 1	SF: 0 SAC: 0 DP: 0 HBP: 0
PITCHER Bob Gibson, R ERA: 2.06 (1, 1)	IP: 8.0 WLS: L BF: 31 H: 6 R: 2 ER: 2 SO: 5 BB: 0 IBB: 1 HBP: 0 BLK: 0 WP: 0 HR: 1 S: 40 P: 44 ERA: 2.25 WHIP: 0.750											PITCHER	IP: 8.0 WLS: L BF: 31 H: 6 R: 2 ER: 2 SO: 5 BB: 0 IBB: 1 HBP: 0 BLK: 0 WP: 0 HR: 1 S: 40 P: 44 ERA: 2.25 WHIP: 0.750						

Batter	1	2	3	4	5	6	7	8	9	AB	R	H	RBI	BB	SO	LOB	TOP											
Joey Amalfitano, R OBP: 0.421, SLG: 0.588	0-0 CS 1B		0-0 2H HR		0-0 F4		0-0 F7		0-0 6-3	5	1	2	2	0	0	1												
Lou Brock, L OBP: 0.286, SLG: 0.331	0-0 1-3		0-0 4-3		0-0 6-3				0-0 1B E 1B	4	1	1	0	0	0	2												
Billy Williams, L OBP: 0.485, SLG: 0.738	0-0 F3				0-0 1B 1B		0-3 K		0-0 E9 F9 1B 1B	4	2	2	0	0	1	0												
Ron Santo, R OBP: 0.383, SLG: 0.537		0-0 6-3		0-0 F4		4-0 1B BB		0-0 F9	0-0 F9	3	0	0	0	1	0	2												
Len Gabrielson, L OBP: 0.214, SLG: 0.244 14 Ernie Banks, R OBP: 0.291, SLG: 0.424		0-0 F9		0-0 1B 1-2 1B		0-0 F5		0-0 F4	0-0 F4	3	0	1	0	0	0	1												
Billy Cowan, R OBP: 0.307, SLG: 0.433	0-0 5-3			0-0 1B S 1B		0-0 1-2 1B		0-0 1B	0-0 1B	4	0	3	2	0	0	0												
Andre Rodgers, R OBP: 0.314, SLG: 0.383			0-3 K	0-3 K		0-3 K		0-3 F7		4	0	0	0	0	3	4												
Jimmie Schaffer, R OBP: 0.448, SLG: 0.625			0-0 E6 BLK HR		4-0 1B BB		0-0 6-3		0-0 F9	3	1	0	0	1	0	0												
Sterling Slaughter, R OBP: 0.222, SLG: 0.125			0-3 K		0-0 1-2 1B		0-3 K		0-3 K	4	0	1	0	0	3	1												
Inning Stats	R: 0 E: 0 K: 0 S: 3	H: 1 LOB: 0 BB: 0 P: 3	R: 0 E: 0 K: 0 S: 3	H: 0 LOB: 0 BB: 0 P: 3	R: 2 E: 1 K: 2 S: 9	H: 1 LOB: 0 BB: 0 P: 9	R: 1 E: 0 K: 1 S: 7	H: 3 LOB: 1 BB: 0 P: 7	R: 0 E: 0 K: 0 S: 8	H: 1 LOB: 2 BB: 1 P: 12	R: 0 E: 0 K: 1 S: 5	H: 0 LOB: 0 BB: 0 P: 5	R: 2 E: 1 K: 0 S: 6	H: 3 LOB: 1 BB: 0 P: 6	R: 0 E: 0 K: 1 S: 5	H: 0 LOB: 0 BB: 0 P: 5	1B: 9 2B: 0 3B: 0 HR: 1	SF: 0 SAC: 0 DP: 0 HBP: 0	WP: 0 PB: 0 SB: 1 CS: 1	PA: 37								
PITCHER	IP	WLS	BF	H	R	ER	SO	BB	IBB	HBP	BLK	WP	HR	S	P	ERA	WHIP											
Hank Fischer, R ERA: 2.42	(1, 1)	7.0	L	28	7	3	1	6	2	0	0	1	0	1	38	46	1.29	1.286										
Billy Hoelt, L ERA: 4.09	(8, 1)	0.1		3	2	2	1	0	0	0	0	0	0	0	3	3	27.00	6.000										
Jack Smith, R ERA: 3.48	(8, 1)	1.2		6	1	0	0	1	0	0	0	0	0	0	8	8	0.00	0.600										

Chicago Cubs @ Milwaukee Braves
Milwaukee County Stadium, Milwaukee, WI
Fri Jun 05 1964, 8:05 PM EDT
Att: 21,540 - Unknown

AB 35
R 5
H 10
RBI 4
BB 2
SO 7
LOB 12

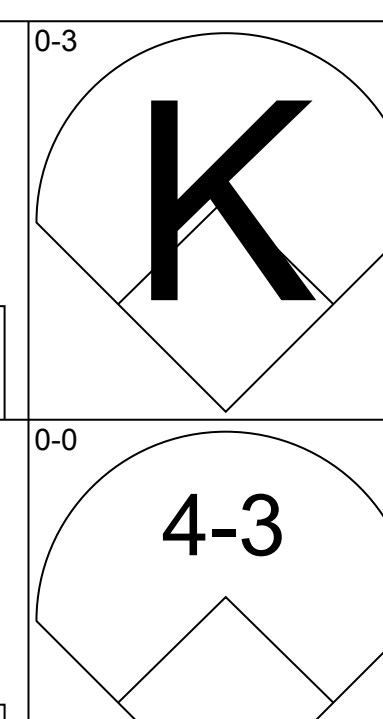
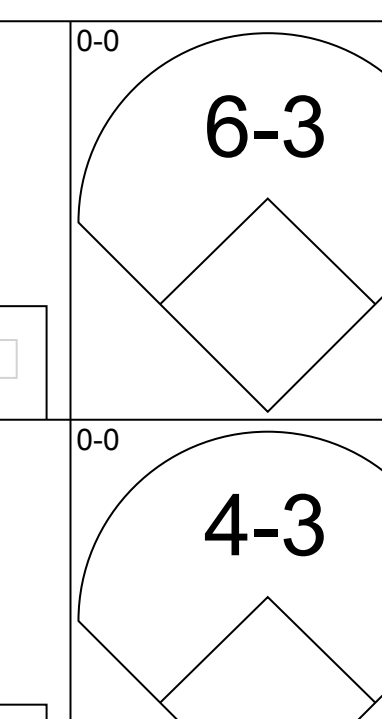
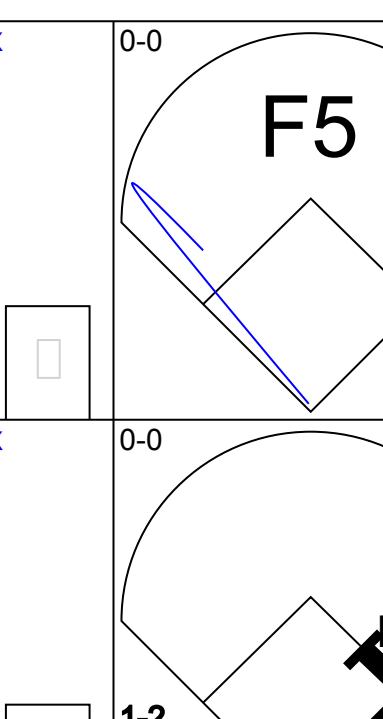
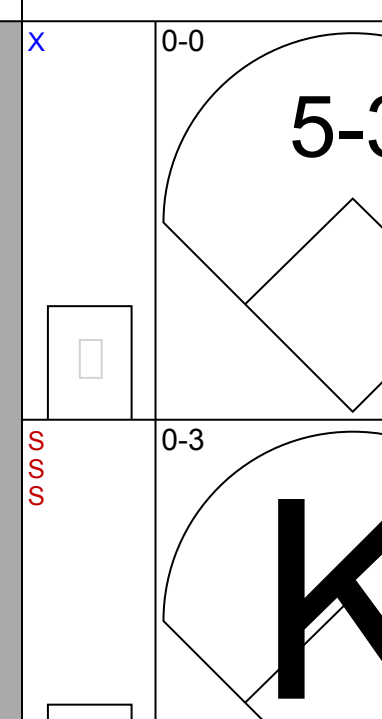
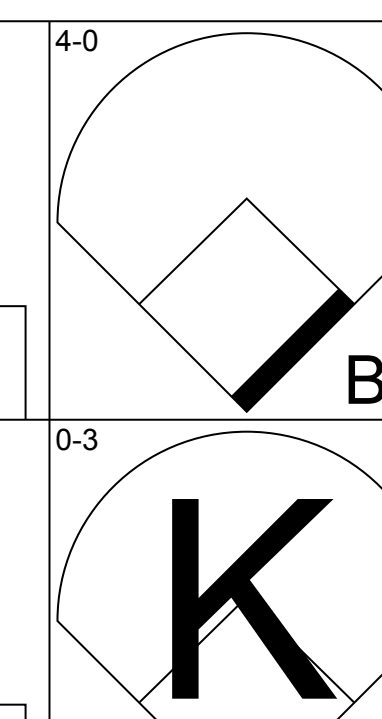
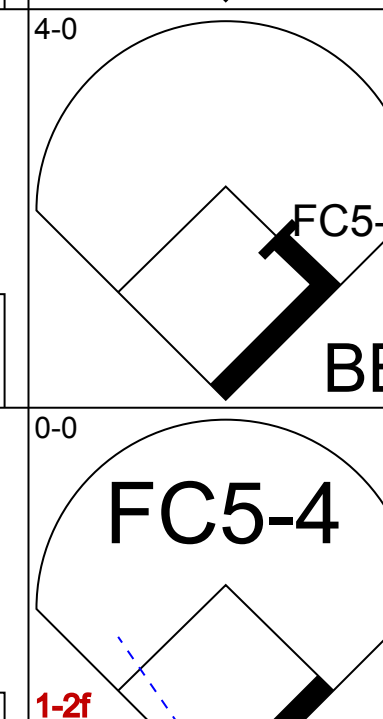

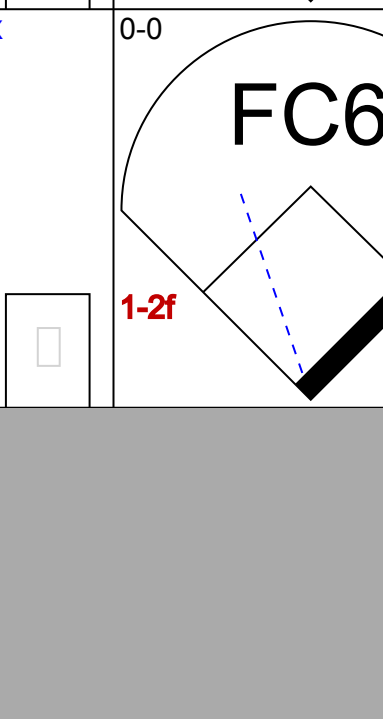
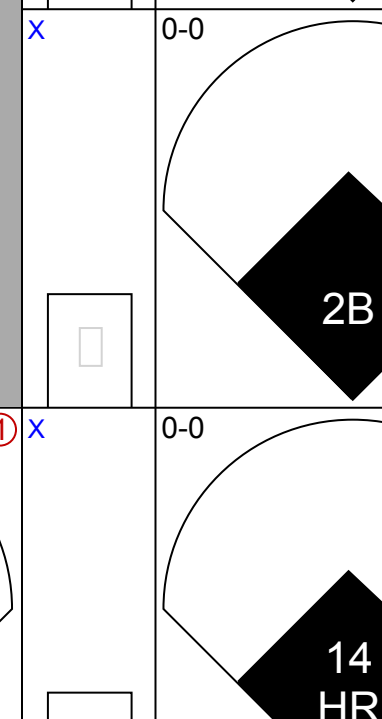


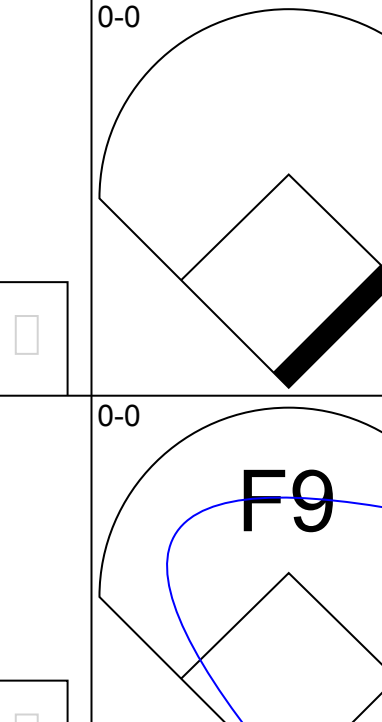

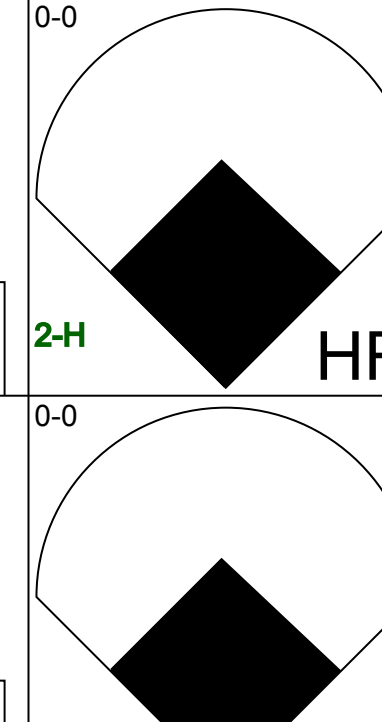


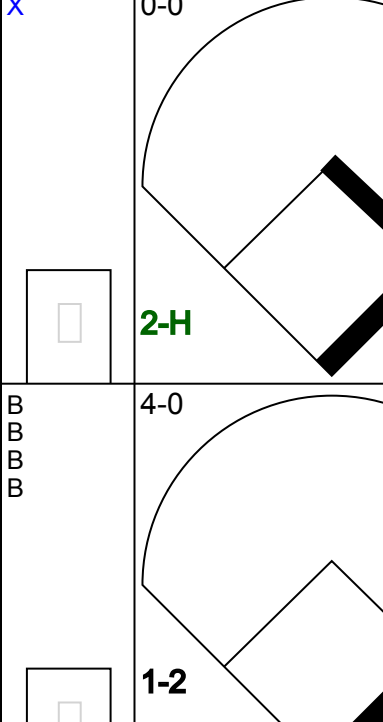
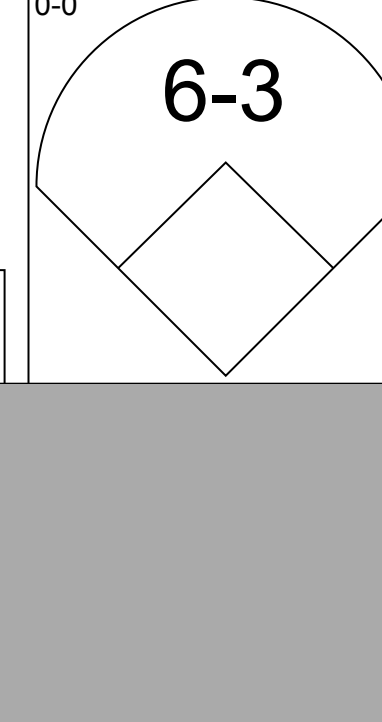

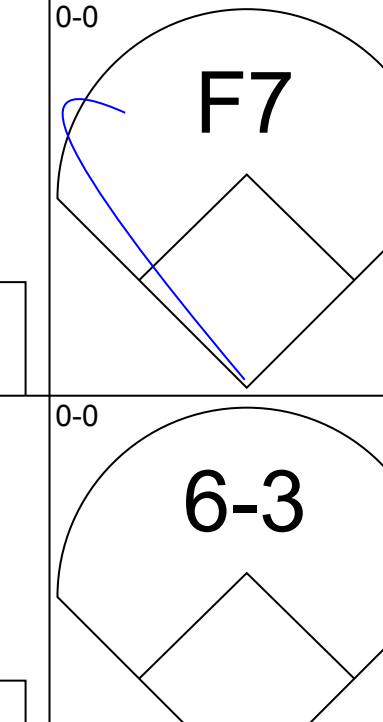

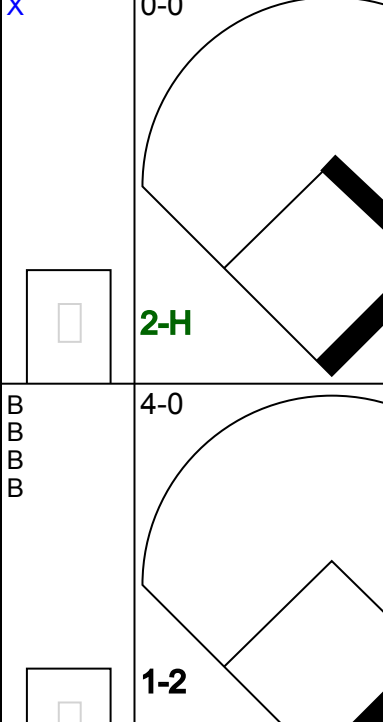
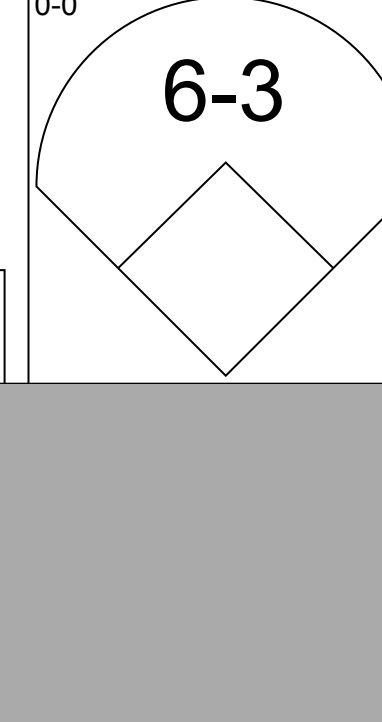

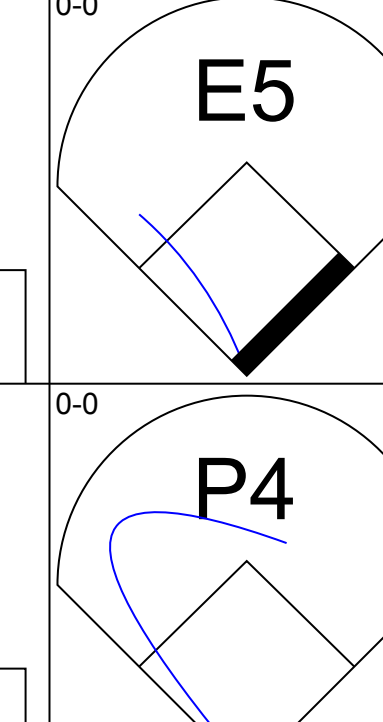
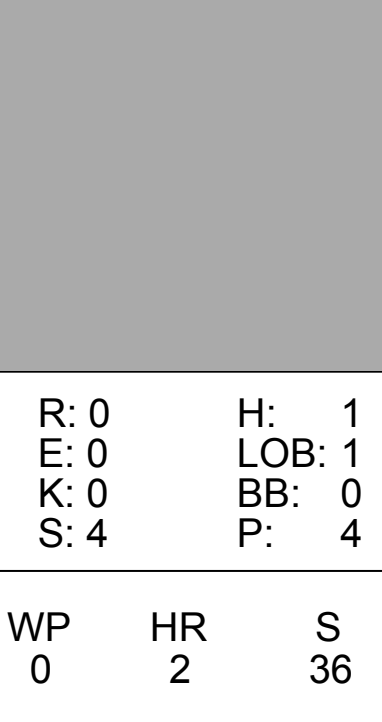
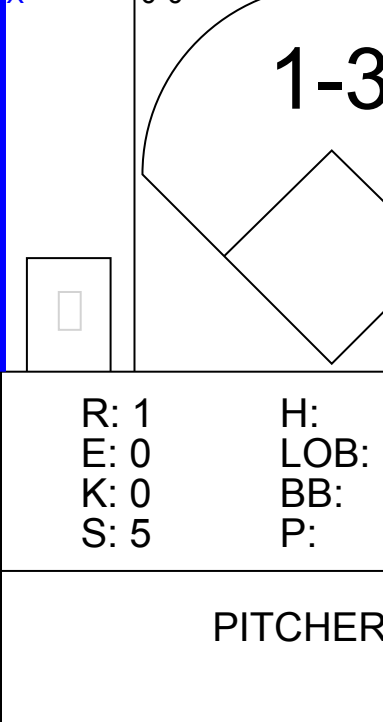
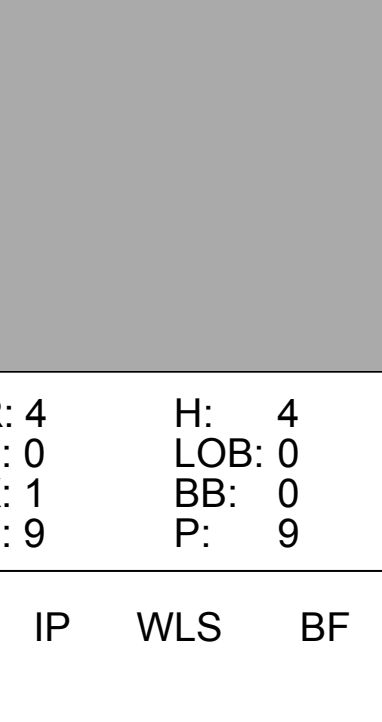

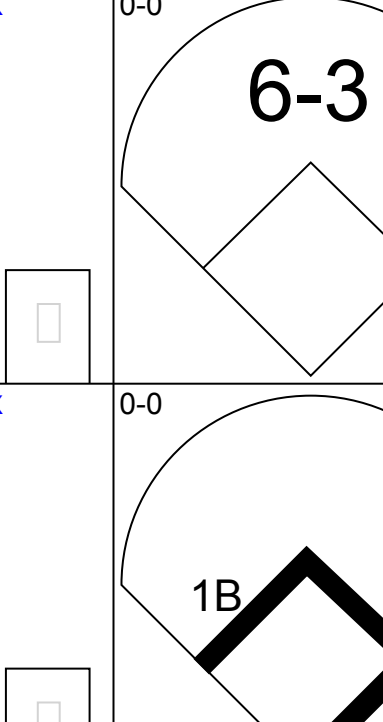
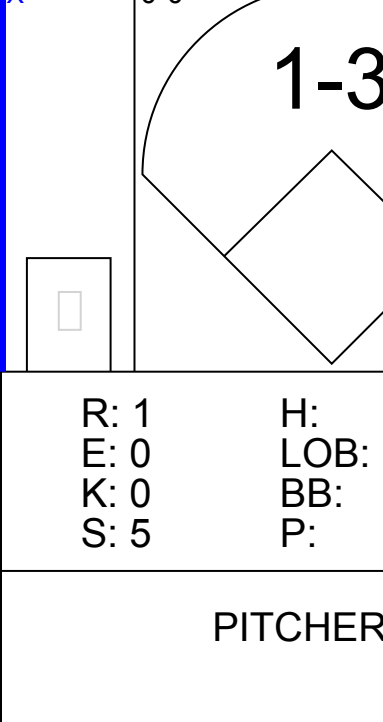
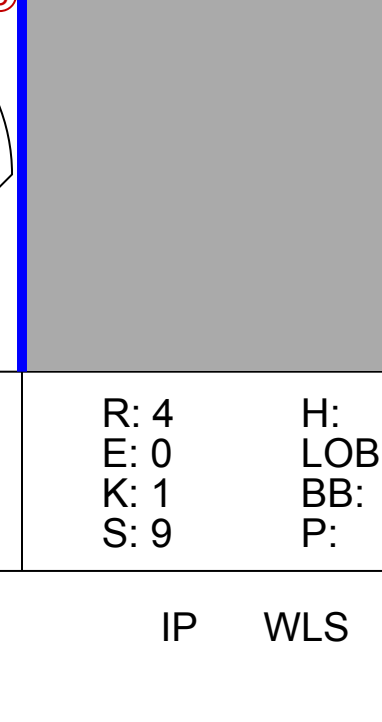
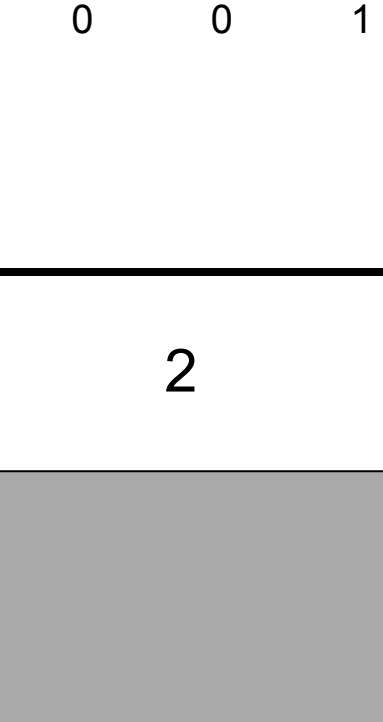
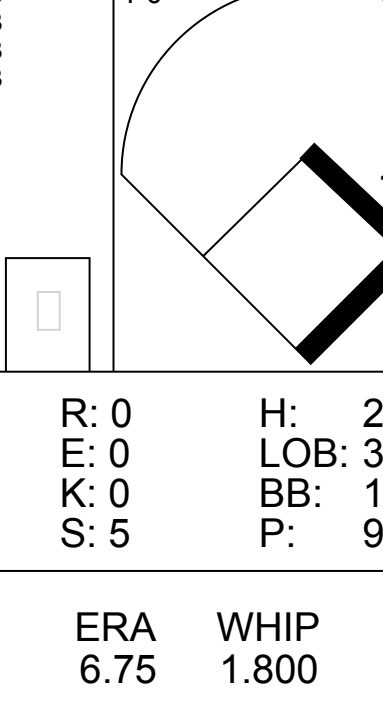
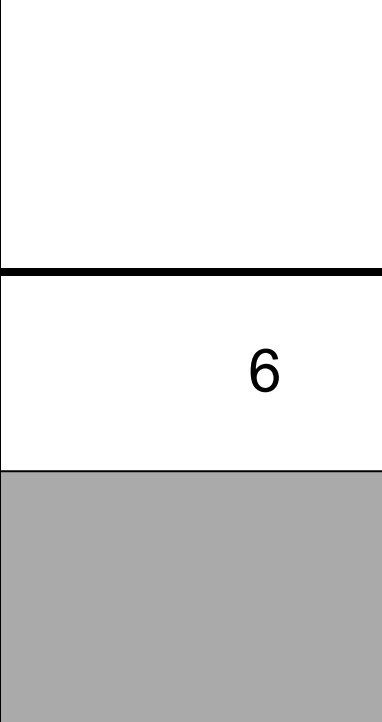
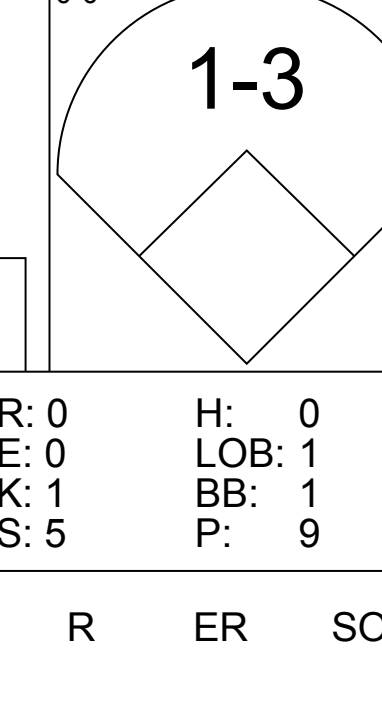
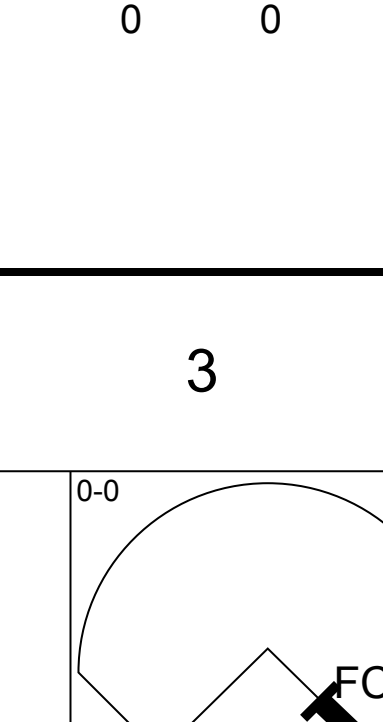
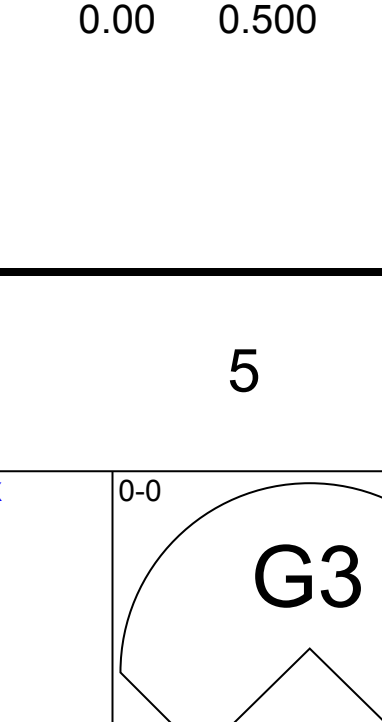
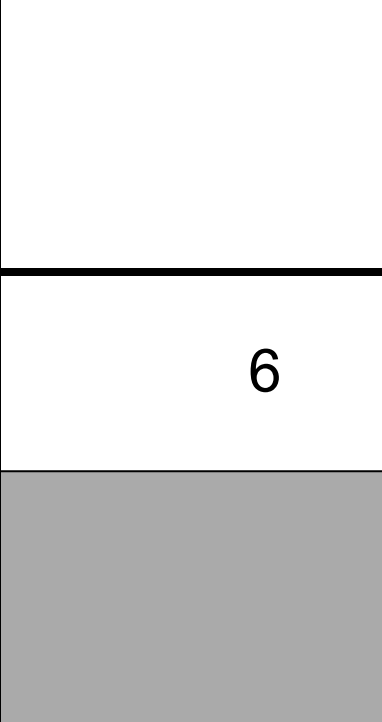
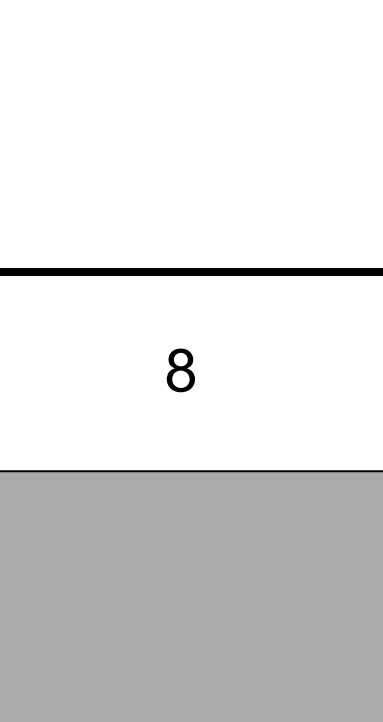


Batter	1	2	3	4	5	6	7	8	9	AB	R	H	RBI	BB	SO	LOB	BOTTOM										
Lee Maye, L OBP: 0.344, SLG: 0.469	0-0 3-1		0-0 4-3		0-0 1-3		0-0 G3			4	0	0	0	0	0	1											
Eddie Mathews, L OBP: 0.314, SLG: 0.316	0-0 G3		0-0 G3			0-0 F7		0-0 G6-4-3 1B		4	0	1	0	0	0	0											
Hank Aaron, R OBP: 0.379, SLG: 0.421	0-0 5-3			0-0 S E 1B		0-0 BB 1B		0-0 G6-4-3 1B	0-0 F8	4	1	2	0	0	0	1											
Joe Torre, R OBP: 0.401, SLG: 0.599 Ed Bailey, L OBP: 0.281, SLG: 0.405		0-0 5-3		0-0 E7 SF8 2B		0-3 K		0-0 F8		3	1	1	1	0	1	1											
Gene Oliver, R OBP: 0.270, SLG: 0.386		0-3 K		0-3 K		4-0 1-2 BB		0-0 F9		3	0	0	0	1	2	1											
Felipe Alou, R OBP: 0.284, SLG: 0.358		4-0 1B BB		0-0 SF8		0-0 F9		0-0 F9		2	0	0	1	1	0	2											
Denis Menke, R OBP: 0.394, SLG: 0.489		0-0 1-2 1B		0-0 6-3			0-0 F9		4-0 BB	3	0	1	0	1	0	0											
Miguel de la Hoz, R OBP: 0.318, SLG: 0.419		0-3 K			0-3 K		0-0 K		0-3 K	4	0	1	0	0	3	3											
Hank Fischer, R OBP: 0.120, SLG: 0.043 Rico Carty, R OBP: 0.333, SLG: 0.505 Billy Hoelt, L OBP: 0.333, SLG: 0.505 Jack Smith, R			0-0 4-3		0-3 K		0-3 K			2	0	0	0	0	1	0											
Inning Stats	R: 0 E: 0 K: 0 S: 3	H: 0 LOB: 0 BB: 0 P: 3	R: 0 E: 0 K: 2 S: 8	H: 1 LOB: 2 BB: 1 P: 12	R: 0 E: 0 K: 0 S: 3	H: 0 LOB: 0 BB: 0 P: 3	R: 2 E: 1 K: 1 S: 7	H: 2 LOB: 0 BB: 0 P: 7	R: 0 E: 0 K: 2 S: 7	H: 0 LOB: 0 BB: 0 P: 7	R: 0 E: 0 K: 1 S: 6	H: 1 LOB: 2 BB: 1 P: 10	R: 0 E: 0 K: 1 S: 6	H: 1 LOB: 1 BB: 0 P: 6	R: 0 E: 0 K: 0 S: 3	H: 1 LOB: 0 BB: 0 P: 3	R: 0 E: 0 K: 1 S: 5	H: 0 LOB: 1 BB: 1 P: 9	1B: 4 2B: 1 3B: 1 HR: 0	SF: 1 SAC: 0 DP: 1 HBP: 0	WP: 0 PB: 0 SB: 1 CS: 0	PA: 35					
PITCHER	IP	WLS	BF	H	R	ER	SO	BB	IBB	HBP	BLK	WP	HR	S	P	ERA	WHIP										
Sterling Slaughter, R ERA: 1.73	(1, 1)	9.0	W	35	6	2	1	8	3	0	0	0	0	48	60	1.00	1.000										

Chicago Cubs @ Milwaukee Braves
Milwaukee County Stadium, Milwaukee, WI
Fri Jun 05 1964, 8:05 PM EDT
Att: 21,540 - Unknown

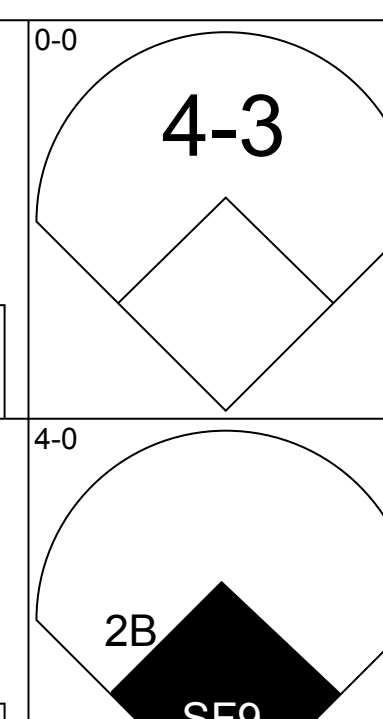
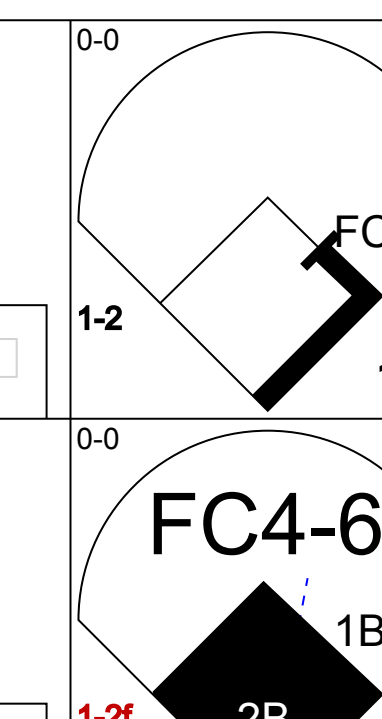
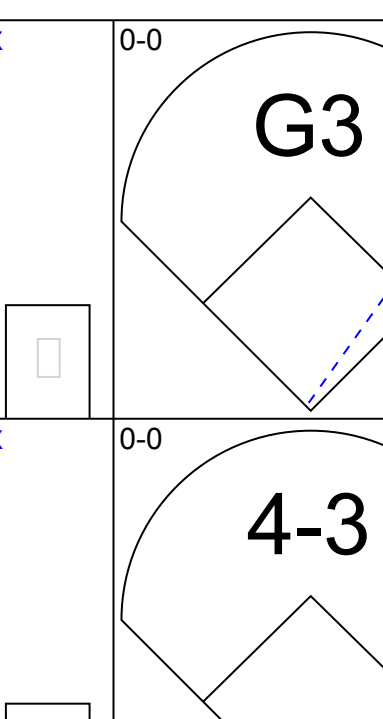
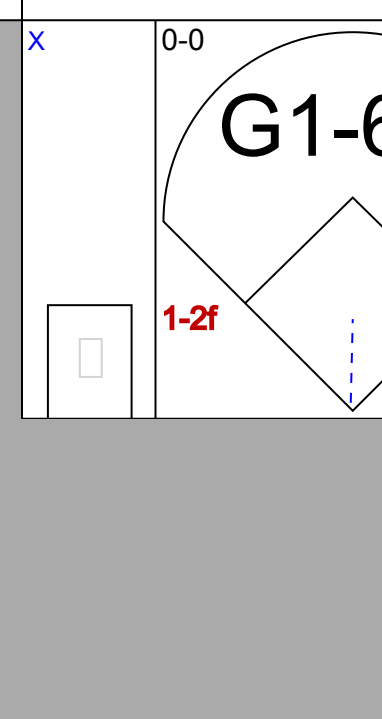
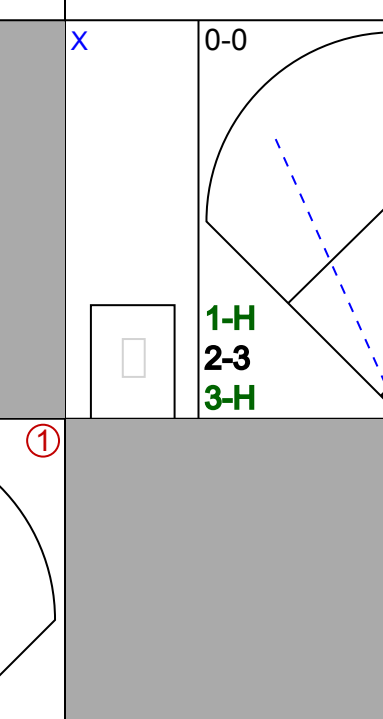
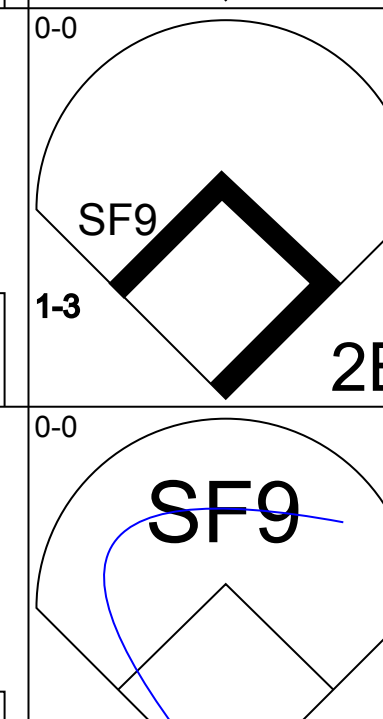
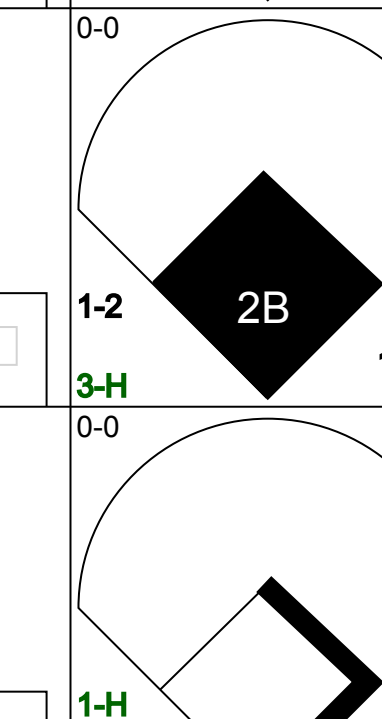
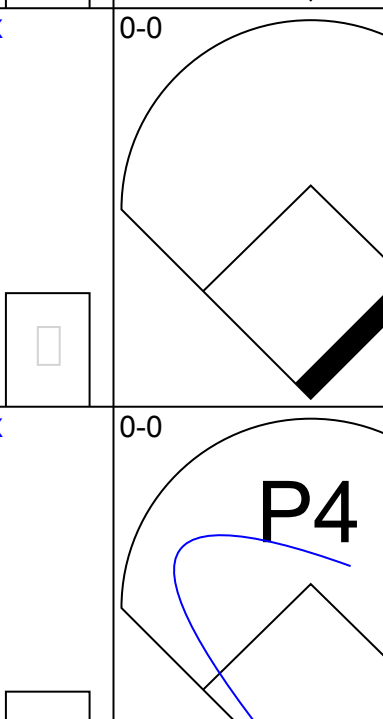
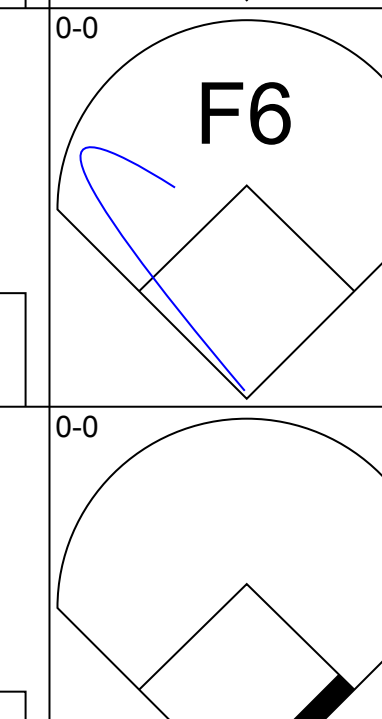
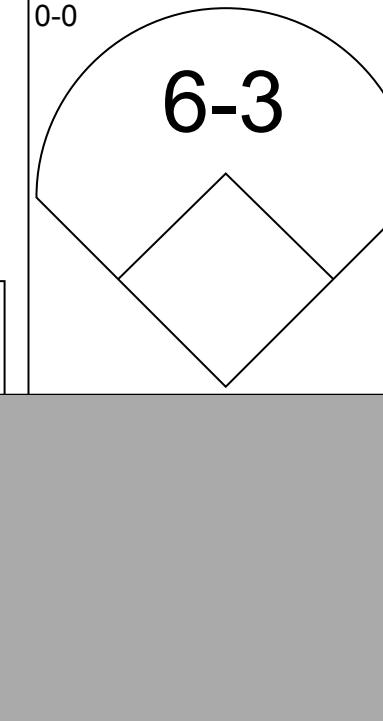
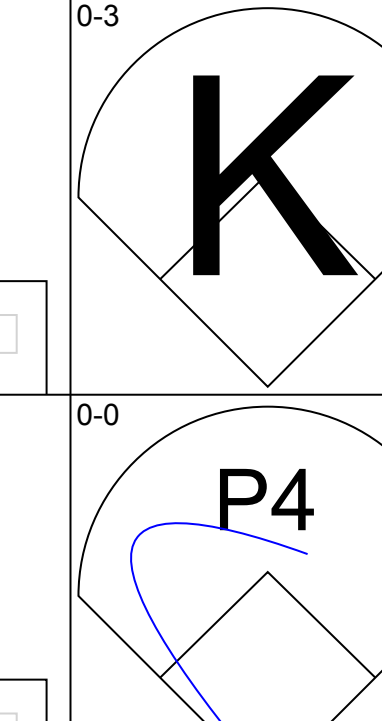

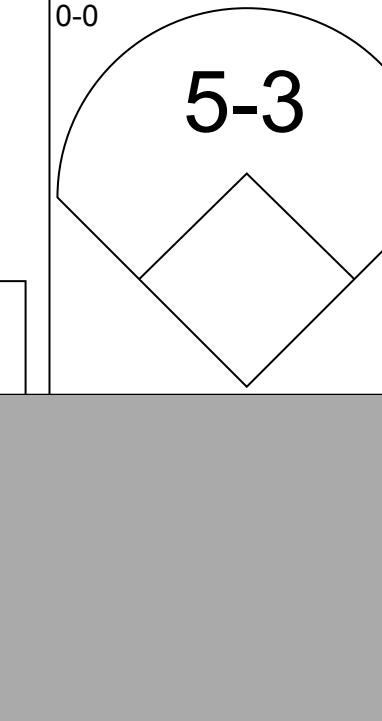





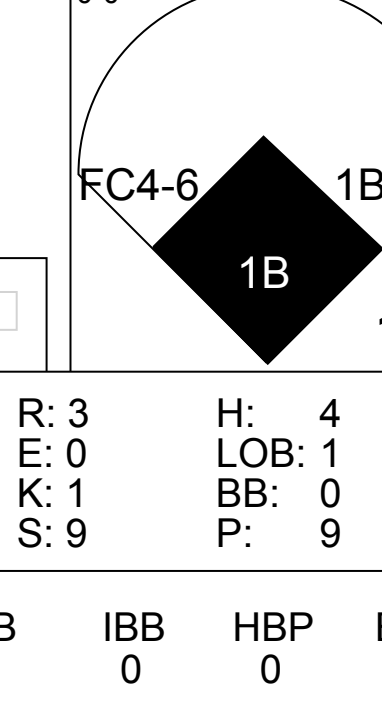
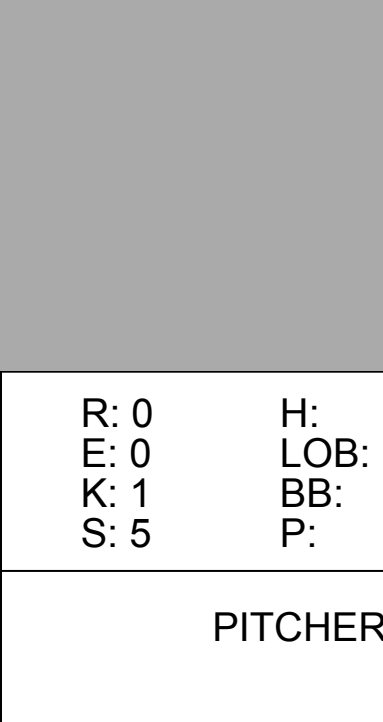
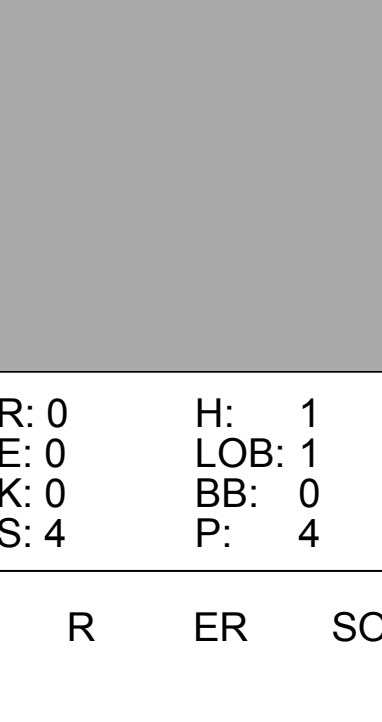
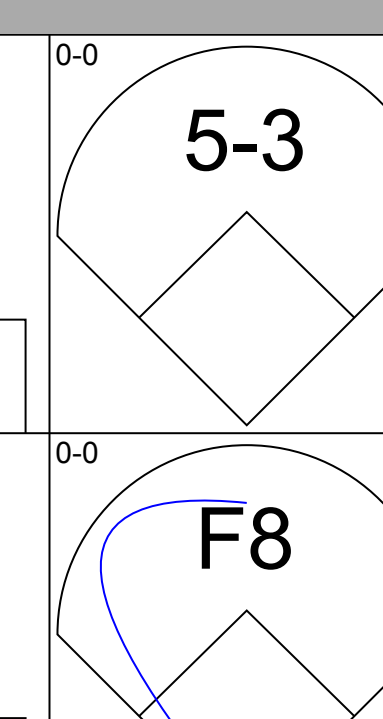
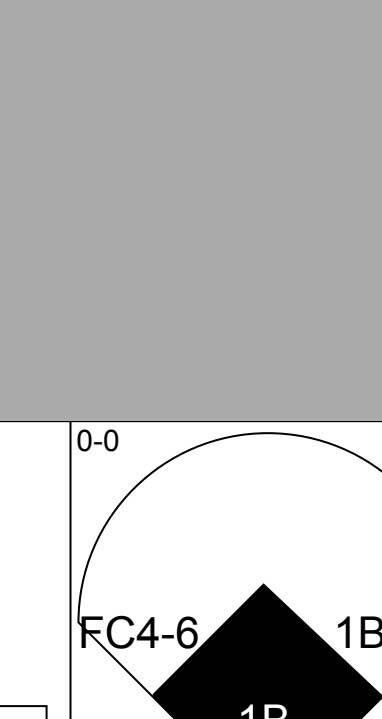
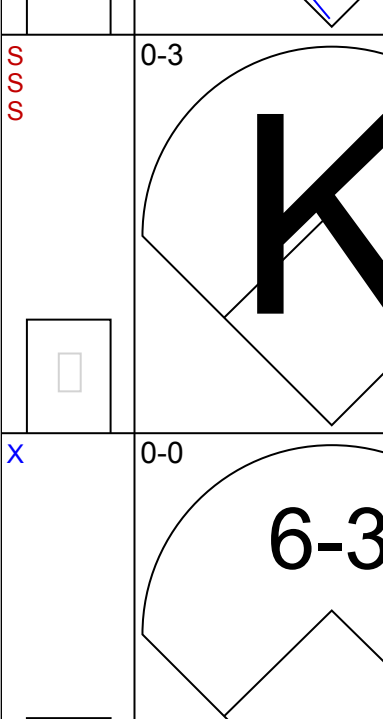
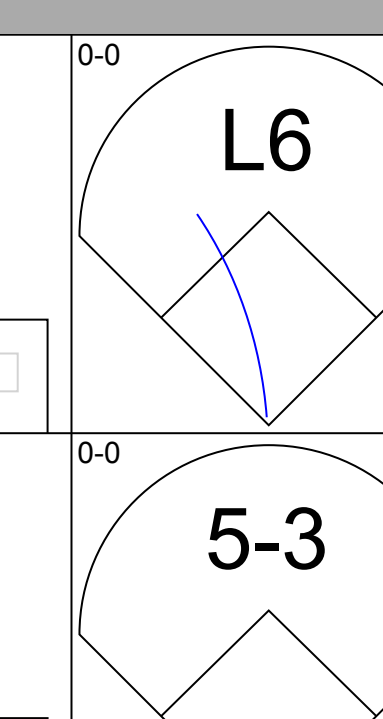
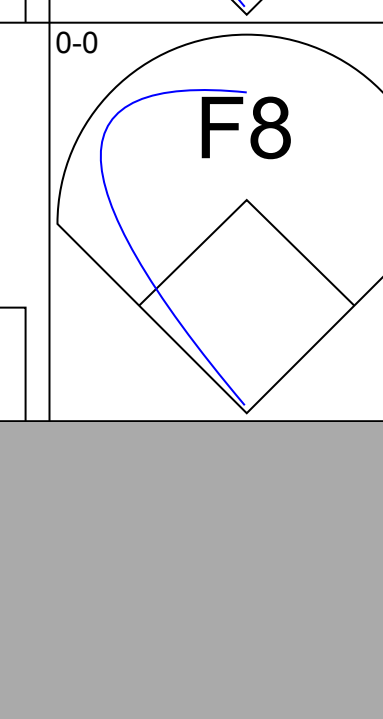
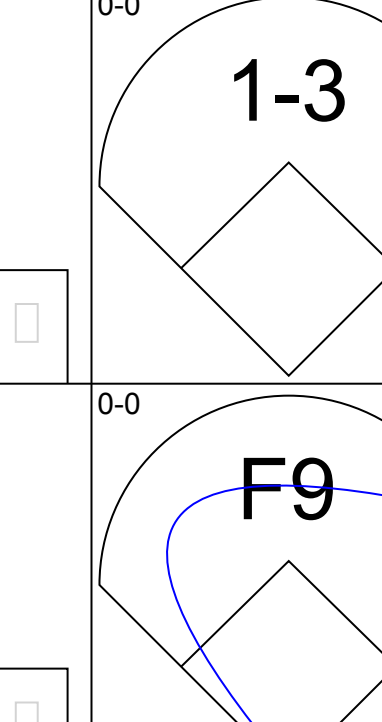

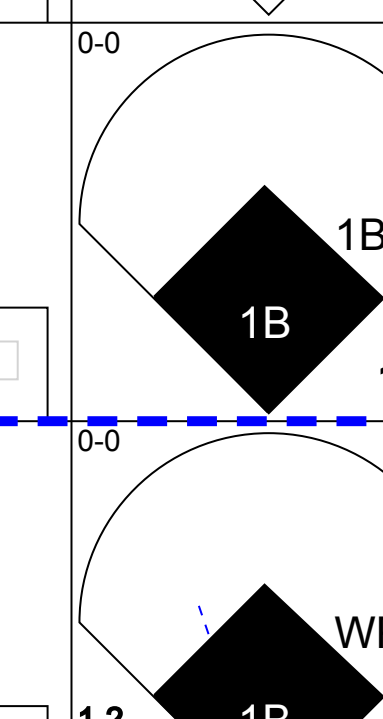
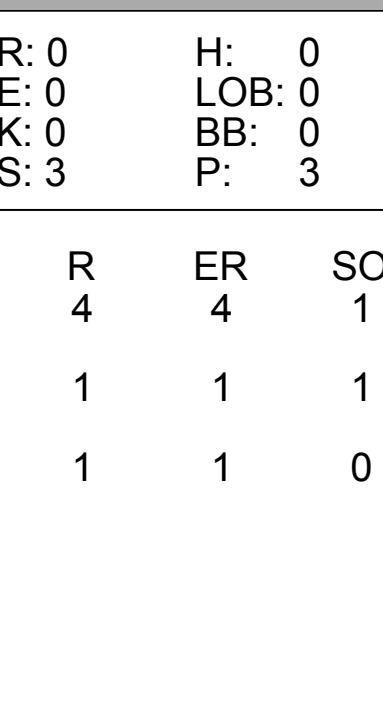
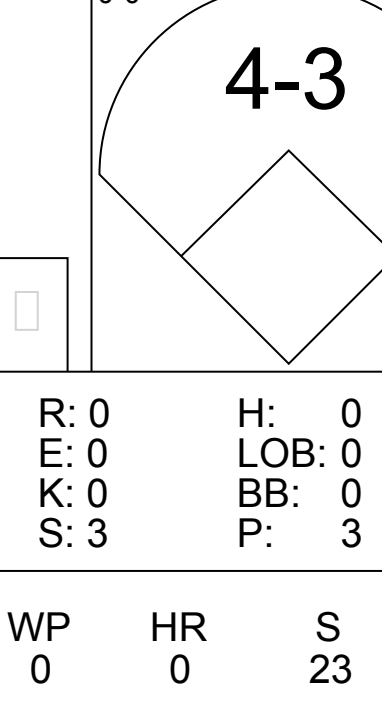
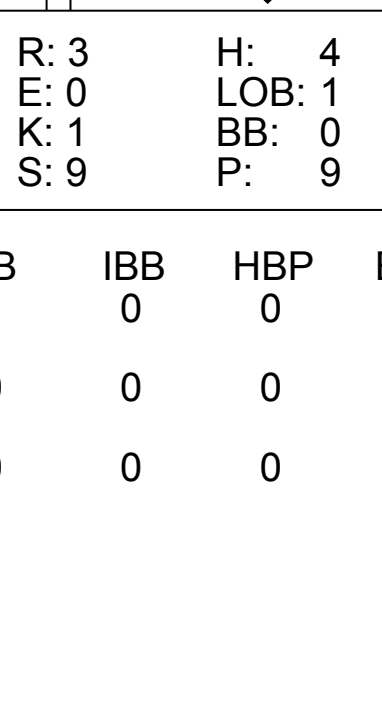
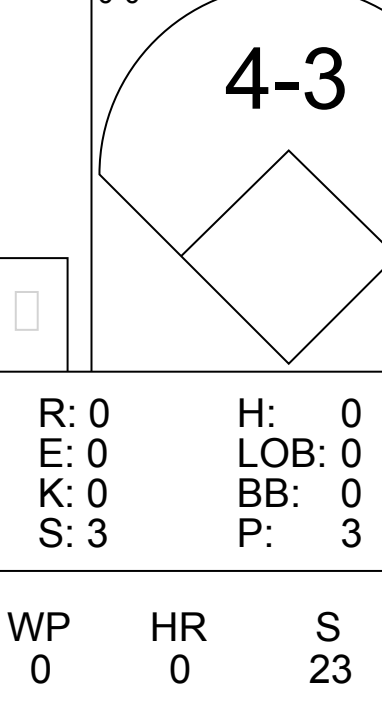
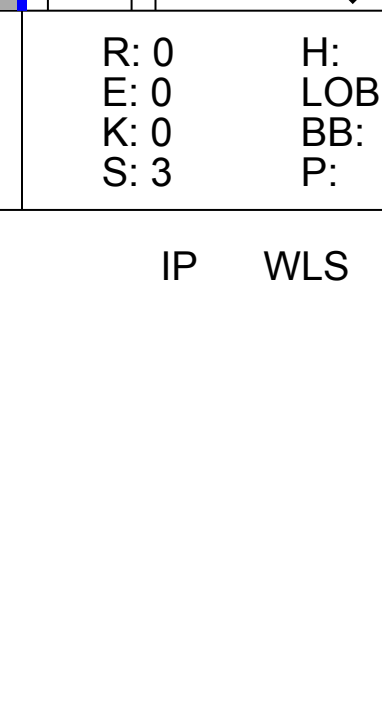
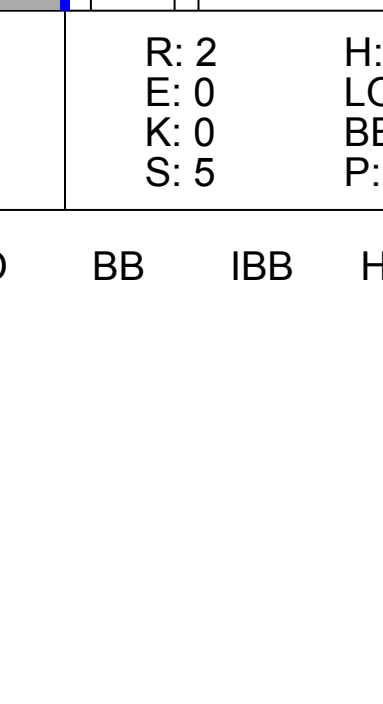
AB 31
R 2
H 6
RBI 2
BB 3
SO 8
LOB 10



Batter	1	2	3	4	5	6	7	8	9	AB	R	H	RBI	BB	SO	LOB	TOP					
Joey Amalfitano, R (1.4) OBP: 0.375, SLG: 0.476										4	0	0	0	1	1	2	Chicago Cubs @ Milwaukee Braves Milwaukee County Stadium, Milwaukee, WI Sat Jun 06 1964, 4:33 AM EDT Att: 14,234 - Unknown					
Lou Brock, L (1.9) OBP: 0.295, SLG: 0.328					 1B					5	0	1	0	0	2	1						
Billy Williams, L (1.7) OBP: 0.483, SLG: 0.733	 BB				 1B					4	1	1	0	1	0	3						
Ron Santo, R (1.5) OBP: 0.378, SLG: 0.533	 1-2						 2B			5	1	1	1	0	0	1						
14 Ernie Banks, R (1.3) OBP: 0.299, SLG: 0.446						 1B	 HR			5	2	3	2	0	0	0						
Billy Cowan, R (1.8) OBP: 0.306, SLG: 0.447						 1-2	 HR			4	1	1	1	0	0	2						
Jimmie Schaffer, R (1.2) OBP: 0.424, SLG: 0.571						 1B				4	0	1	1	0	0	0						
Andre Rodgers, R (1.6) OBP: 0.317, SLG: 0.388					 2B	 BB				3	0	1	0	1	0	1						
Larry Jackson, R (1.1) OBP: 0.091, SLG: 0.125					 BB					1	0	0	0	1	1	0						
Leo Burke, R (6, PH) OBP: 0.344, SLG: 0.357										1	0	0	0	0	0	2						
Lew Burdette, L (6.1) OBP: 0.344, SLG: 0.357										1	0	0	0	0	0	0						
Lindy McDaniel, R (9.1) OBP: 0.344, SLG: 0.357										0	0	0	0	0	0	0						
Inning Stats	R: 0 E: 0 K: 1 S: 5	H: 0 LOB: 1 BB: 1 P: 9	R: 0 E: 1 K: 0 S: 4	H: 0 LOB: 1 BB: 0 P: 4	R: 0 E: 0 K: 1 S: 5	H: 0 LOB: 0 BB: 0 P: 5	R: 0 E: 0 K: 0 S: 4	H: 1 LOB: 1 BB: 0 P: 4	R: 0 E: 0 K: 0 S: 5	H: 2 LOB: 3 BB: 1 P: 9	R: 1 E: 0 K: 0 S: 5	H: 2 LOB: 2 BB: 1 P: 9	R: 4 E: 0 K: 1 S: 9	H: 4 LOB: 0 BB: 0 P: 9	R: 0 E: 0 K: 1 S: 5	H: 0 LOB: 1 BB: 0 P: 9	R: 0 E: 0 K: 0 S: 3	H: 0 LOB: 0 BB: 0 P: 3	1B: 4 2B: 3 3B: 0 HR: 2	SF: 0 SAC: 0 DP: 0 HBP: 0	WP: 0 PB: 0 SB: 0 CS: 0	PA: 41
PITCHER	IP	WLS	BF	H	R	ER	SO	BB	IBB	HBP	BLK	WP	HR	S	P	ERA	WHIP					
Warren Spahn, L (1.1) ERA: 4.41	6.2		33	9	5	5	3	3	0	0	0	0	2	36	48	6.75	1.800					
Bob Sadowski, R (7.1) ERA: 4.89	0.1		1	0	0	0	0	0	0	0	0	0	0	1	1	0.00	0.000					
Billy Hoelt, L (8.1) ERA: 3.75	2.0	W	7	0	0	0	1	1	0	0	0	0	0	8	12	0.00	0.500					

AB	37
R	5
H	9
RBI	5
BB	4
SO	4
LOB	12



Batter	1	2	3	4	5	6	7	8	9	AB	R	H	RBI	BB	SO	LOB	BOTTOM				
Lee Maye, L (1.7) OBP: 0.346, SLG: 0.466			 1B				 1-2		 1-H 2-3 3-H	5	0	2	2	0	0	1	Chicago Cubs @ Milwaukee Braves Milwaukee County Stadium, Milwaukee, WI Sat Jun 06 1964, 4:33 AM EDT Att: 14,234 - Unknown				
Eddie Mathews, L (1.5) OBP: 0.313, SLG: 0.311	 SF9 BB		 1B							3	2	0	0	1	0	2					
Hank Aaron, R (1.9) OBP: 0.386, SLG: 0.434	 1-3 2B		 1-2 3-H 1B							4	1	3	1	0	0	0					
Joe Torre, R (1.2) OBP: 0.403, SLG: 0.606	 2-3 3-H 1B		 1-H 2-H 2B							3	0	2	3	0	0	1					
Gene Oliver, R (1.3) OBP: 0.256, SLG: 0.365										4	0	0	0	0	1	3					
Felipe Alou, R (1.8) OBP: 0.278, SLG: 0.350										4	0	0	0	0	1	1					
Denis Menke, R (1.6) OBP: 0.384, SLG: 0.474										4	0	0	0	0	0	0					
Miguel de la Hoz, R (1.4) OBP: 0.333, SLG: 0.426										4	0	2	0	0	0	0					
Woody Woodward, R (9, PR) OBP: 0.100, SLG: 0.100										0	1	0	0	0	0	0					
Warren Spahn, L (1.1) OBP: 0.250, SLG: 0.290										2	1	1	0	0	0	0					
Bob Sadowski, R (7.1) OBP: 0.100, SLG: 0.100										0	0	0	0	0	0	0					
Ty Cline, L (7, PH) OBP: 0.286, SLG: 0.200			 1B							1	0	0	0	0	0	1					
Billy Hoelt, L (8.1) OBP: 0.278, SLG: 0.350										0	0	0	0	0	0	0					
Rico Carty, R (9, PH) OBP: 0.340, SLG: 0.510							 1B		 1-2 1B	1	1	1	0	0	0	0					
Inning Stats	R: 1 E: 0 K: 0 S: 4	H: 1 LOB: 1 BB: 1 P: 8	R: 0 E: 0 K: 0 S: 3	H: 0 LOB: 0 BB: 0 P: 3	R: 3 E: 0 K: 1 S: 9	H: 4 LOB: 1 BB: 0 P: 9	R: 0 E: 0 K: 0 S: 3	H: 0 LOB: 0 BB: 0 P: 3	R: 0 E: 0 K: 1 S: 5	H: 0 LOB: 0 BB: 0 P: 5	R: 0 E: 0 K: 0 S: 3	H: 1 LOB: 0 BB: 0 P: 3	R: 0 E: 0 K: 0 S: 4	H: 1 LOB: 1 BB: 0 P: 4	R: 0 E: 0 K: 0 S: 5	H: 3 LOB: 3 BB: 0 P: 5	1B: 9 2B: 2 3B: 0 HR: 0	SF: 1 SAC: 0 DP: 1 HBP: 0	WP: 1 PB: 0 SB: 0 CS: 0	PA: 37	
PITCHER	IP	WLS	BF	H	R	ER	SO	BB	IBB	HBP	BLK	WP	HR	S	P	ERA	WHIP				
Larry Jackson, R (1.1) ERA: 3.52	5.0		22	6	4	4	1	1	0	0	0	0	0	23	27	7.20	1.400				
Lew Burdette, R (6.1) ERA: 2.3	3.2		13	3	1	1	1	0	0	0	0	0	0	15	15	2.46	0.818				
Lindy McDaniel, R (9.1) ERA: 5.3	0.0	L	2	2	1	1	0	0	0	0	0	1	0	2	2	∞	∞				



Batter	1	2	3	4	5	6	7	8	9	AB	R	H	RBI	BB	SO	LOB	TOP									
Joey Amalfitano, R OBP: 0.345, SLG: 0.423	5-3		F6			FC2-6 1B	6-3		F7	5	0	1	0	0	0	1	Chicago Cubs @ Milwaukee Braves Milwaukee County Stadium, Milwaukee, WI Sun Jun 07 1964, 4:33 AM EDT Att: 23,684 - Unknown									
Lou Brock, L OBP: 0.299, SLG: 0.328	BB			F5		FC2-6 HR				3	1	1	0	1	0	1										
Billy Williams, L OBP: 0.478, SLG: 0.739	K			F6		HR			G3	4	1	1	2	0	1	1										
Ron Santo, R OBP: 0.386, SLG: 0.535	6-3			14 HR 1B		WP 14 BB BB			14 BB 1B	3	1	2	0	1	0	1										
14 Ernie Banks, R OBP: 0.309, SLG: 0.466		F3		HR		WP BB			FC5-6 1B	3	1	2	2	1	0	0										
Billy Cowan, R OBP: 0.305, SLG: 0.439	BB			6-3		K			FC5-6	3	0	0	0	1	1	3										
Jimmie Schaffer, R OBP: 0.405, SLG: 0.516	K				F2	1-3			CS BB	3	0	0	0	1	1	3										
Andre Rodgers, R OBP: 0.316, SLG: 0.402			3-1		6-3		F6		HR	4	1	1	1	0	0	0										
Bob Buhl, R OBP: 0.115, SLG: 0.042			2-3			K			K	2	0	0	0	1	1	0										
Lindy McDaniel, R (8, 1)						1B 6-3 BB			K	1	0	0	0	0	1	0										
Inning Stats	R: 0 E: 0 K: 1 S: 5	H: 0 LOB: 1 BB: 1 P: 9	R: 0 E: 0 K: 1 S: 4	H: 0 LOB: 1 BB: 1 P: 8	R: 0 E: 0 K: 0 S: 3	H: 0 LOB: 0 BB: 0 P: 3	R: 2 E: 0 K: 0 S: 5	H: 2 LOB: 0 BB: 0 P: 5	R: 0 E: 0 K: 1 S: 5	H: 0 LOB: 0 BB: 0 P: 5	R: 2 E: 0 K: 1 S: 7	H: 2 LOB: 2 BB: 2 P: 15	R: 0 E: 0 K: 0 S: 3	H: 1 LOB: 2 BB: 1 P: 7	R: 0 E: 0 K: 0 S: 4	H: 2 LOB: 1 BB: 0 P: 4	R: 1 E: 0 K: 1 S: 5	H: 1 LOB: 0 BB: 1 P: 9	1B: 5 2B: 0 3B: 0 HR: 3	SF: 0 SAC: 0 DP: 0 HBP: 0	WP: 1 PB: 0 SB: 0 CS: 1	PA: 37				
PITCHER	IP	WLS	BF	H	R	ER	SO	BB	IBB	HBP	BLK	WP	HR	S	P	ERA	WHIP									
Denny Lemaster, L ERA: 4.45	(1, 1)	5.1	L	23	4	4	4	3	4	0	0	0	0	2	25	41	6.75	1.500								
Bob Sadowski, R ERA: 4.75	(6, 1)	1.2		6	1	0	0	1	1	0	0	0	1	0	7	11	0.00	1.200								
Billy Hoelt, L ERA: 3.81	(8, 1)	2.0		8	3	1	1	1	1	0	0	0	0	1	9	13	4.50	2.000								

Batter	1	2	3	4	5	6	7	8	9	AB	R	H	RBI	BB	SO	LOB	BOTTOM									
Lee Maye, L OBP: 0.344, SLG: 0.457	6-3		5-3		L3-1 HR BB		F8			3	1	0	0	1	0	0	Chicago Cubs @ Milwaukee Braves Milwaukee County Stadium, Milwaukee, WI Sun Jun 07 1964, 4:33 AM EDT Att: 23,684 - Unknown									
Ty Cline, L OBP: 0.344, SLG: 0.250	1B				L3-1				1B BB	3	0	2	0	1	0	2										
Hank Aaron, R OBP: 0.383, SLG: 0.446	F8		F8				2H HR		F7	4	1	1	2	0	0	3										
Joe Torre, R OBP: 0.400, SLG: 0.598	F9			6-3	6-3				G1-6-3 1B	4	0	1	0	0	0	1										
Eddie Mathews, L OBP: 0.311, SLG: 0.315		3-1 2B		1-3		F3			G1-6-3	4	0	1	0	0	0	2										
Ed Bailey, L OBP: 0.280, SLG: 0.391		3-1			1B BB	F8			K	3	0	0	0	1	1	1										
Denis Menke, R OBP: 0.387, SLG: 0.475		F5			1B	K			FC6-4 1B	4	0	2	0	0	1	1										
Miguel de la Hoz, R OBP: 0.308, SLG: 0.392		2-3			F8		6-3		FC6-4 FC5-4	4	0	0	0	0	0	4										
Woody Woodward, R OBP: 0.100, SLG: 0.100										0	0	0	0	0	0	0										
Denny Lemaster, R OBP: 0.136, SLG: 0.111	(1, 1)								FC5-4	2	0	1	0	0	0	0										
Bob Sadowski, R OBP: 0.100, SLG: 0.100	(6, 1)			4-3			4-3			0	0	0	0	0	0	0										
Felipe Alou, R OBP: 0.276, SLG: 0.348	(7, PH)									1	0	0	0	0	0	0										
Billy Hoelt, L (8, 1)					L3-1 2B					0	0	0	0	0	0	0										
Rico Carty, R OBP: 0.337, SLG: 0.505	(9, PH)									1	0	0	0	0	0	1										
Inning Stats	R: 0 E: 0 K: 0 S: 4	H: 1 LOB: 1 BB: 0 P: 4	R: 0 E: 0 K: 0 S: 4	H: 1 LOB: 0 BB: 0 P: 4	R: 0 E: 0 K: 0 S: 4	H: 1 LOB: 2 BB: 1 P: 8	R: 2 E: 0 K: 0 S: 4	H: 2 LOB: 0 BB: 1 P: 8	R: 0 E: 0 K: 1 S: 5	H: 0 LOB: 0 BB: 0 P: 5	R: 0 E: 0 K: 0 S: 3	H: 0 LOB: 0 BB: 0 P: 3	R: 0 E: 0 K: 0 S: 3	H: 1 LOB: 1 BB: 1 P: 7	R: 0 E: 0 K: 1 S: 6	H: 1 LOB: 1 BB: 0 P: 6	1B: 5 2B: 2 3B: 0 HR: 1	SF: 0 SAC: 0 DP: 1 HBP: 0	WP: 0 PB: 0 SB: 0 CS: 0	PA: 36						
PITCHER	IP	WLS	BF	H	R	ER	SO	BB	IBB	HBP	BLK	WP	HR	S	P	ERA	WHIP									
Bob Buhl, R ERA: 3.72	(1, 1)	7.0	W	29	6	2	2	1	3	0	0	0	0	1	28	40	2.57	1.286								
Lindy McDaniel, R ERA: 4.79	(8, 1)	2.0	S	7	2	0	0	1	0	0	0	0	0	9	9	0.00	1.000									




Batter	1	2	3	4	5	6	7	8	9	10	11	12	AB	R	H	RBI	BB	SO	LOB			
Joey Amalfitano, R OBP: 0.343, SLG: 0.367 (1.4)	L7	BB		FC1-6 HBP		F5			F4		4-3		4	0	0	0	1	0	0			
Lou Brock, L OBP: 0.300, SLG: 0.328 (1.9)	1B 14 BB	L9		FC1-6 5-3		5-3			4-3				6	1	2	0	0	0	2			
Billy Williams, L OBP: 0.469, SLG: 0.720 (1.7)	1B 14 BB	F5		5-3		L4			F7		F7		6	1	1	0	0	0	3			
Ron Santo, R OBP: 0.394, SLG: 0.548 (1.5)	1B 14 BB			K					6-3				5	3	3	0	1	1	1			
14 Ernie Banks, R OBP: 0.320, SLG: 0.470 (1.3)	1B 1-2 2-3 3-H			FC5-6 1B		2-3			L8-4-3 1-2		1B		5	0	3	2	1	0	1			
Billy Cowan, R OBP: 0.300, SLG: 0.429 (1.8)	F7			FC5-6 1B		K			K		K		6	0	1	0	0	4	6			
Dick Bertell, R OBP: 0.315, SLG: 0.336 (1.2)	1B 1-2 2-H 3-H			F8		BB			1-3		1B		5	0	3	3	1	0	2			
Andre Rodgers, R OBP: 0.315, SLG: 0.395 Jimmy Stewart, S OBP: 0.294, SLG: 0.265 (10, PH)	F8			FC5-6		BB			F3		G1		3	0	0	0	1	0	4			
Dick Ellsworth, L OBP: 0.091, SLG: 0.049 Lindy McDaniel, R (12, 1)		6-3		K		1-3			4-3		6-3		6	0	0	0	0	1	6			
Inning Stats	R: 3 E: 0 K: 0 S: 7	H: 4 LOB: 2 BB: 1 P: 11	R: 0 E: 0 K: 0 S: 3	H: 0 LOB: 1 BB: 7	R: 1 E: 0 K: 1 S: 8	H: 3 LOB: 2 BB: 0 P: 8	R: 0 E: 0 K: 1 S: 5	H: 0 LOB: 1 BB: 0 P: 6	R: 0 E: 0 K: 1 S: 5	H: 0 LOB: 0 BB: 0 P: 3	R: 0 E: 0 K: 0 S: 3	H: 0 LOB: 0 BB: 0 P: 3	R: 0 E: 0 K: 0 S: 3	H: 2 LOB: 2 BB: 0 P: 7	R: 0 E: 0 K: 0 S: 4	H: 1 LOB: 1 BB: 0 P: 4	R: 1 E: 0 K: 1 S: 8	H: 3 LOB: 2 BB: 0 P: 8	1B: 12 2B: 1 3B: 1 HR: 0	SF: 0 SAC: 0 DP: 1 HBP: 1	WP: 0 PB: 0 SB: 0 CS: 0	PA: 54
PITCHER	IP WLS BF H R ER SO BB IBB HBP BLK WP HR S P ERA WHIP	IP WLS BF H R ER SO BB IBB HBP BLK WP HR S P ERA WHIP	IP WLS BF H R ER SO BB IBB HBP BLK WP HR S P ERA WHIP	IP WLS BF H R ER SO BB IBB HBP BLK WP HR S P ERA WHIP	IP WLS BF H R ER SO BB IBB HBP BLK WP HR S P ERA WHIP	IP WLS BF H R ER SO BB IBB HBP BLK WP HR S P ERA WHIP	IP WLS BF H R ER SO BB IBB HBP BLK WP HR S P ERA WHIP	IP WLS BF H R ER SO BB IBB HBP BLK WP HR S P ERA WHIP	IP WLS BF H R ER SO BB IBB HBP BLK WP HR S P ERA WHIP	IP WLS BF H R ER SO BB IBB HBP BLK WP HR S P ERA WHIP	IP WLS BF H R ER SO BB IBB HBP BLK WP HR S P ERA WHIP	IP WLS BF H R ER SO BB IBB HBP BLK WP HR S P ERA WHIP	IP WLS BF H R ER SO BB IBB HBP BLK WP HR S P ERA WHIP	IP WLS BF H R ER SO BB IBB HBP BLK WP HR S P ERA WHIP	IP WLS BF H R ER SO BB IBB HBP BLK WP HR S P ERA WHIP	IP WLS BF H R ER SO BB IBB HBP BLK WP HR S P ERA WHIP	IP WLS BF H R ER SO BB IBB HBP BLK WP HR S P ERA WHIP	IP WLS BF H R ER SO BB IBB HBP BLK WP HR S P ERA WHIP	IP WLS BF H R ER SO BB IBB HBP BLK WP HR S P ERA WHIP	IP WLS BF H R ER SO BB IBB HBP BLK WP HR S P ERA WHIP	IP WLS BF H R ER SO BB IBB HBP BLK WP HR S P ERA WHIP	IP WLS BF H R ER SO BB IBB HBP BLK WP HR S P ERA WHIP

TOP

Chicago Cubs @ New York Mets
Shea Stadium, Flushing, NY
Tue Jun 09 1964, 3:33 AM EDT
Unknown

AB 48
R 5
H 13
RBI 5
BB 5
SO 6
LOB 29




Batter	1	2	3	4	5	6	7	8	9	10	11	12	AB	R	H	RBI	BB	SO	LOB					
Jim Hickman, R OBP: 0.299, SLG: 0.323 (3, 7)	F9	1B		L7					FC5-4 1-2				5	0	2	2	1	0	1					
Ed Kranepool, L OBP: 0.263, SLG: 0.364 (1.3)	1B G6-4-3	1B		F5		F5			L3		5-3		6	0	2	0	0	0	4					
Ron Hunt, R OBP: 0.370, SLG: 0.416 (1.4)	1B G6-4-3 1-2	5-3		1-3		1-3			1-3		5-3		6	0	0	0	0	0	4					
Joe Christopher, R OBP: 0.372, SLG: 0.456 (1.9)		FC5-4 1B		2B		1B			L8		L8		6	1	4	0	0	0	0					
Charley Smith, R OBP: 0.277, SLG: 0.372 (1.5)		FC5-4 1B 1-2		L5		5-3			F9		1B		6	2	1	0	0	0	4					
Hawk Taylor, R OBP: 0.264, SLG: 0.267 Tom Sturdivant, L OBP: 0.500, SLG: 0.500 Larry Bearnarth, R OBP: 0.182, SLG: 0.182 Amado Samuel, R OBP: 0.209, SLG: 0.296 (12, PH)		K		6-3		K			FC5 1B		F8		1	0	0	0	0	1	1					
Roy McMillan, R OBP: 0.235, SLG: 0.248 (1.6)		1B BB		L9		5-3			1B		4-3		5	1	2	0	1	0	1					
Chris Cannizzaro, R OBP: 0.326, SLG: 0.333 Dick Smith, R OBP: 0.271, SLG: 0.341 Jesse Gonder, R OBP: 0.336, SLG: 0.383 (12, 2)		1B BB		6-3		6-3			FC5 2-3		4-3 1B		4	1	1	0	1	0	2					
Al Jackson, L OBP: 0.037, SLG: 0.074 Bill Wakefield, R OBP: 0.143, SLG: 0.143 Rod Karneth, R OBP: 0.309, SLG: 0.364 (2, PH)		1B 1-2 2-3		5-3		FC5-4 1B			F8		4-3		0	0	0	0	0	0	0					
Inning Stats	R: 0 E: 0 K: 0 S: 3	H: 1 LOB: 0 BB: 0 P: 3	R: 4 E: 0 K: 1 S: 10	H: 5 LOB: 2 BB: 14	R: 0 E: 0 K: 0 S: 4	H: 1 LOB: 1 BB: 4	R: 0 E: 0 K: 0 S: 3	H: 0 LOB: 0 BB: 0 P: 3	R: 0 E: 0 K: 0 S: 4	H: 1 LOB: 1 BB: 0 P: 5	R: 0 E: 0 K: 0 S: 5	H: 2 LOB: 2 BB: 0 P: 5	R: 0 E: 0 K: 0 S: 3	H: 1 LOB: 0 BB: 0 P: 3	R: 0 E: 0 K: 0 S: 4	H: 1 LOB: 1 BB: 0 P: 4	R: 0 E: 0 K: 0 S: 4	H: 1 LOB: 2 BB: 1 P: 8	R: 2 E: 1 K: 0 S: 5	H: 3 LOB: 3 BB: 1 P: 9	1B: 16 2B: 2 3B: 0 HR: 0	SF: 0 SAC: 0 DP: 2 HBP: 0	WP: 0 PB: 0 SB: 0 CS: 0	PA: 53
PITCHER	IP WLS BF H R ER SO BB IBB HBP BLK WP HR S P ERA WHIP	IP WLS BF H R ER SO BB IBB HBP BLK WP HR S P ERA WHIP	IP WLS BF H R ER SO BB IBB HBP BLK WP HR S P ERA WHIP	IP WLS BF H R ER SO BB IBB HBP BLK WP HR S P ERA WHIP	IP WLS BF H R ER SO BB IBB HBP BLK WP HR S P ERA WHIP	IP WLS BF H R ER SO BB IBB HBP BLK WP HR S P ERA WHIP	IP WLS BF H R ER SO BB IBB HBP BLK WP HR S P ERA WHIP	IP WLS BF H R ER SO BB IBB HBP BLK WP HR S P ERA WHIP	IP WLS BF H R ER SO BB IBB HBP BLK WP HR S P ERA WHIP	IP WLS BF H R ER SO BB IBB HBP BLK WP HR S P ERA WHIP	IP WLS BF H R ER SO BB IBB HBP BLK WP HR S P ERA WHIP	IP WLS BF H R ER SO BB IBB HBP BLK WP HR S P ERA WHIP	IP WLS BF H R ER SO BB IBB HBP BLK WP HR S P ERA WHIP	IP WLS BF H R ER SO BB IBB HBP BLK WP HR S P ERA WHIP	IP WLS BF H R ER SO BB IBB HBP BLK WP HR S P ERA WHIP	IP WLS BF H R ER SO BB IBB HBP BLK WP HR S P ERA WHIP	IP WLS BF H R ER SO BB IBB HBP BLK WP HR S P ERA WHIP	IP WLS BF H R ER SO BB IBB HBP BLK WP HR S P ERA WHIP	IP WLS BF H R ER SO BB IBB HBP BLK WP HR S P ERA WHIP	IP WLS BF H R ER SO BB IBB HBP BLK WP HR S P ERA WHIP	IP WLS BF H R ER SO BB IBB HBP BLK WP HR S P ERA WHIP	IP WLS BF H R ER SO BB IBB HBP BLK WP HR S P ERA WHIP	IP WLS BF H R ER SO BB IBB HBP BLK WP HR S P ERA WHIP	

BOTTOM

Chicago Cubs @ New York Mets
Shea Stadium, Flushing, NY
Tue Jun 09 1964, 3:33 AM EDT
Unknown

AB 50
R 6
H 17
RBI 6
BB 3
SO 2
LOB 20



Batter	1	2	3	4	5	6	7	8	9	AB	R	H	RBI	BB	SO	LOB	TOP										
Joey Amalfitano, R (1.4) OBP: 0.350, SLG: 0.382										4	1	1	0	1	0	2											
Lou Brock, L (1.9) OBP: 0.304, SLG: 0.332										4	0	2	1	0	0	0											
Billy Williams, L (1.7) OBP: 0.465, SLG: 0.716										4	1	1	0	0	0	2											
Ron Santo, R (1.5) OBP: 0.396, SLG: 0.547										4	1	2	1	0	0	0											
14 Ernie Banks, R (1.3) OBP: 0.323, SLG: 0.481										4	0	2	1	0	0	1											
Billy Cowan, R (1.8) OBP: 0.299, SLG: 0.425										4	0	1	0	0	2	2											
Jimmie Schaffer, R (1.2) OBP: 0.390, SLG: 0.571										4	1	1	1	0	0	2											
Andre Rodgers, R (1.6) OBP: 0.323, SLG: 0.403										4	1	3	0	0	0	0											
Lew Burdette, R (1.1) OBP: 0.372, SLG: 0.418										3	0	0	0	0	1	2											
Inning Stats	R: 2 E: 0 K: 1 S: 8	H: 4 LOB: 1 BB: 0 P: 8	R: 0 E: 0 K: 0 S: 4	H: 1 LOB: 1 BB: 0 P: 4	R: 0 E: 0 K: 0 S: 3	H: 0 LOB: 0 BB: 0 P: 3	R: 0 E: 0 K: 0 S: 3	H: 0 LOB: 0 BB: 0 P: 3	R: 0 E: 0 K: 0 S: 3	H: 1 LOB: 0 BB: 0 P: 3	R: 1 E: 0 K: 1 S: 7	H: 2 LOB: 1 BB: 0 P: 7	R: 2 E: 0 K: 0 S: 5	H: 3 LOB: 1 BB: 1 P: 9	R: 0 E: 0 K: 0 S: 4	H: 2 LOB: 1 BB: 0 P: 4	R: 0 E: 0 K: 1 S: 5	H: 0 LOB: 0 BB: 0 P: 5	1B: 8 2B: 4 3B: 0 HR: 1	SF: 0 SAC: 1 DP: 3 HBP: 0	WP: 0 PB: 0 SB: 0 CS: 0	PA: 37					
PITCHER	IP	WLS	BF	H	R	ER	SO	BB	IBB	HBP	BLK	WP	HR	S	P	ERA	WHIP										
Galen Cisco, R (1.1) ERA: 2.58	6.0	L	26	10	5	5	2	0	0	0	0	0	1	30	30	7.50	1.667										
Bill Wakefield, R (7.1) ERA: 3.32	1.0		4	1	0	0	0	1	0	0	0	0	0	3	7	0.00	2.000										
Carl Willey, R (8.1) ERA:	2.0		7	2	0	0	1	0	0	0	0	0	0	9	9	0.00	1.000										

Chicago Cubs @ New York Mets
Shea Stadium, Flushing, NY
Tue Jun 09 1964, 7:05 PM EDT
Att: 24,096 - Unknown

AB	35
R	5
H	13
RBI	4
BB	1
SO	3
LOB	11



Batter	1	2	3	4	5	6	7	8	9	AB	R	H	RBI	BB	SO	LOB	BOTTOM										
Jim Hickman, R (1.7) OBP: 0.305, SLG: 0.328										4	1	2	0	0	0	0											
Ron Hunt, R (1.4) OBP: 0.372, SLG: 0.418										4	0	2	0	0	0	1											
Jesse Gonder, L (1.2) OBP: 0.342, SLG: 0.386										4	0	2	0	0	1	1											
Joe Christopher, R (1.9) OBP: 0.362, SLG: 0.442										4	0	0	0	0	0	5											
Ed Kranepool, L (1.3) OBP: 0.274, SLG: 0.370										4	0	2	1	0	0	2											
Charley Smith, R (1.5) OBP: 0.277, SLG: 0.389										4	1	1	1	0	0	4											
Roy McMillan, R (1.6) OBP: 0.230, SLG: 0.242										3	0	0	0	0	0	1											
Amado Samuel, R (8.6) OBP: 0.206, SLG: 0.203										1	0	0	0	0	0	1											
Rod Kanehl, R (1.8) OBP: 0.300, SLG: 0.353										4	0	0	0	0	0	2											
Galen Cisco, R (1.1) OBP: 0.100, SLG: 0.053										2	0	0	0	0	0	0											
Bill Wakefield, R (7.1) OBP: 0.143, SLG: 0.143										0	0	0	0	0	0	0											
Dick Smith, R (7. PH) OBP: 0.267, SLG: 0.337										1	0	0	0	0	0	0											
Carl Willey, R (8.1) ERA:										0	0	0	0	0	0	0											
Inning Stats	R: 0 E: 1 K: 0 S: 4	H: 1 LOB: 1 BB: 0 P: 4	R: 0 E: 0 K: 0 S: 4	H: 1 LOB: 1 BB: 0 P: 4	R: 0 E: 0 K: 0 S: 3	H: 1 LOB: 0 BB: 0 P: 3	R: 0 E: 0 K: 1 S: 5	H: 0 LOB: 0 BB: 0 P: 5	R: 1 E: 0 K: 0 S: 4	H: 1 LOB: 0 BB: 0 P: 4	R: 1 E: 0 K: 0 S: 6	H: 3 LOB: 2 BB: 0 P: 6	R: 0 E: 0 K: 0 S: 3	H: 0 LOB: 0 BB: 0 P: 3	R: 0 E: 0 K: 0 S: 4	H: 1 LOB: 1 BB: 0 P: 4	R: 0 E: 0 K: 0 S: 4	H: 1 LOB: 1 BB: 0 P: 4	1B: 8 2B: 0 3B: 0 HR: 1	SF: 0 SAC: 0 DP: 1 HBP: 0	WP: 0 PB: 0 SB: 0 CS: 0	PA: 35					
PITCHER	IP	WLS	BF	H	R	ER	SO	BB	IBB	HBP	BLK	WP	HR	S	P	ERA	WHIP										
Lew Burdette, R (1.1) ERA: 2.19	9.0	W	35	9	2	2	1	0	0	0	0	0	1	37	37	2.00	1.000										

Chicago Cubs @ New York Mets
Shea Stadium, Flushing, NY
Tue Jun 09 1964, 7:05 PM EDT
Att: 24,096 - Unknown

AB	35
R	2
H	9
RBI	2
BB	0
SO	1
LOB	17



Batter	1	2	3	4	5	6	7	8	9	AB	R	H	RBI	BB	SO	LOB	TOP					
Jimmy Stewart, S (1.4) <small>OBP: 0.315, SLG: 0.292</small> Joey Amalfitano, R (7.4) <small>OBP: 0.357, SLG: 0.389</small>	 FC4-6 1B		 WP 1B		 S 2B HBP		 F8 1B	 FC6 1-2f		3	1	2	0	0	0	0	1					
Lou Brock, L (1.9) <small>OBP: 0.304, SLG: 0.335</small>	 FC4-6 HR 1-2f		 L7 1-2		 1-H 2B		 1B 1B		 G3	5	2	2	1	0	0	2						
Billy Williams, L (1.7) <small>OBP: 0.455, SLG: 0.698</small>	 K 2f		 F7 2f		 4-3 3f		 WP 1B 1-2		 1B 2B	5	1	2	0	0	1	3						
Ron Santo, R (1.5) <small>OBP: 0.403, SLG: 0.559</small>	 1-H HR		 F5 3f		 FC5 BB BB	 4-0 1-2 2-H	 WP 1B		 1B BB	3	1	2	3	2	0	1						
Len Gabrielson, L (1.3) <small>OBP: 0.188, SLG: 0.213</small> 14 Ernie Banks, R (7.3) <small>OBP: 0.315, SLG: 0.469</small>	 G4-3 3f		 E3 FC5-4		 F9 1-2 2-3		 3-1 1-2 2-3		 F8 2f	4	0	0	0	0	0	3	1					
Billy Cowan, R (1.8) <small>OBP: 0.297, SLG: 0.434</small>		 5-3 1f	 FC5-4 CS 1-2f		 K 1-2 2-3		 F7 1f		 1-3 2-H 1B	5	0	1	1	0	1	2						
Dick Bertell, R (1.2) <small>OBP: 0.333, SLG: 0.355</small>		 PB 1B 5-3 BB	 F8 2f		 BB 1-2		 SF7 3B		 1-2 BB	2	1	1	0	3	0	1						
Andre Rodgers, R (1.6) <small>OBP: 0.319, SLG: 0.413</small> Leo Burke, R (9.4) <small>OBP: 0.344, SLG: 0.357</small>	 PB 1B 1-2		 CS 1-2	 5-3 1f	 FC5 2-3f		 SF7 2f 3-H		 1-3 3f	4	0	1	1	0	0	5						
Larry Jackson, R (1.1) <small>OBP: 0.108, SLG: 0.139</small>	 5-3 1-2 2-H		 K 2f		 6-3 1f		 FC6 1B			4	0	1	0	0	1	2						
Inning Stats	R: 2 E: 0 K: 1 S: 14	H: 2 LOB: 0 BB: 0 P: 17	R: 0 E: 0 K: 0 S: 3	H: 1 LOB: 1 BB: 1 P: 7	R: 0 E: 0 K: 0 S: 4	H: 1 LOB: 1 BB: 0 P: 4	R: 0 E: 1 K: 0 S: 3	H: 0 LOB: 0 BB: 0 P: 3	R: 1 E: 0 K: 1 S: 6	H: 1 LOB: 1 BB: 0 P: 7	R: 0 E: 0 K: 1 S: 5	H: 0 LOB: 2 BB: 2 P: 13	R: 1 E: 0 K: 0 S: 6	H: 3 LOB: 2 BB: 0 P: 6	R: 1 E: 0 K: 0 S: 5	H: 2 LOB: 1 BB: 0 P: 5	R: 1 E: 0 K: 0 S: 5	H: 2 LOB: 2 BB: 2 P: 13	1B: 8 2B: 2 3B: 1 HR: 1	SF: 1 SAC: 0 DP: 0 HBP: 1	WP: 2 PB: 1 CS: 2	PA: 45
PITCHER	IP	WLS	BF	H	R	ER	SO	BB	IBB	HBP	BLK	WP	HR	S	P	ERA	WHIP					
Bill Wakefield, R (1.1) <small>ERA: 3.48</small> Carl Willey, R (7.1) <small>ERA: 3.5</small> Ron Locke, L (9.1) <small>ERA: 4.34</small>	6.0	L	26	5	3	3	3	3	0	1	0	1	1	35	51	4.50	1.333					

Chicago Cubs @ New York Mets
 Shea Stadium, Flushing, NY
 Thu Jun 11 1964, 3:33 AM EDT
 Att: 9,930 - Unknown

AB 37
 R 6
 H 12
 RBI 6
 BB 5
 SO 3
 LOB 22



Batter	1	2	3	4	5	6	7	8	9	AB	R	H	RBI	BB	SO	LOB	BOTTOM					
Jim Hickman, R (1.8) <small>OBP: 0.298, SLG: 0.326</small>	 L1-3 1B		 6-3 2f			 6-3 1f	 5-3 3f		 2B 3-H	5	0	2	1	0	0	3						
Ron Hunt, R (1.4) <small>OBP: 0.376, SLG: 0.419</small>	 K 1f		 1-3 3f			 1B FC1-6 1B		 FC5-4 1B	 4-3 3f	5	1	2	0	0	1	3						
Jesse Gonder, L (1.2) <small>OBP: 0.346, SLG: 0.293</small> Al Jackson, L (5. PR) <small>OBP: 0.207, SLG: 0.074</small> Carl Willey, R (7.1) <small>ERA: 3.5</small> Rod Adams, R (8. PR) <small>OBP: 0.258, SLG: 0.350</small> Dick Smith, R (8. PR) <small>OBP: 0.287, SLG: 0.337</small> Ron Locke, R (9.1) <small>ERA: 4.34</small>	 L1-3 1-2		 1-3 1f		 FC1-6 1-3 1B		 FC5-4 FC6-4 1-2f			3	0	0	0	0	0	1						
Joe Christopher, R (1.9) <small>OBP: 0.376, SLG: 0.463</small>		 FC6-4 S BB		 PB BB		 FC1-6 1-2f 3-H		 FC6-4 1-2f 2B		2	1	0	1	2	0	2						
Ed Kranepool, L (1.3) <small>OBP: 0.293, SLG: 0.386</small>	 K 1-2		 G6-4-3 BB		 1-4-3 3f		 1-H 2B			3	0	1	1	1	1	2						
Hawk Taylor, R (1.7) <small>OBP: 0.283, SLG: 0.266</small>	 FC6-4 2-3		 G6-4-3 1-2f			 F3 1f		 F9 3f		4	0	0	0	0	0	5						
Roy McMillan, R (1.6) <small>OBP: 0.238, SLG: 0.257</small>	 L8 3f				 L5 1f		 E4 FC5-4		 F8 2B 2B	4	1	1	0	0	0	1						
Charley Smith, R (1.5) <small>OBP: 0.281, SLG: 0.414</small>			 PB 1B		 F9 2f		 FC5-4 1B 1-2f		 F8 2-3	4	0	1	0	0	0	2						
Bill Wakefield, R (1.1) <small>OBP: 0.111, SLG: 0.111</small> Chris Cannizzaro, R (7.2) <small>OBP: 0.333, SLG: 0.341</small>	 K 1-2		 K 1f		 K 1-2		 1-3 1B		 K 2f	2	0	0	0	0	2	1						
Inning Stats	R: 0 E: 0 K: 1 S: 5	H: 1 LOB: 0 BB: 0 P: 5	R: 0 E: 0 K: 1 S: 5	H: 0 LOB: 1 BB: 1 P: 9	R: 0 E: 0 K: 1 S: 6	H: 1 LOB: 1 BB: 0 P: 6	R: 0 E: 0 K: 0 S: 2	H: 0 LOB: 2 BB: 2 P: 10	R: 0 E: 0 K: 1 S: 5	H: 0 LOB: 0 BB: 0 P: 5	R: 1 E: 0 K: 0 S: 5	H: 2 LOB: 1 BB: 0 P: 5	R: 0 E: 1 K: 0 S: 5	H: 1 LOB: 2 BB: 0 P: 5	R: 1 E: 0 K: 0 S: 5	H: 2 LOB: 2 BB: 0 P: 5	R: 1 E: 0 K: 1 S: 7	H: 2 LOB: 1 BB: 0 P: 7	1B: 6 2B: 4 3B: 0 HR: 0	SF: 0 SAC: 0 DP: 2 HBP: 0	WP: 0 PB: 2 CS: 0	PA: 38
PITCHER	IP	WLS	BF	H	R	ER	SO	BB	IBB	HBP	BLK	WP	HR	S	P	ERA	WHIP					
Larry Jackson, R (1.1) <small>ERA: 3.47</small>	9.0	W	38	9	3	3	5	3	0	0	0	0	0	45	57	3.00	1.333					

Chicago Cubs @ New York Mets
 Shea Stadium, Flushing, NY
 Thu Jun 11 1964, 3:33 AM EDT
 Att: 9,930 - Unknown

AB 35
 R 3
 H 9
 RBI 3
 BB 3
 SO 5
 LOB 22



Batter	1	2	3	4	5	6	7	8	9	AB	R	H	RBI	BB	SO	LOB	TOP										
Bill Virdon, L OBP: 0.303, SLG: 0.303 (1, 8)	0-0 4-3		0-0 2B		0-0 2B	0-0 3B	0-0 3-1	0-0 K		5	2	2	0	0	1	0											
Bob Bailey, R OBP: 0.362, SLG: 0.431 (1, 5)	0-3 K2-3		0-0 1B		0-0 2B		0-0 SF8	4-0 BB		4	3	3	2	1	1	0											
Roberto Clemente, R OBP: 0.493, SLG: 0.534 (1, 9)	0-0 1B		0-0 1B		0-0 HR		0-0 SF8	0-0 F7		4	1	3	3	0	0	1											
Jerry Lynch, L OBP: 0.348, SLG: 0.492 Manny Mota, R OBP: 0.344, SLG: 0.407 (1, 7) (7, 7)	0-0 FC6		0-0 L3-6		0-0 HR		0-0 6-3		0-0 F3	4	1	2	0	0	0	1											
Smoky Burgess, L OBP: 0.358, SLG: 0.347 (1, 2)	0-0 FC6			0-0 4-3	0-0 HR		4-0 2B	0-0 E1	0-0 FC5-4	4	2	1	3	1	0	2											
Donn Clendenon, R OBP: 0.275, SLG: 0.377 (1, 3)		0-3 K		0-0 5-3	0-0 5-3		4-0 2B	0-0 F3		4	1	0	0	1	1	1											
Bill Mazerowski, R OBP: 0.275, SLG: 0.362 (1, 4)		0-0 F3		0-0 1B	0-3 K		0-0 2B	0-0 FC5-4		5	0	2	2	0	1	1											
Gene Alley, R OBP: 0.241, SLG: 0.250 (1, 6)		0-3 K		0-0 F8		0-0 5-3	0-3 K			4	0	0	0	0	2	2											
Vern Law, R OBP: 0.333, SLG: 0.345 Al McBean, R (6, 1)			0-0 4-3		0-0 6-3	0-0 F3		0-0 1-3		3	0	0	0	0	0	0											
Inning Stats	R: 0 E: 0 K: 1 S: 7	H: 2 LOB: 2 BB: 0 P: 7	R: 0 E: 0 K: 2 S: 7	H: 0 LOB: 0 BB: 0 P: 7	R: 2 E: 0 K: 0 S: 5	H: 3 LOB: 0 BB: 0 P: 5	R: 0 E: 0 K: 0 S: 4	H: 1 LOB: 1 BB: 0 P: 4	R: 5 E: 0 K: 1 S: 10	H: 5 LOB: 0 BB: 0 P: 10	R: 0 E: 0 K: 0 S: 3	H: 0 LOB: 0 BB: 0 P: 3	R: 3 E: 0 K: 1 S: 7	H: 2 LOB: 1 BB: 2 P: 15	R: 0 E: 0 K: 1 S: 5	H: 0 LOB: 1 BB: 1 P: 9	R: 0 E: 1 K: 0 S: 4	H: 0 LOB: 1 BB: 0 P: 4	1B: 6 2B: 5 3B: 2 HR: 1	SF: 1 SAC: 0 DP: 1 HBP: 0	WP: 0 PB: 0 SB: 0 CS: 0	PA: 43					
PITCHER	IP	WLS	BF	H	R	ER	SO	BB	IBB	HBP	BLK	WP	HR	S	P	ERA	WHIP										
Lew Burdette, R ERA: 3.72 Wayne Schurr, R ERA: 2.53 Jack Spring, L ERA: 4.82 Lindy McDaniel, R ERA: 4.5	4.1	L	22	10	6	6	3	0	0	0	0	0	0	28	28	12.46	2.308										

Pittsburgh Pirates @ Chicago Cubs
Wrigley Field, Chicago, IL
Sat Jun 13 1964, 3:33 AM CDT
Att: 14,960 - Unknown

AB 39
R 10
H 13
RBI 10
BB 3
SO 6
LOB 8



Batter	1	2	3	4	5	6	7	8	9	AB	R	H	RBI	BB	SO	LOB	BOTTOM										
Jimmy Stewart, S OBP: 0.311, SLG: 0.281 (1, 6)	0-0 F8		0-0 6-3	0-0 L8		0-0 F6			4-0 FC5-4	4	0	0	0	1	0	1											
Lou Brock, L OBP: 0.301, SLG: 0.327 (1, 8)	4-0 S		0-3 K		0-0 1-3	0-0 6-3			0-0 FC5-4	4	0	0	1	1	1	1											
Billy Williams, L OBP: 0.451, SLG: 0.683 (1, 7)	0-3 K		0-0 E		0-3 K		0-0 G3		0-0 F7	5	1	1	0	0	2	2											
Ron Santo, R OBP: 0.396, SLG: 0.538 (1, 5)	0-0 5-3		0-0 E		0-3 K		0-0 G3		0-0 F5	5	1	0	0	0	1	3											
14 Ernie Banks, R OBP: 0.318, SLG: 0.465 (1, 3)		0-0 F8	0-0 E		0-0 FC4-6	0-0 F3				4	0	2	1	0	0	0											
Joey Amalfitano, R OBP: 0.380, SLG: 0.442 (1, 4)		0-0 FC3-6	0-0 5-3		0-0 FC4-6			0-0 6-3		4	1	1	0	0	0	2											
Len Gabrielson, L OBP: 0.192, SLG: 0.216 (1, 9)		0-0 FC3-6		0-0 1-3		0-0 1B		0-3 K		4	1	1	0	0	1	1											
Jimmie Schaffer, R OBP: 0.429, SLG: 0.605 (1, 2)		0-0 1B		0-0 SH3-4		0-0 1B		0-3 K		4	1	3	1	0	1	0											
Lew Burdette, R Wayne Schurr, R Leo Burke, R Jack Spring, L Lindy McDaniel, R Billy Cowan, R (1, 1) (5, 1) (5, PH) (7, 1) (7, 1) (5, PH)	IP	WLS	BF	H	R	ER	SO	BB	IBB	HBP	BLK	WP	HR	S	P	ERA	WHIP										
Vern Law, R Al McBean, R ERA: 3.49 ERA: 0.86	5.1	W	27	9	6	4	4	1	0	0	0	0	0	16	20	2.46	0.545										

Pittsburgh Pirates @ Chicago Cubs
Wrigley Field, Chicago, IL
Sat Jun 13 1964, 3:33 AM CDT
Att: 14,960 - Unknown

AB 37
R 7
H 10
RBI 6
BB 2
SO 6
LOB 12



Batter	1	2	3	4	5	6	7	8	9	AB	R	H	RBI	BB	SO	LOB	TOP			
Gene Alley, R OBP: 0.226, SLG: 0.232	0-0 4-3			0-0 4-3		0-0 6-3		0-0 L6		4	0	0	0	0	0	1				
Bob Bailey, R OBP: 0.299, SLG: 0.433	0-0 4-3			0-0 4-3		0-0 2B			0-0 6-3	4	0	1	0	0	0	0				
Roberto Clemente, R OBP: 0.405, SLG: 0.538	0-0 4-3			0-0 2B		0-0 6-3			0-0 HR 1B	4	1	2	0	0	0	1				
Gene Freese, R OBP: 0.324, SLG: 0.438		0-0 1-3		0-3 K			0-0 6-3		0-0 HR	4	1	1	2	0	1	1				
Donn Clendenon, R OBP: 0.308, SLG: 0.374		0-0 G5-4-3 1B			0-0 F7		0-3 K		0-0 1-6-3	4	0	1	0	0	1	0				
Bill Mazerowski, R OBP: 0.270, SLG: 0.355		0-0 G5-4-3 1-2			0-0 G3		0-0 F9		0-0 F8	4	0	0	0	0	0	1				
Jim Pagliaroni, R OBP: 0.383, SLG: 0.375			0-3 K		0-0 1B			4-0 FC5-6 BB		2	0	1	0	1	1	0	AB 32			
Bill Virdon, L OBP: 0.299, SLG: 0.298			0-3 K2-3		0-3 K			0-0 F8		3	0	0	0	0	2	2	R 2			
Steve Blass, R Fred Green, R Manny Mota, R Tom Butters, R			0-3 K2-3		0-0 1-3			0-0 FC5-6 1-2		2	0	0	0	0	1	0	H 6			
										0	0	0	0	0	0	0	RBI 2			
										1	0	0	0	0	0	1	BB 1			
										0	0	0	0	0	0	0	SO 6			
										0	0	0	0	0	0	0	LOB 7			
Inning Stats	R: 0 E: 0 K: 0 S: 3	H: 0 LOB: 0 BB: 0 P: 3	R: 0 E: 0 K: 0 S: 3	H: 1 LOB: 0 BB: 0 P: 3	R: 0 E: 0 K: 3 S: 9	H: 0 LOB: 0 BB: 0 P: 9	R: 0 E: 0 K: 1 S: 6	H: 1 LOB: 1 BB: 0 P: 6	R: 0 E: 0 K: 1 S: 4	H: 1 LOB: 1 BB: 0 P: 4	R: 0 E: 0 K: 1 S: 5	H: 0 LOB: 0 BB: 0 P: 5	R: 0 E: 0 K: 0 S: 3	H: 0 LOB: 1 BB: 1 P: 7	R: 2 E: 0 K: 0 S: 5	H: 2 LOB: 0 BB: 0 P: 5	1B: 3 2B: 2 3B: 0 HR: 1	SF: 0 SAC: 0 DP: 1 HBP: 0	WP: 0 PB: 0 SB: 0 CS: 0	PA: 33
PITCHER Dick Ellsworth, L ERA: 3.05	IP: 9.0 WLS: W BF: 33 H: 6 R: 2 ER: 2 SO: 6 BB: 1 IBB: 0 HBP: 0 BLK: 0 WP: 0 HR: 1 S: 44 P: 48 ERA: 2.00 WHIP: 0.778																			

Pittsburgh Pirates @ Chicago Cubs
Wrigley Field, Chicago, IL
Sun Jun 14 1964, 3:33 AM CDT
Att: 27,901 - Unknown

AB 32
R 2
H 6
RBI 2
BB 1
SO 6
LOB 7



Batter	1	2	3	4	5	6	7	8	9	AB	R	H	RBI	BB	SO	LOB	BOTTOM												
Jimmy Stewart, S OBP: 0.310, SLG: 0.280	0-0 F6		0-0 FC4-6 CS		0-0 F9		0-0 HR 1B			4	1	1	0	0	0	1													
Lou Brock, L OBP: 0.300, SLG: 0.340	0-3 K		0-0 CS	0-0 3-1	0-3 K2-3		0-0 HR			4	1	1	2	0	2	0													
Billy Williams, L OBP: 0.447, SLG: 0.675	0-0 1B			0-0 3-1		0-0 F9	0-0 L8			4	0	1	0	0	0	0													
Ron Santo, R OBP: 0.397, SLG: 0.538		0-0 1B		0-0 14 1B	0-0 1B	0-0 E6 FC5-4 1B	0-0 5-3			4	1	2	0	0	0	0													
14 Ernie Banks, R OBP: 0.321, SLG: 0.463		0-3 K		0-0 1-3 1B		4-0 FC5-4 IBB		0-0 6-3		3	0	1	0	1	1	1													
Joey Amalfitano, R OBP: 0.333, SLG: 0.404		0-0 F7		0-0 F4		0-0 FC5-4 1B		0-3 K		4	0	0	0	0	1	5													
Dick Bertell, R OBP: 0.329, SLG: 0.344		0-3 K			4-0 HR BB	0-0 FC6-4 1B		0-0 F2		3	1	1	1	1	1	1	AB 32												
Billy Cowan, R OBP: 0.296, SLG: 0.455			0-3 K		0-0 HR	0-0 FC6-4				3	1	1	2	0	1	2	R 5												
Dick Ellsworth, L OBP: 0.106, SLG: 0.068			0-0 FC4-6 1B		0-0 F9		0-3 K			3	0	1	0	0	1	0	H 9												
										0	0	0	0	0	0	0	RBI 5												
										0	0	0	0	0	0	0	BB 2												
										0	0	0	0	0	0	0	SO 7												
										0	0	0	0	0	0	0	LOB 10												
Inning Stats	R: 0 E: 0 K: 1 S: 5	H: 1 LOB: 1 BB: 0 P: 5	R: 0 E: 0 K: 2 S: 8	H: 1 LOB: 1 BB: 0 P: 8	R: 0 E: 0 K: 1 S: 5	H: 1 LOB: 0 BB: 0 P: 5	R: 0 E: 0 K: 0 S: 5	H: 2 LOB: 2 BB: 0 P: 5	R: 2 E: 0 K: 1 S: 6	H: 1 LOB: 0 BB: 1 P: 10	R: 1 E: 0 K: 0 S: 5	H: 1 LOB: 2 BB: 1 P: 9	R: 2 E: 0 K: 1 S: 7	H: 2 LOB: 0 BB: 0 P: 7	R: 0 E: 0 K: 1 S: 5	H: 0 LOB: 0 BB: 0 P: 5	1B: 7 2B: 0 3B: 0 HR: 2	SF: 0 SAC: 0 DP: 0 HBP: 0	WP: 0 PB: 0 SB: 0 CS: 1	PA: 35									
PITCHER Steve Blass, R ERA: 2.7 Fred Green, L ERA: 1.23 Tom Butters, R ERA: 2.93	IP: 6.1 WLS: L BF: 29 H: 9 R: 5 ER: 4 SO: 6 BB: 1 IBB: 1 HBP: 0 BLK: 0 WP: 0 HR: 2 S: 39 P: 47 ERA: 5.68 WHIP: 1.579																												
	0.2	2	0	0	0	0	0	0	0	0	0	2	2	0.00	0.000														
	1.0	3	0	0	0	1	0	0	0	0	0	5	5	0.00	0.000														

Pittsburgh Pirates @ Chicago Cubs
Wrigley Field, Chicago, IL
Sun Jun 14 1964, 3:33 AM CDT
Att: 27,901 - Unknown

AB 32
R 5
H 9
RBI 5
BB 2
SO 7
LOB 10



Batter	1	2	3	4	5	6	7	8	9	AB	R	H	RBI	BB	SO	LOB	TOP										
Tony Taylor, R (1,4) OBP: 0.317, SLG: 0.286	L4		F9		K		2B			4	0	1	0	0	1	0	Philadelphia Phillies @ Chicago Cubs Wrigley Field, Chicago, IL Tue Jun 16 1964, 3:33 AM CDT Att: 8,744 - Unknown										
John Hermstein, L (1,7) OBP: 0.329, SLG: 0.461	G3		HR		BB		K			3	1	1	1	1	1	1											
Johnny Callison, L (1,9) OBP: 0.338, SLG: 0.479	F8		P5		E4			K		4	0	0	0	0	1	1											
Dick Allen, R (1,5) OBP: 0.345, SLG: 0.549		1-3 1B	4-3		L4-3			6-3		4	0	1	0	0	0	2											
Tony Gonzalez, L (1,8) OBP: 0.365, SLG: 0.373	1-3			FC4-6 SH1		4-3		K		4	1	1	0	0	1	1											
Roy Sievers, R (1,3) OBP: 0.232, SLG: 0.268		1-2		FC4-6 BB		P4			SH1-4 1B	3	1	2	0	1	0	0											
Ruben Amaro, R (9, PR) OBP: 0.245, SLG: 0.267	2B	1B		FC4-6 BB						0	1	0	0	0	0	0											
Clay Dalrymple, L (1,2) OBP: 0.255, SLG: 0.279		2B		FC4-6 SH1		4-3			SH1-4	3	0	1	1	0	0	2											
Bobby Wine, R (1,6) OBP: 0.252, SLG: 0.233		IBB		SH1			6-3		G6-4-3 1B	2	0	1	2	1	0	0											
Dennis Bennett, L (1,1) OBP: 0.263, SLG: 0.206	4-3			G3			F6		G6-4-3	3	0	0	0	0	0	3											
Ed Roebuck, R (7,1)										0	0	0	0	0	0	0											
Wes Covington, L (9, PH) OBP: 0.331, SLG: 0.415										1	0	0	0	0	0	1											
Jack Baldschun, R (9,1) OBP: 0.200, SLG: 0.200										0	0	0	0	0	0	0											
Inning Stats	R: 0 E: 0 K: 0 S: 3	H: 0 LOB: 0 BB: 0 P: 3	R: 1 E: 0 K: 0 S: 5	H: 3 LOB: 2 BB: 1 P: 9	R: 1 E: 0 K: 0 S: 4	H: 1 LOB: 1 BB: 1 P: 4	R: 1 E: 0 K: 0 S: 4	H: 1 LOB: 1 BB: 1 P: 8	R: 0 E: 1 K: 1 S: 5	H: 0 LOB: 1 BB: 0 P: 3	R: 0 E: 0 K: 1 S: 6	H: 1 LOB: 1 BB: 0 P: 6	R: 0 E: 0 K: 2 S: 7	H: 0 LOB: 0 BB: 0 P: 7	R: 1 E: 0 K: 0 S: 4	H: 2 LOB: 1 BB: 0 P: 4	1B: 4 2B: 4 3B: 0 HR: 1	SF: 0 SAC: 2 DP: 2 HBP: 0	WP: 0 PB: 0 SB: 0 CS: 0	PA: 36							
PITCHER	IP	WLS	BF	H	R	ER	SO	BB	IBB	HBP	BLK	WP	HR	S	P	ERA	WHIP										
Larry Jackson, R (1,1) ERA: 3.5	7.0	L	29	6	3	3	2	2	1	0	0	0	1	30	42	3.86	1.143										
Lindy McDaniel, R (8,1) ERA: 4.5	2.0		7	2	1	1	2	0	0	0	0	0	0	11	11	4.50	1.000										

Batter	1	2	3	4	5	6	7	8	9	AB	R	H	RBI	BB	SO	LOB	BOTTOM										
Joey Amalfitano, R (1,4) OBP: 0.322, SLG: 0.385	6-3		BB		6-3		FC4-6 BB		K	5	0	1	0	0	1	1	Philadelphia Phillies @ Chicago Cubs Wrigley Field, Chicago, IL Tue Jun 16 1964, 3:33 AM CDT Att: 8,744 - Unknown										
Andra Rodgers, R (1,6) OBP: 0.324, SLG: 0.414		1-3		1B		FC1-6 1B			K	2	0	1	0	1	0	0											
Len Gabrielson, L (7, PH) OBP: 0.208, SLG: 0.216			BB			1B	BB			0	0	0	0	1	0	0											
Lindy McDaniel, R (8,1)										1	0	0	0	0	1	0											
Billy Williams, L (1,7) OBP: 0.444, SLG: 0.665		BB				FC1-6	F9			3	0	0	0	1	1	5											
Ron Santo, R (1,5) OBP: 0.395, SLG: 0.530	K				F7		F9		14 FC5-4 BB	3	0	0	0	1	1	2											
14 Ernie Banks, R (1,3) OBP: 0.320, SLG: 0.459		L7			FC6-4 1B		F7		FC5-4 5-3	4	0	1	0	0	0	2											
Billy Cowan, R (1,8) OBP: 0.296, SLG: 0.451		5-3			FC6-4				2B 1B	4	1	1	0	0	0	2											
Dick Bertell, R (1,2) OBP: 0.322, SLG: 0.336										3	0	0	0	0	2	2											
Doug Clemens, L (8, PH) OBP: 0.279, SLG: 0.372										0	0	0	0	1	0	0											
Jimmie Schaffer, R (9,2) OBP: 0.429, SLG: 0.605										0	0	0	0	0	0	0											
Billy Ott, S (1,9) OBP: 0.250, SLG: 0.500					P6				4-3	4	1	1	0	0	0	2											
Larry Jackson, R (1,1) OBP: 0.103, SLG: 0.132					5-3					2	0	0	0	0	0	0											
Jimmy Stewart, S (7, PH) OBP: 0.312, SLG: 0.283							F9		K	2	0	1	2	0	1	0											
Inning Stats	R: 0 E: 0 K: 1 S: 5	H: 0 LOB: 1 BB: 1 P: 9	R: 0 E: 0 K: 1 S: 5	H: 0 LOB: 0 BB: 0 P: 5	R: 0 E: 0 K: 1 S: 6	H: 1 LOB: 2 BB: 1 P: 10	R: 0 E: 0 K: 0 S: 4	H: 1 LOB: 1 BB: 0 P: 4	R: 0 E: 0 K: 0 S: 3	H: 0 LOB: 0 BB: 0 P: 3	R: 0 E: 0 K: 0 S: 4	H: 1 LOB: 1 BB: 0 P: 4	R: 2 E: 0 K: 1 S: 8	H: 3 LOB: 2 BB: 1 P: 12	R: 0 E: 0 K: 0 S: 3	H: 0 LOB: 2 BB: 2 P: 11	R: 0 E: 0 K: 3 S: 9	H: 0 LOB: 0 BB: 0 P: 9	1B: 5 2B: 1 3B: 0 HR: 0	SF: 0 SAC: 0 DP: 0 HBP: 0	WP: 0 PB: 0 SB: 0 CS: 0	PA: 38					
PITCHER	IP	WLS	BF	H	R	ER	SO	BB	IBB	HBP	BLK	WP	HR	S	P	ERA	WHIP										
Dennis Bennett, L (1,1) ERA: 2.94	6.1	W	27	6	2	2	4	2	0	0	0	0	0	33	41	2.84	1.263										
Ed Roebuck, R (7,1) ERA: 1.25	1.2		8	0	0	0	0	3	0	0	0	0	0	5	17	0.00	1.800										
Jack Baldschun, R (9,1) ERA: 2.59	1.0	S	3	0	0	0	3	0	0	0	0	0	0	9	9	0.00	0.000										



Batter	1	2	3	4	5	6	7	8	9	AB	R	H	RBI	BB	SO	LOB	TOP				
Joey Amalfitano, R OBP: 0.324, SLG: 0.397 (1, 4)	F4			5-3		SH3		F2		3	0	0	0	0	0	1					
Andra Rodgers, R OBP: 0.318, SLG: 0.405 (1, 6)	6-3			6-3		F9		FC6-4		4	0	0	0	0	0	2					
Billy Williams, L OBP: 0.437, SLG: 0.678 (1, 7)	1-3			K		HBP			F5	3	0	0	0	0	1	0					
Ron Santo, R OBP: 0.402, SLG: 0.566 (1, 5)		4-0 BB			1B BB	K			K	2	0	0	0	2	2	2					
14 Ernie Banks, R OBP: 0.323, SLG: 0.463 (1, 3)	L4-3				F8				E1	4	0	0	0	0	0	2					
Billy Cowan, R OBP: 0.294, SLG: 0.441 Jimmy Stewart, S OBP: 0.320, SLG: 0.296 (9, PH)	F4				1B				1B	3	0	1	0	0	0	0					
Billy Ott, S OBP: 0.133, SLG: 0.143 Len Gabrielson, L OBP: 0.218, SLG: 0.212 (9, PH)			6-3		K				1-3	3	0	0	0	0	1	2					
Jimmie Schaffer, R OBP: 0.396, SLG: 0.553 (1, 2)			1-3		F8				G3	3	0	0	0	0	0	2					
Ernie Broglio, R OBP: 0.192, SLG: 0.167 Lindy McDaniel, R (8, 1)			K			E1			FC6-4	3	0	1	0	0	1	0					
									1B	0	0	0	0	0	0	0					
Inning Stats	R: 0 E: 0 K: 0 S: 3	H: 0 LOB: 0 BB: 0 P: 3	R: 0 E: 0 K: 0 S: 2	H: 0 LOB: 0 BB: 1 P: 6	R: 0 E: 0 K: 1 S: 5	H: 0 LOB: 0 BB: 0 P: 5	R: 0 E: 0 K: 1 S: 5	H: 0 LOB: 0 BB: 0 P: 5	R: 0 E: 0 K: 1 S: 6	H: 1 LOB: 2 BB: 0 P: 10	R: 0 E: 0 K: 0 S: 3	H: 0 LOB: 0 BB: 0 P: 3	R: 0 E: 0 K: 0 S: 4	H: 1 LOB: 1 BB: 0 P: 4	R: 0 E: 1 K: 1 S: 7	H: 1 LOB: 2 BB: 0 P: 7	1B: 3 2B: 1 3B: 0 HR: 0	SF: 0 SAC: 1 DP: 1 HBP: 1	WP: 0 PB: 0 SB: 0 CS: 0	PA: 34	
PITCHER	IP	WLS	BF	H	R	ER	SO	BB	IBB	HBP	BLK	WP	HR	S	P	ERA	WHIP				
Joe Gibbon, L ERA: 2.89 Al McBean, R ERA: 0.84	8.2	W	32	2	0	0	5	2	0	1	0	0	0	39	48	0.00	0.462				
	0.1	S	2	1	0	0	0	0	0	0	0	0	0	2	2	0.00	3.000				

Chicago Cubs @ Pittsburgh Pirates
Forbes Field, Pittsburgh, PA
Sat Jun 20 1964, 3:33 AM EDT
Att: 7,455 - Unknown

AB 30
R 0
H 3
RBI 0
BB 2
SO 5
LOB 13




Batter	1	2	3	4	5	6	7	8	9	AB	R	H	RBI	BB	SO	LOB	BOTTOM				
Dick Schofield, S OBP: 0.361, SLG: 0.339 (1, 6)	F8		4-3			F7				4	0	1	1	0	0	1					
Bob Bailey, R OBP: 0.343, SLG: 0.400 (1, 5)	K				F3	F8				3	0	0	0	1	1	0					
Roberto Clemente, R OBP: 0.396, SLG: 0.519 (1, 9)	F7				L8					4	0	0	0	0	0	2					
Willie Stargell, L OBP: 0.347, SLG: 0.596 (8, 7)		K			F7					3	0	0	0	0	1	0					
Jerry Lynch, L OBP: 0.329, SLG: 0.452 Donn Clendenon, R OBP: 0.311, SLG: 0.394 (7, PR)	F5				F8					3	0	1	0	0	0	0					
Bill Virdon, L OBP: 0.293, SLG: 0.288 (1, 8)	K				1B					3	0	1	0	0	1	1					
Bill Mazerowski, R OBP: 0.276, SLG: 0.372 (1, 4)			3-1		F7					3	1	1	0	0	0	1					
Jim Pagliaroni, R OBP: 0.376, SLG: 0.351 (1, 2)					K					2	0	0	0	1	1	2					
Joe Gibbon, R OBP: 0.286, SLG: 0.250 Al McBean, R (9, 1)	FC1-6				FC1-6					3	1	1	1	0	0	1					
					6-3					0	0	0	0	0	0	0					
Inning Stats	R: 0 E: 0 K: 1 S: 5	H: 0 LOB: 0 BB: 0 P: 5	R: 0 E: 0 K: 2 S: 7	H: 0 LOB: 0 BB: 0 P: 7	R: 0 E: 0 K: 0 S: 3	H: 0 LOB: 1 BB: 1 P: 7	R: 0 E: 0 K: 0 S: 3	H: 0 LOB: 0 BB: 0 P: 3	R: 0 E: 0 K: 0 S: 3	H: 0 LOB: 0 BB: 0 P: 3	R: 0 E: 0 K: 0 S: 4	H: 1 LOB: 1 BB: 0 P: 4	R: 2 E: 0 K: 0 S: 5	H: 3 LOB: 1 BB: 1 P: 9	R: 0 E: 0 K: 0 S: 5	H: 0 LOB: 0 BB: 0 P: 7	1B: 3 2B: 1 3B: 2 HR: 0	SF: 0 SAC: 0 DP: 1 HBP: 0	WP: 0 PB: 0 SB: 0 CS: 0	PA: 30	
PITCHER	IP	WLS	BF	H	R	ER	SO	BB	IBB	HBP	BLK	WP	HR	S	P	ERA	WHIP				
Ernie Broglio, R ERA: 3.4 Lindy McDaniel, R ERA: 4.13	7.1	L	28	5	2	2	4	1	0	0	0	0	0	35	39	2.46	0.818				
	0.2		2	0	0	0	0	1	0	0	0	0	0	1	5	0.00	1.500				

Chicago Cubs @ Pittsburgh Pirates
Forbes Field, Pittsburgh, PA
Sat Jun 20 1964, 3:33 AM EDT
Att: 7,455 - Unknown

AB 28
R 2
H 5
RBI 2
BB 2
SO 4
LOB 8



Batter	1	2	3	4	5	6	7	8	9	AB	R	H	RBI	BB	SO	LOB	TOP										
Jimmy Stewart, S OBP: 0.322, SLG: 0.297 (1, 4)	F7		SF8				FC4 1B		WP 1B	3	2	1	1	1	0	1	Chicago Cubs @ Pittsburgh Pirates Forbes Field, Pittsburgh, PA Sun Jun 21 1964, 3:38 AM EDT Att: 16,250 - Unknown										
Andra Rodgers, R OBP: 0.319, SLG: 0.399 (1, 6)	4-3		F9				1B		1B 14 2B	4	1	2	1	1	0	1											
Billy Williams, L OBP: 0.437, SLG: 0.674 (1, 7)	F9						1B		1B 14 2B	5	2	3	1	0	0	1											
Ron Santo, R OBP: 0.400, SLG: 0.557 (1, 5)		5-3					F8		F8	4	0	1	1	1	0	2											
14 Ernie Banks, R OBP: 0.320, SLG: 0.456 (1, 3)		F9					F7		WP 1B 2B	5	0	1	2	0	1	4											
Billy Cowan, R OBP: 0.287, SLG: 0.427 (1, 8)		1-3					F2		K	5	0	1	0	0	2	2											
Doug Clemens, L OBP: 0.308, SLG: 0.432 (1, 9)			SH1-3 SF8				K		K	3	2	2	1	1	1	0											
Dick Bertell, R OBP: 0.325, SLG: 0.329 (1, 2)			SH1-3 BB				F9		F8	3	0	0	0	1	0	2											
Lew Burdette, R OBP: 0.125, SLG: 0.125 Lindy McDaniel, R (8, 1)			SH1-3				1-3		K	2	0	1	0	0	0	0											
Inning Stats	R: 0 E: 0 K: 0 S: 3	H: 0 LOB: 0 BB: 0 P: 3	R: 0 E: 0 K: 0 S: 3	H: 0 LOB: 0 BB: 0 P: 3	R: 1 E: 0 K: 0 S: 4	H: 1 LOB: 1 BB: 1 P: 8	R: 1 E: 0 K: 1 S: 7	H: 2 LOB: 2 BB: 1 P: 11	R: 0 E: 0 K: 0 S: 3	H: 0 LOB: 0 BB: 0 P: 3	R: 2 E: 0 K: 1 S: 9	H: 4 LOB: 3 BB: 1 P: 13	R: 0 E: 0 K: 1 S: 5	H: 1 LOB: 0 BB: 0 P: 5	R: 3 E: 0 K: 2 S: 10	H: 3 LOB: 1 BB: 1 P: 14		1B: 7 2B: 4 3B: 0 HR: 1	SF: 1 SAC: 1 DP: 0 HBP: 0	WP: 2 PB: 0 SB: 1 CS: 1	PA: 42						
PITCHER	IP	WLS	BF	H	R	ER	SO	BB	IBB	HBP	BLK	WP	HR	S	P	ERA	WHIP										
Steve Blass, R ERA: 2.73 (1, 1)	6.0	L	24	4	2	2	1	2	1	0	0	0	0	23	35	3.00	1.000										
Roy Face, R ERA: 5.14 (7, 1)	0.2	5	3	2	2	0	0	0	0	0	0	0	1	5	5	27.00	4.500										
Bob Priddy, R ERA: 3.2 (7, 1)	1.1	6	2	0	0	2	1	0	0	0	0	0	0	9	13	0.00	2.250										
Tommie Sisk, R ERA: 12.34 (9, 1)	0.2	6	3	3	3	1	1	0	0	0	0	1	0	7	11	40.50	6.000										
Tom Butters, R ERA: 2.9 (9, 1)	0.1	1	0	0	0	1	0	0	0	0	0	1	0	3	3	0.00	0.000										

Batter	1	2	3	4	5	6	7	8	9	AB	R	H	RBI	BB	SO	LOB	BOTTOM											
Dick Schofield, S OBP: 0.397, SLG: 0.335 (1, 6)	K		L8				G5-4-3 1B		F8	4	0	1	0	0	1	1	Chicago Cubs @ Pittsburgh Pirates Forbes Field, Pittsburgh, PA Sun Jun 21 1964, 3:38 AM EDT Att: 16,250 - Unknown											
Bob Bailey, R OBP: 0.347, SLG: 0.409 (1, 5)	F8					FC6-4 1B			G5-4-3 2B	4	0	2	1	0	0	1												
Roberto Clemente, R OBP: 0.384, SLG: 0.592 (1, 9)	L8					FC6-4 1-2			6-3	4	0	0	0	0	0	2												
Willie Stargell, L OBP: 0.345, SLG: 0.601 (1, 7)		1-3 2B				F6			K	4	1	2	0	0	1	1												
Smoky Burgess, L OBP: 0.353, SLG: 0.342 (1, 2)		1-3 2-3				G3			4-3	4	0	1	1	0	0	2												
Donn Clendenen, R OBP: 0.305, SLG: 0.386 (1, 3)		4-3							5-3	4	0	0	0	0	1	2												
Bill Virdon, L OBP: 0.284, SLG: 0.278 (1, 8)		L7							F6	3	0	0	0	0	0	2												
Bill Mazerowski, R OBP: 0.274, SLG: 0.367 (1, 4)			F9						F8	3	1	0	0	0	0	0												
Steve Blass, R Gene Fresse, R Roy Face, R Bob Priddy, R Jerry Lynch, L Tommie Sisk, R Tom Butters, R	(1, 1) (6, PH) (7, 1) (7, 1) (8, PH) (9, 1) (9, 1)	IP 7.2	WLS W	BF 29	H 6	R 2	ER 1	SO 3	BB 6	IBB 2	HBP 1	BLK 3	WP 0	HR 0	S 35	P 35	ERA 1.17	WHIP 0.783										
Inning Stats	R: 0 E: 0 K: 1 S: 5	H: 0 LOB: 0 BB: 0 P: 5	R: 0 E: 0 K: 0 S: 4	H: 1 LOB: 1 BB: 0 P: 4	R: 0 E: 0 K: 1 S: 5	H: 0 LOB: 0 BB: 0 P: 5	R: 0 E: 0 K: 0 S: 4	H: 1 LOB: 1 BB: 0 P: 4	R: 0 E: 0 K: 0 S: 3	H: 0 LOB: 0 BB: 0 P: 3	R: 1 E: 0 K: 1 S: 7	H: 2 LOB: 1 BB: 0 P: 7	R: 1 E: 1 K: 0 S: 5	H: 1 LOB: 1 BB: 0 P: 5	R: 0 E: 0 K: 1 S: 5	H: 0 LOB: 0 BB: 0 P: 5	1B: 3 2B: 2 3B: 1 HR: 0	SF: 0 SAC: 0 DP: 1 HBP: 0	WP: 0 PB: 0 SB: 0 CS: 0	PA: 33								
PITCHER	IP	WLS	BF	H	R	ER	SO	BB	IBB	HBP	BLK	WP	HR	S	P	ERA	WHIP											
Lew Burdette, R ERA: 3.19 Lindy McDaniel, R ERA: 3.94	(1, 1) (8, 1)	1.1	S	4	0	0	0	1	0	0	0	0	0	6	6	0.00	0.000											

Batter	1	2	3	4	5	6	7	8	9	AB	R	H	RBI	BB	SO	LOB	TOP			
Jimmy Stewart, S OBP: 0.316, SLG: 0.291 (1, 4)	0-0 4-3		0-0 P6			0-0 F2			0-0 5-3	4	0	0	0	0	0	1				
Andra Rodgers, R OBP: 0.312, SLG: 0.385 (1, 6)	4-0 BB			0-0 1-3		0-0 L9			0-0 P4	3	0	0	0	1	0	1				
Billy Williams, L OBP: 0.430, SLG: 0.658 (1, 7)	0-3 K			0-0 F9					0-0 L8	3	0	0	0	0	1	1				
Ron Santo, R OBP: 0.393, SLG: 0.542 (1, 5)	0-3 K			0-0 6-3					0-0 5-3	3	0	0	0	0	1	1				
14 Ernie Banks, R OBP: 0.321, SLG: 0.455 Wayne Schurr, R (3, 1) Don Elston, R (6, 1) Billy Ott, S OBP: 0.208, SLG: 0.304 (7, FH) Jack Warner, R (7, 1)			0-0 F3			0-3 K			0-0 F2	1	0	0	0	0	0	0				
Billy Cowan, R OBP: 0.283, SLG: 0.418 (1, 8)	0-0 P3					0-3 K			0-3 K	3	0	0	0	0	2	0				
Doug Clemens, L OBP: 0.298, SLG: 0.417 (1, 9)	0-0 F9					0-3 K			0-3 K	3	0	0	0	0	2	0				
Jimmie Schaffer, R OBP: 0.367, SLG: 0.491 (1, 2)			0-0 5-3			0-0 F9			0-0 6-3	3	0	0	0	0	0	0				
Sterling Slaughter, R OBP: 0.200, SLG: 0.111 Bobby Shantz, R (1, 1) Len Gabrielson, L OBP: 0.224, SLG: 0.218 (3, FH) (3, 3)			0-0 F5			0-0 1B			0-0 6-3	0	0	0	0	0	0	0				
Inning Stats	R: 0 E: 0 K: 2 S: 7	H: 0 LOB: 1 BB: 1 P: 11	R: 0 E: 0 K: 0 S: 3	H: 0 LOB: 0 BB: 0 P: 3	R: 0 E: 0 K: 0 S: 3	H: 0 LOB: 0 BB: 0 P: 3	R: 0 E: 0 K: 3 S: 9	H: 0 LOB: 0 BB: 0 P: 9	R: 0 E: 0 K: 0 S: 4	H: 1 LOB: 1 BB: 0 P: 4	R: 0 E: 0 K: 0 S: 3	H: 0 LOB: 0 BB: 0 P: 3	R: 0 E: 0 K: 2 S: 7	H: 0 LOB: 0 BB: 0 P: 7	R: 0 E: 0 K: 0 S: 3	H: 0 LOB: 0 BB: 0 P: 3	1B: 1 2B: 0 3B: 0 HR: 0	SF: 0 SAC: 0 DP: 0 HBP: 0	WP: 0 PA: 29 PB: 0 SB: 0 CS: 0	
PITCHER Ray Culp, R ERA: 4.02 (1, 1)	IP 9.0	WLS W	BF 29	H 1	R 0	ER 0	SO 7	BB 1	IBB 0	HBP 0	BLK 0	WP 0	HR 0	S 42	P 46	ERA 0.00	WHIP 0.222			

Chicago Cubs @ Philadelphia Phillies
 Connie Mack Stadium, Philadelphia, PA
 Tue Jun 23 1964, 7:05 PM EDT
 Att: 35,483 - Unknown

AB	28
R	0
H	1
RBI	0
BB	1
SO	7
LOB	4



Batter	1	2	3	4	5	6	7	8	9	AB	R	H	RBI	BB	SO	LOB	BOTTOM			
Tony Taylor, R OBP: 0.326, SLG: 0.312 John Briggs, L OBP: 0.353, SLG: 0.400 (7, FH) (8, 7)	0-0 BB 1B	0-0 5-3		0-0 1B		0-0 2B 1B			0-0 F8	4	2	3	0	0	0	0				
John Herrnstein, L OBP: 0.326, SLG: 0.438 (1, 3)	4-0 1B BB	0-0 1B 2B		0-0 G6-4-3 1B		0-0 2B 2B			0-0 BB 1B	4	3	4	1	1	0	0				
Johnny Callison, L OBP: 0.343, SLG: 0.520 (1, 9)	0-0 1B 2H	0-0 2B 1B		0-0 G6-4-3 1-2		0-0 P6			4-0 G6-4-3 BB	4	2	2	2	1	0	3				
Dick Allen, R OBP: 0.359, SLG: 0.544 (1, 5)	0-3 K	0-0 2B				0-0 HR 2B			0-3 K	5	1	3	2	0	2	4				
Wes Covington, L OBP: 0.340, SLG: 0.441 Bobby Wine, R OBP: 0.255, SLG: 0.251 (6, 6)	0-0 1B	0-0 F8				0-0 6-3 2B			0-0 G6-4-3	3	1	2	3	0	0	1				
Tony Gonzalez, L OBP: 0.368, SLG: 0.376 (1, 8)	0-0 1B		0-0 4-3			0-0 4-3			0-3 K	4	0	1	1	0	1	1				
Clay Dalrymple, L OBP: 0.267, SLG: 0.302 (1, 2)	0-0 F8		0-0 F8			0-0 3-1			0-0 2B	4	0	1	0	0	0	2				
Cookie Rojas, R OBP: 0.396, SLG: 0.474 (6, 7) (8, 4)	0-0 L7		0-0 5-3			0-0 1B			0-0 L1	4	0	1	0	0	0	3				
Ray Culp, R OBP: 0.182, SLG: 0.143 (1, 1)		0-3 K		0-3 K		0-0 5-3			0-0 F9	4	0	0	0	0	2	2				
Inning Stats	R: 3 E: 0 K: 1 S: 9	H: 4 LOB: 2 BB: 1 P: 13	R: 2 E: 0 K: 1 S: 8	H: 3 LOB: 1 BB: 0 P: 8	R: 0 E: 0 K: 0 S: 3	H: 0 LOB: 0 BB: 0 P: 3	R: 0 E: 0 K: 1 S: 6	H: 2 LOB: 1 BB: 0 P: 6	R: 2 E: 0 K: 0 S: 6	H: 3 LOB: 1 BB: 0 P: 6	R: 2 E: 0 K: 1 S: 8	H: 3 LOB: 1 BB: 0 P: 8	R: 0 E: 0 K: 0 S: 4	H: 1 LOB: 1 BB: 0 P: 4	R: 0 E: 0 K: 1 S: 5	H: 1 LOB: 1 BB: 1 P: 9	1B: 10 2B: 6 3B: 0 HR: 1	SF: 0 SAC: 0 DP: 2 HBP: 0	WP: 0 PA: 41 PB: 0 SB: 0 CS: 0	
PITCHER Sterling Slaughter, R ERA: 4.08 Bobby Shantz, L ERA: 3.79 Wayne Schurr, R ERA: 0.54 Don Elston, R ERA: 6.19 Jack Warner, R ERA: 2.25	IP 0.1	WLS L	BF 5	H 3	R 3	ER 3	SO 3	BB 1	IBB 0	HBP 0	BLK 0	WP 0	HR 0	S 11	P 11	ERA 10.80	WHIP 2.400			
	IP 1.2	WLS L	BF 9	H 4	R 2	ER 2	SO 1	BB 0	IBB 0	HBP 0	BLK 0	WP 0	HR 0	S 19	P 19	ERA 10.80	WHIP 2.400			
	IP 0.2	WLS L	BF 2	H 0	R 0	ER 0	SO 1	BB 0	IBB 0	HBP 0	BLK 0	WP 0	HR 0	S 4	P 4	ERA 0.000	WHIP 0.000			
	IP 2.0	WLS L	BF 8	H 2	R 0	ER 0	SO 1	BB 1	IBB 0	HBP 0	BLK 0	WP 0	HR 0	S 9	P 13	ERA 0.00	WHIP 1.500			

Chicago Cubs @ Philadelphia Phillies
 Connie Mack Stadium, Philadelphia, PA
 Tue Jun 23 1964, 7:05 PM EDT
 Att: 35,483 - Unknown

AB	39
R	9
H	17
RBI	9
BB	2
SO	5
LOB	20



Batter	1	2	3	4	5	6	7	8	9	AB	R	H	RBI	BB	SO	LOB	TOP								
Jimmy Stewart, S OBP: 0.321, SLG: 0.297 (1, 4)										6	2	3	1	0	1	4	Chicago Cubs @ Philadelphia Phillies Connie Mack Stadium, Philadelphia, PA Wed Jun 24 1964, 7:05 PM EDT Att: 19,711 - Unknown								
Andre Rodgers, R OBP: 0.314, SLG: 0.383 (1, 6)										4	0	1	0	1	1	6									
Billy Williams, L OBP: 0.425, SLG: 0.661 (1, 7)										5	1	1	3	0	2	6									
Ron Santo, R OBP: 0.393, SLG: 0.537 (1, 5)										4	1	1	1	1	3	2									
14 Ernie Banks, R OBP: 0.331, SLG: 0.472 (1, 3)										4	1	3	1	0	0	0									
Billy Cowan, R OBP: 0.285, SLG: 0.418 (1, 8)										5	1	2	1	0	1	4									
Len Gabrielson, L OBP: 0.267 Lindy McDaniel, R OBP: 0.267 (8, 1)										5	1	3	0	0	0	3									
Jimmie Schaffer, R OBP: 0.369, SLG: 0.464 (1, 2)										3	0	0	0	1	1	3									
Ernie Broglio, R OBP: 0.167, SLG: 0.167 Lew Burdette, R OBP: 0.227, SLG: 0.126 Bobby Shantz, L OBP: 0.206, SLG: 0.111 Don Elston, R OBP: 0.200 Doug Clemens, L OBP: 0.147 Sterling Slaughter, R OBP: 0.200, SLG: 0.111 Billy Pitt, S OBP: 0.231, SLG: 0.292 (1, 1)										0	0	0	0	0	0	0									
Inning Stats	R: 1 E: 0 K: 1 S: 6	H: 2 LOB: 2 BB: 1 P: 11	R: 1 E: 0 K: 0 S: 5	H: 2 LOB: 2 BB: 1 P: 9	R: 1 E: 0 K: 1 S: 6	H: 1 LOB: 1 BB: 1 P: 10	R: 0 E: 0 K: 2 S: 9	H: 2 LOB: 2 BB: 0 P: 9	R: 2 E: 0 K: 0 S: 6	H: 3 LOB: 2 BB: 1 P: 10	R: 0 E: 0 K: 2 S: 7	H: 0 LOB: 0 BB: 0 P: 7	R: 0 E: 0 K: 1 S: 5	H: 1 LOB: 0 BB: 0 P: 5	R: 3 E: 1 K: 2 S: 11	H: 4 LOB: 2 BB: 1 P: 15		R: 0 E: 0 K: 0 S: 2	H: 0 LOB: 0 BB: 0 P: 3	1B: 12 2B: 1 3B: 0 HR: 2	SF: 1 SAC: 0 DP: 3 HBP: 2	WP: 0 PB: 0 SB: 0 CS: 0	PA: 46		
PITCHER	IP	WLS	BF	H	R	ER	SO	BB	IBB	HBP	BLK	WP	HR	S	P	ERA	WHIP								
Art Mahaffey, R ERA: 4.22 (1, 1)	1.1		10	4	2	2	1	2	0	1	0	0	0	9	18	13.50	4.500								
Ed Roebuck, R ERA: 1.92 (2, 1)	1.2		7	1	1	1	1	1	0	0	0	0	0	8	12	5.40	1.200								
Dennis Bennett, L ERA: 3.23 (4, 1)	1.0		8	5	2	2	2	0	0	0	0	0	1	12	12	18.00	5.000								
Jack Baldschun, R ERA: 3.6 (5, 1)	3.2		17	5	3	3	5	2	0	0	0	0	1	25	33	7.36	1.909								
Dallas Green, R ERA: 4.07 (8, 1)	1.1	W	4	0	0	0	0	0	0	1	0	0	0	3	4	0.00	0.000								

AB 38
R 8
H 15
RBI 8
BB 5
SO 9
LOB 29



Batter	1	2	3	4	5	6	7	8	9	AB	R	H	RBI	BB	SO	LOB	BOTTOM								
Tony Taylor, R OBP: 0.324, SLG: 0.309 (1, 4)										5	0	1	2	0	0	4	Chicago Cubs @ Philadelphia Phillies Connie Mack Stadium, Philadelphia, PA Wed Jun 24 1964, 7:05 PM EDT Att: 19,711 - Unknown								
John Herrnstein, L OBP: 0.328, SLG: 0.454 (1, 3)										5	2	2	1	0	0	2									
Johnny Callison, L OBP: 0.341, SLG: 0.514 (1, 9)										5	1	1	0	0	2	2									
Dick Allen, R OBP: 0.363, SLG: 0.556 (1, 5)										4	1	2	3	1	0	0									
Wes Covington, L OBP: 0.341, SLG: 0.449 Roy Sievers, R OBP: 0.286, SLG: 0.354 Dennis Bennett, L OBP: 0.282, SLG: 0.229 Jack Baldschun, R OBP: 0.167, SLG: 0.167 Dallas Green, L (1, 7)										2	1	1	0	0	0	1									
Tony Gonzalez, L OBP: 0.374, SLG: 0.376 (1, 8)										3	2	1	0	2	0	0									
Clay Dalrymple, L OBP: 0.271, SLG: 0.305 (1, 2)										5	1	2	1	0	0	1									
Cookie Rojas, R OBP: 0.409, SLG: 0.485 (1, 6)										4	1	3	2	0	0	1									
Art Mahaffey, R OBP: 0.185, SLG: 0.346 Ed Roebuck, R (1, 1)										1	0	0	0	0	0	2									
John Briggs, L OBP: 0.378, SLG: 0.406 (3, PH)										2	0	1	0	1	1	1									
Inning Stats	R: 5 E: 1 K: 0 S: 9	H: 6 LOB: 2 BB: 1 P: 13	R: 0 E: 0 K: 0 S: 4	H: 1 LOB: 1 BB: 0 P: 4	R: 3 E: 0 K: 2 S: 11	H: 4 LOB: 3 BB: 2 P: 19	R: 0 E: 0 K: 0 S: 4	H: 1 LOB: 2 BB: 1 P: 8	R: 0 E: 0 K: 1 S: 6	H: 0 LOB: 1 BB: 0 P: 6	R: 0 E: 0 K: 1 S: 6	H: 1 LOB: 1 BB: 0 P: 6	R: 1 E: 0 K: 1 S: 6	H: 1 LOB: 0 BB: 0 P: 6	R: 0 E: 0 K: 0 S: 3	H: 0 LOB: 0 BB: 0 P: 3	1B: 11 2B: 1 3B: 0 HR: 2	SF: 0 SAC: 1 DP: 0 HBP: 0	WP: 0 PB: 0 SB: 0 CS: 0	PA: 43					
PITCHER	IP	WLS	BF	H	R	ER	SO	BB	IBB	HBP	BLK	WP	HR	S	P	ERA	WHIP								
Ernie Broglio, R ERA: 3.37 (1, 1)	0.1	L	8	6	5	5	0	1	0	0	0	0	0	9	13	16.20	3.000								
Lew Burdette, R ERA: 3.76 (3, 1)	0.2		4	1	0	0	1	0	1	0	0	0	0	5	9	0.00	1.500								
Don Elston, R ERA: 5.71 (5, 1)	1.1		6	1	0	0	1	1	0	0	0	0	0	7	11	0.00	1.500								
Sterling Slaughter, R ERA: 3.98 (5, 1)	3.0		12	2	1	1	3	0	0	0	0	0	1	18	18	3.00	0.667								

AB 39
R 9
H 14
RBI 9
BB 4
SO 5
LOB 18



Batter	1	2	3	4	5	6	7	8	9	10	AB	R	H	RBI	BB	SO	LOB	TOP			
Al Spangler, L OBP: 0.250, SLG: 0.264 (1, 8)	G3		4-3		K		F7		1B 1B		5	1	1	0	0	1	0				
Nellie Fox, L OBP: 0.332, SLG: 0.354 (1, 4)	L4-6 2B		F8					6-3	1B 2B 1B		5	1	3	1	0	0	0				
Joe Gaines, R OBP: 0.313, SLG: 0.439 (1, 9) (9, 7)	BB		K		6-3				2B 1B		4	0	2	1	1	1	1				
Walt Bond, L OBP: 0.200, SLG: 0.267 Jim Owens, R Don Larsen, R (1, 7) (9, 1) (10, 1)	L4-6				HR		K	F8	2B 1B		5	1	2	2	0	1	3				
Bob Aspromonte, R OBP: 0.311, SLG: 0.387 (1, 5)		G3 2B		1-6-3 1B		L6		3-1	L8		5	0	2	0	0	0	3				
Dave Roberts, L OBP: 0.234, SLG: 0.282 (1, 3)	F6		1-6-3				FC6-4 1B			4-3	5	0	2	0	0	0	2				
Eddie Kasko, R OBP: 0.278, SLG: 0.262 (1, 6)	G3		FC6-5-4		FC6-4 1B		FC6-4	FC6-4	FC6-4	F7	5	0	0	0	0	0	4				
Jerry Grote, R OBP: 0.228, SLG: 0.292 (1, 2)	FC6-4 IBB		G3				1-4-3		FC6-4 2B	HR	4	2	1	1	1	0	2				
Ken Johnson, R Claude Raymond, R Bob Lillis, R Gordon Jones, R Rusty Staub, R (1, 1) (4, 1) (7, PH) (9, PH) (9, 9)	FC6-4				K		6-3		1B 1B 2B	F5	1	0	0	0	0	0	2				
Inning Stats	R: 0 E: 0 K: 0 S: 3	H: 1 LOB: 1 BB: 1 P: 7	R: 0 E: 0 K: 0 S: 4	H: 1 LOB: 2 BB: 1 P: 8	R: 0 E: 0 K: 1 S: 5	H: 0 LOB: 0 BB: 0 P: 5	R: 1 E: 0 K: 0 S: 5	H: 2 LOB: 1 BB: 0 P: 5	R: 0 E: 0 K: 2 S: 8	H: 1 LOB: 1 BB: 0 P: 8	R: 0 E: 0 K: 1 S: 6	H: 0 LOB: 0 BB: 0 P: 3	R: 0 E: 0 K: 0 S: 4	H: 1 LOB: 1 BB: 0 P: 4	R: 4 E: 0 K: 0 S: 9	H: 6 LOB: 2 BB: 0 P: 9	R: 1 E: 0 K: 0 S: 4	H: 1 LOB: 0 BB: 0 P: 4	1B: 7 2B: 5 3B: 1 HR: 2	SF: 0 SAC: 0 DP: 1 HBP: 0	WP: 0 PA: 45
PITCHER	IP WLS BF H R ER SO BB IBB HBP BLK WP HR S P ERA WHIP	IP WLS BF H R ER SO BB IBB HBP BLK WP HR S P ERA WHIP	IP WLS BF H R ER SO BB IBB HBP BLK WP HR S P ERA WHIP	IP WLS BF H R ER SO BB IBB HBP BLK WP HR S P ERA WHIP	IP WLS BF H R ER SO BB IBB HBP BLK WP HR S P ERA WHIP	IP WLS BF H R ER SO BB IBB HBP BLK WP HR S P ERA WHIP	IP WLS BF H R ER SO BB IBB HBP BLK WP HR S P ERA WHIP	IP WLS BF H R ER SO BB IBB HBP BLK WP HR S P ERA WHIP	IP WLS BF H R ER SO BB IBB HBP BLK WP HR S P ERA WHIP	IP WLS BF H R ER SO BB IBB HBP BLK WP HR S P ERA WHIP	IP WLS BF H R ER SO BB IBB HBP BLK WP HR S P ERA WHIP	IP WLS BF H R ER SO BB IBB HBP BLK WP HR S P ERA WHIP	IP WLS BF H R ER SO BB IBB HBP BLK WP HR S P ERA WHIP	IP WLS BF H R ER SO BB IBB HBP BLK WP HR S P ERA WHIP	IP WLS BF H R ER SO BB IBB HBP BLK WP HR S P ERA WHIP	IP WLS BF H R ER SO BB IBB HBP BLK WP HR S P ERA WHIP	IP WLS BF H R ER SO BB IBB HBP BLK WP HR S P ERA WHIP	IP WLS BF H R ER SO BB IBB HBP BLK WP HR S P ERA WHIP	IP WLS BF H R ER SO BB IBB HBP BLK WP HR S P ERA WHIP	IP WLS BF H R ER SO BB IBB HBP BLK WP HR S P ERA WHIP	IP WLS BF H R ER SO BB IBB HBP BLK WP HR S P ERA WHIP
Larry Jackson, R ERA: 3.38 (1, 1)	0.0	2	2	0	0	0	0	0	0	0	0	0	2	2	∞	∞					
Lindy McDaniel, R ERA: 4.11 (9, 1)	0.0	1	1	1	1	0	0	0	0	0	0	0	1	1	∞	∞					
Bobby Shantz, L ERA: 3.66 (9, 1)	0.1	1	0	0	0	0	0	0	0	0	0	0	1	1	0.00	0.000					
Don Elston, R ERA: 5.6 (9, 1)	1.0	W	4	1	1	1	0	0	0	0	0	0	1	4	9.00	1.000					
Lew Burdette, R ERA: 3.99 (10, 1)																					

Houston Colt 45s @ Chicago Cubs
Wrigley Field, Chicago, IL
Fri Jun 26 1964, 3:33 AM CDT
Att: 8,976 - Sunny - 88 F

AB	43
R	6
H	14
RBI	6
BB	2
SO	4
LOB	17



Batter	1	2	3	4	5	6	7	8	9	10	AB	R	H	RBI	BB	SO	LOB	BOTTOM			
Joey Amalfitano, R OBP: 0.318, SLG: 0.382 (1, 4)	K		K		4-3			14 BB SH1-4 WP 1B	1B		5	1	2	1	0	2	0				
Jimmy Stewart, S OBP: 0.328, SLG: 0.302 (1, 6)	1B BB			14 HR 1B	F7		SH1-4	1B	1B		3	1	2	0	1	0	0				
Billy Williams, L OBP: 0.425, SLG: 0.655 (1, 7)	G6-4-3 1B		L8	F6			WP 14 BB IBB	6-3			4	0	1	0	1	0	3				
Ron Santo, R OBP: 0.393, SLG: 0.534 (1, 5)	G6-4-3		14 HR 1B				F3		6-3		5	1	2	0	0	0	4				
14 Ernie Banks, R OBP: 0.336, SLG: 0.485 (1, 3)	F3		14 HR HR		F4		WP BB	1B FC7-4	1B		4	2	2	3	1	0	1				
Len Gabrielson, L OBP: 0.265, SLG: 0.266 (1, 9) (10, 8)	F6		BB	BB			K	3-1	FC7-4 1B		4	0	1	0	1	1	3				
Billy Cowan, R OBP: 0.282, SLG: 0.412 Doug Clemens, L OBP: 0.299, SLG: 0.412 (1, 8) (9, PH) (10, 9)	F3		K				K		SH1-4 1B BB	FC7-4 1B	3	0	0	0	0	2	1				
Dick Bertell, R OBP: 0.323, SLG: 0.322 (1, 2)	F4		F4		BB		F8		SH1-4	1B	3	0	1	0	1	0	0				
Larry Jackson, R Lindy McDaniel, R Bobby Shantz, R Don Elston, R Billy Cowan, R Lew Burdette, R Leo Staller, R (1, 1) (9, 1) (9, 1) (9, 1) (9, PH) (10, 1) (10, PH)	6-3		K				K		K	1B	3	0	0	0	0	2	2				
Inning Stats	R: 0 E: 0 K: 1 S: 5	H: 1 LOB: 1 BB: 1 P: 9	R: 0 E: 0 K: 0 S: 3	H: 0 LOB: 0 BB: 0 P: 3	R: 0 E: 0 K: 1 S: 5	H: 0 LOB: 0 BB: 0 P: 5	R: 3 E: 0 K: 2 S: 10	H: 3 LOB: 2 BB: 2 P: 18	R: 0 E: 0 K: 0 S: 3	H: 0 LOB: 0 BB: 0 P: 3	R: 0 E: 0 K: 1 S: 5	H: 0 LOB: 0 BB: 0 P: 7	R: 1 E: 0 K: 0 S: 4	H: 1 LOB: 2 BB: 2 P: 12	R: 1 E: 0 K: 1 S: 7	H: 2 LOB: 2 BB: 1 P: 11	R: 2 E: 0 K: 0 S: 6	H: 4 LOB: 2 BB: 0 P: 6	1B: 11 2B: 0 3B: 0 HR: 1	SF: 0 SAC: 2 DP: 1 HBP: 0	WP: 1 PA: 45
PITCHER	IP WLS BF H R ER SO BB IBB HBP BLK WP HR S P ERA WHIP	IP WLS BF H R ER SO BB IBB HBP BLK WP HR S P ERA WHIP	IP WLS BF H R ER SO BB IBB HBP BLK WP HR S P ERA WHIP	IP WLS BF H R ER SO BB IBB HBP BLK WP HR S P ERA WHIP	IP WLS BF H R ER SO BB IBB HBP BLK WP HR S P ERA WHIP	IP WLS BF H R ER SO BB IBB HBP BLK WP HR S P ERA WHIP	IP WLS BF H R ER SO BB IBB HBP BLK WP HR S P ERA WHIP	IP WLS BF H R ER SO BB IBB HBP BLK WP HR S P ERA WHIP	IP WLS BF H R ER SO BB IBB HBP BLK WP HR S P ERA WHIP	IP WLS BF H R ER SO BB IBB HBP BLK WP HR S P ERA WHIP	IP WLS BF H R ER SO BB IBB HBP BLK WP HR S P ERA WHIP	IP WLS BF H R ER SO BB IBB HBP BLK WP HR S P ERA WHIP	IP WLS BF H R ER SO BB IBB HBP BLK WP HR S P ERA WHIP	IP WLS BF H R ER SO BB IBB HBP BLK WP HR S P ERA WHIP	IP WLS BF H R ER SO BB IBB HBP BLK WP HR S P ERA WHIP	IP WLS BF H R ER SO BB IBB HBP BLK WP HR S P ERA WHIP	IP WLS BF H R ER SO BB IBB HBP BLK WP HR S P ERA WHIP	IP WLS BF H R ER SO BB IBB HBP BLK WP HR S P ERA WHIP	IP WLS BF H R ER SO BB IBB HBP BLK WP HR S P ERA WHIP	IP WLS BF H R ER SO BB IBB HBP BLK WP HR S P ERA WHIP	IP WLS BF H R ER SO BB IBB HBP BLK WP HR S P ERA WHIP
Ken Johnson, R ERA: 3.13 (4, 1)	3.1	15	4	3	3	2	2	0	0	0	0	0	0	0	0	0	0				
Claude Raymond, R ERA: 1.05 (7, 1)	2.2	9	1	0	0	3	1	0	0	0	0	0	0	0	0	0	0				
Gordon Jones, R ERA: 2.6 (9, 1)	2.0	9	1	1	1	2	1	1	0	0	0	0	0	0	0	0	0				
Jim Owens, R ERA: 4.13 (10, 1)	1.2	L	11	5	3	3	1	1	0	0	0	0	0	0	0	0	0				
Don Larsen, R ERA: 2.92 (10, 1)	0.0	1	1	0	0	0	0	0	0	0	0	0	0	0	0	0	0				

Houston Colt 45s @ Chicago Cubs
Wrigley Field, Chicago, IL
Fri Jun 26 1964, 3:33 AM CDT
Att: 8,976 - Sunny - 88 F

AB	37
R	7
H	12
RBI	6
BB	6
SO	8
LOB	16



Batter	1	2	3	4	5	6	7	8	9	AB	R	H	RBI	BB	SO	LOB	TOP					
Bob Lillis, R OBP: 0.324, SLG: 0.343 (1, 4)	0-0 4-3		0-0 6-3			0-0 6-3		0-0 1B		4	0	1	0	0	0	1	Houston Colt 45's @ Chicago Cubs Wrigley Field, Chicago, IL Sat Jun 27 1964, 3:33 AM CDT Att: 10,732 - Unknown					
Mike White, R OBP: 0.369, SLG: 0.386 (1, 8)	0-0 4-3		0-0 L1			0-0 G4-6-3 1B		0-3 K		4	0	1	0	0	1	2						
Joe Gaines, R OBP: 0.309, SLG: 0.417 (1, 9)	4-0 BB				0-0 F9			0-0 5-3		3	0	0	0	1	0	2						
Walt Bond, L OBP: 0.320, SLG: 0.462 (1, 7)	0-0 4-3				0-3 K			0-3 K		4	0	0	0	0	3	1						
Bob Aspromonte, R OBP: 0.310, SLG: 0.397 (1, 5)		0-0 6-3			0-0 5-3			0-0 5-3		4	1	1	1	0	0	0						
Eddie Kasko, R OBP: 0.282, SLG: 0.263 (1, 6)		0-3 K				0-0 5-3		4-0 ES BB		3	0	1	0	1	1	0						
Dave Roberts, L OBP: 0.250, SLG: 0.250 (9, PH)		0-3 K				0-0 3-1		0-3 K		3	0	0	0	0	2	1						
John Bateman, R OBP: 0.254, SLG: 0.283 (1, 2)			0-0 E5 1B			0-0 FC6-4 1B		0-3 K		3	0	2	0	0	1	1						
Turk Farrell, R OBP: 0.158, SLG: 0.111 (8, PH)			0-3 K			0-0 FC6-4		0-0 6-3		2	0	0	0	0	1	2						
Nellie Fox, L OBP: 0.330, SLG: 0.353 Hal Woodeshick, R (8, 1)						1-2 K				1	0	0	0	0	0	0						
Inning Stats	R: 0 E: 0 K: 0 S: 3	H: 0 LOB: 1 BB: 1 P: 7	R: 0 E: 0 K: 2 S: 7	H: 0 LOB: 0 BB: 0 P: 7	R: 0 E: 1 K: 1 S: 6	H: 1 LOB: 1 BB: 0 P: 6	R: 0 E: 0 K: 1 S: 5	H: 0 LOB: 0 BB: 0 P: 5	R: 0 E: 0 K: 0 S: 4	H: 1 LOB: 1 BB: 0 P: 4	R: 0 E: 0 K: 0 S: 3	H: 1 LOB: 1 BB: 0 P: 3	R: 1 E: 0 K: 3 S: 10	H: 1 LOB: 1 BB: 1 P: 14	R: 0 E: 1 K: 1 S: 6	H: 1 LOB: 1 BB: 0 P: 6	R: 0 E: 0 K: 1 S: 6	H: 1 LOB: 1 BB: 0 P: 6	1B: 5 2B: 0 3B: 0 HR: 1	SF: 0 SAC: 0 DP: 1 HBP: 0	WP: 0 PB: 0 SB: 2 CS: 0	PA: 34
PITCHER Dick Ellsworth, L ERA: 2.87 (1, 1)	IP: 9.0 WLS: W BF: 34 H: 6 R: 1 ER: 1 SO: 9 BB: 2 IBB: 0 HBP: 0 BLK: 0 WP: 0 HR: 1 S: 50 P: 58 ERA: 1.00 WHIP: 0.889																					

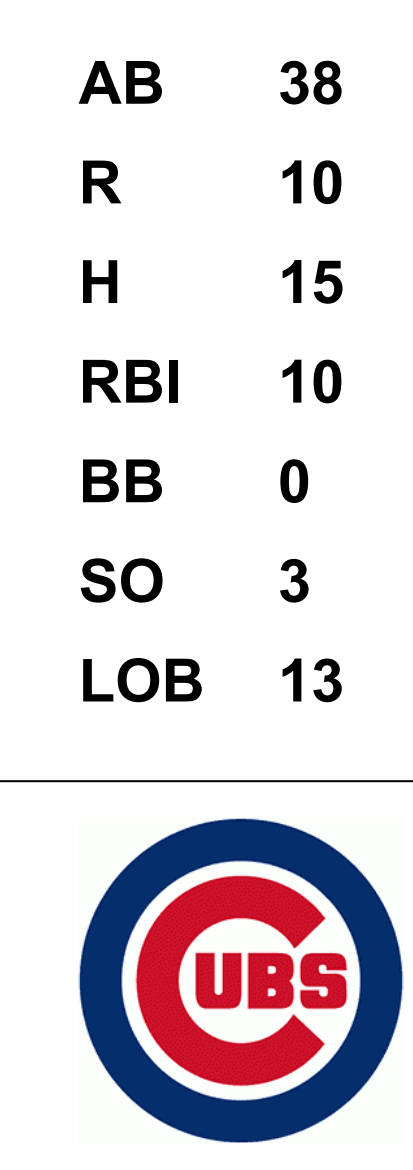
Batter	1	2	3	4	5	6	7	8	9	AB	R	H	RBI	BB	SO	LOB	BOTTOM					
Joey Amalfitano, R OBP: 0.303, SLG: 0.363 (1, 4)	0-0 6-3		0-0 G3			0-0 6-3		0-0 4-3		4	0	0	0	0	0	0	Houston Colt 45's @ Chicago Cubs Wrigley Field, Chicago, IL Sat Jun 27 1964, 3:33 AM CDT Att: 10,732 - Unknown					
Jimmy Stewart, S OBP: 0.331, SLG: 0.306 (1, 6)	0-0 1B		0-0 CS 1B			0-0 1-6-3		0-0 F9		4	0	2	0	0	0	0						
Billy Williams, L OBP: 0.423, SLG: 0.648 (1, 7)	0-0 F5		0-0 CS 1-2		0-0 5-3		0-0 L7		0-0 PB 1B	4	0	1	0	0	0	1						
Ron Santo, R OBP: 0.391, SLG: 0.542 (1, 5)	0-0 F7				0-3 K			0-3 K		4	1	1	1	0	2	2						
14 Ernie Banks, R OBP: 0.332, SLG: 0.479 (1, 3)		0-3 K			0-0 F8			0-0 F4		3	0	0	0	0	1	0						
Len Gabrielson, L OBP: 0.288, SLG: 0.269 (1, 9)		0-0 1B				0-0 F9		0-0 6-3		3	0	1	0	0	0	0						
Billy Cowan, R OBP: 0.286, SLG: 0.429 (1, 8)		0-3 K				0-0 HR		0-0 1B 1B		3	1	2	1	0	1	1						
Dick Bertell, R OBP: 0.323, SLG: 0.322 (1, 2)		0-0 F3				0-0 F4		1-2 1B		3	0	1	0	0	0	1						
Dick Ellsworth, L OBP: 0.093, SLG: 0.059 (1, 1)			0-0 4-3			0-3 K		0-0 L8		3	0	0	0	0	1	2						
Inning Stats	R: 0 E: 0 K: 0 S: 4	H: 1 LOB: 1 BB: 0 P: 4	R: 0 E: 0 K: 2 S: 8	H: 1 LOB: 1 BB: 0 P: 8	R: 0 E: 0 K: 0 S: 3	H: 1 LOB: 0 BB: 0 P: 3	R: 0 E: 0 K: 1 S: 5	H: 0 LOB: 0 BB: 0 P: 5	R: 1 E: 0 K: 1 S: 6	H: 1 LOB: 0 BB: 0 P: 6	R: 0 E: 0 K: 0 S: 3	H: 0 LOB: 0 BB: 0 P: 3	R: 1 E: 0 K: 0 S: 6	H: 3 LOB: 2 BB: 0 P: 6	R: 0 E: 0 K: 1 S: 6	H: 1 LOB: 1 BB: 0 P: 6		R: 0 E: 0 K: 1 S: 6	H: 1 LOB: 1 BB: 0 P: 6	1B: 6 2B: 0 3B: 0 HR: 2	SF: 0 SAC: 0 DP: 0 HBP: 0	WP: 0 PB: 1 SB: 0 CS: 1
PITCHER Turk Farrell, R ERA: 2.83 Hal Woodeshick, L ERA: 2.83 (8, 1)	IP: 7.0 WLS: L BF: 27 H: 7 R: 2 ER: 2 SO: 4 BB: 0 IBB: 0 HBP: 0 BLK: 0 WP: 0 HR: 2 S: 35 P: 35 ERA: 2.57 WHIP: 1.000																					

Batter	1	2	3	4	5	6	7	8	9	AB	R	H	RBI	BB	SO	LOB	TOP					
Al Spangler, L OBP: 0.245, SLG: 0.258 (1, 8)	6-3		3-1		F7			F9		4	0	0	0	0	0	0	Houston Colt 45's @ Chicago Cubs Wrigley Field, Chicago, IL Sun Jun 28 1964, 3:33 AM CDT Unknown					
Nelle Fox, L OBP: 0.325, SLG: 0.346 (1, 4)	L5		F6		5-3			F8		4	0	0	0	0	0	0						
Joe Gaines, R OBP: 0.292, SLG: 0.391 (1, 9)	5-3		F9			5-3		F9		4	0	0	0	0	0	0						
Walt Bond, L OBP: 0.323, SLG: 0.476 (1, 7)		BB 4-3 1B		HR		K		F9		4	1	2	1	0	1	0						
Bob Aspromonte, R OBP: 0.305, SLG: 0.391 (1, 5)		K		K		F8		5-3		4	0	0	0	0	2	1						
Dave Roberts, L OBP: 0.270, SLG: 0.239 (1, 3)		4-3 1-2		K			4-1			3	0	0	0	0	1	1						
Bob Lillis, R OBP: 0.331, SLG: 0.345 (1, 6)		BB BB		1-3				G6-4-3 1B		2	0	1	0	1	0	0						
John Bateman, R OBP: 0.261, SLG: 0.304 (1, 2)		BB BB						G6-4-3 1-2		2	1	1	1	1	0	1						
Hal Brown, R (1, 1)										2	0	0	0	0	1	3						
Don Larsen, R (5, 1)										0	0	0	0	0	0	0						
Rusty Staub, L OBP: 0.272, SLG: 0.316 (8, PH)										1	0	0	0	0	1	0						
Larry Yellen, R (8, 1)										0	0	0	0	0	0	0						
Gordon Jones, R OBP: 1.000, SLG: 1.000 (8, 1)										0	0	0	0	0	0	0						
Inning Stats	R: 0 E: 0 K: 0 S: 3	H: 0 LOB: 0 BB: 0 P: 3	R: 0 E: 0 K: 1 S: 6	H: 1 LOB: 2 BB: 2 P: 14	R: 0 E: 0 K: 0 S: 3	H: 0 LOB: 0 BB: 0 P: 3	R: 1 E: 0 K: 2 S: 8	H: 1 LOB: 0 BB: 0 P: 8	R: 1 E: 0 K: 1 S: 6	H: 1 LOB: 0 BB: 0 P: 6	R: 0 E: 0 K: 1 S: 5	H: 0 LOB: 0 BB: 0 P: 5	R: 0 E: 0 K: 0 S: 3	H: 1 LOB: 0 BB: 0 P: 3	R: 0 E: 0 K: 1 S: 5	H: 0 LOB: 0 BB: 0 P: 5	R: 0 E: 0 K: 0 S: 3	H: 0 LOB: 0 BB: 0 P: 3	1B: 2 2B: 0 3B: 0 HR: 2	SF: 0 SAC: 0 DP: 1 HBP: 0	WP: 0 PB: 0 SB: 0 CS: 0	PA: 32
PITCHER	IP WLS BF H R ER SO BB IBB HBP BLK WP HR S P ERA WHIP																					
Bob Buhl, R ERA: 3.48 (1, 1)	9.0 W 32 4 2 2 6 2 0 0 0 0 2 42 50 2.00 0.667																					

AB	30
R	2
H	4
RBI	2
BB	2
SO	6
LOB	6



Batter	1	2	3	4	5	6	7	8	9	AB	R	H	RBI	BB	SO	LOB	BOTTOM					
Joey Amalfitano, R OBP: 0.309, SLG: 0.388 (1, 4)				5-3		F7		F4		5	0	2	1	0	0	2	Houston Colt 45's @ Chicago Cubs Wrigley Field, Chicago, IL Sun Jun 28 1964, 3:33 AM CDT Unknown					
Jimmy Stewart, S OBP: 0.324, SLG: 0.299 (1, 6)	F6	F7			4-3		6-3	F4		5	0	0	0	0	0	4						
Billy Williams, L OBP: 0.415, SLG: 0.636 (1, 7)	F6				4-3		F2	L8		5	0	0	0	0	0	2						
Ron Santo, R OBP: 0.389, SLG: 0.537 (1, 5)	6-3			6-3			F8			4	1	1	0	0	0	1						
14 Ernie Banks, R OBP: 0.338, SLG: 0.504 (1, 3)		1B		K				E4 1B		4	3	3	2	0	1	0						
Len Gabrielson, L OBP: 0.293, SLG: 0.296 (1, 9)		1B S 2B		S 1B SF9 1B		F8		1B HR 1B		4	3	3	2	0	0	0						
Billy Cowan, R OBP: 0.294, SLG: 0.447 (1, 8)		F8		S 1B				1B HR 1B		4	2	3	1	0	0	1						
Dick Bertell, R OBP: 0.321, SLG: 0.340 (1, 2)		K		F6		K		1B HR		4	1	1	3	0	2	3						
Bob Buhl, R OBP: 0.162, SLG: 0.091 (1, 1)		2B 1B		SF9		6-3		1B		3	0	2	1	0	0	0						
Inning Stats	R: 0 E: 0 K: 0 S: 4	H: 1 LOB: 1 BB: 0 P: 4	R: 2 E: 0 K: 1 S: 9	H: 4 LOB: 2 BB: 0 P: 9	R: 0 E: 0 K: 1 S: 5	H: 0 LOB: 0 BB: 0 P: 5	R: 1 E: 0 K: 0 S: 5	H: 2 LOB: 1 BB: 0 P: 5	R: 2 E: 0 K: 0 S: 5	H: 2 LOB: 0 BB: 0 P: 5	R: 1 E: 0 K: 1 S: 6	H: 1 LOB: 0 BB: 0 P: 6	R: 0 E: 0 K: 0 S: 3	H: 0 LOB: 0 BB: 0 P: 3	R: 4 E: 1 K: 0 S: 8	H: 5 LOB: 1 BB: 0 P: 8		R: 0 E: 0 K: 0 S: 8	H: 0 LOB: 0 BB: 0 P: 8	1B: 8 2B: 4 3B: 0 HR: 3	SF: 1 SAC: 0 DP: 0 HBP: 0	WP: 0 PB: 0 SB: 3 CS: 0
PITCHER	IP WLS BF H R ER SO BB IBB HBP BLK WP HR S P ERA WHIP																					
Hal Brown, R ERA: 4.33 (1, 1)	4.2 L 23 9 5 5 2 0 0 0 0 0 1 27 27 9.64 1.929																					
Don Larsen, R ERA: 3.0 (5, 1)	2.1 8 1 1 1 1 0 0 0 0 0 1 10 10 3.86 0.429																					
Larry Yellen, R ERA: 6.08 (8, 1)	0.0 5 5 4 4 0 0 0 0 0 0 1 5 5 ∞ ∞																					
Gordon Jones, R ERA: 2.45 (8, 1)	1.0 3 0 0 0 0 0 0 0 0 0 0 3 3 0.00 0.000																					



Batter	1	2	3	4	5	6	7	8	9	10	AB	R	H	RBI	BB	SO	LOB	TOP			
Bob Lillis, R OBP: 0.327, SLG: 0.340 Eddie Kasko, R OBP: 0.287, SLG: 0.269	6-3	3-1			5-3		4-3			SH1-4 2B 1B	2	0	0	0	0	0	1				
Al Spangler, L OBP: 0.250, SLG: 0.269	FC3-6 2B		F7		E 1B		4-3			SH1-4	4	0	2	0	0	0	2				
Mike White, R OBP: 0.377, SLG: 0.392	FC3-6 BB		F7		1-2 BB		5-3			HR 2B	3	1	1	1	2	0	2				
Walt Bond, L OBP: 0.325, SLG: 0.488	FC3-6 1-2r 2-3				4-3				F9	HR 2B	5	1	2	2	0	0	4				
Rusty Staub, L OBP: 0.296, SLG: 0.309	4-3		K						F9	HR	5	0	0	0	0	2	3				
Joe Gaines, R OBP: 0.289, SLG: 0.391		E8 2B 1B			6-3				F8	K	5	1	2	0	0	1	0				
Bob Aspromonte, R OBP: 0.304, SLG: 0.393		S 2B			F4				F8	K	4	0	1	1	0	0	1				
Jerry Grote, R OBP: 0.214, SLG: 0.273		3-H 1-3			5-3					K	4	0	0	0	0	1	1				
Don Nottebart, R OBP: 0.067, SLG: 0.034 Hal Woodeshick, R OBP: 0.214, SLG: 0.273		2-3 6-3								K	4	0	1	0	0	0	1				
Inning Stats	R: 0 E: 0 K: 0 S: 4	H: 1 LOB: 2 BB: 1 P: 8	R: 1 E: 1 K: 0 S: 5	H: 2 LOB: 1 BB: 0 P: 5	R: 0 E: 0 K: 1 S: 6	H: 1 LOB: 1 BB: 0 P: 6	R: 0 E: 0 K: 0 S: 3	H: 0 LOB: 0 BB: 0 P: 3	R: 0 E: 1 K: 0 S: 4	H: 1 LOB: 2 BB: 1 P: 8	R: 0 E: 0 K: 0 S: 3	H: 1 LOB: 0 BB: 0 P: 3	R: 0 E: 0 K: 0 S: 3	H: 0 LOB: 0 BB: 0 P: 3	R: 0 E: 0 K: 0 S: 3	H: 0 LOB: 0 BB: 0 P: 3	R: 3 E: 0 K: 2 S: 10	H: 3 LOB: 0 BB: 0 P: 10	1B: 7 2B: 3 3B: 0 HR: 1	SF: 0 SAC: 1 DP: 0 HBP: 0	WP: 0 PA: 42
PITCHER	IP WLS BF H R ER SO BB IBB HBP BLK WP HR S P ERA WHIP	8.0 L 6 2 2 0 0 0 0 0 0 0 0 0 6 6 13.50 1.500	1.1 L 3 1 1 1 2 0 0 0 0 0 0 1 7 7 13.50 1.500	0.2 S 3 1 1 1 2 0 0 0 0 0 0 0 1 7 7 13.50 1.500																	

Houston Colt 45s @ Chicago Cubs
Wrigley Field, Chicago, IL
Sun Jun 28 1964, 3:38 AM CDT
Att: 21,956 - Unknown

AB	39
R	4
H	11
RBI	4
BB	2
SO	4
LOB	15



Batter	1	2	3	4	5	6	7	8	9	10	AB	R	H	RBI	BB	SO	LOB	BOTTOM			
Joey Amalfitano, R OBP: 0.303, SLG: 0.371	4-3		FC4-6 1-2r			G6-4-3 BB		4-3		K	4	0	0	0	1	1	4				
Jimmy Stewart, S OBP: 0.318, SLG: 0.293	1-3		L5			G6-4-3 1-2r				FC6-4 1-2r	5	0	0	0	0	0	5				
Billy Williams, L OBP: 0.413, SLG: 0.634	3-1				4-1					K	4	0	1	0	0	1	0				
Ron Santo, R OBP: 0.391, SLG: 0.557					5-3					HR	4	1	2	1	0	0	1				
14 Ernie Banks, R OBP: 0.333, SLG: 0.496		G2			K					F4	4	0	0	0	0	1	1				
Len Gabrielson, L OBP: 0.291, SLG: 0.293		K				F9				1B 1B 1B	4	0	1	0	0	1	1				
Billy Cowan, R OBP: 0.297, SLG: 0.448		4-3				F6				1B 1B 1B	4	0	2	0	0	0	1				
Dick Bertell, R OBP: 0.318, SLG: 0.335 Doug Clemens, L OBP: 0.296, SLG: 0.407 Lindy McDaniel, R OBP: 0.296, SLG: 0.407 Bobby Shantz, R OBP: 0.389, SLG: 0.500 Leo Burke, R OBP: 0.389, SLG: 0.500			K			4-3				FC6-4 1B	2	0	0	0	0	1	1				
Ernie Broglio, R OBP: 0.214, SLG: 0.192 Vic Roznovsky, L OBP: 0.214, SLG: 0.192						F9				F8	2	0	1	0	0	0	1				
Billy Ott, S OBP: 0.214, SLG: 0.269			FC4-6 1B			F9				F8	1	0	0	0	0	0	3				
Inning Stats	R: 0 E: 0 K: 0 S: 3	H: 0 LOB: 0 BB: 0 P: 3	R: 0 E: 0 K: 1 S: 6	H: 1 LOB: 1 BB: 0 P: 6	R: 0 E: 0 K: 1 S: 6	H: 1 LOB: 1 BB: 0 P: 6	R: 0 E: 0 K: 0 S: 5	H: 0 LOB: 0 BB: 0 P: 5	R: 0 E: 0 K: 0 S: 4	H: 1 LOB: 1 BB: 1 P: 4	R: 0 E: 0 K: 0 S: 3	H: 1 LOB: 0 BB: 0 P: 3	R: 0 E: 0 K: 0 S: 3	H: 0 LOB: 0 BB: 0 P: 3	R: 1 E: 0 K: 1 S: 6	H: 1 LOB: 0 BB: 0 P: 6	R: 0 E: 0 K: 1 S: 8	H: 3 LOB: 3 BB: 0 P: 8	1B: 5 2B: 1 3B: 1 HR: 1	SF: 0 SAC: 0 DP: 1 HBP: 0	WP: 0 PA: 38
PITCHER	IP WLS BF H R ER SO BB IBB HBP BLK WP HR S P ERA WHIP	9.0 W 33 6 1 1 4 1 0 0 0 0 0 0 40 44 1.00 0.778	1.0 S 5 2 0 0 1 0 0 0 0 0 0 0 7 7 0.00 2.000																		

Houston Colt 45s @ Chicago Cubs
Wrigley Field, Chicago, IL
Sun Jun 28 1964, 3:38 AM CDT
Att: 21,956 - Unknown

AB	37
R	1
H	8
RBI	1
BB	1
SO	5
LOB	18



Batter	1	2	3	4	5	6	7	8	9	AB	R	H	RBI	BB	SO	LOB	TOP		
Pete Rose, S OBP: 0.298, SLG: 0.275 (1, 4)	L7			6-3			FC3-6 1B		1-3	4	0	1	0	0	0	0	Cincinnati Reds @ Chicago Cubs Wrigley Field, Chicago, IL Tue Jun 30 1964, 3:33 AM CDT Att: 8,380 - Unknown livebaseballscorecards.com		
Marty Keough, L OBP: 0.312, SLG: 0.408 (1, 9)	K			F7			FC3-6 FC3-6 1-2†			3	0	0	0	0	1	1			
Vada Pinson, L OBP: 0.341, SLG: 0.457 (1, 8)	L7			F6			FC3-6 FC4-6 1-2†			3	0	0	0	0	0	1			
Frank Robinson, R OBP: 0.377, SLG: 0.524 (1, 7)		4-3			F9		FC4-6 1-2†			3	0	0	0	0	0	1			
Johnny Edwards, L OBP: 0.350, SLG: 0.415 (1, 2)		1-3			1-3			F7		3	0	0	0	0	0	0			
Leo Cardenas, R OBP: 0.326, SLG: 0.416 (1, 6)	K				6-3			K		3	0	0	0	0	2	0			
Deron Johnson, R OBP: 0.372, SLG: 0.510 (1, 3)			5-3			K		G3		3	0	0	0	0	1	0			
Steve Boros, R OBP: 0.341, SLG: 0.350 (1, 5)		5-3				G3		4-3		3	0	0	0	0	0	0			
Joey Jay, S Gordy Coleman, L (9, PH) OBP: 0.302, SLG: 0.388 (1, 1)			1-3			K		F5		2	0	0	0	0	1	0			
Inning Stats	R: 0 E: 0 K: 1 S: 5	H: 0 LOB: 0 BB: 0 P: 5	R: 0 E: 0 K: 1 S: 5	H: 0 LOB: 0 BB: 0 P: 5	R: 0 E: 0 K: 0 S: 3	H: 0 LOB: 0 BB: 0 P: 3	R: 0 E: 0 K: 0 S: 3	H: 0 LOB: 0 BB: 0 P: 3	R: 0 E: 0 K: 2 S: 7	H: 0 LOB: 0 BB: 0 P: 7	R: 0 E: 0 K: 0 S: 4	H: 1 LOB: 1 BB: 0 P: 4	R: 0 E: 0 K: 1 S: 5	H: 0 LOB: 0 BB: 0 P: 5	R: 0 E: 0 K: 0 S: 3	H: 0 LOB: 0 BB: 0 P: 3	1B: 1 2B: 0 3B: 0 HR: 0	SF: 0 SAC: 0 DP: 0 HBP: 0	WP: 0 PA: 28 PB: 0 SB: 0 CS: 0
PITCHER Larry Jackson, R ERA: 3.12 (1, 1)	IP: 9.0 WLS: W BF: 28 H: 1 R: 0 ER: 0 SO: 5 BB: 0 IBB: 0 HBP: 0 BLK: 0 WP: 0 HR: 0 S: 38 P: 38 ERA: 0.00 WHIP: 0.111															PITCHER Larry Jackson, R ERA: 3.12 (1, 1)	IP: 9.0 WLS: W BF: 28 H: 1 R: 0 ER: 0 SO: 5 BB: 0 IBB: 0 HBP: 0 BLK: 0 WP: 0 HR: 0 S: 38 P: 38 ERA: 0.00 WHIP: 0.111		


Batter	1	2	3	4	5	6	7	8	9	AB	R	H	RBI	BB	SO	LOB	BOTTOM		
Joey Amalfitano, R OBP: 0.280, SLG: 0.340 (1, 4)	F3		6-3			F8		K		4	0	0	0	0	1	2	Cincinnati Reds @ Chicago Cubs Wrigley Field, Chicago, IL Tue Jun 30 1964, 3:33 AM CDT Att: 8,380 - Unknown livebaseballscorecards.com		
Jimmy Stewart, S OBP: 0.323, SLG: 0.301 (1, 6)	2B			F8		E8 1-3 2-H 1B		5-3		4	0	2	1	0	0	0			
Billy Williams, L OBP: 0.407, SLG: 0.620 (1, 7)	L7			G3		IBB				2	0	0	0	1	0	1			
Ron Santo, R OBP: 0.385, SLG: 0.549 (1, 5)	F5			K		K				3	0	0	0	0	2	4			
14 Ernie Banks, R OBP: 0.328, SLG: 0.486 (1, 3)		F8			6-3	F8				3	0	0	0	0	0	3			
Len Gabrielson, L OBP: 0.279, SLG: 0.280 (1, 9)		4-3			G3		F2			3	0	0	0	0	0	0			
Billy Cowan, R OBP: 0.293, SLG: 0.437 (1, 8)		6-3			F8		K			3	0	0	0	0	1	0			
Dick Bertell, R OBP: 0.318, SLG: 0.350 (1, 2)			K			SH E BB		F8		2	1	0	0	1	1	0			
Larry Jackson, R OBP: 0.146, SLG: 0.170 (1, 1)			5-3			SH E 1-2		5-3		2	0	0	0	0	0	0			
Inning Stats	R: 0 E: 0 K: 0 S: 4	H: 1 LOB: 1 BB: 0 P: 4	R: 0 E: 0 K: 0 S: 3	H: 0 LOB: 0 BB: 0 P: 3	R: 0 E: 0 K: 1 S: 5	H: 0 LOB: 0 BB: 0 P: 5	R: 0 E: 0 K: 1 S: 5	H: 0 LOB: 0 BB: 0 P: 5	R: 0 E: 0 K: 1 S: 5	H: 0 LOB: 0 BB: 0 P: 5	R: 0 E: 0 K: 1 S: 5	H: 0 LOB: 0 BB: 0 P: 5	R: 0 E: 0 K: 1 S: 5	H: 0 LOB: 0 BB: 0 P: 5	R: 0 E: 0 K: 1 S: 5	H: 0 LOB: 0 BB: 0 P: 5	1B: 1 2B: 1 3B: 0 HR: 0	SF: 0 SAC: 1 DP: 0 HBP: 0	WP: 0 PA: 29 PB: 0 SB: 0 CS: 0
PITCHER Joey Jay, R ERA: 3.85 (1, 1)	IP: 8.0 WLS: L BF: 29 H: 2 R: 1 ER: 1 SO: 5 BB: 1 IBB: 1 HBP: 0 BLK: 0 WP: 0 HR: 0 S: 37 P: 45 ERA: 1.12 WHIP: 0.375															PITCHER Joey Jay, R ERA: 3.85 (1, 1)	IP: 8.0 WLS: L BF: 29 H: 2 R: 1 ER: 1 SO: 5 BB: 1 IBB: 1 HBP: 0 BLK: 0 WP: 0 HR: 0 S: 37 P: 45 ERA: 1.12 WHIP: 0.375		

Batter	1	2	3	4	5	6	7	8	9	10	AB	R	H	RBI	BB	SO	LOB					
Joye Amalfitano, R OBP: 0.286, SLG: 0.353 (1, 4)	K		L8				SH 2B		K		5	1	2	0	0	2	1					
Jimmy Stewart, S OBP: 0.320, SLG: 0.297 Andre Rodgers, R OBP: 0.311, SLG: 0.379 (1, 6) (8, 6)	F2		K		1-3		SH FC4-6 2-H		K		3	0	0	0	0	1	3					
Billy Williams, L OBP: 0.403, SLG: 0.623 (1, 7)	6-3			5-3			FC4-6 1B 1-2		F8		1	0	0	0	0	1	0					
Ron Santo, R OBP: 0.385, SLG: 0.570 (1, 5)		HR		HR			F6		K		5	2	2	2	0	1	1					
14 Ernie Banks, R OBP: 0.330, SLG: 0.485 (1, 3)		4-3		F4			FC6-4 1B 1B		F8		5	1	2	0	0	0	0					
Len Gabrielson, L OBP: 0.278, SLG: 0.279 Leo Burke, R OBP: 0.368, SLG: 0.471 (1, 9) (10, PH) (10, 9)		L6		1-3			FC6-4 1B 1-2		F8		4	0	1	0	0	0	2					
Billy Cowan, R OBP: 0.292, SLG: 0.438 (1, 8)		K					FC6-4 1B 1-2 2-3		4-3		4	0	1	0	0	1	2					
Dick Bertell, R OBP: 0.322, SLG: 0.354 (1, 2)				FC1-6 1B			5-3		K		4	0	2	1	0	1	1					
Dick Ellsworth, L OBP: 0.088, SLG: 0.055 (1, 1)				FC1-6 1-2			K G1		K		4	0	0	0	0	2	4					
Inning Stats	R: 0 E: 0 K: 1 S: 5	H: 0 LOB: 0 BB: 0 P: 5	R: 1 E: 0 K: 1 S: 6	H: 1 LOB: 0 BB: 0 P: 6	R: 0 E: 0 K: 1 S: 6	H: 1 LOB: 1 BB: 0 P: 6	R: 1 E: 0 K: 0 S: 4	H: 1 LOB: 0 BB: 0 P: 4	R: 0 E: 0 K: 1 S: 7	H: 2 LOB: 2 BB: 0 P: 7	R: 2 E: 0 K: 0 S: 7	H: 4 LOB: 2 BB: 0 P: 7	R: 1 E: 1 K: 1 S: 8	H: 2 LOB: 2 BB: 0 P: 8	R: 0 E: 0 K: 2 S: 7	H: 0 LOB: 0 BB: 0 P: 7	R: 0 E: 0 K: 2 S: 3	H: 0 LOB: 0 BB: 0 P: 3	1B: 6 2B: 2 3B: 0 HR: 3	SF: 0 SAC: 1 DP: 0 HBP: 0	WP: 0 PB: 0 SB: 0 CS: 0	PA: 42
PITCHER	IP 6.0	WLS 29	H 10	R 5	ER 5	SO 4	BB 0	IBB 0	HBP 0	BLK 0	WP 0	HR 3	S 37	P 37	ERA 7.50	WHIP 1.667						
Bob Purkey, R ERA: 3.66 (1, 1)	1.0	4	1	0	0	1	0	0	0	0	0	0	6	6	0.00	1.000						
Ryne Duren, R ERA: 3.15 (7, 1)	2.0	6	0	0	0	4	0	0	0	0	0	0	14	14	0.00	0.000						
Sammy Ellis, R ERA: 4.04 (8, 1)	1.0	3	0	0	0	0	0	0	0	0	0	0	3	3	0.00	0.000						
Bill Henry, L ERA: 1.64 (10, 1)																						

Chicago Cubs @ Cincinnati Reds
Crosley Field, Cincinnati, OH
Wed Jul 01 1964, 7:05 PM EDT
Att: 7,642 - Unknown

livebaseballscorecards.com

AB 41
R 5
H 11
RBI 4
BB 0
SO 9
LOB 15




WP: 0 PA: 42
PB: 0
SB: 0
CS: 0

Batter	1	2	3	4	5	6	7	8	9	10	AB	R	H	RBI	BB	SO	LOB							
Pete Rose, S OBP: 0.302, SLG: 0.292 (1, 4)	K		FC6-4 1B		F4		5-3		1B E SF9 1B	HR	6	2	3	1	0	1	0							
Tommy Harper, R OBP: 0.320, SLG: 0.301 (1, 7)	F8		FC6-4 1-2 S		F6		1B 1B		E1 S 3B		5	1	1	0	0	0	2							
Vada Pinson, L OBP: 0.342, SLG: 0.456 (1, 8)	K		K				4-3 1B		3B 1B		5	1	2	0	0	2	1							
Frank Robinson, R OBP: 0.381, SLG: 0.524 (1, 9)		SH3-4 FC3-2 BB		1B 1B		WP SF7 BB		F9	SF9		2	1	1	1	2	0	2							
Deron Johnson, R OBP: 0.373, SLG: 0.520 (1, 3)		E6 FC3-2 SH3-4 1-2		F7		WP 1B		6-3	3B		5	0	2	2	0	0	2							
Leo Cardenas, R OBP: 0.332, SLG: 0.416 (1, 6)		SH3-4 1-2 2-3		1B		1B BB		1-3	1B		2	0	1	0	2	0	0							
Johnny Edwards, L OBP: 0.344, SLG: 0.408 (1, 2)		FC3-2 2-3 3-H		K		SF7		F6	1-3		4	0	0	1	0	1	6							
Steve Boros, R OBP: 0.331, SLG: 0.340 (1, 5)		K		3-1		1-3			E6 1B E	L8	5	1	0	0	0	1	6							
Bob Purkey, R ERA: 3.66 (7, 1)	1.0								F9		2	0	0	0	0	1	0							
Ryne Duren, R ERA: 3.15 (7, PH)	2.0								F9		0	0	0	0	0	0	0							
Johnny Temple, R ERA: 4.04 (8, 1)	1.0								F9		0	0	0	0	0	0	0							
Bobby Klaus, R ERA: 3.22 (8, PH)	2.0								F9		0	0	0	0	0	0	1							
Bill Henry, L ERA: 1.64 (10, 1)	1.0								F9		0	0	0	0	0	0	0							
Marty Keough, L ERA: 3.06, SLG: 0.403 (10, PH)									F9		1	0	0	0	0	0	0							
Inning Stats	R: 0 E: 0 K: 2 S: 7	H: 0 LOB: 0 BB: 0 P: 7	R: 0 E: 1 K: 1 S: 6	H: 0 LOB: 2 BB: 1 P: 10	R: 0 E: 0 K: 1 S: 6	H: 1 LOB: 1 BB: 0 P: 6	R: 0 E: 0 K: 1 S: 7	H: 2 LOB: 2 BB: 0 P: 7	R: 0 E: 0 K: 1 S: 5	H: 0 LOB: 0 BB: 0 P: 5	R: 1 E: 0 K: 0 S: 4	H: 1 LOB: 2 BB: 2 P: 12	R: 0 E: 0 K: 0 S: 5	H: 2 LOB: 2 BB: 0 P: 5	R: 0 E: 0 K: 0 S: 3	H: 0 LOB: 0 BB: 0 P: 3	R: 4 E: 2 K: 0 S: 8	H: 3 LOB: 2 BB: 1 P: 12	R: 1 E: 0 K: 0 S: 3	H: 1 LOB: 0 BB: 0 P: 3	1B: 8 2B: 0 3B: 1 HR: 1	SF: 2 SAC: 1 DP: 0 HBP: 0	WP: 1 PB: 0 SB: 2 CS: 0	PA: 46
PITCHER	IP 9.2	WLS L 46	H 10	R 6	ER 2	SO 6	BB 3	IBB 1	HBP 0	BLK 0	WP 1	HR 1	S 54	P 70	ERA 1.86	WHIP 1.345								
Dick Ellsworth, L ERA: 2.8 (1, 1)																								

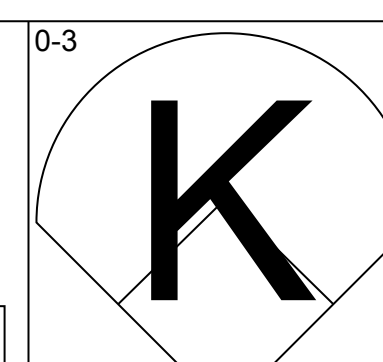
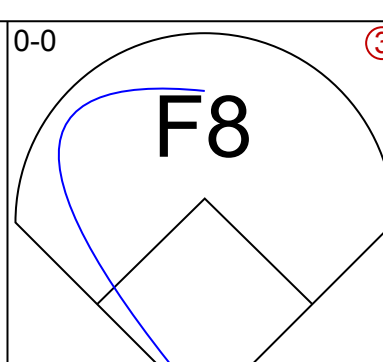
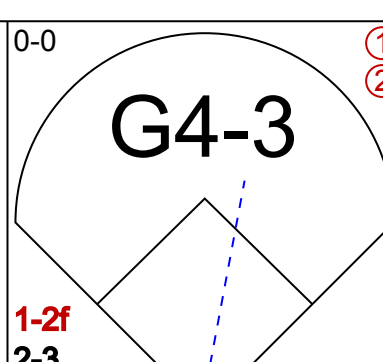
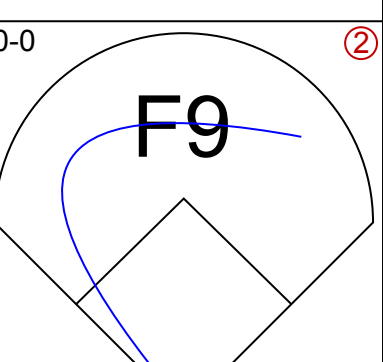

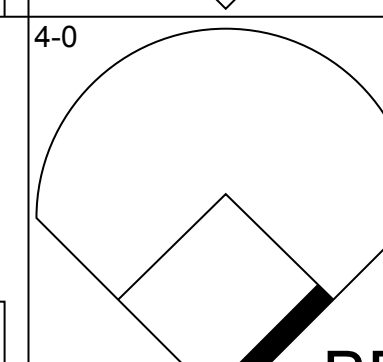
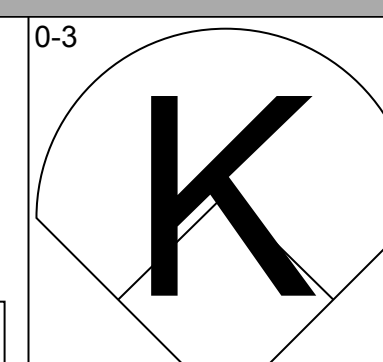
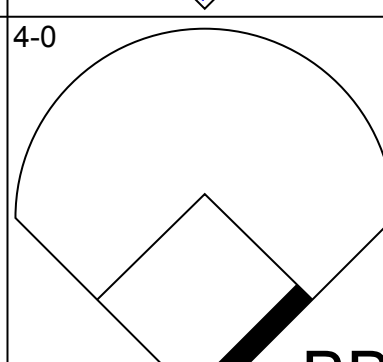
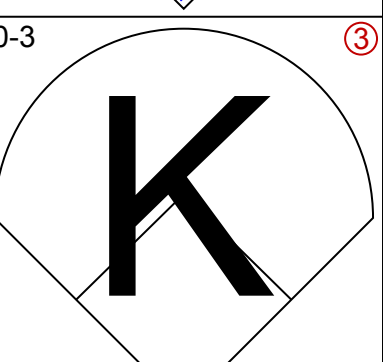
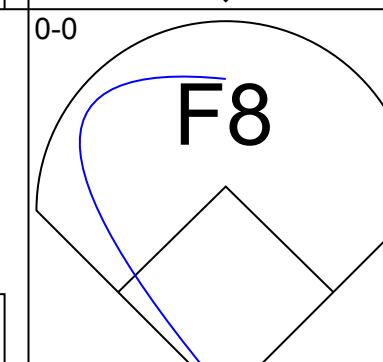
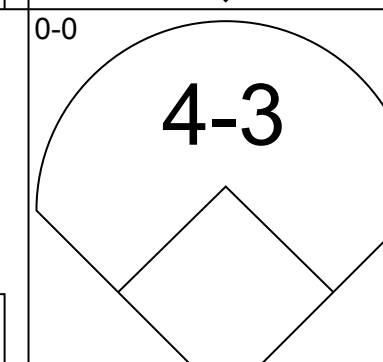
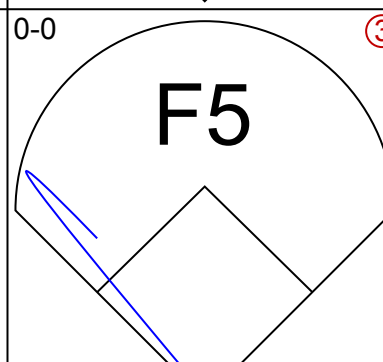
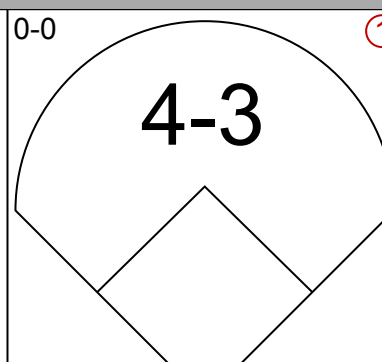
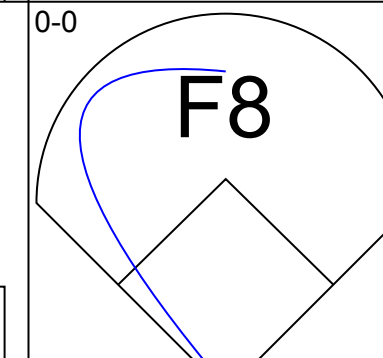
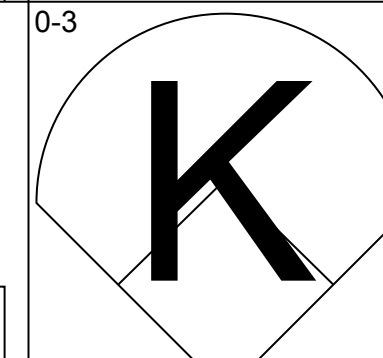
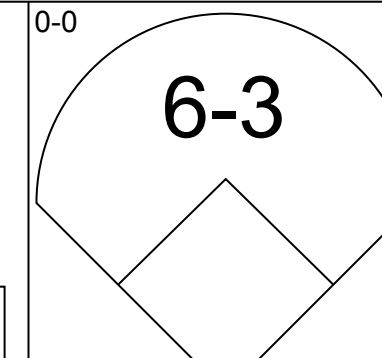
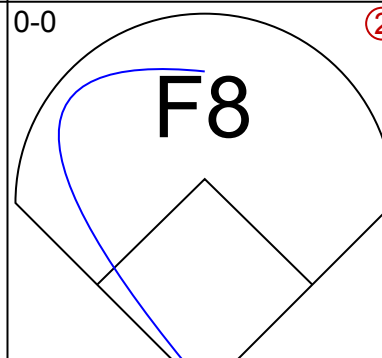
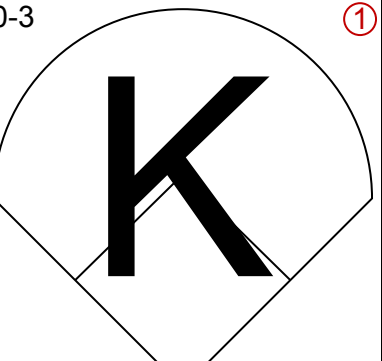
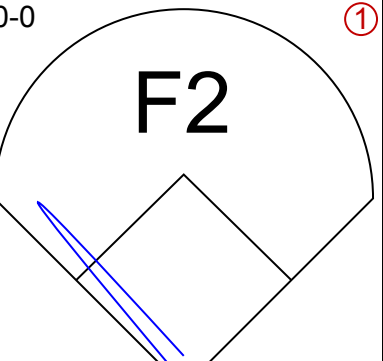
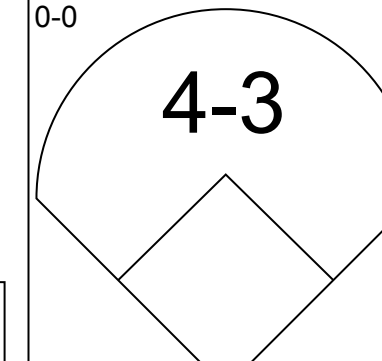
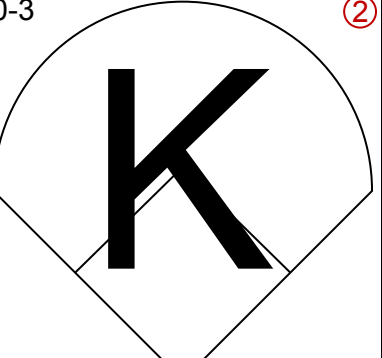
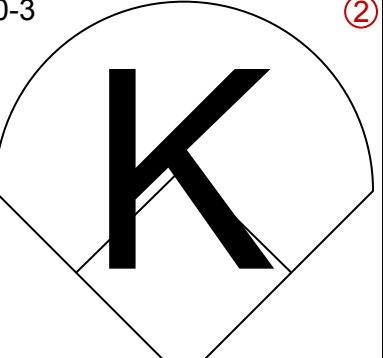
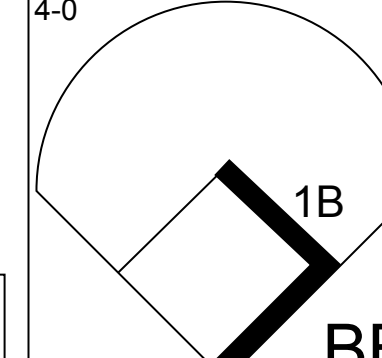
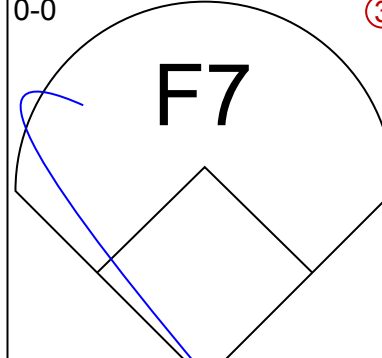
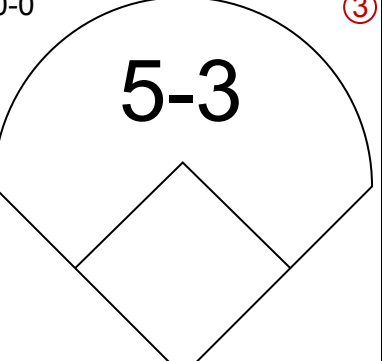
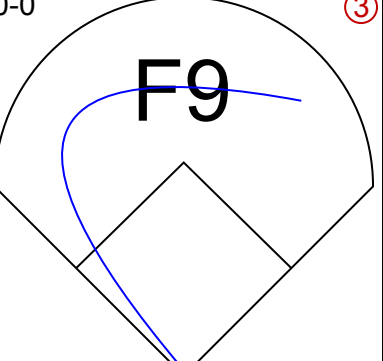
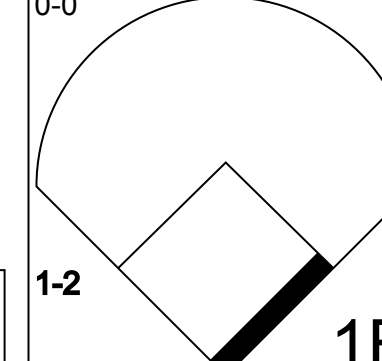
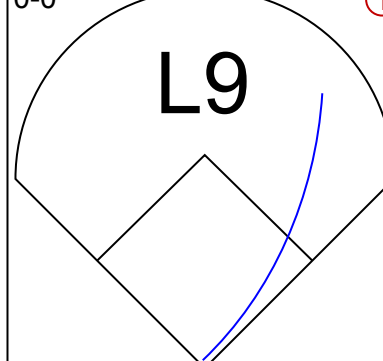
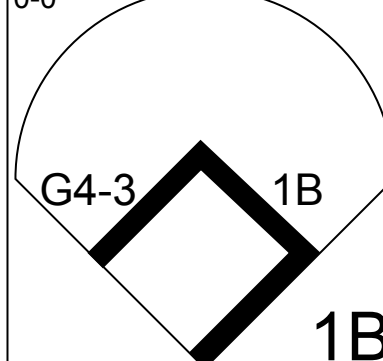
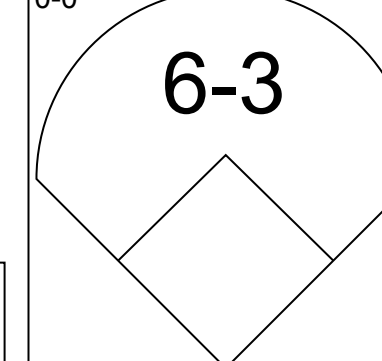

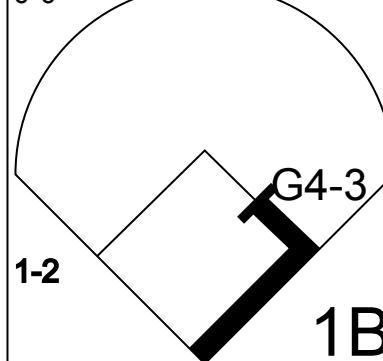
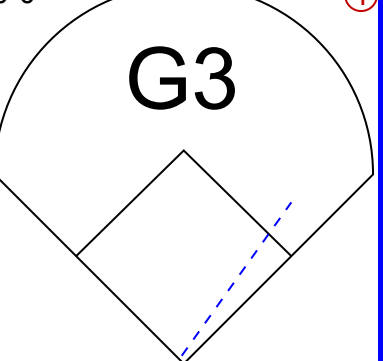
Chicago Cubs @ Cincinnati Reds
Crosley Field, Cincinnati, OH
Wed Jul 01 1964, 7:05 PM EDT
Att: 7,642 - Unknown

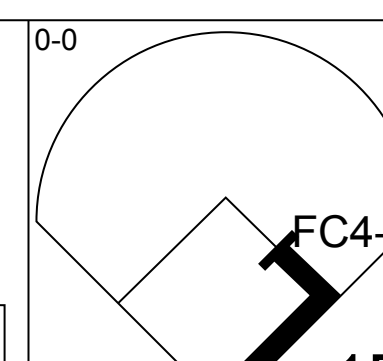
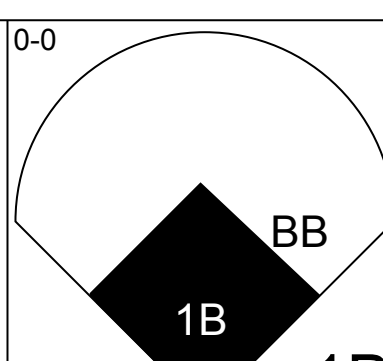
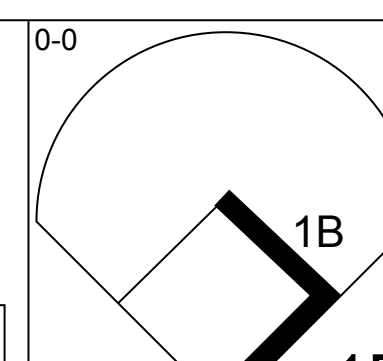
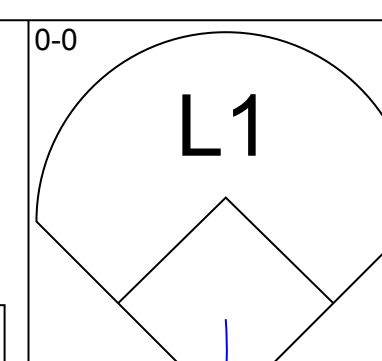

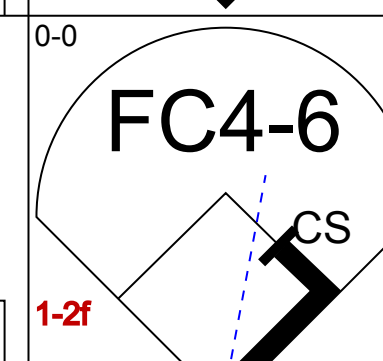
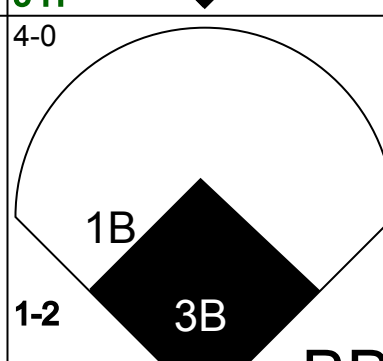
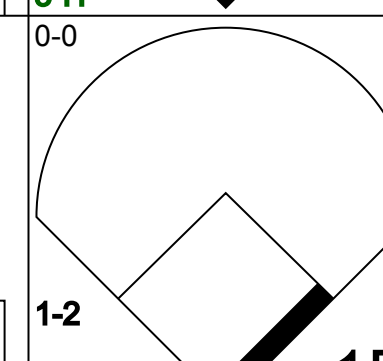
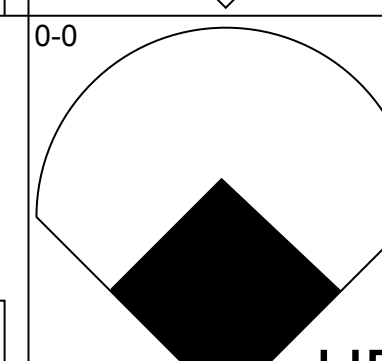
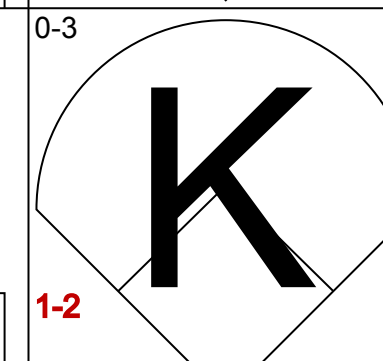
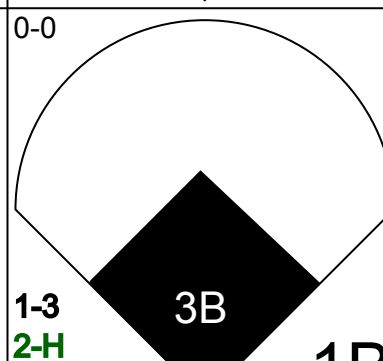
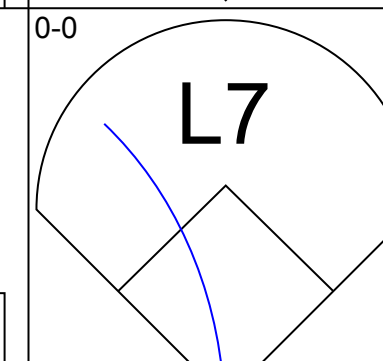
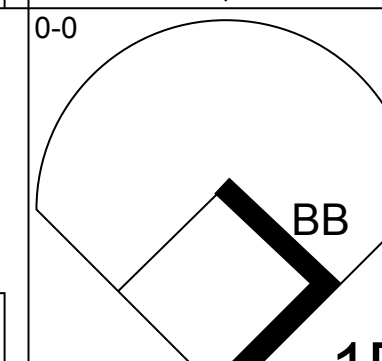
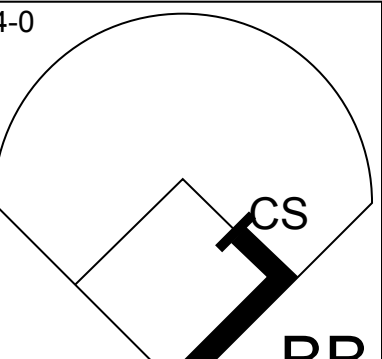
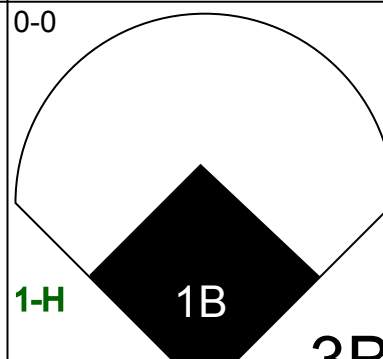
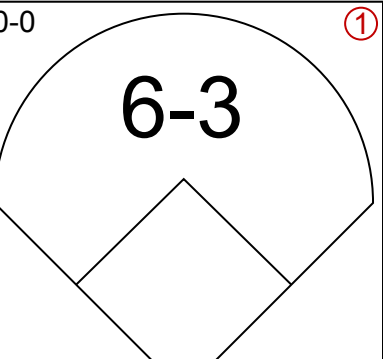
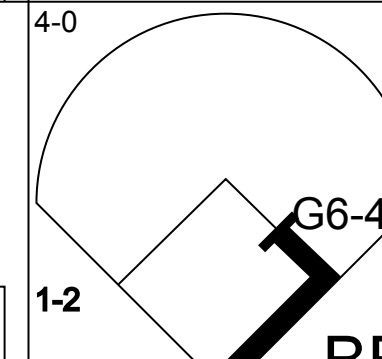
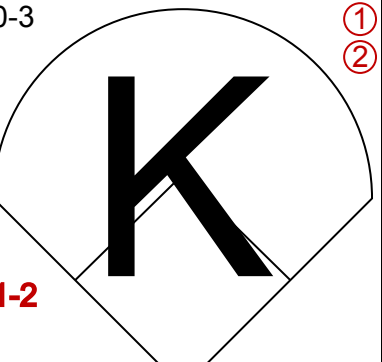
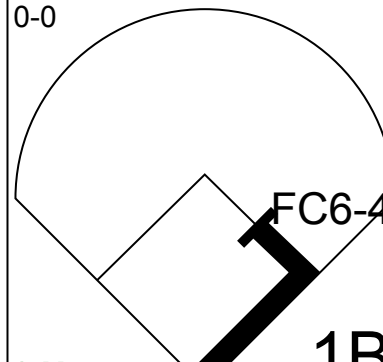
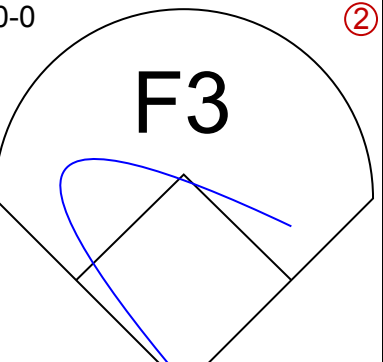
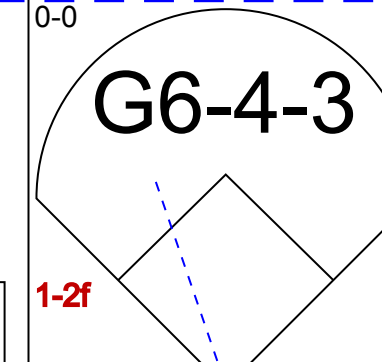
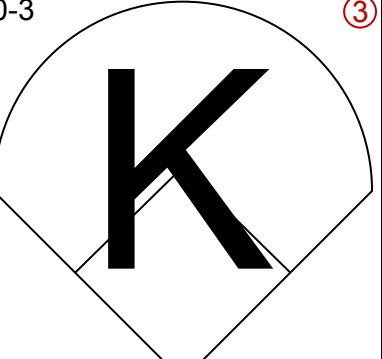
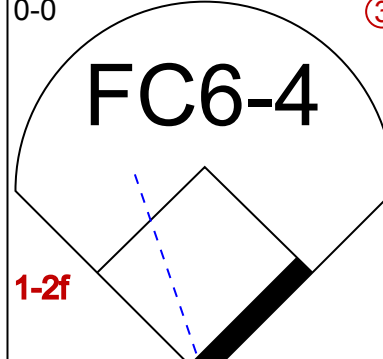
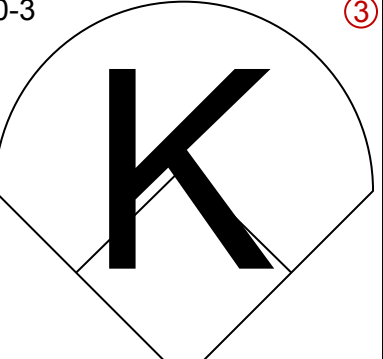
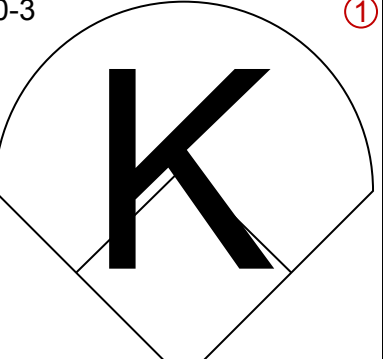
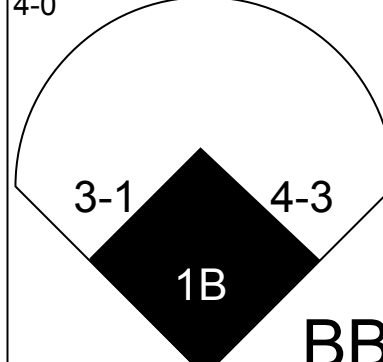
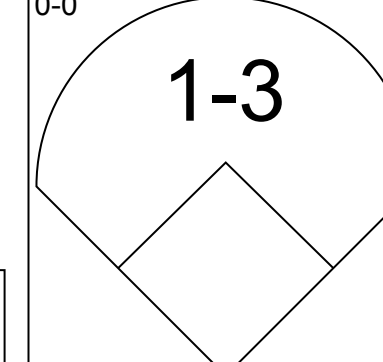
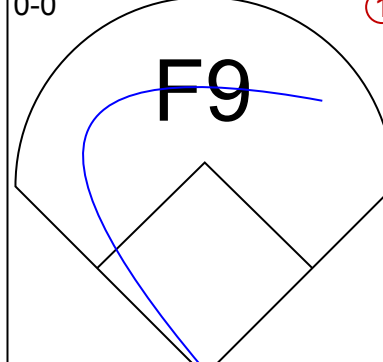
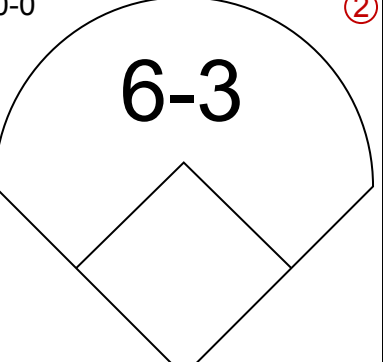
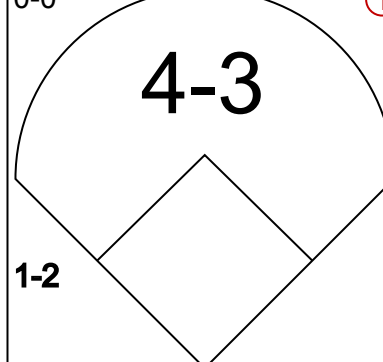
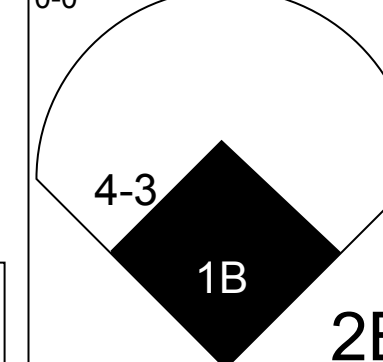
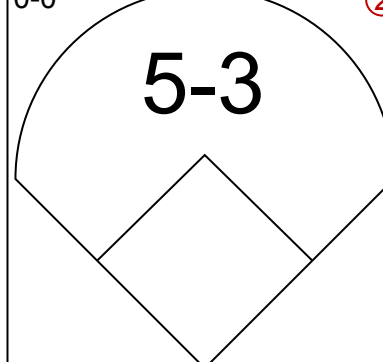
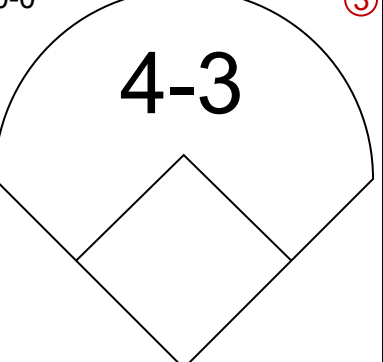
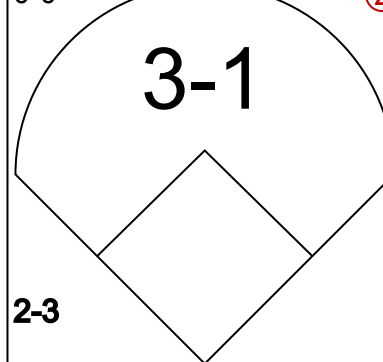
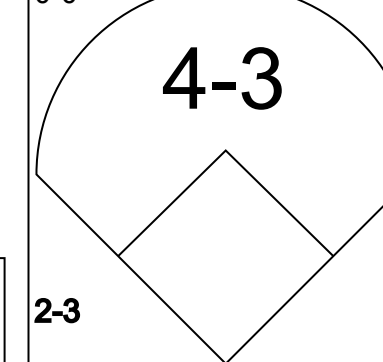
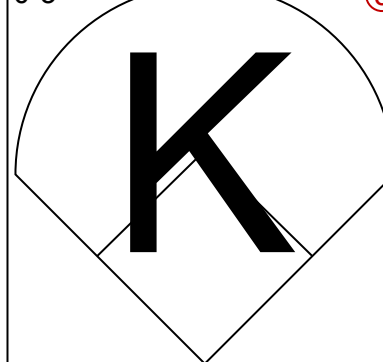
livebaseballscorecards.com

AB 39
R 6
H 10
RBI 5
BB 4
SO 6
LOB 20




WP: 1 PA: 46
PB: 0
SB: 2
CS: 0


Batter	1	2	3	4	5	6	7	8	9	AB	R	H	RBI	BB	SO	LOB	TOP
Joey Amalfitano, R OBP: 0.276, SLG: 0.340 (1, 4)										4	0	0	0	0	1	2	<p>Chicago Cubs @ Cincinnati Reds Crosley Field, Cincinnati, OH Thu Jul 02 1964, 7:05 PM EDT Att: 6,814 - Unknown</p> <p>livebaseballscores.com</p> <p>AB 30 R 0 H 4 RBI 0 BB 3 SO 8 LOB 9</p> 
Jimmy Stewart, S OBP: 0.322, SLG: 0.295 (1, 6)										2	0	0	0	2	0		
Billy Williams, L OBP: 0.398, SLG: 0.614 (1, 7)										4	0	0	0	0	3		
Ron Santo, R OBP: 0.380, SLG: 0.561 (1, 5)										4	0	0	0	0	1		
14 Ernie Banks, R OBP: 0.329, SLG: 0.481 (1, 3)										4	0	1	0	0	1	0	
Len Gabrielson, L OBP: 0.277, SLG: 0.270 (1, 9)										3	0	0	0	1	2	1	
Billy Cowan, R OBP: 0.293, SLG: 0.437 (1, 8)										3	0	1	0	0	0	0	
Dick Bertell, R OBP: 0.322, SLG: 0.353 (1, 2)										3	0	1	0	0	0	2	
Ernie Broglio, R Wayne Schurr, R Billy Ott, S Sterling Slaughter, R Don Elston, R Doug Clemens, L Lindy McDaniel, R (1, 1) (3, 1) (6, PH) (6, 1) (7, 1) (8, PH) (8, 1)										1	0	0	0	0	1	0	
Inning Stats	R: 0 E: 0 K: 1 S: 5	H: 0 LOB: 1 BB: 1 P: 9	R: 0 E: 0 K: 2 S: 7	H: 0 LOB: 0 BB: 0 P: 7	R: 0 E: 0 K: 1 S: 5	H: 0 LOB: 0 BB: 0 P: 5	R: 0 E: 0 K: 2 S: 7	H: 2 LOB: 2 BB: 1 P: 8	R: 0 E: 0 K: 0 S: 4	H: 1 LOB: 2 BB: 1 P: 8	R: 0 E: 0 K: 1 S: 5	H: 0 LOB: 0 BB: 0 P: 5	R: 0 E: 0 K: 0 S: 4	H: 1 LOB: 1 BB: 0 P: 4	1B: 4 2B: 0 3B: 0 HR: 0	SF: 0 SAC: 0 DP: 1 HBP: 0	
PITCHER Jim Maloney, R ERA: 2.46 (1, 1)	IP: 9.0 WLS: W BF: 33 H: 4 R: 0 ER: 0 SO: 8 BB: 3 IBB: 0 HBP: 0 BLK: 0 WP: 0 HR: 0 S: 46 P: 58 ERA: 0.00 WHIP: 0.778																

Batter	1	2	3	4	5	6	7	8	9	AB	R	H	RBI	BB	SO	LOB	BOTTOM
Pete Rose, S OBP: 0.309, SLG: 0.299 (1, 4)										4	1	3	2	0	0	0	<p>Chicago Cubs @ Cincinnati Reds Crosley Field, Cincinnati, OH Thu Jul 02 1964, 7:05 PM EDT Att: 6,814 - Unknown</p> <p>livebaseballscores.com</p> <p>AB 31 R 7 H 10 RBI 7 BB 4 SO 6 LOB 11</p> 
Marty Keough, L OBP: 0.325, SLG: 0.453 (1, 9)										3	2	2	1	1	0	1	
Vada Pinson, L OBP: 0.344, SLG: 0.457 (1, 8)										4	1	2	1	0	1	3	
Frank Robinson, R OBP: 0.386, SLG: 0.532 (1, 7)										2	1	1	2	2	0	0	
Leo Cardenas, R OBP: 0.331, SLG: 0.414 (1, 6)										4	0	1	1	0	1	3	
Deron Johnson, R OBP: 0.384, SLG: 0.506 (1, 3)										4	0	0	0	0	3	1	
Johnny Edwards, L OBP: 0.342, SLG: 0.403 (1, 2)										3	1	0	0	1	0	0	
Steve Boros, R OBP: 0.330, SLG: 0.343 (1, 5)										4	1	1	0	0	0	1	
Jim Maloney, L OBP: 0.195, SLG: 0.108 (1, 1)										3	0	0	0	0	1	2	
Inning Stats	R: 0 E: 0 K: 1 S: 5	H: 1 LOB: 0 BB: 0 P: 5	R: 0 E: 0 K: 2 S: 6	H: 0 LOB: 1 BB: 1 P: 10	R: 5 E: 0 K: 0 S: 7	H: 4 LOB: 1 BB: 2 P: 15	R: 1 E: 0 K: 0 S: 6	H: 3 LOB: 2 BB: 0 P: 6	R: 0 E: 0 K: 1 S: 5	H: 0 LOB: 0 BB: 0 P: 5	R: 1 E: 0 K: 0 S: 4	H: 2 LOB: 1 BB: 1 P: 8	R: 0 E: 0 K: 1 S: 5	H: 0 LOB: 0 BB: 0 P: 5	1B: 7 2B: 2 3B: 1 HR: 1	SF: 0 SAC: 0 DP: 2 HBP: 0	
PITCHER Ernie Broglio, R Wayne Schurr, R Sterling Slaughter, R Don Elston, R Lindy McDaniel, R (1, 1) (3, 1) (6, 1) (7, 1) (8, 1)	IP: 2.2 WLS: L BF: 10 H: 3 R: 1 ER: 1 SO: 3 BB: 0 IBB: 0 HBP: 0 BLK: 0 WP: 0 HR: 0 S: 12 P: 12 ERA: 3.86 WHIP: 1.286																

Batter	1	2	3	4	5	6	7	8	9	AB	R	H	RBI	BB	SO	LOB	TOP				
Joey Amalfitano, R OBP: 0.275, SLG: 0.355 (1, 4)	6-3		F8			F8				4	1	1	0	0	0	2	Chicago Cubs @ Milwaukee Braves Milwaukee County Stadium, Milwaukee, WI Fri Jul 03 1964, 4:33 AM EDT Att: 18,583 - Unknown livebaseballscores.com				
Jimmy Stewart, S OBP: 0.325, SLG: 0.298 (1, 6)	1B		F9			1B		K		4	1	2	1	0	1	0					
Billy Williams, L OBP: 0.396, SLG: 0.613 (1, 7)	K			4-3		4-3				4	0	1	0	0	1	2					
Ron Santo, R OBP: 0.382, SLG: 0.560 (1, 5)	1B			6-3		14 WP		F8		4	0	2	1	0	0	1					
14 Ernie Banks, R OBP: 0.324, SLG: 0.474 (1, 3)	K			F9		F2		F8		4	0	0	0	0	1	4					
Len Gabrielson, L OBP: 0.288, SLG: 0.261 Wayne Schurr, R Leo Burke, R OBP: 0.359, SLG: 0.457 (9, PH)	K							F4		3	0	0	0	0	0	2		0			
Billy Cowan, R OBP: 0.292, SLG: 0.434 (1, 8)	6-3					F7		F7		4	0	1	0	0	0	0					
Dick Bertell, R OBP: 0.321, SLG: 0.351 (1, 2)	K			6-3						4	0	1	0	0	2	1					
Bob Buhl, R OBP: 0.158, SLG: 0.088 Doug Clemens, L OBP: 0.299, SLG: 0.398 Lew Burdette, R OBP: 0.222, SLG: 0.125 Don Elston, R OBP: 0.291, SLG: 0.508 Billy Ott, S OBP: 0.250, SLG: 0.300 (7, 9)	K					4-3				1	0	0	0	0	0	1		0			
Inning Stats	R: 0 E: 0 K: 2 S: 9	H: 2 LOB: 2 BB: 0 P: 9	R: 0 E: 0 K: 2 S: 7	H: 0 LOB: 0 BB: 0 P: 7	R: 0 E: 0 K: 1 S: 5	H: 0 LOB: 0 BB: 0 P: 5	R: 0 E: 0 K: 0 S: 3	H: 0 LOB: 0 BB: 0 P: 3	R: 0 E: 0 K: 1 S: 5	H: 0 LOB: 0 BB: 0 P: 5	R: 2 E: 0 K: 0 S: 6	H: 3 LOB: 1 BB: 0 P: 6	R: 0 E: 0 K: 1 S: 7	H: 2 LOB: 2 BB: 0 P: 7	R: 0 E: 0 K: 1 S: 6	H: 1 LOB: 1 BB: 0 P: 6		R: 0 E: 0 K: 1 S: 6	H: 1 LOB: 1 BB: 0 P: 6	1B: 7 2B: 1 3B: 1 HR: 0	SF: 0 SAC: 0 DP: 0 HBP: 0
PITCHER Tony Cloninger, R ERA: 3.0 (1, 1)	IP: 9.0 WLS: W BF: 36 H: 9 R: 2 ER: 2 SO: 9 BB: 0 IBB: 0 HBP: 0 BLK: 0 WP: 1 HR: 0 S: 54 P: 54 ERA: 2.00 WHIP: 1.000															PITCHER IP: 9.0 WLS: W BF: 36 H: 9 R: 2 ER: 2 SO: 9 BB: 0 IBB: 0 HBP: 0 BLK: 0 WP: 1 HR: 0 S: 54 P: 54 ERA: 2.00 WHIP: 1.000					

Batter	1	2	3	4	5	6	7	8	9	AB	R	H	RBI	BB	SO	LOB	BOTTOM		
Eddie Mathews, L OBP: 0.334, SLG: 0.369 (1, 5)	G3		HR		3-1	BB				3	1	1	1	1	0	0	Chicago Cubs @ Milwaukee Braves Milwaukee County Stadium, Milwaukee, WI Fri Jul 03 1964, 4:33 AM EDT Att: 18,583 - Unknown livebaseballscores.com		
Denis Menke, R OBP: 0.350, SLG: 0.403 (1, 6)	E5		FC5-4		F8	F4				3	0	0	0	1	0	2			
Hank Aaron, R OBP: 0.381, SLG: 0.476 (1, 9)	G5-4-3		FC5-4			HR		FC4-6		4	2	2	0	0	0	2			
Lee Maye, L OBP: 0.336, SLG: 0.460 (1, 8)		SF9	1B			HR		FC4-6		4	3	3	2	0	0	1			
Joe Torre, R OBP: 0.363, SLG: 0.493 (1, 3)	1-3		1B			E		K		3	1	1	2	1	1	2			
Rico Carty, R OBP: 0.381, SLG: 0.571 (1, 7)	SF9					E4		K		3	1	1	1	0	1	1			
Ed Bailey, L OBP: 0.321, SLG: 0.395 (1, 2)					F8	E				4	0	3	1	0	0	1			
Woody Woodward, R OBP: 0.233, SLG: 0.207 (1, 4)						FC6		K		4	0	0	1	0	3	3			
Tony Cloninger, R OBP: 0.194, SLG: 0.194 (1, 1)			K		6-3	6-3		4-3		4	0	0	0	0	1	3			
Inning Stats	R: 0 E: 1 K: 0 S: 3	H: 0 LOB: 0 BB: 0 P: 3	R: 1 E: 0 K: 1 S: 7	H: 2 LOB: 1 BB: 0 P: 7	R: 3 E: 0 K: 1 S: 7	H: 3 LOB: 1 BB: 1 P: 11	R: 0 E: 0 K: 1 S: 5	H: 1 LOB: 0 BB: 0 P: 5	R: 0 E: 0 K: 0 S: 3	H: 0 LOB: 0 BB: 0 P: 3	R: 4 E: 2 K: 0 S: 7	H: 3 LOB: 2 BB: 2 P: 15	R: 0 E: 0 K: 1 S: 5	H: 1 LOB: 1 BB: 0 P: 5	R: 0 E: 0 K: 2 S: 8	H: 1 LOB: 1 BB: 0 P: 8		1B: 7 2B: 2 3B: 1 HR: 2	SF: 1 SAC: 0 DP: 2 HBP: 0
PITCHER Bob Buhl, R ERA: 3.67 Lew Burdette, R ERA: 5.31 Don Elston, R ERA: 4.95 Wayne Schurr, R ERA: 3.4 (7, 1)	IP: 5.0 WLS: L BF: 20 H: 4 R: 4 ER: 4 SO: 4 BB: 1 IBB: 0 HBP: 0 BLK: 0 WP: 0 HR: 1 S: 25 P: 29 ERA: 7.20 WHIP: 1.400															PITCHER IP: 5.0 WLS: L BF: 20 H: 4 R: 4 ER: 4 SO: 4 BB: 1 IBB: 0 HBP: 0 BLK: 0 WP: 0 HR: 1 S: 25 P: 29 ERA: 7.20 WHIP: 1.400			

Batter	1	2	3	4	5	6	7	8	9	AB	R	H	RBI	BB	SO	LOB	TOP							
Joey Amalfitano, R (1.4) OBP: 0.290, SLG: 0.372	0-0 2B 2B		4-0 CS BB			0-0 F7			0-0 BB HR 1B	3	2	2	0	1	0	0	Chicago Cubs @ Milwaukee Braves Milwaukee County Stadium, Milwaukee, WI Sat Jul 04 1964, 4:33 AM EDT Att: 21,045 - Unknown livebaseballscores.com AB 30 R 4 H 4 RBI 4 BB 2 SO 10 LOB 5 							
Jimmy Stewart, S (1.6) OBP: 0.320, SLG: 0.293	0-0 1-3		0-3 K 1-2			0-3 K			0-0 F9	4	0	0	0	0	2	3								
Billy Williams, L (1.7) OBP: 0.397, SLG: 0.613	0-0 4-3 2H 2B			0-0 4-3			0-3 K		4-0 1-2 HR BB	3	1	1	1	1	1	0								
Ron Santo, R (1.5) OBP: 0.380, SLG: 0.567	0-0 4-3			0-3 K			0-0 L5		0-0 1-2 HR	4	1	1	3	0	1	1								
14 Ernie Banks, R (1.3) OBP: 0.320, SLG: 0.467	0-0 5-3			0-0 1-3			0-0 F9		0-0 F9	4	0	0	0	0	0	1								
Billy Ott, S (1.9) OBP: 0.229, SLG: 0.273		0-3 K			0-0 1-3				0-3 K	3	0	0	0	0	2	0								
Billy Cowan, R (1.8) OBP: 0.289, SLG: 0.429		0-0 4-3			0-3 K				0-3 K	3	0	0	0	0	2	0								
Dick Bertell, R (1.2) OBP: 0.316, SLG: 0.345		0-3 K			0-0 F9				0-0 F8	3	0	0	0	0	1	0								
Larry Jackson, R (1.1) OBP: 0.140, SLG: 0.163			0-3 K			0-0 L4			0-0 6-3	2	0	0	0	0	1	0								
Leo Burke, R (9, PH) OBP: 0.350, SLG: 0.444										1	0	0	0	0	0	0								
Lindy McDaniel, R (9, 1)										0	0	0	0	0	0	0								
Inning Stats	R: 1 E: 0 K: 0 S: 5	H: 2 LOB: 1 BB: 0 P: 5	R: 0 E: 0 K: 2 S: 7	H: 0 LOB: 0 BB: 0 P: 7	R: 0 E: 0 K: 2 S: 6	H: 0 LOB: 0 BB: 1 P: 10	R: 0 E: 0 K: 1 S: 5	H: 0 LOB: 0 BB: 0 P: 5	R: 0 E: 0 K: 1 S: 5	H: 0 LOB: 0 BB: 0 P: 5	R: 0 E: 0 K: 2 S: 7	H: 0 LOB: 0 BB: 0 P: 7	R: 0 E: 0 K: 0 S: 5	H: 2 LOB: 0 BB: 1 P: 9	R: 3 E: 0 K: 0 S: 5	H: 2 LOB: 0 BB: 1 P: 9	1B: 1 2B: 2 3B: 0 HR: 1	SF: 0 SAC: 0 DP: 0 HBP: 0	WP: 0 PB: 0 SB: 0 CS: 1	PA: 32				
PITCHER Denny Lemaster, L (1.1) ERA: 4.48	IP: 9.0 W: L BF: 32	H: 4 R: 4 ER: 4 SO: 10	BB: 2 IBB: 0 HBP: 0 BLK: 0	WP: 0 HR: 1 S: 50 P: 58	ERA: 4.00 WHIP: 0.667	PITCHER														IP: 9.0 W: L BF: 32	H: 4 R: 4 ER: 4 SO: 10	BB: 2 IBB: 0 HBP: 0 BLK: 0	WP: 0 HR: 1 S: 50 P: 58	ERA: 4.00 WHIP: 0.667

Batter	1	2	3	4	5	6	7	8	9	AB	R	H	RBI	BB	SO	LOB	BOTTOM							
Eddie Mathews, L (1.5) OBP: 0.335, SLG: 0.370	0-0 SH1-4 2B 1B	0-0 1B		0-0 4-3		0-0 5-3			0-3 K	5	1	2	0	0	1	1	Chicago Cubs @ Milwaukee Braves Milwaukee County Stadium, Milwaukee, WI Sat Jul 04 1964, 4:33 AM EDT Att: 21,045 - Unknown livebaseballscores.com AB 36 R 3 H 11 RBI 3 BB 2 SO 7 LOB 15 							
Denis Menke, R (1.6) OBP: 0.353, SLG: 0.414	0-0 SH1-4 1-2	0-3 K		0-0 PB 2B			0-0 CS 2B		0-3 K	4	0	2	0	0	2	1								
Hank Aaron, R (1.9) OBP: 0.378, SLG: 0.475	0-0 F9		0-0 1-3 2B	0-0 1-3		0-0 2-3 K			0-0 5-3	5	1	1	0	0	1	3								
Lee Maye, L (1.8) OBP: 0.335, SLG: 0.461	0-0 1B 2H 2B		0-0 1-3	0-0 4-3		0-0 3-1				4	0	1	1	0	0	1								
Joe Torre, R (1.3) OBP: 0.368, SLG: 0.498	4-0 1B BB		0-0 1B FC3-4-6 2B	0-3 K			0-0 FC6-4 1B			3	1	2	1	1	1	0								
Rico Carty, R (1.7) OBP: 0.394, SLG: 0.569	0-0 1-2 2-3 1B		0-0 CS-4-4 1B	0-0 L5			0-0 FC6-4 1B		0-0 1-2	4	0	2	0	0	0	1								
Ed Bailey, L (1.2) OBP: 0.311, SLG: 0.381	0-3 K		0-0 FC3-4-6 1-2 3H	0-0 3-1		0-0 3-1			0-0 F6	4	0	0	1	0	1	5								
Woody Woodward, R (1.4) OBP: 0.235, SLG: 0.212		0-0 F9	0-0 F9	0-0 4-3			0-0 1-2 1B			4	0	1	0	0	0	1								
Frank Bolling, R (9, 4) OBP: 0.276, SLG: 0.326										0	0	0	0	0	0	0								
Denny Lemaster, R (1.1) OBP: 0.118, SLG: 0.071	0-0 2-3		0-3 K		4-0 BB				0-0 6-3	3	0	0	0	1	1	2								
Inning Stats	R: 1 E: 0 K: 1 S: 8	H: 3 LOB: 3 BB: 1 P: 12	R: 0 E: 0 K: 1 S: 6	H: 1 LOB: 1 BB: 0 P: 6	R: 2 E: 0 K: 0 S: 6	H: 3 LOB: 1 BB: 0 P: 6	R: 0 E: 0 K: 1 S: 6	H: 1 LOB: 1 BB: 0 P: 6	R: 0 E: 0 K: 1 S: 5	H: 0 LOB: 0 BB: 0 P: 5	R: 0 E: 0 K: 0 S: 3	H: 0 LOB: 1 BB: 1 P: 7	R: 0 E: 0 K: 1 S: 5	H: 2 LOB: 2 BB: 0 P: 5	R: 0 E: 0 K: 2 S: 7	H: 0 LOB: 0 BB: 0 P: 7	1B: 6 2B: 5 3B: 0 HR: 0	SF: 0 SAC: 1 DP: 0 HBP: 0	WP: 0 PB: 1 SB: 0 CS: 1	PA: 39				
PITCHER Larry Jackson, R (1.1) ERA: 3.13	IP: 8.0 W: L BF: 36	H: 11 R: 3 ER: 3 SO: 5	BB: 2 IBB: 0 HBP: 0 BLK: 0	WP: 0 HR: 0 S: 44 P: 52	ERA: 3.38 WHIP: 1.625	PITCHER														IP: 1.0 W: L BF: 3	H: 0 R: 0 ER: 0 SO: 2	BB: 0 IBB: 0 HBP: 0 BLK: 0	WP: 0 HR: 0 S: 7 P: 7	ERA: 4.00 WHIP: 0.000

Batter	1	2	3	4	5	6	7	8	9	AB	R	H	RBI	BB	SO	LOB	TOP			
Joey Amalfitano, R OBP: 0.297, SLG: 0.371 (1, 4)										3	0	1	0	1	1	2				
Jimmy Stewart, S OBP: 0.319, SLG: 0.290 (1, 6)										3	0	0	0	1	0	2				
Billy Williams, L OBP: 0.393, SLG: 0.605 (1, 7)										4	0	0	0	0	0	2				
Ron Santo, R OBP: 0.385, SLG: 0.569 (1, 5)										4	0	3	0	0	0	1				
14 Ernie Banks, R OBP: 0.319, SLG: 0.464 (1, 3)										4	0	1	0	0	0	4				
Leo Burke, R OBP: 0.318, SLG: 0.400 (1, 9)										4	0	0	0	0	1	2				
Billy Cowan, R OBP: 0.296, SLG: 0.443 (1, 8)										3	1	2	1	1	0	0				
Dick Bertell, R OBP: 0.316, SLG: 0.350 (1, 2)										3	0	1	0	0	0	1				
Dick Ellsworth, L OBP: 0.285, SLG: 0.254 (4, PH) Andre Rodgers, R OBP: 0.316, SLG: 0.377 (4, 1) Ernie Broglio, R OBP: 0.297, SLG: 0.185 (4, 1) Don Elston, R OBP: 0.296, SLG: 0.500 (7, PH) Len Gabrielson, L OBP: 0.298, SLG: 0.322 (7, 1) Sterling Slaughter, R OBP: 0.200, SLG: 0.111 (7, 1)										1	0	0	0	0	1	2				
Inning Stats	R: 0 E: 0 K: 1 S: 6	H: 1 LOB: 2 BB: 1 P: 10	R: 0 E: 0 K: 2 S: 9	H: 2 LOB: 2 BB: 0 P: 9	R: 0 E: 0 K: 0 S: 4	H: 1 LOB: 1 BB: 0 P: 4	R: 1 E: 0 K: 0 S: 4	H: 1 LOB: 0 BB: 0 P: 4	R: 0 E: 0 K: 0 S: 3	H: 1 LOB: 0 BB: 1 P: 3	R: 0 E: 0 K: 0 S: 4	H: 1 LOB: 1 BB: 0 P: 4	R: 0 E: 0 K: 0 S: 3	H: 1 LOB: 0 BB: 0 P: 3	R: 0 E: 0 K: 0 S: 3	H: 1 LOB: 0 BB: 0 P: 3	1B: 6 2B: 1 3B: 0 HR: 1	SF: 0 SAC: 0 DP: 4 HBP: 0	WP: 0 PB: 0 SB: 0 CS: 0	PA: 34
PITCHER Wade Blasingame, L ERA: 4.02 (1, 1)	IP: 9.0 WLS: W BF: 34 H: 8 R: 1 ER: 1 SO: 3 BB: 3 IBB: 0 HBP: 0 BLK: 0 WP: 0 HR: 1 S: 37 P: 49 ERA: 1.00 WHIP: 1.222															PITCHER	IP: 9.0 WLS: W BF: 34 H: 8 R: 1 ER: 1 SO: 3 BB: 3 IBB: 0 HBP: 0 BLK: 0 WP: 0 HR: 1 S: 37 P: 49 ERA: 1.00 WHIP: 1.222			

Chicago Cubs @ Milwaukee Braves
Milwaukee County Stadium, Milwaukee, WI
Sun Jul 05 1964, 4:33 AM EDT
Att: 15,986 - Unknown

AB 31
R 1
H 8
RBI 1
BB 3
SO 3
LOB 16



Batter	1	2	3	4	5	6	7	8	9	AB	R	H	RBI	BB	SO	LOB	BOTTOM			
Miguel de la Hoz, R OBP: 0.325, SLG: 0.389 (1, 5)										3	2	1	1	2	1	2				
Denis Menke, R OBP: 0.350, SLG: 0.409 (1, 6)										5	1	1	0	0	1	3				
Hank Aaron, R OBP: 0.381, SLG: 0.477 (1, 9)										5	2	3	0	0	0	1				
Joe Torre, R OBP: 0.372, SLG: 0.505 (1, 2)										4	2	2	3	1	1	1				
Gene Oliver, R OBP: 0.315, SLG: 0.463 (1, 3)										4	0	3	2	0	0	1				
Rico Carty, R OBP: 0.387, SLG: 0.565 (1, 7)										3	0	1	0	1	0	3				
Lee Maye, L OBP: 0.330, SLG: 0.453 (1, 8)										4	0	0	0	0	0	6				
Woody Woodward, R OBP: 0.237, SLG: 0.216 (1, 4)										4	0	1	1	0	1	1				
Wade Blasingame, L OBP: 0.167, SLG: 0.364 (1, 1)										3	0	0	0	1	0	3				
Inning Stats	R: 3 E: 0 K: 1 S: 8	H: 4 LOB: 1 BB: 1 P: 12	R: 0 E: 0 K: 0 S: 3	H: 0 LOB: 1 BB: 1 P: 7	R: 2 E: 0 K: 0 S: 6	H: 3 LOB: 2 BB: 1 P: 10	R: 2 E: 0 K: 0 S: 6	H: 3 LOB: 1 BB: 1 P: 10	R: 0 E: 0 K: 1 S: 5	H: 1 LOB: 1 BB: 0 P: 6	R: 0 E: 0 K: 1 S: 6	H: 0 LOB: 1 BB: 0 P: 6	R: 0 E: 0 K: 0 S: 3	H: 1 LOB: 0 BB: 0 P: 3	R: 0 E: 0 K: 0 S: 3	H: 1 LOB: 0 BB: 0 P: 3	1B: 9 2B: 3 3B: 0 HR: 1	SF: 0 SAC: 0 DP: 2 HBP: 0	WP: 1 PB: 0 SB: 0 CS: 0	PA: 40
PITCHER Dick Ellsworth, L ERA: 3.05 (1, 1) Ernie Broglio, R ERA: 4.3 (4, 1) Don Elston, R ERA: 4.37 (4, 1) Sterling Slaughter, R ERA: 3.86 (7, 1)	IP: 3.0 WLS: L BF: 18 H: 7 R: 5 ER: 5 SO: 1 BB: 2 IBB: 0 HBP: 0 BLK: 0 WP: 1 HR: 1 S: 17 P: 29 ERA: 15.00 WHIP: 3.000															PITCHER	IP: 3.0 WLS: L BF: 18 H: 7 R: 5 ER: 5 SO: 1 BB: 2 IBB: 0 HBP: 0 BLK: 0 WP: 1 HR: 1 S: 17 P: 29 ERA: 15.00 WHIP: 3.000			

Chicago Cubs @ Milwaukee Braves
Milwaukee County Stadium, Milwaukee, WI
Sun Jul 05 1964, 4:33 AM EDT
Att: 15,986 - Unknown


AB 35
R 7
H 12
RBI 7
BB 5
SO 4
LOB 21




Batter	1	2	3	4	5	6	7	8	9	AB	R	H	RBI	BB	SO	LOB	TOP
Matty Alou, L OBP: 0.247, SLG: 0.221 (1, 7)	F9		F5		G3			L6		4	0	0	0	0	0	1	San Francisco Giants @ Chicago Cubs Wrigley Field, Chicago, IL Wed Jul 08 1964, 3:33 AM CDT Unknown
Chuck Hiller, L OBP: 0.257, SLG: 0.268 (1, 4)	K		CS 1B		6-3			G3		4	0	1	0	0	1	0	
Willie Mays, R OBP: 0.421, SLG: 0.655 (1, 8)	F3		CS 1-2	F9	G3			2B		4	0	1	0	0	0	0	
Orlando Cepeda, R OBP: 0.357, SLG: 0.538 (1, 3)		K		4-3		F4		F9		4	0	0	0	0	1	1	
Willie McCovey, L OBP: 0.308, SLG: 0.429 Jesus Alou, R OBP: 0.292, SLG: 0.300 (9, PR)		CS BB BB		1B			K			2	0	1	0	2	1	0	
Jim Ray Hart, R OBP: 0.336, SLG: 0.457 (1, 5)		BB 1-2 BB		F9			6-3			3	0	0	0	1	0	3	
Jose Pagan, R OBP: 0.297, SLG: 0.283 (1, 6)		BB 1-2 2-3 BB		FC6-5 2B			5-3			2	0	1	0	1	0	0	
Del Crandall, R OBP: 0.299, SLG: 0.250 Cap Peterson, R OBP: 0.255, SLG: 0.250 Bobby Bolin, R OBP: 0.286, SLG: 0.063 (8, PH)				FC6-5 2B				4-3		2	0	0	0	0	0	3	
Bob Hendley, R OBP: 0.152, SLG: 0.067 Jim Duffalo, R (4, 1)				2-3						1	0	0	0	0	0	0	
Bob Shaw, R Tom Haller, L OBP: 0.310, SLG: 0.378 (8, 2)				B1				K		1	0	0	0	0	1	0	
Inning Stats	R: 0 E: 0 K: 1 S: 5	H: 0 LOB: 0 BB: 0 P: 5	R: 0 E: 0 K: 1 S: 4	H: 0 LOB: 2 BB: 3 P: 16	R: 0 E: 0 K: 1 S: 5	H: 1 LOB: 0 BB: 0 P: 5	R: 0 E: 0 K: 0 S: 4	H: 1 LOB: 1 BB: 0 P: 4	R: 0 E: 0 K: 0 S: 3	H: 0 LOB: 0 BB: 0 P: 3	R: 0 E: 0 K: 1 S: 5	H: 0 LOB: 0 BB: 0 P: 5	R: 0 E: 0 K: 1 S: 4	H: 1 LOB: 2 BB: 1 P: 8	1B: 2 2B: 2 3B: 0 HR: 0	SF: 0 SAC: 0 DP: 0 HBP: 0	WP: 0 PA: 34 PB: 0 SB: 0 CS: 2
PITCHER Bob Buhl, R ERA: 3.36 (1, 1)	IP: 9.0 WLS: W BF: 33 H: 4 R: 0 ER: 0 SO: 5 BB: 4 IBB: 0 HBP: 0 BLK: 0 WP: 0 HR: 0 S: 39 P: 55 ERA: 0.00 WHIP: 0.889																

Batter	1	2	3	4	5	6	7	8	9	AB	R	H	RBI	BB	SO	LOB	BOTTOM
Joey Amalfitano, R OBP: 0.301, SLG: 0.380 (1, 4)	SH1-3 1B 2B		5-3	F9		F4		F4		5	1	2	0	0	0	3	San Francisco Giants @ Chicago Cubs Wrigley Field, Chicago, IL Wed Jul 08 1964, 3:33 AM CDT Unknown
Jimmy Stewart, S OBP: 0.316, SLG: 0.286 (1, 6)	SH1-3 2-3		F7		F4	4-3				3	0	0	0	0	1	0	
Billy Williams, L OBP: 0.397, SLG: 0.620 (1, 7)	P6		1B		S 2B			HR		4	1	3	1	0	0	1	
Ron Santo, R OBP: 0.389, SLG: 0.569 (1, 5)	14 2B 3-H 1B		P3		BB 2-3 BB			BB		2	0	1	1	2	0	1	
14 Ernie Banks, R OBP: 0.321, SLG: 0.468 (1, 3)				BB 1B 1B		K		F7		4	0	2	0	0	1	3	
Doug Clemens, L OBP: 0.286, SLG: 0.385 (1, 9)	K			F8 1B		4-0 1-2 BB		F8		3	0	0	0	1	1	4	
Billy Cowan, R OBP: 0.299, SLG: 0.444 (1, 8)				BB 1-2 1B		F3		5-3		4	0	2	0	0	0	4	
Dick Bertell, R OBP: 0.310, SLG: 0.343 (1, 2)				F9		K		F7		4	0	0	0	0	1	3	
Bob Buhl, R OBP: 0.167, SLG: 0.081 (1, 1)		G4-6-3 1-2 2B		BB 1-2 2-3 BB		K		K		3	0	0	0	1	2	1	
Inning Stats	R: 1 E: 0 K: 1 S: 8	H: 3 LOB: 2 BB: 0 P: 8	R: 0 E: 0 K: 0 S: 3	H: 1 LOB: 0 BB: 0 P: 3	R: 0 E: 0 K: 1 S: 4	H: 1 LOB: 1 BB: 0 P: 4	R: 0 E: 0 K: 1 S: 7	H: 2 LOB: 3 BB: 1 P: 11	R: 0 E: 0 K: 1 S: 6	H: 1 LOB: 1 BB: 0 P: 6	R: 1 E: 0 K: 0 S: 4	H: 1 LOB: 1 BB: 1 P: 8	R: 0 E: 0 K: 1 S: 5	H: 0 LOB: 0 BB: 0 P: 5	1B: 6 2B: 3 3B: 0 HR: 1	SF: 0 SAC: 1 DP: 1 HBP: 0	
PITCHER Bob Hendley, L ERA: 2.94 Jim Duffalo, R ERA: 1.69 Bob Shaw, R ERA: 2.64 Bobby Bolin, R ERA: 2.87	IP: 3.2 WLS: L BF: 18 H: 7 R: 1 ER: 1 SO: 2 BB: 1 IBB: 0 HBP: 0 BLK: 0 WP: 0 HR: 0 S: 21 P: 25 ERA: 2.46 WHIP: 2.182																

AB 29
R 0
H 4
RBI 0
BB 4
SO 5
LOB 9



AB 32
R 2
H 10
RBI 2
BB 4
SO 5
LOB 21



Batter	1	2	3	4	5	6	7	8	9	AB	R	H	RBI	BB	SO	LOB	TOP
Matty Alou, L OBP: 0.271, SLG: 0.247	FC1-6 1B	WP HR 1B		F9		G1-4-3 1B				4	1	3	0	0	0	0	San Francisco Giants @ Chicago Cubs Wrigley Field, Chicago, IL Wed Jul 08 1964, 3:38 AM CDT Att: 30,156 - Unknown
Willie Mays, R OBP: 0.419, SLG: 0.660	FC1-6 1B	HR 1B		K		G1-4-3 1B				4	2	1	3	0	1	2	
Willie McCovey, L OBP: 0.311, SLG: 0.424 Jesus Alou, R OBP: 0.292, SLG: 0.300	1B SF8 BB	L5						G3		2	1	0	0	2	0	0	
Orlando Cepeda, R OBP: 0.360, SLG: 0.537	1B 1B			F9				F4		4	1	2	1	0	0	1	
Jim Ray Hart, R OBP: 0.335, SLG: 0.455	SF8			E 1B				F8		3	1	1	1	0	1	0	
Tom Haller, L OBP: 0.315, SLG: 0.383	1B			FC1 1B		FC6-4 1B				3	0	2	1	0	0	1	
Hal Lanier, R OBP: 0.284, SLG: 0.366		4-3		BB 1B		FC6-4 FC6-4				3	0	1	1	0	0	1	
Jose Pagan, R OBP: 0.302, SLG: 0.290		CS		G4-6-3 BB		FC6-4				2	0	1	0	1	0	1	
Ron Herbel, R (1, 1)		WP HR BB		G4-6-3		K				2	1	0	0	1	1	2	
Inning Stats	R: 2 E: 0 K: 0 S: 5	H: 3 LOB: 2 BB: 1 P: 9	R: 3 E: 0 K: 0 S: 5	H: 3 LOB: 0 BB: 1 P: 9	R: 2 E: 1 K: 0 S: 5	H: 3 LOB: 1 BB: 1 P: 9	R: 0 E: 0 K: 1 S: 6	H: 0 LOB: 1 BB: 1 P: 6	R: 0 E: 0 K: 1 S: 6	H: 1 LOB: 0 BB: 0 P: 6	R: 0 E: 0 K: 0 S: 3	H: 0 LOB: 0 BB: 0 P: 3	R: 0 E: 0 K: 0 S: 3	H: 0 LOB: 0 BB: 0 P: 3	R: 0 E: 0 K: 0 S: 3	H: 0 LOB: 0 BB: 0 P: 3	
PITCHER	IP WLS BF H R ER SO BB IBB HBP BLK WP HR S P ERA WHIP	IP WLS BF H R ER SO BB IBB HBP BLK WP HR S P ERA WHIP	IP WLS BF H R ER SO BB IBB HBP BLK WP HR S P ERA WHIP	IP WLS BF H R ER SO BB IBB HBP BLK WP HR S P ERA WHIP	IP WLS BF H R ER SO BB IBB HBP BLK WP HR S P ERA WHIP	IP WLS BF H R ER SO BB IBB HBP BLK WP HR S P ERA WHIP	IP WLS BF H R ER SO BB IBB HBP BLK WP HR S P ERA WHIP	IP WLS BF H R ER SO BB IBB HBP BLK WP HR S P ERA WHIP	IP WLS BF H R ER SO BB IBB HBP BLK WP HR S P ERA WHIP	Ernie Broglio, R ERA: 4.72 Low Surdette, R ERA: 5.27 Wayne Schurr, R ERA: 3.57 Sterling Slaughter, R ERA: 3.68 Don Elston, R ERA: 4.91	Bobby Shantz, L ERA: 4.15	IP: 1.2 WLS: L BF: 11 H: 6 R: 5 ER: 5 SO: 5 BB: 2 IBB: 0 HBP: 0 BLK: 0 WP: 1 HR: 1 S: 9 P: 17 ERA: 27.00 WHIP: 4.800	IP: 7.1 WLS: 3 BF: 30 H: 0 R: 0 ER: 0 SO: 0 BB: 0 IBB: 0 HBP: 0 BLK: 0 WP: 0 HR: 0 S: 3 P: 3 ERA: 0.00 WHIP: 0.000				
Batter	1	2	3	4	5	6	7	8	9	AB	R	H	RBI	BB	SO	LOB	BOTTOM
Joey Amalfitano, R OBP: 0.292, SLG: 0.368	L6	F6		6-3		F6				4	0	0	0	0	0	3	San Francisco Giants @ Chicago Cubs Wrigley Field, Chicago, IL Wed Jul 08 1964, 3:38 AM CDT Att: 30,156 - Unknown
Jimmy Stewart, S OBP: 0.319, SLG: 0.291	WP 6-3 2B		4-3		BB BB			K		3	1	1	0	1	1	0	
Billy Williams, L OBP: 0.401, SLG: 0.623	6-3 2H		1B 2B		BB BB			BB		2	1	1	1	2	0	0	
Ron Santo, R OBP: 0.388, SLG: 0.571	3B		F5		F9			F4		4	0	1	0	0	0	4	
14 Ernie Banks, R OBP: 0.320, SLG: 0.463	F5		HBP		F7			1-3		3	0	0	0	0	0	4	
Doug Clemens, L OBP: 0.296, SLG: 0.404		2B	1-2 2H 1B		F8					3	0	2	1	0	0	2	
Billy Cowan, R OBP: 0.299, SLG: 0.442		1B	5-3					K		3	0	1	0	0	1	2	
Vic Roznovsky, L OBP: 0.250, SLG: 0.250		K		1-3				1B		3	0	1	0	0	1	2	
Ernie Broglio, R Low Surdette, R Wayne Schurr, R Sterling Slaughter, R Don Elston, R Bobby Shantz, L		K		K		K		K		0	0	0	0	0	0	0	
Inning Stats	R: 1 E: 0 K: 0 S: 5	H: 2 LOB: 1 BB: 0 P: 5	R: 0 E: 0 K: 2 S: 9	H: 2 LOB: 2 BB: 0 P: 9	R: 1 E: 0 K: 0 S: 5	H: 2 LOB: 2 BB: 0 P: 6	R: 0 E: 0 K: 1 S: 5	H: 0 LOB: 0 BB: 0 P: 5	R: 0 E: 0 K: 2 S: 8	H: 1 LOB: 1 BB: 0 P: 8	R: 0 E: 0 K: 1 S: 5	H: 0 LOB: 1 BB: 1 P: 9	R: 0 E: 0 K: 1 S: 5	H: 0 LOB: 1 BB: 1 P: 9	R: 0 E: 0 K: 1 S: 5	H: 0 LOB: 1 BB: 1 P: 9	
PITCHER	IP WLS BF H R ER SO BB IBB HBP BLK WP HR S P ERA WHIP	IP WLS BF H R ER SO BB IBB HBP BLK WP HR S P ERA WHIP	IP WLS BF H R ER SO BB IBB HBP BLK WP HR S P ERA WHIP	IP WLS BF H R ER SO BB IBB HBP BLK WP HR S P ERA WHIP	IP WLS BF H R ER SO BB IBB HBP BLK WP HR S P ERA WHIP	IP WLS BF H R ER SO BB IBB HBP BLK WP HR S P ERA WHIP	IP WLS BF H R ER SO BB IBB HBP BLK WP HR S P ERA WHIP	IP WLS BF H R ER SO BB IBB HBP BLK WP HR S P ERA WHIP	IP WLS BF H R ER SO BB IBB HBP BLK WP HR S P ERA WHIP	Ron Herbel, R ERA: 2.16	IP: 7.0 WLS: W BF: 32 H: 7 R: 2 ER: 2 SO: 6 BB: 3 IBB: 0 HBP: 1 BLK: 0 WP: 1 HR: 0 S: 40 P: 53 ERA: 2.57 WHIP: 1.429	IP: 7.0 WLS: 3 BF: 30 H: 0 R: 0 ER: 0 SO: 0 BB: 0 IBB: 0 HBP: 0 BLK: 0 WP: 0 HR: 0 S: 3 P: 3 ERA: 0.00 WHIP: 0.000					

Batter	1	2	3	4	5	6	7	8	9	AB	R	H	RBI	BB	SO	LOB	TOP								
Matty Alou, L OBP: 0.267, SLG: 0.244 (1, 9)	K	FC3-2-5 FC6-4		G6-3		HR	F7			5	1	1	0	0	1	3	San Francisco Giants @ Chicago Cubs Wrigley Field, Chicago, IL Thu Jul 09 1964, 3:33 AM CDT Att: 13,243 - Unknown								
Willie Mays, R OBP: 0.416, SLG: 0.662 (1, 8)	HR	FC6-4		K		P3		1-3		5	1	1	1	0	1	3									
Willie McCovey, L OBP: 0.318, SLG: 0.447 Jesus Alou, R OBP: 0.291, SLG: 0.298 (1, 7) (6, 9)	F5			1B		E		1-3		3	2	2	2	1	0	0									
Orlando Cepeda, R OBP: 0.364, SLG: 0.537 (1, 3)	F3			1B		K		1B		4	1	2	0	1	1	1									
Jim Ray Hart, R OBP: 0.343, SLG: 0.462 (1, 5)		E		4-3		E8		1B		5	2	4	1	0	0	2									
Tom Haller, L OBP: 0.326, SLG: 0.391 (1, 2)		SH		1B		3B		1-3		4	2	3	2	1	0	2									
Hal Lanier, R Duke Snider, L Jim Davenport, R OBP: 0.366 OBP: 0.316, SLG: 0.373 OBP: 0.254, SLG: 0.323 (1, 4) (3, PH) (3, 4)	SH	FC6-4		K		G6-3		K		0	0	0	0	0	0	0									
Jose Pagan, R OBP: 0.296, SLG: 0.283 (1, 6)	FC6-4			3-1		K		1-3		5	0	0	0	0	1	6									
Jack Sanford, R Gaylord Perry, R Bob Shaw, R OBP: 0.212, SLG: 0.167 OBP: 0.059, SLG: 0.059 (9, 1) (2, 1) (1, 1)	FC3-2-5			G6-3		K		1-4-3		1	0	1	1	0	0	0									
	1-3			1B		K		F7		4	0	1	0	0	1	1									
	3-H			1B		K		F7		0	0	0	0	0	0	0									
Inning Stats	R: 1 E: 0 K: 1 S: 6	H: 1 LOB: 0 BB: 0 P: 6	R: 2 E: 1 K: 0 S: 7	H: 3 LOB: 2 BB: 0 P: 7	R: 0 E: 0 K: 1 S: 6	H: 1 LOB: 0 BB: 2 P: 14	R: 0 E: 0 K: 1 S: 5	H: 1 LOB: 0 BB: 0 P: 5	R: 3 E: 1 K: 3 S: 13	H: 4 LOB: 1 BB: 0 P: 13	R: 3 E: 0 K: 0 S: 7	H: 5 LOB: 1 BB: 0 P: 7	R: 0 E: 0 K: 0 S: 3	H: 0 LOB: 0 BB: 0 P: 3	R: 0 E: 0 K: 0 S: 4	H: 1 LOB: 2 BB: 1 P: 8	R: 0 E: 0 K: 1 S: 5	H: 0 LOB: 0 BB: 0 P: 5	1B: 12 2B: 1 3B: 1 HR: 2	SF: 0 SAC: 1 DP: 2 HBP: 0	WP: 0 PB: 0 SB: 0 CS: 0	PA: 45			
PITCHER	IP WLS BF H R ER SO BB IBB HBP BLK WP HR S P ERA WHIP	IP WLS BF H R ER SO BB IBB HBP BLK WP HR S P ERA WHIP	IP WLS BF H R ER SO BB IBB HBP BLK WP HR S P ERA WHIP	IP WLS BF H R ER SO BB IBB HBP BLK WP HR S P ERA WHIP	IP WLS BF H R ER SO BB IBB HBP BLK WP HR S P ERA WHIP	IP WLS BF H R ER SO BB IBB HBP BLK WP HR S P ERA WHIP	IP WLS BF H R ER SO BB IBB HBP BLK WP HR S P ERA WHIP	IP WLS BF H R ER SO BB IBB HBP BLK WP HR S P ERA WHIP	IP WLS BF H R ER SO BB IBB HBP BLK WP HR S P ERA WHIP	IP WLS BF H R ER SO BB IBB HBP BLK WP HR S P ERA WHIP	IP WLS BF H R ER SO BB IBB HBP BLK WP HR S P ERA WHIP	IP WLS BF H R ER SO BB IBB HBP BLK WP HR S P ERA WHIP	IP WLS BF H R ER SO BB IBB HBP BLK WP HR S P ERA WHIP	IP WLS BF H R ER SO BB IBB HBP BLK WP HR S P ERA WHIP	IP WLS BF H R ER SO BB IBB HBP BLK WP HR S P ERA WHIP	IP WLS BF H R ER SO BB IBB HBP BLK WP HR S P ERA WHIP	IP WLS BF H R ER SO BB IBB HBP BLK WP HR S P ERA WHIP	IP WLS BF H R ER SO BB IBB HBP BLK WP HR S P ERA WHIP	IP WLS BF H R ER SO BB IBB HBP BLK WP HR S P ERA WHIP	IP WLS BF H R ER SO BB IBB HBP BLK WP HR S P ERA WHIP	IP WLS BF H R ER SO BB IBB HBP BLK WP HR S P ERA WHIP	IP WLS BF H R ER SO BB IBB HBP BLK WP HR S P ERA WHIP	IP WLS BF H R ER SO BB IBB HBP BLK WP HR S P ERA WHIP	IP WLS BF H R ER SO BB IBB HBP BLK WP HR S P ERA WHIP	IP WLS BF H R ER SO BB IBB HBP BLK WP HR S P ERA WHIP
Joe Amalfitano, R OBP: 0.288, SLG: 0.362 Andre Rodgers, R OBP: 0.309, SLG: 0.375 (1, 4) (5, 6)	6-3			G3		F7			FC5-4 DI	2	0	0	0	0	0	0	San Francisco Giants @ Chicago Cubs Wrigley Field, Chicago, IL Thu Jul 09 1964, 3:33 AM CDT Att: 13,243 - Unknown								
Jimmy Stewart, S OBP: 0.313, SLG: 0.285 (1, 6) (5, 4)	6-3			K		4-3		K		5	0	0	0	0	2	3									
Billy Williams, L OBP: 0.404, SLG: 0.621 (1, 7)	1B			F5		14 BB		4-3		4	1	2	0	1	0	2									
Ron Santo, R OBP: 0.391, SLG: 0.574 (1, 5)	K			4-3		14 WP		K		4	0	2	2	0	2	2									
14 Ernie Banks, R OBP: 0.321, SLG: 0.460 (1, 3)				F8		FC3-6		K		4	0	1	0	1	1	3									
Doug Clemens, L OBP: 0.286, SLG: 0.388 (1, 9)	FC3-6			4-3		F6		FC3-6		4	1	0	0	0	0	5									
Billy Cowan, R OBP: 0.298, SLG: 0.440 (1, 8)	1-3			K		F7		F7		4	0	1	0	0	1	4									
Dick Bertell, R OBP: 0.308, SLG: 0.341 (1, 2)				K		K		F9		4	0	1	1	0	2	2									
Larry Jackson, R Don Elston, R Len Gardner, L Dick Scott, R Wayne Schurr, R Billy Ott, S Lew Burdette, R Leo Burke, R OBP: 0.137, SLG: 0.160 OBP: 0.200, SLG: 0.500 OBP: 0.225, SLG: 0.125 OBP: 0.295 OBP: 0.293, SLG: 0.295 OBP: 0.293, SLG: 0.295 OBP: 0.225, SLG: 0.125 OBP: 0.333, SLG: 0.415 (1, 1) (5, 1) (5, PH) (8, 1) (8, 1) (7, PH) (8, 1) (9, PH)	4-3			HR				FC5-4		1	0	0	0	0	0	1									
										0	0	0	0	0	0	0									
										1	1	1	0	0	0	0									
										0	0	0	0	0	0	0									
										0	0	0	0	0	0	0									
										0	0	0	0	0	0	0									
										0	0	0	0	0	0	0									
										0	0	0	0	0	0	0									
										1	0	1	0	2	2	2									
Inning Stats	R: 0 E: 0 K: 1 S: 6	H: 1 LOB: 1 BB: 0 P: 6	R: 1 E: 0 K: 0 S: 5	H: 2 LOB: 1 BB: 0 P: 5	R: 0 E: 0 K: 1 S: 5	H: 0 LOB: 0 BB: 0 P: 5	R: 0 E: 0 K: 1 S: 6	H: 1 LOB: 0 BB: 0 P: 6	R: 1 E: 0 K: 1 S: 6	H: 1 LOB: 0 BB: 0 P: 6	R: 0 E: 0 K: 2 S: 8	H: 1 LOB: 2 BB: 1 P: 12	R: 0 E: 0 K: 1 S: 6	H: 1 LOB: 2 BB: 0 P: 7	R: 2 E: 0 K: 0 S: 5	H: 2 LOB: 1 BB: 1 P: 9	1B: 8 2B: 1 3B: 0 HR: 1	SF: 0 SAC: 0 DP: 0 HBP: 1	WP: 1 PB: 0 SB: 0 CS: 0	PA: 41					
PITCHER	IP WLS BF H R ER SO BB IBB HBP BLK WP HR S P ERA WHIP	IP WLS BF H R ER SO BB IBB HBP BLK WP HR S P ERA WHIP	IP WLS BF H R ER SO BB IBB HBP BLK WP HR S P ERA WHIP	IP WLS BF H R ER SO BB IBB HBP BLK WP HR S P ERA WHIP	IP WLS BF H R ER SO BB IBB HBP BLK WP HR S P ERA WHIP	IP WLS BF H R ER SO BB IBB HBP BLK WP HR S P ERA WHIP	IP WLS BF H R ER SO BB IBB HBP BLK WP HR S P ERA WHIP	IP WLS BF H R ER SO BB IBB HBP BLK WP HR S P ERA WHIP	IP WLS BF H R ER SO BB IBB HBP BLK WP HR S P ERA WHIP	IP WLS BF H R ER SO BB IBB HBP BLK WP HR S P ERA WHIP	IP WLS BF H R ER SO BB IBB HBP BLK WP HR S P ERA WHIP	IP WLS BF H R ER SO BB IBB HBP BLK WP HR S P ERA WHIP	IP WLS BF H R ER SO BB IBB HBP BLK WP HR S P ERA WHIP	IP WLS BF H R ER SO BB IBB HBP BLK WP HR S P ERA WHIP	IP WLS BF H R ER SO BB IBB HBP BLK WP HR S P ERA WHIP	IP WLS BF H R ER SO BB IBB HBP BLK WP HR S P ERA WHIP	IP WLS BF H R ER SO BB IBB HBP BLK WP HR S P ERA WHIP	IP WLS BF H R ER SO BB IBB HBP BLK WP HR S P ERA WHIP	IP WLS BF H R ER SO BB IBB HBP BLK WP HR S P ERA WHIP	IP WLS BF H R ER SO BB IBB HBP BLK WP HR S P ERA WHIP	IP WLS BF H R ER SO BB IBB HBP BLK WP HR S P ERA WHIP	IP WLS BF H R ER SO BB IBB HBP BLK WP HR S P ERA WHIP	IP WLS BF H R ER SO BB IBB HBP BLK WP HR S P ERA WHIP	IP WLS BF H R ER SO BB IBB HBP BLK WP HR S P ERA WHIP	IP WLS BF H R ER SO BB IBB HBP BLK WP HR S P ERA WHIP
Jack Sanford, R ERA: 3.3 Gaylord Perry, R ERA: 2.12 Bob Shaw, R ERA: 2.63 (1, 1) (2, 1) (9, 1)	1.2 W S	32 3 1	7 3 0	3 3 0	7 3 0	3 3 0	7 3 0	3 3 0	7 3 0	3 3 0	1 1 0	42 55 1	3.86 1.429 0.000	1.800											

Batter	1	2	3	4	5	6	7	8	9	AB	R	H	RBI	BB	SO	LOB	TOP			
Jesus Alou, R OBP: 0.309, SLG: 0.326 (1, 9)	F8 BB 1B BB	F8		6-3	L3			F9		4	1	1	2	1	0	2	San Francisco Giants @ Chicago Cubs Wrigley Field, Chicago, IL Sat Jul 11 1964, 3:33 AM CDT Att: 20,211 - Unknown			
Willie Mays, R OBP: 0.421, SLG: 0.677 (1, 8)	1B S BB 1-2		4-3	2B IBB	L3			6-3		3	1	0	0	2	0	2				
Willie McCovey, L OBP: 0.319, SLG: 0.449 Matty Alou, L OBP: 0.260, SLG: 0.231 (1, 7) (6, 7)	F8 2-3			BB E 1B 2B				G3		5	2	2	2	0	0	2				
Orlando Cepeda, R OBP: 0.376, SLG: 0.559 (1, 3)	K 1-2		FC5-4 BB	2H 1B				F9		4	0	1	1	1	1	2				
Jim Ray Hart, R OBP: 0.337, SLG: 0.462 (1, 5)	2-3 3H 1B		FC5-4 BB	F7				F8		5	0	1	1	0	0	2				
Tom Haller, L OBP: 0.328, SLG: 0.388 (1, 2)	G3		1-2 2H IBB					6-3		4	0	2	0	1	0	2				
Hal Lanier, R OBP: 0.282, SLG: 0.354 (1, 4)		6-3	F3	FC3-6 1B BB 1B				FC6-4 1B		5	1	1	0	0	0	4				
Jose Pagan, R OBP: 0.308, SLG: 0.292 (1, 6)		6-3		SH3-4 2B 1B	1B BB			K		3	2	1	0	1	1	1				
Bobby Bolin, R OBP: 0.333, SLG: 0.111 (1, 1)			SH3-4 BB	1B 1B	FC6-4					2	0	1	0	1	0	1				
Inning Stats	R: 1 E: 0 K: 1 S: 6	H: 1 LOB: 2 BB: 2 P: 14	R: 0 E: 0 K: 0 S: 3	H: 0 LOB: 1 BB: 1 P: 7	R: 1 E: 1 K: 0 S: 4	H: 1 LOB: 2 BB: 2 P: 12	R: 3 E: 0 K: 0 S: 6	H: 3 LOB: 1 BB: 1 P: 10	R: 2 E: 0 K: 0 S: 5	H: 3 LOB: 1 BB: 1 P: 9	R: 0 E: 0 K: 0 S: 3	H: 0 LOB: 0 BB: 0 P: 3	R: 0 E: 0 K: 1 S: 6	H: 1 LOB: 1 BB: 0 P: 6	R: 0 E: 0 K: 0 S: 3	H: 0 LOB: 1 BB: 0 P: 4	1B: 9 2B: 2 3B: 0 HR: 0	SF: 0 SAC: 1 DP: 1 HBP: 0	WP: 0 PB: 0 SB: 2 CS: 0	PA: 43
PITCHER	IP WLS BF H R ER SO	IP WLS BF H R ER SO	IP WLS BF H R ER SO	IP WLS BF H R ER SO	IP WLS BF H R ER SO	IP WLS BF H R ER SO	IP WLS BF H R ER SO	IP WLS BF H R ER SO	IP WLS BF H R ER SO	IP WLS BF H R ER SO	IP WLS BF H R ER SO	IP WLS BF H R ER SO	IP WLS BF H R ER SO	IP WLS BF H R ER SO	IP WLS BF H R ER SO	IP WLS BF H R ER SO	ERA WHIP	ERA WHIP		
Sterling Slaughter, R ERA: 4.2 Wayne Schurr, R ERA: 3.72 Don Elston, R ERA: 3.98 Lew Burdette, R ERA: 5.11 Lindy McDaniel, R ERA: 3.98 (1, 1) (5, 1) (5, 1) (6, 1) (9, 1)	4.0 L 23 5 3 2 2 1	5 3 2 2 0 0 0 0	5 4 1 1 0 0 0 0	4 2 0 0 0 0 0 0	0 0 4 8 1 1 12 4	9.00 2.250 54.00 12.000 0.00 0.333 0.00 1.000														

Batter	1	2	3	4	5	6	7	8	9	AB	R	H	RBI	BB	SO	LOB	BOTTOM					
Joey Amalfitano, R OBP: 0.287, SLG: 0.354 (1, 4)	CS HBP		F9		F5			K		3	0	0	0	0	1	3	San Francisco Giants @ Chicago Cubs Wrigley Field, Chicago, IL Sat Jul 11 1964, 3:33 AM CDT Att: 20,211 - Unknown					
Andra Rodgers, R OBP: 0.298, SLG: 0.360 (1, 6)	K 1-2			F8		K		F5		4	0	0	0	0	2	2						
Billy Williams, L OBP: 0.409, SLG: 0.620 (1, 7)	1B			1B BB		FC5-4 1B		F8		3	0	2	0	1	0	1						
Ron Santo, R OBP: 0.393, SLG: 0.572 (1, 5)	K			14 G6-4-3 1B		FC5-4 1-2		FC4-6 14 BB 1B		4	0	2	0	0	1	2						
14 Ernie Banks, R OBP: 0.320, SLG: 0.456 (1, 3)	K			G6-4-3		K		FC4-6 BB		3	0	0	0	1	2	3						
Len Gabrielson, L OBP: 0.276, SLG: 0.310 (1, 9)	CS 1B			F9		5-3		FC4-6 1-2 2-3		4	0	1	0	0	0	2						
Billy Cowan, R OBP: 0.297, SLG: 0.434 (1, 8)	K 1-2			BB 1B		K		F4		4	0	1	0	0	2	3						
Dick Bertell, R OBP: 0.313, SLG: 0.340 Vic Roznovsky, L OBP: 0.200, SLG: 0.200 (1, 2) (9, PH)			K		BB		K		K	2	0	0	0	1	2	0						
Sterling Slaughter, R OBP: 0.382, SLG: 0.100 Wayne Schurr, R OBP: 0.300, SLG: 0.290 Don Elston, R OBP: 0.300, SLG: 0.290 Lew Burdette, R OBP: 0.315, SLG: 0.287 Jimmy Stewart, S OBP: 0.200, SLG: 0.200 Lindy McDaniel, R OBP: 0.333, SLG: 0.111 (1, 1) (5, 1) (5, 1) (5, PH) (6, PH) (9, 1)	9.0 W 35 7 0 0 0 12	7 0 0 0 0 0 0 12	3 0 1 0 0 0 0 12	0 0 1 0 0 0 0 12	0 0 55 68 0.00 1.111																	
Inning Stats	R: 0 E: 0 K: 2 S: 7	H: 1 LOB: 1 BB: 0 P: 8	R: 0 E: 0 K: 2 S: 7	H: 1 LOB: 0 BB: 0 P: 7	R: 0 E: 0 K: 2 S: 7	H: 0 LOB: 0 BB: 0 P: 7	R: 0 E: 0 K: 0 S: 3	H: 1 LOB: 1 BB: 1 P: 7	R: 0 E: 0 K: 0 S: 4	H: 1 LOB: 2 BB: 1 P: 8	R: 0 E: 0 K: 2 S: 8	H: 1 LOB: 1 BB: 0 P: 8	R: 0 E: 0 K: 2 S: 7	H: 0 LOB: 0 BB: 0 P: 7	R: 0 E: 0 K: 1 S: 6	H: 1 LOB: 1 BB: 0 P: 6	R: 0 E: 0 K: 1 S: 6	H: 1 LOB: 2 BB: 1 P: 10	1B: 7 2B: 1 3B: 0 HR: 0	SF: 0 SAC: 0 DP: 2 HBP: 1	WP: 0 PB: 0 SB: 0 CS: 2	PA: 35
PITCHER	IP WLS BF H R ER SO	IP WLS BF H R ER SO	IP WLS BF H R ER SO	IP WLS BF H R ER SO	IP WLS BF H R ER SO	IP WLS BF H R ER SO	IP WLS BF H R ER SO	IP WLS BF H R ER SO	IP WLS BF H R ER SO	IP WLS BF H R ER SO	IP WLS BF H R ER SO	IP WLS BF H R ER SO	IP WLS BF H R ER SO	IP WLS BF H R ER SO	IP WLS BF H R ER SO	IP WLS BF H R ER SO	ERA WHIP	ERA WHIP				



Batter	1	2	3	4	5	6	7	8	9	AB	R	H	RBI	BB	SO	LOB	TOP				
Maury Wills, S OBP: 0.324, SLG: 0.325 (1, 6)	L7		1B				4-3			4	0	2	0	0	0	2	Los Angeles Dodgers @ Chicago Cubs Wrigley Field, Chicago, IL Sun Jul 12 1964, 3:33 AM CDT Unknown				
Derrell Griffith, L OBP: 0.333, SLG: 0.405 Jim Gilliam, S OBP: 0.299, SLG: 0.284 (1, 5) (6, 5)	B2-3		4-3				F7		5-3	3	0	0	0	0	0	3					
Willie Davis, L OBP: 0.311, SLG: 0.422 (1, 8)	L6						L7		F7	4	1	1	0	0	0	0					
Ron Fairly, L OBP: 0.384, SLG: 0.379 (1, 3)		6-3					4-3		F4	4	0	0	0	0	0	1					
John Roseboro, L OBP: 0.365, SLG: 0.416 (1, 2)		G1-6-3 1B					K		HR	4	1	2	1	0	1	1					
Tommy Davis, R OBP: 0.299, SLG: 0.343 (1, 7)		G1-6-3 1-2							5-3	4	0	1	1	0	0	1					
Frank Howard, R OBP: 0.297, SLG: 0.472 Wes Parker, S OBP: 0.286, SLG: 0.324 (1, 9) (9, 9)			F3				F7		1B 2B	4	1	1	0	0	0	1					
Nate Oliver, R OBP: 0.318, SLG: 0.253 (1, 4)			1B SH1-4 1B				6-3		5-3	3	0	1	0	1	0	0					
Joe Moeller, R OBP: 0.065, SLG: 0.033 Wally Moon, L OBP: 0.338, SLG: 0.380 (7, PH) Bob Miller, R OBP: 0.250, SLG: 0.100 (7, 1) Ron Perranoski, L OBP: 0.091, SLG: 0.091 (9, 1)			SH1-4				1-3		4-3 1B	1	0	0	0	0	0	0					
Inning Stats	R: 0 E: 0 K: 0 S: 5	H: 0 LOB: 0 BB: 0 P: 5	R: 0 E: 0 K: 0 S: 6	H: 1 LOB: 0 BB: 0 P: 10	R: 0 E: 0 K: 0 S: 8	H: 2 LOB: 2 BB: 0 P: 10	R: 1 E: 0 K: 0 S: 7	H: 2 LOB: 1 BB: 0 P: 13	R: 0 E: 0 K: 0 S: 10	H: 1 LOB: 1 BB: 0 P: 17	R: 0 E: 0 K: 0 S: 8	H: 0 LOB: 0 BB: 0 P: 14	R: 1 E: 0 K: 0 S: 9	H: 2 LOB: 2 BB: 1 P: 15	R: 0 E: 0 K: 0 S: 4	H: 0 LOB: 0 BB: 0 P: 6		R: 1 E: 0 K: 0 S: 10	H: 1 LOB: 0 BB: 0 P: 12	1B: 5 2B: 2 3B: 1 HR: 1	SF: 0 SAC: 1 DP: 1 HBP: 0
PITCHER Bob Buhl, R ERA: 3.34 (1, 1)	IP: 9.0 WLS: W BF: 35 H: 9 R: 3 ER: 3 SO: 1 BB: 1 IBB: 0 HBP: 0 BLK: 0 WP: 0 HR: 1 S: 67 P: 102 ERA: 3.00 WHIP: 1.111											PITCHER	IP: 9.0 WLS: W BF: 35 H: 9 R: 3 ER: 3 SO: 1 BB: 1 IBB: 0 HBP: 0 BLK: 0 WP: 0 HR: 1 S: 67 P: 102 ERA: 3.00 WHIP: 1.111								

Batter	1	2	3	4	5	6	7	8	9	AB	R	H	RBI	BB	SO	LOB	BOTTOM				
Joey Amalfitano, R OBP: 0.297, SLG: 0.373 (1, 4)	SH1-3 BB		6-3				FC1-5 2B		FC4-6 HR	4	1	2	1	1	0	1	Los Angeles Dodgers @ Chicago Cubs Wrigley Field, Chicago, IL Sun Jul 12 1964, 3:33 AM CDT Unknown				
Andra Rodgers, R OBP: 0.298, SLG: 0.360 Doug Clemens, L OBP: 0.284, SLG: 0.379 (1, 6) (9, PH)	SH1-3						FC1-5 1B		E4 HR	3	1	1	0	0	0	2					
Billy Williams, L OBP: 0.409, SLG: 0.626 (1, 7)	F4						F9		HR	5	2	2	3	0	0	2					
Ron Santo, R OBP: 0.392, SLG: 0.568 (1, 5)	K						F9		1-3	4	0	1	1	0	1	2					
14 Ernie Banks, R OBP: 0.316, SLG: 0.450 (1, 3)		F9					F2		E6	4	0	0	0	0	0	2					
Len Gabrielson, L OBP: 0.275, SLG: 0.308 (1, 9)		G3					L7		FC4-6	4	0	1	1	0	0	1					
Billy Cowan, R OBP: 0.300, SLG: 0.437 (1, 8)		K					F9		FC6 SH FC4-6 BB	3	1	1	0	1	1	2					
Dick Bertell, R OBP: 0.313, SLG: 0.337 Leo Burke, R OBP: 0.327, SLG: 0.400 (1, 2) (9, PR)			4-3						SH FC6	2	0	0	0	1	0	0					
Bob Buhl, R OBP: 0.178, SLG: 0.100 Jimmy Stewart, S OBP: 0.314, SLG: 0.286 (1, 1) (9, PH)			K				F8		FC6	3	0	1	0	0	1	2					
Inning Stats	R: 0 E: 0 K: 1 S: 9	H: 0 LOB: 1 BB: 1 P: 16	R: 0 E: 0 K: 1 S: 15	H: 0 LOB: 0 BB: 0 P: 21	R: 0 E: 0 K: 1 S: 12	H: 0 LOB: 0 BB: 0 P: 16	R: 0 E: 0 K: 0 S: 8	H: 1 LOB: 1 BB: 0 P: 11	R: 0 E: 0 K: 0 S: 7	H: 1 LOB: 2 BB: 1 P: 16	R: 2 E: 0 K: 0 S: 17	H: 4 LOB: 1 BB: 0 P: 23	R: 0 E: 0 K: 0 S: 14	H: 2 LOB: 1 BB: 0 P: 18	R: 0 E: 1 K: 0 S: 7	H: 0 LOB: 1 BB: 0 P: 14		R: 4 E: 1 K: 0 S: 10	H: 1 LOB: 1 BB: 1 P: 18	1B: 5 2B: 3 3B: 0 HR: 1	SF: 0 SAC: 2 DP: 0 HBP: 0
PITCHER Joe Moeller, R ERA: 3.34 (1, 1) Bob Miller, R ERA: 2.17 (7, 1) Ron Perranoski, L ERA: 2.98 (9, 1)	IP: 6.0 WLS: L BF: 25 H: 2 R: 2 ER: 1 SO: 3 BB: 1 IBB: 0 HBP: 0 BLK: 0 WP: 0 HR: 0 S: 26 P: 42 ERA: 3.00 WHIP: 1.167											PITCHER	IP: 6.0 WLS: L BF: 25 H: 2 R: 2 ER: 1 SO: 3 BB: 1 IBB: 0 HBP: 0 BLK: 0 WP: 0 HR: 0 S: 26 P: 42 ERA: 3.00 WHIP: 1.167								



Batter	1	2	3	4	5	6	7	8	9	AB	R	H	RBI	BB	SO	LOB	TOP			
Maury Wills, S OBP: 0.329, SLG: 0.333										5	1	2	0	0	0	2	Los Angeles Dodgers @ Chicago Cubs Wrigley Field, Chicago, IL Mon Jul 13 1964, 3:33 AM CDT Att: 8,003 - Unknown			
Derrell Griffith, L OBP: 0.337, SLG: 0.415										4	0	1	1	0	0	1				
Willie Davis, L OBP: 0.305, SLG: 0.413										4	0	0	0	0	0	1				
Ron Fairly, L OBP: 0.392, SLG: 0.380										3	1	2	0	1	0	1				
John Roseboro, L OBP: 0.369, SLG: 0.413										3	1	1	0	1	0	2				
Tommy Davis, R OBP: 0.307, SLG: 0.352										3	1	2	1	1	0	0				
Frank Howard, R OBP: 0.295, SLG: 0.467										3	0	1	2	1	1	1				
Nate Oliver, R OBP: 0.313, SLG: 0.253										4	0	1	0	0	0	4				
Don Drysdale, R OBP: 0.226, SLG: 0.283										2	0	0	0	0	1	0				
Howie Reed, R										0	0	0	0	0	0	0				
Wes Parker, S OBP: 0.283, SLG: 0.321										1	0	0	0	0	1	0				
Jim Brewer, L OBP: 0.143, SLG: 0.143										0	0	0	0	0	0	0				
Wally Moon, L OBP: 0.329, SLG: 0.370										1	0	0	0	0	0	2				
Inning Stats	R: 1 E: 0 K: 0 S: 8	H: 3 LOB: 2 BB: 0 P: 11	R: 0 E: 0 K: 0 S: 6	H: 1 LOB: 0 BB: 0 P: 7	R: 0 E: 0 K: 1 S: 7	H: 0 LOB: 0 BB: 0 P: 8	R: 0 E: 0 K: 0 S: 11	H: 0 LOB: 3 BB: 3 P: 25	R: 0 E: 0 K: 0 S: 4	H: 1 LOB: 0 BB: 0 P: 5	R: 0 E: 0 K: 1 S: 8	H: 0 LOB: 0 BB: 0 P: 13	R: 0 E: 0 K: 1 S: 8	H: 1 LOB: 0 BB: 0 P: 9	R: 3 E: 0 K: 0 S: 18	H: 4 LOB: 2 BB: 1 P: 24	1B: 8 2B: 2 3B: 0 HR: 0	SF: 0 SAC: 0 DP: 3 HBP: 0	WP: 0 PB: 0 SB: 0 CS: 0	PA: 37
PITCHER Larry Jackson, R ERA: 3.46	IP: 9.0 WLS: W BF: 37 H: 10 R: 4 ER: 4 SO: 3 BB: 4 IBB: 0 HBP: 0 BLK: 0 WP: 0 HR: 0 S: 74 P: 108 ERA: 4.00 WHIP: 1.556															PITCHER				


Batter	1	2	3	4	5	6	7	8	9	AB	R	H	RBI	BB	SO	LOB	BOTTOM			
Billy Cowan, R OBP: 0.295, SLG: 0.432										4	0	0	0	0	3	0	Los Angeles Dodgers @ Chicago Cubs Wrigley Field, Chicago, IL Mon Jul 13 1964, 3:33 AM CDT Att: 8,003 - Unknown			
Joey Amalfitano, R OBP: 0.293, SLG: 0.378										4	0	0	0	0	2	0				
Billy Williams, L OBP: 0.408, SLG: 0.620										4	2	2	0	0	1	0				
Ron Santo, R OBP: 0.400, SLG: 0.571										4	2	4	1	0	0	0				
14 Ernie Banks, R OBP: 0.320, SLG: 0.453										3	1	2	1	0	0	1				
Len Gabrielson, L OBP: 0.293, SLG: 0.318										4	2	3	1	0	0	0				
Dick Bertell, R OBP: 0.320, SLG: 0.355										4	2	2	3	0	1	1				
Andre Rodgers, R OBP: 0.292, SLG: 0.363										4	1	1	3	0	0	0				
Larry Jackson, R OBP: 0.127, SLG: 0.148										4	0	0	0	0	0	0				
Inning Stats	R: 1 E: 1 K: 2 S: 13	H: 3 LOB: 1 BB: 0 P: 20	R: 0 E: 0 K: 0 S: 4	H: 0 LOB: 0 BB: 0 P: 4	R: 0 E: 0 K: 0 S: 6	H: 0 LOB: 0 BB: 0 P: 7	R: 1 E: 0 K: 1 S: 13	H: 3 LOB: 1 BB: 0 P: 18	R: 0 E: 0 K: 0 S: 9	H: 0 LOB: 0 BB: 0 P: 9	R: 5 E: 1 K: 0 S: 18	H: 5 LOB: 0 BB: 0 P: 30	R: 0 E: 0 K: 3 S: 10	H: 0 LOB: 0 BB: 0 P: 16	R: 3 E: 0 K: 0 S: 18	H: 3 LOB: 0 BB: 0 P: 25		1B: 12 2B: 1 3B: 1 HR: 1	SF: 1 SAC: 0 DP: 1 HBP: 0	WP: 1 PB: 0 SB: 0 CS: 0
PITCHER Don Drysdale, R ERA: 2.37	IP: 6.0 WLS: L BF: 27 H: 11 R: 7 ER: 7 SO: 4 BB: 0 IBB: 0 HBP: 0 BLK: 0 WP: 0 HR: 1 S: 63 P: 88 ERA: 10.50 WHIP: 1.833															PITCHER				
Howie Reed, R ERA: 4.79	IP: 1.0 WLS: 0 BF: 3 H: 0 R: 0 ER: 0 SO: 3 BB: 0 IBB: 0 HBP: 0 BLK: 0 WP: 0 HR: 0 S: 10 P: 16 ERA: 0.00 WHIP: 0.000															PITCHER				
Jim Brewer, L ERA: 4.04	IP: 1.0 WLS: 0 BF: 6 H: 3 R: 3 ER: 3 SO: 0 BB: 0 IBB: 0 HBP: 0 BLK: 0 WP: 1 HR: 0 S: 18 P: 25 ERA: 27.00 WHIP: 3.000															PITCHER				


AB 33
R 4
H 10
RBI 4
BB 4
SO 3
LOB 14



AB 35
R 10
H 14
RBI 9
BB 0
SO 7
LOB 2



Batter	1	2	3	4	5	6	7	8	9	AB	R	H	RBI	BB	SO	LOB	TOP			
Charley Smith, R (1,5) OBP: 0.267, SLG: 0.374	6-3		E3		F3		L8			4	0	0	0	0	0	2	<p>New York Mets @ Chicago Cubs Wrigley Field, Chicago, IL Tue Jul 14 1964, 3:33 AM CDT Att: 7,566 - Overcast</p> <p>livebaseballscores.com</p> <p>AB 33 R 2 H 5 RBI 0 BB 2 SO 5 LOB 15</p> 			
Ron Hunt, R (1,4) OBP: 0.361, SLG: 0.418	BB		FC2-1-5-1-2		F8		L7			3	1	0	0	1	0					
Frank Thomas, R (1,3) OBP: 0.286, SLG: 0.333	K		E6		L8		F4			4	0	0	0	0	1					
Joe Christopher, R (1,9)	4-3		FC5		4-3		6-3			4	0	1	0	0	0	1				
Hawk Taylor, R (1,2) OBP: 0.273, SLG: 0.306			FC5		1-3		F8			4	0	1	0	0	0	2				
George Altman, L (1,7) OBP: 0.250, SLG: 0.306	L4				K		K			4	0	1	0	0	2	1				
Jim Hickman, R (1,8) OBP: 0.295, SLG: 0.317	G4-6-3				4-3		6-3			3	0	1	0	1	0	2				
Roy McMillan, R (1,6) OBP: 0.236, SLG: 0.253					F9		6-3			3	0	1	0	0	0	2				
Tim Harkness, L (9, PH) OBP: 0.300, SLG: 0.349							4-3			1	0	0	0	0	0	1				
Al Jackson, L (1,1) OBP: 0.150, SLG: 0.200			E6		K		K			3	1	0	0	0	2	3				
Tracy Stallard, R (7,1) OBP: 0.256, SLG: 0.286										0	0	0	0	0	0	0				
Willard Hunter, R (7,1)										0	0	0	0	0	0	0				
Inning Stats	R: 0 E: 0 K: 1 S: 5	H: 0 LOB: 1 BB: 1 P: 9	R: 0 E: 0 K: 0 S: 3	H: 1 LOB: 0 BB: 0 P: 3	R: 2 E: 4 K: 0 S: 7	H: 2 LOB: 2 BB: 0 P: 7	R: 0 E: 0 K: 1 S: 6	H: 1 LOB: 1 BB: 0 P: 6	R: 0 E: 0 K: 0 S: 3	H: 0 LOB: 0 BB: 0 P: 3	R: 0 E: 0 K: 1 S: 6	H: 1 LOB: 1 BB: 0 P: 6	R: 0 E: 0 K: 0 S: 3	H: 0 LOB: 0 BB: 0 P: 3	R: 0 E: 0 K: 1 S: 5	H: 0 LOB: 1 BB: 1 P: 9	1B: 5 2B: 0 3B: 0 HR: 0	SF: 0 SAC: 0 DP: 1 HBP: 0	WP: 0 PB: 0 SB: 0 CS: 0	PA: 35
PITCHER Dick Ellsworth, L (1,1) ERA: 3.06	IP: 9.0 WLS: W BF: 35 H: 5 R: 2 ER: 0 SO: 5 BB: 2 IBB: 0 HBP: 0 BLK: 0 WP: 0 HR: 0 S: 43 P: 51 ERA: 0.00 WHIP: 0.778															PITCHER				

Batter	1	2	3	4	5	6	7	8	9	AB	R	H	RBI	BB	SO	LOB	BOTTOM			
Billy Cowan, R (1,8) OBP: 0.298, SLG: 0.443	F4					6-3	1B			4	1	2	1	0	0	0	<p>New York Mets @ Chicago Cubs Wrigley Field, Chicago, IL Tue Jul 14 1964, 3:33 AM CDT Att: 7,566 - Overcast</p> <p>livebaseballscores.com</p> <p>AB 33 R 4 H 10 RBI 4 BB 0 SO 5 LOB 9</p> 			
Joey Amalfitano, R (1,4) OBP: 0.298, SLG: 0.381	5-3		F7			FC3-6	1B			4	0	2	1	0	0	1				
Billy Williams, L (1,7) OBP: 0.404, SLG: 0.612	K				F6	FC3-6	F2			4	0	0	0	0	1	2				
Ron Santo, R (1,5) OBP: 0.398, SLG: 0.567			F9		5-3	FC5-4	1B			4	0	1	0	0	0	0				
14 Ernie Banks, R (1,3) OBP: 0.319, SLG: 0.460			HR		K	FC5-4				4	1	1	1	0	1	2				
Len Gabrielson, L (1,9) OBP: 0.297, SLG: 0.321							5-3			2	0	1	0	0	0	0				
Billy Ott, S (5, FR) (6, 9) OBP: 0.238, SLG: 0.256			3-1				6-3			2	0	0	0	0	0	0				
Dick Bertell, R (1,2) OBP: 0.324, SLG: 0.365			6-3				2B			3	1	2	0	0	0	0				
Andre Rodgers, R (1,6) OBP: 0.293, SLG: 0.367			L8				F7			3	1	1	1	0	0	1				
Dick Ellsworth, L (1,1) OBP: 0.081, SLG: 0.051			K				K			3	0	0	0	0	3	3				
Inning Stats	R: 0 E: 0 K: 1 S: 5	H: 0 LOB: 0 BB: 0 P: 5	R: 1 E: 0 K: 0 S: 4	H: 1 LOB: 0 BB: 0 P: 4	R: 0 E: 0 K: 1 S: 6	H: 1 LOB: 1 BB: 0 P: 6	R: 0 E: 0 K: 1 S: 5	H: 0 LOB: 0 BB: 0 P: 5	R: 0 E: 0 K: 0 S: 3	H: 2 LOB: 2 BB: 0 P: 6	R: 3 E: 0 K: 1 S: 9	H: 4 LOB: 1 BB: 0 P: 9	R: 0 E: 0 K: 0 S: 3	H: 0 LOB: 0 BB: 0 P: 3	R: 0 E: 0 K: 1 S: 5	H: 0 LOB: 0 BB: 0 P: 9	1B: 5 2B: 3 3B: 1 HR: 1	SF: 0 SAC: 0 DP: 0 HBP: 0	WP: 0 PB: 0 SB: 1 CS: 1	PA: 33
PITCHER Al Jackson, L (1,1) ERA: 4.24 Tracy Stallard, R (7,1) ERA: 4.53 Willard Hunter, L (7,1) ERA: 2.35	IP: 6.2 WLS: L BF: 27 H: 8 R: 3 ER: 3 SO: 5 BB: 8 IBB: 3 HBP: 3 BLK: 0 WP: 0 HR: 1 S: 37 P: 37 ERA: 4.05 WHIP: 1.200															PITCHER				

Batter	1	2	3	4	5	6	7	8	9	AB	R	H	RBI	BB	SO	LOB	TOP					
Larry Elliot, L OBP: 0.306, SLG: 0.302 (1, 8)										4	0	1	0	0	0	1	New York Mets @ Chicago Cubs Wrigley Field, Chicago, IL Wed Jul 15 1964, 3:33 AM CDT Att: 10,496 - Unknown					
Ron Hunt, R OBP: 0.365, SLG: 0.422 (1, 4)										4	0	3	0	0	0	1						
Frank Thomas, R OBP: 0.285, SLG: 0.331 (1, 3)										4	0	1	0	0	0	4						
George Altman, L OBP: 0.250, SLG: 0.310 (1, 7)										4	1	1	0	0	0	3						
Joe Christopher, R OBP: 0.337, SLG: 0.433 (1, 9)										3	0	0	0	0	0	4						
Jesse Gonder, L OBP: 0.348, SLG: 0.403 (1, 2)										4	0	0	1	0	0	1						
Charley Smith, R OBP: 0.271, SLG: 0.389 (1, 5)										4	1	2	1	0	0	0						
Roy McMillan, R OBP: 0.232, SLG: 0.249 (9, PH)										3	0	0	0	0	0	0						
Tim Harkness, L OBP: 0.237, SLG: 0.345 (9, PH)										1	0	0	0	0	0	0						
Jack Fisher, R OBP: 0.184, SLG: 0.174 (1, 1)										3	0	1	0	0	1	0						
Hawk Taylor, R OBP: 0.271, SLG: 0.304 (9, PH)										1	0	0	0	0	0	0						
Inning Stats	R: 0 E: 0 K: 0 S: 5	H: 2 LOB: 2 BB: 0 P: 5	R: 0 E: 0 K: 0 S: 3	H: 0 LOB: 0 BB: 0 P: 3	R: 0 E: 0 K: 0 S: 4	H: 1 LOB: 1 BB: 0 P: 4	R: 1 E: 0 K: 0 S: 4	H: 1 LOB: 0 BB: 0 P: 4	R: 0 E: 0 K: 0 S: 5	H: 2 LOB: 2 BB: 0 P: 5	R: 0 E: 1 K: 0 S: 4	H: 1 LOB: 2 BB: 0 P: 4	R: 0 E: 0 K: 1 S: 5	H: 0 LOB: 0 BB: 0 P: 5	R: 0 E: 0 K: 0 S: 4	H: 1 LOB: 1 BB: 0 P: 4	R: 1 E: 0 K: 0 S: 4	H: 1 LOB: 0 BB: 0 P: 4	1B: 7 2B: 1 3B: 0 HR: 1	SF: 0 SAC: 1 DP: 0 HBP: 0	WP: 0 PB: 0 SB: 0 CS: 0	PA: 36
PITCHER Lew Burdette, R ERA: 4.63 (1, 1)	IP: 9.0 WLS: W BF: 36	H: 9 R: 2 ER: 2 SO: 1	BB: 0 IBB: 0 HBP: 0 BLK: 0	WP: 0 HR: 1 S: 38 P: 38	ERA: 2.00 WHIP: 1.000																	

Batter	1	2	3	4	5	6	7	8	9	AB	R	H	RBI	BB	SO	LOB	BOTTOM			
Billy Cowan, R OBP: 0.299, SLG: 0.440 (1, 8)										4	2	1	0	1	0	2	New York Mets @ Chicago Cubs Wrigley Field, Chicago, IL Wed Jul 15 1964, 3:33 AM CDT Att: 10,496 - Unknown			
Joey Amalfitano, R OBP: 0.291, SLG: 0.371 (1, 4)										4	0	0	0	0	0	2				
Billy Williams, L OBP: 0.402, SLG: 0.608 (1, 7)										4	0	1	0	0	1	2				
Ron Santo, R OBP: 0.405, SLG: 0.573 (1, 5)										2	0	2	1	2	0	0				
14 Ernie Banks, R OBP: 0.318, SLG: 0.457 (1, 3)										4	0	1	0	0	1	4				
Len Gabrielson, L OBP: 0.303, SLG: 0.328 (1, 9)										4	0	2	0	0	0	2				
Dick Bertell, R OBP: 0.323, SLG: 0.362 (1, 2)										4	0	1	0	0	1	1				
Andre Rodgers, R OBP: 0.292, SLG: 0.365 (1, 6)										4	0	1	0	0	0	3				
Lew Burdette, R OBP: 0.214, SLG: 0.385 (1, 1)										4	1	1	1	0	0	4				
Inning Stats	R: 1 E: 0 K: 0 S: 4	H: 1 LOB: 1 BB: 1 P: 8	R: 0 E: 0 K: 0 S: 4	H: 1 LOB: 1 BB: 0 P: 4	R: 0 E: 1 K: 1 S: 6	H: 1 LOB: 2 BB: 1 P: 10	R: 0 E: 0 K: 0 S: 5	H: 2 LOB: 2 BB: 0 P: 5	R: 0 E: 0 K: 0 S: 5	H: 0 LOB: 1 BB: 1 P: 9	R: 0 E: 0 K: 0 S: 4	H: 1 LOB: 1 BB: 0 P: 4	R: 1 E: 1 K: 0 S: 6	H: 3 LOB: 2 BB: 0 P: 6	R: 0 E: 0 K: 1 S: 6	H: 1 LOB: 0 BB: 0 P: 6		1B: 8 2B: 1 3B: 0 HR: 1	SF: 0 SAC: 0 DP: 0 HBP: 0	WP: 0 PB: 1 SB: 2 CS: 0
PITCHER Jack Fisher, R ERA: 4.0 (1, 1)	IP: 8.0 WLS: L BF: 37	H: 10 R: 3 ER: 2 SO: 3	BB: 3 IBB: 0 HBP: 0 BLK: 0	WP: 0 HR: 1 S: 40 P: 52	ERA: 2.25 WHIP: 1.625															

Batter	1	2	3	4	5	6	7	8	9	AB	R	H	RBI	BB	SO	LOB	TOP					
Larry Elliot, L OBP: 0.310, SLG: 0.300 (1, 8)										4	0	1	0	1	0	2	New York Mets @ Chicago Cubs Wrigley Field, Chicago, IL Thu Jul 16 1964, 3:33 AM CDT Att: 9,078 - Sunny					
Tim Harkness, L OBP: 0.292, SLG: 0.330 (1, 3)										4	0	0	0	1	1	3						
Ron Hunt, R OBP: 0.367, SLG: 0.424 (1, 4)										3	0	1	0	1	0	3						
George Altman, L OBP: 0.255, SLG: 0.314 (1, 7)										4	1	2	0	0	0	2						
Joe Christopher, R OBP: 0.339, SLG: 0.434 (1, 9)										4	0	2	0	0	1	1						
Jesse Gonder, L OBP: 0.351, SLG: 0.402 (1, 2)										3	0	1	0	1	0	4						
Charley Smith, R OBP: 0.271, SLG: 0.386 (8, 6)										4	0	1	1	0	1	5						
Roy McMillan, R OBP: 0.228, SLG: 0.244 (8, PH)										3	0	0	0	0	0	4						
Rod Kanehl, R OBP: 0.290, SLG: 0.298 (8, 5)										1	0	0	0	0	0	1						
Tracy Stallard, R OBP: 0.287, SLG: 0.295 (5, 1)										2	0	1	0	0	0	0						
Bill Wakefield, R ERA: 4.97										0	0	0	0	0	0	0						
Frank Thomas, R OBP: 0.325, SLG: 0.350										1	0	0	0	0	0	2						
Larry Beaman, R ERA: 3.77										0	0	0	0	0	0	0						
Darrell Sutherland, R ERA: 10.22										0	0	0	0	0	0	0						
Carl Willey, R ERA: 2.98										1	0	1	0	0	0	0						
Chris Cannizzaro, R OBP: 0.333, SLG: 0.297 (9, PH)										1	0	1	0	0	0	0						
Inning Stats	R: 0 E: 0 K: 0 S: 2	H: 1 LOB: 0 BB: 1 P: 6	R: 0 E: 0 K: 0 S: 5	H: 2 LOB: 2 BB: 0 P: 5	R: 0 E: 0 K: 0 S: 3	H: 1 LOB: 0 BB: 0 P: 3	R: 0 E: 0 K: 1 S: 6	H: 3 LOB: 2 BB: 1 P: 10	R: 0 E: 0 K: 0 S: 4	H: 0 LOB: 0 BB: 1 P: 8	R: 1 E: 0 K: 0 S: 6	H: 3 LOB: 2 BB: 0 P: 6	R: 0 E: 0 K: 1 S: 5	H: 0 LOB: 1 BB: 1 P: 9	R: 0 E: 0 K: 1 S: 6	H: 1 LOB: 0 BB: 0 P: 6	R: 0 E: 0 K: 0 S: 3	H: 1 LOB: 0 BB: 0 P: 3	1B: 9 2B: 1 3B: 0 HR: 0	SF: 0 SAC: 0 DP: 3 HBP: 0	WP: 0 PB: 0 SB: 0 CS: 1	PA: 39
PITCHER Ernie Broglio, R ERA: 4.22 (1, 1)	IP: 9.0 WLS: W BF: 38 H: 10 R: 1 ER: 1 SO: 3 BB: 3 IBB: 1 HBP: 0 BLK: 0 WP: 0 HR: 0 S: 40 P: 56 ERA: 1.00 WHIP: 1.444															PITCHER						

Batter	1	2	3	4	5	6	7	8	9	AB	R	H	RBI	BB	SO	LOB	BOTTOM				
Billy Cowan, R OBP: 0.301, SLG: 0.449 (1, 8)										5	2	2	2	0	1	1	New York Mets @ Chicago Cubs Wrigley Field, Chicago, IL Thu Jul 16 1964, 3:33 AM CDT Att: 9,078 - Sunny				
Joey Amalfitano, R OBP: 0.300, SLG: 0.381 (1, 4)										4	2	2	1	1	0	1					
Billy Williams, L OBP: 0.402, SLG: 0.605 (1, 7)										5	2	2	0	0	0	3					
Ron Santo, R OBP: 0.408, SLG: 0.572 (1, 5)										4	2	2	1	1	1	1					
14 Ernie Banks, R OBP: 0.321, SLG: 0.458 (6, PR)										4	1	2	2	0	0	1					
Doug Clemens, L OBP: 0.291, SLG: 0.385 (7, 9)										1	1	1	1	0	0	0					
Len Gabrielson, L OBP: 0.323, SLG: 0.350 (1, 9)										4	0	3	2	1	0	1					
Dick Bertell, R OBP: 0.316, SLG: 0.355 (1, 2)										4	0	0	1	0	1	6					
Andre Rodgers, R OBP: 0.294, SLG: 0.363 (1, 6)										4	0	1	1	1	2	2					
Ernie Broglio, R OBP: 0.194, SLG: 0.176 (1, 1)										4	1	1	0	0	0	3					
Inning Stats	R: 0 E: 0 K: 1 S: 6	H: 1 LOB: 1 BB: 0 P: 6	R: 0 E: 1 K: 0 S: 4	H: 1 LOB: 1 BB: 0 P: 4	R: 0 E: 0 K: 0 S: 4	H: 0 LOB: 0 BB: 0 P: 4	R: 1 E: 0 K: 2 S: 10	H: 3 LOB: 2 BB: 0 P: 10	R: 2 E: 0 K: 0 S: 6	H: 3 LOB: 2 BB: 1 P: 10	R: 5 E: 0 K: 0 S: 7	H: 4 LOB: 1 BB: 2 P: 15	R: 0 E: 0 K: 1 S: 5	H: 1 LOB: 0 BB: 0 P: 5	R: 3 E: 0 K: 1 S: 8	H: 3 LOB: 1 BB: 1 P: 12		1B: 13 2B: 2 3B: 0 HR: 1	SF: 1 SAC: 0 DP: 1 HBP: 0	WP: 0 PB: 0 SB: 1 CS: 0	PA: 44
PITCHER Tracy Stallard, R ERA: 4.97 (1, 1)	IP: 4.2 WLS: L BF: 24 H: 8 R: 3 ER: 3 SO: 3 BB: 0 IBB: 0 HBP: 0 BLK: 0 WP: 0 HR: 0 S: 29 P: 33 ERA: 0.00 WHIP: 0.000															PITCHER					
Bill Wakefield, R ERA: 3.22 (5, 1)	0.1	1	0	0	0	0	0	0	0	0	0	1	1	0	0	0		0.00	0.000		
Larry Beaman, R ERA: 3.77 (6, 1)	0.1	7	4	5	5	0	2	0	0	0	0	1	5	13	135.00	18.000					
Darrell Sutherland, R ERA: 10.22 (6, 1)	2.0	9	3	3	3	1	1	0	0	0	0	0	10	14	13.50	2.000					
Carl Willey, R ERA: 2.98 (8, 1)	0.2	3	1	0	0	1	0	0	0	0	0	0	5	5	0.00	1.500					

AB	34
R	1
H	10
RBI	1
BB	4
SO	3
LOB	27



AB	39
R	11
H	16
RBI	11
BB	4
SO	5
LOB	19



Batter	1	2	3	4	5	6	7	8	9	AB	R	H	RBI	BB	SO	LOB	TOP					
Billy Cowan, R OBP: 0.300, SLG: 0.456 (1, 8)	1-2 HR		0-2 5-3		1-3 K			0-2 E4		4	1	1	1	0	1	1	Chicago Cubs @ Los Angeles Dodgers Dodger Stadium, Los Angeles, CA Fri Jul 17 1964, 7:05 PM PDT Att: 33,342 - Unknown					
Joey Amalfitano, R OBP: 0.295, SLG: 0.373 Jimmy Stewart, S OBP: 0.313, SLG: 0.285 (8, PH) (8, 4)	1-0 4-3		0-0 B1-3			2-1 4-3		3-3 SAFE K		3	0	0	0	0	0	0						
Billy Williams, L OBP: 0.398, SLG: 0.598 (1, 7)	1-3 K		0-0 F8			2-3 K		0-0 4-3		4	0	0	1	0	2	1						
Ron Santo, R OBP: 0.403, SLG: 0.565 (1, 5)	0-1 F3			0-0 6-3		1-1 F9		2-3 3-H 1-3 K		4	0	0	0	0	1	1						
14 Ernie Banks, R OBP: 0.317, SLG: 0.452 (1, 3)		2-2 5-3		1-2 5-3			1-3 K		1-2 F6	4	0	0	0	0	1	0						
Len Gabrielson, L OBP: 0.328, SLG: 0.355 (1, 9)		0-1 F8		0-2 1B			0-1 4-3		1-2 1B	4	0	2	0	0	0	0						
Dick Bertell, R OBP: 0.316, SLG: 0.355 Lee Gregory, L OBP: 0.143, SLG: 0.143 (9, PH)		0-1 1B 1B		1-3 K			3-2 E9		1-3 K	3	0	1	0	0	1	1						
Andre Rodgers, R OBP: 0.294, SLG: 0.363 Leo Burke, R OBP: 0.314, SLG: 0.383 (9, PH)		0-1 1B			1-0 F7		1-1 4-3		0-3 K	3	0	1	0	0	0	1						
Bob Buhl, R OBP: 0.170, SLG: 0.095 Doug Clemens, L OBP: 0.297, SLG: 0.390 Bobby Shantz, R (8, 1)		1-2 1B		0-0 F9		1-3 K		1-1 E E 4-3 1B		2	0	0	0	0	1	2						
										1	1	1	0	0	0	0						
										0	0	0	0	0	0	0						
Inning Stats	R: 1 E: 0 K: 1 S: 9	H: 1 LOB: 0 BB: 0 P: 12	R: 0 E: 0 K: 0 S: 11	H: 2 LOB: 2 BB: 0 P: 13	R: 0 E: 0 K: 0 S: 5	H: 0 LOB: 0 BB: 0 P: 5	R: 0 E: 0 K: 1 S: 12	H: 1 LOB: 1 BB: 0 P: 14	R: 0 E: 0 K: 2 S: 8	H: 0 LOB: 0 BB: 0 P: 11	R: 0 E: 0 K: 1 S: 9	H: 0 LOB: 0 BB: 0 P: 14	R: 0 E: 1 K: 1 S: 11	H: 0 LOB: 1 BB: 0 P: 16	R: 1 E: 2 K: 2 S: 14	H: 1 LOB: 1 BB: 0 P: 19	R: 0 E: 0 K: 2 S: 12	H: 1 LOB: 1 BB: 0 P: 15	1B: 5 2B: 0 3B: 0 HR: 1	SF: 0 SAC: 0 DP: 0 HBP: 0	WP: 0 PB: 0 SB: 0 CS: 0	PA: 35
PITCHER Don Drysdale, R ERA: 2.3 (1, 1)	IP: 9.0 WLS: W BF: 35 H: 6 R: 2 ER: 1 SO: 10 BB: 0 IBB: 0 HBP: 0 BLK: 0 WP: 0 HR: 1 S: 91 P: 119 ERA: 1.00 WHIP: 0.667															PITCHER	IP: 9.0 WLS: W BF: 35 H: 6 R: 2 ER: 1 SO: 10 BB: 0 IBB: 0 HBP: 0 BLK: 0 WP: 0 HR: 1 S: 91 P: 119 ERA: 1.00 WHIP: 0.667					


AB	35
R	2
H	6
RBI	2
BB	0
SO	10
LOB	11




Batter	1	2	3	4	5	6	7	8	9	AB	R	H	RBI	BB	SO	LOB	BOTTOM
Maury Wills, S OBP: 0.332, SLG: 0.332 (1, 6)	1-1 4-3		0-0 F5		0-0 B1-3		1-0 G3			4	0	0	0	0	0	1	Chicago Cubs @ Los Angeles Dodgers Dodger Stadium, Los Angeles, CA Fri Jul 17 1964, 7:05 PM PDT Att: 33,342 - Unknown
Derrell Griffith, L OBP: 0.344, SLG: 0.432 Jim Gilliam, S OBP: 0.311, SLG: 0.291 (7, 5)	0-0 G3-6-3 1B			0-0 G3	2-0 2B		2-0 L3			3	0	2	0	0	0	0	
Willie Davis, L OBP: 0.306, SLG: 0.417 (1, 8)	0-0 G3-6-3 1-2			2-2 F3	0-0 1-3			4-1 4-3 SH1 BB		3	0	0	0	1	0	2	
Ron Fairly, L OBP: 0.401, SLG: 0.442 (1, 3)		2-1 4-3		1-1 1B 1B		0-0 HR		0-0 SH1		3	2	2	1	0	0	0	
John Roseboro, L OBP: 0.370, SLG: 0.417 (1, 2)		2-2 5-3		1-0 1B 1B		0-0 FC4-6 1B		1-2 4-3		4	1	2	0	0	0	1	
Tommy Davis, R OBP: 0.313, SLG: 0.363 (1, 7)		2-2 6-3		1-0 1B		3-2 F8		4-0 IBB		3	0	1	1	1	0	1	
Frank Howard, R OBP: 0.299, SLG: 0.462 Wes Parker, S OBP: 0.279, SLG: 0.316 (6, PR) (7, 9)			0-1 5-3		1-2 1B		0-1 FC4-6 1-2		2-1 1-3	3	0	1	1	0	0	1	
Nate Oliver, R OBP: 0.306, SLG: 0.275 (1, 4)			3-2 6-3		0-0 F3		0-3 K			3	0	0	0	0	1	3	
Don Drysdale, R OBP: 0.231, SLG: 0.286 (1, 1)			3-2 1B			2-3 K		1-0 6-3		3	0	1	0	0	1	0	
										1B: 7 2B: 1 3B: 0 HR: 1	SF: 0 SAC: 1 DP: 1 HBP: 0	WP: 0 PB: 0 SB: 0 CS: 0	PA: 34				
PITCHER Bob Buhl, R ERA: 3.37 Bobby Shantz, L ERA: 3.91 (8, 1)	IP: 7.0 WLS: L BF: 29 H: 9 R: 3 ER: 3 SO: 3 BB: 0 IBB: 0 HBP: 0 BLK: 0 WP: 0 HR: 1 S: 56 P: 87 ERA: 3.86 WHIP: 1.286															PITCHER	IP: 7.0 WLS: L BF: 29 H: 9 R: 3 ER: 3 SO: 3 BB: 0 IBB: 0 HBP: 0 BLK: 0 WP: 0 HR: 1 S: 56 P: 87 ERA: 3.86 WHIP: 1.286

AB	31
R	3
H	9
RBI	3
BB	2
SO	2
LOB	11



Batter	1	2	3	4	5	6	7	8	9	AB	R	H	RBI	BB	SO	LOB	TOP					
Billy Cowan, R OBP: 0.300, SLG: 0.457	0-3 K		1-3 K		0-3 K			0-0 SH3 2B		4	0	1	0	0	3	0	<p>Chicago Cubs @ Los Angeles Dodgers Dodger Stadium, Los Angeles, CA Sat Jul 18 1964, 3:33 AM PDT Att: 24,131 - Unknown</p> <p>livebaseballscores.com</p> <p>AB 34 R 1 H 8 RBI 1 BB 1 SO 10 LOB 10</p> 					
Joey Amalfitano, R OBP: 0.290, SLG: 0.366	2-3 K		0-0 F4			0-1 F3		0-1 SH3 2-3		3	0	0	0	0	1	0						
Billy Williams, L OBP: 0.399, SLG: 0.596	1-1 FC4-6 1B		0-0 E5			1-2 G3-6-3 1B		0-1 4-3		4	0	2	0	0	0	1						
Ron Santo, R OBP: 0.402, SLG: 0.559	0-2 FC4-6 1-2		3-1 F7			1-0 G3-6-3 1-2		4-0 FC5-4 BB		3	0	0	0	1	0	3						
14 Ernie Banks, R OBP: 0.313, SLG: 0.446		1-2 L7		0-1 L7			1-1 F2	1-0 FC5-4 1-2		4	0	0	0	0	0	2						
Len Gabrielson, L OBP: 0.321, SLG: 0.346		0-3 K		0-3 K			0-3 K		1-1 F8	3	0	0	0	0	0	3						
Don Elston, R OBP: 0.500, SLG: 0.500										0	0	0	0	0	0	0						
Lindy McDaniel, R OBP: 0.311, SLG: 0.284										0	0	0	0	0	0	0						
Bobby Shantz, R OBP: 0.311, SLG: 0.284										0	0	0	0	0	0	0						
Jimmy Stewart, S OBP: 0.311, SLG: 0.284										1	0	0	0	0	0	0						
Dick Bertell, R OBP: 0.319, SLG: 0.358		0-0 1B 1B		3-2 F2			1-0 2B 1B		3-2 F8	4	1	2	0	0	0	0						
Andre Rodgers, R OBP: 0.301, SLG: 0.373		1-2 1B 1-2 1B				1-1 F4		0-2 1B		4	0	3	1	0	0	0						
Larry Jackson, R OBP: 0.123, SLG: 0.143		0-1 5-3				1-3 K		1-3 K		2	0	0	0	0	1	2						
Leo Burke, R OBP: 0.302, SLG: 0.367										2	0	0	0	0	2	2						
Inning Stats	R: 0 H: 1 E: 0 K: 2 S: 14	H: 1 LOB: 1 BB: 0 P: 17	R: 0 H: 2 E: 0 K: 1 S: 14	H: 2 LOB: 2 BB: 0 P: 16	R: 0 H: 0 E: 1 K: 1 S: 7	H: 0 LOB: 0 BB: 0 P: 11	R: 0 H: 0 E: 0 K: 1 S: 11	H: 0 LOB: 0 BB: 0 P: 14	R: 0 H: 0 E: 0 K: 2 S: 8	H: 0 LOB: 0 BB: 0 P: 10	R: 0 H: 1 E: 0 K: 0 S: 6	H: 1 LOB: 1 BB: 0 P: 8	R: 1 H: 2 E: 0 K: 2 S: 10	H: 2 LOB: 1 BB: 0 P: 13	R: 0 H: 1 E: 0 K: 0 S: 6	H: 1 LOB: 2 BB: 1 P: 11	R: 0 H: 1 E: 0 K: 1 S: 12	H: 1 LOB: 1 BB: 0 P: 17	1B: 6 2B: 2 3B: 0 HR: 0	SF: 0 SAC: 1 DP: 1 HBP: 0	WP: 0 PB: 0 SB: 0 CS: 0	PA: 36
PITCHER Sandy Koufax, L ERA: 1.88	IP: 9.0 WLS: W BF: 36 H: 8 R: 1 ER: 1 SO: 10 BB: 1 IBB: 0 HBP: 0 BLK: 0 WP: 0 HR: 0 S: 88 P: 117 ERA: 1.00 WHIP: 1.000																					

Batter	1	2	3	4	5	6	7	8	9	AB	R	H	RBI	BB	SO	LOB	BOTTOM				
Maury Wills, S OBP: 0.333, SLG: 0.337	0-0 SH1-3 2B 1B		1-2 4-3			0-0 4-3		0-0 3-1 2B		4	1	2	1	0	0	0	<p>Chicago Cubs @ Los Angeles Dodgers Dodger Stadium, Los Angeles, CA Sat Jul 18 1964, 3:33 AM PDT Att: 24,131 - Unknown</p> <p>livebaseballscores.com</p> <p>AB 28 R 3 H 5 RBI 3 BB 0 SO 4 LOB 6</p> 				
Derrell Griffith, L OBP: 0.340, SLG: 0.427	0-1 SH1-3		0-0 F2			2-1 F5		1-1 3-1		1	0	0	0	0	0	0					
Jim Gilliam, S OBP: 0.308, SLG: 0.288	1-2 1B							2-3 3-1		2	0	0	0	0	0	1					
Willie Davis, L OBP: 0.308, SLG: 0.431	2-2 2H 2B				3-2 F8		1-0 HR	0-1 F9		4	1	2	2	0	0	1					
Ron Fairly, L OBP: 0.400, SLG: 0.441	1-2 4-3				0-0 1B		0-1 4-3			3	0	1	0	0	0	1					
John Roseboro, L OBP: 0.366, SLG: 0.412	0-0 6-3				1-3 K		1-3 K			3	0	0	0	0	2	2					
Tommy Davis, R OBP: 0.311, SLG: 0.360		2-0 6-3			3-2 1-3		1-1 G3			3	0	0	0	0	0	1					
Wally Moon, L OBP: 0.318, SLG: 0.355		3-1 F6				2-2 4-3		3-1 1-3		3	0	0	0	0	0	0					
Wes Parker, S OBP: 0.279, SLG: 0.316										0	0	0	0	0	0	0					
Nate Oliver, R OBP: 0.298, SLG: 0.267		1-1 4-3				3-2 4-3		1-1 E3 SH1-4 2B		3	1	0	0	0	0	0					
Sandy Koufax, R OBP: 0.127, SLG: 0.094					0-3 K		0-3 K		0-0 SH1-4 1-2	2	0	0	0	0	2	0					
Inning Stats	R: 1 H: 2 E: 0 K: 0 S: 10	H: 2 LOB: 1 BB: 0 P: 13	R: 0 H: 0 E: 0 K: 0 S: 5	H: 0 LOB: 0 BB: 0 P: 11	R: 0 H: 0 E: 0 K: 1 S: 8	H: 0 LOB: 0 BB: 0 P: 9	R: 0 H: 1 E: 0 K: 1 S: 16	H: 1 LOB: 1 BB: 0 P: 23	R: 0 H: 0 E: 0 K: 1 S: 11	H: 0 LOB: 0 BB: 0 P: 16	R: 1 H: 1 E: 0 K: 0 S: 6	H: 1 LOB: 0 BB: 0 P: 9	R: 0 H: 0 E: 0 K: 1 S: 7	H: 0 LOB: 0 BB: 0 P: 12	R: 1 H: 1 E: 1 K: 0 S: 8	H: 1 LOB: 1 BB: 0 P: 10		1B: 2 2B: 2 3B: 0 HR: 1	SF: 0 SAC: 2 DP: 0 HBP: 0	WP: 0 PB: 0 SB: 0 CS: 0	PA: 30
PITCHER Larry Jackson, R ERA: 3.44 Don Elston, R ERA: 3.41 Lindy McDaniel, R ERA: 4.08 Bobby Shantz, L ERA: 3.86	IP: 1.1 WLS: L BF: 6 H: 4 R: 2 ER: 2 SO: 3 BB: 0 IBB: 0 HBP: 0 BLK: 0 WP: 0 HR: 0 S: 11 P: 17 ERA: 0.00 WHIP: 0.667																				

Batter	1	2	3	4	5	6	7	8	9	AB	R	H	RBI	BB	SO	LOB	TOP										
Billy Cowan, R OBP: 0.298, SLG: 0.453 (1, 8)	1-2 G6-3 1B	0-1 F6		1-2 F7		1-3 K		3-1 1-3		5	0	1	0	0	1	4											
Joey Amalfitano, R OBP: 0.293, SLG: 0.364 (1, 4)	0-0 G6-3		4-2 HR		0-2 F6	0-1 1B 2B 1B		3-3 K		4	2	1	1	1	1	1											
Billy Williams, L OBP: 0.399, SLG: 0.602 (1, 7)	1-2 F9		0-0 HR		0-2 E6	3-H 1-2 2B 1B		1-0 F6		5	2	2	2	0	0	0											
Ron Santo, R OBP: 0.404, SLG: 0.562 (1, 5)		1-1 14 HR 1B	4-2 CS BB		1-1 6-3	1-0 1-H 3-H 2B 1B		0-2 1-3		4	1	2	2	1	0	1											
14 Ernie Banks, R OBP: 0.314, SLG: 0.453 (1, 3)	0-0 1-H HR	1-1 F7	1-1 F7		4-2 BB	0-1 F3		0-2 6-3		4	1	1	2	1	0	2											
Len Gabrielson, L OBP: 0.319, SLG: 0.344 (1, 9)	2-1 1B	1-2 4-3	1-2 4-3		2-1 3-1			2-3 K		4	0	1	0	0	1	3											
Dick Bertell, R OBP: 0.318, SLG: 0.365 (1, 2)	1-2 F9		2-2 F7		2-2 F7	2-2 3B 3B		1-0 6-3		4	1	1	0	0	0	1											
Andre Rodgers, R OBP: 0.303, SLG: 0.382 (1, 6)	0-0 SH3-4 1B	0-1 F8	0-1 F8		3-2 F8	0-1 L7		0-1 L7		4	1	2	1	0	0	0											
Dick Ellsworth, L OBP: 0.092, SLG: 0.065 (1, 1)	3-1 SH3-4	3-1 SH3-4	3-2 1B		3-2 1B	0-0 6-3		1-1 G3		3	0	1	0	0	0	1											
Inning Stats	R: 0 E: 0 K: 0 S: 7	H: 1 LOB: 0 BB: 0 P: 9	R: 2 E: 0 K: 0 S: 14	H: 4 LOB: 2 BB: 0 P: 21	R: 2 E: 0 K: 0 S: 13	H: 1 LOB: 0 BB: 2 P: 23	R: 0 E: 0 K: 0 S: 12	H: 1 LOB: 1 BB: 0 P: 18	R: 0 E: 1 K: 0 S: 12	H: 0 LOB: 2 BB: 1 P: 19	R: 4 E: 0 K: 1 S: 22	H: 5 LOB: 1 BB: 0 P: 30	R: 0 E: 0 K: 1 S: 6	H: 0 LOB: 0 BB: 0 P: 9	R: 0 E: 0 K: 1 S: 8	H: 0 LOB: 0 BB: 0 P: 15	R: 0 E: 0 K: 0 S: 7	H: 0 LOB: 0 BB: 0 P: 8	1B: 7 2B: 1 3B: 2 HR: 2	SF: 0 SAC: 1 DP: 1 HBP: 0	WP: 0 PB: 0 SB: 0 CS: 1	PA: 41					
PITCHER	IP	WLS	BF	H	R	ER	SO	BB	IBB	HBP	BLK	WP	HR	S	P	ERA	WHIP										
Phil Ortega, R ERA: 3.62 (1, 1)	2.0	L	13	6	4	4	0	2	0	0	0	0	2	28	45	18.00	4.000										
Howie Reed, R ERA: 3.77 (3, 1)	3.0		11	1	0	0	0	1	0	0	0	0	0	30	45	0.00	0.667										
Bob Miller, R ERA: 2.59 (6, 1)	3.0		14	5	4	4	3	0	0	0	0	0	0	36	54	12.00	1.667										
Jim Brewer, L ERA: 3.95 (9, 1)	1.0		3	0	0	0	0	0	0	0	0	0	0	7	8	0.00	0.000										

Chicago Cubs @ Los Angeles Dodgers
Dodger Stadium, Los Angeles, CA
Sun Jul 19 1964, 3:33 AM PDT
Unknown

AB	37
R	8
H	12
RBI	8
BB	3
SO	3
LOB	13



Batter	1	2	3	4	5	6	7	8	9	AB	R	H	RBI	BB	SO	LOB	BOTTOM										
Maury Wills, S OBP: 0.332, SLG: 0.336 (1, 6)	1-1 5-3		2-0 4-3			2-3 K			1-1 FC4-6 1B	4	0	1	0	0	1	1											
Jim Gilliam, S OBP: 0.303, SLG: 0.283 (1, 5)	2-2 6-3			1-0 F8		1-1 4-3			2-2 F9	4	0	0	0	0	0	1											
Willie Davis, L OBP: 0.304, SLG: 0.426 (1, 8)	2-1 4-3			0-0 4-3		1-3 K			0-1 FC4-6 1B E	4	1	0	0	0	1	1											
Tommy Davis, R OBP: 0.313, SLG: 0.359 (1, 7)		2-2 6-3		4-2 E 1B WP BB		1-1 6-3			0-0 E9 1B	3	1	1	0	1	0	0											
Frank Howard, R OBP: 0.299, SLG: 0.459 (1, 9)	2-2 5-3			1-2 E1 WP 1B		1-3 K			3-1 5-3	4	0	1	0	0	1	1											
Ron Fairly, L OBP: 0.296, SLG: 0.435 (1, 3)	1-2 F9			1-2 L3		1-3 K				3	0	0	0	0	1	1											
Doug Camilli, R OBP: 0.207, SLG: 0.215 (1, 2)			2-2 6-3		3-2 G4-6-3 1B				1-1 1-6-3	3	0	1	0	0	0	0											
Nate Oliver, R OBP: 0.299, SLG: 0.269 (1, 4)			1-0 1-3 1B		3-3 K				0-0 1-6-3	3	0	1	0	0	1	1											
Phil Ortega, R OBP: 0.185, SLG: 0.143 (3, 1)			2-2 1-3		1-0 G4-6-3				2-3 K	0	0	0	0	0	0	0											
Howie Reed, R OBP: 0.299, SLG: 0.459 (3, 1)			2-2 1-3		1-0 G4-6-3				2-3 K	1	0	0	0	0	0	1											
Lee Walls, R OBP: 0.299, SLG: 0.459 (5, PH)			2-2 1-3		1-0 G4-6-3				2-3 K	0	0	0	0	0	0	0											
Bob Miller, R OBP: 0.299, SLG: 0.459 (6, 1)			2-2 1-3		1-0 G4-6-3				2-3 K	0	0	0	0	0	0	0											
Wes Parker, S OBP: 0.299, SLG: 0.459 (8, PH)			2-2 1-3		1-0 G4-6-3				2-3 K	0	0	0	0	0	0	0											
Jim Brewer, L OBP: 0.143, SLG: 0.143 (9, 1)			2-2 1-3		1-0 G4-6-3				2-3 K	0	0	0	0	0	0	0											
Inning Stats	R: 0 E: 0 K: 0 S: 7	H: 0 LOB: 0 BB: 0 P: 12	R: 0 E: 0 K: 0 S: 14	H: 0 LOB: 0 BB: 0 P: 19	R: 0 E: 0 K: 0 S: 8	H: 1 LOB: 1 BB: 0 P: 15	R: 1 E: 1 K: 0 S: 14	H: 1 LOB: 1 BB: 1 P: 21	R: 0 E: 0 K: 1 S: 7	H: 1 LOB: 0 BB: 0 P: 14	R: 0 E: 0 K: 2 S: 11	H: 0 LOB: 0 BB: 0 P: 15	R: 0 E: 0 K: 2 S: 8	H: 0 LOB: 0 BB: 0 P: 11	R: 0 E: 0 K: 1 S: 6	H: 0 LOB: 0 BB: 0 P: 9	R: 1 E: 1 K: 0 S: 11	H: 2 LOB: 1 BB: 0 P: 17	1B: 5 2B: 0 3B: 0 HR: 0	SF: 0 SAC: 0 DP: 1 HBP: 0	WP: 1 PB: 0 SB: 0 CS: 0	PA: 32					
PITCHER	IP	WLS	BF	H	R	ER	SO	BB	IBB	HBP	BLK	WP	HR	S	P	ERA	WHIP										
Dick Ellsworth, L ERA: 2.9 (1, 1)	9.0	W	32	5	2	0	6	1	0	0	0	1	0	86	133	0.00	0.667										

Chicago Cubs @ Los Angeles Dodgers
Dodger Stadium, Los Angeles, CA
Sun Jul 19 1964, 3:33 AM PDT
Unknown

AB	31
R	2
H	5
RBI	0
BB	1
SO	6
LOB	8



Batter	1	2	3	4	5	6	7	8	9	AB R H RBI BB SO LOB	TOP										
Billy Cowan, R OBP: 0.300, SLG: 0.452 (1, 8)	F8	SF9 1B		FC5-4 6-3		5-3		5-3 1B		5 2 2 1 0 0 2	Chicago Cubs @ Los Angeles Dodgers Dodger Stadium, Los Angeles, CA Sun Jul 19 1964, 3:38 AM PDT Att: 35,179 - Unknown										
Joey Amalfitano, R OBP: 0.295, SLG: 0.361 (1, 4)	1B	SF9 1B		6-3		4-3		5-3		4 1 1 1 1 0 3											
Billy Williams, L OBP: 0.399, SLG: 0.601 (1, 7)	14 FC6-4 1B	SF9		K			1-3	FC6-4 1B		4 0 2 2 0 1 1											
Ron Santo, R OBP: 0.407, SLG: 0.571 (1, 5)	F8	1B			HR		14 1B E	FC6-4 1B		5 2 3 2 0 0 3											
14 Ernie Banks, R OBP: 0.313, SLG: 0.449 (1, 3)	FC6-4	F8			K		1-3 E 1B		K	5 1 1 0 0 2 3											
Len Gabrielson, L OBP: 0.315, SLG: 0.338 (1, 9)		F3		G6-4-3 1B		4-3	2-3 K		4-3	5 0 1 0 0 1 2											
Dick Bertell, R OBP: 0.316, SLG: 0.366 (1, 2)		1B 2B		G6-4-3		3-1	E5		F4	5 1 1 0 0 0 1											
Andre Rodgers, R OBP: 0.306, SLG: 0.384 (1, 6)		1B 1B		6-3			0-1 5-3 1B		L7	4 1 2 1 0 0 1											
Lew Burdette, R OBP: 0.278, SLG: 0.412 (1, 1)		1B 1B					1-3 K		6-3	4 1 2 0 0 1 1											
Inning Stats	R: 0 E: 0 K: 0 S: 11	H: 1 LOB: 2 BB: 1 P: 19	R: 5 E: 0 K: 0 S: 10	H: 6 LOB: 1 BB: 0 P: 10	R: 0 E: 0 K: 0 S: 4	H: 1 LOB: 0 BB: 0 P: 6	R: 0 E: 0 K: 1 S: 10	H: 1 LOB: 1 BB: 0 P: 16	R: 1 E: 0 K: 1 S: 7	H: 1 LOB: 0 BB: 0 P: 13	R: 0 E: 0 K: 1 S: 10	H: 1 LOB: 1 BB: 0 P: 12	R: 2 E: 1 K: 1 S: 21	H: 2 LOB: 1 BB: 0 P: 32	R: 1 E: 0 K: 0 S: 11	H: 2 LOB: 1 BB: 0 P: 17	R: 0 E: 0 K: 1 S: 9	H: 0 LOB: 0 BB: 0 P: 13	1B: 13 2B: 1 3B: 0 HR: 1	SF: 1 SAC: 0 DP: 1 HBP: 0	WP: 0 PA: 43 PB: 0 SB: 0 CS: 0
PITCHER	IP WLS BF H R ER SO BB IBB HBP BLK WP HR S P ERA WHIP											IP WLS BF H R ER SO BB IBB HBP BLK WP HR S P ERA WHIP									
Larry Miller, L ERA: 5.76 (1, 1)	1.2 L 13 7 5 5 0 1 0 0 0 0 0 0 20 28 27.00 4.800																				
Jim Brewer, L ERA: 3.86 (2, 1)	3.1 12 3 1 1 2 0 0 0 0 0 1 22 36 2.70 0.900																				
Ron Perranoski, L ERA: 3.44 (6, 1)	3.0 15 5 3 1 2 0 0 0 0 0 0 42 61 3.00 1.667																				
Howie Reed, R ERA: 3.52 (9, 1)	1.0 3 0 0 0 1 0 0 0 0 0 0 9 13 0.00 0.000																				

Batter	1	2	3	4	5	6	7	8	9	AB R H RBI BB SO LOB	BOTTOM										
Maury Wills, S OBP: 0.329, SLG: 0.332 (1, 6)	B3-1		K			2-3		4-3		4 0 0 0 0 1 1	Chicago Cubs @ Los Angeles Dodgers Dodger Stadium, Los Angeles, CA Sun Jul 19 1964, 3:38 AM PDT Att: 35,179 - Unknown										
Derrell Griffith, L OBP: 0.327, SLG: 0.410 (1, 5)	5-3		1-3			F4			E4 1B	4 0 0 0 0 0 1											
Willie Davis, L OBP: 0.304, SLG: 0.423 (1, 8)	3-1			L9		4-3			G4-6-3 1B	4 0 1 0 0 0 0											
Ron Fairly, L OBP: 0.390, SLG: 0.427 (1, 3)		K		1-3		6-3			F5	4 0 0 0 0 1 2											
John Roseboro, L OBP: 0.368, SLG: 0.417 (1, 2)		1B 2B				4-3			G4-6-3	4 1 2 0 0 0 2											
Tommy Davis, R OBP: 0.316, SLG: 0.362 (1, 7)		G4-6-3 1B		F8						3 0 2 1 0 0 1											
Wally Moon, L OBP: 0.307, SLG: 0.342 (1, 9)		G4-6-3			4-3				F9	3 0 0 0 0 0 2											
Nate Oliver, R OBP: 0.292, SLG: 0.261 (1, 4)			6-3		6-3				F9	3 0 0 0 0 0 0											
Larry Miller, L OBP: 0.550, SLG: 0.500 (2, 1)									F8	0 0 0 0 0 0 0											
Jim Brewer, L OBP: 0.290, SLG: 0.250 (5, PH)										1 0 0 0 0 0 0											
Wes Parker, S OBP: 0.274, SLG: 0.310 (6, PH)										1 0 0 0 0 0 0											
Ron Perranoski, L OBP: 0.300, SLG: 0.399 (8, PH)										0 0 0 0 0 0 0											
Jim Gilliam, S OBP: 0.330, SLG: 0.299 (8, PH)										1 0 0 0 0 0 0											
Howie Reed, R (9, 1)										0 0 0 0 0 0 0											
Inning Stats	R: 0 E: 0 K: 0 S: 4	H: 0 LOB: 0 BB: 0 P: 7	R: 1 E: 0 K: 1 S: 15	H: 2 LOB: 0 BB: 0 P: 22	R: 0 E: 0 K: 1 S: 12	H: 1 LOB: 1 BB: 0 P: 14	R: 0 E: 0 K: 0 S: 10	H: 1 LOB: 1 BB: 0 P: 13	R: 0 E: 0 K: 0 S: 6	H: 0 LOB: 0 BB: 0 P: 6	R: 0 E: 0 K: 0 S: 8	H: 0 LOB: 0 BB: 0 P: 10	R: 0 E: 0 K: 0 S: 6	H: 1 LOB: 1 BB: 0 P: 7	R: 0 E: 0 K: 0 S: 8	H: 0 LOB: 0 BB: 0 P: 11	R: 0 E: 1 K: 0 S: 7	H: 1 LOB: 1 BB: 0 P: 9	1B: 5 2B: 1 3B: 0 HR: 0	SF: 0 SAC: 0 DP: 2 HBP: 0	WP: 0 PA: 32 PB: 0 SB: 0 CS: 0
PITCHER	IP WLS BF H R ER SO BB IBB HBP BLK WP HR S P ERA WHIP											IP WLS BF H R ER SO BB IBB HBP BLK WP HR S P ERA WHIP									
Lew Burdette, R ERA: 4.14 (1, 1)	9.0 W 32 6 1 1 2 0 0 0 0 0 0 76 99 1.00 0.667																				

AB	41
R	9
H	15
RBI	7
BB	1
SO	5
LOB	17



AB	32
R	1
H	6
RBI	1
BB	0
SO	2
LOB	9



Batter	1	2	3	4	5	6	7	8	9	AB	R	H	RBI	BB	SO	LOB	TOP										
Billy Cowan, R OBP: 0.295, SLG: 0.445 (1, 8)										5	0	0	0	0	1	3											
Joey Amalfitano, R OBP: 0.305, SLG: 0.363 Doug Clemens, L OBP: 0.294, SLG: 0.387 Dick Bertell, R OBP: 0.316, SLG: 0.366 (9, PH)										2	2	1	0	1	0	0											
Billy Williams, L OBP: 0.402, SLG: 0.600 (1, 7)										4	1	2	0	1	0	2											
Ron Santo, R OBP: 0.409, SLG: 0.583 (1, 5)										4	1	2	4	1	1	2											
14 Ernie Banks, R OBP: 0.311, SLG: 0.444 (1, 3)										4	1	0	0	1	3	5											
Len Gabrielson, L OBP: 0.320, SLG: 0.345 (1, 9)										3	0	1	0	1	1	5											
Vic Roznovsky, L OBP: 0.222, SLG: 0.125 Leo Burke, R OBP: 0.315, SLG: 0.380 (9, PH)										3	0	0	1	1	0	2											
Andre Rodgers, R OBP: 0.308, SLG: 0.382 (1, 6)										4	0	1	0	1	1	4											
Ernie Broglio, R OBP: 0.211, SLG: 0.222 Lindy McDaniel, R OBP: 0.314, SLG: 0.286 Jimmy Stewart, S OBP: 0.314, SLG: 0.286 Don Elston, R OBP: 0.333, SLG: 0.333 (8, PH)										2	0	1	0	0	0	2											
Inning Stats	R: 1 E: 0 K: 2 S: 9	H: 2 LOB: 2 P: 13	R: 0 E: 0 K: 0 S: 4	H: 1 LOB: 1 BB: 0 P: 4	R: 1 E: 0 K: 1 S: 6	H: 1 LOB: 3 BB: 3 P: 18	R: 0 E: 0 K: 1 S: 6	H: 1 LOB: 2 BB: 2 P: 7	R: 0 E: 0 K: 1 S: 5	H: 0 LOB: 2 BB: 2 P: 13	R: 0 E: 0 K: 0 S: 3	H: 1 LOB: 1 BB: 0 P: 6	R: 0 E: 0 K: 0 S: 3	H: 1 LOB: 0 BB: 3 P: 3	R: 0 E: 0 K: 0 S: 3	H: 1 LOB: 1 BB: 1 P: 13	R: 4 E: 1 K: 1 S: 9	H: 3 LOB: 1 BB: 1 P: 13	1B: 6 2B: 3 3B: 0 HR: 1	SF: 0 SAC: 2 DP: 1 HBP: 1	WP: 0 PB: 0 SB: 1 CS: 0	PA: 45					
PITCHER	IP	WLS	BF	H	R	ER	SO	BB	IBB	HBP	BLK	WP	HR	S	P	ERA	WHIP										
Bobby Bolin, R ERA: 2.74	8.0		39	8	4	4	6	5	1	1	0	0	0	44	69	4.50	1.625										
Bob Shaw, R ERA: 3.55	0.0	L	2	1	1	0	0	1	0	0	0	0	1	1	5	∞	∞										
Billy Pierce, L ERA: 1.55	0.1		1	0	0	0	0	0	0	0	0	0	0	1	1	0.00	0.000										
Jim Duffalo, R ERA: 1.53	0.2		3	1	1	1	1	0	0	0	0	0	0	5	5	13.50	1.500										

Chicago Cubs @ San Francisco Giants
Candlestick Park, San Francisco, CA
Mon Jul 20 1964, 6:33 AM EDT
Att: 10,347 - Unknown

AB 35
R 6
H 10
RBI 6
BB 7
SO 7
LOB 26



Batter	1	2	3	4	5	6	7	8	9	AB	R	H	RBI	BB	SO	LOB	BOTTOM										
Harvey Kuenn, R OBP: 0.322, SLG: 0.344 (6, 7)										5	1	4	0	0	0	1											
Hal Lanier, R OBP: 0.286, SLG: 0.353 (1, 4)										4	0	0	0	0	1	5											
Willie McCovey, L OBP: 0.324, SLG: 0.420 Jesus Alou, R OBP: 0.302, SLG: 0.328 (6, 9)										2	0	0	0	1	0	0											
Willie Mays, R OBP: 0.415, SLG: 0.653 (1, 8)										4	0	0	0	1	0	4											
Jim Ray Hart, R OBP: 0.350, SLG: 0.476 (1, 5)										5	1	2	1	0	0	4											
Orlando Cepeda, R OBP: 0.377, SLG: 0.545 (1, 3)										4	1	3	2	1	0	0											
Del Crandall, R OBP: 0.306, SLG: 0.282 Duke Snider, L OBP: 0.304, SLG: 0.364 (9, PH)										4	1	2	1	0	0	5											
Jose Pagan, R OBP: 0.301, SLG: 0.280 Matty Alou, L OBP: 0.274, SLG: 0.240 (9, PH)										4	0	2	0	0	0	1											
Bobby Bolin, R OBP: 0.300, SLG: 0.125 Bob Shaw, R Billy Pierce, L Jim Duffalo, R (9, 1)										3	0	1	0	0	0	1											
Inning Stats	R: 1 E: 1 K: 0 S: 5	H: 2 LOB: 3 P: 13	R: 0 E: 0 K: 0 S: 4	H: 1 LOB: 1 BB: 0 P: 4	R: 0 E: 1 K: 1 S: 6	H: 1 LOB: 2 BB: 0 P: 6	R: 3 E: 0 K: 0 S: 7	H: 4 LOB: 1 BB: 0 P: 7	R: 0 E: 0 K: 0 S: 5	H: 2 LOB: 2 BB: 0 P: 5	R: 0 E: 0 K: 0 S: 4	H: 1 LOB: 1 BB: 1 P: 8	R: 0 E: 0 K: 0 S: 3	H: 1 LOB: 0 BB: 0 P: 3	R: 0 E: 0 K: 0 S: 3	H: 1 LOB: 0 BB: 0 P: 3	R: 0 E: 0 K: 0 S: 3	H: 1 LOB: 0 BB: 0 P: 3	1B: 11 2B: 3 3B: 0 HR: 2	SF: 0 SAC: 2 DP: 2 HBP: 0	WP: 0 PB: 0 SB: 0 CS: 1	PA: 44					
PITCHER	IP	WLS	BF	H	R	ER	SO	BB	IBB	HBP	BLK	WP	HR	S	P	ERA	WHIP										
Ernie Broglio, R ERA: 4.34	5.1		30	11	4	4	1	1	1	0	0	0	0	30	38	6.75	2.250										
Lindy McDaniel, R ERA: 3.92	1.2		6	2	0	0	0	0	0	0	0	0	0	6	6	0.00	1.200										
Don Elston, R ERA: 3.19	2.0	W	8	2	0	0	0	0	1	0	0	0	0	7	11	0.00	1.000										

Chicago Cubs @ San Francisco Giants
Candlestick Park, San Francisco, CA
Mon Jul 20 1964, 6:33 AM EDT
Att: 10,347 - Unknown

AB 39
R 4
H 15
RBI 4
BB 3
SO 1
LOB 24



Batter	1	2	3	4	5	6	7	8	9	AB	R	H	RBI	BB	SO	LOB	TOP									
Billy Cowan, R OBP: 0.292, SLG: 0.440 (1, 8)	5-3		F7		4-3			1-3		4	0	0	0	0	0	1	Chicago Cubs @ San Francisco Giants Candlestick Park, San Francisco, CA Tue Jul 21 1964, 10:05 PM EDT Att: 16,161 - Unknown									
Joey Amalfitano, R OBP: 0.314, SLG: 0.377 (1, 4)	F8			HR	2B			FC4-6 1B		4	1	3	0	0	0	0										
Billy Williams, L OBP: 0.400, SLG: 0.604 (1, 7)	4-3			HR				FC4-6 CS		4	1	1	2	0	0	2										
Ron Santo, R OBP: 0.405, SLG: 0.576 (1, 5)		5-3		6-3		6-3		CS	K	4	0	0	0	0	1	0										
14 Ernie Banks, R OBP: 0.308, SLG: 0.439 (1, 3)		K		F8		K			6-3	4	0	0	0	0	2	0										
Len Gabrielson, L OBP: 0.331, SLG: 0.357 (1, 9)						4-3				4	0	3	0	0	0	0										
Dick Bertell, R OBP: 0.315, SLG: 0.361 (1, 2)										3	0	0	0	1	2	1										
Andre Rodgers, R OBP: 0.308, SLG: 0.381 (1, 6)					5-3					3	0	1	0	0	1	2										
Bob Buhl, R OBP: 0.160, SLG: 0.089 Bobby Shantz, R (8, 1)										3	0	0	0	0	1	1										
Don Elston, R OBP: 0.333, SLG: 0.333 (8, 1)										0	0	0	0	0	0	0										
Inning Stats	R: 0 E: 0 K: 0 S: 3	H: 0 LOB: 0 BB: 0 P: 3	R: 0 E: 0 K: 1 S: 5	H: 1 LOB: 0 BB: 0 P: 5	R: 0 E: 0 K: 1 S: 6	H: 1 LOB: 1 BB: 0 P: 6	R: 2 E: 0 K: 0 S: 6	H: 3 LOB: 2 BB: 1 P: 10	R: 0 E: 0 K: 1 S: 4	H: 1 LOB: 1 BB: 0 P: 4	R: 0 E: 0 K: 3 S: 5	H: 0 LOB: 0 BB: 0 P: 5	R: 0 E: 0 K: 3 S: 9	H: 0 LOB: 0 BB: 0 P: 9	R: 0 E: 0 K: 0 S: 3	H: 1 LOB: 1 BB: 0 P: 3	R: 0 E: 0 K: 1 S: 6	H: 1 LOB: 1 BB: 0 P: 6	1B: 6 2B: 1 3B: 0 HR: 1	SF: 0 SAC: 0 DP: 0 HBP: 0	WP: 0 PB: 0 SB: 1 CS: 2	PA: 36				
PITCHER	IP	WLS	BF	H	R	ER	SO	BB	IBB	HBP	BLK	WP	HR	S	P	ERA	WHIP									
Gaylord Perry, R ERA: 2.3 Bob Shaw, R ERA: 3.49	(1, 1)	8.0	L	30	7	2	2	6	1	0	0	0	0	1	41	45	2.25	1.000								
(9, 1)	1.0	4	1	0	0	1	0	0	0	0	0	0	0	6	6	0.00	1.000									

AB	33
R	2
H	8
RBI	2
BB	1
SO	7
LOB	7



Batter	1	2	3	4	5	6	7	8	9	AB	R	H	RBI	BB	SO	LOB	BOTTOM								
Harvey Kuenn, R OBP: 0.332, SLG: 0.349 Billy O'Dell, S (8, FR)	FC6-4 1B		1B			F8				3	0	2	0	1	0	0	Chicago Cubs @ San Francisco Giants Candlestick Park, San Francisco, CA Tue Jul 21 1964, 10:05 PM EDT Att: 16,161 - Unknown								
Hal Lanier, R OBP: 0.295, SLG: 0.378 Duke Snider, L OBP: 0.304, SLG: 0.364 Cap Peterson, R OBP: 0.240, SLG: 0.234 (9, 7)	F9					WP 3B		K		3	1	2	0	0	0	1									
Willie Mays, R OBP: 0.411, SLG: 0.645 (1, 8)	FC6-4 1-2		F4			K		F4		4	0	0	0	0	1	4									
Jim Ray Hart, R OBP: 0.346, SLG: 0.470 (1, 5)	1-3			4-3		3-1			F8	4	0	0	0	0	0	1									
Orlando Cepeda, R OBP: 0.375, SLG: 0.540 (1, 3)		F6		6-3		1-6-3			2B BB	3	0	0	0	1	0	0									
Jesus Alou, R OBP: 0.302, SLG: 0.330 (1, 9)		F6		3-1		F3			1-3 2B	4	0	1	0	0	0	0									
Del Crandall, R OBP: 0.307, SLG: 0.277 Matty Alou, L OBP: 0.280, SLG: 0.240 (9, PH)					L1					2	0	0	0	1	0	0									
Jose Pagan, R OBP: 0.299, SLG: 0.277 Willie McCovey, L OBP: 0.323, SLG: 0.419 Jim Davenport, R OBP: 0.255, SLG: 0.320 (8, 6)						F9				2	0	0	0	0	1	0									
Gaylord Perry, R OBP: 0.091, SLG: 0.048 Chuck Hiller, L OBP: 0.257, SLG: 0.268 (8, PH)										1	0	0	0	0	0	1									
Jim Davenport, R OBP: 0.255, SLG: 0.320 (8, 6)						4-3				1	0	0	0	0	0	3									
Inning Stats	R: 0 E: 0 K: 0 S: 4	H: 1 LOB: 1 BB: 0 P: 4	R: 0 E: 0 K: 0 S: 3	H: 0 LOB: 0 BB: 0 P: 3	R: 0 E: 0 K: 2 S: 9	H: 2 LOB: 2 BB: 0 P: 9	R: 0 E: 0 K: 0 S: 3	H: 0 LOB: 0 BB: 0 P: 3	R: 0 E: 0 K: 1 S: 5	H: 0 LOB: 0 BB: 0 P: 5	R: 1 E: 0 K: 1 S: 6	H: 1 LOB: 0 BB: 0 P: 6	R: 0 E: 0 K: 0 S: 3	H: 0 LOB: 1 BB: 1 P: 7	R: 0 E: 0 K: 1 S: 5	H: 0 LOB: 1 BB: 1 P: 9	R: 0 E: 0 K: 0 S: 4	H: 1 LOB: 3 BB: 2 P: 12	1B: 3 2B: 1 3B: 1 HR: 0	SF: 0 SAC: 0 DP: 0 HBP: 0	WP: 1 PB: 0 SB: 0 CS: 0	PA: 36			
PITCHER	IP	WLS	BF	H	R	ER	SO	BB	IBB	HBP	BLK	WP	HR	S	P	ERA	WHIP								
Bob Buhl, R ERA: 3.25 Bobby Shantz, L ERA: 3.8 Don Elston, R ERA: 3.06	(1, 1)	7.1	W	28	4	1	1	4	2	0	0	0	0	34	42	1.23	0.818								
(8, 1)	0.1	1	0	0	0	1	0	0	0	0	0	0	0	3	3	0.00	0.000								
(8, 1)	1.1	S	7	1	0	0	0	1	1	0	0	0	0	5	13	0.00	1.500								

AB	32
R	1
H	5
RBI	0
BB	4
SO	5
LOB	14



Batter	1	2	3	4	5	6	7	8	9	AB	R	H	RBI	BB	SO	LOB	TOP										
Billy Cowan, R OBP: 0.289, SLG: 0.435 (1, 8)	6-3		K	4-3			K			4	0	0	0	0	2	3	Chicago Cubs @ San Francisco Giants Candlestick Park, San Francisco, CA Wed Jul 22 1964, 6:33 AM EDT Att: 12,564 - Unknown										
Joey Amalfitano, R OBP: 0.313, SLG: 0.380 Lindy McDaniel, R (7, 1) Don Elston, R OBP: 0.333, SLG: 0.333 (8, 1)	1B		K			F4	6-3			4	0	1	0	0	1	1											
Billy Williams, L OBP: 0.401, SLG: 0.603 (1, 7)	2B			4-3				K		4	0	2	0	0	1	0											
Ron Santo, R OBP: 0.404, SLG: 0.575 (1, 5)	K			14 1B		F7		F7		4	1	1	0	0	1	3											
14 Ernie Banks, R OBP: 0.310, SLG: 0.440 (1, 3)	5-3			1B				F8		4	1	2	1	0	0	2											
Len Gabrielson, L OBP: 0.331, SLG: 0.356 Leo Burke, R OBP: 0.309, SLG: 0.373 (9, PH)	K			1B		FC5-6		K		3	1	1	0	0	1	1											
Dick Bertell, R OBP: 0.314, SLG: 0.359 (1, 2)	F9			1B		G6-3		F8		4	0	1	1	0	0	1											
Andre Rodgers, R OBP: 0.310, SLG: 0.383 (1, 6)	K			1B				F6		4	0	2	1	0	1	0											
Larry Jackson, R OBP: 0.119, SLG: 0.138 Bobby Shantz, R (6, 1) Jimmy Stewart, S OBP: 0.313, SLG: 0.285 (7, PH) (7, 4)	F3			F9				F9		2	0	0	0	0	0	2											
										0	0	0	0	0	0	0											
										1	0	0	0	0	0	1											
Inning Stats	R: 0 E: 0 K: 1 S: 7	H: 2 LOB: 2 BB: 0 P: 7	R: 0 E: 0 K: 2 S: 7	H: 0 LOB: 0 BB: 0 P: 7	R: 0 E: 0 K: 2 S: 7	H: 0 LOB: 0 BB: 0 P: 7	R: 3 E: 0 K: 0 S: 8	H: 5 LOB: 2 BB: 0 P: 8	R: 0 E: 0 K: 0 S: 3	H: 1 LOB: 0 BB: 0 P: 3	R: 0 E: 0 K: 0 S: 3	H: 1 LOB: 0 BB: 0 P: 3	R: 0 E: 0 K: 1 S: 6	H: 0 LOB: 0 BB: 0 P: 5	R: 0 E: 0 K: 1 S: 5	H: 0 LOB: 0 BB: 0 P: 5	1B: 8 2B: 2 3B: 0 HR: 0	SF: 0 SAC: 0 DP: 1 HBP: 0	WP: 0 PB: 0 SB: 0 CS: 1	PA: 35							
PITCHER	IP	WLS	BF	H	R	ER	SO	BB	IBB	HBP	BLK	WP	HR	S	P	ERA	WHIP										
Ron Herbel, R ERA: 2.5 (1, 1)	4.0		19	7	3	3	5	0	0	0	0	0	0	29	29	6.75	1.750										
Jim Duffalo, R ERA: 1.45 (5, 1)	1.0		3	1	0	0	0	0	0	0	0	0	0	3	3	0.00	1.000										
Billy Pierce, L ERA: 1.36 (6, 1)	4.0	W	13	2	0	0	3	0	0	0	0	0	0	19	19	0.00	0.500										

AB	35
R	3
H	10
RBI	3
BB	0
SO	8
LOB	14



Batter	1	2	3	4	5	6	7	8	9	AB	R	H	RBI	BB	SO	LOB	BOTTOM										
Harvey Kuenn, R OBP: 0.323, SLG: 0.339 (1, 7)	1-3		4-3				K	FC5-4		5	0	0	0	0	1	4	Chicago Cubs @ San Francisco Giants Candlestick Park, San Francisco, CA Wed Jul 22 1964, 6:33 AM EDT Att: 12,564 - Unknown										
Hal Lanier, R OBP: 0.302, SLG: 0.407 (1, 4)	1B		6-3				F9			4	1	2	3	0	0	0											
Willie Mays, R OBP: 0.409, SLG: 0.641 (1, 8)	1B		F9				1-3			4	0	1	0	0	1	0											
Jim Ray Hart, R OBP: 0.348, SLG: 0.470 (1, 5)	G6-4-3				F9			FC4-6		4	1	2	0	0	0	2											
Orlando Cepeda, R OBP: 0.374, SLG: 0.546 (1, 3)	1-3				F9			F8		4	1	1	2	0	0	1											
Tom Haller, L OBP: 0.319, SLG: 0.379 (1, 2)	1B		FC5-2		4-3		K	FC4-6		4	1	1	0	0	1	1											
Jesus Alou, R OBP: 0.306, SLG: 0.334 Jim Davenport, R OBP: 0.263, SLG: 0.324 (6, 6)	1B				HR			1B		2	1	2	0	0	0	0											
Jose Pagan, R OBP: 0.297, SLG: 0.276 Matty Alou, L OBP: 0.291, SLG: 0.252 (6, 9)	FC5-2				1B			1B		1	1	1	0	1	0	0											
Ron Herbel, R (1, 1) Jim Duffalo, R (5, 1) Willie McCovey, L OBP: 0.322, SLG: 0.417 Billy Pierce, L OBP: 0.200, SLG: 0.200 (6, 1)	1B				HR			1B		1	0	0	0	0	0	2											
					F7			K		0	0	0	0	0	0	0											
								K		2	0	1	1	0	1	1											
Inning Stats	R: 0 E: 0 K: 0 S: 4	H: 2 LOB: 1 BB: 0 P: 4	R: 0 E: 0 K: 1 S: 7	H: 2 LOB: 2 BB: 0 P: 7	R: 0 E: 0 K: 0 S: 3	H: 0 LOB: 0 BB: 0 P: 3	R: 0 E: 0 K: 0 S: 3	H: 0 LOB: 0 BB: 0 P: 3	R: 3 E: 0 K: 0 S: 6	H: 3 LOB: 0 BB: 0 P: 6	R: 2 E: 0 K: 3 S: 11	H: 2 LOB: 1 BB: 1 P: 15	R: 0 E: 0 K: 2 S: 7	H: 0 LOB: 0 BB: 0 P: 7	R: 2 E: 0 K: 0 S: 7	H: 4 LOB: 2 BB: 0 P: 7	1B: 11 2B: 0 3B: 0 HR: 2	SF: 0 SAC: 0 DP: 1 HBP: 0	WP: 0 PB: 0 SB: 0 CS: 0	PA: 37							
PITCHER	IP	WLS	BF	H	R	ER	SO	BB	IBB	HBP	BLK	WP	HR	S	P	ERA	WHIP										
Larry Jackson, R ERA: 3.62 (1, 1)	5.0	L	23	9	5	5	1	0	0	0	0	0	0	25	25	9.00	1.800										
Bobby Shantz, L ERA: 3.65 (6, 1)	1.0		4	0	0	0	3	1	0	0	0	0	0	9	13	0.00	1.000										
Lindy McDaniel, R ERA: 4.19 (7, 1)	1.2		9	4	2	2	2	0	0	0	0	0	0	13	13	10.80	2.400										
Don Elston, R ERA: 3.03 (8, 1)	0.1		1	0	0	0	0	0	0	0	0	0	0	1	1	0.00	0.000										

AB	36
R	7
H	13
RBI	7
BB	1
SO	6
LOB	16



Batter	1	2	3	4	5	6	7	8	9	AB	R	H	RBI	BB	SO	LOB	TOP					
Billy Cowan, R OBP: 0.289, SLG: 0.433 (1.8)	5-3	6-3	F8			SF8 BB E 1B	1-3		FC6	6	1	2	1	0	0	1	Chicago Cubs @ San Francisco Giants Candlestick Park, San Francisco, CA Thu Jul 23 1964, 6:33 AM EDT Att: 14,557 - Unknown					
Joey Amalfitano, R OBP: 0.314, SLG: 0.372 (1.4)	HR BB		F8	5-3		F 14 E 2B BB		F8	F7	4	2	0	0	2	0	2						
Billy Williams, L OBP: 0.400, SLG: 0.611 (1.7)	HR		F9 HR 2B	K		SF8		K	FC6	5	2	2	3	0	2	2						
Ron Santo, R OBP: 0.404, SLG: 0.572 (1.5)	4-3		F9			E6 14 2B				5	1	2	1	0	0	2						
14 Ernie Banks, R OBP: 0.316, SLG: 0.449 (1.3)				F6		F9 14 2B				4	1	3	2	1	0	1						
Len Gabrielson, L OBP: 0.327, SLG: 0.371 (1.9)	F6			HR		F9		FC4-6	1B	5	1	1	3	0	0	4						
Vic Roznovsky, L OBP: 0.214, SLG: 0.154 (1.2)		6-3		BB 3B 1B		4-3			K	5	1	1	0	0	1	1						
Andre Rodgers, R OBP: 0.312, SLG: 0.381 (1.6)		5-3		BB 3B BB		5-3		F9	1B	4	2	1	0	1	0	0						
Lew Burdette, R OBP: 0.391, SLG: 0.727 (1.1)				HR 3B				K	1B	5	2	4	3	0	1	0						
Inning Stats	R: 2 E: 0 K: 0 S: 5	H: 2 LOB: 1 BB: 1 P: 9	R: 1 E: 0 K: 0 S: 4	H: 1 LOB: 0 BB: 0 P: 4	R: 5 E: 0 K: 0 S: 7	H: 4 LOB: 1 BB: 2 P: 15	R: 0 E: 0 K: 1 S: 6	H: 1 LOB: 1 BB: 0 P: 6	R: 0 E: 0 K: 0 S: 3	H: 0 LOB: 0 BB: 0 P: 3	R: 4 E: 1 K: 0 S: 7	H: 3 LOB: 1 BB: 1 P: 11	R: 0 E: 0 K: 1 S: 5	H: 0 LOB: 0 BB: 0 P: 5	R: 0 E: 0 K: 1 S: 7	H: 2 LOB: 2 BB: 0 P: 7	R: 1 E: 0 K: 1 S: 8	H: 3 LOB: 2 BB: 0 P: 8	1B: 9 2B: 3 3B: 1 HR: 3	SF: 1 SAC: 0 DP: 0 HBP: 0	WP: 0 PB: 0 SB: 0 CS: 0	PA: 48
PITCHER	IP	WLS	BF	H	R	ER	SO	BB	IBB	HBP	BLK	WP	HR	S	P	ERA	WHIP					
Billy O'Dell, L ERA: 5.88 (1.1)	7.0	L	37	11	12	11	2	3	1	0	0	0	3	37	53	14.14	2.000					
Jim Duffalo, R ERA: 1.74 (8.1)	2.0		11	5	1	1	2	0	0	0	0	0	0	15	15	4.50	2.500					

AB	43
R	13
H	16
RBI	13
BB	4
SO	4
LOB	13



Batter	1	2	3	4	5	6	7	8	9	AB	R	H	RBI	BB	SO	LOB	BOTTOM				
Harvey Kuenn, R OBP: 0.323, SLG: 0.339 (1.9)	6-3		F4					F8	K	3	0	1	0	0	0	0	Chicago Cubs @ San Francisco Giants Candlestick Park, San Francisco, CA Thu Jul 23 1964, 6:33 AM EDT Att: 14,557 - Unknown				
Cap Peterson, R OBP: 0.231, SLG: 0.224 (8.3)										2	0	0	0	0	1	1					
Hal Lanier, R OBP: 0.306, SLG: 0.417 (1.4)	1-3									4	1	2	0	0	1	1					
Willie McCovey, L OBP: 0.321, SLG: 0.412 (1.7)	1B BB		F6					F8		3	0	0	0	1	1	2					
Willie Mays, R OBP: 0.409, SLG: 0.638 (1.8)										3	0	1	0	0	0	0					
Matty Alou, L OBP: 0.297, SLG: 0.269 (8.8)	FC6-4 1B							HR	2B	1	1	1	1	0	0	0					
Jim Ray Hart, R OBP: 0.346, SLG: 0.477 (1.5)	FC6-4								HR	4	1	1	2	0	1	2					
Orlando Cepeda, R OBP: 0.377, SLG: 0.557 (1.3)			F9					F4		3	1	2	1	0	0	0					
Tom Haller, L OBP: 0.314, SLG: 0.372 (1.2)			F7					6-3	4-3	4	0	0	0	0	0	1					
Jose Pagan, R OBP: 0.295, SLG: 0.274 (1.6)										2	0	0	0	0	0	0					
Chuck Hillier, L OBP: 0.254, SLG: 0.265 (7, PH) (8.4)										2	0	0	0	0	0	0					
Billy O'Dell, S OBP: 0.299, SLG: 0.357 (1.1)			F7							2	0	0	0	0	0	0					
Duke Snider, L OBP: 0.299, SLG: 0.357 (7, PH) (8.9)									E4	2	0	0	0	0	1	0					
Inning Stats	R: 0 E: 0 K: 0 S: 4	H: 1 LOB: 2 BB: 1 P: 8	R: 0 E: 0 K: 0 S: 3	H: 0 LOB: 0 BB: 0 P: 3	R: 0 E: 0 K: 0 S: 4	H: 1 LOB: 1 BB: 0 P: 4	R: 0 E: 0 K: 1 S: 6	H: 1 LOB: 1 BB: 0 P: 6	R: 0 E: 0 K: 1 S: 5	H: 0 LOB: 0 BB: 0 P: 5	R: 1 E: 0 K: 1 S: 6	H: 1 LOB: 0 BB: 0 P: 6	R: 3 E: 0 K: 0 S: 6	H: 3 LOB: 0 BB: 0 P: 6	R: 0 E: 1 K: 1 S: 6	H: 0 LOB: 1 BB: 0 P: 6	1B: 4 2B: 2 3B: 0 HR: 2	SF: 0 SAC: 0 DP: 0 HBP: 0	WP: 0 PB: 0 SB: 0 CS: 0	PA: 37	
PITCHER	IP	WLS	BF	H	R	ER	SO	BB	IBB	HBP	BLK	WP	HR	S	P	ERA	WHIP				
Lew Burdette, R ERA: 4.13 (1.1)	9.0	W	37	8	4	4	5	1	0	0	0	0	2	46	50	4.00	1.000				



Batter	1	2	3	4	5	6	7	8	9	AB	R	H	RBI	BB	SO	LOB	TOP			
Billy Cowan, R OBP: 0.288, SLG: 0.430 Doug Clemens, L OBP: 0.298, SLG: 0.383	5-3		K			2B 2B	6-3		K	4	1	1	0	0	1	1				
Joey Amalfitano, R OBP: 0.311, SLG: 0.363	F6			K		6-3		1B BB		3	0	0	0	1	1					
Billy Williams, L OBP: 0.396, SLG: 0.602	G3			1-3		K		1-2 1B		4	0	1	0	0	1	1				
Ron Santo, R OBP: 0.407, SLG: 0.582		HR		FC1-4 BB		14 1B 2B		F9		3	2	2	2	1	0	2				
14 Ernie Banks, R OBP: 0.318, SLG: 0.444	F7			FC1-4		2H 1B		K		4	0	1	1	0	1	3				
Len Gabrielson, L OBP: 0.317, SLG: 0.358	4-3					2H 1B		F6		4	0	0	0	0	0	3				
Vic Roznovsky, L OBP: 0.333, SLG: 0.300	L9					FC6 1B		L6		4	0	1	0	0	1	0				
Andre Rodgers, R OBP: 0.320, SLG: 0.382			K			L5		SH3-4 1B		3	0	1	0	1	1	1				
Bob Buhl, R OBP: 0.154, SLG: 0.085 Jimmy Stewart, S OBP: 0.314, SLG: 0.287	5-3					FC6		SH3-4 K		2	0	0	0	0	0	1				
Inning Stats	R: 0 E: 0 K: 0 S: 3	H: 0 LOB: 0 BB: 0 P: 3	R: 1 E: 0 K: 0 S: 4	H: 1 LOB: 0 BB: 0 P: 4	R: 0 E: 0 K: 2 S: 7	H: 0 LOB: 0 BB: 0 P: 7	R: 0 E: 0 K: 1 S: 5	H: 0 LOB: 1 BB: 1 P: 9	R: 0 E: 0 K: 0 S: 4	H: 1 LOB: 0 BB: 0 P: 4	R: 2 E: 0 K: 1 S: 8	H: 3 LOB: 1 BB: 0 P: 8	R: 0 E: 0 K: 0 S: 4	H: 1 LOB: 2 BB: 1 P: 10	R: 0 E: 0 K: 3 S: 9	H: 0 LOB: 1 BB: 1 P: 13	1B: 4 2B: 2 3B: 0 HR: 1	SF: 0 SAC: 1 DP: 0 HBP: 0	WP: 0 PB: 0 SB: 0 CS: 0	PA: 37
PITCHER	IP	WLS	BF	H	R	ER	SO	BB	IBB	HBP	BLK	WP	HR	S	P	ERA	WHIP			
Bob Bruce, R ERA: 2.66 Don Larsen, R ERA: 2.51	(1, 1) (8, 1)	7.0 2.0	30 7	7 0	3 0	3 0	4 4	2 1	0 0	0 0	0 0	0 0	1 0	36 14	44 18	3.86 0.00	1.286 0.500			

Chicago Cubs @ Houston Colt 45's
Colt Stadium, Houston, TX
Sat Jul 25 1964, 8:05 PM EDT
Att: 13,420 - Unknown

livebaseballscorecards.com

AB 33
R 3
H 7
RBI 3
BB 3
SO 8
LOB 15



Batter	1	2	3	4	5	6	7	8	9	AB	R	H	RBI	BB	SO	LOB	BOTTOM			
Al Spangler, L OBP: 0.269, SLG: 0.282	FC3-6 1B		4-3		K		1-3			4	0	1	0	0	1	0				
Nellie Fox, L OBP: 0.309, SLG: 0.328	FC3-6			F2		3B		F7		4	0	1	0	0	0	1				
Joe Gaines, R OBP: 0.335, SLG: 0.424	F4			5-3 2B	5-3			SH 2B		4	2	2	0	0	0	2				
Walt Bond, L OBP: 0.302, SLG: 0.446	4-3			5-3		L8		SH 2B		3	1	0	0	0	0	2				
Bob Aspromonte, R OBP: 0.331, SLG: 0.432		F2		2B		CS BB		K		2	1	0	0	2	1	2				
Mike White, R OBP: 0.348, SLG: 0.358	6-3			1B		K		K		4	1	1	2	0	2	3				
Eddie Kasko, R OBP: 0.305, SLG: 0.285	F4			FC6-4 1B		FC6-4 IBB		1H 2H		3	0	2	3	1	0	0				
Jerry Grote, R OBP: 0.247, SLG: 0.306	F4			FC6-4		FC6-4		5-3		4	0	0	0	0	0	4				
Bob Bruce, R OBP: 0.275, SLG: 0.263 Don Larsen, R ERA: 2.51	F8			F8		6-3		F8		3	0	0	0	0	0	0				
Inning Stats	R: 0 E: 0 K: 0 S: 4	H: 1 LOB: 1 BB: 0 P: 4	R: 0 E: 0 K: 0 S: 3	H: 0 LOB: 0 BB: 0 P: 3	R: 0 E: 0 K: 0 S: 3	H: 0 LOB: 0 BB: 0 P: 3	R: 3 E: 0 K: 0 S: 6	H: 3 LOB: 1 BB: 1 P: 10	R: 0 E: 0 K: 1 S: 6	H: 1 LOB: 1 BB: 0 P: 6	R: 0 E: 0 K: 1 S: 5	H: 0 LOB: 2 BB: 2 P: 13	R: 0 E: 0 K: 0 S: 3	H: 0 LOB: 0 BB: 0 P: 3	R: 2 E: 0 K: 2 S: 10	H: 2 LOB: 1 BB: 0 P: 10	1B: 4 2B: 2 3B: 1 HR: 0	SF: 0 SAC: 1 DP: 0 HBP: 0	WP: 0 PB: 0 SB: 0 CS: 1	PA: 35
PITCHER	IP	WLS	BF	H	R	ER	SO	BB	IBB	HBP	BLK	WP	HR	S	P	ERA	WHIP			
Bob Buhl, R ERA: 3.38	(1, 1) (8, 1)	8.0 L	35 35	7 5	5 5	5 4	4 4	2 2	1 1	0 0	0 0	0 0	0 0	40 40	52 52	5.62 1.125				

Chicago Cubs @ Houston Colt 45's
Colt Stadium, Houston, TX
Sat Jul 25 1964, 8:05 PM EDT
Att: 13,420 - Unknown

livebaseballscorecards.com

AB 31
R 5
H 7
RBI 5
BB 3
SO 4
LOB 14



Batter	1	2	3	4	5	6	7	8	9	AB R H RBI BB SO LOB	TOP												
Billy Cowan, R OBP: 0.285, SLG: 0.425 (1, 8)	F7		F7		E1 SH2-4		F8			4 0 0 0 0 0 0	Chicago Cubs @ Houston Colt 45's Colt Stadium, Houston, TX Sun Jul 26 1964, 8:05 PM EDT Att: 14,123 - Unknown												
Joey Amalfitano, R OBP: 0.307, SLG: 0.358 (1, 4)	4-3		4-3		SH2-4			L3		3 0 0 0 0 0 0													
Billy Williams, L OBP: 0.395, SLG: 0.601 (1, 7)	K				F6			6-3		4 1 1 0 0 1 1													
Ron Santo, R OBP: 0.405, SLG: 0.587 (1, 5)		F9		F3	K			HR		4 1 1 1 0 1 2													
14 Ernie Banks, R OBP: 0.317, SLG: 0.450 (1, 3)		F3		HR		F6		F9		4 1 1 2 0 0 0													
Len Gabrielson, L OBP: 0.316, SLG: 0.356 (1, 9)		1B		L6		K			5-3	4 0 1 0 0 1 0													
Dick Bertell, R OBP: 0.317, SLG: 0.359 (1, 2)		BB		1B		F2			4-3	3 0 1 0 1 0 0													
Andre Rodgers, R OBP: 0.322, SLG: 0.381 (1, 6)		F5		1B		F4		BB		3 0 1 0 1 0 2													
Larry Jackson, R OBP: 0.111, SLG: 0.129 (1, 1)			K		F4		K		4-3	4 0 0 0 0 2 3													
Inning Stats	R: 0 E: 0 K: 1 S: 5	H: 0 LOB: 0 BB: 0 P: 5	R: 0 E: 0 K: 0 S: 4	H: 1 LOB: 2 BB: 1 P: 8	R: 0 E: 0 K: 1 S: 5	H: 0 LOB: 0 BB: 0 P: 5	R: 2 E: 0 K: 0 S: 7	H: 4 LOB: 2 BB: 0 P: 7	R: 0 E: 1 K: 1 S: 6	H: 0 LOB: 1 BB: 0 P: 6	R: 0 E: 0 K: 1 S: 5	H: 0 LOB: 0 BB: 0 P: 5	R: 0 E: 0 K: 1 S: 5	H: 0 LOB: 0 BB: 0 P: 5	R: 1 E: 0 K: 0 S: 4	H: 1 LOB: 0 BB: 0 P: 4	R: 0 E: 0 K: 0 S: 3	H: 0 LOB: 1 BB: 1 P: 7	1B: 3 2B: 1 3B: 0 HR: 2	SF: 0 SAC: 1 DP: 0 HBP: 0	WP: 0 PB: 0 SB: 1 CS: 0	PA: 36	
PITCHER	IP WLS BF H R ER SO BB IBB HBP BLK WP HR S P ERA WHIP											PITCHER	IP WLS BF H R ER SO BB IBB HBP BLK WP HR S P ERA WHIP										
Ken Johnson, R ERA: 3.27 (1, 1)	8.0 L 32 6 3 3 5 1 0 0 0 0 2 41 45 3.38 0.875											Hal Woodeshick, L ERA: 2.52 (9, 1)	1.0 4 0 0 0 0 1 0 0 0 0 0 3 7 0.00 1.000										

AB	33
R	3
H	6
RBI	3
BB	2
SO	5
LOB	8



Batter	1	2	3	4	5	6	7	8	9	AB R H RBI BB SO LOB	BOTTOM												
Al Spangler, L OBP: 0.266, SLG: 0.278 (1, 7)	6-3		6-3			F7			F9	4 0 0 0 0 0 0	Chicago Cubs @ Houston Colt 45's Colt Stadium, Houston, TX Sun Jul 26 1964, 8:05 PM EDT Att: 14,123 - Unknown												
Nellie Fox, L OBP: 0.309, SLG: 0.327 (1, 4)	4-1		6-3			G3			G4-6-3 1B	4 0 1 0 0 0 0													
Joe Gaines, R OBP: 0.328, SLG: 0.414 (1, 9)	4-3				K				G4-6-3 1-2	4 0 0 0 0 1 1													
Walt Bond, L OBP: 0.302, SLG: 0.445 (1, 3)		1B		4-3		K				3 0 1 0 0 1 0													
Bob Aspromonte, R OBP: 0.329, SLG: 0.428 (1, 5)		F6		F9		F8				3 0 0 0 0 0 1													
Mike White, R OBP: 0.348, SLG: 0.358 (1, 8)		F4			1B		F9			3 0 1 0 0 0 1													
Eddie Kasko, R OBP: 0.308, SLG: 0.289 (1, 6)		1B		1B				6-3		3 0 2 0 0 0 0													
Jerry Grote, R OBP: 0.242, SLG: 0.299 (1, 2)		4-3			F5			1-3		3 0 0 0 0 0 3													
Ken Johnson, R OBP: 0.118, SLG: 0.163 (1, 1)									4-3	2 0 0 0 0 2 1													
Dave Roberts, L OBP: 0.297, SLG: 0.259 (8, PH)										1 0 0 0 0 0 0													
Hal Woodeshick, R ERA: 2.52 (9, 1)			K							0 0 0 0 0 0 0													
Inning Stats	R: 0 E: 0 K: 0 S: 3	H: 0 LOB: 0 BB: 0 P: 3	R: 0 E: 0 K: 0 S: 5	H: 2 LOB: 2 BB: 0 P: 5	R: 0 E: 0 K: 1 S: 5	H: 0 LOB: 0 BB: 0 P: 5	R: 0 E: 0 K: 1 S: 5	H: 0 LOB: 0 BB: 0 P: 5	R: 0 E: 0 K: 1 S: 6	H: 2 LOB: 1 BB: 0 P: 6	R: 0 E: 0 K: 0 S: 3	H: 0 LOB: 0 BB: 0 P: 3	R: 0 E: 0 K: 0 S: 3	H: 0 LOB: 0 BB: 0 P: 3	R: 0 E: 0 K: 0 S: 3	H: 1 LOB: 0 BB: 0 P: 3	1B: 5 2B: 0 3B: 0 HR: 0	SF: 0 SAC: 0 DP: 1 HBP: 0	WP: 0 PB: 0 SB: 0 CS: 0	PA: 30			
PITCHER	IP WLS BF H R ER SO BB IBB HBP BLK WP HR S P ERA WHIP											PITCHER	IP WLS BF H R ER SO BB IBB HBP BLK WP HR S P ERA WHIP										
Larry Jackson, R ERA: 3.42 (1, 1)	9.0 W 30 5 0 0 4 0 0 0 0 0 0 38 38 0.00 0.556																						



Batter	1	2	3	4	5	6	7	8	9	AB	R	H	RBI	BB	SO	LOB	TOP			
Eddie Mathews, L OBP: 0.347, SLG: 0.408 (1, 5)	G3		3-1		F4		G4-6-3 BB			3	0	0	0	1	0	0	Milwaukee Braves @ Chicago Cubs Wrigley Field, Chicago, IL Sun Aug 02 1964, 3:33 AM CDT Att: 19,001 - Unknown			
Lee Maye, L OBP: 0.348, SLG: 0.437 (1, 8)	F7		F7		G6-4-3 BB		G4-6-3			3	0	0	0	1	0	1				
Hank Aaron, R OBP: 0.389, SLG: 0.500 (1, 9)	1B		F8		G6-4-3			1B		4	0	2	0	0	0	1				
Rico Carty, R OBP: 0.401, SLG: 0.558 (1, 7)	5-3			F9		PB 1B		F8		4	0	1	0	0	0	2				
Joe Torre, R OBP: 0.368, SLG: 0.505 (1, 2)		F4		1B 2B		F7	1-2	G4-6-3 1B		4	1	2	0	0	0	1				
Felipe Alou, R OBP: 0.291, SLG: 0.407 (1, 3)				1B				G4-6-3		3	0	2	1	1	0	2				
Denis Menke, R OBP: 0.374, SLG: 0.472 (1, 6)			F8		1B		BB			4	0	1	0	0	2	3				
Miguel de la Hoz, R OBP: 0.360, SLG: 0.400 (1, 4)					F4			F9		3	0	0	0	1	1	4				
Hank Fischer, R OBP: 0.297, SLG: 0.175 (1, 1)					F5					1	0	0	0	0	0	2				
Billy Hoelt, L OBP: 0.290, SLG: 0.286 (2, 1)										0	0	0	0	0	0	0				
Ed Bailey, L OBP: 0.332, SLG: 0.342 (4, PH)										0	0	0	0	0	0	0				
Chi-Chi Olivo, R OBP: 0.333, SLG: 0.367 (4, 1)										0	0	0	0	0	0	0				
Ty Cline, L OBP: 0.333, SLG: 0.367 (7, PH)										0	0	0	0	0	0	0				
Bobby Tiefenauer, R OBP: 0.333, SLG: 0.367 (7, 1)										0	0	0	0	0	0	0				
Dave Eilers, R OBP: 0.287, SLG: 0.283 (8, 1)										0	0	0	0	0	0	0				
Gary Kott, L OBP: 0.287, SLG: 0.283 (9, PH)										0	0	0	0	0	0	0				
Inning Stats	R: 0 E: 0 K: 0 S: 4	H: 1 LOB: 1 BB: 0 P: 4	R: 0 E: 0 K: 0 S: 4	H: 1 LOB: 2 BB: 1 P: 8	R: 0 E: 0 K: 0 S: 3	H: 0 LOB: 0 BB: 0 P: 3	R: 1 E: 0 K: 0 S: 6	H: 3 LOB: 2 BB: 0 P: 6	R: 0 E: 0 K: 2 S: 8	H: 1 LOB: 2 BB: 1 P: 12	R: 0 E: 0 K: 1 S: 4	H: 0 LOB: 0 BB: 1 P: 8	R: 0 E: 0 K: 0 S: 4	H: 2 LOB: 1 BB: 0 P: 4	R: 0 E: 0 K: 1 S: 5	H: 0 LOB: 0 BB: 0 P: 5	1B: 6 2B: 2 3B: 0 HR: 0	SF: 0 SAC: 0 DP: 3 HBP: 0	WP: 0 PB: 1 SB: 1 CS: 0	PA: 36
PITCHER	IP WLS BF H R ER SO BB IBB HBP BLK WP HR S P ERA WHIP																			
Ernie Broglio, R ERA: 4.32 (1, 1)	9.0 W 36 8 1 1 4 3 1 0 0 0 0 40 56 1.00 1.222																			

AB 32
R 1
H 8
RBI 1
BB 4
SO 4
LOB 18



Batter	1	2	3	4	5	6	7	8	9	AB	R	H	RBI	BB	SO	LOB	BOTTOM			
Joey Amalfitano, R OBP: 0.311, SLG: 0.390 (1, 4)	4-3 SF9 2B				F2		1B			4	1	3	1	0	0	0	Milwaukee Braves @ Chicago Cubs Wrigley Field, Chicago, IL Sun Aug 02 1964, 3:33 AM CDT Att: 19,001 - Unknown			
Len Gabrielson, L OBP: 0.302, SLG: 0.333 (1, 9)	SF9 14 PB BB	CS		K	F9		1B			3	1	1	0	1	1	0				
Billy Williams, L OBP: 0.393, SLG: 0.589 (1, 7)	4-3			3-1	2-3		F9			4	0	0	0	0	0	4				
Ron Santo, R OBP: 0.401, SLG: 0.571 (1, 5)	SF9			5-3		E6 5-3		K		3	0	0	1	0	1	0				
14 Ernie Banks, R OBP: 0.314, SLG: 0.438 (1, 3)	6-3			F6		F6		E5 1B BB 1B		4	1	0	0	0	0	1				
Billy Cowan, R OBP: 0.281, SLG: 0.427 (1, 8)						5-3		1B 1B BB		3	1	2	1	1	0	1				
Dick Bertell, R OBP: 0.310, SLG: 0.353 (1, 2)		HR				K		1B		4	1	2	0	0	2	2				
Andre Rodgers, R OBP: 0.323, SLG: 0.379 (1, 6)								1B 1B BB		3	0	1	1	1	0	1				
Ernie Broglio, R OBP: 0.244, SLG: 0.238 (1, 1)								1B		4	0	0	0	0	1	6				
Inning Stats	R: 2 E: 0 K: 0 S: 4	H: 1 LOB: 0 BB: 1 P: 8	R: 2 E: 0 K: 1 S: 7	H: 3 LOB: 0 BB: 0 P: 7	R: 0 E: 0 K: 1 S: 5	H: 0 LOB: 0 BB: 0 P: 5	R: 0 E: 0 K: 1 S: 6	H: 1 LOB: 2 BB: 1 P: 10	R: 0 E: 0 K: 0 S: 3	H: 0 LOB: 0 BB: 0 P: 3	R: 0 E: 1 K: 1 S: 6	H: 0 LOB: 1 BB: 0 P: 6	R: 0 E: 0 K: 0 S: 5	H: 2 LOB: 2 BB: 0 P: 5	R: 1 E: 1 K: 1 S: 7	H: 2 LOB: 2 BB: 1 P: 11		1B: 6 2B: 2 3B: 0 HR: 1	SF: 1 SAC: 0 DP: 1 HBP: 0	WP: 0 PB: 1 SB: 1 CS: 1
PITCHER	IP WLS BF H R ER SO BB IBB HBP BLK WP HR S P ERA WHIP																			
Hank Fischer, R ERA: 3.07 (1, 1)	1.2 L 10 4 4 3 1 1 0 0 0 0 0 0 5 5 0.00 0.000																			
Billy Hoelt, L ERA: 3.79 (2, 1)	1.1 3 0 0 0 1 0 0 0 0 0 0 0 5 5 0.00 0.000																			
Chi-Chi Olivo, R ERA: 4.43 (4, 1)	3.0 12 1 0 0 2 0 1 0 0 0 0 0 15 19 0.00 0.333																			
Bobby Tiefenauer, R ERA: 3.0 (7, 1)	1.1 10 4 1 0 1 1 0 0 0 0 0 0 11 15 0.00 3.750																			
Dave Eilers, R ERA: 10.13 (8, 1)	0.2 1 0 0 0 0 0 0 0 0 0 0 0 1 1 0.00 0.000																			

AB 32
R 5
H 9
RBI 4
BB 3
SO 5
LOB 15



Batter	1	2	3	4	5	6	7	8	9	AB	R	H	RBI	BB	SO	LOB	TOP					
Joey Amalfitano, R OBP: 0.309, SLG: 0.386	0-0 6-3		0-0 4-3			0-0 L9	0-0 CS		0-0 F3	5	0	1	2	0	0	0	Chicago Cubs @ St. Louis Cardinals Sportsman's Park, St. Louis, MO Tue Aug 04 1964, 8:05 PM EDT Att: 12,723 - Unknown					
Leo Burke, R OBP: 0.344, SLG: 0.379	0-3 K		0-0 1B			0-0 HR	1-0 1B			3	1	2	0	1	1	0						
Billy Williams, L OBP: 0.394, SLG: 0.594	4-0 E BB		0-0 F7			0-0 HR	0-0 G3			3	1	1	2	1	0	2						
Ron Santo, R OBP: 0.400, SLG: 0.567	0-0 E6 1-2			0-0 4-3		4-0 BB		0-3 K		3	0	0	0	1	1	1						
14 Ernie Banks, R OBP: 0.313, SLG: 0.436	0-0 F8			0-0 5-3		0-0 F5		0-0 FC5-4 1B		4	0	1	0	0	0	3						
Billy Cowan, R OBP: 0.276, SLG: 0.422		0-0 1-3		0-0 F7		0-0 F4		0-0 FC5-4 S		4	0	0	0	0	0	2						
Dick Bertell, R OBP: 0.306, SLG: 0.347		0-0 F8			0-3 K		0-0 F8	0-0 6-3		4	0	0	0	0	1	1						
Andre Rodgers, R OBP: 0.322, SLG: 0.381		0-0 6-3			0-3 K		0-0 PB 1B 2B		0-0 F7	4	1	1	0	0	1	0						
Lew Burdette, R OBP: 0.379, SLG: 0.643			0-3 K		0-3 K		0-0 PB 1B 1B		0-0 6-3	4	1	1	0	0	2	0						
Inning Stats	R: 0 E: 1 K: 1 S: 6	H: 0 LOB: 2 BB: 1 P: 10	R: 0 E: 0 K: 0 S: 3	H: 0 LOB: 0 BB: 0 P: 3	R: 0 E: 0 K: 1 S: 6	H: 1 LOB: 1 BB: 0 P: 6	R: 0 E: 0 K: 0 S: 3	H: 0 LOB: 0 BB: 0 P: 3	R: 0 E: 0 K: 3 S: 9	H: 0 LOB: 0 BB: 0 P: 9	R: 2 E: 0 K: 0 S: 5	H: 2 LOB: 1 BB: 1 P: 9	R: 2 E: 0 K: 0 S: 5	H: 3 LOB: 1 BB: 1 P: 9	R: 0 E: 0 K: 1 S: 6	H: 1 LOB: 1 BB: 0 P: 6	R: 0 E: 0 K: 0 S: 3	H: 0 LOB: 0 BB: 0 P: 3	1B: 5 2B: 1 3B: 0 HR: 1	SF: 0 SAC: 0 DP: 0 HBP: 0	WP: 0 PB: 1 CS: 1	PA: 37
PITCHER	IP WLS BF H R ER SO BB IBB HBP BLK WP HR S P ERA WHIP	IP WLS BF H R ER SO BB IBB HBP BLK WP HR S P ERA WHIP															IP WLS BF H R ER SO BB IBB HBP BLK WP HR S P ERA WHIP					
Ray Sadecki, L ERA: 4.22	(1, 1) 6.1 L 28 6 4 3 5 2 0 0 0 0 1 36 44 4.26 1.263																					
Roger Craig, R ERA: 3.13	(7, 1) 0.2 2 0 0 0 0 1 0 0 0 0 0 1 5 0.00 1.500																					
Barney Schultz, R ERA:	(8, 1) 2.0 7 1 0 0 1 0 0 0 0 0 0 9 9 0.00 0.500																					

Batter	1	2	3	4	5	6	7	8	9	AB	R	H	RBI	BB	SO	LOB	BOTTOM			
Curt Flood, R OBP: 0.347, SLG: 0.370	0-0 G3		0-0 6-3		0-3 K		4-0 3-1 BB		0-0 4-3	4	0	0	0	1	1	2	Chicago Cubs @ St. Louis Cardinals Sportsman's Park, St. Louis, MO Tue Aug 04 1964, 8:05 PM EDT Att: 12,723 - Unknown			
Lou Brock, L OBP: 0.343, SLG: 0.418	0-0 1B		0-0 1B		0-3 K		0-0 3-1			4	0	2	0	0	1	3				
Dick Groat, R OBP: 0.322, SLG: 0.357	0-0 F9		0-0 F5		0-0 F9		0-0 5-3			4	0	0	0	0	0	4				
Ken Boyer, R OBP: 0.369, SLG: 0.495	4-0 BB			0-0 F9		0-0 6-3		0-0 5-3		3	0	0	0	1	0	0				
Bill White, L OBP: 0.347, SLG: 0.458	0-0 F8			0-0 1B		0-0 1B		0-0 G5-4-3 1B		4	0	3	0	0	0	2				
Mike Shannon, R OBP: 0.354, SLG: 0.452		0-0 2B		0-0 F8		0-0 1B		0-0 G5-4-3		4	0	2	0	0	0	2				
Julian Javier, R OBP: 0.285, SLG: 0.398		0-3 K		0-0 F9		0-0 1-3			0-3 K	2	0	0	0	0	1	2				
Bob Skinner, L OBP: 0.312, SLG: 0.366										1	0	0	0	0	0	2				
Dal Maxvill, R OBP: 0.333, SLG: 0.333										1	0	0	0	0	1	0				
Tim McCarver, L OBP: 0.331, SLG: 0.392		0-0 F5			0-0 F9		0-0 6-3		0-0 1B	4	0	1	0	0	0	1				
Ray Sadecki, L OBP: 0.180, SLG: 0.265	(1, 1) 9.0 W 37 10 0 0 4 2 0 0 0 0 0 43 51 0.00 1.333																			
Roger Craig, R OBP: 0.306, SLG: 0.273	(7, 1) 0.0 0 0 0 0 0 0 0 0 0 0 0 0 0 0.00 1.000																			
Ed Spiezio, R OBP: 0.333, SLG: 0.333	(7, PH) 0.0 0 0 0 0 0 0 0 0 0 0 0 0 0 0.00 1.000																			
Barney Schultz, R OBP: 0.333, SLG: 0.333	(8, 1) 0.0 0 0 0 0 0 0 0 0 0 0 0 0 0 0.00 1.000																			
Carl Warwick, R OBP: 0.304, SLG: 0.409	(9, PH) 0.0 0 0 0 0 0 0 0 0 0 0 0 0 0 0.00 1.000																			
Inning Stats	R: 0 E: 0 K: 0 S: 4	H: 1 LOB: 2 BB: 1 P: 8	R: 0 E: 0 K: 1 S: 6	H: 1 LOB: 0 BB: 0 P: 6	R: 0 E: 0 K: 0 S: 4	H: 1 LOB: 0 BB: 0 P: 4	R: 0 E: 0 K: 2 S: 8	H: 1 LOB: 1 BB: 0 P: 8	R: 0 E: 0 K: 0 S: 5	H: 2 LOB: 2 BB: 0 P: 5	R: 0 E: 0 K: 0 S: 4	H: 1 LOB: 1 BB: 1 P: 8	R: 0 E: 0 K: 0 S: 3	H: 1 LOB: 0 BB: 0 P: 3	R: 0 E: 0 K: 1 S: 6	H: 1 LOB: 1 BB: 0 P: 6	1B: 9 2B: 1 3B: 0 HR: 0	SF: 0 SAC: 0 DP: 1 HBP: 0	WP: 0 PB: 1 CS: 1	PA: 37
PITCHER	IP WLS BF H R ER SO BB IBB HBP BLK WP HR S P ERA WHIP	IP WLS BF H R ER SO BB IBB HBP BLK WP HR S P ERA WHIP															IP WLS BF H R ER SO BB IBB HBP BLK WP HR S P ERA WHIP			
Lew Burdette, R ERA: 4.03	(1, 1) 9.0 W 37 10 0 0 4 2 0 0 0 0 0 43 51 0.00 1.333																			

AB	34
R	4
H	7
RBI	4
BB	3
SO	6
LOB	9



AB	35
R	0
H	10
RBI	0
BB	2
SO	4
LOB	20



Batter	1	2	3	4	5	6	7	8	9	AB	R	H	RBI	BB	SO	LOB	TOP			
Joey Amalfitano, R OBP: 0.307, SLG: 0.379										4	1	0	0	1	0	1				
Leo Burke, R OBP: 0.353, SLG: 0.387										4	1	2	0	0	0	1				
Billy Williams, L OBP: 0.391, SLG: 0.588										4	0	0	0	0	2	4				
Ron Santo, R OBP: 0.401, SLG: 0.566										4	0	2	1	0	1	0				
14 Ernie Banks, R OBP: 0.318, SLG: 0.438										3	0	2	1	1	0	0				
Billy Cowan, R OBP: 0.276, SLG: 0.419										3	0	0	0	0	1	3				
Dick Bertell, R OBP: 0.306, SLG: 0.347										3	0	1	0	0	1	4				
Vic Roznovsky, L OBP: 0.320, SLG: 0.292										1	0	0	0	0	0	1				
Andre Rodgers, R OBP: 0.319, SLG: 0.377										3	0	0	0	0	1	3				
Jimmy Stewart, S OBP: 0.315, SLG: 0.284										1	0	0	0	0	0	0				
Bob Buhl, R OBP: 0.167, SLG: 0.083										1	0	0	0	1	1	0				
Lindy McDaniel, R										0	0	0	0	0	0	0				
Doug Clemens, L OBP: 0.291, SLG: 0.366										1	0	0	0	0	1	0				
Bobby Shantz, R										0	0	0	0	0	0	0				
Len Gabrielson, L OBP: 0.301, SLG: 0.332										1	0	0	0	0	0	0				
Inning Stats	R: 2 E: 1 K: 2 S: 10	H: 2 LOB: 2 BB: 1 P: 14	R: 0 E: 0 K: 1 S: 4	H: 0 LOB: 0 BB: 1 P: 8	R: 0 E: 0 K: 1 S: 5	H: 0 LOB: 0 BB: 0 P: 5	R: 0 E: 0 K: 0 S: 4	H: 1 LOB: 1 BB: 0 P: 4	R: 0 E: 0 K: 1 S: 6	H: 1 LOB: 1 BB: 1 P: 10	R: 0 E: 0 K: 1 S: 6	H: 1 LOB: 1 BB: 0 P: 6	R: 0 E: 0 K: 1 S: 6	H: 1 LOB: 1 BB: 0 P: 6	R: 0 E: 0 K: 0 S: 3	H: 0 LOB: 0 BB: 0 P: 3	1B: 7 2B: 0 3B: 0 HR: 0	SF: 0 SAC: 1 DP: 1 HBP: 0	WP: 0 PB: 0 SB: 0 CS: 0	PA: 37
PITCHER	IP WLS BF H R ER SO BB IBB HBP BLK WP HR S P ERA WHIP																			
Gordie Richardson, L ERA: 1.13	(1, 1) 5.0 W 23 5 2 1 5 3 0 0 0 0 0 0 30 42 1.80 1.600																			
Bob Humphreys, R ERA: 1.93	(6, 1) 4.0 S 14 2 0 0 3 0 0 0 0 0 0 0 20 20 0.00 0.500																			

Chicago Cubs @ St. Louis Cardinals
Sportsman's Park, St. Louis, MO
Wed Aug 05 1964, 8:05 PM EDT
Att: 11,614 - Unknown

AB 33
R 2
H 7
RBI 2
BB 3
SO 8
LOB 17



Batter	1	2	3	4	5	6	7	8	9	AB	R	H	RBI	BB	SO	LOB	BOTTOM			
Julian Javier, R OBP: 0.289, SLG: 0.398										3	1	1	0	2	1	0				
Lou Brock, L OBP: 0.344, SLG: 0.423										5	0	2	0	0	1	4				
Bill White, L OBP: 0.348, SLG: 0.466										4	2	2	3	0	1	1				
Ken Boyer, R OBP: 0.370, SLG: 0.495										4	0	2	0	0	1	0				
Curt Flood, R OBP: 0.350, SLG: 0.373										4	0	3	1	0	0	1				
Mike Shannon, R OBP: 0.350, SLG: 0.438										3	0	0	0	1	1	2				
Tim McCarver, L OBP: 0.333, SLG: 0.392										3	0	1	0	1	0	0				
Jerry Buchek, R OBP: 0.281, SLG: 0.345										4	0	0	0	0	2	3				
Gordie Richardson, R Bob Humphreys, R										2	0	0	0	0	1	0				
Inning Stats	R: 1 E: 0 K: 2 S: 9	H: 3 LOB: 1 BB: 0 P: 9	R: 0 E: 0 K: 0 S: 3	H: 0 LOB: 0 BB: 0 P: 3	R: 0 E: 0 K: 1 S: 6	H: 1 LOB: 1 BB: 0 P: 6	R: 0 E: 0 K: 1 S: 5	H: 1 LOB: 2 BB: 2 P: 13	R: 3 E: 0 K: 2 S: 10	H: 3 LOB: 1 BB: 1 P: 14	R: 0 E: 0 K: 0 S: 4	H: 1 LOB: 1 BB: 1 P: 8	R: 0 E: 0 K: 1 S: 6	H: 1 LOB: 2 BB: 1 P: 10	1B: 9 2B: 0 3B: 1 HR: 1	SF: 0 SAC: 1 DP: 1 HBP: 0	WP: 0 PB: 1 SB: 0 CS: 1	PA: 39		
PITCHER	IP WLS BF H R ER SO BB IBB HBP BLK WP HR S P ERA WHIP																			
Bob Buhl, R ERA: 3.62	(1, 1) 4.1 L 21 7 4 4 4 4 0 0 0 0 0 0 11 15 0.00 1.800																			
Lindy McDaniel, R ERA: 4.73	(5, 1) 1.2 8 2 0 0 2 1 0 0 0 0 0 0 11 15 0.00 1.800																			
Bobby Shantz, L ERA: 3.95	(7, 1) 2.0 9 2 0 0 2 1 0 0 0 0 0 0 12 16 0.00 1.500																			

Chicago Cubs @ St. Louis Cardinals
Sportsman's Park, St. Louis, MO
Wed Aug 05 1964, 8:05 PM EDT
Att: 11,614 - Unknown

AB 32
R 3
H 11
RBI 4
BB 5
SO 8
LOB 11



Batter	1	2	3	4	5	6	7	8	9	AB	R	H	RBI	BB	SO	LOB	TOP					
Joey Amalfitano, R (1.4) OBP: 0.305, SLG: 0.375	K	1-3		K			4-3		BB BB BB	5	1	1	0	0	2	1						
Doug Clemens, L (1.9) OBP: 0.311, SLG: 0.379	2B		G3		1B		L9		BB BB BB	4	1	3	0	1	0	0						
Billy Williams, L (1.7) OBP: 0.395, SLG: 0.592	1B		G3		14 G6-4-3				BB BB	4	1	3	0	1	0	1						
Ron Santo, R (1.5) OBP: 0.403, SLG: 0.566	5-3		2B		K			E5	BB BB BB	4	0	2	2	1	1	4						
14 Ernie Banks, R (1.3) OBP: 0.316, SLG: 0.433	IBB		K		G6-4-3			F6	BB BB	4	0	0	0	1	2	7						
Billy Cowan, R (1.8) OBP: 0.276, SLG: 0.420	K		2B		K			K		4	0	1	0	0	3	4						
Dick Bertell, R (1.2) Vic Roznovsky, L (6. PH) (6.2)		F7		F4		3-1		F5		2	0	0	0	0	0	2						
Andre Rodgers, R (1.6) OBP: 0.318, SLG: 0.379		2B		F7		5-3		F8		4	0	1	0	0	0	0						
Dick Ellsworth, L (1.1) Jimmy Stewart, S (7. PH) (7.1) Freddie Burdette, R (7.1) Lindy McDaniel, R (7.1) Lee Gregory, L (9. PH) (9.1)	K		6-3		3-1			K		2	0	0	0	0	1	1						
Inning Stats	R: 0 E: 0 K: 2 S: 9	H: 2 LOB: 3 BB: 1 P: 13	R: 0 E: 0 K: 1 S: 6	H: 1 LOB: 1 BB: 0 P: 6	R: 1 E: 0 K: 1 S: 8	H: 3 LOB: 2 BB: 0 P: 8	R: 0 E: 0 K: 1 S: 5	H: 0 LOB: 0 BB: 0 P: 5	R: 0 E: 0 K: 1 S: 6	H: 2 LOB: 1 BB: 0 P: 6	R: 0 E: 0 K: 1 S: 5	H: 0 LOB: 0 BB: 0 P: 5	R: 0 E: 0 K: 0 S: 3	H: 0 LOB: 0 BB: 0 P: 3	R: 1 E: 1 K: 1 S: 7	H: 2 LOB: 1 BB: 0 P: 7	R: 1 E: 0 K: 2 S: 8	H: 1 LOB: 3 BB: 3 P: 20	1B: 8 2B: 3 3B: 0 HR: 0	SF: 0 SAC: 0 DP: 1 HBP: 0	WP: 0 PB: 0 SB: 0 CS: 0	PA: 41
PITCHER	IP	WLS	BF	H	R	ER	SO	BB	IBB	HBP	BLK	WP	HR	S	P	ERA	WHIP					
Bob Gibson, R (1.1) ERA: 3.5	8.2	W	38	11	3	2	9	1	1	0	0	0	0	54	62	2.08	1.385					
Mike Cuellar, L (9.1) ERA: 4.73	0.0		2	0	0	0	0	2	0	0	0	0	0	0	8	∞	∞					
Barney Schultz, R (9.1) ERA:	0.1	S	1	0	0	0	1	0	0	0	0	0	0	3	3	0.00	0.000					

Chicago Cubs @ St. Louis Cardinals
Sportsman's Park, St. Louis, MO
Thu Aug 06 1964, 4:33 AM EDT
Att: 8,258 - Unknown

AB 37
R 3
H 11
RBI 2
BB 4
SO 10
LOB 21



Batter	1	2	3	4	5	6	7	8	9	AB	R	H	RBI	BB	SO	LOB	BOTTOM				
Curt Flood, R (1.8) OBP: 0.347, SLG: 0.370	E6		L9		6-3		F6			4	1	0	0	0	0	1					
Lou Brock, L (1.7) OBP: 0.344, SLG: 0.421	SH1-4		F5		K					2	0	0	0	1	1	0					
Dick Groat, R (1.6) OBP: 0.326, SLG: 0.363	2B		2B		6-3					4	2	3	2	0	0	0					
Ken Boyer, R (1.5) OBP: 0.374, SLG: 0.498	FC5		2B		IBB		SH3			2	1	1	1	2	0	2					
Bill White, L (1.3) OBP: 0.348, SLG: 0.467	K		2B		2B		SH3			3	0	1	2	0	2	1					
Mike Shannon, R (1.9) OBP: 0.336, SLG: 0.420	FC5		K		K		L8			4	0	0	0	0	2	3					
Julian Javier, R (1.4) OBP: 0.286, SLG: 0.393		F8		F9		6-3		F5		4	0	0	0	0	0	1					
Bob Uecker, R (1.2) OBP: 0.296, SLG: 0.206		F8		5-3				SH3-4		2	1	0	0	0	0	0					
Bob Gibson, R (1.1) ERA: 2.98 Mike Cuellar, L (9.1) Barney Schultz, R (9.1)	F3		K		K		SH3-4			2	0	0	0	0	1	0					
Inning Stats	R: 2 E: 1 K: 1 S: 8	H: 2 LOB: 1 BB: 0 P: 8	R: 0 E: 0 K: 0 S: 3	H: 0 LOB: 0 BB: 0 P: 3	R: 2 E: 0 K: 1 S: 7	H: 2 LOB: 1 BB: 1 P: 11	R: 0 E: 0 K: 1 S: 5	H: 0 LOB: 0 BB: 0 P: 5	R: 0 E: 0 K: 1 S: 5	H: 0 LOB: 0 BB: 0 P: 5	R: 0 E: 0 K: 0 S: 3	H: 0 LOB: 1 BB: 1 P: 7	R: 1 E: 0 K: 0 S: 4	H: 1 LOB: 2 BB: 1 P: 9	R: 0 E: 0 K: 2 S: 7	H: 0 LOB: 0 BB: 0 P: 7	1B: 2 2B: 3 3B: 0 HR: 0	SF: 0 SAC: 3 DP: 0 HBP: 1	WP: 0 PB: 0 SB: 0 CS: 0	PA: 34	
PITCHER	IP	WLS	BF	H	R	ER	SO	BB	IBB	HBP	BLK	WP	HR	S	P	ERA	WHIP				
Dick Ellsworth, L (1.1) ERA: 2.98	6.0	L	25	4	4	3	4	1	1	0	0	0	0	31	39	4.50	0.833				
Freddie Burdette, R (7.1) ERA: 8.31	0.2		4	0	1	1	0	1	0	1	0	0	0	2	7	13.50	1.500				
Lindy McDaniel, R (7.1) ERA: 4.61	1.1		5	1	0	0	2	0	0	0	0	0	0	9	9	0.00	0.750				

Chicago Cubs @ St. Louis Cardinals
Sportsman's Park, St. Louis, MO
Thu Aug 06 1964, 4:33 AM EDT
Att: 8,258 - Unknown

AB 27
R 5
H 5
RBI 5
BB 3
SO 6
LOB 8



Batter	1	2	3	4	5	6	7	8	9	AB	R	H	RBI	BB	SO	LOB	TOP								
Joey Amalfitano, R OBP: 0.303, SLG: 0.371	4-3	4-3		F9		3B 1B		L6-3		5	1	1	0	0	0	4	Chicago Cubs @ Pittsburgh Pirates Forbes Field, Pittsburgh, PA Fri Aug 07 1964, 3:33 AM EDT Unknown								
Doug Clemens, L OBP: 0.321, SLG: 0.413			14 1B SF8	F8		HR		6-3		5	2	3	1	0	0	2									
Billy Williams, L OBP: 0.391, SLG: 0.585	F4		F5	K		4-3			K	5	0	0	0	0	2	5									
Ron Santo, R OBP: 0.405, SLG: 0.576	F8		14 1B		F8	HR				5	1	3	2	0	0	1									
14 Ernie Banks, R OBP: 0.315, SLG: 0.430		6-3		1-3		K			F8	5	0	1	0	0	1	1									
Billy Cowan, R OBP: 0.276, SLG: 0.423		1B 2B	SF8		E		K		F8	4	2	2	1	0	1	1									
Dick Bertell, R OBP: 0.300, SLG: 0.340		1B	F7	F9	E3	FC5-4		5-3		4	0	0	0	0	0	3									
Andre Rodgers, R OBP: 0.320, SLG: 0.383		2B			FC5-4		F5			4	1	2	0	0	0	1									
Larry Jackson, R OBP: 0.145, SLG: 0.176		1B		FC		5-3		L6-3		4	0	2	2	0	0	1									
Inning Stats	R: 0 E: 0 K: 0 S: 4	H: 1 LOB: 1 BB: 0 P: 4	R: 2 E: 0 K: 0 S: 6	H: 3 LOB: 1 BB: 0 P: 6	R: 1 E: 0 K: 0 S: 6	H: 3 LOB: 2 BB: 0 P: 6	R: 0 E: 0 K: 1 S: 7	H: 1 LOB: 2 BB: 0 P: 7	R: 1 E: 1 K: 0 S: 5	H: 1 LOB: 1 BB: 0 P: 5	R: 3 E: 0 K: 1 S: 8	H: 3 LOB: 0 BB: 0 P: 8	R: 0 E: 0 K: 1 S: 5	H: 0 LOB: 0 BB: 0 P: 5	R: 0 E: 0 K: 0 S: 3	H: 1 LOB: 1 BB: 0 P: 3	R: 0 E: 0 K: 1 S: 6	H: 1 LOB: 1 BB: 0 P: 6	1B: 7 2B: 6 3B: 1 HR: 1	SF: 1 SAC: 0 DP: 1 HBP: 0	WP: 0 PB: 0 SB: 0 CS: 0	PA: 42			
PITCHER	IP	WLS	BF	H	R	ER	SO	BB	IBB	HBP	BLK	WP	HR	S	P	ERA	WHIP								
Vern Law, R ERA: 3.38	2.1	L	14	7	3	3	0	0	0	0	0	0	0	14	14	11.57	3.000								
Tommie Sisk, R ERA: 9.23	1.0		5	1	0	0	0	0	0	0	0	0	0	5	5	0.00	1.000								
Frank Bork, L ERA: 4.61	1.2		7	1	1	0	1	0	0	0	0	0	0	9	9	0.00	0.600								
Roy Face, R ERA: 4.55	2.0		9	3	3	3	2	0	0	0	0	0	1	13	13	13.50	1.500								
John Geilmar, R ERA: 2.25	2.0		7	2	0	0	1	0	0	0	0	0	0	9	9	0.00	1.000								

Batter	1	2	3	4	5	6	7	8	9	AB	R	H	RBI	BB	SO	LOB	BOTTOM								
Bob Bailey, R OBP: 0.355, SLG: 0.428	F3		G3 2B			2B G3 1B	FC6		F9	5	1	2	0	0	0	3	Chicago Cubs @ Pittsburgh Pirates Forbes Field, Pittsburgh, PA Fri Aug 07 1964, 3:33 AM EDT Unknown								
Bill Virdon, L OBP: 0.302, SLG: 0.318	1-3		G3			G3 2B		6-3		4	0	1	1	0	0	1									
Manny Mota, R OBP: 0.333, SLG: 0.442	G3		6-3			1-3				4	0	1	0	0	0	3									
Jerry Lynch, L OBP: 0.369, SLG: 0.573		G3-6-1 BB		6-3		G3		F4		3	0	0	1	1	0	2									
Willie Stargell, L OBP: 0.332, SLG: 0.553		G3-6-1		G6-4-3 1B		K		G3		4	0	1	0	0	1	3									
Bill Mazeroski, R OBP: 0.292, SLG: 0.388				G6-4-3 1B			E6 FC4-6		1-3	4	0	1	0	0	0	1									
Orlando McFarlane, R OBP: 0.250, SLG: 0.143				K		6-3		F8		4	0	1	0	0	1	2									
Dick Schofield, S OBP: 0.371, SLG: 0.367			2B G3 1B		G6-3 1B		FC4-6 1B		FC4-6 1B WP	4	2	2	0	0	0	2									
Inning Stats	R: 0 E: 0 K: 0 S: 3	H: 0 LOB: 0 BB: 0 P: 3	R: 0 E: 0 K: 1 S: 5	H: 1 LOB: 1 BB: 1 P: 9	R: 1 E: 0 K: 1 S: 7	H: 2 LOB: 1 BB: 0 P: 7	R: 0 E: 0 K: 0 S: 3	H: 1 LOB: 0 BB: 0 P: 3	R: 0 E: 0 K: 1 S: 5	H: 1 LOB: 2 BB: 0 P: 5	R: 0 E: 0 K: 0 S: 4	H: 1 LOB: 1 BB: 0 P: 4	R: 0 E: 0 K: 0 S: 5	H: 2 LOB: 2 BB: 0 P: 5	R: 1 E: 0 K: 0 S: 5	H: 2 LOB: 1 BB: 0 P: 5	1B: 9 2B: 2 3B: 0 HR: 0	SF: 0 SAC: 0 DP: 3 HBP: 0	WP: 1 PB: 0 SB: 0 CS: 0	PA: 37					
PITCHER	IP	WLS	BF	H	R	ER	SO	BB	IBB	HBP	BLK	WP	HR	S	P	ERA	WHIP								
Larry Jackson, R ERA: 3.59	9.0	W	37	11	3	3	3	1	0	0	0	1	0	42	46	3.00	1.333								

Batter	1	2	3	4	5	6	7	8	9	AB	R	H	RBI	BB	SO	LOB	TOP								
Joey Amalfitano, R OBP: 0.305, SLG: 0.369	F9		K		WP 2B 1B		F3		IBB	4	1	1	0	1	1	0									
Doug Clemens, L OBP: 0.317, SLG: 0.405	2B 1B		K		1-3		G3		K	5	0	1	0	0	2	3									
Billy Williams, L OBP: 0.390, SLG: 0.585	K		L6		2B 2B				3-1	4	1	1	1	0	1	1									
Ron Santo, R OBP: 0.406, SLG: 0.580	2B			1-3	2B				K	4	0	2	1	0	1	0									
Len Gabrielson, L OBP: 0.305, SLG: 0.332 14 Ernie Banks, R OBP: 0.315, SLG: 0.430	IBB			1B 1B	F6				L6	3	0	1	0	1	0	1									
Billy Cowan, R OBP: 0.280, SLG: 0.426	K			1B G6-3	5-3				4-3 2B	4	1	2	0	0	1	3									
Jimmie Schaffer, R OBP: 0.338, SLG: 0.406		F8		G6-3		CS BB			4-3	3	0	0	0	1	0	3									
Andre Rodgers, R OBP: 0.320, SLG: 0.382		4-3			F2	K			SH1-3 1B	4	0	1	1	0	1	1									
Ernie Broglio, R OBP: 0.250, SLG: 0.244 Bobby Shantz, R OBP: 0.308, SLG: 0.369		K			E6 1B WP 1B		F9		SH1-3	3	1	1	0	0	1	0									
Inning Stats	R: 0 E: 0 K: 2 S: 9	H: 2 LOB: 3 BB: 1 P: 13	R: 0 E: 0 K: 1 S: 5	H: 0 LOB: 0 BB: 0 P: 5	R: 0 E: 0 K: 2 S: 7	H: 0 LOB: 0 BB: 0 P: 7	R: 0 E: 0 K: 0 S: 4	H: 2 LOB: 1 BB: 0 P: 4	R: 3 E: 1 K: 0 S: 7	H: 4 LOB: 1 BB: 0 P: 7	R: 0 E: 0 K: 1 S: 4	H: 0 LOB: 0 BB: 1 P: 8	R: 0 E: 0 K: 0 S: 3	H: 0 LOB: 0 BB: 0 P: 3	R: 0 E: 0 K: 1 S: 5	H: 0 LOB: 0 BB: 0 P: 5	R: 1 E: 0 K: 1 S: 7	H: 2 LOB: 2 BB: 1 P: 11	1B: 6 2B: 4 3B: 0 HR: 0	SF: 0 SAC: 1 DP: 1 HBP: 0	WP: 1 PB: 0 SB: 0 CS: 1	PA: 38			
PITCHER	IP	WLS	BF	H	R	ER	SO	BB	IBB	HBP	BLK	WP	HR	S	P	ERA	WHIP								
Steve Blass, R ERA: 4.0	4.2	L	22	8	3	3	5	0	1	0	0	1	0	31	35	5.79	1.714								
Frank Bork, L ERA: 4.2	1.1		4	0	0	0	1	1	0	0	0	0	0	5	9	0.00	0.750								
Joe Gibbon, L ERA: 3.08	3.0		12	2	1	1	2	0	1	0	0	0	0	15	19	3.00	0.667								

Chicago Cubs @ Pittsburgh Pirates
Forbes Field, Pittsburgh, PA
Fri Aug 07 1964, 7:05 PM EDT
Att: 13,862 - Unknown

AB 34
R 4
H 10
RBI 3
BB 3
SO 8
LOB 12



Batter	1	2	3	4	5	6	7	8	9	AB	R	H	RBI	BB	SO	LOB	BOTTOM								
Bob Bailey, R OBP: 0.356, SLG: 0.438	6-3		E7 1B			6-3			HR	4	1	2	1	0	0	0									
Bill Virdon, L OBP: 0.299, SLG: 0.314	F8		K			G3			F8	4	0	0	0	0	1	1									
Manny Mota, R OBP: 0.337, SLG: 0.462	CS 1B			6-3		4-3			HR	4	1	2	1	0	0	0									
Jerry Lynch, L OBP: 0.367, SLG: 0.582	CS	HR		F8		K			G3	4	1	1	1	0	1	0									
Willie Stargell, L OBP: 0.329, SLG: 0.548		F8		F8		G3				3	0	0	0	0	0	0									
Bill Mazeroski, R OBP: 0.290, SLG: 0.385		F4			F3			F8		3	0	0	0	0	0	0									
Jim Pagliaroni, R OBP: 0.380, SLG: 0.438		L5			F9			5-3		3	0	0	0	0	0	0									
Gene Alley, R OBP: 0.261, SLG: 0.294 Dick Schofield, S OBP: 0.368, SLG: 0.364			6-3		F7			4-3		1	0	0	0	0	0	0									
Steve Blass, R OBP: 0.038, SLG: 0.038 Frank Bork, R			K			K			F4	1	0	0	0	0	1	0									
Donn Clendenon, R OBP: 0.309, SLG: 0.397 Joe Gibbon, R OBP: 0.289, SLG: 0.297 Smoky Burgess, L OBP: 0.303, SLG: 0.298										1	0	0	0	0	0	0									
Inning Stats	R: 0 E: 0 K: 0 S: 3	H: 1 LOB: 0 BB: 0 P: 3	R: 1 E: 0 K: 0 S: 4	H: 1 LOB: 0 BB: 0 P: 4	R: 0 E: 1 K: 2 S: 8	H: 1 LOB: 1 BB: 0 P: 8	R: 0 E: 0 K: 0 S: 3	H: 0 LOB: 0 BB: 0 P: 3	R: 0 E: 0 K: 0 S: 3	H: 0 LOB: 0 BB: 0 P: 3	R: 0 E: 0 K: 1 S: 5	H: 0 LOB: 0 BB: 0 P: 5	R: 0 E: 0 K: 1 S: 5	H: 0 LOB: 0 BB: 0 P: 5	R: 0 E: 0 K: 0 S: 3	H: 0 LOB: 0 BB: 0 P: 3	R: 2 E: 0 K: 0 S: 5	H: 2 LOB: 2 BB: 0 P: 5	1B: 2 2B: 0 3B: 0 HR: 3	SF: 0 SAC: 0 DP: 0 HBP: 0	WP: 0 PB: 0 SB: 0 CS: 1	PA: 32			
PITCHER	IP	WLS	BF	H	R	ER	SO	BB	IBB	HBP	BLK	WP	HR	S	P	ERA	WHIP								
Ernie Broglio, R ERA: 4.25	8.2	W	30	5	3	3	4	0	0	0	0	0	3	38	38	3.12	0.577								
Bobby Shantz, L ERA: 3.9	0.1	S	1	0	0	0	0	0	0	0	0	0	0	1	1	0.00	0.000								

Chicago Cubs @ Pittsburgh Pirates
Forbes Field, Pittsburgh, PA
Fri Aug 07 1964, 7:05 PM EDT
Att: 13,862 - Unknown

AB 31
R 3
H 5
RBI 3
BB 0
SO 4
LOB 1



Batter	1	2	3	4	5	6	7	8	9	AB	R	H	RBI	BB	SO	LOB	TOP			
Joey Amalfitano, R (1, 4) OBP: 0.304, SLG: 0.367										4	1	1	0	0	0	2	Chicago Cubs @ Pittsburgh Pirates Forbes Field, Pittsburgh, PA Sat Aug 08 1964, 3:33 AM EDT Att: 6,845 - Unknown			
Leo Burke, R (1, 9) OBP: 0.347, SLG: 0.379										4	1	1	0	0	2	1				
Billy Williams, L (1, 7) OBP: 0.386, SLG: 0.579										4	0	0	0	0	2	2				
Ron Santo, R (1, 5) OBP: 0.411, SLG: 0.584										1	0	1	0	3	0	0				
14 Ernie Banks, R (1, 3) OBP: 0.314, SLG: 0.429										4	0	1	2	0	2	3				
Billy Cowan, R (1, 8) OBP: 0.277, SLG: 0.422										4	0	0	0	0	2	4				
Jimmie Schaffer, R (1, 2) OBP: 0.333, SLG: 0.397										4	0	1	0	0	0	1				
Andre Rodgers, R (1, 6) OBP: 0.319, SLG: 0.380										4	0	1	0	0	1	1				
Lew Burdette, R (1, 1) OBP: 0.355, SLG: 0.600										2	0	0	0	0	2	1				
Jimmy Stewart, S (7, PH) OBP: 0.317, SLG: 0.286										1	0	1	0	0	0	0				
Lindy McDaniel, R (7, 1) OBP: 0.299, SLG: 0.338										0	0	0	0	0	0	0				
Dick Bertell, R (9, PH)										1	0	0	0	0	0	1				
Inning Stats	R: 2 E: 0 K: 1 S: 7	H: 3 LOB: 1 BB: 1 P: 11	R: 0 E: 0 K: 1 S: 5	H: 0 LOB: 0 BB: 0 P: 5	R: 0 E: 0 K: 1 S: 5	H: 0 LOB: 0 BB: 0 P: 5	R: 0 E: 0 K: 1 S: 6	H: 1 LOB: 1 BB: 0 P: 6	R: 0 E: 0 K: 2 S: 8	H: 0 LOB: 1 BB: 1 P: 9	R: 0 E: 0 K: 0 S: 4	H: 1 LOB: 1 BB: 0 P: 4	R: 0 E: 0 K: 2 S: 7	H: 0 LOB: 1 BB: 1 P: 11	R: 0 E: 0 K: 2 S: 8	H: 1 LOB: 1 BB: 0 P: 8	1B: 6 2B: 1 3B: 0 HR: 0	SF: 0 SAC: 0 DP: 0 HBP: 0	WP: 1 PB: 0 SB: 0 CS: 1	PA: 37
PITCHER Bob Veale, L (1, 1) ERA: 2.96	IP: 9.0 WLS: W BF: 36 H: 7 R: 2 ER: 2 SO: 11 BB: 3 IBB: 0 HBP: 0 BLK: 0 WP: 1 HR: 0 S: 55 P: 67 ERA: 2.00 WHIP: 1.111															PITCHER				

AB 33
R 2
H 7
RBI 2
BB 3
SO 11
LOB 16



Batter	1	2	3	4	5	6	7	8	9	AB	R	H	RBI	BB	SO	LOB	BOTTOM			
Bob Bailey, R (1, 6) OBP: 0.358, SLG: 0.448										4	1	2	3	0	0	1	Chicago Cubs @ Pittsburgh Pirates Forbes Field, Pittsburgh, PA Sat Aug 08 1964, 3:33 AM EDT Att: 6,845 - Unknown			
Bill Virdon, L (1, 8) OBP: 0.298, SLG: 0.313										4	0	1	0	0	0	2				
Roberto Clemente, R (1, 9) OBP: 0.393, SLG: 0.487										4	0	0	0	0	0	1				
Jerry Lynch, L (1, 7) OBP: 0.367, SLG: 0.578										3	0	1	0	0	1	1				
Manny Mota, R (6, PR) OBP: 0.337, SLG: 0.462										0	1	0	0	0	0	0				
Willie Stargell, L (1, 3) OBP: 0.325, SLG: 0.540										4	0	0	0	0	1	3				
Gene Freese, R (1, 5) OBP: 0.294, SLG: 0.391										4	1	2	2	0	0	1				
Bill Mazaroski, R (1, 4) OBP: 0.290, SLG: 0.384										3	1	1	0	0	1	2				
Jim Pagliaroni, R (1, 2) OBP: 0.379, SLG: 0.436										3	0	1	0	0	1	1				
Bob Veale, S (1, 1) OBP: 0.227, SLG: 0.203										2	1	1	0	0	0	0				
Inning Stats	R: 0 E: 0 K: 0 S: 3	H: 1 LOB: 0 BB: 0 P: 3	R: 0 E: 0 K: 1 S: 6	H: 1 LOB: 0 BB: 0 P: 6	R: 0 E: 0 K: 1 S: 5	H: 0 LOB: 0 BB: 0 P: 5	R: 0 E: 0 K: 0 S: 4	H: 1 LOB: 1 BB: 0 P: 4	R: 3 E: 0 K: 0 S: 6	H: 3 LOB: 0 BB: 0 P: 6	R: 2 E: 0 K: 1 S: 7	H: 2 LOB: 1 BB: 0 P: 7	R: 0 E: 0 K: 0 S: 4	H: 1 LOB: 1 BB: 0 P: 4	R: 0 E: 1 K: 1 S: 6	H: 0 LOB: 1 BB: 0 P: 6	1B: 7 2B: 0 3B: 0 HR: 2	SF: 0 SAC: 2 DP: 1 HBP: 0	WP: 0 PB: 0 SB: 0 CS: 0	PA: 33
PITCHER Lew Burdette, R (1, 1) ERA: 4.24 Lindy McDaniel, R (7, 1) ERA: 4.45	IP: 6.0 WLS: L BF: 25 H: 8 R: 5 ER: 5 SO: 3 BB: 0 IBB: 0 HBP: 0 BLK: 0 WP: 0 HR: 2 S: 31 P: 31 ERA: 7.50 WHIP: 1.333															PITCHER				

AB 31
R 5
H 9
RBI 5
BB 0
SO 4
LOB 12



Batter	1	2	3	4	5	6	7	8	9	AB	R	H	RBI	BB	SO	LOB	TOP										
Jimmy Stewart, S (1.4) OBP: 0.319, SLG: 0.296	F8		F5			E				4	0	2	0	0	0	0	Chicago Cubs @ Pittsburgh Pirates Forbes Field, Pittsburgh, PA Sun Aug 09 1964, 3:33 AM EDT Att: 11,305 - Unknown										
Doug Clemens, L (1.7) OBP: 0.306, SLG: 0.392	K			1-3		E4		4-3		4	0	0	0	0	1	2											
Billy Cowan, R (1.8) OBP: 0.276, SLG: 0.420	K									2	0	0	0	0	2	0											
Billy Williams, L (6, PH) OBP: 0.397, SLG: 0.579	K			K		F9			E7	2	0	1	0	0	0	2											
Ron Santo, R (1.5) OBP: 0.408, SLG: 0.578		5-3		5-3					K	4	0	0	0	0	1	1											
14 Ernie Banks, R (1.3) OBP: 0.314, SLG: 0.427		F9				5-3			E6	4	0	1	0	0	1	0											
Len Gabrielson, L (1.9) OBP: 0.308, SLG: 0.328				1-3					FC1-2-5-2	2	0	0	0	2	0	2											
Jimmie Schaffer, R (1.2) OBP: 0.276, SLG: 0.250									1-3	2	0	0	0	0	1	1											
Vic Roznovsky, L (7, PH) OBP: 0.276, SLG: 0.250				K		G3			1-3	2	0	0	0	0	0	3											
Andre Rodgers, R (1.6) OBP: 0.316, SLG: 0.377				5-3		4-3			5-3	3	0	0	0	0	0	0											
Bob Buhl, R (1.1) OBP: 0.161, SLG: 0.080				5-3						2	0	0	0	0	1	0											
Lee Gregory, L (8, PH) OBP: 0.111, SLG: 0.111										1	0	0	0	0	1	0											
Don Elston, R (8.1) OBP: 0.250, SLG: 0.250										0	0	0	0	0	0	0											
Bobby Shantz, R (8.1)										0	0	0	0	0	0	0											
Lindy McDaniel, R (8.1)										0	0	0	0	0	0	0											
Inning Stats	R: 0 E: 0 K: 2 S: 7	H: 0 LOB: 0 BB: 0 P: 7	R: 0 E: 0 K: 0 S: 3	H: 0 LOB: 1 BB: 1 P: 7	R: 0 E: 0 K: 0 S: 3	H: 0 LOB: 0 BB: 0 P: 3	R: 0 E: 0 K: 1 S: 5	H: 0 LOB: 0 BB: 0 P: 5	R: 0 E: 0 K: 1 S: 5	H: 1 LOB: 2 BB: 0 P: 7	R: 0 E: 0 K: 1 S: 5	H: 0 LOB: 1 BB: 1 P: 9	R: 0 E: 0 K: 1 S: 6	H: 1 LOB: 1 BB: 0 P: 6	R: 0 E: 2 K: 1 S: 7	H: 2 LOB: 2 BB: 0 P: 7	1B: 2 2B: 2 3B: 0 HR: 0	SF: 0 SAC: 0 DP: 0 HBP: 0	WP: 0 PB: 0 SB: 0 CS: 0	PA: 34							
PITCHER	IP	WLS	BF	H	R	ER	SO	BB	IBB	HBP	BLK	WP	HR	S	P	ERA	WHIP										
Don Schwall, R (1.1) ERA: 3.82	8.0	W	30	3	0	0	7	2	0	0	0	0	0	42	50	0.00	0.625										
Al McBean, R (9.1) ERA: 1.6	1.0	S	4	1	0	0	1	0	0	0	0	0	0	6	6	0.00	1.000										

AB	32
R	0
H	4
RBI	0
BB	2
SO	8
LOB	11



Batter	1	2	3	4	5	6	7	8	9	AB	R	H	RBI	BB	SO	LOB	BOTTOM										
Bob Bailey, R (1.6) OBP: 0.397, SLG: 0.445	G1-6-3		F7		F7		F6			4	0	1	0	0	0	1	Chicago Cubs @ Pittsburgh Pirates Forbes Field, Pittsburgh, PA Sun Aug 09 1964, 3:33 AM EDT Att: 11,305 - Unknown										
Manny Mota, R (1.8) OBP: 0.335, SLG: 0.457	G1-6-3		S		6-3			4-3		4	0	1	0	0	0	1											
Roberto Clemente, R (1.9) OBP: 0.390, SLG: 0.487						4-3				2	0	1	0	2	0	0											
Jerry Lynch, L (1.7) OBP: 0.362, SLG: 0.569										3	0	0	0	0	2	3											
Bill Virdon, L (8, PH) OBP: 0.300, SLG: 0.313	K		5-3			K				0	0	0	0	1	0	0											
Willie Stargell, L (1.3) OBP: 0.321, SLG: 0.533			F7		F9		3-1		K	4	0	0	0	0	1	2											
Gene Freese, R (1.5) OBP: 0.279, SLG: 0.383			K		K		6-3		FC6-4	4	0	0	0	0	2	2											
Bill Mazerowski, R (1.4) OBP: 0.293, SLG: 0.385										2	1	1	0	1	0	0											
Jim Pagliaroni, R (1.2) OBP: 0.379, SLG: 0.448			6-3							3	1	1	2	0	1	1											
Don Schwall, R (1.1) OBP: 0.333, SLG: 0.467										3	0	1	0	0	1	0											
Al McBean, R (9.1) OBP: 0.167, SLG: 0.167			K		F8					0	0	0	0	0	0	0											
Inning Stats	R: 0 E: 0 K: 1 S: 5	H: 1 LOB: 1 BB: 1 P: 9	R: 0 E: 0 K: 1 S: 6	H: 1 LOB: 0 BB: 0 P: 6	R: 0 E: 0 K: 1 S: 6	H: 1 LOB: 1 BB: 1 P: 10	R: 2 E: 0 K: 1 S: 6	H: 1 LOB: 0 BB: 1 P: 10	R: 0 E: 0 K: 0 S: 3	H: 0 LOB: 0 BB: 0 P: 3	R: 0 E: 0 K: 1 S: 5	H: 0 LOB: 0 BB: 0 P: 5	R: 0 E: 0 K: 1 S: 6	H: 1 LOB: 1 BB: 0 P: 6	R: 0 E: 0 K: 1 S: 6	H: 1 LOB: 2 BB: 1 P: 10	1B: 4 2B: 0 3B: 1 HR: 1	SF: 0 SAC: 0 DP: 1 HBP: 0	WP: 0 PB: 0 SB: 1 CS: 0	PA: 33							
PITCHER	IP	WLS	BF	H	R	ER	SO	BB	IBB	HBP	BLK	WP	HR	S	P	ERA	WHIP										
Bob Buhl, R (1.1) ERA: 3.57	7.0	L	28	5	2	2	6	3	0	0	0	0	0	2	6	0.00	1.143										
Don Elston, R (8.1) ERA: 3.19	0.1		3	1	0	0	0	1	0	0	0	0	0	2	6	0.00	6.000										
Bobby Shantz, L (8.1) ERA: 3.86	0.1		1	0	0	0	1	0	0	0	0	0	0	3	3	0.00	0.000										
Lindy McDaniel, R (8.1) ERA: 4.42	0.1		1	0	0	0	0	0	0	0	0	0	0	1	1	0.00	0.000										



Batter	1	2	3	4	5	6	7	8	9	AB	R	H	RBI	BB	SO	LOB	TOP		
Tony Gonzalez, L (1, 8) OBP: 0.374, SLG: 0.382	F5			4-3		1-3			F8 E 2B	4	1	1	0	0	0	0			
Dick Allen, R (1, 5) OBP: 0.368, SLG: 0.531	K			F8			WP 1B		F8	4	0	1	0	0	0	1			
Johnny Callison, L (1, 9) OBP: 0.323, SLG: 0.488	F8						F7 1B		E4	4	0	1	0	0	0	1			
Wes Covington, L (1, 7) OBP: 0.355, SLG: 0.450		K		4-3			K		6-3	4	0	0	0	0	2	3			
Clay Dalrymple, L (1, 2) OBP: 0.299, SLG: 0.332		P5					K			3	0	0	0	0	2	1			
Frank Thomas, R (1, 3) OBP: 0.305, SLG: 0.374		F2					6-3			3	0	0	0	0	0	0			
Tony Taylor, R (1, 4) OBP: 0.326, SLG: 0.307				4-3			K		L8	3	0	0	0	0	1	0			
Ruben Amaro, R (1, 6) OBP: 0.310, SLG: 0.370				5-3					5-3	3	0	0	0	0	0	0			
Dennis Bennett, L (1, 1) OBP: 0.236, SLG: 0.196										1	0	0	0	0	1	0			
John Briggs, L (6, PH) OBP: 0.379, SLG: 0.392										1	0	0	0	0	1	0			
Art Mahaffey, R (6, 1) OBP: 0.158, SLG: 0.270										0	0	0	0	0	0	0			
John Hermstein, L (9, PH) OBP: 0.300, SLG: 0.381										1	0	0	0	0	1	0			
Inning Stats	R: 0 E: 0 K: 1 S: 5	H: 0 LOB: 0 BB: 0 P: 5	R: 0 E: 0 K: 1 S: 5	H: 0 LOB: 0 BB: 0 P: 5	R: 0 E: 0 K: 1 S: 5	H: 0 LOB: 0 BB: 0 P: 5	R: 0 E: 0 K: 2 S: 7	H: 0 LOB: 0 BB: 0 P: 7	R: 0 E: 0 K: 1 S: 5	H: 0 LOB: 0 BB: 0 P: 5	R: 0 E: 0 K: 2 S: 8	H: 1 LOB: 1 BB: 0 P: 8	R: 0 E: 0 K: 0 S: 3	H: 0 LOB: 0 BB: 0 P: 3	R: 1 E: 1 K: 1 S: 7	H: 1 LOB: 1 BB: 0 P: 7	1B: 2 2B: 1 3B: 0 HR: 0	SF: 0 SAC: 0 DP: 0 HBP: 0	WP: 1 PA: 31 PB: 0 SB: 0 CS: 0
PITCHER Ernie Broglio, R (1, 1) ERA: 3.98	IP: 9.0 WLS: W BF: 31 H: 3 R: 1 ER: 0 SO: 9 BB: 0 IBB: 0 HBP: 0 BLK: 0 WP: 1 HR: 0 S: 49 P: 49 ERA: 0.00 WHIP: 0.333											PITCHER	IP: 9.0 WLS: W BF: 31 H: 3 R: 1 ER: 0 SO: 9 BB: 0 IBB: 0 HBP: 0 BLK: 0 WP: 1 HR: 0 S: 49 P: 49 ERA: 0.00 WHIP: 0.333						

Philadelphia Phillies @ Chicago Cubs
Wrigley Field, Chicago, IL
Thu Aug 13 1964, 3:33 AM CDT
Att: 8,347 - Unknown

AB 31
R 1
H 3
RBI 0
BB 0
SO 9
LOB 6



Batter	1	2	3	4	5	6	7	8	9	AB	R	H	RBI	BB	SO	LOB	BOTTOM		
Joey Amalfitano, R (1, 4) OBP: 0.314, SLG: 0.382	5-3			E 1B		K			K	4	1	1	0	0	2	2			
Leo Burke, R (1, 9) OBP: 0.383, SLG: 0.405										3	1	1	0	0	1	0			
Doug Clemens, L (6, 9) OBP: 0.320, SLG: 0.409	5-3			E6 1B G6-4-3		K				1	0	1	0	0	0	0			
Billy Williams, L (1, 7) OBP: 0.382, SLG: 0.569						G3			F8	4	0	2	1	0	0	1			
Ron Santo, R (1, 5) OBP: 0.409, SLG: 0.578										2	0	1	0	2	0	1			
14 Ernie Banks, R (1, 3) OBP: 0.313, SLG: 0.436										4	1	1	1	0	1	2			
Billy Cowan, R (1, 8) OBP: 0.277, SLG: 0.416										3	0	2	0	1	0	0			
Dick Bertell, R (1, 2) OBP: 0.290, SLG: 0.327										3	0	0	0	0	1	2			
Andre Rodgers, R (1, 6) OBP: 0.319, SLG: 0.382										1	0	0	0	2	0	0			
Ernie Broglio, R (1, 1) OBP: 0.235, SLG: 0.229										3	0	0	0	0	0	3			
Inning Stats	R: 0 E: 0 K: 0 S: 4	H: 2 LOB: 2 BB: 0 P: 4	R: 1 E: 0 K: 0 S: 4	H: 2 LOB: 1 BB: 1 P: 8	R: 2 E: 1 K: 0 S: 5	H: 3 LOB: 0 BB: 0 P: 5	R: 0 E: 0 K: 1 S: 6	H: 1 LOB: 2 BB: 1 P: 10	R: 0 E: 0 K: 2 S: 7	H: 0 LOB: 1 BB: 1 P: 11	R: 0 E: 0 K: 1 S: 5	H: 0 LOB: 0 BB: 0 P: 5	R: 0 E: 0 K: 1 S: 6	H: 1 LOB: 1 BB: 0 P: 6	R: 0 E: 0 K: 0 S: 2	H: 0 LOB: 1 BB: 2 P: 10	1B: 7 2B: 1 3B: 0 HR: 1	SF: 0 SAC: 1 DP: 2 HBP: 0	WP: 0 PA: 34 PB: 0 SB: 0 CS: 1
PITCHER Dennis Bennett, L (1, 1) ERA: 3.57	IP: 5.0 WLS: L BF: 23 H: 8 R: 3 ER: 2 SO: 3 BB: 2 IBB: 1 HBP: 0 BLK: 0 WP: 0 HR: 1 S: 26 P: 38 ERA: 3.60 WHIP: 2.000											PITCHER Art Mahaffey, R (6, 1) ERA: 4.71	IP: 3.0 WLS: 11 BF: 1 H: 1 R: 0 ER: 0 SO: 2 BB: 2 IBB: 0 HBP: 0 BLK: 0 WP: 0 HR: 0 S: 13 P: 21 ERA: 0.00 WHIP: 1.000						

Philadelphia Phillies @ Chicago Cubs
Wrigley Field, Chicago, IL
Thu Aug 13 1964, 3:33 AM CDT
Att: 8,347 - Unknown

AB 28
R 3
H 9
RBI 2
BB 5
SO 5
LOB 11



Batter	1	2	3	4	5	6	7	8	9	AB	R	H	RBI	BB	SO	LOB	TOP				
Bob Bailey, R (1, 5) OBP: 0.355, SLG: 0.442	L5-3 1B	G5-4-3			L9		K		G1-6-3 1B	5	0	2	0	0	1	2	Pittsburgh Pirates @ Chicago Cubs Wrigley Field, Chicago, IL Fri Aug 14 1964, 3:33 AM CDT Unknown				
Bill Virdon, L (1, 8) OBP: 0.299, SLG: 0.311	L5-3		2B 1B		F8		3-1		G1-6-3	5	0	1	0	0	0	2					
Roberto Clemente, R (1, 9) OBP: 0.493, SLG: 0.487	1B BB		K		6-3		PB BB		HR BB	2	1	0	0	3	1	1					
Jerry Lynch, L (1, 7) OBP: 0.369, SLG: 0.600	1-3 1B		F4			1B BB 1B			HR	4	1	3	2	1	0	1					
Manny Mota, R (9, 7) OBP: 0.333, SLG: 0.450									HR	0	0	0	0	0	0	0					
Willie Stargell, L (1, 3) OBP: 0.321, SLG: 0.541	K		2B		F6		G3		F6	5	0	1	0	0	1	5					
Bill Mazaroski, R (1, 4) OBP: 0.293, SLG: 0.385		1B 1B	F2		F7		K			4	1	1	0	0	1	3					
Jim Pagliaroni, R (1, 2) Orlando McFarlane, R (8, PR) OBP: 0.250, SLG: 0.143		F4			K		1B BB		2B 1B	3	0	1	0	1	1	1					
Gene Alley, R (1, 6) OBP: 0.264, SLG: 0.289		E 1B 1B			5-3				F8	4	0	2	0	0	0	1					
Bob Veale, S (1, 1) OBP: 0.232, SLG: 0.209		E2			1-3					3	0	1	1	0	0	3					
Donn Clendenon, R (8, PH) Al McBean, R (8, 1) OBP: 0.167, SLG: 0.167	1-3 2-H 1B	G5-4-3 1B					6-3		1-H 2B	1	0	1	0	0	0	0					
Inning Stats	R: 0 E: 0 K: 1 S: 6	H: 2 LOB: 2 BB: 1 P: 10	R: 1 E: 1 K: 0 S: 5	H: 3 LOB: 1 BB: 0 P: 5	R: 0 E: 0 K: 1 S: 7	H: 2 LOB: 2 BB: 0 P: 7	R: 0 E: 0 K: 1 S: 5	H: 0 LOB: 0 BB: 0 P: 5	R: 0 E: 0 K: 0 S: 3	H: 2 LOB: 3 BB: 1 P: 9	R: 0 E: 0 K: 1 S: 5	H: 0 LOB: 2 BB: 2 P: 13	R: 0 E: 0 K: 1 S: 6	H: 2 LOB: 0 BB: 1 P: 6	R: 2 E: 0 K: 0 S: 4	H: 2 LOB: 0 BB: 1 P: 8	1B: 10 2B: 3 3B: 0 HR: 1	SF: 0 SAC: 0 DP: 3 HBP: 0	WP: 0 PB: 1 SB: 0 CS: 0	PA: 41	
PITCHER	IP WLS BF H R ER SO BB IBB HBP BLK WP HR S P ERA WHIP	8.2 L 39 12 2 2 5 5 0 0 0 0 0 1 2 2 2.08 1.962	0.1 L 2 1 1 1 0 0 0 0 0 0 1 2 2 27.00 3.000																		

Batter	1	2	3	4	5	6	7	8	9	AB	R	H	RBI	BB	SO	LOB	BOTTOM					
Joey Amalfitano, R (1, 4) OBP: 0.313, SLG: 0.380	4-3		FC1-6 2H 1B		4-3		6-3			4	0	1	1	0	0	1	Pittsburgh Pirates @ Chicago Cubs Wrigley Field, Chicago, IL Fri Aug 14 1964, 3:33 AM CDT Unknown					
Leo Burke, R (1, 9) OBP: 0.345, SLG: 0.385	6-3		FC1-6 E		6-3			K G4-6-3	4	0	0	0	0	1	2							
Billy Williams, L (1, 7) OBP: 0.379, SLG: 0.563	4-3		F8			5-3		G4-6-3	4	0	0	0	0	0	2							
Ron Santo, R (1, 5) OBP: 0.410, SLG: 0.583		BB			K		HR	F5	3	1	1	1	1	1	0							
14 Ernie Banks, R (1, 3) OBP: 0.313, SLG: 0.433		K			6-3		FC6-4 BB	F6	3	0	0	0	1	1	1							
Billy Cowan, R (1, 8) OBP: 0.277, SLG: 0.414		K			E8 1B		FC6-4 S	F3	4	0	1	0	0	1	2							
Dick Bertell, R (1, 2) OBP: 0.287, SLG: 0.324		K			K		F9		6-3	3	0	0	0	0	2							
Jimmy Stewart, S (9, PH) OBP: 0.318, SLG: 0.295		K			K					1	0	0	0	0	0							
Andre Rodgers, R (1, 6) OBP: 0.321, SLG: 0.381			SH1-4 1B BB			4-3 SH3-4 BB		6-3		1	1	0	0	2	0							
Bob Buhl, R (1, 1) OBP: 0.158, SLG: 0.078			SH1-4			SH3-4				1	0	0	0	0	1							
Bobby Shantz, R (9, 1) ERA: 4.08					SH3-4		K			0	0	0	0	0	0							
Inning Stats	R: 0 E: 0 K: 0 S: 3	H: 0 LOB: 0 BB: 0 P: 3	R: 0 E: 0 K: 3 S: 9	H: 0 LOB: 1 BB: 1 P: 13	R: 1 E: 1 K: 0 S: 4	H: 1 LOB: 1 BB: 1 P: 8	R: 0 E: 1 K: 2 S: 8	H: 1 LOB: 1 BB: 0 P: 8	R: 0 E: 0 K: 0 S: 3	H: 0 LOB: 1 BB: 1 P: 7	R: 1 E: 0 K: 0 S: 4	H: 1 LOB: 0 BB: 1 P: 8	R: 0 E: 0 K: 1 S: 5	H: 0 LOB: 0 BB: 0 P: 5	R: 0 E: 0 K: 1 S: 5	H: 0 LOB: 0 BB: 0 P: 5	R: 0 E: 0 K: 0 S: 3	H: 0 LOB: 0 BB: 0 P: 3	1B: 2 2B: 0 3B: 0 HR: 1	SF: 0 SAC: 2 DP: 1 HBP: 0	WP: 0 PB: 1 SB: 1 CS: 0	PA: 34
PITCHER	IP WLS BF H R ER SO BB IBB HBP BLK WP HR S P ERA WHIP	7.0 W 28 3 2 2 6 4 0 0 0 0 0 0 8 8 0.00 0.000																				



Batter	1	2	3	4	5	6	7	8	9	AB	R	H	RBI	BB	SO	LOB	TOP			
Bob Bailey, R OBP: 0.391, SLG: 0.437 (1, 5)	F6		K		K			1-3		4	0	0	0	0	2	2	Pittsburgh Pirates @ Chicago Cubs Wrigley Field, Chicago, IL Fri Aug 14 1964, 3:38 AM CDT Att: 12,634 - Unknown			
Bill Virdon, L OBP: 0.286, SLG: 0.313 (1, 8)	6-3			1-3		1-3 SF8 2B		F9		4	1	1	0	0	0	0				
Roberto Clemente, R OBP: 0.399, SLG: 0.483 (1, 9)	4-3			K		1-3		1-3		4	0	0	0	0	1	1				
Jerry Lynch, L OBP: 0.362, SLG: 0.591 (1, 7)		3-1		K		SF8		F7		3	0	0	1	0	1	0				
Donn Clendenon, R OBP: 0.319, SLG: 0.423 (1, 3)						4-3 1B		E S 1B		4	1	4	0	0	0	0				
Smoky Burgess, L OBP: 0.291, SLG: 0.285 (1, 2)		F7			4-3	F7		F6		4	0	0	0	0	0	4				
Bill Mazerowski, R OBP: 0.293, SLG: 0.384 (1, 4)		5-3				5-3 1B		F3		4	0	1	1	0	0	2				
Gene Alley, R OBP: 0.265, SLG: 0.290 (1, 6)					5-3			K		3	0	1	0	0	1	1				
Vern Law, R OBP: 0.346, SLG: 0.313 (7, PH)				G5-4-3 1B						1	0	0	0	1	0	1				
Gene Freese, R OBP: 0.278, SLG: 0.382 (7, PH)				G5-4-3				5-3		1	0	0	0	0	0	0				
Frank Bork, R (7, 1)				1-2						0	0	0	0	0	0	0				
Inning Stats	R: 0 E: 0 K: 0 S: 3	H: 0 LOB: 0 BB: 0 P: 3	R: 0 E: 0 K: 0 S: 4	H: 1 LOB: 1 BB: 0 P: 4	R: 0 E: 0 K: 1 S: 5	H: 1 LOB: 0 BB: 0 P: 5	R: 0 E: 0 K: 2 S: 7	H: 0 LOB: 0 BB: 0 P: 7	R: 1 E: 0 K: 1 S: 7	H: 2 LOB: 2 BB: 1 P: 11	R: 1 E: 0 K: 0 S: 5	H: 0 LOB: 0 BB: 0 P: 5	R: 0 E: 0 K: 0 S: 3	H: 0 LOB: 0 BB: 0 P: 3	R: 0 E: 0 K: 0 S: 4	H: 1 LOB: 1 BB: 0 P: 4	1B: 3 2B: 3 3B: 1 HR: 0	SF: 1 SAC: 0 DP: 1 HBP: 0	WP: 0 PB: 0 SB: 1 CS: 0	PA: 34
PITCHER Lew Burdette, R ERA: 4.05 (1, 1)	IP: 9.0 WLS: W BF: 34 H: 7 R: 2 ER: 2 SO: 5 BB: 1 IBB: 0 HBP: 0 BLK: 0 WP: 0 HR: 0 S: 43 P: 47 ERA: 2.00 WHIP: 0.889															PITCHER IP: WLS: BF: H: R: ER: SO: BB: IBB: HBP: BLK: WP: HR: S: P: ERA: WHIP				

AB	32
R	2
H	7
RBI	2
BB	1
SO	5
LOB	11



Batter	1	2	3	4	5	6	7	8	9	AB	R	H	RBI	BB	SO	LOB	BOTTOM			
Jimmy Stewart, S OBP: 0.317, SLG: 0.295 (1, 4)	5-3	G3			1B	F6		PO		4	1	1	0	0	0	2	Pittsburgh Pirates @ Chicago Cubs Wrigley Field, Chicago, IL Fri Aug 14 1964, 3:38 AM CDT Att: 12,634 - Unknown			
Doug Clemens, L OBP: 0.325, SLG: 0.411 (1, 9)	1B	4-3			1B		K			4	1	2	0	0	1	2				
Billy Williams, L OBP: 0.380, SLG: 0.563 (1, 7)	1B			F9		1-2 2H		F9		4	0	2	1	0	0	0				
Ron Santo, R OBP: 0.409, SLG: 0.580 (1, 5)	SF9			4-3		F8		BB		2	0	0	1	1	0	2				
Len Gabrielson, L OBP: 0.309, SLG: 0.325 (1, 3)				5-3		L9		1-3		4	0	1	0	0	0	3				
Billy Cowan, R OBP: 0.277, SLG: 0.413 (1, 8)	K			5-3		SH3 HR		P3		4	1	1	0	0	1	2				
Vic Roznovsky, L OBP: 0.324, SLG: 0.303 (1, 2)				L7		SH3		PO		3	0	2	0	0	0	0				
Andre Rodgers, R OBP: 0.323, SLG: 0.391 (1, 6)				F2		HR		5-3		4	1	2	2	0	0	1				
Lew Burdette, R OBP: 0.343, SLG: 0.545 (1, 1)				K		5-3		HBP		3	0	0	0	0	2	2				
Inning Stats	R: 1 E: 0 K: 1 S: 8	H: 3 LOB: 2 BB: 0 P: 8	R: 0 E: 0 K: 1 S: 7	H: 2 LOB: 2 BB: 0 P: 7	R: 0 E: 0 K: 0 S: 3	H: 0 LOB: 0 BB: 0 P: 3	R: 0 E: 0 K: 0 S: 3	H: 0 LOB: 0 BB: 0 P: 3	R: 1 E: 0 K: 1 S: 8	H: 3 LOB: 2 BB: 0 P: 8	R: 2 E: 0 K: 0 S: 5	H: 2 LOB: 0 BB: 0 P: 5	R: 0 E: 0 K: 1 S: 5	H: 0 LOB: 1 BB: 1 P: 9	R: 0 E: 0 K: 0 S: 3	H: 1 LOB: 1 BB: 0 P: 4		1B: 10 2B: 0 3B: 0 HR: 1	SF: 1 SAC: 1 DP: 0 HBP: 1	WP: 0 PB: 0 SB: 1 CS: 0
PITCHER Vern Law, R ERA: 3.49 Frank Bork, L ERA: 3.57 (7, 1)	IP: 6.0 WLS: L BF: 28 H: 10 R: 4 ER: 4 SO: 3 BB: 0 IBB: 0 HBP: 0 BLK: 0 WP: 0 HR: 1 S: 34 P: 34 ERA: 6.00 WHIP: 1.667															PITCHER IP: WLS: BF: H: R: ER: SO: BB: IBB: HBP: BLK: WP: HR: S: P: ERA: WHIP				

AB	32
R	4
H	11
RBI	4
BB	1
SO	4
LOB	14



Batter	1	2	3	4	5	6	7	8	9	AB	R	H	RBI	BB	SO	LOB	TOP										
Bob Bailey, R OBP: 0.355, SLG: 0.446 (1, 5)										4	3	2	1	1	1	3											
Manny Mota, R OBP: 0.340, SLG: 0.459 (1, 8) (9, 7)										5	0	3	0	0	0	0											
Roberto Clemente, R OBP: 0.401, SLG: 0.490 (1, 9)										4	2	2	1	1	1	4											
Jerry Lynch, L OBP: 0.359, SLG: 0.585 Bill Virvon, L OBP: 0.296, SLG: 0.313 (1, 7) (9, 8)										4	0	1	1	0	1	2											
Donn Clendenon, R OBP: 0.317, SLG: 0.421 (1, 3)										4	0	1	2	0	0	2											
Bill Mazerowski, R OBP: 0.292, SLG: 0.384 (1, 4)										5	0	1	0	0	1	2											
Jim Pagliaroni, R OBP: 0.376, SLG: 0.436 (1, 2)										4	0	2	0	0	2	2											
Gene Alley, R OBP: 0.256, SLG: 0.282 (1, 6)										4	0	0	0	0	1	3											
Don Schwall, R OBP: 0.333, SLG: 0.467 Tommie Sisk, R (1, 1) Frank Bork, R (5, 1) Willie Stargell, L OBP: 0.320, SLG: 0.540 Al McBean, R OBP: 0.167, SLG: 0.167 (8, 1)										0	0	0	0	0	0	0											
Inning Stats	R: 2 E: 0 K: 1 S: 7	H: 2 LOB: 0 BB: 0 P: 7	R: 0 E: 1 K: 1 S: 6	H: 1 LOB: 1 BB: 0 P: 6	R: 1 E: 0 K: 0 S: 3	H: 1 LOB: 1 BB: 2 P: 11	R: 0 E: 1 K: 2 S: 9	H: 1 LOB: 2 BB: 0 P: 9	R: 1 E: 0 K: 1 S: 8	H: 3 LOB: 2 BB: 0 P: 8	R: 0 E: 0 K: 2 S: 5	H: 0 LOB: 0 BB: 0 P: 5	R: 0 E: 0 K: 1 S: 5	H: 0 LOB: 0 BB: 0 P: 5	R: 1 E: 0 K: 0 S: 6	H: 3 LOB: 2 BB: 0 P: 6	1B: 8 2B: 2 3B: 0 HR: 2	SF: 2 SAC: 0 DP: 1 HBP: 0	WP: 1 PB: 0 SB: 0 CS: 0	PA: 42							
PITCHER	IP	WLS	BF	H	R	ER	SO	BB	IBB	HBP	BLK	WP	HR	S	P	ERA	WHIP										
Dick Ellsworth, L ERA: 3.38 Lindy McDaniel, R ERA: 4.57	4.2		24	8	4	4	4	2	0	0	0	0	2	30	38	7.71	2.143										

Pittsburgh Pirates @ Chicago Cubs
Wrigley Field, Chicago, IL
Sat Aug 15 1964, 3:33 AM CDT
Att: 23,003 - Unknown

AB	37
R	5
H	12
RBI	5
BB	3
SO	9
LOB	21

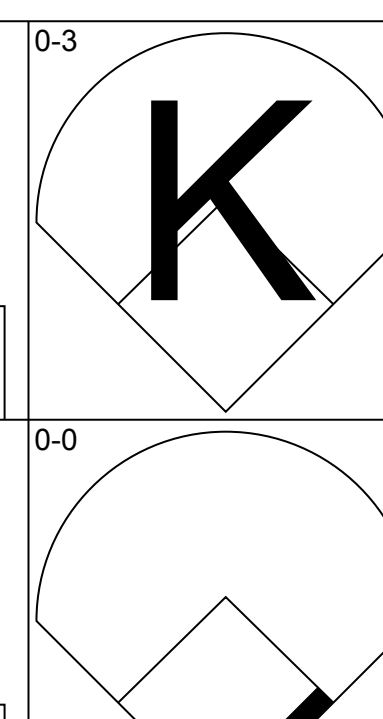
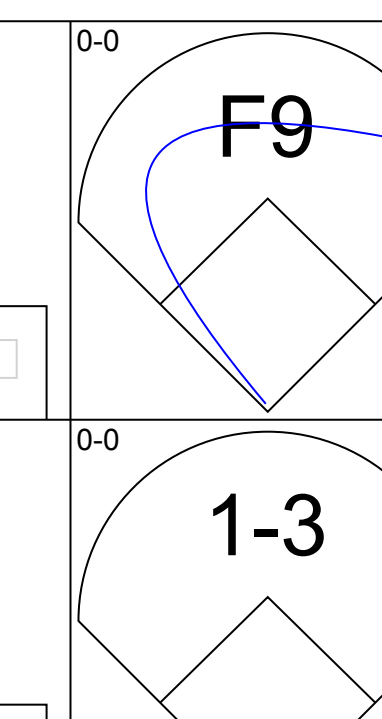
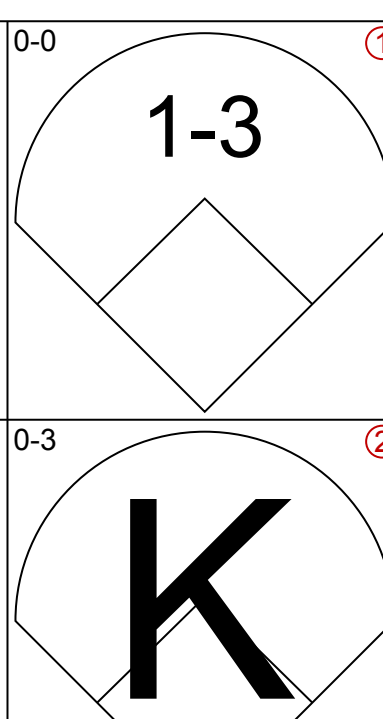
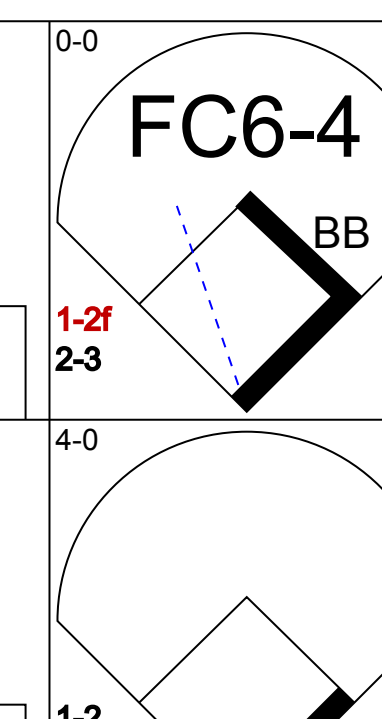
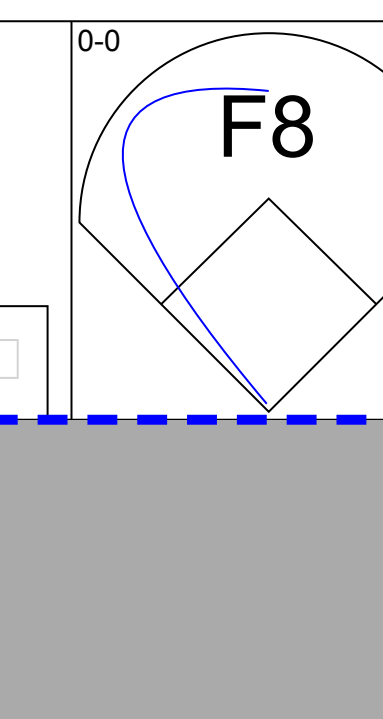
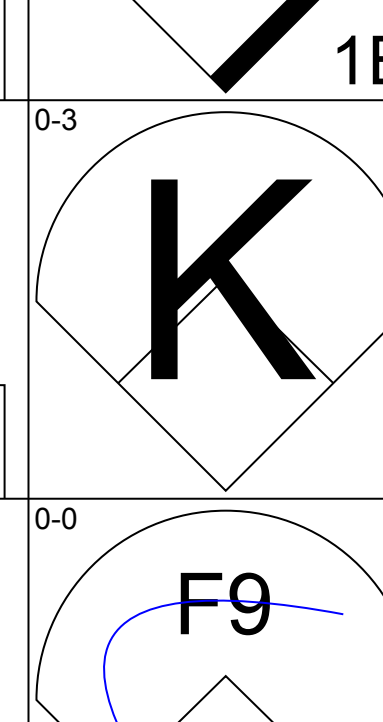

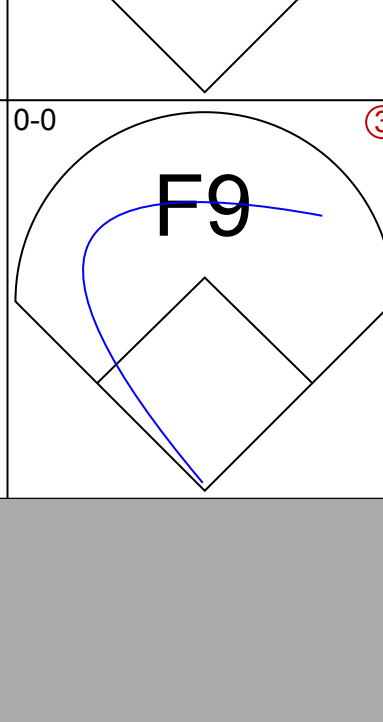
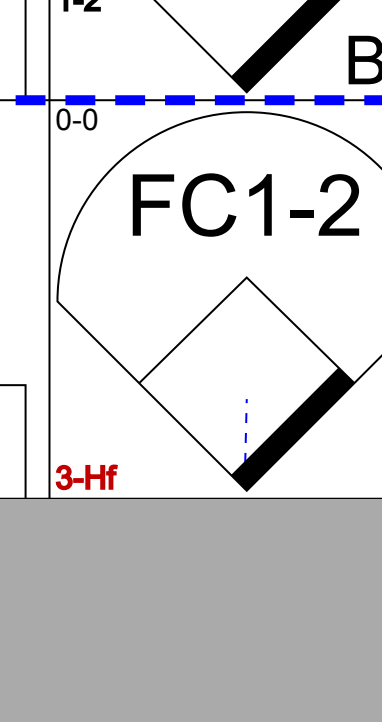

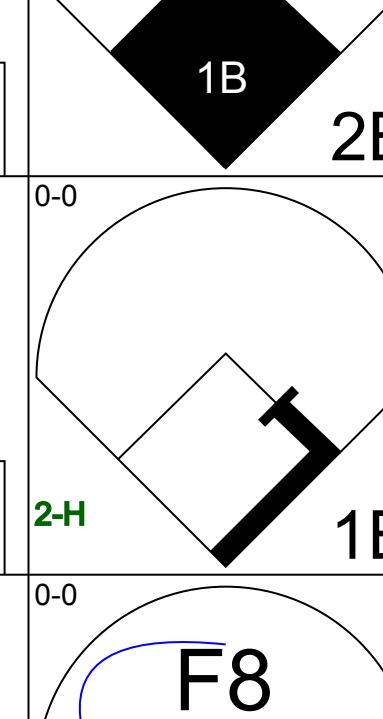



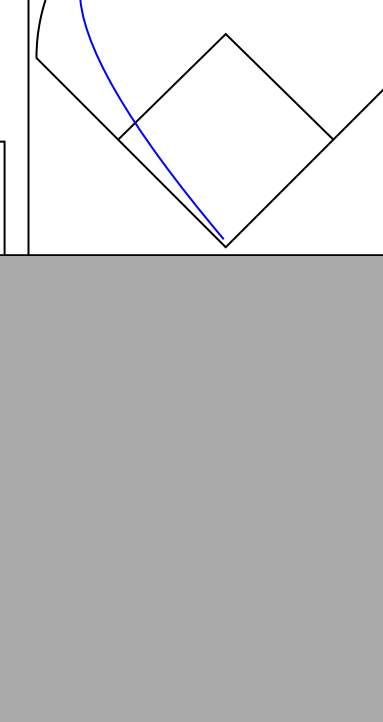
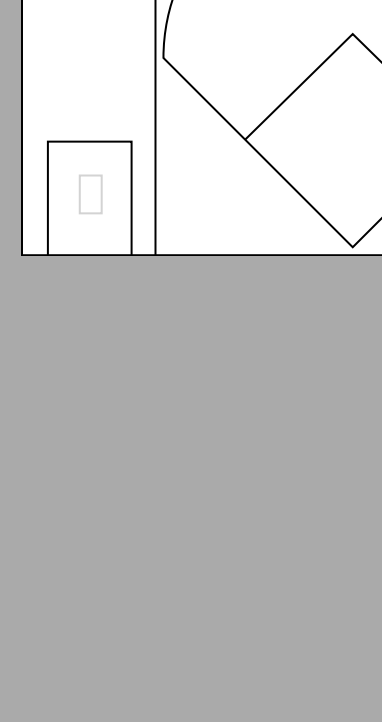
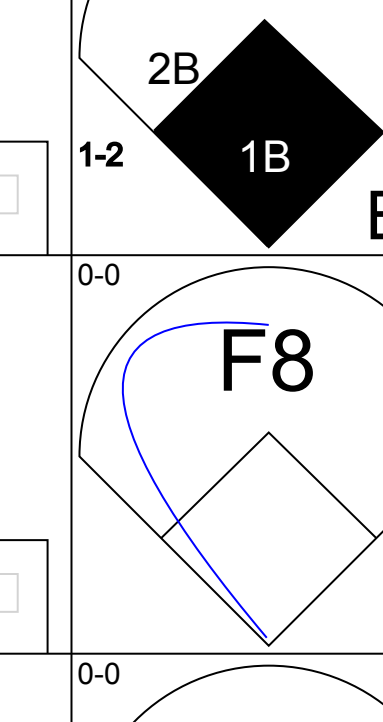
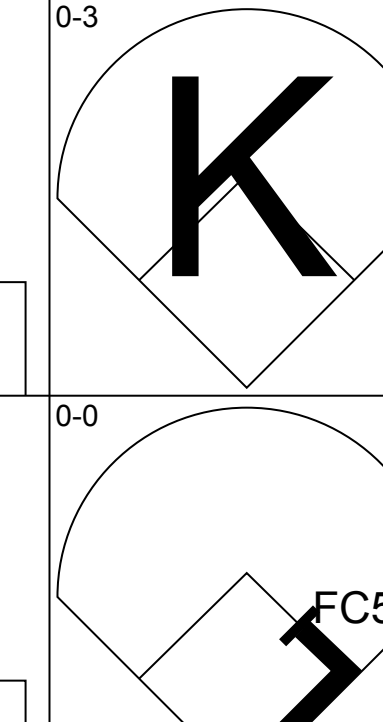
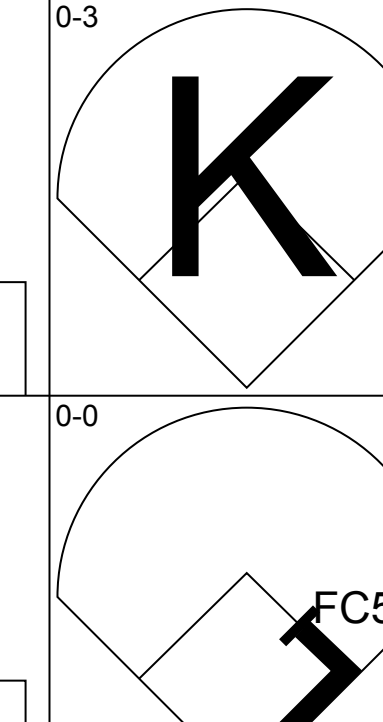
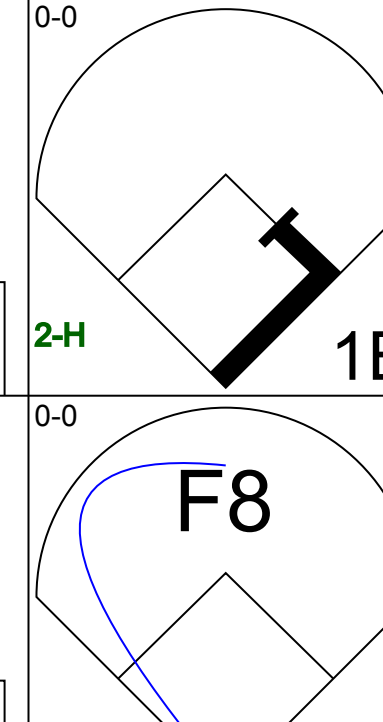
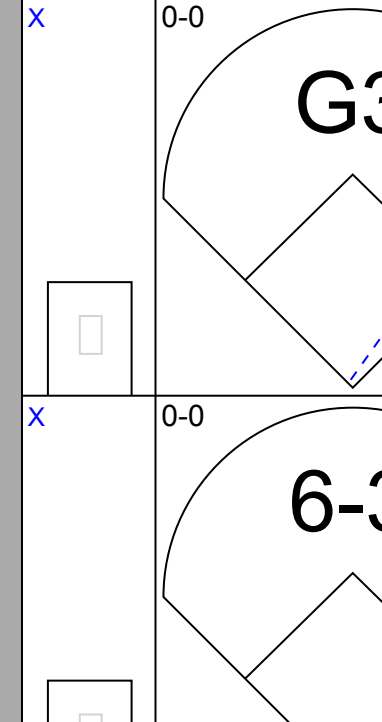
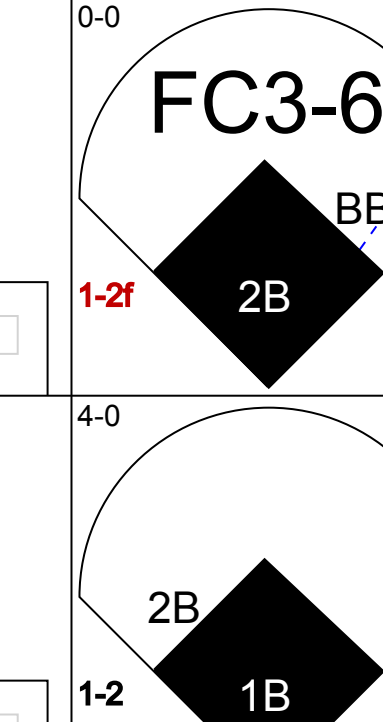
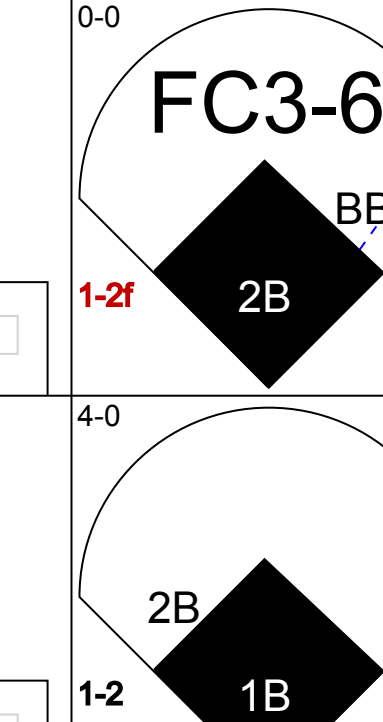
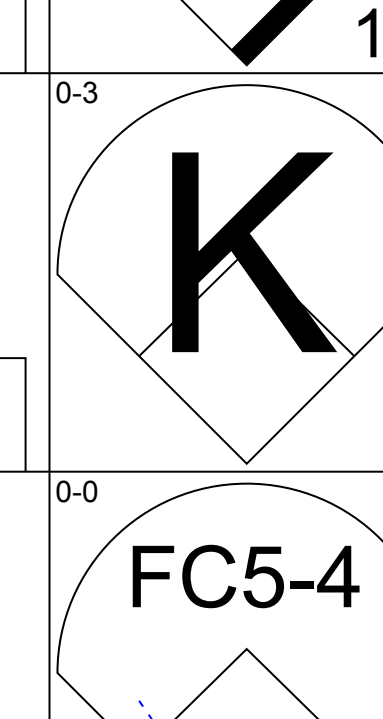


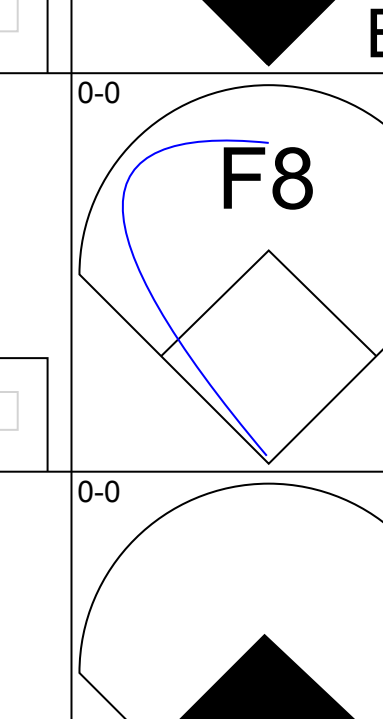

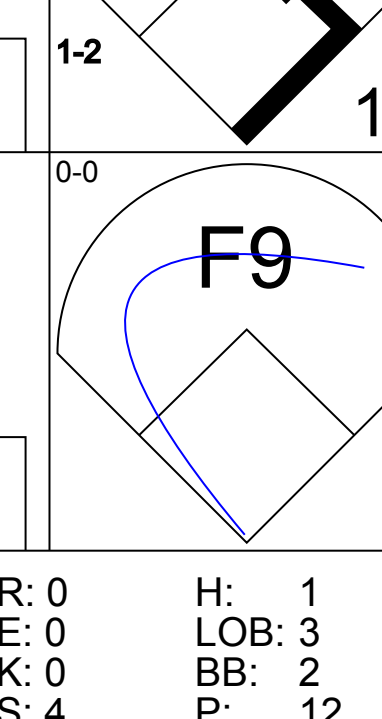
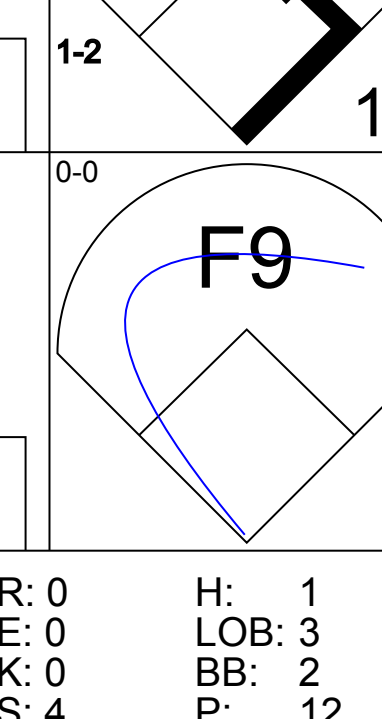
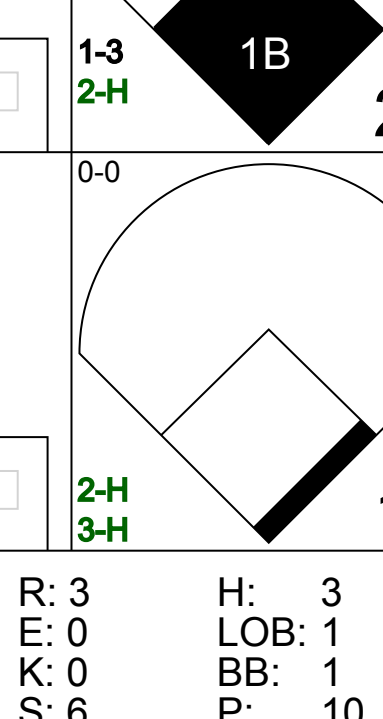
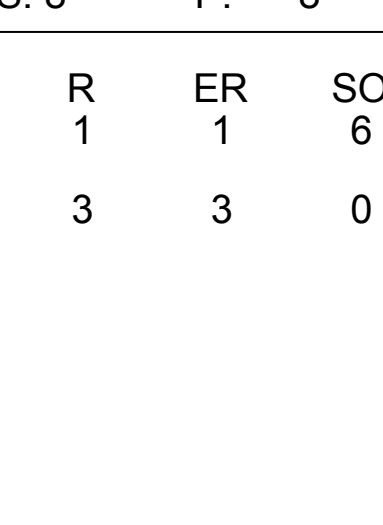



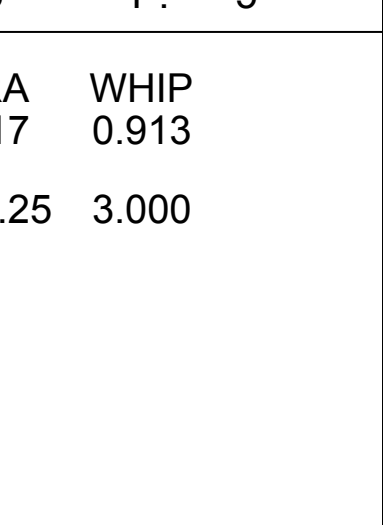
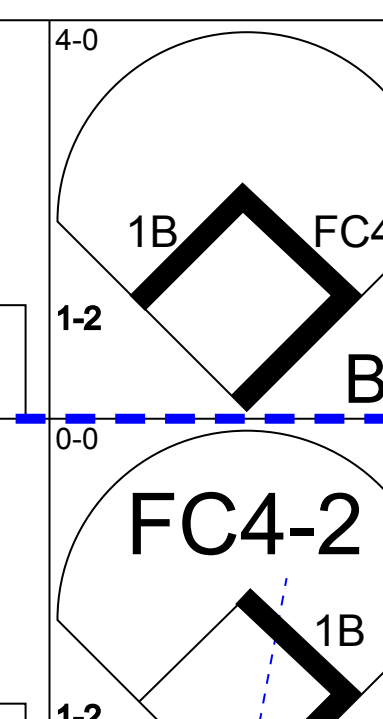


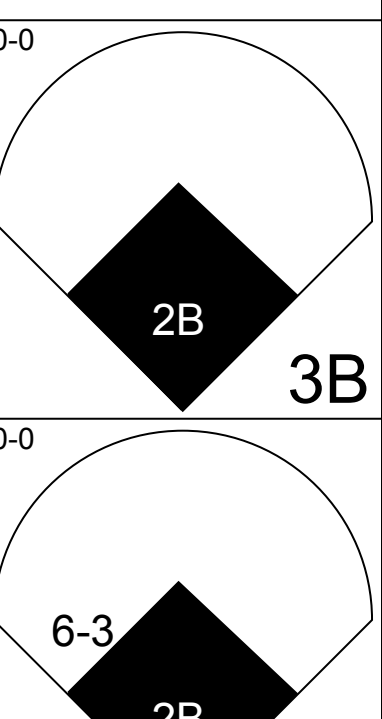
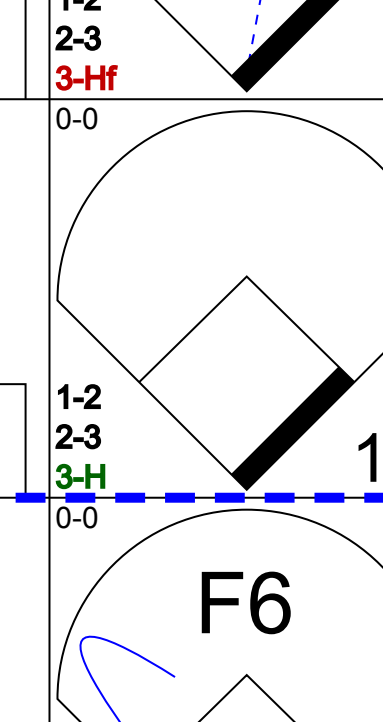



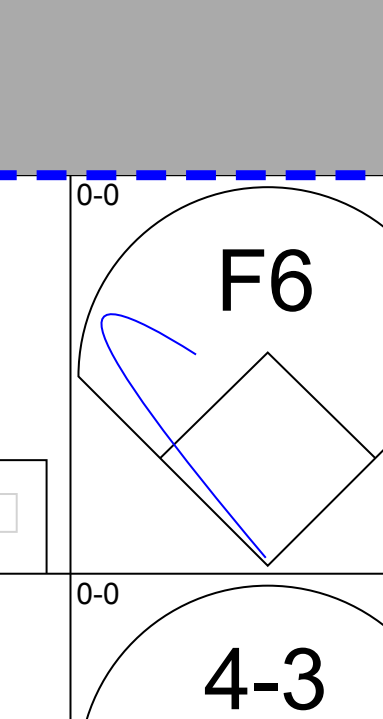
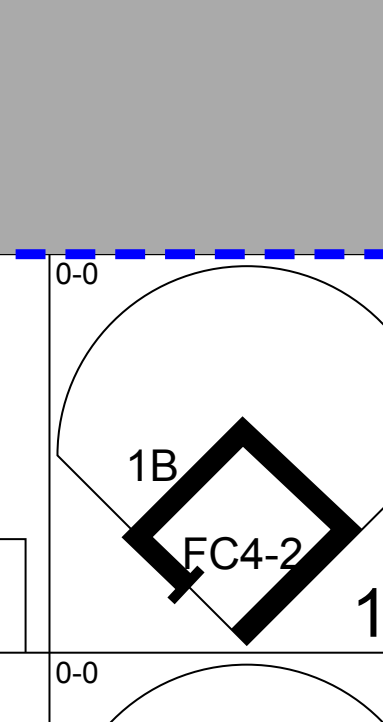
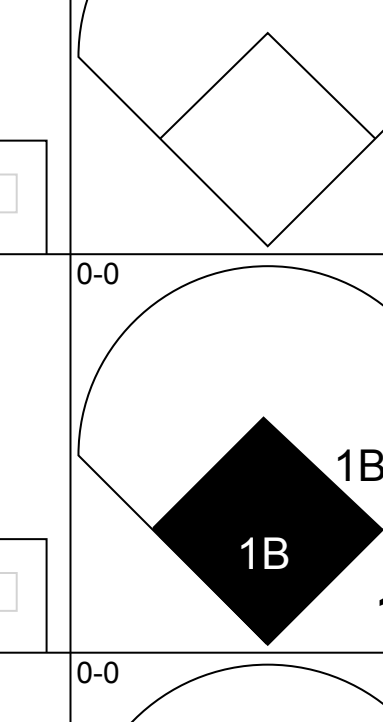
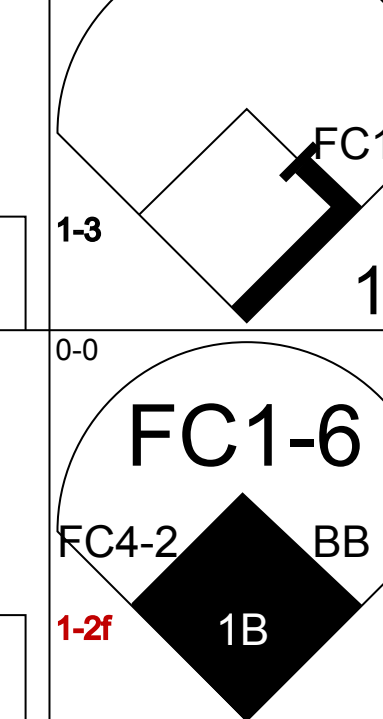
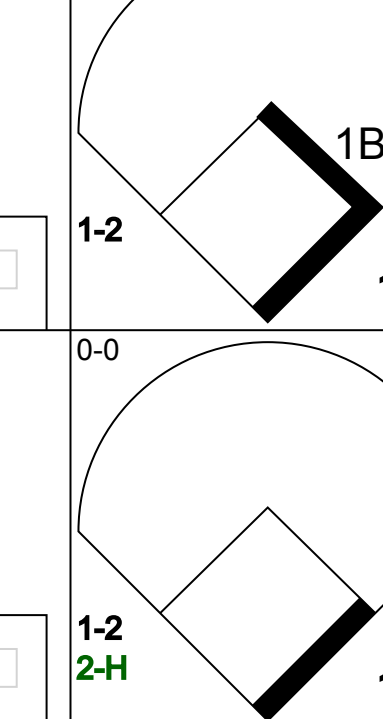
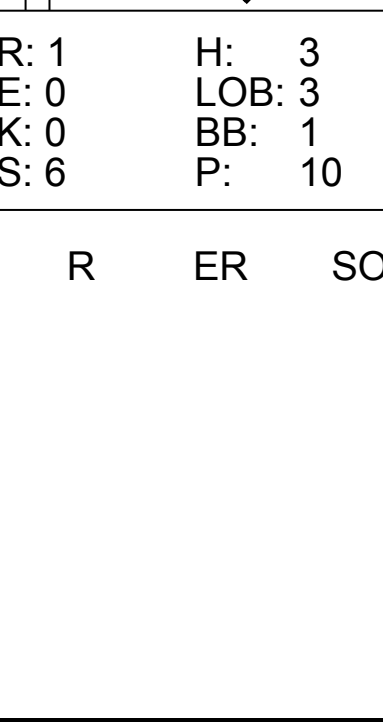
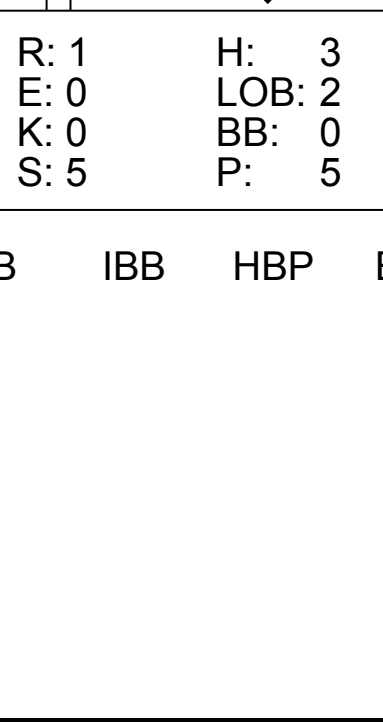


Batter	1	2	3	4	5	6	7	8	9	AB	R	H	RBI	BB	SO	LOB	BOTTOM										
Joey Amalfitano, R OBP: 0.319, SLG: 0.381 Len Gabrielson, L OBP: 0.308, SLG: 0.323 (1, 4) (9, FH)										2	1	1	0	2	0	0											
Doug Clemens, L OBP: 0.321, SLG: 0.406 Leo Burke, R OBP: 0.349, SLG: 0.388 (1, 9) (5, FH) (6, 9)										2	0	0	0	0	0	2											
Billy Williams, L OBP: 0.379, SLG: 0.567 (1, 7)										4	1	1	2	0	1	3											
Ron Santo, R OBP: 0.407, SLG: 0.577 (1, 5)										4	0	1	0	0	0	0											
14 Ernie Banks, R OBP: 0.312, SLG: 0.430 (1, 3)										3	1	0	0	1	0	1											
Billy Cowan, R OBP: 0.279, SLG: 0.421 (1, 8)										4	1	2	2	0	0	0											
Dick Bertell, R OBP: 0.288, SLG: 0.324 Jimmy Stewart, S OBP: 0.319, SLG: 0.297 (1, 2) (9, FH)										3	0	1	0	0	1	0											
Andre Rodgers, R OBP: 0.323, SLG: 0.391 (1, 6)										3	0	1	0	0	0	3											
Dick Ellsworth, L OBP: 0.095, SLG: 0.057 Lindy McDaniel, R OBP: 0.319, SLG: 0.294 (1, 1) (5, 1) Vic Roznovsky, L OBP: 0.314, SLG: 0.294 (9, FH)										1	0	0	0	0	1	0											
Inning Stats	R: 0 E: 0 K: 0 S: 2	H: 0 LOB: 0 BB: 1 P: 6	R: 0 E: 0 K: 0 S: 3	H: 0 LOB: 0 BB: 0 P: 3	R: 0 E: 1 K: 1 S: 5	H: 0 LOB: 0 BB: 0 P: 5	R: 4 E: 0 K: 1 S: 8	H: 3 LOB: 0 BB: 1 P: 12	R: 0 E: 0 K: 2 S: 8	H: 1 LOB: 2 BB: 1 P: 12	R: 0 E: 0 K: 0 S: 5	H: 2 LOB: 2 BB: 0 P: 5	R: 0 E: 0 K: 1 S: 6	H: 1 LOB: 1 BB: 0 P: 6	R: 0 E: 0 K: 0 S: 3	H: 1 LOB: 0 BB: 0 P: 3	R: 0 E: 0 K: 0 S: 4	H: 1 LOB: 1 BB: 0 P: 4	1B: 7 2B: 0 3B: 0 HR: 2	SF: 0 SAC: 2 DP: 3 HBP: 0	WP: 0 PB: 0 SB: 0 CS: 0	PA: 37					
PITCHER	IP	WLS	BF	H	R	ER	SO	BB	IBB	HBP	BLK	WP	HR	S	P	ERA	WHIP										
Don Schwall, R ERA: 3.82 Tommie Sisk, R ERA: 8.29 Frank Bork, L ERA: 3.1 Al McBean, R ERA: 1.42	0.0		18	4	4	4	2	2	0	0	0	0	2	20	28	8.31	1.385										

Pittsburgh Pirates @ Chicago Cubs
Wrigley Field, Chicago, IL
Sat Aug 15 1964, 3:33 AM CDT
Att: 23,003 - Unknown

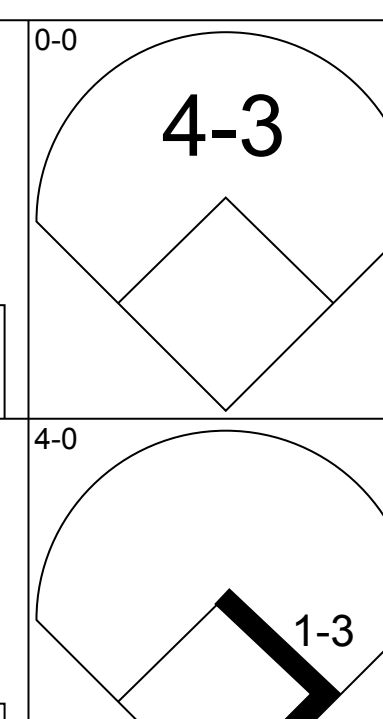
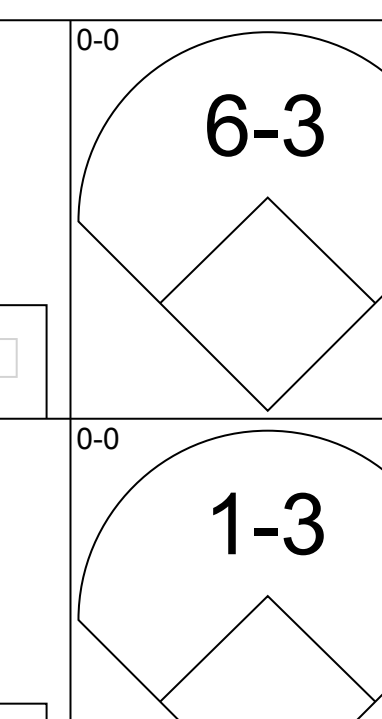
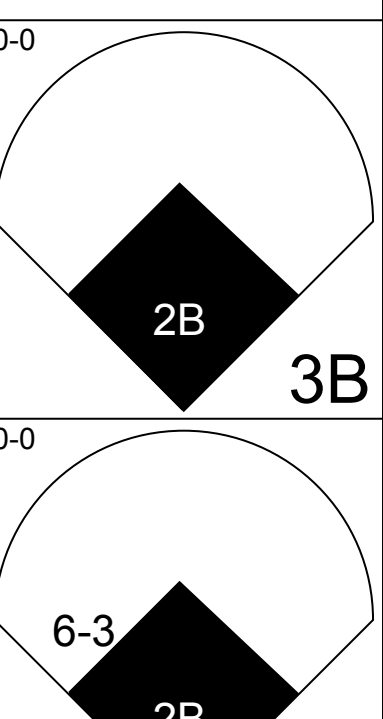
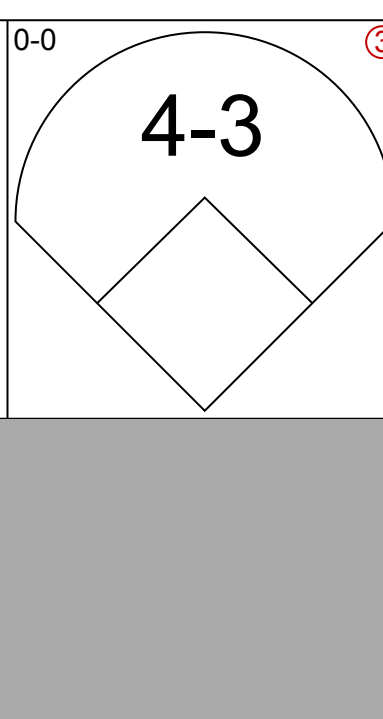
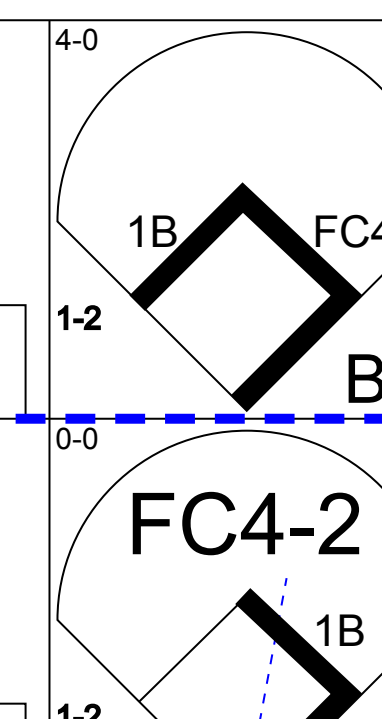
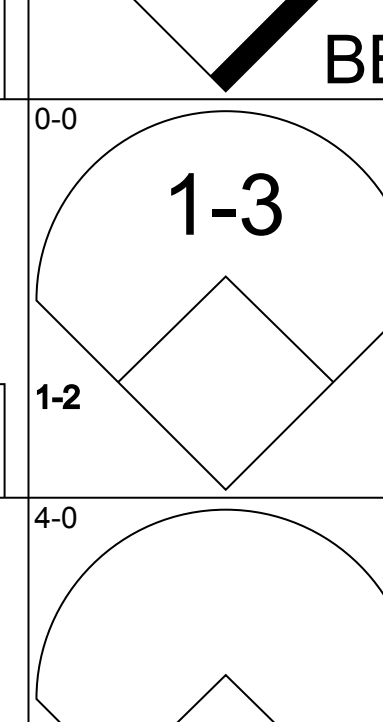
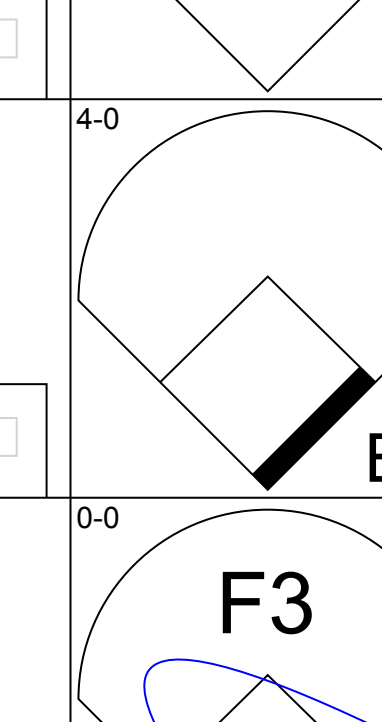
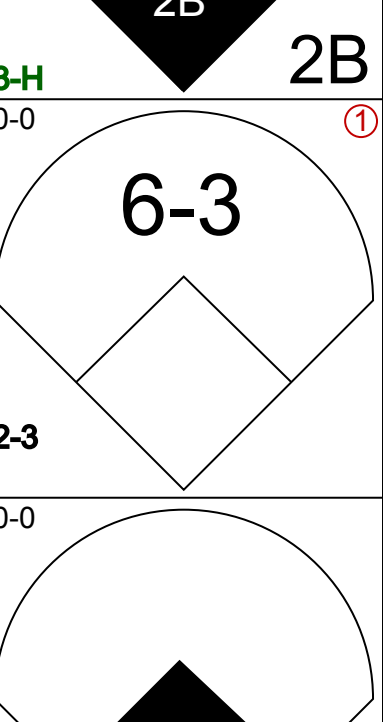
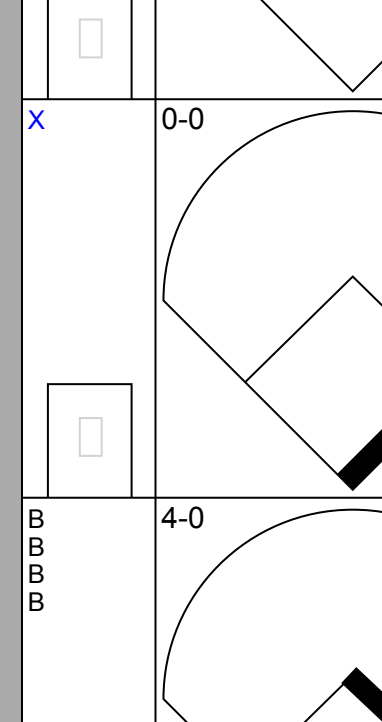

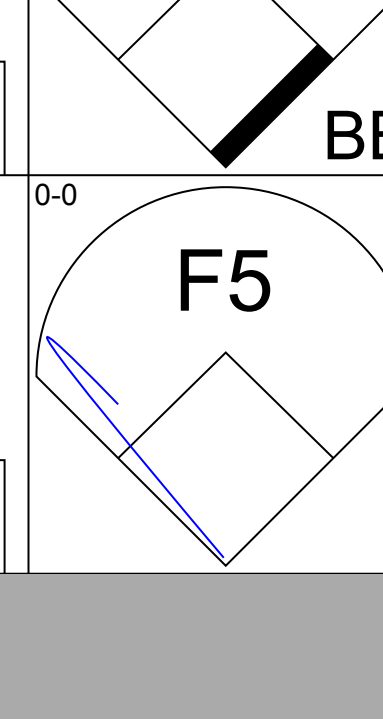

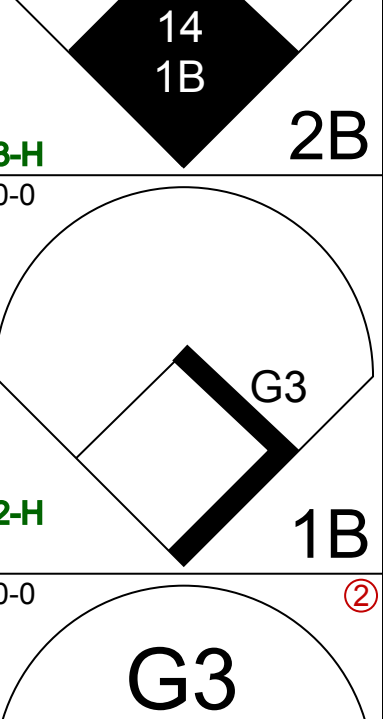
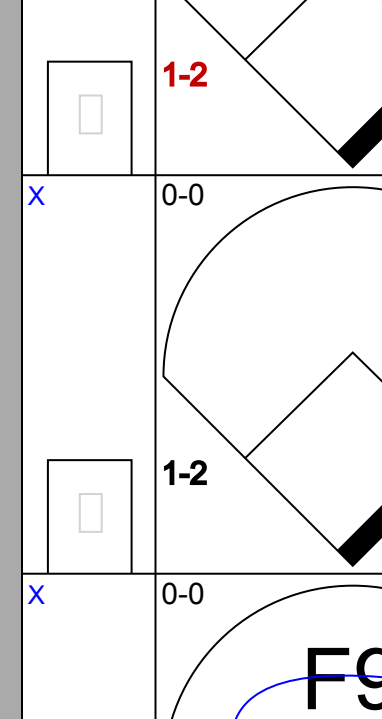
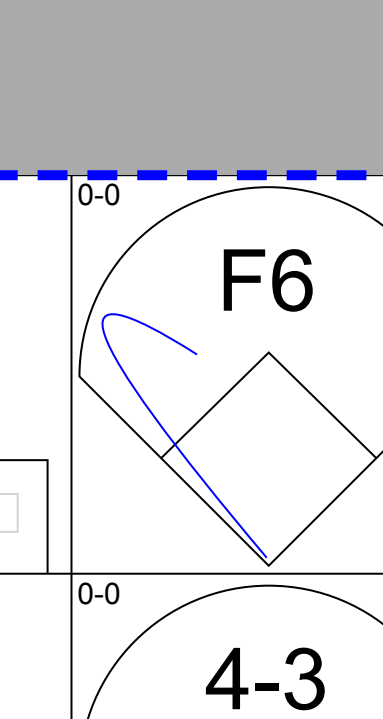


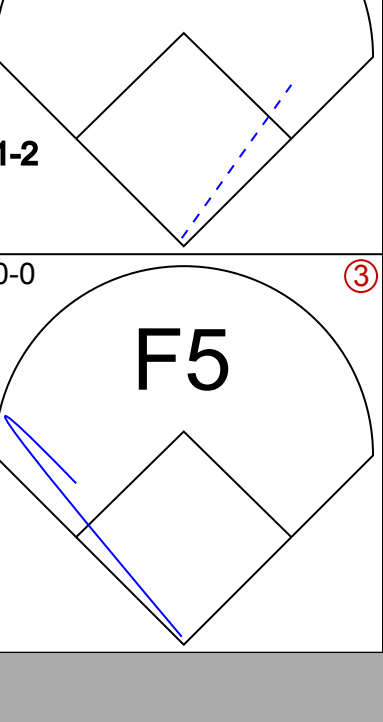
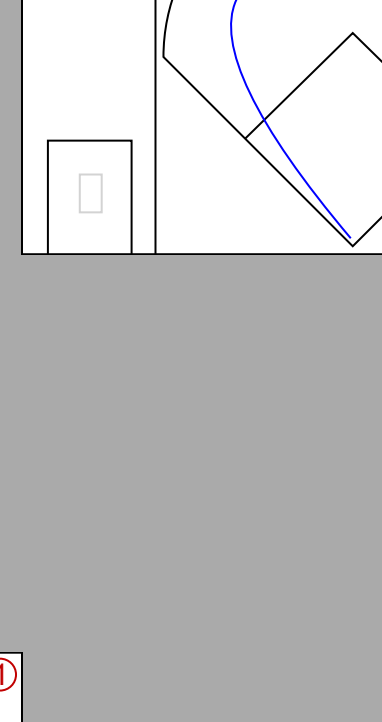
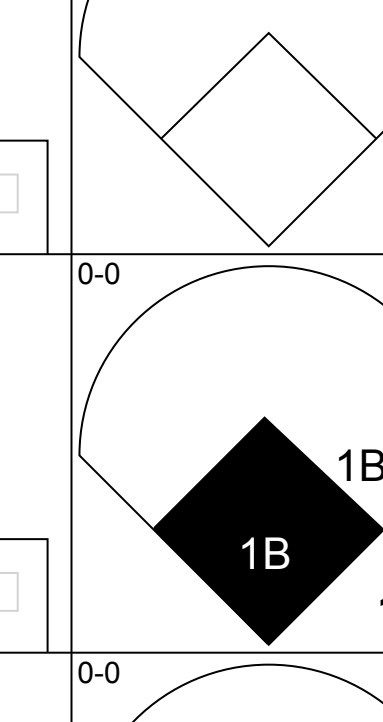

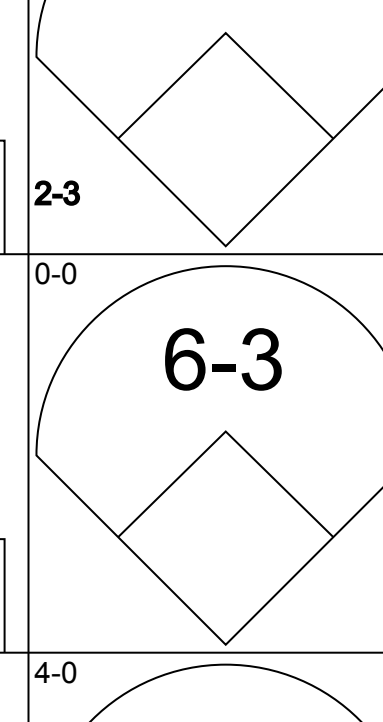


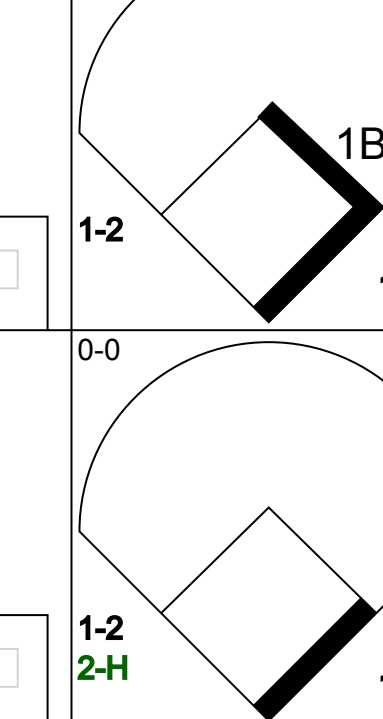
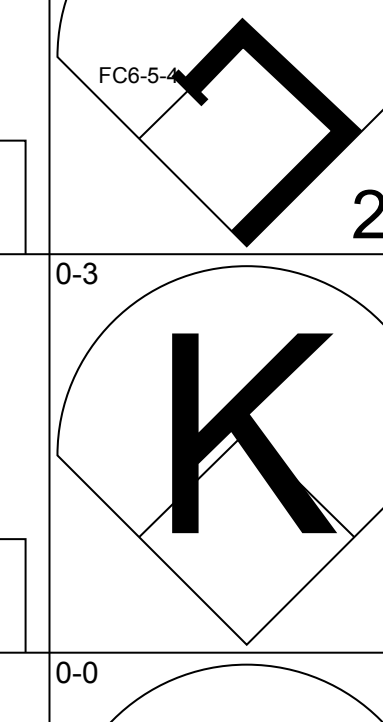
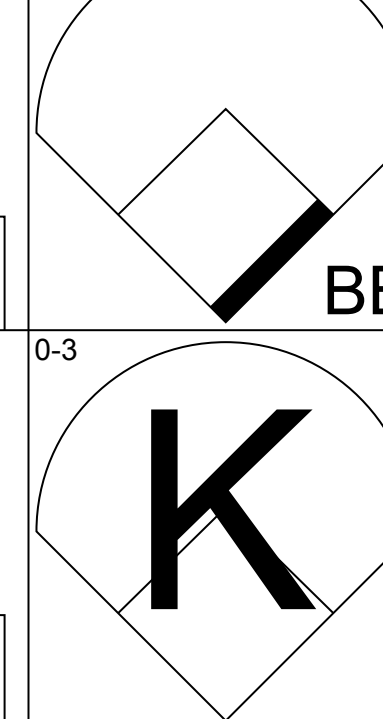
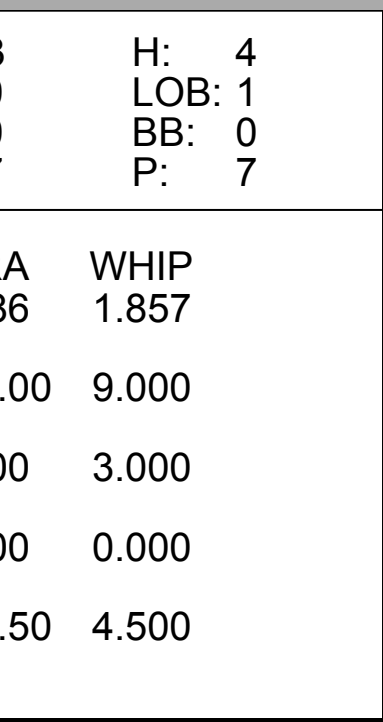
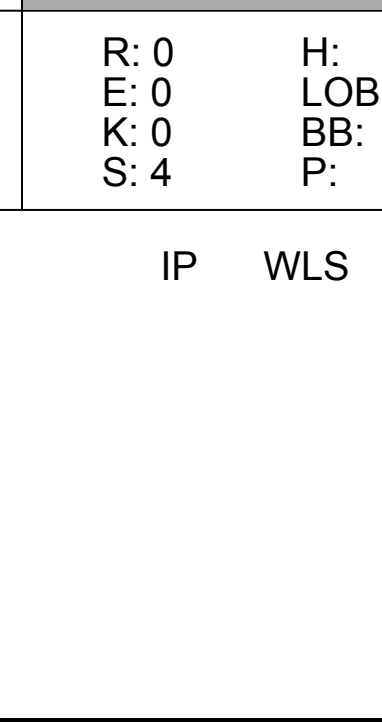
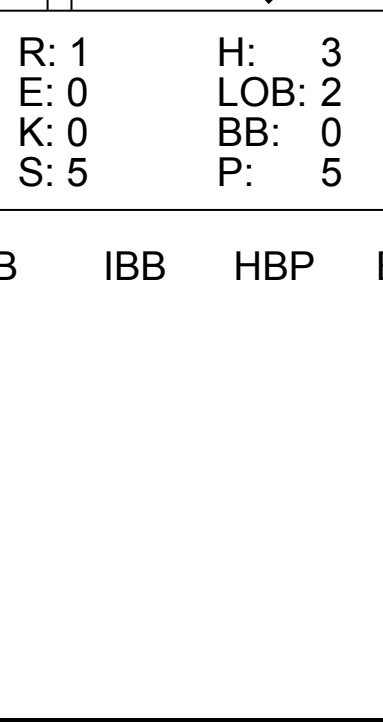
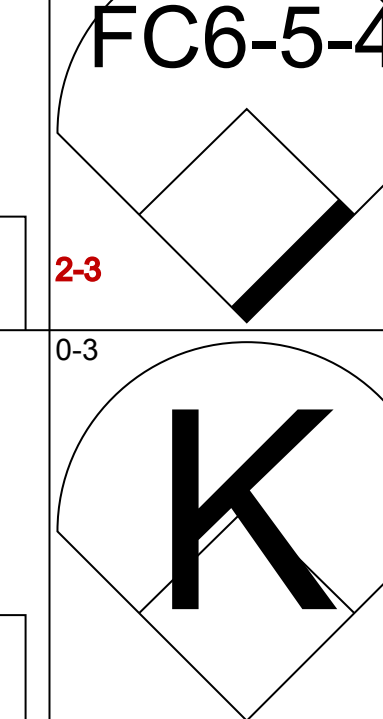
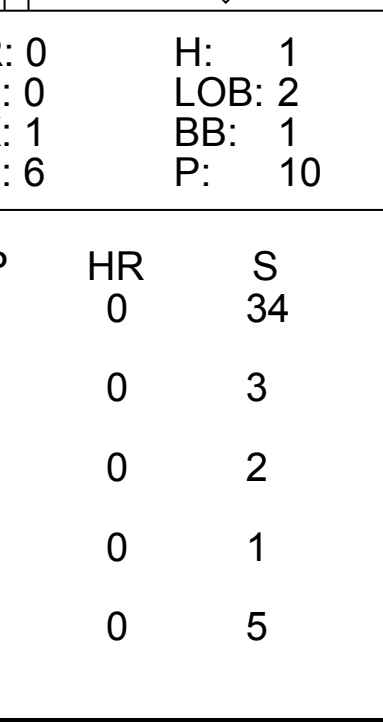
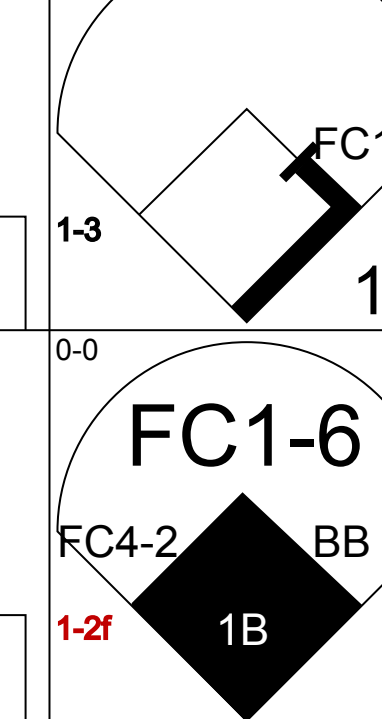
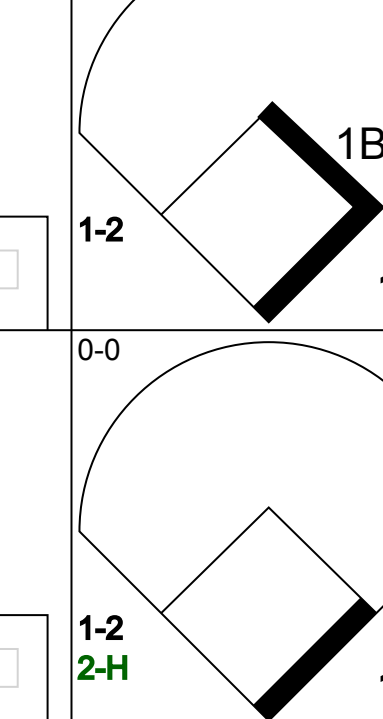
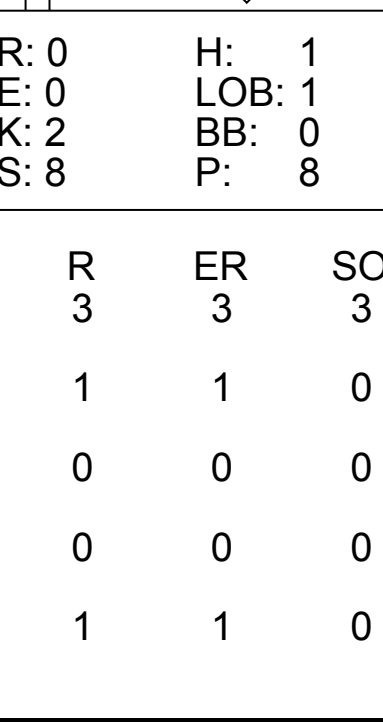
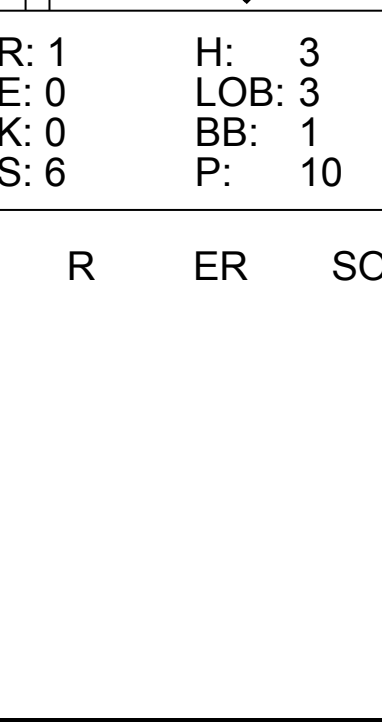
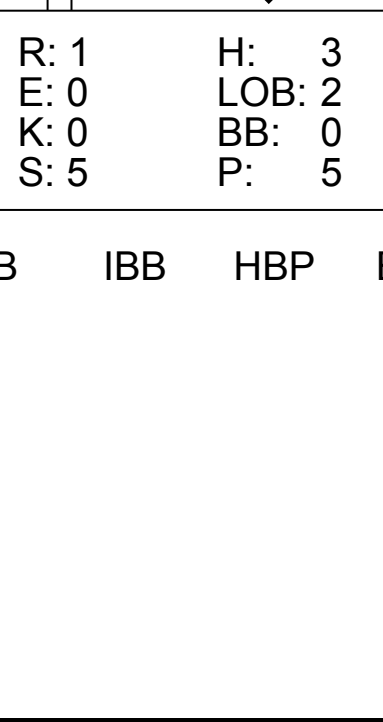
AB	32
R	4
H	9
RBI	4
BB	3
SO	5
LOB	13



Batter	1	2	3	4	5	6	7	8	9	AB	R	H	RBI	BB	SO	LOB	TOP		
Bob Bailey, R OBP: 0.350, SLG: 0.440 (1, 5)										5	0	0	0	0	1	3	Pittsburgh Pirates @ Chicago Cubs Wrigley Field, Chicago, IL Sun Aug 16 1964, 3:33 AM CDT Unknown		
Bill Virdon, L OBP: 0.300, SLG: 0.314 (1, 8)										3	0	1	0	1	1	0			
Roberto Clemente, R OBP: 0.380, SLG: 0.485 (1, 9)										4	0	0	0	0	1	4			
Jerry Lynch, L OBP: 0.361, SLG: 0.588 (1, 7)										4	1	2	0	0	0	1			
Willie Stargell, L OBP: 0.319, SLG: 0.536 (1, 3)									4	1	1	1	0	1	1				
Bill Mazaroski, R OBP: 0.293, SLG: 0.384 (1, 4)									3	1	1	0	1	0	0				
Jim Pagliaroni, R OBP: 0.375, SLG: 0.431 (1, 2)										3	0	0	0	1	1	3			
Gene Alley, R OBP: 0.255, SLG: 0.278 (8, PH)										2	0	0	0	0	0	1			
Smoky Burgess, L OBP: 0.295, SLG: 0.290 (8, PR)										1	0	1	0	0	0	0			
Dick Schofield, S OBP: 0.370, SLG: 0.370 (8, 6)										1	1	1	1	0	0	0			
Bob Friend, R OBP: 0.133, SLG: 0.088 (8, PH)										2	0	0	0	0	1	0			
Gene Freese, R OBP: 0.272, SLG: 0.380 (8, 1)										1	0	0	0	0	2				
Roy Face, R OBP: 0.272, SLG: 0.380 (8, 1)										0	0	0	0	0	0	0			
Frank Bork, R OBP: 0.272, SLG: 0.380 (8, 1)										0	0	0	0	0	0	0			
John Gelnar, R OBP: 0.272, SLG: 0.380 (8, 1)										0	0	0	0	0	0	0			
Donn Clendenen, R OBP: 0.272, SLG: 0.380 (8, PH)										1	0	1	2	0	0	0			
Al McBean, R OBP: 0.167, SLG: 0.167 (9, 1)										0	0	0	0	0	0	0			
Inning Stats	R: 0 E: 0 K: 2 S: 8	H: 1 LOB: 1 BB: 0 P: 8	R: 0 E: 0 K: 2 S: 8	H: 1 LOB: 1 BB: 0 P: 8	R: 0 E: 0 K: 0 S: 3	H: 0 LOB: 0 BB: 0 P: 3	R: 1 E: 0 K: 0 S: 4	H: 2 LOB: 0 BB: 0 P: 4	R: 0 E: 0 K: 1 S: 5	H: 0 LOB: 0 BB: 0 P: 5	R: 0 E: 0 K: 0 S: 3	H: 0 LOB: 0 BB: 0 P: 3	R: 0 E: 0 K: 0 S: 4	H: 1 LOB: 3 BB: 2 P: 12	R: 3 E: 0 K: 0 S: 6	H: 3 LOB: 1 BB: 1 P: 10	1B: 6 2B: 2 3B: 0 HR: 0	SF: 0 SAC: 0 DP: 0 HBP: 0	WP: 0 PA: 37 PB: 0 SB: 0 CS: 0
PITCHER	IP WLS BF H R ER SO BB IBB HBP BLK WP HR S P ERA WHIP																		
Larry Jackson, R ERA: 3.54 (1, 1)	7.2	29	5	1	1	6	2	0	0	0	0	0	0	39	47	1.17	0.913		
Don Elston, R ERA: 4.08 (8, 1)	1.1	W 8	3	3	3	0	1	0	0	0	0	0	0	7	11	20.25	3.000		

AB 34
R 4
H 8
RBI 4
BB 3
SO 6
LOB 15



Batter	1	2	3	4	5	6	7	8	9	AB	R	H	RBI	BB	SO	LOB	BOTTOM				
Joey Amalfitano, R OBP: 0.321, SLG: 0.386 (1, 4)										4	1	1	0	1	0	0	Pittsburgh Pirates @ Chicago Cubs Wrigley Field, Chicago, IL Sun Aug 16 1964, 3:33 AM CDT Unknown				
Doug Clemens, L OBP: 0.323, SLG: 0.408 (1, 9)										4	1	1	1	1	0	3					
Billy Williams, L OBP: 0.381, SLG: 0.566 (1, 7)										4	0	2	1	1	0	2					
Ron Santo, R OBP: 0.409, SLG: 0.578 (1, 5)										3	1	1	1	2	0	4					
14 Ernie Banks, R OBP: 0.315, SLG: 0.434 (1, 3)										5	0	3	1	0	0	2					
Len Gabrielson, L OBP: 0.305, SLG: 0.325 (1, 8)										5	0	1	0	0	0	4					
Dick Bertell, R OBP: 0.325, SLG: 0.325 (1, 2)										5	0	2	0	0	1	3					
Jimmie Schaffer, R OBP: 0.325, SLG: 0.386 (8, PR)										0	1	0	0	0	0	0					
Andre Rodgers, R OBP: 0.327, SLG: 0.392 (1, 6)										4	0	2	0	1	0	1					
Larry Jackson, R OBP: 0.160, SLG: 0.189 (1, 1)										3	0	0	0	0	2	3					
Don Elston, R OBP: 0.200, SLG: 0.200 (8, 1)										1	1	0	0	0	0	2					
Jimmy Stewart, S OBP: 0.321, SLG: 0.299 (8, PH)										1	0	1	1	0	0	0					
Inning Stats	R: 0 E: 0 K: 0 S: 3	H: 0 LOB: 2 BB: 2 P: 11	R: 0 E: 0 K: 2 S: 8	H: 1 LOB: 1 BB: 0 P: 8	R: 0 E: 0 K: 0 S: 3	H: 0 LOB: 1 BB: 1 P: 7	R: 0 E: 0 K: 1 S: 6	H: 1 LOB: 1 BB: 1 P: 10	R: 3 E: 0 K: 0 S: 7	H: 4 LOB: 1 BB: 0 P: 7	R: 0 E: 0 K: 0 S: 3	H: 0 LOB: 0 BB: 0 P: 3	R: 0 E: 0 K: 0 S: 4	H: 2 LOB: 2 BB: 1 P: 8	R: 1 E: 0 K: 0 S: 6	H: 3 LOB: 3 BB: 1 P: 10	R: 1 E: 0 K: 0 S: 5	H: 3 LOB: 2 BB: 0 P: 5	1B: 9 2B: 4 3B: 1 HR: 0	SF: 0 SAC: 0 DP: 0 HBP: 0	WP: 0 PA: 45 PB: 0 SB: 0 CS: 1
PITCHER	IP WLS BF H R ER SO BB IBB HBP BLK WP HR S P ERA WHIP																				
Bob Friend, R ERA: 3.31 (1, 1)	7.0	33	8	3	3	3	5	0	0	0	0	0	0	34	54	3.86	1.857				
Roy Face, R ERA: 4.07 (8, 1)	0.1	4	2	1	1	0	1	0	0	0	0	0	0	3	7	27.00	9.000				
Frank Bork, L ERA: 3.05 (8, 1)	0.1	2	1	0	0	0	0	0	0	0	0	0	0	2	2	0.00	3.000				
John Gelnar, R ERA: 2.08 (8, 1)	0.1	1	0	0	0	0	0	0	0	0	0	0	0	1	1	0.00	0.000				
Al McBean, R ERA: 1.56 (9, 1)	0.2	L 5	3	1	1	0	0	0	0	0	0	0	0	5	5	13.50	4.500				

AB 39
R 5
H 14
RBI 5
BB 6
SO 3
LOB 24



Batter	1	2	3	4	5	6	7	8	9	AB	R	H	RBI	BB	SO	LOB	TOP				
Bob Bailey, R OBP: 0.391, SLG: 0.444 (1, 5)										5	2	2	0	0	0	2					
Manny Mota, R OBP: 0.342, SLG: 0.458 (1, 8) (9, 7)										5	0	2	1	0	0	2					
Roberto Clemente, R OBP: 0.390, SLG: 0.482 (1, 9)										5	1	1	1	0	1	2					
Willie Stargell, L OBP: 0.324, SLG: 0.536 Bill Virdon, L OBP: 0.300, SLG: 0.314 (9, PR) (9, 8)										4	1	2	0	1	1	2					
Donn Clendenon, R OBP: 0.321, SLG: 0.432 (1, 3)										5	1	2	2	0	0	3					
Bill Mazerowski, R OBP: 0.297, SLG: 0.392 (1, 4)										4	2	2	2	1	0	1					
Jim Pagliaroni, R OBP: 0.380, SLG: 0.438 (1, 2)										3	0	2	0	1	0	0					
Gene Alley, R OBP: 0.255, SLG: 0.274 (1, 6)										2	0	0	1	1	0	2					
Steve Blass, R OBP: 0.100, SLG: 0.069 Frank Bork, R Roy Face, R										3	0	1	0	1	0	2					
										0	0	0	0	0	0	0					
										0	0	0	0	0	0	0					
Inning Stats	R: 3 E: 0 K: 1 S: 9	H: 4 LOB: 2 BB: 1 P: 13	R: 0 E: 0 K: 0 S: 3	H: 0 LOB: 1 BB: 1 P: 7	R: 2 E: 0 K: 0 S: 5	H: 2 LOB: 1 BB: 1 P: 9	R: 0 E: 0 K: 0 S: 4	H: 1 LOB: 1 BB: 0 P: 4	R: 1 E: 0 K: 0 S: 4	H: 2 LOB: 1 BB: 1 P: 8	R: 1 E: 0 K: 0 S: 5	H: 3 LOB: 1 BB: 0 P: 5	R: 0 E: 0 K: 0 S: 3	H: 1 LOB: 0 BB: 0 P: 3	R: 0 E: 0 K: 0 S: 3	H: 0 LOB: 1 BB: 1 P: 9	1B: 10 2B: 1 3B: 1 HR: 2	SF: 1 SAC: 0 DP: 1 HBP: 0	WP: 0 PB: 0 SB: 1 CS: 1	PA: 42	
PITCHER	IP WLS BF H R ER SO BB IBB HBP BLK WP HR S P ERA WHIP	IP WLS BF H R ER SO BB IBB HBP BLK WP HR S P ERA WHIP	IP WLS BF H R ER SO BB IBB HBP BLK WP HR S P ERA WHIP	IP WLS BF H R ER SO BB IBB HBP BLK WP HR S P ERA WHIP	IP WLS BF H R ER SO BB IBB HBP BLK WP HR S P ERA WHIP	IP WLS BF H R ER SO BB IBB HBP BLK WP HR S P ERA WHIP	IP WLS BF H R ER SO BB IBB HBP BLK WP HR S P ERA WHIP	IP WLS BF H R ER SO BB IBB HBP BLK WP HR S P ERA WHIP	IP WLS BF H R ER SO BB IBB HBP BLK WP HR S P ERA WHIP	IP WLS BF H R ER SO BB IBB HBP BLK WP HR S P ERA WHIP	IP WLS BF H R ER SO BB IBB HBP BLK WP HR S P ERA WHIP	IP WLS BF H R ER SO BB IBB HBP BLK WP HR S P ERA WHIP	IP WLS BF H R ER SO BB IBB HBP BLK WP HR S P ERA WHIP	IP WLS BF H R ER SO BB IBB HBP BLK WP HR S P ERA WHIP	IP WLS BF H R ER SO BB IBB HBP BLK WP HR S P ERA WHIP	IP WLS BF H R ER SO BB IBB HBP BLK WP HR S P ERA WHIP	IP WLS BF H R ER SO BB IBB HBP BLK WP HR S P ERA WHIP	IP WLS BF H R ER SO BB IBB HBP BLK WP HR S P ERA WHIP	IP WLS BF H R ER SO BB IBB HBP BLK WP HR S P ERA WHIP	IP WLS BF H R ER SO BB IBB HBP BLK WP HR S P ERA WHIP	IP WLS BF H R ER SO BB IBB HBP BLK WP HR S P ERA WHIP

Pittsburgh Pirates @ Chicago Cubs
Wrigley Field, Chicago, IL
Sun Aug 16 1964, 3:38 AM CDT
Att: 22,376 - Unknown

AB 36
R 7
H 14
RBI 7
BB 5
SO 2
LOB 16



Batter	1	2	3	4	5	6	7	8	9	AB	R	H	RBI	BB	SO	LOB	BOTTOM				
Jimmy Stewart, S OBP: 0.322, SLG: 0.301 (1, 4)										5	1	2	0	0	1	2					
Doug Clemens, L OBP: 0.325, SLG: 0.414 (1, 9)										5	0	2	1	0	0	2					
Billy Williams, L OBP: 0.379, SLG: 0.562 (1, 7)										5	1	1	0	0	2	4					
Ron Santo, R OBP: 0.412, SLG: 0.586 (1, 5)										4	0	3	2	0	0	0					
14 Ernie Banks, R OBP: 0.315, SLG: 0.432 (1, 3)										4	0	1	0	0	0	4					
Len Gabrielson, L OBP: 0.304, SLG: 0.324 (1, 8)										4	0	1	0	0	1	2					
Vic Roznovsky, L OBP: 0.289, SLG: 0.270 Jimmie Schaffer, R OBP: 0.333, SLG: 0.408 (9, PH)										3	0	0	0	0	1	2					
Andre Rodgers, R OBP: 0.326, SLG: 0.390 (1, 6)										4	0	1	1	0	2	1					
Sterling Slaughter, R OBP: 0.154, SLG: 0.083 Freddie Burdette, R Lee Gregory, L OBP: 0.167, SLG: 0.091 Leo Burke, R OBP: 0.345, SLG: 0.383 (9, PH)										1	0	0	0	0	1	1					
										0	0	0	0	0	0	0					
										1	0	0	0	1	0	0					
Inning Stats	R: 1 E: 0 K: 1 S: 7	H: 3 LOB: 1 BB: 0 P: 7	R: 0 E: 0 K: 3 S: 10	H: 1 LOB: 0 BB: 0 P: 10	R: 1 E: 0 K: 0 S: 5	H: 2 LOB: 1 BB: 0 P: 5	R: 0 E: 0 K: 2 S: 7	H: 0 LOB: 0 BB: 0 P: 7	R: 0 E: 0 K: 0 S: 4	H: 1 LOB: 1 BB: 0 P: 4	R: 0 E: 0 K: 0 S: 4	H: 1 LOB: 1 BB: 0 P: 4	R: 0 E: 0 K: 0 S: 4	H: 0 LOB: 0 BB: 0 P: 4	R: 0 E: 0 K: 2 S: 10	H: 3 LOB: 1 BB: 0 P: 10	1B: 8 2B: 4 3B: 1 HR: 0	SF: 0 SAC: 0 DP: 1 HBP: 0	WP: 1 PB: 0 SB: 0 CS: 0	PA: 39	
PITCHER	IP WLS BF H R ER SO BB IBB HBP BLK WP HR S P ERA WHIP	IP WLS BF H R ER SO BB IBB HBP BLK WP HR S P ERA WHIP	IP WLS BF H R ER SO BB IBB HBP BLK WP HR S P ERA WHIP	IP WLS BF H R ER SO BB IBB HBP BLK WP HR S P ERA WHIP	IP WLS BF H R ER SO BB IBB HBP BLK WP HR S P ERA WHIP	IP WLS BF H R ER SO BB IBB HBP BLK WP HR S P ERA WHIP	IP WLS BF H R ER SO BB IBB HBP BLK WP HR S P ERA WHIP	IP WLS BF H R ER SO BB IBB HBP BLK WP HR S P ERA WHIP	IP WLS BF H R ER SO BB IBB HBP BLK WP HR S P ERA WHIP	IP WLS BF H R ER SO BB IBB HBP BLK WP HR S P ERA WHIP	IP WLS BF H R ER SO BB IBB HBP BLK WP HR S P ERA WHIP	IP WLS BF H R ER SO BB IBB HBP BLK WP HR S P ERA WHIP	IP WLS BF H R ER SO BB IBB HBP BLK WP HR S P ERA WHIP	IP WLS BF H R ER SO BB IBB HBP BLK WP HR S P ERA WHIP	IP WLS BF H R ER SO BB IBB HBP BLK WP HR S P ERA WHIP	IP WLS BF H R ER SO BB IBB HBP BLK WP HR S P ERA WHIP	IP WLS BF H R ER SO BB IBB HBP BLK WP HR S P ERA WHIP	IP WLS BF H R ER SO BB IBB HBP BLK WP HR S P ERA WHIP	IP WLS BF H R ER SO BB IBB HBP BLK WP HR S P ERA WHIP	IP WLS BF H R ER SO BB IBB HBP BLK WP HR S P ERA WHIP	IP WLS BF H R ER SO BB IBB HBP BLK WP HR S P ERA WHIP

Pittsburgh Pirates @ Chicago Cubs
Wrigley Field, Chicago, IL
Sun Aug 16 1964, 3:38 AM CDT
Att: 22,376 - Unknown

AB 38
R 4
H 12
RBI 4
BB 1
SO 8
LOB 19



Batter	1	2	3	4	5	6	7	8	9	AB	R	H	RBI	BB	SO	LOB	TOP					
Joey Amalfitano, R OBP: 0.323, SLG: 0.383 (1.4)	0-0 4-3		0-0 P6		4-0 HBP BB			4-0 BB 1B BB		2	0	0	0	2	0	1	Chicago Cubs @ Philadelphia Phillies Connie Mack Stadium, Philadelphia, PA Mon Aug 17 1964, 7:05 PM EDT Att: 17,355 - Unknown livebaseballscores.com					
Leo Burke, R OBP: 0.341, SLG: 0.369 (1.9)	0-0 E5 G3		0-3 K		1-0 HBP			0-0 F8		3	0	0	0	0	1	2						
Billy Williams, L OBP: 0.380, SLG: 0.562 (1.7)	0-0 G3		0-0 1B		0-0 F9			0-0 BB 1B		4	0	2	0	0	0	3						
Ron Santo, R OBP: 0.411, SLG: 0.582 (1.5)	0-0 L7		0-3 K			0-3 K		4-0 BB 1B		3	0	0	0	1	2	3						
14 Ernie Banks, R OBP: 0.312, SLG: 0.429 (1.3)		0-3 K		0-0 5-3		0-0 F8		0-0 F3		4	0	0	0	0	1	3						
Doug Clemens, L OBP: 0.324, SLG: 0.417 (1.8)		0-0 E PB 2B		0-0 L6		0-3 K		0-3 K		4	1	1	0	0	2	3						
Jimmie Schaffer, R OBP: 0.318, SLG: 0.387 (1.2)		0-0 4-3 2H		0-0 P6			0-3 K		0-0 5-3	4	0	0	0	0	1	0						
Andre Rodgers, R OBP: 0.325, SLG: 0.389 (1.6)		0-0 L9			0-0 5-3		0-0 G6-4-3 1B		0-3 K	4	0	1	0	0	1	0						
Ernie Broglio, R OBP: 0.290, SLG: 0.245 (1.1)					0-3 K			0-0 P3		1	0	1	0	0	0	0						
Don Elston, R OBP: 0.200, SLG: 0.200 (3.1)										0	0	0	0	0	0	0						
Billy Cowens, R OBP: 0.276, SLG: 0.420 (5. PH)										0	0	0	0	0	1	0						
Lee Gregory, L OBP: 0.250, SLG: 0.250 (5.1)										0	0	0	0	0	0	0						
Jimmy Stewart, S OBP: 0.220, SLG: 0.220 (7. PH)										0	0	0	0	0	0	1						
Freddie Burdette, R OBP: 0.288, SLG: 0.324 (7.1)										0	0	0	0	0	0	0						
Dick Bartell, R OBP: 0.266, SLG: 0.324 (9. PH)										1	0	0	0	0	0	0						
Inning Stats	R: 0 E: 1 K: 0 S: 4	H: 0 LOB: 1 BB: 0 P: 4	R: 1 E: 1 K: 1 S: 6	H: 1 LOB: 0 BB: 0 P: 6	R: 0 E: 0 K: 2 S: 9	H: 2 LOB: 2 BB: 0 P: 9	R: 0 E: 0 K: 0 S: 3	H: 0 LOB: 0 BB: 0 P: 3	R: 0 E: 0 K: 1 S: 5	H: 0 LOB: 2 BB: 1 P: 10	R: 0 E: 0 K: 2 S: 7	H: 0 LOB: 0 BB: 0 P: 7	R: 0 E: 0 K: 1 S: 5	H: 1 LOB: 0 BB: 0 P: 5	R: 0 E: 0 K: 1 S: 6	H: 1 LOB: 3 BB: 2 P: 14	R: 0 E: 0 K: 1 S: 5	H: 0 LOB: 0 BB: 0 P: 5	1B: 4 2B: 1 3B: 0 HR: 0	SF: 0 SAC: 0 DP: 1 HBP: 1	WP: 0 PB: 1 SB: 0 CS: 0	PA: 36
PITCHER Chris Short, L ERA: 1.85 (1.1)	IP: 9.0 WLS: W BF: 36 H: 5 R: 1 ER: 0 SO: 9 BB: 3 IBB: 0 HBP: 1 BLK: 0 WP: 0 HR: 0 S: 50 P: 63 ERA: 0.00 WHIP: 0.889															PITCHER						

Batter	1	2	3	4	5	6	7	8	9	AB	R	H	RBI	BB	SO	LOB	BOTTOM			
Tony Gonzalez, L OBP: 0.380, SLG: 0.396 (1.8)	0-0 G3 2B	0-0 E4 FC4-6	0-0 E8 2H 2B		0-0 9-6 BB 1B			0-0 6-3		5	0	3	2	0	0	1	Chicago Cubs @ Philadelphia Phillies Connie Mack Stadium, Philadelphia, PA Mon Aug 17 1964, 7:05 PM EDT Att: 17,355 - Unknown livebaseballscores.com			
Dick Allen, R OBP: 0.376, SLG: 0.543 (1.5)	0-0 5-3	0-0 FC4-6 3B	0-3 K		4-0 1-2 BB			0-0 5-3		4	1	0	0	1	1	4				
Bobby Wine, R OBP: 0.273, SLG: 0.304 (8.5)		1-2 2-3 3B			1-2 BB					0	0	0	0	0	0	0				
Johnny Callison, L OBP: 0.320, SLG: 0.490 (1.9)	0-0 G3	0-0 1H 3H 1B 3B		0-0 SF7 3B	0-0 9-6 2-3			0-0 4-1		5	2	2	2	0	0	3				
Wes Covington, L OBP: 0.353, SLG: 0.432 (6, PR)	4-0 BB	4-0 1B BB		0-0 SF7		4-0 5-3 SH1-4 BB		0-0 4-3		0	0	0	1	3	0	0				
Cookie Rojas, R OBP: 0.346, SLG: 0.423 (7.7)				3H		5-3 1B BB		0-0 4-3		1	1	0	0	0	0	0				
Clay Dalrymple, L OBP: 0.296, SLG: 0.328 (1.2)	0-0 P3	0-0 1-2 3H 1B		0-0 P6		0-0 SH1-4		0-0 F2		4	0	1	1	0	0	2				
Frank Thomas, R OBP: 0.314, SLG: 0.397 (1.3)		0-0 E FC4-6 1B		0-0 1B		0-0 5-3		0-0 5-3		4	1	2	0	0	0	4				
Tony Taylor, R OBP: 0.336, SLG: 0.324 (1.4)		0-0 FC6-4 E 1B	0-0 L7	0-0 FC6 1B	0-0 1-2 1B	0-0 WP 1B		0-0 1B		4	1	3	1	0	0	0				
Ruben Amaro, R OBP: 0.314, SLG: 0.366 (1.6)		4-0 FC6-4 BB	0-0 SH5-4 E 1B	0-0 FC6	0-0 1-2 1B	0-0 K		0-0 K		3	1	1	0	1	1	3				
Chris Short, R OBP: 0.071, SLG: 0.050 (1.1)		0-0 FC6-4 E 3B	0-0 SH5-4		0-0 4-3			0-0 5-3		3	1	0	1	0	0	2				
Inning Stats	R: 0 E: 0 K: 0 S: 4	H: 1 LOB: 2 BB: 1 P: 8	R: 5 E: 1 K: 0 S: 8	H: 4 LOB: 2 BB: 2 P: 16	R: 1 E: 1 K: 1 S: 7	H: 2 LOB: 1 BB: 0 P: 7	R: 1 E: 0 K: 0 S: 6	H: 3 LOB: 2 BB: 0 P: 6	R: 0 E: 0 K: 0 S: 3	H: 1 LOB: 1 BB: 1 P: 7	R: 1 E: 0 K: 1 S: 6	H: 1 LOB: 2 BB: 1 P: 10	R: 0 E: 0 K: 0 S: 3	H: 0 LOB: 0 BB: 0 P: 3	R: 0 E: 0 K: 0 S: 3	H: 0 LOB: 0 BB: 0 P: 3	1B: 8 2B: 3 3B: 2 HR: 0	SF: 1 SAC: 2 DP: 1 HBP: 0	WP: 1 PB: 1 SB: 0 CS: 0	PA: 41
PITCHER Ernie Broglio, R ERA: 4.06 (3.1)	IP: 2.2 WLS: L BF: 19 H: 7 R: 6 ER: 3 SO: 0 BB: 3 IBB: 0 HBP: 0 BLK: 0 WP: 0 HR: 0 S: 16 P: 28 ERA: 6.75 WHIP: 2.250															PITCHER				
Don Elston, R ERA: 4.17 (3.1)	IP: 1.1 WLS: L BF: 7 H: 3 R: 1 ER: 1 SO: 1 BB: 0 IBB: 0 HBP: 0 BLK: 0 WP: 0 HR: 0 S: 9 P: 9 ERA: 6.75 WHIP: 2.250															PITCHER				
Lee Gregory, L ERA: 4.3 (5.1)	IP: 2.0 WLS: L BF: 9 H: 2 R: 1 ER: 1 SO: 1 BB: 2 IBB: 0 HBP: 0 BLK: 0 WP: 1 HR: 0 S: 9 P: 17 ERA: 4.50 WHIP: 2.000															PITCHER				
Freddie Burdette, R ERA: 4.82 (7.1)	IP: 2.0 WLS: L BF: 6 H: 0 R: 0 ER: 0 SO: 0 BB: 0 IBB: 0 HBP: 0 BLK: 0 WP: 0 HR: 0 S: 6 P: 6 ERA: 0.00 WHIP: 0.000															PITCHER				

Batter	1	2	3	4	5	6	7	8	9	10	11	12	13	14	15	16	AB	R	H	RBI	BB	SO	LOB	TOP
Joe Amalfitano, R OBP: 0.321, SLG: 0.394 (1.4)	F7		5-3		P6			HR	L5-3			1-4-3		K			8	1	2	3	0	1	3	
Leo Burke, R OBP: 0.313, SLG: 0.337 (1.9)	K		K					E2		K		P6			K		8	1	0	0	0	4	1	
Billy Williams, L OBP: 0.381, SLG: 0.563 (1.7)			F3					K					P6		F8		6	0	2	0	1	1	1	
Ron Santo, R OBP: 0.411, SLG: 0.579 (1.5)	K			5-3		5-3		14 2B		K				BB	14 PB		6	0	2	0	1	2	3	
14 Ernie Banks, R OBP: 0.310, SLG: 0.426 (1.5)		6-3		5-3		K				1-3				F7			7	0	1	1	0	2	4	
Billy Cowan, R OBP: 0.276, SLG: 0.417 (8. PH)		6-3		5-3											F8		3	0	0	0	0	1	0	
Doug Clemens, L OBP: 0.333, SLG: 0.424 (8. B)																	2	0	1	0	2	0	0	
Jimmie Schaffer, R OBP: 0.341, SLG: 0.416 (8. PH)			2B														2	0	2	0	1	0	0	
Vic Roznovsky, L OBP: 0.262, SLG: 0.244 (8. B)								K2-3		L3-6				K			4	0	0	0	0	2	6	
Ernie Broglio, R OBP: 0.250, SLG: 0.245 (16.1)			2B														0	0	0	0	0	0	0	
Andre Rodgers, R OBP: 0.327, SLG: 0.392 (1.6)																	7	1	3	0	0	2	2	
Bob Buhl, R OBP: 0.303, SLG: 0.375 (8. PH)																	2	0	0	0	0	0	3	
Lindy McDaniel, R OBP: 0.301, SLG: 0.396 (8. B)																	1	0	0	0	0	0	0	
Lee Griggs, R OBP: 0.293, SLG: 0.383 (14. PH)																	0	0	0	0	1	0	0	
Freddie Burdette, R OBP: 0.301, SLG: 0.384 (14. PH)																	0	0	0	0	0	0	0	
Dick Barrett, R OBP: 0.301, SLG: 0.384 (14. PH)																	0	0	0	0	0	0	0	
Dick Barrett, R OBP: 0.301, SLG: 0.384 (14. PH)																	0	0	0	0	0	0	0	
Dick Barrett, R OBP: 0.301, SLG: 0.384 (14. PH)																	0	0	0	0	0	0	0	
Dick Barrett, R OBP: 0.301, SLG: 0.384 (14. PH)																	0	0	0	0	0	0	0	
Dick Barrett, R OBP: 0.301, SLG: 0.384 (14. PH)																	0	0	0	0	0	0	0	
Dick Barrett, R OBP: 0.301, SLG: 0.384 (14. PH)																	0	0	0	0	0	0	0	
Dick Barrett, R OBP: 0.301, SLG: 0.384 (14. PH)																	0	0	0	0	0	0	0	
Dick Barrett, R OBP: 0.301, SLG: 0.384 (14. PH)																	0	0	0	0	0	0	0	
Dick Barrett, R OBP: 0.301, SLG: 0.384 (14. PH)																	0	0	0	0	0	0	0	
Dick Barrett, R OBP: 0.301, SLG: 0.384 (14. PH)																	0	0	0	0	0	0	0	
Dick Barrett, R OBP: 0.301, SLG: 0.384 (14. PH)																	0	0	0	0	0	0	0	
Dick Barrett, R OBP: 0.301, SLG: 0.384 (14. PH)																	0	0	0	0	0	0	0	
Dick Barrett, R OBP: 0.301, SLG: 0.384 (14. PH)																	0	0	0	0	0	0	0	
Dick Barrett, R OBP: 0.301, SLG: 0.384 (14. PH)																	0	0	0	0	0	0	0	
Dick Barrett, R OBP: 0.301, SLG: 0.384 (14. PH)																	0	0	0	0	0	0	0	
Dick Barrett, R OBP: 0.301, SLG: 0.384 (14. PH)																	0	0	0	0	0	0	0	
Dick Barrett, R OBP: 0.301, SLG: 0.384 (14. PH)																	0	0	0	0	0	0	0	
Dick Barrett, R OBP: 0.301, SLG: 0.384 (14. PH)																	0	0	0	0	0	0	0	
Dick Barrett, R OBP: 0.301, SLG: 0.384 (14. PH)																	0	0	0	0	0	0	0	
Dick Barrett, R OBP: 0.301, SLG: 0.384 (14. PH)																	0	0	0	0	0	0	0	
Dick Barrett, R OBP: 0.301, SLG: 0.384 (14. PH)																	0	0	0	0	0	0	0	
Dick Barrett, R OBP: 0.301, SLG: 0.384 (14. PH)																	0	0	0	0	0	0	0	
Dick Barrett, R OBP: 0.301, SLG: 0.384 (14. PH)																	0	0	0	0	0	0	0	
Dick Barrett, R OBP: 0.301, SLG: 0.384 (14. PH)																	0	0	0	0	0	0	0	
Dick Barrett, R OBP: 0.301, SLG: 0.384 (14. PH)																	0	0	0	0	0	0	0	
Dick Barrett, R OBP: 0.301, SLG: 0.384 (14. PH)																	0	0	0	0	0	0	0	
Dick Barrett, R OBP: 0.301, SLG: 0.384 (14. PH)																	0	0	0	0	0	0	0	
Dick Barrett, R OBP: 0.301, SLG: 0.384 (14. PH)																	0	0	0	0	0	0	0	
Dick Barrett, R OBP: 0.301, SLG: 0.384 (14. PH)																	0	0	0	0	0	0	0	
Dick Barrett, R OBP: 0.301, SLG: 0.384 (14. PH)																	0	0	0	0	0	0	0	
Dick Barrett, R OBP: 0.301, SLG: 0.384 (14. PH)																	0	0	0	0	0	0	0	
Dick Barrett, R OBP: 0.301, SLG: 0.384 (14. PH)																	0	0	0	0	0	0	0	
Dick Barrett, R OBP: 0.301, SLG: 0.384 (14. PH)																	0	0	0	0	0	0	0	
Dick Barrett, R OBP: 0.301, SLG: 0.384 (14. PH)																	0	0	0	0	0	0	0	
Dick Barrett, R OBP: 0.301, SLG: 0.384 (14. PH)																	0	0	0	0	0	0	0	
Dick Barrett, R OBP: 0.301, SLG: 0.384 (14. PH)																	0	0	0	0	0	0	0	
Dick Barrett, R OBP: 0.301, SLG: 0.384 (14. PH)																	0	0	0	0	0	0	0	
Dick Barrett, R OBP: 0.301, SLG: 0.384 (14. PH)																	0	0	0	0	0	0	0	
Dick Barrett, R OBP: 0.301, SLG: 0.384 (14. PH)																	0	0	0	0	0	0	0	
Dick Barrett, R OBP: 0.301, SLG: 0.384 (14. PH)																	0	0	0	0	0	0	0	
Dick Barrett, R OBP: 0.301, SLG: 0.384 (14. PH)																	0	0	0	0	0	0	0	
Dick Barrett, R OBP: 0.301, SLG: 0.384 (14. PH)																	0	0	0	0	0	0	0	
Dick Barrett, R OBP: 0.301, SLG: 0.384 (14. PH)																	0	0	0	0	0	0	0	
Dick Barrett, R OBP: 0.301, SLG: 0.384 (14. PH)																	0	0	0	0	0	0	0	
Dick Barrett, R OBP: 0.301, SLG: 0.384 (14. PH)																	0	0	0	0	0	0	0	
Dick Barrett, R OBP: 0.301, SLG: 0.384 (14. PH)																	0	0	0	0	0	0	0	
Dick Barrett, R OBP: 0.301, SLG: 0.384 (14. PH)																	0	0	0	0	0	0	0	
Dick Barrett, R OBP: 0.301, SLG: 0.384 (14. PH)																	0	0	0	0	0	0	0	
Dick Barrett, R OBP: 0.301, SLG: 0.384 (14. PH)																	0	0	0	0	0	0	0	
Dick Barrett, R OBP: 0.301, SLG: 0.384 (14. PH)																	0	0	0	0	0	0	0	
Dick Barrett, R OBP: 0.301, SLG: 0.384 (14. PH)																	0	0	0	0	0	0	0	
Dick Barrett, R OBP: 0.301, SLG: 0.384 (14. PH)																	0	0	0	0	0	0	0	
Dick Barrett, R OBP: 0.301, SLG: 0.384 (14. PH)																								

Batter	1	2	3	4	5	6	7	8	9	AB	R	H	RBI	BB	SO	LOB	TOP										
Joey Amalfitano, R OBP: 0.323, SLG: 0.394	P6		K		G3-6			FC3-6 1B	P6	5	0	2	0	0	1	4	Chicago Cubs @ Philadelphia Phillies Connie Mack Stadium, Philadelphia, PA Wed Aug 19 1964, 7:05 PM EDT Att: 18,140 - Unknown										
Doug Clemens, L OBP: 0.326, SLG: 0.414	K		K		G3-6			FC3-6 1B		4	1	0	0	0	2	4											
Billy Williams, L OBP: 0.382, SLG: 0.563	G3		HR					1B		4	1	2	1	0	1	0											
Ron Santo, R OBP: 0.416, SLG: 0.589		BB	HR					1B		3	1	3	4	1	0	0											
14 Ernie Banks, R OBP: 0.307, SLG: 0.423	K		L7					1B		4	0	0	0	0	2	4											
Billy Cowan, R OBP: 0.275, SLG: 0.414	K									3	0	0	0	0	3	2											
Len Gabrielson, L OBP: 0.307, SLG: 0.337	K									1	0	1	0	0	0	0											
Jimmie Schaffer, R OBP: 0.330, SLG: 0.400	F5									3	0	0	0	0	0	1											
Vic Roznosky, L OBP: 0.278, SLG: 0.244										0	0	0	0	1	0	0											
Andre Rodgers, R OBP: 0.326, SLG: 0.389			SH							3	1	0	0	1	1	2											
Dick Ellsworth, L OBP: 0.093, SLG: 0.056			SH							1	1	0	0	0	1	0											
Lindy McDaniel, R OBP: 0.077, SLG: 0.077			1B							1	0	0	0	0	1	0											
Don Elston, R OBP: 0.230, SLG: 0.200			HR							0	0	0	0	0	0	0											
Freddie Burdette, R OBP: 0.320, SLG: 0.298										1	0	0	0	0	0	2											
Inning Stats	R: 0 E: 0 K: 1 S: 5	H: 0 LOB: 0 BB: 0 P: 5	R: 0 E: 0 K: 2 S: 7	H: 0 LOB: 1 BB: 1 P: 11	R: 4 E: 1 K: 2 S: 10	H: 2 LOB: 0 BB: 1 P: 14	R: 0 E: 0 K: 2 S: 7	H: 0 LOB: 0 BB: 0 P: 7	R: 0 E: 0 K: 1 S: 5	H: 1 LOB: 0 BB: 0 P: 10	R: 0 E: 0 K: 3 S: 10	H: 1 LOB: 1 BB: 0 P: 10	R: 0 E: 0 K: 1 S: 5	H: 0 LOB: 0 BB: 0 P: 5	R: 1 E: 0 K: 0 S: 5	H: 3 LOB: 1 BB: 0 P: 5	R: 0 E: 0 K: 0 S: 4	H: 1 LOB: 2 BB: 1 P: 8	1B: 6 2B: 0 3B: 1 HR: 1	SF: 0 SAC: 1 DP: 2 HBP: 0	WP: 0 PA: 37 PB: 0 SB: 0 CS: 0						
PITCHER	IP	WLS	BF	H	R	ER	SO	BB	IBB	HBP	BLK	WP	HR	S	P	ERA	WHIP										
Jim Bunning, R ERA: 2.11	6.0		24	4	4	0	11	2	0	0	0	0	1	44	52	0.00	1.000										
Jack Baldschun, R ERA: 3.34	3.0	W	13	4	1	1	1	1	0	0	0	0	0	14	18	3.00	1.667										

AB	33
R	5
H	8
RBI	5
BB	3
SO	12
LOB	19



Batter	1	2	3	4	5	6	7	8	9	AB	R	H	RBI	BB	SO	LOB	BOTTOM										
Cookie Rojas, R OBP: 0.349, SLG: 0.421	L8		6-3		5-3			SF9		3	0	0	2	1	0	1	Chicago Cubs @ Philadelphia Phillies Connie Mack Stadium, Philadelphia, PA Wed Aug 19 1964, 7:05 PM EDT Att: 18,140 - Unknown										
Johnny Callison, L OBP: 0.316, SLG: 0.482	G3		F8		F7			BB		5	1	1	0	0	0	4											
Dick Allen, R OBP: 0.373, SLG: 0.535					F9			1B		4	1	2	0	1	0	0											
Frank Thomas, R OBP: 0.307, SLG: 0.391	L8				F9			1B		4	0	1	1	0	0	1											
Alex Johnson, R OBP: 0.444, SLG: 0.606								1B		2	2	2	1	1	0	0											
Tony Gonzalez, L OBP: 0.381, SLG: 0.395								1B		2	0	0	0	0	0	2											
Gus Triandos, R OBP: 0.346, SLG: 0.415								1B		2	0	1	0	1	0	1											
John Briggs, L OBP: 0.383, SLG: 0.396								1B		0	1	0	0	0	0	0											
Clay Dalrymple, L OBP: 0.299, SLG: 0.342								1B		1	1	1	0	0	0	0											
Tony Taylor, R OBP: 0.338, SLG: 0.326								1B		4	1	2	1	0	0	3											
Ruben Amaro, R OBP: 0.309, SLG: 0.355										2	0	0	1	1	0	2											
Wes Covington, L OBP: 0.354, SLG: 0.435										1	0	1	2	0	0	0											
John Hermstein, L OBP: 0.302, SLG: 0.393										0	1	0	0	0	0	0											
Jim Bunning, R OBP: 0.128, SLG: 0.157										1	0	0	0	0	0	0											
Bobby Wine, R OBP: 0.272, SLG: 0.302										1	0	0	0	0	0	3											
Jack Baldschun, R OBP: 0.267, SLG: 0.214										0	1	0	0	1	0	0											
Inning Stats	R: 0 E: 0 K: 0 S: 4	H: 1 LOB: 1 BB: 0 P: 4	R: 0 E: 0 K: 0 S: 2	H: 0 LOB: 0 BB: 1 P: 6	R: 0 E: 1 K: 0 S: 4	H: 0 LOB: 1 BB: 0 P: 4	R: 1 E: 0 K: 0 S: 5	H: 2 LOB: 2 BB: 1 P: 9	R: 0 E: 0 K: 0 S: 3	H: 0 LOB: 0 BB: 0 P: 3	R: 3 E: 0 K: 0 S: 7	H: 4 LOB: 3 BB: 2 P: 15	R: 0 E: 0 K: 0 S: 3	H: 0 LOB: 0 BB: 0 P: 3	R: 5 E: 1 K: 0 S: 7	H: 4 LOB: 2 BB: 2 P: 15	1B: 9 2B: 1 3B: 1 HR: 0	SF: 2 SAC: 1 DP: 1 HBP: 0	WP: 0 PA: 41 PB: 1 SB: 0 CS: 0								
PITCHER	IP	WLS	BF	H	R	ER	SO	BB	IBB	HBP	BLK	WP	HR	S	P	ERA	WHIP										
Dick Ellsworth, L ERA: 4.48	1.1	L	6	2	2	2	0	0	0	0	0	0	0	6	6	13.50	1.500										
Don Elston, R ERA: 4.57	0.1		4	2	1	1	0	1	0	0	0	0	0	3	7	27.00	9.000										
Freddie Burdette, R ERA: 3.75	0.2		3	0	2	1	0	1	0	0	0	0	0	2	6	13.50	1.500										

AB	32
R	9
H	11
RBI	8
BB	6
SO	0
LOB	17



Batter	1	2	3	4	5	6	7	8	9	AB	R	H	RBI	BB	SO	LOB	TOP			
Joey Amalfitano, R (1.4) OBP: 0.324, SLG: 0.390	4-0 FC4-6 BB		0-0 G4-6-3		1-0 HBP		0-0 FC6-4		0-0 2-3	3	0	0	0	1	0	4				
Doug Clemens, L (1.9) OBP: 0.316, SLG: 0.404	0-0 FC4-6 1B		0-0 F8		0-0 4-3		0-0 P4			4	0	0	0	0	0	4				
Billy Williams, L (1.7) OBP: 0.381, SLG: 0.560	0-0 F7			0-0 P4		0-0 G3		0-0 G6-4-3 1B		4	0	1	0	0	0	1				
Ron Santo, R (1.5) OBP: 0.416, SLG: 0.592	0-0 1B			0-0 3B		0-0 5-3		0-0 G6-4-3		4	0	2	0	0	0	1				
14 Ernie Banks, R (1.3) OBP: 0.307, SLG: 0.421	0-0 F9			0-0 P6		0-0 1B		0-0 F8		4	0	1	0	0	0	3				
Len Gabrielson, L (1.8) OBP: 0.306, SLG: 0.335		0-0 3-1		0-0 4-3		0-0 1B		0-0 G3		4	0	1	0	0	0	1				
Jimmie Schaffer, R (1.2) OBP: 0.326, SLG: 0.393		0-0 6-3			0-0 HBP 1B		0-0 L7		0-0 3-1	4	0	1	0	0	0	2				
Andre Rodgers, R (1.6) OBP: 0.328, SLG: 0.387		0-0 G3			0-0 P2		4-0 FC6-4 BB		4-0 BB BB	2	0	0	0	2	0	1				
Lew Burdette, R (1.1) Freddie Burdette, R (2.1) Vic Rozovsky, L (5. Ph) Sterling Slaughter, R (5. Ph) Lee Gregory, L (7. Ph) Jimmy Stewart, S (9. Ph)			0-0 G4-6-3 1B		0-0 L9		0-3 K		4-0 1-2 BB	0	0	0	0	0	0	0				
Inning Stats	R: 0 E: 0 K: 0 S: 4	H: 1 LOB: 2 BB: 1 P: 8	R: 0 E: 0 K: 0 S: 3	H: 0 LOB: 0 BB: 0 P: 3	R: 0 E: 0 K: 0 S: 3	H: 1 LOB: 0 BB: 0 P: 3	R: 0 E: 0 K: 0 S: 4	H: 1 LOB: 1 BB: 0 P: 4	R: 0 E: 0 K: 0 S: 5	H: 2 LOB: 2 BB: 0 P: 5	R: 0 E: 0 K: 1 S: 5	H: 0 LOB: 1 BB: 1 P: 9	R: 0 E: 0 K: 0 S: 3	H: 1 LOB: 0 BB: 0 P: 3	R: 0 E: 0 K: 0 S: 3	H: 0 LOB: 2 BB: 2 P: 11	1B: 6 2B: 0 3B: 1 HR: 0	SF: 0 SAC: 0 DP: 2 HBP: 1	WP: 0 PB: 0 SB: 0 CS: 0	PA: 37
PITCHER Jack Fisher, R (1.1) ERA: 4.08	IP: 9.0 WLS: W BF: 37 H: 7 R: 0 ER: 0 SO: 1 BB: 4 IBB: 0 HBP: 1 BLK: 0 WP: 0 HR: 0 S: 34 P: 51 ERA: 0.00 WHIP: 1.222															PITCHER				

Chicago Cubs @ New York Mets
Shea Stadium, Flushing, NY
Fri Aug 21 1964, 7:05 PM EDT
Att: 21,867 - Unknown

AB 32
R 0
H 7
RBI 0
BB 4
SO 1
LOB 19



Batter	1	2	3	4	5	6	7	8	9	AB	R	H	RBI	BB	SO	LOB	BOTTOM	
Bobby Klaus, R (1.5) OBP: 0.274, SLG: 0.343	4-0 FC4-6 1B HBP BB	0-0 E9 3B	0-0 5-3			0-0 4-3		0-0 CS 1B		4	2	2	0	1	0	0		
Ron Hunt, R (1.4) OBP: 0.367, SLG: 0.408	1-0 FC4-6 1-2 HBP	0-0 FC6-5 BB 1B		0-0 F7		0-0 L7		0-0 S 1B		4	0	2	0	0	0	0		
Joe Christopher, R (1.9) OBP: 0.366, SLG: 0.486	0-0 FC4-6 1B 2B 1-2 2-3	4-0 FC6-5 BB		0-0 5-3		0-0 E7 1B		0-3 K		4	1	1	0	1	1	3		
Ed Kranepool, L (1.3) OBP: 0.324, SLG: 0.409	0-0 2B HR 1B 3H	0-3 K		0-0 4-3		0-0 FC5-4 1B		0-0 L8		5	1	2	1	0	1	3		
Jim Hickman, R (1.8) OBP: 0.311, SLG: 0.377	0-0 HR 2B 1-3 2H	0-0 FC6-5		0-0 6-3		0-0 FC5-4		0-0 1-2		4	1	1	1	0	0	4		
Charley Smith, R (1.7) OBP: 0.281, SLG: 0.425	0-0 HR	0-3 K		0-0 1B		0-0 1B		0-0 P3		4	1	2	3	0	1	2		
Chris Cannizzaro, R (1.2) OBP: 0.389, SLG: 0.363	0-0 1-3		0-0 1B SF9 1B		0-0 1-2 1B		0-0 1B			4	1	3	0	0	0	0		
Roy McMillan, R (1.6) OBP: 0.240, SLG: 0.246	0-0 1B		0-0 1-3 1B		0-0 P4		0-0 F9			4	0	2	0	0	0	3		
Jack Fisher, R (1.1) OBP: 0.200, SLG: 0.172	0-0 4-3		0-0 SF9		0-0 6-3		0-0 F7			3	0	0	1	0	0	4		
Inning Stats	R: 5 E: 0 K: 0 S: 7	H: 4 LOB: 1 BB: 1 P: 12	R: 1 E: 1 K: 2 S: 9	H: 2 LOB: 2 BB: 1 P: 13	R: 1 E: 0 K: 0 S: 4	H: 2 LOB: 0 BB: 0 P: 4	R: 0 E: 0 K: 0 S: 3	H: 0 LOB: 0 BB: 0 P: 3	R: 0 E: 0 K: 0 S: 5	H: 2 LOB: 2 BB: 0 P: 5	R: 0 E: 1 K: 0 S: 4	H: 1 LOB: 1 BB: 0 P: 4	R: 0 E: 0 K: 1 S: 6	H: 2 LOB: 1 BB: 0 P: 6	1B: 12 2B: 1 3B: 1 HR: 1	SF: 1 SAC: 0 DP: 0 HBP: 1	WP: 0 PB: 0 SB: 1 CS: 1	PA: 40
PITCHER Lew Burdette, R (1.1) ERA: 4.51 Freddie Burdette, R (2.1) ERA: 3.6 Sterling Slaughter, R (5.1) ERA: 5.25 Lee Gregory, L (7.1) ERA: 3.78	IP: 1.0 WLS: L BF: 10 H: 5 R: 6 ER: 6 SO: 0 BB: 1 IBB: 0 HBP: 0 BLK: 0 WP: 0 HR: 1 S: 8 P: 13 ERA: 54.00 WHIP: 6.000															PITCHER		

Chicago Cubs @ New York Mets
Shea Stadium, Flushing, NY
Fri Aug 21 1964, 7:05 PM EDT
Att: 21,867 - Unknown

AB 36
R 7
H 15
RBI 6
BB 2
SO 3
LOB 19



Batter	1	2	3	4	5	6	7	8	9	AB R H RBI BB SO LOB	TOP											
Jimmy Stewart, S (1, 4) <small>OBP: 0.323, SLG: 0.301</small>										4 1 1 1 1 1 0	Chicago Cubs @ New York Mets Shea Stadium, Flushing, NY Sat Aug 22 1964, 3:33 AM EDT Att: 18,810 - Sunny											
Doug Clemens, L (1, 9) <small>OBP: 0.317, SLG: 0.400</small>										4 0 1 0 0 1 3												
Billy Williams, L (1, 7) <small>OBP: 0.383, SLG: 0.561</small>										3 0 2 2 1 0 1												
Ron Santo, R (1, 5) <small>OBP: 0.413, SLG: 0.587</small>										4 0 0 0 0 0 5												
14 Ernie Banks, R (1, 3) <small>OBP: 0.306, SLG: 0.420</small>										4 0 1 0 0 3 3												
Billy Cowan, R (1, 8) <small>OBP: 0.273, SLG: 0.411</small>										3 0 0 0 0 1 1												
Jimmie Schaffer, R (1, 2) <small>OBP: 0.333, SLG: 0.391</small>										3 0 1 0 1 1 0												
Andre Rodgers, R (1, 6) <small>OBP: 0.329, SLG: 0.385</small>										2 1 0 0 2 2 2												
Larry Jackson, R (1, 1) <small>OBP: 0.165, SLG: 0.192</small> Lindy McDaniel, R (9, 1) <small>OBP: 0.077, SLG: 0.077</small>										4 1 1 0 0 1 3 0 0 0 0 0 0 0												
Inning Stats	R: 0 E: 0 K: 1 S: 5	H: 0 LOB: 2 BB: 2 P: 13	R: 0 E: 0 K: 3 S: 9	H: 0 LOB: 0 BB: 0 P: 9	R: 0 E: 0 K: 2 S: 7	H: 0 LOB: 0 BB: 0 P: 7	R: 0 E: 1 K: 1 S: 6	H: 1 LOB: 1 BB: 0 P: 6	R: 3 E: 0 K: 0 S: 5	H: 3 LOB: 1 BB: 2 P: 13	R: 0 E: 0 K: 1 S: 7	H: 2 LOB: 2 BB: 0 P: 7	R: 0 E: 0 K: 0 S: 4	H: 1 LOB: 1 BB: 0 P: 4	R: 0 E: 0 K: 1 S: 5	H: 0 LOB: 0 BB: 0 P: 5	R: 0 E: 0 K: 1 S: 4	H: 0 LOB: 0 BB: 1 P: 8	1B: 6 2B: 2 3B: 0 HR: 0	SF: 0 SAC: 1 DP: 1 HBP: 0	WP: 0 PB: 1 SB: 0 CS: 1	PA: 37
PITCHER	IP WLS BF H R ER SO BB IBB HBP BLK WP HR S P ERA WHIP																					
Gary Kroll, R (1, 1) <small>ERA: 4.0</small> Ron Locke, L (7, 1) <small>ERA: 3.19</small> Bill Wakefield, R (9, 1) <small>ERA: 3.53</small>	6.0 L 27 6 3 3 8 4 0 0 0 0 0 0 9 9 4.50 1.667																					

AB	31
R	3
H	7
RBI	3
BB	5
SO	10
LOB	18



Batter	1	2	3	4	5	6	7	8	9	AB R H RBI BB SO LOB	BOTTOM											
Bobby Klaus, R (1, 5) <small>OBP: 0.268, SLG: 0.335</small>										4 0 0 0 0 1 2	Chicago Cubs @ New York Mets Shea Stadium, Flushing, NY Sat Aug 22 1964, 3:33 AM EDT Att: 18,810 - Sunny											
Ron Hunt, R (1, 4) <small>OBP: 0.366, SLG: 0.411</small>										4 1 1 0 0 0 0												
Joe Christopher, R (1, 9) <small>OBP: 0.367, SLG: 0.491</small>										4 1 2 1 0 0 0												
Ed Kranepool, L (1, 3) <small>OBP: 0.323, SLG: 0.407</small>										4 0 1 1 0 0 1												
Jim Hickman, R (1, 8) <small>OBP: 0.314, SLG: 0.382</small> Rod Kanehl, R (9, PR) <small>OBP: 0.296, SLG: 0.284</small>										4 0 2 0 0 1 1 0 0 0 0 0 0 0												
Charley Smith, R (1, 7) <small>OBP: 0.278, SLG: 0.420</small>										4 0 0 0 0 0 4												
Chris Cannizzaro, R (1, 2) <small>OBP: 0.377, SLG: 0.370</small>										4 0 0 0 0 2 4												
Roy McMillan, R (1, 6) <small>OBP: 0.239, SLG: 0.245</small> Wayne Graham, R (8, PH) <small>OBP: 0.111, SLG: 0.222</small> Bill Wakefield, R (9, 1) <small>OBP: 0.143, SLG: 0.143</small>										2 0 0 0 0 0 1 1 0 0 0 0 0 0 0 0 0 0 0 0 0												
Gary Kroll, R (1, 1) <small>OBP: 1.000, SLG: 1.000</small> Jesse Gonder, L (6, PH) <small>OBP: 0.344, SLG: 0.417</small> Ron Locke, R (7, 1) <small>OBP: 0.248, SLG: 0.299</small>										1 0 1 0 0 0 0 1 0 0 0 0 0 0 0 0 0 0 0 0 0 1 0 1 0 0 0 0												
Inning Stats	R: 0 E: 0 K: 1 S: 5	H: 0 LOB: 0 BB: 0 P: 5	R: 0 E: 0 K: 0 S: 3	H: 0 LOB: 0 BB: 0 P: 3	R: 0 E: 0 K: 1 S: 6	H: 1 LOB: 1 BB: 0 P: 6	R: 0 E: 0 K: 0 S: 3	H: 0 LOB: 0 BB: 0 P: 3	R: 0 E: 0 K: 0 S: 4	H: 1 LOB: 1 BB: 0 P: 4	R: 0 E: 0 K: 0 S: 3	H: 0 LOB: 0 BB: 0 P: 3	R: 1 E: 0 K: 1 S: 7	H: 2 LOB: 1 BB: 0 P: 7	R: 0 E: 0 K: 0 S: 3	H: 1 LOB: 2 BB: 0 P: 3	R: 1 E: 0 K: 1 S: 8	H: 3 LOB: 2 BB: 0 P: 8	1B: 5 2B: 1 3B: 2 HR: 0	SF: 0 SAC: 0 DP: 1 HBP: 0	WP: 0 PB: 1 SB: 0 CS: 0	PA: 34
PITCHER	IP WLS BF H R ER SO BB IBB HBP BLK WP HR S P ERA WHIP																					
Larry Jackson, R (1, 1) <small>ERA: 3.49</small> Lindy McDaniel, R (9, 1) <small>ERA: 4.41</small>	8.0 W 30 7 2 2 3 0 0 0 0 0 0 0 6 6 2.25 0.875																					

AB	34
R	2
H	8
RBI	2
BB	0
SO	4
LOB	13



Batter	1	2	3	4	5	6	7	8	9	AB	R	H	RBI	BB	SO	LOB	TOP										
Jimmy Stewart, S OBP: 0.320, SLG: 0.299 (1, 4)	F7		3-1			F7		1B FC4-6 1B		4	1	1	0	0	0	0	Chicago Cubs @ New York Mets Shea Stadium, Flushing, NY Sun Aug 23 1964, 3:38 AM EDT Att: 27,008 - Unknown										
Doug Clemens, L OBP: 0.320, SLG: 0.404 (1, 9)	1B 2B		G3			F7		1-3 FC4-6 1B		4	0	2	0	0	0	0											
Billy Williams, L OBP: 0.384, SLG: 0.563 (1, 7)	5-3				F8		HR	1-2 FC4-6 6-3		4	1	1	2	0	0	2											
Ron Santo, R OBP: 0.413, SLG: 0.586 (1, 5)	2-3 1B				F9		HR	1-2 6-3		4	1	2	0	0	0	1											
Len Gabrielson, L OBP: 0.308, SLG: 0.355 14 Ernie Banks, R (8, PH) OBP: 0.306, SLG: 0.417 (8, 3)	3-1				4-3		1-1 HR	4-0 IBB		3	1	1	2	0	0	2											
Billy Cowan, R OBP: 0.271, SLG: 0.408 (1, 8)							1-1 G6-4-3 BB 1B	5-3		4	0	1	0	0	2	2											
Jimmie Schaffer, R OBP: 0.330, SLG: 0.378 (1, 2)	F8				F2		1-2 G6-4-3 BB	F9		3	0	0	0	1	0	0											
Andre Rodgers, R OBP: 0.325, SLG: 0.379 Joey Amalfitano, R OBP: 0.322, SLG: 0.385 (9, 4)	5-3				F9		1-2 G6-4-3	F9		4	0	0	0	0	0	2											
Dick Ellsworth, L OBP: 0.090, SLG: 0.054 Don Elston, R OBP: 0.167, SLG: 0.167 (7, 1)							1-2 2-3 F8	1-3 K		3	0	0	0	0	2	1											
Inning Stats	R: 0 E: 0 K: 0 S: 5	H: 2 LOB: 2 BB: 0 P: 5	R: 0 E: 0 K: 1 S: 5	H: 0 LOB: 0 BB: 0 P: 5	R: 0 E: 0 K: 1 S: 5	H: 0 LOB: 0 BB: 0 P: 5	R: 0 E: 0 K: 0 S: 3	H: 0 LOB: 0 BB: 0 P: 3	R: 0 E: 0 K: 1 S: 5	H: 0 LOB: 0 BB: 0 P: 5	R: 3 E: 0 K: 1 S: 8	H: 4 LOB: 1 BB: 1 P: 12	R: 1 E: 0 K: 0 S: 5	H: 2 LOB: 2 BB: 1 P: 9	R: 0 E: 0 K: 0 S: 3	H: 0 LOB: 0 BB: 0 P: 3	1B: 5 2B: 1 3B: 0 HR: 2	SF: 0 SAC: 0 DP: 1 HBP: 0	WP: 0 PB: 0 SB: 0 CS: 0	PA: 36							
PITCHER	IP	WLS	BF	H	R	ER	SO	BB	IBB	HBP	BLK	WP	HR	S	P	ERA	WHIP										
Dennis Ribant, R ERA: 3.32 (1, 1)	6.0		23	5	3	3	3	0	0	0	0	0	2	29	29	4.50	0.833										
Larry Bearnarth, R ERA: 3.91 (7, 1)	1.0		6	3	1	1	1	1	0	0	0	0	0	7	11	9.00	4.000										
Al Jackson, L ERA: 4.57 (8, 1)	1.0		4	0	0	0	0	0	1	0	0	0	0	3	7	0.00	0.000										
Willard Hunter, L ERA: 4.54 (9, 1)	1.0	W	3	0	0	0	0	0	0	0	0	0	0	3	3	0.00	0.000										

AB	34
R	4
H	8
RBI	4
BB	2
SO	4
LOB	10



Batter	1	2	3	4	5	6	7	8	9	AB	R	H	RBI	BB	SO	LOB	BOTTOM											
Bobby Klaus, R OBP: 0.285, SLG: 0.363 (1, 5)	1-3 BB 1B		F8		F5		HR		WP SH3-4 1B	5	2	3	1	0	0	2	Chicago Cubs @ New York Mets Shea Stadium, Flushing, NY Sun Aug 23 1964, 3:38 AM EDT Att: 27,008 - Unknown											
Ron Hunt, R OBP: 0.366, SLG: 0.410 (1, 4)	F8		F7		FC6-4		1-2 2-3 K	1-2 SH3-4		4	0	0	0	0	1	3												
Joe Christopher, R OBP: 0.367, SLG: 0.486 (1, 9)	1-2 BB 1-3		5-3		F9		4-3	1B IBB 2-3 IBB		3	0	0	0	2	0	2												
George Altman, L OBP: 0.255, SLG: 0.316 (1, 7)	1-3 1-2 2-3				1B 1B		HR	1-2 1B IBB		4	2	2	1	1	0	2												
Jim Hickman, R OBP: 0.317, SLG: 0.382 (1, 8)	6-3				1-3 1B		FC4-6 BB SF9 1B	SH1-4 BB		4	1	2	0	1	0	5												
Charley Smith, R OBP: 0.284, SLG: 0.420 (1, 6)					3-H L5-3 1B		1-2 BB FC4-6	SH1-4 1-2 1B		3	0	2	2	1	1	0												
Ed Kranepool, L OBP: 0.317, SLG: 0.397 (1, 3)					1-2 L5-3		1-2 2-3 FC4-6 FC5-4	P6		4	0	0	0	0	1	4												
Chris Cannizzaro, R OBP: 0.377, SLG: 0.376 Willard Hunter, R (9, 1)					FC6-4 1B		SF9			2	0	2	1	1	0	0												
Dennis Ribant, R OBP: 0.222, SLG: 0.125 Larry Bearnarth, R OBP: 0.154, SLG: 0.154 Al Jackson, L OBP: 0.189, SLG: 0.340 Jesse Gonder, L (8, PH) OBP: 0.341, SLG: 0.414 (9, 2)					1-2 1B		1-2 1B	G3		3	0	1	0	0	0	2												
Inning Stats	R: 0 E: 0 K: 0 S: 4	H: 1 LOB: 1 BB: 1 P: 8	R: 0 E: 0 K: 2 S: 8	H: 1 LOB: 1 BB: 0 P: 8	R: 0 E: 0 K: 0 S: 3	H: 0 LOB: 0 BB: 0 P: 3	R: 1 E: 0 K: 0 S: 4	H: 3 LOB: 0 BB: 0 P: 4	R: 0 E: 0 K: 0 S: 5	H: 2 LOB: 2 BB: 0 P: 5	R: 2 E: 0 K: 0 S: 5	H: 2 LOB: 1 BB: 1 P: 9	R: 1 E: 0 K: 1 S: 6	H: 1 LOB: 0 BB: 0 P: 6	R: 0 E: 0 K: 0 S: 3	H: 0 LOB: 2 BB: 2 P: 11	R: 1 E: 0 K: 0 S: 4	H: 2 LOB: 3 BB: 2 P: 12	1B: 9 2B: 2 3B: 0 HR: 2	SF: 1 SAC: 2 DP: 1 HBP: 0	WP: 1 PB: 0 SB: 0 CS: 0	PA: 42						
PITCHER	IP	WLS	BF	H	R	ER	SO	BB	IBB	HBP	BLK	WP	HR	S	P	ERA	WHIP											
Dick Ellsworth, L ERA: 3.53 (1, 1)	6.0		28	10	4	4	2	2	0	0	0	1	0	12	28	6.00	2.000											
Don Elston, R ERA: 4.5 (7, 1)	2.2	L	14	2	1	1	1	2	2	0	0	0	0	0	0	0	3.38	1.500										

AB	33
R	5
H	12
RBI	5
BB	6
SO	3
LOB	22



Batter	1	2	3	4	5	6	7	8	9	AB	R	H	RBI	BB	SO	LOB	TOP										
Joey Amalfitano, R OBP: 0.318, SLG: 0.379	0-0 6-3		0-3 K			0-0 6-3		0-3 K		4	0	0	0	0	2	1											
Jimmy Stewart, S OBP: 0.317, SLG: 0.295	0-0 F8			0-3 K		0-0 6-3		0-0 5-3		4	0	0	0	0	1	0											
Billy Williams, L OBP: 0.382, SLG: 0.558	0-3 K			0-0 1-3		0-0 F6		0-3 K		4	0	0	0	0	2	0											
Ron Santo, R OBP: 0.409, SLG: 0.580		0-0 6-3		0-0 6-3			0-0 E5		0-0 F7	4	0	0	0	0	0	0											
Len Gabrielson, L OBP: 0.309, SLG: 0.355		0-0 F8			0-0 6-3		0-0 G3-6-3			3	0	1	0	0	0	1											
Doug Clemens, L OBP: 0.320, SLG: 0.403					0-3 K		0-0 6-3			3	0	1	0	0	1	1											
Dick Bertell, R OBP: 0.289, SLG: 0.320					0-0 6-3			0-0 F7		3	0	0	0	0	0	2											
Billy Cowan, R OBP: 0.272, SLG: 0.406			0-0 4-3		4-0 BB		0-0 6-3			2	0	0	0	1	0	0											
Lew Burdette, R OBP: 0.342, SLG: 0.514			0-0 6-3		0-0 5-3			4-0 BB		2	0	0	0	1	0	2											
Inning Stats	R: 0 E: 0 K: 1 S: 5	H: 0 LOB: 0 BB: 0 P: 5	R: 0 E: 0 K: 0 S: 4	H: 1 LOB: 1 BB: 0 P: 4	R: 0 E: 0 K: 1 S: 5	H: 0 LOB: 0 BB: 0 P: 5	R: 0 E: 0 K: 1 S: 5	H: 0 LOB: 0 BB: 0 P: 5	R: 0 E: 0 K: 1 S: 6	H: 1 LOB: 2 BB: 1 P: 10	R: 0 E: 0 K: 0 S: 3	H: 0 LOB: 0 BB: 0 P: 3	R: 0 E: 1 K: 0 S: 3	H: 0 LOB: 0 BB: 0 P: 3	R: 0 E: 0 K: 1 S: 5	H: 0 LOB: 1 BB: 0 P: 9	R: 0 E: 0 K: 1 S: 5	H: 0 LOB: 0 BB: 0 P: 5	1B: 2 2B: 0 3B: 0 HR: 0	SF: 0 SAC: 0 DP: 1 HBP: 0	WP: 0 PB: 0 SB: 1 CS: 0	PA: 31					
PITCHER	IP	WLS	BF	H	R	ER	SO	BB	IBB	HBP	BLK	WP	HR	S	P	ERA	WHIP										
Bob Bruce, R ERA: 2.6	(1, 1)	8.0	W	28	2	0	5	2	0	0	0	0	0	36	44	0.00	0.500										
Hal Woodeshick, L ERA: 3.11	(9, 1)	1.0	S	3	0	0	1	0	0	0	0	0	0	5	5	0.00	0.000										

Chicago Cubs @ Houston Colt 45's
Colt Stadium, Houston, TX
Mon Aug 24 1964, 8:05 PM EDT
Att: 4,499 - Unknown

AB 29
R 0
H 2
RBI 0
BB 2
SO 6
LOB 7



Batter	1	2	3	4	5	6	7	8	9	AB	R	H	RBI	BB	SO	LOB	BOTTOM										
Eddie Kasko, R OBP: 0.309, SLG: 0.294	0-0 F9		0-0 1-3			0-3 K		0-0 FC3-6		4	1	0	0	0	1	1											
Nellie Fox, L OBP: 0.316, SLG: 0.323	0-0 1B		0-0 F4			0-0 F6		0-0 F9		4	0	1	0	0	0	1											
Al Spangler, L OBP: 0.289, SLG: 0.322	0-0 1B		0-0 1-3			0-0 G3		4-0 1B		3	1	1	0	1	0	0											
Walt Bond, L OBP: 0.318, SLG: 0.467	0-0 F6			0-0 3-1			0-0 F4	0-0 E7		4	0	1	1	0	0	2											
Bob Aspromonte, R OBP: 0.331, SLG: 0.421	0-0 FC6-4			0-0 6-3			0-0 1B	0-0 1-3		4	0	1	0	0	0	3											
Joe Gaines, R OBP: 0.331, SLG: 0.383		0-0 6-3		0-0 L3			0-0 1B			3	0	1	0	0	0	0											
Dave Roberts, L OBP: 0.294, SLG: 0.286		0-0 FC5-4			0-0 F5		0-0 F7			3	0	1	0	0	0	2											
Jerry Grote, R OBP: 0.232, SLG: 0.259		0-0 FC5-4			0-0 F4		0-0 FC6			3	0	0	0	0	0	3											
Bob Bruce, R OBP: 0.255, SLG: 0.229		0-0 FC1-4-6			0-3 K			0-0 FC3-6		3	0	1	0	0	1	1											
Hal Woodeshick, R ERA: 4.28	(9, 1)									0	0	0	0	0	0	0											
Inning Stats	R: 0 E: 0 K: 0 S: 5	H: 2 LOB: 2 BB: 0 P: 5	R: 0 E: 0 K: 0 S: 4	H: 1 LOB: 1 BB: 0 P: 4	R: 0 E: 0 K: 0 S: 3	H: 0 LOB: 0 BB: 0 P: 3	R: 0 E: 0 K: 0 S: 3	H: 0 LOB: 0 BB: 0 P: 3	R: 0 E: 0 K: 1 S: 5	H: 0 LOB: 0 BB: 0 P: 5	R: 0 E: 0 K: 0 S: 5	H: 2 LOB: 2 BB: 0 P: 5	R: 0 E: 1 K: 0 S: 5	H: 2 LOB: 1 BB: 1 P: 9	R: 2 E: 1 K: 0 S: 5	H: 2 LOB: 1 BB: 1 P: 9	1B: 7 2B: 0 3B: 0 HR: 0	SF: 0 SAC: 0 DP: 0 HBP: 0	WP: 0 PB: 0 SB: 1 CS: 0	PA: 32							
PITCHER	IP	WLS	BF	H	R	ER	SO	BB	IBB	HBP	BLK	WP	HR	S	P	ERA	WHIP										
Lew Burdette, R ERA: 4.28	(1, 1)	8.0	L	32	7	2	2	1	0	0	0	0	0	35	39	1.12	1.000										

Chicago Cubs @ Houston Colt 45's
Colt Stadium, Houston, TX
Mon Aug 24 1964, 8:05 PM EDT
Att: 4,499 - Unknown

AB 31
R 2
H 7
RBI 1
BB 1
SO 2
LOB 13



Batter	1	2	3	4	5	6	7	8	9	AB	R	H	RBI	BB	SO	LOB	TOP										
Jimmy Stewart, S OBP: 0.312, SLG: 0.291 (1, 6)	1-3	FC4-6		4-3		G3			6-3	5	0	0	1	0	0	5											
Doug Clemens, L OBP: 0.312, SLG: 0.392 (1, 9)	E3 1B		6-3		G3	4-3			3-1	5	0	0	0	0	0	2											
Billy Williams, L OBP: 0.380, SLG: 0.555 (1, 7)	F7		4-3		4-3					5	0	1	0	0	0	1											
Ron Santo, R OBP: 0.409, SLG: 0.578 (1, 5)			F4		K					5	0	2	0	0	2	1											
14 Ernie Banks, R OBP: 0.307, SLG: 0.420 (1, 3)	F8									4	2	2	0	0	0	3											
Len Gabrielson, L OBP: 0.308, SLG: 0.353 (1, 8)			F9							4	1	1	1	0	0	2											
Joey Amalfitano, R OBP: 0.323, SLG: 0.386 (1, 4)										3	1	2	0	1	0	0											
Dick Bertell, R OBP: 0.292, SLG: 0.320 (1, 2)										3	0	1	0	0	1	2											
John Flavin, L Sterling Slaughter, R Vic Roznovsky, L Don Elston, R Leo Burke, R Lindy McDaniel, R Billy Cowan, R Bob Suhl, R (1, 1) (3, 1) (4, PH) (4, 1) (5, PH) (5, 1) (5, PH) (8, 1)										1	0	0	0	0	0	2											
Inning Stats	R: 0 E: 1 K: 0 S: 5	H: 1 LOB: 2 BB: 0 P: 5	R: 0 E: 0 K: 0 S: 4	H: 1 LOB: 2 BB: 1 P: 8	R: 0 E: 0 K: 0 S: 3	H: 0 LOB: 0 BB: 0 P: 3	R: 2 E: 0 K: 1 S: 8	H: 3 LOB: 1 BB: 0 P: 8	R: 0 E: 0 K: 0 S: 5	H: 0 LOB: 0 BB: 0 P: 5	R: 2 E: 0 K: 0 S: 5	H: 2 LOB: 2 BB: 1 P: 10	R: 0 E: 0 K: 0 S: 4	H: 1 LOB: 1 BB: 0 P: 4	R: 0 E: 0 K: 1 S: 6	H: 0 LOB: 0 BB: 0 P: 6	R: 0 E: 0 K: 1 S: 6	H: 1 LOB: 1 BB: 0 P: 6	1B: 7 2B: 2 3B: 0 HR: 0	SF: 1 SAC: 0 DP: 0 HBP: 1	WP: 0 PB: 0 SB: 0 CS: 0	PA: 40					
PITCHER	IP	WLS	BF	H	R	ER	SO	BB	IBB	HBP	BLK	WP	HR	S	P	ERA	WHIP										
Ken Johnson, R ERA: 3.68 (1, 1)	5.1	W	25	7	4	4	2	1	0	0	0	0	0	28	32	6.75	1.500										
Claude Raymond, R ERA: 3.29 (6, 1)	0.0		1	0	0	0	0	0	0	1	0	0	0	0	1	∞	∞										
Jim Owens, R ERA: 3.56 (6, 1)	3.2	S	14	2	0	0	2	1	0	0	0	0	0	17	21	0.00	0.818										

Chicago Cubs @ Houston Colt 45's
Colt Stadium, Houston, TX
Tue Aug 25 1964, 8:05 PM EDT
Att: 3,853 - Unknown

AB	36
R	4
H	9
RBI	4
BB	2
SO	4
LOB	18



Batter	1	2	3	4	5	6	7	8	9	AB	R	H	RBI	BB	SO	LOB	BOTTOM											
Eddie Kasko, R OBP: 0.311, SLG: 0.295 (1, 6)	SH5-4 WP SF9 1B			6-3						3	1	1	0	1	1	0												
Al Spangler, L OBP: 0.291, SLG: 0.321 (1, 8)	SF9 SH5-4 1B BB	CS		K		G1-6-3 BB				2	1	0	0	2	1	0												
Joe Gaines, R OBP: 0.331, SLG: 0.386 (1, 9)	SH5-4			G1-6-3 2B						3	1	1	0	0	1	1												
Walt Bond, L OBP: 0.320, SLG: 0.470 (1, 3)	1B			2B		4-3				4	1	2	1	0	1	0												
Bob Aspromonte, R OBP: 0.330, SLG: 0.423 (1, 5)	SF9			FC SF8 2B		G3				3	1	1	2	0	0	0												
Bob Lillis, R OBP: 0.294, SLG: 0.310 (1, 4)				FC WP 1B		1-3				4	0	1	1	0	0	1												
Ivan Murrell, R (1, 7)	F9			SF8						2	0	0	1	0	0	2												
Jerry Grote, R OBP: 0.233, SLG: 0.260 (1, 2)				F5						3	0	1	0	0	0	0												
Ken Johnson, R OBP: 0.094, SLG: 0.129 (1, 1)										2	0	0	0	0	2	2												
Claude Raymond, R OBP: 0.077, SLG: 0.167 (6, 1)										0	0	0	0	0	0	0												
Jim Owens, R OBP: 0.107, SLG: 0.143 (6, 1)										1	0	0	0	0	1	0												
Inning Stats	R: 2 E: 0 K: 0 S: 6	H: 3 LOB: 2 BB: 1 P: 10	R: 0 E: 0 K: 1 S: 4	H: 0 LOB: 0 BB: 1 P: 8	R: 3 E: 0 K: 2 S: 12	H: 4 LOB: 2 BB: 0 P: 12	R: 0 E: 0 K: 0 S: 2	H: 0 LOB: 0 BB: 1 P: 6	R: 0 E: 0 K: 0 S: 3	H: 0 LOB: 0 BB: 0 P: 3	R: 0 E: 0 K: 1 S: 5	H: 0 LOB: 0 BB: 0 P: 5	R: 0 E: 0 K: 2 S: 7	H: 0 LOB: 0 BB: 0 P: 7	R: 0 E: 0 K: 1 S: 5	H: 0 LOB: 0 BB: 0 P: 5	R: 0 E: 0 K: 1 S: 5	H: 0 LOB: 0 BB: 0 P: 5	1B: 4 2B: 3 3B: 0 HR: 0	SF: 2 SAC: 1 DP: 1 HBP: 0	WP: 2 PB: 0 SB: 0 CS: 1	PA: 34						
PITCHER	IP	WLS	BF	H	R	ER	SO	BB	IBB	HBP	BLK	WP	HR	S	P	ERA	WHIP											
John Flavin, L ERA: 19.29 (1, 1)	2.1	L	15	6	5	5	2	2	0	0	0	0	1	0	5	5	0.00	1.500										
Sterling Slaughter, R ERA: 5.18 (3, 1)	0.2		3	1	0	0	1	0	0	0	0	0	0	5	9	0.00	0.500											
Don Elston, R ERA: 4.3 (4, 1)	2.0		6	0	0	0	0	1	0	0	0	0	0	5	9	0.00	0.500											
Lindy McDaniel, R ERA: 4.29 (6, 1)	2.0		6	0	0	0	3	0	0	0	0	0	0	12	12	0.00	0.000											
Bob Suhl, R ERA: 3.3 (8, 1)	1.0		3	0	0	0	1	0	0	0	0	0	0	5	5	0.00	0.000											

Chicago Cubs @ Houston Colt 45's
Colt Stadium, Houston, TX
Tue Aug 25 1964, 8:05 PM EDT
Att: 3,853 - Unknown

AB	27
R	5
H	7
RBI	5
BB	3
SO	7
LOB	6



Batter	1	2	3	4	5	6	7	8	9	AB	R	H	RBI	BB	SO	LOB	TOP										
Jimmy Stewart, S OBP: 0.311, SLG: 0.289 (1, 6)										5	1	1	0	0	1	0											
Doug Clemens, L OBP: 0.316, SLG: 0.396 Billy Cowan, R OBP: 0.269, SLG: 0.402 (1, 9) (1, 8)										1	0	1	0	0	0	0											
Billy Williams, L OBP: 0.379, SLG: 0.551 (1, 7)										3	0	0	1	1	1	1											
Ron Santo, R OBP: 0.408, SLG: 0.582 (1, 5)										4	1	1	1	0	1	2											
14 Ernie Banks, R OBP: 0.309, SLG: 0.427 (1, 3)										4	1	2	1	0	0	0											
Len Gabrielson, L OBP: 0.307, SLG: 0.348 (1, 8) (1, 9)										3	0	0	0	1	0	0											
Joey Amalfitano, R OBP: 0.328, SLG: 0.394 (1, 4)										4	0	3	0	0	0	0											
Dick Bertell, R OBP: 0.294, SLG: 0.320 Jimmie Schaffer, R OBP: 0.321, SLG: 0.356 (1, 2) (4, PH) (4, 2)										0	0	0	0	1	0	0											
Larry Jackson, R OBP: 0.157, SLG: 0.183 (1, 1)										4	0	0	0	0	0	5											
Inning Stats	R: 1 E: 0 K: 0 S: 4	H: 2 LOB: 0 BB: 0 P: 4	R: 0 E: 0 K: 0 S: 4	H: 1 LOB: 2 BB: 1 P: 8	R: 0 E: 0 K: 1 S: 5	H: 0 LOB: 0 BB: 0 P: 5	R: 1 E: 0 K: 0 S: 3	H: 2 LOB: 1 BB: 0 P: 5	R: 0 E: 0 K: 0 S: 3	H: 0 LOB: 0 BB: 0 P: 3	R: 1 E: 1 K: 1 S: 8	H: 3 LOB: 3 BB: 1 P: 12	R: 0 E: 0 K: 1 S: 5	H: 0 LOB: 1 BB: 1 P: 9	R: 0 E: 0 K: 0 S: 3	H: 0 LOB: 0 BB: 0 P: 3	R: 0 E: 0 K: 0 S: 3	H: 0 LOB: 0 BB: 0 P: 3	1B: 5 2B: 1 3B: 0 HR: 2	SF: 0 SAC: 0 DP: 1 HBP: 0	WP: 0 PB: 0 SB: 0 CS: 0	PA: 37					
PITCHER	IP	WLS	BF	H	R	ER	SO	BB	IBB	HBP	BLK	WP	HR	S	P	ERA	WHIP										
Hal Brown, R ERA: 3.79 Gordon Jones, R ERA: 2.7 Claude Raymond, R ERA: 3.18 Don Larsen, R ERA: 2.51 (1, 1) (6, 1) (7, 1) (9, 1)	5.1	L	23	7	3	3	2	0	1	0	0	0	2	26	30	5.06	1.312										

Chicago Cubs @ Houston Colt 45's
Colt Stadium, Houston, TX
Wed Aug 26 1964, 8:05 PM EDT
Att: 5,146 - Unknown

AB 34
R 3
H 8
RBI 3
BB 3
SO 3
LOB 12



Batter	1	2	3	4	5	6	7	8	9	AB	R	H	RBI	BB	SO	LOB	BOTTOM										
Eddie Kasko, R OBP: 0.308, SLG: 0.291 (1, 6)										4	0	0	0	0	2	3											
Nellie Fox, L OBP: 0.316, SLG: 0.322 Don Larsen, R OBP: 0.238, SLG: 0.059 (1, 4) (9, 1)										4	0	1	1	0	0	1											
Al Spangler, L OBP: 0.288, SLG: 0.317 (1, 8)										4	0	0	0	0	0	1											
Walt Bond, L OBP: 0.319, SLG: 0.468 Ivan Murrell, R (9, PR)										4	0	1	0	0	1	0											
Bob Aspromonte, R OBP: 0.330, SLG: 0.421 (1, 5)										4	0	1	0	0	0	1											
Joe Gaines, R OBP: 0.331, SLG: 0.383 (1, 9)										2	0	0	0	1	0	1											
Dave Roberts, L OBP: 0.287, SLG: 0.278 (1, 7)										3	0	0	0	0	2												
Jerry Grote, R OBP: 0.238, SLG: 0.265 (1, 2)										3	0	2	0	0	0	1											
Hal Brown, R OBP: 0.187, SLG: 0.143 Gordon Jones, R OBP: 0.309, SLG: 0.500 Carroll Hardy, R OBP: 0.296, SLG: 0.339 Claude Raymond, R OBP: 0.321, SLG: 0.183 Bob Lillis, R OBP: 0.253, SLG: 0.320 (1, 1) (6, 1) (6, PH) (7, 1) (8, PH) (9, 4)										1	0	0	0	0	1	1											
Inning Stats	R: 0 E: 0 K: 1 S: 5	H: 0 LOB: 0 BB: 0 P: 5	R: 0 E: 0 K: 0 S: 3	H: 0 LOB: 0 BB: 0 P: 3	R: 0 E: 0 K: 2 S: 8	H: 1 LOB: 1 BB: 0 P: 8	R: 0 E: 0 K: 1 S: 5	H: 0 LOB: 0 BB: 0 P: 5	R: 0 E: 0 K: 0 S: 3	H: 0 LOB: 1 BB: 1 P: 7	R: 1 E: 0 K: 0 S: 4	H: 2 LOB: 0 BB: 0 P: 4	R: 0 E: 1 K: 0 S: 4	H: 1 LOB: 1 BB: 0 P: 4	R: 0 E: 0 K: 0 S: 4	H: 1 LOB: 1 BB: 0 P: 4	R: 0 E: 0 K: 0 S: 3	H: 1 LOB: 1 BB: 0 P: 3	1B: 6 2B: 0 3B: 0 HR: 0	SF: 0 SAC: 0 DP: 2 HBP: 0	WP: 0 PB: 1 SB: 0 CS: 0	PA: 32					
PITCHER	IP	WLS	BF	H	R	ER	SO	BB	IBB	HBP	BLK	WP	HR	S	P	ERA	WHIP										
Larry Jackson, R ERA: 3.39 (1, 1)	9.0	W	32	6	1	1	4	1	0	0	0	0	0	39	43	1.00	0.778										

Chicago Cubs @ Houston Colt 45's
Colt Stadium, Houston, TX
Wed Aug 26 1964, 8:05 PM EDT
Att: 5,146 - Unknown

AB 31
R 1
H 6
RBI 1
BB 1
SO 4
LOB 12



Batter	1	2	3	4	5	6	7	8	9	AB	R	H	RBI	BB	SO	LOB	TOP										
Bobby Klaus, R OBP: 0.300, SLG: 0.365 (1, 5)	F9		L7	SF9 1-3 2-H		1B		SH 1B	5-3	5	2	2	1	0	0	0	New York Mets @ Chicago Cubs Wrigley Field, Chicago, IL Fri Aug 28 1964, 3:33 AM CDT Att: 6,489 - Unknown										
Ron Hunt, R OBP: 0.369, SLG: 0.419 (1, 4)	L7		HR	SF9		P6		1B 1-3 2-H 3-H	2B 1B	5	2	3	3	0	0	1											
Ed Kranepool, L OBP: 0.322, SLG: 0.413 (1, 3)	G3		HR	SF9		1B		P6	2B	5	1	3	3	0	0	2											
Joe Christopher, R OBP: 0.366, SLG: 0.488 (1, 9)		HR	1B 1B	1B		F7		2B 1B 1-3	P5	6	2	4	2	0	0	4											
George Altman, L OBP: 0.257, SLG: 0.326 (1, 7)		HR	1B	P4				F8 1-3	P6	5	1	2	1	0	0	3											
Jim Hickman, R OBP: 0.314, SLG: 0.377 (1, 8)	1-3		G6-4-3 1B		5-3			6-3 1-3	2B	5	0	2	2	0	0	0											
Chris Cannizzaro, R OBP: 0.371, SLG: 0.368 (1, 2)		FC6-4 BB	G6-4-3 1-2		5-3			6-3 3-H	IBB	3	0	0	0	2	0	2											
Roy McMillan, R OBP: 0.242, SLG: 0.242 (8, PR)	F9				5-3					4	1	2	0	0	0	1											
Dennis Ribant, R OBP: 0.222, SLG: 0.125 (8, PH)										0	1	0	0	0	0	0											
Hawk Taylor, R OBP: 0.275, SLG: 0.346 (8, 1)										1	0	0	0	0	0	3											
Willard Hunter, R (8, 1)										0	0	0	0	0	0	0											
Jack Fisher, G Bill Wampler, R Jose Cardenas, L Rod Keller, L Gary Kroll, R Larry Bearnarth, R Al Jackson, L Wayne Graham, R	FC6-4 1-2				2B SF9 BB			1-2 SH 1B	F8	1	0	0	0	0	0	1											
Inning Stats	R: 0 E: 0 K: 0 S: 3	H: 0 LOB: 0 BB: 0 P: 3	R: 2 E: 0 K: 0 S: 5	H: 2 LOB: 1 BB: 1 P: 9	R: 3 E: 0 K: 0 S: 7	H: 5 LOB: 1 BB: 0 P: 7	R: 3 E: 0 K: 0 S: 6	H: 3 LOB: 1 BB: 1 P: 10	R: 0 E: 0 K: 0 S: 3	H: 0 LOB: 0 BB: 0 P: 3	R: 0 E: 0 K: 0 S: 3	H: 0 LOB: 0 BB: 0 P: 3	R: 4 E: 0 K: 0 S: 9	H: 5 LOB: 3 BB: 1 P: 13	R: 0 E: 0 K: 0 S: 5	H: 2 LOB: 2 BB: 0 P: 5	1B: 13 2B: 3 3B: 0 HR: 3	SF: 2 SAC: 1 DP: 1 HBP: 0	WP: 0 PB: 0 SB: 0 CS: 0	PA: 49							
PITCHER	IP	WLS	BF	H	R	ER	SO	BB	IBB	HBP	BLK	WP	HR	S	P	ERA	WHIP										
Bob Buhl, R ERA: 3.51	2.1		14	6	5	5	0	1	0	0	0	0	3	13	17	19.29	3.000										
Lew Burdette, R ERA: 4.49	4.2		22	8	5	5	0	1	0	0	0	0	0	21	25	9.64	1.929										
Don Elston, R ERA: 4.66	0.1	L	4	2	1	1	0	0	0	0	0	0	0	4	4	27.00	6.000										
John Flavin, L ERA: 16.88	0.1		2	1	1	1	0	0	0	0	0	0	0	2	2	27.00	3.000										
Sterling Slaughter, R ERA: 5.94	1.1		7	2	0	0	0	0	1	0	0	0	0	6	10	0.00	1.500										

AB	43
R	12
H	19
RBI	12
BB	3
SO	0
LOB	17



Batter	1	2	3	4	5	6	7	8	9	AB	R	H	RBI	BB	SO	LOB	BOTTOM										
Joey Amalfitano, R OBP: 0.329, SLG: 0.392 (1, 4)	5-3		1B 1B	G5-2-3		2B 1B BB		5-3		4	2	1	0	1	0	3	New York Mets @ Chicago Cubs Wrigley Field, Chicago, IL Fri Aug 28 1964, 3:33 AM CDT Att: 6,489 - Unknown										
Jimmy Stewart, S OBP: 0.315, SLG: 0.300 (1, 6)	4-3		1B 1B	F8		1B 2B		2B		5	2	3	1	0	0	2											
Billy Williams, L OBP: 0.383, SLG: 0.553 (1, 7)	1B		2B 1B	3B BB		1B		P6		4	2	3	2	1	0	1											
Ron Santo, R OBP: 0.410, SLG: 0.584 (1, 5)	1B		14 HR	K		14 G5-4-3		F3		4	1	2	3	1	1	1											
14 Ernie Banks, R OBP: 0.310, SLG: 0.432 (1, 3)	BB		2H HR	F8		G5-4-3		5-3		4	1	1	2	1	0	3											
Len Gabrielson, L OBP: 0.309, SLG: 0.371 (1, 9)	6-3		HR	3B		L9		P6		5	1	2	2	0	0	3											
Vic Roznovsky, L OBP: 0.255, SLG: 0.229 (1, 2)	L8		1B HBP	L4		6-3		F9		4	0	1	0	0	0	1											
Jimmie Schaffer, R OBP: 0.318, SLG: 0.362 (8, PH)			G5-2-3 1B							1	0	0	0	0	0	0											
Billy Cowan, R OBP: 0.269, SLG: 0.399 (1, 8)	P3		G5-2-3 1B HBP			K		6-3		4	0	0	0	0	2	0											
Bob Buhl, R ERA: 3.51 Lew Burdette, R ERA: 4.49 Don Elston, R ERA: 4.66 John Flavin, L ERA: 16.88 Sterling Slaughter, R ERA: 5.94 Leo Burke, R OBP: 0.314, SLG: 0.330 (8, PH)	K		1-2 2-3	G5-2-3 1B		2B BB		P4		1	0	0	0	0	1	0											
Inning Stats	R: 0 E: 0 K: 0 S: 5	H: 2 LOB: 3 BB: 1 P: 9	R: 0 E: 0 K: 1 S: 5	H: 0 LOB: 0 BB: 0 P: 5	R: 6 E: 0 K: 0 S: 10	H: 8 LOB: 2 BB: 0 P: 11	R: 1 E: 0 K: 1 S: 6	H: 1 LOB: 1 BB: 1 P: 10	R: 3 E: 0 K: 1 S: 6	H: 2 LOB: 1 BB: 3 P: 18	R: 0 E: 0 K: 1 S: 5	H: 0 LOB: 0 BB: 0 P: 5	R: 0 E: 0 K: 0 S: 4	H: 1 LOB: 1 BB: 0 P: 4	R: 0 E: 0 K: 0 S: 3	H: 0 LOB: 0 BB: 0 P: 3	R: 0 E: 0 K: 1 S: 5	H: 0 LOB: 0 BB: 0 P: 5	1B: 8 2B: 3 3B: 1 HR: 2	SF: 0 SAC: 0 DP: 2 HBP: 1	WP: 0 PB: 0 SB: 0 CS: 0	PA: 45					
PITCHER	IP	WLS	BF	H	R	ER	SO	BB	IBB	HBP	BLK	WP	HR	S	P	ERA	WHIP										
Jack Fisher, R ERA: 4.32	2.0		15	8	6	6	1	1	0	0	0	0	0	4	5	27.00	4.500										
Bill Wakefield, R ERA: 3.49	1.0		5	2	0	0	0	0	0	1	0	0	0	4	5	0.00	2.000										
Gary Kroll, R ERA: 4.5	1.0		5	1	1	1	1	1	0	0	0	0	0	6	10	9.00	2.000										
Larry Bearnarth, R ERA: 4.28	0.1		4	1	3	3	1	2	0	0	0	0	0	4	12	81.00	9.000										
Al Jackson, L ERA: 4.6	2.2	W	10	2	0	0	1	1	0	0	0	0	0	11	15	0.00	1.125										

AB	39
R	10
H	14
RBI	10
BB	5
SO	5
LOB	14



Batter	1	2	3	4	5	6	7	8	9	10	AB	R	H	RBI	BB	SO	LOB	TOP
Bobby Klaus, R OBP: 0.307, SLG: 0.378 (1, 6)	G3 HR 2B		5-3 2B		FC6-5 BB		F8			FC3-6 CS	4	1	2	0	1	0	1	New York Mets @ Chicago Cubs Wrigley Field, Chicago, IL Sat Aug 29 1964, 3:33 AM CDT Att: 9,871 - Unknown AB 36 R 3 H 10 RBI 3 BB 2 SO 3 LOB 19
Ron Hunt, R OBP: 0.365, SLG: 0.414 (1, 4)	K		5-3		FC6-5		P6			K	5	0	0	0	0	2	5	
Joe Christopher, R OBP: 0.365, SLG: 0.486 (1, 9)	G3		FC4-2-5-4		L9						4	0	1	0	0	0	4	
Jim Hickman, R OBP: 0.316, SLG: 0.388 (1, 8)	HR			5-3		FC4-6 1B				G6-4-3	4	1	2	2	0	0	1	
Wayne Graham, R OBP: 0.133, SLG: 0.200 (1, 5)	K			G3		FC4-6 1B				1-4-3	4	0	0	0	0	1	1	
Ed Kranenpool, L OBP: 0.321, SLG: 0.411 (1, 3)				P4		3-1				F7	4	0	1	0	0	0	1	
Chris Cannizzaro, R OBP: 0.374, SLG: 0.367 (1, 2)						1-3				F8	3	0	1	0	1	0	0	
George Altman, L OBP: 0.257, SLG: 0.328 (1, 7)						1B 2B				3-1	4	1	1	0	0	0	4	
Galen Cisco, R OBP: 0.191, SLG: 0.140 (1, 1)						FC6-5 BB 1B				6-3	4	0	2	1	0	0	2	
Inning Stats	R: 2 E: 0 K: 2 S: 9	H: 2 LOB: 0 BB: 0 P: 9	R: 0 E: 0 K: 0 S: 4	H: 2 LOB: 1 BB: 0 P: 4	R: 0 E: 0 K: 0 S: 3	H: 1 LOB: 0 BB: 0 P: 3	R: 0 E: 0 K: 0 S: 3	H: 0 LOB: 0 BB: 0 P: 3	R: 0 E: 0 K: 0 S: 3	H: 1 LOB: 0 BB: 0 P: 3	R: 0 E: 0 K: 0 S: 3	H: 0 LOB: 0 BB: 0 P: 3	R: 0 E: 0 K: 1 S: 5	H: 1 LOB: 0 BB: 0 P: 5	1B: 6 2B: 4 3B: 0 HR: 1	SF: 0 SAC: 0 DP: 3 HBP: 0	WP: 0 PB: 0 SB: 0 CS: 1	
PITCHER Dick Ellsworth, L ERA: 3.49 (1, 1)	IP: 10.0 W: 10 L: 3 S: 10	WLS: 38 BF: 10 H: 3 R: 3 ER: 3 SO: 3	H: 10 R: 3 ER: 3 SO: 3	BB: 1 IBB: 1 HBP: 0 BLK: 0	WP: 0 HR: 1 S: 42 P: 50	ERA: 2.70 WHIP: 1.100	PITCHER IP WLS BF H R ER SO BB IBB HBP BLK WP HR S P ERA WHIP											

Batter	1	2	3	4	5	6	7	8	9	10	AB	R	H	RBI	BB	SO	LOB	BOTTOM
Jimmy Stewart, S OBP: 0.318, SLG: 0.307 (1, 4)	4-3			1B 1B	FC3-6 1B		4-3			1B 2B	5	2	3	1	0	0	0	New York Mets @ Chicago Cubs Wrigley Field, Chicago, IL Sat Aug 29 1964, 3:33 AM CDT Att: 9,871 - Unknown AB 36 R 4 H 9 RBI 4 BB 1 SO 3 LOB 13
Ellis Burton, S OBP: 0.214, SLG: 0.120 (1, 8)	K			1B 1B	FC3-6		4-3			1B	5	0	2	1	0	1	2	
Billy Williams, L OBP: 0.380, SLG: 0.549 (1, 7)	6-3			P5	4-3					G3	4	0	0	0	0	0	4	
Ron Santo, R OBP: 0.407, SLG: 0.579 (1, 5)				L8			F3			5-3	4	0	0	0	0	0	2	
14 Ernie Banks, R OBP: 0.313, SLG: 0.439 (1, 3)				CS BB	1B		HR			F9	3	1	2	2	1	0	0	
Len Gabrielson, L OBP: 0.308, SLG: 0.369 (1, 9)	L7			1-3			1B			4-3	4	0	1	0	0	0	3	
Vic Roznovsky, L OBP: 0.236, SLG: 0.212 (1, 2)				G3			F9			4-3	4	0	0	0	0	0	1	
Andre Rodgers, R OBP: 0.324, SLG: 0.378 (1, 6)				1-3			6-3			K	4	1	1	0	0	1	1	
Dick Ellsworth, L OBP: 0.086, SLG: 0.052 (1, 1)	2-3			SH 1B	FC3-6 1B		4-3			K	3	0	0	0	0	1	0	
Inning Stats	R: 0 E: 0 K: 1 S: 5	H: 0 LOB: 0 BB: 0 P: 5	R: 0 E: 0 K: 0 S: 2	H: 0 LOB: 0 BB: 1 P: 6	R: 0 E: 0 K: 0 S: 3	H: 0 LOB: 0 BB: 0 P: 3	R: 1 E: 0 K: 0 S: 6	H: 2 LOB: 2 BB: 0 P: 6	R: 1 E: 0 K: 0 S: 5	H: 2 LOB: 1 BB: 0 P: 5	R: 0 E: 0 K: 0 S: 3	H: 0 LOB: 0 BB: 0 P: 3	R: 0 E: 0 K: 1 S: 5	H: 0 LOB: 0 BB: 0 P: 5	1B: 7 2B: 1 3B: 0 HR: 1	SF: 0 SAC: 1 DP: 0 HBP: 0	WP: 0 PB: 0 SB: 0 CS: 1	
PITCHER Galen Cisco, R ERA: 3.48 (1, 1)	IP: 9.1 W: 9 L: 4 S: 9	WLS: 38 BF: 9 H: 4 R: 4 ER: 4 SO: 3	H: 9 R: 4 ER: 4 SO: 3	BB: 1 IBB: 0 HBP: 0 BLK: 0	WP: 0 HR: 1 S: 43 P: 47	ERA: 3.86 WHIP: 1.071	PITCHER IP WLS BF H R ER SO BB IBB HBP BLK WP HR S P ERA WHIP											

Batter	1	2	3	4	5	6	7	8	9	AB	R	H	RBI	BB	SO	LOB	TOP					
Bobby Klaus, R OBP: 0.310, SLG: 0.391 (1, 5)										4	2	2	0	0	0	1	New York Mets @ Chicago Cubs Wrigley Field, Chicago, IL Sun Aug 30 1964, 3:33 AM CDT Att: 11,774 - Sunny					
Ron Hunt, R OBP: 0.366, SLG: 0.415 (1, 4)										4	1	2	1	0	1	1						
Ed Kranepool, L OBP: 0.320, SLG: 0.409 (1, 3)										4	0	1	0	0	2	2						
Joe Christopher, R OBP: 0.367, SLG: 0.486 (1, 9)										4	0	2	1	0	0	1						
George Altman, L OBP: 0.254, SLG: 0.324 (1, 7)										4	0	0	1	0	1	4						
Jim Hickman, R OBP: 0.313, SLG: 0.383 (1, 8)										4	0	0	0	0	1	3						
Chris Cannizzaro, R OBP: 0.373, SLG: 0.373 Jesse Gonder, L OBP: 0.345, SLG: 0.415 (9, PH)										3	0	1	0	0	0	0						
Roy McMillan, R OBP: 0.243, SLG: 0.244 (1, 6)										2	0	1	0	0	0	0						
Al Jackson, L OBP: 0.196, SLG: 0.327 (7, PR)										0	0	0	0	0	0	0						
Gary Kroll, R OBP: 1.000, SLG: 1.000 Hawk Taylor, R OBP: 0.274, SLG: 0.344 (9, PH)										1	0	0	0	0	0	0						
Dennis Ribant, R OBP: 0.182, SLG: 0.100 Larry Bearnarth, R OBP: 0.154, SLG: 0.154 Wayne Graham, R OBP: 0.125, SLG: 0.188 (7, 5)										2	0	0	0	0	1	1						
Inning Stats	R: 1 E: 0 K: 1 S: 8	H: 3 LOB: 2 BB: 0 P: 8	R: 0 E: 0 K: 1 S: 5	H: 1 LOB: 0 BB: 0 P: 5	R: 1 E: 0 K: 0 S: 4	H: 2 LOB: 0 BB: 0 P: 4	R: 0 E: 0 K: 1 S: 5	H: 0 LOB: 0 BB: 0 P: 5	R: 0 E: 0 K: 0 S: 3	H: 0 LOB: 0 BB: 0 P: 3	R: 1 E: 0 K: 0 S: 5	H: 2 LOB: 1 BB: 0 P: 5	R: 0 E: 0 K: 0 S: 4	H: 1 LOB: 1 BB: 0 P: 4	R: 0 E: 1 K: 1 S: 6	H: 0 LOB: 1 BB: 0 P: 6	R: 0 E: 0 K: 0 S: 3	H: 0 LOB: 0 BB: 0 P: 3	1B: 7 2B: 1 3B: 1 HR: 0	SF: 0 SAC: 1 DP: 1 HBP: 0	WP: 0 PB: 0 SB: 0 CS: 1	PA: 35
PITCHER Larry Jackson, R ERA: 3.37 (1, 1)	IP: 9.0 WLS: W BF: 35 H: 9 R: 3 ER: 3 SO: 4 BB: 0 IBB: 0 HBP: 0 BLK: 0 WP: 0 HR: 0 S: 43 P: 43 ERA: 3.00 WHIP: 1.000															PITCHER	IP: WLS: BF: H: R: ER: SO: BB: IBB: HBP: BLK: WP: HR: S: P: ERA: WHIP:					

livebaseballscorecards.com



Batter	1	2	3	4	5	6	7	8	9	AB	R	H	RBI	BB	SO	LOB	BOTTOM			
Jimmy Stewart, S OBP: 0.318, SLG: 0.305 (1, 4)										3	1	0	0	1	1	1	New York Mets @ Chicago Cubs Wrigley Field, Chicago, IL Sun Aug 30 1964, 3:33 AM CDT Att: 11,774 - Sunny			
Ellis Burton, S OBP: 0.281, SLG: 0.310 (1, 8)										4	3	3	0	0	0	1				
Billy Williams, L OBP: 0.381, SLG: 0.554 (1, 7)										2	2	1	3	1	0	0				
Ron Santo, R OBP: 0.408, SLG: 0.580 (1, 5)										4	1	2	1	0	1	0				
14 Ernie Banks, R OBP: 0.313, SLG: 0.441 (1, 3)										3	0	1	2	0	2	0				
Len Gabrielson, L OBP: 0.303, SLG: 0.363 (1, 9)										4	0	0	0	0	1	2				
Vic Roznovsky, L OBP: 0.254, SLG: 0.250 (1, 2)										4	0	2	0	0	0	0				
Andre Rodgers, R OBP: 0.321, SLG: 0.374 (1, 6)										4	0	0	0	0	2	3				
Larry Jackson, R OBP: 0.161, SLG: 0.186 (1, 1)										4	0	1	0	0	1	3				
Inning Stats	R: 2 E: 0 K: 2 S: 10	H: 3 LOB: 1 BB: 0 P: 10	R: 0 E: 0 K: 1 S: 5	H: 0 LOB: 0 BB: 0 P: 5	R: 2 E: 0 K: 1 S: 7	H: 2 LOB: 0 BB: 0 P: 7	R: 0 E: 0 K: 1 S: 6	H: 1 LOB: 1 BB: 0 P: 6	R: 2 E: 0 K: 0 S: 4	H: 1 LOB: 1 BB: 2 P: 12	R: 0 E: 0 K: 0 S: 4	H: 1 LOB: 1 BB: 0 P: 4	R: 1 E: 1 K: 2 S: 8	H: 1 LOB: 0 BB: 0 P: 8	R: 0 E: 1 K: 1 S: 6	H: 1 LOB: 1 BB: 0 P: 6		1B: 4 2B: 4 3B: 1 HR: 1	SF: 2 SAC: 0 DP: 0 HBP: 0	WP: 1 PB: 0 SB: 0 CS: 0
PITCHER Dennis Ribant, R ERA: 4.85 Larry Bearnarth, R ERA: 4.18 Gary Kroll, R ERA: 3.86 (1, 1)	IP: 4.1 WLS: L BF: 22 H: 7 R: 6 ER: 6 SO: 5 BB: 2 IBB: 0 HBP: 0 BLK: 0 WP: 1 HR: 1 S: 30 P: 38 ERA: 12.46 WHIP: 2.077															PITCHER	IP: WLS: BF: H: R: ER: SO: BB: IBB: HBP: BLK: WP: HR: S: P: ERA: WHIP:			

livebaseballscorecards.com



Batter	1	2	3	4	5	6	7	8	9	AB	R	H	RBI	BB	SO	LOB	TOP			
Jimmy Stewart, S (1, 6) OBP: 0.319, SLG: 0.308										3	1	0	1	1	1	0	Chicago Cubs @ Cincinnati Reds Crosley Field, Cincinnati, OH Tue Sep 01 1964, 7:05 PM EDT Att: 7,923 - Unknown			
Ellis Burton, S (1, 8) OBP: 0.276, SLG: 0.303										4	0	1	0	0	1	1				
Billy Williams, L (1, 7) OBP: 0.380, SLG: 0.552										4	0	1	1	0	1	2				
Ron Santo, R (1, 5) OBP: 0.405, SLG: 0.575										4	0	0	0	0	2	3				
14 Ernie Banks, R (1, 3) OBP: 0.311, SLG: 0.438										3	0	0	0	0	0	1				
Len Gabrielson, L (1, 9) OBP: 0.299, SLG: 0.358										3	0	0	0	0	2	0				
Vic Roznovsky, L (1, 2) OBP: 0.242, SLG: 0.237										3	0	0	0	0	1	0				
Ron Campbell, R (1, 4) OBP: 0.277, SLG: 0.326										3	0	0	0	0	2	0				
Ernie Broglio, R (1, 1) OBP: 0.241, SLG: 0.235										2	0	0	0	0	2	0				
Leo Burke, R (8, PH) OBP: 0.311, SLG: 0.326										1	0	0	0	0	1	0				
Lindy McDaniel, R (8, 1) OBP: 0.077, SLG: 0.077										0	0	0	0	0	0	0				
Inning Stats	R: 0 H: 0 E: 0 K: 3 S: 9	H: 0 LOB: 0 BB: 0 P: 9	R: 0 H: 0 E: 0 K: 1 S: 5	H: 0 LOB: 0 BB: 0 P: 5	R: 0 H: 0 E: 0 K: 3 S: 9	H: 0 LOB: 0 BB: 0 P: 9	R: 1 H: 2 E: 0 K: 0 S: 5	H: 2 LOB: 1 BB: 0 P: 5	R: 0 H: 0 E: 0 K: 1 S: 6	H: 1 LOB: 2 BB: 1 P: 10	R: 0 H: 0 E: 0 K: 1 S: 5	H: 0 LOB: 0 BB: 0 P: 5	R: 0 H: 0 E: 0 K: 2 S: 7	H: 0 LOB: 0 BB: 0 P: 7	R: 0 H: 0 E: 0 K: 1 S: 5	H: 0 LOB: 0 BB: 0 P: 5	1B: 2 2B: 1 3B: 0 HR: 0	SF: 0 SAC: 0 DP: 0 HBP: 0	WP: 0 PB: 0 SB: 0 CS: 0	PA: 31
PITCHER Jim Maloney, R (1, 1) ERA: 3.02	IP: 9.0 WLS: W BF: 31 H: 3 R: 1 ER: 1 SO: 13 BB: 1 IBB: 0 HBP: 0 BLK: 0 WP: 0 HR: 0 S: 56 P: 60 ERA: 1.00 WHIP: 0.444															PITCHER				

Batter	1	2	3	4	5	6	7	8	9	AB	R	H	RBI	BB	SO	LOB	BOTTOM			
Giraldo Ruiz, S (1, 4) OBP: 0.260, SLG: 0.325										3	0	1	0	1	1	0	Chicago Cubs @ Cincinnati Reds Crosley Field, Cincinnati, OH Tue Sep 01 1964, 7:05 PM EDT Att: 7,923 - Unknown			
Mel Queen, L (1, 9) OBP: 0.230, SLG: 0.319										4	0	0	0	0	1	2				
Vada Pinson, L (1, 8) OBP: 0.313, SLG: 0.439										4	1	1	0	0	0	1				
Frank Robinson, R (1, 7) OBP: 0.404, SLG: 0.570										2	1	1	0	1	0	0				
Deron Johnson, R (1, 3) OBP: 0.339, SLG: 0.508										3	0	0	0	0	1	2				
Don Pavletich, R (1, 2) OBP: 0.351, SLG: 0.530										2	0	0	0	1	0	0				
Leo Cardenas, R (1, 6) OBP: 0.309, SLG: 0.382										3	0	2	1	0	0	0				
Steve Boros, R (1, 5) OBP: 0.337, SLG: 0.332										3	0	0	0	0	0	3				
Jim Maloney, L (1, 1) OBP: 0.206, SLG: 0.172										3	0	0	0	0	0	0				
Inning Stats	R: 1 H: 2 E: 1 K: 2 S: 9	H: 2 LOB: 1 BB: 0 P: 9	R: 0 H: 1 E: 0 K: 0 S: 3	H: 1 LOB: 0 BB: 0 P: 3	R: 0 H: 1 E: 0 K: 0 S: 3	H: 1 LOB: 0 BB: 0 P: 3	R: 1 H: 1 E: 0 K: 0 S: 4	H: 1 LOB: 2 BB: 2 P: 12	R: 0 H: 0 E: 0 K: 1 S: 5	H: 0 LOB: 1 BB: 1 P: 7	R: 0 H: 0 E: 0 K: 1 S: 5	H: 0 LOB: 0 BB: 0 P: 5	R: 0 H: 0 E: 0 K: 0 S: 3	H: 0 LOB: 0 BB: 0 P: 3	R: 0 H: 0 E: 0 K: 0 S: 3	H: 0 LOB: 0 BB: 0 P: 3	1B: 5 2B: 0 3B: 0 HR: 0	SF: 0 SAC: 0 DP: 1 HBP: 0	WP: 1 PB: 0 SB: 1 CS: 1	PA: 30
PITCHER Ernie Broglio, R (1, 1) ERA: 4.0	IP: 7.0 WLS: L BF: 27 H: 5 R: 2 ER: 2 SO: 2 BB: 2 IBB: 1 HBP: 0 BLK: 0 WP: 1 HR: 0 S: 30 P: 42 ERA: 1.29 WHIP: 1.000															PITCHER				
Lindy McDaniel, R (8, 1) ERA: 4.23	IP: 1.0 WLS: L BF: 3 H: 0 R: 0 ER: 0 SO: 0 BB: 0 IBB: 0 HBP: 0 BLK: 0 WP: 0 HR: 0 S: 3 P: 3 ERA: 0.00 WHIP: 0.000															PITCHER				

AB	30
R	1
H	3
RBI	1
BB	1
SO	13
LOB	7



AB	27
R	2
H	5
RBI	1
BB	3
SO	3
LOB	8



Batter	1	2	3	4	5	6	7	8	9	10	11	12	AB	R	H	RBI	BB	SO	LOB	TOP						
Jimmy Stewart, S OBP: 0.315, SLG: 0.303 (1.6)	K		F8			6-3			6-3		FC1-6		5	0	0	0	0	1	1							
Elis Burton, S OBP: 0.288, SLG: 0.289 Don Elston, R OBP: 0.167, SLG: 0.167 (1.9)	6-3			K			F7				F6		5	0	1	0	0	1	1							
Billy Williams, L OBP: 0.378, SLG: 0.550 (1.7)	F7			6-3					6-3		L8		5	0	1	0	0	0	2							
Ron Santo, R OBP: 0.491, SLG: 0.589 (1.5)		K		K					6-3		F9		5	0	0	0	0	2	1							
14 Ernie Banks, R OBP: 0.310, SLG: 0.438 (1.3)		F9					L6				F8		5	0	1	0	0	1	1							
Billy Cowan, R OBP: 0.272, SLG: 0.402 (1.8)		2B		1B					5-3				4	0	2	0	1	0	1							
Jimmie Schaffer, R OBP: 0.330, SLG: 0.371 (1.2)						G6-4-3			F9				3	0	1	0	2	0	1							
Ron Campbell, R (1.4)				1-3					F8				5	0	0	0	0	1	4							
Bob Buhl, R OBP: 0.152, SLG: 0.083 Joey Amalfitano, R OBP: 0.328, SLG: 0.391 Lindy McDaniel, R OBP: 0.077, SLG: 0.077 Leo Burke, R OBP: 0.317, SLG: 0.333 (11.9)				6-3					K		F4		2	0	0	0	0	1	0							
													1	0	0	0	0	0	0							
													0	0	0	0	0	0	0							
													1	0	1	0	0	0	0							
Inning Stats	R: 0 E: 0 K: 1 S: 5	H: 0 LOB: 0 BB: 0 P: 5	R: 0 E: 0 K: 1 S: 6	H: 2 LOB: 2 BB: 0 P: 6	R: 0 E: 0 K: 0 S: 3	H: 0 LOB: 0 BB: 0 P: 3	R: 0 E: 0 K: 2 S: 7	H: 0 LOB: 0 BB: 0 P: 7	R: 0 E: 0 K: 0 S: 2	H: 0 LOB: 0 BB: 0 P: 6	R: 0 E: 0 K: 1 S: 6	H: 1 LOB: 1 BB: 0 P: 6	R: 0 E: 0 K: 0 S: 3	H: 0 LOB: 0 BB: 0 P: 3	R: 0 E: 0 K: 0 S: 4	H: 1 LOB: 1 BB: 0 P: 4	R: 0 E: 0 K: 1 S: 6	H: 2 LOB: 2 BB: 1 P: 10	R: 0 E: 0 K: 0 S: 4	H: 1 LOB: 1 BB: 0 P: 4	R: 0 E: 0 K: 0 S: 4	H: 1 LOB: 2 BB: 1 P: 8	1B: 3 2B: 4 3B: 0 HR: 0	SF: 0 SAC: 0 DP: 1 HBP: 0	WP: 0 PB: 0 SB: 1 CS: 0	PA: 44
PITCHER Jim O'Toole, L ERA: 2.35 (1.1)	IP: 12.0 WLS: 7 BF: 44 H: 7 R: 0 ER: 0 SO: 7 BB: 1 IBB: 2 HBP: 0 BLK: 0 WP: 0 HR: 0 S: 55 P: 67 ERA: 0.00 WHIP: 0.667											PITCHER	IP: 12.0 WLS: 7 BF: 44 H: 7 R: 0 ER: 0 SO: 7 BB: 1 IBB: 2 HBP: 0 BLK: 0 WP: 0 HR: 0 S: 55 P: 67 ERA: 0.00 WHIP: 0.667													

Chicago Cubs @ Cincinnati Reds
Crosley Field, Cincinnati, OH
Wed Sep 02 1964, 7:05 PM EDT
Att. 9,060 - Unknown

AB 41
R 0
H 7
RBI 0
BB 3
SO 7
LOB 12



Batter	1	2	3	4	5	6	7	8	9	10	11	12	AB	R	H	RBI	BB	SO	LOB	BOTTOM			
Giraldo Ruiz, S OBP: 0.267, SLG: 0.327 (1.4)	F7		1-3						4-3				5	0	2	0	0	0	0				
Mei Queen, L OBP: 0.238, SLG: 0.321 (1.9)			F3						4-3				6	0	2	1	0	0	3				
Vada Pinson, L OBP: 0.312, SLG: 0.437 (1.8)	1B												5	0	1	0	0	2	4				
Frank Robinson, R OBP: 0.404, SLG: 0.589 (1.7)	G3												4	0	1	0	1	0	2				
Deron Johnson, R OBP: 0.335, SLG: 0.501 (1.3)			F8						F9				5	0	0	0	0	1	3				
Don Pavletich, R OBP: 0.341, SLG: 0.521 (1.2)													5	0	1	0	0	0	1				
Leo Cardenas, R OBP: 0.306, SLG: 0.378 (1.6)													5	0	0	0	0	0	2				
Steve Boros, R OBP: 0.338, SLG: 0.331 (1.5)													4	0	1	0	1	0	0				
Jim O'Toole, S OBP: 0.127 Marty Keough, L OBP: 0.315, SLG: 0.385 (12, PH)													4	0	1	0	0	1	3				
													1	1	1	0	0	0	0				
Inning Stats	R: 0 E: 0 K: 1 S: 6	H: 1 LOB: 1 BB: 0 P: 6	R: 0 E: 0 K: 0 S: 4	H: 1 LOB: 2 BB: 1 P: 8	R: 0 E: 0 K: 0 S: 3	H: 0 LOB: 0 BB: 0 P: 3	R: 0 E: 0 K: 0 S: 4	H: 1 LOB: 1 BB: 0 P: 4	R: 0 E: 0 K: 0 S: 3	H: 0 LOB: 0 BB: 0 P: 5	R: 0 E: 0 K: 0 S: 4	H: 1 LOB: 2 BB: 0 P: 8	R: 0 E: 0 K: 1 S: 6	H: 1 LOB: 1 BB: 0 P: 6	R: 0 E: 0 K: 0 S: 3	H: 0 LOB: 0 BB: 0 P: 3	R: 0 E: 0 K: 0 S: 4	H: 3 LOB: 2 BB: 0 P: 4	1B: 8 2B: 2 3B: 0 HR: 0	SF: 0 SAC: 0 DP: 0 HBP: 1	WP: 1 PB: 0 SB: 1 CS: 0	PA: 47	
PITCHER Bob Buhl, R ERA: 3.38 Lindy McDaniel, R ERA: 4.12 Don Elston, R ERA: 4.72 (11.1)	IP: 8.0 WLS: 32 BF: 32 H: 5 R: 0 ER: 0 SO: 2 BB: 1 IBB: 1 HBP: 1 BLK: 0 WP: 1 HR: 0 S: 33 P: 42 ERA: 0.00 WHIP: 0.750											PITCHER	IP: 8.0 WLS: 32 BF: 32 H: 5 R: 0 ER: 0 SO: 2 BB: 1 IBB: 1 HBP: 1 BLK: 0 WP: 1 HR: 0 S: 33 P: 42 ERA: 0.00 WHIP: 0.750										

Chicago Cubs @ Cincinnati Reds
Crosley Field, Cincinnati, OH
Wed Sep 02 1964, 7:05 PM EDT
Att. 9,060 - Unknown

AB 44
R 1
H 10
RBI 1
BB 2
SO 4
LOB 18



Batter	1	2	3	4	5	6	7	8	9	AB R H RBI BB SO LOB	TOP											
Jimmy Stewart, S OBP: 0.319, SLG: 0.304	FC4-6 1B	FC4-6 1B			HR BB	K			K	3 1 1 0 2 2 2	Chicago Cubs @ Cincinnati Reds Crosley Field, Cincinnati, OH Thu Sep 03 1964, 7:05 PM EDT Att: 5,403 - Unknown											
Ellis Burton, S OBP: 0.281, SLG: 0.279	FC4-6 1B	FC4-6			F8	F5			6-3	5 0 1 0 0 0 5												
Billy Williams, L OBP: 0.378, SLG: 0.554	FC4-6 1-2 2-3		F7		HR					4 1 1 2 0 1 2												
Ron Santo, R OBP: 0.398, SLG: 0.565	FC5-2-5 14 FC6-4		F8		6-3					4 0 0 0 0 1 2												
14 Ernie Banks, R OBP: 0.309, SLG: 0.438	FC6-4 1-2		5-3							4 0 1 0 0 1 2												
Len Gabrielson, L OBP: 0.300, SLG: 0.355					F9					2 1 0 0 1 0 1												
Billy Cowan, R OBP: 0.272, SLG: 0.401		PB S 1B BB			L6					1 0 0 0 0 1 0												
Vic Roznovsky, L OBP: 0.258, SLG: 0.242						1B 1B				3 0 1 0 1 2 1												
Ron Campbell, R OBP: 0.167, SLG: 0.167					F4					4 0 2 1 0 0 1												
Lew Burdette, R OBP: 0.333, SLG: 0.463										4 0 0 0 0 3 4												
Inning Stats	R: 0 E: 0 K: 0 S: 5	H: 2 LOB: 2 BB: 0 P: 5	R: 1 E: 0 K: 2 S: 8	H: 1 LOB: 2 BB: 2 P: 16	R: 0 E: 0 K: 0 S: 3	H: 0 LOB: 0 BB: 0 P: 3	R: 0 E: 0 K: 1 S: 5	H: 0 LOB: 1 BB: 1 P: 9	R: 2 E: 0 K: 0 S: 5	H: 2 LOB: 1 BB: 1 P: 9	R: 0 E: 0 K: 3 S: 9	H: 0 LOB: 0 BB: 0 P: 9	R: 0 E: 0 K: 2 S: 7	H: 0 LOB: 0 BB: 0 P: 7	R: 0 E: 0 K: 2 S: 7	H: 0 LOB: 0 BB: 0 P: 7	R: 0 E: 0 K: 2 S: 7	H: 0 LOB: 0 BB: 0 P: 7	1B: 5 2B: 1 3B: 0 HR: 1	SF: 0 SAC: 0 DP: 0 HBP: 0	WP: 0 PB: 1 SB: 1 CS: 0	PA: 38
PITCHER	IP WLS BF H R ER SO BB IBB HBP BLK WP HR S P ERA WHIP											IP WLS BF H R ER SO BB IBB HBP BLK WP HR S P ERA WHIP										
John Tsitouris, R ERA: 3.99	(1, 1) 4.2 L 23 5 3 2 3 4 0 0 0 0 0 1 25 41 3.86 1.929																					
Joe Nuxhall, L ERA: 3.95	(5, 1) 1.1 6 2 0 0 1 0 0 0 0 0 0 8 8 0.00 1.500																					
Billy McCool, L ERA: 2.18	(7, 1) 3.0 9 0 0 0 7 0 0 0 0 0 0 23 23 0.00 0.000																					

AB	34
R	3
H	7
RBI	3
BB	4
SO	11
LOB	20



Batter	1	2	3	4	5	6	7	8	9	AB R H RBI BB SO LOB	BOTTOM											
Giraldo Ruiz, S OBP: 0.282, SLG: 0.320	5-3			4-3		K			6-3	4 0 0 0 0 1 0	Chicago Cubs @ Cincinnati Reds Crosley Field, Cincinnati, OH Thu Sep 03 1964, 7:05 PM EDT Att: 5,403 - Unknown											
Marty Keough, L OBP: 0.314, SLG: 0.382	4-3			F8		4-3				4 0 1 0 0 0 0												
Vada Pinson, L OBP: 0.310, SLG: 0.433	L6			F8						4 0 0 0 0 0 1												
Frank Robinson, R OBP: 0.403, SLG: 0.567					F4					2 0 0 0 1 0 0												
Mel Queen, L OBP: 0.241, SLG: 0.321		G5-4-3			SH5-3 1B					3 0 1 0 0 0 1												
Johnny Edwards, L OBP: 0.332, SLG: 0.377		6-3			SH5-3 1B					3 0 1 0 0 0 0												
Leo Cardenas, R OBP: 0.307, SLG: 0.379					SH5-3					2 0 1 0 0 0 0												
Steve Boros, R OBP: 0.335, SLG: 0.329				G4-6-3 1B						3 0 0 0 0 0 3												
John Tsitouris, R OBP: 0.220, SLG: 0.245				4-3						1 0 0 0 0 0 0												
Joe Nuxhall, L OBP: 0.143, SLG: 0.204										0 0 0 0 0 0 0												
Pete Rose, S OBP: 0.310, SLG: 0.320										1 0 0 0 0 0 0												
Billy McCool, R										0 0 0 0 0 0 0												
Gordy Coleman, L OBP: 0.300, SLG: 0.378										1 0 0 0 0 0 0												
Inning Stats	R: 0 E: 0 K: 0 S: 3	H: 0 LOB: 0 BB: 0 P: 3	R: 0 E: 0 K: 0 S: 2	H: 0 LOB: 0 BB: 1 P: 6	R: 0 E: 0 K: 0 S: 3	H: 1 LOB: 0 BB: 0 P: 3	R: 0 E: 0 K: 0 S: 3	H: 0 LOB: 0 BB: 0 P: 3	R: 0 E: 0 K: 0 S: 5	H: 2 LOB: 2 BB: 0 P: 5	R: 0 E: 0 K: 1 S: 5	H: 0 LOB: 0 BB: 0 P: 5	R: 0 E: 0 K: 0 S: 3	H: 0 LOB: 0 BB: 0 P: 3	R: 0 E: 0 K: 0 S: 3	H: 0 LOB: 0 BB: 0 P: 3	R: 0 E: 0 K: 0 S: 4	H: 1 LOB: 1 BB: 0 P: 4	1B: 4 2B: 0 3B: 0 HR: 0	SF: 0 SAC: 1 DP: 2 HBP: 0	WP: 0 PB: 0 SB: 0 CS: 0	PA: 30
PITCHER	IP WLS BF H R ER SO BB IBB HBP BLK WP HR S P ERA WHIP											IP WLS BF H R ER SO BB IBB HBP BLK WP HR S P ERA WHIP										
Lew Burdette, R ERA: 4.18	(1, 1) 9.0 W 30 4 0 0 1 1 0 0 0 0 0 31 35 0.00 0.556																					

AB	28
R	0
H	4
RBI	0
BB	1
SO	1
LOB	5



Batter	1	2	3	4	5	6	7	8	9	AB	R	H	RBI	BB	SO	LOB	TOP								
Jimmy Stewart, S OBP: 0.323, SLG: 0.306 (1, 6)										4	1	2	0	1	1	1	Chicago Cubs @ St. Louis Cardinals Sportsman's Park, St. Louis, MO Fri Sep 04 1964, 8:05 PM EDT Att: 10,220 - Unknown								
Ellis Burton, S OBP: 0.294, SLG: 0.362 (1, 9)										4	2	2	1	1	0	2									
Billy Williams, L OBP: 0.377, SLG: 0.552 (1, 7)										4	0	1	1	0	1	3									
Ron Santo, R OBP: 0.397, SLG: 0.562 (1, 5)										4	0	1	1	0	0	2									
14 Ernie Banks, R OBP: 0.307, SLG: 0.435 (1, 3)										4	0	0	0	0	1	2									
Billy Cowan, R OBP: 0.269, SLG: 0.397 (1, 8)										4	0	0	0	0	0	1									
Jimmie Schaffer, R OBP: 0.328, SLG: 0.366 (1, 2)										4	1	1	0	0	1	2									
Ron Campbell, R OBP: 0.250, SLG: 0.313 (1, 4)										4	1	2	1	0	1	0									
Dick Ellsworth, L OBP: 0.084, SLG: 0.051 (7, PH)										2	0	0	0	0	0	1									
Leo Burke, R OBP: 0.317, SLG: 0.333 (7, PH)										0	0	0	0	0	0	0									
Len Garber, R OBP: 0.302, SLG: 0.328 (7, PH)										1	0	1	0	0	0	0									
Lindy McDaniel, R OBP: 0.285, SLG: 0.317 (7, PH)										0	0	0	0	0	0	0									
Lee Gregory, L OBP: 0.083, SLG: 0.083 (9, PH)										0	0	0	0	0	1	0									
Don Elston, R OBP: 0.197, SLG: 0.167 (9, PH)										0	0	0	0	0	0	0									
John Flavin, L OBP: 0.100, SLG: 0.100 (9, PH)										0	0	0	0	0	0	0									
Freddie Burdette, R OBP: 0.100, SLG: 0.100 (9, PH)										0	0	0	0	0	0	0									
Inning Stats	R: 2 E: 0 K: 0 S: 5	H: 3 LOB: 0 BB: 0 P: 5	R: 0 E: 0 K: 1 S: 6	H: 1 LOB: 1 BB: 0 P: 6	R: 0 E: 0 K: 1 S: 5	H: 0 LOB: 0 BB: 0 P: 5	R: 0 E: 0 K: 0 S: 3	H: 0 LOB: 0 BB: 0 P: 3	R: 0 E: 0 K: 1 S: 5	H: 0 LOB: 0 BB: 0 P: 5	R: 0 E: 0 K: 0 S: 3	H: 1 LOB: 1 BB: 1 P: 7	R: 2 E: 1 K: 1 S: 8	H: 3 LOB: 1 BB: 0 P: 8	R: 1 E: 1 K: 1 S: 8	H: 2 LOB: 2 BB: 0 P: 8	R: 0 E: 0 K: 1 S: 4	H: 0 LOB: 1 BB: 2 P: 12	1B: 7 2B: 2 3B: 1 HR: 0	SF: 0 SAC: 0 DP: 3 HBP: 0	WP: 0 PB: 0 SB: 0 CS: 0	PA: 38			
PITCHER	IP	WLS	BF	H	R	ER	SO	BB	IBB	HBP	BLK	WP	HR	S	P	ERA	WHIP								
Curt Simmons, L ERA: 3.38 (7, 1)	6.2		26	7	4	4	3	1	0	0	0	0	0	31	35	5.40	1.200								
Ron Taylor, R ERA: 4.35 (7, 1)	1.2		11	3	1	1	3	2	0	0	0	0	0	15	23	5.40	3.000								
Gordie Richardson, L ERA: 2.28 (9, 1)	0.2	W	1	0	0	0	0	0	0	0	0	0	0	1	1	0.00	0.000								

Batter	1	2	3	4	5	6	7	8	9	AB	R	H	RBI	BB	SO	LOB	BOTTOM								
Curt Flood, R OBP: 0.344, SLG: 0.365 (1, 8)										4	1	2	0	0	1	0	Chicago Cubs @ St. Louis Cardinals Sportsman's Park, St. Louis, MO Fri Sep 04 1964, 8:05 PM EDT Att: 10,220 - Unknown								
Lou Brock, L OBP: 0.348, SLG: 0.431 (1, 7)										4	0	3	0	0	1	0									
Dick Groat, R OBP: 0.335, SLG: 0.366 (1, 6)										5	2	2	2	0	1	3									
Ken Boyer, R OBP: 0.365, SLG: 0.493 (1, 5)										5	1	1	3	0	0	3									
Bill White, L OBP: 0.358, SLG: 0.466 (1, 3)										4	0	1	1	0	0	0									
Charlie James, R OBP: 0.259, SLG: 0.341 (6, FR)										3	0	1	0	0	0	1									
Mike Shannon, R OBP: 0.326, SLG: 0.395 (7, 9)										1	1	1	0	0	0	0									
Julian Javier, R OBP: 0.282, SLG: 0.373 (8, PH)										3	0	1	0	0	1	1									
Bob Skinner, L OBP: 0.320, SLG: 0.385 (8, FR)										1	0	1	0	0	0	0									
Dal Maxvill, R OBP: 0.214, SLG: 0.214 (8, PH)										0	0	0	0	0	0	0									
Bob Uecker, R OBP: 0.303, SLG: 0.244 (8, PH)										3	0	1	0	0	0	1									
Tim McCarver, L OBP: 0.346, SLG: 0.387 (9, 2)										1	0	0	0	0	0	1									
Curt Simmons, L OBP: 0.154, SLG: 0.120 (7, 1)										3	0	0	0	0	2	3									
Ron Taylor, R OBP: 0.167, SLG: 0.167 (9, 1)										0	0	0	0	0	0	0									
Gordie Richardson, R (9, PH)										0	0	0	0	0	0	0									
Carl Warwick, R OBP: 0.302, SLG: 0.377 (9, PH)										1	0	1	0	0	0	0									
Inning Stats	R: 2 E: 0 K: 0 S: 6	H: 3 LOB: 1 BB: 0 P: 6	R: 0 E: 0 K: 1 S: 5	H: 0 LOB: 0 BB: 0 P: 5	R: 0 E: 0 K: 1 S: 6	H: 1 LOB: 1 BB: 0 P: 6	R: 0 E: 0 K: 0 S: 4	H: 1 LOB: 1 BB: 0 P: 4	R: 0 E: 0 K: 1 S: 7	H: 2 LOB: 2 BB: 0 P: 7	R: 0 E: 0 K: 3 S: 9	H: 0 LOB: 0 BB: 0 P: 9	R: 1 E: 0 K: 0 S: 5	H: 2 LOB: 2 BB: 0 P: 5	R: 3 E: 0 K: 0 S: 5	H: 3 LOB: 0 BB: 0 P: 5	1B: 13 2B: 1 3B: 0 HR: 1	SF: 0 SAC: 2 DP: 1 HBP: 0	WP: 0 PB: 0 SB: 3 CS: 0	PA: 40					
PITCHER	IP	WLS	BF	H	R	ER	SO	BB	IBB	HBP	BLK	WP	HR	S	P	ERA	WHIP								
Dick Ellsworth, L ERA: 3.56 (7, 1)	6.0		27	10	4	4	3	0	0	0	0	0	0	33	33	6.00	1.667								
Lindy McDaniel, R ERA: 4.13 (7, 1)	2.0		8	2	1	1	3	0	0	0	0	0	0	14	14	4.50	1.000								
Don Elston, R ERA: 4.88 (9, 1)	0.1	L	2	1	1	1	0	0	0	0	0	0	0	2	2	27.00	3.000								
John Flavin, L ERA: 20.25 (9, 1)	0.0		1	1	0	0	0	0	0	0	0	0	0	1	1	=	=								
Freddie Burdette, R ERA: 4.11 (9, 1)	0.1		2	1	2	2	0	0	0	0	0	0	1	2	2	54.00	3.000								

Chicago Cubs @ St. Louis Cardinals
 Sportsman's Park, St. Louis, MO
 Fri Sep 04 1964, 8:05 PM EDT
 Att: 10,220 - Unknown

AB	35
R	5
H	10
RBI	5
BB	3
SO	6
LOB	14



Chicago Cubs @ St. Louis Cardinals
 Sportsman's Park, St. Louis, MO
 Fri Sep 04 1964, 8:05 PM EDT
 Att: 10,220 - Unknown

AB	38
R	5
H	15
RBI	6
BB	0
SO	6
LOB	13



Batter	1	2	3	4	5	6	7	8	9	AB	R	H	RBI	BB	SO	LOB	TOP					
Jimmy Stewart, S (1, 6) <small>OBP: 0.328, SLG: 0.308</small> Andre Rodgers, R (5, FH) <small>OBP: 0.322, SLG: 0.374</small>	G5-4-3 BB	E7 1B	FC4-6 BB		F3			PO 1B		1	1	1	1	2	0	0						
Ellis Burton, S (1, 9) <small>OBP: 0.304, SLG: 0.340</small>	G5-4-3 1-2	1B 14 2B BB	FC4-6 1-2 2-3					PO 1-2	F9	3	1	0	0	2	0	3						
Billy Williams, L (1, 7) <small>OBP: 0.377, SLG: 0.550</small>	FC6-4 1B	1B 14 2B BB	F9						L9-3 BB	5	1	2	2	0	0	3						
Ron Santo, R (1, 5) <small>OBP: 0.395, SLG: 0.558</small>	FC6-4 1-2	1B 14 2B BB			F9				F9	4	1	0	0	1	0	1						
14 Ernie Banks, R (1, 3) <small>OBP: 0.309, SLG: 0.443</small>		HR							F7	4	2	2	3	0	1	0						
Billy Cowan, R (1, 8) <small>OBP: 0.269, SLG: 0.396</small>		F6			F9				F4	4	0	1	2	0	0	0						
Jimmie Schaffer, R (1, 2) <small>OBP: 0.317, SLG: 0.352</small>		K			F2				F9	4	0	0	0	0	1	1						
Ron Campbell, R (1, 4) <small>OBP: 0.300, SLG: 0.400</small>		1B E 1B	FC4-6 2B						K	4	1	2	0	0	2	0						
Larry Jackson, R (1, 1) <small>OBP: 0.176, SLG: 0.200</small> Lindy McDaniel, R (9, 1) <small>OBP: 0.077, SLG: 0.077</small>		1B E 1B	1-3						K	4	1	2	0	0	1	1						
Inning Stats	R: 0 E: 0 K: 0 S: 3	H: 1 LOB: 1 BB: 1 P: 7	R: 8 E: 1 K: 1 S: 12	H: 7 LOB: 1 BB: 2 P: 20	R: 0 E: 0 K: 0 S: 4	H: 1 LOB: 2 BB: 1 P: 8	R: 0 E: 0 K: 1 S: 5	H: 0 LOB: 0 BB: 0 P: 5	R: 0 E: 0 K: 1 S: 6	H: 1 LOB: 1 BB: 0 P: 6	R: 0 E: 0 K: 0 S: 2	H: 0 LOB: 0 BB: 1 P: 6	R: 0 E: 0 K: 0 S: 3	H: 0 LOB: 0 BB: 0 P: 3	R: 0 E: 0 K: 2 S: 7	H: 1 LOB: 0 BB: 0 P: 7	R: 0 E: 0 K: 0 S: 3	H: 0 LOB: 0 BB: 0 P: 3	1B: 8 2B: 3 3B: 0 HR: 1	SF: 0 SAC: 0 DP: 2 HBP: 0	WP: 0 PB: 0 SB: 0 CS: 0	PA: 41
PITCHER	IP	WLS	BF	H	R	ER	SO	BB	IBB	HBP	BLK	WP	HR	S	P	ERA	WHIP					
Mike Cuellar, L (1, 1) <small>ERA: 4.48</small>	1.2	L	13	6	7	7	1	3	0	0	0	0	1	12	24	37.80	5.400					
Bob Humphreys, R (2, 1) <small>ERA: 3.03</small>	0.2		6	3	1	1	0	1	0	0	0	0	0	5	9	13.50	6.000					
Gordie Richardson, L (3, 1) <small>ERA: 1.95</small>	4.2		15	1	0	0	2	1	0	0	0	0	0	18	22	0.00	0.429					
Barney Schultz, R (8, 1) <small>ERA: 2.7</small>	2.0		6	1	0	0	2	0	0	0	0	0	0	10	10	0.00	0.500					

Chicago Cubs @ St. Louis Cardinals
Sportsman's Park, St. Louis, MO
 Sat Sep 05 1964, 4:33 AM EDT
 Att: 12,185 - Unknown

livebaseballscores.com

AB	35
R	8
H	11
RBI	8
BB	5
SO	5
LOB	10



Batter	1	2	3	4	5	6	7	8	9	AB	R	H	RBI	BB	SO	LOB	BOTTOM				
Curt Flood, R (1, 8) <small>OBP: 0.348, SLG: 0.368</small>	1-3		1B		1B				1B E BB	4	1	3	0	1	0	0					
Lou Brock, L (1, 7) <small>OBP: 0.348, SLG: 0.430</small>	1B		F8		F5				E8 1B	5	0	2	2	0	4						
Bill White, L (1, 3) <small>OBP: 0.356, SLG: 0.463</small>	1B S 1B		G3						4-3	5	0	1	1	0	0	2					
Ken Boyer, R (1, 5) <small>OBP: 0.362, SLG: 0.489</small>	K 1-2 3-H				5-3				F3 6-3	5	0	0	0	0	1	2					
Dick Groat, R (1, 6) <small>OBP: 0.337, SLG: 0.368</small> Dal Maxvill, R (6, PR) <small>OBP: 0.200, SLG: 0.200</small> Bob Skinner, L (9, FH) <small>OBP: 0.318, SLG: 0.383</small>	K				FC4-6 1B				K K	3	0	2	0	0	1	1					
Tim McCarver, L (1, 2) <small>OBP: 0.347, SLG: 0.386</small>			F7		FC4-6 1-2				1B	4	0	1	0	0	1	3					
Julian Javier, R (1, 4) <small>OBP: 0.280, SLG: 0.370</small>			K		K2-3				F8	4	0	0	0	0	2	4					
Mike Shannon, R (1, 9) <small>OBP: 0.324, SLG: 0.392</small>			F6		6-3				FC6-4 1B	4	1	1	0	0	0	3					
Mike Cuellar, L (1, 1) <small>ERA: 4.48</small> Bob Humphreys, R (2, 1) <small>ERA: 3.03</small> Gordie Richardson, L (3, 1) <small>ERA: 1.95</small> Ed Spiezio, R (7, PH) <small>OBP: 0.386, SLG: 0.296</small> Barney Schultz, R (8, 1) <small>OBP: 0.307, SLG: 0.377</small>			F4		K				G4-6-3 1B	0	0	0	0	0	0	0					
Inning Stats	R: 1 E: 0 K: 2 S: 9	H: 2 LOB: 1 BB: 0 P: 9	R: 0 E: 0 K: 1 S: 5	H: 0 LOB: 0 BB: 0 P: 5	R: 0 E: 0 K: 1 S: 6	H: 1 LOB: 1 BB: 0 P: 6	R: 0 E: 0 K: 1 S: 8	H: 1 LOB: 3 BB: 0 P: 8	R: 0 E: 0 K: 1 S: 6	H: 2 LOB: 1 BB: 0 P: 6	R: 0 E: 0 K: 1 S: 7	H: 1 LOB: 2 BB: 2 P: 15	R: 4 E: 1 K: 1 S: 7	H: 2 LOB: 0 BB: 2 P: 15	1B: 11 2B: 0 3B: 0 HR: 0	SF: 0 SAC: 0 DP: 1 HBP: 0	WP: 0 PB: 0 SB: 1 CS: 0	PA: 41			
PITCHER	IP	WLS	BF	H	R	ER	SO	BB	IBB	HBP	BLK	WP	HR	S	P	ERA	WHIP				
Larry Jackson, R (1, 1) <small>ERA: 3.37</small>	8.0	W	38	11	5	3	7	2	0	0	0	0	0	50	58	3.38	1.625				
Lindy McDaniel, R (9, 1) <small>ERA: 4.07</small>	1.0	S	3	0	0	0	1	0	0	0	0	0	0	5	5	0.00	0.000				

Chicago Cubs @ St. Louis Cardinals
Sportsman's Park, St. Louis, MO
 Sat Sep 05 1964, 4:33 AM EDT
 Att: 12,185 - Unknown

livebaseballscores.com

AB	39
R	3
H	11
RBI	3
BB	2
SO	8
LOB	19



Batter	1	2	3	4	5	6	7	8	9	10	11	AB	R	H	RBI	BB	SO	LOB	TOP			
Andre Rodgers, R OBP: 0.324, SLG: 0.375 (1.6)	E7 SH5-3 1B		FC3-2 1B BB SF9		6-3		G4-3 1-2r		F4 1-2		BB 1B	5	1	2	0	1	0	2				
Ellis Burton, S OBP: 0.328, SLG: 0.340 (10.8)	SH5-3		FC3-2 1B		6-3			4-3		2B 14 FC5-2 BB	BB 1B	3	0	1	0	2	0	0				
Billy Williams, L OBP: 0.375, SLG: 0.548 (1.7)	F6		FC3-2 1B		G3			K		14 FC5-2 BB	F9	6	0	1	0	0	1	6				
Ron Santo, R OBP: 0.397, SLG: 0.563 (1.5)	F9		SF9							14 FC5-2 BB		2	1	1	2	2	0	1				
14 Ernie Banks, R OBP: 0.308, SLG: 0.441 (1.3)			L8		6-3			F3		14 FC5-2 FC4-2 IBB		5	0	1	0	0	0	6				
Billy Cowan, R OBP: 0.289, SLG: 0.401 Jimmy Stewart, S OBP: 0.327, SLG: 0.307 Dick Bartell, R OBP: 0.294, SLG: 0.320 (10.2)	F2				L7			L5		FC4-2		4	1	1	1	0	0	1				
Jimmie Schaffer, R OBP: 0.306, SLG: 0.339 Len Gabrielson, L OBP: 0.301, SLG: 0.357 (10.9)	F4				F2			K		HR FC4-2		1	0	0	0	0	0	3				
Ron Campbell, R OBP: 0.280, SLG: 0.480 (1.4)	K2-3				HR			6-3		K		5	1	1	1	0	2	1				
Ernie Broglio, R OBP: 0.253, SLG: 0.259 Lindy McDaniel, R OBP: 0.133, SLG: 0.133 (7.1)			1B BB FC3-2 1B		F8			G4-3 1B		PB 1B		3	0	2	0	0	0	0				
Inning Stats	R: 0 E: 1 K: 0 S: 4	H: 1 LOB: 1 BB: 0 P: 4	R: 0 E: 0 K: 1 S: 6	H: 1 LOB: 1 BB: 0 P: 6	R: 1 E: 0 K: 0 S: 5	H: 2 LOB: 2 BB: 1 P: 9	R: 1 E: 0 K: 0 S: 4	H: 1 LOB: 0 BB: 0 P: 4	R: 0 E: 0 K: 0 S: 3	H: 1 LOB: 0 BB: 0 P: 6	R: 0 E: 0 K: 1 S: 5	H: 0 LOB: 1 BB: 1 P: 9	R: 1 E: 0 K: 1 S: 7	H: 2 LOB: 1 BB: 0 P: 7	R: 0 E: 0 K: 1 S: 6	H: 1 LOB: 3 BB: 2 P: 14	R: 0 E: 0 K: 1 S: 6	H: 1 LOB: 2 BB: 1 P: 10	1B: 7 2B: 1 3B: 0 HR: 3	SF: 1 SAC: 1 DP: 1 HBP: 0	WP: 0 PB: 1 SB: 0 CS: 0	PA: 48
PITCHER	IP ERA WLS BF H R ER SO BB IBB HBP BLK WP HR S P ERA WHIP	1 3.78 0.2 1 0 0 0 0 0 0 0 0 0 0 1 1 0.00 0.000	27 4.32 2.0 9 2 1 1 2 1 0 0 0 0 1 12 16 4.50 1.500	2 2.84 0.0 2 1 0 0 0 1 0 0 0 0 0 1 5 ∞ ∞	2 2.87 2.0 W 9 1 0 0 2 1 1 0 0 0 0 11 19 0.00 1.000																	

Chicago Cubs @ St. Louis Cardinals
Sportsman's Park, St. Louis, MO
Sun Sep 06 1964, 4:33 AM EDT
Att: 16,161 - Unknown

AB 41
R 4
H 11
RBI 4
BB 5
SO 6
LOB 24



Batter	1	2	3	4	5	6	7	8	9	10	11	AB	R	H	RBI	BB	SO	LOB	BOTTOM			
Curt Flood, R OBP: 0.351, SLG: 0.371 (1.8)	G4-6 1B		BB 1B		2B		E WP BB		FC4-6 1B 4-3		4-3	5	1	3	0	1	0	3				
Lou Brock, L OBP: 0.348, SLG: 0.428 (1.7)	G4-6 1-2r		BB		F5		K2-3 1-3 2-H		4-3		1B	5	0	1	2	1	1	4				
Bill White, L OBP: 0.357, SLG: 0.463 (1.3)	FC5-4 1B 1-H		FC3-6 1B		K		F9		1B			5	0	2	2	0	1	4				
Ken Boyer, R OBP: 0.359, SLG: 0.484 (1.5)	FC5-4 1-2r		K		L8				F8		F8	5	0	0	0	0	1	5				
Dick Groat, R OBP: 0.334, SLG: 0.364 (1.6)	FC5-4 1-2r		K		6-3				F8		5-3	5	0	0	0	0	1	3				
Bob Skinner, L OBP: 0.322, SLG: 0.382 Dal Maxvill, R OBP: 0.188, SLG: 0.188 (8.4)			6-3 1B		F5		3-1		BB		5-3	3	0	1	0	1	0	0				
Julian Javier, R OBP: 0.278, SLG: 0.367 Charlie James, R OBP: 0.259, SLG: 0.339 Mike Shannon, R OBP: 0.323, SLG: 0.390 (8.9)			6-3		6-3		5-3		K		K	1	0	0	0	0	1	1				
Tim McCarver, L OBP: 0.350, SLG: 0.394 (1.2)			5-3		E4 FC4-6				WP E 2B		1B 4-3 2B	5	3	3	0	0	0	1				
Ray Sadecki, L OBP: 0.274, SLG: 0.308 Ron Taylor, R OBP: 0.317, SLG: 0.187 Cory Winters, R OBP: 0.296, SLG: 0.375 Barney Schultz, R OBP: 0.294, SLG: 0.320 Ed Spezio, R OBP: 0.313, SLG: 0.375 Mike Cuellar, L OBP: 0.287, SLG: 0.320 Bob Humphreys, R OBP: 0.287, SLG: 0.320 (10.1)	4-3				FC4-6 1-2r		6-3		FC4-6 1B		SH3-4 1B	2	0	0	0	0	0	2				
Inning Stats	R: 1 E: 0 K: 0 S: 5	H: 2 LOB: 1 BB: 0 P: 5	R: 0 E: 0 K: 0 S: 4	H: 1 LOB: 1 BB: 0 P: 4	R: 0 E: 0 K: 2 S: 8	H: 1 LOB: 2 BB: 1 P: 12	R: 0 E: 1 K: 0 S: 4	H: 0 LOB: 0 BB: 0 P: 4	R: 0 E: 0 K: 1 S: 6	H: 1 LOB: 1 BB: 1 P: 10	R: 0 E: 0 K: 1 S: 5	H: 0 LOB: 1 BB: 1 P: 9	R: 2 E: 0 K: 0 S: 6	H: 3 LOB: 3 BB: 0 P: 6	R: 0 E: 0 K: 1 S: 5	H: 0 LOB: 0 BB: 0 P: 5	R: 1 E: 0 K: 0 S: 4	H: 2 LOB: 1 BB: 0 P: 4	1B: 8 2B: 3 3B: 0 HR: 0	SF: 0 SAC: 1 DP: 0 HBP: 0	WP: 1 PB: 0 SB: 1 CS: 0	PA: 47
PITCHER	IP ERA WLS BF H R ER SO BB IBB HBP BLK WP HR S P ERA WHIP	6.1 3.9 4.1 L 19 5 3 3 3 1 0 0 0 1 0 24 28 6.23 1.385																				

Chicago Cubs @ St. Louis Cardinals
Sportsman's Park, St. Louis, MO
Sun Sep 06 1964, 4:33 AM EDT
Att: 16,161 - Unknown

AB 43
R 4
H 11
RBI 4
BB 3
SO 6
LOB 25



Batter	1	2	3	4	5	6	7	8	9	AB	R	H	RBI	BB	SO	LOB	TOP			
Gary Kolb, L OBP: 0.231, SLG: 0.143 (1, 4)										4	2	1	0	1	0	2	Milwaukee Braves @ Chicago Cubs Wrigley Field, Chicago, IL Mon Sep 07 1964, 3:38 AM CDT Att: 20,535 - Unknown			
Lee Maye, L OBP: 0.345, SLG: 0.440 (1, 8)										4	2	2	0	0	0	0				
Rico Carty, R OBP: 0.389, SLG: 0.534 Woody Woodward, R OBP: 0.255, SLG: 0.240 (6, 4)										3	1	2	2	0	0	0				
Eddie Mathews, L OBP: 0.346, SLG: 0.438 (1, 5)										4	1	1	0	0	0	3				
Joe Torre, R OBP: 0.360, SLG: 0.489 (1, 2)										4	1	3	4	0	0	0				
Felipe Alou, R OBP: 0.285, SLG: 0.372 (1, 9)										4	0	0	0	0	0	4				
Gene Oliver, R OBP: 0.329, SLG: 0.494 (1, 3)										4	0	1	1	0	1	2				
Denis Menke, R OBP: 0.373, SLG: 0.478 (1, 6)										3	1	1	0	1	1	2				
Clay Carroll, R (1, 1) Billy Hoelt, L ERA: 3.68 Hank Fischer, R OBP: 0.208, SLG: 0.178 (6, 1)										1	0	0	0	0	0	0				
Inning Stats	R: 3 E: 0 K: 0 S: 5	H: 2 LOB: 0 BB: 1 P: 9	R: 0 E: 0 K: 0 S: 3	H: 0 LOB: 0 BB: 0 P: 3	R: 2 E: 0 K: 0 S: 7	H: 4 LOB: 2 BB: 0 P: 7	R: 1 E: 0 K: 0 S: 4	H: 1 LOB: 0 BB: 0 P: 4	R: 2 E: 0 K: 2 S: 11	H: 4 LOB: 2 BB: 0 P: 11	R: 0 E: 0 K: 0 S: 3	H: 0 LOB: 0 BB: 0 P: 3	R: 0 E: 0 K: 1 S: 5	H: 0 LOB: 1 BB: 1 P: 9			WP: 1 PB: 0 3B: 0 HR: 1	PA: 37		
PITCHER	IP WLS BF H R ER SO BB IBB HBP BLK WP HR S P ERA WHIP																			
Bob Buhl, R ERA: 3.68 Don Eiston, R ERA: 4.65 Freddie Burdette, R ERA: 3.63	(1, 1) (5, 1) (7, 1)	4.0 2.0 2.0	L 8 7	22 2 0	9 0 0	8 0 0	8 0 0	0 2 1	0 0 0	0 0 0	0 0 0	1 0 1	0 0 0	0 0 0	0 2 12	25 12 12	18.00 0.00 0.00	2.500 1.000 0.500		

Batter	1	2	3	4	5	6	7	8	9	AB	R	H	RBI	BB	SO	LOB	BOTTOM			
Jimmy Stewart, S OBP: 0.327, SLG: 0.308 Don Kessinger, S OBP: 0.500, SLG: 0.500 (6, PH) (7, 6)										3	0	0	0	0	1	2	Milwaukee Braves @ Chicago Cubs Wrigley Field, Chicago, IL Mon Sep 07 1964, 3:38 AM CDT Att: 20,535 - Unknown			
Ellis Burton, S OBP: 0.336, SLG: 0.460 (1, 8)										5	1	2	0	0	1	0				
Billy Williams, L OBP: 0.377, SLG: 0.558 (1, 7)										5	1	4	4	0	1	0				
Ron Santo, R OBP: 0.397, SLG: 0.559 (1, 5)										5	0	1	0	0	1	3				
14 Ernie Banks, R OBP: 0.309, SLG: 0.444 (1, 3)										5	1	1	0	0	2	3				
Len Gabrielson, L OBP: 0.307, SLG: 0.365 (1, 9)										4	1	2	0	0	0	1				
Ron Campbell, R OBP: 0.273, SLG: 0.469 (1, 4)										4	1	2	2	0	1	2				
Dick Bertell, R OBP: 0.294, SLG: 0.320 Vic Roznovsky, L OBP: 0.250, SLG: 0.234 (6, PH) (7, 1)										3	0	1	1	0	0	2				
Bob Buhl, R OBP: 0.162, SLG: 0.097 Don Eiston, R OBP: 0.157, SLG: 0.167 Joey Amalfitano, R OBP: 0.332, SLG: 0.391 Freddie Burdette, R OBP: 1.000, SLG: 1.000 Lee Gregory, L OBP: 0.250, SLG: 0.077 (8, PH)	(1, 1) (5, 1) (6, PH) (7, 1) (8, PH)	2.2 3.0 2.1	W S	14 16 11	4 5 4	4 1 2	4 1 2	3 4 3	0 1 0	0 0 0	0 0 0	0 0 0	0 0 0	0 1 0	0 0 1	0 0 1				
Inning Stats	R: 0 E: 0 K: 1 S: 5	H: 0 LOB: 0 BB: 0 P: 5	R: 2 E: 0 K: 1 S: 9	H: 4 LOB: 2 BB: 0 P: 9	R: 2 E: 0 K: 1 S: 9	H: 4 LOB: 2 BB: 0 P: 9	R: 0 E: 0 K: 3 S: 9	H: 0 LOB: 0 BB: 0 P: 9	R: 0 E: 0 K: 1 S: 7	H: 1 LOB: 2 BB: 0 P: 7	R: 1 E: 0 K: 0 S: 5	H: 2 LOB: 2 BB: 1 P: 9	R: 0 E: 0 K: 1 S: 5	H: 0 LOB: 0 BB: 0 P: 5	R: 2 E: 0 K: 2 S: 11	H: 4 LOB: 2 BB: 0 P: 11	WP: 0 PB: 0 3B: 0 HR: 1	PA: 41		
PITCHER	IP WLS BF H R ER SO BB IBB HBP BLK WP HR S P ERA WHIP																			
Clay Carroll, R ERA: 7.71 Billy Hoelt, L ERA: 3.64 Hank Fischer, R ERA: 4.09	(1, 1) (3, 1) (6, 1)	2.2 3.0 2.1	W S	14 16 11	4 5 4	4 1 2	3 4 3	0 1 0	0 0 0	0 0 0	0 0 0	0 0 0	0 0 0	0 0 0	0 23 17	20 27 17	13.50 3.00 7.71	2.250 2.000 1.714		

AB	33
R	8
H	11
RBI	7
BB	2
SO	3
LOB	16



AB	40
R	7
H	15
RBI	7
BB	1
SO	10
LOB	14



Batter	1	2	3	4	5	6	7	8	9	AB	R	H	RBI	BB	SO	LOB	TOP					
Bob Lillis, R OBP: 0.294, SLG: 0.313 (1,4)	5-3			G4-6-3 1B		FC6-4	F9			4	0	1	0	0	0	4	Houston Colt 45's @ Chicago Cubs Wrigley Field, Chicago, IL Wed Sep 09 1964, 3:33 AM CDT Att: 2,054 - Unknown					
Al Spangler, L OBP: 0.302, SLG: 0.330 (1,7)	4-3			G4-6-3 1-2			4-3	K		4	0	0	0	0	1							
Joe Gaines, R OBP: 0.325, SLG: 0.406 (1,9)	L1			K			HR	F4		4	1	1	1	0	1	0						
Walt Bond, L OBP: 0.318, SLG: 0.453 (1,3)		K			G6-4-3 1B			F4	K	4	0	1	0	0	2	0						
Bob Aspromonte, R OBP: 0.330, SLG: 0.412 (1,5)	5-3			G6-4-3 1-2			1B 1B		1B	4	1	2	0	0	0	1						
Carroll Hardy, R OBP: 0.248, SLG: 0.267 (1,8)	K			4-3			E 1-2 HBP		1B	4	1	2	0	0	1	0						
Eddie Kasko, R OBP: 0.309, SLG: 0.291 (1,6)			6-3			FC5-4 1B	HBP E 1-2 2-H		F8	4	0	2	1	0	0	2						
Jerry Grote, R OBP: 0.246, SLG: 0.269 (1,2)			F9			FC5-4 FC6-4 1-2	E6 HBP 1-2 2-3		K	4	0	0	0	0	1	5						
Bob Bruce, R OBP: 0.241, SLG: 0.204 (1,1)			6-3			F9			1-3	2	0	0	0	0	0	1						
Nellie Fox, L OBP: 0.318, SLG: 0.320 (7, PH)										0	0	0	1	0	0	0						
Turk Farrell, R OBP: 0.113, SLG: 0.083 (7, 1)										0	0	0	0	0	0	0						
Jim Owens, R OBP: 0.107, SLG: 0.143 (9, PH)										1	0	0	0	0	0	2						
Dave Roberts, L OBP: 0.292, SLG: 0.270 (9, PH)										1	0	0	0	0	0	2						
Inning Stats	R: 0 E: 0 K: 0 S: 3	H: 0 LOB: 0 BB: 0 P: 3	R: 0 E: 0 K: 2 S: 7	H: 0 LOB: 0 BB: 0 P: 7	R: 0 E: 0 K: 0 S: 3	H: 0 LOB: 0 BB: 0 P: 3	R: 0 E: 0 K: 1 S: 5	H: 1 LOB: 0 BB: 0 P: 5	R: 0 E: 0 K: 0 S: 3	H: 1 LOB: 0 BB: 0 P: 3	R: 0 E: 0 K: 0 S: 4	H: 1 LOB: 1 BB: 0 P: 4	R: 3 E: 1 K: 0 S: 8	H: 4 LOB: 3 BB: 0 P: 9	R: 0 E: 0 K: 2 S: 7	H: 0 LOB: 0 BB: 0 P: 7	R: 0 E: 0 K: 1 S: 7	H: 2 LOB: 2 BB: 0 P: 7	1B: 8 2B: 0 3B: 0 HR: 1	SF: 0 SAC: 0 DP: 2 HBP: 1	WP: 0 PB: 0 SB: 0 CS: 0	PA: 36
PITCHER	IP WLS BF H R ER SO BB IBB HBP BLK WP HR S P ERA WHIP																					
Dick Ellsworth, L ERA: 3.52 (1, 1)	8.0 W 33 9 3 2 5 0 0 0 1 0 0 1 42 43 2.25 1.125																					
Lindy McDaniel, R ERA: 4.14 (9, 1)	1.0 S 3 0 0 0 1 0 0 0 0 0 0 0 5 5 0.00 0.000																					

Batter	1	2	3	4	5	6	7	8	9	AB	R	H	RBI	BB	SO	LOB	BOTTOM			
Jimmy Stewart, S OBP: 0.328, SLG: 0.309 (1,6)	F8		CS 1B		K		WP BB 1-2 2-H 2-H	4-3		5	0	2	2	0	1	2	Houston Colt 45's @ Chicago Cubs Wrigley Field, Chicago, IL Wed Sep 09 1964, 3:33 AM CDT Att: 2,054 - Unknown			
Ellis Burton, S OBP: 0.333, SLG: 0.439 (1,8)	6-3		F8		F8		WP BB 1-2 2-3			3	0	0	0	1	0	2				
Billy Williams, L OBP: 0.379, SLG: 0.566 (1,7)			CS 1-2		1B		HR 1-2 2-3 3-H	K		4	1	3	1	0	1	2				
Ron Santo, R OBP: 0.398, SLG: 0.557 (1,5)	K				E7 14 WP 1B		F8 FC4-6		BB	3	1	1	0	1	1	1				
14 Ernie Banks, R OBP: 0.307, SLG: 0.440 (1,3)	5-3		F6		6-3		K			4	0	0	0	0	1	3				
Len Gabrielson, L OBP: 0.306, SLG: 0.364 (1,9)	6-3		S 1B		K		FC4-6 1-2			4	0	1	0	0	1	3				
Ron Campbell, R OBP: 0.297, SLG: 0.500 (1,4)	F2				K			1B 1B 2B	SH5-3 1B	4	1	2	0	0	1	1				
Dick Bertell, R OBP: 0.300, SLG: 0.336 (1,2)					HR			BB 1B 2-3	F9	4	2	3	1	0	0	1				
Dick Ellsworth, L OBP: 0.094, SLG: 0.050 (1, 1)					SH1-4 1B			BB 1B BB		1	1	0	0	1	0	0				
Lindy McDaniel, R OBP: 0.133, SLG: 0.133 (9, 1)	1-3				SH1-4 1-2			BB 1B WP BB	SH5-3	0	0	0	0	0	0	0				
Inning Stats	R: 0 E: 0 K: 1 S: 6	H: 1 LOB: 1 BB: 0 P: 6	R: 0 E: 0 K: 0 S: 3	H: 0 LOB: 0 BB: 0 P: 3	R: 1 E: 0 K: 0 S: 4	H: 2 LOB: 0 BB: 0 P: 4	R: 1 E: 1 K: 1 S: 7	H: 3 LOB: 1 BB: 0 P: 7	R: 0 E: 0 K: 1 S: 6	H: 1 LOB: 1 BB: 0 P: 6	R: 1 E: 0 K: 1 S: 6	H: 1 LOB: 0 BB: 0 P: 6	R: 3 E: 0 K: 2 S: 10	H: 3 LOB: 3 BB: 3 P: 22	R: 0 E: 0 K: 0 S: 4	H: 1 LOB: 1 BB: 0 P: 4	1B: 8 2B: 2 3B: 0 HR: 2	SF: 0 SAC: 2 DP: 0 HBP: 0	WP: 2 PB: 0 SB: 1 CS: 1	PA: 38
PITCHER	IP WLS BF H R ER SO BB IBB HBP BLK WP HR S P ERA WHIP																			
Bob Bruce, R ERA: 2.98 (1, 1)	6.0 L 4 3 3 3 0 1 0 0 0 0 0 0 3 7 ∞ ∞																			
Turk Farrell, R ERA: 3.51 (7, 1)	0.0 L 4 3 3 3 0 1 0 0 0 0 0 0 3 7 ∞ ∞																			
Jim Owens, R ERA: 3.27 (7, 1)	2.0 9 1 0 0 2 2 0 0 0 0 1 0 11 19 0.00 1.500																			

Batter	1	2	3	4	5	6	7	8	9	AB	R	H	RBI	BB	SO	LOB	TOP		
Eddie Kasko, R (1, 6) OBP: 0.310, SLG: 0.291										4	0	1	0	1	1	1	Houston Colt 45's @ Chicago Cubs Wrigley Field, Chicago, IL Thu Sep 10 1964, 3:33 AM CDT Att: 1,572 - Unknown		
Nelle Fox, L (1, 4) OBP: 0.319, SLG: 0.323 Ivan Murrell, R (9, FR) OBP: 0.143, SLG: 0.231										5	1	2	0	0	0	2			
Al Spangler, L (1, 7) OBP: 0.303, SLG: 0.338										5	1	2	1	0	2				
Walt Bond, L (1, 3) OBP: 0.318, SLG: 0.451										4	1	1	1	0	2				
Bob Aspromonte, R (1, 5) OBP: 0.329, SLG: 0.410										4	0	1	0	0	1				
Joe Gaines, R (1, 9) OBP: 0.324, SLG: 0.404										4	0	1	1	0	1				
Carroll Hardy, R (1, 8) OBP: 0.242, SLG: 0.259										4	0	0	0	0	1	3			
Jerry Grote, R (1, 2) OBP: 0.250, SLG: 0.268 Dave Roberts, L (9, PH) OBP: 0.280, SLG: 0.267									1	0	0	0	2	0	0				
Ken Johnson, R (1, 1) OBP: 0.086, SLG: 0.118 Hal Woodeshick, R (6, 1)									3	0	0	0	0	2	4				
Bob Lillis, R (9, PH) OBP: 0.293, SLG: 0.311									1	0	0	0	0	0	0				
Inning Stats	R: 0 E: 1 K: 0 S: 4	H: 1 LOB: 1 BB: 0 P: 4	R: 0 E: 0 K: 0 S: 3	H: 0 LOB: 0 BB: 0 P: 3	R: 0 E: 0 K: 1 S: 5	H: 0 LOB: 1 BB: 1 P: 9	R: 0 E: 0 K: 1 S: 6	H: 1 LOB: 1 BB: 0 P: 6	R: 0 E: 0 K: 0 S: 3	H: 0 LOB: 0 BB: 0 P: 3	R: 0 E: 1 K: 1 S: 6	H: 0 LOB: 1 BB: 0 P: 6	R: 0 E: 0 K: 0 S: 3	H: 0 LOB: 1 BB: 0 P: 6	R: 0 E: 0 K: 0 S: 4	H: 1 LOB: 2 BB: 1 P: 8	1B: 5 2B: 2 3B: 1 HR: 0	SF: 0 SAC: 0 DP: 1 HBP: 0	WP: 0 PA: 39 PB: 0 SB: 0 CS: 0
PITCHER	IP WLS BF H R ER SO BB IBB HBP BLK WP HR S P ERA WHIP																		
Larry Jackson, R (1, 1) ERA: 3.35	8.2 W 38 8 3 3 5 3 0 0 0 0 0 0 45 57 3.12 1.269																		
Lindy McDaniel, R (9, 1) ERA: 4.12	0.1 S 1 0 0 0 0 0 0 0 0 0 0 0 0 1 1 0.00 0.000																		

Batter	1	2	3	4	5	6	7	8	9	AB	R	H	RBI	BB	SO	LOB	BOTTOM		
Jimmy Stewart, S (1, 6) OBP: 0.328, SLG: 0.312										3	1	1	0	0	2	0	Houston Colt 45's @ Chicago Cubs Wrigley Field, Chicago, IL Thu Sep 10 1964, 3:33 AM CDT Att: 1,572 - Unknown		
Ellis Burton, S (1, 8) OBP: 0.329, SLG: 0.420 (7, 9)										3	0	0	0	1	0	1			
Billy Williams, L (1, 7) OBP: 0.380, SLG: 0.565										3	1	1	0	1	0	2			
Ron Santo, R (1, 5) OBP: 0.397, SLG: 0.555										4	1	1	0	0	1	4			
14 Ernie Banks, R (1, 3) OBP: 0.308, SLG: 0.443										4	1	2	2	0	1	1			
Len Gabrielson, L (1, 9) OBP: 0.394, SLG: 0.361 Billy Cowan, R (6, PH) OBP: 0.271, SLG: 0.402										2	0	0	0	0	0	1			
Ron Campbell, R (1, 4) OBP: 0.293, SLG: 0.475										4	0	1	0	0	1	1			
Dick Bertell, R (1, 2) OBP: 0.299, SLG: 0.334										4	0	1	0	0	0	1			
Larry Jackson, R (1, 1) OBP: 0.189, SLG: 0.213 Lindy McDaniel, R (9, 1) OBP: 0.133, SLG: 0.133										3	0	1	0	0	0	2			
Inning Stats	R: 0 E: 0 K: 1 S: 5	H: 0 LOB: 1 BB: 1 P: 9	R: 0 E: 0 K: 0 S: 5	H: 3 LOB: 2 BB: 0 P: 5	R: 1 E: 1 K: 1 S: 7	H: 1 LOB: 1 BB: 0 P: 7	R: 0 E: 0 K: 0 S: 3	H: 0 LOB: 0 BB: 0 P: 3	R: 0 E: 0 K: 1 S: 5	H: 0 LOB: 0 BB: 0 P: 5	R: 3 E: 0 K: 0 S: 6	H: 3 LOB: 0 BB: 0 P: 6	R: 0 E: 0 K: 1 S: 6	H: 1 LOB: 2 BB: 1 P: 10	R: 0 E: 0 K: 1 S: 6	H: 1 LOB: 1 BB: 0 P: 6		1B: 7 2B: 2 3B: 0 HR: 0	SF: 0 SAC: 1 DP: 0 HBP: 0
PITCHER	IP WLS BF H R ER SO BB IBB HBP BLK WP HR S P ERA WHIP																		
Ken Johnson, R (1, 1) ERA: 3.84	5.0 L 23 7 4 3 3 1 0 0 0 0 1 0 28 32 5.40 1.600																		
Hal Woodeshick, L (6, 1) ERA: 3.07	3.0 2 0 0 2 1 0 0 0 0 1 0 15 19 0.00 1.000																		

AB	36
R	3
H	8
RBI	3
BB	3
SO	5
LOB	16



Batter	1	2	3	4	5	6	7	8	9	AB	R	H	RBI	BB	SO	LOB	TOP		
Curt Flood, R OBP: 0.350, SLG: 0.371 (1, 8)	0-0 4-3 HR 1B		0-0 FC6-4 1B		0-0 F8 1B		0-3 K		0-0 3B 1B	5	2	3	0	0	1	1			
Lou Brock, L OBP: 0.354, SLG: 0.446 (1, 7)	0-0 F5		0-0 F8		0-0 1B			0-0 1B	0-0 1H 2H 3B	0	0	0	0	0	0	0			
Bill White, L OBP: 0.352, SLG: 0.458 (1, 3)	0-0 4-3 1-2		0-0 FC6-4 1-2		0-0 4-3 1-2			0-0 FC2-6 CS 1B 1-2	0-0 F5	5	0	0	0	0	0	5			
Ken Boyer, R OBP: 0.364, SLG: 0.497 (1, 5)	0-0 2H HR		0-0 F9		0-0 F7			0-0 1B		4	1	2	2	0	0	1			
Dick Groat, R OBP: 0.325, SLG: 0.354 Dal Maxvill, R OBP: 0.188, SLG: 0.188 (1, 6) (8, 6)	0-0 6-3			0-0 FC4-6 1B		0-0 L4		0-0 4-3 2-3		4	0	1	0	0	0	2			
Tim McCarver, L OBP: 0.354, SLG: 0.405 (1, 2)		0-0 F7		0-0 FC4-6 FC6-4 1-2		0-0 1-3			0-0 5-3	4	0	0	0	0	0	1			
Julian Javier, R OBP: 0.281, SLG: 0.365 (1, 4)		0-0 1B		0-0 F2			0-0 F6		0-3 K	4	0	1	0	0	1	1	AB 33		
Mike Shannon, R OBP: 0.321, SLG: 0.388 (1, 9)		0-0 F9		0-0 FC6-4 1-2			4-0 BB		0-0 1B 2B	3	1	1	0	1	0	2	R 5		
Bob Gibson, R OBP: 0.193, SLG: 0.177 (1, 1)		0-3 K			0-0 G3		0-0 F2 1-2		0-0 1B 3B 1B 2H	4	1	1	1	0	1	2	H 9		
Inning Stats	R: 2 E: 0 K: 0 S: 5	H: 2 LOB: 0 BB: 0 P: 5	R: 0 E: 0 K: 1 S: 6	H: 1 LOB: 1 BB: 0 P: 6	R: 0 E: 0 K: 0 S: 4	H: 1 LOB: 1 BB: 0 P: 4	R: 0 E: 0 K: 0 S: 4	H: 0 LOB: 0 BB: 0 P: 3	R: 0 E: 0 K: 1 S: 5	H: 0 LOB: 1 BB: 1 P: 9	R: 0 E: 0 K: 0 S: 4	H: 2 LOB: 1 BB: 0 P: 4	R: 3 E: 0 K: 1 S: 9	H: 4 LOB: 1 BB: 0 P: 9	1B: 9 2B: 1 3B: 1 HR: 1	SF: 0 SAC: 0 DP: 0 HBP: 0	WP: 0 PA: 39 PB: 0 SB: 2 CS: 1		
PITCHER	IP	WLS	BF	H	R	ER	SO	BB	IBB	HBP	BLK	WP	HR	S	P	ERA	WHIP		
Ernie Broglio, R ERA: 3.82 Don Elston, R ERA: 5.12 Fred Norman, L ERA: 6.54	(1, 1) (9, 1) (9, 1)	8.0 0.2 0.1	L 5 2	32 3 1	8 3 0	2 3 0	2 1 0	2 0 0	0 0 0	0 0 0	0 0 0	0 0 0	1 7 2	35 7 2	39 7 2	2.25 40.50 0.00	1.125 4.500 3.000		

St. Louis Cardinals @ Chicago Cubs
Wrigley Field, Chicago, IL
Fri Sep 11 1964, 3:33 AM CDT
Att: 2,240 - Unknown


AB 33
R 5
H 9
RBI 3
BB 1
SO 3
LOB 15



Batter	1	2	3	4	5	6	7	8	9	AB	R	H	RBI	BB	SO	LOB	BOTTOM		
Jimmy Stewart, S OBP: 0.327, SLG: 0.311 (1, 6)	0-0 G3 1B		0-0 F9			0-0 6-3			0-0 F7	4	0	1	0	0	0	0			
Ellis Burton, S OBP: 0.325, SLG: 0.411 (1, 8)	0-0 F5			0-0 F4			0-0 E 1B		0-3 K	4	0	1	0	0	1	1			
Billy Williams, L OBP: 0.378, SLG: 0.561 (1, 7)	0-0 G3 1-2			0-0 4-3			0-3 K		0-0 F6	4	0	0	0	0	1	2			
Ron Santo, R OBP: 0.395, SLG: 0.552 (1, 5)	0-3 K			0-0 5-3			0-0 E1 1-2		0-0 F8	3	0	0	0	0	1	2			
14 Ernie Banks, R OBP: 0.309, SLG: 0.441 (1, 3)		0-0 F3			4-0 L4-3 BB		0-0 F8			2	0	0	0	1	0	2			
Len Gabrielson, L OBP: 0.300, SLG: 0.357 (1, 9)		0-0 F8			0-0 F9		0-0 1-3			3	0	0	0	0	0	3			
Ron Campbell, R OBP: 0.273, SLG: 0.442 (1, 4)		0-3 K			0-0 L4-3 1-2			0-0 5-3		3	0	0	0	0	1	1			
Dick Bertell, R OBP: 0.297, SLG: 0.331 (1, 2)			0-3 K			0-0 F9		0-0 F8		3	0	0	0	0	1	0			
Ernie Broglio, R OBP: 0.254, SLG: 0.250 Leo Burke, R OBP: 0.311, SLG: 0.327 Don Elston, R OBP: 0.167, SLG: 0.167 Fred Norman, S OBP: 0.091, SLG: 0.091 (1, 1) (8, PH) (9, 1) (9, 1)			0-0 5-3			0-3 K		0-0 6-3		2	0	0	0	0	1	0			
Inning Stats	R: 0 E: 0 K: 1 S: 6	H: 1 LOB: 1 BB: 0 P: 6	R: 0 E: 0 K: 1 S: 5	H: 0 LOB: 0 BB: 0 P: 5	R: 0 E: 0 K: 1 S: 5	H: 0 LOB: 0 BB: 0 P: 5	R: 0 E: 0 K: 0 S: 3	H: 0 LOB: 0 BB: 0 P: 3	R: 0 E: 1 K: 1 S: 7	H: 1 LOB: 2 BB: 0 P: 7	R: 0 E: 0 K: 0 S: 3	H: 0 LOB: 0 BB: 0 P: 3	R: 0 E: 0 K: 1 S: 5	H: 0 LOB: 0 BB: 0 P: 5	1B: 2 2B: 1 3B: 0 HR: 0	SF: 0 SAC: 0 DP: 1 HBP: 0	WP: 0 PA: 30 PB: 0 SB: 0 CS: 0		
PITCHER	IP	WLS	BF	H	R	ER	SO	BB	IBB	HBP	BLK	WP	HR	S	P	ERA	WHIP		
Bob Gibson, R ERA: 3.1	(1, 1)	9.0	W	30	2	0	0	6	1	0	0	0	0	41	45	0.00	0.333		

St. Louis Cardinals @ Chicago Cubs
Wrigley Field, Chicago, IL
Fri Sep 11 1964, 3:33 AM CDT
Att: 2,240 - Unknown

AB 29
R 0
H 2
RBI 0
BB 1
SO 6
LOB 11



Batter	1	2	3	4	5	6	7	8	9	AB	R	H	RBI	BB	SO	LOB	TOP			
Curt Flood, R OBP: 0.391, SLG: 0.371 (1, 8)										3	1	1	0	1	0	1	St. Louis Cardinals @ Chicago Cubs Wrigley Field, Chicago, IL Sat Sep 12 1964, 3:33 AM CDT Att: 8,330 - Unknown			
Lou Brock, L OBP: 0.355, SLG: 0.451 (1, 7)										0	1	0	0	0	0	0				
Bill White, L OBP: 0.351, SLG: 0.458 (1, 3)										4	0	1	0	0	0	2				
Ken Boyer, R OBP: 0.362, SLG: 0.494 (1, 5)										4	0	0	0	0	1	1				
Charlie James, R OBP: 0.261, SLG: 0.336 (1, 9)										3	0	0	0	0	0	1				
Mike Shannon, R OBP: 0.320, SLG: 0.385 (6, 9)										1	0	0	0	0	0	0				
Tim McCarver, L OBP: 0.358, SLG: 0.405 (1, 2)										2	0	1	0	1	0	0				
Julian Javier, R OBP: 0.278, SLG: 0.362 (1, 4)										4	0	0	0	0	1	4				
Dal Maxvill, R OBP: 0.167, SLG: 0.167 (7, PH)										2	0	0	0	0	0	1				
Joe Morgan, L OBP: 0.167, SLG: 0.167 (7, 1)										1	0	0	0	0	1	0				
Ron Taylor, R OBP: 0.167, SLG: 0.167 (7, 1)										0	0	0	0	0	0	0				
Gordie Richardson, R OBP: 0.324, SLG: 0.353 (8, PH)										1	0	0	0	0	0	0				
Dick Groat, R OBP: 0.324, SLG: 0.353 (8, PH)										1	0	0	0	0	0	0				
Roger Craig, R OBP: 0.298, SLG: 0.238 (1, 1)										2	0	0	0	0	2	1				
Bob Skinner, L OBP: 0.317, SLG: 0.374 (7, PH)										1	0	1	0	0	0	0				
Jerry Buchek, R OBP: 0.273, SLG: 0.333 (7, 6)										0	0	0	0	0	0	0				
Carl Warwick, R OBP: 0.310, SLG: 0.378 (9, PH)										1	0	0	0	0	1	0				
Inning Stats	R: 2 E: 0 K: 0 S: 6	H: 3 LOB: 2 BB: 1 P: 10	R: 0 E: 0 K: 1 S: 5	H: 0 LOB: 1 BB: 1 P: 9	R: 0 E: 0 K: 1 S: 5	H: 0 LOB: 0 BB: 0 P: 5	R: 0 E: 0 K: 1 S: 5	H: 0 LOB: 1 BB: 0 P: 6	R: 0 E: 0 K: 1 S: 3	H: 1 LOB: 1 BB: 0 P: 6	R: 0 E: 0 K: 1 S: 6	H: 1 LOB: 2 BB: 1 P: 10	R: 0 E: 0 K: 0 S: 3	H: 0 LOB: 0 BB: 0 P: 3	R: 0 E: 0 K: 1 S: 5	H: 0 LOB: 0 BB: 0 P: 5	1B: 3 2B: 1 3B: 0 HR: 1	SF: 0 SAC: 0 DP: 0 HBP: 1	WP: 2 PB: 0 SB: 0 CS: 0	PA: 36
PITCHER Bob Buhl, R ERA: 3.59 (1, 1)	IP: 9.0 WLS: W BF: 36 H: 5 R: 2 ER: 2 SO: 6 BB: 2 IBB: 1 HBP: 1 BLK: 0 WP: 2 HR: 1 S: 44 P: 57 ERA: 2.00 WHIP: 0.778																			

Batter	1	2	3	4	5	6	7	8	9	AB	R	H	RBI	BB	SO	LOB	BOTTOM			
Joey Amalfitano, R OBP: 0.331, SLG: 0.387 (1, 4)										3	0	0	0	0	0	2	St. Louis Cardinals @ Chicago Cubs Wrigley Field, Chicago, IL Sat Sep 12 1964, 3:33 AM CDT Att: 8,330 - Unknown			
Ellis Burton, S OBP: 0.322, SLG: 0.395 (1, 8) (8, 9)										3	0	0	0	1	1	2				
Billy Williams, L OBP: 0.377, SLG: 0.559 (1, 7)										4	1	1	0	0	0	2				
Ron Santo, R OBP: 0.396, SLG: 0.554 (1, 5)										3	1	1	0	1	0	1				
14 Ernie Banks, R OBP: 0.310, SLG: 0.446 (1, 3)										3	1	1	2	1	0	1				
Len Gabrielson, L OBP: 0.301, SLG: 0.356 (1, 9)										3	0	1	0	0	0	3				
Billy Cowan, R OBP: 0.273, SLG: 0.403 (8, 8)										1	0	1	0	0	0	0				
Andre Rodgers, R OBP: 0.322, SLG: 0.371 (1, 6)										4	0	0	1	0	0	3				
Dick Bertell, R OBP: 0.297, SLG: 0.329 (1, 2)										2	0	0	0	1	0	1				
Jimmie Schaffer, R OBP: 0.305, SLG: 0.330 (8, 2)										0	0	0	0	0	0	0				
Bob Buhl, R OBP: 0.169, SLG: 0.108 (1, 1)										3	0	1	0	0	2	0				
Inning Stats	R: 0 E: 0 K: 0 S: 3	H: 0 LOB: 0 BB: 0 P: 3	R: 1 E: 0 K: 0 S: 3	H: 0 LOB: 1 BB: 2 P: 11	R: 0 E: 0 K: 2 S: 7	H: 0 LOB: 0 BB: 0 P: 7	R: 0 E: 0 K: 0 S: 4	H: 1 LOB: 1 BB: 0 P: 4	R: 0 E: 0 K: 0 S: 4	H: 1 LOB: 2 BB: 1 P: 8	R: 2 E: 0 K: 0 S: 5	H: 3 LOB: 0 BB: 0 P: 5	R: 0 E: 0 K: 1 S: 5	H: 0 LOB: 2 BB: 1 P: 10	R: 0 E: 0 K: 0 S: 4	H: 1 LOB: 1 BB: 0 P: 4	1B: 4 2B: 0 3B: 1 HR: 1	SF: 0 SAC: 0 DP: 0 HBP: 1	WP: 0 PB: 1 SB: 0 CS: 0	PA: 35
PITCHER Roger Craig, R ERA: 3.34 (1, 1)	IP: 6.0 WLS: L BF: 25 H: 5 R: 3 ER: 3 SO: 2 BB: 3 IBB: 0 HBP: 0 BLK: 0 WP: 0 HR: 0 S: 26 P: 38 ERA: 4.50 WHIP: 1.333																			
Ron Taylor, R ERA: 4.21 (7, 1)	IP: 0.2 WLS: L BF: 4 H: 0 R: 0 ER: 0 SO: 1 BB: 1 IBB: 0 HBP: 0 BLK: 0 WP: 0 HR: 0 S: 4 P: 9 ERA: 0.00 WHIP: 1.500																			
Gordie Richardson, L ERA: 1.82 (7, 1)	IP: 1.1 WLS: W BF: 5 H: 1 R: 0 ER: 0 SO: 0 BB: 0 IBB: 0 HBP: 0 BLK: 0 WP: 0 HR: 0 S: 5 P: 5 ERA: 0.00 WHIP: 0.750																			

Batter	1	2	3	4	5	6	7	8	9	AB	R	H	RBI	BB	SO	LOB	TOP		
Pete Rose, S OBP: 0.316, SLG: 0.330 (1, 4)										5	0	1	0	0	1	0			
Giraldo Ruiz, S OBP: 0.256, SLG: 0.301 (1, 5)										5	1	0	0	0	0	1			
Vada Pinson, L OBP: 0.311, SLG: 0.442 (1, 8)										5	1	2	0	0	0	0			
Frank Robinson, R OBP: 0.392, SLG: 0.539 (1, 7)										4	1	2	1	0	0	1			
Deron Johnson, R OBP: 0.340, SLG: 0.504 (1, 3)										4	2	2	1	0	0	2			
Johnny Edwards, L OBP: 0.336, SLG: 0.389 (1, 2)										4	0	3	3	0	0	0			
Marty Keough, L OBP: 0.302, SLG: 0.364 (1, 9)										4	0	1	0	0	0	4			
Leo Cardenas, R OBP: 0.307, SLG: 0.376 (1, 6)										3	0	0	0	1	1	2			
Jim Maloney, L OBP: 0.197, SLG: 0.212 Sammy Ellis, L (7, 1)										3	0	0	0	0	0	2			
Inning Stats	R: 4 E: 1 K: 0 S: 8	H: 5 LOB: 2 BB: 1 P: 12	R: 0 E: 0 K: 0 S: 3	H: 0 LOB: 0 BB: 0 P: 3	R: 1 E: 0 K: 0 S: 5	H: 2 LOB: 1 BB: 0 P: 5	R: 0 E: 0 K: 0 S: 3	H: 0 LOB: 0 BB: 0 P: 3	R: 0 E: 0 K: 1 S: 5	H: 2 LOB: 2 BB: 0 P: 5	R: 0 E: 0 K: 0 S: 4	H: 1 LOB: 1 BB: 0 P: 4	R: 0 E: 0 K: 1 S: 6	H: 1 LOB: 1 BB: 0 P: 6	R: 0 E: 0 K: 1 S: 5	H: 0 LOB: 0 BB: 0 P: 5	1B: 9 2B: 1 3B: 1 HR: 0	SF: 0 SAC: 0 DP: 0 HBP: 0	WP: 0 PA: 39 PB: 0 SB: 0 CS: 0
PITCHER	IP WLS BF H R ER SO BB IBB HBP BLK WP HR S P ERA WHIP																		
Bob Buhl, R ERA: 3.76 Cal Koonce, R ERA: 1.93 Jack Warner, R ERA: 1.5 Lindy McDaniel, R ERA: 4.02	(1, 1) (1, 1) (6, 1) (8, 1)	0.1 4.2 2.0 2.0	L 19 7 7	5 4 1 1	4 1 0 0	4 1 0 2	0 0 0 0	0 1 0 0	0 0 0 0	0 0 0 0	0 0 0 0	0 0 18 11	6 22 9 11	0.00 1.93 0.00 0.00	0.500 0.857 0.500 0.500				

Cincinnati Reds @ Chicago Cubs
Wrigley Field, Chicago, IL
Wed Sep 16 1964, 3:33 AM CDT
Att: 1,004 - Unknown

AB	38
R	5
H	11
RBI	5
BB	1
SO	3
LOB	13



Batter	1	2	3	4	5	6	7	8	9	AB	R	H	RBI	BB	SO	LOB	BOTTOM					
Joey Amalfitano, R OBP: 0.333, SLG: 0.379 (1, 4)										3	0	0	0	1	1	1						
Ellis Burton, S OBP: 0.320, SLG: 0.360 (1, 8)										4	0	0	0	0	1	1						
Billy Williams, L OBP: 0.375, SLG: 0.553 (1, 7)										3	2	1	0	1	1	1						
Ron Santo, R OBP: 0.397, SLG: 0.567 (1, 5)										4	1	2	2	0	2	1						
14 Ernie Banks, R OBP: 0.310, SLG: 0.441 (1, 3)										3	0	1	1	0	1	0						
Len Gabrielson, L OBP: 0.306, SLG: 0.363 (1, 9)										4	0	0	0	0	0	2						
Andre Rodgers, R OBP: 0.323, SLG: 0.380 (1, 6)										4	0	0	0	0	0	1						
Vic Roznovsky, L OBP: 0.253, SLG: 0.229 (1, 2)										3	0	1	0	0	1	0						
Bob Buhl, R OBP: 0.189, SLG: 0.108 Cal Koonce, R John Boccabella, R Jack Warner, R Leo Burke, R Lindy McDaniel, R	(1, 1) (1, 1) (5, PH) (6, 1) (7, PH) (8, 1)									0 1 1 0 1 0	0 0 0 0 0 0	0 0 0 0 0 0	0 0 0 0 0 0	0 0 0 0 0 0	0 0 0 0 0 0	0 0 0 0 0 0						
Inning Stats	R: 0 E: 0 K: 1 S: 5	H: 0 LOB: 0 BB: 1 P: 9	R: 0 E: 0 K: 0 S: 3	H: 0 LOB: 0 BB: 0 P: 3	R: 0 E: 0 K: 3 S: 9	H: 0 LOB: 0 BB: 0 P: 9	R: 1 E: 0 K: 0 S: 4	H: 1 LOB: 1 BB: 1 P: 8	R: 0 E: 0 K: 1 S: 6	H: 1 LOB: 1 BB: 0 P: 6	R: 2 E: 0 K: 0 S: 6	H: 3 LOB: 1 BB: 0 P: 6	R: 0 E: 0 K: 1 S: 5	H: 0 LOB: 0 BB: 0 P: 5	R: 0 E: 0 K: 3 S: 9	H: 0 LOB: 0 BB: 0 P: 9	R: 0 E: 0 K: 1 S: 5	H: 0 LOB: 0 BB: 0 P: 5	1B: 2 2B: 2 3B: 0 HR: 1	SF: 1 SAC: 0 DP: 0 HBP: 0	WP: 0 PA: 34 PB: 0 SB: 0 CS: 0	
PITCHER	IP WLS BF H R ER SO BB IBB HBP BLK WP HR S P ERA WHIP																					
Jim Maloney, R ERA: 2.98 Sammy Ellis, R ERA: 3.01	(1, 1) (7, 1)	6.0 3.0	W S	25 9	H 0	R 0	ER 0	SO 5	BB 0	IBB 0	HBP 0	BLK 0	WP 0	HR 0	S 19	P 19	0.00 0.000	1.167				

Cincinnati Reds @ Chicago Cubs
Wrigley Field, Chicago, IL
Wed Sep 16 1964, 3:33 AM CDT
Att: 1,004 - Unknown


AB	31
R	3
H	5
RBI	3
BB	2
SO	10
LOB	8



Batter	1	2	3	4	5	6	7	8	9	AB	R	H	RBI	BB	SO	LOB	TOP										
Pete Rose, S OBP: 0.315, SLG: 0.329 (1, 4)	0-0 4-3		0-0 SH3 1B		0-3 K		0-0 4-3		0-0 FC4-6 1B E	5	1	1	0	0	1	1	Cincinnati Reds @ Chicago Cubs Wrigley Field, Chicago, IL Thu Sep 17 1964, 3:33 AM CDT Att: 1,507 - Unknown livebaseballscorecards.com										
Giraldo Ruiz, S OBP: 0.280, SLG: 0.308 (1, 5)	0-3 K		0-0 SH3		0-0 2B		0-0 F6		0-0 WP 1B	4	0	2	0	0	1	0											
Vada Pinson, L OBP: 0.310, SLG: 0.445 (1, 8)	0-0 F7		0-0 F7		0-3 K		0-0 HR		0-0 E6 WP	5	1	1	1	0	1	3											
Frank Robinson, R OBP: 0.392, SLG: 0.543 (1, 7)		0-0 HR	0-0 F8		0-0 2B SF8 1B		0-3 K		0-0 1-3	5	2	2	1	0	1	3											
Deron Johnson, R OBP: 0.337, SLG: 0.504 (1, 3)	0-0 4-3			0-0 1-3		0-0 SF8 1B 2B		0-0 5-3		4	1	1	0	0	0	0											
Johnny Edwards, L OBP: 0.337, SLG: 0.399 (1, 2)	0-0 2B 1B			0-0 HR		0-0 SF8		0-0 1-3		3	2	2	2	0	0	0											
Marty Keough, L OBP: 0.305, SLG: 0.371 (1, 9)	0-0 1H 2B			0-0 6-3		0-0 2-3 3H 1B		0-0 F9		4	0	2	2	0	0	0											
Leo Cardenas, R OBP: 0.306, SLG: 0.375 (1, 6)	0-0 4-3			0-0 F8		0-3 K			0-0 CS 1B	4	0	1	0	0	1	2											
Jim O'Toole, S OBP: 0.164, SLG: 0.129 Sammy Ellis, L (9, 1)	0-0 5-3				0-3 K		0-0 F7		0-0 FC4-6 1B	4	0	1	0	0	1	2											
Inning Stats	R: 0 E: 0 K: 1 S: 5	H: 0 LOB: 0 BB: 0 P: 5	R: 2 E: 0 K: 0 S: 6	H: 3 LOB: 1 BB: 0 P: 6	R: 0 E: 0 K: 0 S: 4	H: 1 LOB: 0 BB: 0 P: 4	R: 1 E: 0 K: 0 S: 4	H: 1 LOB: 0 BB: 0 P: 4	R: 0 E: 0 K: 3 S: 10	H: 1 LOB: 1 BB: 0 P: 10	R: 2 E: 0 K: 1 S: 8	H: 3 LOB: 1 BB: 0 P: 8	R: 1 E: 0 K: 1 S: 6	H: 1 LOB: 0 BB: 0 P: 6	R: 0 E: 0 K: 0 S: 3	H: 0 LOB: 0 BB: 0 P: 3	R: 1 E: 1 K: 0 S: 6	H: 3 LOB: 2 BB: 0 P: 6	1B: 7 2B: 3 3B: 0 HR: 3	SF: 1 SAC: 1 DP: 0 HBP: 0	WP: 1 PB: 0 SB: 1 CS: 1	PA: 40					
PITCHER	IP	WLS	BF	H	R	ER	SO	BB	IBB	HBP	BLK	WP	HR	S	P	ERA	WHIP										
Lew Burdette, R ERA: 4.69 (1, 1)	5.0	L	23	8	5	5	4	0	0	0	0	0	2	31	31	9.00	1.600										
Jack Warner, R ERA: 1.29 (6, 1)	1.0		4	1	0	0	1	0	0	0	0	0	0	6	6	0.00	1.000										
Cal Koonce, R ERA: 2.35 (7, 1)	3.0		13	4	2	1	1	0	0	0	0	1	1	15	15	3.00	1.333										

Batter	1	2	3	4	5	6	7	8	9	AB	R	H	RBI	BB	SO	LOB	BOTTOM										
Andre Rodgers, R OBP: 0.324, SLG: 0.386 (1, 6)	0-0 FC4-6 1B		0-0 6-3			0-0 6-3			0-0 1B 3B	4	1	2	1	0	0	0	Cincinnati Reds @ Chicago Cubs Wrigley Field, Chicago, IL Thu Sep 17 1964, 3:33 AM CDT Att: 1,507 - Unknown livebaseballscorecards.com										
Billy Cowan, R OBP: 0.270, SLG: 0.398 (1, 8)	0-0 FC4-6 1-2 FC4-6		0-0 L7			0-3 K			0-0 FC1-6 1B	4	0	1	1	0	1	1											
Billy Williams, L OBP: 0.373, SLG: 0.550 (1, 7)	0-0 FC4-6 E S 2B 1-2			0-0 F5			0-0 F9		0-0 FC1-6 HR	4	2	0	0	0	0	2											
Ron Santo, R OBP: 0.398, SLG: 0.574 (1, 5)	0-0 1H 2B			0-0 4-3		0-3 K			0-0 1H HR	4	1	2	3	0	1	0											
14 Ernie Banks, R OBP: 0.308, SLG: 0.437 (1, 3)	0-0 F4			0-0 L6			0-0 F9		0-0 6-3	4	0	0	0	0	0	1											
Len Gabrielson, L OBP: 0.302, SLG: 0.358 (1, 9)		0-0 F6			0-0 F9			0-0 3-1	0-0 F6	4	0	0	0	0	0	0											
Ron Campbell, R OBP: 0.271, SLG: 0.426 (1, 4)		0-0 F8			0-0 6-3			0-0 5-3		3	0	0	0	0	0	0											
Dick Bertell, R OBP: 0.294, SLG: 0.326 (1, 2)		0-0 F7			0-0 F7			0-0 F6		3	0	0	0	0	0	0											
Lew Burdette, R OBP: 0.333, SLG: 0.455 Jack Warner, R (6, 1)			0-0 F3			0-3 K			0-0 3B 1B	1	0	0	0	0	0	0											
Joey Amalfitano, R OBP: 0.332, SLG: 0.378 Cal Koonce, R (7, 1)									0-0 3B 1B	1	0	0	0	0	1	0											
John Boccabella, R OBP: 0.500, SLG: 0.500 (9, PH)										1	1	1	0	0	0	0											
Inning Stats	R: 1 E: 0 K: 0 S: 5	H: 2 LOB: 1 BB: 0 P: 5	R: 0 E: 0 K: 0 S: 3	H: 0 LOB: 0 BB: 0 P: 3	R: 0 E: 0 K: 0 S: 3	H: 0 LOB: 0 BB: 0 P: 3	R: 0 E: 0 K: 0 S: 3	H: 0 LOB: 0 BB: 0 P: 3	R: 0 E: 0 K: 2 S: 7	H: 0 LOB: 0 BB: 0 P: 7	R: 0 E: 0 K: 1 S: 5	H: 0 LOB: 0 BB: 0 P: 5	R: 0 E: 0 K: 0 S: 3	H: 0 LOB: 0 BB: 0 P: 3	R: 0 E: 0 K: 0 S: 3	H: 0 LOB: 0 BB: 0 P: 3	R: 4 E: 0 K: 0 S: 7	H: 4 LOB: 0 BB: 0 P: 7	1B: 3 2B: 1 3B: 1 HR: 1	SF: 0 SAC: 0 DP: 0 HBP: 0	WP: 0 PB: 0 SB: 1 CS: 0	PA: 33					
PITCHER	IP	WLS	BF	H	R	ER	SO	BB	IBB	HBP	BLK	WP	HR	S	P	ERA	WHIP										
Jim O'Toole, L ERA: 2.71 (1, 1)	8.1	W	31	6	5	5	3	0	0	0	0	0	0	2	2	0.00	0.000										
Sammy Ellis, R ERA: 2.99 (9, 1)	0.2	S	2	0	0	0	0	0	0	0	0	0	0	2	2	0.00	0.000										

AB	38
R	7
H	13
RBI	6
BB	0
SO	6
LOB	11



Batter	1	2	3	4	5	6	7	8	9	AB	R	H	RBI	BB	SO	LOB	TOP								
Andre Rodgers, R (1, 6) OBP: 0.327, SLG: 0.390	F5		BB						E	4	1	2	1	1	1	0	Chicago Cubs @ Milwaukee Braves Milwaukee County Stadium, Milwaukee, WI Sat Sep 19 1964, 4:33 AM EDT Unknown								
Ellis Burton, S (1, 8) OBP: 0.314, SLG: 0.344	K		F5		4-3				K	4	0	0	0	1	2	4									
Billy Williams, L (1, 7) OBP: 0.373, SLG: 0.551	F8		F9		1B				E6	4	1	1	1	1	0	3									
Ron Santo, R (1, 5) OBP: 0.396, SLG: 0.571		K			F7				G6-3	5	0	1	1	0	1	4									
14 Ernie Banks, R (1, 3) OBP: 0.309, SLG: 0.443		1B			F5					4	1	2	1	0	1	3									
Len Gabrielson, L (1, 9) OBP: 0.298, SLG: 0.353		F9			K				F2	4	0	0	0	0	1	1									
Ron Campbell, R (1, 4) OBP: 0.269, SLG: 0.431		K			L7				5-3	4	1	1	0	0	1	1									
Dick Bertell, R (1, 2) OBP: 0.300, SLG: 0.332					K				1B	3	1	2	0	1	1	0									
Larry Jackson, R (1, 1) OBP: 0.186, SLG: 0.208					BB				F6	4	0	1	0	0	0	3									
Inning Stats	R: 0 E: 0 K: 1 S: 5	H: 0 LOB: 0 BB: 0 P: 5	R: 0 E: 0 K: 2 S: 8	H: 1 LOB: 1 BB: 0 P: 8	R: 0 E: 0 K: 1 S: 6	H: 1 LOB: 2 BB: 1 P: 10	R: 1 E: 0 K: 1 S: 6	H: 1 LOB: 0 BB: 0 P: 6	R: 3 E: 0 K: 0 S: 7	H: 4 LOB: 1 BB: 0 P: 7	R: 1 E: 0 K: 0 S: 3	H: 1 LOB: 0 BB: 1 P: 7	R: 0 E: 0 K: 2 S: 7	H: 0 LOB: 2 BB: 2 P: 15	R: 0 E: 0 K: 0 S: 4	H: 1 LOB: 1 BB: 0 P: 4	R: 0 E: 1 K: 1 S: 6	H: 1 LOB: 1 BB: 0 P: 6	1B: 5 2B: 3 3B: 1 HR: 1	SF: 0 SAC: 0 DP: 1 HBP: 0	WP: 0 PB: 0 SB: 2 CS: 2	PA: 40			
PITCHER	IP	WLS	BF	H	R	ER	SO	BB	IBB	HBP	BLK	WP	HR	S	P	ERA	WHIP								
Hank Fischer, R (1, 1) ERA: 4.01	5.0	L	23	7	4	4	5	1	0	0	0	0	1	32	36	7.20	1.600								
Chi-Chi Olivo, R (6, 1) ERA: 3.65	3.0		13	2	1	1	2	1	2	0	0	0	0	14	26	3.00	1.000								
Bob Sadowski, R (9, 1) ERA: 4.37	1.0		4	1	0	0	1	0	0	0	0	0	0	6	6	0.00	1.000								

AB	36
R	5
H	10
RBI	4
BB	4
SO	8
LOB	19



Batter	1	2	3	4	5	6	7	8	9	AB	R	H	RBI	BB	SO	LOB	BOTTOM								
Felipe Alou, R (1, 9) OBP: 0.285, SLG: 0.378	FC4-6		F7		FC4-6				F9	3	0	0	0	1	0	2	Chicago Cubs @ Milwaukee Braves Milwaukee County Stadium, Milwaukee, WI Sat Sep 19 1964, 4:33 AM EDT Unknown								
Lee Maye, L (1, 8) OBP: 0.346, SLG: 0.442	FC4-6				HR				L7	4	1	2	1	0	0	1									
Rico Carty, R (1, 7) OBP: 0.379, SLG: 0.524	FC6-4				F4				F4	4	0	0	0	0	0	3									
Eddie Mathews, L (1, 5) OBP: 0.351, SLG: 0.437	G3				HR				3-1	4	1	2	2	0	0	1									
Joe Torre, R (1, 3) OBP: 0.364, SLG: 0.487					5-3				6-3	4	0	1	0	0	0	0									
Gary Kolb, L (9, PR) OBP: 0.208, SLG: 0.106					6-3				6-3	0	0	0	0	0	0	0									
Ed Bailey, L (1, 2) OBP: 0.340, SLG: 0.339					G3				G3	4	0	0	0	0	0	2									
Denis Menke, R (1, 4) OBP: 0.363, SLG: 0.476					F7				6-3	4	0	0	0	0	0	2									
Sandy Alomar Sr., S (1, 6) OBP: 0.222, SLG: 0.222					L9				1-3	1	0	0	0	0	0	0									
Ethan Blackaby, L (5, PH) OBP: 0.252, SLG: 0.240					1-3				K	1	0	0	0	0	0	0									
Woody Woodward, R (6, 4) OBP: 0.335, SLG: 0.385									K	0	0	0	0	0	0	0									
Miguel de la Hoz, R (8, PH) OBP: 0.335, SLG: 0.385									K	1	0	0	0	0	1	0									
Hank Fischer, R (1, 1) OBP: 0.226, SLG: 0.184					6-3				L4	1	0	0	0	0	0	0									
Lou Kimchok, L (5, PH) OBP: 1.000, SLG: 1.000					6-3				L4	1	0	1	0	0	0	0									
Chi-Chi Olivo, R (6, 1) OBP: 0.500, SLG: 0.500					FC4-6				2B	0	0	0	0	0	0	0									
Ty Cline, L (8, PH) OBP: 0.325, SLG: 0.352										1	1	0	0	0	0	0									
Bob Sadowski, R (9, 1) OBP: 0.184, SLG: 0.188										0	0	0	0	0	0	0									
Inning Stats	R: 0 E: 0 K: 0 S: 3	H: 0 LOB: 1 BB: 1 P: 7	R: 0 E: 0 K: 0 S: 3	H: 0 LOB: 0 BB: 0 P: 3	R: 0 E: 0 K: 0 S: 3	H: 0 LOB: 0 BB: 0 P: 3	R: 2 E: 0 K: 0 S: 5	H: 2 LOB: 0 BB: 0 P: 5	R: 0 E: 0 K: 0 S: 4	H: 1 LOB: 1 BB: 0 P: 4	R: 0 E: 0 K: 0 S: 3	H: 0 LOB: 0 BB: 0 P: 3	R: 0 E: 0 K: 1 S: 7	H: 0 LOB: 0 BB: 0 P: 3	R: 1 E: 1 K: 1 S: 7	H: 1 LOB: 1 BB: 0 P: 7	R: 0 E: 0 K: 0 S: 4	H: 2 LOB: 2 BB: 0 P: 4	1B: 4 2B: 1 3B: 0 HR: 1	SF: 0 SAC: 0 DP: 1 HBP: 0	WP: 0 PB: 0 SB: 0 CS: 0	PA: 34			
PITCHER	IP	WLS	BF	H	R	ER	SO	BB	IBB	HBP	BLK	WP	HR	S	P	ERA	WHIP								
Larry Jackson, R (1, 1) ERA: 3.22	9.0	W	34	6	3	2	1	1	0	0	0	0	1	35	39	2.00	0.778								

AB	33
R	3
H	6
RBI	3
BB	1
SO	1
LOB	11



Batter	1	2	3	4	5	6	7	8	9	AB	R	H	RBI	BB	SO	LOB	TOP										
Andru Rodgers, R Cal Koonce, R Vic Roznovsky, L Don Elston, R Freddie Burdette, R Jimmy Stewart, S	F9		1B		K		K		E4	2	1	1	0	0	0	0	0										
Ellis Burton, S Jake Jaeckel, R Joey Amalfitano, R	1-3		1B		6-3		F4		G6-4-3	4	1	1	0	0	0	1											
Billy Williams, L Ron Santo, R			1B		F7			F5	K	5	0	2	1	0	1	0											
14 Ernie Banks, R John Boccabella, R		F9	F4							3	0	1	0	0	0	2											
Len Gabrielson, L Ron Campbell, R					E		K			3	1	2	1	1	1	1											
Jimmie Schaffer, R Dick Ellsworth, L Don Kessinger, S Leo Burke, R Billy Cowan, R					E1		L4			4	0	1	0	0	1	3											
Inning Stats	R: 0 E: 0 K: 0 S: 4	H: 1 LOB: 1 BB: 0 P: 4	R: 0 E: 0 K: 1 S: 4	H: 0 LOB: 0 BB: 1 P: 8	R: 2 E: 0 K: 0 S: 7	H: 4 LOB: 2 BB: 0 P: 7	R: 1 E: 1 K: 0 S: 4	H: 1 LOB: 0 BB: 0 P: 4	R: 0 E: 0 K: 1 S: 5	H: 0 LOB: 0 BB: 0 P: 5	R: 0 E: 0 K: 1 S: 6	H: 1 LOB: 1 BB: 0 P: 6	R: 0 E: 0 K: 1 S: 6	H: 1 LOB: 1 BB: 0 P: 6	R: 2 E: 0 K: 0 S: 6	H: 3 LOB: 2 BB: 1 P: 10	R: 0 E: 1 K: 1 S: 5	H: 0 LOB: 0 BB: 0 P: 5	1B: 8 2B: 2 3B: 1 HR: 0	SF: 0 SAC: 0 DP: 2 HBP: 0	WP: 0 PB: 0 SB: 0 CS: 1	PA: 39					
PITCHER	IP	WLS	BF	H	R	ER	SO	BB	IBB	HBP	BLK	WP	HR	S	P	ERA	WHIP	PITCHER									
Tony Cloninger, R Bob Sadowski, R	7.1	W	34	11	5	5	4	2	0	0	0	0	0	40	48	6.14	1.773										
	8.1	S	5	0	0	0	1	0	0	0	0	0	0	7	7	0.00	0.000										

Chicago Cubs @ Milwaukee Braves
Milwaukee County Stadium, Milwaukee, WI
Sat Sep 19 1964, 4:38 AM EDT
Att: 7,930 - Unknown

AB 37
R 5
H 11
RBI 4
BB 2
SO 5
LOB 16



Batter	1	2	3	4	5	6	7	8	9	AB	R	H	RBI	BB	SO	LOB	BOTTOM										
Felipe Alou, R Lee Maye, L Ty Cline, L	5-3				K		F8		5-3	4	1	0	0	1	1	3											
Rico Carty, R Ethan Blackaby, L										5	1	2	0	0	0	1											
Joe Torre, R Gene Oliver, R										5	2	2	4	0	1	3											
Eddie Mathews, L Denis Menke, R										5	0	0	0	0	0	1											
Sandy Alomar Sr., S Tony Cloninger, R Bob Sadowski, R										4	1	1	0	0	0	1											
Inning Stats	R: 1 E: 1 K: 0 S: 5	H: 1 LOB: 1 BB: 0 P: 5	R: 5 E: 1 K: 0 S: 6	H: 2 LOB: 0 BB: 2 P: 14	R: 0 E: 0 K: 0 S: 3	H: 0 LOB: 0 BB: 0 P: 3	R: 0 E: 0 K: 2 S: 9	H: 2 LOB: 2 BB: 0 P: 9	R: 2 E: 0 K: 0 S: 7	H: 4 LOB: 2 BB: 0 P: 7	R: 0 E: 0 K: 0 S: 3	H: 0 LOB: 0 BB: 0 P: 3	R: 0 E: 0 K: 1 S: 5	H: 0 LOB: 2 BB: 2 P: 13	R: 0 E: 0 K: 0 S: 4	H: 1 LOB: 1 BB: 0 P: 4	1B: 7 2B: 1 3B: 0 HR: 2	SF: 0 SAC: 2 DP: 0 HBP: 0	WP: 2 PB: 0 SB: 0 CS: 0	PA: 40							
PITCHER	IP	WLS	BF	H	R	ER	SO	BB	IBB	HBP	BLK	WP	HR	S	P	ERA	WHIP	PITCHER									
Dick Ellsworth, L Cal Koonce, R Don Elston, R Freddie Burdette, R Jake Jaeckel, R	2.0	L	13	3	6	1	0	1	1	0	0	0	0	12	12	4.50	2.000										
	3.1		8	2	0	0	2	0	0	0	0	0	0	4	4	54.00	9.000										
	5.1		4	3	2	2	0	0	0	0	0	0	0	6	6	0.00	0.600										
	7.1		9	1	0	0	1	2	0	0	0	2	0	9	17	0.00	1.500										

Chicago Cubs @ Milwaukee Braves
Milwaukee County Stadium, Milwaukee, WI
Sat Sep 19 1964, 4:38 AM EDT
Att: 7,930 - Unknown

AB 34
R 8
H 10
RBI 6
BB 4
SO 3
LOB 13



Batter	1	2	3	4	5	6	7	8	9	AB	R	H	RBI	BB	SO	LOB	TOP																				
Billy Cowan, R OBP: 0.271, SLG: 0.404 Ellis Burton, S OBP: 0.309, SLG: 0.337	5-3		HR		F6			E3		3	1	1	1	0	0	0	Chicago Cubs @ Milwaukee Braves Milwaukee County Stadium, Milwaukee, WI Sun Sep 20 1964, 4:33 AM EDT Att: 7,751 - Unknown																				
Andra Rodgers, R OBP: 0.325, SLG: 0.387 Lindy McDaniel, R OBP: 0.133, SLG: 0.133	4-3		6-3			K		K		4	0	0	0	0	2	2																					
Billy Williams, L OBP: 0.373, SLG: 0.549	BB		6-3			4-3		4-3		3	0	0	0	1	0	2																					
Ron Santo, R OBP: 0.396, SLG: 0.569	F8			6-3		6-3			2B	4	0	1	0	0	0	1																					
14 Ernie Banks, R OBP: 0.310, SLG: 0.450		4-3	2B	HR			5-3		K	4	1	2	1	0	1	1																					
Len Gabrielson, L OBP: 0.300, SLG: 0.355	4-3			K			3-1		1-3	4	0	0	0	0	1	2																					
Ron Campbell, R OBP: 0.267, SLG: 0.397	6-3			CS	BB		6-3		K	3	0	0	0	1	1	2																					
Dick Bertell, R OBP: 0.298, SLG: 0.330 Jimmy Stewart, S OBP: 0.326, SLG: 0.311	6-3			CS	F3			3-1	1B	2	0	0	0	0	0	1																					
Bob Buhl, R OBP: 0.164, SLG: 0.104 Jack Warner, R OBP: 1.000, SLG: 1.000	F9			1-2	1-6-3			3-1		2	0	0	0	0	0	0																					
Vic Roznovsky, L OBP: 0.247, SLG: 0.222								1-2		1	0	0	0	0	0	1																					
Inning Stats	R: 0 E: 0 K: 0 S: 3	H: 0 LOB: 1 BB: 1 P: 7	R: 0 E: 0 K: 0 S: 4	H: 1 LOB: 1 BB: 0 P: 4	R: 1 E: 0 K: 0 S: 4	H: 1 LOB: 0 BB: 0 P: 4	R: 1 E: 0 K: 1 S: 5	H: 1 LOB: 0 BB: 1 P: 9	R: 0 E: 0 K: 0 S: 3	H: 0 LOB: 0 BB: 0 P: 3	R: 0 E: 0 K: 0 S: 3	H: 0 LOB: 0 BB: 0 P: 3	R: 0 E: 1 K: 1 S: 7	H: 1 LOB: 2 BB: 0 P: 7	R: 0 E: 0 K: 2 S: 8	H: 1 LOB: 1 BB: 0 P: 8		1B: 1 2B: 2 3B: 0 HR: 2	SF: 0 SAC: 0 DP: 0 HBP: 0	WP: 0 PB: 0 SB: 0 CS: 1	PA: 35																
PITCHER	IP	WLS	BF	H	R	ER	SO	BB	IBB	HBP	BLK	WP	HR	S	P	ERA		WHIP	PITCHER		IP	WLS	BF	H	R	ER	SO	BB	IBB	HBP	BLK	WP	HR	S	P	ERA	WHIP
Wade Blasingame, L ERA: 4.1	5.0	W	19	3	2	2	1	2	0	0	0	0	2	19	27	3.60		1.000			4.0	S	15	2	0	0	4	0	0	0	0	0	23	23	0.00	0.500	
Clay Carroll, R ERA: 3.09																																					

AB	32
R	2
H	5
RBI	2
BB	2
SO	5
LOB	13



Batter	1	2	3	4	5	6	7	8	9	AB	R	H	RBI	BB	SO	LOB	BOTTOM																				
Felipe Alou, R OBP: 0.286, SLG: 0.383	5-3						6-3			4	1	2	3	0	0	0	Chicago Cubs @ Milwaukee Braves Milwaukee County Stadium, Milwaukee, WI Sun Sep 20 1964, 4:33 AM EDT Att: 7,751 - Unknown																				
Lee Maye, L OBP: 0.346, SLG: 0.442 Ty Cline, L OBP: 0.325, SLG: 0.352	G3		G3		1B	HR	F4			4	0	1	0	0	0	1																					
Rico Carty, R OBP: 0.379, SLG: 0.542 Gary Kolb, L OBP: 0.208, SLG: 0.106	4-3				F3			HR	K	4	1	1	1	0	1	1																					
Eddie Mathews, L OBP: 0.352, SLG: 0.435		F9			K			BB	1B	4	1	1	0	0	2	0																					
Joe Torre, R OBP: 0.360, SLG: 0.480		F7			F9			1B	CS	3	0	0	0	1	0	0																					
Ed Bailey, L OBP: 0.346, SLG: 0.342		BB			L9			CS	1B	3	0	2	1	1	0	0																					
Denis Menke, R OBP: 0.363, SLG: 0.472		F9			K			K	F8	4	0	0	0	0	2	4																					
Sandy Alomar Sr., S OBP: 0.313, SLG: 0.313					K			HR	K	3	1	1	0	0	2	1																					
Wade Blasingame, L OBP: 0.282, SLG: 0.324 Lou Klimchok, L OBP: 1.000, SLG: 1.000 Clay Carroll, R ERA: 3.98					G3			HR	1-3	1	0	0	0	0	0	0																					
Inning Stats	R: 0 E: 0 K: 0 S: 3	H: 0 LOB: 0 BB: 0 P: 3	R: 0 E: 0 K: 0 S: 3	H: 0 LOB: 1 BB: 1 P: 7	R: 0 E: 0 K: 1 S: 6	H: 1 LOB: 0 BB: 0 P: 6	R: 0 E: 0 K: 1 S: 5	H: 0 LOB: 0 BB: 0 P: 5	R: 3 E: 0 K: 2 S: 9	H: 2 LOB: 1 BB: 1 P: 13	R: 0 E: 0 K: 1 S: 6	H: 1 LOB: 1 BB: 0 P: 6	R: 0 E: 0 K: 1 S: 6	H: 1 LOB: 1 BB: 0 P: 6	1B: 6 2B: 0 3B: 0 HR: 2	SF: 0 SAC: 0 DP: 0 HBP: 0		WP: 1 PB: 0 SB: 0 CS: 2	PA: 34																		
PITCHER	IP	WLS	BF	H	R	ER	SO	BB	IBB	HBP	BLK	WP	HR	S	P	ERA		WHIP	PITCHER		IP	WLS	BF	H	R	ER	SO	BB	IBB	HBP	BLK	WP	HR	S	P	ERA	WHIP
Bob Buhl, R ERA: 3.89	5.0	L	22	5	5	5	3	2	0	0	0	0	2	26	34	9.00		1.400			2.0		8	2	0	0	3	1	0	0	0	0	13	17	0.00	1.500	
Jack Warner, R ERA: 1.0																					1.0		4	1	0	0	1	0	0	0	0	6	6	0.00	1.000		
Lindy McDaniel, R ERA: 3.98																																					

AB	31
R	5
H	8
RBI	5
BB	3
SO	7
LOB	7



Batter	1	2	3	4	5	6	7	8	9	AB	R	H	RBI	BB	SO	LOB	TOP					
Maury Wills, S OBP: 0.319, SLG: 0.327	G3		G1-6-3 1B		F7			BB 4-0		3	0	1	0	1	0	1	Los Angeles Dodgers @ Chicago Cubs Wrigley Field, Chicago, IL Tue Sep 22 1964, 3:33 AM CDT Alt. 961 - Cloudy					
Derrell Griffith, L OBP: 0.299, SLG: 0.411	F9		G1-6-3 1-2†			4-3		1-3		4	0	0	0	0	0	2						
Willie Davis, L OBP: 0.320, SLG: 0.421	1-3		K		4-3			4-3	F3	4	0	0	0	0	1	0						
Tommy Davis, R OBP: 0.309, SLG: 0.376		K		4-3				F7	6-3	4	0	0	0	0	1	0						
John Roseboro, L OBP: 0.357, SLG: 0.372 Willie Crawford, L (9, PR)	BB 1B 1B			1-3				G3	1B 1B	4	0	2	0	0	0	0						
Ron Fairly, L OBP: 0.353, SLG: 0.397	1-2 BB 1B			G3				1-3	1-3 1B	4	0	2	0	0	0	0						
Nate Oliver, R OBP: 0.312, SLG: 0.278 Wally Moon, L (9, PH)	1-2 2-3 BB 1B					CS 1B		1-3	K	2	0	1	0	1	0	0						
Bart Shirley, R OBP: 0.290, SLG: 0.323 Wes Parker, S (8, PH) Dick Tracewski, R (8, 5)	K				K			K		2	0	0	0	0	2	4						
Don Drysdale, R OBP: 0.202, SLG: 0.226	G3							K		3	0	1	0	0	1	3						
Inning Stats	R: 0 E: 0 K: 0 S: 3	H: 0 LOB: 0 BB: 0 P: 3	R: 0 E: 0 K: 2 S: 9	H: 2 LOB: 3 BB: 1 P: 13	R: 0 E: 0 K: 1 S: 5	H: 1 LOB: 0 BB: 0 P: 5	R: 0 E: 0 K: 0 S: 3	H: 0 LOB: 0 BB: 0 P: 3	R: 0 E: 0 K: 1 S: 6	H: 2 LOB: 1 BB: 0 P: 6	R: 0 E: 0 K: 0 S: 3	H: 0 LOB: 0 BB: 0 P: 3	R: 0 E: 0 K: 0 S: 3	H: 0 LOB: 1 BB: 0 P: 3	R: 0 E: 0 K: 1 S: 7	H: 0 LOB: 1 BB: 1 P: 11		R: 0 E: 0 K: 1 S: 7	H: 2 LOB: 2 BB: 0 P: 7	1B: 7 2B: 0 3B: 0 HR: 0	SF: 0 SAC: 0 DP: 1 HBP: 0	WP: 0 PB: 0 SB: 0 CS: 1
PITCHER	IP	WLS	BF	H	R	ER	SO	BB	IBB	HBP	BLK	WP	HR	S	P	ERA	WHIP					
Low Burdette, R ERA: 4.66	(1, 1)	1.0	3	0	0	0	0	0	0	0	0	0	0	3	3	0.00	0.000					
Cal Koonce, R ERA: 1.02	(2, 1)	8.0	31	7	0	0	7	2	0	0	0	0	0	43	51	0.00	1.125					

Batter	1	2	3	4	5	6	7	8	9	AB	R	H	RBI	BB	SO	LOB	BOTTOM				
Jimmy Stewart, S OBP: 0.326, SLG: 0.310 Ellis Burton, S OBP: 0.309, SLG: 0.337	F8			1-3		1B FC3-6 1B		4-3		4	1	1	0	0	0	0	Los Angeles Dodgers @ Chicago Cubs Wrigley Field, Chicago, IL Tue Sep 22 1964, 3:33 AM CDT Alt. 961 - Cloudy				
Andra Rodgers, R OBP: 0.324, SLG: 0.386	F9			E5 1B		FC3-6 1B		5-3		4	0	1	0	0	0	0					
Billy Williams, L OBP: 0.372, SLG: 0.547	F8			E1 1B		FC3-6 BB 1-2† 3-H 4-0		F9		4	0	1	1	0	0	1					
Ron Santo, R OBP: 0.399, SLG: 0.570				14 G1-4-3 1B		1-2 BB				1	0	1	0	2	0	0					
14 Ernie Banks, R OBP: 0.309, SLG: 0.448				G1-4-3 1-2†		G6-4-3 1-2†		L7		3	0	0	0	0	0	6					
Len Gabrielson, L OBP: 0.297, SLG: 0.351				P6				F4		3	0	0	0	0	1	0					
Ron Campbell, R OBP: 0.254, SLG: 0.377				K				1-3		3	0	0	0	0	2	0					
Dick Bertell, R OBP: 0.298, SLG: 0.330				K				6-3		3	0	1	0	0	1	0					
Low Burdette, R OBP: 0.333, SLG: 0.455 Cal Koonce, R				K				F5	K	0	0	0	0	0	0	0					
Inning Stats	R: 0 E: 0 K: 0 S: 3	H: 0 LOB: 0 BB: 0 P: 3	R: 0 E: 0 K: 0 S: 3	H: 1 LOB: 0 BB: 0 P: 3	R: 0 E: 0 K: 3 S: 9	H: 0 LOB: 0 BB: 0 P: 9	R: 0 E: 2 K: 0 S: 4	H: 1 LOB: 2 BB: 1 P: 8	R: 0 E: 0 K: 2 S: 7	H: 0 LOB: 0 BB: 0 P: 7	R: 1 E: 0 K: 0 S: 5	H: 2 LOB: 2 BB: 1 P: 9	R: 0 E: 0 K: 1 S: 6	H: 1 LOB: 1 BB: 0 P: 6	R: 0 E: 0 K: 0 S: 3	H: 0 LOB: 0 BB: 0 P: 3		1B: 5 2B: 0 3B: 0 HR: 0	SF: 0 SAC: 0 DP: 2 HBP: 0	WP: 0 PB: 0 SB: 0 CS: 0	PA: 30
PITCHER	IP	WLS	BF	H	R	ER	SO	BB	IBB	HBP	BLK	WP	HR	S	P	ERA	WHIP				
Don Drysdale, R ERA: 2.19	(1, 1)	8.0	30	5	1	1	6	1	1	0	0	0	0	40	48	1.12	0.750				



Batter	1	2	3	4	5	6	7	8	9	AB	R	H	RBI	BB	SO	LOB	TOP		
Maury Wills, S OBP: 0.316, SLG: 0.324 (1, 6)	0-0 4-3		0-0 1-3			0-3 K	0-0 FC4		0-0 4-3	5	0	0	0	0	1	2			
Jim Gilliam, S OBP: 0.316, SLG: 0.285 (1, 4)	0-0 FC6-4 1B			0-0 5-3		0-0 L4			0-0 SF9 3B	4	1	2	0	0	0	1			
Derrell Griffith, L OBP: 0.293, SLG: 0.403 (1, 5)	0-0 FC6-4 1-2			0-0 4-3			0-0 E4 FC4-6	0-0 F7		4	0	0	0	0	0	2			
Willie Davis, L OBP: 0.318, SLG: 0.419 (1, 8)	0-0 1-3			0-0 1-3			0-0 FC4-6 2B	0-0 SF9		3	1	0	1	0	0	2			
John Roseboro, L OBP: 0.356, SLG: 0.371 Jeff Torborg, R OBP: 0.355, SLG: 0.370 (5, 2)		0-0 P4			0-0 F8		0-0 HR 2B	0-0 1B		2	0	0	0	0	0	0			
Ron Fairly, L OBP: 0.352, SLG: 0.394 (1, 3)	0-3 K			0-3 K		0-0 HR BB		0-0 P6		3	1	0	0	1	2	1			
Tommy Davis, R OBP: 0.311, SLG: 0.387 (1, 7)	0-0 6-3			0-0 F8		0-0 HR		0-0 HR		4	2	2	4	0	0	0			
Frank Howard, R OBP: 0.305, SLG: 0.438 (1, 9)			0-0 4-3		0-3 K	0-0 4-3		0-0 1-3		4	0	0	0	0	1	0			
Pete Richert, L OBP: 0.100, SLG: 0.100 Howie Reed, R OBP: 0.200, SLG: 0.111 Willie Crawford, L OBP: 0.200, SLG: 0.250 Joe Moeller, R OBP: 0.100, SLG: 0.000 Wally Moon, L OBP: 0.200, SLG: 0.333 Bob Miller, R OBP: 0.200, SLG: 0.167 Wes Parker, R OBP: 0.200, SLG: 0.333 (1, 1) (3, 1) (6, PH) (6, PH) (7, PH) (7, PH) (9, PH)			0-0 F7		0-0 1B	0-0 1B		0-0 1-3		1	0	0	0	0	0	0			
Inning Stats	R: 0 E: 0 K: 0 S: 4	H: 1 LOB: 1 BB: 0 P: 4	R: 0 E: 0 K: 1 S: 5	H: 0 LOB: 0 BB: 0 P: 5	R: 0 E: 0 K: 0 S: 3	H: 0 LOB: 0 BB: 0 P: 3	R: 0 E: 0 K: 0 S: 3	H: 0 LOB: 3 BB: 0 P: 5	R: 0 E: 0 K: 2 S: 8	H: 1 LOB: 1 BB: 0 P: 8	R: 4 E: 1 K: 0 S: 7	H: 3 LOB: 1 BB: 1 P: 11	R: 1 E: 0 K: 0 S: 5	H: 2 LOB: 1 BB: 0 P: 5	R: 1 E: 0 K: 0 S: 4	H: 1 LOB: 0 BB: 0 P: 4	1B: 4 2B: 1 3B: 1 HR: 2	SF: 1 SAC: 0 DP: 0 HBP: 0	WP: 0 PA: 37 PB: 0 SB: 0 CS: 0
PITCHER Larry Jackson, R ERA: 3.28 (1, 1)	IP: 9.0 WLS: W BF: 37 H: 8 R: 6 ER: 5 SO: 4 BB: 1 IBB: 0 HBP: 0 BLK: 0 WP: 0 HR: 2 S: 44 P: 48 ERA: 5.00 WHIP: 1.000															PITCHER			

Los Angeles Dodgers @ Chicago Cubs
Wrigley Field, Chicago, IL
Wed Sep 23 1964, 3:33 AM CDT
Att: 1,598 - Unknown

AB 35
R 6
H 8
RBI 6
BB 1
SO 4
LOB 8



Batter	1	2	3	4	5	6	7	8	9	AB	R	H	RBI	BB	SO	LOB	BOTTOM		
Billy Cowan, R OBP: 0.272, SLG: 0.410 (1, 8)	0-0 P4		0-0 HR	0-0 1-3	0-0 FC6-4 S	0-0 WP 1B				5	1	2	2	0	0	3			
Andra Rodgers, R OBP: 0.325, SLG: 0.383 (1, 6)	4-0 FC5-4 BB		0-0 5-3	0-0 L7	4-0 BB	0-0 P4				3	0	0	0	2	0	3			
Billy Williams, L OBP: 0.371, SLG: 0.544 (1, 7)	0-3 K		0-0 14 1B	0-0 P4	0-3 K		0-0 F7			5	1	1	0	0	2	5			
Ron Santo, R OBP: 0.399, SLG: 0.567 (1, 5)	0-0 FC5-4 1-2		4-0 14 1B	4-0 14 3B	4-0 BB	0-0 F8	0-0 6-3			3	2	0	0	2	0	1			
14 Ernie Banks, R OBP: 0.311, SLG: 0.453 (1, 3)		0-0 L7	0-0 1B	0-0 1B	0-0 HR 3B	0-0 BB 1B	0-0 5-3			5	2	3	2	0	0	0			
Len Gabrielson, L OBP: 0.299, SLG: 0.360 (1, 9)		0-0 F8	0-3 K	0-0 HR 3B	4-0 HR BB	0-0 G3				4	2	1	2	1	1	2			
Ron Campbell, R OBP: 0.279, SLG: 0.424 (1, 4)		0-0 3B	0-0 FC6-4 1-3 2-H	0-0 1B	4-3	0-0 F9		0-0 G6-4-3 1B		5	0	3	1	0	0	2			
Dick Bertell, R OBP: 0.303, SLG: 0.330 (1, 2)		4-0 3B	0-0 FC6-4 1-2	4-0 FC6-4 E BB	0-0 E 1B	0-0 G6-4-3 1-2				3	1	1	1	2	0	3			
Larry Jackson, R OBP: 0.189, SLG: 0.210 (1, 1)	0-3 K		0-0 1B	0-0 1-3 1B	0-0 E4 FC6-4	0-0 E1 WP 1B				4	0	1	0	0	1	4			
Inning Stats	R: 0 E: 0 K: 1 S: 5	H: 0 LOB: 1 BB: 1 P: 9	R: 0 E: 0 K: 1 S: 6	H: 1 LOB: 2 BB: 1 P: 10	R: 3 E: 0 K: 1 S: 9	H: 4 LOB: 2 BB: 1 P: 13	R: 0 E: 0 K: 0 S: 4	H: 1 LOB: 1 BB: 0 P: 4	R: 3 E: 1 K: 1 S: 8	H: 2 LOB: 3 BB: 3 P: 20	R: 3 E: 1 K: 0 S: 7	H: 3 LOB: 2 BB: 1 P: 11	R: 0 E: 0 K: 0 S: 3	H: 0 LOB: 0 BB: 0 P: 3	R: 0 E: 0 K: 0 S: 3	H: 1 LOB: 0 BB: 0 P: 3	1B: 8 2B: 0 3B: 2 HR: 2	SF: 0 SAC: 0 DP: 1 HBP: 0	WP: 1 PA: 44 PB: 0 SB: 1 CS: 0
PITCHER Pete Richert, L ERA: 4.25 Howie Reed, R ERA: 3.4 Joe Moeller, R ERA: 4.08 Bob Miller, R ERA: 2.52 (1, 1) (3, 1) (6, 1) (7, 1)	IP: 2.2 WLS: L BF: 16 H: 3 R: 3 ER: 3 SO: 3 BB: 3 IBB: 0 HBP: 0 BLK: 0 WP: 0 HR: 1 S: 19 P: 31 ERA: 10.12 WHIP: 2.625															PITCHER			

Los Angeles Dodgers @ Chicago Cubs
Wrigley Field, Chicago, IL
Wed Sep 23 1964, 3:33 AM CDT
Att: 1,598 - Unknown

AB 37
R 9
H 12
RBI 8
BB 7
SO 4
LOB 23



Batter	1	2	3	4	5	6	7	8	9	AB	R	H	RBI	BB	SO	LOB	TOP								
Dick Tracewski, R OBP: 0.320, SLG: 0.333 (1, 6)										5	0	3	0	0	0	1	Los Angeles Dodgers @ Chicago Cubs Wrigley Field, Chicago, IL Thu Sep 24 1964, 3:33 AM CDT Att: 629 - Cloudy								
Nate Oliver, R OBP: 0.308, SLG: 0.274 (1, 4)										4	0	0	0	0	2	4									
Willie Davis, L OBP: 0.318, SLG: 0.418 (1, 8)										4	1	1	0	0	1	4									
Tommy Davis, R OBP: 0.310, SLG: 0.392 (1, 7)										4	1	1	2	0	0	2									
Frank Howard, R OBP: 0.306, SLG: 0.440 (8, PH)										3	0	1	0	0	0	0									
Ron Fairly, L OBP: 0.351, SLG: 0.393 (8, 3)										1	0	0	0	0	0	0									
Wes Parker, S OBP: 0.309, SLG: 0.354 (8, 9)										4	1	2	1	0	0	1									
Bart Shirley, R OBP: 0.343, SLG: 0.324 (9, PR)										3	0	1	0	1	1	0									
Doug Camilli, R OBP: 0.226, SLG: 0.203 (9, 2)										0	0	0	0	0	0	0									
Jeff Torborg, R OBP: 0.343, SLG: 0.355 (9, PR)										4	0	1	0	0	0	3									
Maury Willis, S OBP: 0.316, SLG: 0.324 (9, 6)										0	0	0	0	0	0	0									
Bill Singer, R OBP: 0.333, SLG: 0.333 (7, 1)										3	0	1	0	0	1	1									
Bob Miller, R OBP: 0.238, SLG: 0.158 (7, 1)										1	0	0	0	0	0	1									
Inning Stats	R: 0 E: 0 K: 2 S: 8	H: 1 LOB: 1 BB: 0 P: 8	R: 0 E: 0 K: 1 S: 5	H: 1 LOB: 0 BB: 0 P: 5	R: 0 E: 0 K: 1 S: 5	H: 2 LOB: 2 BB: 0 P: 5	R: 0 E: 0 K: 0 S: 4	H: 1 LOB: 2 BB: 1 P: 8	R: 0 E: 0 K: 0 S: 5	H: 0 LOB: 0 BB: 0 P: 5	R: 3 E: 0 K: 0 S: 7	H: 4 LOB: 1 BB: 0 P: 7	R: 0 E: 0 K: 1 S: 6	H: 1 LOB: 1 BB: 0 P: 6	R: 0 E: 0 K: 0 S: 3	H: 0 LOB: 0 BB: 0 P: 3	R: 0 E: 0 K: 0 S: 3	H: 1 LOB: 1 BB: 0 P: 3	1B: 6 2B: 4 3B: 0 HR: 2	SF: 0 SAC: 0 DP: 1 HBP: 0	WP: 2 PB: 1 SB: 0 CS: 0	PA: 37			
PITCHER	IP WLS BF H R ER SO BB IBB HBP BLK WP HR S P ERA WHIP																								
Dick Ellsworth, L ERA: 3.7	(1, 1)	7.0	31	10	3	3	5	1	0	0	0	0	0	0	2	40	44	3.86	1.571						
Jake Jaeckel, R ERA:	(8, 1)	2.0	W 6	1	0	0	0	0	0	0	0	0	1	0	6	6	0.00	0.500							

Batter	1	2	3	4	5	6	7	8	9	AB	R	H	RBI	BB	SO	LOB	BOTTOM							
Jimmy Stewart, S OBP: 0.329, SLG: 0.308 (1, 8)										2	2	0	0	3	0	2	Los Angeles Dodgers @ Chicago Cubs Wrigley Field, Chicago, IL Thu Sep 24 1964, 3:33 AM CDT Att: 629 - Cloudy							
Don Kessinger, S OBP: 0.167, SLG: 0.167 (1, 6)										5	0	1	0	0	0	4								
Billy Williams, L OBP: 0.372, SLG: 0.544 (1, 7)										3	1	1	0	2	0	0								
Ron Santo, R OBP: 0.399, SLG: 0.570 (1, 5)										4	0	2	1	0	0	2								
14 Ernie Banks, R OBP: 0.311, SLG: 0.453 (1, 3)										0	0	0	0	0	0	0								
John Boccabella, R OBP: 0.429, SLG: 0.714 (1, 3)										4	0	1	1	0	0	2								
Len Gabrielson, L OBP: 0.295, SLG: 0.355 (1, 9)										4	0	0	0	0	0	3								
Ron Campbell, R OBP: 0.292, SLG: 0.429 (1, 4)										4	0	2	0	0	0	1								
Dick Bertell, R OBP: 0.303, SLG: 0.328 (7, PR)										2	0	0	0	1	0	3								
Joey Amalfitano, R OBP: 0.331, SLG: 0.377 (8, 1)										0	0	0	0	0	0	0								
Jake Jaeckel, R OBP: 0.244, SLG: 0.219 (9, PH)										1	0	0	0	0	1	0								
Vic Roznovsky, L OBP: 0.314, SLG: 0.328 (9, PR)										2	0	0	0	0	1	0								
Dick Ellsworth, L OBP: 0.091, SLG: 0.048 (7, PH)										0	0	0	0	1	0	0								
Ellis Burton, S OBP: 0.315, SLG: 0.337 (8, 2)										0	0	0	0	1	0	0								
Jimmie Schaffer, R OBP: 0.314, SLG: 0.328 (9, PR)										0	1	0	0	0	0	0								
Billy Cowan, R OBP: 0.272, SLG: 0.410 (8, PR)										0	1	0	0	0	0	0								
Inning Stats	R: 0 E: 0 K: 0 S: 3	H: 0 LOB: 0 BB: 0 P: 3	R: 0 E: 0 K: 0 S: 5	H: 2 LOB: 2 BB: 0 P: 5	R: 1 E: 0 K: 1 S: 5	H: 0 LOB: 1 BB: 2 P: 13	R: 0 E: 0 K: 0 S: 4	H: 1 LOB: 1 BB: 0 P: 4	R: 0 E: 0 K: 0 S: 2	H: 0 LOB: 0 BB: 1 P: 6	R: 0 E: 0 K: 0 S: 4	H: 1 LOB: 1 BB: 0 P: 4	R: 0 E: 0 K: 0 S: 3	H: 0 LOB: 3 BB: 2 P: 11	R: 0 E: 0 K: 0 S: 5	R: 1 E: 1 K: 1 S: 5	H: 2 LOB: 1 BB: 0 P: 5	R: 2 E: 1 K: 1 S: 5	H: 1 LOB: 2 BB: 3 P: 17	1B: 5 2B: 1 3B: 1 HR: 0	SF: 1 SAC: 0 DP: 0 HBP: 0	WP: 0 PB: 0 SB: 2 CS: 1	PA: 40	
PITCHER	IP WLS BF H R ER SO BB IBB HBP BLK WP HR S P ERA WHIP																							
Bill Singer, R ERA: 1.42	(1, 1)	6.1	27	4	1	1	1	5	0	0	0	0	0	0	24	44	1.42	1.421						
Bob Miller, R ERA: 2.67	(7, 1)	2.1	L 13	3	3	3	1	2	1	0	0	0	0	0	12	24	11.57	2.143						



Batter	1	2	3	4	5	6	7	8	9	AB	R	H	RBI	BB	SO	LOB	TOP								
Harvey Kuenn, R OBP: 0.337, SLG: 0.374 (1, 7)	F4		F9			5-3	F4			4	0	0	0	0	0	1	San Francisco Giants @ Chicago Cubs Wrigley Field, Chicago, IL Fri Sep 25 1964, 3:33 AM CDT Att: 1,059 - Unknown								
Hal Lanier, R OBP: 0.292, SLG: 0.363 (1, 4)	K		6-3			1B		F8		4	0	1	0	0	1	0									
Matty Alou, L OBP: 0.326, SLG: 0.321 (1, 9)	4-3			4-3		F8		K		4	0	0	0	0	1	1									
Willie Mays, R OBP: 0.382, SLG: 0.604 (1, 8)		5-3		L4		F8		F9		4	0	0	0	0	1	1									
Jim Ray Hart, R OBP: 0.344, SLG: 0.500 Jim Davenport, R OBP: 0.291, SLG: 0.320 (9, 5)		FC3-6 BB		2B		5-3		6-3		3	0	1	0	1	0	0									
Orlando Cepeda, R OBP: 0.360, SLG: 0.550 (1, 3)		FC3-6 E 1-2		F3		F4		E8 WP		4	1	0	0	0	0	2									
Tom Haller, L OBP: 0.337, SLG: 0.399 (1, 2)		E6 1-2		3-1		HR		K		4	1	1	1	0	1	1									
Jose Pagan, R OBP: 0.287, SLG: 0.264 (1, 6)		1-3		K		2B BB		5-3		3	1	0	0	1	1	2									
Gaylord Perry, R OBP: 0.071, SLG: 0.074 (1, 1)			K		K	1-H 2B				3	0	1	1	0	2	0									
Inning Stats	R: 0 E: 0 K: 1 S: 5	H: 0 LOB: 0 BB: 0 P: 5	R: 0 E: 1 K: 0 S: 4	H: 0 LOB: 2 BB: 1 P: 8	R: 0 E: 0 K: 1 S: 5	H: 0 LOB: 0 BB: 0 P: 5	R: 0 E: 0 K: 0 S: 4	H: 1 LOB: 1 BB: 0 P: 4	R: 0 E: 0 K: 2 S: 7	H: 0 LOB: 0 BB: 0 P: 7	R: 0 E: 0 K: 0 S: 4	H: 1 LOB: 1 BB: 0 P: 4	R: 2 E: 0 K: 0 S: 5	H: 2 LOB: 1 BB: 1 P: 9	R: 0 E: 0 K: 1 S: 5	H: 0 LOB: 0 BB: 0 P: 5		R: 1 E: 1 K: 1 S: 6	H: 0 LOB: 0 BB: 0 P: 6	1B: 1 2B: 2 3B: 0 HR: 1	SF: 0 SAC: 0 DP: 0 HBP: 0	WP: 1 PB: 0 SB: 0 CS: 0	PA: 35		
PITCHER	IP	WLS	BF	H	R	ER	SO	BB	IBB	HBP	BLK	WP	HR	S	P	ERA	WHIP								
Bob Buhl, R ERA: 3.83 Lindy McDaniel, R ERA: 3.93 (1, 1) (9, 1)	8.0	L	31	4	2	2	5	2	0	0	0	0	1	39	47	2.25	0.750								

Batter	1	2	3	4	5	6	7	8	9	AB	R	H	RBI	BB	SO	LOB	BOTTOM								
Jimmy Stewart, S OBP: 0.328, SLG: 0.308 (1, 8)	1-3		1B			F8		SF8		3	0	1	1	0	0	0	San Francisco Giants @ Chicago Cubs Wrigley Field, Chicago, IL Fri Sep 25 1964, 3:33 AM CDT Att: 1,059 - Unknown								
Andra Rodgers, R OBP: 0.322, SLG: 0.379 (1, 6)	F8		F6			1-3		K		4	0	0	0	0	1	2									
Billy Williams, L OBP: 0.373, SLG: 0.543 (1, 7)	BB			F4		1B		F7		3	0	1	0	1	0	2									
Ron Santo, R OBP: 0.396, SLG: 0.566 (1, 5)	4-3			F8		F2		F7		4	0	0	0	0	0	2									
14 Ernie Banks, R OBP: 0.309, SLG: 0.450 (1, 3)		2-3		E5		K		F8		4	0	0	0	0	1	0									
Len Gabrielson, L OBP: 0.291, SLG: 0.350 (1, 9)		G3		E6 CS SH1-3		F4		G3		4	0	0	0	0	0	0									
Ron Campbell, R OBP: 0.284, SLG: 0.417 (1, 4)		K		SH1-3 1-2		F4				2	0	0	0	0	1	0									
Dick Bertell, R OBP: 0.306, SLG: 0.327 Billy Cowan, R OBP: 0.272, SLG: 0.410 Jimmie Schaffer, R OBP: 0.314, SLG: 0.328 (1, 2) (8, PR) (9, 2)			6-3		BB	1B SF8 BB				1	0	0	0	2	0	0									
Bob Buhl, R OBP: 0.160, SLG: 0.101 Ellis Burton, S OBP: 0.321, SLG: 0.344 Lindy McDaniel, R OBP: 0.133, SLG: 0.133 (1, 1) (8, PH) (9, 1)		K		K		E S 1-3 1B				2	0	0	0	0	2	1									
Inning Stats	R: 0 E: 0 K: 0 S: 3	H: 0 LOB: 1 BB: 1 P: 7	R: 0 E: 0 K: 1 S: 5	H: 0 LOB: 0 BB: 0 P: 5	R: 0 E: 0 K: 1 S: 6	H: 1 LOB: 1 BB: 0 P: 6	R: 0 E: 1 K: 0 S: 3	H: 0 LOB: 1 BB: 0 P: 3	R: 0 E: 0 K: 1 S: 5	H: 0 LOB: 0 BB: 0 P: 5	R: 0 E: 0 K: 1 S: 4	H: 1 LOB: 1 BB: 0 P: 4	R: 0 E: 0 K: 1 S: 5	H: 0 LOB: 0 BB: 0 P: 5	R: 1 E: 0 K: 1 S: 6	H: 1 LOB: 2 BB: 1 P: 10		R: 0 E: 0 K: 0 S: 3	H: 0 LOB: 0 BB: 0 P: 3	1B: 3 2B: 0 3B: 0 HR: 0	SF: 1 SAC: 1 DP: 0 HBP: 0	WP: 0 PB: 0 SB: 1 CS: 1	PA: 33		
PITCHER	IP	WLS	BF	H	R	ER	SO	BB	IBB	HBP	BLK	WP	HR	S	P	ERA	WHIP								
Gaylord Perry, R ERA: 2.59 (1, 1)	9.0	W	33	3	1	1	5	3	0	0	0	0	0	40	52	1.00	0.667								



Batter	1	2	3	4	5	6	7	8	9	AB	R	H	RBI	BB	SO	LOB	TOP				
Harvey Kuenn, R OBP: 0.336, SLG: 0.371 (1, 7)	FC4-6 BB		1-3			4-3		F9		3	0	0	0	1	0	0	San Francisco Giants @ Chicago Cubs Wrigley Field, Chicago, IL Sun Sep 27 1964, 3:33 AM CDT Unknown				
Hal Lanier, R OBP: 0.286, SLG: 0.359 (1, 4)	F3		1-3			K		K		4	0	0	0	0	2	1					
Matty Alou, L OBP: 0.321, SLG: 0.315 (1, 9)	FC4-6 1B 1-2			1-3				E6 WP FC5-2 1B		4	0	0	0	0	0	1					
Willie Mays, R OBP: 0.381, SLG: 0.602 (1, 8)	1-3 1B			F8				F7		4	0	1	0	0	0	1					
Jim Ray Hart, R OBP: 0.345, SLG: 0.506 (1, 5)	K			4-3				FC5-2 WP 1-2 1B		4	1	2	1	0	1	2					
Orlando Cepeda, R OBP: 0.356, SLG: 0.547 (1, 3)		G3				K		FC5-2 1-2 2-3 IBB		3	0	0	0	1	1	0					
Tom Haller, L OBP: 0.334, SLG: 0.396 (1, 2)	F4			4-3				FC5-2		3	0	0	0	0	0	3					
Jose Pagan, R OBP: 0.286, SLG: 0.263 Chuck Hiller, L OBP: 0.246, SLG: 0.245 Jim Davenport, R OBP: 0.291, SLG: 0.320 (7, PH) (7, 6)	K			4-3				F4 1-2 2-3 3-H		2	0	0	0	0	1	0					
Juan Marichal, R OBP: 0.184, SLG: 0.149 (1, 1)			6-3			K				1	0	0	0	0	0	0					
Inning Stats	R: 0 E: 0 K: 1 S: 6	H: 1 LOB: 2 BB: 1 P: 10	R: 0 E: 0 K: 1 S: 5	H: 0 LOB: 0 BB: 0 P: 5	R: 0 E: 0 K: 0 S: 3	H: 0 LOB: 0 BB: 0 P: 3	R: 0 E: 0 K: 0 S: 3	H: 0 LOB: 0 BB: 0 P: 3	R: 0 E: 0 K: 2 S: 7	H: 0 LOB: 0 BB: 0 P: 7	R: 0 E: 1 K: 0 S: 5	H: 1 LOB: 3 BB: 1 P: 9	R: 0 E: 0 K: 1 S: 5	H: 0 LOB: 0 BB: 0 P: 5	R: 1 E: 0 K: 0 S: 4	H: 1 LOB: 0 BB: 0 P: 4		1B: 2 2B: 0 3B: 0 HR: 1	SF: 0 SAC: 0 DP: 0 HBP: 0	WP: 1 PB: 0 SB: 0 CS: 0	PA: 33
PITCHER Larry Jackson, R ERA: 3.21 (1, 1)	IP: 9.0 WLS: W BF: 33	H: 3 R: 1 ER: 1 SO: 6	BB: 1 IBB: 1 HBP: 0 BLK: 0	WP: 1 HR: 1 S: 43 P: 51	ERA: 1.00 WHIP: 0.444	PITCHER										IP: 9.0 WLS: W BF: 33		H: 3 R: 1 ER: 1 SO: 6	BB: 1 IBB: 1 HBP: 0 BLK: 0	WP: 1 HR: 1 S: 43 P: 51	ERA: 1.00 WHIP: 0.444

Batter	1	2	3	4	5	6	7	8	9	AB	R	H	RBI	BB	SO	LOB	BOTTOM				
Jimmy Stewart, S OBP: 0.327, SLG: 0.308 (1, 4) (9, 6)	F9		4-3			6-3		SH1-4 HR 1B		4	1	1	0	0	0	0	San Francisco Giants @ Chicago Cubs Wrigley Field, Chicago, IL Sun Sep 27 1964, 3:33 AM CDT Unknown				
Ellis Burton, S OBP: 0.313, SLG: 0.333 (1, 8)	K			K		3-1		SH1-4		3	0	0	0	0	2	0					
Billy Williams, L OBP: 0.372, SLG: 0.541 (1, 7)	G3			5-3				F9		3	1	0	0	1	0	0					
Ron Santo, R OBP: 0.398, SLG: 0.571 (1, 5)		F3		14 2B BB		14 PB 1B		HR 1-2 2-H		3	1	2	3	1	0	0					
14 Ernie Banks, R OBP: 0.310, SLG: 0.451 (1, 3)		E3		1-3 2B		1-2 IBB		F7		3	0	1	0	1	0	0					
Doug Clemens, L OBP: 0.316, SLG: 0.395 (1, 9)		F5		4-0 BB		4-3		1B 1B		3	1	1	0	1	0	3					
Andre Rodgers, R OBP: 0.320, SLG: 0.377 Joey Amalfitano, R OBP: 0.333, SLG: 0.379 (6, PH) (9, 4)	K			F3				F7 1B 1-2 CS 1B		3	0	0	0	0	1	4					
Dick Bertell, R OBP: 0.305, SLG: 0.326 (1, 2)			K			F8		6-3		4	0	1	1	0	1	0					
Larry Jackson, R OBP: 0.183, SLG: 0.204 (1, 1)			F9			K		F3		3	0	0	0	0	1	0					
Inning Stats	R: 0 E: 0 K: 1 S: 5	H: 0 LOB: 0 BB: 0 P: 5	R: 0 E: 1 K: 1 S: 6	H: 0 LOB: 1 BB: 0 P: 6	R: 0 E: 0 K: 1 S: 5	H: 0 LOB: 0 BB: 0 P: 5	R: 0 E: 0 K: 1 S: 6	H: 1 LOB: 3 BB: 2 P: 14	R: 0 E: 0 K: 0 S: 4	H: 1 LOB: 2 BB: 1 P: 8	R: 0 E: 0 K: 0 S: 3	H: 0 LOB: 0 BB: 0 P: 3	R: 4 E: 0 K: 0 S: 7	H: 5 LOB: 1 BB: 1 P: 11	1B: 5 2B: 1 3B: 0 HR: 1	SF: 0 SAC: 1 DP: 0 HBP: 0		WP: 0 PB: 1 SB: 0 CS: 1	PA: 36		
PITCHER Juan Marichal, R ERA: 2.46 (1, 1)	IP: 8.0 WLS: L BF: 35	H: 7 R: 4 ER: 4 SO: 5	BB: 2 IBB: 2 HBP: 0 BLK: 0	WP: 0 HR: 1 S: 41 P: 57	ERA: 4.50 WHIP: 1.125	PITCHER										IP: 8.0 WLS: L BF: 35		H: 7 R: 4 ER: 4 SO: 5	BB: 2 IBB: 2 HBP: 0 BLK: 0	WP: 0 HR: 1 S: 41 P: 57	ERA: 4.50 WHIP: 1.125

Batter	1	2	3	4	5	6	7	8	9	AB	R	H	RBI	BB	SO	LOB	TOP										
Harvey Kuenn, R (1,7) OBP: 0.335, SLG: 0.367	0-0 6-3		4-0 BB		0-0 F8		0-0 F8			3	0	0	0	1	0	2	San Francisco Giants @ Chicago Cubs Wrigley Field, Chicago, IL Sun Sep 27 1964, 3:38 AM CDT Att: 6,950 - Unknown livebaseballscorecards.com										
Hal Lanier, R (1,4) OBP: 0.286, SLG: 0.355	0-0 1-3		0-3 K			0-0 5-3		0-0 F4		4	0	0	0	0	1	2											
Matty Alou, L (1,9) OBP: 0.315, SLG: 0.310	0-0 5-3		0-0 F7			0-0 4-3		0-3 K		4	0	0	0	0	1	2											
Willie Mays, R (1,8) OBP: 0.381, SLG: 0.599		0-3 K		0-0 F4		0-0 5-3		0-0 1B 1B		4	0	1	0	0	1	0											
Jim Ray Hart, R (1,5) OBP: 0.347, SLG: 0.507		0-0 FC6-4 1B		0-0 5-3			0-0 1B 1B	0-0 1-2 1B		4	1	3	0	0	0	0											
Orlando Cepeda, R (1,3) OBP: 0.357, SLG: 0.543		0-0 F3		0-0 5-3			0-0 F9	0-0 F7		4	0	0	0	0	0	4											
Del Crandall, R (1,2) Duke Snider, L (7, PH) Randy Hundley, R (7, PR)	0-0 FC6-4		0-3 K		0-0 E6 SH2-3		0-0 1B SF8 1B	0-3 K2-3		2	0	0	0	0	1	1											
Tom Haller, L (9, PH) Jose Pagan, R (1,6) Willie McCovey, L (7, PH) Jim Davenport, R (7, PR)	0-0 1-2 1B		0-0 BB 1B		0-0 E6 SH2-3		0-0 1B SF8 1B	0-3 K		2	0	1	0	0	0	0											
Bobby Bolin, R (1,1) Chuck Hillier, L (7, PH) Bob Shaw, R (7, 1) Cap Peterson, R (9, PH)	0-3 K		0-0 BB 1B		0-0 SH2-3		0-0 SF8	0-0 F4		1	0	0	0	0	1	1											
Inning Stats	R: 0 E: 0 K: 0 S: 3	H: 0 LOB: 0 BB: 0 P: 3	R: 0 E: 0 K: 1 S: 6	H: 1 LOB: 1 BB: 0 P: 6	R: 0 E: 0 K: 2 S: 8	H: 1 LOB: 2 BB: 1 P: 12	R: 0 E: 0 K: 0 S: 3	H: 0 LOB: 0 BB: 0 P: 3	R: 0 E: 0 K: 1 S: 6	H: 0 LOB: 0 BB: 0 P: 6	R: 0 E: 0 K: 0 S: 3	H: 0 LOB: 0 BB: 0 P: 3	R: 2 E: 0 K: 0 S: 6	H: 3 LOB: 1 BB: 0 P: 6	R: 0 E: 0 K: 1 S: 7	H: 2 LOB: 2 BB: 0 P: 7		R: 0 E: 0 K: 2 S: 7	H: 0 LOB: 0 BB: 0 P: 7	1B: 7 2B: 0 3B: 0 HR: 0	SF: 1 SAC: 1 DP: 0 HBP: 0	WP: 0 PB: 0 SB: 0 CS: 0	PA: 36				
PITCHER	IP	WLS	BF	H	R	ER	SO	BB	IBB	HBP	BLK	WP	HR	S	P	ERA	WHIP										
Cal Koonce, R (1,1) ERA: 1.5	6.1	W	26	5	2	2	4	1	0	0	0	0	0	33	37	2.84	0.947										
Lindy McDaniel, R (7,1) ERA: 3.81	2.2	S	10	2	0	0	3	0	0	0	0	0	0	16	16	0.00	0.750										

Batter	1	2	3	4	5	6	7	8	9	AB	R	H	RBI	BB	SO	LOB	BOTTOM										
Jimmy Stewart, S (1,6) OBP: 0.329, SLG: 0.308	0-0 4-3 1B		0-0 3-1		4-0 1B 14 HR BB		0-0 F7			3	1	1	0	1	0	0	San Francisco Giants @ Chicago Cubs Wrigley Field, Chicago, IL Sun Sep 27 1964, 3:38 AM CDT Att: 6,950 - Unknown livebaseballscorecards.com										
Billy Williams, L (1,7) OBP: 0.373, SLG: 0.540	0-0 4-3		4-0 FC6-4 BB		0-0 1-3 14 HR 1B		0-0 F5			3	1	1	0	1	0	1											
Ron Santo, R (1,5) OBP: 0.398, SLG: 0.568	0-0 F4		0-0 FC6-4		4-0 1-2 14 HR BB		0-0 F7			3	1	0	0	1	0	2											
14 Ernie Banks, R (1,3) OBP: 0.310, SLG: 0.455	0-0 6-3			0-0 F2		0-0 HR		0-0 4-3		4	1	1	4	0	0	1											
Doug Clemens, L (1,9) OBP: 0.327, SLG: 0.409		0-0 G4-6-3 BB 1B		4-0 BB		0-0 F9		0-0 3B		3	0	2	0	1	0	0											
Ellis Burton, S (1,8) OBP: 0.311, SLG: 0.324		4-0 G4-6-3 BB		0-0 F8		0-3 K		0-0 4-3		3	0	0	0	1	1	2											
Joey Amalfitano, R (1,4) OBP: 0.332, SLG: 0.375		0-0 G4-6-3		0-3 K		4-0 BLK BB		0-0 F8		3	0	0	0	1	1	4											
Jimmie Schaffer, R (1,2) OBP: 0.307, SLG: 0.320		0-0 F8		0-3 K		0-3 K				3	0	0	0	0	2	2											
Cal Koonce, R (1,1) Lindy McDaniel, R (7,1)			0-0 G3		0-0 4-3		0-0 F9			3	0	0	0	0	0	0											
Inning Stats	R: 0 E: 0 K: 0 S: 4	H: 1 LOB: 1 BB: 0 P: 4	R: 0 E: 0 K: 0 S: 3	H: 1 LOB: 1 BB: 1 P: 7	R: 0 E: 0 K: 1 S: 5	H: 0 LOB: 1 BB: 1 P: 9	R: 4 E: 0 K: 1 S: 7	H: 2 LOB: 0 BB: 2 P: 15	R: 0 E: 0 K: 2 S: 7	H: 0 LOB: 1 BB: 1 P: 11	R: 0 E: 0 K: 0 S: 3	H: 0 LOB: 0 BB: 0 P: 3	R: 0 E: 0 K: 0 S: 4	H: 1 LOB: 1 BB: 0 P: 4	R: 0 E: 0 K: 1 S: 4	H: 0 LOB: 0 BB: 0 P: 4		1B: 3 2B: 0 3B: 1 HR: 1	SF: 0 SAC: 0 DP: 1 HBP: 0	WP: 0 PB: 0 SB: 0 CS: 0	PA: 34						
PITCHER	IP	WLS	BF	H	R	ER	SO	BB	IBB	HBP	BLK	WP	HR	S	P	ERA	WHIP										
Bobby Bolin, R (1,1) ERA: 3.42	6.0	L	27	4	4	4	4	6	0	0	1	0	0	29	53	6.00	1.667										
Bob Shaw, R (7,1) ERA: 3.66	2.0		7	1	0	0	0	0	0	0	0	0	0	7	7	0.00	0.500										



Batter	1	2	3	4	5	6	7	8	9	AB	R	H	RBI	BB	SO	LOB	TOP					
Jimmy Stewart, S OBP: 0.328, SLG: 0.308 (1, 6)	0-0 1-3		0-0 F9		0-0 CS 1B			0-0 F7		4	0	1	0	0	0	0	Chicago Cubs @ Los Angeles Dodgers Dodger Stadium, Los Angeles, CA Mon Sep 28 1964, 7:05 PM PDT Att: 11,808 - Unknown					
Billy Cowan, R OBP: 0.270, SLG: 0.407 (1, 8)	0-3 K		0-3 K		0-3 K 1-2			0-0 F8		4	0	0	0	0	3	1						
Billy Williams, L OBP: 0.372, SLG: 0.537 (1, 7)	4-0 BB			0-0 F9		0-0 F8		0-0 F7		3	0	0	0	1	0	0						
Ron Santo, R OBP: 0.398, SLG: 0.568 Leo Burke, R OBP: 0.315, SLG: 0.340 (5, 5)	0-3 K			0-0 BB 1B		0-0 14 4-3 1B			0-0 14 G3 2B	2	1	1	0	0	1	1						
14 Ernie Banks, R OBP: 0.308, SLG: 0.451 (1, 3)		0-0 5-3		0-0 F3		0-0 4-3		0-0 G3		4	0	0	0	0	3							
Doug Clemens, L OBP: 0.330, SLG: 0.408 (1, 9)		0-0 1B		4-0 1B 1-2 BB		0-0 1-3		0-0 E3		3	0	1	0	1	0	2						
Ron Campbell, R OBP: 0.282, SLG: 0.408 (1, 4)		0-3 K		0-0 1-3 2-H 1B		0-0 F9		0-0 F9		4	0	1	1	0	1	3						
Dick Bertell, R OBP: 0.302, SLG: 0.322 (1, 2)		0-3 K		0-0 1-3		0-0 P4		0-0 5-3		4	0	0	0	0	1	5						
Dick Ellsworth, L OBP: 0.088, SLG: 0.047 (1, 1)			0-3 K		0-0 F8		0-0 P6			3	0	0	0	0	1	0						
Inning Stats	R: 0 E: 0 K: 2 S: 7	H: 0 LOB: 1 BB: 1 P: 11	R: 0 E: 0 K: 2 S: 8	H: 1 LOB: 1 BB: 0 P: 8	R: 0 E: 0 K: 2 S: 7	H: 0 LOB: 0 BB: 0 P: 7	R: 1 E: 0 K: 0 S: 5	H: 2 LOB: 1 BB: 1 P: 9	R: 0 E: 0 K: 1 S: 5	H: 1 LOB: 1 BB: 0 P: 5	R: 0 E: 0 K: 0 S: 4	H: 1 LOB: 0 BB: 0 P: 4	R: 0 E: 0 K: 0 S: 3	H: 0 LOB: 0 BB: 0 P: 3	R: 0 E: 0 K: 0 S: 3	H: 0 LOB: 0 BB: 0 P: 3		R: 0 E: 1 K: 0 S: 5	H: 1 LOB: 2 BB: 0 P: 5	1B: 5 2B: 2 3B: 0 HR: 0	SF: 0 SAC: 0 DP: 1 HBP: 0	WP: 0 PB: 0 SB: 0 CS: 1
PITCHER	IP	WLS	BF	H	R	ER	SO	BB	IBB	HBP	BLK	WP	HR	S	P	ERA	WHIP					
Howie Reed, R ERA: 3.2 (1, 1)	8.0	W	30	5	1	1	7	2	0	0	0	0	0	42	50	1.12	0.875					
Ron Perranoski, L ERA: 3.23 (9, 1)	1.0	S	5	1	0	0	0	0	0	0	0	0	0	5	5	0.00	1.000					

AB	33
R	1
H	6
RBI	1
BB	2
SO	7
LOB	15



Batter	1	2	3	4	5	6	7	8	9	AB	R	H	RBI	BB	SO	LOB	BOTTOM					
Maury Wills, S OBP: 0.315, SLG: 0.321 (1, 6)	0-3 K		0-0 6-3			0-3 K		0-0 4-3		4	0	0	0	0	2	0	Chicago Cubs @ Los Angeles Dodgers Dodger Stadium, Los Angeles, CA Mon Sep 28 1964, 7:05 PM PDT Att: 11,808 - Unknown					
Wes Parker, S OBP: 0.307, SLG: 0.350 (1, 3) (9, 9)	0-0 S E 4-3 1B			0-0 F7		0-0 6-3				3	1	1	0	0	0	0						
Willie Davis, L OBP: 0.315, SLG: 0.416 (1, 8)	0-0 E4 4-3 PO			0-0 1B 2B		0-0 F8				3	0	1	0	0	0	1						
Tommy Davis, R OBP: 0.312, SLG: 0.398 (1, 7)	0-0 4-3			0-0 G6-4-3 1B		0-0 6-3				3	0	1	1	0	0	1						
Frank Howard, R OBP: 0.307, SLG: 0.437 Ron Fairly, L OBP: 0.348, SLG: 0.387 (9, 3)	0-0 PO	4-0 FC6-4 BB		0-0 G6-4-3		4-0 BB BB		0-0 BB		1	0	0	0	2	0	2						
Nate Oliver, R OBP: 0.311, SLG: 0.276 (1, 4)		0-0 FC6-4 CS		0-0 4-3		0-0 4-3		0-0 F7		3	0	0	0	0	0	2						
Bart Shirley, R OBP: 0.353, SLG: 0.357 Ron Perranoski, L OBP: 0.158, SLG: 0.111 (1, 5) (9, 1)	0-3 K			0-0 4-3		0-0 4-3		0-0 SH2-4 1B		3	1	1	0	0	1	1						
Jeff Torborg, R OBP: 0.324, SLG: 0.333 (1, 2)			0-0 5-3		0-0 5-3			0-0 SH2-4		2	0	0	0	0	0	0						
Howie Reed, R OBP: 0.182, SLG: 0.100 Dick Tracewski, R OBP: 0.320, SLG: 0.333 (8, PH) (9, 5)			0-3 K		0-3 K			0-0 2-H 1B		2	0	0	0	0	2	0						
Inning Stats	R: 1 E: 1 K: 1 S: 6	H: 1 LOB: 0 BB: 0 P: 6	R: 0 E: 0 K: 1 S: 4	H: 0 LOB: 0 BB: 1 P: 8	R: 0 E: 0 K: 1 S: 5	H: 0 LOB: 0 BB: 0 P: 5	R: 0 E: 0 K: 0 S: 4	H: 2 LOB: 1 BB: 0 P: 4	R: 0 E: 0 K: 0 S: 3	H: 0 LOB: 0 BB: 0 P: 3	R: 0 E: 0 K: 2 S: 7	H: 0 LOB: 0 BB: 0 P: 7	R: 0 E: 0 K: 0 S: 3	H: 0 LOB: 1 BB: 1 P: 7	R: 0 E: 0 K: 0 S: 4	H: 2 LOB: 0 BB: 0 P: 4		R: 1 E: 0 K: 0 S: 4	H: 2 LOB: 0 BB: 0 P: 4	1B: 4 2B: 1 3B: 0 HR: 0	SF: 0 SAC: 1 DP: 1 HBP: 0	WP: 0 PB: 0 SB: 2 CS: 1
PITCHER	IP	WLS	BF	H	R	ER	SO	BB	IBB	HBP	BLK	WP	HR	S	P	ERA	WHIP					
Dick Ellsworth, L ERA: 3.62 (1, 1)	8.0	L	28	5	2	1	5	2	0	0	0	0	0	36	44	1.12	0.875					

AB	25
R	2
H	5
RBI	2
BB	2
SO	5
LOB	7



Batter	1	2	3	4	5	6	7	8	9	AB	R	H	RBI	BB	SO	LOB	TOP								
Jimmy Stewart, S (1, 6) OBP: 0.331, SLG: 0.310	4-0 FC4-6 BB		4-0 F9 S BB		0-0 F8	0-0 1-3		0-0 WP 2H 2B		3	0	1	1	2	0	0									
Doug Clemens, L (1, 9) OBP: 0.327, SLG: 0.400	0-0 FC4-6 1-2		0-0 F9		0-0 G3		4-0 G3-6 BB	0-0 4-3 2-3		4	0	0	0	1	0	4									
Billy Williams, L (1, 7) OBP: 0.371, SLG: 0.536	0-3 K		0-0 6-3		0-0 1B 2B		0-0 G3-6 1-2		0-3 K	5	1	1	0	0	2	3									
Ron Santo, R (1, 5) OBP: 0.398, SLG: 0.568	0-0 F9		0-0 5-3		4-0 1B 2B BB		0-0 2B 2B		0-0 4-3	4	2	1	0	1	0	2									
John Boccabella, R (1, 3) OBP: 0.417, SLG: 0.667		0-3 K		0-0 6-3	0-0 2B 1B		0-0 2B 2B		0-0 G3	5	0	2	2	0	1	0									
Len Gabrielson, L (1, 8) OBP: 0.297, SLG: 0.355		4-0 4-3 BB		4-0 E BB	0-0 1-3 2H 2B		0-0 F3			2	0	1	1	2	0	1									
Ron Campbell, R (1, 4) Joey Amalfitano, R (8, PR) OBP: 0.332, SLG: 0.375		0-0 4-3		0-0 F8	0-0 6-3			0-0 SH3-4 2B 1B		4	0	1	0	0	0	4									
Dick Bertell, R (1, 2) OBP: 0.302, SLG: 0.321		4-0 IBB		0-0 E5 1-2	0-0 F7			0-0 SH3-4 1-2		2	0	0	0	1	0	1									
Bob Buhl, R (1, 1) OBP: 0.154, SLG: 0.097 Ellis Burton, S (8, PH) OBP: 0.308, SLG: 0.320 Lindy McDaniel, R (8, 1) OBP: 0.133, SLG: 0.133		0-0 F3		0-0 F9	0-0 L9			0-0 F3		3	0	0	0	0	0	4									
Inning Stats	R: 0 E: 0 K: 1 S: 5	H: 0 LOB: 1 BB: 1 P: 9	R: 0 E: 0 K: 1 S: 5	H: 0 LOB: 2 BB: 2 P: 13	R: 0 E: 0 K: 0 S: 3	H: 0 LOB: 1 BB: 1 P: 7	R: 0 E: 1 K: 0 S: 4	H: 0 LOB: 2 BB: 1 P: 8	R: 2 E: 0 K: 0 S: 6	H: 3 LOB: 2 BB: 1 P: 10	R: 0 E: 0 K: 0 S: 3	H: 0 LOB: 0 BB: 0 P: 3	R: 1 E: 0 K: 0 S: 4	H: 2 LOB: 1 BB: 1 P: 8	R: 1 E: 0 K: 0 S: 5	H: 2 LOB: 2 BB: 0 P: 5	R: 0 E: 0 K: 1 S: 5	H: 0 LOB: 0 BB: 0 P: 5	1B: 2 2B: 5 3B: 0 HR: 0	SF: 0 SAC: 1 DP: 1 HBP: 0	WP: 1 PB: 0 SB: 1 CS: 0	PA: 41			
PITCHER	IP	WLS	BF	H	R	ER	SO	BB	IBB	HBP	BLK	WP	HR	S	P	ERA	WHIP								
Bill Singer, R (1, 1) ERA: 3.21	7.2	L	37	7	4	4	2	6	1	0	0	0	0	34	62	4.70	1.696								
Ron Perranoski, L (8, 1) ERA: 3.2	1.1		4	0	0	0	1	0	0	0	0	1	0	6	6	0.00	0.000								

Chicago Cubs @ Los Angeles Dodgers
Dodger Stadium, Los Angeles, CA
Tue Sep 29 1964, 7:05 PM PDT
Att: 12,506 - Unknown

AB	33
R	4
H	7
RBI	4
BB	7
SO	3
LOB	21



Batter	1	2	3	4	5	6	7	8	9	AB	R	H	RBI	BB	SO	LOB	BOTTOM								
Willie Crawford, L (1, 9) OBP: 0.571, SLG: 0.714	0-0 G3		0-0 E SF8 1B		0-0 2B		0-0 CS 1B		0-3 K	5	1	3	0	0	1	2									
Wes Parker, S (1, 3) OBP: 0.306, SLG: 0.350	0-0 L8		0-0 SF8 1-H		0-0 FC		0-0 CS 1-2	0-0 G3-6-3 1B		3	0	1	1	0	0	1									
Willie Davis, L (1, 8) OBP: 0.315, SLG: 0.415	0-0 L9		0-0 S 1B		0-0 F5			0-0 G3-6-3 1-2		4	0	1	0	0	0	3									
Derrell Griffith, L (1, 7) OBP: 0.291, SLG: 0.405		4-0 S 1B BB		0-0 P6 1-2		0-0 F3		0-0 2B		3	1	1	0	1	0	3									
Dick Tracewski, R (1, 6) OBP: 0.320, SLG: 0.333 Ron Fairly, L (8, PH) OBP: 0.349, SLG: 0.387 Maury Wills, S (8, 6) OBP: 0.315, SLG: 0.321		0-0 FC6-4 1H 1B		0-0 F9		0-0 P6		0-0 F7		3	0	1	1	0	0	0									
Nate Oliver, R (1, 4) OBP: 0.308, SLG: 0.273 Tommy Davis, R (8, PH) OBP: 0.311, SLG: 0.397		0-0 FC6-4 E S 1-2 6-3		0-0 F9		0-0 6-3			0-0 E4 1-6-3 1B	3	1	0	0	0	0	1									
Bart Shirley, R (1, 5) OBP: 0.356 Jim Gilliam, S (8, PH) OBP: 0.315, SLG: 0.284		0-0 6-3 1-H		0-0 FC4 1B		0-3 K			0-0 L9	3	0	1	1	0	1	0									
Jeff Torborg, R (1, 2) OBP: 0.300, SLG: 0.306 John Roseboro, L (8, PH) OBP: 0.354, SLG: 0.371		0-0 F3		0-0 FC4 1-2			0-0 F9		0-0 1-6-3 1B	3	0	0	0	0	0	1									
Bill Singer, R (1, 1) OBP: 0.167, SLG: 0.167 Ron Perranoski, L (8, 1) OBP: 0.158, SLG: 0.111 Wally Moon, L (8, PH) OBP: 0.297, SLG: 0.310			0-0 F8		0-0 5-3		0-3 K		0-0 1-6-3	3	0	0	0	0	1	0									
Inning Stats	R: 0 E: 0 K: 0 S: 3	H: 1 LOB: 0 BB: 1 P: 3	R: 2 E: 0 K: 0 S: 4	H: 1 LOB: 1 BB: 0 P: 8	R: 1 E: 0 K: 0 S: 5	H: 2 LOB: 1 BB: 0 P: 5	R: 0 E: 0 K: 0 S: 4	H: 1 LOB: 1 BB: 0 P: 4	R: 0 E: 0 K: 1 S: 5	H: 0 LOB: 0 BB: 0 P: 5	R: 0 E: 0 K: 1 S: 5	H: 1 LOB: 0 BB: 0 P: 5	R: 0 E: 0 K: 0 S: 4	H: 2 LOB: 1 BB: 0 P: 4	R: 0 E: 1 K: 1 S: 7	H: 1 LOB: 2 BB: 0 P: 7	1B: 7 2B: 2 3B: 0 HR: 0	SF: 1 SAC: 0 DP: 1 HBP: 0	WP: 0 PB: 0 SB: 4 CS: 1	PA: 38					
PITCHER	IP	WLS	BF	H	R	ER	SO	BB	IBB	HBP	BLK	WP	HR	S	P	ERA	WHIP								
Bob Buhl, R (1, 1) ERA: 3.79	7.0	W	28	6	3	2	2	1	0	0	0	0	0	31	35	2.57	1.000								
Lindy McDaniel, R (8, 1) ERA: 3.73	2.0	S	9	3	0	0	1	0	0	0	0	0	0	11	11	0.00	1.500								

Chicago Cubs @ Los Angeles Dodgers
Dodger Stadium, Los Angeles, CA
Tue Sep 29 1964, 7:05 PM PDT
Att: 12,506 - Unknown

AB	35
R	3
H	9
RBI	3
BB	1
SO	3
LOB	15



Batter	1	2	3	4	5	6	7	8	9	AB	R	H	RBI	BB	SO	LOB	TOP										
Jimmy Stewart, S OBP: 0.328, SLG: 0.307 (1,4)										4	0	0	0	0	0	1											
Doug Clemens, L OBP: 0.326, SLG: 0.394 (1,9)										3	0	0	0	1	0	0											
Billy Williams, L OBP: 0.369, SLG: 0.533 (1,7)										4	0	0	0	0	0	1											
Ron Santo, R OBP: 0.396, SLG: 0.565 (1,5)										3	0	0	0	0	0	1											
14 Ernie Banks, R OBP: 0.307, SLG: 0.449 (1,3)										3	0	0	0	0	1	1											
Len Gabrielson, L OBP: 0.294, SLG: 0.351 (1,8)										3	0	0	0	0	0	0											
Andre Rodgers, R OBP: 0.319, SLG: 0.375 (8, PH)										2	0	0	0	0	1	0											
Ellis Burton, S OBP: 0.306, SLG: 0.317 (8, 4)										1	0	0	0	0	0	0											
Ron Campbell, R OBP: 0.280, SLG: 0.400 (8, 4)										0	0	0	0	0	0	0											
Dick Bertell, R OBP: 0.305, SLG: 0.324 (1,2)										3	0	2	0	0	0	0											
Larry Jackson, R OBP: 0.179, SLG: 0.198 (1,1)										3	0	0	0	0	0	2											
Inning Stats	R: 0 E: 0 K: 0 S: 3	H: 0 LOB: 0 BB: 0 P: 3	R: 0 E: 0 K: 1 S: 5	H: 0 LOB: 0 BB: 0 P: 5	R: 0 E: 0 K: 0 S: 4	H: 1 LOB: 1 BB: 0 P: 4	R: 0 E: 0 K: 0 S: 4	H: 0 LOB: 1 BB: 1 P: 7	R: 0 E: 0 K: 1 S: 6	H: 1 LOB: 1 BB: 0 P: 6	R: 0 E: 0 K: 0 S: 3	H: 0 LOB: 0 BB: 0 P: 3	R: 0 E: 0 K: 0 S: 3	H: 0 LOB: 0 BB: 0 P: 3	R: 0 E: 0 K: 0 S: 3	H: 0 LOB: 0 BB: 0 P: 3	1B: 2 2B: 0 3B: 0 HR: 0	SF: 0 SAC: 0 DP: 0 HBP: 0	WP: 0 PB: 0 SB: 0 CS: 0	PA: 30							
PITCHER John Purdin, R ERA: 0.00	IP: 9.0	WLS: W	BF: 30	H: 2	R: 0	ER: 0	SO: 2	BB: 1	IBB: 0	HBP: 0	BLK: 0	WP: 0	HR: 0	S: 33	P: 37	ERA: 0.00	WHIP: 0.333										

Chicago Cubs @ Los Angeles Dodgers
Dodger Stadium, Los Angeles, CA
Wed Sep 30 1964, 7:05 PM PDT
Att: 12,896 - Unknown

AB	29
R	0
H	2
RBI	0
BB	1
SO	2
LOB	6




Batter	1	2	3	4	5	6	7	8	9	AB	R	H	RBI	BB	SO	LOB	BOTTOM										
Willie Crawford, L OBP: 0.455, SLG: 0.545 (1,9)										4	1	1	0	0	2	1											
Wes Parker, S OBP: 0.300, SLG: 0.343 (1,3)										4	0	0	0	0	0	1											
Willie Davis, L OBP: 0.315, SLG: 0.414 (1,8)										3	1	1	1	0	0	0											
Derrell Griffith, L OBP: 0.296, SLG: 0.409 (1,7)										3	0	2	1	0	0	0											
Dick Tracewski, R OBP: 0.317, SLG: 0.330 (1,5)										3	0	0	0	0	1	2											
Nate Oliver, R OBP: 0.305, SLG: 0.271 (1,4)										3	0	0	0	0	1	1											
Bart Shirley, R OBP: 0.333, SLG: 0.354 (1,6)										3	0	1	0	0	0	0											
Jeff Torborg, R OBP: 0.279, SLG: 0.282 (1,2)										3	0	0	0	0	1	1											
John Purdin, R (1,1)										3	0	0	0	0	1	1											
Inning Stats	R: 2 E: 0 K: 1 S: 8	H: 3 LOB: 1 BB: 0 P: 8	R: 0 E: 0 K: 1 S: 6	H: 1 LOB: 1 BB: 0 P: 6	R: 0 E: 0 K: 0 S: 4	H: 1 LOB: 1 BB: 0 P: 4	R: 0 E: 0 K: 1 S: 5	H: 0 LOB: 0 BB: 0 P: 5	R: 0 E: 0 K: 0 S: 3	H: 0 LOB: 0 BB: 0 P: 3	R: 0 E: 0 K: 1 S: 5	H: 0 LOB: 0 BB: 0 P: 5	R: 0 E: 0 K: 1 S: 5	H: 0 LOB: 0 BB: 0 P: 5	R: 0 E: 0 K: 1 S: 5	H: 0 LOB: 0 BB: 0 P: 5	1B: 5 2B: 0 3B: 0 HR: 0	SF: 0 SAC: 0 DP: 0 HBP: 0	WP: 0 PB: 0 SB: 1 CS: 0	PA: 29							
PITCHER Larry Jackson, R ERA: 3.18	IP: 8.0	WLS: L	BF: 29	H: 5	R: 2	ER: 2	SO: 6	BB: 0	IBB: 0	HBP: 0	BLK: 0	WP: 0	HR: 0	S: 41	P: 41	ERA: 2.25	WHIP: 0.625										

Chicago Cubs @ Los Angeles Dodgers
Dodger Stadium, Los Angeles, CA
Wed Sep 30 1964, 7:05 PM PDT
Att: 12,896 - Unknown

AB	29
R	2
H	5
RBI	2
BB	0
SO	6
LOB	7



Batter	1	2	3	4	5	6	7	8	9	AB	R	H	RBI	BB	SO	LOB	TOP			
Jimmy Stewart, S OBP: 0.328, SLG: 0.307	F8		4-3			1-3		2B		4	1	1	0	0	0	0	Chicago Cubs @ Los Angeles Dodgers Dodger Stadium, Los Angeles, CA Thu Oct 01 1964, 7:05 PM PDT Att: 12,455 - Unknown			
Doug Clemens, L OBP: 0.325, SLG: 0.396	K		F7			WP		F5		4	1	1	0	0	1					
Billy Williams, L OBP: 0.370, SLG: 0.532	BB		4-3			WP		L9		3	1	1	0	1	0					
Ron Santo, R OBP: 0.398, SLG: 0.570	1B					HR		2B		2	1	1	2	2	0					
John Boccabella, R OBP: 0.438, SLG: 0.688	BB					HR		IBB		4	0	2	1	0	0					
Len Gabrielson, L OBP: 0.291, SLG: 0.346								2B		4	0	0	0	0	1					
Ron Campbell, R OBP: 0.267, SLG: 0.381										4	0	0	0	0	1					
Vic Roznovsky, L OBP: 0.244, SLG: 0.211										3	0	0	0	1	1					
Cal Koonce, R Jake Jaeckel, R	F3									3	0	0	0	0	1					
Inning Stats	R: 0 E: 0 K: 1 S: 6	H: 2 LOB: 2 BB: 1 P: 10	R: 0 E: 0 K: 1 S: 5	H: 0 LOB: 1 BB: 1 P: 9	R: 0 E: 0 K: 0 S: 3	H: 0 LOB: 0 BB: 0 P: 3	R: 0 E: 0 K: 1 S: 5	H: 0 LOB: 0 BB: 0 P: 5	R: 3 E: 0 K: 0 S: 5	H: 2 LOB: 0 BB: 1 P: 9	R: 0 E: 0 K: 1 S: 5	H: 0 LOB: 0 BB: 0 P: 5	R: 1 E: 0 K: 0 S: 5	H: 2 LOB: 2 BB: 1 P: 9	R: 0 E: 0 K: 1 S: 5	H: 0 LOB: 0 BB: 0 P: 5	1B: 3 2B: 2 3B: 0 HR: 1	SF: 0 SAC: 0 DP: 0 HBP: 0	WP: 3 PB: 0 SB: 1 CS: 0	PA: 36
PITCHER	IP WLS BF H R ER SO BB IBB HBP BLK WP HR S P ERA WHIP																			
Don Drysdale, R ERA: 2.18	(1, 1) 7.2 L 32 6 4 4 4 3 1 0 0 1 1 36 52 4.70 1.174																			
Ron Perranoski, L ERA: 3.16	(8, 1) 1.1 4 0 0 0 1 0 0 0 0 0 0 6 6 0.00 0.000																			

Batter	1	2	3	4	5	6	7	8	9	AB	R	H	RBI	BB	SO	LOB	BOTTOM						
Willie Crawford, L OBP: 0.375, SLG: 0.400	K		1B		4-3				K	4	0	0	0	1	3	3	Chicago Cubs @ Los Angeles Dodgers Dodger Stadium, Los Angeles, CA Thu Oct 01 1964, 7:05 PM PDT Att: 12,455 - Unknown						
Maury Wills, S OBP: 0.317, SLG: 0.324	6-3		BB			4-3		1B		4	1	3	0	0	0								
Willie Davis, L OBP: 0.314, SLG: 0.414	6-3		SF7			E4		1B		3	1	1	1	0	0								
Derrell Griffith, L OBP: 0.295, SLG: 0.406	1-3		G3			F3		3-1		4	0	1	1	0	0								
John Roseboro, L OBP: 0.351, SLG: 0.368						F6		3-1		4	0	0	1	0	0								
Wes Parker, S OBP: 0.304, SLG: 0.343						4-3		F7		3	0	1	0	1	0								
Nate Oliver, R OBP: 0.333, SLG: 0.272								L7		2	0	1	0	1	0								
Ron Fairly, L OBP: 0.347, SLG: 0.386	G1-6-3									1	0	0	0	0	0								
Dick Tracewski, R OBP: 0.317, SLG: 0.330										0	0	0	0	0	0								
Bart Shirley, R Tommy Davis, R			1B		PO			FC1-5		3	1	1	0	0	0	2	Chicago Cubs @ Los Angeles Dodgers Dodger Stadium, Los Angeles, CA Thu Oct 01 1964, 7:05 PM PDT Att: 12,455 - Unknown						
Don Drysdale, R OBP: 0.202, SLG: 0.218			BB			4-3		SH1-4		1	0	1	0	0	0								
Ron Perranoski, L OBP: 0.158, SLG: 0.111										1	0	1	0	0	0								
Wally Moon, L OBP: 0.295, SLG: 0.308			K			1-3		SH1-4		2	0	0	0	0	1								
Inning Stats	R: 0 E: 0 K: 1 S: 6	H: 1 LOB: 1 BB: 0 P: 6	R: 0 E: 0 K: 0 S: 3	H: 1 LOB: 0 BB: 0 P: 3	R: 1 E: 0 K: 1 S: 7	H: 2 LOB: 2 BB: 1 P: 11	R: 0 E: 0 K: 0 S: 2	H: 0 LOB: 0 BB: 1 P: 6	R: 0 E: 0 K: 0 S: 3	H: 0 LOB: 0 BB: 0 P: 3	R: 0 E: 1 K: 0 S: 4	H: 0 LOB: 1 BB: 0 P: 4	R: 0 E: 0 K: 1 S: 6	H: 1 LOB: 2 BB: 1 P: 10	R: 2 E: 0 K: 0 S: 6	H: 3 LOB: 1 BB: 0 P: 6		R: 0 E: 0 K: 1 S: 5	H: 1 LOB: 1 BB: 0 P: 5	1B: 8 2B: 1 3B: 0 HR: 0	SF: 1 SAC: 1 DP: 1 HBP: 0	WP: 0 PB: 0 SB: 1 CS: 0	PA: 38
PITCHER	IP WLS BF H R ER SO BB IBB HBP BLK WP HR S P ERA WHIP																						
Cal Koonce, R ERA: 2.03	(1, 1) 7.0 W 31 8 3 3 3 3 0 0 0 0 0 0 0 46 3.86 1.571																						
Jake Jaeckel, R ERA:	(8, 1) 2.0 S 6 1 0 0 1 0 0 0 0 0 0 0 8 8 0.00 0.500																						

Batter	1	2	3	4	5	6	7	8	9	AB	R	H	RBI	BB	SO	LOB	TOP					
Andre Rodgers, R (1, 6) OBP: 0.317, SLG: 0.372	0-3 K		0-0 6-3		0-3 K			0-0 6-3		4	0	0	0	0	2	1	Chicago Cubs @ San Francisco Giants Candlestick Park, San Francisco, CA Fri Oct 02 1964, 10:05 PM EDT Att: 8,902 - Unknown					
Doug Clemens, L (1, 9) OBP: 0.332, SLG: 0.397	1-0 BB HBP		0-0 F8			4-0 14 WP BB BB		0-0 1B		2	0	1	0	1	0	0						
Billy Williams, L (1, 7) OBP: 0.371, SLG: 0.531	4-0 14 FC6-4 BB		0-0 F7			0-3 K		0-0 1B		3	0	1	0	1	1	1						
Ron Santo, R (1, 5) OBP: 0.397, SLG: 0.567	0-0 F8			0-0 F8		4-0 14 WP BB		0-3 K		3	0	0	0	1	1	4						
14 Ernie Banks, R (1, 3) OBP: 0.305, SLG: 0.446	0-0 FC6-4			0-3 K		0-0 1-3		0-3 K		4	0	0	0	0	2	6						
Len Gabrielson, L (1, 8) OBP: 0.287, SLG: 0.342		0-3 K		0-0 F9		0-0 G3			0-0 F8	4	0	0	0	0	1	2						
Ron Campbell, R (1, 4) OBP: 0.267, SLG: 0.375		0-0 1B			0-0 6-3		0-0 1-3		0-3 K	4	0	1	0	0	1	0						
Dick Bertell, R (1, 2) OBP: 0.302, SLG: 0.320		0-3 K			0-0 E5		0-0 3-1		0-3 K	4	0	0	0	0	2	1						
Dick Ellsworth, L (1, 1) OBP: 0.087, SLG: 0.046		0-3 K			0-3 K		0-3 K			1	0	0	0	0	0	1						
Don Elston, R (4, 1) OBP: 0.167, SLG: 0.167										0	0	0	0	0	0	0						
Ellis Burton, R (5, PH) OBP: 0.302, SLG: 0.314										0	0	0	0	0	0	1						
Jake Jaeckel, R (5, 1) OBP: 0.142, SLG: 0.047										0	0	0	0	0	0	0						
John Boccabella, R (7, PH) OBP: 0.100, SLG: 0.100										0	0	0	0	0	0	0						
Jack Warner, R (7, 1) OBP: 0.133, SLG: 0.133										0	0	0	0	0	0	0						
Freddie Burdette, R (7, 1) OBP: 0.133, SLG: 0.133										0	0	0	0	0	0	0						
Lindy McDaniel, R (8, 1)										0	0	0	0	0	0	0						
Inning Stats	R: 0 E: 0 K: 1 S: 5	H: 0 LOB: 2 BB: 1 P: 10	R: 0 E: 0 K: 3 S: 10	H: 1 LOB: 1 BB: 0 P: 10	R: 0 E: 0 K: 0 S: 3	H: 0 LOB: 0 BB: 0 P: 3	R: 0 E: 0 K: 1 S: 5	H: 0 LOB: 0 BB: 0 P: 5	R: 0 E: 1 K: 2 S: 8	H: 0 LOB: 1 BB: 0 P: 8	R: 0 E: 0 K: 1 S: 5	H: 0 LOB: 2 BB: 2 P: 13	R: 0 E: 0 K: 1 S: 9	H: 0 LOB: 0 BB: 0 P: 5	R: 0 E: 0 K: 2 S: 9	H: 2 LOB: 2 BB: 0 P: 9	R: 0 E: 0 K: 2 S: 7	H: 0 LOB: 0 BB: 0 P: 7	1B: 3 2B: 0 3B: 0 HR: 0	SF: 0 SAC: 0 DP: 0 HBP: 1	WP: 1 PB: 0 SB: 0 CS: 0	PA: 35
PITCHER Bobby Bolin, R (1, 1) ERA: 3.25	IP: 9.0 WLS: W BF: 35 H: 3 R: 0 ER: 0 SO: 13 BB: 3 IBB: 0 HBP: 1 BLK: 0 WP: 1 HR: 0 S: 57 P: 70 ERA: 0.00 WHIP: 0.667															PITCHER						

AB	31
R	0
H	3
RBI	0
BB	3
SO	13
LOB	17



Batter	1	2	3	4	5	6	7	8	9	AB	R	H	RBI	BB	SO	LOB	BOTTOM	
Harvey Kuenn, R (1, 7) OBP: 0.334, SLG: 0.359	0-0 3-1		4-0 1B BB	0-0 G3		0-0 4-3		0-0 F9		4	1	0	0	1	0	0	Chicago Cubs @ San Francisco Giants Candlestick Park, San Francisco, CA Fri Oct 02 1964, 10:05 PM EDT Att: 8,902 - Unknown	
Hal Lanier, R (1, 4) OBP: 0.283, SLG: 0.349	0-0 5-3		0-0 1B	0-0 2B 1B		0-0 FC4-6 1B		0-0 2B 1B		5	2	4	1	0	0	0		
Willie Mays, R (1, 8) OBP: 0.382, SLG: 0.595	0-0 4-3		0-0 1B	0-0 1B		0-0 FC4-6 1B		0-0 2B 1B		5	0	4	2	0	0	0		
Jim Ray Hart, R (1, 5) OBP: 0.343, SLG: 0.502		0-0 HR	0-0 F8		4-0 G6-4-3 BB		0-0 FC4-6 1B BB		0-3 K	4	2	1	1	1	1	5		
Orlando Cepeda, R (1, 3) OBP: 0.360, SLG: 0.539		0-3 K	0-0 F4		0-0 G6-4-3		4-0 1B BB		0-3 K	3	0	0	0	1	1	3		
Matty Alou, L (7, PR) OBP: 0.305, SLG: 0.311					0-0 1-2 2B		0-0 1B			1	0	0	0	0	1	1		
Jim Davenport, R (1, 6) OBP: 0.300, SLG: 0.334		0-0 5-3		0-0 E HR 2B		0-0 1B		0-0 1B		4	1	3	2	0	0	0		
Jose Cardenal, R (1, 9) OBP: 0.300, SLG: 0.334		0-0 1-3		0-0 E4 HR		0-0 F8		0-0 F4		4	1	0	0	0	0	5		
Tom Haller, L (1, 2) OBP: 0.342, SLG: 0.428			0-0 F3	0-0 1-H HR		0-0 F7		4-0 IBB		3	1	1	3	1	0	0		
Bobby Bolin, R (1, 1) OBP: 0.211, SLG: 0.120			0-0 1B 2B	0-0 5-3		0-0 F3		0-0 5-3		4	1	1	0	0	0	3		
Inning Stats	R: 0 E: 0 K: 0 S: 3	H: 0 LOB: 0 BB: 0 P: 3	R: 1 E: 0 K: 1 S: 6	H: 1 LOB: 0 BB: 0 P: 6	R: 2 E: 0 K: 0 S: 6	H: 3 LOB: 2 BB: 1 P: 10	R: 3 E: 1 K: 0 S: 7	H: 4 LOB: 2 BB: 0 P: 7	R: 0 E: 0 K: 0 S: 3	H: 0 LOB: 0 BB: 0 P: 3	R: 2 E: 0 K: 0 S: 6	H: 3 LOB: 3 BB: 2 P: 14	R: 1 E: 0 K: 2 S: 9	H: 2 LOB: 1 BB: 0 P: 9	1B: 8 2B: 4 3B: 0 HR: 2	SF: 0 SAC: 0 DP: 1 HBP: 0	WP: 0 PB: 0 SB: 0 CS: 0	PA: 41
PITCHER Dick Ellsworth, L (1, 1) ERA: 3.75	IP: 3.0 WLS: L BF: 17 H: 6 R: 6 ER: 5 SO: 1															PITCHER Lindy McDaniel, R (8, 1) ERA: 3.79		
Don Elston, R (4, 1) ERA: 5.3	IP: 1.0 WLS: L BF: 4 H: 2 R: 0 ER: 0 SO: 0																	
Jake Jaeckel, R (5, 1) ERA: 5.3	IP: 2.0 WLS: L BF: 7 H: 1 R: 0 ER: 0 SO: 0																	
Jack Warner, R (7, 1) ERA: 2.89	IP: 0.1 WLS: L BF: 5 H: 3 R: 2 ER: 2 SO: 0																	
Freddie Burdette, R (7, 1) ERA: 3.15	IP: 0.2 WLS: L BF: 3 H: 0 R: 0 ER: 0 SO: 0																	

AB	37
R	9
H	14
RBI	9
BB	4
SO	3
LOB	17



