

Chicago Cubs - 1965

Batter	1	2	3	4	5	6	7	8	9	10	11	AB R H RBI BB SO LOB	TOP													
Curt Flood, R OBP: 0.714, SLG: 1.000 (1, 8)												6 2 4 2 1 0 4	St. Louis Cardinals @ Chicago Cubs Wrigley Field, Chicago, IL Mon Apr 12 1965, 3:33 AM CST Att: 19,751 - Cloudy													
Lou Brock, L OBP: 0.429, SLG: 0.571 (1, 7)												7 1 3 2 0 0 4														
Bill White, L OBP: 0.429, SLG: 0.429 (1, 3)												7 1 3 1 0 0 2														
Ken Boyer, R OBP: 0.333, SLG: 0.200 (1, 5)												5 1 1 0 1 0 4														
Dick Groat, R OBP: 0.333, SLG: 0.200 (1, 6)												5 1 1 1 1 1 3														
Mike Shannon, R (1, 9)												4 1 0 0 2 0 6														
Julian Javier, R OBP: 0.200, SLG: 0.400 (1, 4)												5 1 1 0 0 0 4														
Tito Francona, L (10, PH)												1 0 0 0 0 0 2														
Dal Maxvill, R (10, 4)												0 0 0 0 0 0 0														
Bob Uecker, R OBP: 0.667, SLG: 0.500 (1, 2)												2 0 1 1 1 1 0														
Dave Ricketts, S OBP: 0.333, SLG: 0.333 (6, 2)												3 0 1 0 0 0 1														
Bob Gibson, R (1, 1)													2 1 0 0 0 0 1													
Ron Taylor, R OBP: 1.000, SLG: 2.000 (4, 1)												1 0 1 0 0 0 0														
Tracy Stallard, R OBP: 0.500, SLG: 0.500 (5, 1)												2 0 1 0 0 0 1														
Barney Schultz, R (8, 1)												1 1 0 0 0 0 1														
Steve Carlton, L (11, 1)												0 0 0 0 0 0 0														
Bob Purkey, R (11, 1)												0 0 0 0 0 0 0														
Inning Stats	R: 5 E: 1 K: 0 S: 8	H: 4 LOB: 2 BB: 2 P: 16	R: 0 E: 0 K: 0 S: 3	H: 0 LOB: 0 BB: 0 P: 3	R: 0 E: 0 K: 0 S: 2	H: 0 LOB: 0 BB: 1 P: 6	R: 2 E: 1 K: 1 S: 9	H: 3 LOB: 3 BB: 1 P: 13	R: 0 E: 0 K: 0 S: 4	H: 2 LOB: 1 BB: 0 P: 4	R: 1 E: 0 K: 0 S: 4	H: 1 LOB: 1 BB: 1 P: 8	R: 0 E: 0 K: 0 S: 4	H: 1 LOB: 2 BB: 1 P: 8	R: 0 E: 1 K: 1 S: 6	H: 0 LOB: 1 BB: 0 P: 6	R: 1 E: 0 K: 0 S: 5	H: 2 LOB: 1 BB: 0 P: 5	R: 0 E: 1 K: 0 S: 5	H: 1 LOB: 2 BB: 0 P: 5	R: 1 E: 0 K: 0 S: 6	H: 3 LOB: 2 BB: 0 P: 6	1B: 12 2B: 5 3B: 0 HR: 0	SF: 0 SAC: 1 DP: 0 HBP: 0	WP: 0 PB: 0 SB: 1 CS: 2	PA: 59
PITCHER	IP	WLS	BF	H	R	ER	SO	BB	IBB	HBP	BLK	WP	HR	S	P	ERA	WHIP									
Larry Jackson, R ERA: 40.5 (1, 1)	0.2		8	4	5	3	0	2	0	0	0	0	0	6	14	40.50	9.000									
Ted Abernathy, R ERA: (1, 1)	1.1		5	0	0	0	0	0	0	0	0	0	0	5	5	0.00	0.000									
Jack Warner, R ERA: 6.75 (3, 1)	1.1		7	2	2	1	1	1	0	0	0	0	0	8	12	6.75	2.250									
Frank Baumann, L ERA: (4, 1)	0.2		4	1	0	0	0	1	0	0	0	0	0	3	7	0.00	3.000									
Bob Humphreys, R ERA: (5, 1)	2.0		9	3	1	0	0	1	0	0	0	0	0	8	12	0.00	2.000									
PITCHER	IP	WLS	BF	H	R	ER	SO	BB	IBB	HBP	BLK	WP	HR	S	P	ERA	WHIP									
Cal Koonce, R ERA: (7, 1)	2.0		9	1	0	0	1	1	0	0	0	0	0	10	14	0.00	1.000									
Lindy McDaniel, R ERA: 6.0 (9, 1)	3.0		16	6	2	2	0	0	0	0	0	0	0	16	16	6.00	2.000									

AB	51
R	10
H	17
RBI	7
BB	6
SO	2
LOB	33



Batter	1	2	3	4	5	6	7	8	9	AB R H RBI BB SO LOB	TOP										
Curt Flood, R OBP: 0.455, SLG: 0.600 (1, 8) X	0-0 6-3		0-0 1-3		0-3 K			0-0 F9		4 0 0 0 0 1 0	St. Louis Cardinals @ Chicago Cubs Wrigley Field, Chicago, IL Tue Apr 13 1965, 3:33 AM CST Att. 9,358 - Sunny										
Lou Brock, L OBP: 0.455, SLG: 0.636 (1, 7) X	0-0 2B		0-0 4-3			0-0 1B		0-0 1-3		4 1 2 0 0 0 0											
Bill White, L OBP: 0.455, SLG: 0.545 (1, 3) X	0-0 2B			0-0 1B		0-0 1B		0-0 F6		4 0 2 1 0 0 1											
Ken Boyer, R OBP: 0.200, SLG: 0.111 (1, 5) S S	0-3 K			0-0 F9		0-0 6-3		0-0 F4		4 0 0 0 0 1 3											
Dick Groat, R OBP: 0.300, SLG: 0.222 (1, 6) X	0-0 3-1			0-0 1B		0-0 F3		0-0 5-3		4 0 1 0 0 0 2											
Mike Shannon, R Tito Francona, L (9, PH)		0-0 F9		0-0 FC6-4		0-0 F3		0-0 3-1		3 0 0 0 0 0 2 1 0 0 0 0 0 0											
Julian Javier, R OBP: 0.125, SLG: 0.250 (1, 4) X		0-0 F5		0-0 FC6		0-0 6-3				3 0 0 0 0 0 2											
Dave Ricketts, S OBP: 0.333, SLG: 0.200 (1, 2) S S		0-3 K			0-0 G3		4-0 BB			2 0 0 0 1 1 0											
Curt Simmons, L Bob Skinner, L (7, PH) Ron Taylor, R OBP: 1.000, SLG: 2.000 (7, 1) X			0-0 F7		0-0 G3		0-0 F5			2 0 0 0 0 0 0 1 0 0 0 0 0 1 0 0 0 0 0 0 0											
Inning Stats	R: 1 E: 0 K: 1 S: 7	H: 2 LOB: 1 BB: 0 P: 7	R: 0 E: 0 K: 1 S: 5	H: 0 LOB: 0 BB: 0 P: 5	R: 0 E: 0 K: 0 S: 3	H: 2 LOB: 2 BB: 0 P: 5	R: 0 E: 0 K: 1 S: 5	H: 0 LOB: 0 BB: 0 P: 5	R: 0 E: 1 K: 0 S: 4	H: 1 LOB: 1 BB: 0 P: 4	R: 0 E: 0 K: 0 S: 3	H: 0 LOB: 1 BB: 1 P: 7	R: 0 E: 0 K: 0 S: 3	H: 0 LOB: 0 BB: 0 P: 3	R: 0 E: 0 K: 0 S: 3	H: 0 LOB: 0 BB: 0 P: 3	1B: 3 2B: 2 3B: 0 HR: 0	SF: 0 SAC: 0 DP: 0 HBP: 0	WP: 0 PB: 0 SB: 0 CS: 0	PA: 33	
PITCHER Bob Buhl, R ERA: 1.0 (1, 1)	IP 9.0	WLS W	BF 33	H 5	R 1	ER 1	SO 3	BB 1	IBB 0	HBP 0	BLK 0	WP 0	HR 0	S 38	P 42	ERA 1.00	WHIP 0.667				

livebaseballscorecards.com

AB	32
R	1
H	5
RBI	1
BB	1
SO	3
LOB	11



Batter	1	2	3	4	5	6	7	8	9
Glenn Beckert, R (1, 4) OBP: 0.143, SLG: 0.143	0-0 6-3		0-0 L7		0-0 6-3		0-0 FC1-6 1B		
Roberto Pena, R (1, 6) OBP: 0.429, SLG: 0.923	0-0 F2		0-0 1B			0-0 6-3	0-0 FC1-6		
Billy Williams, L (1, 8) OBP: 0.143, SLG: 0.077	0-0 1B		0-3 K			0-0 4-3	0-0 F8		
Ron Santo, R (1, 5) OBP: 0.429, SLG: 0.917	0-0 6-3			0-0 HR		0-0 6-3		0-0 HR	
George Altman, L (1, 7) OBP: 0.692, SLG: 1.000		0-0 1B		0-0 1-3			0-0 HR	4-0 WP BB	
14 Ernie Banks, R (1, 3) OBP: 0.538, SLG: 0.818		0-0 G6-4-3 1B		0-3 K			0-0 2B 1B	4-0 WP S BB	
Doug Clemens, L (1, 9) OBP: 0.231, SLG: 0.333		0-0 4-3		0-3 K			0-0 1B 2B	0-0 F6	
Dick Bertell, R (1, 2) OBP: 0.400, SLG: 0.250			0-0 SH3-4 1B		0-0 6-3		4-0 FC1-6 1B BB	0-0 6-3	
Dick Ellsworth, L (1, 1)			0-0 SH3-4		0-0 6-3		0-0 F7	0-3 K	

AB	R	H	RBI	BB	SO	LOB
4	0	1	2	0	0	1
4	0	1	1	0	0	2
4	0	1	0	0	1	3
4	2	2	2	0	0	1
3	2	2	1	1	0	0
3	1	1	0	1	1	1
4	1	1	0	0	1	1
3	1	1	0	1	0	1
3	0	0	0	0	1	4

BOTTOM

St. Louis Cardinals @ Chicago Cubs
 Wrigley Field, Chicago, IL
 Wed Apr 14 1965, 3:33 AM CST
 Att. 3,569 - Cloudy

livebaseballscorecards.com

AB	32
R	7
H	10
RBI	6
BB	3
SO	4
LOB	14



Inning Stats		R: 0	H: 1	R: 0	H: 1	R: 1	H: 2	R: 1	H: 1	R: 0	H: 0	R: 0	H: 0	R: 3	H: 4	R: 2	H: 1	1B: 5	SF: 0
E: 0	LOB: 1	E: 0	LOB: 0	E: 0	LOB: 1	E: 0	LOB: 0	E: 0	LOB: 0	E: 0	LOB: 0	E: 0	LOB: 0	E: 0	LOB: 2	E: 0	LOB: 1	2B: 2	SAC: 1
K: 0	BB: 0	K: 0	BB: 0	K: 1	BB: 0	K: 2	BB: 0	K: 0	BB: 0	K: 0	BB: 0	K: 0	BB: 0	K: 0	BB: 1	K: 1	BB: 2	3B: 0	DP: 1
S: 4	P: 4	S: 3	P: 3	S: 7	P: 7	S: 8	P: 8	S: 3	P: 3	S: 7	P: 11	S: 6	P: 14	S: 7	P: 11	S: 6	P: 14	HR: 3	HBP: 0

PITCHER		IP	WLS	BF	H	R	ER	SO	BB	IBB	HBP	BLK	WP	HR	S	P	ERA	WHIP
Ray Sadecki, L	(1, 1)	6.0	L	22	5	2	2	3	0	0	0	0	0	1	28	28	3.00	0.833
Ron Taylor, R	(7, 1)	0.0		4	3	3	3	0	1	0	0	0	0	1	3	7	∞	∞
Tracy Stallard, R	(7, 1)	1.0		7	2	2	2	0	2	0	0	0	0	1	5	13	18.00	4.000
Steve Carlton, L	(8, 1)	1.0		3	0	0	0	1	0	0	0	0	1	0	5	5	0.00	0.000

WP	HR	S	P	ERA	WHIP
1	3	11	14	3.00	0.833
0	1	3	7	∞	∞
0	1	5	13	18.00	4.000
0	0	5	5	0.00	0.000

Batter	1	2	3	4	5	6	7	8	9	AB R H RBI BB SO LOB	TOP	
Glenn Beckert, R (1, 4) OBP: 0.111, SLG: 0.111	0-0 4-3		0-0 5-3			0-0 5-3		0-0 FC6-4		4 0 0 0 0 0 1		
Roberto Pena, R (1, 6) OBP: 0.389, SLG: 0.765	0-0 FC4 1B		0-0 F9			0-0 5-3		0-0 F9	4 0 1 0 0 0 0			
Billy Williams, L (1, 8) OBP: 0.111, SLG: 0.059	0-0 FC4 FC6-4 1-2f			0-0 4-3		0-0 3-1		0-0 G1	4 0 0 0 0 0 1			
Ron Santo, R (1, 5) OBP: 0.389, SLG: 0.750	0-0 FC6-4 1-2f			0-0 5-3		0-0 F7		0-0 F7	4 0 1 0 0 0 1			
George Altman, L (1, 7) OBP: 0.529, SLG: 0.692		0-0 4-3		0-0 G3		0-0 F7		0-0 E3	4 0 0 0 0 0 1			
14 Ernie Banks, R (1, 3) OBP: 0.529, SLG: 1.000		0-0 2B			0-0 HR	0-0 F8		0-0 F8	4 1 2 1 0 0 2			
Doug Clemens, L (1, 9) OBP: 0.188, SLG: 0.267		0-3 K			0-0 4-3		0-0 F8		3 0 0 0 0 1 1			
Dick Bertell, R (1, 2) OBP: 0.308, SLG: 0.182		0-0 F7			0-0 F9		0-0 5-3		3 0 0 0 0 0 1			
Larry Jackson, R (1, 1) Don Landrum, L (5, PH) Lew Burdette, R (5, 1) Jimmy Stewart, S (8, PH) Bob Humphreys, R (8, 1)		0-3 K		0-0 G3		0-0 G3		4-0 FC6-4 BB	1 0 0 0 0 1 0 1 0 0 0 0 0 0 0 0 0 0 0 0 0 0 0 0 0 1 0 0 0 0 0 0 0 0 0			
Inning Stats	R: 0 H: 1 E: 0 LOB: 1 K: 0 BB: 0 S: 4 P: 4	R: 0 H: 1 E: 0 LOB: 1 K: 1 BB: 0 S: 6 P: 6	R: 0 H: 0 E: 0 LOB: 0 K: 1 BB: 0 S: 5 P: 5	R: 0 H: 0 E: 0 LOB: 0 K: 0 BB: 0 S: 3 P: 3	R: 1 H: 1 E: 0 LOB: 0 K: 0 BB: 0 S: 4 P: 4	R: 0 H: 0 E: 0 LOB: 0 K: 0 BB: 0 S: 3 P: 3	R: 0 H: 0 E: 0 LOB: 0 K: 0 BB: 0 S: 3 P: 3	R: 0 H: 0 E: 0 LOB: 1 K: 0 BB: 1 S: 3 P: 7	R: 0 H: 1 E: 1 LOB: 2 K: 0 BB: 0 S: 5 P: 5	1B: 2 SF: 0 2B: 1 SAC: 0 3B: 0 DP: 0 HR: 1 HBP: 0	WP: 0 PA: 33 PB: 0 SB: 0 CS: 0	
PITCHER Bob Sadowski, R (1, 1) ERA: 1.0	IP WLS BF H R ER SO BB IBB HBP BLK WP HR S P ERA WHIP	9.0 W 33 4 1 1 2 1 0 0 0 0 1 36 40 1.00 0.556										

Chicago Cubs @ Milwaukee Braves
Milwaukee County Stadium, Milwaukee, WI

Thu Apr 15 1965, 4:33 AM EST
Att. 33,874 - Cloudy - 50 F

livebaseballscorecards.com

AB 32
R 1
H 4
RBI 1
BB 1
SO 2
LOB 8



Batter	1	2	3	4	5	6	7	8	9	AB	R	H	RBI	BB	SO	LOB
Mack Jones, L (1, 7) OBP: 0.333, SLG: 0.125	0-3 K		4-0 1B 1-2 BB	0-0 SF8		0-0 4-3				2	1	0	1	1	1	0
Ty Cline, L (1, 9) OBP: 0.250, SLG: 0.250	0-0 CS 1B		0-0 1B 1-3 2-H E 1B	0-0 F8			0-0 L6-3			4	1	2	1	0	0	0
Eddie Mathews, L (1, 5) OBP: 0.417, SLG: 0.818	0-3 K		0-0 E HBP 1B 2-3 3-H		0-0 FC1-6 E 2B		0-0 6-3			4	1	2	1	0	1	1
Joe Torre, R (1, 2) OBP: 0.583, SLG: 1.200	0-0 L 1-2	0-0 1B	1-0 E HBP 1B		4-0 FC1-6 BB		0-0 F9			3	0	1	0	1	0	1
Lee Maye, L (1, 8) OBP: 0.308, SLG: 0.462		0-0 F9	0-0 E3 1-2 2-3 3-H		0-0 FC1-6 E 1-2f 2-3		0-0 G6-3 2B			4	0	1	0	0	0	5
Felipe Alou, R (1, 3) OBP: 0.417, SLG: 0.400		0-0 F8	0-0 P6		0-0 E5 G6-4-3 1-2 3-H		4-0 G6-3 BB			3	0	0	1	1	0	5
Denis Menke, R (1, 6)		0-0 L8	0-0 F7		0-0 G6-4-3 1-2f		0-0 G6-3 1-2f 2-3			4	0	0	0	0	0	8
Sandy Alomar Sr., S (1, 4)			0-0 4-3	0-0 E6 SH1-3 S SF8		0-0 F9		4-0 S IBB		3	1	0	0	1	0	0
Bob Sadowski, R (1, 1) OBP: 0.333, SLG: 0.333			0-0 BB 1B 1B	0-0 SH1-3		0-3 K		0-3 K		3	1	1	0	0	2	2

Inning Stats	R: 0	H: 1	E: 0	LOB: 0	K: 2	P: 7	R: 0	H: 1	E: 0	LOB: 1	K: 0	P: 4	R: 3	H: 3	E: 1	LOB: 3	K: 0	P: 7	R: 1	H: 0	E: 1	LOB: 0	K: 0	P: 4	R: 1	H: 1	E: 1	LOB: 1	K: 0	P: 8	R: 0	H: 0	E: 0	LOB: 0	K: 1	P: 5	R: 0	H: 0	E: 0	LOB: 0	K: 0	P: 3	R: 0	H: 1	E: 0	LOB: 2	K: 1	P: 13
	S: 7	BB: 7	S: 4	BB: 0	S: 4	BB: 4	S: 7	BB: 1	S: 4	S: 7	BB: 1	P: 4	S: 7	BB: 12	S: 4	BB: 4	S: 4	BB: 0	S: 4	BB: 0	S: 4	BB: 0	P: 8	S: 5	BB: 0	S: 5	BB: 0	S: 3	BB: 0	S: 5	BB: 0	S: 5	BB: 0	S: 5	BB: 0	S: 5	BB: 0	S: 5	BB: 2	S: 5	BB: 2	P: 13						

PITCHER	IP	WLS	BF	H	R	ER	SO	BB	IBB	HBP	BLK	WP	HR	S	P	ERA	WHIP
Larry Jackson, R (1, 1) ERA: 9.64	4.0	L	21	5	4	2	2	1	0	1	0	0	0	22	27	4.50	1.500
Lew Burdette, R (5, 1) ERA: 3.0	3.0		11	1	1	1	1	1	0	0	0	0	0	12	16	3.00	0.667
Bob Humphreys, R (8, 1) ERA:	1.0		5	1	0	0	1	1	1	0	0	0	0	5	13	0.00	2.000

BOTTOM

Chicago Cubs @ Milwaukee Braves
Milwaukee County Stadium, Milwaukee, WI
 Thu Apr 15 1965, 4:33 AM EST
 Att: 33,874 - Cloudy - 50 F

AB	30
R	5
H	7
RBI	4
BB	4
SO	4
LOB	22



WP	PA	ERA	WHIP
0	37		

livebaseballscores.com

Batter	1	2	3	4	5	6	7	8	9	AB R H RBI BB SO LOB	TOP											
Glenn Beckert, R (1, 4) OBP: 0.261, SLG: 0.227	0-0 4-3 E 1B		0-0 FC6-4 1B	0-0 FC6-4 1-2f		4-0 S 1B BB	0-0 1B			4 2 3 0 1 0 1												
Roberto Pena, R (1, 6) OBP: 0.348, SLG: 0.636	0-0 4-3 1-3		0-0 FC6-4 4-3 1-2f 1B		0-0 6-3	0-0 1B 1-H		0-0 G3		5 1 1 1 0 0 2												
Billy Williams, L (1, 8) OBP: 0.217, SLG: 0.143	0-0 E S 1B 3-H		0-0 4-3		4-0 5-3 2B BB	0-0 1B 1-3		0-0 F7		4 1 2 1 1 0 1												
Ron Santo, R (1, 5) OBP: 0.391, SLG: 0.800	0-0 F8		4-0 14 WP 1B BB		0-0 5-3 1-2	0-0 F9		0-0 HR		4 1 1 1 1 0 3												
George Altman, L (1, 7) OBP: 0.545, SLG: 0.778	0-0 6-3 1-3		0-0 14 WP 1B 3-H		0-0 1B 2B 2-H		0-0 14 PB 14 1B 2B	0-0 1-3		5 2 3 2 0 0 1												
14 Ernie Banks, R (1, 3) OBP: 0.545, SLG: 0.895		0-0 5-3	0-0 P6 1-2 2-3		4-0 1B IBB		0-0 E E 1B 2-H	0-0 G4-3-6-3 1B		4 1 2 1 1 0 2												
Doug Clemens, L (1, 9) OBP: 0.286, SLG: 0.400		0-0 2B		0-0 4-3	0-0 1-3 2-H 1B		0-0 E9 SF7 1B 1-H	0-0 G4-3-6-3 1B 1-2f		5 1 3 1 0 0 1												
Dick Bertell, R (1, 2) OBP: 0.278, SLG: 0.200		0-0 6-3		0-0 F9	0-0 6-3		0-0 SF7	0-0 FC6-4 1B		4 0 1 1 0 0 3												
Cal Koonce, R (1, 1) Ted Abernathy, R (8, 1)		0-3 K		4-0 FC6-4 BB		0-0 1-3	0-3 K	0-0 FC6-4 1-2f		3 0 0 0 1 2 1 1 0 0 0 0 0 1												
Inning Stats	R: 1 E: 1 K: 0 S: 5	H: 2 LOB: 1 BB: 0 P: 5	R: 0 E: 0 K: 1 S: 6	H: 1 LOB: 1 BB: 0 P: 6	R: 1 E: 1 K: 0 S: 5	H: 2 LOB: 2 BB: 1 P: 9	R: 0 E: 0 K: 0 S: 3	H: 0 LOB: 1 BB: 1 P: 7	R: 2 E: 0 K: 0 S: 5	H: 2 LOB: 2 BB: 2 P: 13	R: 1 E: 0 K: 0 S: 4	H: 2 LOB: 1 BB: 1 P: 8	R: 3 E: 1 K: 1 S: 8	H: 4 LOB: 1 BB: 0 P: 8	R: 1 E: 0 K: 0 S: 4	H: 1 LOB: 0 BB: 0 P: 4	R: 0 E: 0 K: 0 S: 4	H: 2 LOB: 1 BB: 0 P: 4	1B: 12 2B: 3 3B: 0 HR: 1	SF: 1 SAC: 0 DP: 1 HBP: 0	WP: 1 PB: 1 SB: 2 CS: 0	PA: 45
PITCHER	IP WLS BF H R ER SO BB IBB HBP BLK WP HR S P ERA WHIP																					
Tony Cloninger, R (1, 1) ERA: 3.29	4.2 L 24 6 4 4 1 3 1 0 0 0 1 0 22 38 7.71 1.929																					
Billy O'Dell, L (5, 1) ERA:	0.1 2 1 0 0 0 0 0 0 0 0 0 0 2 2 0.00 3.000																					
Clay Carroll, R (6, 1) ERA: 13.5	1.0 8 5 4 4 0 1 0 0 0 0 0 0 7 11 36.00 6.000																					
Chi-Chi Olivo, R (7, 1) ERA: 4.5	2.0 7 2 1 1 1 0 0 0 0 0 0 1 9 9 4.50 1.000																					
Dan Osinski, R (9, 1) ERA:	1.0 4 2 0 0 0 0 0 0 0 0 0 0 4 4 0.00 2.000																					

Chicago Cubs @ Milwaukee Braves
Milwaukee County Stadium, Milwaukee, WI

Sat Apr 17 1965, 7:05 PM EST
Att: 3,362 - Unknown - 40 F

livebaseballscorecards.com

AB 39
R 9
H 16
RBI 8
BB 5
SO 2
LOB 16



Batter	1	2	3	4	5	6	7	8	9	AB	R	H	RBI	BB	SO	LOB
--------	---	---	---	---	---	---	---	---	---	----	---	---	-----	----	----	-----

Mack Jones, L OBP: 0.353, SLG: 0.417 (1, 7)	0-0 HR		0-0 1-3			0-0 F8		1-0 FC1-6 HBP	0-0 6-3	4	1	1	1	0	0	1
Ty Cline, L OBP: 0.250, SLG: 0.182 (1, 9)	0-0 L6 L1-3			0-0 L5-3		4-0 BLK BB		0-0 FC1-6 2B 1B		3	1	0	0	1	0	2
Eddie Mathews, L OBP: 0.375, SLG: 0.733 (1, 5)	0-3 K			0-0 F7		0-0 F8		0-0 1B 2B		4	1	1	1	0	1	2
Joe Torre, R OBP: 0.500, SLG: 0.923 (1, 2)	0-0 L1-3			0-0 E4		0-0 6-3		0-0 1B BB		3	0	0	0	1	0	2
Lee Maye, L OBP: 0.294, SLG: 0.412 (1, 8)		0-0 6-3		0-0 P5		0-0 F8		0-0 1B		4	0	1	2	0	0	1
Felipe Alou, R OBP: 0.313, SLG: 0.286 (1, 3)		0-0 L3		0-0 5-3		0-0 F8		0-0 6-3		4	0	0	0	0	0	2
Denis Menke, R OBP: 0.188, SLG: 0.267 (1, 6)		0-0 F3		0-0 4-3 2B		0-0 L8				4	0	2	0	0	0	0
Sandy Alomar Sr., S Lou Klimchok, L Clay Carroll, R Chi-Chi Olivo, R Tommye Aaron, R Dan Osinski, R Gene Oliver, R		0-3 K		0-0 4-3 2B		0-0 P4		0-3 K		1	0	0	0	0	1	0
Tony Cloninger, R Billy O'Dell, S Miguel de la Hoz, R Frank Bolling, R		0-0 5-3		0-0 F9		1-0 FC1-6 HBP 2B HBP		0-3 K		1	0	0	0	0	0	0

Inning Stats	R: 1	H: 1	LOB: 0	E: 1	K: 1	S: 6	P: 6	R: 0	H: 0	LOB: 0	E: 0	K: 0	S: 3	P: 3	R: 0	H: 0	LOB: 0	E: 0	K: 1	S: 5	P: 5	R: 0	H: 0	LOB: 1	E: 1	K: 0	S: 4	P: 4	R: 0	H: 1	LOB: 1	E: 0	K: 0	S: 4	P: 4	R: 0	H: 0	LOB: 1	E: 0	K: 0	S: 3	P: 7	R: 0	H: 0	LOB: 0	E: 0	K: 0	S: 3	P: 3	R: 3	H: 2	LOB: 2	E: 0	K: 0	S: 5	P: 11	R: 0	H: 1	LOB: 1	E: 0	K: 2	S: 8	P: 8	1B: 1	2B: 4	3B: 0	HR: 1	SF: 0	SAC: 0	DP: 1	HBP: 2	WP: 0	PB: 0	SB: 0	CS: 0	PA: 37
--------------	------	------	--------	------	------	------	------	------	------	--------	------	------	------	------	------	------	--------	------	------	------	------	------	------	--------	------	------	------	------	------	------	--------	------	------	------	------	------	------	--------	------	------	------	------	------	------	--------	------	------	------	------	------	------	--------	------	------	------	-------	------	------	--------	------	------	------	------	-------	-------	-------	-------	-------	--------	-------	--------	-------	-------	-------	-------	--------

PITCHER	IP	WLS	BF	H	R	ER	SO	BB	IBB	HBP	BLK	WP	HR	S	P	ERA	WHIP
Cal Koonce, R ERA: 3.72 (1, 1)	7.2	W	32	4	4	4	2	2	0	2	1	0	1	32	42	4.70	0.783
Ted Abernathy, R ERA: (8, 1)	1.1	S	5	1	0	0	2	0	0	0	0	0	0	9	9	0.00	0.750

BOTTOM

Chicago Cubs @ Milwaukee Braves
Milwaukee County Stadium, Milwaukee, WI

Sat Apr 17 1965, 7:05 PM EST
Att. 3,362 - Unknown - 40 F

livebaseballscorecards.com

AB	33
R	4
H	5
RBI	4
BB	2
SO	4
LOB	14



Batter	1	2	3	4	5	6	7	8	9	AB R H RBI BB SO LOB	TOP										
Glenn Beckert, R (1, 4) OBP: 0.333, SLG: 0.323	0-0 SH 1B 2B	0-0 4-3		4-0 G6-4-3 BB		0-0 F3			0-0 1B 1B	4 1 2 0 1 0 1											
Roberto Pena, R (1, 6) OBP: 0.313, SLG: 0.516	0-0 SH 1B 2B	0-0 F9		0-0 G6-4-3 1-2f		0-0 4-3			0-3 K	4 1 0 0 0 1 3											
Billy Williams, L (1, 8) OBP: 0.333, SLG: 0.290	0-0 2B 1B	0-0 BB 1B			0-0 5-3				0-0 K	5 1 3 1 0 1 0											
Ron Santo, R (1, 5) OBP: 0.364, SLG: 0.643	0-0 1B 2B	4-0 1B BB			0-0 E6 14 HR				0-0 F9	4 2 1 1 1 1 2											
George Altman, L (1, 7) OBP: 0.406, SLG: 0.571	0-3 K	0-0 F7			0-0 F6				0-0 4-3	5 0 0 0 0 1 7											
14 Ernie Banks, R (1, 3) OBP: 0.567, SLG: 0.923	4-0 1B FC1-2 IBB		0-0 5-3		0-0 HR				0-0 F7	3 1 1 2 1 0 0											
Doug Clemens, L (1, 9) OBP: 0.310, SLG: 0.481	0-0 FC1-2 1B		0-0 F8		0-0 F7				0-0 HR	4 1 2 3 0 0 0											
Dick Bertell, R (1, 2) OBP: 0.231, SLG: 0.174	0-0 FC1-2		0-0 6-3						0-0 SH1-4 1B	4 0 1 0 0 0 2											
Dick Ellsworth, L (1, 1) Ted Abernathy, R (8, 1)	0-3 K		0-0 F8						0-0 SH1-4 1-3	3 0 0 0 0 1 2 0 0 0 0 0 0 0											
Inning Stats	R: 4 E: 1 K: 2 S: 12	H: 4 LOB: 2 BB: 1 P: 16	R: 0 E: 0 K: 0 S: 4	H: 1 LOB: 2 BB: 1 P: 8	R: 0 E: 0 K: 0 S: 3	H: 0 LOB: 0 BB: 1 P: 3	R: 0 E: 0 K: 0 S: 2	H: 0 LOB: 0 BB: 1 P: 6	R: 2 E: 1 K: 0 S: 5	H: 1 LOB: 0 BB: 0 P: 5	R: 0 E: 0 K: 0 S: 4	H: 1 LOB: 1 BB: 0 P: 4	R: 0 E: 0 K: 1 S: 5	H: 0 LOB: 0 BB: 0 P: 5	R: 1 E: 0 K: 0 S: 4	H: 1 LOB: 0 BB: 0 P: 4	R: 0 E: 0 K: 2 S: 9	H: 2 LOB: 2 BB: 0 P: 9	1B: 6 2B: 2 3B: 0 HR: 2	SF: 0 SAC: 2 DP: 1 HBP: 0	WP: 0 PA: 41 PB: 0 SB: 0 CS: 0
PITCHER	IP WLS BF H R ER SO BB IBB HBP BLK WP HR S P ERA WHIP																				
Ray Sadecki, L (1, 1) ERA: 7.11	0.1 L 7 4 4 3 1 0 1 0 0 0 0 0 8 12 81.00 12.000																				
Ron Taylor, R (1, 1) ERA: 7.27	4.2 18 2 2 0 1 2 0 0 0 0 0 1 18 26 0.00 0.857																				
Steve Carlton, L (6, 1) ERA: 1.8	3.0 11 2 1 1 1 0 0 0 0 0 0 1 13 13 3.00 0.667																				
Nelson Briles, R (9, 1) ERA:	1.0 5 2 0 0 2 0 0 0 0 0 0 0 9 9 0.00 2.000																				

Chicago Cubs @ St. Louis Cardinals
 Sportsman's Park, St. Louis, MO
 Mon Apr 19 1965, 7:05 PM EST
 Att. 8,003 - Unknown

livebaseballscorecards.com

AB	36
R	7
H	10
RBI	7
BB	3
SO	5
LOB	17



Batter	1	2	3	4	5	6	7	8	9	AB R H RBI BB SO LOB	TOP											
Pete Rose, S (1, 4) OBP: 0.364, SLG: 0.548	0-0 1-3		0-0 2B		0-0 HR	0-0 P6		0-0 F8		5 2 2 1 0 0 4												
Tommy Harper, R (1, 7) OBP: 0.438, SLG: 0.292	0-0 6-3		0-0 4-3 WP 2B		0-0 E4 G4-6-3	0-0 6-3		0-0 F7		5 1 1 1 0 0 2												
Vada Pinson, L (1, 8) OBP: 0.355, SLG: 0.370	4-0 2B BB		0-0 4-3		0-0 F5		0-0 F9		0-0 HBP HR 1B	4 2 1 0 1 0 2												
Frank Robinson, R (1, 9) OBP: 0.500, SLG: 0.680	0-0 1-H 2B		0-0 6-3		0-0 G4-6-3 1-2f		0-0 5-3		1-0 HR HBP	4 1 1 1 0 0 1												
Gordy Coleman, L (1, 3) OBP: 0.278, SLG: 0.588	0-0 6-3			0-3 K		0-0 1B 1B		0-0 G3	0-0 1-H 2-H HR	5 2 2 3 0 1 1												
Deron Johnson, R (1, 5) OBP: 0.423, SLG: 0.773		0-3 K		0-3 K		0-0 1B 1B		0-0 FC6-2 3B	0-3 K	5 1 2 0 0 3 0												
Don Pavletich, R (1, 2) OBP: 0.571, SLG: 0.500		0-3 K		0-0 1B 1B		0-0 SH1-4 1B 1-2 2-3		4-0 F8 FC6-2 BB	0-0 FC6-4 1B	4 0 3 0 1 1 0												
Leo Cardenas, R (1, 6) OBP: 0.387, SLG: 0.333		0-0 F7		0-0 1-3 1B		0-0 SH1-4 1B 1-2 2-H 3-H		0-0 FC6-2	0-0 FC6-4	5 0 2 2 0 0 3												
Joey Jay, S (1, 1)			0-3 K	0-3 K		0-0 SH1-4		0-0 F8		3 0 0 0 0 2 4												
Inning Stats	R: 1 E: 0 K: 0 S: 4	H: 1 LOB: 1 BB: 1 P: 8	R: 0 E: 0 K: 2 S: 7	H: 0 LOB: 0 BB: 0 P: 7	R: 2 E: 0 K: 1 S: 7	H: 2 LOB: 0 BB: 0 P: 7	R: 0 E: 0 K: 3 S: 11	H: 2 LOB: 2 BB: 0 P: 11	R: 1 E: 1 K: 0 S: 4	H: 1 LOB: 0 BB: 0 P: 4	R: 2 E: 0 K: 0 S: 7	H: 4 LOB: 2 BB: 0 P: 7	R: 0 E: 0 K: 0 S: 3	H: 0 LOB: 0 BB: 0 P: 3	R: 0 E: 0 K: 0 S: 4	H: 1 LOB: 2 BB: 1 P: 8	R: 3 E: 0 K: 1 S: 8	H: 3 LOB: 1 BB: 0 P: 9	1B: 8 2B: 3 3B: 1 HR: 2	SF: 0 SAC: 1 DP: 1 HBP: 1	WP: 1 PB: 0 SB: 0 CS: 0	PA: 44
PITCHER	IP WLS BF H R ER SO BB IBB HBP BLK WP HR S P ERA WHIP																					
Larry Jackson, R (1, 1) ERA: 10.24	5.0 L 25 9 6 6 6 1 0 0 0 0 1 1 36 40 10.80 2.000																					
Lindy McDaniel, R (6, 1) ERA: 2.57	2.0 7 1 0 0 0 0 0 0 0 0 0 0 7 7 0.00 0.500																					
Bill Faul, R (8, 1) ERA: 20.25	1.1 9 3 3 3 0 1 0 1 0 0 1 7 12 20.25 3.000																					
Bob Humphreys, R (9, 1) ERA: 2.08	0.2 3 1 0 0 0 1 0 0 0 0 0 0 5 5 0.00 1.500																					

Cincinnati Reds @ Chicago Cubs
Wrigley Field, Chicago, IL
Wed Apr 21 1965, 3:33 AM CST
Att. 6,752 - Cloudy

livebaseballscorecards.com

AB	40
R	9
H	14
RBI	8
BB	2
SO	7
LOB	17



Batter	1	2	3	4	5	6	7	8	9	AB	R	H	RBI	BB	SO	LOB
Glenn Beckert, R (1, 4) OBP: 0.297, SLG: 0.286	0-0 E4 G3		0-0 4-3		0-0 FC1 1-2			0-0 P2		4	0	0	0	0	0	1
Roberto Pena, R (1, 6) OBP: 0.278, SLG: 0.457	0-0 F8		0-0 F9		0-0 F9			0-0 L7		4	0	0	0	0	0	3
Billy Williams, L (1, 8) OBP: 0.324, SLG: 0.286	0-0 G3 1-2			0-0 HR 1B	0-0 3-1			0-0 F9		4	1	1	0	0	0	3
Ron Santo, R (1, 5) OBP: 0.432, SLG: 0.767	4-0 BB			0-0 HR 1B		0-0 L3 1B			4-0 BB	2	1	2	2	2	0	0
George Altman, L (1, 7) OBP: 0.361, SLG: 0.500	0-0 F7			0-3 K		0-0 L3 1-2			0-3 K	4	0	0	0	0	2	4
14 Ernie Banks, R (1, 3) OBP: 0.500, SLG: 0.800		0-0 6-3		0-0 F8		0-3 K			0-0 P3	4	0	0	0	0	1	1
Doug Clemens, L (1, 9) OBP: 0.273, SLG: 0.419		0-0 3-1		0-0 4-3			0-3 K		0-0 1-3	4	0	0	0	0	1	1
Dick Bertell, R (1, 2) OBP: 0.214, SLG: 0.160		0-0 4-3			0-3 K		0-3 K			2	0	0	0	0	1	0
Jimmy Stewart, S (7, PH) OBP: 0.750, SLG: 1.500										1	0	0	0	0	1	0
Bill Faul, R (8, 1)										0	0	0	0	0	0	0
Bob Humphreys, R (9, 1)										0	0	0	0	0	0	0
Larry Jackson, R (1, 1) OBP: 0.333, SLG: 0.333			0-3 K		0-0 E 1B					2	0	1	0	0	1	0
Lindy McDaniel, R (6, 1)										0	0	0	0	0	0	0
Len Gabrielson, L (7, PH)										1	0	0	0	0	0	0
Vic Roznovsky, L (8, 2)										0	0	0	0	0	0	0

Inning Stats	R: 0	H: 0	R: 0	H: 0	R: 0	H: 0	R: 2	H: 2	R: 0	H: 1	R: 0	H: 0	R: 0	H: 0	R: 0	H: 0	R: 0	H: 0	R: 0	H: 0	1B: 3	SF: 0	WP: 0	PA: 34
	E: 1	LOB: 2	E: 0	LOB: 0	E: 0	LOB: 0	E: 0	LOB: 0	E: 1	LOB: 2	E: 0	LOB: 0	E: 0	LOB: 0	E: 0	LOB: 1	E: 0	LOB: 1	E: 0	LOB: 1	2B: 1	SAC: 0	PB: 0	
	K: 0	BB: 1	K: 0	BB: 0	K: 1	BB: 0	K: 1	BB: 0	K: 1	BB: 0	K: 2	BB: 0	K: 0	BB: 0	K: 1	BB: 1	K: 0	BB: 0	K: 1	BB: 1	3B: 0	DP: 1	SB: 0	
	S: 4	P: 8	S: 3	P: 3	S: 5	P: 5	S: 7	P: 7	S: 7	P: 7	S: 7	P: 7	S: 5	P: 5	S: 3	P: 3	S: 3	P: 3	S: 5	P: 9	HR: 1	HBP: 0	CS: 0	

PITCHER	IP	WLS	BF	H	R	ER	SO	BB	IBB	HBP	BLK	WP	HR	S	P	ERA	WHIP	PITCHER	IP	WLS	BF	H	R	ER	SO	BB	IBB	HBP	BLK	WP	HR	S	P	ERA	WHIP		
Joey Jay, R (1, 1) ERA: 3.0	9.0	W	34	4	2	2	7	2	0	0	0	0	1	46	54	2.00	0.667																				


BOTTOM

Cincinnati Reds @ Chicago Cubs
 Wrigley Field, Chicago, IL
 Wed Apr 21 1965, 3:33 AM CST
 Att. 6,752 - Cloudy

livebaseballscorecards.com

AB	32
R	2
H	4
RBI	2
BB	2
SO	7
LOB	13



Batter	1	2	3	4	5	6	7	8	9	AB R H RBI BB SO LOB	TOP																		
Pete Rose, S (1, 4) OBP: 0.351, SLG: 0.500	0-0 4-3	0-3 K			0-0 F7			4-0 BB		3 0 0 0 1 1 3																			
Tommy Harper, R (1, 7) OBP: 0.417, SLG: 0.259	0-0 F7		0-0 6-3			0-3 K		4-0 1B BB		3 0 0 0 1 1 0																			
Vada Pinson, L (1, 8) OBP: 0.371, SLG: 0.387	0-0 F7		0-0 G6-3 1B			0-0 4-3		0-0 1-3 1B		4 0 2 0 0 0 0																			
Frank Robinson, R (1, 9) OBP: 0.472, SLG: 0.607		4-0 1B FC5-2 BB	0-0 G6-3			0-0 6-3		0-3 K		3 0 0 0 1 1 3																			
Gordy Coleman, L (1, 3) OBP: 0.273, SLG: 0.524		0-0 FC5-2 BB 1-3 1B		0-0 P6			0-0 F9		0-0 4-3	4 1 1 0 0 0 0																			
Deron Johnson, R (1, 5) OBP: 0.400, SLG: 0.680		4-0 1B FC5-2 1-2 BB		0-3 K			0-0 5-3		0-3 K	3 0 0 0 1 2 0																			
Don Pavletich, R (1, 2) OBP: 0.400, SLG: 0.333 Art Shamsky, L (9, PH) OBP: 0.500, SLG: 0.500 Giraldo Ruiz, S (9, PR)		0-0 FC5-2 1B 1-2 2-3 3-H		0-0 5-3			0-0 F9		0-0 1B	3 0 0 0 0 0 3 1 0 1 0 0 0 0 0 0 0 0 0 0 0	AB 31 R 2 H 6 RBI 2 BB 4 SO 7 LOB 13																		
Leo Cardenas, R (1, 6) OBP: 0.371, SLG: 0.323		0-0 1-2 2-3 3-H 1B		0-0 6-3			0-0 P8		0-3 K	4 0 1 1 0 1 1																			
Jim O'Toole, S (1, 1) Johnny Edwards, L (8, PH) OBP: 0.320, SLG: 0.545 Billy McCool, R (8, 1)		0-3 K		0-0 4-3			0-0 HR			2 0 0 0 0 1 3 1 1 1 1 0 0 0 0 0 0 0 0 0 0																			
Inning Stats	R: 0 E: 0 K: 0 S: 3	H: 0 LOB: 0 BB: 0 P: 3	R: 1 E: 0 K: 2 S: 9	H: 2 LOB: 3 BB: 2 P: 17	R: 0 E: 0 K: 1 S: 3	H: 1 LOB: 0 BB: 0 P: 3	R: 0 E: 0 K: 1 S: 5	H: 0 LOB: 0 BB: 0 P: 5	R: 0 E: 0 K: 0 S: 3	H: 0 LOB: 0 BB: 0 P: 3	R: 0 E: 0 K: 1 S: 5	H: 0 LOB: 0 BB: 0 P: 5	R: 0 E: 0 K: 0 S: 3	H: 0 LOB: 0 BB: 0 P: 3	R: 1 E: 0 K: 1 S: 6	H: 2 LOB: 2 BB: 2 P: 14	R: 0 E: 0 K: 2 S: 8	H: 1 LOB: 1 BB: 0 P: 8	1B: 5 2B: 0 3B: 0 HR: 1	SF: 0 SAC: 0 DP: 1 HBP: 0	WP: 0 PB: 0 SB: 0 CS: 1	PA: 35							
PITCHER	IP WLS BF H R ER SO BB IBB HBP BLK WP HR S P ERA WHIP																												
Cal Koonce, R (1, 1) ERA: 3.18	7.1		28	4	2	2	4	3	0	0	0	0	0	1	33	45	2.46	0.955											
Ted Abernathy, R (8, 1) ERA:	1.2	W	7	2	0	0	3	1	0	0	0	0	0	0	12	16	0.00	1.800											

Cincinnati Reds @ Chicago Cubs
 Wrigley Field, Chicago, IL
 Thu Apr 22 1965, 3:33 AM CST
 Att. 3,813 - Cloudy

livebaseballscorecards.com

Batter	1	2	3	4	5	6	7	8	9
Glenn Beckert, R (1, 4) OBP: 0.317, SLG: 0.308	0-0 S 1B		0-0 6-3			0-0 L6		0-0 WP SH1-3 1B	
Roberto Pena, R (1, 6) OBP: 0.256, SLG: 0.421	0-3 K 1-2		0-0 6-3			0-0 F8		0-0 SH1-3 1-2	
Billy Williams, L (1, 8) OBP: 0.317, SLG: 0.282	0-0 L9			0-0 P6		0-0 F8		0-0 K2-4 2-H 1B	
Ron Santo, R (1, 5) OBP: 0.439, SLG: 0.794	0-0 2-H 1B			0-0 5-3			0-0 1B 3B	0-3 K2-4 1-2f	
George Altman, L (1, 7) OBP: 0.333, SLG: 0.457	0-0 F8			0-0 F8			0-0 6-3		
14 Ernie Banks, R (1, 3) OBP: 0.486, SLG: 0.750		0-0 F7			0-0 6-3		4-0 1B IBB		
Doug Clemens, L (1, 9) OBP: 0.257, SLG: 0.394		0-3 K			0-0 6-3		0-3 K		
Harry Bright, R (7, PH)									
Don Landrum, L (8, 9)									
Dick Bertell, R (1, 2) OBP: 0.258, SLG: 0.250		0-0 F9			0-0 2B		0-0 1-3 3-H 1B		
Cal Koonce, R (1, 1)			0-3 K			0-0 F8		0-0 4-3	
Ted Abernathy, R (8, 1)									

Inning Stats	R: 1	H: 2	E: 0	K: 1	S: 7	LOB: 1	BB: 0	P: 7
	R: 0	H: 0	E: 0	K: 1	S: 5	LOB: 0	BB: 0	P: 5
	R: 0	H: 0	E: 0	K: 1	S: 5	LOB: 0	BB: 0	P: 5
	R: 0	H: 0	E: 0	K: 0	S: 3	LOB: 0	BB: 0	P: 3
	R: 0	H: 1	E: 0	K: 0	S: 4	LOB: 1	BB: 0	P: 4
	R: 0	H: 0	E: 0	K: 0	S: 3	LOB: 0	BB: 0	P: 3
	R: 1	H: 2	E: 0	K: 1	S: 7	LOB: 2	BB: 1	P: 11
	R: 1	H: 2	E: 0	K: 1	S: 6	LOB: 1	BB: 0	P: 6


AB	R	H	RBI	BB	SO	LOB
4	2	2	0	0	0	0
3	0	0	0	0	1	1
4	0	1	1	0	0	1
4	1	2	1	0	1	1
3	0	0	0	0	0	2
2	0	0	0	1	0	0
2	0	0	0	0	1	0
1	0	0	0	0	1	2
0	0	0	0	0	0	0
3	0	2	1	0	0	0
3	0	0	0	0	1	3
0	0	0	0	0	0	0

BOTTOM

Cincinnati Reds @ Chicago Cubs
 Wrigley Field, Chicago, IL
 Thu Apr 22 1965, 3:33 AM CST
 Att. 3,813 - Cloudy

livebaseballscorecards.com

AB	29
R	3
H	7
RBI	3
BB	1
SO	5
LOB	10



WP: 1	PA: 31
PB: 0	
SB: 1	
CS: 0	

PITCHER	IP	WLS	BF	H	R	ER	SO	BB	IBB	HBP	BLK	WP	HR	S	P	ERA	WHIP
Jim O'Toole, L (1, 1) ERA: 5.82	7.0		27	5	2	2	4	0	0	0	0	0	0	34	38	2.57	0.714
Billy McCool, L (8, 1) ERA: 4.5	1.0	L	4	2	1	1	1	0	0	0	0	1	0	6	6	9.00	2.000

Batter	1	2	3	4	5	6	7	8	9	AB R H RBI BB SO LOB	TOP		
Ty Cline, L (1, 9) OBP: 0.267, SLG: 0.241	0-0 1B 1B		0-0 F7		0-3 K		0-0 FC5-6 FC4-6		0-3 K	5 0 1 0 0 2 4	Milwaukee Braves @ Chicago Cubs Wrigley Field, Chicago, IL Sat Apr 24 1965, 3:33 AM CST Att: 4,281 - Cloudy - 41 F		
Lee Maye, L (1, 8) OBP: 0.303, SLG: 0.344	0-0 1-3 1B		0-0 F7		0-0 G3		0-0 FC4-6			4 0 1 0 0 0 3			
Eddie Mathews, L (1, 5) OBP: 0.485, SLG: 0.821	0-0 F9			0-0 FC1-6 1B		4-0 1B SF7 BB	0-0 1-3			3 1 1 0 1 0 4			
Gene Oliver, R (1, 2) OBP: 0.219, SLG: 0.179	0-0 P4			0-0 FC1-6 FC3-6		0-3 K		0-0 6-3		4 0 0 0 0 1 4			
Mack Jones, L (1, 7) OBP: 0.300, SLG: 0.261	0-0 F7			0-0 FC3-6 BB		0-0 1-3 1B		0-0 4-3		4 0 1 0 0 0 3			
Felipe Alou, R (1, 3) OBP: 0.219, SLG: 0.179		0-0 P5		4-0 1-2 BB		0-0 SF7		0-0 5-3		2 0 0 1 1 0 0			
Denis Menke, R (1, 6) OBP: 0.258, SLG: 0.448		0-0 6-3		0-0 F5		0-0 1-3		0-0 E5		4 0 0 0 0 0 3			
Frank Bolling, R (1, 4) OBP: 0.333, SLG: 0.250		0-0 F8			0-0 1B		0-0 FC5-6 1B		0-3 K	3 0 2 0 0 0 0			
Gary Kolb, L (9, PH) OBP: 0.200, SLG: 0.200							0-0 FC4-6 FC5-6 1B		0-0 1-3	1 0 0 0 0 1 1			
Tony Cloninger, R (1, 1) Lou Klimchok, L (5, PH) Hank Fischer, R (5, 1) Hank Aaron, R (7, PH) Sandy Alomar Sr., S (7, PR) Dan Osinski, R (7, 1) Joe Torre, R (9, PH) OBP: 0.345, SLG: 0.500			0-3 K		0-0 F3				0-0 1-3	1 0 0 0 0 0 1 0 1 0 0 0 0 0 0 1 0 0 0 0 0 0 0 0 1 0 1 0 1 0 0 0 0 0 0 1			
Inning Stats	R: 0 H: 2 E: 0 LOB: 2 K: 0 BB: 0 S: 5 P: 5	R: 0 H: 0 E: 0 LOB: 0 K: 0 BB: 0 S: 3 P: 3	R: 0 H: 0 E: 0 LOB: 0 K: 1 BB: 0 S: 5 P: 5	R: 0 H: 1 E: 0 LOB: 2 K: 0 BB: 1 S: 4 P: 8	R: 0 H: 1 E: 0 LOB: 1 K: 1 BB: 0 S: 6 P: 6	R: 1 H: 1 E: 0 LOB: 1 K: 1 BB: 1 S: 6 P: 10	R: 0 H: 2 E: 0 LOB: 2 K: 0 BB: 0 S: 5 P: 5	R: 0 H: 0 E: 0 LOB: 0 K: 0 BB: 0 S: 3 P: 3	R: 0 H: 0 E: 1 LOB: 1 K: 2 BB: 0 S: 8 P: 8	1B: 7 SF: 1 2B: 0 SAC: 0 3B: 0 DP: 0 HR: 0 HBP: 0	WP: 0 PA: 37 PB: 0 SB: 0 CS: 0		
PITCHER	IP WLS BF H R ER SO BB IBB HBP BLK WP HR S P ERA WHIP											PITCHER	IP WLS BF H R ER SO BB IBB HBP BLK WP HR S P ERA WHIP
Bob Buhl, R (1, 1) ERA: 2.12	6.1 W 28 7 1 1 3 2 0 0 0 0 0 0 32 40 1.42 1.421												
Ted Abernathy, R (7, 1) ERA:	2.2 S 9 0 0 0 2 0 0 0 0 0 0 0 13 13 0.00 0.000												



Batter	1	2	3	4	5	6	7	8	9	AB	R	H	RBI	BB	SO	LOB
Glenn Beckert, R (1, 4) OBP: 0.289, SLG: 0.279	0-0 F9		0-0 1-3		0-0 F9		0-0 1-3			4	0	0	0	0	0	0
Roberto Pena, R (1, 6) OBP: 0.279, SLG: 0.400	0-0 F8			4-0 BB 1B BB	0-0 6-3		4-0 WP S BB			2	1	0	0	2	0	0
Billy Williams, L (1, 8) OBP: 0.333, SLG: 0.286	0-0 4-3			4-0 BB 1B 14 1B 1-2	0-0 E 1B 1B		0-3 K 1-2			3	1	1	0	1	1	1
Ron Santo, R (1, 5) OBP: 0.467, SLG: 0.784		0-0 6-3		0-0 BB 1B 14 1B 1-3 2-H	0-0 E1 1B 1-3		4-0 WP BB			3	1	2	1	1	0	0
George Altman, L (1, 7) OBP: 0.326, SLG: 0.421		0-0 F8		4-0 BB CS 14 1B BB	0-0 4-3		0-3 K 1-2 2-3			3	0	0	0	1	1	4
14 Ernie Banks, R (1, 3) OBP: 0.463, SLG: 0.694		0-3 K		0-0 BB CS 1B 1-2 2-H 3-H		0-3 K		0-0 F8		4	0	1	2	0	2	0
Doug Clemens, L (1, 9) OBP: 0.231, SLG: 0.351		0-0 4-3		0-3 BB CS 1B 1-2 2-3		0-0 F9		0-0 F7		4	0	0	0	0	1	3
Dick Bertell, R (1, 2) OBP: 0.286, SLG: 0.233			0-0 L6	4-0 IBB		4-0 BB		0-0 F7		2	0	0	0	2	0	0
Bob Buhl, R (1, 1) OBP: 0.143, SLG: 0.143			0-3 K		0-3 K		0-3 K			3	0	0	0	0	3	3
Ted Abernathy, R (7, 1)										0	0	0	0	0	0	0

Inning Stats	R: 0	H: 0	E: 0	LOB: 0	K: 0	BB: 0	S: 3	P: 3	R: 0	H: 0	E: 0	LOB: 1	K: 1	BB: 0	S: 6	P: 6	R: 0	H: 0	E: 0	LOB: 0	K: 1	BB: 0	S: 5	P: 5	R: 3	H: 2	E: 0	LOB: 2	K: 2	BB: 4	S: 8	P: 24	R: 0	H: 2	E: 1	LOB: 2	K: 0	BB: 0	S: 5	P: 5	R: 0	H: 0	E: 0	LOB: 1	K: 2	BB: 1	S: 7	P: 11	R: 0	H: 0	E: 0	LOB: 2	K: 2	BB: 2	S: 7	P: 15	R: 0	H: 0	E: 0	LOB: 0	K: 0	BB: 0	S: 3	P: 3
1B: 4	SF: 0	2B: 0	SAC: 0	3B: 0	DP: 0	HR: 0	HBP: 0	WP: 2	PA: 35																																																							


PITCHER	IP	WLS	BF	H	R	ER	SO	BB	IBB	HBP	BLK	WP	HR	S	P	ERA	WHIP
Tony Cloninger, R (1, 1) ERA: 4.08	4.0	L	18	2	3	3	4	3	1	0	0	1	0	22	38	6.75	1.250
Hank Fischer, R (5, 1) ERA: 6.0	2.0		9	2	0	0	2	1	0	0	0	0	0	12	16	0.00	1.500
Dan Osinski, R (7, 1) ERA:	2.0		8	0	0	0	2	2	0	0	0	1	0	10	18	0.00	1.000

BOTTOM

Milwaukee Braves @ Chicago Cubs
 Wrigley Field, Chicago, IL
 Sat Apr 24 1965, 3:33 AM CST
 Att. 4,281 - Cloudy - 41 F

livebaseballscorecards.com

AB	28
R	3
H	4
RBI	3
BB	7
SO	8
LOB	11



Batter	1	2	3	4	5	6	7	8	9	AB R H RBI BB SO LOB	TOP											
Glenn Beckert, R (1, 4) OBP: 0.280, SLG: 0.271	0-0 5-3		0-0 4-3	0-0 1-2 3-H 1B		0-0 6-3		0-0 G5-4-3		5 0 1 1 0 0 3												
Roberto Pena, R (1, 6) OBP: 0.271, SLG: 0.364	0-3 K		0-0 F8	0-3 K			4-0 BB 1B BB	0-0 P6		4 1 0 0 1 2 2												
Billy Williams, L (1, 8) OBP: 0.340, SLG: 0.319	0-0 4-3		0-0 WP 2B		0-0 6-3		0-0 F8		0-0 2B 1B	5 0 2 0 0 0 1												
Ron Santo, R (1, 5) OBP: 0.480, SLG: 0.775		0-3 K	4-0 WP BB		0-0 F9		4-0 14 2B BB		0-0 1-3 2B	3 1 1 0 2 1 0												
George Altman, L (1, 7) OBP: 0.326, SLG: 0.415 Harry Bright, R (7, PH) OBP: 0.333, SLG: 0.333 Don Landrum, L (7, PR)		0-0 BB 14 1B	0-0 6-3		0-0 6-3		0-0 14 2B 1-2 2-H 1B		0-3 K	3 0 1 0 0 0 2 1 0 1 1 0 0 0 1 0 0 0 0 0 12												
14 Ernie Banks, R (1, 3) OBP: 0.478, SLG: 0.732		0-3 K		0-0 1B 2B		0-0 BB 1B	0-0 1-3 2-H 2B		0-3 K	5 1 3 1 0 2 3												
Doug Clemens, L (1, 9) OBP: 0.256, SLG: 0.350		4-0 BB BB		0-0 2-3 1B		0-3 K	0-3 K		0-0 6-3	3 0 1 0 1 2 4												
Dick Bertell, R (1, 2) OBP: 0.286, SLG: 0.233 Vic Roznovsky, L (1, 2)		4-0 1-2 2-3 BB		0-3 K		0-0 F7	0-3 K			0 0 0 0 0 0 0 3 0 0 0 1 2 6												
Dick Ellsworth, L Ernie Broglio, R Len Gabrielson, L Lindy McDaniel, R Jimmy Stewart, S Eap Humphreys, R Ted Abernathy, R Leo Burke, R Larry Jackson, R		0-0 1-3		0-3 K		4-0 1-2 BB		0-0 G5-4-3 1B		1 0 0 0 0 0 0 3 0 0 0 0 0 0 0 0 1 0 0 0 0 0 0 1 2 0 1 0 1 0 0 0 0 0 1 0 0 0 0 0 0 2												
Inning Stats	R: 0 E: 0 K: 1 S: 5	H: 0 LOB: 0 BB: 0 P: 5	R: 0 E: 0 K: 2 S: 8	H: 1 LOB: 3 BB: 2 P: 16	R: 0 E: 0 K: 0 S: 4	H: 1 LOB: 2 BB: 1 P: 8	R: 1 E: 0 K: 3 S: 12	H: 3 LOB: 2 BB: 0 P: 12	R: 0 E: 0 K: 0 S: 3	H: 0 LOB: 0 BB: 0 P: 3	R: 0 E: 0 K: 1 S: 6	H: 1 LOB: 2 BB: 1 P: 10	R: 2 E: 0 K: 2 S: 9	H: 2 LOB: 3 BB: 2 P: 17	R: 0 E: 0 K: 0 S: 3	H: 1 LOB: 0 BB: 0 P: 3	R: 0 E: 0 K: 2 S: 9	H: 2 LOB: 2 BB: 0 P: 9	1B: 7 2B: 4 3B: 0 HR: 0	SF: 0 SAC: 0 DP: 1 HBP: 0	WP: 1 PB: 0 SB: 1 CS: 0	PA: 43
PITCHER	IP WLS BF H R ER SO BB IBB HBP BLK WP HR S P ERA WHIP																					
Jim Maloney, R (1, 1) ERA: 1.76	6.1 W 31 6 3 3 7 6 0 0 0 1 0 39 63 4.26 1.895																					
Billy McCool, L (7, 1) ERA: 1.8	2.0 10 5 0 0 3 0 0 0 0 0 0 16 16 0.00 2.500																					
Roger Craig, R (9, 1) ERA:	0.2 S 2 0 0 0 1 0 0 0 0 0 0 4 4 0.00 0.000																					

Chicago Cubs @ Cincinnati Reds
 Crosley Field, Cincinnati, OH
 Tue Apr 27 1965, 7:05 PM EDT
 Att. 3,795 - Cloudy

livebaseballscorecards.com

AB	37
R	3
H	11
RBI	3
BB	6
SO	11
LOB	30



Batter	1	2	3	4	5	6	7	8	9	10	11	12	13	14	AB	R	H	RBI	BB	SO	LOB	TOP						
Glenn Beckert, R OBP: 0.250, SLG: 0.241 (1, 4)	0-0 6-3			0-0 F9			0-0 5-3		0-0 F7		0-0 P3		0-3 K		6	0	0	0	0	0	1	0						
Roberto Pena, R OBP: 0.255, SLG: 0.340 Len Gabrielson, L (9, PH) Joey Amalfitano, R (9, 6)	0-0 6-3			0-0 6-3			0-0 F9		0-0 G3		0-0 5-3			0-0 6-3	3	0	0	0	0	0	0	0						
Billy Williams, L OBP: 0.339, SLG: 0.365 (1, 8)	0-0 P8			0-0 P5			4-0 BB		0-0 HR		0-0 4-3			0-0 6-3	5	1	1	1	1	0	0	0						
Ron Santo, R OBP: 0.446, SLG: 0.717 (1, 5)				0-0 F9			0-0 5-3		0-0 F8		0-0 2B		0-0 F8	0-0 F7	6	0	1	0	0	0	0	1						
George Altman, L OBP: 0.314, SLG: 0.378 (1, 7)				4-0 CS BB			0-0 5-3		0-0 F7		0-0 6-3		0-0 6-3		4	0	0	0	1	0	1	1						
14 Ernie Banks, R OBP: 0.451, SLG: 0.674 (1, 3)				0-0 F9			0-0 5-3		0-0 F7		0-0 P5		0-0 S 1B		5	0	1	0	0	0	0	1						
Doug Clemens, L OBP: 0.292, SLG: 0.333 (1, 9)				0-0 CS 1-2	4-0 G1-6-3 BB		0-0 F8		4-0 1B BB		4-0 1B BB		0-3 K 1-2		2	1	0	0	3	1	1	1						
Vic Roznovsky, L OBP: 0.250, SLG: 0.182 (1, 2)				0-0 F5			0-3 K		0-0 1B		0-0 1B		0-3 K		5	0	2	0	0	2	1	1						
Larry Jackson, R OBP: 0.167, SLG: 0.167 Jimmy Stewart, S OBP: 0.000, SLG: 1.000 Lindy McDaniel, R OBP: 0.000, SLG: 0.000 Harry Bright, R OBP: 0.000, SLG: 0.333 Ted Abernathy, R OBP: 0.000, SLG: 0.000 Frank Baumann, L OBP: 0.000, SLG: 0.000 Leo Burke, R OBP: 0.333, SLG: 0.333 Ernie Broglio, R OBP: 0.000, SLG: 0.000				0-0 G1-6-3 1-2			0-0 4-3		0-3 K		0-0 SF8-2-4 3-H		0-3 K		2	0	0	0	0	0	0	1						
Inning Stats	R: 0 E: 0 K: 0 S: 3	H: 0 LOB: 0 BB: 0 P: 3	R: 0 E: 0 K: 0 S: 2	H: 0 LOB: 0 BB: 1 P: 6	R: 0 E: 0 K: 0 S: 2	H: 0 LOB: 0 BB: 1 P: 6	R: 0 E: 0 K: 0 S: 3	H: 0 LOB: 0 BB: 0 P: 3	R: 0 E: 0 K: 1 S: 5	H: 0 LOB: 0 BB: 0 P: 5	R: 0 E: 0 K: 0 S: 3	H: 0 LOB: 1 BB: 1 P: 7	R: 0 E: 0 K: 1 S: 6	H: 1 LOB: 2 BB: 1 P: 10	R: 1 E: 0 K: 0 S: 5	H: 2 LOB: 1 BB: 0 P: 5	R: 0 E: 0 K: 0 S: 3	H: 0 LOB: 0 BB: 0 P: 3	R: 0 E: 0 K: 1 S: 6	H: 1 LOB: 1 BB: 0 P: 6	R: 0 E: 0 K: 3 S: 9	H: 0 LOB: 0 BB: 0 P: 9	R: 0 E: 0 K: 0 S: 3	H: 0 LOB: 0 BB: 0 P: 3	1B: 3 2B: 2 3B: 0 HR: 1	SF: 1 SAC: 0 DP: 2 HBP: 0	WP: 0 PB: 0 SB: 1 CS: 1	PA: 50
PITCHER	IP WLS BF H R ER SO BB IBB HBP BLK WP HR S P ERA WHIP																											
Joey Jay, R ERA: 2.45 (1, 1)	10.0		36	4	2	2	2	5	0	0	0	0	0	0	0	0	1	35	55	1.80	0.900							
Roger Craig, R ERA: (11, 1)	2.0		7	1	0	0	1	0	0	0	0	0	0	0	0	0	0	9	9	0.00	0.500							
Bill Henry, L ERA: (13, 1)	2.0	W	6	0	0	0	3	0	0	0	0	0	0	0	0	0	0	12	12	0.00	0.000							

Chicago Cubs @ Cincinnati Reds
Crosley Field, Cincinnati, OH
Wed Apr 28 1965, 7:05 PM EDT
Att: 3,561 - Cloudy

livebaseballscorecards.com

AB	43
R	2
H	5
RBI	2
BB	5
SO	6
LOB	8



Batter	1	2	3	4	5	6	7	8	9	10	11	12	13	14	AB	R	H	RBI	BB	SO	LOB
Pete Rose, S (1, 4) OBP: 0.310, SLG: 0.396	4-3		FC5-4 1B		F7			F7		E6 1B		SH5-4		K	6	1	1	0	0	1	1
Tommy Harper, R (1, 7) OBP: 0.518, SLG: 0.512	G3 2B		FC5-4 1-2f			HBP 1B		L3		IBB 1B		G4-3 1B		IBB BLK BB	6	1	4	0	1	0	1
Vada Pinson, L (1, 8) OBP: 0.321, SLG: 0.373	G3			4-3		K		K		IBB 1B		G4-3		BLK IBB 1B	7	0	2	1	0	2	4
Frank Robinson, R (1, 9) OBP: 0.500, SLG: 0.690	5-3			F8		G6-3 HBP		F3		IBB 1B				F8	4	0	0	0	2	0	1
Gordy Coleman, L (1, 3) OBP: 0.289, SLG: 0.429 Giraldo Ruiz, S (13, PR) Tony Perez, R (14, 3) OBP: 0.438, SLG: 0.714	4-3		4-3	1-3		G6-3		6-3		F9				CS 1B	6	0	1	0	0	0	5
Deron Johnson, R (1, 5) OBP: 0.396, SLG: 0.675	F9					HR		5-3		FC5-4 BB		K		BB BB	4	1	1	1	2	1	0
Don Pavletich, R (1, 2) OBP: 0.375, SLG: 0.286	P3					FC5-6 1B		6-3		FC5-4 1-2f		K		BB BB	5	0	1	0	1	1	1
Leo Cardenas, R (1, 6) OBP: 0.321, SLG: 0.261	F3					F9		F3		F3		5-3		F9	6	0	1	0	0	0	3
Joey Jay, S (1, 11) Art Shamsky, L (10, PH) Rogier Craig, R (11, 11) Marty Keough, L (12, PH) Bill Henry, L (13, 11) Johnny Edwards, L (14, PH) OBP: 0.304, SLG: 0.522	4-3					FC5-6 1-2f		F8		G3		G3		1B SH5-4 BB	3	0	0	0	0	0	2

Inning Stats	R: 0	H: 1	E: 0	K: 0	S: 4	LOB: 1	BB: 0	P: 4	R: 0	H: 0	E: 0	K: 0	S: 3	LOB: 0	BB: 0	P: 3	R: 0	H: 1	E: 0	K: 0	S: 4	LOB: 1	BB: 0	P: 4	R: 0	H: 0	E: 0	K: 0	S: 3	LOB: 0	BB: 0	P: 3	R: 1	H: 2	E: 0	K: 0	S: 5	LOB: 1	BB: 0	P: 5	R: 0	H: 1	E: 0	K: 1	S: 5	LOB: 0	BB: 0	P: 6	R: 0	H: 1	E: 0	K: 0	S: 4	LOB: 1	BB: 1	P: 4	R: 0	H: 0	E: 0	K: 1	S: 5	LOB: 0	BB: 0	P: 5	R: 0	H: 0	E: 0	K: 0	S: 3	LOB: 1	BB: 1	P: 7	R: 1	H: 2	E: 1	K: 0	S: 6	LOB: 3	BB: 1	P: 10	R: 0	H: 0	E: 0	K: 2	S: 7	LOB: 0	BB: 0	P: 7	R: 0	H: 1	E: 0	K: 0	S: 3	LOB: 1	BB: 1	P: 7	R: 0	H: 1	E: 0	K: 0	S: 3	LOB: 2	BB: 2	P: 11	R: 1	H: 1	E: 0	K: 2	S: 5	LOB: 2	BB: 2	P: 13	1B: 9	SF: 0	2B: 1	SAC: 1	3B: 0	DP: 2	HR: 1	HBP: 1	WP: 0	PA: 59
PITCHER	IP	WLS	BF	H	R	ER	SO	BB	IBB	HBP	BLK	WP	HR	S	P	ERA	WHIP																																																																																																									
Larry Jackson, R (1, 1) ERA: 6.48	7.0		27	6	1	1	1	0	0	0	0	0	0	8	29	1.29	0.857																																																																																																									
Lindy McDaniel, R (8, 1) ERA: 1.64	2.0		7	0	0	0	1	1	0	0	0	0	0	8	12	0.00	0.500																																																																																																									
Ted Abernathy, R (10, 1) ERA:	2.1		13	3	1	0	2	1	1	0	0	0	0	15	23	0.00	1.714																																																																																																									
Frank Baumann, L (12, 1) ERA: 10.8	0.2		1	0	0	0	0	0	0	0	0	0	0	1	1	0.00	0.000																																																																																																									
Ernie Broglio, R (13, 1) ERA: 4.5	1.2	L	11	2	1	1	1	3	1	0	1	0	0	8	24	5.40	3.000																																																																																																									


BOTTOM

Chicago Cubs @ Cincinnati Reds
Crosley Field, Cincinnati, OH

Wed Apr 28 1965, 7:05 PM EDT
Att. 3,561 - Cloudy

livebaseballscorecards.com

AB	50
R	3
H	11
RBI	2
BB	7
SO	6
LOB	20



Batter	1	2	3	4	5	6	7	8	9	AB R H RBI BB SO LOB	TOP		
Glenn Beckert, R (1, 4) OBP: 0.273, SLG: 0.302	0-0 SF9 3B		0-0 E 2B	0-0 L8			0-0 E5 FC3-6		0-3 K	5 2 2 0 0 1 0			
Roberto Pena, R (1, 6) OBP: 0.267, SLG: 0.364	0-0 SF9		0-0 E4 F8 E 14 HBP	0-0 2B 1B			0-0 FC3-6 1-2f			3 1 1 1 0 0 2			
Billy Williams, L (1, 8) OBP: 0.354, SLG: 0.400	0-3 K 3-H		0-0 E3 14 HBP F8	0-0 2B 1-H			0-0 F7			4 0 1 1 0 1 2			
Ron Santo, R (1, 5) OBP: 0.431, SLG: 0.667	0-0 F9		0-0 F8 1-2 2-3 3-H				0-0 5-3			4 0 0 0 0 0 3			
George Altman, L (1, 7) OBP: 0.316, SLG: 0.360		0-0 F9 14 1B 1B	4-0 14 HBP IBB			0-3 K		0-0 P6		3 0 1 0 1 1 0			
14 Ernie Banks, R (1, 3) OBP: 0.450, SLG: 0.623		0-0 1-2 1B	1-0 1-2 2-3 3-H HBP			0-0 P5		0-0 CS 1B		3 0 2 1 0 0 0			
Doug Clemens, L (1, 9) OBP: 0.316, SLG: 0.340		0-0 F9 2-3	0-0 F7			0-0 G1-6-3 1B		0-0 L9		4 0 1 0 0 0 6			
Dick Bertell, R (1, 2) OBP: 0.302, SLG: 0.270		0-0 F9	0-3 K			0-0 G1-6-3 1-2f		0-0 CS 1-2		3 0 0 0 0 0 1 6			
Harry Bright, R (9, PH) OBP: 0.167, SLG: 0.200									0-0 5-3	1 0 0 0 0 0 0			
Bob Buhl, R (1, 1) OBP: 0.100, SLG: 0.100		0-3 K		0-3 K		0-3 K			0-0 4-3	3 0 0 0 0 0 3 2			
Ted Abernathy, R (8, 1)										0 0 0 0 0 0 0			
Len Gabrielson, L (8, 9)										0 0 0 0 0 0 0			
Leo Burke, R (9, PH) OBP: 0.250, SLG: 0.250										1 0 0 0 0 0 0			
Inning Stats	R: 1 H: 1 E: 0 LOB: 0 K: 1 BB: 0 S: 6 P: 6	R: 0 H: 2 E: 0 LOB: 2 K: 1 BB: 0 S: 7 P: 7	R: 2 H: 1 E: 2 LOB: 3 K: 1 BB: 1 S: 8 P: 13	R: 0 H: 2 E: 0 LOB: 2 K: 1 BB: 0 S: 6 P: 6	R: 0 H: 0 E: 0 LOB: 0 K: 1 BB: 0 S: 5 P: 5	R: 0 H: 1 E: 0 LOB: 0 K: 1 BB: 0 S: 5 P: 5	R: 0 H: 0 E: 1 LOB: 1 K: 0 BB: 0 S: 4 P: 4	R: 0 H: 1 E: 0 LOB: 0 K: 0 BB: 0 S: 3 P: 3	R: 0 H: 0 E: 0 LOB: 0 K: 1 BB: 0 S: 5 P: 5	1B: 5 SF: 1 2B: 2 SAC: 0 3B: 1 DP: 1 HR: 0 HBP: 1	WP: 0 PA: 38 PB: 0 SB: 0 CS: 1		
PITCHER	IP WLS BF H R ER SO BB IBB HBP BLK WP HR S P ERA WHIP											PITCHER	IP WLS BF H R ER SO BB IBB HBP BLK WP HR S P ERA WHIP
Turk Farrell, R (1, 1) ERA: 2.01	8.0 W 34 8 3 1 6 0 1 1 0 0 0 0 44 49 1.12 1.000												
Hal Woodeshick, L (9, 1) ERA: 4.32	1.0 S 3 0 0 0 1 0 0 0 0 0 0 0 5 5 0.00 0.000												

Chicago Cubs @ Houston Astros
Astrodome, Houston, TX
Fri Apr 30 1965, 8:05 PM EDT
Att. 27,491 - Dome - 73 F

livebaseballscorecards.com

AB 34
R 3
H 8
RBI 3
BB 1
SO 7
LOB 21



Batter	1	2	3	4	5	6	7	8	9
Joe Morgan, L (1, 4) OBP: 0.359, SLG: 0.379	0-0 F7		0-0 3B			0-0 L3		0-0 SF7 3B	
Al Spangler, L (1, 7) OBP: 0.345, SLG: 0.222	0-0 L9		0-0 F9			0-0 G1		0-0 SF7 3-H	
Jimmy Wynn, R (1, 8) OBP: 0.408, SLG: 0.443	4-0 BB			0-0 F7			0-3 K	0-3 K	
Walt Bond, L (1, 3) OBP: 0.310, SLG: 0.328	0-0 F7			0-0 L4			0-0 4-3	0-0 F3	
Bob Aspromonte, R (1, 5) OBP: 0.348, SLG: 0.417		0-0 5-3		0-0 F2			0-0 2B 1B		
Rusty Staub, L (1, 9) OBP: 0.264, SLG: 0.136		0-0 4-3			0-0 F8		0-0 1-H 2B		
John Bateman, R (1, 2) OBP: 0.354, SLG: 0.644		0-0 P4			0-0 F7		0-0 L8		
Bob Lillis, R (1, 6) OBP: 0.306, SLG: 0.276			0-0 6-3		0-0 F8			0-0 HR 1B	
Turk Farrell, R (1, 1) Joe Gaines, R (8, PH) Hal Woodeshick, R (9, 1)			0-0 5-3			0-0 5-3		0-0 HR 1-H	

AB	R	H	RBI	BB	SO	LOB
4	1	2	0	0	0	0
3	0	0	1	0	0	1
3	0	0	0	1	2	0
4	0	0	0	0	0	1
3	1	1	0	0	0	0
3	0	1	1	0	0	0
3	0	0	0	0	0	1
3	1	1	0	0	0	0
2	0	0	0	0	0	0
1	1	1	2	0	0	0
0	0	0	0	0	0	0

AB	29
R	4
H	6
RBI	4
BB	1
SO	2
LOB	3

1B	SF	WP	PA
2	1	0	31
2	1	0	0
2	1	0	0
1	0	0	0

Inning Stats	R	H	E	K	S	H	LOB	BB	P	R	H	E	K	S	H	LOB	BB	P	ERA	WHIP
1	0	0	0	0	3	0	1	0	7	0	0	0	0	3	0	0	0	3	5.14	1.000
2	0	0	0	0	3	0	0	0	3	0	0	0	0	3	0	0	0	0.00	0.000	
3	0	1	0	0	4	1	0	0	4	0	0	0	0	0	0	0	0	0.00	0.000	
4	0	0	0	0	3	0	0	0	3	0	0	0	0	3	0	0	0	0.00	0.000	
5	0	0	0	0	3	0	0	0	3	0	0	0	0	3	0	0	0	0.00	0.000	
6	0	0	0	0	3	0	0	0	3	0	0	0	0	3	0	0	0	0.00	0.000	
7	1	2	0	1	7	2	1	0	7	0	0	0	0	7	0	0	0	0.00	0.000	
8	3	3	0	1	8	0	0	0	8	0	0	0	0	8	0	0	0	0.00	0.000	
9	0	0	0	0	0	0	0	0	0	0	0	0	0	0	0	0	0	0.00	0.000	

Chicago Cubs @ Houston Astros
Astrodome, Houston, TX
Fri Apr 30 1965, 8:05 PM EDT
Att: 27,491 - Dome - 73 F

livebaseballscorecards.com



Batter	1	2	3	4	5	6	7	8	9	AB R H RBI BB SO LOB	TOP														
Glenn Beckert, R OBP: 0.257, SLG: 0.284 (1, 4)	0-0 6-3		0-0 F8		0-0 6-3		0-0 5-3			4 0 0 0 0 0 2															
Roberto Pena, R OBP: 0.250, SLG: 0.339 (1, 6)	0-3 K			0-0 F8	0-0 5-3			0-0 4-3		4 0 0 0 0 1 2															
Billy Williams, L OBP: 0.362, SLG: 0.422 (1, 8)	0-0 2B			0-0 F7		0-0 WP 5-3 3B 1B		0-3 K		4 1 2 0 0 1 0															
Ron Santo, R OBP: 0.406, SLG: 0.621 (1, 5)	0-3 K			0-3 K		0-0 5-3		0-0 4-3		4 0 0 0 0 2 2															
George Altman, L OBP: 0.328, SLG: 0.407 (1, 7)		0-0 1-3			0-0 14 HR 1B	0-0 14 2B 3B		0-3 K		4 2 2 1 0 1 0															
14 Ernie Banks, R OBP: 0.453, SLG: 0.684 (1, 3)		0-0 P6			0-0 1-H HR	0-0 2-H 2B		0-0 P6		4 1 2 3 0 0 0															
Doug Clemens, L OBP: 0.311, SLG: 0.321 (1, 9)		0-0 4-1			4-0 CS BB	0-0 F7		0-0 F8		3 0 0 0 1 0 0															
Dick Bertell, R OBP: 0.311, SLG: 0.282 (1, 2)			0-0 F8		0-0 6-3 1B		0-3 K			2 0 1 0 0 0 0															
Len Gabrielson, L (7, PH)					1-2 1B					1 0 0 0 0 1 0															
Lindy McDaniel, R (7, 1)										0 0 0 0 0 0 0															
Lew Burdette, R OBP: 0.500, SLG: 0.500 (1, 1)			0-0 P4		0-0 6-3 1B		0-3 K			2 0 1 0 0 0 0															
Ernie Broglio, R (5, 1)										0 0 0 0 0 0 0															
Vic Roznovsky, L OBP: 0.231, SLG: 0.167 (7, PH) (7, 2)										1 0 0 0 0 1 0															
Inning Stats	R: 0 E: 0 K: 2 S: 8	H: 1 LOB: 1 BB: 0 P: 8	R: 0 E: 0 K: 0 S: 3	H: 0 LOB: 0 BB: 0 P: 3	R: 0 E: 0 K: 1 S: 5	H: 0 LOB: 0 BB: 0 P: 5	R: 2 E: 0 K: 0 S: 6	H: 4 LOB: 2 BB: 1 P: 10	R: 2 E: 0 K: 0 S: 5	H: 3 LOB: 0 BB: 0 P: 5	R: 0 E: 0 K: 2 S: 7	H: 0 LOB: 0 BB: 0 P: 7	R: 0 E: 0 K: 1 S: 5	H: 0 LOB: 0 BB: 0 P: 5	R: 0 E: 0 K: 1 S: 5	H: 0 LOB: 0 BB: 0 P: 5	1B: 4 2B: 2 3B: 1 HR: 1	SF: 0 SAC: 0 DP: 0 HBP: 0	WP: 1 PB: 0 SB: 0 CS: 1	PA: 34					
PITCHER Ken Johnson, R ERA: 3.81 Claude Raymond, R ERA: 1.59	IP 5.1 3.2	WLS W S	BF 23 11	H 7 1	R 4 0	ER 4 0	SO 3 4	BB 1 0	IBB 0 0	HBP 0 0	BLK 0 0	WP 1 0	HR 1 0	S 28 19	P 32 19	ERA 6.75 0.00	WHIP 1.500 0.273								

Chicago Cubs @ Houston Astros
Astrodome, Houston, TX
Sat May 01 1965, 4:33 AM EDT
Att. 13,048 - Dome

livebaseballscorecards.com

AB	33
R	4
H	8
RBI	4
BB	1
SO	7
LOB	6



Chicago Cubs @ Houston Astros
Astrodome, Houston, TX
Sat May 01 1965, 8:05 PM EDT
Att. 37,255 - Dome

livebaseballscorecards.com

AB	32
R	1
H	6
RBI	1
BB	0
SO	3
LOB	9



AB	R	H	RBI	BB	SO	LOB
4	0	0	0	0	0	2
4	0	0	0	0	0	2
4	0	2	0	0	0	0
4	0	0	0	0	1	2
4	0	1	0	0	1	1
4	0	0	0	0	0	2
3	1	1	1	0	1	0
3	0	1	0	0	0	0
0	0	0	0	0	0	0
0	0	0	0	0	0	0
1	0	0	0	0	0	0
0	0	0	0	0	0	0
1	0	1	0	0	0	0
0	0	0	0	0	0	0

1B:	4	SF:	0
2B:	1	SAC:	1
3B:	0	DP:	0
HR:	1	HBP:	0

WP:	0	PA:	33
PB:	0		
SB:	0		
CS:	0		

Batter	1	2	3	4	5	6	7	8	9
Glenn Beckert, R (1, 4) OBP: 0.243, SLG: 0.268	0-0 6-3		0-0 F3			0-0 L8		0-0 1-3	
Roberto Pena, R (1, 6) OBP: 0.235, SLG: 0.317	0-0 F8		0-0 F8			0-0 F9		0-0 F3	
Billy Williams, L (1, 8) OBP: 0.370, SLG: 0.426	0-0 1B			0-0 P6			0-0 F3		0-0 1B
Ron Santo, R (1, 5) OBP: 0.384, SLG: 0.581	0-0 6-3			0-0 4-3			0-3 K		0-0 F7
George Altman, L (1, 7) OBP: 0.323, SLG: 0.414		0-0 P6		0-3 K			0-0 2B		0-0 F7
14 Ernie Banks, R (1, 3) OBP: 0.426, SLG: 0.639		0-0 1-3			0-0 1-3			0-0 F8	0-0 F8
Len Gabrielson, L (1, 9) OBP: 0.125, SLG: 0.500		0-0 3-1			0-3 K			0-0 HR	
Dick Bertell, R (1, 2) OBP: 0.313, SLG: 0.286			0-0 SH1-4 1B			0-0 3-1		0-0 F9	
Dick Ellsworth, L (1, 1) Ernie Broglio, R (5, 1) Don Landrum, L (6, PH) Lindy McDaniel, R (6, 1) Doug Clemens, L (8, PH) Jack Warner, R (8, 1)			0-0 SH1-4			0-0 F8		0-0 1B	

Inning Stats	R: 0	H: 1	R: 0	H: 0	R: 0	H: 1	R: 0	H: 0	R: 0	H: 0	R: 0	H: 1	R: 1	H: 2	R: 0	H: 1
	E: 0	LOB: 1	E: 0	LOB: 0	E: 0	LOB: 0	E: 0	LOB: 0	E: 0	LOB: 0	E: 0	LOB: 1	E: 0	LOB: 1	E: 0	LOB: 1
	K: 0	BB: 0	K: 0	BB: 0	K: 1	BB: 0	K: 1	BB: 0	K: 1	BB: 0	K: 1	BB: 0	K: 0	BB: 0	K: 0	BB: 0
	S: 4	P: 4	S: 3	P: 3	S: 4	P: 4	S: 5	P: 5	S: 5	P: 5	S: 5	P: 5	S: 5	P: 5	S: 4	P: 4

PITCHER Dave Giusti, R (1, 1) ERA: 0.77	IP	WLS	BF	H	R	ER	SO	BB	IBB	HBP	BLK	WP	HR	S	P	ERA	WHIP
	9.0	W	33	6	1	1	3	0	0	0	0	0	1	39	39	1.00	0.667

PITCHER	IP	WLS	BF	H	R	ER	SO	BB	IBB	HBP	BLK	WP	HR	S	P	ERA	WHIP
---------	----	-----	----	---	---	----	----	----	-----	-----	-----	----	----	---	---	-----	------

Batter	1	2	3	4	5	6	7	8	9	AB	R	H	RBI	BB	SO	LOB
Eddie Kasko, R OBP: 0.143, SLG: 0.286 (1, 6)	0-0 5-3	0-0 6-3		0-0 G6-4-3		0-0 6-3	0-0 FC5			5	0	0	0	0	0	4
Joe Morgan, L OBP: 0.379, SLG: 0.375 (1, 4)	0-0 G3		0-0 4-3		0-0 F8	4-0 1B BB		4-0 CS BB		3	0	0	0	2	0	0
Jimmy Wynn, R OBP: 0.425, SLG: 0.471 (1, 8)	4-0 1B BB		0-3 K		4-0 E S 2B BB	0-0 G3-6-3 1B		0-0 F9		3	1	1	0	2	1	1
Walt Bond, L OBP: 0.325, SLG: 0.333 (1, 3)	0-0 1-2 1B		0-0 1B		0-0 E3 2B	0-0 G3-6-3 1-2f		0-0 L4		5	1	2	0	0	0	4
Bob Aspromonte, R OBP: 0.364, SLG: 0.433 (1, 5)	0-0 P4		0-0 FC6-4 1B		0-0 2B		0-0 E8 FC2-5	0-0 CS		4	1	2	1	0	0	2
Joe Gaines, R OBP: 0.320, SLG: 0.450 (1, 9)		4-0 SH2-4 6-3 BB	0-0 FC6-4		0-0 2B		0-0 FC2-5 2B 1B			3	2	1	2	1	0	3
Jim Beauchamp, R OBP: 0.379, SLG: 0.320 (1, 7)		0-0 E6 6-3 SH2-4		0-0 1B		0-0 5-3 2B		0-0 1B 2B		4	1	2	0	0	0	2
Al Spangler, L OBP: 0.322, SLG: 0.204 (8, 7)		1-2 1B		0-0 1B		2-3				0	0	0	0	0	0	0
Ron Brand, R OBP: 0.375, SLG: 0.286 (1, 2)		0-0 SH2-4		0-0 G6-4-3 1B		4-0 S IBB		0-0 FC5 SH1-3 1B		2	0	2	2	1	0	0
Dave Giusti, R (1, 1)		0-0 6-3		0-3 K		0-3 K		0-0 SH1-3		3	0	0	1	0	2	5

Inning Stats	R: 0	H: 1	E: 0	K: 0	S: 4	LOB: 2	BB: 1	P: 8	R: 1	H: 0	E: 1	K: 0	S: 4	LOB: 1	BB: 1	P: 8	R: 0	H: 2	E: 0	K: 1	S: 7	LOB: 2	BB: 0	P: 7	R: 0	H: 2	E: 0	K: 1	S: 6	LOB: 1	BB: 0	P: 6	R: 3	H: 2	E: 1	K: 1	S: 8	LOB: 2	BB: 2	P: 16	R: 0	H: 1	E: 0	K: 0	S: 3	LOB: 1	BB: 1	P: 7	R: 2	H: 2	E: 1	K: 0	S: 6	LOB: 1	BB: 0	P: 6	R: 0	H: 0	E: 0	K: 0	S: 2	LOB: 0	BB: 1	P: 6
--------------	------	------	------	------	------	--------	-------	------	------	------	------	------	------	--------	-------	------	------	------	------	------	------	--------	-------	------	------	------	------	------	------	--------	-------	------	------	------	------	------	------	--------	-------	-------	------	------	------	------	------	--------	-------	------	------	------	------	------	------	--------	-------	------	------	------	------	------	------	--------	-------	------

PITCHER																	IP	WLS	BF	H	R	ER	SO	BB	IBB	HBP	BLK	WP	HR	S	P	ERA	WHIP
Dick Ellsworth, L ERA: 4.24 (1, 1)																	4.1	L	23	6	4	2	2	3	0	0	0	0	0	24	36	4.15	2.077
Ernie Broglio, R ERA: 4.5 (5, 1)																	0.2		4	1	0	0	1	0	1	0	0	0	0	5	9	0.00	1.500
Lindy McDaniel, R ERA: 1.8 (6, 1)																	2.0		10	3	2	1	0	1	0	0	0	0	0	9	13	4.50	2.000
Jack Warner, R ERA: 5.4 (8, 1)																	1.0		3	0	0	0	0	1	0	0	0	0	0	2	6	0.00	1.000


BOTTOM

Chicago Cubs @ Houston Astros
Astrodome, Houston, TX

Sat May 01 1965, 8:05 PM EDT
Att. 37,255 - Dome

livebaseballscorecards.com

AB	32
R	6
H	10
RBI	6
BB	6
SO	3
LOB	21



WP	PA	ERA	WHIP
0	41		
0			
2			
1			

Batter	1	2	3	4	5	6	7	8	9	AB R H RBI BB SO LOB	TOP	
Glenn Beckert, R (1, 4) OBP: 0.228, SLG: 0.250	0-0 6-3		0-0 E8 G4-6-3 2B	0-0 F8		0-0 F9		0-0 L4		5 1 0 0 0 0 1		
Roberto Pena, R (1, 6) OBP: 0.260, SLG: 0.318	4-0 FC9-6 BB		1-0 HBP G4-6-3	0-0 1B		0-0 F9		0-0 F8		3 0 1 0 1 0 0		
Billy Williams, L (1, 8) OBP: 0.359, SLG: 0.411	0-0 FC9-6 1B 1-2f		0-0 G4-6-3 1-2f 2-3	0-3 K		0-0 1B 1B		0-0 F7		5 1 1 0 0 1 4		
Ron Santo, R (1, 5) OBP: 0.410, SLG: 0.606	0-0 1-2 1B		0-0 1B 14 2B 2B 3-H	0-3 K		0-0 1B 14 WP 1B 1-3		4-0 1B BB		4 2 3 1 1 1 0		
George Altman, L (1, 7) OBP: 0.343, SLG: 0.429	0-0 F2		0-0 14 2B 1B 2-3	0-0 4-3		0-0 14 WP 1B 1-3		0-0 1-3 1B		5 1 3 1 0 0 2		
14 Ernie Banks, R (1, 3) OBP: 0.411, SLG: 0.621		0-0 6-3	0-0 1B 2B 1-H 3-H	0-0 6-3		0-0 P3 1-2 3-H		0-0 F9		5 0 1 2 0 0 3		
Len Gabrielson, L (1, 9) OBP: 0.167, SLG: 0.417		0-0 F8	0-0 2-3 1B	0-0 4-3		0-0 K				4 0 1 0 0 1 1		
Dick Bertell, R (1, 2) OBP: 0.288, SLG: 0.261		0-0 6-3	0-3 K	0-0 6-3		0-0 F9				4 0 0 0 0 1 2		
Larry Jackson, R (1, 1) OBP: 0.333, SLG: 0.500			0-0 E 3B	0-0 1-3		4-0 BB		0-0 4-3		2 1 1 0 1 0 0		
Ted Abernathy, R (7, 1)										1 0 0 0 0 0 0		
Inning Stats	R: 0 E: 0 K: 0 S: 4 H: 1 LOB: 2 BB: 1 P: 8	R: 0 E: 0 K: 0 S: 3 H: 0 LOB: 0 BB: 0 P: 3	R: 4 E: 1 K: 1 S: 10 H: 5 LOB: 2 BB: 0 P: 11	R: 0 E: 0 K: 1 S: 6 H: 1 LOB: 1 BB: 0 P: 6	R: 0 E: 0 K: 1 S: 5 H: 0 LOB: 0 BB: 0 P: 5	R: 0 E: 0 K: 0 S: 3 H: 0 LOB: 1 BB: 1 P: 7	R: 2 E: 0 K: 1 S: 8 H: 3 LOB: 1 BB: 0 P: 8	R: 0 E: 0 K: 0 S: 3 H: 0 LOB: 0 BB: 0 P: 3	R: 0 E: 0 K: 0 S: 4 H: 1 LOB: 2 BB: 1 P: 8	1B: 8 2B: 2 3B: 1 HR: 0 SF: 0 SAC: 0 DP: 1 HBP: 1	WP: 1 PA: 42 PB: 0 SB: 0 CS: 0	
PITCHER	IP WLS BF H R ER SO BB IBB HBP BLK WP HR S P ERA WHIP											
Don Nottebart, R (1, 1) ERA: 2.66	2.2 L 15 5 4 0 0 0 1 0 1 0 0 0 13 18 0.00 2.250											
Ken MacKenzie, L (3, 1) ERA: 2.08	2.1 9 2 0 0 3 0 0 0 0 0 0 0 15 15 0.00 0.857											
Jim Owens, R (6, 1) ERA: 3.0	2.0 10 3 2 2 1 1 0 0 0 1 0 11 15 9.00 2.000											
Hal Woodeshick, L (8, 1) ERA: 3.86	1.0 3 0 0 0 0 0 0 0 0 0 0 3 3 0.00 0.000											
Danny Coombs, L (9, 1) ERA:	1.0 5 1 0 0 0 1 0 0 0 0 0 4 8 0.00 2.000											

Chicago Cubs @ Houston Astros
Astrodome, Houston, TX
Sun May 02 1965, 4:33 AM EDT
Att. 32,775 - Dome

livebaseballscorecards.com

AB	38
R	6
H	11
RBI	4
BB	3
SO	4
LOB	13



BOTTOM

Chicago Cubs @ Houston Astros
Astrodome, Houston, TX
Sun May 02 1965, 4:33 AM EDT
Att. 32,775 - Dome

livebaseballscorecards.com

AB	36
R	3
H	10
RBI	3
BB	3
SO	5
LOB	21



WP:	0	PA:	39
PB:	0	SB:	0
CS:	0		

AB R H RBI BB SO LOB

5	2	3	0	0	1	2
5	0	2	1	0	0	3
4	0	2	2	1	1	1
3	0	0	0	1	0	5
4	0	0	0	0	1	7
4	0	1	0	0	0	0
3	0	0	0	1	0	0
4	1	1	0	0	0	2
0	0	0	0	0	0	0
1	0	0	0	0	1	0
1	0	1	0	0	0	0
0	0	0	0	0	0	0
0	0	0	0	0	0	0
1	0	0	0	0	0	0
0	0	0	0	0	0	0
1	0	0	0	0	1	1
0	0	0	0	0	0	0

1B:	7	SF:	0
2B:	3	SAC:	0
3B:	0	DP:	1
HR:	0	HBP:	0

Batter	1	2	3	4	5	6	7	8	9
Joe Morgan, L (1, 4) OBP: 0.391, SLG: 0.416	0-0 2B		0-0 1B 2B		0-0 FC3-6 2B 1-2f 2-3		0-0 1B 1B		0-3 K
Al Spangler, L (1, 7) OBP: 0.328, SLG: 0.222	0-0 6-3		0-0 1B 2-H		0-0 P4		0-0 FC4-6 1B 1-2		0-0 1-3
Jimmy Wynn, R (1, 8) OBP: 0.435, SLG: 0.486	4-0 BB		0-0 F8		0-0 2B 1-3 3-H		0-0 FC4-6 1B 1-2 2-H		0-3 K
Walt Bond, L (1, 3) OBP: 0.321, SLG: 0.321	0-0 F7		0-0 G3		4-0 IBB		0-0 FC4-6 1-2f 2-3		
Bob Aspromonte, R (1, 5) OBP: 0.346, SLG: 0.408	0-3 K2-3			0-0 6-3	0-0 L6		0-0 G3		
Rusty Staub, L (1, 9) OBP: 0.279, SLG: 0.157		0-0 G3		0-0 G3		0-0 F9		0-0 G4-3 BB 1B	
John Bateman, R (1, 2) OBP: 0.321, SLG: 0.558		0-0 P1		0-0 P4		0-0 6-3		4-0 BB BB BB G4-3 BB	
Bob Lillis, R (1, 6) OBP: 0.300, SLG: 0.273		0-0 L9			0-0 FC3-6 1B 2B 1B	0-0 6-3		0-0 G4-3 1-2f 2-3	
Don Nottebart, R (1, 1) Ken MacKenzie, R (3, 1) Jim Beauchamp, R (5, PH) Jim Owens, R (6, 1) Mike White, R (7, PH) Hal Woodeshick, R (8, 1) Joe Gaines, R (8, PH) Danny Coombs, R (9, 1)			0-3 K		0-0 FC3-6 1B 1-2		0-0 F9	0-3 K	

Inning Stats	R: 0	H: 1	E: 0	K: 1	S: 6	R: 0	H: 0	E: 0	K: 0	S: 3	R: 1	H: 2	E: 0	K: 1	S: 7	R: 0	H: 0	E: 0	K: 0	S: 3	R: 1	H: 3	E: 0	K: 0	S: 6	R: 0	H: 0	E: 0	K: 0	S: 3	R: 1	H: 3	E: 0	K: 0	S: 6	R: 0	H: 1	E: 0	K: 1	S: 5	R: 0	H: 0	E: 0	K: 2	S: 7	1B: 7	2B: 3	3B: 0	HR: 0	SF: 0	SAC: 0	DP: 1	HBP: 0	WP: 0	PA: 39
--------------	------	------	------	------	------	------	------	------	------	------	------	------	------	------	------	------	------	------	------	------	------	------	------	------	------	------	------	------	------	------	------	------	------	------	------	------	------	------	------	------	------	------	------	------	------	-------	-------	-------	-------	-------	--------	-------	--------	-------	--------

PITCHER	IP	WLS	BF	H	R	ER	SO	BB	IBB	HBP	BLK	WP	HR	S	P	ERA	WHIP
Larry Jackson, R (1, 1) ERA: 5.87	6.1	W	30	9	3	3	2	1	1	0	0	0	0	32	40	4.26	1.579
Ted Abernathy, R (7, 1) ERA:	2.2	S	9	1	0	0	3	1	0	0	0	0	0	14	18	0.00	0.750

Batter	1	2	3	4	5	6	7	8	9	AB R H RBI BB SO LOB	TOP																
Andre Rodgers, R (1, 6) X	0-0 5-3		0-0 F9		0-3 K		0-0 F8		4-0 1B HR BB	4 1 0 0 1 1 3																	
Bill Virdon, L (1, 8) OBP: 0.348, SLG: 0.381 X	0-0 4-3		0-0 F7		0-0 P6		0-0 L7		0-0 1-3 HR 1B	5 1 1 0 0 0 2																	
Donn Clendenon, R (1, 3) OBP: 0.329, SLG: 0.333 S S S	0-3 K			0-0 5-3		0-0 6-3		0-0 BB 2B	0-0 F5	5 0 1 0 0 1 2																	
Willie Stargell, L (1, 9) OBP: 0.217, SLG: 0.381 X		0-0 4-3		0-0 F7		0-0 HR		0-0 6-3	0-0 1-H 3-H HR	5 2 2 4 0 0 1																	
Jerry Lynch, L (1, 7) OBP: 0.417, SLG: 0.773 Manny Mota, R (7, 7) OBP: 0.111, SLG: 0.148 X		0-0 HR		0-0 1B		0-0 HR		0-0 F3	0-0 P5	3 2 3 2 0 0 0 2 0 0 0 0 0 1																	
Bob Bailey, R (1, 5) OBP: 0.367, SLG: 0.420 X		0-0 6-3		0-3 K		0-0 1B		4-0 BB IBB		3 0 1 0 1 1 1																	
Jim Pagliaroni, R (1, 2) OBP: 0.333, SLG: 0.353 X		0-0 1-3			4-0 BB	0-0 3-1		4-0 1-2 2-3 BB		2 0 0 0 2 0 1																	
Gene Alley, R (1, 4) OBP: 0.250, SLG: 0.281 X			0-0 5-3		0-0 P5		0-3 K	0-3 K		4 0 0 0 0 2 4																	
Joe Gibbon, R (1, 1) OBP: 0.333, SLG: 0.250 Al McBean, R (8, 1) X			0-0 1B		0-3 K		0-0 1B		0-3 K	3 0 2 0 0 1 1 1 0 0 0 0 1 0																	
Inning Stats	R: 0 E: 0 K: 1 S: 5	H: 0 LOB: 0 BB: 0 P: 5	R: 1 E: 0 K: 0 S: 4	H: 1 LOB: 0 BB: 0 P: 4	R: 0 E: 0 K: 0 S: 4	H: 1 LOB: 1 BB: 0 P: 4	R: 0 E: 0 K: 1 S: 6	H: 1 LOB: 1 BB: 0 P: 6	R: 0 E: 0 K: 2 S: 7	H: 0 LOB: 1 BB: 1 P: 11	R: 2 E: 0 K: 0 S: 6	H: 3 LOB: 1 BB: 0 P: 6	R: 0 E: 0 K: 1 S: 6	H: 1 LOB: 1 BB: 0 P: 6	R: 0 E: 0 K: 1 S: 6	H: 1 LOB: 3 BB: 2 P: 14	R: 3 E: 0 K: 1 S: 7	H: 2 LOB: 0 BB: 1 P: 11	1B: 5 2B: 1 3B: 0 HR: 4	SF: 0 SAC: 0 DP: 0 HBP: 0	WP: 0 PB: 0 SB: 0 CS: 0	PA: 41					
PITCHER	IP WLS BF H R ER SO BB IBB HBP BLK WP HR S P ERA WHIP																										
Cal Koonce, R (1, 1) ERA: 3.27	7.0		29	7	3	3	5	1	0	0	0	0	3	38	42	3.86	1.143										
Ernie Broglio, R (8, 1) ERA: 5.06	1.1	L	8	1	1	1	2	2	1	0	0	0	0	9	21	6.75	2.250										
Ted Abernathy, R (9, 1) ERA: 0.96	0.2		4	2	2	2	0	0	0	0	0	0	1	4	4	27.00	3.000										

Pittsburgh Pirates @ Chicago Cubs
Wrigley Field, Chicago, IL
Tue May 04 1965, 3:33 AM CDT
Att. 1,527 - Cloudy

livebaseballscorecards.com

AB	37
R	6
H	10
RBI	6
BB	4
SO	7
LOB	16



Batter	1	2	3	4	5	6	7	8	9	AB R H RBI BB SO LOB
Glenn Beckert, R (1, 4) OBP: 0.238, SLG: 0.250	4-0 FC4-6 14 SF9 BB BB		x 0-0 FC5-4 1B		x 0-0 E6 F8 SH1-4		x 0-0 F8		x 0-0 F9	4 1 1 0 1 0 3
George Altman, L (1, 7) OBP: 0.351, SLG: 0.415	4-0 FC4-6 1-2 BB		x 0-0 FC5-4 1-2f 2B		x 0-0 SH1-4			BBB 4-0 SH1-3 1B BB	x 0-0 6-3	2 2 0 0 2 0 4
Billy Williams, L (1, 8) OBP: 0.346, SLG: 0.395	0-0 FC4-6 14 SF9 1-2f 2-3		x 0-0 F8		x 0-0 F8			x 0-0 SH1-3 1-2		3 0 0 0 0 0 4
Ron Santo, R (1, 5) OBP: 0.427, SLG: 0.623	4-0 14 SF9 1-2 BB		x 0-0 1-H 2B		SS 0-3 K			x 0-0 14 G5-4-3 1B		3 0 2 2 1 1 1
14 Ernie Banks, R (1, 3) OBP: 0.403, SLG: 0.603	0-0 SF9 1-2 2-3 3-H		4-0 IBB		x 0-0 6-3			x 0-0 G5-4-3 1-2f		2 0 0 1 1 0 1
Len Gabrielson, L (1, 9) OBP: 0.250, SLG: 0.400	0-3 K		0-3 K		x 0-0 CS 1B			BBB 4-0 1B 1B BB		3 0 1 0 1 2 4
Roberto Pena, R (1, 6) OBP: 0.260, SLG: 0.314		x 0-0 F7		x 0-0 4-3		x 0-0 F9		x 0-0 1B 1B		4 0 1 0 0 0 1
Dick Bertell, R (1, 2) OBP: 0.273, SLG: 0.245		x 0-0 6-3		x 0-0 F9		0-0 CS 1-2	x 0-0 1-3	SS 0-3 K		3 0 0 0 0 0 0
Doug Clemens, L (9, PH) OBP: 0.317, SLG: 0.327										1 0 0 0 0 1 2
Cal Koonce, R (1, 1) OBP: 0.214, SLG: 0.154		x 0-0 6-3		SS 0-3 K		SS 0-3 K		x 0-0 1B		2 0 0 0 0 1 0
Harry Bright, R (7, PH) OBP: 0.143, SLG: 0.167										1 0 0 0 0 1 0
Ernie Broglio, R (8, 1)										0 0 0 0 0 0 0
Ted Abernathy, R (9, 1)										0 0 0 0 0 0 0
Don Landrum, L (9, PH) OBP: 0.143, SLG: 0.143								1-2 2-3		1 0 1 0 0 0 0

BOTTOM

Pittsburgh Pirates @ Chicago Cubs
Wrigley Field, Chicago, IL
 Tue May 04 1965, 3:33 AM CDT
 Att. 1,527 - Cloudy

AB	29
R	3
H	6
RBI	3
BB	6
SO	6
LOB	20



Inning Stats	R: 1	H: 0	E: 0	K: 1	S: 5	H: 0	LOB: 2	BB: 3	P: 17	R: 0	H: 0	E: 0	K: 0	S: 3	R: 0	H: 2	E: 0	K: 1	S: 7	R: 0	H: 0	E: 0	K: 1	S: 5	R: 0	H: 0	E: 1	K: 1	S: 6	R: 0	H: 1	E: 0	K: 0	S: 3	R: 0	H: 0	E: 0	K: 1	S: 5	R: 1	H: 1	E: 0	K: 0	S: 3	R: 0	H: 2	E: 0	K: 1	S: 7	1B: 5	SF: 1	2B: 1	3B: 0	HR: 0	SAC: 2	DP: 1	HBP: 0	WP: 0	PA: 39
PITCHER	IP	WLS	BF	H	R	ER	SO	BB	IBB	HBP	BLK	WP	HR	S	P	ERA	WHIP																																										
Joe Gibbon, L (1, 1) ERA: 4.05	7.1		30	3	3	3	5	4	1	0	0	0	0	35	55	3.68	0.955																																										
Al McBean, R (8, 1) ERA: 0.93	1.2	W	8	3	0	0	1	1	0	0	0	0	0	9	13	0.00	2.400																																										

Batter	1	2	3	4	5	6	7	8	9	AB R H RBI BB SO LOB	TOP											
Andre Rodgers, R (1, 6) X	0-0 4-3 ①		0-0 F8 ③			0-0 F2 ②			0-0 F9 ①	4 0 0 0 0 0 0												
Bill Virdon, L (1, 8) X OBP: 0.329, SLG: 0.358	0-0 F7 ②			0-0 3-1 ①		0-0 F7 ③			0-0 1-3 ②	4 0 0 0 0 0 0												
Donn Clendenon, R (1, 3) B B B B	4-0 BB			0-3 K ②			0-0 6-3 ①		4-0 BB	2 0 0 0 2 1 0												
Willie Stargell, L (1, 9) S S S	0-3 K ③			0-0 1-3 ③			0-0 L9 ②		0-0 G3 ③	4 0 0 0 0 1 2												
Jerry Lynch, L (1, 7) OBP: 0.444, SLG: 0.760		0-0 G5-4-3 1B			0-0 1B		0-0 F8 ③			3 0 2 0 0 0 0												
Bob Bailey, R (1, 5) OBP: 0.354, SLG: 0.403		0-0 G5-4-3 1-2f ① ②		0-3 K ①			0-0 6-3 ①			3 0 0 0 0 1 2												
Jim Pagliaroni, R (1, 2) OBP: 0.333, SLG: 0.407		0-3 K ③			0-0 F7 ②			0-0 HR		3 1 1 1 0 1 1												
Gene Alley, R (1, 4) OBP: 0.242, SLG: 0.271			0-0 4-3 ①		0-0 F9 ③			0-3 K ②		2 0 0 0 0 0 1												
Ozzie Virgil, R (8, PH) (8, 4) OBP: 0.375, SLG: 0.467								0-3 K ③		1 0 0 0 0 1 0												
Vern Law, R (1, 1) OBP: 0.375, SLG: 0.375			0-0 6-3 ②			0-3 K ①				2 0 0 0 0 1 0												
Roy Face, R (7, 1)										0 0 0 0 0 0 0												
Gene Freese, R (8, PH) OBP: 0.417, SLG: 0.400										1 0 0 0 0 1 0												
Wilbur Wood, R (8, 1)										0 0 0 0 0 0 0												
Tommie Sisk, R (8, 1)										0 0 0 0 0 0 0												
Inning Stats	R: 0 E: 0 K: 1 S: 5	H: 0 LOB: 1 BB: 1 P: 9	R: 0 E: 0 K: 1 S: 5	H: 1 LOB: 0 BB: 0 P: 5	R: 0 E: 0 K: 0 S: 3	H: 0 LOB: 0 BB: 0 P: 3	R: 0 E: 0 K: 1 S: 5	H: 0 LOB: 0 BB: 0 P: 5	R: 0 E: 0 K: 1 S: 6	H: 1 LOB: 1 BB: 0 P: 6	R: 0 E: 0 K: 1 S: 5	H: 0 LOB: 0 BB: 0 P: 5	R: 0 E: 0 K: 0 S: 3	H: 0 LOB: 0 BB: 0 P: 8	R: 1 E: 0 K: 2 S: 8	H: 1 LOB: 0 BB: 0 P: 8	R: 0 E: 0 K: 0 S: 3	H: 0 LOB: 1 BB: 1 P: 7	1B: 2 2B: 0 3B: 0 HR: 1	SF: 0 SAC: 0 DP: 1 HBP: 0	WP: 0 PB: 0 SB: 0 CS: 0	PA: 31
PITCHER Bob Buhl, R (1, 1) ERA: 2.45	IP: 9.0 WLS: W BF: 31 H: 3 R: 1 ER: 1 SO: 7 BB: 2 IBB: 0 HBP: 0 BLK: 0 WP: 0 HR: 1 S: 43 P: 51 ERA: 1.00 WHIP: 0.556																					

Pittsburgh Pirates @ Chicago Cubs
Wrigley Field, Chicago, IL
Wed May 05 1965, 3:33 AM CDT
Att. 2,093 - Cloudy

livebaseballscorecards.com

AB 29
R 1
H 3
RBI 1
BB 2
SO 7
LOB 6



Batter	1	2	3	4	5	6	7	8	9	AB	R	H	RBI	BB	SO	LOB
Glenn Beckert, R OBP: 0.250, SLG: 0.298 (1, 4)	0-0 3-1		0-0 1B 3B		0-0 2B		0-0 G6-4-3 1-2f			4	1	2	0	0	0	2
George Altman, L OBP: 0.359, SLG: 0.412 (1, 7)	0-0 4-3		0-0 1B 3-H		0-0 4-3			4-0 2B 14 SF9 BB		3	1	1	1	1	0	1
Billy Williams, L OBP: 0.341, SLG: 0.400 (1, 8)	0-0 4-3		0-0 F9			0-0 6-3		0-0 14 SF9 2B		4	0	1	0	0	0	1
Ron Santo, R OBP: 0.430, SLG: 0.606 (1, 5)		0-0 F8		0-0 F3		4-0 14 F9-3 BB		4-0 14 SF9 IBB		2	0	0	0	2	0	0
14 Ernie Banks, R OBP: 0.383, SLG: 0.577 (1, 3)		0-0 F8		0-0 P6		0-0 F9-3 1-2		0-0 SF9		3	0	0	1	0	0	1
Len Gabrielson, L OBP: 0.400, SLG: 0.471 (1, 9)		4-0 BB		0-0 1B			0-0 1B SH2-4	4-0 G6-4-3 IBB		2	1	2	0	2	0	0
Roberto Pena, R OBP: 0.259, SLG: 0.311 (1, 6)		0-0 P3		0-0 4-3			0-0 SH2-4 1B	0-0 G6-4-3		4	0	1	0	0	0	5
Dick Bertell, R OBP: 0.263, SLG: 0.235 (1, 2)			0-0 P4		0-0 G3		0-0 SH2-4			2	0	0	1	0	0	0
Bob Buhl, R OBP: 0.154, SLG: 0.083 (1, 1)			0-3 K		0-3 K		4-0 G6-4-3 BB			2	0	0	0	1	2	0

Inning Stats	R: 0	H: 0	E: 0	K: 0	S: 3	LOB: 0	BB: 0	P: 3	R: 0	H: 0	E: 0	K: 0	S: 3	LOB: 1	BB: 1	P: 7	R: 1	H: 2	E: 0	K: 1	S: 7	LOB: 1	BB: 0	P: 7	R: 0	H: 1	E: 0	K: 0	S: 4	LOB: 1	BB: 0	P: 4	R: 0	H: 1	E: 0	K: 1	S: 6	LOB: 1	BB: 0	P: 6	R: 0	H: 0	E: 0	K: 0	S: 2	LOB: 0	BB: 1	P: 6	R: 1	H: 2	E: 0	K: 0	S: 4	LOB: 1	BB: 1	P: 8	R: 1	H: 1	E: 0	K: 0	S: 3	LOB: 2	BB: 3	P: 15
--------------	------	------	------	------	------	--------	-------	------	------	------	------	------	------	--------	-------	------	------	------	------	------	------	--------	-------	------	------	------	------	------	------	--------	-------	------	------	------	------	------	------	--------	-------	------	------	------	------	------	------	--------	-------	------	------	------	------	------	------	--------	-------	------	------	------	------	------	------	--------	-------	-------

PITCHER	IP	WLS	BF	H	R	ER	SO	BB	IBB	HBP	BLK	WP	HR	S	P	ERA	WHIP
Vern Law, R ERA: 2.51 (1, 1)	6.1	L	27	6	2	2	2	3	0	0	0	0	0	28	40	2.84	1.421
Roy Face, R ERA: 4.26 (7, 1)	0.2		1	0	0	0	0	0	0	0	0	0	0	1	1	0.00	0.000
Wilbur Wood, L ERA: 1.69 (8, 1)	0.0		2	1	1	1	0	1	0	0	0	0	0	1	5	∞	∞
Tommie Sisk, R ERA: 2.08 (8, 1)	1.0		4	0	0	0	0	0	2	0	0	0	0	2	10	0.00	0.000

BOTTOM


Pittsburgh Pirates @ Chicago Cubs
Wrigley Field, Chicago, IL
 Wed May 05 1965, 3:33 AM CDT
 Att. 2,093 - Cloudy

livebaseballscorecards.com

AB	26
R	3
H	7
RBI	3
BB	6
SO	2
LOB	10



WP	PA	ERA	WHIP
0	34		

Batter	1	2	3	4	5	6	7	8	9	AB R H RBI BB SO LOB	TOP
Andre Rodgers, R (1, 6) Roberto Clemente, R (9, PH) OBP: 0.133, SLG: 0.071 OBP: 0.292, SLG: 0.290	0-0 6-3	0-3 K		0-0 2B 1B			0-0 6-3		0-0 6-3	4 0 1 0 0 1 2 1 0 0 0 0 0 0	
Bill Virdon, L (1, 8) OBP: 0.333, SLG: 0.366	0-0 4-3		0-0 G3	0-0 1-3 2B			0-0 G3		4-0 BB 1B BB	4 0 1 0 1 0 0	
Donn Clendenon, R (1, 3) OBP: 0.341, SLG: 0.329	0-0 BB 1B		0-0 1-3	0-0 P5			0-0 P4		0-0 BB 1B	5 0 2 0 0 0 2	
Willie Stargell, L (1, 9) OBP: 0.244, SLG: 0.457	4-0 1-2 BB		0-0 HR		0-3 K			0-0 HR	4-0 1-2 BB	3 2 2 2 2 1 0	
Jerry Lynch, L (1, 7) Manny Mota, R (8, 7) OBP: 0.452, SLG: 0.724 OBP: 0.107, SLG: 0.143	0-0 F8		0-0 BB 1B		0-0 G1-6-3 1B			0-0 F9	0-0 F9	4 0 2 0 0 0 2 1 0 0 0 0 0 3	
Bob Bailey, R (1, 5) OBP: 0.349, SLG: 0.387		0-0 1-3	4-0 1-2 BB		0-0 G1-6-3			0-3 K		3 0 0 0 1 1 1	
Jim Pagliaroni, R (1, 2) OBP: 0.344, SLG: 0.456		4-0 FC1-6 BB	0-0 L4			0-0 4-3		0-0 HR		3 1 1 1 1 0 2	AB 36 R 3 H 10 RBI 3 BB 5 SO 6 LOB 13
Gene Alley, R (1, 4) OBP: 0.227, SLG: 0.254		0-0 FC1-6 1B		0-0 F7		0-0 6-3		0-0 F9		4 0 0 0 0 0 1	
Don Cardwell, R (1, 1) Gene Freese, R (6, PH) Don Schwall, R (6, 1) Al McBean, R (8, 1) Dick Schofield, S (9, PH) OBP: 0.300, SLG: 0.333 OBP: 0.385, SLG: 0.364		0-0 1-2 1B		0-3 K		0-3 K		0-3 K		2 0 1 0 0 1 0 1 0 0 0 0 1 0 0 0 0 0 0 0 0 0 0 0 0 0 0 0 1 0 0 0 0 1 0	
Inning Stats	R: 0 H: 1 E: 0 LOB: 2 K: 0 BB: 1 S: 4 P: 8	R: 0 H: 1 E: 0 LOB: 2 K: 1 BB: 1 S: 6 P: 10	R: 1 H: 2 E: 0 LOB: 2 K: 0 BB: 1 S: 5 P: 9	R: 0 H: 2 E: 0 LOB: 2 K: 1 BB: 0 S: 7 P: 7	R: 0 H: 1 E: 0 LOB: 0 K: 1 BB: 0 S: 5 P: 5	R: 0 H: 0 E: 0 LOB: 0 K: 1 BB: 0 S: 5 P: 5	R: 0 H: 0 E: 0 LOB: 0 K: 0 BB: 0 S: 3 P: 3	R: 2 H: 2 E: 0 LOB: 0 K: 1 BB: 0 S: 7 P: 7	R: 0 H: 1 E: 0 LOB: 3 K: 1 BB: 2 S: 6 P: 14	1B: 6 SF: 0 2B: 1 SAC: 0 3B: 0 DP: 1 HR: 3 HBP: 0	WP: 0 PA: 41 PB: 0 SB: 0 CS: 0
PITCHER Larry Jackson, R (1, 1) ERA: 5.12 Ted Abernathy, R (9, 1) ERA: 0.95	IP WLS BF H R ER SO BB IBB HBP BLK WP HR S P ERA WHIP	8.2 W 38 9 3 3 6 4 0 0 0 0 3 46 62 3.12 1.500	0.1 S 3 1 0 0 0 1 0 0 0 0 0 0 2 6 0.00 6.000								

Pittsburgh Pirates @ Chicago Cubs
Wrigley Field, Chicago, IL
Thu May 06 1965, 3:33 AM CDT
Att. 1,471 - Cloudy - 70 F

livebaseballscorecards.com

Batter	1	2	3	4	5	6	7	8	9
Glenn Beckert, R OBP: 0.258, SLG: 0.303 (1, 4)	0-0 FC1-6 1B		0-0 4-3		0-0 FC3-2 1B		0-0 6-3	0-0 F9	
George Altman, L OBP: 0.354, SLG: 0.403 Vic Roznovsky, L OBP: 0.231, SLG: 0.167 (1, 7) (8, 2)	0-0 FC1-6 G4-3 1-2f		0-0 1B		0-0 FC3-2 1-2 2-3 3-HF		0-0 6-3		
Billy Williams, L OBP: 0.337, SLG: 0.393 (1, 8) (8, 7)	0-0 G4-3 1-2f		0-3 K		0-0 1-3			0-0 14 1B 1B	
Ron Santo, R OBP: 0.422, SLG: 0.581 (1, 5)		0-0 L6		0-0 6-3		0-0 4-3		4-0 14 1B 1B	
14 Ernie Banks, R OBP: 0.388, SLG: 0.568 (1, 3)		0-0 6-3		0-0 5-3		4-0 S BB		0-0 1B 1B	
Len Gabrielson, L OBP: 0.333, SLG: 0.381 (1, 9)		0-3 K		0-3 K		0-3 K 1-2		0-3 K	
Roberto Pena, R OBP: 0.262, SLG: 0.325 Jimmy Stewart, S OBP: 0.571, SLG: 0.750 (1, 6) (8, PH) (9, 6)			0-0 HR 2B		0-0 6-3		0-3 K		
Dick Bertell, R OBP: 0.283, SLG: 0.245 Don Landrum, L OBP: 0.250, SLG: 0.250 (1, 2) (7, PR) (8, 8)		0-3 K		4-0 1B FC3-2 BB		0-0 SH1-4 1B		0-0 1B 1B	
Larry Jackson, R OBP: 0.500, SLG: 0.909 Ted Abernathy, R (1, 1) (9, 1)			0-0 HR		0-0 FC3-2 1B		0-0 SH1-4		

Inning Stats	R: 0 E: 0 K: 0 S: 3	H: 1 LOB: 0 BB: 0 P: 3	R: 0 E: 0 K: 1 S: 5	H: 0 LOB: 0 BB: 0 P: 5	R: 2 E: 0 K: 2 S: 10	H: 3 LOB: 1 BB: 0 P: 10	R: 0 E: 0 K: 1 S: 5	H: 0 LOB: 0 BB: 0 P: 5	R: 0 E: 0 K: 0 S: 5	H: 2 LOB: 3 BB: 1 P: 9	R: 0 E: 0 K: 2 S: 7	H: 0 LOB: 1 BB: 1 P: 11	R: 0 E: 0 K: 0 S: 4	H: 1 LOB: 2 BB: 0 P: 4	R: 3 E: 0 K: 2 S: 11	H: 4 LOB: 2 BB: 1 P: 15
1B: 9 2B: 1 3B: 0 HR: 1	SF: 0 SAC: 1 DP: 1 HBP: 0	WP: 0 PA: 37														

PITCHER	IP	WLS	BF	H	R	ER	SO	BB	IBB	HBP	BLK	WP	HR	S	P	ERA	WHIP
Don Cardwell, R ERA: 3.33 (1, 1)	5.0		21	6	2	2	4	1	0	0	0	0	1	28	32	3.60	1.400
Don Schwall, R ERA: 6.0 (6, 1)	2.0	L	11	3	3	3	2	2	0	0	0	0	0	13	21	13.50	2.500
Al McBean, R ERA: 0.89 (8, 1)	1.0		5	2	0	0	2	0	0	0	0	0	0	9	9	0.00	2.000

BOTTOM

Pittsburgh Pirates @ Chicago Cubs
Wrigley Field, Chicago, IL
 Thu May 06 1965, 3:33 AM CDT
 Att. 1,471 - Cloudy - 70 F

livebaseballscorecards.com

AB	33
R	5
H	11
RBI	5
BB	3
SO	8
LOB	22



Batter	1	2	3	4	5	6	7	8	9	AB R H RBI BB SO LOB	TOP	
Joe Morgan, L (1, 4) OBP: 0.364, SLG: 0.396	0-0 F8	0-0 3-1			0-0 G3	0-0 CS	0-0 F8		0-0 4-3	5 0 0 0 0 0 1		
Al Spangler, L (1, 7) OBP: 0.326, SLG: 0.238	0-0 SH1-3 1B		0-0 6-3		0-0 HR 1B		0-3 K		0-0 6-3	5 1 2 0 0 1 0		
Jimmy Wynn, R (1, 8) OBP: 0.429, SLG: 0.444	0-0 SH1-3 1-2		0-0 L7		0-3 K		4-0 BB BB			2 0 0 0 1 1 1		
Walt Bond, L (1, 3) OBP: 0.306, SLG: 0.297	0-0 F8		0-0 F8		0-0 HR 1B		4-0 BB 1-2			3 1 1 0 1 0 1		
Bob Aspromonte, R (1, 5) OBP: 0.347, SLG: 0.422		0-0 6-3		0-0 1B 1B	0-0 HR 1-H 2-H		0-0 F8			4 1 2 3 0 0 2		
Rusty Staub, L (1, 9) OBP: 0.307, SLG: 0.286		0-0 G3		0-0 FC6 1-2 1B	0-0 4-3		0-0 4-3			4 0 1 0 0 0 0		
John Bateman, R (1, 2) OBP: 0.277, SLG: 0.475		0-0 E6 1B 2B		0-0 F8		0-0 6-3		0-0 6-3		4 1 0 0 0 0 2		
Eddie Kasko, R (1, 6) OBP: 0.190, SLG: 0.238		0-0 2B 1-2 1B		0-0 P1		0-0 CS 1B		0-0 F3		4 1 2 0 0 0 2		
Dave Giusti, R (1, 1) OBP: 0.111, SLG: 0.222		0-0 2B		0-0 FC6 1-2f		0-0 L7			0-3 K	3 0 1 2 0 0 3		
Jim Owens, R (7, 1)		1-H 2-H								1 0 0 0 0 1 0		
Inning Stats	R: 0 H: 1 E: 0 LOB: 1 K: 0 BB: 0 S: 4 P: 4	R: 2 H: 2 E: 1 LOB: 1 K: 0 BB: 0 S: 6 P: 6	R: 0 H: 0 E: 0 LOB: 0 K: 0 BB: 0 S: 3 P: 3	R: 0 H: 2 E: 0 LOB: 2 K: 0 BB: 0 S: 5 P: 5	R: 3 H: 3 E: 0 LOB: 0 K: 1 BB: 0 S: 8 P: 8	R: 0 H: 1 E: 0 LOB: 0 K: 0 BB: 0 S: 3 P: 3	R: 0 H: 0 E: 0 LOB: 2 K: 1 BB: 2 S: 5 P: 13	R: 0 H: 0 E: 0 LOB: 0 K: 0 BB: 0 S: 3 P: 3	R: 0 H: 0 E: 0 LOB: 0 K: 1 BB: 0 S: 5 P: 5	1B: 7 SF: 0 2B: 1 SAC: 1 3B: 0 DP: 0 HR: 1 HBP: 0	WP: 0 PA: 39 PB: 0 SB: 0 CS: 1	
PITCHER	IP WLS BF H R ER SO BB IBB HBP BLK WP HR S P ERA WHIP											
Lew Burdette, R (1, 1) ERA: 3.95	5.0 L 24 8 5 3 1 0 0 0 0 0 0 1 26 26 5.40 1.600											
Ernie Broglio, R (6, 1) ERA: 3.68	2.0 8 1 0 0 1 2 0 0 0 0 0 0 8 16 0.00 1.500											
Lindy McDaniel, R (8, 1) ERA: 1.59	2.0 6 0 0 0 0 1 0 0 0 0 0 0 8 8 0.00 0.000											

Houston Astros @ Chicago Cubs
Wrigley Field, Chicago, IL
Fri May 07 1965, 3:33 AM CDT
Att. 3,424 - Cloudy - 77 F

livebaseballscorecards.com

AB 35
R 5
H 9
RBI 5
BB 2
SO 3
LOB 12



Batter	1	2	3	4	5	6	7	8	9	AB R H RBI BB SO LOB
--------	---	---	---	---	---	---	---	---	---	----------------------

Glenn Beckert, R <small>(1, 4)</small> <small>OBP: 0.247, SLG: 0.290</small>	0-3 		0-0 		0-0 		0-0 			4 0 0 0 0 1 2
George Altman, L <small>(1, 7)</small> <small>OBP: 0.372, SLG: 0.453</small>	0-0 		0-0 		0-0 			4-0 		3 2 2 1 1 0 0
Billy Williams, L <small>(1, 8)</small> <small>OBP: 0.333, SLG: 0.386</small>	0-0 		0-0 		0-0 			0-0 		4 0 1 0 0 0 1
Ron Santo, R <small>(1, 5)</small> <small>OBP: 0.426, SLG: 0.571</small>	4-0 		0-0 		0-0 			0-0 		3 1 1 0 1 0 2
14 Ernie Banks, R <small>(1, 3)</small> <small>OBP: 0.382, SLG: 0.590</small>	0-0 		0-3 		0-0 			0-0 		4 1 1 3 0 1 3
Len Gabrielson, L <small>(1, 9)</small> <small>OBP: 0.321, SLG: 0.360</small>	0-0 			0-0 		0-0 		0-3 		4 0 1 0 0 1 2
Roberto Pena, R <small>(1, 6)</small> <small>OBP: 0.273, SLG: 0.333</small>		0-0 		0-0 		0-0 		0-0 		4 0 2 0 0 0 0
Dick Bertell, R <small>(1, 2)</small> <small>OBP: 0.302, SLG: 0.268</small>		0-0 		0-3 		0-0 		0-0 		3 0 2 0 0 1 1
Jimmy Stewart, S <small>(7, PR)</small> <small>OBP: 0.571, SLG: 0.750</small>		1-3 		0-0 				0-0 		0 0 0 0 0 0 0
Lindy McDaniel, R <small>(8, 1)</small>		0-3 		0-0 			4-0 			0 0 0 0 0 0 0
Don Landrum, L <small>(9, PH)</small> <small>OBP: 0.222, SLG: 0.222</small>		0-0 					1-2 			1 0 0 0 0 0 0
Lew Burdette, R <small>(1, 1)</small> <small>OBP: 0.250, SLG: 0.250</small>		3-H						0-0 		2 0 0 0 0 1 2
Ernie Broglio, R <small>(6, 1)</small>										0 0 0 0 0 0 0
Doug Clemens, L <small>(7, PH)</small> <small>OBP: 0.328, SLG: 0.327</small>										0 0 0 0 1 0 0
Vic Roznovsky, L <small>(8, 2)</small> <small>OBP: 0.214, SLG: 0.154</small>										1 0 0 0 0 0 0

Inning Stats	R: 3	H: 2	E: 0	LOB: 0	K: 1	BB: 1	S: 7	P: 11	R: 0	H: 2	E: 0	LOB: 1	K: 1	BB: 0	S: 5	P: 5	R: 0	H: 2	E: 0	LOB: 1	K: 1	BB: 0	S: 7	P: 7	R: 0	H: 0	E: 0	LOB: 0	K: 0	BB: 0	S: 3	P: 3	R: 0	H: 1	E: 0	LOB: 2	K: 0	BB: 1	S: 6	P: 10	R: 0	H: 0	E: 0	LOB: 0	K: 0	BB: 0	S: 3	P: 3	1B: 8	SF: 0	2B: 0	SAC: 0	3B: 0	DP: 1	HR: 2	HBP: 0	WP: 0	PA: 36
--------------	------	------	------	--------	------	-------	------	-------	------	------	------	--------	------	-------	------	------	------	------	------	--------	------	-------	------	------	------	------	------	--------	------	-------	------	------	------	------	------	--------	------	-------	------	-------	------	------	------	--------	------	-------	------	------	-------	-------	-------	--------	-------	-------	-------	--------	-------	--------

PITCHER	IP	WLS	BF	H	R	ER	SO	BB	IBB	HBP	BLK	WP	HR	S	P	ERA	WHIP
Dave Giusti, R <small>(1, 1)</small> <small>ERA: 1.82</small>	6.1	W	27	9	4	4	4	2	0	0	0	0	2	33	41	5.68	1.737
Jim Owens, R <small>(7, 1)</small> <small>ERA: 2.04</small>	2.2	S	9	1	0	0	1	1	0	0	0	0	0	10	14	0.00	0.750

BOTTOM

Houston Astros @ Chicago Cubs
 Wrigley Field, Chicago, IL
 Fri May 07 1965, 3:33 AM CDT
 Att. 3,424 - Cloudy - 77 F

AB	33
R	4
H	10
RBI	4
BB	3
SO	5
LOB	13



WP	PA
0	36

Batter	1	2	3	4	5	6	7	8	9	AB	R	H	RBI	BB	SO	LOB	BOTTOM					
Glenn Beckert, R (1, 4) OBP: 0.235, SLG: 0.276	0-0 F8	0-3 K			0-0 6-3		0-0 L8		0-0 P5	5	0	0	0	0	1	2						
George Altman, L (1, 7) OBP: 0.389, SLG: 0.506	0-0 1B		0-0 P6		0-0 HR		0-0 HR			4	2	3	2	0	0	0						
Billy Williams, L (1, 8) OBP: 0.330, SLG: 0.413	0-3 K		0-0 G3		0-0 HR		0-0 4-3			4	1	1	2	0	1	1						
Ron Santo, R (1, 5) OBP: 0.408, SLG: 0.543	0-0 6-3		0-0 5-3		0-0 F7			0-0 F5		4	0	0	0	0	0	1						
14 Ernie Banks, R (1, 3) OBP: 0.398, SLG: 0.634		0-0 HR		0-0 F9		0-0 FC3-6		0-0 1B		4	1	3	1	0	0	0						
Doug Clemens, L (1, 9) OBP: 0.324, SLG: 0.310		1-0 1B		0-0 F9		0-0 FC3-6		0-0 F7		3	1	0	0	0	0	2						
Roberto Pena, R (1, 6) OBP: 0.272, SLG: 0.329		0-0 FC6-4		0-0 P3		0-3 K		0-0 5-3		4	0	1	0	0	1	2						
Dick Bertell, R (1, 2) OBP: 0.299, SLG: 0.254		0-0 FC6-4		4-0 1B		0-0 FC5-4		0-0 6-3		3	1	0	1	1	0	2						
Cal Koone, R (1, 1) OBP: 0.239, SLG: 0.143		0-0 FC1-6		0-0 F2		0-3 K		0-0 P4		1	0	0	0	0	0	1						
Ernie Broglio, R (3, 1)										0	0	0	0	0	0	0						
Len Gabrielson, L (5, PH) OBP: 0.310, SLG: 0.346										0	0	0	0	0	0	1						
Lindy McDaniel, R (8, 1)										0	0	0	0	0	0	0						
Leo Burke, R (7, PH) OBP: 0.230, SLG: 0.200										0	0	0	0	0	1	0						
Frank Baumann, L (8, 1)										0	0	0	0	0	0	0						
Don Landrum, L (9, PH) OBP: 0.200, SLG: 0.200										1	0	0	0	0	0	0						
Inning Stats	R: 0 E: 0 K: 1 S: 6	H: 1 LOB: 1 BB: 0 P: 6	R: 2 E: 0 K: 1 S: 7	H: 2 LOB: 1 BB: 0 P: 8	R: 0 E: 0 K: 0 S: 3	H: 0 LOB: 0 BB: 0 P: 3	R: 0 E: 0 K: 0 S: 3	H: 0 LOB: 0 BB: 0 P: 3	R: 3 E: 0 K: 0 S: 5	H: 2 LOB: 0 BB: 1 P: 9	R: 0 E: 0 K: 1 S: 6	H: 1 LOB: 1 BB: 0 P: 6	R: 1 E: 0 K: 1 S: 6	H: 1 LOB: 0 BB: 0 P: 6	R: 0 E: 0 K: 0 S: 4	H: 1 LOB: 1 BB: 0 P: 4	R: 0 E: 0 K: 0 S: 3	H: 0 LOB: 0 BB: 0 P: 3	1B: 5 2B: 0 3B: 0 HR: 3	SF: 0 SAC: 0 DP: 0 HBP: 1	WP: 0 PB: 1 SB: 0 CS: 0	PA: 37
PITCHER Don Nottebart, R (1, 1) ERA: 3.81	IP: 4.2 WLS: W BF: 21 H: 5 R: 5 ER: 5 SO: 2 BB: 1 IBB: 0 HBP: 1 BLK: 0 WP: 0 HR: 2 S: 23 P: 28 ERA: 9.64 WHIP: 1.286																					
PITCHER Larry Dierker, R (5, 1) ERA: 4.8	IP: 4.1 WLS: W BF: 16 H: 3 R: 1 ER: 1 SO: 2 BB: 0 IBB: 0 HBP: 0 BLK: 0 WP: 0 HR: 1 S: 20 P: 20 ERA: 2.08 WHIP: 0.692																					

Houston Astros @ Chicago Cubs

Wrigley Field, Chicago, IL

Sat May 08 1965, 3:33 AM CDT

Att. 10,186 - Cloudy - 78 F

livebaseballscorecards.com

AB 35
R 6
H 8
RBI 6
BB 1
SO 4
LOB 12



Batter	1	2	3	4	5	6	7	8	9	AB R H RBI BB SO LOB	TOP	
Joe Morgan, L (1, 4) OBP: 0.359, SLG: 0.416	0-0 5-3 1B 1B		0-3 K		0-0 1-3		0-3 K	0-0 4-3		5 0 1 0 0 2 3		
Al Spangler, L (1, 7) OBP: 0.325, SLG: 0.288	0-0 F7		0-0 F5		0-0 L3		0-0 6-3		0-0 4-3 2B 2B	5 1 1 0 0 0 2		
Jimmy Wynn, R (1, 8) OBP: 0.444, SLG: 0.533	0-0 5-3 1B 1-2 1B			0-0 5-3		0-0 HR	0-0 P3		0-0 4-3 2-3	5 1 2 1 0 0 1		
Walt Bond, L (1, 3) OBP: 0.315, SLG: 0.317	0-0 5-3 1-2 2-3			0-0 4-1		0-0 2B HR 1B		0-0 3-1	0-0 2B 2B 2B	5 2 2 1 0 0 2		
Bob Aspromonte, R (1, 5) OBP: 0.371, SLG: 0.457	0-3 K			0-0 4-3		0-0 1-3 HR 2B		0-0 1B 1B 1B	0-0 2B 2B 2B	5 2 3 0 0 1 2		
Rusty Staub, L (1, 9) OBP: 0.329, SLG: 0.425		0-0 L8			0-3 K	0-0 HR		0-0 1B 1B 1B	0-0 FC5 2B	5 2 3 5 0 1 0		
Eddie Kasko, R (1, 6) OBP: 0.323, SLG: 0.355		0-0 F7			0-0 HR 1B	0-0 L5-3 1B		0-0 1B 1B 1B	0-0 F8	5 2 3 0 0 0 1		
John Bateman, R (1, 2) OBP: 0.300, SLG: 0.516		0-0 L6			0-0 HR	0-0 L5-3 1-2		4-0 1B IBB 1B	4-0 IBB	3 1 1 2 2 0 1		
Ken Johnson, R (1, 1) OBP: 0.091, SLG: 0.182			0-3 K		0-0 2B	0-0 1-3		0-0 1B	0-0 FC5	3 0 1 0 0 1 0		
Hal Woodeshick, R (7, 1) OBP: 0.250, SLG: 0.250										2 0 1 2 0 0 2		
Jim Owens, R (9, 1)										0 0 0 0 0 0 0		
Inning Stats	R: 0 H: 2 E: 0 LOB: 2 K: 1 BB: 0 S: 7 P: 7	R: 0 H: 0 E: 0 LOB: 0 K: 0 BB: 0 S: 3 P: 3	R: 0 H: 0 E: 0 LOB: 0 K: 2 BB: 0 S: 7 P: 7	R: 0 H: 0 E: 0 LOB: 0 K: 0 BB: 0 S: 3 P: 3	R: 2 H: 3 E: 0 LOB: 1 K: 1 BB: 0 S: 8 P: 8	R: 4 H: 5 E: 0 LOB: 0 K: 0 BB: 0 S: 7 P: 7	R: 0 H: 0 E: 0 LOB: 0 K: 1 BB: 0 S: 5 P: 5	R: 2 H: 4 E: 0 LOB: 2 K: 0 BB: 1 S: 6 P: 10	R: 3 H: 4 E: 0 LOB: 2 K: 0 BB: 1 S: 7 P: 11	1B: 9 SF: 0 2B: 7 SAC: 0 3B: 0 DP: 1 HR: 3 HBP: 0	WP: 0 PA: 45 PB: 0 SB: 0 CS: 0	
PITCHER	IP WLS BF H R ER SO BB IBB HBP BLK WP HR S P ERA WHIP											
Bob Buhl, R (1, 1) ERA: 3.32	5.0 L 23 8 5 5 4 0 0 0 0 0 0 2 31 31 9.00 1.600											
Lindy McDaniel, R (6, 1) ERA: 2.14	2.0 7 2 1 1 1 0 0 0 0 0 0 1 9 9 4.50 1.000											
Ted Abernathy, R (8, 1) ERA: 2.66	1.1 10 6 4 4 0 0 0 1 0 0 0 0 9 13 27.00 4.500											
Ernie Broglio, R (9, 1) ERA: 4.91	0.2 5 2 1 1 0 0 0 1 0 0 0 0 4 8 13.50 3.000											

Houston Astros @ Chicago Cubs
Wrigley Field, Chicago, IL
Sun May 09 1965, 3:33 AM CDT
Cloudy - 74 F

livebaseballscorecards.com

AB	43
R	11
H	18
RBI	11
BB	2
SO	5
LOB	14



Batter	1	2	3	4	5	6	7	8	9	AB	R	H	RBI	BB	SO	LOB
Don Landrum, L (1, 8) OBP: 0.333, SLG: 0.500	0-0 1B 2B		0-3 K		0-0 SF9 3B		0-0 E3		4-0 BB	4	2	2	1	1	1	0
Glenn Beckert, R (1, 4) OBP: 0.243, SLG: 0.275	0-0 2B 14 SF9 1B		0-0 5-3		1-0 HBP		0-0 F8		0-0 F8	4	1	1	0	0	0	3
Billy Williams, L (1, 7) OBP: 0.327, SLG: 0.421	0-0 14 SF9 1-3 2B		0-0 3-1		0-0 SF9		0-0 4-3			3	0	1	2	0	0	1
Ron Santo, R (1, 5) OBP: 0.402, SLG: 0.529	0-3 K			0-0 6-3 14 WP 1B		0-0 F7		0-0 F5		4	0	1	0	0	1	3
14 Ernie Banks, R (1, 3) OBP: 0.381, SLG: 0.612	0-0 SF9			0-0 F9		0-0 P4		0-0 G3		3	0	0	1	0	0	1
George Altman, L (1, 9) OBP: 0.385, SLG: 0.500	0-0 1-3			0-0 6-3		0-0 P3		0-0 6-3		1	0	0	0	0	0	1
Doug Clemens, L (2, 9) OBP: 0.314, SLG: 0.300										2	0	0	0	0	0	1
Harry Bright, R (8, PH) OBP: 0.125, SLG: 0.143										1	0	0	0	0	0	0
Len Gabrielson, L (9, 9) OBP: 0.310, SLG: 0.346										0	0	0	0	0	0	0
Vic Roznovsky, L (1, 2) OBP: 0.278, SLG: 0.375		0-0 5-3		0-0 4-3		0-0 HR			4-0 G6-3 BB	3	1	1	1	1	0	1
Roberto Pena, R (1, 6) OBP: 0.281, SLG: 0.341		0-0 1-3			0-0 3B 2B		0-0 P5		4-0 G6-3 BB	3	1	1	0	1	0	0
Bob Buhl, R (1, 1) OBP: 0.133, SLG: 0.071		0-3 K			0-0 B1		0-0 5-3		0-0 G6-3	2	0	0	0	0	1	1
Lindy McDaniel, R (6, 1)									1-2 2-3	0	0	0	0	0	0	0
Joey Amalfitano, R (7, PH)										1	0	0	0	0	0	0
Ted Abernathy, R (8, 1)										0	0	0	0	0	0	0
Ernie Broglio, R (9, 1)										0	0	0	0	0	0	0
Leo Burke, R (9, PH) OBP: 0.167, SLG: 0.167										1	0	0	0	0	0	2

Inning Stats	R: 2	H: 3	E: 0	K: 1	S: 8	H: 3	LOB: 1	BB: 0	P: 8	R: 0	H: 0	E: 0	K: 1	S: 5	H: 0	LOB: 0	BB: 0	P: 5	R: 0	H: 0	E: 0	K: 1	S: 5	H: 0	LOB: 0	BB: 0	P: 5	R: 0	H: 1	E: 0	K: 0	S: 4	H: 1	LOB: 1	BB: 0	P: 4	R: 2	H: 2	E: 0	K: 0	S: 5	H: 2	LOB: 1	BB: 0	P: 6	R: 1	H: 1	E: 0	K: 0	S: 4	H: 1	LOB: 0	BB: 0	P: 4	R: 0	H: 0	E: 1	K: 0	S: 4	H: 0	LOB: 1	BB: 0	P: 4	R: 0	H: 0	E: 0	K: 0	S: 3	H: 0	LOB: 0	BB: 0	P: 3	R: 0	H: 0	E: 0	K: 0	S: 2	H: 0	LOB: 2	BB: 3	P: 14	1B: 2	SF: 2	2B: 3	SAC: 0	3B: 1	DP: 1	HR: 1	HBP: 1	WP: 1	PA: 38
--------------	------	------	------	------	------	------	--------	-------	------	------	------	------	------	------	------	--------	-------	------	------	------	------	------	------	------	--------	-------	------	------	------	------	------	------	------	--------	-------	------	------	------	------	------	------	------	--------	-------	------	------	------	------	------	------	------	--------	-------	------	------	------	------	------	------	------	--------	-------	------	------	------	------	------	------	------	--------	-------	------	------	------	------	------	------	------	--------	-------	-------	-------	-------	-------	--------	-------	-------	-------	--------	-------	--------

PITCHER	IP	WLS	BF	H	R	ER	SO	BB	IBB	HBP	BLK	WP	HR	S	P	ERA	WHIP
Ken Johnson, R (1, 1) ERA: 4.5	6.0	W	26	7	5	5	3	0	0	1	0	1	1	31	32	7.50	1.167
Hal Woodeshick, L (7, 1) ERA: 3.0	2.2		11	0	0	0	0	3	0	0	0	0	0	8	20	0.00	1.125
Jim Owens, R (9, 1) ERA: 2.0	0.1	S	1	0	0	0	0	0	0	0	0	0	0	1	1	0.00	0.000

BOTTOM

Houston Astros @ Chicago Cubs
 Wrigley Field, Chicago, IL
 Sun May 09 1965, 3:33 AM CDT
 Cloudy - 74 F

livebaseballscores.com

AB	32
R	5
H	7
RBI	5
BB	3
SO	3
LOB	14



Batter	1	2	3	4	5	6	7	8	9	AB R H RBI BB SO LOB	TOP											
Bob Lillis, R (1, 6) OBP: 0.297, SLG: 0.271	0-0 FC1-6 1B			0-0 4-3		0-0 F7		0-0 6-3		4 0 1 0 0 0 1												
Joe Morgan, L (1, 4) OBP: 0.355, SLG: 0.404	0-0 FC1-6 1-2f CS			4-0 FC6-4 BB			0-0 G3		0-0 F8	3 0 0 0 1 0 1												
Jimmy Wynn, R (1, 8) OBP: 0.438, SLG: 0.532	0-0 L7			0-0 FC6-4 1-2f			0-0 2B		0-0 F7	4 0 1 0 0 0 2												
Walt Bond, L (1, 3) OBP: 0.313, SLG: 0.314	0-0 CS 1-2	0-3 K		0-3 K			0-0 F8		0-0 FC6-4 1B	4 0 1 0 0 2 2												
Bob Aspromonte, R (1, 5) OBP: 0.367, SLG: 0.448				0-0 G6-4-3 1B	0-3 K		0-0 5-3		0-0 FC6-4 1-2f	4 0 1 0 0 1 2												
Jim Beauchamp, R (1, 7) OBP: 0.300, SLG: 0.250				0-0 G6-4-3 1-2f			0-0 5-3		0-0 F8	3 0 0 0 0 0 1												
Rusty Staub, L (1, 9) OBP: 0.330, SLG: 0.421				0-0 L9		0-0 P6			0-0 3B 1B	3 1 1 0 0 0 0												
Ron Brand, R (1, 2) OBP: 0.314, SLG: 0.344				0-0 G3					0-0 1-H 3B	3 0 1 1 0 0 0												
Bob Bruce, R (1, 1) OBP: 0.083, SLG: 0.167				0-0 4-3					0-0 4-3	2 0 0 0 0 0 0												
Ken MacKenzie, R (7, 1)										0 0 0 0 0 0 0												
John Bateman, R (8, PH) OBP: 0.300, SLG: 0.516										0 0 0 0 0 0 0												
Al Spangler, L (8, PH) OBP: 0.321, SLG: 0.284										1 0 0 0 0 0 1												
Claude Raymond, R (8, 1) OBP: 0.333, SLG: 0.333										0 0 0 0 0 0 0												
Inning Stats	R: 0 E: 0 K: 0 S: 3	H: 1 LOB: 0 BB: 0 P: 3	R: 0 E: 0 K: 1 S: 5	H: 1 LOB: 0 BB: 0 P: 5	R: 0 E: 0 K: 0 S: 3	H: 0 LOB: 0 BB: 0 P: 3	R: 0 E: 0 K: 1 S: 5	H: 0 LOB: 1 BB: 1 P: 9	R: 0 E: 0 K: 1 S: 5	H: 0 LOB: 0 BB: 0 P: 5	R: 0 E: 0 K: 0 S: 3	H: 0 LOB: 0 BB: 0 P: 3	R: 0 E: 0 K: 0 S: 4	H: 1 LOB: 1 BB: 0 P: 4	R: 1 E: 0 K: 0 S: 5	H: 2 LOB: 1 BB: 0 P: 5	R: 0 E: 0 K: 0 S: 4	H: 1 LOB: 1 BB: 0 P: 4	1B: 4 2B: 1 3B: 1 HR: 0	SF: 0 SAC: 0 DP: 1 HBP: 0	WP: 0 PB: 0 SB: 0 CS: 1	PA: 33
PITCHER	IP WLS BF H R ER SO BB IBB HBP BLK WP HR S P ERA WHIP																					
Dick Ellsworth, L (1, 1) ERA: 3.52	7.1 W 26 5 1 1 3 1 0 0 0 0 0 0 31 35 1.23 0.818																					
Ted Abernathy, R (8, 1) ERA: 2.45	1.2 S 6 1 0 0 0 0 0 0 0 0 0 0 6 6 0.00 0.600																					

Houston Astros @ Chicago Cubs
Wrigley Field, Chicago, IL
Sun May 09 1965, 3:38 AM CDT
Att. 17,796 - Cloudy - 77 F

livebaseballscorecards.com

AB	31
R	1
H	6
RBI	1
BB	1
SO	3
LOB	10



Batter	1	2	3	4	5	6	7	8	9
Don Landrum, L (1, 8) OBP: 0.368, SLG: 0.722	0-0 5-3 2B		0-0 4-3		0-0 6-3			0-0 HR	
Glenn Beckert, R (1, 4) OBP: 0.243, SLG: 0.302	0-0 1-3		0-0 HR		0-0 P5			0-3 K	
Billy Williams, L (1, 7) OBP: 0.324, SLG: 0.414	0-0 5-3 2-3		0-0 P4			0-3 K		0-0 14 1B 2B 1B	
Ron Santo, R (1, 5) OBP: 0.387, SLG: 0.506	0-3 K			0-3 K		0-0 F9		0-0 P4	
14 Ernie Banks, R (1, 3) OBP: 0.396, SLG: 0.685		0-0 6-3		0-0 HR		0-0 HR		0-0 2B 1-2 1B 1B	
Doug Clemens, L (1, 9) OBP: 0.324, SLG: 0.328		0-0 1B		0-0 3-1		0-0 3-1		0-0 1-3 2-H 1B 2B	
Vic Roznovsky, L (1, 2) OBP: 0.318, SLG: 0.400		0-0 L4		0-0 1B			0-0 4-3	0-0 BB 1B	
Roberto Pena, R (1, 6) OBP: 0.280, SLG: 0.330		0-0 6-3		0-0 6-3			0-3 K	4-0 1-2 BB	
Dick Ellsworth, L (1, 1) Ted Abernathy, R (8, 1)			0-0 4-3		0-3 K		0-3 K	0-3 K	

AB	R	H	RBI	BB	SO	LOB
4	1	2	1	0	0	0
4	1	1	1	0	1	1
4	1	1	0	0	1	1
4	0	0	0	0	2	2
4	3	3	2	0	0	0
4	1	2	1	0	0	0
4	0	2	2	0	0	1
3	0	0	0	1	1	2
3	0	0	0	0	2	0
1	0	0	0	0	1	2

BOTTOM

Houston Astros @ Chicago Cubs
Wrigley Field, Chicago, IL
 Sun May 09 1965, 3:38 AM CDT
 Att. 17,796 - Cloudy - 77 F

AB	35
R	7
H	11
RBI	7
BB	1
SO	8
LOB	9



1B: 5	SF: 0
2B: 2	SAC: 0
3B: 0	DP: 0
HR: 4	HBP: 0

WP: 0	PA: 36
PB: 0	
SB: 0	
CS: 0	

Inning Stats	R	H	E	K	S	R	H	E	K	S	R	H	E	K	S	R	H	E	K	S
Bob Bruce, R (1, 1) ERA: 4.32	6	1	0	1	6	0	1	0	0	6	0	1	0	0	6	0	1	0	0	6
Ken MacKenzie, L (7, 1) ERA: 1.69	1	0	0	3	0	0	0	0	0	0	0	0	0	0	0	0	0	0	0	0
Claude Raymond, R (8, 1) ERA: 4.5	1	0	0	9	0	0	0	0	0	0	0	0	0	0	0	0	0	0	0	0

PITCHER	IP	WLS	BF	H	R	ER	SO	BB	IBB	HBP	BLK	WP	HR	S	P	ERA	WHIP
Bob Bruce, R (1, 1) ERA: 4.32	6.0	L	24	6	3	3	4	0	0	0	0	0	3	32	32	4.50	1.000
Ken MacKenzie, L (7, 1) ERA: 1.69	1.0		3	0	0	0	2	0	0	0	0	0	0	7	7	0.00	0.000
Claude Raymond, R (8, 1) ERA: 4.5	1.0		9	5	4	4	2	1	0	0	0	0	1	12	16	36.00	6.000

Batter	1	2	3	4	5	6	7	8	9	AB R H RBI BB SO LOB	TOP							
Don Landrum, L (1, 8) OBP: 0.304, SLG: 0.591	0-3 K		0-0 F8			0-0 4-3			0-0 F7	4 0 0 0 0 1 0								
Glenn Beckert, R (1, 4) OBP: 0.243, SLG: 0.300	0-0 CS 1B			0-0 F7				0-3 K	0-3 K	4 0 1 0 0 2 0								
Billy Williams, L (1, 7) OBP: 0.339, SLG: 0.427	0-0 FC6-4 1-2 1B			0-0 G1-4-3 1B				0-3 K	0-0 1B 1B	4 0 3 0 0 1 0								
Ron Santo, R (1, 5) OBP: 0.382, SLG: 0.495	0-0 FC6-4 1-2f			0-0 G1-4-3 1-2f				0-3 K	0-0 1-2 1B	4 0 1 0 0 1 2								
14 Ernie Banks, R (1, 3) OBP: 0.381, SLG: 0.656		0-0 1-3			0-3 K			0-0 F9	0-3 K	4 0 0 0 0 2 2								
Doug Clemens, L (1, 9) OBP: 0.312, SLG: 0.313		0-0 L1			0-0 F5			0-0 F8		3 0 0 0 0 0 0								
Vic Roznovsky, L (1, 2) OBP: 0.320, SLG: 0.391		0-3 K2-3			0-0 F8			0-0 BB 1B		3 0 1 0 0 1 0								
Roberto Pena, R (1, 6) OBP: 0.282, SLG: 0.323			0-0 4-3			0-0 F9		4-0 BB 1-2 BB		2 0 0 0 1 0 0								
Larry Jackson, R (1, 1) OBP: 0.462, SLG: 0.833			0-0 G3			0-3 K		0-0 F8		1 0 0 0 0 0 0								
Len Gabrielson, L (6, PH) OBP: 0.300, SLG: 0.333										1 0 0 0 0 1 0								
Lindy McDaniel, R (6, 1)										0 0 0 0 0 0 0								
Harry Bright, R (8, PH) OBP: 0.111, SLG: 0.125										1 0 0 0 0 0 2								
Ted Abernathy, R (8, 1)										0 0 0 0 0 0 0								
Inning Stats	R: 0 E: 0 K: 1 S: 6	H: 2 LOB: 1 BB: 0 P: 6	R: 0 E: 0 K: 1 S: 5	H: 0 LOB: 0 BB: 0 P: 5	R: 0 E: 0 K: 0 S: 3	H: 1 LOB: 0 BB: 0 P: 3	R: 0 E: 0 K: 1 S: 5	H: 0 LOB: 0 BB: 0 P: 5	R: 0 E: 0 K: 3 S: 9	H: 0 LOB: 0 BB: 0 P: 9	R: 0 E: 0 K: 2 S: 9	H: 1 LOB: 2 BB: 1 P: 8	R: 0 E: 0 K: 2 S: 9	H: 2 LOB: 2 BB: 0 P: 9	1B: 6 2B: 0 3B: 0 HR: 0	SF: 0 SAC: 0 DP: 1 HBP: 0	WP: 0 PB: 0 SB: 0 CS: 1	PA: 32
PITCHER	IP WLS BF H R ER SO BB IBB HBP BLK WP HR S P ERA WHIP																	
Ron Herbel, R (1, 1) ERA: 2.53	8.2 W 31 6 0 0 8 1 0 0 0 0 0 0 46 50 0.00 0.808																	
Frank Linzy, R (9, 1) ERA: 2.7	0.1 S 1 0 0 0 1 0 0 0 0 0 0 0 3 3 0.00 0.000																	

Chicago Cubs @ San Francisco Giants
 Candlestick Park, San Francisco, CA
 Tue May 11 1965, 10:05 PM EDT
 Att. 9,912 - Unknown

livebaseballscorecards.com

AB	31
R	0
H	6
RBI	0
BB	1
SO	9
LOB	6



Batter	1	2	3	4	5	6	7	8	9	AB	R	H	RBI	BB	SO	LOB	TOP								
Don Landrum, L (1, 8) OBP: 0.286, SLG: 0.519	0-0 F2	0-3 K		0-0 F9			0-0 1-3		0-0 SH3-4 2B 1B	5	1	1	0	0	1	1									
Glenn Beckert, R (1, 4) OBP: 0.235, SLG: 0.289	0-0 E5 1B		0-0 F8		0-0 E6 G3-6-1		0-3 K		0-0 SH3-4 1-2	4	0	0	0	0	1	0									
Billy Williams, L (1, 7) OBP: 0.351, SLG: 0.439	0-0 F8		0-0 HR 1B		0-0 G3-6-1 1-2f			4-0 4-3 1B BB	0-0 F8 2-H 14 1B 2B	4	3	2	1	1	0	2									
Ron Santo, R (1, 5) OBP: 0.391, SLG: 0.531	0-0 1-2 1B		0-0 HR		0-0 1B			0-0 4-3 1-2	0-0 F8 2-3	5	1	3	2	0	0	2									
14 Ernie Banks, R (1, 3) OBP: 0.382, SLG: 0.639	0-0 P5		0-0 F9		0-0 F9			4-0 1B 1B IBB	0-0 1B 3-H	4	1	1	1	1	0	3									
Doug Clemens, L (1, 9) OBP: 0.313, SLG: 0.329		0-0 G3	0-0			0-3 K		0-0 F6 2	0-0 4-3 3	3	0	1	0	0	1	0									
Joey Amalfitano, R (8, PH) OBP: 0.200, SLG: 0.222										1	0	0	0	0	0	2									
Len Gabrielson, L (8, 9) OBP: 0.290, SLG: 0.321										1	0	0	0	0	0	1									
Vic Roznovsky, L (1, 2) OBP: 0.286, SLG: 0.346		0-0 4-3	0-0 F7			0-0 F3		0-0 1B 1-2 2-H		3	0	0	0	0	0	1									
Harry Bright, R (8, PH) OBP: 0.200, SLG: 0.222										1	0	1	1	0	0	0									
Jimmy Stewart, S (8, PR) OBP: 0.571, SLG: 0.750										0	0	0	0	0	0	0									
Dick Bertell, R (8, 2) OBP: 0.299, SLG: 0.254										0	0	0	0	0	0	0									
Roberto Pena, R (1, 6) OBP: 0.280, SLG: 0.320		0-0 E6 E		0-0 F8		0-0 F9		0-0 1B 1-2 2-H		4	1	1	1	0	0	0									
Cal Koonce, R (1, 1) OBP: 0.158, SLG: 0.111		0-0 E4 2-H		0-0 F8			0-3 K	0-0 F3		4	0	0	0	0	1	2									
Ted Abernathy, R (8, 1)										0	0	0	0	0	0	0									
Inning Stats	R: 0 E: 1 K: 0 S: 5	H: 1 LOB: 2 BB: 0 P: 5	R: 1 E: 2 K: 1 S: 7	H: 0 LOB: 1 BB: 0 P: 7	R: 2 E: 0 K: 0 S: 6	H: 3 LOB: 1 BB: 0 P: 6	R: 0 E: 0 K: 0 S: 3	H: 0 LOB: 0 BB: 0 P: 3	R: 0 E: 1 K: 0 S: 4	H: 1 LOB: 1 BB: 0 P: 4	R: 0 E: 0 K: 1 S: 5	H: 0 LOB: 0 BB: 0 P: 5	R: 0 E: 0 K: 2 S: 7	H: 0 LOB: 0 BB: 0 P: 7	R: 2 E: 0 K: 0 S: 5	H: 2 LOB: 2 BB: 2 P: 13	R: 2 E: 0 K: 0 S: 6	H: 3 LOB: 1 BB: 0 P: 6	1B: 7 2B: 2 3B: 0 HR: 1	SF: 0 SAC: 1 DP: 1 HBP: 0	WP: 0 PB: 0 SB: 0 CS: 0	PA: 42			
PITCHER	IP	WLS	BF	H	R	ER	SO	BB	IBB	HBP	BLK	WP	HR	S	P	ERA	WHIP								
Juan Marichal, R (1, 1) ERA: 1.06	7.0	L	29	5	3	2	4	0	0	0	0	0	1	37	37	2.57	0.714								
Bobby Bolin, R (8, 1) ERA: 4.0	0.1		2	0	1	1	0	1	0	0	0	0	0	1	5	27.00	3.000								
Bill Henry, L (8, 1) ERA: 2.16	0.1		3	1	0	0	0	0	1	0	0	0	0	2	6	0.00	3.000								
Bob Shaw, R (8, 1) ERA: 1.76	0.2		4	2	2	2	0	0	0	0	0	0	0	4	4	27.00	3.000								
Masanori Murakami, L (8, 1) ERA: 9.0	0.2		4	2	1	1	0	0	0	0	0	0	0	4	4	13.50	3.000								

Chicago Cubs @ San Francisco Giants
Candlestick Park, San Francisco, CA
Wed May 12 1965, 6:33 AM EDT
Att. 6,356 - Sunny

livebaseballscorecards.com

AB	39
R	7
H	10
RBI	6
BB	2
SO	4
LOB	14



Batter	1	2	3	4	5	6	7	8	9	AB R H RBI BB SO LOB	TOP	
Don Landrum, L (1, 8) OBP: 0.281, SLG: 0.516	0-0 1B G4-6-3 2B		0-0 4-3			0-0 G3		0-0 F9		4 1 1 0 0 0 0	Chicago Cubs @ San Francisco Giants Candlestick Park, San Francisco, CA Thu May 13 1965, 6:33 AM EDT Att. 4,610 - Cloudy	
Glenn Beckert, R (1, 4) OBP: 0.244, SLG: 0.305	0-0 2-3 1B G4-6-3			0-0 4-3 2B		0-3 K		0-3 K E		4 1 2 0 0 2 0		
Billy Williams, L (1, 7) OBP: 0.339, SLG: 0.423	0-0 G4-6-3 1-2f 3-H			0-0 4-3 2-3		0-3 K		0-0 E9 1-H		4 0 0 0 0 1 2		
Ron Santo, R (1, 5) OBP: 0.378, SLG: 0.510	0-0 F9			0-3 K			0-0 5-3	0-0 5-3		4 0 0 0 0 1 2		
14 Ernie Banks, R (1, 3) OBP: 0.377, SLG: 0.634		0-0 6-3		0-0 5-3			0-0 1B 2B		0-0 F9	4 1 1 0 0 0 1		
Doug Clemens, L (1, 9) OBP: 0.321, SLG: 0.338		0-0 F9			0-0 WP 1B		0-0 2-H 1B		0-0 4-1	4 0 2 1 0 0 0		
Vic Roznovsky, L (1, 2) OBP: 0.281, SLG: 0.333		0-0 4-3			0-0 F9		0-0 F7		0-0 1B	4 0 1 0 0 0 2		
Roberto Pena, R (1, 6) OBP: 0.270, SLG: 0.307			0-0 5-3		0-3 K		0-0 F8		0-0 4-3	4 0 0 0 0 1 3		
Ernie Broglio, R (1, 1) Leo Burke, R (5, PH) Jack Warner, R (5, 1) Lew Burdette, R (7, 1) Len Gabrielson, L (8, PH) Lindy McDaniel, R (8, 1)			0-0 G3		0-0 6-3 1-2			0-0 F9		1 0 0 0 0 0 0 1 0 0 0 0 0 1 0 0 0 0 0 0 0 0 0 0 0 0 0 0 1 0 0 0 0 0 0 0 0 0 0 0 0 0		
Inning Stats	R: 1 H: 2 E: 0 LOB: 0 K: 0 BB: 0 S: 4 P: 4	R: 0 H: 0 E: 0 LOB: 0 K: 0 BB: 0 S: 3 P: 3	R: 0 H: 0 E: 0 LOB: 0 K: 0 BB: 0 S: 3 P: 3	R: 0 H: 1 E: 0 LOB: 1 K: 1 BB: 0 S: 6 P: 6	R: 0 H: 1 E: 0 LOB: 1 K: 1 BB: 0 S: 6 P: 6	R: 0 H: 0 E: 0 LOB: 0 K: 2 BB: 0 S: 7 P: 7	R: 1 H: 2 E: 0 LOB: 1 K: 0 BB: 0 S: 5 P: 5	R: 1 H: 0 E: 1 LOB: 1 K: 1 BB: 0 S: 7 P: 7	R: 0 H: 1 E: 0 LOB: 1 K: 0 BB: 0 S: 4 P: 4	1B: 4 SF: 0 2B: 3 SAC: 0 3B: 0 DP: 1 HR: 0 HBP: 0	WP: 1 PA: 35 PB: 1 SB: 0 CS: 0	
PITCHER Jack Sanford, R (1, 1) ERA: 3.55 Frank Linzy, R (8, 1) ERA: 2.38	IP WLS BF H R ER SO BB IBB HBP BLK WP HR S P ERA WHIP	7.2 W 30 6 3 2 5 0 0 0 0 1 0 40 40 2.35 0.783	1.1 S 5 1 0 0 0 0 0 0 0 0 0 0 5 5 0.00 0.750									PITCHER IP WLS BF H R ER SO BB IBB HBP BLK WP HR S P ERA WHIP

livebaseballscorecards.com

AB	35
R	3
H	7
RBI	1
BB	0
SO	5
LOB	11



Batter	1	2	3	4	5	6	7	8	9	AB	R	H	RBI	BB	SO	LOB
Matty Alou, L OBP: 0.295, SLG: 0.338 (1, 7)	0-3 K		0-0 F7		0-0 F8	0-0 F8				4	0	0	0	0	1	1
Jesus Alou, R OBP: 0.362, SLG: 0.513 (1, 9)	0-0 F7		0-0 HR		0-0 1-3			0-3 K		4	1	1	1	0	1	0
Willie McCovey, L OBP: 0.406, SLG: 0.591 (1, 3)	0-0 WP 2B		0-0 F8		0-0 F5			0-0 6-3		4	1	1	0	0	0	0
Willie Mays, R OBP: 0.435, SLG: 0.811 (1, 8)	0-0 2-H 2B		0-0 HR			0-0 3B 2B		0-0 5-3		4	2	3	2	0	0	0
Jim Ray Hart, R OBP: 0.337, SLG: 0.457 (1, 5)	4-0 BB		0-0 5-3			0-0 HR 3B		0-0 6-3		2	1	1	1	1	0	0
Jim Davenport, R OBP: 0.333, SLG: 0.370 (8, 5)										1	0	0	0	0	0	0
Tom Haller, L OBP: 0.286, SLG: 0.236 (1, 2)	0-0 G3			0-0 4-3		0-0 HR		0-0 SH3-4 1B		4	1	2	2	0	0	2
Hal Lanier, R OBP: 0.204, SLG: 0.215 (1, 4)		0-0 F8		0-0 F7		0-0 F8		0-0 SH3-4 1-2		3	0	0	0	0	0	0
Jose Pagan, R OBP: 0.274, SLG: 0.262 (1, 6)		0-0 5-3		4-0 BB		4-0 E S BB		4-0 FC6 IBB		1	0	0	0	3	0	0
Jack Sanford, R OBP: 0.250, SLG: 0.143 (1, 1)		0-0 5-3		0-0 5-3		0-3 K		0-0 FC6 1-2f		3	0	0	0	0	1	2
Frank Linzy, R (8, 1)										1	0	0	0	0	0	2

Inning Stats	R: 1	H: 2	E: 0	K: 1	S: 7	LOB: 2	BB: 1	P: 11	R: 0	H: 0	E: 0	K: 0	S: 3	LOB: 0	BB: 0	P: 3	R: 0	H: 0	E: 0	K: 0	S: 5	LOB: 1	BB: 1	P: 7	R: 0	H: 0	E: 0	K: 0	S: 3	LOB: 0	BB: 0	P: 3	R: 3	H: 3	E: 0	K: 1	S: 8	LOB: 1	BB: 1	P: 12	R: 0	H: 0	E: 0	K: 1	S: 5	LOB: 0	BB: 0	P: 5	R: 0	H: 1	E: 0	K: 0	S: 4	LOB: 2	BB: 1	P: 8
--------------	------	------	------	------	------	--------	-------	-------	------	------	------	------	------	--------	-------	------	------	------	------	------	------	--------	-------	------	------	------	------	------	------	--------	-------	------	------	------	------	------	------	--------	-------	-------	------	------	------	------	------	--------	-------	------	------	------	------	------	------	--------	-------	------

PITCHER	IP	WLS	BF	H	R	ER	SO	BB	IBB	HBP	BLK	WP	HR	S	P	ERA	WHIP
Ernie Broglio, R ERA: 5.4 (1, 1)	4.0	L	18	4	3	3	1	2	0	0	0	1	2	18	26	6.75	1.500
Jack Warner, R ERA: 8.44 (5, 1)	2.0		10	3	3	3	1	1	0	0	0	0	1	11	15	13.50	2.000
Lew Burdette, R ERA: 3.68 (7, 1)	1.0		3	0	0	0	1	0	0	0	0	0	0	5	5	0.00	0.000
Lindy McDaniel, R ERA: 1.88 (8, 1)	1.0		5	1	0	0	0	0	1	0	0	0	0	4	8	0.00	1.000


BOTTOM

Chicago Cubs @ San Francisco Giants
Candlestick Park, San Francisco, CA

Thu May 13 1965, 6:33 AM EDT
Att. 4,610 - Cloudy

AB	31
R	6
H	8
RBI	6
BB	4
SO	3
LOB	7

livebaseballscorecards.com



PITCHER	IP	WLS	BF	H	R	ER	SO	BB	IBB	HBP	BLK	WP	HR	S	P	ERA	WHIP
1B: 1	SF: 0	2B: 3	SAC: 1	3B: 1	DP: 0	HR: 3	HBP: 0	WP: 1	PA: 36	PB: 0	SB: 1	CS: 0					

Batter	1	2	3	4	5	6	7	8	9	AB R H RBI BB SO LOB	TOP											
Don Landrum, L (1, 8) OBP: 0.297, SLG: 0.528	0-0 4-3		0-0 G3 1B		0-0 2B	0-0 F8			0-3 K	5 0 2 0 0 1 3												
Glenn Beckert, R (1, 4) OBP: 0.236, SLG: 0.295	0-0 F3		0-0 P4		0-0 P6			0-0 5-3		4 0 0 0 0 0 2												
Billy Williams, L (1, 7) OBP: 0.328, SLG: 0.409	0-3 K		0-0 G3 1-2		0-0 F8			0-0 6-3		4 0 0 0 0 1 2												
Ron Santo, R (1, 5) OBP: 0.374, SLG: 0.528		0-0 E5 14 WP SF7	0-0 6-3			0-0 HR		0-0 G3		4 2 1 1 0 0 1												
14 Ernie Banks, R (1, 3) OBP: 0.373, SLG: 0.615		4-0 3-1 1-3 BB		0-0 4-3		0-0 4-3		0-0 4-3		3 0 0 0 1 0 0												
Doug Clemens, L (1, 9) OBP: 0.330, SLG: 0.351		0-0 SF7		0-0 1B		0-0 BB S 1B		0-0 G3		3 0 2 1 0 0 0												
Vic Roznovsky, L (1, 2) OBP: 0.250, SLG: 0.294		0-0 3-H		0-0 F5		0-0 F2		0-0 4-3		4 0 0 0 0 0 3												
Dick Bertell, R (9, 2) OBP: 0.299, SLG: 0.254		0-0 3-1		0-0 F5		1-2				0 0 0 0 0 0 0												
Roberto Pena, R (1, 6) OBP: 0.278, SLG: 0.301		4-0 IBB		0-3 K		4-0 BB IBB			0-0 3-1	2 0 0 0 2 1 1												
Bob Buhl, R (1, 1) OBP: 0.167, SLG: 0.063		0-3 K			0-0 F8	4-0 BB			0-0 P6	2 0 0 0 1 1 2												
Len Gabrielson, L (9, PH) OBP: 0.273, SLG: 0.300						1-2 2-3 BB				1 0 0 0 0 0 0												
Ted Abernathy, R (9, 1)										0 0 0 0 0 0 0												
Inning Stats	R: 0 E: 0 K: 1 S: 5	H: 0 LOB: 0 BB: 0 P: 5	R: 1 E: 1 K: 1 S: 6	H: 0 LOB: 2 BB: 2 P: 14	R: 0 E: 0 K: 0 S: 4	H: 1 LOB: 1 BB: 0 P: 4	R: 0 E: 0 K: 1 S: 6	H: 1 LOB: 1 BB: 0 P: 6	R: 0 E: 0 K: 0 S: 4	H: 1 LOB: 1 BB: 0 P: 4	R: 1 E: 0 K: 0 S: 5	H: 2 LOB: 3 BB: 2 P: 13	R: 0 E: 0 K: 0 S: 3	H: 0 LOB: 0 BB: 0 P: 3	R: 0 E: 0 K: 0 S: 3	H: 0 LOB: 0 BB: 0 P: 3	R: 0 E: 0 K: 1 S: 5	H: 0 LOB: 0 BB: 0 P: 5	1B: 3 2B: 1 3B: 0 HR: 1	SF: 1 SAC: 0 DP: 0 HBP: 0	WP: 2 PB: 0 SB: 1 CS: 0	PA: 37
PITCHER	IP WLS BF H R ER SO BB IBB HBP BLK WP HR S P ERA WHIP																					
John Purdin, R (1, 1) ERA: 1.29	5.2 L 27 5 2 1 3 2 2 0 0 1 1 29 45 1.59 1.235																					
Howie Reed, R (6, 1) ERA:	0.1 1 0 0 0 0 0 0 0 0 0 0 0 0 0.00 0.000																					
Ron Perranoski, L (7, 1) ERA: 1.93	2.0 6 0 0 0 0 0 0 0 0 0 0 6 6 0.00 0.000																					
Bob Miller, R (9, 1) ERA: 3.2	1.0 3 0 0 0 0 1 0 0 0 0 0 5 5 0.00 0.000																					

Chicago Cubs @ Los Angeles Dodgers
Dodger Stadium, Los Angeles, CA
Fri May 14 1965, 7:05 PM PDT
Att. 26,356 - Unknown

livebaseballscorecards.com

AB	32
R	2
H	5
RBI	2
BB	4
SO	4
LOB	14



Batter	1	2	3	4	5	6	7	8	9	AB	R	H	RBI	BB	SO	LOB
Maury Wills, S OBP: 0.345, SLG: 0.327 (1, 6)	0-0 1-3 ①		0-0 6-3 ③			0-0 E3 1B E		0-0 SH3-4 1-2 ①		3	1	0	0	0	0	0
Wes Parker, S OBP: 0.375, SLG: 0.426 (1, 3)	4-0 FC1-4 BB			0-0 1-3 ①		0-0 1-3 E 1B		0-3 K ②		3	0	1	0	1	1	1
Willie Davis, L OBP: 0.288, SLG: 0.449 Bob Miller, R (9, 1)	0-0 FC1-4 S 1-2f ②			0-0 3-1 ②		0-0 E8 6-3		0-0 F2 ③		4	0	0	0	0	0	3
Ron Fairly, L OBP: 0.369, SLG: 0.453 (9, 8)	0-0 6-3 1-2 ③			0-0 1B ③		0-0 6-3 1-2 ③			0-0 FC4-6 1B ③	4	0	2	0	0	0	3
John Roseboro, L OBP: 0.295, SLG: 0.273 Al Ferrara, R OBP: 0.375, SLG: 0.385 (9, PR)		0-0 L8 ①		0-0 F7 ③			0-0 P6 ①		0-0 FC4-6 G1-6-3 1-2f ①	4	0	0	0	0	0	2
Jim Lefebvre, S OBP: 0.380, SLG: 0.462 (1, 4)		0-0 L8 ②			0-0 4-3 ①		0-0 E7 2B ②		0-0 G1-6-3 1-2f ②	4	0	1	0	0	0	1
Derrell Griffith, L OBP: 0.160, SLG: 0.280 (1, 7)		0-0 G3 ③			0-0 4-3 ②		0-3 K ②			3	0	0	0	0	1	1
Dick Tracewski, R OBP: 0.365, SLG: 0.365 (1, 5)			0-0 5-3 ①		0-0 F7 ③		0-0 5-3 ③			3	0	0	0	0	0	1
John Purdin, R Howie Reed, R Willie Crawford, L Ron Perranoski, L Wally Moon, L OBP: 0.571, SLG: 0.400 (9, 9)			0-0 4-3 ②			0-0 L9 ①		4-0 SH3-4 BB ②		1	0	0	0	0	0	0

Inning Stats	R: 0	H: 0	E: 0	K: 0	S: 3	LOB: 1	BB: 1	P: 7	R: 0	H: 0	E: 0	K: 0	S: 3	LOB: 0	BB: 0	P: 3	R: 0	H: 1	E: 0	K: 0	S: 4	LOB: 1	BB: 0	P: 4	R: 0	H: 0	E: 0	K: 0	S: 3	LOB: 0	BB: 0	P: 3	R: 1	H: 1	E: 2	K: 0	S: 5	LOB: 2	BB: 0	P: 5	R: 0	H: 1	E: 1	K: 1	S: 6	LOB: 1	BB: 0	P: 6	R: 0	H: 0	E: 0	K: 1	S: 5	LOB: 1	BB: 1	P: 9	R: 0	H: 1	E: 0	K: 0	S: 3	LOB: 1	BB: 0	P: 3	1B: 3	SF: 0	2B: 1	SAC: 1	3B: 0	DP: 1	HR: 0	HBP: 0	WP: 0	PA: 33
--------------	------	------	------	------	------	--------	-------	------	------	------	------	------	------	--------	-------	------	------	------	------	------	------	--------	-------	------	------	------	------	------	------	--------	-------	------	------	------	------	------	------	--------	-------	------	------	------	------	------	------	--------	-------	------	------	------	------	------	------	--------	-------	------	------	------	------	------	------	--------	-------	------	-------	-------	-------	--------	-------	-------	-------	--------	-------	--------

PITCHER	IP	WLS	BF	H	R	ER	SO	BB	IBB	HBP	BLK	WP	HR	S	P	ERA	WHIP
Bob Buhl, R ERA: 2.74 (1, 1)	8.0	W	30	3	1	0	2	2	0	0	0	0	0	32	40	0.00	0.625
Ted Abernathy, R ERA: 2.1 (9, 1)	1.0	S	3	1	0	0	0	0	0	0	0	0	0	3	3	0.00	1.000

BOTTOM

Chicago Cubs @ Los Angeles Dodgers
 Dodger Stadium, Los Angeles, CA
 Fri May 14 1965, 7:05 PM PDT
 Att. 26,356 - Unknown

livebaseballscores.com

AB	30
R	1
H	4
RBI	0
BB	2
SO	2
LOB	12



Batter	1	2	3	4	5	6	7	8	9	AB R H RBI BB SO LOB	TOP														
Don Landrum, L (1, 8) OBP: 0.293, SLG: 0.487	0-3 K		0-3 K		H 1-0 HBP			0-0 2-3		3 0 0 0 0 2 2	Chicago Cubs @ Los Angeles Dodgers Dodger Stadium, Los Angeles, CA Sat May 15 1965, 3:33 AM PDT Att. 22,047 - Sunny														
Glenn Beckert, R (1, 4) OBP: 0.229, SLG: 0.286	0-0 1-4-3		0-0 FC5-4		0-0 L1-6			0-0 6-3		4 0 0 0 0 0 4															
Billy Williams, L (1, 7) OBP: 0.333, SLG: 0.429	0-0 5-3				0-0 2B			0-0 14 WP 2B		4 1 2 0 0 0 0															
Ron Santo, R (1, 5) OBP: 0.378, SLG: 0.532		0-3 K			0-0 14 6-3 2-H 2B			0-3 K		3 0 1 1 1 2 0															
14 Ernie Banks, R (1, 3) OBP: 0.369, SLG: 0.611		0-0 1-3			0-0 6-3			0-0 14 WP IBB		4 0 1 0 0 0 3															
Doug Clemens, L (1, 9) OBP: 0.315, SLG: 0.333		0-0 F8			0-0 6-3			0-0 F9		4 0 0 0 0 1 2															
Dick Bertell, R (1, 2) OBP: 0.310, SLG: 0.258			4-0 FC1-5 1B BB		0-3 K			0-0 F8		4 0 0 0 0 1 2															
Roberto Pena, R (1, 6) OBP: 0.294, SLG: 0.318			0-0 FC1-5 1B					0-0 F3		3 0 1 0 1 1 1															
Dick Ellsworth, L (1, 1)			0-0 FC1-5 FC5-4		0-0 SH3-4			0-0 1B 1B		4 0 3 0 0 0 0															
			0-0 FC1-5 FC5-4		0-0 SH3-4			0-0 1B 1B		2 0 0 0 0 0 3															
			0-0 FC1-5 FC5-4		0-0 SH3-4			0-0 B1-6-4		2 0 0 0 0 0 3															
Inning Stats	R: 0 E: 0 K: 1 S: 5	H: 0 LOB: 0 BB: 0 P: 5	R: 0 E: 0 K: 1 S: 5	H: 0 LOB: 0 BB: 0 P: 5	R: 0 E: 0 K: 1 S: 6	H: 1 LOB: 2 BB: 1 P: 10	R: 1 E: 0 K: 1 S: 7	H: 2 LOB: 1 BB: 0 P: 7	R: 0 E: 0 K: 0 S: 3	H: 1 LOB: 1 BB: 0 P: 4	R: 0 E: 0 K: 1 S: 6	H: 1 LOB: 1 BB: 0 P: 6	R: 0 E: 0 K: 0 S: 3	H: 2 LOB: 0 BB: 0 P: 3	R: 0 E: 0 K: 0 S: 4	H: 1 LOB: 2 BB: 1 P: 8	R: 0 E: 0 K: 1 S: 5	H: 0 LOB: 0 BB: 0 P: 5	1B: 4 2B: 5 3B: 0 HR: 0	SF: 0 SAC: 1 DP: 2 HBP: 1	WP: 1 PB: 0 SB: 0 CS: 0	PA: 35			
PITCHER	IP WLS BF H R ER SO BB IBB HBP BLK WP HR S P ERA WHIP																								
Claude Osteen, L (1, 1) ERA: 1.86	7.2		31	8	1	1	5	1	1	1	0	0	0	38	47	1.17	1.174								
Bob Miller, R (8, 1) ERA: 3.15	0.1	W	1	0	0	0	0	0	0	0	0	1	0	1	1	0.00	0.000								
Jim Brewer, L (9, 1) ERA:	1.0	S	3	0	0	0	1	0	0	0	0	0	0	5	5	0.00	0.000								

livebaseballscorecards.com

AB	31
R	1
H	8
RBI	1
BB	2
SO	6
LOB	15



AB	39
R	5
H	10
RBI	5
BB	3
SO	6
LOB	16



WP:	0	PA:	44
PB:	0		
SB:	0		
CS:	0		

AB R H RBI BB SO LOB

4	2	2	0	1	1	1
5	1	1	0	0	0	2
4	1	2	2	1	0	0
5	1	2	1	0	2	3
4	0	1	1	1	0	2
4	0	1	0	0	0	2
4	0	0	1	0	0	1
5	0	1	0	0	1	4
4	0	0	0	0	2	1

Batter	1	2	3	4	5	6	7	8	9	10
Don Landrum, L (1, 8) OBP: 0.326, SLG: 0.535	0-0 2B		0-0 2B		0-0 3-1		0-3 K			4-0 1B BB
Glenn Beckert, R (1, 4) OBP: 0.228, SLG: 0.282	0-0 5-3		0-0 F8				0-0 F9		0-0 F2	0-0 1B 1B
Billy Williams, L (1, 7) OBP: 0.344, SLG: 0.439	4-0 BB		0-0 2B				0-0 F8		0-0 P5	0-0 14 1B 1B
Ron Santo, R (1, 5) OBP: 0.379, SLG: 0.535	0-3 K		0-3 K				0-0 2B		0-0 5-3	0-0 14 1B SH 1B
14 Ernie Banks, R (1, 3) OBP: 0.370, SLG: 0.598	0-0 F7			0-0 F7			4-0 IBB			0-0 SH 1B
Roberto Pena, R (1, 6) OBP: 0.298, SLG: 0.315		0-0 F9		0-0 P6			0-0 F8			0-0 SH HBP
Dick Bertell, R (1, 2) OBP: 0.293, SLG: 0.242		0-0 F9		0-0 1-3				0-0 F7		0-0 SH G6-4-3
Doug Clemens, L (1, 9) OBP: 0.309, SLG: 0.337		0-0 3-1			0-0 L6		0-0 5-3 2B		0-3 K	0-0 G6-4-3 1-2f
Larry Jackson, R (1, 1) OBP: 0.353, SLG: 0.625			0-0 P5		0-3 K		0-0 5-3			0-3 K

Inning Stats	R: 0	H: 1	R: 0	H: 0	R: 1	H: 2	R: 0	H: 0	R: 0	H: 1	R: 0	H: 0	R: 0	H: 1	R: 0	H: 4	1B: 5	SF: 0	WP: 0	PA: 44
	E: 0	LOB: 2	E: 0	LOB: 0	E: 0	LOB: 1	E: 0	LOB: 0	E: 0	LOB: 2	E: 0	LOB: 1	E: 0	LOB: 1	E: 0	LOB: 2	2B: 5	SAC: 1	PB: 0	
	K: 1	BB: 1	K: 0	BB: 0	K: 1	BB: 0	K: 0	BB: 0	K: 1	BB: 0	K: 0	BB: 1	K: 1	BB: 0	K: 1	BB: 1	3B: 0	DP: 1	SB: 0	
	S: 6	P: 10	S: 3	P: 3	S: 7	P: 7	S: 3	P: 3	S: 5	P: 5	S: 4	P: 8	S: 6	P: 6	S: 3	P: 3	HR: 0	HBP: 1	CS: 0	

PITCHER	IP	WLS	BF	H	R	ER	SO	BB	IBB	HBP	BLK	WP	HR	S	P	ERA	WHIP
Johnny Podres, L (1, 1) ERA: 1.57	9.0		35	6	1	1	5	1	1	0	0	0	0	43	51	1.00	0.778
Ron Perranoski, L (10, 1) ERA: 7.2	0.1	L	4	2	3	3	1	1	0	0	0	0	0	5	9	81.00	9.000
Bob Miller, R (10, 1) ERA: 3.48	0.2		5	2	1	1	0	0	0	1	0	0	0	4	5	13.50	3.000

Batter	1	2	3	4	5	6	7	8	9	AB R H RBI BB SO LOB	TOP								
Don Landrum, L (1, 8) OBP: 0.340, SLG: 0.522	0-3 K		H 1-0 K S HBP			X 0-0 F8			X 0-0 SH3-4 2B 1B	3 1 1 0 0 1 0									
Glenn Beckert, R (1, 4) OBP: 0.223, SLG: 0.276	0-3 K		S 0-3 K			X 0-0 F7			X 0-0 SH3-4 1-2	3 0 0 0 0 2 1									
Billy Williams, L (1, 7) OBP: 0.348, SLG: 0.449	0-0 S 2B 1B				X 0-0 4-3			X 0-0 P5	X 0-0 2B 2-H	4 1 2 1 0 0 0									
Ron Santo, R (1, 5) OBP: 0.382, SLG: 0.538	0-0 1-H 2B				X 0-0 F5			X 0-0 F8	4-0 IBB	3 0 1 1 1 0 0									
14 Ernie Banks, R (1, 3) OBP: 0.359, SLG: 0.578	0-0 P4				X 0-0 5-3			X 0-0 6-3	X 0-0 F8	4 0 0 0 0 0 3									
Doug Clemens, L (1, 9) OBP: 0.307, SLG: 0.333		X 0-0 CS 1B			X 0-0 4-3			X 0-0 4-3	X 0-0 4-3	4 0 1 0 0 0 2									
Dick Bertell, R (1, 2) OBP: 0.295, SLG: 0.246		X 0-0 6-3			X 0-0 5-3			X 0-0 S 1B		3 0 1 0 0 0 1									
Jimmy Stewart, S (8, PR) OBP: 0.571, SLG: 0.750		1-2								0 0 0 0 0 0 0	AB 30								
Roberto Pena, R (1, 6) OBP: 0.294, SLG: 0.310		X 0-0 1-3			X 0-0 6-3			S 0-3 K 1-2		2 0 0 0 0 0 0	R 2								
Len Gabrielson, L (8, PH) OBP: 0.265, SLG: 0.290										1 0 0 0 0 1 1	H 6								
Lindy McDaniel, R (8, 1)										0 0 0 0 0 0 0	RBI 2								
Cal Koonce, R (1, 1) OBP: 0.143, SLG: 0.100										2 0 0 0 0 1 0	BB 1								
Leo Burke, R (8, PH) OBP: 0.125, SLG: 0.125										1 0 0 0 0 0 2	SO 5								
Vic Roznovsky, L (8, 2) OBP: 0.250, SLG: 0.294			S 0-3 K			X 0-0 G3			X 0-0 5-3	0 0 0 0 0 0 0	LOB 10								
Inning Stats	R: 1 E: 0 K: 2 S: 9	H: 2 LOB: 1 BB: 0 P: 9	R: 0 E: 0 K: 0 S: 3	H: 1 LOB: 0 BB: 0 P: 3	R: 0 E: 0 K: 2 S: 6	H: 0 LOB: 1 BB: 0 P: 7	R: 0 E: 0 K: 0 S: 3	H: 0 LOB: 0 BB: 0 P: 3	R: 0 E: 0 K: 0 S: 3	H: 0 LOB: 0 BB: 0 P: 3	R: 0 E: 0 K: 0 S: 6	H: 1 LOB: 2 BB: 0 P: 6	R: 1 E: 0 K: 0 S: 5	H: 2 LOB: 2 BB: 1 P: 9	1B: 4 2B: 2 3B: 0 HR: 0	SF: 0 SAC: 1 DP: 0 HBP: 1	WP: 0 PB: 0 SB: 3 CS: 1	PA: 33	
PITCHER Don Drysdale, R (1, 1) ERA: 2.9	IP 9.0 WLS W BF 33 H 6 R 2 ER 2 SO 5 BB 0 IBB 1 HBP 1 BLK 0 WP 0 HR 0 S 41 P 46 ERA 2.00 WHIP 0.667																	PITCHER	IP WLS BF H R ER SO BB IBB HBP BLK WP HR S P ERA WHIP

Chicago Cubs @ Los Angeles Dodgers
Dodger Stadium, Los Angeles, CA
Sun May 16 1965, 3:38 AM PDT
Att: 45,739 - Unknown

livebaseballscorecards.com



Batter	1	2	3	4	5	6	7	8	9	AB R H RBI BB SO LOB
Maury Wills, S OBP: 0.339, SLG: 0.310 (1, 6)	0-0 1-3 		0-0 F8 S 1B 		0-0 1-3 		0-0 6-3 		4-0 	4 1 1 0 1 0 0
Wes Parker, S OBP: 0.381, SLG: 0.430 (1, 3)	0-0 P6 		0-0 B2 		0-0 		0-0 		0-0 	5 0 3 1 0 0 1
Willie Davis, L OBP: 0.268, SLG: 0.412 (1, 8)	0-0 F2 		0-0 F8 		0-0 5-3 		0-0 F8 			4 0 0 0 0 0 3
Ron Fairly, L OBP: 0.352, SLG: 0.425 (1, 9)		0-3 K 	0-0 		0-0 			0-3 K 		4 0 2 1 0 2 0
Wally Moon, L OBP: 0.444, SLG: 0.286 (1, 7)		0-3 K 	0-0 G3 		0-0 			0-3 K 		3 0 0 0 0 2 1
John Kennedy, R OBP: 0.308, SLG: 0.324 (9, 5)										0 0 0 0 0 0 0
Jim Lefebvre, S OBP: 0.381, SLG: 0.455 (1, 4)		0-0 		0-0 F9 		4-0 		0-0 4-3 		3 1 1 0 1 0 0
Jeff Torborg, R OBP: 0.417, SLG: 0.476 (1, 2)		4-0 		0-0 		0-0 FC3-6 		0-0 F8 		1 0 1 0 1 0 0
John Roseboro, L OBP: 0.307, SLG: 0.280 (6, PH)										2 0 0 0 0 0 2
Dick Tracewski, R OBP: 0.370, SLG: 0.362 (1, 5)		0-0 		0-0 G1-6-3 		0-0 5-3 		0-0 P6 		3 0 1 1 0 0 3
Lou Johnson, R OBP: 0.357, SLG: 0.615 (9, 7)		1-2 2-H 								1 0 0 0 0 0 0
Don Drysdale, R OBP: 0.346, SLG: 0.542 (1, 1)		0-0 FC6 			0-3 K 			0-3 K 		4 1 1 0 0 2 2

Inning Stats	R: 0	H: 0	E: 0	K: 0	S: 3	R: 1	H: 2	E: 0	K: 2	S: 9	R: 1	H: 2	E: 0	K: 0	S: 5	R: 0	H: 1	E: 0	K: 0	S: 3	R: 0	H: 1	E: 0	K: 1	S: 6	R: 0	H: 1	E: 0	K: 0	S: 4	R: 0	H: 1	E: 0	K: 1	S: 6	R: 0	H: 0	E: 0	K: 2	S: 7	R: 1	H: 2	E: 0	K: 0	S: 4	1B: 8	2B: 2	3B: 0	HR: 0	SF: 0	SAC: 1	DP: 1	HBP: 0	WP: 0	PB: 0	SB: 1	CS: 0	PA: 38
--------------	------	------	------	------	------	------	------	------	------	------	------	------	------	------	------	------	------	------	------	------	------	------	------	------	------	------	------	------	------	------	------	------	------	------	------	------	------	------	------	------	------	------	------	------	------	-------	-------	-------	-------	-------	--------	-------	--------	-------	-------	-------	-------	--------

PITCHER	IP	WLS	BF	H	R	ER	SO	BB	IBB	HBP	BLK	WP	HR	S	P	ERA	WHIP
Cal Koonce, R ERA: 3.65 (1, 1)	7.0		30	8	2	2	4	1	1	0	0	0	0	36	44	2.57	1.286
Lindy McDaniel, R ERA: 2.1 (8, 1)	1.2	L	8	2	1	1	2	0	1	0	0	0	0	11	15	5.40	1.200


BOTTOM

Chicago Cubs @ Los Angeles Dodgers
 Dodger Stadium, Los Angeles, CA
 Sun May 16 1965, 3:38 AM PDT
 Att. 45,739 - Unknown

livebaseballscorecards.com

AB	34
R	3
H	10
RBI	3
BB	3
SO	6
LOB	12



Batter	1	2	3	4	5	6	7	8	9	AB R H RBI BB SO LOB	TOP																								
Matty Alou, L (1, 7) OBP: 0.290, SLG: 0.351	0-0 2B 3B	0-0 4-3		4-0 BB		0-0 G3				3 1 1 0 1 0 1	<p>San Francisco Giants @ Chicago Cubs Wrigley Field, Chicago, IL Tue May 18 1965, 3:33 AM CDT Att. 4,936 - Cloudy</p> <p>livebaseballscorecards.com</p> <table border="1"> <tr><td>AB</td><td>30</td></tr> <tr><td>R</td><td>6</td></tr> <tr><td>H</td><td>7</td></tr> <tr><td>RBI</td><td>6</td></tr> <tr><td>BB</td><td>3</td></tr> <tr><td>SO</td><td>3</td></tr> <tr><td>LOB</td><td>7</td></tr> </table> 	AB	30	R	6	H	7	RBI	6	BB	3	SO	3	LOB	7										
AB	30																																		
R	6																																		
H	7																																		
RBI	6																																		
BB	3																																		
SO	3																																		
LOB	7																																		
Jesus Alou, R (1, 9) OBP: 0.343, SLG: 0.500	0-0 HR 2B		0-0 HR	0-0 F7		0-0 1-3				4 2 2 2 0 0 1																									
Willie McCovey, L (1, 3) OBP: 0.405, SLG: 0.613	4-0 HR BB		0-0 6-3		0-0 4-3		0-0 G3			3 1 0 0 1 0 0																									
Willie Mays, R (1, 8) OBP: 0.452, SLG: 0.847	0-0 HR		0-0 F5		0-0 5-3		0-3 K			4 1 1 3 0 1 0																									
Jim Ray Hart, R (1, 5) OBP: 0.330, SLG: 0.514	0-0 F4		0-0 HR		0-0 1B		0-0 1-3			4 1 2 1 0 0 0																									
Tom Haller, L (1, 2) OBP: 0.325, SLG: 0.314	4-0 G6-4-3 BB		1-0 HBP		0-0 4-3		0-0 4-3			2 0 0 0 1 0 1																									
Hal Lanier, R (1, 4) OBP: 0.224, SLG: 0.236	0-0 G6-4-3		0-0 F8		0-0 F8 4-3 1B		0-0 5-3			4 0 1 0 0 0 2																									
Jose Pagan, R (1, 6) OBP: 0.267, SLG: 0.247		0-0 6-3		0-3 K		0-0 4-3				3 0 0 0 0 1 1																									
Jack Sanford, R (1, 1) OBP: 0.235, SLG: 0.133		0-0 F9		0-3 K		0-0 F8				1 0 0 0 0 0 0																									
Ron Herbel, R (2, 1)										0 0 0 0 0 0 0																									
Bobby Bolin, R (3, 1) OBP: 0.250, SLG: 0.250										1 0 0 0 0 1 0																									
Ed Bailey, L (6, PH) OBP: 0.219, SLG: 0.080										1 0 0 0 0 0 1																									
Bill Henry, L (6, 1)										0 0 0 0 0 0 0																									
Inning Stats	R: 4 E: 0 K: 0 S: 5	H: 3 LOB: 0 BB: 2 P: 13	R: 0 E: 0 K: 0 S: 3	H: 0 LOB: 0 BB: 0 P: 3	R: 2 E: 0 K: 0 S: 5	H: 2 LOB: 1 BB: 0 P: 6	R: 0 E: 0 K: 2 S: 7	H: 0 LOB: 1 BB: 1 P: 11	R: 0 E: 0 K: 0 S: 4	H: 1 LOB: 1 BB: 0 P: 4	R: 0 E: 0 K: 1 S: 5	H: 0 LOB: 0 BB: 0 P: 5	R: 0 E: 0 K: 0 S: 3	H: 0 LOB: 0 BB: 0 P: 3	1B: 2 2B: 1 3B: 1 HR: 3	SF: 0 SAC: 0 DP: 1 HBP: 1	WP: 0 PB: 0 SB: 0 CS: 0	PA: 34																	
PITCHER	IP WLS BF H R ER SO BB IBB HBP BLK WP HR S P ERA WHIP																																		
Ernie Broglio, R (1, 1) ERA: 7.2	0.0		3	2	3	3	0	1	0	0	0	0	0	2	6	∞	∞																		
Lindy McDaniel, R (1, 1) ERA: 2.28	2.0		7	1	1	1	0	1	0	0	0	0	1	6	10	4.50	1.000																		
Lew Burdette, R (3, 1) ERA: 4.6	1.0		6	2	2	2	0	0	0	1	0	0	2	5	6	18.00	2.000																		
Bob Humphreys, R (4, 1) ERA: 2.45	2.0	W	8	1	0	0	2	1	0	0	0	0	0	11	15	0.00	1.000																		
Ted Abernathy, R (6, 1) ERA: 1.88	3.0	S	10	1	0	0	1	0	0	0	0	0	0	12	12	0.00	0.333																		

Batter	1	2	3	4	5	6	7	8	9	AB R H RBI BB SO LOB
--------	---	---	---	---	---	---	---	---	---	----------------------

Don Landrum, L <small>(1, 8)</small> <small>OBP: 0.370, SLG: 0.542</small>	0-3 <small>1-H</small>	1-0 <small>CS, 1B, HBP</small>	0-0 <small>1-3 2-H 3-H, 2B</small>		4-0 <small>IBB</small>					2 0 1 2 1 1 0
Glenn Beckert, R <small>(1, 4)</small> <small>OBP: 0.231, SLG: 0.283</small>	0-0 <small>2B, 1B</small>	0-0 <small>1-2, 1B</small>	0-0 <small>5-3</small>		0-0 <small>F2</small>					4 1 2 0 0 0 5
Billy Williams, L <small>(1, 7)</small> <small>OBP: 0.345, SLG: 0.450</small>	0-0 <small>1-H, 2B</small>	0-3 <small>2-3</small>		0-0 <small>F8</small>		0-3 <small>F8</small>				4 0 1 1 0 2 2
Ron Santo, R <small>(1, 5)</small> <small>OBP: 0.371, SLG: 0.521</small>	0-0 <small>F8</small>		0-0 <small>5-3</small>	0-3 <small>F8</small>		0-0 <small>F8</small>				4 0 0 0 0 1 1
14 Ernie Banks, R <small>(1, 3)</small> <small>OBP: 0.348, SLG: 0.558</small>	0-0 <small>6-3</small>		0-0 <small>F4</small>	0-0 <small>F7</small>		0-0 <small>F7</small>				4 0 0 0 0 0 1
Doug Clemens, L <small>(1, 9)</small> <small>OBP: 0.314, SLG: 0.351</small>		0-0 <small>E, 1B, 1B</small>	0-0 <small>1B, 2B</small>		0-0 <small>F7</small>		0-0 <small>4-3</small>			4 2 2 0 0 0 0
Dick Bertell, R <small>(1, 2)</small> <small>OBP: 0.317, SLG: 0.254</small>		0-0 <small>E1, 1B, 1-2</small>	4-0 <small>BB, BB</small>		4-0 <small>BB, BB</small>		0-0 <small>F6</small>			2 0 1 0 2 0 0
Roberto Pena, R <small>(1, 6)</small> <small>OBP: 0.300, SLG: 0.316</small>		0-0 <small>5-3</small>	0-0 <small>BB, 2B, 1B, 1-2 2-H</small>		0-0 <small>SH1-4, 1B, 1-2</small>		0-0 <small>F3</small>			4 1 2 1 0 0 1
Ernie Broglio, R <small>(1, 1)</small> Lindy McDaniel, R <small>(1, 1)</small> Len Gabrielson, L <small>(2, PH)</small> <small>OBP: 0.286, SLG: 0.406</small> Lew Burdette, R <small>(3, 1)</small> <small>OBP: 0.250, SLG: 0.250</small> Jimmy Stewart, S <small>(3, PH)</small> <small>OBP: 0.625, SLG: 0.750</small> Bob Humphreys, R <small>(4, 1)</small> Ted Abernathy, R <small>(6, 1)</small>	0-0 <small>2-H, HR</small>	0-0 <small>2B, BB, 1-2 2-3</small>	4-0 <small>SH1-4</small>		0-0 <small>SH1-4, 1-2 2-3</small>					0 0 0 0 0 0 0

Inning Stats	R: 1	H: 2	E: 0	K: 1	S: 7	R: 3	H: 4	E: 1	K: 1	S: 8	R: 3	H: 3	E: 0	K: 0	S: 6	R: 0	H: 0	E: 0	K: 1	S: 5	R: 0	H: 1	E: 0	K: 0	S: 4	R: 0	H: 0	E: 0	K: 0	S: 3
	LOB: 1	BB: 0	P: 7	LOB: 2	BB: 0	P: 9	LOB: 2	BB: 2	P: 14	LOB: 0	BB: 0	P: 5	LOB: 3	BB: 2	P: 12	LOB: 0	BB: 0	P: 5	LOB: 0	BB: 0	P: 3	LOB: 0	BB: 0	P: 3	LOB: 0	BB: 0	P: 3	LOB: 0	BB: 0	P: 3

PITCHER	IP	WLS	BF	H	R	ER	SO	BB	IBB	HBP	BLK	WP	HR	S	P	ERA	WHIP
Jack Sanford, R <small>ERA: 4.21</small>	(1, 1)	1.1	10	5	4	4	1	0	0	0	0	0	1	11	12	27.00	3.750
Ron Herbel, R <small>ERA: 3.63</small>	(2, 1)	1.1	8	3	3	3	1	2	0	0	0	0	0	8	16	20.25	3.750
Bobby Bolin, R <small>ERA: 2.57</small>	(3, 1)	2.1	11	2	0	0	1	1	1	0	0	0	0	11	19	0.00	1.286
Bill Henry, L <small>ERA: 2.61</small>	(6, 1)	2.0	6	0	0	0	1	0	0	0	0	0	0	8	8	0.00	0.000


BOTTOM

San Francisco Giants @ Chicago Cubs
 Wrigley Field, Chicago, IL
 Tue May 18 1965, 3:33 AM CDT
 Att. 4,936 - Cloudy

AB	29
R	5
H	10
RBI	6
BB	4
SO	4
LOB	10



1B:	6	SF:	0	WP:	0	PA:	35
2B:	4	SAC:	1	PB:	0		
3B:	0	DP:	1	SB:	0		
HR:	1	HBP:	1	CS:	1		

Batter	1	2	3	4	5	6	7	8	9	AB R H RBI BB SO LOB	TOP														
Matty Alou, L (1, 7) OBP: 0.276, SLG: 0.333	0-0 4-3		0-3 K	0-0 G3		0-0 F6			0-0 F8	5 0 0 0 0 1 2	<p>San Francisco Giants @ Chicago Cubs Wrigley Field, Chicago, IL Wed May 19 1965, 3:33 AM CDT Att. 4,282 - Cloudy</p> <p>livebaseballscorecards.com</p> <table border="1"> <tr><td>AB</td><td>33</td></tr> <tr><td>R</td><td>1</td></tr> <tr><td>H</td><td>5</td></tr> <tr><td>RBI</td><td>0</td></tr> <tr><td>BB</td><td>6</td></tr> <tr><td>SO</td><td>8</td></tr> <tr><td>LOB</td><td>23</td></tr> </table> 	AB	33	R	1	H	5	RBI	0	BB	6	SO	8	LOB	23
AB	33																								
R	1																								
H	5																								
RBI	0																								
BB	6																								
SO	8																								
LOB	23																								
Jesus Alou, R (1, 9) OBP: 0.345, SLG: 0.496	0-0 1B		0-0 BB E 1B		0-0 F7		0-0 F7	0-3 K	5 1 2 0 0 1 2																
Willie McCovey, L (1, 3) OBP: 0.397, SLG: 0.591	0-0 F9		0-0 F7		4-0 BB PB BB		0-3 K	0-0 4-3	4 0 0 0 1 1 4																
Willie Mays, R (1, 8) OBP: 0.460, SLG: 0.840	0-3 K		4-0 E 1-2 BB		4-0 BB 1-2 IBB		4-0 BB		1 0 0 0 3 1 1																
Jim Ray Hart, R (1, 5) OBP: 0.319, SLG: 0.496		0-0 5-3	0-0 E5 1-3 2-H		0-3 K		0-0 F8		4 0 0 0 0 1 4																
Tom Haller, L (1, 2) OBP: 0.333, SLG: 0.315		0-0 1B 5-3 1B	0-0 L3		4-0 BB 1-2 2-3		0-0 F8		3 0 1 0 1 0 2																
Hal Lanier, R (1, 4) OBP: 0.225, SLG: 0.230		0-0 5-3 1-2		4-0 BB 1-3		0-3 K	0-0 F4		3 0 0 0 1 1 4																
Jose Pagan, R (1, 6) OBP: 0.272, SLG: 0.253		0-0		0-0 1-3		0-0 1-3	0-3 K		2 0 1 0 0 0 1																
Jim Davenport, R (4, 6) OBP: 0.321, SLG: 0.392		0-0 2-3 1B		1-2					2 0 0 0 0 1 0																
Gaylord Perry, R (1, 1) OBP: 0.182, SLG: 0.143		0-3 K		0-0 F9		0-0 6-3		0-0 WP 1B	3 0 0 0 0 1 3																
Ed Bailey, L (9, PH) OBP: 0.242, SLG: 0.115									1 0 1 0 0 0 0																
Ken Henderson, S (9, PR)									0 0 0 0 0 0 0																
Inning Stats	R: 0 E: 0 K: 1 S: 6	H: 1 LOB: 1 BB: 0 P: 6	R: 0 E: 0 K: 1 S: 7	H: 2 LOB: 2 BB: 0 P: 7	R: 1 E: 1 K: 1 S: 7	H: 1 LOB: 2 BB: 1 P: 11	R: 0 E: 0 K: 0 S: 3	H: 0 LOB: 1 BB: 1 P: 7	R: 0 E: 0 K: 2 S: 7	H: 0 LOB: 3 BB: 3 P: 19	R: 0 E: 0 K: 0 S: 3	H: 0 LOB: 0 BB: 0 P: 3	R: 0 E: 0 K: 1 S: 5	H: 0 LOB: 1 BB: 1 P: 9	R: 0 E: 0 K: 1 S: 5	H: 0 LOB: 0 BB: 0 P: 5	R: 0 E: 0 K: 1 S: 6	H: 1 LOB: 2 BB: 0 P: 6	1B: 5 2B: 0 3B: 0 HR: 0	SF: 0 SAC: 0 DP: 0 HBP: 0	WP: 1 PB: 1 SB: 0 CS: 0	PA: 39			
PITCHER	IP WLS BF H R ER SO BB IBB HBP BLK WP HR S P ERA WHIP																								
Bob Buhl, R (1, 1) ERA: 2.38	7.0 W 32 4 1 0 6 5 1 0 0 0 0 0 38 62 0.00 1.286																								
Ted Abernathy, R (8, 1) ERA: 1.76	2.0 S 7 1 0 0 2 0 0 0 0 0 1 0 11 11 0.00 0.500																								

Batter	1	2	3	4	5	6	7	8	9	AB	R	H	RBI	BB	SO	LOB
Don Landrum, L (1, 8) OBP: 0.349, SLG: 0.482	0-0 G3		0-0 F6		0-0 4-3		0-0 F8		0-0 F6	5	0	0	0	0	0	2
Glenn Beckert, R (1, 4) OBP: 0.245, SLG: 0.297	0-0 1B		0-0 1B		0-0 1-3			0-0 2B		4	0	3	0	0	0	0
Billy Williams, L (1, 7) OBP: 0.340, SLG: 0.442	4-0 1-2 BB		0-3 K		0-0 4-3			0-3 K		3	0	0	0	1	2	2
Ron Santo, R (1, 5) OBP: 0.365, SLG: 0.500	0-3 K			0-0 FC4-6 14 1B 1B		0-0 F2		0-3 K		4	0	1	0	0	2	3
14 Ernie Banks, R (1, 3) OBP: 0.357, SLG: 0.555	0-0 F8			0-0 FC4-6 1-2 1B		0-0 1B		0-0 4-3		4	0	2	0	0	0	3
Doug Clemens, L (1, 9) OBP: 0.304, SLG: 0.337 Joey Amalfitano, R (9, PH)		0-0 3-1		0-0 FC4-6 CS 1-2f 2-3		0-3 K		0-0 F8		3	0	0	0	0	1	3
Vic Roznovsky, L (1, 2) OBP: 0.256, SLG: 0.278 Harry Bright, R (9, PH)		0-0 F4		1-0 BB 1-2 HBP		0-0 G3		0-3 K		2	0	0	0	0	0	1
Roberto Pena, R (1, 6) OBP: 0.314, SLG: 0.320		0-0 F9		4-0 BB 1-2 BB		0-0 F8		0-0 1B 1B		3	0	1	0	1	0	0
Larry Jackson, R (1, 1) OBP: 0.300, SLG: 0.526 Leo Burke, R (9, PH) Jimmy Stewart, S (9, PR)			0-3 K		0-0 4-3		0-3 K		0-0 1B	3	0	0	0	0	2	3

Inning Stats	R: 0	H: 1	E: 0	K: 1	S: 6	R: 0	H: 0	E: 0	K: 0	S: 3	R: 0	H: 1	E: 0	K: 2	S: 8	R: 0	H: 2	E: 0	K: 0	S: 4	R: 0	H: 0	E: 0	K: 0	S: 3	R: 0	H: 1	E: 0	K: 1	S: 6	R: 0	H: 0	E: 0	K: 1	S: 5	R: 0	H: 1	E: 0	K: 2	S: 8	R: 0	H: 2	E: 0	K: 1	S: 7	1B: 7	2B: 1	3B: 0	HR: 0	SF: 0	SAC: 0	DP: 0	HBP: 1	WP: 0	PB: 0	SB: 1	CS: 1	PA: 37
--------------	------	------	------	------	------	------	------	------	------	------	------	------	------	------	------	------	------	------	------	------	------	------	------	------	------	------	------	------	------	------	------	------	------	------	------	------	------	------	------	------	------	------	------	------	------	-------	-------	-------	-------	-------	--------	-------	--------	-------	-------	-------	-------	--------

PITCHER	IP	WLS	BF	H	R	ER	SO	BB	IBB	HBP	BLK	WP	HR	S	P	ERA	WHIP
Bob Shaw, R (1, 1) ERA: 1.53	7.0	W	29	6	0	0	5	2	0	0	0	0	0	36	45	0.00	1.143
Masanori Murakami, L (8, 1) ERA: 1.93	2.0	S	8	2	0	0	3	0	0	0	0	0	0	14	14	0.00	1.000

BOTTOM

San Francisco Giants @ Chicago Cubs

Wrigley Field, Chicago, IL

Thu May 20 1965, 3:33 AM CDT
Att: 4,451 - Sunny

AB	34
R	0
H	8
RBI	0
BB	2
SO	8
LOB	17

livebaseballscorecards.com

Batter	1	2	3	4	5	6	7	8	9	AB R H RBI BB SO LOB	TOP
Maury Wills, S OBP: 0.324, SLG: 0.293 (1, 6) X	0-0 6-3		0-0 SH5-4 1-2 1B	0-0 1-2 1B		0-0 5-3		0-0 5-3		5 0 2 0 0 0 1	
Wes Parker, S OBP: 0.370, SLG: 0.424 (1, 3) B B B	4-0 FC5-4 BB		0-0 SH5-4 1-2 2-3	0-0 1-3			0-0 FC5-4 1-2 1B		0-0 1B 2B	3 1 2 0 1 0 2	
Lou Johnson, R OBP: 0.375, SLG: 0.500 (1, 7) X	0-0 FC5-4 1-2f		4-0 IBB		0-3 K		0-0 FC5-4 1-2f 1B		0-0 B1-4 2-H 1B	4 1 1 1 1 1 2	
Ron Fairly, L OBP: 0.350, SLG: 0.444 (1, 9) X	0-0 G3		0-0 F8		0-3 K		0-0 4-3 1-2		0-0 B1-4 1-2f	5 0 0 0 0 1 6	
Jim Lefebvre, S OBP: 0.391, SLG: 0.453 Willie Crawford, L (9, PR)		0-0 1-3	0-0 4-3		0-0 1B 2B		0-0 2-H 1B		0-0 1B	5 0 3 1 0 0 3 0 0 0 0 0 0 0	
Willie Davis, L OBP: 0.257, SLG: 0.374 (1, 8) X		0-0 G3		0-0 P4		0-0 2-3 1B		0-0 4-3	0-0 G3	5 0 1 0 0 0 2	
Jeff Torborg, R OBP: 0.414, SLG: 0.615 (1, 2) X		0-0 2B		0-0 HR		0-0 F9		0-0 P4		4 1 2 1 0 0 2	
Dick Tracewski, R OBP: 0.344, SLG: 0.325 (1, 5) X		0-0 5-3		0-0 5-3		0-0 5-3		0-0 1-3		4 0 0 0 0 0 1	
Don Drysdale, R OBP: 0.379, SLG: 0.556 (1, 1)			0-0 SH5-4 1B	0-0 1B		0-0 P3		0-0 1B		3 0 2 0 0 0 0	
Al Ferrara, R OBP: 0.421, SLG: 0.625 (8, PH)										1 0 1 0 0 0 0	
Bob Miller, R (8, 1)										0 0 0 0 0 0 0	
Inning Stats	R: 0 H: 0 E: 0 LOB: 1 K: 0 BB: 1 S: 3 P: 7	R: 0 H: 1 E: 0 LOB: 1 K: 0 BB: 0 S: 4 P: 4	R: 0 H: 2 E: 0 LOB: 3 K: 0 BB: 1 S: 5 P: 9	R: 1 H: 3 E: 0 LOB: 2 K: 0 BB: 0 S: 6 P: 6	R: 0 H: 2 E: 0 LOB: 2 K: 2 BB: 0 S: 9 P: 9	R: 0 H: 0 E: 0 LOB: 0 K: 0 BB: 0 S: 3 P: 3	R: 1 H: 2 E: 0 LOB: 1 K: 0 BB: 0 S: 5 P: 5	R: 0 H: 1 E: 0 LOB: 1 K: 0 BB: 0 S: 4 P: 4	R: 1 H: 3 E: 0 LOB: 1 K: 0 BB: 0 S: 5 P: 5	1B: 10 SF: 0 2B: 4 SAC: 1 3B: 0 DP: 1 HR: 1 HBP: 0	WP: 0 PA: 42 PB: 0 SB: 0 CS: 0
PITCHER Dick Ellsworth, L (1, 1) ERA: 2.83	IP WLS BF H R ER SO BB IBB HBP BLK WP HR S P ERA WHIP										
	9.0 W 42 14 3 3 2 1 1 0 0 0 1 44 52 3.00 1.667										

Los Angeles Dodgers @ Chicago Cubs
Wrigley Field, Chicago, IL
Fri May 21 1965, 3:33 AM CDT
Att. 4,716 - Cloudy

livebaseballscorecards.com

AB 39
R 3
H 14
RBI 3
BB 2
SO 2
LOB 19



Batter	1	2	3	4	5	6	7	8	9	AB	R	H	RBI	BB	SO	LOB
Don Landrum, L (1, 8) OBP: 0.352, SLG: 0.469	0-3 K ①		0-0 FC5-4 1B		0-3 K ③			0-0 F9 ②		4	0	1	0	0	2	1
Glenn Beckert, R (1, 4) OBP: 0.245, SLG: 0.294	0-0 F2 ②		0-0 FC5-4 1-2f			0-3 K ①		0-0 F8 ③		4	0	0	0	0	1	2
Billy Williams, L (1, 7) OBP: 0.335, SLG: 0.441	0-0 3B		0-0 P4 ③			0-0 1-3 ②			4-0 1B BB	3	0	1	0	1	0	1
Ron Santo, R (1, 5) OBP: 0.365, SLG: 0.537	0-3 K ③			0-0 HR		0-3 K ③			0-0 FC5-4 1B 1-2	4	1	2	1	0	2	1
14 Ernie Banks, R (1, 3) OBP: 0.338, SLG: 0.522		0-0 F9 ①		0-3 K ①		0-3 K2-3 ①		0-0 F9 ①		4	0	0	0	0	2	2
Doug Clemens, L (1, 9) OBP: 0.305, SLG: 0.330		0-0 6-3 ②		0-0 3-1 ②		0-3 K ②		0-3 K ②		2	0	0	0	0	0	0
Harry Bright, R (7, PH) OBP: 0.167, SLG: 0.182										1	0	0	0	0	1	0
Len Gabrielson, L (8, 9) OBP: 0.286, SLG: 0.406										0	0	0	0	0	0	0
Leo Burke, R (9, PH) OBP: 0.200, SLG: 0.200										1	0	0	0	0	1	2
Dick Bertell, R (1, 2) OBP: 0.311, SLG: 0.244		0-0 1B		0-0 6-3 ③		0-0 L7 ③		0-0 FC5-4 1-2f		4	0	1	0	0	0	2
Roberto Pena, R (1, 6) OBP: 0.308, SLG: 0.328		0-0 P4 ③			0-0 ①			0-3 K ①		3	0	0	0	0	1	1
Cal Koonce, R (1, 1) OBP: 0.130, SLG: 0.091			0-3 K ①			0-3 K ②		0-0 1B		2	0	0	0	0	2	0
Lindy McDaniel, R (8, 1)										0	0	0	0	0	0	0
Joey Amalfitano, R (8, PH) OBP: 0.143, SLG: 0.143										1	0	1	0	0	0	0
Ted Abernathy, R (9, 1)										0	0	0	0	0	0	0

Inning Stats	R: 0	H: 1	E: 0	K: 2	S: 8	LOB: 1	BB: 0	P: 8	R: 0	H: 1	E: 0	K: 0	S: 4	LOB: 1	BB: 0	P: 4	R: 0	H: 1	E: 0	K: 1	S: 6	LOB: 1	BB: 0	P: 6	R: 1	H: 1	E: 0	K: 1	S: 6	LOB: 0	BB: 0	P: 6	R: 0	H: 0	E: 0	K: 2	S: 7	LOB: 0	BB: 0	P: 7	R: 0	H: 0	E: 0	K: 2	S: 7	LOB: 0	BB: 0	P: 7	R: 0	H: 0	E: 0	K: 2	S: 7	LOB: 0	BB: 0	P: 7	R: 0	H: 1	E: 0	K: 1	S: 6	LOB: 1	BB: 0	P: 6	R: 0	H: 1	E: 0	K: 1	S: 6	LOB: 2	BB: 1	P: 10	1B: 4	2B: 0	3B: 1	SF: 0	SAC: 0	DP: 0	HBP: 0	WP: 0	PA: 34
PITCHER Sandy Koufax, L (1, 1) ERA: 2.09	IP	WLS	BF	H	R	ER	SO	BB	IBB	HBP	BLK	WP	HR	S	P	ERA	WHIP	IP	WLS	BF	H	R	ER	SO	BB	IBB	HBP	BLK	WP	HR	S	P	ERA	WHIP																																															

Los Angeles Dodgers @ Chicago Cubs
Wrigley Field, Chicago, IL
Sat May 22 1965, 3:33 AM CDT
Att. 17,922 - Unknown

AB	33
R	1
H	6
RBI	1
BB	1
SO	12
LOB	12



Batter	1	2	3	4	5	6	7	8	9	10	11	12	13	14	15	16	AB	R	H	RBI	BB	SO	LOB	TOP								
Maury Wills, S OBP: 0.323, SLG: 0.292 (1, 6)	0-0 G3 1B	0-0 F8		0-0 CS	0-3 K			0-0 SH1-4 1B		0-3 K		0-0 F8			0-0 6-3		7	1	2	0	0	2	1									
Wes Parker, S OBP: 0.358, SLG: 0.407 (1, 3)	0-0 G3	0-0 4-3			0-0 4-3			0-0 SH1-4		0-0 1-3			0-0 1B		0-0 6-3		6	0	1	0	0	0	2									
Willie Davis, L OBP: 0.263, SLG: 0.377 (1, 8)	0-0 2B 1B		0-0 F7		0-0 P6			0-3 K		0-0 WP 2B			0-0 1B		0-0 L4		7	1	3	1	0	1	1									
Ron Fairly, L OBP: 0.359, SLG: 0.459 (1, 9)	0-0 1-H 2B		0-0 L6			0-0 F8		0-0 6-3		4-0 WP BB			0-3 K				6	0	2	1	1	1	3									
John Roseboro, L OBP: 0.297, SLG: 0.256 (1, 2)	0-0 P5		0-0	0-0		0-0 G3		0-3 K		0-3 K			0-3 K				7	0	1	0	0	4	6									
Jim Lefebvre, S OBP: 0.393, SLG: 0.429 (1, 4)	4-0 IBB		0-0 4-3			0-0 4-3		0-3 K		0-3 K			0-0 1-3				5	0	1	0	2	1	3									
Lou Johnson, R OBP: 0.349, SLG: 0.425 (1, 7)	0-0 P3			0-0 F9			0-0 F8		0-0 F8		0-3 K			0-0 P4			7	0	0	0	0	1	7									
Dick Tracewski, R OBP: 0.346, SLG: 0.315 (1, 5)		4-0 SH1-4 BB		0-0 CS 1B			0-0 5-3			0-0 P4		0-3 K2-3		0-0 6-3			5	0	1	0	2	1	0									
Johnny Podres, L OBP: 0.113, SLG: 0.111 (1, 1) Bob Miller, R (8, 1) Wally Moon, L (10, PH) Ron Pennington, L (10, 1) Al Ferrara, R (12, PH) Jim Brewer, L (12, 1) Jeff Torborg, R (15, PH) Howie Reed, R (15, 1)		0-0 SH1-4		0-0 P5			0-0 G3		0-3 K		0-3 K		0-0 1-3		0-0 1-3		2	0	0	0	0	0	1									
Inning Stats	R: 2 E: 0 K: 0 S: 6	H: 3 LOB: 2 BB: 1 P: 10	R: 0 E: 0 K: 0 S: 3	H: 0 LOB: 1 BB: 1 P: 7	R: 0 E: 0 K: 0 S: 4	H: 1 LOB: 0 BB: 0 P: 4	R: 0 E: 0 K: 0 S: 3	H: 1 LOB: 0 BB: 0 P: 3	R: 0 E: 0 K: 1 S: 6	H: 0 LOB: 0 BB: 0 P: 6	R: 0 E: 0 K: 2 S: 7	H: 0 LOB: 0 BB: 0 P: 7	R: 0 E: 0 K: 2 S: 7	H: 0 LOB: 2 BB: 0 P: 9	R: 0 E: 0 K: 0 S: 3	H: 0 LOB: 0 BB: 0 P: 3	R: 0 E: 0 K: 0 S: 3	H: 0 LOB: 0 BB: 0 P: 3	R: 0 E: 0 K: 1 S: 7	H: 2 LOB: 3 BB: 1 P: 11	1B: 9 2B: 2 3B: 0 HR: 0	SF: 0 SAC: 2 DP: 0 HBP: 0	WP: 1 PB: 0 SB: 2 CS: 1	PA: 64								
PITCHER	IP WLS BF H R ER SO BB IBB HBP BLK WP HR S P ERA WHIP	IP WLS BF H R ER SO BB IBB HBP BLK WP HR S P ERA WHIP															IP WLS BF H R ER SO BB IBB HBP BLK WP HR S P ERA WHIP															
Bob Buhl, R (1, 1) ERA: 2.4	7.0	27	5	2	2	1	0	0	0	0	0	0	0	0	0	0	2.57	0.857														
Ted Abernathy, R (8, 1) ERA: 1.6	2.0	7	1	0	0	3	0	0	0	0	0	0	0	0	0	0	0.00	0.500														
Lindy McDaniel, R (10, 1) ERA: 1.89	5.0	20	3	0	0	8	1	1	0	0	1	0	0	0	0	0	0.00	0.800														
Dick Ellsworth, L (15, 1) ERA: 2.72	2.0	W 9	2	0	0	1	0	1	0	0	0	0	0	0	0	0	0.00	1.000														

Los Angeles Dodgers @ Chicago Cubs
Wrigley Field, Chicago, IL
Sun May 23 1965, 3:33 AM CDT
Att. 17,139 - Cloudy

AB 56
R 2
H 11
RBI 2
BB 5
SO 13
LOB 27



livebaseballscores.com


Batter	1	2	3	4	5	6	7	8	9	10	11	12	13	14	15	16	AB	R	H	RBI	BB	SO	LOB
Don Landrum, L (1, 8) OBP: 0.333, SLG: 0.437	E3 4-3 1B		G3		P4			F7		K		F8			K		7	0	1	0	0	2	2
Glenn Beckert, R (1, 4) OBP: 0.235, SLG: 0.281	F7			5-3		F9		L4		5-3		P3		F8			7	0	0	0	0	0	2
Billy Williams, L (1, 7) OBP: 0.327, SLG: 0.428	4-3			14 1B		L8		4-3		F8			3-1		K		7	0	1	0	0	1	1
Ron Santo, R (1, 5) OBP: 0.368, SLG: 0.556	F8			P4		HR			14 1B SF8 BB		FC5 2B		F8		5-3		6	2	2	1	1	0	2
14 Ernie Banks, R (1, 3) OBP: 0.348, SLG: 0.528		F8		1-2 1B		6-3							5-3				6	1	3	0	1	0	0
Doug Clemens, L (1, 9) OBP: 0.304, SLG: 0.318		4-3		F8				F9		SF8 1B		FC5 IBB					4	0	0	1	2	0	4
Dick Bertell, R (1, 2) OBP: 0.301, SLG: 0.235								5-3		FC6-4 1B				FC1-6 BB			3	0	0	0	0	0	0
Jimmy Stewart, S (9, PH) OBP: 0.558, SLG: 0.600		5-3								G6-4-3 1B							1	0	0	0	0	0	1
Vic Roznovsky, L (10, 2) OBP: 0.289, SLG: 0.366																	2	0	0	0	1	0	3
Roberto Pena, R (1, 8) OBP: 0.315, SLG: 0.331																	5	0	2	0	1	0	2
George Altman, L (16, PH) OBP: 0.391, SLG: 0.500																	0	0	0	1	1	0	0
Bob Buhl, R (1, 1) Joe Amalfitano, R (7, PH) Ted Abernathy, R (8, 1) Len Gabrielson, L (9, PH) Lindy McDaniel, R (10, 1) Harry Bright, R (14, PH) Dick Ellsworth, L (15, 1)			K														2	0	0	0	0	2	1

Inning Stats	R: 0	H: 1	E: 1	K: 0	LOB: 1	BB: 0	P: 4	R: 0	H: 0	E: 0	K: 0	LOB: 0	BB: 0	P: 3	R: 0	H: 0	E: 0	K: 1	LOB: 1	BB: 0	P: 5	R: 0	H: 2	E: 0	K: 0	LOB: 2	BB: 0	P: 5	R: 0	H: 0	E: 1	K: 1	LOB: 0	BB: 0	P: 6	R: 1	H: 1	E: 0	K: 0	LOB: 0	BB: 0	P: 4	R: 0	H: 1	E: 0	K: 0	LOB: 1	BB: 0	P: 4	R: 0	H: 0	E: 0	K: 0	LOB: 0	BB: 0	P: 3	R: 1	H: 1	E: 1	K: 1	LOB: 2	BB: 1	P: 11	R: 0	H: 0	E: 0	K: 1	LOB: 0	BB: 0	P: 5	R: 0	H: 0	E: 0	K: 0	LOB: 0	BB: 0	P: 7	R: 0	H: 0	E: 0	K: 1	LOB: 1	BB: 1	P: 9	R: 0	H: 0	E: 0	K: 0	LOB: 0	BB: 0	P: 3	R: 0	H: 1	E: 0	K: 0	LOB: 1	BB: 1	P: 7	R: 0	H: 0	E: 0	K: 2	LOB: 0	BB: 0	P: 3	R: 0	H: 1	E: 0	K: 0	LOB: 1	BB: 3	P: 14	R: 1	H: 1	E: 0	K: 0	LOB: 3	BB: 3	P: 14	1B: 6	SF: 1	WP: 1	PA: 62
--------------	------	------	------	------	--------	-------	------	------	------	------	------	--------	-------	------	------	------	------	------	--------	-------	------	------	------	------	------	--------	-------	------	------	------	------	------	--------	-------	------	------	------	------	------	--------	-------	------	------	------	------	------	--------	-------	------	------	------	------	------	--------	-------	------	------	------	------	------	--------	-------	-------	------	------	------	------	--------	-------	------	------	------	------	------	--------	-------	------	------	------	------	------	--------	-------	------	------	------	------	------	--------	-------	------	------	------	------	------	--------	-------	------	------	------	------	------	--------	-------	------	------	------	------	------	--------	-------	-------	------	------	------	------	--------	-------	-------	-------	-------	-------	--------

PITCHER	IP	WLS	BF	H	R	ER	SO	BB	IBB	HBP	BLK	WP	HR	S	P	ERA	WHIP
Johnny Podres, L (1, 1) ERA: 1.63	7.0		27	5	1	1	2	0	0	0	0	0	1	31	31	1.29	0.714
Bob Miller, R (8, 1) ERA: 3.0	2.0		9	1	1	1	1	1	0	0	0	0	0	10	14	4.50	1.000
Ron Perranoski, L (10, 1) ERA: 4.5	2.0		7	1	0	0	1	0	1	0	0	0	0	8	12	0.00	0.500
Jim Brewer, L (12, 1) ERA: 0.5	4.0		14	1	0	0	3	2	0	0	0	0	0	18	26	0.00	0.750
Howie Reed, R (16, 1) ERA: 1.93	0.1	L	5	1	1	1	0	1	2	0	0	1	0	2	14	27.00	6.000

Los Angeles Dodgers @ Chicago Cubs
 Wrigley Field, Chicago, IL
 Sun May 23 1965, 3:33 AM CDT
 Att. 17,139 - Cloudy

AB	54
R	3
H	9
RBI	3
BB	7
SO	7
LOB	23



Batter	1	2	3	4	5	6	7	8	9	AB R H RBI BB SO LOB	TOP																
Don Landrum, L (1, 8) OBP: 0.325, SLG: 0.421	0-3 K		0-0 1B 14 HBP 1B	0-0 F5		0-3 K			0-0 L7	5 1 1 0 0 2 3																	
Glenn Beckert, R (1, 4) OBP: 0.234, SLG: 0.279	0-0 1-4-3		0-0 14 HBP 1B FC3 1B	0-0 4-3			0-0 L1		0-0 G6-4-3 1-2f	5 1 1 0 0 0 2																	
Billy Williams, L (1, 7) OBP: 0.325, SLG: 0.419	4-0 BB		0-0 FC3 14 HBP 1B 1-2	0-3 K			0-0 F7			3 1 0 0 1 1 3																	
Ron Santo, R (1, 5) OBP: 0.365, SLG: 0.548	0-0 4-3		0-3 K		0-0 F3		0-0 1B			4 0 1 0 0 1 4																	
14 Ernie Banks, R (1, 3) OBP: 0.346, SLG: 0.517		0-0 F3	1-0 1B 1B HBP		0-0 5-3		0-0 F8			3 1 0 1 0 0 1																	
Doug Clemens, L (1, 9) OBP: 0.302, SLG: 0.316		0-0 F9	0-0 1B 1B		0-0 6-3			0-0 1-3		4 0 1 2 0 0 0																	
Dick Bertell, R (1, 2) OBP: 0.302, SLG: 0.238		0-0 E6	0-0 1B 1B			0-0 4-3		0-3 K		3 0 1 1 0 0 0																	
Jimmy Stewart, S (8, PH) OBP: 0.500, SLG: 0.500			1-2 3-H FC6-4 1B							1 0 0 0 0 1 0																	
Vic Roznovsky, L (8, 2) OBP: 0.269, SLG: 0.366			1-2 3-H FC6-4 1B							0 0 0 0 0 0 0																	
Roberto Pena, R (1, 6) OBP: 0.307, SLG: 0.321		0-0 F9	0-0 FC6-4		0-0 3-1			0-0 P6		4 0 0 0 0 0 3																	
Lew Burdette, R (1, 1) OBP: 0.333, SLG: 0.500			0-0 F8		0-0	0-0 1B			0-0 E5 G6-4-3	2 0 1 0 0 0 0																	
Ted Abernathy, R (5, 1)				0-0 4-3 2B						0 0 0 0 0 0 0																	
Len Gabrielson, L (6, PH) OBP: 0.297, SLG: 0.412										1 0 1 0 0 0 0																	
Ernie Broglio, R (6, 1)										0 0 0 0 0 0 0																	
Joey Amalfitano, R (9, PH) OBP: 0.111, SLG: 0.111										1 0 0 0 0 0 0																	
Inning Stats	R: 0 E: 0 K: 1 S: 5	H: 0 LOB: 1 BB: 1 P: 9	R: 0 E: 1 K: 0 S: 4	H: 0 LOB: 1 BB: 0 P: 4	R: 4 E: 0 K: 1 S: 10	H: 4 LOB: 2 BB: 0 P: 11	R: 0 E: 0 K: 1 S: 6	H: 1 LOB: 1 BB: 0 P: 6	R: 0 E: 0 K: 0 S: 3	H: 0 LOB: 0 BB: 0 P: 3	R: 0 E: 0 K: 1 S: 6	H: 1 LOB: 1 BB: 0 P: 6	R: 0 E: 0 K: 0 S: 4	H: 1 LOB: 1 BB: 0 P: 4	R: 0 E: 0 K: 1 S: 5	H: 0 LOB: 0 BB: 0 P: 5	R: 0 E: 1 K: 0 S: 3	H: 0 LOB: 0 BB: 0 P: 3	1B: 6 2B: 1 3B: 0 HR: 0	SF: 0 SAC: 0 DP: 1 HBP: 1	WP: 0 PB: 0 SB: 0 CS: 0	PA: 38					
PITCHER	IP WLS BF H R ER SO BB IBB HBP BLK WP HR S P ERA WHIP																										
Joe Gibbon, L (1, 1) ERA: 4.78	5.0		24	5	4	4	3	1	0	1	0	0	0	28	33	7.20	1.200										
Don Schwall, R (6, 1) ERA: 7.15	1.0	W	4	1	0	0	1	0	0	0	0	0	0	6	6	0.00	1.000										
Al McBean, R (7, 1) ERA: 1.95	3.0	S	10	1	0	0	1	0	0	0	0	0	0	12	12	0.00	0.333										

Chicago Cubs @ Pittsburgh Pirates
 Forbes Field, Pittsburgh, PA
 Mon May 24 1965, 7:05 PM EDT
 Att: 5,360 - Unknown - 70 F

livebaseballscorecards.com

AB	36
R	4
H	7
RBI	4
BB	1
SO	5
LOB	16



Batter	1	2	3	4	5	6	7	8	9	AB	R	H	RBI	BB	SO	LOB
Bob Bailey, R OBP: 0.354, SLG: 0.355 (1, 5)	0-0 5-3		0-0 1-3		0-0 4-3 1B	4-0 BB BB BB BB		4-0 CS BB		3	1	1	1	2	0	1
Bill Virdon, L OBP: 0.346, SLG: 0.378 (1, 8)	0-0 4-3		0-0 F7		0-0 4-3	0-0 4-3		4-0 FC5 1B BB		4	0	0	1	1	0	3
Roberto Clemente, R OBP: 0.319, SLG: 0.323 (1, 9)	0-0 1B			0-0 4-3	0-0 1B 2B 1B		0-0 G4-6-3 1B	0-0 1-2 1B		5	1	4	1	0	0	0
Willie Stargell, L OBP: 0.287, SLG: 0.485 (1, 7)	0-0 L3			0-0 1B 1B	0-0 2B 1B		0-0 G4-6-3 1B	0-0 FC5		5	0	2	0	0	0	4
Donn Clendenon, R OBP: 0.389, SLG: 0.459 (1, 3)		0-0 G6-3 1B		0-0 G6-4-3 1B	0-0 1-3 3-H 2B		0-0 E5 PB 1B			4	1	3	1	0	0	0
Bill Mazeroski, R OBP: 0.323, SLG: 0.393 (1, 4)		0-0 G6-3 1-2f		0-0 G6-4-3 1-2f	0-0 4-3		4-0 1B IBB			3	0	0	0	1	0	5
Andre Rodgers, R OBP: 0.280, SLG: 0.391 (1, 6)		0-0 4-3			0-0 2B 2B	0-0 F9 1B	0-0 1-2 2-H 1B			4	2	3	1	0	0	0
Del Crandall, R OBP: 0.283, SLG: 0.175 (1, 2)			4-0 BB BB BB BB	4-0 1-3 5-3 BB	0-0 2B 4-3 1B	0-0 F9 1-3	0-0 6-3			3	1	1	0	1	0	3
Joe Gibbon, R OBP: 0.200, SLG: 0.143 (1, 1)			0-0 5-3		0-0 P4	0-0 CS 1B		0-0 F9		1	0	0	0	0	0	1
Ozzie Virgil, R OBP: 0.304, SLG: 0.364 (5, PH)										1	0	0	0	0	0	2
Don Schwall, R (6, 1)										0	0	0	0	0	0	0
Manny Mota, R OBP: 0.125, SLG: 0.130 (6, PH)										1	0	1	1	0	0	0
Al McBean, R OBP: 0.222, SLG: 0.222 (7, 1)										1	0	0	0	0	0	0

Inning Stats	R: 0	H: 1	E: 0	LOB: 1	K: 0	BB: 0	S: 4	P: 4	R: 0	H: 1	E: 0	LOB: 0	K: 0	BB: 0	S: 3	P: 3	R: 0	H: 0	E: 0	LOB: 1	K: 0	BB: 1	S: 3	P: 7	R: 0	H: 2	E: 0	LOB: 1	K: 0	BB: 0	S: 4	P: 4	R: 4	H: 6	E: 0	LOB: 2	K: 0	BB: 0	S: 9	P: 9	R: 1	H: 2	E: 1	LOB: 1	K: 0	BB: 1	S: 4	P: 8	R: 1	H: 2	E: 1	LOB: 2	K: 0	BB: 1	S: 5	P: 9	R: 0	H: 1	E: 0	LOB: 2	K: 0	BB: 2	S: 3	P: 11
--------------	------	------	------	--------	------	-------	------	------	------	------	------	--------	------	-------	------	------	------	------	------	--------	------	-------	------	------	------	------	------	--------	------	-------	------	------	------	------	------	--------	------	-------	------	------	------	------	------	--------	------	-------	------	------	------	------	------	--------	------	-------	------	------	------	------	------	--------	------	-------	------	-------

PITCHER	IP	WLS	BF	H	R	ER	SO	BB	IBB	HBP	BLK	WP	HR	S	P	ERA	WHIP
Law Burdette, R ERA: 5.31 (1, 1)	4.2		21	8	4	4	0	1	0	0	0	0	0	20	24	7.71	1.929
Ted Abernathy, R ERA: 1.59 (5, 1)	0.1		3	2	0	0	0	0	0	0	0	0	0	3	3	0.00	6.000
Ernie Broglio, R ERA: 6.5 (6, 1)	3.0	L	16	5	2	1	0	3	1	0	0	0	0	12	28	3.00	2.667

BOTTOM

Chicago Cubs @ Pittsburgh Pirates
Forbes Field, Pittsburgh, PA
 Mon May 24 1965, 7:05 PM EDT
 Att. 5,360 - Unknown - 70 F

AB	35
R	6
H	15
RBI	6
BB	5
SO	0
LOB	19



WP	PA	ERA	WHIP
0	40		

Batter	1	2	3	4	5	6	7	8	9	10	11	12	AB	R	H	RBI	BB	SO	LOB	TOP						
Don Landrum, L OBP: 0.326, SLG: 0.420	0-0 4-3		0-3 K		0-0 G3			4-0 FC3-6 BB	0-0 2B		0-3 K		5	0	1	3	1	2	2							
Glenn Beckert, R OBP: 0.232, SLG: 0.275	0-0 1-3		0-0 CS 1B		0-0 L5-4			0-0 FC3-6 BB	0-0 F8		0-0 F8		6	0	1	0	0	0	5							
Billy Williams, L OBP: 0.320, SLG: 0.429	0-0 G3		0-0 F9					0-0 F7		0-0 4-3	0-0 4-3		6	1	1	1	0	0	4							
Ron Santo, R OBP: 0.370, SLG: 0.540		0-3 K	0-0 CS	0-0 6-3				4-0 14 FC6-4 BB		0-0 14 FC4-6 1B		4	0	1	0	2	2	0								
14 Ernie Banks, R OBP: 0.339, SLG: 0.523		0-0 HR		0-0 3-1				0-0 FC6-4		0-0 FC4-6 BB		6	1	1	1	0	0	4								
Len Gabrielson, L OBP: 0.349, SLG: 0.513		0-0 6-3 1B		0-0 HR				0-0 5-3		0-3 K	4-0 BB IBB	5	1	3	1	1	1	0								
Vic Roznovsky, L OBP: 0.271, SLG: 0.341		0-0 6-3		0-0 F8				0-0 4-3		0-0 FC3-6 1B	4-0 1-2 2-3 BB	3	0	0	0	0	0	1								
Jimmy Stewart, S OBP: 0.538, SLG: 0.500		1-2								0-0 FC3-6 2B	1-2 2-3 BB	2	1	1	0	1	0	1								
Roberto Pena, R OBP: 0.314, SLG: 0.331		4-0 BB						0-0 3-1		0-0 FC3-6 1B	0-0 1-3	2	1	1	0	0	0	0								
Doug Clemens, L OBP: 0.308, SLG: 0.322								0-0 SH G3		0-0 1-2 1B		1	0	1	0	0	0	0								
Dick Bertell, R OBP: 0.302, SLG: 0.238								0-0 SH G3		0-0 FC3-6 1B		0	0	0	0	0	0	0								
George Altman, L OBP: 0.387, SLG: 0.494								0-0 SH G3		0-0 FC3-6 1B		1	0	0	0	0	0	3								
Leo Burke, R OBP: 0.200, SLG: 0.200								0-0 SH G3		0-0 FC3-6 2B		0	0	0	0	0	0	0								
Larry Jackson, R OBP: 0.273, SLG: 0.476								0-0 SH G3		0-0 FC3-6 2B		2	0	0	0	0	0	2								
Lindy McDaniel, R OBP: 0.100, SLG: 0.100								0-0 SH G3		0-0 FC3-6 2B		0	0	0	0	0	0	0								
Joey Amalfitano, R OBP: 0.100, SLG: 0.100								0-0 SH G3		0-0 FC3-6 2B		1	1	0	0	0	0	2								
Ted Abernathy, R OBP: 0.100, SLG: 0.100								0-0 SH G3		0-0 FC3-6 2B		0	0	0	0	0	0	0								
Harry Bright, R OBP: 0.234, SLG: 0.231								0-0 SH G3		0-0 FC3-6 2B		1	0	1	0	0	0	0								
Lew Burdette, R OBP: 0.333, SLG: 0.500								0-0 SH G3		0-0 FC3-6 2B		0	0	0	0	0	0	0								
Jack Warner, R OBP: 0.100, SLG: 0.100								0-0 SH G3		0-0 FC3-6 2B		0	0	0	0	0	0	0								
Inning Stats	R: 0 E: 0 K: 0 S: 3	H: 0 LOB: 0 BB: 0 P: 3	R: 1 E: 0 K: 1 S: 7	H: 2 LOB: 2 BB: 1 P: 11	R: 0 E: 0 K: 1 S: 5	H: 1 LOB: 0 BB: 0 P: 5	R: 1 E: 0 K: 0 S: 4	H: 1 LOB: 0 BB: 0 P: 4	R: 1 E: 0 K: 1 S: 6	H: 1 LOB: 0 BB: 0 P: 6	R: 0 E: 0 K: 1 S: 3	H: 0 LOB: 0 BB: 0 P: 3	R: 0 E: 0 K: 0 S: 3	H: 0 LOB: 2 BB: 2 P: 11	R: 2 E: 0 K: 1 S: 8	H: 3 LOB: 1 BB: 0 P: 8	R: 0 E: 1 K: 0 S: 4	H: 1 LOB: 3 BB: 2 P: 12	R: 0 E: 0 K: 1 S: 6	H: 1 LOB: 2 BB: 0 P: 6	R: 0 E: 0 K: 0 S: 3	H: 1 LOB: 1 BB: 1 P: 7	1B: 7 2B: 3 3B: 0 HR: 3	SF: 0 SAC: 1 DP: 1 HBP: 0	WP: 0 PB: 0 SB: 1 CS: 1	PA: 53
PITCHER	IP	WLS	BF	H	R	ER	SO	BB	IBB	HBP	BLK	WP	HR	S	P	ERA	WHIP									
Bob Friend, R ERA: 4.36	(1, 1)	7.0		27	6	4	4	3	1	0	0	0	0	32	36	5.14	1.000									
Tommie Sisk, R ERA: 4.02	(8, 1)	0.0		1	0	0	0	0	1	0	0	0	0	0	4	∞	∞									
Al McBean, R ERA: 2.25	(8, 1)	3.0		16	4	2	2	1	2	1	0	0	0	15	27	6.00	2.000									
Frank Carpin, L ERA:	(11, 1)	2.0	W	8	2	0	0	1	1	0	0	0	0	9	13	0.00	1.500									

Chicago Cubs @ Pittsburgh Pirates
Forbes Field, Pittsburgh, PA
 Tue May 25 1965, 7:05 PM EDT
 Att: 6,403 - Unknown - 80 F

AB	45
R	6
H	12
RBI	6
BB	6
SO	5
LOB	24



Batter	1	2	3	4	5	6	7	8	9	10	11	12
Bob Bailey, R (1, 5) <small>OBP: 0.347, SLG: 0.348</small> Jerry Lynch, R (7, PH) <small>OBP: 0.398, SLG: 0.549</small> Gene Alley, R (8, 6) <small>OBP: 0.306, SLG: 0.339</small> Gene Freese, R (8, PH) <small>OBP: 0.415, SLG: 0.459</small> Frank Carpin, L (10, 5) <small>OBP: 0.306, SLG: 0.339</small>	0-0 F7		0-0 1-4-3		0-0 6-3		0-0 1B		0-0 2B 4-3 WP 1B	0-0 L5		
Bill Virdon, L (1, 8) <small>OBP: 0.346, SLG: 0.376</small>	0-0 4-3			0-0 FC5-4 1B	0-0 F8		0-0 1-2 1B		0-0 4-3		0-3 K	
Roberto Clemente, R (1, 9) <small>OBP: 0.313, SLG: 0.324</small>	0-0 G3			0-0 FC5-4 1B	0-0 1-3		0-0 G6-4-3 1-2f		0-0 WP 2-3		0-0 6-3	
Willie Stargell, L (1, 7) <small>OBP: 0.289, SLG: 0.472</small>		0-0 6-3		0-0 G3 1-2		0-0 P3		0-0 FC6 1B	4-0 WP IBB		0-3 K	
Donn Clendenon, R (1, 3) <small>OBP: 0.406, SLG: 0.471</small>		0-0 1B		0-0 2B 1B		0-0 6-3		0-0 FC6 1B	4-0 1-3 2-3 3-H BB		0-0 SH1-4 1B	
Bill Mazerowski, R (1, 4) <small>OBP: 0.333, SLG: 0.375</small>		0-0 F8		0-0 2B 1B		0-0 4-3		0-0 FC6 1B	4-0 1-2 IBB		0-0 SH1-4	
Andre Rodgers, R (1, 6) <small>OBP: 0.355, SLG: 0.464</small>		0-0 5-3		0-0 2B		0-0 4-3		0-0 FC1-5 HBP 1B	4-0 1-2 IBB		0-0 K	
Del Crandall, R (1, 2) <small>OBP: 0.292, SLG: 0.171</small> Manny Mota, R (7, PH) <small>OBP: 0.140, SLG: 0.130</small> Tommie Sisk, R (8, 1) <small>OBP: 0.200, SLG: 0.200</small> Al McBean, R (8, 1) <small>OBP: 0.200, SLG: 0.200</small> Ozzie Virgil, R (10, PH) <small>OBP: 0.292, SLG: 0.348</small>			0-0 6-3	4-0 IBB			1-0 FC1-5 1B HBP	0-3 K		0-0 1-3		
Bob Friend, R (1, 1) Jim Pagliaroni, R (7, PH) <small>OBP: 0.286, SLG: 0.344</small>			0-0 L6	0-0 1-3			0-0 FC1-5 1B	0-3 K		0-0 P3		

AB	R	H	RBI	BB	SO	LOB
3	0	0	0	0	0	0
1	0	1	1	0	0	0
0	0	0	0	0	0	0
2	1	1	0	0	0	0
0	0	0	0	0	0	0
6	0	2	1	0	1	1
6	1	1	0	0	0	3
5	0	1	0	1	1	1
5	2	4	1	1	0	0
4	1	1	0	1	0	3
5	0	3	3	1	1	4
1	0	0	0	1	0	0
0	1	0	0	0	0	0
0	0	0	0	0	0	0
1	0	0	0	0	1	3
1	0	0	0	0	0	0
2	0	0	0	0	0	2
3	1	0	0	0	1	5

AB	R	H	RBI	BB	SO	LOB
45	7	14	6	5	5	22

Inning Stats	R: 0	H: 0	E: 0	K: 3	S: 3	H: 1	LOB: 1	BB: 0	P: 4	R: 0	H: 0	E: 0	K: 0	S: 3	H: 4	LOB: 2	BB: 1	P: 11	R: 0	H: 0	E: 0	K: 0	S: 3	H: 0	LOB: 0	BB: 0	P: 3	R: 0	H: 0	E: 0	K: 0	S: 3	R: 2	H: 3	E: 0	K: 0	S: 5	H: 2	LOB: 3	BB: 1	P: 13	R: 0	H: 2	E: 0	K: 2	S: 9	R: 1	H: 2	E: 0	K: 1	S: 6	H: 0	LOB: 0	BB: 0	P: 7	R: 0	H: 2	E: 0	K: 0	S: 3	R: 1	H: 2	E: 0	K: 0	S: 3	R: 1	H: 2	E: 0	K: 0	S: 3	1B: 12	SF: 0	2B: 2	SAC: 1	3B: 0	DP: 1	HR: 0	HBP: 1	WP: 2	PA: 52
PITCHER	IP	WLS	BF	H	R	ER	SO	BB	IBB	HBP	BLK	WP	HR	S	P	ERA	WHIP																																																															
Larry Jackson, R	(1, 1)	6.1		29	8	5	5	0	0	1	0	0	0	27	32	7.11	1.263																																																															
Lindy McDaniel, R	(7, 1)	1.2		7	2	0	0	2	0	1	0	0	0	10	14	0.00	1.200																																																															
Ted Abernathy, R	(9, 1)	2.0		10	2	1	1	1	2	0	0	1	0	9	21	4.50	1.500																																																															
Jack Warner, R	(11, 1)	1.1	L	6	2	1	1	2	0	0	0	0	0	10	10	6.75	1.500																																																															

Chicago Cubs @ Pittsburgh Pirates
 Forbes Field, Pittsburgh, PA
 Tue May 25 1965, 7:05 PM EDT
 Att. 6,403 - Unknown - 80 F

livebaseballscorecards.com



Batter	1	2	3	4	5	6	7	8	9	10	AB	R	H	RBI	BB	SO	LOB	TOP				
Jimmy Stewart, S (1, 8) <small>OBP: 0.474, SLG: 0.385</small>	0-0 1-3	0-0 B1-5-4 1B		0-0 4-3		0-0 FC5-4 1-2f		4-0 IBB		0-0 G3	5	0	1	0	1	0	1					
Glenn Beckert, R (1, 4) <small>OBP: 0.238, SLG: 0.286</small> Don Landrum, L (8, PH) <small>OBP: 0.322, SLG: 0.415</small> Lindy McDaniel, R (8, 1)	0-0 14 HBP BB 1B	0-0 B1-5-4		0-0 2B		0-0 F8		0-0 4-3		0-3 K	4	1	2	0	0	0	3					
Billy Williams, L (1, 7) <small>OBP: 0.322, SLG: 0.424</small>	0-0 BB 14 HBP BB 1B	0-3 K		4-0 BB		0-3 K			0-0 P5									4				
Ron Santo, R (1, 5) <small>OBP: 0.371, SLG: 0.542</small>	0-0 F9		0-0 14 1B HR 1B	0-0 F2		0-0 4-3		0-0 2B			5	1	2	0	0	0	4					
14 Ernie Banks, R (1, 3) <small>OBP: 0.341, SLG: 0.516</small>	1-0 BB BB 1B HBP		0-0 HR 1B	0-0 F6		0-0 F9		0-0 5-3			4	2	1	0	0	0	3					
Len Gabrielson, L (1, 9) <small>OBP: 0.354, SLG: 0.488</small>	4-0 1B BB BB		0-0 P5		0-0 CS 1B		0-0 6-3		0-0 F7		4	0	1	1	1	0	3					
Vic Roznovsky, L (1, 2) <small>OBP: 0.308, SLG: 0.426</small> Joey Amalfitano, R (8, PR) <small>OBP: 0.182, SLG: 0.182</small>	4-0 1B BB BB		0-0 HR	0-0 4-3		0-0 4-6-3 SH 1B			0-0 S HR 1B		3	1	2	4	1	0	1					
Roberto Pena, R (1, 6) <small>OBP: 0.313, SLG: 0.329</small>	0-0 1-3 2-3 3-H 1B		0-0 P4	0-0 P4		0-0 SH G4-6-3			0-3 K		4	0	1	1	0	1	1					
Dick Ellsworth, L (1, 1) <small>OBP: 0.111, SLG: 0.111</small> Ted Abernathy, R (6, 1) <small>OBP: 0.305, SLG: 0.319</small> Doug Clemens, L (8, PH) <small>OBP: 0.302, SLG: 0.238</small> Dick Bertell, R (8, 2) <small>OBP: 0.394, SLG: 0.537</small> George Altman, L (10, PH) <small>OBP: 0.200, SLG: 0.200</small> Leo Burke, R (10, 2)		0-0 B1-5-4 1B	0-3 K		0-0 FC5-4 1B		0-0 G4-6-3		0-0 2-H HR		3	0	2	0	0	1	0					
Inning Stats	R: 3 E: 0 K: 0 S: 5	H: 3 LOB: 3 BB: 2 P: 14	R: 0 E: 0 K: 1 S: 6	H: 2 LOB: 1 BB: 0 P: 6	R: 3 E: 0 K: 1 S: 8	H: 3 LOB: 0 BB: 0 P: 8	R: 0 E: 0 K: 0 S: 4	H: 1 LOB: 2 BB: 1 P: 8	R: 0 E: 0 K: 1 S: 6	H: 1 LOB: 0 BB: 0 P: 6	R: 0 E: 0 K: 0 S: 3	H: 0 LOB: 0 BB: 0 P: 3	R: 0 E: 0 K: 0 S: 4	H: 1 LOB: 2 BB: 1 P: 8	R: 0 E: 0 K: 0 S: 4	H: 1 LOB: 1 BB: 0 P: 4	R: 2 E: 0 K: 2 S: 9	H: 2 LOB: 0 BB: 0 P: 9	1B: 11 2B: 2 3B: 0 HR: 2	SF: 0 SAC: 1 DP: 2 HBP: 1	WP: 0 PB: 0 SB: 1 CS: 1	PA: 47
PITCHER	IP WLS BF H R ER SO BB IBB HBP BLK WP HR S P ERA WHIP																					
Jack Fisher, R (1, 1) <small>ERA: 3.88</small>	2.1																					
Jim Bethke, R (3, 1) <small>ERA: 2.45</small>	1.2																					
Al Jackson, L (5, 1) <small>ERA: 6.19</small>	2.0																					
Larry Bearmarth, R (7, 1) <small>ERA: 4.08</small>	2.0																					
Dennis Ribant, R (9, 1) <small>ERA: 2.93</small>	2.0	L																				

Chicago Cubs @ New York Mets
 Shea Stadium, Flushing, NY
 Wed May 26 1965, 7:05 PM EDT
 Att: 16,809 - Cloudy - 70 F

livebaseballscorecards.com

AB 41
R 8
H 15
RBI 8
BB 4
SO 5
LOB 22



BOTTOM

Chicago Cubs @ New York Mets
Shea Stadium, Flushing, NY
Wed May 26 1965, 7:05 PM EDT
Att. 16,809 - Cloudy - 70 F

livebaseballscorecards.com



AB	R	H	RBI	BB	SO	LOB
1	2	0	0	2	0	2
1	0	0	0	0	1	2
0	0	0	0	0	0	0

5	0	1	0	0	0	2
---	---	---	---	---	---	---

4	1	2	1	0	1	0
---	---	---	---	---	---	---

4	1	1	1	1	1	1
---	---	---	---	---	---	---

5	0	1	2	0	0	3
---	---	---	---	---	---	---

4	1	2	0	1	0	1
---	---	---	---	---	---	---

3	1	2	0	0	0	0
0	0	0	0	0	0	0
1	0	0	0	1	0	1

1	0	0	0	0	0	0
2	0	0	1	1	0	3

1	0	0	0	0	0	0
0	0	0	0	0	0	0
1	0	0	0	0	0	2
0	0	0	0	0	0	0
2	0	1	1	0	0	2

1B:	8	SF:	1
2B:	3	SAC:	1
3B:	0	DP:	3
HR:	0	HBP:	0

WP:	0	PA:	43
PB:	0		
SB:	0		
CS:	0		

Batter	1	2	3	4	5	6	7	8	9	10
Bobby Klaus, R (1, 4) OBP: 0.318, SLG: 0.308 Jesse Gonder, L (8, PH) OBP: 0.404, SLG: 0.531 Dennis Ribant, R (9, 1)	4-0 1B 2B BB		4-0 1B SF7 BB	0-0 FC5 2-3f		0-0 SH3-4 1-2		0-3 K		
Roy McMillan, R (1, 6) OBP: 0.265, SLG: 0.305	0-0 F8		0-0 BB 1B		0-0 4-3	0-0 5-3			0-0 L5	
Charley Smith, R (1, 5) OBP: 0.301, SLG: 0.461	0-0 2B 1B 1B		0-0 SF7		0-0 FC5-4 1B		0-0 1-3		0-3 K	
Ron Swoboda, R (1, 9) OBP: 0.371, SLG: 0.655	0-0 1B 2B		4-0 G5-4-3 BB		0-3 K		0-0 6-3		0-0 6-3	
Joe Christopher, R (1, 7) OBP: 0.266, SLG: 0.281	0-0 G4-3 1B		0-0 G5-4-3		0-0 FC5-4		0-0 P7			0-0 F8
Johnny Lewis, L (1, 8) OBP: 0.384, SLG: 0.480	0-0 G4-3			0-0 1-3		0-0 E 5-3 1B		0-0 E7 FC1-5 1B		4-0 L6-3 BB
Jim Hickman, R (1, 3) OBP: 0.173, SLG: 0.183 Larry Bearmarth, R (7, 1) Chuck Hiller, L (8, PH) OBP: 0.188, SLG: 0.333		0-0 5-3		0-0 FC5 2B		0-0 E6 1B 1B		4-0 FC1-5 BB		0-0 L6-3
Chris Cannizzaro, R (1, 2) OBP: 0.197, SLG: 0.169 Hawk Taylor, R (4, PH) OBP: 0.304, SLG: 0.818		0-0 6-3		4-0 BB		0-0 5-3		0-0 B1		
Jack Fisher, R (1, 1) OBP: 0.081, SLG: 0.130 Jim Bethke, R (3, 1) Danny Napoleon, R (4, PH) OBP: 0.308, SLG: 0.304 Al Jackson, L (5, 1) OBP: 0.214, SLG: 0.286 Ed Kraneppol, L (6, PH) OBP: 0.381, SLG: 0.545		0-0 2-3		0-0 P2		0-0 SH3-4 1B		0-0 FC1-5		

Inning Stats	R: 3	H: 3	E: 0	K: 0	S: 5	P: 9	R: 0	H: 0	E: 0	K: 0	S: 3	P: 3	R: 1	H: 1	E: 0	K: 0	S: 3	R: 0	H: 1	E: 0	K: 1	S: 6	P: 6	R: 2	H: 3	E: 1	K: 0	S: 6	P: 6	R: 0	H: 0	E: 0	K: 0	S: 3	P: 3	R: 0	H: 1	E: 1	K: 1	S: 6	P: 10	R: 0	H: 0	E: 0	K: 0	S: 5	P: 5	R: 0	H: 0	E: 0	K: 0	S: 2	P: 6	1B: 8	SF: 1	2B: 3	SAC: 1	3B: 0	DP: 3	HR: 0	HBP: 0	WP: 0	PA: 43
--------------	------	------	------	------	------	------	------	------	------	------	------	------	------	------	------	------	------	------	------	------	------	------	------	------	------	------	------	------	------	------	------	------	------	------	------	------	------	------	------	------	-------	------	------	------	------	------	------	------	------	------	------	------	------	-------	-------	-------	--------	-------	-------	-------	--------	-------	--------

PITCHER	IP	WLS	BF	H	R	ER	SO	BB	IBB	HBP	BLK	WP	HR	S	P	ERA	WHIP
Dick Ellsworth, L (1, 1) ERA: 3.29	5.0		24	7	5	5	1	4	0	0	0	0	0	22	38	9.00	2.200
Ted Abernathy, R (6, 1) ERA: 1.66	2.0		8	2	1	0	0	0	0	0	0	0	0	8	8	0.00	1.000
Lindy McDaniel, R (8, 1) ERA: 1.66	3.0	W	11	1	0	0	2	2	0	0	0	0	0	13	21	0.00	1.000

Chicago Cubs @ New York Mets
Shea Stadium, Flushing, NY

Thu May 27 1965, 3:33 AM EDT
Att: 9,561 - Unknown - 80 F

AB	32
R	5
H	6
RBI	5
BB	9
SO	5
LOB	26



WP:	0	PA:	43
PB:	0		
SB:	3		
CS:	0		

AB R H RBI BB SO LOB

5	0	0	0	0	1	4
2	0	0	0	3	1	0
5	0	0	0	0	0	5
3	2	0	0	1	1	1
2	2	1	0	2	0	0
2	0	0	0	1	0	3
0	0	0	0	0	0	0
1	0	0	0	0	1	2
0	0	0	0	0	0	0
1	0	1	0	0	0	0
4	1	1	1	1	0	5
3	0	1	1	1	0	4
1	0	0	0	0	0	2
1	0	0	0	0	1	0
0	0	0	0	0	0	0
2	0	2	3	0	0	0

Batter	1	2	3	4	5	6	7	8	9
Jimmy Stewart, S (1, 8) OBP: 0.375, SLG: 0.278	0-0 1-3		0-0 F8		0-0 F9	0-3 K	0-0 P9		
Glenn Beckert, R (1, 4) OBP: 0.247, SLG: 0.282	4-0 BB		0-0 6-3		4-0 BB	4-0 BB		0-3 K	
Billy Williams, L (1, 7) OBP: 0.313, SLG: 0.412	0-0 P6		0-0 P6		0-0 G3	0-0 L7		0-0 P5	
Ron Santo, R (1, 5) OBP: 0.372, SLG: 0.532	0-0 L5			0-3 K		1-0 F9 SH 1B HBP	4-0 BB 14 BB 1B BB	0-0 L4	
Doug Clemens, L (1, 9) OBP: 0.319, SLG: 0.322		4-0 FC5-4 S BB		0-0 4-3 S 1B		0-0 SH 1B 1B	4-0 1-2 14 BB 1B BB		0-0 4-3
Len Gabrielson, L (1, 3) OBP: 0.353, SLG: 0.467		4-0 BB		0-0 4-3		0-0 F9	0-3 K		0-0 G1-6-3 1B
Jack Warner, R (6, 1)									
Joey Amalfitano, R (7, PH) OBP: 0.167, SLG: 0.167		1-2 FC5-4 BB		1-3		2-3			
Ernie Broglio, R (7, 1)									
Harry Bright, R (9, PH) OBP: 0.267, SLG: 0.286									
Vic Roznovsky, L (1, 2) OBP: 0.316, SLG: 0.412		0-0 P6		4-0 BB		0-0 1B 14 1B 1B	0-0 P5		0-0 G1-6-3 1-2
Roberto Pena, R (1, 6) OBP: 0.317, SLG: 0.329		0-0 FC5-4		0-0 P6		0-0 14 1B 1B	4-0 14 1B BB		
Cal Koonce, R (1, 1) OBP: 0.125, SLG: 0.087		0-0 2-3			0-3 K	0-0 BB	0-0 1B		0-0 1-2 2-H 3-H 1B
Don Landrum, L (5, PH) OBP: 0.319, SLG: 0.410									
Bob Humphreys, R (5, 1)									
14 Ernie Banks, R (6, PH) OBP: 0.349, SLG: 0.522									

Inning Stats	R: 0	H: 0	E: 0	K: 0	S: 3	P: 7	R: 0	H: 0	E: 0	K: 0	S: 3	P: 11	R: 0	H: 0	E: 0	K: 0	S: 3	P: 3	R: 0	H: 1	E: 0	K: 1	S: 6	P: 10	R: 0	H: 0	E: 0	K: 1	S: 5	P: 9	R: 3	H: 3	E: 1	K: 1	S: 9	P: 14	R: 2	H: 1	E: 0	K: 1	S: 6	P: 18	R: 0	H: 0	E: 0	K: 1	S: 5	P: 5	R: 0	H: 1	E: 0	K: 0	S: 3	P: 3	R: 0	H: 0	E: 0	K: 0	S: 3	P: 3	1B: 6	SF: 0	2B: 0	SAC: 1	3B: 0	DP: 1	HR: 0	HBP: 1	WP: 0	PA: 43
--------------	------	------	------	------	------	------	------	------	------	------	------	-------	------	------	------	------	------	------	------	------	------	------	------	-------	------	------	------	------	------	------	------	------	------	------	------	-------	------	------	------	------	------	-------	------	------	------	------	------	------	------	------	------	------	------	------	------	------	------	------	------	------	-------	-------	-------	--------	-------	-------	-------	--------	-------	--------

PITCHER	IP	WLS	BF	H	R	ER	SO	BB	IBB	HBP	BLK	WP	HR	S	P	ERA	WHIP
Gary Kroll, R (1, 1) ERA: 5.29	5.1	W	27	4	3	2	2	5	0	1	0	0	0	25	46	3.38	1.688
Tug McGraw, L (6, 1) ERA: 3.65	0.2		5	0	2	2	1	3	0	0	0	0	0	4	16	27.00	4.500
Galen Cisco, R (7, 1) ERA: 9.27	0.2		4	1	0	0	1	1	0	0	0	0	0	5	9	0.00	3.000
Larry Bearnarth, R (7, 1) ERA: 3.6	2.1	S	7	1	0	0	1	0	0	0	0	0	0	9	9	0.00	0.429

Batter	1	2	3	4	5	6	7	8	9	AB R H RBI BB SO LOB	TOP											
Jimmy Stewart, S OBP: 0.379, SLG: 0.238 (1, 8) BB (8, 6)	4-0 BB BB		4-0 BB BB		0-0 6-3		0-0 F9		0-0 L9	3 0 0 0 2 0 0												
Glenn Beckert, R OBP: 0.246, SLG: 0.280 (1, 4) X	0-0 F8		0-0 F7		0-3 K		0-0 6-3		0-0 FC5-4 1B	5 0 1 0 0 1 2												
Billy Williams, L OBP: 0.316, SLG: 0.414 (1, 7) BB BB BB	4-0 G4-6-3 1-2 BB			0-0 P6		0-0 14 1B 2B	0-0 F7		0-0 FC5-4 14 HBP 1B 1-2f	4 1 1 0 1 0 1												
Ron Santo, R OBP: 0.372, SLG: 0.525 (1, 5) X	0-0 G4-6-3 1-2f			0-3 K		0-0 6-3		4-0 1-3 14 BB BB	0-0 FC5 14 HBP 1B 1-2	4 0 1 0 1 1 3												
14 Ernie Banks, R OBP: 0.361, SLG: 0.525 (1, 3) X		0-0 P5		0-0 HBP 1B 1B		0-0 WP 1B 2-H 1B		4-0 1-2 1-3 BB	1-0 HBP 1-2 2-3	3 0 2 1 1 0 0												
Doug Clemens, L OBP: 0.331, SLG: 0.331 (1, 9) Harry Bright, R OBP: 0.250, SLG: 0.267 (9, PH)		4-0 CS BB		0-0 HBP 1-2 1B		0-0 WP 1-2 1B		0-0 L7	0-0 FC5 2-3f	3 0 2 0 1 0 2 1 0 0 0 0 0 3												
Vic Roznovsky, L OBP: 0.317, SLG: 0.396 (1, 2) George Altman, L OBP: 0.389, SLG: 0.530 (8, PH) Lindy McDaniel, R (8, 1)		0-0 4-3		1-0 HBP 1-2 2-3		0-0 P3		0-0 1-3		2 0 0 0 0 0 3 1 0 0 0 0 0 2 0 0 0 0 0 0 0												
Roberto Pena, R OBP: 0.317, SLG: 0.324 (1, 6) Len Gabrielson, L OBP: 0.365, SLG: 0.467 (8, PH) (8, 8)			0-0 5-3		0-0 G3		4-0 1-2 2-3 IBB	4-0 BB		2 0 0 0 1 0 3 0 0 0 0 1 0 0												
Bob Buhl, R OBP: 0.120, SLG: 0.043 (1, 1) Don Landrum, L OBP: 0.315, SLG: 0.405 (8, PH) Dick Bertell, R OBP: 0.302, SLG: 0.238 (8, 2)			0-3 K		0-3 K		0-0 4-3	0-0 3-1		3 0 0 0 0 2 3 1 0 0 0 0 0 3 0 0 0 0 0 0 0												
Inning Stats	R: 0 E: 0 K: 0 S: 2	H: 0 LOB: 1 BB: 2 P: 10	R: 0 E: 0 K: 0 S: 2	H: 0 LOB: 0 BB: 1 P: 6	R: 0 E: 0 K: 1 S: 5	H: 2 LOB: 3 BB: 0 P: 8	R: 0 E: 0 K: 2 S: 7	H: 0 LOB: 0 BB: 0 P: 7	R: 1 E: 0 K: 0 S: 6	H: 3 LOB: 3 BB: 1 P: 10	R: 0 E: 0 K: 0 S: 3	H: 0 LOB: 0 BB: 0 P: 3	R: 0 E: 0 K: 0 S: 3	H: 0 LOB: 3 BB: 3 P: 15	R: 0 E: 0 K: 0 S: 5	H: 2 LOB: 3 BB: 0 P: 6	1B: 6 2B: 1 3B: 0 HR: 0	SF: 0 SAC: 0 DP: 1 HBP: 2	WP: 1 PB: 0 SB: 0 CS: 1	PA: 42		
PITCHER	IP WLS BF H R ER SO BB IBB HBP BLK WP HR S P ERA WHIP	IP WLS BF H R ER SO BB IBB HBP BLK WP HR S P ERA WHIP	IP WLS BF H R ER SO BB IBB HBP BLK WP HR S P ERA WHIP	IP WLS BF H R ER SO BB IBB HBP BLK WP HR S P ERA WHIP	IP WLS BF H R ER SO BB IBB HBP BLK WP HR S P ERA WHIP	IP WLS BF H R ER SO BB IBB HBP BLK WP HR S P ERA WHIP	IP WLS BF H R ER SO BB IBB HBP BLK WP HR S P ERA WHIP	IP WLS BF H R ER SO BB IBB HBP BLK WP HR S P ERA WHIP	IP WLS BF H R ER SO BB IBB HBP BLK WP HR S P ERA WHIP	IP WLS BF H R ER SO BB IBB HBP BLK WP HR S P ERA WHIP	IP WLS BF H R ER SO BB IBB HBP BLK WP HR S P ERA WHIP	IP WLS BF H R ER SO BB IBB HBP BLK WP HR S P ERA WHIP	IP WLS BF H R ER SO BB IBB HBP BLK WP HR S P ERA WHIP	IP WLS BF H R ER SO BB IBB HBP BLK WP HR S P ERA WHIP	IP WLS BF H R ER SO BB IBB HBP BLK WP HR S P ERA WHIP	IP WLS BF H R ER SO BB IBB HBP BLK WP HR S P ERA WHIP	IP WLS BF H R ER SO BB IBB HBP BLK WP HR S P ERA WHIP	IP WLS BF H R ER SO BB IBB HBP BLK WP HR S P ERA WHIP	IP WLS BF H R ER SO BB IBB HBP BLK WP HR S P ERA WHIP	IP WLS BF H R ER SO BB IBB HBP BLK WP HR S P ERA WHIP	IP WLS BF H R ER SO BB IBB HBP BLK WP HR S P ERA WHIP	IP WLS BF H R ER SO BB IBB HBP BLK WP HR S P ERA WHIP
Ray Culp, R ERA: 3.71 (1, 1)	8.2 W 41 7 1 1 4 7 1 2 0 1 0 39 73 1.04 1.615																					
Chris Short, L ERA: 3.34 (9, 1)	0.1 S 1 0 0 0 0 0 0 0 0 0 0 1 1 0.00 0.000																					

Chicago Cubs @ Philadelphia Phillies
 Connie Mack Stadium, Philadelphia, PA
 Fri May 28 1965, 7:05 PM EDT
 Att: 13,663 - Unknown

livebaseballscorecards.com

AB	32
R	1
H	7
RBI	1
BB	8
SO	4
LOB	25



Batter	1	2	3	4	5	6	7	8	9	AB	R	H	RBI	BB	SO	LOB
Tony Taylor, R OBP: 0.329, SLG: 0.357 (1, 4)	0-0 5-3	0-0 5-3			0-0 5-3		0-3 K			4	0	0	0	0	1	2
Tony Gonzalez, L OBP: 0.310, SLG: 0.457 (1, 8)	0-0 HR		0-0 5-3		0-3 K			0-0 1B		4	1	2	1	0	1	0
Johnny Callison, L OBP: 0.342, SLG: 0.552 (1, 9)	0-0 G3		0-3 K			0-0 F8		0-3 K		4	0	0	0	0	2	1
Dick Allen, R OBP: 0.403, SLG: 0.557 (1, 5)	4-0 2B BB		4-0 BB			0-0 6-3		0-3 K		2	1	0	0	2	1	1
Wes Covington, L OBP: 0.271, SLG: 0.488 Cookie Rojas, R OBP: 0.379, SLG: 0.408 (1, 7) (9, 7)	0-0 1-H 2B		0-0 F9			0-0 HR		0-0 4-3		4	1	2	2	0	0	2
Frank Thomas, R OBP: 0.298, SLG: 0.341 (1, 3)	0-0 6-3				0-3 K2-3		0-0 F2			3	0	0	0	0	1	1
Clay Dalrymple, L OBP: 0.267, SLG: 0.317 (1, 2)		0-3 K			0-0 F7			0-0 G3		3	0	0	0	0	1	0
Bobby Wine, R OBP: 0.236, SLG: 0.184 (1, 6)		4-0 SH2-4 BB			0-3 K			0-0 SH2-4 1B		2	0	1	0	1	1	0
Ray Culp, R Chris Short, R OBP: 0.083, SLG: 0.083 (1, 1) (9, 1)		0-0 SH2-4					0-3 K		0-0 SH2-4	1	0	0	0	0	1	0
		1-2 K							1-2 K	0	0	0	0	0	0	0

Inning Stats	R: 2	H: 2	E: 0	LOB: 1	K: 0	BB: 1	S: 5	R: 0	H: 0	E: 0	LOB: 1	K: 1	BB: 1	S: 5	R: 0	H: 0	E: 0	LOB: 0	K: 2	BB: 0	S: 7	R: 0	H: 0	E: 0	LOB: 0	K: 2	BB: 0	S: 7	R: 1	H: 1	E: 0	LOB: 0	K: 0	BB: 0	S: 4	R: 0	H: 1	E: 0	LOB: 1	K: 1	BB: 0	S: 6	R: 0	H: 1	E: 0	LOB: 1	K: 2	BB: 0	S: 8	R: 0	H: 1	E: 0	LOB: 1	K: 2	BB: 0	S: 8
PITCHER	IP	WLS	BF	H	R	ER	SO	BB	IBB	HBP	BLK	WP	HR	S	P	ERA	WHIP																																							
Bob Buhl, R ERA: 2.55 (1, 1)	7.0	L	28	4	3	3	7	3	0	0	0	0	0	39	51	3.86	1.000																																							
Lindy McDaniel, R ERA: 1.62 (8, 1)	1.0		4	1	0	0	2	0	0	0	0	0	0	8	8	0.00	1.000																																							


BOTTOM

Chicago Cubs @ Philadelphia Phillies
Connie Mack Stadium, Philadelphia, PA

Fri May 28 1965, 7:05 PM EDT
 Att. 13,663 - Unknown

livebaseballscorecards.com

AB	27
R	3
H	5
RBI	3
BB	3
SO	9
LOB	7



WP: 0	PA: 32
PB: 0	
SB: 0	
CS: 0	

Batter	1	2	3	4	5	6	7	8	9	AB R H RBI BB SO LOB	TOP	
Jimmy Stewart, S (1, 8) <small>OBP: 0.387, SLG: 0.227</small> Len Gabrielson, L (3, 8) <small>OBP: 0.345, SLG: 0.438</small>	4-0 BB G3	0-3 K			X 0-0 L7		0-3 K		X 0-0 P5	1 0 0 0 1 1 2 3 0 0 0 0 1 0		
Glenn Beckert, R (1, 4) <small>OBP: 0.246, SLG: 0.285</small>	0-0 F3		X 0-0 P4		X 0-0 P4		0-0 2B			4 1 1 0 0 0 1		
Billy Williams, L (1, 7) <small>OBP: 0.314, SLG: 0.416</small>	0-0 G3		X 0-0 L8			0-0 6-3	0-0 2B			4 0 1 1 0 0 1		
Ron Santo, R (1, 5) <small>OBP: 0.370, SLG: 0.518</small>	0-0 P6		X 0-0 1B		X 0-0 L8	0-3 K				4 0 1 0 0 1 2		
14 Ernie Banks, R (1, 3) <small>OBP: 0.364, SLG: 0.524</small>		X 0-0 2B	X 0-3 K		X 0-0 BB 1B		0-0 P4			4 1 2 0 0 1 1		
Doug Clemens, L (1, 9) <small>OBP: 0.329, SLG: 0.328</small>		X 0-0 F7		X 0-0 P4		X 0-0 BB 1B		X 0-0 F7		4 0 1 0 0 0 1		
Vic Roznovsky, L (1, 2) <small>OBP: 0.328, SLG: 0.411</small>		X 0-0 1-H 2B		X 0-0 1-3		BB 4-0 1-2 2-3 BB		X 0-0 G3		3 0 1 1 1 0 0		
Roberto Pena, R (1, 6) <small>OBP: 0.314, SLG: 0.320</small> George Altman, L (6, PH) <small>OBP: 0.385, SLG: 0.524</small> Joey Amalfitano, R (6, 6) <small>OBP: 0.154, SLG: 0.154</small>		X 0-0 5-3		X 0-0 L8		0-3 K		0-3 K	2 0 0 0 0 0 1 1 0 0 0 0 1 3 1 0 0 0 0 1 0			
Larry Jackson, R (1, 1) <small>OBP: 0.292, SLG: 0.455</small> Don Landrum, L (7, PH) <small>OBP: 0.312, SLG: 0.400</small> Bob Humphreys, R (7, 1) Harry Bright, R (9, PH) <small>OBP: 0.235, SLG: 0.250</small>		BB 4-0 BB		0-3 K		X 0-0 1-3		0-3 K	1 0 0 0 1 1 0 1 0 0 0 0 0 0 0 0 0 0 0 0 0 1 0 0 0 0 1 0			
Inning Stats	R: 0 H: 0 E: 0 LOB: 1 K: 0 BB: 1 S: 3 P: 7	R: 1 H: 2 E: 0 LOB: 2 K: 1 BB: 1 S: 7 P: 11	R: 0 H: 1 E: 0 LOB: 1 K: 1 BB: 0 S: 6 P: 6	R: 0 H: 0 E: 0 LOB: 0 K: 0 BB: 0 S: 3 P: 3	R: 0 H: 0 E: 0 LOB: 0 K: 1 BB: 0 S: 5 P: 5	R: 0 H: 2 E: 0 LOB: 3 K: 1 BB: 1 S: 7 P: 11	R: 1 H: 2 E: 0 LOB: 1 K: 2 BB: 0 S: 9 P: 9	R: 0 H: 0 E: 0 LOB: 0 K: 0 BB: 0 S: 3 P: 3	R: 0 H: 0 E: 0 LOB: 0 K: 2 BB: 0 S: 7 P: 7	1B: 4 SF: 0 2B: 3 SAC: 0 3B: 0 DP: 0 HR: 0 HBP: 0	WP: 0 PA: 37 PB: 0 SB: 0 CS: 0	
PITCHER Jim Bunning, R (1, 1) <small>ERA: 3.79</small>	IP WLS BF H R ER SO BB IBB HBP BLK WP HR S P ERA WHIP	9.0 W 37 7 2 2 8 3 0 0 0 0 0 0 50 62 2.00 1.111										

Chicago Cubs @ Philadelphia Phillies
 Connie Mack Stadium, Philadelphia, PA
 Sat May 29 1965, 3:33 AM EDT
 Att. 4,962 - Unknown

livebaseballscorecards.com

AB	34
R	2
H	7
RBI	2
BB	3
SO	8
LOB	12



Batter	1	2	3	4	5	6	7	8	9	AB R H RBI BB SO LOB
Tony Taylor, R OBP: 0.328, SLG: 0.360 (1, 4)	0-0 5-3	0-0 F9			0-0 4-3 SF8 2B		0-0 FC1-6			4 1 1 0 0 0 1
Tony Gonzalez, L OBP: 0.308, SLG: 0.459 (1, 8)	0-0 2B		0-0 G3		0-0 4-3		0-0 P6			4 1 1 0 0 0 2
Johnny Callison, L OBP: 0.340, SLG: 0.554 (1, 9)	0-0 HR		0-0 4-3		0-0 SF8		0-0 P3			3 1 1 2 0 0 1
Dick Allen, R OBP: 0.400, SLG: 0.568 (1, 5)	0-0 HR		0-3 K		0-0 E6		0-3 K			4 1 1 2 0 2 0
Wes Covington, L OBP: 0.270, SLG: 0.471 (1, 7)	4-0 BB			0-0 F8	0-0 G3		0-3 K			3 0 0 0 1 1 1 0 0 0 0 0 0 0
Cookie Rojas, R OBP: 0.379, SLG: 0.408 (9, 7)	4-0 BB									
Frank Thomas, R OBP: 0.294, SLG: 0.319 (1, 3)	4-0 G4-6-3 BB			0-0 6-3		0-0 L5		0-0 F7		3 0 0 0 1 0 0
Clay Dalrymple, L OBP: 0.269, SLG: 0.310 (1, 2)	0-0 G4-6-3			4-0 BB		0-0 G3				2 0 0 0 1 0 2
Bobby Wine, R OBP: 0.241, SLG: 0.192 (1, 6)		0-0 F9		0-0 1B		0-0 F8				3 0 1 0 0 0 0
Jim Bunning, R OBP: 0.200, SLG: 0.320 (1, 1)		0-0 4-3		0-3 K			0-0 FC1-6 1B			3 0 1 0 0 1 2

Inning Stats	R: 3	H: 3	E: 0	K: 0	S: 5	LOB: 1	BB: 2	P: 13	R: 0	H: 0	E: 0	K: 0	S: 3	LOB: 0	BB: 0	P: 3	R: 0	H: 0	E: 0	K: 1	S: 5	LOB: 0	BB: 0	P: 5	R: 0	H: 1	E: 0	K: 1	S: 6	LOB: 2	BB: 1	P: 10	R: 1	H: 1	E: 1	K: 0	S: 5	LOB: 1	BB: 0	P: 5	R: 0	H: 0	E: 0	K: 0	S: 3	LOB: 0	BB: 0	P: 3	R: 0	H: 1	E: 0	K: 0	S: 4	LOB: 1	BB: 0	P: 4	R: 0	H: 0	E: 0	K: 2	S: 7	LOB: 0	BB: 0	P: 7	1B: 2	2B: 3	3B: 0	HR: 1	SF: 1	SAC: 0	DP: 1	HBP: 0	WP: 0	PB: 0	SB: 0	CS: 0	PA: 33
--------------	------	------	------	------	------	--------	-------	-------	------	------	------	------	------	--------	-------	------	------	------	------	------	------	--------	-------	------	------	------	------	------	------	--------	-------	-------	------	------	------	------	------	--------	-------	------	------	------	------	------	------	--------	-------	------	------	------	------	------	------	--------	-------	------	------	------	------	------	------	--------	-------	------	-------	-------	-------	-------	-------	--------	-------	--------	-------	-------	-------	-------	--------


PITCHER	IP	WLS	BF	H	R	ER	SO	BB	IBB	HBP	BLK	WP	HR	S	P	ERA	WHIP
Larry Jackson, R ERA: 4.5 (1, 1)	6.0	L	26	5	4	4	2	3	0	0	0	0	1	27	39	6.00	1.333
Bob Humphreys, R ERA: 1.74 (7, 1)	2.0		7	1	0	0	2	0	0	0	0	0	0	11	11	0.00	0.500

BOTTOM

Chicago Cubs @ Philadelphia Phillies
Connie Mack Stadium, Philadelphia, PA
 Sat May 29 1965, 3:33 AM EDT
 Att. 4,962 - Unknown

AB	29
R	4
H	6
RBI	4
BB	3
SO	4
LOB	9

livebaseballscores.com



Batter	1	2	3	4	5	6	7	8	9	AB R H RBI BB SO LOB	TOP									
Jimmy Stewart, S (1, 8) OBP: 0.371, SLG: 0.231	0-0 4-3		0-0 G4-6-3 1B			0-0 4-3	0-0 4-3			4 0 1 0 0 0 0	Chicago Cubs @ Philadelphia Phillies Connie Mack Stadium, Philadelphia, PA Sun May 30 1965, 3:33 AM EDT Att. 11,696 - Unknown									
Billy Williams, L (1, 7) OBP: 0.313, SLG: 0.412	0-0 F9		0-0 G4-6-3			0-0 1B 14 1B		0-0 3-1		4 1 1 0 0 0 2										
Ron Santo, R (1, 5) OBP: 0.372, SLG: 0.518	0-0 1-3			0-0 F9		0-0 14 1B FC 1B		0-0 14 G6-4-3 1B		4 1 2 0 0 0 0										
14 Ernie Banks, R (1, 3) OBP: 0.372, SLG: 0.548		0-0 HR		0-0 1B 1B		0-0 WP FC SF7 1B		0-0 G6-4-3		4 2 3 2 0 0 1										
Doug Clemens, L (1, 9) OBP: 0.327, SLG: 0.326	0-0 4-3		0-0 G4-6-3 1B		0-0 FC WP			0-0 F7		4 0 1 1 0 0 1										
Chris Krug, R (1, 2) OBP: 0.250, SLG: 0.333		0-0 G6-4-3 1B		0-0 G4-6-3		0-0 SF7		0-0 F6		3 0 1 1 0 0 2										
Roberto Pena, R (1, 6) OBP: 0.306, SLG: 0.312		0-0 G6-4-3			0-0 5-3	0-3 K		0-0 6-3		4 0 0 0 0 1 2										
Glenn Beckert, R (1, 4) OBP: 0.247, SLG: 0.286			0-0 F9		0-0 CS 1B		0-0 6-3			3 0 1 0 0 0 0										
Dick Ellsworth, L (1, 1) OBP: 0.143, SLG: 0.143			0-0 1B 1B		0-0 3-1		0-0 G3			3 0 1 0 0 0 1										
Inning Stats	R: 0 E: 0 K: 0 S: 3	H: 0 LOB: 0 BB: 0 P: 3	R: 1 E: 0 K: 0 S: 4	H: 2 LOB: 0 BB: 0 P: 4	R: 0 E: 0 K: 0 S: 4	H: 2 LOB: 1 BB: 0 P: 4	R: 0 E: 0 K: 0 S: 3	H: 1 LOB: 0 BB: 0 P: 3	R: 3 E: 0 K: 1 S: 9	H: 3 LOB: 1 BB: 0 P: 9	R: 0 E: 0 K: 0 S: 3	H: 0 LOB: 0 BB: 0 P: 3	R: 0 E: 0 K: 0 S: 3	H: 1 LOB: 0 BB: 0 P: 3	R: 0 E: 0 K: 0 S: 3	H: 0 LOB: 0 BB: 0 P: 3	1B: 10 2B: 0 3B: 0 HR: 1	SF: 1 SAC: 0 DP: 4 HBP: 0	WP: 1 PB: 0 SB: 0 CS: 1	PA: 34
PITCHER	IP WLS BF H R ER SO BB IBB HBP BLK WP HR S P ERA WHIP																			
Ray Herbert, R (1, 1) ERA: 3.27	5.1 L 22 10 4 4 0 0 0 0 0 0 0 1 22 22 6.75 1.875																			
Jack Baldschun, R (6, 1) ERA: 4.15	1.2 6 0 0 0 1 0 0 0 0 0 1 0 8 8 0.00 0.000																			
Gary Wagner, R (8, 1) ERA: 1.93	2.0 6 1 0 0 0 0 0 0 0 0 0 0 6 6 0.00 0.500																			

livebaseballscorecards.com

AB	33
R	4
H	11
RBI	4
BB	0
SO	1
LOB	9



Batter	1	2	3	4	5	6	7	8	9	AB	R	H	RBI	BB	SO	LOB							
Tony Taylor, R OBP: 0.326, SLG: 0.354 (1, 4)	0-0 1-3		4-0 1B E BB		0-0 5-3		0-3 K			3	1	0	0	1	1	0							
Cookie Rojas, R OBP: 0.383, SLG: 0.411 (1, 8) Gary Wagner, R (8, 1)	0-0 FC5 BB 1B		0-0 E3 1-3 1B		0-3 K		0-0 F8			4	0	2	0	0	1	0							
Johnny Callison, L OBP: 0.339, SLG: 0.544 (1, 9)	4-0 FC5 1-2 BB		0-0 E3 1-3 3-H		0-0 F5		0-0 4-3			3	0	0	1	1	0	1							
Dick Allen, R OBP: 0.402, SLG: 0.572 (1, 5)	0-0 FC5 1-2 2-3f		0-0 F9		0-0 E 1B		0-0 2B			4	0	2	0	0	0	3							
Alex Johnson, R OBP: 0.354, SLG: 0.468 (1, 7) (8, 8)	0-0 4-3		0-0 5-3		0-3 K		0-0 F8			4	0	0	0	0	1	5							
Frank Thomas, R OBP: 0.291, SLG: 0.314 (1, 3) (8, 7)		0-0 G5-4-3 1B		0-0 F7		0-0 E4 1-2		0-3 K		4	0	1	0	0	1	2							
Gus Triandos, R OBP: 0.243, SLG: 0.203 (1, 2)		0-0 G5-4-3 1-2f		0-3 K		0-0 F8		0-3 K		4	0	0	0	0	2	3							
Bobby Wine, R OBP: 0.258, SLG: 0.214 (1, 6)		0-0 1B		0-0 FC6-4 1B		0-0 P6		0-0 P5		4	0	2	0	0	0	2							
Ray Herbert, R OBP: 0.412, SLG: 0.471 (1, 1) Jack Baldschun, R (6, 1) Dick Stuart, R OBP: 0.354, SLG: 0.416 (7, PH) (8, 3)		0-0 F7		0-0 FC6-4 1-2f			0-0 F9		0-0 F9	2	0	0	0	0	0	2							
										0	0	0	0	0	0	0							
										2	0	0	0	0	0	0							
Inning Stats	R: 0 E: 0 K: 0 S: 4	H: 1 LOB: 2 BB: 1 P: 8	R: 0 E: 0 K: 0 S: 4	H: 2 LOB: 1 BB: 0 P: 4	R: 1 E: 1 K: 0 S: 4	H: 1 LOB: 1 BB: 1 P: 8	R: 0 E: 0 K: 1 S: 6	H: 1 LOB: 1 BB: 0 P: 6	R: 0 E: 0 K: 1 S: 5	H: 0 LOB: 0 BB: 0 P: 5	R: 0 E: 1 K: 1 S: 7	H: 1 LOB: 2 BB: 0 P: 7	R: 0 E: 0 K: 1 S: 5	H: 0 LOB: 0 BB: 0 P: 5	R: 0 E: 0 K: 1 S: 6	H: 1 LOB: 1 BB: 0 P: 6	R: 0 E: 0 K: 1 S: 5	H: 0 LOB: 0 BB: 0 P: 5	1B: 6 2B: 1 3B: 0 HR: 0	SF: 0 SAC: 0 DP: 1 HBP: 0	WP: 0 PB: 0 SB: 0 CS: 0	PA: 36	
PITCHER Dick Ellsworth, L ERA: 2.97 (1, 1)	IP 9.0	WLS W	BF 36	H 7	R 1	ER 1	SO 6	BB 2	IBB 0	HBP 0	BLK 0	WP 0	HR 0	S 46	P 54	ERA 1.00	WHIP 1.000						

BOTTOM

Chicago Cubs @ Philadelphia Phillies
Connie Mack Stadium, Philadelphia, PA
 Sun May 30 1965, 3:33 AM EDT
 Att. 11,696 - Unknown

livebaseballscorecards.com

AB	34
R	1
H	7
RBI	1
BB	2
SO	6
LOB	18



Batter	1	2	3	4	5	6	7	8	9	AB R H RBI BB SO LOB	TOP											
Bobby Klaus, R (1, 5) OBP: 0.301, SLG: 0.284	4-0 BB 2B BB	0-0 F9		0-0 F5		0-3 K		0-0 5-3		4 1 0 0 1 1 4												
Johnny Lewis, L (1, 9) OBP: 0.355, SLG: 0.436	4-0 L3 1-2 BB		0-0 F7		0-0 4-3	0-0 F8		0-0 1-3		4 0 0 0 1 0 2												
Joe Christopher, R (1, 7) OBP: 0.315, SLG: 0.327	0-0 L3 1-2		0-0 P2		4-0 1B 1B BB	0-0 FC6-4		0-0 E WP 1B		4 1 1 0 1 0 4												
Ed Kranepool, L (1, 3) OBP: 0.391, SLG: 0.539	0-0 HR 2B		0-0 1B		0-0 1B 1B		0-0 SH1-4 1B	4-0 E IBB		4 1 4 1 1 0 0												
Chuck Hiller, L (1, 4) OBP: 0.185, SLG: 0.240	4-0 HR IBB		0-0 F8		0-3 K		0-0 SH1-4	0-0 FC1		3 1 0 0 1 1 5												
Jim Hickman, R (1, 8) OBP: 0.200, SLG: 0.250	0-0 HR			0-0 5-3		1-2 1B		0-3 K		5 1 2 4 0 1 4												
Roy McMillan, R (1, 6) OBP: 0.259, SLG: 0.288	0-0 F7			0-0 F5		0-0 P3		0-0 F8		5 0 0 0 0 1 6												
Chris Cannizzaro, R (1, 2) OBP: 0.224, SLG: 0.190		0-0 5-3		0-0 1B 1B		0-0 F8 HBP 1B		0-0 1-3		4 0 2 0 0 0 0												
Jack Fisher, R (1, 1) OBP: 0.148, SLG: 0.154		0-3 K		0-0 1B		1-0 FC6-4 HBP		0-0 L9		3 0 1 0 0 1 0												
Inning Stats	R: 4 E: 0 K: 0 S: 4	H: 2 LOB: 0 BB: 3 P: 16	R: 0 E: 0 K: 1 S: 5	H: 0 LOB: 0 BB: 0 P: 5	R: 0 E: 0 K: 0 S: 4	H: 1 LOB: 1 BB: 0 P: 4	R: 0 E: 0 K: 0 S: 5	H: 2 LOB: 2 BB: 0 P: 5	R: 1 E: 0 K: 1 S: 7	H: 2 LOB: 2 BB: 1 P: 11	R: 0 E: 0 K: 1 S: 6	H: 1 LOB: 2 BB: 0 P: 7	R: 0 E: 0 K: 0 S: 4	H: 1 LOB: 1 BB: 0 P: 4	R: 0 E: 0 K: 0 S: 3	H: 0 LOB: 0 BB: 0 P: 3	R: 0 E: 1 K: 2 S: 9	H: 1 LOB: 3 BB: 1 P: 13	1B: 8 2B: 2 3B: 0 HR: 1	SF: 0 SAC: 1 DP: 1 HBP: 1	WP: 1 PB: 0 SB: 0 CS: 0	PA: 43
PITCHER	IP WLS BF H R ER SO BB IBB HBP BLK WP HR S P ERA WHIP																					
Cal Koonce, R (1, 1) ERA: 4.27	4.2 L 24 7 5 5 2 3 1 0 0 0 1 24 40 9.64 2.143																					
Bob Humphreys, R (5, 1) ERA: 1.54	1.1 6 1 0 0 1 0 0 1 0 0 0 7 8 0.00 0.750																					
Lindy McDaniel, R (7, 1) ERA: 1.54	2.0 7 1 0 0 0 0 0 0 0 0 0 7 7 0.00 0.500																					
Ted Abernathy, R (9, 1) ERA: 1.62	1.0 6 1 0 0 2 0 1 0 0 1 0 9 13 0.00 1.000																					

New York Mets @ Chicago Cubs
Wrigley Field, Chicago, IL
 Mon May 31 1965, 3:33 AM CDT
 Cloudy - 70 F

livebaseballscorecards.com

AB	36
R	5
H	10
RBI	5
BB	5
SO	5
LOB	25



Batter	1	2	3	4	5	6	7	8	9	AB	R	H	RBI	BB	SO	LOB
Harvey Kuenn, R (1, 7) OBP: 0.333, SLG: 0.222	0-0 P3		0-0 P6			0-0 4-3		0-0 FC5		4	0	0	0	0	0	2
Billy Williams, L (1, 8) OBP: 0.317, SLG: 0.419	0-0 2B			0-0 L8			0-0 WP 14 BB 1B	0-0 F8		4	1	2	0	0	0	2
Ron Santo, R (1, 5) OBP: 0.365, SLG: 0.506	0-0 6-3			0-3 K			0-3 K	0-3 K		4	0	0	0	0	3	4
14 Ernie Banks, R (1, 3) OBP: 0.370, SLG: 0.538	0-0 F9			0-3 K			4-0 WP 1-2 E BB		0-0 F9	3	1	0	0	1	1	1
Doug Clemens, L (1, 9) OBP: 0.318, SLG: 0.316		0-0 G3			0-0 F9		0-0 F5		0-3 K	4	0	0	0	0	1	2
Chris Krug, R (1, 2) OBP: 0.167, SLG: 0.200 George Altman, L (7, PH) OBP: 0.381, SLG: 0.518 Vic Roznovsky, L (7, PR) OBP: 0.323, SLG: 0.404 (8, 2)		0-0 5-3			0-0 F8		0-0 E4 4-3		0-0 L7	2	0	0	0	0	0	0
Roberto Pena, R (1, 6) OBP: 0.303, SLG: 0.308 Jimmy Stewart, S (7, PH) OBP: 0.361, SLG: 0.222 (8, 6)		0-0 6-3			0-0 L8		0-0 4-3			1	0	0	0	0	0	0
Glenn Beckert, R (1, 4) OBP: 0.249, SLG: 0.286			0-0 F2			0-0 4-3		0-0 FC5 BB 1B		3	0	1	0	0	0	0
Cal Koonce, R (1, 1) OBP: 0.290, SLG: 0.083 Bob Humphreys, R (5, 1) Ed Bailey, L (6, PH) OBP: 0.243, SLG: 0.103 Lindy McDaniel, R (7, 1) Don Landrum, L (8, PH) OBP: 0.319, SLG: 0.400 Larry Jackson, R (8, PR) OBP: 0.292, SLG: 0.455 Ted Abernathy, R (9, 1)			0-0 G3			0-0 4-3		4-0 FC5 BB		1	0	0	0	0	0	0

Inning Stats	R: 0	H: 1	E: 0	LOB: 1	K: 0	BB: 0	S: 4	P: 4	R: 0	H: 0	E: 0	LOB: 0	K: 0	BB: 0	S: 3	P: 3	R: 0	H: 0	E: 0	LOB: 0	K: 2	BB: 0	S: 7	P: 7	R: 0	H: 0	E: 0	LOB: 0	K: 0	BB: 0	S: 3	P: 3	R: 2	H: 1	E: 1	LOB: 1	K: 1	BB: 1	S: 7	P: 11	R: 0	H: 1	E: 0	LOB: 2	K: 1	BB: 1	S: 6	P: 10	R: 0	H: 0	E: 0	LOB: 0	K: 1	BB: 0	S: 5	P: 5	1B: 2	SF: 0	2B: 1	SAC: 0	3B: 0	DP: 0	HR: 0	HBP: 0	WP: 1	PA: 33
PITCHER Jack Fisher, R (1, 1) ERA: 3.41	IP	WLS	BF	H	R	ER	SO	BB	IBB	HBP	BLK	WP	HR	S	P	ERA	WHIP	IP	WLS	BF	H	R	ER	SO	BB	IBB	HBP	BLK	WP	HR	S	P	ERA	WHIP	IP	WLS	BF	H	R	ER	SO	BB	IBB	HBP	BLK	WP	HR	S	P	ERA	WHIP															

NEW YORK METS @ CHICAGO CUBS
 Wrigley Field, Chicago, IL
 Mon May 31 1965, 3:33 AM CDT
 Cloudy - 70 F

livebaseballscores.com

AB	31
R	2
H	3
RBI	0
BB	2
SO	5
LOB	12



Batter	1	2	3	4	5	6	7	8	9	AB R H RBI BB SO LOB	TOP																
Bobby Klaus, R (1, 5) OBP: 0.306, SLG: 0.296 Ron Swoboda, R (9, PH) OBP: 0.352, SLG: 0.591 Jim Bethke, R (9, 1)	0-3 K		0-0 F2			0-0 SH1-3 WP 2B	0-0 1-2 1B		0-3 K	4 1 2 1 0 1 0 1 0 0 0 0 1 3 0 0 0 0 0 0 0																	
Johnny Lewis, L (1, 9) OBP: 0.352, SLG: 0.428	0-0 F7		0-0 F8			0-0 SH1-3 2-3	0-0 4-3		4-0 1-2 2-3 3-H BB	3 0 0 1 1 0 2																	
Joe Christopher, R (1, 7) OBP: 0.317, SLG: 0.325	0-0 BB 1B		0-3 K			4-0 FC6-4 BB 3-H		0-0 F3	0-0 F8	4 0 1 0 1 1 3																	
Ed Kranepool, L (1, 3) OBP: 0.387, SLG: 0.529	4-0 1-2 BB				0-0 F7	0-0 FC6-4 1-2f		0-3 K		3 0 0 0 1 1 1																	
Chuck Hiller, L (1, 4) OBP: 0.161, SLG: 0.207	0-0 F7				0-0 F9	0-0 P6		0-0 6-3		4 0 0 0 0 0 3																	
Jim Hickman, R (1, 8) OBP: 0.202, SLG: 0.262 (9, 5)		0-0 F7			0-0 L5		0-0 F9 1B 2B		0-0 5-3	4 1 1 0 0 0 0																	
Roy McMillan, R (1, 6) OBP: 0.270, SLG: 0.305 Billy Cowan, R (9, PR) OBP: 0.263, SLG: 0.306 (9, 8)		0-0 F9 2B			0-0 G6-4-3 1B		0-0 F9 2-3		0-0 1B BB 1B	4 0 3 0 0 0 1 0 1 0 0 0 0 0																	
Chris Cannizzaro, R (1, 2) OBP: 0.227, SLG: 0.185 Jesse Gonder, L (9, PH) OBP: 0.406, SLG: 0.518 Al Jackson, L (9, PR) OBP: 0.188, SLG: 0.250 Charley Smith, R (9, 6) OBP: 0.298, SLG: 0.459		0-0 F9 2-3			0-0 G6-4-3 1-2f		4-0 1B IBB		0-0 BB FC 1B	2 0 0 0 1 0 2 1 0 1 0 0 0 0 0 0 0 0 0 0 0 0 0 0 0 0 0 0																	
Gary Kroll, R (1, 1) OBP: 0.188, SLG: 0.250 Larry Bearmarth, R (8, 1) Hawk Taylor, R (9, PH) OBP: 0.206, SLG: 0.545 (9, 2)		0-3 K			0-3 K		0-0 L4		0-0 FC BB 1-2	3 0 0 0 0 2 3 0 0 0 0 0 0 0 1 0 0 0 0 0 2																	
Inning Stats	R: 0 E: 0 K: 1 S: 6	H: 1 LOB: 2 BB: 1 P: 10	R: 0 E: 0 K: 1 S: 6	H: 1 LOB: 1 BB: 0 P: 6	R: 0 E: 0 K: 1 S: 5	H: 0 LOB: 0 BB: 0 P: 5	R: 0 E: 0 K: 0 S: 3	H: 0 LOB: 0 BB: 0 P: 3	R: 0 E: 0 K: 1 S: 5	H: 1 LOB: 0 BB: 0 P: 5	R: 1 E: 0 K: 0 S: 4	H: 1 LOB: 1 BB: 1 P: 8	R: 1 E: 0 K: 0 S: 5	H: 2 LOB: 2 BB: 1 P: 9	R: 0 E: 0 K: 1 S: 5	H: 0 LOB: 0 BB: 0 P: 5	R: 1 E: 0 K: 1 S: 8	H: 2 LOB: 3 BB: 1 P: 12	1B: 5 2B: 3 3B: 0 HR: 0	SF: 0 SAC: 1 DP: 1 HBP: 0	WP: 1 PB: 0 SB: 0 CS: 0	PA: 39					
PITCHER	IP WLS BF H R ER SO BB IBB HBP BLK WP HR S P ERA WHIP																										
Ernie Broglio, R (1, 1) ERA: 5.06	6.2		28	6	2	2	4	2	1	0	0	1	0	33	45	2.70	1.200										
Lindy McDaniel, R (7, 1) ERA: 1.49	1.1		4	0	0	0	1	0	0	0	0	0	0	6	6	0.00	0.000										
Ted Abernathy, R (9, 1) ERA: 1.8	1.0		7	2	1	1	1	1	0	0	0	0	0	8	12	9.00	3.000										

New York Mets @ Chicago Cubs
Wrigley Field, Chicago, IL
 Mon May 31 1965, 3:38 AM CDT
 Att. 32,250 - Cloudy - 70 F

livebaseballscorecards.com

AB	34
R	3
H	8
RBI	2
BB	4
SO	6
LOB	20



BOTTOM

New York Mets @ Chicago Cubs
Wrigley Field, Chicago, IL
Mon May 31 1965, 3:38 AM CDT
Att. 32,250 - Cloudy - 70 F

livebaseballscorecards.com

AB 32
R 3
H 7
RBI 3
BB 2
SO 3
LOB 11



WP: 1 PA: 36
PB: 0
SB: 1
CS: 1

AB R H RBI BB SO LOB

3 0 0 0 1 0 2

4 1 1 2 0 0 2

4 0 2 0 0 0 2

4 0 0 0 0 0 2

4 1 0 0 0 2 0

4 0 1 1 0 1 0

0 0 0 0 0 0 0

4 0 1 0 0 0 1

3 0 2 0 0 0 0

1 0 0 0 0 0 1

0 0 0 0 0 0 0

0 1 0 0 1 0 0

0 0 0 0 0 0 0

1 0 0 0 0 0 1

1B: 6 SF: 0
2B: 0 SAC: 2
3B: 0 DP: 0
HR: 1 HBP: 0

Batter	1	2	3	4	5	6	7	8	9
Harvey Kuenn, R OBP: 0.329, SLG: 0.212 (1, 7) X	0-0 P4 1		4-0 FC4-6 BB BBB		0-0 4-3 3			0-0 1-3 2 1-2	
Billy Williams, L OBP: 0.315, SLG: 0.432 (1, 8) X	0-0 F7 2		0-0 FC4-6 S 1-2f 2-3			0-0 P6 1		0-0 HR 2-H	
Ron Santo, R OBP: 0.368, SLG: 0.506 (1, 5) X	0-0 FC6-4 1B 14		0-0 F8 1-2			0-0 F8 2		0-0 1B 3	
14 Ernie Banks, R OBP: 0.362, SLG: 0.526 (1, 3) X	0-0 FC6-4 1-2f			0-0 F8 1		0-0 F8 3		0-0 4-3 3	
Doug Clemens, L OBP: 0.310, SLG: 0.307 (1, 9) X		0-0 3-1 1		0-3 K 2		0-3 K 1		0-0 E4 WP 1B	
Ed Bailey, L OBP: 0.244, SLG: 0.121 Joey Amalfitano, R OBP: 0.154, SLG: 0.154 (9, PR)		0-0 F8 2		0-0 G3 3		0-3 K 2		0-0 FC1-6 1B 2-H	
Roberto Pena, R OBP: 0.302, SLG: 0.306 (1, 6) X		0-0 6-3 3			0-0 SH1-4 1B 1		0-0 F8 3	0-0 FC1-6 CS 1-2f	
Glenn Beckert, R OBP: 0.255, SLG: 0.292 (1, 4) X			0-0 FC4-6 SH1-3 1B 1		0-0 SH1-4 1-2			0-0 P6 1 1-2	0-0 1B 2
Ernie Broglio, R Lindy McDaniel, R Jimmy Stewart, S OBP: 0.378, SLG: 0.222 Ted Abernathy, R George Altman, L OBP: 0.378, SLG: 0.512 (9, PH)			0-0 SH1-3 1-2		0-0 F7 2			4-0 HR BB BBB	0-0 G3 3

Inning Stats	R: 0 E: 0 K: 0 S: 4	H: 1 LOB: 1 BB: 0 P: 4	R: 0 E: 0 K: 0 S: 3	H: 0 LOB: 0 BB: 0 P: 3	R: 0 E: 0 K: 0 S: 4	H: 1 LOB: 2 BB: 1 P: 8	R: 0 E: 0 K: 1 S: 5	H: 0 LOB: 0 BB: 0 P: 5	R: 0 E: 0 K: 0 S: 4	H: 1 LOB: 1 BB: 0 P: 4	R: 0 E: 0 K: 0 S: 3	H: 0 LOB: 0 BB: 0 P: 3	R: 0 E: 0 K: 2 S: 7	H: 0 LOB: 0 BB: 0 P: 7	R: 2 E: 0 K: 0 S: 5	H: 2 LOB: 1 BB: 1 P: 9	R: 1 E: 1 K: 0 S: 5	H: 2 LOB: 1 BB: 0 P: 5	1B: 6 2B: 0 3B: 0 HR: 1	SF: 0 SAC: 2 DP: 0 HBP: 0
--------------	------------------------------	---------------------------------	------------------------------	---------------------------------	------------------------------	---------------------------------	------------------------------	---------------------------------	------------------------------	---------------------------------	------------------------------	---------------------------------	------------------------------	---------------------------------	------------------------------	---------------------------------	------------------------------	---------------------------------	----------------------------------	------------------------------------

PITCHER	IP	WLS	BF	H	R	ER	SO	BB	IBB	HBP	BLK	WP	HR	S	P	ERA	WHIP
Gary Kroll, R ERA: 4.75 (1, 1)	7.2		30	5	2	2	3	2	0	0	0	0	1	34	42	2.35	0.913
Larry Bearnarth, R ERA: 3.32 (8, 1)	0.1		1	0	0	0	0	0	0	0	0	0	0	1	1	0.00	0.000
Jim Bethke, R ERA: 2.66 (9, 1)	1.0		5	2	1	0	0	0	0	0	0	1	0	5	5	0.00	2.000

BOTTOM

New York Mets @ Chicago Cubs
Wrigley Field, Chicago, IL
Tue Jun 01 1965, 3:33 AM CDT
Att. 2,270 - Cloudy - 67 F

livebaseballscores.com

AB 40
R 5
H 14
RBI 5
BB 3
SO 4
LOB 15



WP: 0 PA: 43
PB: 0
SB: 1
CS: 0

AB R H RBI BB SO LOB

5 1 2 2 0 1 0

4 1 1 0 1 0 1

5 0 3 1 0 0 0

4 1 2 2 1 0 2

5 0 2 0 0 0 0

4 0 1 0 0 1 2
1 0 0 0 0 1 1

4 1 1 0 0 0 1

2 0 0 0 0 0 1
0 0 0 0 0 0 0
1 0 0 0 0 0 2
0 0 0 0 0 0 0
0 0 0 0 0 0 0
1 1 1 0 0 0 0
0 0 0 0 0 0 0

1B: 12 SF: 0
2B: 0 SAC: 0
3B: 1 DP: 1
HR: 1 HBP: 0

Batter	1	2	3	4	5	6	7	8	9
Jimmy Stewart, S (1, 8) OBP: 0.381, SLG: 0.250	0-0 1-3		0-3 K	0-0 BB 1B		0-0 1-3		0-0 G6-4-3 1B	
Glenn Beckert, R (1, 4) OBP: 0.258, SLG: 0.291	0-0 1B 1B		0-0 P4	4-0 1B BB		0-0 F8		0-0 G6-4-3 1-2f	
Billy Williams, L (1, 7) OBP: 0.322, SLG: 0.436	0-0 14 1B 1B 1-3		0-0 14 1B S 1B	0-0 1-2 2-H 1B		0-0 6-3		0-0 4-1	
Ron Santo, R (1, 5) OBP: 0.373, SLG: 0.522	0-0 14 1B 1-2 3-H		4-0 14 1B BB 1-2	0-0 4-3		0-0 6-3		0-0 HR	
14 Ernie Banks, R (1, 3) OBP: 0.363, SLG: 0.522	0-0 1-3 2-3 1B		0-0 1-2 2-3 1B		0-0 F8		0-0 4-3	0-0 P4	
Doug Clemens, L (1, 9) OBP: 0.313, SLG: 0.305	0-3 K		0-0 F7		0-0 E1		0-0 1B	4-0 BB	
Chris Krug, R (1, 2) OBP: 0.200, SLG: 0.222		0-0 6-3		0-0 1B 1B	0-0 L6		0-3 K	0-3 K	
George Altman, L (9, PH) OBP: 0.374, SLG: 0.506									
Roberto Pena, R (1, 6) OBP: 0.301, SLG: 0.305		0-0 L4		0-0 1-3 1B 1B	0-0 E4		0-0 6-3		
Bob Buhl, R (1, 1) OBP: 0.111, SLG: 0.040		0-0 L4		0-0 1-3 1B 2-3	0-0 4-3		0-0 1B 3B		
Lindy McDaniel, R (5, 1) Ed Bailey, L (5, PH) OBP: 0.238, SLG: 0.118 Bob Humphreys, R (6, 1) Jack Warner, R (8, 1) Vic Roznovsky, L (8, PH) OBP: 0.333, SLG: 0.448 Ted Abernathy, R (9, 1)									

Inning Stats	R: 1	H: 4	E: 0	LOB: 2	K: 1	P: 8	R: 0	H: 0	E: 0	LOB: 0	K: 0	P: 3	R: 0	H: 2	E: 0	LOB: 3	K: 1	P: 7	R: 2	H: 4	E: 0	LOB: 2	K: 0	P: 10	R: 0	H: 0	E: 2	LOB: 2	K: 0	P: 5	R: 0	H: 1	E: 0	LOB: 1	K: 1	P: 6	R: 1	H: 2	E: 0	LOB: 0	K: 0	P: 4	R: 1	H: 1	E: 0	LOB: 1	K: 1	P: 10
	1	4	0	2	1	8	0	0	0	0	0	3	0	2	0	3	0	7	2	4	0	2	0	10	0	0	0	1	0	2	0	5	0	1	0	6	1	2	0	0	4	1	1	10				

PITCHER	IP	WLS	BF	H	R	ER	SO	BB	IBB	HBP	BLK	WP	HR	S	P	ERA	WHIP
Warren Spahn, L (1, 1) ERA: 3.84	3.2		21	10	3	3	2	2	0	0	0	0	0	23	31	7.36	3.273
Tom Parsons, R (4, 1) ERA: 4.91	0.1		1	0	0	0	0	0	0	0	0	0	0	1	1	0.00	0.000
Larry Bearnarth, R (5, 1) ERA: 3.38	5.0	W	21	4	2	2	2	1	0	0	0	0	1	24	28	3.60	1.000

Batter	1	2	3	4	5	6	7	8	9	AB R H RBI BB SO LOB	TOP	
Cookie Rojas, R OBP: 0.379, SLG: 0.398 (1, 4)	0-0 F8		0-0 E3 1B 3B		0-0 P6		0-0 5-3		0-0 1B	5 1 1 0 0 0 0		
Tony Gonzalez, L OBP: 0.317, SLG: 0.459 (1, 8)	0-0 E6 2B WP		0-0 1B 3B		0-0 6-3		0-0 1B		0-0 4-3	5 2 2 0 0 0 2		
Johnny Callison, L OBP: 0.332, SLG: 0.538 (1, 9)	0-0 WP 1-3 2B		0-0 1-H 2B 3B		0-0 F9		0-0 F7			4 1 2 2 0 0 1		
Dick Allen, R OBP: 0.403, SLG: 0.560 (1, 5)	0-3 K 2-3 3-H		0-0 3-H 2B		4-0 HR BB		0-0 6-3		0-0 6-3	3 1 1 1 1 1 1		
Wes Covington, L OBP: 0.262, SLG: 0.479 (1, 7)	0-0 4-3		0-3 K		0-0 HR		0-0 4-3		0-0 4-3	3 1 1 2 0 1 2 1 0 0 0 0 0 0		
John Herrnstein, L OBP: 0.167, SLG: 0.091 (6, 7)												
Dick Stuart, R OBP: 0.338, SLG: 0.393 (1, 3)		0-0 6-3	0-3 K		0-0 F9		0-0 5-3			4 0 0 0 0 1 1 0 0 0 0 0 0 0		
Bobby Wine, R OBP: 0.270, SLG: 0.228 (8, 3)												
Clay Dalrymple, L OBP: 0.270, SLG: 0.300 (1, 2)		4-0 BB BB BB G6-3 BB		0-0 1-3		0-0 3-1		0-0 P4		3 0 0 0 1 0 0		
Ruben Amaro, R OBP: 0.299, SLG: 0.244 (1, 6)		0-0 G6-3 1-2f		0-3 K		0-0 1-3		0-3 K		4 0 0 0 0 2 1		
Jim Bunning, R OBP: 0.207, SLG: 0.310 (1, 1)			0-3 K		0-0 5-3		0-3 K		0-0 1B 1B	4 0 1 0 0 2 0		
Inning Stats	R: 1 E: 1 K: 1 S: 7 H: 1 LOB: 1 BB: 0 P: 7	R: 0 E: 0 K: 0 S: 2 H: 0 LOB: 0 BB: 1 P: 6	R: 3 E: 1 K: 3 S: 13 H: 3 LOB: 1 BB: 0 P: 13	R: 0 E: 0 K: 1 S: 5 H: 0 LOB: 0 BB: 0 P: 5	R: 0 E: 0 K: 0 S: 3 H: 0 LOB: 0 BB: 0 P: 3	R: 2 E: 0 K: 0 S: 4 H: 1 LOB: 0 BB: 1 P: 8	R: 0 E: 0 K: 1 S: 6 H: 1 LOB: 1 BB: 0 P: 6	R: 0 E: 0 K: 0 S: 3 H: 0 LOB: 0 BB: 0 P: 3	R: 0 E: 0 K: 1 S: 7 H: 2 LOB: 2 BB: 0 P: 7	1B: 4 2B: 2 3B: 1 HR: 1 SF: 0 SAC: 0 DP: 1 HBP: 0	WP: 1 PB: 0 SB: 0 CS: 0 PA: 38	
PITCHER	IP WLS BF H R ER SO BB IBB HBP BLK WP HR S P ERA WHIP											
Larry Jackson, R ERA: 4.61 (1, 1)	2.1 L 13 4 4 2 2 1 0 0 0 1 0 16 20 7.71 2.143											
Ted Abernathy, R ERA: 2.01 (3, 1)	3.2 13 1 2 2 3 1 0 0 0 0 1 18 22 4.91 0.545											
Cal Koonce, R ERA: 4.14 (7, 1)	2.0 7 1 0 0 1 0 0 9 9 0.00 0.500											
Bob Humphreys, R ERA: 3.0 (9, 1)	1.0 5 2 0 0 1 0 0 7 7 0.00 2.000											

Philadelphia Phillies @ Chicago Cubs
Wrigley Field, Chicago, IL
Fri Jun 04 1965, 3:33 AM CDT
Att. 3,497 - Sunny

AB	36
R	6
H	8
RBI	5
BB	2
SO	7
LOB	8



livebaseballscorecards.com

Batter	1	2	3	4	5	6	7	8	9	AB R H RBI BB SO LOB
Jimmy Stewart, S OBP: 0.370, SLG: 0.250 (1, 8)	0-0 FC4-6 FC 1B		0-0 P4			0-0 F7		0-3 K		4 0 1 0 0 1 2
Glenn Beckert, R OBP: 0.258, SLG: 0.291 (1, 4)	0-0 FC FC4-6 1-2		0-0 P6			0-0 G4-6-3 1B			0-0 F8	4 0 1 0 0 0 1
Billy Williams, L OBP: 0.316, SLG: 0.427 (1, 7)	0-0 FC4-6 G5-4-3 1-2f 2-3				0-0 3-1	0-0 G4-6-3			0-3 K	4 0 0 0 0 1 4
Ron Santo, R OBP: 0.371, SLG: 0.516 (1, 5)	0-0 G5-4-3 1-2f				0-3 K			0-3 K	0-0 1B	4 0 1 0 0 2 2
14 Ernie Banks, R OBP: 0.356, SLG: 0.511 (1, 3)		0-0 6-3			0-3 K			0-0 6-3	0-0 P4	4 0 0 0 0 1 1
Doug Clemens, L OBP: 0.313, SLG: 0.306 (1, 9)		0-0 FC6-4 1B			0-0 4-3			0-0 F9		3 0 1 0 0 0 0
Vic Roznovsky, L OBP: 0.333, SLG: 0.443 (1, 2)		0-0 F4			0-0 E3 G6-4-3			0-0 1B		3 0 1 0 0 0 1
Roberto Pena, R OBP: 0.296, SLG: 0.299 (1, 6)		0-0 FC6-4 1-2f			0-0 G6-4-3 1-2f			0-3 K		3 0 0 0 0 1 3
Larry Jackson, R OBP: 0.252, SLG: 0.455 (3, 1) Ted Abernathy, R OBP: 0.256, SLG: 0.118 (6, PH) Ed Bailey, L OBP: 0.150, SLG: 0.083 (7, 1) Cal Koonce, R OBP: 0.143, SLG: 0.143 (8, PH) Joey Amalfitano, R OBP: 0.143, SLG: 0.143 (8, PH) Bob Humphreys, R (9, 1)			0-3 K			4-0 1B BB		0-0 F2		0 0 0 0 0 0 0 1 0 0 0 0 1 0 0 0 0 0 1 0 0 0 0 0 0 0 0 0 1 0 0 0 0 0 1 0 0 0 0 0 0 0


Inning Stats	R: 0 E: 0 K: 0 S: 4	H: 1 LOB: 1 BB: 0 P: 4	R: 0 E: 0 K: 0 S: 4	H: 1 LOB: 1 BB: 0 P: 4	R: 0 E: 0 K: 1 S: 5	H: 0 LOB: 0 BB: 0 P: 5	R: 0 E: 0 K: 2 S: 7	H: 0 LOB: 0 BB: 0 P: 7	R: 0 E: 1 K: 0 S: 3	H: 0 LOB: 0 BB: 0 P: 3	R: 0 E: 0 K: 0 S: 3	H: 1 LOB: 1 BB: 1 P: 7	R: 0 E: 0 K: 1 S: 5	H: 0 LOB: 0 BB: 0 P: 5	R: 0 E: 0 K: 2 S: 8	H: 1 LOB: 1 BB: 0 P: 8	R: 0 E: 0 K: 1 S: 6	H: 1 LOB: 1 BB: 0 P: 6	1B: 5 2B: 0 3B: 0 HR: 0	SF: 0 SAC: 0 DP: 3 HBP: 0	WP: 0 PB: 0 SB: 0 CS: 0	PA: 32
PITCHER Jim Bunning, R ERA: 3.36 (1, 1)	IP 9.0 WLS W BF 32 H 5 R 0 ER 0 SO 7 BB 1 IBB 0 HBP 0 BLK 0 WP 0 HR 0 S 45 P 49 ERA 0.00 WHIP 0.667																					

BOTTOM

Philadelphia Phillies @ Chicago Cubs
Wrigley Field, Chicago, IL
Fri Jun 04 1965, 3:33 AM CDT
Att. 3,497 - Sunny

livebaseballscorecards.com

AB	31
R	0
H	5
RBI	0
BB	1
SO	7
LOB	15



Batter	1	2	3	4	5	6	7	8	9	AB R H RBI BB SO LOB	TOP						
Cookie Rojas, R (1, 4) OBP: 0.372, SLG: 0.393	0-0 SH3 2B 1B	0-0 FC5-4 1-2f			0-0 6-3	0-0 SF8		0-0 6-3		4 1 1 1 0 0 1							
Johnny Callison, L (1, 9) OBP: 0.330, SLG: 0.548	0-0 SH3 1-2		0-0 HR		0-0 P4	0-0 FC1-6 1B		0-0 P6		4 1 1 1 0 0 1							
Dick Allen, R (1, 5) OBP: 0.413, SLG: 0.567	0-0 1B 2B		0-0 6-3		4-0 1B HR BB	0-0 1B		4-0 1B BB		3 3 2 1 2 0 0							
Dick Stuart, R (1, 3) OBP: 0.340, SLG: 0.393	0-0 1B 1B		0-0 P4		0-0 HR 1B	0-0 4-3		0-0 F8		5 1 2 1 0 0 3							
Alex Johnson, R (1, 8) OBP: 0.356, SLG: 0.494	0-0 1B		0-0 4-3		0-0 HR		0-0 4-3		0-0 1B 1B	3 1 2 3 0 0 0 2 0 1 0 0 0 0							
Tony Gonzalez, L (7, PH) OBP: 0.321, SLG: 0.460	0-0 G6-4-3 1B		0-0 4-3		0-0 HR		0-0 4-3		0-0 1B 1B	3 0 1 0 0 0 2 2 0 1 1 0 0 0							
Frank Thomas, R (1, 7) OBP: 0.286, SLG: 0.310	0-0 G6-4-3 1-2f			0-0 P6	0-0 2B		0-0 4-3		0-0 1B	3 0 0 0 0 0 1 0 0 0 0 0 0 0 1 0 0 0 0 0 0 0 0 0 0 0 0 0 1 0 0 0 0 0 2 0 0 0 0 0 0 0							
John Herrnstein, L (5, PR) OBP: 0.214, SLG: 0.154				0-0 F3	0-0 P4		0-0 F7		0-0 F8	3 1 1 0 1 0 0							
Gus Triandos, R (1, 2) OBP: 0.232, SLG: 0.184		0-0 P3		0-0 F3	0-0 P4		0-0 F7		0-0 F8	3 0 0 0 0 0 0 0 0 0 0 0 0 0 1 0 0 0 0 0 0 0 0 0 0 0 0 0 1 0 0 0 0 0 2 0 0 0 0 0 0 0							
Jack Baldschun, R (5, 1)				0-0 L9		4-0 1B SF8 BB		0-0 F9		3 1 1 0 1 0 0							
Wes Covington, L (7, PH) OBP: 0.239, SLG: 0.474				0-0 1B				0-0 F9									
Bo Belinsky, L (7, 1) OBP: 0.267, SLG: 0.214				0-0 5-3				0-0 G3		2 0 1 0 0 0 1 0 0 0 0 0 0 0 2 0 1 0 0 0 0							
John Griggs, L (9, PH) OBP: 0.385, SLG: 0.500																	
Gary Wagner, R (9, 1)																	
Ruben Amaro, R (1, 6) OBP: 0.307, SLG: 0.247																	
Chris Short, R (1, 1) OBP: 0.111, SLG: 0.111																	
Ray Herbert, R (5, 1) OBP: 0.412, SLG: 0.471																	
Clay Dalrymple, L (5, 2) OBP: 0.275, SLG: 0.304																	
Inning Stats	R: 2 H: 4 E: 0 LOB: 1 K: 0 BB: 0 S: 6 P: 6	R: 0 H: 1 E: 0 LOB: 1 K: 0 BB: 0 S: 4 P: 4	R: 1 H: 1 E: 0 LOB: 0 K: 0 BB: 0 S: 4 P: 4	R: 0 H: 1 E: 0 LOB: 1 K: 0 BB: 0 S: 4 P: 4	R: 3 H: 3 E: 0 LOB: 1 K: 0 BB: 1 S: 6 P: 10	R: 1 H: 2 E: 0 LOB: 2 K: 0 BB: 1 S: 5 P: 9	R: 0 H: 0 E: 0 LOB: 0 K: 0 BB: 0 S: 3 P: 3	R: 0 H: 0 E: 0 LOB: 0 K: 0 BB: 0 S: 3 P: 3	R: 1 H: 2 E: 0 LOB: 2 K: 0 BB: 1 S: 5 P: 9	1B: 10 SF: 1 2B: 2 SAC: 1 3B: 0 DP: 1 HR: 2 HBP: 0	WP: 0 PA: 43 PB: 0 SB: 0 CS: 0						
PITCHER	IP WLS BF H R ER SO BB IBB HBP BLK WP HR S P ERA WHIP																
Dick Ellsworth, L (1, 1) ERA: 3.56	4.2		24	10	6	6	0	1	0	0	0	0	2	23	27	11.57	2.357
Ted Abernathy, R (5, 1) ERA: 2.22	4.0		18	4	2	2	0	2	0	0	0	0	0	16	24	4.50	1.500
Lindy McDaniel, R (9, 1) ERA: 1.66	0.1	W	1	0	0	0	0	0	0	0	0	0	0	1	1	0.00	0.000

Philadelphia Phillies @ Chicago Cubs
Wrigley Field, Chicago, IL
Sat Jun 05 1965, 3:33 AM CDT
Att. 6,049 - Cloudy

livebaseballscorecards.com

AB	38
R	8
H	14
RBI	8
BB	3
SO	0
LOB	11



BOTTOM

Philadelphia Phillies @ Chicago Cubs
Wrigley Field, Chicago, IL
Sat Jun 05 1965, 3:33 AM CDT
Att. 6,049 - Cloudy

livebaseballscorecards.com

AB 38
R 9
H 15
RBI 7
BB 7
SO 7
LOB 21



WP: 2 PA: 47
PB: 0
SB: 1
CS: 0

AB R H RBI BB SO LOB

4 1 2 0 2 1 3
3 1 1 1 0 0 2
2 1 1 0 0 0 2
1 0 1 1 0 0 0

5 1 3 1 0 1 1

4 1 1 2 0 0 2

3 1 2 1 2 0 1

4 0 0 0 1 0 4

2 0 1 0 0 1 3
3 1 2 0 0 1 0
0 1 0 0 0 0 0

2 0 0 0 0 1 2
2 1 1 1 1 0 1

2 0 0 0 0 1 0
1 0 0 0 0 1 0
0 0 0 0 0 0 0
0 0 0 0 1 0 0

1B: 8 SF: 1
2B: 6 SAC: 1
3B: 1 DP: 2
HR: 0 HBP: 0

Table with 10 columns (Batter 1-9) and 10 rows of player data. Each cell contains a batter's name, stats, and a baseball diamond diagram showing the play. Batter 1: Harvey Kuenn, Glenn Beckert, Joey Amalfitano, George Altman, Billy Williams, Ron Santo, 14 Ernie Banks, Doug Clemens, Chris Krug, Ed Bailey, Larry Jackson. Batter 2: WP, 1B. Batter 3: L8, FC5-4, BB. Batter 4: G6-4-3, BB, 1B. Batter 5: F9, SF9, 14 1B, 3B, 1B, F8, E8, E. Batter 6: SF9, FC4-6, FC5-4, 4-3. Batter 7: BB, F7, 14 FC4-6, SF9, FC4-6, 4-3. Batter 8: K, G5-4-3, 2B, 4-3. Batter 9: K, 3-1 1B, 2B, 3-1, SH1-4, BB, SH1-4, 1B, IBB.

Inning Stats table with columns for R, H, E, K, S, LOB, BB, P, and rows for each of the 9 batters.

Pitcher stats table with columns for IP, WLS, BF, H, R, ER, SO, BB, IBB, HBP, BLK, WP, HR, S, P, ERA, WHIP, and rows for Chris Short, Ray Herbert, Jack Baldschun, Bo Belinsky, and Gary Wagner.

Batter	1	2	3	4	5	6	7	8	9	AB R H RBI BB SO LOB	TOP											
Tony Gonzalez, L (1, 8) OBP: 0.342, SLG: 0.476	0-0 G3		0-0 1B		0-0 1B		0-0 1B		0-0 1B	5 0 4 2 0 0 0												
Dick Allen, R (1, 5) OBP: 0.412, SLG: 0.560	0-0 5-3		0-0 P4		0-0 1B		0-0 P4		0-0 BB	4 0 1 0 1 0 2												
Johnny Callison, L (1, 9) OBP: 0.327, SLG: 0.536	0-0 2-3			4-0 BB	0-0 6-3		0-0 F2		0-0 4-3	4 0 0 0 1 0 6												
Wes Covington, L (1, 7) OBP: 0.250, SLG: 0.455 John Herrnstein, L (8, 7) OBP: 0.214, SLG: 0.154		0-0 F3		0-0 FC4-6 BB		0-3 K		0-0 P6		4 0 0 0 0 1 1 0 0 0 0 0 0 0												
Dick Stuart, R (1, 3) OBP: 0.337, SLG: 0.389 Bobby Wine, R (8, 3) OBP: 0.270, SLG: 0.228		0-0 5-3		0-0 F2		0-0 FC4-6 1B		0-0 5-3		4 0 1 0 0 0 1 0 0 0 0 0 0 0												
Clay Dalrymple, L (1, 2) OBP: 0.263, SLG: 0.298		0-0 P6		4-0 BB		0-0 FC4-6 FC6-4		4-0 CS BB		2 0 0 0 2 0 1												
Cookie Rojas, R (1, 4) OBP: 0.369, SLG: 0.397			0-0 F9 1B 2B		0-0 L8		0-0 FC6-4		0-0 CS 1-2	4 1 1 0 0 0 3												
Ruben Amaro, R (1, 6) OBP: 0.305, SLG: 0.247			0-0 F9		0-0 F8		0-0 SH1-4 1B		0-0 1-3	4 1 1 0 0 0 1												
Ray Culp, R (1, 1)			0-3 K		0-3 K		0-0 SH1-4		4-0 BB 1B BB	2 0 0 0 1 2 1												
Inning Stats	R: 0 E: 0 K: 0 S: 3	H: 0 LOB: 0 BB: 0 P: 3	R: 0 E: 0 K: 1 S: 3	H: 0 LOB: 0 BB: 0 P: 3	R: 1 E: 0 K: 1 S: 7	H: 2 LOB: 1 BB: 0 P: 7	R: 0 E: 0 K: 0 S: 3	H: 0 LOB: 2 BB: 2 P: 11	R: 0 E: 1 K: 1 S: 7	H: 2 LOB: 2 BB: 0 P: 7	R: 0 E: 0 K: 1 S: 6	H: 1 LOB: 1 BB: 0 P: 6	R: 1 E: 0 K: 0 S: 5	H: 2 LOB: 1 BB: 0 P: 5	R: 0 E: 0 K: 0 S: 2	H: 0 LOB: 0 BB: 1 P: 6	R: 0 E: 0 K: 0 S: 4	H: 1 LOB: 3 BB: 2 P: 12	1B: 7 2B: 1 3B: 0 HR: 0	SF: 0 SAC: 1 DP: 0 HBP: 0	WP: 0 PB: 0 SB: 0 CS: 1	PA: 40
PITCHER	IP WLS BF H R ER SO BB IBB HBP BLK WP HR S P ERA WHIP																					
Bob Buhl, R (1, 1) ERA: 3.1	7.0 L 30 7 2 2 3 2 0 0 0 0 0 0 34 42 2.57 1.286																					
Lindy McDaniel, R (8, 1) ERA: 1.6	1.2 8 1 0 0 0 3 0 0 0 0 0 0 5 17 0.00 2.400																					
Bob Hendley, L (9, 1) ERA: 12.33	0.1 1 0 0 0 0 0 0 0 0 0 0 0 1 1 0.00 0.000																					

Philadelphia Phillies @ Chicago Cubs
Wrigley Field, Chicago, IL
Sun Jun 06 1965, 3:33 AM CDT
Cloudy

AB	33
R	2
H	8
RBI	2
BB	5
SO	3
LOB	16



Batter	1	2	3	4	5	6	7	8	9	AB	R	H	RBI	BB	SO	LOB
Harvey Kuenn, R (1, 7) OBP: 0.356, SLG: 0.233	0-0 4-3		0-0 F7	0-0 CS	0-0 1-3		4-0 BB		4-0 BB	3	0	0	0	2	0	0
Jimmy Stewart, S (1, 6) OBP: 0.370, SLG: 0.302	0-0 E 2B		0-0 F8		0-0 4-3		0-0 G3		0-0 F9	5	0	1	0	0	0	4
Billy Williams, L (1, 8) OBP: 0.326, SLG: 0.462	0-0 P6		0-0 HR		0-0 2B				0-0 F7	4	1	2	1	0	0	1
Ron Santo, R (1, 5) OBP: 0.365, SLG: 0.513	0-0 E6 14 BB		4-0 14 BB		0-0 5-3			0-3 K		3	0	0	0	1	1	2
14 Ernie Banks, R (1, 3) OBP: 0.369, SLG: 0.513	4-0 BB		4-0 FC4-6 BB		0-0 1-3			0-0 G3		2	0	0	0	2	0	0
Doug Clemens, L (1, 9) OBP: 0.308, SLG: 0.296	0-0 P6		0-0 FC4-6		0-0 L9				0-0 BB 1B	4	0	1	0	0	0	5
Joey Amalfitano, R (1, 4) OBP: 0.250, SLG: 0.211		0-0 L7		4-0 CS BB		0-0 F8			0-0 BB 1B	3	0	1	0	1	0	0
Chris Krug, R (1, 2) Ed Bailey, L (7, PH) (8, 2) OBP: 0.214, SLG: 0.231 OBP: 0.271, SLG: 0.179		0-3 K		0-0 L7			0-0 P4		0-0 F7	2	0	0	0	0	1	1
Bob Buhl, R (1, 1) Don Landrum, L (7, PH) Lindy McDaniel, R (8, 1) Bob Hendley, R (9, 1) George Altman, L (9, PH) OBP: 0.103, SLG: 0.037 OBP: 0.323, SLG: 0.395		0-0 F2		0-0 F6			0-0 G3		0-3 K	2	0	0	0	0	0	1
	R: 0 H: 1 E: 1 LOB: 3 K: 0 BB: 1 S: 5 P: 9	R: 0 H: 0 E: 0 LOB: 0 K: 1 BB: 0 S: 5 P: 5	R: 1 H: 1 E: 0 LOB: 2 K: 0 BB: 2 S: 4 P: 12	R: 0 H: 0 E: 0 LOB: 0 K: 0 BB: 1 S: 2 P: 6	R: 0 H: 1 E: 0 LOB: 1 K: 0 BB: 0 S: 4 P: 4	R: 0 H: 0 E: 0 LOB: 0 K: 0 BB: 0 S: 3 P: 3	R: 0 H: 0 E: 0 LOB: 1 K: 0 BB: 1 S: 3 P: 7	R: 0 H: 0 E: 0 LOB: 0 K: 1 BB: 0 S: 5 P: 5	R: 0 H: 2 E: 0 LOB: 3 K: 1 BB: 1 S: 7 P: 11	1B: 2 SF: 0 2B: 2 SAC: 0 3B: 0 DP: 0 HR: 1 HBP: 0	WP: 0 PA: 39 PB: 0 SB: 0 CS: 1					

BOTTOM

Philadelphia Phillies @ Chicago Cubs

Wrigley Field, Chicago, IL

Sun Jun 06 1965, 3:33 AM CDT
Cloudy

livebaseballscorecards.com

AB	32
R	1
H	5
RBI	1
BB	6
SO	3
LOB	18



PITCHER Ray Culp, R (1, 1) ERA: 3.03	IP 9.0	WLS 5	BF 38	H 5	R 1	ER 1	SO 3	BB 6	IBB 0	HBP 0	BLK 0	WP 0	HR 1	S 38	P 62	ERA 1.00	WHIP 1.222
--	--------	-------	-------	-----	-----	------	------	------	-------	-------	-------	------	------	------	------	----------	------------

PITCHER	IP	WLS	BF	H	R	ER	SO	BB	IBB	HBP	BLK	WP	HR	S	P	ERA	WHIP
---------	----	-----	----	---	---	----	----	----	-----	-----	-----	----	----	---	---	-----	------

Batter	1	2	3	4	5	6	7	8	9	AB R H RBI BB SO LOB	TOP											
Tony Gonzalez, L (1, 8) OBP: 0.328, SLG: 0.455	0-3 K	0-0 P5		0-0 FC4-6 BB 1-2f		0-0 F7		0-3 K		5 0 0 0 0 2 1												
Dick Allen, R (1, 5) OBP: 0.417, SLG: 0.557	0-0 F9	0-3 K2-3		4-0 FC4-6 BB 1-2		4-0 1B BB			0-0 HR 1B	3 1 1 0 2 1 0												
Johnny Callison, L (1, 9) OBP: 0.338, SLG: 0.589	0-0 HR		0-0 HR	0-0 FC4-6 BB 1-2f 2-3		0-0 1B			0-0 HR	5 3 4 4 0 0 2												
Wes Covington, L (1, 7) OBP: 0.263, SLG: 0.465 Alex Johnson, R (4, PH) OBP: 0.344, SLG: 0.477	0-0 2B 1B		0-0 1B SF7 1B	0-0 6-3		0-0 F9			0-0 F3	2 2 2 0 0 0 0 3 0 0 0 0 0 4												
Dick Stuart, R (1, 3) OBP: 0.345, SLG: 0.419 Bobby Wine, R (9, PR) OBP: 0.270, SLG: 0.228	0-0 1B HR 2B		0-0 L9		0-0 HR		0-0 P6		4-0 1B 5-3 BB	4 2 2 1 1 0 1 0 0 0 0 0 0 0												
Clay Dalrymple, L (1, 2) OBP: 0.288, SLG: 0.303	0-0 HR 1B		0-0 1B		0-0 F8		0-0 4-3		0-0 5-3 1-2	5 1 2 1 0 0 1												
Cookie Rojas, R (1, 4) OBP: 0.370, SLG: 0.423	0-0 HR		0-0 SF7		0-0 F9		0-0 L7		0-0 1B	4 1 2 4 0 0 0												
Ruben Amaro, R (1, 6) OBP: 0.291, SLG: 0.234	0-0 5-3		0-0 P3		0-0 5-3			0-0 1-3	0-0 F7	5 0 0 0 0 0 3												
Art Mahaffey, R (1, 1) OBP: 0.125, SLG: 0.125 Jack Baldschun, R (3, 1) Bo Belinsky, L (3, 1) OBP: 0.313, SLG: 0.267 Gary Wagner, R (4, 1) Ed Roebuck, R (9, 1)		0-0 P6		0-0 FC4-6 1B		0-0 5-3		0-3 K		1 0 0 0 0 0 0 0 0 0 0 0 0 0 1 0 1 0 0 0 0 2 0 0 0 0 1 0 0 0 0 0 0 0 0												
Inning Stats	R: 5 E: 0 K: 1 S: 10	H: 5 LOB: 0 BB: 0 P: 10	R: 0 E: 0 K: 1 S: 5	H: 0 LOB: 0 BB: 0 P: 5	R: 2 E: 0 K: 0 S: 6	H: 3 LOB: 1 BB: 0 P: 6	R: 0 E: 0 K: 0 S: 4	H: 1 LOB: 2 BB: 1 P: 8	R: 1 E: 0 K: 0 S: 4	H: 1 LOB: 0 BB: 0 P: 4	R: 0 E: 0 K: 0 S: 4	H: 1 LOB: 2 BB: 1 P: 8	R: 0 E: 0 K: 0 S: 3	H: 0 LOB: 0 BB: 0 P: 3	R: 0 E: 0 K: 2 S: 7	H: 0 LOB: 0 BB: 0 P: 7	R: 2 E: 0 K: 0 S: 6	H: 3 LOB: 2 BB: 1 P: 10	1B: 8 2B: 1 3B: 0 HR: 5	SF: 1 SAC: 0 DP: 0 HBP: 0	WP: 0 PB: 0 SB: 0 CS: 0	PA: 44
PITCHER	IP WLS BF H R ER SO BB IBB HBP BLK WP HR S P ERA WHIP																					
Larry Jackson, R (1, 1) ERA: 5.33	2.1 L 15 8 7 7 2 0 0 0 0 0 3 19 19 27.00 3.429																					
Bob Humphreys, R (3, 1) ERA: 2.81	1.0 5 1 0 0 0 1 0 0 0 0 0 4 8 0.00 2.000																					
Bob Hendley, L (4, 1) ERA: 11.81	0.2 2 0 0 0 0 0 0 0 0 0 0 2 2 0.00 0.000																					
Lindy McDaniel, R (5, 1) ERA: 1.72	2.0 9 2 1 1 0 1 0 0 0 0 1 8 12 4.50 1.500																					
Ernie Broglio, R (7, 1) ERA: 5.16	3.0 13 3 2 2 2 1 0 0 0 0 1 16 20 6.00 1.333																					

Philadelphia Phillies @ Chicago Cubs
Wrigley Field, Chicago, IL
Sun Jun 06 1965, 3:38 AM CDT
Att: 16,845 - Cloudy

livebaseballscorecards.com

AB	40
R	10
H	14
RBI	10
BB	3
SO	4
LOB	12



Batter	1	2	3	4	5	6	7	8	9	AB	R	H	RBI	BB	SO	LOB
Don Landrum, L OBP: 0.317, SLG: 0.396 (1, 8)	0-0 4-3	0-3 K		0-3 K		0-3 K			0-0 HR 2B	5	1	1	0	0	3	1
Jimmy Stewart, S OBP: 0.390, SLG: 0.319 (1, 6)	0-0 2B 1B		4-0 1B BB	0-0 F7			0-0 14 CS BB 1B		0-0 4-3	4	2	2	1	1	0	2
Billy Williams, L OBP: 0.327, SLG: 0.472 (1, 7)	0-0 F9		4-0 1B 14 G5-4-3 BB		0-3 K		0-0 P6		0-0 3-H HR	4	2	1	2	1	1	2
Ron Santo, R OBP: 0.374, SLG: 0.538 (1, 5)	0-0 1B 2B		0-0 14 G5-4-3 1B	1-3 2-H	0-0 HR		4-0 1-2 BB		0-0 E6 14 L6-3	4	2	3	2	1	0	0
14 Ernie Banks, R OBP: 0.370, SLG: 0.508 (1, 3)	4-0 1B BB		0-0 G5-4-3	1-2f 3-H	0-0 1B		0-0 K		0-0 L6-3	4	0	1	0	1	1	4
Doug Clemens, L OBP: 0.313, SLG: 0.321 (1, 9)	0-0 1B		0-0 HR		0-0 F7		0-0 F7		0-3 K	4	1	2	3	0	1	1
Ed Bailey, L OBP: 0.250, SLG: 0.163 (1, 2)	0-0 F7		0-3 K		0-0 F7				0-3 K	4	0	0	0	0	2	3
Joey Amalfitano, R OBP: 0.250, SLG: 0.182 (1, 4)		0-0 F9		4-0 BB		0-0 P4		0-0 F7		3	0	0	0	1	0	0
Larry Jackson, R OBP: 0.280, SLG: 0.235 (3, 1)		0-0 5-3		0-0 L7		0-3 K			0-0 2B 4-3 1B	1	0	0	0	0	0	0
Bob Humphreys, R (4, 1)										0	0	0	0	0	0	0
George Altman, L (4, PH)										0	0	0	0	0	0	0
Lindy McDaniel, R (5, 1)										1	0	0	0	0	0	1
Harvey Kuenn, R (6, PH)										0	0	0	0	0	0	0
Ernie Broglio, R (7, 1)										1	0	0	0	0	1	0
Harry Bright, R (9, PH)										0	0	0	0	0	0	0
										1	1	1	0	0	0	0

Inning Stats	R: 2	H: 3	E: 0	LOB: 2	K: 0	S: 6	P: 10	R: 0	H: 0	E: 0	LOB: 0	K: 1	S: 5	P: 5	R: 3	H: 2	E: 0	LOB: 0	K: 1	S: 6	P: 14	R: 0	H: 0	E: 0	LOB: 1	K: 1	S: 5	P: 9	R: 1	H: 2	E: 0	LOB: 1	K: 1	S: 7	P: 7	R: 0	H: 0	E: 0	LOB: 0	K: 2	S: 7	P: 7	R: 0	H: 1	E: 0	LOB: 2	K: 1	S: 5	P: 9	R: 0	H: 0	E: 0	LOB: 0	K: 2	S: 7	P: 7	R: 3	H: 3	E: 1	LOB: 0	K: 0	S: 6	P: 6	1B: 6	SF: 0	2B: 4	SAC: 0	3B: 0	DP: 3	HR: 3	HBP: 0	WP: 0	PA: 41
--------------	------	------	------	--------	------	------	-------	------	------	------	--------	------	------	------	------	------	------	--------	------	------	-------	------	------	------	--------	------	------	------	------	------	------	--------	------	------	------	------	------	------	--------	------	------	------	------	------	------	--------	------	------	------	------	------	------	--------	------	------	------	------	------	------	--------	------	------	------	-------	-------	-------	--------	-------	-------	-------	--------	-------	--------

PITCHER	IP	WLS	BF	H	R	ER	SO	BB	IBB	HBP	BLK	WP	HR	S	P	ERA	WHIP
Art Mahaffey, R (1, 1) ERA: 5.58	2.0		13	4	5	5	1	3	0	0	0	0	0	12	24	22.50	3.500
Jack Baldschun, R (3, 1) ERA: 4.28	0.2		2	1	0	0	0	0	0	0	0	0	1	2	2	0.00	1.500
Bo Belinsky, L (3, 1) ERA: 6.15	0.1		1	0	0	0	1	0	0	0	0	0	0	3	3	0.00	0.000
Gary Wagner, R (4, 1) ERA: 2.97	5.1	W	23	6	4	4	7	2	0	0	0	0	2	35	43	6.75	1.500
Ed Roebuck, R (9, 1) ERA: 3.63	0.2	S	2	0	0	0	0	0	0	0	0	0	0	2	2	0.00	0.000

BOTTOM

Philadelphia Phillies @ Chicago Cubs
Wrigley Field, Chicago, IL
Sun Jun 06 1965, 3:38 AM CDT
Att. 16,845 - Cloudy

livebaseballscores.com

AB	36
R	9
H	11
RBI	8
BB	5
SO	9
LOB	14



Batter	1	2	3	4	5	6	7	8	9	10	AB R H RBI BB SO LOB	TOP												
Felipe Alou, R OBP: 0.317, SLG: 0.447 (1, 3)	0-0 L8	0-3 K 1-2 3-H			0-0 F8			0-0 1-3		0-0 HR	5 1 1 1 0 1 1	Milwaukee Braves @ Chicago Cubs Wrigley Field, Chicago, IL Tue Jun 08 1965, 3:33 AM CDT Att. 4,039 - Cloudy - 80 F												
Eddie Mathews, L OBP: 0.365, SLG: 0.520 (1, 5)	0-0 F8		0-3 K			0-0 F8		0-0 4-3	4-0 HR BB	4 1 0 0 1 1 0														
Hank Aaron, R OBP: 0.392, SLG: 0.581 (1, 9)	4-0 BB		0-0 6-3			0-0 1-3		0-0 5-3	0-0 HR	4 1 1 2 1 0 0														
Gene Oliver, R OBP: 0.333, SLG: 0.450 (1, 2)	0-0 F2		0-0 2-3		0-3 K				0-0 HR	5 1 1 1 0 1 1														
Rico Carty, R OBP: 0.288, SLG: 0.379 (1, 7)		0-0 1B 1B 2B		0-0 4-3			0-0 4-3	0-0 F8	0-0 CS 1B	5 1 2 0 0 0 0														
Mack Jones, L OBP: 0.342, SLG: 0.534 Woody Woodward, R OBP: 0.220, SLG: 0.200 (1, 8) (7, 6)		0-3 K		0-3 K			0-0 4-3 2B	0-0 G3	0-0 FC4-6 1B	3 0 1 0 0 2 1 2 0 1 0 0 0 0														
Frank Bolling, R OBP: 0.359, SLG: 0.419 (1, 4)		0-0 1-3		0-0 6-3			0-0 4-3		SH5-4 1B FC4-6	5 1 1 0 0 0 3														
Sandy Alomar Sr., S OBP: 0.235, SLG: 0.224 Ty Cline, L OBP: 0.281, SLG: 0.222 (1, 6) (7, PH) (7, 8)		0-0 1B WP 1B		0-0 F8			4-0 IBB		0-0 SH5-4 1-2	2 1 1 0 0 0 0 0 0 0 0 1 0 0														
Ken Johnson, R OBP: 0.200, SLG: 0.240 Lou Klimchok, L OBP: 0.120, SLG: 0.087 Bob Sadowski, R OBP: 0.273, SLG: 0.200 Joe Torre, R OBP: 0.402, SLG: 0.615 Billy O'Dell, S OBP: 0.182, SLG: 0.182 (1, 1) (7, PH) (7, 1) (10, PH) (10, 1)		0-0 1B WP 1B		0-3 K			0-0 4-3		0-0 HR	2 0 1 1 0 1 0 1 0 0 0 0 0 2 0 0 0 0 0 0 0 1 1 1 2 0 0 0 0 0 0 0 0 0 0														
Inning Stats	R: 0 E: 0 K: 0 S: 3	H: 0 LOB: 1 BB: 1 P: 7	R: 2 E: 0 K: 2 S: 10	H: 3 LOB: 1 BB: 0 P: 10	R: 0 E: 0 K: 1 S: 5	H: 0 LOB: 0 BB: 0 P: 5	R: 0 E: 0 K: 1 S: 5	H: 0 LOB: 0 BB: 0 P: 5	R: 0 E: 0 K: 1 S: 5	H: 1 LOB: 2 BB: 1 P: 8	R: 0 E: 0 K: 0 S: 3		H: 0 LOB: 0 BB: 0 P: 3	R: 0 E: 0 K: 0 S: 3	H: 0 LOB: 0 BB: 0 P: 3	R: 6 E: 0 K: 0 S: 9	H: 7 LOB: 1 BB: 1 P: 13	1B: 5 2B: 2 3B: 0 HR: 4	SF: 0 SAC: 1 DP: 0 HBP: 0	WP: 1 PB: 0 SB: 0 CS: 1	PA: 43			
PITCHER	IP WLS BF H R ER SO BB IBB HBP BLK WP HR S P ERA WHIP																							
Dick Ellsworth, L ERA: 3.51 (1, 1)	6.0																							
Ted Abernathy, R ERA: 2.13 (7, 1)	2.0	8	1	0	0	0	0	1	0	0	0	0	7	11	0.00	0.500								
Lindy McDaniel, R ERA: 2.23 (9, 1)	1.1	L	7	3	3	3	0	0	0	0	0	2	7	7	20.25	2.250								
Bob Hendley, L ERA: 13.5 (10, 1)	0.0		3	2	3	3	0	1	0	0	0	2	2	6	∞	∞								
Bob Humphreys, R ERA: 2.7 (10, 1)	0.2		3	2	0	0	0	0	0	0	0	0	3	3	0.00	3.000								

AB	39
R	8
H	11
RBI	7
BB	3
SO	6
LOB	8



Batter	1	2	3	4	5	6	7	8	9	10	AB	R	H	RBI	BB	SO	LOB
Don Landrum, L (1, 8) OBP: 0.311, SLG: 0.417	0-0 5-3		0-0 P6			0-0 1-H HR		0-0 1-3		0-0 F7	5	1	1	2	0	0	2
Jimmy Stewart, S (1, 6) OBP: 0.381, SLG: 0.300	0-3 K			0-0 5-3		4-0 S BB		0-3 K			3	0	0	0	1	2	0
Billy Williams, L (1, 7) OBP: 0.326, SLG: 0.465	0-0 F8			0-0 4-3		4-0 1-2 IBB			0-0 4-3		3	0	0	0	1	0	0
Ron Santo, R (1, 5) OBP: 0.368, SLG: 0.527		0-0 F7		0-0 P4		0-0 F9		0-3 K			4	0	0	0	0	1	2
14 Ernie Banks, R (1, 3) OBP: 0.368, SLG: 0.500		0-0 F9			0-0 P6	0-3 K			4-0 BB		3	0	0	0	1	1	2
Doug Clemens, L (1, 9) OBP: 0.306, SLG: 0.313		0-0 G3			0-0 F9		0-3 K		0-0 G3		4	0	0	0	0	1	1
Ed Bailey, L (1, 2) OBP: 0.255, SLG: 0.174			0-0 FC2-6 1B				0-3 K			0-3 K	3	0	1	0	0	1	0
Chris Krug, R (10, PH) OBP: 0.200, SLG: 0.214					0-0 F9						1	0	0	0	0	1	0
Joey Amalfitano, R (1, 4) OBP: 0.286, SLG: 0.200			0-0 F7			0-0 HR 1B		0-0 6-3		4-0 BB	3	1	1	0	1	0	1
Dick Ellsworth, L (1, 1) OBP: 0.125, SLG: 0.125					0-0 FC2-6		0-0 F8		0-0 F3		1	0	0	0	0	0	1
George Altman, L (6, PH) OBP: 0.309, SLG: 0.495											1	0	0	0	0	0	1
Ted Abernathy, R (7, 1)											0	0	0	0	0	0	0
Harvey Kuenn, R (8, PH) OBP: 0.348, SLG: 0.227											0	0	0	0	0	0	0
Lindy McDaniel, R (9, 1)											0	0	0	0	0	0	0
Bob Hendley, R (10, 1)											0	0	0	0	0	0	0
Bob Humphreys, R (10, 1)											0	0	0	0	0	0	0
Harry Bright, R (10, PH) OBP: 0.263, SLG: 0.278			1-2								1	0	0	0	0	1	1


Inning Stats	R: 0	H: 0	E: 0	K: 1	S: 5	R: 0	H: 0	E: 0	K: 0	S: 3	R: 0	H: 1	E: 0	K: 0	S: 4	R: 0	H: 0	E: 0	K: 0	S: 3	R: 2	H: 2	E: 0	K: 1	S: 7	R: 0	H: 0	E: 0	K: 2	S: 7	R: 0	H: 0	E: 0	K: 1	S: 5	R: 0	H: 0	E: 0	K: 1	S: 5	R: 0	H: 0	E: 0	K: 2	S: 7	R: 0	H: 0	E: 0	K: 2	S: 7
	LOB: 0	BB: 0	P: 5	LOB: 0	BB: 0	P: 3	LOB: 1	BB: 0	P: 4	LOB: 0	BB: 0	P: 3	LOB: 0	BB: 0	P: 3	LOB: 0	BB: 0	P: 3	LOB: 0	BB: 0	P: 3	LOB: 0	BB: 0	P: 3	LOB: 2	BB: 2	P: 15	LOB: 0	BB: 0	P: 7	LOB: 0	BB: 0	P: 7	LOB: 0	BB: 0	P: 5	LOB: 0	BB: 1	P: 9	LOB: 1	BB: 1	P: 11	LOB: 0	BB: 0	P: 11	LOB: 0	BB: 0	P: 11		

PITCHER	IP	WLS	BF	H	R	ER	SO	BB	IBB	HBP	BLK	WP	HR	S	P	ERA	WHIP
Ken Johnson, R (1, 1) ERA: 4.0	6.0		23	3	2	2	2	1	1	0	0	0	1	25	33	3.00	0.667
Bob Sadowski, R (7, 1) ERA: 3.82	3.0	W	10	0	0	0	4	1	0	0	0	0	0	17	21	0.00	0.333
Billy O'Dell, L (10, 1) ERA: 2.11	1.0	S	4	0	0	0	2	1	0	0	0	0	0	7	11	0.00	1.000

Milwaukee Braves @ Chicago Cubs
Wrigley Field, Chicago, IL
 Tue Jun 08 1965, 3:33 AM CDT
 Att. 4,039 - Cloudy - 80 F

livebaseballscorecards.com

AB	33
R	2
H	3
RBI	2
BB	4
SO	8
LOB	11



WP: 0	PA: 37
PB: 0	
SB: 1	
CS: 0	

Batter	1	2	3	4	5	6	7	8	9	AB R H RBI BB SO LOB	TOP	
Felipe Alou, R OBP: 0.316, SLG: 0.459 (1, 3) X	0-0 P4 ①		0-0 F8 ①			0-0 6-3 ①		0-0 HR ①		4 1 1 1 0 0 0		
Ty Cline, L OBP: 0.269, SLG: 0.212 (1, 8) X	0-0 B1-3 ②		0-0 F7 ②			0-0 L4-3 ②		0-0 F9 ③		4 0 0 0 0 0 0		
Hank Aaron, R OBP: 0.394, SLG: 0.579 (1, 9) X	0-0 1B PB E 1B ③		0-0 P6 ③			0-0 1B ③		0-3 K ①		4 1 2 0 0 1 0		
Eddie Mathews, L OBP: 0.368, SLG: 0.517 (1, 5) X	0-0 1B E 1B ③			4-0 FC6-4 BB ①		0-0 F8 ③		0-0 4-3 ②		3 0 1 0 1 0 1		
Rico Carty, R OBP: 0.270, SLG: 0.355 (1, 7) X	0-0 E6 1-2 3-H ③			0-0 FC6-4 CS 1-2f ②		0-0 F8 ①		0-0 1-3 ③		4 0 0 0 0 0 2		
Gene Oliver, R OBP: 0.325, SLG: 0.437 (1, 2) S S S	0-3 K ③			0-0 L6 ②		0-0 L5 ②				3 0 0 0 0 1 3		
Frank Bolling, R OBP: 0.351, SLG: 0.410 (1, 4) X		0-0 P6 ①		0-0 CS 1-2 ③	0-0 F7 ①		0-0 L6 ③			3 0 0 0 0 0 0		
Sandy Alomar Sr., S OBP: 0.229, SLG: 0.217 (1, 6) X		0-0 4-3 ②			0-3 K ②			0-3 K ①		2 0 0 0 0 1 0		
Mack Jones, L OBP: 0.340, SLG: 0.530 (8, PH) X										1 0 0 0 0 1 0		
Woody Woodward, R OBP: 0.220, SLG: 0.200 (8, 6) X										0 0 0 0 0 0 0		
Wade Blasingame, L OBP: 0.241, SLG: 0.276 (1, 1) X		0-3 K ③			0-0 6-3 ③			0-0 P4 ②		2 0 0 0 0 1 0		
Lou Klimchock, L OBP: 0.115, SLG: 0.083 (8, PH) X										1 0 0 0 0 0 0		
Dick Kelley, R (8, 1) X										0 0 0 0 0 0 0		
Phil Niekro, R OBP: 0.500, SLG: 0.500 (8, 1) X										0 0 0 0 0 0 0		
Inning Stats	R: 1 H: 2 E: 1 LOB: 2 K: 1 BB: 0 S: 8 P: 8	R: 0 H: 0 E: 0 LOB: 0 K: 1 BB: 0 S: 5 P: 5	R: 0 H: 0 E: 0 LOB: 0 K: 0 BB: 0 S: 3 P: 3	R: 0 H: 0 E: 0 LOB: 0 K: 0 BB: 1 S: 2 P: 6	R: 0 H: 0 E: 0 LOB: 0 K: 1 BB: 0 S: 5 P: 5	R: 0 H: 1 E: 0 LOB: 1 K: 0 BB: 0 S: 4 P: 4	R: 0 H: 0 E: 0 LOB: 0 K: 0 BB: 0 S: 3 P: 3	R: 1 H: 1 E: 0 LOB: 0 K: 1 BB: 0 S: 6 P: 6	R: 0 H: 0 E: 0 LOB: 0 K: 1 BB: 0 S: 5 P: 5	1B: 3 SF: 0 2B: 0 SAC: 0 3B: 0 DP: 0 HR: 1 HBP: 0	WP: 0 PA: 33 PB: 1 SB: 0 CS: 1	
PITCHER Cal Koonce, R ERA: 3.77 (1, 1)	IP WLS BF H R ER SO BB IBB HBP BLK WP HR S P ERA WHIP	9.0 W 32 4 2 1 5 1 0 0 0 0 0 1 41 45 1.00 0.556										

Milwaukee Braves @ Chicago Cubs
Wrigley Field, Chicago, IL
Wed Jun 09 1965, 3:33 AM CDT
Att. 4,273 - Sunny - 70 F

livebaseballscorecards.com

AB	31
R	2
H	4
RBI	1
BB	1
SO	5
LOB	6



Batter	1	2	3	4	5	6	7	8	9
Harvey Kuenn, R (1, 7) OBP: 0.354, SLG: 0.231 Don Landrum, L (8, 8) OBP: 0.311, SLG: 0.417	0-0 4-3		0-0 FC7-5 1B		0-0 CS 1-2	0-0 4-3	4-0 2B IBB		
Jimmy Stewart, S (1, 6) OBP: 0.379, SLG: 0.288 Harry Bright, R (7, PH) OBP: 0.300, SLG: 0.368 Roberto Pena, R (8, 6) OBP: 0.293, SLG: 0.296	4-0 BB BB		0-0 FC7-5 1-3			0-0 F7	0-0 2B 1-H 2-H		
Billy Williams, L (1, 8) OBP: 0.333, SLG: 0.472 (8, 7)	4-0 1-2 BB		0-0 P3			0-0 1B 14 HR		0-0 3-1 2B	
Ron Santo, R (1, 5) OBP: 0.366, SLG: 0.522	0-0 F8			0-3 K		0-0 1B 14 HR		0-0 3-1 2-3	
14 Ernie Banks, R (1, 3) OBP: 0.370, SLG: 0.515	0-0 F8			0-0 G6-4-3 1B		0-0 HR 1-H 3-H		0-0 6-3	
Chris Krug, R (1, 2) OBP: 0.263, SLG: 0.235		0-0 CS 1B		0-0 G6-4-3 1-2f		0-3 K		4-0 FC6 BB	
Doug Clemens, L (1, 9) OBP: 0.304, SLG: 0.311		0-0 G3 1-2			0-0 CS 1B		0-0 1-3	0-0 FC6 1-2f	
Glenn Beckert, R (1, 4) OBP: 0.265, SLG: 0.290		4-0 BB BB			0-0 P4		4-0 SH1-4 2B BB		
Cal Koonce, R (1, 1) OBP: 0.111, SLG: 0.077		0-0 1-3			0-3 K		0-0 SH1-4 1-2		

AB	R	H	RBI	BB	SO	LOB
3	0	1	0	1	0	0
0	0	0	0	0	0	0
2	0	0	0	1	0	1
1	0	1	1	0	0	0
0	0	0	0	0	0	0
3	1	2	0	1	0	0
4	1	1	0	0	1	3
4	1	2	3	0	0	3
3	0	1	0	1	1	1
4	0	1	0	0	0	3
1	1	0	0	2	0	1
2	0	0	0	0	1	2

BOTTOM

Milwaukee Braves @ Chicago Cubs
Wrigley Field, Chicago, IL
Wed Jun 09 1965, 3:33 AM CDT
Att. 4,273 - Sunny - 70 F

AB	27
R	4
H	9
RBI	4
BB	6
SO	3
LOB	14



Inning Stats	R: 0	H: 0	E: 0	K: 0	S: 3	R: 0	H: 1	E: 0	K: 0	S: 3	R: 0	H: 1	E: 0	K: 1	S: 5	R: 0	H: 1	E: 0	K: 1	S: 5	R: 3	H: 3	E: 0	K: 1	S: 8	R: 1	H: 1	E: 0	K: 0	S: 3	R: 0	H: 1	E: 0	K: 0	S: 4
	0	0	0	0	11	0	1	0	0	7	0	1	0	0	3	0	1	0	0	5	0	3	0	0	8	0	1	0	0	8	0	1	0	0	8

PITCHER	IP	WLS	BF	H	R	ER	SO	BB	IBB	HBP	BLK	WP	HR	S	P	ERA	WHIP
Wade Blasingame, L (1, 1) ERA: 2.85	7.0	L	29	8	4	4	3	4	1	0	0	0	1	30	50	5.14	1.714
Dick Kelley, L (8, 1) ERA: 7.2	0.0		1	1	0	0	0	0	0	0	0	0	0	1	1	∞	∞
Phil Niekro, R (8, 1) ERA: 2.79	1.0		4	0	0	0	0	1	0	0	0	0	0	3	7	0.00	1.000

WP	PA	ERA	WHIP
0	35		

Batter	1	2	3	4	5	6	7	8	9	AB R H RBI BB SO LOB	TOP																
Felipe Alou, R (1, 3) OBP: 0.322, SLG: 0.462	0-3 K		4-0 HR BB		0-0 G3 1B 2B	4-0 FC6-4 BB		0-0 6-3		3 2 1 0 2 1 0																	
Eddie Mathews, L (1, 5) OBP: 0.364, SLG: 0.506	4-0 BB		0-0 P6		0-0 G3	0-0 FC6-4		0-3 K		4 0 0 0 1 1 5																	
Hank Aaron, R (1, 9) OBP: 0.395, SLG: 0.591	0-3 K		0-0 HR		0-0 G5-3 BB 1B		0-0 F9		0-3 K	5 1 2 3 0 2 1																	
Mack Jones, L (1, 8) OBP: 0.335, SLG: 0.514	0-3 K		0-0 4-3		4-0 1-2 BB		0-3 K		0-3 K	4 0 0 0 1 3 1																	
Rico Carty, R (1, 7) OBP: 0.299, SLG: 0.415		4-0 FC1-4 BB		0-0 1B 1B	0-0 G5-3		0-0 HR			3 2 2 1 1 0 2																	
Ty Cline, L (9, 8) OBP: 0.269, SLG: 0.212										0 0 0 0 0 0 0																	
Gene Oliver, R (1, 2) OBP: 0.339, SLG: 0.449		0-0 FC1-4 6-3 1-2f		0-0 1B FC1-6 1B		0-0 1B S 1B		0-0 FC6-4 1B		4 1 3 0 0 0 1																	
Frank Bolling, R (1, 4) OBP: 0.349, SLG: 0.406		0-0 6-3 1-2		0-0 FC1-6 1B		0-3 K 1-2		0-0 FC6-4 1-2f		4 0 1 1 0 1 3																	
Woody Woodward, R (1, 6) OBP: 0.214, SLG: 0.195		0-0 1-3		0-0 FC1-6 G6-4-3 1-2f		0-0 6-3		0-0 1-3		1 0 0 0 0 0 1																	
Joe Torre, R (4, PH) OBP: 0.400, SLG: 0.611										1 0 0 1 0 0 1																	
Sandy Alomar Sr., S (4, PR) OBP: 0.222, SLG: 0.211										2 0 0 0 0 0 1																	
Tony Cloninger, R (1, 1) OBP: 0.139, SLG: 0.167			0-0 4-3		0-0 G6-4-3			0-3 K		4 0 1 0 0 1 1																	
Billy O'Dell, S (8, 1) OBP: 0.182, SLG: 0.182										0 0 0 0 0 0 0																	
Ken Johnson, R (9, 1) OBP: 0.200, SLG: 0.240										0 0 0 0 0 0 0																	
Inning Stats	R: 0 E: 0 K: 3 S: 9	H: 0 LOB: 1 BB: 1 P: 13	R: 0 E: 0 K: 0 S: 3	H: 0 LOB: 1 BB: 1 P: 7	R: 2 E: 0 K: 0 S: 4	H: 1 LOB: 0 BB: 1 P: 8	R: 2 E: 0 K: 0 S: 5	H: 3 LOB: 1 BB: 0 P: 5	R: 1 E: 0 K: 1 S: 4	H: 2 LOB: 1 BB: 1 P: 8	R: 0 E: 0 K: 1 S: 7	H: 2 LOB: 3 BB: 1 P: 11	R: 1 E: 0 K: 1 S: 7	H: 2 LOB: 1 BB: 0 P: 7	R: 0 E: 0 K: 1 S: 5	H: 0 LOB: 0 BB: 0 P: 5	R: 0 E: 0 K: 3 S: 9	H: 0 LOB: 0 BB: 0 P: 9	1B: 7 2B: 1 3B: 0 HR: 2	SF: 0 SAC: 0 DP: 2 HBP: 0	WP: 0 PB: 0 SB: 1 CS: 0	PA: 40					
PITCHER	IP	WLS	BF	H	R	ER	SO	BB	IBB	HBP	BLK	WP	HR	S	P	ERA	WHIP										
Larry Jackson, R (1, 1) ERA: 5.61	4.1	L	21	6	5	5	3	3	0	0	0	0	1	24	36	10.38	2.077										
Ernie Broglio, R (5, 1) ERA: 4.88	1.2		8	2	0	0	1	2	0	0	0	0	0	8	16	0.00	2.400										
Lindy McDaniel, R (7, 1) ERA: 2.32	2.0		8	2	1	1	2	0	0	0	0	0	1	12	12	4.50	1.000										
Ted Abernathy, R (9, 1) ERA: 2.09	1.0		3	0	0	0	3	0	0	0	0	0	0	9	9	0.00	0.000										

Milwaukee Braves @ Chicago Cubs
Wrigley Field, Chicago, IL
Thu Jun 10 1965, 3:33 AM CDT
Att. 4,595 - Sunny

livebaseballscorecards.com

AB 35
R 6
H 10
RBI 6
BB 5
SO 9
LOB 17



BOTTOM

Milwaukee Braves @ Chicago Cubs
Wrigley Field, Chicago, IL
Thu Jun 10 1965, 3:33 AM CDT
Att: 4,595 - Sunny

livebaseballscorecards.com

AB 33
R 4
H 7
RBI 3
BB 8
SO 7
LOB 23



WP: 1 PA: 41
PB: 2
SB: 0
CS: 0

AB R H RBI BB SO LOB

3 1 0 0 2 1 2

4 1 2 0 1 0 1

3 1 1 0 2 0 2

4 0 0 0 1 2 5

4 1 2 1 1 1 1

2 0 0 1 1 1 3

1 0 0 0 0 0 1

3 0 0 0 0 1 3

0 0 0 0 0 0 0

1 0 1 0 0 0 0

0 0 0 0 0 0 0

0 0 0 0 0 0 0

1 0 0 0 0 0 2

0 0 0 0 0 0 0

1B: 7 SF: 0
2B: 0 SAC: 0
3B: 0 DP: 1
HR: 0 HBP: 0

Main table with columns 1-9 and rows for batters: Don Landrum, Jimmy Stewart, Billy Williams, Ron Santo, 14 Ernie Banks, Doug Clemens, Harvey Kuenn, Chris Krug, Lindy McDaniel, Harry Bright, Vic Roznovsky, Glenn Beckert, Larry Jackson, Ernie Broglio, Ed Bailey, Joey Amalfitano, Ted Abernathy.

Inning Stats table with columns R, H, E, K, S for each inning and totals for 1B, 2B, 3B, HR, SF, SAC, DP, HBP.

PITCHER table with columns IP, WLS, BF, H, R, ER, SO, BB, IBB, HBP, BLK, WP, HR, S, P, ERA, WHIP for Tony Cloninger, Billy O'Dell, Ken Johnson.

Batter	1	2	3	4	5	6	7	8	9	AB R H RBI BB SO LOB	TOP		
Tommy Harper, R (1, 7) OBP: 0.386, SLG: 0.435	4-0 SH5-3 2B BB		0-0 5-3			0-0 6-3		0-0 P4		3 1 0 0 1 0 1			
Pete Rose, S (1, 4) OBP: 0.364, SLG: 0.398	0-0 SH5-3 1-2		0-0 FC6-4 1B			0-0 1B		0-0 1-3		3 0 2 0 0 0 0			
Vada Pinson, L (1, 8) OBP: 0.367, SLG: 0.514	0-0 4-3 2-3		0-0 FC6-4 CS 1-2f			0-0 4-3-6-3 1-2f		0-0 HR 1B		4 1 1 0 0 0 3			
Gordy Coleman, L (1, 3) Marty Keough, L (9, 3) OBP: 0.397, SLG: 0.579 OBP: 0.364, SLG: 0.125	0-0 2B 3-H		0-0 CS 1-2	0-0 F9		0-0 4-3		0-0 HR 1-H		4 1 2 3 0 0 0 0 0 0 0 0 0 0			
Frank Robinson, R (1, 9) OBP: 0.372, SLG: 0.495	0-0 1-3			4-0 CS BB BB BB		0-0 F8		0-0 CS 1B		3 0 1 0 1 0 1			
Deron Johnson, R (1, 5) OBP: 0.318, SLG: 0.528		0-3 K		0-0 F9		0-0 F9		0-3 K 1-2		4 0 0 0 0 2 2			
Don Pavletich, R (1, 2) Giraldo Ruiz, S (8, PR) Jimmie Coker, R (8, 2) OBP: 0.447, SLG: 0.639 OBP: 0.077, SLG: 0.077 OBP: 0.100, SLG: 0.200		0-0 HR		0-0 CS 1-2	0-0 5-3			0-0 FC5-4 1B		3 1 2 1 0 0 0 0 0 0 0 0 0 0 0 0 0 0 0 0 0	AB 30 R 4 H 8 RBI 4 BB 2 SO 5 LOB 9		
Leo Cardenas, R (1, 6) OBP: 0.327, SLG: 0.378		0-3 K			0-3 K			0-0 FC5-4 1-2f		3 0 0 0 0 2 1			
Sammy Ellis, L (1, 1) Joe Nuxhall, L (6, 1) Art Shamsky, L (8, PH) Billy McCool, R (8, 1) OBP: 0.154, SLG: 0.184 OBP: 0.333, SLG: 0.250 OBP: 0.371, SLG: 0.500	0-0 1-3		0-0 1-3		0-0 5-3			0-3 K		2 0 0 0 0 0 0 0 0 0 0 0 0 0 1 0 0 0 0 1 1 0 0 0 0 0 0 0			
Inning Stats	R: 1 H: 1 E: 0 LOB: 1 K: 0 BB: 1 S: 4 P: 8	R: 1 H: 1 E: 0 LOB: 0 K: 2 BB: 0 S: 8 P: 8	R: 0 H: 1 E: 0 LOB: 0 K: 0 BB: 1 S: 3 P: 3	R: 0 H: 0 E: 0 LOB: 0 K: 0 BB: 1 S: 2 P: 6	R: 0 H: 0 E: 0 LOB: 0 K: 1 BB: 0 S: 5 P: 5	R: 0 H: 1 E: 0 LOB: 0 K: 0 BB: 0 S: 3 P: 3	R: 0 H: 0 E: 0 LOB: 0 K: 0 BB: 0 S: 3 P: 3	R: 0 H: 1 E: 0 LOB: 1 K: 1 BB: 0 S: 6 P: 6	R: 2 H: 3 E: 0 LOB: 0 K: 1 BB: 0 S: 7 P: 7	1B: 5 SF: 0 2B: 2 SAC: 1 3B: 0 DP: 1 HR: 2 HBP: 0	WP: 0 PA: 35 PB: 0 SB: 0 CS: 3		
PITCHER	IP WLS BF H R ER SO BB IBB HBP BLK WP HR S P ERA WHIP											PITCHER	IP WLS BF H R ER SO BB IBB HBP BLK WP HR S P ERA WHIP
Bob Buhl, R (1, 1) ERA: 3.22	8.1 L 32 8 4 4 4 2 0 0 0 0 0 2 38 46 4.32 1.200												
Ted Abernathy, R (9, 1) ERA: 2.06	0.2 1 0 0 0 1 0 0 0 0 0 0 0 3 3 0.00 0.000												

Cincinnati Reds @ Chicago Cubs
Wrigley Field, Chicago, IL
Fri Jun 11 1965, 3:33 AM CDT
Att. 4,529 - Sunny

livebaseballscores.com



Batter	1	2	3	4	5	6	7	8	9	AB R H RBI BB SO LOB
Don Landrum, L (1, 8) OBP: 0.313, SLG: 0.392 Joey Amalfitano, R (9, PH) OBP: 0.300, SLG: 0.192 Don Kessinger, S (9, PR)	0-3 K		4-0 S BB BB		4-3 X		0-0 F7		4-0 BB BB	3 0 0 0 1 1 0 0 0 0 0 1 0 0 0 0 0 0 0 0 0
Jimmy Stewart, S (1, 6) OBP: 0.382, SLG: 0.311	0-0 1-3		0-0 P5			0-0 1B 2B		0-0 1-3	0-0 4-3	5 1 1 0 0 0 2
Billy Williams, L (1, 7) OBP: 0.346, SLG: 0.471	4-0 BB		4-0 S BB			0-0 F9 14 2B 1B		0-3 K		2 1 1 1 2 1 0
Ron Santo, R (1, 5) OBP: 0.361, SLG: 0.512	0-0 F8		0-0 5-3			0-0 F9		0-0 BB 2B		4 0 1 0 0 0 4
14 Ernie Banks, R (1, 3) OBP: 0.377, SLG: 0.517		0-0 P4		0-0 L7		0-0 1B 2B		4-0 BB IBB		3 1 1 1 1 0 0
Doug Clemens, L (1, 9) OBP: 0.311, SLG: 0.310 Harvey Kuenn, R (8, PH) OBP: 0.357, SLG: 0.228 (9, 9)		4-0 5-3 BB		0-0 F2		0-0 CS 1B		4-0 1-2 2-3 BB		2 0 1 1 1 0 0 0 0 0 0 1 0 0
Chris Krug, R (1, 2) OBP: 0.192, SLG: 0.167		0-0 5-3		0-0 5-3		0-0 F3		0-3 K		4 0 0 0 0 1 5
Glenn Beckert, R (1, 4) OBP: 0.264, SLG: 0.293		0-0 5-3			0-0 P5		0-0 CS 2B		0-0 6-3	4 0 1 0 0 0 1
Bob Buhl, R (1, 1) OBP: 0.094, SLG: 0.033 Ted Abernathy, R (9, 1) Harry Bright, R (9, PH) OBP: 0.318, SLG: 0.381			0-3 K		0-3 K		0-3 K		0-0 P6	3 0 0 0 0 3 1 0 0 0 0 0 0 0 1 0 0 0 0 0 0


Inning Stats	R: 0 E: 0 K: 1 S: 5	H: 0 LOB: 1 BB: 1 P: 9	R: 0 E: 0 K: 0 S: 3	H: 0 LOB: 1 BB: 1 P: 7	R: 0 E: 0 K: 1 S: 5	H: 0 LOB: 2 BB: 2 P: 13	R: 0 E: 0 K: 0 S: 3	H: 0 LOB: 0 BB: 0 P: 3	R: 0 E: 0 K: 1 S: 5	H: 0 LOB: 0 BB: 0 P: 5	R: 3 E: 0 K: 0 S: 6	H: 4 LOB: 0 BB: 0 P: 6	R: 0 E: 0 K: 1 S: 5	H: 1 LOB: 0 BB: 0 P: 5	R: 0 E: 0 K: 2 S: 8	H: 1 LOB: 3 BB: 2 P: 16	R: 0 E: 0 K: 0 S: 3	H: 0 LOB: 1 BB: 1 P: 7	1B: 2 2B: 4 3B: 0 HR: 0	SF: 0 SAC: 0 DP: 0 HBP: 0
--------------	------------------------------	---------------------------------	------------------------------	---------------------------------	------------------------------	----------------------------------	------------------------------	---------------------------------	------------------------------	---------------------------------	------------------------------	---------------------------------	------------------------------	---------------------------------	------------------------------	----------------------------------	------------------------------	---------------------------------	----------------------------------	------------------------------------

PITCHER	IP	WLS	BF	H	R	ER	SO	BB	IBB	HBP	BLK	WP	HR	S	P	ERA	WHIP
Sammy Ellis, R (1, 1) ERA: 3.73	5.1		24	4	3	3	3	4	0	0	0	0	0	26	42	5.06	1.500
Joe Nuxhall, L (6, 1) ERA: 4.91	1.2		4	1	0	0	1	0	0	0	0	0	0	6	6	0.00	0.600
Billy McCool, L (8, 1) ERA: 3.38	2.0	W	10	1	0	0	2	2	1	0	0	0	0	11	23	0.00	1.500

BOTTOM

Cincinnati Reds @ Chicago Cubs
 Wrigley Field, Chicago, IL
 Fri Jun 11 1965, 3:33 AM CDT
 Att: 4,529 - Sunny

AB	31
R	3
H	6
RBI	3
BB	7
SO	6
LOB	13



WP: 0	PA: 38
PB: 0	
SB: 3	
CS: 2	

livebaseballscorecards.com

Batter	1	2	3	4	5	6	7	8	9	AB R H RBI BB SO LOB	TOP									
Tommy Harper, R (1, 7) OBP: 0.384, SLG: 0.431	0-3 K		0-3 K		0-0 1-3			0-0 FC5-4 1B		4 0 1 0 0 2 1	<p>Cincinnati Reds @ Chicago Cubs</p> <p>Wrigley Field, Chicago, IL</p> <p>Sat Jun 12 1965, 3:33 AM CDT</p> <p>Att. 3,672 - Sunny</p>									
Pete Rose, S (1, 4) OBP: 0.362, SLG: 0.396	0-0 2B WP 1B		0-3 K			0-0 6-3		0-0 FC5-4 1-2f		4 1 1 0 0 1 1										
Vada Pinson, L (1, 8) OBP: 0.365, SLG: 0.513	0-0 WP 1-3 2B		0-0 1-3			0-0 G3		0-0 1-3		4 0 1 0 0 0 1										
Deron Johnson, R (1, 5) OBP: 0.321, SLG: 0.526	4-0 G6-4-3 2-3 3-H BB			0-0 P8		0-0 6-3		0-0 G3-6 1B		3 0 1 0 1 0 0										
Frank Robinson, R (1, 9) OBP: 0.374, SLG: 0.511	0-0 G6-4-3 1-2f			0-0 CS 1B			0-0 HR	0-0 G3-6 1-2f		4 1 2 1 0 0 3										
Tony Perez, R (1, 3) OBP: 0.309, SLG: 0.495		0-0 5-3-1		0-3 K 1-2			0-3 K	0-0 S 1B		3 0 0 0 0 2 1										
Gordy Coleman, L (9, PH) OBP: 0.402, SLG: 0.582										1 0 1 0 0 0 0										
Giraldo Ruiz, S (9, PR) OBP: 0.077, SLG: 0.077										0 0 0 0 0 0 0										
Don Pavletich, R (1, 2) OBP: 0.427, SLG: 0.605		0-0 F8			0-0 5-3		0-0 F4	0-3 K 1-2		4 0 0 0 0 1 1										
Leo Cardenas, R (1, 6) OBP: 0.332, SLG: 0.383		0-0 1B			0-0 1B		0-0 P6			3 0 2 0 0 0 0										
Jim O'Toole, S (1, 1) OBP: 0.091, SLG: 0.048		0-0 4-3			0-3 K			0-0 6-3		2 0 0 0 0 1 2										
John Tsitouris, R (6, 1) OBP: 0.250, SLG: 0.200										0 0 0 0 0 0 0										
Charlie James, R (8, PH) OBP: 0.250, SLG: 0.200										1 0 0 0 0 0 0										
Roger Craig, R (8, 1)										0 0 0 0 0 0 0										
Inning Stats	R: 1 E: 0 K: 1 S: 6	H: 2 LOB: 1 BB: 1 P: 10	R: 0 E: 0 K: 0 S: 4	H: 1 LOB: 1 BB: 0 P: 4	R: 0 E: 0 K: 2 S: 7	H: 0 LOB: 0 BB: 0 P: 7	R: 0 E: 0 K: 1 S: 5	H: 1 LOB: 1 BB: 0 P: 5	R: 0 E: 0 K: 1 S: 6	H: 0 LOB: 0 BB: 0 P: 3	R: 1 E: 0 K: 1 S: 6	H: 1 LOB: 0 BB: 0 P: 6	R: 0 E: 0 K: 0 S: 4	H: 1 LOB: 1 BB: 0 P: 4	R: 0 E: 0 K: 1 S: 6	H: 2 LOB: 2 BB: 0 P: 6	1B: 7 2B: 2 3B: 0 HR: 1	SF: 0 SAC: 0 DP: 3 HBP: 0	WP: 1 PB: 0 SB: 1 CS: 1	PA: 34
PITCHER	IP WLS BF H R ER SO BB IBB HBP BLK WP HR S P ERA WHIP																			
Dick Ellsworth, L (1, 1) ERA: 3.39	8.0 W 30 7 2 2 6 1 0 0 0 1 1 41 45 2.25 1.000																			
Ted Abernathy, R (9, 1) ERA: 2.03	1.0 S 4 2 0 0 1 0 0 0 0 0 0 6 6 0.00 2.000																			

livebaseballscorecards.com

AB	33
R	2
H	9
RBI	1
BB	1
SO	7
LOB	10



Batter	1	2	3	4	5	6	7	8	9
Harvey Kuenn, R (1, 9) OBP: 0.343, SLG: 0.217 Don Landrum, L (9, 8) OBP: 0.313, SLG: 0.392	0-0 P4			0-0 5-3	0-0 FC6-4		0-0 G6-4-3		
Jimmy Stewart, S (1, 7) OBP: 0.388, SLG: 0.338 Ted Abernathy, R (9, 1)	0-3 K			0-0 F7		0-0 E6 HR 1B		0-0 FC6-4 2B	
Billy Williams, L (1, 8) OBP: 0.348, SLG: 0.482 (9, 7)	0-3 K			0-0 4-3		0-0 HR 2-H		4-0 FC6-4 IBB	
Ron Santo, R (1, 5) OBP: 0.355, SLG: 0.502		0-0 F2			0-0 P4	0-0 P5		0-0 FC6-4 BB 14 1B	
14 Ernie Banks, R (1, 3) OBP: 0.383, SLG: 0.519		0-0 L7			4-0 1B 2B BB	0-0 PB 1B		0-0 BB 1B	
Chris Krug, R (1, 2) OBP: 0.172, SLG: 0.148 Ed Bailey, L (8, PH) OBP: 0.263, SLG: 0.170 (9, 2)		0-0 L7			0-0 P3	0-0 F7		4-0 BB 1B	
Glenn Beckert, R (1, 4) OBP: 0.264, SLG: 0.292			0-0 F8		0-0 2B 1B	0-0 F9		0-0 1-3	
Don Kessinger, S (1, 6) OBP: 0.667, SLG: 1.000			0-3 K		0-0 2B		0-0 CS 1B		
Dick Ellsworth, L (1, 1) OBP: 0.185, SLG: 0.154 Doug Clemens, L (9, 9) OBP: 0.311, SLG: 0.310			0-3 K		4-0 FC6-4 BB		0-0 G6-4-3 1B		

AB	R	H	RBI	BB	SO	LOB
4	0	0	0	0	0	4
0	0	0	0	0	0	0
4	1	2	0	0	1	0
0	0	0	0	0	0	0
3	1	1	2	1	1	0
4	0	0	0	0	0	2
3	1	2	0	1	0	0
3	0	0	0	0	0	2
0	0	0	0	1	0	0
4	0	1	0	0	0	4
3	0	2	1	0	1	0
2	0	1	0	1	1	0
0	0	0	0	0	0	0

BOTTOM

Cincinnati Reds @ Chicago Cubs
 Wrigley Field, Chicago, IL
 Sat Jun 12 1965, 3:33 AM CDT
 Att. 3,672 - Sunny

AB	30
R	3
H	9
RBI	3
BB	4
SO	4
LOB	12



1B:	6	SF:	0
2B:	3	SAC:	0
3B:	0	DP:	2
HR:	1	HBP:	0

WP:	0	PA:	34
PB:	1		
SB:	0		
CS:	1		

Inning Stats	R	H	E	K	S	R	H	E	K	S	R	H	E	K	S	R	H	E	K	S	R	H	E	K	S	R	H	E	K	S	R	H	E	K	S	
Jim O'Toole, L (1, 1) ERA: 7.15	5.0	4	0	2	7	3	3	0	0	4	2	0	0	0	7	0	0	0	0	0	0	0	0	0	0	0	0	0	0	0	0	0	0	0	0	0
John Tsitouris, R (6, 1) ERA: 4.35	2.0	3	0	0	7	0	0	0	0	0	0	0	0	7	0	0	0	0	0	0	0	0	0	0	0	0	0	0	0	0	0	0	0	0	0	0
Roger Craig, R (8, 1) ERA: 3.76	1.0	2	0	0	6	0	0	0	1	0	0	0	0	4	0	0	0	0	0	0	0	0	0	0	0	0	0	0	0	0	0	0	0	0	0	

PITCHER	IP	WLS	BF	H	R	ER	SO	BB	IBB	HBP	BLK	WP	HR	S	P	ERA	WHIP
Jim O'Toole, L	5.0	L	21	4	3	3	4	2	0	0	0	0	1	27	35	5.40	1.200
John Tsitouris, R	2.0		7	3	0	0	0	0	0	0	0	0	0	7	7	0.00	1.500
Roger Craig, R	1.0		6	2	0	0	0	1	1	0	0	0	0	4	12	0.00	3.000

Batter	1	2	3	4	5	6	7	8	9	AB R H RBI BB SO LOB	TOP											
Tommy Harper, R (1, 7) OBP: 0.380, SLG: 0.426	0-0 F9		0-0 5-3		0-0 1-3		0-3 K		0-0 1B 2B	5 1 1 0 0 1 0												
Pete Rose, S (1, 4) OBP: 0.367, SLG: 0.402	0-0 4-3		0-0 1B 2B		0-0 F8		4-0 BB		0-0 2B 6-3 1B	4 1 2 1 1 0 0												
Vada Pinson, L (1, 8) OBP: 0.373, SLG: 0.524	0-0 1B		0-0 2-3 1B		0-0 3B 1B		0-0 4-3		0-0 6-3 E 2B	5 2 4 1 0 0 1												
Gordy Coleman, L (1, 3) OBP: 0.387, SLG: 0.559	0-0 4-3		0-0 P3		0-0 F8		0-0 4-3		0-0 6-3	5 0 0 1 0 0 5												
Frank Robinson, R (1, 9) OBP: 0.379, SLG: 0.513		0-0 2B 1B	0-3 K		0-0 3B 1B		0-0 1B		0-0 E6	5 2 3 0 0 1 2												
Deron Johnson, R (1, 5) OBP: 0.318, SLG: 0.522		0-0 WP 1-H 2B		0-0 6-3		0-0 P6		0-0 P4	0-3 K	5 0 1 1 0 1 4												
Johnny Edwards, L (1, 2) OBP: 0.366, SLG: 0.574		0-3 K		0-0 F7		0-0 3B		0-0 4-3		4 0 1 2 0 1 2												
Leo Cardenas, R (1, 6) OBP: 0.330, SLG: 0.377		0-3 K		0-0 6-3		0-3 K			4-0 1B 1B BB	3 1 0 0 1 2 2												
Gerry Arrigo, L (1, 1) OBP: 0.222, SLG: 0.556		0-3 K		0-3 K			0-0 F8		0-0 F9	1 0 0 0 0 1 1												
Jim Duffalo, R (2, 1)										1 0 0 0 0 1 0												
Marty Keough, L (7, PH) OBP: 0.333, SLG: 0.111										1 0 0 0 0 0 0												
Roger Craig, R (7, 1)										0 0 0 0 0 0 0												
Art Shamsky, L (9, PH) OBP: 0.361, SLG: 0.485										1 0 0 0 0 0 1												
Inning Stats	R: 0 E: 0 K: 0 S: 4	H: 1 LOB: 1 BB: 0 P: 4	R: 1 E: 0 K: 3 S: 11	H: 2 LOB: 1 BB: 0 P: 11	R: 0 E: 0 K: 1 S: 7	H: 2 LOB: 2 BB: 0 P: 7	R: 0 E: 0 K: 0 S: 3	H: 0 LOB: 0 BB: 0 P: 3	R: 0 E: 0 K: 1 S: 5	H: 0 LOB: 0 BB: 0 P: 5	R: 2 E: 0 K: 1 S: 8	H: 3 LOB: 1 BB: 0 P: 8	R: 0 E: 0 K: 1 S: 5	H: 0 LOB: 1 BB: 1 P: 9	R: 0 E: 0 K: 0 S: 4	H: 1 LOB: 1 BB: 0 P: 4	R: 4 E: 1 K: 1 S: 9	H: 3 LOB: 1 BB: 1 P: 13	1B: 8 2B: 3 3B: 1 HR: 0	SF: 0 SAC: 0 DP: 0 HBP: 0	WP: 1 PB: 0 SB: 0 CS: 0	PA: 42
PITCHER	IP WLS BF H R ER SO BB IBB HBP BLK WP HR S P ERA WHIP																					
Cal Koonce, R (1, 1) ERA: 4.04	8.1 W 39 12 7 6 7 2 0 0 0 1 0 51 59 6.48 1.680																					
Ted Abernathy, R (9, 1) ERA: 2.0	0.2 S 3 0 0 0 1 0 0 0 0 0 0 5 5 0.00 0.000																					

Cincinnati Reds @ Chicago Cubs
Wrigley Field, Chicago, IL
Sun Jun 13 1965, 3:33 AM CDT
Sunny

livebaseballscorecards.com

AB	40
R	7
H	12
RBI	6
BB	2
SO	8
LOB	18




Batter	1	2	3	4	5	6	7	8	9	AB	R	H	RBI	BB	SO	LOB
Harvey Kuenn, R OBP: 0.346, SLG: 0.221 (1, 9)	0-0 P5	0-0 1B HR 1B	0-0 SF7			0-0 6-3		4-0 BB		3	1	1	1	1	0	0
Jimmy Stewart, S OBP: 0.365, SLG: 0.314 Don Landrum, L OBP: 0.313, SLG: 0.392 (1, 7) (9, 8)	0-3 K	0-0 P5	0-0 4-3			0-0 P5		0-0 G3		5	0	0	0	0	1	3
Billy Williams, L OBP: 0.359, SLG: 0.502 (1, 8) (9, 7)	4-0 2B BB	0-0 1-3 HR 1B			0-0 HR	0-0 WP 1B				3	3	3	1	1	0	0
Ron Santo, R OBP: 0.357, SLG: 0.520 (1, 5)	0-0 1-H HR 2B	0-0 1-H HR			0-0 P8	0-0 1-2 F5				4	2	2	4	0	0	1
14 Ernie Banks, R OBP: 0.381, SLG: 0.512 (1, 3)	4-0 HR IBB	0-3 K			0-0 F8			0-0 6-3		3	1	0	0	1	1	0
Chris Krug, R OBP: 0.182, SLG: 0.258 (1, 2)	0-0 1-H 2-H HR	0-0 F7			0-0 1-3			0-0 P2		4	1	1	3	0	0	0
Glenn Beckert, R OBP: 0.268, SLG: 0.293 (1, 4)	0-0 1B 1B				4-0 1B SF7 BB			0-3 K		3	1	1	0	1	1	0
Don Kessinger, S OBP: 0.571, SLG: 0.714 (1, 6)	0-0 1-3 1B				0-0 1-3 SH3-4 1B			0-0 1-3		4	0	2	0	0	0	0
Cal Koonce, R OBP: 0.100, SLG: 0.069 Ted Abernathy, R (9, 1)	0-0 5-3				0-0 SH3-4			0-0 5-3		3	0	0	0	0	0	2
					0-0 4-3					0	0	0	0	0	0	0

Inning Stats	R: 4	H: 4	E: 0	K: 1	S: 9	LOB: 2	BB: 2	P: 17	R: 3	H: 3	E: 0	K: 1	S: 8	LOB: 0	BB: 0	P: 8	R: 1	H: 1	E: 0	K: 0	S: 4	LOB: 1	BB: 1	P: 8	R: 1	H: 1	E: 0	K: 0	S: 4	LOB: 0	BB: 0	P: 4	R: 0	H: 0	E: 0	K: 0	S: 3	LOB: 0	BB: 0	P: 3	R: 0	H: 1	E: 0	K: 0	S: 4	LOB: 1	BB: 0	P: 4	R: 0	H: 0	E: 0	K: 1	S: 5	LOB: 0	BB: 0	P: 5	R: 0	H: 0	E: 0	K: 0	S: 3	LOB: 1	BB: 1	P: 7
Gerry Arrigo, L ERA: 5.91 Jim Duffalo, R ERA: 3.38 Roger Craig, R ERA: 3.49	IP	WLS	BF	H	R	ER	SO	BB	IBB	HBP	BLK	WP	HR	S	P	ERA	WHIP																																															
	1.1	L	12	6	6	6	1	1	1	0	0	0	1	2	20	24	5.79	1.071																																														
	4.2		19	4	3	3	1	1	0	0	0	1	2	20	24	5.79	1.071																																															
	2.0		7	0	0	0	1	1	0	0	0	0	0	8	12	0.00	0.500																																															

BOTTOM

Cincinnati Reds @ Chicago Cubs
Wrigley Field, Chicago, IL
Sun Jun 13 1965, 3:33 AM CDT
Sunny

AB	32
R	9
H	10
RBI	9
BB	4
SO	3
LOB	6



1B: 6	SF: 1	WP: 1	PA: 38
2B: 1	SAC: 1	PB: 0	
3B: 0	DP: 0	SB: 0	
HR: 3	HBP: 0	CS: 0	

livebaseballscorecards.com

Batter	1	2	3	4	5	6	7	8	9	AB R H RBI BB SO LOB	TOP		
Tommy Harper, R (1, 7) OBP: 0.372, SLG: 0.415	0-0 F8		0-0 F8		0-0 5-3			0-0 E6 1B	0-0 5-3	5 1 0 0 0 0 0			
Pete Rose, S (1, 4) OBP: 0.371, SLG: 0.398	4-0 FC1-4 BB			4-0 BB BB BB BB 2B BB	0-0 5-3			4-0 BB BB 1B 1B BB	0-3 K2-3	2 2 0 0 3 1 0			
Vada Pinson, L (1, 8) OBP: 0.370, SLG: 0.515	0-0 FC1-4 FC5-4 1-2f			4-0 BB BB BB BB 1-2 2B BB		0-0 G3		0-0 F7	0-0 F2	4 1 0 0 1 0 3			
Frank Robinson, R (1, 9) OBP: 0.382, SLG: 0.518	0-0 FC5-4 1-2f			0-0 S E 1-H 2-H 2B		0-0 L4		0-0 G3 1B 1B		4 2 2 3 0 0 1			
Deron Johnson, R (1, 5) OBP: 0.322, SLG: 0.520		0-0 F9		0-0 5-3		4-0 FC6-4 BB		0-0 G3 1B 1B		3 1 1 1 1 0 1			
Tony Perez, R (1, 3) OBP: 0.297, SLG: 0.474		0-3 K		0-0 E6 FC5-4		0-0 FC6-4 1-2f		0-0 G3		4 0 0 1 0 1 3			
Don Pavletich, R (1, 2) OBP: 0.419, SLG: 0.588		0-0 6-3		0-0 FC5-4 1-2f			0-0 4-3	0-0 1B 1B		4 0 1 2 0 0 1			
Leo Cardenas, R (1, 6) OBP: 0.329, SLG: 0.374			0-0 5-3	0-0 F3			0-0 L6	0-0 1B 1B		4 0 1 0 0 0 1			
Joey Jay, S (1, 1) OBP: 0.329, SLG: 0.374			0-3 K		0-0 P4		0-0 1-3	0-0 F7		4 0 0 0 0 1 2			
Inning Stats	R: 0 E: 0 K: 0 S: 3 H: 0 LOB: 1 BB: 1 P: 7	R: 0 E: 0 K: 1 S: 5 H: 0 LOB: 0 BB: 0 P: 5	R: 0 E: 0 K: 1 S: 5 H: 0 LOB: 0 BB: 0 P: 5	R: 3 E: 1 K: 0 S: 5 H: 1 LOB: 1 BB: 2 P: 13	R: 0 E: 0 K: 0 S: 3 H: 0 LOB: 0 BB: 0 P: 3	R: 0 E: 0 K: 0 S: 3 H: 0 LOB: 1 BB: 1 P: 7	R: 0 E: 0 K: 0 S: 3 H: 0 LOB: 0 BB: 0 P: 3	R: 4 E: 1 K: 0 S: 8 H: 4 LOB: 2 BB: 1 P: 12	R: 0 E: 0 K: 1 S: 5 H: 0 LOB: 0 BB: 0 P: 5	1B: 4 2B: 1 3B: 0 HR: 0 SF: 0 SAC: 0 DP: 0 HBP: 0	WP: 0 PB: 0 SB: 1 CS: 0 PA: 39		
PITCHER	IP WLS BF H R ER SO BB IBB HBP BLK WP HR S P ERA WHIP											PITCHER	IP WLS BF H R ER SO BB IBB HBP BLK WP HR S P ERA WHIP
Bob Hendley, L (1, 1) ERA: 11.57	5.0 L 20 1 3 3 2 3 0 0 0 0 0 0 21 33 5.40 0.800												
Lindy McDaniel, R (6, 1) ERA: 2.24	2.0 7 0 0 0 0 1 0 0 0 0 0 0 6 10 0.00 0.500												
Ernie Broglio, R (8, 1) ERA: 5.12	0.1 5 2 4 1 0 1 0 0 0 0 0 0 4 8 27.00 9.000												
Bob Humphreys, R (8, 1) ERA: 2.45	1.2 7 2 0 0 0 1 0 0 0 0 0 0 9 9 0.00 1.200												


Cincinnati Reds @ Chicago Cubs
Wrigley Field, Chicago, IL
Sun Jun 13 1965, 3:38 AM CDT
Att. 18,132 - Sunny

livebaseballscorecards.com

AB	34
R	7
H	5
RBI	7
BB	5
SO	3
LOB	12



Batter	1	2	3	4	5	6	7	8	9	AB	R	H	RBI	BB	SO	LOB						
Don Landrum, L <i>(1, 8)</i> OBP: 0.319, SLG: 0.396	0-3 K		0-0 WP K 1B		0-3 K		0-0 1-2 K 1B			4	0	2	0	0	2	0						
Doug Clemens, L <i>(1, 9)</i> OBP: 0.309, SLG: 0.304	4-0 S BB		0-3 K 1-3		0-0 G3		0-3 K			3	0	0	0	1	2	3						
Billy Williams, L <i>(1, 7)</i> OBP: 0.357, SLG: 0.496	0-0 F9		4-0 BB			0-0 4-3		0-0 G3		3	0	0	0	1	0	1						
Ron Santo, R <i>(1, 5)</i> OBP: 0.363, SLG: 0.520	4-0 1-2 BB		0-0 P4			4-0 14 FC6-4 BB		0-0 14 G6-4-3 1B		2	0	1	0	2	0	2						
14 Ernie Banks, R <i>(1, 3)</i> OBP: 0.379, SLG: 0.516	0-0 P6			0-0 3B		0-0 FC6-4 1-2f		0-0 1-2f G6-4-3		4	0	1	0	0	0	4						
Ed Bailey, L <i>(1, 2)</i> OBP: 0.246, SLG: 0.157		0-0 6-3		0-3 K		0-0 P5		0-0 F4		4	0	0	0	0	1	2						
Glenn Beckert, R <i>(1, 4)</i> OBP: 0.264, SLG: 0.288		0-0 P3		0-0 P4			0-0 F7		0-0 F7	4	0	0	0	0	0	1						
Don Kessinger, S <i>(1, 6)</i> OBP: 0.364, SLG: 0.455		0-0 5-3		0-0 6-3			0-0 P5		0-0 6-3	4	0	0	0	0	0	1						
Bob Hendley, R Jimmy Stewart, S Lindy McDaniel, R George Altman, L Larry Jackson, R Ernie Broglio, R Bob Humphreys, R			0-3 K		0-0 F7				0-0 1B 1B	1	0	0	0	0	1	0						
										0	0	0	0	0	0	0						
										0	0	0	0	0	0	0						
										0	0	0	0	0	0	0						
										0	0	0	0	0	0	0						
										0	0	0	0	0	0	0						
										0	0	0	0	0	0	0						
										0	0	0	0	0	0	0						
Inning Stats	R: 0 E: 0 K: 1 S: 5	H: 0 LOB: 2 BB: 2 P: 13	R: 0 E: 0 K: 0 S: 3	H: 0 LOB: 0 BB: 0 P: 3	R: 0 E: 0 K: 2 S: 8	H: 1 LOB: 2 BB: 1 P: 12	R: 0 E: 0 K: 1 S: 6	H: 1 LOB: 1 BB: 0 P: 6	R: 0 E: 0 K: 1 S: 5	H: 0 LOB: 0 BB: 0 P: 5	R: 0 E: 0 K: 0 S: 3	H: 0 LOB: 1 BB: 1 P: 7	R: 0 E: 0 K: 1 S: 7	H: 2 LOB: 2 BB: 0 P: 7	R: 0 E: 0 K: 0 S: 3	H: 1 LOB: 0 BB: 0 P: 3	R: 0 E: 0 K: 0 S: 3	H: 0 LOB: 0 BB: 0 P: 3	1B: 4 2B: 0 3B: 1 HR: 0	SF: 0 SAC: 0 DP: 1 HBP: 0	WP: 1 PB: 0 SB: 2 CS: 0	PA: 35

BOTTOM																	
Cincinnati Reds @ Chicago Cubs																	
Wrigley Field, Chicago, IL																	
Sun Jun 13 1965, 3:38 AM CDT																	
Att. 18,132 - Sunny																	
livebaseballscorecards.com																	
AB	31	R	0	H	5	RBI	0	BB	4	SO	6	LOB	14				
																	

PITCHER	IP	WLS	BF	H	R	ER	SO	BB	IBB	HBP	BLK	WP	HR	S	P	ERA	WHIP
Joey Jay, R <i>(1, 1)</i> ERA: 3.55	9.0	W	35	5	0	0	6	4	0	0	0	1	0	43	59	0.00	1.000

Batter	1	2	3	4	5	6	7	8	9	AB R H RBI BB SO LOB	TOP
Glenn Beckert, R (1, 4) OBP: 0.258, SLG: 0.281	0-0 P6	0-0 FC1		0-0 G6-4-3			0-0 6-3		0-0 F7	5 0 0 0 0 0 3	
Don Landrum, L (1, 8) OBP: 0.323, SLG: 0.391	0-0 1B 6-3	0-3 K			0-0 4-3		0-0 4-3		4-0 BB	4 1 1 0 1 1 2	
Billy Williams, L (1, 9) OBP: 0.358, SLG: 0.494	0-0 E4 1-3 1B		0-0 F8		0-0 1B 14 SF7		0-0 4-1		0-0 4-3	5 1 2 0 0 0 1	
Ron Santo, R (1, 5) OBP: 0.369, SLG: 0.524	0-0 6-3		0-0 14 5-3 1B		0-0 1B			0-0 14 BB 1B		4 0 3 1 0 0 1	
14 Ernie Banks, R (1, 3) OBP: 0.381, SLG: 0.514	4-0 BB		0-0 5-3		0-0 SF7			4-0 BB		1 0 0 1 2 0 1	
George Altman, L (1, 7) OBP: 0.361, SLG: 0.479	0-3 K		0-0 5-3		0-0 4-3			0-0 L7		4 0 0 0 0 1 6	
Doug Clemens, L (8, 7) OBP: 0.309, SLG: 0.304										0 0 0 0 0 0 0	
Chris Krug, R (1, 2) OBP: 0.189, SLG: 0.257		0-0 F5		0-0 FC2-6 1B		0-0 F7		0-0 P4		4 0 1 0 0 0 2	
Don Kessinger, S (1, 6) OBP: 0.267, SLG: 0.333		0-0 5-3		0-0 FC2-6 E		0-0 L6		0-0 4-3		4 0 0 0 0 0 3	
Larry Jackson, R (1, 1) OBP: 0.258, SLG: 0.379		0-0 E 1B		0-0 FC5 G6-4-3		0-3 K			0-0 1-3	4 0 1 0 0 1 1	
Inning Stats	R: 1 H: 2 E: 1 LOB: 2 K: 1 BB: 1 S: 7 P: 11	R: 0 H: 1 E: 1 LOB: 2 K: 1 BB: 0 S: 7 P: 7	R: 0 H: 1 E: 0 LOB: 1 K: 0 BB: 0 S: 4 P: 4	R: 0 H: 1 E: 1 LOB: 1 K: 0 BB: 0 S: 4 P: 4	R: 1 H: 2 E: 0 LOB: 1 K: 0 BB: 0 S: 5 P: 5	R: 0 H: 0 E: 0 LOB: 0 K: 1 BB: 0 S: 5 P: 5	R: 0 H: 0 E: 0 LOB: 0 K: 0 BB: 0 S: 3 P: 3	R: 0 H: 1 E: 0 LOB: 2 K: 0 BB: 1 S: 4 P: 8	R: 0 H: 0 E: 0 LOB: 1 K: 0 BB: 1 S: 3 P: 7	1B: 8 SF: 1 2B: 0 SAC: 0 3B: 0 DP: 1 HR: 0 HBP: 0	WP: 0 PA: 39 PB: 0 SB: 0 CS: 0
PITCHER	IP WLS BF H R ER SO BB IBB HBP BLK WP HR S P ERA WHIP										
Bob Bruce, R (1, 1) ERA: 3.46	8.0 L 35 8 2 1 3 2 0 0 0 0 0 0 39 47 1.12 1.250										
Don Lee, R (9, 1) ERA: 4.74	1.0 4 0 0 0 0 1 0 0 0 0 0 0 3 7 0.00 1.000										

Chicago Cubs @ Houston Astros
Astrodome, Houston, TX
Mon Jun 14 1965, 8:05 PM EDT
Att. 26,761 - Dome

livebaseballscorecards.com

AB	35
R	2
H	8
RBI	2
BB	3
SO	3
LOB	20



Batter	1	2	3	4	5	6	7	8	9	AB R H RBI BB SO LOB	TOP											
Glenn Beckert, R (1, 4) OBP: 0.258, SLG: 0.281	0-3 K			X 0-0 2B 1B		X 0-0 4-3		X 0-0 SH3-4	X 0-0 G3	4 1 1 0 0 1 1												
Don Landrum, L (1, 8) OBP: 0.328, SLG: 0.398	0-0 L4			X 0-0 BLK SF8 2B		H 1-0 HBP		S 0-3 K		3 1 1 1 0 1 1												
Billy Williams, L (1, 9) OBP: 0.356, SLG: 0.490	0-0 4-3			S 0-3 K		X 0-0 F6		X 0-0 2-H 1B		4 0 1 1 0 1 2												
Ron Santo, R (1, 5) OBP: 0.364, SLG: 0.517		X 0-0 6-3		X 0-0 SF8		X 0-0 5-3		X 0-0 F9		3 0 0 1 0 0 2												
14 Ernie Banks, R (1, 3) OBP: 0.383, SLG: 0.523		X 0-0 6-3		S 0-3 K			X 0-0 3B		X 0-0 BB SF8 1B	4 1 2 0 0 1 0												
George Altman, L (1, 7) Doug Clemens, L (8, 7) OBP: 0.351, SLG: 0.465 OBP: 0.313, SLG: 0.304		X 0-0 1-3			S 0-3 K		S 0-3 K		B 4-0 SF8 BB 5-3 BB	3 0 0 0 0 2 1 0 1 0 0 1 0 0												
Chris Krug, R (1, 2) OBP: 0.195, SLG: 0.237			S 0-3 K		X 0-0 P6		X 0-0 6-3		B 4-0 1-2 2-3 5-3 BB	3 0 0 0 1 1 1												
Don Kessinger, S (1, 6) OBP: 0.263, SLG: 0.333			S 0-3 K		X 0-0 1B		S 0-3 K		X 0-0 SF8	3 0 1 1 0 2 1												
Bob Buhl, R (1, 1) Jimmy Stewart, S (9, PH) Ted Abernathy, R (9, 1) OBP: 0.086, SLG: 0.030 OBP: 0.356, SLG: 0.306			X 0-0 L9		S 0-3 K			X 0-0 E2 SH3-4 1B	X 0-0 5-3	3 1 0 0 0 1 1 1 0 0 1 0 0 1 0 0 0 0 0 0 0												
Inning Stats	R: 0 E: 0 K: 1 S: 5	H: 0 LOB: 0 BB: 0 P: 5	R: 0 E: 0 K: 0 S: 3	H: 0 LOB: 0 BB: 0 P: 3	R: 0 E: 0 K: 2 S: 7	H: 0 LOB: 0 BB: 0 P: 7	R: 2 E: 0 K: 2 S: 9	H: 2 LOB: 0 BB: 0 P: 9	R: 0 E: 0 K: 2 S: 8	H: 1 LOB: 1 BB: 0 P: 8	R: 0 E: 0 K: 0 S: 3	H: 0 LOB: 1 BB: 0 P: 4	R: 0 E: 0 K: 2 S: 8	H: 1 LOB: 1 BB: 0 P: 8	R: 1 E: 1 K: 1 S: 7	H: 1 LOB: 1 BB: 0 P: 7	R: 2 E: 0 K: 0 S: 4	H: 1 LOB: 1 BB: 2 P: 12	1B: 4 2B: 1 3B: 1 HR: 0	SF: 2 SAC: 1 DP: 0 HBP: 1	WP: 0 PB: 0 SB: 0 CS: 0	PA: 37
PITCHER	IP WLS BF H R ER SO BB IBB HBP BLK WP HR S P ERA WHIP																					
Larry Dierker, R (1, 1) ERA: 4.47	7.0 L 26 4 2 2 9 0 0 1 1 0 0 43 44 2.57 0.571																					
Jim Owens, R (8, 1) ERA: 2.61	1.0 5 1 1 0 1 0 0 0 0 0 0 7 7 0.00 1.000																					
Danny Coombs, L (9, 1) ERA: 4.8	1.0 6 1 2 2 0 2 0 0 0 0 0 4 12 18.00 3.000																					

Chicago Cubs @ Houston Astros
Astrodome, Houston, TX
Tue Jun 15 1965, 8:05 PM EDT
Att. 19,167 - Dome

livebaseballscorecards.com

AB	31
R	5
H	6
RBI	5
BB	2
SO	10
LOB	11



Batter	1	2	3	4	5	6	7	8	9	AB	R	H	RBI	BB	SO	LOB
Rusty Staub, L OBP: 0.311, SLG: 0.335 (1, 9)	0-0 F9		0-0 1B		0-0 F2			0-0 4-3		4	0	1	0	0	0	1
Joe Morgan, L OBP: 0.331, SLG: 0.354 (1, 4)	0-0 G3		0-0 5-3			0-0 6-3			0-0 F7	4	0	0	0	0	0	2
Walt Bond, L OBP: 0.328, SLG: 0.373 (1, 7)	0-0 P4			0-0 4-3 2B		0-0 G4-6-3 1B			0-3 K	4	0	2	0	0	1	0
Jim Gentile, L OBP: 0.297, SLG: 0.484 (1, 3)		0-0 F8		0-0 4-3 2-3		0-0 G4-6-3 1-2f			4-0 BB	3	0	0	0	1	0	2
Bob Aspromonte, R OBP: 0.352, SLG: 0.403 (1, 5)		0-0 F7		0-0 5-3			0-0 5-3		0-0 P6	4	0	0	0	0	0	2
Jimmy Wynn, R OBP: 0.385, SLG: 0.492 (1, 8)		0-0 P3		0-3 K			0-0 G4-3 1B			3	0	1	0	0	1	1
Ron Brand, R OBP: 0.284, SLG: 0.260 (1, 2)			4-0 FC1-6 BB		0-0 E S 1B		0-0 G4-3 1-2f			2	0	1	0	1	0	1
Bob Lillis, R OBP: 0.293, SLG: 0.264 (1, 6)			0-0 FC1-6 FC5-4 1-2f		0-0 F7 1-3			0-0 P4		3	0	0	0	0	0	2
Larry Dierker, R OBP: 0.083, SLG: 0.083 (1, 1)			0-0 FC5-4 1B 1-2f		0-3 K			0-0 P4		2	0	0	0	0	1	2
Jim Owens, R (8, 1)										0	0	0	0	0	0	0
Joe Gaines, R (8, PH)										1	0	0	0	0	0	0
Danny Coombs, R (9, 1)										0	0	0	0	0	0	0


Inning Stats	R: 0	H: 0	E: 0	K: 0	S: 3	R: 0	H: 0	E: 0	K: 0	S: 3	R: 0	H: 1	E: 0	K: 1	S: 4	R: 0	H: 1	E: 0	K: 1	S: 6	R: 0	H: 1	E: 0	K: 1	S: 6	R: 0	H: 1	E: 0	K: 0	S: 3	R: 0	H: 0	E: 0	K: 0	S: 3	R: 0	H: 0	E: 0	K: 1	S: 5	R: 0	H: 0	E: 0	K: 0	S: 3	R: 0	H: 0	E: 0	K: 1	S: 5	1B: 4	SF: 0	2B: 1	SAC: 0	3B: 0	DP: 2	HR: 0	HBP: 0	WP: 0	PA: 32
--------------	------	------	------	------	------	------	------	------	------	------	------	------	------	------	------	------	------	------	------	------	------	------	------	------	------	------	------	------	------	------	------	------	------	------	------	------	------	------	------	------	------	------	------	------	------	------	------	------	------	------	-------	-------	-------	--------	-------	-------	-------	--------	-------	--------

PITCHER	IP	WLS	BF	H	R	ER	SO	BB	IBB	HBP	BLK	WP	HR	S	P	ERA	WHIP
Bob Buhl, R (1, 1) ERA: 2.95	8.0	W	28	5	0	0	2	1	0	0	0	0	0	31	35	0.00	0.750
Ted Abernathy, R (9, 1) ERA: 1.96	1.0	S	4	0	0	0	1	1	0	0	0	0	0	5	9	0.00	1.000

Chicago Cubs @ Houston Astros
Astrodome, Houston, TX

Tue Jun 15 1965, 8:05 PM EDT
Att. 19,167 - Dome

AB	30
R	0
H	5
RBI	0
BB	2
SO	3
LOB	13



PITCHER	IP	WLS	BF	H	R	ER	SO	BB	IBB	HBP	BLK	WP	HR	S	P	ERA	WHIP
---------	----	-----	----	---	---	----	----	----	-----	-----	-----	----	----	---	---	-----	------

Batter	1	2	3	4	5	6	7	8	9	10	11	12	13	AB R H RBI BB SO LOB	TOP														
Glenn Beckert, R OBP: 0.264, SLG: 0.290 (1, 4)	0-0 E 1B		0-0 2B 2B		0-0 E6 1B			0-0 P5		0-3 K			0-0 SH1-4 1B	6 1 3 0 0 1 1	Chicago Cubs @ Houston Astros Astrodome, Houston, TX Wed Jun 16 1965, 8:05 PM EDT Att. 21,835 - Dome														
Don Landrum, L OBP: 0.331, SLG: 0.407 (1, 8)	0-0 F9		0-0 2B 2B		0-0 1B 1B			0-0 6-3		0-0 F9			0-0 SH1-4	5 0 2 2 0 0 2															
Billy Williams, L OBP: 0.352, SLG: 0.480 (1, 9)	0-0 E7 G6-4-3		0-0 P6		0-0 F9			0-0 F9				0-0 4-3	4-0 IBB	5 0 0 0 1 0 4															
Ron Santo, R OBP: 0.359, SLG: 0.508 (1, 5)	0-0 G6-4-3		0-0 F6					0-3 K				0-0 E6 14 G5-4-3	0-0 F9	6 0 1 0 0 1 5															
14 Ernie Banks, R OBP: 0.374, SLG: 0.509 (1, 3)		0-0 P4		0-0 4-3				0-0 4-3		0-0 F3		0-0 G5-4-3	0-0 5-3	6 0 0 0 0 0 4															
George Altman, L OBP: 0.348, SLG: 0.456 Doug Clemens, L OBP: 0.316, SLG: 0.308 (9, 7)		0-0 G6-4-3 1B		0-3 K				0-3 K		0-0 F7			0-0 FC6 1B	4 0 1 0 0 2 1 1 0 1 0 0 0 0															
Chris Krug, R OBP: 0.182, SLG: 0.220 Vic Roznovsky, L OBP: 0.324, SLG: 0.429 (9, 2)		0-0 G6-4-3		0-0 5-3				0-0 P4		0-0 G3			0-3 K	3 0 0 0 0 0 1 2 0 0 0 0 0 1 2															
Don Kessinger, S OBP: 0.292, SLG: 0.318 (1, 6)			0-0 2B 2B 1B		0-0 1-3			0-0 3-1					0-0 F8	4 1 1 0 1 0 1															
Dick Ellsworth, L OBP: 0.167, SLG: 0.138 Ted Abernathy, R (7, 1)			0-3 K		0-3 K			0-3 K					0-0 FC1-6 BB	3 0 0 0 0 3 1 1 0 0 0 0 0 1 1 0 0 0 0 0 1 0 0 0 0 0 0 0															
Jimmy Stewart, S OBP: 0.352, SLG: 0.301 Lindy McDaniel, R (12, 1)													0-0 FC6																
Inning Stats	R: 0 E: 1 K: 0 S: 4	H: 1 LOB: 1 BB: 0 P: 4	R: 0 E: 0 K: 0 S: 3	H: 1 LOB: 0 BB: 0 P: 3	R: 2 E: 0 K: 1 S: 8	H: 3 LOB: 1 BB: 0 P: 8	R: 0 E: 0 K: 1 S: 5	H: 0 LOB: 0 BB: 0 P: 5	R: 0 E: 0 K: 2 S: 7	H: 0 LOB: 0 BB: 0 P: 7	R: 0 E: 0 K: 1 S: 5	H: 0 LOB: 0 BB: 0 P: 5	R: 0 E: 0 K: 3 S: 3	H: 0 LOB: 0 BB: 0 P: 3		R: 0 E: 0 K: 0 S: 4	H: 1 LOB: 1 BB: 0 P: 4	R: 0 E: 0 K: 0 S: 5	H: 0 LOB: 1 BB: 1 P: 9	R: 0 E: 1 K: 1 S: 3	H: 0 LOB: 0 BB: 0 P: 3	R: 0 E: 0 K: 1 S: 6	H: 1 LOB: 1 BB: 0 P: 6	R: 0 E: 0 K: 0 S: 4	H: 1 LOB: 2 BB: 1 P: 8	1B: 7 2B: 2 3B: 0 HR: 0	SF: 0 SAC: 1 DP: 3 HBP: 0	WP: 0 PB: 0 SB: 0 CS: 0	PA: 50
PITCHER	IP WLS BF H R ER SO BB IBB HBP BLK WP HR S P ERA WHIP	IP WLS BF H R ER SO BB IBB HBP BLK WP HR S P ERA WHIP																											
Turk Farrell, R ERA: 2.31 (1, 1)	12.0	45	8	2	2	8	1	0	0	0	0	0	0	0		1.50	0.750												
Jim Owens, R ERA: 2.55 (13, 1)	1.0	5	1	0	0	0	0	1	0	0	0	0	0	0	0.00	1.000													

livebaseballscorecards.com

AB	47
R	2
H	9
RBI	2
BB	2
SO	8
LOB	24




Batter	1	2	3	4	5	6	7	8	9	10	11	12	13	AB R H RBI BB SO LOB
Joe Gaines, R (1, 7) Lee Maye, L (12, PH) OBP: 0.301, SLG: 0.462 OBP: 0.244, SLG: 0.341	0-0 5-3		0-0 2B			0-0 P4	0-3 K			0-3 K		0-0 F8		5 0 1 1 0 2 1 1 0 0 0 0 0 1
Joe Morgan, L (1, 4) OBP: 0.335, SLG: 0.360	0-0 1B		4-0 BB			0-0 E4 1B		0-0 F8		0-0 3-1		0-0 1B 2B		5 2 2 0 1 0 0
Jimmy Wynn, R (1, 8) OBP: 0.384, SLG: 0.485	0-0 G6-4-3 1-2f		0-0 G5-4-3 1-2f			4-0 1B BB		0-0 P4		0-0 FC4-6 1B		0-0 F3		5 0 1 0 1 0 4
Walt Bond, L (1, 3) OBP: 0.328, SLG: 0.370		0-0 G3		0-0 4-3		0-0 1-3 2-H 1B		0-0 G3		0-0 FC4-6 1-2f		4-0 1B IBB		5 0 1 1 1 0 1
Bob Aspromonte, R (1, 5) OBP: 0.348, SLG: 0.396		0-0 5-3		0-0 1-3		0-0 P4			0-0 G3		0-0 L7		0-0 1-2 2-H 1B	6 0 1 1 0 0 3
Gus Triandos, R (1, 2) OBP: 0.250, SLG: 0.207		0-0 2B		0-0 5-3		0-0 F7			0-0 4-3		0-3 K			5 0 1 0 0 1 3
Rusty Staub, L (1, 9) OBP: 0.313, SLG: 0.342		0-0 4-3			0-3 K		0-0 4-3 S 1B		0-0 2B			0-0 E6 SH3-4		5 0 2 0 0 1 1
Bob Lillis, R (1, 6) OBP: 0.287, SLG: 0.258			0-0 F8		0-0 P4		0-0 4-3 1-3		0-0 F7			0-0 SH3-4 1-2		4 0 0 0 0 0 2
Turk Farrell, R (1, 1) Nellie Fox, L (12, PH) Jim Owens, R (13, 1)			0-0 2B 1B		0-3 K		0-3 K			0-0 5-3		0-0 1-3		4 1 1 0 0 2 1 1 0 0 0 0 0 1 0 0 0 0 0 0 0

Inning Stats	R: 0	H: 1	E: 0	LOB: 0	K: 0	BB: 0	S: 3	P: 3	R: 0	H: 1	E: 0	LOB: 1	K: 0	BB: 1	S: 4	P: 8	R: 0	H: 0	E: 0	LOB: 0	K: 2	BB: 0	S: 7	P: 7	R: 1	H: 1	E: 1	LOB: 2	K: 0	BB: 1	S: 5	P: 9	R: 0	H: 1	E: 0	LOB: 1	K: 2	BB: 0	S: 8	P: 8	R: 0	H: 0	E: 0	LOB: 0	K: 0	BB: 0	S: 3	P: 3	R: 0	H: 1	E: 0	LOB: 1	K: 0	BB: 0	S: 4	P: 4	R: 0	H: 0	E: 0	LOB: 0	K: 1	BB: 0	S: 5	P: 5	R: 0	H: 1	E: 0	LOB: 1	K: 1	BB: 0	S: 6	P: 6	R: 0	H: 0	E: 1	LOB: 1	K: 0	BB: 0	S: 4	P: 4	R: 1	H: 2	E: 0	LOB: 2	K: 0	BB: 1	S: 3	P: 7	1B: 6	SF: 0	2B: 4	SAC: 1	3B: 0	DP: 2	HR: 0	HBP: 0	WP: 0	PA: 50
PITCHER	IP	WLS	BF	H	R	ER	SO	BB	IBB	HBP	BLK	WP	HR	S	P	ERA	WHIP																																																																																	
Dick Ellsworth, L (1, 1) ERA: 3.25	6.1		26	6	2	1	2	2	0	0	0	0	0	28	36	1.42	1.263																																																																																	
Ted Abernathy, R (7, 1) ERA: 1.81	4.2		16	2	0	0	4	0	0	0	0	0	0	24	24	0.00	0.429																																																																																	
Lindy McDaniel, R (12, 1) ERA: 2.35	1.1	L	8	2	1	1	0	0	1	0	0	0	0	7	11	6.75	1.500																																																																																	

Chicago Cubs @ Houston Astros
Astrodome, Houston, TX
Wed Jun 16 1965, 8:05 PM EDT
Att. 21,835 - Dome

AB	46
R	3
H	10
RBI	3
BB	3
SO	6
LOB	18



WP	PA
0	50

Batter	1	2	3	4	5	6	7	8	9	10	11	AB R H RBI BB SO LOB	TOP				
Glenn Beckert, R OBP: 0.265, SLG: 0.296 (1, 4)	1-3		1B 2B	K			FC4-6 1B	1-3			1-3	6 2 2 0 0 1 2	Chicago Cubs @ Houston Astros Astrodome, Houston, TX Thu Jun 17 1965, 8:05 PM EDT Att. 16,616 - Dome				
Don Landrum, L OBP: 0.331, SLG: 0.415 (1, 8)	WP 3B		F8	F7			FC4-6 HBP	K			4-3	5 1 1 0 0 1 2					
Billy Williams, L OBP: 0.351, SLG: 0.476 (1, 9)	1-3		BB BB 1B				FC4-6 1B	1-3			2-4 1B	6 1 2 3 0 0 2					
Ron Santo, R OBP: 0.364, SLG: 0.513 (1, 5)	2B		BB BB				14 PB 1B	K			2-4	4 0 2 1 1 1 0					
14 Ernie Banks, R OBP: 0.367, SLG: 0.498 (1, 3)	6-3		K				K	K				5 0 0 0 0 3 5					
George Altman, L OBP: 0.345, SLG: 0.443 Lindy McDaniel, R (7, 1)		F7	BB BB				3-1	K			K	3 0 0 0 1 1 2					
Ed Bailey, L OBP: 0.242, SLG: 0.154 Ernie Broglio, R (10, 1)			1-2 2-3 BB									0 0 0 0 0 0 0					
Ted Abernathy, R (11, 1)												1 0 0 0 0 1 0					
Vic Roznovsky, L OBP: 0.342, SLG: 0.424 (1, 2)		FC6-4 BB	1-2 2-3 3-H BB				4-3				5-3	0 0 0 0 0 0 0					
Don Kessinger, S OBP: 0.241, SLG: 0.259 (1, 6)		FC6-4	K				6-3				FC6-4	3 0 1 1 2 0 0					
Bob Hendley, R Bob Humphreys, R (5, 1)		K										5 0 0 0 0 2 5					
Jimmy Stewart, S OBP: 0.360, SLG: 0.301 Doug Clemens, L OBP: 0.323, SLG: 0.318 (7, 7)		K		4-3			HBP 1B	BB			1-3 1B 2B	2 0 0 0 0 1 1					
Inning Stats	R: 1 H: 2 E: 0 LOB: 1 K: 0 BB: 0 S: 5 P: 5	R: 0 H: 0 E: 0 LOB: 1 K: 1 BB: 1 S: 5 P: 9	R: 2 H: 2 E: 0 LOB: 3 K: 2 BB: 3 S: 9 P: 21	R: 0 H: 0 E: 0 LOB: 0 K: 1 BB: 0 S: 5 P: 5	R: 0 H: 0 E: 0 LOB: 0 K: 0 BB: 0 S: 3 P: 3	R: 0 H: 0 E: 0 LOB: 0 K: 0 BB: 0 S: 3 P: 3	R: 2 H: 2 E: 0 LOB: 2 K: 2 BB: 1 S: 9 P: 14	R: 0 H: 0 E: 0 LOB: 1 K: 1 BB: 1 S: 5 P: 9	R: 0 H: 0 E: 0 LOB: 0 K: 2 BB: 0 S: 7 P: 7	R: 0 H: 1 E: 0 LOB: 1 K: 2 BB: 0 S: 8 P: 8	R: 1 H: 2 E: 0 LOB: 1 K: 0 BB: 0 S: 4 P: 4	1B: 5 SF: 0 2B: 3 SAC: 0 3B: 1 DP: 0 HR: 0 HBP: 1	WP: 1 PA: 48 PB: 1 SB: 0 CS: 0				
PITCHER	IP WLS BF H R ER SO BB IBB HBP BLK WP HR S P ERA WHIP																
Dave Giusti, R ERA: 4.09 (1, 1)	2.2	16	4	3	3	2	2	4	0	0	0	1	0	16	32	10.12	3.000
Don Nottebart, R ERA: 4.63 (3, 1)	2.1	7	0	0	0	2	0	0	0	0	0	0	0	11	11	0.00	0.000
Don Lee, R ERA: 5.31 (6, 1)	1.1	8	2	2	2	0	1	0	1	0	0	0	0	6	11	13.50	2.250
Ron Taylor, R ERA: 4.47 (7, 1)	0.2	2	0	0	0	2	0	0	0	0	0	0	0	6	6	0.00	0.000
Jim Owens, R ERA: 2.53 (8, 1)	4.0	L 16	3	1	1	5	1	0	0	0	0	0	0	24	28	2.25	1.000

livebaseballscorecards.com

AB	41
R	6
H	9
RBI	5
BB	6
SO	11
LOB	19



Batter	1	2	3	4	5	6	7	8	9	10	11	AB R H RBI BB SO LOB	BOTTOM				
Joe Gaines, R (1, 7) OBP: 0.295, SLG: 0.452 Jim Gentile, L (5, PH) OBP: 0.302, SLG: 0.491 (6, 3)	0-0 F7		0-0 FC4-6		0-0 2B		0-0 FC6-4 WP 1B	0-3 K			0-3 K	2 0 0 0 0 0 1 4 1 2 1 0 2 2	Chicago Cubs @ Houston Astros Astrodome, Houston, TX Thu Jun 17 1965, 8:05 PM EDT Att. 16,616 - Dome				
Joe Morgan, L (1, 4) OBP: 0.336, SLG: 0.355	0-0 L4			4-0 BB	0-3 K		4-0 FC6-4 BB		0-3 K		0-0 SH1-3	3 0 0 0 2 2 2					
Jimmy Wynn, R (1, 8) OBP: 0.379, SLG: 0.478	0-0 G3			0-0 BB	0-0 SF7		0-0 FC6-4 1B		0-3 K		0-0 1-3	5 0 1 1 0 1 3					
Walt Bond, L (1, 3) OBP: 0.326, SLG: 0.366 (6, 7)		0-0 F7		0-0 G4-6-3	0-0 F5		0-0 1B		0-0 4-3			5 0 1 1 0 0 3					
Bob Aspromonte, R (1, 5) OBP: 0.349, SLG: 0.397		0-3 K		0-0 F7		0-0 1B	0-0 1B			0-0 F7		5 0 2 0 0 1 1					
Ron Brand, R (1, 2) OBP: 0.281, SLG: 0.258		0-0 F9			0-0 2B 1B	0-0 F7	0-0 F8			0-0 5-3		5 1 1 0 0 0 4					
Rusty Staub, L (1, 9) OBP: 0.315, SLG: 0.340			0-0 E6		0-0 2B 1B	0-3 K		0-3 K		4-0 BB		4 1 1 0 1 2 1					
Bob Lillis, R (1, 6) OBP: 0.290, SLG: 0.267			0-0 G5-4-3		0-0 2B 2B	0-0 F8		0-0 1B		0-0 4-3		5 1 2 1 0 0 3					
Dave Giusti, R (1, 1) OBP: 0.227, SLG: 0.350 Don Nottebart, R (3, 1) OBP: 0.095, SLG: 0.095 Gus Triandos, R (5, PH) OBP: 0.298, SLG: 0.216 Don Lee, R (6, 1) OBP: 0.333, SLG: 0.667 Ron Taylor, R (7, 1) OBP: 0.400, SLG: 0.600 Nellie Fox, L (7, PH) OBP: 0.280, SLG: 0.380 Jim Owens, R (8, 1) Lee Maye, L (11, PH) OBP: 0.250, SLG: 0.341			0-0 E5		0-0 SF7 1B		0-0 L9	0-0 B5		4-0 SH1-3 BB		0 0 0 0 0 0 0 1 0 0 0 0 0 0 1 1 1 1 0 0 0 0 0 0 0 0 0 0 0 0 0 0 0 0 0 1 0 0 0 0 0 0 1 0 0 0 0 0 0 0 0 0 0 1 0 0					
Inning Stats	R: 0 H: 0 E: 0 LOB: 0 K: 0 BB: 0 S: 3 P: 3	R: 0 H: 0 E: 0 LOB: 0 K: 1 BB: 0 S: 5 P: 5	R: 0 H: 0 E: 2 LOB: 1 K: 0 BB: 0 S: 4 P: 4	R: 0 H: 1 E: 0 LOB: 1 K: 0 BB: 1 S: 3 P: 7	R: 4 H: 5 E: 0 LOB: 1 K: 1 BB: 0 S: 10 P: 10	R: 0 H: 1 E: 0 LOB: 1 K: 1 BB: 0 S: 6 P: 6	R: 1 H: 3 E: 0 LOB: 3 K: 0 BB: 1 S: 6 P: 10	R: 0 H: 1 E: 0 LOB: 1 K: 2 BB: 0 S: 8 P: 8	R: 0 H: 0 E: 0 LOB: 0 K: 2 BB: 0 S: 7 P: 7	R: 0 H: 0 E: 0 LOB: 1 K: 0 BB: 1 S: 3 P: 7	R: 0 H: 0 E: 0 LOB: 1 K: 1 BB: 1 S: 5 P: 9	1B: 9 SF: 1 2B: 2 SAC: 1 3B: 0 DP: 2 HR: 0 HBP: 0		WP: 1 PA: 48 PB: 0 SB: 1 CS: 0			
PITCHER	IP WLS BF H R ER SO BB IBB HBP BLK WP HR S P ERA WHIP																
Bob Hendley, L (1, 1) ERA: 10.8	4.0	17	4	3	3	1	1	0	0	0	0	0	0	18	22	6.75	1.250
Bob Humphreys, R (5, 1) ERA: 2.66	2.0	9	3	1	1	2	0	0	0	0	0	0	0	13	13	4.50	1.500
Lindy McDaniel, R (7, 1) ERA: 2.38	3.0	14	4	1	1	4	1	0	0	0	1	0	0	21	25	3.00	1.667
Ernie Broglio, R (10, 1) ERA: 4.96	1.0	W 5	0	0	0	0	2	0	0	0	0	0	0	3	11	0.00	2.000
Ted Abernathy, R (11, 1) ERA: 1.78	1.0	S 3	0	0	0	1	0	0	0	0	0	0	0	5	5	0.00	0.000

livebaseballscores.com

AB	42
R	5
H	11
RBI	5
BB	4
SO	8
LOB	21



Batter	1	2	3	4	5	6	7	8	9	AB R H RBI BB SO LOB	TOP											
Glenn Beckert, R (1, 4) OBP: 0.265, SLG: 0.295	0-0 1-3		0-0 F8			0-0 WP 1B		0-3 K		4 0 1 0 0 1 2												
Don Landrum, L (1, 8) OBP: 0.336, SLG: 0.413	0-3 K			0-0 2B 14 4-3 1B		0-0 1-3		4-0 BB		3 1 1 0 1 1 1												
Billy Williams, L (1, 9) OBP: 0.346, SLG: 0.469	0-0 3-1			0-0 F7		0-0 P4		0-3 K		4 0 0 0 0 1 3												
Ron Santo, R (1, 5) OBP: 0.362, SLG: 0.512		0-0 P6		0-0 14 4-3 1-3 2B		0-0 L4		0-3 K		4 0 1 0 0 1 2												
14 Ernie Banks, R (1, 3) OBP: 0.365, SLG: 0.494		0-3 K		0-0 4-3		0-0 BB 1B		0-0 F2		4 0 1 1 0 1 1												
George Altman, L (1, 7) OBP: 0.344, SLG: 0.435		0-3 K		0-0 4-3		4-0 BB 1B		0-3 K		2 0 0 0 1 1 1												
Chris Krug, R (7, 2) OBP: 0.178, SLG: 0.214						1-2 BB				1 0 0 0 0 1 0												
Vic Roznovsky, L (1, 2) OBP: 0.333, SLG: 0.412			0-0 F9		0-0 5-3		0-3 K		0-0 4-3	2 0 0 0 0 0 0												
Jimmy Stewart, S (7, PH) OBP: 0.352, SLG: 0.293										2 0 0 0 0 1 2												
Don Kessinger, S (1, 6) OBP: 0.258, SLG: 0.250			4-0 F8 HBP BB		0-0 6-3		0-0 F3			1 0 0 0 1 0 0												
Harvey Kuenn, R (7, PH) OBP: 0.343, SLG: 0.218										1 0 0 0 0 0 2												
Cal Koonce, R (1, 1) OBP: 0.125, SLG: 0.067			1-0 HBP		0-0 4-3		0-0 F9			1 0 0 0 0 0 0												
Harry Bright, R (7, PH) OBP: 0.304, SLG: 0.364										1 0 0 0 0 0 2												
Bob Humphreys, R (7, 1)										0 0 0 0 0 0 0												
Inning Stats	R: 0 E: 0 K: 1 S: 5	H: 0 LOB: 0 BB: 0 P: 5	R: 0 E: 0 K: 2 S: 7	H: 0 LOB: 0 BB: 0 P: 7	R: 0 E: 0 K: 0 S: 2	H: 0 LOB: 1 BB: 1 P: 7	R: 1 E: 0 K: 0 S: 5	H: 2 LOB: 1 BB: 0 P: 5	R: 0 E: 0 K: 0 S: 3	H: 0 LOB: 0 BB: 0 P: 3	R: 0 E: 0 K: 1 S: 4	H: 1 LOB: 1 BB: 0 P: 4	R: 0 E: 0 K: 1 S: 6	H: 1 LOB: 2 BB: 1 P: 10	R: 0 E: 0 K: 3 S: 9	H: 0 LOB: 1 BB: 1 P: 13	R: 0 E: 0 K: 1 S: 5	H: 0 LOB: 0 BB: 0 P: 5	1B: 3 2B: 1 3B: 0 HR: 0	SF: 0 SAC: 0 DP: 0 HBP: 1	WP: 1 PB: 0 SB: 0 CS: 0	PA: 34
PITCHER	IP WLS BF H R ER SO BB IBB HBP BLK WP HR S P ERA WHIP																					
Joey Jay, R (1, 1) ERA: 3.39	6.0 W 24 4 1 1 3 2 0 1 0 1 0 27 36 1.50 1.000																					
Billy McCool, L (7, 1) ERA: 3.06	3.0 S 10 0 0 0 5 1 0 0 0 0 0 0 19 23 0.00 0.333																					

Chicago Cubs @ Cincinnati Reds
Crosley Field, Cincinnati, OH
Fri Jun 18 1965, 7:05 PM EDT
Att. 12,959 - Cloudy

livebaseballscorecards.com

AB	30
R	1
H	4
RBI	1
BB	3
SO	8
LOB	16



Batter	1	2	3	4	5	6	7	8	9
Tommy Harper, R OBP: 0.381, SLG: 0.430 (1, 7)	0-0 6-3		0-0 HR			0-0 FC5-4 1B		0-0 F8	
Pete Rose, S OBP: 0.364, SLG: 0.392 (1, 4)	0-0 1-3		0-0 F7			0-0 FC5-4 2B			
Vada Pinson, L OBP: 0.367, SLG: 0.506 (1, 8)	0-3 K			0-0 4-3		0-0 2B			
Frank Robinson, R OBP: 0.369, SLG: 0.488 (1, 9)		0-0 5-3		0-0 F8		0-0 6-3			
Deron Johnson, R OBP: 0.322, SLG: 0.509 (1, 5)		0-0 3-1		0-0 F8			0-0 F7-3 1B		
Johnny Edwards, L OBP: 0.362, SLG: 0.557 (1, 2)		0-0 F8			0-0 F7		0-3 K		
Marty Keough, L OBP: 0.250, SLG: 0.077 (1, 3)			0-0 F8		0-0 4-3		0-0 F7-3		
Leo Cardenas, R OBP: 0.333, SLG: 0.411 (1, 6)			0-0 HR 3B		0-0 1-3		0-3 K		
Joey Jay, S Billy McCool, R (7, 1)			0-3 K			0-0 6-3		0-0 G3	

Inning Stats	R: 0	H: 0	E: 0	K: 1	S: 5	LOB: 0	BB: 0	P: 5
	R: 0	H: 0	E: 0	K: 0	S: 3	LOB: 0	BB: 0	P: 3
	R: 2	H: 2	E: 0	K: 1	S: 7	LOB: 0	BB: 0	P: 7
	R: 0	H: 0	E: 0	K: 0	S: 3	LOB: 0	BB: 0	P: 3
	R: 0	H: 0	E: 0	K: 0	S: 3	LOB: 0	BB: 0	P: 3
	R: 1	H: 2	E: 0	K: 0	S: 5	LOB: 1	BB: 0	P: 5
	R: 0	H: 1	E: 0	K: 1	S: 5	LOB: 0	BB: 0	P: 5
	R: 0	H: 0	E: 0	K: 1	S: 5	LOB: 0	BB: 0	P: 5

PITCHER	IP	WLS	BF	H	R	ER	SO	BB	IBB	HBP	BLK	WP	HR	S	P	ERA	WHIP
Cal Koonce, R ERA: 4.07 (1, 1)	6.0	L	22	4	3	3	2	0	0	0	0	0	1	26	26	4.50	0.667
Bob Humphreys, R ERA: 2.42 (7, 1)	2.0		6	1	0	0	2	0	0	0	0	0	0	10	10	0.00	0.500

AB	R	H	RBI	BB	SO	LOB
4	1	2	2	0	0	0
3	1	0	0	0	0	1
3	0	1	1	0	1	0
3	0	0	0	0	0	1
3	0	1	0	0	0	0
3	0	0	0	0	1	1
3	0	0	0	0	0	1
3	1	1	0	0	1	0
2	0	0	0	0	1	1
1	0	0	0	0	0	0
1B: 2	SF: 0					
2B: 2	SAC: 0					
3B: 1	DP: 1					
HR: 1	HBP: 0					


BOTTOM

Chicago Cubs @ Cincinnati Reds
Crosley Field, Cincinnati, OH

Fri Jun 18 1965, 7:05 PM EDT
Att: 12,959 - Cloudy

livebaseballscorecards.com

AB	28
R	3
H	5
RBI	3
BB	0
SO	4
LOB	5



WP: 0	PA: 28
PB: 0	
SB: 0	
CS: 0	

Batter	1	2	3	4	5	6	7	8	9	AB R H RBI BB SO LOB	TOP											
Glenn Beckert, R (1, 4) OBP: 0.260, SLG: 0.289	0-0 6-3			0-0 P4		0-0 F7	0-0 6-3		0-0 F8	5 0 0 0 0 0 4												
Don Landrum, L (1, 8) OBP: 0.338, SLG: 0.414 Jimmy Stewart, S (4, PR) OBP: 0.351, SLG: 0.295	0-3 K			0-0 1B		0-0 L4		0-0 BB 1B	0-0 F9	2 0 1 0 0 1 0 3 0 1 0 0 0 2												
Billy Williams, L (1, 9) OBP: 0.342, SLG: 0.462	0-0 L8			0-0 L9			0-0 3-1	0-0 F7		4 0 0 0 0 0 2												
Ron Santo, R (1, 5) OBP: 0.364, SLG: 0.522		0-3 K		0-3 K2-3			0-0 HR	4-0 BB 1-2		3 1 1 1 1 2 1												
14 Ernie Banks, R (1, 3) OBP: 0.367, SLG: 0.506		0-0 6-3			0-0 HR		0-0 FC3-6 1B	0-3 K		4 1 2 1 0 1 2												
Doug Clemens, L (1, 7) OBP: 0.317, SLG: 0.311		0-3 K			0-0 P7		0-0 FC3-6 BB 1B 1-2f	0-3 K		4 1 0 0 0 2 3												
Vic Roznovsky, L (1, 2) OBP: 0.333, SLG: 0.400 Chris Krug, R (9, PH) OBP: 0.174, SLG: 0.209			0-3 K		0-3 K		4-0 BB 1-2 1B BB	0-0 F7		2 1 0 0 1 2 0 1 0 0 0 0 0 0												
Don Kessinger, S (1, 6) OBP: 0.286, SLG: 0.258			0-0 4-3		0-0 6-3		4-0 1B 1-2 2-3 BB	0-0 1B		3 0 1 0 1 0 0												
Larry Jackson, R (1, 1) OBP: 0.250, SLG: 0.367 Harvey Kuenn, R (6, PH) OBP: 0.339, SLG: 0.216 Jack Warner, R (6, 1) George Altman, L (7, PH) OBP: 0.350, SLG: 0.440 Ernie Broglio, R (7, 1) Joey Amalfitano, R (9, PH) OBP: 0.323, SLG: 0.222			0-0 F2			0-0 1-3	0-0 1B 1-2 2-H 3-H	0-0 1B		1 0 0 0 0 0 0 0 1 0 0 0 0 0 0 0 0 0 0 0 0 0 0 0 1 0 1 2 0 0 0 0 0 0 0 0 0 0 0 0 1 0 1 0 0 0 0 0												
Inning Stats	R: 0 E: 0 K: 1 S: 5	H: 0 LOB: 0 BB: 0 P: 5	R: 0 E: 0 K: 2 S: 7	H: 0 LOB: 0 BB: 0 P: 7	R: 0 E: 0 K: 1 S: 5	H: 0 LOB: 0 BB: 0 P: 5	R: 0 E: 0 K: 1 S: 6	H: 1 LOB: 1 BB: 0 P: 6	R: 1 E: 0 K: 1 S: 6	H: 1 LOB: 0 BB: 0 P: 6	R: 0 E: 0 K: 0 S: 3	H: 0 LOB: 0 BB: 0 P: 3	R: 3 E: 0 K: 0 S: 6	H: 3 LOB: 2 BB: 2 P: 14	R: 0 E: 0 K: 2 S: 8	H: 1 LOB: 2 BB: 1 P: 12	R: 0 E: 0 K: 0 S: 5	H: 2 LOB: 2 BB: 0 P: 5	1B: 6 2B: 0 3B: 0 HR: 2	SF: 0 SAC: 0 DP: 0 HBP: 0	WP: 0 PB: 0 SB: 0 CS: 0	PA: 38
PITCHER	IP WLS BF H R ER SO BB IBB HBP BLK WP HR S P ERA WHIP																					
Jim Maloney, R (1, 1) ERA: 2.66	6.2 W 27 5 4 4 6 2 0 0 0 0 0 2 37 45 5.40 1.050																					
Joe Nuxhall, L (7, 1) ERA: 4.62	2.1 S 11 3 0 0 2 1 0 0 0 0 0 0 14 18 0.00 1.714																					

Chicago Cubs @ Cincinnati Reds
Crosley Field, Cincinnati, OH
Sat Jun 19 1965, 7:05 PM EDT
Att. 6,976 - Sunny - 80 F

livebaseballscorecards.com

AB	35
R	4
H	8
RBI	4
BB	3
SO	8
LOB	14



BOTTOM

Chicago Cubs @ Cincinnati Reds
Crosley Field, Cincinnati, OH
Sat Jun 19 1965, 7:05 PM EDT
Att. 6,976 - Sunny - 80 F

livebaseballscorecards.com

AB 31
R 9
H 8
RBI 6
BB 3
SO 5
LOB 6



WP: 0 PA: 36
PB: 0
SB: 2
CS: 0

AB R H RBI BB SO LOB

3 2 2 0 0 0 0

2 2 1 1 2 0 0

4 1 1 0 0 1 3

3 2 0 0 1 1 0

3 1 1 2 0 0 0

4 1 2 3 0 0 0

4 0 0 0 0 1 1

4 0 1 0 0 1 1

1B: 5 SF: 1
2B: 2 SAC: 0
3B: 0 DP: 0
HR: 1 HBP: 1

Batter	1	2	3	4	5	6	7	8	9
Tommy Harper, R OBP: 0.386, SLG: 0.438 (1, 7)	0-0 1B S E 1B	0-0 6-3			H 1-0 S E HBP	0-0 2B			
Pete Rose, S OBP: 0.370, SLG: 0.393 (1, 4)	4-0 E 1B 1-2 BB	0-0 3-1			X 0-0 E4 1B 1-H 1B	4-0 BB			
Vada Pinson, L OBP: 0.365, SLG: 0.502 (1, 8)	0-0 1-2 2-3 E 1B		X 0-0 F7		S 0-3 K	0-0 F9			
Frank Robinson, R OBP: 0.367, SLG: 0.481 (1, 9)	0-0 E6 SF8 1-H 2-H 3-H		X 0-0 5-3		B 4-0 1B HR BB		S 0-3 K		
Deron Johnson, R OBP: 0.321, SLG: 0.507 (1, 5)	0-0 SF8		X 0-0 6-3		X 0-0 HR 1B		X 0-0 6-3		
Johnny Edwards, L OBP: 0.366, SLG: 0.579 (1, 2)	0-0 FC4-6 1B		X 0-0 1-3		X 0-0 HR		X 0-0 F5		
Marty Keough, L OBP: 0.200, SLG: 0.059 (1, 3)	0-0 FC4-6 1-2f		S 0-3 K		2 0-0 4-3		X 0-0 F5		
Leo Cardenas, R OBP: 0.332, SLG: 0.413 (1, 6)	0-3 K		X 0-0 L7		X 0-0 F7		X 0-0 F8 2B		
Jim Maloney, L OBP: 0.278, SLG: 0.194 Joe Nuxhall, L OBP: 0.300, SLG: 0.222 (1, 1) (7, 1)		S 0-3 K		X 0-0 G1	X 0-0 P7		X 0-0 F8 2-3		

Inning Stats	R: 4	H: 3	E: 1	LOB: 1	K: 1	S: 9	P: 13	R: 0	H: 0	E: 0	LOB: 0	K: 1	S: 5	P: 5	R: 0	H: 0	E: 0	LOB: 0	K: 0	S: 3	P: 3	R: 0	H: 0	E: 0	LOB: 0	K: 1	S: 5	P: 5	R: 5	H: 3	E: 1	LOB: 0	K: 1	S: 8	P: 13	R: 0	H: 1	E: 0	LOB: 2	K: 0	S: 4	P: 8	R: 0	H: 0	E: 0	LOB: 0	K: 1	S: 5	P: 5	R: 0	H: 1	E: 0	LOB: 1	K: 0	S: 3	P: 3
--------------	------	------	------	--------	------	------	-------	------	------	------	--------	------	------	------	------	------	------	--------	------	------	------	------	------	------	--------	------	------	------	------	------	------	--------	------	------	-------	------	------	------	--------	------	------	------	------	------	------	--------	------	------	------	------	------	------	--------	------	------	------

PITCHER	IP	WLS	BF	H	R	ER	SO	BB	IBB	HBP	BLK	WP	HR	S	P	ERA	WHIP
Larry Jackson, R ERA: 5.44 (1, 1)	5.0	L	25	6	9	7	4	2	0	1	0	0	1	30	39	12.60	1.600
Jack Warner, R ERA: 6.75 (6, 1)	1.0		5	1	0	0	0	1	0	0	0	0	4	8	0.00	2.000	
Ernie Broglio, R ERA: 4.67 (7, 1)	2.0		6	1	0	0	1	0	0	0	0	0	8	8	0.00	0.500	

PITCHER	IP	WLS	BF	H	R	ER	SO	BB	IBB	HBP	BLK	WP	HR	S	P	ERA	WHIP
---------	----	-----	----	---	---	----	----	----	-----	-----	-----	----	----	---	---	-----	------

Batter	1	2	3	4	5	6	7	8	9	AB R H RBI BB SO LOB	TOP		
Glenn Beckert, R OBP: 0.263, SLG: 0.291 (1, 4)	0-0 SH SF8 1B		0-0 F7		0-0 L8	0-0 1B 2-H 1B		0-0 F2		5 2 2 1 0 0 1			
Doug Clemens, L OBP: 0.325, SLG: 0.320 (1, 8)	0-0 SH 1-3		0-0 HR 1B		0-0 HR 1B	0-0 1B 1-3 1B		0-3 K		4 2 3 0 0 1 0			
Billy Williams, L OBP: 0.343, SLG: 0.473 (1, 9)	0-0 SF8 3-H		0-0 4-3		0-0 HR 1-H	0-0 P6		0-0 FC5-4 1B		4 1 2 3 0 0 4			
Ron Santo, R OBP: 0.368, SLG: 0.534 (1, 5)	0-0 F7		0-0 HR 2-H 3-H		0-0 BB 14 FC1-4-6	0-0 1B 1-3 3-H		0-0 FC5-4 14 1B 1-2f		4 1 2 4 1 0 2			
14 Ernie Banks, R OBP: 0.364, SLG: 0.500 (1, 3)	0-0 F7		0-0 6-3		0-0 FC1-4-6 1B 1-2f	0-0 F2		0-0 FC6-4 1B 1-2		5 0 1 0 0 0 4			
George Altman, L OBP: 0.359, SLG: 0.447 (1, 7)		0-0 G6-3 1B		0-0 1B	0-0 1-2 1B		0-3 K		0-0 F8	5 0 3 0 0 1 2			
Ed Bailey, L OBP: 0.234, SLG: 0.148 (1, 2)		0-0 G6-3 1-2f		0-0 F8	0-0 F7		0-0 F8		0-0 FC6-4 1-2f	2 0 0 0 0 0 2			
Chris Krug, R OBP: 0.163, SLG: 0.196 (5, PH) (5, 2)										3 0 0 0 0 0 4			
Don Kessinger, S OBP: 0.256, SLG: 0.229 (1, 6)		0-0 6-3		0-3 K		0-0 6-3		0-3 K		4 0 0 0 0 2 1			
Bob Buhl, R OBP: 0.108, SLG: 0.029 (1, 1)			4-0 1B HR BB		0-0 G3		0-0 1B 2B		0-0 5-3	1 1 0 0 1 0 1			
Joey Amalfitano, R OBP: 0.344, SLG: 0.286 (6, PH)										1 1 1 0 0 0 0			
Lindy McDaniel, R (6, 1)										1 0 0 0 0 0 0			
Ted Abernathy, R (9, 1)										0 0 0 0 0 0 0			
Inning Stats	R: 1 E: 1 K: 0 S: 5 H: 1 LOB: 1 BB: 0 P: 5	R: 0 E: 0 K: 0 S: 3 H: 1 LOB: 0 BB: 0 P: 3	R: 3 E: 0 K: 0 S: 5 H: 2 LOB: 0 BB: 1 P: 9	R: 0 E: 0 K: 1 S: 6 H: 1 LOB: 1 BB: 0 P: 6	R: 2 E: 0 K: 0 S: 6 H: 3 LOB: 2 BB: 1 P: 10	R: 2 E: 0 K: 0 S: 7 H: 4 LOB: 2 BB: 0 P: 7	R: 0 E: 0 K: 2 S: 7 H: 0 LOB: 0 BB: 0 P: 7	R: 0 E: 0 K: 1 S: 5 H: 0 LOB: 0 BB: 0 P: 5	R: 0 E: 0 K: 0 S: 5 H: 2 LOB: 2 BB: 0 P: 5	1B: 11 2B: 1 3B: 0 HR: 2 SF: 1 SAC: 1 DP: 1 HBP: 0	WP: 0 PB: 0 SB: 0 CS: 0 PA: 43		
PITCHER	IP WLS BF H R ER SO BB IBB HBP BLK WP HR S P ERA WHIP											PITCHER	IP WLS BF H R ER SO BB IBB HBP BLK WP HR S P ERA WHIP
Sammy Ellis, R ERA: 3.77 (1, 1)	4.1 L 22 7 6 5 1 2 0 0 0 0 0 2 22 30 10.38 2.077												
Gerry Arrigo, L ERA: 6.19 (5, 1)	1.1 9 5 2 2 0 0 0 0 0 0 0 0 9 9 13.50 3.750												
Jim Duffalo, R ERA: 3.21 (6, 1)	1.1 4 0 0 0 2 0 0 0 0 0 0 0 8 8 0.00 0.000												
Roger Craig, R ERA: 3.26 (8, 1)	2.0 8 2 0 0 1 0 0 0 0 0 0 0 10 10 0.00 1.000												

Chicago Cubs @ Cincinnati Reds
Crosley Field, Cincinnati, OH
Sun Jun 20 1965, 3:33 AM EDT
Cloudy

livebaseballscores.com

AB	39
R	8
H	14
RBI	8
BB	2
SO	4
LOB	21



BOTTOM

Chicago Cubs @ Cincinnati Reds
Crosley Field, Cincinnati, OH
Sun Jun 20 1965, 3:33 AM EDT
Cloudy

livebaseballscorecards.com

AB 36
R 5
H 8
RBI 5
BB 2
SO 5
LOB 11



WP: 0 PA: 38
PB: 0
SB: 0
CS: 0

AB R H RBI BB SO LOB

5 1 2 1 0 2 1

5 0 0 0 0 0 2

4 0 1 0 0 0 0

3 1 1 1 1 0 2

4 0 0 0 0 0 1

0 1 0 0 0 0 0

4 1 2 1 0 0 0

4 1 2 2 0 1 3

4 0 0 0 0 0 2

1 0 0 0 0 0 0
1 0 0 0 0 1 0
0 0 0 0 0 0 0
1 0 0 0 0 1 0
0 0 0 0 0 0 0
0 0 0 0 1 0 0

1B: 4 SF: 0
2B: 1 SAC: 0
3B: 0 DP: 0
HR: 3 HBP: 0

Batter	1	2	3	4	5	6	7	8	9
Tommy Harper, R (1, 7) OBP: 0.387, SLG: 0.450	0-3 K		0-0 HR		0-0 FC6-4 1B		0-0 F8		0-3 K
Pete Rose, S (1, 4) OBP: 0.363, SLG: 0.385	0-0 F7		0-0 6-3		0-0 FC6-4 1B		0-0 G3		0-0 G3
Vada Pinson, L (1, 8) OBP: 0.363, SLG: 0.498	0-0 4-3		0-0 L9		0-0 1B			0-0 G3	
Frank Robinson, R (1, 9) OBP: 0.369, SLG: 0.493		0-0 HR		0-0 6-3	0-0 P6			4-0 FC3-6 BB	
Gordy Coleman, L (1, 3) OBP: 0.374, SLG: 0.533		0-0 F8		0-0 3-1		0-0 4-3		0-0 FC3-6 1B	
Marty Keough, L (8, PR) OBP: 0.200, SLG: 0.059									
Deron Johnson, R (1, 5) OBP: 0.324, SLG: 0.507		0-0 5-3		0-0 HR 1B		0-0 E6 FC4-6		0-0 2-H 1B	
Johnny Edwards, L (1, 2) OBP: 0.369, SLG: 0.608		0-0 2B		0-0 HR		0-0 FC4-6		0-3 K	
Leo Cardenas, R (1, 6) OBP: 0.327, SLG: 0.405		0-0 6-3		0-0 6-3		0-0 F9			0-0 6-3
Sammy Ellis, L (1, 1) OBP: 0.190, SLG: 0.220			0-0 1-3		0-3 K		0-3 K		4-0 BB
Gerry Arrigo, L (5, 1) OBP: 0.200, SLG: 0.500									
Jim Duffalo, R (6, 1) OBP: 0.071, SLG: 0.071									
Geraldo Ruiz, S (7, PH) OBP: 0.071, SLG: 0.071									
Roger Craig, R (8, 1) OBP: 0.378, SLG: 0.485									
Art Shamsky, L (9, PH) OBP: 0.378, SLG: 0.485									

Inning Stats	R: 0	H: 0	E: 0	K: 1	S: 5	R: 1	H: 2	E: 0	K: 0	S: 5	R: 1	H: 1	E: 0	K: 0	S: 4	R: 2	H: 2	E: 0	K: 0	S: 5	R: 0	H: 2	E: 0	K: 1	S: 7	R: 0	H: 0	E: 1	K: 0	S: 4	R: 0	H: 0	E: 0	K: 1	S: 5	R: 1	H: 1	E: 1	K: 1	S: 6	R: 0	H: 0	E: 0	K: 1	S: 5	R: 0	H: 0	E: 0	K: 1	S: 5	R: 0	H: 0	E: 0	K: 1	S: 5	1B: 4	SF: 0	2B: 1	SAC: 0	3B: 0	DP: 0	HR: 3	HBP: 0	WP: 0	PA: 38
--------------	------	------	------	------	------	------	------	------	------	------	------	------	------	------	------	------	------	------	------	------	------	------	------	------	------	------	------	------	------	------	------	------	------	------	------	------	------	------	------	------	------	------	------	------	------	------	------	------	------	------	------	------	------	------	------	-------	-------	-------	--------	-------	-------	-------	--------	-------	--------

PITCHER	IP	WLS	BF	H	R	ER	SO	BB	IBB	HBP	BLK	WP	HR	S	P	ERA	WHIP
Bob Buhl, R (1, 1) ERA: 3.16	5.0	W	22	7	4	4	2	0	0	0	0	0	3	26	26	7.20	1.400
Lindy McDaniel, R (6, 1) ERA: 2.26	3.0		12	1	1	0	2	1	0	0	0	0	0	15	19	0.00	0.667
Ted Abernathy, R (9, 1) ERA: 1.75	1.0	S	4	0	0	0	1	1	0	0	0	0	0	5	9	0.00	1.000

Chicago Cubs @ Cincinnati Reds
 Crosley Field, Cincinnati, OH

Sun Jun 20 1965, 3:38 AM EDT
 Att. 22,640 - Cloudy

livebaseballscorecards.com

AB	37
R	8
H	10
RBI	8
BB	3
SO	2
LOB	10



WP	1	PA	40
PB	0		
SB	0		
CS	0		

AB R H RBI BB SO LOB

4	0	2	0	0	1	0
1	0	1	0	0	0	0
5	1	1	0	0	0	3
4	2	2	0	1	0	2
3	3	1	3	2	0	3
4	2	2	3	0	0	0
4	0	0	1	0	0	1
4	0	1	1	0	0	0
4	0	0	0	0	0	1
2	0	0	0	0	0	0
0	0	0	0	0	0	0
0	0	0	0	0	0	0
1	0	0	0	0	1	0
1	0	0	0	0	0	0

Batter	1	2	3	4	5	6	7	8	9
Harvey Kuenn, R (1, 7) OBP: 0.345, SLG: 0.228 Ted Abernathy, R (7, 1) OBP: 0.143, SLG: 0.143	0-0 FC5-4 1B		0-0 F7		0-3 K		0-0 FC6-4 1B		0-0 FC1-6 1B
Glenn Beckert, R (1, 4) OBP: 0.262, SLG: 0.289	0-0 F7			0-0 1B HR 1B		0-0 P4	0-0 FC6-4		0-0 FC1-6 WP
Billy Williams, L (1, 9) OBP: 0.347, SLG: 0.474	0-0 P4			0-0 1B HR 1B		0-0 14 2B BB 1B	0-0 F7		4-0 1-2 BB
Ron Santo, R (1, 5) OBP: 0.372, SLG: 0.543	0-0 FC5-4 1-2f			0-0 1-H 3-H HR		4-0 14 2B 1-2 6-3 BB		4-0 14 HR BB	0-0 P4
14 Ernie Banks, R (1, 3) OBP: 0.366, SLG: 0.516		0-0 L7		0-0 6-3		0-0 6-3 1-3 2-H 1B 2B		0-0 1-H HR	
Doug Clemens, L (1, 8) OBP: 0.319, SLG: 0.314		0-0 F7		0-0 3-1		0-0 6-3 2-3 3-H		0-0 1-3	
Chris Krug, R (1, 2) OBP: 0.170, SLG: 0.200		0-0 P6		0-0 F2		0-0 FC5-4 1B 3-H		0-0 F2	
Don Kessinger, S (1, 6) OBP: 0.233, SLG: 0.205			0-0 G3		0-0 6-3	0-0 FC5-4 1-2f		0-0 6-3	
Dick Ellsworth, L (1, 1) OBP: 0.156, SLG: 0.129 Lindy McDaniel, R (5, 1) Bob Humphreys, R (5, 1) Joey Amalfitano, R (7, PH) OBP: 0.333, SLG: 0.276 Jimmy Stewart, S (7, 7) OBP: 0.347, SLG: 0.291			0-0 G3		0-0 G3		0-3 K		0-0 P6

Inning Stats	R: 0	H: 1	E: 0	LOB: 1	K: 0	BB: 0	S: 4	P: 4
	R: 0	H: 0	E: 0	LOB: 0	K: 0	BB: 0	S: 3	P: 3
	R: 0	H: 0	E: 0	LOB: 0	K: 0	BB: 0	S: 3	P: 3
	R: 3	H: 3	E: 0	LOB: 0	K: 0	BB: 0	S: 6	P: 6
	R: 0	H: 0	E: 0	LOB: 0	K: 1	BB: 0	S: 5	P: 5
	R: 3	H: 3	E: 0	LOB: 1	K: 0	BB: 1	S: 6	P: 10
	R: 0	H: 1	E: 0	LOB: 1	K: 1	BB: 0	S: 6	P: 6
	R: 2	H: 1	E: 0	LOB: 0	K: 0	BB: 1	S: 4	P: 8
	R: 0	H: 1	E: 0	LOB: 2	K: 0	BB: 1	S: 4	P: 8

PITCHER	IP	WLS	BF	H	R	ER	SO	BB	IBB	HBP	BLK	WP	HR	S	P	ERA	WHIP
Jim O'Toole, L (1, 1) ERA: 7.11	6.0		26	7	6	6	1	1	0	0	0	0	1	27	31	9.00	1.333
Billy McCool, L (7, 1) ERA: 3.41	2.0		9	2	2	2	1	1	0	0	0	0	1	10	14	9.00	1.500
Roger Craig, R (9, 1) ERA: 3.19	0.2		4	1	0	0	0	1	0	0	0	1	0	3	7	0.00	3.000
Sammy Ellis, R (9, 1) ERA: 3.76	0.1	W	1	0	0	0	0	0	0	0	0	0	0	1	1	0.00	0.000

1B	7	SF	0
2B	1	SAC	0
3B	0	DP	0
HR	2	HBP	0

BOTTOM

Chicago Cubs @ Cincinnati Reds
Crosley Field, Cincinnati, OH

Sun Jun 20 1965, 3:38 AM EDT
Att. 22,640 - Cloudy

livebaseballscorecards.com

AB	38
R	9
H	15
RBI	9
BB	6
SO	6
LOB	19



WP:	0	PA:	45
PB:	0		
SB:	0		
CS:	0		

AB R H RBI BB SO LOB

5	2	2	0	0	2	3
4	1	2	0	1	0	1
4	1	2	0	1	0	2
5	2	2	3	0	0	5
3	1	1	2	2	0	2
2	0	0	0	0	0	4
2	1	1	0	0	1	0
3	0	0	0	2	1	0
5	1	3	3	0	1	0
3	0	1	0	0	0	2
0	0	0	0	0	0	0
1	0	0	0	0	1	0
0	0	0	0	0	0	0
0	0	0	0	0	0	0
0	0	0	0	0	0	0
1	0	1	1	0	0	0

Batter	1	2	3	4	5	6	7	8	9
Tommy Harper, R OBP: 0.387, SLG: 0.457 (1, 7)	0-0 1B 3B	0-0 G5-4-3 1-2f			1B 1B K			0-3 K	
Pete Rose, S OBP: 0.367, SLG: 0.387 (1, 4)	0-0 5-3		0-0 6-3		0-0 1B 1B 1B	4-0 BB BB		0-0 1B	
Vada Pinson, L OBP: 0.367, SLG: 0.498 (1, 8)	0-0 P6		0-0 BB 1B		0-0 1B 1B	4-0 BB BB		0-0 4-3	
Frank Robinson, R OBP: 0.370, SLG: 0.505 (1, 9)	0-0 BB 1B		0-0 F8		0-0 SH5-4 1B 1B	0-0 P6			0-0 HR
Deron Johnson, R OBP: 0.329, SLG: 0.504 (1, 5)	4-0 1-2 BB		4-0 BB		0-0 SH5-4 1B 1B	0-0 G6-4-3			0-0 F9
Don Pavletich, R OBP: 0.417, SLG: 0.584 Johnny Edwards, L OBP: 0.371, SLG: 0.606 (7, PH) (8, 2)	0-0 F9		0-0 6-3		0-0 SH5-4		0-3 K		0-0 1B BB 1B
Tony Perez, R OBP: 0.286, SLG: 0.434 (1, 3)		0-3 K		0-0 4-3	4-0 1B FC1-2 IBB		0-0 F2		4-0 1B 1B BB
Leo Cardenas, R OBP: 0.332, SLG: 0.423 (1, 6)		0-0 HR		0-0 F9	0-0 FC1-2 1B		0-3 K		0-0 1B 1B
Jim O'Toole, S OBP: 0.356, SLG: 0.053 Billy McCool, R OBP: 0.368, SLG: 0.471 Art Shamsky, L OBP: 0.368, SLG: 0.471 Roger Craig, R OBP: 0.368, SLG: 0.471 Sammy Ellis, L OBP: 0.190, SLG: 0.220 Gordy Coleman, L OBP: 0.378, SLG: 0.536 (7, 1) (8, PH) (8, PH) (9, PH) (9, PH)		0-0 G5-4-3 1B		0-0 4-3	0-0 FC1-2 1B 3-H			0-3 K	0-0 1B 1B 1-2 2-3 3-H

Inning Stats	R: 1	H: 2	E: 0	LOB: 2	K: 0	P: 9	R: 1	H: 2	E: 0	LOB: 0	K: 1	P: 6	R: 0	H: 1	E: 0	LOB: 2	K: 0	P: 8	R: 0	H: 0	E: 0	LOB: 0	K: 0	P: 3	R: 5	H: 5	E: 1	LOB: 2	K: 1	P: 15	R: 0	H: 0	E: 0	LOB: 1	K: 2	P: 10	R: 0	H: 0	E: 0	LOB: 0	K: 2	P: 7	R: 0	H: 1	E: 0	LOB: 1	K: 2	P: 8	R: 2	H: 4	E: 0	LOB: 3	K: 0	P: 9	1B: 12	SF: 0	2B: 0	SAC: 1	3B: 1	DP: 2	HR: 2	HBP: 0	WP: 0	PA: 45
--------------	------	------	------	--------	------	------	------	------	------	--------	------	------	------	------	------	--------	------	------	------	------	------	--------	------	------	------	------	------	--------	------	-------	------	------	------	--------	------	-------	------	------	------	--------	------	------	------	------	------	--------	------	------	------	------	------	--------	------	------	--------	-------	-------	--------	-------	-------	-------	--------	-------	--------

PITCHER	IP	WLS	BF	H	R	ER	SO	BB	IBB	HBP	BLK	WP	HR	S	P	ERA	WHIP
Dick Ellsworth, L ERA: 3.59 (1, 1)	4.0		21	8	5	5	1	2	0	0	0	0	1	21	29	11.25	2.500
Lindy McDaniel, R ERA: 2.4 (5, 1)	0.1		5	2	2	1	0	0	1	0	0	0	0	4	8	27.00	6.000
Bob Humphreys, R ERA: 2.25 (5, 1)	1.2		6	0	0	0	1	2	0	0	0	0	0	6	14	0.00	1.200
Ted Abernathy, R ERA: 1.97 (7, 1)	2.1	L	13	5	2	2	4	1	0	0	0	0	1	20	24	7.71	2.571

Batter	1	2	3	4	5	6	7	8	9	AB R H RBI BB SO LOB	TOP									
Glenn Beckert, R (1, 4) OBP: 0.268, SLG: 0.299	0-0 F8		0-0 HR 1B	0-0 FC			0-0 SH1-4 14 2B 1B	0-0 2B		5 2 3 0 0 0 1										
Doug Clemens, L (1, 8) OBP: 0.322, SLG: 0.339	0-0 2B		0-0 HR 1-H 3-H	0-3 K			0-0 SH1-4 1-2	0-0 F9		4 1 2 3 0 1 3										
Billy Williams, L (1, 9) OBP: 0.355, SLG: 0.480	0-3 K		0-0 1B		4-0 BB		4-0 14 2B BB		0-0 2B	3 1 2 0 2 1 1										
Ron Santo, R (1, 5) OBP: 0.366, SLG: 0.533	0-3 K		0-3 K		0-3 K		0-0 P6		0-3 K	5 0 0 0 0 4 6										
14 Ernie Banks, R (1, 3) OBP: 0.367, SLG: 0.516		4-0 CS BB	0-3 K		0-0 F7		0-0 1-H 2-H 2B		0-0 F8	4 1 1 2 1 1 3										
George Altman, L (1, 7) OBP: 0.361, SLG: 0.449		4-0 1-2 BB	0-0 F9		0-0 F5		0-0 2-H 2B		0-0 4-3	4 0 1 1 1 0 3										
Vic Roznovsky, L (1, 2) OBP: 0.341, SLG: 0.405		0-3 K		0-0 SH1 1B		0-0 B3-4 1B		0-0 4-3		4 0 2 0 0 1 2										
Don Kessinger, S (1, 6) OBP: 0.239, SLG: 0.195		0-0 P3		0-0 SH1 1-2		0-0 B3-4 1-2f		4-0 CS BB		2 0 0 0 1 0 2										
Cal Koonce, R (1, 1) OBP: 0.143, SLG: 0.121			0-0 1B HR 2B		0-0 L9		0-3 K		0-3 K 1-2	3 1 1 0 0 1 1										
Lindy McDaniel, R (6, 1)										1 0 0 0 0 1 1										
Inning Stats	R: 0 E: 0 K: 2 S: 8	H: 1 LOB: 1 BB: 0 P: 8	R: 0 E: 0 K: 1 S: 4	H: 0 LOB: 1 BB: 2 P: 12	R: 3 E: 0 K: 2 S: 11	H: 4 LOB: 1 BB: 0 P: 11	R: 0 E: 0 K: 1 S: 7	H: 1 LOB: 2 BB: 0 P: 7	R: 0 E: 0 K: 1 S: 5	H: 1 LOB: 0 BB: 0 P: 5	R: 3 E: 0 K: 0 S: 6	H: 3 LOB: 1 BB: 1 P: 10	R: 0 E: 0 K: 1 S: 5	H: 1 LOB: 1 BB: 1 P: 9	R: 0 E: 0 K: 1 S: 6	H: 1 LOB: 1 BB: 0 P: 6	1B: 5 2B: 7 3B: 0 HR: 1	SF: 0 SAC: 2 DP: 1 HBP: 0	WP: 0 PB: 0 SB: 0 CS: 2	PA: 42
PITCHER	IP WLS BF H R ER SO BB IBB HBP BLK WP HR S P ERA WHIP																			
Ken Johnson, R (1, 1) ERA: 3.65	5.0 L 24 6 3 3 7 3 0 0 0 0 0 1 35 47 5.40 1.800																			
Hank Fischer, R (6, 1) ERA: 4.1	1.0 3 1 0 0 1 0 0 0 0 0 0 0 5 5 0.00 1.000																			
Dan Osinski, R (7, 1) ERA: 4.66	1.0 7 3 3 3 0 1 0 0 0 0 0 0 6 10 27.00 4.000																			
Bob Sadowski, R (8, 1) ERA: 3.63	2.0 8 2 0 0 2 1 0 0 0 0 0 0 11 15 0.00 1.500																			

Chicago Cubs @ Milwaukee Braves
Milwaukee County Stadium, Milwaukee, WI

Tue Jun 22 1965, 8:05 PM EDT
Att. 6,340 - Cloudy

livebaseballscorecards.com

AB	35
R	6
H	12
RBI	6
BB	5
SO	10
LOB	23



Batter	1	2	3	4	5	6	7	8	9	AB R H RBI BB SO LOB
Mack Jones, L (1, 8) OBP: 0.335, SLG: 0.545	0-0 4-3		H 1-0 FC4-6 HBP		0-3 K		X 0-0 F8		X 0-0 1-3	4 0 0 0 0 1 1
Frank Bolling, R (1, 4) OBP: 0.343, SLG: 0.397	0-0 6-3		X 0-0 FC4-6 FC6-4 1-2f			X 0-0 6-3	X 0-0 2B			4 0 1 0 0 0 1
Hank Aaron, R (1, 9) OBP: 0.399, SLG: 0.600	0-3 K		X 0-0 FC6-4 1-2f			X 0-0 1B FC4-6 1B	X 0-0 P6			4 1 1 0 0 1 2
Joe Torre, R (1, 2) OBP: 0.397, SLG: 0.571		X 0-0 6-3		X 0-0 F8		X 0-0 1-3 FC4-6 1B		X 0-0 6-3		4 0 1 0 0 0 0
Eddie Mathews, L (1, 5) OBP: 0.341, SLG: 0.463		X 0-0 4-3		X 0-0 FC4-6 1B		X 0-0 1B FC4-6 BB 1-2f 3-H		X 0-0 4-3		4 0 1 1 0 0 1
Rico Carty, R (1, 7) OBP: 0.353, SLG: 0.495		BB BB BB 4-0 BB BB		X 0-0 FC4-6 1-2f		BB BB BB 4-0 1-2 BB		BB BB BB 0-3 K		2 0 0 0 2 1 1
Gene Oliver, R (1, 3) OBP: 0.354, SLG: 0.432		BB BB BB 4-0 1-2 BB		BB BB BB 0-3 K		X 0-0 1-2 2-3 1B		X 0-0 F7		3 0 1 0 1 1 1
Woody Woodward, R (1, 6) OBP: 0.220, SLG: 0.241 Lou Klimchuck, L (5, PH) OBP: 0.097, SLG: 0.069 Hank Fischer, R (6, 1) OBP: 0.143, SLG: 0.143 Ty Cline, L (6, PH) OBP: 0.277, SLG: 0.226 Dan Osinski, R (7, 1) Bob Sadowski, R (8, 1) OBP: 0.273, SLG: 0.200 Gary Kolb, L (9, PH) OBP: 0.286, SLG: 0.286		X 0-0 P4			BB BB BB 0-3 K	X 0-0 L4-3		X 0-0 FC4 1B		1 0 0 0 0 0 2 1 0 0 0 0 1 0 0 0 0 0 0 0 0 1 0 0 0 0 0 3 0 0 0 0 0 0 0 0 0 0 0 0 0 0 1 0 1 0 0 0 0
Ken Johnson, R (1, 1) OBP: 0.161, SLG: 0.194 Miguel de la Hoz, R (5, PH) OBP: 0.276, SLG: 0.245			X 0-0 4-3		X 0-0 F2		X 0-0 5-3		X 0-0 FC4 1-2f	1 0 0 0 0 0 0 3 0 0 0 0 0 1

BOTTOM

Chicago Cubs @ Milwaukee Braves
Milwaukee County Stadium, Milwaukee, WI
 Tue Jun 22 1965, 8:05 PM EDT
 Att. 6,340 - Cloudy

livebaseballscorecards.com

AB	33
R	1
H	6
RBI	1
BB	3
SO	5
LOB	13



Inning Stats	R: 0	H: 0	E: 0	LOB: 0	K: 1	S: 5	P: 5	R: 0	H: 0	E: 0	LOB: 2	K: 0	S: 3	P: 11	R: 0	H: 0	E: 0	LOB: 1	K: 0	S: 3	P: 4	R: 0	H: 1	E: 0	LOB: 1	K: 1	S: 6	P: 6	R: 0	H: 0	E: 0	LOB: 0	K: 2	S: 7	P: 7	R: 1	H: 3	E: 0	LOB: 3	K: 0	S: 6	P: 10	R: 0	H: 1	E: 0	LOB: 1	K: 0	S: 4	P: 4	R: 0	H: 0	E: 0	LOB: 0	K: 1	S: 5	P: 5	R: 0	H: 1	E: 0	LOB: 1	K: 0	S: 4	P: 4	1B: 5	SF: 0	2B: 1	SAC: 0	3B: 0	DP: 0	HR: 0	HBP: 1	WP: 0	PA: 37	PB: 0	SB: 0	CS: 0	ERA	WHIP
PITCHER	IP	WLS	BF	H	R	ER	SO	BB	IBB	HBP	BLK	WP	HR	S	P	ERA	WHIP	PITCHER	IP	WLS	BF	H	R	ER	SO	BB	IBB	HBP	BLK	WP	HR	S	P	ERA	WHIP																																											
Cal Koonce, R (1, 1) ERA: 3.92	5.2	W	25	4	1	1	4	3	0	1	0	0	0	29	42	1.59	1.235	Lindy McDaniel, R (6, 1) ERA: 2.27	3.1	S	12	2	0	0	1	0	0	0	0	0	14	14	0.00	0.600																																												

Batter	1	2	3	4	5	6	7	8	9	AB R H RBI BB SO LOB	TOP	
Harvey Kuenn, R (1, 7) OBP: 0.350, SLG: 0.232	4-0 1B SF8 BB		x 0-0 F9			0-3 K		x 0-0 FC6-4 1B		3 1 1 0 1 1 0		
Glenn Beckert, R (1, 4) OBP: 0.267, SLG: 0.298	x 0-0 SF8 1B		x 0-0 P5			x 0-0 F8		x 0-0 FC6-4		4 0 1 0 0 0 2		
Billy Williams, L (1, 9) OBP: 0.353, SLG: 0.489	x 0-0 SF8 1-2 3-H		x 0-0 P4			x 0-0 HR		0-3 K		3 1 1 2 0 1 0		
Ron Santo, R (1, 5) OBP: 0.364, SLG: 0.527	4-0 14 G6-4-3 BB		x 0-0 5-3			x 0-0 F9		x 0-0 6-3		3 0 0 0 1 0 0		
14 Ernie Banks, R (1, 3) OBP: 0.362, SLG: 0.508	x 0-0 G6-4-3 1-2f		x 0-0 6-3			x 0-0 F7		x 0-0 F9		4 0 0 0 0 0 2		
Doug Clemens, L (1, 8) OBP: 0.318, SLG: 0.333		x 0-0 2-3				x 0-0 L8		0-3 K		3 0 0 0 0 1 0		
Chris Krug, R (1, 2) OBP: 0.161, SLG: 0.189		x 0-0 F7				0-3 K		x 0-0 1-3		3 0 0 0 0 1 0		
Don Kessinger, S (1, 6) OBP: 0.228, SLG: 0.186		x 0-0 P4				0-3 K		x 0-0 F8		2 0 0 0 0 1 0		
Jimmy Stewart, S (8, PH) OBP: 0.344, SLG: 0.288								0-0 F8		1 0 0 0 0 0 0		
Larry Jackson, R (1, 1) OBP: 0.242, SLG: 0.355			0-3 K			0-3 K		x 0-0 1B		1 0 0 0 0 1 0		
Jack Warner, R (4, 1) OBP: 0.220, SLG: 0.348										0 0 0 0 0 0 0		
Harry Bright, R (6, PH) OBP: 0.220, SLG: 0.348										1 0 0 0 0 1 0		
Bob Humphreys, R (6, 1) OBP: 0.353, SLG: 0.300										0 0 0 0 0 0 0		
Joey Amalfitano, R (8, PH) OBP: 0.353, SLG: 0.300										1 0 1 0 0 0 0		
Bob Hendley, R (8, 1) OBP: 0.353, SLG: 0.300										0 0 0 0 0 0 0		
Inning Stats	R: 1 H: 1 E: 0 LOB: 1 K: 0 BB: 2 S: 3 P: 11	R: 0 H: 0 E: 0 LOB: 0 K: 0 BB: 0 S: 3 P: 3	R: 0 H: 0 E: 0 LOB: 0 K: 1 BB: 0 S: 5 P: 5	R: 0 H: 0 E: 0 LOB: 0 K: 0 BB: 0 S: 3 P: 3	R: 0 H: 0 E: 0 LOB: 0 K: 0 BB: 0 S: 7 P: 7	R: 0 H: 0 E: 0 LOB: 0 K: 2 BB: 0 S: 7 P: 7	R: 1 H: 1 E: 0 LOB: 0 K: 1 BB: 0 S: 6 P: 6	R: 0 H: 2 E: 0 LOB: 2 K: 0 BB: 0 S: 5 P: 5	R: 0 H: 0 E: 0 LOB: 0 K: 1 BB: 0 S: 5 P: 5	1B: 3 SF: 1 2B: 0 SAC: 0 3B: 0 DP: 1 HR: 1 HBP: 0	WP: 0 PA: 32 PB: 0 SB: 0 CS: 0	
PITCHER Wade Blasingame, L (1, 1) ERA: 2.62	IP WLS BF H R ER SO BB IBB HBP BLK WP HR S P ERA WHIP	9.0 W 32 4 2 2 7 2 0 0 0 0 0 1 44 52 2.00 0.667										

Chicago Cubs @ Milwaukee Braves
Milwaukee County Stadium, Milwaukee, WI

Wed Jun 23 1965, 8:05 PM EDT
Att: 7,440 - Unknown - 70 F

livebaseballscorecards.com

AB 29
R 2
H 4
RBI 2
BB 2
SO 7
LOB 4



Batter	1	2	3	4	5	6	7	8	9	AB	R	H	RBI	BB	SO	LOB
Mack Jones, L OBP: 0.333, SLG: 0.544 (1, 8) (9, 7)	0-0 6-3		0-0 SH3 1B 2B	0-0 G3		0-0 4-3				4	1	1	0	0	0	1
Frank Bolling, R OBP: 0.343, SLG: 0.403 (1, 4)	0-0 1B HR 2B		0-0 SH3	0-0 SF7			0-0 F8			2	1	1	1	0	0	0
Hank Aaron, R OBP: 0.401, SLG: 0.598 (1, 9)	0-0 HR 1B		0-0 1B E 1B	0-0 1-3			0-0 5-3			4	2	2	1	0	0	0
Joe Torre, R OBP: 0.399, SLG: 0.585 (1, 2)	0-0 HR		0-0 E 1B		0-0 F7		0-0 6-3			4	1	2	3	0	0	0
Eddie Mathews, L OBP: 0.344, SLG: 0.461 (1, 5)	0-3 K		0-0 E9 1B		0-0 F7		4-0 G6-3 BB			3	0	1	1	1	1	0
Rico Carty, R OBP: 0.349, SLG: 0.485 Ty Cline, L OBP: 0.277, SLG: 0.226 (1, 7) (9, 8)	0-3 K		0-0 6-3		0-0 1B		0-0 G6-3			4	0	1	0	0	1	3
Gene Oliver, R OBP: 0.351, SLG: 0.422 (1, 3)		0-0 P3	4-0 IBB		0-0 P6		0-0 5-3			3	0	0	0	1	0	1
Woody Woodward, R OBP: 0.210, SLG: 0.230 (1, 6)		0-0 6-3	0-0 6-3			0-0 4-3				3	0	0	0	0	0	3
Wade Blasingame, L OBP: 0.211, SLG: 0.263 (1, 1)		0-0 4-3		0-0 G3 SF7 2B		0-0 P6				3	1	1	0	0	0	0

Inning Stats	R: 3	H: 3	E: 0	LOB: 0	K: 2	P: 10	R: 0	H: 0	E: 0	LOB: 0	K: 0	P: 3	R: 2	H: 4	E: 1	LOB: 3	K: 0	P: 7	R: 1	H: 1	E: 0	LOB: 0	K: 0	P: 4	R: 0	H: 1	E: 0	LOB: 1	K: 0	P: 4	R: 0	H: 0	E: 0	LOB: 0	K: 0	P: 3	R: 0	H: 0	E: 0	LOB: 0	K: 0	P: 3	R: 0	H: 0	E: 0	LOB: 0	K: 0	P: 6
--------------	------	------	------	--------	------	-------	------	------	------	--------	------	------	------	------	------	--------	------	------	------	------	------	--------	------	------	------	------	------	--------	------	------	------	------	------	--------	------	------	------	------	------	--------	------	------	------	------	------	--------	------	------

PITCHER	IP	WLS	BF	H	R	ER	SO	BB	IBB	HBP	BLK	WP	HR	S	P	ERA	WHIP
Larry Jackson, R ERA: 5.74 (1, 1)	3.0	L	17	7	5	5	2	0	0	0	0	0	1	20	24	15.00	2.333
Jack Warner, R ERA: 6.35 (4, 1)	2.0		8	2	1	1	0	0	0	0	0	0	0	8	8	4.50	1.000
Bob Humphreys, R ERA: 2.08 (6, 1)	2.0		6	0	0	0	0	0	0	0	0	0	0	6	6	0.00	0.000
Bob Hendley, L ERA: 10.38 (8, 1)	1.0		3	0	0	0	0	1	0	0	0	0	0	2	6	0.00	1.000

BOTTOM


Chicago Cubs @ Milwaukee Braves
Milwaukee County Stadium, Milwaukee, WI
 Wed Jun 23 1965, 8:05 PM EDT
 Att. 7,440 - Unknown - 70 F

AB	30
R	6
H	9
RBI	6
BB	2
SO	2
LOB	8



WP	HR	S	P	ERA	WHIP
0	0	0	0	0	0

livebaseballscores.com

Batter	1	2	3	4	5	6	7	8	9	AB R H RBI BB SO LOB	TOP														
Glenn Beckert, R (1, 4) OBP: 0.270, SLG: 0.300	0-0 6-3		0-0 6-3		0-0 WP 1B		0-0 1B 1B		0-0 P4	5 1 2 0 0 0 1	<p>Chicago Cubs @ Milwaukee Braves Milwaukee County Stadium, Milwaukee, WI</p> <p>Thu Jun 24 1965, 8:05 PM EDT Att. 5,689 - Unknown</p> <p>livebaseballscorecards.com</p> <table border="1"> <tr><td>AB</td><td>38</td></tr> <tr><td>R</td><td>3</td></tr> <tr><td>H</td><td>9</td></tr> <tr><td>RBI</td><td>2</td></tr> <tr><td>BB</td><td>1</td></tr> <tr><td>SO</td><td>10</td></tr> <tr><td>LOB</td><td>19</td></tr> </table> 	AB	38	R	3	H	9	RBI	2	BB	1	SO	10	LOB	19
AB	38																								
R	3																								
H	9																								
RBI	2																								
BB	1																								
SO	10																								
LOB	19																								
Doug Clemens, L (1, 8) OBP: 0.320, SLG: 0.335	0-0 WP 14 1B 1B		0-0 L7		0-0 F8 1-3		0-0 1B 1B		0-3 K	5 1 2 0 0 1 2															
Billy Williams, L (1, 9) OBP: 0.354, SLG: 0.491	0-0 P5 1-2		0-0 4-3				0-0 14 1B E 2B		0-0 F8	5 1 2 1 0 0 2															
Ron Santo, R (1, 5) OBP: 0.363, SLG: 0.521	4-0 14 1B BB			0-0 P3		0-0 5-3		0-0 P5		3 0 0 0 1 0 3															
14 Ernie Banks, R (1, 3) OBP: 0.367, SLG: 0.511	0-0 1-2 2-H 1B			0-0 1B		0-0 FC3 1B		0-3 K		4 0 3 1 0 1 2															
George Altman, L (1, 7) OBP: 0.350, SLG: 0.434	0-3 K			0-3 K		0-0 FC3 1-2 3-H		0-0 F8		4 0 0 0 0 2 4															
Jimmy Stewart, S (8, 7) OBP: 0.344, SLG: 0.288										0 0 0 0 0 0 0															
Vic Roznovsky, L (1, 2) OBP: 0.326, SLG: 0.385		0-3 K		0-3 K		0-3 K		0-0 4-3		4 0 0 0 0 3 3															
Don Kessinger, S (1, 6) OBP: 0.212, SLG: 0.170		0-0 6-3			0-0 5-3		0-0 P3		0-0 1-3	4 0 0 0 0 0 2															
Dick Ellsworth, L (1, 1) OBP: 0.139, SLG: 0.114		0-3 K		0-3 K			0-3 K		0-0 E5	4 0 0 0 0 3 0															
Inning Stats	R: 1 E: 0 K: 1 S: 7	H: 2 LOB: 2 BB: 1 P: 11	R: 0 E: 0 K: 2 S: 7	H: 0 LOB: 0 BB: 0 P: 7	R: 0 E: 0 K: 0 S: 3	H: 0 LOB: 0 BB: 0 P: 3	R: 0 E: 0 K: 2 S: 8	H: 1 LOB: 1 BB: 0 P: 8	R: 0 E: 0 K: 1 S: 6	H: 1 LOB: 1 BB: 0 P: 6	R: 1 E: 1 K: 1 S: 8	H: 2 LOB: 2 BB: 0 P: 8	R: 1 E: 0 K: 2 S: 10	H: 3 LOB: 2 BB: 0 P: 10	R: 0 E: 0 K: 0 S: 3	H: 0 LOB: 0 BB: 0 P: 3	R: 0 E: 1 K: 1 S: 6	H: 0 LOB: 1 BB: 0 P: 6	1B: 8 2B: 1 3B: 0 HR: 0	SF: 0 SAC: 0 DP: 0 HBP: 0	WP: 3 PB: 0 SB: 0 CS: 0	PA: 39			
PITCHER	IP WLS BF H R ER SO BB IBB HBP BLK WP HR S P ERA WHIP																								
Tony Cloninger, R (1, 1) ERA: 3.77	6.1 L 30 9 3 2 8 1 0 0 0 0 2 0 45 49 2.84 1.579																								
Dan Osinski, R (7, 1) ERA: 4.55	0.2 2 0 0 0 1 0 0 0 0 0 0 0 4 4 0.00 0.000																								
Billy O'Dell, L (8, 1) ERA: 2.41	2.0 7 0 0 0 1 0 0 0 0 0 0 0 9 9 0.00 0.000																								

Batter	1	2	3	4	5	6	7	8	9	AB	R	H	RBI	BB	SO	LOB
Mack Jones, L (1, 8) OBP: 0.327, SLG: 0.533	0-0 F5		0-0 G3-6-3		0-0 4-3		0-0 4-3			4	0	0	0	0	0	2
Frank Bolling, R (1, 4) OBP: 0.337, SLG: 0.395	0-0 1-3		0-3 K			0-0 F9		0-0 6-3		4	0	0	0	0	1	0
Hank Aaron, R (1, 9) OBP: 0.402, SLG: 0.594	4-0 BB			0-0 6-3		0-0 2B 1B		0-0 P4		3	0	1	0	1	0	0
Joe Torre, R (1, 2) OBP: 0.401, SLG: 0.588	0-0 1-3			0-0 L1-6 BB 1B		0-0 1-3 2B		0-0 P4		4	0	2	0	0	0	1
Gene Oliver, R (1, 3) OBP: 0.355, SLG: 0.416		0-3 K		4-0 1-2 BB		4-0 IBB			0-0 6-3	2	0	0	0	2	1	0
Rico Carty, R (1, 7) OBP: 0.336, SLG: 0.466		0-0 4-3		0-0 L1-6		0-0 P4			0-0 6-3	4	0	0	0	0	0	5
Eddie Mathews, L (1, 5) OBP: 0.339, SLG: 0.453		0-0 P5			0-3 K	0-0 1-6-3			0-3 K2-3	4	0	0	0	0	2	3
Woody Woodward, R (1, 6) OBP: 0.231, SLG: 0.250			0-0 E 1B		0-0 FC1-6 1B		0-0 F9			3	1	2	0	0	0	0
Billy O'Dell, S (8, 1) OBP: 0.250, SLG: 0.333										0	0	0	0	0	0	0
Tony Cloninger, R (1, 1) OBP: 0.178, SLG: 0.222			0-0 E7		0-0 FC1-6		0-0 5-3			2	0	1	0	0	0	1
Dan Osinski, R (7, 1)										0	0	0	0	0	0	0
Miguel de la Hoz, R (7, PH) OBP: 0.271, SLG: 0.241			0-0 G3-6-3 1B		0-0 1-2					1	0	0	0	0	0	0

Inning Stats	R: 0 E: 0 K: 0 S: 3	H: 0 LOB: 1 BB: 1 P: 7	R: 0 E: 0 K: 1 S: 5	H: 0 LOB: 0 BB: 0 P: 5	R: 1 E: 1 K: 1 S: 6	H: 2 LOB: 0 BB: 0 P: 6	R: 0 E: 0 K: 0 S: 3	H: 1 LOB: 1 BB: 1 P: 7	R: 0 E: 0 K: 1 S: 6	H: 1 LOB: 1 BB: 0 P: 6	R: 0 E: 0 K: 0 S: 5	H: 2 LOB: 3 BB: 1 P: 9	R: 0 E: 0 K: 0 S: 3	H: 0 LOB: 0 BB: 0 P: 3	R: 0 E: 0 K: 1 S: 5	H: 0 LOB: 0 BB: 0 P: 5	1B: 5 2B: 2 3B: 0 HR: 0	SF: 0 SAC: 0 DP: 2 HBP: 0	WP: 0 PB: 0 SB: 1 CS: 0	PA: 34
---------------------	------------------------------	---------------------------------	------------------------------	---------------------------------	------------------------------	---------------------------------	------------------------------	---------------------------------	------------------------------	---------------------------------	------------------------------	---------------------------------	------------------------------	---------------------------------	------------------------------	---------------------------------	----------------------------------	------------------------------------	----------------------------------	--------

PITCHER Dick Ellsworth, L (1, 1) ERA: 3.36	IP 9.0	WLS W	BF 34	H 6	R 1	ER 1	SO 4	BB 2	IBB 1	HBP 0	BLK 0	WP 0	HR 0	S 39	P 51	ERA 1.00	WHIP 0.889	PITCHER	IP 9.0	WLS W	BF 34	H 6	R 1	ER 1	SO 4	BB 2	IBB 1	HBP 0	BLK 0	WP 0	HR 0	S 39	P 51	ERA 1.00	WHIP 0.889
---	-----------	----------	----------	--------	--------	---------	---------	---------	----------	----------	----------	---------	---------	---------	---------	-------------	---------------	----------------	-----------	----------	----------	--------	--------	---------	---------	---------	----------	----------	----------	---------	---------	---------	---------	-------------	---------------

BOTTOM

Chicago Cubs @ Milwaukee Braves
Milwaukee County Stadium, Milwaukee, WI

Thu Jun 24 1965, 8:05 PM EDT
Att. 5,689 - Unknown

AB	31
R	1
H	6
RBI	0
BB	3
SO	4
LOB	12



Batter	1	2	3	4	5	6	7	8	9	AB R H RBI BB SO LOB	TOP											
Glenn Beckert, R (1, 4) OBP: 0.271, SLG: 0.298	0-0 F4	0-0 E4						0-0 F4		5 1 1 0 0 1 2												
Doug Clemens, L (1, 8) OBP: 0.329, SLG: 0.360	0-0 PB 1B	0-0 B1-4		0-0 2B 1B	0-0 HR		0-0 FC3-6 HBP		0-0 BB 1B	6 4 4 1 0 0 2												
Billy Williams, L (1, 9) OBP: 0.360, SLG: 0.500	0-0 1B 1B	4-0 E BB		0-0 1B 14 PB 2B	0-3 K		0-0 1B 2B		0-0 F4	5 4 3 3 1 1 1												
Ron Santo, R (1, 5) OBP: 0.369, SLG: 0.522	0-0 BB 1B 1B	0-0 E8		0-0 1B 14 PB E 1B	0-0 5-3		4-0 1B IBB		0-0 BB 1B	5 2 3 0 1 0 0												
14 Ernie Banks, R (1, 3) OBP: 0.366, SLG: 0.504	0-3 K	4-0 BB		4-0 1B E IBB	0-0 L8		0-3 K		0-0 L7	4 1 0 0 2 2 7												
George Altman, L (1, 7) OBP: 0.352, SLG: 0.433	0-0 BB BB 1B	0-0 4-3		0-3 K		0-3 K		0-0 1B	4-0 BB	5 0 2 3 0 2 4 0 0 0 0 1 0 0												
Jimmy Stewart, S (7, PR) OBP: 0.351, SLG: 0.288	1-2 3-H			1-2 3-H		1-3 2-H 3-H		1-3 2-H 3-H	1-2 2-3													
Vic Roznovsky, L (1, 2) OBP: 0.326, SLG: 0.373	4-0 BB BB			0-3 K	0-0 E 1B	0-0 5-3	0-0 5-3		0-0 6-3	5 0 1 0 1 1 5												
Don Kessinger, S (1, 6) OBP: 0.228, SLG: 0.176	4-0 BB			0-0 5-3	0-0 E1	0-0 E6 1B		0-3 K		4 0 1 1 1 1 1												
Bob Buhl, R (1, 1) OBP: 0.098, SLG: 0.026	0-0 L9			0-0 4-3	0-3 K	0-0 F3		0-0 1-3		4 0 0 0 0 1 6												
Lindy McDaniel, R (6, 1)										1 0 0 0 0 0 0												
Inning Stats	R: 3 E: 0 K: 1 S: 9	H: 4 LOB: 3 BB: 2 P: 17	R: 1 E: 2 K: 0 S: 4	H: 0 LOB: 2 BB: 2 P: 12	R: 0 E: 0 K: 1 S: 5	H: 0 LOB: 0 BB: 0 P: 5	R: 5 E: 1 K: 3 S: 15	H: 5 LOB: 2 BB: 1 P: 19	R: 1 E: 0 K: 1 S: 6	H: 1 LOB: 0 BB: 0 P: 6	R: 0 E: 1 K: 1 S: 6	H: 1 LOB: 1 BB: 0 P: 6	R: 2 E: 0 K: 1 S: 7	H: 2 LOB: 2 BB: 1 P: 12	R: 0 E: 0 K: 1 S: 5	H: 0 LOB: 0 BB: 0 P: 5	R: 0 E: 0 K: 0 S: 5	H: 2 LOB: 3 BB: 1 P: 9	1B: 12 2B: 3 3B: 0 HR: 1	SF: 0 SAC: 0 DP: 1 HBP: 1	WP: 0 PB: 2 SB: 0 CS: 0	PA: 52
PITCHER	IP WLS BF H R ER SO BB IBB HBP BLK WP HR S P ERA WHIP																				PITCHER	IP WLS BF H R ER SO BB IBB HBP BLK WP HR S P ERA WHIP
Bob Purkey, R (1, 1) ERA: 6.62	0.2 L 8 4 3 3 1 2 0 0 0 0 0 8 16 40.50 9.000																					
Ray Sadecki, L (1, 1) ERA: 6.66	2.2 18 5 6 3 2 2 2 1 0 0 0 0 19 31 10.12 2.625																					
Barney Schultz, R (4, 1) ERA: 4.06	1.2 6 1 1 1 3 0 0 0 0 0 0 1 12 12 5.40 0.600																					
Nelson Briles, R (6, 1) ERA: 5.6	2.0 11 3 2 2 2 0 1 1 0 0 0 13 18 9.00 1.500																					
Don Dennis, R (8, 1) ERA: 4.5	2.0 9 2 0 0 1 1 0 0 0 0 0 10 14 0.00 1.500																					

Chicago Cubs @ St. Louis Cardinals

Sportsman's Park, St. Louis, MO

Fri Jun 25 1965, 8:05 PM EDT
Att. 17,137 - Unknown

AB	44
R	12
H	15
RBI	8
BB	7
SO	9
LOB	28




Batter	1	2	3	4	5	6	7	8	9	AB	R	H	RBI	BB	SO	LOB
Phil Gagliano, R OBP: 0.359, SLG: 0.445 (1, 4)	0-0 5-3		4-0 1B WP BB		0-0 G4-6-3 1-2f		0-0 5-3			3	1	0	0	1	0	1
Dick Groat, R OBP: 0.322, SLG: 0.322 (1, 6)	0-0 6-3		0-0 F8			0-0 4-3	0-0 6-3			4	0	0	0	0	0	1
Lou Brock, L OBP: 0.327, SLG: 0.410 (1, 7) (7, 8)	0-0 HR 1B		0-0 1B 1-H			0-0 G3		0-0 FC4-6 1B		4	1	3	1	0	0	0
Bill White, L OBP: 0.380, SLG: 0.471 (1, 3)	0-0 HR		0-0 F7			4-0 1B BB		0-0 FC4-6 G5-4-3 1-2f		3	2	1	2	1	0	1
Ken Boyer, R OBP: 0.321, SLG: 0.393 (1, 5)	0-0 F4			0-0 F3		0-0 1B 1-2 1B		0-0 G5-4-3 1-2f		4	0	1	0	0	0	1
Bob Skinner, L OBP: 0.318, SLG: 0.500 (1, 9) (7, 7)		0-0 4-3		0-0 4-3		0-0 BB 1B		0-0 1-3 2-H	0-0 1-3	4	0	1	1	0	0	0
Tim McCarver, L OBP: 0.320, SLG: 0.423 (1, 2)		0-0 F7		0-0 F7		4-0 1-2 BB			0-0 1B	3	0	1	0	1	0	0
Mike Shannon, R OBP: 0.252, SLG: 0.250 (1, 8) Tito Francona, L OBP: 0.292, SLG: 0.371 (6, PH) (7, 9)		0-0 E6			0-3 K2-3	0-3 K		0-3 K	0-3 K	2	0	0	0	0	1	0
Bob Purkey, R OBP: 0.111, SLG: 0.059 (1, 1) Ray Osadecki, L OBP: 0.111, SLG: 0.185 (4, 1) Barney Schultz, R OBP: 0.215, SLG: 0.226 (5, PH) Carl Warwick, R OBP: 0.215, SLG: 0.226 (6, 1) Nelson Briles, R OBP: 0.347, SLG: 0.430 (7, PH) Don Dennis, R OBP: 1.000, SLG: 1.000 (8, 1) Jery Suchak, R OBP: 0.245, SLG: 0.313 (9, PH)		0-0 1-3			0-0 G4-6-3 1B		0-3 K		0-3 K	0	0	0	0	0	0	0

Inning Stats	R: 2	H: 2	E: 0	LOB: 0	K: 0	S: 5	P: 5	R: 0	H: 0	E: 1	LOB: 1	K: 0	S: 4	P: 4	R: 1	H: 1	E: 0	LOB: 0	K: 0	S: 3	P: 7	R: 0	H: 0	E: 0	LOB: 0	K: 0	S: 3	P: 3	R: 0	H: 1	E: 0	LOB: 0	K: 1	S: 5	P: 5	R: 1	H: 2	E: 0	LOB: 3	K: 1	S: 7	P: 15	R: 0	H: 0	E: 0	LOB: 0	K: 1	S: 5	P: 5	R: 0	H: 1	E: 0	LOB: 0	K: 0	S: 3	P: 3	R: 0	H: 1	E: 0	LOB: 1	K: 2	S: 8	P: 8	1B: 7	SF: 0	2B: 0	SAC: 0	3B: 0	DP: 2	HR: 1	HBP: 0	WP: 1	PA: 36
PITCHER	IP	WLS	BF	H	R	ER	SO	BB	IBB	HBP	BLK	WP	HR	S	P	ERA	WHIP																																																								
Bob Buhl, R ERA: 3.33 (1, 1)	5.2	W	25	6	4	4	1	3	0	0	0	1	1	24	36	6.35	1.588																																																								
Lindy McDaniel, R ERA: 2.16 (6, 1)	3.1	S	11	2	0	0	4	0	0	0	0	0	0	19	19	0.00	0.600																																																								

Chicago Cubs @ St. Louis Cardinals
Sportsman's Park, St. Louis, MO

Fri Jun 25 1965, 8:05 PM EDT
Att. 17,137 - Unknown

AB	33
R	4
H	8
RBI	4
BB	3
SO	5
LOB	10



Batter	1	2	3	4	5	6	7	8	9	AB R H RBI BB SO LOB	TOP																									
Harvey Kuenn, R (1, 7) OBP: 0.347, SLG: 0.224	0-0 5-3		4-0 1B BB		0-0 F8		0-0 FC6 1-2f			3 1 0 0 1 0 1																										
Glenn Beckert, R (1, 4) OBP: 0.274, SLG: 0.299	4-0 14 BB WP BB		0-0 1B 1-2		0-0 5-3			0-0 F5		3 0 1 0 1 0 0																										
Billy Williams, L (1, 9) OBP: 0.362, SLG: 0.498	4-0 14 BB 1-2 BB		0-0 14 G5-3 1-3 2-H 1B		0-0 F8			0-0 G3		3 0 1 1 1 0 0																										
Ron Santo, R (1, 5) OBP: 0.370, SLG: 0.520	0-0 F3		1-0 HBP		0-0 14 1B 1B			0-0 4-3		3 0 1 0 0 0 2																										
14 Ernie Banks, R (1, 3) OBP: 0.368, SLG: 0.502	4-0 1-2 2-3 BB		0-0 G5-3 2-3f		0-0 1B 1-3 1B			0-0 F4		3 0 1 0 1 0 2																										
Doug Clemens, L (1, 8) OBP: 0.323, SLG: 0.353	0-3 K			0-0 6-3		0-3 K		0-3 K		4 0 0 0 0 3 4																										
Chris Krug, R (1, 2) OBP: 0.153, SLG: 0.179		0-3 K		0-0 F7		0-3 K		0-3 K		3 0 0 0 0 2 0																										
George Altman, L (9, PH) OBP: 0.350, SLG: 0.430										1 0 0 0 0 1 0																										
Don Kessinger, S (1, 6) OBP: 0.220, SLG: 0.170		0-0 6-3		0-0 G3		0-0 FC6 1B				2 0 0 0 0 0 0																										
Jimmy Stewart, S (7, PH) OBP: 0.357, SLG: 0.296										1 0 1 0 0 0 0																										
Cal Koonce, R (1, 1) OBP: 0.139, SLG: 0.118		0-3 K		0-0 6-3		0-0 FC6 1-2f FC6				1 0 0 0 0 1 0																										
Joey Amalfitano, R (5, PH) OBP: 0.343, SLG: 0.290										1 0 0 0 0 0 0																										
Bob Humphreys, R (5, 1)										0 0 0 0 0 0 0																										
Harry Bright, R (7, PH) OBP: 0.280, SLG: 0.333										1 0 0 0 0 0 1																										
Jack Warner, R (7, 1)										0 0 0 0 0 0 0																										
Inning Stats	R: 0 E: 0 K: 1 S: 5	H: 0 LOB: 3 BB: 3 P: 17	R: 0 E: 0 K: 2 S: 7	H: 0 LOB: 0 BB: 0 P: 7	R: 1 E: 0 K: 0 S: 3	H: 2 LOB: 1 BB: 1 P: 8	R: 0 E: 0 K: 0 S: 3	H: 0 LOB: 0 BB: 0 P: 3	R: 0 E: 0 K: 1 S: 6	H: 2 LOB: 1 BB: 0 P: 6	R: 0 E: 0 K: 1 S: 6	H: 1 LOB: 1 BB: 0 P: 6	R: 0 E: 0 K: 2 S: 7	H: 0 LOB: 0 BB: 0 P: 7	R: 0 E: 0 K: 2 S: 7	H: 0 LOB: 0 BB: 0 P: 7	1B: 5 2B: 0 3B: 0 HR: 0	SF: 0 SAC: 0 DP: 1 HBP: 1	WP: 1 PB: 0 SB: 0 CS: 0	PA: 34																
PITCHER	IP WLS BF H R ER SO BB IBB HBP BLK WP HR S P ERA WHIP																																			
Steve Carlton, L (1, 1) ERA: 3.32	2.1		12	2	1	1	3	4	0	0	0	1	0	14	30	3.86	2.571																			
Hal Woodeshick, L (3, 1) ERA: 3.27	4.2	W	16	3	0	0	2	0	0	1	0	0	0	19	20	0.00	0.643																			
Ray Washburn, R (8, 1) ERA: 3.96	2.0	S	6	0	0	0	2	0	0	0	0	0	0	10	10	0.00	0.000																			

Chicago Cubs @ St. Louis Cardinals
 Sportsman's Park, St. Louis, MO
 Sat Jun 26 1965, 4:33 AM EDT
 Att. 13,746 - Sunny

livebaseballscorecards.com

AB	29
R	1
H	5
RBI	1
BB	4
SO	7
LOB	10



Batter	1	2	3	4	5	6	7	8	9	AB R H RBI BB SO LOB	TOP											
Glenn Beckert, R (1, 4) OBP: 0.270, SLG: 0.295	0-0 F9		0-3 K		0-0 F4			0-3 K		4 0 0 0 0 2 2												
Doug Clemens, L (1, 8) OBP: 0.326, SLG: 0.352	0-0 1B		4-0 BB			0-0 F9		0-0 F7		3 0 1 0 1 0 1												
Billy Williams, L (1, 9) OBP: 0.357, SLG: 0.491	0-0 F7		0-0 F8			0-3 K		0-0 4-3		4 0 0 0 0 1 3												
Ron Santo, R (1, 5) OBP: 0.366, SLG: 0.513	0-3 K			0-0 F8		0-0 F5			0-3 K	4 0 0 0 0 2 1												
14 Ernie Banks, R (1, 3) OBP: 0.366, SLG: 0.498		0-0 F7		0-3 K			0-3 K		0-0 F2	2 0 0 0 0 1 0												
Ed Bailey, L (5, 3) OBP: 0.227, SLG: 0.143										2 0 0 0 0 1 0												
George Altman, L (1, 7) OBP: 0.354, SLG: 0.432		0-3 K		0-3 K			0-0 1B		0-0 1B	4 0 2 0 0 2 0												
Vic Roznovsky, L (1, 2) OBP: 0.333, SLG: 0.379		0-0 1B			0-0 G3		0-3 K		0-0 1B	4 0 2 0 0 1 1												
Don Kessinger, S (1, 6) OBP: 0.217, SLG: 0.167		0-0 6-3			0-3 K		0-0 F5		0-0 L8	1 0 0 0 0 0 1												
Jimmy Stewart, S (5, PH) OBP: 0.347, SLG: 0.286										3 0 0 0 0 1 3												
Ernie Broglio, R (1, 1) Jack Warner, R (2, 1) Don Landrum, L (5, PH) Bob Humphreys, R (5, 1) Joey Amalfitano, R (8, PH) Ted Abernathy, R (8, 1) OBP: 0.381, SLG: 0.290			0-3 K		1-0 HBP			4-0 BB		0 0 0 0 0 0 0 1 0 0 0 0 1 0 0 0 0 0 0 0 0 0 0 0 0 0 0 0 0 0 0 0 1 0 0 0 0 0 0 0 0 0												
Inning Stats	R: 0 E: 0 K: 1 S: 6	H: 1 LOB: 1 BB: 0 P: 6	R: 0 E: 0 K: 1 S: 6	H: 1 LOB: 1 BB: 0 P: 6	R: 0 E: 0 K: 2 S: 7	H: 0 LOB: 1 BB: 1 P: 11	R: 0 E: 0 K: 2 S: 7	H: 0 LOB: 0 BB: 0 P: 7	R: 0 E: 0 K: 1 S: 5	H: 0 LOB: 1 BB: 0 P: 6	R: 0 E: 0 K: 1 S: 5	H: 0 LOB: 0 BB: 0 P: 5	R: 0 E: 0 K: 2 S: 8	H: 1 LOB: 1 BB: 0 P: 8	R: 0 E: 0 K: 1 S: 5	H: 0 LOB: 1 BB: 1 P: 9	R: 0 E: 0 K: 1 S: 7	H: 2 LOB: 2 BB: 0 P: 7	1B: 5 2B: 0 3B: 0 HR: 0	SF: 0 SAC: 0 DP: 0 HBP: 1	WP: 0 PB: 0 SB: 0 CS: 0	PA: 35
PITCHER Bob Gibson, R (1, 1) ERA: 2.74	IP: 9.0 WLS: W BF: 35 H: 5 R: 0 ER: 0 SO: 12 BB: 2 IBB: 0 HBP: 1 BLK: 0 WP: 0 HR: 0 S: 56 P: 65 ERA: 0.00 WHIP: 0.778											PITCHER	IP: 9.0 WLS: W BF: 35 H: 5 R: 0 ER: 0 SO: 12 BB: 2 IBB: 0 HBP: 1 BLK: 0 WP: 0 HR: 0 S: 56 P: 65 ERA: 0.00 WHIP: 0.778									

Chicago Cubs @ St. Louis Cardinals
Sportsman's Park, St. Louis, MO
Sun Jun 27 1965, 4:33 AM EDT
Unknown

livebaseballscorecards.com

AB	32
R	0
H	5
RBI	0
BB	2
SO	12
LOB	12



Batter	1	2	3	4	5	6	7	8	9	AB	R	H	RBI	BB	SO	LOB
Phil Gagliano, R OBP: 0.370, SLG: 0.465 (1, 4) BBB (9, 5)	4-0 1B FC6-4 BB	4-0 BB BB		0-0 E9 4-3 E 1B	0-0 1-2 1B		0-0 FC5-4 1-2f			3	2	2	0	2	0	1
Dick Groat, R OBP: 0.323, SLG: 0.318 Jerry Buchek, R OBP: 0.240, SLG: 0.306 (1, 6) (8, PH) (9, 6)	0-0 FC6-4 1-3 1B	4-0 1-2 BB		0-0 4-3 2-3	0-3 K			0-0 4-3		3	0	1	0	1	1	3
Lou Brock, L OBP: 0.328, SLG: 0.419 (1, 7)	0-0 FC6-4 1-2f 6-3-2 3-H	0-0 4-3		0-0 E6 3B	0-0 5-4 2-3f			0-0 CS 1B		5	1	2	2	0	0	5
Bill White, L OBP: 0.382, SLG: 0.478 (1, 3)	0-0 6-3-2 1-Hf			0-0 F7	0-0 2B 2B			0-3 K		5	1	1	0	0	1	2
Ken Boyer, R OBP: 0.326, SLG: 0.398 Dal Maxvill, R OBP: 0.103, SLG: 0.143 (1, 5) (9, 4)		4-0 WP 1B BB		0-0 BB WP 1B	0-0 L8		0-3 K			3	1	1	0	1	1	1
Bob Skinner, L OBP: 0.324, SLG: 0.471 (1, 9)		0-0 4-3 1-2		4-0 BB BB 1B	4-0 2B BB		0-0 1-3			2	1	0	0	2	0	1
Curt Flood, R OBP: 0.345, SLG: 0.431 Mike Shannon, R OBP: 0.258, SLG: 0.291 (1, 8) (6, 8)		0-0 F9 2-3		0-0 F5 1-H 2-H	0-0 2B		0-3 K			3	0	1	2	0	0	3
Tim McCarver, L OBP: 0.337, SLG: 0.447 (1, 2)		0-0 HR 3-H		4-0 1-2 2-3 BB	0-0 3-1		0-0 FC1-6 1B			3	1	2	1	1	0	1
Bob Gibson, R OBP: 0.235, SLG: 0.356 (1, 1)		0-0 HR		0-0 F4			0-0 E6 5-4 1B			4	1	1	2	0	0	4

Inning Stats	R: 1	H: 1	E: 0	K: 0	S: 3	L: 0	LOB: 0	BB: 1	P: 7	R: 3	H: 2	E: 0	K: 0	S: 5	L: 0	LOB: 2	BB: 3	P: 17	R: 0	H: 1	E: 0	K: 0	S: 4	R: 4	H: 4	E: 2	K: 0	S: 7	R: 0	H: 1	E: 1	K: 1	S: 6	R: 0	H: 0	E: 0	K: 1	S: 5	R: 0	H: 1	E: 0	K: 1	S: 6	R: 0	H: 1	E: 0	K: 1	S: 5	R: 0	H: 1	E: 0	K: 1	S: 5
--------------	------	------	------	------	------	------	--------	-------	------	------	------	------	------	------	------	--------	-------	-------	------	------	------	------	------	------	------	------	------	------	------	------	------	------	------	------	------	------	------	------	------	------	------	------	------	------	------	------	------	------	------	------	------	------	------

PITCHER	IP	WLS	BF	H	R	ER	SO	BB	IBB	HBP	BLK	WP	HR	S	P	ERA	WHIP
Ernie Broglio, R ERA: 5.45 (1, 1)	1.2	L	11	3	4	4	0	4	0	0	0	1	1	7	23	21.60	4.200
Jack Warner, R ERA: 8.62 (2, 1)	2.1		15	5	4	4	0	3	0	0	0	1	0	12	24	15.43	3.429
Bob Humphreys, R ERA: 1.74 (5, 1)	3.0		11	2	0	0	3	0	0	0	0	0	0	17	17	0.00	0.667
Ted Abernathy, R ERA: 1.94 (8, 1)	1.0		3	1	0	0	1	0	0	0	0	0	0	5	5	0.00	1.000


BOTTOM

Chicago Cubs @ St. Louis Cardinals
Sportsman's Park, St. Louis, MO

Sun Jun 27 1965, 4:33 AM EDT
Unknown

AB	33
R	8
H	11
RBI	7
BB	7
SO	4
LOB	21

livebaseballscorecards.com



WP	HR	S	P	ERA	WHIP
2	0	0	40		
0	0	0			
1	0	0			
1	0	0			

Batter	1	2	3	4	5	6	7	8	9	AB	R	H	RBI	BB	SO	LOB	TOP
Don Kessinger, S (1, 6) <small>OBP: 0.222, SLG: 0.175</small> Harvey Kuenn, R (7, PH) <small>OBP: 0.350, SLG: 0.230</small> (7, 7)										3	0	1	0	0	1	0	
Glenn Beckert, R (1, 4) <small>OBP: 0.276, SLG: 0.300</small>										5	1	3	0	0	0	1	
Billy Williams, L (1, 9) <small>OBP: 0.355, SLG: 0.490</small>										5	1	1	1	0	0	5	
Ron Santo, R (1, 5) <small>OBP: 0.363, SLG: 0.505</small>										4	0	0	0	0	1	5	
14 Ernie Banks, R (1, 3) <small>OBP: 0.366, SLG: 0.495</small>										4	0	1	0	1	0	3	
Jimmy Stewart, S (1, 7) <small>OBP: 0.358, SLG: 0.295</small> (7, 6)										4	3	2	1	1	0	2	
Don Landrum, L (1, 8) <small>OBP: 0.351, SLG: 0.424</small>										4	1	2	1	0	1	2	
Chris Krug, R (1, 2) <small>OBP: 0.159, SLG: 0.203</small> Larry Jackson, R (8, PR) <small>OBP: 0.242, SLG: 0.355</small> Vic Roznovsky, L (8, 2) <small>OBP: 0.330, SLG: 0.375</small>										3	0	1	2	0	0	3	
Bob Hendley, R (1, 1) Lindy McDaniel, R (5, 1) Joey Amalfitano, R (7, PH) <small>OBP: 0.143, SLG: 0.143</small> Ted Abernathy, R (7, 1) <small>OBP: 0.280, SLG: 0.333</small> George Atrium, L (8, PH) <small>OBP: 0.358, SLG: 0.432</small> Bob Humphreys, R (8, 1) Dick Ellsworth, L (9, 1) <small>OBP: 0.159, SLG: 0.114</small>										1	0	0	1	0	1	1	
Inning Stats	R: 0 H: 1 E: 0 LOB: 2 K: 0 BB: 0 S: 4 P: 5	R: 2 H: 1 E: 0 LOB: 0 K: 0 BB: 1 S: 4 P: 8	R: 0 H: 1 E: 0 LOB: 1 K: 1 BB: 0 S: 6 P: 6	R: 0 H: 1 E: 1 LOB: 1 K: 1 BB: 0 S: 6 P: 6	R: 0 H: 1 E: 0 LOB: 1 K: 1 BB: 0 S: 6 P: 6	R: 0 H: 1 E: 0 LOB: 1 K: 0 BB: 0 S: 3 P: 4	R: 0 H: 2 E: 0 LOB: 2 K: 0 BB: 0 S: 5 P: 5	R: 1 H: 2 E: 0 LOB: 2 K: 1 BB: 1 S: 7 P: 11	R: 3 H: 2 E: 1 LOB: 1 K: 0 BB: 1 S: 6 P: 10	1B: 9 SF: 1 2B: 3 SAC: 1 3B: 0 DP: 1 HR: 0 HBP: 2	WP: 0 PA: 44 PB: 0 SB: 3 CS: 0						
PITCHER Curt Simmons, L (1, 1) <small>ERA: 3.32</small> Don Dennis, R (8, 1) <small>ERA: 4.05</small> Hal Woodeshick, L (9, 1) <small>ERA: 3.21</small>	IP WLS BF H R ER SO BB IBB HBP BLK WP HR S P ERA WHIP 7.2 35 10 3 3 4 1 0 2 0 0 0 4 46 3.52 1.435 0.2 6 1 3 0 0 0 0 2 0 0 0 0 4 12 0.00 1.500 0.2 3 1 0 0 0 0 0 0 0 0 0 0 3 3 0.00 1.500	PITCHER IP WLS BF H R ER SO BB IBB HBP BLK WP HR S P ERA WHIP															

Chicago Cubs @ St. Louis Cardinals
 Sportsman's Park, St. Louis, MO
 Sun Jun 27 1965, 4:38 AM EDT
 Att. 29,827 - Unknown

livebaseballscorecards.com

AB	37
R	6
H	12
RBI	6
BB	3
SO	4
LOB	25



Batter	1	2	3	4	5	6	7	8	9	AB R H RBI BB SO LOB	TOP																													
Joe Morgan, L (1, 4) OBP: 0.358, SLG: 0.379	0-0 G3		0-0 F9			0-0 FC4-6 1B		0-0 HR		4 1 1 1 0 0 1																														
Lee Maye, L (1, 7) OBP: 0.282, SLG: 0.388	0-0 1B		0-0 1-3			0-0 L9		0-0 F8		4 0 1 0 0 0 1																														
Walt Bond, L (1, 9) OBP: 0.321, SLG: 0.369	0-0 F8			0-0 F9		0-0 1-2 1B			0-0 HR	4 1 2 1 0 0 1																														
Jim Gentile, L (1, 3) OBP: 0.297, SLG: 0.442	0-0 F8			0-3 K		0-0 4-3			0-3 K	4 0 0 0 0 2 3																														
Bob Aspromonte, R (1, 5) OBP: 0.332, SLG: 0.376		0-0 F8		0-3 K			0-0 F2		0-0 F9	4 0 0 0 0 1 0																														
Jimmy Wynn, R (1, 8) OBP: 0.370, SLG: 0.486		0-0 1-3			0-3 K		0-0 1-3		0-0	4 0 1 0 0 1 0																														
Gus Triandos, R (1, 2) OBP: 0.239, SLG: 0.192		4-0 BB			0-0 F8		0-0 P4		0-0 4-3	3 0 0 0 1 0 1																														
Bob Lillis, R (1, 6) OBP: 0.265, SLG: 0.237		0-0 F8			0-0 P4			0-0 5-3		3 0 0 0 0 0 1																														
Dave Giusti, R (1, 1) OBP: 0.206, SLG: 0.318 Nellie Fox, L (8, PH) OBP: 0.258, SLG: 0.323 Don Nottebart, R (6, 1) OBP: 0.091, SLG: 0.091 Rusty Staub, L (8, PH) OBP: 0.309, SLG: 0.328 Danny Coombs, R (8, 1) Don Lee, R (8, 1) OBP: 0.290, SLG: 0.500			0-0 F8			0-0 FC4-6 1B		0-0 4-3		1 0 0 0 0 0 0 1 0 1 0 0 0 0 0 0 0 0 0 0 0 1 0																														
Inning Stats	R: 0 E: 0 K: 0 S: 4	H: 1 LOB: 1 BB: 0 P: 4	R: 0 E: 0 K: 0 S: 3	H: 0 LOB: 1 BB: 1 P: 7	R: 0 E: 0 K: 0 S: 3	H: 0 LOB: 0 BB: 0 P: 3	R: 0 E: 0 K: 2 S: 7	H: 0 LOB: 0 BB: 0 P: 7	R: 0 E: 0 K: 1 S: 5	H: 0 LOB: 0 BB: 0 P: 5	R: 0 E: 0 K: 0 S: 5	H: 2 LOB: 2 BB: 0 P: 5	R: 0 E: 0 K: 0 S: 3	H: 0 LOB: 0 BB: 0 P: 3	R: 1 E: 0 K: 0 S: 4	H: 1 LOB: 0 BB: 0 P: 4	R: 1 E: 0 K: 1 S: 7	H: 2 LOB: 1 BB: 0 P: 7	1B: 4 2B: 0 3B: 0 HR: 2	SF: 0 SAC: 0 DP: 0 HBP: 0	WP: 0 PB: 0 SB: 0 CS: 0	PA: 34																		
PITCHER Larry Jackson, R (1, 1) ERA: 5.42	IP 9.0	WLS W	BF 34	H 6	R 2	ER 2	SO 4	BB 1	IBB 0	HBP 0	BLK 0	WP 0	HR 2	S 41	P 45	ERA 2.00	WHIP 0.778						PITCHER	IP 9.0	WLS W	BF 34	H 6	R 2	ER 2	SO 4	BB 1	IBB 0	HBP 0	BLK 0	WP 0	HR 2	S 41	P 45	ERA 2.00	WHIP 0.778

Houston Astros @ Chicago Cubs
Wrigley Field, Chicago, IL
Mon Jun 28 1965, 3:33 AM CDT
Att. 4,464 - Cloudy - 90 F

livebaseballscorecards.com

AB 33
R 2
H 6
RBI 2
BB 1
SO 4
LOB 8



Batter	1	2	3	4	5	6	7	8	9
Glenn Beckert, R (1, 4) OBP: 0.278, SLG: 0.302	F9			L6-3 1B	HR 1B		F2		
Don Landrum, L (1, 8) OBP: 0.355, SLG: 0.449	P4			L6-3 1-2	HR 1B			F8 14 S 1B	
Billy Williams, L (1, 9) OBP: 0.353, SLG: 0.490	F7			HR 2B	K			F8 1-3	
Ron Santo, R (1, 5) OBP: 0.365, SLG: 0.514		6-3		HR 2B		K		HBP 14 S BB	
14 Ernie Banks, R (1, 3) OBP: 0.365, SLG: 0.495		4-3		K				F2 1-2 3-H	
Doug Clemens, L (1, 7) OBP: 0.325, SLG: 0.347		F4			G3	4-3		HBP HBP	
Vic Roznovsky, L (1, 2) OBP: 0.337, SLG: 0.374 Chris Krug, R (8, PR) OBP: 0.159, SLG: 0.203			F8		PB FC 1B	1-3		HBP 1-2 2-3	
Don Kessinger, S (1, 6) OBP: 0.209, SLG: 0.164			F5		FC PB 1B		F8	1-3	
Larry Jackson, R (1, 1) OBP: 0.222, SLG: 0.324			K		B4		K		

AB	R	H	RBI	BB	SO	LOB
4	1	2	2	0	0	0
4	2	2	2	0	0	1
4	1	1	0	0	1	1
3	1	1	2	1	1	0
4	0	1	0	0	1	1
3	0	0	0	0	0	1
3	1	1	0	0	0	1
0	0	0	0	0	0	0
4	1	0	0	0	0	4
3	0	0	0	0	2	2

BOTTOM

Houston Astros @ Chicago Cubs
Wrigley Field, Chicago, IL
 Mon Jun 28 1965, 3:33 AM CDT
 Att. 4,464 - Cloudy - 90 F

livebaseballscorecards.com

AB	32
R	7
H	8
RBI	6
BB	1
SO	5
LOB	11




Inning	R	H	E	K	S	H	LOB	BB	P
1	0	0	0	0	3	0	0	0	3
2	0	0	0	0	3	0	0	0	3
3	0	0	0	1	5	0	0	0	5
4	2	3	0	1	7	0	0	0	7
5	4	3	0	1	9	0	0	0	9
6	0	1	0	1	6	1	0	0	6
7	0	0	0	1	5	0	0	0	5
8	1	1	0	4	10	3	0	1	10
9	0	0	0	0	0	0	0	0	0

PITCHER	IP	WLS	BF	H	R	ER	SO	BB	IBB	HBP	BLK	WP	HR	S	P	ERA	WHIP
Dave Giusti, R (1, 1) ERA: 4.37	5.0	L	21	6	6	6	3	0	0	0	0	0	2	27	27	10.80	1.200
Don Nottebart, R (6, 1) ERA: 4.38	2.0		7	1	0	0	2	0	0	0	0	0	0	11	11	0.00	0.500
Danny Coombs, L (8, 1) ERA: 4.74	0.2		6	1	1	1	0	1	0	2	0	0	0	3	9	13.50	3.000
Don Lee, R (8, 1) ERA: 5.32	0.1		1	0	0	0	0	0	0	0	0	0	0	1	1	0.00	0.000

WP	PA	ERA	WHIP
0	35		
1			
3			
0			

Batter	1	2	3	4	5	6	7	8	9	AB R H RBI BB SO LOB	TOP
Maury Wills, S OBP: 0.322, SLG: 0.304 (1, 6) X	0-0 5-3 ①		0-0 6-3 ③			0-3 K ①		0-3 K ①		4 0 0 0 0 2 1	Los Angeles Dodgers @ Chicago Cubs Wrigley Field, Chicago, IL Wed Jun 30 1965, 3:33 AM CDT Sunny
Jim Gilliam, S OBP: 0.421, SLG: 0.462 (1, 5) X	0-0 5-3 ②			0-0 P4 ①		4-0 2B BB ②		0-0 F6 ②		3 1 0 0 1 0 0	
Wes Parker, S OBP: 0.335, SLG: 0.373 (1, 3) X	0-0 P4 ③			0-0 F2 ②		0-0 L8 ②		0-0 5-3 ③		4 0 0 0 0 0 1	
Ron Fairly, L OBP: 0.371, SLG: 0.438 (1, 9) X		0-0 F8 ①		0-0 4-3 ③		0-0 2B ①-H		0-0 G3 ①		4 0 1 1 0 0 0	
Lou Johnson, R OBP: 0.347, SLG: 0.445 (1, 7) X		0-0 F9 ②			0-0 2B 1B	0-3 K ③		0-0 5-3 ②		4 0 1 0 0 1 1	
Willie Davis, L OBP: 0.261, SLG: 0.353 (1, 8) X		0-0 F8 ③			0-0 2B 1-3		0-0 G3 ①		0-0 6-3 ③	4 0 1 0 0 0 0	
Dick Tracewski, R OBP: 0.307, SLG: 0.274 (1, 4) X			0-0 L7 ①		0-0 5-3 ①		0-0 6-3 ②			3 0 0 0 0 0 2	
Jeff Torborg, R OBP: 0.323, SLG: 0.431 (1, 2) X			0-0 2B		4-0 L4-3 IBB		0-0 1B			2 0 2 0 1 0 0	
Claude Osteen, L OBP: 0.118, SLG: 0.100 (1, 1) X			0-0 6-3 ②		0-0 L4-3 ② ③ 1-2		0-0 6-3 ③			3 0 0 0 0 0 5	
Inning Stats	R: 0 H: 0 E: 0 LOB: 0 K: 0 BB: 0 S: 3 P: 3	R: 0 H: 0 E: 0 LOB: 0 K: 0 BB: 0 S: 3 P: 3	R: 0 H: 1 E: 0 LOB: 1 K: 0 BB: 0 S: 4 P: 4	R: 0 H: 0 E: 0 LOB: 0 K: 0 BB: 0 S: 3 P: 3	R: 0 H: 2 E: 0 LOB: 2 K: 0 BB: 1 S: 4 P: 8	R: 1 H: 1 E: 0 LOB: 1 K: 2 BB: 1 S: 8 P: 12	R: 0 H: 1 E: 0 LOB: 1 K: 0 BB: 0 S: 4 P: 4	R: 0 H: 0 E: 0 LOB: 0 K: 1 BB: 0 S: 5 P: 5	R: 0 H: 0 E: 0 LOB: 0 K: 0 BB: 0 S: 3 P: 3	1B: 2 SF: 0 2B: 4 SAC: 0 3B: 0 DP: 1 HR: 0 HBP: 0	WP: 0 PA: 33 PB: 0 SB: 0 CS: 0
PITCHER Dick Ellsworth, L (1, 1) ERA: 3.15	IP WLS BF H R ER SO BB IBB HBP BLK WP HR S P ERA WHIP										

AB 31
R 1
H 5
RBI 1
BB 2
SO 3
LOB 10



livebaseballscorecards.com

Batter	1	2	3	4	5	6	7	8	9	AB	R	H	RBI	BB	SO	LOB
--------	---	---	---	---	---	---	---	---	---	----	---	---	-----	----	----	-----

Glenn Beckert, R <small>(1, 4)</small> <small>OBP: 0.275, SLG: 0.298</small>	0-0 4-3 		0-0 6-3 			0-0 F7 	0-0 E9 			4	0	0	0	0	0	0
Don Landrum, L <small>(1, 8)</small> <small>OBP: 0.346, SLG: 0.436</small>	0-0 3-1 			0-0 4-3 		0-3 K 	0-0 P6 			4	0	0	0	0	1	1
Billy Williams, L <small>(1, 9)</small> <small>OBP: 0.349, SLG: 0.484</small>	0-3 K 			0-0 E6 		0-0 4-3 		0-3 K 		4	0	0	0	0	2	0
Ron Santo, R <small>(1, 5)</small> <small>OBP: 0.363, SLG: 0.510</small>		0-0 6-3 		0-0 P2 			0-0 SH1-4 1B 	0-3 K 		4	1	1	0	0	1	1
14 Ernie Banks, R <small>(1, 3)</small> <small>OBP: 0.363, SLG: 0.489</small>		0-0 6-3 		0-0 2-3 			4-0 SH1-4 1B 	0-0 P6 		3	1	0	0	1	0	1
Jimmy Stewart, S <small>(1, 7)</small> <small>(8, 6)</small> <small>OBP: 0.361, SLG: 0.300</small>		0-0 1B			0-0 F2 		0-0 SH1-4 			2	0	1	0	0	0	0
Chris Krug, R <small>(1, 2)</small> <small>OBP: 0.182, SLG: 0.213</small>		0-0 F8 		0-0 2-3 1B			4-0 SH1-3 1B E IBB			2	1	1	0	1	0	1
Don Kessinger, S <small>(1, 6)</small> <small>OBP: 0.203, SLG: 0.159</small> Joey Amalfitano, R <small>(7, PH)</small> <small>OBP: 0.368, SLG: 0.303</small> Doug Clemens, L <small>(8, 7)</small> <small>OBP: 0.325, SLG: 0.347</small>			0-0 F9 		0-0 2-3 		0-0 SH1-3 E 1B			2	0	0	0	0	0	1
Dick Ellsworth, L <small>(1, 1)</small> <small>OBP: 0.132, SLG: 0.108</small>			0-3 K 		0-3 K 		0-0 SH1-3 			2	0	0	0	0	2	1

Inning Stats	R: 0 H: 0 E: 0 LOB: 0 K: 1 BB: 0 S: 5 P: 5	R: 0 H: 1 E: 0 LOB: 1 K: 0 BB: 0 S: 4 P: 4	R: 0 H: 0 E: 0 LOB: 0 K: 1 BB: 0 S: 5 P: 5	R: 0 H: 0 E: 1 LOB: 1 K: 0 BB: 0 S: 4 P: 4	R: 0 H: 1 E: 0 LOB: 1 K: 1 BB: 0 S: 6 P: 6	R: 0 H: 0 E: 0 LOB: 0 K: 1 BB: 0 S: 5 P: 5	R: 4 H: 2 E: 1 LOB: 1 K: 0 BB: 2 S: 6 P: 14	R: 0 H: 0 E: 0 LOB: 0 K: 2 BB: 0 S: 7 P: 7	1B: 4 SF: 0 2B: 0 SAC: 2 3B: 0 DP: 0 HR: 0 HBP: 0
---------------------	---	---	---	---	---	---	--	---	--

PITCHER Claude Osteen, L <small>(1, 1)</small> <small>ERA: 2.39</small>	IP: 8.0 WLS: L BF: 32 H: 4 R: 4 ER: 2 SO: 6 BB: 1 IBB: 1 HBP: 0 BLK: 0 WP: 0 HR: 0 S: 42 P: 50 ERA: 2.25 WHIP: 0.625	PITCHER IP: WLS: BF: H: R: ER: SO: BB: IBB: HBP: BLK: WP: HR: S: P: ERA: WHIP
--	---	---

BOTTOM

Los Angeles Dodgers @ Chicago Cubs
 Wrigley Field, Chicago, IL
 Wed Jun 30 1965, 3:33 AM CDT
 Sunny

AB	28
R	4
H	4
RBI	2
BB	2
SO	6
LOB	6



WP: 0	PA: 32
PB: 0	
SB: 0	
CS: 0	

livebaseballscorecards.com

Batter	1	2	3	4	5	6	7	8	9	AB R H RBI BB SO LOB	TOP																
Maury Wills, S (1, 6) OBP: 0.323, SLG: 0.304	0-3 K		0-0 BB 1B	0-0 G3		4-0 S BB			0-0 1-3	4 1 1 0 1 1 1																	
Wes Parker, S (1, 3) OBP: 0.336, SLG: 0.375	0-3 K		4-0 1B E BB	0-0 2B		0-0 P4			0-0 F7	4 1 1 1 1 1 1																	
Willie Davis, L (1, 8) OBP: 0.261, SLG: 0.351	0-0 1-3		0-0 E4 BB 1B 1-H 2-H	0-3 K					0-3 K	4 0 1 1 0 2 1																	
Ron Fairly, L (1, 9) OBP: 0.372, SLG: 0.437			4-0 1B BB		0-0 1B				0-3 K	3 0 1 0 1 1 0																	
John Roseboro, L (1, 2) OBP: 0.285, SLG: 0.309			0-0 P4		0-0 F9				0-3 K	4 0 0 0 0 1 3																	
Lou Johnson, R (1, 7) OBP: 0.344, SLG: 0.440			0-0 1B 1B		0-0 F2				0-0 L6	4 1 1 0 0 0 3																	
Jim Lefebvre, S (1, 4) OBP: 0.310, SLG: 0.321			0-0 1B 1B		0-0 1-3				0-3 K	4 0 1 0 0 2 3																	
Don LeJohn, R (1, 5) OBP: 0.500, SLG: 0.500			0-0 1B		0-0 5-3				0-0 1-3	4 1 2 1 0 0 0																	
John Kennedy, R (8, 5) OBP: 0.257, SLG: 0.254			1-2 3-H 1B		0-0 G3 SH1-4 2B 1B				0-0 6-3	0 0 0 0 0 0 0																	
Nick Willhite, L (1, 1) OBP: 0.500, SLG: 0.250	0-3 K		0-0 SH1-4		0-3 K					3 0 0 0 0 2 2																	
Bob Miller, R (1, 1)																											
Inning Stats	R: 0 E: 0 K: 2 S: 7	H: 0 LOB: 0 BB: 0 P: 7	R: 1 E: 0 K: 1 S: 8	H: 3 LOB: 2 BB: 0 P: 8	R: 2 E: 1 K: 1 S: 7	H: 2 LOB: 2 BB: 2 P: 15	R: 1 E: 0 K: 1 S: 7	H: 2 LOB: 1 BB: 0 P: 7	R: 0 E: 0 K: 0 S: 4	H: 1 LOB: 1 BB: 0 P: 4	R: 0 E: 0 K: 1 S: 5	H: 0 LOB: 1 BB: 1 P: 9	R: 0 E: 0 K: 3 S: 9	H: 0 LOB: 0 BB: 0 P: 9	R: 0 E: 0 K: 1 S: 5	H: 0 LOB: 0 BB: 0 P: 5	R: 0 E: 0 K: 0 S: 3	H: 0 LOB: 0 BB: 0 P: 3	1B: 7 2B: 1 3B: 0 HR: 0	SF: 0 SAC: 1 DP: 0 HBP: 0	WP: 0 PB: 0 SB: 1 CS: 0	PA: 38					
PITCHER	IP WLS BF H R ER SO BB IBB HBP BLK WP HR S P ERA WHIP																										
Bob Buhl, R (1, 1) ERA: 3.44	2.0		13	5	3	2	3	2	0	0	0	0	0	17	25	9.00	3.500										
Billy Hoelt, L (3, 1) ERA: 1.8	5.0	L	19	3	1	1	6	1	0	0	0	0	0	30	34	1.80	0.800										
Lindy McDaniel, R (8, 1) ERA: 2.05	2.0		6	0	0	0	1	0	0	0	0	0	0	8	8	0.00	0.000										

Los Angeles Dodgers @ Chicago Cubs
 Wrigley Field, Chicago, IL
 Wed Jun 30 1965, 3:38 AM CDT
 Att. 17,950 - Sunny

livebaseballscorecards.com

AB	34
R	4
H	8
RBI	3
BB	3
SO	10
LOB	14



Batter	1	2	3	4	5	6	7	8	9	AB	R	H	RBI	BB	SO	LOB
--------	---	---	---	---	---	---	---	---	---	----	---	---	-----	----	----	-----

BOTTOM

<p>Glenn Beckert, R <small>(1, 4) OBP: 0.275, SLG: 0.295</small></p>	<p>Don Landrum, L <small>(1, 8) OBP: 0.344, SLG: 0.431</small></p>	<p>Billy Williams, L <small>(1, 9) OBP: 0.351, SLG: 0.487</small></p>	<p>Ron Santo, R <small>(1, 5) OBP: 0.362, SLG: 0.510</small></p>	<p>14 Ernie Banks, R <small>(1, 3) OBP: 0.362, SLG: 0.486</small></p>	<p>Jimmy Stewart, S <small>(1, 7) OBP: 0.357, SLG: 0.298</small></p>	<p>Chris Krug, R <small>(1, 2) OBP: 0.176, SLG: 0.206</small></p>	<p>Doug Clemens, L <small>(7, PH) OBP: 0.328, SLG: 0.347</small></p>	<p>Ed Bailey, L <small>(8, 2) OBP: 0.239, SLG: 0.158</small></p>
---	---	--	---	--	---	--	---	---

<p>Don Kessinger, S <small>(1, 6) OBP: 0.206, SLG: 0.154</small></p>	<p>Bob Buhl, R <small>(1, 1) OBP: 0.095, SLG: 0.026</small></p>	<p>Billy Hoeft, L <small>(3, 1)</small></p>	<p>George Altman, L <small>(7, PH) OBP: 0.356, SLG: 0.429</small></p>	<p>Lindy McDaniel, R <small>(8, 1)</small></p>	<p>Harry Bright, R <small>(9, PH) OBP: 0.269, SLG: 0.320</small></p>
---	--	---	--	--	---

<p>Nick Willhite, L <small>(1, 1) ERA: 5.23</small></p>	<p>Bob Miller, R <small>(1, 1) ERA: 2.6</small></p>
--	--

<p>Inning Stats</p> <p>R: 2 H: 3 E: 0 LOB: 2 K: 0 BB: 1 S: 6 P: 10</p>	<p>R: 0 H: 0 E: 0 LOB: 0 K: 2 BB: 0 S: 7 P: 7</p>	<p>R: 1 H: 2 E: 0 LOB: 1 K: 1 BB: 0 S: 7 P: 7</p>	<p>R: 0 H: 0 E: 0 LOB: 0 K: 2 BB: 1 S: 6 P: 10</p>	<p>R: 0 H: 0 E: 0 LOB: 0 K: 1 BB: 0 S: 5 P: 5</p>	<p>R: 0 H: 0 E: 0 LOB: 0 K: 0 BB: 0 S: 3 P: 3</p>	<p>R: 0 H: 1 E: 1 LOB: 2 K: 1 BB: 0 S: 7 P: 7</p>	<p>R: 0 H: 1 E: 0 LOB: 0 K: 0 BB: 0 S: 3 P: 3</p>
---	---	---	--	---	---	---	---

<p>AB 32 R 3 H 7 RBI 3 BB 3 SO 7 LOB 18</p>
--

<p>WP: 0 PA: 37 PB: 0 SB: 2 CS: 0</p>

<p>PITCHER</p> <p>Nick Willhite, L <small>(1, 1) ERA: 5.23</small></p> <p>Bob Miller, R <small>(1, 1) ERA: 2.6</small></p>	<p>PITCHER</p> <p>IP WLS BF H R ER SO</p> <p>8.2 W 32 5 1 1 7</p>
---	--

<p>WP 0 HR 0 S 44 P 52 ERA 1.04 WHIP 0.808</p>

Los Angeles Dodgers @ Chicago Cubs
Wrigley Field, Chicago, IL
Wed Jun 30 1965, 3:38 AM CDT
Att. 17,950 - Sunny

livebaseballscores.com

Batter	1	2	3	4	5	6	7	8	9	AB R H RBI BB SO LOB	TOP																
Maury Wills, S OBP: 0.324, SLG: 0.303 (1, 6)	0-0 F8		0-0 G3		0-0 G3 1B	4-0 CS BB			0-0 G3	4 1 1 0 1 0 2	Los Angeles Dodgers @ Chicago Cubs Wrigley Field, Chicago, IL Thu Jul 01 1965, 3:33 AM CDT Att. 7,420 - Sunny																
Jim Gilliam, S OBP: 0.412, SLG: 0.464 (1, 4)	0-0 5-3		0-0 2B		0-0 G3	0-0 CS	0-0 3-1		0-0 SF7	4 0 1 1 0 0 1																	
Willie Davis, L OBP: 0.268, SLG: 0.356 (1, 8)	0-0 1B		0-0 F2		0-0 S PB 1B		0-0 F8		0-0 1B 1B	5 0 3 2 0 0 1																	
Ron Fairly, L OBP: 0.373, SLG: 0.435 (1, 9)	0-0 1-3		0-0 F7		0-0 S BB		0-3 K		0-0 1B	4 0 1 0 1 1 2																	
Lou Johnson, R OBP: 0.340, SLG: 0.432 (1, 7)		0-0 FC3-6 1B		0-3 K	0-3 K			0-3 K	0-0 F8	5 0 1 0 0 3 4																	
Wes Parker, S OBP: 0.338, SLG: 0.375 (1, 3)		0-0 F3		0-0 1B 1B	4-0 IBB			0-3 K		3 0 1 0 1 1 1																	
Don LeJohn, R OBP: 0.375, SLG: 0.375 (1, 5)		0-0 FC3-6 1B		0-0 1B	0-0 P4			0-0 4-3		4 0 1 0 0 0 4																	
Jeff Torborg, R OBP: 0.323, SLG: 0.426 (1, 2)		0-0 1B		0-3 K		0-0 5-3			0-0 G3 E SF7 1B	3 0 1 0 0 1 2 1 1 1 0 0 0 0																	
John Roseboro, L OBP: 0.287, SLG: 0.312 (9, PH)		0-0 1B		0-3 K		0-0 F7			0-0 E6 G3 1B	3 0 0 0 0 1 4 0 0 0 0 0 0 0 1 1 0 0 0 0 1																	
Johnny Podres, L OBP: 0.125, SLG: 0.125 (1, 1)		0-0 1-3		0-3 K																							
Ron Perranoski, L (7, 1)																											
Jim Lefebvre, S OBP: 0.309, SLG: 0.320 (9, PH)																											
Inning Stats	R: 0 E: 0 K: 0 S: 4	H: 1 LOB: 1 BB: 0 P: 4	R: 0 E: 0 K: 0 S: 5	H: 2 LOB: 2 BB: 0 P: 5	R: 0 E: 0 K: 0 S: 4	H: 1 LOB: 1 BB: 0 P: 4	R: 0 E: 0 K: 3 S: 11	H: 2 LOB: 2 BB: 0 P: 11	R: 1 E: 0 K: 1 S: 7	H: 2 LOB: 3 BB: 2 P: 15	R: 0 E: 0 K: 0 S: 2	H: 0 LOB: 0 BB: 1 P: 6	R: 0 E: 0 K: 1 S: 5	H: 0 LOB: 0 BB: 0 P: 5	R: 0 E: 0 K: 2 S: 7	H: 0 LOB: 0 BB: 0 P: 7	R: 2 E: 1 K: 0 S: 7	H: 3 LOB: 2 BB: 0 P: 7	1B: 10 2B: 1 3B: 0 HR: 0	SF: 1 SAC: 0 DP: 0 HBP: 0	WP: 0 PB: 1 SB: 3 CS: 1	PA: 42					
PITCHER	IP	WLS	BF	H	R	ER	SO	BB	IBB	HBP	BLK	WP	HR	S	P	ERA	WHIP										
Bob Hendley, L ERA: 8.83 (1, 1)	4.1		21	8	1	1	3	0	0	0	0	0	0	27	27	2.08	1.846										
Lindy McDaniel, R ERA: 1.97 (5, 1)	2.2	W	10	0	0	0	2	2	1	0	0	0	0	11	23	0.00	0.750										
Ted Abernathy, R ERA: 1.85 (8, 1)	2.0	S	10	3	2	0	2	0	0	0	0	0	0	14	14	0.00	1.500										

livebaseballscorecards.com

AB 37
R 3
H 11
RBI 3
BB 3
SO 7
LOB 22




Batter	1	2	3	4	5	6	7	8	9	AB	R	H	RBI	BB	SO	LOB
Glenn Beckert, R OBP: 0.277, SLG: 0.317 (1, 4)	0-0 F8			0-0 HR		0-0 F7	0-0 HR			4	2	2	4	0	0	0
Don Landrum, L OBP: 0.335, SLG: 0.419 (1, 8)	0-3 K			0-0 F9		0-0 4-3	0-0 F9			4	0	0	0	0	1	0
Billy Williams, L OBP: 0.350, SLG: 0.484 (1, 9)	0-0 P6			0-0 F9		0-0 BB 1B	0-0 G3			4	0	1	0	0	0	0
Ron Santo, R OBP: 0.367, SLG: 0.510 (1, 5)		4-0 BB		0-0 6-3		4-0 1-2 BB		0-0 14 1B FC6-4 1B		2	1	1	0	2	0	0
14 Ernie Banks, R OBP: 0.364, SLG: 0.486 (1, 3)		0-3 K			0-0 FC5-4 1B	0-0 F5		0-0 FC6-4 1B		4	0	2	0	0	1	3
Jimmy Stewart, S OBP: 0.345, SLG: 0.286 (1, 7)		0-0 6-3			0-0 FC5-4 1B		0-0 F2	0-0 FC6-4 G4-6-3		4	0	0	1	0	0	3
Chris Krug, R OBP: 0.194, SLG: 0.212 (1, 2)			0-3 K		0-0 1-3 1B	0-0 1-2 1B	4-0 1B BB	0-0 G4-6-3		3	1	1	0	1	1	1
Don Kessinger, S OBP: 0.213, SLG: 0.162 (1, 6)			0-0 F8		0-0 F9		0-0 1-2 1B HR			3	1	1	0	0	0	2
Bob Hendley, R (1, 1)			0-3 K			0-3 K		0-0 1-2 2-H HR 1B		1	0	0	0	0	1	0
Lindy McDaniel, R (5, 1)										1	0	0	0	0	1	2
Joey Amalfitano, R OBP: 0.385, SLG: 0.324 (7, PH)										1	1	1	1	0	0	0
Ted Abernathy, R OBP: 0.143, SLG: 0.143 (8, 1)										0	0	0	0	0	0	0

Inning Stats	R: 0	H: 0	E: 0	K: 1	S: 5	LOB: 0	BB: 0	P: 5	R: 0	H: 0	E: 0	K: 1	S: 4	LOB: 0	BB: 1	P: 8	R: 0	H: 0	E: 0	K: 2	S: 7	LOB: 0	BB: 0	P: 7	R: 1	H: 1	E: 0	K: 0	S: 4	LOB: 0	BB: 0	P: 4	R: 0	H: 2	E: 0	K: 1	S: 7	LOB: 2	BB: 0	P: 7	R: 0	H: 1	E: 0	K: 0	S: 4	LOB: 2	BB: 1	P: 8	R: 4	H: 3	E: 0	K: 0	S: 6	LOB: 0	BB: 1	P: 10	R: 1	H: 2	E: 0	K: 0	S: 4	LOB: 0	BB: 0	P: 4
1B: 7	SF: 0	2B: 0	SAC: 0	3B: 0	DP: 1	HR: 2	HBP: 0	WP: 0	PA: 34																																																							

PITCHER	IP	WLS	BF	H	R	ER	SO	BB	IBB	HBP	BLK	WP	HR	S	P	ERA	WHIP
Johnny Podres, L ERA: 3.2 (1, 1)	6.1	L	26	5	3	3	5	3	0	0	0	0	1	33	45	4.26	1.263
Ron Perranoski, L ERA: 4.13 (7, 1)	1.2		8	4	3	3	0	0	0	0	0	0	1	8	8	16.20	2.400

Los Angeles Dodgers @ Chicago Cubs
Wrigley Field, Chicago, IL
Thu Jul 01 1965, 3:33 AM CDT
Att. 7,420 - Sunny

AB	31
R	6
H	9
RBI	6
BB	3
SO	5
LOB	11



Batter	1	2	3	4	5	6	7	8	9	AB R H RBI BB SO LOB	TOP							
Dick Schofield, S OBP: 0.303, SLG: 0.273 (1, 6) X	0-0 F7		0-3 K			0-0 SF8 1B	0-0 F2		4-0 G4-6-3 BB	4 1 1 0 1 1 1								
Matty Alou, L OBP: 0.291, SLG: 0.319 (1, 7) X	0-0 F4			0-0 F7		0-0 BB BB 1B	0-0		0-0 G4-6-3 1-2f	5 0 2 1 0 0 2								
Willie McCovey, L OBP: 0.411, SLG: 0.559 (1, 3) B B B	4-0 BB			0-0 1B 3B		4-0 BB BB	0-0 G3			2 1 1 0 2 0 1								
Willie Mays, R OBP: 0.410, SLG: 0.668 (1, 8) S S S	0-3 K			0-0 G5-4-3 1B		0-0 SF8		0-0 F8		3 0 1 2 0 1 1								
Jim Ray Hart, R OBP: 0.295, SLG: 0.396 (1, 5) X		0-0 5-3		0-0 G5-4-3 1-2f		4-0 BB		0-0 2B		3 0 1 0 1 0 1								
Jesus Alou, R OBP: 0.327, SLG: 0.420 (1, 9) X		0-0 F8			0-0 1B	0-0 F9		0-0 F9		4 0 1 0 0 0 4								
Tom Haller, L OBP: 0.339, SLG: 0.340 (1, 2) X		0-0 F8			0-0 1-3 1-2		0-0 HR	0-3 K		4 1 1 1 0 1 2								
Hal Lanier, R OBP: 0.271, SLG: 0.295 (1, 4) X			0-0 F9		0-0 6-3		0-0 SH3-4 1B		4-0 SH1-4 BB	3 1 1 0 1 0 0								
Juan Marichal, R OBP: 0.192, SLG: 0.180 (1, 1) X			0-0 6-3			0-3 K	0-0 SH3-4		0-0 SH1-4	2 0 0 0 0 1 0								
Inning Stats	R: 0 H: 0 E: 0 K: 1 S: 5	H: 0 LOB: 1 BB: 1 P: 9	R: 0 H: 0 E: 0 K: 0 S: 3	H: 0 LOB: 0 BB: 0 P: 3	R: 1 H: 2 E: 0 K: 0 S: 4	H: 2 LOB: 0 BB: 0 P: 4	R: 0 H: 1 E: 0 K: 0 S: 3	H: 1 LOB: 0 BB: 0 P: 3	R: 1 H: 2 E: 0 K: 1 S: 7	H: 2 LOB: 3 BB: 2 P: 15	R: 2 H: 3 E: 0 K: 0 S: 6	H: 3 LOB: 1 BB: 0 P: 6	R: 0 H: 1 E: 0 K: 1 S: 6	H: 1 LOB: 1 BB: 0 P: 6	R: 0 H: 0 E: 0 K: 0 S: 2	H: 0 LOB: 1 BB: 2 P: 10	1B: 6 SF: 1 2B: 1 SAC: 2 3B: 1 DP: 2 HR: 1 HBP: 0	WP: 0 PA: 38 PB: 0 SB: 0 CS: 1
PITCHER	IP WLS BF H R ER SO BB IBB HBP BLK WP HR S P ERA WHIP																	
Cal Koonce, R ERA: 4.16 (1, 1)	5.2 L 23 5 2 2 3 3 0 0 0 0 0 0 26 38 3.18 1.412																	
Bob Humphreys, R ERA: 2.16 (6, 1)	1.0 6 3 2 2 0 0 0 0 0 0 0 1 6 6 18.00 3.000																	
Billy Hoelt, L ERA: 1.42 (7, 1)	1.1 5 1 0 0 1 0 0 0 0 0 0 0 7 7 0.00 0.750																	
Ernie Broglio, R ERA: 5.3 (9, 1)	1.0 4 0 0 0 0 2 0 0 0 0 0 0 2 10 0.00 2.000																	

San Francisco Giants @ Chicago Cubs
Wrigley Field, Chicago, IL
Fri Jul 02 1965, 3:33 AM CDT
Att. 5,943 - Sunny

livebaseballscorecards.com

AB	30
R	4
H	9
RBI	4
BB	5
SO	4
LOB	12



Batter	1	2	3	4	5	6	7	8	9	AB	R	H	RBI	BB	SO	LOB
Glenn Beckert, R (1, 4) OBP: 0.277, SLG: 0.316	0-0 FC4-6 1B		0-0 F4			0-0 F8		0-0 F8		4	0	1	0	0	0	1
Don Landrum, L (1, 8) OBP: 0.327, SLG: 0.408	0-0 F8		0-3 K			0-0 4-3		0-0 3-1		4	0	0	0	0	1	2
Billy Williams, L (1, 9) OBP: 0.349, SLG: 0.481	0-0 FC4-6 1-2f			0-0 L3		0-0 1B		0-0 F6		4	0	1	0	0	0	1
Ron Santo, R (1, 5) OBP: 0.362, SLG: 0.503	0-0 5-3			0-0 5-3		0-3 K		0-0 F6		4	0	0	0	0	1	2
14 Ernie Banks, R (1, 3) OBP: 0.359, SLG: 0.480		0-0 6-3		0-0 6-3		0-0 F7		0-3 K		4	0	0	0	0	1	0
Doug Clemens, L (1, 7) OBP: 0.324, SLG: 0.343		0-3 K			0-0 G3	0-0 4-3				3	0	0	0	0	1	0
Ed Bailey, L (1, 2) OBP: 0.257, SLG: 0.183		0-0 F7			0-0 1B	0-0 1B				3	0	2	0	0	0	0
Don Kessinger, S (1, 6) OBP: 0.221, SLG: 0.171			0-0 1B		0-3 K	0-3 K				2	0	1	0	0	1	1
Jimmy Stewart, S (7, PH) OBP: 0.342, SLG: 0.283 (8, 6)										1	0	0	0	0	1	1
Cal Koonce, R (1, 1) OBP: 0.132, SLG: 0.111			0-3 K		0-3 K			0-3 K		2	0	0	0	0	2	2
Bob Humphreys, R (6, 1)										0	0	0	0	0	0	0
Billy Hoelt, L (7, 1)										0	0	0	0	0	0	0
George Altman, L (8, PH) OBP: 0.353, SLG: 0.425										1	0	0	0	0	1	0
Ernie Broglio, R (9, 1)										0	0	0	0	0	0	0


Inning Stats	R: 0	H: 1	E: 0	LOB: 1	K: 0	BB: 0	S: 4	P: 4	R: 0	H: 0	E: 0	LOB: 0	K: 1	BB: 0	S: 5	P: 5	R: 0	H: 1	E: 0	LOB: 1	K: 2	BB: 0	S: 8	P: 8	R: 0	H: 0	E: 0	LOB: 0	K: 0	BB: 0	S: 3	P: 3	R: 0	H: 1	E: 0	LOB: 1	K: 2	BB: 0	S: 8	P: 8	R: 0	H: 1	E: 0	LOB: 1	K: 1	BB: 0	S: 6	P: 6	R: 0	H: 1	E: 0	LOB: 1	K: 1	BB: 0	S: 6	P: 6	R: 0	H: 0	E: 0	LOB: 0	K: 1	BB: 0	S: 5	P: 5	R: 0	H: 0	E: 0	LOB: 0	K: 1	BB: 0	S: 5	P: 5
PITCHER Juan Marichal, R (1, 1) ERA: 1.55	IP	WLS	BF	H	R	ER	SO	BB	IBB	HBP	BLK	WP	HR	S	P	ERA	WHIP	IP	WLS	BF	H	R	ER	SO	BB	IBB	HBP	BLK	WP	HR	S	P	ERA	WHIP	IP	WLS	BF	H	R	ER	SO	BB	IBB	HBP	BLK	WP	HR	S	P	ERA	WHIP																					

BOTTOM

San Francisco Giants @ Chicago Cubs
Wrigley Field, Chicago, IL
Fri Jul 02 1965, 3:33 AM CDT
Att: 5,943 - Sunny

livebaseballscorecards.com

AB	32
R	0
H	5
RBI	0
BB	0
SO	9
LOB	10



WP: 0	PA: 32
PB: 0	SB: 0
CS: 0	

Batter	1	2	3	4	5	6	7	8	9	AB R H RBI BB SO LOB	TOP																								
Dick Schofield, S (1, 6) OBP: 0.298, SLG: 0.268	0-3 K2-3		0-0 F7			0-0 3-1		0-0 G3		4 0 0 0 0 1 0																									
Matty Alou, L (1, 8) OBP: 0.286, SLG: 0.313	0-0 5-3			0-0 1-3		0-0 5-3		0-0 F3		4 0 0 0 0 0 0																									
Willie McCovey, L (1, 3) OBP: 0.416, SLG: 0.573	0-0 F3			4-0 FC5-4 BB			0-0 HR	0-0 G6-4-3 1B		3 1 2 1 1 0 0																									
Jim Ray Hart, R (1, 5) OBP: 0.295, SLG: 0.394		0-0 6-3		0-0 FC5-4 FC6-4 1-2f		0-0 1-3 1B		0-0 G6-4-3 1-2f		4 0 1 0 0 0 2																									
Jesus Alou, R (1, 9) OBP: 0.327, SLG: 0.419		0-0 FC3-6 1B		0-0 FC6-4 1-2f		0-0 1-3 1-2				3 0 1 0 0 0 2																									
Len Gabrielson, L (1, 7) OBP: 0.333, SLG: 0.391		0-0 FC3-6 1-2f			0-0 FC6-5-3 6-3 1B		0-3 K			3 0 1 0 0 1 2																									
Tom Haller, L (1, 2) OBP: 0.333, SLG: 0.333		0-3 K			0-0 6-3 1-2		0-0 F9			3 0 0 0 0 1 3																									
Hal Lanier, R (1, 4) OBP: 0.288, SLG: 0.291			0-0 1-3		0-0 FC6-5-3 2-3		0-0 F9	0-0 F9		3 0 0 0 0 0 1																									
Bob Shaw, R (1, 1) OBP: 0.097, SLG: 0.097			0-0 5-3			0-0 F9		0-0 4-3		2 0 0 0 0 0 0																									
Cap Peterson, R (8, PH) OBP: 0.353, SLG: 0.476										1 0 0 0 0 0 0																									
Masanori Murakami, L (8, 1) OBP: 0.200, SLG: 0.200										0 0 0 0 0 0 0																									
Frank Linzy, R (8, 1)										0 0 0 0 0 0 0																									
Bill Henry, L (8, 1)										0 0 0 0 0 0 0																									
Inning Stats	R: 0 E: 0 K: 1 S: 5	H: 0 LOB: 0 BB: 0 P: 5	R: 0 E: 0 K: 1 S: 6	H: 1 LOB: 1 BB: 0 P: 6	R: 0 E: 0 K: 0 S: 3	H: 0 LOB: 0 BB: 0 P: 3	R: 0 E: 0 K: 0 S: 3	H: 1 LOB: 0 BB: 0 P: 3	R: 1 E: 0 K: 1 S: 7	H: 2 LOB: 1 BB: 0 P: 7	R: 0 E: 0 K: 0 S: 3	H: 0 LOB: 0 BB: 0 P: 3	R: 0 E: 0 K: 0 S: 3	H: 1 LOB: 0 BB: 0 P: 3	1B: 4 2B: 1 3B: 0 HR: 1	SF: 0 SAC: 0 DP: 2 HBP: 0	WP: 0 PB: 0 SB: 0 CS: 0	PA: 31																	
PITCHER Larry Jackson, R (1, 1) ERA: 5.06	IP 9.0	WLS W	BF 31	H 5	R 1	ER 1	SO 3	BB 1	IBB 0	HBP 0	BLK 0	WP 0	HR 1	S 36	P 40	ERA 1.00	WHIP 0.667	PITCHER	IP 9.0	WLS W	BF 31	H 5	R 1	ER 1	SO 3	BB 1	IBB 0	HBP 0	BLK 0	WP 0	HR 1	S 36	P 40	ERA 1.00	WHIP 0.667

San Francisco Giants @ Chicago Cubs
Wrigley Field, Chicago, IL
Sat Jul 03 1965, 3:33 AM CDT
Att: 16,287 - Cloudy

livebaseballscorecards.com

AB 30
R 1
H 5
RBI 1
BB 1
SO 3
LOB 10



Batter	1	2	3	4	5	6	7	8	9
Glenn Beckert, R OBP: 0.274, SLG: 0.313 (1, 4)	0-0 F6 ①		0-0 F6 ②		0-0 5-3 ③			0-0 4-3 ①	
Don Landrum, L OBP: 0.337, SLG: 0.423 (1, 8)	0-0 2-3		0-0 1B			0-0 G3 1B		0-0 14 S 14 1B 2B	
Billy Williams, L OBP: 0.350, SLG: 0.489 (1, 9)	0-0 HR		0-0 G3 ③			0-0 G3 1-2		4-0 14 S 14 1B BB	
Ron Santo, R OBP: 0.361, SLG: 0.500 (1, 5)	0-0 1B			0-0 F9 ①		0-3 K ②		0-0 F9 ②	
14 Ernie Banks, R OBP: 0.358, SLG: 0.477 (1, 3)	0-0 F7 ③			0-0 F9 ②		0-3 K ③		0-0 BB 1H 2-H 1B	
Doug Clemens, L OBP: 0.327, SLG: 0.342 (1, 7)		0-0 4-3 ①		0-0 F8 ③			0-0 CS 1B	4-0 1-2 BB	
Ed Bailey, L OBP: 0.257, SLG: 0.234 (1, 2)		0-0 F3 ②			0-0 HR		0-3 K 1-2	0-0 1-4-3 ③	
Don Kessinger, S OBP: 0.225, SLG: 0.178 (1, 6)		0-0 F6 ③			0-0 F8 ①		0-0 1B		
Larry Jackson, R OBP: 0.205, SLG: 0.297 (1, 1)			0-0 6-3 ①		0-0 5-3 ②		0-0 F8 ③		

Inning Stats	R: 1	H: 2	E: 0	K: 0	S: 5	LOB: 1	BB: 0	P: 5
	R: 0	H: 0	E: 0	K: 0	S: 3	LOB: 0	BB: 0	P: 3
	R: 0	H: 1	E: 0	K: 0	S: 4	LOB: 1	BB: 0	P: 4
	R: 0	H: 0	E: 0	K: 0	S: 3	LOB: 0	BB: 0	P: 3
	R: 1	H: 1	E: 0	K: 0	S: 4	LOB: 0	BB: 0	P: 4
	R: 0	H: 1	E: 0	K: 2	S: 8	LOB: 1	BB: 0	P: 8
	R: 0	H: 2	E: 0	K: 1	S: 6	LOB: 1	BB: 0	P: 6
	R: 2	H: 2	E: 0	K: 0	S: 5	LOB: 2	BB: 2	P: 13

PITCHER	IP	WLS	BF	H	R	ER	SO	BB	IBB	HBP	BLK	WP	HR	S	P	ERA	WHIP
Bob Shaw, R ERA: 2.75 (1, 1)	7.0	L	27	7	2	2	3	0	0	0	0	0	2	33	33	2.57	1.000
Masanori Murakami, L ERA: 4.61 (8, 1)	0.1		3	1	2	2	0	1	0	0	0	0	0	2	6	54.00	6.000
Frank Linzy, R ERA: 1.91 (8, 1)	0.1		3	1	0	0	0	1	0	0	0	0	0	2	6	0.00	6.000
Bill Henry, L ERA: 3.92 (8, 1)	0.1		1	0	0	0	0	0	0	0	0	0	0	1	1	0.00	0.000

BOTTOM


San Francisco Giants @ Chicago Cubs
Wrigley Field, Chicago, IL
Sat Jul 03 1965, 3:33 AM CDT
Att: 16,287 - Cloudy

AB	R	H	RBI	BB	SO	LOB
4	0	0	0	0	0	0
4	1	3	0	0	0	0
3	2	1	1	1	0	2
4	0	1	0	0	1	3
4	0	1	2	0	1	2
3	0	1	0	1	0	0
4	1	1	1	0	1	3
3	0	1	0	0	0	0
3	0	0	0	0	0	1

1B: 6	SF: 0	WP: 0	PA: 34
2B: 1	SAC: 0	PB: 0	
3B: 0	DP: 0	SB: 2	
HR: 2	HBP: 0	CS: 1	

livebaseballscorecards.com

AB 32
R 4
H 9
RBI 4
BB 2
SO 3
LOB 11



Batter	1	2	3	4	5	6	7	8	9	AB R H RBI BB SO LOB	TOP		
Dick Schofield, S OBP: 0.296, SLG: 0.267 (1, 6) X	0-0 G3	0-0 L3		0-3 K		0-3 K		0-0 SH5-3 1B		5 1 1 0 0 2 2			
Matty Alou, L OBP: 0.285, SLG: 0.312 (1, 8) X	0-0 4-3		0-0 HR 1B	0-0 1-3		0-0 G3		0-0 SH5-3		4 1 1 0 0 0 1			
Willie McCovey, L OBP: 0.416, SLG: 0.568 (1, 3) B B B	4-0 1B BB		0-0 F4 1-2		0-3 K		0-0 4-3	0-0 1B 2-H		4 0 1 1 1 1 1			
Willie Mays, R OBP: 0.410, SLG: 0.663 (1, 7) X	0-0 1-3 1B		0-0 F7		0-0 E5 4-3 1B		0-3 K	0-0 F9		5 1 2 0 0 1 2			
Jim Ray Hart, R OBP: 0.296, SLG: 0.409 (1, 5) X	0-0 F2		0-0 HR 2-H		0-0 4-3		0-0 3B 2B	0-3 K		5 2 2 2 0 1 3			
Jesus Alou, R OBP: 0.334, SLG: 0.439 (1, 9)		0-0 1B 3B	0-0 1B		0-0 S 1B		0-0 1B 3B	0-0 F7		5 2 4 2 0 0 0			
Tom Haller, L OBP: 0.335, SLG: 0.331 (1, 2) X		0-0 F2	0-3 K		0-0 1-2 IBB		0-0 WP 1B	0-0 4-3		4 0 1 1 1 1 2			
Hal Lanier, R OBP: 0.288, SLG: 0.290 (1, 4) X		0-0 FC4-6 1B		0-0 F8	0-0 F8		0-0 1-3			4 0 1 1 0 0 3			
Ron Herbel, R OBP: 0.056, SLG: 0.056 (1, 1)		0-0 FC4-6		0-0 S 1B		0-0 F9		0-0 6-3		1 0 0 0 0 0 1			
Bobby Bolin, R OBP: 0.167, SLG: 0.167 (2, 1)										3 0 1 0 0 0 0			
Frank Linzy, R (9, 1)										0 0 0 0 0 0 0			
Inning Stats	R: 0 H: 1 E: 0 LOB: 2 K: 0 BB: 1 S: 4 P: 8	R: 1 H: 2 E: 0 LOB: 1 K: 0 BB: 0 S: 5 P: 5	R: 2 H: 3 E: 0 LOB: 1 K: 1 BB: 0 S: 8 P: 8	R: 0 H: 1 E: 0 LOB: 1 K: 1 BB: 0 S: 6 P: 6	R: 1 H: 2 E: 1 LOB: 2 K: 1 BB: 1 S: 7 P: 11	R: 0 H: 0 E: 0 LOB: 0 K: 1 BB: 0 S: 5 P: 5	R: 2 H: 3 E: 0 LOB: 1 K: 1 BB: 0 S: 8 P: 8	R: 1 H: 2 E: 0 LOB: 1 K: 0 BB: 0 S: 5 P: 5	R: 0 H: 0 E: 0 LOB: 0 K: 1 BB: 0 S: 5 P: 5	1B: 10 SF: 0 2B: 1 SAC: 1 3B: 2 DP: 0 HR: 1 HBP: 0	WP: 1 PA: 43 PB: 0 SB: 3 CS: 0		
PITCHER Bob Buhl, R (1, 1) ERA: 3.54 Lindy McDaniel, R (5, 1) ERA: 2.15 Ted Abernathy, R (8, 1) ERA: 1.93	IP WLS BF H R ER SO BB IBB HBP BLK WP HR S P ERA WHIP												PITCHER IP WLS BF H R ER SO BB IBB HBP BLK WP HR S P ERA WHIP
	4.2 0 24 9 4 3 3 1 0 0 0 0 1 29 33 5.79 2.143												
	2.1 L 11 3 2 2 2 0 1 0 0 1 0 14 18 7.71 1.286												
	2.0 0 8 2 1 1 1 0 0 0 0 0 0 10 10 4.50 1.000												

San Francisco Giants @ Chicago Cubs
Wrigley Field, Chicago, IL
Sun Jul 04 1965, 3:33 AM CDT
Att: 21,651 - Cloudy

livebaseballscorecards.com

AB 40
R 7
H 14
RBI 7
BB 2
SO 6
LOB 15



BOTTOM

San Francisco Giants @ Chicago Cubs
Wrigley Field, Chicago, IL
Sun Jul 04 1965, 3:33 AM CDT
Att: 21,651 - Cloudy

livebaseballscorecards.com

AB 34
R 4
H 7
RBI 4
BB 3
SO 4
LOB 13



WP: 0 PA: 37
PB: 1
SB: 0
CS: 0

AB R H RBI BB SO LOB

5	1	2	1	0	1	4
4	1	2	3	0	0	0
4	0	0	0	0	0	2
4	0	0	0	0	1	0
4	0	0	0	0	1	0
3	1	1	0	1	0	0
3	0	1	0	1	1	1
0	0	0	0	0	0	0
1	0	0	0	0	0	1
0	0	0	0	0	0	0
0	0	0	0	1	0	0

Batter	1	2	3	4	5	6	7	8	9
Glenn Beckert, R OBP: 0.276, SLG: 0.317 (1, 4)	0-0 PB HR 2B	0-0 1B 1-3 3-H 1B			0-3 K		0-0 F4		0-0 1-3
Don Landrum, L OBP: 0.341, SLG: 0.444 (1, 8)	0-0 2-H HR	0-0 1-3 3-H 1B			0-0 F9			0-0 4-3	
Billy Williams, L OBP: 0.346, SLG: 0.483 (1, 9)	0-0 4-3	0-0 F7			0-0 3-1			0-0 F9	
Ron Santo, R OBP: 0.357, SLG: 0.493 (1, 5)	0-3 K				0-0 5-3			0-0 F9	
14 Ernie Banks, R OBP: 0.354, SLG: 0.470 (1, 3)	0-0 6-3				0-3 K				0-0 6-3
Doug Clemens, L OBP: 0.329, SLG: 0.347 (1, 7)		4-0 1B 1B BB			0-0 F8				0-0 BB 2B
Ed Bailey, L OBP: 0.269, SLG: 0.239 Larry Jackson, R OBP: 0.205, SLG: 0.297 (9, PR)		0-0 F8			0-3 K				4-6-3 1B BB
Don Kessinger, S OBP: 0.232, SLG: 0.187 Jimmy Stewart, S OBP: 0.336, SLG: 0.277 (7, PH) (8, 6)		0-0 1B 1-3 1B			0-0 F7				0-0 F7
Bob Buhl, R OBP: 0.091, SLG: 0.024 Lindy McDaniel, R (5, 1) George Altman, L OBP: 0.351, SLG: 0.422 Ted Abernathy, R OBP: 0.143, SLG: 0.143 Vic Roznovsky, L OBP: 0.343, SLG: 0.374 (9, PH)		0-0 F7			0-0 1-3				4-0 1-2 2-3 BB

Inning Stats	R: 2	H: 2	E: 0	K: 1	S: 7	H: 2	LOB: 0	BB: 0	P: 7	R: 2	H: 3	E: 0	K: 0	S: 6	R: 0	H: 0	E: 0	K: 1	S: 5	R: 0	H: 0	E: 0	K: 1	S: 5	R: 0	H: 0	E: 0	K: 0	S: 3	R: 0	H: 1	E: 0	K: 0	S: 4	R: 0	H: 0	E: 0	K: 0	S: 3	R: 0	H: 1	E: 0	K: 0	S: 4	R: 0	H: 1	E: 0	K: 0	S: 4	1B: 4	2B: 2	3B: 0	HR: 1	SF: 0	SAC: 0	DP: 0	HBP: 0	WP: 0	PA: 37
--------------	------	------	------	------	------	------	--------	-------	------	------	------	------	------	------	------	------	------	------	------	------	------	------	------	------	------	------	------	------	------	------	------	------	------	------	------	------	------	------	------	------	------	------	------	------	------	------	------	------	------	-------	-------	-------	-------	-------	--------	-------	--------	-------	--------

PITCHER	IP	WLS	BF	H	R	ER	SO	BB	IBB	HBP	BLK	WP	HR	S	P	ERA	WHIP
Ron Herbel, R ERA: 3.79 (1, 1)	1.2		11	5	4	4	1	1	0	0	0	0	1	12	16	21.60	3.600
Bobby Bolin, R ERA: 2.16 (2, 1)	7.0	W	25	2	0	0	3	2	0	0	0	0	0	29	37	0.00	0.571
Frank Linzy, R ERA: 1.88 (9, 1)	0.1	S	1	0	0	0	0	0	0	0	0	0	0	1	1	0.00	0.000

Batter	1	2	3	4	5	6	7	8	9	AB R H RBI BB SO LOB	TOP					
Glenn Beckert, R (1, 4) OBP: 0.277, SLG: 0.316	0-0 FC4-6 1B		0-0 L4	4-0 BB 1B BB		0-0 6-3			0-0 F9	4 0 1 0 1 0 0						
Don Landrum, L (1, 8) OBP: 0.344, SLG: 0.445	0-0 FC4-6 E 1-2f		0-0 1B 1B	0-0 1B 1B 1-2 2-H		0-0 6-3			0-0 6-3	4 0 2 1 0 0 1						
Billy Williams, L (1, 9) OBP: 0.345, SLG: 0.479	0-0 F5 1-2		0-0 L8	4-0 1B 1B 1-2 2-3 BB					0-0 L7	3 0 0 0 1 0 2						
Ron Santo, R (1, 5) OBP: 0.356, SLG: 0.490	0-0 5-3		0-0 1B	0-0 6-3					0-0 L4	4 0 1 0 0 0 4						
14 Ernie Banks, R (1, 3) OBP: 0.350, SLG: 0.464		0-0 F9	0-0 F7		0-0 6-3				0-0 F9	4 0 0 0 0 0 2						
Jimmy Stewart, S (1, 7) OBP: 0.341, SLG: 0.279		4-0 1B 1B BB		0-0 1-3	0-3 K				0-0 L4-3 1B	3 0 1 0 1 1 0						
Chris Krug, R (1, 2) OBP: 0.213, SLG: 0.275		0-0		0-0	0-0				0-0 L4-3	3 1 2 1 0 0 0						
Ed Bailey, L (8, PH) OBP: 0.266, SLG: 0.235		1-2 1B		0-0 HR					1-2 L4-3	1 0 0 0 0 0 1						
Don Kessinger, S (1, 6) OBP: 0.247, SLG: 0.205		0-0		0-0					0-0 4-3	3 1 2 0 0 0 0						
Doug Clemens, L (9, PH) OBP: 0.328, SLG: 0.345		1-2 2-H 1B		0-0 1B 1B					0-0 6-3	1 0 0 0 0 0 0						
Dick Ellsworth, L (1, 1) OBP: 0.125, SLG: 0.103		0-0 4-3		0-3 K					0-0 F7	2 0 0 0 0 1 3						
George Altman, L (6, PH) OBP: 0.349, SLG: 0.419										1 0 0 0 0 0 0						
Lindy McDaniel, R (6, 1)										0 0 0 0 0 0 0						
Joey Amalfitano, R (9, PH) OBP: 0.375, SLG: 0.314										1 0 0 0 0 0 0						
Inning Stats	R: 0 E: 1 K: 0 S: 4 H: 1 LOB: 1 BB: 0 P: 4	R: 0 E: 0 K: 0 S: 4 H: 2 LOB: 2 BB: 1 P: 8	R: 0 E: 0 K: 0 S: 5 H: 2 LOB: 2 BB: 0 P: 5	R: 2 E: 0 K: 1 S: 8 H: 3 LOB: 3 BB: 2 P: 16	R: 0 E: 0 K: 1 S: 5 H: 0 LOB: 0 BB: 0 P: 5	R: 0 E: 0 K: 0 S: 3 H: 0 LOB: 0 BB: 0 P: 3	R: 0 E: 0 K: 0 S: 3 H: 0 LOB: 0 BB: 0 P: 3	R: 0 E: 0 K: 0 S: 3 H: 1 LOB: 0 BB: 0 P: 3	R: 0 E: 0 K: 0 S: 3 H: 0 LOB: 0 BB: 0 P: 3	1B: 8 2B: 1 3B: 0 HR: 1 SF: 0 SAC: 0 DP: 1 HBP: 0	WP: 0 PB: 0 SB: 0 CS: 0 PA: 37					
PITCHER	IP WLS BF H R ER SO BB IBB HBP BLK WP HR S P ERA WHIP															
Warren Spahn, L (1, 1) ERA: 4.1	4.0	22	8	2	2	1	3	0	0	0	0	1	21	33	4.50	2.750
Larry Bearnarth, R (5, 1) ERA: 2.68	5.0	W	15	1	0	0	1	0	0	0	0	0	17	17	0.00	0.200

Chicago Cubs @ New York Mets
Shea Stadium, Flushing, NY
Mon Jul 05 1965, 3:33 AM EDT
Cloudy - 70 F

livebaseballscorecards.com

AB	34
R	2
H	9
RBI	2
BB	3
SO	2
LOB	13



Batter	1	2	3	4	5	6	7	8	9	AB	R	H	RBI	BB	SO	LOB
Billy Cowan, R OBP: 0.237, SLG: 0.368 (1, 8)	0-0 FC5-4 1B HR 1B	0-0 F9			0-3 K			0-0 5-3		4	1	1	0	0	1	0
Roy McMillan, R OBP: 0.265, SLG: 0.288 (1, 6)	0-0 FC5-4 1-2 1B		0-0 F9			0-0 1-6-3				3	0	1	0	0	0	0
Joe Christopher, R OBP: 0.305, SLG: 0.306 (1, 9)	0-0 FC5-4 HR 1-2f 2-3		0-0 5-3			0-0 5-3				3	1	0	0	0	0	2
Chuck Hiller, L OBP: 0.319, SLG: 0.375 (8, 4)										0	0	0	0	0	0	0
Ron Swoboda, R OBP: 0.307, SLG: 0.517 (1, 7)	0-0 HR		0-3 K			0-0 6-3				3	1	1	3	0	1	0
Johnny Lewis, L OBP: 0.339, SLG: 0.415 (9, 9)	1-H 3-H HR									0	0	0	0	0	0	0
Jim Hickman, R OBP: 0.233, SLG: 0.348 (1, 5) (8, 9) (9, 7)	0-0 6-3 1B		0-3 K			0-0 5-3				3	0	1	0	0	1	0
Ed Kranepool, L OBP: 0.339, SLG: 0.456 (1, 3)	0-0 6-3 1-2		0-0 F8			0-0 L8				3	0	0	0	0	0	1
Bobby Klaus, R OBP: 0.286, SLG: 0.242 (1, 4) (8, 5)	0-0 L6		0-0 5-3			0-0 1-3				3	0	0	0	0	0	1
Chris Cannizzaro, R OBP: 0.281, SLG: 0.257 (1, 2)		0-3 K			0-0 6-3			0-0 F9		3	0	0	0	0	1	0
Warren Spahn, L OBP: 0.279, SLG: 0.143 (1, 1)		0-0 4-3			0-3 K			0-0 5-3		1	0	0	0	0	0	0
Larry Bearmarth, R OBP: 0.143, SLG: 0.286 (5, 1)										2	0	0	0	0	1	0


Inning Stats	R: 3	H: 4	E: 0	LOB: 1	K: 0	P: 7	R: 0	H: 0	E: 0	LOB: 0	K: 1	P: 5	R: 0	H: 0	E: 0	LOB: 0	K: 1	P: 5	R: 0	H: 0	E: 0	LOB: 0	K: 2	P: 7	R: 0	H: 0	E: 0	LOB: 0	K: 0	P: 3	R: 0	H: 0	E: 0	LOB: 0	K: 0	P: 3	R: 0	H: 0	E: 0	LOB: 0	K: 0	P: 3
PITCHER	IP	WLS	BF	H	R	ER	SO	BB	IBB	HBP	BLK	WP	HR	S	P	ERA	WHIP																									
Dick Ellsworth, L ERA: 3.25 (1, 1)	5.0	L	19	4	3	3	5	0	0	0	0	0	0	1	29	5.40	0.800																									
Lindy McDaniel, R ERA: 2.07 (6, 1)	3.0		9	0	0	0	0	0	0	0	0	0	0	9	9	0.00	0.000																									

BOTTOM

Chicago Cubs @ New York Mets
Shea Stadium, Flushing, NY
Mon Jul 05 1965, 3:33 AM EDT
Cloudy - 70 F

livebaseballscorecards.com

AB	28
R	3
H	4
RBI	3
BB	0
SO	5
LOB	4



WP: 0	PA: 28
PB: 0	SB: 0
CS: 0	

Batter	1	2	3	4	5	6	7	8	9	AB R H RBI BB SO LOB	TOP											
Glenn Beckert, R (1, 4) OBP: 0.277, SLG: 0.315	0-0 1B		0-0 6-3		0-0 6-3		0-0 P4			4 0 1 0 0 0 0												
Don Landrum, L (1, 8) OBP: 0.342, SLG: 0.446	0-0 F9		0-0 E6		0-0 4-3			0-0 2B		4 0 1 0 0 0 1												
Billy Williams, L (1, 9) OBP: 0.342, SLG: 0.473	0-0 F8		0-0 4-3			0-0 4-3		0-0 6-3		4 0 0 0 0 0 3												
Ron Santo, R (1, 5) OBP: 0.355, SLG: 0.486	0-0 P4			4-0 BB		0-3 K		0-0 F8		3 0 0 0 1 1 2												
George Altman, L (1, 3) OBP: 0.346, SLG: 0.414		0-0 F7		0-0 6-3		0-0 1B		0-0 L7		4 0 1 0 0 0 2												
Doug Clemens, L (1, 7) OBP: 0.331, SLG: 0.348		0-0 F7		0-0 1B		0-0 1B			0-0 4-3	4 0 2 0 0 0 0												
Ed Bailey, L (1, 2) OBP: 0.284, SLG: 0.246		4-0 BB		0-0 1B		0-3 K			0-0 4-3	1 0 1 0 1 0 0												
Vic Roznovsky, L (4, 2) OBP: 0.336, SLG: 0.366				1-2 1B						2 0 0 0 0 1 2												
Don Kessinger, S (1, 6) OBP: 0.241, SLG: 0.200		0-3 K		0-0 1B					0-0 4-3	2 0 0 0 0 1 3												
Jimmy Stewart, S (7, PH) OBP: 0.336, SLG: 0.274					0-0 F3				0-0 1-3	2 0 0 0 0 0 0												
Bill Faul, R (1, 1) Bob Humphreys, R (4, 1) Harvey Kuenn, R (5, PH) Cal Koonce, R (5, 1) Joey Amalfitano, R (7, PH) Ted Abernathy, R (7, 1)			0-0 5-3		0-0 6-3		0-0 P4			1 0 0 0 0 0 0												
Inning Stats	R: 0 E: 0 K: 0 S: 4	H: 1 LOB: 1 BB: 0 P: 4	R: 0 E: 0 K: 1 S: 5	H: 0 LOB: 1 BB: 1 P: 9	R: 0 E: 1 K: 0 S: 4	H: 0 LOB: 1 BB: 0 P: 4	R: 0 E: 0 K: 0 S: 4	H: 2 LOB: 2 BB: 1 P: 8	R: 0 E: 0 K: 0 S: 3	H: 0 LOB: 0 BB: 0 P: 3	R: 0 E: 0 K: 2 S: 9	H: 2 LOB: 2 BB: 0 P: 9	R: 0 E: 0 K: 0 S: 3	H: 0 LOB: 0 BB: 0 P: 3	R: 0 E: 0 K: 0 S: 4	H: 1 LOB: 1 BB: 0 P: 4	R: 0 E: 0 K: 0 S: 3	H: 0 LOB: 0 BB: 0 P: 3	1B: 5 2B: 1 3B: 0 HR: 0	SF: 0 SAC: 0 DP: 0 HBP: 0	WP: 0 PB: 0 SB: 0 CS: 0	PA: 35
PITCHER Tom Parsons, R (1, 1) ERA: 3.81	IP: 9.0 WLS: W BF: 35 H: 6 R: 0 ER: 0 SO: 3 BB: 2 IBB: 0 HBP: 0 BLK: 0 WP: 0 HR: 0 S: 39 P: 47 ERA: 0.00 WHIP: 0.889											PITCHER IP: WLS: BF: H: R: ER: SO: BB: IBB: HBP: BLK: WP: HR: S: P: ERA: WHIP:										

Chicago Cubs @ New York Mets
Shea Stadium, Flushing, NY
Mon Jul 05 1965, 3:38 AM EDT
Att. 35,900 - Cloudy - 70 F

livebaseballscorecards.com

AB	33
R	0
H	6
RBI	0
BB	2
SO	3
LOB	13




Batter	1	2	3	4	5	6	7	8	9	AB	R	H	RBI	BB	SO	LOB
Billy Cowan, R OBP: 0.238, SLG: 0.364 (1, 8)	0-0 G3		0-3 K		0-0 PB 1B		0-0 6-3			4	0	1	0	0	1	0
Roy McMillan, R OBP: 0.261, SLG: 0.284 (1, 6)	0-0 4-3		0-3 K		0-0 F9			0-0 1-3		4	0	0	0	0	1	1
Chuck Hiller, L OBP: 0.317, SLG: 0.365 (1, 4)	0-0 P4			4-0 BB 1B BB	0-0 4-3			0-0 1-3		3	1	0	0	1	0	1
Ed Kranepool, L OBP: 0.341, SLG: 0.456 (1, 3)		0-0 HR 1B		0-0 BB 1B		0-0 L7		0-0 6-3		4	1	2	0	0	0	0
Johnny Lewis, L OBP: 0.336, SLG: 0.410 (1, 9)		0-0 F8		0-0 F8		0-0 F7				3	0	0	0	0	0	3
Ron Swoboda, R OBP: 0.316, SLG: 0.536 (1, 7)		0-0 HR		4-0 BB BB	4-0 BB BB	0-0 1B				2	1	2	2	1	0	0
Bobby Klaus, R OBP: 0.286, SLG: 0.242 (7, 5)				1-2 2-3						0	0	0	0	0	0	0
Jim Hickman, R OBP: 0.235, SLG: 0.343 (1, 5) (7, 7)		0-0 1-3		4-0 BB BB	4-0 G4-6-3 BB	0-0 6-3				2	0	0	1	1	0	1
Chris Cannizzaro, R OBP: 0.276, SLG: 0.252 (1, 2)		0-0 6-3		0-0 G4-6-3	0-0 G4-6-3		0-0 F7			3	0	0	0	0	0	3
Tom Parsons, R OBP: 0.222, SLG: 0.125 (1, 1)			0-0 1B		0-0 6-3		0-3 K			3	0	1	0	0	1	0

Inning Stats	R: 0	H: 0	E: 0	K: 0	S: 3	R: 2	H: 2	E: 0	K: 0	S: 5	R: 0	H: 1	E: 0	K: 2	S: 7	R: 1	H: 1	E: 0	K: 0	S: 3	R: 0	H: 1	E: 0	K: 0	S: 4	R: 0	H: 1	E: 0	K: 1	S: 5	R: 0	H: 0	E: 0	K: 0	S: 3	R: 0	H: 0	E: 0	K: 0	S: 3	1B: 5	SF: 0	2B: 0	SAC: 0	3B: 0	DP: 1	HR: 1	HBP: 0	WP: 0	PA: 31
--------------	------	------	------	------	------	------	------	------	------	------	------	------	------	------	------	------	------	------	------	------	------	------	------	------	------	------	------	------	------	------	------	------	------	------	------	------	------	------	------	------	-------	-------	-------	--------	-------	-------	-------	--------	-------	--------

PITCHER	IP	WLS	BF	H	R	ER	SO	BB	IBB	HBP	BLK	WP	HR	S	P	ERA	WHIP
Bill Faul, R ERA: 11.57 (1, 1)	3.1	L	15	4	3	3	2	2	0	0	0	0	1	17	25	8.10	1.800
Bob Humphreys, R ERA: 2.12 (4, 1)	0.2		2	0	0	0	0	1	0	0	0	0	0	1	5	0.00	1.500
Cal Koonce, R ERA: 4.08 (5, 1)	2.0		8	2	0	0	0	0	0	0	0	0	0	8	8	0.00	1.000
Ted Abernathy, R ERA: 1.88 (7, 1)	2.0		6	0	0	0	1	0	0	0	0	0	0	8	8	0.00	0.000

Chicago Cubs @ New York Mets
 Shea Stadium, Flushing, NY
 Mon Jul 05 1965, 3:38 AM EDT
 Att: 35,900 - Cloudy - 70 F

AB	28
R	3
H	6
RBI	3
BB	3
SO	3
LOB	9



PITCHER	IP	WLS	BF	H	R	ER	SO	BB	IBB	HBP	BLK	WP	HR	S	P	ERA	WHIP
---------	----	-----	----	---	---	----	----	----	-----	-----	-----	----	----	---	---	-----	------

Chicago Cubs @ New York Mets
 Shea Stadium, Flushing, NY
 Wed Jul 07 1965, 3:33 AM EDT
 Att: 17,916 - Unknown

livebaseballscorecards.com

AB	38
R	8
H	11
RBI	8
BB	4
SO	3
LOB	24



WP:	0	PA:	43
PB:	0		
SB:	2		
CS:	0		

AB R H RBI BB SO LOB

4	0	0	0	1	0	1
5	0	0	0	0	1	2
4	3	3	1	1	0	1
5	2	2	0	0	0	2
4	1	2	0	0	0	2
4	1	1	1	1	0	6
4	1	2	4	1	0	3
4	0	0	0	0	0	7
4	0	1	2	0	2	0
0	0	0	0	0	0	0

1B:	8	SF:	0
2B:	1	SAC:	0
3B:	1	DP:	1
HR:	1	HBP:	1

Batter	1	2	3	4	5	6	7	8	9
Glenn Beckert, R (1, 4) OBP: 0.276, SLG: 0.312	4-0 BB		0-0 L3		0-0 F9		0-0 F8	0-0 FC6-4	
Don Landrum, L (1, 8) OBP: 0.333, SLG: 0.434	0-0 F3		0-3 K		0-0 F9		0-0 3-1	0-0 4-3	
Billy Williams, L (1, 9) OBP: 0.348, SLG: 0.485	0-0 P4			0-0 HR		0-0 HBP 14 1B		0-0 1B 14 E BB 1B	4-0 14 1B BB
14 Ernie Banks, R (1, 3) OBP: 0.350, SLG: 0.463	0-0 1-3			0-0 P3		0-0 HBP 1B		0-0 FC6 1B BB 1B	0-0 FC6-4 1B
Jimmy Stewart, S (1, 7) OBP: 0.346, SLG: 0.291		0-0 6-3		0-0 2B		1-0 1B HBP		0-0 1B BB	0-0 L6
Ron Santo, R (1, 5) OBP: 0.355, SLG: 0.489		0-0 3B		0-0 F2		0-0 F5		4-0 1B BB	0-0 P6
Chris Krug, R (1, 2) OBP: 0.238, SLG: 0.288		0-0 6-3		4-0 BB		0-0 G6-4-3 1B		0-0 1B 4-3 1B	0-0 FC6-4
Don Kessinger, S (1, 6) OBP: 0.231, SLG: 0.190		0-0 1-3		0-0 P4		0-0 G6-4-3		0-0 4-3	
Larry Jackson, R (1, 1) OBP: 0.209, SLG: 0.293			0-3 K		0-3 K		0-0 6-3	0-0 FC6-4 1B	
Ted Abernathy, R (8, 1) OBP: 0.143, SLG: 0.143									

Inning Stats	R: 0	H: 0	E: 0	K: 0	S: 3	P: 7	R: 0	H: 1	E: 0	K: 0	S: 4	P: 4	R: 0	H: 0	E: 0	K: 2	S: 7	P: 7	R: 1	H: 2	E: 0	K: 0	S: 5	P: 9	R: 0	H: 0	E: 0	K: 1	S: 5	P: 5	R: 2	H: 3	E: 0	K: 0	S: 5	P: 6	R: 0	H: 0	E: 0	K: 0	S: 3	P: 3	R: 5	H: 4	E: 1	K: 0	S: 8	P: 12	R: 0	H: 1	E: 0	K: 0	S: 4	P: 8
--------------	------	------	------	------	------	------	------	------	------	------	------	------	------	------	------	------	------	------	------	------	------	------	------	------	------	------	------	------	------	------	------	------	------	------	------	------	------	------	------	------	------	------	------	------	------	------	------	-------	------	------	------	------	------	------

PITCHER	IP	WLS	BF	H	R	ER	SO	BB	IBB	HBP	BLK	WP	HR	S	P	ERA	WHIP
Al Jackson, L (1, 1) ERA: 4.56	7.0	L	29	6	3	3	3	2	0	1	0	0	1	32	41	3.86	1.143
Larry Bearnath, R (8, 1) ERA: 3.48	0.1		7	4	5	4	0	1	0	0	0	0	0	6	10	108.00	15.000
Galen Cisco, R (8, 1) ERA: 6.44	1.2		7	1	0	0	0	1	0	0	0	0	0	6	10	0.00	1.200

PITCHER	IP	WLS	BF	H	R	ER	SO	BB	IBB	HBP	BLK	WP	HR	S	P	ERA	WHIP
---------	----	-----	----	---	---	----	----	----	-----	-----	-----	----	----	---	---	-----	------

Batter	1	2	3	4	5	6	7	8	9	AB	R	H	RBI	BB	SO	LOB
Billy Cowan, R (1, 8) OBP: 0.236, SLG: 0.358	0-0 6-3 ①		0-0 SH5-4 1B 1B		0-0 F7 ②			0-0 6-3 ①	0-3 K ③	5	1	1	0	0	1	1
Roy McMillan, R (1, 6) Joe Christopher, R (8, PH) Bobby Klaus, R (9, 6) OBP: 0.259, SLG: 0.282 OBP: 0.307, SLG: 0.309 OBP: 0.286, SLG: 0.242	0-0 6-3 ②		0-0 SH5-4 1B 1B		0-0 3-1 ③			0-0 1B 1B		2	0	0	0	0	0	0
Chuck Hiller, L (1, 4) OBP: 0.331, SLG: 0.387	0-0 2B		0-0 1B		0-0 F7 ①			0-0 1B 1B		4	0	3	2	0	0	0
Ed Kranepool, L (1, 3) OBP: 0.337, SLG: 0.449	0-3 K ③		0-0 F9 ②		0-0 F5 ②			0-0 P6 ②		4	0	0	0	0	1	4
Johnny Lewis, L (1, 9) OBP: 0.341, SLG: 0.413		0-0 1B	0-0 G3 ③		4-0 BB			0-0 1B 1B		3	0	2	1	1	0	1
Ron Swoboda, R (1, 7) OBP: 0.310, SLG: 0.526		0-0 G6-4-3 ②		0-0 F3 ①		0-3 K ③		0-0 F2 ③		4	0	0	0	0	1	4
Jim Hickman, R (1, 5) OBP: 0.240, SLG: 0.347		0-0 1B		0-0 L8 ②				0-0 1B 1B		4	0	2	0	0	1	0
Chris Cannizzaro, R (1, 2) John Stephenson, L (7, PH) OBP: 0.273, SLG: 0.248 OBP: 0.300, SLG: 0.333		0-3 K ③		0-0 F8 ③				0-0 F2 ①		2	0	0	0	0	1	1
Al Jackson, L (1, 1) Jesse Gonder, L (7, PH) Larry Bearmarth, R (8, 1) Galen Cisco, R (8, 1) Danny Napoleon, R (9, PH) OBP: 0.125, SLG: 0.156 OBP: 0.308, SLG: 0.383 OBP: 0.143, SLG: 0.286 OBP: 0.333, SLG: 0.333 OBP: 0.261, SLG: 0.222			0-0 SH5-4 1B 1B		0-0 1-3 ①			0-0 G4-6-3 ②		2	1	1	0	0	0	0
								0-0 FC5-4 BB ②		1	0	0	0	0	0	1
								0-0 1-2f		0	0	0	0	0	0	0
								0-0 1-2f		1	0	0	0	0	0	1

Inning Stats	R: 0	H: 1	E: 0	K: 1	S: 6	H: 2	LOB: 1	BB: 0	P: 6	R: 0	H: 2	E: 0	K: 1	S: 6	R: 2	H: 3	E: 0	K: 0	S: 6	R: 0	H: 0	E: 0	K: 0	S: 3	R: 0	H: 0	E: 0	K: 1	S: 5	R: 0	H: 1	E: 0	K: 0	S: 3	R: 1	H: 3	E: 0	K: 0	S: 6	R: 0	H: 0	E: 0	K: 2	S: 7	1B: 9	SF: 0	2B: 1	SAC: 1	3B: 0	DP: 2	HR: 0	HBP: 0	WP: 0	PA: 37
--------------	------	------	------	------	------	------	--------	-------	------	------	------	------	------	------	------	------	------	------	------	------	------	------	------	------	------	------	------	------	------	------	------	------	------	------	------	------	------	------	------	------	------	------	------	------	-------	-------	-------	--------	-------	-------	-------	--------	-------	--------

PITCHER	IP	WLS	BF	H	R	ER	SO	BB	IBB	HBP	BLK	WP	HR	S	P	ERA	WHIP
Larry Jackson, R (1, 1) ERA: 4.96	7.2	W	32	10	3	3	3	1	0	0	0	0	0	37	41	3.52	1.435
Ted Abernathy, R (8, 1) ERA: 1.84	1.1	S	5	0	0	0	2	1	0	0	0	0	0	8	12	0.00	0.750

BOTTOM

Chicago Cubs @ New York Mets
Shea Stadium, Flushing, NY
Wed Jul 07 1965, 3:33 AM EDT
Att. 17,916 - Unknown

livebaseballscores.com

AB	34
R	3
H	10
RBI	3
BB	2
SO	5
LOB	14



Batter	1	2	3	4	5	6	7	8	9	AB R H RBI BB SO LOB	TOP	
Bob Skinner, L (1, 7) <small>B B B</small> OBP: 0.354, SLG: 0.459 Carl Warwick, R (9, 7) <small>B B</small> OBP: 0.197, SLG: 0.194	4-0 BB		0-0 ①		0-0 1B			0-0 F7	4-0 BB	3 2 1 0 2 0 0 0 0 0 0 0 0 0		
Dick Groat, R (1, 6) <small>X</small> OBP: 0.337, SLG: 0.326	0-0 1B		0-0 ②		0-0 ③			0-0 1B	0-0 F3	5 1 2 0 0 0 2		
Curt Flood, R (1, 8) <small>X</small> OBP: 0.359, SLG: 0.431	0-0 1B		4-0 BB		0-3 K			0-0 1B	0-0 1B	4 2 3 0 1 1 0		
Tito Francona, L (1, 9) <small>S S S</small> OBP: 0.338, SLG: 0.455 Mike Shannon, R (8, 9) <small>S S</small> OBP: 0.259, SLG: 0.298	0-3 ①		0-0 ③		0-0 1B			0-0 HR	0-0 2B	4 1 2 3 0 1 4 1 0 1 2 0 0 0		
Ken Boyer, R (1, 5) <small>X</small> OBP: 0.325, SLG: 0.381	0-0 SF8		0-0 1B		4-0 BB			4-0 FC	0-0 FC6-2	2 1 1 1 2 0 1		
Bill White, L (1, 3) <small>X</small> OBP: 0.372, SLG: 0.454	0-0 F5		0-0 G3-6-3		0-0 G4-6-3			0-0 FC	0-0 L6	5 0 1 0 0 0 6		
Tim McCarver, L (1, 2) OBP: 0.328, SLG: 0.414		0-0 ①		0-0 ③			0-0 F8	0-0 FC		4 0 1 0 0 0 0		
Jerry Buchek, R (1, 4) OBP: 0.241, SLG: 0.313		0-0 ②			0-0 F5			0-0 F7	0-0 FC	4 0 0 1 0 0 2		
Tracy Stallard, R (1, 1) OBP: 0.105, SLG: 0.105 Hal Woodeshick, R (8, 1) OBP: 0.200, SLG: 0.111		0-0 F8			0-0 ②			0-0 ③	0-0 ③	4 0 0 0 0 0 2 0 0 0 0 0 0 0		
Inning Stats	R: 1 H: 2 E: 0 LOB: 2 K: 1 BB: 1 S: 7 P: 11	R: 0 H: 0 E: 0 LOB: 0 K: 0 BB: 0 S: 3 P: 3	R: 0 H: 0 E: 0 LOB: 1 K: 0 BB: 1 S: 3 P: 7	R: 0 H: 1 E: 0 LOB: 0 K: 0 BB: 0 S: 3 P: 3	R: 0 H: 1 E: 0 LOB: 1 K: 0 BB: 0 S: 4 P: 4	R: 0 H: 1 E: 0 LOB: 1 K: 1 BB: 1 S: 5 P: 9	R: 0 H: 0 E: 0 LOB: 0 K: 0 BB: 0 S: 3 P: 3	R: 4 H: 5 E: 0 LOB: 2 K: 0 BB: 1 S: 8 P: 12	R: 2 H: 2 E: 0 LOB: 1 K: 0 BB: 1 S: 5 P: 9	1B: 10 SF: 2 2B: 1 SAC: 0 3B: 0 DP: 2 HR: 1 HBP: 0	WP: 0 PA: 42 PB: 0 SB: 0 CS: 0	
PITCHER Bob Buhl, R (1, 1) ERA: 3.54 Lindy McDaniel, R (8, 1) ERA: 2.3 Billy Hoeff, L (8, 1) ERA: 1.29 Bob Humphreys, R (9, 1) ERA: 2.57	IP WLS BF H R ER SO BB IBB HBP BLK WP HR S P ERA WHIP 7.1 L 30 7 3 3 2 3 0 0 0 0 0 0 31 43 3.68 1.364 0.0 3 2 1 1 0 1 0 0 0 0 0 1 2 6 ∞ ∞ 0.2 3 1 1 1 0 0 0 0 0 0 0 0 3 3 13.50 1.500 1.0 6 2 2 2 0 1 0 0 0 0 0 0 5 9 18.00 3.000						PITCHER IP WLS BF H R ER SO BB IBB HBP BLK WP HR S P ERA WHIP					

St. Louis Cardinals @ Chicago Cubs
 Wrigley Field, Chicago, IL
 Fri Jul 09 1965, 3:33 AM CDT
 Att. 7,863 - Cloudy

livebaseballscorecards.com

AB	36
R	7
H	12
RBI	7
BB	5
SO	2
LOB	17



Batter	1	2	3	4	5	6	7	8	9	AB	R	H	RBI	BB	SO	LOB
Glenn Beckert, R (1, 4) OBP: 0.273, SLG: 0.308	0-0 4-3		0-0 F8			0-0 6-3		0-0 F8		4	0	0	0	0	0	0
Don Landrum, L (1, 8) OBP: 0.337, SLG: 0.435	0-0 G4-3 1B		0-0 G3			0-0 4-3		0-0 1B 14 2B 1B		4	1	2	0	0	0	0
Billy Williams, L (1, 9) OBP: 0.347, SLG: 0.482	0-0 G4-3 1-2f				0-0 4-3			0-0 1-3 14 2B 1B		4	1	1	0	0	0	1
14 Ernie Banks, R (1, 3) OBP: 0.349, SLG: 0.463		0-0 4-3		0-0 F8			0-0 F7	0-0 1-H 3-H 2B		4	0	1	2	0	0	0
Doug Clemens, L (1, 7) OBP: 0.331, SLG: 0.345		4-0 BB BB BB		0-3 K			0-0 F8	0-0 F9		2	0	0	0	1	1	0
Joey Amalfitano, R (8, PH) OBP: 0.357, SLG: 0.297										1	0	0	0	0	0	1
Bob Humphreys, R (9, 1)										0	0	0	0	0	0	0
Ron Santo, R (1, 5) OBP: 0.357, SLG: 0.497		0-0 F4			4-0 BB BB BB	1-3 BB			0-3 K	3	1	1	1	1	1	1
Ed Bailey, L (1, 2) OBP: 0.298, SLG: 0.254		4-0 BB BB								2	0	1	0	1	0	1
Harvey Kuenn, R (9, PH) OBP: 0.344, SLG: 0.225		1-2 BB				1-3 1-2			0-0 6-3	1	0	0	0	0	0	0
Don Kessinger, S (1, 6) OBP: 0.232, SLG: 0.193		0-0 F8				0-0 4-3		0-0 F8	0-0 FC6-4 1B	4	0	1	0	0	0	4
Bob Buhl, R (1, 1) OBP: 0.087, SLG: 0.023			0-3 K						0-3 K	2	0	0	0	0	2	1
Lindy McDaniel, R (8, 1)										0	0	0	0	0	0	0
Billy Hoeft, L (8, 1)										0	0	0	0	0	0	0
Jimmy Stewart, S (8, PH) OBP: 0.341, SLG: 0.286									1-2f	2	0	0	0	0	1	1

Inning Stats	R: 0	H: 1	E: 0	K: 0	S: 3	LOB: 0	BB: 0	P: 3	R: 0	H: 0	E: 0	K: 0	S: 3	LOB: 2	BB: 2	P: 11	R: 0	H: 0	E: 0	K: 1	S: 5	LOB: 0	BB: 0	P: 5	R: 0	H: 0	E: 0	K: 1	S: 5	LOB: 1	BB: 1	P: 9	R: 0	H: 0	E: 0	K: 0	S: 3	LOB: 0	BB: 0	P: 3	R: 1	H: 2	E: 0	K: 0	S: 5	LOB: 1	BB: 0	P: 5	R: 2	H: 3	E: 0	K: 1	S: 8	LOB: 1	BB: 0	P: 8	R: 0	H: 1	E: 0	K: 1	S: 6	LOB: 1	BB: 0	P: 6	1B: 5	SF: 0	2B: 1	SAC: 0	3B: 0	DP: 1	HR: 1	HBP: 0	WP: 0	PA: 36
PITCHER	IP	WLS	BF	H	R	ER	SO	BB	IBB	HBP	BLK	WP	HR	S	P	ERA	WHIP																																																									
Tracy Stallard, R (1, 1) ERA: 2.93	7.2	W	30	5	3	3	4	3	0	0	0	0	0	35	47	3.52	1.043																																																									
Hal Woodeshick, L (8, 1) ERA: 3.26	1.1	S	6	2	0	0	1	0	0	0	0	0	0	8	8	0.00	1.500																																																									

BOTTOM

St. Louis Cardinals @ Chicago Cubs
 Wrigley Field, Chicago, IL
 Fri Jul 09 1965, 3:33 AM CDT
 Att. 7,863 - Cloudy

livebaseballscores.com

AB	33
R	3
H	7
RBI	3
BB	3
SO	5
LOB	10



Batter	1	2	3	4	5	6	7	8	9	AB R H RBI BB SO LOB	TOP											
Phil Gagliano, R (1, 7) OBP: 0.339, SLG: 0.431	0-0 F9		0-3 K			0-0 1-3		0-3 K		4 0 0 0 0 2 2												
Dick Groat, R (1, 6) OBP: 0.333, SLG: 0.322	0-0 3-1		0-0 FC5-4			0-0 F9		0-0 1-3		4 0 0 0 0 0 2												
Curt Flood, R (1, 8) OBP: 0.361, SLG: 0.432	0-0 1B			0-3 K		0-0 WP 1B		0-0 6-3		4 0 2 0 0 1 0												
Ken Boyer, R (1, 5) OBP: 0.325, SLG: 0.389	0-0 F2			0-0 G6-4-3		0-0 L5		0-0 HR		4 1 1 1 0 0 3												
Bill White, L (1, 3) OBP: 0.368, SLG: 0.447		0-0 4-3		0-0 1-3		0-0 1-3		0-0 4-3		4 0 0 0 0 0 0												
Mike Shannon, R (1, 9) OBP: 0.252, SLG: 0.289		0-0 L1		0-0 1-4-3		0-0 6-3		0-0 L7		4 0 0 0 0 0 0												
Bob Uecker, R (1, 2) OBP: 0.375, SLG: 0.329		0-0 F8		0-0 L8		0-0 1B 2B		0-0 5-3		4 1 1 0 0 0 0												
Jerry Buchek, R (1, 4) OBP: 0.244, SLG: 0.314			0-0 F7		0-0 1-3	0-0 2-H 1B				3 0 1 1 0 0 0												
Ray Washburn, R (1, 1) OBP: 0.182, SLG: 0.190			0-0 FC5-4			0-0 1B WP 2B		0-0 6-3		1 0 1 0 0 0 0												
Carl Warwick, R (6, PH) OBP: 0.208, SLG: 0.219										1 1 1 0 0 0 0												
Nelson Briles, R (6, 1)										0 0 0 0 0 0 0												
Bob Skinner, L (7, PH) OBP: 0.349, SLG: 0.453										1 0 0 0 0 0 1												
Barney Schultz, R (7, 1)										0 0 0 0 0 0 0												
Inning Stats	R: 0 E: 0 K: 0 S: 4	H: 1 LOB: 1 BB: 0 P: 4	R: 0 E: 0 K: 0 S: 3	H: 0 LOB: 0 BB: 0 P: 3	R: 0 E: 0 K: 1 S: 6	H: 1 LOB: 1 BB: 0 P: 6	R: 0 E: 0 K: 1 S: 5	H: 0 LOB: 0 BB: 0 P: 5	R: 0 E: 0 K: 0 S: 3	H: 0 LOB: 0 BB: 0 P: 3	R: 1 E: 0 K: 0 S: 5	H: 2 LOB: 1 BB: 0 P: 5	R: 1 E: 0 K: 0 S: 5	H: 2 LOB: 1 BB: 0 P: 5	R: 0 E: 0 K: 1 S: 5	H: 0 LOB: 0 BB: 0 P: 5	R: 1 E: 0 K: 0 S: 4	H: 1 LOB: 0 BB: 0 P: 4	1B: 4 2B: 2 3B: 0 HR: 1	SF: 0 SAC: 0 DP: 1 HBP: 0	WP: 1 PB: 1 SB: 0 CS: 0	PA: 34
PITCHER Dick Ellsworth, L (1, 1) ERA: 3.23	IP: 9.0 WLS: W BF: 34 H: 7 R: 3 ER: 3 SO: 3 BB: 0 IBB: 0 HBP: 0 BLK: 0 WP: 1 HR: 1 S: 40 P: 40 ERA: 3.00 WHIP: 0.778																				PITCHER	IP: 9.0 WLS: W BF: 34 H: 7 R: 3 ER: 3 SO: 3 BB: 0 IBB: 0 HBP: 0 BLK: 0 WP: 1 HR: 1 S: 40 P: 40 ERA: 3.00 WHIP: 0.778

St. Louis Cardinals @ Chicago Cubs
 Wrigley Field, Chicago, IL
 Sat Jul 10 1965, 3:33 AM CDT
 Att: 16,298 - Unknown

livebaseballscorecards.com

AB	34
R	3
H	7
RBI	2
BB	0
SO	3
LOB	8



Batter	1	2	3	4	5	6	7	8	9	AB	R	H	RBI	BB	SO	LOB
Glenn Beckert, R (1, 4) OBP: 0.270, SLG: 0.304	0-0 F9	0-0 6-3			0-0 6-3		0-0 1-3			4	0	0	0	0	0	1
Don Landrum, L (1, 8) OBP: 0.340, SLG: 0.430	0-0 6-3		0-0 F5		4-0 1B WP BB			4-0 S BB BB		2	1	0	0	2	0	0
Billy Williams, L (1, 9) OBP: 0.346, SLG: 0.480	0-0 4-3		0-0 4-3		0-0 1B WP			0-0 L9		4	0	1	0	0	0	1
Ron Santo, R (1, 5) OBP: 0.356, SLG: 0.497		0-0 E 2B	0-0 6-3		0-0 6-3			0-3 K		4	1	1	0	0	1	2
14 Ernie Banks, R (1, 3) OBP: 0.345, SLG: 0.458		0-0 F9		0-0 1-3			0-0 F3			4	0	0	0	0	0	2
George Altman, L (1, 7) OBP: 0.340, SLG: 0.406 Jimmy Stewart, S (9, 7) OBP: 0.341, SLG: 0.286		0-0 E6 2B 3B 2-H		0-0 1-3			0-3 K2-3			3	1	0	0	0	1	0
Ed Bailey, L (1, 2) OBP: 0.310, SLG: 0.324		0-0 3B 2B 1-3		0-0 HR			0-3 K			3	2	2	1	0	1	0
Don Kessinger, S (1, 6) OBP: 0.235, SLG: 0.220		0-0 3B 2-H 3-H		0-0 F8				0-0 4-3		3	0	1	2	0	0	0
Dick Ellsworth, L (1, 1) OBP: 0.116, SLG: 0.095		0-0 G4			0-3 K			0-3 K		3	0	0	0	0	2	1

Inning Stats	R: 0	H: 0	E: 0	K: 0	S: 3	LOB: 0	BB: 0	P: 3	R: 3	H: 3	E: 1	K: 0	S: 7	LOB: 1	BB: 0	P: 7	R: 0	H: 0	E: 0	K: 0	S: 3	LOB: 0	BB: 0	P: 3	R: 1	H: 1	E: 0	K: 0	S: 4	LOB: 0	BB: 0	P: 4	R: 1	H: 1	E: 0	K: 1	S: 6	LOB: 1	BB: 1	P: 10	R: 0	H: 0	E: 0	K: 2	S: 7	LOB: 0	BB: 0	P: 7	R: 0	H: 0	E: 0	K: 1	S: 5	LOB: 0	BB: 0	P: 5	R: 0	H: 0	E: 0	K: 1	S: 5	LOB: 1	BB: 1	P: 9
--------------	------	------	------	------	------	--------	-------	------	------	------	------	------	------	--------	-------	------	------	------	------	------	------	--------	-------	------	------	------	------	------	------	--------	-------	------	------	------	------	------	------	--------	-------	-------	------	------	------	------	------	--------	-------	------	------	------	------	------	------	--------	-------	------	------	------	------	------	------	--------	-------	------


PITCHER	IP	WLS	BF	H	R	ER	SO	BB	IBB	HBP	BLK	WP	HR	S	P	ERA	WHIP
Ray Washburn, R (1, 1) ERA: 3.79	5.0	L	22	5	5	4	1	1	0	0	0	1	1	23	27	7.20	1.200
Nelson Briles, R (6, 1) ERA: 4.38	1.0		3	0	0	0	2	0	0	0	0	0	0	7	7	0.00	0.000
Barney Schultz, R (7, 1) ERA: 3.74	2.0		7	0	0	0	2	1	0	0	0	0	0	10	14	0.00	0.500

BOTTOM

St. Louis Cardinals @ Chicago Cubs
 Wrigley Field, Chicago, IL
 Sat Jul 10 1965, 3:33 AM CDT
 Att. 16,298 - Unknown

livebaseballscorecards.com

AB	30
R	5
H	5
RBI	3
BB	2
SO	5
LOB	7



1B: 1	SF: 0	WP: 1	PA: 32
2B: 2	SAC: 0	PB: 0	
3B: 1	DP: 0	SB: 1	
HR: 1	HBP: 0	CS: 0	

Batter	1	2	3	4	5	6	7	8	9	AB R H RBI BB SO LOB	TOP																			
Curt Flood, R OBP: 0.363, SLG: 0.433 (1, 8) X	0-0 6-3		0-0 F8			0-0 1B 1B		0-0 1B 5-3 1B		4 0 2 0 0 0 0	St. Louis Cardinals @ Chicago Cubs Wrigley Field, Chicago, IL Sun Jul 11 1965, 3:33 AM CDT Sunny																			
Dick Groat, R OBP: 0.335, SLG: 0.324 (1, 6) X	0-0 E 1B		0-0 6-3			0-0 1-2 1B		0-0 5-3		4 0 2 0 0 0 1																				
Lou Brock, L OBP: 0.339, SLG: 0.423 (1, 7) X	0-0 FC6 1-2			0-0 4-3		0-3 K		0-0 2-3 1B		4 0 1 0 0 1 3																				
Tito Francona, L OBP: 0.328, SLG: 0.440 (1, 9) X	0-0 L8			0-0 L7		0-0 F7		0-0 F8		4 0 0 0 0 0 5																				
Ken Boyer, R OBP: 0.324, SLG: 0.387 (1, 5) X		0-0 E6 2B		0-0 F8			0-0 G4-3 1B		0-0 F8	4 0 1 0 0 0 0																				
Bill White, L OBP: 0.363, SLG: 0.441 (1, 3) X		0-0 F9			0-3 K		0-0 G4-3 1-2f		0-0 E7 G1-6-3	4 0 0 0 0 1 2																				
Tim McCarver, L OBP: 0.327, SLG: 0.411 (1, 2) X		0-0 F8			0-0 4-3		0-0 1B		0-0 G1-6-3 1-2f	4 0 1 0 0 0 2																				
Jerry Buchek, R OBP: 0.247, SLG: 0.326 (1, 4) X		0-0 1-H 2B			0-0 4-3		0-0 F9			3 0 1 0 0 0 1																				
Curt Simmons, L OBP: 0.049, SLG: 0.073 (1, 1)			0-3 K			0-3 K		0-0 4-3		1 0 0 0 0 0 1 0 1 0 0 0 0 0 1 0 1 0 0 0 0 0 0 0 0 0 0 0 0 0 0 0																				
Carl Warwick, R OBP: 0.205, SLG: 0.216 (8, PH)																														
Nelson Briles, R OBP: 0.200, SLG: 0.111 (6, 1)																														
Hal Woodeshick, R OBP: 1.000, SLG: 1.000 (7, 1)																														
Don Dennis, R OBP: 0.345, SLG: 0.447 (7, 1)																														
Bob Skinner, L OBP: 0.345, SLG: 0.447 (8, PH)																														
Barney Schultz, R OBP: 0.345, SLG: 0.447 (8, 1)																														
Inning Stats	R: 0 E: 1 K: 0 S: 4	H: 1 LOB: 1 BB: 0 P: 4	R: 0 E: 1 K: 0 S: 4	H: 1 LOB: 2 BB: 0 P: 4	R: 0 E: 0 K: 1 S: 5	H: 0 LOB: 0 BB: 0 P: 5	R: 0 E: 0 K: 0 S: 3	H: 0 LOB: 0 BB: 0 P: 3	R: 0 E: 0 K: 1 S: 5	H: 0 LOB: 0 BB: 0 P: 5	R: 0 E: 0 K: 2 S: 9	H: 2 LOB: 2 BB: 0 P: 9	R: 0 E: 0 K: 0 S: 4	H: 2 LOB: 1 BB: 0 P: 4	R: 0 E: 0 K: 0 S: 5	H: 2 LOB: 2 BB: 0 P: 5	R: 0 E: 1 K: 0 S: 3	H: 0 LOB: 0 BB: 0 P: 3	1B: 7 2B: 1 3B: 0 HR: 0	SF: 0 SAC: 0 DP: 2 HBP: 0	WP: 0 PB: 0 SB: 0 CS: 0	PA: 34								
PITCHER Larry Jackson, R ERA: 4.62 (1, 1)	IP 9.0	WLS W	BF 34	H 8	R 0	ER 0	SO 4	BB 0	IBB 0	HBP 0	BLK 0	WP 0	HR 0	S 42	P 42	ERA 0.00	WHIP 0.889													
											PITCHER	IP	WLS	BF	H	R	ER	SO	BB	IBB	HBP	BLK	WP	HR	S	P	ERA	WHIP		

livebaseballscorecards.com

AB	34
R	0
H	8
RBI	0
BB	0
SO	4
LOB	14



Batter	1	2	3	4	5	6	7	8	9
Glenn Beckert, R OBP: 0.272, SLG: 0.304 (1, 4)	4-0 1B BB		0-3 K	0-0 6-3			0-0 1B 1B	0-3 K	
Don Landrum, L OBP: 0.338, SLG: 0.426 (1, 8)	0-0 F2		0-0 4-3		0-0 F6		0-0 1B 1B		
Billy Williams, L OBP: 0.350, SLG: 0.483 (1, 9)	0-0 1-3 1B		0-0 FC6-4 1B		0-0 F5		0-0 1-3 2-H 14 1B 1B		
Ron Santo, R OBP: 0.354, SLG: 0.494 (1, 5)	0-3 K		0-0 FC6-4 1-2f		0-0 F2		0-0 1-3 3-H 14 1B 1B		
14 Ernie Banks, R OBP: 0.347, SLG: 0.457 (1, 3)	0-3 K			4-0 1B HR BB		0-0 F3	0-0 FC5 1-3 3-H 1B		
Harvey Kuenn, R OBP: 0.349, SLG: 0.229 (1, 7)		0-0 F7		0-0 1-3 HR 1B		0-0 6-3	4-0 BB BB BB BB		
Chris Krug, R OBP: 0.250, SLG: 0.338 (1, 2)		0-0 WP 1B		0-0 1-H 3-H HR		0-3 K	0-0 FC5 2-3f		
Don Kessinger, S OBP: 0.225, SLG: 0.211 (1, 6)		0-0 F7 1-2		0-3 K		0-3 K	0-3 K	0-3 K	
Larry Jackson, R OBP: 0.191, SLG: 0.267 (1, 1)		0-0 F3		0-0 5-3		0-0 5-3	0-0 5-3	0-0 5-3	

Inning Stats	R: 0	H: 1	E: 0	LOB: 2	K: 2	S: 8	P: 12	R: 0	H: 1	E: 0	LOB: 1	K: 0	S: 4	P: 4	R: 0	H: 1	E: 0	LOB: 1	K: 1	S: 6	P: 6	R: 3	H: 2	E: 0	LOB: 0	K: 1	S: 7	P: 11	R: 0	H: 0	E: 0	LOB: 0	K: 0	S: 3	P: 3	R: 0	H: 0	E: 0	LOB: 0	K: 1	S: 5	P: 5	R: 3	H: 5	E: 0	LOB: 3	K: 1	S: 10	P: 14	R: 0	H: 0	E: 0	LOB: 0	K: 2	S: 7	P: 7
--------------	------	------	------	--------	------	------	-------	------	------	------	--------	------	------	------	------	------	------	--------	------	------	------	------	------	------	--------	------	------	-------	------	------	------	--------	------	------	------	------	------	------	--------	------	------	------	------	------	------	--------	------	-------	-------	------	------	------	--------	------	------	------

PITCHER		IP	WLS	BF	H	R	ER	SO	BB	IBB	HBP	BLK	WP	HR	S	P	ERA	WHIP
Curt Simmons, L	(1, 1)	5.0	L	22	5	3	3	4	2	0	0	0	1	1	28	36	5.40	1.400
Nelson Briles, R	(6, 1)	1.2		7	2	2	2	2	0	0	0	0	0	0	11	11	10.80	1.200
Hal Woodeshick, L	(7, 1)	0.0		2	2	0	0	0	0	0	0	0	0	0	2	2	∞	∞
Don Dennis, R	(7, 1)	0.1		3	1	1	1	0	1	0	0	0	0	0	2	6	27.00	6.000
Barney Schultz, R	(8, 1)	1.0		3	0	0	0	2	0	0	0	0	0	0	7	7	0.00	0.000

AB R H RBI BB SO LOB

4	1	1	0	1	2	0
4	1	1	0	0	0	1
4	1	3	1	0	0	0
4	0	1	1	0	1	3
3	1	1	1	1	1	2
3	1	1	0	1	0	0
4	1	2	3	0	1	3
4	0	0	0	0	3	1
4	0	0	0	0	0	1

AB	R	H	RBI	BB	SO	LOB
34	6	10	6	3	8	11



St. Louis Cardinals @ Chicago Cubs
Wrigley Field, Chicago, IL
Sun Jul 11 1965, 3:33 AM CDT
Sunny

livebaseballscorecards.com

WP	HR	S	P	ERA	WHIP
1	0	0	0	0	0

PA	37
----	----

Batter	1	2	3	4	5	6	7	8	9	AB R H RBI BB SO LOB	TOP																					
Lou Brock, L (1, 9) OBP: 0.341, SLG: 0.424	0-0 CS 1B		0-0 1-3 1B		0-3 K			0-0 FC4-6 1-2f		4 0 2 0 0 1 3																						
Dick Groat, R (1, 6) OBP: 0.334, SLG: 0.326	0-0 G3 1-2 2B		0-0 1-3-2 3-Hf			0-0 F2		0-0 5-3		4 0 1 0 0 0 3																						
Curt Flood, R (1, 8) OBP: 0.358, SLG: 0.427	0-0 G3 2-3			0-0 G3		0-0 5-3			0-0 F5	4 0 0 0 0 0 1																						
Tito Francona, L (1, 3) OBP: 0.326, SLG: 0.430	0-0 F9			0-0 4-3		0-0 3-1			4-0 1B BB	3 0 0 0 1 0 1																						
Ken Boyer, R (1, 5) OBP: 0.320, SLG: 0.382		0-0 F9		0-0 4-3			0-0 4-3		0-3 K	4 0 0 0 0 1 1																						
Bob Skinner, L (1, 7) OBP: 0.364, SLG: 0.449		4-0 G4-6-3 BB			4-0 1B BB		0-0 6-3		0-0 1-3 1B	2 0 1 0 2 0 0																						
Tim McCarver, L (1, 2) OBP: 0.321, SLG: 0.404		0-0 G4-6-3 1-2f			0-0 F9		0-0 F5		0-0 F7	4 0 0 0 0 0 4																						
Jerry Buchek, R (1, 4) OBP: 0.260, SLG: 0.337			0-0 1B 1-3-2 1B		0-0 1-2 1B			0-0 5-3		3 0 2 0 0 0 0																						
Ray Sadecki, L (1, 1) OBP: 0.111, SLG: 0.185			0-0 F7		0-0 F8			0-0 E4 FC4-6		0 0 0 0 0 0 0																						
Bob Gibson, R (2, 1) OBP: 0.250, SLG: 0.327										2 0 0 0 0 0 0 3																						
Don Dennis, R (6, 1) OBP: 1.000, SLG: 1.000										0 0 0 0 0 0 0 0																						
Bill White, L (8, PH) OBP: 0.352, SLG: 0.439										1 0 0 0 0 0 0 0																						
Dal Maxvill, R (8, PR) OBP: 0.150, SLG: 0.138										0 0 0 0 0 0 0 0																						
Tracy Stallard, R (8, 1) OBP: 0.105, SLG: 0.105										0 0 0 0 0 0 0 0																						
Inning Stats	R: 0 E: 0 K: 0 S: 4	H: 2 LOB: 1 BB: 0 P: 4	R: 0 E: 0 K: 0 S: 2	H: 0 LOB: 0 BB: 1 P: 6	R: 0 E: 0 K: 0 S: 4	H: 2 LOB: 1 BB: 0 P: 4	R: 0 E: 0 K: 1 S: 3	H: 0 LOB: 0 BB: 0 P: 3	R: 0 E: 0 K: 0 S: 3	H: 1 LOB: 2 BB: 1 P: 10	R: 0 E: 0 K: 0 S: 3	H: 0 LOB: 0 BB: 0 P: 3	R: 0 E: 1 K: 0 S: 4	H: 0 LOB: 1 BB: 0 P: 4	R: 0 E: 0 K: 1 S: 6	H: 1 LOB: 2 BB: 1 P: 10	1B: 5 2B: 2 3B: 0 HR: 0	SF: 0 SAC: 0 DP: 2 HBP: 0	WP: 0 PB: 0 SB: 0 CS: 1	PA: 34												
PITCHER Cal Koonce, R (1, 1) ERA: 3.77	IP 9.0	WLS W	BF 34	H 6	R 0	ER 0	SO 2	BB 3	IBB 0	HBP 0	BLK 0	WP 0	HR 0	S 35	P 47	ERA 0.00	WHIP 1.000															
											PITCHER	IP	WLS	BF	H	R	ER	SO	BB	IBB	HBP	BLK	WP	HR	S	P	ERA	WHIP				

St. Louis Cardinals @ Chicago Cubs
Wrigley Field, Chicago, IL
Sun Jul 11 1965, 3:38 AM CDT
Att. 34,579 - Sunny

livebaseballscorecards.com

AB	31
R	0
H	6
RBI	0
BB	3
SO	2
LOB	16



Batter	1	2	3	4	5	6	7	8	9
Glenn Beckert, R OBP: 0.273, SLG: 0.303 (1, 4)	0-0 1B 14 HR 1B	4-0 E 1-2 BB		0-0 L4		0-0 FC5-4 1-2f		0-0 G4-6-3 1-2f	
Don Landrum, L OBP: 0.340, SLG: 0.428 (1, 8)	0-0 1B 14 HR 1B	0-0 SF7 1-2 2-3 3-H		0-0 4-3			0-0 1B 2B 1B	0-0 1-3	
Billy Williams, L OBP: 0.352, SLG: 0.481 (1, 9)	0-3 K	4-0 IBB			0-0 E3 PB		0-0 2B 1B		
Ron Santo, R OBP: 0.351, SLG: 0.488 (1, 5)	0-0 F8	0-0 5-3			0-3 K 1-2		0-3 K		
14 Ernie Banks, R OBP: 0.349, SLG: 0.465 (1, 3)	0-0 HR 1-H 2-H		0-3 K		0-0 F2		4-0 2B IBB		
Harvey Kuenn, R OBP: 0.348, SLG: 0.224 (1, 7)	0-3 K		4-0 G6-4-3 BB		0-0 G3		0-3 K		
Jimmy Stewart, S OBP: 0.338, SLG: 0.283 (6, 7)									
Chris Krug, R OBP: 0.261, SLG: 0.370 (1, 2)		0-0 1B SF7 2B	0-0 G6-4-3		0-0 5-3		0-0 2B		
Don Kessinger, S OBP: 0.236, SLG: 0.222 (1, 6)		0-0 F3		0-0 SH1-4 1B		0-0 FC5-4 1B	0-0 F9		
Cal Koonce, R OBP: 0.171, SLG: 0.132 (1, 1)		0-0 E BB 2-3 1B		0-0 SH1-4		0-3 K		4-0 G4-6-3 BB	

Inning Stats	R: 3	H: 3	E: 0	K: 2	S: 10	LOB: 0	BB: 0	P: 10
	R: 1	H: 2	E: 1	K: 0	S: 5	LOB: 3	BB: 2	P: 13
	R: 0	H: 0	E: 0	K: 1	S: 4	LOB: 0	BB: 1	P: 8
	R: 0	H: 1	E: 0	K: 0	S: 4	LOB: 1	BB: 0	P: 4
	R: 0	H: 0	E: 1	K: 1	S: 6	LOB: 1	BB: 0	P: 6
	R: 0	H: 1	E: 0	K: 1	S: 6	LOB: 1	BB: 0	P: 6
	R: 2	H: 3	E: 0	K: 2	S: 10	LOB: 2	BB: 1	P: 14
	R: 0	H: 0	E: 0	K: 0	S: 2	LOB: 0	BB: 1	P: 6

PITCHER	IP	WLS	BF	H	R	ER	SO	BB	IBB	HBP	BLK	WP	HR	S	P	ERA	WHIP
Ray Sadecki, L ERA: 7.2 (1, 1)	1.0	L	7	4	4	4	2	0	0	0	0	0	1	11	11	36.00	4.000
Bob Gibson, R ERA: 2.69 (2, 1)	4.0		17	2	0	0	2	2	1	0	0	0	0	18	30	0.00	1.000
Don Dennis, R ERA: 3.07 (6, 1)	2.0		11	4	2	2	3	0	1	0	0	0	0	16	20	9.00	2.000
Tracy Stallard, R ERA: 2.91 (8, 1)	1.0		3	0	0	0	0	1	0	0	0	0	0	2	6	0.00	1.000


BOTTOM

St. Louis Cardinals @ Chicago Cubs
Wrigley Field, Chicago, IL
Sun Jul 11 1965, 3:38 AM CDT
Att. 34,579 - Sunny

AB	R	H	RBI	BB	SO	LOB
4	1	1	0	1	0	3
4	2	2	1	0	0	1
3	1	1	0	1	1	2
4	0	0	0	0	2	8
3	1	1	3	1	1	1
2	0	0	0	1	1	1
1	0	0	0	0	1	3
4	1	2	2	0	0	1
4	0	2	0	0	0	3
2	0	1	0	1	1	1

livebaseballscorecards.com

AB	31
R	6
H	10
RBI	6
BB	5
SO	7
LOB	24



WP	PA
0	38
PB	1
SB	1
CS	0

Batter	1	2	3	4	5	6	7	8	9	AB R H RBI BB SO LOB	TOP
Felipe Alou, R (1, 3) OBP: 0.331, SLG: 0.505	0-0 SH1-3 SF7 2B		0-0 1B			0-0 6-3		0-0 L6		4 1 2 0 0 0 1	Milwaukee Braves @ Chicago Cubs Wrigley Field, Chicago, IL Wed Jul 14 1965, 3:33 AM CDT Sunny
Frank Bolling, R (1, 4) OBP: 0.319, SLG: 0.385	0-0 SH1-3 2-3		0-0 6-3			0-0 G6-4-3 1B		0-0 G6-4-3 1B		3 0 2 1 0 0 1	
Hank Aaron, R (1, 9) OBP: 0.380, SLG: 0.572	0-0 SF7 3-H			0-0 5-3		0-0 G6-4-3 1-2f		0-0 G6-4-3 1-2f		3 0 0 1 0 0 2	
Joe Torre, R (1, 2) OBP: 0.386, SLG: 0.535 Gary Kolb, L (9, PR) OBP: 0.308, SLG: 0.280	0-3 K			0-0 6-3		0-0 6-3		0-0 4-3 BB 1B		4 0 1 0 0 1 0 0 0 0 0 0 0 0	
Eddie Mathews, L (1, 5) OBP: 0.329, SLG: 0.436		0-0 4-3		0-0 4-3		0-0 1B 1B		0-0 P6		4 0 1 0 0 0 1	
Rico Carty, R (1, 7) OBP: 0.357, SLG: 0.482		0-0 6-3			0-0 5-3		0-0 1-2 1B	4-0 BB BB BB BB		3 0 1 0 1 0 0	
Mack Jones, L (1, 8) OBP: 0.319, SLG: 0.527		0-0 4-3			0-0 FC6-4 1B		0-3 K	0-0 4-3		4 0 1 0 0 1 4	
Denis Menke, R (1, 6) OBP: 0.314, SLG: 0.459 Woody Woodward, R (5, PH) OBP: 0.253, SLG: 0.259			0-0 P6		0-0 F8		0-3 K	0-0 1-3		1 0 0 0 0 0 0 1 0 0 0 0 0 1	
Miguel de la Hoz, R (7, PH) OBP: 0.307, SLG: 0.372			0-0 P6		0-0 FC6-4 1-2f			0-0 1B 3B		2 0 0 0 0 1 5 0 0 0 0 0 0 0 1 1 1 0 0 0 0 0 0 0 0 0 0 0	
Tony Cloninger, R (1, 1) OBP: 0.173, SLG: 0.250 Billy O'Dell, S (7, 1) OBP: 0.231, SLG: 0.308 Ty Cline, L (8, PH) OBP: 0.254, SLG: 0.234 Dan Osinski, R (8, 1)										2 0 0 0 0 0 1 0 0 0 0 0 0 0 1 1 1 0 0 0 0 0 0 0 0 0 0 0	
Inning Stats	R: 1 H: 1 E: 0 LOB: 0 K: 1 BB: 0 S: 6 P: 6	R: 0 H: 0 E: 0 LOB: 0 K: 0 BB: 0 S: 3 P: 3	R: 0 H: 1 E: 0 LOB: 1 K: 0 BB: 0 S: 4 P: 4	R: 0 H: 0 E: 0 LOB: 0 K: 0 BB: 0 S: 3 P: 3	R: 0 H: 1 E: 0 LOB: 1 K: 0 BB: 0 S: 4 P: 4	R: 0 H: 1 E: 0 LOB: 0 K: 0 BB: 0 S: 3 P: 3	R: 0 H: 2 E: 0 LOB: 2 K: 2 BB: 0 S: 9 P: 9	R: 1 H: 2 E: 0 LOB: 0 K: 0 BB: 0 S: 4 P: 4	R: 0 H: 1 E: 0 LOB: 3 K: 0 BB: 1 S: 4 P: 8	1B: 7 SF: 1 2B: 1 SAC: 1 3B: 1 DP: 2 HR: 0 HBP: 0	WP: 0 PA: 35 PB: 0 SB: 0 CS: 0
PITCHER Bob Buhl, R (1, 1) ERA: 3.48 Ted Abernathy, R (8, 1) ERA: 1.8	IP WLS BF H R ER SO BB IBB HBP BLK WP HR S P ERA WHIP	7.1 W 29 8 2 2 3 0 0 0 0 0 0 0 35 35 2.46 1.091	1.2 S 6 1 0 0 0 1 0 0 0 0 0 0 5 9 0.00 1.200	PITCHER IP WLS BF H R ER SO BB IBB HBP BLK WP HR S P ERA WHIP							

livebaseballscorecards.com

AB	32
R	2
H	9
RBI	2
BB	1
SO	3
LOB	16



Batter	1	2	3	4	5	6	7	8	9	AB	R	H	RBI	BB	SO	LOB
Glenn Beckert, R OBP: 0.276, SLG: 0.305 (1, 4)	0-0 1B 1B	0-3 K			0-0 6-3		0-0 E6 1B WP 1B			4	2	2	0	0	1	1
Don Landrum, L OBP: 0.347, SLG: 0.435 (1, 8)	0-0 1B 1B		0-0 14 CS 1-3 1B		0-0 P5		0-0 WP 1B 1B			4	2	3	0	0	0	0
Billy Williams, L OBP: 0.351, SLG: 0.479 (1, 9)	0-0 14 1B 1B		0-0 1-3		0-0 L9		0-0 P9 1-2 3-H			4	0	1	1	0	0	2
Ron Santo, R OBP: 0.358, SLG: 0.491 (1, 5)	0-0 14 1B 1B		4-0 14 1B 14 CS BB		4-0 14 WP E BB		0-0 14 BB 1B			2	1	2	2	2	0	0
14 Ernie Banks, R OBP: 0.356, SLG: 0.468 (1, 3)	0-0 G3-6-1 1-2 2-3 1B		0-0 1-3 2-3 1B		4-0 FC6-4 BB		4-0 BB BB			2	0	2	0	2	0	0
George Altman, L OBP: 0.333, SLG: 0.397 Jimmy Stewart, S OBP: 0.336, SLG: 0.281 (1, 7) (7, PH) (8, 7)	0-0 P7		0-3 K		0-0 F7		0-3 K			3	0	0	0	0	1	7
Ed Bailey, L OBP: 0.297, SLG: 0.308 (1, 2)	0-0 G3-6-1 1-2f		0-0 P4		0-0 FC6-4 1-2f 2-H		0-0 P6			4	0	0	0	0	0	4
Don Kessinger, S OBP: 0.236, SLG: 0.223 (1, 6)		0-0 FC1-6 1B		0-0 1-3		0-0 F8		0-3 K		4	0	1	0	0	1	1
Bob Buhl, R OBP: 0.082, SLG: 0.022 Ted Abernathy, R OBP: 0.125, SLG: 0.125 (1, 1) (8, 1)		0-0 FC1-6 CS 1-2f		0-3 K2-3		0-0 P6		0-0 4-3		3	0	0	0	0	1	1
										1	0	0	0	0	0	0

Inning Stats	R: 2	H: 5	E: 0	K: 0	S: 7	LOB: 2	BB: 0	P: 7	R: 0	H: 1	E: 0	K: 1	S: 5	LOB: 1	BB: 0	P: 5	R: 0	H: 2	E: 0	K: 1	S: 6	LOB: 2	BB: 1	P: 10	R: 0	H: 0	E: 0	K: 0	S: 3	LOB: 0	BB: 0	P: 3	R: 1	H: 0	E: 1	K: 0	S: 3	LOB: 1	BB: 2	P: 11	R: 2	H: 3	E: 1	K: 1	S: 8	LOB: 2	BB: 1	P: 12	R: 0	H: 0	E: 0	K: 1	S: 5	LOB: 0	BB: 0	P: 5
PITCHER	IP	WLS	BF	H	R	ER	SO	BB	IBB	HBP	BLK	WP	HR	S	P	ERA	WHIP																																							
Tony Cloninger, R ERA: 4.11 (1, 1)	6.1	L	29	10	5	4	3	3	0	0	0	1	0	32	44	5.68	2.053																																							
Billy O'Dell, L ERA: 2.49 (7, 1)	0.2		4	1	0	0	1	1	0	0	0	1	0	5	9	0.00	3.000																																							
Dan Osinski, R ERA: 3.59 (8, 1)	1.0		3	0	0	0	1	0	0	0	0	0	0	5	5	0.00	0.000																																							

BOTTOM

Milwaukee Braves @ Chicago Cubs
 Wrigley Field, Chicago, IL
 Wed Jul 14 1965, 3:33 AM CDT
 Sunny

AB	32
R	5
H	11
RBI	3
BB	4
SO	5
LOB	18

livebaseballscorecards.com



WP: 2	PA: 36
PB: 0	
SB: 0	
CS: 3	

Batter	1	2	3	4	5	6	7	8	9	AB R H RBI BB SO LOB	TOP											
Felipe Alou, R (1, 3) OBP: 0.327, SLG: 0.498	0-3 K		0-0 F7			0-0 F5		0-0 F7		4 0 0 0 0 1 0												
Frank Bolling, R (1, 4) OBP: 0.315, SLG: 0.379	0-0 F7		0-0 P6			0-0 F8			0-3 K	4 0 0 0 0 1 0												
Hank Aaron, R (1, 9) OBP: 0.378, SLG: 0.566	0-0 6-3				0-0 P6		0-0 P6		4-0 WP 1B PB BB	3 1 0 0 1 0 0												
Gene Oliver, R (1, 2) OBP: 0.340, SLG: 0.420		4-0 1B 1B BB			0-0 HR		0-0 HR		4-0 1B 2B BB	2 4 2 2 2 0 0												
Eddie Mathews, L (1, 5) OBP: 0.331, SLG: 0.436		0-0 1B 1B			0-0 P6		0-3 K		0-0 2B 1B	4 1 2 1 0 1 0												
Rico Carty, R (1, 7) OBP: 0.360, SLG: 0.488		0-0 1B 1B			0-0 F7		0-3 K		0-0 2B	4 0 2 2 0 1 0												
Mack Jones, L (1, 8) OBP: 0.320, SLG: 0.525		0-0 1B					0-0 F8		4-0 IBB	3 0 1 1 0 1 0												
Ty Cline, L (7, 8) OBP: 0.259, SLG: 0.234		1-3 3-H 1B								0 0 0 0 1 0 0	AB 32											
Woody Woodward, R (1, 6) OBP: 0.242, SLG: 0.247		0-0 P2-6-1-4							0-0 F7	4 0 0 0 0 1 5	R 6											
Hank Fischer, R (1, 1) OBP: 0.176, SLG: 0.176			0-3 K						0-0 F8	4 0 0 0 0 3 3	H 7											
Inning Stats	R: 0 E: 0 K: 1 S: 5	H: 0 LOB: 0 BB: 0 P: 5	R: 2 E: 0 K: 0 S: 4	H: 3 LOB: 0 BB: 1 P: 8	R: 0 E: 0 K: 1 S: 5	H: 0 LOB: 0 BB: 0 P: 5	R: 1 E: 0 K: 0 S: 4	H: 1 LOB: 0 BB: 0 P: 4	R: 0 E: 0 K: 2 S: 7	H: 0 LOB: 0 BB: 0 P: 7	R: 0 E: 0 K: 0 S: 3	H: 0 LOB: 0 BB: 0 P: 3	R: 1 E: 0 K: 2 S: 8	H: 1 LOB: 0 BB: 0 P: 8	R: 0 E: 0 K: 1 S: 5	H: 0 LOB: 0 BB: 0 P: 5	R: 2 E: 0 K: 2 S: 9	H: 2 LOB: 3 BB: 3 P: 21	1B: 4 2B: 1 3B: 1 HR: 2	SF: 0 SAC: 0 DP: 0 HBP: 0	WP: 1 PB: 1 SB: 0 CS: 0	PA: 36
PITCHER	IP WLS BF H R ER SO BB IBB HBP BLK WP HR S P ERA WHIP												PITCHER	IP WLS BF H R ER SO BB IBB HBP BLK WP HR S P ERA WHIP								
Bill Faul, R (1, 1) ERA: 7.71	7.0 L 25 5 4 4 6 1 0 0 0 0 2 36 40 5.14 0.857																					
Lindy McDaniel, R (8, 1) ERA: 2.46	2.0 11 2 2 2 3 2 1 0 0 1 0 14 26 9.00 2.000																					

Milwaukee Braves @ Chicago Cubs
Wrigley Field, Chicago, IL
 Wed Jul 14 1965, 3:38 AM CDT
 Att: 20,273 - Unknown

livebaseballscorecards.com



Batter	1	2	3	4	5	6	7	8	9	AB R H RBI BB SO LOB	TOP									
Glenn Beckert, R (1, 4) OBP: 0.273, SLG: 0.301	0-0 5-3		0-0 L1-3			0-0 6-3		0-0 4-3		4 0 0 0 0 0 1	Chicago Cubs @ Los Angeles Dodgers Dodger Stadium, Los Angeles, CA Thu Jul 15 1965, 7:05 PM PDT Att: 25,538 - Cloudy									
Don Landrum, L (1, 8) OBP: 0.335, SLG: 0.417	0-0 L7			0-0 F4		0-0 F9		0-0 F8		4 0 0 0 0 0 0										
Billy Williams, L (1, 9) OBP: 0.351, SLG: 0.474	0-0 PB 1B			0-0 F7		4-0 2B BB		0-0 4-3		3 0 1 0 1 0 0										
Ron Santo, R (1, 5) OBP: 0.353, SLG: 0.485	0-0 6-3			0-3 K		0-0 1-3 2B		0-0 F7		4 0 1 0 0 1 1										
14 Ernie Banks, R (1, 3) OBP: 0.354, SLG: 0.461		0-0 4-3			0-0 4-3	0-3 K		0-0 F7		4 0 0 0 0 1 2										
George Altman, L (1, 7) OBP: 0.327, SLG: 0.388		0-0 F7			0-0 3-1		0-0 L5			3 0 0 0 0 0 0										
Ed Bailey, L (1, 2) OBP: 0.320, SLG: 0.309		0-0 F7			4-0 1B BB		0-0 P5			2 0 0 0 1 0 0										
Don Kessinger, S (1, 6) OBP: 0.243, SLG: 0.231			0-0 F8		0-0 1-2 1B		0-0 6-3			3 0 1 0 0 0 0										
Dick Ellsworth, L (1, 1) OBP: 0.133, SLG: 0.093			4-0 1-3 BB		0-3 K			0-0 F8		1 0 0 0 1 1 2										
Doug Clemens, L (8, PH) OBP: 0.328, SLG: 0.342										1 0 0 0 0 0 0										
Billy Hoelt, L (8, 1)										0 0 0 0 0 0 0										
Inning Stats	R: 0 E: 0 K: 0 S: 4	H: 1 LOB: 1 BB: 0 P: 4	R: 0 E: 0 K: 0 S: 3	H: 0 LOB: 0 BB: 0 P: 3	R: 0 E: 0 K: 0 S: 2	H: 0 LOB: 0 BB: 1 P: 6	R: 0 E: 0 K: 1 S: 5	H: 0 LOB: 0 BB: 0 P: 5	R: 0 E: 0 K: 1 S: 6	H: 1 LOB: 2 BB: 1 P: 10	R: 0 E: 0 K: 0 S: 3	H: 0 LOB: 0 BB: 0 P: 3	R: 0 E: 0 K: 0 S: 3	H: 0 LOB: 0 BB: 0 P: 3	R: 0 E: 0 K: 0 S: 3	H: 0 LOB: 0 BB: 0 P: 3	1B: 2 2B: 2 3B: 0 HR: 0	SF: 0 SAC: 0 DP: 1 HBP: 0	WP: 0 PB: 1 SB: 0 CS: 0	PA: 32
PITCHER Don Drysdale, R (1, 1) ERA: 2.69	IP: 9.0 WLS: W BF: 32 H: 3 R: 0 ER: 0 SO: 3 BB: 3 IBB: 0 HBP: 0 BLK: 0 WP: 0 HR: 0 S: 35 P: 47 ERA: 0.00 WHIP: 0.667											PITCHER	IP: 9.0 WLS: W BF: 32 H: 3 R: 0 ER: 0 SO: 3 BB: 3 IBB: 0 HBP: 0 BLK: 0 WP: 0 HR: 0 S: 35 P: 47 ERA: 0.00 WHIP: 0.667							

livebaseballscorecards.com

AB	29
R	0
H	3
RBI	0
BB	3
SO	3
LOB	6



Batter	1	2	3	4	5	6	7	8	9	AB R H RBI BB SO LOB	TOP																						
Glenn Beckert, R (1, 4) OBP: 0.272, SLG: 0.301	0-3 K		0-3 K			0-0 1-3 1B		0-0 6-3		4 0 1 0 0 2 1																							
Don Landrum, L (1, 8) OBP: 0.333, SLG: 0.414	0-0 F9			0-0 BB 1B		0-0 1-3		0-0 5-3		4 0 1 0 0 0 2																							
Billy Williams, L (1, 9) OBP: 0.353, SLG: 0.472	4-0 FC6-4 BB			0-3 K		0-0 F9		0-0 1B		3 0 1 0 1 1 2																							
Ron Santo, R (1, 5) OBP: 0.352, SLG: 0.481	0-0 FC6-4 1-2f			4-0 BB		0-3 K		0-0 F9		3 0 0 0 1 1 3																							
14 Ernie Banks, R (1, 3) OBP: 0.350, SLG: 0.456		0-0 F9		0-0 F7		0-0 P6		0-0 P4		4 0 0 0 0 0 3																							
Harvey Kuenn, R (1, 7) OBP: 0.338, SLG: 0.216		0-0 6-3		0-0 4-3		0-0 F9		0-0 P4		4 0 0 0 0 0 3																							
Chris Krug, R (1, 2) OBP: 0.253, SLG: 0.357		0-3 K		0-3 K		0-3 K				3 0 0 0 0 3 0																							
Don Kessinger, S (1, 6) OBP: 0.239, SLG: 0.227			0-0 P4		0-0 6-3		0-3 K			2 0 0 0 0 0 0																							
Jimmy Stewart, S (8, PH) OBP: 0.331, SLG: 0.276										1 0 0 0 0 1 0																							
Larry Jackson, R (1, 1) OBP: 0.184, SLG: 0.255			0-3 K		0-0 5-3			0-0 2B		2 0 0 0 0 1 0																							
Billy Hoelt, L (7, 1)										0 0 0 0 0 0 0																							
Joey Amalfitano, R (8, PH) OBP: 0.364, SLG: 0.333										1 0 1 0 0 0 0																							
Ted Abernathy, R (8, 1) OBP: 0.125, SLG: 0.125										0 0 0 0 0 0 0																							
Inning Stats	R: 0 E: 0 K: 1 S: 5	H: 0 LOB: 1 BB: 1 P: 9	R: 0 E: 0 K: 1 S: 5	H: 0 LOB: 0 BB: 0 P: 5	R: 0 E: 0 K: 2 S: 7	H: 0 LOB: 0 BB: 0 P: 7	R: 0 E: 0 K: 1 S: 6	H: 1 LOB: 2 BB: 1 P: 10	R: 0 E: 0 K: 1 S: 5	H: 0 LOB: 0 BB: 0 P: 5	R: 0 E: 0 K: 1 S: 6	H: 1 LOB: 1 BB: 0 P: 6	R: 0 E: 0 K: 1 S: 5	H: 0 LOB: 0 BB: 0 P: 5	R: 0 E: 0 K: 1 S: 6	H: 1 LOB: 1 BB: 0 P: 6	R: 0 E: 0 K: 0 S: 4	H: 1 LOB: 1 BB: 0 P: 4	1B: 3 2B: 1 3B: 0 HR: 0	SF: 0 SAC: 0 DP: 0 HBP: 0	WP: 0 PB: 0 SB: 0 CS: 0	PA: 33											
PITCHER Sandy Koufax, L (1, 1) ERA: 2.02	IP 9.0	WLS W	BF 33	H 4	R 0	ER 0	SO 9	BB 2	IBB 0	HBP 0	BLK 0	WP 0	HR 0	S 49	P 57	ERA 0.00	WHIP 0.667																
											PITCHER	IP	WLS	BF	H	R	ER	SO	BB	IBB	HBP	BLK	WP	HR	S	P	ERA	WHIP					

Chicago Cubs @ Los Angeles Dodgers
Dodger Stadium, Los Angeles, CA
Fri Jul 16 1965, 7:05 PM PDT
Att: 47,947 - Unknown

livebaseballscorecards.com

AB	31
R	0
H	4
RBI	0
BB	2
SO	9
LOB	14



Batter	1	2	3	4	5	6	7	8	9	AB R H RBI BB SO LOB	TOP									
Glenn Beckert, R (1, 4) OBP: 0.272, SLG: 0.298	0-0 5-3		4-0 HR BB		0-0 1-3			0-0 6-3		3 1 0 0 1 0 0										
Don Landrum, L (1, 8) OBP: 0.332, SLG: 0.411	0-0 4-3		0-0 F2			0-0 6-3		0-0 6-3 1B		4 0 1 0 0 0 1										
Billy Williams, L (1, 9) OBP: 0.356, SLG: 0.482	4-0 BB		0-0 HR			0-0 1B		0-0 G4-6-3 1B		3 1 2 2 1 0 1										
Ron Santo, R (1, 5) OBP: 0.351, SLG: 0.479	0-3 K		0-0 L7			0-0 G4-6-3				4 0 1 0 0 1 2										
14 Ernie Banks, R (1, 3) OBP: 0.346, SLG: 0.450		0-0 5-3		0-0 F8			0-0 6-3		0-0 P8	4 0 0 0 0 0 1										
Harvey Kuenn, R (1, 7) OBP: 0.336, SLG: 0.217		0-0 E5 FC6		0-0 F2			0-0 5-3		0-0 FC6-4 1B	4 0 1 0 0 0 0										
Chris Krug, R (1, 2) OBP: 0.253, SLG: 0.352		0-3 K		0-3 K			0-0 1B		0-0 F8	4 0 1 0 0 2 3										
Don Kessinger, S (1, 6) OBP: 0.240, SLG: 0.228		0-0 FC6				0-0 6-3		0-0 1B	0-0 FC6-4	4 0 1 0 0 0 3										
Cal Koonce, R (1, 1) OBP: 0.163, SLG: 0.125			0-0 5-3		0-0 F3		0-3 K			2 0 0 0 0 0 0										
Billy Hoelt, L (5, 1)										0 0 0 0 0 0 0										
Joey Amalfitano, R (7, PH) OBP: 0.356, SLG: 0.325										1 0 0 0 0 1 2										
Ted Abernathy, R (7, 1) OBP: 0.125, SLG: 0.125										0 0 0 0 0 0 0										
Bob Hendley, R (8, 1)										0 0 0 0 0 0 0										
Inning Stats	R: 0 E: 0 K: 1 S: 5	H: 0 LOB: 1 BB: 1 P: 9	R: 0 E: 1 K: 1 S: 6	H: 0 LOB: 1 BB: 0 P: 6	R: 2 E: 0 K: 0 S: 4	H: 1 LOB: 0 BB: 1 P: 8	R: 0 E: 0 K: 1 S: 5	H: 0 LOB: 0 BB: 0 P: 5	R: 0 E: 0 K: 0 S: 3	H: 1 LOB: 0 BB: 0 P: 3	R: 0 E: 0 K: 1 S: 7	H: 2 LOB: 2 BB: 0 P: 7	R: 0 E: 0 K: 0 S: 3	H: 1 LOB: 0 BB: 0 P: 3	R: 0 E: 0 K: 0 S: 5	H: 2 LOB: 2 BB: 0 P: 5	1B: 6 2B: 0 3B: 0 HR: 1	SF: 0 SAC: 0 DP: 2 HBP: 0	WP: 0 PB: 0 SB: 0 CS: 0	PA: 35
PITCHER Claude Osteen, L (1, 1) ERA: 2.56	IP: 9.0 WLS: W BF: 35 H: 7 R: 2 ER: 2 SO: 4 BB: 2 IBB: 0 HBP: 0 BLK: 0 WP: 0 HR: 1 S: 41 P: 49 ERA: 2.00 WHIP: 1.000																			

Chicago Cubs @ Los Angeles Dodgers
Dodger Stadium, Los Angeles, CA
Sat Jul 17 1965, 7:05 PM PDT
Att: 31,228 - Unknown

livebaseballscorecards.com

AB	33
R	2
H	7
RBI	2
BB	2
SO	4
LOB	13



BOTTOM

Chicago Cubs @ Los Angeles Dodgers
Dodger Stadium, Los Angeles, CA

Sat Jul 17 1965, 7:05 PM PDT
Att. 31,228 - Unknown

livebaseballscorecards.com

AB	31
R	7
H	9
RBI	7
BB	3
SO	0
LOB	9



AB	R	H	RBI	BB	SO	LOB
4	2	1	0	0	0	1
4	1	4	2	0	0	0
0	0	0	0	0	0	0
4	0	1	1	0	0	2
2	2	0	0	2	0	2
4	1	0	0	0	0	2
3	1	1	2	0	0	0
4	0	2	2	0	0	0
4	0	0	0	0	0	2
2	0	0	0	1	0	0
1B: 7	SF: 0	WP: 0	PA: 35	2B: 1	SAC: 0	PB: 0
3B: 1	DP: 1	SB: 2		HR: 1	HBP: 1	CS: 0

Batter	1	2	3	4	5	6	7	8	9
Maury Wills, S OBP: 0.331, SLG: 0.316 (1, 6)	0-0 6-3 1B		0-0 S 1B		0-0 F9		0-0 FC3-6 1B		
Jim Gilliam, S OBP: 0.379, SLG: 0.425 John Kennedy, R OBP: 0.273, SLG: 0.261 (7, PR) (8, 5)	0-0 5-4-3 1B		0-0 1-H 1B		0-0 3B 1B		0-0 1-H 1B		
Willie Davis, L OBP: 0.280, SLG: 0.357 (1, 8)	0-0 5-4-3 1-2		0-0 L4		0-0 1-H 3B		0-0 G3		
Ron Fairly, L OBP: 0.383, SLG: 0.440 (1, 9)	0-0 F8			4-0 HR BB	0-0 G3			4-0 HBP 1B BB	
John Roseboro, L OBP: 0.272, SLG: 0.292 (1, 2)		0-0 P6		0-0 F9		0-0 F8		0-0 E3 1B HBP	
Lou Johnson, R OBP: 0.330, SLG: 0.418 (1, 7)		0-0 5-3		0-0 1-H HR		0-0 5-3		1-0 1B HBP	
Wes Parker, S OBP: 0.328, SLG: 0.360 (1, 3)		0-0 1B		0-0 4-3		0-0 5-3		0-0 4-6 1B	
Jim Lefebvre, S OBP: 0.312, SLG: 0.332 (1, 4)		0-0 1-3		0-0 G3			0-0 F7	0-0 4-6	
Claude Osteen, L OBP: 0.136, SLG: 0.140 (1, 1)			0-0 6-3		0-0 F5		4-0 FC3-6 BB		

Inning Stats	R: 0	H: 1	E: 0	LOB: 1	K: 0	BB: 0	S: 4	P: 4	R: 0	H: 1	E: 0	LOB: 1	K: 0	BB: 0	S: 4	P: 4	R: 1	H: 2	E: 0	LOB: 0	K: 0	BB: 0	S: 4	P: 4	R: 2	H: 1	E: 0	LOB: 0	K: 0	BB: 1	S: 4	P: 8	R: 1	H: 2	E: 0	LOB: 1	K: 0	BB: 0	S: 5	P: 5	R: 0	H: 0	E: 0	LOB: 0	K: 0	BB: 0	S: 3	P: 3	R: 1	H: 1	E: 0	LOB: 1	K: 0	BB: 1	S: 4	P: 8	R: 2	H: 1	E: 1	LOB: 0	K: 0	BB: 1	S: 3	P: 8
--------------	------	------	------	--------	------	-------	------	------	------	------	------	--------	------	-------	------	------	------	------	------	--------	------	-------	------	------	------	------	------	--------	------	-------	------	------	------	------	------	--------	------	-------	------	------	------	------	------	--------	------	-------	------	------	------	------	------	--------	------	-------	------	------	------	------	------	--------	------	-------	------	------

PITCHER	IP	WLS	BF	H	R	ER	SO	BB	IBB	HBP	BLK	WP	HR	S	P	ERA	WHIP
Cal Koonce, R ERA: 3.92 (1, 1)	4.2	L	21	7	4	4	0	0	0	0	0	0	0	20	24	7.71	1.714
Billy Hoelt, L ERA: 0.87 (5, 1)	1.1		4	0	0	0	0	0	0	0	0	0	0	4	4	0.00	0.000
Ted Abernathy, R ERA: 1.98 (7, 1)	1.1		9	2	3	2	0	2	0	1	0	0	0	6	15	13.50	3.000
Bob Hendley, L ERA: 8.66 (8, 1)	0.2		1	0	0	0	0	0	0	0	0	0	0	1	1	0.00	0.000

WP: 0 PA: 35

WP	HR	S	P	ERA	WHIP
0	0	0	0	0	0
0	0	0	0	0	0
0	0	0	0	0	0
0	0	0	0	0	0

Batter	1	2	3	4	5	6	7	8	9	10	11	AB R H RBI BB SO LOB	TOP															
Glenn Beckert, R OBP: 0.271, SLG: 0.300 (1, 4)	0-0 6-3			0-0 2B		0-0 F7	0-0 6-3		0-0 6-3			5 0 1 0 0 0 1	Chicago Cubs @ Los Angeles Dodgers Dodger Stadium, Los Angeles, CA Sun Jul 18 1965, 3:33 AM PDT Att. 27,508 - Sunny															
Don Landrum, L OBP: 0.333, SLG: 0.408 (1, 8)	0-0 CS 1B			0-3 K		4-0 BB		0-0 P4		0-0 4-3		4 0 1 0 1 1 1																
Billy Williams, L OBP: 0.355, SLG: 0.477 (1, 9)	0-0 F8 1-2			4-0 BB		0-3 K		0-0 4-3		0-3 K		4 0 0 0 1 2 2																
Ron Santo, R OBP: 0.349, SLG: 0.483 (1, 5)		0-0 P6		0-0 F8		0-0 F8		0-0 HR		0-3 K		5 1 1 1 0 1 3																
14 Ernie Banks, R OBP: 0.349, SLG: 0.452 Larry Jackson, R OBP: 0.184, SLG: 0.255 Bob Hendley, R (11, 1)		0-0 G6-3 1B		0-0 F7		0-0 F4	0-0 1B				0-0 G3-6 1B	5 0 3 0 0 0 2 0 0 0 0 0 0 0 0 0 0 0 0 0 0																
Harvey Kuenn, R OBP: 0.329, SLG: 0.212 Billy Hoelt, L OBP: 0.500, SLG: 0.500 Lindy McDaniel, R (9, 1)		0-0 G6-3		0-0 P3		0-0 5-3	0-0 1B				0-0 F3	3 0 0 0 0 0 1 1 0 1 0 0 0 0 0 0 0 0 0 0 0 1 0 0 0 0 0 1																
George Altman, L OBP: 0.325, SLG: 0.386 (11, 3)		1-2		0-0 F7		0-0 FC6-4 1B	0-3 K				0-0 G3-6 1-2	3 1 1 0 1 1 2 1 0 0 0 0 0 1																
Chris Krug, R OBP: 0.263, SLG: 0.352 Ed Bailey, L OBP: 0.316, SLG: 0.305 (11, 2)			0-0 F7		0-0 B1	4-0 E 1B BB	0-3 K				0-0 F8	3 1 0 0 1 0 1																
Don Kessinger, S OBP: 0.240, SLG: 0.222 (1, 6)			0-0 P4		0-0 B1	4-0 E 1B BB			0-0 F8			3 1 0 0 1 0 1																
Bob Buhl, R OBP: 0.078, SLG: 0.021 Joey Amalfitano, R OBP: 0.356, SLG: 0.325 Doug Clemens, L OBP: 0.330, SLG: 0.343 (7, 7)			0-3 K		0-0 FC6-4 1-2	0-0 E9 1B	0-3 K		0-3 K			2 0 0 0 0 1 1 0 0 0 0 0 0 0 2 0 1 1 0 1 0																
Inning Stats	R: 0 E: 0 K: 0 S: 3	H: 1 LOB: 0 BB: 0 P: 3	R: 0 E: 0 K: 0 S: 3	H: 1 LOB: 0 BB: 0 P: 3	R: 0 E: 0 K: 1 S: 5	H: 0 LOB: 0 BB: 0 P: 5	R: 0 E: 0 K: 1 S: 6	H: 1 LOB: 2 BB: 1 P: 10	R: 0 E: 0 K: 0 S: 4	H: 1 LOB: 1 BB: 0 P: 4	R: 0 E: 0 K: 1 S: 5	H: 0 LOB: 1 BB: 1 P: 9		R: 2 E: 2 K: 0 S: 4	H: 1 LOB: 1 BB: 2 P: 12	R: 1 E: 0 K: 1 S: 8	H: 3 LOB: 2 BB: 0 P: 8	R: 0 E: 0 K: 1 S: 5	H: 0 LOB: 0 BB: 0 P: 5	R: 0 E: 0 K: 2 S: 7	H: 0 LOB: 0 BB: 0 P: 7	R: 0 E: 0 K: 0 S: 3	H: 1 LOB: 1 BB: 0 P: 3	1B: 7 2B: 1 3B: 0 HR: 1	SF: 0 SAC: 0 DP: 2 HBP: 0	WP: 0 PB: 0 SB: 0 CS: 1	PA: 43	
PITCHER	IP WLS BF H R ER SO BB IBB HBP BLK WP HR S P ERA WHIP												IP WLS BF H R ER SO BB IBB HBP BLK WP HR S P ERA WHIP															
Nick Wilhite, L ERA: 5.13 (1, 1)	6.2	26	4	2	1	3	4	0	0	0	0	0	0	28	44	1.35	1.200											
Bob Miller, R ERA: 2.81 (7, 1)	1.1	8	4	1	1	1	0	0	0	0	0	0	1	10	10	6.75	3.000											
Ron Perranoski, L ERA: 4.08 (9, 1)	1.0	3	0	0	0	1	0	0	0	0	0	0	0	5	5	0.00	0.000											
Howie Reed, R ERA: 2.73 (10, 1)	2.0	W 6	1	0	0	2	0	0	0	0	0	0	0	10	10	0.00	0.500											

AB	39
R	3
H	9
RBI	2
BB	4
SO	7
LOB	16



WP: 0	PA: 43
PB: 0	
SB: 0	
CS: 1	

livebaseballscorecards.com

BOTTOM

Chicago Cubs @ Los Angeles Dodgers
Dodger Stadium, Los Angeles, CA

Sun Jul 18 1965, 3:33 AM PDT
Att. 27,508 - Sunny

livebaseballscores.com

AB	39
R	4
H	9
RBI	4
BB	5
SO	9
LOB	19



WP:	0	PA:	44
PB:	0		
SB:	2		
CS:	0		

AB R H RBI BB SO LOB

5	1	4	0	0	0	0
4	0	0	0	1	1	3
4	0	0	0	1	1	4
4	1	1	1	1	0	4
3	0	0	0	1	0	1
0	1	0	0	0	0	0
1	0	0	0	0	0	2
5	0	1	0	0	3	0
4	1	0	0	1	2	3
5	0	2	3	0	0	0
2	0	1	0	0	0	0
0	0	0	0	0	0	0
1	0	0	0	0	1	0
0	0	0	0	0	0	0
0	0	0	0	0	0	0
1	0	0	0	0	1	2
0	0	0	0	0	0	0

11

0-0	F7	1
4-0	2B	BB
0-0	1-H	2B
R: 1	H: 1	
E: 0	LOB: 1	
K: 0	BB: 1	
S: 2	P: 6	

10

0-0	FC4-6	S	1B
0-3	K	1-2	
4-0	FC4-6	IBB	
0-0	FC4-6	1-2f	2-3
0-0	F7	3	
R: 0	H: 1		
E: 0	LOB: 2		
K: 1	BB: 1		
S: 6	P: 10		

9

0-0	G3	1	
4-0	1B	BB	
4-0	1B	BB	
4-0	1B	BB	
0-0	1B	BB	
R: 2	H: 2		
E: 0	LOB: 2		
K: 2	BB: 2		
S: 9	P: 17		

8

0-0	6-3	2	
0-0	F8	3	
R: 0	H: 0		
E: 0	LOB: 0		
K: 1	BB: 0		
S: 5	P: 5		

7

0-0	6-3	3	
0-0	F8	3	
0-3	K	1	
0-0	4-3	2	
0-0	F7	3	
R: 0	H: 0		
E: 0	LOB: 0		
K: 1	BB: 0		
S: 5	P: 5		

6

0-0	F8	1	
0-0	4-3	2	
0-0	F8	3	
R: 0	H: 0		
E: 0	LOB: 0		
K: 0	BB: 0		
S: 3	P: 3		

5

0-0	6-3	1	
0-0	6-3	3	
0-0	F7	1	
0-0	F7	3	
0-0	P6	2	
R: 0	H: 1		
E: 0	LOB: 1		
K: 0	BB: 0		
S: 4	P: 4		

4

0-0	BB		
1-2	1B		
0-0	G3	1	
0-3	K	2	
0-3	K	3	
R: 0	H: 0		
E: 0	LOB: 0		
K: 2	BB: 0		
S: 7	P: 7		

3

0-0	BB		
1-2	1B		
4-0	1B		
0-0	L6-5	1	
0-0	L6-5	2	
0-0	L6-5	3	
0-0	BB	1B	
0-0	L6-5	1B	
R: 0	H: 2		
E: 0	LOB: 2		
K: 0	BB: 1		
S: 4	P: 8		

2

0-0	4-3	1	
0-0	4-3	2	
0-3	K	2	
0-0	2B	2-H	
0-0	4-3	3	
0-3	K	1	
0-0	4-3	2	
0-0	G3	3	
R: 0	H: 0		
E: 0	LOB: 0		
K: 1	BB: 0		
S: 5	P: 5		

1

0-0	4-3	1	
0-0	4-3	2	
0-3	K	2	
0-0	2B	2-H	
0-0	4-3	3	
0-0	4-3	1	
0-0	4-3	2	
0-0	4-3	3	
R: 1	H: 2		
E: 0	LOB: 1		
K: 1	BB: 0		
S: 7	P: 7		

Batter

Maury Wills, S (1, 8)	X
Jim Gilliam, S (1, 5)	X
Willie Davis, L (1, 8)	S
Ron Fairly, L (1, 9)	X
John Roseboro, L (1, 2)	X
Willie Crawford, L (9, PR)	
Jeff Torborg, R (10, 2)	
Lou Johnson, R (1, 7)	S
Wes Parker, S (1, 3)	X
Jim Lefebvre, S (1, 4)	X
Nick Wilhite, L (1, 1)	X
Bob Miller, R (7, 1)	
Dick Tracewski, R (8, PH)	
Ron Ferranoski, L (8, 1)	
Wally Moon, L (8, PH)	
Howie Reed, R (10, 1)	

Inning Stats

IP	WLS	BF	H	R	ER	SO	BB	IBB	HBP	BLK	WP	HR	S	P	ERA	WHIP
6.0		23	5	1	1	4	1	0	0	0	0	0	30	34	1.50	1.000
2.1		9	0	2	2	2	2	0	0	0	0	0	11	19	7.71	0.857
1.2		9	3	0	0	3	0	1	0	0	0	0	14	18	0.00	1.800
0.1	L	3	1	1	1	0	1	0	0	0	0	0	2	6	27.00	6.000

PITCHER

IP	WLS	BF	H	R	ER	SO	BB	IBB	HBP	BLK	WP	HR	S	P	ERA	WHIP
6.0		23	5	1	1	4	1	0	0	0	0	0	30	34	1.50	1.000
2.1		9	0	2	2	2	2	0	0	0	0	0	11	19	7.71	0.857
1.2		9	3	0	0	3	0	1	0	0	0	0	14	18	0.00	1.800
0.1	L	3	1	1	1	0	1	0	0	0	0	0	2	6	27.00	6.000

Batter	1	2	3	4	5	6	7	8	9	AB	R	H	RBI	BB	SO	LOB	TOP								
Glenn Beckert, R OBP: 0.270, SLG: 0.298 (1, 4)	0-0 FC4-6 1B	0-0 FC6 1-2f		0-0 3-1 2-3		0-0 5-3	0-0 F2			5	0	1	0	0	0	5									
Don Landrum, L OBP: 0.331, SLG: 0.400 (1, 8)	0-3 K		0-3 K	0-0 F6		0-0 4-3	1-0 HBP			4	0	0	0	0	2	2									
Billy Williams, L OBP: 0.357, SLG: 0.485 (1, 9)	0-0 FC4-6 1-2f		1-0 FC9-4 HBP		0-0 HR		14 1B 3-1			4	2	2	1	0	0	3									
14 Ernie Banks, R OBP: 0.348, SLG: 0.449 (1, 3)	0-0 4-3		0-0 FC9-4 BB 1-2f		0-0 F9		0-0 1B 1B 1B		0-3 K	5	1	1	0	0	1	2									
Ron Santo, R OBP: 0.352, SLG: 0.485 (1, 5)		0-0 E 5-3 1B	0-0 BB 1-2 1B		0-0 F5		0-0 1B 1B		0-0 5-3	5	1	3	1	0	0	0									
Doug Clemens, L OBP: 0.335, SLG: 0.346 (1, 7)		0-0 5-3 1-2	4-0 BB 1-2 2-3 BB		0-0 BB 1B		0-0 1B 3B 1B		0-0 G3	4	1	2	0	1	0	1									
Ed Bailey, L OBP: 0.330, SLG: 0.306 (1, 2)		4-0 E IBB	0-0 3-1		4-0 FC6-4 1-2 BB		0-0 F5 1-3 2-H 3-H 3B 1B		0-3 K	3	1	1	2	2	1	3	AB 38								
Don Kessinger, S OBP: 0.246, SLG: 0.223 (1, 6)		0-0 F4		4-0 3-1 SH1-3 BB		0-0 FC6-4 1-2f		0-0 F5		4	0	1	0	1	0	6	R 6								
Dick Ellsworth, L OBP: 0.143, SLG: 0.149 (1, 1)		0-0 E4 FC6 1-2 2-3		0-0 SH1-3				0-0 G1									H 12								
Ted Abernathy, R OBP: 0.125, SLG: 0.125 (9, 1)									0-0 5-3 1-2								RBI 6								
										4	0	1	2	0	0	3	BB 4								
										0	0	0	0	0	0	0	SO 4								
																	LOB 25								
Inning Stats	R: 0 E: 0 K: 1 S: 6	H: 1 LOB: 1 BB: 0 P: 6	R: 0 E: 1 K: 0 S: 5	H: 1 LOB: 3 BB: 1 P: 9	R: 0 E: 0 K: 1 S: 6	H: 1 LOB: 3 BB: 1 P: 11	R: 0 E: 1 K: 0 S: 3	H: 0 LOB: 1 BB: 1 P: 7	R: 1 E: 0 K: 0 S: 5	H: 2 LOB: 2 BB: 1 P: 9	R: 0 E: 0 K: 0 S: 3	H: 0 LOB: 0 BB: 0 P: 3	R: 5 E: 0 K: 0 S: 9	H: 6 LOB: 2 BB: 0 P: 10	R: 0 E: 0 K: 1 S: 5	H: 0 LOB: 0 BB: 0 P: 5	R: 0 E: 0 K: 1 S: 5	H: 1 LOB: 1 BB: 0 P: 5	1B: 10 2B: 0 3B: 1 HR: 1	SF: 0 SAC: 1 DP: 0 HBP: 2	WP: 0 PB: 0 SB: 0 CS: 0	PA: 45			
PITCHER	IP	WLS	BF	H	R	ER	SO	BB	IBB	HBP	BLK	WP	HR	S	P	ERA	WHIP								
Jack Sanford, R ERA: 3.87 (1, 1)	6.0	L	29	5	1	1	2	3	1	1	0	0	1	28	45	1.50	1.333								
Bobby Bolin, R ERA: 2.38 (7, 1)	0.0		3	3	3	3	0	0	0	0	0	0	0	3	3	∞	∞								
Bill Henry, L ERA: 3.67 (7, 1)	1.0		7	3	2	2	0	0	0	1	0	0	0	6	7	18.00	3.000								
Gaylord Perry, R ERA: 4.03 (8, 1)	2.0		6	1	0	0	2	0	0	0	0	0	0	10	10	0.00	0.500								

Chicago Cubs @ San Francisco Giants
Candlestick Park, San Francisco, CA
Mon Jul 19 1965, 6:33 AM EDT
Att. 6,649 - Cloudy

livebaseballscorecards.com



BOTTOM

Chicago Cubs @ San Francisco Giants
Candlestick Park, San Francisco, CA

Mon Jul 19 1965, 6:33 AM EDT
Att. 6,649 - Cloudy

livebaseballscores.com

AB	34
R	2
H	6
RBI	2
BB	1
SO	12
LOB	16



WP:	1	PA:	36
PB:	0		
SB:	1		
CS:	0		

AB R H RBI BB SO LOB

4 0 1 0 0 1 2

4 0 0 0 0 2 3

4 0 1 0 0 3 1

4 0 1 0 0 0 1

3 1 0 0 1 1 1

4 1 1 1 0 3 2

4 0 1 0 0 1 3

1B:	5	SF:	0
2B:	1	SAC:	0
3B:	0	DP:	0
HR:	0	HBP:	0

1B:	5	SF:	0
2B:	1	SAC:	0
3B:	0	DP:	0
HR:	0	HBP:	0

Batter	1	2	3	4	5	6	7	8	9
Jesus Alou, R (1, 9) OBP: 0.315, SLG: 0.412	0-0 6-3		0-0 PO	0-3 K		0-0 FC5		0-0 1B	
Jim Davenport, R (1, 6) (8, 4) OBP: 0.296, SLG: 0.359	0-0 F8			0-3 K		0-0 5-3		0-3 K	
Willie McCovey, L (1, 3) OBP: 0.395, SLG: 0.543	0-3 K			0-3 K			0-0 FC4-6 1B	0-3 K	
Willie Mays, R (1, 8) OBP: 0.411, SLG: 0.643		0-0 F9			0-0 F9		0-0 F7		0-0 E BB 1B
Jim Ray Hart, R (1, 5) OBP: 0.311, SLG: 0.417		0-0 F8			0-3 K		0-0 FC4-6 2B	4-0 BB 1B	4-0 BB
Cap Peterson, R (1, 7) OBP: 0.329, SLG: 0.451		0-3 K			0-3 K2-3		0-0 1B 2B	0-3 K	0-3 K
Hal Lanier, R (1, 4) OBP: 0.272, SLG: 0.287			0-0 6-3			0-0 F4	0-0 1B	0-0 F6	0-0 F6
Gaylord Perry, R (8, 1) OBP: 0.135, SLG: 0.100						0-0 FC5 E 1B	0-0 G3	0-0 F7	0-0 F7
Len Gabrielson, L (9, PH) OBP: 0.347, SLG: 0.381						0-0 E5 FC5		0-0 F2	
Tom Haller, L (1, 2) OBP: 0.336, SLG: 0.356			0-3 K						
Jack Sanford, R (1, 1) OBP: 0.100, SLG: 0.087			0-3 K						
Jack Hiatt, R (6, PH) OBP: 0.404, SLG: 0.417									
Bob Schroder, L (6, PR) OBP: 0.286, SLG: 0.167									
Bobby Bolin, R (7, 1) OBP: 0.156, SLG: 0.158									
Bill Henry, L (7, 1) OBP: 0.294, SLG: 0.279									
Dick Schofield, S (8, 8) OBP: 0.294, SLG: 0.279									

Inning Stats	R: 0	H: 0	E: 0	LOB: 0	K: 1	BB: 0	S: 5	P: 5	R: 0	H: 0	E: 0	LOB: 0	K: 1	BB: 0	S: 5	P: 5	R: 0	H: 0	E: 0	LOB: 0	K: 2	BB: 0	S: 7	P: 7	R: 0	H: 0	E: 0	LOB: 0	K: 3	BB: 0	S: 9	P: 9	R: 0	H: 0	E: 0	LOB: 0	K: 2	BB: 0	S: 7	P: 7	R: 2	H: 3	E: 0	LOB: 1	K: 0	BB: 0	S: 6	P: 6	R: 0	H: 1	E: 0	LOB: 1	K: 2	BB: 0	S: 8	P: 8	R: 0	H: 1	E: 1	LOB: 2	K: 1	BB: 1	S: 6	P: 10	1B: 5	SF: 0	2B: 1	SAC: 0	3B: 0	DP: 0	HR: 0	HBP: 0	WP: 1	PA: 36
--------------	------	------	------	--------	------	-------	------	------	------	------	------	--------	------	-------	------	------	------	------	------	--------	------	-------	------	------	------	------	------	--------	------	-------	------	------	------	------	------	--------	------	-------	------	------	------	------	------	--------	------	-------	------	------	------	------	------	--------	------	-------	------	------	------	------	------	--------	------	-------	------	-------	-------	-------	-------	--------	-------	-------	-------	--------	-------	--------

PITCHER	IP	WLS	BF	H	R	ER	SO	BB	IBB	HBP	BLK	WP	HR	S	P	ERA	WHIP
Dick Ellsworth, L (1, 1) ERA: 3.27	8.0	W	32	6	2	2	11	1	0	0	0	1	0	53	57	2.25	0.875
Ted Abernathy, R (9, 1) ERA: 1.95	1.0	S	3	0	0	0	1	0	0	0	0	0	0	5	5	0.00	0.000

Batter	1	2	3	4	5	6	7	8	9	AB R H RBI BB SO LOB	TOP												
Glenn Beckert, R (1, 4) OBP: 0.270, SLG: 0.298	0-0 6-3			0-0 5-3		0-0 5-3			0-0 1B	4 0 1 0 0 0 0													
Don Landrum, L (1, 8) OBP: 0.325, SLG: 0.393	0-0 1-3			0-0 E1 FC5-4			0-0 6-3		0-0 F8	4 0 0 0 0 0 1													
Billy Williams, L (1, 9) OBP: 0.355, SLG: 0.481	0-0 F6			0-0 FC5-4 14 FC6-4 1-2f			0-0 F9			3 0 0 0 0 0 1													
14 Ernie Banks, R (1, 3) OBP: 0.345, SLG: 0.445		0-0 F5		0-0 FC6-4 1-2f			0-0 F3			3 0 0 0 0 0 1													
Ron Santo, R (1, 5) OBP: 0.352, SLG: 0.483		0-0 F3			0-0 F7			0-0 G6-3 1B		3 0 1 0 0 0 0													
Doug Clemens, L (1, 7) OBP: 0.331, SLG: 0.342		0-0 4-3			0-0 1-3			0-0 F8		3 0 0 0 0 0 1													
Ed Bailey, L (1, 2) OBP: 0.321, SLG: 0.295			0-0 F9		0-0 F7			0-0 G6-3 1-2f		3 0 0 0 0 0 1													
Don Kessinger, S (1, 6) OBP: 0.242, SLG: 0.220 Jimmy Stewart, S (9, PH) OBP: 0.328, SLG: 0.274			0-3 K		0-3 K				0-3 K	2 0 0 0 0 2 0 1 0 0 0 0 1 0													
Larry Jackson, R (1, 1) OBP: 0.176, SLG: 0.245 George Altman, L (9, PH) OBP: 0.324, SLG: 0.383			0-3 K		0-0 6-3				0-0 4-3	2 0 0 0 0 1 0 1 0 0 0 0 0 0													
Inning Stats	R: 0 E: 0 K: 0 S: 3	H: 0 LOB: 0 BB: 0 P: 3	R: 0 E: 0 K: 0 S: 3	H: 0 LOB: 0 BB: 0 P: 3	R: 0 E: 0 K: 2 S: 7	H: 0 LOB: 0 BB: 0 P: 7	R: 0 E: 1 K: 0 S: 4	H: 0 LOB: 1 BB: 0 P: 4	R: 0 E: 0 K: 0 S: 3	H: 0 LOB: 0 BB: 0 P: 3	R: 0 E: 0 K: 1 S: 5	H: 0 LOB: 0 BB: 0 P: 5	R: 0 E: 0 K: 0 S: 3	H: 0 LOB: 0 BB: 0 P: 3	R: 0 E: 0 K: 0 S: 3	H: 1 LOB: 0 BB: 0 P: 3	R: 0 E: 0 K: 1 S: 6	H: 1 LOB: 1 BB: 0 P: 6	1B: 2 2B: 0 3B: 0 HR: 0	SF: 0 SAC: 0 DP: 1 HBP: 0	WP: 0 PB: 0 SB: 0 CS: 0	PA: 29	
PITCHER Bob Shaw, R (1, 1) ERA: 2.32	IP 9.0	WLS W	BF 29	H 2	R 0	ER 0	SO 4	BB 0	IBB 0	HBP 0	BLK 0	WP 0	HR 0	S 37	P 37	ERA 0.00	WHIP 0.222						PITCHER IP WLS BF H R ER SO BB IBB HBP BLK WP HR S P ERA WHIP

Chicago Cubs @ San Francisco Giants
 Candlestick Park, San Francisco, CA
 Tue Jul 20 1965, 10:05 PM EDT
 Att. 6,975 - Sunny

livebaseballscorecards.com

AB	29
R	0
H	2
RBI	0
BB	0
SO	4
LOB	5



Batter	1	2	3	4	5	6	7	8	9	AB	R	H	RBI	BB	SO	LOB
Dick Schofield, S OBP: 0.293, SLG: 0.278 (1, 6)	0-0 E 1B		0-3 K		0-0 3-1		0-0 4-3			4	0	1	0	0	1	2
Jesus Alou, R OBP: 0.311, SLG: 0.408 (1, 9)	0-0 E4 1-2			0-0 F9		0-0 6-3		0-0 F9		4	0	0	0	0	0	1
Willie McCovey, L OBP: 0.396, SLG: 0.552 (1, 3)	0-3 K2-5-3-5-2 1-1			0-0 1B		0-0 HR		0-0 F8		4	1	2	1	0	1	2
Willie Mays, R OBP: 0.409, SLG: 0.641 (1, 8)	0-0 F6			0-0 F9		0-0 2B		0-0 6-3		4	0	1	0	0	0	2
Jim Ray Hart, R OBP: 0.308, SLG: 0.413 (1, 5)		0-0 F5		0-3 K		0-0 5-3				3	0	0	0	0	1	2
Tom Haller, L OBP: 0.332, SLG: 0.351 (1, 2)		0-0 F7			0-0 F8	0-3 K				3	0	0	0	0	1	1
Len Gabrielson, L OBP: 0.355, SLG: 0.417 (1, 7)		0-0 F4			0-0 1B 3B		0-0 FC1-5 2B			3	1	2	0	0	0	0
Hal Lanier, R OBP: 0.273, SLG: 0.288 (1, 4)			0-0 F9		0-0 1B		0-0 FC1-5 6-3 2-3			3	0	1	1	0	0	1
Bob Shaw, R OBP: 0.100, SLG: 0.100 (1, 1)			0-0 4-3		0-0 F6		0-0 6-3			3	0	0	0	0	0	2

Inning Stats	R: 0	H: 1	E: 1	LOB: 1	K: 1	BB: 0	S: 6	P: 6
	R: 0	H: 0	E: 0	LOB: 0	K: 0	BB: 0	S: 3	P: 3
	R: 0	H: 0	E: 0	LOB: 0	K: 1	BB: 0	S: 5	P: 5
	R: 0	H: 1	E: 0	LOB: 1	K: 1	BB: 0	S: 6	P: 6
	R: 1	H: 2	E: 0	LOB: 1	K: 0	BB: 0	S: 5	P: 5
	R: 1	H: 2	E: 0	LOB: 1	K: 1	BB: 0	S: 7	P: 7
	R: 0	H: 1	E: 0	LOB: 1	K: 0	BB: 0	S: 4	P: 4
	R: 0	H: 0	E: 0	LOB: 0	K: 0	BB: 0	S: 3	P: 3

PITCHER	IP	WLS	BF	H	R	ER	SO	BB	IBB	HBP	BLK	WP	HR	S	P	ERA	WHIP
Larry Jackson, R ERA: 4.35 (1, 1)	8.0	L	31	7	2	2	4	0	0	0	0	0	1	39	39	2.25	0.875


BOTTOM

Chicago Cubs @ San Francisco Giants
Candlestick Park, San Francisco, CA

Tue Jul 20 1965, 10:05 PM EDT
Att: 6,975 - Sunny

livebaseballscorecards.com

AB	31
R	2
H	7
RBI	2
BB	0
SO	4
LOB	13



WP	PA	ERA	WHIP
0	31		

Batter	1	2	3	4	5	6	7	8	9	10	AB	R	H	RBI	BB	SO	LOB	TOP															
John Briggs, L (1, 8) OBP: 0.361, SLG: 0.389 Bo Belinsky, L (10, 1) OBP: 0.233, SLG: 0.207	4-0 L5-3 BB		x 0-0 4-3	x 0-0 1-H 3B		x 4-0 1-2 2B BB		x 0-0 1-2 2-3		x 0-3 K	4	1	1	1	2	1	3																
Cookie Rojas, R (1, 4) OBP: 0.371, SLG: 0.394	0-0 L5-3 1-2		x 0-0 F8	x 0-0 L5		x 0-0 1-H 2-H WP 2B		x 0-0 4-3 2-3		x 0-0 F8	6	1	1	2	0	0	5																
Johnny Callison, L (1, 9) OBP: 0.319, SLG: 0.536	0-3 K		x 0-0 BB 1B		x 4-0 1B SF7 BB	x 0-0 1-3 3-H		x 0-0 F7			4	2	1	0	1	1	1																
Dick Allen, R (1, 5) OBP: 0.405, SLG: 0.539		x 0-0 1B 2B	x 4-0 1B BB		x 0-0 1-3 1B	x 0-0 S 1B		x 0-0 F9			4	1	3	0	1	0	0																
Tony Gonzalez, L (1, 7) OBP: 0.345, SLG: 0.497		x 0-0 5-3 1B 2-H	x 0-0 1-2 2-H 1B		x 0-0 SF7 3-H	x 0-0 F8 1-2		x 0-0 6-3			4	0	2	3	0	0	1																
Dick Stuart, R (1, 3) OBP: 0.298, SLG: 0.441 Ruben Amaro, R (9, 3) OBP: 0.298, SLG: 0.231		x 0-3 K	x 0-3 K		x 0-0 F7 3-H		x 0-0 F7		x 0-3 K2-3		5	0	0	0	0	3	4																
Clay Dalrymple, L (1, 2) OBP: 0.269, SLG: 0.297 Alex Johnson, R (10, PH) OBP: 0.355, SLG: 0.478		x 0-0 5-3 1B 1-2		x 0-0 F7	x 0-0 4-3		x 0-3 K		x 0-0 SH3-4 1B		4	0	1	0	0	1	1																
Bobby Wine, R (1, 6) OBP: 0.255, SLG: 0.211		x 0-0 5-3 1-2 2-3		x 0-0 F7		x 0-0 F7		x 0-3 K		x 0-0 SH3-4 1-2	4	0	0	0	0	1	2																
Ray Culp, R (1, 1) OBP: 0.172, SLG: 0.111 Ed Roebuck, R (1, 1) John Herrnstein, L (2, PH) OBP: 0.279, SLG: 0.381 Art Mahaffey, R (2, 1) OBP: 0.111, SLG: 0.111 Lew Burdette, R (3, 1) OBP: 0.500, SLG: 0.563 Jack Baldschun, R (8, 1) Tony Taylor, R (10, PH) OBP: 0.313, SLG: 0.341 Pat Corrales, R (10, 2) OBP: 0.407, SLG: 0.386		x 0-0 4-3		x 0-0 3B 1B		x 0-0 BB 2B 1B		x 0-0 4-3 2-3 1B		x 4-0 BB	0	0	0	0	0	0	0																
Inning Stats	R: 0 E: 0 K: 1 S: 4	H: 0 LOB: 0 BB: 1 P: 8	R: 1 E: 0 K: 1 S: 8	H: 3 LOB: 2 BB: 0 P: 8	R: 1 E: 0 K: 1 S: 7	H: 2 LOB: 2 BB: 1 P: 11	R: 1 E: 0 K: 0 S: 5	H: 2 LOB: 1 BB: 0 P: 5	R: 1 E: 0 K: 0 S: 4	H: 1 LOB: 1 BB: 1 P: 8	R: 3 E: 0 K: 0 S: 6	H: 3 LOB: 1 BB: 1 P: 10	R: 0 E: 0 K: 2 S: 7	H: 0 LOB: 0 BB: 0 P: 7	R: 0 E: 0 K: 0 S: 4	H: 1 LOB: 1 BB: 0 P: 4	R: 0 E: 0 K: 1 S: 5	H: 0 LOB: 0 BB: 0 P: 5	R: 0 E: 0 K: 1 S: 6	H: 1 LOB: 2 BB: 1 P: 10	1B: 10 2B: 3 3B: 1 HR: 0	SF: 1 SAC: 1 DP: 1 HBP: 0	WP: 1 PB: 0 SB: 1 CS: 0	PA: 47									
PITCHER	IP WLS BF H R ER SO BB IBB HBP BLK WP HR S P ERA WHIP															IP WLS BF H R ER SO BB IBB HBP BLK WP HR S P ERA WHIP																	
Cal Koonce, R (1, 1) ERA: 4.08	4.0	22	8	4	4	3	3	0	0	0	0	0	0	0	0	25	37	9.00	2.750														
Billy Hoelt, L (5, 1) ERA: 1.93	1.1	6	1	2	0	0	1	0	0	0	0	0	0	0	5	9	0.00	1.500															
Ted Abernathy, R (6, 1) ERA: 1.89	2.2	11	3	1	0	2	0	0	0	0	1	0	0	0	15	15	0.00	1.125															
Lindy McDaniel, R (9, 1) ERA: 2.39	1.0	3	0	0	0	1	0	0	0	0	0	0	0	0	5	5	0.00	0.000															
Bob Hendley, L (10, 1) ERA: 8.59	1.0	W 5	1	0	0	1	1	0	0	0	0	0	0	0	6	10	0.00	2.000															

Philadelphia Phillies @ Chicago Cubs
Wrigley Field, Chicago, IL
Wed Jul 21 1965, 3:33 AM CDT
Att. 9,585 - Cloudy

livebaseballscorecards.com

AB	40
R	7
H	13
RBI	6
BB	5
SO	7
LOB	19



Batter	1	2	3	4	5	6	7	8	9	10	AB	R	H	RBI	BB	SO	LOB
Glenn Beckert, R OBP: 0.271, SLG: 0.298 (1, 4)			G5-4-3 			K 		F7 		F9 	6	1	2	0	0	1	2
Don Landrum, L OBP: 0.337, SLG: 0.406 (1, 8)		14 CS 		6-3 		S 		2B 		14 BB 	5	3	4	0	1	0	0
Billy Williams, L OBP: 0.359, SLG: 0.484 (1, 9)	14 E 	14 CS 		5-3 		K 		2B 		14 BB 	4	0	2	1	2	1	1
14 Ernie Banks, R OBP: 0.345, SLG: 0.446 (1, 3)	E4 	K 		1B 		F3 		K 		1B 	6	1	2	2	0	2	5
Ron Santo, R OBP: 0.352, SLG: 0.482 (1, 5)	FC5-2 		2B 			6-3 				5-3 	5	1	2	0	0	0	2
Doug Clemens, L OBP: 0.339, SLG: 0.355 (1, 7)	FC5-2 		1B 			F7 		1B 		3B 	5	2	4	1	0	0	2
Ed Bailey, L OBP: 0.333, SLG: 0.289 (1, 2)	FC5-2 		E 			G1-6-3 		L8 		L8 	2	0	0	0	3	0	2
Don Kessinger, S OBP: 0.244, SLG: 0.222 (1, 6)	FC5-2 		E8 			K 		P4 		3B 	3	0	1	2	0	1	4
Jimmy Stewart, S OBP: 0.331, SLG: 0.294 (7, PH)	FC5-2 		1B 								2	0	1	1	0	0	1
Cal Koonce, R OBP: 0.199, SLG: 0.119 (1, 1)	F8 		K 			G1-6-3 		L7 		K 	2	0	0	0	0	1	5
Billy Hoelt, L OBP: 0.335, SLG: 0.333 (5, 1)											1	0	0	0	0	0	1
Ted Abernathy, R OBP: 0.125, SLG: 0.125 (6, 1)											0	0	0	0	0	0	0
George Altman, L OBP: 0.322, SLG: 0.381 (6, PH)											1	0	0	0	0	0	0
Lindy McDaniel, R OBP: 0.322, SLG: 0.381 (9, 1)											0	0	0	0	0	0	0
Harvey Kuenn, R OBP: 0.320, SLG: 0.210 (9, PH)											1	0	0	0	0	1	1
Bob Hendley, R OBP: 0.289, SLG: 0.210 (10, 1)											0	0	0	0	0	0	0

Inning Stats	R: 3	H: 3	E: 1	K: 0	S: 7	WLS	BF	H	R	ER	SO	BB	IBB	HBP	BLK	WP	HR	S	P	ERA	WHIP
	3	3	1	0	7		7	3	3	2	0	0	2	0	0	1	0	5	13	54.00	9.000
	0	2	0	0	5		4	2	1	0	0	0	0	0	0	0	0	2	2	0.00	0.000
	0	1	0	0	4		6	4	2	1	1	1	0	0	0	0	0	7	11	18.00	5.000
	0	1	0	0	4		24	7	1	1	4	1	1	0	0	0	0	30	38	1.59	1.412
	0	1	0	0	4		6	2	1	1	2	0	0	0	0	0	0	10	10	6.75	1.500

PITCHER	IP	WLS	BF	H	R	ER	SO	BB	IBB	HBP	BLK	WP	HR	S	P	ERA	WHIP
Ray Culp, R ERA: 3.24 (1, 1)	0.1		7	3	3	2	0	0	2	0	0	1	0	5	13	54.00	9.000
Ed Roebuck, R ERA: 3.62 (1, 1)	0.2		2	0	0	0	0	0	0	0	0	0	0	2	2	0.00	0.000
Art Mahaffey, R ERA: 6.27 (2, 1)	1.0		6	4	2	2	1	1	0	0	0	0	0	7	11	18.00	5.000
Lew Burdette, R ERA: 5.98 (3, 1)	5.2		24	7	1	1	4	1	1	0	0	0	0	30	38	1.59	1.412
Jack Baldschun, R ERA: 4.17 (8, 1)	1.1		6	2	1	1	2	0	0	0	0	0	0	10	10	6.75	1.500

BOTTOM

Philadelphia Phillies @ Chicago Cubs
Wrigley Field, Chicago, IL
 Wed Jul 21 1965, 3:33 AM CDT
 Att. 9,585 - Cloudy

livebaseballscorecards.com

AB	43
R	8
H	18
RBI	7
BB	6
SO	7
LOB	26



WP	1	PA	49
PB	0		
SB	1		
CS	2		

PITCHER	IP	WLS	BF	H	R	ER	SO	BB	IBB	HBP	BLK	WP	HR	S	P	ERA	WHIP
Bo Belinsky, L ERA: 4.82 (10, 1)	0.1		4	2	1	1	0	1	0	0	0	0	0	3	7	27.00	9.000

Batter	1	2	3	4	5	6	7	8	9	AB	R	H	RBI	BB	SO	LOB	TOP
John Briggs, L (1, 8) <small>OBP: 0.372, SLG: 0.429</small> Dick Stuart, R (7, PH) <small>OBP: 0.297, SLG: 0.439</small> Jack Baldschun, R (7, 1)	 <small>0-0</small>	 <small>0-0</small>		 <small>0-0</small>		 <small>0-0</small>	 <small>0-0</small>			4	2	3	2	0	0	1	
Cookie Rojas, R (1, 4) <small>OBP: 0.369, SLG: 0.392</small>	 <small>0-0</small>	 <small>0-0</small>		 <small>0-0</small>		 <small>0-0</small>		 <small>0-0</small>		4	0	1	1	0	0	2	
Johnny Callison, L (1, 9) <small>OBP: 0.326, SLG: 0.555</small>	 <small>0-3</small>	 <small>0-0</small>		 <small>4-0</small>		 <small>0-0</small>		 <small>0-0</small>		4	2	3	3	1	1	1	
Dick Allen, R (1, 5) <small>OBP: 0.407, SLG: 0.537</small>	 <small>4-0</small>	 <small>4-0</small>		 <small>0-3</small>		 <small>0-0</small>		 <small>0-3</small>		3	0	1	0	2	2	2	
Tony Gonzalez, L (1, 7) <small>OBP: 0.347, SLG: 0.492</small>	 <small>4-0</small>	 <small>0-0</small>			 <small>0-0</small>	 <small>0-0</small>		 <small>0-0</small>		4	0	1	0	1	0	3	
John Herrnstein, L (1, 3) <small>OBP: 0.250, SLG: 0.340</small>	 <small>0-0</small>		 <small>0-0</small>		 <small>0-0</small>	 <small>0-0</small>		 <small>0-3</small>		5	0	0	0	0	1	5	
Clay Dalrymple, L (1, 2) <small>OBP: 0.270, SLG: 0.298</small> Pat Corrales, R (7, PH) <small>OBP: 0.398, SLG: 0.375</small>		 <small>0-0</small>	 <small>0-0</small>		 <small>0-0</small>		 <small>0-0</small>		 <small>0-0</small>	3	0	1	0	0	0	0	
Bobby Wine, R (1, 6) <small>OBP: 0.250, SLG: 0.206</small>		 <small>0-0</small>	 <small>0-0</small>		 <small>0-0</small>		 <small>0-0</small>		 <small>0-0</small>	3	0	0	0	0	0	1	
Ray Herbert, R (1, 1) <small>OBP: 0.357, SLG: 0.393</small> Gary Wagner, R (5, 1) <small>OBP: 0.143, SLG: 0.286</small> Ruben Amaro, R (5, 6) <small>OBP: 0.306, SLG: 0.236</small> Tony Taylor, R (7, PH) <small>OBP: 0.310, SLG: 0.338</small>		 <small>0-0</small>		 <small>0-0</small>		 <small>4-0</small>	 <small>0-0</small>			2	1	2	0	0	0	0	
Inning Stats	R: 0 H: 1 E: 0 LOB: 3 K: 1 BB: 2 S: 6 P: 14	R: 2 H: 4 E: 0 LOB: 3 K: 0 BB: 1 S: 7 P: 11	R: 0 H: 0 E: 0 LOB: 0 K: 0 BB: 0 S: 3 P: 3	R: 0 H: 1 E: 0 LOB: 2 K: 1 BB: 1 S: 6 P: 10	R: 0 H: 1 E: 0 LOB: 1 K: 0 BB: 0 S: 4 P: 4	R: 3 H: 4 E: 0 LOB: 1 K: 0 BB: 1 S: 6 P: 10	R: 0 H: 1 E: 0 LOB: 1 K: 0 BB: 0 S: 4 P: 4	R: 1 H: 1 E: 0 LOB: 0 K: 1 BB: 0 S: 6 P: 6	R: 0 H: 0 E: 0 LOB: 0 K: 1 BB: 0 S: 5 P: 5	1B: 10 SF: 1 2B: 0 SAC: 0 3B: 0 DP: 1 HR: 3 HBP: 0	WP: 0 PA: 44 PB: 0 SB: 1 CS: 0						
PITCHER Bob Buhl, R (1, 1) <small>ERA: 3.59</small> Billy Hoelt, L (6, 1) <small>ERA: 1.76</small> Ted Abernathy, R (7, 1) <small>ERA: 1.94</small>	IP WLS BF H R ER SO BB IBB HBP BLK WP HR S P ERA WHIP 5.1 W 30 9 5 5 2 5 0 0 0 0 2 29 49 8.44 2.625 1.1 6 3 0 0 0 0 0 0 0 0 0 0 6 6 0.00 2.250 2.1 S 8 1 1 1 2 0 0 0 0 0 0 1 12 12 3.86 0.429	PITCHER IP WLS BF H R ER SO BB IBB HBP BLK WP HR S P ERA WHIP															

Philadelphia Phillies @ Chicago Cubs
 Wrigley Field, Chicago, IL
 Thu Jul 22 1965, 3:33 AM CDT
 Att. 7,468 - Cloudy

livebaseballscorecards.com

AB	38
R	6
H	13
RBI	6
BB	5
SO	4
LOB	16



Batter	1	2	3	4	5	6	7	8	9	AB	R	H	RBI	BB	SO	LOB
Glenn Beckert, R OBP: 0.275, SLG: 0.305 (1, 4)	0-0 5-3	0-0 P5			0-0 14 CS 2B	0-0 CS 1B		0-0 L3 1B		5	0	3	0	0	0	0
Don Landrum, L OBP: 0.339, SLG: 0.401 (1, 8)	0-0 L8		0-0 1-3		4-0 14 CS 14 1B BB	4-0 G4-3 BB		0-0 L3		3	1	0	0	2	0	1
Billy Williams, L OBP: 0.356, SLG: 0.479 (1, 9)	0-0 P4		0-0 F9		0-0 F5	0-0 G4-3				4	0	0	0	0	0	3
14 Ernie Banks, R OBP: 0.346, SLG: 0.455 (1, 3)		0-0 HR	0-0 6-3		0-0 BB 1-H 2-3 1B			0-0 F8		4	2	2	2	0	0	0
Ron Santo, R OBP: 0.356, SLG: 0.484 (1, 5)		0-0 1B HR 1B		0-0 5-3	4-0 BB HR BB			0-0 E 1B 1B		3	3	2	0	1	0	0
Doug Clemens, L OBP: 0.345, SLG: 0.359 (1, 7)		0-0 1-3 HR 1B		0-0 5-3	4-0 1-2 2-3 HR BB			0-0 E3 1B 1B		3	2	2	0	1	0	0
Ed Bailey, L OBP: 0.357, SLG: 0.383 (1, 2)		0-0 1-H 3-H HR		0-0 1B 1B	0-0 1-H 2-H 3-H HR			0-0 G6-4-3 1B 1B		4	2	4	8	0	0	0
Don Kessinger, S OBP: 0.252, SLG: 0.238 (1, 6)		0-0 6-3		0-0 1-2 1B	0-0 1B 2B			0-0 G6-4-3		4	0	2	0	0	0	2
Bob Buhl, R OBP: 0.074, SLG: 0.020 (1, 1)		0-3 K		0-3 K	0-0 F2			0-0 5-3		3	0	0	0	0	2	3
Billy Hoelt, L OBP: 0.333, SLG: 0.333 (6, 1)										0	0	0	0	0	0	0
Ted Abernathy, R OBP: 0.111, SLG: 0.111 (7, 1)										1	0	0	0	0	0	0

Inning Stats	R: 0	H: 0	E: 0	K: 0	S: 3	LOB: 0	BB: 0	P: 3	R: 4	H: 4	E: 0	K: 1	S: 9	LOB: 0	BB: 0	P: 9	R: 0	H: 0	E: 0	K: 0	S: 3	LOB: 0	BB: 0	P: 3	R: 0	H: 2	E: 0	K: 1	S: 7	LOB: 2	BB: 0	P: 7	R: 5	H: 4	E: 0	K: 0	S: 6	LOB: 1	BB: 3	P: 18	R: 0	H: 1	E: 0	K: 0	S: 2	LOB: 0	BB: 1	P: 6	R: 1	H: 3	E: 1	K: 0	S: 5	LOB: 1	BB: 0	P: 5	R: 0	H: 1	E: 0	K: 0	S: 3	LOB: 0	BB: 0	P: 3
	1B: 10	SF: 0	2B: 3	SAC: 0	3B: 0	DP: 3	HR: 3	HBP: 0	WP: 0	PA: 38																																																						


PITCHER	IP	WLS	BF	H	R	ER	SO	BB	IBB	HBP	BLK	WP	HR	S	P	ERA	WHIP
Ray Herbert, R ERA: 3.73 (1, 1)	4.0	L	20	7	6	6	2	1	0	0	0	0	2	23	27	13.50	2.000
Gary Wagner, R ERA: 3.3 (5, 1)	2.0		10	4	3	3	0	3	0	0	0	0	1	7	19	13.50	3.500
Jack Baldschun, R ERA: 4.18 (7, 1)	2.0		8	4	1	1	0	0	0	0	0	0	0	8	8	4.50	2.000

BOTTOM

Philadelphia Phillies @ Chicago Cubs
Wrigley Field, Chicago, IL
Thu Jul 22 1965, 3:33 AM CDT
Att. 7,468 - Cloudy

livebaseballscorecards.com

AB	34
R	10
H	15
RBI	10
BB	4
SO	2
LOB	9



Batter	1	2	3	4	5	6	7	8	9	AB R H RBI BB SO LOB	TOP											
Bob Bailey, R (1, 5) OBP: 0.327, SLG: 0.371	0-3 K	0-0 FC5-4		0-0 5-3		0-3 K		0-0 F8		5 0 0 0 0 2 3												
Manny Mota, R (1, 8) OBP: 0.304, SLG: 0.349	0-0 6-3		0-0 F8		0-0 6-3		0-0 SF8 1B		0-0 1B 3B	5 2 2 0 0 0 0												
Roberto Clemente, R (1, 9) OBP: 0.372, SLG: 0.468	0-0 E 1B		0-0 6-3		0-0 6-3		0-0 FC5 1B		0-0 1B	5 0 3 1 0 0 0												
Donn Clendenon, R (1, 3) OBP: 0.378, SLG: 0.496	0-0 E5 1B		0-0 HR		0-0 1B		0-0 F8		0-0 F8	5 1 3 1 0 0 3												
Bill Mazerowski, R (1, 4) OBP: 0.299, SLG: 0.350	0-0 P3		0-0 5-3		0-0 6-3		0-0 SF8		0-0 F8	4 0 0 1 0 0 4												
Willie Stargell, L (1, 7) OBP: 0.340, SLG: 0.566		0-3 K		0-0 F9		0-0 WP 2B		4-0 IBB	0-0 G3	4 1 1 0 1 1 1												
Jim Pagliaroni, R (1, 2) OBP: 0.357, SLG: 0.472		0-0 HR		0-0 HR		0-3 K		0-0 FC5		4 2 2 2 0 1 3												
Gene Alley, R (1, 6) OBP: 0.279, SLG: 0.322		0-0 6-3		0-0 SH1-4 1B		0-0 2B		0-0 F8		4 0 2 1 0 0 0												
Bob Friend, R (1, 1) OBP: 0.022, SLG: 0.022		0-0 FC5-4 1B		0-0 SH1-4		0-0 F8		0-0 6-3		3 0 1 0 0 0 1												
Inning Stats	R: 0 E: 1 K: 1 S: 7	H: 2 LOB: 2 BB: 0 P: 7	R: 1 E: 0 K: 1 S: 7	H: 2 LOB: 1 BB: 0 P: 7	R: 1 E: 0 K: 0 S: 4	H: 1 LOB: 0 BB: 0 P: 4	R: 1 E: 0 K: 0 S: 5	H: 2 LOB: 1 BB: 0 P: 5	R: 0 E: 0 K: 0 S: 4	H: 1 LOB: 1 BB: 0 P: 4	R: 1 E: 0 K: 2 S: 9	H: 2 LOB: 1 BB: 0 P: 9	R: 1 E: 0 K: 0 S: 5	H: 2 LOB: 2 BB: 1 P: 9	R: 0 E: 0 K: 0 S: 3	H: 0 LOB: 0 BB: 0 P: 3	R: 1 E: 0 K: 0 S: 5	H: 2 LOB: 1 BB: 0 P: 5	1B: 9 2B: 1 3B: 1 HR: 3	SF: 1 SAC: 1 DP: 0 HBP: 0	WP: 1 PB: 0 SB: 2 CS: 0	PA: 42
PITCHER	IP WLS BF H R ER SO BB IBB HBP BLK WP HR S P ERA WHIP																					
Dick Ellsworth, L (1, 1) ERA: 3.4	5.1 L 26 10 4 4 3 0 0 0 0 1 3 32 32 6.75 1.875																					
Bob Humphreys, R (6, 1) ERA: 2.52	0.2 2 0 0 0 1 0 0 0 0 0 0 4 4 0.00 0.000																					
Lindy McDaniel, R (7, 1) ERA: 2.44	2.0 9 2 1 1 0 0 1 0 0 0 0 8 12 4.50 1.000																					
Ernie Broglio, R (9, 1) ERA: 5.4	1.0 5 2 1 1 0 0 0 0 0 0 0 5 5 9.00 2.000																					

Pittsburgh Pirates @ Chicago Cubs
Wrigley Field, Chicago, IL
Fri Jul 23 1965, 3:33 AM CDT
Att. 5,288 - Sunny - 90 F

livebaseballscorecards.com

AB 39
R 6
H 14
RBI 6
BB 1
SO 4
LOB 15



Batter	1	2	3	4	5	6	7	8	9	AB	R	H	RBI	BB	SO	LOB
Glenn Beckert, R (1, 4) OBP: 0.273, SLG: 0.302	0-0 6-3			0-0 F9		0-0 F9		0-0 5-3		4	0	0	0	0	0	1
Don Landrum, L (1, 8) OBP: 0.341, SLG: 0.400	0-0 G3			0-0 1B		4-0 BB			0-0 L6	3	0	1	0	1	0	0
Billy Williams, L (1, 9) OBP: 0.353, SLG: 0.474	0-0 F8			0-3 K		0-0 F5			0-0 F7	4	0	0	0	0	1	2
14 Ernie Banks, R (1, 3) OBP: 0.343, SLG: 0.450		0-0 6-3		0-0 P4			0-0 6-3		0-0 L6	4	0	0	0	0	0	1
Ron Santo, R (1, 5) OBP: 0.354, SLG: 0.480		0-3 K			0-0 6-3		0-0 6-3			3	0	0	0	0	1	0
Doug Clemens, L (1, 7) OBP: 0.345, SLG: 0.356		0-0 F7			4-0 BB		0-0 F9			2	0	0	0	1	0	0
Ed Bailey, L (1, 2) OBP: 0.356, SLG: 0.375			0-0 F7		0-0 F7			4-0 BB		2	0	0	0	1	0	1
Larry Jackson, R (8, PR) OBP: 0.176, SLG: 0.245										0	0	0	0	0	0	0
Ernie Broglio, R (9, 1)										0	0	0	0	0	0	0
Don Kessinger, S (1, 6) OBP: 0.248, SLG: 0.235			0-0 1-3		0-0 4-3			0-0 F7		2	0	0	0	0	0	1
Jimmy Stewart, S (8, PH) OBP: 0.329, SLG: 0.292									0-0 F7	1	0	0	0	0	0	1
Dick Ellsworth, L (1, 1) OBP: 0.140, SLG: 0.146				0-0 4-3				0-0 F7		1	0	0	0	0	0	0
Bob Humphreys, R (6, 1)										0	0	0	0	0	0	0
George Altman, L (6, PH) OBP: 0.320, SLG: 0.378										1	0	0	0	0	0	0
Lindy McDaniel, R (7, 1)										0	0	0	0	0	0	0
Vic Roznovsky, L (8, PH) OBP: 0.330, SLG: 0.358										1	0	0	0	0	0	1

BOTTOM

Pittsburgh Pirates @ Chicago Cubs
Wrigley Field, Chicago, IL

Fri Jul 23 1965, 3:33 AM CDT
Att. 5,288 - Sunny - 90 F

livebaseballscores.com

AB	28
R	0
H	1
RBI	0
BB	3
SO	2
LOB	8



Inning Stats	R: 0	H: 0	E: 0	LOB: 0	K: 0	BB: 0	S: 3	P: 3	R: 0	H: 0	E: 0	LOB: 0	K: 0	BB: 0	S: 5	P: 5	R: 0	H: 0	E: 0	LOB: 0	K: 0	BB: 0	S: 3	P: 3	R: 0	H: 1	E: 0	LOB: 1	K: 1	BB: 0	S: 6	P: 6	R: 0	H: 0	E: 0	LOB: 1	K: 0	BB: 1	S: 3	P: 7	R: 0	H: 0	E: 0	LOB: 1	K: 0	BB: 1	S: 3	P: 7	R: 0	H: 0	E: 0	LOB: 0	K: 0	BB: 0	S: 3	P: 3	R: 0	H: 0	E: 0	LOB: 1	K: 0	BB: 1	S: 3	P: 7	R: 0	H: 0	E: 0	LOB: 0	K: 0	BB: 0	S: 3	P: 3	R: 0	H: 0	E: 0	LOB: 0	K: 0	BB: 0	S: 3	P: 3	R: 0	H: 0	E: 0	LOB: 1	K: 0	BB: 1	S: 3	P: 7	R: 0	H: 0	E: 0	LOB: 0	K: 0	BB: 0	S: 3	P: 3
PITCHER Bob Friend, R (1, 1) ERA: 3.38	IP	WLS	BF	H	R	ER	SO	BB	IBB	HBP	BLK	WP	HR	S	P	ERA	WHIP	IP	WLS	BF	H	R	ER	SO	BB	IBB	HBP	BLK	WP	HR	S	P	ERA	WHIP	IP	WLS	BF	H	R	ER	SO	BB	IBB	HBP	BLK	WP	HR	S	P	ERA	WHIP																																													

WP: 0	PA: 31
PB: 0	
SB: 0	
CS: 0	

Batter	1	2	3	4	5	6	7	8	9	AB R H RBI BB SO LOB	TOP							
Bob Bailey, R (1, 5) OBP: 0.324, SLG: 0.368	0-0 1-3		0-3 K	0-0 1-2 2-3 1B	0-0 F7			0-3 K	0-0 F2	6 0 1 0 0 2 3								
Bill Virdon, L (1, 8) OBP: 0.350, SLG: 0.404	0-0 4-3		0-0 HR	0-0 F7			0-0 5-3	4-0 BB		4 1 1 1 1 0 3								
Roberto Clemente, R (1, 9) OBP: 0.375, SLG: 0.477	4-0 BB		0-0 4-3		0-0 HR		0-0 E 1B	0-0 F3		4 1 2 1 1 0 1								
Willie Stargell, L (1, 7) OBP: 0.335, SLG: 0.557	0-0 6-3		0-3 K		0-3 K		0-0 E2	0-0 6-3		5 0 0 0 0 2 3								
Donn Clendenon, R (1, 3) OBP: 0.376, SLG: 0.490		0-0 4-3		0-0 4-3	4-0 2B BB		0-3 K		0-3 K	4 1 0 0 1 2 2								
Bill Mazerowski, R (1, 4) OBP: 0.297, SLG: 0.351		0-0 6-3		0-0 6-3	1-3 2B		0-0 F8		0-0 6-3	5 1 1 0 0 0 2								
Jim Pagliaroni, R (1, 2) OBP: 0.366, SLG: 0.475		4-0 2B BB		0-0 1B 1B	4-0 2B IBB		0-3 K		0-0 2B 1B	3 3 2 0 2 1 0								
Gene Alley, R (1, 6) OBP: 0.288, SLG: 0.334		0-0 1-H 2B		0-0 1B 1B	0-0 1-3 2-H 3-H 2B		0-0 6-3		4-0 2B BB	4 1 3 3 1 0 0								
Vern Law, R (1, 1) OBP: 0.296, SLG: 0.352		0-0 F9		0-0 1-2 2-H 1B	0-3 K1-3		0-0 F8		0-0 1-H 2-H 2B	4 0 1 1 0 1 3								
Al McBean, R (8, 1) OBP: 0.250, SLG: 0.313										1 0 1 2 0 0 0								
Inning Stats	R: 0 H: 0 E: 0 K: 0 S: 3	H: 0 LOB: 1 BB: 1 P: 7	R: 1 H: 1 E: 0 K: 2 S: 4	H: 1 LOB: 1 BB: 1 P: 8	R: 1 H: 4 E: 0 K: 2 S: 7	H: 3 LOB: 3 BB: 0 P: 7	R: 3 H: 3 E: 0 K: 2 S: 10	H: 2 LOB: 2 BB: 2 P: 18	R: 0 H: 1 E: 1 K: 1 S: 7	H: 1 LOB: 2 BB: 0 P: 7	R: 0 H: 0 E: 0 K: 1 S: 5	H: 0 LOB: 0 BB: 0 P: 5	R: 0 H: 0 E: 0 K: 1 S: 5	H: 0 LOB: 1 BB: 1 P: 9	R: 2 H: 2 E: 0 K: 1 S: 7	H: 2 LOB: 1 BB: 1 P: 11	1B: 6 SF: 0 2B: 4 SAC: 0 3B: 0 DP: 0 HR: 2 HBP: 0	WP: 0 PA: 46 PB: 0 SB: 0 CS: 0
PITCHER	IP WLS BF H R ER SO BB IBB HBP BLK WP HR S P ERA WHIP																	
Larry Jackson, R (1, 1) ERA: 4.59	4.1 L 26 9 6 6 3 3 1 0 0 0 0 2 28 44 12.46 2.769																	
Bob Humphreys, R (5, 1) ERA: 2.48	0.2 2 0 0 0 1 0 0 0 0 0 0 0 4 4 0.00 0.000																	
Lindy McDaniel, R (6, 1) ERA: 2.38	2.0 8 1 0 0 2 0 0 0 0 0 0 0 12 12 0.00 0.500																	
Ted Abernathy, R (8, 1) ERA: 2.11	2.0 10 2 2 2 2 2 0 0 0 0 0 0 12 20 9.00 2.000																	

Pittsburgh Pirates @ Chicago Cubs
 Wrigley Field, Chicago, IL
 Sat Jul 24 1965, 3:33 AM CDT
 Att: 9,578 - Sunny - 80 F

AB	40
R	8
H	12
RBI	8
BB	6
SO	8
LOB	17



livebaseballscorecards.com

Batter	1	2	3	4	5	6	7	8	9
Glenn Beckert, R (1, 4) Ted Abernathy, R (8, 1) Jimmy Stewart, S (9, PH) OBP: 0.275, SLG: 0.304 OBP: 0.111, SLG: 0.111 OBP: 0.326, SLG: 0.289	0-0 E G3 SF8 1B		0-0 P6		0-0 3-1		0-0 PO 1B		0-0 6-3
Don Landrum, L (1, 8) OBP: 0.340, SLG: 0.397	0-0 G3 1-3		0-3 K		0-0 1-3		0-0 PO 1-2	0-0 HR 1B	
Billy Williams, L (1, 9) OBP: 0.354, SLG: 0.486	0-0 SF8 3-H		0-0 5-3			0-0 2B		0-0 HR 1-H	
14 Ernie Banks, R (1, 3) OBP: 0.340, SLG: 0.445	0-0 F5			0-0 P3		0-3 K		0-0 5-3	
Ron Santo, R (1, 5) OBP: 0.355, SLG: 0.491		0-0 3-1 1B 2B		0-0 HR		0-0 F9		0-3 K	
Doug Clemens, L (1, 7) OBP: 0.347, SLG: 0.356		0-0 3-1 2-3		0-3 K		4-0 FC5-4 BB		0-0 1B	
Ed Bailey, L (1, 2) OBP: 0.353, SLG: 0.371 Chris Krug, R (4, PH) OBP: 0.265, SLG: 0.344		0-0 G3		1-0 HBP		0-0 FC5-4 1-2f		0-0 4-3	
Don Kessinger, S (1, 6) OBP: 0.246, SLG: 0.235		0-0 FC6-4 1B 3-H		0-0 P4		0-3 K		0-0 F9	
Larry Jackson, R (1, 1) OBP: 0.173, SLG: 0.240 Bob Humphreys, R (5, 1) Harvey Kuenn, R (5, PH) OBP: 0.324, SLG: 0.208 Lindy McDaniel, R (6, 1) George Altman, L (7, PH) OBP: 0.319, SLG: 0.376 Joey Amalfitano, R (8, 4) OBP: 0.348, SLG: 0.317		0-0 FC6-4 1-2f			0-0 F8		0-0 F8		0-0 1-3

AB	R	H	RBI	BB	SO	LOB
4	1	2	0	0	0	0
0	0	0	0	0	0	0
1	0	0	0	0	0	0

4	1	1	0	0	1	1
---	---	---	---	---	---	---

3	1	2	3	0	0	0
---	---	---	---	---	---	---

4	0	0	0	0	1	1
---	---	---	---	---	---	---

4	2	2	1	0	1	1
---	---	---	---	---	---	---

3	0	1	0	1	1	1
---	---	---	---	---	---	---

1	0	0	0	0	0	1
2	0	0	0	0	0	3

4	0	1	1	0	1	1
---	---	---	---	---	---	---

1	0	0	0	0	0	1
0	0	0	0	0	0	0
1	0	0	0	0	0	0
0	0	0	0	0	0	0
1	0	0	0	0	0	0
1	0	0	0	0	0	0

1B:	5	SF:	1
2B:	2	SAC:	0
3B:	0	DP:	0
HR:	2	HBP:	1

BOTTOM

Pittsburgh Pirates @ Chicago Cubs
Wrigley Field, Chicago, IL
 Sat Jul 24 1965, 3:33 AM CDT
 Att. 9,578 - Sunny - 80 F

livebaseballscorecards.com

AB	34
R	5
H	9
RBI	5
BB	1
SO	5
LOB	10



Inning Stats	R: 1	H: 1	E: 1	K: 0	S: 4	P: 4	R: 1	H: 2	E: 0	K: 0	S: 5	R: 0	H: 0	E: 0	K: 1	S: 5	R: 1	H: 1	E: 0	K: 1	S: 6	R: 0	H: 0	E: 0	K: 0	S: 3	R: 0	H: 1	E: 0	K: 1	S: 6	R: 0	H: 1	E: 0	K: 1	S: 5	R: 2	H: 3	E: 0	K: 1	S: 8	R: 0	H: 0	E: 0	K: 0	S: 3	1B: 5	SF: 1	2B: 2	3B: 0	HR: 2	WP: 0	PB: 0	SB: 0	CS: 0	PA: 38
--------------	------	------	------	------	------	------	------	------	------	------	------	------	------	------	------	------	------	------	------	------	------	------	------	------	------	------	------	------	------	------	------	------	------	------	------	------	------	------	------	------	------	------	------	------	------	------	-------	-------	-------	-------	-------	-------	-------	-------	-------	--------

PITCHER	IP	WLS	BF	H	R	ER	SO	BB	IBB	HBP	BLK	WP	HR	S	P	ERA	WHIP
Vern Law, R (1, 1) ERA: 2.07	7.0	W	30	8	5	4	4	1	0	0	0	0	2	36	41	5.14	1.286
Al McBean, R (8, 1) ERA: 2.34	2.0	S	7	1	0	0	1	0	0	0	0	0	0	9	9	0.00	0.500

Batter	1	2	3	4	5	6	7	8	9	10	11	12	13	AB R H RBI BB SO LOB	TOP																
Bob Bailey, R OBP: 0.319, SLG: 0.362 (1, 5)	1-3	1-3		4-3			L5		L7		FC5			6 0 0 0 0 0 5	Pittsburgh Pirates @ Chicago Cubs Wrigley Field, Chicago, IL Sun Jul 25 1965, 3:33 AM CDT Sunny																
Bill Virdon, L OBP: 0.350, SLG: 0.403 (1, 8)	1B		G3		K		FC6-4 1B		4-3		F8			6 0 2 0 0 1 0																	
Roberto Clemente, R OBP: 0.372, SLG: 0.472 (1, 9)	K		2B 1B		4-3		FC6-4 1-2f		K		K			6 0 1 0 0 3 2																	
Willie Stargell, L OBP: 0.335, SLG: 0.556 (1, 7)	L8		1B 2B		K		P5				F7			6 1 2 0 0 1 2																	
Donn Clendenon, R OBP: 0.375, SLG: 0.488 (1, 3)		F7	1B				1B FC4-2-5 1B		K		4-3		F7	6 0 2 1 0 1 1																	
Bill Mazerowski, R OBP: 0.298, SLG: 0.363 (1, 4)		HR	F8				1-3 FC4-2-5 1B		K		K		F9	6 1 2 1 0 2 1																	
Jim Pagliaroni, R OBP: 0.371, SLG: 0.475 Del Crandall, R OBP: 0.303, SLG: 0.284 (1, 2) (4, 2)		FC4-6 BB		1-0 PB SH3 HBP			FC4-2-5 1-2 3-H		5-3		4-3		HR	0 0 0 0 1 0 0 4 1 1 1 0 0 2																	
Gene Alley, R OBP: 0.285, SLG: 0.329 (1, 6)		FC4-6 1B		L7			F8		4-3		FC5 BB HBP		F8	5 0 0 0 0 0 4																	
Bob Veale, S Al Medearis, R Frank Carlini, L Don Sawada, R Jerry Lynch, L Jose Pagano, R Jose Glendon, R Wilbur Wood, R Vern Law, R (1, 1) (1, 1) (1, 1) (1, 1) (1, 1) (1, 1) (1, 1) (1, 1) (1, 1)		1-2 1B		SH3			1-3		1-3		1-2 BB			2 0 0 1 0 0 0 2 0																	
Inning Stats	R: 0 E: 0 K: 1 S: 6	H: 1 LOB: 1 BB: 0 P: 6	R: 1 E: 0 K: 0 S: 5	H: 2 LOB: 2 BB: 1 P: 9	R: 1 E: 0 K: 0 S: 5	H: 3 LOB: 1 BB: 0 P: 5	R: 0 E: 0 K: 0 S: 3	H: 0 LOB: 1 BB: 0 P: 4	R: 0 E: 0 K: 0 S: 7	H: 0 LOB: 0 BB: 0 P: 7	R: 0 E: 0 K: 2 S: 5	H: 2 LOB: 2 BB: 0 P: 5	R: 0 E: 0 K: 0 S: 4	H: 1 LOB: 1 BB: 0 P: 4		R: 0 E: 0 K: 2 S: 7	H: 0 LOB: 0 BB: 0 P: 7	R: 0 E: 0 K: 0 S: 3	H: 0 LOB: 0 BB: 0 P: 3	R: 0 E: 0 K: 1 S: 6	H: 1 LOB: 1 BB: 0 P: 6	R: 0 E: 0 K: 1 S: 5	H: 0 LOB: 2 BB: 1 P: 10	R: 0 E: 0 K: 1 S: 5	H: 0 LOB: 0 BB: 0 P: 5	R: 1 E: 0 K: 0 S: 4	H: 1 LOB: 0 BB: 0 P: 4	1B: 8 2B: 1 3B: 0 HR: 2	SF: 0 SAC: 1 DP: 0 HBP: 2	WP: 0 PB: 1 SB: 0 CS: 0	PA: 53
PITCHER	IP WLS BF H R ER SO BB IBB HBP BLK WP HR S P ERA WHIP																														
Cal Koonce, R ERA: 4.06 (1, 1)	5.0	24	8	2	2	3	1	0	0	0	0	0	0	0		3.60	1.800														
Bob Humphreys, R ERA: 2.35 (6, 1)	2.0	7	1	0	0	0	0	0	0	0	0	0	0	0.00		0.500															
Ted Abernathy, R ERA: 2.01 (8, 1)	4.0	15	1	0	0	4	1	0	1	0	0	0	0	0.00	0.500																
Lindy McDaniel, R ERA: 2.43 (12, 1)	2.0	L 7	1	1	1	1	0	0	0	0	0	0	1	4.50	0.500																

livebaseballscorecards.com

AB	48
R	3
H	11
RBI	3
BB	2
SO	8
LOB	19




Batter	1	2	3	4	5	6	7	8	9	10	11	12	13	AB R H RBI BB SO LOB
Jimmy Stewart, S OBP: 0.327, SLG: 0.294 (1, 7) X	0-0 FC4-2 1B		0-0 P4		0-0 1-2 2-H 1B		0-0 SF8		0-0 4-3		0-3 K			5 0 2 2 0 1 3
Don Landrum, L OBP: 0.332, SLG: 0.388 (1, 8)	0-3 K			0-3 K	0-0 P4		0-3 K			0-0 F7		0-3 K		6 0 0 0 0 4 5
Billy Williams, L OBP: 0.354, SLG: 0.481 (1, 9) X	0-0 FC4-2			0-3 K		0-0 F3	4-0 1-2 BB			1-0 HBP		0-0 G3		4 0 0 0 1 1 1
14 Ernie Banks, R OBP: 0.340, SLG: 0.443 (1, 3) X	0-0 F8			0-0 1B		0-3 K	0-0 FC5			0-0 F9		0-0 1B		6 0 2 0 0 1 5
Ron Santo, R OBP: 0.352, SLG: 0.484 (1, 5)		0-0 F9		0-0 P6		4-0 FC6-4 BB		0-0 6-3		0-3 K		0-0 F4		5 0 0 0 1 1 3
Glenn Beckert, R OBP: 0.273, SLG: 0.302 (1, 4)		0-0 1-6-3			0-0 BB 1B	0-0 FC6-4		0-0 G3		0-0 F3		0-0 F7		6 1 1 0 0 0 1
Chris Krug, R OBP: 0.271, SLG: 0.340 (1, 2)		0-3 K2-3			0-0 F8		4-0 1B SF8 BB	0-0 5-3		0-0 F9 BB		0-0 1B		4 1 1 0 1 1 1
Larry Jackson, R OBP: 0.173, SLG: 0.240 (11, PR)														0 0 0 0 0 0 0
Vic Roznovsky, L OBP: 0.336, SLG: 0.365 (12, 2)														1 0 1 0 0 0 0
Don Kessinger, S OBP: 0.253, SLG: 0.236 (1, 6)			0-3 K		0-0 P9		0-0 SF8 BB		0-3 K		4-0 BB		0-0 G4-3	4 0 1 0 1 2 1
Doug Clemens, L OBP: 0.346, SLG: 0.354 (13, PH)							1-3 1B				1-2 BB		0-0 1-2f	1 0 0 0 0 0 1
Cal Koonce, R OBP: 0.170, SLG: 0.116 (6, 1)									0-3 K		0-0 F9			1 0 0 0 0 1 0 0
Bob Humphreys, R OBP: 0.329, SLG: 0.208 (7, PH)														0 0 0 0 0 0 0 0
Harvey Kuenn, R OBP: 0.100, SLG: 0.100 (8, 1)														0 0 0 0 0 1 0 0
Ted Abernathy, R OBP: 0.140, SLG: 0.310 (11, PH)														1 0 0 0 0 0 1 0
Joey Amalfitano, R OBP: 0.140, SLG: 0.310 (11, PH)														1 0 0 0 0 0 0 2
Lindy McDaniel, R (12, 1)														0 0 0 0 0 0 0 0

Inning Stats	R: 0	H: 1	E: 0	LOB: 1	K: 1	BB: 0	S: 6	P: 6
Bob Veale, L ERA: 3.07 (1, 1)	6.0	27	5	2	2	6	4	0
Al McBean, R ERA: 2.33 (7, 1)	0.1	1	0	0	0	0	0	0
Frank Carpin, L ERA: 3.51 (7, 1)	0.1	2	0	0	0	1	1	0
Don Schwall, R ERA: 3.07 (7, 1)	3.1	11	0	0	0	3	0	1
Joe Gibbon, L ERA: 5.79 (11, 1)	0.1	3	1	0	0	0	1	0

AB	R	H	RBI	BB	SO	LOB
5	0	2	2	0	1	3
6	0	0	0	0	4	5
4	0	0	0	1	1	1
6	0	2	0	0	1	5
5	0	0	0	1	1	3
6	1	1	0	0	0	1
4	1	1	0	1	1	1
1	0	1	0	0	0	0
4	0	1	0	1	2	1
1	0	0	0	0	0	1
1	0	0	0	1	0	0
1	0	0	0	0	1	0
1	0	0	0	0	0	2
0	0	0	0	0	0	0

PITCHER	IP	WLS	BF	H	R	ER	SO	BB	IBB	HBP	BLK	WP	HR	S	P	ERA	WHIP
Wilbur Wood, L ERA: 2.45 (11, 1)	1.1		5	1	0	0	2	0	0	0	0	0	0	9	9	0.00	0.750
Vern Law, R ERA: 2.05 (12, 1)	1.1	W	4	1	0	0	0	0	0	0	0	0	0	4	4	0.00	0.750

AB	45
R	2
H	8
RBI	2
BB	6
SO	12
LOB	23



WP	PA
0	53
PB	0
SB	3
CS	0

Pittsburgh Pirates @ Chicago Cubs
 Wrigley Field, Chicago, IL
 Sun Jul 25 1965, 3:33 AM CDT
 Sunny

livebaseballscorecards.com

Batter	1	2	3	4	5	6	7	8	9	AB R H RBI BB SO LOB	TOP									
Bob Bailey, R (1, 5) OBP: 0.319, SLG: 0.360	0-0 4-3			0-0 L4-6-3 SH 1B			0-0 5-3		0-0 F8	4 0 1 0 0 0 0										
Manny Mota, R (1, 8) OBP: 0.301, SLG: 0.345	0-0 5-3			0-0 SH L4-6-3 1-2			0-0 3-1			2 0 0 0 0 0 0										
Roberto Clemente, R (1, 9) OBP: 0.372, SLG: 0.471	0-0 4-3			0-0 L4-6-3 1-2 2-3			0-0 FC4-6 1B			3 0 1 0 0 0 2										
Willie Stargell, L (1, 7) OBP: 0.332, SLG: 0.551		0-0 4-3			0-0 3-1		0-0 FC4-6 1-2f			3 0 0 0 0 0 1										
Donn Clendenon, R (1, 3) OBP: 0.372, SLG: 0.484		0-0 F3			0-3 K		0-3 K	0-3 K		3 0 0 0 0 2 0										
Bill Mazaroski, R (1, 4) OBP: 0.299, SLG: 0.363		0-0 F9			0-0 5-3			0-0 G5-4-3 1B		3 0 1 0 0 0 0										
Ozzie Virgil, R (1, 2) OBP: 0.366, SLG: 0.462			0-0 5-3			0-0 F7		0-0 G5-4-3 1-2f		3 0 0 0 0 0 1										
Gene Alley, R (1, 6) OBP: 0.283, SLG: 0.326			0-0 F8			0-0 F8			0-0 5-3	3 0 0 0 0 0 0										
Don Cardwell, R (1, 1) OBP: 0.167, SLG: 0.244			0-0 5-3			0-0 F9			0-0 4-3	2 0 0 0 0 0 0										
Bill Virdon, L (9, PH) OBP: 0.349, SLG: 0.401										1 0 0 0 0 0 0										
Inning Stats	R: 0 E: 0 K: 0 S: 3	H: 0 LOB: 0 BB: 0 P: 3	R: 0 E: 0 K: 0 S: 3	H: 0 LOB: 0 BB: 0 P: 3	R: 0 E: 1 K: 0 S: 3	H: 1 LOB: 0 BB: 0 P: 3	R: 0 E: 0 K: 1 S: 5	H: 0 LOB: 0 BB: 0 P: 5	R: 0 E: 0 K: 0 S: 3	H: 0 LOB: 0 BB: 0 P: 3	R: 0 E: 0 K: 0 S: 4	H: 1 LOB: 1 BB: 0 P: 4	R: 0 E: 0 K: 1 S: 5	H: 1 LOB: 0 BB: 0 P: 5	R: 0 E: 0 K: 0 S: 3	H: 0 LOB: 0 BB: 0 P: 3	1B: 3 2B: 0 3B: 1 HR: 0	SF: 0 SAC: 1 DP: 1 HBP: 0	WP: 0 PB: 0 SB: 0 CS: 0	PA: 28
PITCHER Bill Faul, R (1, 1) ERA: 4.35	IP: 9.0 WLS: W BF: 28 H: 3 R: 0 ER: 0 SO: 2 BB: 0 IBB: 0 HBP: 0 BLK: 0 WP: 0 HR: 0 S: 32 P: 32 ERA: 0.00 WHIP: 0.333																			
PITCHER	IP	WLS	BF	H	R	ER	SO	BB	IBB	HBP	BLK	WP	HR	S	P	ERA	WHIP			

Pittsburgh Pirates @ Chicago Cubs
Wrigley Field, Chicago, IL
Sun Jul 25 1965, 3:38 AM CDT
Att. 20,777 - Sunny

livebaseballscorecards.com

AB	27
R	0
H	3
RBI	0
BB	0
SO	2
LOB	4



Batter	1	2	3	4	5	6	7	8	9
Jimmy Stewart, S OBP: 0.325, SLG: 0.300 (1, 7)	0-3 K		0-0 G4-6-3		0-0 P6			0-0 1B 2B	
Don Landrum, L OBP: 0.331, SLG: 0.385 (1, 8)	0-0 F8			0-0 F3		0-0 4-3		0-0 1B 2-H 1B	
Billy Williams, L OBP: 0.357, SLG: 0.491 (1, 9)	0-0 HR			0-0 14 1B HR 1B		0-0 G3		0-0 14 G5-4-3 1B 1-3	
14 Ernie Banks, R OBP: 0.341, SLG: 0.446 (1, 3)	0-0 F5			0-0 1-3 HR 1B		0-0 2B		0-0 G5-4-3 1-2f	
Ron Santo, R OBP: 0.352, SLG: 0.491 (1, 5)		0-0 F9		0-0 2-H 3-H HR		0-0 5-3			
Vic Roznovsky, L OBP: 0.327, SLG: 0.354 (1, 2)		0-0 4-3		0-0 4-3			0-0 F5		
Glenn Beckert, R OBP: 0.271, SLG: 0.300 (1, 4)		0-0 P4		0-0 G3			0-0 5-3		
Don Kessinger, S OBP: 0.248, SLG: 0.231 (1, 6)			0-0 4-3		0-3 K		0-0 4-3		
Bill Faul, R (1, 1)			0-0 E4 G4-6-3		0-0 4-3			0-0 6-3	

Inning Stats	R: 1	H: 1	E: 0	LOB: 0	K: 1	BB: 0	S: 6	P: 6
	R: 0	H: 0	E: 0	LOB: 0	K: 0	BB: 0	S: 3	P: 3
	R: 0	H: 0	E: 1	LOB: 0	K: 0	BB: 0	S: 3	P: 3
	R: 3	H: 3	E: 0	LOB: 0	K: 0	BB: 0	S: 6	P: 6
	R: 0	H: 0	E: 0	LOB: 0	K: 1	BB: 0	S: 5	P: 5
	R: 0	H: 1	E: 0	LOB: 1	K: 0	BB: 0	S: 4	P: 4
	R: 0	H: 0	E: 0	LOB: 0	K: 0	BB: 0	S: 3	P: 3
	R: 1	H: 3	E: 0	LOB: 1	K: 0	BB: 0	S: 5	P: 5

PITCHER	IP	WLS	BF	H	R	ER	SO	BB	IBB	HBP	BLK	WP	HR	S	P	ERA	WHIP
Don Cardwell, R ERA: 3.77 (1, 1)	8.0	L	31	8	5	5	2	0	0	0	0	0	2	35	35	5.62	1.000

BOTTOM

AB	R	H	RBI	BB	SO	LOB
4	1	1	0	0	1	1
4	0	1	1	0	0	0
4	2	3	1	0	0	0
4	1	2	0	0	0	2
3	1	1	3	0	0	1
3	0	0	0	0	0	0
3	0	0	0	0	0	0
3	0	0	0	0	1	0
3	0	0	0	0	0	0

AB	31
R	5
H	8
RBI	5
BB	0
SO	2
LOB	4



WP	PA	ERA	WHIP
0	31		

Pittsburgh Pirates @ Chicago Cubs
Wrigley Field, Chicago, IL
 Sun Jul 25 1965, 3:38 AM CDT
 Att. 20,777 - Sunny

livebaseballscorecards.com

Batter	1	2	3	4	5	6	7	8	9	AB R H RBI BB SO LOB	TOP
Chuck Hiller, L (1, 4) <small>OBP: 0.320, SLG: 0.374</small> Billy Cowan, R (9, PH) <small>OBP: 0.213, SLG: 0.336</small>	0-0 		0-0 		0-3 		0-0 		0-0 	4 0 1 0 0 1 0 1 0 0 0 0 0 2	
Roy McMillan, R (1, 6) <small>OBP: 0.254, SLG: 0.282</small>	0-0 		0-0 		0-0 			0-0 		4 0 2 0 0 0 0	
Ed Kranepool, L (1, 3) <small>OBP: 0.322, SLG: 0.422</small>	0-0 		0-0 		0-0 			0-0 		4 1 1 0 0 0 3	
Charley Smith, R (1, 5) <small>OBP: 0.277, SLG: 0.429</small>	0-0 		0-3 			0-0 		0-0 		4 0 2 1 0 1 2	
Johnny Lewis, L (1, 8) <small>OBP: 0.332, SLG: 0.414</small>	0-0 		0-3 			0-0 			0-0 	4 1 1 0 0 1 4	
Ron Swoboda, R (1, 7) <small>OBP: 0.300, SLG: 0.481</small>		0-0 		0-0 		0-0 			0-0 	4 1 1 0 0 0 1	
Jim Hickman, R (1, 9) <small>OBP: 0.260, SLG: 0.385</small> Larry Miller, L (7, 1) Joe Christopher, R (9, PH) <small>OBP: 0.301, SLG: 0.299</small>		0-0 		0-0 		0-3 			0-3 	3 0 1 0 0 1 1 0 0 0 0 0 0 0 1 0 0 0 0 1 1	
Chris Cannizzaro, R (1, 2) <small>OBP: 0.252, SLG: 0.230</small> Al Jackson, L (4, PR) <small>OBP: 0.128, SLG: 0.154</small> Gary Kroll, R (4, 1) <small>OBP: 0.125, SLG: 0.167</small> Gary Kolb, L (7, PH) <small>OBP: 0.263, SLG: 0.243</small> (7, 9)		0-0 		0-0 			0-0 		0-0 	2 0 1 0 0 0 1 0 0 0 0 0 0 0 0 0 0 0 0 0 0 2 0 2 1 0 0 0	
Jack Fisher, R (1, 1) <small>OBP: 0.160, SLG: 0.163</small> Gordie Richardson, R (3, 1) John Stephenson, L (4, PH) <small>OBP: 0.269, SLG: 0.250</small> (4, 2) Danny Napoleon, R (9, PH) <small>OBP: 0.256, SLG: 0.211</small>		0-3 		0-0 			0-0 		0-0 	1 0 0 0 0 1 1 0 0 0 0 0 0 0 2 0 0 0 0 0 2 0 0 0 0 1 0 0	
Inning Stats	R: 1 H: 2 E: 0 LOB: 1 K: 0 BB: 0 S: 5 P: 5	R: 0 H: 1 E: 0 LOB: 1 K: 1 BB: 0 S: 6 P: 6	R: 0 H: 2 E: 0 LOB: 2 K: 2 BB: 0 S: 9 P: 9	R: 0 H: 1 E: 0 LOB: 1 K: 0 BB: 0 S: 4 P: 4	R: 0 H: 1 E: 0 LOB: 0 K: 1 BB: 0 S: 5 P: 5	R: 0 H: 1 E: 0 LOB: 1 K: 1 BB: 0 S: 6 P: 6	R: 0 H: 1 E: 0 LOB: 0 K: 0 BB: 0 S: 3 P: 3	R: 0 H: 0 E: 0 LOB: 0 K: 0 BB: 0 S: 3 P: 3	R: 2 H: 3 E: 0 LOB: 1 K: 1 BB: 1 S: 7 P: 11	1B: 10 SF: 0 2B: 2 SAC: 0 3B: 0 DP: 3 HR: 0 HBP: 0	WP: 1 PA: 37 PB: 0 SB: 0 CS: 0
PITCHER Bob Buhl, R (1, 1) <small>ERA: 3.57</small> Billy Hoelt, L (9, 1) <small>ERA: 1.76</small> Ted Abernathy, R (9, 1) <small>ERA: 2.0</small>	IP WLS BF H R ER SO BB IBB HBP BLK WP HR S P ERA WHIP 8.1 W 35 12 3 3 6 0 0 0 0 1 0 47 47 3.24 1.440 0.0 1 0 0 0 0 1 0 0 0 0 0 0 4 ∞ ∞ 0.2 S 1 0 0 0 0 0 0 0 0 0 0 0 1 1 0.00 0.000	PITCHER IP WLS BF H R ER SO BB IBB HBP BLK WP HR S P ERA WHIP									

New York Mets @ Chicago Cubs
 Wrigley Field, Chicago, IL
 Tue Jul 27 1965, 3:33 AM CDT
 Att: 6,410 - Cloudy - 80 F

livebaseballscorecards.com

AB	36
R	3
H	12
RBI	2
BB	1
SO	6
LOB	18



Batter	1	2	3	4	5	6	7	8	9	AB	R	H	RBI	BB	SO	LOB
Jimmy Stewart, S OBP: 0.329, SLG: 0.301 (1, 7)	0-0 3-1 1B		4-0 2B 14 2B BB	0-3 K		0-0 4-3				3	1	1	0	1	1	1
Don Landrum, L OBP: 0.330, SLG: 0.387 (1, 8)	0-0 L7 1-2		0-0 14 2B 2B	0-0 G3		0-3 K				4	1	1	1	0	1	2
Billy Williams, L OBP: 0.356, SLG: 0.488 (1, 9)	0-0 3-1 2-3		4-0 14 2B IBB		0-0 F9		0-0 5-3			3	1	0	0	1	0	1
14 Ernie Banks, R OBP: 0.343, SLG: 0.457 (1, 3)	0-0 5-3		0-0 2B 1-H 2-H 3-H		0-0 HR		0-0 F3			4	2	2	4	0	0	1
Ron Santo, R OBP: 0.354, SLG: 0.492 (1, 5)		0-0 F9	0-0 CS 2B 2-H		4-0 1B BB		0-3 K			3	0	1	1	1	1	0
Ed Bailey, L OBP: 0.366, SLG: 0.374 (1, 2)		0-0 G6-4-3 1B	4-0 BB		0-0 P4		4-0 FC4-6 BB			2	0	1	0	2	0	1
Glenn Beckert, R OBP: 0.271, SLG: 0.299 (1, 4)		0-0 G6-4-3 1-2f	0-0 F8		0-0 1B		0-0 FC4-6 FC3-6			4	0	1	0	0	0	4
Don Kessinger, S OBP: 0.242, SLG: 0.224 (1, 6)			6-3 CS		0-0 L9		0-0 F3		0-0 FC3-6	4	0	0	0	0	0	3
Bob Buhl, R OBP: 0.103, SLG: 0.055 (1, 1)			0-0 BB 2B		0-0 1B		0-3 K		0-3 K	4	1	2	0	0	2	1
Billy Hoef, L OBP: 0.333, SLG: 0.333 (9, 1)										0	0	0	0	0	0	0
Ted Abernathy, R OBP: 0.100, SLG: 0.100 (9, 1)										0	0	0	0	0	0	0

Inning Stats	R: 0	H: 1	E: 0	LOB: 1	K: 0	BB: 0	S: 4	P: 4	R: 0	H: 1	E: 0	LOB: 0	K: 0	BB: 0	S: 3	P: 3	R: 5	H: 4	E: 0	LOB: 1	K: 0	BB: 3	S: 6	P: 18	R: 0	H: 1	E: 0	LOB: 1	K: 1	BB: 0	S: 6	P: 6	R: 1	H: 2	E: 0	LOB: 2	K: 0	BB: 1	S: 5	P: 9	R: 0	H: 0	E: 0	LOB: 0	K: 2	BB: 0	S: 7	P: 7	R: 0	H: 0	E: 0	LOB: 0	K: 1	BB: 0	S: 5	P: 5	R: 0	H: 0	E: 0	LOB: 1	K: 1	BB: 1	S: 5	P: 9
--------------	------	------	------	--------	------	-------	------	------	------	------	------	--------	------	-------	------	------	------	------	------	--------	------	-------	------	-------	------	------	------	--------	------	-------	------	------	------	------	------	--------	------	-------	------	------	------	------	------	--------	------	-------	------	------	------	------	------	--------	------	-------	------	------	------	------	------	--------	------	-------	------	------


PITCHER	IP	WLS	BF	H	R	ER	SO	BB	IBB	HBP	BLK	WP	HR	S	P	ERA	WHIP
Jack Fisher, R ERA: 4.01 (1, 1)	2.1	L	14	6	5	5	0	1	1	0	0	0	0	12	20	19.29	3.000
Gordie Richardson, L ERA: 2.7 (3, 1)	0.2		2	0	0	0	0	1	0	0	0	0	0	1	5	0.00	1.500
Gary Kroff, R ERA: 3.84 (4, 1)	3.0		13	3	1	1	3	1	0	0	0	0	1	18	22	3.00	1.333
Larry Miller, L ERA: 4.66 (7, 1)	2.0		7	0	0	0	2	1	0	0	0	0	0	10	14	0.00	0.500

BOTTOM

New York Mets @ Chicago Cubs
Wrigley Field, Chicago, IL
 Tue Jul 27 1965, 3:33 AM CDT
 Att. 6,410 - Cloudy - 80 F

AB	31
R	6
H	9
RBI	6
BB	5
SO	5
LOB	14

livebaseballscorecards.com



WP: 0	PA: 37
PB: 0	
SB: 1	
CS: 1	

Batter	1	2	3	4	5	6	7	8	9	AB R H RBI BB SO LOB	TOP																					
Billy Cowan, R (1, 8) OBP: 0.208, SLG: 0.327	0-3 K		0-0 F8		0-0 P4		0-0 6-3			4 0 0 0 0 1 0																						
Roy McMillan, R (1, 6) OBP: 0.254, SLG: 0.282	0-0 1-3		0-0 E7 1B		0-0 6-3		0-0 5-3			4 0 1 0 0 0 0																						
Joe Christopher, R (1, 9) OBP: 0.300, SLG: 0.299	0-0 P4		0-0 F8		0-0 1B 1B			0-0 F9		4 0 1 0 0 0 1																						
Charley Smith, R (1, 5) OBP: 0.280, SLG: 0.430		0-0 E 1B 1B	0-3 K		0-0 1-3 S 1B			0-0 1-3		4 1 2 0 0 1 1																						
Ron Swoboda, R (1, 7) OBP: 0.296, SLG: 0.474		0-0 BB 1B G6-4-3		0-0 F8	0-0 F9			0-0 5-3		4 1 0 0 0 0 3																						
Jim Hickman, R (1, 3) OBP: 0.269, SLG: 0.394		0-0 G6-4-3 BB 1-2 2-H 1B		4-0 FC5-4 BB		0-3 K		0-0	0-0	3 0 2 1 1 1 0																						
Bobby Klaus, R (1, 4) OBP: 0.306, SLG: 0.261		4-0 BB BB BB G6-4-3 BB 1-2 2-3		0-0 FC5-4 1B 1-2f		0-0 F8		0-3 K	0-3 K	3 0 0 0 1 1 2																						
Jimmie Schaffer, R (1, 2) OBP: 0.263, SLG: 0.343		0-0 G6-4-3 1-2f 2-3 3-H		0-0 1-3 1B		0-3 K		0-0 F9		4 0 1 0 0 1 3																						
Tom Parsons, R (1, 1) OBP: 0.133, SLG: 0.071		0-0 4-3		0-3 K			0-0 4-3		0-0 F8	2 0 0 0 0 0 1 3																						
Gordie Richardson, R (6, 1)										0 0 0 0 0 0 0 0																						
Danny Napolson, R (7, PH) OBP: 0.253, SLG: 0.298										1 0 0 0 0 0 0 0																						
Larry Beaman, R (7, 1) OBP: 0.259, SLG: 0.286										0 0 0 0 0 0 0 0																						
Larry Miller, L (7, 1)										0 0 0 0 0 0 0 0																						
Gary Kroll, R (7, 1) OBP: 0.125, SLG: 0.167										0 0 0 0 0 0 0 0																						
Chris Cannizzaro, R (9, PH) OBP: 0.251, SLG: 0.229										1 0 0 0 0 0 0 1																						
Inning Stats	R: 0 E: 0 K: 1 S: 5	H: 0 LOB: 0 BB: 0 P: 5	R: 2 E: 1 K: 0 S: 5	H: 2 LOB: 1 BB: 1 P: 9	R: 0 E: 1 K: 1 S: 6	H: 1 LOB: 1 BB: 0 P: 6	R: 0 E: 0 K: 1 S: 6	H: 1 LOB: 2 BB: 1 P: 10	R: 0 E: 0 K: 2 S: 7	H: 0 LOB: 0 BB: 0 P: 7	R: 0 E: 0 K: 0 S: 3	H: 0 LOB: 0 BB: 0 P: 3	R: 0 E: 0 K: 0 S: 3	H: 0 LOB: 0 BB: 0 P: 3	R: 0 E: 0 K: 1 S: 6	H: 1 LOB: 1 BB: 0 P: 6	1B: 6 2B: 1 3B: 0 HR: 0	SF: 0 SAC: 0 DP: 1 HBP: 0	WP: 0 PB: 0 SB: 1 CS: 0	PA: 36												
PITCHER Dick Ellsworth, L (1, 1) ERA: 3.2	IP 9.0	WLS W	BF 36	H 7	R 2	ER 0	SO 6	BB 2	IBB 0	HBP 0	BLK 0	WP 0	HR 0	S 46	P 54	ERA 0.00	WHIP 1.000															
											PITCHER	IP	WLS	BF	H	R	ER	SO	BB	IBB	HBP	BLK	WP	HR	S	P	ERA	WHIP				

New York Mets @ Chicago Cubs
Wrigley Field, Chicago, IL
 Wed Jul 28 1965, 3:33 AM CDT
 Sunny - 70 F

livebaseballscorecards.com

AB	34
R	2
H	7
RBI	1
BB	2
SO	6
LOB	14



BOTTOM

New York Mets @ Chicago Cubs
Wrigley Field, Chicago, IL
Wed Jul 28 1965, 3:33 AM CDT
Sunny - 70 F

livebaseballscorecards.com

AB	33
R	7
H	9
RBI	7
BB	3
SO	6
LOB	9



WP: 0	PA: 37
PB: 0	
SB: 0	
CS: 0	

AB R H RBI BB SO LOB

4 1 0 0 1 1 0

4 1 1 0 0 1 0

4 2 2 1 0 1 0

4 2 2 2 0 1 2

3 1 1 3 1 0 1

3 0 1 1 0 1 1

4 0 2 0 0 0 1

3 0 0 0 1 0 2

4 0 0 0 0 1 2

1B: 5	SF: 1
2B: 2	SAC: 0
3B: 0	DP: 0
HR: 2	HBP: 0

Batter	1	2	3	4	5	6	7	8	9
Jimmy Stewart, S (1, 7) OBP: 0.325, SLG: 0.292	0-0 P4		0-0 L4		0-3 K		4-0 1B 2B BB	0-0 3-1	
Doug Clemens, L (1, 8) OBP: 0.345, SLG: 0.353	0-0 4-3		0-3 K		0-0 1-3		0-0 2B FC5 1B		
Billy Williams, L (1, 9) OBP: 0.358, SLG: 0.490	0-0 14 HR 1B		0-3 K			0-0 F9	0-0 FC5 SF7 2B		
14 Ernie Banks, R (1, 3) OBP: 0.344, SLG: 0.465	0-0 1-H HR			0-0 5-3		0-0 HR 1B	0-3 K		
Ron Santo, R (1, 5) OBP: 0.355, SLG: 0.499	4-0 BB			0-0 P4		0-0 1-H HR	0-0 FC5 SF7		
Ed Bailey, L (1, 2) OBP: 0.362, SLG: 0.373	0-0 1-3			0-0 1B 1B		0-3 K	0-0 SF7		
Glenn Beckert, R (1, 4) OBP: 0.273, SLG: 0.303		0-0 P4		0-0 1-2 1B		0-0 2B	0-0 F7		
Don Kessinger, S (1, 6) OBP: 0.242, SLG: 0.220		0-0 5-3		0-0 4-3		4-0 IBB		0-0 F8	
Dick Ellsworth, L (1, 1) OBP: 0.130, SLG: 0.135		0-0 6-3			0-0 4-3	0-3 K		0-0 F7	

Inning Stats	R: 2	H: 2	E: 0	K: 0	S: 5	LOB: 1	BB: 1	P: 9	R: 0	H: 0	E: 0	K: 0	S: 3	LOB: 0	BB: 0	P: 3	R: 0	H: 0	E: 0	K: 2	S: 7	LOB: 0	BB: 0	P: 7	R: 0	H: 2	E: 0	K: 0	S: 5	LOB: 2	BB: 0	P: 5	R: 2	H: 3	E: 0	K: 2	S: 10	LOB: 2	BB: 1	P: 14	R: 3	H: 2	E: 0	K: 1	S: 8	LOB: 1	BB: 1	P: 12	R: 0	H: 0	E: 0	K: 0	S: 3	LOB: 0	BB: 0	P: 3
--------------	------	------	------	------	------	--------	-------	------	------	------	------	------	------	--------	-------	------	------	------	------	------	------	--------	-------	------	------	------	------	------	------	--------	-------	------	------	------	------	------	-------	--------	-------	-------	------	------	------	------	------	--------	-------	-------	------	------	------	------	------	--------	-------	------

PITCHER	IP	WLS	BF	H	R	ER	SO	BB	IBB	HBP	BLK	WP	HR	S	P	ERA	WHIP
Tom Parsons, R (1, 1) ERA: 4.52	5.2	L	25	7	4	4	4	1	0	0	0	0	2	32	36	6.35	1.412
Gordie Richardson, L (6, 1) ERA: 2.61	0.1		2	0	0	0	1	0	1	0	0	0	0	3	7	0.00	0.000
Larry Bearmarth, R (7, 1) ERA: 4.81	0.0		2	1	2	2	0	1	0	0	0	0	0	1	5	∞	∞
Larry Miller, L (7, 1) ERA: 4.97	0.0		1	1	0	0	0	0	0	0	0	0	0	1	1	∞	∞
Gary Kroll, R (7, 1) ERA: 3.75	2.0		7	0	1	1	1	0	0	0	0	0	0	9	9	4.50	0.000

Batter	1	2	3	4	5	6	7	8	9	AB R H RBI BB SO LOB	TOP	
Chuck Hiller, L (1, 4) <small>OBP: 0.318, SLG: 0.371</small>	0-0 4-3			0-0 G6-3 1B			0-0 F8		0-0 4-3	4 0 1 0 0 0 0		
Roy McMillan, R (1, 6) Bobby Klaus, R (7, 6) <small>OBP: 0.255, SLG: 0.282</small> <small>OBP: 0.305, SLG: 0.260</small>	0-0 FC4-6 1B			0-0 F5			0-0 6-3		0-0 5-3	3 0 1 0 0 0 1 1 0 0 0 0 0 0		
Johnny Lewis, L (1, 8) <small>OBP: 0.329, SLG: 0.409</small>	0-0 FC4-6 CS 1-2f			0-0 G6-3 1-2f			0-3 K			3 0 0 0 0 1 2		
Ed Kranepool, L (1, 3) <small>OBP: 0.319, SLG: 0.418</small>	0-0 CS 1-2	0-0 F7			0-0 1-3			0-0 4-3		3 0 0 0 0 0 0		
Charley Smith, R (1, 5) <small>OBP: 0.277, SLG: 0.426</small>			0-0 6-3		0-0 1-3			0-3 K 1B		3 0 0 0 0 1 0		
Gary Kolb, L (1, 7) <small>OBP: 0.288, SLG: 0.250</small>			0-0 F9		0-0 4-3			0-0 FC4-6 1B 1-2		3 0 1 0 0 0 0		
Jim Hickman, R (1, 9) <small>OBP: 0.274, SLG: 0.398</small>				0-0 G4-3 1B			0-0 G4-6-3 1B		0-3 K	3 0 2 0 0 1 2		
John Stephenson, L (1, 2) <small>OBP: 0.241, SLG: 0.222</small>				0-0 G4-3 1-2f			0-0 G4-6-3 1-2f		0-0 FC4-6 1-2f	3 0 0 0 0 0 4		
Tug McGraw, R (1, 1) Jack Fisher, R (1, 1) Billy Cowan, R (6, PH) Gary Kroll, R (6, 1) Larry Miller, L (6, 1) Joe Christopher, R (9, PH) <small>OBP: 0.333, SLG: 0.333</small> <small>OBP: 0.157, SLG: 0.160</small> <small>OBP: 0.296, SLG: 0.325</small> <small>OBP: 0.125, SLG: 0.167</small> <small>OBP: 0.299, SLG: 0.297</small>				0-0 3-1			0-3 K		0-0 G3	0 0 0 0 0 0 0 1 0 0 0 0 0 0 1 0 0 0 0 1 0 1 0 0 0 0 0 0		
Inning Stats	R: 0 H: 1 E: 0 LOB: 0 K: 0 BB: 0 S: 3 P: 3	R: 0 H: 0 E: 0 LOB: 0 K: 0 BB: 0 S: 3 P: 3	R: 0 H: 1 E: 0 LOB: 0 K: 0 BB: 0 S: 3 P: 3	R: 0 H: 1 E: 0 LOB: 0 K: 0 BB: 0 S: 3 P: 3	R: 0 H: 0 E: 0 LOB: 0 K: 0 BB: 0 S: 3 P: 3	R: 0 H: 1 E: 0 LOB: 0 K: 1 BB: 0 S: 5 P: 5	R: 0 H: 0 E: 0 LOB: 0 K: 1 BB: 0 S: 5 P: 5	R: 0 H: 1 E: 0 LOB: 2 K: 2 BB: 0 S: 9 P: 9	R: 0 H: 0 E: 0 LOB: 0 K: 0 BB: 0 S: 3 P: 3	1B: 5 SF: 0 2B: 0 SAC: 0 3B: 0 DP: 3 HR: 0 HBP: 0	WP: 1 PA: 30 PB: 0 SB: 0 CS: 1	
PITCHER Larry Jackson, R (1, 1) <small>ERA: 4.33</small>	IP WLS BF H R ER SO BB IBB HBP BLK WP HR S P ERA WHIP											PITCHER IP WLS BF H R ER SO BB IBB HBP BLK WP HR S P ERA WHIP

New York Mets @ Chicago Cubs
 Wrigley Field, Chicago, IL
 Wed Jul 28 1965, 3:38 AM CDT
 Att. 13,151 - Sunny - 70 F

livebaseballscorecards.com

AB	29
R	0
H	5
RBI	0
BB	0
SO	4
LOB	9



Batter	1	2	3	4	5	6	7	8	9	AB R H RBI BB SO LOB
Jimmy Stewart, S OBP: 0.333, SLG: 0.312	0-0 S HR 1B	0-0 F8		0-0 3-1		4-0 BB 14 1B BB	0-0 3B			4 2 2 0 1 0 0
Harvey Kuenn, R OBP: 0.331, SLG: 0.210	0-0 F8 1-2	0-0 1B 1B		0-3 K		4-0 BB 14 1B SF8 BB	0-0 6-3			4 1 1 1 1 1 2
Billy Williams, L OBP: 0.360, SLG: 0.500	0-0 2-H HR	0-0 1-3 1B		0-0 1B		0-0 3-H SF8		0-0 3-1		4 1 3 3 0 0 0
14 Ernie Banks, R OBP: 0.347, SLG: 0.467	0-0 1B 1B	0-0 6-3		0-3 K		0-0 1-2 2-H BB 1B		0-0 WP BB 1B 1B		5 2 3 1 0 1 3
Ron Santo, R OBP: 0.358, SLG: 0.500	0-3 K		0-0 4-3 FC4-2 2B		0-0 P6	4-0 1-2 2-3 BB		4-0 WP 1B BB		3 1 1 0 2 1 1
Chris Krug, R OBP: 0.268, SLG: 0.337	0-0 1B 1-2 1B		0-0 4-3		0-0 6-3	0-0 SF8		0-3 K		4 0 1 1 0 1 3
Glenn Beckert, R OBP: 0.275, SLG: 0.304	0-0 1-3 2-H 1B		0-0 FC4-2 1B		0-0 F3	0-0 F8		0-0 2-H 3-H 1B 1B		5 0 2 3 0 0 3
Don Kessinger, S OBP: 0.253, SLG: 0.227	0-0 4-3		0-0 1-3 1B			4-0 SH BLK BB BB	0-0 6-3	0-0 1-2 FC6 1B		4 1 2 0 1 0 2
Larry Jackson, R OBP: 0.161, SLG: 0.222		0-0 3-1	0-0 2-3			0-0 SH BB BB SF8	0-0 G3	0-0 1-2 FC6		4 1 0 0 0 0 4

Inning Stats	R: 3 E: 0 K: 1 S: 10	H: 5 LOB: 2 BB: 0 P: 10	R: 0 E: 0 K: 0 S: 5	H: 2 LOB: 2 BB: 0 P: 5	R: 0 E: 0 K: 0 S: 5	H: 2 LOB: 2 BB: 0 P: 5	R: 0 E: 0 K: 2 S: 8	H: 1 LOB: 1 BB: 0 P: 8	R: 0 E: 0 K: 0 S: 3	H: 0 LOB: 0 BB: 0 P: 3	R: 4 E: 0 K: 0 S: 5	H: 1 LOB: 2 BB: 4 P: 21	R: 0 E: 0 K: 0 S: 4	H: 1 LOB: 1 BB: 0 P: 4	R: 2 E: 0 K: 1 S: 8	H: 3 LOB: 2 BB: 1 P: 12
1B: 12 2B: 1 3B: 1 HR: 1	SF: 2 SAC: 1 DP: 0 HBP: 0	WP: 1 PB: 0 SB: 1 CS: 0	PA: 45													

PITCHER	IP	WLS	BF	H	R	ER	SO	BB	IBB	HBP	BLK	WP	HR	S	P	ERA	WHIP
Tug McGraw, L ERA: 3.82	(1, 1)	0.2	7	5	3	3	1	0	0	0	0	0	1	9	9	40.50	7.500
Jack Fisher, R ERA: 3.89	(1, 1)	4.1	18	5	0	0	2	0	0	0	0	0	0	22	22	0.00	1.154
Gary Kroll, R ERA: 4.19	(6, 1)	0.0	4	0	4	4	0	3	0	0	1	0	0	1	13	∞	∞
Larry Miller, L ERA: 5.06	(6, 1)	3.0	16	5	2	2	1	2	0	0	0	1	0	16	24	6.00	2.333

BOTTOM

New York Mets @ Chicago Cubs
Wrigley Field, Chicago, IL
Wed Jul 28 1965, 3:38 AM CDT
Att. 13,151 - Sunny - 70 F

AB	37
R	9
H	15
RBI	9
BB	5
SO	4
LOB	18



PITCHER	IP	WLS	BF	H	R	ER	SO	BB	IBB	HBP	BLK	WP	HR	S	P	ERA	WHIP
Tug McGraw, L ERA: 3.82	(1, 1)	0.2	7	5	3	3	1	0	0	0	0	0	1	9	9	40.50	7.500
Jack Fisher, R ERA: 3.89	(1, 1)	4.1	18	5	0	0	2	0	0	0	0	0	0	22	22	0.00	1.154
Gary Kroll, R ERA: 4.19	(6, 1)	0.0	4	0	4	4	0	3	0	0	1	0	0	1	13	∞	∞
Larry Miller, L ERA: 5.06	(6, 1)	3.0	16	5	2	2	1	2	0	0	0	1	0	16	24	6.00	2.333

Batter	1	2	3	4	5	6	7	8	9	AB R H RBI BB SO LOB	TOP																									
Chuck Hiller, L (1, 4) <small>OBP: 0.314, SLG: 0.370</small>	0-0 4-3	0-0 B3		0-0 L7		0-0 4-1		0-0 WP HR 2B	0-0 FC6	6 1 1 0 0 0 4																										
Roy McMillan, R (1, 6) <small>OBP: 0.257, SLG: 0.283</small> Bobby Klaus, R (6, PR) <small>OBP: 0.307, SLG: 0.260</small>	0-0 2B 1B	4-0 1-2 E BB			0-0 F6	0-0 E4 1B		4-0 HR BB		3 2 1 0 1 0 0 0 1 0 0 1 0 0																										
Johnny Lewis, L (1, 9) <small>OBP: 0.336, SLG: 0.439</small>	0-0 1-3 1B 2B	0-0 E7 1-H 2-H 3-H			0-0 HR	0-0 1-3 1B		0-0 1-H HR 3-H		5 3 4 4 0 0 0																										
Charley Smith, R (1, 5) <small>OBP: 0.279, SLG: 0.423</small>	0-0 G6-3 2-H 3-H 1B	0-0 5-3			0-0 F7	0-3 K		4-0 G4-6-3 BB		4 0 1 2 1 1 3																										
Ed Kranepool, L (1, 3) <small>OBP: 0.315, SLG: 0.412</small>	0-0 G6-3 1-2f		0-0 F5		0-0 F7		0-0 P6	0-0 G4-6-3 1-2f		5 0 0 0 0 0 2																										
Ron Swoboda, R (1, 7) <small>OBP: 0.291, SLG: 0.466</small>		0-0 E9 2B	0-3 K		0-3 K		0-0 F3	0-0 P6		5 1 0 0 0 2 0																										
Gary Kolb, L (1, 8) <small>OBP: 0.295, SLG: 0.286</small> Jim Hickman, R (7, PH) <small>OBP: 0.276, SLG: 0.396</small>		0-0 6-3 2-H E 2B	0-3 K		4-0 S 1B BB		4-0 BB BB		0-3 K	2 2 1 1 1 1 0 1 0 0 0 1 1 0																										
Chris Cannizzaro, R (1, 2) <small>OBP: 0.255, SLG: 0.229</small>		0-0 6-3 2-3 1B		0-0 L9		4-0 1B E BB		0-0 4-3	0-0 FC1-6 1B	4 1 1 0 1 0 2																										
Galen Cisco, R (1, 1) <small>OBP: 0.320, SLG: 0.292</small>		4-0 BB E BB		0-0 F3		0-0 E8 4-1 E 1B 1-H 2-H		0-0 2B WP 1B	0-0 FC1-6 FC6 1-2f	4 3 2 1 1 0 1																										
Inning Stats	R: 2 E: 0 K: 0 S: 5	H: 3 LOB: 0 BB: 0 P: 5	R: 4 E: 2 K: 0 S: 6	H: 1 LOB: 1 BB: 2 P: 14	R: 0 E: 0 K: 2 S: 7	H: 0 LOB: 0 BB: 0 P: 7	R: 0 E: 0 K: 0 S: 3	H: 0 LOB: 0 BB: 0 P: 3	R: 1 E: 0 K: 0 S: 4	H: 1 LOB: 0 BB: 0 P: 4	R: 3 E: 2 K: 2 S: 10	H: 2 LOB: 2 BB: 2 P: 18	R: 0 E: 0 K: 0 S: 3	H: 0 LOB: 1 BB: 1 P: 7	R: 4 E: 0 K: 0 S: 5	H: 3 LOB: 0 BB: 2 P: 13	R: 0 E: 0 K: 1 S: 6	H: 1 LOB: 1 BB: 0 P: 6	1B: 6 2B: 3 3B: 0 HR: 2	SF: 0 SAC: 0 DP: 2 HBP: 0	WP: 1 PB: 0 SB: 1 CS: 0	PA: 46														
PITCHER	IP WLS BF H R ER SO BB IBB HBP BLK WP HR S P ERA WHIP																																			
Cal Koonce, R (1, 1) <small>ERA: 4.16</small> Billy Hoedt, L (2, 1) <small>ERA: 1.89</small> Bob Hendley, L (6, 1) <small>ERA: 9.31</small> Bob Humphreys, R (8, 1) <small>ERA: 2.29</small> Lindy McDaniel, R (9, 1) <small>ERA: 2.4</small>	1.1 3.2 2.0 1.0 1.0	L	9 14 17 2 4	4 1 5 0 1	5 2 7 0 0	2 1 5 0 1	0 2 2 0 1	1 1 5 0 0	0 0 0 0 0	0 0 0 0 0	0 0 1 0 0	0 1 1 0 0	8 17 16 2 6	12 21 36 2 6	13.50 2.46 22.50 0.00 0.00	3.750 0.545 5.000 0.000 1.000																				

New York Mets @ Chicago Cubs
 Wrigley Field, Chicago, IL
 Thu Jul 29 1965, 3:33 AM CDT
 Sunny - 70 F

livebaseballscorecards.com

AB	39
R	14
H	11
RBI	8
BB	7
SO	5
LOB	12



Batter	1	2	3	4	5	6	7	8	9	AB	R	H	RBI	BB	SO	LOB
Jimmy Stewart, S OBP: 0.325, SLG: 0.303 (1, 7)	0-0 P6 		0-0 F7 		0-3 K 			0-0 G3 		4	0	0	0	0	1	1
Doug Clemens, L OBP: 0.340, SLG: 0.347 (1, 8)	0-0 P6 		0-0 F7 			0-0 4-3 			0-0 F9 	4	0	0	0	0	0	0
Billy Williams, L OBP: 0.359, SLG: 0.498 (1, 9)	0-0 E BB 14 1B 		0-0 P4 			0-0 F7 			0-0 P6 	4	0	1	0	0	0	0
14 Ernie Banks, R OBP: 0.346, SLG: 0.464 (1, 3)	4-0 E BB 1-2 1B 			0-3 K 		0-0 F8 			0-0 6-3 	3	0	0	0	1	1	0
Ron Santo, R OBP: 0.360, SLG: 0.501 (1, 5)	0-0 E5 1-2 2-3 1B 			0-0 G4-6-3 1B 			0-0 G4-6-3 1B 			3	0	2	0	0	0	2
Ed Bailey, L OBP: 0.354, SLG: 0.362 (1, 2)	0-3 K 			0-0 G4-6-3 1-2f 			0-0 G4-6-3 1-2f 			3	0	0	0	0	1	5
Glenn Beckert, R OBP: 0.273, SLG: 0.302 (1, 4)		0-0 6-3 			0-0 5-3 			0-0 L8 		3	0	0	0	0	0	0
Don Kessinger, S OBP: 0.254, SLG: 0.229 (1, 6)		0-0 5-3 			0-0 1B 			0-0 4-3 		3	0	1	0	0	0	0
Cal Koonce, R OBP: 0.170, SLG: 0.116 (1, 1)		0-0 4-3 			0-3 K 			0-0 F9 		0	0	0	0	0	0	0
Billy Hoelt, L OBP: 0.250, SLG: 0.250 (2, 1)										1	0	0	0	0	0	0
George Altman, L OBP: 0.316, SLG: 0.373 (5, PH)										1	0	0	0	0	1	1
Bob Hendley, R (6, 1)										0	0	0	0	0	0	0
Bob Humphreys, R (8, 1)										0	0	0	0	0	0	0
Joey Amalfitano, R OBP: 0.333, SLG: 0.302 (8, PH)										1	0	0	0	0	0	0
Lindy McDaniel, R (9, 1)										0	0	0	0	0	0	0


Inning Stats	R: 0 E: 1 K: 1 S: 7	H: 1 LOB: 3 BB: 1 P: 11	R: 0 E: 0 K: 0 S: 3	H: 0 LOB: 0 BB: 0 P: 3	R: 0 E: 0 K: 0 S: 3	H: 0 LOB: 0 BB: 0 P: 3	R: 0 E: 0 K: 1 S: 5	H: 1 LOB: 0 BB: 0 P: 5	R: 0 E: 0 K: 2 S: 8	H: 1 LOB: 1 BB: 0 P: 8	R: 0 E: 0 K: 0 S: 3	H: 0 LOB: 0 BB: 0 P: 3	R: 0 E: 0 K: 0 S: 3	H: 0 LOB: 0 BB: 0 P: 3	R: 0 E: 0 K: 0 S: 3	H: 0 LOB: 0 BB: 0 P: 3	1B: 4 2B: 0 3B: 0 HR: 0	SF: 0 SAC: 0 DP: 2 HBP: 0	WP: 0 PB: 0 SB: 0 CS: 0	PA: 31	
PITCHER Galen Cisco, R ERA: 4.94 (1, 1)	IP 9.0	WLS W	BF 31	H 4	R 0	ER 0	SO 4	BB 1	IBB 0	HBP 0	BLK 0	WP 0	HR 0	S 38	P 42	ERA 0.00	WHIP 0.556				
PITCHER	IP	WLS	BF	H	R	ER	SO	BB	IBB	HBP	BLK	WP	HR	S	P	ERA	WHIP				

BOTTOM

New York Mets @ Chicago Cubs
Wrigley Field, Chicago, IL
Thu Jul 29 1965, 3:33 AM CDT
Sunny - 70 F

livebaseballscorecards.com

AB	30
R	0
H	4
RBI	0
BB	1
SO	4
LOB	9



Batter	1	2	3	4	5	6	7	8	9	10	11	12	AB R H RBI BB SO LOB	TOP	
Chuck Hiller, L (1, 4) OBP: 0.309, SLG: 0.363													6 0 1 0 0 1 2	New York Mets @ Chicago Cubs Wrigley Field, Chicago, IL Thu Jul 29 1965, 3:38 AM CDT Att. 11,256 - Sunny - 70 F	
Roy McMillan, R (1, 6) OBP: 0.255, SLG: 0.280 Jim Hickman, R (8, PH) OBP: 0.275, SLG: 0.394 Chris Cannizzaro, R (8, 2) OBP: 0.254, SLG: 0.228													3 0 0 0 0 0 0 1 0 0 0 0 1 1 1 0 0 0 0 0 0		
Johnny Lewis, L (1, 9) OBP: 0.340, SLG: 0.442													5 1 3 0 0 2 0		
Charley Smith, R (1, 5) OBP: 0.284, SLG: 0.426													5 0 3 0 0 2 1		
Ed Kranepool, L (1, 3) OBP: 0.312, SLG: 0.407 Billy Cowan, R (9, PR) OBP: 0.205, SLG: 0.322 (9, 8)													4 0 0 0 0 0 4 1 0 0 0 0 1 1		
Gary Kolb, L (1, 8) OBP: 0.286, SLG: 0.283 (9, 3)													4 0 1 1 0 1 3		
Ron Swoboda, R (1, 7) OBP: 0.286, SLG: 0.458													5 0 0 0 0 2 6		
Jimmie Schaffer, R (1, 2) OBP: 0.250, SLG: 0.324 John Stephenson, L (8, PH) OBP: 0.233, SLG: 0.214 Bobby Klaus, R (8, 6) OBP: 0.305, SLG: 0.258													2 0 0 0 0 1 0 1 0 0 0 0 0 0 2 0 0 0 0 0 1		
Dennis Musgraves, R (1, 1) Joe Christopher, R (8, PH) OBP: 0.298, SLG: 0.296 Gordie Richardson, R (8, 1) Danny Napoleon, R (12, PH) OBP: 0.263, SLG: 0.208 Larry Bearmarth, R (12, 1) OBP: 0.250, SLG: 0.286													2 0 0 0 0 0 0 1 0 0 0 0 0 0 1 0 0 0 0 1 0 0 0 0 0 1 1 0 0 0 0 0 0 0 0		
Inning Stats	R: 0 H: 1 E: 0 LOB: 1 K: 1 BB: 0 S: 6 P: 6	R: 0 H: 0 E: 0 LOB: 0 K: 0 BB: 0 S: 3 P: 3	R: 0 H: 0 E: 0 LOB: 0 K: 1 BB: 0 S: 5 P: 5	R: 0 H: 0 E: 0 LOB: 0 K: 2 BB: 0 S: 7 P: 7	R: 0 H: 0 E: 0 LOB: 0 K: 0 BB: 0 S: 3 P: 3	R: 0 H: 0 E: 0 LOB: 0 K: 0 BB: 0 S: 3 P: 3	R: 0 H: 2 E: 1 LOB: 3 K: 2 BB: 0 S: 10 P: 10	R: 0 H: 1 E: 0 LOB: 1 K: 1 BB: 0 S: 6 P: 6	R: 1 H: 2 E: 0 LOB: 2 K: 0 BB: 0 S: 5 P: 5	R: 0 H: 0 E: 0 LOB: 0 K: 2 BB: 0 S: 7 P: 7	R: 0 H: 1 E: 0 LOB: 1 K: 2 BB: 0 S: 8 P: 8	R: 0 H: 1 E: 0 LOB: 2 K: 1 BB: 1 S: 6 P: 10	1B: 8 SF: 1 2B: 0 SAC: 0 3B: 0 DP: 0 HR: 0 HBP: 0		WP: 0 PA: 46 PB: 0 SB: 0 CS: 0
PITCHER Bill Faul, R (1, 1) ERA: 3.45 Ted Abernathy, R (9, 1) ERA: 1.91	IP WLS BF H R ER SO BB IBB HBP BLK WP HR S P ERA WHIP 8.0 1 31 6 1 1 7 0 0 0 0 0 0 45 45 1.12 0.750														

livebaseballscores.com




Batter	1	2	3	4	5	6	7	8	9	10	11	12
Jimmy Stewart, S OBP: 0.316, SLG: 0.293 (1, 7)	F9		FC1-6 14 WP 1-2f		4-3		4-3			P3		
Don Landrum, L OBP: 0.329, SLG: 0.386 (1, 8)	F7		4-3		1B		4-3			F2		
Doug Clemens, L OBP: 0.339, SLG: 0.346 (3, 8)					1B							
Billy Williams, L OBP: 0.362, SLG: 0.498 (1, 9)	1B		14 WP BB		1B		K			P4		
14 Ernie Banks, R OBP: 0.342, SLG: 0.458 (1, 3)	FC5-4		F2		FC5-4		4-3			P4		
Ron Santo, R OBP: 0.362, SLG: 0.509 (1, 5)		1B		5-3		F8						HR
Vic Roznovsky, L OBP: 0.319, SLG: 0.343 (1, 2)		F2		6-3		4-3				K		
Joey Amalfitano, R OBP: 0.327, SLG: 0.295 (9, PH)												
Chris Krug, R OBP: 0.268, SLG: 0.337 (10, 2)												
Glenn Beckert, R OBP: 0.273, SLG: 0.302 (1, 4)		1B		K2-3		K				G6-4-3		
Don Kessinger, S OBP: 0.254, SLG: 0.230 (1, 6)		6-3										
Bill Faul, R OBP: 0.111, SLG: 0.125 (1, 1)										4-3		
Ted Abernathy, R OBP: 0.091, SLG: 0.091 (9, 1)												

Inning Stats	R: 0	H: 1	E: 0	LOB: 1	K: 0	BB: 0	S: 4	P: 4
	R: 0	H: 2	E: 0	LOB: 1	K: 0	BB: 0	S: 4	P: 4
	R: 0	H: 1	E: 0	LOB: 2	K: 0	BB: 1	S: 4	P: 8
	R: 0	H: 0	E: 0	LOB: 0	K: 1	BB: 0	S: 5	P: 5
	R: 1	H: 3	E: 0	LOB: 2	K: 1	BB: 0	S: 8	P: 8
	R: 0	H: 0	E: 0	LOB: 0	K: 1	BB: 0	S: 5	P: 5
	R: 0	H: 0	E: 0	LOB: 0	K: 0	BB: 0	S: 3	P: 3
	R: 0	H: 0	E: 0	LOB: 0	K: 1	BB: 0	S: 5	P: 5
	R: 0	H: 0	E: 0	LOB: 0	K: 1	BB: 1	S: 4	P: 8
	R: 0	H: 0	E: 0	LOB: 0	K: 1	BB: 0	S: 5	P: 5
	R: 1	H: 1	E: 0	LOB: 0	K: 0	BB: 0	S: 1	P: 1
	R: 0	H: 1	E: 0	LOB: 0	K: 0	BB: 0	S: 1	P: 1
	1B: 7	SF: 0	2B: 0	SAC: 0	3B: 0	DP: 1	HR: 1	HBP: 0

PITCHER	IP	WLS	BF	H	R	ER	SO	BB	IBB	HBP	BLK	WP	HR	S	P	ERA	WHIP
Dennis Musgraves, R ERA: 0.56 (1, 1)	7.0		28	7	1	1	3	1	0	0	0	1	0	33	37	1.29	1.143
Gordie Richardson, L ERA: 1.88 (8, 1)	4.0		12	0	0	0	3	1	0	0	0	0	0	17	21	0.00	0.250
Larry Beaman, R ERA: 4.99 (12, 1)	0.0	L	1	1	1	1	0	0	0	0	0	0	1	1	1	∞	∞

NEW YORK METS @ CHICAGO CUBS
Wrigley Field, Chicago, IL
 Thu Jul 29 1965, 3:38 AM CDT
 Att: 11,256 - Sunny - 70 F

AB	39
R	2
H	8
RBI	2
BB	2
SO	6
LOB	13



WP: 1 PA: 41
 PB: 0 SB: 1 CS: 0

Batter	1	2	3	4	5	6	7	8	9	AB R H RBI BB SO LOB	TOP											
Jimmy Stewart, S OBP: 0.326, SLG: 0.312 (1, 7) (8, 6)	0-0 14 BB 1B		0-0 2B		0-3 K			0-0 4-3 1B		4 0 3 0 0 1 1												
Ellis Burton, S (1, 8)	0-0 F7		0-3 K			0-0 P6		0-0 4-3		4 0 0 0 0 1 4												
Billy Williams, L OBP: 0.359, SLG: 0.493 (1, 9)	0-0 F3		0-3 K			0-3 K		0-0 3-1		4 0 0 0 0 2 4												
14 Ernie Banks, R OBP: 0.344, SLG: 0.457 (1, 3) BBB	4-0 1-2 BB			0-0 5-3		0-0 1-3		0-0 E7 2B 1B		3 1 1 0 1 0 0												
Ron Santo, R OBP: 0.361, SLG: 0.506 (1, 5) SSS	0-3 K			0-0 L7-3 1B		0-3 K		0-0 5-3		4 0 1 0 0 2 3												
Ed Bailey, L OBP: 0.351, SLG: 0.367 (1, 2)		0-0 G3		0-0 L7-3 1-2		0-0 4-3		0-0 4-3 2B		4 0 1 1 0 0 1												
Glenn Beckert, R OBP: 0.270, SLG: 0.299 (1, 4)		0-0 5-3			0-0 6-3		0-0 6-3		0-0 4-3 2-3	4 0 0 0 0 0 1												
Don Kessinger, S OBP: 0.257, SLG: 0.228 (1, 6) George Altman, L OBP: 0.314, SLG: 0.371 (8, PH) Lindy McDaniel, R (8, 1) Vic Roznovsky, L OBP: 0.316, SLG: 0.340 (9, PH)		0-0 P3			1-0 HBP			0-0 F8	0-0 6-3	1 0 0 0 0 0 0 1 0 0 0 0 0 0 0 0 0 0 0 0 0 1 0 0 0 0 0 1												
Ernie Broglio, R (1, 1) Doug Clemens, L OBP: 0.341, SLG: 0.348 (8, PH) (8, 7)			0-3 K		0-3 K			0-0 4-3 1B 1B		2 0 0 0 0 2 1 1 0 1 0 0 0 0												
Inning Stats	R: 0 E: 0 K: 1 S: 6	H: 1 LOB: 2 BB: 1 P: 10	R: 0 E: 0 K: 0 S: 3	H: 0 LOB: 0 BB: 0 P: 3	R: 0 E: 0 K: 3 S: 10	H: 1 LOB: 1 BB: 0 P: 10	R: 0 E: 0 K: 0 S: 3	H: 1 LOB: 0 BB: 0 P: 3	R: 0 E: 0 K: 2 S: 7	H: 0 LOB: 1 BB: 0 P: 8	R: 0 E: 0 K: 1 S: 5	H: 0 LOB: 0 BB: 0 P: 5	R: 0 E: 0 K: 1 S: 5	H: 0 LOB: 0 BB: 0 P: 5	R: 0 E: 0 K: 0 S: 5	H: 2 LOB: 2 BB: 0 P: 5	R: 1 E: 1 K: 0 S: 5	H: 2 LOB: 1 BB: 0 P: 5	1B: 5 2B: 3 3B: 0 HR: 0	SF: 0 SAC: 0 DP: 1 HBP: 1	WP: 0 PB: 0 SB: 0 CS: 0	PA: 35
PITCHER Don Cardwell, R ERA: 3.6 (1, 1)	IP: 9.0 WLS: W BF: 35 H: 7 R: 1 ER: 1 SO: 8 BB: 1 IBB: 0 HBP: 1 BLK: 0 WP: 0 HR: 0 S: 49 P: 54 ERA: 1.00 WHIP: 0.889											PITCHER IP: WLS: BF: H: R: ER: SO: BB: IBB: HBP: BLK: WP: HR: S: P: ERA: WHIP										

Chicago Cubs @ Pittsburgh Pirates
 Forbes Field, Pittsburgh, PA
 Fri Jul 30 1965, 7:05 PM EDT
 Att. 11,382 - Unknown

livebaseballscorecards.com

AB 33
 R 1
 H 7
 RBI 1
 BB 1
 SO 8
 LOB 16



Batter	1	2	3	4	5	6	7	8	9	AB	R	H	RBI	BB	SO	LOB
Bob Bailey, R OBP: 0.320, SLG: 0.355 (1, 5)	0-0 1B S		4-0 1B S BB	0-0 FC5-4 1-2f			0-0 F9			3	2	1	0	1	0	2
Bill Virdon, L OBP: 0.344, SLG: 0.391 (1, 8)	0-3 K 1-2		0-0 F9 1-2		0-0 4-3		0-0 4-3			4	0	0	0	0	1	2
Roberto Clemente, R OBP: 0.374, SLG: 0.463 (1, 9)	0-0 F9		0-0 BB 1B 2-H		0-0 3B 1B		0-3 K			4	1	2	1	0	1	1
Willie Stargell, L OBP: 0.329, SLG: 0.532 (1, 7)	0-0 1B 2-H		4-0 1B 1-2 BB		0-0 F4			0-0 3-1		3	0	1	1	1	0	1
Donn Clendenon, R OBP: 0.360, SLG: 0.471 (1, 3)	0-0 F8		0-0 4-3		0-0 3B 1-H			0-0 1B 1B		4	0	2	1	0	0	3
Bill Mazerowski, R OBP: 0.301, SLG: 0.358 (1, 4)		0-0 P8		0-0 1B 1B		0-0 6-3		0-0 1B 1B G6-4-3		4	0	2	0	0	0	1
Jim Pagliaroni, R OBP: 0.348, SLG: 0.441 (1, 2)		0-3 K		0-0 P6			0-3 K		0-0 1B 1B G6-4-3	4	0	0	0	0	2	3
Gene Alley, R OBP: 0.279, SLG: 0.317 (1, 6)		0-0 F9		0-0 FC5-4 1B 1-2			0-0 F8			3	0	1	0	0	0	0
Don Cardwell, R OBP: 0.156, SLG: 0.227 (1, 1)			0-3 K	0-3 K			0-0 P5			3	0	0	0	0	2	2

Inning Stats		R: 1	H: 2	R: 0	H: 0	R: 1	H: 1	R: 0	H: 2	R: 1	H: 2	R: 0	H: 0	R: 0	H: 2	R: 0	H: 0	R: 0	H: 2
		E: 0	LOB: 1	E: 0	LOB: 0	E: 0	LOB: 2	E: 0	LOB: 2	E: 0	LOB: 1	E: 0	LOB: 0	E: 0	LOB: 0	E: 0	LOB: 0	E: 0	LOB: 1
		K: 1	BB: 0	K: 1	BB: 0	K: 1	BB: 2	K: 1	BB: 0	K: 0	BB: 0	K: 1	BB: 0	K: 0	BB: 0	K: 1	BB: 0	K: 0	BB: 0
		S: 7	P: 7	S: 5	P: 5	S: 6	P: 14	S: 7	P: 7	S: 5	P: 5	S: 5	P: 5	S: 5	P: 5	S: 5	P: 5	S: 4	P: 4

PITCHER																1B	2B	3B	HR	SF	SAC	DP	HBP	WP	HR	S	P	ERA	WHIP
Ernie Broglio, R (1, 1)																8	0	0	0	0	0	1	0	0	0	0	0	3.86	1.286
Lindy McDaniel, R (8, 1)																0	0	0	0	0	0	0	0.00	2.000					

Chicago Cubs @ Pittsburgh Pirates
Forbes Field, Pittsburgh, PA
 Fri Jul 30 1965, 7:05 PM EDT
 Att. 11,382 - Unknown

AB	32
R	3
H	9
RBI	3
BB	2
SO	6
LOB	15

P

WP: 0	PA: 34
PB: 0	
SB: 2	
CS: 0	

livebaseballscorecards.com

Batter	1	2	3	4	5	6	7	8	9	AB R H RBI BB SO LOB	TOP											
Jimmy Stewart, S OBP: 0.328, SLG: 0.321 (1, 7) X	0-0 4-3 1B	0-0 1B	0-0 L5-4 2-3			0-0 1-H 2B		0-0 G5-4-3 1-2f		5 1 2 1 0 0 3												
Ellis Burton, S OBP: 0.222, SLG: 0.222 (1, 8) X	0-0 14 2B BB 1B	0-0 FC6 1B		0-0 P7		0-0 L7		0-0 6-3		5 1 2 1 0 0 1												
Billy Williams, L OBP: 0.357, SLG: 0.488 (1, 9) X	0-0 F1	0-0 FC6 1-2f		0-0 4-3		0-3 K		4-0 BB		4 0 0 0 1 1 3												
14 Ernie Banks, R OBP: 0.342, SLG: 0.456 (1, 3) X	0-0 BB 1-3 2B		0-0 F8	0-0 G3			0-0 P4	0-0 F8		5 0 1 0 0 0 1												
Ron Santo, R OBP: 0.364, SLG: 0.516 (1, 5) B B B	4-0 BB BB		0-0 1B 2B		0-0 F7		0-0 HR	0-0 F7		4 2 2 1 1 0 1												
Ed Bailey, L OBP: 0.362, SLG: 0.364 (1, 2) B B B	4-0 1-2 2-3 3-H BB		4-0 BB 1B 1B BB		0-3 K		4-0 G5-4-3 BB			1 1 0 1 3 1 0												
Glenn Beckert, R OBP: 0.270, SLG: 0.299 (1, 4) X	0-0 5-3		0-0 1-2 2-H 1B 1B		0-0 F8		0-0 G5-4-3 1-2f			4 1 1 1 0 0 4												
Don Kessinger, S OBP: 0.268, SLG: 0.236 (1, 6) X		0-0 P4	4-0 L5-4 1B 1-2 2-3 BB			0-0 2B 1B		0-0 G5-4-3 1B		3 1 2 0 1 0 0												
Bob Buhl, R OBP: 0.113, SLG: 0.068 Ted Abernathy, R OBP: 0.091, SLG: 0.091 (1, 1) (9, 1)		0-0 4-3	0-0 1-2 2-H 3-H 1B			0-0 P6		0-3 K		4 0 1 2 0 1 2 0 0 0 0 0 0 0												
Inning Stats	R: 1 E: 0 K: 0 S: 5	H: 2 LOB: 3 BB: 2 P: 13	R: 1 E: 0 K: 0 S: 5	H: 2 LOB: 1 BB: 0 P: 5	R: 3 E: 0 K: 0 S: 5	H: 3 LOB: 1 BB: 2 P: 13	R: 0 E: 0 K: 0 S: 3	H: 0 LOB: 0 BB: 0 P: 3	R: 0 E: 0 K: 1 S: 5	H: 0 LOB: 0 BB: 0 P: 5	R: 1 E: 0 K: 1 S: 7	H: 2 LOB: 1 BB: 0 P: 7	R: 1 E: 0 K: 0 S: 3	H: 1 LOB: 0 BB: 1 P: 7	R: 0 E: 0 K: 1 S: 5	H: 1 LOB: 0 BB: 0 P: 5	R: 0 E: 0 K: 0 S: 3	H: 0 LOB: 1 BB: 1 P: 7	1B: 7 2B: 4 3B: 0 HR: 1	SF: 0 SAC: 0 DP: 3 HBP: 0	WP: 0 PB: 0 SB: 1 CS: 0	PA: 41
PITCHER	IP WLS BF H R ER SO BB IBB HBP BLK WP HR S P ERA WHIP																				PITCHER	IP WLS BF H R ER SO BB IBB HBP BLK WP HR S P ERA WHIP
Tommie Sisk, R ERA: 5.28 (1, 1)	2.1 L 17 6 5 5 0 4 0 0 0 0 0 13 29 19.29 4.286																					
Wilbur Wood, L ERA: 2.6 (3, 1)	4.2 17 4 2 2 2 1 0 0 0 0 0 1 20 24 3.86 1.071																					
Frank Carpin, L ERA: 2.97 (8, 1)	2.0 7 1 0 0 0 1 1 0 0 0 0 0 8 12 0.00 1.000																					

Chicago Cubs @ Pittsburgh Pirates
 Forbes Field, Pittsburgh, PA
 Sat Jul 31 1965, 3:33 AM EDT
 Att. 7,431 - Cloudy

livebaseballscorecards.com

AB	35
R	7
H	11
RBI	7
BB	6
SO	3
LOB	15



BOTTOM

Chicago Cubs @ Pittsburgh Pirates
 Forbes Field, Pittsburgh, PA
 Sat Jul 31 1965, 3:33 AM EDT
 Att. 7,431 - Cloudy

livebaseballscorecards.com

AB	38
R	6
H	10
RBI	5
BB	3
SO	2
LOB	16



WP:	0	PA:	41
PB:	0		
SB:	1		
CS:	0		


AB	R	H	RBI	BB	SO	LOB
5	2	2	0	0	0	2
4	1	1	0	1	0	2
3	2	0	0	2	0	4
5	1	2	5	0	0	0
5	0	0	0	0	0	3
4	0	3	0	0	0	0
4	0	0	0	0	1	3
0	0	0	0	0	0	0
4	0	0	0	0	0	1
1	0	0	0	0	1	1
1	0	0	0	0	0	0
1	0	1	0	0	0	0
0	0	0	0	0	0	0
1	0	1	0	0	0	0
0	0	0	0	0	0	0

1B:	6	SF:	0
2B:	2	SAC:	0
3B:	1	DP:	0
HR:	1	HBP:	0

Batter	1	2	3	4	5	6	7	8	9
Bob Bailey, R OBP: 0.321, SLG: 0.360 (1, 5)	0-0 F8 1B		0-0 6-3 1B		0-0 3B		0-0 5-3		0-0 FC5-4 BB 1B HR
Bill Virdon, L OBP: 0.345, SLG: 0.389 (1, 8)	0-0 4-3		0-0 F8 1B		0-0 P9 3B		4-0 BB		0-0 BB HR 1B
Roberto Clemente, R OBP: 0.374, SLG: 0.480 (1, 9)	4-0 S E BB		0-0 6-3 1-2		0-0 6-3		0-0 1-3		4-0 HR BB
Willie Stargell, L OBP: 0.330, SLG: 0.539 (1, 7)	0-0 E1 FC6-4 1-H		0-0 1B 2-H		0-0 4-3		0-0 4-3		0-0 HR 1-H 2-H 3-H
Donn Clendenon, R OBP: 0.356, SLG: 0.465 (1, 3)	0-0 FC6-4 1-2f		0-0 F7		0-0 3-1		0-0 3-1		0-0 4-3
Bill Mazeroski, R OBP: 0.307, SLG: 0.368 (1, 4)		0-0 F9 2B		0-0 4-3		0-0 1B		0-0 FC6-4 1B	
Jim Pagliaroni, R OBP: 0.343, SLG: 0.434 (1, 2)		0-0 F8		0-3 K		0-0 5-3		0-0 FC6-4 1-2f	
Ozzie Virgil, R OBP: 0.357, SLG: 0.450 (9, 2)									
Gene Alley, R OBP: 0.276, SLG: 0.313 (1, 6)		0-0 F9 2-3		0-0 1-3		0-0 F9		0-0 5-3	
Tommie Sisk, R OBP: 0.280, SLG: 0.111 (3, 1)		0-3 K				0-0 1-3		0-0 FC5-4 1B	
Wilbur Wood, R (7, PH)									
Gene Freese, R OBP: 0.337, SLG: 0.325 (8, 1)									
Frank Carpin, L (9, PH)									
Jerry Lynch, L OBP: 0.282, SLG: 0.485 (9, PR)									
Jose Pagan, R OBP: 0.286, SLG: 0.254 (9, PR)									

Inning	R	H	E	K	S	R	H	E	K	S	R	H	E	K	S	R	H	E	K	S	R	H	E	K	S	R	H	E	K	S	R	H	E	K	S					
1	1	0	1	0	8	0	1	0	1	6	0	2	0	5	6	0	2	0	5	6	0	0	0	0	0	0	0	0	0	0	0	0	0	0	0	0	0			
2	0	0	0	0	0	0	0	0	0	0	0	0	0	0	0	0	0	0	0	0	0	0	0	0	0	0	0	0	0	0	0	0	0	0	0	0	0	0		
3	0	0	0	0	0	0	0	0	0	0	0	0	0	0	0	0	0	0	0	0	0	0	0	0	0	0	0	0	0	0	0	0	0	0	0	0	0	0	0	
4	0	0	0	0	0	0	0	0	0	0	0	0	0	0	0	0	0	0	0	0	0	0	0	0	0	0	0	0	0	0	0	0	0	0	0	0	0	0	0	
5	0	0	0	0	0	0	0	0	0	0	0	0	0	0	0	0	0	0	0	0	0	0	0	0	0	0	0	0	0	0	0	0	0	0	0	0	0	0	0	0
6	0	0	0	0	0	0	0	0	0	0	0	0	0	0	0	0	0	0	0	0	0	0	0	0	0	0	0	0	0	0	0	0	0	0	0	0	0	0	0	0
7	0	0	0	0	0	0	0	0	0	0	0	0	0	0	0	0	0	0	0	0	0	0	0	0	0	0	0	0	0	0	0	0	0	0	0	0	0	0	0	0
8	0	0	0	0	0	0	0	0	0	0	0	0	0	0	0	0	0	0	0	0	0	0	0	0	0	0	0	0	0	0	0	0	0	0	0	0	0	0	0	0
9	0	0	0	0	0	0	0	0	0	0	0	0	0	0	0	0	0	0	0	0	0	0	0	0	0	0	0	0	0	0	0	0	0	0	0	0	0	0	0	0

PITCHER	IP	WLS	BF	H	R	ER	SO	BB	IBB	HBP	BLK	WP	HR	S	P	ERA	WHIP
Bob Buhl, R ERA: 3.66 (1, 1)	8.2	W	40	10	6	5	2	3	0	0	0	0	1	41	53	5.19	1.500
Ted Abernathy, R ERA: 1.91 (9, 1)	0.1	S	1	0	0	0	0	0	0	0	0	0	0	1	1	0.00	0.000

Batter	1	2	3	4	5	6	7	8	9	AB R H RBI BB SO LOB	TOP											
Jimmy Stewart, S OBP: 0.330, SLG: 0.319 (1, 7) (7, 6)	0-3 K		0-3 K		0-0 1B		4-0 BB		0-0 F7	4 0 1 0 1 2 1												
Ellis Burton, S OBP: 0.286, SLG: 0.250 (1, 8)	0-0 1B			4-0 BB	0-0 F9		0-0 SF7		0-3 K	3 0 1 1 1 1 3												
Billy Williams, L OBP: 0.354, SLG: 0.484 (1, 9)	0-0 G4-6-3			0-0 1B		0-0 F8	0-0 G4-6-3			4 0 0 0 0 0 4												
14 Ernie Banks, R OBP: 0.341, SLG: 0.453 (1, 3)		4-0 BB		0-0 P6		0-0 F2		0-0 1-3		3 0 0 0 1 0 1												
Ron Santo, R OBP: 0.367, SLG: 0.518 (1, 5)		0-0 F3		0-0 1B		0-0 FC6		0-0 1B		4 0 3 0 0 0 1												
Ed Bailey, L OBP: 0.366, SLG: 0.357 (1, 2)		4-0 BB		0-0 P4		0-0 FC6		4-0 1B		2 0 0 0 2 0 3												
Glenn Beckert, R OBP: 0.270, SLG: 0.299 Doug Clemens, L OBP: 0.340, SLG: 0.347 Joey Amalfitano, R OBP: 0.327, SLG: 0.295 (1, 4) (8, PH) (8, 4)		0-0 FC6-4				0-0 L8	0-0 BB	0-0 G4-6-3		3 1 1 0 0 0 1 1 0 0 0 0 0 2 0 0 0 0 0 0 0	AB 31 R 2 H 8 RBI 2 BB 6 SO 3 LOB 17											
Don Kessinger, S OBP: 0.285, SLG: 0.234 Don Landrum, L OBP: 0.330, SLG: 0.384 (1, 6) (7, PH) (7, 7)			0-0 6-3		0-0 E6		4-0 BB		0-0 5-3	2 0 0 0 0 0 0 1 1 0 0 1 0 0												
Dick Ellsworth, L OBP: 0.127, SLG: 0.132 Lindy McDaniel, R OBP: 0.113, SLG: 0.369 George Altman, L OBP: 0.170, SLG: 0.116 Cal Koonce, R OBP: 0.322, SLG: 0.356 Vic Roznovsky, L OBP: 0.336, SLG: 0.216 Bob Humphreys, R OBP: 0.336, SLG: 0.216 (1, 1) (3, 1) (5, PH) (5, 1) (7, PH) (7, 1) (9, PH)			0-0 6-3		0-0 F7		0-0 2B		0-0 1B	1 0 0 0 0 0 0 0 0 0 0 0 0 0 0 0 1 0 0 0 0 0 0 1 0 0 0 0 0 0 0 0 1 0 1 1 0 0 0 0 0 0 0 0 0 0 0 0 1 0 1 0 0 0 0 0												
Inning Stats	R: 0 E: 0 K: 1 S: 5	H: 1 LOB: 0 BB: 0 P: 5	R: 0 E: 0 K: 0 S: 2	H: 0 LOB: 1 BB: 2 P: 10	R: 0 E: 0 K: 1 S: 5	H: 0 LOB: 0 BB: 0 P: 5	R: 0 E: 0 K: 0 S: 4	H: 1 LOB: 2 BB: 1 P: 8	R: 0 E: 1 K: 0 S: 5	H: 1 LOB: 2 BB: 0 P: 5	R: 0 E: 0 K: 0 S: 4	H: 1 LOB: 1 BB: 0 P: 4	R: 2 E: 0 K: 0 S: 4	H: 2 LOB: 1 BB: 2 P: 12	R: 0 E: 0 K: 0 S: 3	H: 1 LOB: 1 BB: 1 P: 7	R: 0 E: 0 K: 1 S: 6	H: 1 LOB: 1 BB: 0 P: 6	1B: 7 2B: 1 3B: 0 HR: 0	SF: 1 SAC: 0 DP: 3 HBP: 0	WP: 0 PB: 0 SB: 0 CS: 1	PA: 38
PITCHER	IP WLS BF H R ER SO BB IBB HBP BLK WP HR S P ERA WHIP																					
Al McBean, R ERA: 2.47 Don Schwall, R ERA: 2.86 (1, 1) (7, 1)	6.0 W 27 6 2 2 2 4 0 0 0 0 0 0 27 43 3.00 1.667																					

Chicago Cubs @ Pittsburgh Pirates
Forbes Field, Pittsburgh, PA
Sun Aug 01 1965, 3:33 AM EDT
Cloudy

livebaseballscorecards.com

Batter	1	2	3	4	5	6	7	8	9
Bob Bailey, R OBP: 0.322, SLG: 0.366 (1, 7) (8, 5)	0-0 2B	0-0 FC6 1-2f		0-0 F3	0-0 4-3			0-0 2B	
Manny Mota, R OBP: 0.313, SLG: 0.388 (1, 8) (8, 7)	0-0 4-3		0-0 1B 1B	0-0 HR		0-0 4-3		0-0 F9 2B 2-H	
Roberto Clemente, R OBP: 0.374, SLG: 0.461 (1, 9)	0-0 2B		0-0 1B 1B	0-0 E6		0-0 6-3		0-0 F9 2-3	
Donn Clendenon, R OBP: 0.359, SLG: 0.469 (1, 3)	0-0 E5		0-0 1B 2B 1B 3-H	0-0 F5		0-0 2B		0-0 F8 1B 3-H	
Bill Mazeroski, R OBP: 0.305, SLG: 0.365 (1, 4)	0-0 6-3		0-0 2B 5-3 1B 3-H	0-0 F9		0-0 6-3		0-0 F8 2-3	
Andre Rodgers, R OBP: 0.368, SLG: 0.425 (1, 5) (8, 6)		0-0 P3	0-0 6-3 2B 1-3 3-H		0-3 K		0-0 F8	0-0 5-3	
Jim Pagliaroni, R OBP: 0.345, SLG: 0.447 (1, 2)		0-0 FC5-4 1B	0-0 5-3		0-0 5-3		0-0 HR		
Gene Alley, R OBP: 0.275, SLG: 0.312 Jose Pagan, R OBP: 0.270, SLG: 0.259 (3, PH) (4, 6)		0-0 FC5-4 1B	0-0 6-3		0-0 1B 1B		0-0 F9		
Bill Virdon, L OBP: 0.344, SLG: 0.388 (7, PH) (8, 8)		0-0 1-2f	0-0 2-3		0-0 1B		0-0 1-3		
Al McBean, R OBP: 0.316, SLG: 0.368 Don Schwall, R (7, 1)		0-0 FC6 1B 1-2	0-3 K		0-0 1B				

Inning Stats	R: 0 E: 1 K: 0 S: 5	H: 2 LOB: 2 BB: 0 P: 5	R: 0 E: 0 K: 0 S: 5	H: 2 LOB: 2 BB: 0 P: 5	R: 4 E: 0 K: 1 S: 10	H: 5 LOB: 1 BB: 0 P: 10	R: 1 E: 1 K: 0 S: 5	H: 1 LOB: 1 BB: 0 P: 5	R: 0 E: 0 K: 1 S: 7	H: 2 LOB: 2 BB: 0 P: 7	R: 0 E: 0 K: 0 S: 4	H: 1 LOB: 1 BB: 0 P: 4	R: 1 E: 0 K: 0 S: 4	H: 1 LOB: 0 BB: 0 P: 4	R: 2 E: 0 K: 0 S: 6	H: 3 LOB: 1 BB: 0 P: 6
--------------	------------------------------	---------------------------------	------------------------------	---------------------------------	-------------------------------	----------------------------------	------------------------------	---------------------------------	------------------------------	---------------------------------	------------------------------	---------------------------------	------------------------------	---------------------------------	------------------------------	---------------------------------

PITCHER	IP	WLS	BF	H	R	ER	SO	BB	IBB	HBP	BLK	WP	HR	S	P	ERA	WHIP
Dick Ellsworth, L ERA: 3.39	2.0	L	14	8	4	4	0	0	0	0	0	0	0	14	14	18.00	4.000
Lindy McDaniel, R ERA: 2.42	2.0		9	2	1	1	1	0	0	0	0	0	1	11	11	4.50	1.000
Cal Koonce, R ERA: 4.1	2.0		9	3	0	0	1	0	0	0	0	0	0	11	11	0.00	1.500
Bob Humphreys, R ERA: 2.83	2.0		10	4	3	3	0	0	0	0	0	0	1	10	10	13.50	2.000

BOTTOM

Chicago Cubs @ Pittsburgh Pirates
Forbes Field, Pittsburgh, PA
Sun Aug 01 1965, 3:33 AM EDT
Cloudy

AB	R	H	RBI	BB	SO	LOB
5	1	2	0	0	0	4
5	3	3	2	0	0	0
5	1	2	0	0	0	1
5	1	3	2	0	0	2
5	1	1	1	0	0	5
5	0	1	1	0	1	1
4	1	2	2	0	0	1
1	0	0	0	0	0	1
2	0	1	0	0	0	1
1	0	0	0	0	0	0
3	0	2	0	0	1	1
1	0	0	0	0	0	0

AB	42
R	8
H	17
RBI	8
BB	0
SO	2
LOB	17

WP: 0 PA: 42
PB: 0
SB: 0
CS: 0



PITCHER	IP	WLS	BF	H	R	ER	SO	BB	IBB	HBP	BLK	WP	HR	S	P	ERA	WHIP
---------	----	-----	----	---	---	----	----	----	-----	-----	-----	----	----	---	---	-----	------


Batter	1	2	3	4	5	6	7	8	9	AB R H RBI BB SO LOB	TOP											
Jimmy Stewart, S OBP: 0.328, SLG: 0.313 (1, 7) BB (8, 6)	4-0 CS BB			0-3 K		0-0 L4		0-0 5-3		3 0 0 0 1 1 2												
Ellis Burton, S OBP: 0.222, SLG: 0.200 (1, 8) SS 1-2	0-3 K			0-0 6-3		0-0 SF8		0-0 G3		3 0 0 1 0 1 1												
Billy Williams, L OBP: 0.353, SLG: 0.482 (1, 9) X	0-0 3-1			0-3 K		0-3 K		0-0 14 BB 1B		4 0 1 0 0 2 0												
14 Ernie Banks, R OBP: 0.343, SLG: 0.451 (1, 3)		X	0-0 6-3		X	0-0 E5 BB		4-0 G3-6-1 BB		2 0 0 0 2 0 0												
Ron Santo, R OBP: 0.364, SLG: 0.513 (1, 5)		SS	0-3 K		X	0-0 F9		0-3 K		4 0 0 0 0 2 4												
Chris Krug, R OBP: 0.272, SLG: 0.333 (1, 2)		X	0-0 4-3		BB BB BB BB	4-0		0-0 G3-6-1		1 0 0 0 1 0 0												
Ed Bailey, L OBP: 0.361, SLG: 0.351 (7, PH) (7, 2)						1-2 BB		1-2f		2 0 0 0 0 0 3												
Glenn Beckert, R OBP: 0.269, SLG: 0.298 (1, 4)			X	0-0 6-3		0-3 K		0-0 F9		2 0 0 0 0 1 2												
Don Landrum, L OBP: 0.329, SLG: 0.382 (8, PH)					X	0-0 3-1				1 0 0 0 0 0 0												
Lindy McDaniel, R (8, 1)										0 0 0 0 0 0 0												
Don Kessinger, S OBP: 0.262, SLG: 0.231 (1, 6)			X	0-0 F7		0-0 3-1		0-0		2 0 0 0 0 0 2												
Doug Clemens, L OBP: 0.342, SLG: 0.349 (8, PH) (8, 7)					X	0-0 P4		FC4-6 1B		1 0 1 0 0 0 0												
Larry Jackson, R OBP: 0.172, SLG: 0.268 (1, 1)			X	0-0 P4		0-0 SF8 3B		0-0 FC4-6		2 1 1 0 0 0 0												
Ted Abernathy, R OBP: 0.091, SLG: 0.091 (7, 1)										0 0 0 0 0 0 0												
George Altman, L OBP: 0.311, SLG: 0.366 (8, PH)										1 0 0 0 0 0 1												
Joey Amalfitano, R OBP: 0.327, SLG: 0.295 (8, 4)										0 0 0 0 0 0 0												
Inning Stats	R: 0 E: 0 K: 1 S: 4	H: 0 LOB: 0 BB: 1 P: 8	R: 0 E: 0 K: 1 S: 5	H: 0 LOB: 0 BB: 0 P: 5	R: 0 E: 0 K: 0 S: 3	H: 0 LOB: 0 BB: 0 P: 3	R: 0 E: 0 K: 2 S: 7	H: 0 LOB: 0 BB: 0 P: 7	R: 0 E: 1 K: 1 S: 6	H: 0 LOB: 2 BB: 1 P: 10	R: 1 E: 0 K: 1 S: 6	H: 1 LOB: 0 BB: 0 P: 6	R: 0 E: 0 K: 1 S: 4	H: 0 LOB: 0 BB: 1 P: 8	R: 0 E: 0 K: 0 S: 4	H: 1 LOB: 1 BB: 0 P: 4	R: 0 E: 0 K: 0 S: 4	H: 1 LOB: 2 BB: 1 P: 8	1B: 2 2B: 1 3B: 1 HR: 0	SF: 1 SAC: 0 DP: 2 HBP: 0	WP: 0 PB: 0 SB: 0 CS: 1	PA: 33
PITCHER	IP WLS BF H R ER SO BB IBB HBP BLK WP HR S P ERA WHIP																					
Joe Gibbon, L ERA: 5.48 (1, 1)	6.0 W 22 1 1 1 6 3 0 0 0 0 0 0 31 43 1.50 0.667																					
Don Schwall, R ERA: 2.7 (7, 1)	3.0 S 11 2 0 0 1 1 0 0 0 0 0 0 12 16 0.00 1.000																					

Chicago Cubs @ Pittsburgh Pirates
Forbes Field, Pittsburgh, PA
Sun Aug 01 1965, 3:38 AM EDT
Att: 14,741 - Cloudy

livebaseballscorecards.com

AB	28
R	1
H	3
RBI	1
BB	4
SO	7
LOB	15



Batter	1	2	3	4	5	6	7	8	9	AB	R	H	RBI	BB	SO	LOB	BOTTOM												
Bob Bailey, R OBP: 0.323, SLG: 0.366 (1, 5)	0-0 4-3 1B		0-0 6-3	0-0 6-3		0-0 FC6-4		0-0 F9-2 1B		5	0	2	0	0	0	1	Chicago Cubs @ Pittsburgh Pirates Forbes Field, Pittsburgh, PA Sun Aug 01 1965, 3:38 AM EDT Att: 14,741 - Cloudy												
Bill Virdon, L OBP: 0.348, SLG: 0.391 (1, 8)	0-0 4-3 1-2		0-0 BB 1B		0-0 P6		0-0 1B FC1-5-2 1B	0-0 S 1B		5	1	3	1	0	0	1													
Roberto Clemente, R OBP: 0.382, SLG: 0.464 (1, 9)	4-0 FC6-4 BB		4-0 1B 1B BB		0-0 FC4-6 1B		0-0 FC1-5-2 FC3-2 1B	4-0 1-2 2-3 IBB		2	1	2	0	3	0	0													
Willie Stargell, L OBP: 0.327, SLG: 0.534 Manny Mota, R OBP: 0.310, SLG: 0.384 (1, 7) (5, PR) (6, 7)	0-0 P6		0-3 K		0-0 FC4-6 1B		0-0 FC1-5-2 FC3-2 1-3 3-H	0-0 F9-2		3	0	0	0	0	1	5													
Donn Clendenon, R OBP: 0.362, SLG: 0.471 (1, 3)	0-0 FC6-4 1-2f		0-0 1B 1-3 2-H		0-0 FC4-6 1B		0-0 FC3-2 IBB			3	0	2	1	1	0	2													
Bill Mazaroski, R OBP: 0.308, SLG: 0.367 (1, 4)		0-0 1-3 1B	0-0 2-3 3-H 1B		0-0 FC4-6 1-2f		0-0 FC3-2			4	0	2	1	0	0	5													
Andre Rodgers, R OBP: 0.355, SLG: 0.409 (1, 6)		0-0 P6	0-0 5-3		0-0 5-3		0-0 4-3			4	0	0	0	0	0	6													
Del Crandall, R OBP: 0.293, SLG: 0.275 Gene Alley, R OBP: 0.275, SLG: 0.312 Jim Pagliaroni, R OBP: 0.345, SLG: 0.447 (1, 2) (8, PR) (9, 2)	0-0 1-3 1-2		0-0 4-3		0-0 5-3		0-0 FC1-6 1B			4	0	1	0	0	0	1													
Joe Gibbon, R OBP: 0.160, SLG: 0.125 Don Schwall, R (7, 1)	0-0 4-3		0-0 F8		0-0 FC6-4 1B		0-0 FC1-6 1B			3	0	1	0	0	0	1													
										1	1	0	0	0	0	1													
Inning Stats	R: 0 E: 0 K: 0 S: 4	H: 1 LOB: 2 BB: 1 P: 8	R: 0 E: 0 K: 0 S: 4	H: 1 LOB: 1 BB: 0 P: 4	R: 2 E: 0 K: 1 S: 8	H: 3 LOB: 2 BB: 1 P: 12	R: 0 E: 0 K: 0 S: 3	H: 0 LOB: 0 BB: 0 P: 3	R: 0 E: 0 K: 0 S: 5	H: 2 LOB: 2 BB: 0 P: 5	R: 0 E: 0 K: 0 S: 4	H: 1 LOB: 1 BB: 0 P: 4	R: 0 E: 0 K: 0 S: 5	H: 2 LOB: 3 BB: 1 P: 9	R: 1 E: 0 K: 0 S: 5	H: 3 LOB: 2 BB: 1 P: 9	1B: 13 2B: 1 3B: 0 HR: 0		SF: 0 SAC: 0 DP: 1 HBP: 0	WP: 0 PB: 0 SB: 2 CS: 0	PA: 40								
PITCHER	IP WLS L	WLS BF	H R	ER LOB	SO BB	BB IBB	HBP BLK	WP HR	S P	ERA WHIP	PITCHER										IP WLS BF	H R	ER LOB	SO BB	BB IBB	HBP BLK	WP HR	S P	ERA WHIP
Larry Jackson, R ERA: 4.28 (1, 1)	6.0	30	10	2	1	2	0	0	30	3.00																			
Ted Abernathy, R ERA: 1.89 (7, 1)	1.0	4	0	0	0	0	0	0	3	0.00																			
Lindy McDaniel, R ERA: 2.49 (8, 1)	1.0	6	3	1	0	0	0	0	5	9.00																			

livebaseballscores.com

Batter	1	2	3	4	5	6	7	8	9	AB R H RBI BB SO LOB	TOP									
Jimmy Stewart, S (1, 7) OBP: 0.321, SLG: 0.306	0-0 G3		0-0 F8			0-0 G3	0-0 G3			4 0 0 0 0 0 1										
Don Landrum, L (1, 8) OBP: 0.331, SLG: 0.382	0-0 WP 1B		0-0 L8			1-0 2B HBP		0-0 F8		3 1 1 0 0 0 0										
Billy Williams, L (1, 9) OBP: 0.352, SLG: 0.482	0-3 K 1-2				0-0 F8	0-0 2B 1-H		0-3 K		4 0 1 1 0 2 1										
14 Ernie Banks, R (1, 3) OBP: 0.344, SLG: 0.450	4-0 FC6-4 BB				0-0 F7	0-0 5-3		0-0 BB 1B		3 0 1 0 1 0 1										
Ron Santo, R (1, 5) OBP: 0.365, SLG: 0.512	0-0 FC6-4 1-2f				0-0 1B	0-0 F8		4-0 BB 1-2		3 0 1 0 1 0 3										
Vic Roznovsky, L (1, 2) OBP: 0.311, SLG: 0.343		0-0 P6			0-3 K		0-0 F8	0-0 4-3		4 0 0 0 0 1 3										
Glenn Beckert, R (1, 4) OBP: 0.267, SLG: 0.295					0-0 F9		0-0 F6		0-3 K	4 0 0 0 0 1 0										
Don Kessinger, S (1, 6) OBP: 0.262, SLG: 0.227					0-0 6-3		4-0 WP 1B BB		0-0 6-3	3 1 0 0 1 1 0										
Bill Faul, R (1, 1) OBP: 0.154, SLG: 0.167					0-3 K		0-0 1-H 1B		0-3 K	4 0 1 1 0 3 0										
Inning Stats	R: 0 E: 0 K: 1 S: 6	H: 1 LOB: 2 BB: 1 P: 10	R: 0 E: 0 K: 1 S: 5	H: 0 LOB: 0 BB: 0 P: 5	R: 0 E: 0 K: 1 S: 5	H: 0 LOB: 0 BB: 0 P: 5	R: 0 E: 0 K: 1 S: 5	H: 0 LOB: 0 BB: 0 P: 5	R: 1 E: 0 K: 0 S: 4	H: 1 LOB: 1 BB: 0 P: 5	R: 1 E: 0 K: 0 S: 4	H: 1 LOB: 1 BB: 1 P: 8	R: 0 E: 0 K: 1 S: 6	H: 1 LOB: 2 BB: 1 P: 10	R: 0 E: 0 K: 2 S: 7	H: 0 LOB: 0 BB: 0 P: 7	1B: 4 2B: 1 3B: 0 HR: 0	SF: 0 SAC: 0 DP: 0 HBP: 1	WP: 2 PB: 0 SB: 0 CS: 0	PA: 36
PITCHER	IP WLS BF H R ER SO BB IBB HBP BLK WP HR S P ERA WHIP																			
Ray Culp, R (1, 1) ERA: 2.76	7.0 L 28 4 2 2 5 2 0 1 0 2 0 35 44 2.57 0.857																			
Bo Belinsky, L (8, 1) ERA: 4.78	1.0 5 1 0 0 1 1 0 0 0 0 0 6 10 0.00 2.000																			
Jack Baldschun, R (9, 1) ERA: 3.71	1.0 3 0 0 0 2 0 0 0 0 0 0 7 7 0.00 0.000																			

Chicago Cubs @ Philadelphia Phillies
 Connie Mack Stadium, Philadelphia, PA
 Tue Aug 03 1965, 7:05 PM EDT
 Att: 17,171 - Unknown

livebaseballscorecards.com

AB	32
R	2
H	5
RBI	2
BB	3
SO	8
LOB	9



Batter	1	2	3	4	5	6	7	8	9	AB R H RBI BB SO LOB
Tony Gonzalez, L (1, 8) OBP: 0.332, SLG: 0.465	0-0 L8		0-0 FC5-4 1B			0-0 6-3			0-0 P5	4 0 1 0 0 0 0
Cookie Rojas, R (1, 4) OBP: 0.358, SLG: 0.385	0-0 P5		0-0 FC5-4 1-2f			0-0 F9			0-0 F8	4 0 0 0 0 0 1
Johnny Callison, L (1, 9) OBP: 0.330, SLG: 0.552	0-3 K			0-3 K					0-0 P4	3 0 0 0 0 2 0
Dick Allen, R (1, 5) OBP: 0.397, SLG: 0.506		0-3 K2-3		0-3 K					0-0 4-3	3 0 0 0 0 2 0
Wes Covington, L (1, 7) OBP: 0.316, SLG: 0.526		0-0		0-0 L7					0-0 4-3	3 0 1 0 0 0 0
Dick Stuart, R (1, 3) OBP: 0.295, SLG: 0.429		0-3 K			0-0 F7				0-0 6-3	3 0 0 0 0 1 1
Clay Dalrymple, L (1, 2) OBP: 0.270, SLG: 0.291		0-0 F5			0-0 P5				0-0 F7	3 0 0 0 0 0 1
Bobby Wine, R (1, 6) OBP: 0.267, SLG: 0.242			0-3 K		0-0 F8				0-3 K	2 0 0 0 0 1 0
Alex Johnson, R (8, PH) OBP: 0.361, SLG: 0.469										1 0 0 0 0 1 0
Ruben Amaro, R (9, 6) OBP: 0.312, SLG: 0.249										0 0 0 0 0 0 0
Ray Culp, R (1, 1) OBP: 0.162, SLG: 0.088			0-3 K			0-0 F8			0-3 K	2 0 0 0 0 1 0
Bo Belinsky, L (8, 1) OBP: 0.233, SLG: 0.207										0 0 0 0 0 0 0
Jack Baldschun, R (9, 1)										0 0 0 0 0 0 0
John Briggs, L (9, PH) OBP: 0.368, SLG: 0.415										1 0 0 0 0 1 0

Inning Stats	R: 0 E: 0 K: 1 S: 5	H: 0 LOB: 0 BB: 0 P: 5	R: 0 E: 0 K: 2 S: 8	H: 1 LOB: 1 BB: 0 P: 8	R: 0 E: 0 K: 2 S: 8	H: 1 LOB: 1 BB: 0 P: 8	R: 0 E: 0 K: 2 S: 7	H: 0 LOB: 0 BB: 0 P: 7	R: 0 E: 0 K: 0 S: 3	H: 0 LOB: 0 BB: 0 P: 3	R: 0 E: 0 K: 0 S: 3	H: 0 LOB: 0 BB: 0 P: 3	R: 0 E: 0 K: 1 S: 5	H: 0 LOB: 0 BB: 0 P: 5	R: 0 E: 0 K: 1 S: 5	H: 0 LOB: 0 BB: 0 P: 5	1B: 1 2B: 1 3B: 0 HR: 0	SF: 0 SAC: 0 DP: 0 HBP: 0

PITCHER	IP	WLS	BF	H	R	ER	SO	BB	IBB	HBP	BLK	WP	HR	S	P	ERA	WHIP
Bill Faul, R (1, 1) ERA: 2.63	9.0	W	29	2	0	0	9	0	0	0	0	0	0	47	47	0.00	0.222


BOTTOM

Chicago Cubs @ Philadelphia Phillies
Connie Mack Stadium, Philadelphia, PA

Tue Aug 03 1965, 7:05 PM EDT
Att. 17,171 - Unknown

livebaseballscorecards.com

AB	29
R	0
H	2
RBI	0
BB	0
SO	9
LOB	3



WP: 0	PA: 29
PB: 0	
SB: 0	
CS: 0	

Batter	1	2	3	4	5	6	7	8	9	AB R H RBI BB SO LOB	TOP	
Jimmy Stewart, S (1, 7) <small>OBP: 0.330, SLG: 0.308</small> <small>(7, 6)</small>	4-0 		0-0 			0-0 		4-0 		2 0 1 0 2 0 1		
Don Landrum, L (1, 8) <small>OBP: 0.328, SLG: 0.377</small> Bob Humphreys, R (6, 1) Joey Amalfitano, R (8, PH) <small>OBP: 0.320, SLG: 0.289</small> Billy Hoelt, L (8, 1) <small>OBP: 0.250, SLG: 0.250</small>	0-0 			0-0 		0-0 		0-0 		3 0 0 0 0 0 2 0 0 0 0 0 0 0 1 0 0 0 0 0 1 0 0 0 0 0 0 0		
Billy Williams, L (1, 9) <small>OBP: 0.352, SLG: 0.480</small>	0-0 			0-0 		0-0 		0-0 		4 0 1 0 0 0 2		
14 Ernie Banks, R (1, 3) <small>OBP: 0.343, SLG: 0.450</small>		0-0 		0-0 		0-0 		0-0 		4 1 1 0 0 0 1		
Ron Santo, R (1, 5) <small>OBP: 0.366, SLG: 0.512</small>		0-0 			0-0 		0-0 	0-0 		4 1 2 0 0 0 0		
Chris Krug, R (1, 2) <small>OBP: 0.280, SLG: 0.340</small>		0-0 			0-0 		0-3 	0-0 		4 0 2 1 0 1 1		
Glenn Beckert, R (1, 4) <small>OBP: 0.267, SLG: 0.297</small>			0-0 		0-0 		0-0 	0-0 		4 0 1 1 0 0 3		
Don Kessinger, S (1, 6) <small>OBP: 0.258, SLG: 0.224</small> Harvey Kuenn, R (7, PH) <small>OBP: 0.331, SLG: 0.213</small> <small>(7, 7)</small>			0-3 		0-0 		0-0 	0-0 		2 0 0 0 0 0 1 2 0 0 0 0 0 2		
Bob Buhl, R (1, 1) <small>OBP: 0.111, SLG: 0.067</small> Cal Koonce, R (4, 1) <small>OBP: 0.170, SLG: 0.116</small> Ellis Burton, S (6, PH) <small>OBP: 0.200, SLG: 0.176</small> <small>(6, 8)</small>			0-0 			0-0 		0-0 		1 0 0 0 0 0 1 0 0 0 0 0 0 0 2 0 0 0 0 0 0		
Inning Stats	R: 0 H: 0 E: 0 LOB: 0 K: 0 BB: 1 S: 2 P: 6	R: 0 H: 0 E: 0 LOB: 0 K: 0 BB: 0 S: 3 P: 3	R: 0 H: 0 E: 0 LOB: 1 K: 1 BB: 0 S: 6 P: 6	R: 0 H: 1 E: 0 LOB: 0 K: 0 BB: 0 S: 3 P: 3	R: 0 H: 1 E: 0 LOB: 1 K: 0 BB: 0 S: 4 P: 4	R: 0 H: 1 E: 1 LOB: 1 K: 0 BB: 0 S: 4 P: 4	R: 1 H: 2 E: 0 LOB: 1 K: 1 BB: 0 S: 7 P: 7	R: 0 H: 0 E: 0 LOB: 1 K: 0 BB: 1 S: 3 P: 7	R: 1 H: 3 E: 0 LOB: 1 K: 0 BB: 0 S: 5 P: 5	1B: 6 SF: 0 2B: 2 SAC: 0 3B: 0 DP: 3 HR: 0 HBP: 0	WP: 1 PA: 35 PB: 0 SB: 0 CS: 0	
PITCHER Chris Short, L (1, 1) <small>ERA: 3.0</small>	IP WLS BF H R ER SO BB IBB HBP BLK WP HR S P ERA WHIP 9.0 W 35 8 2 2 2 2 2 0 0 0 1 0 37 45 2.00 1.111											PITCHER IP WLS BF H R ER SO BB IBB HBP BLK WP HR S P ERA WHIP

Chicago Cubs @ Philadelphia Phillies
 Connie Mack Stadium, Philadelphia, PA
 Wed Aug 04 1965, 7:05 PM EDT
 Att: 13,515 - Unknown

livebaseballscorecards.com

AB 33
R 2
H 8
RBI 2
BB 2
SO 2
LOB 15



Batter	1	2	3	4	5	6	7	8	9	AB	R	H	RBI	BB	SO	LOB
John Briggs, L (1, 8) OBP: 0.362, SLG: 0.407	0-0 F8	0-0 F3		0-0 5-3 3B 1B		0-0 F8		0-3 K		5	1	1	0	0	1	1
Cookie Rojas, R (1, 4) OBP: 0.354, SLG: 0.379	0-0 F8		0-0 P3	0-0 5-3 1-2		0-0 P4		0-0 5-3		5	0	0	0	0	0	1
Johnny Callison, L (1, 9) OBP: 0.333, SLG: 0.558	0-0 1B 1B		0-0 1B 1B	0-0 2-H 3B			0-3 K	0-0 F7		5	1	3	1	0	1	0
Dick Allen, R (1, 5) OBP: 0.400, SLG: 0.508	0-0 1B		0-0 1B SF7 1B	0-3 K			4-0 2B BB			3	2	2	0	1	1	1
Tony Gonzalez, L (1, 7) OBP: 0.339, SLG: 0.468		0-0 HR 1B	0-0 1B BB 1B		0-0 E5 4-3 1-3		4-0 2B BB			3	1	2	1	1	0	0
Dick Stuart, R (1, 3) OBP: 0.297, SLG: 0.443		0-0 HR	0-0 SF7		0-0 1-3		0-0 1B 2B			3	2	2	4	0	0	1
Clay Dalrymple, L (1, 2) OBP: 0.274, SLG: 0.288		0-0 3-1	0-0 1B BB		0-0 4-3		4-0 1B IBB			2	0	0	0	2	0	1
Bobby Wine, R (1, 6) OBP: 0.266, SLG: 0.242		0-3 K	0-0 F2		0-0 F7		0-0 1B			4	0	1	1	0	1	3
Chris Short, R (1, 1) OBP: 0.109, SLG: 0.109		0-0 E4		0-0 F7		0-0 4-3	0-0 6-3			4	0	0	0	0	0	2

Inning Stats	R: 0	H: 2	E: 0	LOB: 2	K: 0	BB: 0	S: 4	P: 4	R: 2	H: 2	E: 1	LOB: 1	K: 1	BB: 0	S: 8	P: 8	R: 2	H: 3	E: 0	LOB: 2	K: 0	BB: 1	S: 6	P: 10	R: 1	H: 2	E: 0	LOB: 1	K: 1	BB: 0	S: 7	P: 7	R: 0	H: 0	E: 1	LOB: 1	K: 0	BB: 0	S: 4	P: 4	R: 0	H: 0	E: 0	LOB: 0	K: 0	BB: 0	S: 3	P: 3	R: 2	H: 2	E: 0	LOB: 2	K: 1	BB: 3	S: 6	P: 18	R: 0	H: 0	E: 0	LOB: 0	K: 1	BB: 0	S: 5	P: 5
--------------	------	------	------	--------	------	-------	------	------	------	------	------	--------	------	-------	------	------	------	------	------	--------	------	-------	------	-------	------	------	------	--------	------	-------	------	------	------	------	------	--------	------	-------	------	------	------	------	------	--------	------	-------	------	------	------	------	------	--------	------	-------	------	-------	------	------	------	--------	------	-------	------	------

PITCHER	IP	WLS	BF	H	R	ER	SO	BB	IBB	HBP	BLK	WP	HR	S	P	ERA	WHIP
Bob Buhl, R (1, 1) ERA: 3.82	3.0	L	17	7	4	4	1	1	0	0	0	0	1	18	22	12.00	2.667
Cal Koonce, R (4, 1) ERA: 4.1	2.0		9	2	1	1	1	0	0	0	0	0	0	11	11	4.50	1.000
Bob Humphreys, R (6, 1) ERA: 3.12	2.0		10	2	2	2	1	2	1	0	0	0	0	9	21	9.00	2.000
Billy Hoelt, L (8, 1) ERA: 1.8	1.0		3	0	0	0	1	0	0	0	0	0	0	5	5	0.00	0.000


BOTTOM

Chicago Cubs @ Philadelphia Phillies
Connie Mack Stadium, Philadelphia, PA

Wed Aug 04 1965, 7:05 PM EDT
 Att. 13,515 - Unknown

AB	34
R	7
H	11
RBI	7
BB	4
SO	4
LOB	10

WP: 0 PA: 39
 PB: 0 SB: 0
 CS: 0



PITCHER	IP	WLS	BF	H	R	ER	SO	BB	IBB	HBP	BLK	WP	HR	S	P	ERA	WHIP
---------	----	-----	----	---	---	----	----	----	-----	-----	-----	----	----	---	---	-----	------

Batter	1	2	3	4	5	6	7	8	9	AB R H RBI BB SO LOB	TOP	
Jimmy Stewart, S (1, 7) <small>OBP: 0.328, SLG: 0.307</small> Ted Abernathy, R (7, 1) <small>OBP: 0.091, SLG: 0.091</small>	0-0 FC4-6 1B	0-0 P5			0-3 K		0-0 4-3		0-0 SH1-4 1B 2-3	4 0 1 0 0 1 0 0 0 0 0 0 0 0	Chicago Cubs @ Philadelphia Phillies Connie Mack Stadium, Philadelphia, PA Thu Aug 05 1965, 7:05 PM EDT Att. 14,867 - Unknown livebaseballscorecards.com	
Don Landrum, L (1, 8) <small>OBP: 0.322, SLG: 0.370</small>	0-0 FC4-6 14 E 5-3 1-2f 1B		0-0 P4		0-0 4-3		0-3 K	0-3 K	5 1 0 0 0 2 3			
Billy Williams, L (1, 9) <small>OBP: 0.348, SLG: 0.474</small>	0-0 5-3 1-2		0-0 6-3		0-0 F8		0-0 F8	0-0 F8	5 0 0 0 0 0 3			
14 Ernie Banks, R (1, 3) <small>OBP: 0.344, SLG: 0.453</small>	0-0 E5 BB 1B 2-3		0-0 F5		0-0 E 2B		0-0 1B		4 1 2 0 0 0 1			
Ron Santo, R (1, 5) <small>OBP: 0.369, SLG: 0.514</small>	0-0 BB 1B 1-2 3-H			0-0 1B G6-4-3 1B		0-0 5-3		0-0 1B 1-3		4 1 3 1 0 0 1		
Ed Bailey, L (1, 2) <small>OBP: 0.378, SLG: 0.362</small>	4-0 BB 1-2 2-3		0-0 G6-4-3 1B 1-3		0-0 E6 1B 2-H		4-0 IBB		2 0 2 0 2 0 0			
Glenn Beckert, R (1, 4) <small>OBP: 0.265, SLG: 0.295</small> Doug Clemens, L (8, PH) <small>OBP: 0.341, SLG: 0.348</small> Joey Amalfitano, R (8, 4) <small>OBP: 0.320, SLG: 0.289</small>	0-0 G3		0-0 G6-4-3 1-2f 3-H		0-0 6-3		0-0 4-3		3 0 0 0 0 0 5 1 0 0 0 0 0 3 0 0 0 0 0 0 0			
Don Kessinger, S (1, 6) <small>OBP: 0.255, SLG: 0.220</small> Harvey Kuenn, R (9, PH) <small>OBP: 0.335, SLG: 0.213</small>		0-0 G3	0-0 F7		0-0 6-3		0-0 SH1-4 1B BB	4-0 SH1-4 1B BB	3 0 0 0 0 0 0 0 0 0 0 1 0 0			
Dick Ellsworth, L (1, 1) <small>OBP: 0.123, SLG: 0.127</small> Lindy McDaniel, R (5, 1) <small>OBP: 0.313, SLG: 0.368</small> George Altman, L (7, PH) <small>OBP: 0.313, SLG: 0.368</small> (7, 7)		0-3 K		0-0 1-3		0-3 K		0-0 SH1-4 1B 1-2	2 0 0 0 0 1 0 0 0 0 0 0 0 0 2 0 1 0 0 1 0			
Inning Stats	R: 1 H: 2 E: 1 LOB: 3 K: 0 BB: 1 S: 6 P: 10	R: 0 H: 0 E: 0 LOB: 0 K: 1 BB: 0 S: 5 P: 5	R: 0 H: 0 E: 0 LOB: 0 K: 0 BB: 0 S: 3 P: 3	R: 1 H: 2 E: 0 LOB: 0 K: 0 BB: 0 S: 4 P: 4	R: 0 H: 0 E: 0 LOB: 0 K: 1 BB: 0 S: 5 P: 5	R: 1 H: 2 E: 1 LOB: 1 K: 0 BB: 0 S: 5 P: 5	R: 0 H: 0 E: 0 LOB: 0 K: 1 BB: 0 S: 5 P: 5	R: 0 H: 2 E: 0 LOB: 3 K: 1 BB: 1 S: 7 P: 11	R: 0 H: 1 E: 0 LOB: 2 K: 1 BB: 1 S: 6 P: 10	1B: 8 SF: 0 2B: 1 SAC: 1 3B: 0 DP: 1 HR: 0 HBP: 0	WP: 0 PA: 39 PB: 0 SB: 0 CS: 0	
PITCHER Lew Burdette, R (1, 1) <small>ERA: 5.19</small> Gary Wagner, R (8, 1) <small>ERA: 2.9</small> Bo Belinsky, L (9, 1) <small>ERA: 4.76</small>	IP WLS BF H R ER SO BB IBB HBP BLK WP HR S P ERA WHIP 7.2 W 32 8 3 1 4 1 0 0 0 0 0 0 39 43 1.17 1.174 1.0 6 1 0 0 1 1 1 0 0 0 0 0 6 14 0.00 2.000 0.1 S 1 0 0 0 0 0 0 0 0 0 0 0 0 1 1 0.00 0.000											PITCHER IP WLS BF H R ER SO BB IBB HBP BLK WP HR S P ERA WHIP

Chicago Cubs @ Philadelphia Phillies
 Connie Mack Stadium, Philadelphia, PA
 Thu Aug 05 1965, 7:05 PM EDT
 Att. 14,867 - Unknown

AB	35
R	3
H	9
RBI	1
BB	3
SO	5
LOB	16



Batter	1	2	3	4	5	6	7	8	9	AB	R	H	RBI	BB	SO	LOB
Cookie Rojas, R OBP: 0.350, SLG: 0.375 (1, 4)	0-0 6-3		0-0 4-3		0-0 6-3		0-0 1-3			4	0	0	0	0	0	1
Johnny Callison, L OBP: 0.335, SLG: 0.556 (1, 9)	0-0 1B 1B		0-0 P6		4-0 3B BB		0-0 F7			3	2	1	0	1	0	0
Dick Allen, R OBP: 0.403, SLG: 0.515 (1, 5)	0-0 1B 1-2 1B			0-0 1-3 1B BB	0-0 1-H 2-H 3B		0-3 K			4	1	3	2	0	1	0
Dick Stuart, R OBP: 0.299, SLG: 0.442 (1, 3)	0-0 1-3 2-H 1B			4-0 1-2 1B BB	0-3 K			0-0 6-3		3	0	1	1	1	1	1
Ruben Amaro, R OBP: 0.312, SLG: 0.249 (9, 3)									0-0 6-3	0	0	0	0	0	0	0
Alex Johnson, R OBP: 0.354, SLG: 0.459 (1, 7)	0-0 G5-4-3 1-2f			0-0 1-3		0-3 K		0-0 4-3		4	0	0	0	0	1	4
Adolfo Phillips, R OBP: 0.238, SLG: 0.238 (1, 8)		0-0 L6		0-0 2-H 3-H 1B		0-0 S 1B		0-3 K		4	0	2	1	0	1	0
Pat Corrales, R OBP: 0.400, SLG: 0.384 (1, 2)		0-0 F9		0-3 K		0-0 F9			0-0 1-2 F9	3	0	0	0	0	1	2
Bobby Wine, R OBP: 0.272, SLG: 0.245 (1, 6)		0-0 L7			0-0 SH3-4 3B 1B	4-0 IBB				2	1	1	0	1	0	0
Lew Burdette, R OBP: 0.381, SLG: 0.429 (1, 1)			0-3 K		0-0 SH3-4	0-3 K				2	0	0	0	0	2	2
Gary Wagner, R OBP: 0.125, SLG: 0.250 (8, 1)										0	0	0	0	0	0	0
Bo Belinsky, L OBP: 0.233, SLG: 0.207 (9, 1)										0	0	0	0	0	0	0

Inning Stats	R: 1	H: 3	E: 0	K: 0	S: 5	LOB: 1	BB: 0	P: 5	R: 0	H: 0	E: 0	K: 0	S: 3	LOB: 0	BB: 0	P: 3	R: 0	H: 0	E: 0	K: 1	S: 5	LOB: 0	BB: 0	P: 5	R: 1	H: 2	E: 0	K: 1	S: 6	LOB: 1	BB: 1	P: 10	R: 2	H: 2	E: 0	K: 1	S: 7	LOB: 1	BB: 1	P: 11	R: 0	H: 1	E: 0	K: 2	S: 8	LOB: 2	BB: 1	P: 12	R: 0	H: 0	E: 0	K: 1	S: 5	LOB: 0	BB: 0	P: 5	R: 0	H: 0	E: 0	K: 1	S: 5	LOB: 0	BB: 0	P: 5
PITCHER	IP	WLS	BF	H	R	ER	SO	BB	IBB	HBP	BLK	WP	HR	S	P	ERA	WHIP																																															
Dick Ellsworth, L (1, 1)	4.2	L	21	7	4	4	2	2	0	0	0	0	0	23	31	7.71	1.929																																															
Lindy McDaniel, R (5, 1)	1.1		6	1	0	0	3	0	1	0	0	0	0	11	15	0.00	0.750																																															
Ted Abernathy, R (7, 1)	2.0		6	0	0	0	2	0	0	0	0	0	0	10	10	0.00	0.000																																															

Chicago Cubs @ Philadelphia Phillies
Connie Mack Stadium, Philadelphia, PA
 Thu Aug 05 1965, 7:05 PM EDT
 Att. 14,867 - Unknown

AB	29
R	4
H	8
RBI	4
BB	3
SO	7
LOB	10

1B: 7	SF: 0	WP: 0	PA: 33
2B: 0	SAC: 1	PB: 0	
3B: 1	DP: 1	SB: 1	
HR: 0	HBP: 0	CS: 0	

livebaseballscorecards.com

Chicago Cubs @ New York Mets
 Shea Stadium, Flushing, NY

Fri Aug 06 1965, 7:05 PM EDT
 Att. 18,555 - Sunny - 70 F

livebaseballscorecards.com

AB	33
R	4
H	9
RBI	4
BB	3
SO	3
LOB	14



WP:	0	PA:	37
PB:	0		
SB:	0		
CS:	1		

AB R H RBI BB SO LOB

5	1	1	1	0	1	1
3	1	1	2	1	0	0
3	1	2	0	1	0	0
4	0	1	0	0	0	3
4	0	1	1	0	1	1
3	0	1	0	1	0	2
3	1	1	0	0	0	3
0	0	0	0	0	0	0
4	0	1	0	0	0	2
4	0	0	0	0	1	2
0	0	0	0	0	0	0

Batter	1	2	3	4	5	6	7	8	9
Jimmy Stewart, S (1, 7) OBP: 0.325, SLG: 0.315	0-3 K		0-0 3-1		0-0 HR 3B		0-0 5-3		0-0 G3-2-5 1-3f 3-H
Don Landrum, L (1, 8) OBP: 0.324, SLG: 0.381	4-0 1B BB		0-0 4-3		0-0 HR		0-0 6-3		
Billy Williams, L (1, 9) OBP: 0.351, SLG: 0.478	0-0 1-3 14 G1-4-3 1B			0-0 2B	4-0 14 1B BB		0-0 F7		
14 Ernie Banks, R (1, 3) OBP: 0.344, SLG: 0.451	0-0 1-2f G1-4-3			0-0 F5	0-0 1-2 1B 1B		0-0 F7		
Ron Santo, R (1, 5) OBP: 0.368, SLG: 0.512		0-0 5-3		0-0 F8	0-0 1-2 2-H 1B		0-3 K		
Vic Roznovsky, L (1, 2) OBP: 0.317, SLG: 0.342		0-0 1B		4-0 BB	0-0 5-3		0-0 F9		
Glenn Beckert, R (1, 4) OBP: 0.267, SLG: 0.295		0-0 L8		0-0 6-3		0-0 CS 1B		1-0 1B G3-2-5 HBP	
Joey Amalfitano, R (9, 4) OBP: 0.320, SLG: 0.289									
Don Kessinger, S (1, 6) OBP: 0.255, SLG: 0.221		0-0 1-3			0-0 F3	0-0 F7 1-2		0-0 G3-2-5 1-3 1B	
Larry Jackson, R (1, 1) OBP: 0.161, SLG: 0.250			0-0 2-3		0-0 F8	0-3 K		0-0 P3	
Ted Abernathy, R (9, 1) OBP: 0.091, SLG: 0.091									

Inning Stats	R: 0	H: 1	E: 0	LOB: 1	K: 1	BB: 1	S: 5	P: 9	R: 0	H: 1	E: 0	LOB: 1	K: 0	BB: 0	S: 4	P: 4	R: 0	H: 0	E: 0	LOB: 0	K: 0	BB: 0	S: 3	P: 3	R: 0	H: 1	E: 0	LOB: 2	K: 0	BB: 1	S: 4	P: 8	R: 3	H: 4	E: 0	LOB: 2	K: 0	BB: 1	S: 7	P: 11	R: 0	H: 1	E: 0	LOB: 0	K: 1	BB: 0	S: 5	P: 5	R: 0	H: 0	E: 0	LOB: 0	K: 0	BB: 0	S: 3	P: 3	R: 0	H: 0	E: 0	LOB: 0	K: 1	BB: 0	S: 5	P: 5	R: 1	H: 1	E: 0	LOB: 0	K: 0	BB: 0	S: 3	P: 4	1B: 6	SF: 0	2B: 2	SAC: 0	3B: 1	DP: 2	HR: 1	HBP: 1	WP: 0	PA: 37
--------------	------	------	------	--------	------	-------	------	------	------	------	------	--------	------	-------	------	------	------	------	------	--------	------	-------	------	------	------	------	------	--------	------	-------	------	------	------	------	------	--------	------	-------	------	-------	------	------	------	--------	------	-------	------	------	------	------	------	--------	------	-------	------	------	------	------	------	--------	------	-------	------	------	------	------	------	--------	------	-------	------	------	-------	-------	-------	--------	-------	-------	-------	--------	-------	--------

PITCHER	IP	WLS	BF	H	R	ER	SO	BB	IBB	HBP	BLK	WP	HR	S	P	ERA	WHIP
Tom Parsons, R (1, 1) ERA: 4.54	4.2	L	22	6	3	3	1	3	0	0	0	0	1	21	33	5.79	1.929
Larry Bearmarth, R (5, 1) ERA: 4.7	0.1		2	1	0	0	0	0	0	0	0	0	0	2	2	0.00	3.000
Larry Miller, L (6, 1) ERA: 4.62	3.0		9	1	0	0	2	0	0	0	0	0	0	13	13	0.00	0.333
Jim Bethke, R (9, 1) ERA: 3.07	1.0		4	1	1	1	0	0	0	1	0	0	0	3	4	9.00	1.000

BOTTOM

Chicago Cubs @ New York Mets
Shea Stadium, Flushing, NY
Fri Aug 06 1965, 7:05 PM EDT
Att. 18,555 - Sunny - 70 F

livebaseballscores.com

AB 33
R 3
H 9
RBI 3
BB 2
SO 6
LOB 13



WP: 0 PA: 35
PB: 0
SB: 0
CS: 0

AB R H RBI BB SO LOB

4 0 0 0 0 2 2

4 0 2 0 0 0 2

4 1 2 0 0 0 2

4 1 1 0 0 1 2

4 1 2 3 0 0 0

3 0 0 0 1 1 1

3 0 1 0 0 0 0

1 0 0 0 0 1 0

1 0 1 0 1 0 0

2 0 0 0 0 0 2

1 0 0 0 0 1 1
0 0 0 0 0 0 0
1 0 0 0 0 0 1
0 0 0 0 0 0 0
1 0 0 0 0 0 0
0 0 0 0 0 0 0

1B: 5 SF: 0
2B: 3 SAC: 0
3B: 0 DP: 3
HR: 1 HBP: 0

Batter	1	2	3	4	5	6	7	8	9
Ron Hunt, R OBP: 0.333, SLG: 0.310 (1, 4)	0-3 K		0-3 K			0-0 5-3		0-0 FC5-4 G4-6-3	
Johnny Lewis, L OBP: 0.350, SLG: 0.441 (1, 8)	0-0 3-1 2B		0-0 1-3			0-0 G4-6-3 1B		0-0 G4-6-3 1-2f	
Ed Kranepool, L OBP: 0.311, SLG: 0.405 (1, 3)	0-0 3-1 2-3			0-0 1B 1B		0-0 G4-6-3 1-2f			0-0 HR 2B
Charley Smith, R OBP: 0.286, SLG: 0.432 (1, 5)	0-0 L8		0-3 K				0-0 P3		0-0 HR 1B
Gary Kolb, L OBP: 0.254, SLG: 0.297 (1, 9)		0-0 4-3		0-0 FC6-4 1-3 1B			0-0 1-3		0-0 1-H 2-H HR
Jim Hickman, R OBP: 0.277, SLG: 0.381 (1, 7)		0-0 6-3		0-0 FC6-4 1-2f			4-0 1B BB		0-3 K
Roy McMillan, R OBP: 0.260, SLG: 0.281 (1, 6)		0-0 6-3			0-0 F7		0-0 1-2 1B		0-3 K
Ron Swoboda, R OBP: 0.278, SLG: 0.443 (9, PH)							0-0 1-3		0-0 4-3
Chris Cannizzaro, R OBP: 0.260, SLG: 0.234 (1, 2)			0-0 2B			4-0 G6-4-3 BB			
John Stephenson, L OBP: 0.250, SLG: 0.263 (7, PH) (8, 2)						0-0 G6-4-3 1-2f			
Tom Parsons, R OBP: 0.118, SLG: 0.063 (1, 1)			0-3 K					0-0 E6 FC5-4	
Larry Bearnarth, R OBP: 0.250, SLG: 0.286 (5, PH)									
Joe Christopher, R OBP: 0.299, SLG: 0.297 (5, PH)									
Larry Miller, L OBP: 0.299, SLG: 0.297 (6, 1)									
Chuck Hiller, L OBP: 0.299, SLG: 0.359 (8, PH)									
Jim Bethke, R OBP: 0.299, SLG: 0.359 (9, 1)									

Inning Stats	R: 0	H: 1	E: 0	LOB: 1	K: 1	BB: 0	S: 6	R: 0	H: 0	E: 0	LOB: 0	K: 0	BB: 0	S: 3	R: 0	H: 1	E: 0	LOB: 1	K: 2	BB: 0	S: 8	R: 0	H: 2	E: 0	LOB: 1	K: 1	BB: 0	S: 6	R: 0	H: 0	E: 0	LOB: 0	K: 0	BB: 1	S: 2	R: 0	H: 1	E: 0	LOB: 0	K: 0	BB: 0	S: 3	R: 0	H: 1	E: 0	LOB: 2	K: 0	BB: 1	S: 4	R: 0	H: 0	E: 1	LOB: 0	K: 0	BB: 0	S: 3	R: 3	H: 3	E: 0	LOB: 0	K: 2	BB: 0	S: 10	1B: 5	SF: 0	2B: 3	SAC: 0	3B: 0	DP: 3	HR: 1	HBP: 0	WP: 0	PA: 35
--------------	------	------	------	--------	------	-------	------	------	------	------	--------	------	-------	------	------	------	------	--------	------	-------	------	------	------	------	--------	------	-------	------	------	------	------	--------	------	-------	------	------	------	------	--------	------	-------	------	------	------	------	--------	------	-------	------	------	------	------	--------	------	-------	------	------	------	------	--------	------	-------	-------	-------	-------	-------	--------	-------	-------	-------	--------	-------	--------

PITCHER	IP	WLS	BF	H	R	ER	SO	BB	IBB	HBP	BLK	WP	HR	S	P	ERA	WHIP
Larry Jackson, R ERA: 4.24 (1, 1)	8.0	W	32	9	3	3	4	2	0	0	0	0	1	38	46	3.38	1.375
Ted Abernathy, R ERA: 1.83 (9, 1)	1.0	S	3	0	0	0	2	0	0	0	0	0	0	7	7	0.00	0.000

BOTTOM

Chicago Cubs @ New York Mets
Shea Stadium, Flushing, NY
Sat Aug 07 1965, 3:33 AM EDT
Att: 12,766 - Sunny - 80 F

livebaseballscores.com

AB	35
R	1
H	9
RBI	1
BB	4
SO	10
LOB	23



WP	1	PA	40
PB	0		
SB	1		
CS	0		

AB R H RBI BB SO LOB

5	0	1	0	0	2	3
4	0	1	1	1	0	0
4	0	2	0	1	2	2
5	0	0	0	0	1	6
3	0	2	0	0	0	0
1	0	0	0	0	0	2
4	0	1	0	0	1	2
4	0	1	0	0	2	1
3	1	1	0	1	1	3
0	0	0	0	0	0	0
1	0	0	0	0	1	2
1	0	0	0	0	0	2
0	0	0	0	0	0	0
0	0	0	0	1	0	0

Batter	1	2	3	4	5	6	7	8	9
Johnny Lewis, L OBP: 0.348, SLG: 0.437 (1, 8)	0-0 L1-3 ①		0-3 K ②		0-3 K ①		0-0 FC5 BB 1B	0-0 1-3 ③	
Ron Hunt, R OBP: 0.340, SLG: 0.304 (1, 4)	0-0 F7 ②		0-0 FC5 1B 1B		0-0 6-3 ②		4-0 1-2 BB	0-0 1-3 ①	
Ed Kranepool, L OBP: 0.315, SLG: 0.411 (1, 3)	0-0 3B		0-0 1-2 1B		4-0 FC5-4 BB		0-3 K ①	0-3 K ②	
Charley Smith, R OBP: 0.282, SLG: 0.426 (1, 5)	0-0 5-3 ③		0-0 FC5 ③		0-0 FC5-4 1-2f		0-3 K ②	0-0 F7 ③	
Gary Kolb, L OBP: 0.271, SLG: 0.313 Ron Swoboda, R OBP: 0.278, SLG: 0.441 (7, PH) (8, 7)		0-0 K 1B		0-0 4-3 ①		0-0 2B 1B	0-0 FC5 2-3f		
Jim Hickman, R OBP: 0.277, SLG: 0.379 (1, 7) (8, 9)		0-3 K 1-2		0-0 S 1B		0-0 F9 ①		0-0 5-3 ①	
Jimmie Schaffer, R OBP: 0.255, SLG: 0.319 (1, 2)		0-3 K		0-3 K 1-2		0-0 2B		0-0 E6 BB	
Roy McMillan, R OBP: 0.262, SLG: 0.281 Tug McGraw, R OBP: 0.333, SLG: 0.333 (9, 1)			0-0 SH3-4 WP 1B	4-0 IBB		0-3 K		0-0 F8 ②	
Galen Cisco, R OBP: 0.296, SLG: 0.269 Joe Christopher, R OBP: 0.296, SLG: 0.296 Gordie Richardson, R OBP: 0.303, SLG: 0.255 (8, PH) (9, 6)			0-0 SH3-4 1-3	0-3 K		0-0 F8 ③		4-0 BB	

Inning Stats	R: 0	H: 1	E: 0	LOB: 1	K: 0	BB: 0	S: 4	P: 4	R: 0	H: 1	E: 0	LOB: 0	K: 2	BB: 0	S: 7	P: 7	R: 0	H: 3	E: 0	LOB: 2	K: 1	BB: 0	S: 8	P: 8	R: 0	H: 1	E: 0	LOB: 2	K: 2	BB: 1	S: 8	P: 12	R: 0	H: 2	E: 0	LOB: 2	K: 1	BB: 0	S: 7	P: 7	R: 0	H: 1	E: 0	LOB: 2	K: 2	BB: 1	S: 8	P: 12	R: 0	H: 0	E: 1	LOB: 2	K: 0	BB: 1	S: 4	P: 8	R: 0	H: 0	E: 0	LOB: 0	K: 1	BB: 0	S: 5	P: 5	1B: 7	SF: 0	2B: 1	SAC: 1	3B: 1	DP: 0	HR: 0	HBP: 0	WP: 1	PA: 40
--------------	------	------	------	--------	------	-------	------	------	------	------	------	--------	------	-------	------	------	------	------	------	--------	------	-------	------	------	------	------	------	--------	------	-------	------	-------	------	------	------	--------	------	-------	------	------	------	------	------	--------	------	-------	------	-------	------	------	------	--------	------	-------	------	------	------	------	------	--------	------	-------	------	------	-------	-------	-------	--------	-------	-------	-------	--------	-------	--------

PITCHER	IP	WLS	BF	H	R	ER	SO	BB	IBB	HBP	BLK	WP	HR	S	P	ERA	WHIP
Bill Faul, R ERA: 2.61 (1, 1)	0.1		1	0	0	0	0	0	0	0	0	0	0	1	1	0.00	0.000
Cal Koonce, R ERA: 4.06 (1, 1)	3.2		17	6	1	1	5	0	1	0	0	1	0	26	30	2.46	1.636
Billy Hoelt, L ERA: 1.44 (5, 1)	5.0	W	22	3	0	0	5	3	0	0	0	0	0	29	41	0.00	1.200

Batter	1	2	3	4	5	6	7	8	9	AB R H RBI BB SO LOB	TOP												
Jimmy Stewart, S (1, 7) OBP: 0.329, SLG: 0.312	0-3 K	0-0 P4			0-0 F9		0-0 1B		0-0 1B	5 0 2 0 0 1 0													
Don Landrum, L (1, 8) OBP: 0.320, SLG: 0.370	0-3 K		0-0 P3			0-0 F8	0-3 K		0-0 G3	5 0 0 0 0 2 3													
Ellis Burton, S (9, 8) OBP: 0.200, SLG: 0.176										0 0 0 0 0 0 0													
Billy Williams, L (1, 9) OBP: 0.355, SLG: 0.497	0-0 14 1B 3B		0-3 K			0-0 14 HR 1B		0-0 14 SF8 3B		4 3 3 0 0 1 0													
14 Ernie Banks, R (1, 3) OBP: 0.342, SLG: 0.456	0-0 HR 1B		0-0 F7			0-0 HR		0-0 SF8		3 2 2 4 0 0 0													
Ron Santo, R (1, 5) OBP: 0.371, SLG: 0.508	4-0 HR BB			0-0 F3 1B		0-0 F8		0-3 K		3 1 1 0 1 1 0													
Ed Bailey, L (1, 2) OBP: 0.382, SLG: 0.387	0-0 HR			0-0 F3		4-0 BB		0-0 F8		3 1 1 3 1 0 1													
Chris Krug, R (9, 2) OBP: 0.280, SLG: 0.340	1-H 2-H HR			1-2 F3						0 0 0 0 0 0 0													
Glenn Beckert, R (1, 4) OBP: 0.265, SLG: 0.292	0-0 F2			0-0 P4		0-0 F2			0-0 5-3	4 0 0 0 0 0 1													
Don Kessinger, S (1, 6) OBP: 0.245, SLG: 0.212		0-0 F9			0-3 K		0-0 F7		0-0 F9	4 0 0 0 0 1 0													
Bob Buhl, R (1, 1) OBP: 0.108, SLG: 0.065		0-0 1-3				0-3 K		0-0 2-3		2 0 0 0 0 1 0													
Lindy McDaniel, R (5, 1) OBP: 0.091, SLG: 0.091									4-0 1B BB	1 0 0 0 1 0 0													
Ted Abernathy, R (9, 1) OBP: 0.091, SLG: 0.091										0 0 0 0 0 0 0													
Inning Stats	R: 4 E: 0 K: 2 S: 10	H: 3 LOB: 0 BB: 1 P: 14	R: 0 E: 0 K: 0 S: 3	H: 0 LOB: 0 BB: 0 P: 3	R: 0 E: 0 K: 1 S: 5	H: 0 LOB: 0 BB: 0 P: 5	R: 0 E: 0 K: 0 S: 3	H: 1 LOB: 0 BB: 0 P: 3	R: 0 E: 0 K: 2 S: 7	H: 0 LOB: 0 BB: 0 P: 7	R: 2 E: 0 K: 0 S: 5	H: 2 LOB: 1 BB: 1 P: 9	R: 0 E: 0 K: 1 S: 6	H: 1 LOB: 1 BB: 0 P: 6	R: 1 E: 0 K: 1 S: 6	H: 1 LOB: 0 BB: 0 P: 6	R: 0 E: 0 K: 0 S: 4	H: 1 LOB: 2 BB: 1 P: 8	1B: 5 2B: 0 3B: 2 HR: 2	SF: 1 SAC: 0 DP: 0 HBP: 0	WP: 0 PA: 38		
PITCHER	IP WLS BF H R ER SO BB IBB HBP BLK WP HR S P ERA WHIP	IP WLS BF H R ER SO BB IBB HBP BLK WP HR S P ERA WHIP	IP WLS BF H R ER SO BB IBB HBP BLK WP HR S P ERA WHIP	IP WLS BF H R ER SO BB IBB HBP BLK WP HR S P ERA WHIP	IP WLS BF H R ER SO BB IBB HBP BLK WP HR S P ERA WHIP	IP WLS BF H R ER SO BB IBB HBP BLK WP HR S P ERA WHIP	IP WLS BF H R ER SO BB IBB HBP BLK WP HR S P ERA WHIP	IP WLS BF H R ER SO BB IBB HBP BLK WP HR S P ERA WHIP	IP WLS BF H R ER SO BB IBB HBP BLK WP HR S P ERA WHIP	IP WLS BF H R ER SO BB IBB HBP BLK WP HR S P ERA WHIP	IP WLS BF H R ER SO BB IBB HBP BLK WP HR S P ERA WHIP	IP WLS BF H R ER SO BB IBB HBP BLK WP HR S P ERA WHIP	IP WLS BF H R ER SO BB IBB HBP BLK WP HR S P ERA WHIP	IP WLS BF H R ER SO BB IBB HBP BLK WP HR S P ERA WHIP	IP WLS BF H R ER SO BB IBB HBP BLK WP HR S P ERA WHIP	IP WLS BF H R ER SO BB IBB HBP BLK WP HR S P ERA WHIP	IP WLS BF H R ER SO BB IBB HBP BLK WP HR S P ERA WHIP	IP WLS BF H R ER SO BB IBB HBP BLK WP HR S P ERA WHIP	IP WLS BF H R ER SO BB IBB HBP BLK WP HR S P ERA WHIP	IP WLS BF H R ER SO BB IBB HBP BLK WP HR S P ERA WHIP	IP WLS BF H R ER SO BB IBB HBP BLK WP HR S P ERA WHIP	IP WLS BF H R ER SO BB IBB HBP BLK WP HR S P ERA WHIP	
Jack Fisher, R (1, 1) ERA: 3.98	7.0 L	29 7 6 6 6 2 0 0 0 0 0 2 39 47 7.71 1.286	2.0 9 2 1 1 1 1 0 0 0 0 0 0 10 14 4.50 1.500																				
Gordie Richardson, L (8, 1) ERA: 4.76																							

Chicago Cubs @ New York Mets
Shea Stadium, Flushing, NY
Sun Aug 08 1965, 3:33 AM EDT
Sunny - 80 F

livebaseballscorecards.com

AB	34
R	7
H	9
RBI	7
BB	3
SO	7
LOB	5



BOTTOM

Chicago Cubs @ New York Mets
 Shea Stadium, Flushing, NY
 Sun Aug 08 1965, 3:33 AM EDT
 Sunny - 80 F

livebaseballscores.com

AB	37
R	6
H	10
RBI	5
BB	2
SO	5
LOB	17



WP: 0	PA: 41
PB: 0	
SB: 1	
CS: 0	

Batter	1	2	3	4	5	6	7	8	9	AB	R	H	RBI	BB	SO	LOB
Chuck Hiller, L (1, 4) OBP: 0.297, SLG: 0.377	G3 0-0		HR 0-0		1B SH2-4 0-0		F9 0-0		SF8 0-0	4	2	2	2	0	0	1
Roy McMillan, R (1, 6) OBP: 0.265, SLG: 0.284 Jim Hickman, R (9, PH) OBP: 0.276, SLG: 0.377	1B FC3-6 0-0		1B 0-0		1-2 SH2-4 0-0		5-3 0-0		F9 0-0	3	0	2	0	0	0	1
Johnny Lewis, L (1, 8) OBP: 0.349, SLG: 0.437	1-2f FC3-6 0-0		SS K 0-3		2-H S 1B 0-0		F7 0-0		1-3 2-H FC5 BB 1B 0-0	5	0	2	2	0	1	3
Charley Smith, R (1, 5) OBP: 0.284, SLG: 0.433	F8 0-0			HR 0-0	1-2 K 0-3			SS K 0-3	BB BB BB BB BB BB 0-0	4	1	1	1	1	2	2
Ed Kranepool, L (1, 3) OBP: 0.311, SLG: 0.406		F8 0-0		F2 0-0	F2 0-0			F7 0-0	2-3f FC5 0-0	5	0	0	0	0	0	4
Gary Kolb, L (1, 9) OBP: 0.257, SLG: 0.296		SS K 0-3		E3 E 0-0		4-3 0-0		6-3 0-0		4	1	0	0	0	1	0
Joe Christopher, R (1, 7) OBP: 0.301, SLG: 0.299		6-3 0-0		E7 FC6-5 1-H 1B 0-0		F9 0-0			E BB SF8 1B 0-0	4	1	2	0	0	0	0
Chris Cannizzaro, R (1, 2) OBP: 0.257, SLG: 0.230 Gordie Richardson, R (8, 1) Ron Swoboda, R (9, PH) OBP: 0.280, SLG: 0.441 Al Jackson, L (9, PR) OBP: 0.125, SLG: 0.150			F9 0-0	2-3 FC6-5 0-0		L9 0-0			BB BB BB BB BB BB 4-0	3	0	0	0	0	0	1
Jack Fisher, R (1, 1) OBP: 0.155, SLG: 0.175 John Stephenson, L (7, PH) OBP: 0.262, SLG: 0.300 (8, 2) Tug McGraw, R (9, PR) OBP: 0.333, SLG: 0.333			G3 0-0	SS K 0-3			F9 0-0		1-2 2-3 1B BB 0-0	2	0	0	0	0	1	1
										2	0	1	0	0	0	2
										0	0	0	0	0	0	0

Inning Stats	R: 0 E: 0 K: 0 S: 4	H: 1 LOB: 1 BB: 0 P: 4	R: 0 E: 0 K: 1 S: 5	H: 0 LOB: 0 BB: 0 P: 5	R: 1 E: 0 K: 1 S: 7	H: 2 LOB: 1 BB: 0 P: 7	R: 2 E: 2 K: 1 S: 8	H: 2 LOB: 1 BB: 0 P: 8	R: 1 E: 0 K: 1 S: 7	H: 2 LOB: 1 BB: 0 P: 7	R: 0 E: 0 K: 0 S: 3	H: 0 LOB: 0 BB: 0 P: 3	R: 0 E: 0 K: 0 S: 4	H: 1 LOB: 1 BB: 0 P: 4	R: 0 E: 0 K: 1 S: 5	H: 0 LOB: 0 BB: 0 P: 5	R: 2 E: 1 K: 0 S: 6	H: 2 LOB: 3 BB: 2 P: 14	1B: 7 2B: 1 3B: 0 HR: 2	SF: 1 SAC: 1 DP: 0 HBP: 0	WP: 0 PB: 0 SB: 1 CS: 0	PA: 41
---------------------	------------------------------	---------------------------------	------------------------------	---------------------------------	------------------------------	---------------------------------	------------------------------	---------------------------------	------------------------------	---------------------------------	------------------------------	---------------------------------	------------------------------	---------------------------------	------------------------------	---------------------------------	------------------------------	----------------------------------	----------------------------------	------------------------------------	----------------------------------	--------

PITCHER	IP	WLS	BF	H	R	ER	SO	BB	IBB	HBP	BLK	WP	HR	S	P	ERA	WHIP
Bob Buhl, R (1, 1) ERA: 3.88	4.1		21	7	4	3	3	0	0	0	0	0	2	27	27	6.23	1.615
Lindy McDaniel, R (5, 1) ERA: 2.45	3.2	W	13	2	1	1	2	0	0	0	0	0	0	17	17	2.46	0.545
Ted Abernathy, R (9, 1) ERA: 1.81	1.0	S	7	1	1	0	0	2	0	0	0	0	0	5	13	0.00	3.000

BOTTOM

Chicago Cubs @ New York Mets
Shea Stadium, Flushing, NY
Sun Aug 08 1965, 7:05 PM EDT
Att: 25,067 - Unknown - 80 F

livebaseballscorecards.com

AB 37
R 10
H 12
RBI 10
BB 5
SO 6
LOB 16



WP: 1 PA: 45
PB: 0
SB: 1
CS: 1

AB R H RBI BB SO LOB
4 1 1 1 0 1 1
0 0 0 0 1 0 0

4 1 1 2 1 0 1

3 2 0 0 2 1 3

4 2 2 4 0 0 3

5 0 3 1 0 0 0

5 0 0 0 0 0 4

4 2 2 0 1 2 0

3 1 2 2 0 0 0
1 1 1 0 0 0 0

1 0 0 0 0 1 1
2 0 0 0 0 0 1
0 0 0 0 0 0 0
0 0 0 0 0 0 0
0 0 0 0 0 0 0
0 0 0 0 0 0 0
1 0 0 0 0 1 2

1B: 7 SF: 0
2B: 4 SAC: 1
3B: 1 DP: 2
HR: 1 HBP: 2

Batter	1	2	3	4	5	6	7	8	9
Chuck Hiller, L (1, 4) OBP: 0.296, SLG: 0.379 Bobby Klaus, R (8, 4) OBP: 0.305, SLG: 0.255	0-0 F8	0-0 1B 2B	0-3 K			0-0 L6		4-0 BB	
Roy McMillan, R (1, 6) OBP: 0.267, SLG: 0.284	0-0 3-1	0-0 BB 1B		0-0 F8		4-0 BB		0-0 BB	
Johnny Lewis, L (1, 8) OBP: 0.350, SLG: 0.433	4-0 HR BB	4-0 BB 1B		0-3 K		0-0 G3		0-0 F5	
Charley Smith, R (1, 5) OBP: 0.288, SLG: 0.448	0-0 HR	0-0 4-3 3B		1-0 1B HBP		0-0 F7		0-0 1-3	
Ed Kranepool, L (1, 3) OBP: 0.314, SLG: 0.408	0-0 FC6-4 1B	0-0 4-3		0-0 1-2 1B			0-0 6-3		0-0 G6-4-3 1B
Jim Hickman, R (1, 7) OBP: 0.271, SLG: 0.369	0-0 FC6-4	0-0 5-3		0-0 L7			0-0 P4		0-0 G6-4-3
Gary Kolb, L (1, 9) OBP: 0.278, SLG: 0.320		4-0 2B BB	0-0 S 1B 2B		0-3 K		0-3 K		0-0 HBP 1B
John Stephenson, L (1, 2) OBP: 0.289, SLG: 0.349 Chris Cannizzaro, R (7, 2) OBP: 0.263, SLG: 0.234		0-0 2B 2B	0-0 CS 1B		0-0 F9			0-0 WP SH2-4 1B	1-0 HBP
Gary Kroll, R (1, 1) OBP: 0.116, SLG: 0.154 Darrell Sutherland, R (3, 1) Larry Miller, L (6, 1) Tom Parsons, R (8, 1) OBP: 0.118, SLG: 0.063 Gordie Richardson, R (9, 1) Jim Bethke, R (9, 1) Joe Christopher, R (9, PH) OBP: 0.300, SLG: 0.298		0-3 K	0-0 B2		0-0 6-3			0-0 SH2-4	0-3 K

Inning Stats	R: 2	H: 2	E: 0	LOB: 1	K: 0	P: 9	R: 6	H: 4	E: 0	LOB: 0	K: 1	P: 17	R: 1	H: 2	E: 0	LOB: 1	K: 1	P: 6	R: 0	H: 1	E: 0	LOB: 2	K: 1	P: 7	R: 0	H: 0	E: 0	LOB: 0	K: 1	P: 5	R: 0	H: 0	E: 1	LOB: 1	K: 0	P: 7	R: 0	H: 0	E: 0	LOB: 0	K: 1	P: 5	R: 1	H: 1	E: 1	LOB: 2	K: 0	P: 9	R: 0	H: 2	E: 0	LOB: 2	K: 1	P: 7
--------------	------	------	------	--------	------	------	------	------	------	--------	------	-------	------	------	------	--------	------	------	------	------	------	--------	------	------	------	------	------	--------	------	------	------	------	------	--------	------	------	------	------	------	--------	------	------	------	------	------	--------	------	------	------	------	------	--------	------	------

PITCHER	IP	WLS	BF	H	R	ER	SO	BB	IBB	HBP	BLK	WP	HR	S	P	ERA	WHIP
Ernie Broglio, R (1, 1) ERA: 6.36	1.1		12	5	7	7	1	3	0	0	0	0	1	11	23	47.25	6.000
Bob Humphreys, R (2, 1) ERA: 3.26	3.2		15	4	2	2	3	0	0	1	0	0	0	20	21	4.91	1.091
Billy Hoefl, L (6, 1) ERA: 1.33	2.0		7	0	0	0	1	1	0	0	0	0	0	8	12	0.00	0.500
Ted Abernathy, R (8, 1) ERA: 1.87	2.0	W	11	3	1	1	1	1	0	1	0	1	0	11	16	4.50	2.000

Batter	1	2	3	4	5	6	7	8	9	AB R H RBI BB SO LOB	TOP	
Jimmy Stewart, S (1, 7) <small>OBP: 0.327, SLG: 0.311</small> Bob Humphreys, R (5, 1) Ellis Burton, S (7, PH) <small>OBP: 0.200, SLG: 0.182</small> Lindy McDaniel, R (7, 1) George Altman, L (9, PH) <small>OBP: 0.317, SLG: 0.371</small>	0-0 4-3		0-3 K		0-0 1B		0-3 K		0-0 1B	3 0 1 0 0 1 0 0 0 0 0 0 0 0 1 0 0 0 0 1 2 0 0 0 0 0 0 0 1 0 1 0 0 0 0	Chicago Cubs @ Cincinnati Reds Crosley Field, Cincinnati, OH Tue Aug 10 1965, 3:33 AM EDT Att: 11,924 - Cloudy	
Don Landrum, L (1, 8) <small>OBP: 0.326, SLG: 0.371</small>	4-0 BB G3-6-3 BB		0-0 4-3 2B		0-0 F7		0-0 FC4-6		4-0 BB 1-2	3 0 1 0 2 0 2		
Billy Williams, L (1, 9) <small>OBP: 0.357, SLG: 0.505</small>	0-0 G3-6-3 1-2f		0-0 4-3		0-0 1B SF7 1B		0-0 L6		0-0 3-1	5 1 1 0 0 0 5		
14 Ernie Banks, R (1, 3) <small>OBP: 0.343, SLG: 0.455</small>		4-0 BB 1B BB	0-0 F3		0-0 F9		0-0 4-3			3 0 0 0 1 0 2		
Ron Santo, R (1, 5) <small>OBP: 0.373, SLG: 0.505</small>		0-0 BB 1-2 1B		0-0 6-3		0-0 1-3 1B		0-0 P6		4 0 2 0 0 0 0		
Vic Roznovsky, L (1, 2) <small>OBP: 0.307, SLG: 0.325</small>		0-3 K		0-0 4-3		0-0 SF7 3-H		0-0 FC6-4 1B		3 0 1 1 0 1 2		
Glenn Beckert, R (1, 4) <small>OBP: 0.264, SLG: 0.291</small>		0-3 K		0-0 L8		0-0 6-3		0-0 FC6-4 1-2f		4 0 0 0 0 1 4		
Don Kessinger, S (1, 6) <small>OBP: 0.254, SLG: 0.218</small> Joey Amalfitano, R (5, PH) <small>OBP: 0.356, SLG: 0.370</small> (5, 6)		4-0 BB 1-2 2-3 BB		0-0 6-3		0-0 BB FC4-6 1B		0-3 K	0 0 0 0 1 0 0 3 1 1 0 0 1 0			
Dick Ellsworth, L (1, 1) <small>OBP: 0.121, SLG: 0.125</small> Doug Clemens, L (5, PH) <small>OBP: 0.339, SLG: 0.343</small> (5, 7)		0-0 6-3		0-3 K		0-0 BB FC4-6 BB		0-0 P6	1 0 0 0 0 0 3 2 0 0 0 1 1 0			
Inning Stats	R: 0 E: 0 K: 0 S: 2 H: 0 LOB: 0 BB: 1 P: 6	R: 0 E: 0 K: 2 S: 8 H: 1 LOB: 3 BB: 2 P: 16	R: 0 E: 0 K: 1 S: 6 H: 1 LOB: 1 BB: 0 P: 6	R: 0 E: 0 K: 0 S: 3 H: 0 LOB: 0 BB: 0 P: 3	R: 0 E: 0 K: 1 S: 6 H: 1 LOB: 1 BB: 0 P: 6	R: 1 E: 0 K: 0 S: 5 H: 2 LOB: 1 BB: 0 P: 5	R: 1 E: 1 K: 1 S: 6 H: 1 LOB: 1 BB: 1 P: 10	R: 0 E: 0 K: 0 S: 4 H: 1 LOB: 1 BB: 0 P: 4	R: 0 E: 0 K: 1 S: 6 H: 1 LOB: 2 BB: 1 P: 10	1B: 7 2B: 1 3B: 0 HR: 0 SF: 1 SAC: 0 DP: 1 HBP: 0		WP: 0 PB: 0 SB: 0 CS: 0 PA: 39
PITCHER Sammy Ellis, R (1, 1) <small>ERA: 3.39</small>	IP: 9.0 WLS: W BF: 39 H: 8 R: 2 ER: 1 SO: 6 BB: 5 IBB: 0 HBP: 0 BLK: 0 WP: 0 HR: 0 S: 46 P: 66 ERA: 1.00 WHIP: 1.444											PITCHER IP: WLS: BF: H: R: ER: SO: BB: IBB: HBP: BLK: WP: HR: S: P: ERA: WHIP

livebaseballscorecards.com

AB	33
R	2
H	8
RBI	1
BB	5
SO	6
LOB	20



Batter	1	2	3	4	5	6	7	8	9
Tommy Harper, R OBP: 0.370, SLG: 0.435 (1, 7)	0-0 E6 S 1B 2B	0-3 K		0-0 F9		0-0 L5		0-0 FC5 2-3f	
Pete Rose, S OBP: 0.388, SLG: 0.471 (1, 4)	0-0 S 2B 1B		0-0 5-3	0-0 5-3			0-3 K		
Vada Pinson, L OBP: 0.343, SLG: 0.496 (1, 8)	0-0 F2 1-2 2-3		0-0 WP 1B 2B		0-0 HR		0-3 K		
Frank Robinson, R OBP: 0.377, SLG: 0.517 (1, 9)	0-0 1B 2B 2-H 3-H		0-0 5-3		4-0 5-3 S BB		0-3 K		
Deron Johnson, R OBP: 0.332, SLG: 0.516 (1, 5)	0-0 F9		0-0 WP 1B 2-H		0-3 K 1-2		0-0 1-3		
Don Pavletich, R OBP: 0.394, SLG: 0.538 (1, 2)	0-0 1B 2-H		4-0 FC6-4 1B 1-3 IBB		0-0 5-3 2-3		0-0 E5 1B 1B		
Tony Perez, R OBP: 0.315, SLG: 0.480 (1, 3)	0-3 K		0-0 FC6-4 1-2f		0-0 5-3		0-0 L6		
Leo Cardenas, R OBP: 0.370, SLG: 0.444 (1, 6)		0-0 CS 1B		4-0 FC1-6 BB		0-0 5-3		4-0 FC5 1B IBB	
Sammy Ellis, L OBP: 0.153, SLG: 0.157 (1, 1)		0-3 K		0-0 FC1-6 1-2f		0-3 K		0-0 1-2 2-H 1B	

Inning Stats	R: 3	H: 3	E: 1	K: 1	S: 9	LOB: 1	BB: 0	P: 9	R: 0	H: 1	E: 0	K: 2	S: 7	LOB: 1	BB: 0	P: 7	R: 1	H: 2	E: 0	K: 0	S: 5	LOB: 2	BB: 1	P: 9	R: 0	H: 0	E: 0	K: 0	S: 3	LOB: 1	BB: 1	P: 7	R: 1	H: 1	E: 0	K: 1	S: 6	LOB: 1	BB: 1	P: 10	R: 0	H: 0	E: 0	K: 1	S: 5	LOB: 0	BB: 0	P: 5	R: 0	H: 0	E: 0	K: 3	S: 9	LOB: 0	BB: 0	P: 9	R: 1	H: 2	E: 1	K: 0	S: 5	LOB: 2	BB: 1	P: 9
--------------	------	------	------	------	------	--------	-------	------	------	------	------	------	------	--------	-------	------	------	------	------	------	------	--------	-------	------	------	------	------	------	------	--------	-------	------	------	------	------	------	------	--------	-------	-------	------	------	------	------	------	--------	-------	------	------	------	------	------	------	--------	-------	------	------	------	------	------	------	--------	-------	------

AB	R	H	RBI	BB	SO	LOB
5	1	0	0	0	1	4
4	1	1	0	0	1	1
4	2	2	1	0	1	2
3	1	1	2	1	1	1
4	0	1	1	0	1	2
3	1	2	1	1	0	1
4	0	0	0	0	1	5
2	0	1	0	2	0	0
4	0	1	1	0	2	2

AB	R	H	RBI	BB	SO	LOB
33	6	9	6	4	8	18


BOTTOM

Chicago Cubs @ Cincinnati Reds
Crosley Field, Cincinnati, OH

Tue Aug 10 1965, 3:33 AM EDT
Att. 11,924 - Cloudy

livebaseballscorecards.com

WP: 3 PA: 37
PB: 0
SB: 3
CS: 1



PITCHER	IP	WLS	BF	H	R	ER	SO	BB	IBB	HBP	BLK	WP	HR	S	P	ERA	WHIP
Dick Ellsworth, L ERA: 3.54 (1, 1)	4.0	L	20	6	4	2	3	1	1	0	0	2	0	24	32	4.50	1.750
Bob Humphreys, R ERA: 3.31 (5, 1)	2.0		8	1	1	1	2	1	0	0	0	0	1	11	15	4.50	1.000
Lindy McDaniel, R ERA: 2.5 (7, 1)	2.0		9	2	1	1	3	0	1	0	0	0	0	14	18	4.50	1.000

Chicago Cubs @ Cincinnati Reds
 Crosley Field, Cincinnati, OH
 Wed Aug 11 1965, 7:05 PM EDT
 Att: 11,790 - Unknown

AB	39
R	7
H	11
RBI	5
BB	2
SO	6
LOB	23



WP:	0	PA:	42
PB:	0		
SB:	1		
CS:	0		

Batter	1	2	3	4	5	6	7	8	9	AB	R	H	RBI	BB	SO	LOB
Ellis Burton, S OBP: 0.207, SLG: 0.192 (1, 8)	F9	K		SH5-4		1B		L4		4	1	1	0	0	1	2
Harvey Kuenn, R OBP: 0.344, SLG: 0.226 (1, 7)	P6		F9	E6		1B		F9		5	2	2	0	0	0	0
Billy Williams, L OBP: 0.359, SLG: 0.506 (1, 9)	FC5-4		F9	1B		1B		3-1		5	1	3	1	0	0	1
14 Ernie Banks, R OBP: 0.340, SLG: 0.450 (1, 3)	FC5-4		6-3	K		L5		6-3		5	0	0	0	0	1	6
Ron Santo, R OBP: 0.375, SLG: 0.503 (1, 5)		E	1B	IBB		G6-4-3		6-3		3	1	1	2	2	0	2
Chris Krug, R OBP: 0.286, SLG: 0.336 (1, 2)	FC5		1B	K				F7		5	0	2	1	0	1	2
Glenn Beckert, R OBP: 0.262, SLG: 0.289 (1, 4)		K	F9			6-3		P6		4	0	0	0	0	1	5
Don Kessinger, S OBP: 0.258, SLG: 0.223 (1, 6)				SH5-4		L6		P6		4	1	2	1	0	0	1
Larry Jackson, R OBP: 0.152, SLG: 0.234 (1, 1)		K		FC5		K		FC4-6		4	1	0	0	0	2	4

Inning	R	H	E	K	S	IP	WLS	BF	H	R	ER	SO	BB	IBB	HBP	BLK	WP	HR	S	P	ERA	WHIP
1	0	1	0	0	4	3.1	L	21	6	6	3	3	1	1	0	0	0	0	25	33	8.10	2.100
2	0	0	0	0	3	2.2		11	4	1	1	3	0	0	0	0	0	0	17	17	3.38	1.500
3	0	0	0	0	3	2.0		7	1	0	0	0	0	0	0	0	0	0	7	7	0.00	0.500
4	0	0	0	0	3	1.0		3	0	0	0	0	0	0	0	0	0	0	3	3	0.00	0.000

Inning	R	H	E	K	S	IP	WLS	BF	H	R	ER	SO	BB	IBB	HBP	BLK	WP	HR	S	P	ERA	WHIP
5	0	0	0	0	5	3.0		15	1	1	1	1	0	0	0	0	0	0	12	12	0.00	0.000
6	0	0	0	0	5	3.0		15	1	1	1	1	0	0	0	0	0	0	12	12	0.00	0.000
7	0	1	0	0	5	3.0		15	1	1	1	1	0	0	0	0	0	0	12	12	0.00	0.000
8	0	0	0	0	3	3.0		15	0	0	0	3	0	0	0	0	0	0	3	3	0.00	0.000
9	0	0	0	0	3	3.0		15	0	0	0	3	0	0	0	0	0	0	3	3	0.00	0.000

PITCHER	IP	WLS	BF	H	R	ER	SO	BB	IBB	HBP	BLK	WP	HR	S	P	ERA	WHIP
Jim O'Toole, L ERA: 7.16 (1, 1)	3.1	L	21	6	6	3	3	1	1	0	0	0	0	25	33	8.10	2.100
Joey Jay, R ERA: 3.86 (4, 1)	2.2		11	4	1	1	3	0	0	0	0	0	0	17	17	3.38	1.500
Bobby Locke, R ERA: 7.56 (7, 1)	2.0		7	1	0	0	0	0	0	0	0	0	0	7	7	0.00	0.500
Roger Craig, R ERA: 3.69 (9, 1)	1.0		3	0	0	0	0	0	0	0	0	0	0	3	3	0.00	0.000

Batter	1	2	3	4	5	6	7	8	9	AB R H RBI BB SO LOB
Tommy Harper, R (1, 7) OBP: 0.367, SLG: 0.431	0-0 6-3		0-3 K			0-0 6-3			0-0 5-3	4 0 0 0 0 1 1
Pete Rose, S (1, 4) OBP: 0.387, SLG: 0.469	0-0 G4-6-3 1B			0-0 B5-3		0-0 4-3			0-0 F7	4 0 1 0 0 0 0
Vada Pinson, L (1, 8) OBP: 0.341, SLG: 0.492	0-0 G4-6-3 1-2f			0-0 P6					0-0 1-6-3	4 0 0 0 0 0 1
Gordy Coleman, L (1, 3) OBP: 0.375, SLG: 0.543		0-3 K		0-3 K					0-0 4-3	3 0 0 0 0 2 0
Frank Robinson, R (1, 9) OBP: 0.379, SLG: 0.533		0-0 L5			0-0 HR				0-0 HR	3 2 2 2 0 0 0
Deron Johnson, R (1, 5) OBP: 0.330, SLG: 0.513		0-0 5-3			0-0 6-3				0-0 6-3	3 0 0 0 0 0 0
Johnny Edwards, L (1, 2) OBP: 0.346, SLG: 0.462			0-0 G1-6-3 1B		0-0 G6-4-3 1B				0-0 F8	3 0 2 0 0 0 0
Leo Cardenas, R (1, 6) OBP: 0.367, SLG: 0.441			0-0 G1-6-3 1-2f		0-0 G6-4-3 1-2f				0-0 6-3	3 0 0 0 0 0 2
Jim O'Toole, S (1, 1) OBP: 0.133, SLG: 0.103			0-0			0-0 B1-3			0-0 4-3	1 0 1 0 0 0 0
Joey Jay, S (4, 1) OBP: 0.079, SLG: 0.056										0 0 0 0 0 0 0
Marty Keough, L (6, PH) OBP: 0.205, SLG: 0.114										1 0 0 0 0 0 0
Bobby Locke, R (7, 1)										0 0 0 0 0 0 0
Art Shamsky, L (8, PH) OBP: 0.366, SLG: 0.524										1 0 0 0 0 0 0
Roger Craig, R (9, 1)										0 0 0 0 0 0 0

Inning Stats	R: 0	H: 1	E: 0	LOB: 0	K: 0	BB: 0	S: 3	P: 3	R: 0	H: 0	E: 0	LOB: 0	K: 1	BB: 0	S: 5	P: 5	R: 0	H: 2	E: 0	LOB: 1	K: 1	BB: 0	S: 6	P: 6	R: 0	H: 0	E: 0	LOB: 0	K: 1	BB: 0	S: 5	P: 5	R: 1	H: 2	E: 0	LOB: 0	K: 0	BB: 0	S: 4	P: 4	R: 0	H: 0	E: 0	LOB: 0	K: 0	BB: 0	S: 3	P: 3	R: 1	H: 1	E: 0	LOB: 0	K: 0	BB: 0	S: 4	P: 4	R: 0	H: 0	E: 0	LOB: 0	K: 0	BB: 0	S: 3	P: 3	R: 0	H: 0	E: 0	LOB: 0	K: 0	BB: 0	S: 3	P: 3	R: 0	H: 0	E: 0	LOB: 0	K: 0	BB: 0	S: 3	P: 3
PITCHER Larry Jackson, R (1, 1) ERA: 4.12	IP	WLS	BF	H	R	ER	SO	BB	IBB	HBP	BLK	WP	HR	S	P	ERA	WHIP	IP	WLS	BF	H	R	ER	SO	BB	IBB	HBP	BLK	WP	HR	S	P	ERA	WHIP	IP	WLS	BF	H	R	ER	SO	BB	IBB	HBP	BLK	WP	HR	S	P	ERA	WHIP																													


BOTTOM

Chicago Cubs @ Cincinnati Reds
Crosley Field, Cincinnati, OH

Wed Aug 11 1965, 7:05 PM EDT
Att. 11,790 - Unknown

livebaseballscorecards.com

AB	30
R	2
H	6
RBI	2
BB	0
SO	3
LOB	4



WP: 0	PA: 30
PB: 0	SB: 0
CS: 0	

Batter	1	2	3	4	5	6	7	8	9	AB R H RBI BB SO LOB	TOP											
Felipe Alou, R OBP: 0.342, SLG: 0.513 (1, 9) X	0-0 5-3		0-0 1B		0-0 2B	0-0 FC5-4			0-0 1B	5 2 3 0 0 0 1												
Mack Jones, L OBP: 0.332, SLG: 0.534 (1, 8) X	0-0 P5		0-0 F8		0-0 HR	0-0 F2			0-0 1B	5 1 2 1 0 0 2												
Eddie Mathews, L OBP: 0.349, SLG: 0.485 (1, 5) X	0-0 6-3			0-0 HR	0-0 HR		0-0 4-3		0-0 1B	5 2 3 3 0 0 0												
Joe Torre, R OBP: 0.377, SLG: 0.522 (1, 3)		0-3 K		0-0 F8	4-0 HR		0-0 1B		0-0 G6-4-3	4 1 1 0 1 1 3												
Gene Oliver, R OBP: 0.340, SLG: 0.489 (1, 2)		0-3 K		0-0 HR	0-0 HR		0-0 G5-4-3			4 2 2 4 0 1 1												
Billy Cowan, R OBP: 0.206, SLG: 0.313 (1, 7) X		0-0 1B		0-0 F7	0-0 F9		0-3 K			4 0 1 0 0 1 0												
Frank Bolling, R OBP: 0.300, SLG: 0.359 (1, 4) X		0-0 1-3		0-0 1B	0-0 4-3		0-0 F8			4 0 1 0 0 0 1												
Woody Woodward, R OBP: 0.210, SLG: 0.216 (1, 6) X			0-0 F9	0-0 F3		0-0 E6		0-0 6-3		4 0 0 0 0 0 1												
Denny Lemaster, R OBP: 0.152, SLG: 0.156 (1, 1) X		0-3 K2-3			0-3 K	0-3 K		0-3 K		4 0 0 0 0 4 1												
Inning Stats	R: 0 E: 0 K: 0 S: 3	H: 0 LOB: 0 BB: 0 P: 3	R: 0 E: 0 K: 2 S: 8	H: 1 LOB: 1 BB: 0 P: 8	R: 0 E: 0 K: 1 S: 6	H: 1 LOB: 1 BB: 0 P: 6	R: 2 E: 0 K: 0 S: 6	H: 3 LOB: 1 BB: 0 P: 6	R: 5 E: 0 K: 1 S: 9	H: 4 LOB: 0 BB: 1 P: 13	R: 0 E: 1 K: 1 S: 6	H: 0 LOB: 1 BB: 0 P: 6	R: 0 E: 0 K: 0 S: 3	H: 1 LOB: 0 BB: 0 P: 3	R: 0 E: 0 K: 1 S: 5	H: 0 LOB: 0 BB: 0 P: 5	R: 1 E: 0 K: 1 S: 7	H: 3 LOB: 1 BB: 0 P: 7	1B: 8 2B: 2 3B: 0 HR: 3	SF: 0 SAC: 0 DP: 2 HBP: 0	WP: 0 PB: 0 SB: 0 CS: 0	PA: 40
PITCHER	IP WLS BF H R ER SO BB IBB HBP BLK WP HR S P ERA WHIP																					
Bob Buhl, R ERA: 4.05 (1, 1)	4.1 L 21 8 5 5 4 0 0 0 0 0 0 2 29 29 10.38 1.846																					
Bob Humphreys, R ERA: 3.62 (5, 1)	0.2 4 1 2 2 0 1 0 0 0 0 0 1 3 7 27.00 3.000																					
Cal Koonce, R ERA: 4.0 (6, 1)	2.0 7 1 0 0 1 0 0 0 0 0 0 0 9 9 0.00 0.500																					
Lindy McDaniel, R ERA: 2.53 (8, 1)	2.0 8 3 1 1 2 0 0 0 0 0 0 0 12 12 4.50 1.500																					

Milwaukee Braves @ Chicago Cubs
Wrigley Field, Chicago, IL
Fri Aug 13 1965, 3:33 AM CDT
Att: 11,331 - Sunny

livebaseballscorecards.com

AB	39
R	8
H	13
RBI	8
BB	1
SO	7
LOB	10



Batter	1	2	3	4	5	6	7	8	9	AB	R	H	RBI	BB	SO	LOB
Ellis Burton, S (1, 8) OBP: 0.212, SLG: 0.200	0-0 F7			0-3 K		0-0 BB 1B		0-3 K		4	1	1	0	0	2	0
Harvey Kuenn, R (1, 7) OBP: 0.341, SLG: 0.221	0-3 K			0-0 F8		4-0 FC6-4 1B 1-2 BB		0-3 K		3	0	0	0	1	2	0
Billy Williams, L (1, 9) OBP: 0.360, SLG: 0.505	0-0 1-3			4-0 BB		0-0 FC6-4 1B 1-2 2-H		0-3 K		3	0	1	1	1	1	0
14 Ernie Banks, R (1, 3) OBP: 0.341, SLG: 0.450		0-0 G6-4-3 1B		0-0 P3		0-0 FC6-4 1-2 2-3		0-0 HR 1B		4	1	2	0	0	0	3
Ron Santo, R (1, 5) OBP: 0.372, SLG: 0.499		0-0 G6-4-3 1-2		0-3 K		0-3 K		0-0 F9		4	0	0	0	0	2	4
Chris Krug, R (1, 2) OBP: 0.285, SLG: 0.359		0-3 K		0-3 K		0-0 P4		0-0 HR 1-H		4	1	1	2	0	2	2
Glenn Beckert, R (1, 4) OBP: 0.262, SLG: 0.288			0-0 L3		0-0 E 1B		0-3 K		0-0 P3	4	0	1	0	0	1	0
Don Kessinger, S (1, 6) OBP: 0.255, SLG: 0.220			0-0 5-3		0-0 E5		0-0 F9		0-3 K	3	0	0	0	0	0	1
Lindy McDaniel, R (8, 1)					1-2					0	0	0	0	0	0	0
Don Landrum, L (9, PH) OBP: 0.325, SLG: 0.370										1	0	0	0	0	1	0
Bob Buhl, R (1, 1) OBP: 0.116, SLG: 0.063			0-3 K		0-0 L7		0-3 K			1	0	0	0	0	1	0
Bob Humphreys, R (5, 1)										0	0	0	0	0	0	0
Joey Amalfitano, R (5, PH) OBP: 0.350, SLG: 0.364										1	0	0	0	0	0	2
Cal Koonce, R (8, 1) OBP: 0.158, SLG: 0.116										0	0	0	0	0	0	0
Jimmy Stewart, S (7, PH) OBP: 0.326, SLG: 0.309										1	0	0	0	0	1	0

Inning Stats	R: 0	H: 0	R: 0	H: 1	R: 0	H: 0	R: 0	H: 1	R: 1	H: 2	R: 0	H: 0	R: 0	H: 0	R: 2	H: 2	1B: 5	SF: 0	WP: 0	PA: 35		
	E: 0	LOB: 0	E: 0	LOB: 0	E: 0	LOB: 1	E: 1	LOB: 2	E: 0	LOB: 2	E: 0	LOB: 0	E: 0	LOB: 0	E: 0	LOB: 0	2B: 0	SAC: 0	PB: 0			
	K: 1	BB: 0	K: 1	BB: 0	K: 1	BB: 1	K: 2	BB: 0	K: 1	BB: 1	K: 2	BB: 0	K: 3	BB: 0	K: 1	BB: 0	3B: 0	DP: 1	SB: 0			
	S: 5	P: 5	S: 5	P: 5	S: 5	P: 9	S: 9	P: 9	S: 7	P: 11	S: 7	P: 7	S: 9	P: 9	S: 7	P: 7	HR: 1	HBP: 0	CS: 0			
PITCHER	IP	WLS	BF	H	R	ER	SO	BB	IBB	HBP	BLK	WP	HR	S	P	ERA	WHIP				ERA	WHIP
Denny Lemaster, L (1, 1) ERA: 5.13	9.0	W	35	6	3	3	13	2	0	0	0	0	1	59	67	3.00	0.889					

Milwaukee Braves @ Chicago Cubs
 Wrigley Field, Chicago, IL
 Fri Aug 13 1965, 3:33 AM CDT
 Att. 11,331 - Sunny

AB	33
R	3
H	6
RBI	3
BB	2
SO	13
LOB	12



Batter	1	2	3	4	5	6	7	8	9	AB R H RBI BB SO LOB	TOP											
Felipe Alou, R (1, 7) OBP: 0.340, SLG: 0.508	0-3 K2-3		1-0 2B HBP		0-0 F5		0-0 4-3		0-0 1-3	4 1 0 0 0 1 0												
Mack Jones, L (1, 8) OBP: 0.333, SLG: 0.541	0-0 HR		0-0 F8		0-3 K		0-0 2B 1B		0-0 G3	5 2 2 1 0 1 1												
Hank Aaron, R (1, 9) OBP: 0.389, SLG: 0.588	0-0 2B		0-0 P6		0-0 F9		0-0 2B		0-0 4-3	5 0 2 1 0 0 1												
Eddie Mathews, L (1, 5) OBP: 0.353, SLG: 0.491 Denis Menke, R (8, 5) OBP: 0.299, SLG: 0.423	0-3 K		0-0 1B 2B		0-0 F9 E 2B		4-0 IBB			3 2 2 1 1 1 1 0 0 0 0 0 0 0												
Joe Torre, R (1, 3) OBP: 0.376, SLG: 0.519	0-3 K		0-0 1B		0-0 F9 2-3		0-0 F8			4 0 1 1 0 1 4												
Gene Oliver, R (1, 2) OBP: 0.342, SLG: 0.511		0-0 HR	0-3 K		0-0 FC5 SH			0-0 HR		4 3 2 2 0 1 1												
Frank Bolling, R (1, 4) OBP: 0.298, SLG: 0.356		0-3 K		0-0 F7		0-0 SH CS		0-0 P6		3 0 0 1 0 1 0												
Woody Woodward, R (1, 6) OBP: 0.211, SLG: 0.217		0-3 K		0-0 F8		0-0 P4 1-2		0-0 B1-6-3 1B		4 0 1 0 0 1 1												
Tony Cloninger, R (1, 1) OBP: 0.158, SLG: 0.237 Bob Sadowski, R (7, 1) OBP: 0.136, SLG: 0.095		0-0 1-3		0-0 F7			0-3 K	0-0 B1-6-3 1-2f		3 0 0 0 0 1 0 1 0 0 0 0 0 1												
Inning Stats	R: 1 E: 0 K: 3 S: 11	H: 2 LOB: 1 BB: 0 P: 11	R: 1 E: 0 K: 2 S: 8	H: 1 LOB: 0 BB: 0 P: 8	R: 2 E: 0 K: 1 S: 7	H: 2 LOB: 1 BB: 0 P: 8	R: 0 E: 0 K: 0 S: 3	H: 0 LOB: 0 BB: 0 P: 3	R: 0 E: 0 K: 1 S: 5	H: 0 LOB: 0 BB: 0 P: 5	R: 2 E: 2 K: 0 S: 5	H: 1 LOB: 0 BB: 0 P: 5	R: 1 E: 0 K: 1 S: 7	H: 2 LOB: 2 BB: 1 P: 11	R: 1 E: 0 K: 0 S: 4	H: 2 LOB: 0 BB: 0 P: 4	R: 0 E: 0 K: 0 S: 3	H: 0 LOB: 0 BB: 0 P: 3	1B: 3 2B: 4 3B: 0 HR: 3	SF: 0 SAC: 1 DP: 1 HBP: 1	WP: 1 PB: 0 SB: 0 CS: 1	PA: 39
PITCHER	IP WLS BF H R ER SO BB IBB HBP BLK WP HR S P ERA WHIP																					
Bill Faul, R (1, 1) ERA: 3.07	6.0 L 26 6 6 4 7 0 0 1 0 0 2 39 40 6.00 1.000																					
Lindy McDaniel, R (7, 1) ERA: 2.66	2.0 10 4 2 2 1 0 1 0 0 1 1 11 15 9.00 2.000																					
Ted Abernathy, R (9, 1) ERA: 1.85	1.0 3 0 0 0 0 0 0 0 0 0 0 3 3 0.00 0.000																					

Milwaukee Braves @ Chicago Cubs
Wrigley Field, Chicago, IL
Sat Aug 14 1965, 3:33 AM CDT
Att. 14,067 - Sunny - 95 F

livebaseballscorecards.com

AB 36
R 8
H 10
RBI 7
BB 1
SO 8
LOB 10



BOTTOM

Milwaukee Braves @ Chicago Cubs
Wrigley Field, Chicago, IL

Sat Aug 14 1965, 3:33 AM CDT
Att. 14,067 - Sunny - 95 F

livebaseballscores.com

AB 35
R 2
H 10
RBI 2
BB 6
SO 7
LOB 26



WP: 0 PA: 42
PB: 0
SB: 0
CS: 1

AB R H RBI BB SO LOB

4 0 1 0 1 2 2

3 1 0 0 2 0 2

5 0 1 0 0 1 3

5 1 4 0 0 0 2

4 0 2 1 1 0 2

3 0 0 0 0 0 4

1 0 0 0 0 0 3

0 0 0 0 0 0 0

2 0 1 0 0 0 0

1 0 0 0 1 0 0

2 0 0 0 0 2 1

1 0 0 0 0 1 2

0 0 0 0 0 0 0

1 0 0 0 0 0 0

0 0 0 0 0 0 0

1B: 8 SF: 1
2B: 2 SAC: 0
3B: 0 DP: 0
HR: 0 HBP: 0

Batter	1	2	3	4	5	6	7	8	9
Don Landrum, L (1, 8) OBP: 0.326, SLG: 0.368	4-0 CS BB	0-0 FC5-4 1B		0-3 K		0-3 K		0-0 1-4-3	
George Altman, L (1, 7) OBP: 0.319, SLG: 0.365	4-0 1B BB	0-0 FC5-4 1B			0-0 P5		4-0 BB 14 1B BB	0-0 4-3	
Billy Williams, L (1, 9)	0-0 BB 1B 1B	0-0 F8			0-0 F7		0-3 K	0-0 1-3	
14 Ernie Banks, R (1, 3) OBP: 0.346, SLG: 0.456	0-0 F8		0-0 4-3 SF7 2B		0-0 1B		0-0 BB 1B	0-0 1B 1B	
Ron Santo, R (1, 5)	0-0 BB 1B		0-0 4-3		0-0 G3		4-0 BB 1B	0-0 1B 1B	
Vic Roznovsky, L (1, 2) OBP: 0.310, SLG: 0.333	4-0 BB		0-0 SF7		0-0 2B		0-0 F7	0-3 K2-3	
Glenn Beckert, R (1, 4) OBP: 0.260, SLG: 0.287	0-0 4-3		0-0 4-3		0-0 P9		0-0 4-3		
Doug Clemens, L (7, PH) OBP: 0.338, SLG: 0.342									
Joey Amalfitano, R (8, 4) OBP: 0.350, SLG: 0.364									
Don Kessinger, S (1, 6) OBP: 0.257, SLG: 0.223		0-0 FC5-4 1B		0-0 6-3		4-0 BB		0-0 F8	
Jimmy Stewart, S (6, PH) OBP: 0.327, SLG: 0.308 (7, 6)									
Bill Faul, R (1, 1) OBP: 0.133, SLG: 0.143		0-3 K		0-3 K		0-3 K		0-0 G1	
Ed Bailey, L (6, PH) OBP: 0.387, SLG: 0.383									
Lindy McDaniel, R (7, 1)									
Ellis Burton, S (8, PH) OBP: 0.206, SLG: 0.194									
Ted Abernathy, R (9, 1) OBP: 0.167, SLG: 0.091									

Inning Stats	R: 1	H: 2	E: 0	K: 0	S: 4	H: 2	LOB: 3	BB: 3	P: 16	R: 0	H: 2	E: 0	K: 1	S: 7	R: 0	H: 1	E: 0	K: 0	S: 4	R: 0	H: 0	E: 0	K: 2	S: 7	R: 0	H: 1	E: 0	K: 0	S: 4	R: 0	H: 1	E: 0	K: 2	S: 8	R: 0	H: 1	E: 0	K: 1	S: 6	R: 0	H: 0	E: 0	K: 0	S: 3	R: 0	H: 2	E: 0	K: 1	S: 7	1B: 8	SF: 1	2B: 2	SAC: 0	3B: 0	DP: 0	HR: 0	HBP: 0	WP: 0	PA: 42
--------------	------	------	------	------	------	------	--------	-------	-------	------	------	------	------	------	------	------	------	------	------	------	------	------	------	------	------	------	------	------	------	------	------	------	------	------	------	------	------	------	------	------	------	------	------	------	------	------	------	------	------	-------	-------	-------	--------	-------	-------	-------	--------	-------	--------

PITCHER	IP	WLS	BF	H	R	ER	SO	BB	IBB	HBP	BLK	WP	HR	S	P	ERA	WHIP
Tony Cloninger, R (1, 1) ERA: 3.62	6.1	W	31	8	2	2	6	5	0	0	0	0	0	38	58	2.84	2.053
Bob Sadowski, R (7, 1) ERA: 5.35	2.2	S	11	2	0	0	1	1	0	0	0	0	0	12	16	0.00	1.125

Batter	1	2	3	4	5	6	7	8	9	10	11	12	AB	R	H	RBI	BB	SO	LOB	TOP		
Felipe Alou, R OBP: 0.344, SLG: 0.513 (1, 7)	F9		F8			2B		HR		1B		FC4-6	6	1	4	0	0	0	0			
Mack Jones, L OBP: 0.332, SLG: 0.547 (1, 8)	G3			3-1		K		HR		K		FC4-6	4	1	1	2	0	1	1			
Billy O'Dell, S OBP: 0.211, SLG: 0.222 (8, 1)													1	0	0	0	0	1	1			
Don Dillard, L OBP: 0.125, SLG: 0.125 (12, PH)													1	0	0	1	0	0	2			
Dan Osinski, R OBP: 0.250, SLG: 0.250 (12, 1)													0	0	0	0	0	0	0			
Hank Aaron, R OBP: 0.391, SLG: 0.593 (1, 9)	HR			E S		5-3		1-3				F9	5	1	2	1	1	0	3			
Eddie Mathews, L OBP: 0.351, SLG: 0.488 (1, 5)	F9					K							5	0	1	0	0	2	2			
Joe Torre, R OBP: 0.379, SLG: 0.521 (1, 3)													4	0	2	0	1	0	2			
Gene Oliver, R OBP: 0.337, SLG: 0.502 (1, 2)													5	0	0	0	0	2	4			
Frank Bolling, R OBP: 0.294, SLG: 0.352 (1, 4)													5	0	0	0	0	1	2			
Woody Woodward, R OBP: 0.209, SLG: 0.214 (1, 6)													2	0	0	0	0	0	0			
Rico Carty, R OBP: 0.351, SLG: 0.507 (8, PH)													1	0	0	0	0	0	0			
Denis Menke, R OBP: 0.301, SLG: 0.424 (8, 6)													2	1	1	0	0	0	0			
Ken Johnson, R OBP: 0.131, SLG: 0.164 (1, 1)													2	0	0	0	0	2	0			
Jesse Gonder, L OBP: 0.306, SLG: 0.393 (8, PH)													1	0	0	0	0	0	0			
Ty Cline, L OBP: 0.264, SLG: 0.265 (8, 8)													2	0	1	0	0	0	0			
Inning Stats	R: 1 E: 0 K: 0 S: 4	H: 1 LOB: 0 BB: 0 P: 4	R: 0 E: 0 K: 0 S: 3	H: 1 LOB: 0 BB: 0 P: 3	R: 0 E: 0 K: 1 S: 5	H: 0 LOB: 1 BB: 1 P: 9	R: 0 E: 0 K: 1 S: 5	H: 0 LOB: 0 BB: 0 P: 3	R: 0 E: 0 K: 2 S: 8	H: 1 LOB: 1 BB: 0 P: 8	R: 2 E: 0 K: 0 S: 5	H: 2 LOB: 0 BB: 0 P: 5	R: 0 E: 0 K: 2 S: 6	H: 1 LOB: 1 BB: 0 P: 8	R: 0 E: 0 K: 1 S: 5	H: 1 LOB: 1 BB: 1 P: 9	R: 1 E: 0 K: 0 S: 6	H: 3 LOB: 2 BB: 0 P: 6	1B: 8 2B: 2 3B: 0 HR: 2	SF: 0 SAC: 0 DP: 1 HBP: 0	WP: 0 PB: 0 SB: 1 CS: 1	PA: 48
PITCHER	IP	WLS	BF	H	R	ER	SO	BB	IBB	HBP	BLK	WP	HR	S	P	ERA	WHIP					
Larry Jackson, R ERA: 4.09 (1, 1)	8.0		30	6	3	3	5	1	0	0	0	0	2	39	43	3.38	0.875					
Ted Abernathy, R ERA: 1.86 (9, 1)	4.0	L	18	6	1	1	4	1	0	0	0	0	0	25	29	2.25	1.750					

Milwaukee Braves @ Chicago Cubs
Wrigley Field, Chicago, IL
Sun Aug 15 1965, 3:33 AM CDT
Att. 16,486 - Sunny

AB	46
R	4
H	12
RBI	4
BB	2
SO	9
LOB	17



1B	8
2B	2
3B	0
HR	2


SF	0
SAC	0
DP	1
HBP	0

Batter	1	2	3	4	5	6	7	8	9	10	11	12	AB	R	H	RBI	BB	SO	LOB
Jimmy Stewart, S OBP: 0.323, SLG: 0.303 (1, 7) X	0-0 G3 ①		0-0 F5 ②		0-0 F7 ③			0-0 F7 ②		0-0 4-3 ①		0-0 1B 1B	6	0	1	0	0	0	0
Glenn Beckert, R OBP: 0.259, SLG: 0.285 Joey Amalfitano, R OBP: 0.381, SLG: 0.386 (8, PH) (9, 4) X	0-0 F8 ②		0-0 P6 ③			0-0 6-3 ①		0-0 E6 1B ③		4-0 BB ②		0-0 1B 1-2 1B	3	0	0	0	0	0	0
Billy Williams, L OBP: 0.357, SLG: 0.498 (1, 9) S	0-3 K ③			0-0 F9 ①		0-0 1B ②		0-0 F3 ③		0-0 P6 ②		0-3 K ③	6	0	1	0	0	2	4
14 Ernie Banks, R OBP: 0.346, SLG: 0.462 (1, 3) X		0-0 HR		0-0 E6 1B WP		0-0 P4 ②		0-0 1B WP E 1B		0-3 K ③			5	3	2	1	0	1	2
Ron Santo, R OBP: 0.373, SLG: 0.496 (1, 5) S		0-3 K ①		0-0 FC5-4 1B 1-H		0-0 P9 ③			0-0 L8		0-0 P6 ①		5	0	1	1	0	1	2
Ed Bailey, L OBP: 0.386, SLG: 0.382 Ellis Burton, S OBP: 0.194, SLG: 0.182 (9, PH) (10, 8) S		0-3 K ②		0-0 FC5-4 1B 1-2			0-0 L3 1B 1-2		0-3 K ②		0-0 4-3 ②		3	0	1	0	0	1	1
Don Landrum, L OBP: 0.326, SLG: 0.368 Chris Krug, R OBP: 0.288, SLG: 0.356 (9, PH) (10, 2) S		0-0 S 1B		0-0 F7 ③			0-0 L3 ① ② 1-2		4-0 E 1-2 IBB		0-3 K ③		3	0	1	0	0	0	2
Don Kessinger, S OBP: 0.257, SLG: 0.223 Doug Clemens, L OBP: 0.337, SLG: 0.341 (12, PH) X		0-0 5-3 1-2			0-0 5-3 ①		0-0 6-3 ③		0-0 E5 1B 1-3 2-H			0-3 K ①	4	0	1	0	0	0	1
Larry Jackson, R OBP: 0.147, SLG: 0.227 Harvey Kuenn, R OBP: 0.339, SLG: 0.219 Ted Abernathy, R OBP: 0.154, SLG: 0.083 George Altman, L OBP: 0.317, SLG: 0.363 (8, PH) (9, 1) (12, PH) S			0-0 P5 ①		0-3 K ②			0-0 6-3 ①		0-0 F9 ③		0-0 L4 ②	2	0	0	0	0	1	0

AB	6	3	6	5	5	3	3	3	1	4	2	1	3	1	4	2	1	1	1	2
R	0	0	0	0	0	0	0	0	0	0	0	0	0	0	0	0	0	0	0	0
H	1	0	0	1	0	1	0	1	0	0	0	0	1	0	0	0	0	0	0	0
RBI	0	0	0	1	0	0	0	0	0	0	0	0	0	0	0	0	0	0	0	0
BB	0	0	0	0	0	0	0	0	0	0	0	0	0	0	0	0	0	0	0	0
SO	0	0	0	2	0	0	0	0	0	0	0	0	0	0	0	0	0	0	0	0
LOB	0	0	0	1	0	0	0	0	0	0	0	0	0	0	0	0	0	0	0	0

Milwaukee Braves @ Chicago Cubs
 Wrigley Field, Chicago, IL
 Sun Aug 15 1965, 3:33 AM CDT
 Att: 16,486 - Sunny

AB	46
R	3
H	10
RBI	2
BB	2
SO	9
LOB	15



WP	2	PA	48
PB	0		
SB	1		
CS	0		

Inning Stats	R	H	E	K	S	R	H	E	K	S	R	H	E	K	S	R	H	E	K	S	R	H	E	K	S	R	H	E	K	S	R	H	E	K	S			
	0	0	0	1	5	1	2	0	2	9	0	0	0	0	3	0	0	0	0	0	0	0	0	0	0	0	0	0	0	0	0	0	0	0	0	0	0	0

PITCHER	IP	WLS	BF	H	R	ER	SO	BB	IBB	HBP	BLK	WP	HR	S	P	ERA	WHIP
Ken Johnson, R ERA: 3.2	7.0		26	5	2	1	4	0	0	0	0	1	1	34	34	1.29	0.714
Billy O'Dell, L ERA: 1.8	4.0	W	17	3	1	0	3	1	1	0	0	1	0	21	29	0.00	1.000
Dan Osinski, R ERA: 2.78	1.0	S	5	2	0	0	2	0	0	0	0	0	0	9	9	0.00	2.000

Batter	1	2	3	4	5	6	7	8	9	AB R H RBI BB SO LOB	TOP											
Tommy Harper, R (1, 7) OBP: 0.366, SLG: 0.428	0-0 F8		0-0 F9		0-3 K		0-0 G3 1B		0-0 4-3	5 0 1 0 0 1 0												
Pete Rose, S (1, 4) OBP: 0.385, SLG: 0.468	0-0 6-3			0-0 6-3	0-0 3B		0-0 G3		4-0 BB	4 0 1 0 1 0 1												
Vada Pinson, L (1, 8) OBP: 0.340, SLG: 0.492	0-3 K			0-0 1B 2B	0-0 4-3		0-0 4-3		0-0 G1-6-3	5 1 1 0 0 1 3												
Frank Robinson, R (1, 9) OBP: 0.377, SLG: 0.530		0-0 HR		4-0 1B BB		0-3 K2-3		0-0 FC4-6 1B		3 1 2 1 1 1 0												
Deron Johnson, R (1, 5) OBP: 0.335, SLG: 0.524		0-0 1-3		0-0 1B		0-0 HR		0-0 F8		4 1 2 2 0 0 1												
Don Pavletich, R (1, 2) OBP: 0.400, SLG: 0.542		0-3 K2-3		4-0 1B		4-0 WP 1B BB		0-0 FC4-6 BB		1 1 0 0 2 1 0												
Johnny Edwards, L (8, PH) OBP: 0.351, SLG: 0.472								1-2f 2B		1 1 0 0 0 0 1												
Tony Perez, R (1, 3) OBP: 0.310, SLG: 0.462		0-3 K		0-3 K		0-0 G4-3 1B		4-0 2B BB		3 1 1 1 1 2 3												
Leo Cardenas, R (1, 6) OBP: 0.368, SLG: 0.440			0-3 K	0-0 F9		0-0 G4-3		0-0 2B		4 0 1 2 0 1 4												
Ted Davidson, R (1, 1) OBP: 0.200, SLG: 0.111			0-0 4-3		0-3 K		0-3 K		0-3 K	2 0 0 0 0 1 0												
Marty Keough, L (7, PH) OBP: 0.200, SLG: 0.111										1 0 0 0 0 1 0												
Billy McCool, R (7, 1) OBP: 0.145, SLG: 0.149										1 0 0 0 0 1 1												
Sammy Ellis, L (9, 1) OBP: 0.145, SLG: 0.149										0 0 0 0 0 0 0												
Inning Stats	R: 0 E: 0 K: 1 S: 5	H: 0 LOB: 0 BB: 0 P: 5	R: 1 E: 0 K: 2 S: 8	H: 1 LOB: 0 BB: 0 P: 8	R: 0 E: 0 K: 1 S: 5	H: 0 LOB: 0 BB: 0 P: 5	R: 1 E: 0 K: 1 S: 7	H: 2 LOB: 3 BB: 2 P: 15	R: 0 E: 0 K: 2 S: 8	H: 1 LOB: 1 BB: 0 P: 8	R: 2 E: 0 K: 1 S: 6	H: 2 LOB: 0 BB: 1 P: 10	R: 0 E: 0 K: 1 S: 6	H: 1 LOB: 1 BB: 0 P: 6	R: 2 E: 0 K: 1 S: 7	H: 2 LOB: 1 BB: 1 P: 11	R: 0 E: 0 K: 0 S: 2	H: 0 LOB: 0 BB: 1 P: 6	1B: 4 2B: 2 3B: 1 HR: 2	SF: 0 SAC: 0 DP: 2 HBP: 0	WP: 2 PB: 0 SB: 1 CS: 0	PA: 39
PITCHER	IP WLS BF H R ER SO BB IBB HBP BLK WP HR S P ERA WHIP																					
Dick Ellsworth, L (1, 1) ERA: 3.64	5.1 L 25 6 4 4 8 2 1 0 0 2 2 38 50 6.75 1.500																					
Lindy McDaniel, R (6, 1) ERA: 2.62	1.2 5 1 0 0 1 0 0 0 0 0 0 7 7 0.00 0.600																					
Ted Abernathy, R (8, 1) ERA: 1.99	2.0 9 2 2 2 1 2 0 0 0 0 0 9 17 9.00 2.000																					

Cincinnati Reds @ Chicago Cubs
Wrigley Field, Chicago, IL
Tue Aug 17 1965, 3:33 AM CDT
Att. 7,780 - Cloudy

livebaseballscorecards.com

AB	34
R	6
H	9
RBI	6
BB	5
SO	10
LOB	14



BOTTOM

Cincinnati Reds @ Chicago Cubs
 Wrigley Field, Chicago, IL
 Tue Aug 17 1965, 3:33 AM CDT
 Att. 7,780 - Cloudy

livebaseballscorecards.com

AB	36
R	4
H	10
RBI	3
BB	2
SO	4
LOB	16



WP: 0	PA: 38
PB: 0	
SB: 0	
CS: 0	

AB	R	H	RBI	BB	SO	LOB
4	2	1	0	1	0	2
4	0	1	0	0	0	1
0	0	0	0	0	0	0
1	0	0	0	0	0	2
4	1	1	1	0	0	2
4	0	1	1	0	0	0
4	0	0	0	0	1	1
4	1	2	0	0	0	0
4	0	3	1	0	0	0
3	0	1	0	0	0	3
0	0	0	0	1	0	0
2	0	0	0	0	1	3
0	0	0	0	0	0	0
2	0	0	0	0	2	2

Batter	1	2	3	4	5	6	7	8	9
Don Landrum, L (1, 8) OBP: 0.327, SLG: 0.370	4-0 1B G6-3 BB		x 0-0 14 1B 2B		x 0-0 P6		x 0-0 4-3		x 0-0 6-3
Harvey Kuenn, R (1, 7) OBP: 0.337, SLG: 0.220	x 0-0		x 0-0 6-3		x 0-0 6-3		x 0-0 P4		x 0-0 F8
Ted Abernathy, R (8, 1) OBP: 0.154, SLG: 0.083	1-3 G6-3 1B								
Ed Bailey, L (9, PH) OBP: 0.384, SLG: 0.379									
Billy Williams, L (1, 9) OBP: 0.356, SLG: 0.502	x 0-0 G6-3 1-2f 3-H		x 0-0 F7		x 0-0 HR		x 0-0 4-3		x 0-0 4-3
14 Ernie Banks, R (1, 3) OBP: 0.345, SLG: 0.460	x 0-0 5-3		x 0-0 1B 2-H		x 0-0 6-3		x 0-0 5-3		x 0-0 5-3
Ron Santo, R (1, 5) OBP: 0.370, SLG: 0.491		0-3 K	x 0-0 P4		x 0-0 L7		x 0-0 F9		
Chris Krug, R (1, 2) OBP: 0.294, SLG: 0.369		x 0-0 1B 1B		x 0-0 P5		x 0-0 6-3		x 0-0 2B 2B	
Glenn Beckert, R (1, 4) OBP: 0.263, SLG: 0.291		x 0-0 1-2 1B		x 0-0 1-3		x 0-0 1B		x 0-0 6-3 2B	
Don Kessinger, S (1, 6) OBP: 0.256, SLG: 0.225		x 0-0 P6		x 0-0 P6		x 0-0 P4		BB BB BB 4-0 6-3 BB	
Doug Clemens, L (9, PH) OBP: 0.339, SLG: 0.341									
Dick Ellsworth, L (1, 1) OBP: 0.117, SLG: 0.121		0-3 K		x 0-0 F8			0-3 K		0-3 K
Lindy McDaniel, R (6, 1)									
Jimmy Stewart, S (7, PH) OBP: 0.321, SLG: 0.300									

Inning Stats	R: 1	H: 1	E: 0	K: 0	S: 3	LOB: 0	BB: 1	P: 7
	R: 0	H: 2	E: 0	K: 2	S: 9	LOB: 2	BB: 0	P: 9
	R: 1	H: 2	E: 0	K: 0	S: 5	LOB: 1	BB: 0	P: 5
	R: 0	H: 1	E: 0	K: 0	S: 4	LOB: 1	BB: 0	P: 4
	R: 1	H: 1	E: 0	K: 0	S: 4	LOB: 0	BB: 0	P: 4
	R: 0	H: 1	E: 0	K: 0	S: 4	LOB: 1	BB: 0	P: 4
	R: 0	H: 0	E: 0	K: 1	S: 5	LOB: 0	BB: 0	P: 5
	R: 0	H: 0	E: 0	K: 0	S: 3	LOB: 0	BB: 0	P: 3
	R: 1	H: 2	E: 0	K: 1	S: 7	LOB: 2	BB: 1	P: 11

PITCHER	IP	WLS	BF	H	R	ER	SO	BB	IBB	HBP	BLK	WP	HR	S	P	ERA	WHIP
Ted Davidson, L (1, 1) ERA: 2.51	6.0	W	26	8	3	3	2	1	0	0	0	0	1	29	33	4.50	1.500
Billy McCool, L (7, 1) ERA: 4.35	2.0		8	2	1	1	1	0	0	0	0	0	0	10	10	4.50	1.000
Sammy Ellis, R (9, 1) ERA: 3.53	1.0	S	4	0	0	0	1	1	0	0	0	0	0	5	9	0.00	1.000

Batter	1	2	3	4	5	6	7	8	9	10	AB R H RBI BB SO LOB	TOP								
Tommy Harper, R OBP: 0.365, SLG: 0.425 (1, 7) X	0-0 5-3		X 0-0 FC4			0-0 K		0-0 K		X 0-0 1B	5 0 1 0 0 2 2	Cincinnati Reds @ Chicago Cubs Wrigley Field, Chicago, IL Thu Aug 19 1965, 3:33 AM CDT Unknown								
Pete Rose, S OBP: 0.383, SLG: 0.465 (1, 4) X	0-0 4-3			X 0-0 SH1-3 1B		X 0-0 3-1			X 0-0 E3 F9 1B	X 0-0 3-1	5 0 1 0 0 0 1									
Vada Pinson, L OBP: 0.342, SLG: 0.493 (1, 8) X	0-0 PO 1B			X 0-0 SH1-3 1-2			X 0-0 F8		X 0-0 1-2 1B		3 0 2 0 0 0 0									
Frank Robinson, R OBP: 0.378, SLG: 0.534 (1, 9) X	0-0 PO 1-2	X 0-0 G6-3 1B		X 0-0 6-3			X 0-0 3B		X 0-0 F7		4 0 2 0 0 0 3									
Gordy Coleman, L OBP: 0.364, SLG: 0.529 (1, 3)		X 0-0 G6-3 1-2		X 0-0 5-3			X 0-0 G3		X 0-0 F9 2-3		4 0 0 0 0 0 5 0 0 0 0 0 0 0									
Marty Keough, L OBP: 0.200, SLG: 0.111 (10, 3)																				
Deron Johnson, R OBP: 0.332, SLG: 0.519 (1, 5)		X 0-0 4-3			S 0-0 K		X 0-0 L6		X 0-0 5-3		4 0 0 0 0 1 3									
Johnny Edwards, L OBP: 0.346, SLG: 0.465 (1, 2)			X 0-0 4-3		S 0-0 K			X 0-0 P5		X 0-0 G3	4 0 0 0 0 1 0									
Leo Cardenas, R OBP: 0.367, SLG: 0.445 (1, 6)			X 0-0 F8		X 0-0 6-3			X 0-0 5-3		X 0-0 HR	4 1 1 1 0 0 0									
Jim Maloney, L OBP: 0.284, SLG: 0.299 (1, 1)			X 0-0 FC4 1B			S 0-0 K		X 0-0 1B		X 0-0 6-3	4 0 2 0 0 1 0									
Inning Stats	R: 0 E: 0 K: 0 S: 3	H: 1 LOB: 0 BB: 0 P: 3	R: 0 E: 0 K: 0 S: 3	H: 1 LOB: 0 BB: 0 P: 3	R: 0 E: 0 K: 0 S: 4	H: 1 LOB: 1 BB: 0 P: 4	R: 0 E: 0 K: 2 S: 7	H: 0 LOB: 0 BB: 0 P: 7	R: 0 E: 0 K: 2 S: 7	H: 1 LOB: 1 BB: 0 P: 4	R: 0 E: 0 K: 1 S: 6	H: 1 LOB: 1 BB: 0 P: 6	R: 0 E: 1 K: 0 S: 5	H: 1 LOB: 2 BB: 0 P: 5	R: 1 E: 0 K: 0 S: 5	H: 2 LOB: 1 BB: 0 P: 5	1B: 7 2B: 0 3B: 1 HR: 1	SF: 0 SAC: 1 DP: 1 HBP: 0	WP: 0 PB: 0 SB: 0 CS: 0	PA: 39
PITCHER Larry Jackson, R ERA: 3.93 (1, 1)	IP 10.0	WLS L	BF 38	H 9	R 1	ER 1	SO 5	BB 0	IBB 0	HBP 0	BLK 0	WP 0	HR 1	S 48	P 48	ERA 0.90	WHIP 0.900			

AB	37
R	1
H	9
RBI	1
BB	0
SO	5
LOB	14



livebaseballscorecards.com

Batter	1	2	3	4	5	6	7	8	9	AB R H RBI BB SO LOB	TOP																
Tommy Harper, R (1, 7) OBP: 0.361, SLG: 0.421	0-3 K		0-0 P5		0-0 6-3		0-0 6-3		0-0 F9	5 0 0 0 0 1 1																	
Pete Rose, S (1, 4) OBP: 0.383, SLG: 0.464	4-0 BB		0-0 F7			0-0 G3 2B 1B	0-0 F8		0-0 F7	4 1 1 0 1 0 0																	
Vada Pinson, L (1, 8) OBP: 0.341, SLG: 0.489	0-0 F8			0-0 4-3		0-0 G3 1-2	4-0 BB		0-3 K	4 0 0 0 1 1 2																	
Frank Robinson, R (1, 9) OBP: 0.377, SLG: 0.534	0-0 F7			0-0 6-3		0-0 2B 2B	0-3 K			4 1 1 1 0 1 2																	
Gordy Coleman, L (1, 3) OBP: 0.365, SLG: 0.529		0-0 FC5-4 1B		0-0 G3		0-3 K		0-0 4-3 1B		2 0 1 0 0 0 0																	
Tony Perez, R (6, PH) OBP: 0.311, SLG: 0.462										2 0 1 0 0 1 1																	
Deron Johnson, R (1, 5) OBP: 0.333, SLG: 0.520		0-0 FC5-4 1-2			0-0 2B	4-0 2B IBB		0-3 K		3 2 1 0 1 1 2																	
Johnny Edwards, L (1, 2) OBP: 0.348, SLG: 0.473		0-0 P6			0-0 G3 2B	0-0 2B		0-0 4-3		4 0 2 3 0 0 2																	
Leo Cardenas, R (1, 6) OBP: 0.368, SLG: 0.443		0-0 F9			0-0 G3 2-3	4-0 IBB		4-0 IBB		2 0 0 0 2 0 2																	
Joey Jay, S (1, 1) OBP: 0.071, SLG: 0.050			0-3 K		0-0 4-3	0-3 K		0-3 K		4 0 0 0 0 3 5																	
Billy McCool, R (9, 1)										0 0 0 0 0 0 0																	
Inning Stats	R: 0 E: 0 K: 1 S: 5	H: 0 LOB: 1 BB: 1 P: 9	R: 0 E: 0 K: 0 S: 4	H: 1 LOB: 1 BB: 0 P: 4	R: 0 E: 0 K: 1 S: 5	H: 0 LOB: 0 BB: 0 P: 5	R: 0 E: 0 K: 0 S: 3	H: 0 LOB: 0 BB: 0 P: 3	R: 1 E: 0 K: 0 S: 5	H: 2 LOB: 1 BB: 0 P: 5	R: 3 E: 0 K: 2 S: 10	H: 3 LOB: 2 BB: 2 P: 18	R: 0 E: 0 K: 1 S: 5	H: 0 LOB: 1 BB: 1 P: 9	R: 0 E: 0 K: 2 S: 8	H: 1 LOB: 2 BB: 1 P: 12	R: 0 E: 0 K: 1 S: 5	H: 0 LOB: 0 BB: 0 P: 5	1B: 3 2B: 4 3B: 0 HR: 0	SF: 0 SAC: 0 DP: 0 HBP: 0	WP: 0 PA: 39 PB: 0 SB: 0 CS: 0						
PITCHER	IP WLS BF H R ER SO BB IBB HBP BLK WP HR S P ERA WHIP																										
Cal Koonce, R (1, 1) ERA: 4.04	5.1		22	5	3	3	2	1	0	0	0	0	0	25	29	5.06	1.125										
Billy Hoelt, L (6, 1) ERA: 1.57	1.2		9	1	1	1	3	1	2	0	0	0	0	12	24	5.40	1.200										
Lindy McDaniel, R (8, 1) ERA: 2.57	2.0	W	8	1	0	0	3	0	1	0	0	0	0	13	17	0.00	0.500										

Cincinnati Reds @ Chicago Cubs
Wrigley Field, Chicago, IL
Thu Aug 19 1965, 3:38 AM CDT
Att: 11,342 - Unknown

livebaseballscorecards.com

AB	34
R	4
H	7
RBI	4
BB	5
SO	8
LOB	17



Batter	1	2	3	4	5	6	7	8	9	AB R H RBI BB SO LOB
Don Landrum, L (1, 8) OBP: 0.327, SLG: 0.379	0-0 G4-6-3 1B		0-0 F8		0-0 F7			0-0 1B HR	0-0 1-H HR	5 2 3 2 0 0 1
Doug Clemens, L (1, 7) OBP: 0.339, SLG: 0.336	0-0 G4-6-3 1-2f		0-3 K		0-0 F8			0-0 1-3 HR		4 1 1 0 0 1 2
Billy Williams, L (1, 9) OBP: 0.356, SLG: 0.504	0-0 1B		0-0 F8			0-0 P6		0-0 1-H 3-H HR		4 1 2 3 0 0 0
14 Ernie Banks, R (1, 3) OBP: 0.340, SLG: 0.452	0-0 4-3			0-0 F2		0-0 6-3		0-0 P3		4 0 0 0 0 0 1
Ron Santo, R (1, 5) OBP: 0.372, SLG: 0.488		0-0 2B 1B		4-0 G3 S BB		4-0 BB		0-0 P3		2 0 1 0 2 0 0
Ed Bailey, L (1, 2) OBP: 0.383, SLG: 0.377		0-0 1-3 2B		0-0 G3		0-0 1-3 F7		0-0 F8		4 0 1 0 0 0 2
Glenn Beckert, R (1, 4) OBP: 0.263, SLG: 0.288 Jimmy Stewart, S (7, PH) OBP: 0.316, SLG: 0.296		0-0 P6		0-0 P6			0-0 F7		0-0 F8	2 0 0 0 0 0 3 2 0 0 0 0 0 0
Don Kessinger, S (1, 6) OBP: 0.261, SLG: 0.225 George Altman, L (7, PH) OBP: 0.316, SLG: 0.360 Lindy McDaniel, R (8, 1) Harvey Kuenn, R (9, PH) OBP: 0.341, SLG: 0.225 Ellis Burton, S (9, PR) OBP: 0.194, SLG: 0.182		0-0 5-3			0-0 1B		0-0 G3		0-0 S HR 1B	2 0 1 0 0 0 2 1 0 0 0 0 0 0 0 0 0 0 0 0 0 1 0 1 0 0 0 0 0 1 0 0 0 0 0
Cal Koonce, R (1, 1) OBP: 0.180, SLG: 0.111 Billy Hoefft, L (6, 1) OBP: 0.167, SLG: 0.167 Joey Amalfitano, R (7, PH) OBP: 0.369, SLG: 0.373		0-3 K		0-3 K			0-0 6-3		0-3 K	2 0 0 0 0 2 3 0 0 0 0 0 0 0 2 0 0 0 0 1 1

Inning Stats	R: 0 E: 0 K: 0 S: 4	H: 2 LOB: 1 BB: 0 P: 4	R: 0 E: 0 K: 1 S: 7	H: 2 LOB: 2 BB: 0 P: 7	R: 0 E: 0 K: 1 S: 5	H: 0 LOB: 0 BB: 0 P: 5	R: 0 E: 0 K: 0 S: 3	H: 0 LOB: 1 BB: 1 P: 7	R: 0 E: 0 K: 1 S: 6	H: 1 LOB: 1 BB: 0 P: 6	R: 0 E: 0 K: 0 S: 3	H: 0 LOB: 1 BB: 1 P: 7	R: 0 E: 0 K: 0 S: 3	H: 0 LOB: 0 BB: 0 P: 3	R: 3 E: 0 K: 0 S: 6	H: 3 LOB: 0 BB: 0 P: 6	R: 2 E: 0 K: 1 S: 6	H: 2 LOB: 1 BB: 0 P: 6	1B: 7 2B: 1 3B: 0 HR: 2	SF: 0 SAC: 0 DP: 1 HBP: 0	WP: 0 PB: 0 SB: 2 CS: 0	PA: 37
--------------	------------------------------	---------------------------------	------------------------------	---------------------------------	------------------------------	---------------------------------	------------------------------	---------------------------------	------------------------------	---------------------------------	------------------------------	---------------------------------	------------------------------	---------------------------------	------------------------------	---------------------------------	------------------------------	---------------------------------	----------------------------------	------------------------------------	----------------------------------	--------

PITCHER	IP	WLS	BF	H	R	ER	SO	BB	IBB	HBP	BLK	WP	HR	S	P	ERA	WHIP
Joey Jay, R (1, 1) ERA: 3.92	8.2		36	9	4	4	4	2	0	0	0	0	1	42	50	4.15	1.269
Billy McCool, L (9, 1) ERA: 4.48	0.0	L	1	1	1	1	0	0	0	0	0	0	1	1	1	∞	∞

BOTTOM

Cincinnati Reds @ Chicago Cubs
Wrigley Field, Chicago, IL
 Thu Aug 19 1965, 3:38 AM CDT
 Att. 11,342 - Unknown

livebaseballscorecards.com

AB	35
R	5
H	10
RBI	5
BB	2
SO	4
LOB	15



Batter	1	2	3	4	5	6	7	8	9	AB R H RBI BB SO LOB	TOP												
Lee Mays, L (1, 7) OBP: 0.279, SLG: 0.358	0-0 BB BB 1B	0-0 4-3		0-0 1B 1B		0-0 CS 1B			0-0 SH BB FC6-2 1B	5 1 4 0 0 0 0													
Joe Morgan, L (1, 4) OBP: 0.386, SLG: 0.447	4-0 BB BB 1-2 BB	0-0 F8		0-0 1-2 1B		0-0 CS 1-2	0-3 K		4-0 FC6-2 SH 1-2 BB 1B	3 2 1 0 2 1 0													
Jimmy Wynn, R (1, 8) OBP: 0.366, SLG: 0.463	4-0 BB BB 1-2 BB 2-3	4-0		0-3 K			0-0 HR		0-0 SH FC6-2 1-2 BB 2-3 1B	2 3 1 1 2 1 2													
Jim Gentile, L (1, 3) OBP: 0.326, SLG: 0.428 Frank Thomas, R (9, PH) OBP: 0.244, SLG: 0.286	4-0 3-1 BB 1-2 FC6-2 2-3 BB 3-H	0-0 P4		0-0 4-3			0-0 P3		0-0 FC6-2 F9 1B 1-2 BB 2-3 1B 3-H	3 0 0 1 1 0 3 1 1 0 0 0 0 3													
Bob Aspromonte, R (1, 5) OBP: 0.320, SLG: 0.351	4-0 FC6-2 3-1 1-2 BB 2-3 3-H		0-0 5-3		0-0 5-3		0-0 P4		0-0 1B 1-2 BB 2-3 1B 3-H	4 0 1 3 1 0 0													
Rusty Staub, L (1, 9) OBP: 0.342, SLG: 0.369	0-0 3-1		0-0 1B		0-0 P5		0-3 K		0-0 F9 2-3	5 0 1 1 0 1 4													
Ron Brand, R (1, 2) OBP: 0.287, SLG: 0.297	0-0 FC6-2 2-3 BB 3-H		0-0 F9		0-0 L5		0-0 P4		0-0 1B 1-2 BB 3-H	5 0 1 1 0 0 3													
Bob Lillis, R (1, 6) OBP: 0.262, SLG: 0.238	4-0 IBB		0-0 P6		0-0 6-3		0-0 1B		0-0 F7 0-0	4 0 1 0 1 0 3													
Bob Bruce, R (1, 1) OBP: 0.117, SLG: 0.136	0-0 6-3		0-0 F9		0-0 F8		0-0 F8		0-0 F8	4 0 0 0 0 0 4													
Inning Stats	R: 3 E: 0 K: 0 S: 4	H: 1 LOB: 3 BB: 5 P: 24	R: 0 E: 0 K: 0 S: 3	H: 0 LOB: 1 BB: 1 P: 7	R: 0 E: 0 K: 0 S: 4	H: 1 LOB: 1 BB: 0 P: 4	R: 0 E: 0 K: 1 S: 7	H: 2 LOB: 2 BB: 0 P: 7	R: 0 E: 0 K: 0 S: 3	H: 0 LOB: 0 BB: 0 P: 3	R: 0 E: 0 K: 0 S: 3	H: 1 LOB: 0 BB: 0 P: 3	R: 1 E: 0 K: 1 S: 6	H: 1 LOB: 0 BB: 0 P: 6	R: 0 E: 0 K: 1 S: 6	H: 1 LOB: 1 BB: 0 P: 6	R: 3 E: 1 K: 0 S: 7	H: 3 LOB: 2 BB: 1 P: 11	1B: 9 2B: 0 3B: 0 HR: 1	SF: 0 SAC: 1 DP: 0 HBP: 0	WP: 0 PB: 0 SB: 0 CS: 1	PA: 45	
PITCHER	IP WLS BF H R ER SO BB IBB HBP BLK WP HR S P ERA WHIP																						
Bob Buhl, R (1, 1) ERA: 4.21	0.0		5 1 3 3 0 4 0 0 0 0 0 0 1 17 ∞ ∞																				
Bob Humphreys, R (1, 1) ERA: 3.34	7.0		27 5 1 1 2 1 1 0 0 0 0 1 29 37 1.29 0.857																				
Ted Abernathy, R (8, 1) ERA: 2.06	1.0	L	7 2 3 1 1 1 0 0 0 0 0 0 8 12 9.00 3.000																				
Billy Hoelt, L (9, 1) ERA: 1.52	1.0		5 2 0 0 0 0 0 0 0 0 0 0 5 5 0.00 2.000																				

Houston Astros @ Chicago Cubs
Wrigley Field, Chicago, IL
Fri Aug 20 1965, 3:33 AM CDT
Cloudy - 71 F

livebaseballscorecards.com

AB	36
R	7
H	10
RBI	7
BB	7
SO	3
LOB	22



Batter	1	2	3	4	5	6	7	8	9	AB	R	H	RBI	BB	SO	LOB
Don Landrum, L (1, 8) OBP: 0.326, SLG: 0.376	F7		1B			F8	G1		4-3-6-2	5	0	1	1	0	0	2
Glenn Beckert, R (1, 4) OBP: 0.264, SLG: 0.289 Harvey Kuenn, R (7, PH) OBP: 0.339, SLG: 0.224 Ted Abernathy, R (8, 1) OBP: 0.154, SLG: 0.083 Billy Hoef, L (9, 1) OBP: 0.167, SLG: 0.167	4-3		G3-6-3 1B			6-3	E9			3	0	1	0	0	0	0
Billy Williams, L (1, 9) OBP: 0.357, SLG: 0.506			G3-6-3 1B			HR	G3			4	1	2	0	0	0	3
Ron Santo, R (1, 5) OBP: 0.371, SLG: 0.493	F8				F9	HR			5-3	4	1	1	2	0	0	1
14 Ernie Banks, R (1, 3) OBP: 0.341, SLG: 0.454		F6			F8					4	0	2	0	0	0	0
Ed Bailey, L (1, 2) OBP: 0.380, SLG: 0.373					P6	1B				4	0	1	0	0	0	2
Doug Clemens, L (1, 7) OBP: 0.334, SLG: 0.331		P5				4-3				4	0	0	0	0	0	2
Don Kessinger, S (1, 6) OBP: 0.259, SLG: 0.223 Jimmy Stewart, S (7, PH) OBP: 0.322, SLG: 0.303		4-3				1-3	L4		4-3	2	0	0	0	0	0	1
Bob Buhl, R (1, 1) OBP: 0.106, SLG: 0.063 Bob Humphreys, R (1, 1)						F9	1B G1 1B			2	1	2	0	0	0	0
George Altman, L (7, PH) OBP: 0.319, SLG: 0.364 Joey Amalfitano, R (8, 4) OBP: 0.364, SLG: 0.367			L6			4-3	1B G1 E 1B		L6	0	0	0	0	0	0	0
										2	0	0	0	0	0	0
										1	1	1	0	0	0	0
										1	0	0	0	0	0	1


Inning Stats	R: 0	H: 1	E: 0	LOB: 1	K: 0	BB: 0	S: 4	P: 4	R: 0	H: 1	E: 0	LOB: 1	K: 0	BB: 0	S: 4	P: 4	R: 0	H: 2	E: 0	LOB: 1	K: 0	BB: 0	S: 4	P: 4	R: 0	H: 0	E: 0	LOB: 0	K: 0	BB: 0	S: 3	P: 3	R: 0	H: 0	E: 0	LOB: 0	K: 0	BB: 0	S: 3	P: 3	R: 2	H: 3	E: 0	LOB: 1	K: 0	BB: 0	S: 6	P: 6	R: 2	H: 2	E: 1	LOB: 1	K: 0	BB: 0	S: 6	P: 6	R: 0	H: 1	E: 0	LOB: 1	K: 0	BB: 0	S: 4	P: 4	R: 0	H: 1	E: 0	LOB: 0	K: 0	BB: 0	S: 3	P: 3	1B: 8	SF: 0	2B: 3	SAC: 0	3B: 0	DP: 2	HR: 1	HBP: 0	WP: 0	PA: 37
PITCHER Bob Bruce, R (1, 1) ERA: 3.42	IP	WLS	BF	H	R	ER	SO	BB	IBB	HBP	BLK	WP	HR	S	P	ERA	WHIP	IP	WLS	BF	H	R	ER	SO	BB	IBB	HBP	BLK	WP	HR	S	P	ERA	WHIP	IP	WLS	BF	H	R	ER	SO	BB	IBB	HBP	BLK	WP	HR	S	P	ERA	WHIP																															

BOTTOM

Houston Astros @ Chicago Cubs
Wrigley Field, Chicago, IL
Fri Aug 20 1965, 3:33 AM CDT
Cloudy - 71 F

livebaseballscorecards.com

AB	37
R	4
H	11
RBI	3
BB	0
SO	0
LOB	12



Batter	1	2	3	4	5	6	7	8	9	AB R H RBI BB SO LOB
Lee Mays, L (1, 8) OBP: 0.278, SLG: 0.357	0-0 1B		0-0 3-1		0-0 P7			0-0 G3		4 0 1 0 0 0 1
Joe Morgan, L (1, 4) OBP: 0.387, SLG: 0.447	0-0 P4		0-0 1B		0-0 FC3-6			0-0 1B WP		4 0 2 0 0 0 2
Frank Thomas, R (1, 7) (7, 5) OBP: 0.252, SLG: 0.287	0-0 F8		0-0 1B		0-3 K			4-0 1B BB		3 0 1 0 1 1 2
Walt Bond, L (1, 3) OBP: 0.328, SLG: 0.353	0-0 F8		0-0 F8					0-0 L8		4 0 0 0 0 0 5
Bob Aspromonte, R (1, 5) (7, 6) OBP: 0.322, SLG: 0.352		0-0 1B		0-0 F8				0-0 1B		4 0 2 0 0 0 0
Rusty Staub, L (1, 9) OBP: 0.341, SLG: 0.367		0-0 F8		0-0 FC6-4 1B				0-0 P4		4 0 1 0 0 0 1
Dave Adlesh, R (1, 2) OBP: 0.273, SLG: 0.364		0-0 F8		0-3 K				0-0 F8		2 0 0 0 0 0 1 2
Ron Brand, R (7, PH) (7, 2) OBP: 0.285, SLG: 0.295		0-0 F8						0-0 F8		2 0 0 0 0 0 0
Bob Lillis, R (1, 6) OBP: 0.261, SLG: 0.236		0-0 P6		0-0 FC6-4				0-3 K		2 0 0 0 0 0 2
Joe Gaines, R (7, PH) (7, 7) OBP: 0.298, SLG: 0.369				1-2						2 0 0 0 0 1 0
Larry Dierker, R (1, 1) OBP: 0.162, SLG: 0.222			0-3 K		0-0			0-0 G3		2 0 1 0 0 1 0
Jim Gentile, L (7, PH) OBP: 0.325, SLG: 0.426					FC3-6 1B					1 0 0 0 0 0 0
Jim Owens, R (7, 1) OBP: 0.125, SLG: 0.125										0 0 0 0 0 0 0

Houston Astros @ Chicago Cubs
Wrigley Field, Chicago, IL
Fri Aug 20 1965, 3:38 AM CDT
Att. 7,936 - Sunny - 71 F

livebaseballscorecards.com

AB	34
R	0
H	8
RBI	0
BB	1
SO	4
LOB	15



Inning Stats	R: 0	H: 1	E: 0	K: 0	S: 4	P: 4	R: 0	H: 1	E: 0	K: 0	S: 4	P: 4	R: 0	H: 2	E: 0	K: 1	S: 7	P: 7	R: 0	H: 1	E: 0	K: 1	S: 6	P: 6	R: 0	H: 0	E: 0	K: 0	S: 3	P: 3	R: 0	H: 0	E: 0	K: 0	S: 3	P: 3	R: 0	H: 2	E: 0	K: 0	S: 4	P: 8	R: 0	H: 0	E: 0	K: 1	S: 5	P: 5	1B: 8	2B: 0	3B: 0	HR: 0	SF: 0	SAC: 0	DP: 0	HBP: 0	WP: 1	PA: 35
--------------	------	------	------	------	------	------	------	------	------	------	------	------	------	------	------	------	------	------	------	------	------	------	------	------	------	------	------	------	------	------	------	------	------	------	------	------	------	------	------	------	------	------	------	------	------	------	------	------	-------	-------	-------	-------	-------	--------	-------	--------	-------	--------

PITCHER	IP	WLS	BF	H	R	ER	SO	BB	IBB	HBP	BLK	WP	HR	S	P	ERA	WHIP
Bill Faul, R (1, 1) ERA: 2.55	9.0	W	35	8	0	0	4	1	0	0	0	1	0	42	46	0.00	1.000

PITCHER	IP	WLS	BF	H	R	ER	SO	BB	IBB	HBP	BLK	WP	HR	S	P	ERA	WHIP
---------	----	-----	----	---	---	----	----	----	-----	-----	-----	----	----	---	---	-----	------

Batter	1	2	3	4	5	6	7	8	9	AB	R	H	RBI	BB	SO	LOB
Don Landrum, L OBP: 0.325, SLG: 0.374 (1, 8)	0-3 K	0-0 E1 BB		0-0 G3			0-0 FC4-6 1B			4	0	1	0	0	1	1
Glenn Beckert, R OBP: 0.264, SLG: 0.287 (1, 4)	0-0 F9	4-0 2-3 3-H 1-2 BB		0-3 K			0-0 FC4-6 1-2f			3	0	0	0	1	1	1
Billy Williams, L OBP: 0.356, SLG: 0.504 (1, 9)	0-0 BB 1B	0-0 4-3			0-0 6-3		0-0 F7			4	0	1	0	0	0	4
Ron Santo, R OBP: 0.372, SLG: 0.496 (1, 5)	4-0 1-2 BB		0-0 5-3		0-0 5-3		0-0 1B 3B			3	1	1	0	1	0	0
14 Ernie Banks, R OBP: 0.338, SLG: 0.450 (1, 3)	0-3 K		0-0 E3 1B		0-0 F8		0-0 6-3			4	0	0	0	0	1	3
Jimmy Stewart, S OBP: 0.325, SLG: 0.307 Don Kessinger, S OBP: 0.258, SLG: 0.223 (1, 6) (9, 6)		0-3 K	0-0 1-2 1B		0-0 1-3		0-0 1B			4	0	2	1	0	1	0
Doug Clemens, L OBP: 0.333, SLG: 0.328 (1, 7)		4-0 1B E BB	0-3 1-2 1B		0-0 F3		0-0 F9			3	1	0	0	1	1	3
Vic Roznovsky, L OBP: 0.308, SLG: 0.331 (1, 2)		0-0 E S 1-3 1B	0-0 4-3		0-0 6-3		0-0 1-3			4	0	1	0	0	0	3
Bill Faul, R OBP: 0.111, SLG: 0.118 (1, 1)		0-0 F5 1-2		0-0 F9			0-3 K			3	0	0	0	0	1	2

Inning Stats	R: 0	H: 1	E: 0	K: 2	S: 8	LOB: 2	BB: 1	P: 12	R: 1	H: 1	E: 1	K: 1	S: 7	LOB: 3	BB: 2	P: 15	R: 0	H: 1	E: 1	K: 1	S: 7	LOB: 2	BB: 0	P: 7	R: 0	H: 0	E: 0	K: 1	S: 5	LOB: 0	BB: 0	P: 5	R: 0	H: 0	E: 0	K: 0	S: 3	LOB: 0	BB: 0	P: 3	R: 0	H: 0	E: 0	K: 1	S: 3	LOB: 0	BB: 0	P: 3	R: 0	H: 1	E: 0	K: 1	S: 6	LOB: 1	BB: 0	P: 6	R: 1	H: 2	E: 0	K: 0	S: 5	LOB: 1	BB: 0	P: 5
PITCHER	IP	WLS	BF	H	R	ER	SO	BB	IBB	HBP	BLK	WP	HR	S	P	ERA	WHIP																																															
Larry Dierker, R ERA: 3.53 Jim Owens, R ERA: 3.17	(1, 1) (7, 1)	6.0 2.0	L 9	26 3	3 1	0 1	5 1	3 0	0 0	0 0	0 0	0 0	0 0	33 11	45 11	0.00 4.50	1.000 1.500																																															


BOTTOM

Houston Astros @ Chicago Cubs
Wrigley Field, Chicago, IL
Fri Aug 20 1965, 3:38 AM CDT
Att. 7,936 - Sunny - 71 F

livebaseballscorecards.com

AB	32
R	2
H	6
RBI	1
BB	3
SO	6
LOB	17

WP: 0 PA: 35
PB: 0
SB: 1
CS: 0



Batter	1	2	3	4	5	6	7	8	9	AB R H RBI BB SO LOB	TOP																
Joe Morgan, L (1, 4) OBP: 0.389, SLG: 0.445	0-0 2-3		4-0 HR BB		0-3 K		4-0 1B BB	4-0 1-2 2-3 BB		2 1 0 0 3 1 0																	
Jimmy Wynn, R (1, 8) OBP: 0.369, SLG: 0.473	0-0 HR 1B		0-0 1-H HR		0-0 6-3		0-0 1-2 1B	0-0 SF8		4 2 3 3 0 0 0																	
Frank Thomas, R (1, 3) OBP: 0.266, SLG: 0.328	0-0 1-H HR		0-0 2B			4-0 2B SF9 BB	0-0 L7	0-0 P4		4 2 2 2 1 0 4																	
Bob Aspromonte, R (1, 5) OBP: 0.323, SLG: 0.355	0-3 K		0-0 G1-6-3 1B			0-0 SF9 1B 2B	0-0 F7		0-0 F8	5 1 2 0 0 1 2																	
Joe Gaines, R (1, 9) OBP: 0.295, SLG: 0.365 Rusty Staub, L (6, PH) OBP: 0.341, SLG: 0.366	0-0 F9		0-0 G1-6-3 1-2f			0-0 SF9		4-0 SH1-4 1B 2B BB	0-0 G3	2 0 0 0 0 0 2 1 1 0 1 1 0 0																	
Lee Maye, L (1, 7) OBP: 0.280, SLG: 0.357		0-0 F8		0-3 K		0-0 WP 1B		0-0 SH1-4 2B 1B	0-0 6-3	5 1 2 1 0 1 0																	
Ron Brand, R (1, 2) OBP: 0.286, SLG: 0.293		0-0 F8		0-0 5-3		4-0 G5-4-3 BB		0-0 SH1-4		2 0 0 0 1 0 0																	
Bob Lillis, R (1, 6) OBP: 0.261, SLG: 0.239		0-0 5-3		0-0 1-4-3		0-0 G5-4-3		0-0 BB SF8 2B		4 1 1 2 0 0 2																	
Robin Roberts, S (1, 1) OBP: 0.255, SLG: 0.238			0-3 K		0-3 K		0-3 K	4-0 BB BB		3 0 0 0 1 3 0																	
Inning Stats	R: 2 E: 0 K: 1 S: 7	H: 2 LOB: 0 BB: 0 P: 7	R: 0 E: 0 K: 0 S: 3	H: 0 LOB: 0 BB: 0 P: 3	R: 2 E: 0 K: 1 S: 7	H: 3 LOB: 1 BB: 1 P: 11	R: 0 E: 0 K: 1 S: 5	H: 0 LOB: 0 BB: 0 P: 5	R: 0 E: 0 K: 2 S: 7	H: 0 LOB: 0 BB: 0 P: 7	R: 2 E: 0 K: 0 S: 4	H: 2 LOB: 1 BB: 2 P: 12	R: 0 E: 0 K: 1 S: 6	H: 1 LOB: 2 BB: 1 P: 10	R: 3 E: 0 K: 0 S: 5	H: 2 LOB: 2 BB: 3 P: 17	R: 0 E: 0 K: 0 S: 3	H: 0 LOB: 0 BB: 0 P: 3	1B: 5 2B: 3 3B: 0 HR: 2	SF: 2 SAC: 1 DP: 2 HBP: 0	WP: 1 PB: 0 SB: 0 CS: 0	PA: 42					
PITCHER	IP	WLS	BF	H	R	ER	SO	BB	IBB	HBP	BLK	WP	HR	S	P	ERA	WHIP										
Dick Ellsworth, L (1, 1) ERA: 3.74	5.0	L	20	5	4	4	5	1	0	0	0	0	2	29	33	7.20	1.200										
Bob Buhl, R (6, 1) ERA: 4.27	2.0		11	3	2	2	1	3	0	0	0	1	0	10	22	9.00	3.000										
Ernie Broglio, R (8, 1) ERA: 6.66	2.0		11	2	3	3	0	3	0	0	0	0	0	8	20	13.50	2.500										

Houston Astros @ Chicago Cubs
Wrigley Field, Chicago, IL
Sat Aug 21 1965, 3:33 AM CDT
Att: 6,362 - Cloudy - 73 F

livebaseballscores.com

AB	32
R	9
H	10
RBI	9
BB	7
SO	6
LOB	10



BOTTOM

Houston Astros @ Chicago Cubs
Wrigley Field, Chicago, IL
Sat Aug 21 1965, 3:33 AM CDT
Att. 6,362 - Cloudy - 73 F

livebaseballscorecards.com

AB 33
R 2
H 9
RBI 2
BB 3
SO 3
LOB 13



WP: 0 PA: 36
PB: 1
SB: 1
CS: 2

AB	R	H	RBI	BB	SO	LOB
4	0	2	1	0	1	0
4	0	1	0	0	0	2
4	0	1	0	0	0	1
2	0	0	0	2	0	0
4	0	0	0	0	0	3
3	1	1	0	1	1	0
4	0	3	0	0	0	1
4	0	0	0	0	0	5
1	0	0	0	0	1	0
1	0	0	0	0	0	0
0	0	0	0	0	0	0
1	1	1	1	0	0	0
0	0	0	0	0	0	0
1	0	0	0	0	0	1

Batter	1	2	3	4	5	6	7	8	9
Don Landrum, L OBP: 0.327, SLG: 0.376 (1, 8)	0-0 CS S 1B		0-0 F9 2		0-3 K 2		0-0 2-H 1B		
Glenn Beckert, R OBP: 0.264, SLG: 0.287 (1, 4)	0-0 F7 1-2		0-0 1B		0-0 6-3 3		0-0 F8 3		
Billy Williams, L OBP: 0.355, SLG: 0.504 (1, 9)	0-0 2-3 2B		0-0 L9 3			0-0 F7 1		0-0 F9 1	
Ron Santo, R OBP: 0.373, SLG: 0.494 (1, 5)	4-0 BB			4-0 14 G6-4-3 BB		0-0 6-3 2		0-0 P4 2	
14 Ernie Banks, R OBP: 0.336, SLG: 0.447 (1, 3)	0-0 F7 3			0-0 G6-4-3 1-2f 2		0-0 5-3 3		0-0 F7 3	
Ed Bailey, L OBP: 0.383, SLG: 0.372 (1, 2)		0-3 K 1		0-0 1B 1B		4-0 G1 PB 2B BB		0-0 4-3 1	
Jimmy Stewart, S OBP: 0.332, SLG: 0.319 (1, 6)		0-0 CS 1B		0-0 1-2 1B		0-0 G1 1-3		0-0 4-3 2B	
Doug Clemens, L OBP: 0.329, SLG: 0.323 (1, 7)		0-0 F5 1-2		0-0 4-3 3		0-0 P6 2		0-0 4-3 2	
Dick Ellsworth, L OBP: 0.115, SLG: 0.119 (5, PH)			0-3 K 1		0-0 F8 1		0-0 3-H 1B 2B		0-0 F7 3
George Altman, L OBP: 0.318, SLG: 0.362 (6, 1)									
Bob Buhl, R OBP: 0.106, SLG: 0.063 (7, PH)									
Ellis Burton, S OBP: 0.216, SLG: 0.235 (8, 1)									
Ernie Broglio, R OBP: 0.337, SLG: 0.222 (9, PH)									

Inning	R	H	E	K	S	H	LOB	BB	P
1	0	2	0	4	8	1	2	1	8
2	0	1	0	1	5	1	0	0	5
3	0	1	0	1	6	1	1	0	6
4	0	2	0	0	8	2	2	1	8
5	0	0	0	1	5	0	0	0	5
6	0	0	0	0	3	0	0	0	3
7	2	2	0	0	9	2	1	1	9
8	0	0	0	0	3	0	0	0	3
9	0	1	0	0	4	1	1	0	4

PITCHER	IP	WLS	BF	H	R	ER	SO	BB	IBB	HBP	BLK	WP	HR	S	P	ERA	WHIP
Roberts, R ERA: 2.86 (1, 1)	9.0	W	36	9	2	2	3	3	0	0	0	0	0	39	51	2.00	1.333

Batter	1	2	3	4	5	6	7	8	9	AB R H RBI BB SO LOB	TOP									
Lee Mays, L (1, 7) OBP: 0.276, SLG: 0.352	0-0 P6	0-0 F9		0-3 K			0-0 4-3		0-0 FC4-6	5 0 0 0 0 1 6										
Joe Morgan, L (1, 4) OBP: 0.387, SLG: 0.443	0-0 FC1-4 1B	0-0 F8		0-0 6-3			0-0 F9		0-0 L6	5 0 1 0 0 0 6										
Jimmy Wynn, R (1, 8) OBP: 0.368, SLG: 0.471	0-0 FC1-4 1B		0-3 K		0-0 F3			0-0 1B		4 0 1 0 0 1 1										
Frank Thomas, R (1, 3) OBP: 0.265, SLG: 0.325	0-0 BB 1B		0-3 K		0-0 6-3			0-3 K		4 0 1 0 0 2 1										
Bob Aspromonte, R (1, 5) OBP: 0.322, SLG: 0.352	4-0 BB		0-3 K		0-0 F7			0-0 F8		3 0 0 0 1 1 1										
Rusty Staub, L (1, 9) OBP: 0.340, SLG: 0.368	0-0 G3			0-0 FC4 1B 2B		0-0 4-3		0-0 F9		4 1 1 0 0 0 4										
Eddie Kasko, R (1, 6) OBP: 0.254, SLG: 0.261		0-0 E 1B		0-0 FC4 SH3-4 1B 2-3		0-0 P5		0-0 FC4-6 1B		4 0 1 0 0 0 1	AB 36									
Ron Brand, R (1, 2) OBP: 0.288, SLG: 0.296		0-0 P6		0-0 SH3-4 1B		0-0 6-3		0-0 FC4-6 1B		4 0 2 1 0 0 1	R 1									
Turk Farrell, R (1, 1) OBP: 0.161, SLG: 0.164		0-0 E1		0-0 SH3-4		0-3 K		0-3 K		2 0 0 0 0 1 1	H 7									
Bob Lillis, R (9, PH) OBP: 0.260, SLG: 0.239		1-2		1-2 2-3						1 0 0 0 0 1 2	RBI 1									
Inning Stats	R: 0 E: 0 K: 0 S: 5	H: 2 LOB: 3 BB: 1 P: 9	R: 0 E: 1 K: 0 S: 5	H: 1 LOB: 2 BB: 0 P: 5	R: 0 E: 0 K: 3 S: 9	H: 0 LOB: 0 BB: 0 P: 9	R: 1 E: 0 K: 1 S: 8	H: 2 LOB: 2 BB: 0 P: 8	R: 0 E: 0 K: 0 S: 3	H: 0 LOB: 0 BB: 0 P: 3	R: 0 E: 0 K: 1 S: 5	H: 0 LOB: 0 BB: 0 P: 5	R: 0 E: 0 K: 1 S: 6	H: 1 LOB: 1 BB: 0 P: 6	R: 0 E: 1 K: 1 S: 7	H: 1 LOB: 2 BB: 0 P: 7	1B: 6 2B: 1 3B: 0 HR: 0	SF: 0 SAC: 1 DP: 0 HBP: 0	WP: 0 PB: 0 SB: 1 CS: 0	PA: 38
PITCHER Billy Hoelt, L (1, 1) ERA: 1.4	IP 9.0 WLS W BF 38 H 7 R 1 ER 1 SO 7 BB 1 IBB 0 HBP 0 BLK 0 WP 0 HR 0 S 51 P 55 ERA 1.00 WHIP 0.889																			

Houston Astros @ Chicago Cubs
Wrigley Field, Chicago, IL
Sun Aug 22 1965, 3:33 AM CDT
Att: 9,106 - Sunny - 73 F

livebaseballscores.com



BOTTOM

Houston Astros @ Chicago Cubs
 Wrigley Field, Chicago, IL
 Sun Aug 22 1965, 3:33 AM CDT
 Att. 9,106 - Sunny - 73 F

livebaseballscorecards.com

AB 34
R 3
H 8
RBI 3
BB 1
SO 3
LOB 16



WP: 0 PA: 35
 PB: 0
 SB: 0
 CS: 0

AB	R	H	RBI	BB	SO	LOB	
4	0	0	0	0	0	3	
4	0	0	0	0	0	3	
4	2	2	1	0	1	1	
4	1	2	2	0	1	1	
4	0	1	0	0	0	1	
4	0	1	0	0	1	2	
3	0	0	0	1	0	1	
4	0	0	0	0	0	3	
3	0	2	0	0	0	1	
1B: 6	SF: 0	2B: 0	SAC: 0	3B: 0	DP: 0	HR: 2	HBP: 0

Batter	1	2	3	4	5	6	7	8	9
Don Landrum, L (1, 8) OBP: 0.323, SLG: 0.371	0-0 F7		0-0 F9		0-0 F5		0-0 P6		
Glenn Beckert, R (1, 4) OBP: 0.262, SLG: 0.284	0-0 4-3		0-0 E5 4-3		0-0 F9		0-0 F2		
Billy Williams, L (1, 9) OBP: 0.356, SLG: 0.510	0-0 HR 1B		0-0 4-3 2-3		0-3 K		0-0 HR		
Ron Santo, R (1, 5) OBP: 0.374, SLG: 0.500	0-0 HR		0-0 F9		0-3 K		0-0 BB 1B		
14 Ernie Banks, R (1, 3) OBP: 0.335, SLG: 0.445	0-0 F8		0-0 P6		0-0 1B		0-0 F8		
Ed Bailey, L (1, 2) OBP: 0.380, SLG: 0.369		0-0 FC6-4 1B	0-0 4-3		0-0 4-3		0-3 K		
Jimmy Stewart, S (1, 7) OBP: 0.331, SLG: 0.315		0-0 FC6-4 1-2f	0-0 4-3		0-0 P6		4-0 BB		
Don Kessinger, S (1, 6) OBP: 0.254, SLG: 0.219		0-0 F9	0-0 G3		0-0 E6 1B		0-0 F8		
Billy Hoelt, L (1, 1) OBP: 0.333, SLG: 0.333		0-0 F7	0-0 1B		0-0 1B		1-2 1B		
Inning Stats	R: 2 H: 2 E: 0 LOB: 0 K: 0 BB: 0 S: 5 P: 5	R: 0 H: 1 E: 0 LOB: 1 K: 0 BB: 0 S: 4 P: 4	R: 0 H: 0 E: 1 LOB: 1 K: 0 BB: 0 S: 4 P: 4	R: 0 H: 0 E: 0 LOB: 0 K: 0 BB: 0 S: 3 P: 3	R: 0 H: 1 E: 0 LOB: 1 K: 0 BB: 0 S: 4 P: 4	R: 0 H: 1 E: 0 LOB: 1 K: 2 BB: 0 S: 8 P: 8	R: 0 H: 1 E: 1 LOB: 2 K: 0 BB: 0 S: 5 P: 5	R: 1 H: 2 E: 0 LOB: 2 K: 1 BB: 1 S: 7 P: 11	

PITCHER	IP	WLS	BF	H	R	ER	SO	BB	IBB	HBP	BLK	WP	HR	S	P	ERA	WHIP
Turk Farrell, R (1, 1) ERA: 3.05	8.0	L	35	8	3	3	3	1	0	0	0	0	2	40	44	3.38	1.125

Batter	1	2	3	4	5	6	7	8	9	AB R H RBI BB SO LOB	TOP	
Don Landrum, L (1, 8) <small>OBP: 0.322, SLG: 0.373</small> Bob Humphreys, R (7, 1) Ed Bailey, L (8, 3) <small>OBP: 0.378, SLG: 0.366</small>	0-3 		0-0 		0-0 		0-0 		0-0 	4 0 1 0 0 1 1 0 0 0 0 0 0 0 1 0 0 0 0 0 0	Chicago Cubs @ St. Louis Cardinals Sportsman's Park, St. Louis, MO Mon Aug 23 1965, 8:05 PM EDT Att: 13,301 - Cloudy livebaseballscorecards.com	
Glenn Beckert, R (1, 4) <small>OBP: 0.263, SLG: 0.285</small> Joey Amalfitano, R (8, PH) <small>OBP: 0.358, SLG: 0.361</small>	0-0 		0-0 		0-0 		0-0 		2 1 1 0 0 0 0 1 0 0 0 0 0 0			
Billy Williams, L (1, 9) <small>OBP: 0.357, SLG: 0.510</small>	0-0 		0-0 		0-0 		0-0 		4 0 2 0 0 0 2			
Ron Santo, R (1, 5) <small>OBP: 0.377, SLG: 0.501</small>	0-0 		0-0 		0-0 		4-0 		3 0 2 1 1 0 1			
14 Ernie Banks, R (1, 3) <small>OBP: 0.333, SLG: 0.442</small> Cal Koonce, R (8, 1) <small>OBP: 0.180, SLG: 0.111</small>	0-0 			0-0 		0-0 		0-0 		4 0 0 0 0 0 5 0 0 0 0 0 0 0		
Harvey Kuenn, R (1, 7) <small>OBP: 0.341, SLG: 0.243</small>		0-0 		0-0 		0-0 		0-0 		4 0 2 0 0 0 4		
Chris Krug, R (1, 2) <small>OBP: 0.300, SLG: 0.392</small>		0-0 		4-0 		0-3 		0-0 		3 1 1 1 1 1 3		
Don Kessinger, S (1, 6) <small>OBP: 0.252, SLG: 0.217</small> Jimmy Stewart, S (7, PH) <small>OBP: 0.328, SLG: 0.312</small>		0-0 		0-0 		0-0 		0-0 		2 0 0 0 0 0 3 2 0 0 0 0 0 0		
Larry Jackson, R (1, 1) <small>OBP: 0.176, SLG: 0.229</small> Lindy McDaniel, R (5, 1) Ellis Burton, S (7, PH) <small>OBP: 0.205, SLG: 0.222</small>	0-3 			0-0 		0-0 		0-0 		2 0 1 0 0 1 1 0 0 0 0 0 0 0 2 0 0 0 0 0 0		
Inning Stats	R: 1 H: 2 E: 0 LOB: 1 K: 1 BB: 0 S: 7 P: 7	R: 0 H: 1 E: 0 LOB: 1 K: 1 BB: 0 S: 6 P: 6	R: 0 H: 1 E: 0 LOB: 1 K: 0 BB: 1 S: 4 P: 4	R: 0 H: 1 E: 0 LOB: 1 K: 0 BB: 1 S: 3 P: 7	R: 0 H: 1 E: 0 LOB: 0 K: 0 BB: 0 S: 3 P: 3	R: 0 H: 2 E: 0 LOB: 2 K: 1 BB: 0 S: 7 P: 7	R: 0 H: 0 E: 0 LOB: 0 K: 0 BB: 0 S: 3 P: 3	R: 0 H: 1 E: 0 LOB: 2 K: 0 BB: 1 S: 4 P: 8	R: 1 H: 1 E: 0 LOB: 0 K: 0 BB: 0 S: 4 P: 4	1B: 6 SF: 0 2B: 4 SAC: 1 3B: 0 DP: 2 HR: 1 HBP: 0	WP: 0 PA: 37 PB: 1 SB: 0 CS: 0	
PITCHER Curt Simmons, L (1, 1) <small>ERA: 3.55</small>	IP WLS BF H R ER SO BB IBB HBP BLK WP HR S P ERA WHIP 9.0 W 37 10 2 2 3 2 0 0 0 0 0 1 41 49 2.00 1.333											PITCHER IP WLS BF H R ER SO BB IBB HBP BLK WP HR S P ERA WHIP



Batter	1	2	3	4	5	6	7	8	9
Lou Brock, L OBP: 0.342, SLG: 0.437 (1, 7)	0-0 1-3			0-0 G3 1B 2B	0-0 F7		0-0 G3 1B 2B	0-0 FC4 SF7	
Dick Groat, R OBP: 0.327, SLG: 0.328 (1, 6)	0-0 F9			0-0 G3 2-3	0-0 2B 1B		0-0 G3 2-3	0-0 SF7 1-H	
Curt Flood, R OBP: 0.354, SLG: 0.410 (1, 8)	0-0 3-1			0-0 3B 1B	0-0 1B 2B 1-H 2-H		0-0 2B 1B 3-H	0-0 F7	
Bill White, L OBP: 0.370, SLG: 0.470 (1, 3)		0-0 G3		0-0 6-3 3B 1-H	0-0 1B 2-H		0-0 4-3 E 2B 1-H		
Ken Boyer, R OBP: 0.329, SLG: 0.387 (1, 5)		0-0 F8		0-0 6-3 3B 3-H	0-3 K		0-0 4-3 2-3		
Tim McCarver, L OBP: 0.327, SLG: 0.430 (1, 2)		0-0 F8		0-0 3B		0-0 F8	4-0 E S IBB		
Phil Gagliano, R OBP: 0.323, SLG: 0.379 (1, 4)			0-0 F4	0-3 K		0-0 6-3	4-0 FC6-4 BB 1-3 3-H		
Dal Maxvill, R OBP: 0.148, SLG: 0.140 (7, 4)									
Mike Shannon, R OBP: 0.293, SLG: 0.372 (1, 9)			0-3 K		0-0 1B 2B 1B	0-0 1B	0-0 FC6-4 1-2f		
Curt Simmons, L OBP: 0.050, SLG: 0.067 (1, 1)			0-0 6-3		0-3 K	0-3 K		0-0 FC4 1B	

Inning Stats	R: 0	H: 0	E: 0	LOB: 0	K: 0	BB: 0	S: 3	P: 3
	0	0	0	0	0	0	3	3

PITCHER	IP	WLS	BF	H	R	ER	SO	BB	IBB	HBP	BLK	WP	HR	S	P	ERA	WHIP
Larry Jackson, R (1, 1) ERA: 4.11	4.2	L	21	7	6	6	3	0	0	0	0	0	0	27	27	11.57	1.500
Lindy McDaniel, R (5, 1) ERA: 2.54	1.1		6	2	0	0	2	0	0	0	0	0	0	10	10	0.00	1.500
Bob Humphreys, R (7, 1) ERA: 3.59	1.0		8	3	3	2	0	1	1	0	0	0	0	6	14	18.00	4.000
Cal Koonce, R (8, 1) ERA: 4.01	1.0		4	1	1	0	0	0	0	0	0	0	0	4	4	0.00	1.000

BOTTOM

Chicago Cubs @ St. Louis Cardinals
Sportsman's Park, St. Louis, MO
Mon Aug 23 1965, 8:05 PM EDT
Att. 13,301 - Cloudy

livebaseballscorecards.com

AB	36
R	10
H	13
RBI	9
BB	2
SO	5
LOB	11



1B: 7	SF: 1	WP: 0	PA: 39
2B: 4	SAC: 0	PB: 0	
3B: 2	DP: 0	SB: 2	
HR: 0	HBP: 0	CS: 0	

PITCHER	IP	WLS	BF	H	R	ER	SO	BB	IBB	HBP	BLK	WP	HR	S	P	ERA	WHIP
Larry Jackson, R (1, 1) ERA: 4.11	4.2	L	21	7	6	6	3	0	0	0	0	0	0	27	27	11.57	1.500
Lindy McDaniel, R (5, 1) ERA: 2.54	1.1		6	2	0	0	2	0	0	0	0	0	0	10	10	0.00	1.500
Bob Humphreys, R (7, 1) ERA: 3.59	1.0		8	3	3	2	0	1	1	0	0	0	0	6	14	18.00	4.000
Cal Koonce, R (8, 1) ERA: 4.01	1.0		4	1	1	0	0	0	0	0	0	0	0	4	4	0.00	1.000

Batter	1	2	3	4	5	6	7	8	9	10	AB R H RBI BB SO LOB	TOP														
Don Landrum, L (1, 8) OBP: 0.322, SLG: 0.372	0-0 CS 1B		0-0 1B FC4-6 1B	0-3 K		0-0 6-3		0-0 2-3		0-0 F8	6 1 2 1 0 1 3															
Harvey Kuenn, R (1, 7) OBP: 0.348, SLG: 0.248	4-0 1-2 BB		0-0 1-3 2-H 1B		0-0 F9	0-0 G3			0-3 K		1 0 1 1 1 0 0 3 0 0 0 0 1 1															
Ellis Burton, S (3, 7) OBP: 0.190, SLG: 0.205																										
Billy Williams, L (1, 9) OBP: 0.358, SLG: 0.512	0-3 K		0-0 FC4-6 1B		0-0 1-3		0-0 1B 3B		0-0 2B SF7 1B		5 2 2 1 0 1 2															
Ron Santo, R (1, 5) OBP: 0.379, SLG: 0.503	0-3 K		0-0 1-2 1B		4-0 BB		0-0 F7		0-0 1-3 2B		4 0 2 0 1 1 2															
14 Ernie Banks, R (1, 3) OBP: 0.332, SLG: 0.438		0-0 F3	0-0 F3		0-0 F9		0-0 5-3		4-0 IBB		4 0 0 0 1 0 4															
Jimmy Stewart, S (1, 6) OBP: 0.329, SLG: 0.316		0-0 F7		0-3 K		0-0 1B FC6-4 1B		0-0 1B	0-0 SF7		4 1 2 2 0 1 0															
Joey Amalfitano, R (1, 4) OBP: 0.361, SLG: 0.364		0-0 5-3		0-0 1B 1B		0-0 1-3 1B FC6-4 1B		0-3 K	0-0 1-3		5 0 2 0 0 1 3															
Vic Roznovsky, L (1, 2) OBP: 0.311, SLG: 0.333			0-3 K		0-0 1-2 1B		0-0 FC6-4 2B 6-3		0-3 K	0-3 K	2 0 1 0 0 1 0 3 1 0 1 0 2 1															
Chris Krug, R (6, PH) OBP: 0.294, SLG: 0.383																										
Bill Faul, R (1, 1) OBP: 0.111, SLG: 0.118			0-0 1B 1B		0-0 F9		0-0 1-3 2B		0-0 4-3	0-0 F8	0 0 0 0 0 0 0 2 1 1 0 0 0 2 1 0 1 0 0 0 0 0 0 0 0 0 0 0 1 0 0 0 0 0 0 1 0 0 0 0 0 0															
Cal Koonce, R (2, 1) OBP: 0.193, SLG: 0.128																										
Glenn Beckert, R (6, PH) OBP: 0.294, SLG: 0.288																										
Lindy McDaniel, R (6, 1)																										
Doug Clemens, L (8, PH) OBP: 0.328, SLG: 0.322																										
Ted Abernathy, R (8, 1) OBP: 0.143, SLG: 0.077																										
Inning Stats	R: 0 E: 0 K: 2 S: 7	H: 1 LOB: 1 BB: 1 P: 11	R: 0 E: 0 K: 0 S: 3	H: 0 LOB: 0 BB: 0 P: 3	R: 2 E: 0 K: 1 S: 9	H: 4 LOB: 2 BB: 0 P: 9	R: 0 E: 0 K: 2 S: 9	H: 2 LOB: 2 BB: 0 P: 9	R: 0 E: 0 K: 0 S: 3	H: 0 LOB: 1 BB: 1 P: 7	R: 2 E: 0 K: 0 S: 6	H: 3 LOB: 1 BB: 0 P: 6	R: 1 E: 0 K: 1 S: 7	H: 2 LOB: 1 BB: 0 P: 7	R: 0 E: 0 K: 1 S: 5	H: 0 LOB: 0 BB: 0 P: 5	R: 1 E: 0 K: 1 S: 7	H: 2 LOB: 2 BB: 1 P: 11	R: 0 E: 0 K: 1 S: 5	H: 0 LOB: 0 BB: 0 P: 5	1B: 11 2B: 2 3B: 1 HR: 0	SF: 1 SAC: 0 DP: 0 HBP: 0	WP: 0 PB: 0 SB: 0 CS: 1	PA: 46		
PITCHER	IP WLS BF H R ER SO BB IBB HBP BLK WP HR S P ERA WHIP																				IP WLS BF H R ER SO BB IBB HBP BLK WP HR S P ERA WHIP					
Ray Sadecki, L (1, 1) ERA: 5.93	5.1																									
Hal Woodeshick, L (6, 1) ERA: 2.59	3.0		12	3	2	2	3	0	0	0	0	0	0	0	0	0	0	0	0	0	0	0	0	0	0	0
Don Dennis, R (9, 1) ERA: 2.95	0.2		4	1	0	0	0	0	1	0	0	0	0	0	0	0	0	0	0	0	0	0	0	0	0	0
Nelson Briles, R (10, 1) ERA: 4.01	1.0	W	3	0	0	0	1	0	0	0	0	0	0	0	0	0	0	0	0	0	0	0	0	0	0	0

Chicago Cubs @ St. Louis Cardinals
Sportsman's Park, St. Louis, MO
Tue Aug 24 1965, 8:05 PM EDT
Att. 8,156 - Cloudy

livebaseballscorecards.com

AB 42
R 6
H 14
RBI 6
BB 3
SO 9
LOB 18



BOTTOM

Chicago Cubs @ St. Louis Cardinals
Sportsman's Park, St. Louis, MO

Tue Aug 24 1965, 8:05 PM EDT
Att. 8,156 - Cloudy

livebaseballscorecards.com

AB	40
R	7
H	16
RBI	7
BB	3
SO	6
LOB	14



WP	1	PA	43
PB	0		
SB	2		
CS	0		

AB	5	R	2	H	3	RBI	3	BB	3	SO	0	LOB	0
----	---	---	---	---	---	-----	---	----	---	----	---	-----	---

5	0	0	0	0	0	0	1						
---	---	---	---	---	---	---	---	--	--	--	--	--	--

5	2	4	1	0	0	0	0						
---	---	---	---	---	---	---	---	--	--	--	--	--	--

4	0	3	1	1	0	1							
---	---	---	---	---	---	---	--	--	--	--	--	--	--

5	0	1	0	0	2	6							
---	---	---	---	---	---	---	--	--	--	--	--	--	--

3	0	1	0	2	0	1							
---	---	---	---	---	---	---	--	--	--	--	--	--	--

4	1	1	0	0	1	4							
---	---	---	---	---	---	---	--	--	--	--	--	--	--

4	1	1	0	0	2	1							
---	---	---	---	---	---	---	--	--	--	--	--	--	--

2	1	1	1	0	0	0							
---	---	---	---	---	---	---	--	--	--	--	--	--	--

1	0	0	0	0	1	0							
---	---	---	---	---	---	---	--	--	--	--	--	--	--

0	0	0	0	0	0	0							
---	---	---	---	---	---	---	--	--	--	--	--	--	--

1	0	0	0	0	0	0							
---	---	---	---	---	---	---	--	--	--	--	--	--	--

0	0	0	0	0	0	0							
---	---	---	---	---	---	---	--	--	--	--	--	--	--

1B:	11	SF:	0
2B:	5	SAC:	0
3B:	0	DP:	3
HR:	1	HBP:	0

WP:	1	PA:	43
PB:	0		
SB:	2		
CS:	0		

Batter	1	2	3	4	5	6	7	8	9	10
Lou Brock, L OBP: 0.344, SLG: 0.445 (1, 7)	0-0 4-3 S 1B	0-0 1-H 3-H HR		0-0 1B		0-0 F7			0-0 1-3	
Dick Groat, R OBP: 0.324, SLG: 0.324 (1, 6)	0-0 4-3 1-3	0-0 4-3			0-0 F8		0-0 1-6-3		0-0 6-3	
Curt Flood, R OBP: 0.358, SLG: 0.418 (1, 8)	0-0 G5-3 1B	0-0 S 1B			0-0 2B 2B		0-0 L9			0-0 WP 1B 2B
Bill White, L OBP: 0.374, SLG: 0.475 (1, 3)	0-0 1-2 1B	0-0 3-1			0-0 2B 2B		0-0 1B			4-0 1B WP IBB
Ken Boyer, R OBP: 0.327, SLG: 0.385 (1, 5)	0-0 G5-3 2-3f		0-0 G6-3 1B		0-3 K		0-3 K			0-0 F5
Tim McCarver, L OBP: 0.330, SLG: 0.429 (1, 2)		0-0 4-3	0-0 F7		4-0 FC6-4 IBB			0-0 K2-4-3-2 1B		4-0 1B 1-2 2-3 IBB
Mike Shannon, R OBP: 0.292, SLG: 0.369 (1, 9)		0-0 2B 1B 1B	0-0 G6-3		0-0 FC6-4		0-3 K		0-0 1B	0-0 1-2 2-3 3-H 1B
Tito Francona, L OBP: 0.323, SLG: 0.405 (10, PH)			0-0 1-2f		0-0 1-2f		0-3 K			
Julian Javier, R OBP: 0.261, SLG: 0.346 (1, 4)		0-0 1B HR 2B		0-0 F8		0-3 K		0-3 K2-4-3-2 1-1		
Ray Sadecki, L OBP: 0.179, SLG: 0.256 (1, 1)		0-0 2-3 3-H 1B		0-0 4-3		0-3 K			0-0 4-3	
Hal Woodeshick, R OBP: 0.154, SLG: 0.083 (6, 1)										
Don Dennis, R OBP: 0.500, SLG: 0.500 (9, 1)										
Bob Skinner, L OBP: 0.348, SLG: 0.480 (9, PH)										
Nelson Briles, R OBP: 0.348, SLG: 0.480 (10, 1)										

Inning Stats	R: 1	H: 3	E: 0	K: 0	S: 5	R: 4	H: 5	E: 0	K: 0	S: 8	R: 0	H: 1	E: 0	K: 0	S: 3	R: 0	H: 1	E: 0	K: 0	S: 3	R: 0	H: 2	E: 0	K: 1	S: 7	R: 0	H: 0	E: 0	K: 2	S: 7	R: 0	H: 1	E: 0	K: 1	S: 6	R: 0	H: 1	E: 0	K: 2	S: 7	R: 0	H: 0	E: 0	K: 0	S: 3	R: 1	H: 2	E: 0	K: 0	S: 3	1B: 11	SF: 0	WP: 1	PA: 43
--------------	------	------	------	------	------	------	------	------	------	------	------	------	------	------	------	------	------	------	------	------	------	------	------	------	------	------	------	------	------	------	------	------	------	------	------	------	------	------	------	------	------	------	------	------	------	------	------	------	------	------	--------	-------	-------	--------

PITCHER	IP	WLS	BF	H	R	ER	SO	BB	IBB	HBP	BLK	WP	HR	S	P	ERA	WHIP
Bill Faul, R ERA: 3.31 (1, 1)	1.1			7	5	5	0	0	0	0	0	0	1	10	10	33.75	5.250
Cal Koonce, R ERA: 3.98 (2, 1)	3.2		15	5	1	1	1	0	1	0	0	0	0	16	20	2.46	1.364
Lindy McDaniel, R ERA: 2.49 (6, 1)	2.0		7	1	0	0	3	0	0	0	0	0	0	13	13	0.00	0.500
Ted Abernathy, R ERA: 2.1 (8, 1)	2.1	L	11	3	1	1	2	0	2	0	0	1	0	13	21	3.86	1.286

Batter	1	2	3	4	5	6	7	8	9	AB R H RBI BB SO LOB	TOP
Don Landrum, L (1, 8) OBP: 0.323, SLG: 0.375	0-0 4-3		0-0 1B		0-0 F5	0-0 1B 2B		0-0 G4-3		5 1 2 0 0 0 1	
Joey Amalfitano, R (1, 4) OBP: 0.377, SLG: 0.371	0-0 5-3		0-3 K		4-0 1B 1B BB	0-0 S 1B		0-0 G3-6-3 1B		4 0 2 2 1 1 1	
Billy Williams, L (1, 9) OBP: 0.358, SLG: 0.511	0-0 E1 1B		0-0 4-3		0-0 1B 1B	0-0 1-3		0-0 G3-6-3		5 0 2 0 0 0 3	
Ron Santo, R (1, 5) OBP: 0.379, SLG: 0.501	0-3 K			4-0 14 1B 2B BB	0-0 1-2 2-3 1B		0-0 F7	0-0 F8		4 1 1 0 1 1 1	
14 Ernie Banks, R (1, 3) OBP: 0.333, SLG: 0.444		0-0 E6 1B		0-0 2B 4-3 1B	0-3 K		0-0 HR			4 2 2 1 0 1 3	
Ed Bailey, L (1, 2) OBP: 0.375, SLG: 0.370		0-3 K		0-0 4-3 3B 2B	0-3 K		0-0 4-3			4 1 1 1 0 2 4	
Jimmy Stewart, S (1, 7) OBP: 0.328, SLG: 0.314		0-0 G6-4-3 1B		0-0 4-3		0-3 K	0-0 4-3			4 0 1 1 0 1 1	
Don Kessinger, S (1, 6) OBP: 0.256, SLG: 0.231		0-0 G6-4-3		0-0 3B		0-0 FC1-6 1B		0-0 G3		4 0 2 1 0 0 2	
Dick Ellsworth, L (1, 1) OBP: 0.123, SLG: 0.127			0-3 K		0-0 G3		0-0 FC1-6 2B 1B		0-0 G4-3 1B	4 1 1 0 0 1 1	
Ted Abernathy, R (9, 1) OBP: 0.143, SLG: 0.077										0 0 0 0 0 0 0	
Inning Stats	R: 0 H: 1 E: 1 LOB: 1 K: 1 BB: 0 S: 6 P: 6	R: 0 H: 1 E: 1 LOB: 1 K: 1 BB: 0 S: 6 P: 6	R: 0 H: 1 E: 0 LOB: 1 K: 2 BB: 0 S: 8 P: 8	R: 3 H: 3 E: 0 LOB: 0 K: 0 BB: 1 S: 5 P: 9	R: 0 H: 2 E: 0 LOB: 3 K: 2 BB: 1 S: 9 P: 13	R: 2 H: 3 E: 0 LOB: 1 K: 1 BB: 0 S: 8 P: 8	R: 1 H: 1 E: 0 LOB: 0 K: 0 BB: 0 S: 4 P: 4	R: 0 H: 1 E: 0 LOB: 0 K: 0 BB: 0 S: 3 P: 3	R: 0 H: 1 E: 0 LOB: 0 K: 0 BB: 0 S: 3 P: 3	1B: 10 SF: 0 2B: 2 SAC: 0 3B: 1 DP: 3 HR: 1 HBP: 0	WP: 0 PA: 40 PB: 0 SB: 1 CS: 0
PITCHER	IP WLS BF H R ER SO BB IBB HBP BLK WP HR S P ERA WHIP										
Bob Gibson, R (1, 1) ERA: 3.14	7.0 L 34 12 6 6 7 2 0 0 0 0 0 1 46 54 7.71 2.000										
Steve Carlton, L (8, 1) ERA: 3.0	2.0 6 2 0 0 0 0 0 0 0 0 0 0 6 6 0.00 1.000										

Chicago Cubs @ St. Louis Cardinals
 Sportsman's Park, St. Louis, MO
 Wed Aug 25 1965, 8:05 PM EDT
 Att: 11,879 - Unknown

livebaseballscorecards.com

AB	38
R	6
H	14
RBI	6
BB	2
SO	7
LOB	17



Batter	1	2	3	4	5	6	7	8	9	AB R H RBI BB SO LOB
Lou Brock, L (1, 7) OBP: 0.348, SLG: 0.457	0-0 4-3 FC1-2 2B		0-0 1-2 2-3 1B		0-0 4-3		0-0 HR		0-0 1-2 BB 1B	5 1 4 1 0 0 0
Dick Groat, R (1, 6) OBP: 0.322, SLG: 0.324	0-0 4-3 2-3		0-0 3-H SF8 1B		0-0 E5 WP		0-0 4-3		0-0 1-2 2-H BB 1B	4 0 1 2 0 0 1
Curt Flood, R (1, 8) OBP: 0.357, SLG: 0.415	0-0 FC1-2 3-H		0-0 1-2 2-3 1-3		0-0 F7 1-2		0-0 4-3		4-0 BB BB BB BB FC4-6 BB	4 0 0 0 1 0 4
Ken Boyer, R (1, 5) OBP: 0.324, SLG: 0.381	0-3 K		0-0 F7		0-0 F8			0-0 F8	0-0 FC4-6 1-2	5 0 0 0 0 1 6
Bill White, L (1, 3) OBP: 0.375, SLG: 0.476		4-0 BB BB BB BB		0-0 E1		0-0 2B		0-0 L4		3 0 1 0 1 0 0
Mike Shannon, R (1, 9) OBP: 0.291, SLG: 0.363		0-0 G4-6-3 1-2		0-0 F5		4-0 BB		0-0 L7		3 0 0 0 1 0 2
Bob Uecker, R (1, 2) OBP: 0.341, SLG: 0.310		0-0 F9		0-3 K		0-3 K			0-0 5-3	4 0 0 0 0 2 3
Julian Javier, R (1, 4) OBP: 0.261, SLG: 0.344			0-0 1B SF8 1B		0-0 5-3		0-0 F9		0-3 K2-3	4 1 1 0 0 1 3
Bob Gibson, R (1, 1) OBP: 0.241, SLG: 0.350			0-0 1-3 1B		0-0 4-3		0-3 K		4-0 BB BB BB BB 1B BB	2 0 1 0 0 0 0
Ted Savage, R (7, PH) OBP: 0.172, SLG: 0.226										1 0 0 0 0 1 0
Steve Carlton, L (8, 1)										0 0 0 0 0 0 0
Phil Gagliano, R (9, PH) OBP: 0.325, SLG: 0.379										0 1 0 0 1 0 0

Inning Stats	R: 0	H: 1	E: 0	K: 1	S: 6	LOB: 1	BB: 0	P: 6	R: 0	H: 0	E: 0	K: 0	S: 2	LOB: 0	BB: 1	P: 6	R: 1	H: 3	E: 0	K: 0	S: 6	LOB: 2	BB: 0	P: 6	R: 0	H: 0	E: 1	K: 1	S: 6	LOB: 1	BB: 0	P: 6	R: 0	H: 0	E: 0	K: 0	S: 4	LOB: 1	BB: 0	P: 4	R: 0	H: 1	E: 0	K: 1	S: 6	LOB: 2	BB: 1	P: 10	R: 1	H: 1	E: 0	K: 1	S: 6	LOB: 0	BB: 0	P: 6	R: 0	H: 0	E: 0	K: 0	S: 3	LOB: 0	BB: 0	P: 3	R: 1	H: 2	E: 0	K: 1	S: 7	LOB: 3	BB: 2	P: 15	1B: 5	SF: 1	2B: 2	SAC: 0	3B: 0	DP: 1	HR: 1	HBP: 0
--------------	------	------	------	------	------	--------	-------	------	------	------	------	------	------	--------	-------	------	------	------	------	------	------	--------	-------	------	------	------	------	------	------	--------	-------	------	------	------	------	------	------	--------	-------	------	------	------	------	------	------	--------	-------	-------	------	------	------	------	------	--------	-------	------	------	------	------	------	------	--------	-------	------	------	------	------	------	------	--------	-------	-------	-------	-------	-------	--------	-------	-------	-------	--------

PITCHER	IP	WLS	BF	H	R	ER	SO	BB	IBB	HBP	BLK	WP	HR	S	P	ERA	WHIP
Dick Ellsworth, L (1, 1) ERA: 3.71	8.2	W	38	8	3	3	5	3	0	0	0	1	1	45	57	3.12	1.269
Ted Abernathy, R (9, 1) ERA: 2.09	0.1	S	2	0	0	0	0	1	0	0	0	0	0	1	5	0.00	3.000

BOTTOM

Chicago Cubs @ St. Louis Cardinals
 Sportsman's Park, St. Louis, MO
 Wed Aug 25 1965, 8:05 PM EDT
 Att. 11,879 - Unknown

livebaseballscorecards.com

AB	35
R	3
H	8
RBI	3
BB	4
SO	5
LOB	19



Batter	1	2	3	4	5	6	7	8	9	AB R H RBI BB SO LOB	TOP										
Don Landrum, L (1, 8) OBP: 0.324, SLG: 0.374	0-0 4-3		0-0 1B 1B		0-0 4-3	4-0 IBB		0-0 F8		4 1 1 0 1 0 1											
Joey Amalfitano, R (1, 4) OBP: 0.366, SLG: 0.360	0-0 F8		0-0 E 1B 1B		0-0 5-3	0-3 K		0-0 F9	5 0 1 0 0 1 3												
Billy Williams, L (1, 9) OBP: 0.357, SLG: 0.508	0-0 1B		0-0 F5		0-0 F7		0-0 4-3	0-0 G3	5 0 1 0 0 0 3												
Ron Santo, R (1, 5) OBP: 0.381, SLG: 0.508	0-0 F4		0-0 E7 14 FC4-6 1B		0-0 HR	0-0 14 1B	0-0 HR	0-3 K	5 1 3 3 0 1 1												
14 Ernie Banks, R (1, 3) OBP: 0.334, SLG: 0.451		0-0 L4	0-0 FC4-6		0-0 HR	0-0 G3-6-1 1B	0-0 HR		4 1 2 1 0 0 2												
Ed Bailey, L (1, 2) OBP: 0.378, SLG: 0.369		0-0 F3		0-0 1B	0-0 1B	0-0 G3-6-1	0-0 G3-6-1		3 0 1 0 1 0 2												
Jimmy Stewart, S (1, 7) OBP: 0.327, SLG: 0.313		0-0 4-3		0-3 K	0-3 K	0-0 3-1 1B	0-0 G3	0-0 G3	4 0 1 0 0 1 1												
Don Kessinger, S (1, 6) OBP: 0.257, SLG: 0.232			0-0 FC5-6 1B	0-0 F9	0-0 F2	0-0 G3	0-0 G3	0-0 G3	3 0 1 0 0 0 3												
George Altman, L (8, PH) OBP: 0.316, SLG: 0.360									1 0 0 0 0 0 0												
Billy Hoelt, L (1, 1) OBP: 0.273, SLG: 0.273			0-0 FC5-6 1B 1B	0-3 K	0-0 3-1	0-0 1B	0-0 1B	0-0 1B	2 1 0 0 0 1 2												
Cal Koonec, R (5, 1) OBP: 0.192, SLG: 0.128									0 0 0 0 0 0 0												
Doug Clemens, L (6, PH) OBP: 0.327, SLG: 0.321									1 0 0 0 0 0 2												
Lindy McDaniel, R (6, 1)									0 0 0 0 0 0 0												
Vic Roznovsky, L (8, PH) OBP: 0.319, SLG: 0.338									1 0 1 0 0 0 0												
Ted Abernathy, R (8, 1) OBP: 0.143, SLG: 0.077									0 0 0 0 0 0 0												
Inning Stats	R: 0 E: 0 K: 0 S: 4	H: 1 LOB: 1 BB: 0 P: 4	R: 0 E: 0 K: 0 S: 3	H: 0 LOB: 0 BB: 0 P: 3	R: 2 E: 1 K: 0 S: 7	H: 4 LOB: 2 BB: 0 P: 7	R: 0 E: 0 K: 2 S: 8	H: 1 LOB: 1 BB: 0 P: 8	R: 0 E: 0 K: 0 S: 3	H: 0 LOB: 0 BB: 0 P: 3	R: 2 E: 0 K: 1 S: 8	H: 3 LOB: 3 BB: 2 P: 16	R: 0 E: 0 K: 0 S: 4	H: 2 LOB: 1 BB: 0 P: 4	R: 0 E: 0 K: 0 S: 4	H: 1 LOB: 1 BB: 0 P: 4	R: 0 E: 0 K: 1 S: 5	H: 0 LOB: 0 BB: 0 P: 5	1B: 10 2B: 0 3B: 0 HR: 2	SF: 0 SAC: 0 DP: 1 HBP: 0	WP: 0 PA: 40 PB: 0 SB: 0 CS: 0
PITCHER	IP WLS BF H R ER SO BB IBB HBP BLK WP HR S P ERA WHIP																				
Bob Purkey, R (1, 1) ERA: 5.79	5.0 W 24 8 4 4 2 1 0 0 0 0 0 2 27 31 7.20 1.800																				
Don Dennis, R (6, 1) ERA: 2.82	2.0 9 3 0 0 1 0 1 0 0 0 0 0 10 14 0.00 1.500																				
Ray Washburn, R (8, 1) ERA: 4.03	2.0 S 7 1 0 0 1 0 0 0 0 0 0 0 9 9 0.00 0.500																				

Chicago Cubs @ St. Louis Cardinals
Sportsman's Park, St. Louis, MO
Thu Aug 26 1965, 8:05 PM EDT
Att: 10,692 - Unknown

livebaseballscorecards.com

AB	38
R	4
H	12
RBI	4
BB	2
SO	4
LOB	20



Batter	1	2	3	4	5	6	7	8	9	AB	R	H	RBI	BB	SO	LOB
Lou Brock, L OBP: 0.349, SLG: 0.457 (1, 7)	0-0 HR 1B		0-0 4-3		0-0 F3			0-0 6-3 1B		4	2	2	0	0	0	0
Dick Groat, R OBP: 0.320, SLG: 0.321 (1, 6)	0-0 F8 1-2		0-0 F7		0-0 F8			0-0 5-3 1-2		4	0	0	0	0	0	2
Ted Savage, R OBP: 0.172, SLG: 0.226 (9, 9)										0	0	0	0	0	0	0
Curt Flood, R OBP: 0.358, SLG: 0.413 (1, 8)	4-0 HR BB		0-0 F9		0-0 6-3			4-0 6-3 1B BB		2	2	0	0	2	0	0
Ken Boyer, R OBP: 0.327, SLG: 0.389 (1, 5)	0-0 HR 1-H 2-H			0-0 HR 1B		4-0 G4-6-3 BB		0-0 6-3 1-2 2-3		3	2	2	3	1	0	2
Bill White, L OBP: 0.374, SLG: 0.473 (1, 3)	0-0 F9			0-3 K		0-0 G4-6-3 1-2f		4-0 1B IBB		3	0	0	0	1	1	2
Mike Shannon, R OBP: 0.287, SLG: 0.358 (1, 9)	0-0 F9			0-0 F8		0-0 6-3		0-0 6-3 1-3 2-H 3-H		3	0	0	0	0	0	1
Bob Skinner, L OBP: 0.353, SLG: 0.484 (8, PH)										1	0	1	2	0	0	0
Dal Maxvill, R OBP: 0.148, SLG: 0.140 (9, 6)										0	0	0	0	0	0	0
Julian Javier, R OBP: 0.260, SLG: 0.360 (1, 4)		0-0 L8		0-0 HR		0-0 G3		0-3 K		4	1	1	2	0	1	2
Tim McCarver, L OBP: 0.331, SLG: 0.431 (1, 2)		0-0 6-3		0-0 2B		0-0 F8		0-0 F8		3	0	1	0	0	0	0
Bob Purkey, R OBP: 0.056, SLG: 0.029 (1, 1)		0-0 F2		0-0 F7				0-0 4-3		2	0	0	0	0	0	1
Don Dennis, R OBP: 0.500, SLG: 0.500 (6, 1)										0	0	0	0	0	0	0
Tito Francona, L OBP: 0.321, SLG: 0.402 (7, PH)										1	0	0	0	0	0	0
Ray Washburn, R OBP: 0.219, SLG: 0.200 (8, 1)										0	0	0	0	0	0	0

Inning Stats	R: 3	H: 2	E: 0	K: 0	S: 5	LOB: 0	BB: 1	P: 9	R: 0	H: 0	E: 0	K: 0	S: 3	LOB: 0	BB: 0	P: 3	R: 0	H: 0	E: 0	K: 0	S: 3	LOB: 0	BB: 0	P: 3	R: 2	H: 3	E: 0	K: 1	S: 8	LOB: 1	BB: 0	P: 8	R: 0	H: 0	E: 0	K: 0	S: 2	LOB: 0	BB: 1	P: 6	R: 0	H: 0	E: 0	K: 0	S: 3	LOB: 0	BB: 0	P: 3	R: 2	H: 2	E: 0	K: 1	S: 7	LOB: 2	BB: 2	P: 15
--------------	------	------	------	------	------	--------	-------	------	------	------	------	------	------	--------	-------	------	------	------	------	------	------	--------	-------	------	------	------	------	------	------	--------	-------	------	------	------	------	------	------	--------	-------	------	------	------	------	------	------	--------	-------	------	------	------	------	------	------	--------	-------	-------


PITCHER	IP	WLS	BF	H	R	ER	SO	BB	IBB	HBP	BLK	WP	HR	S	P	ERA	WHIP
Billy Hoelt, L ERA: 2.32 (1, 1)	4.0	L	18	5	5	5	1	1	0	0	0	0	2	19	23	11.25	1.500
Cal Koonce, R ERA: 3.95 (5, 1)	1.0		3	0	0	0	0	0	0	0	0	0	0	3	3	0.00	0.000
Lindy McDaniel, R ERA: 2.45 (6, 1)	2.0		6	0	0	0	0	1	0	0	0	0	0	5	9	0.00	0.500
Ted Abernathy, R ERA: 2.23 (8, 1)	1.0		7	2	2	2	1	1	1	0	0	0	0	7	15	18.00	3.000

BOTTOM

Chicago Cubs @ St. Louis Cardinals
Sportsman's Park, St. Louis, MO

Thu Aug 26 1965, 8:05 PM EDT
Att. 10,692 - Unknown

AB	30
R	7
H	7
RBI	7
BB	4
SO	2
LOB	10



WP	HR	S	P	ERA	WHIP
0	0	0	0	0	0
0	0	0	0	0	0
0	0	0	0	0	0
0	0	0	0	0	0

Batter	1	2	3	4	5	6	7	8	9	AB R H RBI BB SO LOB	TOP									
Don Landrum, L (1, 8) OBP: 0.324, SLG: 0.371	0-0 4-3		0-3 K		4-0 HBP HR BB		0-0 F7			3 1 0 0 1 1 1										
Joey Amalfitano, R (1, 4) OBP: 0.372, SLG: 0.359	0-0 F3			0-0 CS 1B	1-0 HR HBP			0-0 6-3		3 1 1 1 0 0 0										
Billy Williams, L (1, 9) OBP: 0.356, SLG: 0.512	0-3 K		0-3 K	1-2 HR	0-0 HR			0-0 F8		4 1 1 4 0 2 1										
Ron Santo, R (1, 5) OBP: 0.380, SLG: 0.505		0-0 1-3		1-0 HBP	0-0 P4			0-3 K		3 0 0 0 0 1 0										
14 Ernie Banks, R (1, 3) OBP: 0.332, SLG: 0.447		0-3 K		0-0 F9		0-0 P3			0-0 6-3	4 0 0 0 0 1 1										
Ed Bailey, L (1, 2) OBP: 0.385, SLG: 0.382		0-0 CS 1B			0-0 1B FC3-2 2B		0-0 F9		4-0 G4-6-3 BB	3 0 2 0 1 0 0										
Jimmy Stewart, S (1, 7) OBP: 0.330, SLG: 0.316		0-0 CS	0-0 SH3-4 1B		0-0 BB FC3-2 HBP 1B		0-0 F9		0-0 G4-6-3	4 1 2 0 0 0 1										
Don Kessinger, S (1, 6) OBP: 0.254, SLG: 0.229			0-0 P6		0-0 FC3-2 HBP HR BB			0-0 4-3		3 1 0 0 0 0 3										
Bob Buhl, R (1, 1) OBP: 0.103, SLG: 0.062			0-0 SH3-4		0-3 K					2 0 0 0 0 1 2										
Ted Abernathy, R (8, 1) OBP: 0.143, SLG: 0.077			1-2 K		0-3 K					0 0 0 0 0 0 0										
Inning Stats	R: 0 E: 0 K: 1 S: 5	H: 0 LOB: 0 BB: 0 P: 5	R: 0 E: 0 K: 1 S: 5	H: 1 LOB: 0 BB: 0 P: 5	R: 0 E: 0 K: 1 S: 6	H: 1 LOB: 1 BB: 0 P: 6	R: 5 E: 0 K: 1 S: 8	H: 3 LOB: 0 BB: 1 P: 13	R: 0 E: 0 K: 0 S: 3	H: 0 LOB: 0 BB: 0 P: 3	R: 0 E: 0 K: 0 S: 3	H: 0 LOB: 0 BB: 0 P: 3	R: 0 E: 0 K: 1 S: 5	H: 0 LOB: 0 BB: 0 P: 5	R: 0 E: 0 K: 0 S: 2	H: 0 LOB: 0 BB: 1 P: 6	1B: 4 2B: 2 3B: 0 HR: 1	SF: 0 SAC: 1 DP: 2 HBP: 2	WP: 0 PB: 0 SB: 0 CS: 2	PA: 35
PITCHER	IP WLS BF H R ER SO BB IBB HBP BLK WP HR S P ERA WHIP																			
Ken Johnson, R (1, 1) ERA: 3.45	6.0 L 25 6 5 5 5 1 0 2 0 0 1 32 38 7.50 1.167																			
Hank Fischer, R (7, 1) ERA: 4.15	2.0 6 0 0 0 1 0 0 0 0 0 0 8 8 0.00 0.000																			
Dan Osinski, R (9, 1) ERA: 2.86	1.0 3 0 0 0 0 1 0 0 0 0 0 2 6 0.00 1.000																			

Chicago Cubs @ Milwaukee Braves
Milwaukee County Stadium, Milwaukee, WI

Fri Aug 27 1965, 8:05 PM EDT
Att. 20,723 - Cloudy - 70 F

AB	29
R	5
H	6
RBI	5
BB	2
SO	6
LOB	9



Batter	1	2	3	4	5	6	7	8	9	AB	R	H	RBI	BB	SO	LOB
Mack Jones, L (1, 8) OBP: 0.318, SLG: 0.534	0-0 3-1		0-0 G6-3			0-0 P5		0-0 HR		4	1	1	1	0	0	1
Eddie Mathews, L (1, 5) OBP: 0.355, SLG: 0.499	0-0 P4		0-0 4-3			0-0 1B		0-0 1-3		4	0	1	0	0	0	0
Hank Aaron, R (1, 9) OBP: 0.388, SLG: 0.570	0-0 6-3				0-0 P6			0-0 6-3		4	0	0	0	0	0	1
Jesse Gonder, L (1, 2) OBP: 0.315, SLG: 0.419		0-0 4-3			0-0 G5-4-3 1B			0-0 5-3		4	0	1	0	0	0	0
Joe Torre, R (1, 3) OBP: 0.377, SLG: 0.511		0-3 K			0-0 G5-4-3			0-0 F3		4	0	0	0	0	1	1
Ty Cline, L (1, 7) OBP: 0.259, SLG: 0.260		0-0 1B				0-0 F9		0-3 K		4	0	1	0	0	2	0
Frank Bolling, R (1, 4) OBP: 0.297, SLG: 0.356		0-0 1-3 1B				0-0 G5-4-3 1B		0-0 4-3		3	0	2	0	0	0	0
Woody Woodward, R (1, 6) OBP: 0.207, SLG: 0.222		0-0 L5				0-0 G5-4-3		0-0 HR		1	0	0	0	0	0	2
Miguel de la Hoz, R (5, PH) OBP: 0.319, SLG: 0.352 (6, 6)						0-0 G5-4-3		0-0 1B		2	1	1	0	0	0	1
Ken Johnson, R (1, 1) OBP: 0.134, SLG: 0.164			0-0 G6-3			0-3 K		0-0 HR		1	0	1	0	0	0	0
Billy Cowan, R (6, PH) OBP: 0.201, SLG: 0.305										1	0	0	0	0	1	0
Hank Fischer, R (7, 1) OBP: 0.130, SLG: 0.130										0	0	0	0	0	0	0
Felipe Alou, R (8, PH) OBP: 0.337, SLG: 0.502										1	1	1	2	0	0	0
Dan Osinski, R (9, 1) OBP: 0.250, SLG: 0.250										0	0	0	0	0	0	0

Inning Stats	R: 0	H: 0	E: 0	K: 0	S: 3	H: 2	LOB: 2	BB: 0	P: 7	R: 0	H: 1	E: 0	K: 0	S: 3	H: 1	LOB: 0	BB: 0	P: 3	R: 0	H: 1	E: 0	K: 0	S: 3	H: 1	LOB: 1	BB: 0	P: 6	R: 0	H: 0	E: 0	K: 1	S: 5	H: 3	LOB: 3	BB: 0	P: 6	R: 0	H: 0	E: 0	K: 1	S: 5	H: 0	LOB: 0	BB: 0	P: 5	R: 3	H: 3	E: 0	K: 0	S: 6	H: 0	LOB: 0	BB: 0	P: 5	R: 0	H: 0	E: 0	K: 1	S: 5	H: 0	LOB: 0	BB: 0	P: 5	1B: 7	SF: 0	2B: 0	SAC: 0	3B: 0	DP: 3	HR: 2	HBP: 0	WP: 0	PA: 33
--------------	------	------	------	------	------	------	--------	-------	------	------	------	------	------	------	------	--------	-------	------	------	------	------	------	------	------	--------	-------	------	------	------	------	------	------	------	--------	-------	------	------	------	------	------	------	------	--------	-------	------	------	------	------	------	------	------	--------	-------	------	------	------	------	------	------	------	--------	-------	------	-------	-------	-------	--------	-------	-------	-------	--------	-------	--------

PITCHER	IP	WLS	BF	H	R	ER	SO	BB	IBB	HBP	BLK	WP	HR	S	P	ERA	WHIP
Bob Buhl, R (1, 1) ERA: 4.24	7.1	W	28	9	3	3	3	0	0	0	0	0	2	34	34	3.68	1.227
Ted Abernathy, R (8, 1) ERA: 2.2	1.2	S	5	0	0	0	1	0	0	0	0	0	0	7	7	0.00	0.000

BOTTOM

Chicago Cubs @ Milwaukee Braves
Milwaukee County Stadium, Milwaukee, WI

Fri Aug 27 1965, 8:05 PM EDT
Att. 20,723 - Cloudy - 70 F

livebaseballscorecards.com

AB	33
R	3
H	9
RBI	3
BB	0
SO	4
LOB	6



Batter	1	2	3	4	5	6	7	8	9	AB R H RBI BB SO LOB	TOP										
Don Landrum, L (1, 8) OBP: 0.319, SLG: 0.365	0-3 K		0-0 F9		0-0 4-3		0-0 L9		0-0 B1	5 0 0 0 0 1 2											
Joey Amalfitano, R (1, 4) OBP: 0.396, SLG: 0.354	4-0 HR BB		4-0 BB			4-0 1B FC4-2 BB	0-0 6-3		4-0 1B BB	1 1 0 0 4 0 1											
Billy Williams, L (1, 9) OBP: 0.360, SLG: 0.519	0-0 HR		0-0 F8			0-0 FC4-2 1B		4-0 BB BB	0-0 FC5-4 1B	4 1 3 3 1 0 1											
Ron Santo, R (1, 5) OBP: 0.382, SLG: 0.504	0-0 F8			4-0 G5-4-3 14 1B BB		0-0 FC4-2 1B		4-0 BB	0-0 FC5-4	3 0 1 0 2 0 2											
14 Ernie Banks, R (1, 3) OBP: 0.331, SLG: 0.446	0-0 F9			0-0 G5-4-3 1B		0-3 K		0-0 F8		4 0 1 0 0 1 5											
Harvey Kuenn, R (1, 7) OBP: 0.344, SLG: 0.245		0-0 F7		0-0 G5-4-3		0-0 FC4-2		0-3 K		2 0 0 0 0 0 2											
Jimmy Stewart, S (6, PH) OBP: 0.327, SLG: 0.314				1-2f 2-3		1-2 2-3 3-Hf				2 0 0 0 0 1 5											
Chris Krug, R (1, 2) OBP: 0.286, SLG: 0.371		0-3 K		0-0 6-3		0-3 K		0-0 L8		4 0 0 0 0 2 6											
Don Kessinger, S (1, 6) OBP: 0.250, SLG: 0.226		0-0 L6			0-0 3-1		0-0 6-3		0-3 K	4 0 0 0 0 1 0											
Larry Jackson, R (1, 1) OBP: 0.182, SLG: 0.233			0-0 4-3		0-0 3-1		0-0 1B		0-0 BB 1B	3 0 1 0 0 0 0											
Ted Abernathy, R (8, 1) OBP: 0.200, SLG: 0.143										1 1 1 0 0 0 0											
Inning Stats	R: 2 E: 0 K: 1 S: 6	H: 1 LOB: 0 BB: 1 P: 10	R: 0 E: 0 K: 1 S: 5	H: 0 LOB: 0 BB: 0 P: 5	R: 0 E: 0 K: 0 S: 3	H: 1 LOB: 1 BB: 1 P: 7	R: 0 E: 0 K: 0 S: 3	H: 0 LOB: 0 BB: 0 P: 3	R: 0 E: 0 K: 2 S: 9	H: 2 LOB: 3 BB: 1 P: 13	R: 0 E: 0 K: 0 S: 4	H: 1 LOB: 1 BB: 0 P: 4	R: 0 E: 0 K: 1 S: 5	H: 0 LOB: 2 BB: 2 P: 13	R: 1 E: 0 K: 1 S: 7	H: 2 LOB: 2 BB: 1 P: 11	1B: 6 2B: 0 3B: 0 HR: 1	SF: 0 SAC: 0 DP: 1 HBP: 0	WP: 0 PB: 0 SB: 0 CS: 0	PA: 40	
PITCHER	IP WLS BF H R ER SO BB IBB HBP BLK WP HR S P ERA WHIP																			PITCHER	IP WLS BF H R ER SO BB IBB HBP BLK WP HR S P ERA WHIP
Wade Blasingame, L (1, 1) ERA: 3.49	5.0 L 22 4 2 2 2 4 0 0 0 0 1 22 38 3.60 1.600																				
Bob Sadowski, R (6, 1) ERA: 4.94	2.0 7 1 0 0 2 0 0 0 0 0 0 0 11 11 0.00 0.500																				
Dan Osinski, R (8, 1) ERA: 2.86	0.0 2 0 0 0 0 2 0 0 0 0 0 0 0 8 ∞ ∞																				
Billy O'Dell, L (8, 1) ERA: 2.15	2.0 9 2 1 1 2 1 0 0 0 0 0 0 12 16 4.50 1.500																				

Chicago Cubs @ Milwaukee Braves
Milwaukee County Stadium, Milwaukee, WI

Sat Aug 28 1965, 4:33 AM EDT
Att: 9,241 - Cloudy - 57 F

livebaseballscorecards.com

AB	33
R	3
H	7
RBI	3
BB	7
SO	6
LOB	24



BOTTOM

Chicago Cubs @ Milwaukee Braves
Milwaukee County Stadium, Milwaukee, WI

Sat Aug 28 1965, 4:33 AM EDT
Att. 9,241 - Cloudy - 57 F

AB	29
R	1
H	5
RBI	1
BB	4
SO	5
LOB	13



WP:	0	PA:	35
PB:	0	SB:	0
CS:	0		

AB R H RBI BB SO LOB

4 0 1 0 0 2 0
3 0 0 0 1 0 1
0 0 0 0 0 0 0

3 0 1 0 1 1 1

3 0 0 0 1 0 4

4 1 2 0 0 0 2
0 0 0 0 0 0 0

3 0 0 0 1 0 1

3 0 1 0 0 0 1

2 0 0 0 0 0 1
1 0 0 1 0 0 1

1 0 0 0 0 1 0
1 0 0 0 0 1 0
1 0 0 0 0 0 1
0 0 0 0 0 0 0
0 0 0 0 0 0 0

1B: 5 SF: 1
2B: 0 SAC: 1
3B: 0 DP: 1
HR: 0 HBP: 0

WP HR S P ERA WHIP

Batter	1	2	3	4	5	6	7	8	9
Mack Jones, L OBP: 0.317, SLG: 0.531 (1, 8)	0-0 6-3 ①		0-3 K ②			0-0 BB 1B		0-3 K ①	
Eddie Mathews, L OBP: 0.354, SLG: 0.495 Billy Cowan, R OBP: 0.201, SLG: 0.305 (8, PR) (9, 7)	0-0 F9		0-0 6-3 ③			0-0 F8		4-0 1-3 BB	
Hank Aaron, R OBP: 0.388, SLG: 0.569 (1, 9)	0-0 BB 1B			0-3 K ①		4-0 1-2 BB		0-0 1-3 ②	
Jesse Gonder, L OBP: 0.313, SLG: 0.408 (1, 2)	4-0 FC4-6 1-2 BB			0-0 4-3 ②		0-0 F7		0-0 6-3 ③	
Joe Torre, R OBP: 0.378, SLG: 0.511 Ty Cline, L OBP: 0.259, SLG: 0.260 (9, PR) (1, 3)	0-0 FC4-6 1-2f			0-0 6-3 ③			0-0 SH1-4 BB SF7 1B		0-0 FC6-4 1B
Felipe Alou, R OBP: 0.337, SLG: 0.499 (9, 5)		0-0 6-3 ①			0-0 F7 ①		4-0 1-2 SH1-4 BB		0-0 FC6-4 FC6-4 1-2f
Frank Bolling, R OBP: 0.297, SLG: 0.356 (1, 4)		0-0 G4-6-3 1B			0-0 L3 ②		0-0 SH1-4 ①		0-0 FC6-4 FC4-6 1-2f
Woody Woodward, R OBP: 0.205, SLG: 0.220 Miguel de la Hoz, R OBP: 0.314, SLG: 0.349 (7, PH) (8, 6)		0-0 G4-6-3 1-2f			0-0 6-3 ③		0-0 SF7 ②		0-0 FC4-6 1-2f
Wade Blasingame, L OBP: 0.213, SLG: 0.288 Bob Sadowski, R OBP: 0.130, SLG: 0.091 Gene Oliver, R OBP: 0.336, SLG: 0.491 Dan Osinski, R OBP: 0.250, SLG: 0.250 Billy O'Dell, S OBP: 0.200, SLG: 0.211 (8, 1) (8, 1)			0-3 K ①			0-3 K ①		0-0 P4 ③	

Inning Stats	R: 0	H: 1	E: 0	LOB: 2	K: 0	BB: 1	S: 4	P: 8	R: 0	H: 1	E: 0	LOB: 0	K: 0	BB: 0	S: 3	P: 3	R: 0	H: 0	E: 0	LOB: 0	K: 2	BB: 0	S: 7	P: 7	R: 0	H: 0	E: 0	LOB: 0	K: 1	BB: 0	S: 5	P: 5	R: 0	H: 1	E: 0	LOB: 2	K: 1	BB: 1	S: 6	P: 10	R: 1	H: 1	E: 0	LOB: 1	K: 0	BB: 1	S: 4	P: 8	R: 0	H: 0	E: 0	LOB: 2	K: 1	BB: 1	S: 5	P: 9	R: 0	H: 1	E: 0	LOB: 1	K: 0	BB: 0	S: 4	P: 4	1B: 5	SF: 1	2B: 0	SAC: 1	3B: 0	DP: 1	HR: 0	HBP: 0	WP: 0	PA: 35
--------------	------	------	------	--------	------	-------	------	------	------	------	------	--------	------	-------	------	------	------	------	------	--------	------	-------	------	------	------	------	------	--------	------	-------	------	------	------	------	------	--------	------	-------	------	-------	------	------	------	--------	------	-------	------	------	------	------	------	--------	------	-------	------	------	------	------	------	--------	------	-------	------	------	-------	-------	-------	--------	-------	-------	-------	--------	-------	--------

PITCHER	IP	WLS	BF	H	R	ER	SO	BB	IBB	HBP	BLK	WP	HR	S	P	ERA	WHIP
Larry Jackson, R ERA: 4.0 (1, 1)	7.1	W	29	4	1	1	5	4	0	0	0	0	0	35	51	1.23	1.091
Ted Abernathy, R ERA: 2.17 (8, 1)	1.2	S	6	1	0	0	0	0	0	0	0	0	0	6	6	0.00	0.600

Batter	1	2	3	4	5	6	7	8	9	AB R H RBI BB SO LOB	TOP			
Don Landrum, L (1, 8) OBP: 0.321, SLG: 0.366	0-0 P6		0-0 F2		0-0 F8		0-0 FC5-4 1B		0-0 G4-6-3 1B	5 0 2 0 0 0 0				
Joey Amalfitano, R (1, 4) OBP: 0.375, SLG: 0.333	0-0 1-3		0-0 5-3			0-0 5-3	0-0 FC5-4 1-2f		0-0 G4-6-3 1-2f	5 0 0 0 0 0 2				
Billy Williams, L (1, 9) OBP: 0.363, SLG: 0.525	0-0 F9		0-0 HR			4-0 HR BB		4-0 1B 14 HR BB	4-0 HR BB	2 4 1 1 3 0 0				
Ron Santo, R (1, 5) OBP: 0.387, SLG: 0.520		4-0 14 E BB	0-0 1B			0-0 HR 1-H		0-0 14 HR 1B	0-0 HR 1-H	4 4 4 4 1 0 0				
14 Ernie Banks, R (1, 3) OBP: 0.332, SLG: 0.457		0-0 FC6 E 1-2		0-0 F2		0-0 HR		0-0 HR 1-H	0-0 5-3	5 2 2 4 0 0 1				
Jimmy Stewart, S (1, 7) OBP: 0.322, SLG: 0.309		0-0 E4 BB 1-3 2-H		0-0 F7		0-0 6-3		0-0 4-3		4 0 0 0 0 0 1				
Vic Roznovsky, L (1, 2) OBP: 0.307, SLG: 0.328		0-3 K		0-0 F9		0-0 3-1		0-0 4-1		4 0 0 0 0 1 2				
Don Kessinger, S (1, 6) OBP: 0.254, SLG: 0.227		4-0 G4-6-3 BB 1-2			0-0 6-3		0-0 6-3	0-0 1B		3 0 1 0 1 0 0				
Bill Faul, R (1, 1) OBP: 0.091, SLG: 0.095		0-0 G4-6-3 1-2f			0-0 P3		0-3 K	0-3 K		4 0 0 0 0 2 4				
Inning Stats	R: 0 E: 0 K: 0 S: 3 H: 0 LOB: 0 BB: 0 P: 3	R: 1 E: 2 K: 1 S: 6 H: 0 LOB: 2 BB: 2 P: 14	R: 1 E: 0 K: 0 S: 4 H: 2 LOB: 1 BB: 0 P: 4	R: 0 E: 0 K: 0 S: 3 H: 0 LOB: 0 BB: 0 P: 3	R: 0 E: 0 K: 0 S: 3 H: 0 LOB: 0 BB: 0 P: 3	R: 3 E: 0 K: 0 S: 5 H: 2 LOB: 0 BB: 1 P: 9	R: 0 E: 0 K: 1 S: 6 H: 1 LOB: 1 BB: 0 P: 6	R: 3 E: 0 K: 1 S: 8 H: 3 LOB: 1 BB: 1 P: 12	R: 2 E: 0 K: 0 S: 4 H: 2 LOB: 0 BB: 1 P: 8	1B: 5 2B: 0 3B: 0 HR: 5 SF: 0 SAC: 0 DP: 2 HBP: 0	WP: 0 PB: 0 SB: 0 CS: 0 PA: 41			
PITCHER	IP WLS BF H R ER SO BB IBB HBP BLK WP HR S P ERA WHIP												PITCHER	IP WLS BF H R ER SO BB IBB HBP BLK WP HR S P ERA WHIP
Hank Fischer, R (1, 1) ERA: 4.43	5.1 L 23 4 5 5 1 3 0 0 0 0 0 3 22 34 8.44 1.312													
Phil Niekro, R (6, 1) ERA: 3.83	0.2 2 0 0 0 0 0 0 0 0 0 0 0 2 2 0.00 0.000													
Bob Sadowski, R (7, 1) ERA: 4.88	1.0 4 1 0 0 1 0 0 0 0 0 0 0 6 6 0.00 1.000													
Dan Osinski, R (8, 1) ERA: 3.22	1.0 7 3 3 3 1 1 0 0 0 0 1 8 12 27.00 4.000													
Clay Carroll, R (9, 1) ERA: 4.85	1.0 5 2 2 2 0 1 0 0 0 0 0 1 4 8 18.00 3.000													

Chicago Cubs @ Milwaukee Braves
Milwaukee County Stadium, Milwaukee, WI

Sun Aug 29 1965, 8:05 PM EDT
Att. 13,062 - Cloudy - 70 F

livebaseballscorecards.com

AB	36
R	10
H	10
RBI	9
BB	5
SO	3
LOB	10



Batter	1	2	3	4	5	6	7	8	9	AB	R	H	RBI	BB	SO	LOB
Felipe Alou, R OBP: 0.336, SLG: 0.497 (1, 7) X	0-0 L7 ①		0-0 P4 ③			0-0 P6 ②		0-0 G4-6-3 1B		4	0	1	0	0	0	0
Mack Jones, L OBP: 0.316, SLG: 0.531 (1, 8) X	0-0 4-3			0-3 K ①		0-0 1B 2B		0-0 G4-6-3 ② ③		4	1	1	0	0	1	1
Hank Aaron, R OBP: 0.389, SLG: 0.568 (1, 9) X	0-0 E6 1B			0-3 K ②		0-0 2-H 1B		0-3 K ①		4	0	2	1	0	2	0
Eddie Mathews, L OBP: 0.352, SLG: 0.491 (1, 5) X	0-0 4-3 ③			0-0 3-1 ③		0-0 P5 ③		0-0 F7 ②		4	0	0	0	0	0	2
Joe Torre, R OBP: 0.377, SLG: 0.508 (1, 3) X		0-0 CS 1B			0-0 F7 ①		0-0 L5 ①		0-0 F9 ③		4	0	1	0	0	0
Gene Oliver, R OBP: 0.336, SLG: 0.487 (1, 2)		0-3 K ① ②			0-0 P6 ②		4-0 G5-3 1B BB			2	0	0	0	1	1	1
Frank Bolling, R OBP: 0.300, SLG: 0.365 (1, 4) X		0-0 F9 ③			0-0 HR		0-0 1-2 1B			3	1	2	1	0	0	0
Woody Woodward, R OBP: 0.203, SLG: 0.218 (1, 6)			0-0 L7 ①		0-0 F7 ③		0-0 G5-3 ② ③			2	0	0	0	0	0	0
Jesse Gonder, L OBP: 0.311, SLG: 0.405 (7, PH)										1	0	0	0	0	0	2
Dan Osinski, R OBP: 0.250, SLG: 0.250 (8, 1)										0	0	0	0	0	0	0
Clay Carroll, R (9, 1)										0	0	0	0	0	0	0
Hank Fischer, R OBP: 0.125, SLG: 0.125 (1, 1)			0-3 K ②							1	0	0	0	0	1	0
Phil Niekro, R OBP: 0.167, SLG: 0.167 (6, 1)										0	0	0	0	0	0	0
Don Dillard, L OBP: 0.154, SLG: 0.385 (6, PH)										1	0	0	0	0	0	0
Bob Sadowski, R OBP: 0.130, SLG: 0.091 (7, 1)										0	0	0	0	0	0	0
Miguel de la Hoz, R OBP: 0.312, SLG: 0.346 (8, 6)										1	0	0	0	0	0	0

Inning Stats	R: 0	H: 1	R: 0	H: 1	R: 0	H: 0	R: 1	H: 1	R: 0	H: 1	R: 0	H: 1	R: 0	H: 0	R: 0	H: 0	R: 0	H: 0	R: 0	H: 0	1B: 5	SF: 0	WP: 0	PA: 32
E: 1	LOB: 1	E: 0	LOB: 0	E: 0	LOB: 0	E: 0	LOB: 0	E: 0	LOB: 1	E: 0	LOB: 1	E: 0	LOB: 0	E: 0	LOB: 0	E: 0	LOB: 0	E: 0	LOB: 0	E: 0	LOB: 0	2B: 2	SAC: 0	PB: 0
K: 0	BB: 0	K: 1	BB: 0	K: 2	BB: 0	K: 0	BB: 0	K: 0	BB: 0	K: 0	BB: 1	K: 0	BB: 0	K: 1	BB: 0	K: 1	BB: 0	K: 0	BB: 0	K: 0	BB: 0	3B: 0	DP: 3	SB: 0
S: 4	P: 4	S: 5	P: 5	S: 7	P: 7	S: 4	P: 4	S: 5	P: 5	S: 3	P: 7	S: 3	P: 3	S: 5	P: 5	S: 5	P: 5	S: 5	P: 5	S: 5	P: 5	HR: 1	HBP: 0	CS: 1

PITCHER	IP	WLS	BF	H	R	ER	SO	BB	IBB	HBP	BLK	WP	HR	S	P	ERA	WHIP
Bill Faul, R ERA: 3.13 (1, 1)	9.0	W	32	7	2	2	5	1	0	0	0	0	1	41	45	2.00	0.889

Chicago Cubs @ Milwaukee Braves
Milwaukee County Stadium, Milwaukee, WI

Sun Aug 29 1965, 8:05 PM EDT
 Att: 13,062 - Cloudy - 70 F

AB	31
R	2
H	7
RBI	2
BB	1
SO	5
LOB	6



livebaseballscores.com

Batter	1	2	3	4	5	6	7	8	9	AB R H RBI BB SO LOB	TOP											
Lou Brock, L (1, 7) OBP: 0.349, SLG: 0.454	0-3 K		0-0 F6		0-3 K			0-0 1B	4-0 IBB	4 1 1 0 1 2 0												
Curt Flood, R (1, 8) OBP: 0.362, SLG: 0.415	0-3 K		0-0 4-3			0-0 5-3		0-0 1B	0-0 4-3	5 0 1 1 0 1 2												
Dick Groat, R (1, 6) OBP: 0.320, SLG: 0.318	0-0 4-1			0-0 6-3		4-0 2B		0-0 5-3		3 0 0 0 1 0 1												
Ken Boyer, R (1, 5) OBP: 0.332, SLG: 0.395		0-0 6-3		0-0 1B		0-0 2B		4-0 BB		3 0 2 0 1 0 0												
Bill White, L (1, 3) OBP: 0.369, SLG: 0.472		0-0 HR		0-0 F5		0-3 K		0-3 K		4 1 1 1 0 2 5												
Julian Javier, R (1, 4) OBP: 0.257, SLG: 0.343		0-3 K		0-0 5-3		0-0 6-3		0-3 K		4 0 0 0 0 2 5												
Tim McCarver, L (1, 2) OBP: 0.323, SLG: 0.416		0-0 WP			0-0 F9		0-0 F8		0-0 6-3	4 0 1 0 0 0 0												
Mike Shannon, R (1, 9) OBP: 0.290, SLG: 0.360		0-0 5-3			0-0 F9		0-0 5-3		0-0 1B	4 0 1 0 0 0 1												
Bob Gibson, R (1, 1) OBP: 0.244, SLG: 0.386			0-0 5-3		0-0 HR		0-3 K		0-0 SH1-3-4	3 1 1 1 0 1 0												
Inning Stats	R: 0 E: 0 K: 2 S: 7	H: 0 LOB: 0 BB: 0 P: 7	R: 1 E: 0 K: 1 S: 7	H: 2 LOB: 1 BB: 0 P: 7	R: 0 E: 0 K: 0 S: 3	H: 0 LOB: 0 BB: 0 P: 3	R: 0 E: 0 K: 0 S: 4	H: 1 LOB: 1 BB: 0 P: 4	R: 1 E: 0 K: 1 S: 6	H: 1 LOB: 0 BB: 0 P: 6	R: 0 E: 0 K: 1 S: 6	H: 1 LOB: 2 BB: 1 P: 10	R: 0 E: 0 K: 1 S: 5	H: 0 LOB: 0 BB: 0 P: 5	R: 1 E: 0 K: 2 S: 9	H: 2 LOB: 2 BB: 1 P: 13	R: 0 E: 0 K: 0 S: 4	H: 1 LOB: 2 BB: 1 P: 8	1B: 5 2B: 1 3B: 0 HR: 2	SF: 0 SAC: 1 DP: 0 HBP: 0	WP: 2 PB: 0 SB: 1 CS: 0	PA: 38
PITCHER	IP WLS BF H R ER SO BB IBB HBP BLK WP HR S P ERA WHIP																					
Dick Ellsworth, L (1, 1) ERA: 3.69	6.0 L 24 5 2 2 5 1 0 0 0 1 2 33 37 3.00 1.000																					
Lindy McDaniel, R (7, 1) ERA: 2.5	1.1 7 2 1 1 1 1 0 0 0 0 0 8 12 6.75 2.250																					
Billy Hoelt, L (8, 1) ERA: 2.28	0.2 2 0 0 0 2 0 0 0 0 0 0 6 6 0.00 0.000																					
Bob Humphreys, R (9, 1) ERA: 3.53	1.0 5 1 0 0 0 0 0 1 0 0 0 0 4 8 0.00 1.000																					

St. Louis Cardinals @ Chicago Cubs
Wrigley Field, Chicago, IL
Tue Aug 31 1965, 3:33 AM CDT
Att. 4,036 - Cloudy

livebaseballscorecards.com

AB	34
R	3
H	8
RBI	3
BB	3
SO	8
LOB	14



Batter	1	2	3	4	5	6	7	8	9	AB R H RBI BB SO LOB
Don Landrum, L (1, 8) OBP: 0.320, SLG: 0.364	0-0 G3		0-0 4-3			0-0 1B			0-0 F3	4 0 1 0 0 0 0
Joey Amafifano, R (1, 4) OBP: 0.370, SLG: 0.330	0-0 G3			0-0 F5		0-0 1B			0-0 6-3	4 0 1 0 0 0 0
Billy Williams, L (1, 9) OBP: 0.362, SLG: 0.522	4-0 BB			0-0 F8		0-0 F6			0-0 F4	3 0 0 0 1 0 2
Ron Santo, R (1, 5) OBP: 0.385, SLG: 0.517	0-0 F9			0-0 6-3		0-3 K				3 0 0 0 0 1 1
14 Ernie Banks, R (1, 3) OBP: 0.332, SLG: 0.455		4-0 L4-3 BB			0-0 F9	0-0 5-3				2 0 0 0 1 0 0
Ed Bailey, L (1, 2) OBP: 0.379, SLG: 0.374		0-3 K			0-0 F6	0-3 K				3 0 0 0 0 2 1
Jimmy Stewart, S (1, 7) (7, 6) OBP: 0.319, SLG: 0.305		0-0 L4-3			0-3 K			0-0 F9		3 0 0 0 0 1 1
Don Kessinger, S (1, 6) OBP: 0.253, SLG: 0.226			0-3 K			0-0 F9		0-0 3-1		1 0 0 0 0 1 0
Doug Clemens, L (6, PH) (7, 7) OBP: 0.325, SLG: 0.319										2 0 0 0 0 0 0
Dick Ellsworth, L (1, 1) OBP: 0.121, SLG: 0.125			0-0 F8			0-3 K		0-0 F7		1 0 0 0 0 0 0
George Altman, L (6, PH) OBP: 0.314, SLG: 0.358										1 0 0 0 0 0 1 0
Lindy McDaniel, R (7, 1) OBP: 0.273, SLG: 0.273										0 0 0 0 0 0 0 0
Billy Hoelt, L (8, 1) OBP: 0.273, SLG: 0.273										0 0 0 0 0 0 0 0
Vic Roznovsky, L (8, PH) OBP: 0.326, SLG: 0.326										1 0 0 0 0 0 0 0
Bob Humphreys, R (9, 1)										0 0 0 0 0 0 0 0

Inning Stats	R: 0	H: 0	R: 0	H: 0	R: 0	H: 0	R: 0	H: 0	R: 0	H: 2	R: 0	H: 0	R: 0	H: 0	R: 0	H: 0	R: 0	H: 0	R: 0	H: 0	1B: 2	SF: 0	WP: 0	PA: 30
	E: 0	LOB: 1	E: 0	LOB: 0	E: 0	LOB: 0	E: 0	LOB: 0	E: 0	LOB: 2	E: 0	LOB: 0	E: 0	LOB: 0	E: 0	LOB: 0	E: 0	LOB: 0	E: 0	LOB: 0	2B: 1 <td>SAC: 0 <td>PB: 0 <td></td> </td></td>	SAC: 0 <td>PB: 0 <td></td> </td>	PB: 0 <td></td>	
	K: 0	BB: 1	K: 1	BB: 1	K: 0	BB: 0	K: 1	BB: 0	K: 2	BB: 0	K: 0	BB: 0	K: 0	BB: 0	K: 0	BB: 0	K: 0	BB: 0	K: 0	BB: 0	3B: 0	DP: 1 <td>SB: 0</td> <td></td>	SB: 0	
	S: 3	P: 7	S: 4	P: 8	S: 5	P: 5	S: 3	P: 3	S: 5	P: 5	S: 7	P: 7	S: 7	P: 7	S: 3	P: 3	S: 3	P: 3	S: 3	P: 3	HR: 0	HBP: 0	CS: 0	

PITCHER	IP	WLS	BF	H	R	ER	SO	BB	IBB	HBP	BLK	WP	HR	S	P	ERA	WHIP	PITCHER	IP	WLS	BF	H	R	ER	SO	BB	IBB	HBP	BLK	WP	HR	S	P	ERA	WHIP	
Bob Gibson, R (1, 1) ERA: 3.02	9.0	W	30	2	0	0	6	2	0	0	0	0	0	40	48	0.00	0.444																			

BOTTOM

St. Louis Cardinals @ Chicago Cubs
Wrigley Field, Chicago, IL
Tue Aug 31 1965, 3:33 AM CDT
Att. 4,036 - Cloudy

AB	28
R	0
H	2
RBI	0
BB	2
SO	6
LOB	5



WP: 0	PA: 30
PB: 0	
SB: 0	
CS: 0	

livebaseballscores.com

Batter	1	2	3	4	5	6	7	8	9	AB R H RBI BB SO LOB	TOP											
Lou Brock, L OBP: 0.351, SLG: 0.453 (1, 9) (7, 7)	0-0 4-3		0-3 K		0-0 FC6-4 1B		4-0 1B IBB	4-0 1B 2B IBB		3 1 1 0 2 1 0												
Curt Flood, R OBP: 0.363, SLG: 0.415 (1, 8) SS	0-3 K		0-0 6-3		0-0 FC6-4 1-2f		0-0 1-2 3-H 1B	0-0 1-3 2-H 1B		5 0 2 2 0 1 1												
Bob Skinner, L OBP: 0.355, SLG: 0.493 Mike Shannon, R OBP: 0.293, SLG: 0.368 (1, 7) (7, 9)	0-0 F6		0-0 HR		0-0 1-3		0-0 1-3	0-0 1-3 3-H 2B		4 1 1 1 0 0 3 1 0 1 1 0 0 0												
Ken Boyer, R OBP: 0.331, SLG: 0.393 (1, 5)		0-0 E6 1B 2B	0-0 F9			0-0 F2		0-0 BB E 1B 5-3		5 2 1 0 0 0 2												
Bill White, L OBP: 0.371, SLG: 0.475 (1, 3)				0-0 3-1		0-3 K		0-0 E BB SF8 1B	0-0 2B	5 2 3 0 0 1 0												
Tim McCarver, L OBP: 0.326, SLG: 0.418 (1, 2)				4-0 BB BB BB BB		0-0 4-3		4-0 SF8 E BB 1B	0-0 F5	3 1 1 1 2 0 1												
Dick Groat, R OBP: 0.319, SLG: 0.319 (1, 6)				0-0 L8		0-0 4-3		0-0 4-3 1B 2B	0-0 E4 SF8 1B	5 2 1 1 0 0 5												
Julian Javier, R OBP: 0.250, SLG: 0.335 (1, 4)				0-0 6-3		0-0 6-3		0-0 4-3 2B	0-0 SF8 1-2 2-3 3-H	4 0 0 1 0 0 4												
Tracy Stallard, R OBP: 0.085, SLG: 0.086 (1, 1)				0-0 L4		0-0 4-3		0-0 F2	0-0 SF8 3-H	3 0 0 1 0 0 2												
Inning Stats	R: 0 E: 0 K: 1 S: 5	H: 0 LOB: 0 BB: 0 P: 5	R: 2 E: 1 K: 0 S: 6	H: 2 LOB: 1 BB: 0 P: 6	R: 1 E: 0 K: 1 S: 6	H: 1 LOB: 0 BB: 0 P: 6	R: 0 E: 0 K: 0 S: 3	H: 0 LOB: 1 BB: 1 P: 7	R: 0 E: 0 K: 0 S: 4	H: 1 LOB: 1 BB: 0 P: 4	R: 0 E: 0 K: 1 S: 5	H: 0 LOB: 0 BB: 0 P: 5	R: 1 E: 0 K: 0 S: 5	H: 2 LOB: 2 BB: 1 P: 9	R: 5 E: 1 K: 0 S: 8	H: 4 LOB: 2 BB: 2 P: 16	R: 0 E: 0 K: 0 S: 4	H: 1 LOB: 1 BB: 0 P: 4	1B: 6 2B: 4 3B: 0 HR: 1	SF: 2 SAC: 0 DP: 0 HBP: 0	WP: 0 PB: 0 SB: 0 CS: 0	PA: 44
PITCHER	IP WLS BF H R ER SO BB IBB HBP BLK WP HR S P ERA WHIP																					
Larry Jackson, R ERA: 4.01 (1, 1)	6.2 L 29 6 4 3 3 1 1 0 0 0 1 33 41 4.05 1.050																					
Billy Hoelt, L ERA: 2.47 (7, 1)	0.1 4 2 3 1 0 1 0 0 0 0 0 3 7 27.00 9.000																					
Lindy McDaniel, R ERA: 2.48 (8, 1)	1.0 7 2 2 0 0 0 1 0 0 0 0 6 10 0.00 2.000																					
Cal Koonce, R ERA: 3.92 (9, 1)	1.0 4 1 0 0 0 0 0 0 0 0 0 4 4 0.00 1.000																					

St. Louis Cardinals @ Chicago Cubs
Wrigley Field, Chicago, IL
Wed Sep 01 1965, 3:33 AM CDT
Att. 6,397 - Sunny

AB	38
R	9
H	11
RBI	8
BB	4
SO	3
LOB	18



WP: 0	PA: 44
PB: 0	
SB: 0	
CS: 0	

Batter	1	2	3	4	5	6	7	8	9	AB R H RBI BB SO LOB
Don Landrum, L (1, 8) OBP: 0.317, SLG: 0.360	0-3 K		0-3 K			0-0 F5		0-0 F4		4 0 0 0 0 2 0
Joey Amalfitano, R (1, 4) OBP: 0.365, SLG: 0.326	0-0 BB 1B		0-0 F8			0-0 L7			0-0 F7	4 0 1 0 0 0 0
Billy Williams, L (1, 9) OBP: 0.360, SLG: 0.518	0-0 F7		0-0 G3			0-0 F9			0-0 F9	4 0 0 0 0 0 1
Ron Santo, R (1, 5) OBP: 0.384, SLG: 0.514	4-0 1-2 BB			0-0 6-3			0-0 F9		0-3 K	3 0 0 0 1 1 0
14 Ernie Banks, R (1, 3) OBP: 0.332, SLG: 0.454	0-3 K			0-0 6-3			0-0 1B			3 0 1 0 0 1 2
Ed Bailey, L (1, 2) OBP: 0.376, SLG: 0.369		0-0 G3		0-0 F5		0-3 K				2 0 0 0 0 0 0
Chris Krug, R (5, 2) OBP: 0.284, SLG: 0.368										1 0 0 0 0 1 1
Jimmy Stewart, S (1, 7) OBP: 0.316, SLG: 0.301		0-0 L8			0-0 F5		0-0 4-3			3 0 0 0 0 0 1
Don Kessinger, S (1, 6) OBP: 0.255, SLG: 0.232		0-0			0-0 5-3			0-0 3-4-1		2 0 1 0 0 0 0
Doug Clemens, L (8, PH) OBP: 0.324, SLG: 0.318		2B								1 0 0 0 0 0 0
Larry Jackson, R (1, 1) OBP: 0.177, SLG: 0.227		0-3 K			0-3 K			0-3 K		2 0 0 0 0 2 1
Billy Hoelt, L (7, 1) OBP: 0.273, SLG: 0.273										0 0 0 0 0 0 0
Lindy McDaniel, R (8, 1)										0 0 0 0 0 0 0
George Altman, L (8, PH) OBP: 0.313, SLG: 0.356										1 0 0 0 0 1 0
Cal Koonce, R (9, 1) OBP: 0.192, SLG: 0.128										0 0 0 0 0 0 0

Inning Stats	R: 0	H: 1	R: 0	H: 1	R: 0	H: 0	R: 0	H: 0	R: 0	H: 0	R: 0	H: 1	R: 0	H: 0	R: 0	H: 0	R: 0	H: 0	R: 0	H: 0	1B: 2	SF: 0	WP: 0	PA: 31
E: 0	LOB: 2	E: 0	LOB: 1	E: 0	LOB: 0	E: 0	LOB: 0	E: 0	LOB: 0	E: 0	LOB: 0	E: 0	LOB: 1	E: 0	LOB: 0	E: 0	LOB: 0	E: 0	LOB: 0	E: 0	LOB: 0	2B: 1	SAC: 0	PB: 0
K: 2	BB: 1	K: 1	BB: 0	K: 1	BB: 0	K: 0	BB: 0	K: 1	BB: 0	K: 1	BB: 0	K: 1	BB: 0	K: 1	BB: 0	K: 1	BB: 0	K: 1	BB: 0	K: 1	BB: 0	3B: 0	DP: 0	SB: 0
S: 8	P: 12	S: 6	P: 6	S: 5	P: 5	S: 3	P: 3	S: 5	P: 5	S: 3	P: 3	S: 6	P: 6	S: 5	P: 5	S: 5	P: 5	S: 5	P: 5	S: 5	P: 5	HR: 0	HBP: 0	CS: 0


PITCHER	IP	WLS	BF	H	R	ER	SO	BB	IBB	HBP	BLK	WP	HR	S	P	ERA	WHIP	PITCHER	IP	WLS	BF	H	R	ER	SO	BB	IBB	HBP	BLK	WP	HR	S	P	ERA	WHIP		
Tracy Stallard, R (1, 1) ERA: 3.39	9.0	W	31	3	0	0	8	1	0	0	0	0	0	46	50	0.00	0.444																				

BOTTOM

St. Louis Cardinals @ Chicago Cubs
Wrigley Field, Chicago, IL
Wed Sep 01 1965, 3:33 AM CDT
Att: 6,397 - Sunny

livebaseballscorecards.com

AB	30
R	0
H	3
RBI	0
BB	1
SO	8
LOB	6



Batter	1	2	3	4	5	6	7	8	9	AB R H RBI BB SO LOB	TOP		
Lou Brock, L (1, 7) x OBP: 0.350, SLG: 0.457	0-0 4-3 ①			x 0-0 HR		0-3 K ① x	0-0 FC5 ③			4 1 1 1 0 1 3	St. Louis Cardinals @ Chicago Cubs Wrigley Field, Chicago, IL Thu Sep 02 1965, 3:33 AM CDT Att. 5,014 - Sunny		
Curt Flood, R (1, 8) x OBP: 0.360, SLG: 0.411	0-0 F4 ②			x 0-0 6-3 ①		x 0-0 5-3 ②		x 0-0 6-3 ①	4 0 0 0 0 0 0				
Dick Groat, R (1, 6) x OBP: 0.318, SLG: 0.318	0-0 F8 ③			x 0-0 L8 ②		x 0-0 F7 ③		x 0-0 FC6 1B	4 0 1 0 0 0 0				
Ken Boyer, R (1, 5) x OBP: 0.330, SLG: 0.392		x 0-0 F5 ①		x 0-0 5-3 ③		x 0-0 1B 1B		x 0-3 K ②	4 1 1 0 0 1 1				
Bill White, L (1, 3) x OBP: 0.371, SLG: 0.473		x 0-0 F9 ②			x 0-0 E3 E	x 0-0 BB 1B 1B		x 0-0 FC6 ③	4 1 1 0 0 0 1				
Julian Javier, R (1, 4) x OBP: 0.246, SLG: 0.330		x 0-0 F7 ③			x 0-0 6-3 ①	x 0-0 F4 ①		x 0-3 K ①	3 0 0 0 0 0 3				
Tito Francona, L (9, PH) x OBP: 0.319, SLG: 0.400									1 0 0 0 0 1 0				
Tim McCarver, L (1, 2) x OBP: 0.328, SLG: 0.419			x 0-0 G3 ①		x 0-0 E5 1B	x 0-0 FC5 BB 1B		x 0-0 F9 ②	4 0 2 1 0 0 0				
Mike Shannon, R (1, 9) x OBP: 0.289, SLG: 0.363			x 0-0 E6 K2-6		x 0-0 F7 ②	x 0-0 F8 ②		x 0-0 4-3 ③	3 0 0 0 0 0 3				
Bob Skinner, L (9, PH) x OBP: 0.353, SLG: 0.490									1 0 0 0 0 0 0				
Curt Simmons, L (1, 1) x OBP: 0.048, SLG: 0.063			0-3 K2-6 ③		x 0-0 6-3 ③	x 4-0 BB BB			1 0 0 0 0 1 1				
Phil Gagliano, R (5, PH) x OBP: 0.322, SLG: 0.375									1 0 0 0 0 0 1				
Don Dennis, R (5, 1) x OBP: 0.590, SLG: 0.500									0 0 0 0 0 0 0				
Ted Savage, R (7, PH) x OBP: 0.197, SLG: 0.226									0 0 0 0 0 1 0 0				
Nelson Briles, R (7, 1) x OBP: 0.143, SLG: 0.077									0 0 0 0 0 0 0 0				
Hal Woodeshick, R (8, 1) x OBP: 0.143, SLG: 0.077									0 0 0 0 0 0 0 0				
Inning Stats	R: 0 H: 0 E: 0 LOB: 0 K: 0 BB: 0 S: 3 P: 3	R: 0 H: 0 E: 0 LOB: 0 K: 0 BB: 0 S: 3 P: 3	R: 0 H: 0 E: 1 LOB: 1 K: 1 BB: 0 S: 5 P: 5	R: 1 H: 1 E: 0 LOB: 0 K: 0 BB: 0 S: 4 P: 4	R: 1 H: 1 E: 2 LOB: 1 K: 0 BB: 0 S: 5 P: 5	R: 0 H: 0 E: 0 LOB: 0 K: 1 BB: 0 S: 5 P: 5	R: 1 H: 3 E: 0 LOB: 3 K: 0 BB: 1 S: 6 P: 10	R: 0 H: 1 E: 0 LOB: 1 K: 1 BB: 0 S: 6 P: 6	R: 0 H: 0 E: 0 LOB: 0 K: 1 BB: 0 S: 5 P: 5	1B: 5 SF: 0 2B: 1 SAC: 0 3B: 0 DP: 1 HR: 1 HBP: 0	WP: 0 PA: 35 PB: 0 SB: 0 CS: 0		
PITCHER	IP WLS BF H R ER SO BB IBB HBP BLK WP HR S P ERA WHIP											PITCHER	IP WLS BF H R ER SO BB IBB HBP BLK WP HR S P ERA WHIP
Bob Hendley, L (1, 1) ERA: 8.22	7.1 W 30 6 3 2 2 1 0 0 0 0 0 1 33 37 2.46 0.955												
Ted Abernathy, R (8, 1) ERA: 2.14	1.2 S 5 0 0 0 2 0 0 0 0 0 0 0 9 9 0.00 0.000												

livebaseballscorecards.com

AB	34
R	3
H	6
RBI	2
BB	1
SO	4
LOB	13



Batter	1	2	3	4	5	6	7	8	9
Don Landrum, L (1, 8) OBP: 0.315, SLG: 0.357	0-3 K		0-0 3-1	0-0 SF8		4-0 BB		0-0 G3	
Glenn Beckert, R (1, 4) OBP: 0.265, SLG: 0.290	0-0 F9		0-0 2B 1B	0-0 1-2 1B		0-0 1-3		0-0 6-3	
Billy Williams, L (1, 9) OBP: 0.361, SLG: 0.520	0-0 1B		0-0 14 HR 2B	0-0 F9			0-0 3-1		
Ron Santo, R (1, 5) OBP: 0.385, SLG: 0.513	0-0 F9		4-0 14 HR BB		0-0 14 G4-3 1B		0-0 6-3		
14 Ernie Banks, R (1, 3) OBP: 0.334, SLG: 0.460		4-0 FC4-6 BB	0-0 14 HR		0-0 G4-3		4-0 E 1B BB		
Harvey Kuenn, R (1, 7) OBP: 0.342, SLG: 0.245	0-3 K		0-0 4-3		0-0 F4		0-0 E8		
Doug Clemens, L (7, PR) OBP: 0.324, SLG: 0.318							1-3 1B		
Chris Krug, R (1, 2) OBP: 0.283, SLG: 0.360	0-3 K			4-0 1B SF8 BB		0-0 6-3		0-0 5-3	
Don Kessinger, S (1, 6) OBP: 0.262, SLG: 0.238	0-0 FC4-6			0-0 1B 1B		H 1-0 SH2-4 HBP		0-0 G3 SH5-4 1B	
Bob Hendley, R (1, 1)			0-3 K	0-3 K		X 0-0 SH2-4		X 0-0 SH5-4	
Ted Abernathy, R (8, 1) OBP: 0.200, SLG: 0.143									

AB	R	H	RBI	BB	SO	LOB
3	0	0	1	1	1	1
5	1	2	0	0	0	3
4	1	2	1	0	0	2
3	1	1	0	1	0	1
2	1	1	3	2	0	1
4	0	1	0	0	1	1
0	0	0	0	0	0	0
3	1	0	0	1	1	3
3	0	2	0	0	0	1
2	0	0	0	0	2	2
0	0	0	0	0	0	0

BOTTOM

St. Louis Cardinals @ Chicago Cubs
 Wrigley Field, Chicago, IL
 Thu Sep 02 1965, 3:33 AM CDT
 Att: 5,014 - Sunny

livebaseballscorecards.com

AB	29
R	5
H	9
RBI	5
BB	5
SO	5
LOB	15



Inning Stats		R: 0	H: 1	E: 0	K: 1	S: 6	LOB: 1	BB: 0	P: 6									
R: 0 H: 0 E: 0 K: 2 S: 7		R: 4 H: 3 E: 0 K: 1 S: 8		R: 1 H: 2 E: 0 K: 1 S: 7		R: 0 H: 1 E: 0 K: 0 S: 3		R: 0 H: 0 E: 0 K: 0 S: 3		R: 0 H: 1 E: 1 K: 0 S: 4		R: 0 H: 1 E: 0 K: 0 S: 4						
PITCHER		IP	WLS	BF	H	R	ER	SO	BB	IBB	HBP	BLK	WP	HR	S	P	ERA	WHIP
Curt Simmons, L (1, 1)	ERA: 3.97	4.0	L	21	6	5	5	5	3	0	0	0	0	1	28	40	11.25	2.250
Don Dennis, R (5, 1)	ERA: 2.7	2.0		8	1	0	0	0	1	0	1	0	0	0	6	11	0.00	1.000
Nelson Briles, R (7, 1)	ERA: 3.88	1.1		7	2	0	0	0	1	0	0	0	0	0	6	10	0.00	2.250
Hal Woodeshick, L (8, 1)	ERA: 2.45	0.2		2	0	0	0	0	0	0	0	0	0	2	2	0.00	0.000	

WP	HR	S	P	ERA	WHIP
0	0	0	0	0	0
0	0	0	0	0	0
0	0	0	0	0	0
0	0	0	0	0	0

Batter	1	2	3	4	5	6	7	8	9	AB R H RBI BB SO LOB	TOP	
Dick Schofield, S (1, 6) OBP: 0.295, SLG: 0.264	0-0 F6		0-0 F7		4-0 BB		0-0 1B 3B		0-0 4-3	4 1 1 0 1 0 1		
Jim Davenport, R (1, 5) OBP: 0.294, SLG: 0.348	0-3 K		0-0 F4		0-0 F8		0-0 BB 1B		0-0 FC4-6 1B	5 0 2 2 0 1 1		
Willie McCovey, L (1, 3) OBP: 0.386, SLG: 0.543 Bob Schroder, L (9, PR) OBP: 0.300, SLG: 0.222	0-0 F4			0-0 F9		0-0 G3		0-0 BB	0-0 FC4-6	4 0 0 0 1 0 1 0 0 0 0 0 0 0		
Jim Ray Hart, R (1, 7) OBP: 0.344, SLG: 0.467		0-3 K		0-0 1-3		0-0 F2		0-0 G1	0-0 F9	5 0 0 0 0 1 3		
Len Gabrielson, L (1, 9) OBP: 0.367, SLG: 0.432		4-0 BB 1B		0-0 F9		0-0 1B 1B			0-0 G4-6-3 1B	3 0 2 0 1 0 0		
Tom Haller, L (1, 2) OBP: 0.330, SLG: 0.358		0-0 1-2 1B			0-0 F9			0-0 G4-6-3		4 0 2 0 0 0 1		
Hal Lanier, R (1, 4) OBP: 0.264, SLG: 0.285 Jesus Alou, R (8, PH) OBP: 0.327, SLG: 0.424 Tito Fuentes, S (8, PR) OBP: 0.235, SLG: 0.188		0-0 F6		0-0 6-3		0-0 F8		1-0 HBP		3 0 0 0 0 0 4 0 0 0 0 0 0 0 0 0 0 0 0 0 0		
Ken Henderson, S (1, 8) OBP: 0.266, SLG: 0.259 Willie Mays, R (8, PH) OBP: 0.394, SLG: 0.645		0-0 F9			0-0 HR 1B		0-0 5-3		0-0 F9	3 1 1 0 0 0 2 1 0 0 0 0 0 1		
Bobby Bolin, R (1, 1) OBP: 0.184, SLG: 0.243 Masamori Murakami, L (5, 1) OBP: 0.091, SLG: 0.091 Orlando Cepeda, R (7, PH) OBP: 0.291, SLG: 0.200 Dick Estelle, S (7, 1) Bob Priddy, R (8, 1) Jack Hiatt, R (9, PH) OBP: 0.444, SLG: 0.462		0-3 K		0-0 HR		0-0 F3			0-0 4-3 1B 2B	2 1 1 2 0 1 0 0 0 0 0 0 0 0 1 0 1 1 1 0 0 0 0		
Inning Stats	R: 0 H: 0 E: 0 LOB: 0 K: 1 BB: 0 S: 5 P: 5	R: 0 H: 1 E: 0 LOB: 2 K: 1 BB: 1 S: 6 P: 10	R: 0 H: 0 E: 0 LOB: 0 K: 1 BB: 0 S: 5 P: 5	R: 0 H: 0 E: 0 LOB: 0 K: 0 BB: 0 S: 3 P: 3	R: 2 H: 2 E: 0 LOB: 1 K: 0 BB: 1 S: 5 P: 9	R: 0 H: 2 E: 0 LOB: 2 K: 0 BB: 0 S: 5 P: 5	R: 1 H: 2 E: 0 LOB: 2 K: 0 BB: 1 S: 5 P: 9	R: 0 H: 1 E: 0 LOB: 1 K: 0 BB: 0 S: 3 P: 4	R: 1 H: 2 E: 0 LOB: 1 K: 0 BB: 0 S: 5 P: 5	1B: 7 SF: 0 2B: 1 SAC: 0 3B: 1 DP: 1 HR: 1 HBP: 1	WP: 0 PA: 40 PB: 0 SB: 0 CS: 0	
PITCHER	IP WLS BF H R ER SO BB IBB HBP BLK WP HR S P ERA WHIP											
Bill Faul, R (1, 1) ERA: 3.21	6.2 W 29 7 3 3 3 2 0 0 0 0 0 1 33 41 4.05 1.350											
Ted Abernathy, R (7, 1) ERA: 2.17	2.1 S 11 3 1 1 0 1 0 1 0 0 0 0 9 14 3.86 1.714											

San Francisco Giants @ Chicago Cubs
Wrigley Field, Chicago, IL
Fri Sep 03 1965, 3:33 AM CDT
Att. 6,986 - Sunny

livebaseballscorecards.com

AB	36
R	4
H	10
RBI	4
BB	3
SO	3
LOB	14



Batter	1	2	3	4	5	6	7	8	9
Don Landrum, L (1, 8) OBP: 0.314, SLG: 0.356	0-0 G3		0-0 F2		0-0 3B 1B		0-0 4-3		
Glenn Beckert, R (1, 4) OBP: 0.263, SLG: 0.287	0-0 F9		0-0 F5		0-3 K		0-0 6-3		
Billy Williams, L (1, 9) OBP: 0.363, SLG: 0.530	4-0 BB BB			0-0 HR	0-0 3B		0-0 E6		
Ron Santo, R (1, 5) OBP: 0.384, SLG: 0.510	4-0 1-2 BB			0-0 F8	0-0 5-3		0-0 F9		
14 Ernie Banks, R (1, 3) OBP: 0.336, SLG: 0.460	0-0 F8			0-0 F7	4-0 IBB			0-0 1B 1B	
Doug Clemens, L (1, 7) OBP: 0.321, SLG: 0.314		0-0 F8		0-0 F7	0-0 G3		0-3 K		
Vic Roznovsky, L (1, 2) OBP: 0.304, SLG: 0.331		0-0 5-3			0-0 1B 1B 2B	0-3 K	0-0 F6		
Don Kessinger, S (1, 6) OBP: 0.266, SLG: 0.242		0-0 G3			0-0 1B 3B 1B	0-0 6-3	0-0 1-2 1B		
Bill Faul, R (1, 1) OBP: 0.120, SLG: 0.087			0-3 K		4-0 3B 1B BB	0-3 K	0-0 F8		
Ted Abernathy, R (7, 1) OBP: 0.188, SLG: 0.133									

Inning Stats	R: 0	H: 0	E: 0	K: 3	S: 3	R: 0	H: 0	E: 0	K: 0	S: 3	R: 0	H: 0	E: 0	K: 1	S: 5	R: 1	H: 1	E: 0	K: 0	S: 4	R: 4	H: 4	E: 0	K: 1	S: 9	R: 0	H: 0	E: 0	K: 2	S: 7	R: 0	H: 0	E: 1	K: 0	S: 4	R: 0	H: 2	E: 0	K: 1	S: 7
	LOB: 2	BB: 2	P: 11			LOB: 0	BB: 0	P: 3			LOB: 0	BB: 0	P: 4			LOB: 2	BB: 2	P: 17			LOB: 0	BB: 0	P: 7			LOB: 1	BB: 0	P: 4			LOB: 2	BB: 0	P: 7			LOB: 0	BB: 0	P: 0		

PITCHER															PITCHER																												
IP	WLS	BF	H	R	ER	SO	BB	IBB	HBP	BLK	WP	HR	S	P	ERA	WHIP	IP	WLS	BF	H	R	ER	SO	BB	IBB	HBP	BLK	WP	HR	S	P	ERA	WHIP										
Bobby Bolin, R (1, 1) ERA: 2.6	4.0	L	18	3	4	4	1	3	0	0	0	1	17	29	9.00	1.500																											
Masanori Murakami, L (5, 1) ERA: 4.09	2.0		9	2	1	1	3	0	1	0	0	0	0	14	4.50	1.000																											
Dick Estelle, L (7, 1) ERA:	1.2		8	2	0	0	1	0	0	0	0	0	0	10	0.00	1.200																											
Bob Priddy, R (8, 1) ERA:	0.1		1	0	0	0	0	0	0	0	0	0	0	1	0.00	0.000																											


BOTTOM

San Francisco Giants @ Chicago Cubs
 Wrigley Field, Chicago, IL
 Fri Sep 03 1965, 3:33 AM CDT
 Att. 6,986 - Sunny

AB	R	H	RBI	BB	SO	LOB
4	1	1	1	0	0	0
4	0	0	0	0	1	3
3	1	2	4	1	0	0
3	0	0	0	1	0	2
3	0	1	0	1	0	2
4	0	0	0	0	1	3
4	1	1	0	0	1	1
4	1	2	0	0	0	0
2	1	0	0	1	2	0
1	0	0	0	0	0	2

1B: 4	SF: 0	WP: 0	PA: 36
2B: 1	SAC: 0	PB: 0	
3B: 1	DP: 0	SB: 0	
HR: 1	HBP: 0	CS: 0	

livebaseballscorecards.com



Batter	1	2	3	4	5	6	7	8	9	AB R H RBI BB SO LOB	TOP									
Dick Schofield, S OBP: 0.296, SLG: 0.266 (1, 6)	0-0 FC4-6 1B	0-0 F5		0-0 FC6-5 SH1-4 1B		0-0 G3	0-0 4-3			5 0 2 0 0 0 1										
Len Gabrielson, L OBP: 0.369, SLG: 0.430 (1, 7)	0-0 FC4-6 2B 1-2f	0-0 1B 1B		0-0 SH1-4 1-2		4-0 HR BB		0-0 G3		3 2 1 0 1 0 1										
Willie Mays, R OBP: 0.394, SLG: 0.649 (1, 8)	0-0 F5	0-0 G4-6-3 1B		0-0 FC6-5 2-3		0-0 HR 1-H		0-3 K		5 1 2 2 0 1 2										
Willie McCovey, L OBP: 0.386, SLG: 0.543 (1, 3)	0-0 HR 2B 1-H	0-0 G4-6-3 1-2f		0-0 F8 1-2		4-0 FC5-4 BB		0-0 F8		4 1 1 1 1 0 3										
Jim Ray Hart, R OBP: 0.345, SLG: 0.478 (1, 5)	0-0 HR 2-H		0-0 1-3		0-0 6-3	0-0 FC5-4 1-2f		0-0 HR		5 2 2 3 0 0 1										
Tom Haller, L OBP: 0.333, SLG: 0.364 (1, 2)	0-0 2B 1B		0-0 1B 1B		0-0 4-3 2B	0-0 F7		0-0 F9		5 1 3 0 0 0 1										
Hal Lanier, R OBP: 0.263, SLG: 0.286 (1, 4)	0-0 2B 1-H		0-3 K		0-0 4-3 2-3		0-0 F9		0-0 F9	5 0 1 1 0 1 2										
Ken Henderson, S OBP: 0.304, SLG: 0.267 (1, 9)	4-0 IBB		0-0 1B 1-3		4-0 IBB		4-0 BB		0-0 F3	2 0 1 0 3 0 0										
Ron Herbel, R OBP: 0.054, SLG: 0.028 (1, 1)	0-3 K		0-0 4-3		0-0 9-3		0-3 K			4 0 0 0 0 2 7										
Bill Henry, L OBP: 0.200, SLG: 0.200 (8, 1)										0 0 0 0 0 0 0										
Frank Linzy, R OBP: 0.133, SLG: 0.333 (9, 1)										0 0 0 0 0 0 0										
Inning Stats	R: 4 E: 0 K: 1 S: 10	H: 5 LOB: 2 BB: 1 P: 14	R: 0 E: 0 K: 0 S: 4	H: 2 LOB: 1 BB: 0 P: 4	R: 0 E: 0 K: 1 S: 7	H: 2 LOB: 2 BB: 0 P: 7	R: 0 E: 0 K: 0 S: 4	H: 1 LOB: 1 BB: 1 P: 8	R: 2 E: 0 K: 0 S: 4	H: 1 LOB: 2 BB: 1 P: 12	R: 0 E: 0 K: 1 S: 5	H: 0 LOB: 1 BB: 1 P: 9	R: 0 E: 0 K: 1 S: 5	H: 0 LOB: 0 BB: 0 P: 5	R: 1 E: 0 K: 0 S: 4	H: 1 LOB: 0 BB: 0 P: 4	1B: 7 2B: 3 3B: 0 HR: 3	SF: 0 SAC: 1 DP: 1 HBP: 0	WP: 1 PB: 0 SB: 1 CS: 0	PA: 44
PITCHER	IP WLS BF H R ER SO BB IBB HBP BLK WP HR S P ERA WHIP																			
Bob Buhl, R ERA: 4.34 (1, 1)	4.1 L 24 11 4 4 2 0 0 0 0 1 1 27 31 8.31 2.538																			
Ernie Broglio, R ERA: 6.79 (5, 1)	1.2 9 1 2 2 0 2 1 0 0 0 1 6 18 10.80 1.800																			
Bob Humphreys, R ERA: 3.41 (7, 1)	2.0 7 0 0 0 2 1 0 0 0 0 0 10 14 0.00 0.500																			
Ken Holtzman, L ERA: 9.0 (9, 1)	1.0 4 1 1 1 0 0 0 0 0 0 0 1 4 4 9.00 1.000																			

San Francisco Giants @ Chicago Cubs
Wrigley Field, Chicago, IL
Sat Sep 04 1965, 3:33 AM CDT
Att. 7,151 - Cloudy

livebaseballscorecards.com

AB	38
R	7
H	13
RBI	7
BB	5
SO	4
LOB	18



BOTTOM

San Francisco Giants @ Chicago Cubs

Wrigley Field, Chicago, IL

Sat Sep 04 1965, 3:33 AM CDT
Att. 7,151 - Cloudy

livebaseballscores.com

AB	31
R	3
H	6
RBI	3
BB	2
SO	4
LOB	10



WP:	0	PA:	33
PB:	0	SB:	0
CS:	0		

1B:	5	SF:	0
2B:	0	SAC:	0
3B:	0	DP:	2
HR:	1	HBP:	0

AB	R	H	RBI	BB	SO	LOB
3	1	0	0	1	0	0
3	1	1	0	1	0	0
4	1	2	3	0	1	1
4	0	2	0	0	0	1
4	0	1	0	0	0	2
4	0	0	0	0	0	3
3	0	0	0	0	1	2
1	0	0	0	0	0	0
2	0	0	0	0	1	1
1	0	0	0	0	0	0
0	0	0	0	0	0	0
1	0	0	0	0	0	0
0	0	0	0	0	0	0
0	0	0	0	0	0	0

Batter	1	2	3	4	5	6	7	8	9
Don Landrum, L OBP: 0.314, SLG: 0.353 (1, 8)	0-0 3-1		0-0 F7			4-0 HR BB		0-0 F9	
Glenn Beckert, R OBP: 0.265, SLG: 0.288 (1, 4)	0-0 6-3			0-0 4-3		4-0 HR BB		0-0 1B	
Billy Williams, L OBP: 0.364, SLG: 0.535 (1, 9)	0-0 6-3			0-0 G6-4-3 1B		0-0 HR 1-H 2-H		0-3 K	
Ron Santo, R OBP: 0.385, SLG: 0.510 (1, 5)		0-0 14 FC6-4 1B		0-0 G6-4-3 1-2f		0-0 4-3		0-0 14 FC6-4 1B	
14 Ernie Banks, R OBP: 0.335, SLG: 0.458 (1, 3)		0-0 FC6-4 1-2f			0-0 1B	0-0 F7		0-0 FC6-4 G4-6-3 1-2f	
Doug Clemens, L OBP: 0.317, SLG: 0.309 (1, 7)		0-0 FC4-6 1-2f			0-0 F7		0-0 3-1	0-0 G4-6-3 1-2f	
Vic Roznovsky, L OBP: 0.298, SLG: 0.324 (1, 2)		0-0 FC4-6 1-2f			0-0 F7		0-3 K2-3		
Don Kessinger, S OBP: 0.265, SLG: 0.241 Jimmy Stewart, S OBP: 0.313, SLG: 0.299 (5, PH) (6, 6)			0-0 1-3		0-3 K		0-0 F8		
Bob Buhl, R OBP: 0.191, SLG: 0.081 Ernie Broglio, R OBP: 0.186, SLG: 0.200 Ellis Burton, S OBP: 0.186, SLG: 0.200 Bob Humphreys, R OBP: 0.211, SLG: 0.354 George Altman, L OBP: 0.211, SLG: 0.354 Ken Holtzman, R (8, PH) (9, 1)			0-0 F8			0-3 K		0-0 F9	

Pitcher	IP	WLS	BF	H	R	ER	SO	BB	IBB	HBP	BLK	WP	HR	S	P	ERA	WHIP
Ron Herbel, R ERA: 3.91 (1, 1)	7.2	W	29	5	3	3	3	2	0	0	0	0	1	33	41	3.52	0.913
Bill Henry, L ERA: 2.77 (8, 1)	0.1		1	0	0	0	1	0	0	0	0	0	0	3	3	0.00	0.000
Frank Linzy, R ERA: 1.82 (9, 1)	1.0	S	3	1	0	0	0	0	0	0	0	0	0	3	3	0.00	1.000

Inning	R	H	E	K	S	H	LOB	BB	IBB	HBP	BLK	WP	HR	S	P	ERA	WHIP
1	0	0	0	0	3	0	0	0	0	0	0	0	0	3	6		
2	0	1	0	0	4	1	1	0	0	0	0	0	0	4	3		
3	0	0	0	0	3	0	0	0	0	0	0	0	0	3	3		
4	0	1	0	0	3	1	1	0	0	0	0	0	0	3	6		
5	0	1	0	1	6	1	1	0	0	0	0	0	0	6	6		
6	3	1	0	1	6	1	0	2	0	2	14	0	0	14	14		
7	0	0	0	1	5	0	0	0	0	0	5	0	0	5	5		
8	0	1	0	1	6	1	1	0	0	0	6	0	0	6	6		
9	0	1	0	0	3	1	0	0	0	0	3	0	0	3	3		

Batter	1	2	3	4	5	6	7	8	9
Don Landrum, L OBP: 0.314, SLG: 0.353 (1, 8)	0-0 3-1		0-0 F7			4-0 HR BB		0-0 F9	
Glenn Beckert, R OBP: 0.265, SLG: 0.288 (1, 4)	0-0 6-3			0-0 4-3		4-0 HR BB		0-0 1B	
Billy Williams, L OBP: 0.364, SLG: 0.535 (1, 9)	0-0 6-3			0-0 G6-4-3 1B		0-0 HR 1-H 2-H		0-3 K	
Ron Santo, R OBP: 0.385, SLG: 0.510 (1, 5)		0-0 14 FC6-4 1B		0-0 G6-4-3 1-2f		0-0 4-3		0-0 14 FC6-4 1B	
14 Ernie Banks, R OBP: 0.335, SLG: 0.458 (1, 3)		0-0 FC6-4 1-2f			0-0 1B	0-0 F7		0-0 FC6-4 G4-6-3 1-2f	
Doug Clemens, L OBP: 0.317, SLG: 0.309 (1, 7)		0-0 FC4-6 1-2f			0-0 F7		0-0 3-1	0-0 G4-6-3 1-2f	
Vic Roznovsky, L OBP: 0.298, SLG: 0.324 (1, 2)		0-0 FC4-6 1-2f			0-0 F7		0-3 K2-3		
Don Kessinger, S OBP: 0.265, SLG: 0.241 Jimmy Stewart, S OBP: 0.313, SLG: 0.299 (5, PH) (6, 6)			0-0 1-3		0-3 K		0-0 F8		
Bob Buhl, R OBP: 0.191, SLG: 0.081 Ernie Broglio, R OBP: 0.186, SLG: 0.200 Ellis Burton, S OBP: 0.186, SLG: 0.200 Bob Humphreys, R OBP: 0.211, SLG: 0.354 George Altman, L OBP: 0.211, SLG: 0.354 Ken Holtzman, R (8, PH) (9, 1)			0-0 F8			0-3 K		0-0 F9	

WP:	0	PA:	33
PB:	0	SB:	0
CS:	0		

Pitcher	IP	WLS	BF	H	R	ER	SO	BB	IBB	HBP	BLK	WP	HR	S	P	ERA	WHIP
Ron Herbel, R ERA: 3.91 (1, 1)	7.2	W	29	5	3	3	3	2	0	0	0	0	1	33	41	3.52	0.913
Bill Henry, L ERA: 2.77 (8, 1)	0.1		1	0	0	0	1	0	0	0	0	0	0	3	3	0.00	0.000
Frank Linzy, R ERA: 1.82 (9, 1)	1.0	S	3	1	0	0	0	0	0	0	0	0	0	3	3	0.00	1.000

Batter	1	2	3	4	5	6	7	8	9	AB R H RBI BB SO LOB	TOP											
Jim Davenport, R (1, 5) OBP: 0.298, SLG: 0.355	0-0 6-3			0-0 F4	0-0 WP 2-H 2B			0-0 G6-4-3 1B		4 0 2 1 0 0 0	<p>San Francisco Giants @ Chicago Cubs</p> <p>Wrigley Field, Chicago, IL</p> <p>Sun Sep 05 1965, 3:33 AM CDT</p> <p>Att. 18,878 - Sunny</p>											
Jesus Alou, R (1, 9) OBP: 0.327, SLG: 0.424 Ken Henderson, S (5, 9) OBP: 0.300, SLG: 0.262	0-0 1-3			0-0 HR 1B	0-0 F5 2-3			0-3 K		3 1 1 0 0 0 1 1 0 0 0 0 1 1												
Willie Mays, R (1, 8) OBP: 0.393, SLG: 0.652	0-0 6-3			0-0 1-H HR				0-0 G6-4-3 1-2f		4 1 1 2 0 0 1												
Jim Ray Hart, R (1, 7) OBP: 0.342, SLG: 0.474		0-0 E6 G6-4-3		0-0 6-3				0-3 K		4 0 0 0 0 1 0												
Orlando Cepeda, R (1, 3) OBP: 0.231, SLG: 0.174 Willie McCovey, L (6, 3) OBP: 0.386, SLG: 0.541		0-3 K		0-0 F5				0-0 5-3		3 0 0 0 0 1 1 1 0 0 0 0 0 0												
Jack Hiatt, R (1, 2) OBP: 0.418, SLG: 0.429		0-0 G6-4-3 1-2f			0-0 F7			0-0 F7		4 0 0 0 0 0 1												
Hal Lanier, R (1, 4) OBP: 0.263, SLG: 0.291			0-0 4-3		0-0 1B 3B			0-0 F3		3 1 1 0 0 0 0												
Tito Fuentes, S (1, 6) OBP: 0.259, SLG: 0.235			0-3 K		0-0 SH1-4 2B 1B			0-0 2B		3 1 2 1 0 1 0												
Juan Marichal, R (1, 1) OBP: 0.155, SLG: 0.146			0-3 K		0-0 SH1-4 1-2			0-0 5-3		2 0 0 0 0 1 1												
Inning Stats	R: 0 E: 0 K: 0 S: 3	H: 0 LOB: 0 BB: 0 P: 3	R: 0 E: 1 K: 1 S: 5	H: 0 LOB: 0 BB: 0 P: 5	R: 0 E: 0 K: 2 S: 7	H: 0 LOB: 0 BB: 0 P: 7	R: 2 E: 0 K: 0 S: 5	H: 2 LOB: 0 BB: 0 P: 5	R: 2 E: 0 K: 0 S: 6	H: 3 LOB: 1 BB: 0 P: 6	R: 0 E: 0 K: 1 S: 5	H: 0 LOB: 0 BB: 0 P: 5	R: 0 E: 0 K: 0 S: 4	H: 1 LOB: 1 BB: 0 P: 4	R: 0 E: 0 K: 1 S: 5	H: 1 LOB: 0 BB: 0 P: 5	R: 0 E: 0 K: 0 S: 3	H: 0 LOB: 0 BB: 0 P: 3	1B: 3 2B: 2 3B: 1 HR: 1	SF: 0 SAC: 1 DP: 2 HBP: 0	WP: 1 PB: 0 SB: 0 CS: 0	PA: 33
PITCHER	IP WLS BF H R ER SO BB IBB HBP BLK WP HR S P ERA WHIP												PITCHER	IP WLS BF H R ER SO BB IBB HBP BLK WP HR S P ERA WHIP								
Dick Ellsworth, L (1, 1) ERA: 3.78	5.0 L 20 5 4 4 3 0 0 0 0 1 1 26 26 7.20 1.000																					
Cal Koonce, R (6, 1) ERA: 3.87	2.0 7 1 0 0 1 0 0 0 0 0 0 9 9 0.00 0.500																					
Lindy McDaniel, R (8, 1) ERA: 2.43	2.0 6 1 0 0 1 0 0 0 0 0 0 8 8 0.00 0.500																					

AB	32
R	4
H	7
RBI	4
BB	0
SO	5
LOB	6



livebaseballscorecards.com

Batter	1	2	3	4	5	6	7	8	9	AB R H RBI BB SO LOB
Don Landrum, L (1, 8) OBP: 0.310, SLG: 0.349	0-3 K		0-3 K		0-0 F5		0-3 K		0-3 K2-3	5 0 0 0 0 4 3
Glenn Beckert, R (1, 4) OBP: 0.263, SLG: 0.285	0-0 F3		0-0 F9		0-0 FC6-4		0-0 FC6-4			4 0 0 0 0 0 3
Billy Williams, L (1, 9) OBP: 0.365, SLG: 0.545	0-0 5-3			0-0 HR		0-0 HR		0-3 K		4 2 2 2 0 1 0
Ron Santo, R (1, 5) OBP: 0.384, SLG: 0.508		0-0 BB 1B		0-3 K		0-0 5-3		0-3 K		4 0 1 0 0 2 0
14 Ernie Banks, R (1, 3) OBP: 0.334, SLG: 0.456		0-0 F8		0-0 5-3		0-3 K		0-0 E 1B		4 0 1 0 0 1 1
Doug Clemens, L (1, 7) OBP: 0.316, SLG: 0.309		0-0 F8		0-0 BB 1B		0-0 F9		0-0 E1		4 0 1 0 0 0 2
Ed Bailey, L (1, 2) OBP: 0.383, SLG: 0.371		4-0 BB 1-2 BB		4-0 PO BB			0-0 1B 1B	0-0 4-3		2 0 1 0 2 0 2
Don Kessinger, S (1, 6) OBP: 0.267, SLG: 0.243		0-0 F3		0-0 PO	0-0 FC6-4 1B		0-3 K		0-0 1-3	2 0 1 0 0 0 2
Jimmy Stewart, S (7, PH) OBP: 0.311, SLG: 0.296 (8, 6)										2 0 0 0 0 1 1
Dick Ellsworth, L (1, 1) OBP: 0.119, SLG: 0.123			0-3 K		0-0 F9		0-0 FC6-4 1B		0-0 F7	1 0 0 0 0 0 1 0
George Altman, L (5, PH) OBP: 0.310, SLG: 0.352										1 0 0 0 0 0 0 1
Cal Koonce, R (6, 1) OBP: 0.192, SLG: 0.128										0 0 0 0 0 0 0 0
Harvey Kuenn, R (7, PH) OBP: 0.346, SLG: 0.250										1 0 1 0 0 0 0 0
Lindy McDaniel, R (8, 1) OBP: 0.296, SLG: 0.322										0 0 0 0 0 0 0 0
Vic Roznovsky, L (9, PH)										1 0 0 0 0 0 0 0

BOTTOM

San Francisco Giants @ Chicago Cubs
 Wrigley Field, Chicago, IL
 Sun Sep 05 1965, 3:33 AM CDT
 Att. 18,878 - Sunny


livebaseballscorecards.com

AB	35
R	2
H	8
RBI	2
BB	2
SO	10
LOB	15



Inning Stats	R: 0	H: 0	E: 0	K: 1	S: 5	LOB: 0	BB: 0	P: 5	R: 0	H: 1	E: 0	K: 0	S: 4	LOB: 2	BB: 1	P: 8	R: 0	H: 0	E: 0	K: 2	S: 7	LOB: 0	BB: 0	P: 7	R: 1	H: 2	E: 0	K: 1	S: 6	LOB: 1	BB: 1	P: 10	R: 0	H: 1	E: 0	K: 0	S: 4	LOB: 1	BB: 0	P: 4	R: 1	H: 1	E: 0	K: 1	S: 6	LOB: 0	BB: 0	P: 6	R: 0	H: 2	E: 0	K: 2	S: 9	LOB: 2	BB: 0	P: 9	R: 0	H: 1	E: 1	K: 2	S: 9	LOB: 2	BB: 0	P: 9	R: 0	H: 0	E: 0	K: 1	S: 5	LOB: 0	BB: 0	P: 5	1B: 6	SF: 0	2B: 0	SAC: 0	3B: 0	DP: 0	HR: 2	HBP: 0	WP: 0	PA: 38
--------------	------	------	------	------	------	--------	-------	------	------	------	------	------	------	--------	-------	------	------	------	------	------	------	--------	-------	------	------	------	------	------	------	--------	-------	-------	------	------	------	------	------	--------	-------	------	------	------	------	------	------	--------	-------	------	------	------	------	------	------	--------	-------	------	------	------	------	------	------	--------	-------	------	------	------	------	------	------	--------	-------	------	-------	-------	-------	--------	-------	-------	-------	--------	-------	--------

PITCHER	IP	WLS	BF	H	R	ER	SO	BB	IBB	HBP	BLK	WP	HR	S	P	ERA	WHIP
Juan Marichal, R (1, 1) ERA: 1.89	9.0	W	37	8	2	2	10	2	0	0	0	0	2	55	63	2.00	1.111

Batter	1	2	3	4	5	6	7	8	9	AB R H RBI BB SO LOB	TOP	
Don Landrum, L (1, 8) OBP: 0.307, SLG: 0.345	0-0 4-3		0-0 F8		0-0 4-3			0-0 1-3		4 0 0 0 0 0 0	Chicago Cubs @ Houston Astros Astrodome, Houston, TX Mon Sep 06 1965, 8:05 PM EDT Att. 31,814 - Unknown - 70 F livebaseballscorecards.com AB 32 R 1 H 5 RBI 1 BB 1 SO 3 LOB 9 	
Glenn Beckert, R (1, 4) OBP: 0.261, SLG: 0.283	0-0 P4		0-0 5-3		0-0 E6			0-0 4-3		4 0 0 0 0 0 0		
Billy Williams, L (1, 9) OBP: 0.366, SLG: 0.545	0-0 1B			0-0 1B SF7 1B	0-3 K			0-0 4-3		4 1 2 0 0 1 1		
Ron Santo, R (1, 5) OBP: 0.383, SLG: 0.506	0-0 F8			0-0 SF7 14 F9 1B		0-0 5-3		0-0 6-3		4 0 1 0 0 0 1		
14 Ernie Banks, R (1, 3) OBP: 0.334, SLG: 0.455		0-0 F2		0-0 F9		0-0 5-3		0-0 1B		4 0 1 0 0 0 2		
Doug Clemens, L (1, 7) OBP: 0.315, SLG: 0.306		0-0 P5		4-0 SF7 IBB		0-0 4-3		0-0 F8		3 0 0 0 1 0 1		
Ed Bailey, L (1, 2) OBP: 0.380, SLG: 0.370		0-0 FC6-4 1B		0-0 SF7			0-0 F9	0-3 K		3 0 1 1 0 1 1		
Don Kessinger, S (1, 6) OBP: 0.264, SLG: 0.240		0-0 FC6-4		0-3 K			0-0 6-3			3 0 0 0 0 1 3		
Larry Jackson, R (1, 1) OBP: 0.171, SLG: 0.218			0-0 F2		0-0 P6		0-0 4-3			3 0 0 0 0 0 0		
Inning Stats	R: 0 H: 1 E: 0 LOB: 1 K: 0 BB: 0 S: 4 P: 4	R: 0 H: 1 E: 0 LOB: 1 K: 0 BB: 0 S: 4 P: 4	R: 0 H: 0 E: 0 LOB: 0 K: 0 BB: 0 S: 3 P: 3	R: 1 H: 2 E: 0 LOB: 2 K: 1 BB: 1 S: 7 P: 11	R: 0 H: 0 E: 1 LOB: 1 K: 1 BB: 0 S: 6 P: 6	R: 0 H: 0 E: 0 LOB: 0 K: 0 BB: 0 S: 3 P: 3	R: 0 H: 0 E: 0 LOB: 0 K: 0 BB: 0 S: 3 P: 3	R: 0 H: 0 E: 0 LOB: 0 K: 0 BB: 0 S: 3 P: 3	R: 0 H: 1 E: 0 LOB: 1 K: 1 BB: 0 S: 6 P: 6	1B: 5 SF: 1 2B: 0 SAC: 0 3B: 0 DP: 0 HR: 0 HBP: 0	WP: 0 PA: 34 PB: 0 SB: 0 CS: 0	
PITCHER Turk Farrell, R (1, 1) ERA: 3.21	IP WLS BF H R ER SO BB IBB HBP BLK WP HR S P ERA WHIP	9.0 W 34 5 1 1 3 0 1 0 0 0 0 0 39 43 1.00 0.556										

Batter	1	2	3	4	5	6	7	8	9
Lee Maye, L (1, 7) OBP: 0.282, SLG: 0.357	0-0 P4		0-0 L9			0-0 4-3		0-0 F8	
Joe Morgan, L (1, 4) OBP: 0.380, SLG: 0.432	0-0 F7		0-0 3-1			0-0 HR 1B		0-0 L3	
Jimmy Wynn, R (1, 8) OBP: 0.375, SLG: 0.479	0-0 F8			0-0 F7		0-0 HR		0-0 WP 2B	
Rusty Staub, L (1, 9) OBP: 0.347, SLG: 0.407		0-0 1-3		0-0 F8		0-0 1B		4-0 WP IBB	
Bob Aspromonte, R (1, 5) OBP: 0.316, SLG: 0.336		0-0 1B		0-0 F7		0-3 K		0-0 5-3	
Jim Gentile, L (1, 3) OBP: 0.336, SLG: 0.445		0-3 K		0-3 K			0-0 HBP 1B		
Ron Brand, R (1, 2) OBP: 0.291, SLG: 0.292		0-0 F9		0-0 4-3			1-0 G1-6-3 HBP		
Eddie Kasko, R (1, 6) OBP: 0.277, SLG: 0.287			0-0 1B		0-0 5-3		0-0 B1		
Turk Farrell, R (1, 1) OBP: 0.153, SLG: 0.155			0-0 B3			0-0 6-3	0-0 G1-6-3		

AB	R	H	RBI	BB	SO	LOB
4	0	0	0	0	0	1
4	1	1	0	0	0	1
4	1	2	2	0	0	0
3	0	1	0	1	0	0
4	0	1	0	0	1	3
3	0	1	0	0	2	1
2	0	0	0	0	0	1
3	0	1	0	0	0	2
3	0	0	0	0	0	3

BOTTOM

Chicago Cubs @ Houston Astros
Astrodome, Houston, TX
Mon Sep 06 1965, 8:05 PM EDT
Att: 31,814 - Unknown - 70 F

livebaseballscorecards.com

AB	30
R	2
H	7
RBI	2
BB	1
SO	3
LOB	12



1B: 5	SF: 0	WP: 1	PA: 32
2B: 1	SAC: 0	PB: 0	
3B: 0	DP: 1	SB: 1	
HR: 1	HBP: 1	CS: 0	

Inning Stats	R	H	E	K	S	P	IP	WLS	BF	H	R	ER	SO	BB	IBB	HBP	BLK	WP	HR	S	P	ERA	WHIP
	0	0	0	0	3		8.0	L	32	7	2	2	3	0	1	1	0	1	1	36	41	2.25	0.875

PITCHER	IP	WLS	BF	H	R	ER	SO	BB	IBB	HBP	BLK	WP	HR	S	P	ERA	WHIP
Larry Jackson, R (1, 1) ERA: 3.94	8.0	L	32	7	2	2	3	0	1	1	0	1	1	36	41	2.25	0.875

Batter	1	2	3	4	5	6	7	8	9	AB R H RBI BB SO LOB	TOP
Don Young, R (1, 8) B X	1-0 P4 ①			0-2 F3 ①			2-3 K ①			3 0 0 0 0 1 0	Chicago Cubs @ Los Angeles Dodgers Dodger Stadium, Los Angeles, CA Thu Sep 09 1965, 7:05 PM PDT Att. 29,139 - Unknown livebaseballscorecards.com
Glenn Beckert, R (1, 4) OBP: 0.260, SLG: 0.282 C C C	0-3 K ②			0-1 F9 ②			0-0 F9 ②			3 0 0 0 0 1 0	
Billy Williams, L (1, 9) OBP: 0.364, SLG: 0.542 C C C B B B C	2-3 K ③			2-3 K ③			3-2 F7 ③			3 0 0 0 0 2 0	
Ron Santo, R (1, 5) OBP: 0.381, SLG: 0.503 B B B X		2-1 F2 ①			1-2 F7 ①			1-3 K ①		3 0 0 0 0 1 0	
14 Ernie Banks, R (1, 3) OBP: 0.332, SLG: 0.452 B B B T B		1-3 K ②			3-3 K ②			0-3 K ②		3 0 0 0 0 3 0	
Byron Browne, R (1, 7) C B B B C X		2-2 L8 ③			3-2 6-3 ③			1-3 K ③		3 0 0 0 0 1 0	
Chris Krug, R (1, 2) OBP: 0.277, SLG: 0.353 S B B S C X			2-2 F8 ①			2-2 6-3 ①			2-3 K ①	3 0 0 0 0 1 0	
Don Kessinger, S (1, 6) OBP: 0.262, SLG: 0.238 Joey Amalfitano, R (9, PH) OBP: 0.362, SLG: 0.323 S S X			0-2 F9 ②			0-1 G5-3 ②			0-3 K ②	2 0 0 0 0 0 0 1 0 0 0 0 1 0	
Bob Hendley, R (1, 1) Harvey Kuenn, R (9, PH) OBP: 0.344, SLG: 0.248 C S C			0-3 K ③			2-3 K ③			2-3 K ③	2 0 0 0 0 2 0 1 0 0 0 0 1 0	
Inning Stats	R: 0 H: 0 E: 0 LOB: 0 K: 2 BB: 0 S: 7 P: 10	R: 0 H: 0 E: 0 LOB: 0 K: 1 BB: 0 S: 8 P: 13	R: 0 H: 0 E: 0 LOB: 0 K: 1 BB: 0 S: 10 P: 12	R: 0 H: 0 E: 0 LOB: 0 K: 1 BB: 0 S: 8 P: 10	R: 0 H: 0 E: 0 LOB: 0 K: 1 BB: 0 S: 10 P: 17	R: 0 H: 0 E: 0 LOB: 0 K: 1 BB: 0 S: 9 P: 13	R: 0 H: 0 E: 0 LOB: 0 K: 1 BB: 0 S: 7 P: 12	R: 0 H: 0 E: 0 LOB: 0 K: 3 BB: 0 S: 9 P: 11	R: 0 H: 0 E: 0 LOB: 0 K: 3 BB: 0 S: 11 P: 15	1B: 0 SF: 0 2B: 0 SAC: 0 3B: 0 DP: 0 HR: 0 HBP: 0	WP: 0 PA: 27 PB: 0 SB: 0 CS: 0
PITCHER Sandy Koufax, L (1, 1) ERA: 2.14	IP WLS BF H R ER SO BB IBB HBP BLK WP HR S P ERA WHIP										
	9.0 W 27 0 0 0 14 0 0 0 0 0 0 79 113 0.00 0.000										

Chicago Cubs @ Los Angeles Dodgers
Dodger Stadium, Los Angeles, CA
 Thu Sep 09 1965, 7:05 PM PDT
 Att. 29,139 - Unknown

AB 27
R 0
H 0
RBI 0
BB 0
SO 14
LOB 0



Batter	1	2	3	4	5	6	7	8	9	AB	R	H	RBI	BB	SO	LOB
Maury Wills, S OBP: 0.336, SLG: 0.333 (1, 6)	1-0 1-3			2-1 G3		0-0 4-3				3	0	0	0	0	0	0
Jim Gilliam, S OBP: 0.371, SLG: 0.386 (1, 5) John Kennedy, R OBP: 0.243, SLG: 0.235 (8, 5)	0-1 F8			0-1 F8			1-1 G5-3			3	0	0	0	0	0	0
Willie Davis, L OBP: 0.276, SLG: 0.355 (1, 8)	3-2 P5			0-0 F4			2-2 G3			3	0	0	0	0	0	0
Lou Johnson, R OBP: 0.314, SLG: 0.391 (1, 7)		0-1 F3			4-2 S SH1-4 E BB		1-0 2B			2	1	1	0	1	0	0
Ron Fairly, L OBP: 0.359, SLG: 0.387 (1, 9)		1-2 F8			0-0 SH1-4		3-1 G6-3			2	0	0	0	0	0	1
Jim Lefebvre, S OBP: 0.332, SLG: 0.353 (1, 4) Dick Tracewski, R OBP: 0.309, SLG: 0.264 (9, 4)		0-0 F8			2-3 K			3-3 K		3	0	0	0	0	2	0
Wes Parker, S OBP: 0.332, SLG: 0.357 (1, 3)			0-0 6-3		0-1 G1-3			1-0 G1-3		3	0	0	0	0	0	0
Jeff Torborg, R OBP: 0.290, SLG: 0.377 (1, 2)			2-0 G5-3			0-0 F8		0-1 F7		3	0	0	0	0	0	0
Sandy Koufax, R OBP: 0.236, SLG: 0.198 (1, 1)			0-1 G1-3			0-3 K				2	0	0	0	0	1	0

Inning Stats	R: 0	H: 0	E: 0	LOB: 0	K: 0	BB: 0	S: 6	P: 10	R: 0	H: 0	E: 0	LOB: 0	K: 0	BB: 0	S: 6	P: 7	R: 0	H: 0	E: 0	LOB: 0	K: 0	BB: 0	S: 4	P: 6	R: 0	H: 0	E: 0	LOB: 0	K: 0	BB: 0	S: 5	P: 7	R: 1	H: 0	E: 0	LOB: 0	K: 1	BB: 1	S: 10	P: 16	R: 0	H: 0	E: 0	LOB: 0	K: 1	BB: 0	S: 5	P: 5	R: 0	H: 1	E: 0	LOB: 1	K: 0	BB: 0	S: 8	P: 15	R: 0	H: 0	E: 0	LOB: 0	K: 1	BB: 0	S: 6	P: 10
PITCHER Bob Hendley, L ERA: 7.0 (1, 1)	IP	WLS	BF	H	R	ER	SO	BB	IBB	HBP	BLK	WP	HR	S	P	ERA	WHIP	IP	WLS	BF	H	R	ER	SO	BB	IBB	HBP	BLK	WP	HR	S	P	ERA	WHIP	IP	WLS	BF	H	R	ER	SO	BB	IBB	HBP	BLK	WP	HR	S	P	ERA	WHIP													


BOTTOM

Chicago Cubs @ Los Angeles Dodgers
Dodger Stadium, Los Angeles, CA

Thu Sep 09 1965, 7:05 PM PDT
 Att. 29,139 - Unknown

livebaseballscorecards.com

AB	24
R	1
H	1
RBI	0
BB	1
SO	3
LOB	1



WP: 0	PA: 26
PB: 0	SB: 1
CS: 0	

Batter	1	2	3	4	5	6	7	8	9	AB R H RBI BB SO LOB	TOP											
Don Young, R (1, 8) <small>OBP: 0.143, SLG: 0.571</small> Lindy McDaniel, R (8, 1) George Altman, L (9, PH) <small>OBP: 0.308, SLG: 0.350</small>	0-0 F3		0-0 F6		0-0 HR		0-3 K		0-3 K	4 1 1 1 0 1 2 0 0 0 0 0 0 0 1 0 0 0 0 1 1												
Glenn Beckert, R (1, 4) <small>OBP: 0.263, SLG: 0.283</small>	4-0 BB BB		0-0 F4		0-0 FC3-6 1B		0-0 E5 1B		0-0 FC6 1B	4 0 2 0 1 0 2												
Billy Williams, L (1, 9) <small>OBP: 0.366, SLG: 0.542</small>	4-0 FC5-4 BB		0-0 FC6-4 1B		0-0 FC3-6 FC6-4 1-2f		0-0 1B 1-2 2-H		0-0 F9	4 0 2 1 1 0 3												
Ron Santo, R (1, 5) <small>OBP: 0.378, SLG: 0.498</small>	0-0 F9		0-0 FC6-4 1-2f		0-0 FC6-4 1-2f		0-3 K		0-0 FC6 1-2f	5 0 0 0 0 1 9												
14 Ernie Banks, R (1, 3) <small>OBP: 0.332, SLG: 0.451</small>	0-0 FC5-4 1-2f				0-0 1B		0-0 F8		0-0 4-3	4 0 1 0 0 0 2												
Doug Clemens, L (1, 7) <small>OBP: 0.312, SLG: 0.302</small>		0-3 K		0-0 F3		0-0 6-3		0-0 4-3		4 0 0 0 0 1 1												
Ed Bailey, L (1, 2) <small>OBP: 0.375, SLG: 0.364</small> Ted Abernathy, R (6, 1) <small>OBP: 0.188, SLG: 0.133</small> Bob Humphreys, R (7, 1) Jimmy Stewart, S (8, PH) <small>OBP: 0.314, SLG: 0.299</small>		0-0 1-3		0-0 F2		0-0 F2		0-0 FC6-4 1B		3 0 0 0 0 0 1 0 0 0 0 0 0 0 0 0 0 0 0 0 0 1 0 1 0 0 0 0												
Don Kessinger, S (1, 6) <small>OBP: 0.258, SLG: 0.236</small> Don Landrum, L (8, PH) <small>OBP: 0.306, SLG: 0.344</small>		0-3 K		0-0 G3			0-3 K		0-0 FC6-4 1-2f	3 0 0 0 0 2 1 1 0 0 0 0 0 1												
Dick Ellsworth, L (1, 1) <small>OBP: 0.130, SLG: 0.121</small> Vic Roznovsky, L (6, 2) <small>OBP: 0.305, SLG: 0.322</small>			4-0 1B BB		0-0 1-6-3		4-0 E 1B BB		4-0 WP BB	1 0 0 0 1 0 0 0 1 0 0 2 0 0												
Inning Stats	R: 0 E: 0 K: 0 S: 3	H: 0 LOB: 2 BB: 2 P: 11	R: 0 E: 0 K: 2 S: 7	H: 0 LOB: 0 BB: 0 P: 7	R: 0 E: 0 K: 0 S: 4	H: 1 LOB: 2 BB: 1 P: 8	R: 0 E: 0 K: 0 S: 4	H: 1 LOB: 1 BB: 0 P: 4	R: 1 E: 0 K: 0 S: 5	H: 2 LOB: 1 BB: 0 P: 5	R: 0 E: 0 K: 0 S: 3	H: 0 LOB: 0 BB: 0 P: 3	R: 1 E: 1 K: 3 S: 11	H: 1 LOB: 2 BB: 1 P: 15	R: 0 E: 0 K: 0 S: 4	H: 1 LOB: 1 BB: 0 P: 4	R: 0 E: 0 K: 1 S: 6	H: 1 LOB: 2 BB: 1 P: 10	1B: 6 2B: 0 3B: 0 HR: 1	SF: 0 SAC: 0 DP: 0 HBP: 0	WP: 1 PB: 0 SB: 0 CS: 0	PA: 40
PITCHER	IP WLS BF H R ER SO BB IBB HBP BLK WP HR S P ERA WHIP																				PITCHER	IP WLS BF H R ER SO BB IBB HBP BLK WP HR S P ERA WHIP
Ron Herbel, R (1, 1) <small>ERA: 3.8</small> Gaylord Perry, R (7, 1) <small>ERA: 4.05</small> Frank Linzy, R (7, 1) <small>ERA: 1.67</small> Bill Henry, L (9, 1) <small>ERA: 3.02</small>	6.0 W 25 4 1 1 2 3 0 0 0 0 1 26 38 1.50 1.167																					

Chicago Cubs @ San Francisco Giants
 Candlestick Park, San Francisco, CA
 Fri Sep 10 1965, 10:05 PM EDT
 Att: 20,587 - Unknown

AB	35
R	2
H	7
RBI	2
BB	5
SO	6
LOB	23



WP: 1	PA: 40
-------	--------

Batter	1	2	3	4	5	6	7	8	9
Tito Fuentes, S OBP: 0.290, SLG: 0.259 (1, 6)	0-0 FC4-6 1B		0-3 K			0-0 WP 1B	0-3 K		
Jesus Alou, R OBP: 0.333, SLG: 0.426 Ken Henderson, S OBP: 0.280, SLG: 0.242 (8, PR) (9, 9)	0-0 FC4-6 G6-4-3 1-2f			0-0 1B		4-0 1B WP HR BB		0-0 BB WP 1B	
Willie Mays, R OBP: 0.394, SLG: 0.654 (1, 8)	0-0 G6-4-3 1-2f			0-0 F9		4-0 1B HR IBB		0-3 K	
Jim Ray Hart, R OBP: 0.339, SLG: 0.476 (1, 5)		0-3 K		0-0 CS 1B		0-0 HR 1B		0-0 F4	
Jack Hiatt, R OBP: 0.397, SLG: 0.403 Willie McCovey, L OBP: 0.389, SLG: 0.551 (6, PH) (7, 3)		0-3 K		0-0 CS 1-2	0-0 6-3	0-0 HR		4-0 BB IBB	
Ollie Brown, R Len Gabrielson, L OBP: 0.369, SLG: 0.434 (8, PH) (9, 7)		0-0 1-3			0-3 K	0-0 4-3		4-0 BB	
Hal Lanier, R OBP: 0.265, SLG: 0.294 (1, 4)			0-0 6-3		0-0 1B	0-3 K		0-0 F9	
Tom Haller, L OBP: 0.330, SLG: 0.377 (1, 2)			0-0 1B		0-0 G3		0-0 G3		
Ron Herbel, R OBP: 0.053, SLG: 0.027 Cap Peterson, R OBP: 0.321, SLG: 0.416 Gaylord Perry, R OBP: 0.185, SLG: 0.145 Frank Linzy, R OBP: 0.176, SLG: 0.353 Bill Henry, L OBP: 0.200, SLG: 0.200 (6, PH) (7, 1) (7, 1) (9, 1)			0-3 K			0-0 1-3	0-0 F2		

Inning Stats	R: 0 E: 0 K: 0 S: 3	H: 1 LOB: 0 BB: 0 P: 3	R: 0 E: 0 K: 2 S: 7	H: 0 LOB: 0 BB: 0 P: 7	R: 0 E: 0 K: 2 S: 8	H: 1 LOB: 1 BB: 0 P: 8	R: 0 E: 0 K: 0 S: 3	H: 2 LOB: 0 BB: 0 P: 3	R: 0 E: 0 K: 1 S: 6	H: 1 LOB: 1 BB: 0 P: 6	R: 5 E: 0 K: 1 S: 8	H: 3 LOB: 0 BB: 2 P: 16	R: 0 E: 0 K: 1 S: 5	H: 0 LOB: 0 BB: 0 P: 5	R: 0 E: 0 K: 1 S: 6	H: 1 LOB: 3 BB: 2 P: 14
--------------	------------------------------	---------------------------------	------------------------------	---------------------------------	------------------------------	---------------------------------	------------------------------	---------------------------------	------------------------------	---------------------------------	------------------------------	----------------------------------	------------------------------	---------------------------------	------------------------------	----------------------------------

PITCHER	IP	WLS	BF	H	R	ER	SO	BB	IBB	HBP	BLK	WP	HR	S	P	ERA	WHIP
Dick Ellsworth, L ERA: 3.81 (1, 1)	5.1	L	21	6	3	3	5	1	1	0	0	2	0	29	37	5.06	1.312
Ted Abernathy, R ERA: 2.31 (6, 1)	0.2		4	2	2	2	1	0	0	0	0	0	1	6	6	27.00	3.000
Bob Humphreys, R ERA: 3.36 (7, 1)	1.0		3	0	0	0	1	0	0	0	0	0	0	5	5	0.00	0.000
Lindy McDaniel, R ERA: 2.41 (8, 1)	1.0		6	1	0	0	1	1	1	0	0	1	0	6	14	0.00	2.000

AB R H RBI BB SO LOB

4 1 2 0 0 2 1

3 1 2 0 1 0 1
0 0 0 0 0 0 0

3 1 0 0 1 1 2

4 1 2 1 0 1 2

2 0 0 0 0 1 0
1 1 1 4 1 0 0

3 0 0 0 0 1 0
0 0 0 0 1 0 0

4 0 1 0 0 1 3

3 0 1 0 0 0 1

1 0 0 0 0 1 1
1 0 0 0 0 0 0
0 0 0 0 0 0 0
1 0 0 0 0 0 0
0 0 0 0 0 0 0

1B	2B	3B	HR	SF	SAC	DP	HBP	WP	PA
8	0	0	1	0	0	1	0	3	35

WP: 3 PA: 35
PB: 0 SB: 0 CS: 1

Chicago Cubs @ San Francisco Giants
Candlestick Park, San Francisco, CA
Fri Sep 10 1965, 10:05 PM EDT
Att. 20,587 - Unknown

livebaseballscorecards.com

AB 30
R 5
H 9
RBI 5
BB 4
SO 8
LOB 11



Batter	1	2	3	4	5	6	7	8	9	AB R H RBI BB SO LOB	TOP													
Don Landrum, L (1, 8) <small>OBP: 0.304, SLG: 0.341</small> Joey Amalfitano, R (7, PH) <small>OBP: 0.368, SLG: 0.323</small> Lindy McDaniel, R (7, 1) George Altman, L (9, PH) <small>OBP: 0.307, SLG: 0.348</small>	0-0 6-3			0-0 4-3		0-0 F8	1-0 HBP		0-0 F7	3 0 0 0 0 0 0														
Glenn Beckert, R (1, 4) <small>OBP: 0.264, SLG: 0.289</small>	0-0 5-3			0-0 2B 1B		0-0 HR 3B			0-0 F4	4 2 2 0 0 0 3														
Billy Williams, L (1, 9) <small>OBP: 0.369, SLG: 0.544</small>	0-0 F4			0-0 1-H 2B		4-0 HR BB		0-0 WP 1B		3 1 2 1 1 0 0														
Ron Santo, R (1, 5) <small>OBP: 0.379, SLG: 0.504</small>		0-0 F8		0-0 5-3		0-0 1-H 3-H HR		0-0 WP 1B		4 1 2 3 0 0 1														
14 Ernie Banks, R (1, 3) <small>OBP: 0.330, SLG: 0.448</small>		0-0 F7		0-0 F4		0-0 F9		0-3 K		4 0 0 0 0 1 3														
Doug Clemens, L (1, 7) <small>OBP: 0.310, SLG: 0.300</small> Don Young, R (7, PH) <small>OBP: 0.222, SLG: 0.556</small>		0-0 4-3			0-3 K		0-0 HBP 1B	0-0 5-3		2 0 0 0 0 1 0 2 0 1 0 0 0 2														
Jimmy Stewart, S (1, 6) <small>OBP: 0.309, SLG: 0.295</small>			0-0 F4		0-0 6-3		0-3 K	0-3 K		4 0 0 0 0 2 3														
Vic Roznovsky, L (1, 2) <small>OBP: 0.301, SLG: 0.317</small> Chris Krug, R (7, PH) <small>OBP: 0.274, SLG: 0.348</small>			0-0 L3		0-0 1-3		0-3 K		0-3 K	2 0 0 0 0 0 0 2 0 0 0 0 2 1														
Bill Faul, R (1, 1) <small>OBP: 0.115, SLG: 0.083</small> Harvey Kuenn, R (6, PH) <small>OBP: 0.342, SLG: 0.247</small> Billy Hoelt, L (6, 1) <small>OBP: 0.273, SLG: 0.273</small> John Boccabella, R (7, PH) <small>OBP: 1.000, SLG: 1.000</small> Chuck Hartenstein, R (7, PR) Byron Browne, R (7, 7) Ed Bailey, L (9, PH) <small>OBP: 0.373, SLG: 0.361</small>			0-3 K			0-0 F8	0-0 HBP 1B		0-0 4-3	1 0 0 0 0 0 1 0 1 0 0 0 0 0 0 0 0 0 0 0 0 0 0 0 1 0 0 1 0 1 0 0 0 0 0 0 0														
Inning Stats	R: 0 E: 0 K: 0 S: 3	H: 0 LOB: 0 BB: 0 P: 3	R: 0 E: 0 K: 0 S: 3	H: 0 LOB: 0 BB: 0 P: 3	R: 0 E: 0 K: 1 S: 5	H: 0 LOB: 0 BB: 0 P: 5	R: 1 E: 0 K: 0 S: 5	H: 2 LOB: 1 BB: 0 P: 5	R: 0 E: 0 K: 1 S: 5	H: 0 LOB: 0 BB: 0 P: 5	R: 3 E: 0 K: 0 S: 5	H: 2 LOB: 0 BB: 1 P: 9	R: 0 E: 0 K: 2 S: 9	H: 2 LOB: 3 BB: 0 P: 10	R: 0 E: 0 K: 2 S: 9	H: 2 LOB: 2 BB: 0 P: 9	R: 0 E: 0 K: 1 S: 5	H: 0 LOB: 0 BB: 0 P: 5	1B: 5 2B: 1 3B: 1 HR: 1	SF: 0 SAC: 0 DP: 0 HBP: 1	WP: 1 PB: 0 SB: 0 CS: 0	PA: 37		
PITCHER	IP WLS BF H R ER SO BB IBB HBP BLK WP HR S P ERA WHIP																							
Bob Shaw, R (1, 1) <small>ERA: 2.51</small> Masanori Murakami, L (7, 1) <small>ERA: 3.82</small> Gaylord Perry, R (8, 1) <small>ERA: 4.0</small>	6.0 W 23 4 4 4 2 1 0 0 0 0 1 26 30 6.00 0.833	1.0 8 4 0 0 2 0 0 1 0 0 0 11 12 0.00 4.000	2.0 S 6 0 0 0 3 0 0 0 0 1 0 12 12 0.00 0.000																					

Chicago Cubs @ San Francisco Giants
 Candlestick Park, San Francisco, CA
 Sat Sep 11 1965, 6:33 AM EDT
 Att: 21,217 - Unknown

AB	35
R	4
H	8
RBI	4
BB	1
SO	7
LOB	13



Batter	1	2	3	4	5	6	7	8	9	AB R H RBI BB SO LOB	TOP
Don Landrum, L (1, 8) <small>OBP: 0.302, SLG: 0.339</small> Don Young, R (8, PH) <small>OBP: 0.182, SLG: 0.455</small>	0-0 		0-0 		0-0 			0-3 	0-0 	3 0 0 0 0 0 1 2 0 0 0 0 1 1	
Glenn Beckert, R (1, 4) <small>OBP: 0.266, SLG: 0.289</small>	0-3 			0-0 		0-0 		4-0 		3 1 1 0 1 1 0	
Billy Williams, L (1, 9) <small>OBP: 0.372, SLG: 0.551</small>	0-0 			0-0 		4-0 		0-0 		3 1 3 1 1 0 0	
Ron Santo, R (1, 5) <small>OBP: 0.376, SLG: 0.501</small>	0-3 			0-0 		0-0 		0-0 		3 0 0 1 0 1 3	
14 Ernie Banks, R (1, 3) <small>OBP: 0.332, SLG: 0.453</small>		0-0 		0-0 		4-0 		4-0 		2 1 1 1 2 0 0	
Doug Clemens, L (1, 7) <small>OBP: 0.308, SLG: 0.297</small> Byron Browne, R (8, PH) <small>OBP: 0.500, SLG: 0.500</small>		0-0 		0-3 		0-0 		0-0 		3 0 0 0 0 1 2 1 0 0 0 0 0 2	
Ed Bailey, L (1, 2) <small>OBP: 0.370, SLG: 0.357</small> John Boccabella, R (7, PH) <small>OBP: 0.500, SLG: 0.500</small> Chris Krug, R (7, 2) <small>OBP: 0.278, SLG: 0.352</small>		0-0 			0-0 		0-3 		0-0 	2 0 0 0 0 0 0 1 0 0 0 0 1 0 1 0 1 0 0 0 0	AB 31 R 3 H 7 RBI 3 BB 4 SO 6 LOB 11
Don Kessinger, S (1, 6) <small>OBP: 0.260, SLG: 0.237</small> Ron Campbell, R (9, PH)			0-3 		0-0 		0-0 		0-0 	3 0 1 0 0 1 0 1 0 0 0 0 0 1	
Larry Jackson, R (1, 1) <small>OBP: 0.169, SLG: 0.215</small> Joey Amalfitano, R (7, PH) <small>OBP: 0.364, SLG: 0.319</small> Ted Abernathy, R (7, 1) <small>OBP: 0.188, SLG: 0.133</small> Harvey Kuenn, R (9, PH) <small>OBP: 0.340, SLG: 0.245</small>			0-0 		0-0 		0-0 		0-0 	1 0 0 0 0 0 0 1 0 0 0 0 0 0 0 0 0 0 0 0 0 1 0 0 0 0 0 1	
Inning Stats	R: 0 H: 1 E: 0 LOB: 1 K: 2 BB: 0 S: 8 P: 8	R: 0 H: 0 E: 0 LOB: 0 K: 0 BB: 0 S: 3 P: 3	R: 0 H: 0 E: 0 LOB: 0 K: 1 BB: 0 S: 5 P: 5	R: 2 H: 2 E: 0 LOB: 0 K: 1 BB: 0 S: 7 P: 7	R: 0 H: 1 E: 0 LOB: 1 K: 0 BB: 0 S: 4 P: 4	R: 0 H: 1 E: 0 LOB: 2 K: 0 BB: 2 S: 3 P: 11	R: 0 H: 0 E: 0 LOB: 0 K: 1 BB: 0 S: 5 P: 5	R: 1 H: 1 E: 0 LOB: 2 K: 1 BB: 2 S: 6 P: 14	R: 0 H: 1 E: 0 LOB: 1 K: 0 BB: 0 S: 4 P: 4	1B: 5 SF: 1 2B: 1 SAC: 1 3B: 0 DP: 1 HR: 2 HBP: 0	WP: 1 PA: 37 PB: 0 SB: 0 CS: 0
PITCHER Bobby Bolin, R (1, 1) <small>ERA: 2.64</small> Dick Estelle, L (7, 1) <small>ERA: 3.0</small> Gaylord Perry, R (8, 1) <small>ERA: 3.99</small> Bill Henry, L (8, 1) <small>ERA: 2.93</small>	IP WLS BF H R ER SO BB IBB HBP BLK WP HR S P ERA WHIP 6.0 W 24 5 2 2 4 2 0 0 0 0 2 30 38 3.00 1.167 1.1 6 1 1 1 2 1 0 0 0 0 0 9 13 6.75 1.500 0.1 2 0 0 0 0 1 0 0 0 1 0 1 5 0.00 3.000 1.1 S 5 1 0 0 0 0 0 0 0 0 0 5 5 0.00 0.750	PITCHER IP WLS BF H R ER SO BB IBB HBP BLK WP HR S P ERA WHIP									

Chicago Cubs @ San Francisco Giants
 Candlestick Park, San Francisco, CA
 Sun Sep 12 1965, 6:33 AM EDT
 Sunny

livebaseballscorecards.com

Batter	1	2	3	4	5	6	7	8	9
Dick Schofield, S (1, 6) OBP: 0.292, SLG: 0.268	0-0 4-3		0-3 K			0-0 E 1B	0-0 G4-6-3		
Jesus Alou, R (1, 9) OBP: 0.333, SLG: 0.423	0-0 2-3			0-0 6-3		0-0 E3 BB 1B FC5-4	0-0		
Ken Henderson, S (9, 9) OBP: 0.276, SLG: 0.239						1-2 BB E 1B	1B		
Willie Mays, R (1, 8) OBP: 0.394, SLG: 0.649	0-0 6-3			0-0 F8		0-0 BB E 1B	0-0 1-3		
Willie McCovey, L (1, 3) OBP: 0.390, SLG: 0.557		0-0 G3		0-0 5-3		4-0 BB BB BB 1-2 2-3 FC5-4 BB	4-0 BB BB BB FC4-6 BB		
Jim Ray Hart, R (1, 5) OBP: 0.340, SLG: 0.477		0-0 4-3			0-0 4-3	0-0 FC5-4 1B	0-3 K		
Len Gabrielson, L (1, 7) OBP: 0.375, SLG: 0.439		0-0 1B			0-0 FC6 1B	0-0 2-H 1B	0-0 FC4-6 S		
Tom Haller, L (1, 2) OBP: 0.332, SLG: 0.373		0-0 4-3			0-0 F7	4-0 IBB	4-0 FC6-4 IBB		
Hal Lanier, R (1, 4) OBP: 0.263, SLG: 0.292			0-0 F3		0-0 FC6	0-0 4-3	0-0 FC6-4		
Bobby Bolin, R (1, 1) OBP: 0.209, SLG: 0.244			0-3 K			0-0 4-3	4-0 G4-6-3 BB		
Matty Alou, L (6, PH) OBP: 0.281, SLG: 0.307									
Dick Estelle, S (7, 1)									
Gaylord Perry, R (8, 1) OBP: 0.182, SLG: 0.143									
Bill Henry, L (8, 1) OBP: 0.200, SLG: 0.200									

AB	R	H	RBI	BB	SO	LOB
4	1	1	0	0	1	1
4	1	1	0	0	0	1
0	0	0	0	0	0	0
4	1	1	1	0	0	1
2	0	0	0	2	0	0
4	1	0	1	0	1	2
4	0	3	1	0	0	1
2	0	0	0	2	0	2
4	0	0	0	0	0	5
1	0	0	0	0	1	0
1	0	0	0	0	0	0
0	0	0	0	1	0	0
0	0	0	0	0	0	0
0	0	0	0	0	0	0

BOTTOM	
Chicago Cubs @ San Francisco Giants	San Francisco Giants
Candlestick Park, San Francisco, CA	Sunny
Sun Sep 12 1965, 6:33 AM EDT	
AB 30	30
R 4	4
H 6	6
RBI 3	3
BB 5	5
SO 3	3
LOB 13	13
WP: 0	PA: 35
PB: 0	
SB: 1	
CS: 0	

Inning Stats															Inning Stats																																
R	H	E	K	S	H	LOB	BB	P	R	H	E	K	S	H	LOB	BB	P	R	H	E	K	S	H	LOB	BB	P	R	H	E	K	S	H	LOB	BB	P												
0	0	0	0	3	0	0	0	4	0	0	0	2	7	0	0	0	7	0	0	0	0	3	0	0	0	0	3	0	0	0	0	3	4	3	2	7	15	0	0	0	0	7	0	0	0	1	13

PITCHER															PITCHER																		
IP	WLS	BF	H	R	ER	SO	BB	IBB	HBP	BLK	WP	HR	S	P	ERA	WHIP	IP	WLS	BF	H	R	ER	SO	BB	IBB	HBP	BLK	WP	HR	S	P	ERA	WHIP
6.0	L	26	5	4	1	2	1	1	0	0	0	0	28	36	1.50	1.000	2.0		9	1	0	0	1	2	1	0	0	0	0	8	20	0.00	1.500



Batter	1	2	3	4	5	6	7	8	9	AB R H RBI BB SO LOB	TOP	
Don Young, R (1, 8) OBP: 0.133, SLG: 0.333 Ted Abernathy, R (8, 1) OBP: 0.188, SLG: 0.133	0-0 F9		0-0 5-3		0-0 FC5			0-0 6-3		4 0 0 0 0 0 3 0 0 0 0 0 0 0		
Glenn Beckert, R (1, 4) OBP: 0.264, SLG: 0.287	0-0 F2		0-0 F8			0-0 6-3		0-0 F8		4 0 0 0 0 0 1		
Billy Williams, L (1, 9) OBP: 0.372, SLG: 0.549	0-0 FC4-6 1B			0-0 4-3		0-0 1-4-3		0-0 F5		4 0 1 0 0 0 1		
Ron Santo, R (1, 5) OBP: 0.376, SLG: 0.499	0-0 FC4-6 1-2f			0-0 F4		0-0 1B			0-0 6-3	4 0 1 0 0 0 1		
John Boccabella, R (1, 3) OBP: 0.500, SLG: 1.500				0-0 F5		0-0 F9			0-0 HR	4 2 2 2 0 0 1		
Byron Browne, R (1, 7) Billy Hoelt, L (5, 1) Ron Campbell, R (7, PH) Lindy McDaniel, R (7, 1) Don Landrum, L (8, 8) 14 Ernie Banks, R (9, PH)		0-3 K			0-0 5-3		0-0 5-3		0-0 5-3	2 0 0 0 0 0 1 0 0 0 0 0 0 0 0 0 1 0 1 0 0 0 0 0 0 0		
Chris Krug, R (1, 2) OBP: 0.278, SLG: 0.345		0-3 K			0-0 6-3		0-0 F7		4-0 1B BB	3 0 0 0 1 1 0		
Jimmy Stewart, S (1, 6) OBP: 0.312, SLG: 0.298		0-3 K			0-0 FC5 BB 1B		0-3 K		0-0 1-2 1B	4 0 2 0 0 2 0		
Bob Buhl, R (1, 1) OBP: 0.100, SLG: 0.060 Harvey Kuenn, R (5, PH) OBP: 0.345, SLG: 0.255 (5, 7)			0-0 F8		4-0 1-2 BB			0-0 2B	0-0 F8	1 0 0 0 0 0 0 2 0 1 0 1 0 2		
Inning Stats	R: 0 H: 1 E: 0 LOB: 1 K: 0 BB: 0 S: 4 P: 4	R: 1 H: 1 E: 0 LOB: 0 K: 3 BB: 0 S: 10 P: 10	R: 0 H: 0 E: 0 LOB: 0 K: 0 BB: 0 S: 3 P: 3	R: 0 H: 0 E: 0 LOB: 0 K: 0 BB: 0 S: 3 P: 3	R: 0 H: 1 E: 0 LOB: 2 K: 0 BB: 1 S: 4 P: 8	R: 0 H: 1 E: 0 LOB: 1 K: 0 BB: 0 S: 4 P: 4	R: 0 H: 0 E: 0 LOB: 0 K: 1 BB: 0 S: 5 P: 5	R: 0 H: 1 E: 0 LOB: 1 K: 0 BB: 0 S: 4 P: 4	R: 1 H: 2 E: 0 LOB: 2 K: 0 BB: 1 S: 5 P: 9	1B: 4 SF: 0 2B: 1 SAC: 0 3B: 0 DP: 0 HR: 2 HBP: 0	WP: 0 PA: 36 PB: 0 SB: 0 CS: 0	
PITCHER Warren Spahn, L (1, 1) ERA: 4.01	IP WLS BF H R ER SO BB IBB HBP BLK WP HR S P ERA WHIP	9.0 W 36 7 2 2 4 2 0 0 0 0 0 2 42 50 2.00 1.000										

Chicago Cubs @ San Francisco Giants
 Candlestick Park, San Francisco, CA
 Sun Sep 12 1965, 6:38 AM EDT
 Att: 41,070 - Unknown

AB	34
R	2
H	7
RBI	2
BB	2
SO	4
LOB	9



Batter	1	2	3	4	5	6	7	8	9	AB	R	H	RBI	BB	SO	LOB
Dick Schofield, S (1, 6) OBP: 0.293, SLG: 0.269	0-3 K	0-0 1-3		0-0 1B		0-0 5-3		0-0 2B 1B		5	1	2	0	0	1	2
Jesus Alou, R (1, 9) OBP: 0.333, SLG: 0.425 Ken Henderson, S (8, PR) OBP: 0.276, SLG: 0.239	0-0 F7		0-0 1B BB 1B	0-0 F5		0-0 F7		0-0 HR 2B		5	1	2	2	0	0	1
Willie Mays, R (1, 8) OBP: 0.392, SLG: 0.651 Matty Alou, L (9, 9) OBP: 0.281, SLG: 0.307	0-0 6-3		0-3 K	0-0 F9			0-0 1-3	0-0 HR 2B		5	1	1	2	0	1	2
Willie McCovey, L (1, 3) OBP: 0.392, SLG: 0.555 Bob Burda, L (9, 3) OBP: 0.148, SLG: 0.120		4-0 WP 2B BB	4-0 1B E BB		0-0 F5		4-0 1B BB	0-0 G3		2	2	0	0	3	0	1
Jim Ray Hart, R (1, 5) OBP: 0.340, SLG: 0.476 Jim Davenport, R (9, 5) OBP: 0.287, SLG: 0.350		0-0 F9	0-0 E7		0-0 F3		0-0 1B	0-0 5-3		5	0	2	1	0	0	2
Len Gabrielson, L (1, 7) OBP: 0.377, SLG: 0.438		4-0 WP 2B BB	0-3 K2-3		0-0 1B		0-0 F6			3	1	1	0	1	1	3
Tom Haller, L (1, 2) OBP: 0.333, SLG: 0.370		4-0 2B 1-2 2-3 IBB	4-0 BB		0-3 K		0-3 K			2	0	0	0	2	2	3
Hal Lanier, R (1, 4) OBP: 0.265, SLG: 0.298		0-0 2B	0-0 F8			0-0 E4 SF8 2B		0-0 1-3		4	1	2	2	0	0	2
Warren Spahn, L (1, 1) OBP: 0.262, SLG: 0.148	0-3 K			0-0 F6		0-0 SF8		0-0 1B 2B 1B		3	1	1	1	0	1	2

Inning Stats	R: 0	H: 0	E: 0	K: 1	S: 5	LOB: 0	BB: 0	P: 5
	R: 2	H: 1	E: 1	K: 1	S: 6	LOB: 2	BB: 3	P: 18
	R: 2	H: 2	E: 1	K: 2	S: 9	LOB: 2	BB: 2	P: 17
	R: 0	H: 1	E: 0	K: 0	S: 4	LOB: 1	BB: 0	P: 4
	R: 0	H: 1	E: 0	K: 1	S: 6	LOB: 1	BB: 0	P: 6
	R: 1	H: 1	E: 1	K: 0	S: 4	LOB: 0	BB: 0	P: 4
	R: 0	H: 1	E: 0	K: 1	S: 6	LOB: 2	BB: 1	P: 10
	R: 4	H: 4	E: 0	K: 0	S: 7	LOB: 1	BB: 0	P: 7

PITCHER	IP	WLS	BF	H	R	ER	SO	BB	IBB	HBP	BLK	WP	HR	S	P	ERA	WHIP
Bob Buhl, R (1, 1) ERA: 4.39	4.0	L	21	4	4	3	4	4	1	0	0	1	0	24	44	6.75	2.000
Billy Hoefl, L (5, 1) ERA: 2.7	2.0		8	2	1	1	1	0	0	0	0	0	0	10	10	4.50	1.000
Lindy McDaniel, R (7, 1) ERA: 2.57	1.1		9	4	3	3	1	1	0	0	0	0	0	10	14	20.25	3.750
Ted Abernathy, R (8, 1) ERA: 2.33	0.2		3	1	1	1	0	0	0	0	0	0	1	3	3	13.50	1.500

BOTTOM

Chicago Cubs @ San Francisco Giants
Candlestick Park, San Francisco, CA

Sun Sep 12 1965, 6:38 AM EDT
Att. 41,070 - Unknown

livebaseballscorecards.com

AB	34
R	9
H	11
RBI	8
BB	6
SO	6
LOB	18

GIANTS

1B: 7	SF: 1	WP: 1	PA: 41
2B: 3	SAC: 0	PB: 0	
3B: 0	DP: 0	SB: 0	
HR: 1	HBP: 0	CS: 0	

Batter	1	2	3	4	5	6	7	8	9	AB R H RBI BB SO LOB	TOP											
Maury Wills, S OBP: 0.332, SLG: 0.329 (1, 6) X	0-0 5-3		0-0 F9			0-0 SH1-4 1B		0-0 F8 1B		4 0 2 0 0 0 1												
Jim Gilliam, S OBP: 0.370, SLG: 0.381 (1, 5) X	0-0 P5			4-0 FC5 HBP BB		0-0 SH1-4 1-2		0-0 F8 1-2		2 0 0 0 1 0 1												
Willie Davis, L OBP: 0.274, SLG: 0.354 (1, 8) X	0-0 G3			0-0 F2		0-0 F2		0-3 K		4 0 0 0 0 1 2												
Lou Johnson, R OBP: 0.312, SLG: 0.395 (1, 7) X		0-0 F7		1-0 HBP		0-0 F2			0-3 K2-3	3 0 0 0 0 1 1												
Jim Lefebvre, S OBP: 0.332, SLG: 0.352 (1, 4) SSS		0-3 K		0-3 K					0-0 F9	4 0 0 0 0 3 2												
Al Ferrara, R OBP: 0.254, SLG: 0.279 (1, 9) X		0-0 P6		0-0 FC5 2-3f					0-0 P6	4 0 0 0 0 1 2												
Wes Parker, S OBP: 0.333, SLG: 0.357 (1, 3) X			0-0 5-3 1B		0-0 5-3					2 1 1 0 1 0 0												
Jeff Torborg, R OBP: 0.289, SLG: 0.368 (1, 2) X			0-0 5-3		0-0 5-3					2 0 0 0 1 0 1												
Willie Crawford, L OBP: 0.160, SLG: 0.087 (7, PR)			1-2							0 0 0 0 0 0 0												
John Roseboro, L OBP: 0.290, SLG: 0.323 (7, 2) X			0-3 K		0-0 P4					0 0 0 0 0 0 0												
Sandy Koufax, R OBP: 0.232, SLG: 0.194 (1, 1) SSS										2 0 0 0 0 1 1												
Don Drysdale, R OBP: 0.317, SLG: 0.522 (7, PH)										1 0 1 1 0 0 0												
Bob Miller, R (7, 1)										0 0 0 0 0 0 0												
Inning Stats	R: 0 E: 0 K: 0 S: 3	H: 0 LOB: 0 BB: 0 P: 3	R: 0 E: 0 K: 1 S: 5	H: 0 LOB: 0 BB: 0 P: 5	R: 0 E: 0 K: 1 S: 6	H: 1 LOB: 1 BB: 0 P: 6	R: 0 E: 0 K: 1 S: 5	H: 0 LOB: 2 BB: 1 P: 10	R: 0 E: 0 K: 0 S: 3	H: 0 LOB: 0 BB: 0 P: 3	R: 0 E: 0 K: 0 S: 4	H: 1 LOB: 1 BB: 0 P: 4	R: 1 E: 0 K: 2 S: 7	H: 1 LOB: 2 BB: 2 P: 15	R: 0 E: 0 K: 1 S: 5	H: 1 LOB: 0 BB: 0 P: 5	R: 0 E: 0 K: 1 S: 5	H: 0 LOB: 0 BB: 0 P: 5	1B: 4 2B: 0 3B: 0 HR: 0	SF: 0 SAC: 1 DP: 0 HBP: 1	WP: 0 PB: 0 SB: 0 CS: 0	PA: 33
PITCHER Bob Hendley, L (1, 1) ERA: 6.14	IP: 9.0 WLS: W BF: 33 H: 4 R: 1 ER: 1 SO: 7 BB: 3 IBB: 0 HBP: 1 BLK: 0 WP: 0 HR: 0 S: 43 P: 56 ERA: 1.00 WHIP: 0.778																					

Los Angeles Dodgers @ Chicago Cubs
 Wrigley Field, Chicago, IL
 Tue Sep 14 1965, 3:33 AM CDT
 Att. 6,220 - Unknown

AB	28
R	1
H	4
RBI	1
BB	3
SO	7
LOB	11



WP: 0	PA: 33
PB: 0	
SB: 0	
CS: 0	

ERA	1.00
WHIP	0.778

Batter	1	2	3	4	5	6	7	8	9
Don Young, R OBP: 0.105, SLG: 0.263 (1, 8) SS	0-3 K ①		0-3 K ③			X 0-0 E4 FC3-6		X 0-0 F7 ①	
Glenn Beckert, R OBP: 0.266, SLG: 0.290 (1, 4) X	0-0 2B			X 0-0 2B 1B		X 0-0 FC3-6 HR 1-2f		X 0-0 3-1 ②	
Billy Williams, L OBP: 0.371, SLG: 0.552 (1, 9) X	0-0 1-3 ②			X 0-0 P4 ①		X 0-0 HR 1-H		X 0-0 F8 ③	
Ron Santo, R OBP: 0.375, SLG: 0.500 (1, 5) X	0-0 P8 ③			X 0-0 2B 1-3		X 0-0 6-3 ②			
14 Ernie Banks, R OBP: 0.330, SLG: 0.450 (1, 3)		X 0-0 P7 ①		X 0-0 P4 ②		X 0-0 6-3 ③			
Jimmy Stewart, S OBP: 0.309, SLG: 0.294 (1, 7)		X 0-0 L7 ②		X 0-0 F9 ③		X 0-0 F7 ①			
Chris Krug, R OBP: 0.273, SLG: 0.338 (1, 2)		X 0-0 1-3 ③			0-0 K ①		0-3 K ②		
Don Kessinger, S OBP: 0.264, SLG: 0.239 (1, 6)			X 0-0 F9 ①		X 0-0 B2-4 1B		0-0 BB ①		
Bob Hendley, R (1, 1)			X 0-0 F9 ②		X 0-0 B2-4 ② ③ 1-2f		0-3 K ③		

AB R H RBI BB SO LOB

4	0	0	0	0	2	0
4	1	2	0	0	0	1
4	1	1	2	0	0	2
3	0	1	0	0	0	1
3	0	0	0	0	0	2
3	0	0	0	0	0	2
3	0	0	0	0	2	0
2	0	1	0	1	0	0
3	0	0	0	0	1	2

BOTTOM

Los Angeles Dodgers @ Chicago Cubs
Wrigley Field, Chicago, IL
Tue Sep 14 1965, 3:33 AM CDT
Att. 6,220 - Unknown

livebaseballscorecards.com

AB	29
R	2
H	5
RBI	2
BB	1
SO	5
LOB	10



1B: 2	SF: 0
2B: 3	SAC: 0
3B: 0	DP: 1
HR: 1	HBP: 0

WP: 0	PA: 30
PB: 0	
SB: 0	
CS: 0	

Inning Stats	R	H	E	K	S	H	LOB	BB	P
1	0	1	0	1	6	0	1	0	6
2	0	0	0	0	3	0	0	0	3
3	0	0	0	1	5	0	0	0	5
4	0	2	0	0	5	0	2	0	5
5	0	1	0	1	5	0	0	0	5
6	2	1	1	1	5	0	0	0	5
7	0	0	0	2	7	0	1	0	11
8	0	0	0	0	3	0	0	0	3

PITCHER	IP	WLS	BF	H	R	ER	SO	BB	IBB	HBP	BLK	WP	HR	S	P	ERA	WHIP
Sandy Koufax, L ERA: 2.12 (1, 1)	6.0	L	23	5	2	1	3	0	0	0	0	0	1	29	29	1.50	0.833
Bob Miller, R ERA: 3.03 (7, 1)	2.0		7	0	0	0	2	1	0	0	0	0	0	10	14	0.00	0.500

Batter	1	2	3	4	5	6	7	8	9	AB R H RBI BB SO LOB	TOP									
Maury Wills, S OBP: 0.332, SLG: 0.331 (1, 6)	0-0 F9	0-0 4-3			0-0 1-3		0-0 S 1-H 2B 2B		0-0 G6-4-3 1B	5 1 2 1 0 0 0										
Jim Gilliam, S OBP: 0.373, SLG: 0.387 (1, 5)	0-0 E 1B 2B 1B		0-0 5-3			0-0 1B 1B	0-0 2-H 2B		0-3 K	5 1 3 1 0 1 1										
Wes Parker, S OBP: 0.334, SLG: 0.358 (1, 3)	0-0 1-2 E 2B 1B		0-0 G3			0-0 1-3 FC5-4 1B	0-0 1-3		0-0 G6-4-3 1-2f	5 1 2 0 0 0 2										
Lou Johnson, R OBP: 0.312, SLG: 0.393 (1, 7)	0-0 1-2 2-3 E4 2B		0-3 K			0-0 F9		0-0 L1-3 1B		4 1 1 0 0 1 4										
Al Ferrara, R OBP: 0.271, SLG: 0.313 (1, 9)	0-0				0-0 L6 WP 1B		0-0 F9		0-0 L1-3 1-2	3 0 2 3 0 0 2										
Ron Fairly, L OBP: 0.360, SLG: 0.385 (8, PH)	0-0 1-H 2-H 3-H 2B									1 0 0 0 0 0 1										
Jeff Torborg, R OBP: 0.283, SLG: 0.360 (1, 2)	0-0 5-3				0-0 P3		0-0 FC5-4		0-0 E 1B 1B	3 0 0 0 0 0 4										
John Roseboro, L OBP: 0.292, SLG: 0.325 (8, 2)					1-2		1-2f			1 1 1 0 0 0 0										
Willie Davis, L OBP: 0.272, SLG: 0.351 (1, 8)	0-0 L4				0-0 L6 2-3			0-0 F9	0-0 E4 1B 1-2	4 0 0 0 0 0 3										
Dick Tracewski, R OBP: 0.309, SLG: 0.265 (1, 4)								0-0 F8	0-0 1-3 2-H 1B	3 0 1 0 0 0 0										
Jim Lefebvre, S OBP: 0.333, SLG: 0.354 (8, PH)					0-0 5-3					1 0 1 1 0 0 0										
Don Drysdale, R Nick Winters, R Howie Reed, R Bill Singer, R Ron Parravano, L Johnny Werhas, R John Purdin, R Derrill Griffith, L Don Lazohn, R Bob Miller, R								4-0 2B BB	0-3 K	1 0 0 0 0 0 1 0 1 0 0 1 0 0 0 0 0 0 0 0 0 1 0 0 0 0 1 2 0 0 0 0 0 0 0										
Inning Stats	R: 3 E: 1 K: 0 S: 7	H: 3 LOB: 1 BB: 0 P: 7	R: 0 E: 0 K: 0 S: 3	H: 1 LOB: 0 BB: 0 P: 3	R: 0 E: 0 K: 1 S: 5	H: 0 LOB: 0 BB: 0 P: 5	R: 0 E: 0 K: 0 S: 3	H: 1 LOB: 0 BB: 0 P: 3	R: 0 E: 0 K: 0 S: 5	H: 2 LOB: 2 BB: 0 P: 5	R: 2 E: 0 K: 0 S: 5	H: 2 LOB: 1 BB: 1 P: 9	R: 1 E: 1 K: 1 S: 8	H: 3 LOB: 2 BB: 0 P: 8	R: 0 E: 0 K: 1 S: 5	H: 1 LOB: 0 BB: 0 P: 5	1B: 10 2B: 5 3B: 0 HR: 0	SF: 0 SAC: 0 DP: 4 HBP: 0	WP: 1 PB: 0 SB: 1 CS: 0	PA: 39
PITCHER	IP WLS BF H R ER SO BB IBB HBP BLK WP HR S P ERA WHIP																			
Dick Ellsworth, L ERA: 3.86 (1, 1)	6.2 W 29 9 5 4 1 1 0 0 0 1 0 30 34 5.40 1.500																			
Ted Abernathy, R ERA: 2.31 (7, 1)	1.0 6 3 1 0 0 0 0 0 0 0 0 6 6 0.00 3.000																			
Billy Hoelt, L ERA: 2.63 (8, 1)	1.1 S 4 1 0 0 2 0 0 0 0 0 0 8 8 0.00 0.750																			

Los Angeles Dodgers @ Chicago Cubs
Wrigley Field, Chicago, IL
Wed Sep 15 1965, 3:33 AM CDT
Att. 1,886 - Cloudy

AB	38
R	6
H	13
RBI	6
BB	1
SO	3
LOB	20



BOTTOM

Los Angeles Dodgers @ Chicago Cubs
Wrigley Field, Chicago, IL
Wed Sep 15 1965, 3:33 AM CDT
Att. 1,886 - Cloudy

livebaseballscorecards.com

AB	33
R	8
H	11
RBI	7
BB	8
SO	7
LOB	18



WP:	0	PA:	42
PB:	0		
SB:	0		
CS:	1		

AB	1	R	0	H	0	RBI	0	BB	0	SO	1	LOB	0
	0	0	0	1	1	0	0						
	3	0	0	0	0	1	2						

5	1	1	0	0	0	3							
---	---	---	---	---	---	---	--	--	--	--	--	--	--

3	2	1	1	2	0	1							
---	---	---	---	---	---	---	--	--	--	--	--	--	--

4	2	2	1	1	1	1							
---	---	---	---	---	---	---	--	--	--	--	--	--	--

5	1	3	2	0	0	2							
---	---	---	---	---	---	---	--	--	--	--	--	--	--

0	0	0	0	0	0	0							
4	2	2	1	1	0	2							
0	0	0	0	0	0	0							

3	0	1	0	1	1	3							
---	---	---	---	---	---	---	--	--	--	--	--	--	--

2	0	0	1	1	1	4							
---	---	---	---	---	---	---	--	--	--	--	--	--	--

2	0	1	0	1	1	0							
1	0	0	0	0	1	0							
0	0	0	0	0	0	0							


1B:	9	SF:	1
2B:	1	SAC:	0
3B:	0	DP:	1
HR:	1	HBP:	0

Batter	1	2	3	4	5	6	7	8	9
Don Landrum, L (1, 8) OBP: 0.301, SLG: 0.338 John Boccabella, R (2, PH) OBP: 0.571, SLG: 1.500 Don Young, R (3, 8) OBP: 0.091, SLG: 0.227	0-3 K	4-0 FC6-4 BB		0-3 K	0-0 5-3		0-0 F8		
Glenn Beckert, R (1, 4) OBP: 0.265, SLG: 0.289	0-0 6-3	0-0 FC6-4		0-0 F9		0-0 G3 1B	0-0 F9		
Billy Williams, L (1, 9) OBP: 0.373, SLG: 0.556	4-0 BB		4-0 1B 14 FC6-4 BB		0-0 F8	0-0 G3		0-0 HR	
Ron Santo, R (1, 5) OBP: 0.377, SLG: 0.500	0-0 L8		0-0 1B 14 FC6-4 1B		4-0 1B BB	0-0 14 2B 1B		0-3 K	
14 Ernie Banks, R (1, 3) OBP: 0.332, SLG: 0.453		0-0 CS 1B	0-0 FC6-4		0-0 E4 1B SF7	0-0 2B		0-0 G6-4-3 1B	
George Altman, L (1, 7) OBP: 0.307, SLG: 0.348 Harvey Kuenn, R (2, PH) OBP: 0.352, SLG: 0.261 Doug Clemens, L (9, 7) OBP: 0.308, SLG: 0.297		0-0 BB BB 1B	0-0 FC6-4 1B		0-0 E9 1B E 1B	4-0 BB		0-0 G6-4-3 1B	
Ed Bailey, L (1, 2) OBP: 0.372, SLG: 0.357		0-3 K	0-0 FC6-4 1B		4-0 E IBB	0-0 L6			
Don Kessinger, S (1, 6) OBP: 0.264, SLG: 0.237		4-0 BB BB BB	0-0 FC6-4		0-0 SF7	0-3 K			
Dick Ellsworth, L (1, 1) OBP: 0.153, SLG: 0.132 Ted Abernathy, R (7, 1) OBP: 0.176, SLG: 0.125 Billy Hoef, L (8, 1) OBP: 0.273, SLG: 0.273		4-0 BB BB		0-3 K	0-0 E1 1B		0-3 K		

Inning Stats	R: 0 H: 0 E: 0 K: 1 S: 5	H: 0 LOB: 1 BB: 1 P: 9	R: 1 H: 2 E: 0 K: 1 S: 6	L: 2 LOB: 3 BB: 3 P: 18	R: 1 H: 2 E: 0 K: 0 S: 5	H: 2 LOB: 2 BB: 1 P: 9	R: 0 H: 0 E: 0 K: 2 S: 7	H: 0 LOB: 0 BB: 0 P: 7	R: 3 H: 2 E: 3 K: 0 S: 6	H: 2 LOB: 2 BB: 2 P: 14	R: 2 H: 3 E: 0 K: 1 S: 8	H: 3 LOB: 2 BB: 1 P: 12	R: 0 H: 0 E: 0 K: 1 S: 5	H: 0 LOB: 0 BB: 0 P: 5	R: 1 H: 2 E: 0 K: 1 S: 6	H: 2 LOB: 0 BB: 0 P: 6
--------------	--------------------------	------------------------	--------------------------	-------------------------	--------------------------	------------------------	--------------------------	------------------------	--------------------------	-------------------------	--------------------------	-------------------------	--------------------------	------------------------	--------------------------	------------------------

PITCHER	IP	WLS	BF	H	R	ER	SO	BB	IBB	HBP	BLK	WP	HR	S	P	ERA	WHIP
Don Drysdale, R (1, 1) ERA: 3.06	1.0		5	1	1	1	1	1	0	0	0	0	0	6	10	9.00	2.000
Nick Willhite, L (2, 1) ERA: 5.7	0.2		4	1	0	0	1	2	0	0	0	0	4	12	0.00	4.500	
Howie Reed, R (2, 1) ERA: 3.21	3.2	L	22	6	6	3	2	3	1	0	0	0	22	38	7.36	2.455	
Bill Singer, R (6, 1) ERA:	0.0		2	1	0	0	0	1	0	0	0	0	0	1	5	∞	∞
Ron Perranoski, L (6, 1) ERA: 2.79	0.2		2	0	0	0	1	0	0	0	0	0	0	4	4	0.00	0.000

PITCHER	IP	WLS	BF	H	R	ER	SO	BB	IBB	HBP	BLK	WP	HR	S	P	ERA	WHIP
John Purdin, R (7, 1) ERA: 7.4	1.0		3	0	0	0	1	0	0	0	0	0	0	5	5	0.00	0.000
Bob Miller, R (8, 1) ERA: 3.09	1.0		4	2	1	1	1	0	0	0	0	0	1	6	6	9.00	2.000

Batter	1	2	3	4	5	6	7	8	9	AB R H RBI BB SO LOB	TOP	
Maury Wills, S (1, 6) OBP: 0.334, SLG: 0.332	0-0 1B 1B	4-0 BB 1B 1-2 BB		0-0 F8			0-0 F8 1B		0-0 L6	4 1 2 0 1 0 1		
Jim Gilliam, S (1, 5) OBP: 0.374, SLG: 0.388 John Kennedy, R (7, 5) OBP: 0.241, SLG: 0.232	0-0 FC1-6 1-3 1B 1B	0-0 BB 1-2 2-3 1B			0-0 L6		0-0 F8 1-2			4 0 2 0 0 0 1 0 0 0 0 0 0 0		
Willie Davis, L (1, 8) OBP: 0.275, SLG: 0.353	0-0 FC1-6 1-2 3-H 1B	4-0 BB 1-2 2-3 3-H BB			0-0 CS 1B			0-0 F9		3 0 2 2 1 0 0		
Ron Fairly, L (1, 9) OBP: 0.360, SLG: 0.384	0-0 FC1-6 1-2f 2-3	0-0 F7			0-0 P8 1-2			0-0 PB 6-3 1B		4 0 1 0 0 0 6		
Lou Johnson, R (1, 7) OBP: 0.311, SLG: 0.394	0-3 K		0-0 P6			0-0 4-3 2B		0-0 6-3 1-2		4 0 1 0 0 1 3		
Jim Lefebvre, S (1, 4) OBP: 0.330, SLG: 0.351	0-0 P5		0-0 6-3			0-0 4-3 2-3		0-0 4-3 2-3		4 0 0 0 0 0 4		
Wes Parker, S (1, 3) OBP: 0.335, SLG: 0.358		0-0 CS 1B	0-3 K			0-0 4-3			4-0 4-3 BB	3 0 1 0 1 1 1	AB 34 R 2 H 10 RBI 2 BB 3 SO 5 LOB 20	
John Roseboro, L (1, 2) OBP: 0.289, SLG: 0.322		0-3 K 1-2		0-0 4-3		0-0 1-3			0-0 4-3 1-2	4 0 0 0 0 1 3		
Claude Osteen, L (1, 1) OBP: 0.152, SLG: 0.146 Sandy Koufax, R (9, 1) OBP: 0.232, SLG: 0.194		0-0 1B BB BB 1B		0-0 1-3		0-3 K			0-3 K	4 1 1 0 0 2 1 0 0 0 0 0 0 0		
Inning Stats	R: 1 E: 0 K: 1 S: 8 H: 3 LOB: 2 BB: 0 P: 8	R: 1 E: 0 K: 1 S: 7 H: 3 LOB: 3 BB: 2 P: 15	R: 0 E: 0 K: 1 S: 5 H: 0 LOB: 0 BB: 0 P: 5	R: 0 E: 0 K: 0 S: 3 H: 0 LOB: 0 BB: 0 P: 3	R: 0 E: 0 K: 0 S: 3 H: 1 LOB: 0 BB: 0 P: 3	R: 0 E: 0 K: 0 S: 4 H: 1 LOB: 1 BB: 0 P: 4	R: 0 E: 0 K: 1 S: 5 H: 1 LOB: 0 BB: 0 P: 5	R: 0 E: 0 K: 0 S: 4 H: 1 LOB: 1 BB: 0 P: 4	R: 0 E: 0 K: 1 S: 5 H: 0 LOB: 1 BB: 1 P: 9	1B: 9 2B: 2 3B: 0 HR: 0 SF: 0 SAC: 0 DP: 1 HBP: 0	WP: 0 PB: 1 SB: 0 CS: 2 PA: 37	
PITCHER	IP WLS BF H R ER SO BB IBB HBP BLK WP HR S P ERA WHIP											
Bill Faul, R (1, 1) ERA: 3.64	1.2 L 12 6 2 2 2 2 2 0 0 0 0 0 0 14 22 10.80 4.800											
Cal Koonce, R (2, 1) ERA: 3.72	6.1 21 4 0 0 2 0 0 0 0 0 0 0 0 25 25 0.00 0.632											
Billy Hoelt, L (9, 1) ERA: 2.57	1.0 4 0 0 0 1 1 0 0 0 0 0 0 0 5 9 0.00 1.000											

Los Angeles Dodgers @ Chicago Cubs
Wrigley Field, Chicago, IL
Thu Sep 16 1965, 3:33 AM CDT
Att: 550 - Unknown

livebaseballscores.com

BOTTOM

Los Angeles Dodgers @ Chicago Cubs
Wrigley Field, Chicago, IL
Thu Sep 16 1965, 3:33 AM CDT
Att. 550 - Unknown

livebaseballscorecards.com

AB	30
R	0
H	5
RBI	0
BB	3
SO	4
LOB	14



WP:	0	PA:	33
PB:	0	SB:	0
CS:	0		

AB R H RBI BB SO LOB

4	0	0	0	0	2	2
4	0	1	0	0	0	1
3	0	1	0	1	0	2
4	0	1	0	0	0	2
4	0	0	0	0	0	2
3	0	1	0	1	0	1
3	0	0	0	0	1	3
3	0	1	0	0	0	0
0	0	0	0	0	0	0
1	0	0	0	1	1	1
1	0	0	0	0	0	0
0	0	0	0	0	0	0

1B:	4	SF:	0
2B:	1	SAC:	0
3B:	0	DP:	3
HR:	0	HBP:	0

WP	HR	S	P	ERA	WHIP
----	----	---	---	-----	------

Batter	1	2	3	4	5	6	7	8	9
Don Young, R (1, 8) OBP: 0.077, SLG: 0.192	0-3 K		0-0 FC1-5-6 1B		0-3 K			0-0 1-3	
Glenn Beckert, R (1, 4) OBP: 0.265, SLG: 0.289	0-0 5-3		0-0 1-2 1B		0-0 L4			0-0 F8	
Billy Williams, L (1, 9) OBP: 0.373, SLG: 0.555	0-0 G3		0-0 4-3			0-0 G5-4-3 1B		4-0 BB	
Ron Santo, R (1, 5) OBP: 0.376, SLG: 0.498		0-0 14 G4-6-3 1B		0-0 6-3		0-0 G5-4-3		0-0 F7	
14 Ernie Banks, R (1, 3) OBP: 0.330, SLG: 0.450		0-0 G4-6-3		0-0 F9		0-0 5-3		0-0 P3	
Harvey Kuenn, R (1, 7) OBP: 0.355, SLG: 0.262		4-0 BB		0-0 E6			0-0 G4-6-3 1B	0-0 L4	
Chris Krug, R (1, 2) OBP: 0.268, SLG: 0.331		0-0 L8		0-3 K			0-0 G4-6-3		
Don Kessinger, S (1, 6) OBP: 0.265, SLG: 0.242			0-0 FC1-5-6 2B		0-0 5-3		0-0 6-3		
Bill Faul, R (1, 1) OBP: 0.115, SLG: 0.083			0-3 K			0-0 5-3		0-0 1-3	
Cal Koonce, R (2, 1) OBP: 0.204, SLG: 0.125									
Jimmy Stewart, S (8, PH) OBP: 0.308, SLG: 0.293									
Billy Hoef, L (9, 1) OBP: 0.273, SLG: 0.273									

Inning Stats	R: 0	H: 0	E: 0	K: 1	S: 5	R: 0	H: 1	E: 0	K: 0	S: 3	R: 0	H: 2	E: 0	K: 1	S: 7	R: 0	H: 0	E: 1	K: 1	S: 6	R: 0	H: 0	E: 0	K: 1	S: 5	R: 0	H: 1	E: 0	K: 0	S: 3	R: 0	H: 1	E: 0	K: 0	S: 3	R: 0	H: 0	E: 0	K: 0	S: 3	R: 0	H: 0	E: 0	K: 0	S: 3
--------------	------	------	------	------	------	------	------	------	------	------	------	------	------	------	------	------	------	------	------	------	------	------	------	------	------	------	------	------	------	------	------	------	------	------	------	------	------	------	------	------	------	------	------	------	------

PITCHER	IP	WLS	BF	H	R	ER	SO	BB	IBB	HBP	BLK	WP	HR	S	P	ERA	WHIP
Claude Osteen, L (1, 1) ERA: 2.93	8.0	W	30	5	0	0	4	3	0	0	0	0	0	35	47	0.00	1.000
Sandy Koufax, L (9, 1) ERA: 2.12	1.0	S	3	0	0	0	0	0	0	0	0	0	0	3	3	0.00	0.000

New York Mets @ Chicago Cubs
 Wrigley Field, Chicago, IL
 Sat Sep 18 1965, 3:33 AM CDT
 Att: 3,930 - Cloudy - 80 F

livebaseballscorecards.com

AB	32
R	3
H	8
RBI	3
BB	5
SO	7
LOB	16



WP:	0	PA:	39
PB:	0		
SB:	1		
CS:	1		

Batter	1	2	3	4	5	6	7	8	9	AB R H RBI BB SO LOB	TOP									
Johnny Lewis, L (1, 9) OBP: 0.329, SLG: 0.383 (8, 8)	0-3 K		0-0 1B		0-3 K		0-0 1B		4-0 BB	4 0 2 1 1 2 0										
Ron Hunt, R (1, 4) OBP: 0.305, SLG: 0.305	0-0 1B		0-0 F3			0-0 1B	0-0 1-3		0-0 1-3	5 1 2 0 0 0 3										
Ed Kranepool, L (1, 3) OBP: 0.311, SLG: 0.389 (8, PR) Al Jackson, L (8, PR) OBP: 0.123, SLG: 0.125 Cleon Jones, R (8, 7) OBP: 0.151, SLG: 0.135	0-0 F7			0-0 G3		0-0 1-2		4-0 BB		3 0 0 0 1 0 2 0 0 0 0 0 0 0 0 0 0 0 0 0 0										
Charley Smith, R (1, 5) OBP: 0.277, SLG: 0.410	0-0 CS	0-0 1B		0-0 1B		0-3 K		0-0 P4		4 0 2 0 0 1 2										
John Stephenson, L (1, 2) OBP: 0.269, SLG: 0.398 (8, PH) Joe Christopher, R (8, 9) OBP: 0.304, SLG: 0.336		0-0 SH1-3		0-0 4-3		0-0 HR		4-0 BB		2 1 1 2 0 0 1 0 0 0 0 1 0 0										
Jim Hickman, R (1, 8) OBP: 0.279, SLG: 0.392 (8, 3)		0-0 5-3		4-0 BB		0-3 K		4-0 BB		2 0 0 0 2 1 1										
Danny Napoleon, R (1, 7) OBP: 0.250, SLG: 0.185 (8, PH) Chuck Hiller, L (8, 2) Chris Cannizzaro, R (8, 2) OBP: 0.266, SLG: 0.224		0-0 1-3		0-0 6-3			0-0 P4	0-0 G6-4-3		3 0 0 0 0 0 3 1 0 0 0 0 0 3 0 0 0 0 0 0 0										
Roy McMillan, R (1, 6) OBP: 0.285, SLG: 0.300 (9, PH) Gary Kolb, L (9, PH) OBP: 0.216, SLG: 0.236			0-0 P3		0-0 P6		0-0 1B		0-3 K	3 1 1 0 0 0 0 1 0 0 0 0 1 0										
Tug McGraw, R (1, 1) OBP: 0.095, SLG: 0.095 (7, 1) Gordie Richardson, R (8, 1) Ron Swoboda, R (9, PH) OBP: 0.292, SLG: 0.429			0-0 B1-3		0-3 K		0-3 K		0-0 6-3	3 0 0 0 0 2 1 0 0 0 0 0 0 0 0 0 0 0 0 0 0 1 0 0 0 0 0 0										
Inning Stats	R: 0 E: 0 K: 1 S: 5	H: 1 LOB: 0 BB: 0 P: 5	R: 0 E: 0 K: 0 S: 4	H: 1 LOB: 1 BB: 0 P: 4	R: 0 E: 0 K: 0 S: 4	H: 1 LOB: 2 BB: 1 P: 8	R: 0 E: 0 K: 2 S: 7	H: 0 LOB: 0 BB: 0 P: 7	R: 2 E: 0 K: 2 S: 9	H: 2 LOB: 0 BB: 0 P: 9	R: 1 E: 1 K: 1 S: 7	H: 2 LOB: 1 BB: 0 P: 7	R: 0 E: 0 K: 0 S: 2	H: 0 LOB: 3 BB: 3 P: 14	R: 0 E: 0 K: 1 S: 5	H: 0 LOB: 1 BB: 1 P: 9	1B: 7 2B: 0 3B: 0 HR: 1	SF: 0 SAC: 1 DP: 1 HBP: 0	WP: 0 PB: 0 SB: 1 CS: 1	PA: 39
PITCHER	IP WLS BF H R ER SO BB IBB HBP BLK WP HR S P ERA WHIP																			
Larry Jackson, R (1, 1) ERA: 3.84	7.0 W 29 8 3 2 6 1 0 0 0 0 1 40 44 2.57 1.286																			
Billy Hoelt, L (8, 1) ERA: 2.55	0.1 3 0 0 0 0 2 0 0 0 0 0 1 9 0.00 6.000																			
Ted Abernathy, R (8, 1) ERA: 2.28	1.2 S 6 0 0 0 1 2 0 0 0 0 0 6 14 0.00 1.200																			

BOTTOM

New York Mets @ Chicago Cubs
Wrigley Field, Chicago, IL
Sat Sep 18 1965, 3:33 AM CDT
Att. 3,930 - Cloudy - 80 F

livebaseballscorecards.com

AB	32
R	4
H	8
RBI	4
BB	6
SO	2
LOB	16



WP:	0	PA:	39
PB:	0	SB:	0
CS:	0		

AB	R	H	RBI	BB	SO	LOB
4	0	0	1	0	0	2
4	1	2	0	1	0	0
4	1	1	3	1	0	4
3	0	1	0	1	0	0
3	0	0	0	1	0	2
4	0	0	0	0	0	2
0	0	0	0	0	0	0
0	0	0	0	0	0	0
4	1	3	0	0	0	0
3	1	1	0	1	0	1
2	0	0	0	0	2	3
1	0	0	0	0	0	2
0	0	0	0	1	0	0

1B:	5	SF:	1
2B:	2	SAC:	0
3B:	0	DP:	0
HR:	1	HBP:	0

WP	HR	S	P	ERA	WHIP
0	0	0	0	0.00	0.000

Batter	1	2	3	4	5	6	7	8	9
Don Young, R OBP: 0.065, SLG: 0.167 (1, 8)	0-0 F9 ①		0-0 5-3 ②		0-0 P6 ①		0-0 SF7 ②	0-0 G3 ②	
Glenn Beckert, R OBP: 0.268, SLG: 0.290 (1, 4)	0-0 1-3 ②		0-0 1B ③		0-0 6-3 ②		0-0 HR 1B ③	4-0 BB ③	
Billy Williams, L OBP: 0.374, SLG: 0.558 (1, 9)	4-0 BB BB ③		0-0 F9 ③		0-0 G3 ③		0-0 HR ③	0-0 L9 ③	
Ron Santo, R OBP: 0.377, SLG: 0.499 (1, 5)	4-0 14 FC6-4 1-2 BB ③			0-0 L8 ①		0-0 6-3 ①	0-0 2B ①		
14 Ernie Banks, R OBP: 0.330, SLG: 0.448 (1, 3)	0-0 FC6-4 1-2r ③			0-0 L6 ②		0-0 P4 ②	4-0 IBB ②		
John Boccabella, R OBP: 0.364, SLG: 0.900 (1, 7)		0-0 4-3 ①		0-0 E3 2B ①		0-0 G3 ③	0-0 4-3 ③		
Billy Hoelt, L OBP: 0.273, SLG: 0.273 (8, 1)									
Ted Abernathy, R OBP: 0.176, SLG: 0.125 (8, 1)									
Chris Krug, R OBP: 0.279, SLG: 0.348 (1, 2)		0-0 F8 ②		0-0 2B ②			0-0 F9 1B SF7 1B ②	0-0 G3 5-3 1B ②	
Don Kessinger, S OBP: 0.266, SLG: 0.243 (1, 6)		0-0 F3 ③		4-0 BB ③			0-0 1B HR 1B ③	0-0 5-3 ①	
Larry Jackson, R OBP: 0.165, SLG: 0.210 (1, 1)			0-3 K ①	0-3 K ③			0-0 F9 ①	4-0 G3 IBB ①	
Harvey Kuenn, R OBP: 0.353, SLG: 0.260 (7, PH)									
Doug Clemens, L OBP: 0.310, SLG: 0.297 (8, 7)									

Inning Stats	R	H	E	K	S	H	LOB	BB	P	R	H	E	K	S	H	LOB	BB	P
	0	0	0	3	6	0	1	1	7	0	0	0	1	3	0	0	0	3

PITCHER	IP	WLS	BF	H	R	ER	SO	BB	IBB	HBP	BLK	WP	HR	S	P	ERA	WHIP
Tug McGraw, L ERA: 3.29 (1, 1)	6.2	L	30	6	4	4	2	3	0	0	0	0	1	31	43	5.40	1.350
Dave Eilers, R ERA: 4.5 (7, 1)	1.0		8	2	0	0	0	1	2	0	0	0	0	5	17	0.00	3.000
Gordie Richardson, L ERA: 3.94 (8, 1)	0.1		1	0	0	0	0	0	0	0	0	0	0	1	1	0.00	0.000

New York Mets @ Chicago Cubs
 Wrigley Field, Chicago, IL
 Sun Sep 19 1965, 3:33 AM CDT
 Att. 5,981 - Unknown

AB	36
R	8
H	10
RBI	6
BB	8
SO	9
LOB	25



AB R H RBI BB SO LOB

3	3	1	1	2	0	2	
3	1	1	0	0	1	1	
2	0	1	0	0	0	0	
4	1	1	1	1	0	0	
3	1	1	1	2	1	2	
3	1	1	0	2	0	3	
5	1	1	0	0	3	7	
4	0	2	3	1	0	3	
5	0	0	0	0	2	7	
2	0	0	0	0	2	0	
2	0	1	0	0	0	0	
1B: 6	SF: 0	2B: 4	SAC: 0	3B: 0	DP: 2	HR: 1	HBP: 0

Batter	1	2	3	4	5	6	7	8	9
Bobby Klaus, R OBP: 0.306, SLG: 0.264 (1, 4) BB BB BB (6, 6)	4-0 1B BB 1B	0-0 HR		4-0 L9-3 BB		0-0 FC3-6 PB 1B BB 1-2f	0-0 5-3		
Bud Harrelson, S OBP: 0.091, SLG: 0.091 (1, 6) Chuck Hiller, L OBP: 0.277, SLG: 0.348 (6, PH) (6, 4)	0-0 1B 2B 1B 1-2	0-3 K		0-0 L9-3 1-2		0-0 BB PB 1B 1-2	0-0 3-1		
Charley Smith, R OBP: 0.278, SLG: 0.409 (1, 5)	0-0 BB 2B 1B 1-3 2-H	0-0 P3			0-0 G3	4-0 BB IBB 1-2 2-3	0-0 5-3		
Jim Hickman, R OBP: 0.284, SLG: 0.391 (1, 3)	0-0 P6		0-0 FC1-5 BB 1B		4-0 2B 1B BB	4-0 G6-4-3 BB 1-2 2-3 3-H	0-3 K		
Ron Swoboda, R OBP: 0.296, SLG: 0.431 (1, 7) BB BB BB	4-0 2B E BB 1-2		4-0 FC4-6 FC1-5 BB 1-2		0-0 1B 2B 1-3	0-0 G6-4-3 1-2f		0-0 F8	
Danny Napoleon, R OBP: 0.247, SLG: 0.198 (1, 9) S S S	0-3 K		0-0 FC1-5 FC4-6 BB 1-2 2-3f		0-3 K		0-0 E 2B	0-3 K2-3	
Cleon Jones, R OBP: 0.190, SLG: 0.179 (1, 8) X	0-0 E9 2B 1-H 2-H 3-H		0-0 FC4-6 1-2f 2-3		0-0 1B 2-3 3-H		0-0 6-3	4-0 BB	
Greg Goossen, R OBP: 0.235, SLG: 0.235 (1, 2) S S S	0-3 K		0-0 P6		0-0 F8		0-3 K	0-0 4-3	
Dick Selma, R OBP: 0.143, SLG: 0.143 (1, 1) Darrell Sutherland, R OBP: 0.182, SLG: 0.364 (5, 1)		0-3 K		0-3 K		0-0 FC3-6 1B	0-0 E6 2-H		

Inning Stats	R: 4	H: 3	E: 1	K: 2	S: 10	P: 18	R: 1	H: 1	E: 0	K: 2	S: 8	P: 8	R: 0	H: 1	E: 0	K: 0	S: 4	P: 8	R: 0	H: 0	E: 0	K: 1	S: 4	P: 8	R: 1	H: 2	E: 0	K: 1	S: 7	P: 11	R: 1	H: 2	E: 0	K: 0	S: 4	P: 12	R: 1	H: 1	E: 1	K: 1	S: 7	P: 7	R: 0	H: 0	E: 0	K: 1	S: 5	P: 5	R: 0	H: 0	E: 0	K: 1	S: 5	P: 9	R: 0	H: 0	E: 0	K: 1	S: 5	P: 9
--------------	------	------	------	------	-------	-------	------	------	------	------	------	------	------	------	------	------	------	------	------	------	------	------	------	------	------	------	------	------	------	-------	------	------	------	------	------	-------	------	------	------	------	------	------	------	------	------	------	------	------	------	------	------	------	------	------	------	------	------	------	------	------

PITCHER	IP	WLS	BF	H	R	ER	SO	BB	IBB	HBP	BLK	WP	HR	S	P	ERA	WHIP
Bob Hendley, L ERA: 6.51 (1, 1)	2.0	L	14	5	5	4	4	3	0	0	0	0	1	19	31	18.00	4.000
Bob Humphreys, R ERA: 3.3 (3, 1)	1.0		3	0	0	0	0	0	0	0	0	0	0	3	3	0.00	0.000
Cal Koonce, R ERA: 3.73 (4, 1)	2.0		9	2	1	1	2	2	0	0	0	0	0	11	19	4.50	2.000
Ernie Broglio, R ERA: 6.93 (6, 1)	0.1		5	2	1	1	0	1	1	0	0	0	0	3	11	27.00	9.000
Lindy McDaniel, R ERA: 2.51 (6, 1)	2.2		9	1	1	0	2	0	0	0	0	0	0	13	13	0.00	0.375
PITCHER	IP	WLS	BF	H	R	ER	SO	BB	IBB	HBP	BLK	WP	HR	S	P	ERA	WHIP
Ken Holtzman, L ERA: 4.5 (9, 1)	1.0		4	0	0	0	1	1	0	0	0	0	0	5	9	0.00	1.000

WP: 0	PA: 44
PB: 1	
SB: 0	
CS: 0	

BOTTOM

New York Mets @ Chicago Cubs
Wrigley Field, Chicago, IL
Sun Sep 19 1965, 3:33 AM CDT
Att. 5,981 - Unknown

livebaseballscorecards.com

AB	33
R	6
H	10
RBI	6
BB	6
SO	5
LOB	17



WP	0	PA	40
PB	0		
SB	0		
CS	0		

AB	2	R	0	H	0	RBI	0	BB	0	SO	2	LOB	1
	0	0	0	0	0	0	0	0	0	0	0	0	0
	1	1	1	0	0	0	0	0	0	0	0	0	0
	0	0	0	0	0	0	0	0	0	0	0	0	0
	1	0	0	1	0	0	0	1	0	0	0	1	0

AB	4	R	1	H	1	RBI	1	BB	1	SO	1	LOB	1
	0	0	0	0	0	0	0	0	0	0	0	0	0
	0	0	0	0	0	0	0	0	0	0	0	0	0
	0	0	0	0	0	0	0	0	0	0	0	0	0
	4	1	1	1	1	1	0	1	0	1	0	1	0

AB	3	R	0	H	0	RBI	0	BB	2	SO	1	LOB	3
	0	0	0	0	0	0	0	0	0	0	0	0	0
	0	0	0	0	0	0	0	0	0	0	0	0	0
	0	0	0	0	0	0	0	0	0	0	0	0	0
	3	0	0	0	0	2	1	3	0	0	0	0	0

AB	4	R	1	H	0	RBI	0	BB	1	SO	0	LOB	2
	0	0	0	0	0	0	0	0	0	0	0	0	0
	0	0	0	0	0	0	0	0	0	0	0	0	0
	0	0	0	0	0	0	0	0	0	0	0	0	0
	4	1	0	0	1	0	1	0	2	0	0	2	0

AB	3	R	0	H	2	RBI	2	BB	1	SO	0	LOB	0
	0	0	0	0	0	0	0	0	0	0	0	0	0
	0	0	0	0	0	0	0	0	0	0	0	0	0
	0	0	0	0	0	0	0	0	0	0	0	0	0
	3	0	2	2	1	0	0	0	0	0	0	0	0

AB	4	R	0	H	2	RBI	1	BB	0	SO	0	LOB	2
	0	0	0	0	0	0	0	0	0	0	0	0	0
	0	0	0	0	0	0	0	0	0	0	0	0	0
	0	0	0	0	0	0	0	0	0	0	0	0	0
	4	0	2	1	0	0	0	2	0	0	0	2	0

AB	3	R	0	H	0	RBI	0	BB	0	SO	1	LOB	6
	0	0	0	0	0	0	0	0	0	0	0	0	0
	1	0	0	0	0	0	0	0	0	0	0	0	0
	0	0	0	0	0	0	0	0	0	0	0	0	0
	3	0	0	0	0	0	0	1	6	0	0	0	0

AB	4	R	2	H	2	RBI	0	BB	0	SO	0	LOB	0
	0	0	0	0	0	0	0	0	0	0	0	0	0
	0	0	0	0	0	0	0	0	0	0	0	0	0
	0	0	0	0	0	0	0	0	0	0	0	0	0
	4	2	2	0	0	0	0	0	0	0	0	0	0

AB	0	R	0	H	0	RBI	0	BB	0	SO	0	LOB	0
	0	0	0	0	0	0	0	0	0	0	0	0	0
	0	0	0	0	0	0	0	0	0	0	0	0	0
	0	0	0	0	0	0	0	0	0	0	0	0	0
	3	1	2	1	1	1	1	1	1	1	1	1	1

1B	8	SF	1
2B	0	SAC	0
3B	2	DP	3
HR	0	HBP	0

Batter	1	2	3	4	5	6	7	8	9
Don Young, R (1, 8) OBP: 0.061, SLG: 0.156	0-3 K		0-3 K		0-0 BB 14 1B	0-0 G4-6-3			0-0 SF7
Cal Koonce, R (4, 1) OBP: 0.204, SLG: 0.125									
Doug Clemens, L (5, PH) OBP: 0.311, SLG: 0.299									
Ernie Broglio, R (6, 1)									
Ed Bailey, L (6, 2) OBP: 0.369, SLG: 0.355									
Glenn Beckert, R (1, 4) OBP: 0.269, SLG: 0.290	4-0 G3-6-3 BB		0-0 F7		0-0 BB 14 1B		0-0 1-6-3		0-0 6-3
Billy Williams, L (1, 9) OBP: 0.374, SLG: 0.555	0-0 G3-6-3			4-0 BB 14 1B	0-0 P4		0-3 K		4-0 FC5-4 BB
Ron Santo, R (1, 5) OBP: 0.376, SLG: 0.496		0-0 4-3		0-0 P6	4-0 BB 14 1B		0-0 5-3		0-0 FC5-4
14 Ernie Banks, R (1, 3) OBP: 0.332, SLG: 0.449		4-0 BB 14 1B		0-0 BB 14 1B	0-0 BB 14 1B			0-0 4-3	
George Altman, L (1, 7) OBP: 0.310, SLG: 0.351		0-0 G4-6-3 1B		0-0 1-3	0-0 1B			0-0 5-3	
Chris Krug, R (1, 2) OBP: 0.274, SLG: 0.342		0-0 G4-6-3		0-0 5-3	0-3 K			0-0 5-3	
Lindy McDaniel, R (6, 1)									
Jimmy Stewart, S (8, PH) OBP: 0.307, SLG: 0.292									
Ken Holtzman, R (9, 1)									
Don Kessinger, S (1, 6) OBP: 0.271, SLG: 0.254			0-0 F8		0-0 BB 14 1B		0-0 L8		0-0 BB 3B
Bob Hendley, R (1, 1)									
Bob Humphreys, R (3, 1)									
Don Landrum, L (3, PH) OBP: 0.306, SLG: 0.345									0-0 SF7 BB 3B

Inning Stats	R	H	E	K	S	R	H	E	K	S	R	H	E	K	S	R	H	E	K	S	R	H	E	K	S	R	H	E	K	S	R	H	E	K	S	R	H	E	K	S	R	H	E	K	S	1B	2B	3B	HR	SF	SAC	DP	HBP							
	0	0	0	1	8	0	1	0	0	7	0	1	0	1	6	4	5	0	2	16	0	0	0	1	6	0	0	0	0	3	0	0	0	0	3	0	0	0	0	3	0	2	0	0	9	2	1	1	0	0	8	0	2	0	0	1	0	3	0	0

PITCHER	IP	WLS	BF	H	R	ER	SO	BB	IBB	HBP	BLK	WP	HR	S	P	ERA	WHIP
Dick Selma, R (1, 1) ERA: 3.2	4.2		22	6	4	4	3	4	0	0	0	0	0	24	40	7.71	2.143
Darrell Sutherland, R (5, 1) ERA: 3.35	4.1	W	18	4	2	2	2	2	0	0	0	0	0	20	28	4.15	1.385

Batter	1	2	3	4	5	6	7	8	9	AB R H RBI BB SO LOB	TOP																	
Tony Taylor, R (1, 4) OBP: 0.302, SLG: 0.329	0-0 2B	0-0 1-3			0-0 F8	0-0 L9		0-0 FC6 1B		5 0 2 0 0 0 4																		
Johnny Callison, L (1, 9) OBP: 0.324, SLG: 0.514	0-0 L9		0-0 4-3		4-0 1B BB		0-3 K	0-0 FC6 1-2f		4 0 0 0 1 1 2																		
Dick Allen, R (1, 5) OBP: 0.376, SLG: 0.503	0-3 K		0-3 K		0-0 FC5-4 1B		0-0 1B 2B		0-3 K	5 1 2 0 0 3 1																		
Dick Stuart, R (1, 3) OBP: 0.292, SLG: 0.443	0-0 L4		4-0 BB		0-0 SF7		0-0 S 1B		0-0 1-3	3 0 1 2 1 0 1																		
Alex Johnson, R (1, 7) OBP: 0.351, SLG: 0.461		0-0 FC1 1B	0-3 K		0-0 FC5-4		0-3 K		0-0 5-3	3 1 1 0 0 1 3 2 0 0 0 0 1 1																		
Tony Gonzalez, L (7, PH) OBP: 0.354, SLG: 0.476																												
Adolfo Phillips, R (1, 8) OBP: 0.301, SLG: 0.353		0-0 FC1 1B	0-3 K		0-0 5-3		0-3 K2-3			3 1 1 0 0 1 0 1 0 0 0 0 1 1																		
John Briggs, L (7, PH) OBP: 0.353, SLG: 0.389		1-2 4-3 1B																										
Bobby Wine, R (1, 6) OBP: 0.291, SLG: 0.293		0-0 3-1	0-0 5-3		0-0 1B 1B			0-0 1B G4-6-3 1B		4 1 2 0 0 0 2	AB 37 R 5 H 11 RBI 4 BB 3 SO 9 LOB 20																	
Pat Corrales, R (1, 2) OBP: 0.337, SLG: 0.329		0-0 FC1	0-3 K		0-0 1B 1B			0-0 G4-6-3 1B		3 0 1 1 0 1 1 1 0 1 0 0 0 0 0 0 0 0 0 0 0																		
John Herrnstein, L (8, PH) OBP: 0.238, SLG: 0.282		4-3 2-3 3-H			1-3 1B			1-3 1B																				
Fergie Jenkins, R (8, 1)		0-0 4-3			4-0 1B BB SF7 BB		0-0 P5	0-0 G4-6-3 1-2f 3-H		0 0 0 0 0 0 0 1 0 0 1 0 0 0 1 0 0 0 0 0 0 0 0 0 0 0 0 0 0 0 0 1 0 0 0 0 0 0 0 1 0 0 0 0 0 0 1																		
Grant Jackson, S Cookie Rojas, R Lew Burdette, R Bill Sorensen, L Jack Baldschun, R Wes Covington, L Gary Wagner, R Clay Dalrymple, L																												
Inning Stats	R: 0 E: 0 K: 1 S: 6	H: 1 LOB: 1 BB: 0 P: 6	R: 2 E: 0 K: 0 S: 6	H: 2 LOB: 1 BB: 0 P: 6	R: 0 E: 0 K: 2 S: 7	H: 0 LOB: 1 BB: 1 P: 11	R: 0 E: 0 K: 2 S: 7	H: 0 LOB: 0 BB: 0 P: 7	R: 1 E: 0 K: 0 S: 4	H: 1 LOB: 2 BB: 2 P: 12	R: 0 E: 0 K: 0 S: 5	H: 2 LOB: 2 BB: 0 P: 5	R: 1 E: 0 K: 3 S: 11	H: 2 LOB: 1 BB: 0 P: 11	R: 1 E: 0 K: 0 S: 5	H: 3 LOB: 1 BB: 0 P: 5	R: 0 E: 0 K: 1 S: 5	H: 0 LOB: 0 BB: 0 P: 5	1B: 9 2B: 2 3B: 0 HR: 0	SF: 1 SAC: 0 DP: 1 HBP: 0	WP: 0 PB: 0 SB: 1 CS: 0	PA: 41						
PITCHER	IP WLS BF H R ER SO BB IBB HBP BLK WP HR S P ERA WHIP												IP WLS BF H R ER SO BB IBB HBP BLK WP HR S P ERA WHIP															
Dick Ellsworth, L (1, 1) ERA: 3.92	6.1	31	8	4	4	6	3	0	0	0	0	0	0	40	52	5.68	1.737											
Ted Abernathy, R (7, 1) ERA: 2.3	2.2	W	10	3	1	1	3	0	0	0	0	0	0	16	16	3.38	1.125											

Philadelphia Phillies @ Chicago Cubs
Wrigley Field, Chicago, IL
Tue Sep 21 1965, 3:33 AM CDT
Att: 892 - Unknown

livebaseballscorecards.com



Batter	1	2	3	4	5	6	7	8	9
Don Landrum, L (1, 8) OBP: 0.303, SLG: 0.342	0-0 L3	0-0 L8		0-0 6-3			0-3 K		
Glenn Beckert, R (1, 4) OBP: 0.272, SLG: 0.295	0-0 1B HR 1B		0-0 F7 1B 2B		0-0 G6-3 1B			0-0 6-3	
Billy Williams, L (1, 9) OBP: 0.375, SLG: 0.554	0-0 1B HR 1B		0-0 F7 2-3		0-0 G6-3 1-2f			4-0 HR BB	
Ron Santo, R (1, 5) OBP: 0.378, SLG: 0.508	0-0 1B HR		0-0 14 1B 1B		0-0 P6			0-0 1B HR	
14 Ernie Banks, R (1, 3) OBP: 0.333, SLG: 0.454	0-0 1B HR		0-0 FC4-6 1B		0-0 4-3			0-0 5-3	
Chris Krug, R (1, 2) OBP: 0.268, SLG: 0.333	0-0 6-3		0-3 K		0-3 K			0-3 K	
George Altman, L (1, 7) OBP: 0.306, SLG: 0.346	0-0 6-3		0-0 FC4-6 1-2f		0-3 K				
Doug Clemens, L (9, 7) OBP: 0.311, SLG: 0.299									
Don Kessinger, S (1, 6) OBP: 0.266, SLG: 0.251		0-0 6-3		0-0 L1			0-0 6-3		
Dick Ellsworth, L (1, 1) OBP: 0.149, SLG: 0.129		0-0 4-3		0-0 G3			0-3 K		
Ted Abernathy, R (7, 1) OBP: 0.167, SLG: 0.118									

Inning Stats	R: 4	H: 4	E: 0	LOB: 0	K: 0	S: 7	P: 7	R: 0	H: 0	E: 0	LOB: 0	K: 0	S: 3	R: 1	H: 3	E: 0	LOB: 2	K: 1	S: 8	R: 0	H: 0	E: 0	LOB: 0	K: 0	S: 3	R: 0	H: 1	E: 0	LOB: 0	K: 2	S: 7	R: 0	H: 0	E: 0	LOB: 0	K: 2	S: 7	R: 2	H: 1	E: 0	LOB: 0	K: 1	S: 6	P: 10
--------------	------	------	------	--------	------	------	------	------	------	------	--------	------	------	------	------	------	--------	------	------	------	------	------	--------	------	------	------	------	------	--------	------	------	------	------	------	--------	------	------	------	------	------	--------	------	------	-------

PITCHER	IP	WLS	BF	H	R	ER	SO	BB	IBB	HBP	BLK	WP	HR	S	P	ERA	WHIP
Grant Jackson, L (1, 1) ERA: 22.5	1.0		7	4	4	4	0	0	0	0	0	0	2	7	7	36.00	4.000
Lew Burdette, R (2, 1) ERA: 5.59	3.0		12	3	1	1	1	0	0	0	0	0	0	14	14	3.00	1.000
Jack Baldschun, R (5, 1) ERA: 3.9	1.0		3	1	0	0	0	0	0	0	0	0	0	3	3	0.00	1.000
Gary Wagner, R (6, 1) ERA: 3.22	2.0		6	0	0	0	4	0	0	0	0	0	0	14	14	0.00	0.000
Fergie Jenkins, R (8, 1) ERA: 2.16	1.0	L	5	1	2	2	1	1	0	0	0	0	1	6	10	18.00	2.000

BOTTOM

AB	R	H	RBI	BB	SO	LOB
4	0	0	0	0	1	0
4	2	3	0	0	0	0
3	2	1	0	1	0	2
4	2	3	6	0	0	0
4	1	2	1	0	0	0
4	0	0	0	0	3	2
3	0	0	0	0	1	2
0	0	0	0	0	0	0
3	0	0	0	0	0	0
2	0	0	0	0	0	0
1	0	0	0	0	1	0

AB	32
R	7
H	9
RBI	7
BB	1
SO	6
LOB	6



WP	PA
0	33

Philadelphia Phillies @ Chicago Cubs
Wrigley Field, Chicago, IL
 Tue Sep 21 1965, 3:33 AM CDT
 Att. 892 - Unknown


livebaseballscorecards.com

Batter	1	2	3	4	5	6	7	8	9	AB R H RBI BB SO LOB
Don Landrum, L (1, 8) OBP: 0.302, SLG: 0.338	4-0 F9 14 1B E BB	0-0 4-3			0-0 F7		0-0 F9	0-3 K		4 1 0 0 1 1 4
Glenn Beckert, R (1, 4) OBP: 0.273, SLG: 0.296	0-0 E5 14 1B 1-2		0-0 6-3		0-0 1B HR 1B		0-0 1B 1B	0-0 6-3		5 1 2 0 0 0 3
Billy Williams, L (1, 9) OBP: 0.375, SLG: 0.553	0-0 F9 2-3		0-0 F2		0-0 1B HR 1B		0-0 1B 1B	0-0 1-3		5 1 2 0 0 0 2
Ron Santo, R (1, 5) OBP: 0.378, SLG: 0.512	0-3 K		0-0 14 FC6 1B		0-0 1B HR		0-0 P6	0-3 K		5 1 2 3 0 2 5
14 Ernie Banks, R (1, 3) OBP: 0.333, SLG: 0.454	0-0		0-0 FC6		0-0 6-3		0-3 K	0-0		3 0 1 1 0 0 1
Ken Holtzman, R (6, 1)										0 0 0 0 0 0 0
Doug Clemens, L (7, PH) OBP: 0.311, SLG: 0.298										1 0 0 0 0 0 1 3
Lindy McDaniel, R (8, 1)	1-2 1B		1-2f							0 0 0 0 0 0 0
Vic Roznovsky, L (9, PH) OBP: 0.305, SLG: 0.322	3-H 1B									1 0 1 0 0 0 0
George Altman, L (1, 7) OBP: 0.303, SLG: 0.347	0-0 G3			0-0 3-1		0-0 4-3		0-0 1B 2B	0-0 4-3	5 1 1 0 0 0 3
Ed Bailey, L (1, 2) OBP: 0.367, SLG: 0.352		0-3 K		0-0 F9		0-0 4-1		0-0 1B 1B		4 0 1 0 0 1 0
Don Kessinger, S (1, 6) OBP: 0.266, SLG: 0.249		0-3 K		0-0 F2		0-3 K		0-0 1B		2 0 0 0 0 1 0
Billy Hoef, L (5, 1) OBP: 0.273, SLG: 0.273										0 0 0 0 0 0 0
John Boccabella, R (6, 3) OBP: 0.385, SLG: 0.833								1-2 2-H 1B		2 0 1 1 0 1 0
Larry Jackson, R (1, 1) OBP: 0.174, SLG: 0.220		0-0			0-3 K		0-0 E1 1B 1B	0-3 K		1 0 1 0 0 0 0
Jimmy Stewart, S (5, 6) OBP: 0.304, SLG: 0.289										3 0 0 0 0 2 2

Inning Stats	R: 1 E: 1 K: 1 S: 7	H: 1 LOB: 2 BB: 1 P: 11	R: 0 E: 0 K: 2 S: 8	H: 1 LOB: 1 BB: 0 P: 8	R: 0 E: 0 K: 0 S: 4	H: 1 LOB: 1 BB: 0 P: 4	R: 0 E: 0 K: 0 S: 3	H: 0 LOB: 0 BB: 0 P: 3	R: 3 E: 0 K: 1 S: 8	H: 3 LOB: 0 BB: 0 P: 8	R: 0 E: 0 K: 1 S: 5	H: 0 LOB: 0 BB: 0 P: 5	R: 0 E: 1 K: 1 S: 8	H: 2 LOB: 3 BB: 0 P: 8	R: 1 E: 0 K: 2 S: 10	H: 3 LOB: 2 BB: 0 P: 10	R: 0 E: 0 K: 1 S: 6	H: 1 LOB: 1 BB: 0 P: 6	1B: 10 2B: 1 3B: 0 HR: 1	SF: 0 SAC: 0 DP: 0 HBP: 0	WP: 0 PB: 0 SB: 0 CS: 0	PA: 42
PITCHER Jim Bunning, R (1, 1) ERA: 2.74	IP 9.0	WLS W	BF 42	H 12	R 5	ER 4	SO 9	BB 1	IBB 0	HBP 0	BLK 0	WP 0	HR 1	S 59	P 63	ERA 4.00	WHIP 1.444					
					PITCHER	IP	WLS	BF	H	R	ER	SO	BB	IBB	HBP	BLK	WP	HR	S	P	ERA	WHIP

Philadelphia Phillies @ Chicago Cubs
Wrigley Field, Chicago, IL
Thu Sep 23 1965, 3:33 AM CDT
Unknown

AB	41
R	5
H	12
RBI	5
BB	1
SO	9
LOB	23



livebaseballscorecards.com

Batter	1	2	3	4	5	6	7	8	9	AB R H RBI BB SO LOB	TOP											
John Briggs, L (1, 8) OBP: 0.362, SLG: 0.393	0-0 HR 1B	0-3 K			0-0 E 2B	0-3 K			0-0 F7	5 2 2 0 0 2 3												
Dick Allen, R (1, 5) OBP: 0.378, SLG: 0.508	0-3 K	0-0 5-3			0-0 E4 1B	0-0 F9			0-0 E FC5-2 1B	5 1 1 0 0 1 4												
Johnny Callison, L (1, 9) OBP: 0.329, SLG: 0.520	0-0 HR 1B		0-0 1B SF8 1B		0-3 K		0-0 4-3		0-0 E8 FC5-2 1B	5 2 3 2 0 1 1												
Tony Gonzalez, L (1, 7) OBP: 0.352, SLG: 0.470	0-0 G3		0-0 CS 1B		0-0 2B 1B		0-0 F9		0-0 FC5-2	5 1 2 1 0 0 2												
Dick Stuart, R (1, 3) Ruben Amaro, R (7, 3) OBP: 0.290, SLG: 0.440 OBP: 0.307, SLG: 0.247	0-0 5-3		0-0 SF8 1-2 3-H		0-0 F8		0-0 P4		0-3 K	3 0 0 1 0 0 1 1 0 0 0 0 1 2												
Tony Taylor, R (1, 4) OBP: 0.306, SLG: 0.331		0-0 WP 4-3 1B	0-0 5-3		0-0 2B			0-3 K		4 1 2 1 0 1 0												
Clay Dalrymple, L (1, 2) OBP: 0.291, SLG: 0.292		0-0 4-3 WP 1B		0-0 4-3	0-3 K			4-0 FC6-4 BB		3 0 1 0 1 1 1												
Bobby Wine, R (1, 6) OBP: 0.290, SLG: 0.292		0-0 4-3		0-0 6-3		0-0 SH5-4 1B		0-3 K		4 0 1 1 0 1 2												
Chris Short, R (1, 1) OBP: 0.151, SLG: 0.141		1-0 HBP		0-0 1-3		0-0 SH5-4		0-0 FC6-4		2 0 0 0 0 0 1												
Inning Stats	R: 2 E: 0 K: 1 S: 7	H: 2 LOB: 0 BB: 0 P: 7	R: 1 E: 0 K: 1 S: 7	H: 2 LOB: 2 BB: 0 P: 8	R: 1 E: 0 K: 0 S: 4	H: 2 LOB: 0 BB: 0 P: 4	R: 0 E: 0 K: 0 S: 3	H: 0 LOB: 0 BB: 0 P: 3	R: 3 E: 1 K: 2 S: 11	H: 3 LOB: 1 BB: 0 P: 11	R: 0 E: 0 K: 1 S: 6	H: 1 LOB: 1 BB: 0 P: 6	R: 0 E: 0 K: 0 S: 3	H: 0 LOB: 0 BB: 0 P: 3	R: 0 E: 0 K: 2 S: 7	H: 0 LOB: 1 BB: 1 P: 11	R: 0 E: 1 K: 1 S: 7	H: 2 LOB: 2 BB: 0 P: 7	1B: 9 2B: 2 3B: 0 HR: 1	SF: 1 SAC: 1 DP: 0 HBP: 1	WP: 1 PB: 0 SB: 1 CS: 1	PA: 41
PITCHER	IP WLS BF H R ER SO BB IBB HBP BLK WP HR S P ERA WHIP																					
Bill Faul, R (1, 1) ERA: 3.9	4.0 L 20 7 6 4 2 0 0 1 0 1 1 23 24 9.00 1.750																					
Billy Hoelt, L (5, 1) ERA: 2.66	1.0 5 2 1 1 2 0 0 0 0 0 0 9 9 9.00 2.000																					
Cal Koonce, R (6, 1) ERA: 3.66	3.0 11 1 0 0 3 1 0 0 0 0 0 16 20 0.00 0.667																					
Bob Humphreys, R (9, 1) ERA: 3.25	1.0 5 2 0 0 1 0 0 0 0 0 0 7 7 0.00 2.000																					

Philadelphia Phillies @ Chicago Cubs
Wrigley Field, Chicago, IL
Thu Sep 23 1965, 3:38 AM CDT
Att. 1,598 - Unknown

livebaseballscorecards.com

AB	37
R	7
H	12
RBI	6
BB	1
SO	8
LOB	17




Batter	1	2	3	4	5	6	7	8	9	AB	R	H	RBI	BB	SO	LOB
Don Landrum, L OBP: 0.301, SLG: 0.338 Don Young, R OBP: 0.056, SLG: 0.143 (1, 8) (3, PH) (4, 8)	0-3 K		0-3 K		0-0 1-3			0-0 F9		1	0	0	0	0	1	0
Glenn Beckert, R OBP: 0.273, SLG: 0.296 (1, 4)	0-0 L6		0-0 P4			0-0 G4-6-3 1B			0-0 4-3	4	0	1	0	0	0	0
Billy Williams, L OBP: 0.377, SLG: 0.554 (1, 9)	0-0 1B			0-0 14 PB 14 SF9 1B		0-0 G4-6-3 1-2f			0-0 FC5-4 1B	4	1	3	0	0	0	1
Ron Santo, R OBP: 0.377, SLG: 0.509 (1, 5)	0-0 F7			4-0 14 PB 1-2 BB		0-3 K			0-0 FC5-4 14 WP 14 HR	3	1	0	0	1	1	2
14 Ernie Banks, R OBP: 0.334, SLG: 0.463 (1, 3)		0-0 PB 3B		0-0 SF9 1-2 2-H			0-0 5-3		0-0 HR	3	2	2	3	0	0	0
Harvey Kuenn, R OBP: 0.351, SLG: 0.260 (1, 7)	0-3 K		0-3 K		0-3 K		0-0 4-3		0-0 1B	4	0	1	0	0	2	1
Chris Krug, R OBP: 0.262, SLG: 0.325 (1, 2)	0-0 F8		0-0 K		0-3 K		0-3 K		0-3 K	4	0	0	0	0	3	2
Don Kessinger, S OBP: 0.264, SLG: 0.246 (1, 6)	0-0 1-3				0-0 5-3			0-3 K		3	0	0	0	0	1	0
Bill Faul, R OBP: 0.111, SLG: 0.080 Billy Hoelt, L OBP: 0.273, SLG: 0.273 Roberto Pena, R OBP: 0.291, SLG: 0.294 Cal Koonce, R OBP: 0.204, SLG: 0.125 Joey Amalfitano, R OBP: 0.261, SLG: 0.316 Bob Humphreys, R (1, 1) (5, 1) (5, PH) (6, 1) (8, PH) (9, 1)			0-3 K		0-0 1-3			0-0 F9		1	0	0	0	0	1	0

BOTTOM

Philadelphia Phillies @ Chicago Cubs
Wrigley Field, Chicago, IL
Thu Sep 23 1965, 3:38 AM CDT
Att. 1,598 - Unknown

AB	32
R	4
H	7
RBI	3
BB	1
SO	10
LOB	6



Inning Stats	R: 0	H: 1	E: 0	LOB: 1	K: 1	BB: 0	S: 6	P: 6	R: 1	H: 1	E: 0	LOB: 0	K: 1	BB: 0	S: 6	P: 6	R: 0	H: 0	E: 0	LOB: 0	K: 2	BB: 0	S: 7	P: 7	R: 1	H: 1	E: 0	LOB: 1	K: 2	BB: 1	S: 8	P: 12	R: 0	H: 0	E: 0	LOB: 0	K: 0	BB: 0	S: 3	P: 3	R: 0	H: 1	E: 0	LOB: 0	K: 1	BB: 0	S: 5	P: 5	R: 0	H: 0	E: 0	LOB: 0	K: 1	BB: 0	S: 5	P: 5	R: 0	H: 0	E: 0	LOB: 0	K: 1	BB: 0	S: 5	P: 5	R: 2	H: 3	E: 0	LOB: 1	K: 1	BB: 0	S: 8	P: 8	1B: 5	SF: 1	2B: 0	SAC: 0	3B: 1	DP: 1	HR: 1	HBP: 0	WP: 1	PA: 34	PB: 2	SB: 0	CS: 0
PITCHER Chris Short, L ERA: 3.01 (1, 1)	IP	WLS	BF	H	R	ER	SO	BB	IBB	HBP	BLK	WP	HR	S	P	ERA	WHIP																																																																				
	9.0	W	34	7	4	3	10	1	0	0	0	1	1	53	57	3.00	0.889																																																																				
																			PITCHER	IP	WLS	BF	H	R	ER	SO	BB	IBB	HBP	BLK	WP	HR	S	P	ERA	WHIP																																																	

Batter	1	2	3	4	5	6	7	8	9	AB R H RBI BB SO LOB	TOP	
Bob Bailey, R (1, 7) <small>OBP: 0.331, SLG: 0.364</small> Joe Gibbon, R (7, 1) <small>OBP: 0.179, SLG: 0.115</small> Roy Face, R (8, 1) Jerry Lynch, L (9, PH) <small>OBP: 0.328, SLG: 0.413</small>	0-0 6-3		0-0 5-3		0-0 5-3		0-0 SH1-4		0-0 G6-3	3 0 1 0 0 0 0 0 1	Pittsburgh Pirates @ Chicago Cubs Wrigley Field, Chicago, IL Sat Sep 25 1965, 3:33 AM CDT Att. 2,903 - Unknown	
Manny Mota, R (1, 8) <small>OBP: 0.329, SLG: 0.384</small> Bill Virdon, L (6, 8) <small>OBP: 0.328, SLG: 0.378</small>	0-0 L8		0-0 E5 1B		0-0 F8		0-0 FC6-5-4 2B 2-3 3-H		0-3 K	3 0 1 0 0 0 0 2 0 0 1 0 1 1		
Roberto Clemente, R (1, 9) <small>OBP: 0.383, SLG: 0.470</small>	0-0 6-3		0-0 6-3		0-0 1-3		0-0 1-3 2B			4 0 1 0 0 0 1		
Donn Clendenon, R (1, 3) <small>OBP: 0.352, SLG: 0.475</small>		0-0 6-3		0-0 F9		0-0 6-3		0-0 1-3		4 0 0 0 0 0 2		
Bill Mazaroski, R (1, 4) <small>OBP: 0.297, SLG: 0.352</small>		0-0 HR		0-0 2B 3B		0-0 5-3 1B		0-0 5-3		4 2 3 1 0 0 0		
Andre Rodgers, R (1, 5) <small>OBP: 0.348, SLG: 0.388</small>		0-0 2B		0-0 FC5 2B 3-H		0-0 5-3 1-2		0-0 FC 1B		4 0 3 1 0 0 1		
Jim Pagliaroni, R (1, 2) <small>OBP: 0.336, SLG: 0.416</small> George Spriggs, L (8, PR) <small>OBP: 0.500, SLG: 0.500</small> Jerry May, R (8, 2) <small>OBP: 0.500, SLG: 0.500</small>		0-0 6-3		0-0 F5		0-0 6-3		0-0 FC S 1-2f		4 0 0 0 0 0 4 0 0 0 0 0 0 0 0 0 0 0 0 0 0		
Gene Alley, R (1, 6) <small>OBP: 0.304, SLG: 0.349</small>		0-0 F9		4-0 BB BB BB BB		0-0 SH1-4 FCB-5-4 1B		0-0 F7 1-2		3 1 1 0 1 0 2		
Bob Veale, S (1, 1) <small>OBP: 0.117, SLG: 0.088</small> Al McBean, R (6, 1) <small>OBP: 0.250, SLG: 0.259</small> Willie Stargell, L (7, PH) (7, 7) <small>OBP: 0.326, SLG: 0.503</small>		0-0 L5		0-0 FC5 2-3f		0-0 FCB-5-4 SH1-4 1B		4-0 G6-3 BB		2 0 0 0 0 0 2 0 0 0 0 0 0 0 1 0 1 0 1 0 0		
Inning Stats	R: 0 H: 0 E: 0 LOB: 0 K: 0 BB: 0 S: 3 P: 3	R: 1 H: 2 E: 0 LOB: 1 K: 0 BB: 0 S: 5 P: 5	R: 0 H: 1 E: 1 LOB: 1 K: 0 BB: 0 S: 4 P: 4	R: 1 H: 2 E: 0 LOB: 2 K: 0 BB: 1 S: 5 P: 9	R: 0 H: 0 E: 0 LOB: 0 K: 0 BB: 0 S: 3 P: 3	R: 0 H: 1 E: 0 LOB: 1 K: 0 BB: 0 S: 4 P: 4	R: 1 H: 3 E: 0 LOB: 2 K: 0 BB: 0 S: 6 P: 6	R: 0 H: 1 E: 0 LOB: 2 K: 0 BB: 0 S: 4 P: 4	R: 0 H: 0 E: 0 LOB: 0 K: 1 BB: 1 S: 4 P: 8	1B: 5 SF: 0 2B: 3 SAC: 1 3B: 1 DP: 1 HR: 1 HBP: 0		WP: 0 PA: 38 PB: 0 SB: 1 CS: 0
PITCHER Bob Hendley, L (1, 1) <small>ERA: 6.21</small> Lindy McDaniel, R (7, 1) <small>ERA: 2.53</small> Ted Abernathy, R (7, 1) <small>ERA: 2.26</small>	IP WLS BF H R ER SO BB IBB HBP BLK WP HR S P ERA WHIP											
	6.0 W 25 6 2 2 0 1 0 0 0 0 0 1 24 28 3.00 1.167											
	0.2 5 3 1 1 0 0 0 0 0 0 0 0 5 5 13.50 4.500											
	2.1 S 8 1 0 0 1 1 0 0 0 0 0 0 9 13 0.00 0.857											

livebaseballscorecards.com

AB	35
R	3
H	10
RBI	3
BB	2
SO	1
LOB	14




Batter	1	2	3	4	5	6	7	8	9
Don Landrum, L (1, 8) OBP: 0.299, SLG: 0.335	0-3 K		0-0 L5-3			0-0 SH1-4	0-3 K		
Glenn Beckert, R (1, 4) OBP: 0.276, SLG: 0.298	4-0 BB			0-0 6-3		0-0 1B 2B 1B		0-0 E 14 SF 1B	
Billy Williams, L (1, 9) OBP: 0.376, SLG: 0.552	0-0 4-3			0-3 K		0-0 2B SF9 1B		0-0 E7 1B	
Ron Santo, R (1, 5) OBP: 0.378, SLG: 0.510	0-3 K			0-3 K		0-0 SF9 2B		4-0 1B IBB	
14 Ernie Banks, R (1, 3) OBP: 0.334, SLG: 0.462		0-0 F2			0-0 4-3	4-0 IBB		0-0 SF	
Harvey Kuenn, R (1, 7) OBP: 0.348, SLG: 0.257		0-0 4-3			0-0 4-3	0-0 SF9		0-0 F7	
Doug Clemens, L (6, PH) OBP: 0.309, SLG: 0.298						2-3 3-H			
Chris Krug, R (1, 2) OBP: 0.258, SLG: 0.320		0-3 K			0-0 F5	0-0 F4		0-0 1B	
Lindy McDaniel, R (7, 1)								1-2 2-H	
Ted Abernathy, R (7, 1) OBP: 0.211, SLG: 0.167									
Don Kessinger, S (1, 6) OBP: 0.264, SLG: 0.244			0-0 5-3			4-0 SH1-4 1B BB	0-0 4-3	0-0 6-3	
Bob Hendley, R (1, 1)			0-3 K			4-0 1B SH1-4 BB	0-0 1-3		
Joey Amalfitano, R (6, PH) OBP: 0.367, SLG: 0.316						1-2 1B BB			
Vic Roznovsky, L (7, 2) OBP: 0.304, SLG: 0.320									

AB	R	H	RBI	BB	SO	LOB
3	0	0	0	0	2	0
3	2	2	1	1	0	0
4	2	1	1	0	1	2
3	0	1	1	1	2	1
2	0	0	1	1	0	0
2	0	0	0	0	0	0
1	0	0	1	0	0	2
3	0	0	0	0	1	2
0	0	0	0	0	0	0
1	0	1	1	0	0	0
3	1	0	0	1	0	2
1	0	0	0	0	1	0
0	1	0	0	1	0	0
1	0	0	0	0	0	0

Pittsburgh Pirates @ Chicago Cubs
Wrigley Field, Chicago, IL
Sat Sep 25 1965, 3:33 AM CDT
Att. 2,903 - Unknown

AB	27
R	6
H	5
RBI	6
BB	5
SO	7
LOB	9



Inning	R	H	E	K	S	P	IP	WLS	BF	H	R	ER	SO	BB	IBB	HBP	BLK	WP	HR	S	P	ERA	WHIP
1	0	0	0	2	7	3	5.1	L	21	2	4	4	6	3	0	0	0	0	0	30	42	6.75	0.938
2	0	0	0	1	5	3	0.2		4	1	0	0	0	0	1	0	0	0	0	3	7	0.00	1.500
3	0	0	0	1	5	3	1.0		6	1	2	0	1	0	1	0	0	0	0	7	11	0.00	1.000
4	0	0	0	1	5	3	1.0		4	1	0	0	0	0	0	0	0	0	0	4	4	0.00	1.000

PITCHER	IP	WLS	BF	H	R	ER	SO	BB	IBB	HBP	BLK	WP	HR	S	P	ERA	WHIP
Bob Veale, L (1, 1) ERA: 2.9	5.1	L	21	2	4	4	6	3	0	0	0	0	0	30	42	6.75	0.938
Al McBean, R (6, 1) ERA: 2.35	0.2		4	1	0	0	0	0	1	0	0	0	0	3	7	0.00	1.500
Joe Gibbon, L (7, 1) ERA: 4.51	1.0		6	1	2	0	1	0	1	0	0	0	0	7	11	0.00	1.000
Roy Face, R (8, 1) ERA: 2.93	1.0		4	1	0	0	0	0	0	0	0	0	0	4	4	0.00	1.000

Batter	1	2	3	4	5	6	7	8	9	AB R H RBI BB SO LOB	TOP
Don Landrum, L (1, 8) OBP: 0.300, SLG: 0.334	0-0 L4		0-0 4-3		0-0 F8			0-0 SH1-4 E 1B		4 1 1 0 0 0 0	Chicago Cubs @ Philadelphia Phillies Connie Mack Stadium, Philadelphia, PA Mon Sep 27 1965, 7:05 PM EDT Att. 4,390 - Unknown
Glenn Beckert, R (1, 4) OBP: 0.276, SLG: 0.297	0-3 K		0-0 BB BB 1B		0-0 6-3			0-0 SH1-4 1-2		3 0 1 0 0 1 0	
Billy Williams, L (1, 9) OBP: 0.381, SLG: 0.554	0-0 F9		4-0 BB BB 1-2 BB		0-0 FC6-4 1B			0-0 E9 2-H 1B		3 0 2 1 1 0 0	
Ron Santo, R (1, 5) OBP: 0.380, SLG: 0.508		0-0 1B 1B	4-0 1-2 2-3 BB		0-0 FC6-4 1-2f 1B			0-3 K		3 0 1 0 1 1 2	
14 Ernie Banks, R (1, 3) OBP: 0.333, SLG: 0.459		0-0 F7	0-0 F8		0-3 K			0-0 L4		4 0 0 0 0 1 6	
Doug Clemens, L (1, 7) OBP: 0.302, SLG: 0.290		0-3 K		0-3 K		0-0 4-3		0-0 4-3		4 0 0 0 0 2 2	
Vic Roznovsky, L (1, 2) OBP: 0.295, SLG: 0.310		0-0 1-3 1B		0-0 F9		0-0 P4		0-0 4-3		4 0 1 0 0 0 0	
Don Kessinger, S (1, 6) OBP: 0.258, SLG: 0.238		0-3 K		0-3 K		0-3 K		0-3 K		4 0 0 0 0 4 2	
Larry Jackson, R (1, 1) OBP: 0.169, SLG: 0.212			0-3 K		0-0 F8		0-3 K			3 0 0 0 0 2 0	
Inning Stats	R: 0 E: 0 K: 1 S: 5 H: 0 LOB: 0 BB: 0 P: 5	R: 0 E: 0 K: 2 S: 9 H: 2 LOB: 2 BB: 0 P: 9	R: 0 E: 0 K: 1 S: 6 H: 1 LOB: 3 BB: 2 P: 14	R: 0 E: 0 K: 2 S: 7 H: 0 LOB: 0 BB: 0 P: 7	R: 0 E: 0 K: 0 S: 3 H: 0 LOB: 0 BB: 0 P: 3	R: 0 E: 0 K: 1 S: 6 H: 1 LOB: 1 BB: 0 P: 6	R: 0 E: 0 K: 2 S: 7 H: 0 LOB: 0 BB: 0 P: 7	R: 1 E: 1 K: 1 S: 7 H: 2 LOB: 1 BB: 0 P: 7	R: 0 E: 0 K: 1 S: 5 H: 0 LOB: 0 BB: 0 P: 5	1B: 6 2B: 0 3B: 0 HR: 0 SF: 0 SAC: 1 DP: 0 HBP: 0	WP: 0 PB: 0 SB: 0 CS: 0 PA: 35
PITCHER Jim Bunning, R (1, 1) ERA: 2.68	IP: 9.0 WLS: L BF: 35 H: 6 R: 1 ER: 1 SO: 11 BB: 2 IBB: 0 HBP: 0 BLK: 0 WP: 0 HR: 0 S: 55 P: 63 ERA: 1.00 WHIP: 0.889	PITCHER									

livebaseballscorecards.com

AB	32
R	1
H	6
RBI	1
BB	2
SO	11
LOB	12



Batter	1	2	3	4	5	6	7	8	9	AB R H RBI BB SO LOB
--------	---	---	---	---	---	---	---	---	---	----------------------

John Briggs, L (1, 8) OBP: 0.351, SLG: 0.376	0-0 SH3-4 1B		0-3 K			0-0 G3			0-3 K	4 0 1 0 0 2 1
Cookie Rojas, R (1, 4) OBP: 0.350, SLG: 0.376	0-0 SH3-4 1-2		0-0 4-3			0-0 6-3			0-0 F8 1-2	3 0 0 0 0 0 1
Johnny Callison, L (1, 9) OBP: 0.328, SLG: 0.518	0-0 F7				0-0 G6-4-3 1B			0-0 6-3		3 0 1 0 0 0 1
Tony Gonzalez, L (1, 7) OBP: 0.349, SLG: 0.466	0-0 1-3				0-0 G6-4-3 1-2f			0-0 G3		3 0 0 0 0 0 2
Dick Stuart, R (1, 3) OBP: 0.293, SLG: 0.443		0-3 K			0-0 6-3			0-3 K		3 0 0 0 0 2 0
Tony Taylor, R (1, 5) OBP: 0.307, SLG: 0.326		0-0 5-3			0-0 E3 5-3-5			0-0 L4-3 1B		3 0 1 0 0 0 0
Clay Dalrymple, L (1, 2) OBP: 0.293, SLG: 0.302		4-0 BB			0-0 F9			0-3 K		2 0 0 0 1 1 2
Bobby Wine, R (1, 6) OBP: 0.289, SLG: 0.297		0-0 1-3			0-0 5-3-5 2-3f			0-0 L4-3 1-2		2 0 0 0 0 0 2
Wes Covington, L (8, PH) OBP: 0.319, SLG: 0.491										1 0 0 0 0 0 1
Ruben Amaro, R (9, 6) OBP: 0.313, SLG: 0.251										0 0 0 0 0 0 0
Jim Bunning, R (1, 1) OBP: 0.218, SLG: 0.257			0-0 4-3			0-3 K			0-0 CS 1B	2 0 0 0 0 1 0
Bill Sorrell, L (9, PH) OBP: 0.667, SLG: 0.600										1 0 1 0 0 0 0
Adolfo Phillips, R (9, PR) OBP: 0.282, SLG: 0.329										0 0 0 0 0 0 0

Inning Stats	R: 0	H: 1	E: 0	LOB: 1	K: 0	BB: 0	S: 4	P: 4	R: 0	H: 0	E: 0	LOB: 1	K: 1	BB: 1	S: 5	P: 9	R: 0	H: 0	E: 0	LOB: 0	K: 1	BB: 0	S: 5	P: 5	R: 0	H: 1	E: 0	LOB: 0	K: 0	BB: 0	S: 3	P: 3	R: 0	H: 0	E: 0	LOB: 0	K: 1	BB: 0	S: 5	P: 5	R: 0	H: 0	E: 0	LOB: 0	K: 1	BB: 0	S: 5	P: 5	R: 0	H: 1	E: 0	LOB: 0	K: 1	BB: 0	S: 5	P: 5	R: 0	H: 1	E: 0	LOB: 1	K: 1	BB: 0	S: 5	P: 5	R: 0	H: 1	E: 0	LOB: 1	K: 1	BB: 0	S: 5	P: 5	1B: 4	SF: 0	2B: 2	SAC: 1	3B: 0	DP: 3	HR: 0	HBP: 0	WP: 0	PA: 29	ERA: 3.92	WHIP: 0.556	ERA: 0.00	WHIP: 0.556
--------------	------	------	------	--------	------	-------	------	------	------	------	------	--------	------	-------	------	------	------	------	------	--------	------	-------	------	------	------	------	------	--------	------	-------	------	------	------	------	------	--------	------	-------	------	------	------	------	------	--------	------	-------	------	------	------	------	------	--------	------	-------	------	------	------	------	------	--------	------	-------	------	------	------	------	------	--------	------	-------	------	------	-------	-------	-------	--------	-------	-------	-------	--------	-------	--------	-----------	-------------	-----------	-------------

BOTTOM

Chicago Cubs @ Philadelphia Phillies
 Connie Mack Stadium, Philadelphia, PA
 Mon Sep 27 1965, 7:05 PM EDT
 Att. 4,390 - Unknown

livebaseballscorecards.com

AB	27
R	0
H	4
RBI	0
BB	1
SO	6
LOB	10



Batter	1	2	3	4	5	6	7	8	9	AB R H RBI BB SO LOB	TOP																													
Don Landrum, L (1, 8) OBP: 0.300, SLG: 0.334	0-0 4-3 1B		0-0 FC6-4 1B		0-0 F9			0-0 SH5-4 2-3		3 0 1 0 0 0 0																														
Glenn Beckert, R (1, 4) OBP: 0.276, SLG: 0.298	0-0 2B 1B		0-0 FC6-4 1-2f			0-0 6-3		0-0 SF9 3-H		3 1 1 1 0 0 1																														
Billy Williams, L (1, 9) OBP: 0.380, SLG: 0.554	0-0 4-3 1-H 2B		0-0 6-3			0-3 K		0-3 K		4 0 1 1 0 2 1																														
Ron Santo, R (1, 5) OBP: 0.379, SLG: 0.507	0-0 4-3 2-3			0-0 6-3		0-0 F9			0-0 14 FC4-6 1B	4 0 1 0 0 0 1																														
14 Ernie Banks, R (1, 3) OBP: 0.332, SLG: 0.457	0-0 4-3			H 1-0 HBP			0-0 F9		0-0 FC4-6 1-2f G4-6-3	3 0 0 0 0 0 2																														
Harvey Kuenn, R (1, 7) OBP: 0.341, SLG: 0.251		0-0 F8		0-0 L9			0-0 F8		0-0 G4-6-3 1-2f	4 0 0 0 0 0 2																														
Doug Clemens, L (9, 7) OBP: 0.302, SLG: 0.290										0 0 0 0 0 0 0																														
Vic Roznovsky, L (1, 2) OBP: 0.296, SLG: 0.310		0-3 K		0-0 4-3			0-0 FC3-6 1B			3 0 1 0 0 1 1																														
Don Kessinger, S (1, 6) OBP: 0.255, SLG: 0.236		0-0 F8				0-0 L4		0-0 FC3-6 1-2f		3 0 0 0 0 0 1																														
Bill Faul, R (1, 1) OBP: 0.133, SLG: 0.143			0-3 K		0-0 4-3			0-0 SH5-4 SF9 2B		3 1 1 0 0 1 0																														
Inning Stats	R: 1 E: 0 K: 0 S: 5	H: 2 LOB: 1 BB: 0 P: 5	R: 0 E: 0 K: 1 S: 5	H: 0 LOB: 0 BB: 0 P: 5	R: 0 E: 0 K: 1 S: 6	H: 1 LOB: 1 BB: 0 P: 6	R: 0 E: 0 K: 0 S: 3	H: 0 LOB: 1 BB: 0 P: 4	R: 0 E: 0 K: 0 S: 3	H: 0 LOB: 0 BB: 0 P: 3	R: 0 E: 0 K: 1 S: 5	H: 0 LOB: 0 BB: 0 P: 5	R: 0 E: 0 K: 0 S: 4	H: 1 LOB: 1 BB: 0 P: 4	R: 1 E: 0 K: 1 S: 6	H: 1 LOB: 0 BB: 0 P: 6	R: 0 E: 0 K: 0 S: 3	H: 1 LOB: 0 BB: 0 P: 3	1B: 4 2B: 2 3B: 0 HR: 0	SF: 1 SAC: 1 DP: 1 HBP: 1	WP: 0 PB: 0 SB: 0 CS: 0	PA: 33																		
PITCHER Chris Short, L (1, 1) ERA: 2.96	IP 9.0	WLS L	BF 33	H 6	R 2	ER 2	SO 4	BB 0	IBB 0	HBP 1	BLK 0	WP 0	HR 0	S 40	P 41	ERA 2.00	WHIP 0.667						PITCHER	IP 9.0	WLS L	BF 33	H 6	R 2	ER 2	SO 4	BB 0	IBB 0	HBP 1	BLK 0	WP 0	HR 0	S 40	P 41	ERA 2.00	WHIP 0.667

Chicago Cubs @ Philadelphia Phillies
 Connie Mack Stadium, Philadelphia, PA

Tue Sep 28 1965, 7:05 PM EDT
 Att. 3,928 - Unknown

livebaseballscorecards.com

AB	30
R	2
H	6
RBI	2
BB	0
SO	4
LOB	9



Batter	1	2	3	4	5	6	7	8	9	AB R H RBI BB SO LOB
John Briggs, L (1, 8) OBP: 0.354, SLG: 0.373	4-0 BB G5-4-3		4-0 BB 2B		0-0 F5		0-0 F5			2 1 0 0 2 0 1
Cookie Rojas, R (1, 4) OBP: 0.350, SLG: 0.376	0-0 G5-4-3 1-2f		0-0 BB 4-3 1-H		0-0 5-3		0-0 F8			4 0 1 1 0 0 2
Johnny Callison, L (1, 9) OBP: 0.329, SLG: 0.517	4-0 BB FC6-4		0-0 BB 4-3 2-3		0-0 P6			4-0 BB SH1-4		2 0 0 0 2 0 1
Dick Allen, R (1, 5) OBP: 0.376, SLG: 0.501	0-0 FC6-4 1-2f		0-0 G3		0-0 P3			0-0 SH1-4 1-2		3 0 0 0 0 0 2
Tony Gonzalez, L (1, 7) OBP: 0.348, SLG: 0.463		0-0 F8		0-0 P6		0-0 E 1B		0-3 K		4 0 1 0 0 1 1
Dick Stuart, R (1, 3) OBP: 0.291, SLG: 0.440		0-0 5-3		0-0 F9		0-0 E5 1-3		0-0 F9		4 0 0 0 0 0 2
Clay Dalrymple, L (1, 2) OBP: 0.295, SLG: 0.300		4-0 BB		4-0 BB		0-0 G3			0-0 F8	2 0 0 0 2 0 2
Bobby Wine, R (1, 6) OBP: 0.287, SLG: 0.295		0-3 K		0-3 K			0-3 K		0-0 F9	3 0 0 0 0 3 2
Wes Covington, L (9, PH) OBP: 0.318, SLG: 0.489										1 0 0 0 0 0 0
Chris Short, R (1, 1) OBP: 0.147, SLG: 0.138			0-3 K		0-0 F4		0-1 CI		0-3 K	2 0 0 0 0 1 0
Bill Sorrell, L (9, PH) OBP: 0.571, SLG: 0.500										1 0 0 0 0 1 0

Inning Stats	R: 0	H: 0	E: 0	K: 0	S: 2	R: 0	H: 0	E: 0	K: 1	S: 5	R: 0	H: 1	E: 0	K: 1	S: 6	R: 0	H: 0	E: 0	K: 1	S: 5	R: 0	H: 1	E: 1	K: 0	S: 5	R: 0	H: 0	E: 1	K: 1	S: 6	R: 0	H: 0	E: 0	K: 1	S: 5	R: 0	H: 0	E: 0	K: 1	S: 5	R: 0	H: 0	E: 0	K: 1	S: 5						
	0	0	0	0	2	0	0	0	1	5	0	1	0	1	6	0	0	0	1	5	0	1	1	0	2	0	0	0	0	1	6	0	0	0	1	5	0	0	0	1	5	0	0	0	1	5	0	0	0	1	5


BOTTOM

Chicago Cubs @ Philadelphia Phillies
Connie Mack Stadium, Philadelphia, PA

Tue Sep 28 1965, 7:05 PM EDT
 Att. 3,928 - Unknown

livebaseballscorecards.com

AB	28
R	1
H	2
RBI	1
BB	6
SO	6
LOB	13



WP: 0	PA: 36
PB: 0	
SB: 0	
CS: 0	

Batter	1	2	3	4	5	6	7	8	9	AB R H RBI BB SO LOB	TOP																	
Don Landrum, L (1, 8) OBP: 0.302, SLG: 0.333	0-0 P6-4 S 1B		0-0 E7 1B		4-0 FC1-6 BB		0-0 5-3		0-0 6-3 1-2	4 1 1 0 1 0 2																		
Glenn Beckert, R (1, 4) OBP: 0.277, SLG: 0.299	0-3 K 1-2		0-0 F9 1B		0-0 FC1-6 1-2f			0-0 HR 1B	0-0 L8	5 1 2 2 0 1 3																		
Billy Williams, L (1, 9) OBP: 0.379, SLG: 0.557	0-0 P6-4 2-3f		0-0 F9 2-3		0-0 4-3			0-0 HR 1B		4 1 1 2 0 0 3																		
Ron Santo, R (1, 5) OBP: 0.378, SLG: 0.510		0-0 E6 14 F9	0-0 6-3			0-0 HR		0-0 5-3		4 1 1 1 0 0 1																		
14 Ernie Banks, R (1, 3) OBP: 0.332, SLG: 0.460		0-0 F9 2-3		0-0 F9		0-0 F7		0-0 HR		4 1 1 1 0 0 1																		
Doug Clemens, L (1, 7) OBP: 0.302, SLG: 0.290		0-0 4-3		0-3 K		0-0 F8		0-0 HR 1B		4 0 1 0 0 1 1																		
Vic Roznovsky, L (1, 2) OBP: 0.295, SLG: 0.309		0-0 F8		0-0 1B		0-3 K		0-0 G4-6-3 1B		4 0 1 0 0 1 2																		
Don Kessinger, S (1, 6) OBP: 0.255, SLG: 0.236			0-0 SH5-4 1B	0-3 K		0-3 K			0-0 F9	4 1 1 0 0 2 1																		
Bob Hendley, R (1, 1) Jimmy Stewart, S (7, PH) Ted Abernathy, R (7, 1) George Altman, L (9, PH) Lindy McDaniel, R (9, 1) Billy Hoelt, L (9, 1)			0-0 SH5-4 1-2		0-0 F8		0-0 6-3		4-0 BB	1 0 0 0 0 0 0 1 0 0 0 0 0 0 0 0 0 0 0 0 0 0 0 0 0 0 1 0 0 0 0 0 0 0 0 0 0 0 0 0 0 0 0 0 0																		
Inning Stats	R: 0 H: 1 E: 0 LOB: 0 K: 1 BB: 0 S: 5 P: 5	R: 0 H: 0 E: 1 LOB: 1 K: 0 BB: 0 S: 4 P: 4	R: 2 H: 2 E: 1 LOB: 1 K: 0 BB: 0 S: 6 P: 6	R: 0 H: 1 E: 0 LOB: 1 K: 2 BB: 0 S: 8 P: 8	R: 0 H: 0 E: 0 LOB: 1 K: 0 BB: 1 S: 3 P: 7	R: 1 H: 1 E: 0 LOB: 0 K: 1 BB: 0 S: 6 P: 6	R: 0 H: 0 E: 0 LOB: 0 K: 1 BB: 0 S: 5 P: 5	R: 3 H: 4 E: 0 LOB: 0 K: 0 BB: 0 S: 6 P: 6	R: 0 H: 0 E: 0 LOB: 1 K: 0 BB: 1 S: 3 P: 7	1B: 6 SF: 0 2B: 1 SAC: 1 3B: 0 DP: 2 HR: 3 HBP: 0	WP: 0 PA: 38 PB: 0 SB: 1 CS: 0																	
PITCHER	IP WLS BF H R ER SO BB IBB HBP BLK WP HR S P ERA WHIP											PITCHER	IP WLS BF H R ER SO BB IBB HBP BLK WP HR S P ERA WHIP															
Ray Culp, R (1, 1) ERA: 3.36	7.1	32	8	6	5	5	1	0	0	0	0	0	3	41	45	6.14	1.227											
Gary Wagner, R (8, 1) ERA: 3.12	1.2	W	6	1	0	0	0	1	0	0	0	0	0	5	9	0.00	1.200											

Chicago Cubs @ Philadelphia Phillies
 Connie Mack Stadium, Philadelphia, PA
 Wed Sep 29 1965, 7:05 PM EDT
 Att. 4,609 - Unknown

livebaseballscorecards.com

AB	35
R	6
H	9
RBI	6
BB	2
SO	5
LOB	14



Batter	1	2	3	4	5	6	7	8	9	AB	R	H	RBI	BB	SO	LOB
Adolfo Phillips, R (1, 8) OBP: 0.293, SLG: 0.416 Clay Dalrymple, L (9, 2) OBP: 0.295, SLG: 0.300	0-0 HR		0-3 K		0-0 L9	0-0 HR			0-0 SH3-4	4	2	2	3	0	1	1
Cookie Rojas, R (1, 4) OBP: 0.352, SLG: 0.377	0-3 K		0-0 1B		0-0 BB	0-0 F9			4-0 BB	4	1	2	1	1	1	0
Dick Allen, R (1, 5) OBP: 0.376, SLG: 0.499	0-0 1-3		0-0 1B		4-0 BB				0-0 E4	4	0	1	0	1	0	2
Dick Stuart, R (1, 3) OBP: 0.288, SLG: 0.436 Ruben Amaro, R (8, 3) OBP: 0.313, SLG: 0.251 Wes Covington, L (9, PH) OBP: 0.318, SLG: 0.489 Tony Taylor, R (9, PH) OBP: 0.307, SLG: 0.325	0-3 K		0-0 F9		0-3 K				0-3 K	4	0	0	0	0	3	4
Alex Johnson, R (1, 7) OBP: 0.349, SLG: 0.460 Gary Wagner, R (8, 1) OBP: 0.077, SLG: 0.154 Bill Sorrell, L (9, PH) OBP: 0.625, SLG: 0.500		0-0 5-3		0-0 6-3	0-0 1B				4-0 BB	4	0	1	1	0	1	0
Johnny Callison, L (1, 9) OBP: 0.330, SLG: 0.516		0-3 K		0-0 E	0-0 F7				0-0 G6-4-3	4	1	2	0	0	1	2
Bobby Wine, R (1, 6) OBP: 0.284, SLG: 0.292		0-0 5-3		0-3 K	0-0 L9				0-3 K	4	0	0	0	0	2	2
Pat Corrales, R (1, 2) OBP: 0.330, SLG: 0.327 John Herrnstein, L (8, PH) OBP: 0.230, SLG: 0.262			0-1 CI	0-0 E1	0-1 CI				0-0 G6-4-3	1	2	0	0	0	0	0
Ray Culp, R (1, 1) OBP: 0.132, SLG: 0.078 Tony Gonzalez, L (8, 7) OBP: 0.350, SLG: 0.463			0-0 SH1-4	0-3 K	0-0 SH1-4				4-0 BB	1	0	0	0	0	1	1

Inning Stats	R: 1	H: 1	R: 0	H: 0	R: 1	H: 2	R: 1	H: 1	R: 2	H: 1	R: 0	H: 0	R: 0	H: 1	R: 1	H: 0
	E: 0	LOB: 0	E: 0	LOB: 0	E: 1	LOB: 2	E: 1	LOB: 1	E: 1	LOB: 0	E: 0	LOB: 0	E: 0	LOB: 0	E: 1	LOB: 3
	K: 2	BB: 0	K: 1	BB: 0	K: 1	BB: 0	K: 2	BB: 0	K: 0	BB: 0	K: 2	BB: 0	K: 1	BB: 0	K: 1	BB: 3
	S: 8	P: 8	S: 5	P: 5	S: 8	P: 8	S: 9	P: 9	S: 5	P: 5	S: 7	P: 7	S: 5	P: 5	S: 5	P: 17

PITCHER	IP	WLS	BF	H	R	ER	SO	BB	IBB	HBP	BLK	WP	HR	S	P	ERA	WHIP
Bob Hendley, L (1, 1) ERA: 5.96	6.0		29	7	6	2	7	1	0	0	0	0	2	42	46	3.00	1.333
Ted Abernathy, R (7, 1) ERA: 2.33	2.0		6	1	0	0	3	0	0	0	0	0	0	12	12	0.00	0.500
Lindy McDaniel, R (9, 1) ERA: 2.52	0.1	L	4	0	1	0	0	1	1	0	0	0	0	2	10	0.00	3.000
Billy Hoeff, L (9, 1) ERA: 2.65	0.1		2	0	0	0	1	1	0	0	0	0	0	3	7	0.00	3.000


BOTTOM

Chicago Cubs @ Philadelphia Phillies
Connie Mack Stadium, Philadelphia, PA

Wed Sep 29 1965, 7:05 PM EDT
 Att. 4,609 - Unknown

AB	32
R	7
H	8
RBI	6
BB	4
SO	11
LOB	16

WP: 0 PA: 41
 PB: 0
 SB: 1
 CS: 0



1B	2B	3B	HR	SF	SAC	DP	HBP	WP	HR	S	P	ERA	WHIP
6	0	0	2	0	3	1	0	0	0	0	0		

Batter	1	2	3	4	5	6	7	8	9	AB	R	H	RBI	BB	SO	LOB	TOP		
Don Landrum, L (1, 8) OBP: 0.302, SLG: 0.333											0	0	0	0	0	0	0		
Glenn Beckert, R (1, 4) OBP: 0.277, SLG: 0.299											0	0	0	0	0	0	0	0	
Billy Williams, L (1, 9) OBP: 0.379, SLG: 0.557											0	0	0	0	0	0	0	0	
Ron Santo, R (1, 5) OBP: 0.378, SLG: 0.510											0	0	0	0	0	0	0	0	
14 Ernie Banks, R (1, 3) OBP: 0.332, SLG: 0.460											0	0	0	0	0	0	0	0	
Jimmy Stewart, S (1, 7) OBP: 0.302, SLG: 0.287											0	0	0	0	0	0	0	0	
Vic Roznovsky, L (1, 2) OBP: 0.295, SLG: 0.309											0	0	0	0	0	0	0	0	
Don Kessinger, S (1, 6) OBP: 0.255, SLG: 0.236											0	0	0	0	0	0	0	0	
Dick Ellsworth, L (1, 1) OBP: 0.149, SLG: 0.129	0	0	0	0	0	0	0	0											
Inning Stats											1B: 0	SF: 0	WP: 0	PA: 0					
											2B: 0	SAC: 0	PB: 0						
											3B: 0	DP: 0	SB: 0						
											HR: 0	HBP: 0	CS: 0						
PITCHER Bob Veale, L (1, 1) ERA: 2.9	IP	WLS	BF	H	R	ER	SO	BB	IBB	HBP	BLK	WP	HR	S	P	ERA	WHIP		
	0.0		0	0	0	0	0	0	0	0	0	0	0	0	0	∞	∞		
PITCHER	IP	WLS	BF	H	R	ER	SO	BB	IBB	HBP	BLK	WP	HR	S	P	ERA	WHIP		

Chicago Cubs @ Pittsburgh Pirates
 Forbes Field, Pittsburgh, PA
 Fri Oct 01 1965, 7:05 PM EDT
 Att. 3,441 - Unknown

AB 0
R 0
H 0
RBI 0
BB 0
SO 0
LOB 0



Batter	1	2	3	4	5	6	7	8	9	AB	R	H	RBI	BB	SO	LOB	TOP																				
Don Landrum, L (1, 8) OBP: 0.303, SLG: 0.338											0	0	0	0	0	0	0																				
Glenn Beckert, R (1, 4) OBP: 0.277, SLG: 0.299											0	0	0	0	0	0	0	0																			
Billy Williams, L (1, 9) OBP: 0.378, SLG: 0.554											0	0	0	0	0	0	0	0																			
Ron Santo, R (1, 5) OBP: 0.377, SLG: 0.510											0	0	0	0	0	0	0	0																			
14 Ernie Banks, R (1, 3) OBP: 0.330, SLG: 0.457											0	0	0	0	0	0	0	0																			
Jimmy Stewart, S (1, 7) OBP: 0.301, SLG: 0.286											0	0	0	0	0	0	0	0																			
Vic Roznovsky, L (1, 2) OBP: 0.290, SLG: 0.303											0	0	0	0	0	0	0	0																			
Don Kessinger, S (1, 6) OBP: 0.256, SLG: 0.237											0	0	0	0	0	0	0	0																			
Larry Jackson, R (1, 1) OBP: 0.169, SLG: 0.212	0	0	0	0	0	0	0	0																													
Inning Stats											1B: 0	SF: 0	WP: 0	PA: 0																							
PITCHER	IP	WLS	BF	H	R	ER	SO	BB	IBB	HBP	BLK	WP	HR	S	P	ERA	WHIP	PITCHER	IP	WLS	BF	H	R	ER	SO	BB	IBB	HBP	BLK	WP	HR	S	P	ERA	WHIP		
Don Cardwell, R (1, 1) ERA: 3.31	0.0	W	0	0	0	0	0	0	0	0	0	0	0	0	0	∞	∞																				

Chicago Cubs @ Pittsburgh Pirates
 Forbes Field, Pittsburgh, PA
 Sat Oct 02 1965, 3:33 AM EDT
 Att. 3,626 - Unknown

AB 0
R 0
H 0
RBI 0
BB 0
SO 0
LOB 0



WP: 0 PA: 0
 PB: 0
 SB: 0
 CS: 0

livebaseballscorecards.com

Batter	1	2	3	4	5	6	7	8	9	AB R H RBI BB SO LOB	TOP																	
Don Landrum, L (1, 8) OBP: 0.300, SLG: 0.334	0-3 K		0-0 6-3		0-0 F8			0-0 WP 2B 1B		4 1 1 0 0 1 0																		
Glenn Beckert, R (1, 4) OBP: 0.275, SLG: 0.298	0-0 5-3			0-0 F4		0-0 2B		0-0 5-3 1-2		4 0 1 0 0 0 1																		
Billy Williams, L (1, 9) OBP: 0.377, SLG: 0.552	0-0 2B			0-0 E4 1B		0-3 K		4-0 2B BB		3 2 1 0 1 1 1																		
Ron Santo, R (1, 5) OBP: 0.378, SLG: 0.510	0-3 K			0-0 1B 1B		0-0 P5		0-0 2B 1-H 2-H		4 0 2 3 0 1 2																		
14 Ernie Banks, R (1, 3) OBP: 0.328, SLG: 0.453		0-0 F9		0-0 F7		0-0 6-3		4-0 FC6-4 IBB		3 0 0 0 1 0 2																		
Jimmy Stewart, S (1, 7) OBP: 0.301, SLG: 0.284		0-0 P3		0-0 1B 1B		0-0 G3		0-0 FC6-4 1-2f		4 0 1 0 0 0 2																		
Vic Roznovsky, L (1, 2) OBP: 0.295, SLG: 0.308		0-0 4-3		0-0 1B 1-2 2-H		0-0 G6-4-3 1B		0-0 F7		4 0 2 0 0 0 0																		
Don Kessinger, S (1, 6) OBP: 0.252, SLG: 0.233			0-0 4-3		0-0 6-3		0-0 G6-4-3 1-2f		0-0 6-3	3 0 0 0 0 0 1																		
Doug Clemens, L (9, PH) OBP: 0.300, SLG: 0.288									0-0 6-3	1 0 0 0 0 0 0																		
Bill Faul, R (1, 1) OBP: 0.125, SLG: 0.133			0-0 3-1		0-0 1-3			0-0 1-3	0-0 F7	2 0 0 0 0 0 0																		
Ed Bailey, L (8, PH) OBP: 0.363, SLG: 0.348										1 0 0 0 0 0 0																		
Ted Abernathy, R (8, 1) OBP: 0.211, SLG: 0.167										0 0 0 0 0 0 0																		
Billy Hoelt, L (8, 1) OBP: 0.273, SLG: 0.273										0 0 0 0 0 0 0																		
Lindy McDaniel, R (8, 1) OBP: 0.273, SLG: 0.273										0 0 0 0 0 0 0																		
George Altman, L (9, PH) OBP: 0.302, SLG: 0.342										1 0 0 0 0 0 0																		
Inning Stats	R: 0 E: 0 K: 2 S: 8	H: 1 LOB: 1 BB: 0 P: 8	R: 0 E: 0 K: 0 S: 3	H: 0 LOB: 0 BB: 0 P: 3	R: 0 E: 0 K: 0 S: 3	H: 0 LOB: 0 BB: 0 P: 3	R: 1 E: 2 K: 0 S: 6	H: 3 LOB: 2 BB: 0 P: 6	R: 0 E: 0 K: 1 S: 6	H: 1 LOB: 1 BB: 0 P: 6	R: 0 E: 0 K: 0 S: 3	H: 1 LOB: 0 BB: 0 P: 3	R: 2 E: 0 K: 0 S: 5	H: 2 LOB: 2 BB: 2 P: 13	R: 0 E: 0 K: 0 S: 3	H: 0 LOB: 0 BB: 0 P: 3	1B: 5 2B: 3 3B: 0 HR: 0	SF: 0 SAC: 0 DP: 1 HBP: 0	WP: 1 PB: 0 SB: 0 CS: 0	PA: 36								
PITCHER	IP WLS BF H R ER SO BB IBB HBP BLK WP HR S P ERA WHIP																											
Tommye Sisk, R (1, 1) ERA: 3.4	7.2		31	8	3	2	3	1	0	0	0	1	0	36	40	2.35	1.174											
Roy Face, R (8, 1) ERA: 2.66	0.1	W	2	0	0	0	0	0	1	0	0	0	0	1	5	0.00	0.000											
Al McBean, R (9, 1) ERA: 2.29	1.0	S	3	0	0	0	0	0	0	0	0	0	0	3	3	0.00	0.000											

Chicago Cubs @ Pittsburgh Pirates
 Forbes Field, Pittsburgh, PA
 Sun Oct 03 1965, 3:33 AM EDT
 Att: 26,527 - Unknown

livebaseballscorecards.com

AB	34
R	3
H	8
RBI	3
BB	2
SO	3
LOB	9



Batter	1	2	3	4	5	6	7	8	9	AB	R	H	RBI	BB	SO	LOB
Bob Bailey, R OBP: 0.330, SLG: 0.363 (1, 5)	0-3 K			x 0-0 5-3		x 0-0 F5		x 0-0 1B 2B		4	1	1	1	0	1	0
Bill Virdon, L OBP: 0.322, SLG: 0.370 Jim Pagliaroni, R OBP: 0.337, SLG: 0.432 Bob Oliver, R (8, PH) (8, PR) (9, 7)	0-0 F6			x 0-0 5-3		x 0-0 F5		x 0-0 2B 1B		3	0	0	0	0	0	0
Roberto Clemente, R OBP: 0.378, SLG: 0.463 (1, 9) (9, 8)	0-0 F9			x 0-0 1B		x 0-0 HR		x 0-0 F9		4	1	2	1	0	0	1
Willie Stargell, L OBP: 0.328, SLG: 0.501 (1, 7) (9, 9)		x 0-0 F6		x 0-0 F8		x 0-0 4-3		x 0-0 FC5-6 2B		4	0	1	1	0	0	1
Donn Clendenon, R OBP: 0.351, SLG: 0.467 (1, 3)		x 0-3 K			x 0-0 1B 1B		x 0-0 F8		x 0-0 FC5-6		4	1	1	0	0	1
Bill Mazeroski, R OBP: 0.294, SLG: 0.346 (1, 4)		x 0-0 6-3			x 0-0 L3-6 1B		x 0-0 6-3				3	0	1	0	0	0
Gene Alley, R OBP: 0.302, SLG: 0.348 (1, 6)			x 0-0 F7		x 0-0 L3-6 1B			x 0-0 1B 2B 1B		3	1	2	1	0	0	0
Del Crandall, R OBP: 0.288, SLG: 0.271 Manny Mota, R OBP: 0.330, SLG: 0.384 George Spriggs, L OBP: 0.500, SLG: 0.500 Jerry May, R OBP: 0.500, SLG: 0.500 (1, 2) (8, PH) (8, PR) (9, 2)			x 0-0 6-3		x 0-0 L3-6 1B			x 0-0 2B 1B 1B		2	0	0	0	0	0	2
Tommie Sisk, R OBP: 0.088, SLG: 0.061 Roy Face, R (8, 1) Jerry Lynch, L OBP: 0.328, SLG: 0.413 Andre Rodgers, R OBP: 0.350, SLG: 0.388 Al McBean, R OBP: 0.250, SLG: 0.259 (1, 1) (8, 1) (8, PH) (8, PH) (9, 1)			x 0-0 F8		x 0-0 F9			x 0-3 K		1	0	0	0	0	0	0

Inning Stats	R: 0	H: 0	E: 0	K: 1	S: 5	LOB: 0	BB: 0	P: 5	R: 0	H: 0	E: 0	K: 1	S: 5	LOB: 0	BB: 0	P: 5	R: 0	H: 1	E: 0	K: 0	S: 4	LOB: 1	BB: 0	P: 4	R: 1	H: 3	E: 0	K: 0	S: 4	LOB: 0	BB: 0	P: 4	R: 0	H: 0	E: 0	K: 0	S: 3	LOB: 0	BB: 0	P: 3	R: 1	H: 1	E: 0	K: 0	S: 4	LOB: 0	BB: 0	P: 4	R: 4	H: 5	E: 0	K: 1	S: 10	LOB: 2	BB: 0	P: 10
--------------	------	------	------	------	------	--------	-------	------	------	------	------	------	------	--------	-------	------	------	------	------	------	------	--------	-------	------	------	------	------	------	------	--------	-------	------	------	------	------	------	------	--------	-------	------	------	------	------	------	------	--------	-------	------	------	------	------	------	-------	--------	-------	-------

PITCHER	IP	WLS	BF	H	R	ER	SO	BB	IBB	HBP	BLK	WP	HR	S	P	ERA	WHIP
Bill Faul, R ERA: 3.54 (1, 1)	7.0		24	5	2	2	2	0	0	0	0	0	1	28	28	2.57	0.714
Ted Abernathy, R ERA: 2.57 (8, 1)	0.0	L	2	2	2	2	0	0	0	0	0	0	2	2	∞	∞	
Billy Hoefl, L ERA: 2.81 (8, 1)	0.1		2	1	0	0	1	0	0	0	0	0	4	4	0.00	3.000	
Lindy McDaniel, R ERA: 2.58 (8, 1)	0.2		4	2	2	2	0	0	0	0	0	1	4	4	27.00	3.000	

BOTTOM

Chicago Cubs @ Pittsburgh Pirates
Forbes Field, Pittsburgh, PA

Sun Oct 03 1965, 3:33 AM EDT
Att. 26,527 - Unknown

AB	32
R	6
H	10
RBI	6
BB	0
SO	3
LOB	8



WP	HR	S	P	ERA	WHIP							
1B: 7	SF: 0	2B: 2	SAC: 0	3B: 1	DP: 0	HR: 1	HBP: 0	WP: 1	PA: 32	PB: 0	SB: 0	CS: 0