


Chicago Cubs - 1965

Batter	1	2	3	4	5	6	7	8	9	10	11	AB	R	H	RBI	BB	SO	LOB	TOP	
Curt Flood, R OBP: 0.714, SLG: 1.000												6	2	4	2	1	0	4		
Lou Brock, L OBP: 0.429, SLG: 0.571													7	1	3	2	0	0	4	
Bill White, L OBP: 0.429, SLG: 0.429												7	1	3	1	0	0	2		
Ken Boyer, R OBP: 0.333, SLG: 0.200												5	1	1	0	1	0	4		
Dick Groat, R OBP: 0.333, SLG: 0.200												5	1	1	1	1	1	3		
Mike Shannon, R OBP: 0.200, SLG: 0.400												4	1	0	0	2	0	6		
Julian Javier, R OBP: 0.200, SLG: 0.400												5	1	1	0	0	0	4		
Tito Francona, L OBP: 0.333, SLG: 0.333												2	0	1	1	1	1	0		
Dal Maxvill, R OBP: 0.333, SLG: 0.333												3	0	1	0	0	0	1		
Bob Uecker, R OBP: 0.667, SLG: 0.500												2	0	1	1	1	1	0		
Bob Gibson, R OBP: 0.333, SLG: 0.333												3	0	1	0	0	0	1		
Bob Gibson, R OBP: 0.333, SLG: 0.333												3	2	1	0	0	0	0	1	
Bob Gibson, R OBP: 0.333, SLG: 0.333												3	1	0	0	0	0	0	1	
Bob Gibson, R OBP: 0.333, SLG: 0.333												3	1	0	0	0	0	0	1	
Bob Gibson, R OBP: 0.333, SLG: 0.333												3	1	0	0	0	0	0	1	
Bob Gibson, R OBP: 0.333, SLG: 0.333												3	1	0	0	0	0	0	1	
Bob Gibson, R OBP: 0.333, SLG: 0.333												3	1	0	0	0	0	0	1	
Bob Gibson, R OBP: 0.333, SLG: 0.333												3	1	0	0	0	0	0	1	
Bob Gibson, R OBP: 0.333, SLG: 0.333												3	1	0	0	0	0	0	1	
Bob Gibson, R OBP: 0.333, SLG: 0.333												3	1	0	0	0	0	0	1	
Bob Gibson, R OBP: 0.333, SLG: 0.333												3	1	0	0	0	0	0	1	
Bob Gibson, R OBP: 0.333, SLG: 0.333												3	1	0	0	0	0	0	1	
Bob Gibson, R OBP: 0.333, SLG: 0.333												3	1	0	0	0	0	0	1	
Bob Gibson, R OBP: 0.333, SLG: 0.333												3	1	0	0	0	0	0	1	
Bob Gibson, R OBP: 0.333, SLG: 0.333												3	1	0	0	0	0	0	1	
Bob Gibson, R OBP: 0.333, SLG: 0.333												3	1	0	0	0	0	0	1	
Bob Gibson, R OBP: 0.333, SLG: 0.333												3	1	0	0	0	0	0	1	
Bob Gibson, R OBP: 0.333, SLG: 0.333												3	1	0	0	0	0	0	1	
Bob Gibson, R OBP: 0.333, SLG: 0.333												3	1	0	0	0	0	0	1	
Bob Gibson, R OBP: 0.333, SLG: 0.333												3	1	0	0	0	0	0	1	
Bob Gibson, R OBP: 0.333, SLG: 0.333												3	1	0	0	0	0	0	1	
Bob Gibson, R OBP: 0.333, SLG: 0.333												3	1	0	0	0	0	0	1	
Bob Gibson, R OBP: 0.333, SLG: 0.333												3	1	0	0	0	0	0	1	
Bob Gibson, R OBP: 0.333, SLG: 0.333												3	1	0	0	0	0	0	1	
Bob Gibson, R OBP: 0.333, SLG: 0.333												3	1	0	0	0	0	0	1	
Bob Gibson, R OBP: 0.333, SLG: 0.333												3	1	0	0	0	0	0	1	
Bob Gibson, R OBP: 0.333, SLG: 0.333												3	1	0	0	0	0	0	1	
Bob Gibson, R OBP: 0.333, SLG: 0.333			</																	

Batter	1	2	3	4	5	6	7	8	9	AB	R	H	RBI	BB	SO	LOB	TOP			
Curt Flood, R OBP: 0.455, SLG: 0.600 (1, 8)	0-0 6-3		0-0 1-3		0-3 K			0-0 F9		4	0	0	0	0	1	0				
Lou Brock, L OBP: 0.455, SLG: 0.636 (1, 7)	0-0 2B		0-0 4-3			0-0 E 1B		0-0 1-3		4	1	2	0	0	0	0				
Bill White, L OBP: 0.455, SLG: 0.545 (1, 3)	0-0 2B			0-0 FC6-4 1B		0-0 L4		0-0 F6		4	0	2	1	0	0	1				
Ken Boyer, R OBP: 0.200, SLG: 0.111 (1, 5)	0-3 K			0-0 F9		0-0 6-3			0-0 F4	4	0	0	0	0	1	3				
Dick Groat, R OBP: 0.300, SLG: 0.222 (1, 6)	0-0 3-1			0-0 FC6-4 1B		0-0 F3			0-0 5-3	4	0	1	0	0	0	2				
Mike Shannon, R (1, 9)		0-0 F9		0-0 FC6-4 FC6		0-0 F3			0-0 3-1	3	0	0	0	0	0	2				
Tito Francona, L (9, PH)				1-2 2-3						1	0	0	0	0	0	0				
Julian Javier, R OBP: 0.125, SLG: 0.250 (1, 4)	0-0 F5			0-0 FC6		0-0 6-3				3	0	0	0	0	0	2				
Dave Ricketts, S OBP: 0.333, SLG: 0.200 (1, 2)	0-3 K				0-0 G3		4-0 BB			2	0	0	0	1	1	0				
Curt Simmons, L (1, 1)				0-0 F7		0-0 G3		0-0 F5		2	0	0	0	0	0	0				
Bob Skinner, L (7, PH)										1	0	0	0	0	0	1				
Ron Taylor, R OBP: 1.000, SLG: 2.000 (7, 1)										0	0	0	0	0	0	0				
Inning Stats	R: 1 E: 0 K: 1 S: 7	H: 2 LOB: 1 BB: 0 P: 7	R: 0 E: 0 K: 1 S: 5	H: 0 LOB: 0 BB: 0 P: 5	R: 0 E: 0 K: 0 S: 3	H: 2 LOB: 2 BB: 0 P: 5	R: 0 E: 0 K: 1 S: 5	H: 0 LOB: 0 BB: 0 P: 5	R: 0 E: 1 K: 0 S: 4	H: 1 LOB: 1 BB: 0 P: 4	R: 0 E: 0 K: 0 S: 3	H: 0 LOB: 1 BB: 1 P: 7	R: 0 E: 0 K: 0 S: 3	H: 0 LOB: 0 BB: 0 P: 3	R: 0 E: 0 K: 0 S: 3	H: 0 LOB: 0 BB: 0 P: 3	1B: 3 2B: 2 3B: 0 HR: 0	SF: 0 SAC: 0 DP: 0 HBP: 0	WP: 0 PB: 0 SB: 0 CS: 0	PA: 33
PITCHER Bob Buhl, R ERA: 1.0 (1, 1)	IP: 9.0 WLS: W BF: 33 H: 5 R: 1 ER: 1 SO: 3 BB: 1 IBB: 0 HBP: 0 BLK: 0 WP: 0 HR: 0 S: 38 P: 42 ERA: 1.00 WHIP: 0.667																			

St. Louis Cardinals @ Chicago Cubs
Wrigley Field, Chicago, IL
Tue Apr 13 1965, 3:33 AM CST
Att: 9,358 - Sunny


AB 32
R 1
H 5
RBI 1
BB 1
SO 3
LOB 11



Batter	1	2	3	4	5	6	7	8	9	AB	R	H	RBI	BB	SO	LOB	BOTTOM			
Glenn Beckert, R OBP: 0.100, SLG: 0.100 (1, 4)	0-0 F9			0-0 6-3	0-0 5-3		0-0 L4			4	0	0	0	0	0	1				
Roberto Pena, R OBP: 0.500, SLG: 1.222 (1, 6)	0-3 K			0-0 HR		4-0 E BB		0-0 F4		3	2	1	1	1	1	0				
Billy Williams, L (1, 8)	0-0 F8			0-0 G3		0-0 FC4		0-0 4-3		4	0	0	0	0	0	1				
Ron Santo, R OBP: 0.400, SLG: 0.375 (1, 5)		0-0 4-3		0-0 14 1B		0-0 FC1-4 14 FC6-4		0-0 F9		4	1	1	0	0	0	1				
George Altman, L OBP: 0.667, SLG: 0.667 (1, 7)		0-0 4-3		4-0 14 1B		0-0 F7				2	0	0	0	1	0	1				
14 Ernie Banks, R OBP: 0.556, SLG: 0.875 (1, 3)		0-0 5-3		0-0 1-2 2-H 1B		0-0 FC6-4				3	0	1	1	0	0	1				
Doug Clemens, L OBP: 0.222, SLG: 0.250 (1, 9)			0-0 F6	0-0 F9			0-0 3-1			3	0	0	0	0	0	2				
Dick Bertell, R OBP: 0.333, SLG: 0.200 (1, 2)			0-3 K		0-0 6-3		0-0 1B			3	0	1	0	0	1	0				
Bob Buhl, R OBP: 0.333, SLG: 0.333 (1, 1)			0-3 K		0-3 K		0-0 1-3 1B			3	0	1	0	0	2	0				
Inning Stats	R: 0 E: 0 K: 1 S: 5	H: 0 LOB: 0 BB: 0 P: 5	R: 0 E: 0 K: 0 S: 3	H: 0 LOB: 0 BB: 0 P: 3	R: 0 E: 0 K: 2 S: 7	H: 3 LOB: 2 BB: 1 P: 10	R: 0 E: 0 K: 1 S: 5	H: 0 LOB: 0 BB: 0 P: 5	R: 1 E: 2 K: 0 S: 4	H: 0 LOB: 1 BB: 1 P: 8	R: 0 E: 0 K: 0 S: 4	H: 2 LOB: 1 BB: 0 P: 4	R: 0 E: 0 K: 0 S: 3	H: 0 LOB: 0 BB: 0 P: 3	R: 0 E: 0 K: 0 S: 3	H: 0 LOB: 0 BB: 0 P: 3	1B: 4 2B: 0 3B: 0 HR: 1	SF: 0 SAC: 0 DP: 0 HBP: 0	WP: 0 PB: 0 SB: 1 CS: 0	PA: 31
PITCHER Curt Simmons, L ERA: 3.0 (1, 1)	IP: 6.0 WLS: L BF: 24 H: 3 R: 3 ER: 2 SO: 4 BB: 2 IBB: 0 HBP: 0 BLK: 0 WP: 0 HR: 1 S: 30 P: 38 ERA: 3.00 WHIP: 0.833																			
Ron Taylor, R ERA: 3.0 (7, 1)	IP: 2.0 WLS: 7 BF: 2 H: 2 R: 0 ER: 0 SO: 0 BB: 0 IBB: 0 HBP: 0 BLK: 0 WP: 0 HR: 0 S: 7 P: 7 ERA: 0.00 WHIP: 1.000																			

St. Louis Cardinals @ Chicago Cubs
Wrigley Field, Chicago, IL
Tue Apr 13 1965, 3:33 AM CST
Att: 9,358 - Sunny

AB 29
R 3
H 5
RBI 2
BB 2
SO 4
LOB 7



Batter	1	2	3	4	5	6	7	8	9	AB	R	H	RBI	BB	SO	LOB	TOP					
Curt Flood, R OBP: 0.400, SLG: 0.500 (1, 8)	5-3		E4			F8		K		4	0	1	0	0	1	0	St. Louis Cardinals @ Chicago Cubs Wrigley Field, Chicago, IL Wed Apr 14 1965, 3:33 AM CST Att: 3,569 - Cloudy					
Lou Brock, L OBP: 0.400, SLG: 0.733 (1, 7)	F8		K			HR		4-3		4	1	1	1	0	1	2						
Dick Groat, R OBP: 0.214, SLG: 0.154 (1, 6)	6-3		4-3			4-3		5-3		4	0	0	0	0	0	2						
Ken Boyer, R OBP: 0.429, SLG: 0.385 (1, 5)		G6-4-3 HBP							1B SF7	4	1	4	0	0	0	0						
Bill White, L OBP: 0.467, SLG: 0.500 (1, 3)		G6-4-3 HBP		4-3		G3		2B 6-3	3	1	1	0	0	0	2							
Mike Shannon, R (1, 9)		G6-4-3		F7			6-3	SF7	3	0	0	1	0	0	2							
Julian Javier, R OBP: 0.250, SLG: 0.417 (1, 4)	6-3			4-3			FC6-4	1B	4	0	2	0	0	0	1							
Dave Ricketts, S OBP: 0.333, SLG: 0.250 (1, 2)			E	4-3			F7	6-3	3	0	1	0	0	0	1							
Ed Speitzo, R (9, PH)			K						1	0	0	1	0	0	1							
Ray Sadecki, L (7, PH)									2	0	0	0	0	0	2							
Carl Warwick, R (7, PH)									1	0	0	0	0	0	1							
Ron Taylor, R OBP: 0.300, SLG: 0.200 (7, 1)									0	0	0	0	0	0	0							
Tracy Stallard, R OBP: 0.300, SLG: 0.500 (7, 1)									0	0	0	0	0	0	0							
Steve Carlton, L (8, 1)									0	0	0	0	0	0	0							
Phil Gagliano, R (8, PH)									1	0	0	0	0	0	1							
Inning Stats	R: 0 E: 0 K: 0 S: 3	H: 0 LOB: 0 BB: 0 P: 3	R: 0 E: 0 K: 0 S: 3	H: 1 LOB: 1 BB: 0 P: 4	R: 0 E: 1 K: 2 S: 9	H: 2 LOB: 2 BB: 0 P: 9	R: 0 E: 0 K: 0 S: 3	H: 1 LOB: 0 BB: 0 P: 3	R: 0 E: 0 K: 1 S: 5	H: 0 LOB: 0 BB: 0 P: 5	R: 1 E: 0 K: 0 S: 5	H: 2 LOB: 1 BB: 0 P: 5	R: 0 E: 0 K: 0 S: 4	H: 1 LOB: 1 BB: 0 P: 4	R: 0 E: 0 K: 1 S: 5	H: 0 LOB: 0 BB: 0 P: 5	R: 2 E: 0 K: 0 S: 6	H: 3 LOB: 1 BB: 0 P: 6	1B: 8 2B: 1 3B: 0 HR: 1	SF: 1 SAC: 0 DP: 1 HBP: 1	WP: 0 PB: 0 SB: 0 CS: 1	PA: 36
PITCHER Dick Ellsworth, L ERA: 3.0 (1, 1)	IP: 9.0 WLS: W BF: 36 H: 10 R: 3 ER: 3 SO: 4 BB: 0 IBB: 0 HBP: 1 BLK: 0 WP: 0 HR: 1 S: 43 P: 44 ERA: 3.00 WHIP: 1.111															PITCHER						

Batter	1	2	3	4	5	6	7	8	9	AB	R	H	RBI	BB	SO	LOB	BOTTOM			
Glenn Beckert, R OBP: 0.143, SLG: 0.143 (1, 4)	6-3		L7		6-3		FC1-6			4	0	1	2	0	0	1	St. Louis Cardinals @ Chicago Cubs Wrigley Field, Chicago, IL Wed Apr 14 1965, 3:33 AM CST Att: 3,569 - Cloudy			
Roberto Pena, R OBP: 0.429, SLG: 0.923 (1, 6)	F2		2H			6-3	FC1-6			4	0	1	1	0	0	2				
Billy Williams, L OBP: 0.143, SLG: 0.077 (1, 8)			K			4-3	F8			4	0	1	0	0	1	3				
Ron Santo, R OBP: 0.429, SLG: 0.917 (1, 5)	6-3					6-3		HR		4	2	2	2	0	0	1				
George Altman, L OBP: 0.692, SLG: 1.000 (1, 7)			G6-4-3		1-3			HR		3	2	2	1	1	0	0				
14 Ernie Banks, R OBP: 0.538, SLG: 0.818 (1, 3)		G6-4-3			K		2B	1B	WP	3	1	1	0	1	1	1				
Doug Clemens, L OBP: 0.231, SLG: 0.333 (1, 9)		4-3			K		1B	2B	F6	4	1	1	0	0	1	1				
Dick Bertell, R OBP: 0.400, SLG: 0.250 (1, 2)			SH3-4			6-3	FC1-6	1B	6-3	3	1	1	0	1	0	1				
Dick Ellsworth, L (1, 1)			SH3-4			6-3	F7	K		3	0	0	0	0	1	4				
Inning Stats	R: 0 E: 0 K: 0 S: 4	H: 1 LOB: 1 BB: 0 P: 4	R: 0 E: 0 K: 0 S: 3	H: 1 LOB: 0 BB: 0 P: 3	R: 1 E: 0 K: 1 S: 7	H: 2 LOB: 1 BB: 0 P: 7	R: 1 E: 0 K: 2 S: 8	H: 1 LOB: 0 BB: 0 P: 8	R: 0 E: 0 K: 0 S: 3	H: 0 LOB: 0 BB: 0 P: 3	R: 0 E: 0 K: 0 S: 3	H: 0 LOB: 0 BB: 0 P: 3	R: 3 E: 0 K: 0 S: 7	H: 4 LOB: 2 BB: 1 P: 11	R: 2 E: 0 K: 1 S: 6	H: 1 LOB: 1 BB: 2 P: 14	1B: 5 2B: 2 3B: 0 HR: 3	SF: 0 SAC: 1 DP: 1 HBP: 0	WP: 1 PB: 0 SB: 2 CS: 0	PA: 36
PITCHER Ray Sadecki, L ERA: 3.0 (1, 1)	IP: 6.0 WLS: L BF: 22 H: 5 R: 2 ER: 2 SO: 3 BB: 0 IBB: 0 HBP: 0 BLK: 0 WP: 0 HR: 1 S: 28 P: 28 ERA: 3.00 WHIP: 0.833															PITCHER				
Ron Taylor, R ERA: 12.0 (7, 1)	0.0	4	3	3	3	0	1	0	0	0	0	1	3	7						
Tracy Stallard, R ERA: 6.75 (7, 1)	1.0	7	2	2	2	0	2	0	0	0	0	1	5	13	18.00	4.000				
Steve Carlton, L ERA: (8, 1)	1.0	3	0	0	0	1	0	0	0	0	1	0	5	5	0.00	0.000				

AB	34
R	3
H	10
RBI	3
BB	0
SO	4
LOB	14



Batter	1	2	3	4	5	6	7	8	9	AB	R	H	RBI	BB	SO	LOB	TOP			
Glenn Beckert, R OBP: 0.111, SLG: 0.111 (1,4)	0-0 4-3		0-0 5-3			0-0 5-3		0-0 FC6-4		4	0	0	0	0	0	1				
Roberto Pena, R OBP: 0.389, SLG: 0.765 (1,6)	0-0 FC4 1B		0-0 F9			0-0 5-3		0-0 F9		4	0	1	0	0	0	0				
Billy Williams, L OBP: 0.111, SLG: 0.059 (1,8)	0-0 FC4 FC6-4 1-2			0-0 4-3		0-0 3-1		0-0 G1		4	0	0	0	0	0	1				
Ron Santo, R OBP: 0.389, SLG: 0.750 (1,5)	0-0 FC6-4 1-2			0-0 5-3			0-0 F7	0-0 F7 1B		4	0	1	0	0	0	1				
George Altman, L OBP: 0.529, SLG: 0.692 (1,7)		0-0 4-3		0-0 G3			0-0 F7	0-0 E3		4	0	0	0	0	0	1				
14 Ernie Banks, R OBP: 0.529, SLG: 1.000 (1,3)		0-0 2B			0-0 HR		0-0 F8	0-0 F8		4	1	2	1	0	0	2				
Doug Clemens, L OBP: 0.188, SLG: 0.267 (1,9)		0-3 K			0-0 4-3			0-0 F8		3	0	0	0	0	1	1				
Dick Bertell, R OBP: 0.308, SLG: 0.182 (1,2)		0-0 F7			0-0 F9			0-0 5-3		3	0	0	0	0	0	1				
Larry Jackson, R (1,1)			0-3 K			0-0 G3		4-0 FC6-4 BB		1	0	0	0	0	1	0				
Don Landrum, L (5, PH)										1	0	0	0	0	0	0				
Lew Burdette, R (5, PH)										0	0	0	0	0	0	0				
Jimmy Stewart, S (8, PH)										0	0	0	0	1	0	0				
Bob Humphreys, R (8,1)										0	0	0	0	0	0	0				
Inning Stats	R: 0 E: 0 K: 0 S: 4	H: 1 LOB: 1 BB: 0 P: 4	R: 0 E: 0 K: 1 S: 6	H: 1 LOB: 1 BB: 0 P: 6	R: 0 E: 0 K: 1 S: 5	H: 0 LOB: 0 BB: 0 P: 5	R: 0 E: 0 K: 0 S: 3	H: 0 LOB: 0 BB: 0 P: 3	R: 1 E: 0 K: 0 S: 4	H: 1 LOB: 0 BB: 0 P: 4	R: 0 E: 0 K: 0 S: 3	H: 0 LOB: 0 BB: 0 P: 3	R: 0 E: 0 K: 0 S: 3	H: 0 LOB: 1 BB: 1 P: 7	R: 0 E: 1 K: 0 S: 5	H: 1 LOB: 2 BB: 0 P: 5	1B: 2 2B: 1 3B: 0 HR: 1	SF: 0 SAC: 0 DP: 0 HBP: 0	WP: 0 PB: 0 SB: 0 CS: 0	PA: 33
PITCHER Bob Sadowski, R ERA: 1.0 (1,1)	IP: 9.0 WLS: W BF: 33 H: 4 R: 1 ER: 1 SO: 2 BB: 1 IBB: 0 HBP: 0 BLK: 0 WP: 0 HR: 1 S: 36 P: 40 ERA: 1.00 WHIP: 0.556															PITCHER				

Chicago Cubs @ Milwaukee Braves
Milwaukee County Stadium, Milwaukee, WI
Thu Apr 15 1965, 4:33 AM EST
Att: 33,874 - Cloudy - 50 F

AB 32
R 1
H 4
RBI 1
BB 1
SO 2
LOB 8



Batter	1	2	3	4	5	6	7	8	9	AB	R	H	RBI	BB	SO	LOB	BOTTOM			
Mack Jones, L OBP: 0.333, SLG: 0.125 (1,7)	0-3 K		4-0 1B 1B BB	0-0 SF8		0-0 4-3				2	1	0	1	1	1	0				
Ty Cline, L OBP: 0.250, SLG: 0.250 (1,9)	0-0 CS 1B		0-0 1B E 1-3 2-H	0-0 F8			0-0 L6-3			4	1	2	1	0	0	0				
Eddie Mathews, L OBP: 0.417, SLG: 0.818 (1,5)	0-3 K		0-0 E HBP 1B 2-3 3-H		0-0 FC1-6 E 2B		0-0 6-3			4	1	2	1	0	1	1				
Joe Torre, R OBP: 0.583, SLG: 1.200 (1,2)	0-0 L 1-2	0-0 1B	0-0 E HBP 1B		4-0 FC1-6 BB		0-0 F9			3	0	1	0	1	0	1				
Lee Maye, L OBP: 0.308, SLG: 0.462 (1,8)		0-0 F9	0-0 E3		0-0 FC1-6 E 1-2 2-3 2-3		0-0 G6-3 2B			4	0	1	0	0	0	5				
Felipe Alou, R OBP: 0.417, SLG: 0.400 (1,3)		0-0 F8	0-0 P6		0-0 E5 G6-4-3		4-0 G6-3 BB			3	0	0	1	1	0	5				
Denis Menke, R (1,6)		0-0 L8	0-0 F7		0-0 G6-4-3		0-0 G6-3			4	0	0	0	0	0	8				
Sandy Alomar Sr., S (1,4)			0-0 4-3	0-0 E6 SH1-3 SF8		0-0 F9		4-0 K S IBB		3	1	0	0	1	0	0				
Bob Sadowski, R OBP: 0.333, SLG: 0.333 (1,1)			0-0 BB 1B	0-0 SH1-3		0-3 K		0-3 K		3	1	1	0	0	2	2				
Inning Stats	R: 0 E: 0 K: 2 S: 7	H: 1 LOB: 0 BB: 0 P: 7	R: 0 E: 0 K: 0 S: 4	H: 1 LOB: 1 BB: 0 P: 4	R: 3 E: 1 K: 0 S: 7	H: 3 LOB: 3 BB: 1 P: 12	R: 1 E: 1 K: 0 S: 4	H: 0 LOB: 0 BB: 0 P: 4	R: 1 E: 1 K: 0 S: 4	H: 1 LOB: 1 BB: 1 P: 8	R: 0 E: 0 K: 1 S: 5	H: 0 LOB: 0 BB: 0 P: 5	R: 0 E: 0 K: 0 S: 3	H: 0 LOB: 0 BB: 0 P: 3	R: 0 E: 0 K: 1 S: 5	H: 1 LOB: 2 BB: 2 P: 13	1B: 5 2B: 2 3B: 0 HR: 0	SF: 1 SAC: 1 DP: 2 HBP: 1	WP: 0 PB: 0 SB: 2 CS: 1	PA: 37
PITCHER Larry Jackson, R ERA: 9.64 (1,1)	IP: 4.0 WLS: L BF: 21 H: 5 R: 4 ER: 2 SO: 2 BB: 1 IBB: 0 HBP: 1 BLK: 0 WP: 0 HR: 0 S: 22 P: 27 ERA: 4.50 WHIP: 1.500															PITCHER				
Lew Burdette, R (5,1)	3.0 11 1 1 1 1 1 0 0 0 0 0 12 16 3.00 0.667															PITCHER				
Bob Humphreys, R (8,1)	1.0 5 1 0 0 1 1 1 0 0 0 0 5 13 0.00 2.000															PITCHER				

Chicago Cubs @ Milwaukee Braves
Milwaukee County Stadium, Milwaukee, WI
Thu Apr 15 1965, 4:33 AM EST
Att: 33,874 - Cloudy - 50 F

AB 30
R 5
H 7
RBI 4
BB 4
SO 4
LOB 22



Batter	1	2	3	4	5	6	7	8	9	AB	R	H	RBI	BB	SO	LOB	TOP		
Glenn Beckert, R OBP: 0.286, SLG: 0.259 (1,4)	0-0 4-3	0-0 6-3 1B		0-0 F7	0-0 1B			0-0 1-6-3		5	1	2	1	0	0	0	Chicago Cubs @ Milwaukee Braves Milwaukee County Stadium, Milwaukee, WI Sun Apr 18 1965, 4:33 AM EST Att: 3,391 - Cloudy		
Roberto Pena, R OBP: 0.357, SLG: 0.593 (1,6)	0-0 BB 14 1B	0-0 6-3		0-0 1B	0-0 F9			0-3 K		5	1	2	0	0	1	2			
Billy Williams, L OBP: 0.286, SLG: 0.231 (1,8)	0-0 BB 14 1B	0-0 1B		0-0 1-2 1B				0-0 L8		5	1	3	1	0	0	0			
Ron Santo, R OBP: 0.357, SLG: 0.667 (1,5)	4-0 BB 14 1B	0-0 F9		0-0 K				0-0 P4		4	0	0	0	1	1	3			
George Altman, L OBP: 0.481, SLG: 0.696 (1,7)	0-0 P8		0-0 6-3		0-0 14 1B			0-3 K		5	1	1	0	0	1	3			
14 Ernie Banks, R OBP: 0.577, SLG: 0.870 (1,3)	0-0 BB 1-2 2-H 3-H 1B		0-0 1B		0-0 G3 3B			0-0 5-3		4	1	3	3	0	0	0			
Doug Clemens, L OBP: 0.280, SLG: 0.348 (1,9)	4-0 FC5-4 BB		0-0 F9		0-0 G3			0-3 K		3	0	0	0	1	1	2			
Dick Bertell, R OBP: 0.227, SLG: 0.158 (1,2)	0-0 FC5-4		0-0 5-3		0-0 5-3			0-0 4-3		4	0	0	0	0	0	5			
Bob Buhl, R ERA: 2.53 Ted Abernathy, R ERA: 3.6 Lew Burdette, R ERA: 2.25 Bob Humphreys, R ERA: 2.45 Frank Baumann, L ERA: 18.0 Lindy McDaniel, R ERA: 7.71 Jack Warner, R ERA: 9.00		0-3 K		0-3 K	0-0 2-H 1B 3B			0-0 5-3		1	0	0	0	0	0	0			
Inning Stats	R: 2 E: 0 K: 0 S: 6	H: 3 LOB: 3 BB: 2 P: 14	R: 1 E: 0 K: 1 S: 7	H: 2 LOB: 1 BB: 0 P: 7	R: 0 E: 0 K: 2 S: 4	H: 1 LOB: 1 BB: 0 P: 4	R: 0 E: 0 K: 2 S: 9	H: 2 LOB: 2 BB: 0 P: 9	R: 3 E: 0 K: 1 S: 7	H: 4 LOB: 1 BB: 0 P: 7	R: 0 E: 0 K: 1 S: 5	H: 0 LOB: 0 BB: 0 P: 5	R: 0 E: 0 K: 1 S: 5	H: 0 LOB: 0 BB: 0 P: 5	R: 0 E: 0 K: 0 S: 3	H: 0 LOB: 0 BB: 0 P: 3		1B: 10 2B: 1 3B: 1 HR: 0	SF: 0 SAC: 0 DP: 0 HBP: 0
PITCHER	IP WLS BF H R ER SO BB IBB HBP BLK WP HR S P ERA WHIP	IP WLS BF H R ER SO BB IBB HBP BLK WP HR S P ERA WHIP																	
Denny Lemaster, L ERA: 11.05 (1,1)	4.0	23	9	4	4	3	2	0	0	0	0	0	0	0	27	35	9.00	2.750	
Hank Fischer, R ERA: 18.0 (5,1)	1.0	6	3	2	2	0	0	0	0	0	0	0	0	6	6	18.00	3.000		
Billy O'Dell, L ERA: (6,1)	4.0	W	12	0	0	0	3	0	0	0	0	0	0	18	18	0.00	0.000		

AB	39
R	6
H	12
RBI	6
BB	2
SO	6
LOB	15



Batter	1	2	3	4	5	6	7	8	9	AB	R	H	RBI	BB	SO	LOB	BOTTOM		
Mack Jones, L OBP: 0.318, SLG: 0.313 (1,7)	0-0 F8	4-0 1B BB	0-0 1-3		0-3 K			0-3 K2-3		4	1	0	0	1	2	4	Chicago Cubs @ Milwaukee Braves Milwaukee County Stadium, Milwaukee, WI Sun Apr 18 1965, 4:33 AM EST Att: 3,391 - Cloudy		
Tommie Aaron, R OBP: 0.333, SLG: 0.333 (8,3)										0	0	0	0	0	0	0			
Ty Cline, L OBP: 0.353, SLG: 0.313 (1,9)	0-0 F2	0-0 1B 1-2 2-3 1B		0-0 L6-3				0-0 WP 1B		5	1	3	0	0	0	0			
Eddie Mathews, L OBP: 0.524, SLG: 0.944 (1,5)	0-0 HR	0-0 FC6-4 1B		0-0 2-3 1B				4-0 1B 1-2 BB		3	2	3	3	2	0	0			
Joe Torre, R OBP: 0.381, SLG: 0.667 (1,2)	0-0 5-3	0-0 FC6-4 1B		0-0 2-3				0-3 K		5	0	0	0	0	1	7			
Lee Maye, L OBP: 0.318, SLG: 0.381 (1,8)		0-0 E8 3B	1-0 FC6-4 HBP	0-0 4-3				0-0 1B 1-3 2-H 1B		4	1	1	1	0	0	3			
Felipe Alou, R OBP: 0.286, SLG: 0.263 (1,3)		0-0 P3	0-0 FC6-4 SH1-3 1B		0-0 5-3			0-0 F3		5	1	1	0	0	0	4			
Denis Menke, R OBP: 0.333, SLG: 0.632 (1,6)		0-0 1B 3B	0-0 SH1-3 1B		0-0 HR			0-0 6-3 WP 1B		4	2	3	2	1	0	1			
Sandy Alomar Sr., S OBP: 0.200, SLG: 0.111 (1,4)		0-0 SH1-4 1B	0-0 SH1-3 1B		0-0 4-3			0-0 SH2-3 6-3 1B		1	1	1	1	0	0	0			
Lou Klimchock, L OBP: 1.000, SLG: 1.000 (5, PH)		0-0 SH1-4 1B	0-0 SH1-3 1B		0-0 4-3			0-0 SH2-3 1B		1	0	0	0	0	0	0			
Billy O'Dell, S OBP: 1.000, SLG: 1.000 (6,1)		0-0 SH1-4 1B	0-0 SH1-3 1B		0-0 4-3			0-0 SH2-3 1B		1	0	1	1	0	0	0			
Denny Lemaster, R ERA: 11.05 (1,1)	1.2	12	5	5	2	0	1	0	0	0	0	0	0	0	0	0			
Hank Fischer, R ERA: 18.0 (5,1)	1.1	7	1	0	0	0	1	0	1	0	0	0	0	0	0	0			
Frank Bolling, R ERA: 18.0 (5, PH)	1.0	4	1	0	0	0	0	0	0	0	0	0	0	0	0	0			
Inning Stats	R: 1 E: 0 K: 0 S: 4	H: 1 LOB: 0 BB: 0 P: 4	R: 4 E: 1 K: 0 S: 8	H: 4 LOB: 2 BB: 1 P: 12	R: 0 E: 0 K: 0 S: 4	H: 1 LOB: 3 BB: 1 P: 9	R: 0 E: 0 K: 0 S: 4	H: 1 LOB: 1 BB: 0 P: 4	R: 1 E: 0 K: 1 S: 6	H: 1 LOB: 1 BB: 1 P: 10	R: 2 E: 0 K: 1 S: 8	H: 3 LOB: 3 BB: 2 P: 16	R: 0 E: 0 K: 1 S: 6	H: 1 LOB: 2 BB: 1 P: 10	R: 1 E: 0 K: 0 S: 4	H: 1 LOB: 0 BB: 0 P: 4	1B: 10 2B: 0 3B: 1 HR: 2	SF: 0 SAC: 3 DP: 0 HBP: 1	WP: 2 PA: 45 CS: 0
PITCHER	IP WLS BF H R ER SO BB IBB HBP BLK WP HR S P ERA WHIP	IP WLS BF H R ER SO BB IBB HBP BLK WP HR S P ERA WHIP																	
Bob Buhl, R ERA: 2.53 (1,1)	1.2	12	5	5	2	0	1	0	0	0	0	0	0	0	0	0			
Ted Abernathy, R ERA: (2,1)	1.1	7	1	0	0	0	1	0	1	0	0	0	0	0	0	0			
Lew Burdette, R ERA: 2.25 (4,1)	1.0	4	1	0	0	0	0	0	0	0	0	0	0	0	0	0			
Bob Humphreys, R ERA: 2.45 (5,1)	0.2	4	1	1	1	0	1	0	0	0	0	1	3	7	13.50	3.000			
Frank Baumann, L ERA: 18.0 (5,1)	0.1	L	3	1	2	1	1	0	0	0	1	0	4	8	54.00	6.000			

AB	35
R	9
H	13
RBI	8
BB	6
SO	3
LOB	22



Batter	1	2	3	4	5	6	7	8	9	AB	R	H	RBI	BB	SO	LOB	TOP			
Glenn Beckert, R OBP: 0.333, SLG: 0.323 (1, 4)										4	1	2	0	1	0	1				
Roberto Pena, R OBP: 0.313, SLG: 0.516 (1, 6)										4	1	0	0	0	1	3				
Billy Williams, L OBP: 0.333, SLG: 0.290 (1, 8)										5	1	3	1	0	1	0				
Ron Santo, R OBP: 0.364, SLG: 0.643 (1, 5)										4	2	1	1	1	1	2				
George Altman, L OBP: 0.406, SLG: 0.571 (1, 7)										5	0	0	0	0	1	7				
14 Ernie Banks, R OBP: 0.567, SLG: 0.923 (1, 3)										3	1	1	2	1	0	0				
Doug Clemens, L OBP: 0.310, SLG: 0.481 (1, 9)										4	1	2	3	0	0	0				
Dick Bertell, R OBP: 0.231, SLG: 0.174 (1, 2)										4	0	1	0	0	0	2				
Dick Ellsworth, L Ted Abernathy, R (8, 1)										3	0	0	0	0	1	2				
										0	0	0	0	0	0	0				
Inning Stats	R: 4 E: 1 K: 2 S: 12	H: 4 LOB: 2 BB: 1 P: 16	R: 0 E: 0 K: 0 S: 4	H: 1 LOB: 2 BB: 1 P: 8	R: 0 E: 0 K: 0 S: 3	H: 0 LOB: 0 BB: 1 P: 3	R: 0 E: 0 K: 0 S: 2	H: 0 LOB: 0 BB: 1 P: 6	R: 2 E: 1 K: 0 S: 5	H: 1 LOB: 1 BB: 0 P: 5	R: 0 E: 0 K: 1 S: 5	H: 0 LOB: 0 BB: 0 P: 5	R: 1 E: 0 K: 0 S: 4	H: 1 LOB: 0 BB: 0 P: 4	R: 0 E: 0 K: 2 S: 9	H: 2 LOB: 2 BB: 0 P: 9	1B: 6 2B: 2 3B: 0 HR: 2	SF: 0 SAC: 2 DP: 1 HBP: 0	WP: 0 PB: 0 SB: 0 CS: 0	PA: 41
PITCHER	IP WLS BF H R ER SO BB IBB HBP BLK WP HR S P ERA WHIP	IP WLS BF H R ER SO BB IBB HBP BLK WP HR S P ERA WHIP																		
Ray Sadecki, L ERA: 7.11 (1, 1)	0.1 L 7 4 4 3 1 0 0 0 0 0 0 0 8 12 81.00 12.000																			
Ron Taylor, R ERA: 7.27 (1, 1)	4.2 18 2 2 0 1 2 0 0 0 0 0 1 18 26 0.00 0.857																			
Steve Carlton, L ERA: 1.8 (6, 1)	3.0 11 2 1 1 1 0 0 0 0 0 0 1 13 13 3.00 0.667																			
Nelson Briles, R ERA: (9, 1)	1.0 5 2 0 0 2 0 0 0 0 0 0 0 9 9 0.00 2.000																			

Chicago Cubs @ St. Louis Cardinals
Sportsman's Park, St. Louis, MO
Mon Apr 19 1965, 7:05 PM EST
Att: 8,003 - Unknown

livebaseballscorecards.com

AB 36
R 7
H 10
RBI 7
BB 3
SO 5
LOB 17



Batter	1	2	3	4	5	6	7	8	9	AB	R	H	RBI	BB	SO	LOB	BOTTOM					
Curt Flood, R OBP: 0.424, SLG: 0.500 (1, 8)										2	1	1	0	0	0	1						
Lou Brock, L OBP: 0.482, SLG: 0.571 (1, 7)										3	0	1	0	0	1	1						
Dick Groat, R OBP: 0.323, SLG: 0.321 (1, 6)										4	0	1	1	0	1	1						
Ken Boyer, R OBP: 0.355, SLG: 0.400 (1, 5)										4	0	0	0	0	1	3						
Bill White, L OBP: 0.313, SLG: 0.345 (1, 3)										4	0	0	0	0	1	2						
Mike Shannon, R OBP: 0.154, SLG: 0.045 (1, 9)										4	0	0	0	0	2	1						
Tim McCarver, L OBP: 0.375, SLG: 0.286 (1, 2)										4	1	1	0	0	0	0						
Julian Javier, R OBP: 0.174, SLG: 0.348 Tito Francona, L (9, PH)										3	1	0	0	0	0	1						
Ray Sadecki, L Ron Taylor, R Ed Spicco, L Steve Carlton, L Carl Warwick, R Nelson Briles, R (1, 1) (1, 1) (5, PH) (8, 1) (8, PH) (9, 1)										0	0	0	0	0	0	0						
										1	0	0	0	0	1	0						
										1	0	1	2	0	0	0						
										0	0	0	0	0	0	0						
										1	0	0	0	0	0	0						
										0	0	0	0	0	0	0						
Inning Stats	R: 0 E: 0 K: 0 S: 3	H: 0 LOB: 0 BB: 0 P: 4	R: 0 E: 0 K: 1 S: 5	H: 0 LOB: 0 BB: 0 P: 5	R: 0 E: 0 K: 1 S: 6	H: 1 LOB: 1 BB: 0 P: 6	R: 0 E: 0 K: 2 S: 8	H: 0 LOB: 1 BB: 0 P: 8	R: 2 E: 1 K: 1 S: 7	H: 2 LOB: 0 BB: 0 P: 7	R: 0 E: 0 K: 1 S: 5	H: 0 LOB: 0 BB: 0 P: 5	R: 0 E: 0 K: 0 S: 3	H: 0 LOB: 0 BB: 0 P: 3	R: 1 E: 0 K: 0 S: 5	H: 2 LOB: 2 BB: 0 P: 6	R: 0 E: 0 K: 1 S: 5	H: 0 LOB: 0 BB: 0 P: 5	1B: 5 2B: 0 3B: 0 HR: 0	SF: 0 SAC: 1 DP: 0 HBP: 2	WP: 0 PB: 0 SB: 0 CS: 0	PA: 35
PITCHER	IP WLS BF H R ER SO BB IBB HBP BLK WP HR S P ERA WHIP	IP WLS BF H R ER SO BB IBB HBP BLK WP HR S P ERA WHIP																				
Dick Ellsworth, L ERA: 2.76 (1, 1)	7.1 W 30 5 3 2 6 0 0 0 0 0 0 0 40 42 2.46 0.682																					
Ted Abernathy, R ERA: (8, 1)	1.2 S 5 0 0 0 1 0 0 0 0 0 0 0 7 7 0.00 0.000																					

Chicago Cubs @ St. Louis Cardinals
Sportsman's Park, St. Louis, MO
Mon Apr 19 1965, 7:05 PM EST
Att: 8,003 - Unknown

livebaseballscorecards.com

AB 32
R 3
H 5
RBI 3
BB 0
SO 7
LOB 10



Batter	1	2	3	4	5	6	7	8	9	AB	R	H	RBI	BB	SO	LOB	TOP								
Pete Rose, S OBP: 0.364, SLG: 0.548 (1,4)	1-3		2B		HR	P6		F8		5	2	2	1	0	0	4	Cincinnati Reds @ Chicago Cubs Wrigley Field, Chicago, IL Wed Apr 21 1965, 3:33 AM CST Att: 6,752 - Cloudy								
Tommy Harper, R OBP: 0.436, SLG: 0.292 (1,7)	6-3		4-3 WP 2B		E4 G4-6-3	6-3		F7		5	1	1	1	0	0	2									
Vada Pinson, L OBP: 0.355, SLG: 0.370 (1,8)	2B BB		4-3		F5		F9		4	2	1	0	1	0	2										
Frank Robinson, R OBP: 0.500, SLG: 0.680 (1,9)	1-H 2B		6-3		G4-6-3		5-3		4	1	1	1	0	0	1										
Gordy Coleman, L OBP: 0.278, SLG: 0.588 (1,3)	6-3						G3		5	2	2	3	0	1	1										
Deron Johnson, R OBP: 0.423, SLG: 0.773 (1,5)									5	1	2	0	0	3	0										
Don Pavletich, R OBP: 0.571, SLG: 0.500 (1,2)									4	0	3	0	1	1	0										
Leo Cardenas, R OBP: 0.387, SLG: 0.333 (1,6)									5	0	2	2	0	0	3										
Joey Jay, S (1,1)									3	0	0	0	0	2	4										
Inning Stats	R: 1 E: 0 K: 0 S: 4	H: 1 LOB: 1 BB: 1 P: 8	R: 0 E: 0 K: 2 S: 7	H: 0 LOB: 0 BB: 0 P: 7	R: 2 E: 0 K: 1 S: 7	H: 2 LOB: 0 BB: 0 P: 7	R: 0 E: 0 K: 3 S: 11	H: 2 LOB: 2 BB: 0 P: 11	R: 1 E: 1 K: 0 S: 4	H: 1 LOB: 0 BB: 0 P: 4	R: 2 E: 0 K: 0 S: 7	H: 4 LOB: 2 BB: 0 P: 7	R: 0 E: 0 K: 3 S: 3	H: 0 LOB: 0 BB: 0 P: 3	R: 0 E: 0 K: 0 S: 4	H: 1 LOB: 2 BB: 1 P: 8	R: 3 E: 0 K: 1 S: 8	H: 3 LOB: 1 BB: 0 P: 9	1B: 8 2B: 3 3B: 1 HR: 2	SF: 0 SAC: 1 DP: 1 HBP: 1	WP: 1 PB: 0 SB: 0 CS: 0	PA: 44			
PITCHER	IP	WLS	BF	H	R	ER	SO	BB	IBB	HBP	BLK	WP	HR	S	P	ERA	WHIP								
Larry Jackson, R ERA: 10.24 (1,1)	5.0	L	25	9	6	6	6	1	0	0	0	1	1	36	40	10.80	2.000								
Lindy McDaniel, R ERA: 2.57 (6,1)	2.0		7	1	0	0	0	0	0	0	0	0	0	7	7	0.00	0.500								
Bill Faul, R ERA: 20.25 (8,1)	1.1		9	3	3	3	0	1	0	1	0	0	0	1	12	20.25	3.000								
Bob Humphreys, R ERA: 2.08 (9,1)	0.2		3	1	0	0	1	0	0	0	0	0	0	5	5	0.00	1.500								

AB	40
R	9
H	14
RBI	8
BB	2
SO	7
LOB	17



Batter	1	2	3	4	5	6	7	8	9	AB	R	H	RBI	BB	SO	LOB	BOTTOM								
Glenn Beckert, R OBP: 0.297, SLG: 0.286 (1,4)	E4 G3		4-3		FC1			P2		4	0	0	0	0	0	1	Cincinnati Reds @ Chicago Cubs Wrigley Field, Chicago, IL Wed Apr 21 1965, 3:33 AM CST Att: 6,752 - Cloudy								
Roberto Pena, R OBP: 0.276, SLG: 0.457 (1,6)	F8		F9		F9			L7		4	0	0	0	0	3										
Billy Williams, L OBP: 0.324, SLG: 0.286 (1,8)	G3				3-1			F9		4	1	1	0	0	3										
Ron Santo, R OBP: 0.432, SLG: 0.767 (1,5)	BB				HR					2	1	2	2	2	0										
George Altman, L OBP: 0.361, SLG: 0.500 (1,7)	F7				K			L3		4	0	0	0	0	2										
14 Ernie Banks, R OBP: 0.500, SLG: 0.800 (1,3)			6-3		F8			K		4	0	0	0	0	1										
Doug Clemens, L OBP: 0.273, SLG: 0.419 (1,9)			3-1		4-3			K		4	0	0	0	0	1										
Dick Bertell, R OBP: 0.214, SLG: 0.160 (7, PH) Jimmy Stewart, S OBP: 0.150, SLG: 1.500 Bill Faul, R (8,1) Bob Humphreys, R (9,1)			4-3		K			K		2	0	0	0	0	1										
Larry Jackson, R OBP: 0.333, SLG: 0.333 (1,1) Lindy McDaniel, R (6,1) Len Gabrielson, L (7, PH) Vic Roznovsky, L (8,2)			K		E			4-3		2	0	1	0	0	1										
Inning Stats	R: 0 E: 1 K: 0 S: 4	H: 0 LOB: 2 BB: 1 P: 8	R: 0 E: 0 K: 0 S: 3	H: 0 LOB: 0 BB: 0 P: 3	R: 0 E: 0 K: 1 S: 5	H: 0 LOB: 0 BB: 0 P: 5	R: 2 E: 0 K: 1 S: 7	H: 2 LOB: 0 BB: 0 P: 7	R: 0 E: 1 K: 1 S: 7	H: 1 LOB: 2 BB: 0 P: 7	R: 0 E: 0 K: 1 S: 5	H: 1 LOB: 0 BB: 0 P: 5	R: 0 E: 0 K: 2 S: 7	H: 0 LOB: 0 BB: 0 P: 7	R: 0 E: 0 K: 0 S: 3	H: 0 LOB: 0 BB: 0 P: 3	R: 0 E: 0 K: 1 S: 5	H: 0 LOB: 1 BB: 1 P: 9	1B: 3 2B: 1 3B: 0 HR: 1	SF: 0 SAC: 0 DP: 1 HBP: 0	WP: 0 PB: 0 SB: 0 CS: 0	PA: 34			
PITCHER	IP	WLS	BF	H	R	ER	SO	BB	IBB	HBP	BLK	WP	HR	S	P	ERA	WHIP								
Joey Jay, R ERA: 3.0 (1,1)	9.0	W	34	4	2	2	7	2	0	0	0	0	1	46	54	2.00	0.667								



Batter	1	2	3	4	5	6	7	8	9	AB	R	H	RBI	BB	SO	LOB	TOP										
Pete Rose, S OBP: 0.391, SLG: 0.500 (1, 4)	0-0 4-3	0-3 K			0-0 F7			4-0 CS BB		3	0	0	0	1	1	3											
Tommy Harper, R OBP: 0.417, SLG: 0.259 (1, 7)	0-0 F7		0-0 6-3			0-3 K		4-0 1B BB		3	0	0	0	1	1	0											
Vada Pinson, L OBP: 0.371, SLG: 0.387 (1, 8)	0-0 F7		0-0 G6-3 1B			0-0 4-3		0-0 1-3 1B		4	0	2	0	0	0	0											
Frank Robinson, R OBP: 0.472, SLG: 0.607 (1, 9)		4-0 1B FC5-2 BB	0-0 G6-3			0-0 6-3		0-3 K		3	0	0	0	1	1	3											
Gordy Coleman, L OBP: 0.273, SLG: 0.524 (1, 3)	0-0 FC5-2 BB 1B		0-0 P6			0-0 F9		0-0 4-3		4	1	1	0	0	0	0											
Deron Johnson, R OBP: 0.400, SLG: 0.680 (1, 5)	4-0 1B FC5-2 BB		0-3 K			0-0 5-3		0-3 K		3	0	0	0	1	2	0											
Don Pavletich, R OBP: 0.400, SLG: 0.333 (9, PH)	0-0 FC5-2 BB 1B		0-0 5-3			0-0 F9		0-0 1B		3	0	0	0	0	0	3											
Art Shamsky, L OBP: 0.500, SLG: 0.500 (9, FR)	1-2 2-3 3-H									1	0	1	0	0	0	0											
Giraldo Ruiz, S (9, FR)	1-2 2-3 3-H									0	0	0	0	0	0	0											
Leo Cardenas, R OBP: 0.371, SLG: 0.323 (1, 6)	0-0 1-2 2-3 3-H		0-0 6-3			0-0 P8		0-3 K		4	0	1	1	0	1	1											
Jim O'Toole, S (1, 1)	0-3 K		0-0 4-3			0-0 P8		0-0 HR		2	0	0	0	0	1	3											
Johnny Edwards, L OBP: 0.320, SLG: 0.545 (8, PH)										1	1	1	1	0	0	0											
Billy McCool, R (8, 1)										0	0	0	0	0	0	0											
Inning Stats	R: 0 E: 0 K: 0 S: 3	H: 0 LOB: 0 BB: 0 P: 3	R: 1 E: 0 K: 2 S: 9	H: 2 LOB: 3 BB: 2 P: 17	R: 0 E: 0 K: 0 S: 3	H: 1 LOB: 0 BB: 0 P: 3	R: 0 E: 0 K: 1 S: 5	H: 0 LOB: 0 BB: 0 P: 5	R: 0 E: 0 K: 0 S: 3	H: 0 LOB: 0 BB: 0 P: 5	R: 0 E: 0 K: 0 S: 3	H: 0 LOB: 0 BB: 0 P: 3	R: 1 E: 0 K: 1 S: 6	H: 2 LOB: 2 BB: 2 P: 14	R: 0 E: 0 K: 2 S: 8	H: 1 LOB: 1 BB: 0 P: 8	1B: 5 2B: 0 3B: 0 HR: 1	SF: 0 SAC: 0 DP: 1 HBP: 0	WP: 0 PB: 0 SB: 0 CS: 1	PA: 35							
PITCHER	IP	WLS	BF	H	R	ER	SO	BB	IBB	HBP	BLK	WP	HR	S	P	ERA	WHIP										
Cal Koonce, R ERA: 3.18 (1, 1)	7.1		28	4	2	2	4	3	0	0	0	0	1	33	45	2.46	0.955										
Ted Abernathy, R ERA: (8, 1)	1.2	W	7	2	0	0	3	1	0	0	0	0	0	12	16	0.00	1.800										

Cincinnati Reds @ Chicago Cubs
Wrigley Field, Chicago, IL
Thu Apr 22 1965, 3:33 AM CST
Att: 3,813 - Cloudy

AB	31
R	2
H	6
RBI	2
BB	4
SO	7
LOB	13



Batter	1	2	3	4	5	6	7	8	9	AB	R	H	RBI	BB	SO	LOB	BOTTOM										
Glenn Beckert, R OBP: 0.317, SLG: 0.308 (1, 4)	0-0 S 1B		0-0 6-3			0-0 L6		0-0 WP SH1-3 1B		4	2	2	0	0	0	0											
Roberto Pena, R OBP: 0.256, SLG: 0.421 (1, 6)	0-3 K		0-0 6-3			0-0 F8		0-0 SH1-3		3	0	0	0	0	1	1											
Billy Williams, L OBP: 0.317, SLG: 0.282 (1, 8)	0-0 L9				0-0 P6			0-0 F8		4	0	1	1	0	0	1											
Ron Santo, R OBP: 0.439, SLG: 0.794 (1, 5)	0-0 2H 1B				0-0 5-3			0-3 K2-4 1B		4	1	2	1	0	1	1											
George Altman, L OBP: 0.333, SLG: 0.457 (1, 7)	0-0 F8				0-0 F8			0-0 6-3		3	0	0	0	0	0	2											
14 Ernie Banks, R OBP: 0.486, SLG: 0.750 (1, 3)		0-0 F7			0-0 6-3			4-0 1B IBB		2	0	0	0	1	0	0											
Doug Clemens, L OBP: 0.257, SLG: 0.394 (7, PH)		0-3 K			0-0 6-3			0-3 K		2	0	0	0	0	1	0											
Harry Bright, R (7, PH)										1	0	0	0	0	1	2											
Don Landrum, L (8, 9)										0	0	0	0	0	0	0											
Dick Bertell, R OBP: 0.258, SLG: 0.250 (1, 2)		0-0 F9			0-0 2B			1-3 3-H 1B		3	0	2	1	0	0	0											
Cal Koonce, R (1, 1)					0-0 K			0-0 F8		3	0	0	0	0	1	3											
Ted Abernathy, R (8, 1)								0-0 4-3		0	0	0	0	0	0	0											
Inning Stats	R: 1 E: 0 K: 1 S: 7	H: 2 LOB: 1 BB: 0 P: 7	R: 0 E: 0 K: 1 S: 5	H: 0 LOB: 0 BB: 0 P: 5	R: 0 E: 0 K: 1 S: 5	H: 0 LOB: 0 BB: 0 P: 5	R: 0 E: 0 K: 0 S: 3	H: 0 LOB: 0 BB: 0 P: 3	R: 0 E: 0 K: 0 S: 3	H: 0 LOB: 0 BB: 0 P: 3	R: 1 E: 0 K: 1 S: 7	H: 2 LOB: 2 BB: 1 P: 11	R: 1 E: 0 K: 1 S: 6	H: 2 LOB: 1 BB: 0 P: 6	R: 0 E: 0 K: 1 S: 8	H: 1 LOB: 1 BB: 0 P: 8	1B: 5 2B: 2 3B: 1 HR: 0	SF: 0 SAC: 1 DP: 1 HBP: 0	WP: 1 PB: 0 SB: 1 CS: 0	PA: 31							
PITCHER	IP	WLS	BF	H	R	ER	SO	BB	IBB	HBP	BLK	WP	HR	S	P	ERA	WHIP										
Jim O'Toole, L ERA: 5.82 (1, 1)	7.0		27	5	2	2	4	0	0	0	0	0	0	34	38	2.57	0.714										
Billy McCool, L ERA: 4.5 (8, 1)	1.0	L	4	2	1	1	1	0	0	0	0	1	0	6	6	9.00	2.000										

Cincinnati Reds @ Chicago Cubs
Wrigley Field, Chicago, IL
Thu Apr 22 1965, 3:33 AM CST
Att: 3,813 - Cloudy

AB	29
R	3
H	7
RBI	3
BB	1
SO	5
LOB	10



Batter	1	2	3	4	5	6	7	8	9	AB	R	H	RBI	BB	SO	LOB	TOP								
Ty Cline, L OBP: 0.267, SLG: 0.241 (1, 9)										5	0	1	0	0	2	4									
Lee Mays, L OBP: 0.303, SLG: 0.344 (1, 8)										4	0	1	0	0	0	3									
Eddie Mathews, L OBP: 0.485, SLG: 0.821 (1, 5)										3	1	1	0	1	0	4									
Gene Oliver, R (1, 2)										4	0	0	0	0	1	4									
Mack Jones, L OBP: 0.300, SLG: 0.261 (1, 7)										4	0	1	0	0	0	3									
Felipe Alou, R OBP: 0.218, SLG: 0.179 (1, 3)										2	0	0	1	1	0	0									
Denis Menke, R OBP: 0.258, SLG: 0.448 (1, 6)										4	0	0	0	0	0	3									
Frank Bolling, R OBP: 0.333, SLG: 0.250 (9, PH)										3	0	2	0	0	0	0									
Gary Kolb, L OBP: 0.200, SLG: 0.200 (9, PH)										1	0	0	0	0	1	1									
Tony Cloninger, R (5, PH)										1	0	0	0	0	1	0									
Lou Klimchuck, L (5, PH)										1	0	0	0	0	0	1									
Hank Fischer, R (5, 1)										0	0	0	0	0	0	0									
Hank Aaron, R OBP: 0.356, SLG: 0.559 (7, PH)										0	0	0	0	0	0	0									
Sandy Alomar Sr., S OBP: 0.127, SLG: 0.029 (7, PH)										0	0	0	0	0	0	0									
Dan Osinski, R (7, 1)										0	0	0	0	0	0	0									
Joe Torre, R OBP: 0.343, SLG: 0.500 (9, PH)										1	0	0	0	0	0	1									
Inning Stats	R: 0 E: 0 K: 0 S: 5	H: 2 LOB: 2 BB: 0 P: 5	R: 0 E: 0 K: 0 S: 3	H: 0 LOB: 0 BB: 0 P: 3	R: 0 E: 0 K: 1 S: 5	H: 0 LOB: 0 BB: 0 P: 5	R: 0 E: 0 K: 0 S: 4	H: 1 LOB: 2 BB: 1 P: 8	R: 0 E: 0 K: 1 S: 6	H: 1 LOB: 1 BB: 1 P: 6	R: 1 E: 0 K: 1 S: 6	H: 1 LOB: 1 BB: 1 P: 10	R: 0 E: 0 K: 0 S: 5	H: 2 LOB: 2 BB: 0 P: 5	R: 0 E: 0 K: 0 S: 3	H: 0 LOB: 0 BB: 0 P: 3	R: 0 E: 1 K: 2 S: 8	H: 0 LOB: 1 BB: 0 P: 8	1B: 7 2B: 0 3B: 0 HR: 0	SF: 1 SAC: 0 DP: 0 HBP: 0	WP: 0 PB: 0 SB: 0 CS: 0	PA: 37			
PITCHER	IP	WLS	BF	H	R	ER	SO	BB	IBB	HBP	BLK	WP	HR	S	P	ERA	WHIP								
Bob Buhl, R ERA: 2.12 (1, 1)	6.1	W	28	7	1	1	3	2	0	0	0	0	0	32	40	1.42	1.421								
Ted Abernathy, R ERA: (7, 1)	2.2	S	9	0	0	0	2	0	0	0	0	0	0	13	13	0.00	0.000								

Milwaukee Braves @ Chicago Cubs
Wrigley Field, Chicago, IL
Sat Apr 24 1965, 3:33 AM CST
Att: 4,281 - Cloudy - 41 F

AB 34
R 1
H 7
RBI 1
BB 2
SO 5
LOB 24



Batter	1	2	3	4	5	6	7	8	9	AB	R	H	RBI	BB	SO	LOB	BOTTOM								
Glenn Beckert, R OBP: 0.289, SLG: 0.279 (1, 4)										4	0	0	0	0	0	0									
Roberto Pena, R OBP: 0.279, SLG: 0.400 (1, 6)										2	1	0	0	2	0	0									
Billy Williams, L OBP: 0.333, SLG: 0.286 (1, 8)										3	1	1	0	1	1	1									
Ron Santo, R OBP: 0.467, SLG: 0.784 (1, 5)										3	1	2	1	1	0	0									
George Altman, L OBP: 0.326, SLG: 0.421 (1, 7)										3	0	0	0	1	1	4									
14 Ernie Banks, R OBP: 0.463, SLG: 0.694 (1, 3)										4	0	1	2	0	2	0									
Doug Clemens, L OBP: 0.231, SLG: 0.351 (1, 9)										4	0	0	0	0	1	3									
Dick Bertell, R OBP: 0.286, SLG: 0.233 (1, 2)										2	0	0	0	2	0	0									
Bob Buhl, R OBP: 0.143, SLG: 0.143 (1, 1)										3	0	0	0	0	3	3									
Ted Abernathy, R ERA: (7, 1)										0	0	0	0	0	0	0									
Inning Stats	R: 0 E: 0 K: 0 S: 3	H: 0 LOB: 0 BB: 0 P: 3	R: 0 E: 0 K: 1 S: 6	H: 0 LOB: 1 BB: 0 P: 6	R: 0 E: 0 K: 1 S: 5	H: 0 LOB: 0 BB: 0 P: 5	R: 3 E: 0 K: 2 S: 8	H: 2 LOB: 2 BB: 4 P: 24	R: 0 E: 0 K: 0 S: 5	H: 2 LOB: 2 BB: 0 P: 5	R: 0 E: 0 K: 2 S: 7	H: 0 LOB: 1 BB: 1 P: 11	R: 0 E: 0 K: 2 S: 7	H: 0 LOB: 2 BB: 2 P: 15	R: 0 E: 0 K: 0 S: 3	H: 0 LOB: 0 BB: 0 P: 3	1B: 4 2B: 0 3B: 0 HR: 0	SF: 0 SAC: 0 DP: 0 HBP: 0	WP: 2 PB: 0 SB: 1 CS: 2	PA: 35					
PITCHER	IP	WLS	BF	H	R	ER	SO	BB	IBB	HBP	BLK	WP	HR	S	P	ERA	WHIP								
Tony Cloninger, R ERA: 4.08 (1, 1)	4.0	L	18	2	3	3	4	3	1	0	0	0	0	22	38	6.75	1.250								
Hank Fischer, R ERA 6.0 (5, 1)	2.0		9	2	0	0	2	1	0	0	0	0	0	12	16	0.00	1.500								
Dan Osinski, R ERA: (7, 1)	2.0		8	0	0	0	2	2	0	0	0	1	0	10	18	0.00	1.000								

Milwaukee Braves @ Chicago Cubs
Wrigley Field, Chicago, IL
Sat Apr 24 1965, 3:33 AM CST
Att: 4,281 - Cloudy - 41 F


AB 28
R 3
H 4
RBI 3
BB 7
SO 8
LOB 11



Batter	1	2	3	4	5	6	7	8	9	10	11	12	13	14	AB	R	H	RBI	BB	SO	LOB	TOP					
Glenn Beckert, R OBP: 0.250, SLG: 0.241 (1.4)	6-3			F9			5-3		F7		P3		K		6	0	0	0	0	1	0						
Roberto Pena, R OBP: 0.255, SLG: 0.340 Len Gabrielson, L (9. PH) Joey Amalfitano, R (9.6)	6-3			6-3			F9		G3		5-3		6-3		3	0	0	0	0	0	0						
Billy Williams, L OBP: 0.339, SLG: 0.365 (1.9)	P8			P5							4-3		6-3		5	1	1	1	1	1	0						
Ron Santo, R OBP: 0.446, SLG: 0.717 (1.5)				F9			5-3		F8				F8		6	0	1	0	0	0	1						
George Altman, L OBP: 0.314, SLG: 0.378 (1.7)				CS BB			5-3		F7		6-3		6-3		4	0	0	0	1	0	1						
14 Ernie Banks, R OBP: 0.451, SLG: 0.674 (1.3)				F9			5-3		F7						5	0	1	0	0	0	1						
Doug Clemens, L OBP: 0.292, SLG: 0.333 (1.9)				CS					1B BB		1B BB		1B K		2	1	0	0	3	1	1						
Vic Roznovsky, L OBP: 0.250, SLG: 0.182 (1.2)				F5			K		1B		1B		K		5	0	2	0	0	2	1						
Larry Jackson, R OBP: 0.312, SLG: 0.342 Jimmy Stewart, L OBP: 0.200 Lewy McDonald, R (10. PH) Harry Bright, R OBP: 0.426, SLG: 0.330 Ted Abernathy, R (10.1) Frank Baumann, L (12.1) Lew Baiker, R OBP: 0.326, SLG: 0.320 Ernie Broglio, R (13.1)				G1-6-3			4-3		K		SF8-2-4		K		2	0	0	0	0	0	1						
Inning Stats	R: 0 E: 0 K: 0 S: 3	H: 0 LOB: 0 BB: 0 P: 3	R: 0 E: 0 K: 0 S: 2	H: 0 LOB: 0 BB: 1 P: 6	R: 0 E: 0 K: 0 S: 2	H: 0 LOB: 0 BB: 1 P: 6	R: 0 E: 0 K: 1 S: 5	H: 0 LOB: 0 BB: 0 P: 5	R: 0 E: 0 K: 0 S: 3	H: 1 LOB: 1 BB: 1 P: 10	R: 1 E: 0 K: 0 S: 5	H: 2 LOB: 1 BB: 1 P: 5	R: 1 E: 0 K: 0 S: 3	H: 0 LOB: 0 BB: 0 P: 3	R: 0 E: 0 K: 3 S: 9	H: 0 LOB: 0 BB: 0 P: 9	R: 0 E: 0 K: 0 S: 3	H: 0 LOB: 0 BB: 0 P: 3	1B: 3 2B: 2 HR: 1	SF: 1 SAC: 0 DP: 2 HBP: 0	WP: 0 PB: 0 SB: 1 CS: 1	PA: 50					
PITCHER	IP ERA WLS BF H R ER SO BB IBB HBP BLK WP HR S P ERA WHIP	10.0 2.45 2.0 7 1 0 0 1 0 0 0 0 0 0 9 9 0.00 0.500	2.0 W 6 0 0 0 3 0 0 0 0 0 0 0 0 12 12 0.00 0.000	PITCHER																							

Chicago Cubs @ Cincinnati Reds
Crosley Field, Cincinnati, OH
Wed Apr 28 1965, 7:05 PM EDT
Att. 3,561 - Cloudy


AB 43
R 2
H 5
RBI 2
BB 5
SO 6
LOB 8



Batter	1	2	3	4	5	6	7	8	9	10	11	12	13	14	AB	R	H	RBI	BB	SO	LOB	BOTTOM						
Pete Rose, S OBP: 0.310, SLG: 0.396 (1.4)	4-3			FC5-4 1B			F7		F7		E6 1B 1B		SH5-4		6	1	1	0	0	1	1							
Tommy Harper, R OBP: 0.518, SLG: 0.512 (1.7)	G3 2B			FC5-4 1-2			HBP 1B		L3		1B 1B 1B		G4-3 1B		6	1	4	0	1	0	1							
Vada Pinson, L OBP: 0.321, SLG: 0.373 (1.9)	G3 2-3			4-3			K		K		1-2 2-H 1B		G4-3 1-2		7	0	2	1	0	2	4							
Frank Robinson, R OBP: 0.500, SLG: 0.690 (1.9)	5-3			F8			G6-3 HBP		F3		1-2 2-3 1B		F8		4	0	0	0	2	0	1							
Gordy Coleman, L OBP: 0.289, SLG: 0.429 Gairido Ruiz, S (13. PR) Tony Perez, R OBP: 0.438, SLG: 0.714 (14.3)				4-3			1-3		6-3		F9				6	0	1	0	0	0	5							
Deron Johnson, R OBP: 0.396, SLG: 0.675 (1.5)				F9					5-3		FC5-4 BB		K		4	1	1	1	2	1	0							
Don Pavletich, R OBP: 0.375, SLG: 0.286 (1.2)				P3			FC5-6 1B		6-3		FC5-4 1-2		K		5	0	1	0	1	1	1							
Leo Cardenas, R OBP: 0.321, SLG: 0.261 (1.6)				F3			F9		F3		F3		5-3		6	0	1	0	0	0	3							
Joey Jay, S OBP: 0.200 Roger Craig, R (10. PH) Mary Keough, L (10. PH) Bill Henry, L (13.1) Johnny Edwards, L OBP: 0.180, SLG: 0.132 (14. PR)				4-3			FC5-6		F8		G3		1B SH5-4 BB		3	0	0	0	0	0	2							
Inning Stats	R: 0 E: 0 K: 0 S: 4	H: 1 LOB: 1 BB: 0 P: 4	R: 0 E: 0 K: 0 S: 3	H: 0 LOB: 0 BB: 0 P: 3	R: 0 E: 0 K: 0 S: 4	H: 1 LOB: 1 BB: 0 P: 4	R: 0 E: 0 K: 0 S: 5	H: 0 LOB: 0 BB: 0 P: 5	R: 1 E: 0 K: 1 S: 5	H: 2 LOB: 1 BB: 0 P: 5	R: 0 E: 0 K: 0 S: 5	H: 1 LOB: 1 BB: 0 P: 6	R: 0 E: 0 K: 1 S: 4	H: 1 LOB: 1 BB: 2 P: 7	R: 0 E: 0 K: 0 S: 3	H: 1 LOB: 1 BB: 1 P: 7	R: 0 E: 0 K: 0 S: 3	H: 1 LOB: 1 BB: 2 P: 11	R: 1 E: 0 K: 2 S: 5	H: 1 LOB: 2 BB: 2 P: 13	1B: 9 2B: 1 3B: 0 HR: 1	SF: 0 SAC: 1 DP: 2 HBP: 1	WP: 0 PB: 0 SB: 0 CS: 1	PA: 59				
PITCHER	IP ERA WLS BF H R ER SO BB IBB HBP BLK WP HR S P ERA WHIP	7.0 6.48 2.0 13 3 0 0 1 1 0 0 0 0 0 8 12 0.00 0.500	2.1 L 7 0 0 0 0 0 0 0 0 0 0 0 1 1 0.00 0.000	1.2 L 11 2 1 1 1 3 1 0 1 0 0 0 8 24 5.40 3.000	PITCHER																							

Chicago Cubs @ Cincinnati Reds
Crosley Field, Cincinnati, OH
Wed Apr 28 1965, 7:05 PM EDT
Att. 3,561 - Cloudy

AB 50
R 3
H 11
RBI 2
BB 7
SO 6
LOB 20



Batter	1	2	3	4	5	6	7	8	9	AB	R	H	RBI	BB	SO	LOB	TOP											
Glenn Beckert, R OBP: 0.262, SLG: 0.241 (1, 4)										4	1	1	2	1	0	3	Chicago Cubs @ Cincinnati Reds Crosley Field, Cincinnati, OH Thu Apr 29 1965, 7:05 PM EDT Att: 4,216 - Unknown											
Roberto Pena, R OBP: 0.285, SLG: 0.365 (1, 6)										5	0	2	1	0	1	3												
Billy Williams, L OBP: 0.361, SLG: 0.393 (1, 8)										4	1	2	0	1	0	1												
Ron Santo, R OBP: 0.459, SLG: 0.720 (1, 5)										4	1	2	0	1	0	4												
George Altman, L OBP: 0.302, SLG: 0.362 Harry Bright, R OBP: 0.200, SLG: 0.250 (6, PH) Don Landrum, L (6, 7)										2	0	0	0	0	0	4												
14 Ernie Banks, R OBP: 0.429, SLG: 0.620 (1, 3)										4	1	0	1	1	2	1												
Doug Clemens, L OBP: 0.321, SLG: 0.348 (1, 9)										4	1	2	0	1	1	4												
Dick Bertell, R OBP: 0.325, SLG: 0.294 (1, 2)										4	1	2	1	1	1	1												
Cal Koonce, R OBP: 0.250, SLG: 0.182 (1, 1)										5	0	2	1	0	2	3												
Inning Stats	R: 0 E: 0 K: 0 S: 3	H: 0 LOB: 2 BB: 2 P: 11	R: 0 E: 0 K: 1 S: 7	H: 2 LOB: 2 BB: 0 P: 7	R: 0 E: 0 K: 0 S: 4	H: 2 LOB: 1 BB: 0 P: 4	R: 0 E: 0 K: 1 S: 4	H: 0 LOB: 0 BB: 1 P: 8	R: 0 E: 0 K: 1 S: 5	H: 0 LOB: 0 BB: 0 P: 5	R: 4 E: 1 K: 1 S: 10	H: 4 LOB: 2 BB: 1 P: 14	R: 0 E: 0 K: 1 S: 6	H: 1 LOB: 2 BB: 1 P: 10	R: 1 E: 0 K: 0 S: 5	H: 2 LOB: 2 BB: 1 P: 9		R: 1 E: 0 K: 2 S: 9	H: 2 LOB: 1 BB: 0 P: 9	1B: 9 2B: 4 3B: 0 HR: 0	SF: 0 SAC: 0 DP: 0 HBP: 0	WP: 0 PB: 0 SB: 0 CS: 3	PA: 45					
PITCHER	IP	WLS	BF	H	R	ER	SO	BB	IBB	HBP	BLK	WP	HR	S	P	ERA		WHIP										
Jim O'Toole, L ERA: 4.76 (1, 1)	5.2	L	28	8	4	1	3	3	1	0	1	0	0	30	46	1.59		1.941										
Joe Nuxhall, L ERA: (6, 1)	1.1		6	1	0	0	2	1	0	0	1	0	0	9	13	0.00		1.500										
Gerry Arrigo, L ERA: 4.5 (8, 1)	2.0		11	4	2	2	2	1	0	0	0	0	0	14	18	9.00		2.500										

Chicago Cubs @ Cincinnati Reds
Crosley Field, Cincinnati, OH
Thu Apr 29 1965, 7:05 PM EDT
Att: 4,216 - Unknown

AB	39
R	6
H	13
RBI	6
BB	6
SO	7
LOB	27



Batter	1	2	3	4	5	6	7	8	9	AB	R	H	RBI	BB	SO	LOB	BOTTOM										
Pete Rose, S OBP: 0.339, SLG: 0.411 (1, 4)										3	1	2	0	1	0	0	Chicago Cubs @ Cincinnati Reds Crosley Field, Cincinnati, OH Thu Apr 29 1965, 7:05 PM EDT Att: 4,216 - Unknown										
Tommy Harper, R OBP: 0.505, SLG: 0.500 (1, 7)										3	1	1	0	0	2	1											
Vada Pinson, L OBP: 0.300, SLG: 0.345 (1, 8)										4	0	0	0	0	0	3											
Frank Robinson, R OBP: 0.483, SLG: 0.717 (1, 9)										4	1	1	3	0	0	1											
Gordy Coleman, L OBP: 0.333, SLG: 0.487 (1, 3)										4	0	3	0	0	0	0											
Deron Johnson, R OBP: 0.385, SLG: 0.614 (1, 5)										4	0	0	0	0	0	3											
Johnny Edwards, L OBP: 0.300, SLG: 0.481 (1, 2)										4	0	1	0	0	1	2											
Leo Cardenas, R OBP: 0.316, SLG: 0.245 (1, 6)										3	0	0	0	1	2	1											
Jim O'Toole, S (1, 1)										2	0	0	0	0	0	2											
Joe Nuxhall, L (6, 1)										0	0	0	0	0	0	0											
Marty Keough, L (7, PH)										1	0	0	0	0	0	0											
Gerry Arrigo, L (8, 1)										0	0	0	0	0	0	0											
Art Shamsky, L OBP: 0.400, SLG: 0.400 (9, PH)										1	0	0	0	0	0	0											
Inning Stats	R: 0 E: 0 K: 0 S: 3	H: 0 LOB: 1 BB: 1 P: 7	R: 0 E: 0 K: 0 S: 4	H: 1 LOB: 2 BB: 1 P: 8	R: 0 E: 0 K: 1 S: 5	H: 0 LOB: 0 BB: 0 P: 5	R: 0 E: 0 K: 0 S: 4	H: 1 LOB: 1 BB: 0 P: 4	R: 0 E: 0 K: 2 S: 8	H: 1 LOB: 1 BB: 0 P: 8	R: 0 E: 0 K: 0 S: 4	H: 1 LOB: 1 BB: 0 P: 4	R: 0 E: 0 K: 0 S: 3	H: 1 LOB: 0 BB: 0 P: 3	R: 3 E: 0 K: 0 S: 6	H: 3 LOB: 0 BB: 0 P: 6		R: 0 E: 0 K: 2 S: 7	H: 0 LOB: 0 BB: 0 P: 7	1B: 6 2B: 1 3B: 0 HR: 1	SF: 0 SAC: 1 DP: 1 HBP: 0	WP: 0 PB: 0 SB: 0 CS: 0	PA: 36				
PITCHER	IP	WLS	BF	H	R	ER	SO	BB	IBB	HBP	BLK	WP	HR	S	P	ERA	WHIP										
Cal Koonce, R ERA: 3.12 (1, 1)	9.0	W	36	8	3	3	5	1	1	0	0	0	1	44	52	3.00	1.000										

Chicago Cubs @ Cincinnati Reds
Crosley Field, Cincinnati, OH
Thu Apr 29 1965, 7:05 PM EDT
Att: 4,216 - Unknown

AB	33
R	3
H	8
RBI	3
BB	2
SO	5
LOB	13



Batter	1	2	3	4	5	6	7	8	9	AB	R	H	RBI	BB	SO	LOB	TOP			
Glenn Beckert, R (1,4) OBP: 0.273, SLG: 0.302										5	2	2	0	0	1	0				
Roberto Pena, R (1,6) OBP: 0.297, SLG: 0.364										3	1	1	1	0	0	2				
Billy Williams, L (1,8) OBP: 0.354, SLG: 0.400										4	0	1	1	0	1	2				
Ron Santo, R (1,5) OBP: 0.431, SLG: 0.667										4	0	0	0	0	0	3				
George Altman, L (1,7) OBP: 0.316, SLG: 0.360										3	0	1	0	1	1	0				
14 Ernie Banks, R (1,3) OBP: 0.450, SLG: 0.623										3	0	2	1	0	0	0				
Doug Clemens, L (1,9) OBP: 0.316, SLG: 0.340										4	0	1	0	0	0	6				
Dick Bertell, R (1,2) OBP: 0.302, SLG: 0.270										3	0	0	0	0	1	6				
Harry Bright, R (9, PH) OBP: 0.167, SLG: 0.200										1	0	0	0	0	0	0				
Bob Buhl, R (1,1) OBP: 0.100, SLG: 0.100										3	0	0	0	0	3	2				
Ted Abernathy, R (8,1)										0	0	0	0	0	0	0				
Len Gabrielson, L (8,9)										0	0	0	0	0	0	0				
Leo Burke, R (9, PH) OBP: 0.250, SLG: 0.250										1	0	0	0	0	0	0				
Inning Stats	R: 1 E: 0 K: 1 S: 6	H: 1 LOB: 0 BB: 0 P: 6	R: 0 E: 0 K: 1 S: 7	H: 2 LOB: 2 BB: 0 P: 7	R: 2 E: 2 K: 1 S: 8	H: 1 LOB: 3 BB: 1 P: 13	R: 0 E: 0 K: 1 S: 6	H: 2 LOB: 2 BB: 0 P: 6	R: 0 E: 0 K: 1 S: 5	H: 0 LOB: 0 BB: 0 P: 5	R: 0 E: 1 K: 0 S: 4	H: 0 LOB: 1 BB: 0 P: 4	R: 0 E: 0 K: 0 S: 3	H: 1 LOB: 0 BB: 0 P: 3	R: 0 E: 0 K: 1 S: 5	H: 0 LOB: 0 BB: 0 P: 5	1B: 5 2B: 2 3B: 1 HR: 0	SF: 1 SAC: 0 DP: 1 HBP: 1	WP: 0 PB: 0 SB: 0 CS: 1	PA: 38
PITCHER	IP WLS BF H R ER SO BB IBB HBP BLK WP HR S P ERA WHIP																			
Turk Farrell, R (1,1) ERA: 2.01	8.0 W 34 8 3 1 6 0 1 1 0 0 0 44 49 1.12 1.000																			
Hal Woodeshick, L (9,1) ERA: 4.32	1.0 S 3 0 0 0 1 0 0 0 0 0 0 5 5 0.00 0.000																			

Chicago Cubs @ Houston Astros
Astrodome, Houston, TX
Fri Apr 30 1965, 8:05 PM EDT
Att: 27,491 - Dome - 73 F

AB	34
R	3
H	8
RBI	3
BB	1
SO	7
LOB	21



Batter	1	2	3	4	5	6	7	8	9	AB	R	H	RBI	BB	SO	LOB	BOTTOM	
Joe Morgan, L (1,4) OBP: 0.359, SLG: 0.379										4	1	2	0	0	0	0		
Al Spangler, L (1,7) OBP: 0.345, SLG: 0.222										3	0	0	1	0	0	1		
Jimmy Wynn, R (1,8) OBP: 0.408, SLG: 0.443										3	0	0	0	1	2	0		
Walt Bond, L (1,3) OBP: 0.310, SLG: 0.328										4	0	0	0	0	0	1		
Bob Aspromonte, R (1,5) OBP: 0.348, SLG: 0.417										3	1	1	0	0	0	0		
Rusty Staub, L (1,9) OBP: 0.284, SLG: 0.136										3	0	1	1	0	0	0		
John Bateman, R (1,2) OBP: 0.354, SLG: 0.644										3	0	0	0	0	0	1		
Bob Lillis, R (1,6) OBP: 0.306, SLG: 0.276										3	1	1	0	0	0	0		
Turk Farrell, R (1,1) Joe Gaines, R (8, PH) Hal Woodeshick, R (9,1)										2	0	0	0	0	0	0		
Inning Stats	R: 0 E: 0 K: 0 S: 3	H: 0 LOB: 0 BB: 1 P: 7	R: 0 E: 0 K: 0 S: 3	H: 0 LOB: 0 BB: 0 P: 3	R: 0 E: 0 K: 0 S: 4	H: 1 LOB: 1 BB: 0 P: 4	R: 0 E: 0 K: 0 S: 3	H: 0 LOB: 0 BB: 0 P: 3	R: 0 E: 0 K: 0 S: 3	H: 0 LOB: 0 BB: 0 P: 3	R: 1 E: 0 K: 1 S: 7	H: 2 LOB: 1 BB: 0 P: 7	R: 3 E: 0 K: 1 S: 8	H: 3 LOB: 0 BB: 0 P: 8	1B: 2 2B: 1 3B: 2 HR: 1	SF: 1 SAC: 0 DP: 0 HBP: 0	WP: 0 PB: 0 SB: 0 CS: 0	PA: 31
PITCHER	IP WLS BF H R ER SO BB IBB HBP BLK WP HR S P ERA WHIP																	
Bob Buhl, R (1,1) ERA: 3.0	7.0 L 28 6 4 4 1 0 0 0 0 0 0 29 33 5.14 1.000																	
Ted Abernathy, R (8,1) ERA:	1.0 3 0 0 0 1 0 0 0 0 0 0 5 5 0.00 0.000																	

Chicago Cubs @ Houston Astros
Astrodome, Houston, TX
Fri Apr 30 1965, 8:05 PM EDT
Att: 27,491 - Dome - 73 F

AB	29
R	4
H	6
RBI	4
BB	1
SO	2
LOB	3



Batter	1	2	3	4	5	6	7	8	9	AB	R	H	RBI	BB	SO	LOB	TOP										
Glenn Beckert, R OBP: 0.257, SLG: 0.284 (1, 4)	0-0 6-3		0-0 F8		0-0 6-3		0-0 5-3			4	0	0	0	0	0	2											
Roberto Pena, R OBP: 0.250, SLG: 0.339 (1, 6)	0-3 K			0-0 F8	0-0 5-3			0-0 4-3		4	0	0	0	0	1	2											
Billy Williams, L OBP: 0.362, SLG: 0.422 (1, 8)	0-0 2B			0-0 F7		0-0 WP 3B 1B		0-3 K		4	1	2	0	0	1	0											
Ron Santo, R OBP: 0.406, SLG: 0.621 (1, 5)	0-3 K			0-3 K		0-0 5-3 1B		0-0 4-3		4	0	0	0	0	2	2											
George Altman, L OBP: 0.328, SLG: 0.407 (1, 7)		0-0 1-3			0-0 14 HR 1B	0-0 14 2B 3B		0-3 K		4	2	2	1	0	1	0											
14 Ernie Banks, R OBP: 0.453, SLG: 0.684 (1, 3)	0-0 P6			0-0 HR	0-0 HR	0-0 2B		0-0 P6		4	1	2	3	0	0	0											
Doug Clemens, L OBP: 0.311, SLG: 0.321 (1, 9)	0-0 4-1			4-0 CS BB	0-0 F7			0-0 F8		3	0	0	0	1	0	0											
Dick Bertell, R OBP: 0.311, SLG: 0.282 (7, PH)			0-0 F8		0-0 6-3 1B		0-3 K			2	0	1	0	0	0	0											
Len Gabrielson, L (7, PH)					1-2 6-3 1B					1	0	0	0	0	1	0											
Lindy McDaniel, R (7, 1)					0-0 P4		0-3 K			0	0	0	0	0	0	0											
Lew Burdette, R OBP: 0.500, SLG: 0.500 (1, 1)					0-0 P4		0-3 K			2	0	1	0	0	0	0											
Ernie Broglio, R (5, 1)										0	0	0	0	0	0	0											
Vic Roznovsky, L OBP: 0.231, SLG: 0.167 (7, 2)					1-2 6-3 1B					1	0	0	0	0	1	0											
Inning Stats	R: 0 E: 0 K: 2 S: 8	H: 1 LOB: 1 BB: 0 P: 8	R: 0 E: 0 K: 0 S: 3	H: 0 LOB: 0 BB: 0 P: 3	R: 0 E: 0 K: 1 S: 3	H: 0 LOB: 0 BB: 0 P: 3	R: 0 E: 0 K: 1 S: 5	H: 0 LOB: 0 BB: 0 P: 5	R: 2 E: 0 K: 0 S: 6	H: 4 LOB: 2 BB: 1 P: 10	R: 2 E: 0 K: 0 S: 5	H: 3 LOB: 0 BB: 0 P: 5	R: 0 E: 0 K: 1 S: 7	H: 0 LOB: 0 BB: 0 P: 7	R: 0 E: 0 K: 1 S: 5	H: 0 LOB: 0 BB: 0 P: 5	R: 0 E: 0 K: 1 S: 5	H: 0 LOB: 0 BB: 0 P: 5	1B: 4 2B: 2 3B: 1 HR: 1	SF: 0 SAC: 0 DP: 0 HBP: 0	WP: 1 PB: 0 SB: 0 CS: 1	PA: 34					
PITCHER	IP	WLS	BF	H	R	ER	SO	BB	IBB	HBP	BLK	WP	HR	S	P	ERA	WHIP										
Ken Johnson, R ERA: 3.81 (1, 1)	5.1	W	23	7	4	4	3	1	0	0	0	1	1	28	32	6.75	1.500										
Claude Raymond, R ERA: 1.99 (6, 1)	3.2	S	11	1	0	0	4	0	0	0	0	0	0	19	19	0.00	0.273										

Chicago Cubs @ Houston Astros
Astrodome, Houston, TX
Sat May 01 1965, 4:33 AM EDT
Att: 13,048 - Dome

AB	33
R	4
H	8
RBI	4
BB	1
SO	7
LOB	6



Batter	1	2	3	4	5	6	7	8	9	AB	R	H	RBI	BB	SO	LOB	BOTTOM										
Joe Morgan, L OBP: 0.378, SLG: 0.391 (1, 4)	0-0 2-3 2B 1B		4-0 E 5-3 BB		0-0 P3	0-0 1-2 2H 1B				3	2	2	1	1	0	0											
Al Spangler, L OBP: 0.322, SLG: 0.204 (1, 7)	0-0 2-3 1-2		0-0 E3 1-3 1B		0-0 E6 2B	0-0 F3 2-3				4	2	0	0	0	0	4											
Jimmy Wynn, R OBP: 0.413, SLG: 0.477 (1, 8)	0-0 2B		0-0 5-3		0-0 1H 1B 2B		0-0 F8			4	1	2	3	0	0	1											
Walt Bond, L OBP: 0.320, SLG: 0.329 (1, 3)	0-0 F7		0-0 1B IBB		0-0 1B CS 1B		0-0 P5			3	0	1	1	1	0	1											
Bob Aspromonte, R OBP: 0.356, SLG: 0.413 (1, 5)	0-0 F8		0-0 1-3 2H 1B		0-0 P5		4-0 CS BB			3	0	1	1	1	0	2											
Rusty Staub, L OBP: 0.281, SLG: 0.149 (1, 9)		0-0 F2	0-0 L4		0-0 1-3 1B		0-0 CS	4-0 G5-4-3 BB		3	0	1	0	1	0	2											
John Bateman, R OBP: 0.327, SLG: 0.592 (1, 2)	0-3 K		0-0 5-3	0-0 5-3 CS	0-0 F3		0-0 G5-4-3			4	0	0	0	0	1	1											
Bob Lillis, R OBP: 0.303, SLG: 0.274 (1, 6)	0-0 L8		0-0 G3		0-0 1B 1B		0-0 1-3			4	1	1	0	0	0	0											
Ken Johnson, R (1, 1)			0-0 5-3	0-3 K		0-0 F3 1B 1B				2	0	0	0	0	1	0											
Claude Raymond, R OBP: 0.333, SLG: 0.333 (6, 1)					1-2 F3 1B					1	0	1	0	0	0	0											
Inning Stats	R: 1 E: 0 K: 0 S: 5	H: 2 LOB: 1 BB: 0 P: 5	R: 0 E: 0 K: 1 S: 5	H: 0 LOB: 0 BB: 0 P: 5	R: 2 E: 1 K: 0 S: 5	H: 1 LOB: 2 BB: 2 P: 13	R: 0 E: 0 K: 1 S: 5	H: 0 LOB: 0 BB: 0 P: 5	R: 2 E: 0 K: 0 S: 6	H: 3 LOB: 1 BB: 0 P: 6	R: 1 E: 0 K: 0 S: 5	H: 3 LOB: 2 BB: 0 P: 5	R: 0 E: 0 K: 0 S: 2	H: 0 LOB: 0 BB: 1 P: 6	R: 0 E: 0 K: 0 S: 2	H: 0 LOB: 0 BB: 1 P: 6	R: 0 E: 0 K: 0 S: 2	H: 0 LOB: 0 BB: 1 P: 6	1B: 7 2B: 2 3B: 0 HR: 0	SF: 0 SAC: 0 DP: 1 HBP: 0	WP: 0 PB: 0 SB: 0 CS: 2	PA: 37					
PITCHER	IP	WLS	BF	H	R	ER	SO	BB	IBB	HBP	BLK	WP	HR	S	P	ERA	WHIP										
Lew Burdette, R ERA: 3.12 (1, 1)	4.2	L	24	6	5	2	2	1	1	0	0	0	0	26	34	3.86	1.500										
Ernie Broglio, R ERA: 5.4 (5, 1)	1.1		5	3	1	1	0	0	0	0	0	0	0	5	5	6.75	2.250										
Lindy McDaniel, R ERA: 1.38 (7, 1)	2.0		6	0	0	0	0	2	0	0	0	0	0	4	12	0.00	1.000										

Chicago Cubs @ Houston Astros
Astrodome, Houston, TX
Sat May 01 1965, 4:33 AM EDT
Att: 13,048 - Dome

AB	31
R	6
H	9
RBI	6
BB	4
SO	2
LOB	11



Batter	1	2	3	4	5	6	7	8	9	AB	R	H	RBI	BB	SO	LOB	TOP		
Glenn Beckert, R OBP: 0.243, SLG: 0.268 (1, 4)	0-0 6-3		0-0 F3			0-0 L8		0-0 1-3		4	0	0	0	0	0	2			
Roberto Pena, R OBP: 0.235, SLG: 0.317 (1, 6)	0-0 F8		0-0 F8			0-0 F9		0-0 F3		4	0	0	0	0	0	2			
Billy Williams, L OBP: 0.370, SLG: 0.426 (1, 8)	0-0 1B			0-0 P6			0-0 F3		0-0 1B	4	0	2	0	0	0	0			
Ron Santo, R OBP: 0.384, SLG: 0.581 (1, 5)	0-0 6-3			0-0 4-3			0-3 K		0-0 F7	4	0	0	0	0	1	2			
George Altman, L OBP: 0.323, SLG: 0.414 (1, 7)		0-0 P6		0-3 K			0-0 2B		0-0 F7	4	0	1	0	0	1	1			
14 Ernie Banks, R OBP: 0.426, SLG: 0.639 (1, 3)		0-0 1-3			0-0 1-3		0-0 F8		0-0 F8	4	0	0	0	0	0	2			
Len Gabrielson, L OBP: 0.125, SLG: 0.500 (1, 9)		0-0 3-1			0-3 K			0-0 HR		3	1	1	1	0	1	0			
Dick Bertell, R OBP: 0.313, SLG: 0.286 (1, 2)			0-0 SH1-4 1B		0-0 3-1			0-0 F9		3	0	1	0	0	0	0			
Dick Ellsworth, L Ernie Broglio, R Don Landrum, L Lindy McDaniel, R Doug Clemens, L Jack Warner, R (1, 1) (5, 1) (6, PH) (6, 1) (8, PH) (8, 1)			0-0 SH1-4			0-0 F8		0-0 1-3 1B		0	0	0	0	0	0	0			
Inning Stats	R: 0 E: 0 K: 0 S: 4	H: 1 LOB: 1 BB: 0 P: 4	R: 0 E: 0 K: 0 S: 3	H: 0 LOB: 0 BB: 0 P: 3	R: 0 E: 0 K: 1 S: 5	H: 1 LOB: 0 BB: 0 P: 4	R: 0 E: 0 K: 1 S: 5	H: 0 LOB: 0 BB: 0 P: 5	R: 0 E: 0 K: 0 S: 3	H: 0 LOB: 0 BB: 0 P: 3	R: 0 E: 0 K: 1 S: 6	H: 1 LOB: 1 BB: 0 P: 6	R: 1 E: 0 K: 0 S: 5	H: 2 LOB: 1 BB: 0 P: 5	R: 0 E: 0 K: 0 S: 4	H: 1 LOB: 1 BB: 0 P: 4	1B: 4 2B: 1 3B: 0 HR: 1	SF: 0 SAC: 1 DP: 0 HBP: 0	WP: 0 PA: 33 PB: 0 SB: 0 CS: 0
PITCHER Dave Giusti, R ERA: 0.77 (1, 1)	IP: 9.0 WLS: W BF: 33 H: 6 R: 1 ER: 1 SO: 3 BB: 0 IBB: 0 HBP: 0 BLK: 0 WP: 0 HR: 1 S: 39 P: 39 ERA: 1.00 WHIP: 0.667															PITCHER IP: 9.0 WLS: W BF: 33 H: 6 R: 1 ER: 1 SO: 3 BB: 0 IBB: 0 HBP: 0 BLK: 0 WP: 0 HR: 1 S: 39 P: 39 ERA: 1.00 WHIP: 0.667			

Chicago Cubs @ Houston Astros
Astrodome, Houston, TX
Sat May 01 1965, 8:05 PM EDT
Att: 37,255 - Dome

AB	32
R	1
H	6
RBI	1
BB	0
SO	3
LOB	9



Batter	1	2	3	4	5	6	7	8	9	AB	R	H	RBI	BB	SO	LOB	BOTTOM
Eddie Kasko, R OBP: 0.143, SLG: 0.286 (1, 6)	0-0 5-3	0-0 6-3		0-0 G6-4-3		0-0 6-3	0-0 FC5			5	0	0	0	0	0	4	
Joe Morgan, L OBP: 0.379, SLG: 0.375 (1, 4)	0-0 G3		0-0 4-3		0-0 F8	4-0 1B BB		4-0 CS BB		3	0	0	0	2	0	0	
Jimmy Wynn, R OBP: 0.425, SLG: 0.471 (1, 8)	4-0 1B BB		0-3 K		4-0 E S 2B BB	0-0 G3-6-3 1B		0-0 F9		3	1	1	0	2	1	1	
Walt Bond, L OBP: 0.325, SLG: 0.333 (1, 3)	0-0 1-2 1B		0-0 1B		0-0 E3 2B 2B	0-0 G3-6-3 1-2 1B		0-0 L4		5	1	2	0	0	0	4	
Bob Aspromonte, R OBP: 0.364, SLG: 0.433 (1, 5)	0-0 P4		0-0 FC6-4 1B		0-0 2B 2B		0-0 E8 FC2-5	0-0 CS		4	1	2	1	0	0	2	
Joe Gaines, R OBP: 0.320, SLG: 0.450 (1, 9)		4-0 SH2-4 E BB	0-0 FC6-4		0-0 5-3 2B 2B		0-0 FC2-5 2B 1B			3	2	1	2	1	0	3	
Jim Beauchamp, R OBP: 0.379, SLG: 0.320 Al Spangler, L OBP: 0.322, SLG: 0.204 (1, 7) (8, 7)		0-0 E6 6-3 SH2-4		0-0 1B 1B	0-0 5-3		0-0 1B 2B			4	1	2	0	0	0	2	
Ron Brand, R OBP: 0.375, SLG: 0.286 (1, 2)		0-0 SH2-4		0-0 G6-4-3 1B	4-0 S IBB		0-0 FC5 SH1-3 1B			2	0	2	2	1	0	0	
Dave Giusti, R (1, 1)		0-0 6-3		0-3 K	0-3 K		0-0 SH1-3			3	0	0	1	0	2	5	
Inning Stats	R: 0 E: 0 K: 0 S: 4	H: 1 LOB: 2 BB: 1 P: 8	R: 1 E: 1 K: 0 S: 4	H: 0 LOB: 1 BB: 1 P: 8	R: 0 E: 0 K: 1 S: 6	H: 2 LOB: 1 BB: 0 P: 6	R: 0 E: 0 K: 1 S: 6	H: 2 LOB: 2 BB: 0 P: 16	R: 0 E: 0 K: 0 S: 3	H: 1 LOB: 1 BB: 1 P: 7	R: 2 E: 1 K: 0 S: 6	H: 2 LOB: 1 BB: 0 P: 6	R: 0 E: 0 K: 0 S: 2	H: 0 LOB: 0 BB: 1 P: 6	1B: 7 2B: 3 3B: 0 HR: 0	SF: 0 SAC: 2 DP: 2 HBP: 0	WP: 0 PA: 41 PB: 0 SB: 2 CS: 1
PITCHER Dick Ellsworth, L ERA: 4.24 Ernie Broglio, R ERA: 4.5 Lindy McDaniel, R ERA: 1.8 Jack Warner, R ERA: 5.4 (1, 1) (5, 1) (6, 1) (8, 1)	IP: 4.1 WLS: L BF: 23 H: 6 R: 4 ER: 2 SO: 2 BB: 3 IBB: 0 HBP: 0 BLK: 0 WP: 0 HR: 0 S: 24 P: 36 ERA: 4.15 WHIP: 2.077															PITCHER IP: 4.1 WLS: L BF: 23 H: 6 R: 4 ER: 2 SO: 2 BB: 3 IBB: 0 HBP: 0 BLK: 0 WP: 0 HR: 0 S: 24 P: 36 ERA: 4.15 WHIP: 2.077	

Chicago Cubs @ Houston Astros
Astrodome, Houston, TX
Sat May 01 1965, 8:05 PM EDT
Att: 37,255 - Dome

AB	32
R	6
H	10
RBI	6
BB	6
SO	3
LOB	21



Batter	1	2	3	4	5	6	7	8	9	AB	R	H	RBI	BB	SO	LOB	TOP					
Andre Rodgers, R (1, 6)	5-3		F9		K		F8		1B HR BB	4	1	0	0	1	1	3						
Bill Virdon, L (1, 8) OBP: 0.346, SLG: 0.381	4-3		F7			P6	L7		1-3 HR 1B	5	1	1	0	0	0	2						
Donn Clendenon, R (1, 3) OBP: 0.329, SLG: 0.333	K			5-3		6-3		BB 2B	F5	5	0	1	0	0	1	2						
Willie Stargell, L (1, 9) OBP: 0.217, SLG: 0.381		4-3		F7		HR		6-3	1-H 3-H HR	5	2	2	4	0	0	1						
Jerry Lynch, L (1, 7) OBP: 0.417, SLG: 0.773									F3	3	2	3	2	0	0	0						
Manny Mota, R (7, 7) OBP: 0.111, SLG: 0.148		HR		1B		HR			P5	2	0	0	0	0	0	1						
Bob Bailey, R (1, 5) OBP: 0.367, SLG: 0.420		6-3		K		1B		BB IBB		3	0	1	0	1	1	1						
Jim Pagliaroni, R (1, 2) OBP: 0.333, SLG: 0.353			1-3		BB	3-1		1-2 2-3 BB		2	0	0	0	2	0	1						
Gene Alley, R (1, 4) OBP: 0.250, SLG: 0.281			5-3		P5		K	K		4	0	0	0	0	2	4						
Joe Gibbon, R (1, 1) OBP: 0.333, SLG: 0.250					K				K	3	0	2	0	0	1	1						
Al McBean, R (8, 1)			1B				1B		K	1	0	0	0	0	1	0						
Inning Stats	R: 0 E: 0 K: 1 S: 5	H: 0 LOB: 0 BB: 0 P: 5	R: 1 E: 0 K: 0 S: 4	H: 1 LOB: 0 BB: 0 P: 4	R: 0 E: 0 K: 0 S: 4	H: 1 LOB: 1 BB: 0 P: 4	R: 0 E: 0 K: 1 S: 6	H: 1 LOB: 1 BB: 0 P: 6	R: 0 E: 0 K: 2 S: 7	H: 0 LOB: 1 BB: 1 P: 11	R: 2 E: 0 K: 0 S: 6	H: 3 LOB: 1 BB: 0 P: 6	R: 0 E: 0 K: 1 S: 6	H: 1 LOB: 1 BB: 0 P: 6	R: 0 E: 0 K: 1 S: 6	H: 1 LOB: 3 BB: 2 P: 14	R: 3 E: 0 K: 1 S: 7	H: 2 LOB: 0 BB: 1 P: 11	1B: 5 2B: 1 3B: 0 HR: 4	SF: 0 SAC: 0 DP: 0 HBP: 0	WP: 0 PB: 0 SB: 0 CS: 0	PA: 41
PITCHER	IP	WLS	BF	H	R	ER	SO	BB	IBB	HBP	BLK	WP	HR	S	P	ERA	WHIP					
Cal Koonce, R (1, 1) ERA: 3.27	7.0		29	7	3	3	5	1	0	0	0	0	3	38	42	3.86	1.143					
Ernie Broglio, R (8, 1) ERA: 5.06	1.1	L	8	1	1	1	2	2	1	0	0	0	0	9	21	6.75	2.250					
Ted Abernathy, R (9, 1) ERA: 0.96	0.2		4	2	2	2	0	0	0	0	0	0	1	4	4	27.00	3.000					

Pittsburgh Pirates @ Chicago Cubs
Wrigley Field, Chicago, IL
Tue May 04 1965, 3:33 AM CDT
Att: 1,527 - Cloudy

AB 37
R 6
H 10
RBI 6
BB 4
SO 7
LOB 16



Batter	1	2	3	4	5	6	7	8	9	AB	R	H	RBI	BB	SO	LOB	BOTTOM					
Glenn Beckert, R (1, 4) OBP: 0.238, SLG: 0.250	FC4-6 BB 14 SF9 BB		FC5-4 1B		E6 F8 SH1-4		F8		F9	4	1	1	0	1	0	3						
George Altman, L (1, 7) OBP: 0.351, SLG: 0.415	FC4-6 BB 1-2		FC5-4 1-2 2B		SH1-4 1-2			SH1-3 BB	6-3	2	2	0	0	2	0	4						
Billy Williams, L (1, 8) OBP: 0.346, SLG: 0.395	FC4-6 BB 14 SF9 1-2 2-3		F8		F8 2-3			SH1-3 1-2		3	0	0	0	0	0	4						
Ron Santo, R (1, 5) OBP: 0.427, SLG: 0.623	14 SF9 BB 1-2		1-H 2B		K			14 SF9 4-3 1B 2-H		3	0	2	2	1	1	1						
14 Ernie Banks, R (1, 3) OBP: 0.403, SLG: 0.603	SF9 1-2 2-3 3-H		IBB		6-3			G5-4-3 1-2		2	0	0	1	1	0	1						
Len Gabrielson, L (1, 9) OBP: 0.250, SLG: 0.400	K		K					1B CS 1B	1B 1B BB	3	0	1	0	1	2	4						
Roberto Pena, R (1, 6) OBP: 0.260, SLG: 0.314			F7		4-3				F9 1-2 1B	4	0	1	0	0	0	1						
Dick Bertell, R (1, 2) OBP: 0.273, SLG: 0.245			6-3		F9				1B 1B	3	0	0	0	0	0	0						
Doug Clemens, L (9, PH) OBP: 0.317, SLG: 0.327					F9		CS 1-2		K	1	0	0	0	0	1	2						
Cal Koonce, R (1, 1) OBP: 0.214, SLG: 0.154									K	2	0	0	0	0	1	0						
Harry Bright, R (7, PH) OBP: 0.143, SLG: 0.167					K					1	0	0	0	0	1	0						
Ernie Broglio, R (8, 1) ERA: 5.06										0	0	0	0	0	0	0						
Ted Abernathy, R (9, 1) ERA: 0.96										0	0	0	0	0	0	0						
Don Landrum, L (9, PH) OBP: 0.143, SLG: 0.143									1-2 2-3 1B	1	0	1	0	0	0	0						
Inning Stats	R: 1 E: 0 K: 1 S: 5	H: 0 LOB: 2 BB: 3 P: 17	R: 0 E: 0 K: 0 S: 3	H: 0 LOB: 0 BB: 0 P: 3	R: 1 E: 0 K: 1 S: 7	H: 2 LOB: 2 BB: 1 P: 11	R: 0 E: 0 K: 1 S: 5	H: 0 LOB: 0 BB: 0 P: 5	R: 0 E: 0 K: 1 S: 6	H: 0 LOB: 1 BB: 0 P: 6	R: 0 E: 0 K: 0 S: 3	H: 1 LOB: 0 BB: 0 P: 3	R: 0 E: 0 K: 1 S: 5	H: 0 LOB: 0 BB: 0 P: 5	R: 1 E: 0 K: 0 S: 3	H: 1 LOB: 1 BB: 1 P: 7	R: 0 E: 0 K: 1 S: 7	H: 2 LOB: 3 BB: 1 P: 11	1B: 5 2B: 1 3B: 0 HR: 0	SF: 1 SAC: 2 DP: 1 HBP: 0	WP: 0 PB: 0 SB: 0 CS: 1	PA: 39
PITCHER	IP	WLS	BF	H	R	ER	SO	BB	IBB	HBP	BLK	WP	HR	S	P	ERA	WHIP					
Joe Gibbon, L (1, 1) ERA: 4.05	7.1		30	3	3	3	5	4	1	0	0	0	0	35	55	3.68	0.955					
Al McBean, R (8, 1) ERA: 0.93	1.2	W	8	3	0	0	1	1	0	0	0	0	0	9	13	0.00	2.400					

Pittsburgh Pirates @ Chicago Cubs
Wrigley Field, Chicago, IL
Tue May 04 1965, 3:33 AM CDT
Att: 1,527 - Cloudy

AB 29
R 3
H 6
RBI 3
BB 6
SO 6
LOB 20



Batter	1	2	3	4	5	6	7	8	9	AB	R	H	RBI	BB	SO	LOB	TOP				
Andre Rodgers, R (1.6)	4-3		F8			F2		F9		4	0	0	0	0	0	0					
Bill Virdon, L (1.8) OBP: 0.325, SLG: 0.358	F7			3-1		F7		1-3		4	0	0	0	0	0	0					
Donn Clendenon, R (1.3) OBP: 0.338, SLG: 0.324	BB			K			6-3	BB		2	0	0	0	2	1	0					
Willie Stargell, L (1.9) OBP: 0.205, SLG: 0.358	K			1-3			L9		G3	4	0	0	0	0	1	2					
Jerry Lynch, L (1.7) OBP: 0.444, SLG: 0.760							F8			3	0	2	0	0	0	0					
Bob Bailey, R (1.5) OBP: 0.354, SLG: 0.403										3	0	0	0	0	1	2					
Jim Pagliaroni, R (1.2) OBP: 0.333, SLG: 0.407							F7			3	1	1	1	0	1	1					
Gene Alley, R (1.4) OBP: 0.242, SLG: 0.271				4-3			F9			2	0	0	0	0	0	1					
Ozzie Virgil, R (8, PH) OBP: 0.375, SLG: 0.467										1	0	0	0	0	1	0					
Vern Law, R (1.1) OBP: 0.375, SLG: 0.375										2	0	0	0	0	1	0					
Roy Face, R (7.1) OBP: 0.417, SLG: 0.400				6-3						0	0	0	0	0	0	0					
Gene Freese, R (8, PH) OBP: 0.417, SLG: 0.400										1	0	0	0	0	1	0					
Wilbur Wood, R (8.1)										0	0	0	0	0	0	0					
Tommie Sisk, R (8.1)										0	0	0	0	0	0	0					
Inning Stats	R: 0 E: 0 K: 1 S: 5	H: 0 LOB: 1 BB: 1 P: 9	R: 0 E: 0 K: 1 S: 5	H: 1 LOB: 0 BB: 0 P: 5	R: 0 E: 0 K: 0 S: 3	H: 0 LOB: 0 BB: 0 P: 3	R: 0 E: 0 K: 1 S: 5	H: 0 LOB: 0 BB: 0 P: 5	R: 0 E: 0 K: 1 S: 6	H: 1 LOB: 1 BB: 0 P: 6	R: 0 E: 0 K: 0 S: 3	H: 0 LOB: 0 BB: 0 P: 3	R: 1 E: 0 K: 2 S: 8	H: 1 LOB: 0 BB: 1 P: 8	R: 0 E: 0 K: 0 S: 3	H: 0 LOB: 1 BB: 1 P: 7	1B: 2 2B: 0 3B: 0 HR: 1	SF: 0 SAC: 0 DP: 1 HBP: 0	WP: 0 PA: 31 PB: 0 SB: 0 CS: 0		
PITCHER	IP WLS BF H R ER SO BB IBB HBP BLK WP HR S P ERA WHIP																				
Bob Buhl, R (1.1) ERA: 2.45	9.0 W 31	H 3 R 1 ER 1 SO 7	BB 2 IBB 0 HBP 0 BLK 0	WP 0 HR 1 S 43 P 51	ERA 1.00 WHIP 0.556																

Pittsburgh Pirates @ Chicago Cubs
Wrigley Field, Chicago, IL
Wed May 05 1965, 3:33 AM CDT
Att: 2,093 - Cloudy


AB 29
R 1
H 3
RBI 1
BB 2
SO 7
LOB 6



Batter	1	2	3	4	5	6	7	8	9	AB	R	H	RBI	BB	SO	LOB	BOTTOM				
Glenn Beckert, R (1.4) OBP: 0.250, SLG: 0.298	3-1									4	1	2	0	0	0	2					
George Altman, L (1.7) OBP: 0.355, SLG: 0.412	4-3									3	1	1	1	1	0	1					
Billy Williams, L (1.8) OBP: 0.341, SLG: 0.400	4-3									4	0	1	0	0	0	1					
Ron Santo, R (1.5) OBP: 0.430, SLG: 0.606										2	0	0	0	2	0	0					
14 Ernie Banks, R (1.3) OBP: 0.383, SLG: 0.577										3	0	0	1	0	0	1					
Len Gabrielson, L (1.9) OBP: 0.400, SLG: 0.471										2	1	2	0	2	0	0					
Roberto Pena, R (1.6) OBP: 0.259, SLG: 0.311										4	0	1	0	0	0	5					
Dick Bertell, R (1.2) OBP: 0.263, SLG: 0.235										2	0	0	1	0	0	0					
Bob Buhl, R (1.1) OBP: 0.154, SLG: 0.083										2	0	0	0	1	2	0					
Inning Stats	R: 0 E: 0 K: 0 S: 3	H: 0 LOB: 0 BB: 0 P: 3	R: 0 E: 0 K: 0 S: 3	H: 0 LOB: 1 BB: 1 P: 7	R: 1 E: 0 K: 1 S: 7	H: 2 LOB: 1 BB: 0 P: 7	R: 0 E: 0 K: 0 S: 4	H: 1 LOB: 1 BB: 0 P: 4	R: 0 E: 0 K: 1 S: 6	H: 1 LOB: 1 BB: 0 P: 6	R: 0 E: 0 K: 0 S: 2	H: 0 LOB: 0 BB: 1 P: 6	R: 1 E: 0 K: 0 S: 4	H: 2 LOB: 1 BB: 1 P: 8	R: 1 E: 0 K: 0 S: 3	H: 1 LOB: 2 BB: 3 P: 15	1B: 4 2B: 3 3B: 1 HR: 0	SF: 1 SAC: 1 DP: 3 HBP: 0	WP: 0 PA: 34 PB: 0 SB: 0 CS: 0		
PITCHER	IP WLS BF H R ER SO BB IBB HBP BLK WP HR S P ERA WHIP																				
Vern Law, R (1.1) ERA: 2.51	6.1 L 27	H 6 R 2 ER 2 SO 2	BB 3 IBB 0 HBP 0 BLK 0	WP 0 HR 0 S 28 P 40	ERA 2.84 WHIP 1.421																
Roy Face, R (7.1) ERA: 4.29	0.2	0 0 0 0 0 0	0 0 0 0 0 0	0 0 0 1 1	0.00 0.000																
Wilbur Wood, L (8.1) ERA: 1.69	0.0	2 1 1 1 0 1	0 0 0 0 0 0	0 0 0 1 5	∞ ∞																
Tommie Sisk, R (8.1) ERA: 2.08	1.0	4 0 0 0 0 0	0 0 2 0 0 0	0 0 2 10	0.00 0.000																

Pittsburgh Pirates @ Chicago Cubs
Wrigley Field, Chicago, IL
Wed May 05 1965, 3:33 AM CDT
Att: 2,093 - Cloudy

AB 26
R 3
H 7
RBI 3
BB 6
SO 2
LOB 10



Batter	1	2	3	4	5	6	7	8	9	AB	R	H	RBI	BB	SO	LOB	TOP		
Andre Rodgers, R (1, 6) <small>OBP: 0.133, SLG: 0.071</small> Roberto Clemente, R (9, PH) <small>OBP: 0.292, SLG: 0.290</small>	6-3	K		2B			6-3		6-3	4	0	1	0	0	1	2			
Bill Virdon, L (1, 8) <small>OBP: 0.333, SLG: 0.366</small>	4-3		G3	1-3			G3		BB	4	0	1	0	1	0	0			
Donn Clendenon, R (1, 3) <small>OBP: 0.341, SLG: 0.329</small>	BB		1-3	P5			P4		BB	5	0	2	0	0	0	2			
Willie Stargell, L (1, 9) <small>OBP: 0.244, SLG: 0.457</small>	1-2								1-2	3	2	2	2	2	1	0			
Jerry Lynch, L (1, 7) <small>OBP: 0.452, SLG: 0.724</small> Manny Mota, R (8, 7) <small>OBP: 0.107, SLG: 0.143</small>	F8		BB	1B			G1-6-3		F9	4	0	2	0	0	0	2			
Bob Bailey, R (1, 5) <small>OBP: 0.348, SLG: 0.387</small>		1-3		BB			G1-6-3			3	0	0	0	1	1				
Jim Pagliaroni, R (1, 2) <small>OBP: 0.344, SLG: 0.456</small>	FC1-6		L4				4-3			3	1	1	1	1	0	2			
Gene Alley, R (1, 4) <small>OBP: 0.227, SLG: 0.254</small>	FC1-6						6-3		F9	4	0	0	0	0	0	1			
Don Cardwell, R (1, 1) <small>OBP: 0.300, SLG: 0.333</small> Gene Freese, R (6, PH) <small>OBP: 0.385, SLG: 0.364</small> Don Schwall, R (6, 1) <small>OBP: 0.272, SLG: 0.254</small> Dick Schofield, S (9, PH) <small>OBP: 0.272, SLG: 0.254</small>	1-2			K			K		K	2	0	1	0	0	1	0			
Inning Stats	R: 0 E: 0 K: 0 S: 4	H: 1 LOB: 2 BB: 1 P: 8	R: 0 E: 0 K: 1 S: 6	H: 1 LOB: 2 BB: 1 P: 10	R: 1 E: 0 K: 0 S: 5	H: 2 LOB: 2 BB: 1 P: 9	R: 0 E: 0 K: 1 S: 7	H: 2 LOB: 2 BB: 0 P: 7	R: 0 E: 0 K: 1 S: 5	H: 0 LOB: 0 BB: 0 P: 5	R: 0 E: 0 K: 0 S: 3	H: 0 LOB: 0 BB: 0 P: 3	R: 2 E: 0 K: 1 S: 7	H: 2 LOB: 0 BB: 2 P: 7	R: 0 E: 0 K: 1 S: 6	H: 1 LOB: 3 BB: 2 P: 14	1B: 6 2B: 1 3B: 0 HR: 3	SF: 0 SAC: 0 DP: 1 HBP: 0	WP: 0 PA: 41
PITCHER	IP WLS BF H R ER SO BB IBB HBP BLK WP HR S P ERA WHIP																		
Larry Jackson, R (1, 1) <small>ERA: 5.12</small> Ted Abernathy, R (9, 1) <small>ERA: 0.95</small>	8.2 W 38 9 3 3 6 4 0 0 0 0 3 46 62 3.12 1.500																		
PITCHER	IP WLS BF H R ER SO BB IBB HBP BLK WP HR S P ERA WHIP																		

Pittsburgh Pirates @ Chicago Cubs
Wrigley Field, Chicago, IL
Thu May 06 1965, 3:33 AM CDT
Att. 1,471 - Cloudy - 70 F

AB	36
R	3
H	10
RBI	3
BB	5
SO	6
LOB	13



Batter	1	2	3	4	5	6	7	8	9	AB	R	H	RBI	BB	SO	LOB	BOTTOM
Glenn Beckert, R (1, 4) <small>OBP: 0.258, SLG: 0.303</small>	FC1-6		4-3				6-3		F9	5	0	2	0	0	0	4	
George Altman, L (1, 7) <small>OBP: 0.354, SLG: 0.403</small> Vic Roznovsky, L (8, 2) <small>OBP: 0.231, SLG: 0.167</small>	FC1-6						6-3			4	0	1	0	0	0	6	
Billy Williams, L (1, 8) <small>OBP: 0.337, SLG: 0.393</small>	G4-3									4	1	1	0	0	1	5	
Ron Santo, R (1, 5) <small>OBP: 0.422, SLG: 0.581</small>	L6						4-3		BB	3	1	0	0	1	0	0	
14 Ernie Banks, R (1, 3) <small>OBP: 0.388, SLG: 0.568</small>	6-3						5-3		BB	3	1	1	1	1	0	0	
Len Gabrielson, L (1, 9) <small>OBP: 0.333, SLG: 0.381</small>							K			4	0	0	0	0	4	3	
Roberto Pena, R (1, 6) <small>OBP: 0.262, SLG: 0.325</small> Jimmy Stewart, S (8, PH) <small>OBP: 0.571, SLG: 0.750</small>							6-3			3	1	1	0	0	1	1	
Dick Bertell, R (1, 2) <small>OBP: 0.283, SLG: 0.245</small> Don Landrum, L (7, PR) <small>OBP: 0.250, SLG: 0.250</small>										2	0	1	0	1	1	1	
Larry Jackson, R (1, 1) <small>OBP: 0.500, SLG: 0.909</small> Ted Abernathy, R (9, 1) <small>ERA: 0.89</small>										3	1	3	3	0	0	0	
Inning Stats	R: 0 E: 0 K: 0 S: 3	H: 1 LOB: 0 BB: 0 P: 3	R: 0 E: 0 K: 1 S: 5	H: 0 LOB: 0 BB: 0 P: 5	R: 2 E: 0 K: 2 S: 10	H: 3 LOB: 1 BB: 0 P: 10	R: 0 E: 0 K: 1 S: 5	H: 0 LOB: 0 BB: 0 P: 5	R: 0 E: 0 K: 2 S: 7	H: 0 LOB: 1 BB: 1 P: 11	R: 0 E: 0 K: 0 S: 4	H: 1 LOB: 2 BB: 0 P: 4	R: 3 E: 0 K: 2 S: 11	H: 4 LOB: 2 BB: 1 P: 15	1B: 9 2B: 1 3B: 0 HR: 1	SF: 0 SAC: 1 DP: 1 HBP: 0	WP: 0 PA: 37
PITCHER	IP WLS BF H R ER SO BB IBB HBP BLK WP HR S P ERA WHIP																
Don Cardwell, R (1, 1) <small>ERA: 3.33</small> Don Schwall, R (6, 1) <small>ERA: 6.0</small> Al McBean, R (8, 1) <small>ERA: 0.89</small>	5.0 L 11 3 3 3 2 2 0 0 0 0 0 0 13 21 3.60 2.500																
PITCHER	IP WLS BF H R ER SO BB IBB HBP BLK WP HR S P ERA WHIP																

Pittsburgh Pirates @ Chicago Cubs
Wrigley Field, Chicago, IL
Thu May 06 1965, 3:33 AM CDT
Att. 1,471 - Cloudy - 70 F

AB	33
R	5
H	11
RBI	5
BB	3
SO	8
LOB	22



Batter	1	2	3	4	5	6	7	8	9	AB	R	H	RBI	BB	SO	LOB	TOP										
Joe Morgan, L (1,4) OBP: 0.364, SLG: 0.396	F8	3-1			G3	CS	F8		4-3	5	0	0	0	0	0	1											
Al Spangler, L (1,7) OBP: 0.329, SLG: 0.238	SH1-3 1B		6-3		1B HR		K		6-3	5	1	2	0	0	1	0											
Jimmy Wynn, R (1,8) OBP: 0.429, SLG: 0.444	SH1-3		L7		K		BB			2	0	0	0	1	1												
Walt Bond, L (1,3) OBP: 0.306, SLG: 0.297	F8		F8		1B HR		BB			3	1	1	0	1	0	1											
Bob Aspromonte, R (1,5) OBP: 0.347, SLG: 0.422		6-3		1B	1B	1B HR			F8	4	1	2	3	0	0	2											
Rusty Staub, L (1,9) OBP: 0.307, SLG: 0.286		G3		1B	1B	4-3			4-3	4	0	1	0	0	0	0											
John Bateman, R (1,2) OBP: 0.277, SLG: 0.475		E6		F8		6-3			6-3	4	1	0	0	0	0	2											
Eddie Kasko, R (1,6) OBP: 0.190, SLG: 0.238		1B		P1		CS			F3	4	1	2	0	0	0	2											
Dave Giusti, R (1,1) OBP: 0.111, SLG: 0.222		1B		FC6		L7			K	3	0	1	2	0	0	3											
Jim Owens, R (7,1)		2B		1-2						1	0	0	0	0	1	0											
Inning Stats	R: 0 E: 0 K: 0 S: 4	H: 1 LOB: 1 BB: 0 P: 4	R: 2 E: 1 K: 0 S: 6	H: 2 LOB: 1 BB: 0 P: 6	R: 0 E: 0 K: 0 S: 3	H: 0 LOB: 0 BB: 0 P: 3	R: 0 E: 0 K: 0 S: 5	H: 2 LOB: 2 BB: 0 P: 5	R: 3 E: 0 K: 1 S: 8	H: 3 LOB: 0 BB: 0 P: 8	R: 0 E: 0 K: 0 S: 3	H: 1 LOB: 0 BB: 2 P: 3	R: 0 E: 0 K: 1 S: 5	H: 0 LOB: 2 BB: 2 P: 13	R: 0 E: 0 K: 0 S: 3	H: 0 LOB: 0 BB: 0 P: 3	R: 0 E: 0 K: 1 S: 5	H: 0 LOB: 0 BB: 0 P: 5	1B: 7 2B: 1 3B: 0 HR: 1	SF: 0 SAC: 1 DP: 0 HBP: 0	WP: 0 PB: 0 SB: 0 CS: 1	PA: 39					
PITCHER	IP	WLS	BF	H	R	ER	SO	BB	IBB	HBP	BLK	WP	HR	S	P	ERA	WHIP										
Lew Burdette, R (1,1) ERA: 3.95	5.0	L	24	8	5	3	1	0	0	0	0	0	1	26	26	5.40	1.600										
Ernie Broglio, R (6,1) ERA: 3.69	2.0		8	1	0	0	1	2	0	0	0	0	0	8	16	0.00	1.500										
Lindy McDaniel, R (8,1) ERA: 1.59	2.0		6	0	0	0	1	0	0	0	0	0	0	8	8	0.00	0.000										

Houston Astros @ Chicago Cubs
Wrigley Field, Chicago, IL
Fri May 07 1965, 3:33 AM CDT
Att: 3,424 - Cloudy - 77 F

AB	35
R	5
H	9
RBI	5
BB	2
SO	3
LOB	12



Batter	1	2	3	4	5	6	7	8	9	AB	R	H	RBI	BB	SO	LOB	BOTTOM										
Glenn Beckert, R (1,4) OBP: 0.247, SLG: 0.290	K		5-3		F9		G6-4-3			4	0	0	0	0	1	2											
George Altman, L (1,7) OBP: 0.372, SLG: 0.453	6-3 14 HR 1B		HR		P6		1B FC5-2 BB			3	2	2	1	1	0	0											
Billy Williams, L (1,8) OBP: 0.333, SLG: 0.386	6-3		4-3		4-1		FC5-2 1B			4	0	1	0	0	0	1											
Ron Santo, R (1,5) OBP: 0.426, SLG: 0.571	14 HR BB		1B		F8		FC5-2			3	1	1	0	1	0	2											
14 Ernie Banks, R (1,3) OBP: 0.382, SLG: 0.590	1-3 HR		K		6-3		F8			4	1	1	3	0	1	3											
Len Gabrielson, L (1,9) OBP: 0.321, SLG: 0.360	F9				1B		6-3		K	4	0	1	0	0	1	2											
Roberto Pena, R (1,6) OBP: 0.273, SLG: 0.333			1B		1B		4-3		F9	4	0	2	0	0	0	0											
Dick Bertell, R (1,2) OBP: 0.302, SLG: 0.268			1B		1B					3	0	2	0	0	1	1											
Jimmy Stewart, S (7, PR) OBP: 0.571, SLG: 0.750					K				1-3	0	0	0	0	0	0	0											
Lindy McDaniel, R (8,1)							BB			0	0	0	0	0	0	0											
Don Landrum, L (9, PH) OBP: 0.222, SLG: 0.222			1B				1B			1	0	0	0	0	0	0											
Lew Burdette, R (1,1) OBP: 0.250, SLG: 0.250					P2		G6-4-3			2	0	0	0	0	1	2											
Ernie Broglio, R (6,1)							BB			0	0	0	0	0	0	0											
Doug Clemens, L (7, PH) OBP: 0.328, SLG: 0.327										0	0	0	0	1	0	0											
Vic Roznovsky, L (8,2) OBP: 0.214, SLG: 0.154										1	0	0	0	0	0	0											
Inning Stats	R: 3 E: 0 K: 1 S: 7	H: 2 LOB: 0 BB: 1 P: 11	R: 0 E: 0 K: 1 S: 5	H: 2 LOB: 1 BB: 0 P: 5	R: 1 E: 0 K: 1 S: 7	H: 2 LOB: 1 BB: 0 P: 7	R: 0 E: 0 K: 1 S: 6	H: 2 LOB: 1 BB: 0 P: 6	R: 0 E: 0 K: 0 S: 3	H: 0 LOB: 0 BB: 0 P: 3	R: 0 E: 0 K: 0 S: 3	H: 0 LOB: 0 BB: 0 P: 3	R: 0 E: 0 K: 0 S: 3	H: 1 LOB: 2 BB: 1 P: 7	R: 0 E: 0 K: 1 S: 6	H: 1 LOB: 2 BB: 1 P: 10	R: 0 E: 0 K: 0 S: 3	H: 0 LOB: 0 BB: 0 P: 3	1B: 8 2B: 0 3B: 0 HR: 2	SF: 0 SAC: 0 DP: 1 HBP: 0	WP: 0 PB: 1 SB: 0 CS: 0	PA: 36					
PITCHER	IP	WLS	BF	H	R	ER	SO	BB	IBB	HBP	BLK	WP	HR	S	P	ERA	WHIP										
Dave Giusti, R (1,1) ERA: 1.82	6.1	W	27	9	4	4	4	2	0	0	0	0	2	33	41	5.68	1.737										
Jim Owens, R (7,1) ERA: 2.04	2.2	S	9	1	0	0	1	1	0	0	0	0	0	10	14	0.00	0.750										

Houston Astros @ Chicago Cubs
Wrigley Field, Chicago, IL
Fri May 07 1965, 3:33 AM CDT
Att: 3,424 - Cloudy - 77 F

AB	33
R	4
H	10
RBI	4
BB	3
SO	5
LOB	13



Batter	1	2	3	4	5	6	7	8	9	AB	R	H	RBI	BB	SO	LOB	TOP								
Joe Morgan, L (1.4) OBP: 0.366, SLG: 0.427	4-3	1-2 1B		3-1		HR		F9		5	1	2	1	0	0	0	Houston Astros @ Chicago Cubs Wrigley Field, Chicago, IL Sat May 08 1965, 3:33 AM CDT Att: 10,186 - Cloudy - 78 F								
Al Spangler, L (1.7) OBP: 0.333, SLG: 0.279	F8	3-1		HR		L5		1B		5	2	2	0	0	2										
Jimmy Wynn, R (1.8) OBP: 0.447, SLG: 0.506	1-3			1B		HR		BB		4	2	3	3	1	0										
Walt Bond, L (1.3) OBP: 0.311, SLG: 0.302		G5-4-3 1B	1B	4-3		F3		P5		5	1	2	1	0	2										
Bob Aspromonte, R (1.5) OBP: 0.360, SLG: 0.425	G5-4-3	1-2	1B	F7		CS		BB		4	2	2	0	1	0										
Rusty Staub, L (1.9) OBP: 0.313, SLG: 0.353	HR		F7			L9		E7		5	1	2	1	0	1										
Eddie Kasko, R (1.6) OBP: 0.269, SLG: 0.308	2B		FC4-2 1B			E7		K		5	1	3	0	0	1										
Ron Brand, R (1.2) OBP: 0.313, SLG: 0.276	E		FC4-2			5-3		P4		5	1	1	1	0	0										
Don Nottebart, R (1.1) OBP: 0.143, SLG: 0.143 Larry Dierker, R (5.1)	E9 1B		K			F8		5-3		3	0	1	0	0	1										
Inning Stats	R: 0 E: 0 K: 0 S: 3	H: 0 LOB: 0 BB: 0 P: 3	R: 3 E: 1 K: 0 S: 8	H: 6 LOB: 2 BB: 0 P: 8	R: 3 E: 1 K: 1 S: 9	H: 4 LOB: 1 BB: 0 P: 9	R: 2 E: 0 K: 0 S: 5	H: 2 LOB: 0 BB: 0 P: 5	R: 0 E: 1 K: 0 S: 4	H: 1 LOB: 1 BB: 0 P: 4	R: 1 E: 0 K: 0 S: 3	H: 1 LOB: 0 BB: 1 P: 7	R: 1 E: 1 K: 1 S: 7	H: 2 LOB: 1 BB: 0 P: 7	R: 1 E: 0 K: 1 S: 7	H: 2 LOB: 2 BB: 1 P: 11	R: 0 E: 0 K: 0 S: 3	H: 0 LOB: 0 BB: 0 P: 3	1B: 11 2B: 3 3B: 1 HR: 3	SF: 0 SAC: 0 DP: 1 HBP: 0	WP: 0 PB: 0 SB: 0 CS: 1	PA: 46			
PITCHER	IP	WLS	BF	H	R	ER	SO	BB	IBB	HBP	BLK	WP	HR	S	P	ERA	WHIP								
Cal Koonce, R (1.1) ERA: 4.11	2.0	L	13	8	5	4	0	0	0	0	0	0	1	13	13	18.00	4.000								
Ernie Broglio, R (3.1) ERA: 4.35	3.0		14	5	3	2	1	0	0	0	0	0	1	16	16	6.00	1.667								
Lindy McDaniel, R (6.1) ERA: 1.89	2.0		9	3	2	1	1	1	0	0	0	0	1	10	14	4.50	2.000								
Frank Baumann, L (8.1) ERA: 7.36	2.0		9	2	1	1	1	1	0	0	0	0	0	10	14	4.50	1.500								

Batter	1	2	3	4	5	6	7	8	9	AB	R	H	RBI	BB	SO	LOB	BOTTOM								
Glenn Beckert, R (1.4) OBP: 0.235, SLG: 0.276	F8	K			6-3		L8		P5	5	0	0	0	0	1	2	Houston Astros @ Chicago Cubs Wrigley Field, Chicago, IL Sat May 08 1965, 3:33 AM CDT Att: 10,186 - Cloudy - 78 F								
George Altman, L (1.7) OBP: 0.389, SLG: 0.506				P6	HR		HR			4	2	3	2	0	0										
Billy Williams, L (1.8) OBP: 0.330, SLG: 0.413	K		G3		HR		4-3			4	1	1	2	0	1										
Ron Santo, R (1.5) OBP: 0.408, SLG: 0.543	6-3		5-3		F7			F5		4	0	0	0	0	1										
14 Ernie Banks, R (1.3) OBP: 0.398, SLG: 0.634		HR			F9		FC3-6 1B		1B	4	1	3	1	0	0										
Doug Clemens, L (1.9) OBP: 0.324, SLG: 0.310		1B			F9		FC3-6		F7	3	1	0	0	0	2										
Roberto Pena, R (1.6) OBP: 0.272, SLG: 0.329					P3		K		5-3	4	0	1	0	0	2										
Dick Bertell, R (1.2) OBP: 0.299, SLG: 0.254		FC6-4			FC6-4		FC5-4		6-3	3	1	0	1	1	0										
Cal Koonce, R (1.1) OBP: 0.236, SLG: 0.143 Ernie Broglio, R (3.1) Len Gabrielson, L (5. PH) Lindy McDaniel, R (6.1) Leo Burke, R (7. PH) Frank Baumann, L (8.1) Don Landrum, L (9. PH)		FC1-6			F2		K		P4	1	0	0	0	0	0										
Inning Stats	R: 0 E: 0 K: 1 S: 6	H: 1 LOB: 1 BB: 0 P: 6	R: 2 E: 0 K: 1 S: 7	H: 2 LOB: 1 BB: 0 P: 8	R: 0 E: 0 K: 0 S: 3	H: 0 LOB: 0 BB: 0 P: 3	R: 0 E: 0 K: 0 S: 3	H: 0 LOB: 0 BB: 0 P: 3	R: 3 E: 0 K: 0 S: 5	H: 2 LOB: 0 BB: 1 P: 9	R: 0 E: 0 K: 1 S: 6	H: 1 LOB: 1 BB: 0 P: 6	R: 1 E: 0 K: 1 S: 6	H: 1 LOB: 0 BB: 0 P: 6	R: 0 E: 0 K: 0 S: 4	H: 1 LOB: 1 BB: 0 P: 4	R: 0 E: 0 K: 0 S: 3	H: 0 LOB: 0 BB: 0 P: 3	1B: 5 2B: 0 3B: 0 HR: 3	SF: 0 SAC: 0 DP: 0 HBP: 1	WP: 0 PB: 1 SB: 0 CS: 0	PA: 37			
PITCHER	IP	WLS	BF	H	R	ER	SO	BB	IBB	HBP	BLK	WP	HR	S	P	ERA	WHIP								
Don Nottebart, R (1.1) ERA: 3.81	4.2		21	5	5	5	2	1	0	1	0	0	2	23	28	9.64	1.286								
Larry Dierker, R (5.1) ERA: 4.6	4.1	W	16	3	1	1	2	0	0	0	0	0	1	20	20	2.08	0.692								

Batter	1	2	3	4	5	6	7	8	9	AB	R	H	RBI	BB	SO	LOB	TOP				
Joe Morgan, L OBP: 0.359, SLG: 0.416 (1, 4)										5	0	1	0	0	2	3					
Al Spangler, L OBP: 0.325, SLG: 0.288 (1, 7)										5	1	1	0	0	0	2					
Jimmy Wynn, R OBP: 0.444, SLG: 0.533 (1, 8)										5	1	2	1	0	0	1					
Walt Bond, L OBP: 0.315, SLG: 0.317 (1, 3)										5	2	2	1	0	0	2					
Bob Aspromonte, R OBP: 0.371, SLG: 0.457 (1, 5)										5	2	3	0	0	1	2					
Rusty Staub, L OBP: 0.329, SLG: 0.425 (1, 9)										5	2	3	5	0	1	0					
Eddie Kasko, R OBP: 0.323, SLG: 0.355 (1, 6)										5	2	3	0	0	0	1					
John Bateman, R OBP: 0.300, SLG: 0.516 (1, 2)										3	1	1	2	2	0	1					
Ken Johnson, R OBP: 0.091, SLG: 0.182 Hal Woodeshick, R OBP: 0.250, SLG: 0.250 Jim Owens, R (9, 1)										3	0	1	0	0	1	0					
										2	0	1	2	0	0	2					
										0	0	0	0	0	0	0					
Inning Stats	R: 0 E: 0 K: 1 S: 7	H: 2 LOB: 2 BB: 0 P: 7	R: 0 E: 0 K: 0 S: 3	H: 0 LOB: 0 BB: 0 P: 3	R: 0 E: 0 K: 2 S: 7	H: 0 LOB: 0 BB: 0 P: 7	R: 0 E: 0 K: 0 S: 3	H: 0 LOB: 0 BB: 0 P: 3	R: 2 E: 0 K: 1 S: 8	H: 3 LOB: 1 BB: 0 P: 8	R: 4 E: 0 K: 0 S: 7	H: 5 LOB: 0 BB: 0 P: 7	R: 0 E: 0 K: 1 S: 5	H: 0 LOB: 0 BB: 0 P: 5	R: 2 E: 0 K: 0 S: 6	H: 4 LOB: 2 BB: 1 P: 10	R: 3 E: 0 K: 0 S: 7	H: 4 LOB: 2 BB: 1 P: 11	1B: 9 2B: 7 3B: 0 HR: 3	SF: 0 SAC: 0 DP: 1 HBP: 0	WP: 0 PA: 45 PB: 0 SB: 0 CS: 0
PITCHER	IP WLS BF H R ER SO BB IBB HBP BLK WP HR S P ERA WHIP																				
Bob Buhl, R ERA: 3.32 Lindy McDaniel, R ERA: 2.14 Ted Abernathy, R ERA: 2.66 Ernie Broglio, R ERA: 4.91	5.0 L 23 8 5 5 4 0 0 0 0 0 0 2 31 31 9.00 1.600																				

Houston Astros @ Chicago Cubs
Wrigley Field, Chicago, IL
Sun May 09 1965, 3:33 AM CDT
Cloudy - 74 F

AB	43
R	11
H	18
RBI	11
BB	2
SO	5
LOB	14



Batter	1	2	3	4	5	6	7	8	9	AB	R	H	RBI	BB	SO	LOB	BOTTOM				
Don Landrum, L OBP: 0.333, SLG: 0.500 (1, 8)										4	2	2	1	1	1	0					
Glenn Beckert, R OBP: 0.243, SLG: 0.275 (1, 4)										4	1	1	0	0	0	3					
Billy Williams, L OBP: 0.327, SLG: 0.421 (1, 7)										3	0	1	2	0	0	1					
Ron Santo, R OBP: 0.402, SLG: 0.529 (1, 5)										4	0	1	0	0	1	3					
14 Ernie Banks, R OBP: 0.381, SLG: 0.612 (1, 3)										3	0	0	1	0	0	1					
George Altman, L OBP: 0.385, SLG: 0.500 Doug Clemens, L OBP: 0.314, SLG: 0.300 Harry Bright, R OBP: 0.125, SLG: 0.143 Len Gabrielson, L OBP: 0.310, SLG: 0.346 (1, 9)										1	0	0	0	0	0	1					
										2	0	0	0	0	0	1					
										1	0	0	0	0	0	0					
										0	0	0	0	0	0	0					
Inning Stats	R: 2 E: 0 K: 1 S: 8	H: 3 LOB: 1 BB: 0 P: 8	R: 0 E: 0 K: 1 S: 5	H: 0 LOB: 0 BB: 0 P: 5	R: 0 E: 0 K: 1 S: 5	H: 0 LOB: 0 BB: 0 P: 5	R: 0 E: 0 K: 0 S: 4	H: 1 LOB: 1 BB: 0 P: 4	R: 2 E: 0 K: 0 S: 5	H: 2 LOB: 1 BB: 0 P: 6	R: 1 E: 0 K: 0 S: 4	H: 1 LOB: 0 BB: 0 P: 4	R: 0 E: 1 K: 0 S: 4	H: 0 LOB: 1 BB: 0 P: 4	R: 0 E: 0 K: 0 S: 3	H: 0 LOB: 0 BB: 0 P: 3	R: 0 E: 0 K: 0 S: 2	H: 0 LOB: 2 BB: 3 P: 14	1B: 2 2B: 3 3B: 1 HR: 1	SF: 2 SAC: 0 DP: 1 HBP: 1	WP: 1 PA: 38 PB: 0 SB: 0 CS: 0
PITCHER	IP WLS BF H R ER SO BB IBB HBP BLK WP HR S P ERA WHIP																				
Ken Johnson, R ERA: 4.5 Hal Woodeshick, L ERA: 3.0 Jim Owens, R ERA: 2.0	6.0 W 26 7 5 5 3 0 0 0 0 0 0 1 31 32 7.50 1.167																				

Houston Astros @ Chicago Cubs
Wrigley Field, Chicago, IL
Sun May 09 1965, 3:33 AM CDT
Cloudy - 74 F

AB	32
R	5
H	7
RBI	5
BB	3
SO	3
LOB	14



Batter	1	2	3	4	5	6	7	8	9	AB	R	H	RBI	BB	SO	LOB	TOP			
Bob Lillis, R OBP: 0.297, SLG: 0.271 (1, 6)				4-3		F7		6-3		4	0	1	0	0	0	1				
Joe Morgan, L OBP: 0.355, SLG: 0.404 (1, 4)				FC6-4 BB			G3		F8	3	0	0	0	1	0	1				
Jimmy Wynn, R OBP: 0.438, SLG: 0.532 (1, 8)	L7			FC6-4					F7	4	0	1	0	0	0	2				
Walt Bond, L OBP: 0.313, SLG: 0.314 (1, 3)	CS	K		K				F8		4	0	1	0	0	2	2				
Bob Aspromonte, R OBP: 0.367, SLG: 0.448 (1, 5)					K				FC6-4	4	0	1	0	0	1	2				
Jim Beauchamp, R OBP: 0.300, SLG: 0.250 (1, 7)					5-3					3	0	0	0	0	0	1				
Rusty Staub, L OBP: 0.330, SLG: 0.421 (1, 9)				L9		P6				3	1	1	0	0	0	0				
Ron Brand, R OBP: 0.314, SLG: 0.344 (1, 2)				G3						3	0	1	1	0	0	0				
Bob Bruce, R OBP: 0.083, SLG: 0.167 Ken MacKenzie, R (7, 1)				4-3						2	0	0	0	0	0	0				
John Bateman, R OBP: 0.300, SLG: 0.516 (8, PH)										0	0	0	0	0	0	0				
Al Spangler, L OBP: 0.321, SLG: 0.284 (8, PH)										1	0	0	0	0	0	1				
Claude Raymond, R OBP: 0.333, SLG: 0.333 (8, 1)										0	0	0	0	0	0	0				
Inning Stats	R: 0 E: 0 K: 0 S: 3	H: 1 LOB: 0 BB: 0 P: 3	R: 0 E: 0 K: 1 S: 5	H: 1 LOB: 0 BB: 0 P: 5	R: 0 E: 0 K: 1 S: 3	H: 0 LOB: 0 BB: 1 P: 3	R: 0 E: 0 K: 1 S: 5	H: 0 LOB: 1 BB: 1 P: 9	R: 0 E: 0 K: 1 S: 5	H: 0 LOB: 0 BB: 0 P: 3	R: 0 E: 0 K: 0 S: 4	H: 1 LOB: 1 BB: 0 P: 4	R: 1 E: 0 K: 0 S: 5	H: 2 LOB: 1 BB: 0 P: 5	R: 0 E: 0 K: 0 S: 4	H: 1 LOB: 1 BB: 0 P: 4	1B: 4 2B: 1 3B: 1 HR: 0	SF: 0 SAC: 0 DP: 1 HBP: 0	WP: 0 PB: 0 SB: 0 CS: 1	PA: 33
PITCHER	IP WLS BF H R ER SO BB IBB HBP BLK WP HR S P ERA WHIP																			
Dick Ellsworth, L ERA: 3.52 Ted Abernathy, R ERA: 2.45	(1, 1)	7.1 W 26 5 1 1 3 1 0 0 0 0 0 31 35 1.23 0.818																		
(8, 1)	1.2 S 6 1 0 0 0 0 0 0 0 0 0 6 6 0.00 0.600																			

Houston Astros @ Chicago Cubs
Wrigley Field, Chicago, IL
Sun May 09 1965, 3:38 AM CDT
Att: 17,796 - Cloudy - 77 F

AB	31
R	1
H	6
RBI	1
BB	1
SO	3
LOB	10



Batter	1	2	3	4	5	6	7	8	9	AB	R	H	RBI	BB	SO	LOB	BOTTOM			
Don Landrum, L OBP: 0.368, SLG: 0.722 (1, 8)				4-3						4	1	2	1	0	0	0				
Glenn Beckert, R OBP: 0.243, SLG: 0.302 (1, 4)	1-3									4	1	1	1	0	1	1				
Billy Williams, L OBP: 0.324, SLG: 0.414 (1, 7)	5-3									4	1	1	0	0	1	1				
Ron Santo, R OBP: 0.387, SLG: 0.506 (1, 5)	K									4	0	0	0	0	2	2				
14 Ernie Banks, R OBP: 0.396, SLG: 0.685 (1, 3)										4	3	3	2	0	0	0				
Doug Clemens, L OBP: 0.324, SLG: 0.328 (1, 9)										4	1	2	1	0	0	0				
Vic Roznovsky, L OBP: 0.318, SLG: 0.400 (1, 2)										4	0	2	2	0	0	1				
Roberto Pena, R OBP: 0.280, SLG: 0.330 (1, 6)										3	0	0	0	1	1	2				
Dick Ellsworth, L Ted Abernathy, R	(1, 1)									3	0	0	0	0	2	0				
(8, 1)	4-3									1	0	0	0	0	1	2				
Inning Stats	R: 0 E: 0 K: 1 S: 6	H: 1 LOB: 1 BB: 0 P: 6	R: 0 E: 0 K: 0 S: 4	H: 1 LOB: 0 BB: 0 P: 4	R: 1 E: 0 K: 0 S: 4	H: 1 LOB: 0 BB: 0 P: 4	R: 1 E: 0 K: 1 S: 7	H: 2 LOB: 1 BB: 0 P: 7	R: 0 E: 0 K: 1 S: 5	H: 0 LOB: 0 BB: 0 P: 5	R: 1 E: 0 K: 1 S: 6	H: 1 LOB: 0 BB: 0 P: 6	R: 0 E: 0 K: 2 S: 7	H: 0 LOB: 0 BB: 0 P: 7	R: 4 E: 0 K: 2 S: 12	H: 5 LOB: 2 BB: 1 P: 16	1B: 5 2B: 2 3B: 0 HR: 4	SF: 0 SAC: 0 DP: 0 HBP: 0	WP: 0 PB: 0 SB: 0 CS: 0	PA: 36
PITCHER	IP WLS BF H R ER SO BB IBB HBP BLK WP HR S P ERA WHIP																			
Bob Bruce, R Ken MacKenzie, L Claude Raymond, R	(1, 1)	6.0 L 24 6 3 0 0 2 0 0 0 0 0 3 32 4.50 1.000																		
(7, 1)	1.0 3 0 0 0 2 0 0 0 0 0 0 7 7 0.00 0.000																			
(8, 1)	1.0 9 5 4 4 2 1 0 0 0 0 1 12 16 36.00 6.000																			

Houston Astros @ Chicago Cubs
Wrigley Field, Chicago, IL
Sun May 09 1965, 3:38 AM CDT
Att: 17,796 - Cloudy - 77 F

AB	35
R	7
H	11
RBI	7
BB	1
SO	8
LOB	9



Batter	1	2	3	4	5	6	7	8	9	AB	R	H	RBI	BB	SO	LOB	TOP			
Don Landrum, L (1, 8) OBP: 0.304, SLG: 0.591										4	0	0	0	0	1	0				
Glenn Beckert, R (1, 4) OBP: 0.243, SLG: 0.300										4	0	1	0	0	2	0				
Billy Williams, L (1, 7) OBP: 0.339, SLG: 0.427										4	0	3	0	0	1	0				
Ron Santo, R (1, 5) OBP: 0.382, SLG: 0.495										4	0	1	0	0	1	2				
14 Ernie Banks, R (1, 3) OBP: 0.381, SLG: 0.656										4	0	0	0	0	2	2				
Doug Clemens, L (1, 9) OBP: 0.312, SLG: 0.313										3	0	0	0	0	0	0				
Vic Roznovsky, L (1, 2) OBP: 0.320, SLG: 0.391										3	0	1	0	0	1	0				
Roberto Pena, R (1, 6) OBP: 0.282, SLG: 0.323										2	0	0	0	1	0	0				
Larry Jackson, R (1, 1) OBP: 0.462, SLG: 0.833										1	0	0	0	0	0	0				
Len Gabrielson, L (6, PH) OBP: 0.300, SLG: 0.333										1	0	0	0	0	1	0				
Lindy McDaniel, R (6, 1) OBP: 0.111, SLG: 0.125										0	0	0	0	0	0	0				
Harry Bright, R (8, PH) OBP: 0.111, SLG: 0.125										1	0	0	0	0	0	2				
Ted Abernathy, R (8, 1)										0	0	0	0	0	0	0				
Inning Stats	R: 0 E: 0 K: 1 S: 6	H: 2 LOB: 1 BB: 0 P: 6	R: 0 E: 0 K: 1 S: 5	H: 0 LOB: 0 BB: 0 P: 5	R: 0 E: 0 K: 0 S: 3	H: 0 LOB: 0 BB: 0 P: 3	R: 0 E: 0 K: 0 S: 3	H: 1 LOB: 0 BB: 0 P: 3	R: 0 E: 0 K: 1 S: 5	H: 0 LOB: 0 BB: 0 P: 5	R: 0 E: 0 K: 3 S: 9	H: 0 LOB: 0 BB: 0 P: 9	R: 0 E: 0 K: 0 S: 4	H: 1 LOB: 2 BB: 1 P: 8	R: 0 E: 0 K: 2 S: 9	H: 2 LOB: 2 BB: 0 P: 9	1B: 6 2B: 0 3B: 0 HR: 0	SF: 0 SAC: 0 DP: 1 HBP: 0	WP: 0 PB: 0 SB: 0 CS: 1	PA: 32
PITCHER	IP WLS BF H R ER SO BB IBB HBP BLK WP HR S P ERA WHIP	8.2 W 31 6 0 0 8 1 0 0 0 0 0 0 46 50 0.00 0.808	9.1 S 1 0 0 0 1 0 0 0 0 0 0 0 3 3 0.00 0.000																	

Chicago Cubs @ San Francisco Giants
Candlestick Park, San Francisco, CA
Tue May 11 1965, 10:05 PM EDT
Att: 9,912 - Unknown

AB	31
R	0
H	6
RBI	0
BB	1
SO	9
LOB	6



Batter	1	2	3	4	5	6	7	8	9	AB	R	H	RBI	BB	SO	LOB	BOTTOM			
Matty Alou, L (1, 7) OBP: 0.319, SLG: 0.369										4	0	1	1	0	1	1				
Jesus Alou, R (1, 9) OBP: 0.364, SLG: 0.500										4	0	1	0	0	1	2				
Willie McCovey, L (1, 3) OBP: 0.413, SLG: 0.575										4	2	2	0	0	0	2				
Willie Mays, R (1, 8) OBP: 0.411, SLG: 0.758										3	0	3	1	1	0	0				
Jim Ray Hart, R (1, 5) OBP: 0.341, SLG: 0.453										3	0	0	0	1	1	4				
Tom Haller, L (1, 2) OBP: 0.255, SLG: 0.146										3	0	0	0	0	1	2				
Jim Davenport, R (1, 6) OBP: 0.348, SLG: 0.495										4	1	1	0	0	1	3				
Hal Lanier, R (1, 4) OBP: 0.209, SLG: 0.221										3	0	2	0	1	0	0				
Ron Herbel, R (1, 1) Frank Linzy, R (9, 1)										4	0	0	0	0	4	6				
Inning Stats	R: 0 E: 0 K: 1 S: 5	H: 0 LOB: 0 BB: 0 P: 5	R: 0 E: 0 K: 2 S: 8	H: 1 LOB: 2 BB: 2 P: 16	R: 1 E: 1 K: 0 S: 5	H: 2 LOB: 1 BB: 0 P: 5	R: 1 E: 0 K: 1 S: 8	H: 3 LOB: 2 BB: 0 P: 8	R: 1 E: 1 K: 1 S: 7	H: 2 LOB: 1 BB: 0 P: 7	R: 0 E: 0 K: 2 S: 9	H: 2 LOB: 2 BB: 0 P: 9	R: 0 E: 0 K: 1 S: 4	H: 0 LOB: 1 BB: 1 P: 8	R: 0 E: 0 K: 1 S: 5	H: 0 LOB: 0 BB: 0 P: 5	1B: 8 2B: 3 3B: 0 HR: 0	SF: 0 SAC: 1 DP: 1 HBP: 0	WP: 0 PB: 0 SB: 0 CS: 1	PA: 36
PITCHER	IP WLS BF H R ER SO BB IBB HBP BLK WP HR S P ERA WHIP	5.0 L 25 8 3 2 5 1 0 0 0 0 0 0 13 17 0.00 1.500	6.1 2.0 8 2 0 0 3 1 0 0 0 0 0 5 5 0.00 0.000																	

Chicago Cubs @ San Francisco Giants
Candlestick Park, San Francisco, CA
Tue May 11 1965, 10:05 PM EDT
Att: 9,912 - Unknown

AB	32
R	3
H	10
RBI	2
BB	3
SO	9
LOB	20



Batter	1	2	3	4	5	6	7	8	9	AB	R	H	RBI	BB	SO	LOB	TOP					
Don Landrum, L (1, 8) OBP: 0.286, SLG: 0.519	F2	K		F9			1-3		SH3-4 2B 1B	5	1	1	0	0	1	1	Chicago Cubs @ San Francisco Giants Candlestick Park, San Francisco, CA Wed May 12 1965, 6:33 AM EDT Att: 6,356 - Sunny					
Glenn Beckert, R (1, 4) OBP: 0.235, SLG: 0.289	E5 1B		F8		E6 G3-6-1		K		SH3-4 1-2	4	0	0	0	0	1	0						
Billy Williams, L (1, 7) OBP: 0.351, SLG: 0.439	F8			HR 1B	G3-6-1 1-2				4-3 1B BB	4	3	2	1	1	0	2						
Ron Santo, R (1, 5) OBP: 0.391, SLG: 0.531				HR 1B					4-3 1-2	5	1	3	2	0	0	2						
14 Ernie Banks, R (1, 3) OBP: 0.382, SLG: 0.639	P5		F9		F9				4-3 1B IBB	4	1	1	1	1	0	3						
Doug Clemens, L (1, 9) OBP: 0.313, SLG: 0.329		G3				K			F6 1B IBB	3	0	1	0	0	1	0						
Joey Amalfitano, R (8, PH) Len Gabrielson, L (8, 9) OBP: 0.299, SLG: 0.321									4-3 3-H 1B	1	0	0	0	0	0	2						
Vic Roznovsky, L (1, 2) Harry Bright, R (8, PH) OBP: 0.200, SLG: 0.222		4-3		F7		F3			1B 1B	3	0	0	0	0	0	1						
Jimmy Stewart, S (8, FR) OBP: 0.571, SLG: 0.750										1	0	1	1	0	0	0						
Dick Bartell, R (8, 2) OBP: 0.299, SLG: 0.254										0	0	0	0	0	0	0						
Roberto Pena, R (1, 6) OBP: 0.280, SLG: 0.320		E6 E		F8		F9			1-2 2-H 1B	4	1	1	1	0	0	0						
Cal Koonce, R (1, 1) OBP: 0.158, SLG: 0.111		E4 2-H		F8			K		F3	4	0	0	0	0	1	2						
Ted Abernathy, R (8, 1)										0	0	0	0	0	0	0						
Inning Stats	R: 0 E: 1 K: 0 S: 5	H: 1 LOB: 2 BB: 0 P: 5	R: 1 E: 2 K: 1 S: 7	H: 0 LOB: 1 BB: 0 P: 7	R: 2 E: 0 K: 0 S: 6	H: 3 LOB: 1 BB: 0 P: 6	R: 0 E: 0 K: 0 S: 3	H: 0 LOB: 0 BB: 0 P: 3	R: 0 E: 1 K: 0 S: 4	H: 1 LOB: 1 BB: 0 P: 4	R: 0 E: 0 K: 1 S: 5	H: 0 LOB: 0 BB: 0 P: 5	R: 0 E: 0 K: 1 S: 7	H: 0 LOB: 0 BB: 0 P: 7	R: 2 E: 0 K: 0 S: 5	H: 2 LOB: 2 BB: 2 P: 13	R: 2 E: 0 K: 0 S: 6	H: 3 LOB: 1 BB: 0 P: 6	1B: 7 2B: 2 3B: 0 HR: 1	SF: 0 SAC: 1 DP: 1 HBP: 0	WP: 0 PB: 0 SB: 0 CS: 0	PA: 42
PITCHER	IP WLS BF H R ER SO BB IBB HBP BLK WP HR S P ERA WHIP																					
Juan Marichal, R (1, 1) ERA: 1.08	7.0 L 29 5 3 2 4 0 0 0 0 0 0 1 37 37 2.57 0.714																					
Bobby Bolin, R (8, 1) ERA: 4.0	0.1 2 0 1 1 0 1 0 0 0 0 0 0 1 5 27.00 3.000																					
Bill Henry, L (8, 1) ERA: 2.16	0.1 3 1 0 0 0 0 1 0 0 0 0 0 2 6 0.00 3.000																					
Bob Shaw, R (8, 1) ERA: 1.76	0.2 4 2 2 2 0 0 0 0 0 0 0 0 4 4 27.00 3.000																					
Masanori Murakami, L (9, 1) ERA: 9.0	0.2 4 2 1 1 0 0 0 0 0 0 0 0 4 4 13.50 3.000																					

AB	39
R	7
H	10
RBI	6
BB	2
SO	4
LOB	14



Batter	1	2	3	4	5	6	7	8	9	AB	R	H	RBI	BB	SO	LOB	BOTTOM					
Matty Alou, L (1, 7) OBP: 0.311, SLG: 0.357	G3				G3		F6		3-1	5	0	1	0	0	0	3	Chicago Cubs @ San Francisco Giants Candlestick Park, San Francisco, CA Wed May 12 1965, 6:33 AM EDT Att: 6,356 - Sunny					
Jesus Alou, R (1, 9) OBP: 0.366, SLG: 0.495			4-3 1B			4-3		6-3		5	0	2	0	0	0	2						
Willie McCovey, L (1, 3) OBP: 0.412, SLG: 0.595	F3			HR		F8		2B HBP	K	4	2	1	1	0	1	1						
Willie Mays, R (1, 8) OBP: 0.423, SLG: 0.765		5-3								3	1	2	1	1	0	0						
Jim Ray Hart, R (1, 5) OBP: 0.326, SLG: 0.433		F7		L3 BB		L3				4	0	0	0	0	2	3						
Tom Haller, L (1, 2) OBP: 0.271, SLG: 0.157					F5		4-3	E7 1B		3	0	1	0	1	0	0						
Jim Davenport, R (1, 6) OBP: 0.340, SLG: 0.378		FC5-4 BB				5-3		2-3		3	0	0	0	1	0	1						
Hal Lanier, R (1, 4) OBP: 0.211, SLG: 0.222			F6			6-3				4	0	1	0	0	1	2						
Juan Marichal, R (1, 1) Ed Bailey, L (7, PH) Ken Henderson, S (7, PH) Bobby Bolin, R (8, 1) Bill Henry, L (8, 1) Bob Shaw, R (8, 1) Masanori Murakami, L (9, 1) Cap Peterson, R (9, PH) OBP: 0.227, SLG: 0.200 OBP: 0.228, SLG: 0.900 OBP: 0.228, SLG: 0.900 OBP: 0.353, SLG: 0.333 OBP: 0.333, SLG: 0.556									4-3	1	0	1	0	1	0	0						
Inning Stats	R: 0 E: 0 K: 0 S: 3	H: 1 LOB: 0 BB: 0 P: 3	R: 0 E: 0 K: 0 S: 3	H: 0 LOB: 1 BB: 1 P: 7	R: 0 E: 0 K: 0 S: 4	H: 2 LOB: 1 BB: 0 P: 4	R: 1 E: 0 K: 0 S: 3	H: 1 LOB: 0 BB: 1 P: 7	R: 0 E: 0 K: 0 S: 3	H: 0 LOB: 1 BB: 1 P: 7	R: 0 E: 0 K: 1 S: 6	H: 1 LOB: 2 BB: 0 P: 6	R: 0 E: 0 K: 0 S: 4	H: 1 LOB: 2 BB: 1 P: 8	R: 2 E: 1 K: 2 S: 9	H: 2 LOB: 2 BB: 1 P: 14		R: 0 E: 0 K: 1 S: 6	H: 1 LOB: 1 BB: 0 P: 6	1B: 7 2B: 2 3B: 0 HR: 1	SF: 0 SAC: 0 DP: 1 HBP: 1	WP: 0 PB: 0 SB: 0 CS: 0
PITCHER	IP WLS BF H R ER SO BB IBB HBP BLK WP HR S P ERA WHIP																					
Cal Koonce, R (1, 1) ERA: 3.83	7.1 W 31 7 3 2 1 4 0 0 0 0 0 0 1 28 45 2.46 1.500																					
Ted Abernathy, R (8, 1) ERA: 2.19	1.2 S 8 2 0 0 3 1 0 0 0 0 0 0 13 17 0.00 1.800																					



Batter	1	2	3	4	5	6	7	8	9	AB	R	H	RBI	BB	SO	LOB	TOP			
Don Landrum, L (1.8) OBP: 0.281, SLG: 0.516										4	1	1	0	0	0	0				
Glenn Beckert, R (1.4) OBP: 0.244, SLG: 0.305										4	1	2	0	0	0	2				
Billy Williams, L (1.7) OBP: 0.339, SLG: 0.423										4	0	0	0	0	0	1				
Ron Santo, R (1.5) OBP: 0.378, SLG: 0.510										4	0	0	0	0	1	2				
14 Ernie Banks, R (1.3) OBP: 0.377, SLG: 0.634										4	1	1	0	0	0	1				
Doug Clemens, L (1.9) OBP: 0.321, SLG: 0.338										4	0	2	1	0	0	0				
Vic Roznovsky, L (1.2) OBP: 0.281, SLG: 0.333										4	0	1	0	0	0	2				
Roberto Pena, R (1.6) OBP: 0.270, SLG: 0.307										4	0	0	0	0	1	3				
Ernie Broglio, R (1.1) Leo Burke, R (5. Ph) Jack Warner, R (5.1) Lew Burdette, R (7.1) Len Gabrielson, R (8. Ph) Lindy McDaniel, R (8.1)										1	0	0	0	0	0	0				
Inning Stats	R: 1 E: 0 K: 0 S: 4	H: 2 LOB: 0 BB: 0 P: 4	R: 0 E: 0 K: 0 S: 3	H: 0 LOB: 0 BB: 0 P: 3	R: 0 E: 0 K: 0 S: 3	H: 0 LOB: 0 BB: 0 P: 3	R: 0 E: 0 K: 1 S: 6	H: 1 LOB: 1 BB: 0 P: 6	R: 0 E: 0 K: 2 S: 7	H: 0 LOB: 0 BB: 0 P: 7	R: 1 E: 0 K: 0 S: 5	H: 2 LOB: 1 BB: 0 P: 5	R: 1 E: 1 K: 1 S: 7	H: 0 LOB: 1 BB: 0 P: 7	R: 0 E: 0 K: 0 S: 4	H: 1 LOB: 1 BB: 0 P: 4	1B: 4 2B: 3 3B: 0 HR: 0	SF: 0 SAC: 0 DP: 1 HBP: 0	WP: 1 PB: 1 SB: 0 CS: 0	PA: 35
PITCHER	IP WLS BF H R ER SO BB IBB HBP BLK WP HR S P ERA WHIP																			
Jack Sanford, R (1.1) ERA: 3.55	7.2 W 30 6 3 2 5 0 0 0 0 1 0 40 40 2.35 0.783																			
Frank Linzy, R (8.1) ERA: 2.38	1.1 S 5 1 0 0 0 0 0 0 0 0 0 5 5 0.00 0.750																			

Chicago Cubs @ San Francisco Giants
Candlestick Park, San Francisco, CA
Thu May 13 1965, 6:33 AM EDT
Att: 4:610 - Cloudy

AB 35
R 3
H 7
RBI 1
BB 0
SO 5
LOB 11

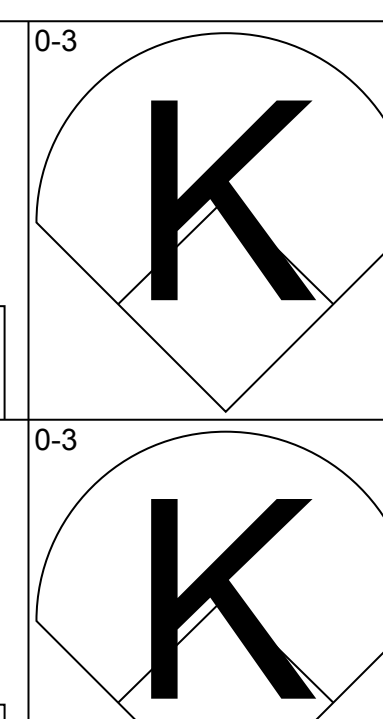
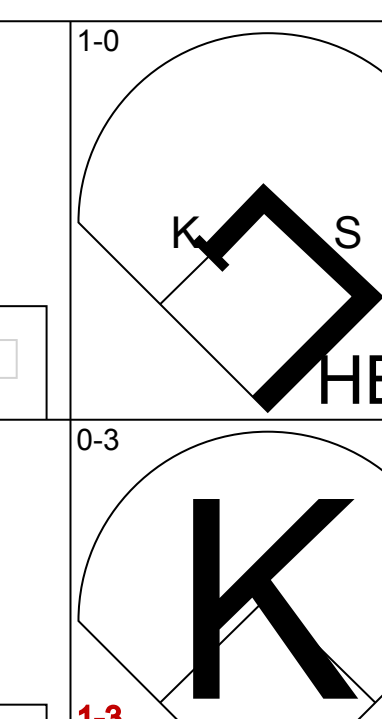
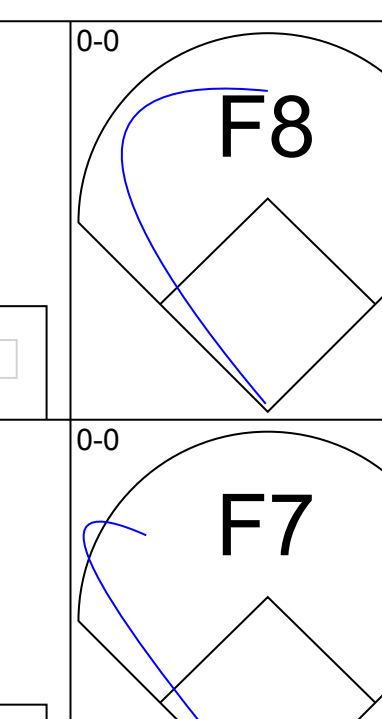
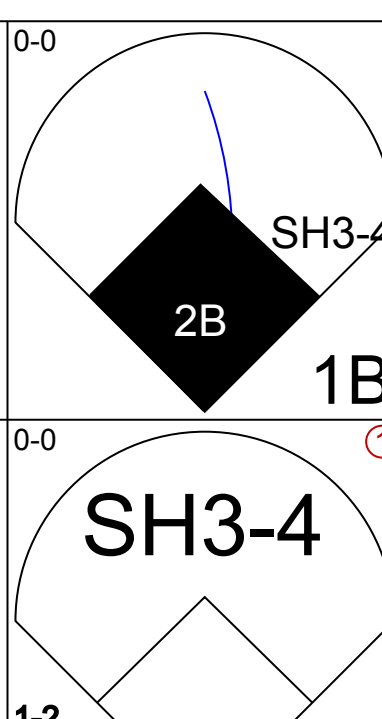

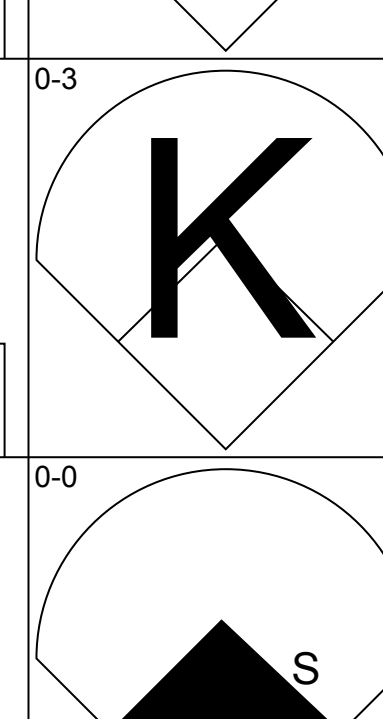
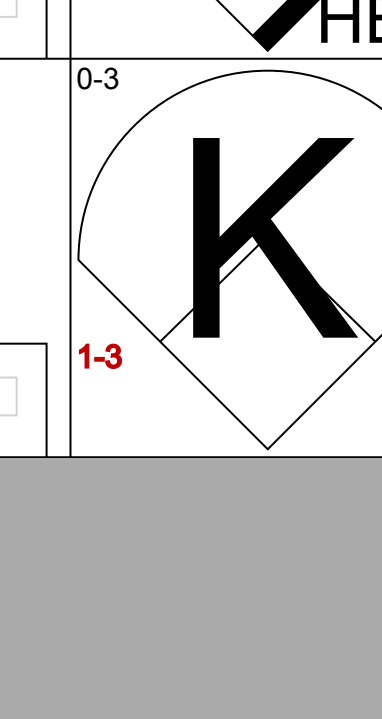
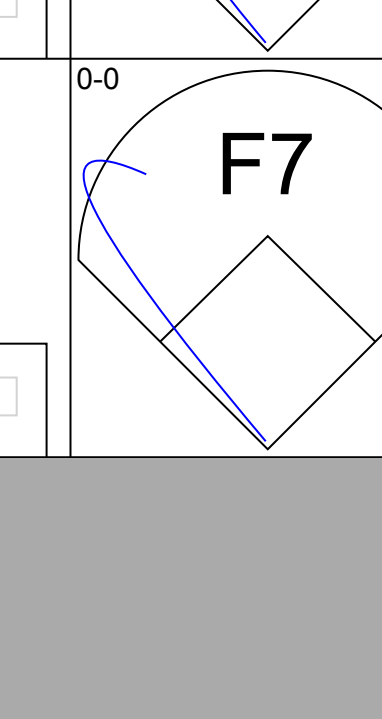
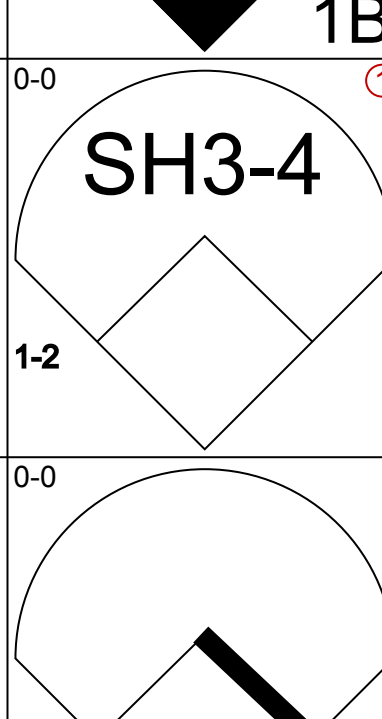
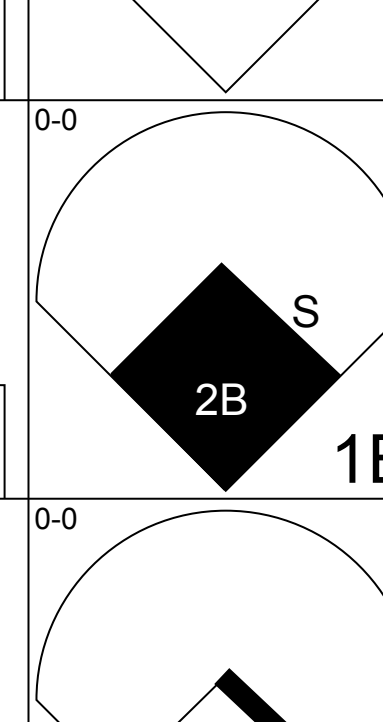
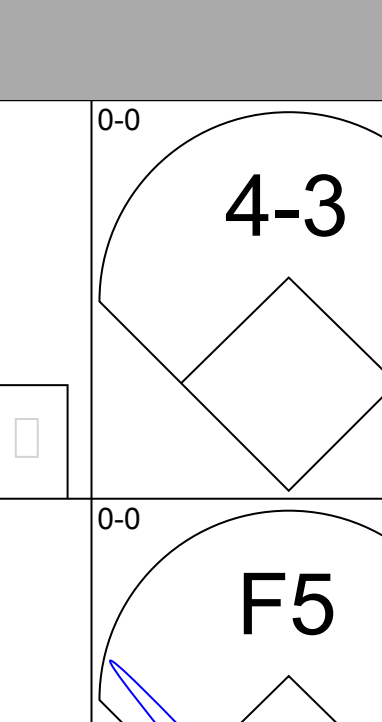
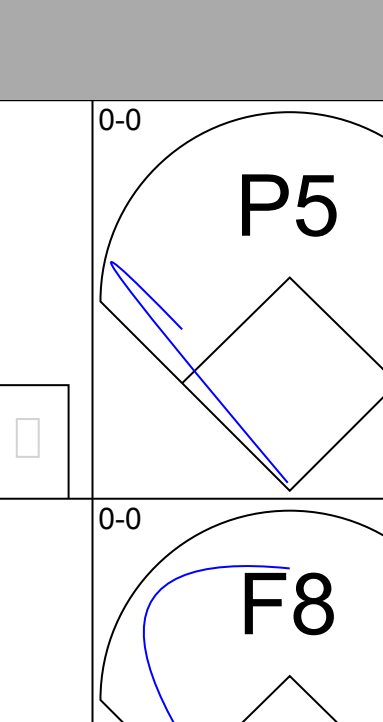
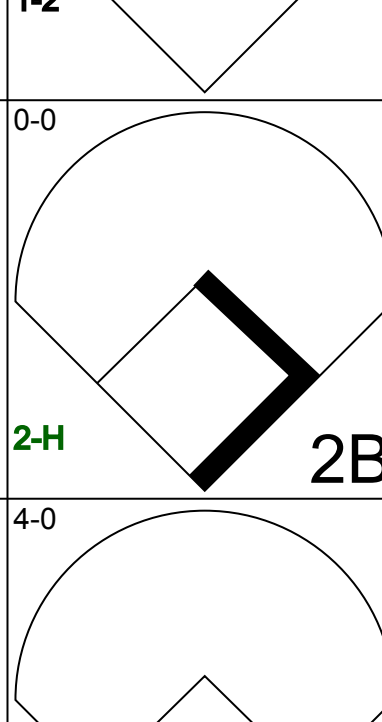
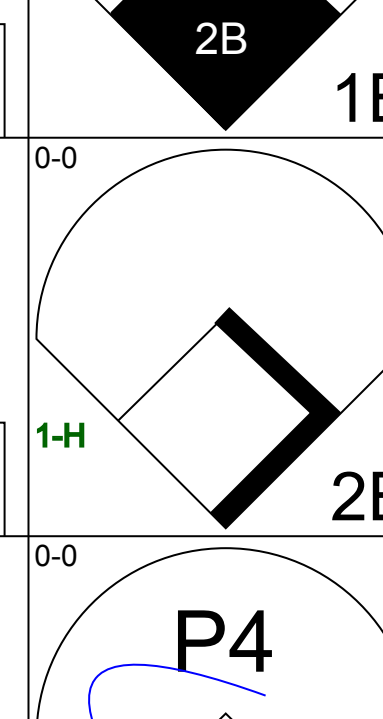
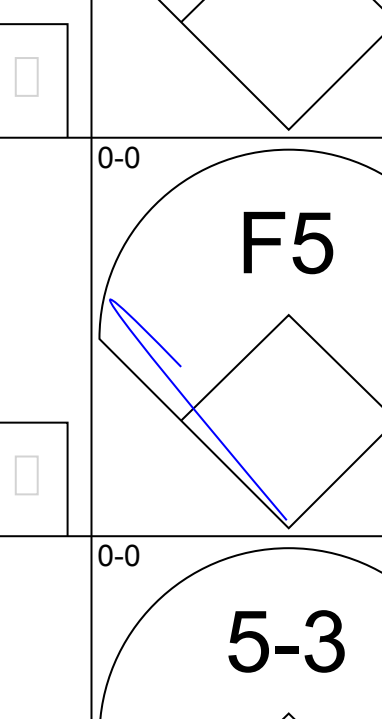
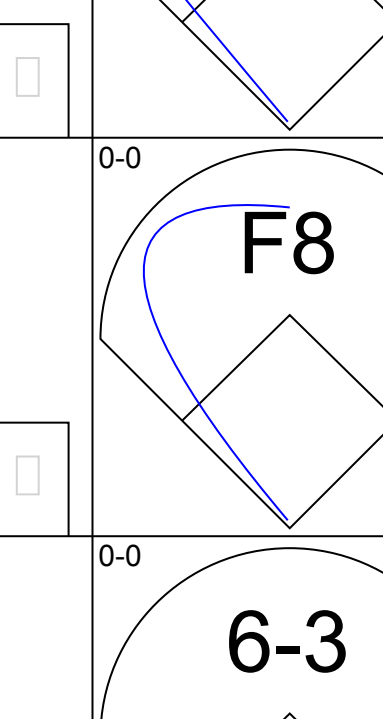
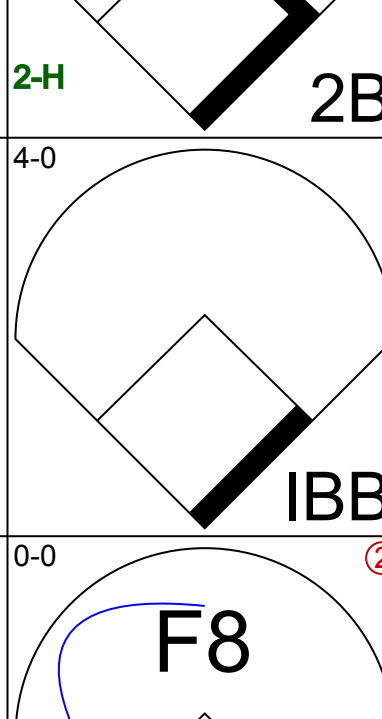
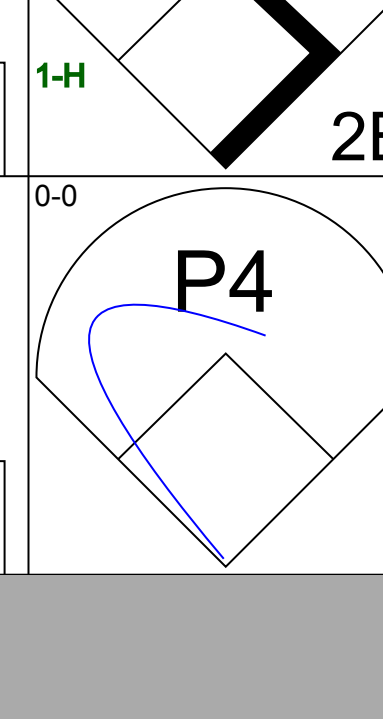
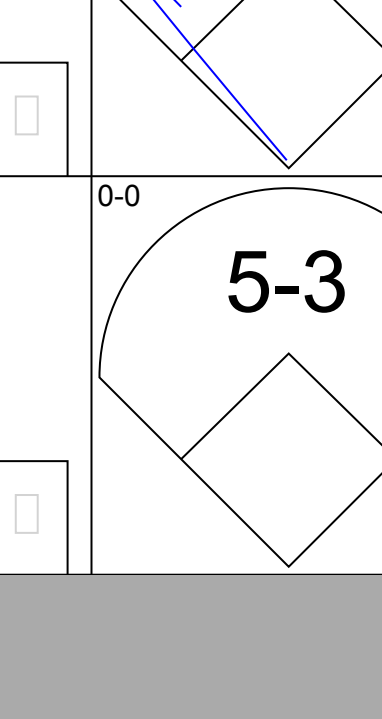
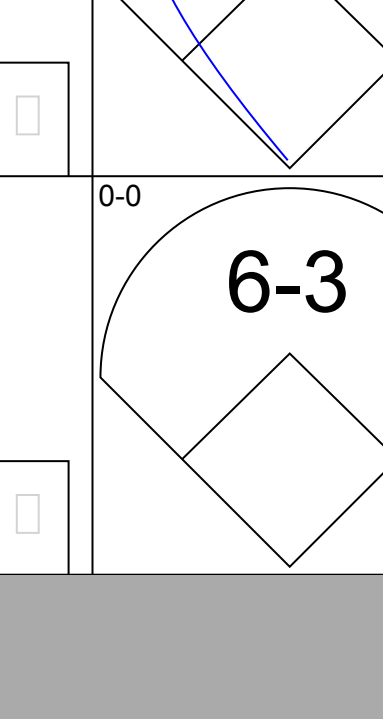
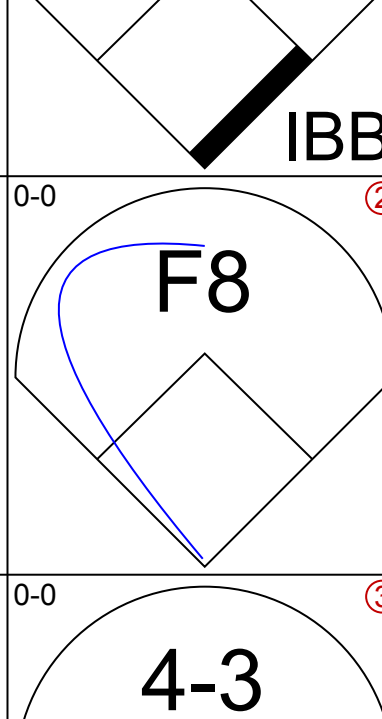
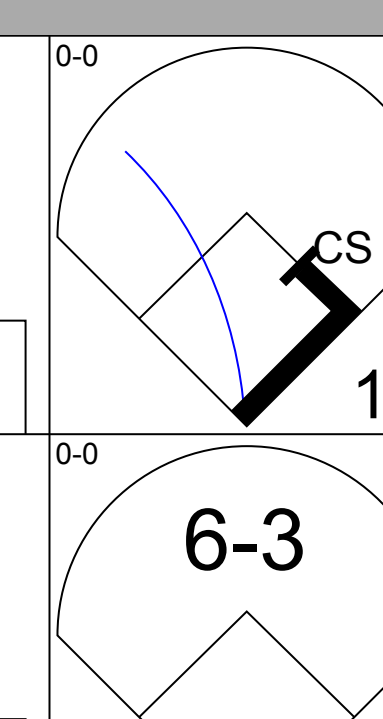
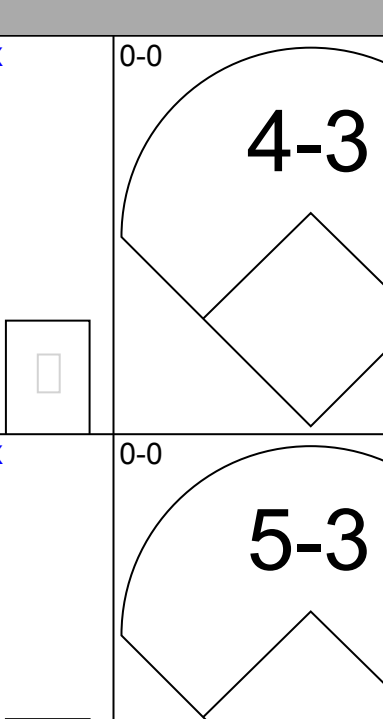
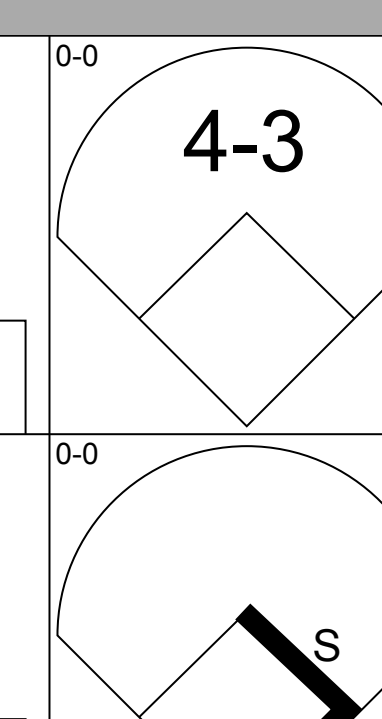
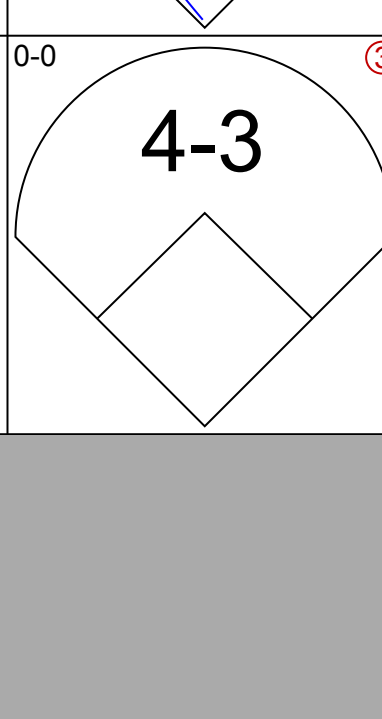
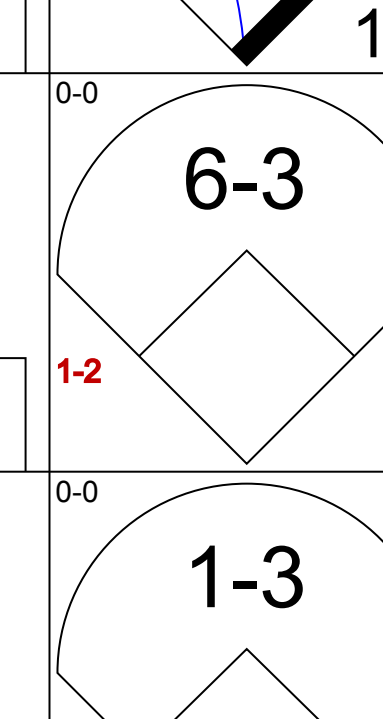
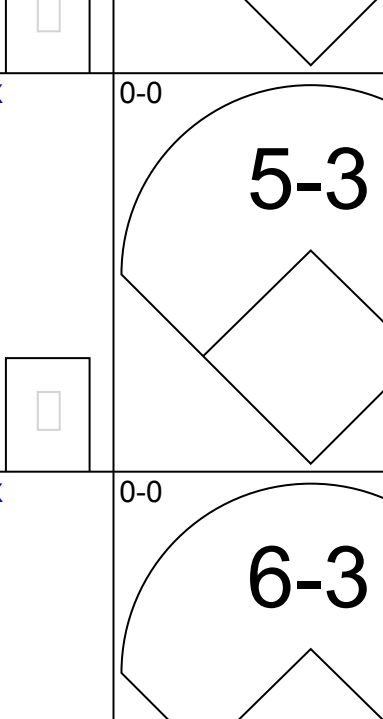
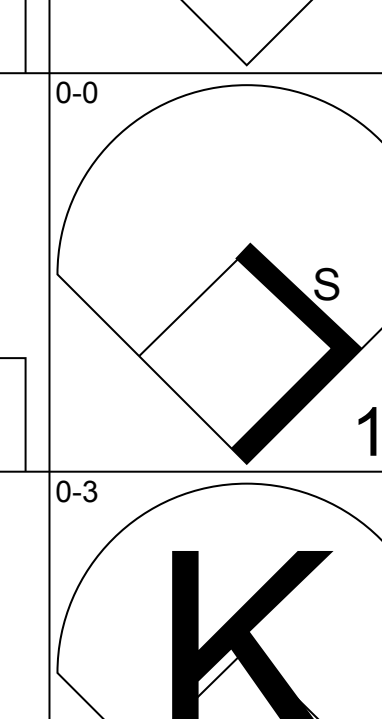
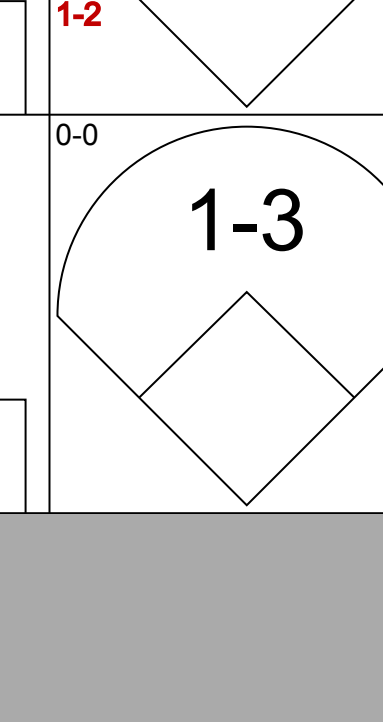
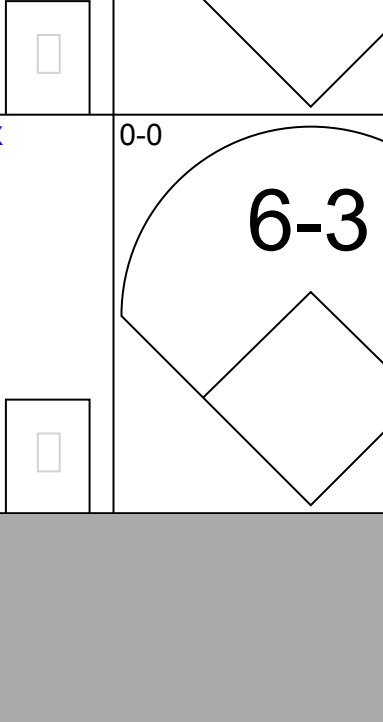


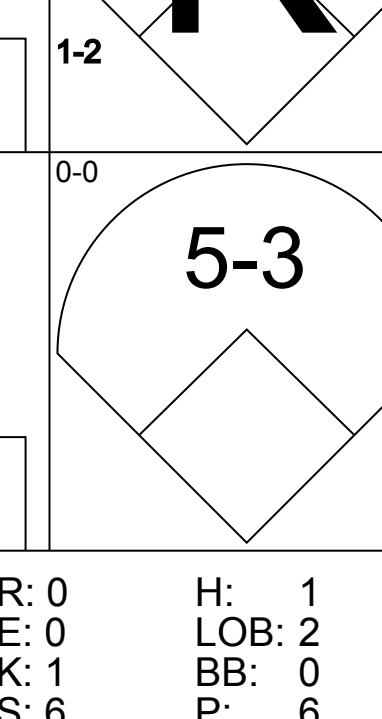
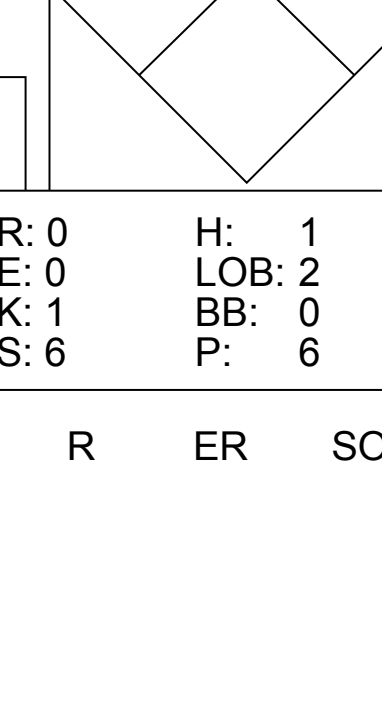
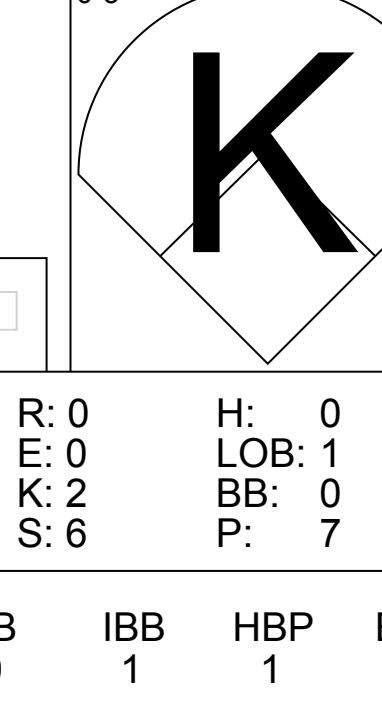
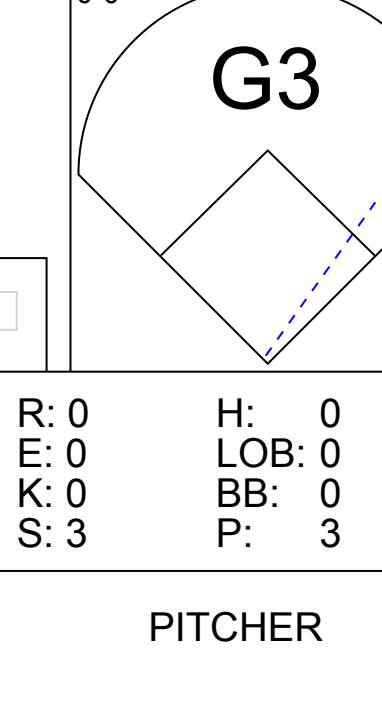



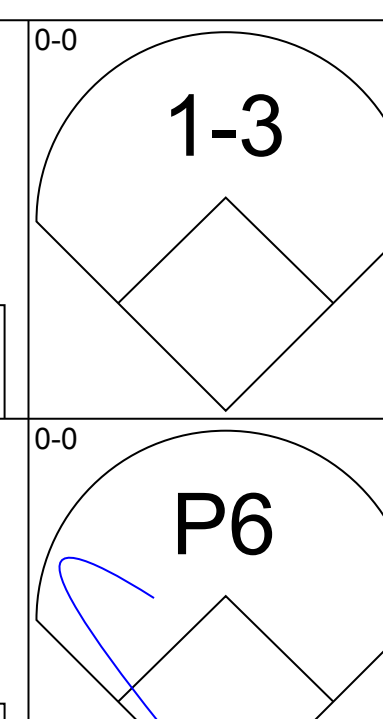
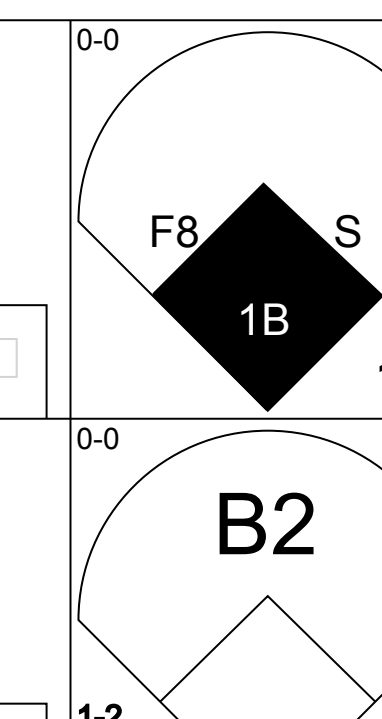
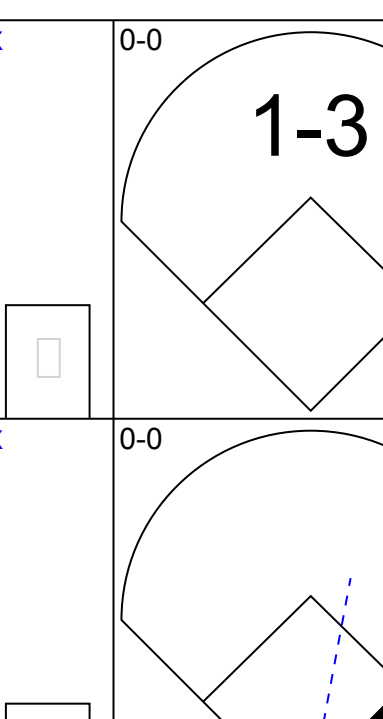
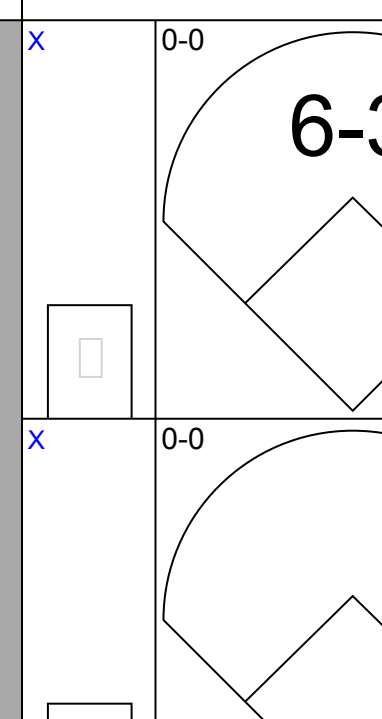
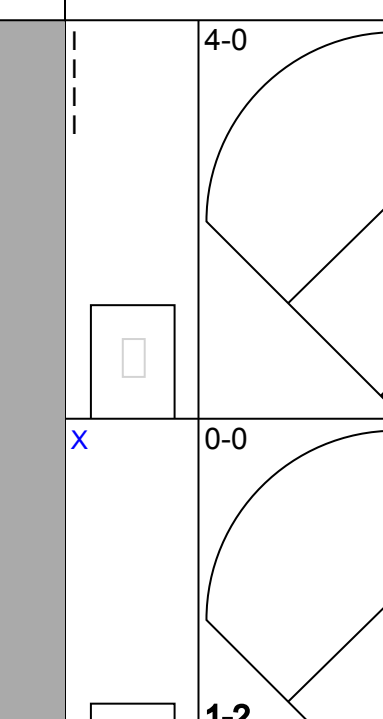

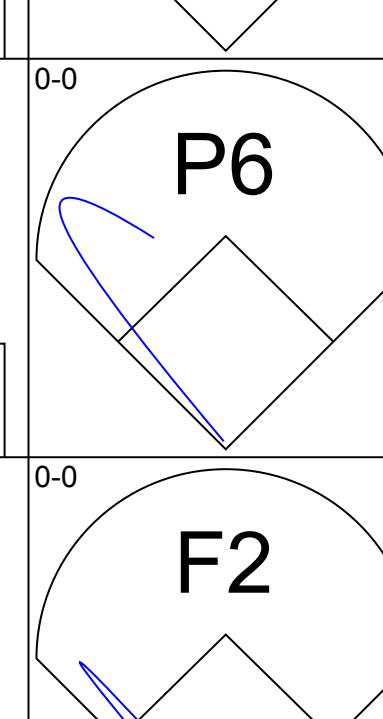
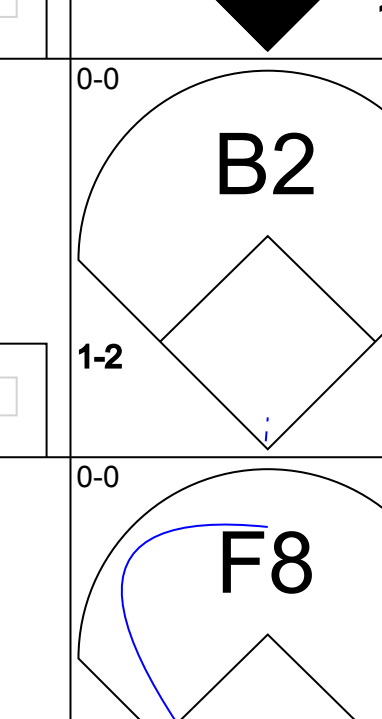
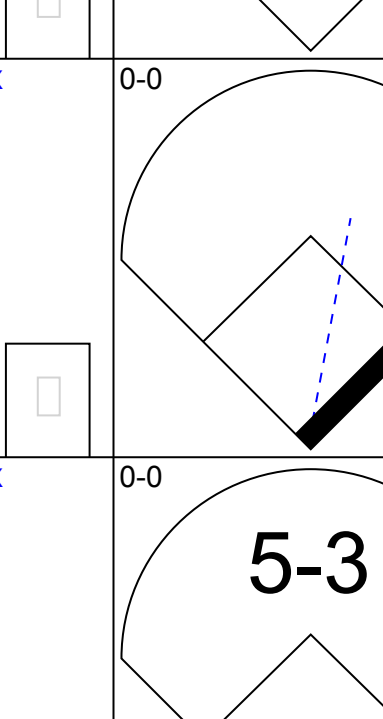
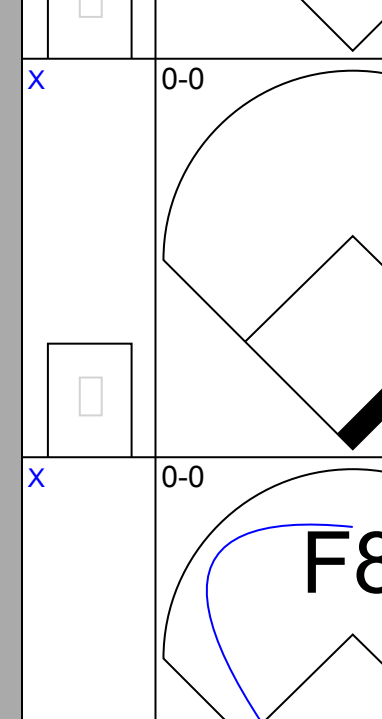
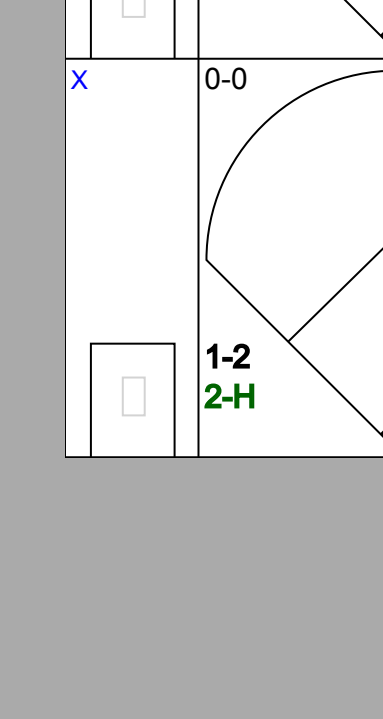
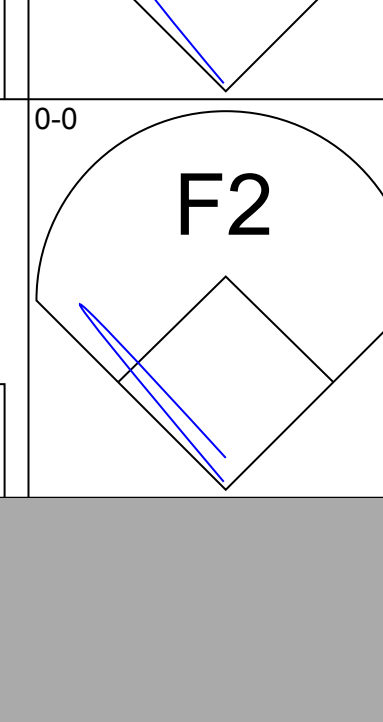
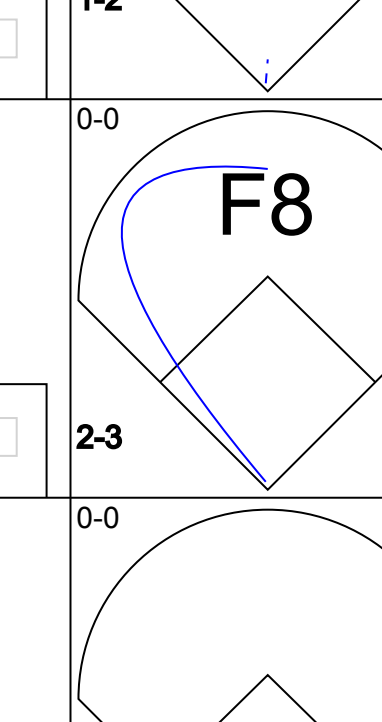
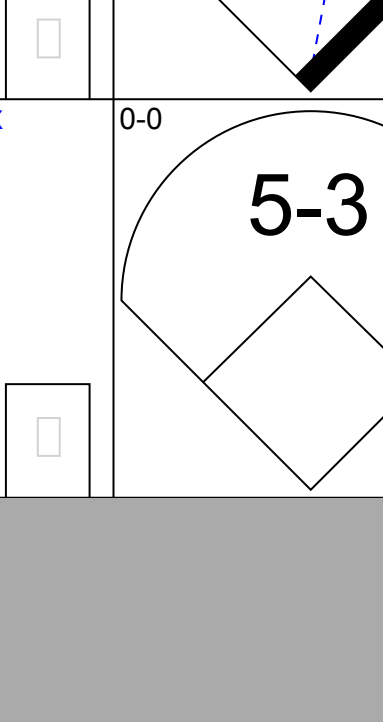
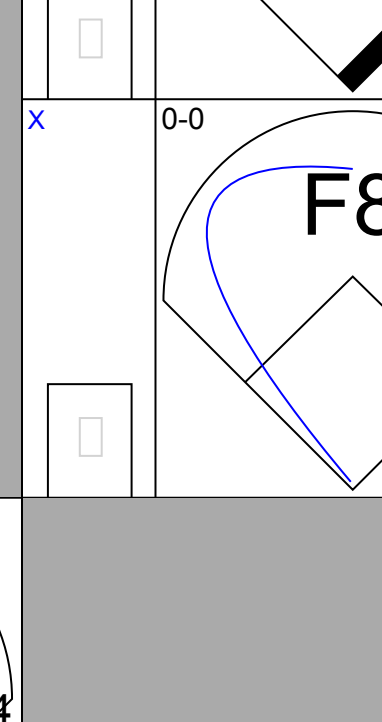
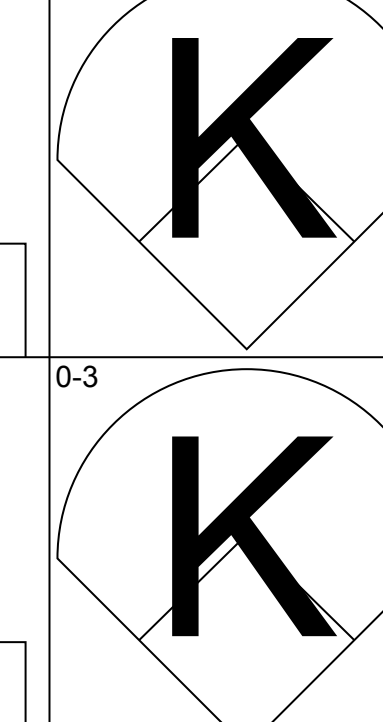
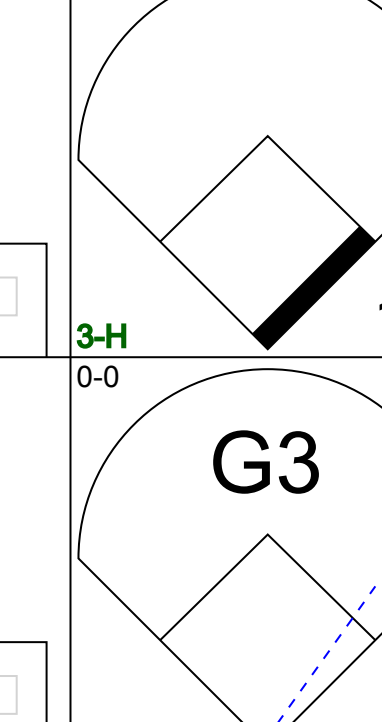
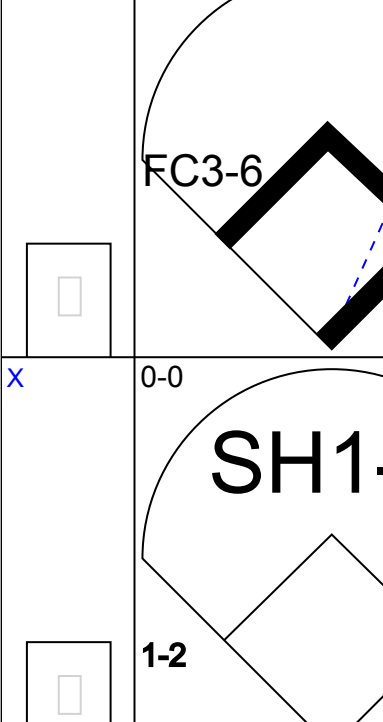
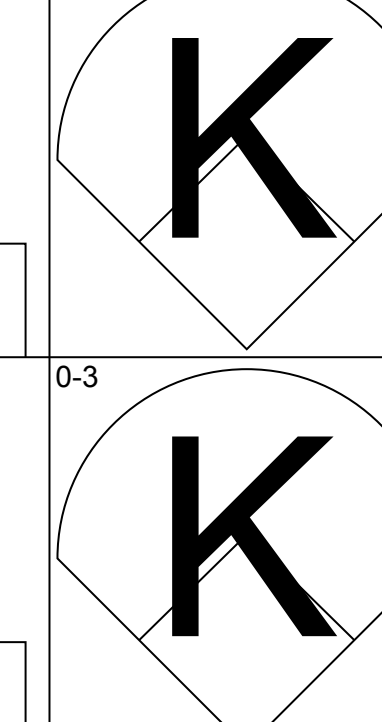
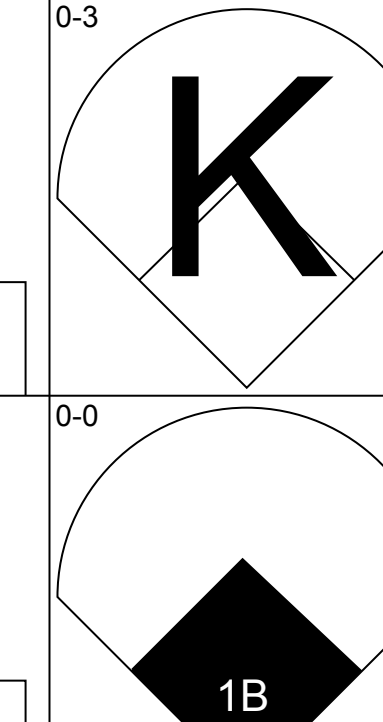
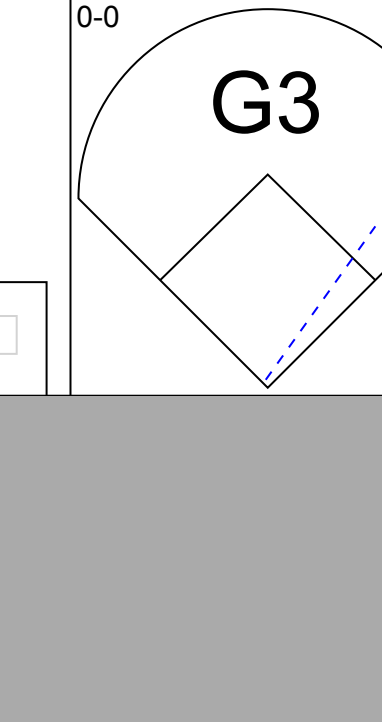
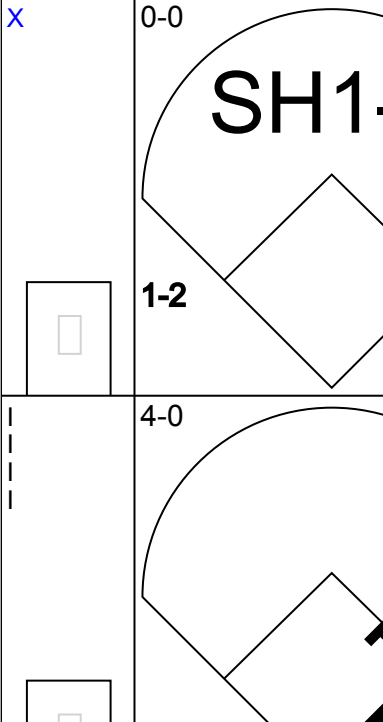
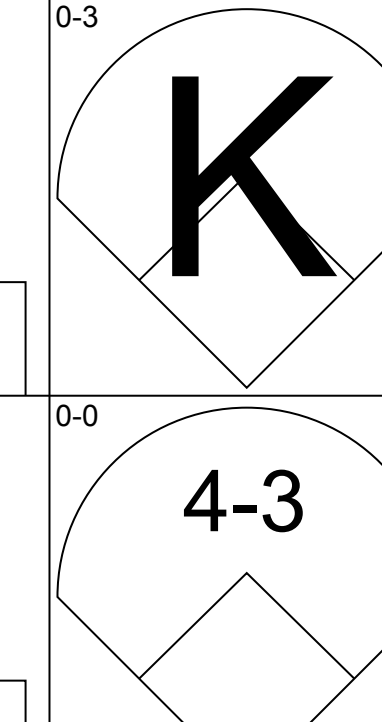
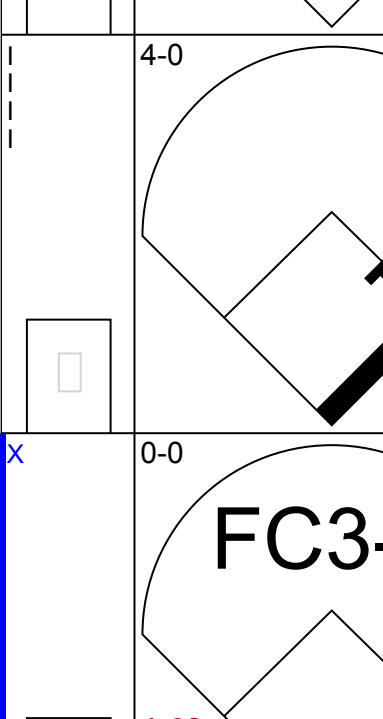

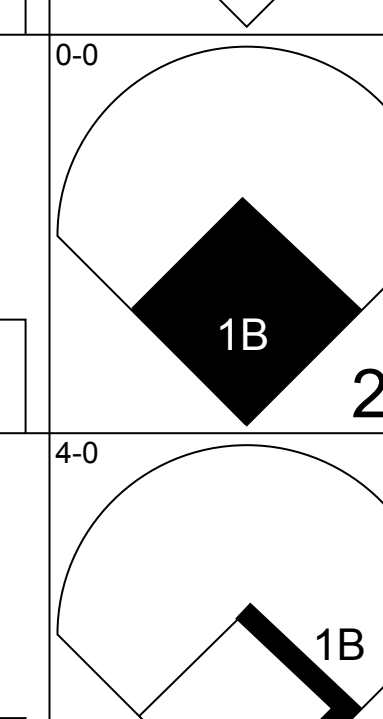
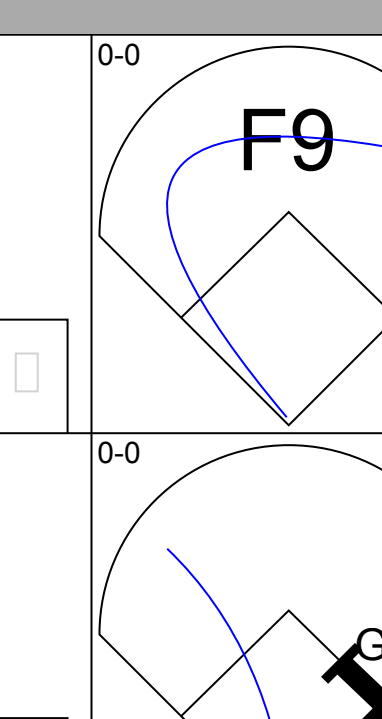
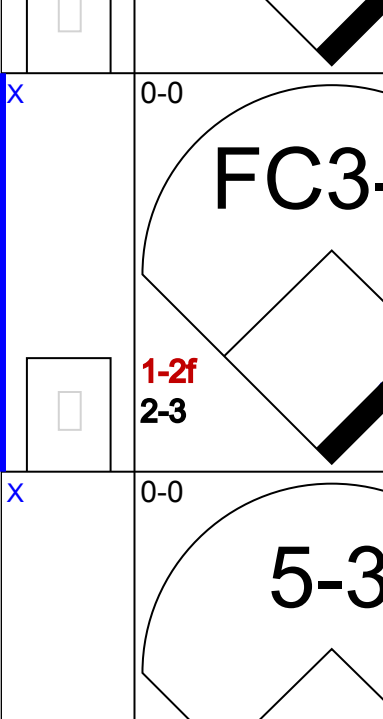

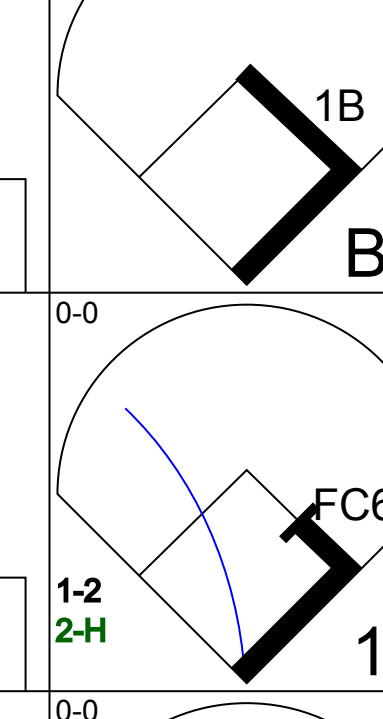
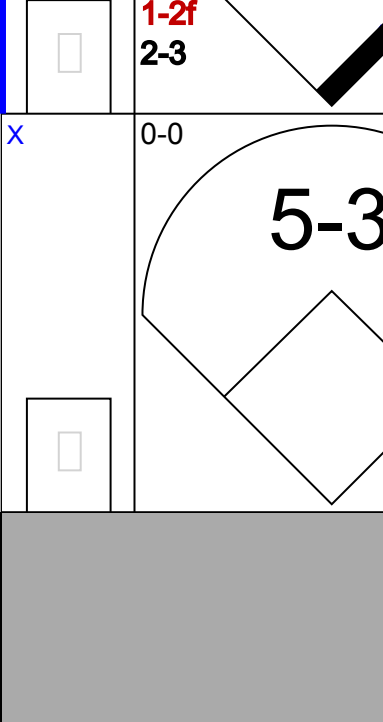
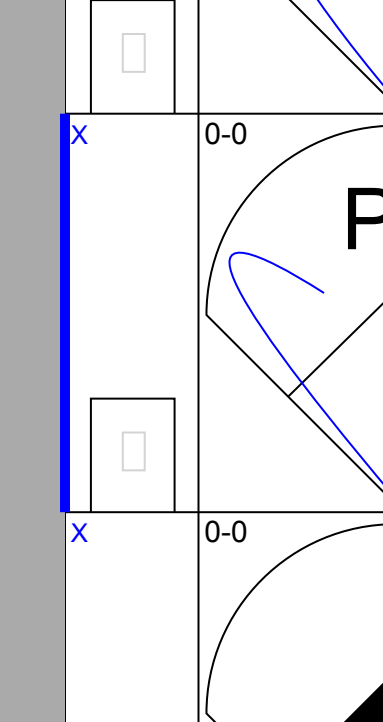
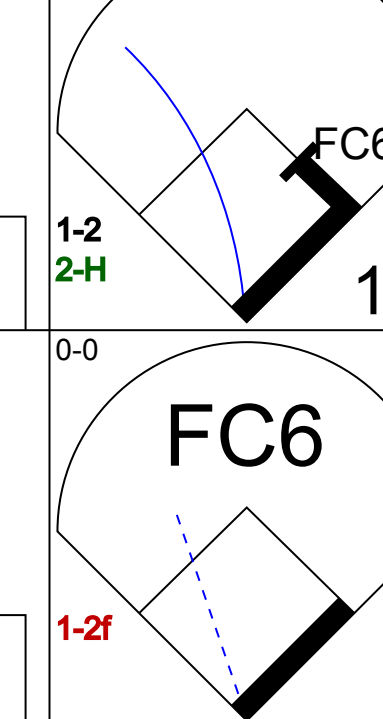
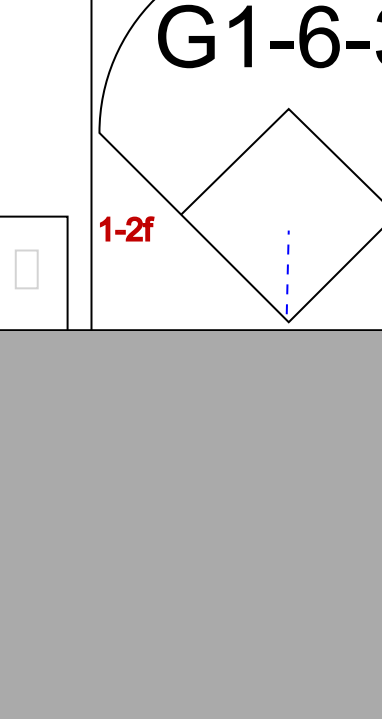

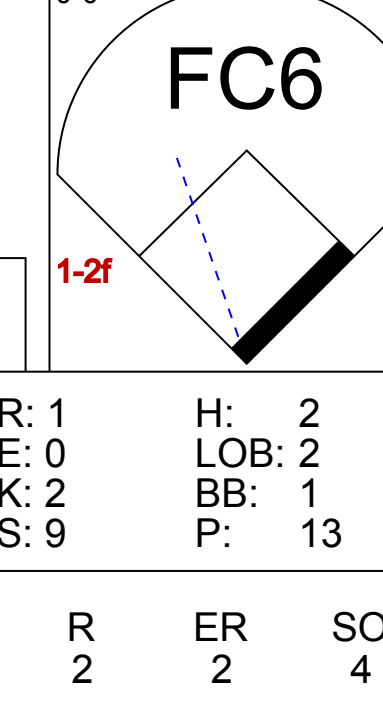

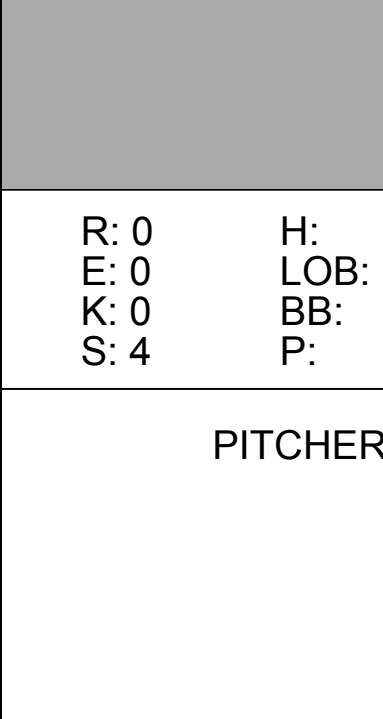
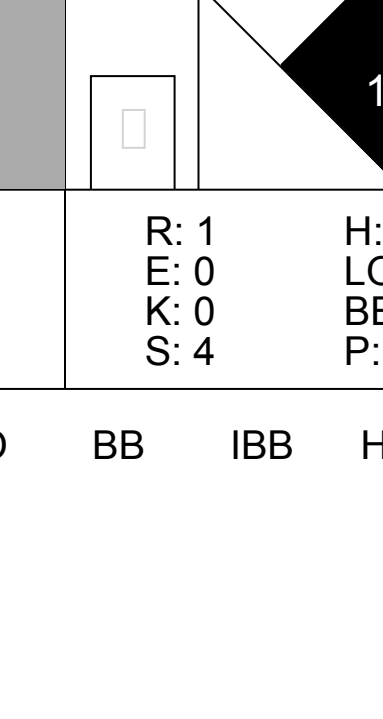
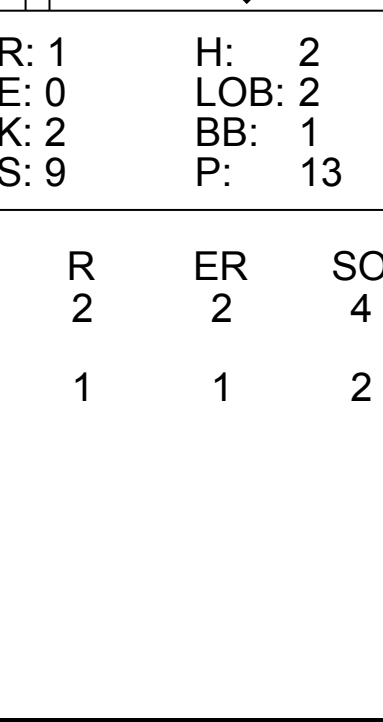
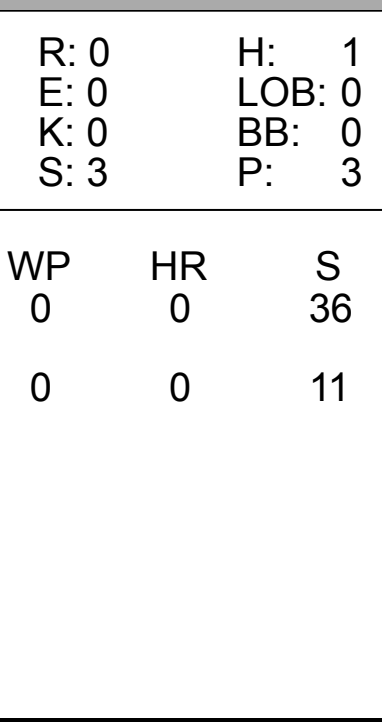
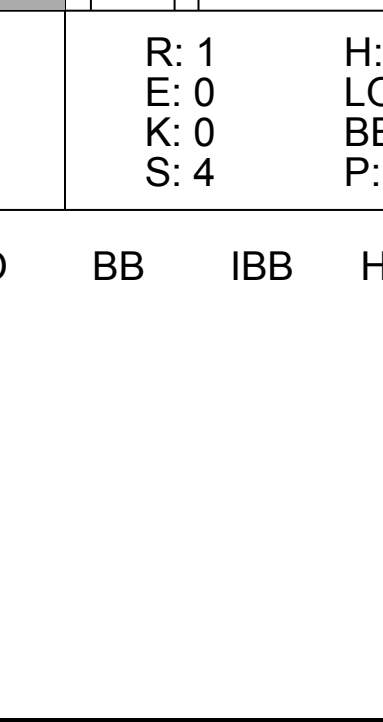



Batter	1	2	3	4	5	6	7	8	9	AB	R	H	RBI	BB	SO	LOB	BOTTOM	
Matty Alou, L (1.7) OBP: 0.295, SLG: 0.338										4	0	0	0	0	1	1		
Jesus Alou, R (1.9) OBP: 0.362, SLG: 0.513										4	1	1	1	0	1	0		
Willie McCovey, L (1.3) OBP: 0.406, SLG: 0.591										4	1	1	0	0	0	0		
Willie Mays, R (1.8) OBP: 0.435, SLG: 0.811										4	2	3	2	0	0	0		
Jim Ray Hart, R (1.5) OBP: 0.337, SLG: 0.457										2	1	1	1	1	0	0		
Jim Davenport, R (8.5) OBP: 0.333, SLG: 0.370										1	0	0	0	0	0	0		
Tom Haller, L (1.2) OBP: 0.286, SLG: 0.236										4	1	2	2	0	0	2		
Hal Lanier, R (1.4) OBP: 0.204, SLG: 0.215										3	0	0	0	0	0	0		
Jose Pagan, R (1.6) OBP: 0.274, SLG: 0.262										1	0	0	0	3	0	0		
Jack Sanford, R (1.1) OBP: 0.250, SLG: 0.143										3	0	0	0	0	1	2		
Frank Linzy, R (8.1) ERA: 1.88										1	0	0	0	0	0	2		
Inning Stats	R: 1 E: 0 K: 1 S: 7	H: 2 LOB: 2 BB: 1 P: 11	R: 0 E: 0 K: 0 S: 3	H: 0 LOB: 0 BB: 0 P: 3	R: 2 E: 0 K: 0 S: 5	H: 2 LOB: 0 BB: 0 P: 5	R: 0 E: 0 K: 0 S: 3	H: 0 LOB: 1 BB: 1 P: 7	R: 0 E: 0 K: 1 S: 8	H: 3 LOB: 1 BB: 1 P: 12	R: 0 E: 0 K: 1 S: 5	H: 0 LOB: 0 BB: 0 P: 5	R: 0 E: 0 K: 0 S: 4	H: 1 LOB: 2 BB: 1 P: 8	1B: 1 2B: 3 3B: 1 HR: 3	SF: 0 SAC: 1 DP: 0 HBP: 0	WP: 1 PB: 0 SB: 1 CS: 0	PA: 36
PITCHER	IP WLS BF H R ER SO BB IBB HBP BLK WP HR S P ERA WHIP																	
Ernie Broglio, R (1.1) ERA: 5.4	4.0 L 18 4 3 3 1 1 0 0 0 0 1 11 15 6.75 1.500																	
Jack Warner, R (5.1) ERA: 8.44	2.0 10 3 3 3 1 1 0 0 0 0 0 1 11 15 13.50 2.000																	
Lew Burdette, R (7.1) ERA: 3.68	1.0 3 0 0 0 1 0 0 0 0 0 0 5 5 0.00 0.000																	
Lindy McDaniel, R (8.1) ERA: 1.88	1.0 5 1 0 0 0 0 0 1 0 0 0 0 4 8 0.00 1.000																	


Chicago Cubs @ San Francisco Giants
Candlestick Park, San Francisco, CA
Thu May 13 1965, 6:33 AM EDT
Att: 4:610 - Cloudy

AB 31
R 6
H 8
RBI 6
BB 4
SO 3
LOB 7



Batter	1	2	3	4	5	6	7	8	9	AB	R	H	RBI	BB	SO	LOB	TOP			
Don Landrum, L (1, 8) OBP: 0.340, SLG: 0.522										3	1	1	0	0	1	0	<p>Chicago Cubs @ Los Angeles Dodgers Dodger Stadium, Los Angeles, CA Sun May 16 1965, 3:38 AM PDT Att: 45,739 - Unknown</p> <p>livebaseballscores.com</p> <p>AB 30 R 2 H 6 RBI 2 BB 1 SO 5 LOB 10</p> 			
Glenn Beckert, R (1, 4) OBP: 0.223, SLG: 0.276										3	0	0	0	0	2	1				
Billy Williams, L (1, 7) OBP: 0.348, SLG: 0.449										4	1	2	1	0	0	0				
Ron Santo, R (1, 5) OBP: 0.382, SLG: 0.538										3	0	1	1	1	0	0				
14 Ernie Banks, R (1, 3) OBP: 0.359, SLG: 0.578										4	0	0	0	0	0	3				
Doug Clemens, L (1, 9) OBP: 0.307, SLG: 0.333										4	0	1	0	0	0	2				
Dick Bertell, R (1, 2) OBP: 0.295, SLG: 0.246										3	0	1	0	0	0	1				
Jimmy Stewart, S (8, PR) OBP: 0.571, SLG: 0.750										0	0	0	0	0	0	0				
Roberto Pena, R (1, 6) OBP: 0.294, SLG: 0.310										2	0	0	0	0	0	0				
Len Gabrielson, L (8, PH) OBP: 0.125, SLG: 0.125										1	0	0	0	0	1	1				
Lindy McDaniel, R (8, 1) OBP: 0.250, SLG: 0.294										0	0	0	0	0	0	0				
Cal Koonce, R (1, 1) OBP: 0.143, SLG: 0.100										2	0	0	0	0	1	0				
Leo Burke, R (8, PH) OBP: 0.125, SLG: 0.125										1	0	0	0	0	0	2				
Vic Roznovsky, L (8, 2) OBP: 0.250, SLG: 0.294										0	0	0	0	0	0	0				
Inning Stats	R: 1 E: 0 K: 2 S: 9	H: 2 LOB: 1 BB: 0 P: 9	R: 0 E: 0 K: 0 S: 3	H: 1 LOB: 0 BB: 0 P: 3	R: 0 E: 0 K: 2 S: 6	H: 0 LOB: 1 BB: 0 P: 7	R: 0 E: 0 K: 0 S: 3	H: 0 LOB: 0 BB: 0 P: 3	R: 0 E: 0 K: 0 S: 3	H: 0 LOB: 0 BB: 0 P: 3	R: 0 E: 0 K: 0 S: 3	H: 0 LOB: 0 BB: 0 P: 3	R: 0 E: 0 K: 1 S: 6	H: 1 LOB: 2 BB: 1 P: 6	R: 1 E: 0 K: 0 S: 5	H: 2 LOB: 2 BB: 1 P: 9	1B: 4 2B: 2 3B: 0 HR: 0	SF: 0 SAC: 1 DP: 0 HBP: 1	WP: 0 PB: 0 SB: 3 CS: 1	PA: 33
PITCHER Don Drysdale, R (1, 1) ERA: 2.9	IP: 9.0 WLS: W BF: 33	H: 6 R: 2 ER: 2 SO: 5	BB: 0 IBB: 1 HBP: 1 BLK: 0	WP: 0 HR: 0 S: 41 P: 46	ERA: 2.00 WHIP: 0.667	PITCHER														

Batter	1	2	3	4	5	6	7	8	9	AB	R	H	RBI	BB	SO	LOB	BOTTOM					
Maury Wills, S (1, 6) OBP: 0.339, SLG: 0.310										4	1	1	0	1	0	0	<p>Chicago Cubs @ Los Angeles Dodgers Dodger Stadium, Los Angeles, CA Sun May 16 1965, 3:38 AM PDT Att: 45,739 - Unknown</p> <p>livebaseballscores.com</p> <p>AB 34 R 3 H 10 RBI 3 BB 3 SO 6 LOB 12</p> 					
Wes Parker, S (1, 3) OBP: 0.381, SLG: 0.430										5	0	3	1	0	0	1						
Willie Davis, L (1, 8) OBP: 0.268, SLG: 0.412										4	0	0	0	0	0	3						
Ron Fairly, L (1, 9) OBP: 0.352, SLG: 0.425										4	0	2	1	0	2	0						
Wally Moon, L (1, 7) OBP: 0.444, SLG: 0.286										3	0	0	0	0	2	1						
John Kennedy, R (9, 5) OBP: 0.308, SLG: 0.324										0	0	0	0	0	0	0						
Jim Lefebvre, S (1, 4) OBP: 0.381, SLG: 0.455										3	1	1	0	1	0	0						
Jeff Torborg, R (1, 2) OBP: 0.417, SLG: 0.476										1	0	1	0	1	0	0						
John Roseboro, L (6, PH) OBP: 0.307, SLG: 0.280										2	0	0	0	0	0	2						
Dick Tracewski, R (1, 5) OBP: 0.370, SLG: 0.362										3	0	1	1	0	0	3						
Lou Johnson, R (9, 7) OBP: 0.357, SLG: 0.615										1	0	0	0	0	0	0						
Don Drysdale, R (1, 1) OBP: 0.346, SLG: 0.542										4	1	1	0	0	2	2						
Inning Stats	R: 0 E: 0 K: 0 S: 3	H: 0 LOB: 0 BB: 0 P: 3	R: 1 E: 0 K: 2 S: 9	H: 2 LOB: 1 BB: 1 P: 13	R: 1 E: 0 K: 0 S: 5	H: 2 LOB: 1 BB: 0 P: 5	R: 0 E: 0 K: 0 S: 3	H: 1 LOB: 0 BB: 0 P: 3	R: 0 E: 0 K: 1 S: 6	H: 1 LOB: 1 BB: 0 P: 6	R: 0 E: 0 K: 0 S: 4	H: 1 LOB: 2 BB: 1 P: 8	R: 0 E: 0 K: 1 S: 6	H: 1 LOB: 0 BB: 0 P: 6	R: 0 E: 0 K: 2 S: 7	H: 0 LOB: 0 BB: 0 P: 7	R: 1 E: 0 K: 0 S: 4	H: 2 LOB: 2 BB: 1 P: 8	1B: 8 2B: 2 3B: 0 HR: 0	SF: 0 SAC: 1 DP: 1 HBP: 0	WP: 0 PB: 0 SB: 1 CS: 0	PA: 38
PITCHER Cal Koonce, R (1, 1) ERA: 3.65	IP: 7.0 WLS: L BF: 8	H: 8 R: 2 ER: 1 SO: 2	BB: 1 IBB: 0 HBP: 0 BLK: 0	WP: 0 HR: 0 S: 36 P: 44	ERA: 2.57 WHIP: 1.286	PITCHER																
Lindy McDaniel, R (8, 1) ERA: 2.1	IP: 1.2 WLS: L BF: 8	H: 2 R: 1 ER: 1 SO: 2	BB: 0 IBB: 1 HBP: 0 BLK: 0	WP: 0 HR: 0 S: 11 P: 15	ERA: 5.40 WHIP: 1.200	PITCHER																

Batter	1	2	3	4	5	6	7	8	9	AB	R	H	RBI	BB	SO	LOB	TOP					
Jim Davenport, R (1, 6) OBP: 0.300, SLG: 0.364	0-3 K		0-3 K			0-0 F9		0-0 F8		4	0	0	0	0	2	2	San Francisco Giants @ Chicago Cubs Wrigley Field, Chicago, IL Thu May 20 1965, 3:33 AM CDT Att: 4,451 - Sunny livebaseballscorecards.com					
Matty Alou, L (1, 7) OBP: 0.275, SLG: 0.330	0-0 4-3		0-0 F7			0-0 G3		0-0 E8		4	0	1	1	0	0	1						
Willie McCovey, L (1, 3) OBP: 0.392, SLG: 0.579	0-0 FC5-4 1B		0-0 F8			0-3 K		0-0 F5		4	0	1	0	0	1	2						
Willie Mays, R (1, 8) OBP: 0.455, SLG: 0.845	0-0 FC5-4 1-2			0-0 6-3					0-0 6-3	4	1	1	1	0	0	1						
Jim Ray Hart, R (1, 5) OBP: 0.317, SLG: 0.487		0-0 6-3		0-0 G6-3 1B			0-0 1-3		0-0 F9	4	0	1	0	0	0	0						
Jesus Alou, R (1, 9) OBP: 0.342, SLG: 0.490				0-0 G6-3 1-2			0-3 K		0-0 F7	4	0	1	0	0	1	1						
Tom Haller, L (1, 2) OBP: 0.333, SLG: 0.307		0-0 F7 1B			4-0 G6-4-3 BB		0-0 G3			2	0	0	0	1	0	1						
Hal Lanier, R (1, 4) OBP: 0.228, SLG: 0.233		0-0 F4			0-0 G6-4-3 1-2			0-0 SH2-4 E 1B		3	1	1	0	0	0	2						
Bob Shaw, R (1, 1) OBP: 0.143, SLG: 0.143			0-0 E6			0-0 F8		0-0 SH2-4 1-2		2	0	0	0	0	0	0						
Masanori Murakami, L (8, 1)										0	0	0	0	0	0	0						
Inning Stats	R: 0 E: 0 K: 1 S: 6	H: 1 LOB: 1 BB: 0 P: 6	R: 0 E: 0 K: 0 S: 4	H: 1 LOB: 1 BB: 0 P: 4	R: 0 E: 1 K: 1 S: 6	H: 0 LOB: 0 BB: 0 P: 6	R: 0 E: 0 K: 0 S: 3	H: 1 LOB: 0 BB: 0 P: 3	R: 0 E: 0 K: 0 S: 2	H: 0 LOB: 0 BB: 1 P: 6	R: 0 E: 0 K: 1 S: 5	H: 0 LOB: 0 BB: 0 P: 5	R: 1 E: 0 K: 1 S: 6	H: 1 LOB: 0 BB: 0 P: 6	R: 1 E: 0 K: 0 S: 5	H: 2 LOB: 1 BB: 0 P: 5	R: 0 E: 0 K: 0 S: 3	H: 0 LOB: 0 BB: 0 P: 3	1B: 5 2B: 0 3B: 0 HR: 1	SF: 0 SAC: 1 DP: 2 HBP: 0	WP: 0 PB: 0 SB: 0 CS: 0	PA: 33
PITCHER Larry Jackson, R (1, 1) ERA: 4.04	IP: 9.0 WLS: L BF: 33 H: 6 R: 2 ER: 2 SO: 4 BB: 1 IBB: 0 HBP: 0 BLK: 0 WP: 0 HR: 1 S: 40 P: 44 ERA: 2.00 WHIP: 0.778															PITCHER	IP: 9.0 WLS: L BF: 33 H: 6 R: 2 ER: 2 SO: 4 BB: 1 IBB: 0 HBP: 0 BLK: 0 WP: 0 HR: 1 S: 40 P: 44 ERA: 2.00 WHIP: 0.778					

Batter	1	2	3	4	5	6	7	8	9	AB	R	H	RBI	BB	SO	LOB	BOTTOM					
Don Landrum, L (1, 8) OBP: 0.349, SLG: 0.482	0-0 G3		0-0 F6		0-0 4-3		0-0 F8		0-0 F6	5	0	0	0	0	0	2	San Francisco Giants @ Chicago Cubs Wrigley Field, Chicago, IL Thu May 20 1965, 3:33 AM CDT Att: 4,451 - Sunny livebaseballscorecards.com					
Glenn Beckert, R (1, 4) OBP: 0.245, SLG: 0.297	0-0 S 1B		0-0 1B		0-0 1-3			0-0 K 2B		4	0	3	0	0	0	0						
Billy Williams, L (1, 7) OBP: 0.340, SLG: 0.442	4-0 1-2 BB		0-3 K		0-0 4-3			0-3 K		3	0	0	0	1	2	2						
Ron Santo, R (1, 5) OBP: 0.365, SLG: 0.500	0-3 K			0-0 FC4-6 14 1B		0-0 F2		0-3 K		4	0	1	0	0	2	3						
14 Ernie Banks, R (1, 3) OBP: 0.357, SLG: 0.555	0-0 F8			0-0 FC4-6 1-2 1B		0-0 K 1B		0-0 4-3		4	0	2	0	0	0	3						
Doug Clemens, L (1, 9) OBP: 0.304, SLG: 0.337		0-0 3-1		0-0 FC4-6 1-2 2-3 CS		0-3 K			0-0 F8	3	0	0	0	0	1	3						
Joey Amalfitano, R (9, PH)										1	0	0	0	0	0	0						
Vic Roznovsky, L (1, 2) OBP: 0.256, SLG: 0.278		0-0 F4		1-0 BB HBP		0-0 G3			0-3 K	2	0	0	0	0	0	1						
Harry Bright, R (9, PH) OBP: 0.182, SLG: 0.200										1	0	0	0	0	1	0						
Roberto Pena, R (1, 6) OBP: 0.314, SLG: 0.320		0-0 F9		4-0 1-2 BB		0-0 F8			0-0 1B 1B	3	0	1	0	1	0	0						
Larry Jackson, R (1, 1) OBP: 0.300, SLG: 0.526					0-0 4-3		0-3 K		0-0 1B	3	0	0	0	0	2	3						
Leo Burke, R (9, PH) OBP: 0.222, SLG: 0.222										1	0	1	0	0	0	0						
Jimmy Stewart, S (9, PR) OBP: 0.625, SLG: 0.750									1-2 1B	0	0	0	0	0	0	0						
Inning Stats	R: 0 E: 0 K: 1 S: 6	H: 1 LOB: 2 BB: 1 P: 10	R: 0 E: 0 K: 0 S: 3	H: 0 LOB: 0 BB: 0 P: 3	R: 0 E: 0 K: 2 S: 8	H: 1 LOB: 1 BB: 0 P: 8	R: 0 E: 0 K: 0 S: 4	H: 2 LOB: 3 BB: 1 P: 9	R: 0 E: 0 K: 0 S: 3	H: 0 LOB: 0 BB: 0 P: 3	R: 0 E: 0 K: 1 S: 6	H: 1 LOB: 0 BB: 0 P: 6	R: 0 E: 0 K: 1 S: 5	H: 0 LOB: 0 BB: 0 P: 5	R: 0 E: 0 K: 2 S: 8	H: 1 LOB: 1 BB: 0 P: 8	R: 0 E: 0 K: 1 S: 7	H: 2 LOB: 2 BB: 0 P: 7	1B: 7 2B: 1 3B: 0 HR: 0	SF: 0 SAC: 0 DP: 0 HBP: 1	WP: 0 PB: 0 SB: 1 CS: 1	PA: 37
PITCHER Bob Shaw, R (1, 1) ERA: 1.53	IP: 7.0 WLS: W BF: 29 H: 7 R: 0 ER: 0 SO: 5 BB: 2 IBB: 0 HBP: 1 BLK: 0 WP: 0 HR: 0 S: 36 P: 45 ERA: 0.00 WHIP: 1.143															PITCHER	IP: 2.0 WLS: S BF: 8 H: 2 R: 0 ER: 0 SO: 3 BB: 0 IBB: 0 HBP: 0 BLK: 0 WP: 0 HR: 0 S: 14 P: 14 ERA: 0.00 WHIP: 1.000					



Batter	1	2	3	4	5	6	7	8	9	AB	R	H	RBI	BB	SO	LOB	TOP					
Maury Wills, S OBP: 0.324, SLG: 0.293	0-0 6-3		0-0 SH5-4 1B	0-0 1-2 1B		0-0 5-3		0-0 5-3		5	0	2	0	0	0	1						
Wes Parker, S OBP: 0.370, SLG: 0.424	4-0 FC5-4 BB		0-0 SH5-4	0-0 1-3			0-0 FC5-4 1B		0-0 1B 2B	3	1	2	0	1	0	2						
Lou Johnson, R OBP: 0.375, SLG: 0.500	0-0 FC5-4		4-0 IBB		0-3 K		0-0 FC5-4 1B		0-0 B1-4 1B	4	1	1	1	1	1	2						
Ron Fairly, L OBP: 0.350, SLG: 0.444	0-0 G3		0-0 F8		0-3 K		0-0 4-3		0-0 B1-4	5	0	0	0	0	1	6						
Jim Lefebvre, S OBP: 0.391, SLG: 0.453 Willie Crawford, L (9, PR)		0-0 1-3	0-0 4-3		0-0 1B 2B		0-0 2H 1B		0-0 1B	5	0	3	1	0	0	3						
Willie Davis, L OBP: 0.257, SLG: 0.374		0-0 G3		0-0 P4	0-0 2-3 1B		0-0 4-3		0-0 G3	5	0	1	0	0	0	2						
Jeff Torborg, R OBP: 0.414, SLG: 0.615		0-0 2B		0-0 HR	0-0 F9			0-0 P4		4	1	2	1	0	0	2						
Dick Tracewski, R OBP: 0.344, SLG: 0.325		0-0 5-3		0-0 5-3		0-0 5-3		0-0 1-3		4	0	0	0	0	0	1						
Don Drysdale, R OBP: 0.379, SLG: 0.556 Al Ferrara, R (8, PH) Bob Miller, R (8, 1)			0-0 SH5-4 1B	0-0 1B		0-0 P3		0-0 1B		3	0	2	0	0	0	0						
Inning Stats	R: 0 E: 0 K: 0 S: 3	H: 0 LOB: 1 BB: 1 P: 7	R: 0 E: 0 K: 0 S: 4	H: 1 LOB: 1 BB: 0 P: 4	R: 0 E: 0 K: 0 S: 5	H: 2 LOB: 3 BB: 1 P: 9	R: 1 E: 0 K: 0 S: 6	H: 3 LOB: 2 BB: 0 P: 6	R: 0 E: 0 K: 2 S: 9	H: 2 LOB: 2 BB: 0 P: 9	R: 0 E: 0 K: 0 S: 3	H: 0 LOB: 0 BB: 0 P: 3	R: 1 E: 0 K: 0 S: 5	H: 2 LOB: 1 BB: 0 P: 5	R: 0 E: 0 K: 0 S: 4	H: 1 LOB: 1 BB: 0 P: 4	R: 1 E: 0 K: 0 S: 5	H: 3 LOB: 1 BB: 0 P: 5	1B: 10 2B: 4 3B: 0 HR: 1	SF: 0 SAC: 1 DP: 1 HBP: 0	WP: 0 PB: 0 SB: 0 CS: 0	PA: 42
PITCHER Dick Ellsworth, L ERA: 2.83	IP: 9.0 WLS: W BF: 42 H: 14 R: 3 ER: 3 SO: 2 BB: 1 IBB: 1 HBP: 0 BLK: 0 WP: 0 HR: 1 S: 44 P: 52 ERA: 3.00 WHIP: 1.667															PITCHER	IP: 9.0 WLS: W BF: 42 H: 14 R: 3 ER: 3 SO: 2 BB: 1 IBB: 1 HBP: 0 BLK: 0 WP: 0 HR: 1 S: 44 P: 52 ERA: 3.00 WHIP: 1.667					

Los Angeles Dodgers @ Chicago Cubs
Wrigley Field, Chicago, IL
Fri May 21 1965, 3:33 AM CDT
Att: 4,716 - Cloudy

AB	39
R	3
H	14
RBI	3
BB	2
SO	2
LOB	19



Batter	1	2	3	4	5	6	7	8	9	AB	R	H	RBI	BB	SO	LOB	BOTTOM			
Don Landrum, L OBP: 0.358, SLG: 0.483	0-0 B5-3		0-0 CS 1B		0-0 FC4-6 1B		0-0 P6			4	0	2	1	0	0	0				
Glenn Beckert, R OBP: 0.252, SLG: 0.302	0-0 E 1B		0-0 P4		0-0 FC4-6		0-0 1B			4	0	2	0	0	0	2				
Billy Williams, L OBP: 0.331, SLG: 0.430	0-0 F8			0-0 F7	0-3 K		0-0 F7			4	0	0	0	0	1	3				
Ron Santo, R OBP: 0.362, SLG: 0.515	0-3 K			0-0 HR		0-0 5-3		0-0 F8		4	1	1	1	0	1	1				
14 Ernie Banks, R OBP: 0.347, SLG: 0.538		0-0 P3		0-0 3-1		0-0 P7		0-0 F7		4	0	0	0	0	0	0				
Doug Clemens, L OBP: 0.310, SLG: 0.337		0-0 F4		0-0 1B		4-0 S HR BB		0-0 F7		3	1	1	0	1	0	0				
Vic Roznovsky, L OBP: 0.286, SLG: 0.385		0-0 4-3		0-0 1B		0-0 1B		0-0 F7		3	1	2	2	0	0	0				
Roberto Pena, R OBP: 0.314, SLG: 0.336			0-0 1B 3B	0-0 L6		0-0 4-3				3	1	1	0	0	0	2				
Dick Ellsworth, L ERA: 2.83			0-3 K		0-3 K		0-3 K			3	0	0	0	0	3	1				
Inning Stats	R: 0 E: 1 K: 1 S: 6	H: 1 LOB: 1 BB: 0 P: 6	R: 0 E: 0 K: 0 S: 3	H: 0 LOB: 0 BB: 0 P: 3	R: 1 E: 0 K: 1 S: 6	H: 2 LOB: 0 BB: 0 P: 6	R: 1 E: 0 K: 0 S: 6	H: 3 LOB: 2 BB: 0 P: 6	R: 0 E: 0 K: 2 S: 8	H: 1 LOB: 1 BB: 0 P: 8	R: 2 E: 0 K: 0 S: 4	H: 1 LOB: 1 BB: 1 P: 8	R: 0 E: 0 K: 1 S: 6	H: 1 LOB: 0 BB: 0 P: 6	R: 0 E: 0 K: 0 S: 3	H: 0 LOB: 0 BB: 0 P: 3	1B: 6 2B: 0 3B: 1 HR: 2	SF: 0 SAC: 0 DP: 0 HBP: 0	WP: 0 PB: 0 SB: 1 CS: 1	PA: 33
PITCHER Don Drysdale, R ERA: 3.09 Bob Miller, R ERA: 2.85	IP: 7.0 WLS: L BF: 30 H: 9 R: 4 ER: 4 SO: 5 BB: 1 IBB: 0 HBP: 0 BLK: 0 WP: 0 HR: 2 S: 39 P: 43 ERA: 5.14 WHIP: 1.429															PITCHER	IP: 7.0 WLS: L BF: 30 H: 9 R: 4 ER: 4 SO: 5 BB: 1 IBB: 0 HBP: 0 BLK: 0 WP: 0 HR: 2 S: 39 P: 43 ERA: 5.14 WHIP: 1.429			

Los Angeles Dodgers @ Chicago Cubs
Wrigley Field, Chicago, IL
Fri May 21 1965, 3:33 AM CDT
Att: 4,716 - Cloudy

AB	32
R	4
H	9
RBI	4
BB	1
SO	5
LOB	9



Batter	1	2	3	4	5	6	7	8	9	AB	R	H	RBI	BB	SO	LOB	TOP		
Maury Wills, S OBP: 0.327, SLG: 0.292										4	0	1	0	1	0	1	Los Angeles Dodgers @ Chicago Cubs Wrigley Field, Chicago, IL Sat May 22 1965, 3:33 AM CDT Att: 17,922 - Unknown livebaseballscorecards.com		
Wes Parker, S OBP: 0.365, SLG: 0.417										5	1	1	0	0	2	3			
Willie Davis, L OBP: 0.255, SLG: 0.368										5	0	1	0	0	0	4			
Ron Fairly, L OBP: 0.356, SLG: 0.457										3	2	2	0	0	1	0			
John Roseboro, L OBP: 0.306, SLG: 0.264										2	0	0	0	2	0	1			
Jim Lefebvre, S OBP: 0.380, SLG: 0.438										4	0	0	1	0	1	5			
Lou Johnson, R OBP: 0.417, SLG: 0.515										3	0	2	1	0	0	2			
Dick Tracewski, R OBP: 0.340, SLG: 0.321										4	0	1	1	0	0	3			
Sandy Koufax, R OBP: 0.172, SLG: 0.172										4	0	2	0	0	1	2			
Inning Stats	R: 0 E: 0 K: 1 S: 5	H: 1 LOB: 0 BB: 0 P: 5	R: 1 E: 0 K: 1 S: 7	H: 2 LOB: 2 BB: 0 P: 8	R: 0 E: 0 K: 1 S: 5	H: 0 LOB: 0 BB: 0 P: 5	R: 0 E: 0 K: 0 S: 4	H: 2 LOB: 1 BB: 0 P: 4	R: 2 E: 0 K: 0 S: 6	H: 3 LOB: 2 BB: 1 P: 10	R: 0 E: 0 K: 0 S: 3	H: 0 LOB: 0 BB: 0 P: 3	R: 0 E: 0 K: 1 S: 6	H: 1 LOB: 2 BB: 1 P: 10	R: 0 E: 1 K: 0 S: 4	H: 1 LOB: 2 BB: 1 P: 8	1B: 9 2B: 1 3B: 0 HR: 0	SF: 0 SAC: 1 DP: 1 HBP: 1	WP: 0 PA: 39 PB: 0 SB: 1 CS: 2
PITCHER	IP WLS BF H R ER SO BB IBB HBP BLK WP HR S P ERA WHIP																		
Cal Koonce, R ERA: 3.65	(1, 1) 7.1 L 31 9 3 3 4 0 1 1 0 0 0 0 37 42 3.68 1.227																		
Lindy McDaniel, R ERA: 2.22	(8, 1) 0.2 3 0 0 0 1 0 1 0 0 0 0 4 8 0.00 0.000																		
Ted Abernathy, R ERA: 1.71	(9, 1) 1.0 5 1 0 0 0 1 0 0 0 0 0 4 8 0.00 2.000																		

Batter	1	2	3	4	5	6	7	8	9	AB	R	H	RBI	BB	SO	LOB	BOTTOM				
Don Landrum, L OBP: 0.352, SLG: 0.469										4	0	1	0	0	2	1	Los Angeles Dodgers @ Chicago Cubs Wrigley Field, Chicago, IL Sat May 22 1965, 3:33 AM CDT Att: 17,922 - Unknown livebaseballscorecards.com				
Glenn Beckert, R OBP: 0.245, SLG: 0.294										4	0	0	0	0	1	2					
Billy Williams, L OBP: 0.335, SLG: 0.441										3	0	1	0	1	0	1					
Ron Santo, R OBP: 0.365, SLG: 0.537										4	1	2	1	0	2	1					
14 Ernie Banks, R OBP: 0.338, SLG: 0.522										4	0	0	0	0	2	2					
Doug Clemens, L OBP: 0.305, SLG: 0.330										2	0	0	0	0	0	0					
Harry Bright, R OBP: 0.167, SLG: 0.182										1	0	0	0	0	1	0					
Len Gabrielson, L OBP: 0.266, SLG: 0.406										0	0	0	0	0	0	0					
Leo Burke, R OBP: 0.200, SLG: 0.200										1	0	0	0	0	1	2					
Dick Bertell, R OBP: 0.311, SLG: 0.244										4	0	1	0	0	0	2					
Roberto Pena, R OBP: 0.308, SLG: 0.328										3	0	0	0	0	1	1					
Cal Koonce, R OBP: 0.130, SLG: 0.091										2	0	0	0	0	2	0					
Lindy McDaniel, R OBP: 0.143, SLG: 0.143										0	0	0	0	0	0	0					
Joey Amalfitano, R OBP: 0.143, SLG: 0.143										1	0	1	0	0	0	0					
Ted Abernathy, R ERA: 2.09										0	0	0	0	0	0	0					
Inning Stats	R: 0 E: 0 K: 2 S: 8	H: 1 LOB: 1 BB: 0 P: 8	R: 0 E: 0 K: 0 S: 4	H: 1 LOB: 1 BB: 0 P: 4	R: 0 E: 0 K: 1 S: 6	H: 1 LOB: 0 BB: 0 P: 6	R: 1 E: 0 K: 1 S: 6	H: 1 LOB: 0 BB: 0 P: 6	R: 0 E: 0 K: 2 S: 7	H: 0 LOB: 0 BB: 0 P: 7	R: 0 E: 0 K: 2 S: 7	H: 0 LOB: 0 BB: 0 P: 7	R: 0 E: 0 K: 2 S: 7	H: 0 LOB: 0 BB: 0 P: 7	R: 0 E: 0 K: 1 S: 6	H: 1 LOB: 1 BB: 0 P: 6	R: 0 E: 0 K: 1 S: 6	H: 1 LOB: 2 BB: 1 P: 10	1B: 4 2B: 0 3B: 1 HR: 1	SF: 0 SAC: 0 DP: 0 HBP: 0	WP: 0 PA: 34 PB: 0 SB: 0 CS: 0
PITCHER	IP WLS BF H R ER SO BB IBB HBP BLK WP HR S P ERA WHIP																				
Sandy Koufax, L ERA: 2.09	(1, 1) 9.0 W 34 6 1 1 12 1 0 0 0 0 1 57 61 1.00 0.778																				



Batter	1	2	3	4	5	6	7	8	9	10	11	12	13	14	15	16	AB	R	H	RBI	BB	SO	LOB	TOP			
Maury Wills, S OBP: 0.325, SLG: 0.292 (1.6)																	7	1	2	0	0	2	1				
Wes Parker, S OBP: 0.356, SLG: 0.407 (1.3)																	6	0	1	0	0	0	2				
Willie Davis, L OBP: 0.263, SLG: 0.377 (1.8)																	7	1	3	1	0	1	1				
Ron Fairly, L OBP: 0.399, SLG: 0.459 (1.9)																	6	0	2	1	1	1	3				
John Roseboro, L OBP: 0.297, SLG: 0.256 (1.2)																	7	0	1	0	0	4	6				
Jim Lefebvre, S OBP: 0.383, SLG: 0.429 (1.4)																	5	0	1	0	2	1	3				
Lou Johnson, R OBP: 0.348, SLG: 0.425 (1.7)																		7	0	0	0	0	1	7			
Dick Tracewski, R OBP: 0.348, SLG: 0.315 (1.6)																	5	0	1	0	2	1	0				
Johnny Podres, S OBP: 0.311 (1.1)																	2	0	0	0	0	0	1				
Wally Moon, L OBP: 0.322, SLG: 0.280 (1.3)																	0	0	0	0	0	0	0				
Al Ferrara, R OBP: 0.358, SLG: 0.358 (1.5)																	1	0	0	0	0	0	0				
Jeff Torborg, R OBP: 0.380 (1.6)																	1	0	0	0	0	0	0				
Howie Reed, R OBP: 0.380 (1.6)																	0	0	0	0	0	0	0				
Inning Stats	R: 2 E: 0 K: 0 S: 6	H: 3 LOB: 2 BB: 1 P: 10	R: 0 E: 0 K: 0 S: 3	H: 0 LOB: 1 BB: 1 P: 7	R: 0 E: 0 K: 0 S: 4	H: 1 LOB: 1 BB: 0 P: 4	R: 0 E: 0 K: 0 S: 3	H: 1 LOB: 0 BB: 0 P: 3	R: 0 E: 0 K: 1 S: 6	H: 1 LOB: 0 BB: 0 P: 6	R: 0 E: 0 K: 1 S: 7	H: 0 LOB: 0 BB: 0 P: 7	R: 0 E: 0 K: 2 S: 7	H: 1 LOB: 3 BB: 2 P: 16	R: 0 E: 0 K: 2 S: 9	H: 2 LOB: 0 BB: 0 P: 9	R: 0 E: 0 K: 0 S: 3	H: 0 LOB: 0 BB: 0 P: 3	R: 0 E: 0 K: 1 S: 7	H: 2 LOB: 3 BB: 1 P: 11	1B: 9 2B: 2 3B: 0 HR: 0	SF: 0 SAC: 2 DP: 0 HBP: 0	WP: 1 PB: 0 SB: 0 CS: 1	PA: 64			
PITCHER	IP 7.0	WLS 5	BF 27	H 5	R 2	ER 2	SO 1	BB 1	IBB 1	HBP 0	BLK 0	WP 0	HR 0	S 27	P 35	ERA 2.57	WHIP 0.857										
Ted Abernathy, R ERA: 1.8	2.0	7	1	0	0	3	0	0	0	0	0	0	0	13	13	0.00	0.500										
Lindy McDaniel, R ERA: 1.89	5.0	20	3	0	0	8	1	1	0	0	1	0	0	34	42	0.00	0.800										
Dick Ellsworth, L ERA: 2.72	2.0	W	9	2	0	0	1	0	1	0	0	0	0	10	14	0.00	1.000										

Los Angeles Dodgers @ Chicago Cubs
Wrigley Field, Chicago, IL
Sun May 23 1965, 3:33 AM CDT
Att: 17,139 - Cloudy

livebaseballscorecards.com

AB 56
R 11
H 22
RBI 2
BB 5
SO 13
LOB 27

Batter	1	2	3	4	5	6	7	8	9	10	11	12	13	14	15	16	AB	R	H	RBI	BB	SO	LOB	BOTTOM						
Don Landrum, L OBP: 0.333, SLG: 0.437 (1.8)																	7	0	1	0	0	2	2							
Glenn Beckert, R OBP: 0.238, SLG: 0.281 (1.4)																	7	0	0	0	0	0	2							
Billy Williams, L OBP: 0.327, SLG: 0.428 (1.7)																	7	0	1	0	0	1	1							
Ron Santo, R OBP: 0.368, SLG: 0.556 (1.5)																	6	2	2	1	1	0	2							
14 Ernie Banks, R OBP: 0.348, SLG: 0.528 (1.3)																	6	1	3	0	1	0	0							
Doug Clemens, L OBP: 0.304, SLG: 0.318 (1.9)																4	0	0	1	2	0	4								
Dick Bertell, R OBP: 0.301, SLG: 0.235 (1.2)																3	0	0	0	0	0	0								
Jimmy Stewart, S OBP: 0.556, SLG: 0.600 (9. PH)																1	0	0	0	0	0	1								
Vic Roznovsky, L OBP: 0.289, SLG: 0.366 (10.2)																2	0	0	0	0	1	0	3							
Roberto Pena, R OBP: 0.315, SLG: 0.331 (1.6)																5	0	2	0	1	0	2								
George Altman, L OBP: 0.391, SLG: 0.500 (16. PH)																0	0	0	1	1	0	0								
Bob Buhl, R OBP: 0.315, SLG: 0.331 (1.6)																2	0	0	0	0	2	1								
Tommy Davis, R OBP: 0.315, SLG: 0.331 (1.6)																1	0	0	0	0	0	1								
Len Gabrielson, L OBP: 0.315, SLG: 0.331 (1.6)																1	0	0	0	0	1	2								
Lindy McDaniel, R OBP: 0.315, SLG: 0.331 (1.6)																1	0	0	0	0	1	1								
Howie Reed, R OBP: 0.380 (1.6)																0	0	0	0	0	1	1								
Inning Stats	R: 0 E: 1 K: 0 S: 4	H: 1 LOB: 1 BB: 0 P: 4	R: 0 E: 0 K: 0 S: 3	H: 0 LOB: 0 BB: 0 P: 3	R: 0 E: 0 K: 1 S: 5	H: 2 LOB: 2 BB: 0 P: 5	R: 0 E: 0 K: 0 S: 5	H: 1 LOB: 1 BB: 0 P: 4	R: 0 E: 0 K: 0 S: 3	H: 0 LOB: 0 BB: 0 P: 3	R: 1 E: 0 K: 1 S: 7	H: 1 LOB: 2 BB: 1 P: 11	R: 0 E: 0 K: 0 S: 5	H: 0 LOB: 0 BB: 0 P: 5	R: 0 E: 0 K: 0 S: 3	H: 1 LOB: 1 BB: 1 P: 7	R: 0 E: 0 K: 0 S: 3	H: 0 LOB: 0 BB: 0 P: 3	R: 0 E: 0 K: 0 S: 3	H: 1 LOB: 1 BB: 1 P: 7	R: 0 E: 0 K: 2 S: 7	H: 0 LOB: 0 BB: 0 P: 7	R: 0 E: 0 K: 0 S: 3	H: 0 LOB: 0 BB: 0 P: 3	R: 0 E: 0 K: 0 S: 3	H: 1 LOB: 3 BB: 3 P: 14	1B: 6 2B: 2 3B: 0 HR: 1	SF: 1 SAC: 0 DP: 0 HBP: 0	WP: 1 PB: 0 SB: 0 CS: 0	PA: 62
PITCHER	IP 7.0	WLS 9	BF 27	H 5	R 1	ER 1	SO 2	BB 1	IBB 0	HBP 0	BLK 0	WP 0	HR 0	S 31	P 31	ERA 1.29	WHIP 0.714													
Bob Miller, R ERA: 3.0	2.0	9	1	1	1	1	1	0	0	0	0	0	0	10	14	4.50	1.000													
Ron Perranoski, L ERA: 4.5	2.0	7	1	0	0	1	0	0	0	0	0	0	0	8	12	0.00	0.500													
Jim Brewer, L ERA: 0.5	4.0	14	1	0	0	3	2	0	0	0	0	0	0	18	26	0.00	0.750													
Howie Reed, R ERA: 1.93	0.1	L	5	1	1	1	0	1	2	0	0	1	0	2	14	27.00	6.000													

Los Angeles Dodgers @ Chicago Cubs
Wrigley Field, Chicago, IL
Sun May 23 1965, 3:33 AM CDT
Att: 17,139 - Cloudy

livebaseballscorecards.com

AB 54
R 3
H 9
RBI 3
BB 7
SO 7
LOB 23

Batter	1	2	3	4	5	6	7	8	9	AB	R	H	RBI	BB	SO	LOB	TOP											
Don Landrum, L (1,8) OBP: 0.325, SLG: 0.421	K		1B 14 HBP	F5		K			L7	5	1	1	0	0	2	3	Chicago Cubs @ Pittsburgh Pirates Forbes Field, Pittsburgh, PA Mon May 24 1965, 7:05 PM EDT Att. 5,360 - Unknown - 70 F											
Glenn Beckert, R (1,4) OBP: 0.234, SLG: 0.279	1-4-3		14 HBP FC3 1B	4-3			L1		G6-4-3	5	1	1	0	0	0	2												
Billy Williams, L (1,7) OBP: 0.325, SLG: 0.419			FC3 14 HBP 1B	K			F7			3	1	0	0	1	1	3												
Ron Santo, R (1,5) OBP: 0.365, SLG: 0.548	4-3		K		F3					4	0	1	0	0	1	4												
14 Ernie Banks, R (1,3) OBP: 0.346, SLG: 0.517		F3	1B 14 HBP		5-3				F8	3	1	0	1	0	0	1												
Doug Clemens, L (1,9) OBP: 0.302, SLG: 0.316		F9	1B		6-3				1-3	4	0	1	2	0	0	0												
Dick Bertell, R (1,2) Jimmy Stewart, S (6,PH) Vic Roznovsky, L (8,2) OBP: 0.289, SLG: 0.366	E6		FC6-4 1B		4-3			K		3	0	1	1	0	0	0												
Roberto Pena, R (1,6) OBP: 0.307, SLG: 0.321	F9		FC6-4 1B		3-1			P6		4	0	0	0	0	0	3												
Lew Burdette, R (1,1) Ted Abernathy, R (5,1) Len Gabrielson, L (6,PH) Ernie Broglio, R (6,1) Joey Amalfitano, R (9,PH) OBP: 0.333, SLG: 0.500	F8								E5	2	0	1	0	0	0	0												
Inning Stats	R: 0 E: 0 K: 1 S: 5	H: 0 LOB: 1 BB: 1 P: 9	R: 0 E: 1 K: 0 S: 4	H: 0 LOB: 1 BB: 0 P: 4	R: 4 E: 0 K: 1 S: 10	H: 4 LOB: 2 BB: 0 P: 11	R: 0 E: 0 K: 1 S: 6	H: 1 LOB: 1 BB: 0 P: 6	R: 0 E: 0 K: 1 S: 3	H: 0 LOB: 0 BB: 0 P: 3	R: 0 E: 0 K: 1 S: 6	H: 1 LOB: 1 BB: 0 P: 6	R: 0 E: 0 K: 1 S: 4	H: 1 LOB: 1 BB: 0 P: 4	R: 0 E: 0 K: 1 S: 5	H: 0 LOB: 0 BB: 0 P: 5		R: 0 E: 1 K: 0 S: 3	H: 0 LOB: 0 BB: 0 P: 3	1B: 6 2B: 1 3B: 0 HR: 0	SF: 0 SAC: 0 DP: 1 HBP: 1	WP: 0 PB: 0 SB: 0 CS: 0	PA: 38					
PITCHER	IP	WLS	BF	H	R	ER	SO	BB	IBB	HBP	BLK	WP	HR	S	P	ERA		WHIP										
Joe Gibbon, L (1,1) ERA: 4.78	5.0		24	5	4	4	3	1	0	1	0	0	0	28	33	7.20		1.200										
Don Schwall, R (6,1) ERA: 7.15	1.0	W	4	1	0	0	1	0	0	0	0	0	0	6	6	0.00		1.000										
Al McBean, R (7,1) ERA: 1.95	3.0	S	10	1	0	0	1	0	0	0	0	0	0	12	12	0.00		0.333										

Batter	1	2	3	4	5	6	7	8	9	AB	R	H	RBI	BB	SO	LOB	BOTTOM											
Bob Bailey, R (1,5) OBP: 0.354, SLG: 0.355	5-3		1-3		4-3 1B	4-0 BB				3	1	1	1	2	0	1	Chicago Cubs @ Pittsburgh Pirates Forbes Field, Pittsburgh, PA Mon May 24 1965, 7:05 PM EDT Att. 5,360 - Unknown - 70 F											
Bill Virdon, L (1,8) OBP: 0.346, SLG: 0.378	4-3		F7		4-3 2B	4-3 BB				4	0	0	1	1	0	3												
Roberto Clemente, R (1,9) OBP: 0.319, SLG: 0.323				4-3	1B 2B					5	1	4	1	0	0	0												
Willie Stargell, L (1,7) OBP: 0.287, SLG: 0.485	L3				1B	2B 1B				5	0	2	0	0	0	4												
Don Clendenon, R (1,3) OBP: 0.389, SLG: 0.459										4	1	3	1	0	0	0												
Bill Mazeroski, R (1,4) OBP: 0.323, SLG: 0.393		G6-3		G6-4-3	4-3					3	0	0	0	1	0	5												
Andre Rodgers, R (1,6) OBP: 0.280, SLG: 0.391		4-3			2B	F9 1B				4	2	3	1	0	0	0												
Del Crandall, R (1,2) OBP: 0.283, SLG: 0.175			1-3 5-3 BB		2B 4-3 1B					3	1	1	0	1	0	3												
Joe Gibbon, R (1,1) Ozzie Virgil, R (5,PH) Don Schwall, R (6,1) Manny Mota, R (6,PH) Al McBean, R (7,1) OBP: 0.200, SLG: 0.143			5-3		P4					1	0	0	0	0	0	1												
Inning Stats	R: 0 E: 0 K: 0 S: 4	H: 1 LOB: 0 BB: 0 P: 4	R: 0 E: 0 K: 0 S: 3	H: 1 LOB: 0 BB: 0 P: 3	R: 0 E: 0 K: 0 S: 3	H: 0 LOB: 1 BB: 1 P: 7	R: 0 E: 0 K: 0 S: 4	H: 2 LOB: 1 BB: 0 P: 4	R: 4 E: 0 K: 0 S: 9	H: 6 LOB: 2 BB: 0 P: 9	R: 1 E: 0 K: 0 S: 4	H: 2 LOB: 1 BB: 1 P: 8	R: 1 E: 1 K: 0 S: 5	H: 2 LOB: 2 BB: 1 P: 9	R: 0 E: 0 K: 0 S: 3	H: 1 LOB: 2 BB: 2 P: 11		1B: 12 2B: 3 3B: 0 HR: 0	SF: 0 SAC: 0 DP: 3 HBP: 0	WP: 0 PB: 1 SB: 1 CS: 2	PA: 40							
PITCHER	IP	WLS	BF	H	R	ER	SO	BB	IBB	HBP	BLK	WP	HR	S	P	ERA		WHIP										
Lew Burdette, R (1,1) ERA: 5.31	4.2		21	8	4	4	0	0	0	0	0	0	0	20	24	7.71		1.929										
Ted Abernathy, R (5,1) ERA: 1.59	0.1		3	2	0	0	0	0	0	0	0	0	0	3	3	0.00		6.000										
Ernie Broglio, R (6,1) ERA: 6.5	3.0	L	16	5	2	1	0	3	1	0	0	0	0	12	28	3.00		2.667										

AB 36
R 4
H 7
RBI 4
BB 1
SO 5
LOB 16



AB 35
R 6
H 15
RBI 6
BB 5
SO 0
LOB 19



Batter	1	2	3	4	5	6	7	8	9	10	11	12	AB	R	H	RBI	BB	SO	LOB	TOP						
Don Landrum, L OBP: 0.326, SLG: 0.420	4-3		K		G3			FC3-6 BB	2B		K		5	0	1	3	1	2	2							
Glenn Beckert, R OBP: 0.232, SLG: 0.275	1-3		CS		L5-4			FC3-6 BB	F8		F8		6	0	1	0	0	0	5							
Billy Williams, L OBP: 0.320, SLG: 0.429	G3		F9					F7			4-3		6	1	1	1	0	0	4							
Ron Santo, R OBP: 0.370, SLG: 0.540		K	CS		6-3			K					4	0	1	0	2	2	0							
14 Ernie Banks, R OBP: 0.339, SLG: 0.523								4-3					6	1	1	1	0	0	4							
Len Gabrielson, L OBP: 0.349, SLG: 0.513								5-3					5	1	3	1	1	1	0							
Vic Roznovsky, L OBP: 0.271, SLG: 0.341													3	0	0	0	0	0	1							
Jimmy Stewart, S OBP: 0.538, SLG: 0.500								4-3					2	1	1	0	1	0	1							
Roberto Pena, R OBP: 0.314, SLG: 0.331													2	1	1	0	1	0	0							
Doug Clemens, L OBP: 0.308, SLG: 0.322													1	0	1	0	0	0	0							
Dick Bertell, R OBP: 0.302, SLG: 0.238													0	0	0	0	0	0	0							
George Altman, L OBP: 0.387, SLG: 0.494													1	0	0	0	0	0	3							
Leo Burke, R OBP: 0.200, SLG: 0.200													0	0	0	0	0	0	0							
Larry Jackson, R OBP: 0.250, SLG: 0.276													2	0	0	0	0	0	2							
Lindy McDaniel, R ERA: 4.36													0	0	0	0	0	0	0							
Jerry Amalfitano, R OBP: 0.100, SLG: 0.100													0	0	0	0	0	0	0							
Ted Abernathy, R ERA: 1.8													0	0	0	0	0	0	0							
Harry Bright, R ERA: 2.55													1	0	1	0	0	0	0							
Lew Burdette, R ERA: 3.00													0	0	0	0	0	0	0							
Jack Warner, R ERA: 8.1													0	0	0	0	0	0	0							
Inning Stats	R: 0 E: 0 K: 0 S: 3	H: 0 LOB: 0 BB: 0 P: 3	R: 1 E: 0 K: 1 S: 7	H: 2 LOB: 2 BB: 1 P: 11	R: 0 E: 0 K: 1 S: 5	H: 1 LOB: 0 BB: 0 P: 5	R: 1 E: 0 K: 0 S: 4	H: 1 LOB: 0 BB: 0 P: 4	R: 1 E: 0 K: 0 S: 4	H: 1 LOB: 0 BB: 0 P: 4	R: 1 E: 0 K: 1 S: 6	H: 1 LOB: 2 BB: 2 P: 11	R: 0 E: 0 K: 0 S: 3	H: 1 LOB: 3 BB: 2 P: 8	R: 0 E: 1 K: 0 S: 4	H: 1 LOB: 3 BB: 2 P: 12	R: 0 E: 0 K: 1 S: 6	H: 1 LOB: 2 BB: 0 P: 6	R: 0 E: 0 K: 0 S: 3	H: 1 LOB: 1 BB: 1 P: 7	1B: 7 2B: 3 3B: 0 HR: 3	SF: 0 SAC: 1 DP: 1 HBP: 0	WP: 0 PB: 0 SB: 1 CS: 1	PA: 53		
PITCHER	IP WLS BF H R ER SO BB IBB HBP BLK WP HR S P ERA WHIP	7.0 0.0 1 0 0 0 0 1 0 0 0 0 0 0 4 ∞ ∞	3.0 0.0 16 4 2 2 1 2 1 0 0 0 0 15 27 6.00 2.000	2.0 W 8 2 0 0 1 1 0 0 0 0 0 9 13 0.00 1.500	PITCHER										IP WLS BF H R ER SO BB IBB HBP BLK WP HR S P ERA WHIP											
Bob Friend, R ERA: 4.36	1.1																									
Tommie Sisk, R ERA: 4.02	8.1																									
Al McBean, R ERA: 3.25	8.1																									
Frank Carpin, L ERA:	11.1																									

Chicago Cubs @ Pittsburgh Pirates
Forbes Field, Pittsburgh, PA

Tue May 25 1965, 7:05 PM EDT
Att: 6,403 - Unknown - 80 F

AB 45
R 6
H 12
RBI 6
BB 6
SO 5
LOB 24



Batter	1	2	3	4	5	6	7	8	9	10	11	12	AB	R	H	RBI	BB	SO	LOB	BOTTOM						
Bob Bailey, R OBP: 0.346, SLG: 0.346	F7		1-4-3		6-3								3	0	0	0	0	0	0							
Jerry Lynch, L OBP: 0.549, SLG: 0.549													1	0	1	1	0	0	0							
Gene Freese, R OBP: 0.415, SLG: 0.459													2	1	1	0	0	0	0							
Frank Carpin, L ERA:													0	0	0	0	0	0	0							
Bill Virdon, L OBP: 0.346, SLG: 0.376	4-3												6	0	2	1	0	1	1							
Roberto Clemente, R OBP: 0.313, SLG: 0.324	G3												6	1	1	0	0	0	3							
Willie Stargell, L OBP: 0.289, SLG: 0.472													5	0	1	0	1	1	1							
Donn Clendenon, R OBP: 0.406, SLG: 0.471													5	2	4	1	1	0	0							
Bill Mazeroski, R OBP: 0.383, SLG: 0.375													4	1	1	0	1	0	3							
Andre Rodgers, R OBP: 0.355, SLG: 0.464													5	0	3	3	1	1	4							
Del Candall, R ERA: 4.35													1	0	0	0	1	0	0							
Manny Mota, R OBP: 0.100, SLG: 0.100													0	0	0	0	0	0	0							
Tommie Sisk, R ERA: 4.02													0	0	0	0	0	0	0							
Al McBean, R ERA: 3.25													0	0	0	0	0	0	0							
Ozzie Virgil, R OBP: 0.348, SLG: 0.348													1	0	0	0	0	0	0							
Bob Friend, R ERA: 4.36													2	0	0	0	0	0	2							
Jim Pagliaroni, R OBP: 0.286, SLG: 0.344													3	1	0	0	0	1	5							
Inning Stats	R: 0 E: 0 K: 0 S: 3	H: 0 LOB: 0 BB: 0 P: 3	R: 0 E: 0 K: 0 S: 4	H: 1 LOB: 1 BB: 0 P: 4	R: 0 E: 0 K: 0 S: 3	H: 0 LOB: 0 BB: 0 P: 3	R: 3 E: 0 K: 0 S: 7	H: 4 LOB: 2 BB: 1 P: 11	R: 0 E: 0 K: 0 S: 3	H: 0 LOB: 0 BB: 0 P: 3	R: 2 E: 0 K: 0 S: 5	H: 3 LOB: 2 BB: 0 P: 6	R: 0 E: 0 K: 2 S: 9	H: 2 LOB: 1 BB: 1 P: 13	R: 1 E: 0 K: 1 S: 6	H: 2 LOB: 3 BB: 3 P: 18	R: 0 E: 0 K: 2 S: 7	H: 0 LOB: 0 BB: 0 P: 3	R: 0 E: 0 K: 2 S: 7	H: 0 LOB: 0 BB: 0 P: 7	R: 1 E: 0 K: 0 S: 3	H: 2 LOB: 1 BB: 0 P: 3	1B: 12 2B: 2 3B: 0 HR: 0	SF: 0 SAC: 1 DP: 1 HBP: 1	WP: 2 PB: 0 SB: 0 CS: 0	PA: 52
PITCHER	IP WLS BF H R ER SO BB IBB HBP BLK WP HR S P ERA WHIP	6.1 1.2 2.0 1.1	29 7 10 6	8 2 2 2	5 0 1 1	5 0 2 1	0 1 2 0	0 0 1 0	0 0 9 10	27 32 21 10	32 1,000 2,000 1,500	7.11 0.00 4.50 6.75	PITCHER										IP WLS BF H R ER SO BB IBB HBP BLK WP HR S P ERA WHIP			
Larry Jackson, R ERA: 4.35	1.1																									
Lindy McDaniel, R ERA: 1.8	7.1																									
Ted Abernathy, R ERA: 1.75	9.1																									
Jack Warner, R ERA: 8.1	11.1																									

Chicago Cubs @ Pittsburgh Pirates
Forbes Field, Pittsburgh, PA

Tue May 25 1965, 7:05 PM EDT
Att: 6,403 - Unknown - 80 F

AB 45
R 7
H 14
RBI 6
BB 5
SO 5
LOB 22



Batter	1	2	3	4	5	6	7	8	9	10	AB	R	H	RBI	BB	SO	LOB	TOP			
Jimmy Stewart, S OBP: 0.474, SLG: 0.385	1-3	B1-5-4 1B		4-3		FC5-4		IBB		G3	5	0	1	0	1	0	1				
Glenn Beckert, R OBP: 0.238, SLG: 0.286																					
Don Landrum, L OBP: 0.322, SLG: 0.415	14 HBP 1B	B1-5-4																			
Lindy McDaniel, R OBP: 0.322, SLG: 0.424	14 HBP 1B																				
Billy Williams, L OBP: 0.371, SLG: 0.542																					
Ron Santo, R OBP: 0.371, SLG: 0.542	F9																				
14 Ernie Banks, R OBP: 0.341, SLG: 0.516	1B HBP																				
Len Gabrielson, L OBP: 0.354, SLG: 0.488	1B BB																				
Vic Roznovsky, L OBP: 0.308, SLG: 0.426	1B BB																				
Joey Amalfitano, R OBP: 0.182, SLG: 0.182	1B BB																				
Roberto Pena, R OBP: 0.313, SLG: 0.329	1B																				
Dick Ellsworth, L OBP: 0.111, SLG: 0.111																					
Ted Abernathy, R OBP: 0.232, SLG: 0.319																					
Doug Clemens, L OBP: 0.152, SLG: 0.238																					
Dick Bertelli, R OBP: 0.152, SLG: 0.238																					
George Altman, L OBP: 0.033, SLG: 0.037																					
Leo Burke, R OBP: 0.033, SLG: 0.200																					
Inning Stats	R: 3 E: 0 K: 0 S: 5	H: 3 LOB: 3 BB: 14 P: 14	R: 0 E: 0 K: 1 S: 6	H: 2 LOB: 1 BB: 0 P: 6	R: 3 E: 0 K: 1 S: 8	H: 3 LOB: 0 BB: 0 P: 8	R: 0 E: 0 K: 0 S: 4	H: 1 LOB: 2 BB: 1 P: 8	R: 0 E: 0 K: 1 S: 6	H: 1 LOB: 1 BB: 0 P: 6	R: 0 E: 0 K: 0 S: 3	H: 0 LOB: 0 BB: 0 P: 3	R: 0 E: 0 K: 0 S: 4	H: 1 LOB: 2 BB: 1 P: 8	R: 0 E: 0 K: 0 S: 4	H: 1 LOB: 1 BB: 0 P: 4	R: 2 E: 0 K: 2 S: 9	H: 2 LOB: 0 BB: 0 P: 9	1B: 11 2B: 2 3B: 0 HR: 2	SF: 0 SAC: 1 DP: 2 HBP: 1	WP: 0 PA: 47 PB: 0 SB: 1 CS: 1
PITCHER	IP	WLS	BF	H	R	ER	SO	BB	IBB	HBP	BLK	WP	HR	S	P	ERA	WHIP				
Jack Fisher, R ERA: 3.88	(1, 1)	2.1	16	8	6	6	1	2	0	0	0	0	1	15	24	23.14	4.286				
Jim Bethke, R ERA: 2.45	(3, 1)	1.2	7	1	0	0	1	1	0	0	0	0	0	8	12	0.00	1.200				
Al Jackson, L ERA: 6.19	(5, 1)	2.0	7	2	0	0	1	0	0	0	0	0	0	9	9	0.00	1.000				
Larry Bearmarth, R ERA: 4.68	(7, 1)	2.0	8	1	0	0	0	0	1	0	0	0	0	7	11	0.00	0.500				
Dennis Ribant, R ERA: 2.93	(9, 1)	2.0	L 9	3	2	2	2	0	0	0	0	0	1	13	13	9.00	1.500				

Chicago Cubs @ New York Mets
Shea Stadium, Flushing, NY
Wed May 26 1965, 7:05 PM EDT
Att. 16,809 - Cloudy - 70 F

AB 41
R 8
H 15
RBI 8
BB 4
SO 5
LOB 22



Batter	1	2	3	4	5	6	7	8	9	10	AB	R	H	RBI	BB	SO	LOB	BOTTOM			
Bobby Klaus, R OBP: 0.318, SLG: 0.308	2B BB																				
Jesse Gonder, L OBP: 0.404, SLG: 0.531	1B BB																				
Dennis Ribant, R OBP: 0.265, SLG: 0.305	F8																				
Roy McMillan, R OBP: 0.301, SLG: 0.461	2B 1B																				
Charley Smith, R OBP: 0.301, SLG: 0.461	2B 1B																				
Ron Swoboda, R OBP: 0.371, SLG: 0.655	1B 2B																				
Joe Christopher, R OBP: 0.295, SLG: 0.281	G4-3 1B																				
Johnny Lewis, L OBP: 0.384, SLG: 0.480	G4-3																				
Jim Hickman, R OBP: 0.173, SLG: 0.183																					
Larry Bearmarth, R OBP: 0.188, SLG: 0.333																					
Chris Cannizzaro, R OBP: 0.197, SLG: 0.169																					
Hawk Taylor, R OBP: 0.394, SLG: 0.818																					
Jack Fisher, R ERA: 3.29	(1, 1)	5.0	24	7	5	5	1	4	0	0	0	0	0	22	38	9.00	2.200				
Ted Abernathy, R ERA: 1.66	(6, 1)	2.0	8	2	1	0	0	0	0	0	0	0	0	8	8	0.00	1.000				
Lindy McDaniel, R ERA: 1.66	(8, 1)	3.0	W 11	1	0	0	2	2	0	0	0	0	0	13	21	0.00	1.000				
PITCHER	IP	WLS	BF	H	R	ER	SO	BB	IBB	HBP	BLK	WP	HR	S	P	ERA	WHIP				
Jack Fisher, R ERA: 3.29	(1, 1)	5.0	24	7	5	5	1	4	0	0	0	0	0	22	38	9.00	2.200				
Ted Abernathy, R ERA: 1.66	(6, 1)	2.0	8	2	1	0	0	0	0	0	0	0	0	8	8	0.00	1.000				
Lindy McDaniel, R ERA: 1.66	(8, 1)	3.0	W 11	1	0	0	2	2	0	0	0	0	0	13	21	0.00	1.000				

Chicago Cubs @ New York Mets
Shea Stadium, Flushing, NY
Wed May 26 1965, 7:05 PM EDT
Att. 16,809 - Cloudy - 70 F

AB 35
R 6
H 10
RBI 6
BB 6
SO 3
LOB 19



Batter	1	2	3	4	5	6	7	8	9	AB	R	H	RBI	BB	SO	LOB	TOP					
Jimmy Stewart, S OBP: 0.375, SLG: 0.278 (1, 8)	0-0 1-3		0-0 F8		0-0 F9	0-3 K	0-0 P9			5	0	0	0	0	1	4						
Glenn Beckert, R OBP: 0.247, SLG: 0.282 (1, 4)	4-0 BB		0-0 6-3		4-0 BB	4-0 BB		0-3 K		2	0	0	0	3	1	0						
Billy Williams, L OBP: 0.313, SLG: 0.412 (1, 7)	0-0 P6		0-0 P6		0-0 G3	0-0 L7		0-0 P5		5	0	0	0	0	0	5						
Ron Santo, R OBP: 0.372, SLG: 0.532 (1, 5)	0-0 L5			0-3 K		1-0 F9 SH 1B HBP	4-0 BB 14 1B BB	0-0 L4		3	2	0	0	1	1	1						
Doug Clemens, L OBP: 0.319, SLG: 0.322 (1, 9)		4-0 FC5-4 S BB		0-0 4-3 S 1B		0-0 SH 1B	4-0 BB 14 1B BB		0-0 4-3	2	2	1	0	2	0	0						
Len Gabrielson, L OBP: 0.353, SLG: 0.467 (6, 1)		4-0 BB		0-0 4-3		0-0 F9	0-3 K		0-0 G1-6-3 1B	2	0	0	0	1	0	3						
Joey Amalfitano, R OBP: 0.167, SLG: 0.167 (7, PH)		1-2 FC5-4 BB		1-3		2-3				1	0	0	0	0	1	2						
Ernie Broglio, R OBP: 0.267, SLG: 0.286 (9, PH)		0-0 P6		4-0 BB		0-0 1B	0-0 P5		0-0 G1-6-3 1-2	4	1	1	1	1	0	5						
Vic Roznovsky, L OBP: 0.316, SLG: 0.412 (1, 2)		0-0 FC5-4		0-0 P6		0-0 14 1B	4-0 BB			3	0	1	1	1	0	4						
Roberto Pena, R OBP: 0.317, SLG: 0.329 (1, 6)		1-2 2-3		0-0 P6		1-3 3-H 1B	1-2 2-3 BB			1	0	0	0	0	0	2						
Cal Koonce, R OBP: 0.125, SLG: 0.087 (5, PH)		2-3				1-3 3-H BB	1-2 2-H 3-H 1B			1	0	0	0	0	0	2						
Don Landrum, L OBP: 0.319, SLG: 0.410 (5, 1)										1	0	0	0	0	1	0						
Bob Humphreys, R OBP: 0.349, SLG: 0.522 (6, PH)										2	0	2	3	0	0	0						
14 Ernie Banks, R OBP: 0.349, SLG: 0.522 (6, 3)										2	0	2	3	0	0	0						
Inning Stats	R: 0 E: 0 K: 0 S: 3	H: 0 LOB: 1 BB: 1 P: 7	R: 0 E: 0 K: 0 S: 3	H: 0 LOB: 2 BB: 2 P: 11	R: 0 E: 0 K: 0 S: 3	H: 0 LOB: 0 BB: 0 P: 3	R: 0 E: 0 K: 1 S: 6	H: 1 LOB: 2 BB: 1 P: 10	R: 0 E: 0 K: 1 S: 5	H: 0 LOB: 1 BB: 1 P: 9	R: 3 E: 1 K: 1 S: 9	H: 3 LOB: 3 BB: 1 P: 14	R: 2 E: 0 K: 1 S: 6	H: 1 LOB: 2 BB: 3 P: 18	R: 0 E: 0 K: 1 S: 5	H: 0 LOB: 0 BB: 0 P: 5	R: 0 E: 0 K: 0 S: 3	H: 1 LOB: 0 BB: 0 P: 3	1B: 6 2B: 0 3B: 0 HR: 0	SF: 0 SAC: 1 DP: 1 HBP: 1	WP: 0 PB: 0 SB: 3 CS: 0	PA: 43
PITCHER	IP	WLS	BF	H	R	ER	SO	BB	IBB	HBP	BLK	WP	HR	S	P	ERA	WHIP					
Gary Kroll, R ERA: 5.29	5.1	W	27	4	3	2	2	5	0	1	0	0	0	25	46	3.38	1.688					
Tug McGraw, L ERA: 3.65	0.2		5	0	2	2	1	3	0	0	0	0	0	4	16	27.00	4.500					
Galen Cisco, R ERA: 9.27	0.2		4	1	0	0	1	1	0	0	0	0	0	5	9	0.00	3.000					
Larry Bearmarth, R ERA: 3.6	2.1	S	7	1	0	0	1	0	0	0	0	0	0	9	9	0.00	0.429					

Chicago Cubs @ New York Mets
Shea Stadium, Flushing, NY
Thu May 27 1965, 3:33 AM EDT
Att. 9,561 - Unknown - 80 F

AB	32
R	5
H	6
RBI	5
BB	9
SO	5
LOB	26



Batter	1	2	3	4	5	6	7	8	9	AB	R	H	RBI	BB	SO	LOB	BOTTOM				
Bobby Klaus, R OBP: 0.327, SLG: 0.321 (1, 4)	0-0 5-3		0-0 E6 BB 2B		4-0 E FC5-2 BB	0-0 WP 1B 2B		0-0 1B		4	2	2	0	1	0	1					
Johnny Lewis, L OBP: 0.384, SLG: 0.488 (8, 9)	0-0 3B		0-0 SF9		0-0 E6 PB FC5-2 1B	0-0 L8 1B		0-0 4-3		4	2	2	2	0	0	2					
Charley Smith, R OBP: 0.307, SLG: 0.475 (1, 5)	0-0 SF8 3B		0-0 2B BB		0-0 FC5-2 PB 1B	0-0 L8 1B				3	3	1	1	1	0	3					
Ed Kranepool, L OBP: 0.384, SLG: 0.551 (1, 3)	0-0 SF8		0-0 2B		0-0 1B IBB	0-0 G3				2	0	1	3	1	0	0					
Ron Swoboda, R OBP: 0.375, SLG: 0.649 (8, 8)	0-0 1B		0-0 P9		0-0 1-3 2-H 3-H 1B		0-0 F5			4	0	2	2	0	0	0					
Billy Cowan, R OBP: 0.235, SLG: 0.250 (8, 7)	0-0 1B		0-0 FC6-4 E BB		0-3 K		0-0 F9			3	0	1	0	1	1	1					
Joe Christopher, R OBP: 0.291, SLG: 0.282 (1, 7)	0-0 1B		0-0 E6 FC6-4		0-3 K		0-0 5-3			4	0	0	0	0	1	3					
Jim Hickman, R OBP: 0.173, SLG: 0.183 (8, 7)	0-0 1B		0-0 SH1-4 SF9 1B		0-3 K		0-0 G3			4	1	1	0	0	1	2					
Hawk Taylor, R OBP: 0.259, SLG: 0.692 (1, 2)	0-0 F9		0-0 F8		0-3 K		0-0 5-3			2	0	0	0	0	1	2					
Roy McMillan, R OBP: 0.265, SLG: 0.303 (1, 6)		0-0 SH1-4		0-0 F8		0-3 K		0-0 5-3		4	0	0	0	0	0	0					
Gary Kroll, R OBP: 0.231, SLG: 0.308 (6, 1)		0-0 1-2								2	0	0	0	0	1	2					
Tug McGraw, R ERA: 2.16										0	0	0	0	0	0	0					
Galen Cisco, R OBP: 0.250, SLG: 0.250 (7, 1)										0	0	0	0	0	0	0					
Larry Bearmarth, R ERA: 5.85										1	0	0	0	0	0	0					
Inning Stats	R: 2 E: 0 K: 0 S: 7	H: 4 LOB: 2 BB: 0 P: 7	R: 3 E: 1 K: 0 S: 5	H: 2 LOB: 1 BB: 1 P: 9	R: 0 E: 1 K: 0 S: 4	H: 0 LOB: 2 BB: 1 P: 8	R: 2 E: 1 K: 1 S: 6	H: 1 LOB: 1 BB: 2 P: 14	R: 0 E: 0 K: 3 S: 9	H: 0 LOB: 0 BB: 0 P: 9	R: 1 E: 0 K: 0 S: 4	H: 2 LOB: 0 BB: 0 P: 4	R: 0 E: 0 K: 0 S: 3	H: 0 LOB: 0 BB: 0 P: 3	R: 0 E: 0 K: 0 S: 4	H: 1 LOB: 1 BB: 0 P: 4	1B: 6 2B: 3 3B: 1 HR: 0	SF: 2 SAC: 1 DP: 0 HBP: 0	WP: 1 PB: 1 SB: 0 CS: 0	PA: 38	
PITCHER	IP	WLS	BF	H	R	ER	SO	BB	IBB	HBP	BLK	WP	HR	S	P	ERA	WHIP				
Cal Koonce, R ERA: 3.86	4.0	L	24	7	7	3	1	3	1	0	0	0	0	22	38	6.75	2.500				
Bob Humphreys, R ERA: 2.16	1.0		3	0	0	0	3	0	0	0	0	0	0	9	9	0.00	0.000				
Jack Warner, R ERA: 8.22	1.0		4	2	1	1	0	0	0	0	0	1	0	4	4	9.00	2.000				
Ernie Broglio, R ERA: 5.85	2.0		7	1	0	0	0	0	0	0	0	0	0	7	7	0.00	0.500				

Chicago Cubs @ New York Mets
Shea Stadium, Flushing, NY
Thu May 27 1965, 3:33 AM EDT
Att. 9,561 - Unknown - 80 F

AB	31
R	8
H	10
RBI	8
BB	4
SO	4
LOB	14



Batter	1	2	3	4	5	6	7	8	9	AB	R	H	RBI	BB	SO	LOB	TOP		
Jimmy Stewart, S (1, 8) <small>OBP: 0.387, SLG: 0.227</small> Len Gabrielson, L (3, 8) <small>OBP: 0.345, SLG: 0.438</small>										1	0	0	0	1	1	2			
Glenn Beckert, R (1, 4) <small>OBP: 0.245, SLG: 0.285</small>										4	1	1	0	0	0	1			
Billy Williams, L (1, 7) <small>OBP: 0.314, SLG: 0.416</small>										4	0	1	1	0	0	1			
Ron Santo, R (1, 5) <small>OBP: 0.370, SLG: 0.518</small>										4	0	1	0	0	1	2			
14 Ernie Banks, R (1, 3) <small>OBP: 0.364, SLG: 0.524</small>										4	1	2	0	0	1	1			
Doug Clemens, L (1, 9) <small>OBP: 0.325, SLG: 0.328</small>										4	0	1	0	0	0	1			
Vic Roznovsky, L (1, 2) <small>OBP: 0.328, SLG: 0.411</small>										3	0	1	1	1	0	0			
Roberto Pena, R (1, 6) <small>OBP: 0.314, SLG: 0.320</small> George Altman, L (6, PH) <small>OBP: 0.395, SLG: 0.524</small> Joey Amalfitano, R (6, 6) <small>OBP: 0.154, SLG: 0.154</small>										2	0	0	0	0	0	1			
Larry Jackson, R (1, 1) <small>OBP: 0.292, SLG: 0.455</small> Don Landrum, L (7, PH) <small>OBP: 0.312, SLG: 0.400</small> Bob Humphreys, R (7, 1) <small>OBP: 0.235, SLG: 0.250</small>										1	0	0	0	1	1	0			
Inning Stats	R: 0 E: 0 K: 0 S: 3	H: 0 LOB: 1 BB: 1 P: 7	R: 1 E: 0 K: 1 S: 7	H: 2 LOB: 2 BB: 1 P: 11	R: 0 E: 0 K: 1 S: 6	H: 1 LOB: 1 BB: 0 P: 6	R: 0 E: 0 K: 0 S: 3	H: 0 LOB: 0 BB: 0 P: 3	R: 0 E: 0 K: 1 S: 5	H: 2 LOB: 3 BB: 1 P: 11	R: 1 E: 0 K: 2 S: 9	H: 2 LOB: 1 BB: 0 P: 9	R: 0 E: 0 K: 0 S: 3	H: 0 LOB: 0 BB: 0 P: 3	R: 0 E: 0 K: 2 S: 7	H: 0 LOB: 0 BB: 0 P: 7	1B: 4 2B: 3 3B: 0 HR: 0	SF: 0 SAC: 0 DP: 0 HBP: 0	WP: 0 PA: 37 PB: 0 SB: 0 CS: 0
PITCHER	IP WLS BF H R ER SO BB IBB HBP BLK WP HR S P ERA WHIP																		
Jim Bunning, R (1, 1) <small>ERA: 3.79</small>	9.0 W 37 7 2 2 8 3 0 0 0 0 0 50 62 2.00 1.111																		

Chicago Cubs @ Philadelphia Phillies
 Connie Mack Stadium, Philadelphia, PA
 Sat May 29 1965, 3:33 AM EDT
 Att: 4,962 - Unknown

AB 34
 R 2
 H 7
 RBI 2
 BB 3
 SO 8
 LOB 12

Batter	1	2	3	4	5	6	7	8	9	AB	R	H	RBI	BB	SO	LOB	BOTTOM		
Tony Taylor, R (1, 4) <small>OBP: 0.328, SLG: 0.360</small>										4	1	1	0	0	0	1			
Tony Gonzalez, L (1, 8) <small>OBP: 0.308, SLG: 0.459</small>										4	1	1	0	0	0	2			
Johnny Callison, L (1, 9) <small>OBP: 0.340, SLG: 0.554</small>										3	1	1	2	0	0	1			
Dick Allen, R (1, 5) <small>OBP: 0.400, SLG: 0.568</small>										4	1	1	2	0	2	0			
Wes Covington, L (1, 7) <small>OBP: 0.270, SLG: 0.471</small> Cookie Rojas, R (9, 7) <small>OBP: 0.379, SLG: 0.408</small>										3	0	0	0	1	1	1			
Frank Thomas, R (1, 3) <small>OBP: 0.294, SLG: 0.319</small>										3	0	0	0	1	0	0			
Clay Dalrymple, L (1, 2) <small>OBP: 0.289, SLG: 0.310</small>										2	0	0	0	1	0	2			
Bobby Wine, R (1, 6) <small>OBP: 0.241, SLG: 0.192</small>										3	0	1	0	0	0	0			
Jim Bunning, R (1, 1) <small>OBP: 0.200, SLG: 0.320</small>										3	0	1	0	0	1	2			
Inning Stats	R: 3 E: 0 K: 0 S: 5	H: 3 LOB: 1 BB: 2 P: 13	R: 0 E: 0 K: 0 S: 3	H: 0 LOB: 0 BB: 0 P: 3	R: 0 E: 0 K: 1 S: 5	H: 0 LOB: 0 BB: 0 P: 5	R: 0 E: 0 K: 1 S: 6	H: 1 LOB: 2 BB: 1 P: 10	R: 1 E: 1 K: 0 S: 5	H: 1 LOB: 1 BB: 0 P: 5	R: 0 E: 0 K: 0 S: 3	H: 0 LOB: 0 BB: 0 P: 3	R: 0 E: 0 K: 2 S: 7	H: 0 LOB: 0 BB: 0 P: 7	R: 0 E: 0 K: 2 S: 7	H: 0 LOB: 0 BB: 0 P: 7	1B: 2 2B: 3 3B: 0 HR: 1	SF: 1 SAC: 0 DP: 1 HBP: 0	WP: 0 PA: 33 PB: 0 SB: 0 CS: 0
PITCHER	IP WLS BF H R ER SO BB IBB HBP BLK WP HR S P ERA WHIP																		
Larry Jackson, R (1, 1) <small>ERA: 4.5</small>	6.0 L 26 5 4 4 2 3 0 0 0 0 0 1 27 39 6.00 1.333																		
Bob Humphreys, R (7, 1) <small>ERA: 1.74</small>	2.0 7 1 0 0 2 0 0 0 0 0 0 0 11 11 0.00 0.500																		

Chicago Cubs @ Philadelphia Phillies
 Connie Mack Stadium, Philadelphia, PA
 Sat May 29 1965, 3:33 AM EDT
 Att: 4,962 - Unknown

AB 29
 R 4
 H 6
 RBI 4
 BB 3
 SO 4
 LOB 9

Batter	1	2	3	4	5	6	7	8	9	AB	R	H	RBI	BB	SO	LOB	TOP										
Jimmy Stewart, S OBP: 0.371, SLG: 0.231 (1, 8)	0-0 4-3		0-0 G4-6-3 1B			0-0 4-3	0-0 4-3			4	0	1	0	0	0	0	Chicago Cubs @ Philadelphia Phillies Sun May 30 1965, 3:33 AM EDT Att: 11,696 - Unknown Connie Mack Stadium, Philadelphia, PA livebaseballscorecards.com										
Billy Williams, L OBP: 0.313, SLG: 0.412 (1, 7)	0-0 F9		0-0 G4-6-3 1-2			0-0 1B 14 1B		0-0 3-1		4	1	1	0	0	0	2											
Ron Santo, R OBP: 0.372, SLG: 0.518 (1, 5)	0-0 1-3			0-0 F9		0-0 14 1B FC		0-0 14 G6-4-3 1B		4	1	2	0	0	0	0											
14 Ernie Banks, R OBP: 0.372, SLG: 0.548 (1, 3)		0-0 HR		0-0 1B		0-0 WP FC SF7 1B		0-0 G6-4-3 1-2		4	2	3	2	0	0	1											
Doug Clemens, L OBP: 0.327, SLG: 0.326 (1, 9)	0-0 4-3		0-0 G4-6-3 1B			0-0 FC WP		0-0 F7		4	0	1	1	0	0	1											
Chris Krug, R OBP: 0.250, SLG: 0.333 (1, 2)	0-0 G6-4-3 1B		0-0 G4-6-3 1-2			0-0 SF7 1-2 2-H		0-0 F6		3	0	1	1	0	0	2											
Roberto Pena, R OBP: 0.306, SLG: 0.312 (1, 6)	0-0 G6-4-3 1-2			0-0 5-3		0-3 K		0-0 6-3		4	0	0	0	0	1	2											
Glenn Beckert, R OBP: 0.247, SLG: 0.286 (1, 4)		0-0 F9		0-0 CS 1B				0-0 6-3		3	0	1	0	0	0	0											
Dick Ellsworth, L OBP: 0.143, SLG: 0.143 (1, 1)		0-0 1B		0-0 3-1				0-0 G3		3	0	1	0	0	0	1											
Inning Stats	R: 0 E: 0 K: 0 S: 3	H: 0 LOB: 0 BB: 0 P: 3	R: 1 E: 0 K: 0 S: 4	H: 2 LOB: 0 BB: 0 P: 4	R: 0 E: 0 K: 0 S: 4	H: 2 LOB: 1 BB: 0 P: 4	R: 0 E: 0 K: 0 S: 4	H: 1 LOB: 0 BB: 0 P: 3	R: 3 E: 0 K: 1 S: 9	H: 3 LOB: 1 BB: 0 P: 9	R: 0 E: 0 K: 0 S: 3	H: 0 LOB: 0 BB: 0 P: 3	R: 0 E: 0 K: 0 S: 3	H: 1 LOB: 0 BB: 0 P: 3	R: 0 E: 0 K: 0 S: 3	H: 0 LOB: 0 BB: 0 P: 3	1B: 10 2B: 0 3B: 0 HR: 1	SF: 1 SAC: 0 DP: 4 HBP: 0	WP: 1 PB: 0 SB: 0 CS: 1	PA: 34							
PITCHER	IP	WLS	BF	H	R	ER	SO	BB	IBB	HBP	BLK	WP	HR	S	P	ERA	WHIP										
Ray Herbert, R ERA: 3.27 (1, 1)	5.1	L	22	10	4	4	0	0	0	0	0	0	1	22	22	6.75	1.875										
Jack Baldschun, R ERA: 4.15 (6, 1)	1.2		6	0	0	0	1	0	0	0	0	1	0	8	8	0.00	0.000										
Gary Wagner, R ERA: 1.93 (8, 1)	2.0		6	1	0	0	0	0	0	0	0	0	0	6	6	0.00	0.500										

Batter	1	2	3	4	5	6	7	8	9	AB	R	H	RBI	BB	SO	LOB	BOTTOM										
Tony Taylor, R OBP: 0.326, SLG: 0.354 (1, 4)	0-0 1-3		4-0 1B E BB		0-0 5-3		0-3 K			3	1	0	0	1	1	0	Chicago Cubs @ Philadelphia Phillies Sun May 30 1965, 3:33 AM EDT Att: 11,696 - Unknown Connie Mack Stadium, Philadelphia, PA livebaseballscorecards.com										
Cookie Rojas, R OBP: 0.383, SLG: 0.411 Gary Wagner, R (8, 1)	0-0 FC5 BB 1B		0-0 E3 1-3 1B		0-3 K		0-0 F8			4	0	2	0	0	1	0											
Johnny Callison, L OBP: 0.339, SLG: 0.544 (1, 9)	4-0 FC5 BB 1B		0-0 E3 1-3 3-H		0-0 F5		0-0 4-3			3	0	0	1	1	0	1											
Dick Allen, R OBP: 0.402, SLG: 0.572 (1, 5)	0-0 FC5 1-2 2-3		0-0 F9		0-0 E 1B		0-0 2B			4	0	2	0	0	0	3											
Alex Johnson, R OBP: 0.354, SLG: 0.468 (8, 8)	0-0 4-3		0-0 5-3		0-3 K		0-0 F8			4	0	0	0	0	1	5											
Frank Thomas, R OBP: 0.291, SLG: 0.314 (1, 3) (8, 7)		0-0 G5-4-3 1B		0-0 F7		0-0 E4 1-2		0-3 K		4	0	1	0	0	1	2											
Gus Triandos, R OBP: 0.243, SLG: 0.203 (1, 2)		0-0 G5-4-3 1-2		0-3 K		0-0 F8		0-3 K		4	0	0	0	0	2	3											
Bobby Wine, R OBP: 0.258, SLG: 0.214 (1, 6)		0-0 1B		0-0 FC6-4 1B		0-0 P6		0-0 P5		4	0	2	0	0	0	2											
Ray Herbert, R OBP: 0.412, SLG: 0.471 Jack Baldschun, R Dick Stuart, R OBP: 0.354, SLG: 0.416 (7, PH) (8, 3)	0-0 F7		0-0 FC6-4 1-2		0-0 F9		0-0 F9		0-0 F9		2	0	0	0	0	0	2										
Inning Stats	R: 0 E: 0 K: 0 S: 4	H: 1 LOB: 2 BB: 1 P: 8	R: 0 E: 0 K: 0 S: 4	H: 2 LOB: 1 BB: 0 P: 4	R: 1 E: 1 K: 0 S: 4	H: 1 LOB: 1 BB: 1 P: 8	R: 0 E: 0 K: 1 S: 6	H: 1 LOB: 0 BB: 0 P: 6	R: 0 E: 0 K: 1 S: 5	H: 0 LOB: 0 BB: 0 P: 5	R: 0 E: 0 K: 1 S: 7	H: 1 LOB: 2 BB: 0 P: 7	R: 0 E: 0 K: 1 S: 5	H: 0 LOB: 0 BB: 0 P: 5	R: 0 E: 0 K: 1 S: 6	H: 1 LOB: 1 BB: 0 P: 6	R: 0 E: 0 K: 1 S: 5	H: 0 LOB: 0 BB: 0 P: 5	1B: 6 2B: 1 3B: 0 HR: 0	SF: 0 SAC: 0 DP: 1 HBP: 0	WP: 0 PB: 0 SB: 0 CS: 0	PA: 36					
PITCHER	IP	WLS	BF	H	R	ER	SO	BB	IBB	HBP	BLK	WP	HR	S	P	ERA	WHIP										
Dick Ellsworth, L ERA: 2.97 (1, 1)	9.0	W	36	7	1	1	6	2	0	0	0	0	0	46	54	1.00	1.000										

Batter	1	2	3	4	5	6	7	8	9	AB	R	H	RBI	BB	SO	LOB	TOP										
Bobby Klaus, R OBP: 0.301, SLG: 0.284 (1, 5)										4	1	0	0	1	1	4	New York Mets @ Chicago Cubs Wrigley Field, Chicago, IL Mon May 31 1965, 3:33 AM CDT Cloudy - 70 F										
Johnny Lewis, L OBP: 0.355, SLG: 0.436 (1, 9)										4	0	0	0	1	0	2											
Joe Christopher, R OBP: 0.315, SLG: 0.327 (1, 7)										4	1	1	0	1	0	4											
Ed Kranepool, L OBP: 0.391, SLG: 0.539 (1, 3)											4	1	4	1	1	0		0									
Chuck Hillier, L OBP: 0.185, SLG: 0.240 (1, 4)											3	1	0	0	1	1		5									
Jim Hickman, R OBP: 0.200, SLG: 0.250 (1, 8)											5	1	2	4	0	1		4									
Roy McMillan, R OBP: 0.259, SLG: 0.288 (1, 6)											5	0	0	0	0	1		6									
Chris Cannizzaro, R OBP: 0.224, SLG: 0.190 (1, 2)										4	0	2	0	0	0	0											
Jack Fisher, R OBP: 0.148, SLG: 0.154 (1, 1)										3	0	1	0	0	1	0											
Inning Stats	R: 4 E: 0 K: 0 S: 4	H: 2 LOB: 0 BB: 3 P: 16	R: 0 E: 0 K: 1 S: 5	H: 0 LOB: 0 BB: 0 P: 5	R: 0 E: 0 K: 0 S: 4	H: 1 LOB: 1 BB: 0 P: 4	R: 0 E: 0 K: 0 S: 5	H: 2 LOB: 2 BB: 0 P: 5	R: 1 E: 0 K: 1 S: 7	H: 2 LOB: 2 BB: 1 P: 11	R: 0 E: 0 K: 0 S: 6	H: 1 LOB: 1 BB: 0 P: 7	R: 0 E: 0 K: 0 S: 4	H: 1 LOB: 0 BB: 0 P: 4	R: 0 E: 0 K: 0 S: 3	H: 0 LOB: 0 BB: 0 P: 3		R: 0 E: 1 K: 2 S: 9	H: 1 LOB: 3 BB: 1 P: 13	1B: 8 2B: 2 3B: 0 HR: 1	SF: 0 SAC: 1 DP: 1 HBP: 1	WP: 1 PB: 0 SB: 0 CS: 0	PA: 43				
PITCHER	IP	WLS	BF	H	R	ER	SO	BB	IBB	HBP	BLK	WP	HR	S	P	ERA	WHIP										
Cal Koonce, R ERA: 4.27 (1, 1)	4.2	L	24	7	5	5	2	3	1	0	0	0	1	24	40	9.64	2.143										
Bob Humphreys, R ERA: 1.54 (5, 1)	1.1		6	1	0	0	1	0	0	1	0	0	0	7	8	0.00	0.750										
Lindy McDaniel, R ERA: 1.54 (7, 1)	2.0		7	1	0	0	0	0	0	0	0	0	0	7	7	0.00	0.500										
Ted Abernathy, R ERA: 1.62 (9, 1)	1.0		6	1	0	0	2	0	1	0	0	1	0	9	13	0.00	1.000										

AB	36
R	5
H	10
RBI	5
BB	5
SO	5
LOB	25



Batter	1	2	3	4	5	6	7	8	9	AB	R	H	RBI	BB	SO	LOB	BOTTOM										
Harvey Kuenn, R OBP: 0.333, SLG: 0.222 (1, 7)										4	0	0	0	0	0	2	New York Mets @ Chicago Cubs Wrigley Field, Chicago, IL Mon May 31 1965, 3:33 AM CDT Cloudy - 70 F										
Billy Williams, L OBP: 0.317, SLG: 0.419 (1, 8)										4	1	2	0	0	0	2											
Ron Santo, R OBP: 0.365, SLG: 0.506 (1, 5)										4	0	0	0	0	3	4											
14 Ernie Banks, R OBP: 0.370, SLG: 0.538 (1, 3)										3	1	0	0	1	1	1											
Doug Clemens, L OBP: 0.318, SLG: 0.316 (1, 9)											4	0	0	0	0	1		2									
Chris Krug, R OBP: 0.167, SLG: 0.200 (1, 2)											2	0	0	0	0	0		0									
George Altman, L OBP: 0.381, SLG: 0.518 (7, PH)											1	0	0	0	0	0		0									
Vic Roznovsky, L OBP: 0.323, SLG: 0.404 (7, PR) (8, 2)											1	0	0	0	0	0		0									
Roberto Pena, R OBP: 0.303, SLG: 0.308 (1, 6)											2	0	0	0	0	0		0									
Jimmy Stewart, S OBP: 0.361, SLG: 0.222 (7, PH) (8, 6)											1	0	0	0	0	0		1									
Glenn Beckert, R OBP: 0.249, SLG: 0.286 (1, 4)										3	0	1	0	0	0	0											
Cal Koonce, R OBP: 0.126, SLG: 0.080 (5, 1)										1	0	0	0	0	0	0	0										
Bob Humphreys, R OBP: 0.317, SLG: 0.419 (5, PH)										0	0	0	0	0	0	0	0										
Ed Bailey, L OBP: 0.317, SLG: 0.419 (5, PH)										1	0	0	0	0	0	0	0										
Lindy McDaniel, R OBP: 0.317, SLG: 0.419 (7, 1)										0	0	0	0	0	0	0	0										
Don Landrum, L OBP: 0.317, SLG: 0.419 (8, PH)										0	0	0	0	0	0	0	0										
Larry Jackson, R OBP: 0.317, SLG: 0.419 (8, PH)										0	0	0	0	0	0	0	0										
Ted Abernathy, R OBP: 0.317, SLG: 0.419 (9, 1)										0	0	0	0	0	0	0	0										
Inning Stats	R: 0 E: 0 K: 0 S: 4	H: 1 LOB: 1 BB: 0 P: 4	R: 0 E: 0 K: 0 S: 3	H: 0 LOB: 0 BB: 0 P: 3	R: 0 E: 0 K: 0 S: 3	H: 0 LOB: 0 BB: 0 P: 3	R: 0 E: 0 K: 2 S: 7	H: 0 LOB: 0 BB: 0 P: 7	R: 0 E: 0 K: 0 S: 3	H: 0 LOB: 0 BB: 0 P: 3	R: 0 E: 0 K: 0 S: 3	H: 0 LOB: 0 BB: 0 P: 3	R: 2 E: 1 K: 1 S: 7	H: 1 LOB: 1 BB: 1 P: 11	R: 0 E: 0 K: 1 S: 6	H: 1 LOB: 2 BB: 1 P: 10	R: 0 E: 0 K: 1 S: 5	H: 0 LOB: 0 BB: 0 P: 5	1B: 2 2B: 1 3B: 0 HR: 0	SF: 0 SAC: 0 DP: 0 HBP: 0	WP: 1 PB: 0 SB: 0 CS: 0	PA: 33					
PITCHER	IP	WLS	BF	H	R	ER	SO	BB	IBB	HBP	BLK	WP	HR	S	P	ERA	WHIP										
Jack Fisher, R ERA: 3.41 (1, 1)	9.0	W	33	3	2	0	5	2	0	0	0	1	0	41	49	0.00	0.556										

AB	31
R	2
H	3
RBI	0
BB	2
SO	5
LOB	12



Batter	1	2	3	4	5	6	7	8	9	AB	R	H	RBI	BB	SO	LOB	TOP																
Bobby Klaus, R (1,5) OBP: 0.306, SLG: 0.296 Ron Swoboda, R (9, PH) OBP: 0.352, SLG: 0.591 Jim Bethke, R (9, 1)			F2			SH1-3 WP	1-2 3H 1B		K	4	1	2	1	0	1	0																	
Johnny Lewis, L (1,9) OBP: 0.352, SLG: 0.428	F7		F8			SH1-3	4-3			3	0	0	1	1	0	2																	
Joe Christopher, R (1,7) OBP: 0.317, SLG: 0.325			K			FC6-4 BB		F3	F8	4	0	1	0	1	1	3																	
Ed Kranepool, L (1,3) OBP: 0.387, SLG: 0.529				F7		FC6-4 BB		K		3	0	0	0	1	1																		
Chuck Hiller, L (1,4) OBP: 0.161, SLG: 0.207	F7			F9		P6		6-3		4	0	0	0	0	0	3																	
Jim Hickman, R (1,8) OBP: 0.202, SLG: 0.262 (9, 5)		F7		L5			F9 1B 2B		5-3	4	1	1	0	0	0	0																	
Roy McMillan, R (1,6) OBP: 0.270, SLG: 0.305 (9, PR) Billy Cowan, R (9, 8) OBP: 0.263, SLG: 0.306 (9, 8)		F9				G6-4-3 1B	F9		1B BB 1B	4	0	3	0	0	0	1	AB 34 R 3 H 8 RBI 2 BB 4 SO 6 LOB 20																
Chris Cannizzaro, R (1,2) OBP: 0.227, SLG: 0.185 (9, PH) Jesse Gonder, L (9, PR) OBP: 0.406, SLG: 0.518 (9, PR) Al Jackson, L (9, PR) OBP: 0.186, SLG: 0.250 (9, 6) Charley Smith, R (9, 6) OBP: 0.288, SLG: 0.459 (9, 6)		F9		G6-4-3			1B IBB		BB FC 1B	2	0	0	0	1	0	2																	
Gary Kroll, R (1,1) OBP: 0.188, SLG: 0.250 Larry Bearnarth, R (8, 1) Hawk Taylor, R (9, PH) OBP: 0.206, SLG: 0.545 (9, 2)		K		K		L4		FC	1-2 BB	3	0	0	0	0	2	3																	
Inning Stats	R: 0 E: 0 K: 1 S: 6	H: 1 LOB: 2 BB: 1 P: 10	R: 0 E: 0 K: 1 S: 6	H: 1 LOB: 1 BB: 0 P: 6	R: 0 E: 0 K: 1 S: 5	H: 0 LOB: 0 BB: 0 P: 5	R: 0 E: 0 K: 0 S: 3	H: 0 LOB: 0 BB: 0 P: 3	R: 0 E: 0 K: 1 S: 5	H: 1 LOB: 0 BB: 0 P: 5	R: 1 E: 0 K: 0 S: 4	H: 1 LOB: 1 BB: 1 P: 8	R: 1 E: 0 K: 0 S: 5	H: 2 LOB: 2 BB: 1 P: 9	R: 0 E: 0 K: 1 S: 5	H: 0 LOB: 0 BB: 0 P: 5	R: 1 E: 0 K: 1 S: 8	H: 2 LOB: 3 BB: 1 P: 12	1B: 5 2B: 3 3B: 0 HR: 0	SF: 0 SAC: 1 DP: 1 HBP: 0	WP: 1 PB: 0 SB: 0 CS: 0	PA: 39											
PITCHER	IP WLS BF H R ER SO BB IBB HBP BLK WP HR S P ERA WHIP																																
Ernie Broglio, R (1, 1) ERA: 5.06	6.2	28	6	2	2	4	2	1	0	0	0	1	0	33	45	2.70	1.200																
Lindy McDaniel, R (7, 1) ERA: 1.49	1.1	4	0	0	0	1	0	0	0	0	0	0	0	6	6	0.00	0.000																
Ted Abernathy, R (9, 1) ERA: 1.8	1.0	7	2	1	1	1	1	0	0	0	0	0	0	8	12	9.00	3.000																

New York Mets @ Chicago Cubs
Wrigley Field, Chicago, IL
Mon May 31 1965, 3:38 AM CDT
Att: 32,250 - Cloudy - 70 F

AB 34
R 3
H 8
RBI 2
BB 4
SO 6
LOB 20



Batter	1	2	3	4	5	6	7	8	9	AB	R	H	RBI	BB	SO	LOB	BOTTOM																
Harvey Kuenn, R (1,7) OBP: 0.329, SLG: 0.212	P4		FC4-6 BB		4-3			1-3		3	0	0	0	1	0	2																	
Billy Williams, L (1,8) OBP: 0.315, SLG: 0.432	F7		FC4-6 S			P6				4	1	1	2	0	0	2																	
Ron Santo, R (1,5) OBP: 0.368, SLG: 0.506			F8			F8				4	0	2	0	0	0	2																	
14 Ernie Banks, R (1,3) OBP: 0.362, SLG: 0.526	FC6-4			F8		F8		4-3		4	0	0	0	0	0	2																	
Doug Clemens, L (1,9) OBP: 0.310, SLG: 0.307		3-1		K			K		E4 WP 1B	4	1	0	0	0	2	0																	
Ed Bailey, L (1,2) OBP: 0.244, SLG: 0.121 Joey Amalfitano, R (9, PR) OBP: 0.154, SLG: 0.154		F8		G3			K		FC1-6 1B	4	0	1	1	0	1	0																	
Roberto Pena, R (1,6) OBP: 0.302, SLG: 0.306		6-3					F8		FC1-6 CS	4	0	1	0	0	0	1	AB 32 R 3 H 7 RBI 3 BB 2 SO 3 LOB 11																
Glenn Beckert, R (1,4) OBP: 0.255, SLG: 0.292			FC4-6 SH1-3 1B				SH1-4		1-2 1B	3	0	2	0	0	0	0																	
Ernie Broglio, R (1, 1) Lindy McDaniel, R (7, 1) Jimmy Stewart, S (9, PH) OBP: 0.378, SLG: 0.222 (9, 1) Ted Abernathy, R (9, 1) George Altman, L (9, PH) OBP: 0.378, SLG: 0.512 (9, 2)			SH1-3				F7		G3	1	0	0	0	0	0	1																	
Inning Stats	R: 0 E: 0 K: 0 S: 4	H: 1 LOB: 1 BB: 0 P: 4	R: 0 E: 0 K: 0 S: 3	H: 0 LOB: 0 BB: 0 P: 3	R: 0 E: 0 K: 0 S: 4	H: 1 LOB: 2 BB: 1 P: 8	R: 0 E: 0 K: 1 S: 5	H: 0 LOB: 0 BB: 0 P: 5	R: 0 E: 0 K: 0 S: 4	H: 1 LOB: 1 BB: 0 P: 4	R: 0 E: 0 K: 0 S: 3	H: 0 LOB: 0 BB: 0 P: 3	R: 0 E: 0 K: 2 S: 7	H: 0 LOB: 0 BB: 0 P: 7	R: 2 E: 0 K: 0 S: 5	H: 2 LOB: 1 BB: 1 P: 9	R: 1 E: 1 K: 0 S: 5	H: 2 LOB: 1 BB: 0 P: 5	1B: 6 2B: 0 3B: 0 HR: 1	SF: 0 SAC: 2 DP: 0 HBP: 0	WP: 1 PB: 0 SB: 1 CS: 1	PA: 36											
PITCHER	IP WLS BF H R ER SO BB IBB HBP BLK WP HR S P ERA WHIP																																
Gary Kroll, R (1, 1) ERA: 4.75 Larry Bearnarth, R (8, 1) ERA: 3.32 Jim Bethke, R (9, 1) ERA: 2.66	7.2	30	5	2	2	3	2	0	0	0	0	0	0	1	1	0.00	0.000																
1.0	5	2	1	0	0	0	0	0	0	0	0	1	0	5	5	0.00	2.000																

New York Mets @ Chicago Cubs
Wrigley Field, Chicago, IL
Mon May 31 1965, 3:38 AM CDT
Att: 32,250 - Cloudy - 70 F

AB 32
R 3
H 7
RBI 3
BB 2
SO 3
LOB 11



Batter	1	2	3	4	5	6	7	8	9	AB	R	H	RBI	BB	SO	LOB	TOP										
Bobby Klaus, R OBP: 0.303, SLG: 0.293 (1, 5)	6-3		6-3			F8		5-3		5	1	1	0	0	0	2	New York Mets @ Chicago Cubs Wrigley Field, Chicago, IL Tue Jun 01 1965, 3:33 AM CDT Att: 2,270 - Cloudy - 67 F										
Johnny Lewis, L OBP: 0.355, SLG: 0.426 (1, 9)	G3		K					2B		3	1	1	1	2	1	0											
Joe Christopher, R OBP: 0.324, SLG: 0.339 (1, 7)	1B		P6					2B		5	1	3	3	0	0	1											
Ed Kranepool, L OBP: 0.388, SLG: 0.528 (1, 3)	K							2B		4	1	1	1	1	1	1											
Jesse Gonder, L OBP: 0.377, SLG: 0.475 (1, 2)		K						BB		5	0	0	0	0	2	4											
Jim Hickman, R OBP: 0.213, SLG: 0.337 (1, 8)		F7								5	2	2	4	0	0	0											
Chuck Hiller, L OBP: 0.229, SLG: 0.333 Charley Smith, R OBP: 0.295, SLG: 0.455 (8, 5)		1B						1B		4	1	3	0	0	0	0											
Roy McMillan, R OBP: 0.279, SLG: 0.320 (1, 6)		2B						1B		5	2	3	1	0	0	1											
Warren Spahn, L OBP: 0.379, SLG: 0.227 Tom Parsons, R (4, 1)		F7								1	0	0	0	0	0	2											
Ron Swoboda, R OBP: 0.350, SLG: 0.586 Larry Bearnarth, R OBP: 0.200, SLG: 0.400 (5, 1)								2B		0	0	0	0	0	0	0											
Inning Stats	R: 0 E: 0 K: 1 S: 6	H: 1 LOB: 1 BB: 0 P: 6	R: 0 E: 0 K: 1 S: 7	H: 2 LOB: 2 BB: 0 P: 7	R: 0 E: 0 K: 1 S: 5	H: 0 LOB: 0 BB: 0 P: 5	R: 1 E: 0 K: 0 S: 4	H: 1 LOB: 0 BB: 0 P: 4	R: 6 E: 0 K: 0 S: 10	H: 7 LOB: 1 BB: 0 P: 10	R: 0 E: 0 K: 0 S: 3	H: 0 LOB: 0 BB: 0 P: 3	R: 0 E: 0 K: 0 S: 3	H: 0 LOB: 0 BB: 0 P: 3	R: 3 E: 0 K: 1 S: 8	H: 4 LOB: 2 BB: 2 P: 16	R: 0 E: 0 K: 0 S: 3	H: 0 LOB: 0 BB: 0 P: 3	1B: 8 2B: 4 3B: 1 HR: 2	SF: 0 SAC: 0 DP: 0 HBP: 0	WP: 0 PB: 0 SB: 0 CS: 0	PA: 44					
PITCHER	IP	WLS	BF	H	R	ER	SO	BB	IBB	HBP	BLK	WP	HR	S	P	ERA	WHIP										
Bob Buhl, R ERA: 3.15 (1, 1)	4.1	L	22	9	6	6	3	0	0	0	0	0	1	28	28	12.46	2.077										
Lindy McDaniel, R ERA: 1.57 (5, 1)	0.2		4	2	1	1	0	0	0	0	0	0	1	4	4	13.50	3.000										
Bob Humphreys, R ERA: 3.21 (6, 1)	2.1		13	4	3	3	0	1	1	0	0	0	0	11	19	11.57	2.143										
Jack Warner, R ERA: 7.56 (8, 1)	0.2		2	0	0	0	1	1	0	0	0	0	0	3	7	0.00	1.500										
Ted Abernathy, R ERA: 1.79 (9, 1)	1.0		3	0	0	0	0	0	0	0	0	0	0	3	3	0.00	0.000										

AB	41
R	10
H	15
RBI	10
BB	3
SO	4
LOB	12



Batter	1	2	3	4	5	6	7	8	9	AB	R	H	RBI	BB	SO	LOB	BOTTOM										
Jimmy Stewart, S OBP: 0.381, SLG: 0.250 (1, 8)	1-3		K			1-3				5	1	2	2	0	1	0	New York Mets @ Chicago Cubs Wrigley Field, Chicago, IL Tue Jun 01 1965, 3:33 AM CDT Att: 2,270 - Cloudy - 67 F										
Glenn Beckert, R OBP: 0.255, SLG: 0.291 (1, 4)	1B		P4			F8		G6-4-3		4	1	1	0	1	0	1											
Billy Williams, L OBP: 0.322, SLG: 0.436 (1, 7)	1B		1B			6-3				5	0	3	1	0	0	0											
Ron Santo, R OBP: 0.373, SLG: 0.522 (1, 5)	1B		1B			4-3				4	1	2	2	1	0	2											
14 Ernie Banks, R OBP: 0.363, SLG: 0.522 (1, 3)	1B		1B			F8		P4		5	0	2	0	0	0	0											
Doug Clemens, L OBP: 0.313, SLG: 0.305 (1, 9)	K		F7			E1		1B		4	0	1	0	1	1	5											
Chris Krug, R OBP: 0.200, SLG: 0.222 George Altman, L OBP: 0.374, SLG: 0.506 (9, PH)			6-3			L6				4	0	1	0	0	1	2											
Roberto Pena, R OBP: 0.301, SLG: 0.305 (1, 6)	L4		L4			E4		6-3		4	1	1	0	0	0	1											
Bob Buhl, R ERA: 3.15, SLG: 0.250 Lindy McDaniel, R ERA: 1.57 Ed Bailey, L OBP: 0.303, SLG: 0.178 Bob Humphreys, R ERA: 3.21 Jack Warner, R ERA: 7.56 Vic Roznovsky, L OBP: 0.333, SLG: 0.448 Ted Abernathy, R ERA: 1.79 (1, 1)	L4		L4			1-3		1B		2	0	0	0	0	0	0											
Inning Stats	R: 1 E: 0 K: 1 S: 8	H: 4 LOB: 2 BB: 0 P: 8	R: 0 E: 0 K: 0 S: 3	H: 0 LOB: 0 BB: 0 P: 3	R: 0 E: 0 K: 1 S: 7	H: 2 LOB: 3 BB: 1 P: 11	R: 2 E: 0 K: 0 S: 6	H: 4 LOB: 2 BB: 1 P: 10	R: 0 E: 0 K: 0 S: 5	H: 0 LOB: 2 BB: 0 P: 5	R: 0 E: 0 K: 0 S: 3	H: 0 LOB: 0 BB: 0 P: 3	R: 0 E: 0 K: 1 S: 6	H: 1 LOB: 1 BB: 0 P: 6	R: 1 E: 0 K: 0 S: 4	H: 2 LOB: 0 BB: 0 P: 4		R: 1 E: 0 K: 1 S: 6	H: 1 LOB: 1 BB: 1 P: 10	1B: 12 2B: 0 3B: 1 HR: 1	SF: 0 SAC: 0 DP: 1 HBP: 0	WP: 0 PB: 0 SB: 1 CS: 0	PA: 43				
PITCHER	IP	WLS	BF	H	R	ER	SO	BB	IBB	HBP	BLK	WP	HR	S	P	ERA	WHIP										
Warren Spahn, L ERA: 3.84 (1, 1)	3.2		21	10	3	3	2	2	0	0	0	0	0	23	31	7.36	3.273										
Tom Parsons, R ERA: 4.91 (4, 1)	0.1		1	0	0	0	0	0	0	0	0	0	0	1	1	0.00	0.000										
Larry Bearnarth, R ERA: 3.38 (5, 1)	5.0	W	21	4	2	2	2	1	0	0	0	0	1	24	28	3.60	1.000										

AB	40
R	5
H	14
RBI	5
BB	3
SO	4
LOB	15



Batter	1	2	3	4	5	6	7	8	9	AB	R	H	RBI	BB	SO	LOB	TOP																					
Cookie Rojas, R OBP: 0.379, SLG: 0.398 (1, 4)	F8		E3 1B 3B		P6		5-3		1-2 1B	5	1	1	0	0	0	0	Philadelphia Phillies @ Chicago Cubs Wrigley Field, Chicago, IL Fri Jun 04 1965, 3:33 AM CDT Att: 3,497 - Sunny																					
Tony Gonzalez, L OBP: 0.317, SLG: 0.459 (1, 8)	E6 2B WP		3B 1B		6-3				4-3	5	2	2	0	0	0	2																						
Johnny Callison, L OBP: 0.332, SLG: 0.538 (1, 9)	WP 1-3 2B		1-H 3-H 2B 3B		F9		F7			4	1	2	2	0	0	1																						
Dick Allen, R OBP: 0.403, SLG: 0.560 (1, 5)	K 2-3 3-H					4-0 HR BB			6-3	3	1	1	1	1	1	1																						
Wes Covington, L OBP: 0.262, SLG: 0.479 John Herrnstein, L OBP: 0.167, SLG: 0.091 (1, 7) (6, 7)	4-3		3-H 0-3 K			0-0 1-H HR BB			4-3	3	1	1	2	0	1	2																						
Dick Stuart, R OBP: 0.338, SLG: 0.393 Bobby Wine, R OBP: 0.270, SLG: 0.228 (1, 3) (8, 3)					6-3		F9		5-3	4	0	0	0	0	1	1																						
Clay Dalrymple, L OBP: 0.270, SLG: 0.300 (1, 2)		4-0 BB BB BB			1-3		3-1		P4	3	0	0	0	1	0	0																						
Ruben Amaro, R OBP: 0.299, SLG: 0.244 (1, 6)			G6-3 1-2		K		1-3		K	4	0	0	0	0	2	1																						
Jim Bunning, R OBP: 0.207, SLG: 0.310 (1, 1)			K		5-3		K		1B 1B	4	0	1	0	0	2	0																						
Inning Stats	R: 1 E: 1 K: 1 S: 7	H: 1 LOB: 1 BB: 0 P: 7	R: 0 E: 0 K: 0 S: 2	H: 0 LOB: 0 BB: 1 P: 6	R: 3 E: 1 K: 3 S: 13	H: 3 LOB: 1 BB: 0 P: 13	R: 0 E: 0 K: 1 S: 5	H: 0 LOB: 0 BB: 0 P: 5	R: 0 E: 0 K: 0 S: 3	H: 1 LOB: 1 BB: 0 P: 8	R: 0 E: 0 K: 1 S: 6	H: 1 LOB: 1 BB: 0 P: 6	R: 0 E: 0 K: 0 S: 3	H: 0 LOB: 0 BB: 0 P: 3	R: 0 E: 0 K: 1 S: 7	H: 2 LOB: 2 BB: 0 P: 7		1B: 4 2B: 2 3B: 1 HR: 1	SF: 0 SAC: 0 DP: 1 HBP: 0	WP: 1 PB: 0 SB: 0 CS: 0	PA: 38																	
PITCHER	IP	WLS	BF	H	R	ER	SO	BB	IBB	HBP	BLK	WP	HR	S	P	ERA	WHIP	PITCHER				IP	WLS	BF	H	R	ER	SO	BB	IBB	HBP	BLK	WP	HR	S	P	ERA	WHIP
Larry Jackson, R ERA: 4.61 (1, 1)	2.1	L	13	4	4	2	2	1	0	0	0	1	0	16	20	7.71	2.143																					
Ted Abernathy, R ERA: 2.01 (3, 1)	3.2		13	1	2	2	3	1	0	0	0	0	1	18	22	4.91	0.545																					
Cal Koonce, R ERA: 4.14 (7, 1)	2.0		7	1	0	0	1	0	0	0	0	0	0	9	9	0.00	0.500																					
Bob Humphreys, R ERA: 3.0 (9, 1)	1.0		5	2	0	0	1	0	0	0	0	0	0	7	7	0.00	2.000																					

Batter	1	2	3	4	5	6	7	8	9	AB	R	H	RBI	BB	SO	LOB	BOTTOM																					
Jimmy Stewart, S OBP: 0.370, SLG: 0.250 (1, 8)	FC4-6 FC 1B		P4			F7		K		4	0	1	0	0	1	2	Philadelphia Phillies @ Chicago Cubs Wrigley Field, Chicago, IL Fri Jun 04 1965, 3:33 AM CDT Att: 3,497 - Sunny																					
Glenn Beckert, R OBP: 0.258, SLG: 0.291 (1, 4)	FC FC4-6 1-2		P6			G4-6-3 1B		F8		4	0	1	0	0	0	1																						
Billy Williams, L OBP: 0.316, SLG: 0.427 (1, 7)	FC4-6 1-2 2-3 G5-4-3				3-1	G4-6-3 1-2		K		4	0	0	0	0	1	4																						
Ron Santo, R OBP: 0.371, SLG: 0.516 (1, 5)	G5-4-3 1-2				K	K		K		4	0	1	0	0	2	2																						
14 Ernie Banks, R OBP: 0.356, SLG: 0.511 (1, 3)			6-3		K	6-3		P4		4	0	0	0	0	1	1																						
Doug Clemens, L OBP: 0.313, SLG: 0.306 (1, 9)					4-3	F9				3	0	1	0	0	0	0																						
Vic Roznovsky, L OBP: 0.333, SLG: 0.443 (1, 2)			F4		E3 G6-4-3			1B		3	0	1	0	0	0	1																						
Roberto Pena, R OBP: 0.296, SLG: 0.299 (1, 6)			FC6-4 1-2		G6-4-3 1-2			K		3	0	0	0	0	1	3																						
Larry Jackson, R OBP: 0.226, SLG: 0.455 (1, 1) Ted Abernathy, R (3, 1) Ed Bailey, L OBP: 0.226, SLG: 0.115 Cal Koonce, R OBP: 0.142, SLG: 0.143 Joey Amalfitano, R OBP: 0.142, SLG: 0.143 Bob Humphreys, R (9, 1)					K	4-0 1B BB		F2		0	0	0	0	0	0	0																						
Inning Stats	R: 0 E: 0 K: 0 S: 4	H: 1 LOB: 1 BB: 0 P: 4	R: 0 E: 0 K: 0 S: 4	H: 1 LOB: 1 BB: 0 P: 4	R: 0 E: 0 K: 1 S: 5	H: 0 LOB: 0 BB: 0 P: 5	R: 0 E: 0 K: 2 S: 7	H: 0 LOB: 0 BB: 0 P: 7	R: 0 E: 0 K: 0 S: 3	H: 1 LOB: 1 BB: 1 P: 7	R: 0 E: 0 K: 1 S: 5	H: 0 LOB: 0 BB: 0 P: 5	R: 0 E: 0 K: 2 S: 8	H: 1 LOB: 1 BB: 0 P: 8	R: 0 E: 0 K: 1 S: 6	H: 1 LOB: 1 BB: 0 P: 6		1B: 5 2B: 0 3B: 0 HR: 0	SF: 0 SAC: 0 DP: 3 HBP: 0	WP: 0 PB: 0 SB: 0 CS: 0	PA: 32																	
PITCHER	IP	WLS	BF	H	R	ER	SO	BB	IBB	HBP	BLK	WP	HR	S	P	ERA	WHIP	PITCHER				IP	WLS	BF	H	R	ER	SO	BB	IBB	HBP	BLK	WP	HR	S	P	ERA	WHIP
Jim Bunning, R ERA: 3.36 (1, 1)	9.0	W	32	5	0	0	7	1	0	0	0	0	0	45	49	0.00	0.667																					

AB	36
R	6
H	8
RBI	5
BB	2
SO	7
LOB	8



Batter	1	2	3	4	5	6	7	8	9	AB	R	H	RBI	BB	SO	LOB	TOP					
Tony Gonzalez, L (1, 8) OBP: 0.342, SLG: 0.476	G3		1B		1B				BB	5	0	4	2	0	0	0	Philadelphia Phillies @ Chicago Cubs Wrigley Field, Chicago, IL Sun Jun 06 1965, 3:33 AM CDT Cloudy					
Dick Allen, R (1, 5) OBP: 0.412, SLG: 0.560	5-3		P4		E5		P4		BB	4	0	1	0	1	0	2						
Johnny Callison, L (1, 9) OBP: 0.327, SLG: 0.536	2-3			FC4-6	BB		F2		BB	4	0	0	0	1	0	6						
Wes Covington, L (1, 7) OBP: 0.250, SLG: 0.455		F3		FC4-6	BB		K		P6	4	0	0	0	0	1	1						
John Hermstein, L (8, 7) OBP: 0.214, SLG: 0.154										0	0	0	0	0	0	0						
Dick Stuart, R (1, 3) OBP: 0.337, SLG: 0.389	5-3			F2					5-3	4	0	1	0	0	0	1						
Bobby Wine, R (8, 3) OBP: 0.270, SLG: 0.228							FC4-6			0	0	0	0	0	0	0						
Clay Dalrymple, L (1, 2) OBP: 0.283, SLG: 0.298	P6						FC4-6			2	0	0	0	2	0	1						
Cookie Rojas, R (1, 4) OBP: 0.369, SLG: 0.397			F9	1B	L8		FC6-4		CS	4	1	1	0	0	0	3						
Ruben Amaro, R (1, 6) OBP: 0.305, SLG: 0.247			F9						1-3	4	1	1	0	0	0	1						
Ray Culp, R (1, 1)			K					SH1-4	BB	2	0	0	0	1	2	1						
									BB								Phillies					
Inning Stats	R: 0 E: 0 K: 0 S: 3	H: 0 LOB: 0 BB: 3 P: 3	R: 0 E: 0 K: 0 S: 3	H: 0 LOB: 0 BB: 0 P: 3	R: 1 E: 0 K: 1 S: 7	H: 2 LOB: 1 BB: 7 P: 7	R: 0 E: 0 K: 0 S: 3	H: 0 LOB: 2 BB: 2 P: 11	R: 0 E: 0 K: 1 S: 6	H: 1 LOB: 1 BB: 0 P: 6	R: 1 E: 0 K: 0 S: 5	H: 2 LOB: 1 BB: 5 P: 5	R: 0 E: 0 K: 0 S: 2	H: 0 LOB: 0 BB: 1 P: 6	R: 0 E: 0 K: 0 S: 4	H: 1 LOB: 3 BB: 2 P: 12		1B: 7 2B: 1 3B: 0 HR: 0	SF: 0 SAC: 1 DP: 0 HBP: 0	WP: 0 PB: 0 SB: 0 CS: 1	PA: 40	
PITCHER	IP	WLS	BF	H	R	ER	SO	BB	IBB	HBP	BLK	WP	HR	S	P	ERA		WHIP				
Bob Buhl, R (1, 1) ERA: 3.1	7.0	L	30	7	2	2	3	2	0	0	0	0	0	34	42	2.57		1.286				
Lindy McDaniel, R (8, 1) ERA: 1.8	1.2		8	1	0	0	0	3	0	0	0	0	0	5	17	0.00		2.400				
Bob Hendley, L (9, 1) ERA: 12.33	0.1		1	0	0	0	0	0	0	0	0	0	0	1	1	0.00		0.000				

Batter	1	2	3	4	5	6	7	8	9	AB	R	H	RBI	BB	SO	LOB	BOTTOM					
Harvey Kuenn, R (1, 7) OBP: 0.356, SLG: 0.233	4-3		F7	CS	1-3				BB	3	0	0	0	2	0	0	Philadelphia Phillies @ Chicago Cubs Wrigley Field, Chicago, IL Sun Jun 06 1965, 3:33 AM CDT Cloudy					
Jimmy Stewart, S (1, 6) OBP: 0.370, SLG: 0.302	E		F8		4-3		G3		F9	5	0	1	0	0	0	4						
Billy Williams, L (1, 8) OBP: 0.326, SLG: 0.462	P6			HR					F7	4	1	2	1	0	0	1						
Ron Santo, R (1, 5) OBP: 0.365, SLG: 0.513	E6			BB	5-3				K	3	0	0	0	1	1	2						
14 Ernie Banks, R (1, 3) OBP: 0.369, SLG: 0.513									G3	2	0	0	0	2	0	0						
Doug Clemens, L (1, 9) OBP: 0.306, SLG: 0.296	P6				FC4-6					4	0	1	0	0	0	5						
Joey Amalfitano, R (1, 4) OBP: 0.250, SLG: 0.211			L7						BB	3	0	1	0	1	0	0						
Chris Krug, R (1, 2) OBP: 0.214, SLG: 0.231									BB	2	0	0	0	0	1	1						
Ed Bailey, L (7, PH) OBP: 0.271, SLG: 0.179			K		L7				F7	2	0	0	0	0	0	2						
Bob Buhl, R (1, 1) OBP: 0.103, SLG: 0.037										2	0	0	0	0	0	1						
Don Landrum, L (7, PH) OBP: 0.323, SLG: 0.395										1	0	0	0	0	0	0						
Lindy McDaniel, R (8, 1) OBP: 0.271, SLG: 0.179										0	0	0	0	0	0	0						
Bob Hendley, R (9, 1)										0	0	0	0	0	0	0						
George Altman, L (9, PH) OBP: 0.376, SLG: 0.506										1	0	0	0	0	1	2						
Inning Stats	R: 0 E: 1 K: 0 S: 5	H: 1 LOB: 3 BB: 1 P: 9	R: 0 E: 0 K: 1 S: 5	H: 0 LOB: 0 BB: 0 P: 5	R: 1 E: 0 K: 0 S: 4	H: 1 LOB: 2 BB: 2 P: 12	R: 0 E: 0 K: 0 S: 2	H: 0 LOB: 0 BB: 1 P: 6	R: 0 E: 0 K: 0 S: 4	H: 1 LOB: 1 BB: 0 P: 4	R: 0 E: 0 K: 0 S: 3	H: 0 LOB: 0 BB: 0 P: 3	R: 0 E: 0 K: 0 S: 3	H: 0 LOB: 0 BB: 1 P: 7	R: 0 E: 0 K: 1 S: 5	H: 0 LOB: 0 BB: 0 P: 5	R: 0 E: 0 K: 1 S: 7	H: 2 LOB: 3 BB: 1 P: 11	1B: 2 2B: 2 3B: 0 HR: 1	SF: 0 SAC: 0 DP: 0 HBP: 0	WP: 0 PB: 0 SB: 0 CS: 1	PA: 39
PITCHER	IP	WLS	BF	H	R	ER	SO	BB	IBB	HBP	BLK	WP	HR	S	P	ERA	WHIP					
Ray Culp, R (1, 1) ERA: 3.03	9.0	W	38	5	1	1	3	6	0	0	0	0	1	38	62	1.00	1.222					

Batter	1	2	3	4	5	6	7	8	9	AB	R	H	RBI	BB	SO	LOB	TOP				
Harvey Kuenn, R (1, 7) OBP: 0.356, SLG: 0.233	4-3		F7	CS	1-3				BB	3	0	0	0	2	0	0	Phillies				
Jimmy Stewart, S (1, 6) OBP: 0.370, SLG: 0.302	E		F8		4-3		G3		F9	5	0	1	0	0	0	4					
Billy Williams, L (1, 8) OBP: 0.326, SLG: 0.462	P6			HR					F7	4	1	2	1	0	0	1					
Ron Santo, R (1, 5) OBP: 0.365, SLG: 0.513	E6			BB	5-3				K	3	0	0	0	1	1	2					
14 Ernie Banks, R (1, 3) OBP: 0.369, SLG: 0.513									G3	2	0	0	0	2	0	0					
Doug Clemens, L (1, 9) OBP: 0.306, SLG: 0.296	P6				FC4-6					4	0	1	0	0	0	5					
Joey Amalfitano, R (1, 4) OBP: 0.250, SLG: 0.211			L7						BB	3	0	1	0	1	0	0					
Chris Krug, R (1, 2) OBP: 0.214, SLG: 0.231									BB	2	0	0	0	0	1	1					
Ed Bailey, L (7, PH) OBP: 0.271, SLG: 0.179			K		L7				F7	2	0	0	0	0	0	2					
Bob Buhl, R (1, 1) OBP: 0.103, SLG: 0.037										2	0	0	0	0	0	1					
Don Landrum, L (7, PH) OBP: 0.323, SLG: 0.395										1	0	0	0	0	0	0					
Lindy McDaniel, R (8, 1) OBP: 0.271, SLG: 0.179										0	0	0	0	0	0	0					
Bob Hendley, R (9, 1)										0	0	0	0	0	0	0					
George Altman, L (9, PH) OBP: 0.376, SLG: 0.506										1	0	0	0	0	1	2					
Inning Stats	R: 0 E: 1 K: 0 S: 5	H: 1 LOB: 3 BB: 1 P: 9	R: 0 E: 0 K: 1 S: 5	H: 0 LOB: 0 BB: 0 P: 5	R: 1 E: 0 K: 0 S: 4	H: 1 LOB: 2 BB: 2 P: 12	R: 0 E: 0 K: 0 S: 2	H: 0 LOB: 0 BB: 1 P: 6	R: 0 E: 0 K: 0 S: 4	H: 1 LOB: 1 BB: 0 P: 4	R: 0 E: 0 K: 0 S: 3	H: 0 LOB: 0 BB: 0 P: 3	R: 0 E: 0 K: 0 S: 3	H: 0 LOB: 0 BB: 1 P: 7	R: 0 E: 0 K: 1 S: 5	H: 2 LOB: 3 BB: 1 P: 11	1B: 2 2B: 2 3B: 0 HR: 1	SF: 0 SAC: 0 DP: 0 HBP: 0	WP: 0 PB: 0 SB: 0 CS: 1	PA: 39	
PITCHER	IP	WLS	BF	H	R	ER	SO	BB	IBB	HBP	BLK	WP	HR	S	P	ERA	WHIP				
Ray Culp, R (1, 1) ERA: 3.03	9.0	W	38	5	1	1	3	6	0	0	0	0	1	38	62	1.00	1.222				

Batter	1	2	3	4	5	6	7	8	9	AB	R	H	RBI	BB	SO	LOB	TOP																																																																																																												
Tony Gonzalez, L OBP: 0.328, SLG: 0.455	K	P5		FC4-6 FC4-6 BB 1-2		F7		K		5	0	0	0	0	2	1	Philadelphia Phillies @ Chicago Cubs Wrigley Field, Chicago, IL Sun Jun 06 1965, 3:38 AM CDT Att. 16,845 - Cloudy																																																																																																												
Dick Allen, R OBP: 0.417, SLG: 0.557	F9	K2-3		FC4-6 BB 1-2		1B BB			HR 1B	3	1	1	0	2	1	0																																																																																																													
Johnny Callison, L OBP: 0.338, SLG: 0.589	HR			FC4-6 1-2 2-3		1B			HR	5	3	4	4	0	0	2																																																																																																													
Wes Covington, L OBP: 0.263, SLG: 0.465 Alex Johnson, R OBP: 0.344, SLG: 0.477	2B 1B			6-3		F9			F3	2	2	2	0	0	0	0																																																																																																													
Dick Stuart, R OBP: 0.345, SLG: 0.419 Bobby Wine, R OBP: 0.270, SLG: 0.228	1B HR 2B			L9		HR			1B 5-3 BB	4	2	2	1	1	0	1																																																																																																													
Clay Dainymple, L OBP: 0.288, SLG: 0.303	HR 1B			1-3		F8			5-3	5	1	2	1	0	0	1																																																																																																													
Cookie Rojas, R OBP: 0.370, SLG: 0.423	2-3 3-H HR			SF7 1B		F9			L7	4	1	2	4	0	0	0																																																																																																													
Ruben Amaro, R OBP: 0.291, SLG: 0.234	5-3			P3		5-3			1-3 F7	5	0	0	0	0	0	3																																																																																																													
Art Mahaffey, R OBP: 0.125, SLG: 0.125 Jack Baldschun, R		P6				5-3			K	1	0	0	0	0	0	0																																																																																																													
Bo Belinsky, L OBP: 0.313, SLG: 0.267 Gary Wagner, R Ed Roebuck, R				FC4-6 1B						0	0	0	0	0	0	0																																																																																																													
Inning Stats	R: 5 E: 0 K: 1 S: 10	H: 5 LOB: 0 BB: 0 P: 10	R: 0 E: 0 K: 1 S: 5	H: 0 LOB: 0 BB: 0 P: 5	R: 2 E: 0 K: 0 S: 6	H: 3 LOB: 1 BB: 0 P: 6	R: 0 E: 0 K: 0 S: 4	H: 1 LOB: 2 BB: 1 P: 8	R: 1 E: 0 K: 0 S: 4	H: 1 LOB: 0 BB: 0 P: 4	R: 0 E: 0 K: 0 S: 3	H: 0 LOB: 0 BB: 0 P: 3	R: 0 E: 0 K: 2 S: 7	H: 0 LOB: 0 BB: 0 P: 7	R: 2 E: 0 K: 0 S: 6	H: 3 LOB: 2 BB: 1 P: 10	1B: 8 2B: 1 3B: 0 HR: 5	SF: 1 SAC: 0 DP: 0 HBP: 0	WP: 0 PA: 44 PB: 0 SB: 0 CS: 0																																																																																																										
PITCHER	IP WLS BF H R ER SO BB IBB HBP BLK WP HR S P ERA WHIP	<table border="1"> <thead> <tr> <th>PITCHER</th> <th>IP</th> <th>WLS</th> <th>BF</th> <th>H</th> <th>R</th> <th>ER</th> <th>SO</th> <th>BB</th> <th>IBB</th> <th>HBP</th> <th>BLK</th> <th>WP</th> <th>HR</th> <th>S</th> <th>P</th> <th>ERA</th> <th>WHIP</th> </tr> </thead> <tbody> <tr> <td>Larry Jackson, R ERA: 5.33</td> <td>2.1</td> <td>L</td> <td>15</td> <td>8</td> <td>7</td> <td>7</td> <td>2</td> <td>0</td> <td>0</td> <td>0</td> <td>0</td> <td>0</td> <td>3</td> <td>19</td> <td>19</td> <td>27.00</td> <td>3.429</td> </tr> <tr> <td>Bob Humphreys, R ERA: 2.51</td> <td>1.0</td> <td></td> <td>5</td> <td>1</td> <td>0</td> <td>0</td> <td>0</td> <td>1</td> <td>0</td> <td>0</td> <td>0</td> <td>0</td> <td>0</td> <td>4</td> <td>8</td> <td>0.00</td> <td>2.000</td> </tr> <tr> <td>Bob Hendley, L ERA: 11.81</td> <td>0.2</td> <td></td> <td>2</td> <td>0</td> <td>0</td> <td>0</td> <td>0</td> <td>0</td> <td>0</td> <td>0</td> <td>0</td> <td>0</td> <td>0</td> <td>2</td> <td>2</td> <td>0.00</td> <td>0.000</td> </tr> <tr> <td>Lindy McDaniel, R ERA: 1.72</td> <td>2.0</td> <td></td> <td>9</td> <td>2</td> <td>1</td> <td>1</td> <td>0</td> <td>1</td> <td>0</td> <td>0</td> <td>0</td> <td>0</td> <td>1</td> <td>8</td> <td>12</td> <td>4.50</td> <td>1.500</td> </tr> <tr> <td>Ernie Broglio, R ERA: 5.16</td> <td>3.0</td> <td></td> <td>13</td> <td>3</td> <td>2</td> <td>2</td> <td>2</td> <td>1</td> <td>0</td> <td>0</td> <td>0</td> <td>0</td> <td>1</td> <td>16</td> <td>20</td> <td>6.00</td> <td>1.333</td> </tr> </tbody> </table>																PITCHER	IP	WLS	BF	H	R	ER	SO	BB	IBB	HBP	BLK	WP	HR	S	P	ERA	WHIP	Larry Jackson, R ERA: 5.33	2.1	L	15	8	7	7	2	0	0	0	0	0	3	19	19	27.00	3.429	Bob Humphreys, R ERA: 2.51	1.0		5	1	0	0	0	1	0	0	0	0	0	4	8	0.00	2.000	Bob Hendley, L ERA: 11.81	0.2		2	0	0	0	0	0	0	0	0	0	0	2	2	0.00	0.000	Lindy McDaniel, R ERA: 1.72	2.0		9	2	1	1	0	1	0	0	0	0	1	8	12	4.50	1.500	Ernie Broglio, R ERA: 5.16	3.0		13	3	2	2	2	1	0	0	0	0	1	16	20	6.00	1.333
PITCHER	IP	WLS	BF	H	R	ER	SO	BB	IBB	HBP	BLK	WP	HR	S	P	ERA	WHIP																																																																																																												
Larry Jackson, R ERA: 5.33	2.1	L	15	8	7	7	2	0	0	0	0	0	3	19	19	27.00	3.429																																																																																																												
Bob Humphreys, R ERA: 2.51	1.0		5	1	0	0	0	1	0	0	0	0	0	4	8	0.00	2.000																																																																																																												
Bob Hendley, L ERA: 11.81	0.2		2	0	0	0	0	0	0	0	0	0	0	2	2	0.00	0.000																																																																																																												
Lindy McDaniel, R ERA: 1.72	2.0		9	2	1	1	0	1	0	0	0	0	1	8	12	4.50	1.500																																																																																																												
Ernie Broglio, R ERA: 5.16	3.0		13	3	2	2	2	1	0	0	0	0	1	16	20	6.00	1.333																																																																																																												
Batter	1	2	3	4	5	6	7	8	9	AB	R	H	RBI	BB	SO	LOB	BOTTOM																																																																																																												
Don Landrum, L OBP: 0.317, SLG: 0.396	4-3	K		K		K			HR 2B	5	1	1	0	0	3	1	Philadelphia Phillies @ Chicago Cubs Wrigley Field, Chicago, IL Sun Jun 06 1965, 3:38 AM CDT Att. 16,845 - Cloudy																																																																																																												
Jimmy Stewart, S OBP: 0.390, SLG: 0.319	2B 1B			F7		14 CS BB 1B			4-3	4	2	2	1	1	0	2																																																																																																													
Billy Williams, L OBP: 0.327, SLG: 0.472	F9			1B 14 G5-4-3 BB		K			P6	4	2	1	2	1	1	2																																																																																																													
Ron Santo, R OBP: 0.374, SLG: 0.538	1B 2B			14 G5-4-3 1B		HR			E6 14 L6-3	4	2	3	2	1	0	0																																																																																																													
14 Ernie Banks, R OBP: 0.370, SLG: 0.508	1B BB			G5-4-3		1B			K	4	0	1	0	1	1	4																																																																																																													
Doug Clemens, L OBP: 0.313, SLG: 0.321	1-3 2-H 3-H 1B			HR		F7			K	4	1	2	3	0	1	1																																																																																																													
Ed Bailey, L OBP: 0.250, SLG: 0.163	F7			K		F7			K	4	0	0	0	0	2	3																																																																																																													
Joey Amalfitano, R OBP: 0.250, SLG: 0.182				F9		P4			F7	3	0	0	0	1	0	0																																																																																																													
Larry Jackson, R OBP: 0.286, SLG: 0.455 Bob Humphreys, R Bob Hendley, R George Altman, L Lindy McDaniel, R Harvey Kuenn, R Ernie Broglio, R Harry Bright, R		5-3		L7		K			2B 4-3 1B	1	0	0	0	0	0	0																																																																																																													
Inning Stats	R: 2 E: 0 K: 0 S: 6	H: 3 LOB: 1 BB: 1 P: 10	R: 0 E: 0 K: 1 S: 5	H: 0 LOB: 0 BB: 0 P: 5	R: 3 E: 0 K: 1 S: 6	H: 2 LOB: 2 BB: 2 P: 14	R: 0 E: 0 K: 1 S: 5	H: 0 LOB: 1 BB: 1 P: 9	R: 1 E: 0 K: 1 S: 7	H: 2 LOB: 1 BB: 0 P: 7	R: 0 E: 0 K: 2 S: 7	H: 0 LOB: 0 BB: 0 P: 7	R: 0 E: 0 K: 1 S: 5	H: 1 LOB: 2 BB: 1 P: 9	R: 0 E: 0 K: 2 S: 7	H: 0 LOB: 0 BB: 0 P: 7		R: 3 E: 1 K: 0 S: 6	H: 3 LOB: 3 BB: 0 P: 6	1B: 6 2B: 4 3B: 0 HR: 3	SF: 0 SAC: 0 DP: 3 HBP: 0	WP: 0 PA: 41 PB: 0 SB: 0 CS: 1																																																																																																							
PITCHER	IP WLS BF H R ER SO BB IBB HBP BLK WP HR S P ERA WHIP	<table border="1"> <thead> <tr> <th>PITCHER</th> <th>IP</th> <th>WLS</th> <th>BF</th> <th>H</th> <th>R</th> <th>ER</th> <th>SO</th> <th>BB</th> <th>IBB</th> <th>HBP</th> <th>BLK</th> <th>WP</th> <th>HR</th> <th>S</th> <th>P</th> <th>ERA</th> <th>WHIP</th> </tr> </thead> <tbody> <tr> <td>Art Mahaffey, R ERA: 5.58</td> <td>2.0</td> <td></td> <td>13</td> <td>4</td> <td>5</td> <td>5</td> <td>1</td> <td>3</td> <td>0</td> <td>0</td> <td>0</td> <td>0</td> <td>0</td> <td>12</td> <td>24</td> <td>22.50</td> <td>3.500</td> </tr> <tr> <td>Jack Baldschun, R ERA: 4.28</td> <td>0.2</td> <td></td> <td>2</td> <td>1</td> <td>0</td> <td>0</td> <td>0</td> <td>0</td> <td>0</td> <td>0</td> <td>0</td> <td>0</td> <td>1</td> <td>2</td> <td>2</td> <td>0.00</td> <td>1.500</td> </tr> <tr> <td>Bo Belinsky, L ERA: 6.15</td> <td>0.1</td> <td></td> <td>1</td> <td>0</td> <td>0</td> <td>0</td> <td>1</td> <td>0</td> <td>0</td> <td>0</td> <td>0</td> <td>0</td> <td>0</td> <td>3</td> <td>3</td> <td>0.00</td> <td>0.000</td> </tr> <tr> <td>Gary Wagner, R ERA: 2.57</td> <td>5.1</td> <td>W</td> <td>23</td> <td>6</td> <td>4</td> <td>4</td> <td>7</td> <td>2</td> <td>0</td> <td>0</td> <td>0</td> <td>0</td> <td>2</td> <td>35</td> <td>43</td> <td>6.75</td> <td>1.500</td> </tr> <tr> <td>Ed Roebuck, R ERA: 3.63</td> <td>0.2</td> <td>S</td> <td>2</td> <td>0</td> <td>0</td> <td>0</td> <td>0</td> <td>0</td> <td>0</td> <td>0</td> <td>0</td> <td>0</td> <td>0</td> <td>2</td> <td>2</td> <td>0.00</td> <td>0.000</td> </tr> </tbody> </table>																PITCHER	IP	WLS	BF	H	R	ER	SO	BB	IBB	HBP	BLK	WP	HR	S	P	ERA	WHIP	Art Mahaffey, R ERA: 5.58	2.0		13	4	5	5	1	3	0	0	0	0	0	12	24	22.50	3.500	Jack Baldschun, R ERA: 4.28	0.2		2	1	0	0	0	0	0	0	0	0	1	2	2	0.00	1.500	Bo Belinsky, L ERA: 6.15	0.1		1	0	0	0	1	0	0	0	0	0	0	3	3	0.00	0.000	Gary Wagner, R ERA: 2.57	5.1	W	23	6	4	4	7	2	0	0	0	0	2	35	43	6.75	1.500	Ed Roebuck, R ERA: 3.63	0.2	S	2	0	0	0	0	0	0	0	0	0	0	2	2	0.00	0.000
PITCHER	IP	WLS	BF	H	R	ER	SO	BB	IBB	HBP	BLK	WP	HR	S	P	ERA	WHIP																																																																																																												
Art Mahaffey, R ERA: 5.58	2.0		13	4	5	5	1	3	0	0	0	0	0	12	24	22.50	3.500																																																																																																												
Jack Baldschun, R ERA: 4.28	0.2		2	1	0	0	0	0	0	0	0	0	1	2	2	0.00	1.500																																																																																																												
Bo Belinsky, L ERA: 6.15	0.1		1	0	0	0	1	0	0	0	0	0	0	3	3	0.00	0.000																																																																																																												
Gary Wagner, R ERA: 2.57	5.1	W	23	6	4	4	7	2	0	0	0	0	2	35	43	6.75	1.500																																																																																																												
Ed Roebuck, R ERA: 3.63	0.2	S	2	0	0	0	0	0	0	0	0	0	0	2	2	0.00	0.000																																																																																																												

Batter	1	2	3	4	5	6	7	8	9	10	AB	R	H	RBI	BB	SO	LOB	
Felipe Alou, R OBP: 0.317, SLG: 0.447 (1, 3)	L8	K			F8			1-3		HR	5	1	1	1	0	1	1	
Eddie Mathews, L OBP: 0.365, SLG: 0.520 (1, 5)	F8		K			F8		4-3		HR	4	1	0	0	1	1	0	
Hank Aaron, R OBP: 0.392, SLG: 0.581 (1, 9)	BB		6-3			1-3		5-3		HR	4	1	1	2	1	0	0	
Gene Oliver, R OBP: 0.333, SLG: 0.450 (1, 2)	F2		2-3			K			F2	HR	5	1	1	1	0	1	1	
Rico Carty, R OBP: 0.288, SLG: 0.379 (1, 7)		1B 2B		4-3		4-3		4-3	F8	CS 1B	5	1	2	0	0	0	0	
Mack Jones, L OBP: 0.342, SLG: 0.534 (1, 8)		K		K			4-3	2B	G3	FC4-6 1B	3	0	1	0	0	2	1	
Woody Woodward, R OBP: 0.220, SLG: 0.200 (7, 6)											2	0	1	0	0	0	0	
Frank Bolling, R OBP: 0.359, SLG: 0.419 (1, 4)		1-3		6-3			4-3			FC4-6 1B	5	1	1	0	0	0	3	
Sandy Alomar Sr, S OBP: 0.235, SLG: 0.224 (7, PH)					F8					SH5-4	2	1	1	0	0	0	0	
Ty Cline, L OBP: 0.281, SLG: 0.222 (7, 8)		1B WP									0	0	0	0	1	0	0	
Ken Johnson, R OBP: 0.200, SLG: 0.240 (7, PH)											2	0	1	1	0	1	0	
Lou Klimchok, L OBP: 0.120, SLG: 0.087 (7, 1)											1	0	0	0	0	0	2	
Bob Sadowski, R OBP: 0.273, SLG: 0.200 (10, PH)											0	0	0	0	0	0	0	
Joe Torre, R OBP: 0.402, SLG: 0.615 (10, 1)											1	1	1	2	0	0	0	
Billy O'Dell, S OBP: 0.182, SLG: 0.182 (10, 1)											0	0	0	0	0	0	0	
Inning Stats	R: 0 E: 0 K: 0 S: 3	H: 0 LOB: 1 BB: 1 P: 7	R: 2 E: 0 K: 2 S: 10	H: 3 LOB: 1 BB: 0 P: 10	R: 0 E: 0 K: 1 S: 5	H: 0 LOB: 0 BB: 0 P: 5	R: 0 E: 0 K: 1 S: 5	H: 0 LOB: 0 BB: 0 P: 5	R: 0 E: 0 K: 0 S: 4	H: 1 LOB: 2 BB: 1 P: 8	R: 0 E: 0 K: 0 S: 3	H: 0 LOB: 0 BB: 0 P: 3	R: 0 E: 0 K: 0 S: 3	H: 0 LOB: 0 BB: 0 P: 3	R: 6 E: 0 K: 0 S: 9	H: 7 LOB: 1 BB: 1 P: 13	1B: 5 2B: 2 3B: 0 HR: 4	SF: 0 SAC: 1 DP: 0 HBP: 0
PITCHER	IP WLS BF H R ER SO	IP WLS BF H R ER SO	IP WLS BF H R ER SO	IP WLS BF H R ER SO	IP WLS BF H R ER SO	IP WLS BF H R ER SO	IP WLS BF H R ER SO	IP WLS BF H R ER SO	IP WLS BF H R ER SO	IP WLS BF H R ER SO	IP WLS BF H R ER SO	IP WLS BF H R ER SO	IP WLS BF H R ER SO	IP WLS BF H R ER SO	IP WLS BF H R ER SO	IP WLS BF H R ER SO	ERA WHIP	ERA WHIP
Dick Ellsworth, L ERA: 3.51	6.0	2.0	1.1	0.0	0.2	0.0	0.0	0.0	0.0	0.0	3.00	0.667						
Ted Abernathy, R ERA: 2.15	8	7	3	3	3	0	0	0	0	0	0.00	0.500						
Lindy McDaniel, R ERA: 2.23	3	2	3	3	0	1	0	0	0	0	20.25	2.250						
Bob Hendley, L ERA: 13.5	0.0	3	2	0	0	0	0	0	0	2	6	∞						
Bob Humphreys, R ERA: 2.7	0.2	3	2	0	0	0	0	0	0	3	3	0.00	3.000					

Milwaukee Braves @ Chicago Cubs
Wrigley Field, Chicago, IL
Tue Jun 08 1965, 3:33 AM CDT
Att. 4,039 - Cloudy - 80 F

AB 39
R 8
H 11
RBI 7
BB 3
SO 6
LOB 8



WP: 1 PA: 43
PB: 0
SB: 0
CS: 1

Batter	1	2	3	4	5	6	7	8	9	10	AB	R	H	RBI	BB	SO	LOB			
Don Landrum, L OBP: 0.311, SLG: 0.417 (1, 8)	5-3		P6			HR		1-3		F7	5	1	1	2	0	0	2			
Jimmy Stewart, S OBP: 0.381, SLG: 0.300 (1, 6)	K			5-3		BB		K			3	0	0	0	1	2	0			
Billy Williams, L OBP: 0.326, SLG: 0.465 (1, 7)	F8			4-3		IBB			4-3		3	0	0	0	1	0	0			
Ron Santo, R OBP: 0.368, SLG: 0.527 (1, 5)		F7		P4		F9			K		4	0	0	0	0	1	2			
14 Ernie Banks, R OBP: 0.368, SLG: 0.500 (1, 3)		F9			P6	K					3	0	0	0	1	1	2			
Doug Clemens, L OBP: 0.306, SLG: 0.313 (1, 9)		G3			F9		K			G3	4	0	0	0	0	1	1			
Ed Bailey, L OBP: 0.255, SLG: 0.174 (10, PH)					F9						3	0	1	0	0	1	0			
Chris Krug, R OBP: 0.200, SLG: 0.214 (10, PH)											1	0	0	0	0	1	0			
Joey Amalfitano, R OBP: 0.286, SLG: 0.200 (1, 4)					F7			6-3			3	1	1	0	1	0	1			
Dick Ellsworth, L ERA: 3.51	6.0	3.0	1.1	0.0	0.2	0.0	0.0	0.0	0.0	0.0	3.00	0.667								
George Altman, L ERA: 3.82	10	7	3	3	3	0	0	0	0	0	0.00	0.333								
Harvey Kuenn, R ERA: 3.82	4	0	0	0	0	0	0	0	0	0	17	21								
Lindy McDaniel, R ERA: 2.23	0.0	3	2	0	0	0	0	0	0	2	6	∞								
Bob Hendley, R ERA: 13.5	0.2	3	2	0	0	0	0	0	0	3	3	0.00	3.000							
Bob Humphreys, R ERA: 2.7	0.2	3	2	0	0	0	0	0	0	3	3	0.00	3.000							
Inning Stats	R: 0 E: 0 K: 1 S: 5	H: 0 LOB: 0 BB: 0 P: 5	R: 0 E: 0 K: 0 S: 3	H: 0 LOB: 0 BB: 0 P: 3	R: 0 E: 0 K: 0 S: 4	H: 1 LOB: 1 BB: 0 P: 4	R: 0 E: 0 K: 0 S: 3	H: 0 LOB: 0 BB: 0 P: 3	R: 0 E: 0 K: 0 S: 3	H: 0 LOB: 0 BB: 2 P: 15	R: 0 E: 0 K: 1 S: 7	H: 0 LOB: 0 BB: 0 P: 7	R: 0 E: 0 K: 1 S: 5	H: 0 LOB: 0 BB: 0 P: 5	R: 0 E: 0 K: 1 S: 5	H: 0 LOB: 1 BB: 1 P: 9	R: 0 E: 0 K: 2 S: 7	H: 0 LOB: 1 BB: 1 P: 11	1B: 2 2B: 0 3B: 0 HR: 1	SF: 0 SAC: 0 DP: 0 HBP: 0
PITCHER	IP WLS BF H R ER SO	IP WLS BF H R ER SO	IP WLS BF H R ER SO	IP WLS BF H R ER SO	IP WLS BF H R ER SO	IP WLS BF H R ER SO	IP WLS BF H R ER SO	IP WLS BF H R ER SO	IP WLS BF H R ER SO	IP WLS BF H R ER SO	IP WLS BF H R ER SO	IP WLS BF H R ER SO	IP WLS BF H R ER SO	IP WLS BF H R ER SO	IP WLS BF H R ER SO	IP WLS BF H R ER SO	ERA WHIP	ERA WHIP		
Ken Johnson, R ERA: 4.0	6.0	3.0	1.1	0.0	0.2	0.0	0.0	0.0	0.0	0.0	3.00	0.667								
Bob Sadowski, R ERA: 3.82	10	7	3	3	3	0	0	0	0	0	0.00	0.333								
Billy O'Dell, L ERA: 2.11	0.0	3	2	0	0	0	0	0	0	2	6	∞								

Milwaukee Braves @ Chicago Cubs
Wrigley Field, Chicago, IL
Tue Jun 08 1965, 3:33 AM CDT
Att. 4,039 - Cloudy - 80 F

AB 33
R 2
H 3
RBI 2
BB 4
SO 8
LOB 11



WP: 0 PA: 37
PB: 0
SB: 1
CS: 0

Batter	1	2	3	4	5	6	7	8	9	AB	R	H	RBI	BB	SO	LOB	TOP							
Felipe Alou, R OBP: 0.322, SLG: 0.462 (1, 3)	0-3 K		4-0 HR BB		0-0 G3 1B 2B	4-0 FC6-4 BB		0-0 6-3		3	2	1	0	2	1	0								
Eddie Mathews, L OBP: 0.394, SLG: 0.506 (1, 5)	4-0 BB		0-0 P6		0-0 G3	0-0 FC6-4		0-3 K		4	0	0	0	1	1	5								
Hank Aaron, R OBP: 0.395, SLG: 0.591 (1, 9)	0-3 K		0-0 HR		0-0 G5-3 BB 1B		0-0 F9		0-3 K	5	1	2	3	0	2	1								
Mack Jones, L OBP: 0.335, SLG: 0.514 (1, 8) (9, 7)	0-3 K		0-0 4-3		0-0 1-2 BB		0-3 K		0-3 K	4	0	0	0	1	3	1								
Rico Carty, R OBP: 0.299, SLG: 0.415 (1, 7)		4-0 FC1-4 BB		0-0 1B 1B	0-0 G5-3		0-0 HR			3	2	2	1	1	0	2								
Ty Cline, L OBP: 0.269, SLG: 0.212 (9, 8)										0	0	0	0	0	0	0								
Gene Oliver, R OBP: 0.339, SLG: 0.449 (1, 2)		0-0 FC1-4 6-3 1-2f		0-0 1B FC1-6 1B		0-0 1B S 1B		0-0 FC6-4 1B		4	1	3	0	0	0	1								
Frank Bolling, R OBP: 0.349, SLG: 0.406 (1, 4)		0-0 6-3 1-2		0-0 FC1-6 1B		0-3 K		0-0 FC6-4		4	0	1	1	0	1	3								
Woody Woodward, R OBP: 0.214, SLG: 0.195 (1, 6)		0-0 1-3		0-0 FC1-6		0-0 6-3		0-0 1-3		1	0	0	0	0	0	1								
Joe Torre, R OBP: 0.400, SLG: 0.611 (4, PH)										1	0	0	1	0	0	1								
Sandy Alomar Sr., S OBP: 0.222, SLG: 0.211 (4, PR)										2	0	0	0	0	0	1								
Tony Cloninger, R OBP: 0.139, SLG: 0.167 (1, 1)			0-0 4-3		0-0 G6-4-3					4	0	1	0	0	1	1								
Billy O'Dell, S OBP: 0.162, SLG: 0.162 (8, 1)										0	0	0	0	0	0	0								
Ken Johnson, R OBP: 0.200, SLG: 0.240 (9, 1)								0-3 K		0	0	0	0	0	0	0								
Inning Stats	R: 0 E: 0 K: 3 S: 9	H: 0 LOB: 1 BB: 1 P: 13	R: 0 E: 0 K: 0 S: 3	H: 0 LOB: 1 BB: 1 P: 7	R: 2 E: 0 K: 0 S: 4	H: 1 LOB: 0 BB: 1 P: 8	R: 2 E: 0 K: 0 S: 5	H: 3 LOB: 1 BB: 0 P: 5	R: 1 E: 0 K: 1 S: 4	H: 2 LOB: 1 BB: 1 P: 8	R: 0 E: 0 K: 1 S: 7	H: 2 LOB: 3 BB: 1 P: 11	R: 1 E: 0 K: 1 S: 7	H: 2 LOB: 1 BB: 0 P: 7	R: 0 E: 0 K: 1 S: 5	H: 0 LOB: 0 BB: 0 P: 5	R: 0 E: 0 K: 3 S: 9	H: 0 LOB: 0 BB: 0 P: 9	1B: 7 2B: 1 3B: 0 HR: 2	SF: 0 SAC: 0 DP: 2 HBP: 0	WP: 0 PB: 0 SB: 1 CS: 0	PA: 40		
PITCHER	IP	WLS	BF	H	R	ER	SO	BB	IBB	HBP	BLK	WP	HR	S	P	ERA	WHIP							
Larry Jackson, R ERA: 5.61 (1, 1)	4.1	L	21	6	5	5	3	3	0	0	0	0	1	24	36	10.38	2.077							
Ernie Broglio, R ERA: 4.99 (5, 1)	1.2		8	2	0	0	1	2	0	0	0	0	0	8	16	0.00	2.400							
Lindy McDaniel, R ERA: 2.32 (7, 1)	2.0		8	2	1	1	2	0	0	0	0	0	1	12	12	4.50	1.000							
Ted Abernathy, R ERA: 2.09 (9, 1)	1.0		3	0	0	0	3	0	0	0	0	0	0	9	9	0.00	0.000							

Milwaukee Braves @ Chicago Cubs
Wrigley Field, Chicago, IL
Thu Jun 10 1965, 3:33 AM CDT
Att: 4,595 - Sunny

AB 35
R 6
H 10
RBI 6
BB 5
SO 9
LOB 17



Batter	1	2	3	4	5	6	7	8	9	AB	R	H	RBI	BB	SO	LOB	BOTTOM							
Don Landrum, L OBP: 0.315, SLG: 0.404 (1, 8)	0-3 K	4-0 BB E WP BB		4-0 G3 PB BB		0-0 P4		0-0 F2		3	1	0	0	2	1	2								
Jimmy Stewart, S OBP: 0.394, SLG: 0.304 (1, 6)	0-0 BB 14 1B 1B	4-0 WP BB BB		0-0 P4		0-0 G5-4-3 1B		0-0 L4		4	1	2	0	1	0	1								
Billy Williams, L OBP: 0.339, SLG: 0.471 (1, 7)	0-0 14 1B BB 1B	4-0 WP BB		0-0 G3		0-0 F7		4-0 BB		3	1	1	0	2	0	2								
Ron Santo, R OBP: 0.363, SLG: 0.512 (1, 5)	4-0 BB 14 1B BB	0-3 K		0-0 F9		0-0 G5-4-3		0-3 K		4	0	0	0	1	2	5								
14 Ernie Banks, R OBP: 0.375, SLG: 0.515 (1, 3)	0-0 BB 1B	4-0 IBB		0-0 P4		0-0 P4		0-0 PB 1B 1B		4	1	2	1	1	1	1								
Doug Clemens, L OBP: 0.305, SLG: 0.307 (1, 9)	4-0 1-2 2-3 3-H	0-3 K		0-0 4-3		0-0 P4		0-0 P4		2	0	0	1	1	1	3								
Harvey Kuenn, R OBP: 0.351, SLG: 0.228 (8, PH)	1-2 2-3 3-H	0-0 K		0-0 4-3		0-0 P5		0-0 1B PB 1B		1	0	0	0	0	0	1								
Chris Krug, R OBP: 0.227, SLG: 0.200 (1, 2)	0-3 K		0-0 F7		0-0 P5			0-0 1B PB 1B		3	0	0	0	0	1	3								
Lindy McDaniel, R OBP: 0.333, SLG: 0.400 (7, 1)										0	0	0	0	0	0	0								
Harry Bright, R OBP: 0.333, SLG: 0.400 (8, PH)										1	0	1	0	0	0	0								
Vic Roznovsky, L OBP: 0.333, SLG: 0.443 (9, 2)										0	0	0	0	0	0	0								
Glenn Beckert, R OBP: 0.265, SLG: 0.289 (1, 4)	0-0 FC6-4		0-0 F7		0-0 6-3			0-0 1-3 2-H 1B		4	0	1	1	0	0	3								
Larry Jackson, R OBP: 0.258, SLG: 0.400 (5, 1)		0-3 K		0-0 4-3		0-0 1-3		0-0 F9		2	0	0	0	0	1	0								
Ed Bailey, L OBP: 0.250, SLG: 0.170 (7, 2)										0	0	0	0	0	0	0								
Joey Amalfitano, R OBP: 0.276, SLG: 0.192 (8, PH)										1	0	0	0	0	0	2								
Ted Abernathy, R ERA: 3.97 (9, 1)										0	0	0	0	0	0	0								
Inning Stats	R: 2 E: 0 K: 2 S: 10	H: 3 LOB: 3 BB: 2 P: 18	R: 1 E: 1 K: 3 S: 9	H: 0 LOB: 4 BB: 4 P: 25	R: 0 E: 0 K: 0 S: 3	H: 0 LOB: 0 BB: 0 P: 3	R: 0 E: 0 K: 0 S: 3	H: 0 LOB: 0 BB: 0 P: 3	R: 0 E: 0 K: 0 S: 3	H: 0 LOB: 0 BB: 0 P: 3	R: 0 E: 0 K: 0 S: 3	H: 0 LOB: 0 BB: 0 P: 3	R: 0 E: 0 K: 0 S: 6	H: 3 LOB: 2 BB: 0 P: 6	R: 0 E: 0 K: 2 S: 7	H: 0 LOB: 1 BB: 1 P: 11	1B: 7 2B: 0 3B: 0 HR: 0	SF: 0 SAC: 0 DP: 1 HBP: 0	WP: 1 PB: 2 SB: 0 CS: 0	PA: 41				
PITCHER	IP	WLS	BF	H	R	ER	SO	BB	IBB	HBP	BLK	WP	HR	S	P	ERA	WHIP							
Tony Cloninger, R ERA: 3.48 (1, 1)	7.0	W	32	5	4	3	5	6	1	0	0	0	0	35	63	3.86	1.571							
Billy O'Dell, L ERA: 2.05 (8, 1)	1.1		7	2	0	0	0	1	0	0	0	0	0	6	10	0.00	2.250							
Ken Johnson, R ERA: 3.97 (9, 1)	0.2	S	2	0	0	0	2	0	0	0	0	0	0	6	6	0.00	0.000							

Milwaukee Braves @ Chicago Cubs
Wrigley Field, Chicago, IL
Thu Jun 10 1965, 3:33 AM CDT
Att: 4,595 - Sunny

AB 33
R 4
H 7
RBI 3
BB 8
SO 7
LOB 23



Batter	1	2	3	4	5	6	7	8	9	AB	R	H	RBI	BB	SO	LOB	TOP				
Tommy Harper, R OBP: 0.386, SLG: 0.435 (1, 7)	4-0 SH5-3 2B BB		0-0 5-3			0-0 6-3		0-0 P4		3	1	0	0	1	0	1					
Pete Rose, S OBP: 0.364, SLG: 0.398 (1, 4)	0-0 SH5-3 1-2		0-0 FC6-4 1B			0-0 1B		0-0 1-3		3	0	2	0	0	0	0					
Vada Pinson, L OBP: 0.367, SLG: 0.514 (1, 8)	0-0 4-3 2-3		0-0 FC6-4 1-2 CS			0-0 4-3-6-3 1-2		0-0 HR 1B		4	1	1	0	0	0	3					
Gordy Coleman, L OBP: 0.397, SLG: 0.579 Marty Keough, L OBP: 0.364, SLG: 0.125 (1, 3) (9, 3)	0-0 2B		0-0 CS 1-2		0-0 F9		0-0 4-3		0-0 HR 1B	4	1	2	3	0	0	0					
Frank Robinson, R OBP: 0.372, SLG: 0.495 (1, 9)	0-0 1-3			4-0 CS BB		0-0 F8		0-0 HR CS 1B		3	0	1	0	1	0	1					
Deron Johnson, R OBP: 0.318, SLG: 0.528 (1, 5)		0-3 K		0-0 F9		0-0 F9		0-3 K		4	0	0	0	0	2	2					
Don Pavletich, R OBP: 0.447, SLG: 0.639 Giraldo Ruiz, S OBP: 0.077, SLG: 0.077 Jimmie Coker, R OBP: 0.100, SLG: 0.200 (1, 2) (8, PR) (8, 2)		0-0 HR		0-0 CS 1-2		0-0 5-3		0-0 FC5-4 1B		3	1	2	1	0	0	0					
Leo Cardenas, R OBP: 0.327, SLG: 0.378 (1, 6)		0-3 K				0-3 K		0-0 FC5-4 1-2		3	0	0	0	0	2	1					
Sammy Ellis, L OBP: 0.154, SLG: 0.184 Joe Nuxhall, L OBP: 0.333, SLG: 0.250 Art Shamsky, L OBP: 0.371, SLG: 0.500 Billy McCool, R (1, 1) (6, 1) (8, PH) (8, 1)		0-0 1-3		0-0 5-3				0-3 K		2	0	0	0	0	0	0					
Inning Stats	R: 1 E: 0 K: 0 S: 4	H: 1 LOB: 1 BB: 1 P: 8	R: 1 E: 0 K: 2 S: 8	H: 1 LOB: 0 BB: 0 P: 8	R: 0 E: 0 K: 0 S: 3	H: 1 LOB: 0 BB: 1 P: 3	R: 0 E: 0 K: 0 S: 2	H: 0 LOB: 0 BB: 1 P: 6	R: 0 E: 0 K: 1 S: 5	H: 0 LOB: 0 BB: 0 P: 5	R: 0 E: 0 K: 0 S: 3	H: 0 LOB: 0 BB: 0 P: 3	R: 0 E: 0 K: 1 S: 6	H: 1 LOB: 1 BB: 0 P: 6	R: 2 E: 0 K: 1 S: 7	H: 3 LOB: 0 BB: 0 P: 7	1B: 5 2B: 2 3B: 0 HR: 2	SF: 0 SAC: 1 DP: 1 HBP: 0	WP: 0 PB: 0 SB: 0 CS: 3	PA: 35	
PITCHER	IP	WLS	BF	H	R	ER	SO	BB	IBB	HBP	BLK	WP	HR	S	P	ERA	WHIP				
Bob Buhl, R ERA: 3.22 Ted Abernathy, R ERA: 2.06 (1, 1) (9, 1)	8.1	L	32	8	4	4	4	2	0	0	0	0	2	38	46	4.32	1.200				
PITCHER	IP	WLS	BF	H	R	ER	SO	BB	IBB	HBP	BLK	WP	HR	S	P	ERA	WHIP				

Cincinnati Reds @ Chicago Cubs
Wrigley Field, Chicago, IL
Fri Jun 11 1965, 3:33 AM CDT
Att: 4,529 - Sunny

AB 30
R 4
H 8
RBI 4
BB 2
SO 5
LOB 9

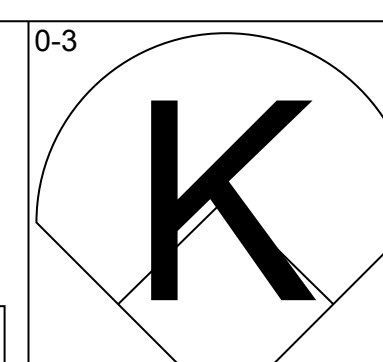
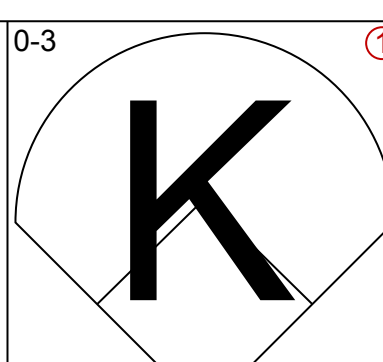
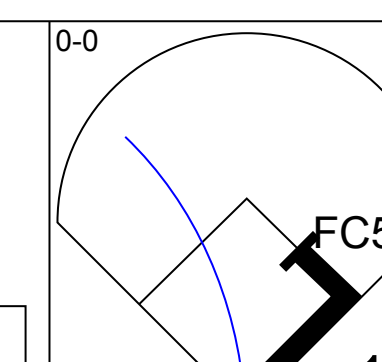
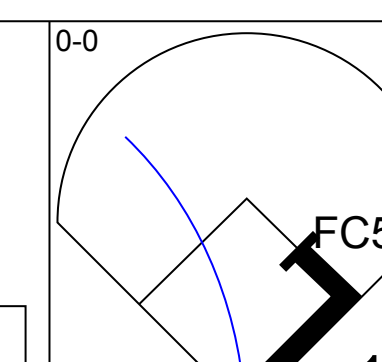
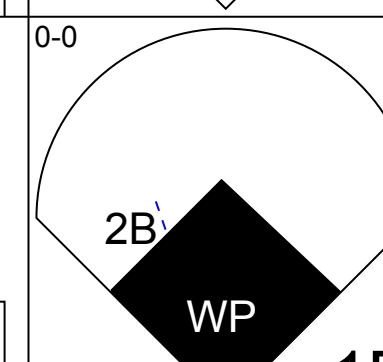
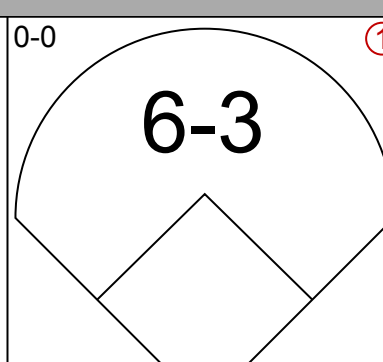
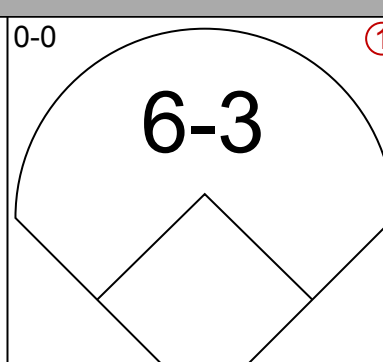
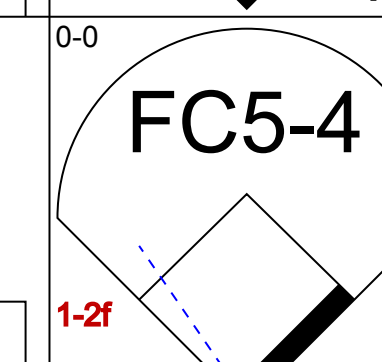
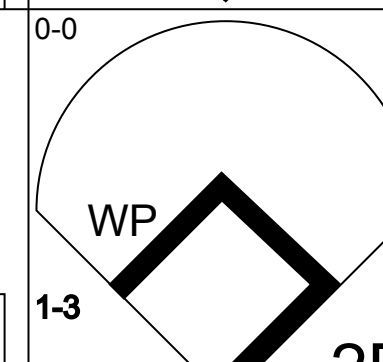
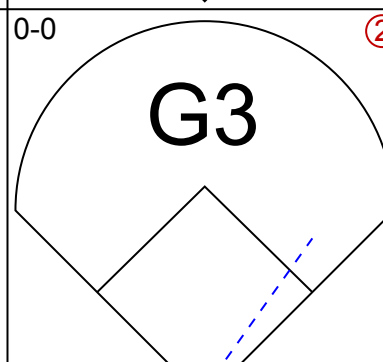
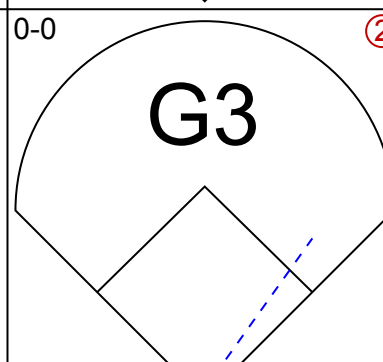
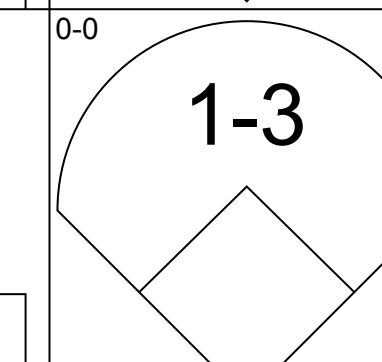
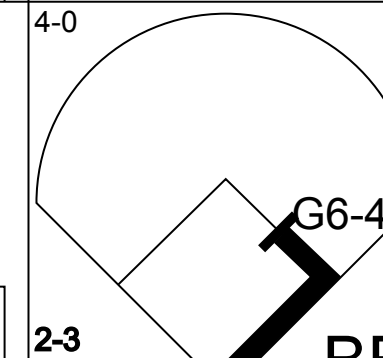
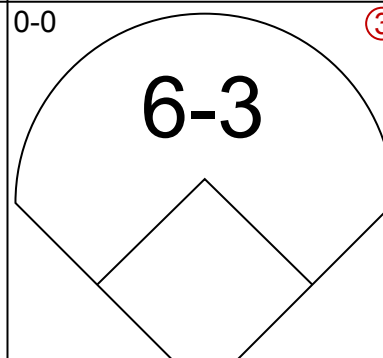
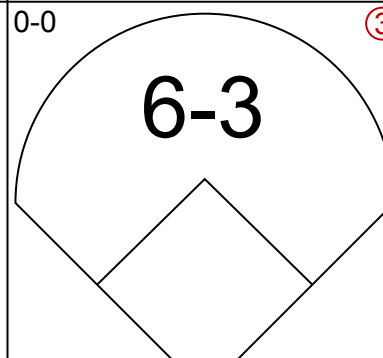
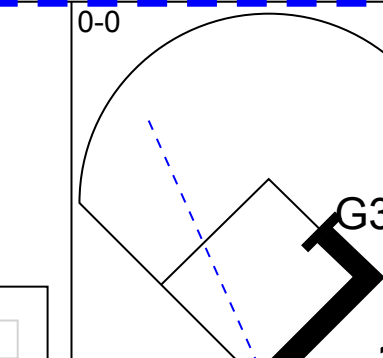
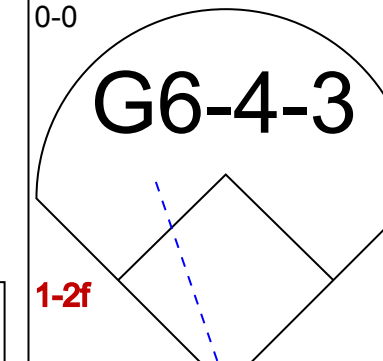
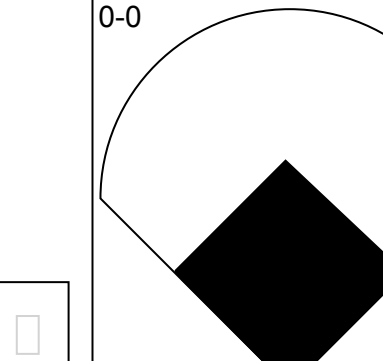
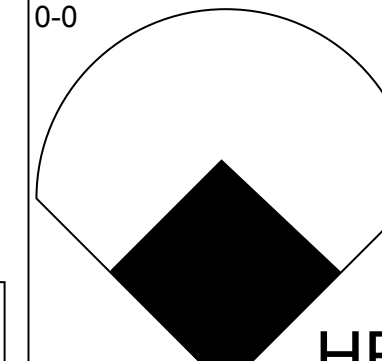
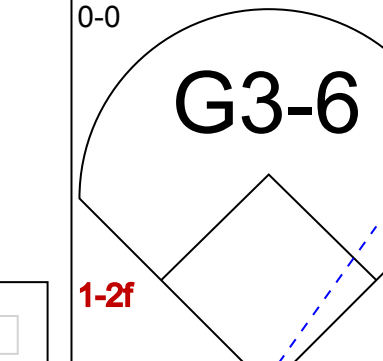
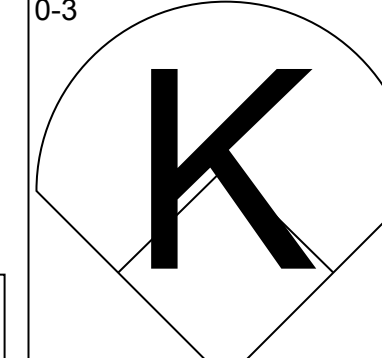
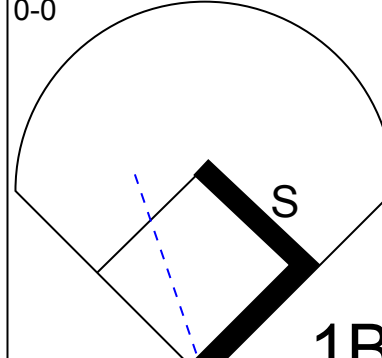
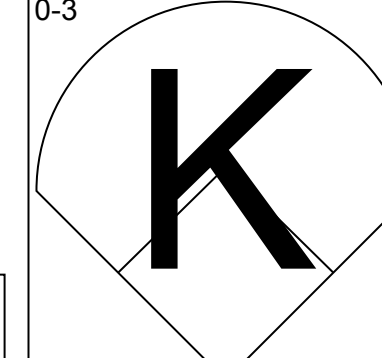
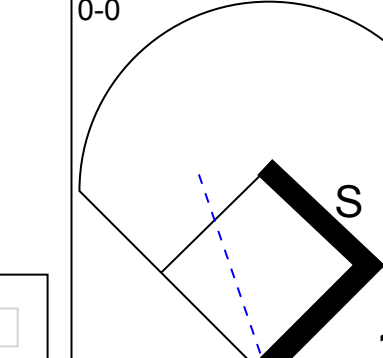
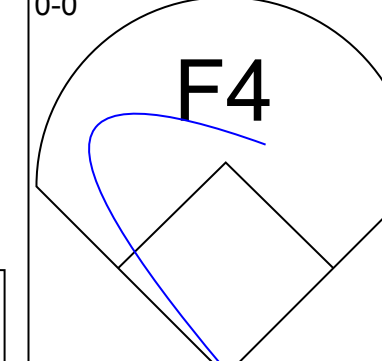
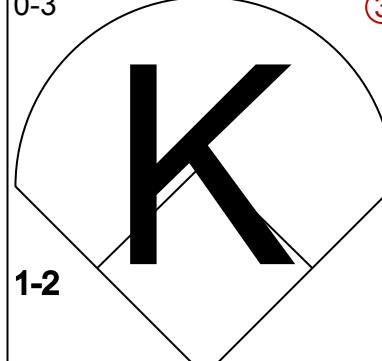
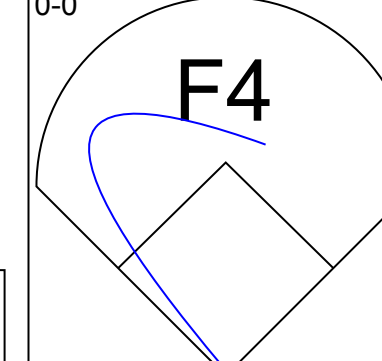
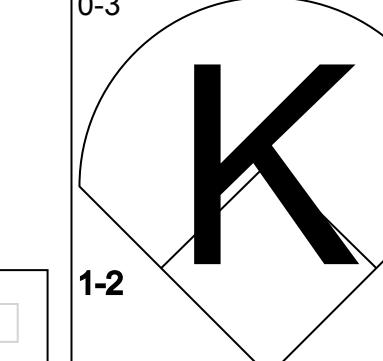
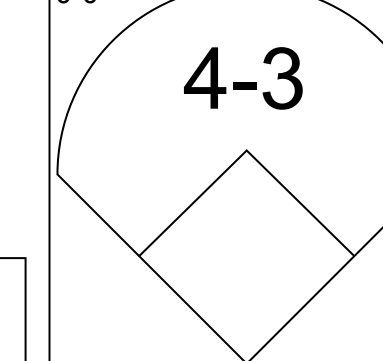
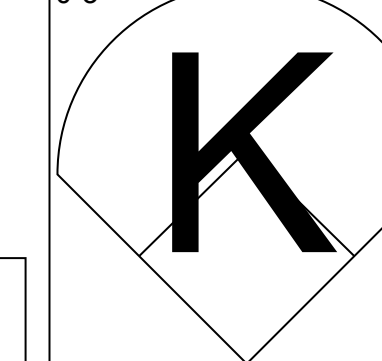
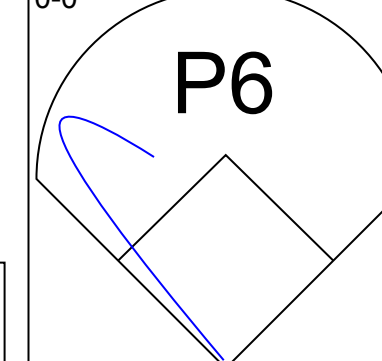
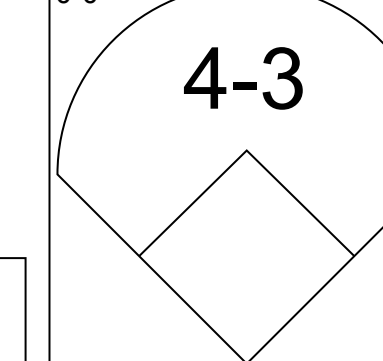
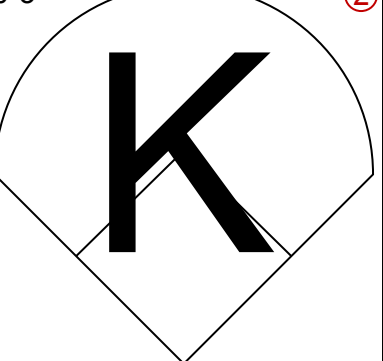
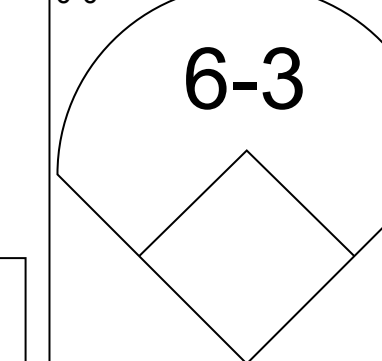


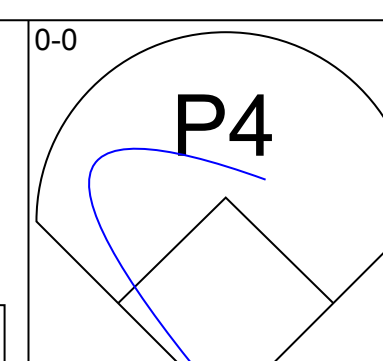
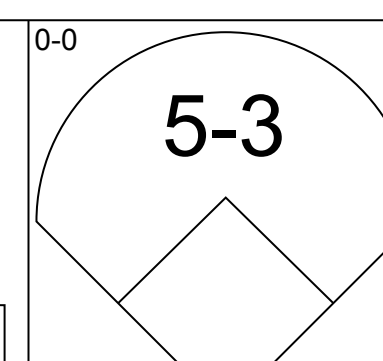
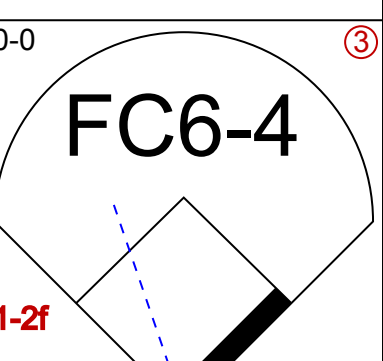
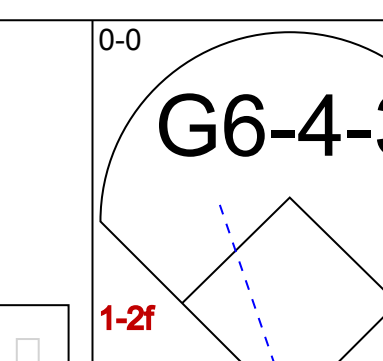
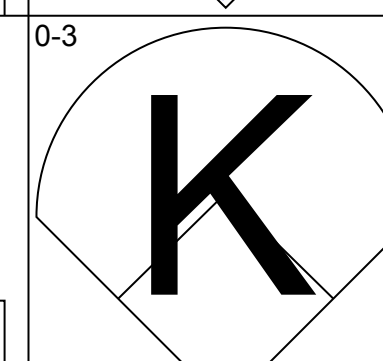
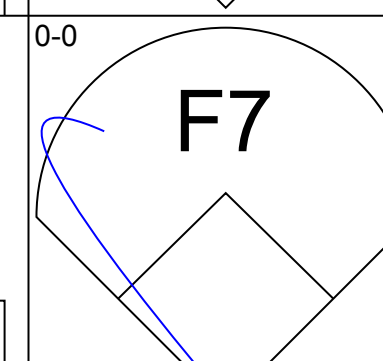
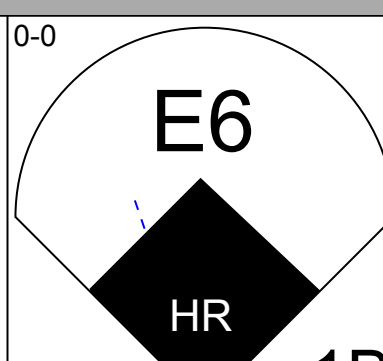
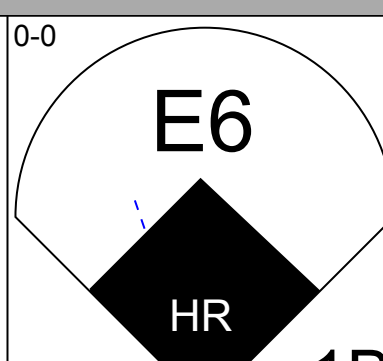
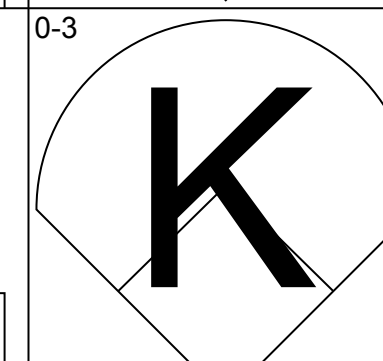
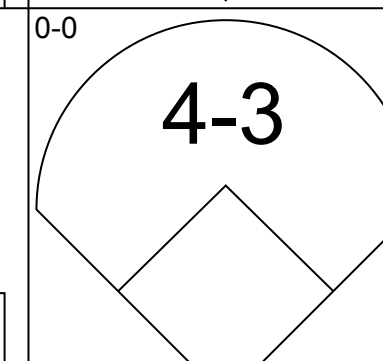
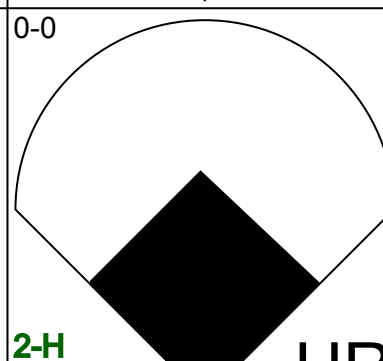
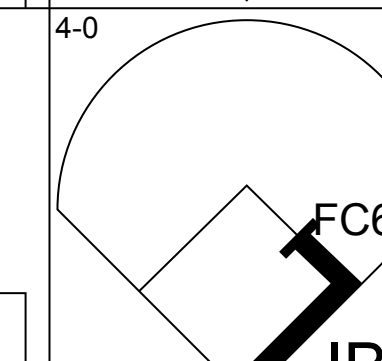
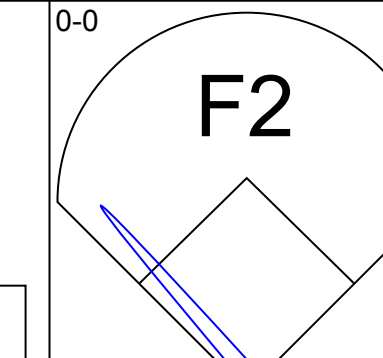
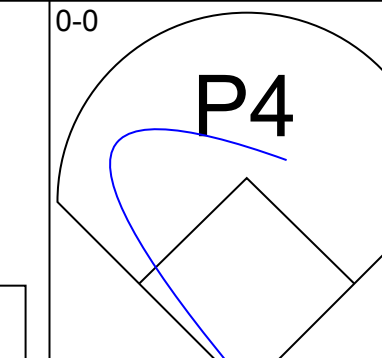
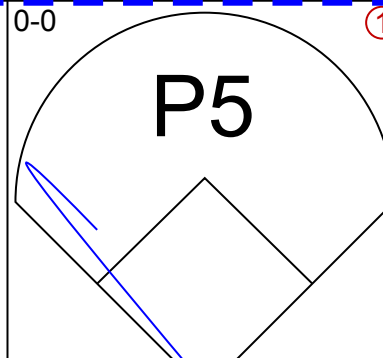
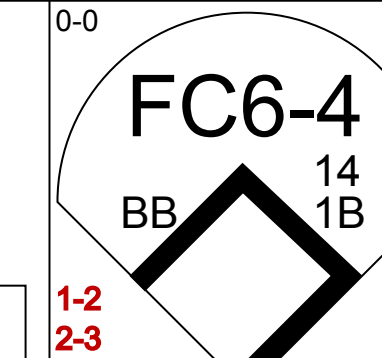
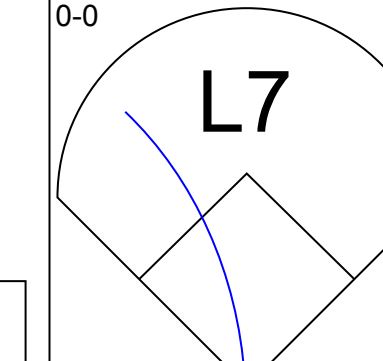
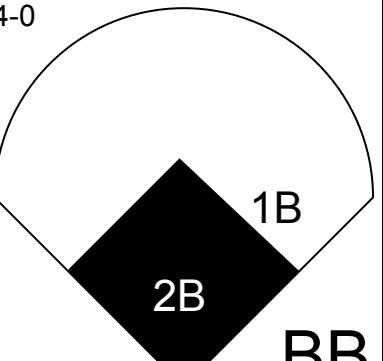
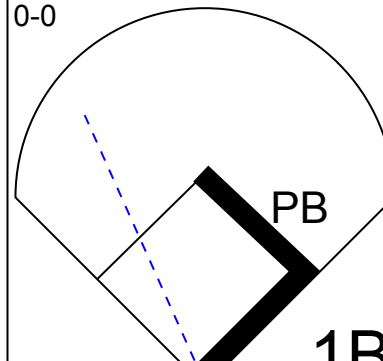
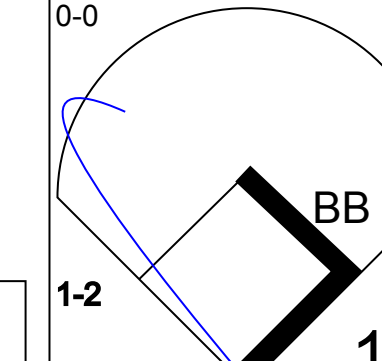
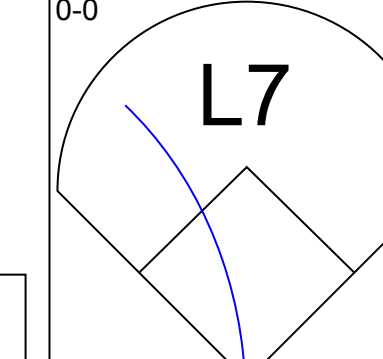
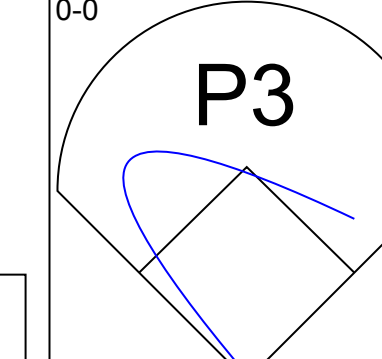
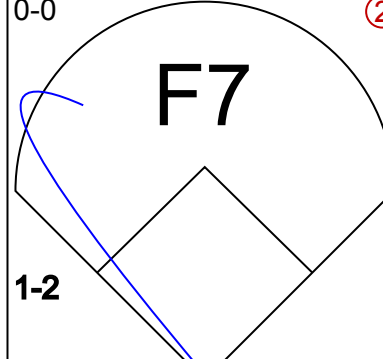
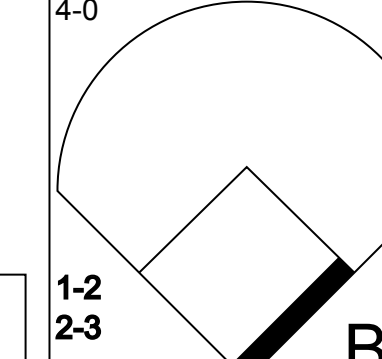
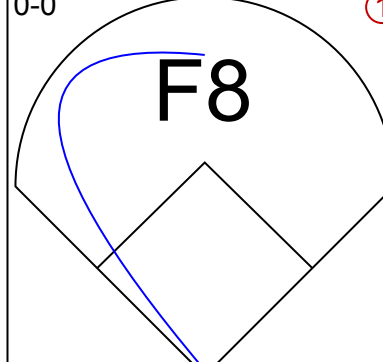
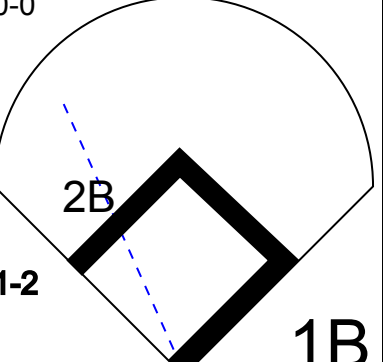
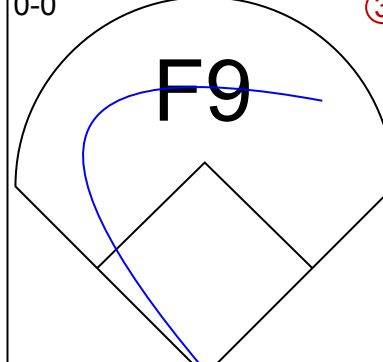
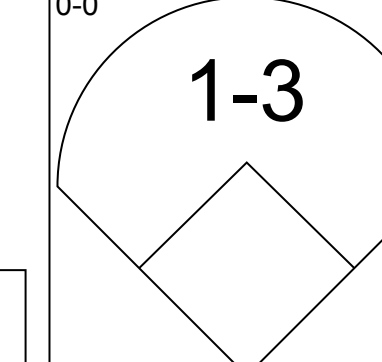
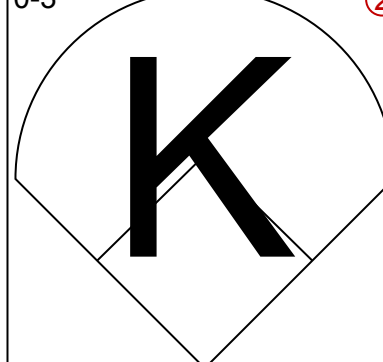
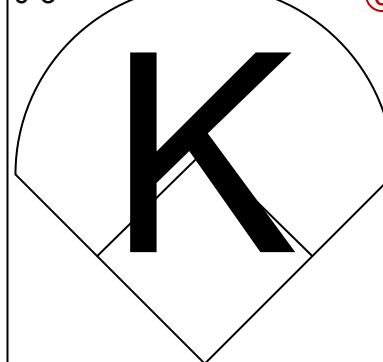
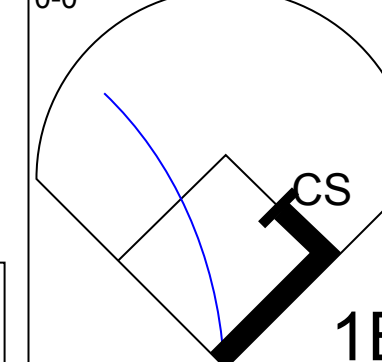
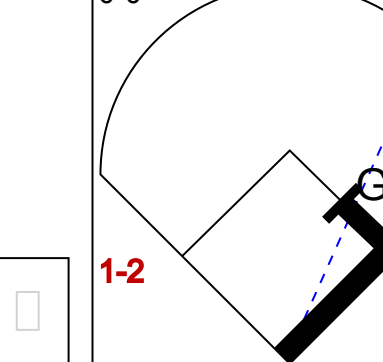
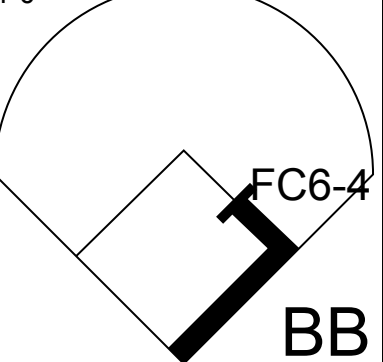
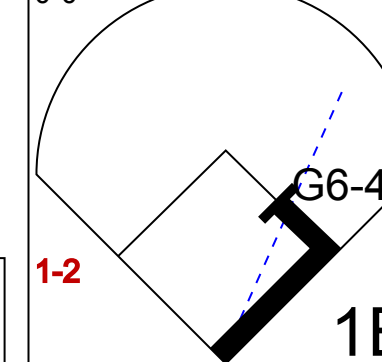
Batter	1	2	3	4	5	6	7	8	9	AB	R	H	RBI	BB	SO	LOB	BOTTOM					
Don Landrum, L OBP: 0.313, SLG: 0.392 Joey Amalfitano, R OBP: 0.300, SLG: 0.192 Don Kessinger, S (1, 8) (9, PH) (9, PR)	0-3 K		4-0 S BB BB		0-0 4-3		0-0 F7		4-0 BB	3	0	0	0	1	1	0						
Jimmy Stewart, S OBP: 0.382, SLG: 0.311 (1, 6)	0-0 1-3		0-0 P5			0-0 1B 2B		0-0 1-3		5	1	1	0	0	0	2						
Billy Williams, L OBP: 0.346, SLG: 0.471 (1, 7)	4-0 BB		4-0 S BB			0-0 F9 14 2B 1B		0-3 K		2	1	1	1	2	1	0						
Ron Santo, R OBP: 0.361, SLG: 0.512 (1, 5)	0-0 F8		0-0 5-3 1-2 2-3			0-0 F9		0-0 BB 2B		4	0	1	0	0	0	4						
14 Ernie Banks, R OBP: 0.377, SLG: 0.517 (1, 3)		0-0 P4		0-0 L7		0-0 1B 2B		4-0 BB IBB		3	1	1	1	1	0	0						
Doug Clemens, L OBP: 0.311, SLG: 0.310 Harvey Kuenn, R OBP: 0.357, SLG: 0.228 (1, 9) (8, PH) (9, 9)		4-0 5-3 BB		0-0 F2		0-0 CS 1B		4-0 1-2 2-3 BB		2	0	1	1	1	0	0						
Chris Krug, R OBP: 0.192, SLG: 0.167 (1, 2)		0-0 5-3		0-0 5-3		0-0 F3		0-3 K		4	0	0	0	0	1	5						
Glenn Beckert, R OBP: 0.264, SLG: 0.293 (1, 4)		0-0 5-3				0-0 P5		0-0 6-3		4	0	1	0	0	0	1						
Bob Buhl, R OBP: 0.094, SLG: 0.033 Ted Abernathy, R Harry Bright, R OBP: 0.318, SLG: 0.381 (1, 1) (9, 1) (9, PH)			0-3 K		0-3 K		0-3 K		0-0 P6	3	0	0	0	0	3	1						
Inning Stats	R: 0 E: 0 K: 1 S: 5	H: 0 LOB: 1 BB: 1 P: 9	R: 0 E: 0 K: 0 S: 3	H: 0 LOB: 1 BB: 1 P: 7	R: 0 E: 0 K: 1 S: 5	H: 0 LOB: 2 BB: 2 P: 13	R: 0 E: 0 K: 0 S: 3	H: 0 LOB: 0 BB: 0 P: 3	R: 0 E: 0 K: 0 S: 5	H: 0 LOB: 0 BB: 0 P: 5	R: 3 E: 0 K: 0 S: 6	H: 4 LOB: 0 BB: 0 P: 6	R: 0 E: 0 K: 1 S: 5	H: 1 LOB: 0 BB: 0 P: 5	R: 0 E: 0 K: 2 S: 8	H: 1 LOB: 3 BB: 2 P: 16	R: 0 E: 0 K: 0 S: 3	H: 0 LOB: 1 BB: 1 P: 7	1B: 2 2B: 4 3B: 0 HR: 0	SF: 0 SAC: 0 DP: 0 HBP: 0	WP: 0 PB: 0 SB: 3 CS: 2	PA: 38
PITCHER	IP	WLS	BF	H	R	ER	SO	BB	IBB	HBP	BLK	WP	HR	S	P	ERA	WHIP					
Sammy Ellis, R ERA: 3.73 Joe Nuxhall, L ERA: 4.5 Billy McCool, L ERA: 3.38 (1, 1) (6, 1) (8, 1)	5.1		24	4	3	3	3	4	0	0	0	0	0	26	42	5.06	1.500					
PITCHER	IP	WLS	BF	H	R	ER	SO	BB	IBB	HBP	BLK	WP	HR	S	P	ERA	WHIP					

Cincinnati Reds @ Chicago Cubs
Wrigley Field, Chicago, IL
Fri Jun 11 1965, 3:33 AM CDT
Att: 4,529 - Sunny

AB 31
R 3
H 6
RBI 3
BB 7
SO 6
LOB 13



Batter	1	2	3	4	5	6	7	8	9	AB	R	H	RBI	BB	SO	LOB	TOP			
Tommy Harper, R OBP: 0.384, SLG: 0.431 (1, 7)										4	0	1	0	0	2	1	Cincinnati Reds @ Chicago Cubs Wrigley Field, Chicago, IL Sat Jun 12 1965, 3:33 AM CDT Att: 3,672 - Sunny			
Pete Rose, S OBP: 0.362, SLG: 0.396 (1, 4)										4	1	1	0	0	1	1				
Vada Pinson, L OBP: 0.365, SLG: 0.513 (1, 8)										4	0	1	0	0	0	1				
Deron Johnson, R OBP: 0.321, SLG: 0.526 (1, 5)										3	0	1	0	1	0	0				
Frank Robinson, R OBP: 0.374, SLG: 0.511 (1, 9)										4	1	2	1	0	0	3				
Tony Perez, R OBP: 0.309, SLG: 0.495 Gordy Coleman, L OBP: 0.402, SLG: 0.582 Giraldo Ruiz, S OBP: 0.077, SLG: 0.077 (1, 3)										3	0	0	0	0	2	1				
Don Pavletich, R OBP: 0.427, SLG: 0.605 (1, 2)										4	0	0	0	0	1	1				
Leo Cardenas, R OBP: 0.332, SLG: 0.383 (1, 6)										3	0	2	0	0	0	0				
Jim O'Toole, S John Tsitouris, R OBP: 0.091, SLG: 0.048 Charlie James, R OBP: 0.250, SLG: 0.200 Roger Craig, R (8, 1)										2	0	0	0	0	1	2				
Inning Stats	R: 1 E: 0 K: 1 S: 6	H: 2 LOB: 1 BB: 1 P: 10	R: 0 E: 0 K: 0 S: 4	H: 1 LOB: 1 BB: 0 P: 4	R: 0 E: 0 K: 2 S: 7	H: 0 LOB: 0 BB: 0 P: 7	R: 0 E: 0 K: 1 S: 5	H: 1 LOB: 1 BB: 0 P: 5	R: 0 E: 0 K: 0 S: 3	H: 0 LOB: 0 BB: 0 P: 3	R: 1 E: 0 K: 1 S: 6	H: 1 LOB: 0 BB: 0 P: 6	R: 0 E: 0 K: 0 S: 4	H: 1 LOB: 1 BB: 0 P: 4	R: 0 E: 0 K: 1 S: 6	H: 2 LOB: 2 BB: 0 P: 6		1B: 7 2B: 2 3B: 0 HR: 1	SF: 0 SAC: 0 DP: 3 HBP: 0	WP: 1 PB: 0 SB: 1 CS: 1
PITCHER	IP WLS BF H R ER SO BB IBB HBP BLK WP HR S P ERA WHIP																			
Dick Ellsworth, L ERA: 3.39 Ted Abernathy, R ERA: 2.03	(1, 1)	8.0 W 30 7 2 2 6 1 0 0 0 1 1 41 45 2.25 1.000																		
(9, 1)	1.0 S 4 2 0 0 1 0 0 0 0 0 0 0 6 6 0.00 2.000																			

Batter	1	2	3	4	5	6	7	8	9	AB	R	H	RBI	BB	SO	LOB	BOTTOM			
Harvey Kuenn, R OBP: 0.343, SLG: 0.217 Don Landrum, L OBP: 0.313, SLG: 0.392 (1, 9)										4	0	0	0	0	0	4	Cincinnati Reds @ Chicago Cubs Wrigley Field, Chicago, IL Sat Jun 12 1965, 3:33 AM CDT Att: 3,672 - Sunny			
Jimmy Stewart, S OBP: 0.388, SLG: 0.338 Ted Abernathy, R (9, 1)										4	1	2	0	0	1	0				
Billy Williams, L OBP: 0.348, SLG: 0.482 (9, 7)										3	1	1	2	1	1	0				
Ron Santo, R OBP: 0.355, SLG: 0.502 (1, 5)										4	0	0	0	0	0	2				
14 Ernie Banks, R OBP: 0.383, SLG: 0.519 (1, 3)										3	1	2	0	1	0	0				
Chris Krug, R OBP: 0.172, SLG: 0.148 Ed Bailey, L OBP: 0.263, SLG: 0.170 (1, 2)										3	0	0	0	0	0	2				
Glenn Beckert, R OBP: 0.264, SLG: 0.292 (1, 4)										4	0	1	0	0	0	4				
Don Kessinger, S OBP: 0.667, SLG: 1.000 (1, 6)										3	0	2	1	0	1	0				
Dick Ellsworth, L OBP: 0.185, SLG: 0.154 Doug Clemens, L OBP: 0.311, SLG: 0.310 (1, 1)										2	0	1	0	1	1	0				
Inning Stats	R: 0 E: 0 K: 2 S: 7	H: 0 LOB: 0 BB: 0 P: 7	R: 0 E: 0 K: 0 S: 3	H: 0 LOB: 0 BB: 0 P: 3	R: 0 E: 0 K: 2 S: 7	H: 0 LOB: 0 BB: 0 P: 7	R: 0 E: 0 K: 0 S: 3	H: 0 LOB: 0 BB: 0 P: 3	R: 1 E: 0 K: 0 S: 5	H: 2 LOB: 3 BB: 2 P: 13	R: 2 E: 1 K: 0 S: 6	H: 3 LOB: 1 BB: 0 P: 6	R: 0 E: 0 K: 0 S: 3	H: 2 LOB: 3 BB: 2 P: 12	R: 0 E: 0 K: 0 S: 4	H: 2 LOB: 3 BB: 2 P: 12		1B: 6 2B: 3 3B: 0 HR: 1	SF: 0 SAC: 0 DP: 2 HBP: 0	WP: 0 PB: 1 SB: 0 CS: 1
PITCHER	IP WLS BF H R ER SO BB IBB HBP BLK WP HR S P ERA WHIP																			
Jim O'Toole, L ERA: 7.15 John Tsitouris, R ERA: 4.35 Roger Craig, R ERA: 3.76	(1, 1)	5.0 L 21 4 3 3 4 2 0 0 0 0 0 0 7 7 5.40 1.200																		
(6, 1)	2.0 7 3 0 0 0 0 0 0 0 0 0 0 7 7 0.00 1.500																			
(8, 1)	1.0 6 2 0 0 0 0 1 1 0 0 0 0 4 12 0.00 3.000																			

Batter	1	2	3	4	5	6	7	8	9	AB	R	H	RBI	BB	SO	LOB	TOP				
Tommy Harper, R (1,7) OBP: 0.380, SLG: 0.426	F9		5-3		1-3		K		1B 2B	5	1	1	0	0	1	0	Cincinnati Reds @ Chicago Cubs Wrigley Field, Chicago, IL Sun Jun 13 1965, 3:33 AM CDT Sunny				
Pete Rose, S (1,4) OBP: 0.367, SLG: 0.402	4-3		1B 2B		F8		BB		2B 6-3	4	1	2	1	1	0	0					
Vada Pinson, L (1,8) OBP: 0.373, SLG: 0.524	1B		2-3 1B		4-3		1B 3B		6-3 E	5	2	4	1	0	0	1					
Gordy Coleman, L (1,3) OBP: 0.387, SLG: 0.559	4-3		P3		F8		4-3		6-3	5	0	0	1	0	0	5					
Frank Robinson, R (1,9) OBP: 0.379, SLG: 0.513		2B 1B	K		6-3		1-2 3B 1B		E6	5	2	3	0	0	1	2					
Deron Johnson, R (1,5) OBP: 0.318, SLG: 0.522		WP 1-H 2B			6-3		P6		P4 K	5	0	1	1	0	1	4					
Johnny Edwards, L (1,2) OBP: 0.366, SLG: 0.574		K			F7		1-H 2-H 3B		4-3	4	0	1	2	0	1	2					
Leo Cardenas, R (1,6) OBP: 0.330, SLG: 0.377		K			6-3		K		1B 1B BB	3	1	0	0	1	2	2					
Gerry Arrigo, L (1,1) OBP: 0.222, SLG: 0.556		K			K		F8		F9	1	0	0	0	0	1	1					
Jim Duffalo, R (2,1) Marty Keough, L (7,PH) Roger Craig, R (7,1) Art Shamsky, L (9,PH)										1	0	0	0	0	1	0					
Inning Stats	R: 0 E: 0 K: 0 S: 4	H: 1 LOB: 1 BB: 0 P: 4	R: 1 E: 0 K: 3 S: 11	H: 2 LOB: 1 BB: 0 P: 11	R: 0 E: 0 K: 1 S: 7	H: 2 LOB: 2 BB: 0 P: 7	R: 0 E: 0 K: 0 S: 3	H: 0 LOB: 0 BB: 0 P: 3	R: 0 E: 0 K: 1 S: 5	H: 3 LOB: 1 BB: 0 P: 8	R: 0 E: 0 K: 1 S: 5	H: 0 LOB: 1 BB: 1 P: 9	R: 0 E: 0 K: 0 S: 4	H: 1 LOB: 1 BB: 0 P: 4	R: 4 E: 1 K: 1 S: 9	H: 3 LOB: 1 BB: 1 P: 13	1B: 8 2B: 3 3B: 1 HR: 0	SF: 0 SAC: 0 DP: 0 HBP: 0	WP: 1 PB: 0 SB: 0 CS: 0	PA: 42	
PITCHER	IP WLS BF H R ER SO BB IBB HBP BLK WP HR S P ERA WHIP	8.1 W 39 12 7 6 7 2 0 0 0 1 0 0 51 59 6.48 1.680	0.2 S 3 0 0 0 1 0 0 0 0 0 0 5 5 0.00 0.000																		

Batter	1	2	3	4	5	6	7	8	9	AB	R	H	RBI	BB	SO	LOB	BOTTOM				
Harvey Kuenn, R (1,9) OBP: 0.346, SLG: 0.221	P5	1B HR 1B	SF7		6-3					3	1	1	1	1	0	0	Cincinnati Reds @ Chicago Cubs Wrigley Field, Chicago, IL Sun Jun 13 1965, 3:33 AM CDT Sunny				
Jimmy Stewart, S (1,7) Don Landrum, L (9,8) OBP: 0.365, SLG: 0.314 OBP: 0.313, SLG: 0.392	K	P5	4-3		P5			BB	G3	5	0	0	0	0	1	3					
Billy Williams, L (1,8) OBP: 0.359, SLG: 0.502	2B BB	1-3 HR 1B			HR		WP 1B			3	3	3	1	1	0	0					
Ron Santo, R (1,5) OBP: 0.357, SLG: 0.520	1-H HR 2B	1-H 3-H HR			P8		F5			4	2	2	4	0	0	1					
14 Ernie Banks, R (1,3) OBP: 0.381, SLG: 0.512	HR IBB	K			F8		6-3			3	1	0	0	1	1	0					
Chris Krug, R (1,2) OBP: 0.182, SLG: 0.258	1-H 2-H HR	F7			1-3		P2			4	1	1	3	0	0	0					
Glenn Beckert, R (1,4) OBP: 0.268, SLG: 0.293	1B 1B		1B SF7 BB		F9		K			3	1	1	0	1	1	0					
Don Kessinger, S (1,6) OBP: 0.571, SLG: 0.714	1-3 1B		SH3-4 1B		P6		1-3			4	0	2	0	0	0	0					
Cal Koonce, R (1,1) Ted Abernathy, R (9,1) OBP: 0.100, SLG: 0.069	5-3		SH3-4		4-3		5-3			3	0	0	0	0	0	2					
Inning Stats	R: 4 E: 0 K: 1 S: 9	H: 4 LOB: 2 BB: 2 P: 17	R: 3 E: 0 K: 1 S: 8	H: 3 LOB: 0 BB: 0 P: 8	R: 1 E: 0 K: 0 S: 4	H: 1 LOB: 1 BB: 1 P: 8	R: 1 E: 0 K: 0 S: 4	H: 1 LOB: 0 BB: 0 P: 4	R: 0 E: 0 K: 0 S: 3	H: 0 LOB: 0 BB: 0 P: 3	R: 0 E: 0 K: 0 S: 4	H: 1 LOB: 1 BB: 0 P: 4	R: 0 E: 0 K: 1 S: 5	H: 0 LOB: 0 BB: 0 P: 5	R: 0 E: 0 K: 0 S: 3	H: 0 LOB: 1 BB: 1 P: 7		1B: 6 2B: 1 3B: 0 HR: 3	SF: 1 SAC: 1 DP: 0 HBP: 0	WP: 1 PB: 0 SB: 0 CS: 0	PA: 38
PITCHER	IP WLS BF H R ER SO BB IBB HBP BLK WP HR S P ERA WHIP	1.1 L 12 6 6 6 1 1 0 0 0 1 2 20 24 5.79 1.071	4.2 19 4 3 3 1 1 0 0 0 0 0 0 8 12 0.00 0.500																		

AB	40
R	7
H	12
RBI	6
BB	2
SO	8
LOB	18



AB	32
R	9
H	10
RBI	9
BB	4
SO	3
LOB	6



Batter	1	2	3	4	5	6	7	8	9	AB	R	H	RBI	BB	SO	LOB	TOP					
Tommy Harper, R OBP: 0.372, SLG: 0.415 (1, 7)										5	1	0	0	0	0	0						
Pete Rose, S OBP: 0.371, SLG: 0.398 (1, 4)										2	2	0	0	3	1	0						
Vada Pinson, L OBP: 0.370, SLG: 0.515 (1, 8)										4	1	0	0	1	0	3						
Frank Robinson, R OBP: 0.382, SLG: 0.518 (1, 9)										4	2	2	3	0	0	1						
Deron Johnson, R OBP: 0.322, SLG: 0.520 (1, 5)										3	1	1	1	1	0	1						
Tony Perez, R OBP: 0.297, SLG: 0.474 (1, 3)										4	0	0	1	0	1	3						
Don Pavletich, R OBP: 0.419, SLG: 0.588 (1, 2)										4	0	1	2	0	0	1						
Leo Cardenas, R OBP: 0.329, SLG: 0.374 (1, 6)										4	0	1	0	0	0	1						
Joey Jay, S (1, 1)										4	0	0	0	0	1	2						
Inning Stats	R: 0 E: 0 K: 0 S: 3	H: 0 LOB: 1 BB: 1 P: 7	R: 0 E: 0 K: 1 S: 5	H: 0 LOB: 0 BB: 0 P: 5	R: 0 E: 0 K: 1 S: 5	H: 1 LOB: 1 BB: 2 P: 13	R: 0 E: 0 K: 0 S: 3	H: 0 LOB: 1 BB: 1 P: 7	R: 0 E: 0 K: 0 S: 3	H: 0 LOB: 0 BB: 0 P: 3	R: 0 E: 0 K: 0 S: 3	H: 0 LOB: 1 BB: 1 P: 7	R: 0 E: 0 K: 0 S: 3	H: 0 LOB: 0 BB: 0 P: 3	R: 4 E: 1 K: 0 S: 8	H: 4 LOB: 2 BB: 1 P: 12	R: 0 E: 0 K: 1 S: 5	H: 0 LOB: 0 BB: 0 P: 5	1B: 4 2B: 1 3B: 0 HR: 0	SF: 0 SAC: 0 DP: 0 HBP: 0	WP: 0 PB: 0 SB: 1 CS: 0	PA: 39
PITCHER	IP	WLS	BF	H	R	ER	SO	BB	IBB	HBP	BLK	WP	HR	S	P	ERA	WHIP					
Bob Hendley, L ERA: 11.57 (1, 1)	5.0	L	20	1	3	3	2	3	0	0	0	0	0	21	33	5.40	0.800					
Lindy McDaniel, R ERA: 2.24 (6, 1)	2.0		7	0	0	0	0	1	0	0	0	0	0	6	10	0.00	0.500					
Ernie Broglio, R ERA: 5.12 (8, 1)	0.1		5	2	4	1	0	1	0	0	0	0	0	4	8	27.00	9.000					
Bob Humphreys, R ERA: 2.45 (8, 1)	1.2		7	2	0	0	1	0	0	0	0	0	0	9	9	0.00	1.200					

Cincinnati Reds @ Chicago Cubs
Wrigley Field, Chicago, IL
Sun Jun 13 1965, 3:38 AM CDT
Att: 18,132 - Sunny

AB	34
R	7
H	5
RBI	7
BB	5
SO	3
LOB	12



Batter	1	2	3	4	5	6	7	8	9	AB	R	H	RBI	BB	SO	LOB	BOTTOM					
Don Landrum, L OBP: 0.319, SLG: 0.396 (1, 8)										4	0	2	0	0	2	0						
Doug Clemens, L OBP: 0.305, SLG: 0.304 (1, 9)										3	0	0	0	1	2	3						
Billy Williams, L OBP: 0.357, SLG: 0.496 (1, 7)										3	0	0	0	1	0	1						
Ron Santo, R OBP: 0.363, SLG: 0.520 (1, 5)										2	0	1	0	2	0	2						
14 Ernie Banks, R OBP: 0.379, SLG: 0.516 (1, 3)										4	0	1	0	0	0	4						
Ed Bailey, L OBP: 0.246, SLG: 0.157 (1, 2)										4	0	0	0	0	1	2						
Glenn Beckert, R OBP: 0.264, SLG: 0.288 (1, 4)										4	0	0	0	0	0	1						
Don Kessinger, S OBP: 0.364, SLG: 0.455 (1, 6)										4	0	0	0	0	0	1						
Bob Hendley, R ERA: 11.57 (5, 1)										1	0	0	0	0	1	0						
Jimmy Stewart, S OBP: 0.265, SLG: 0.310 (5, 1)										1	0	0	0	0	0	0						
Lindy McDaniel, R ERA: 2.24 (5, 1)										0	0	0	0	0	0	0						
George Altman, L OBP: 0.275, SLG: 0.330 (7, 1)										0	0	0	0	0	0	0						
Larry Jackson, R OBP: 0.255, SLG: 0.400 (7, 1)										0	0	0	0	0	0	0						
Ernie Broglio, R ERA: 5.12 (8, 1)										0	0	0	0	0	0	0						
Bob Humphreys, R ERA: 2.45 (8, 1)										0	0	0	0	0	0	0						
Inning Stats	R: 0 E: 0 K: 1 S: 5	H: 0 LOB: 2 BB: 2 P: 13	R: 0 E: 0 K: 0 S: 3	H: 0 LOB: 0 BB: 0 P: 3	R: 0 E: 0 K: 2 S: 8	H: 1 LOB: 2 BB: 1 P: 12	R: 0 E: 0 K: 1 S: 6	H: 1 LOB: 1 BB: 0 P: 6	R: 0 E: 0 K: 1 S: 5	H: 0 LOB: 0 BB: 0 P: 5	R: 0 E: 0 K: 0 S: 3	H: 0 LOB: 1 BB: 1 P: 7	R: 0 E: 0 K: 1 S: 7	H: 2 LOB: 2 BB: 0 P: 7	R: 0 E: 0 K: 0 S: 3	H: 1 LOB: 0 BB: 0 P: 3	R: 0 E: 0 K: 0 S: 3	H: 0 LOB: 0 BB: 0 P: 3	1B: 4 2B: 0 3B: 1 HR: 0	SF: 0 SAC: 0 DP: 1 HBP: 0	WP: 1 PB: 0 SB: 2 CS: 0	PA: 35
PITCHER	IP	WLS	BF	H	R	ER	SO	BB	IBB	HBP	BLK	WP	HR	S	P	ERA	WHIP					
Joey Jay, R ERA: 3.55 (1, 1)	9.0	W	35	5	0	0	6	4	0	0	0	1	0	43	59	0.00	1.000					

Cincinnati Reds @ Chicago Cubs
Wrigley Field, Chicago, IL
Sun Jun 13 1965, 3:38 AM CDT
Att: 18,132 - Sunny

AB	31
R	0
H	5
RBI	0
BB	4
SO	6
LOB	14



Batter	1	2	3	4	5	6	7	8	9	AB	R	H	RBI	BB	SO	LOB	TOP			
Glenn Beckert, R OBP: 0.258, SLG: 0.281 (1,4)										5	0	0	0	0	0	3				
Don Landrum, L OBP: 0.323, SLG: 0.391 (1,8)										4	1	1	0	1	1	2				
Billy Williams, L OBP: 0.358, SLG: 0.494 (1,9)										5	1	2	0	0	0	1				
Ron Santo, R OBP: 0.369, SLG: 0.524 (1,5)										4	0	3	1	0	0	1				
14 Ernie Banks, R OBP: 0.381, SLG: 0.514 (1,3)										1	0	0	1	2	0	1				
George Altman, L OBP: 0.381, SLG: 0.479 (1,7)										4	0	0	0	0	1	6				
Doug Clemens, L OBP: 0.309, SLG: 0.304 (8,7)										0	0	0	0	0	0	0				
Chris Krug, R OBP: 0.189, SLG: 0.257 (1,2)										4	0	1	0	0	0	2				
Don Kessinger, S OBP: 0.267, SLG: 0.333 (1,6)										4	0	0	0	0	0	3				
Larry Jackson, R OBP: 0.258, SLG: 0.379 (1,1)										4	0	1	0	0	1	1				
Inning Stats	R: 1 E: 1 K: 1 S: 7	H: 2 LOB: 2 BB: 1 P: 11	R: 0 E: 1 K: 1 S: 7	H: 1 LOB: 2 BB: 0 P: 7	R: 0 E: 0 K: 0 S: 4	H: 1 LOB: 1 BB: 0 P: 4	R: 0 E: 1 K: 0 S: 4	H: 1 LOB: 1 BB: 0 P: 4	R: 1 E: 0 K: 0 S: 5	H: 2 LOB: 1 BB: 0 P: 5	R: 0 E: 0 K: 0 S: 3	H: 0 LOB: 0 BB: 0 P: 3	R: 0 E: 0 K: 0 S: 4	H: 1 LOB: 2 BB: 1 P: 8	R: 0 E: 0 K: 0 S: 3	H: 0 LOB: 1 BB: 1 P: 7	1B: 8 2B: 0 3B: 0 HR: 0	SF: 1 SAC: 0 DP: 1 HBP: 0	WP: 0 PB: 0 SB: 0 CS: 0	PA: 39
PITCHER	IP	WLS	BF	H	R	ER	SO	BB	IBB	HBP	BLK	WP	HR	S	P	ERA	WHIP			
Bob Bruce, R ERA: 3.46 (1,1)	8.0	L	35	8	2	1	3	2	0	0	0	0	0	39	47	1.12	1.250			
Don Lee, R ERA: 4.74 (9,1)	1.0		4	0	0	0	0	1	0	0	0	0	0	3	7	0.00	1.000			

Chicago Cubs @ Houston Astros
Astrodome, Houston, TX
Mon Jun 14 1965, 8:05 PM EDT
Att: 26,761 - Dome

AB	35
R	2
H	8
RBI	2
BB	3
SO	3
LOB	20

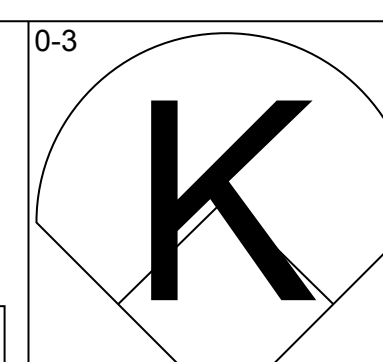
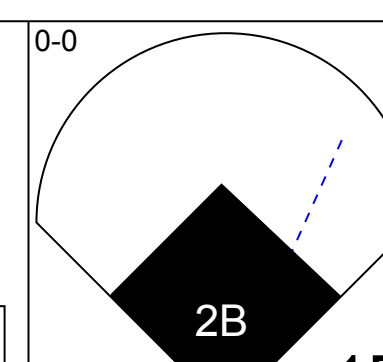
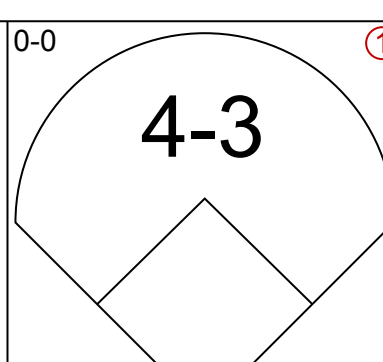
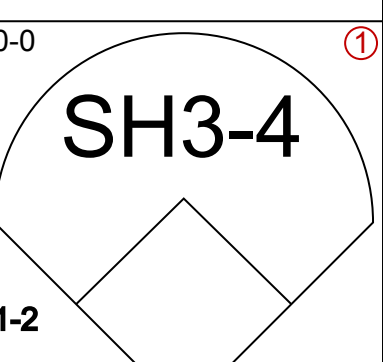
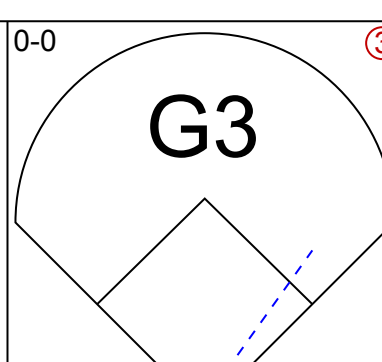
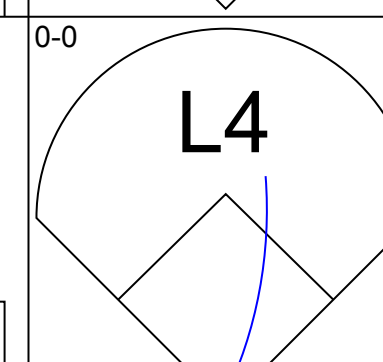
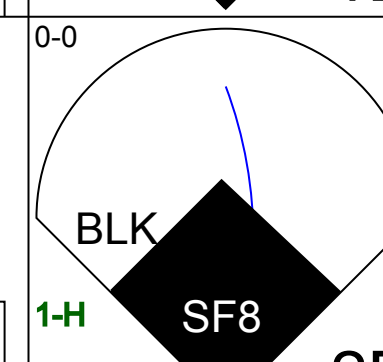
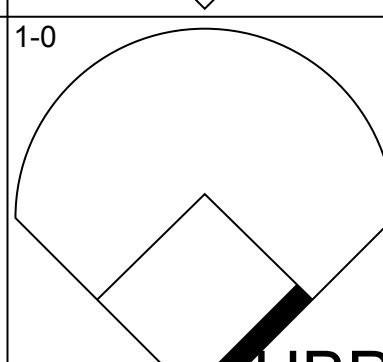
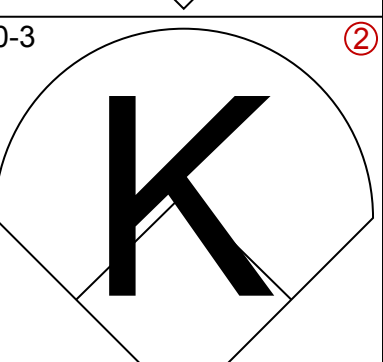
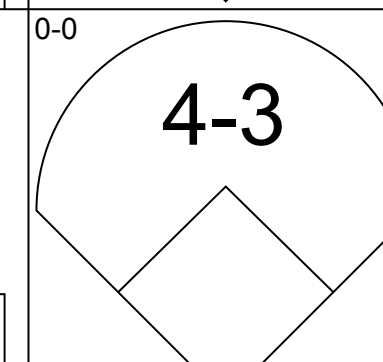
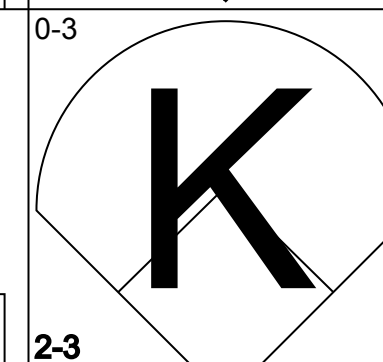
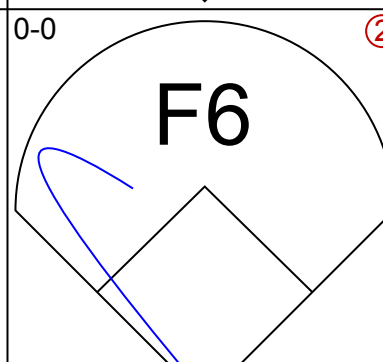
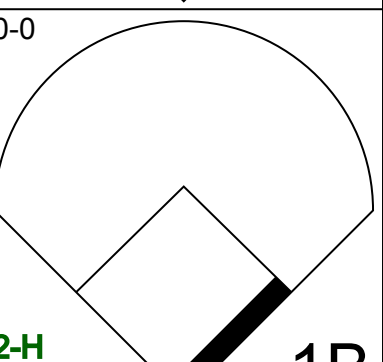
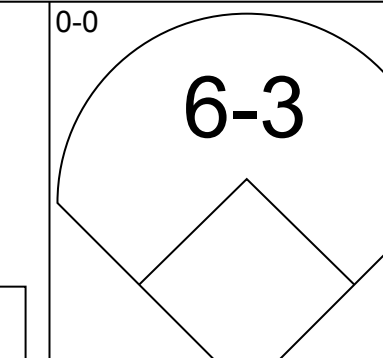
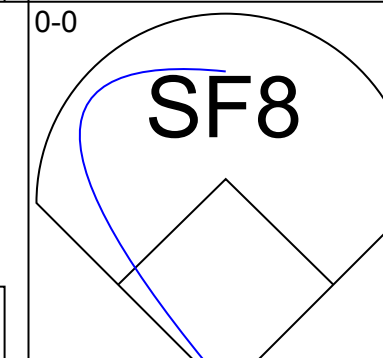
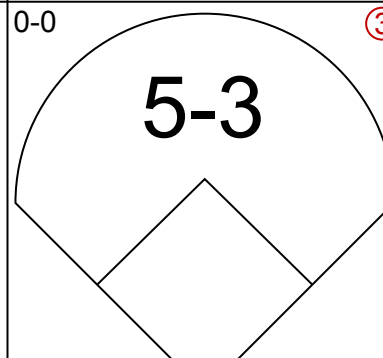
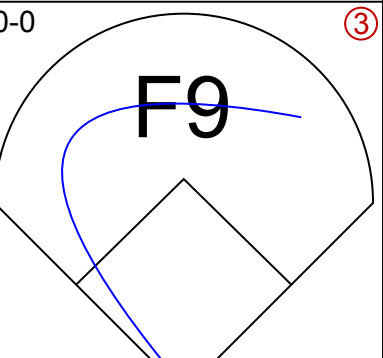
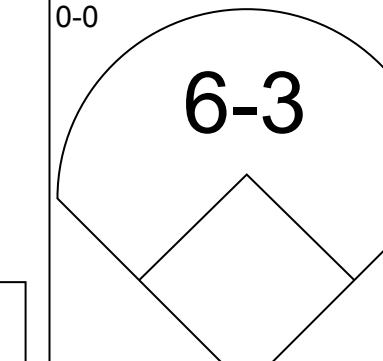
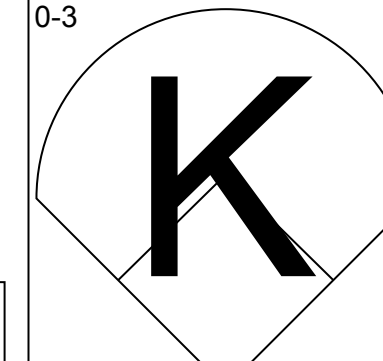
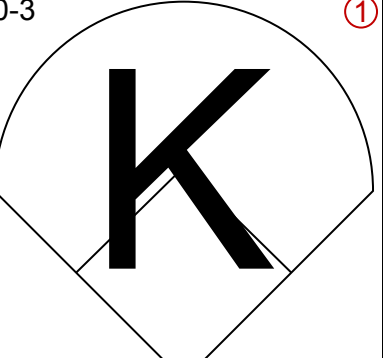
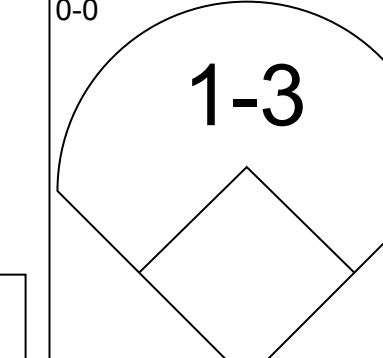
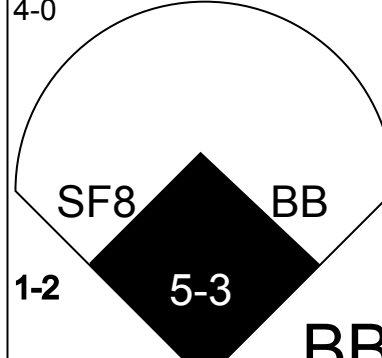
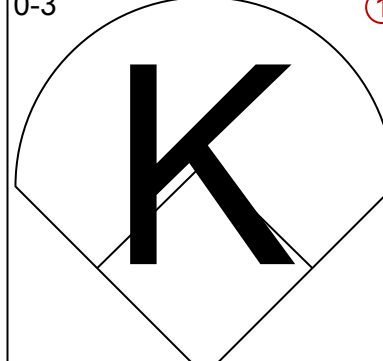
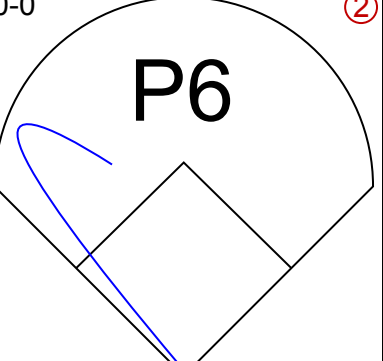
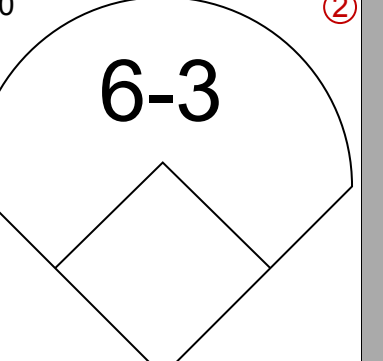
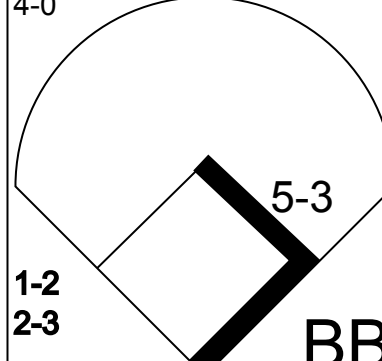
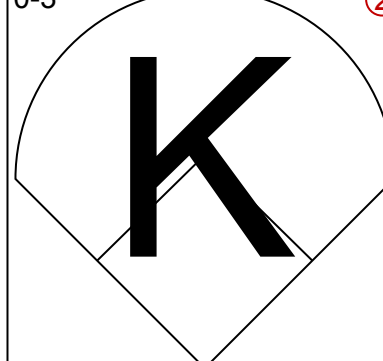
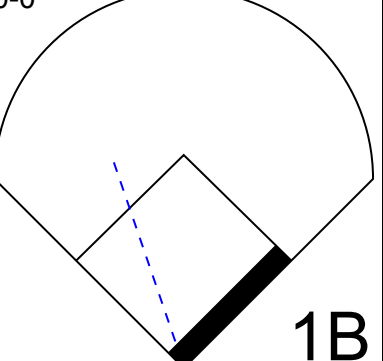

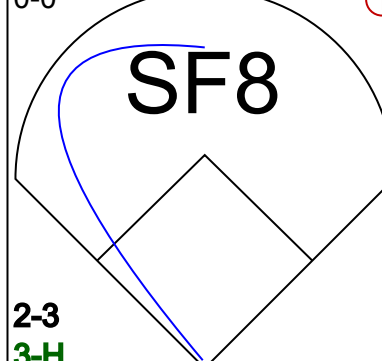
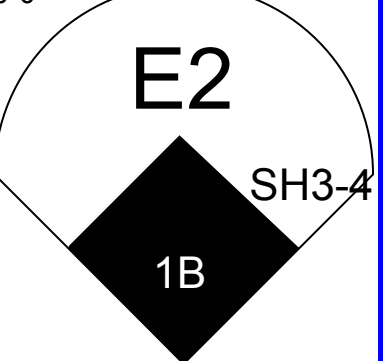
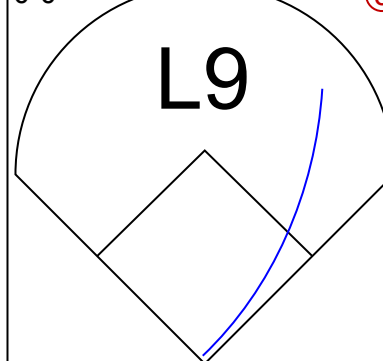
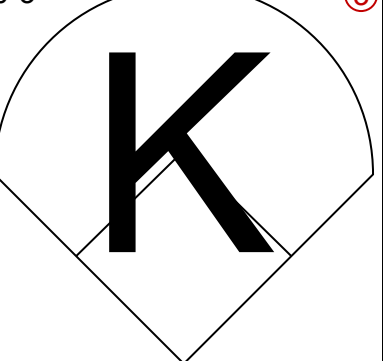
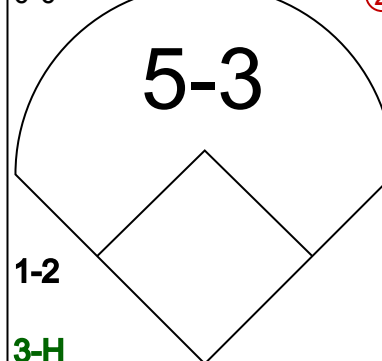


Batter	1	2	3	4	5	6	7	8	9	AB	R	H	RBI	BB	SO	LOB	BOTTOM			
Joe Morgan, L OBP: 0.336, SLG: 0.361 (1,4)										4	0	3	0	0	1	0				
Lee Maye, L OBP: 0.246, SLG: 0.344 (1,9)										4	0	0	0	0	1	3				
Walt Bond, L OBP: 0.325, SLG: 0.367 (1,7)										3	0	0	0	1	0	1				
Jim Gentile, L OBP: 0.298, SLG: 0.494 (1,3)										4	0	1	0	0	0	2				
Bob Aspromonte, R OBP: 0.358, SLG: 0.410 (1,5)										4	0	1	0	0	0	2				
Jimmy Wynn, R OBP: 0.386, SLG: 0.495 (1,8)										4	0	1	0	0	2	2				
Ron Brand, R OBP: 0.275, SLG: 0.256 (1,2)										3	0	0	0	0	0	2				
Bob Lillis, R OBP: 0.298, SLG: 0.269 (1,6)										2	0	0	0	0	0	1				
Joe Gaines, R OBP: 0.509, SLG: 0.471 (8, PH)										1	0	0	0	0	0	0				
Jim Mahoney, R OBP: 0.200, SLG: 0.200 (9,6)										0	0	0	0	0	0	0				
Bob Bruce, R OBP: 0.061, SLG: 0.091 (1,1)										2	0	0	0	0	0	1				
Rusty Staub, L OBP: 0.312, SLG: 0.337 (8, PH)										1	0	0	0	0	0	0				
Don Lee, R OBP: 0.333, SLG: 0.667 (9,1)										0	0	0	0	0	0	0				
Inning Stats	R: 0 E: 0 K: 1 S: 6	H: 1 LOB: 1 BB: 0 P: 6	R: 0 E: 0 K: 0 S: 3	H: 0 LOB: 0 BB: 0 P: 3	R: 0 E: 0 K: 1 S: 5	H: 0 LOB: 0 BB: 0 P: 5	R: 0 E: 0 K: 0 S: 4	H: 1 LOB: 1 BB: 0 P: 4	R: 0 E: 0 K: 0 S: 3	H: 1 LOB: 0 BB: 0 P: 3	R: 0 E: 0 K: 1 S: 6	H: 1 LOB: 1 BB: 0 P: 6	R: 0 E: 0 K: 0 S: 4	H: 1 LOB: 1 BB: 0 P: 4	R: 0 E: 0 K: 1 S: 5	H: 0 LOB: 1 BB: 1 P: 9	1B: 4 2B: 1 3B: 1 HR: 0	SF: 0 SAC: 0 DP: 1 HBP: 0	WP: 0 PB: 0 SB: 0 CS: 0	PA: 33
PITCHER	IP	WLS	BF	H	R	ER	SO	BB	IBB	HBP	BLK	WP	HR	S	P	ERA	WHIP			
Larry Jackson, R ERA: 5.02 (1,1)	9.0	W	33	6	0	0	4	1	0	0	0	0	0	40	44	0.00	0.778			

Chicago Cubs @ Houston Astros
Astrodome, Houston, TX
Mon Jun 14 1965, 8:05 PM EDT
Att: 26,761 - Dome

AB	32
R	0
H	6
RBI	0
BB	1
SO	4
LOB	14

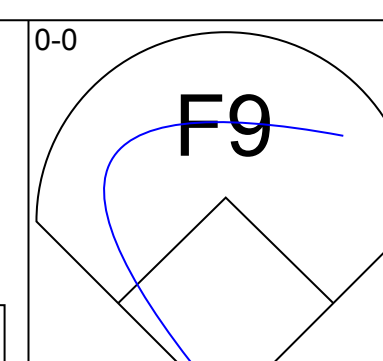
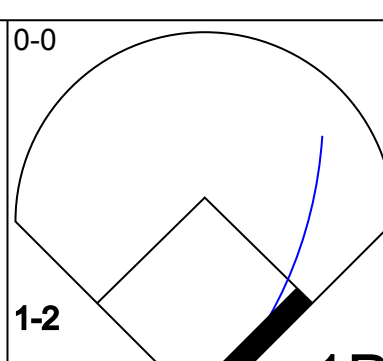
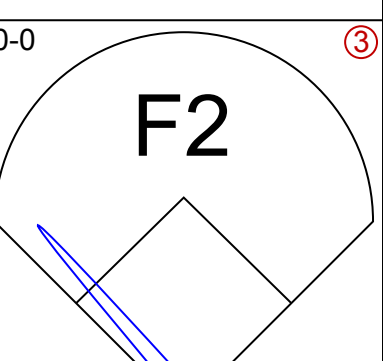
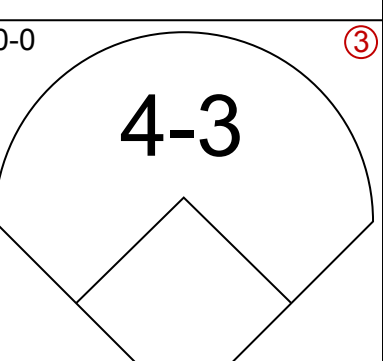
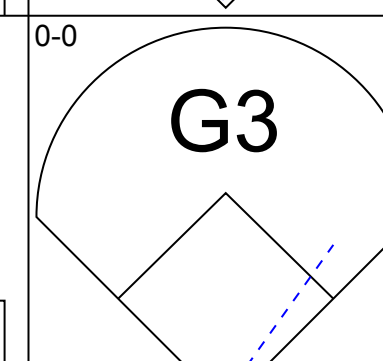
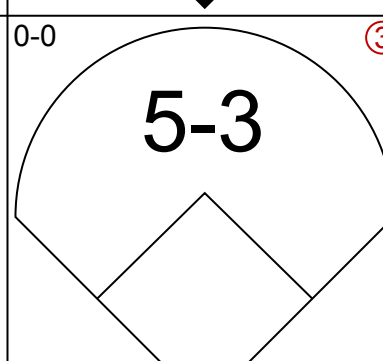
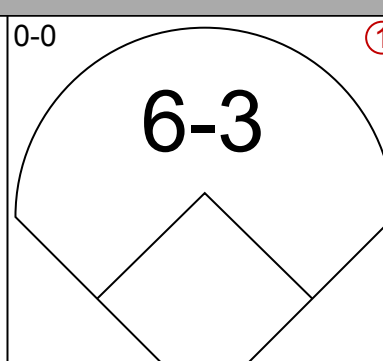
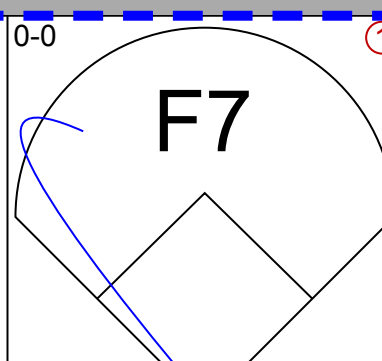
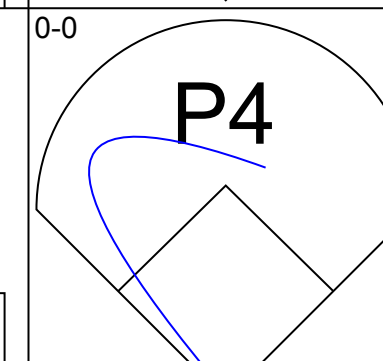
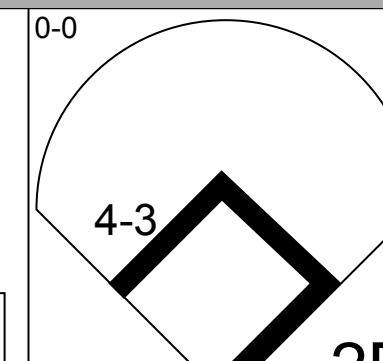
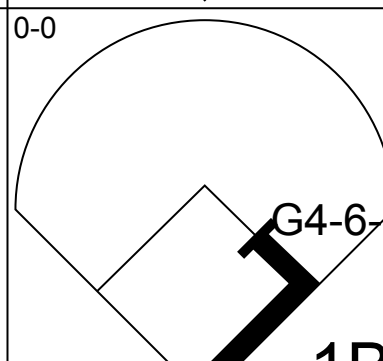
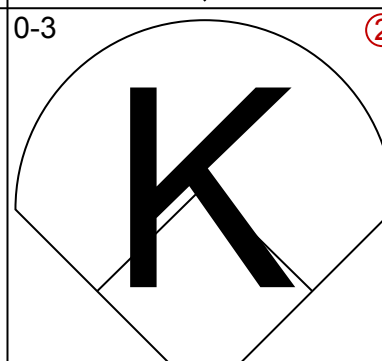
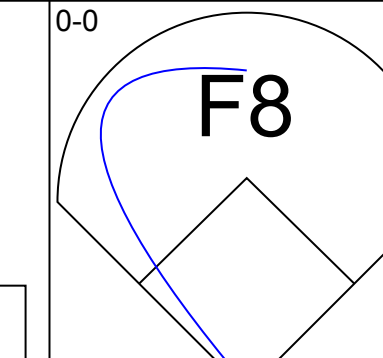
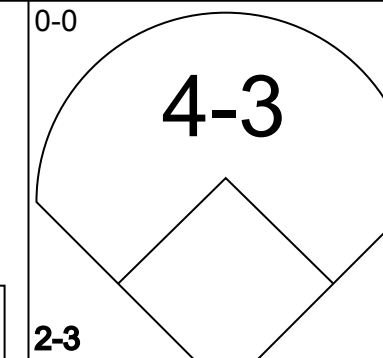
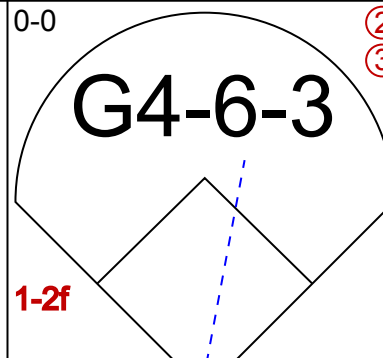
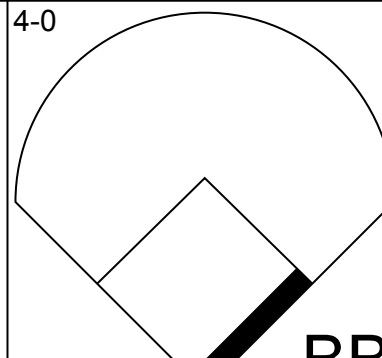
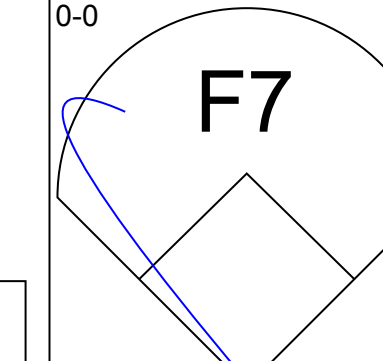
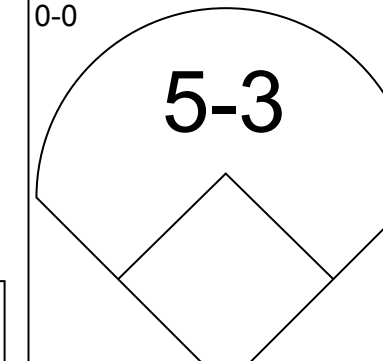
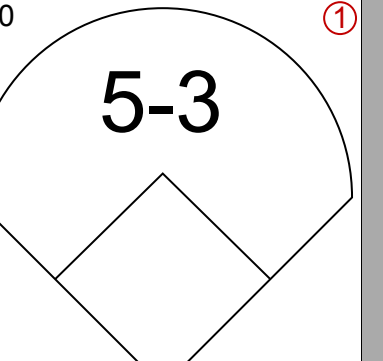
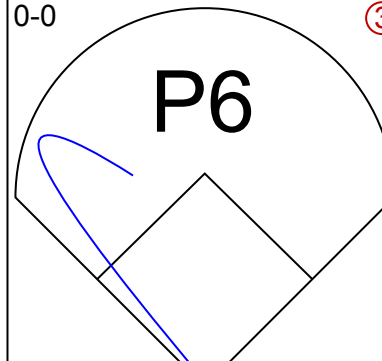
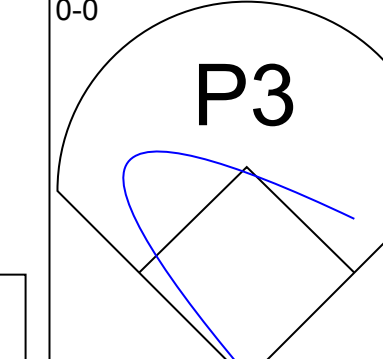
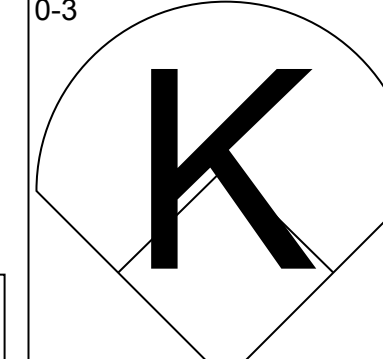
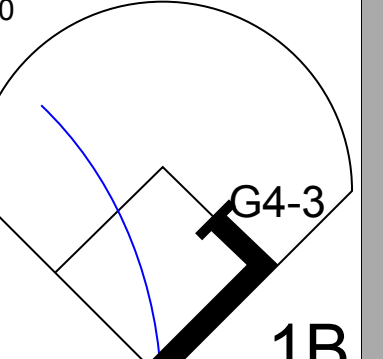
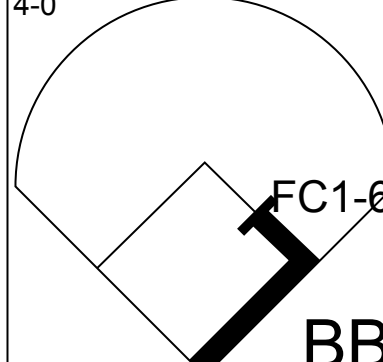
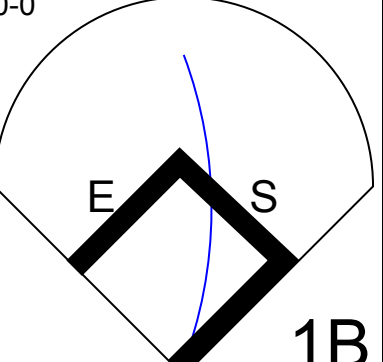
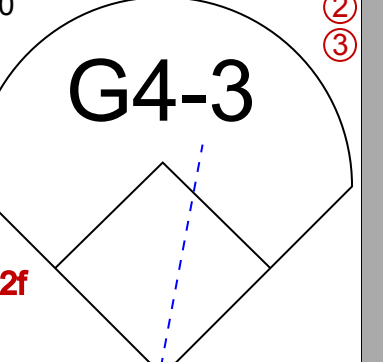
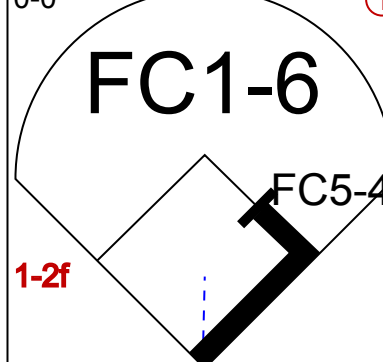
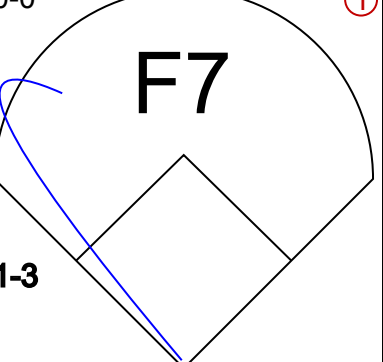
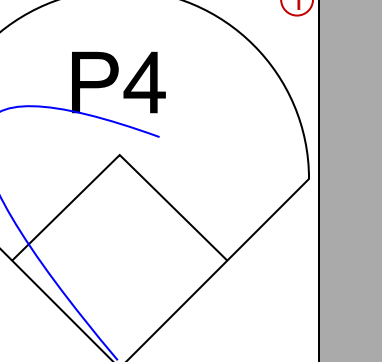
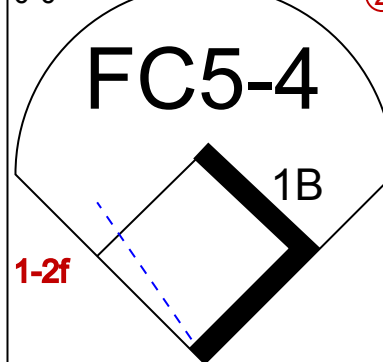
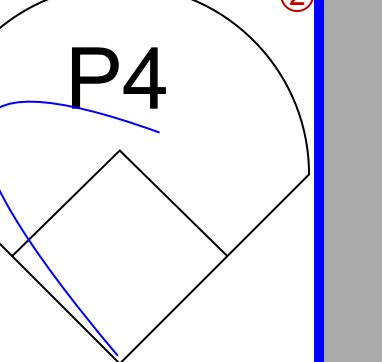


Batter	1	2	3	4	5	6	7	8	9	AB	R	H	RBI	BB	SO	LOB	TOP				
Glenn Beckert, R (1,4) OBP: 0.258, SLG: 0.281										4	1	1	0	0	1	1					
Don Landrum, L (1,8) OBP: 0.328, SLG: 0.398										3	1	1	1	0	1	1					
Billy Williams, L (1,9) OBP: 0.356, SLG: 0.490										4	0	1	1	0	1	2					
Ron Santo, R (1,5) OBP: 0.364, SLG: 0.517										3	0	0	1	0	0	2					
14 Ernie Banks, R (1,3) OBP: 0.383, SLG: 0.523										4	1	2	0	0	1	0					
George Altman, L (1,7) OBP: 0.351, SLG: 0.465										3	0	0	0	0	2	1					
Doug Clemens, L (8,7) OBP: 0.313, SLG: 0.304										0	1	0	0	1	0	0					
Chris Krug, R (1,2) OBP: 0.195, SLG: 0.237										3	0	0	0	1	1	1					
Don Kessinger, S (1,6) OBP: 0.263, SLG: 0.333										3	0	1	1	0	2	1					
Bob Buhl, R (1,1) OBP: 0.086, SLG: 0.030										3	1	0	0	0	1	1					
Jimmy Stewart, S (9, PH) OBP: 0.356, SLG: 0.306										1	0	0	1	0	0	1					
Ted Abernathy, R (9, 1)										0	0	0	0	0	0	0					
Inning Stats	R: 0 E: 0 K: 1 S: 5	H: 0 LOB: 0 BB: 0 P: 5	R: 0 E: 0 K: 0 S: 3	H: 0 LOB: 0 BB: 0 P: 3	R: 0 E: 0 K: 2 S: 7	H: 0 LOB: 0 BB: 0 P: 7	R: 2 E: 0 K: 2 S: 9	H: 2 LOB: 0 BB: 0 P: 9	R: 0 E: 0 K: 2 S: 8	H: 1 LOB: 1 BB: 0 P: 8	R: 0 E: 0 K: 0 S: 3	H: 0 LOB: 1 BB: 0 P: 4	R: 0 E: 0 K: 2 S: 8	H: 1 LOB: 1 BB: 0 P: 8	R: 1 E: 1 K: 1 S: 7	H: 1 LOB: 1 BB: 0 P: 7	R: 2 E: 0 K: 0 S: 4	H: 1 LOB: 1 BB: 12	1B: 4 2B: 1 3B: 1 HR: 0	SF: 2 SAC: 1 DP: 0 HBP: 1	WP: 0 PA: 37 PB: 0 SB: 0 CS: 0
PITCHER	IP WLS BF H R ER SO BB IBB HBP BLK WP HR S P ERA WHIP																				
Larry Dierker, R (1,1) ERA: 4.47	7.0 L 26 4 2 2 9 0 0 1 1 0 0 43 44 2.57 0.571																				
Jim Owens, R (8,1) ERA: 2.51	1.0 5 1 1 0 1 0 0 0 0 0 0 7 7 0.00 1.000																				
Danny Coombs, L (9,1) ERA: 4.8	1.0 6 1 2 2 0 2 0 0 0 0 0 4 12 18.00 3.000																				

Chicago Cubs @ Houston Astros
Astrodome, Houston, TX
Tue Jun 15 1965, 8:05 PM EDT
Att. 19,167 - Dome

AB	31
R	5
H	6
RBI	5
BB	2
SO	10
LOB	11



Batter	1	2	3	4	5	6	7	8	9	AB	R	H	RBI	BB	SO	LOB	BOTTOM		
Rusty Staub, L (1,9) OBP: 0.311, SLG: 0.335										4	0	1	0	0	0	1			
Joe Morgan, L (1,4) OBP: 0.331, SLG: 0.354										4	0	0	0	0	0	2			
Walt Bond, L (1,7) OBP: 0.328, SLG: 0.373										4	0	2	0	0	1	0			
Jim Gentile, L (1,3) OBP: 0.297, SLG: 0.484										3	0	0	0	1	0	2			
Bob Aspromonte, R (1,5) OBP: 0.352, SLG: 0.403										4	0	0	0	0	0	2			
Jimmy Wynn, R (1,8) OBP: 0.385, SLG: 0.492										3	0	1	0	0	1	1			
Ron Brand, R (1,2) OBP: 0.284, SLG: 0.260										2	0	1	0	1	0	1			
Bob Lillis, R (1,6) OBP: 0.293, SLG: 0.264										3	0	0	0	0	0	2			
Larry Dierker, R (1,1) OBP: 0.083, SLG: 0.083										2	0	0	0	0	1	2			
Joe Gaines, R (8, PH) OBP: 0.306, SLG: 0.465										0	0	0	0	0	0	0			
Danny Coombs, R (9,1)										0	0	0	0	0	0	0			
Inning Stats	R: 0 E: 0 K: 0 S: 3	H: 0 LOB: 0 BB: 0 P: 3	R: 0 E: 0 K: 0 S: 3	H: 0 LOB: 0 BB: 0 P: 3	R: 0 E: 0 K: 0 S: 4	H: 1 LOB: 2 BB: 1 P: 8	R: 0 E: 0 K: 1 S: 6	H: 1 LOB: 1 BB: 0 P: 6	R: 0 E: 0 K: 0 S: 3	H: 1 LOB: 0 BB: 0 P: 3	R: 0 E: 0 K: 0 S: 3	H: 0 LOB: 0 BB: 0 P: 3	R: 0 E: 0 K: 0 S: 3	H: 0 LOB: 1 BB: 1 P: 9	R: 0 E: 0 K: 1 S: 5	H: 0 LOB: 1 BB: 1 P: 9	1B: 4 2B: 1 3B: 0 HR: 0	SF: 0 SAC: 0 DP: 2 HBP: 0	WP: 0 PA: 32 PB: 0 SB: 1 CS: 0
PITCHER	IP WLS BF H R ER SO BB IBB HBP BLK WP HR S P ERA WHIP																		
Bob Buhl, R (1,1) ERA: 2.95	8.0 W 28 5 0 0 2 1 0 0 0 0 0 31 35 0.00 0.750																		
Ted Abernathy, R (9,1) ERA: 1.96	1.0 S 4 0 0 0 1 1 0 0 0 0 0 5 9 0.00 1.000																		

Chicago Cubs @ Houston Astros
Astrodome, Houston, TX
Tue Jun 15 1965, 8:05 PM EDT
Att. 19,167 - Dome

AB	30
R	0
H	5
RBI	0
BB	2
SO	3
LOB	13



Batter	1	2	3	4	5	6	7	8	9	10	11	12	13	AB	R	H	RBI	BB	SO	LOB	TOP											
Glenn Beckert, R OBP: 0.264, SLG: 0.290 (1, 4)														6	1	3	0	0	1	1												
Don Landrum, L OBP: 0.351, SLG: 0.407 (1, 8)														5	0	2	2	0	0	2												
Billy Williams, L OBP: 0.352, SLG: 0.480 (1, 9)														5	0	0	0	1	0	4												
Ron Santo, R OBP: 0.359, SLG: 0.508 (1, 5)														6	0	1	0	0	1	5												
14 Ernie Banks, R OBP: 0.374, SLG: 0.509 (1, 3)															6	0	0	0	0	4												
George Altman, L OBP: 0.348, SLG: 0.456 (9, 7)														4	0	1	0	0	2	1												
Doug Clemens, L OBP: 0.316, SLG: 0.308 (9, 2)														1	0	1	0	0	0	0												
Chris Krug, R OBP: 0.162, SLG: 0.220 (9, PH)														3	0	0	0	0	0	1												
Vic Roznovsky, L OBP: 0.324, SLG: 0.425 (9, 2)														2	0	0	0	0	1	2												
Don Kessinger, S OBP: 0.292, SLG: 0.318 (1, 6)														4	1	1	0	1	0	1												
Dick Ellsworth, L OBP: 0.167, SLG: 0.138 (7, 1)														3	0	0	0	0	3	1												
Ted Abernathy, R OBP: 0.352, SLG: 0.301 (12, PH)														1	0	0	0	0	1	1												
Jimmy Stewart, S OBP: 0.352, SLG: 0.301 (12, 1)														1	0	0	0	0	1	1												
Lindy McDaniel, R (12, 1)														0	0	0	0	0	0	0												
Inning Stats	R: 0 E: 1 K: 0 S: 4	H: 1 LOB: 1 BB: 0 P: 4	R: 0 E: 0 K: 0 S: 3	H: 1 LOB: 0 BB: 0 P: 3	R: 2 E: 0 K: 1 S: 8	H: 3 LOB: 1 BB: 0 P: 8	R: 0 E: 0 K: 1 S: 5	H: 0 LOB: 0 BB: 0 P: 5	R: 0 E: 1 K: 2 S: 7	H: 0 LOB: 0 BB: 0 P: 7	R: 0 E: 0 K: 2 S: 5	H: 0 LOB: 0 BB: 0 P: 5	R: 0 E: 0 K: 1 S: 3	H: 0 LOB: 0 BB: 0 P: 3	R: 0 E: 0 K: 0 S: 4	H: 1 LOB: 1 BB: 1 P: 9	R: 0 E: 0 K: 1 S: 5	H: 0 LOB: 0 BB: 0 P: 3	R: 0 E: 0 K: 0 S: 3	H: 0 LOB: 0 BB: 0 P: 3	R: 0 E: 0 K: 0 S: 4	H: 1 LOB: 1 BB: 1 P: 6	R: 0 E: 0 K: 0 S: 4	H: 1 LOB: 2 BB: 1 P: 8	R: 0 E: 0 K: 0 S: 4	H: 1 LOB: 1 BB: 0 P: 6	R: 0 E: 0 K: 0 S: 4	H: 1 LOB: 2 BB: 1 P: 8	1B: 7 2B: 2 3B: 0 HR: 0	SF: 0 SAC: 1 DP: 3 HBP: 0	W/P: 0 PB: 0 SB: 0 CS: 0	PA: 50
PITCHER	IP 12.0	WLS 45	BF 8	H 2	R 2	ER 2	SO 8	BB 1	IBB 0	HBP 0	BLK 0	WP 0	HR 0	S 60	P 64	ERA 1.50	WHIP 0.750															
Turk Farrell, R ERA: 2.31 (1, 1)																																
Jim Owens, R ERA: 2.55 (13, 1)	1.0	W	5	1	0	0	0	0	1	0	0	0	0	0	4	8	0.00	1.000														

Chicago Cubs @ Houston Astros
Astrodome, Houston, TX
Wed Jun 16 1965, 8:05 PM EDT
Att: 21,835 - Dome

AB 47
R 2
H 9
RBI 2
BB 2
SO 8
LOB 24



Batter	1	2	3	4	5	6	7	8	9	10	11	12	13	AB	R	H	RBI	BB	SO	LOB	BOTTOM									
Joe Gaines, R OBP: 0.301, SLG: 0.462 (1, 7)														5	0	1	1	0	2	1										
Lee Mave, L OBP: 0.244, SLG: 0.341 (12, PH)														1	0	0	0	0	1	1										
Joe Morgan, L OBP: 0.336, SLG: 0.360 (1, 4)														5	2	2	0	1	0	0										
Jimmy Wynn, R OBP: 0.394, SLG: 0.485 (1, 8)														5	0	1	0	1	0	4										
Walt Bond, L OBP: 0.328, SLG: 0.370 (1, 3)														5	0	1	1	1	0	1										
Bob Aspromonte, R OBP: 0.348, SLG: 0.396 (1, 5)														6	0	1	1	0	0	3										
Gus Triandos, R OBP: 0.250, SLG: 0.207 (1, 2)														5	0	1	0	0	1	3										
Rusty Staub, L OBP: 0.313, SLG: 0.342 (1, 9)														5	0	2	0	0	1	1										
Bob Lillis, R OBP: 0.287, SLG: 0.258 (1, 6)														4	0	0	0	0	0	2										
Turk Farrell, R OBP: 0.167, SLG: 0.172 (1, 1)														4	1	1	0	0	2	1										
Nellie Fox, L OBP: 0.262, SLG: 0.375 (12, PH)														1	0	0	0	0	1	1										
Jim Owens, R (13, 1)														0	0	0	0	0	0	0										
Inning Stats	R: 0 E: 0 K: 0 S: 3	H: 1 LOB: 0 BB: 0 P: 3	R: 0 E: 0 K: 0 S: 4	H: 1 LOB: 1 BB: 0 P: 4	R: 1 E: 0 K: 0 S: 4	H: 2 LOB: 1 BB: 1 P: 8	R: 0 E: 0 K: 0 S: 3	H: 0 LOB: 0 BB: 0 P: 3	R: 0 E: 0 K: 2 S: 7	H: 0 LOB: 0 BB: 0 P: 7	R: 1 E: 1 K: 2 S: 5	H: 1 LOB: 2 BB: 1 P: 9	R: 0 E: 0 K: 0 S: 8	H: 1 LOB: 1 BB: 0 P: 8	R: 0 E: 0 K: 0 S: 3	H: 0 LOB: 0 BB: 0 P: 3	R: 0 E: 0 K: 0 S: 4	H: 1 LOB: 1 BB: 0 P: 4	R: 0 E: 0 K: 1 S: 5	H: 0 LOB: 0 BB: 0 P: 5	R: 0 E: 0 K: 0 S: 6	H: 1 LOB: 1 BB: 0 P: 6	R: 0 E: 1 K: 0 S: 4	H: 0 LOB: 1 BB: 0 P: 4	R: 1 E: 0 K: 0 S: 3	H: 2 LOB: 2 BB: 1 P: 7	1B: 6 2B: 4 3B: 0 HR: 0	SF: 0 SAC: 1 DP: 2 HBP: 0	W/P: 0 PB: 0 SB: 1 CS: 0	PA: 50
PITCHER	IP 6.1	WLS 26	BF 6	H 2	R 1	ER 1	SO 2	BB 2	IBB 0	HBP 0	BLK 0	WP 0	HR 0	S 28	P 36	ERA 1.42	WHIP 1.263													
Dick Ellsworth, L ERA: 3.25 (7, 1)																														
Ted Abernathy, R ERA: 1.81 (7, 1)	4.2	16	2	0	0	0	4	0	0	0	0	0	0	24	24	0.00	0.429													
Lindy McDaniel, R ERA: 2.35 (12, 1)	1.1	L	8	2	1	1	0	0	1	0	0	0	0	7	11	6.75	1.500													

Chicago Cubs @ Houston Astros
Astrodome, Houston, TX
Wed Jun 16 1965, 8:05 PM EDT
Att: 21,835 - Dome


AB 46
R 3
H 10
RBI 3
BB 3
SO 6
LOB 18



Batter	1	2	3	4	5	6	7	8	9	AB	R	H	RBI	BB	SO	LOB	TOP								
Glenn Beckert, R OBP: 0.260, SLG: 0.289 (1, 4)	0-0 6-3			0-0 P4		0-0 F7	0-0 6-3		0-0 F8	5	0	0	0	0	0	4									
Don Landrum, L OBP: 0.338, SLG: 0.414 Jimmy Stewart, S OBP: 0.351, SLG: 0.295 (1, 8) (4, FR) (4, 7)	0-3 K			0-0 1B		0-0 L4		0-0 BB 1B	0-0 F9	2	0	1	0	0	1	0									
Billy Williams, L OBP: 0.342, SLG: 0.462 (1, 9)	0-0 L8			0-0 L9			0-0 3-1	0-0 F7		4	0	0	0	0	0	2									
Ron Santo, R OBP: 0.364, SLG: 0.522 (1, 5)		0-3 K		0-3 K2-3			0-0 HR	4-0 1-2 BB		3	1	1	1	1	2	1									
14 Ernie Banks, R OBP: 0.367, SLG: 0.506 (1, 3)		0-0 6-3			0-0 HR		0-0 FC3-6 1B	0-3 K		4	1	2	1	0	1	2									
Doug Clemens, L OBP: 0.317, SLG: 0.311 (1, 7) (4, 8)		0-3 K			0-0 P7		0-0 FC3-6 1B	0-3 K		4	1	0	0	0	2	3									
Vic Roznovsky, L OBP: 0.333, SLG: 0.400 Chris Krug, R OBP: 0.174, SLG: 0.209 (1, 2) (9, PH)			0-3 K		0-3 K		4-0 1-2 BB BB	0-0 F7		2	1	0	0	1	2	0									
Don Kessinger, S OBP: 0.286, SLG: 0.258 (1, 6)			0-0 4-3		0-0 6-3		4-0 1-2 2-3 BB	0-0 1B		3	0	1	0	1	0	0									
Larry Jackson, R OBP: 0.285, SLG: 0.367 Harvey Kuennen, S OBP: 0.339, SLG: 0.216 Jack Warner, R OBP: 0.350, SLG: 0.440 George Altman, L OBP: 0.317, SLG: 0.440 Ernie Broglio, R OBP: 0.323, SLG: 0.222 (1, 1) (5, PH) (6, 1) (7, PH) (7, 1) (9, PH)			0-0 F2			0-0 1-3	0-0 1-2 2-H 3-H 1B	0-0 1-2 1B		1	0	0	0	0	0	0									
Inning Stats	R: 0 E: 0 K: 1 S: 5	H: 0 LOB: 0 BB: 0 P: 5	R: 0 E: 0 K: 2 S: 7	H: 0 LOB: 0 BB: 0 P: 7	R: 0 E: 0 K: 1 S: 5	H: 0 LOB: 0 BB: 0 P: 5	R: 0 E: 0 K: 1 S: 6	H: 1 LOB: 1 BB: 0 P: 6	R: 1 E: 0 K: 1 S: 6	H: 1 LOB: 0 BB: 0 P: 6	R: 0 E: 0 K: 0 S: 3	H: 0 LOB: 0 BB: 0 P: 3	R: 0 E: 0 K: 0 S: 6	H: 3 LOB: 2 BB: 2 P: 14	R: 0 E: 0 K: 2 S: 8	H: 1 LOB: 2 BB: 1 P: 12	R: 0 E: 0 K: 0 S: 5	H: 2 LOB: 2 BB: 0 P: 5	1B: 6 2B: 0 3B: 0 HR: 2	SF: 0 SAC: 0 DP: 0 HBP: 0	WP: 0 PB: 0 SB: 0 CS: 0	PA: 38			
PITCHER	IP	WLS	BF	H	R	ER	SO	BB	IBB	HBP	BLK	WP	HR	S	P	ERA	WHIP								
Jim Maloney, R ERA: 2.66 Joe Nuxhall, L ERA: 4.62	(1, 1) (7, 1)	6.2 S	27 11	5 3	4 0	4 0	6 2	2 1	0 0	0 0	0 0	0 0	2 0	37 14	45 18	5.40 0.00	1.050 1.714								

Chicago Cubs @ Cincinnati Reds
Crosley Field, Cincinnati, OH
Sat Jun 19 1965, 7:05 PM EDT
Att: 6,976 - Sunny - 80 F


AB 35
R 4
H 8
RBI 4
BB 3
SO 8
LOB 14



Batter	1	2	3	4	5	6	7	8	9	AB	R	H	RBI	BB	SO	LOB	BOTTOM								
Tommy Harper, R OBP: 0.386, SLG: 0.438 (1, 7)	0-0 1B S E 1B	0-0 6-3			1-0 S E HBP	0-0 2B				3	2	2	0	0	0	0									
Pete Rose, S OBP: 0.370, SLG: 0.393 (1, 4)	4-0 E 1B BB	0-0 3-1			0-0 E4 1B 1-H	4-0 BB				2	2	1	1	2	0	0									
Vada Pinson, L OBP: 0.365, SLG: 0.502 (1, 8)	0-0 E 1-2 2-3 1B		0-0 F7		0-3 K	0-0 F9				4	1	1	0	0	1	3									
Frank Robinson, R OBP: 0.367, SLG: 0.481 (1, 9)	0-0 E6 SF8		0-0 5-3		4-0 1B HR BB		0-3 K			3	2	0	0	1	1	0									
Deron Johnson, R OBP: 0.321, SLG: 0.507 (1, 5)	0-0 SF8		0-0 6-3		0-0 HR 1B		0-0 6-3			3	1	1	2	0	0	0									
Johnny Edwards, L OBP: 0.366, SLG: 0.579 (1, 2)	0-0 FC4-6 1B			0-0 1-3	0-0 HR		0-0 F5			4	1	2	3	0	0	0									
Marty Keough, L OBP: 0.200, SLG: 0.059 (1, 3)	0-0 FC4-6 1-2 1B		0-3 K		0-3 K	4-3		0-0 F5		4	0	0	0	0	1	1									
Leo Cardenas, R OBP: 0.332, SLG: 0.413 (1, 6)	0-3 K			0-0 L7		0-0 F7		0-0 F8 2B		4	0	1	0	0	1	1									
Jim Maloney, L OBP: 0.278, SLG: 0.194 Joe Nuxhall, L OBP: 0.300, SLG: 0.222 (1, 1) (7, 1)		0-3 K			0-0 G1	0-0 P7		0-0 F8 2-3		3	0	0	0	0	1	0									
Inning Stats	R: 4 E: 1 K: 1 S: 9	H: 3 LOB: 1 BB: 1 P: 13	R: 0 E: 0 K: 1 S: 5	H: 0 LOB: 0 BB: 0 P: 5	R: 0 E: 0 K: 0 S: 3	H: 0 LOB: 0 BB: 0 P: 3	R: 0 E: 0 K: 1 S: 5	H: 0 LOB: 0 BB: 0 P: 5	R: 5 E: 1 K: 1 S: 8	H: 3 LOB: 1 BB: 1 P: 13	R: 0 E: 0 K: 0 S: 4	H: 1 LOB: 2 BB: 1 P: 8	R: 0 E: 0 K: 1 S: 5	H: 0 LOB: 0 BB: 0 P: 5	R: 0 E: 0 K: 0 S: 3	H: 1 LOB: 1 BB: 0 P: 3	1B: 5 2B: 2 3B: 0 HR: 1	SF: 1 SAC: 0 DP: 0 HBP: 1	WP: 0 PB: 0 SB: 2 CS: 0	PA: 36					
PITCHER	IP	WLS	BF	H	R	ER	SO	BB	IBB	HBP	BLK	WP	HR	S	P	ERA	WHIP								
Larry Jackson, R ERA: 5.44 Jack Warner, R ERA: 6.75 Ernie Broglio, R ERA: 4.67	(1, 1) (6, 1) (7, 1)	5.0 L	25 5	9 1	9 0	7 0	4 0	2 1	0 0	0 0	0 0	0 0	1 0	30 4	39 8	12.60 0.00	1.600 2.000								

Chicago Cubs @ Cincinnati Reds
Crosley Field, Cincinnati, OH
Sat Jun 19 1965, 7:05 PM EDT
Att: 6,976 - Sunny - 80 F


AB 31
R 9
H 8
RBI 6
BB 3
SO 5
LOB 6




Batter	1	2	3	4	5	6	7	8	9	AB	R	H	RBI	BB	SO	LOB	TOP								
Glenn Beckert, R OBP: 0.263, SLG: 0.291 (1, 4)										5	2	2	1	0	0	1	Chicago Cubs @ Cincinnati Reds Crosley Field, Cincinnati, OH Sun Jun 20 1965, 3:33 AM EDT Cloudy								
Doug Clemens, L OBP: 0.325, SLG: 0.320 (1, 8)										4	2	3	0	0	1	0									
Billy Williams, L OBP: 0.343, SLG: 0.473 (1, 9)										4	1	2	3	0	0	4									
Ron Santo, R OBP: 0.368, SLG: 0.534 (1, 5)										4	1	2	4	1	0	2									
14 Ernie Banks, R OBP: 0.364, SLG: 0.500 (1, 3)										5	0	1	0	0	0	4									
George Altman, L OBP: 0.356, SLG: 0.447 (1, 7)										5	0	3	0	0	1	2									
Ed Bailey, L OBP: 0.234, SLG: 0.148 Chris Krug, R OBP: 0.163, SLG: 0.196 (5, PH) (5, 2)										2	0	0	0	0	0	2									
Don Kessinger, S OBP: 0.256, SLG: 0.229 (1, 6)										4	0	0	0	0	2	1									
Bob Buhl, R OBP: 0.108, SLG: 0.029 Joey Amalfitano, R OBP: 0.344, SLG: 0.286 Lindy McDaniel, R Ted Abernathy, R (6, PH) (6, 1) (9, 1)										1	1	0	0	1	0	1									
Inning Stats	R: 1 E: 1 K: 0 S: 5	H: 1 LOB: 1 BB: 0 P: 5	R: 0 E: 0 K: 0 S: 3	H: 1 LOB: 0 BB: 0 P: 3	R: 3 E: 0 K: 0 S: 5	H: 2 LOB: 0 BB: 1 P: 9	R: 0 E: 0 K: 1 S: 6	H: 1 LOB: 1 BB: 0 P: 6	R: 2 E: 0 K: 0 S: 6	H: 3 LOB: 2 BB: 1 P: 10	R: 2 E: 0 K: 2 S: 7	H: 4 LOB: 2 BB: 0 P: 7	R: 0 E: 0 K: 2 S: 7	H: 0 LOB: 0 BB: 0 P: 7	R: 0 E: 0 K: 1 S: 5	H: 0 LOB: 0 BB: 0 P: 5		R: 0 E: 0 K: 0 S: 5	H: 2 LOB: 2 BB: 0 P: 5	1B: 11 2B: 1 3B: 0 HR: 2	SF: 1 SAC: 1 DP: 1 HBP: 0	WP: 0 PB: 0 SB: 0 CS: 0	PA: 43		
PITCHER	IP	WLS	BF	H	R	ER	SO	BB	IBB	HBP	BLK	WP	HR	S	P	ERA	WHIP								
Sammy Ellis, R ERA: 3.77 Gerry Arrigo, L ERA: 6.19 Jim Duffalo, R ERA: 3.21 Roger Craig, R ERA: 3.26	(1, 1) (5, 1) (6, 1) (8, 1)	4.1 1.1 1.1 2.0	L 9 4 8	22 5 0 2	7 2 0 0	6 2 0 0	5 2 0 1	1 0 0 0	0 0 0 0	0 0 0 0	0 0 0 0	0 0 0 0	2 0 8 10	22 9 8 10	30 9 8 10	10.38 13.50 0.00 0.00	2.077 3.750 0.000 1.000								

Batter	1	2	3	4	5	6	7	8	9	AB	R	H	RBI	BB	SO	LOB	BOTTOM								
Tommy Harper, R OBP: 0.387, SLG: 0.450 (1, 7)										5	1	2	1	0	2	1	Chicago Cubs @ Cincinnati Reds Crosley Field, Cincinnati, OH Sun Jun 20 1965, 3:33 AM EDT Cloudy								
Pete Rose, S OBP: 0.363, SLG: 0.385 (1, 4)										5	0	0	0	0	0	2									
Vada Pinson, L OBP: 0.363, SLG: 0.498 (1, 8)										4	0	1	0	0	0	0									
Frank Robinson, R OBP: 0.369, SLG: 0.493 (1, 9)										3	1	1	1	1	0	2									
Gordy Coleman, L OBP: 0.374, SLG: 0.533 Marty Keough, L OBP: 0.200, SLG: 0.059 (8, PR) (9, 3)										4	0	0	0	0	0	1									
Deron Johnson, R OBP: 0.324, SLG: 0.507 (1, 5)										4	1	2	1	0	0	0									
Johnny Edwards, L OBP: 0.369, SLG: 0.608 (1, 2)										4	1	2	2	0	1	3									
Leo Cardenas, R OBP: 0.327, SLG: 0.405 (1, 6)										4	0	0	0	0	0	2									
Sammy Ellis, L OBP: 0.190, SLG: 0.220 Gerry Arrigo, L OBP: 0.209, SLG: 0.500 Jim Duffalo, R Geraldo Ruiz, S OBP: 0.171, SLG: 0.071 Roger Craig, R Art Shamsky, L OBP: 0.376, SLG: 0.485 (5, 1) (5, 1) (6, 1) (7, PH) (8, 1) (9, PH)	(1, 1) (5, 1) (6, 1) (7, PH) (8, 1) (9, PH)	5.0 3.0 1.0	W 12 S	22 1 4	7 1 0	4 1 0	2 0 0	0 2 1	0 2 0	1 1 1	0 0 0	0 2 1	0 0 0	0 0 0	0 0 0	0 0 0									
Inning Stats	R: 0 E: 0 K: 1 S: 5	H: 0 LOB: 0 BB: 0 P: 5	R: 1 E: 0 K: 0 S: 5	H: 2 LOB: 1 BB: 0 P: 5	R: 1 E: 0 K: 0 S: 4	H: 1 LOB: 0 BB: 0 P: 4	R: 2 E: 0 K: 0 S: 5	H: 2 LOB: 0 BB: 0 P: 5	R: 0 E: 0 K: 1 S: 7	H: 2 LOB: 2 BB: 0 P: 7	R: 0 E: 0 K: 0 S: 4	H: 0 LOB: 1 BB: 0 P: 4	R: 0 E: 0 K: 1 S: 5	H: 0 LOB: 0 BB: 0 P: 5	R: 1 E: 1 K: 1 S: 6	H: 1 LOB: 2 BB: 1 P: 10		R: 0 E: 0 K: 1 S: 5	H: 0 LOB: 1 BB: 1 P: 9	1B: 4 2B: 1 3B: 0 HR: 3	SF: 0 SAC: 0 DP: 0 HBP: 0	WP: 0 PB: 0 SB: 0 CS: 0	PA: 38		
PITCHER	IP	WLS	BF	H	R	ER	SO	BB	IBB	HBP	BLK	WP	HR	S	P	ERA	WHIP								
Bob Buhl, R ERA: 3.16 Lindy McDaniel, R ERA: 2.29 Ted Abernathy, R ERA: 1.75	(1, 1) (6, 1) (9, 1)	3.0 1.0	W S	12 4	1 0	1 0	0 1	2 1	0 0	0 0	0 0	0 0	15 5	19 9	0.00 0.00	0.667 1.000									

AB 39
R 8
H 14
RBI 8
BB 2
SO 4
LOB 21



AB 36
R 5
H 8
RBI 5
BB 2
SO 5
LOB 11



Batter	1	2	3	4	5	6	7	8	9	AB	R	H	RBI	BB	SO	LOB	TOP										
Harvey Kuenn, R OBP: 0.345, SLG: 0.228 Ted Abernathy, R OBP: 0.143, SLG: 0.143										4	0	2	0	0	1	0											
Glenn Beckert, R OBP: 0.282, SLG: 0.289									5	1	1	0	0	0	3												
Billy Williams, L OBP: 0.347, SLG: 0.474									4	2	2	0	1	0	2												
Ron Santo, R OBP: 0.372, SLG: 0.543									3	3	1	3	2	0	3												
14 Ernie Banks, R OBP: 0.366, SLG: 0.516									4	2	2	3	0	0	0												
Doug Clemens, L OBP: 0.316, SLG: 0.314									4	0	0	1	0	0	1												
Chris Krug, R OBP: 0.170, SLG: 0.200									4	0	1	1	0	0	0												
Don Kessinger, S OBP: 0.233, SLG: 0.205									4	0	0	0	0	0	1												
Dick Ellsworth, L OBP: 0.156, SLG: 0.129 Lindy McDaniel, R OBP: 0.341 Bob Humphreys, R OBP: 0.333, SLG: 0.276 Joey Amalfitano, R OBP: 0.347, SLG: 0.291 Jimmy Stewart, S OBP: 0.347, SLG: 0.291										2	0	0	0	0	0	0											
Inning Stats	R: 0 E: 0 K: 0 S: 4	H: 1 LOB: 1 BB: 0 P: 4	R: 0 E: 0 K: 0 S: 3	H: 0 LOB: 0 BB: 0 P: 3	R: 0 E: 0 K: 0 S: 3	H: 0 LOB: 0 BB: 0 P: 3	R: 3 E: 0 K: 0 S: 6	H: 3 LOB: 0 BB: 0 P: 6	R: 0 E: 0 K: 1 S: 5	H: 0 LOB: 0 BB: 0 P: 5	R: 3 E: 0 K: 0 S: 6	H: 3 LOB: 1 BB: 1 P: 10	R: 0 E: 0 K: 1 S: 6	H: 1 LOB: 1 BB: 0 P: 6	R: 2 E: 0 K: 0 S: 4	H: 1 LOB: 0 BB: 1 P: 8	R: 0 E: 0 K: 0 S: 4	H: 1 LOB: 2 BB: 1 P: 8	1B: 7 2B: 1 3B: 0 HR: 2	SF: 0 SAC: 0 DP: 0 HBP: 0	WP: 1 PB: 0 SB: 0 CS: 0	PA: 40					
PITCHER	IP	WLS	BF	H	R	ER	SO	BB	IBB	HBP	BLK	WP	HR	S	P	ERA	WHIP										
Jim O'Toole, L ERA: 7.11	6.0		26	7	6	6	1	1	0	0	0	0	1	27	31	9.00	1.333										
Billy McCool, L ERA: 3.41	2.0		9	2	2	2	1	1	0	0	0	0	1	10	14	9.00	1.500										
Roger Craig, R ERA: 3.19	0.2		4	1	0	0	1	0	0	0	0	0	1	3	7	0.00	3.000										
Sammy Ellis, R ERA: 3.76	0.1	W	1	0	0	0	0	0	0	0	0	0	0	1	1	0.00	0.000										

Chicago Cubs @ Cincinnati Reds
Crosley Field, Cincinnati, OH
Sun Jun 20 1965, 3:38 AM EDT
Att. 22,640 - Cloudy

AB	37
R	8
H	10
RBI	8
BB	3
SO	2
LOB	10



Batter	1	2	3	4	5	6	7	8	9	AB	R	H	RBI	BB	SO	LOB	BOTTOM										
Tommy Harper, R OBP: 0.387, SLG: 0.457										5	2	2	0	0	2	3											
Pete Rose, S OBP: 0.387, SLG: 0.387										4	1	2	0	1	0	1											
Vada Pinson, L OBP: 0.367, SLG: 0.498										4	1	2	0	1	0	2											
Frank Robinson, R OBP: 0.370, SLG: 0.505										5	2	2	3	0	0	5											
Deron Johnson, R OBP: 0.329, SLG: 0.504										3	1	1	2	2	0	2											
Don Pavletich, R OBP: 0.417, SLG: 0.584 Johnny Edwards, L OBP: 0.371, SLG: 0.606										2	0	0	0	0	4												
Tony Perez, R OBP: 0.286, SLG: 0.434										3	0	0	0	2	1	0											
Leo Cardenas, R OBP: 0.332, SLG: 0.423										5	1	3	3	0	1	0											
Jim O'Toole, S ERA: 3.59 Art Shamsky, L OBP: 0.341, SLG: 0.471 Roger Craig, R OBP: 0.333, SLG: 0.276 Sammy Ellis, L OBP: 0.347, SLG: 0.291 Gordy Coleman, L OBP: 0.370, SLG: 0.526										3	0	1	0	0	0	2											
Inning Stats	R: 1 E: 0 K: 0 S: 5	H: 2 LOB: 2 BB: 1 P: 9	R: 1 E: 0 K: 1 S: 6	H: 2 LOB: 0 BB: 0 P: 6	R: 0 E: 0 K: 0 S: 4	H: 1 LOB: 2 BB: 1 P: 8	R: 0 E: 0 K: 0 S: 3	H: 0 LOB: 0 BB: 0 P: 3	R: 5 E: 1 K: 1 S: 11	H: 5 LOB: 2 BB: 1 P: 15	R: 0 E: 0 K: 0 S: 2	H: 0 LOB: 1 BB: 2 P: 10	R: 0 E: 0 K: 2 S: 7	H: 0 LOB: 0 BB: 0 P: 7	R: 0 E: 0 K: 2 S: 8	H: 1 LOB: 1 BB: 0 P: 8	R: 2 E: 0 K: 0 S: 5	H: 4 LOB: 3 BB: 1 P: 9	1B: 12 2B: 0 3B: 1 HR: 2	SF: 0 SAC: 1 DP: 2 HBP: 0	WP: 0 PB: 0 SB: 0 CS: 0	PA: 45					
PITCHER	IP	WLS	BF	H	R	ER	SO	BB	IBB	HBP	BLK	WP	HR	S	P	ERA	WHIP										
Dick Ellsworth, L ERA: 3.59	4.0		21	5	5	5	1	2	0	0	0	0	1	21	29	11.25	2.500										
Lindy McDaniel, R ERA: 2.4	0.1		5	2	2	1	0	0	1	0	0	0	0	4	8	27.00	6.000										
Bob Humphreys, R ERA: 2.25	1.2		6	0	0	0	1	2	0	0	0	0	0	6	14	0.00	1.200										
Ted Abernathy, R ERA: 1.97	2.1	L	13	5	2	2	4	1	0	0	0	0	1	20	24	7.71	2.571										

Chicago Cubs @ Cincinnati Reds
Crosley Field, Cincinnati, OH
Sun Jun 20 1965, 3:38 AM EDT
Att. 22,640 - Cloudy

AB	38
R	9
H	15
RBI	9
BB	6
SO	6
LOB	19



Batter	1	2	3	4	5	6	7	8	9	AB	R	H	RBI	BB	SO	LOB	TOP					
Glenn Beckert, R OBP: 0.268, SLG: 0.299 (1.4)	F8		HR	FC			SH1-4	2B		5	2	3	0	0	0	1	Chicago Cubs @ Milwaukee Braves Milwaukee County Stadium, Milwaukee, WI Tue Jun 22 1965, 8:05 PM EDT Att: 6,340 - Cloudy					
Doug Clemens, L OBP: 0.322, SLG: 0.339 (1.8)	2B		HR	K			SH1-4	F9		4	1	2	3	0	1	3						
Billy Williams, L OBP: 0.355, SLG: 0.480 (1.9)	K		HR				14 2B			3	1	2	0	2	1	1						
Ron Santo, R OBP: 0.366, SLG: 0.533 (1.5)	K			K			P6	K		5	0	0	0	0	4	6						
14 Ernie Banks, R OBP: 0.367, SLG: 0.516 (1.3)		CS		K			F7	F8		4	1	1	2	1	1	3						
George Altman, L OBP: 0.381, SLG: 0.449 (1.7)		BB		F9			F5	4-3		4	0	1	1	1	0	3						
Vic Roznovsky, L OBP: 0.341, SLG: 0.405 (1.2)		BB					2B	2B		4	0	2	0	0	1	2						
Don Kessinger, S OBP: 0.239, SLG: 0.195 (1.6)				SH1			4-3	CS		2	0	0	0	1	0	2						
Cal Koonce, R OBP: 0.143, SLG: 0.121 (1.1)				L9				BB		3	1	1	0	0	1	1						
Lindy McDaniel, R (6.1)			HR				K	1-2		1	0	0	0	0	1	1						
Inning Stats	R: 0 E: 0 K: 2 S: 8	H: 1 LOB: 1 BB: 0 P: 8	R: 0 E: 0 K: 1 S: 4	H: 0 LOB: 1 BB: 2 P: 12	R: 3 E: 0 K: 2 S: 11	H: 4 LOB: 1 BB: 0 P: 11	R: 0 E: 0 K: 1 S: 7	H: 1 LOB: 2 BB: 0 P: 7	R: 0 E: 0 K: 1 S: 5	H: 0 LOB: 1 BB: 1 P: 9	R: 0 E: 0 K: 1 S: 5	H: 1 LOB: 0 BB: 0 P: 5	R: 3 E: 0 K: 0 S: 6	H: 3 LOB: 1 BB: 1 P: 10	R: 0 E: 0 K: 1 S: 5	H: 1 LOB: 1 BB: 1 P: 9	R: 0 E: 0 K: 1 S: 6	H: 1 LOB: 1 BB: 0 P: 6	1B: 5 2B: 7 3B: 0 HR: 1	SF: 0 SAC: 2 DP: 1 HBP: 0	WP: 0 PB: 0 SB: 0 CS: 2	PA: 42
PITCHER	IP	WLS	BF	H	R	ER	SO	BB	IBB	HBP	BLK	WP	HR	S	P	ERA	WHIP					
Ken Johnson, R ERA: 3.65 (1.1)	5.0	L	24	6	3	3	7	3	0	0	0	0	1	35	47	5.40	1.800					
Hank Fischer, R ERA: 4.1 (6.1)	1.0		3	1	0	0	1	0	0	0	0	0	0	5	5	0.00	1.000					
Dan Osinski, R ERA: 4.66 (7.1)	1.0		7	3	3	3	0	1	0	0	0	0	0	6	10	27.00	4.000					
Bob Sadowski, R ERA: 3.63 (8.1)	2.0		8	2	0	0	2	1	0	0	0	0	0	11	15	0.00	1.500					

AB	35
R	6
H	12
RBI	6
BB	5
SO	10
LOB	23



Batter	1	2	3	4	5	6	7	8	9	AB	R	H	RBI	BB	SO	LOB	BOTTOM					
Mack Jones, L OBP: 0.335, SLG: 0.545 (1.8)	4-3		FC4-6 HBP		K		F8		1-3	4	0	0	0	0	1	1	Chicago Cubs @ Milwaukee Braves Milwaukee County Stadium, Milwaukee, WI Tue Jun 22 1965, 8:05 PM EDT Att: 6,340 - Cloudy					
Frank Bolling, R OBP: 0.343, SLG: 0.397 (1.4)	6-3		FC4-6 FC6-4				6-3	2B		4	0	1	0	0	0	1						
Hank Aaron, R OBP: 0.399, SLG: 0.600 (1.9)	K		FC6-4				P6			4	1	1	0	0	1	2						
Joe Torre, R OBP: 0.397, SLG: 0.571 (1.2)		6-3			F8		FC4-6	1B		4	0	1	0	0	0	0						
Eddie Mathews, L OBP: 0.341, SLG: 0.463 (1.5)		4-3			FC4-6		FC4-6	1B		4	0	1	1	0	0	1						
Rico Carty, R OBP: 0.353, SLG: 0.495 (1.7)		BB			FC4-6		1B	BB		2	0	0	0	2	1	1						
Gene Oliver, R OBP: 0.354, SLG: 0.432 (1.3)		BB			K			1B		3	0	1	0	1	1	1						
Woody Woodward, R OBP: 0.226, SLG: 0.241 (1.6)										1	0	0	0	0	0	2						
Lou Klimchuck, L OBP: 0.299, SLG: 0.269 (5. PH)										1	0	0	0	0	0	0						
Hank Fischer, R OBP: 0.143, SLG: 0.143 (8.1)										0	0	0	0	0	0	0						
Ty Cline, R OBP: 0.277, SLG: 0.226 (5. PH)										1	0	0	0	0	0	0						
Dan Osinski, R OBP: 0.277, SLG: 0.226 (7.1)										0	0	0	0	0	0	0						
Bob Sadowski, R OBP: 0.226, SLG: 0.226 (8.1)										1	0	1	0	0	0	0						
Gary Kubiak, R OBP: 0.288, SLG: 0.286 (5. PH)										1	0	1	0	0	0	0						
Ken Johnson, R OBP: 0.161, SLG: 0.194 (1.1)										1	0	0	0	0	0	0						
Miguel de la Hoz, R OBP: 0.276, SLG: 0.245 (5. PH)										3	0	0	0	0	0	1						
Inning Stats	R: 0 E: 0 K: 1 S: 5	H: 0 LOB: 0 BB: 0 P: 5	R: 0 E: 0 K: 0 S: 3	H: 0 LOB: 2 BB: 2 P: 11	R: 0 E: 0 K: 0 S: 3	H: 0 LOB: 1 BB: 0 P: 4	R: 0 E: 0 K: 1 S: 6	H: 1 LOB: 1 BB: 0 P: 6	R: 0 E: 0 K: 2 S: 7	H: 0 LOB: 0 BB: 0 P: 7	R: 1 E: 0 K: 0 S: 6	H: 3 LOB: 3 BB: 1 P: 10	R: 0 E: 0 K: 0 S: 4	H: 1 LOB: 1 BB: 0 P: 4	R: 0 E: 0 K: 1 S: 5	H: 0 LOB: 0 BB: 0 P: 5	R: 0 E: 0 K: 0 S: 4	H: 1 LOB: 1 BB: 0 P: 4	1B: 5 2B: 1 3B: 0 HR: 0	SF: 0 SAC: 0 DP: 0 HBP: 1	WP: 0 PB: 0 SB: 0 CS: 0	PA: 37
PITCHER	IP	WLS	BF	H	R	ER	SO	BB	IBB	HBP	BLK	WP	HR	S	P	ERA	WHIP					
Cal Koonce, R ERA: 3.92 (1.1)	5.2	W	25	4	1	1	4	3	0	1	0	0	0	29	42	1.59	1.235					
Lindy McDaniel, R ERA: 2.27 (6.1)	3.1	S	12	2	0	0	1	0	0	0	0	0	0	14	14	0.00	0.600					



Batter	1	2	3	4	5	6	7	8	9	AB	R	H	RBI	BB	SO	LOB	TOP			
Harvey Kuenn, R OBP: 0.350, SLG: 0.232 (1, 7)										3	1	1	0	1	1	0	Chicago Cubs @ Milwaukee Braves Milwaukee County Stadium, Milwaukee, WI Wed Jun 23 1965, 8:05 PM EDT Alt. 7,440 - Unknown - 70 F			
Glenn Beckert, R OBP: 0.297, SLG: 0.298 (1, 4)										4	0	1	0	0	0	2				
Billy Williams, L OBP: 0.353, SLG: 0.489 (1, 9)										3	1	1	2	0	1	0				
Ron Santo, R OBP: 0.364, SLG: 0.527 (1, 5)										3	0	0	0	1	0	0				
14 Ernie Banks, R OBP: 0.362, SLG: 0.508 (1, 3)										4	0	0	0	0	0	2				
Doug Clemens, L OBP: 0.316, SLG: 0.333 (1, 8)										3	0	0	0	0	1	0				
Chris Krug, R OBP: 0.161, SLG: 0.189 (1, 2)										3	0	0	0	0	1	0				
Don Kessinger, S OBP: 0.229, SLG: 0.186 (8, PH)										2	0	0	0	0	1	0				
Jimmy Stewart, S OBP: 0.344, SLG: 0.288 (8, 6)										1	0	0	0	0	0	0				
Larry Jackson, R Jack Warner, R Harry Bright, R Bob Humphreys, R Joey Amalfitano, R Bob Hendley, R (1, 1) (4, 1) (6, PH) (6, 1) (8, PH) (8, 1)										1	0	0	0	0	1	0				
Inning Stats	R: 1 E: 0 K: 0 S: 3	H: 1 LOB: 1 BB: 2 P: 11	R: 0 E: 0 K: 0 S: 3	H: 0 LOB: 0 BB: 0 P: 3	R: 0 E: 0 K: 1 S: 5	H: 0 LOB: 0 BB: 0 P: 5	R: 0 E: 0 K: 0 S: 3	H: 0 LOB: 0 BB: 0 P: 3	R: 0 E: 0 K: 2 S: 7	H: 0 LOB: 0 BB: 0 P: 7	R: 0 E: 0 K: 1 S: 6	H: 1 LOB: 0 BB: 0 P: 6	R: 0 E: 0 K: 0 S: 5	H: 2 LOB: 2 BB: 0 P: 5	R: 0 E: 0 K: 1 S: 5	H: 0 LOB: 0 BB: 0 P: 5	1B: 3 2B: 0 3B: 0 HR: 1	SF: 1 SAC: 0 DP: 1 HBP: 0	WP: 0 PB: 0 SB: 0 CS: 0	PA: 32
PITCHER Wade Blasingame, L ERA: 2.62 (1, 1)	IP: 9.0 WLS: W BF: 32 H: 4 R: 2 ER: 2 SO: 7 BB: 2 IBB: 0 HBP: 0 BLK: 0 WP: 0 HR: 1 S: 44 P: 52 ERA: 2.00 WHIP: 0.667																			

AB	29
R	2
H	4
RBI	2
BB	2
SO	7
LOB	4



Batter	1	2	3	4	5	6	7	8	9	AB	R	H	RBI	BB	SO	LOB	BOTTOM			
Mack Jones, L OBP: 0.333, SLG: 0.544 (1, 8)										4	1	1	0	0	0	1	Chicago Cubs @ Milwaukee Braves Milwaukee County Stadium, Milwaukee, WI Wed Jun 23 1965, 8:05 PM EDT Alt. 7,440 - Unknown - 70 F			
Frank Bolling, R OBP: 0.343, SLG: 0.403 (1, 4)										2	1	1	1	0	0	0				
Hank Aaron, R OBP: 0.401, SLG: 0.598 (1, 9)										4	2	2	1	0	0	0				
Joe Torre, R OBP: 0.399, SLG: 0.585 (1, 2)										4	1	2	3	0	0	0				
Eddie Mathews, L OBP: 0.344, SLG: 0.461 (1, 5)										3	0	1	1	1	1	0				
Rico Carty, R OBP: 0.348, SLG: 0.485 Ty Cline, L OBP: 0.277, SLG: 0.226 (1, 7) (9, 8)										4	0	1	0	0	1	3				
Gene Oliver, R OBP: 0.351, SLG: 0.422 (1, 3)										3	0	0	0	1	0	1				
Woody Woodward, R OBP: 0.210, SLG: 0.230 (1, 6)										3	0	0	0	0	0	3				
Wade Blasingame, L OBP: 0.211, SLG: 0.263 (1, 1)										3	1	1	0	0	0	0				
Inning Stats	R: 3 E: 0 K: 2 S: 10	H: 3 LOB: 0 BB: 0 P: 10	R: 0 E: 0 K: 0 S: 3	H: 0 LOB: 0 BB: 0 P: 3	R: 2 E: 1 K: 0 S: 7	H: 4 LOB: 3 BB: 1 P: 11	R: 1 E: 0 K: 0 S: 4	H: 1 LOB: 0 BB: 0 P: 4	R: 0 E: 0 K: 0 S: 3	H: 0 LOB: 0 BB: 0 P: 3	R: 0 E: 0 K: 0 S: 3	H: 0 LOB: 0 BB: 0 P: 3	R: 0 E: 0 K: 0 S: 2	H: 0 LOB: 0 BB: 1 P: 6	R: 0 E: 0 K: 0 S: 2	H: 0 LOB: 0 BB: 1 P: 6		1B: 5 2B: 3 3B: 0 HR: 1	SF: 1 SAC: 1 DP: 1 HBP: 0	WP: 0 PB: 0 SB: 0 CS: 0
PITCHER Larry Jackson, R ERA: 5.74 Jack Warner, R ERA: 6.35 Bob Humphreys, R ERA: 2.08 Bob Hendley, L ERA: 10.38 (1, 1) (4, 1) (6, 1) (8, 1)	IP: 3.0 WLS: L BF: 17 H: 7 R: 5 ER: 5 SO: 2 BB: 0 IBB: 0 HBP: 0 BLK: 0 WP: 0 HR: 1 S: 20 P: 24 ERA: 15.00 WHIP: 2.333																			



Batter	1	2	3	4	5	6	7	8	9	AB	R	H	RBI	BB	SO	LOB	TOP					
Glenn Beckert, R OBP: 0.270, SLG: 0.300	6-3		6-3						P4	5	1	2	0	0	0	1	Chicago Cubs @ Milwaukee Braves Milwaukee County Stadium, Milwaukee, WI Thu Jun 24 1965, 8:05 PM EDT Att: 5,689 - Unknown					
Doug Clemens, L OBP: 0.320, SLG: 0.335	WP 14 1B		L7						K	5	1	2	0	0	1	2						
Billy Williams, L OBP: 0.354, SLG: 0.491	P5		4-3						F8	5	1	2	1	0	2							
Ron Santo, R OBP: 0.363, SLG: 0.521	14 1B									3	0	0	0	1	0	3						
14 Ernie Banks, R OBP: 0.367, SLG: 0.511	1-2 2-H								K	4	0	3	1	0	1	2						
George Altman, L OBP: 0.350, SLG: 0.434	K									4	0	0	0	0	2	4						
Jimmy Stewart, S OBP: 0.344, SLG: 0.288	K									0	0	0	0	0	0	0						
Vic Roznovsky, L OBP: 0.326, SLG: 0.385			K							4	0	0	0	0	3	3						
Don Kessinger, S OBP: 0.212, SLG: 0.170	6-3									4	0	0	0	0	0	2						
Dick Ellsworth, L OBP: 0.139, SLG: 0.114	K								E5	4	0	0	0	0	3	0						
Inning Stats	R: 1 E: 0 K: 1 S: 7	H: 2 LOB: 2 BB: 1 P: 11	R: 0 E: 0 K: 2 S: 7	H: 0 LOB: 0 BB: 0 P: 7	R: 0 E: 0 K: 0 S: 3	H: 0 LOB: 0 BB: 0 P: 3	R: 0 E: 0 K: 2 S: 8	H: 1 LOB: 1 BB: 0 P: 8	R: 0 E: 0 K: 1 S: 6	H: 1 LOB: 1 BB: 0 P: 6	R: 1 E: 1 K: 1 S: 8	H: 2 LOB: 2 BB: 0 P: 8	R: 1 E: 0 K: 2 S: 10	H: 3 LOB: 2 BB: 0 P: 10	R: 0 E: 0 K: 0 S: 3	H: 0 LOB: 0 BB: 0 P: 3	R: 0 E: 1 K: 1 S: 6	H: 0 LOB: 1 BB: 0 P: 6	1B: 8 2B: 1 3B: 0 HR: 0	SF: 0 SAC: 0 DP: 0 HBP: 0	WP: 3 PB: 0 CS: 0	PA: 39
PITCHER	IP	WLS	BF	H	R	ER	SO	BB	IBB	HBP	BLK	WP	HR	S	P	ERA	WHIP					
Tony Cloninger, R ERA: 3.77	(1, 1)	6.1	L	30	9	3	2	8	1	0	0	0	2	0	45	49	2.84	1.579				
Dan Osinski, R ERA: 4.55	(7, 1)	0.2		2	0	0	0	1	0	0	0	0	0	0	4	4	0.00	0.000				
Billy O'Dell, L ERA: 2.41	(8, 1)	2.0		7	0	0	0	1	0	0	0	0	0	0	9	9	0.00	0.000				

AB	38
R	3
H	9
RBI	2
BB	1
SO	10
LOB	19




Batter	1	2	3	4	5	6	7	8	9	AB	R	H	RBI	BB	SO	LOB	BOTTOM					
Mack Jones, L OBP: 0.327, SLG: 0.533	F5		G3-6-3							4	0	0	0	0	0	2	Chicago Cubs @ Milwaukee Braves Milwaukee County Stadium, Milwaukee, WI Thu Jun 24 1965, 8:05 PM EDT Att: 5,689 - Unknown					
Frank Bolling, R OBP: 0.337, SLG: 0.395	1-3		K							4	0	0	0	0	1	0						
Hank Aaron, R OBP: 0.402, SLG: 0.594	4-0									3	0	1	0	1	0	0						
Joe Torre, R OBP: 0.401, SLG: 0.588	1-3									4	0	2	0	0	0	1						
Gene Oliver, R OBP: 0.355, SLG: 0.416			K							2	0	0	0	2	1	0						
Rico Carty, R OBP: 0.336, SLG: 0.466	4-3									4	0	0	0	0	0	5						
Eddie Mathews, L OBP: 0.339, SLG: 0.453	P5									4	0	0	0	0	2	3						
Woody Woodward, R OBP: 0.231, SLG: 0.250										3	1	2	0	0	0	0						
Billy O'Dell, S OBP: 0.250, SLG: 0.333										0	0	0	0	0	0	0						
Tony Cloninger, R OBP: 0.178, SLG: 0.222	(1, 1)									2	0	1	0	0	0	1						
Dan Osinski, R OBP: 0.271, SLG: 0.241	(7, 1)									0	0	0	0	0	0	0						
Miguel de la Hoz, R OBP: 0.271, SLG: 0.241	(7, PH)									1	0	0	0	0	0	0						
(8, 6)																						
Inning Stats	R: 0 E: 0 K: 0 S: 3	H: 0 LOB: 1 BB: 1 P: 7	R: 0 E: 0 K: 1 S: 5	H: 0 LOB: 0 BB: 0 P: 5	R: 1 E: 1 K: 1 S: 6	H: 2 LOB: 0 BB: 0 P: 6	R: 0 E: 0 K: 0 S: 3	H: 1 LOB: 1 BB: 1 P: 7	R: 0 E: 0 K: 0 S: 6	H: 1 LOB: 1 BB: 0 P: 6	R: 0 E: 0 K: 0 S: 5	H: 2 LOB: 3 BB: 1 P: 9	R: 0 E: 0 K: 0 S: 3	H: 0 LOB: 0 BB: 0 P: 3	R: 0 E: 0 K: 0 S: 3	H: 0 LOB: 0 BB: 0 P: 3	R: 0 E: 0 K: 1 S: 5	H: 0 LOB: 0 BB: 0 P: 5	1B: 5 2B: 2 3B: 0 HR: 0	SF: 0 SAC: 0 DP: 2 HBP: 0	WP: 0 PB: 0 CS: 0	PA: 34
PITCHER	IP	WLS	BF	H	R	ER	SO	BB	IBB	HBP	BLK	WP	HR	S	P	ERA	WHIP					
Dick Ellsworth, L ERA: 3.36	(1, 1)	9.0	W	34	6	1	1	4	2	1	0	0	0	0	39	51	1.00	0.889				




Batter	1	2	3	4	5	6	7	8	9	AB	R	H	RBI	BB	SO	LOB	TOP					
Glenn Beckert, R OBP: 0.271, SLG: 0.298 (1, 4)	F4	E4						F4		5	1	1	0	0	1	2	Chicago Cubs @ St. Louis Cardinals Sportsman's Park, St. Louis, MO Fri Jun 25 1965, 8:05 PM EDT Att: 17,137 - Unknown					
Doug Clemens, L OBP: 0.326, SLG: 0.360 (1, 8)	PB 1B	B1-4		2B 1B	HR		FC3-6 2B 1B		BB 1B	6	4	4	1	0	0	2						
Billy Williams, L OBP: 0.360, SLG: 0.500 (1, 9)	1B 1B	E		1B 14 PB 2B	K		1B 2B	F4		5	4	3	3	1	1	1						
Ron Santo, R OBP: 0.369, SLG: 0.522 (1, 5)	BB 1B	E8		1B 14 PB E 1B	5-3		1B IBB	BB 1B		5	2	3	0	1	0	0						
14 Ernie Banks, R OBP: 0.366, SLG: 0.504 (1, 3)	K	BB		1B E IBB	L8		K	L7		4	1	0	0	2	2	7						
George Altman, L OBP: 0.352, SLG: 0.433 Jimmy Stewart, S (7, PR) OBP: 0.351, SLG: 0.288 (7, 7)	BB BB 1B	4-3		K			K	1B		5	0	2	3	0	2	4						
Vic Roznovsky, L OBP: 0.326, SLG: 0.373 (1, 2)	BB BB			1B E 1B			5-3	5-3	6-3	5	0	1	0	1	1	5						
Don Kessinger, S OBP: 0.228, SLG: 0.176 (1, 6)	BB BB			5-3	E1		E6 1B	K		4	0	1	1	1	1	1						
Bob Buhl, R OBP: 0.098, SLG: 0.026 Lindy McDaniel, R (6, 1)	L9			4-3	K		F3	1-3		4	0	0	0	0	1	6						
Inning Stats	R: 3 E: 0 K: 1 S: 9	H: 4 LOB: 3 BB: 2 P: 17	R: 1 E: 2 K: 0 S: 4	H: 0 LOB: 2 BB: 2 P: 12	R: 0 E: 0 K: 1 S: 5	H: 0 LOB: 0 BB: 0 P: 5	R: 5 E: 1 K: 3 S: 15	H: 5 LOB: 2 BB: 1 P: 19	R: 1 E: 0 K: 1 S: 6	H: 1 LOB: 0 BB: 0 P: 6	R: 2 E: 0 K: 1 S: 7	H: 2 LOB: 2 BB: 1 P: 12	R: 0 E: 0 K: 1 S: 5	H: 0 LOB: 0 BB: 0 P: 5	R: 0 E: 0 K: 0 S: 5	H: 2 LOB: 3 BB: 1 P: 9		1B: 12 2B: 3 3B: 0 HR: 1	SF: 0 SAC: 0 DP: 1 HBP: 1	WP: 0 PB: 2 SB: 0 CS: 0	PA: 52	
PITCHER	IP WLS BF H R ER SO BB IBB HBP BLK WP HR S P ERA WHIP	IP WLS BF H R ER SO BB IBB HBP BLK WP HR S P ERA WHIP	IP WLS BF H R ER SO BB IBB HBP BLK WP HR S P ERA WHIP	IP WLS BF H R ER SO BB IBB HBP BLK WP HR S P ERA WHIP	IP WLS BF H R ER SO BB IBB HBP BLK WP HR S P ERA WHIP	IP WLS BF H R ER SO BB IBB HBP BLK WP HR S P ERA WHIP	IP WLS BF H R ER SO BB IBB HBP BLK WP HR S P ERA WHIP	IP WLS BF H R ER SO BB IBB HBP BLK WP HR S P ERA WHIP	IP WLS BF H R ER SO BB IBB HBP BLK WP HR S P ERA WHIP	IP WLS BF H R ER SO BB IBB HBP BLK WP HR S P ERA WHIP	IP WLS BF H R ER SO BB IBB HBP BLK WP HR S P ERA WHIP	IP WLS BF H R ER SO BB IBB HBP BLK WP HR S P ERA WHIP	IP WLS BF H R ER SO BB IBB HBP BLK WP HR S P ERA WHIP	IP WLS BF H R ER SO BB IBB HBP BLK WP HR S P ERA WHIP	IP WLS BF H R ER SO BB IBB HBP BLK WP HR S P ERA WHIP	IP WLS BF H R ER SO BB IBB HBP BLK WP HR S P ERA WHIP	IP WLS BF H R ER SO BB IBB HBP BLK WP HR S P ERA WHIP					
Bob Purkey, R ERA: 6.62 Ray Sadecki, L ERA: 6.66 Barney Schultz, R ERA: 4.06 Nelson Briles, R ERA: 5.6 Don Dennis, R ERA: 4.5	0.2 L 8 4 3 3 1 2 0 0 0 0 0 0 8 16 40.50 9.000	2.2 18 5 6 3 2 2 1 0 0 0 0 0 1 19 31 10.12 2.625	1.2 6 1 1 1 3 0 0 0 0 0 0 1 12 5.40 0.600	2.0 11 3 2 2 2 0 1 1 0 0 0 0 13 18 9.00 1.500	2.0 9 2 0 0 1 1 0 0 0 0 0 0 10 14 0.00 1.500																	
Phil Gagliano, R OBP: 0.359, SLG: 0.445 (1, 4)	5-3			WP 1B BB			G4-6-3	5-3		3	1	0	0	1	0	1	Chicago Cubs @ St. Louis Cardinals Sportsman's Park, St. Louis, MO Fri Jun 25 1965, 8:05 PM EDT Att: 17,137 - Unknown					
Dick Groat, R OBP: 0.322, SLG: 0.322 (1, 6)	6-3			F8			4-3	6-3		4	0	0	0	0	0	1						
Lou Brock, L OBP: 0.327, SLG: 0.410 (1, 7) (7, 8)	S HR 1B			1B			G3		FC4-6 1B	4	1	3	1	0	0	0						
Bill White, L OBP: 0.380, SLG: 0.471 (1, 3)	HR 1B			F7			1B BB	FC4-6 1B BB	G5-4-3	3	2	1	2	1	0	1						
Ken Boyer, R OBP: 0.321, SLG: 0.393 (1, 5)	F4			F3			1B 1B	G5-4-3		4	0	1	0	0	0	1						
Bob Skinner, L OBP: 0.318, SLG: 0.500 (1, 9) (7, 7)		4-3		4-3			BB 1B	1-3		4	0	1	1	0	0	0						
Tim McCarver, L OBP: 0.320, SLG: 0.423 (1, 2)	F7			F7			BB	1B		3	0	1	0	1	0	0						
Mike Shannon, R OBP: 0.252, SLG: 0.250 Tito Francona, L OBP: 0.292, SLG: 0.371 (6, PH) (7, 9)	E6			K2-3			K	K		2	0	0	0	0	1	0						
Bob Purkey, R OBP: 0.111, SLG: 0.059 Ray Sadecki, L OBP: 0.111, SLG: 0.165 Barney Schultz, R OBP: 0.345, SLG: 0.226 Carl Warwick, R OBP: 0.226, SLG: 0.226 Nelson Briles, R OBP: 0.345, SLG: 0.430 Curt Flood, R OBP: 0.345, SLG: 0.430 Don Dennis, R OBP: 0.226, SLG: 0.371 Jerry Burnette, R OBP: 0.226, SLG: 0.371 (1, 1) (1, 1) (4, 1) (5, PH) (6, 1) (7, PH) (8, 1) (9, PH)	1-3			G4-6-3 1B			K	K		0	0	0	0	0	0	0						
Inning Stats	R: 2 E: 0 K: 0 S: 5	H: 2 LOB: 0 BB: 0 P: 5	R: 0 E: 1 K: 0 S: 4	H: 0 LOB: 1 BB: 0 P: 4	R: 1 E: 0 K: 0 S: 3	H: 1 LOB: 0 BB: 1 P: 7	R: 0 E: 0 K: 0 S: 3	H: 0 LOB: 0 BB: 0 P: 3	R: 0 E: 0 K: 1 S: 5	H: 1 LOB: 0 BB: 0 P: 5	R: 1 E: 0 K: 1 S: 7	H: 2 LOB: 3 BB: 2 P: 15	R: 0 E: 0 K: 1 S: 5	H: 0 LOB: 0 BB: 0 P: 5	R: 0 E: 0 K: 0 S: 3	H: 1 LOB: 1 BB: 0 P: 3		R: 0 E: 0 K: 2 S: 8	H: 1 LOB: 1 BB: 0 P: 8	1B: 7 2B: 0 3B: 0 HR: 1	SF: 0 SAC: 0 DP: 2 HBP: 0	WP: 1 PB: 0 SB: 1 CS: 0
PITCHER	IP WLS BF H R ER SO BB IBB HBP BLK WP HR S P ERA WHIP	IP WLS BF H R ER SO BB IBB HBP BLK WP HR S P ERA WHIP	IP WLS BF H R ER SO BB IBB HBP BLK WP HR S P ERA WHIP	IP WLS BF H R ER SO BB IBB HBP BLK WP HR S P ERA WHIP	IP WLS BF H R ER SO BB IBB HBP BLK WP HR S P ERA WHIP	IP WLS BF H R ER SO BB IBB HBP BLK WP HR S P ERA WHIP	IP WLS BF H R ER SO BB IBB HBP BLK WP HR S P ERA WHIP	IP WLS BF H R ER SO BB IBB HBP BLK WP HR S P ERA WHIP	IP WLS BF H R ER SO BB IBB HBP BLK WP HR S P ERA WHIP	IP WLS BF H R ER SO BB IBB HBP BLK WP HR S P ERA WHIP	IP WLS BF H R ER SO BB IBB HBP BLK WP HR S P ERA WHIP	IP WLS BF H R ER SO BB IBB HBP BLK WP HR S P ERA WHIP	IP WLS BF H R ER SO BB IBB HBP BLK WP HR S P ERA WHIP	IP WLS BF H R ER SO BB IBB HBP BLK WP HR S P ERA WHIP	IP WLS BF H R ER SO BB IBB HBP BLK WP HR S P ERA WHIP	IP WLS BF H R ER SO BB IBB HBP BLK WP HR S P ERA WHIP						
Bob Buhl, R ERA: 3.33 Lindy McDaniel, R ERA: 2.16	1.1 S 25 6 4 4 1 3 0 0 0 0 0 1 24 36 6.35 1.588	3.1 S 11 2 0 0 4 0 0 0 0 0 0 19 19 0.00 0.600																				

AB 44
R 12
H 15
RBI 8
BB 7
SO 9
LOB 28



AB 33
R 4
H 8
RBI 4
BB 3
SO 5
LOB 10



Batter	1	2	3	4	5	6	7	8	9	AB	R	H	RBI	BB	SO	LOB	TOP											
Harvey Kuenn, R (1, 7) OBP: 0.347, SLG: 0.224	5-3		1B BB		F8		FC6			3	1	0	0	1	0	1	Chicago Cubs @ St. Louis Cardinals Sportsman's Park, St. Louis, MO Sat Jun 26 1965, 4:33 AM EDT Att: 13,746 - Sunny											
Glenn Beckert, R (1, 4) OBP: 0.274, SLG: 0.299	14 BB WP BB		1B 1-2		5-3			F5		3	0	1	0	1	0	0												
Billy Williams, L (1, 9) OBP: 0.362, SLG: 0.498	14 BB 1-2 BB		14 G5-3 1-3 2-H 1B		F8			G3		3	0	1	1	1	0	0												
Ron Santo, R (1, 5) OBP: 0.370, SLG: 0.520	F3		HBP		14 1B 1B			4-3		3	0	1	0	0	0	2												
14 Ernie Banks, R (1, 3) OBP: 0.368, SLG: 0.502	1-2 2-3 BB		G5-3 2-3f		1B 1-3			F4		3	0	1	0	1	0	2												
Doug Clemens, L (1, 8) OBP: 0.323, SLG: 0.353	K				6-3			K		4	0	0	0	0	3	4												
Chris Krug, R (1, 2) George Altman, L (9, PH) OBP: 0.179, SLG: 0.179 OBP: 0.350, SLG: 0.430	K				F7			K		3	0	0	0	0	2	0												
Don Kessinger, S (1, 6) Jimmy Stewart, S (7, PH) OBP: 0.220, SLG: 0.170 OBP: 0.357, SLG: 0.296	6-3				G3			FC6 1B		2	0	0	0	0	0	0												
Cal Koonce, R (1, 1) Joey Amalfitano, R (5, PH) Bob Humphreys, R (5, 1) Harry Bright, R (7, PH) Jack Warner, R (7, 1) OBP: 0.139, SLG: 0.118 OBP: 0.343, SLG: 0.290 OBP: 0.280, SLG: 0.333	K				6-3			FC6 FC6 1-2f		1	0	0	0	0	1	0												
Inning Stats	R: 0 E: 0 K: 1 S: 5	H: 0 LOB: 3 BB: 3 P: 17	R: 0 E: 0 K: 2 S: 7	H: 0 LOB: 0 BB: 0 P: 7	R: 1 E: 0 K: 0 S: 3	H: 2 LOB: 1 BB: 1 P: 8	R: 0 E: 0 K: 0 S: 3	H: 0 LOB: 0 BB: 0 P: 3	R: 0 E: 0 K: 1 S: 6	H: 2 LOB: 1 BB: 0 P: 6	R: 0 E: 0 K: 1 S: 6	H: 1 LOB: 1 BB: 0 P: 6	R: 0 E: 0 K: 0 S: 3	H: 0 LOB: 0 BB: 0 P: 3	R: 0 E: 0 K: 2 S: 7	H: 0 LOB: 0 BB: 0 P: 7		1B: 5 2B: 0 3B: 0 HR: 0	SF: 0 SAC: 0 DP: 1 HBP: 1	WP: 1 PA: 34 PB: 0 SB: 0 CS: 0								
PITCHER	IP WLS BF H R ER SO BB IBB HBP BLK WP HR S P ERA WHIP	2.1 L 12 2 1 1 3 4 0 0 0 1 0 14 30 3.86 2.571	4.2 W 16 3 0 0 2 0 0 1 0 0 0 19 20 0.00 0.643	2.0 S 6 0 0 0 2 0 0 0 0 0 0 10 10 0.00 0.000	PITCHER										IP WLS BF H R ER SO BB IBB HBP BLK WP HR S P ERA WHIP													
Steve Carlton, L (1, 1) ERA: 3.32											2.1	L	12	2	1	1		3	4	0	0	0	1	0	14	30	3.86	2.571
Hal Woodeshick, L (3, 1) ERA: 3.27											4.2	W	16	3	0	0		2	0	0	1	0	0	0	19	20	0.00	0.643
Ray Washburn, R (8, 1) ERA: 3.96											2.0	S	6	0	0	0	2	0	0	0	0	0	0	10	10	0.00	0.000	

Batter	1	2	3	4	5	6	7	8	9	AB	R	H	RBI	BB	SO	LOB	BOTTOM											
Phil Gagliano, R (1, 4) Dal Maxwell, R (8, 4) OBP: 0.356, SLG: 0.461 OBP: 0.103, SLG: 0.143	HR		4-3	4-3			K			4	1	1	1	0	1	0	Chicago Cubs @ St. Louis Cardinals Sportsman's Park, St. Louis, MO Sat Jun 26 1965, 4:33 AM EDT Att: 13,746 - Sunny											
Dick Groat, R (1, 6) OBP: 0.321, SLG: 0.318	6-3		BB		5-3		F9			3	0	0	0	1	0	0												
Lou Brock, L (1, 7) OBP: 0.326, SLG: 0.411	F5		K		F8			1B 2B		4	1	1	0	0	1	1												
Bill White, L (1, 3) OBP: 0.385, SLG: 0.480	K			4-3 1B 2B				2B 2H 1B		4	1	3	1	0	1	0												
Ken Boyer, R (1, 5) OBP: 0.324, SLG: 0.398			G4-6-3 1B	4-3 2-3	5-3			2B 2B		4	1	2	0	0	0	2												
Bob Skinner, L (1, 9) Carl Warwick, R (9, 9) OBP: 0.314, SLG: 0.485 OBP: 0.215, SLG: 0.226	G4-6-3 1-2f			HR 1B			K	K		4	1	1	1	0	2	2												
Tim McCarver, L (1, 2) OBP: 0.328, SLG: 0.443				HR 1B			F9	2B IBB		3	2	2	2	1	0	0												
Mike Shannon, R (1, 8) OBP: 0.260, SLG: 0.293				HR			K	1B 2B		4	1	2	3	0	2	1												
Steve Carlton, L (1, 1) Hal Woodeshick, R (3, 1) Curt Flood, R (7, PH) Ray Washburn, R (8, 1) OBP: 0.111, SLG: 0.111 OBP: 0.345, SLG: 0.429 OBP: 0.188, SLG: 0.200				HR			F5	F9		0	0	0	0	0	0	0												
Inning Stats	R: 1 E: 0 K: 1 S: 6	H: 1 LOB: 0 BB: 0 P: 6	R: 0 E: 0 K: 1 S: 6	H: 2 LOB: 1 BB: 0 P: 6	R: 0 E: 0 K: 1 S: 5	H: 0 LOB: 1 BB: 1 P: 9	R: 4 E: 0 K: 0 S: 7	H: 4 LOB: 0 BB: 0 P: 7	R: 0 E: 0 K: 2 S: 7	H: 0 LOB: 0 BB: 0 P: 7	R: 0 E: 0 K: 1 S: 5	H: 0 LOB: 0 BB: 0 P: 5	R: 3 E: 0 K: 1 S: 8	H: 4 LOB: 1 BB: 1 P: 12	1B: 5 2B: 4 3B: 0 HR: 3	SF: 0 SAC: 0 DP: 1 HBP: 0		WP: 0 PA: 36 PB: 0 SB: 0 CS: 0										
PITCHER	IP WLS BF H R ER SO BB IBB HBP BLK WP HR S P ERA WHIP	4.0 L 19 7 5 5 3 1 0 0 0 0 3 24 28 11.25 2.000	2.0 7 1 0 0 2 0 0 0 0 0 0 11 11 0.00 0.500	2.0 10 4 3 3 2 0 1 0 0 0 0 13 17 13.50 2.000	PITCHER										IP WLS BF H R ER SO BB IBB HBP BLK WP HR S P ERA WHIP													
Cal Koonce, R (1, 1) ERA: 4.22											4.0	L	19	7	5	5		3	1	0	0	0	0	3	24	28	11.25	2.000
Bob Humphreys, R (5, 1) ERA: 1.53											2.0		7	1	0	0		2	0	0	0	0	0	11	11	0.00	0.500	
Jack Warner, R (7, 1) ERA: 7.43											2.0		10	4	3	3	2	0	1	0	0	0	13	17	13.50	2.000		



Batter	1	2	3	4	5	6	7	8	9	AB	R	H	RBI	BB	SO	LOB	TOP			
Glenn Beckert, R OBP: 0.270, SLG: 0.295 (1, 4)										4	0	0	0	0	2	2	Chicago Cubs @ St. Louis Cardinals Sportsman's Park, St. Louis, MO Sun Jun 27 1965, 4:33 AM EDT Unknown			
Doug Clemens, L OBP: 0.326, SLG: 0.352 (1, 8)										3	0	1	0	1	0	1				
Billy Williams, L OBP: 0.357, SLG: 0.491 (1, 9)										4	0	0	0	0	1	3				
Ron Santo, R OBP: 0.366, SLG: 0.513 (1, 5)										4	0	0	0	0	2	1				
14 Ernie Banks, R OBP: 0.366, SLG: 0.498 Ed Bailey, L OBP: 0.227, SLG: 0.143 (5, 3)										2	0	0	0	0	1	0				
George Altman, L OBP: 0.354, SLG: 0.432 (1, 7)										4	0	2	0	0	2	0				
Vic Roznovsky, L OBP: 0.333, SLG: 0.379 (1, 2)										4	0	2	0	0	1	1				
Don Kessinger, S OBP: 0.217, SLG: 0.167 Jimmy Stewart, S OBP: 0.347, SLG: 0.286 (5, PH) (5, 6)										1	0	0	0	0	0	1				
Ernie Broglio, R Jack Warner, R Don Landrum, L Bob Humphreys, R Joey Amalfitano, R Ted Abernathy, R (1, 1) (2, 1) (5, PH) (5, 1) (8, PH) (8, 1)										0	0	0	0	0	0	0				
Inning Stats	R: 0 E: 0 K: 1 S: 6	H: 1 LOB: 1 BB: 0 P: 6	R: 0 E: 0 K: 1 S: 6	H: 1 LOB: 1 BB: 0 P: 6	R: 0 E: 0 K: 2 S: 7	H: 0 LOB: 1 BB: 1 P: 11	R: 0 E: 0 K: 2 S: 7	H: 0 LOB: 0 BB: 0 P: 7	R: 0 E: 0 K: 1 S: 5	H: 0 LOB: 1 BB: 0 P: 6	R: 0 E: 0 K: 2 S: 8	H: 1 LOB: 1 BB: 0 P: 8	R: 0 E: 0 K: 1 S: 5	H: 0 LOB: 2 BB: 0 P: 7	R: 0 E: 0 K: 1 S: 7	H: 2 LOB: 0 BB: 0 P: 7		1B: 5 2B: 0 3B: 0 HR: 0	SF: 0 SAC: 0 DP: 0 HBP: 1	WP: 0 PB: 0 SB: 0 CS: 0
PITCHER Bob Gibson, R ERA: 2.74 (1, 1)	IP: 9.0 WLS: W BF: 35 H: 5 R: 0 ER: 0 SO: 12 BB: 2 IBB: 0 HBP: 1 BLK: 0 WP: 0 HR: 0 S: 56 P: 65 ERA: 0.00 WHIP: 0.778															PITCHER Bob Gibson, R ERA: 2.74 (1, 1)	IP: 9.0 WLS: W BF: 35 H: 5 R: 0 ER: 0 SO: 12 BB: 2 IBB: 0 HBP: 1 BLK: 0 WP: 0 HR: 0 S: 56 P: 65 ERA: 0.00 WHIP: 0.778			

AB	32
R	0
H	5
RBI	0
BB	2
SO	12
LOB	12



Batter	1	2	3	4	5	6	7	8	9	AB	R	H	RBI	BB	SO	LOB	BOTTOM			
Phil Gagliano, R OBP: 0.370, SLG: 0.465 (1, 4) (9, 5)										3	2	2	0	2	0	1	Chicago Cubs @ St. Louis Cardinals Sportsman's Park, St. Louis, MO Sun Jun 27 1965, 4:33 AM EDT Unknown			
Dick Groat, R OBP: 0.323, SLG: 0.318 Jerry Buchek, R OBP: 0.240, SLG: 0.306 (1, 6) (8, PH) (9, 6)										3	0	1	0	1	1	3				
Lou Brock, L OBP: 0.328, SLG: 0.419 (1, 7)										5	1	2	2	0	0	5				
Bill White, L OBP: 0.382, SLG: 0.478 (1, 3)										5	1	1	0	0	1	2				
Ken Boyer, R OBP: 0.326, SLG: 0.398 Dal Maxvill, R OBP: 0.103, SLG: 0.143 (1, 5) (9, 4)										3	1	1	0	1	1	1				
Bob Skinner, L OBP: 0.324, SLG: 0.471 (1, 9)										2	1	0	0	2	0	1				
Curt Flood, R OBP: 0.345, SLG: 0.431 Mike Shannon, R OBP: 0.258, SLG: 0.291 (1, 8) (6, 8)										3	0	1	2	0	0	3				
Tim McCarver, L OBP: 0.337, SLG: 0.447 (1, 2)										3	1	2	1	1	0	1				
Bob Gibson, R OBP: 0.235, SLG: 0.356 (1, 1)										4	1	1	2	0	0	4				
Inning Stats	R: 1 E: 0 K: 0 S: 3	H: 1 LOB: 0 BB: 1 P: 7	R: 3 E: 0 K: 0 S: 5	H: 2 LOB: 3 BB: 3 P: 17	R: 0 E: 0 K: 0 S: 4	H: 1 LOB: 2 BB: 2 P: 12	R: 4 E: 0 K: 0 S: 7	H: 4 LOB: 1 BB: 1 P: 11	R: 0 E: 1 K: 1 S: 6	H: 1 LOB: 1 BB: 0 P: 6	R: 0 E: 0 K: 1 S: 5	H: 1 LOB: 1 BB: 0 P: 5	R: 0 E: 0 K: 1 S: 5	H: 1 LOB: 1 BB: 0 P: 5	R: 0 E: 0 K: 1 S: 5	H: 1 LOB: 1 BB: 0 P: 5		1B: 7 2B: 5 3B: 1 HR: 1	SF: 0 SAC: 0 DP: 3 HBP: 0	WP: 2 PB: 0 SB: 1 CS: 1
PITCHER Ernie Broglio, R ERA: 5.45 Jack Warner, R ERA: 8.52 Bob Humphreys, R ERA: 1.74 Ted Abernathy, R ERA: 1.94 (1, 1) (2, 1) (5, 1) (8, 1)	IP: 1.2 WLS: L BF: 11 H: 3 R: 4 ER: 4 SO: 0 BB: 4 IBB: 0 HBP: 0 BLK: 0 WP: 1 HR: 1 S: 7 P: 23 ERA: 21.60 WHIP: 4.200															PITCHER Ernie Broglio, R ERA: 5.45 Jack Warner, R ERA: 8.52 Bob Humphreys, R ERA: 1.74 Ted Abernathy, R ERA: 1.94 (1, 1) (2, 1) (5, 1) (8, 1)	IP: 1.2 WLS: L BF: 11 H: 3 R: 4 ER: 4 SO: 0 BB: 4 IBB: 0 HBP: 0 BLK: 0 WP: 1 HR: 1 S: 7 P: 23 ERA: 21.60 WHIP: 4.200			



Batter	1	2	3	4	5	6	7	8	9	AB	R	H	RBI	BB	SO	LOB	TOP
Don Kessinger, S OBP: 0.222, SLG: 0.175 Harvey Kuenn, R OBP: 0.350, SLG: 0.230 (7, PH)	FC6-4 1B	F8			K		1B	4-3		3	0	1	0	0	1	0	2
Glenn Beckert, R OBP: 0.276, SLG: 0.300 (1, 4)	FC6-4 1-3 1-2		1B		1B		1B		E3 2B	5	1	3	0	0	0	1	
Billy Williams, L OBP: 0.355, SLG: 0.490 (1, 9)	1-3 1-2		F4		F7		F2		F9 FC5-4 2B	5	1	1	1	0	0	5	
Ron Santo, R OBP: 0.363, SLG: 0.505 (1, 5)	HBP		K		F9		4-3		F9 2-3	4	0	0	0	0	1	5	
14 Ernie Banks, R OBP: 0.366, SLG: 0.495 (1, 3)	F8		1-3						F6 FC5-4 IBB	4	0	1	0	1	0	3	
Jimmy Stewart, S OBP: 0.358, SLG: 0.295 (1, 7)					E7 1B				FC5-4 1B	4	3	2	1	1	0	2	
Don Landrum, L OBP: 0.351, SLG: 0.424 (1, 8)					F6 1B				FC1-6 1B	4	1	2	1	0	1	2	
Chris Krug, R OBP: 0.159, SLG: 0.203 Larry Jackson, R OBP: 0.242, SLG: 0.355 Vic Roznovsky, L OBP: 0.330, SLG: 0.375					F9 1B				G6-4-3 HBP	3	0	1	2	0	0	3	
Bob Hendley, R Lindy McDaniel, R Joey Amalfitano, R Ted Abernathy, R Harry Bright, R George Altman, L Bob Humphreys, R Dick Ellsworth, L					K				G6-4-3 1-2	1	0	0	0	0	0	1	
									6-3	1	0	0	1	0	1	1	
Inning Stats	R: 0 E: 0 K: 0 S: 4	H: 1 LOB: 2 BB: 0 P: 5	R: 2 E: 0 K: 0 S: 4	H: 1 LOB: 0 BB: 1 P: 8	R: 0 E: 0 K: 1 S: 6	H: 1 LOB: 1 BB: 0 P: 6	R: 0 E: 1 K: 1 S: 6	H: 1 LOB: 1 BB: 0 P: 6	R: 0 E: 0 K: 0 S: 3	H: 1 LOB: 2 BB: 0 P: 5	R: 1 E: 0 K: 1 S: 7	H: 2 LOB: 2 BB: 1 P: 11	R: 3 E: 1 K: 0 S: 6	H: 2 LOB: 1 BB: 1 P: 10	1B: 9 2B: 3 3B: 0 HR: 0	SF: 1 SAC: 1 DP: 1 HBP: 2	WP: 0 PA: 44 PB: 0 SB: 3 CS: 0
PITCHER	IP WLS BF H R ER SO BB IBB HBP BLK WP HR S P ERA WHIP																
Curt Simmons, L ERA: 3.32	(1, 1) 7.2 35 10 3 3 4 1 0 2 0 0 0 0 40 46 3.52 1.435																
Don Dennis, R ERA: 4.05	(8, 1) 0.2 L 6 1 3 0 0 0 2 0 0 0 0 0 4 12 0.00 1.500																
Hal Woodeshick, L ERA: 3.21	(9, 1) 0.2 3 1 0 0 0 0 0 0 0 0 0 0 3 3 0.00 1.500																

Chicago Cubs @ St. Louis Cardinals
Sportsman's Park, St. Louis, MO
Sun Jun 27 1965, 4:38 AM EDT
Att: 29,827 - Unknown

AB	37
R	6
H	12
RBI	6
BB	3
SO	4
LOB	25



Batter	1	2	3	4	5	6	7	8	9	AB	R	H	RBI	BB	SO	LOB	BOTTOM				
Phil Gagliano, R OBP: 0.367, SLG: 0.459 Dal Maxwell, R OBP: 0.103, SLG: 0.143 Tito Francona, L OBP: 0.299, SLG: 0.371 Jerry Buchek, R OBP: 0.240, SLG: 0.306	K				F7		1-3			4	0	1	0	0	1	1					
Dick Groat, R OBP: 0.326, SLG: 0.318 (1, 6)	2B BB	5-3					F2		BB BB	3	1	1	0	2	0	2					
Lou Brock, L OBP: 0.332, SLG: 0.425 (1, 7)	1-3 2B				G3 4-3 1B		K		L5	5	0	3	0	0	1	3					
Ken Boyer, R OBP: 0.324, SLG: 0.405 (1, 5)	F9				4-3		CS		CS	5	1	1	2	0	1	5					
Bill White, L OBP: 0.383, SLG: 0.479 (1, 3)	K				G3		CS		K	4	0	2	0	0	1	3					
Curt Flood, R OBP: 0.344, SLG: 0.429 (1, 8)					F2 1B		G6-4-3 1B		FC4-6 1B	4	0	1	0	0	1	3					
Bob Uecker, R OBP: 0.348, SLG: 0.348 Tim McCarver, L OBP: 0.340, SLG: 0.447					K		F9		FC4-6 1B	3	1	1	0	0	1	0					
Mike Shannon, R OBP: 0.252, SLG: 0.283 Bob Skinner, L OBP: 0.320, SLG: 0.465					F2 2B 1B		K		F9	0	0	0	0	1	0	0					
					F2		E5		F8	3	0	0	0	0	0	2					
					1-2 2-3		F2		F5	1	0	0	0	0	0	2					
Curt Simmons, L OBP: 0.054, SLG: 0.081 Don Dennis, R OBP: 1.000, SLG: 1.000 Hal Woodeshick, R OBP: 0.111, SLG: 0.111 Carl Warwick, R OBP: 0.212, SLG: 0.222					K		K		5-3	3	0	1	1	0	2	1					
Inning Stats	R: 0 E: 0 K: 2 S: 8	H: 4 LOB: 2 BB: 0 P: 6	R: 1 E: 0 K: 0 S: 6	H: 4 LOB: 0 BB: 0 P: 6	R: 0 E: 0 K: 1 S: 6	H: 1 LOB: 1 BB: 0 P: 6	R: 0 E: 1 K: 2 S: 8	H: 0 LOB: 1 BB: 0 P: 8	R: 2 E: 0 K: 1 S: 7	H: 3 LOB: 0 BB: 0 P: 7	R: 0 E: 0 K: 1 S: 5	H: 0 LOB: 0 BB: 0 P: 5	R: 0 E: 0 K: 0 S: 3	H: 1 LOB: 0 BB: 0 P: 3	R: 0 E: 0 K: 0 S: 4	H: 1 LOB: 2 BB: 1 P: 8	R: 0 E: 0 K: 1 S: 5	H: 0 LOB: 2 BB: 2 P: 13	1B: 8 2B: 2 3B: 0 HR: 1	SF: 0 SAC: 0 DP: 1 HBP: 0	WP: 0 PA: 41 PB: 0 SB: 0 CS: 1
PITCHER	IP WLS BF H R ER SO BB IBB HBP BLK WP HR S P ERA WHIP																				
Bob Hendley, L ERA: 9.79	(1, 1) 4.1 22 8 3 3 3 6 1 0 0 0 0 0 0 7 7 0.00 0.600																				
Lindy McDaniel, R ERA: 2.11	(5, 1) 1.2 5 1 0 0 1 0 0 0 0 0 0 0 7 7 0.00 1.000																				
Ted Abernathy, R ERA: 1.91	(7, 1) 1.0 3 1 0 0 0 0 0 0 0 0 0 0 3 3 0.00 3.000																				
Bob Humphreys, R ERA: 1.57	(8, 1) 1.1 W 8 1 0 0 0 3 0 0 0 0 0 0 5 17 0.00 0.000																				
Dick Ellsworth, L ERA: 3.34	(9, 1) 0.2 S 2 0 0 0 1 0 0 0 0 0 0 0 4 4 0.00 0.000																				

Chicago Cubs @ St. Louis Cardinals
Sportsman's Park, St. Louis, MO
Sun Jun 27 1965, 4:38 AM EDT
Att: 29,827 - Unknown

AB	36
R	3
H	11
RBI	3
BB	4
SO	8
LOB	22



Batter	1	2	3	4	5	6	7	8	9	AB	R	H	RBI	BB	SO	LOB	TOP			
Joe Morgan, L OBP: 0.398, SLG: 0.379 (1, 4)	G3		F9			FC4-6 1B		HR		4	1	1	1	0	0	1	Houston Astros @ Chicago Cubs Wrigley Field, Chicago, IL Mon Jun 28 1965, 3:33 AM CDT Att: 4,464 - Cloudy - 90 F			
Lee Maye, L OBP: 0.282, SLG: 0.388 (1, 7)	1B		1-3			L9		F8		4	0	1	0	0	0	1				
Walt Bond, L OBP: 0.321, SLG: 0.369 (1, 9)	F8			F9		1-2 1B		HR		4	1	2	1	0	0	1				
Jim Gentile, L OBP: 0.297, SLG: 0.442 (1, 3)	F8			K		4-3		K		4	0	0	0	0	2	3				
Bob Aspromonte, R OBP: 0.332, SLG: 0.376 (1, 5)		F8		K			F2	F9		4	0	0	0	0	1	0				
Jimmy Wynn, R OBP: 0.370, SLG: 0.486 (1, 8)		1-3			K		1-3			4	0	1	0	0	1	0				
Gus Triandos, R OBP: 0.239, SLG: 0.192 (1, 2)					F8		P4	4-3		3	0	0	0	1	0	1				
Bob Lillis, R OBP: 0.265, SLG: 0.237 (1, 6)					P4			5-3		3	0	0	0	0	0	1				
Dave Giusti, R OBP: 0.268, SLG: 0.318 (5, PH) Nellie Fox, L OBP: 0.288, SLG: 0.320 (6, PH) Don Nettbart, R OBP: 0.249, SLG: 0.091 (8, PH) Rusty Staub, L OBP: 0.249, SLG: 0.098 (8, PH) Danny Coombs, R OBP: 0.250, SLG: 0.500 (8, 1)								4-3		1	0	0	0	0	0	0				
Inning Stats	R: 0 E: 0 K: 0 S: 4	H: 1 LOB: 1 BB: 0 P: 4	R: 0 E: 0 K: 0 S: 3	H: 0 LOB: 1 BB: 1 P: 7	R: 0 E: 0 K: 0 S: 3	H: 0 LOB: 0 BB: 0 P: 3	R: 0 E: 0 K: 1 S: 5	H: 0 LOB: 0 BB: 0 P: 5	R: 0 E: 0 K: 0 S: 5	H: 2 LOB: 2 BB: 0 P: 5	R: 0 E: 0 K: 0 S: 3	H: 0 LOB: 0 BB: 0 P: 3	R: 1 E: 0 K: 0 S: 4	H: 1 LOB: 0 BB: 0 P: 4	R: 1 E: 0 K: 1 S: 7	H: 2 LOB: 1 BB: 0 P: 7		1B: 4 2B: 0 3B: 0 HR: 2	SF: 0 SAC: 0 DP: 0 HBP: 0	WP: 0 PB: 0 SB: 0 CS: 0
PITCHER Larry Jackson, R ERA: 5.42 (1, 1)	IP: 9.0 WLS: W BF: 34 H: 6 R: 2 ER: 2 SO: 4 BB: 1 IBB: 0 HBP: 0 BLK: 0 WP: 0 HR: 2 S: 41 P: 45 ERA: 2.00 WHIP: 0.778															PITCHER				

AB	33
R	2
H	6
RBI	2
BB	1
SO	4
LOB	8



Batter	1	2	3	4	5	6	7	8	9	AB	R	H	RBI	BB	SO	LOB	BOTTOM			
Glenn Beckert, R OBP: 0.278, SLG: 0.302 (1, 4)	F9			L6-3 1B	HR 1B		F2			4	1	2	2	0	0	0	Houston Astros @ Chicago Cubs Wrigley Field, Chicago, IL Mon Jun 28 1965, 3:33 AM CDT Att: 4,464 - Cloudy - 90 F			
Don Landrum, L OBP: 0.355, SLG: 0.449 (1, 8)	P4			L6-3 1-2	HR 1B			F8 14 S 1B		4	2	2	2	0	0	1				
Billy Williams, L OBP: 0.353, SLG: 0.490 (1, 9)	F7			HR 2B	K			F8 1-3		4	1	1	0	0	1	1				
Ron Santo, R OBP: 0.365, SLG: 0.514 (1, 5)		6-3		HR 2H		K		HBP 14 S BB		3	1	1	2	1	1	0				
14 Ernie Banks, R OBP: 0.365, SLG: 0.495 (1, 3)		4-3		K				F2 1-2 3H		4	0	1	0	0	1	1				
Doug Clemens, L OBP: 0.325, SLG: 0.347 (1, 7)		F4			G3		4-3	HBP HBP		3	0	0	0	0	0	1				
Vic Roznovsky, L OBP: 0.337, SLG: 0.374 (6, PR) Chris Krug, R OBP: 0.199, SLG: 0.203 (9, 2)			F8		PB FC 1B		1-3	1-2 2-3 HBP		3	1	1	0	0	0	1				
Don Kessinger, S OBP: 0.209, SLG: 0.164 (1, 6)			F5		FC PB 1B			F8 1-3		4	1	0	0	0	0	4				
Larry Jackson, R OBP: 0.222, SLG: 0.324 (1, 1)			K		B4			K		3	0	0	0	0	2	2				
Inning Stats	R: 0 E: 0 K: 0 S: 3	H: 0 LOB: 0 BB: 0 P: 3	R: 0 E: 0 K: 1 S: 5	H: 0 LOB: 0 BB: 0 P: 5	R: 2 E: 0 K: 1 S: 7	H: 3 LOB: 0 BB: 0 P: 7	R: 4 E: 0 K: 1 S: 9	H: 3 LOB: 0 BB: 0 P: 9	R: 0 E: 0 K: 1 S: 6	H: 1 LOB: 1 BB: 0 P: 6	R: 0 E: 0 K: 1 S: 5	H: 0 LOB: 0 BB: 0 P: 5	R: 1 E: 0 K: 0 S: 4	H: 1 LOB: 3 BB: 1 P: 10	R: 1 E: 0 K: 0 S: 7	H: 1 LOB: 1 BB: 0 P: 7		1B: 4 2B: 3 3B: 0 HR: 2	SF: 0 SAC: 0 DP: 1 HBP: 2	WP: 0 PB: 1 SB: 3 CS: 0
PITCHER	IP: 5.0 WLS: L BF: 21 H: 6 R: 6 ER: 6 SO: 3 BB: 0 IBB: 0 HBP: 0 BLK: 0 WP: 0 HR: 2 S: 27 P: 27 ERA: 10.80 WHIP: 1.200															PITCHER				
Dave Giusti, R ERA: 4.37 (6, 1)	2.0	7	1	0	0	2	0	0	0	0	0	11	11	0.00	0.500					
Don Nettbart, R ERA: 4.39 (8, 1)	0.2	6	1	1	1	0	1	0	2	0	0	3	9	13.50	3.000					
Danny Coombs, L ERA: 4.74 (8, 1)	0.1	1	0	0	0	0	0	0	0	0	0	1	1	0.00	0.000					

AB	32
R	7
H	8
RBI	6
BB	1
SO	5
LOB	11



Batter	1	2	3	4	5	6	7	8	9	AB	R	H	RBI	BB	SO	LOB	TOP					
Maury Wills, S OBP: 0.322, SLG: 0.304	0-0 5-3		0-0 6-3			0-3 K		0-3 K		4	0	0	0	0	2	1	Los Angeles Dodgers @ Chicago Cubs Wrigley Field, Chicago, IL Wed Jun 30 1965, 3:33 AM CDT Sunny					
Jim Gilliam, S OBP: 0.421, SLG: 0.462	0-0 5-3			0-0 P4		4-0 2B BB		0-0 F6		3	1	0	0	1	0	0						
Wes Parker, S OBP: 0.335, SLG: 0.373	0-0 P4			0-0 F2		0-0 L8		0-0 5-3		4	0	0	0	0	0	1						
Ron Fairly, L OBP: 0.371, SLG: 0.438		0-0 F8		0-0 4-3		0-0 1-H 2B			0-0 G3	4	0	1	1	0	0	0						
Lou Johnson, R OBP: 0.347, SLG: 0.445		0-0 F9			0-0 2B 1B		0-3 K		0-0 5-3	4	0	1	0	0	1	1						
Willie Davis, L OBP: 0.261, SLG: 0.353		0-0 F8			0-0 1-3 2B			0-0 G3		4	0	1	0	0	0	0						
Dick Tracewski, R OBP: 0.307, SLG: 0.274			0-0 L7		0-0 5-3		0-0 6-3			3	0	0	0	0	0	2						
Jeff Torborg, R OBP: 0.323, SLG: 0.431			0-0	4-0 L4-3 IBB		0-0 1B				2	0	2	0	1	0	0						
Claude Osteen, L OBP: 0.118, SLG: 0.100			0-0 6-3		0-0 L4-3 1-2		0-0 6-3			3	0	0	0	0	0	5						
Inning Stats	R: 0 E: 0 K: 0 S: 3	H: 0 LOB: 0 BB: 0 P: 3	R: 0 E: 0 K: 0 S: 3	H: 0 LOB: 0 BB: 0 P: 3	R: 0 E: 0 K: 0 S: 4	H: 1 LOB: 1 BB: 0 P: 4	R: 0 E: 0 K: 0 S: 3	H: 0 LOB: 0 BB: 0 P: 3	R: 0 E: 0 K: 0 S: 4	H: 2 LOB: 2 BB: 1 P: 8	R: 0 E: 0 K: 2 S: 8	H: 1 LOB: 1 BB: 1 P: 12	R: 0 E: 0 K: 0 S: 4	H: 1 LOB: 0 BB: 0 P: 4	R: 0 E: 0 K: 1 S: 5	H: 0 LOB: 0 BB: 0 P: 5	R: 0 E: 0 K: 0 S: 3	H: 0 LOB: 0 BB: 0 P: 3	1B: 2 2B: 4 3B: 0 HR: 0	SF: 0 SAC: 0 DP: 1 HBP: 0	WP: 0 PB: 0 SB: 0 CS: 0	PA: 33
PITCHER Dick Ellsworth, L ERA: 3.15	IP: 9.0 WLS: W BF: 33 H: 5 R: 1 ER: 1 SO: 3 BB: 1 IBB: 1 HBP: 0 BLK: 0 WP: 0 HR: 0 S: 37 P: 45 ERA: 1.00 WHIP: 0.667															PITCHER	IP: 9.0 WLS: W BF: 33 H: 5 R: 1 ER: 1 SO: 3 BB: 1 IBB: 1 HBP: 0 BLK: 0 WP: 0 HR: 0 S: 37 P: 45 ERA: 1.00 WHIP: 0.667					

Batter	1	2	3	4	5	6	7	8	9	AB	R	H	RBI	BB	SO	LOB	BOTTOM					
Glenn Beckert, R OBP: 0.275, SLG: 0.298	0-0 4-3		0-0 6-3			0-0 F7	0-0 E9			4	0	0	0	0	0	0	Los Angeles Dodgers @ Chicago Cubs Wrigley Field, Chicago, IL Wed Jun 30 1965, 3:33 AM CDT Sunny					
Don Landrum, L OBP: 0.346, SLG: 0.436	0-0 3-1			0-0 4-3		0-3 K	0-0 P6			4	0	0	0	0	1	1						
Billy Williams, L OBP: 0.349, SLG: 0.484	0-3 K			0-0 E6		0-0 4-3		0-3 K		4	0	0	0	0	2	0						
Ron Santo, R OBP: 0.363, SLG: 0.510		0-0 6-3		0-0 P2		0-0 SH1-4 1B	0-3 K			4	1	1	0	0	1	1						
14 Ernie Banks, R OBP: 0.363, SLG: 0.489		0-0 6-3		0-0 2-3		4-0 SH1-4 1B BB	0-0 P6			3	1	0	0	1	0	1						
Jimmy Stewart, S OBP: 0.361, SLG: 0.300		0-0		0-0 F2		0-0 SH1-4				2	0	1	0	0	0	0						
Chris Krug, R OBP: 0.182, SLG: 0.213		0-0 F8		0-0 2-3 1B		4-0 SH1-3 1B				2	1	1	0	1	0	1						
Don Kessinger, S OBP: 0.203, SLG: 0.159			0-0 F9		0-0 2-3		0-0 SH1-3 1B			2	0	0	0	0	0	1						
Joey Amalfitano, R OBP: 0.368, SLG: 0.303				0-0 K		0-0 K				1	1	1	2	0	0	0						
Doug Clemens, L OBP: 0.325, SLG: 0.347				0-0		0-0				0	0	0	0	0	0	0						
Dick Ellsworth, L OBP: 0.132, SLG: 0.108			0-3 K		0-3 K		0-0 SH1-3			2	0	0	0	0	2	1						
Inning Stats	R: 0 E: 0 K: 1 S: 5	H: 0 LOB: 0 BB: 0 P: 5	R: 0 E: 0 K: 0 S: 4	H: 1 LOB: 1 BB: 0 P: 4	R: 0 E: 0 K: 1 S: 5	H: 0 LOB: 0 BB: 0 P: 5	R: 0 E: 1 K: 0 S: 4	H: 0 LOB: 1 BB: 0 P: 4	R: 0 E: 0 K: 1 S: 6	H: 1 LOB: 1 BB: 0 P: 6	R: 0 E: 0 K: 1 S: 5	H: 0 LOB: 0 BB: 0 P: 5	R: 4 E: 1 K: 0 S: 6	H: 2 LOB: 1 BB: 2 P: 14	R: 0 E: 0 K: 2 S: 7	H: 0 LOB: 0 BB: 0 P: 7	R: 0 E: 0 K: 0 S: 3	H: 0 LOB: 0 BB: 0 P: 3	1B: 4 2B: 0 3B: 0 HR: 0	SF: 0 SAC: 2 DP: 0 HBP: 0	WP: 0 PB: 0 SB: 0 CS: 0	PA: 32
PITCHER Claude Osteen, L ERA: 2.39	IP: 8.0 WLS: L BF: 32 H: 4 R: 4 ER: 2 SO: 6 BB: 1 IBB: 1 HBP: 0 BLK: 0 WP: 0 HR: 0 S: 42 P: 50 ERA: 2.25 WHIP: 0.625															PITCHER	IP: 8.0 WLS: L BF: 32 H: 4 R: 4 ER: 2 SO: 6 BB: 1 IBB: 1 HBP: 0 BLK: 0 WP: 0 HR: 0 S: 42 P: 50 ERA: 2.25 WHIP: 0.625					



Batter	1	2	3	4	5	6	7	8	9	AB	R	H	RBI	BB	SO	LOB	TOP															
Maury Wills, S OBP: 0.324, SLG: 0.303	F8		G3		G3	G3 1B			G3	4	1	1	0	1	0	2	Los Angeles Dodgers @ Chicago Cubs Wrigley Field, Chicago, IL Thu Jul 01 1965, 3:33 AM CDT Att: 7,420 - Sunny															
Jim Gilliam, S OBP: 0.412, SLG: 0.464	5-3				G3	CS	3-1		SF7	4	0	1	1	0	0	1																
Willie Davis, L OBP: 0.268, SLG: 0.356			F2				F8		1B	5	0	3	2	0	0	1																
Ron Fairly, L OBP: 0.373, SLG: 0.435	1-3		F7				K		1B	4	0	1	0	1	1	2																
Lou Johnson, R OBP: 0.340, SLG: 0.432					K				F8	5	0	1	0	0	3	4																
Wes Parker, S OBP: 0.336, SLG: 0.375			F3							3	0	1	0	1	1	1																
Don LeJohn, R OBP: 0.375, SLG: 0.375			FC3-6							4	0	1	0	0	0	4																
Jeff Torborg, R OBP: 0.323, SLG: 0.426										3	0	1	0	0	1	2																
John Roseboro, L OBP: 0.297, SLG: 0.312					K		5-3		G3	1	1	1	0	0	0	0																
Johnny Podres, L OBP: 0.125, SLG: 0.125									SF7	3	0	0	0	0	1	4																
Ron Perranoski, L OBP: 0.309, SLG: 0.320			1-3		K		F7		E6	0	0	0	0	0	0	0																
Inning Stats	R: 0 E: 0 K: 0 S: 4	H: 1 LOB: 1 BB: 0 P: 4	R: 0 E: 0 K: 0 S: 5	H: 2 LOB: 2 BB: 0 P: 5	R: 0 E: 0 K: 0 S: 4	H: 1 LOB: 1 BB: 0 P: 4	R: 0 E: 0 K: 3 S: 11	H: 2 LOB: 2 BB: 0 P: 11	R: 1 E: 0 K: 1 S: 7	H: 2 LOB: 3 BB: 2 P: 15	R: 0 E: 0 K: 0 S: 2	H: 0 LOB: 0 BB: 1 P: 6	R: 0 E: 0 K: 1 S: 5	H: 0 LOB: 0 BB: 0 P: 5	R: 0 E: 0 K: 2 S: 7	H: 0 LOB: 0 BB: 0 P: 7	R: 2 E: 1 K: 0 S: 7	H: 3 LOB: 2 BB: 0 P: 7	1B: 10 2B: 1 3B: 0 HR: 0	SF: 1 SAC: 0 DP: 0 HBP: 0	WP: 0 PB: 1 SB: 3 CS: 1	PA: 42										
PITCHER	IP WLS BF H R ER SO BB IBB HBP BLK WP HR S P ERA WHIP																															
Bob Hendley, L ERA: 8.83	(1, 1) 4.1	W 21	B 8	R 1	ER 1	SO 3	BB 0	IBB 0	HBP 0	BLK 0	WP 0	HR 0	S 27	P 27	ERA 2.08	WHIP 1.846																
Lindy McDaniel, R ERA: 1.97	(5, 1) 2.2	W 10	B 10	R 0	ER 0	SO 2	BB 2	IBB 1	HBP 0	BLK 0	WP 0	HR 0	S 11	P 23	ERA 0.00	WHIP 0.750																
Ted Abernathy, R ERA: 1.85	(8, 1) 2.0	S 10	B 10	R 3	ER 2	SO 2	BB 0	IBB 0	HBP 0	BLK 0	WP 0	HR 0	S 14	P 14	ERA 0.00	WHIP 1.500																

Batter	1	2	3	4	5	6	7	8	9	AB	R	H	RBI	BB	SO	LOB	BOTTOM															
Glenn Beckert, R OBP: 0.277, SLG: 0.317	F8					F7				4	2	2	4	0	0	0	Los Angeles Dodgers @ Chicago Cubs Wrigley Field, Chicago, IL Thu Jul 01 1965, 3:33 AM CDT Att: 7,420 - Sunny															
Don Landrum, L OBP: 0.335, SLG: 0.419	K				F9	4-3			F9	4	0	0	0	0	1	0																
Billy Williams, L OBP: 0.350, SLG: 0.484	P6				F9				G3	4	0	1	0	0	0	0																
Ron Santo, R OBP: 0.367, SLG: 0.510					6-3					2	1	1	0	2	0	0																
14 Ernie Banks, R OBP: 0.364, SLG: 0.486									FC6-4	4	0	2	0	0	1	3																
Jimmy Stewart, S OBP: 0.345, SLG: 0.286					FC5-4				FC6-4	4	0	0	1	0	0	3																
Chris Krug, R OBP: 0.194, SLG: 0.212					K				G4-6-3	3	1	1	0	1	1	1																
Don Kessinger, S OBP: 0.213, SLG: 0.162					F8					3	1	1	0	0	0	2																
Bob Hendley, R	(1, 1)																															
Lindy McDaniel, R	(5, 1)																															
Joey Amalfitano, R OBP: 0.385, SLG: 0.324	(7, PH)																															
Ted Abernathy, R OBP: 0.143, SLG: 0.143	(8, 1)																															
Inning Stats	R: 0 E: 0 K: 1 S: 5	H: 0 LOB: 0 BB: 0 P: 5	R: 0 E: 0 K: 1 S: 4	H: 0 LOB: 0 BB: 1 P: 8	R: 0 E: 0 K: 2 S: 7	H: 0 LOB: 0 BB: 0 P: 7	R: 1 E: 0 K: 0 S: 4	H: 1 LOB: 0 BB: 0 P: 4	R: 0 E: 0 K: 1 S: 7	H: 2 LOB: 2 BB: 0 P: 7	R: 0 E: 0 K: 0 S: 4	H: 1 LOB: 1 BB: 1 P: 8	R: 4 E: 0 K: 0 S: 6	H: 3 LOB: 0 BB: 1 P: 10	R: 1 E: 0 K: 0 S: 4	H: 2 LOB: 0 BB: 0 P: 4	R: 1 E: 0 K: 0 S: 4	H: 2 LOB: 0 BB: 0 P: 4	1B: 7 2B: 0 3B: 0 HR: 2	SF: 0 SAC: 0 DP: 1 HBP: 0	WP: 0 PB: 0 SB: 0 CS: 0	PA: 34										
PITCHER	IP WLS BF H R ER SO BB IBB HBP BLK WP HR S P ERA WHIP																															
Johnny Podres, L ERA: 3.2	(1, 1) 6.1	L 26	B 5	R 3	ER 3	SO 5	BB 3	IBB 0	HBP 0	BLK 0	WP 0	HR 1	S 33	P 45	ERA 4.26	WHIP 1.263																
Ron Perranoski, L ERA: 4.13	(7, 1) 1.2		B 8	R 4	ER 3	SO 0	BB 0	IBB 0	HBP 0	BLK 0	WP 0	HR 1	S 8	P 8	ERA 16.20	WHIP 2.400																



Batter	1	2	3	4	5	6	7	8	9	AB	R	H	RBI	BB	SO	LOB	TOP						
Dick Schofield, S OBP: 0.303, SLG: 0.273 (1, 6)	F7		K				F2		G4-6-3	4	1	1	0	1	1	1	San Francisco Giants @ Chicago Cubs Wrigley Field, Chicago, IL Fri Jul 02 1965, 3:33 AM CDT Att: 5,943 - Sunny						
Matty Alou, L OBP: 0.291, SLG: 0.319 (1, 7)	F4			F7		SF8 1B			G4-6-3	5	0	2	1	0	0	2							
Willie McCovey, L OBP: 0.411, SLG: 0.559 (1, 3)					1B					2	1	1	0	2	0	1							
Willie Mays, R OBP: 0.410, SLG: 0.668 (1, 8)	K					SF8		F8		3	0	1	2	0	1	1							
Jim Ray Hart, R OBP: 0.295, SLG: 0.396 (1, 5)		5-3								3	0	1	0	1	0	1							
Jesus Alou, R OBP: 0.327, SLG: 0.420 (1, 9)	F8							F9		4	0	1	0	0	0	4							
Tom Haller, L OBP: 0.339, SLG: 0.340 (1, 2)	F8				1-3					4	1	1	1	0	1	2							
Hal Lanier, R OBP: 0.271, SLG: 0.295 (1, 4)			F9							3	1	1	0	1	0	0							
Juan Marichal, R OBP: 0.192, SLG: 0.180 (1, 1)			6-3							2	0	0	0	0	1	0	GIANTS						
Inning Stats	R: 0 E: 0 K: 1 S: 5	H: 0 LOB: 1 BB: 1 P: 9	R: 0 E: 0 K: 0 S: 3	H: 0 LOB: 0 BB: 0 P: 3	R: 0 E: 0 K: 1 S: 5	H: 0 LOB: 0 BB: 0 P: 5	R: 1 E: 0 K: 0 S: 4	H: 2 LOB: 0 BB: 0 P: 4	R: 0 E: 0 K: 0 S: 3	H: 1 LOB: 0 BB: 0 P: 3	R: 1 E: 0 K: 1 S: 7	H: 2 LOB: 3 BB: 2 P: 15	R: 2 E: 0 K: 0 S: 6	H: 3 LOB: 1 BB: 0 P: 6	R: 0 E: 0 K: 1 S: 6	H: 1 LOB: 1 BB: 0 P: 6		R: 0 E: 0 K: 0 S: 2	H: 0 LOB: 1 BB: 2 P: 10	1B: 6 2B: 1 3B: 1 HR: 1	SF: 1 SAC: 2 DP: 2 HBP: 0	WP: 0 PB: 0 SB: 0 CS: 1	PA: 38
PITCHER	IP	WLS	BF	H	R	ER	SO	BB	IBB	HBP	BLK	WP	HR	S	P	ERA		WHIP					
Cal Koonce, R ERA: 4.16 (1, 1)	5.2	L	23	5	2	2	3	3	0	0	0	0	0	26	38	3.18		1.412					
Bob Humphreys, R ERA: 2.16 (6, 1)	1.0		6	3	2	2	0	0	0	0	0	0	1	6	6	18.00		3.000					
Billy Hoelt, L ERA: 1.42 (7, 1)	1.1		5	1	0	0	1	0	0	0	0	0	0	7	7	0.00		0.750					
Ernie Broglio, R ERA: 5.3 (9, 1)	1.0		4	0	0	0	0	2	0	0	0	0	0	2	10	0.00		2.000					

Batter	1	2	3	4	5	6	7	8	9	AB	R	H	RBI	BB	SO	LOB	BOTTOM											
Glenn Beckert, R OBP: 0.277, SLG: 0.316 (1, 4)			F4					F8		4	0	1	0	0	0	1	San Francisco Giants @ Chicago Cubs Wrigley Field, Chicago, IL Fri Jul 02 1965, 3:33 AM CDT Att: 5,943 - Sunny											
Don Landrum, L OBP: 0.327, SLG: 0.408 (1, 8)	F8		K							4	0	0	0	0	1	2												
Billy Williams, L OBP: 0.349, SLG: 0.481 (1, 9)	FC4-6				L3					4	0	1	0	0	0	1												
Ron Santo, R OBP: 0.362, SLG: 0.503 (1, 5)	5-3									4	0	0	0	0	1	2												
14 Ernie Banks, R OBP: 0.359, SLG: 0.480 (1, 3)			6-3							4	0	0	0	0	1	0												
Doug Clemens, L OBP: 0.324, SLG: 0.343 (1, 7)			K			G3				3	0	0	0	0	1	0												
Ed Bailey, L OBP: 0.257, SLG: 0.183 (1, 2)			F7							3	0	2	0	0	0	0												
Don Kessinger, S OBP: 0.227, SLG: 0.171 (7, PH) (8, 6)										2	0	1	0	0	1	1												
Jimmy Stewart, S OBP: 0.342, SLG: 0.283 (8, 6)										1	0	0	0	0	1	1												
Cal Koonce, R OBP: 0.132, SLG: 0.111 (6, 1)										2	0	0	0	0	2	2												
Bob Humphreys, R (6, 1)										0	0	0	0	0	0	0												
Billy Hoelt, L (7, 1)										0	0	0	0	0	0	0												
George Altman, L OBP: 0.353, SLG: 0.425 (8, PH) (9, 1)										0	0	0	0	0	1	0												
Ernie Broglio, R (9, 1)										0	0	0	0	0	0	0												
Inning Stats	R: 0 E: 0 K: 0 S: 4	H: 1 LOB: 1 BB: 0 P: 4	R: 0 E: 0 K: 1 S: 5	H: 0 LOB: 0 BB: 0 P: 5	R: 0 E: 0 K: 2 S: 8	H: 1 LOB: 1 BB: 0 P: 8	R: 0 E: 0 K: 0 S: 3	H: 0 LOB: 0 BB: 0 P: 3	R: 0 E: 0 K: 0 S: 3	H: 0 LOB: 0 BB: 0 P: 3	R: 0 E: 0 K: 0 S: 3	H: 0 LOB: 0 BB: 0 P: 3	R: 0 E: 0 K: 0 S: 3	H: 0 LOB: 0 BB: 0 P: 3	R: 0 E: 0 K: 2 S: 8	H: 1 LOB: 1 BB: 0 P: 8	R: 0 E: 0 K: 1 S: 6	H: 1 LOB: 1 BB: 0 P: 6	R: 0 E: 0 K: 1 S: 6	H: 1 LOB: 1 BB: 0 P: 6	R: 0 E: 0 K: 1 S: 5	H: 0 LOB: 0 BB: 0 P: 5	R: 0 E: 0 K: 1 S: 5	H: 0 LOB: 0 BB: 0 P: 5	1B: 5 2B: 0 3B: 0 HR: 0	SF: 0 SAC: 0 DP: 0 HBP: 0	WP: 0 PB: 0 SB: 0 CS: 0	PA: 32
PITCHER	IP	WLS	BF	H	R	ER	SO	BB	IBB	HBP	BLK	WP	HR	S	P	ERA	WHIP											
Juan Marichal, R ERA: 1.55 (1, 1)	9.0	W	32	5	0	0	9	0	0	0	0	0	0	50	50	0.00	0.556											



Batter	1	2	3	4	5	6	7	8	9	AB	R	H	RBI	BB	SO	LOB	TOP		
Dick Schofield, S OBP: 0.298, SLG: 0.268 (1, 6)	K2-3		F7			3-1		G3		4	0	0	0	0	1	0	San Francisco Giants @ Chicago Cubs Wrigley Field, Chicago, IL Sat Jul 03 1965, 3:33 AM CDT Att. 16,287 - Cloudy		
Matty Alou, L OBP: 0.286, SLG: 0.313 (1, 8)	5-3			1-3		5-3		F3		4	0	0	0	0	0	0			
Willie McCovey, L OBP: 0.416, SLG: 0.573 (1, 3)	F3			FC5-4 BB				HR		3	1	2	1	1	0	0			
Jim Ray Hart, R OBP: 0.295, SLG: 0.394 (1, 5)		6-3		FC5-4 FC6-4			1-3 1B			4	0	1	0	0	0	2			
Jesus Alou, R OBP: 0.327, SLG: 0.419 (1, 9)		FC3-6 1B		FC6-4			1-3			3	0	1	0	0	0	2			
Len Gabrielson, L OBP: 0.333, SLG: 0.391 (1, 7)		FC3-6 1-2			6-3 1B		K			3	0	1	0	0	1	2			
Tom Haller, L OBP: 0.333, SLG: 0.333 (1, 2)					6-3 1-2		F9			3	0	0	0	0	1	3			
Hal Lanier, R OBP: 0.266, SLG: 0.291 (1, 4)			1-3		FC6-5-3 2-3			F9		3	0	0	0	0	0	1			
Bob Shaw, R OBP: 0.097, SLG: 0.097 (1, 1)										2	0	0	0	0	0	0			
Cap Peterson, R OBP: 0.333, SLG: 0.476 (8, PH)										1	0	0	0	0	0	0			
Masanori Murakami, L OBP: 0.293, SLG: 0.290 (8, 1)										0	0	0	0	0	0	0			
Frank Linzy, R (8, 1)										0	0	0	0	0	0	0			
Bill Henry, L (8, 1)										0	0	0	0	0	0	0			
Inning Stats	R: 0 E: 0 K: 1 S: 5	H: 0 LOB: 0 BB: 0 P: 5	R: 0 E: 0 K: 1 S: 6	H: 1 LOB: 1 BB: 0 P: 6	R: 0 E: 0 K: 0 S: 3	H: 0 LOB: 0 BB: 0 P: 3	R: 0 E: 0 K: 0 S: 3	H: 0 LOB: 1 BB: 1 P: 7	R: 0 E: 0 K: 0 S: 3	H: 0 LOB: 0 BB: 0 P: 3	R: 1 E: 0 K: 1 S: 7	H: 2 LOB: 1 BB: 0 P: 7	R: 0 E: 0 K: 0 S: 3	H: 0 LOB: 0 BB: 0 P: 3	R: 0 E: 0 K: 0 S: 3	H: 1 LOB: 0 BB: 0 P: 3	1B: 4 2B: 1 3B: 0 HR: 1	SF: 0 SAC: 0 DP: 2 HBP: 0	WP: 0 PA: 31 PB: 0 CS: 0
PITCHER Larry Jackson, R ERA: 5.06 (1, 1)	IP: 9.0 WLS: W BF: 31 H: 5 R: 1 ER: 1 SO: 3 BB: 1 IBB: 0 HBP: 0 BLK: 0 WP: 0 HR: 1 S: 36 P: 40 ERA: 1.00 WHIP: 0.667																		

Batter	1	2	3	4	5	6	7	8	9	AB	R	H	RBI	BB	SO	LOB	BOTTOM		
Glenn Beckert, R OBP: 0.274, SLG: 0.313 (1, 4)	F6		F6		5-3			4-3		4	0	0	0	0	0	0	San Francisco Giants @ Chicago Cubs Wrigley Field, Chicago, IL Sat Jul 03 1965, 3:33 AM CDT Att. 16,287 - Cloudy		
Don Landrum, L OBP: 0.337, SLG: 0.423 (1, 8)	2-3			1B		G3 1B		14 S 14 B 2B		4	1	3	0	0	0	0			
Billy Williams, L OBP: 0.350, SLG: 0.489 (1, 9)			G3			G3 1-2		14 S 14 B BB		3	2	1	1	1	0	2			
Ron Santo, R OBP: 0.361, SLG: 0.500 (1, 5)					F9		K	F9		4	0	1	0	0	1	3			
14 Ernie Banks, R OBP: 0.358, SLG: 0.477 (1, 3)			F7		F9		K			4	0	1	2	0	1	2			
Doug Clemens, L OBP: 0.327, SLG: 0.342 (1, 7)		4-3			F8			1-H 2-H 1B		3	0	1	0	1	0	0			
Ed Bailey, L OBP: 0.257, SLG: 0.234 (1, 2)		F3				HR		1-2 K		4	1	1	1	0	1	3			
Don Kessinger, S OBP: 0.225, SLG: 0.178 (1, 6)		F6			F8			1B		3	0	1	0	0	0	0			
Larry Jackson, R OBP: 0.205, SLG: 0.297 (1, 1)			6-3		5-3			F8		3	0	0	0	0	0	1			
Inning Stats	R: 1 E: 0 K: 0 S: 5	H: 2 LOB: 1 BB: 0 P: 5	R: 0 E: 0 K: 0 S: 3	H: 0 LOB: 0 BB: 0 P: 3	R: 0 E: 0 K: 0 S: 4	H: 1 LOB: 1 BB: 0 P: 4	R: 0 E: 0 K: 0 S: 3	H: 0 LOB: 0 BB: 0 P: 3	R: 1 E: 0 K: 2 S: 8	H: 1 LOB: 1 BB: 0 P: 8	R: 0 E: 0 K: 1 S: 6	H: 2 LOB: 1 BB: 0 P: 6	R: 2 E: 0 K: 0 S: 5	H: 2 LOB: 2 BB: 2 P: 13	R: 0 E: 0 K: 0 S: 5	H: 2 LOB: 0 BB: 0 P: 13		1B: 6 2B: 1 3B: 0 HR: 2	SF: 0 SAC: 0 DP: 0 HBP: 0
PITCHER Bob Shaw, R ERA: 2.75 (1, 1)	IP: 7.0 WLS: L BF: 27 H: 7 R: 2 ER: 2 SO: 3 BB: 0 IBB: 0 HBP: 0 BLK: 0 WP: 0 HR: 2 S: 33 P: 33 ERA: 2.57 WHIP: 1.000																		
Masanori Murakami, L ERA: 4.61 (8, 1)	0.1	3	1	2	2	0	1	0	0	0	0	2	6	54.00	6.000				
Frank Linzy, R ERA: 1.91 (8, 1)	0.1	3	1	0	0	0	1	0	0	0	0	2	6	0.00	6.000				
Bill Henry, L ERA: 3.92 (8, 1)	0.1	1	0	0	0	0	0	0	0	0	0	1	1	0.00	0.000				

Batter	1	2	3	4	5	6	7	8	9	AB	R	H	RBI	BB	SO	LOB	TOP								
Dick Schofield, S OBP: 0.296, SLG: 0.267 (1, 6)	G3	L3		K		K		SH5-3 1B		5	1	1	0	0	2	2	San Francisco Giants @ Chicago Cubs Wrigley Field, Chicago, IL Sun Jul 04 1965, 3:33 AM CDT Att: 21,651 - Cloudy								
Matty Alou, L OBP: 0.285, SLG: 0.312 (1, 8)	4-3		HR	1-3		G3		SH5-3		4	1	1	0	0	0	1									
Willie McCovey, L OBP: 0.416, SLG: 0.568 (1, 3)	1B	BB	F4		K		4-3			4	0	1	1	1	1	1									
Willie Mays, R OBP: 0.410, SLG: 0.663 (1, 7)	1-3	1B	F7		E5 4-3 1B		K	F9		5	1	2	0	0	1	2									
Jim Ray Hart, R OBP: 0.296, SLG: 0.409 (1, 5)	F2		HR	4-3		4-3			K	5	2	2	2	0	1	3									
Jesus Alou, R OBP: 0.334, SLG: 0.439 (1, 9)		1B			S		1B	F7		5	2	4	2	0	0	0									
Tom Haller, L OBP: 0.335, SLG: 0.331 (1, 2)	F2	3B		K	3H 4-6		1B	4-3		4	0	1	1	1	1	2									
Hal Lanier, R OBP: 0.268, SLG: 0.290 (1, 4)		FC4-6 1B		F8		F8		1-3		4	0	1	1	0	0	3									
Ron Herbel, R OBP: 0.056, SLG: 0.056 (1, 1)	FC4-6							6-3		1	0	0	0	0	0	1									
Bobby Bolin, R OBP: 0.167, SLG: 0.167 (2, 1)										3	0	1	0	0	0	0									
Frank Linzy, R (9, 1)										0	0	0	0	0	0	0									
Inning Stats	R: 0 E: 0 K: 0 S: 4	H: 1 LOB: 2 BB: 1 P: 8	R: 1 E: 0 K: 0 S: 5	H: 2 LOB: 1 BB: 0 P: 5	R: 2 E: 0 K: 1 S: 8	H: 3 LOB: 1 BB: 0 P: 8	R: 0 E: 0 K: 1 S: 6	H: 1 LOB: 1 BB: 0 P: 6	R: 1 E: 1 K: 1 S: 7	H: 2 LOB: 2 BB: 1 P: 11	R: 0 E: 0 K: 1 S: 5	H: 0 LOB: 0 BB: 0 P: 5	R: 2 E: 0 K: 1 S: 8	H: 3 LOB: 1 BB: 0 P: 8	R: 1 E: 0 K: 0 S: 5	H: 2 LOB: 1 BB: 0 P: 5	R: 0 E: 0 K: 1 S: 5	H: 0 LOB: 0 BB: 0 P: 5	1B: 10 2B: 1 3B: 2 HR: 1	SF: 0 SAC: 1 DP: 0 HBP: 0	WP: 1 PB: 0 SB: 3 CS: 0	PA: 43			
PITCHER	IP	WLS	BF	H	R	ER	SO	BB	IBB	HBP	BLK	WP	HR	S	P	ERA	WHIP								
Bob Buhl, R ERA: 3.54 (1, 1)	4.2	L	24	9	4	3	3	1	0	0	0	0	1	29	33	5.79	2.143								
Lindy McDaniel, R ERA: 2.15 (5, 1)	2.1	L	11	3	2	2	2	0	1	0	0	1	0	14	18	7.71	1.286								
Ted Abernathy, R ERA: 1.93 (8, 1)	2.0	S	8	2	1	1	1	0	0	0	0	0	0	10	10	4.50	1.000								

AB	40
R	7
H	14
RBI	7
BB	2
SO	6
LOB	15



Batter	1	2	3	4	5	6	7	8	9	AB	R	H	RBI	BB	SO	LOB	BOTTOM								
Glenn Beckert, R OBP: 0.276, SLG: 0.317 (1, 4)	HR	1B			K		F4		1-3	5	1	2	1	0	1	4	San Francisco Giants @ Chicago Cubs Wrigley Field, Chicago, IL Sun Jul 04 1965, 3:33 AM CDT Att: 21,651 - Cloudy								
Don Landrum, L OBP: 0.341, SLG: 0.444 (1, 8)	HR	1B			F9			4-3		4	1	2	3	0	0	0									
Billy Williams, L OBP: 0.346, SLG: 0.483 (1, 9)	4-3	F7			3-1			F9		4	0	0	0	0	0	2									
Ron Santo, R OBP: 0.357, SLG: 0.493 (1, 5)	K		5-3				F8	F9		4	0	0	0	0	1	0									
14 Ernie Banks, R OBP: 0.354, SLG: 0.470 (1, 3)	6-3		K				F7		6-3	4	0	0	0	0	1	0									
Doug Clemens, L OBP: 0.325, SLG: 0.347 (1, 7)		1B	F8				F7		BB	3	1	1	0	1	0	0									
Ed Bailey, L OBP: 0.269, SLG: 0.239 (1, 2)		F8			K			4-6-3 1B		3	0	1	0	1	1	1									
Larry Jackson, R OBP: 0.205, SLG: 0.297 (9, PR)								BB	BB	0	0	0	0	0	0	0									
Don Kessinger, S OBP: 0.232, SLG: 0.187 (1, 6)		F8						BB	BB	2	1	1	0	0	0	0									
Jimmy Stewart, S OBP: 0.336, SLG: 0.277 (7, PH) (8, 6)		1B	1B		F7			F7		2	0	0	0	0	0	3									
Bob Buhl, R OBP: 0.091, SLG: 0.024 (1, 1)		F7			1-3					2	0	0	0	0	0	2									
Lindy McDaniel, R (5, 1)										0	0	0	0	0	0	0									
George Altman, L OBP: 0.351, SLG: 0.422 (7, PH)										1	0	0	0	0	0	1									
Ted Abernathy, R OBP: 0.143, SLG: 0.143 (8, 1)										0	0	0	0	0	0	0									
Vic Roznovsky, L OBP: 0.343, SLG: 0.374 (9, PH)								1-2 2-3	BB	0	0	0	0	1	0	0									
Inning Stats	R: 2 E: 0 K: 1 S: 7	H: 2 LOB: 0 BB: 0 P: 7	R: 2 E: 0 K: 0 S: 6	H: 3 LOB: 2 BB: 1 P: 10	R: 0 E: 0 K: 1 S: 5	H: 0 LOB: 0 BB: 0 P: 5	R: 0 E: 0 K: 1 S: 5	H: 0 LOB: 0 BB: 0 P: 5	R: 0 E: 0 K: 0 S: 3	H: 0 LOB: 0 BB: 0 P: 3	R: 0 E: 0 K: 0 S: 4	H: 1 LOB: 1 BB: 0 P: 4	R: 0 E: 0 K: 0 S: 3	H: 0 LOB: 0 BB: 0 P: 3	R: 0 E: 0 K: 0 S: 4	H: 1 LOB: 3 BB: 2 P: 12	1B: 4 2B: 2 3B: 0 HR: 1	SF: 0 SAC: 0 DP: 0 HBP: 0	WP: 0 PB: 1 SB: 0 CS: 0	PA: 37					
PITCHER	IP	WLS	BF	H	R	ER	SO	BB	IBB	HBP	BLK	WP	HR	S	P	ERA	WHIP								
Ron Herbel, R ERA: 3.79 (1, 1)	1.2	W	11	5	4	4	1	1	0	0	0	0	0	29	37	0.00	0.571								
Bobby Bolin, R ERA: 2.16 (2, 1)	7.0	W	25	2	0	0	3	2	0	0	0	0	0	29	37	0.00	0.571								
Frank Linzy, R ERA: 1.88 (9, 1)	0.1	S	1	0	0	0	0	0	0	0	0	0	0	1	1	0.00	0.000								



Batter	1	2	3	4	5	6	7	8	9	AB	R	H	RBI	BB	SO	LOB	TOP			
Glenn Beckert, R OBP: 0.277, SLG: 0.316 (1, 4)										4	0	1	0	1	0	0				
Don Landrum, L OBP: 0.344, SLG: 0.445 (1, 8)										4	0	2	1	0	0	1				
Billy Williams, L OBP: 0.345, SLG: 0.479 (1, 9)										3	0	0	0	1	0	2				
Ron Santo, R OBP: 0.356, SLG: 0.490 (1, 5)										4	0	1	0	0	0	4				
14 Ernie Banks, R OBP: 0.350, SLG: 0.464 (1, 3)										4	0	0	0	0	0	2				
Jimmy Stewart, S OBP: 0.341, SLG: 0.279 (1, 7)										3	0	1	0	1	1	0				
Chris Krug, R OBP: 0.247, SLG: 0.275 (8, PH)										3	1	2	1	0	0	0				
Ed Batley, L OBP: 0.266, SLG: 0.235 (8, 2)										1	0	0	0	0	0	1				
Don Kessinger, S OBP: 0.247, SLG: 0.205 (9, PH)										3	1	2	0	0	0	0				
Doug Clemens, L OBP: 0.326, SLG: 0.345 (9, PH)										1	0	0	0	0	0	0				
Dick Ellsworth, L OBP: 0.125, SLG: 0.103 (6, PH)										2	0	0	0	0	1	3				
George Altman, L OBP: 0.349, SLG: 0.419 (6, PH)										1	0	0	0	0	0	0				
Lindy McDaniel, R OBP: 0.375, SLG: 0.314 (9, PH)										0	0	0	0	0	0	0				
Inning Stats	R: 0 E: 1 K: 0 S: 4	H: 1 LOB: 1 BB: 0 P: 4	R: 0 E: 0 K: 0 S: 4	H: 2 LOB: 2 BB: 1 P: 8	R: 0 E: 0 K: 0 S: 5	H: 2 LOB: 2 BB: 0 P: 5	R: 2 E: 0 K: 1 S: 8	H: 3 LOB: 3 BB: 2 P: 16	R: 0 E: 0 K: 1 S: 5	H: 0 LOB: 0 BB: 0 P: 5	R: 0 E: 0 K: 0 S: 3	H: 0 LOB: 0 BB: 0 P: 3	R: 0 E: 0 K: 0 S: 3	H: 1 LOB: 0 BB: 0 P: 3	R: 0 E: 0 K: 0 S: 3	H: 0 LOB: 0 BB: 0 P: 3	1B: 8 2B: 1 3B: 0 HR: 1	SF: 0 SAC: 0 DP: 1 HBP: 0	WP: 0 PB: 0 SB: 0 CS: 0	PA: 37
PITCHER	IP	WLS	BF	H	R	ER	SO	BB	IBB	HBP	BLK	WP	HR	S	P	ERA	WHIP			
Warren Spahn, L ERA: 4.1	4.0		22	8	2	2	1	3	0	0	0	0	1	21	33	4.50	2.750			
Larry Bearnarth, R ERA: 2.68	5.0	W	15	1	0	0	1	0	0	0	0	0	0	17	17	0.00	0.200			

Chicago Cubs @ New York Mets
Shea Stadium, Flushing, NY
Mon Jul 05 1965, 3:33 AM EDT
Cloudy - 70 F

AB	34
R	2
H	9
RBI	2
BB	3
SO	2
LOB	13



Batter	1	2	3	4	5	6	7	8	9	AB	R	H	RBI	BB	SO	LOB	BOTTOM			
Billy Cowan, R OBP: 0.237, SLG: 0.368 (1, 8)										4	1	1	0	0	1	0				
Roy McMillan, R OBP: 0.285, SLG: 0.288 (1, 6)										3	0	1	0	0	0	0				
Joe Christopher, R OBP: 0.305, SLG: 0.306 (1, 9)										3	1	0	0	0	0	2				
Chuck Hiller, L OBP: 0.319, SLG: 0.375 (8, 4)										0	0	0	0	0	0	0				
Ron Swoboda, R OBP: 0.307, SLG: 0.517 (1, 7)										3	1	1	3	0	1	0				
Johnny Lewis, L OBP: 0.339, SLG: 0.415 (9, 9)										0	0	0	0	0	0	0				
Jim Hickman, R OBP: 0.233, SLG: 0.348 (8, 9)										3	0	1	0	0	1	0				
Ed Kranepool, L OBP: 0.339, SLG: 0.456 (1, 3)										3	0	0	0	0	0	1				
Bobby Klaus, R OBP: 0.286, SLG: 0.242 (1, 4)										3	0	0	0	0	0	1				
Chris Cannizzaro, R OBP: 0.281, SLG: 0.257 (1, 2)										3	0	0	0	0	1	0				
Warren Spahn, L OBP: 0.279, SLG: 0.143 (1, 1)										1	0	0	0	0	0	0				
Larry Bearnarth, R OBP: 0.143, SLG: 0.286 (5, 1)										2	0	0	0	0	1	0				
Inning Stats	R: 3 E: 0 K: 0 S: 7	H: 4 LOB: 1 BB: 0 P: 7	R: 0 E: 0 K: 1 S: 5	H: 0 LOB: 0 BB: 0 P: 5	R: 0 E: 0 K: 1 S: 5	H: 0 LOB: 0 BB: 0 P: 5	R: 0 E: 0 K: 2 S: 7	H: 0 LOB: 0 BB: 0 P: 7	R: 0 E: 0 K: 0 S: 3	H: 0 LOB: 0 BB: 0 P: 3	R: 0 E: 0 K: 0 S: 3	H: 0 LOB: 0 BB: 0 P: 3	R: 0 E: 0 K: 0 S: 3	H: 0 LOB: 0 BB: 0 P: 3	R: 0 E: 0 K: 0 S: 3	H: 0 LOB: 0 BB: 0 P: 3	1B: 3 2B: 0 3B: 0 HR: 1	SF: 0 SAC: 0 DP: 0 HBP: 0	WP: 0 PB: 0 SB: 0 CS: 0	PA: 28
PITCHER	IP	WLS	BF	H	R	ER	SO	BB	IBB	HBP	BLK	WP	HR	S	P	ERA	WHIP			
Dick Ellsworth, L ERA: 3.25	5.0	L	19	4	3	3	5	0	0	0	0	0	1	29	29	5.40	0.800			
Lindy McDaniel, R ERA: 2.07	3.0		9	0	0	0	0	0	0	0	0	0	0	9	9	0.00	0.000			

Chicago Cubs @ New York Mets
Shea Stadium, Flushing, NY
Mon Jul 05 1965, 3:33 AM EDT
Cloudy - 70 F

AB	28
R	3
H	4
RBI	3
BB	0
SO	5
LOB	4



Batter	1	2	3	4	5	6	7	8	9	AB	R	H	RBI	BB	SO	LOB	TOP					
Glenn Beckert, R OBP: 0.277, SLG: 0.315 (1, 4)										4	0	1	0	0	0	0						
Don Landrum, L OBP: 0.342, SLG: 0.446 (1, 8)										4	0	1	0	0	0	1						
Billy Williams, L OBP: 0.342, SLG: 0.473 (1, 9)										4	0	0	0	0	0	3						
Ron Santo, R OBP: 0.355, SLG: 0.486 (1, 5)										3	0	0	0	1	1	2						
George Altman, L OBP: 0.284, SLG: 0.414 (1, 3)										4	0	1	0	0	0	2						
Doug Clemens, L OBP: 0.331, SLG: 0.348 (1, 7)										4	0	2	0	0	0	0						
Ed Bailey, L OBP: 0.246, SLG: 0.246 (1, 2)										1	0	1	0	1	0	0						
Vic Roznovsky, L OBP: 0.336, SLG: 0.366 (4, 2)										2	0	0	0	0	1	2						
Don Kessinger, S OBP: 0.247, SLG: 0.200 (7, PH)										2	0	0	0	0	1	3						
Jimmy Stewart, S OBP: 0.336, SLG: 0.274 (7, 6)										2	0	0	0	0	0	0						
Bill Faul, R (4, 1)										1	0	0	0	0	0	0						
Bob Humphreys, R (4, 1)										0	0	0	0	0	0	0						
Harvey Kuenn, R OBP: 0.247, SLG: 0.228 (5, PH)										1	0	0	0	0	0	0						
Cal Koonce, R OBP: 0.281, SLG: 0.325 (5, 1)										0	0	0	0	0	0	0						
Joey Amalfitano, R OBP: 0.256, SLG: 0.235 (7, PH)										1	0	0	0	0	0	0						
Ted Abernathy, R OBP: 0.143, SLG: 0.143 (7, 1)										0	0	0	0	0	0	0						
Inning Stats	R: 0 E: 0 K: 0 S: 4	H: 1 LOB: 1 BB: 0 P: 4	R: 0 E: 0 K: 1 S: 5	H: 0 LOB: 1 BB: 1 P: 9	R: 0 E: 1 K: 0 S: 4	H: 0 LOB: 1 BB: 0 P: 4	R: 0 E: 0 K: 0 S: 4	H: 2 LOB: 2 BB: 1 P: 8	R: 0 E: 0 K: 2 S: 3	H: 0 LOB: 0 BB: 0 P: 3	R: 0 E: 0 K: 2 S: 9	H: 2 LOB: 2 BB: 0 P: 9	R: 0 E: 0 K: 0 S: 3	H: 0 LOB: 0 BB: 0 P: 3	R: 0 E: 0 K: 0 S: 4	H: 1 LOB: 1 BB: 0 P: 4	R: 0 E: 0 K: 0 S: 3	H: 0 LOB: 0 BB: 0 P: 3	1B: 5 2B: 1 3B: 0 HR: 0	SF: 0 SAC: 0 DP: 0 HBP: 0	WP: 0 PB: 0 SB: 0 CS: 0	PA: 35
PITCHER Tom Parsons, R ERA: 3.81 (1, 1)	IP: 9.0 WLS: W BF: 35 H: 6 R: 0 ER: 0 SO: 3 BB: 2 IBB: 0 HBP: 0 BLK: 0 WP: 0 HR: 0 S: 39 P: 47 ERA: 0.00 WHIP: 0.889																					

Chicago Cubs @ New York Mets
Shea Stadium, Flushing, NY
Mon Jul 05 1965, 3:38 AM EDT
Att: 35,900 - Cloudy - 70 F

AB 33
R 0
H 6
RBI 0
BB 2
SO 3
LOB 13



Batter	1	2	3	4	5	6	7	8	9	AB	R	H	RBI	BB	SO	LOB	BOTTOM			
Billy Cowan, R OBP: 0.238, SLG: 0.364 (1, 8)										4	0	1	0	0	1	0				
Roy McMillan, R OBP: 0.281, SLG: 0.284 (1, 6)										4	0	0	0	0	1	1				
Chuck Hiller, L OBP: 0.317, SLG: 0.365 (1, 4)										3	1	0	0	1	0	1				
Ed Kranepool, L OBP: 0.341, SLG: 0.456 (1, 3)										4	1	2	0	0	0	0				
Johnny Lewis, L OBP: 0.336, SLG: 0.410 (1, 9)										3	0	0	0	0	0	3				
Ron Swoboda, R OBP: 0.316, SLG: 0.536 (1, 7)										2	1	2	2	1	0	0				
Bobby Klaus, R OBP: 0.286, SLG: 0.242 (7, 5)										0	0	0	0	0	0	0				
Jim Hickman, R OBP: 0.235, SLG: 0.343 (7, 7)										2	0	0	1	1	0	1				
Chris Cannizzaro, R OBP: 0.276, SLG: 0.252 (1, 2)										3	0	0	0	0	0	3				
Tom Parsons, R OBP: 0.222, SLG: 0.125 (1, 1)										3	0	1	0	0	1	0				
Inning Stats	R: 0 E: 0 K: 0 S: 3	H: 0 LOB: 0 BB: 0 P: 3	R: 2 E: 0 K: 0 S: 5	H: 2 LOB: 0 BB: 0 P: 5	R: 0 E: 0 K: 2 S: 7	H: 1 LOB: 0 BB: 0 P: 7	R: 1 E: 0 K: 0 S: 3	H: 1 LOB: 2 BB: 3 P: 15	R: 0 E: 0 K: 0 S: 4	H: 1 LOB: 1 BB: 0 P: 4	R: 0 E: 0 K: 1 S: 5	H: 0 LOB: 0 BB: 0 P: 5	R: 0 E: 0 K: 0 S: 3	H: 0 LOB: 0 BB: 0 P: 3	R: 0 E: 0 K: 0 S: 3	H: 0 LOB: 0 BB: 0 P: 3	1B: 5 2B: 0 3B: 0 HR: 1	SF: 0 SAC: 0 DP: 1 HBP: 0	WP: 0 PB: 1 SB: 0 CS: 0	PA: 31
PITCHER Bill Faul, R ERA: 11.57 (1, 1)	IP: 3.1 WLS: L BF: 15 H: 4 R: 3 ER: 3 SO: 2 BB: 2 IBB: 0 HBP: 0 BLK: 0 WP: 1 HR: 1 S: 17 P: 25 ERA: 8.10 WHIP: 1.800																			
Bob Humphreys, R ERA: 2.12 (4, 1)	0.2 0 0 0	0 0 0 0	0 0 0 0	0 0 0 0	0 0 0 0	0 0 0 0	0 0 0 0	0 0 0 0	0 0 0 0	0 0 0 0	0 0 0 0	0 0 0 0	0 0 0 0	0 0 0 0	0 0 0 0	0 0 0 0				
Cal Koonce, R ERA: 4.08 (5, 1)	2.0 8 2 0	0 0 0 0	0 0 0 0	0 0 0 0	0 0 0 0	0 0 0 0	0 0 0 0	0 0 0 0	0 0 0 0	0 0 0 0	0 0 0 0	0 0 0 0	0 0 0 0	0 0 0 0	0 0 0 0	0 0 0 0				
Ted Abernathy, R ERA: 1.88 (7, 1)	2.0 6 0 0	0 0 0 0	0 0 0 0	1 0 0 0	0 0 0 0	0 0 0 0	0 0 0 0	0 0 0 0	0 0 0 0	0 0 0 0	0 0 0 0	0 0 0 0	0 0 0 0	0 0 0 0	0 0 0 0	0 0 0 0				

Chicago Cubs @ New York Mets
Shea Stadium, Flushing, NY
Mon Jul 05 1965, 3:38 AM EDT
Att: 35,900 - Cloudy - 70 F

AB 28
R 3
H 6
RBI 3
BB 3
SO 3
LOB 9



Batter	1	2	3	4	5	6	7	8	9	AB	R	H	RBI	BB	SO	LOB	TOP					
Phil Gagliano, R OBP: 0.339, SLG: 0.431 (1, 7)	F9		K			1-3		K		4	0	0	0	0	2	2	St. Louis Cardinals @ Chicago Cubs Wrigley Field, Chicago, IL Sat Jul 10 1965, 3:33 AM CDT Att: 16,298 - Unknown					
Dick Groat, R OBP: 0.333, SLG: 0.322 (1, 6)	3-1		FC5-4			F9		1-3		4	0	0	0	0	0	2						
Curt Flood, R OBP: 0.361, SLG: 0.432 (1, 8)								6-3		4	0	2	0	0	1	0						
Ken Boyer, R OBP: 0.325, SLG: 0.389 (1, 5)	F2		G6-4-3			L5				4	1	1	1	0	0	3						
Bill White, L OBP: 0.368, SLG: 0.447 (1, 3)		4-3						4-3		4	0	0	0	0	0	0						
Mike Shannon, R OBP: 0.252, SLG: 0.289 (1, 9)		L1				1-4-3		L7		4	0	0	0	0	0	0						
Bob Uecker, R OBP: 0.375, SLG: 0.329 (1, 2)		F8				L8		1B 2B		4	1	1	0	0	0	0						
Jerry Buchek, R OBP: 0.244, SLG: 0.314 (1, 4)			F7			1-3				3	0	1	1	0	0	0						
Ray Washburn, R OBP: 0.182, SLG: 0.190 (6, PH)								6-3		1	0	1	0	0	0	0						
Carl Warwick, R OBP: 0.208, SLG: 0.219 (6, PH)										1	1	1	0	0	0	0						
Neilson Briles, R (6, PH)										0	0	0	0	0	0	0						
Bob Skinner, L OBP: 0.349, SLG: 0.453 (7, PH)										1	0	0	0	0	0	1						
Barney Schultz, R (7, 1)										0	0	0	0	0	0	0						
Inning Stats	R: 0 E: 0 K: 0 S: 4	H: 1 LOB: 1 BB: 0 P: 4	R: 0 E: 0 K: 0 S: 3	H: 0 LOB: 0 BB: 0 P: 3	R: 0 E: 0 K: 1 S: 6	H: 1 LOB: 1 BB: 0 P: 6	R: 0 E: 0 K: 1 S: 5	H: 0 LOB: 0 BB: 0 P: 5	R: 0 E: 0 K: 0 S: 3	H: 0 LOB: 0 BB: 0 P: 3	R: 1 E: 0 K: 0 S: 5	H: 2 LOB: 1 BB: 0 P: 5	R: 1 E: 0 K: 0 S: 5	H: 2 LOB: 1 BB: 0 P: 5	R: 0 E: 0 K: 1 S: 5	H: 0 LOB: 0 BB: 0 P: 5	R: 1 E: 0 K: 0 S: 4	H: 1 LOB: 0 BB: 0 P: 4	1B: 4 2B: 2 3B: 0 HR: 1	SF: 0 SAC: 0 DP: 1 HBP: 0	WP: 1 PB: 1 SB: 0 CS: 0	PA: 34
PITCHER Dick Ellsworth, L ERA: 3.23 (1, 1)	IP: 9.0 WLS: W BF: 34 H: 7 R: 3 ER: 3 SO: 3 BB: 0 IBB: 0 HBP: 0 BLK: 0 WP: 1 HR: 1 S: 40 P: 40 ERA: 3.00 WHIP: 0.778															PITCHER						

Batter	1	2	3	4	5	6	7	8	9	AB	R	H	RBI	BB	SO	LOB	BOTTOM			
Glenn Beckert, R OBP: 0.270, SLG: 0.304 (1, 4)	F9	6-3			6-3		1-3			4	0	0	0	0	0	1	St. Louis Cardinals @ Chicago Cubs Wrigley Field, Chicago, IL Sat Jul 10 1965, 3:33 AM CDT Att: 16,298 - Unknown			
Don Landrum, L OBP: 0.340, SLG: 0.430 (1, 8)	6-3		F5		1B WP BB			S BB		2	1	0	0	2	0	0				
Billy Williams, L OBP: 0.346, SLG: 0.480 (1, 9)	4-3		4-3		1-3 WP 1B			L9		4	0	1	0	0	0	1				
Ron Santo, R OBP: 0.356, SLG: 0.497 (1, 5)		E 2B	6-3		6-3			K		4	1	1	0	0	1	2				
14 Ernie Banks, R OBP: 0.345, SLG: 0.458 (1, 3)		F9			1-3		F3	6-3		4	0	0	0	0	0	2				
George Altman, L OBP: 0.340, SLG: 0.406 (9, 7)		E6 2B 3B			1-3		K2-3			3	1	0	0	0	1	0				
Ed Bailey, L OBP: 0.310, SLG: 0.324 (1, 2)		3B 2B					K			3	2	2	1	0	1	0				
Don Kessinger, S OBP: 0.235, SLG: 0.220 (1, 6)		3B			F8		4-3			3	0	1	2	0	0	0				
Dick Ellsworth, L OBP: 0.116, SLG: 0.095 (1, 1)		G4			K		K			3	0	0	0	0	2	1				
Inning Stats	R: 0 E: 0 K: 0 S: 3	H: 0 LOB: 0 BB: 0 P: 3	R: 3 E: 1 K: 0 S: 7	H: 3 LOB: 1 BB: 0 P: 7	R: 0 E: 0 K: 0 S: 3	H: 0 LOB: 0 BB: 0 P: 3	R: 1 E: 0 K: 0 S: 4	H: 1 LOB: 0 BB: 0 P: 4	R: 1 E: 0 K: 1 S: 6	H: 1 LOB: 1 BB: 1 P: 10	R: 0 E: 0 K: 2 S: 7	H: 0 LOB: 0 BB: 0 P: 7	R: 0 E: 0 K: 1 S: 5	H: 0 LOB: 0 BB: 0 P: 5	R: 0 E: 0 K: 1 S: 5	H: 0 LOB: 1 BB: 1 P: 9		1B: 1 2B: 2 3B: 1 HR: 1	SF: 0 SAC: 0 DP: 0 HBP: 0	WP: 1 PB: 0 SB: 1 CS: 0
PITCHER Ray Washburn, R ERA: 3.79 Neilson Briles, R ERA: 4.38 Barney Schultz, R ERA: 3.74	IP: 5.0 WLS: L BF: 22 H: 5 R: 5 ER: 4 SO: 1 BB: 1 IBB: 0 HBP: 0 BLK: 0 WP: 1 HR: 1 S: 23 P: 27 ERA: 7.20 WHIP: 1.200															PITCHER				

AB 34
R 3
H 7
RBI 2
BB 0
SO 3
LOB 8



Batter	1	2	3	4	5	6	7	8	9	AB	R	H	RBI	BB	SO	LOB	TOP			
Curt Flood, R OBP: 0.363, SLG: 0.433 (1, 8)	0-0 6-3		0-0 F8			0-0 1B 1B		0-0 1B 5-3 1B		4	0	2	0	0	0	0				
Dick Groat, R OBP: 0.335, SLG: 0.324 (1, 6)	0-0 1B		0-0 6-3			0-0 1-2 1B		0-0 1-2 1B		4	0	2	0	0	0	1				
Lou Brock, L OBP: 0.339, SLG: 0.423 (1, 7)	0-0 FC6			0-0 4-3		0-3 K		0-0 2-3 1B		4	0	1	0	0	1	3				
Tito Francona, L OBP: 0.328, SLG: 0.440 (1, 9)	0-0 L8			0-0 L7		0-0 F7		0-0 F8		4	0	0	0	0	0	5				
Ken Boyer, R OBP: 0.324, SLG: 0.387 (1, 5)		0-0 E6 2B		0-0 F8			0-0 G4-3 1B		0-0 F8		4	0	1	0	0	0				
Bill White, L OBP: 0.363, SLG: 0.441 (1, 3)		0-0 F9			0-3 K		0-0 G4-3 1-2		0-0 E7 G1-6-3		4	0	0	0	0	1				
Tim McCarver, L OBP: 0.327, SLG: 0.411 (1, 2)		0-0 F8			0-0 4-3		0-0 1B		0-0 G1-6-3 1-2		4	0	1	0	0	2				
Jerry Buchek, R OBP: 0.247, SLG: 0.326 (1, 4)		0-0 1-H 2B			0-0 4-3		0-0 F9				3	0	1	0	0	1				
Curt Simmons, L OBP: 0.405, SLG: 0.673 (5, PH) Carl Warwick, R OBP: 0.208, SLG: 0.216 (5, PH) Nelson Briles, R OBP: 0.288, SLG: 0.411 (7, PH) Hal Woodeshick, L OBP: 0.192, SLG: 0.100 (7, PH) Don Dennis, R OBP: 0.340, SLG: 0.447 (8, PH) Bob Skinner, L OBP: 0.247, SLG: 0.326 (8, PH) Barney Schultz, R OBP: 0.363, SLG: 0.433 (8, PH)			0-3 K			0-3 K		0-0 4-3		1	0	0	0	0	1	0				
Inning Stats	R: 0 E: 1 K: 0 S: 4	H: 1 LOB: 1 BB: 0 P: 4	R: 0 E: 1 K: 0 S: 4	H: 1 LOB: 2 BB: 0 P: 4	R: 0 E: 0 K: 1 S: 5	H: 0 LOB: 0 BB: 0 P: 5	R: 0 E: 0 K: 0 S: 3	H: 0 LOB: 0 BB: 0 P: 3	R: 0 E: 0 K: 2 S: 9	H: 2 LOB: 2 BB: 0 P: 9	R: 0 E: 0 K: 0 S: 4	H: 2 LOB: 1 BB: 0 P: 4	R: 0 E: 0 K: 0 S: 5	H: 2 LOB: 2 BB: 0 P: 5	R: 0 E: 1 K: 0 S: 3	H: 0 LOB: 0 BB: 0 P: 3	1B: 7 2B: 1 3B: 0 HR: 0	SF: 0 SAC: 0 DP: 2 HBP: 0	WP: 0 PB: 0 SB: 0 CS: 0	PA: 34
PITCHER Larry Jackson, R ERA: 4.62 (1, 1)	IP: 9.0 WLS: W BF: 34 H: 8 R: 0 ER: 0 SO: 4 BB: 0 IBB: 0 HBP: 0 BLK: 0 WP: 0 HR: 0 S: 42 P: 42 ERA: 0.00 WHIP: 0.889															PITCHER				

St. Louis Cardinals @ Chicago Cubs
Wrigley Field, Chicago, IL
Sun Jul 11 1965, 3:33 AM CDT
Sunny

AB 34
R 0
H 8
RBI 0
BB 0
SO 4
LOB 14



Batter	1	2	3	4	5	6	7	8	9	AB	R	H	RBI	BB	SO	LOB	BOTTOM			
Glenn Beckert, R OBP: 0.272, SLG: 0.304 (1, 4)	4-0 1B BB		0-3 K	0-0 6-3			0-0 1B 1B	0-3 K		4	1	1	0	1	2	0				
Don Landrum, L OBP: 0.338, SLG: 0.426 (1, 8)	0-0 F2		0-0 4-3		0-0 F6		0-0 1-2 1B 1B			4	1	1	0	0	0	1				
Billy Williams, L OBP: 0.350, SLG: 0.483 (1, 9)	0-0 1-3 1B		0-0 FC6-4 1B		0-0 F5		0-0 1-3 2-H 1B 1B			4	1	3	1	0	0	0				
Ron Santo, R OBP: 0.354, SLG: 0.494 (1, 5)	0-3 K		0-0 FC6-4 1-2		0-0 F2		0-0 14 1B 1B			4	0	1	1	0	1	3				
14 Ernie Banks, R OBP: 0.347, SLG: 0.457 (1, 3)	0-3 K			4-0 1B HR BB		0-0 F3	0-0 FC5 1-3 3-H 1B			3	1	1	1	1	1	2				
Harvey Kuenn, R OBP: 0.348, SLG: 0.229 (1, 7)		0-0 F7		0-0 1-3 HR 1B		0-0 6-3	0-0 4-0 BB			3	1	1	0	1	0	0				
Chris Krug, R OBP: 0.250, SLG: 0.338 (1, 2)		0-0 WP 1B		0-0 1-H 3-H HR		0-3 K	0-0 FC5 2-3F			4	1	2	3	0	1	3				
Don Kessinger, S OBP: 0.225, SLG: 0.211 (1, 6)		0-0 F7		0-3 K			0-3 K	0-3 K		4	0	0	0	0	3	1				
Larry Jackson, R OBP: 0.191, SLG: 0.267 (1, 1)		0-0 F3		0-0 5-3			0-0 5-3	0-0 5-3		4	0	0	0	0	0	1				
Inning Stats	R: 0 E: 0 K: 2 S: 8	H: 1 LOB: 2 BB: 1 P: 12	R: 0 E: 0 K: 0 S: 4	H: 1 LOB: 0 BB: 0 P: 4	R: 0 E: 0 K: 1 S: 6	H: 1 LOB: 1 BB: 0 P: 6	R: 3 E: 0 K: 1 S: 7	H: 2 LOB: 1 BB: 1 P: 11	R: 0 E: 0 K: 0 S: 3	H: 0 LOB: 0 BB: 0 P: 3	R: 0 E: 0 K: 1 S: 5	H: 0 LOB: 0 BB: 0 P: 5	R: 3 E: 0 K: 1 S: 10	H: 5 LOB: 3 BB: 1 P: 14	R: 0 E: 0 K: 2 S: 7	H: 0 LOB: 0 BB: 0 P: 7	1B: 9 2B: 0 3B: 0 HR: 1	SF: 0 SAC: 0 DP: 0 HBP: 0	WP: 1 PB: 0 SB: 0 CS: 0	PA: 37
PITCHER Curt Simmons, L ERA: 3.52 (1, 1) Nelson Briles, R ERA: 4.79 (6, 1) Hal Woodeshick, L ERA: 3.44 (7, 1) Don Dennis, R ERA: 2.13 (7, 1) Barney Schultz, R ERA: 3.63 (8, 1)	IP: 5.0 WLS: L BF: 22 H: 5 R: 3 ER: 3 SO: 3 BB: 2 IBB: 0 HBP: 0 BLK: 0 WP: 0 HR: 1 S: 28 P: 36 ERA: 5.40 WHIP: 1.400															PITCHER				

St. Louis Cardinals @ Chicago Cubs
Wrigley Field, Chicago, IL
Sun Jul 11 1965, 3:33 AM CDT
Sunny

AB 34
R 6
H 10
RBI 6
BB 3
SO 8
LOB 11



Batter	1	2	3	4	5	6	7	8	9	AB	R	H	RBI	BB	SO	LOB	TOP			
Lou Brock, L OBP: 0.341, SLG: 0.424 (1, 9)	0-0 CS 1B		0-0 1-3 1B		0-3 K			0-0 FC4-6		4	0	2	0	0	1	3				
Dick Groat, R OBP: 0.334, SLG: 0.326 (1, 6)	0-0 G3 1-2 2B		0-0 1-3-2 3-H		0-0 F2			0-0 5-3		4	0	1	0	0	0	3				
Curt Flood, R OBP: 0.358, SLG: 0.427 (1, 8)	0-0 G3 2-3			0-0 G3		0-0 5-3			0-0 F5	4	0	0	0	0	0	1				
Tito Francona, L OBP: 0.326, SLG: 0.430 (1, 3)	0-0 F9			0-0 4-3		0-0 3-1			4-0 1B BB	3	0	0	0	1	0	1				
Ken Boyer, R OBP: 0.320, SLG: 0.382 (1, 5)		0-0 F9		0-0 4-3			0-0 4-3		0-3 K	4	0	0	0	0	1	1				
Bob Skinner, L OBP: 0.364, SLG: 0.449 (1, 7)		4-0 G4-6-3 BB			4-0 1B BB		0-0 6-3		0-0 1-3 1B	2	0	1	0	2	0	0				
Tim McCarver, L OBP: 0.321, SLG: 0.404 (1, 2)		0-0 G4-6-3 1-2			0-0 F9		0-0 F5		0-0 F7	4	0	0	0	0	0	4				
Jerry Buchek, R OBP: 0.260, SLG: 0.337 (1, 4)			0-0 1B 1-3-2 1B		0-0 1-2 1B			0-0 5-3		3	0	2	0	0	0	0				
Ray Sadecki, L OBP: 0.111, SLG: 0.185 (2, 1)				0-0 F7		0-0 F8		0-0 E4 FC4-6		0	0	0	0	0	0	0				
Bob Gibson, R OBP: 0.236, SLG: 0.327 (6, 1)										2	0	0	0	0	0	3				
Don Dennis, R OBP: 0.300, SLG: 1.000 (6, 1)										1	0	0	0	0	0	0				
Bill White, L OBP: 0.300, SLG: 0.439 (6, PH)										0	0	0	0	0	0	0				
Dal Maxvill, R OBP: 0.100, SLG: 0.138 (6, PH)										0	0	0	0	0	0	0				
Tracy Stallard, R OBP: 0.100, SLG: 0.100 (8, 1)										0	0	0	0	0	0	0				
Inning Stats	R: 0 E: 0 K: 0 S: 4	H: 2 LOB: 1 BB: 0 P: 4	R: 0 E: 0 K: 0 S: 2	H: 0 LOB: 0 BB: 1 P: 6	R: 0 E: 0 K: 0 S: 4	H: 2 LOB: 1 BB: 0 P: 4	R: 0 E: 0 K: 0 S: 3	H: 0 LOB: 0 BB: 0 P: 3	R: 0 E: 0 K: 1 S: 6	H: 1 LOB: 2 BB: 1 P: 10	R: 0 E: 0 K: 0 S: 3	H: 0 LOB: 0 BB: 0 P: 3	R: 0 E: 1 K: 0 S: 4	H: 0 LOB: 1 BB: 0 P: 4	R: 0 E: 0 K: 1 S: 6	H: 1 LOB: 2 BB: 1 P: 10	1B: 5 2B: 2 3B: 0 HR: 0	SF: 0 SAC: 0 DP: 2 HBP: 0	WP: 0 PB: 0 SB: 0 CS: 1	PA: 34
PITCHER Cal Koonce, R ERA: 3.77 (1, 1)	IP: 9.0 WLS: W BF: 34 H: 6 R: 0 ER: 0 SO: 2 BB: 3 IBB: 0 HBP: 0 BLK: 0 WP: 0 HR: 0 S: 35 P: 47 ERA: 0.00 WHIP: 1.000																			

St. Louis Cardinals @ Chicago Cubs
Wrigley Field, Chicago, IL
Sun Jul 11 1965, 3:38 AM CDT
Att: 34,579 - Sunny

AB 31
R 0
H 6
RBI 0
BB 3
SO 2
LOB 16



Batter	1	2	3	4	5	6	7	8	9	AB	R	H	RBI	BB	SO	LOB	BOTTOM			
Glenn Beckert, R OBP: 0.273, SLG: 0.303 (1, 4)	0-0 14 HR 1B	4-0 E BB		0-0 L4		0-0 FC5-4 1-2		0-0 G4-6-3 1-2		4	1	1	0	1	0	3				
Don Landrum, L OBP: 0.340, SLG: 0.428 (1, 8)	0-0 14 HR 1B	0-0 SF7 1-2 2-3 3-H 4-0		0-0 4-3			0-0 1B S 2B 1B	0-0 1-3		4	2	2	1	0	0	1				
Billy Williams, L OBP: 0.352, SLG: 0.481 (1, 9)	0-3 K				0-0 E3 PB		0-0 2B 1B			3	1	1	0	1	1	2				
Ron Santo, R OBP: 0.351, SLG: 0.488 (1, 5)	0-0 F8	0-0 5-3			0-3 K		0-3 K			4	0	0	0	0	2	8				
14 Ernie Banks, R OBP: 0.349, SLG: 0.465 (1, 3)	0-0 1-H 2-H HR			0-3 K		0-0 F2		4-0 2B IBB		3	1	1	3	1	1	1				
Harvey Kuenn, R OBP: 0.348, SLG: 0.224 (1, 7)	0-3 K			4-0 G6-4-3 BB		0-0 G3		0-3 K		2	0	0	0	1	1	1				
Jimmy Stewart, S OBP: 0.338, SLG: 0.283 (6, 7)										1	0	0	0	0	1	3				
Chris Krug, R OBP: 0.261, SLG: 0.370 (1, 2)		0-0 1B SF7 2B	0-0 G6-4-3 1-2			0-0 5-3		0-0 1-3 2-H 3-H		4	1	2	2	0	0	1				
Don Kessinger, S OBP: 0.236, SLG: 0.222 (1, 6)		0-0 F3			0-0 SH1-4 1B		0-0 FC5-4 1B	0-0 F9		4	0	2	0	0	0	3				
Cal Koonce, R OBP: 0.171, SLG: 0.132 (1, 1)		0-0 E BB 1B		0-0 SH1-4		0-3 K		4-0 G4-6-3 BB		2	0	1	0	1	1	1				
Inning Stats	R: 3 E: 0 K: 2 S: 10	H: 3 LOB: 0 BB: 0 P: 10	R: 1 E: 1 K: 0 S: 5	H: 2 LOB: 3 BB: 2 P: 13	R: 0 E: 0 K: 1 S: 4	H: 0 LOB: 0 BB: 1 P: 8	R: 0 E: 0 K: 0 S: 4	H: 1 LOB: 1 BB: 0 P: 4	R: 0 E: 0 K: 1 S: 6	H: 0 LOB: 1 BB: 0 P: 6	R: 0 E: 0 K: 1 S: 6	H: 1 LOB: 1 BB: 0 P: 6	R: 2 E: 0 K: 2 S: 10	H: 3 LOB: 2 BB: 1 P: 14	R: 0 E: 0 K: 0 S: 2	H: 0 LOB: 0 BB: 1 P: 6	1B: 7 2B: 2 3B: 0 HR: 1	SF: 1 SAC: 1 DP: 2 HBP: 0	WP: 0 PB: 1 SB: 1 CS: 0	PA: 38
PITCHER Ray Sadecki, L ERA: 7.2 (1, 1)	IP: 1.0 WLS: L BF: 7 H: 4 R: 4 ER: 4 SO: 4 BB: 0 IBB: 0 HBP: 0 BLK: 0 WP: 0 HR: 1 S: 11 P: 11 ERA: 36.00 WHIP: 4.000																			
Bob Gibson, R ERA: 2.69 (2, 1)	4.0 WLS: L BF: 17 H: 2 R: 0 ER: 0 SO: 2 BB: 2 IBB: 0 HBP: 0 BLK: 0 WP: 0 HR: 18 S: 30 P: 30 ERA: 0.00 WHIP: 1.000																			
Don Dennis, R ERA: 3.07 (6, 1)	2.0 WLS: L BF: 11 H: 4 R: 2 ER: 2 SO: 3 BB: 0 IBB: 0 HBP: 0 BLK: 0 WP: 0 HR: 16 S: 20 P: 20 ERA: 9.00 WHIP: 2.000																			
Tracy Stallard, R ERA: 2.91 (8, 1)	1.0 WLS: L BF: 3 H: 0 R: 0 ER: 0 SO: 0 BB: 1 IBB: 0 HBP: 0 BLK: 0 WP: 0 HR: 2 S: 6 P: 6 ERA: 0.00 WHIP: 1.000																			

St. Louis Cardinals @ Chicago Cubs
Wrigley Field, Chicago, IL
Sun Jul 11 1965, 3:38 AM CDT
Att: 34,579 - Sunny

AB 31
R 6
H 10
RBI 6
BB 5
SO 7
LOB 24



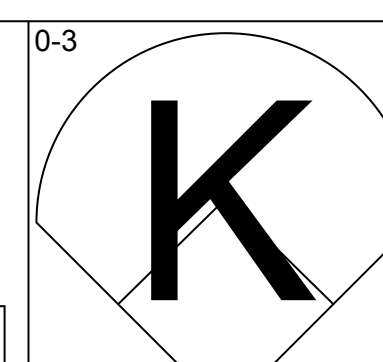
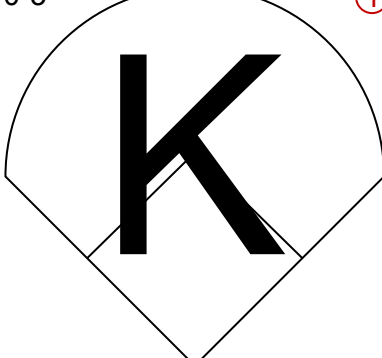
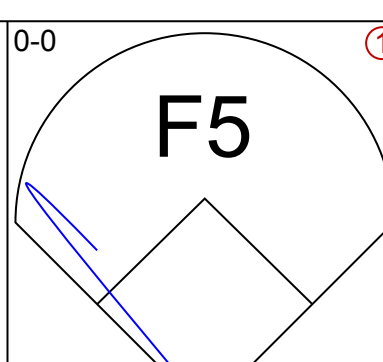
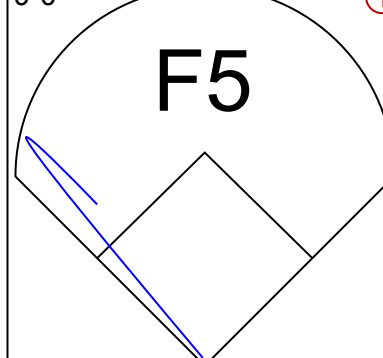
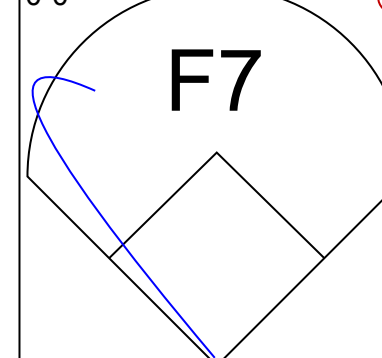
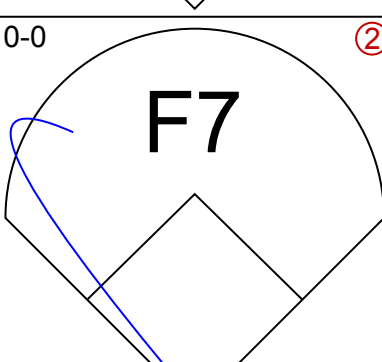
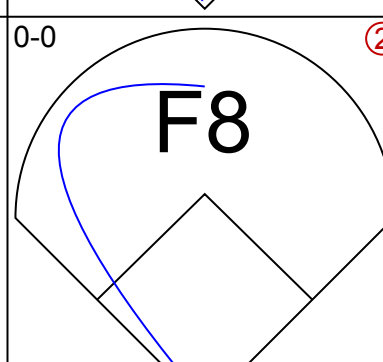
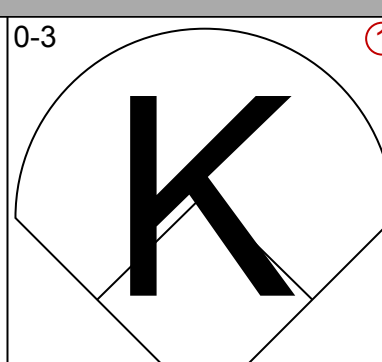
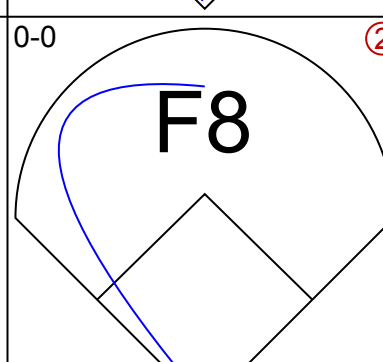
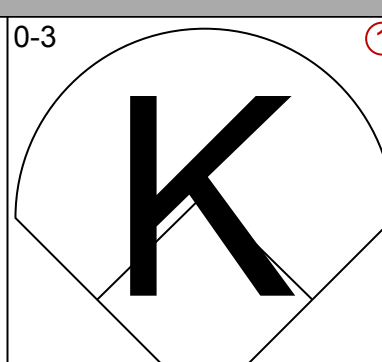
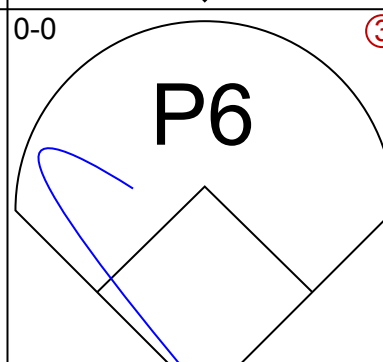
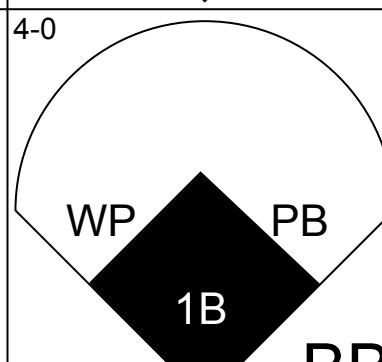
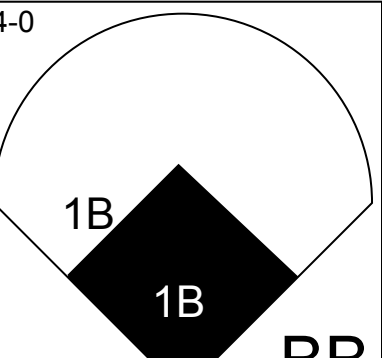
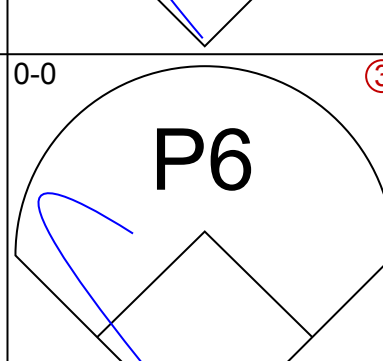
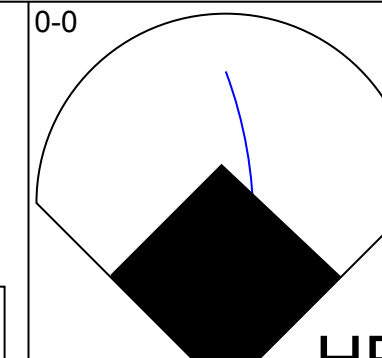
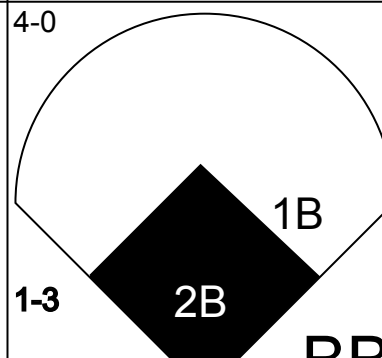
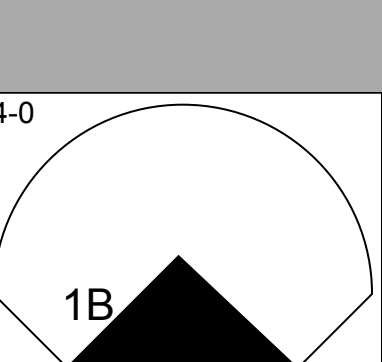
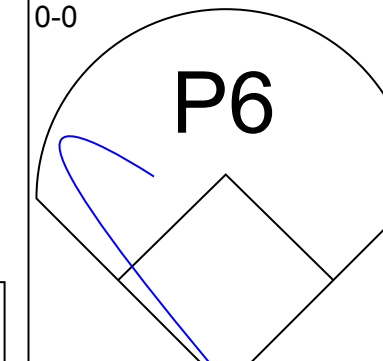
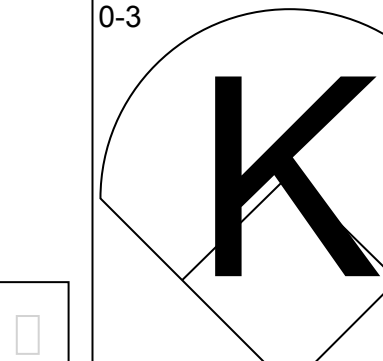
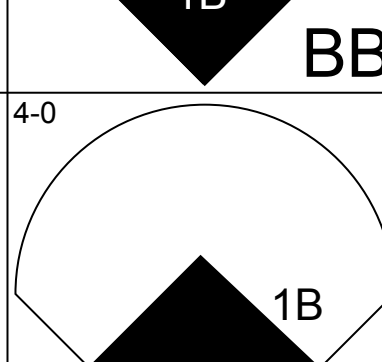
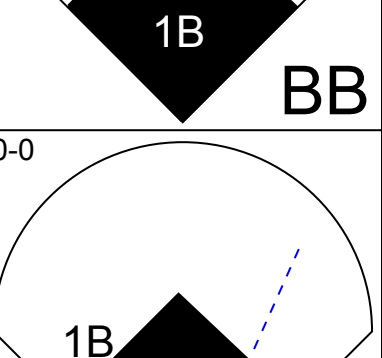
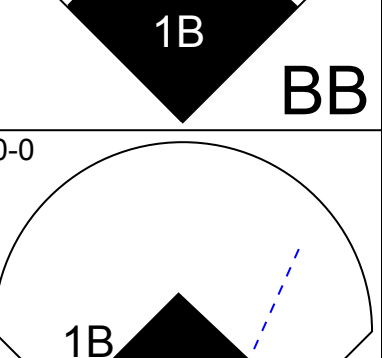
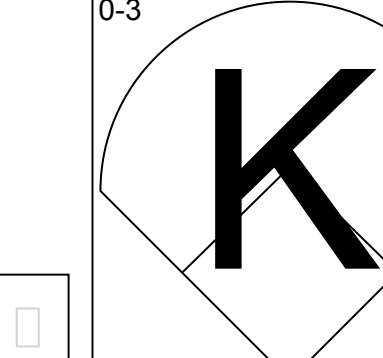
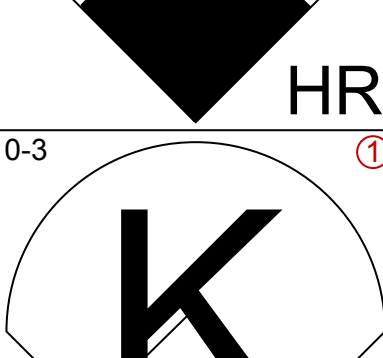
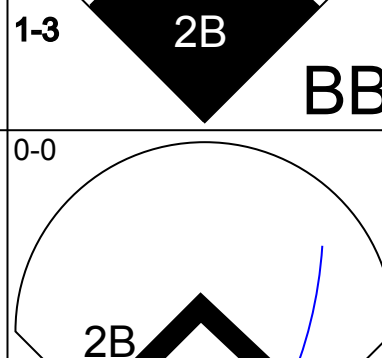
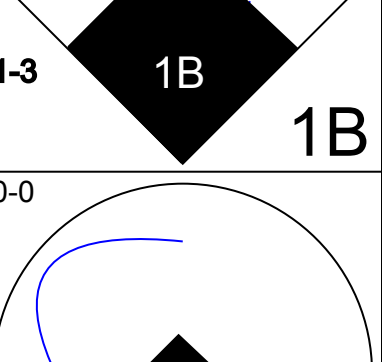
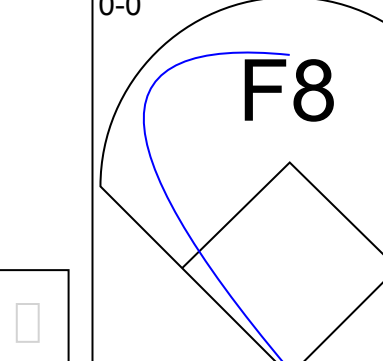
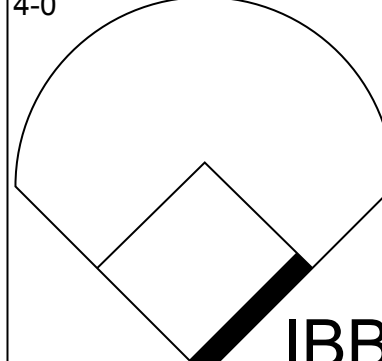
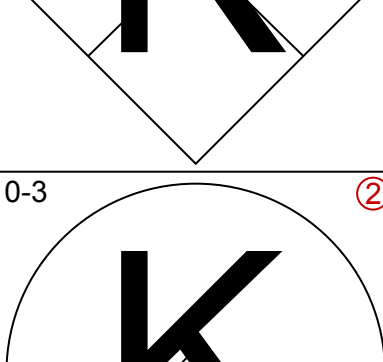
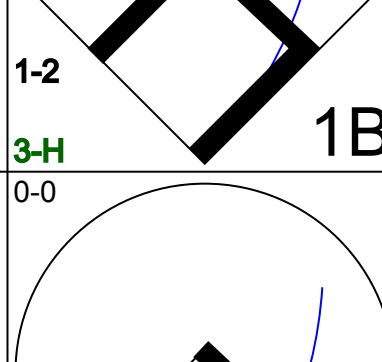
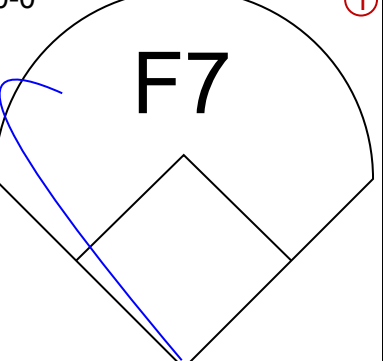
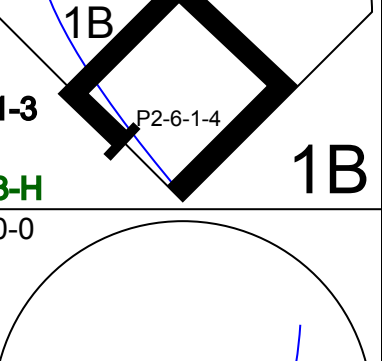
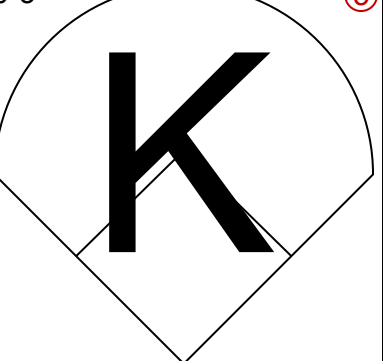
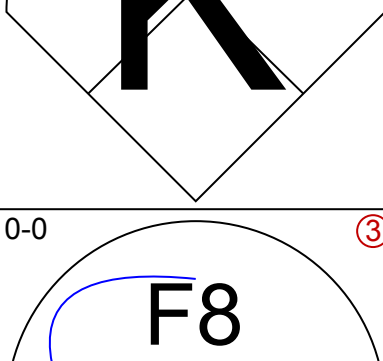
Batter	1	2	3	4	5	6	7	8	9	AB	R	H	RBI	BB	SO	LOB	TOP			
Felipe Alou, R OBP: 0.331, SLG: 0.505 (1, 3)										4	1	2	0	0	0	1	Milwaukee Braves @ Chicago Cubs Wrigley Field, Chicago, IL Wed Jul 14 1965, 3:33 AM CDT Sunny			
Frank Bolling, R OBP: 0.319, SLG: 0.385 (1, 4)										3	0	2	1	0	0	1				
Hank Aaron, R OBP: 0.380, SLG: 0.572 (1, 9)										3	0	0	1	0	0	2				
Joe Torre, R OBP: 0.386, SLG: 0.535 (1, 2)										4	0	1	0	0	1	0				
Gary Kolb, L OBP: 0.308, SLG: 0.280 (9, PR)										0	0	0	0	0	0	0				
Eddie Mathews, L OBP: 0.329, SLG: 0.436 (1, 5)										4	0	1	0	0	0	1				
Rico Carty, R OBP: 0.357, SLG: 0.482 (1, 7)										3	0	1	0	1	0	0				
Mack Jones, L OBP: 0.319, SLG: 0.527 (1, 8)										4	0	1	0	0	1	4				
Denis Menke, R OBP: 0.314, SLG: 0.459 (1, 6)										1	0	0	0	0	0	0				
Woody Woodward, R OBP: 0.253, SLG: 0.259 (5, PH)										1	0	0	0	0	0	1				
Miguel de la Hoz, R OBP: 0.307, SLG: 0.372 (7, PH)										2	0	0	0	0	1	5				
Tony Cloninger, R OBP: 0.173, SLG: 0.250 (1, 1)										2	0	0	0	0	0	1				
Billy O'Dell, S OBP: 0.231, SLG: 0.308 (7, 1)										0	0	0	0	0	0	0				
Ty Cline, L OBP: 0.254, SLG: 0.234 (8, PH)										1	1	1	0	0	0	0				
Dan Osinski, R OBP: 0.254, SLG: 0.234 (8, 1)										0	0	0	0	0	0	0				
Inning Stats	R: 1 E: 0 K: 1 S: 6	H: 1 LOB: 0 BB: 0 P: 6	R: 0 E: 0 K: 0 S: 3	H: 0 LOB: 0 BB: 0 P: 3	R: 0 E: 0 K: 0 S: 4	H: 1 LOB: 1 BB: 0 P: 4	R: 0 E: 0 K: 0 S: 3	H: 0 LOB: 0 BB: 0 P: 3	R: 0 E: 0 K: 0 S: 4	H: 1 LOB: 1 BB: 0 P: 4	R: 0 E: 0 K: 0 S: 3	H: 2 LOB: 2 BB: 0 P: 9	R: 0 E: 0 K: 0 S: 4	H: 2 LOB: 0 BB: 0 P: 4	R: 0 E: 0 K: 0 S: 4	H: 1 LOB: 3 BB: 1 P: 8	1B: 7 2B: 1 3B: 1 HR: 0	SF: 1 SAC: 1 DP: 2 HBP: 0	WP: 0 PB: 0 SB: 0 CS: 0	PA: 35
PITCHER	IP WLS BF H R ER SO BB IBB HBP BLK WP HR S P ERA WHIP																			
Bob Buhl, R ERA: 3.48 (1, 1)	7.1 W 29 8 2 2 3 0 0 0 0 0 0 0 35 35 2.46 1.091																			
Ted Abernathy, R ERA: 1.6 (8, 1)	1.2 S 6 1 0 0 0 1 0 0 0 0 0 0 5 9 0.00 1.200																			

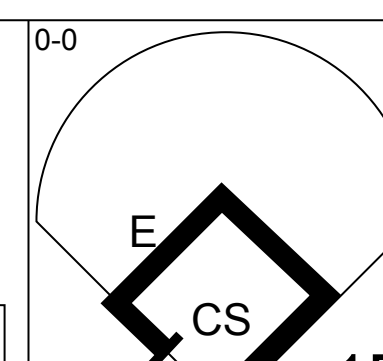
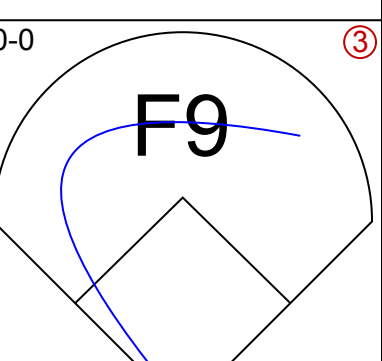
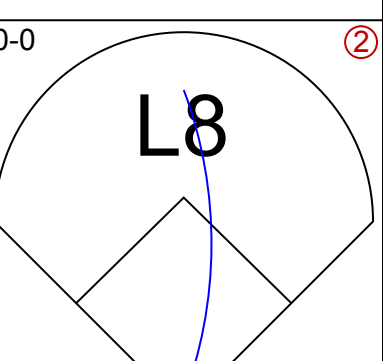
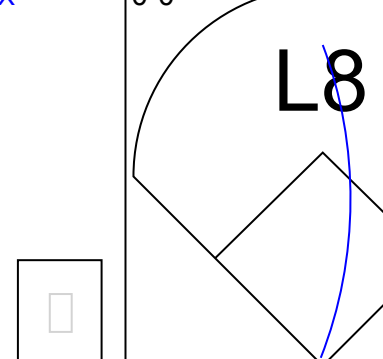
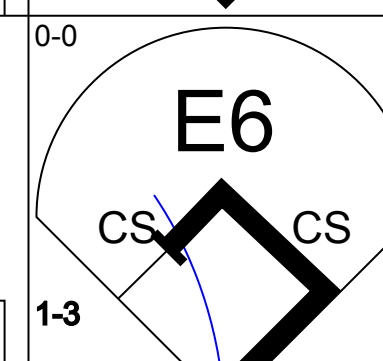
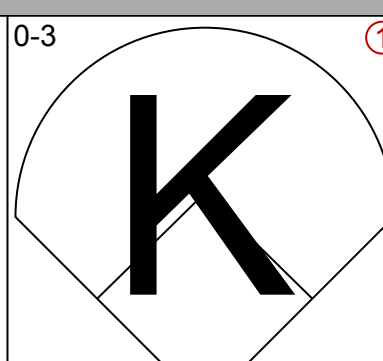
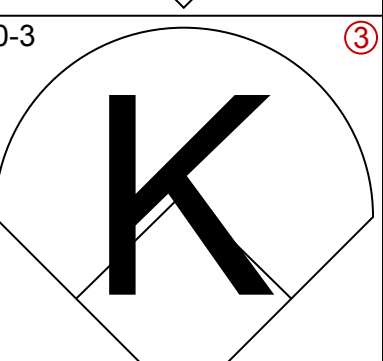

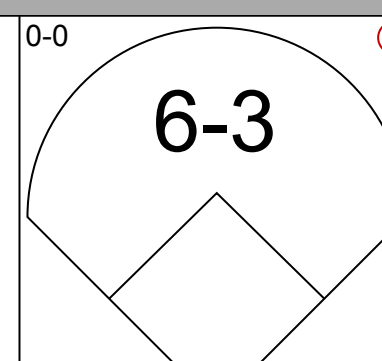
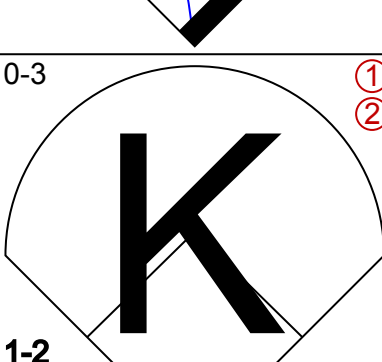
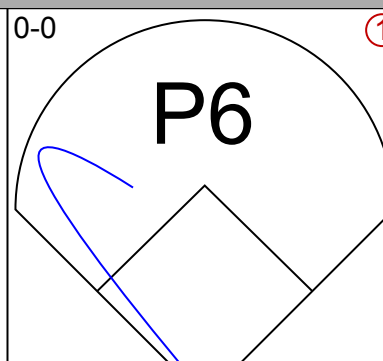
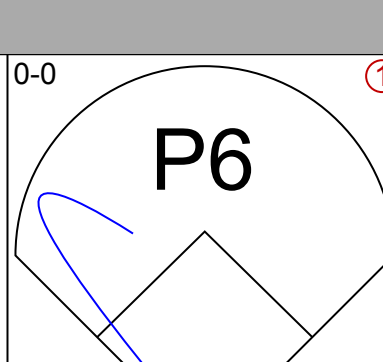
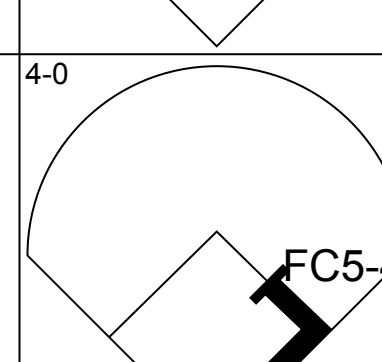
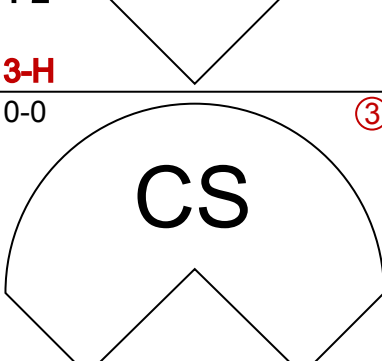
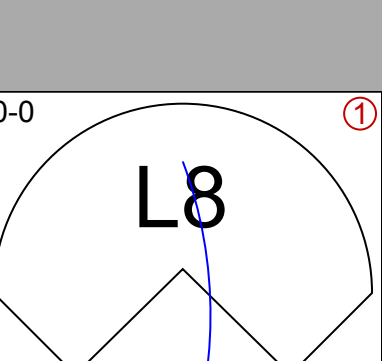
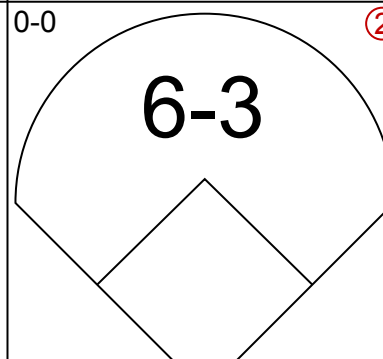
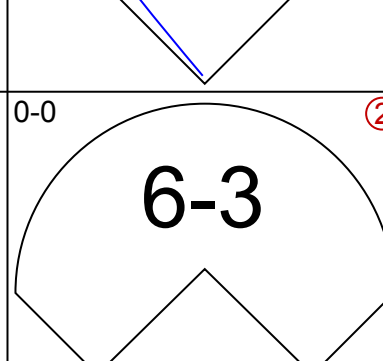
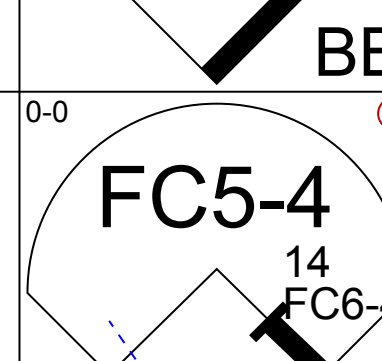
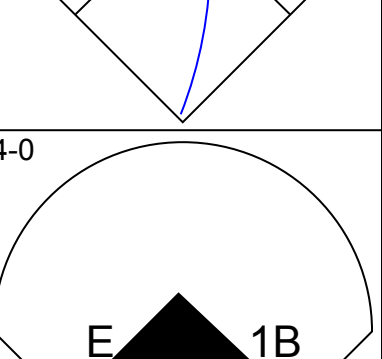
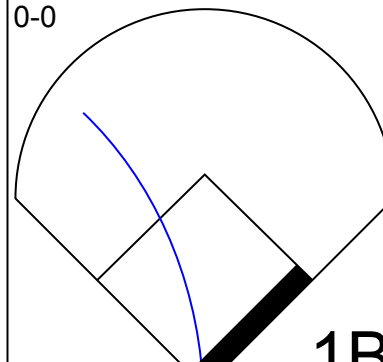
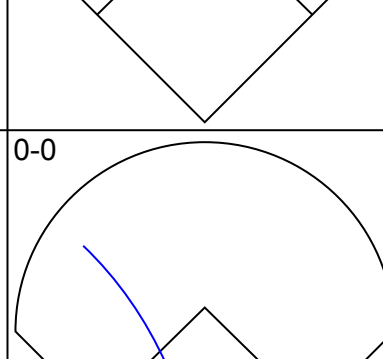

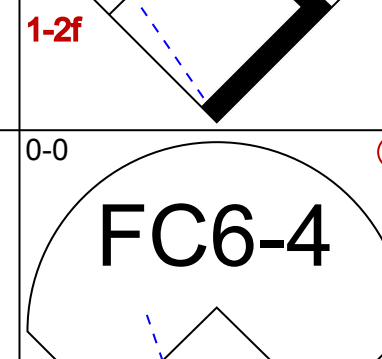
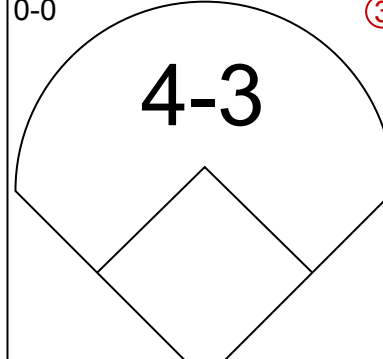
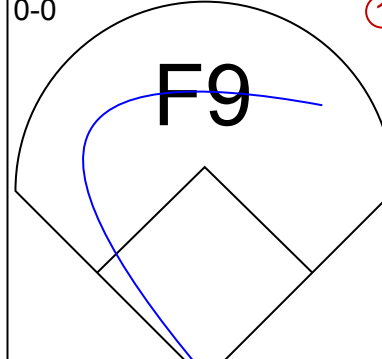
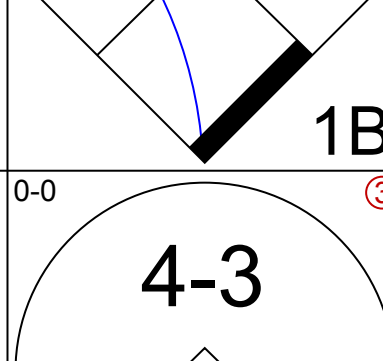
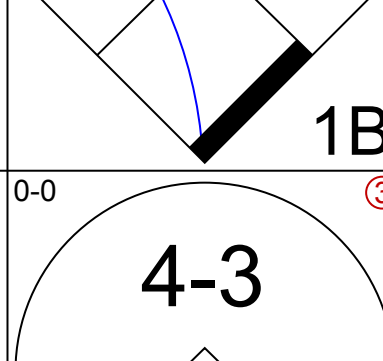
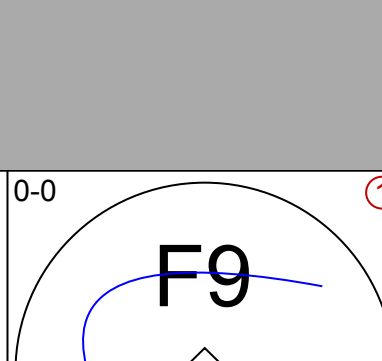
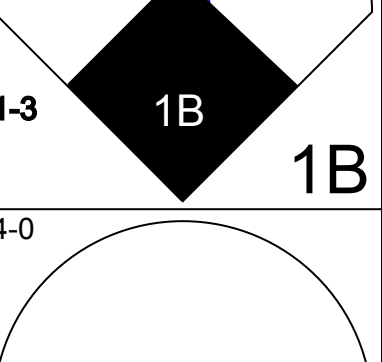
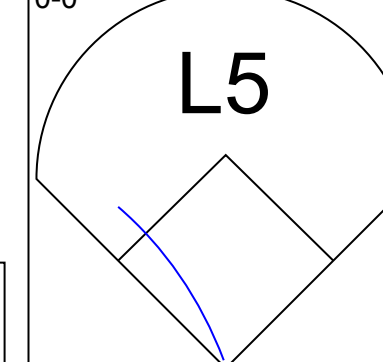
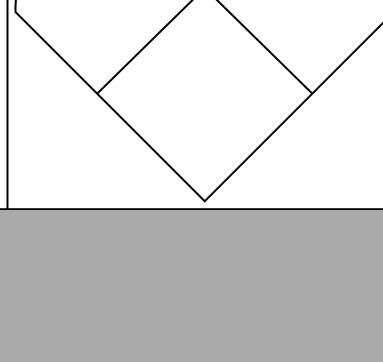
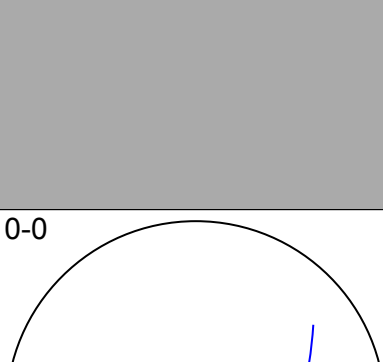
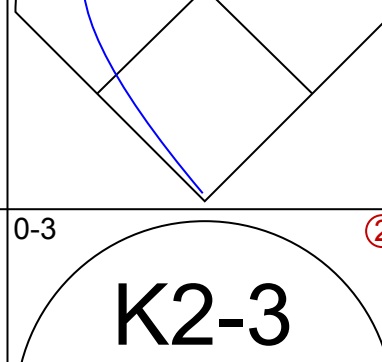
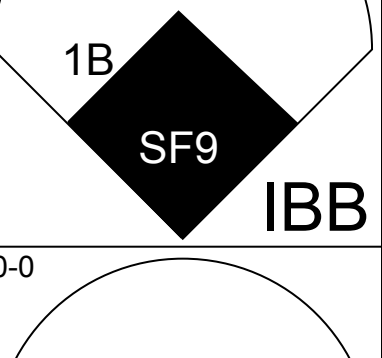
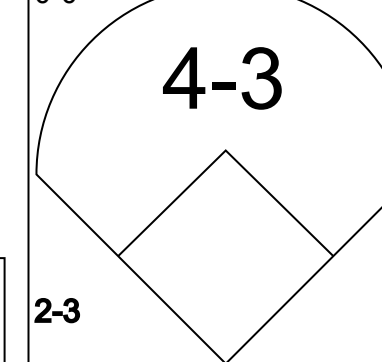

AB	32
R	2
H	9
RBI	2
BB	1
SO	3
LOB	16



Batter	1	2	3	4	5	6	7	8	9	AB	R	H	RBI	BB	SO	LOB	BOTTOM			
Glenn Beckert, R OBP: 0.276, SLG: 0.305 (1, 4)										4	2	2	0	0	1	1	Milwaukee Braves @ Chicago Cubs Wrigley Field, Chicago, IL Wed Jul 14 1965, 3:33 AM CDT Sunny			
Don Landrum, L OBP: 0.347, SLG: 0.435 (1, 8)										4	2	3	0	0	0	0				
Billy Williams, L OBP: 0.351, SLG: 0.479 (1, 9)										4	0	1	1	0	0	2				
Ron Santo, R OBP: 0.358, SLG: 0.491 (1, 5)										2	1	2	2	2	0	0				
14 Ernie Banks, R OBP: 0.356, SLG: 0.468 (1, 3)										2	0	2	0	2	0	0				
George Altman, L OBP: 0.333, SLG: 0.397 (1, 7)										3	0	0	0	0	1	7				
Jimmy Stewart, S OBP: 0.336, SLG: 0.281 (7, PH)										1	0	0	0	0	1	2				
Ed Bailey, L OBP: 0.297, SLG: 0.308 (1, 2)										4	0	0	0	0	0	4				
Don Kessinger, S OBP: 0.236, SLG: 0.223 (1, 6)										4	0	1	0	0	1	1				
Bob Buhl, R OBP: 0.082, SLG: 0.022 (1, 1)										3	0	0	0	0	1	1				
Ted Abernathy, R OBP: 0.125, SLG: 0.125 (8, 1)										1	0	0	0	0	0	0				
Inning Stats	R: 2 E: 0 K: 0 S: 7	H: 5 LOB: 2 BB: 0 P: 7	R: 0 E: 0 K: 1 S: 5	H: 1 LOB: 1 BB: 0 P: 5	R: 0 E: 0 K: 1 S: 6	H: 2 LOB: 2 BB: 1 P: 10	R: 0 E: 0 K: 1 S: 5	H: 0 LOB: 0 BB: 0 P: 5	R: 0 E: 0 K: 0 S: 3	H: 0 LOB: 0 BB: 0 P: 3	R: 1 E: 1 K: 0 S: 3	H: 0 LOB: 1 BB: 2 P: 11	R: 2 E: 1 K: 1 S: 8	H: 3 LOB: 2 BB: 1 P: 12	R: 0 E: 0 K: 1 S: 5	H: 0 LOB: 0 BB: 0 P: 5	1B: 11 2B: 1 3B: 0 HR: 0	SF: 0 SAC: 0 DP: 2 HBP: 0	WP: 2 PB: 0 SB: 0 CS: 3	PA: 36
PITCHER	IP WLS BF H R ER SO BB IBB HBP BLK WP HR S P ERA WHIP																			
Tony Cloninger, R ERA: 4.11 (1, 1)	6.1 L 29 10 5 4 3 3 0 0 0 0 1 0 5 9 5.68 2.053																			
Billy O'Dell, L ERA: 2.49 (7, 1)	0.2 4 1 0 0 1 1 0 0 0 0 1 0 5 9 0.00 3.000																			
Dan Osinski, R ERA: 3.59 (8, 1)	1.0 3 0 0 0 0 1 0 0 0 0 0 0 5 5 0.00 0.000																			



Batter	1	2	3	4	5	6	7	8	9	AB	R	H	RBI	BB	SO	LOB	TOP																
Felipe Alou, R <small>OBP: 0.327, SLG: 0.498</small> 										4	0	0	0	0	1	0	Milwaukee Braves @ Chicago Cubs Wrigley Field, Chicago, IL Wed Jul 14 1965, 3:38 AM CDT Att: 20,273 - Unknown																
Frank Bolling, R <small>OBP: 0.315, SLG: 0.379</small> 										4	0	0	0	0	1	0																	
Hank Aaron, R <small>OBP: 0.378, SLG: 0.566</small> 										3	1	0	0	1	0	0																	
Gene Oliver, R <small>OBP: 0.340, SLG: 0.420</small> 										2	4	2	2	2	0	0																	
Eddie Mathews, L <small>OBP: 0.331, SLG: 0.436</small> 										4	1	2	1	0	1	0																	
Rico Carty, R <small>OBP: 0.360, SLG: 0.488</small> 										4	0	2	2	0	1	0																	
Mack Jones, L <small>OBP: 0.320, SLG: 0.525</small> Ty Cline, L <small>OBP: 0.259, SLG: 0.234</small> 											3	0	1	1	0	1		0															
Woody Woodward, R <small>OBP: 0.242, SLG: 0.247</small> 										4	0	0	0	0	1	5																	
Hank Fischer, R <small>OBP: 0.176, SLG: 0.176</small> 										4	0	0	0	0	3	3																	
Inning Stats R: 0 H: 0 E: 0 LOB: 0 K: 1 BB: 0 S: 5 R: 2 H: 3 E: 0 LOB: 0 K: 0 BB: 1 S: 4 R: 0 H: 0 E: 0 LOB: 0 K: 1 BB: 0 S: 5 R: 1 H: 1 E: 0 LOB: 0 K: 0 BB: 0 S: 4 R: 0 H: 0 E: 0 LOB: 0 K: 2 BB: 0 S: 7 R: 0 H: 0 E: 0 LOB: 0 K: 0 BB: 0 S: 3 R: 1 H: 1 E: 0 LOB: 0 K: 2 BB: 0 S: 8 R: 0 H: 0 E: 0 LOB: 0 K: 1 BB: 0 S: 5 R: 2 H: 2 E: 0 LOB: 3 K: 2 BB: 3 S: 9 1B: 4 SF: 0 2B: 1 SAC: 0 3B: 1 DP: 0 HR: 2 HBP: 0 WP: 1 PA: 36 FB: 1 SB: 0 CS: 0																																	
PITCHER Bill Faul, R <small>ERA: 7.71</small> Lindy McDaniel, R <small>ERA: 2.46</small>	IP	WLS	BF	H	R	ER	SO	BB	IBB	HBP	BLK	WP	HR	S	P	ERA	WHIP																
7.0 L 25 5 4 4 6 1 0 0 0 0 2 36 40 5.14 0.857 2.0 11 2 2 2 3 2 1 0 0 1 0 14 26 9.00 2.000																																	

Batter	1	2	3	4	5	6	7	8	9	AB	R	H	RBI	BB	SO	LOB	BOTTOM															
Glenn Beckert, R <small>OBP: 0.276, SLG: 0.305</small> 										4	0	1	0	0	0	3	Milwaukee Braves @ Chicago Cubs Wrigley Field, Chicago, IL Wed Jul 14 1965, 3:38 AM CDT Att: 20,273 - Unknown															
Don Landrum, L <small>OBP: 0.341, SLG: 0.426</small> 										4	0	0	0	0	2	1																
Billy Williams, L <small>OBP: 0.349, SLG: 0.475</small> 										3	0	0	0	1	1	2																
Ron Santo, R <small>OBP: 0.354, SLG: 0.485</small> 										4	0	0	0	0	0	1																
14 Ernie Banks, R <small>OBP: 0.357, SLG: 0.467</small> 										3	1	1	0	1	0	1																
George Altman, L <small>OBP: 0.333, SLG: 0.396</small> Lindy McDaniel, R <small>ERA: 2.46</small> Doug Clemens, L <small>OBP: 0.330, SLG: 0.343</small> 										3	1	1	0	0	1	1																
Ed Bailey, L <small>OBP: 0.319, SLG: 0.316</small> Larry Jackson, R <small>OBP: 0.191, SLG: 0.267</small> Vic Roznovsky, L <small>OBP: 0.333, SLG: 0.362</small> 										1	1	1	0	2	0	0																
Don Kessinger, S <small>OBP: 0.241, SLG: 0.229</small> Joey Amalfitano, R <small>OBP: 0.349, SLG: 0.289</small> 										2	0	1	2	0	0	1																
Bill Faul, R <small>ERA: 4.25</small> Jimmy Stewart, S <small>OBP: 0.333, SLG: 0.278</small> 											1	0	0	1	0	0		0														
Inning Stats R: 0 H: 1 E: 1 LOB: 0 K: 1 BB: 0 S: 5 R: 3 H: 2 E: 1 LOB: 1 K: 0 BB: 2 S: 5 R: 0 H: 0 E: 0 LOB: 0 K: 1 BB: 0 S: 5 R: 0 H: 0 E: 0 LOB: 1 K: 1 BB: 1 S: 5 R: 0 H: 0 E: 0 LOB: 0 K: 1 BB: 0 S: 5 R: 0 H: 1 E: 0 LOB: 1 K: 0 BB: 0 S: 4 R: 0 H: 1 E: 0 LOB: 2 K: 0 BB: 0 S: 4 R: 0 H: 0 E: 0 LOB: 1 K: 2 BB: 1 S: 7 1B: 5 SF: 1 2B: 1 SAC: 1 3B: 0 DP: 1 HR: 0 HBP: 0 WP: 0 PA: 36 FB: 0 SB: 0 CS: 3																																
PITCHER Hank Fischer, R <small>ERA: 4.25</small>	IP	WLS	BF	H	R	ER	SO	BB	IBB	HBP	BLK	WP	HR	S	P	ERA	WHIP															
9.0 W 35 5 3 3 3 6 3 1 0 0 0 0 43 59 3.00 0.889																																



Batter	1	2	3	4	5	6	7	8	9	AB	R	H	RBI	BB	SO	LOB	TOP			
Glenn Beckert, R OBP: 0.273, SLG: 0.301 (1,4)	5-3		L1-3			6-3		4-3		4	0	0	0	0	0	1	Chicago Cubs @ Los Angeles Dodgers Dodger Stadium, Los Angeles, CA Thu Jul 15 1965, 7:05 PM PDT Att. 25,538 - Cloudy			
Don Landrum, L OBP: 0.335, SLG: 0.417 (1,8)	L7			F4		F9		F8		4	0	0	0	0	0					
Billy Williams, L OBP: 0.351, SLG: 0.474 (1,9)				F7		2B BB			4-3	3	0	1	0	1	0					
Ron Santo, R OBP: 0.353, SLG: 0.485 (1,5)	6-3			K					F7	4	0	1	0	0	1					
14 Ernie Banks, R OBP: 0.354, SLG: 0.461 (1,3)		4-3			4-3	K			F7	4	0	0	0	0	1	2				
George Altman, L OBP: 0.327, SLG: 0.388 (1,7)		F7			3-1			L5		3	0	0	0	0	0					
Ed Bailey, L OBP: 0.320, SLG: 0.309 (1,2)		F7			1B BB			P5		2	0	0	0	1	0					
Don Kessinger, S OBP: 0.243, SLG: 0.231 (1,6)			F8		1B			6-3		3	0	1	0	0	0					
Dick Ellsworth, L OBP: 0.133, SLG: 0.093 (8, PH)								F8		1	0	0	0	1	1	2				
Doug Clemens, L OBP: 0.328, SLG: 0.342 (8, PH)										1	0	0	0	0	0	0				
Billy Hoelt, L (8, 1)				L1-3 BB						0	0	0	0	0	0	0				
Inning Stats	R: 0 E: 0 K: 0 S: 4	H: 1 LOB: 1 BB: 0 P: 4	R: 0 E: 0 K: 0 S: 3	H: 0 LOB: 0 BB: 0 P: 3	R: 0 E: 0 K: 0 S: 2	H: 0 LOB: 0 BB: 1 P: 6	R: 0 E: 0 K: 1 S: 5	H: 0 LOB: 0 BB: 0 P: 5	R: 0 E: 0 K: 1 S: 6	H: 1 LOB: 2 BB: 1 P: 10	R: 0 E: 0 K: 0 S: 3	H: 0 LOB: 0 BB: 0 P: 3	R: 0 E: 0 K: 0 S: 3	H: 0 LOB: 0 BB: 0 P: 3	R: 0 E: 0 K: 0 S: 3	H: 0 LOB: 0 BB: 0 P: 3	1B: 2 2B: 2 3B: 0 HR: 0	SF: 0 SAC: 0 DP: 1 HBP: 0	WP: 0 PB: 1 SB: 0 CS: 0	PA: 32
PITCHER Don Drysdale, R ERA: 2.69 (1,1)	IP: 9.0 WLS: W BF: 32 H: 3 R: 0 ER: 0 SO: 3 BB: 3 IBB: 0 HBP: 0 BLK: 0 WP: 0 HR: 0 S: 35 P: 47 ERA: 0.00 WHIP: 0.667															PITCHER IP: 9.0 WLS: W BF: 32 H: 3 R: 0 ER: 0 SO: 3 BB: 3 IBB: 0 HBP: 0 BLK: 0 WP: 0 HR: 0 S: 35 P: 47 ERA: 0.00 WHIP: 0.667				

Batter	1	2	3	4	5	6	7	8	9	AB	R	H	RBI	BB	SO	LOB	BOTTOM			
Maury Wills, S OBP: 0.331, SLG: 0.315 (1,6)	5-3		CS	4-3	CS S					4	0	2	1	0	0					
Jim Gilliam, S OBP: 0.362, SLG: 0.408 John Kennedy, R OBP: 0.276, SLG: 0.265 (1,5) (7,5)	5-3			G3-6-3	F9				CS	3	0	1	0	0	0	1				
Willie Davis, L OBP: 0.278, SLG: 0.349 (1,8)	6-3			G3-6-3						1	0	1	0	0	0	1				
Ron Fairly, L OBP: 0.383, SLG: 0.445 (1,9)		5-3			1B HBP	4-3			K	3	0	1	0	0	0					
Lou Johnson, R OBP: 0.333, SLG: 0.413 (1,7)		5-3			FC3-2	E5			SH1-3	3	1	0	0	0	1	1				
Wes Parker, S OBP: 0.329, SLG: 0.363 (1,3)			K		BB HBP	6-3			K	3	1	1	0	0	1	1				
John Roseboro, L OBP: 0.276, SLG: 0.297 (1,2)					FC3-2				P4	2	1	0	0	1	0	3				
Jim Lefebvre, S OBP: 0.314, SLG: 0.337 (1,4)			F8		1B BB				1B E	1	1	0	1	2	0	1				
Don Drysdale, R OBP: 0.324, SLG: 0.561 (1,1)			K		1B PB				E1	3	1	1	2	0	1	2				
Inning Stats	R: 0 E: 0 K: 0 S: 3	H: 0 LOB: 0 BB: 0 P: 3	R: 0 E: 0 K: 1 S: 5	H: 0 LOB: 0 BB: 0 P: 5	R: 0 E: 0 K: 1 S: 4	H: 0 LOB: 1 BB: 1 P: 8	R: 0 E: 0 K: 0 S: 3	H: 1 LOB: 0 BB: 0 P: 3	R: 0 E: 0 K: 0 S: 6	H: 4 LOB: 0 BB: 1 P: 11	R: 0 E: 1 K: 0 S: 4	H: 0 LOB: 1 BB: 0 P: 4	R: 0 E: 1 K: 0 S: 3	H: 1 LOB: 2 BB: 1 P: 7	R: 0 E: 0 K: 2 S: 8	H: 1 LOB: 1 BB: 0 P: 8	1B: 7 2B: 1 3B: 0 HR: 0	SF: 0 SAC: 1 DP: 2 HBP: 1	WP: 0 PB: 1 SB: 1 CS: 3	PA: 34
PITCHER Dick Ellsworth, L ERA: 3.33 Billy Hoelt, L ERA: 1.13 (8, 1)	IP: 7.0 WLS: L BF: 28 H: 6 R: 5 ER: 4 SO: 2 BB: 3 IBB: 0 HBP: 1 BLK: 0 WP: 0 HR: 0 S: 28 P: 41 ERA: 5.14 WHIP: 1.286															PITCHER IP: 1.0 WLS: L BF: 4 H: 1 R: 0 ER: 0 SO: 2 BB: 0 IBB: 0 HBP: 0 BLK: 0 WP: 0 HR: 0 S: 8 P: 8 ERA: 0.00 WHIP: 1.000				



Batter	1	2	3	4	5	6	7	8	9	AB	R	H	RBI	BB	SO	LOB	TOP			
Glenn Beckert, R OBP: 0.272, SLG: 0.301 (1, 4)	0-3 K 1		0-3 K 3					0-0 6-3 2		4	0	1	0	0	2	1	Chicago Cubs @ Los Angeles Dodgers Dodger Stadium, Los Angeles, CA Fri Jul 16 1965, 7:05 PM PDT Att: 47,947 - Unknown livebaseballscores.com			
Don Landrum, L OBP: 0.333, SLG: 0.414 (1, 8)	0-0 F9 2			0-0 BB 1B 1		0-0 1-3 1		0-0 5-3 3		4	0	1	0	0	0	2				
Billy Williams, L OBP: 0.353, SLG: 0.472 (1, 9)	4-0 FC6-4 BB 1			0-3 K 1		0-0 F9 2			0-0 1B 1	3	0	1	0	1	1	2				
Ron Santo, R OBP: 0.352, SLG: 0.481 (1, 5)	0-0 FC6-4 1-2 3			4-0 1-2 BB 1		0-3 K 3			0-0 F9 1	3	0	0	0	1	1	3				
14 Ernie Banks, R OBP: 0.350, SLG: 0.456 (1, 3)		0-0 F9 1		0-0 F7 2			0-0 P6 1		0-0 P4 2	4	0	0	0	0	0	3				
Harvey Kuenn, R OBP: 0.338, SLG: 0.216 (1, 7)		0-0 6-3 2		0-0 4-3 3			0-0 F9 2		0-0 P4 3	4	0	0	0	0	0	3				
Chris Krug, R OBP: 0.253, SLG: 0.357 (1, 2)		0-3 K 3			0-3 K 1		0-3 K 3			3	0	0	0	0	3	0				
Don Kessinger, S OBP: 0.239, SLG: 0.227 (8, PH)			0-0 P4 1		0-0 6-3 2			0-3 K 1		2	0	0	0	0	0	0				
Jimmy Stewart, S OBP: 0.331, SLG: 0.276 (8, 6)					0-0 6-3 2					1	0	0	0	0	1	0				
Larry Jackson, R OBP: 0.184, SLG: 0.255 Billy Hoelt, L (7, 1)			0-3 K 2		0-0 5-3 3			0-0 2B 1		2	0	0	0	0	1	0				
Joey Amalfitano, R OBP: 0.364, SLG: 0.333 Ted Abernathy, R OBP: 0.125, SLG: 0.125 (8, PH) (8, 1)										0	0	0	0	0	0	0				
Inning Stats	R: 0 E: 0 K: 1 S: 5	H: 0 LOB: 1 BB: 1 P: 9	R: 0 E: 0 K: 1 S: 5	H: 0 LOB: 0 BB: 0 P: 5	R: 0 E: 0 K: 2 S: 7	H: 0 LOB: 0 BB: 0 P: 7	R: 0 E: 0 K: 1 S: 6	H: 1 LOB: 2 BB: 1 P: 10	R: 0 E: 0 K: 1 S: 5	H: 0 LOB: 0 BB: 0 P: 5	R: 0 E: 0 K: 1 S: 5	H: 0 LOB: 0 BB: 0 P: 5	R: 0 E: 0 K: 1 S: 6	H: 1 LOB: 1 BB: 0 P: 6	R: 0 E: 0 K: 0 S: 4	H: 1 LOB: 1 BB: 0 P: 4	1B: 3 2B: 1 3B: 0 HR: 0	SF: 0 SAC: 0 DP: 0 HBP: 0	WP: 0 PB: 0 SB: 0 CS: 0	PA: 33
PITCHER Sandy Koufax, L ERA: 2.02 (1, 1)	IP: 9.0 WLS: W BF: 33 H: 4 R: 0 ER: 0 SO: 9 BB: 2 IBB: 0 HBP: 0 BLK: 0 WP: 0 HR: 0 S: 49 P: 57 ERA: 0.00 WHIP: 0.667															PITCHER				

Batter	1	2	3	4	5	6	7	8	9	AB	R	H	RBI	BB	SO	LOB	BOTTOM	
Maury Wills, S OBP: 0.332, SLG: 0.316 (1, 6)	0-0 1-3 1	0-0 E3 1B 1-2 2-H		0-0 S 1B 1		0-0 1-2 2-H 1B 1		0-0 P5 2		5	0	2	1	0	0	3	Chicago Cubs @ Los Angeles Dodgers Dodger Stadium, Los Angeles, CA Fri Jul 16 1965, 7:05 PM PDT Att: 47,947 - Unknown livebaseballscores.com	
Jim Gilliam, S OBP: 0.365, SLG: 0.410 John Kennedy, R OBP: 0.273, SLG: 0.261 (1, 5) (7, 5)	0-0 1B 1	0-0 1-3 2-H 1B 1		0-0 F5 1-2		0-0 4-3 3		0-3 K 3		4	0	2	1	0	0	3		
Willie Davis, L OBP: 0.281, SLG: 0.351 (1, 8)	0-0 1-2 1B 1	0-0 4-1 3			0-0 6-3 1		0-0 1B 1B 1			4	0	2	0	0	0	2		
Ron Fairly, L OBP: 0.382, SLG: 0.443 (1, 9)	0-0 F7 2		0-0 5-3 1		0-0 1-6-3 2		0-0 G6-4-3 1B 1			4	0	1	0	0	0	2		
John Roseboro, L OBP: 0.276, SLG: 0.297 (1, 2)	0-0 G3 3		0-0 1B 1		0-0 F9 3		0-3 K 1			4	0	1	0	0	1	4		
Lou Johnson, R OBP: 0.327, SLG: 0.404 (1, 7)		0-0 6-3 1	0-3 K 2		0-0 6-3 1		0-0 G6-4-3 1-2 3			4	0	0	0	0	1	3		
Wes Parker, S OBP: 0.326, SLG: 0.359 (1, 3)		0-0 F7 2	0-0 4-3 3			0-0 1-3 2		0-0 6-3 1		4	0	0	0	0	0	1		
Jim Lefebvre, S OBP: 0.316, SLG: 0.337 (1, 4)		0-0 1B E 1B 1		0-3 K 1		4-0 1B BB 1B 1		0-0 E6 BB 1B 1		3	2	1	0	1	1	0		
Sandy Koufax, R OBP: 0.282, SLG: 0.258 (1, 1)		0-0 1-2 1B E 1B 1		0-0 6-3 2		0-0 1B 1B 1		4-0 1-2 BB 1B 1		3	1	2	0	1	0	0		
Inning Stats	R: 0 E: 0 K: 0 S: 5	H: 2 LOB: 2 BB: 0 P: 5	R: 2 E: 1 K: 0 S: 7	H: 3 LOB: 2 BB: 0 P: 7	R: 0 E: 0 K: 1 S: 6	H: 1 LOB: 1 BB: 0 P: 6	R: 0 E: 0 K: 1 S: 6	H: 1 LOB: 1 BB: 0 P: 6	R: 1 E: 0 K: 0 S: 5	H: 2 LOB: 2 BB: 1 P: 9	R: 0 E: 0 K: 1 S: 6	H: 2 LOB: 1 BB: 0 P: 6	R: 0 E: 1 K: 1 S: 6	H: 0 LOB: 2 BB: 1 P: 10	1B: 11 2B: 0 3B: 0 HR: 0	SF: 0 SAC: 0 DP: 1 HBP: 0		WP: 0 PB: 0 SB: 1 CS: 0
PITCHER Larry Jackson, R ERA: 4.48 Billy Hoelt, L ERA: 1.0 Ted Abernathy, R ERA: 1.78 (1, 1) (7, 1) (8, 1)	IP: 6.0 WLS: L BF: 30 H: 10 R: 3 ER: 1 SO: 2 BB: 1 IBB: 0 HBP: 0 BLK: 0 WP: 0 HR: 0 S: 33 P: 37 ERA: 1.50 WHIP: 1.833															PITCHER		

Batter	1	2	3	4	5	6	7	8	9	AB	R	H	RBI	BB	SO	LOB	TOP			
Glenn Beckert, R OBP: 0.272, SLG: 0.298 (1,4)	5-3		HR BB					6-3		3	1	0	0	1	0	0	Chicago Cubs @ Los Angeles Dodgers Dodger Stadium, Los Angeles, CA Sat Jul 17 1965, 7:05 PM PDT Att: 31,228 - Unknown			
Don Landrum, L OBP: 0.332, SLG: 0.411 (1,8)	4-3		F2					6-3 G4-6-3 1B		4	0	1	0	0	0	1				
Billy Williams, L OBP: 0.356, SLG: 0.482 (1,9)			HR					G4-6-3 1B		3	1	2	2	1	0	1				
Ron Santo, R OBP: 0.351, SLG: 0.479 (1,5)	K		L7					G4-6-3 1-2		4	0	1	0	0	1	2				
14 Ernie Banks, R OBP: 0.346, SLG: 0.450 (1,3)		5-3						1B		4	0	0	0	0	0	1				
Harvey Kuenn, R OBP: 0.336, SLG: 0.217 (1,7)		E5 FC6						1B		4	0	1	0	0	0	0				
Chris Krug, R OBP: 0.253, SLG: 0.352 (1,2)		K						F8		4	0	1	0	0	2	3				
Don Kessinger, S OBP: 0.240, SLG: 0.228 (1,6)		FC6 1-2						FC6-4 1-2		4	0	1	0	0	0	3				
Cal Koonce, R OBP: 0.163, SLG: 0.125 Billy Hoelt, L (5,1)			5-3					K		2	0	0	0	0	0	0				
Joey Amalfitano, R OBP: 0.356, SLG: 0.325 Ted Abernathy, R OBP: 0.125, SLG: 0.125 Bob Hendley, R (8,1)								F3		0	0	0	0	0	0	0				
Inning Stats	R: 0 E: 0 K: 1 S: 5	H: 0 LOB: 1 BB: 1 P: 9	R: 0 E: 1 K: 1 S: 6	H: 0 LOB: 1 BB: 0 P: 6	R: 2 E: 0 K: 0 S: 4	H: 1 LOB: 0 BB: 1 P: 8	R: 0 E: 0 K: 1 S: 5	H: 0 LOB: 0 BB: 0 P: 5	R: 0 E: 0 K: 0 S: 3	H: 1 LOB: 0 BB: 0 P: 3	R: 0 E: 0 K: 1 S: 7	H: 2 LOB: 2 BB: 0 P: 7	R: 0 E: 0 K: 0 S: 3	H: 1 LOB: 0 BB: 0 P: 3	R: 0 E: 0 K: 0 S: 5	H: 2 LOB: 2 BB: 0 P: 5	1B: 6 2B: 0 3B: 0 HR: 1	SF: 0 SAC: 0 DP: 2 HBP: 0	WP: 0 PB: 0 SB: 0 CS: 0	PA: 35
PITCHER Claude Osteen, L ERA: 2.56 (1,1)	IP: 9.0 WLS: W BF: 35 H: 7 R: 2 ER: 2 SO: 4 BB: 2 IBB: 0 HBP: 0 BLK: 0 WP: 0 HR: 1 S: 41 P: 49 ERA: 2.00 WHIP: 1.000																			

Batter	1	2	3	4	5	6	7	8	9	AB	R	H	RBI	BB	SO	LOB	BOTTOM			
Maury Wills, S OBP: 0.331, SLG: 0.316 (1,6)	6-3		S 1B					FC3-6 1-2 1B		4	2	1	0	0	0	1	Chicago Cubs @ Los Angeles Dodgers Dodger Stadium, Los Angeles, CA Sat Jul 17 1965, 7:05 PM PDT Att: 31,228 - Unknown			
Jim Gilliam, S OBP: 0.379, SLG: 0.425 John Kennedy, R OBP: 0.273, SLG: 0.261 (8,5)			1-2 1B					1-2 1B		4	1	4	2	0	0	0				
Willie Davis, L OBP: 0.280, SLG: 0.357 (1,8)	5-4-3 1-2		L4					G3		4	0	1	1	0	0	2				
Ron Fairly, L OBP: 0.383, SLG: 0.440 (1,9)	F8							G3		2	2	0	0	2	0	2				
John Roseboro, L OBP: 0.272, SLG: 0.292 (1,2)		P6						F8		4	1	0	0	0	0	2				
Lou Johnson, R OBP: 0.330, SLG: 0.418 (1,7)		5-3						5-3		3	1	1	2	0	0	0				
Wes Parker, S OBP: 0.328, SLG: 0.360 (1,3)								5-3		4	0	2	2	0	0	0				
Jim Lefebvre, S OBP: 0.312, SLG: 0.332 (1,4)								5-3		4	0	0	0	0	0	2				
Claude Osteen, L OBP: 0.136, SLG: 0.140 (1,1)			6-3					F5		2	0	0	0	1	0	0				
Inning Stats	R: 0 E: 0 K: 0 S: 4	H: 1 LOB: 1 BB: 0 P: 4	R: 0 E: 0 K: 0 S: 4	H: 1 LOB: 1 BB: 0 P: 4	R: 1 E: 0 K: 0 S: 4	H: 2 LOB: 0 BB: 0 P: 4	R: 2 E: 0 K: 0 S: 4	H: 1 LOB: 0 BB: 1 P: 8	R: 1 E: 0 K: 0 S: 5	H: 2 LOB: 1 BB: 0 P: 5	R: 0 E: 0 K: 0 S: 3	H: 0 LOB: 0 BB: 0 P: 3	R: 1 E: 0 K: 0 S: 4	H: 1 LOB: 1 BB: 1 P: 8	R: 2 E: 1 K: 0 S: 3	H: 1 LOB: 0 BB: 1 P: 8		1B: 7 2B: 1 3B: 1 HR: 1	SF: 0 SAC: 0 DP: 1 HBP: 1	WP: 0 PB: 0 SB: 2 CS: 0
PITCHER Cal Koonce, R ERA: 3.92 Billy Hoelt, L ERA: 0.97 Ted Abernathy, R ERA: 1.98 Bob Hendley, L ERA: 8.66 (8,1)	IP: 4.2 WLS: L BF: 21 H: 7 R: 4 ER: 4 SO: 4 BB: 1 IBB: 0 HBP: 0 BLK: 0 WP: 0 HR: 1 S: 20 P: 24 ERA: 7.71 WHIP: 1.714																			

AB 33
R 2
H 7
RBI 2
BB 2
SO 4
LOB 13



AB 31
R 7
H 9
RBI 7
BB 3
SO 0
LOB 9



Batter	1	2	3	4	5	6	7	8	9	AB	R	H	RBI	BB	SO	LOB	TOP					
Glenn Beckert, R OBP: 0.270, SLG: 0.298 (1, 4)										5	0	1	0	0	0	5						
Don Landrum, L OBP: 0.331, SLG: 0.400 (1, 8)										4	0	0	0	0	2	2						
Billy Williams, L OBP: 0.357, SLG: 0.485 (1, 9)										4	2	2	1	0	0	3						
14 Ernie Banks, R OBP: 0.348, SLG: 0.449 (1, 3)										5	1	1	0	0	1	2						
Ron Santo, R OBP: 0.352, SLG: 0.485 (1, 5)										5	1	3	1	0	0	0						
Doug Clemens, L OBP: 0.335, SLG: 0.346 (1, 7)										4	1	2	0	1	0	1						
Ed Bailey, L OBP: 0.330, SLG: 0.306 (1, 2)										3	1	1	2	2	1	3	AB 38					
Don Kessinger, S OBP: 0.246, SLG: 0.223 (1, 6)										4	0	1	0	1	0	6	R 6					
Dick Ellsworth, L OBP: 0.143, SLG: 0.149 Ted Abernathy, R OBP: 0.125, SLG: 0.125 (9, 1)										4	0	1	2	0	0	3	H 12					
										0	0	0	0	0	0	0	RBI 6					
																	BB 4					
																	SO 4					
																	LOB 25					
Inning Stats	R: 0 E: 0 K: 1 S: 6	H: 1 LOB: 1 BB: 0 P: 6	R: 0 E: 1 K: 0 S: 5	H: 1 LOB: 3 BB: 1 P: 9	R: 0 E: 0 K: 1 S: 6	H: 1 LOB: 3 BB: 1 P: 11	R: 0 E: 0 K: 0 S: 3	H: 0 LOB: 1 BB: 0 P: 7	R: 1 E: 0 K: 0 S: 5	H: 2 LOB: 2 BB: 1 P: 9	R: 0 E: 0 K: 0 S: 3	H: 0 LOB: 0 BB: 0 P: 3	R: 5 E: 0 K: 0 S: 9	H: 6 LOB: 2 BB: 0 P: 10	R: 0 E: 0 K: 1 S: 5	H: 0 LOB: 0 BB: 0 P: 5	R: 0 E: 0 K: 1 S: 5	H: 1 LOB: 1 BB: 0 P: 5	1B: 10 2B: 0 3B: 1 HR: 1	SF: 0 SAC: 1 DP: 0 HBP: 2	WP: 0 PB: 0 SB: 0 CS: 0	PA: 45
PITCHER	IP WLS BF H R ER SO BB IBB HBP BLK WP HR S P ERA WHIP																					
Jack Sanford, R ERA: 3.87 (1, 1)	6.0 L 29 5 1 1 2 3 1 1 0 0 0 1 28 45 1.50 1.333																					
Bobby Bolin, R ERA: 2.39 (7, 1)	0.0 3 3 3 3 0 0 0 0 0 0 0 0 3 3 ∞ ∞																					
Bill Henry, L ERA: 3.67 (7, 1)	1.0 7 3 2 2 0 0 0 0 1 0 0 0 6 7 18.00 3.000																					
Gaylord Perry, R ERA: 4.03 (8, 1)	2.0 6 1 0 0 2 0 0 0 0 0 0 0 10 10 0.00 0.500																					

Chicago Cubs @ San Francisco Giants
Candlestick Park, San Francisco, CA
Mon Jul 19 1965, 6:33 AM EDT
Att: 6,649 - Cloudy

AB	38
R	6
H	12
RBI	6
BB	4
SO	4
LOB	25



Batter	1	2	3	4	5	6	7	8	9	AB	R	H	RBI	BB	SO	LOB	BOTTOM			
Jesus Alou, R OBP: 0.315, SLG: 0.412 (1, 9)										4	0	1	0	0	1	2				
Jim Davenport, R OBP: 0.286, SLG: 0.359 (1, 6) (8, 4)										4	0	0	0	0	2	3				
Willie McCovey, L OBP: 0.395, SLG: 0.543 (1, 3)										4	0	1	0	0	3	1				
Willie Mays, R OBP: 0.411, SLG: 0.643 (1, 8)										4	0	1	0	0	0	1				
Jim Ray Hart, R OBP: 0.311, SLG: 0.417 (1, 5)										3	1	0	0	1	1	1				
Cap Peterson, R OBP: 0.329, SLG: 0.451 (1, 7)										4	1	1	1	0	3	2				
Hal Lanier, R OBP: 0.272, SLG: 0.287 Gaylord Perry, R OBP: 0.135, SLG: 0.100 Len Gabrielson, L OBP: 0.347, SLG: 0.381 (9, PH)										3	0	1	1	0	0	0	AB 34			
Tom Haller, L OBP: 0.336, SLG: 0.356 (1, 2)										4	0	1	0	0	1	3	R 2			
Jack Sanford, R OBP: 0.199, SLG: 0.087 Jack Hart, R OBP: 0.406, SLG: 0.417 Bob Schuffer, L OBP: 0.296, SLG: 0.167 Bobby Bolin, R OBP: 0.199, SLG: 0.158 Bill Henry, L OBP: 0.204, SLG: 0.279 (8, 6)										1	0	0	0	0	1	0	H 6			
										1	0	0	0	0	0	0	RBI 2			
										0	0	0	0	0	0	0	BB 1			
										0	0	0	0	0	0	0	SO 12			
										1	0	0	0	0	0	0	LOB 16			
Inning Stats	R: 0 E: 0 K: 1 S: 5	H: 0 LOB: 0 BB: 0 P: 5	R: 0 E: 0 K: 1 S: 5	H: 0 LOB: 0 BB: 0 P: 5	R: 0 E: 0 K: 2 S: 7	H: 0 LOB: 0 BB: 0 P: 7	R: 0 E: 0 K: 3 S: 9	H: 0 LOB: 0 BB: 0 P: 9	R: 0 E: 1 K: 0 S: 5	H: 1 LOB: 2 BB: 0 P: 5	R: 2 E: 0 K: 0 S: 6	H: 3 LOB: 1 BB: 0 P: 6	R: 0 E: 0 K: 2 S: 8	H: 1 LOB: 1 BB: 0 P: 8	R: 0 E: 1 K: 1 S: 6	H: 1 LOB: 2 BB: 1 P: 10	1B: 5 2B: 1 3B: 0 HR: 0	SF: 0 SAC: 0 DP: 0 HBP: 0	WP: 1 PB: 0 SB: 1 CS: 0	PA: 36
PITCHER	IP WLS BF H R ER SO BB IBB HBP BLK WP HR S P ERA WHIP																			
Dick Ellsworth, L ERA: 3.27 (1, 1)	8.0 W 32 6 2 2 11 1 0 0 0 0 0 53 57 2.25 0.875																			
Ted Abernathy, R ERA: 1.95 (9, 1)	1.0 S 3 0 0 0 1 0 0 0 0 0 0 5 5 0.00 0.000																			

Chicago Cubs @ San Francisco Giants
Candlestick Park, San Francisco, CA
Mon Jul 19 1965, 6:33 AM EDT
Att: 6,649 - Cloudy


AB	34
R	2
H	6
RBI	2
BB	1
SO	12
LOB	16



Batter	1	2	3	4	5	6	7	8	9	AB	R	H	RBI	BB	SO	LOB	TOP		
Glenn Beckert, R (1,4) OBP: 0.270, SLG: 0.298	0-0 6-3			0-0 5-3		0-0 5-3			0-0 1B	4	0	1	0	0	0	0			
Don Landrum, L (1,8) OBP: 0.325, SLG: 0.393	0-0 1-3			0-0 E1 FC5-4			0-0 6-3		0-0 F8	4	0	0	0	0	0	1			
Billy Williams, L (1,9) OBP: 0.355, SLG: 0.481	0-0 F6			0-0 FC5-4 14 FC6-4 1-2			0-0 F9			3	0	0	0	0	0	1			
14 Ernie Banks, R (1,3) OBP: 0.345, SLG: 0.445		0-0 F5		0-0 FC6-4 1-2			0-0 F3			3	0	0	0	0	0	1			
Ron Santo, R (1,5) OBP: 0.352, SLG: 0.483		0-0 F3			0-0 F7			0-0 G6-3 1B		3	0	1	0	0	0	0			
Doug Clemens, L (1,7) OBP: 0.331, SLG: 0.342		0-0 4-3			0-0 1-3			0-0 F8		3	0	0	0	0	0	1			
Ed Bailey, L (1,2) OBP: 0.321, SLG: 0.295			0-0 F9		0-0 F7			0-0 G6-3 1-2		3	0	0	0	0	0	1			
Don Kessinger, S (1,6) OBP: 0.242, SLG: 0.220			0-3 K		0-3 K			0-3 K		2	0	0	0	0	2	0			
Jimmy Stewart, S (9, PH) OBP: 0.326, SLG: 0.274										1	0	0	0	0	1	0			
Larry Jackson, R (1,1) OBP: 0.176, SLG: 0.245			0-3 K							2	0	0	0	0	1	0			
George Altman, L (9, PH) OBP: 0.324, SLG: 0.383					0-0 6-3				0-0 4-3	1	0	0	0	0	0	0			
Inning Stats	R: 0 E: 0 K: 0 S: 3	H: 0 LOB: 0 BB: 0 P: 3	R: 0 E: 0 K: 0 S: 3	H: 0 LOB: 0 BB: 0 P: 3	R: 0 E: 0 K: 2 S: 7	H: 0 LOB: 0 BB: 0 P: 7	R: 0 E: 1 K: 0 S: 4	H: 0 LOB: 1 BB: 0 P: 4	R: 0 E: 0 K: 0 S: 5	H: 0 LOB: 0 BB: 0 P: 5	R: 0 E: 0 K: 0 S: 3	H: 0 LOB: 0 BB: 0 P: 3	R: 0 E: 0 K: 0 S: 3	H: 1 LOB: 0 BB: 0 P: 3	R: 0 E: 0 K: 1 S: 6	H: 1 LOB: 1 BB: 0 P: 6	1B: 2 2B: 0 3B: 0 HR: 0	SF: 0 SAC: 0 DP: 1 HBP: 0	WP: 0 PA: 29 PB: 0 SB: 0 CS: 0
PITCHER Bob Shaw, R (1,1) ERA: 2.32	IP: 9.0 WLS: W BF: 29 H: 2 R: 0 ER: 0 SO: 4 BB: 0 IBB: 0 HBP: 0 BLK: 0 WP: 0 HR: 0 S: 37 P: 37 ERA: 0.00 WHIP: 0.222																		

Chicago Cubs @ San Francisco Giants
Candlestick Park, San Francisco, CA
Tue Jul 20 1965, 10:05 PM EDT
Att: 6,975 - Sunny


AB 29
R 0
H 2
RBI 0
BB 0
SO 4
LOB 5



Batter	1	2	3	4	5	6	7	8	9	AB	R	H	RBI	BB	SO	LOB	BOTTOM		
Dick Schofield, S (1,6) OBP: 0.293, SLG: 0.278	0-0 E 1B		0-3 K		0-0 3-1		0-0 4-3			4	0	1	0	0	1	2			
Jesus Alou, R (1,9) OBP: 0.311, SLG: 0.408	0-0 E4 1-2			0-0 F9		0-0 6-3		0-0 F9		4	0	0	0	0	0	1			
Willie McCovey, L (1,3) OBP: 0.396, SLG: 0.552	0-3 K2-5-3-5-2 1-1			0-0 1B		0-0 HR		0-0 F8		4	1	2	1	0	1	2			
Willie Mays, R (1,8) OBP: 0.409, SLG: 0.641	0-0 F6			0-0 F9		0-0 2B		0-0 6-3		4	0	1	0	0	0	2			
Jim Ray Hart, R (1,5) OBP: 0.308, SLG: 0.413		0-0 F5		0-3 K		0-0 5-3				3	0	0	0	0	1	2			
Tom Haller, L (1,2) OBP: 0.332, SLG: 0.351		0-0 F7			0-0 F8		0-3 K			3	0	0	0	0	1	1			
Len Gabrielson, L (1,7) OBP: 0.355, SLG: 0.417		0-0 F4			0-0 1B 3B		0-0 FC1-5 2B			3	1	2	0	0	0	0			
Hal Lanier, R (1,4) OBP: 0.273, SLG: 0.288			0-0 F9		0-0 1B		0-0 FC1-5 6-3 2-3			3	0	1	1	0	0	1			
Bob Shaw, R (1,1) OBP: 0.100, SLG: 0.100		0-0 4-3			0-0 F6		0-0 6-3 2-3			3	0	0	0	0	0	2			
Inning Stats	R: 0 E: 1 K: 1 S: 6	H: 1 LOB: 1 BB: 0 P: 6	R: 0 E: 0 K: 0 S: 3	H: 0 LOB: 0 BB: 0 P: 3	R: 0 E: 0 K: 1 S: 5	H: 0 LOB: 0 BB: 0 P: 5	R: 0 E: 0 K: 1 S: 6	H: 1 LOB: 1 BB: 0 P: 6	R: 1 E: 0 K: 0 S: 5	H: 2 LOB: 1 BB: 0 P: 5	R: 1 E: 0 K: 1 S: 7	H: 2 LOB: 1 BB: 0 P: 7	R: 0 E: 0 K: 0 S: 4	H: 1 LOB: 1 BB: 0 P: 4	R: 0 E: 0 K: 0 S: 3	H: 0 LOB: 0 BB: 0 P: 3	1B: 3 2B: 3 3B: 1 HR: 1	SF: 0 SAC: 0 DP: 1 HBP: 0	WP: 0 PA: 31 PB: 0 SB: 0 CS: 0
PITCHER Larry Jackson, R (1,1) ERA: 4.35	IP: 8.0 WLS: L BF: 31 H: 7 R: 2 ER: 2 SO: 4 BB: 0 IBB: 0 HBP: 0 BLK: 0 WP: 0 HR: 1 S: 39 P: 39 ERA: 2.25 WHIP: 0.875																		

Chicago Cubs @ San Francisco Giants
Candlestick Park, San Francisco, CA
Tue Jul 20 1965, 10:05 PM EDT
Att: 6,975 - Sunny

AB 31
R 2
H 7
RBI 2
BB 0
SO 4
LOB 13



Batter	1	2	3	4	5	6	7	8	9	10	AB	R	H	RBI	BB	SO	LOB	TOP	
John Briggs, L OBP: 0.361, SLG: 0.389 Bo Belinsky, L OBP: 0.233, SLG: 0.207	(1, 8) 4-0 BB L5-3 BB		(1, 0) 4-3	(1, 0) 3B		(1, 2) 2B BB		(1, 2) 2-3		(1, 0) K	4	1	1	1	2	1	3	Philadelphia Phillies @ Chicago Cubs Wrigley Field, Chicago, IL Wed Jul 21 1965, 3:33 AM CDT Att: 9,585 - Cloudy	
Cookie Rojas, R OBP: 0.371, SLG: 0.394	(1, 4) 0-0 L5-3		(1, 0) F8	(1, 0) L5		(1, 0) WP 2B BB		(1, 0) 4-3		(1, 0) F8	6	1	1	2	0	0	5		
Johnny Callison, L OBP: 0.319, SLG: 0.536	(1, 9) 0-3 K		(1, 0) BB 1B		(1, 0) 1B SF7 BB	(1, 0) 1-3		(1, 0) F7			4	2	1	0	1	1	1		
Dick Allen, R OBP: 0.405, SLG: 0.539	(1, 5) 0-0 1B 2B		(1, 0) 1B BB		(1, 0) 1-3 1B	(1, 0) S 1B		(1, 0) F9			4	1	3	0	1	0	0		
Tony Gonzalez, L OBP: 0.345, SLG: 0.497	(1, 7) 0-0 5-3 1B 2H		(1, 0) 1-2 1B		(1, 0) SF7	(1, 0) F8		(1, 0) 6-3			4	0	2	3	0	0	1		
Dick Stuart, R OBP: 0.238, SLG: 0.441 Ruben Amaro, R OBP: 0.298, SLG: 0.231	(1, 3) 0-3 K		(1, 3) K		(1, 0) F7		(1, 0) F7		(1, 0) K2-3		5	0	0	0	0	3	4		
Clay Dalrymple, L OBP: 0.269, SLG: 0.297 Alex Johnson, R OBP: 0.355, SLG: 0.478	(1, 2) 0-0 5-3 1B		(1, 0) F7		(1, 0) 4-3		(1, 0) K			(1, 0) SH3-4 1B	4	0	1	0	0	1	1		
Bobby Wine, R OBP: 0.255, SLG: 0.211	(1, 6) 0-0 5-3		(1, 0) F7		(1, 0) F7		(1, 0) K		(1, 0) SH3-4		4	0	0	0	0	1	2		
Ray Culp, R OBP: 0.172, SLG: 0.111 Ed Roebuck, R OBP: 0.178, SLG: 0.321 Art Mahaffey, R OBP: 0.111 Lew Burdette, R OBP: 0.305, SLG: 0.563 Jack Baldschun, R OBP: 0.193, SLG: 0.341 Pat Gonzalez, R OBP: 0.407, SLG: 0.386	(1, 11) 0-0 4-3		(1, 0) 3B 1B		(1, 0) 2B 1B		(1, 0) 4-3 2-3 1B		(1, 0) BB		0	0	0	0	0	0	0		
Inning Stats	R: 0 E: 0 K: 1 S: 4	H: 0 LOB: 0 BB: 1 P: 8	R: 1 E: 0 K: 1 S: 8	H: 3 LOB: 2 BB: 0 P: 8	R: 1 E: 0 K: 1 S: 7	H: 2 LOB: 1 BB: 0 P: 11	R: 1 E: 0 K: 0 S: 5	H: 1 LOB: 1 BB: 1 P: 8	R: 3 E: 0 K: 2 S: 6	H: 3 LOB: 1 BB: 0 P: 10	R: 0 E: 0 K: 0 S: 4	H: 1 LOB: 1 BB: 0 P: 4	R: 0 E: 0 K: 1 S: 5	H: 0 LOB: 0 BB: 0 P: 5	R: 0 E: 0 K: 1 S: 6	H: 1 LOB: 2 BB: 1 P: 10	1B: 10 2B: 3 3B: 1 HR: 0		SF: 1 SAC: 1 DP: 1 HBP: 0
PITCHER	IP WLS BF H R ER SO BB IBB HBP BLK WP HR S P ERA WHIP																		
Cal Koonce, R ERA: 4.08	(1, 1) 4.0	22	8	4	4	3	3	0	0	0	0	0	0	0	0	25	37	9.00	2.750
Billy Hoelt, L ERA: 1.93	(5, 1) 1.1	6	1	2	0	0	1	0	0	0	0	0	0	0	0	5	9	0.00	1.500
Ted Abernathy, R ERA: 1.89	(6, 1) 2.2	11	3	1	0	2	0	0	0	0	1	0	15	15	0.00	1.125			
Lindy McDaniel, R ERA: 2.39	(9, 1) 1.0	3	0	0	0	1	0	0	0	0	0	0	5	5	0.00	0.000			
Bob Hendley, L ERA: 9.59	(10, 1) 1.0	W	5	1	0	0	1	1	0	0	0	0	6	10	0.00	2.000			

AB	40
R	7
H	13
RBI	6
BB	5
SO	7
LOB	19



Batter	1	2	3	4	5	6	7	8	9	10	AB	R	H	RBI	BB	SO	LOB	BOTTOM	
Glenn Beckert, R OBP: 0.271, SLG: 0.298	(1, 4) 0-0 1B 14 E 1B		(1, 0) G5-4-3			(1, 0) K		(1, 0) F7		(1, 0) F9	6	1	2	0	0	1	2	Philadelphia Phillies @ Chicago Cubs Wrigley Field, Chicago, IL Wed Jul 21 1965, 3:33 AM CDT Att: 9,585 - Cloudy	
Don Landrum, L OBP: 0.337, SLG: 0.406	(1, 8) 0-0 14 WP 1B		(1, 0) 14 CS 1B BB		(1, 0) 6-3	(1, 0) S 1B		(1, 0) 2B 2B		(1, 0) 14 BB 1B	5	3	4	0	1	0	0		
Billy Williams, L OBP: 0.359, SLG: 0.484	(1, 9) 4-0 14 E FC5-2 IBB		(1, 0) 14 CS 1B		(1, 0) 5-3	(1, 0) K		(1, 0) 2H 2B		(1, 0) 14 1B BB	4	0	2	1	2	1	1		
14 Ernie Banks, R OBP: 0.345, SLG: 0.446	(1, 3) 0-0 E4 1B FC5-2		(1, 0) K		(1, 0) 1B 2B	(1, 0) F3		(1, 0) K		(1, 0) 1-2 2H 1B	6	1	2	2	0	2	5		
Ron Santo, R OBP: 0.352, SLG: 0.482	(1, 5) 0-0 FC5-2 1B		(1, 0) 2B 1B		(1, 0) 2-3 1B	(1, 0) 6-3		(1, 0) 5-3			5	1	2	0	0	0	2		
Doug Clemens, L OBP: 0.338, SLG: 0.355	(1, 7) 0-0 FC5-2 IBB		(1, 0) 1B 2B		(1, 0) F7			(1, 0) 3B 1B			5	2	4	1	0	0	2		
Ed Bailey, L OBP: 0.333, SLG: 0.289	(1, 2) 4-0 FC5-2 IBB		(1, 0) E 1B IBB		(1, 0) G1-6-3 BB	(1, 0) L8		(1, 0) L8			2	0	0	0	3	0	2		
Don Kessinger, S OBP: 0.244, SLG: 0.222 Jimmy Stewart, S OBP: 0.331, SLG: 0.294	(1, 6) 0-0 FC5-2		(1, 0) E8		(1, 0) K	(1, 0) P4		(1, 0) 3B		(1, 0) 1-2 2H 3H	3	0	1	2	0	1	4		
Cal Koonce, R OBP: 0.172, SLG: 0.111 Billy Hoelt, L ERA: 3.24 Ted Abernathy, R ERA: 3.62 George Altman, L OBP: 0.102 Lindy McDaniel, R ERA: 5.98 Harvey Kuenn, R OBP: 0.132, SLG: 0.210 Bob Hendley, R ERA: 4.17	(1, 11) 0-0 F8		(1, 0) K		(1, 0) G1-6-3	(1, 0) L7		(1, 0) K			2	0	0	0	0	1	5		
Inning Stats	R: 3 E: 1 K: 0 S: 7	H: 3 LOB: 3 BB: 2 P: 15	R: 0 E: 0 K: 1 S: 5	H: 2 LOB: 1 BB: 1 P: 9	R: 2 E: 1 K: 1 S: 7	H: 3 LOB: 1 BB: 1 P: 11	R: 0 E: 0 K: 0 S: 5	H: 2 LOB: 2 BB: 0 P: 5	R: 0 E: 0 K: 1 S: 4	H: 1 LOB: 0 BB: 1 P: 8	R: 0 E: 0 K: 0 S: 4	H: 1 LOB: 1 BB: 0 P: 4	R: 1 E: 0 K: 1 S: 7	H: 2 LOB: 1 BB: 0 P: 7	R: 1 E: 0 K: 0 S: 3	H: 2 LOB: 2 BB: 1 P: 7	1B: 13 2B: 4 3B: 1 HR: 0		SF: 0 SAC: 0 DP: 2 HBP: 0
PITCHER	IP WLS BF H R ER SO BB IBB HBP BLK WP HR S P ERA WHIP																		
Ray Culp, R ERA: 3.24	(1, 1) 0.1	7	3	3	2	0	0	0	0	0	0	0	5	2	2	0.00	0.000		
Ed Roebuck, R ERA: 3.62	(1, 1) 0.2	2	0	0	0	0	0	0	0	0	0	0	2	2	0.00	0.000			
Art Mahaffey, R ERA: 6.27	(2, 1) 1.0	6	4	2	2	1	1	0	0	0	0	0	7	11	18.00	5.000			
Lew Burdette, R ERA: 5.98	(3, 1) 5.2	24	7	1	1	4	1	1	0	0	0	0	30	38	1.59	1.412			
Jack Baldschun, R ERA: 4.17	(8, 1) 1.1	6	2	1	1	2	0	0	0	0	0	0	10	10	6.75	1.500			



Batter	1	2	3	4	5	6	7	8	9	AB	R	H	RBI	BB	SO	LOB	TOP																			
Bob Bailey, R OBP: 0.327, SLG: 0.371	K	FC5-4		5-3		K		F8		5	0	0	0	0	2	3																				
Manny Mota, R OBP: 0.304, SLG: 0.349	6-3		F8		6-3		S SF8 1B		1B 3B	5	2	2	0	0	0	0																				
Roberto Clemente, R OBP: 0.372, SLG: 0.468	E 1B		6-3		6-3		FC5 S 1-2 1B		1B	5	0	3	1	0	0	0																				
Donn Clendenon, R OBP: 0.378, SLG: 0.496	E5 1B			HR			F8		F8	5	1	3	1	0	0	3																				
Bill Mazerowski, R OBP: 0.299, SLG: 0.350	P3		5-3		6-3		SF8		F8	4	0	0	1	0	0	4																				
Willie Stargell, L OBP: 0.340, SLG: 0.566		K			F9		WP 2B		IBB G3	4	1	1	0	1	1	1																				
Jim Pagliaroni, R OBP: 0.357, SLG: 0.472		HR		HR		K	FC5			4	2	2	2	0	1	3																				
Gene Alley, R OBP: 0.279, SLG: 0.322		6-3		SH1-4 1B			2B		F8	4	0	2	1	0	0	0																				
Bob Friend, R OBP: 0.022, SLG: 0.022			SH1-4 1B		SH1-4		F8		6-3	3	0	1	0	0	0	1																				
Inning Stats	R: 0 E: 1 K: 1 S: 7	H: 2 LOB: 2 BB: 0 P: 7	R: 1 E: 0 K: 1 S: 7	H: 2 LOB: 1 BB: 0 P: 7	R: 1 E: 0 K: 0 S: 4	H: 1 LOB: 0 BB: 0 P: 4	R: 1 E: 0 K: 0 S: 5	H: 2 LOB: 1 BB: 0 P: 5	R: 0 E: 0 K: 0 S: 4	H: 1 LOB: 1 BB: 0 P: 4	R: 1 E: 0 K: 2 S: 9	H: 2 LOB: 1 BB: 0 P: 9	R: 1 E: 0 K: 0 S: 5	H: 2 LOB: 2 BB: 1 P: 9	R: 0 E: 0 K: 0 S: 3	H: 0 LOB: 0 BB: 0 P: 3	R: 1 E: 0 K: 0 S: 5	H: 2 LOB: 1 BB: 0 P: 5	1B: 9 2B: 1 3B: 1 HR: 3	SF: 1 SAC: 1 DP: 0 HBP: 0	WP: 1 PB: 0 SB: 2 CS: 0	PA: 42														
PITCHER	IP	WLS	BF	H	R	ER	SO	BB	IBB	HBP	BLK	WP	HR	S	P	ERA	WHIP	PITCHER	IP	WLS	BF	H	R	ER	SO	BB	IBB	HBP	BLK	WP	HR	S	P	ERA	WHIP	
Dick Ellsworth, L ERA: 3.4	5.1	L	26	10	4	4	3	0	0	0	0	1	3	32	32	6.75	1.875																			
Bob Humphreys, R ERA: 2.52	0.2		2	0	0	0	1	0	0	0	0	0	0	4	4	0.00	0.000																			
Lindy McDaniel, R ERA: 2.44	2.0		9	2	1	1	0	0	1	0	0	0	0	8	12	4.50	1.000																			
Ernie Broglio, R ERA: 5.4	1.0		5	2	1	1	0	0	0	0	0	0	0	5	5	9.00	2.000																			

Pittsburgh Pirates @ Chicago Cubs
Wrigley Field, Chicago, IL
Fri Jul 23 1965, 3:33 AM CDT
Att: 5,288 - Sunny - 90 F

AB 39
R 6
H 14
RBI 6
BB 1
SO 4
LOB 15



Batter	1	2	3	4	5	6	7	8	9	AB	R	H	RBI	BB	SO	LOB	BOTTOM																			
Glenn Beckert, R OBP: 0.273, SLG: 0.302	6-3			F9		F9		5-3		4	0	0	0	0	0	1																				
Don Landrum, L OBP: 0.341, SLG: 0.400	G3			1B		BB			L6	3	0	1	0	1	0	0																				
Billy Williams, L OBP: 0.353, SLG: 0.474	F8			K		F5			F7	4	0	0	0	0	1	2																				
14 Ernie Banks, R OBP: 0.343, SLG: 0.450		6-3		P4					L6	4	0	0	0	0	0	1																				
Ron Santo, R OBP: 0.354, SLG: 0.480		K			6-3					3	0	0	0	0	1	0																				
Doug Clemens, L OBP: 0.345, SLG: 0.356		F7								2	0	0	0	1	0	0																				
Ed Bailey, L OBP: 0.356, SLG: 0.375				F7						2	0	0	0	1	0	1																				
Larry Jackson, R OBP: 0.176, SLG: 0.245					F7					0	0	0	0	0	0	0																				
Ernie Broglio, R									BB	0	0	0	0	0	0	0																				
Don Kessinger, S OBP: 0.248, SLG: 0.235										2	0	0	0	0	0	1																				
Jimmy Stewart, S OBP: 0.329, SLG: 0.292				1-3		4-3			F7	1	0	0	0	0	0	1																				
Dick Ellsworth, L OBP: 0.140, SLG: 0.146										1	0	0	0	0	0	0																				
Bob Humphreys, R										0	0	0	0	0	0	0																				
George Altman, L OBP: 0.305, SLG: 0.376										1	0	0	0	0	0	0																				
Lindy McDaniel, R										0	0	0	0	0	0	0																				
Vic Roznovsky, L OBP: 0.338, SLG: 0.358										1	0	0	0	0	0	1																				
Inning Stats	R: 0 E: 0 K: 0 S: 3	H: 0 LOB: 0 BB: 0 P: 3	R: 0 E: 0 K: 1 S: 5	H: 0 LOB: 0 BB: 0 P: 5	R: 0 E: 0 K: 0 S: 3	H: 0 LOB: 0 BB: 0 P: 3	R: 0 E: 0 K: 1 S: 6	H: 1 LOB: 1 BB: 0 P: 6	R: 0 E: 0 K: 0 S: 3	H: 0 LOB: 1 BB: 1 P: 7	R: 0 E: 0 K: 0 S: 3	H: 0 LOB: 0 BB: 0 P: 3	R: 0 E: 0 K: 0 S: 3	H: 0 LOB: 1 BB: 1 P: 7	R: 0 E: 0 K: 0 S: 3	H: 0 LOB: 1 BB: 1 P: 7	R: 0 E: 0 K: 0 S: 3	H: 0 LOB: 0 BB: 0 P: 3	1B: 1 2B: 0 3B: 0 HR: 0	SF: 0 SAC: 0 DP: 0 HBP: 0	WP: 0 PB: 0 SB: 0 CS: 0	PA: 31														
PITCHER	IP	WLS	BF	H	R	ER	SO	BB	IBB	HBP	BLK	WP	HR	S	P	ERA	WHIP	PITCHER	IP	WLS	BF	H	R	ER	SO	BB	IBB	HBP	BLK	WP	HR	S	P	ERA	WHIP	
Bob Friend, R ERA: 3.38	9.0	W	31	1	0	0	2	3	0	0	0	0	0	32	44	0.00	0.444																			

Pittsburgh Pirates @ Chicago Cubs
Wrigley Field, Chicago, IL
Fri Jul 23 1965, 3:33 AM CDT
Att: 5,288 - Sunny - 90 F

AB 28
R 0
H 1
RBI 0
BB 3
SO 2
LOB 8



Batter	1	2	3	4	5	6	7	8	9	AB	R	H	RBI	BB	SO	LOB	TOP								
Bob Bailey, R OBP: 0.324, SLG: 0.368 (1, 5)	1-3		K	F7	F7			K	F2	6	0	1	0	0	2	3									
Bill Virdon, L OBP: 0.350, SLG: 0.404 (1, 8)	4-3		HR	F7				BB		4	1	1	1	1	0	3									
Roberto Clemente, R OBP: 0.375, SLG: 0.477 (1, 9)	BB		4-3		HR			F3		4	1	2	1	1	0	1									
Willie Stargell, L OBP: 0.335, SLG: 0.557 (1, 7)	6-3		K		K			6-3		5	0	0	0	0	2	3									
Don Clendenon, R OBP: 0.376, SLG: 0.490 (1, 3)		4-3		4-3	2B			K		4	1	0	0	1	2	2									
Bill Mazerowski, R OBP: 0.297, SLG: 0.351 (1, 4)	6-3			6-3	2B			6-3		5	1	1	0	0	0	2									
Jim Paglaroni, R OBP: 0.366, SLG: 0.475 (1, 2)	2B		1B	1B	2B			K		3	3	2	0	2	1	0									
Gene Alley, R OBP: 0.288, SLG: 0.334 (1, 6)	1-H		1B	1B	2B			6-3		4	1	3	3	1	0	0									
Vern Law, R OBP: 0.296, SLG: 0.352 (1, 1)	F9			1B	K1-3			F8		4	0	1	1	0	1	3									
Al McBean, R OBP: 0.250, SLG: 0.313 (8, 1)				1B				1-H		1	0	1	2	0	0	0									
Inning Stats	R: 0 E: 0 K: 0 S: 3	H: 0 LOB: 1 BB: 1 P: 7	R: 1 E: 0 K: 0 S: 4	H: 1 LOB: 1 BB: 1 P: 8	R: 1 E: 0 K: 2 S: 8	H: 1 LOB: 0 BB: 0 P: 8	R: 1 E: 0 K: 0 S: 7	H: 4 LOB: 3 BB: 0 P: 7	R: 3 E: 0 K: 2 S: 10	H: 3 LOB: 2 BB: 2 P: 18	R: 0 E: 1 K: 1 S: 7	H: 1 LOB: 2 BB: 0 P: 7	R: 0 E: 0 K: 1 S: 5	H: 0 LOB: 0 BB: 0 P: 5	R: 0 E: 0 K: 1 S: 5	H: 0 LOB: 1 BB: 1 P: 9	R: 2 E: 0 K: 1 S: 7	H: 2 LOB: 1 BB: 1 P: 11	1B: 6 2B: 4 3B: 0 HR: 2	SF: 0 SAC: 0 DP: 0 HBP: 0	WP: 0 PB: 0 SB: 0 CS: 0	PA: 46			
PITCHER	IP	WLS	BF	H	R	ER	SO	BB	IBB	HBP	BLK	WP	HR	S	P	ERA	WHIP								
Larry Jackson, R ERA: 4.59	4.1	L	26	9	6	6	3	3	1	0	0	0	2	28	44	12.46	2.769								
Bob Humphreys, R ERA: 2.48	0.2		2	0	0	0	1	0	0	0	0	0	0	4	4	0.00	0.000								
Lindy McDaniel, R ERA: 2.38	2.0		8	1	0	0	2	0	0	0	0	0	0	12	12	0.00	0.500								
Ted Abernathy, R ERA: 2.11	2.0		10	2	2	2	2	2	0	0	0	0	0	12	20	9.00	2.000								

Pittsburgh Pirates @ Chicago Cubs
Wrigley Field, Chicago, IL
Sat Jul 24 1965, 3:33 AM CDT
Att: 9,578 - Sunny - 80 F

AB 40
R 8
H 12
RBI 8
BB 6
SO 8
LOB 17



Batter	1	2	3	4	5	6	7	8	9	AB	R	H	RBI	BB	SO	LOB	BOTTOM								
Glenn Beckert, R OBP: 0.275, SLG: 0.304 (1, 4)			P6		3-1				6-3	4	1	2	0	0	0	0									
Ted Abernathy, R OBP: 0.311, SLG: 0.111 (8, 1)	SF8									0	0	0	0	0	0	0									
Jimmy Stewart, S OBP: 0.326, SLG: 0.289 (9, PH)	G3									1	0	0	0	0	0	0									
Don Landrum, L OBP: 0.340, SLG: 0.397 (1, 8)	G3		K		1-3			HR		4	1	1	0	0	1	1									
Billy Williams, L OBP: 0.354, SLG: 0.486 (1, 9)	SF8		5-3					HR		3	1	2	3	0	0	0									
14 Ernie Banks, R OBP: 0.340, SLG: 0.445 (1, 3)	F5				P3			5-3		4	0	0	0	0	1	1									
Ron Santo, R OBP: 0.355, SLG: 0.491 (1, 5)			1B		HR			K		4	2	2	1	0	1	1									
Doug Clemens, L OBP: 0.347, SLG: 0.356 (1, 7)	3-1				K			1B		3	0	1	0	1	1	1									
Ed Bailey, L OBP: 0.353, SLG: 0.371 (1, 2)										1	0	0	0	0	0	1									
Chris Krug, R OBP: 0.265, SLG: 0.344 (4, PH)	G3									2	0	0	0	0	0	3									
Don Kessinger, S OBP: 0.248, SLG: 0.235 (1, 6)					P4					4	0	1	1	0	1	1									
Larry Jackson, R OBP: 0.173, SLG: 0.240 (5, 1)										1	0	0	0	0	0	1									
Bob Humphreys, R OBP: 0.345, SLG: 0.398 (5, PH)										0	0	0	0	0	0	0									
Harvey Kuenn, R OBP: 0.345, SLG: 0.398 (8, 1)										0	0	0	0	0	0	0									
Lindy McDaniel, R OBP: 0.311, SLG: 0.111 (8, 1)										0	0	0	0	0	0	0									
George Altman, L OBP: 0.198, SLG: 0.278 (7, PH)										1	0	0	0	0	0	0									
Joey Amalfitano, R OBP: 0.248, SLG: 0.235 (8, 4)										1	0	0	0	0	0	0									
Inning Stats	R: 1 E: 1 K: 0 S: 4	H: 1 LOB: 0 BB: 0 P: 4	R: 1 E: 0 K: 0 S: 5	H: 2 LOB: 1 BB: 0 P: 5	R: 0 E: 0 K: 1 S: 5	H: 0 LOB: 0 BB: 0 P: 5	R: 1 E: 0 K: 1 S: 6	H: 1 LOB: 1 BB: 0 P: 7	R: 0 E: 0 K: 0 S: 3	H: 0 LOB: 0 BB: 0 P: 3	R: 0 E: 0 K: 1 S: 6	H: 1 LOB: 2 BB: 1 P: 10	R: 0 E: 0 K: 1 S: 5	H: 1 LOB: 0 BB: 0 P: 5	R: 2 E: 0 K: 1 S: 8	H: 3 LOB: 1 BB: 0 P: 8	R: 0 E: 0 K: 0 S: 3	H: 0 LOB: 0 BB: 0 P: 3	1B: 5 2B: 2 3B: 0 HR: 2	SF: 1 SAC: 0 DP: 0 HBP: 1	WP: 0 PB: 0 SB: 0 CS: 0	PA: 38			
PITCHER	IP	WLS	BF	H	R	ER	SO	BB	IBB	HBP	BLK	WP	HR	S	P	ERA	WHIP								
Vern Law, R ERA: 2.07	7.0	W	30	8	5	4	4	1	0	0	0	0	2	36	41	5.14	1.286								
Al McBean, R ERA: 2.34	2.0	S	7	1	0	0	1	0	0	0	0	0	0	9	9	0.00	0.500								

Pittsburgh Pirates @ Chicago Cubs
Wrigley Field, Chicago, IL
Sat Jul 24 1965, 3:33 AM CDT
Att: 9,578 - Sunny - 80 F

AB 34
R 5
H 9
RBI 5
BB 1
SO 5
LOB 10




Batter	1	2	3	4	5	6	7	8	9	10	11	12	13	AB	R	H	RBI	BB	SO	LOB	TOP			
Bob Bailey, R OBP: 0.319, SLG: 0.362 (1.5)	1-3	1-3		4-3			L5		L7		FC5			6	0	0	0	0	0	5				
Bill Virdon, L OBP: 0.350, SLG: 0.403 (1.8)			G3							4-3			F8	6	0	2	0	0	1	0				
Roberto Clemente, R OBP: 0.372, SLG: 0.472 (1.9)	K				4-3					K			K	6	0	1	0	0	3	2				
Willie Stargell, L OBP: 0.335, SLG: 0.556 (1.7)	L8												F7	6	1	2	0	0	1	2				
Donn Clendenon, R OBP: 0.375, SLG: 0.488 (1.3)										4-3			F7	6	0	2	1	0	1	1				
Bill Mazerowski, R OBP: 0.296, SLG: 0.363 (1.4)													F9	6	1	2	1	0	2	1				
Jim Pagliaroni, R OBP: 0.371, SLG: 0.475 (1.2)														0	0	0	0	1	0	0				
Del Crandall, R OBP: 0.303, SLG: 0.284 (4.2)														4	1	1	1	0	0	2				
Gene Alley, R OBP: 0.265, SLG: 0.329 (1.6)													F8	5	0	0	0	0	0	4				
Don Vagno, S Al MacGraw, L Frank Cashen, L Don Schwall, R Jim Lynch, L Harvey Kuenn, R Ted Abernathy, R Joe Judge, R Vern Law, R														2	0	0	0	0	0	0				
Inning Stats	R: 0 E: 0 K: 1 S: 6	H: 1 LOB: 1 BB: 0 P: 6	R: 1 E: 0 K: 0 S: 5	H: 2 LOB: 2 BB: 1 P: 9	R: 1 E: 0 K: 0 S: 5	H: 3 LOB: 1 BB: 0 P: 5	R: 0 E: 0 K: 0 S: 3	H: 0 LOB: 1 BB: 0 P: 4	R: 0 E: 0 K: 2 S: 7	H: 0 LOB: 0 BB: 0 P: 7	R: 0 E: 0 K: 0 S: 5	H: 2 LOB: 2 BB: 0 P: 5	R: 0 E: 0 K: 0 S: 4	H: 1 LOB: 1 BB: 0 P: 6	R: 0 E: 0 K: 1 S: 5	H: 0 LOB: 0 BB: 0 P: 5	R: 1 E: 0 K: 0 S: 4	H: 1 LOB: 0 BB: 0 P: 4	1B: 8 2B: 1 3B: 0 HR: 2	SF: 0 SAC: 1 DP: 0 HBP: 2	W/P: 0 PB: 1 SB: 0 CS: 0	PA: 53		
PITCHER	IP 5.0	WLS 24	BF 8	H 2	R 2	ER 2	SO 3	BB 1	IBB 0	HBP 1	BLK 0	WP 0	HR 1	S 28	P 33	ERA 3.60	WHIP 1.800							
Cal Koonce, R ERA: 4.06 (1.1)	2.0	7	1	0	0	0	0	0	0	0	0	0	0	7	7	0.00	0.500							
Bob Humphreys, R ERA: 2.95 (8.1)	4.0	15	1	0	0	4	1	0	1	0	0	0	0	21	26	0.00	0.500							
Ted Abernathy, R ERA: 2.01 (8.1)	2.0	L	7	1	1	1	1	0	0	0	0	0	0	9	9	4.50	0.500							
Lindy McDaniel, R ERA: 2.43 (12.1)																								
Batter	1	2	3	4	5	6	7	8	9	10	11	12	13	AB	R	H	RBI	BB	SO	LOB	BOTTOM			
Jimmy Stewart, S OBP: 0.321, SLG: 0.294 (1.7)														5	0	2	2	0	1	3				
Don Landrum, L OBP: 0.332, SLG: 0.388 (1.8)														6	0	0	0	0	4	5				
Billy Williams, L OBP: 0.394, SLG: 0.481 (1.9)														4	0	0	0	1	1	1				
14 Ernie Banks, R OBP: 0.340, SLG: 0.443 (1.3)														6	0	2	0	0	1	5				
Ron Santo, R OBP: 0.352, SLG: 0.484 (1.5)														5	0	0	0	1	1	3				
Glenn Beckert, R OBP: 0.273, SLG: 0.302 (1.4)														6	1	1	0	0	0	1				
Chris Krug, R OBP: 0.271, SLG: 0.340 (1.2)														4	1	1	0	1	1	1				
Larry Jackson, R OBP: 0.173, SLG: 0.240 (11. PR)														0	0	0	0	0	0	0				
Vic Roznovsky, L OBP: 0.336, SLG: 0.365 (12.2)														1	0	1	0	0	0	0				
Don Kessinger, S OBP: 0.253, SLG: 0.236 (1.6)														4	0	1	0	1	2	1				
Doug Clemens, L OBP: 0.346, SLG: 0.354 (13. PH)														1	0	0	0	0	0	1				
Cal Koonce, R Bob Humphreys, R Harvey Kuenn, R Ted Abernathy, R Joe Judge, R Lindy McDaniel, R														1	0	0	0	1	0	0				
Inning Stats	R: 0 E: 0 K: 1 S: 6	H: 1 LOB: 1 BB: 0 P: 6	R: 0 E: 0 K: 1 S: 5	H: 0 LOB: 0 BB: 0 P: 5	R: 0 E: 0 K: 1 S: 5	H: 0 LOB: 0 BB: 0 P: 5	R: 0 E: 0 K: 2 S: 8	H: 1 LOB: 1 BB: 0 P: 8	R: 1 E: 0 K: 0 S: 5	H: 2 LOB: 2 BB: 1 P: 9	R: 0 E: 0 K: 1 S: 5	H: 0 LOB: 1 BB: 0 P: 9	R: 1 E: 0 K: 0 S: 4	H: 1 LOB: 0 BB: 0 P: 4	R: 0 E: 0 K: 1 S: 6	H: 1 LOB: 3 BB: 1 P: 10	R: 0 E: 0 K: 1 S: 6	H: 1 LOB: 1 BB: 0 P: 6	R: 0 E: 0 K: 0 S: 3	H: 1 LOB: 0 BB: 0 P: 3	1B: 8 2B: 0 3B: 0 HR: 0	SF: 1 SAC: 0 DP: 0 HBP: 1	W/P: 0 PB: 0 SB: 3 CS: 0	PA: 53
PITCHER	IP 6.0	WLS 27	BF 5	H 2	R 2	ER 2	SO 6	BB 4	IBB 0	HBP 0	BLK 0	WP 0	HR 0	S 35	P 51	ERA 3.00	WHIP 1.500							
Bob Veale, L ERA: 3.07 (1.1)	0.1	1	0	0	0	0	0	0	0	0	0	0	0	1	1	0.00	0.000							
Al McBean, R ERA: 2.33 (7.1)	0.1	2	0	0	0	1	1	0	0	0	0	0	0	3	7	0.00	3.000							
Frank Carpin, L ERA: 3.91 (7.1)	3.1	11	0	0	0	3	0	0	1	0	0	0	0	16	17	0.00	0.000							
Don Schwall, R ERA: 3.07 (7.1)	0.1	3	1	0	0	0	0	1	0	0	0	0	0	2	6	0.00	6.000							
Joe Gibbon, L ERA: 5.79 (11.1)																								
Batter	1	2	3	4	5	6	7	8	9	10	11	12	13	AB	R	H	RBI	BB	SO	LOB	BOTTOM			
Jimmy Stewart, S OBP: 0.321, SLG: 0.294 (1.7)														5	0	2	2	0	1	3				
Don Landrum, L OBP: 0.332, SLG: 0.388 (1.8)														6	0	0	0	0	4	5				
Billy Williams, L OBP: 0.394, SLG: 0.481 (1.9)														4	0	0	0	1	1	1				
14 Ernie Banks, R OBP: 0.340, SLG: 0.443 (1.3)														6	0	2	0	0	1	5				
Ron Santo, R OBP: 0.352, SLG: 0.484 (1.5)														5	0	0	0	1	1	3				
Glenn Beckert, R OBP: 0.273, SLG: 0.302 (1.4)														6	1	1	0	0	0	1				
Chris Krug, R OBP: 0.271, SLG: 0.340 (1.2)														4	1	1	0	1	1	1				
Larry Jackson, R OBP: 0.173, SLG: 0.240 (11. PR)														0	0	0	0	0	0	0				
Vic Roznovsky, L OBP: 0.336, SLG: 0.365 (12.2)														1	0	1	0	0	0	0				
Don Kessinger, S OBP: 0.253, SLG: 0.236 (1.6)														4	0	1	0	1	2	1				
Doug Clemens, L OBP: 0.346, SLG: 0.354 (13. PH)														1	0	0	0	0	0	1				
Cal Koonce, R Bob Humphreys, R Harvey Kuenn, R Ted Abernathy, R Joe Judge, R Lindy McDaniel, R														1	0	0	0	1	0	0				
Inning Stats	R: 0 E: 0 K: 1 S: 6	H: 1 LOB: 1 BB: 0 P: 6	R: 0 E: 0 K: 1 S: 5	H: 0 LOB: 0 BB: 0 P: 5	R: 0 E: 0 K: 1 S: 5	H: 0 LOB: 0 BB: 0 P: 5	R: 0 E: 0 K: 2 S: 8	H: 1 LOB: 1 BB: 0 P: 8	R: 1 E: 0 K: 0 S: 5	H: 2 LOB: 2 BB: 1 P: 9	R: 0 E: 0 K: 1 S: 5	H: 0 LOB: 1 BB: 0 P: 9	R: 1 E: 0 K: 0 S: 4	H: 1 LOB: 0 BB: 0 P: 4	R: 0 E: 0 K: 1 S: 6	H: 1 LOB: 3 BB: 1 P: 10	R: 0 E: 0 K: 1 S: 6	H: 1 LOB: 1 BB: 0 P: 6	R: 0 E: 0 K: 0 S: 3	H: 1 LOB: 0 BB: 0 P: 3	1B: 8 2B: 0 3B: 0 HR: 0	SF: 1 SAC: 0 DP: 0 HBP: 1	W/P: 0 PB: 0 SB: 3 CS: 0	PA: 53
PITCHER	IP 6.0	WLS 27	BF 5	H 2	R 2	ER 2	SO 6	BB 4	IBB 0	HBP 0	BLK 0	WP 0	HR 0	S 35	P 51	ERA 3.00	WHIP 1.500							
Bob Veale, L ERA: 3.07 (1.1)	0.1	1	0	0	0	0	0	0	0	0	0	0	0	1	1	0.00	0.000							
Al McBean, R ERA: 2.33 (7.1)	0.1	2	0	0	0	1	1	0	0	0	0	0	0	3	7	0.00	3.000							
Frank Carpin, L ERA: 3.91 (7.1)	3.1	11	0	0	0	3	0	0	1	0	0	0	0	16	17	0.00	0.000							
Don Schwall, R ERA: 3.07 (7.1)	0.1	3	1	0	0	0	0	1	0	0	0	0	0	2	6	0.00	6.000							
Joe Gibbon, L ERA: 5.79 (11.1)																								
Batter	1	2	3	4	5	6	7	8	9	10	11	12	13	AB	R	H	RBI	BB	SO	LOB	BOTTOM			
Jimmy Stewart, S OBP: 0.321, SLG: 0.294 (1.7)														5	0	2	2	0	1	3				
Don Landrum, L OBP: 0.332, SLG: 0.388 (1.8)														6	0	0	0	0	4	5				
Billy Williams, L OBP: 0.394, SLG: 0.481 (1.9)														4	0	0	0	1	1	1				
14 Ernie Banks, R OBP: 0.340, SLG: 0.443 (1.3)														6	0	2	0	0	1	5				
Ron Santo, R OBP: 0.352, SLG: 0.484 (1.5)														5	0	0	0	1	1	3				
Glenn Beckert, R OBP: 0.273, SLG: 0.302 (1.4)														6	1	1	0	0	0	1				
Chris Krug, R OBP: 0.271, SLG: 0.340 (1.2)														4	1	1	0	1	1	1				
Larry Jackson, R OBP: 0.173, SLG: 0.240 (11. PR)														0	0	0	0	0	0	0				
Vic Roznovsky, L OBP: 0.336, SLG: 0.365 (12.2)														1	0	1	0	0	0	0				

Batter	1	2	3	4	5	6	7	8	9	AB	R	H	RBI	BB	SO	LOB	TOP
Bob Bailey, R OBP: 0.319, SLG: 0.360 (1, 5)	4-3			L4-6-3 SH 1B			5-3		F8	4	0	1	0	0	0	0	
Manny Mota, R OBP: 0.301, SLG: 0.345 (1, 8)	5-3			SH L4-6-3			3-1			2	0	0	0	0	0	0	
Roberto Clemente, R OBP: 0.372, SLG: 0.471 (1, 9)	4-3			L4-6-3 1-2 2-3			FC4-6 1B			3	0	1	0	0	0	2	
Willie Stargell, L OBP: 0.332, SLG: 0.551 (1, 7)		4-3			3-1		FC4-6 1-2			3	0	0	0	0	0	1	
Donn Clendenon, R OBP: 0.372, SLG: 0.484 (1, 3)		F3			K			K		3	0	0	0	0	2	0	
Bill Mazaroski, R OBP: 0.299, SLG: 0.363 (1, 4)		F9			5-3			G5-4-3 1B		3	0	1	0	0	0	0	
Ozzie Virgil, R OBP: 0.366, SLG: 0.462 (1, 2)			5-3			F7		G5-4-3 1-2		3	0	0	0	0	0	1	
Gene Alley, R OBP: 0.283, SLG: 0.326 (1, 6)			F8			F8			5-3	3	0	0	0	0	0	0	
Don Cardwell, R OBP: 0.167, SLG: 0.244 Bill Virdon, L (9, PH) OBP: 0.349, SLG: 0.401 (1, 1)			5-3			F9			4-3	2	0	0	0	0	0	0	
Inning Stats	R: 0 E: 0 K: 0 S: 3	H: 0 LOB: 0 BB: 0 P: 3	R: 0 E: 0 K: 0 S: 3	H: 0 LOB: 0 BB: 0 P: 3	R: 0 E: 0 K: 0 S: 3	H: 1 LOB: 0 BB: 0 P: 3	R: 0 E: 0 K: 1 S: 5	H: 0 LOB: 0 BB: 0 P: 5	R: 0 E: 0 K: 0 S: 4	H: 1 LOB: 1 BB: 0 P: 4	R: 0 E: 0 K: 1 S: 5	H: 1 LOB: 0 BB: 0 P: 5	R: 0 E: 0 K: 0 S: 3	H: 0 LOB: 0 BB: 0 P: 3	1B: 3 2B: 0 3B: 1 HR: 0	SF: 0 SAC: 1 DP: 1 HBP: 0	WP: 0 PA: 28 PB: 0 SB: 0 CS: 0
PITCHER Bill Faul, R ERA: 4.35 (1, 1)	IP: 9.0 WLS: W BF: 28 H: 3 R: 0 ER: 0 SO: 2 BB: 0 IBB: 0 HBP: 0 BLK: 0 WP: 0 HR: 0 S: 32 P: 32 ERA: 0.00 WHIP: 0.333																

Pittsburgh Pirates @ Chicago Cubs
Wrigley Field, Chicago, IL
Sun Jul 25 1965, 3:38 AM CDT
Att: 20,777 - Sunny


AB 27
R 0
H 3
RBI 0
BB 0
SO 2
LOB 4



Batter	1	2	3	4	5	6	7	8	9	AB	R	H	RBI	BB	SO	LOB	BOTTOM
Jimmy Stewart, S OBP: 0.325, SLG: 0.300 (1, 7)	K		G4-6-3 1-2		P6			1B 2B		4	1	1	0	0	1	1	
Don Landrum, L OBP: 0.331, SLG: 0.385 (1, 8)	F8			F3		4-3		1B 1B		4	0	1	1	0	0	0	
Billy Williams, L OBP: 0.357, SLG: 0.491 (1, 9)	HR			14 1B HR		G3		14 G5-4-3 1-3 1B		4	2	3	1	0	0	0	
14 Ernie Banks, R OBP: 0.341, SLG: 0.446 (1, 3)	F5			1-3 HR		2B		G5-4-3 1-2		4	1	2	0	0	0	2	
Ron Santo, R OBP: 0.352, SLG: 0.491 (1, 5)		F9		2-H 3-H HR		5-3				3	1	1	3	0	0	1	
Vic Roznovsky, L OBP: 0.327, SLG: 0.354 (1, 2)		4-3			4-3			F5		3	0	0	0	0	0	0	
Glenn Beckert, R OBP: 0.271, SLG: 0.300 (1, 4)		P4			G3			5-3		3	0	0	0	0	0	0	
Don Kessinger, S OBP: 0.248, SLG: 0.231 (1, 6)			4-3		K			4-3		3	0	0	0	0	1	0	
Bill Faul, R (1, 1)			E4 G4-6-3		4-3			6-3		3	0	0	0	0	0	0	
Inning Stats	R: 1 E: 0 K: 1 S: 6	H: 1 LOB: 0 BB: 0 P: 6	R: 0 E: 0 K: 0 S: 3	H: 0 LOB: 0 BB: 0 P: 3	R: 0 E: 0 K: 0 S: 3	H: 3 LOB: 0 BB: 0 P: 6	R: 0 E: 0 K: 1 S: 5	H: 0 LOB: 0 BB: 0 P: 5	R: 0 E: 0 K: 0 S: 4	H: 1 LOB: 1 BB: 0 P: 4	R: 0 E: 0 K: 0 S: 3	H: 0 LOB: 0 BB: 0 P: 3	R: 1 E: 0 K: 0 S: 5	H: 3 LOB: 1 BB: 0 P: 5	1B: 4 2B: 2 3B: 0 HR: 2	SF: 0 SAC: 0 DP: 2 HBP: 0	WP: 0 PA: 31 PB: 0 SB: 0 CS: 0
PITCHER Don Cardwell, R ERA: 3.77 (1, 1)	IP: 8.0 WLS: L BF: 31 H: 8 R: 5 ER: 5 SO: 2 BB: 0 IBB: 0 HBP: 0 BLK: 0 WP: 0 HR: 2 S: 35 P: 35 ERA: 5.62 WHIP: 1.000																

Pittsburgh Pirates @ Chicago Cubs
Wrigley Field, Chicago, IL
Sun Jul 25 1965, 3:38 AM CDT
Att: 20,777 - Sunny

AB 31
R 5
H 8
RBI 5
BB 0
SO 2
LOB 4



Batter	1	2	3	4	5	6	7	8	9	AB	R	H	RBI	BB	SO	LOB	TOP	
Chuck Hiller, L (1, 4) <small>OBP: 0.320, SLG: 0.374</small> Billy Cowan, R (9, PH) <small>OBP: 0.213, SLG: 0.336</small>	F9		1B		K		F7		G6-4-3	4	0	1	0	0	1	0		
Roy McMillan, R (1, 6) <small>OBP: 0.254, SLG: 0.282</small>	6-3		1B		G4-6-3		P4			4	0	2	0	0	0	0		
Ed Kranepool, L (1, 3) <small>OBP: 0.322, SLG: 0.422</small>	1B	2B	P5		G4-6-3		G3			4	1	1	0	0	0	3		
Charley Smith, R (1, 5) <small>OBP: 0.277, SLG: 0.429</small>	2H	1B	K				F8			4	0	2	1	0	1	2		
Johnny Lewis, L (1, 8) <small>OBP: 0.332, SLG: 0.414</small>	F7		K				6-3		1B	4	1	1	0	0	1	4		
Ron Swoboda, R (1, 7) <small>OBP: 0.300, SLG: 0.481</small>		P4			L8		F7		1B	4	1	1	0	0	0	1		
Jim Hickman, R (1, 9) <small>OBP: 0.260, SLG: 0.385</small> Larry Miller, L (7, 1) Joe Christopher, R (9, PH) <small>OBP: 0.301, SLG: 0.299</small>	1-3		1B		6-3		K		K	3	0	1	0	0	1	1	AB 36	
Chris Cannizzaro, R (1, 2) <small>OBP: 0.252, SLG: 0.230</small> Al Jackson, L (4, PR) <small>OBP: 0.128, SLG: 0.154</small> Gary Kroll, R (4, 1) <small>OBP: 0.153, SLG: 0.167</small> Gary Kolb, L (7, PH) <small>OBP: 0.263, SLG: 0.243</small>	1-3						G4-6-3		BB	2	0	1	0	0	0	0	R 3	
Jack Fisher, R (1, 1) <small>OBP: 0.160, SLG: 0.163</small> Gordie Richardson, R (3, 1) John Stephenson, L (4, PH) <small>OBP: 0.269, SLG: 0.250</small> Danny Napoleon, R (9, PH) <small>OBP: 0.256, SLG: 0.211</small>	K		K		4-1		G4-6-3		G6-4-3	1	0	0	0	0	1	1	H 12	
Inning Stats	R: 1 E: 0 K: 0 S: 5	H: 2 LOB: 1 BB: 0 P: 5	R: 0 E: 0 K: 1 S: 6	H: 1 LOB: 1 BB: 0 P: 6	R: 0 E: 0 K: 2 S: 9	H: 2 LOB: 2 BB: 0 P: 9	R: 0 E: 0 K: 0 S: 4	H: 1 LOB: 1 BB: 0 P: 4	R: 0 E: 0 K: 1 S: 5	H: 1 LOB: 0 BB: 0 P: 6	R: 0 E: 0 K: 0 S: 3	H: 0 LOB: 0 BB: 0 P: 3	R: 2 E: 0 K: 1 S: 7	H: 3 LOB: 1 BB: 1 P: 11	1B: 10 2B: 2 3B: 0 HR: 0	SF: 0 SAC: 0 DP: 3 HBP: 0	WP: 1 PB: 0 SB: 0 CS: 0	PA: 37
PITCHER	IP WLS BF H R ER SO BB IBB HBP BLK WP HR S P ERA WHIP																	
Bob Buhl, R (1, 1) <small>ERA: 3.57</small> Billy Hoelt, L (9, 1) <small>ERA: 1.75</small> Ted Abernathy, R (9, 1) <small>ERA: 2.0</small>	8.1 W 35 12 3 3 6 0 0 0 0 1 0 47 47 3.24 1.440																	

New York Mets @ Chicago Cubs
Wrigley Field, Chicago, IL
Tue Jul 27 1965, 3:33 AM CDT
Att: 6,410 - Cloudy - 80 F

AB	36
R	3
H	12
RBI	2
BB	1
SO	6
LOB	18



Batter	1	2	3	4	5	6	7	8	9	AB	R	H	RBI	BB	SO	LOB	BOTTOM			
Jimmy Stewart, S (1, 7) <small>OBP: 0.329, SLG: 0.301</small>	3-1		2B		K		4-3			3	1	1	0	1	1	1				
Don Landrum, L (1, 8) <small>OBP: 0.330, SLG: 0.387</small>	L7		2B		G3		K			4	1	1	1	0	1	2				
Billy Williams, L (1, 9) <small>OBP: 0.356, SLG: 0.488</small>	3-1		2B				F9			3	1	0	0	1	0	1				
14 Ernie Banks, R (1, 3) <small>OBP: 0.343, SLG: 0.457</small>	5-3		2B				F3			4	2	2	4	0	0	1				
Ron Santo, R (1, 5) <small>OBP: 0.354, SLG: 0.492</small>	F9		2B				K			3	0	1	1	1	1	0				
Ed Bailey, L (1, 2) <small>OBP: 0.366, SLG: 0.374</small>	G6-4-3		2B				P4			2	0	1	0	2	0	1				
Glenn Beckert, R (1, 4) <small>OBP: 0.271, SLG: 0.299</small>	G6-4-3		F8				1B			4	0	1	0	0	0	4	AB 31			
Don Kessinger, S (1, 6) <small>OBP: 0.242, SLG: 0.224</small>			6-3		L9		F3			4	0	0	0	0	0	3	R 6			
Bob Buhl, R (1, 1) <small>OBP: 0.103, SLG: 0.055</small> Billy Hoelt, L (9, 1) <small>OBP: 0.333, SLG: 0.333</small> Ted Abernathy, R (9, 1) <small>OBP: 0.100, SLG: 0.100</small>			2B				K			4	1	2	0	0	2	1	H 9			
Inning Stats	R: 0 E: 0 K: 0 S: 4	H: 1 LOB: 0 BB: 0 P: 4	R: 0 E: 0 K: 0 S: 3	H: 1 LOB: 0 BB: 0 P: 3	R: 5 E: 0 K: 0 S: 6	H: 4 LOB: 1 BB: 3 P: 18	R: 0 E: 0 K: 1 S: 6	H: 1 LOB: 0 BB: 0 P: 6	R: 1 E: 0 K: 0 S: 5	H: 2 LOB: 2 BB: 1 P: 9	R: 0 E: 0 K: 2 S: 7	H: 0 LOB: 0 BB: 0 P: 7	R: 0 E: 0 K: 1 S: 5	H: 0 LOB: 0 BB: 0 P: 5	R: 0 E: 0 K: 1 S: 5	H: 0 LOB: 1 BB: 1 P: 9	1B: 5 2B: 3 3B: 0 HR: 1	SF: 0 SAC: 0 DP: 1 HBP: 0	WP: 0 PB: 0 SB: 1 CS: 1	PA: 37
PITCHER	IP WLS BF H R ER SO BB IBB HBP BLK WP HR S P ERA WHIP																			
Jack Fisher, R (1, 1) <small>ERA: 4.01</small> Gordie Richardson, L (3, 1) <small>ERA: 2.7</small> Gary Kroll, R (4, 1) <small>ERA: 3.84</small> Larry Miller, L (7, 1) <small>ERA: 4.66</small>	2.1 L 14 6 5 5 0 1 0 0 0 0 0 0 1 20 19.29 3.000																			

New York Mets @ Chicago Cubs
Wrigley Field, Chicago, IL
Tue Jul 27 1965, 3:33 AM CDT
Att: 6,410 - Cloudy - 80 F

AB	31
R	6
H	9
RBI	6
BB	5
SO	5
LOB	14



Batter	1	2	3	4	5	6	7	8	9	AB	R	H	RBI	BB	SO	LOB	TOP			
Chuck Hiller, L (1.4) OBP: 0.318, SLG: 0.371	4-3			G6-3 1B			F8		4-3	4	0	1	0	0	0	0				
Roy McMillan, R (1.6) OBP: 0.285, SLG: 0.282				F5			6-3		5-3	3	0	1	0	0	0	1				
Bobby Klaus, R (7.6) OBP: 0.305, SLG: 0.260	FC4-6 1B									1	0	0	0	0	0	0				
Johnny Lewis, L (1.8) OBP: 0.329, SLG: 0.409	FC4-6 1-2			G6-3 1-2			K			3	0	0	0	0	1	2				
Ed Kranepool, L (1.3) OBP: 0.319, SLG: 0.418	CS 1-2	F7			1-3				4-3	3	0	0	0	0	0	0				
Charley Smith, R (1.5) OBP: 0.277, SLG: 0.426		6-3			1-3				K 1B	3	0	0	0	0	1	0				
Gary Kolb, L (1.7) OBP: 0.288, SLG: 0.250		F9			4-3				FC4-6 1B	3	0	1	0	0	0	0				
Jim Hickman, R (1.9) OBP: 0.274, SLG: 0.398				G4-3 1B			G4-6-3 1B		K	3	0	2	0	0	1	2				
John Stephenson, L (1.2) OBP: 0.241, SLG: 0.222				G4-3 1-2			G4-6-3 1-2		FC4-6 1-2	3	0	0	0	0	0	4				
Tug McGraw, R (1.1) BP: 0.333, SLG: 0.333				3-1			K		G3	0	0	0	0	0	0	0				
Jack Fisher, R (1.1) BP: 0.197, SLG: 0.190										1	0	0	0	0	0	0				
Billy Cowher, R (6. PH) BP: 0.246, SLG: 0.225										0	0	0	0	0	1	0				
Gary Kroll, R (6. PH) BP: 0.197, SLG: 0.197										1	0	0	0	0	0	0				
Larry Miller, L (6. PH) BP: 0.298, SLG: 0.297										0	0	0	0	0	0	0				
Joe Christopher, R (6. PH)										1	0	0	0	0	0	0				
Inning Stats	R: 0 E: 0 K: 0 S: 3	H: 1 LOB: 0 BB: 0 P: 3	R: 0 E: 0 K: 0 S: 3	H: 0 LOB: 0 BB: 0 P: 3	R: 0 E: 0 K: 0 S: 3	H: 1 LOB: 0 BB: 0 P: 3	R: 0 E: 0 K: 0 S: 3	H: 0 LOB: 0 BB: 0 P: 3	R: 0 E: 0 K: 1 S: 5	H: 1 LOB: 0 BB: 0 P: 5	R: 0 E: 0 K: 1 S: 5	H: 0 LOB: 2 BB: 0 P: 9	R: 0 E: 0 K: 2 S: 9	H: 1 LOB: 0 BB: 0 P: 3	R: 0 E: 0 K: 0 S: 3	H: 0 LOB: 0 BB: 0 P: 3	1B: 5 2B: 0 3B: 0 HR: 0	SF: 0 SAC: 0 DP: 3 HBP: 0	WP: 1 PB: 0 SB: 0 CS: 1	PA: 30
PITCHER Larry Jackson, R (1.1) ERA: 4.33	IP: 9.0 WLS: W BF: 29 H: 5 R: 0 ER: 0 SO: 4 BB: 0 IBB: 0 HBP: 0 BLK: 0 WP: 1 HR: 0 S: 37 P: 37 ERA: 0.00 WHIP: 0.556															PITCHER	IP: 9.0 WLS: W BF: 29 H: 5 R: 0 ER: 0 SO: 4 BB: 0 IBB: 0 HBP: 0 BLK: 0 WP: 1 HR: 0 S: 37 P: 37 ERA: 0.00 WHIP: 0.556			

New York Mets @ Chicago Cubs
Wrigley Field, Chicago, IL
Wed Jul 28 1965, 3:38 AM CDT
Att: 13,151 - Sunny - 70 F

AB	29
R	0
H	5
RBI	0
BB	0
SO	4
LOB	9



Batter	1	2	3	4	5	6	7	8	9	AB	R	H	RBI	BB	SO	LOB	BOTTOM			
Jimmy Stewart, S (1.8) OBP: 0.333, SLG: 0.312	HR 1B	F8		3-1		14 1B BB	3B			4	2	0	1	0	0	0				
Harvey Kuenn, R (1.7) OBP: 0.331, SLG: 0.210	F8 1-2	1B		K		14 1B BB SF8	6-3			4	1	1	1	1	1	2				
Billy Williams, L (1.9) OBP: 0.360, SLG: 0.500	HR 2H	1B		1B		SF8 3H			3-1	4	1	3	3	0	0	0				
14 Ernie Banks, R (1.3) OBP: 0.347, SLG: 0.467	1B 1B	6-3		K		BB 1B			WP BB 1B	5	2	3	1	0	1	3				
Ron Santo, R (1.5) OBP: 0.358, SLG: 0.500	K			FC4-2 2B		P6 1-2 2-3 BB			WP 1B BB	3	1	1	0	2	1	1				
Chris Krug, R (1.2) OBP: 0.288, SLG: 0.337	1B 1-2	1B		4-3		6-3	SF8		K	4	0	1	1	0	1	3				
Glenn Beckert, R (1.4) OBP: 0.275, SLG: 0.304	1B 1-3 2H	1B		FC4-2 1B		F3	F8		1B	5	0	2	3	0	0	3				
Don Kessinger, S (1.6) OBP: 0.253, SLG: 0.227	4-3			1-3 1B		SH BB BLK BB	6-3		FC6 1B	4	1	2	0	1	0	2				
Larry Jackson, R (1.1) OBP: 0.161, SLG: 0.222		3-1		2-3		SH BB SF8	G3		FC6 1-2	4	1	0	0	0	0	4				
Inning Stats	R: 3 E: 0 K: 1 S: 10	H: 5 LOB: 2 BB: 0 P: 10	R: 0 E: 0 K: 0 S: 5	H: 2 LOB: 2 BB: 0 P: 5	R: 0 E: 0 K: 0 S: 5	H: 2 LOB: 2 BB: 0 P: 5	R: 0 E: 0 K: 2 S: 8	H: 1 LOB: 1 BB: 0 P: 8	R: 0 E: 0 K: 0 S: 3	H: 0 LOB: 0 BB: 0 P: 3	R: 4 E: 0 K: 0 S: 5	H: 1 LOB: 2 BB: 4 P: 21	R: 0 E: 0 K: 0 S: 4	H: 1 LOB: 1 BB: 0 P: 4	R: 2 E: 0 K: 1 S: 8	H: 3 LOB: 2 BB: 1 P: 12	1B: 12 2B: 1 3B: 1 HR: 1	SF: 2 SAC: 1 DP: 0 HBP: 0	WP: 1 PB: 0 SB: 1 CS: 0	PA: 45
PITCHER Tug McGraw, L (1.1) ERA: 3.82	IP: 0.2 WLS: L BF: 7 H: 5 R: 0 ER: 3 SO: 3 BB: 0 IBB: 0 HBP: 0 BLK: 0 WP: 0 HR: 1 S: 9 P: 9 ERA: 40.50 WHIP: 7.500															PITCHER	IP: 0.2 WLS: L BF: 7 H: 5 R: 0 ER: 3 SO: 3 BB: 0 IBB: 0 HBP: 0 BLK: 0 WP: 0 HR: 1 S: 9 P: 9 ERA: 40.50 WHIP: 7.500			
Jack Fisher, R (1.1) ERA: 3.89	IP: 4.1 WLS: 18 BF: 5 H: 0 R: 0 ER: 0 SO: 2 BB: 0 IBB: 0 HBP: 0 BLK: 0 WP: 0 HR: 0 S: 22 P: 22 ERA: 0.00 WHIP: 1.154															PITCHER	IP: 4.1 WLS: 18 BF: 5 H: 0 R: 0 ER: 0 SO: 2 BB: 0 IBB: 0 HBP: 0 BLK: 0 WP: 0 HR: 0 S: 22 P: 22 ERA: 0.00 WHIP: 1.154			
Gary Kroll, R (6.1) ERA: 4.19	IP: 0.0 WLS: 4 BF: 0 H: 4 R: 4 ER: 4 SO: 0 BB: 3 IBB: 0 HBP: 0 BLK: 1 WP: 0 HR: 0 S: 1 P: 13 ERA: ∞ WHIP: ∞															PITCHER	IP: 0.0 WLS: 4 BF: 0 H: 4 R: 4 ER: 4 SO: 0 BB: 3 IBB: 0 HBP: 0 BLK: 1 WP: 0 HR: 0 S: 1 P: 13 ERA: ∞ WHIP: ∞			
Larry Miller, L (6.1) ERA: 5.06	IP: 3.0 WLS: 16 BF: 5 H: 2 R: 2 ER: 2 SO: 1 BB: 2 IBB: 0 HBP: 0 BLK: 0 WP: 1 HR: 0 S: 16 P: 24 ERA: 6.00 WHIP: 2.333															PITCHER	IP: 3.0 WLS: 16 BF: 5 H: 2 R: 2 ER: 2 SO: 1 BB: 2 IBB: 0 HBP: 0 BLK: 0 WP: 1 HR: 0 S: 16 P: 24 ERA: 6.00 WHIP: 2.333			

New York Mets @ Chicago Cubs
Wrigley Field, Chicago, IL
Wed Jul 28 1965, 3:38 AM CDT
Att: 13,151 - Sunny - 70 F

AB	37
R	9
H	15
RBI	9
BB	5
SO	4
LOB	18



Batter	1	2	3	4	5	6	7	8	9	AB	R	H	RBI	BB	SO	LOB	TOP										
Chuck Hiller, L (1, 4) <small>OBP: 0.314, SLG: 0.370</small>	4-3	B3		L7		4-1		WP HR	FC6	6	1	1	0	0	0	4											
Roy McMillan, R (1, 6) <small>OBP: 0.287, SLG: 0.283</small> Bobby Klaus, R (6, FR) <small>OBP: 0.307, SLG: 0.260</small>	2B	1B	E		F6	E4		HR		3	2	1	0	1	0	0											
Johnny Lewis, L (1, 9) <small>OBP: 0.336, SLG: 0.439</small>	1B	2B	E7					HR		5	3	4	4	0	0	0											
Charley Smith, R (1, 5) <small>OBP: 0.279, SLG: 0.423</small>	G6-3	5-3			F7	K		HR		4	0	1	2	1	1	3											
Ed Kranepool, L (1, 3) <small>OBP: 0.315, SLG: 0.412</small>	G6-3		F5		F7		P6		G4-6-3	5	0	0	0	0	0	2											
Ron Swoboda, R (1, 7) <small>OBP: 0.291, SLG: 0.466</small>		E9	K			K	F3		P6	5	1	0	0	0	2	0											
Gary Kolb, L (1, 8) Jim Hickman, R (7, PH) <small>OBP: 0.276, SLG: 0.396</small>		E	K			S			K	2	2	1	1	1	1	0											
Chris Cannizzaro, R (1, 2) <small>OBP: 0.255, SLG: 0.229</small>	6-3			L9		1B	4-3		FC1-6	4	1	1	0	1	0	2											
Galen Cisco, R (1, 1) <small>OBP: 0.320, SLG: 0.292</small>				F3		E8		2B	FC1-6	4	3	2	1	1	0	1											
Inning Stats	R: 2 E: 0 K: 0 S: 5	H: 3 LOB: 0 BB: 0 P: 5	R: 4 E: 2 K: 0 S: 6	H: 1 LOB: 1 BB: 2 P: 14	R: 0 E: 0 K: 2 S: 7	H: 0 LOB: 0 BB: 0 P: 7	R: 0 E: 0 K: 0 S: 3	H: 0 LOB: 0 BB: 0 P: 3	R: 1 E: 0 K: 0 S: 4	H: 1 LOB: 0 BB: 0 P: 4	R: 3 E: 2 K: 2 S: 10	H: 2 LOB: 2 BB: 2 P: 18	R: 0 E: 0 K: 0 S: 3	H: 0 LOB: 1 BB: 1 P: 7	R: 4 E: 0 K: 0 S: 5	H: 3 LOB: 0 BB: 2 P: 13	R: 0 E: 0 K: 1 S: 6	H: 1 LOB: 1 BB: 0 P: 6	1B: 6 2B: 3 3B: 0 HR: 2	SF: 0 SAC: 0 DP: 2 HBP: 0	WP: 1 PB: 0 SB: 1 CS: 0	PA: 46					
PITCHER	IP	WLS	BF	H	R	ER	SO	BB	IBB	HBP	BLK	WP	HR	S	P	ERA	WHIP										
Cal Koonce, R (1, 1) <small>ERA: 4.16</small> Billy Hoelt, L (2, 1) <small>ERA: 1.99</small> Bob Hendley, L (6, 1) <small>ERA: 9.31</small> Bob Humphreys, R (8, 1) <small>ERA: 2.29</small> Lindy McDaniel, R (9, 1) <small>ERA: 2.4</small>	1.1	L	9	4	5	2	0	1	0	0	0	0	0	8	12	13.50	3.750										
PITCHER	IP	WLS	BF	H	R	ER	SO	BB	IBB	HBP	BLK	WP	HR	S	P	ERA	WHIP										
Cal Koonce, R (1, 1) Billy Hoelt, L (2, 1) George Altman, L (5, PH) Bob Hendley, R (6, 1) Bob Humphreys, R (8, 1) Joey Amalfitano, R (8, PH) Lindy McDaniel, R (9, 1)	9.0	W	31	4	0	0	4	1	0	0	0	0	0	38	42	0.00	0.556										

New York Mets @ Chicago Cubs
Wrigley Field, Chicago, IL
Thu Jul 29 1965, 3:33 AM CDT
Sunny - 70 F

AB 39
R 14
H 11
RBI 8
BB 7
SO 5
LOB 12



New York Mets @ Chicago Cubs
Wrigley Field, Chicago, IL
Thu Jul 29 1965, 3:33 AM CDT
Sunny - 70 F

AB 30
R 0
H 4
RBI 0
BB 1
SO 4
LOB 9



Batter	1	2	3	4	5	6	7	8	9	AB	R	H	RBI	BB	SO	LOB	TOP					
Jimmy Stewart, S OBP: 0.330, SLG: 0.319 (1, 7)										4	0	1	0	1	2	1	Chicago Cubs @ Pittsburgh Pirates Forbes Field, Pittsburgh, PA Sun Aug 01 1965, 3:33 AM EDT Cloudy					
Ellis Burton, S OBP: 0.286, SLG: 0.250 (1, 8)										3	0	1	1	1	1	3						
Billy Williams, L OBP: 0.354, SLG: 0.484 (1, 9)										4	0	0	0	0	0	4						
14 Ernie Banks, R OBP: 0.341, SLG: 0.453 (1, 3)										3	0	0	0	1	0	1						
Ron Santo, R OBP: 0.367, SLG: 0.518 (1, 5)										4	0	3	0	0	0	1						
Ed Bailey, L OBP: 0.366, SLG: 0.357 (1, 2)										2	0	0	0	2	0	3						
Glenn Beckert, R OBP: 0.270, SLG: 0.299 (6, PH)										3	1	1	0	0	0	1						
Doug Clemens, L OBP: 0.340, SLG: 0.347 (8, PH)										1	0	0	0	0	0	2						
Joey Amalfitano, R OBP: 0.327, SLG: 0.295 (8, 4)										0	0	0	0	0	0	0						
Don Kessinger, S OBP: 0.265, SLG: 0.234 (7, PH)										2	0	0	0	0	0	0						
Don Landrum, L OBP: 0.330, SLG: 0.384 (7, 7)										1	1	0	0	1	0	0						
Dick Ellsworth, L OBP: 0.327, SLG: 0.152 (3, 1)										1	0	0	0	0	0	0						
Lindy McDaniel, R OBP: 0.313, SLG: 0.359 (5, PH)										1	0	0	0	0	0	1						
George Altman, L OBP: 0.313, SLG: 0.359 (5, 1)										0	0	0	0	0	0	0						
Cal Koonce, R OBP: 0.276, SLG: 0.188 (7, PH)										1	0	1	1	0	0	0						
Vic Roznovsky, L OBP: 0.322, SLG: 0.325 (7, 1)										0	0	0	0	0	0	0						
Bob Humphreys, R OBP: 0.336, SLG: 0.216 (9, PH)										1	0	1	0	0	0	0						
Harvey Kuenn, R OBP: 0.336, SLG: 0.216 (9, PH)										1	0	1	0	0	0	0						
Inning Stats	R: 0 E: 0 K: 1 S: 5	H: 1 LOB: 0 BB: 0 P: 5	R: 0 E: 0 K: 0 S: 2	H: 0 LOB: 1 BB: 2 P: 10	R: 0 E: 0 K: 1 S: 5	H: 0 LOB: 0 BB: 0 P: 5	R: 0 E: 0 K: 0 S: 4	H: 1 LOB: 2 BB: 1 P: 8	R: 0 E: 1 K: 0 S: 5	H: 1 LOB: 2 BB: 0 P: 5	R: 0 E: 0 K: 0 S: 4	H: 1 LOB: 1 BB: 0 P: 4	R: 2 E: 0 K: 0 S: 4	H: 2 LOB: 1 BB: 2 P: 12	R: 0 E: 0 K: 0 S: 3	H: 1 LOB: 1 BB: 1 P: 7	R: 0 E: 0 K: 1 S: 6	H: 1 LOB: 1 BB: 0 P: 6	1B: 7 2B: 1 3B: 0 HR: 0	SF: 1 SAC: 0 DP: 3 HBP: 0	WP: 0 PB: 0 SB: 0 CS: 1	PA: 38
PITCHER	IP	WLS	BF	H	R	ER	SO	BB	IBB	HBP	BLK	WP	HR	S	P	ERA	WHIP					
Al McBean, R ERA: 2.47 (1, 1)	6.0	W	27	6	2	2	2	4	0	0	0	0	0	27	43	3.00	1.667					
Don Schwall, R ERA: 2.66 (7, 1)	3.0	S	11	2	0	0	1	2	0	0	0	0	0	11	19	0.00	1.333					

AB 31
R 2
H 8
RBI 2
BB 6
SO 3
LOB 17



Batter	1	2	3	4	5	6	7	8	9	AB	R	H	RBI	BB	SO	LOB	BOTTOM				
Bob Bailey, R OBP: 0.322, SLG: 0.366 (1, 7)										5	1	2	0	0	0	4	Chicago Cubs @ Pittsburgh Pirates Forbes Field, Pittsburgh, PA Sun Aug 01 1965, 3:33 AM EDT Cloudy				
Manny Mota, R OBP: 0.313, SLG: 0.388 (1, 8)										5	3	3	2	0	0	0					
Roberto Clemente, R OBP: 0.374, SLG: 0.461 (1, 9)										5	1	2	0	0	0	1					
Donn Clendenon, R OBP: 0.359, SLG: 0.469 (1, 3)										5	1	3	2	0	0	2					
Bill Mazerowski, R OBP: 0.305, SLG: 0.365 (1, 4)										5	1	1	1	0	0	5					
Andre Rodgers, R OBP: 0.368, SLG: 0.425 (8, 6)										5	0	1	1	0	1	1					
Jim Pagliaroni, R OBP: 0.345, SLG: 0.447 (1, 2)										4	1	2	2	0	0	1					
Gene Alley, R OBP: 0.275, SLG: 0.312 (3, PH)										1	0	0	0	0	0	1					
Jose Pagan, R OBP: 0.270, SLG: 0.259 (4, 6)										2	0	1	0	0	0	1					
Bill Virdon, L OBP: 0.344, SLG: 0.388 (7, PH)										1	0	0	0	0	0	0					
Al McBean, R OBP: 0.316, SLG: 0.368 (1, 1)										3	0	2	0	0	1	1					
Don Schwall, R ERA: 2.66 (7, 1)										1	0	0	0	0	0	0					
Inning Stats	R: 0 E: 1 K: 0 S: 5	H: 2 LOB: 2 BB: 0 P: 5	R: 0 E: 0 K: 0 S: 5	H: 2 LOB: 2 BB: 0 P: 5	R: 4 E: 0 K: 1 S: 10	H: 5 LOB: 1 BB: 0 P: 10	R: 1 E: 0 K: 0 S: 5	H: 1 LOB: 1 BB: 0 P: 5	R: 0 E: 0 K: 1 S: 7	H: 2 LOB: 2 BB: 0 P: 7	R: 0 E: 0 K: 0 S: 4	H: 1 LOB: 1 BB: 0 P: 4	R: 1 E: 0 K: 0 S: 4	H: 1 LOB: 0 BB: 0 P: 4	R: 2 E: 0 K: 0 S: 6	H: 3 LOB: 1 BB: 0 P: 6		1B: 9 2B: 6 3B: 0 HR: 2	SF: 0 SAC: 0 DP: 0 HBP: 0	WP: 0 PB: 0 SB: 0 CS: 0	PA: 42
PITCHER	IP	WLS	BF	H	R	ER	SO	BB	IBB	HBP	BLK	WP	HR	S	P	ERA		WHIP			
Dick Ellsworth, L ERA: 3.39 (1, 1)	2.0	L	14	4	4	4	0	0	0	0	0	0	1	14	14	18.00	4.000				
Lindy McDaniel, R ERA: 2.42 (3, 1)	2.0		9	2	1	1	1	0	0	0	0	0	1	11	11	4.50	1.000				
Cal Koonce, R ERA: 4.1 (5, 1)	2.0		9	3	0	0	1	0	0	0	0	0	0	11	11	0.00	1.500				
Bob Humphreys, R ERA: 2.83 (7, 1)	2.0		10	4	3	3	0	0	0	0	0	0	1	10	10	13.50	2.000				

AB 42
R 8
H 17
RBI 8
BB 0
SO 2
LOB 17



Batter	1	2	3	4	5	6	7	8	9	AB	R	H	RBI	BB	SO	LOB	TOP			
Jimmy Stewart, S (1,7) OBP: 0.328, SLG: 0.313	4-0 CS BB			0-3 K		0-0 L4		0-0 5-3		3	0	0	0	1	1	2				
Ellis Burton, S (1,8) OBP: 0.222, SLG: 0.200	0-3 K			0-0 6-3		0-0 SF8		0-0 G3		3	0	0	1	0	1	1				
Billy Williams, L (1,9) OBP: 0.353, SLG: 0.482	0-0 3-1			0-3 K		0-3 K		0-0 1B		4	0	1	0	0	2	0				
14 Ernie Banks, R (1,3) OBP: 0.343, SLG: 0.451		0-0 6-3			0-0 E5 BB		4-0 G3-6-1 BB	4-0 1B		2	0	0	0	2	0	0				
Ron Santo, R (1,5) OBP: 0.364, SLG: 0.513		0-3 K			0-0 F9		0-3 K	0-0 F8		4	0	0	0	0	2	4				
Chris Krug, R (1,2) OBP: 0.272, SLG: 0.333 Ed Bailey, L (7,PH) OBP: 0.361, SLG: 0.351		0-0 4-3			4-0 BB		0-0 G3-6-1	0-0 G3		1	0	0	0	1	0	0				
Glenn Beckert, R (1,4) OBP: 0.269, SLG: 0.298 Don Landrum, L (8,PH) OBP: 0.329, SLG: 0.382 Lindy McDaniel, R (8,1)			0-0 6-3		0-3 K		0-0 F9			2	0	0	0	0	1	2				
Don Kessinger, S (1,6) OBP: 0.262, SLG: 0.231 Doug Clemens, L (8,PH) OBP: 0.342, SLG: 0.349			0-0 F7		0-0 3-1		0-0 FC4-6 1B			2	0	0	0	0	0	2				
Larry Jackson, R (1,1) OBP: 0.172, SLG: 0.268 Ted Abernathy, R (7,1) OBP: 0.091, SLG: 0.091 George Altman, L (8,PH) OBP: 0.311, SLG: 0.366 Joey Amalfitano, R (8,4) OBP: 0.327, SLG: 0.295			0-0 P4			0-0 SF8 3B		0-0 FC4-6		2	1	1	0	0	0	0				
Inning Stats	R: 0 E: 0 K: 1 S: 4	H: 0 LOB: 0 BB: 1 P: 8	R: 0 E: 0 K: 1 S: 5	H: 0 LOB: 0 BB: 0 P: 5	R: 0 E: 0 K: 0 S: 3	H: 0 LOB: 0 BB: 0 P: 3	R: 0 E: 0 K: 2 S: 7	H: 0 LOB: 0 BB: 0 P: 7	R: 0 E: 0 K: 1 S: 6	H: 0 LOB: 0 BB: 1 P: 10	R: 1 E: 0 K: 1 S: 6	H: 1 LOB: 0 BB: 0 P: 6	R: 0 E: 0 K: 1 S: 4	H: 0 LOB: 1 BB: 1 P: 8	R: 0 E: 0 K: 0 S: 4	H: 1 LOB: 2 BB: 1 P: 8	1B: 2 2B: 1 3B: 1 HR: 0	SF: 1 SAC: 0 DP: 2 HBP: 0	WP: 0 PB: 0 SB: 0 CS: 1	PA: 33
PITCHER	IP	WLS	BF	H	R	ER	SO	BB	IBB	HBP	BLK	WP	HR	S	P	ERA	WHIP			
Joe Gibbon, L (1,1) ERA: 5.48	6.0	W	22	1	1	1	6	3	0	0	0	0	0	31	43	1.50	0.667			
Don Schwall, R (7,1) ERA: 2.7	3.0	S	11	2	0	0	1	1	0	0	0	0	0	12	16	0.00	1.000			

Chicago Cubs @ Pittsburgh Pirates
Forbes Field, Pittsburgh, PA
Sun Aug 01 1965, 3:38 AM EDT
Att. 14,741 - Cloudy

AB	28
R	1
H	3
RBI	1
BB	4
SO	7
LOB	15



Batter	1	2	3	4	5	6	7	8	9	AB	R	H	RBI	BB	SO	LOB	BOTTOM			
Bob Bailey, R (1,5) OBP: 0.323, SLG: 0.366	0-0 4-3 1B		0-0 6-3	0-0 6-3		0-0 FC6-4		0-0 1B		5	0	2	0	0	0	1				
Bill Virdon, L (1,8) OBP: 0.348, SLG: 0.391	0-0 4-3 1-2		0-0 BB 1B		0-0 P6		0-0 1B FC1-5-2	0-0 S 1B		5	1	3	1	0	0	1				
Roberto Clemente, R (1,9) OBP: 0.382, SLG: 0.464	4-0 FC6-4 BB		4-0 1B BB		0-0 FC4-6 1B		0-0 FC1-5-2 FC3-2	4-0 1-2 2-3 IBB		2	1	2	0	3	0	0				
Willie Stargell, L (1,7) OBP: 0.327, SLG: 0.534 Manny Mota, R (6,PR) OBP: 0.310, SLG: 0.384	0-0 P6		0-3 K		0-0 FC4-6 1B		0-0 FC1-5-2 FC3-2	0-0 F9-2		3	0	0	0	0	1	5				
Don Clendenon, R (1,3) OBP: 0.362, SLG: 0.471	0-0 FC6-4		0-0 1B		0-0 FC4-6 1B		0-0 FC3-2 IBB			3	0	2	1	1	0	2				
Bill Mazeroski, R (1,4) OBP: 0.308, SLG: 0.367		0-0 1-3 1B	0-0 2-3 2-H 1B		0-0 FC4-6		0-0 FC3-2			4	0	2	1	0	0	5				
Andre Rodgers, R (1,6) OBP: 0.355, SLG: 0.409		0-0 P6	0-0 5-3		0-0 5-3		0-0 4-3			4	0	0	0	0	0	6				
Del Crandall, R (1,2) OBP: 0.293, SLG: 0.275 Gene Alley, R (8,PR) OBP: 0.275, SLG: 0.312 Jim Pagliaroni, R (9,2) OBP: 0.345, SLG: 0.447		0-0 1-3		0-0 4-3		0-0 5-3		0-0 FC1-6 1B		4	0	1	0	0	0	1				
Joe Gibbon, R (1,1) OBP: 0.160, SLG: 0.125 Don Schwall, R (7,1)		0-0 4-3		0-0 F8		0-0 FC6-4 1B		0-0 FC1-6 1B		3	0	1	0	0	0	1				
Inning Stats	R: 0 E: 0 K: 0 S: 4	H: 1 LOB: 2 BB: 1 P: 8	R: 0 E: 0 K: 0 S: 4	H: 1 LOB: 1 BB: 0 P: 4	R: 2 E: 0 K: 1 S: 8	H: 3 LOB: 2 BB: 1 P: 12	R: 0 E: 0 K: 0 S: 3	H: 0 LOB: 0 BB: 0 P: 3	R: 0 E: 0 K: 0 S: 5	H: 2 LOB: 2 BB: 0 P: 5	R: 0 E: 0 K: 0 S: 4	H: 1 LOB: 1 BB: 0 P: 4	R: 0 E: 0 K: 0 S: 5	H: 2 LOB: 3 BB: 1 P: 9	R: 1 E: 0 K: 0 S: 5	H: 3 LOB: 2 BB: 1 P: 9	1B: 13 2B: 1 3B: 0 HR: 0	SF: 0 SAC: 0 DP: 1 HBP: 0	WP: 0 PB: 0 SB: 2 CS: 0	PA: 40
PITCHER	IP	WLS	BF	H	R	ER	SO	BB	IBB	HBP	BLK	WP	HR	S	P	ERA	WHIP			
Larry Jackson, R (1,1) ERA: 4.28	6.0	L	30	10	2	2	1	2	0	0	0	0	0	30	38	3.00	2.000			
Ted Abernathy, R (7,1) ERA: 1.89	1.0		4	0	0	0	0	0	1	0	0	0	0	3	7	0.00	0.000			
Lindy McDaniel, R (8,1) ERA: 2.49	1.0		6	3	1	1	0	0	1	0	0	0	0	5	9	9.00	3.000			

Chicago Cubs @ Pittsburgh Pirates
Forbes Field, Pittsburgh, PA
Sun Aug 01 1965, 3:38 AM EDT
Att. 14,741 - Cloudy

AB	36
R	3
H	13
RBI	3
BB	4
SO	1
LOB	28



Batter	1	2	3	4	5	6	7	8	9	AB	R	H	RBI	BB	SO	LOB	TOP				
Jimmy Stewart, S (1, 7) OBP: 0.321, SLG: 0.306	G3		F8			G3	G3			4	0	0	0	0	0	1	Chicago Cubs @ Philadelphia Phillies Connie Mack Stadium, Philadelphia, PA Tue Aug 03 1965, 7:05 PM EDT Att: 17,171 - Unknown				
Don Landrum, L (1, 8) OBP: 0.331, SLG: 0.382	WP 1B		L8			H 1-0 2B HBP		F8		3	1	1	0	0	0	0					
Billy Williams, L (1, 9) OBP: 0.352, SLG: 0.482	K 1-2				F8	X 0-0 1-H 2B		K		4	0	1	1	0	2	1					
14 Ernie Banks, R (1, 3) OBP: 0.344, SLG: 0.450	FC6-4 BB				F7	X 0-0 5-3		BB 1B		3	0	1	0	1	0	1					
Ron Santo, R (1, 5) OBP: 0.365, SLG: 0.512	FC6-4 1-2				1B	X 0-0 F8		BB 1-2 BB		3	0	1	0	1	0	3					
Vic Roznovsky, L (1, 2) OBP: 0.311, SLG: 0.343		P6			K	X 0-0 F8		BB 4-3		4	0	0	0	0	1	3					
Glenn Beckert, R (1, 4) OBP: 0.267, SLG: 0.295		5-3				X 0-0 F9		F6		4	0	0	0	0	1	0					
Don Kessinger, S (1, 6) OBP: 0.262, SLG: 0.227		K				X 0-0 6-3		BB 4-0 WP 1B BB		3	1	0	0	1	1	0					
Bill Faul, R (1, 1) OBP: 0.154, SLG: 0.167			K			X 0-0 K		1-H BB 1B		4	0	1	1	0	3	0					
Inning Stats	R: 0 E: 0 K: 1 S: 6	H: 1 LOB: 2 BB: 1 P: 10	R: 0 E: 0 K: 1 S: 5	H: 0 LOB: 0 BB: 0 P: 5	R: 0 E: 0 K: 1 S: 5	H: 0 LOB: 0 BB: 0 P: 5	R: 0 E: 0 K: 1 S: 6	H: 1 LOB: 1 BB: 0 P: 6	R: 0 E: 0 K: 0 S: 5	H: 0 LOB: 0 BB: 0 P: 5	R: 1 E: 0 K: 0 S: 4	H: 1 LOB: 1 BB: 0 P: 5	R: 1 E: 0 K: 0 S: 4	H: 1 LOB: 1 BB: 1 P: 8	R: 0 E: 0 K: 1 S: 6	H: 1 LOB: 2 BB: 1 P: 10	1B: 4 2B: 1 3B: 0 HR: 0	SF: 0 SAC: 0 DP: 0 HBP: 1	WP: 2 PB: 0 SB: 0 CS: 0	PA: 36	
PITCHER	IP WLS BF H R ER SO BB IBB HBP BLK WP HR S P ERA WHIP	IP WLS BF H R ER SO BB IBB HBP BLK WP HR S P ERA WHIP	IP WLS BF H R ER SO BB IBB HBP BLK WP HR S P ERA WHIP	IP WLS BF H R ER SO BB IBB HBP BLK WP HR S P ERA WHIP	IP WLS BF H R ER SO BB IBB HBP BLK WP HR S P ERA WHIP	IP WLS BF H R ER SO BB IBB HBP BLK WP HR S P ERA WHIP	IP WLS BF H R ER SO BB IBB HBP BLK WP HR S P ERA WHIP	IP WLS BF H R ER SO BB IBB HBP BLK WP HR S P ERA WHIP	IP WLS BF H R ER SO BB IBB HBP BLK WP HR S P ERA WHIP	IP WLS BF H R ER SO BB IBB HBP BLK WP HR S P ERA WHIP	IP WLS BF H R ER SO BB IBB HBP BLK WP HR S P ERA WHIP	IP WLS BF H R ER SO BB IBB HBP BLK WP HR S P ERA WHIP	IP WLS BF H R ER SO BB IBB HBP BLK WP HR S P ERA WHIP	IP WLS BF H R ER SO BB IBB HBP BLK WP HR S P ERA WHIP	IP WLS BF H R ER SO BB IBB HBP BLK WP HR S P ERA WHIP	IP WLS BF H R ER SO BB IBB HBP BLK WP HR S P ERA WHIP	IP WLS BF H R ER SO BB IBB HBP BLK WP HR S P ERA WHIP	IP WLS BF H R ER SO BB IBB HBP BLK WP HR S P ERA WHIP	IP WLS BF H R ER SO BB IBB HBP BLK WP HR S P ERA WHIP	IP WLS BF H R ER SO BB IBB HBP BLK WP HR S P ERA WHIP	IP WLS BF H R ER SO BB IBB HBP BLK WP HR S P ERA WHIP
Ray Culp, R (1, 1) ERA: 2.76	7.0	L	28	4	2	2	5	2	0	1	0	0	0	0	0	0	2.57	0.857			
Bo Belinsky, L (8, 1) ERA: 4.79	1.0		5	1	0	0	1	1	0	0	0	0	0	0	0	0	0.00	2.000			
Jack Baldschun, R (9, 1) ERA: 3.71	1.0		3	0	0	0	2	0	0	0	0	0	0	0	0	0	0.00	0.000			

AB	32
R	2
H	5
RBI	2
BB	3
SO	8
LOB	9



Batter	1	2	3	4	5	6	7	8	9	AB	R	H	RBI	BB	SO	LOB	BOTTOM				
Tony Gonzalez, L (1, 8) OBP: 0.332, SLG: 0.465	L8		FC5-4 1B			6-3			P5	4	0	1	0	0	0	0	Chicago Cubs @ Philadelphia Phillies Connie Mack Stadium, Philadelphia, PA Tue Aug 03 1965, 7:05 PM EDT Att: 17,171 - Unknown				
Cookie Rojas, R (1, 4) OBP: 0.358, SLG: 0.385	P5		FC5-4 1-2			F9			F8	4	0	0	0	0	1						
Johnny Callison, L (1, 9) OBP: 0.330, SLG: 0.552	K				K				P4	3	0	0	0	0	2	0					
Dick Allen, R (1, 5) OBP: 0.397, SLG: 0.506		K2-3			K				4-3	3	0	0	0	0	2	0					
Wes Covington, L (1, 7) OBP: 0.316, SLG: 0.526					L7				4-3	3	0	1	0	0	0	0					
Dick Stuart, R (1, 3) OBP: 0.295, SLG: 0.429					K				6-3	3	0	0	0	0	1	1					
Clay Dalrymple, L (1, 2) OBP: 0.270, SLG: 0.291					F5				F7	3	0	0	0	0	1						
Bobby Wine, R (1, 6) OBP: 0.267, SLG: 0.242									F7	2	0	0	0	0	1	0					
Alex Johnson, R (8, PH) OBP: 0.261, SLG: 0.469									K	1	0	0	0	0	1	0					
Ruben Amaro, R (9, 6) OBP: 0.312, SLG: 0.249									K	0	0	0	0	0	0	0					
Ray Culp, R (1, 1) OBP: 0.162, SLG: 0.088									K	2	0	0	0	0	1	0					
Bo Belinsky, L (8, 1) OBP: 0.233, SLG: 0.207									K	0	0	0	0	0	0	0					
Jack Baldschun, R (9, 1) OBP: 0.368, SLG: 0.415									K	0	0	0	0	0	0	0					
John Briggs, L (8, PH) OBP: 0.368, SLG: 0.415									K	1	0	0	0	0	1	0					
Inning Stats	R: 0 E: 0 K: 1 S: 5	H: 0 LOB: 0 BB: 0 P: 5	R: 0 E: 0 K: 2 S: 8	H: 1 LOB: 1 BB: 0 P: 8	R: 0 E: 0 K: 2 S: 8	H: 1 LOB: 1 BB: 0 P: 8	R: 0 E: 0 K: 2 S: 7	H: 0 LOB: 0 BB: 0 P: 7	R: 0 E: 0 K: 0 S: 3	H: 0 LOB: 0 BB: 0 P: 3	R: 0 E: 0 K: 0 S: 3	H: 0 LOB: 0 BB: 0 P: 3	R: 0 E: 0 K: 1 S: 5	H: 0 LOB: 0 BB: 0 P: 5	R: 0 E: 0 K: 1 S: 5	H: 0 LOB: 0 BB: 0 P: 5	1B: 1 2B: 1 3B: 0 HR: 0	SF: 0 SAC: 0 DP: 0 HBP: 0	WP: 0 PB: 0 SB: 0 CS: 0	PA: 29	
PITCHER	IP WLS BF H R ER SO BB IBB HBP BLK WP HR S P ERA WHIP	IP WLS BF H R ER SO BB IBB HBP BLK WP HR S P ERA WHIP	IP WLS BF H R ER SO BB IBB HBP BLK WP HR S P ERA WHIP	IP WLS BF H R ER SO BB IBB HBP BLK WP HR S P ERA WHIP	IP WLS BF H R ER SO BB IBB HBP BLK WP HR S P ERA WHIP	IP WLS BF H R ER SO BB IBB HBP BLK WP HR S P ERA WHIP	IP WLS BF H R ER SO BB IBB HBP BLK WP HR S P ERA WHIP	IP WLS BF H R ER SO BB IBB HBP BLK WP HR S P ERA WHIP	IP WLS BF H R ER SO BB IBB HBP BLK WP HR S P ERA WHIP	IP WLS BF H R ER SO BB IBB HBP BLK WP HR S P ERA WHIP	IP WLS BF H R ER SO BB IBB HBP BLK WP HR S P ERA WHIP	IP WLS BF H R ER SO BB IBB HBP BLK WP HR S P ERA WHIP	IP WLS BF H R ER SO BB IBB HBP BLK WP HR S P ERA WHIP	IP WLS BF H R ER SO BB IBB HBP BLK WP HR S P ERA WHIP	IP WLS BF H R ER SO BB IBB HBP BLK WP HR S P ERA WHIP	IP WLS BF H R ER SO BB IBB HBP BLK WP HR S P ERA WHIP	IP WLS BF H R ER SO BB IBB HBP BLK WP HR S P ERA WHIP	IP WLS BF H R ER SO BB IBB HBP BLK WP HR S P ERA WHIP	IP WLS BF H R ER SO BB IBB HBP BLK WP HR S P ERA WHIP	IP WLS BF H R ER SO BB IBB HBP BLK WP HR S P ERA WHIP	IP WLS BF H R ER SO BB IBB HBP BLK WP HR S P ERA WHIP
Bill Faul, R (1, 1) ERA: 2.83	9.0	W	29	2	0	0	9	0	0	0	0	0	0	0	0	0	0.00	0.222			

AB	29
R	0
H	2
RBI	0
BB	0
SO	9
LOB	3



Batter	1	2	3	4	5	6	7	8	9	AB	R	H	RBI	BB	SO	LOB	TOP
Jimmy Stewart, S (1,7) <small>OBP: 0.330, SLG: 0.308</small> 										2	0	1	0	2	0	1	
Don Landrum, L (1,8) <small>OBP: 0.328, SLG: 0.377</small> Bob Humphreys, R (6,1)										3	0	0	0	0	0	2	
Joey Amalfitano, R (6,PH) Billy Hoelt, L (6,1)										1	0	0	0	0	1		
Billy Williams, L (1,9) <small>OBP: 0.352, SLG: 0.480</small>										4	0	1	0	0	2		
14 Ernie Banks, R (1,3) <small>OBP: 0.343, SLG: 0.450</small>										4	1	1	0	0	1		
Ron Santo, R (1,5) <small>OBP: 0.366, SLG: 0.512</small>										4	1	2	0	0	0		
Chris Krug, R (1,2) <small>OBP: 0.280, SLG: 0.340</small>										4	0	2	1	0	1		
Glenn Beckert, R (1,4) <small>OBP: 0.267, SLG: 0.297</small>										4	0	1	1	0	3		
Don Kessinger, S (1,6) <small>OBP: 0.295, SLG: 0.224</small> Harvey Kuenn, R (7,PH) <small>OBP: 0.331, SLG: 0.213</small>										2	0	0	0	1	1		
Bob Buhl, R (1,1) <small>OBP: 0.311, SLG: 0.067</small> Cal Koonce, R (4,1) <small>OBP: 0.170, SLG: 0.116</small> Ellis Burton, S (6,PH) <small>OBP: 0.200, SLG: 0.176</small>										2	0	0	0	0	2		
Bob Buhl, R (1,1) <small>OBP: 0.311, SLG: 0.067</small> Cal Koonce, R (4,1) <small>OBP: 0.170, SLG: 0.116</small> Ellis Burton, S (6,PH) <small>OBP: 0.200, SLG: 0.176</small>										1	0	0	0	0	1		
Inning Stats	R: 0 H: 0 E: 0 LOB: 0 K: 0 BB: 1 S: 2 P: 6	R: 0 H: 0 E: 0 LOB: 0 K: 0 BB: 0 S: 3 P: 3	R: 0 H: 0 E: 0 LOB: 1 K: 1 BB: 0 S: 6 P: 6	R: 0 H: 1 E: 0 LOB: 1 K: 0 BB: 0 S: 3 P: 3	R: 0 H: 1 E: 0 LOB: 1 K: 0 BB: 0 S: 4 P: 4	R: 0 H: 1 E: 1 LOB: 1 K: 0 BB: 0 S: 4 P: 4	R: 1 H: 2 E: 0 LOB: 1 K: 1 BB: 0 S: 7 P: 7	R: 0 H: 0 E: 0 LOB: 1 K: 0 BB: 1 S: 3 P: 7	R: 1 H: 3 E: 0 LOB: 1 K: 0 BB: 0 S: 5 P: 5	1B: 6 SF: 0 2B: 2 SAC: 0 3B: 0 DP: 3 HR: 0 HBP: 0	WP: 1 PA: 35 PB: 0 SB: 0 CS: 0						
PITCHER Chris Short, L (1,1) <small>ERA: 3.0</small>	IP: 9.0 WLS: W BF: 35 H: 8 R: 2 ER: 2 SO: 2 BB: 2 IBB: 0 HBP: 0 BLK: 0 WP: 1 HR: 0 S: 37 P: 45 ERA: 2.00 WHIP: 1.111									PITCHER							

Chicago Cubs @ Philadelphia Phillies
 Connie Mack Stadium, Philadelphia, PA
 Wed Aug 04 1965, 7:05 PM EDT
 Att: 13,515 - Unknown

AB	33
R	2
H	8
RBI	2
BB	2
SO	2
LOB	15



Batter	1	2	3	4	5	6	7	8	9	AB	R	H	RBI	BB	SO	LOB	BOTTOM
John Briggs, L (1,8) <small>OBP: 0.362, SLG: 0.407</small>										5	1	1	0	0	1	1	
Cookie Rojas, R (1,4) <small>OBP: 0.354, SLG: 0.379</small>										5	0	0	0	0	1		
Johnny Callison, L (1,9) <small>OBP: 0.333, SLG: 0.558</small>										5	1	3	1	0	1	0	
Dick Allen, R (1,5) <small>OBP: 0.400, SLG: 0.508</small>										3	2	2	0	1	1		
Tony Gonzalez, L (1,7) <small>OBP: 0.339, SLG: 0.468</small>										3	1	2	1	1	0	0	
Dick Stuart, R (1,3) <small>OBP: 0.297, SLG: 0.443</small>										3	2	2	4	0	1		
Clay Dalrymple, L (1,2) <small>OBP: 0.274, SLG: 0.288</small>										2	0	0	0	2	0	1	
Bobby Wine, R (1,6) <small>OBP: 0.266, SLG: 0.242</small>										4	0	1	1	0	1	3	
Chris Short, R (1,1) <small>OBP: 0.109, SLG: 0.109</small>										4	0	0	0	0	2		
Inning Stats	R: 0 H: 2 E: 0 LOB: 2 K: 0 BB: 0 S: 4 P: 4	R: 2 H: 2 E: 1 LOB: 1 K: 1 BB: 0 S: 8 P: 8	R: 2 H: 3 E: 0 LOB: 2 K: 0 BB: 1 S: 6 P: 10	R: 1 H: 2 E: 0 LOB: 1 K: 1 BB: 0 S: 7 P: 7	R: 0 H: 0 E: 0 LOB: 1 K: 0 BB: 0 S: 4 P: 4	R: 0 H: 0 E: 0 LOB: 0 K: 0 BB: 0 S: 3 P: 3	R: 2 H: 2 E: 0 LOB: 2 K: 1 BB: 3 S: 6 P: 18	R: 0 H: 0 E: 0 LOB: 0 K: 1 BB: 0 S: 5 P: 5	1B: 8 SF: 1 2B: 1 SAC: 0 3B: 1 DP: 0 HR: 1 HBP: 0	WP: 0 PA: 39 PB: 0 SB: 0 CS: 0							
PITCHER Bob Buhl, R (1,1) <small>ERA: 3.82</small> Cal Koonce, R (4,1) <small>ERA: 4.1</small> Bob Humphreys, R (6,1) <small>ERA: 3.12</small> Billy Hoelt, L (8,1) <small>ERA: 1.8</small>	IP: 3.0 WLS: L BF: 17 H: 7 R: 4 ER: 4 SO: 1 BB: 1 IBB: 0 HBP: 0 BLK: 0 WP: 0 HR: 1 S: 18 P: 22 ERA: 12.00 WHIP: 2.667									PITCHER							

Chicago Cubs @ Philadelphia Phillies
 Connie Mack Stadium, Philadelphia, PA
 Wed Aug 04 1965, 7:05 PM EDT
 Att: 13,515 - Unknown

AB	34
R	7
H	11
RBI	7
BB	4
SO	4
LOB	10



Batter	1	2	3	4	5	6	7	8	9	AB	R	H	RBI	BB	SO	LOB	TOP
Jimmy Stewart, S (1.7) Ted Abernathy, R (7.1) OBP: 0.328, SLG: 0.307 OBP: 0.091, SLG: 0.091										4	0	1	0	0	1	0	
Don Landrum, L (1.8) OBP: 0.322, SLG: 0.370										5	1	0	0	0	2	3	
Billy Williams, L (1.9) OBP: 0.348, SLG: 0.474										5	0	0	0	0	0	3	
14 Ernie Banks, R (1.3) OBP: 0.344, SLG: 0.453										4	1	2	0	0	0	1	
Ron Santo, R (1.5) OBP: 0.369, SLG: 0.514										4	1	3	1	0	0	1	
Ed Bailey, L (1.2) OBP: 0.378, SLG: 0.362										2	0	2	0	2	0	0	
Glenn Beckert, R (1.4) Doug Clemens, L (8. PH) Joey Amalfitano, R (8.4) OBP: 0.265, SLG: 0.295 OBP: 0.341, SLG: 0.348 OBP: 0.320, SLG: 0.289										3	0	0	0	0	0	5	
Don Kessinger, S (1.6) Harvey Kuenn, R (9. PH) OBP: 0.255, SLG: 0.220 OBP: 0.335, SLG: 0.213										3	0	0	0	0	0	0	
Dick Ellsworth, L (1.1) Lindy McDaniel, R (5.1) George Altman, L (7. PH) OBP: 0.123, SLG: 0.127 OBP: 0.313, SLG: 0.368										2	0	0	0	0	1	0	
Inning Stats	R: 1 E: 1 K: 0 S: 6	H: 2 LOB: 3 BB: 1 P: 10	R: 0 E: 0 K: 1 S: 5	H: 0 LOB: 0 BB: 0 P: 5	R: 0 E: 0 K: 0 S: 3	H: 0 LOB: 0 BB: 0 P: 3	R: 1 E: 0 K: 0 S: 4	H: 2 LOB: 1 BB: 0 P: 4	R: 0 E: 0 K: 1 S: 5	H: 0 LOB: 0 BB: 0 P: 5	R: 0 E: 0 K: 1 S: 7	H: 2 LOB: 3 BB: 1 P: 11	R: 0 E: 0 K: 1 S: 6	H: 1 LOB: 2 BB: 1 P: 10	1B: 8 2B: 1 3B: 0 HR: 0	SF: 0 SAC: 1 DP: 1 HBP: 0	WP: 0 PA: 39 PB: 0 SB: 0 CS: 0
PITCHER	IP WLS BF H R ER SO BB IBB HBP BLK WP HR S P ERA WHIP																
Lew Burdette, R (1.1) ERA: 5.19	7.2 W 32 8 3 1 4 1 0 0 0 0 0 0 39 43 1.17 1.174																
Gary Wagner, R (8.1) ERA: 2.3	1.0 6 1 0 0 1 1 1 0 0 0 0 0 6 14 0.00 2.000																
Bo Belinsky, L (9.1) ERA: 4.76	0.1 S 1 0 0 0 0 0 0 0 0 0 0 0 1 1 0.00 0.000																

Chicago Cubs @ Philadelphia Phillies
 Connie Mack Stadium, Philadelphia, PA
 Thu Aug 05 1965, 7:05 PM EDT
 Att: 14,867 - Unknown



AB	35
R	3
H	9
RBI	1
BB	3
SO	5
LOB	16

Batter	1	2	3	4	5	6	7	8	9	AB	R	H	RBI	BB	SO	LOB	BOTTOM		
Cookie Rojas, R (1.4) OBP: 0.350, SLG: 0.375										4	0	0	0	0	0	1			
Johnny Callison, L (1.9) OBP: 0.335, SLG: 0.556										3	2	1	0	1	0	0			
Dick Allen, R (1.5) OBP: 0.403, SLG: 0.515										4	1	3	2	0	1	0			
Dick Stuart, R (1.3) Ruben Amaro, R (9.3) OBP: 0.299, SLG: 0.442 OBP: 0.312, SLG: 0.249										3	0	1	1	1	1	1			
Alex Johnson, R (1.7) OBP: 0.354, SLG: 0.459										4	0	0	0	0	1	4			
Adolfo Phillips, R (1.8) OBP: 0.238, SLG: 0.238										4	0	2	1	0	1	0			
Pat Corrales, R (1.2) OBP: 0.400, SLG: 0.384										3	0	0	0	0	1	2			
Bobby Wine, R (1.6) OBP: 0.272, SLG: 0.245										2	1	1	0	1	0	0			
Lew Burdette, R (1.1) Gary Wagner, R (8.1) Bo Belinsky, L (9.1) OBP: 0.381, SLG: 0.429 OBP: 0.325, SLG: 0.250 OBP: 0.233, SLG: 0.207										2	0	0	0	0	2	2			
Inning Stats	R: 1 E: 0 K: 0 S: 5	H: 3 LOB: 1 BB: 0 P: 5	R: 0 E: 0 K: 0 S: 3	H: 0 LOB: 0 BB: 0 P: 3	R: 0 E: 0 K: 1 S: 5	H: 0 LOB: 0 BB: 0 P: 5	R: 1 E: 0 K: 1 S: 6	H: 2 LOB: 1 BB: 1 P: 10	R: 2 E: 0 K: 1 S: 7	H: 2 LOB: 1 BB: 1 P: 11	R: 0 E: 0 K: 2 S: 8	H: 1 LOB: 2 BB: 1 P: 12	R: 0 E: 0 K: 1 S: 5	H: 0 LOB: 0 BB: 0 P: 5	R: 0 E: 0 K: 1 S: 5	H: 0 LOB: 0 BB: 0 P: 5	1B: 7 2B: 0 3B: 1 HR: 0	SF: 0 SAC: 1 DP: 1 HBP: 0	WP: 0 PA: 33 PB: 0 SB: 1 CS: 0
PITCHER	IP WLS BF H R ER SO BB IBB HBP BLK WP HR S P ERA WHIP																		
Dick Ellsworth, L (1.1) ERA: 3.51	4.2 L 21 7 4 4 2 2 0 0 0 0 0 0 23 31 7.71 1.929																		
Lindy McDaniel, R (5.1) ERA: 2.45	1.1 6 1 0 0 3 0 1 0 0 0 0 0 11 15 0.00 0.750																		
Ted Abernathy, R (7.1) ERA: 1.85	2.0 6 0 0 0 2 0 0 0 0 0 0 0 10 10 0.00 0.000																		

Chicago Cubs @ Philadelphia Phillies
 Connie Mack Stadium, Philadelphia, PA
 Thu Aug 05 1965, 7:05 PM EDT
 Att: 14,867 - Unknown



AB	29
R	4
H	8
RBI	4
BB	3
SO	7
LOB	10

Batter	1	2	3	4	5	6	7	8	9	AB	R	H	RBI	BB	SO	LOB	TOP										
Jimmy Stewart, S OBP: 0.325, SLG: 0.315 (1, 7)										5	1	1	1	0	1	1											
Don Landrum, L OBP: 0.324, SLG: 0.381 (1, 8)										3	1	1	2	1	0	0											
Billy Williams, L OBP: 0.351, SLG: 0.478 (1, 9)										3	1	2	0	1	0	0											
14 Ernie Banks, R OBP: 0.344, SLG: 0.451 (1, 3)										4	0	1	0	0	0	3											
Ron Santo, R OBP: 0.368, SLG: 0.512 (1, 5)										4	0	1	1	0	1	1											
Vic Roznovsky, L OBP: 0.317, SLG: 0.342 (1, 2)										3	0	1	0	1	0	2											
Glenn Beckert, R OBP: 0.287, SLG: 0.295 Joey Amalfitano, R OBP: 0.320, SLG: 0.289 (9, 4)										3	1	1	0	0	0	3											
Don Kessinger, S OBP: 0.255, SLG: 0.221 (1, 6)										4	0	1	0	0	0	2											
Larry Jackson, R OBP: 0.161, SLG: 0.250 Ted Abernathy, R OBP: 0.091, SLG: 0.091 (9, 1)										4	0	0	0	0	1	2											
Inning Stats	R: 0 E: 0 K: 1 S: 5	H: 1 LOB: 1 BB: 1 P: 9	R: 0 E: 0 K: 0 S: 4	H: 1 LOB: 1 BB: 0 P: 4	R: 0 E: 0 K: 0 S: 3	H: 0 LOB: 0 BB: 0 P: 3	R: 0 E: 0 K: 0 S: 4	H: 1 LOB: 2 BB: 1 P: 8	R: 3 E: 0 K: 0 S: 7	H: 4 LOB: 2 BB: 1 P: 11	R: 0 E: 0 K: 1 S: 5	H: 1 LOB: 0 BB: 0 P: 5	R: 0 E: 0 K: 1 S: 3	H: 0 LOB: 0 BB: 0 P: 3	R: 0 E: 0 K: 1 S: 5	H: 0 LOB: 0 BB: 0 P: 5	R: 1 E: 0 K: 0 S: 3	H: 1 LOB: 0 BB: 0 P: 4	1B: 6 2B: 2 3B: 1 HR: 1	SF: 0 SAC: 0 DP: 2 HBP: 1	WP: 0 PB: 0 SB: 0 CS: 1	PA: 37					
PITCHER	IP	WLS	BF	H	R	ER	SO	BB	IBB	HBP	BLK	WP	HR	S	P	ERA	WHIP										
Tom Parsons, R ERA: 4.54 Larry Bearnath, R ERA: 4.7 Larry Miller, L ERA: 4.62 Jim Bethke, R ERA: 3.07	(1, 1)	(5, 1)	(6, 1)	(9, 1)												5.79	1.929										

Chicago Cubs @ New York Mets
Shea Stadium, Flushing, NY
Fri Aug 06 1965, 7:05 PM EDT
Att: 18,555 - Sunny - 70 F

AB	33
R	4
H	9
RBI	4
BB	3
SO	3
LOB	14



Batter	1	2	3	4	5	6	7	8	9	AB	R	H	RBI	BB	SO	LOB	BOTTOM										
Ron Hunt, R OBP: 0.333, SLG: 0.310 (1, 4)										4	0	0	0	0	2	2											
Johnny Lewis, L OBP: 0.350, SLG: 0.441 (1, 8)										4	0	2	0	0	0	2											
Ed Kranepool, L OBP: 0.311, SLG: 0.405 (1, 3)										4	1	2	0	0	0	2											
Charley Smith, R OBP: 0.286, SLG: 0.432 (1, 5)										4	1	1	0	0	1	2											
Gary Kolb, L OBP: 0.254, SLG: 0.297 (1, 9)										4	1	2	3	0	0	0											
Jim Hickman, R OBP: 0.277, SLG: 0.381 (1, 7)										3	0	0	0	1	1	1											
Roy McMillan, R OBP: 0.260, SLG: 0.281 Ron Swoboda, R OBP: 0.278, SLG: 0.443 (9, PH)										3	0	1	0	0	0	0											
Chris Cannizzaro, R OBP: 0.260, SLG: 0.234 John Stephenson, L OBP: 0.250, SLG: 0.263 (7, PH)										1	0	1	0	1	0	0											
Tom Parsons, R ERA: 4.54 Larry Bearnath, R ERA: 4.7 Joe Christopher, R OBP: 0.229, SLG: 0.297 Larry Miller, L ERA: 4.62 Chuck Hiller, L OBP: 0.295, SLG: 0.359 Jim Bethke, R ERA: 3.07 (8, 2)										1	0	0	0	0	1	1											
Inning Stats	R: 0 E: 0 K: 1 S: 6	H: 1 LOB: 0 BB: 0 P: 6	R: 0 E: 0 K: 0 S: 3	H: 0 LOB: 0 BB: 0 P: 3	R: 0 E: 0 K: 2 S: 8	H: 1 LOB: 1 BB: 0 P: 8	R: 0 E: 0 K: 1 S: 6	H: 2 LOB: 1 BB: 0 P: 6	R: 0 E: 0 K: 0 S: 2	H: 0 LOB: 0 BB: 1 P: 6	R: 0 E: 0 K: 0 S: 3	H: 1 LOB: 0 BB: 0 P: 3	R: 0 E: 1 K: 0 S: 3	H: 0 LOB: 0 BB: 0 P: 3	R: 0 E: 0 K: 2 S: 10	H: 3 LOB: 0 BB: 0 P: 10	1B: 5 2B: 3 3B: 0 HR: 1	SF: 0 SAC: 0 DP: 3 HBP: 0	WP: 0 PB: 0 SB: 0 CS: 0	PA: 35							
PITCHER	IP	WLS	BF	H	R	ER	SO	BB	IBB	HBP	BLK	WP	HR	S	P	ERA	WHIP										
Larry Jackson, R ERA: 4.24 Ted Abernathy, R ERA: 1.53	(1, 1)	(9, 1)														3.38	1.375										

Chicago Cubs @ New York Mets
Shea Stadium, Flushing, NY
Fri Aug 06 1965, 7:05 PM EDT
Att: 18,555 - Sunny - 70 F

AB	33
R	3
H	9
RBI	3
BB	2
SO	6
LOB	13



Batter	1	2	3	4	5	6	7	8	9	AB	R	H	RBI	BB	SO	LOB	TOP								
Jimmy Stewart, S OBP: 0.327, SLG: 0.310 (1, 7)										3	1	0	1	2	0	2	Chicago Cubs @ New York Mets Shea Stadium, Flushing, NY Sat Aug 07 1965, 3:33 AM EDT Att. 12,766 - Sunny - 80 F								
Don Landrum, L OBP: 0.326, SLG: 0.377 (1, 8)										3	2	0	0	1	2	2									
Billy Williams, L OBP: 0.352, SLG: 0.486 (1, 9)										5	1	2	5	0	0	1									
14 Ernie Banks, R OBP: 0.341, SLG: 0.447 (1, 3)										4	0	0	0	0	0	2									
Ron Santo, R OBP: 0.369, SLG: 0.509 (1, 5)										2	0	0	0	2	0	0									
Vic Roznovsky, L OBP: 0.308, SLG: 0.330 (1, 2)										4	0	0	0	0	1	3									
Glenn Beckert, R OBP: 0.267, SLG: 0.295 (1, 4)										4	1	1	0	0	1	0									
Don Kessinger, S OBP: 0.250, SLG: 0.216 (1, 6)										4	1	0	0	0	0	1									
Bill Faul, R OBP: 0.154, SLG: 0.167 (1, 1)										0	0	0	0	0	0	0									
Cal Koonce, R OBP: 0.168, SLG: 0.116 (1, 1)										0	0	0	0	1	0										
Doug Clemens, L OBP: 0.340, SLG: 0.347 (5, PH)										1	1	0	0	0	1										
Billy Hoelt, L OBP: 0.167, SLG: 0.167 (5, 1)										2	0	0	0	0	1										
Inning Stats	R: 0 E: 0 K: 0 S: 3	H: 0 LOB: 1 BB: 1 P: 7	R: 0 E: 0 K: 0 S: 3	H: 0 LOB: 0 BB: 0 P: 3	R: 0 E: 0 K: 1 S: 5	H: 0 LOB: 1 BB: 1 P: 9	R: 0 E: 0 K: 0 S: 3	H: 0 LOB: 1 BB: 1 P: 7	R: 4 E: 2 K: 0 S: 7	H: 2 LOB: 2 BB: 2 P: 15	R: 0 E: 0 K: 0 S: 3	H: 0 LOB: 0 BB: 0 P: 3	R: 3 E: 1 K: 1 S: 6	H: 1 LOB: 0 BB: 1 P: 11	R: 0 E: 0 K: 2 S: 7	H: 0 LOB: 0 BB: 0 P: 7	R: 0 E: 0 K: 1 S: 5	H: 0 LOB: 0 BB: 0 P: 5	1B: 1 2B: 1 3B: 0 HR: 1	SF: 0 SAC: 0 DP: 0 HBP: 1	WP: 0 PB: 0 SB: 0 CS: 0	PA: 39			
PITCHER	IP	WLS	BF	H	R	ER	SO	BB	IBB	HBP	BLK	WP	HR	S	P	ERA	WHIP								
Galen Cisco, R ERA: 4.76 (1, 1)	6.0	L	27	2	4	0	1	5	0	0	0	0	0	24	44	0.00	1.167								
Gordie Richardson, L ERA: 4.79 (7, 1)	2.0		9	1	3	3	3	1	0	1	0	0	1	13	18	13.50	1.000								
Tug McGraw, L ERA: 9.83 (9, 1)	1.0		3	0	0	0	1	0	0	0	0	0	0	5	5	0.00	0.000								

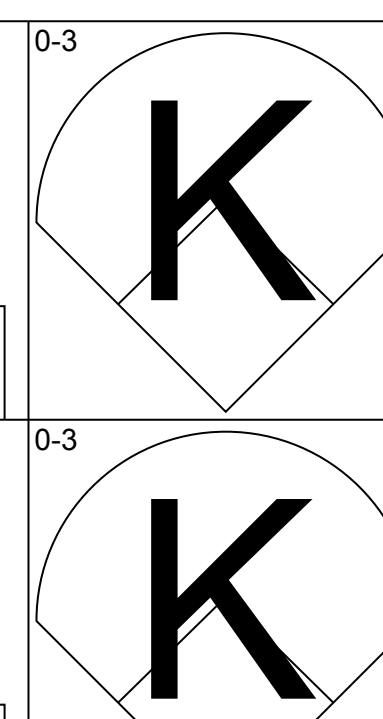
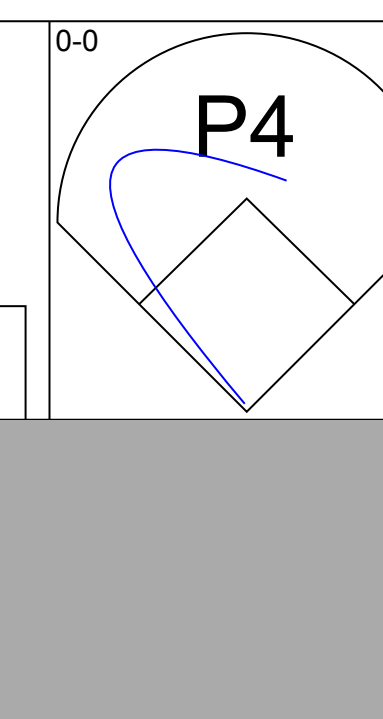
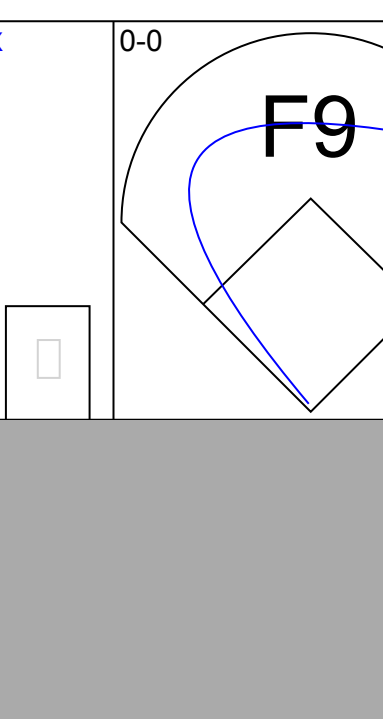
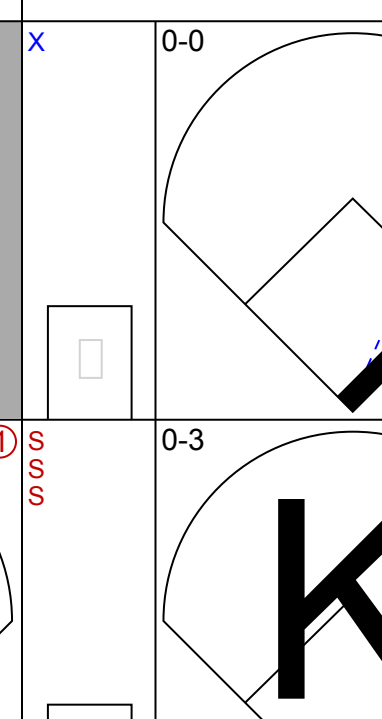
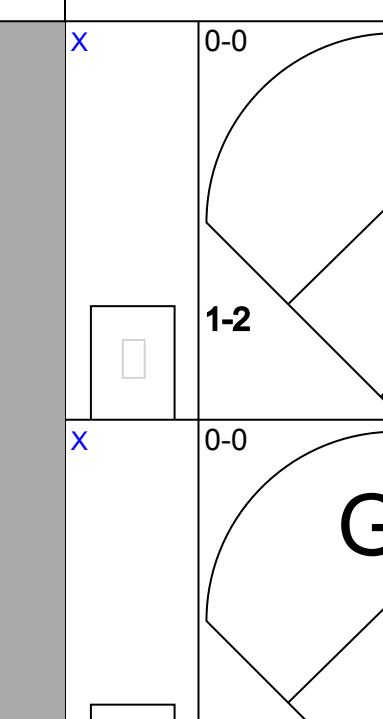
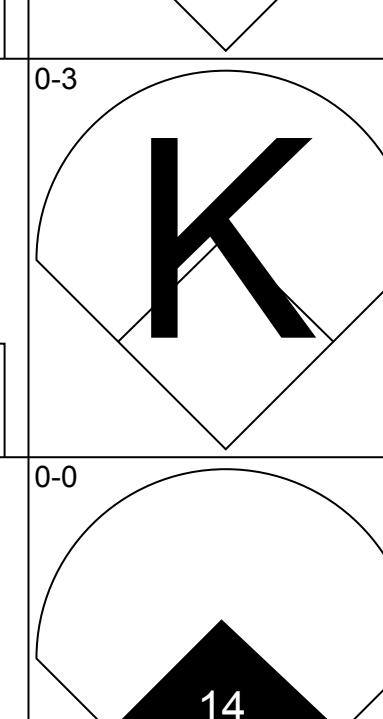
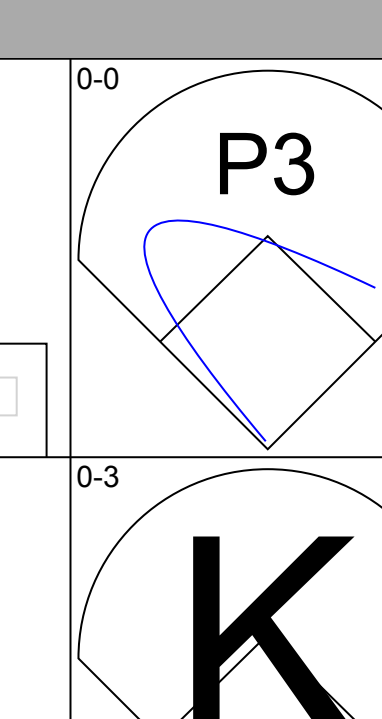
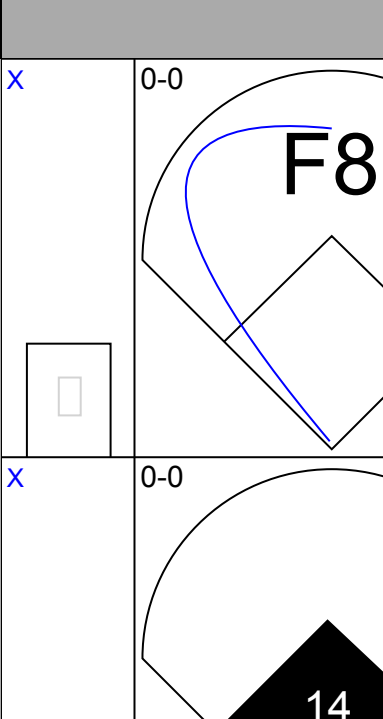
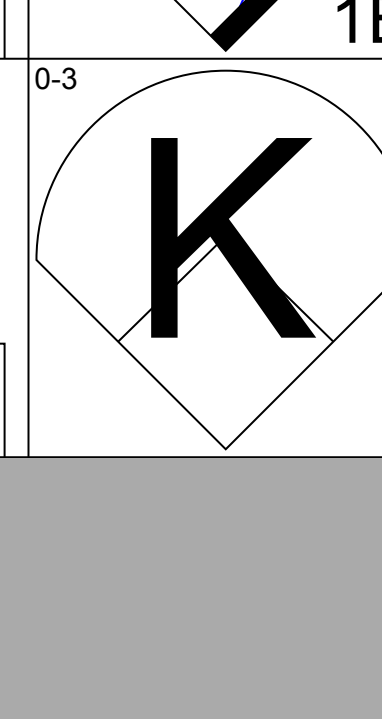
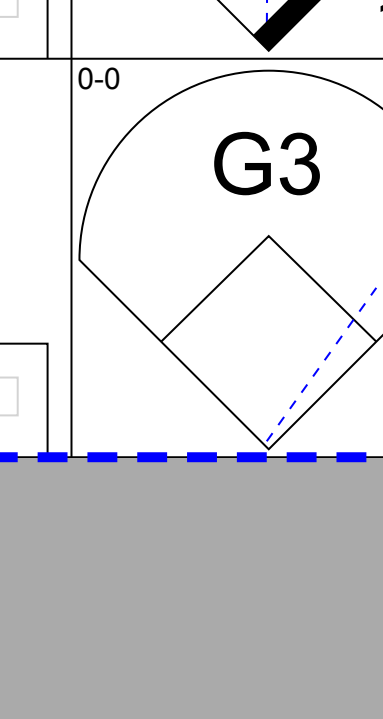
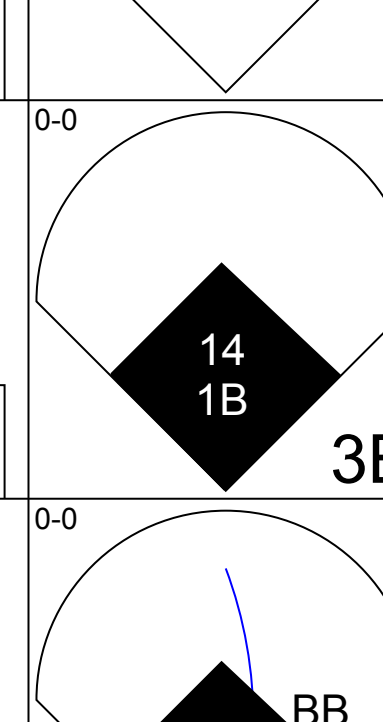
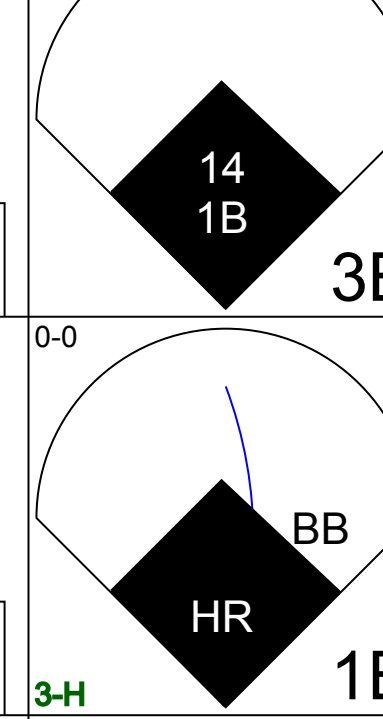
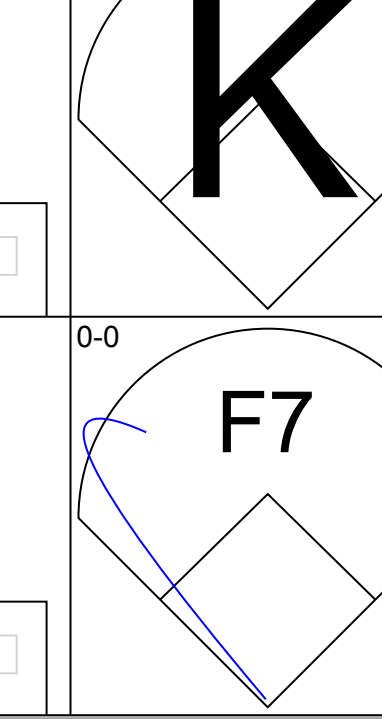
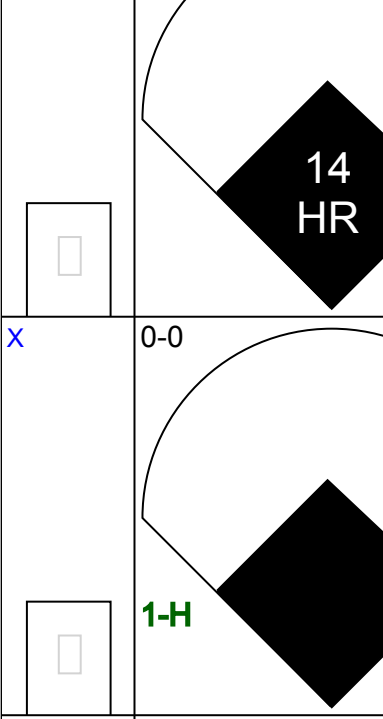
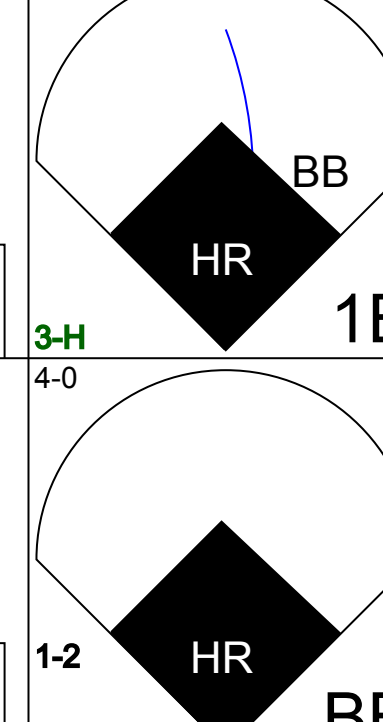
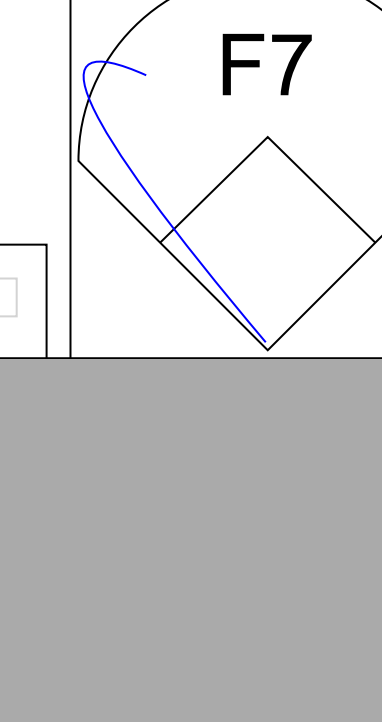
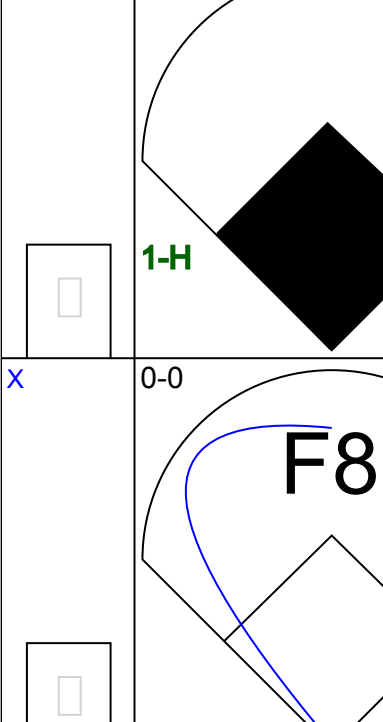
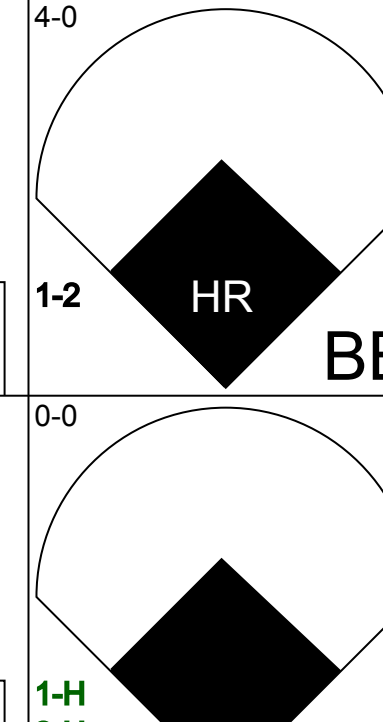
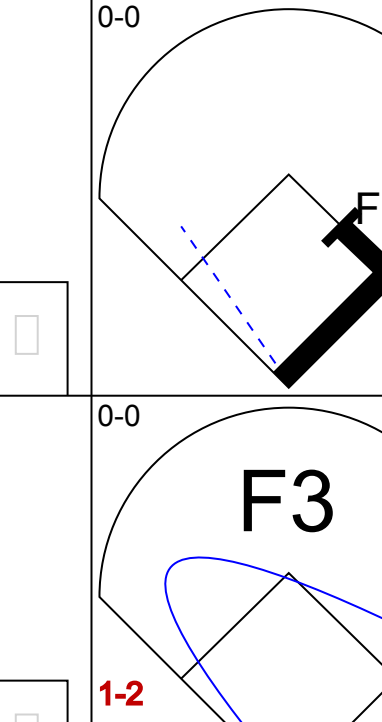
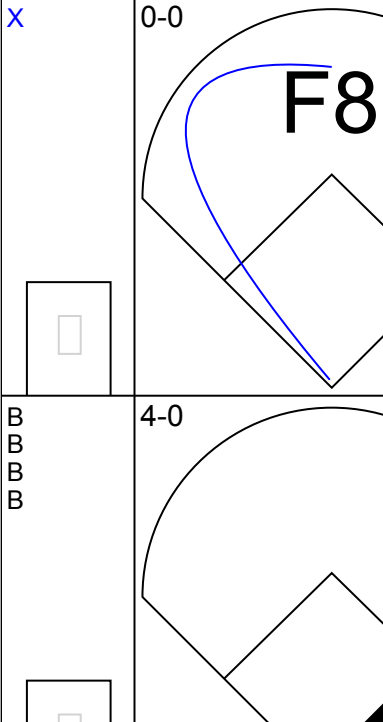
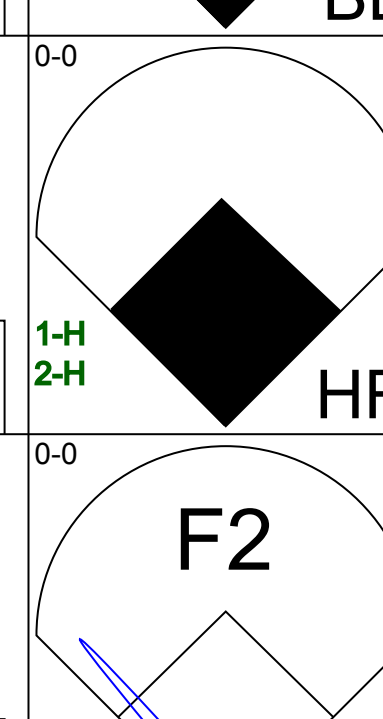
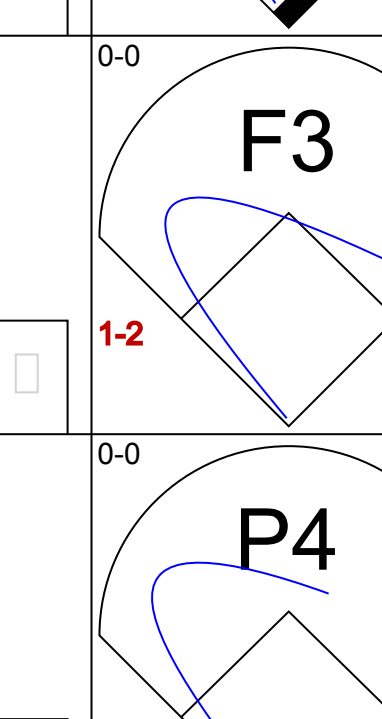
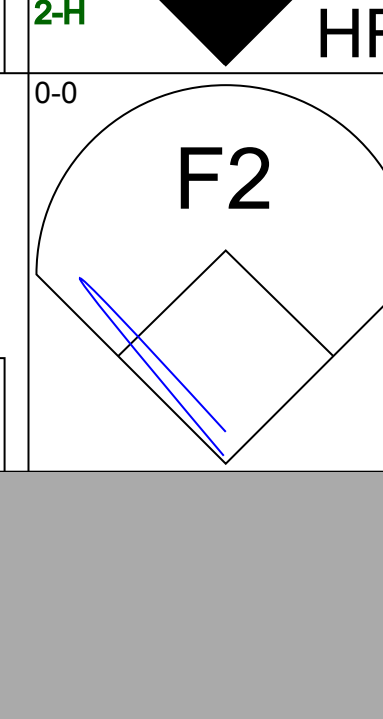
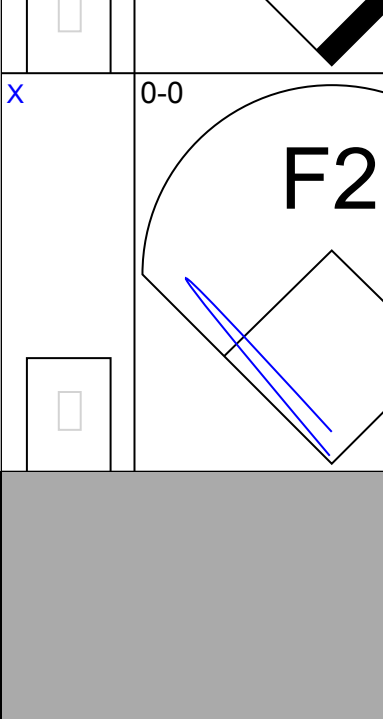
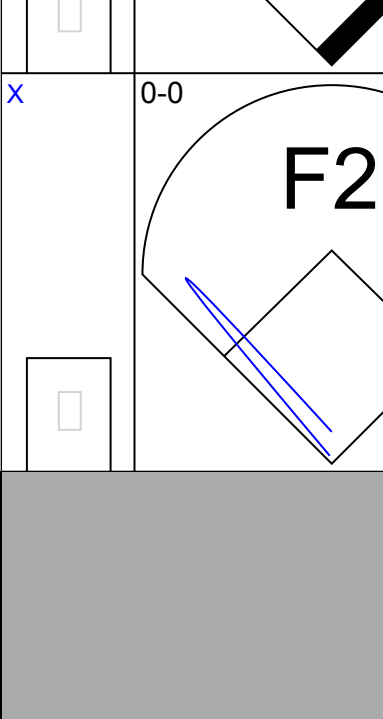




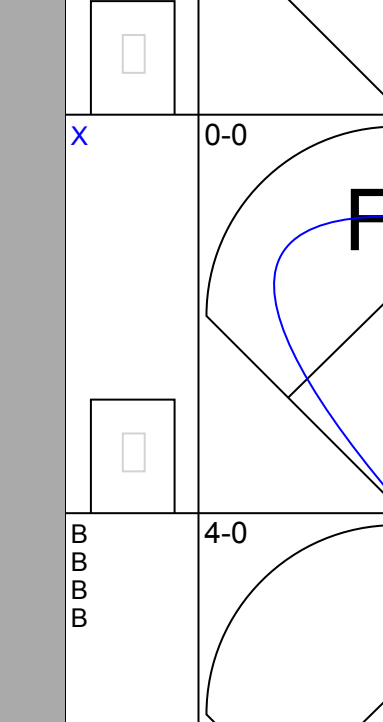
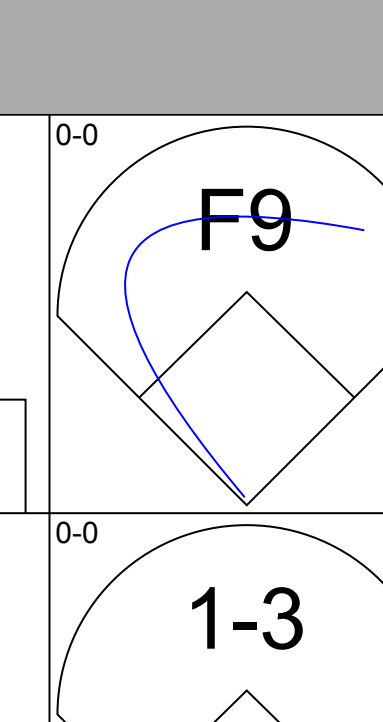
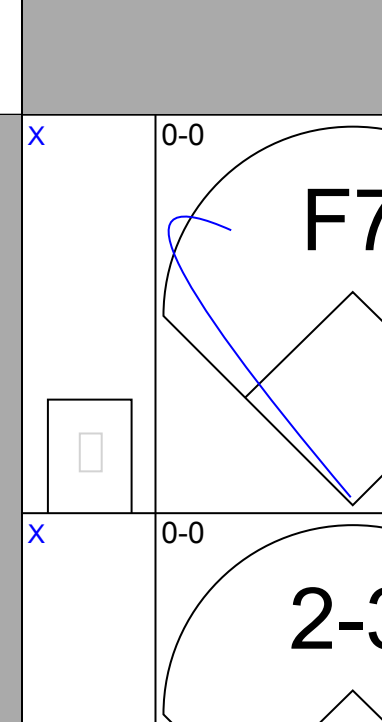
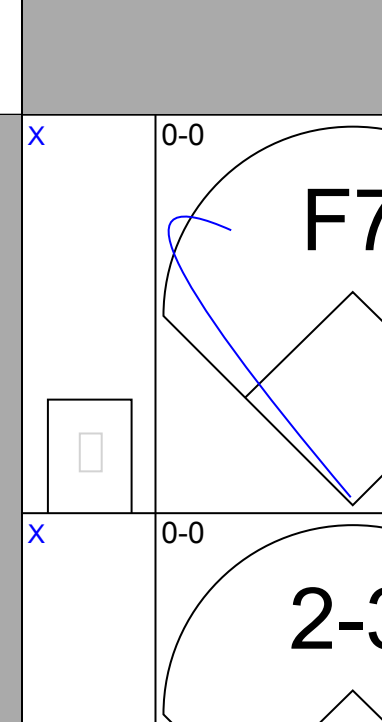
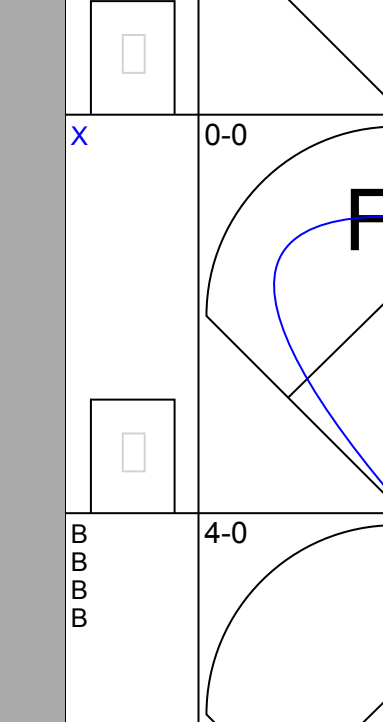
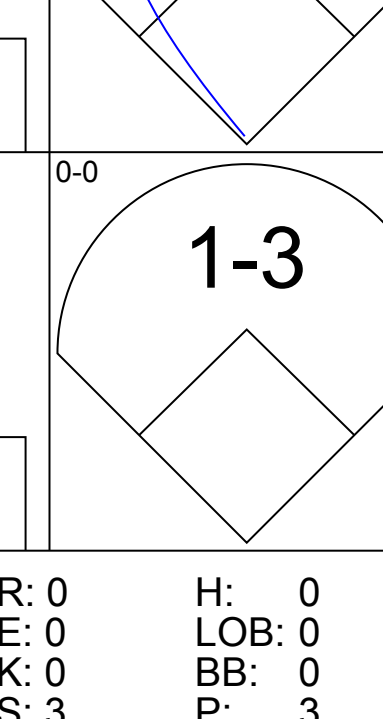
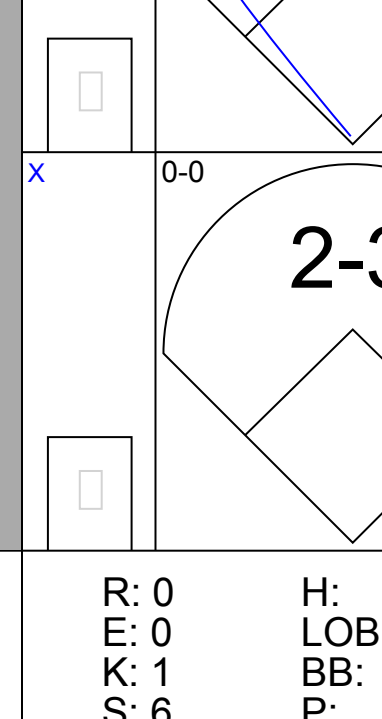
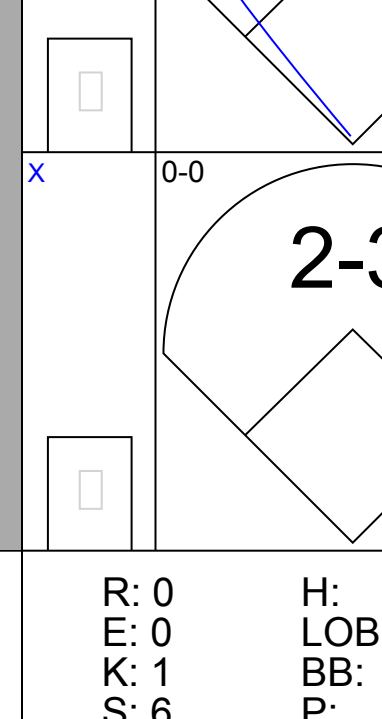
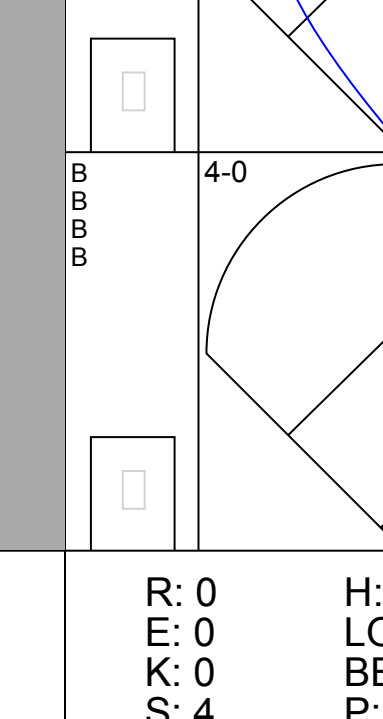
AB 32
R 7
H 3
RBI 6
BB 6
SO 5
LOB 12



Batter	1	2	3	4	5	6	7	8	9	AB	R	H	RBI	BB	SO	LOB	BOTTOM								
Johnny Lewis, L OBP: 0.348, SLG: 0.437 (1, 8)										5	0	1	0	0	2	3	Chicago Cubs @ New York Mets Shea Stadium, Flushing, NY Sat Aug 07 1965, 3:33 AM EDT Att. 12,766 - Sunny - 80 F								
Ron Hunt, R OBP: 0.340, SLG: 0.304 (1, 4)										4	0	1	1	1	0	0									
Ed Kranepool, L OBP: 0.315, SLG: 0.411 (1, 3)										4	0	2	0	1	2	2									
Charley Smith, R OBP: 0.282, SLG: 0.426 (1, 5)										5	0	0	0	0	1	6									
Gary Kolb, L OBP: 0.271, SLG: 0.313 (1, 9)										3	0	2	0	0	0	0									
Ron Swoboda, R OBP: 0.278, SLG: 0.441 (7, PH) (8, 7)										1	0	0	0	0	0	2									
Jim Hickman, R OBP: 0.277, SLG: 0.379 (1, 7) (8, 9)										4	0	1	0	0	1	2									
Jimmie Schaffer, R OBP: 0.255, SLG: 0.319 (1, 2)										4	0	1	0	0	2	1									
Roy McMillan, R OBP: 0.262, SLG: 0.281 (1, 6)										3	1	1	0	1	1	3									
Tug McGraw, R OBP: 0.333, SLG: 0.333 (9, 1)										0	0	0	0	0	0	0									
Galen Cisco, R OBP: 0.296, SLG: 0.289 (1, 1)										1	0	0	0	0	1	2									
Joe Christopher, R OBP: 0.258, SLG: 0.296 (6, PH)										1	0	0	0	0	0	2									
Gordie Richardson, R (7, 1)										0	0	0	0	0	0	0									
Bobby Klaus, R OBP: 0.303, SLG: 0.255 (8, PH) (9, 6)										0	0	0	0	1	0	0									
Inning Stats	R: 0 E: 0 K: 0 S: 4	H: 1 LOB: 1 BB: 0 P: 4	R: 0 E: 0 K: 2 S: 7	H: 1 LOB: 0 BB: 0 P: 7	R: 1 E: 0 K: 1 S: 8	H: 3 LOB: 2 BB: 0 P: 8	R: 0 E: 0 K: 2 S: 8	H: 1 LOB: 2 BB: 1 P: 12	R: 0 E: 0 K: 1 S: 5	H: 0 LOB: 1 BB: 1 P: 9	R: 0 E: 0 K: 1 S: 7	H: 2 LOB: 2 BB: 0 P: 7	R: 0 E: 0 K: 2 S: 8	H: 1 LOB: 2 BB: 1 P: 12	R: 0 E: 1 K: 0 S: 4	H: 0 LOB: 2 BB: 1 P: 8	R: 0 E: 0 K: 1 S: 5	H: 0 LOB: 0 BB: 0 P: 5	1B: 7 2B: 1 3B: 1 HR: 0	SF: 0 SAC: 1 DP: 0 HBP: 0	WP: 1 PB: 0 SB: 1 CS: 0	PA: 40			
PITCHER	IP	WLS	BF	H	R	ER	SO	BB	IBB	HBP	BLK	WP	HR	S	P	ERA	WHIP								
Bill Faul, R ERA: 2.61 (1, 1)	0.1		1	0	0	0	0	0	0	0	0	0	0	1	1	0.00	0.000								
Cal Koonce, R ERA: 4.06 (1, 1)	3.2		17	6	1	1	5	0	1	0	0	1	0	26	30	2.46	1.636								
Billy Hoelt, L ERA: 1.44 (5, 1)	5.0	W	22	3	0	0	5	3	0	0	0	0	0	29	41	0.00	1.200								

AB 35
R 1
H 9
RBI 1
BB 4
SO 10
LOB 23

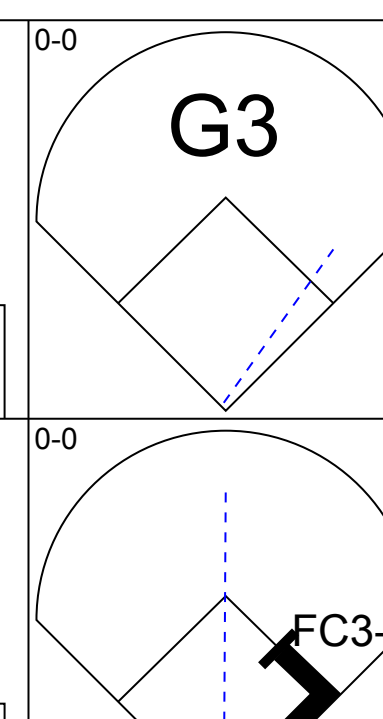
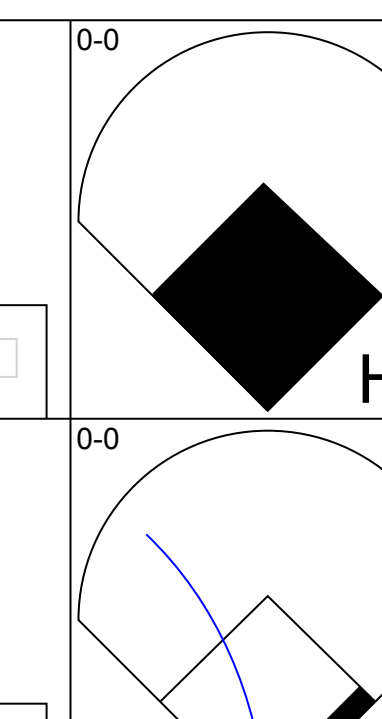
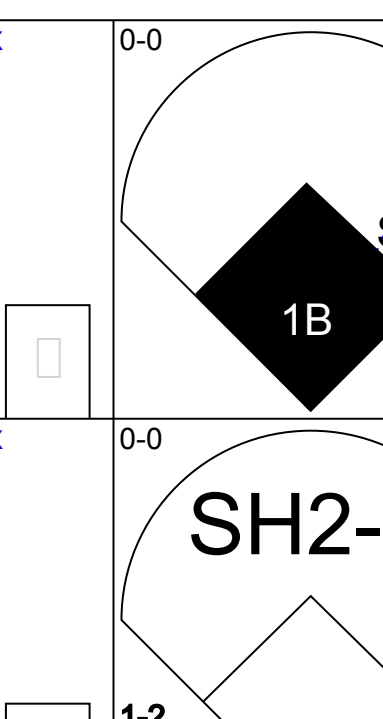
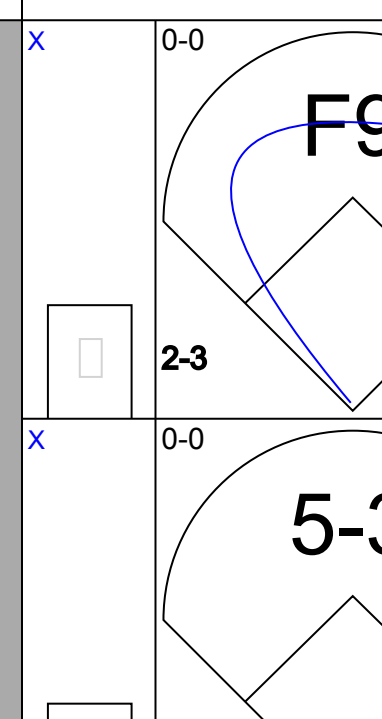
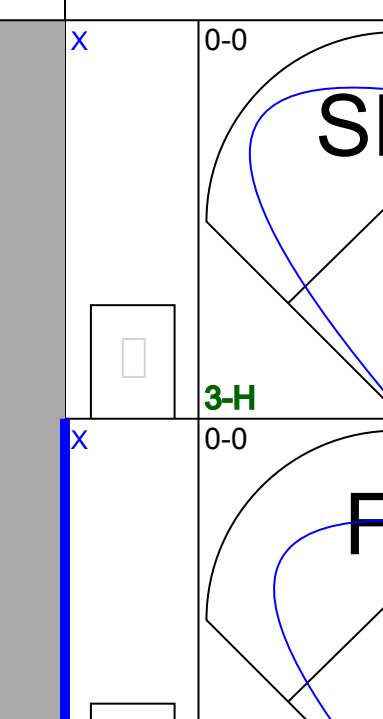
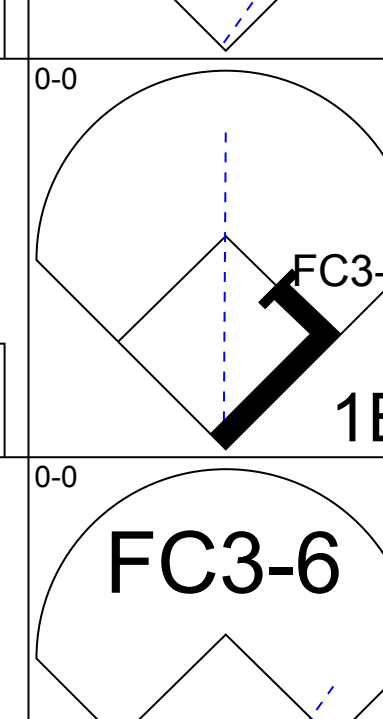
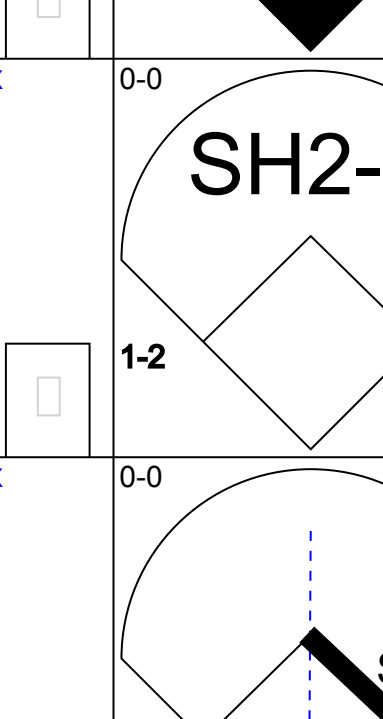
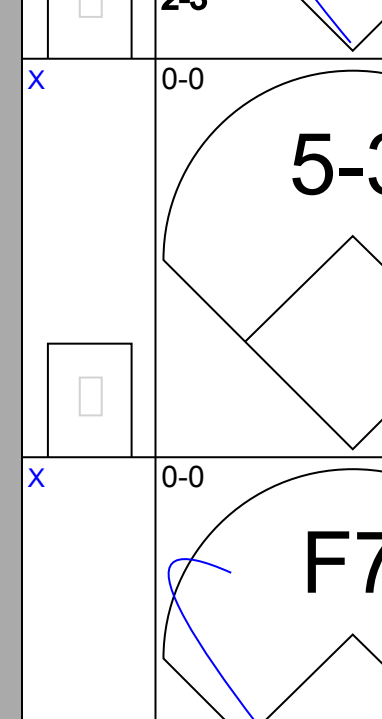
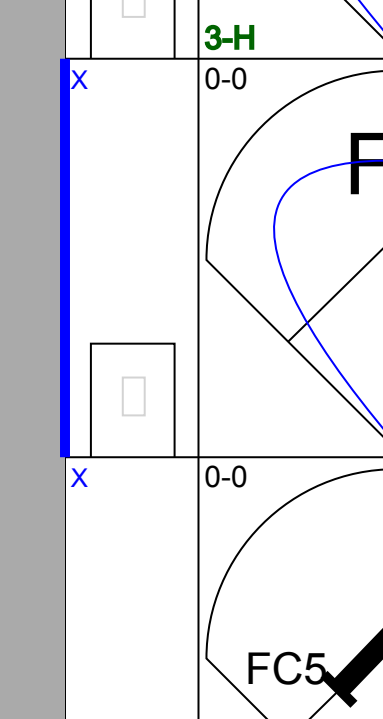
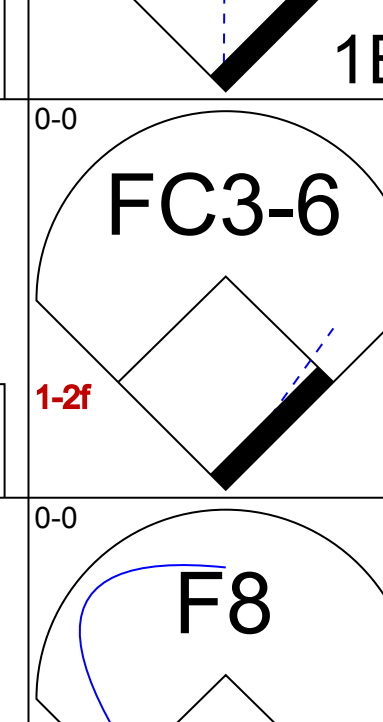
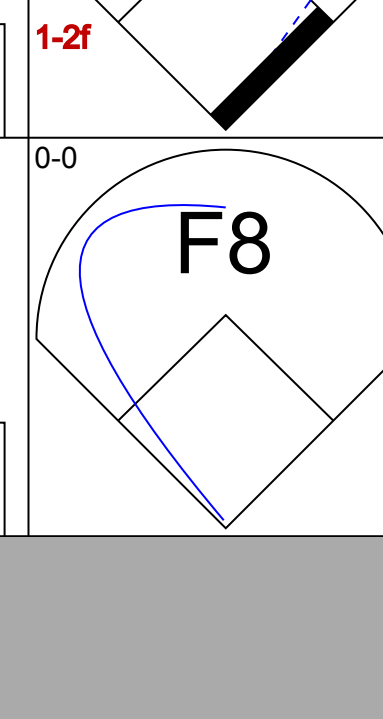
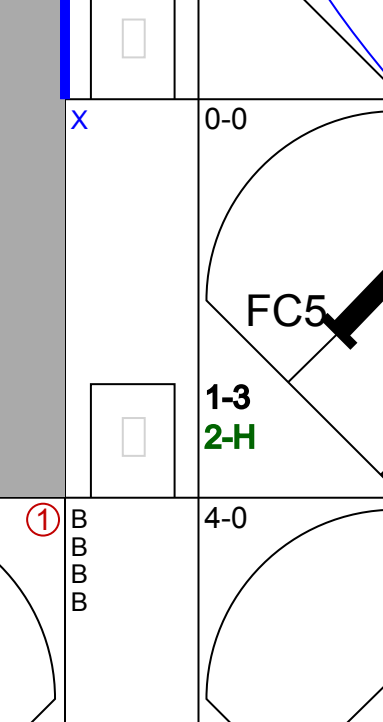
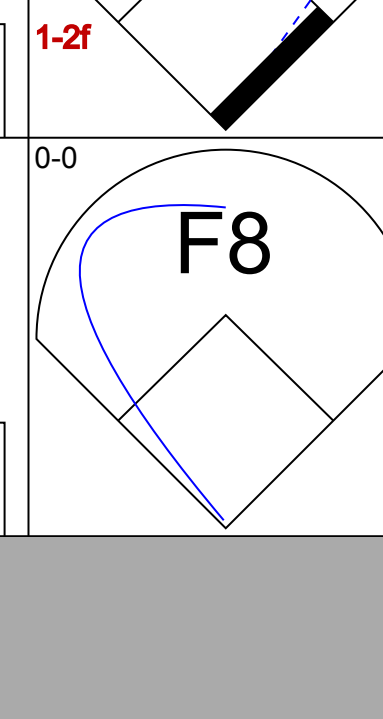

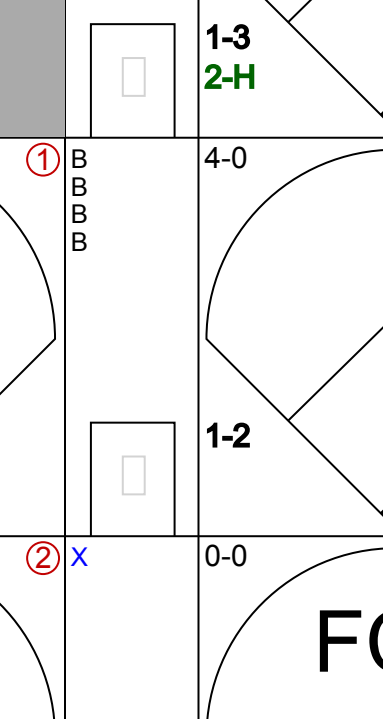

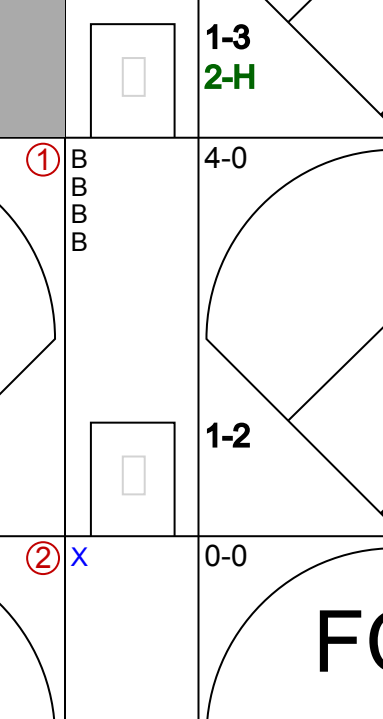

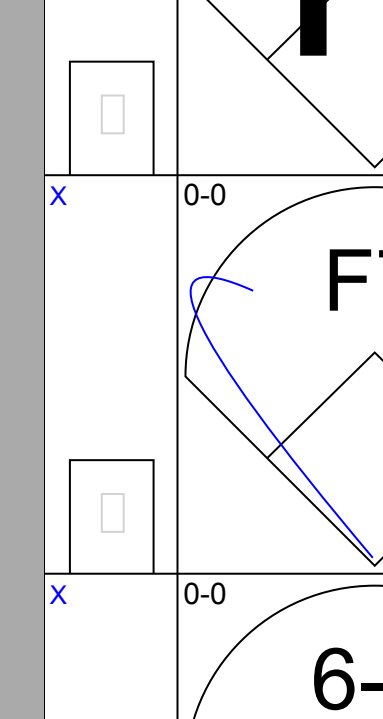
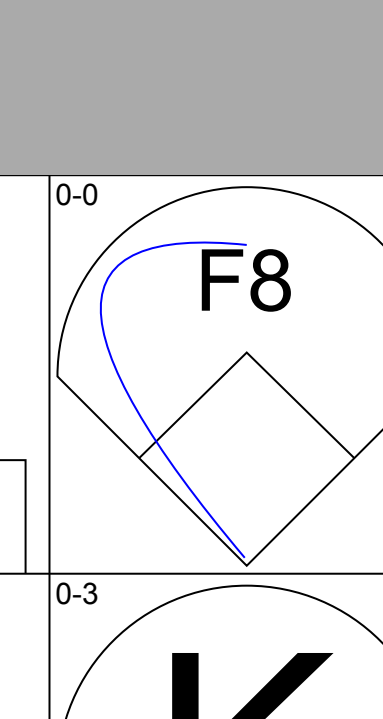
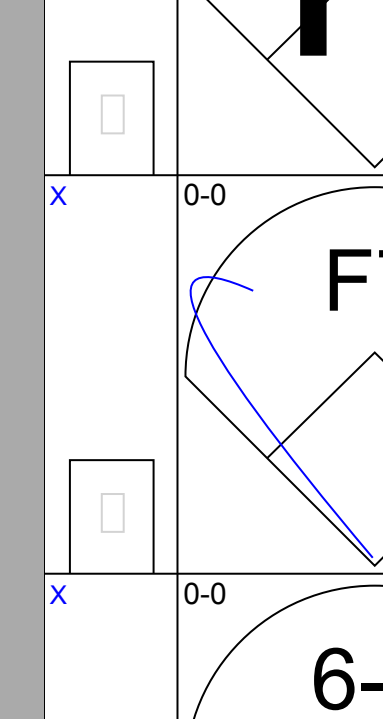
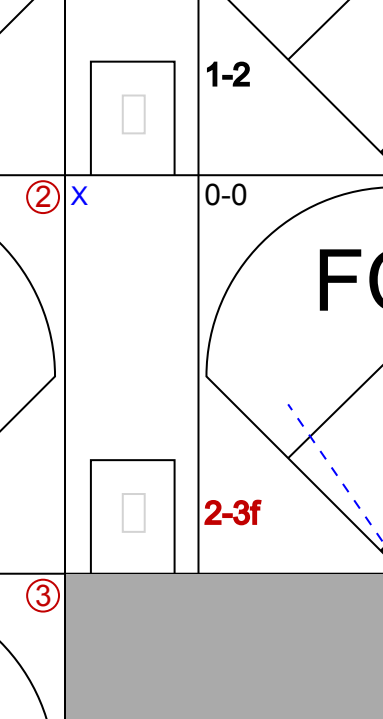
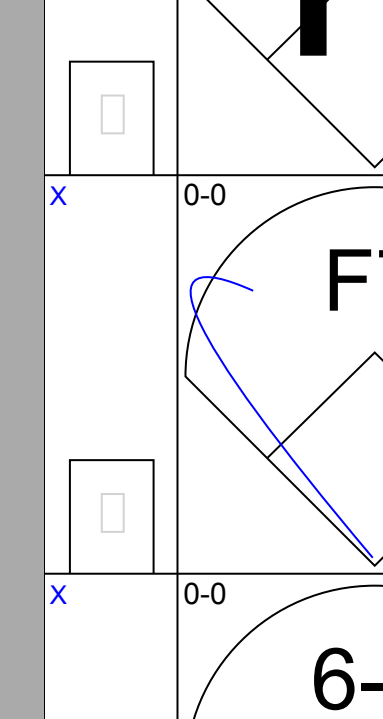
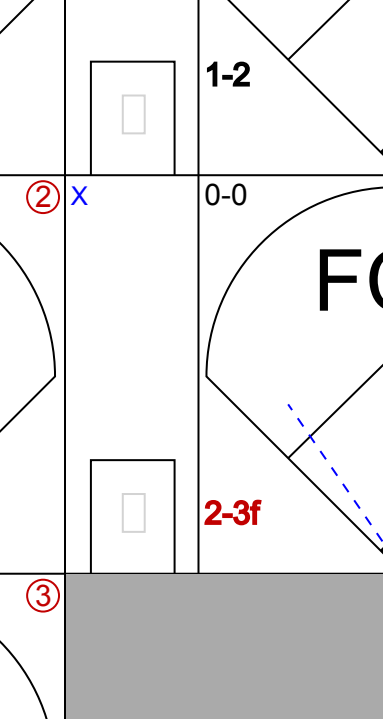

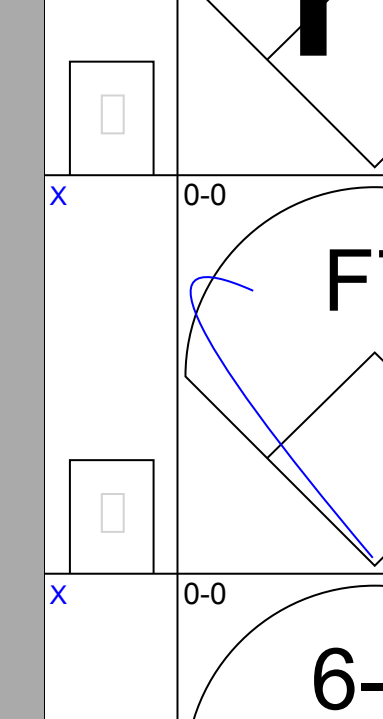
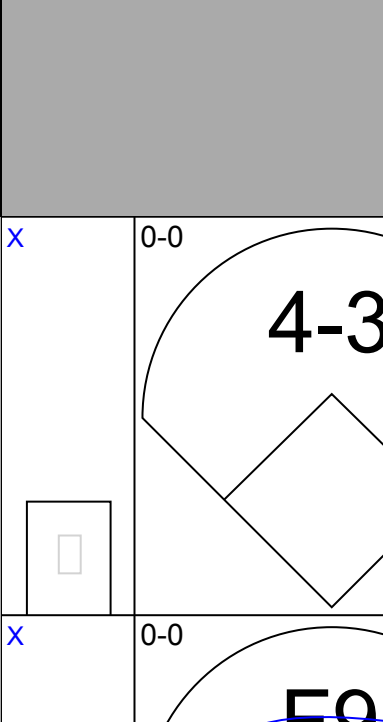
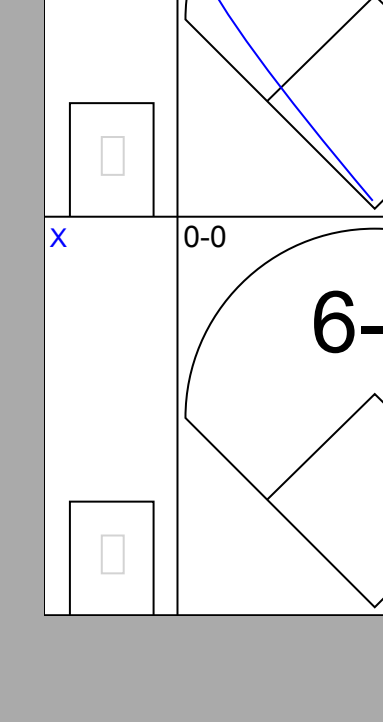
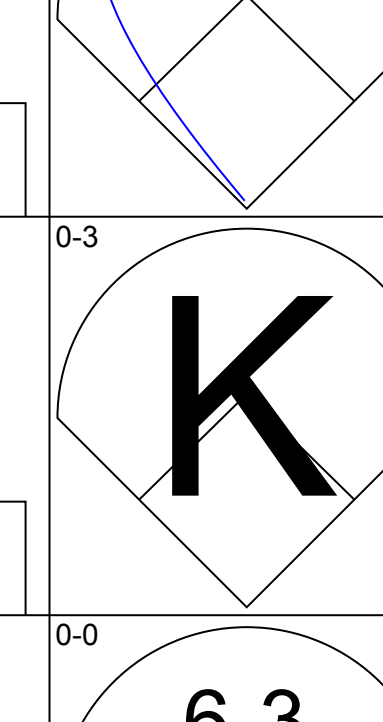
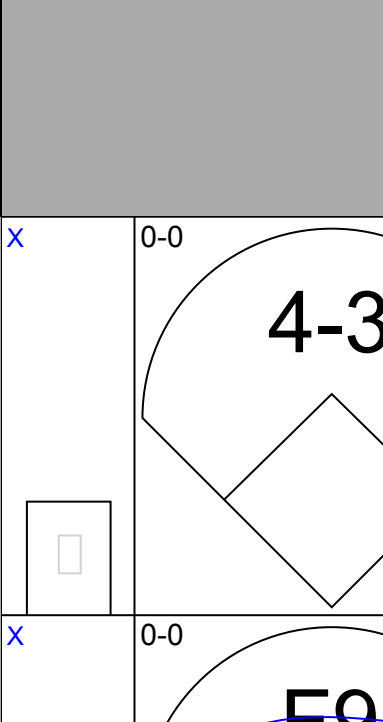
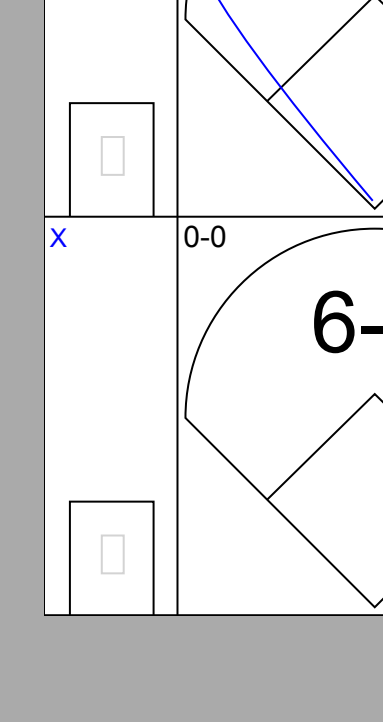
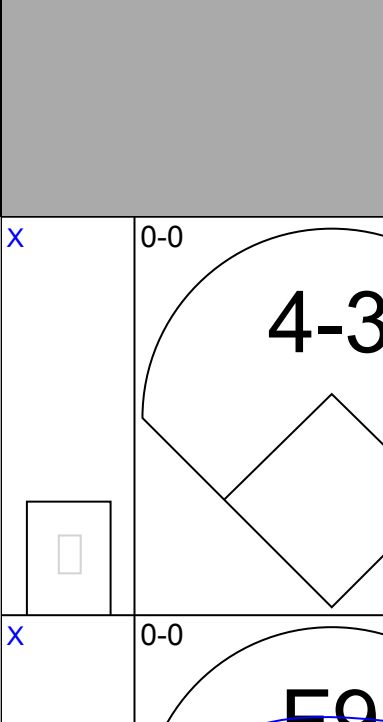
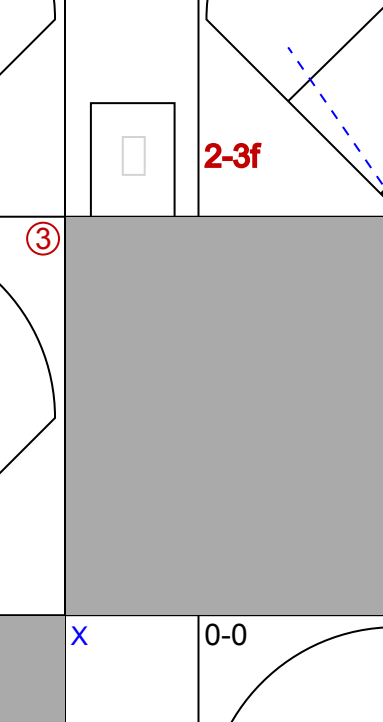
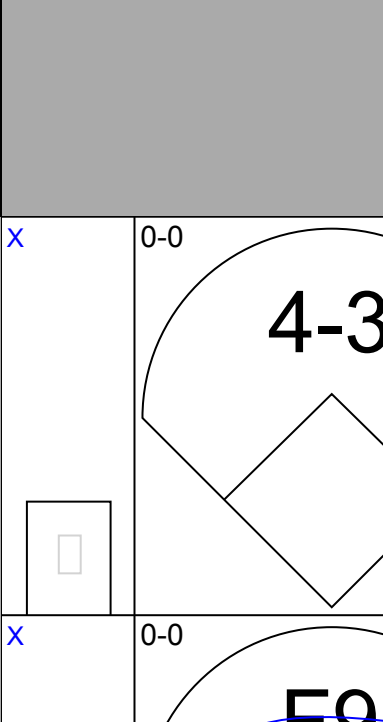
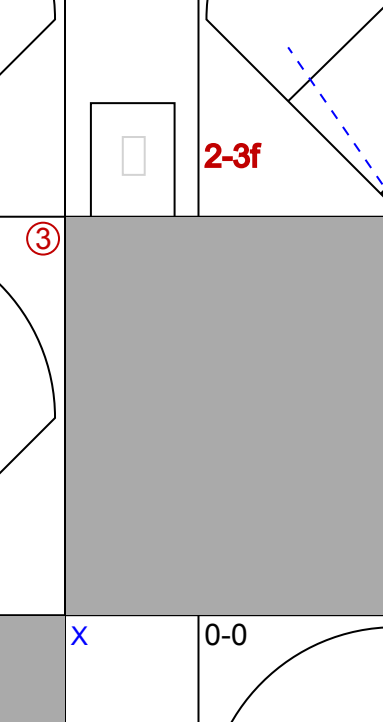
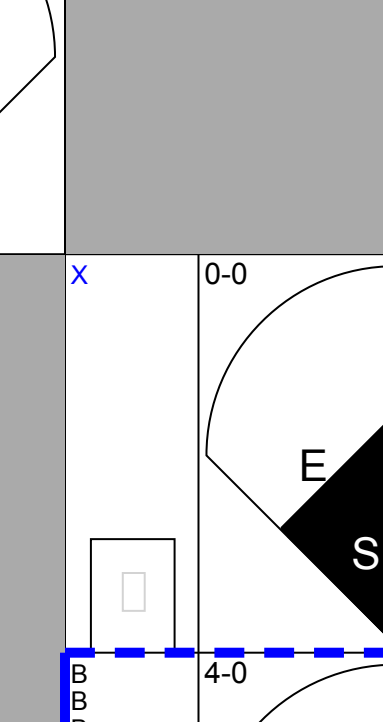
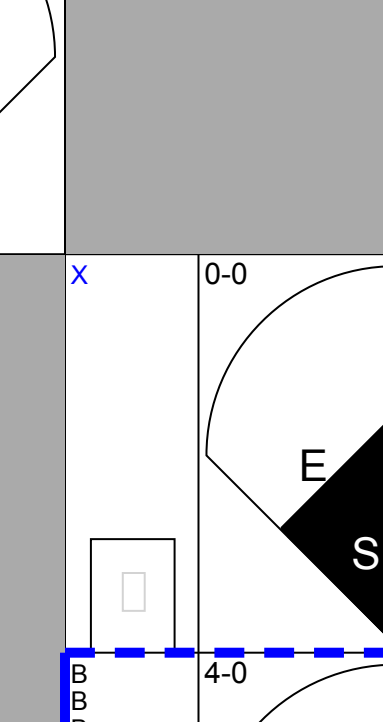
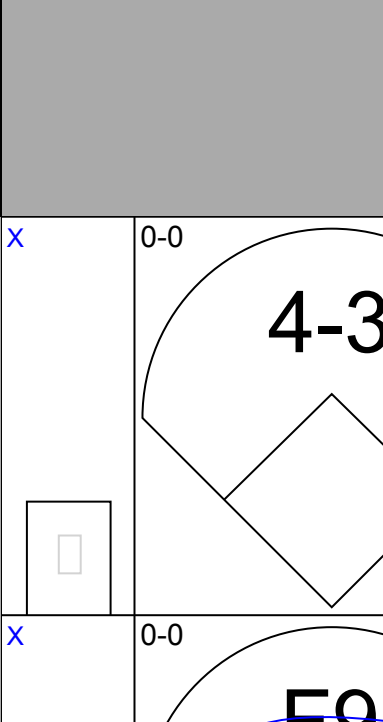
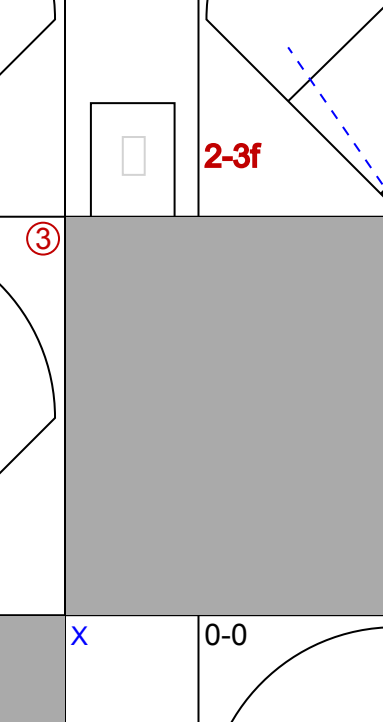
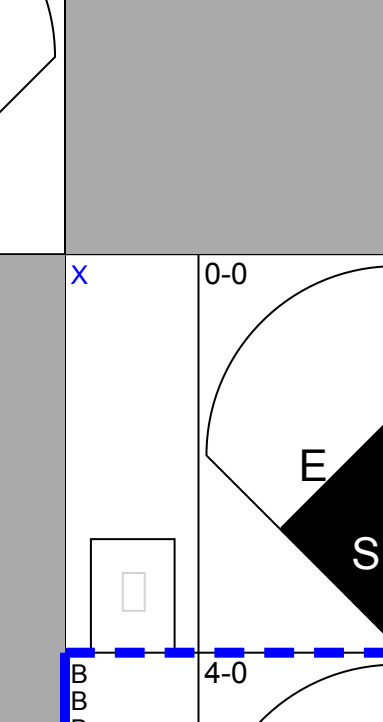
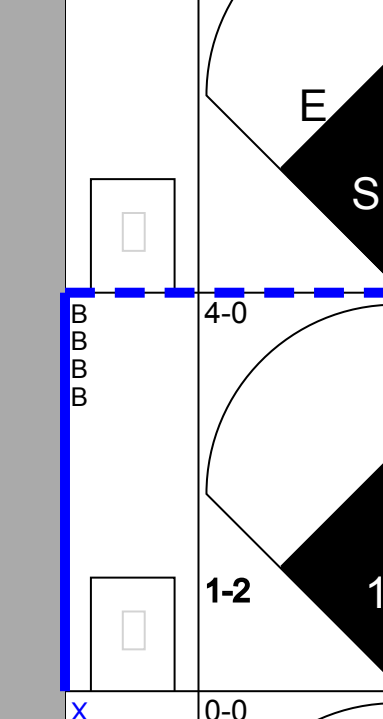
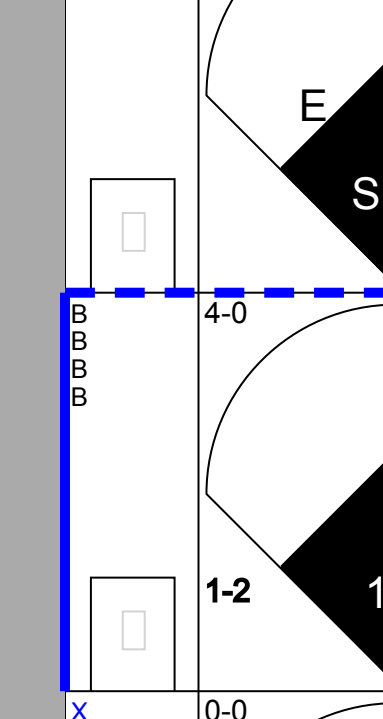
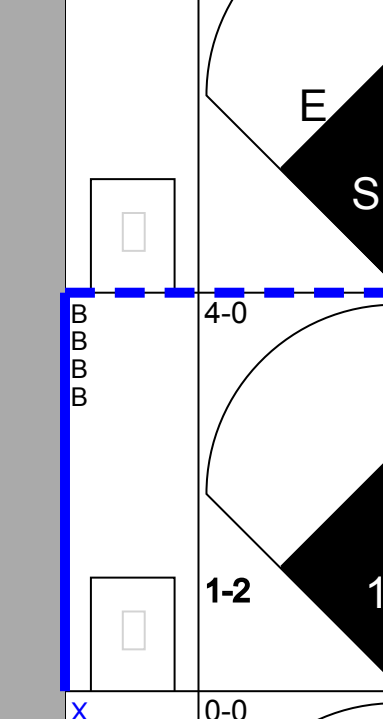

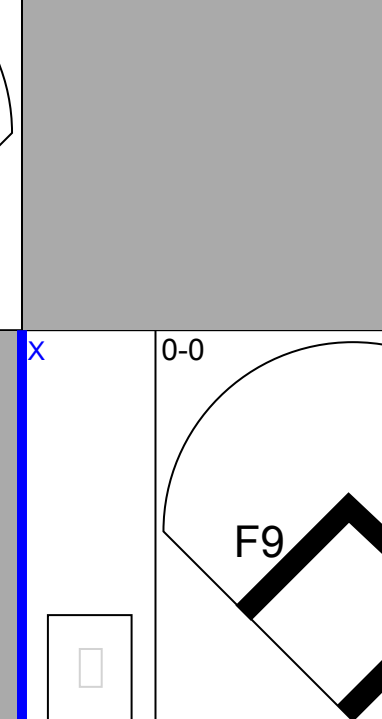
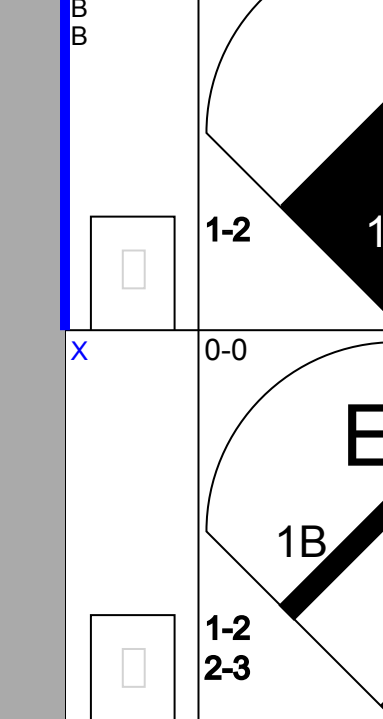
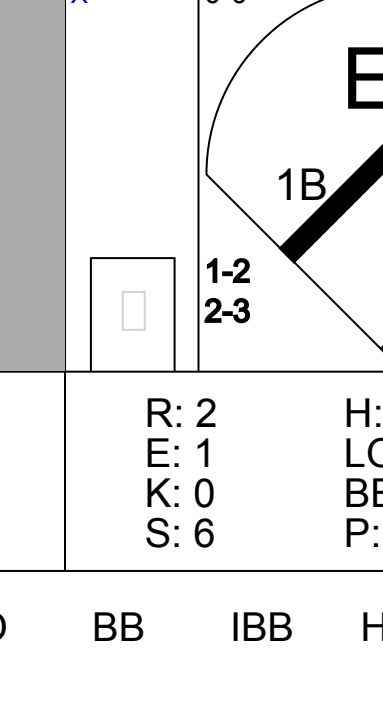
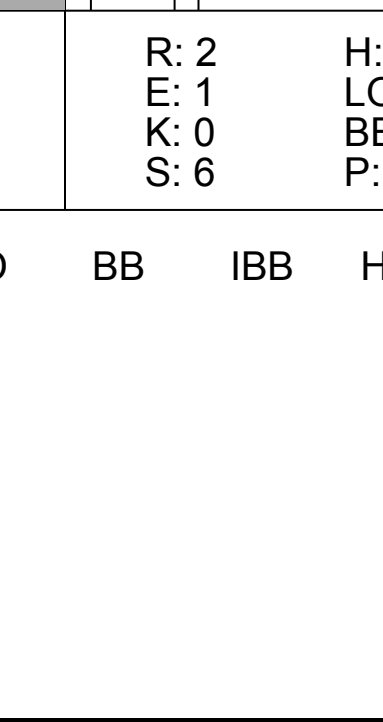


Batter	1	2	3	4	5	6	7	8	9	AB	R	H	RBI	BB	SO	LOB	TOP						
Jimmy Stewart, S (1, 7) <small>OBP: 0.328, SLG: 0.312</small>										5	0	2	0	0	1	0	Chicago Cubs @ New York Mets Shea Stadium, Flushing, NY Sun Aug 08 1965, 3:33 AM EDT Sunny - 80 F						
Don Landrum, L (1, 8) <small>OBP: 0.320, SLG: 0.370</small>										5	0	0	0	0	2	3							
Ellis Burton, S (9, 8) <small>OBP: 0.200, SLG: 0.176</small>										0	0	0	0	0	0	0							
Billy Williams, L (1, 9) <small>OBP: 0.355, SLG: 0.497</small>										4	3	3	0	0	1	0							
14 Ernie Banks, R (1, 3) <small>OBP: 0.342, SLG: 0.456</small>										3	2	2	4	0	0	0							
Ron Santo, R (1, 5) <small>OBP: 0.371, SLG: 0.508</small>										3	1	1	0	1	1	0							
Ed Bailey, L (1, 2) <small>OBP: 0.382, SLG: 0.387</small>										3	1	1	3	1	0	1							
Chris Krug, R (9, 2) <small>OBP: 0.280, SLG: 0.340</small>										0	0	0	0	0	0	0							
Glenn Beckert, R (1, 4) <small>OBP: 0.265, SLG: 0.292</small>										4	0	0	0	0	0	1							
Don Kessinger, S (1, 6) <small>OBP: 0.245, SLG: 0.212</small>										4	0	0	0	0	1	0							
Bob Buhl, R (1, 1) <small>OBP: 0.108, SLG: 0.065</small>										2	0	0	0	0	1	0							
Lindy McDaniel, R (5, 1) <small>OBP: 0.091, SLG: 0.091</small>										1	0	0	0	1	0	0							
Ted Abernathy, R (9, 1) <small>OBP: 0.091, SLG: 0.091</small>										0	0	0	0	0	0	0							
Inning Stats	R: 4 E: 0 K: 2 S: 10	H: 3 LOB: 0 BB: 1 P: 14	R: 0 E: 0 K: 0 S: 3	H: 0 LOB: 0 BB: 0 P: 3	R: 0 E: 0 K: 1 S: 5	H: 0 LOB: 0 BB: 0 P: 5	R: 0 E: 0 K: 0 S: 3	H: 1 LOB: 0 BB: 0 P: 3	R: 0 E: 0 K: 2 S: 7	H: 0 LOB: 0 BB: 1 P: 7	R: 2 E: 0 K: 0 S: 5	H: 2 LOB: 1 BB: 1 P: 9	R: 0 E: 0 K: 1 S: 6	H: 1 LOB: 0 BB: 0 P: 6	R: 1 E: 0 K: 1 S: 6	H: 1 LOB: 0 BB: 0 P: 6	R: 0 E: 0 K: 0 S: 4	H: 1 LOB: 2 BB: 1 P: 8	1B: 5 2B: 0 3B: 2 HR: 2	SF: 1 SAC: 0 DP: 0 HBP: 0	WP: 0 PB: 0 SB: 0 CS: 0	PA: 38	
PITCHER	IP: 7.0 WLS: L BF: 29 ERA: 3.98 Gordie Richardson, L (8, 1) ERA: 4.76	H: 7 R: 6 ER: 6 SO: 6 BB: 1 P: 1	H: 0 R: 0 ER: 0 SO: 1 BB: 0 P: 1	H: 0 R: 0 ER: 0 SO: 1 BB: 0 P: 1	H: 0 R: 0 ER: 0 SO: 0 BB: 0 P: 0	H: 0 R: 0 ER: 0 SO: 0 BB: 0 P: 0	H: 0 R: 0 ER: 0 SO: 10 BB: 0 P: 14	H: 0 R: 2 ER: 7.71 WHIP: 1.286	H: 0 R: 0 ER: 4.50 WHIP: 1.500	H: 0 R: 0 ER: 0 SO: 0 BB: 0 P: 0	H: 0 R: 0 ER: 0 SO: 0 BB: 0 P: 0	H: 0 R: 0 ER: 0 SO: 0 BB: 0 P: 0	H: 0 R: 0 ER: 0 SO: 0 BB: 0 P: 0	H: 0 R: 0 ER: 0 SO: 0 BB: 0 P: 0	H: 0 R: 0 ER: 0 SO: 0 BB: 0 P: 0	H: 0 R: 0 ER: 0 SO: 0 BB: 0 P: 0	H: 0 R: 0 ER: 0 SO: 0 BB: 0 P: 0	H: 0 R: 0 ER: 0 SO: 0 BB: 0 P: 0	H: 0 R: 0 ER: 0 SO: 0 BB: 0 P: 0	1B: 5 2B: 0 3B: 2 HR: 2	SF: 1 SAC: 0 DP: 0 HBP: 0	WP: 0 PB: 0 SB: 0 CS: 0	PA: 38

Chicago Cubs @ New York Mets
 Shea Stadium, Flushing, NY
 Sun Aug 08 1965, 3:33 AM EDT
 Sunny - 80 F

AB	34
R	7
H	9
RBI	7
BB	3
SO	7
LOB	5



Batter	1	2	3	4	5	6	7	8	9	AB	R	H	RBI	BB	SO	LOB	BOTTOM						
Chuck Hillier, L (1, 4) <small>OBP: 0.297, SLG: 0.377</small>										4	2	2	2	0	0	1	Chicago Cubs @ New York Mets Shea Stadium, Flushing, NY Sun Aug 08 1965, 3:33 AM EDT Sunny - 80 F						
Roy McMillan, R (1, 6) <small>OBP: 0.285, SLG: 0.284</small>										3	0	2	0	0	0	1							
Jim Hickman, R (9, PH) <small>OBP: 0.276, SLG: 0.377</small>										1	0	0	0	0	2								
Johnny Lewis, L (1, 8) <small>OBP: 0.349, SLG: 0.437</small>										5	0	2	2	0	1	3							
Charley Smith, R (1, 5) <small>OBP: 0.284, SLG: 0.433</small>										4	1	1	1	1	2	2							
Ed Kranepool, L (1, 3) <small>OBP: 0.311, SLG: 0.406</small>										5	0	0	0	0	0	4							
Gary Kolb, L (1, 9) <small>OBP: 0.257, SLG: 0.296</small>										4	1	0	0	0	1	0							
Joe Christopher, R (1, 7) <small>OBP: 0.301, SLG: 0.299</small>										4	1	2	0	0	0	0							
Chris Cannizzaro, R (1, 2) <small>OBP: 0.257, SLG: 0.230</small>										3	0	0	0	0	0	1							
Gordie Richardson, R (8, 1) <small>OBP: 0.230, SLG: 0.441</small>										0	0	0	0	0	0	0							
Ron Swoboda, R (9, PH) <small>OBP: 0.230, SLG: 0.441</small>										0	0	0	0	1	0	0							
Al Jackson, L (9, PR) <small>OBP: 0.125, SLG: 0.150</small>										0	1	0	0	0	0	0							
Jack Fisher, R (1, 1) <small>OBP: 0.155, SLG: 0.175</small>										2	0	0	0	0	1	1							
John Stephenson, L (7, PH) <small>OBP: 0.262, SLG: 0.300</small>										2	0	1	0	0	0	2							
Tug McGraw, R (9, PR) <small>OBP: 0.333, SLG: 0.333</small>										0	0	0	0	0	0	0							
Inning Stats	R: 0 E: 0 K: 0 S: 4	H: 1 LOB: 1 BB: 0 P: 4	R: 0 E: 0 K: 1 S: 5	H: 0 LOB: 0 BB: 0 P: 5	R: 1 E: 0 K: 1 S: 7	H: 2 LOB: 1 BB: 0 P: 7	R: 2 E: 2 K: 1 S: 8	H: 2 LOB: 1 BB: 0 P: 8	R: 1 E: 0 K: 1 S: 7	H: 2 LOB: 1 BB: 0 P: 7	R: 0 E: 0 K: 0 S: 3	H: 0 LOB: 0 BB: 0 P: 3	R: 0 E: 0 K: 0 S: 4	H: 1 LOB: 1 BB: 0 P: 4	R: 0 E: 0 K: 1 S: 5	H: 0 LOB: 0 BB: 0 P: 5	R: 2 E: 1 K: 0 S: 6	H: 2 LOB: 3 BB: 2 P: 14	1B: 7 2B: 1 3B: 0 HR: 2	SF: 1 SAC: 1 DP: 0 HBP: 0	WP: 0 PB: 0 SB: 1 CS: 0	PA: 41	
PITCHER	IP: 4.1 WLS: W BF: 13 ERA: 3.88 Lindy McDaniel, R (5, 1) ERA: 2.45	H: 2 R: 1 ER: 1 SO: 2 BB: 0 P: 1	H: 0 R: 0 ER: 0 SO: 0 BB: 0 P: 0	H: 0 R: 0 ER: 0 SO: 0 BB: 0 P: 0	H: 0 R: 0 ER: 0 SO: 0 BB: 0 P: 0	H: 0 R: 0 ER: 0 SO: 0 BB: 0 P: 0	H: 0 R: 0 ER: 0 SO: 0 BB: 0 P: 0	H: 0 R: 0 ER: 0 SO: 0 BB: 0 P: 0	H: 0 R: 0 ER: 0 SO: 0 BB: 0 P: 0	H: 0 R: 0 ER: 0 SO: 0 BB: 0 P: 0	H: 0 R: 0 ER: 0 SO: 0 BB: 0 P: 0	H: 0 R: 0 ER: 0 SO: 0 BB: 0 P: 0	H: 0 R: 0 ER: 0 SO: 0 BB: 0 P: 0	H: 0 R: 0 ER: 0 SO: 0 BB: 0 P: 0	H: 0 R: 0 ER: 0 SO: 0 BB: 0 P: 0	H: 0 R: 0 ER: 0 SO: 0 BB: 0 P: 0	H: 0 R: 0 ER: 0 SO: 0 BB: 0 P: 0	H: 0 R: 0 ER: 0 SO: 0 BB: 0 P: 0	H: 0 R: 0 ER: 0 SO: 0 BB: 0 P: 0	1B: 7 2B: 1 3B: 0 HR: 2	SF: 1 SAC: 1 DP: 0 HBP: 0	WP: 0 PB: 0 SB: 1 CS: 0	PA: 41

Chicago Cubs @ New York Mets
 Shea Stadium, Flushing, NY
 Sun Aug 08 1965, 3:33 AM EDT
 Sunny - 80 F

AB	37
R	6
H	10
RBI	5
BB	2
SO	5
LOB	17



Batter	1	2	3	4	5	6	7	8	9	AB	R	H	RBI	BB	SO	LOB	TOP					
Jimmy Stewart, S (1, 7) OBP: 0.327, SLG: 0.311	0-0 4-3		0-3 K		0-0 1B		0-3 K		0-0 BB	3	0	1	0	0	1	0	Chicago Cubs @ Cincinnati Reds Crosley Field, Cincinnati, OH Tue Aug 10 1965, 3:33 AM EDT Att. 11,924 - Cloudy					
Bob Humphreys, R (5, 1)										0	0	0	0	0	0	0						
Ellis Burton, S (7, PH) OBP: 0.200, SLG: 0.182										1	0	0	0	0	1	2						
Lindy McDaniel, R (7, 1)										0	0	0	0	0	0	0						
George Altman, L (9, PH) OBP: 0.317, SLG: 0.371										1	0	1	0	0	0	0						
Don Landrum, L (1, 8) OBP: 0.326, SLG: 0.371	4-0 BB		0-0 2B		0-0 F7		0-0 FC4-6		4-0 BB	3	0	1	0	2	0	2						
Billy Williams, L (1, 9) OBP: 0.357, SLG: 0.505	0-0 G3-6-3		0-0 4-3		0-0 1B		0-0 L6		0-0 3-1	5	1	1	0	0	0	5						
14 Ernie Banks, R (1, 3) OBP: 0.343, SLG: 0.455		4-0 BB	0-0 F3		0-0 F9		0-0 4-3			3	0	0	0	1	0	2						
Ron Santo, R (1, 5) OBP: 0.373, SLG: 0.505		0-0 BB		0-0 6-3		0-0 1B		0-0 P6		4	0	2	0	0	0	0						
Vic Roznovsky, L (1, 2) OBP: 0.307, SLG: 0.325		0-3 K		0-0 4-3		0-0 SF7		0-0 FC6-4		3	0	1	1	0	1	2						
Glenn Beckert, R (1, 4) OBP: 0.264, SLG: 0.291		0-3 K		0-0 L8		0-0 6-3		0-0 FC6-4		4	0	0	0	0	1	4						
Don Kessinger, S (1, 6) OBP: 0.254, SLG: 0.218		4-0 BB		0-0 6-3		0-0 BB		0-3 K		0	0	0	0	1	0	0						
Joey Amalfitano, R (5, PH) OBP: 0.356, SLG: 0.370		1-2 2-3		0-0 K		0-0 FC4-6		0-0 K		3	1	1	0	0	1	0						
Dick Ellsworth, L (1, 1) OBP: 0.121, SLG: 0.125		0-0 6-3		0-3 K		0-3 K		4-0 FC4-6		1	0	0	0	0	0	3						
Doug Clemens, L (5, PH) OBP: 0.339, SLG: 0.343										2	0	0	0	1	1	0						
Inning Stats	R: 0 E: 0 K: 0 S: 2	H: 0 LOB: 0 BB: 1 P: 6	R: 0 E: 0 K: 2 S: 8	H: 1 LOB: 3 BB: 2 P: 16	R: 0 E: 0 K: 1 S: 6	H: 1 LOB: 1 BB: 0 P: 6	R: 0 E: 0 K: 0 S: 3	H: 0 LOB: 0 BB: 0 P: 3	R: 0 E: 0 K: 1 S: 6	H: 1 LOB: 1 BB: 0 P: 6	R: 1 E: 0 K: 0 S: 5	H: 2 LOB: 1 BB: 0 P: 5	R: 1 E: 1 K: 1 S: 6	H: 1 LOB: 1 BB: 1 P: 10	R: 0 E: 0 K: 0 S: 4	H: 1 LOB: 1 BB: 0 P: 4	R: 0 E: 0 K: 1 S: 6	H: 1 LOB: 2 BB: 1 P: 10	1B: 7 2B: 1 3B: 0 HR: 0	SF: 1 SAC: 0 DP: 1 HBP: 0	WP: 0 PB: 0 SB: 0 CS: 0	PA: 39
PITCHER Sammy Ellis, R (1, 1) ERA: 3.39	IP: 9.0 WLS: W BF: 39 H: 8 R: 2 ER: 1 SO: 6 BB: 5 IBB: 0 HBP: 0 BLK: 0 WP: 0 HR: 0 S: 46 P: 66 ERA: 1.00 WHIP: 1.444															PITCHER						

AB	33
R	2
H	8
RBI	1
BB	5
SO	6
LOB	20



Batter	1	2	3	4	5	6	7	8	9	AB	R	H	RBI	BB	SO	LOB	BOTTOM				
Tommy Harper, R (1, 7) OBP: 0.370, SLG: 0.435	0-0 E6	0-3 K		0-0 F9		0-0 L5		0-0 FC5		5	1	0	0	0	1	4	Chicago Cubs @ Cincinnati Reds Crosley Field, Cincinnati, OH Tue Aug 10 1965, 3:33 AM EDT Att. 11,924 - Cloudy				
Pete Rose, S (1, 4) OBP: 0.388, SLG: 0.471	0-0 S		0-0 5-3	0-0 5-3		0-3 K		0-3 K		4	1	1	0	0	1	1					
Vada Pinson, L (1, 8) OBP: 0.343, SLG: 0.496	0-0 F2		0-0 WP		0-0 HR		0-3 K		0-3 K	4	2	2	1	0	1	2					
Frank Robinson, R (1, 9) OBP: 0.377, SLG: 0.517	0-0 S		0-0 5-3		4-0 S		0-3 K			3	1	1	2	1	1	1					
Deron Johnson, R (1, 5) OBP: 0.332, SLG: 0.516	0-0 F9		0-0 WP	0-0 1B		0-3 K		0-0 1-3		4	0	1	1	0	1	2					
Don Pavletich, R (1, 2) OBP: 0.394, SLG: 0.538	0-0 2H		4-0 FC6-4	0-0 1B		0-0 5-3		0-0 E5		3	1	2	1	1	0	1					
Tony Perez, R (1, 3) OBP: 0.315, SLG: 0.480	0-3 K		0-0 FC6-4		0-0 5-3		0-0 L6		0-0 L6	4	0	0	0	0	1	5					
Leo Cardenas, R (1, 6) OBP: 0.370, SLG: 0.444		0-0 CS		4-0 FC1-6		0-0 5-3		4-0 FC5		2	0	1	0	2	0	0					
Sammy Ellis, L (1, 1) OBP: 0.153, SLG: 0.157	0-3 K		0-0 FC1-6		0-3 K		0-0 1B		0-0 1B	4	0	1	1	0	2	2					
Inning Stats	R: 3 E: 1 K: 1 S: 9	H: 3 LOB: 1 BB: 0 P: 9	R: 0 E: 0 K: 2 S: 7	H: 1 LOB: 0 BB: 0 P: 7	R: 1 E: 0 K: 0 S: 5	H: 2 LOB: 2 BB: 1 P: 9	R: 0 E: 0 K: 0 S: 3	H: 0 LOB: 1 BB: 1 P: 7	R: 1 E: 0 K: 1 S: 6	H: 1 LOB: 1 BB: 1 P: 10	R: 0 E: 0 K: 1 S: 5	H: 0 LOB: 0 BB: 0 P: 5	R: 0 E: 0 K: 3 S: 9	H: 0 LOB: 0 BB: 0 P: 9	R: 1 E: 1 K: 0 S: 5	H: 2 LOB: 2 BB: 1 P: 9		1B: 6 2B: 3 3B: 0 HR: 1	SF: 0 SAC: 0 DP: 1 HBP: 0	WP: 3 PB: 0 SB: 3 CS: 1	PA: 37
PITCHER Dick Ellsworth, L (1, 1) ERA: 3.54	IP: 4.0 WLS: L BF: 20 H: 6 R: 4 ER: 2 SO: 3 BB: 4 IBB: 2 HBP: 0 BLK: 0 WP: 0 HR: 0 S: 24 P: 32 ERA: 4.50 WHIP: 1.750															PITCHER					
Bob Humphreys, R (5, 1) ERA: 3.31	2.0 8 1 1 1 2 1 0 0 0 0 1 11 15 4.50 1.000																				
Lindy McDaniel, R (7, 1) ERA: 2.5	2.0 9 2 1 1 3 0 1 0 0 0 0 14 18 4.50 1.000																				

AB	33
R	6
H	9
RBI	6
BB	4
SO	8
LOB	18



Batter	1	2	3	4	5	6	7	8	9	AB	R	H	RBI	BB	SO	LOB	TOP								
Ellis Burton, S OBP: 0.207, SLG: 0.192 (1, 8)	F9	K		SH5-4		1B		L4		4	1	1	0	0	1	2	Chicago Cubs @ Cincinnati Reds Crosley Field, Cincinnati, OH Wed Aug 11 1965, 7:05 PM EDT Att: 11,790 - Unknown								
Harvey Kuenn, R OBP: 0.344, SLG: 0.226 (1, 7)	P6		F9	E6		1B		F9		5	2	2	0	0	0	0									
Billy Williams, L OBP: 0.359, SLG: 0.506 (1, 9)	FC5-4		F9	1B		1B		3-1		5	1	3	1	0	0	1									
14 Ernie Banks, R OBP: 0.340, SLG: 0.450 (1, 3)	FC5-4		6-3	K		L5				5	0	0	0	0	1	6									
Ron Santo, R OBP: 0.375, SLG: 0.503 (1, 5)		E	1B	1B		G6-4-3		6-3		3	1	1	2	2	0	2									
Chris Krug, R OBP: 0.286, SLG: 0.336 (1, 2)	FC5		1B	K				F7		5	0	2	1	0	1	2									
Glenn Beckert, R OBP: 0.262, SLG: 0.289 (1, 4)	K		F9					P6		4	0	0	0	0	1	5									
Don Kessinger, S OBP: 0.255, SLG: 0.223 (1, 6)				SH5-4		L6		P6		4	1	2	1	0	0	1									
Larry Jackson, R OBP: 0.152, SLG: 0.234 (1, 1)	K		FC5	K		FC4-6				4	1	0	0	0	2	4									
Inning Stats	R: 0 E: 0 K: 0 S: 4	H: 1 LOB: 1 BB: 0 P: 4	R: 1 E: 1 K: 3 S: 11	H: 1 LOB: 2 BB: 1 P: 15	R: 1 E: 0 K: 0 S: 5	H: 2 LOB: 2 BB: 1 P: 9	R: 4 E: 1 K: 2 S: 12	H: 3 LOB: 1 BB: 0 P: 12	R: 0 E: 0 K: 1 S: 5	H: 0 LOB: 0 BB: 0 P: 5	R: 1 E: 0 K: 0 S: 5	H: 3 LOB: 1 BB: 0 P: 5	R: 0 E: 0 K: 0 S: 4	H: 1 LOB: 1 BB: 0 P: 4	R: 0 E: 0 K: 0 S: 3	H: 0 LOB: 0 BB: 0 P: 3	R: 0 E: 0 K: 0 S: 3	H: 0 LOB: 0 BB: 0 P: 3	1B: 10 2B: 1 3B: 0 HR: 0	SF: 0 SAC: 1 DP: 1 HBP: 0	WP: 0 PB: 0 SB: 1 CS: 0	PA: 42			
PITCHER	IP	WLS	BF	H	R	ER	SO	BB	IBB	HBP	BLK	WP	HR	S	P	ERA	WHIP								
Jim O'Toole, L ERA: 7.16 (1, 1)	3.1	L	21	6	6	3	3	1	1	0	0	0	0	25	33	8.10	2.100								
Joey Jay, R ERA: 3.89 (4, 1)	2.2		11	4	1	1	3	0	0	0	0	0	0	17	17	3.38	1.500								
Bobby Locke, R ERA: 7.56 (7, 1)	2.0		7	1	0	0	0	0	0	0	0	0	0	7	7	0.00	0.500								
Roger Craig, R ERA: 3.89 (9, 1)	1.0		3	0	0	0	0	0	0	0	0	0	0	3	3	0.00	0.000								

AB	39
R	7
H	11
RBI	5
BB	2
SO	6
LOB	23



Batter	1	2	3	4	5	6	7	8	9	AB	R	H	RBI	BB	SO	LOB	BOTTOM								
Tommy Harper, R OBP: 0.367, SLG: 0.431 (1, 7)	6-3		K			6-3			5-3	4	0	0	0	0	1	1	Chicago Cubs @ Cincinnati Reds Crosley Field, Cincinnati, OH Wed Aug 11 1965, 7:05 PM EDT Att: 11,790 - Unknown								
Pete Rose, S OBP: 0.387, SLG: 0.469 (1, 4)	G4-6-3			B5-3		4-3		F7		4	0	1	0	0	0	0									
Vada Pinson, L OBP: 0.341, SLG: 0.492 (1, 8)	G4-6-3			P6		5-3		1-6-3		4	0	0	0	0	0	1									
Gordy Coleman, L OBP: 0.375, SLG: 0.543 (1, 3)		K		K		4-3				3	0	0	0	0	2	0									
Frank Robinson, R OBP: 0.379, SLG: 0.533 (1, 9)		L5				HR		HR		3	2	2	2	0	0	0									
Deron Johnson, R OBP: 0.330, SLG: 0.513 (1, 5)		5-3				6-3		6-3		3	0	0	0	0	0	0									
Johnny Edwards, L OBP: 0.346, SLG: 0.462 (1, 2)				G1-6-3		G6-4-3		F8		3	0	2	0	0	0	0									
Leo Cardenas, R OBP: 0.367, SLG: 0.441 (1, 6)				G1-6-3		G6-4-3		6-3		3	0	0	0	0	0	2									
Jim O'Toole, S OBP: 0.133, SLG: 0.103 (1, 1)										1	0	1	0	0	0	0									
Joey Jay, S OBP: 0.079, SLG: 0.056 (4, 1)										0	0	0	0	0	0	0									
Mary Keough, L OBP: 0.026, SLG: 0.014 (6, PH)										1	0	0	0	0	0	0									
Bobby Locke, R OBP: 0.000, SLG: 0.000 (7, 1)										0	0	0	0	0	0	0									
Art Shamsky, L OBP: 0.368, SLG: 0.524 (8, PH)										1	0	0	0	0	0	0									
Roger Craig, R (9, 1)										0	0	0	0	0	0	0									
Inning Stats	R: 0 E: 0 K: 0 S: 3	H: 1 LOB: 0 BB: 0 P: 3	R: 0 E: 0 K: 1 S: 5	H: 0 LOB: 0 BB: 0 P: 5	R: 0 E: 0 K: 1 S: 6	H: 2 LOB: 1 BB: 0 P: 6	R: 0 E: 0 K: 1 S: 5	H: 0 LOB: 0 BB: 0 P: 5	R: 1 E: 0 K: 0 S: 4	H: 2 LOB: 0 BB: 0 P: 4	R: 0 E: 0 K: 0 S: 3	H: 0 LOB: 0 BB: 0 P: 3	R: 1 E: 0 K: 0 S: 4	H: 1 LOB: 0 BB: 0 P: 4	R: 0 E: 0 K: 0 S: 3	H: 0 LOB: 0 BB: 0 P: 3	R: 0 E: 0 K: 0 S: 3	H: 0 LOB: 0 BB: 0 P: 3	1B: 4 2B: 0 3B: 0 HR: 2	SF: 0 SAC: 0 DP: 3 HBP: 0	WP: 0 PB: 0 SB: 0 CS: 0	PA: 30			
PITCHER	IP	WLS	BF	H	R	ER	SO	BB	IBB	HBP	BLK	WP	HR	S	P	ERA	WHIP								
Larry Jackson, R ERA: 4.12 (1, 1)	9.0	W	30	6	2	2	3	0	0	0	0	0	2	36	36	2.00	0.667								

AB	30
R	2
H	6
RBI	2
BB	0
SO	3
LOB	4



Batter	1	2	3	4	5	6	7	8	9	AB	R	H	RBI	BB	SO	LOB	TOP								
Felipe Alou, R OBP: 0.342, SLG: 0.513 (1, 9)	5-3		1B		2B	FC5-4			1B	5	2	3	0	0	0	1	Milwaukee Braves @ Chicago Cubs Wrigley Field, Chicago, IL Fri Aug 13 1965, 3:33 AM CDT Att: 11,331 - Sunny								
Mack Jones, L OBP: 0.332, SLG: 0.534 (1, 8)	P5		F8		HR	F2			1B	5	1	2	1	0	0	2									
Eddie Mathews, L OBP: 0.349, SLG: 0.485 (1, 5)	6-3			HR	HR				1B	5	2	3	3	0	0	0									
Joe Torre, R OBP: 0.377, SLG: 0.522 (1, 3)		K		F8	HR				G6-4-3	4	1	1	0	1	1	3									
Gene Oliver, R OBP: 0.340, SLG: 0.489 (1, 2)	K			HR	HR				G5-4-3	4	2	2	4	0	1	1									
Billy Cowan, R OBP: 0.206, SLG: 0.313 (1, 7)	1B			F7	F9				K	4	0	1	0	0	1	0									
Frank Bolling, R OBP: 0.300, SLG: 0.359 (1, 4)	1-3			1B	4-3				F8	4	0	1	0	0	0	1									
Woody Woodward, R OBP: 0.210, SLG: 0.216 (1, 6)			F9	F3		E6			6-3	4	0	0	0	0	0	1									
Denny Lemaster, R OBP: 0.152, SLG: 0.156 (1, 1)			K2-3		K	K			K	4	0	0	0	0	4	1									
Inning Stats	R: 0 E: 0 K: 0 S: 3	H: 0 LOB: 0 BB: 0 P: 3	R: 0 E: 0 K: 2 S: 8	H: 1 LOB: 1 BB: 0 P: 8	R: 0 E: 0 K: 1 S: 6	H: 1 LOB: 1 BB: 0 P: 6	R: 2 E: 0 K: 0 S: 6	H: 3 LOB: 1 BB: 0 P: 6	R: 5 E: 0 K: 1 S: 9	H: 4 LOB: 0 BB: 1 P: 13	R: 0 E: 1 K: 1 S: 6	H: 0 LOB: 1 BB: 0 P: 6	R: 0 E: 0 K: 0 S: 3	H: 1 LOB: 0 BB: 0 P: 3	R: 0 E: 0 K: 1 S: 5	H: 0 LOB: 0 BB: 0 P: 5	R: 1 E: 0 K: 1 S: 7	H: 3 LOB: 1 BB: 0 P: 7	1B: 8 2B: 2 3B: 0 HR: 3	SF: 0 SAC: 0 DP: 2 HBP: 0	WP: 0 PB: 0 SB: 0 CS: 0	PA: 40			
PITCHER	IP	WLS	BF	H	R	ER	SO	BB	IBB	HBP	BLK	WP	HR	S	P	ERA	WHIP								
Bob Buhl, R ERA: 4.05 (1, 1)	4.1	L	21	8	5	5	4	0	0	0	0	0	2	29	29	10.38	1.846								
Bob Humphreys, R ERA: 3.52 (5, 1)	0.2		4	1	2	2	0	1	0	0	0	0	1	3	7	27.00	3.000								
Cal Koonce, R ERA: 4.0 (6, 1)	2.0		7	1	0	0	1	0	0	0	0	0	0	9	9	0.00	0.500								
Lindy McDaniel, R ERA: 2.53 (8, 1)	2.0		8	3	1	1	2	0	0	0	0	0	0	12	12	4.50	1.500								



Batter	1	2	3	4	5	6	7	8	9	AB	R	H	RBI	BB	SO	LOB	BOTTOM								
Ellis Burton, S OBP: 0.212, SLG: 0.200 (1, 8)	F7			K		BB			K	4	1	1	0	0	2	0	Milwaukee Braves @ Chicago Cubs Wrigley Field, Chicago, IL Fri Aug 13 1965, 3:33 AM CDT Att: 11,331 - Sunny								
Harvey Kuenn, R OBP: 0.341, SLG: 0.221 (1, 7)	K			F8		1B			K	3	0	0	0	1	2	0									
Billy Williams, L OBP: 0.360, SLG: 0.505 (1, 9)	1-3			BB		BB			K	3	0	1	1	1	1	0									
14 Ernie Banks, R OBP: 0.341, SLG: 0.450 (1, 3)		G6-4-3		P3		FC6-4			HR	4	1	2	0	0	0	3									
Ron Santo, R OBP: 0.372, SLG: 0.499 (1, 5)		G6-4-3			K	K			F9	4	0	0	0	0	2	4									
Chris Krug, R OBP: 0.285, SLG: 0.359 (1, 2)	K			K		P4			HR	4	1	1	2	0	2	2									
Glenn Beckert, R OBP: 0.262, SLG: 0.288 (1, 4)			L3		E				P3	4	0	1	0	0	1	0									
Don Kessinger, S OBP: 0.255, SLG: 0.220 (1, 6)			5-3		E5				K	3	0	0	0	0	0	1									
Don Landrum, L OBP: 0.325, SLG: 0.370 (9, PH)					1-2				K	1	0	0	0	0	1	0									
Bob Buhl, R OBP: 0.108, SLG: 0.060 (1, 1)					L7					1	0	0	0	0	1	0									
Bob Humphreys, R OBP: 0.108, SLG: 0.060 (5, 1)										0	0	0	0	0	0	0									
Joey Amalfitano, R OBP: 0.108, SLG: 0.060 (5, PH)										1	0	0	0	0	0	2									
Cal Koonce, R OBP: 0.108, SLG: 0.060 (8, 1)										0	0	0	0	0	0	0									
Jimmy Stewart, S OBP: 0.108, SLG: 0.060 (7, PH)										1	0	0	0	0	1	0									
Inning Stats	R: 0 E: 0 K: 1 S: 5	H: 0 LOB: 0 BB: 0 P: 5	R: 0 E: 0 K: 1 S: 5	H: 1 LOB: 0 BB: 0 P: 5	R: 0 E: 0 K: 1 S: 5	H: 0 LOB: 0 BB: 0 P: 5	R: 0 E: 0 K: 1 S: 5	H: 0 LOB: 1 BB: 1 P: 9	R: 0 E: 1 K: 2 S: 9	H: 1 LOB: 2 BB: 0 P: 9	R: 1 E: 0 K: 1 S: 7	H: 2 LOB: 2 BB: 1 P: 11	R: 0 E: 0 K: 2 S: 7	H: 0 LOB: 0 BB: 0 P: 7	R: 0 E: 0 K: 3 S: 9	H: 0 LOB: 0 BB: 0 P: 9	R: 2 E: 0 K: 1 S: 7	H: 2 LOB: 0 BB: 0 P: 7	1B: 5 2B: 0 3B: 0 HR: 1	SF: 0 SAC: 0 DP: 1 HBP: 0	WP: 0 PB: 0 SB: 0 CS: 0	PA: 35			
PITCHER	IP	WLS	BF	H	R	ER	SO	BB	IBB	HBP	BLK	WP	HR	S	P	ERA	WHIP								
Denny Lemaster, L ERA: 5.13 (1, 1)	9.0	W	35	6	3	3	13	2	0	0	0	0	1	59	67	3.00	0.889								



Batter	1	2	3	4	5	6	7	8	9	AB	R	H	RBI	BB	SO	LOB	TOP										
Felipe Alou, R OBP: 0.340, SLG: 0.508 (1, 7)	0-3 K2-3		1-0 2B HBP		0-0 F5		0-0 4-3		0-0 1-3	4	1	0	0	0	1	0											
Mack Jones, L OBP: 0.333, SLG: 0.541 (1, 8)	0-0 HR		0-0 F8		0-3 K		0-0 2B WP		0-0 G3	5	2	2	1	0	1	1											
Hank Aaron, R OBP: 0.389, SLG: 0.588 (1, 9)	0-0 2B		0-0 P6		0-0 F9		0-0 1-H 2B		0-0 4-3	5	0	2	1	0	0	1											
Eddie Mathews, L OBP: 0.353, SLG: 0.491 Denis Menke, R OBP: 0.299, SLG: 0.423 (8, 5)	0-3 K		0-0 1B 2B		0-0 F9 E 2B		4-0 IBB			3	2	2	1	1	1	1											
Joe Torre, R OBP: 0.376, SLG: 0.519 (1, 3)	0-3 K		0-0 1B		0-0 F9 2-3		0-0 F8			4	0	1	1	0	1	4											
Gene Oliver, R OBP: 0.342, SLG: 0.511 (1, 2)		0-0 HR	0-3 K		0-0 FC5 SH		0-0 HR			4	3	2	2	0	1	1											
Frank Bolling, R OBP: 0.298, SLG: 0.356 (1, 4)	0-3 K		0-0 F7		0-0 SH CS		0-0 P6			3	0	0	1	0	1	0											
Woody Woodward, R OBP: 0.211, SLG: 0.217 (1, 6)	0-3 K		0-0 F8		0-0 P4 1-2		0-0 B1-6-3 1B			4	0	1	0	0	1	1											
Tony Cloninger, R OBP: 0.158, SLG: 0.237 Bob Sadowski, R OBP: 0.136, SLG: 0.095 (7, 1)	0-0 1-3		0-0 F7		0-3 K		0-0 B1-6-3 1-2			3	0	0	0	0	1	0											
Inning Stats	R: 1 E: 0 K: 3 S: 11	H: 2 LOB: 1 BB: 0 P: 11	R: 1 E: 0 K: 2 S: 8	H: 1 LOB: 0 BB: 0 P: 8	R: 2 E: 0 K: 1 S: 7	H: 2 LOB: 1 BB: 0 P: 8	R: 0 E: 0 K: 0 S: 3	H: 0 LOB: 0 BB: 0 P: 3	R: 0 E: 0 K: 1 S: 5	H: 1 LOB: 0 BB: 0 P: 5	R: 1 E: 0 K: 1 S: 7	H: 2 LOB: 2 BB: 1 P: 11	R: 1 E: 0 K: 0 S: 4	H: 2 LOB: 0 BB: 0 P: 4	R: 0 E: 0 K: 0 S: 3	H: 0 LOB: 0 BB: 0 P: 3	1B: 3 2B: 4 3B: 0 HR: 3	SF: 0 SAC: 1 DP: 1 HBP: 1	WP: 1 PB: 0 SB: 0 CS: 1	PA: 39							
PITCHER	IP	WLS	BF	H	R	ER	SO	BB	IBB	HBP	BLK	WP	HR	S	P	ERA	WHIP										
Bill Faul, R ERA: 3.07 (1, 1)	6.0	L	26	6	6	4	7	0	0	1	0	0	2	39	40	6.00	1.000										
Lindy McDaniel, R ERA: 2.66 (7, 1)	2.0		10	4	2	2	1	0	1	0	0	1	1	11	15	9.00	2.000										
Ted Abernathy, R ERA: 1.85 (9, 1)	1.0		3	0	0	0	0	0	0	0	0	0	0	3	3	0.00	0.000										

Milwaukee Braves @ Chicago Cubs
Wrigley Field, Chicago, IL
Sat Aug 14 1965, 3:33 AM CDT
Att: 14,067 - Sunny - 95 F

AB 36
R 8
H 10
RBI 7
BB 1
SO 8
LOB 10



Batter	1	2	3	4	5	6	7	8	9	AB	R	H	RBI	BB	SO	LOB	BOTTOM										
Don Landrum, L OBP: 0.326, SLG: 0.368 (1, 8)	4-0 CS BB	0-0 FC5-4 1B		0-3 K		0-3 K		0-0 1-4-3		4	0	1	0	1	2	2											
George Altman, L OBP: 0.319, SLG: 0.365 (1, 7)	4-0 1B BB	0-0 FC5-4		0-0 P5		4-0 BB 14 1B BB		0-0 4-3		3	1	0	0	2	0	2											
Billy Williams, L OBP: 0.359, SLG: 0.502 (1, 9)	0-0 BB 1B	0-0 F8		0-0 F7		0-3 K		0-0 1-3		5	0	1	0	0	1	3											
14 Ernie Banks, R OBP: 0.346, SLG: 0.456 (1, 3)	0-0 F8		0-0 4-3 SF7 2B		0-0 1B		0-0 1B		0-0 1B	5	1	4	0	0	0	2											
Ron Santo, R OBP: 0.375, SLG: 0.499 (1, 5)	0-0 BB 1B		0-0 4-3		0-0 G3		4-0 BB		0-0 1B	4	0	2	1	1	0	2											
Vic Roznovsky, L OBP: 0.310, SLG: 0.333 (1, 2)	4-0 BB		0-0 SF7		0-0 F7		0-0 F7		0-3 K2-3	3	0	1	1	1	1	5											
Glenn Beckert, R OBP: 0.260, SLG: 0.287 Doug Clemens, L OBP: 0.338, SLG: 0.342 Joey Amalfitano, R OBP: 0.350, SLG: 0.364 (7, PH) (8, 4)	0-0 4-3		0-0 4-3		0-0 P9		0-0 4-3			3	0	0	0	0	0	4											
Don Kessinger, S OBP: 0.257, SLG: 0.223 Jimmy Stewart, S OBP: 0.327, SLG: 0.308 (6, PH) (7, 6)		0-0 FC5-4 1B		0-0 6-3		4-0 BB		0-0 F8		2	0	1	0	0	0	0											
Bill Faul, R OBP: 0.133, SLG: 0.143 Ed Bailey, L OBP: 0.387, SLG: 0.383 Lindy McDaniel, R (6, PH) (7, 1)	0-3 K		0-3 K		0-3 K		0-0 G1			2	0	0	0	0	2	1											
Ellis Burton, S OBP: 0.206, SLG: 0.194 Ted Abernathy, R OBP: 0.167, SLG: 0.091 (8, PH) (9, 1)										1	0	0	0	0	0	0											
Inning Stats	R: 1 E: 0 K: 0 S: 4	H: 2 LOB: 3 BB: 3 P: 16	R: 0 E: 0 K: 1 S: 7	H: 2 LOB: 0 BB: 0 P: 7	R: 1 E: 0 K: 0 S: 4	H: 1 LOB: 0 BB: 0 P: 4	R: 0 E: 0 K: 2 S: 7	H: 0 LOB: 0 BB: 0 P: 7	R: 0 E: 0 K: 2 S: 8	H: 1 LOB: 1 BB: 1 P: 12	R: 0 E: 0 K: 1 S: 6	H: 1 LOB: 3 BB: 2 P: 14	R: 0 E: 0 K: 0 S: 3	H: 0 LOB: 0 BB: 0 P: 3	R: 0 E: 0 K: 1 S: 7	H: 2 LOB: 2 BB: 0 P: 7	1B: 8 2B: 2 3B: 0 HR: 0	SF: 1 SAC: 0 DP: 0 HBP: 0	WP: 0 PB: 0 SB: 0 CS: 1	PA: 42							
PITCHER	IP	WLS	BF	H	R	ER	SO	BB	IBB	HBP	BLK	WP	HR	S	P	ERA	WHIP										
Tony Cloninger, R ERA: 3.62 (1, 1)	6.1	W	31	8	2	2	6	5	0	0	0	0	0	38	58	2.84	2.053										
Bob Sadowski, R ERA: 5.35 (7, 1)	2.2	S	11	2	0	0	1	1	0	0	0	0	0	12	16	0.00	1.125										

Milwaukee Braves @ Chicago Cubs
Wrigley Field, Chicago, IL
Sat Aug 14 1965, 3:33 AM CDT
Att: 14,067 - Sunny - 95 F


AB 35
R 2
H 10
RBI 2
BB 6
SO 7
LOB 26



Batter	1	2	3	4	5	6	7	8	9	10	11	12	AB	R	H	RBI	BB	SO	LOB								
Felipe Alou, R OBP: 0.344, SLG: 0.513 (1.7)													6	1	4	0	0	0	0								
Mack Jones, L OBP: 0.332, SLG: 0.547 (1.8)													4	1	1	2	0	1	1								
Billy O'Dell, S OBP: 0.211, SLG: 0.222 (8.1)													1	0	0	0	0	1	1								
Don Dillard, L OBP: 0.125, SLG: 0.125 (12, PH)													1	0	0	1	0	0	2								
Dan Osinski, R OBP: 0.250, SLG: 0.250 (12.1)													0	0	0	0	0	0	0								
Hank Aaron, R OBP: 0.391, SLG: 0.593 (1.9)													5	1	2	1	1	0	3								
Eddie Mathews, L OBP: 0.351, SLG: 0.488 (1.5)													5	0	1	0	0	2	2								
Joe Torre, R OBP: 0.379, SLG: 0.521 (1.3)													4	0	2	0	1	0	2								
Gene Oliver, R OBP: 0.337, SLG: 0.502 (1.2)													5	0	0	0	0	2	4								
Frank Bolling, R OBP: 0.294, SLG: 0.352 (1.4)													5	0	0	0	0	1	2								
Woody Woodward, R OBP: 0.209, SLG: 0.214 (1.6)													2	0	0	0	0	0	0								
Rico Carty, R OBP: 0.251, SLG: 0.507 (8, PH)													1	0	0	0	0	0	0								
Denis Menke, R OBP: 0.301, SLG: 0.424 (8.0)													2	1	1	0	0	0	0								
Ken Johnson, R OBP: 0.131, SLG: 0.164 (1.1)													2	0	0	0	0	2	0								
Jesse Gonder, L OBP: 0.306, SLG: 0.393 (8, PH)													1	0	0	0	0	0	0								
Ty Cline, L OBP: 0.264, SLG: 0.265 (8.8)													2	0	1	0	0	0	0								
Inning Stats	R: 1 E: 0 K: 0 S: 4	H: 1 LOB: 0 BB: 0 P: 4	R: 0 E: 0 K: 0 S: 3	H: 1 LOB: 0 BB: 0 P: 3	R: 0 E: 0 K: 1 S: 5	H: 0 LOB: 0 BB: 0 P: 5	R: 0 E: 0 K: 1 S: 5	H: 0 LOB: 1 BB: 1 P: 9	R: 0 E: 0 K: 0 S: 3	H: 0 LOB: 0 BB: 0 P: 3	R: 0 E: 0 K: 2 S: 8	H: 1 LOB: 1 BB: 0 P: 6	R: 2 E: 0 K: 0 S: 5	H: 2 LOB: 0 BB: 0 P: 5	R: 0 E: 0 K: 2 S: 8	H: 1 LOB: 1 BB: 0 P: 8	R: 0 E: 0 K: 1 S: 6	H: 1 LOB: 1 BB: 1 P: 9	R: 0 E: 0 K: 1 S: 5	H: 1 LOB: 1 BB: 1 P: 9	R: 1 E: 0 K: 0 S: 6	H: 3 LOB: 2 BB: 0 P: 6	1B: 8 2B: 2 3B: 0 HR: 2	SF: 0 SAC: 0 DP: 1 HBP: 0	WP: 0 PB: 0 SB: 1 CS: 1	PA: 48	
PITCHER	IP	WLS	BF	H	R	ER	SO	BB	IBB	HBP	BLK	WP	HR	S	P	ERA	WHIP										
Larry Jackson, R ERA: 4.29	(1.1)	8.0	30	6	3	3	5	1	0	0	0	0	0	25	29	2.25	1.750										
Ted Abernathy, R ERA: 1.86	(9.1)	4.0	L	18	6	1	1	4	1	0	0	0	0	25	29	2.25	1.750										

Milwaukee Braves @ Chicago Cubs
Wrigley Field, Chicago, IL
Sun Aug 15 1965, 3:33 AM CDT
Att. 16,486 - Sunny


AB	46
R	4
H	12
RBI	4
BB	2
SO	9
LOB	17



Batter	1	2	3	4	5	6	7	8	9	10	11	12	AB	R	H	RBI	BB	SO	LOB									
Jimmy Stewart, S OBP: 0.323, SLG: 0.303 (1.7)													6	0	1	0	0	0	0									
Glenn Beckert, R OBP: 0.259, SLG: 0.285 (1.4)													3	0	0	0	0	0	0									
Joey Amalfitano, R OBP: 0.381, SLG: 0.386 (9.4)													2	0	2	0	1	0	0									
Billy Williams, L OBP: 0.357, SLG: 0.498 (1.9)													6	0	1	0	0	2	4									
14 Ernie Banks, R OBP: 0.346, SLG: 0.462 (1.3)													5	3	2	1	0	1	2									
Ron Santo, R OBP: 0.373, SLG: 0.496 (1.5)													5	0	1	1	0	1	2									
Ed Bailey, L OBP: 0.386, SLG: 0.382 (1.2)													3	0	1	0	0	1	1									
Elis Burton, S OBP: 0.194, SLG: 0.182 (9, PH)													2	0	0	0	0	1	1									
Don Landrum, L OBP: 0.326, SLG: 0.368 (1.8)													3	0	1	0	0	0	2									
Chris Krug, R OBP: 0.268, SLG: 0.356 (10.2)													1	0	0	0	1	1	0									
Don Kessinger, S OBP: 0.257, SLG: 0.223 (1.6)													4	0	1	0	0	0	1									
Doug Clemens, L OBP: 0.337, SLG: 0.341 (12, PH)													1	0	0	0	1	1	0									
Larry Jackson, R OBP: 0.147, SLG: 0.227 (1.1)													2	0	0	0	0	1	0									
Harvey Kuenn, R OBP: 0.339, SLG: 0.219 (8, PH)													1	0	0	0	0	0	0									
Ted Abernathy, R OBP: 0.154, SLG: 0.083 (9.1)													1	0	0	0	0	0	2									
George Altman, L OBP: 0.317, SLG: 0.363 (12, PH)													1	0	0	0	0	0	0									
Inning Stats	R: 0 E: 0 K: 1 S: 5	H: 0 LOB: 0 BB: 0 P: 4	R: 1 E: 0 K: 2 S: 9	H: 2 LOB: 1 BB: 0 P: 9	R: 0 E: 0 K: 0 S: 5	H: 0 LOB: 0 BB: 0 P: 3	R: 1 E: 1 K: 0 S: 5	H: 1 LOB: 1 BB: 0 P: 6	R: 0 E: 0 K: 0 S: 3	H: 1 LOB: 0 BB: 0 P: 3	R: 0 E: 0 K: 0 S: 4	H: 1 LOB: 1 BB: 0 P: 6	R: 0 E: 1 K: 0 S: 7	H: 1 LOB: 1 BB: 0 P: 4	R: 1 E: 1 K: 1 S: 7	H: 2 LOB: 1 BB: 1 P: 11	R: 0 E: 0 K: 1 S: 5	H: 0 LOB: 1 BB: 1 P: 9	R: 0 E: 0 K: 1 S: 5	H: 0 LOB: 0 BB: 0 P: 5	R: 0 E: 0 K: 2 S: 9	H: 2 LOB: 2 BB: 0 P: 9	1B: 9 2B: 1 3B: 0 HR: 1	SF: 0 SAC: 0 DP: 1 HBP: 0	WP: 2 PB: 0 SB: 1 CS: 0	PA: 48		
PITCHER	IP	WLS	BF	H	R	ER	SO	BB	IBB	HBP	BLK	WP	HR	S	P	ERA	WHIP											
Ken Johnson, R ERA: 3.2	(1.1)	7.0	26	5	2	1	4	0	0	0	0	1	1	34	34	1.29	0.714											
Billy O'Dell, L ERA: 1.8	(8.1)	4.0	W	17	3	1	0	3	1	1	0	0	1	0	21	29	0.00	1.000										
Dan Osinski, R ERA: 2.78	(12.1)	1.0	S	5	2	0	0	2	0	0	0	0	0	0	9	9	0.00	2.000										

Milwaukee Braves @ Chicago Cubs
Wrigley Field, Chicago, IL
Sun Aug 15 1965, 3:33 AM CDT
Att. 16,486 - Sunny

AB	46
R	3
H	10
RBI	2
BB	2
SO	9
LOB	15



Batter	1	2	3	4	5	6	7	8	9	AB	R	H	RBI	BB	SO	LOB	TOP					
Tommy Harper, R (1, 7) OBP: 0.366, SLG: 0.428	F8		F9		K		G3		4-3	5	0	1	0	0	1	0	Cincinnati Reds @ Chicago Cubs Wrigley Field, Chicago, IL Tue Aug 17 1965, 3:33 AM CDT Att: 7,780 - Cloudy					
Pete Rose, S (1, 4) OBP: 0.385, SLG: 0.468	6-3			6-3			G3		G1-6-3	4	0	1	0	1	0	1						
Vada Pinson, L (1, 8) OBP: 0.340, SLG: 0.492	K			WP			4-3		G1-6-3	5	1	1	0	0	1	3						
Frank Robinson, R (1, 9) OBP: 0.377, SLG: 0.530				1B			K2-3		FC4-6	3	1	2	1	1	1	0						
Deron Johnson, R (1, 5) OBP: 0.335, SLG: 0.524	1-3			2-3					F8	4	1	2	2	0	0	1						
Don Pavletich, R (1, 2) OBP: 0.400, SLG: 0.542				1-3					HR	1	1	0	0	2	1	0						
Johnny Edwards, L (8, PH) OBP: 0.351, SLG: 0.472	K2-3			3-H					FC4-6	1	1	0	0	0	0	1						
Tony Perez, R (1, 3) OBP: 0.310, SLG: 0.462				4-0			WP		2B	1	1	0	0	0	0	1						
Leo Cardenas, R (1, 6) OBP: 0.368, SLG: 0.440			K		F9		G4-3		2B	3	1	1	1	1	2	3						
Ted Davidson, R (1, 1) Marty Keough, L (7, PH) Billy McCool, R (7, 1) Sammy Ellis, L (9, 1) OBP: 0.145, SLG: 0.149			4-3				K		K	2	0	0	0	0	1	0						
Inning Stats	R: 0 E: 0 K: 1 S: 5	H: 0 LOB: 0 BB: 0 P: 5	R: 1 E: 0 K: 2 S: 8	H: 1 LOB: 0 BB: 0 P: 8	R: 0 E: 0 K: 1 S: 5	H: 0 LOB: 0 BB: 0 P: 5	R: 1 E: 0 K: 2 S: 7	H: 2 LOB: 3 BB: 2 P: 15	R: 0 E: 0 K: 2 S: 8	H: 1 LOB: 1 BB: 0 P: 8	R: 2 E: 0 K: 1 S: 6	H: 2 LOB: 1 BB: 1 P: 10	R: 0 E: 0 K: 1 S: 6	H: 1 LOB: 1 BB: 0 P: 6	R: 2 E: 0 K: 1 S: 7	H: 2 LOB: 1 BB: 1 P: 11	R: 0 E: 0 K: 0 S: 2	H: 0 LOB: 0 BB: 1 P: 6	1B: 4 2B: 2 3B: 1 HR: 2	SF: 0 SAC: 0 DP: 2 HBP: 0	WP: 2 PB: 0 SB: 1 CS: 0	PA: 39
PITCHER	IP	WLS	BF	H	R	ER	SO	BB	IBB	HBP	BLK	WP	HR	S	P	ERA	WHIP					
Dick Ellsworth, L (1, 1) ERA: 3.64	5.1	L	25	6	4	4	8	2	1	0	0	2	2	38	50	6.75	1.500					
Lindy McDaniel, R (6, 1) ERA: 2.62	1.2		5	1	0	0	1	0	0	0	0	0	0	7	7	0.00	0.600					
Ted Abernathy, R (8, 1) ERA: 1.99	2.0		9	2	2	2	1	2	0	0	0	0	0	9	17	9.00	2.000					

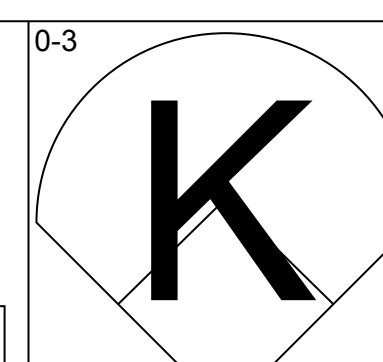
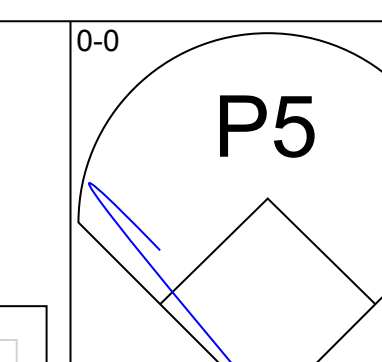
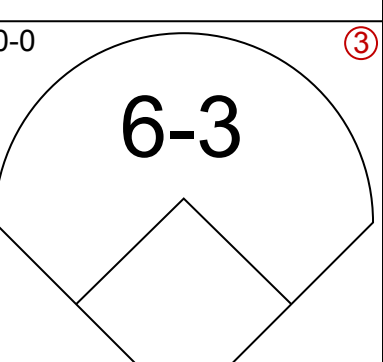
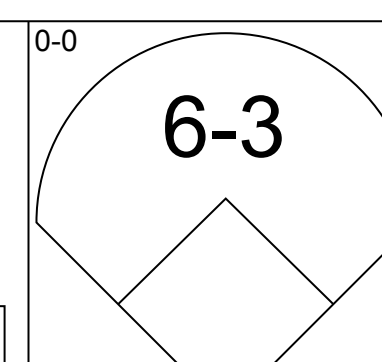
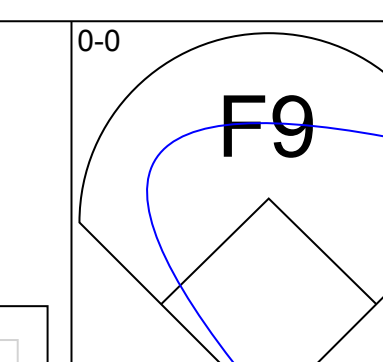
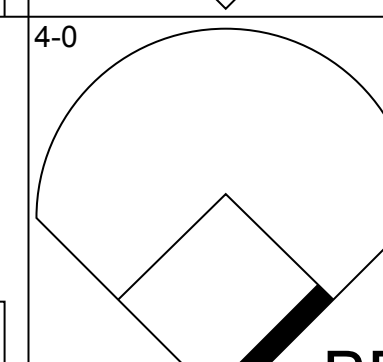
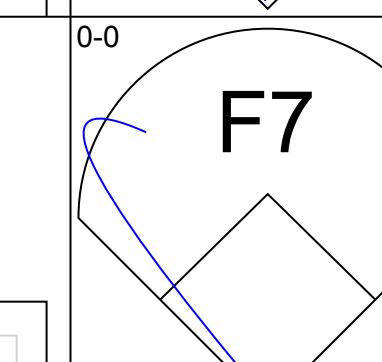
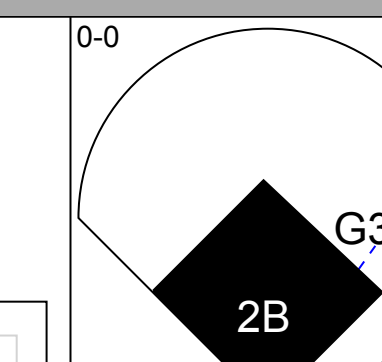
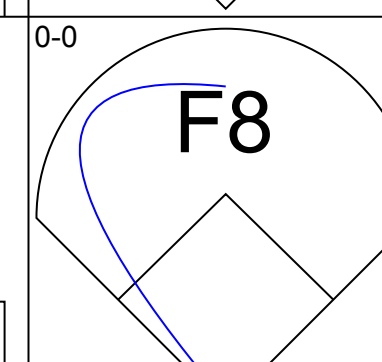
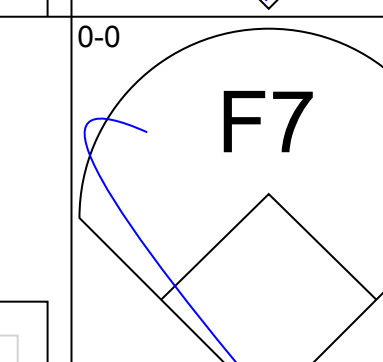
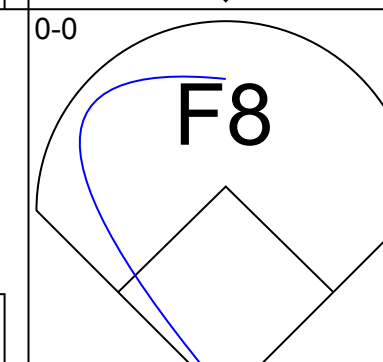
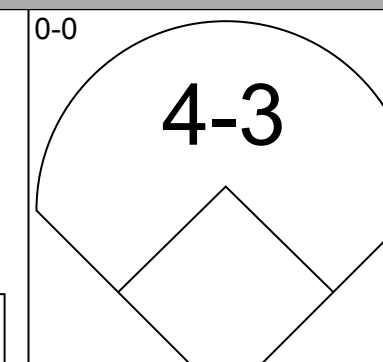
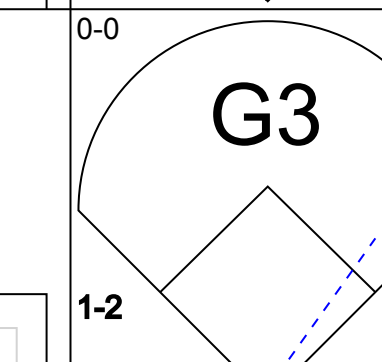
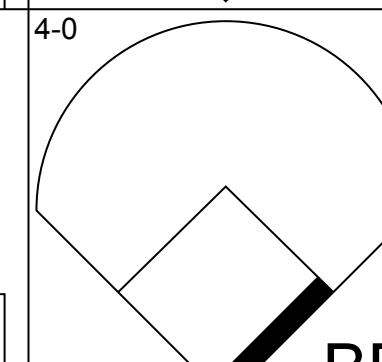
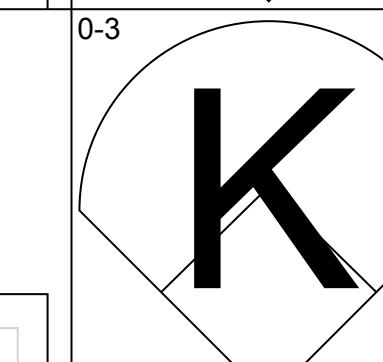
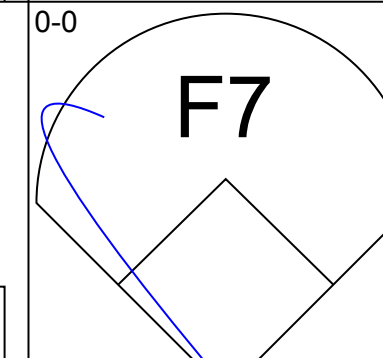
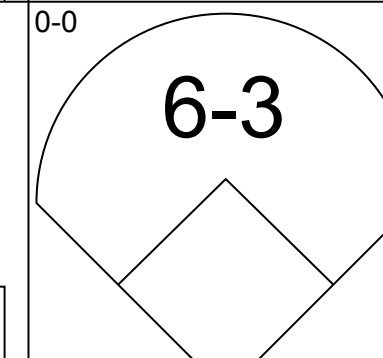
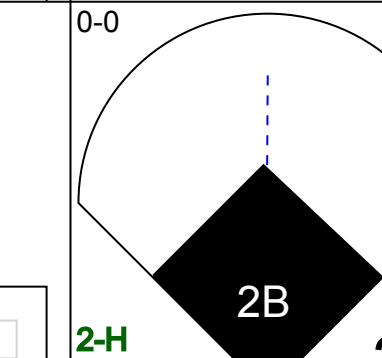
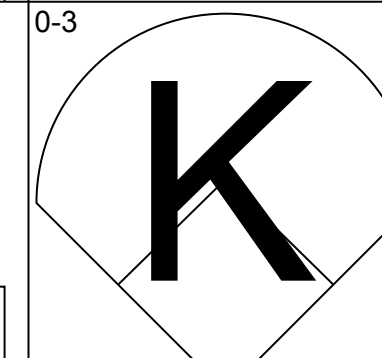
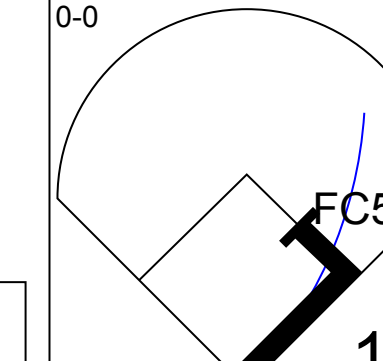
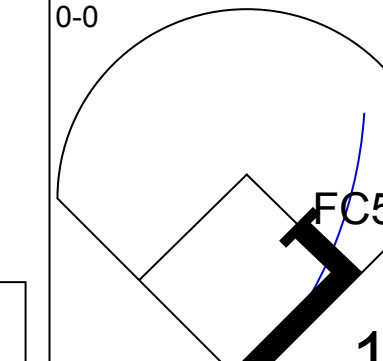
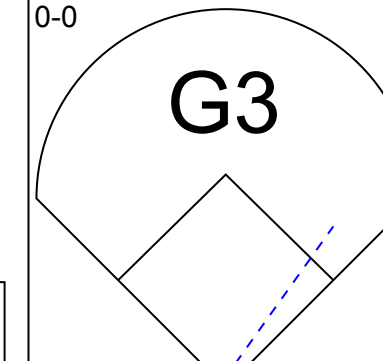
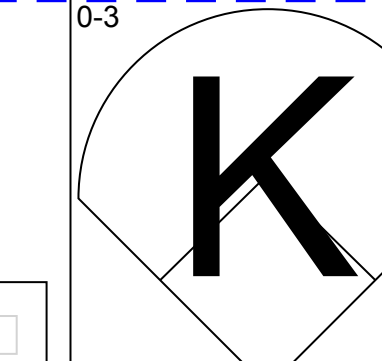
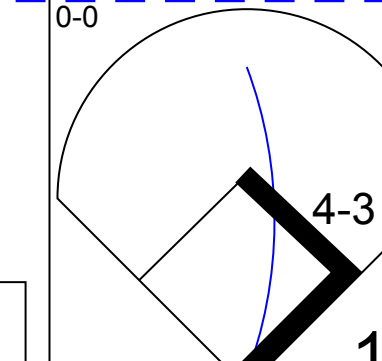
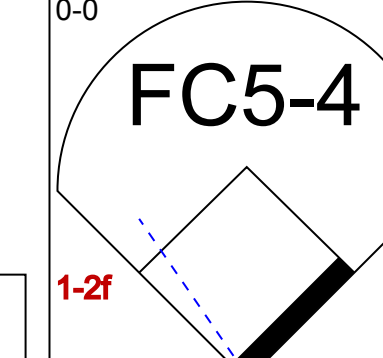
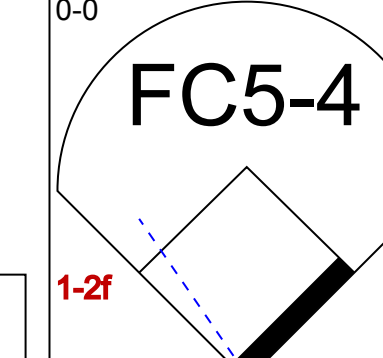
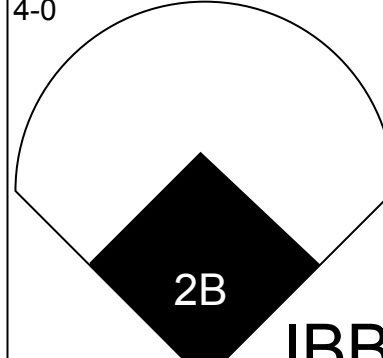
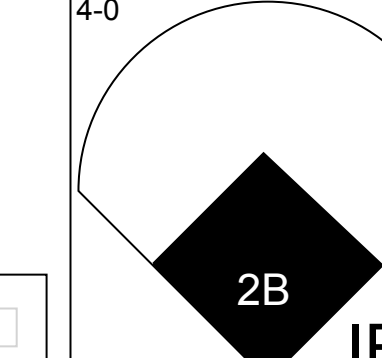
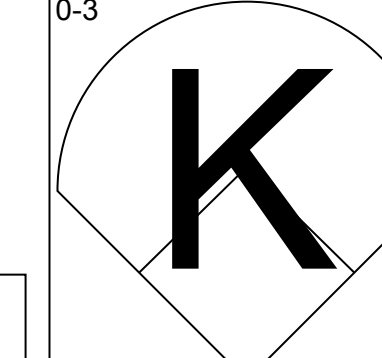
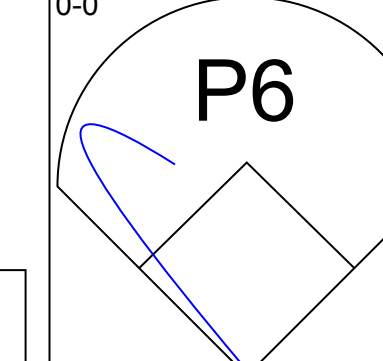
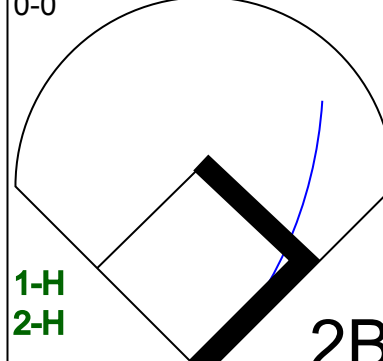
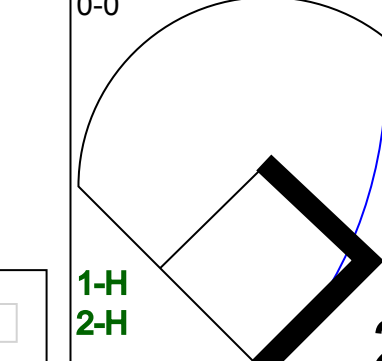
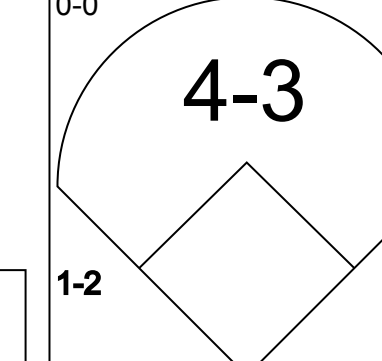
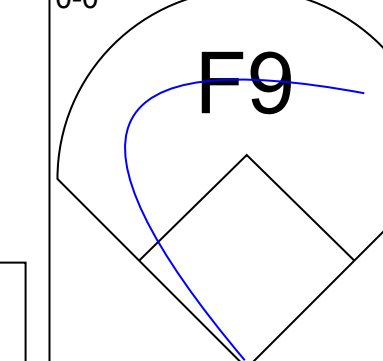
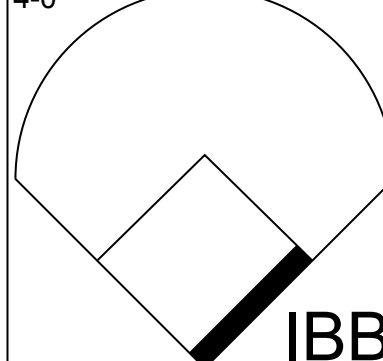
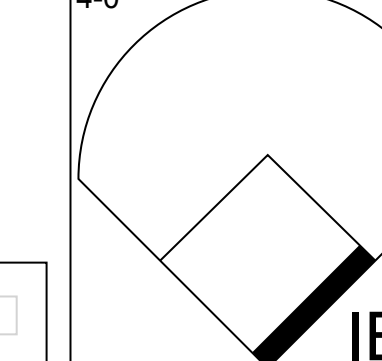
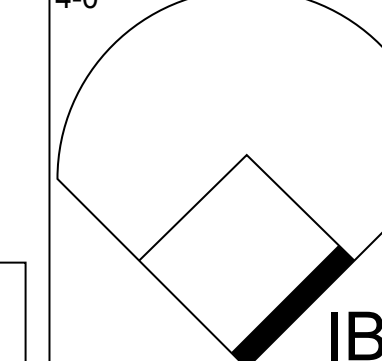
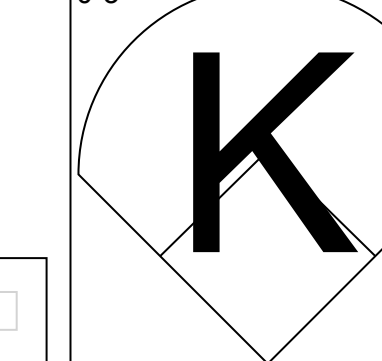

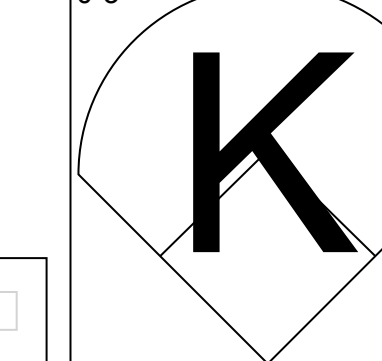
AB	34
R	6
H	9
RBI	6
BB	5
SO	10
LOB	14

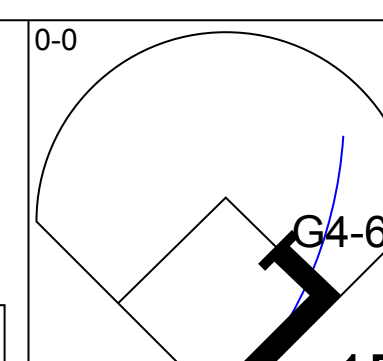
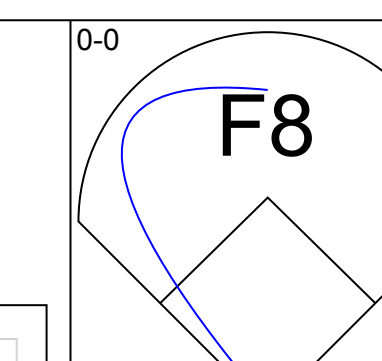
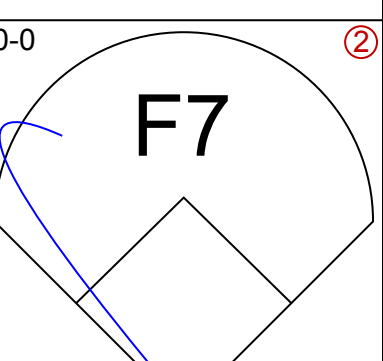
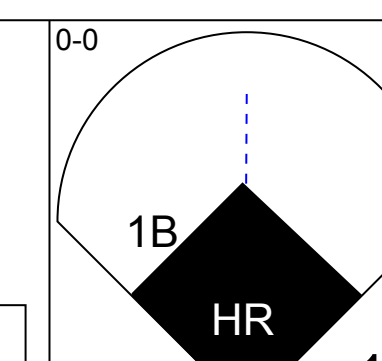
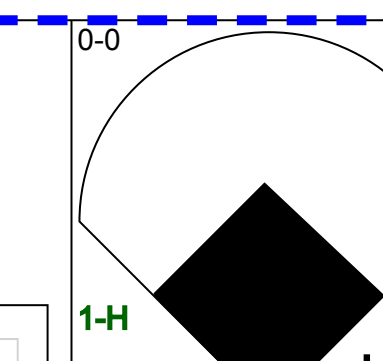
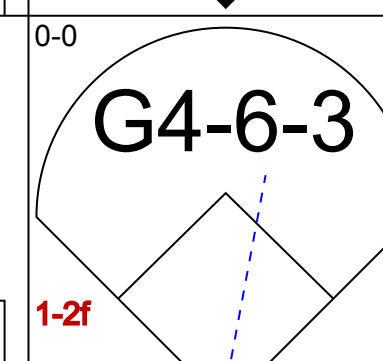
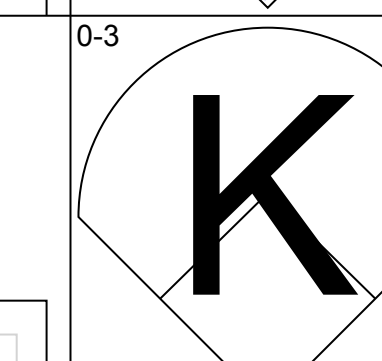
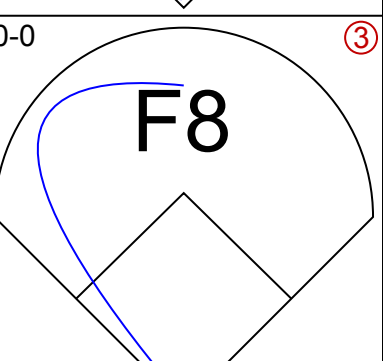
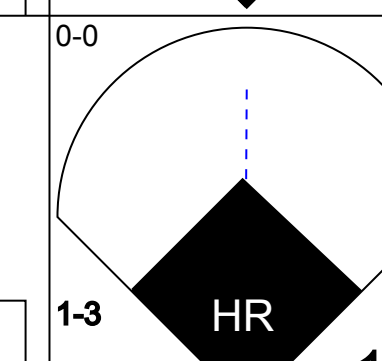
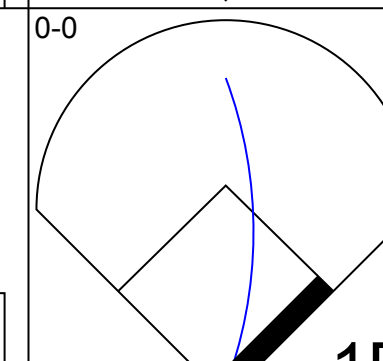
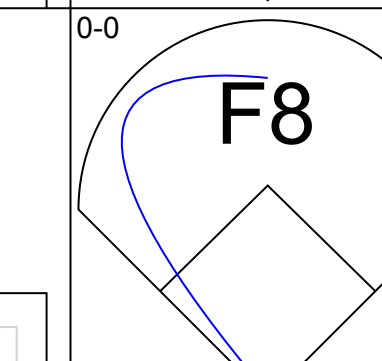
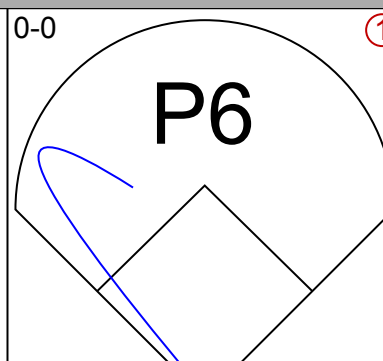
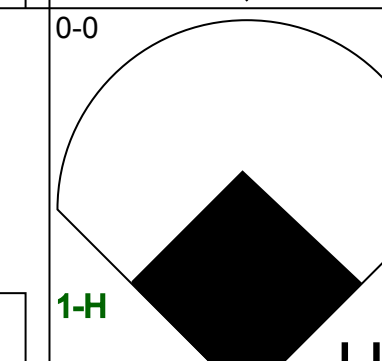
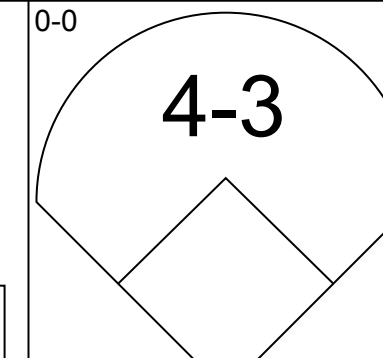
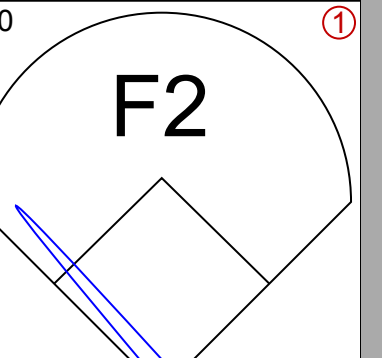
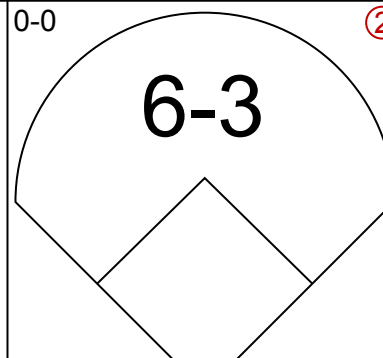
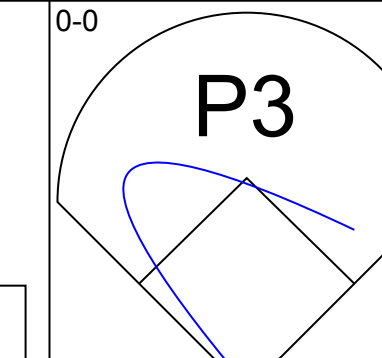
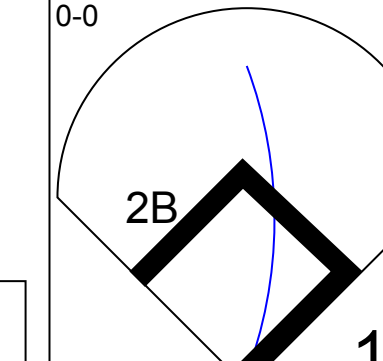
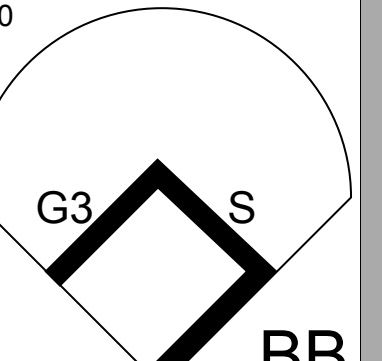
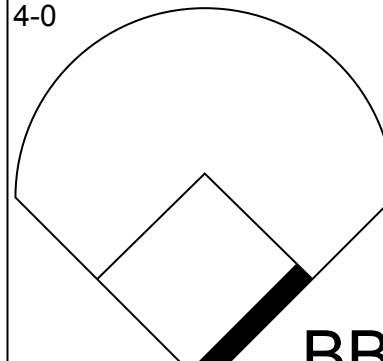
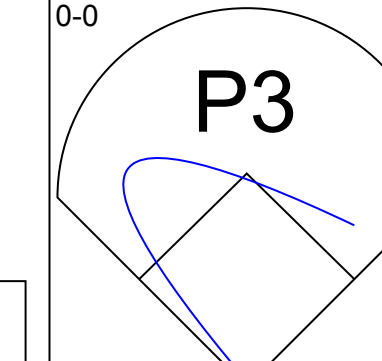
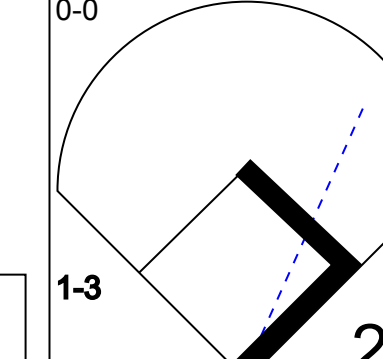
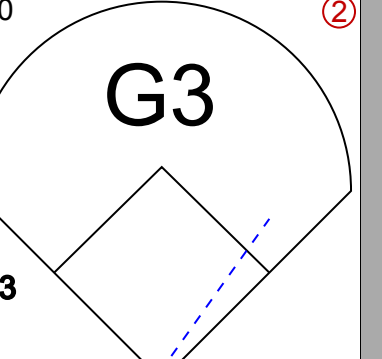
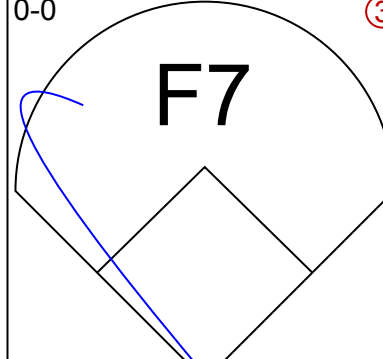
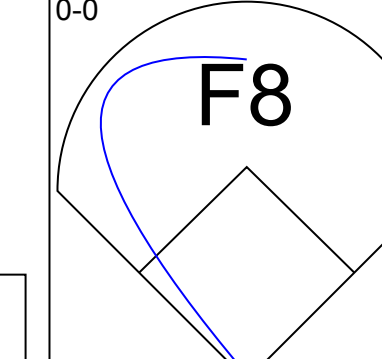
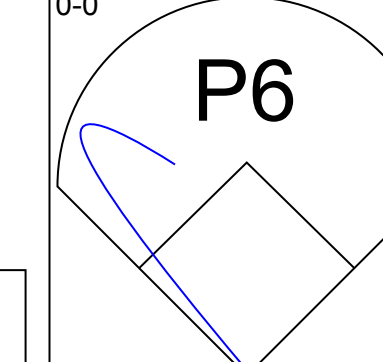
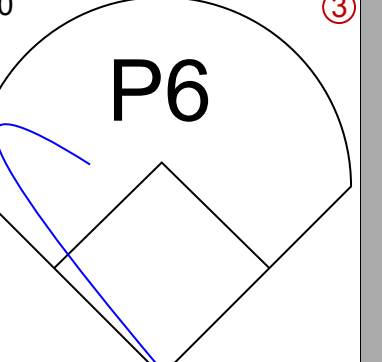
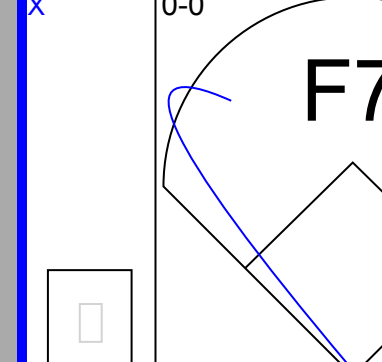
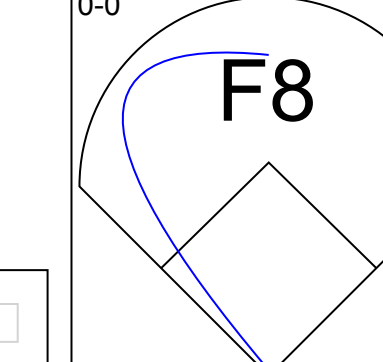
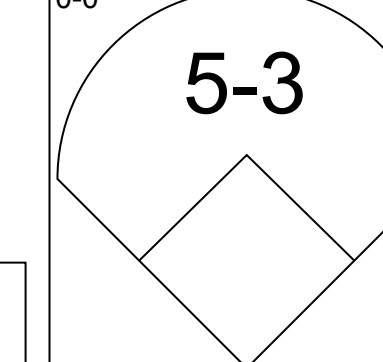
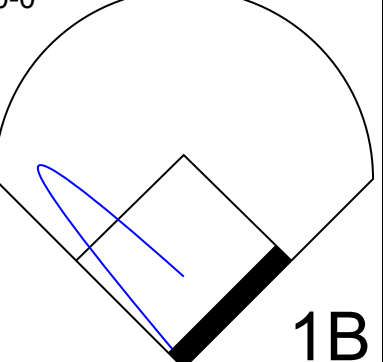
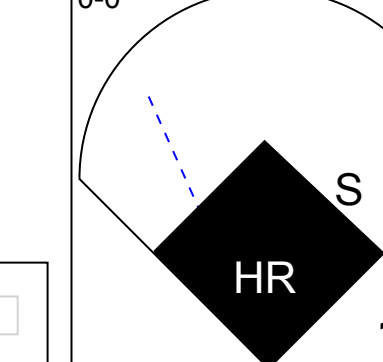

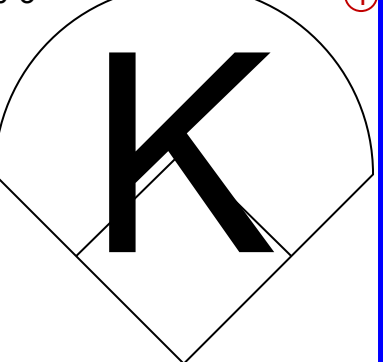
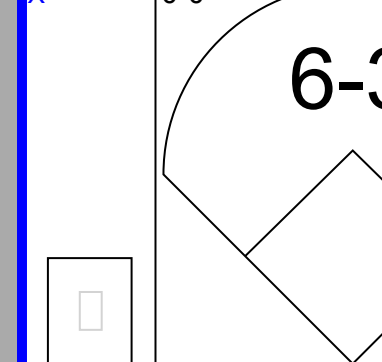
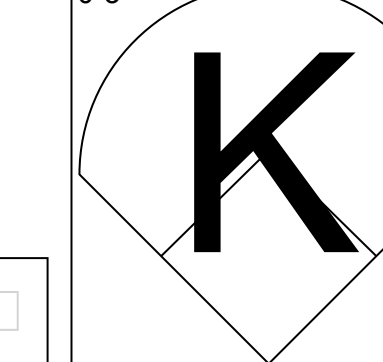


Batter	1	2	3	4	5	6	7	8	9	AB	R	H	RBI	BB	SO	LOB	BOTTOM					
Don Landrum, L (1, 8) OBP: 0.327, SLG: 0.370	1B		14		P6		4-3		6-3	4	2	1	0	1	0	2	Cincinnati Reds @ Chicago Cubs Wrigley Field, Chicago, IL Tue Aug 17 1965, 3:33 AM CDT Att: 7,780 - Cloudy					
Harvey Kuenn, R (1, 7) OBP: 0.337, SLG: 0.220			6-3		6-3		P4		F8	4	0	1	0	0	0	1						
Ted Abernathy, R (8, 1) OBP: 0.154, SLG: 0.083										0	0	0	0	0	0	0						
Ed Bailey, L (9, PH) OBP: 0.384, SLG: 0.379										1	0	0	0	0	0	2						
Billy Williams, L (1, 9) OBP: 0.356, SLG: 0.502	G6-3		F7						4-3	4	1	1	1	0	0	2						
14 Ernie Banks, R (1, 3) OBP: 0.345, SLG: 0.460	5-3				6-3				5-3	4	0	1	1	0	0	0						
Ron Santo, R (1, 5) OBP: 0.370, SLG: 0.491			P4		L7				F9	4	0	0	0	0	1	1						
Chris Krug, R (1, 2) OBP: 0.294, SLG: 0.369					P5				2B	4	1	2	0	0	0	0						
Glenn Beckert, R (1, 4) OBP: 0.263, SLG: 0.291					1-3				1B	4	0	3	1	0	0	0						
Don Kessinger, S (1, 6) OBP: 0.268, SLG: 0.225			P6						2B	3	0	1	0	0	0	3						
Doug Clemens, L (9, PH) OBP: 0.339, SLG: 0.341					1B				6-3	0	0	0	0	1	0	0						
Dick Ellsworth, L (1, 1) OBP: 0.117, SLG: 0.121					F8					2	0	0	0	0	1	3						
Lindy McDaniel, R (6, 1) OBP: 0.321, SLG: 0.300									K	0	0	0	0	0	0	0						
Sammy Ellis, R (7, PH) ERA: 3.53										2	0	0	0	0	2	2						
Inning Stats	R: 1 E: 0 K: 0 S: 3	H: 1 LOB: 1 BB: 1 P: 7	R: 0 E: 0 K: 2 S: 9	H: 2 LOB: 2 BB: 0 P: 9	R: 1 E: 0 K: 0 S: 5	H: 2 LOB: 1 BB: 0 P: 5	R: 0 E: 0 K: 0 S: 4	H: 1 LOB: 1 BB: 0 P: 4	R: 1 E: 0 K: 0 S: 4	H: 1 LOB: 0 BB: 0 P: 4	R: 0 E: 0 K: 1 S: 5	H: 0 LOB: 0 BB: 0 P: 5	R: 0 E: 0 K: 0 S: 3	H: 0 LOB: 0 BB: 0 P: 3	R: 1 E: 0 K: 1 S: 7	H: 2 LOB: 2 BB: 1 P: 11	1B: 6 2B: 3 3B: 0 HR: 1	SF: 0 SAC: 0 DP: 1 HBP: 0	WP: 0 PB: 0 SB: 0 CS: 0	PA: 38		
PITCHER	IP	WLS	BF	H	R	ER	SO	BB	IBB	HBP	BLK	WP	HR	S	P	ERA	WHIP					
Ted Davidson, L (1, 1) ERA: 2.51	6.0	W	26	8	3	3	2	1	0	0	0	0	0	29	33	4.50	1.500					
Billy McCool, L (7, 1) ERA: 4.35	2.0		8	2	1	1	1	0	0	0	0	0	0	10	10	4.50	1.000					
Sammy Ellis, R (9, 1) ERA: 3.53	1.0	S	4	0	0	0	1	1	0	0	0	0	0	5	9	0.00	1.000					

AB	36
R	4
H	10
RBI	3
BB	2
SO	4
LOB	16



Batter	1	2	3	4	5	6	7	8	9	AB	R	H	RBI	BB	SO	LOB	TOP				
Tommy Harper, R OBP: 0.361, SLG: 0.421 (1, 7)										5	0	0	0	0	1	1	Cincinnati Reds @ Chicago Cubs Wrigley Field, Chicago, IL Thu Aug 19 1965, 3:38 AM CDT Att: 11,342 - Unknown				
Pete Rose, S OBP: 0.383, SLG: 0.464 (1, 4)										4	1	1	0	1	0	0					
Vada Pinson, L OBP: 0.341, SLG: 0.489 (1, 8)										4	0	0	0	1	1	2					
Frank Robinson, R OBP: 0.377, SLG: 0.534 (1, 9)										4	1	1	1	0	1	2					
Gordy Coleman, L OBP: 0.365, SLG: 0.529 Tony Perez, R OBP: 0.311, SLG: 0.462 (6, PH) (6, 3)										2	0	1	0	0	0	0					
Deron Johnson, R OBP: 0.333, SLG: 0.520 (1, 5)										3	2	1	0	1	1	2					
Johnny Edwards, L OBP: 0.348, SLG: 0.473 (1, 2)										4	0	2	3	0	0	2					
Leo Cardenas, R OBP: 0.368, SLG: 0.443 (1, 6)										2	0	0	0	2	0	2					
Joey Jay, S OBP: 0.071, SLG: 0.050 Billy McCool, R (9, 1)										4	0	0	0	0	3	5					
										0	0	0	0	0	0	0					
Inning Stats	R: 0 E: 0 K: 1 S: 5	H: 0 LOB: 1 BB: 1 P: 9	R: 0 E: 0 K: 0 S: 4	H: 1 LOB: 1 BB: 0 P: 4	R: 0 E: 0 K: 1 S: 5	H: 0 LOB: 0 BB: 0 P: 5	R: 0 E: 0 K: 0 S: 3	H: 0 LOB: 0 BB: 0 P: 3	R: 1 E: 0 K: 0 S: 5	H: 2 LOB: 1 BB: 1 P: 5	R: 3 E: 0 K: 2 S: 10	H: 3 LOB: 2 BB: 2 P: 18	R: 0 E: 0 K: 1 S: 5	H: 0 LOB: 1 BB: 1 P: 9	R: 0 E: 0 K: 2 S: 8	H: 1 LOB: 2 BB: 1 P: 12	R: 0 E: 0 K: 1 S: 5	H: 0 LOB: 0 BB: 0 P: 5	1B: 3 2B: 4 3B: 0 HR: 0	SF: 0 SAC: 0 DP: 0 HBP: 0	WP: 0 PA: 39 PB: 0 SB: 0 CS: 0
PITCHER	IP WLS BF H R ER SO BB IBB HBP BLK WP HR S P ERA WHIP																				
Cal Koonce, R ERA: 4.04 (1, 1)	5.1 22 5 3 3 2 1 0 0 0 0 0 25 29 5.06 1.125																				
Billy Hoelt, L ERA: 1.57 (6, 1)	1.2 9 1 1 1 3 1 2 0 0 0 0 12 24 5.40 1.200																				
Lindy McDaniel, R ERA: 2.57 (8, 1)	2.0 W 8 1 0 0 3 0 1 0 0 0 0 13 17 0.00 0.500																				

Batter	1	2	3	4	5	6	7	8	9	AB	R	H	RBI	BB	SO	LOB	BOTTOM		
Don Landrum, L OBP: 0.327, SLG: 0.379 (1, 8)										5	2	3	2	0	0	1	Cincinnati Reds @ Chicago Cubs Wrigley Field, Chicago, IL Thu Aug 19 1965, 3:38 AM CDT Att: 11,342 - Unknown		
Doug Clemens, L OBP: 0.336, SLG: 0.336 (1, 7)										4	1	1	0	0	1	2			
Billy Williams, L OBP: 0.356, SLG: 0.504 (1, 9)										4	1	2	3	0	0	0			
14 Ernie Banks, R OBP: 0.340, SLG: 0.452 (1, 3)										4	0	0	0	0	0	1			
Ron Santo, R OBP: 0.372, SLG: 0.488 (1, 5)										2	0	1	0	2	0	0			
Ed Bailey, L OBP: 0.383, SLG: 0.377 (1, 2)										4	0	1	0	0	0	2			
Glenn Beckert, R OBP: 0.283, SLG: 0.288 Jimmy Stewart, S OBP: 0.316, SLG: 0.296 (7, PH) (8, 6)										2	0	0	0	0	0	3			
										2	0	0	0	0	0	0			
Don Kessinger, S OBP: 0.261, SLG: 0.225 George Altman, L OBP: 0.316, SLG: 0.360 Lindy McDaniel, R (8, 1)										2	0	1	0	0	0	2			
Harvey Kuenn, R OBP: 0.341, SLG: 0.225 Ellis Burton, S OBP: 0.194, SLG: 0.182 (9, PH) (9, PR)										1	0	0	0	0	0	0			
Cal Koonce, R OBP: 0.180, SLG: 0.111 Billy Hoelt, L OBP: 0.167, SLG: 0.167 Joey Amalfitano, R OBP: 0.369, SLG: 0.373 (7, PH) (8, 4)										2	0	0	0	0	1	1			
										2	0	0	0	0	0	0			
Inning Stats	R: 0 E: 0 K: 0 S: 4	H: 2 LOB: 1 BB: 0 P: 4	R: 0 E: 0 K: 1 S: 7	H: 2 LOB: 2 BB: 0 P: 7	R: 0 E: 0 K: 1 S: 5	H: 0 LOB: 0 BB: 0 P: 5	R: 0 E: 0 K: 0 S: 3	H: 0 LOB: 1 BB: 1 P: 7	R: 0 E: 0 K: 0 S: 3	H: 0 LOB: 0 BB: 0 P: 3	R: 3 E: 0 K: 0 S: 6	H: 3 LOB: 0 BB: 0 P: 6	R: 2 E: 0 K: 1 S: 6	H: 2 LOB: 1 BB: 0 P: 6	R: 0 E: 0 K: 0 S: 6	H: 0 LOB: 0 BB: 0 P: 6	1B: 7 2B: 1 3B: 0 HR: 2	SF: 0 SAC: 0 DP: 1 HBP: 0	WP: 0 PA: 37 PB: 0 SB: 2 CS: 0
PITCHER	IP WLS BF H R ER SO BB IBB HBP BLK WP HR S P ERA WHIP																		
Joey Jay, R ERA: 3.92 (1, 1)	8.2 36 9 4 4 4 2 0 0 0 0 0 1 42 50 4.15 1.269																		
Billy McCool, L ERA: 4.49 (9, 1)	0.0 L 1 1 1 1 0 0 0 0 0 0 0 1 1 1 0 0 0 0 0 0																		


Batter	1	2	3	4	5	6	7	8	9	AB R H RBI BB SO LOB	TOP																									
Lee Maye, L OBP: 0.279, SLG: 0.358 (1, 7)										5 1 4 0 0 0 0	Houston Astros @ Chicago Cubs Wrigley Field, Chicago, IL Fri Aug 20 1965, 3:33 AM CDT Cloudy - 71 F																									
Joe Morgan, L OBP: 0.386, SLG: 0.447 (1, 4)										3 2 1 0 2 1 0																										
Jimmy Wynn, R OBP: 0.366, SLG: 0.463 (1, 8)										2 3 1 1 2 1 2																										
Jim Gentile, L OBP: 0.326, SLG: 0.428 (9, PH) Frank Thomas, R OBP: 0.244, SLG: 0.286 (9, 3)										3 0 0 1 1 0 3 1 1 0 0 0 0 3																										
Bob Aspromonte, R OBP: 0.320, SLG: 0.351 (1, 5)										4 0 1 3 1 0 0																										
Rusty Staub, L OBP: 0.342, SLG: 0.369 (1, 9)										5 0 1 1 0 1 4																										
Ron Brand, R OBP: 0.287, SLG: 0.297 (1, 2)										5 0 1 1 0 0 3																										
Bob Lillis, R OBP: 0.262, SLG: 0.238 (1, 6)										4 0 1 0 1 0 3																										
Bob Bruce, R OBP: 0.117, SLG: 0.136 (1, 1)										4 0 0 0 0 0 4																										
Inning Stats	R: 3 E: 0 K: 0 S: 4	H: 1 LOB: 3 BB: 5 P: 24	R: 0 E: 0 K: 0 S: 3	H: 0 LOB: 1 BB: 1 P: 7	R: 0 E: 0 K: 0 S: 4	H: 1 LOB: 1 BB: 0 P: 4	R: 0 E: 0 K: 1 S: 7	H: 2 LOB: 2 BB: 0 P: 7	R: 0 E: 0 K: 0 S: 3	H: 0 LOB: 0 BB: 0 P: 3	R: 0 E: 0 K: 0 S: 6	H: 1 LOB: 0 BB: 0 P: 6	R: 0 E: 0 K: 1 S: 6	H: 1 LOB: 1 BB: 0 P: 6	R: 0 E: 0 K: 0 S: 6	H: 1 LOB: 1 BB: 0 P: 6	R: 3 E: 1 K: 0 S: 7	H: 3 LOB: 2 BB: 1 P: 11	1B: 9 2B: 0 3B: 0 HR: 1	SF: 0 SAC: 1 DP: 0 HBP: 0	WP: 0 PB: 0 SB: 0 CS: 1	PA: 45														
PITCHER	IP WLS BF H R ER SO BB IBB HBP BLK WP HR S P ERA WHIP																																			
Bob Buhl, R ERA: 4.21 (1, 1)	0.0	5	1	3	3	0	4	0	0	0	0	0	0	1	17	∞	∞																			
Bob Humphreys, R ERA: 3.34 (1, 1)	7.0	27	5	1	1	2	1	1	0	0	0	1	29	37	1.29	0.857																				
Ted Abernathy, R ERA: 2.06 (8, 1)	1.0	L	7	2	3	1	1	0	0	0	0	0	8	12	9.00	3.000																				
Billy Hoelt, L ERA: 1.52 (9, 1)	1.0		5	2	0	0	0	0	0	0	0	0	5	5	0.00	2.000																				

AB	36
R	7
H	10
RBI	7
BB	7
SO	3
LOB	22



Batter	1	2	3	4	5	6	7	8	9	AB R H RBI BB SO LOB	BOTTOM																								
Don Landrum, L OBP: 0.326, SLG: 0.376 (1, 8)										5 0 1 1 0 0 2	Houston Astros @ Chicago Cubs Wrigley Field, Chicago, IL Fri Aug 20 1965, 3:33 AM CDT Cloudy - 71 F																								
Glenn Beckert, R OBP: 0.284, SLG: 0.289 (1, 4) Harvey Kuenn, R OBP: 0.339, SLG: 0.224 (7, PH) Ted Abernathy, R OBP: 0.154, SLG: 0.083 (8, 1) Billy Hoelt, L OBP: 0.167, SLG: 0.167 (9, 1)										3 0 1 0 0 0 0 1 0																									
Billy Williams, L OBP: 0.357, SLG: 0.506 (1, 9)										4 1 2 0 0 0 3																									
Ron Santo, R OBP: 0.371, SLG: 0.493 (1, 5)										4 1 1 2 0 0 1																									
14 Ernie Banks, R OBP: 0.341, SLG: 0.454 (1, 3)										4 0 2 0 0 0 0																									
Ed Bailey, L OBP: 0.380, SLG: 0.373 (1, 2)										4 0 1 0 0 0 2																									
Doug Clemens, L OBP: 0.334, SLG: 0.331 (1, 7)										4 0 0 0 0 0 2																									
Don Kessinger, S OBP: 0.299, SLG: 0.223 (1, 6) Jimmy Stewart, S OBP: 0.322, SLG: 0.303 (7, PH) (8, 6)										2 0 0 0 0 0 1 2 1 2 0 0 0 0																									
Bob Buhl, R OBP: 0.106, SLG: 0.063 (1, 1) Bob Humphreys, R (1, 1) George Altman, L OBP: 0.319, SLG: 0.364 (7, PH) Joey Amalfitano, R OBP: 0.364, SLG: 0.367 (8, 4)										0 0 0 0 0 0 0 2 0 0 0 0 0 0 1 1 1 0 0 0 0 1 0 0 0 0 0 1																									
Inning Stats	R: 0 E: 0 K: 0 S: 4	H: 1 LOB: 1 BB: 0 P: 4	R: 0 E: 0 K: 0 S: 4	H: 1 LOB: 1 BB: 0 P: 4	R: 0 E: 0 K: 0 S: 3	H: 0 LOB: 0 BB: 0 P: 3	R: 0 E: 0 K: 0 S: 6	H: 3 LOB: 1 BB: 0 P: 6	R: 2 E: 1 K: 0 S: 6	H: 2 LOB: 1 BB: 0 P: 6	R: 0 E: 0 K: 0 S: 4	H: 1 LOB: 1 BB: 0 P: 4	R: 0 E: 0 K: 0 S: 3	H: 1 LOB: 0 BB: 0 P: 3	1B: 8 2B: 3 3B: 0 HR: 1	SF: 0 SAC: 0 DP: 2 HBP: 0	WP: 0 PB: 0 SB: 0 CS: 0	PA: 37																	
PITCHER	IP WLS BF H R ER SO BB IBB HBP BLK WP HR S P ERA WHIP																																		
Bob Bruce, R ERA: 3.42 (1, 1)	9.0	W	37	11	4	3	0	0	0	0	0	1	37	37	3.00	1.222																			

AB	37
R	4
H	11
RBI	3
BB	0
SO	0
LOB	12



Batter	1	2	3	4	5	6	7	8	9	AB	R	H	RBI	BB	SO	LOB	TOP			
Lee Maye, L OBP: 0.278, SLG: 0.357 (1, 8)										4	0	1	0	0	0	1				
Joe Morgan, L OBP: 0.397, SLG: 0.447 (1, 4)										4	0	2	0	0	0	2				
Frank Thomas, R OBP: 0.252, SLG: 0.287 (1, 7) (7, 5)										3	0	1	0	1	1	2				
Walt Bond, L OBP: 0.328, SLG: 0.353 (1, 3)										4	0	0	0	0	0	5				
Bob Aspromonte, R OBP: 0.322, SLG: 0.352 (1, 5) (7, 6)										4	0	2	0	0	0	0				
Rusty Staub, L OBP: 0.341, SLG: 0.367 (1, 9)										4	0	1	0	0	0	1				
Dave Adlesh, R OBP: 0.273, SLG: 0.364 (7, PH) Ron Brand, R OBP: 0.295, SLG: 0.295 (7, 2) (7, 2)										2	0	0	0	0	1	2				
Bob Lillis, R OBP: 0.261, SLG: 0.236 (7, PH) Joe Gaines, R OBP: 0.296, SLG: 0.369 (7, 7) (7, 7)										2	0	0	0	0	0	2				
Larry Dierker, R OBP: 0.162, SLG: 0.222 (7, PH) Jim Gentile, L OBP: 0.325, SLG: 0.426 (7, 1) Jim Owens, R OBP: 0.125, SLG: 0.125 (7, 1)										2	0	1	0	0	1	0				
										1	0	0	0	0	0	0				
										0	0	0	0	0	0	0				
Inning Stats	R: 0 E: 0 K: 0 S: 4	H: 1 LOB: 1 BB: 0 P: 4	R: 0 E: 0 K: 0 S: 4	H: 1 LOB: 1 BB: 0 P: 4	R: 0 E: 0 K: 1 S: 7	H: 2 LOB: 2 BB: 0 P: 7	R: 0 E: 0 K: 1 S: 6	H: 1 LOB: 1 BB: 0 P: 6	R: 0 E: 0 K: 0 S: 3	H: 0 LOB: 0 BB: 0 P: 3	R: 0 E: 0 K: 0 S: 3	H: 0 LOB: 0 BB: 0 P: 3	R: 0 E: 0 K: 0 S: 4	H: 2 LOB: 3 BB: 1 P: 8	R: 0 E: 0 K: 1 S: 5	H: 0 LOB: 0 BB: 0 P: 5	1B: 8 2B: 0 3B: 0 HR: 0	SF: 0 SAC: 0 DP: 0 HBP: 0	WP: 1 PB: 0 SB: 0 CS: 0	PA: 35
PITCHER Bill Faul, R ERA: 2.55 (1, 1)	IP: 9.0 WLS: W BF: 35 H: 8 R: 0 ER: 0 SO: 4 BB: 1 IBB: 0 HBP: 0 BLK: 0 WP: 1 HR: 0 S: 42 P: 46 ERA: 0.00 WHIP: 1.000															PITCHER	IP: 9.0 WLS: W BF: 35 H: 8 R: 0 ER: 0 SO: 4 BB: 1 IBB: 0 HBP: 0 BLK: 0 WP: 1 HR: 0 S: 42 P: 46 ERA: 0.00 WHIP: 1.000			

Houston Astros @ Chicago Cubs
Wrigley Field, Chicago, IL
Fri Aug 20 1965, 3:38 AM CDT
Att: 7,936 - Sunny - 71 F

AB	34
R	0
H	8
RBI	0
BB	1
SO	4
LOB	15



Batter	1	2	3	4	5	6	7	8	9	AB	R	H	RBI	BB	SO	LOB	BOTTOM			
Don Landrum, L OBP: 0.325, SLG: 0.374 (1, 8)										4	0	1	0	0	1	1				
Glenn Beckert, R OBP: 0.294, SLG: 0.287 (1, 4)										3	0	0	0	1	1	1				
Billy Williams, L OBP: 0.356, SLG: 0.504 (1, 9)										4	0	1	0	0	0	4				
Ron Santo, R OBP: 0.372, SLG: 0.496 (1, 5)										3	1	1	0	1	0	0				
14 Ernie Banks, R OBP: 0.338, SLG: 0.450 (1, 3)										4	0	0	0	0	1	3				
Jimmy Stewart, S OBP: 0.325, SLG: 0.307 Don Kessinger, S OBP: 0.299, SLG: 0.223 (1, 6) (9, 6)										4	0	2	1	0	1	0				
										0	0	0	0	0	0	0				
Doug Clemens, L OBP: 0.333, SLG: 0.328 (1, 7)										3	1	0	0	1	1	3				
Vic Roznovsky, L OBP: 0.308, SLG: 0.331 (1, 2)										4	0	1	0	0	0	3				
Bill Faul, R OBP: 0.111, SLG: 0.118 (1, 1)										3	0	0	0	0	1	2				
Inning Stats	R: 0 E: 0 K: 2 S: 8	H: 1 LOB: 2 BB: 1 P: 12	R: 1 E: 1 K: 1 S: 7	H: 1 LOB: 3 BB: 2 P: 15	R: 0 E: 1 K: 1 S: 7	H: 1 LOB: 2 BB: 0 P: 7	R: 0 E: 0 K: 1 S: 5	H: 0 LOB: 0 BB: 0 P: 5	R: 0 E: 0 K: 0 S: 3	H: 0 LOB: 0 BB: 0 P: 3	R: 0 E: 0 K: 0 S: 3	H: 0 LOB: 0 BB: 0 P: 3	R: 0 E: 0 K: 1 S: 6	H: 1 LOB: 1 BB: 0 P: 6	R: 1 E: 0 K: 0 S: 5	H: 2 LOB: 1 BB: 0 P: 5	1B: 5 2B: 0 3B: 1 HR: 0	SF: 0 SAC: 0 DP: 0 HBP: 0	WP: 0 PB: 0 SB: 1 CS: 0	PA: 35
PITCHER Larry Dierker, R ERA: 3.53 Jim Owens, R ERA: 3.17 (1, 1) (7, 1)	IP: 6.0 WLS: L BF: 26 H: 3 R: 1 ER: 1 SO: 5 BB: 3 IBB: 0 HBP: 0 BLK: 0 WP: 0 HR: 0 S: 33 P: 45 ERA: 0.00 WHIP: 1.000															PITCHER	IP: 2.0 WLS: L BF: 9 H: 3 R: 1 ER: 1 SO: 1 BB: 0 IBB: 0 HBP: 0 BLK: 0 WP: 0 HR: 0 S: 11 P: 11 ERA: 4.50 WHIP: 1.500			

Houston Astros @ Chicago Cubs
Wrigley Field, Chicago, IL
Fri Aug 20 1965, 3:38 AM CDT
Att: 7,936 - Sunny - 71 F

AB	32
R	2
H	6
RBI	1
BB	3
SO	6
LOB	17



Batter	1	2	3	4	5	6	7	8	9	AB	R	H	RBI	BB	SO	LOB	TOP			
Lee Mays, L (1,7) OBP: 0.276, SLG: 0.352										5	0	0	0	0	1	6				
Joe Morgan, L (1,4) OBP: 0.397, SLG: 0.443										5	0	1	0	0	0	6				
Jimmy Wynn, R (1,8) OBP: 0.368, SLG: 0.471										4	0	1	0	0	1	1				
Frank Thomas, R (1,3) OBP: 0.265, SLG: 0.325										4	0	1	0	0	2	1				
Bob Aspromonte, R (1,5) OBP: 0.322, SLG: 0.352										3	0	0	0	1	1	1				
Rusty Staub, L (1,9) OBP: 0.340, SLG: 0.368										4	1	1	0	0	0	4				
Eddie Kasko, R (1,6) OBP: 0.254, SLG: 0.261										4	0	1	0	0	0	1	AB 36			
Ron Brand, R (1,2) OBP: 0.288, SLG: 0.296										4	0	2	1	0	0	1	R 1			
Turk Farrell, R (1,1) OBP: 0.161, SLG: 0.164										4	0	2	1	0	0	1	H 7			
Bob Lillis, R (9, PH) OBP: 0.260, SLG: 0.239										2	0	0	0	0	1	1	RBI 1			
										1	0	0	0	0	1	2	BB 1			
Inning Stats	R: 0 E: 0 K: 0 S: 5	H: 2 LOB: 3 BB: 1 P: 9	R: 0 E: 1 K: 0 S: 5	H: 1 LOB: 2 BB: 0 P: 5	R: 0 E: 0 K: 3 S: 9	H: 0 LOB: 0 BB: 0 P: 9	R: 1 E: 0 K: 1 S: 8	H: 2 LOB: 2 BB: 0 P: 8	R: 0 E: 0 K: 0 S: 3	H: 0 LOB: 0 BB: 0 P: 3	R: 0 E: 0 K: 1 S: 5	H: 0 LOB: 0 BB: 0 P: 5	R: 0 E: 0 K: 1 S: 6	H: 1 LOB: 1 BB: 0 P: 6	R: 0 E: 1 K: 1 S: 7	H: 1 LOB: 2 BB: 0 P: 7	1B: 6 2B: 1 3B: 0 HR: 0	SF: 0 SAC: 1 DP: 0 HBP: 0	WP: 0 PB: 0 SB: 1 CS: 0	PA: 38
PITCHER Billy Hoelt, L (1,1) ERA: 1.4	IP: 9.0 WLS: W BF: 38 H: 7 R: 1 ER: 1 SO: 7 BB: 1 IBB: 0 HBP: 0 BLK: 0 WP: 0 HR: 0 S: 51 P: 55 ERA: 1.00 WHIP: 0.889															PITCHER				

Houston Astros @ Chicago Cubs
Wrigley Field, Chicago, IL
Sun Aug 22 1965, 3:33 AM CDT
Att: 9,106 - Sunny - 73 F

AB	36
R	1
H	7
RBI	1
BB	1
SO	7
LOB	24



Batter	1	2	3	4	5	6	7	8	9	AB	R	H	RBI	BB	SO	LOB	BOTTOM			
Don Landrum, L (1,8) OBP: 0.323, SLG: 0.371										4	0	0	0	0	0	3				
Glenn Beckert, R (1,4) OBP: 0.282, SLG: 0.284										4	0	0	0	0	0	3				
Billy Williams, L (1,9) OBP: 0.356, SLG: 0.510										4	2	2	1	0	1	1				
Ron Santo, R (1,5) OBP: 0.374, SLG: 0.500										4	1	2	2	0	1	1				
14 Ernie Banks, R (1,3) OBP: 0.335, SLG: 0.445										4	0	1	0	0	0	1				
Ed Bailey, L (1,2) OBP: 0.380, SLG: 0.369										4	0	1	0	0	1	2				
Jimmy Stewart, S (1,7) OBP: 0.331, SLG: 0.315										3	0	0	0	1	0	1	AB 34			
Don Kessinger, S (1,6) OBP: 0.264, SLG: 0.219										4	0	0	0	0	0	3	R 3			
Billy Hoelt, L (1,1) OBP: 0.333, SLG: 0.333										3	0	2	0	0	0	1	H 8			
																	RBI 3			
Inning Stats	R: 2 E: 0 K: 0 S: 5	H: 2 LOB: 0 BB: 0 P: 5	R: 0 E: 0 K: 0 S: 4	H: 1 LOB: 1 BB: 0 P: 4	R: 0 E: 1 K: 0 S: 4	H: 0 LOB: 1 BB: 0 P: 4	R: 0 E: 0 K: 0 S: 3	H: 0 LOB: 0 BB: 0 P: 3	R: 0 E: 0 K: 0 S: 4	H: 1 LOB: 1 BB: 0 P: 4	R: 0 E: 0 K: 2 S: 8	H: 1 LOB: 1 BB: 0 P: 8	R: 0 E: 1 K: 0 S: 5	H: 1 LOB: 2 BB: 0 P: 5	R: 1 E: 0 K: 1 S: 7	H: 2 LOB: 2 BB: 1 P: 11	1B: 6 2B: 0 3B: 0 HR: 2	SF: 0 SAC: 0 DP: 0 HBP: 0	WP: 0 PB: 0 SB: 0 CS: 0	PA: 35
PITCHER Turk Farrell, R (1,1) ERA: 3.05	IP: 8.0 WLS: L BF: 35 H: 8 R: 3 ER: 3 SO: 3 BB: 1 IBB: 0 HBP: 0 BLK: 0 WP: 0 HR: 2 S: 40 P: 44 ERA: 3.38 WHIP: 1.125															PITCHER				

Houston Astros @ Chicago Cubs
Wrigley Field, Chicago, IL
Sun Aug 22 1965, 3:33 AM CDT
Att: 9,106 - Sunny - 73 F

AB	34
R	3
H	8
RBI	3
BB	1
SO	3
LOB	16



Batter	1	2	3	4	5	6	7	8	9	AB	R	H	RBI	BB	SO	LOB	TOP			
Don Landrum, L (1,8) OBP: 0.322, SLG: 0.373 Bob Humphreys, R (7,1)	K		SH1-3 2B		8-4		6-3		L3	4	0	1	0	0	1	1	Chicago Cubs @ St. Louis Cardinals Sportsman's Park, St. Louis, MO Mon Aug 23 1965, 8:05 PM EDT Att. 13,301 - Cloudy			
Glenn Beckert, R (1,4) OBP: 0.283, SLG: 0.285 Joey Amalfitano, R (8,PH) OBP: 0.358, SLG: 0.361	4-1 1B		SH1-3		L8			5-3		2	1	1	0	0	0	0				
Billy Williams, L (1,9) OBP: 0.357, SLG: 0.510	4-1		G3				14 4-3 1B	14 FC5 1B		4	0	2	0	0	0	2				
Ron Santo, R (1,5) OBP: 0.377, SLG: 0.501	1-2 1B		5-3				14 4-3 1B	14 FC5 1B		3	0	2	1	1	0	1				
14 Ernie Banks, R (1,3) OBP: 0.333, SLG: 0.442 Cal Koonce, R (8,1) OBP: 0.180, SLG: 0.111	1-3			5-3			4-3	FC5 PB		4	0	0	0	0	0	5				
Harvey Kuenn, R (1,7) OBP: 0.341, SLG: 0.243		F8 2B					F8	5-3		4	0	2	0	0	0	4				
Chris Krug, R (1,2) OBP: 0.300, SLG: 0.392		F8 2-3		G6-4-3 BB			K		HR	3	1	1	1	1	3					
Don Kessinger, S (1,6) OBP: 0.252, SLG: 0.217 Jimmy Stewart, S (7,PH) OBP: 0.326, SLG: 0.312	1-3			G6-4-3			F7	F4		2	0	0	0	0	0	3				
Larry Jackson, R (1,1) OBP: 0.176, SLG: 0.229 Lindy McDaniel, R (5,1)	K						F8	6-3		2	0	1	0	0	1	1				
Ellis Burton, S (7,PH) OBP: 0.205, SLG: 0.222 (7,8)					8-4 1B					2	0	0	0	0	0	0				
Inning Stats	R: 1 E: 0 K: 1 S: 7	H: 2 LOB: 1 BB: 0 P: 7	R: 0 E: 0 K: 1 S: 6	H: 1 LOB: 1 BB: 0 P: 6	R: 0 E: 0 K: 0 S: 4	H: 1 LOB: 1 BB: 0 P: 4	R: 0 E: 0 K: 0 S: 3	H: 1 LOB: 0 BB: 0 P: 7	R: 0 E: 0 K: 1 S: 7	H: 2 LOB: 2 BB: 0 P: 7	R: 0 E: 0 K: 0 S: 3	H: 0 LOB: 0 BB: 0 P: 3	R: 0 E: 0 K: 0 S: 4	H: 1 LOB: 2 BB: 1 P: 8	R: 1 E: 0 K: 0 S: 4	H: 1 LOB: 0 BB: 0 P: 4	1B: 6 2B: 4 3B: 0 HR: 1	SF: 0 SAC: 1 DP: 2 HBP: 0	WP: 0 PB: 1 SB: 0 CS: 0	PA: 37
PITCHER Curt Simmons, L (1,1) ERA: 3.55	IP: 9.0 WLS: W BF: 37 H: 10 R: 2 ER: 2 SO: 3 BB: 2 IBB: 0 HBP: 0 BLK: 0 WP: 0 HR: 1 S: 41 P: 49 ERA: 2.00 WHIP: 1.333															PITCHER				


AB	34
R	2
H	10
RBI	2
BB	2
SO	3
LOB	20




Batter	1	2	3	4	5	6	7	8	9	AB	R	H	RBI	BB	SO	LOB	BOTTOM			
Lou Brock, L (1,7) OBP: 0.342, SLG: 0.437	1-3			G3 1B	F7		G3 1B	FC4 SF7		5	3	2	0	0	0	2	Chicago Cubs @ St. Louis Cardinals Sportsman's Park, St. Louis, MO Mon Aug 23 1965, 8:05 PM EDT Att. 13,301 - Cloudy			
Dick Groat, R (1,6) OBP: 0.327, SLG: 0.328	F9			G3	2B		G3	SF7		4	1	1	1	0	0	2				
Curt Flood, R (1,8) OBP: 0.354, SLG: 0.410	3-1			3B 1B	1B 2B		2B 1B	F7		5	3	3	4	0	0	0				
Bill White, L (1,3) OBP: 0.370, SLG: 0.470		G3		1H 6-3 3B	2H 1B		4-3 E 2B			4	2	3	3	0	0	0				
Ken Boyer, R (1,5) OBP: 0.329, SLG: 0.387		F8		6-3	K		4-3			4	0	0	1	0	1	2				
Tim McCarver, L (1,2) OBP: 0.327, SLG: 0.430		F8		3B			F8	E S IBB		3	0	1	0	1	0	0				
Phil Gagliano, R (1,4) OBP: 0.323, SLG: 0.379 Dal Maxvill, R (7,4) OBP: 0.148, SLG: 0.140			F4	K			6-3	FC6-4 BB		3	0	0	0	0	1	1				
Mike Shannon, R (1,9) OBP: 0.293, SLG: 0.372			K		1B 2B		1B	FC6-4		4	1	2	0	0	1	2				
Curt Simmons, L (1,1) OBP: 0.050, SLG: 0.067			6-3		K		K	FC4 1B		4	0	1	0	0	2	2				
Inning Stats	R: 0 E: 0 K: 0 S: 3	H: 0 LOB: 0 BB: 0 P: 3	R: 0 E: 0 K: 0 S: 3	H: 0 LOB: 0 BB: 0 P: 3	R: 0 E: 0 K: 1 S: 5	H: 0 LOB: 0 BB: 0 P: 5	R: 3 E: 0 K: 1 S: 9	H: 4 LOB: 1 BB: 0 P: 9	R: 3 E: 0 K: 2 S: 11	H: 4 LOB: 1 BB: 0 P: 11	R: 0 E: 0 K: 1 S: 6	H: 1 LOB: 0 BB: 0 P: 6	R: 3 E: 0 K: 0 S: 6	H: 3 LOB: 2 BB: 2 P: 14	R: 1 E: 0 K: 0 S: 4	H: 1 LOB: 0 BB: 0 P: 4		1B: 7 2B: 4 3B: 2 HR: 0	SF: 1 SAC: 0 DP: 0 HBP: 0	WP: 0 PB: 0 SB: 2 CS: 0
PITCHER Larry Jackson, R (1,1) ERA: 4.11 Lindy McDaniel, R (5,1) ERA: 2.54 Bob Humphreys, R (7,1) ERA: 3.59 Cal Koonce, R (8,1) ERA: 4.01	IP: 4.2 WLS: L BF: 21 H: 7 R: 6 ER: 6 SO: 3 BB: 0 IBB: 0 HBP: 0 BLK: 0 WP: 0 HR: 0 S: 27 P: 27 ERA: 11.57 WHIP: 1.500															PITCHER				

AB	36
R	10
H	13
RBI	9
BB	2
SO	5
LOB	11



Batter	1	2	3	4	5	6	7	8	9	AB	R	H	RBI	BB	SO	LOB	TOP					
Don Landrum, L (1, 8) OBP: 0.324, SLG: 0.374	4-3		1B		4-3	IBB		F8		4	1	1	0	1	0	1	Chicago Cubs @ St. Louis Cardinals Sportsman's Park, St. Louis, MO Thu Aug 26 1965, 8:05 PM EDT Att: 10,692 - Unknown AB 38 R 4 H 12 RBI 4 BB 2 SO 4 LOB 20 					
Joey Amalfitano, R (1, 4) OBP: 0.366, SLG: 0.360	F8		1B		5-3	K		F9		5	0	1	0	0	1	3						
Billy Williams, L (1, 9) OBP: 0.357, SLG: 0.508	1B		F5		F7		4-3			5	0	1	0	0	0	3						
Ron Santo, R (1, 5) OBP: 0.381, SLG: 0.508	F4		E7 FC4-6		HR	1B		K		5	1	3	3	0	1	1						
14 Ernie Banks, R (1, 3) OBP: 0.334, SLG: 0.451	L4		FC4-6		HR	1B		K		4	1	2	1	0	0	2						
Ed Bailey, L (1, 2) OBP: 0.376, SLG: 0.369	F3				1B	BB		G3-6-1		3	0	1	0	1	0	2						
Jimmy Stewart, S (1, 7) (8, 6)	4-3				K	1B		G3		4	0	1	0	0	1	1						
Don Kessinger, S (1, 6) George Altman, L (8, PH) George Altman, L (8, 7) OBP: 0.316, SLG: 0.360			FC5-6 1B		F9			G3		3	0	1	0	0	0	3						
Billy Hoelt, L (1, 1) Cal Koonce, R (5, 1) Doug Clemens, R (6, PH) Lindy McDaniel, R (6, 1) Vic Roznovsky, L (8, PH) Ted Abernathy, R (8, 1) OBP: 0.143, SLG: 0.277			FC5-6 1B		K			1B		2	1	0	0	0	1	2						
Inning Stats	R: 0 E: 0 K: 0 S: 4	H: 1 LOB: 1 BB: 0 P: 4	R: 0 E: 0 K: 0 S: 3	H: 0 LOB: 0 BB: 0 P: 3	R: 2 E: 1 K: 0 S: 7	H: 4 LOB: 2 BB: 0 P: 7	R: 0 E: 0 K: 2 S: 8	H: 1 LOB: 1 BB: 0 P: 8	R: 0 E: 0 K: 1 S: 3	H: 0 LOB: 0 BB: 0 P: 3	R: 2 E: 0 K: 1 S: 8	H: 3 LOB: 3 BB: 2 P: 16	R: 0 E: 0 K: 0 S: 4	H: 2 LOB: 1 BB: 0 P: 4	R: 0 E: 0 K: 0 S: 4	H: 1 LOB: 1 BB: 0 P: 4		R: 0 E: 0 K: 1 S: 5	H: 0 LOB: 0 BB: 0 P: 5	1B: 10 2B: 0 3B: 0 HR: 2	SF: 0 SAC: 0 DP: 1 HBP: 0	WP: 0 PB: 0 SB: 0 CS: 0
PITCHER	IP WLS BF H R ER SO BB IBB HBP BLK WP HR S P ERA WHIP																					
Bob Purkey, R (1, 1) ERA: 5.79	5.0 W 24 8 4 4 2 1 0 0 0 0 2 27 31 7.20 1.800																					
Don Dennis, R (6, 1) ERA: 2.92	2.0 9 3 0 0 1 0 1 0 0 0 0 10 14 0.00 1.500																					
Ray Washburn, R (8, 1) ERA: 4.03	2.0 S 7 1 0 0 1 0 0 0 0 0 0 9 9 0.00 0.500																					

Batter	1	2	3	4	5	6	7	8	9	AB	R	H	RBI	BB	SO	LOB	BOTTOM			
Lou Brock, L (1, 7) OBP: 0.349, SLG: 0.457	HR		4-3		F3			6-3 5-3 1B		4	2	2	0	0	0	0	Chicago Cubs @ St. Louis Cardinals Sportsman's Park, St. Louis, MO Thu Aug 26 1965, 8:05 PM EDT Att: 10,692 - Unknown AB 30 R 7 H 7 RBI 7 BB 4 SO 2 LOB 10 			
Dick Groat, R (1, 6) OBP: 0.320, SLG: 0.321 Ted Savage, R (9, 9) OBP: 0.172, SLG: 0.226	F8		F7		F8			5-3		4	0	0	0	0	0	2				
Curt Flood, R (1, 8) OBP: 0.358, SLG: 0.413	HR		F9		6-3			6-3 1B		2	2	0	0	2	0	0				
Ken Boyer, R (1, 5) OBP: 0.327, SLG: 0.389	HR				HR			6-3		3	2	2	3	1	0	2				
Bill White, L (1, 3) OBP: 0.374, SLG: 0.473	F9				K			1B		3	0	0	0	1	1	2				
Mike Shannon, R (1, 9) OBP: 0.287, SLG: 0.358 Bob Skinner, L (8, PH) OBP: 0.353, SLG: 0.484 Dal Maxvill, R (9, 6) OBP: 0.146, SLG: 0.140	F9				F8			IBB		3	0	0	0	0	0	1				
Julian Javier, R (1, 4) OBP: 0.260, SLG: 0.360			L8		HR			K		4	1	1	2	0	1	2				
Tim McCarver, L (1, 2) OBP: 0.331, SLG: 0.431	6-3				2B			F8		3	0	1	0	0	0	0				
Bob Purkey, R (1, 1) OBP: 0.056, SLG: 0.029 Don Dennis, R (6, 1) OBP: 0.500, SLG: 0.500 Tito Francona, L (7, PH) OBP: 0.321, SLG: 0.402 Ray Washburn, R (8, 1) OBP: 0.219, SLG: 0.200	F2				F7			4-3		2	0	0	0	0	0	1				
Inning Stats	R: 3 E: 0 K: 0 S: 5	H: 2 LOB: 0 BB: 1 P: 9	R: 0 E: 0 K: 0 S: 3	H: 0 LOB: 0 BB: 0 P: 3	R: 0 E: 0 K: 0 S: 3	H: 0 LOB: 0 BB: 0 P: 3	R: 2 E: 0 K: 1 S: 8	H: 3 LOB: 1 BB: 0 P: 8	R: 0 E: 0 K: 0 S: 2	H: 0 LOB: 0 BB: 1 P: 6	R: 0 E: 0 K: 0 S: 3	H: 0 LOB: 0 BB: 0 P: 3	R: 0 E: 0 K: 1 S: 7	H: 2 LOB: 2 BB: 2 P: 15	R: 2 E: 0 K: 1 S: 7	H: 2 LOB: 2 BB: 2 P: 15		1B: 4 2B: 1 3B: 0 HR: 2	SF: 0 SAC: 0 DP: 1 HBP: 0	WP: 0 PB: 0 SB: 2 CS: 0
PITCHER	IP WLS BF H R ER SO BB IBB HBP BLK WP HR S P ERA WHIP																			
Billy Hoelt, L (1, 1) ERA: 2.32	4.0 L 18 5 5 5 1 0 0 0 0 0 0 19 23 11.25 1.500																			
Cal Koonce, R (5, 1) ERA: 3.95	1.0 3 0 0 0 0 0 0 0 0 0 0 3 3 0.00 0.000																			
Lindy McDaniel, R (6, 1) ERA: 2.45	2.0 6 0 0 0 0 1 0 0 0 0 0 5 9 0.00 0.500																			
Ted Abernathy, R (8, 1) ERA: 2.23	1.0 7 2 2 2 1 1 1 0 0 0 0 7 15 18.00 3.000																			

Batter	1	2	3	4	5	6	7	8	9	AB	R	H	RBI	BB	SO	LOB	TOP										
Don Landrum, L (1.8) OBP: 0.324, SLG: 0.371	4-3		K				F7			3	1	0	0	1	1	1	Chicago Cubs @ Milwaukee Braves Milwaukee County Stadium, Milwaukee, WI Fri Aug 27 1965, 8:05 PM EDT Att: 20,723 - Cloudy - 70 F										
Joey Amalfitano, R (1.4) OBP: 0.372, SLG: 0.359	F3							6-3		3	1	1	1	0	0	0											
Billy Williams, L (1.9) OBP: 0.356, SLG: 0.512	K							F8		4	1	1	4	0	2	1											
Ron Santo, R (1.5) OBP: 0.380, SLG: 0.505		1-3								3	0	0	0	0	1	0											
14 Ernie Banks, R (1.3) OBP: 0.332, SLG: 0.447	K									4	0	0	0	0	1	1											
Ed Bailey, L (1.2) OBP: 0.385, SLG: 0.382										3	0	2	0	1	0	0											
Jimmy Stewart, S (1.7) OBP: 0.330, SLG: 0.316										4	1	2	0	0	0	1											
Don Kessinger, S (1.6) OBP: 0.254, SLG: 0.229										3	1	0	0	0	0	3											
Bob Buhl, R (1.1) OBP: 0.103, SLG: 0.062										2	0	0	0	0	1	2											
Ted Abernathy, R (8.1) OBP: 0.143, SLG: 0.077										0	0	0	0	0	0	0											
Inning Stats	R: 0 E: 0 K: 1 S: 5	H: 0 LOB: 0 BB: 0 P: 5	R: 0 E: 0 K: 1 S: 5	H: 1 LOB: 0 BB: 0 P: 5	R: 0 E: 0 K: 1 S: 6	H: 1 LOB: 1 BB: 0 P: 6	R: 0 E: 0 K: 1 S: 5	H: 1 LOB: 1 BB: 0 P: 6	R: 5 E: 0 K: 1 S: 8	H: 3 LOB: 0 BB: 1 P: 13	R: 0 E: 0 K: 0 S: 3	H: 0 LOB: 0 BB: 0 P: 3	R: 0 E: 0 K: 0 S: 3	H: 0 LOB: 0 BB: 0 P: 3	R: 0 E: 0 K: 1 S: 2	H: 0 LOB: 0 BB: 1 P: 6	1B: 4 2B: 2 3B: 0 HR: 1	SF: 0 SAC: 1 DP: 2 HBP: 2	WP: 0 PB: 0 SB: 0 CS: 2	PA: 35							
PITCHER	IP	WLS	BF	H	R	ER	SO	BB	IBB	HBP	BLK	WP	HR	S	P	ERA	WHIP										
Ken Johnson, R (1.1) ERA: 3.45	6.0	L	25	6	5	5	5	1	0	2	0	0	1	32	38	7.50	1.167										
Hank Fischer, R (7.1) ERA: 4.15	2.0		6	0	0	0	1	0	0	0	0	0	0	8	8	0.00	0.000										
Dan Osinski, R (9.1) ERA: 2.86	1.0		3	0	0	0	0	1	0	0	0	0	0	2	6	0.00	1.000										

AB	29
R	5
H	6
RBI	5
BB	2
SO	6
LOB	9



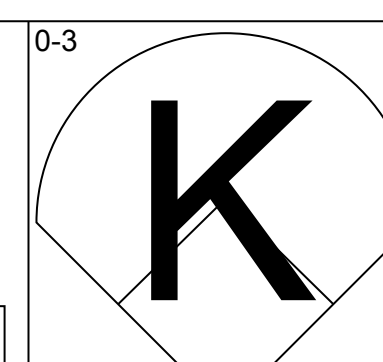
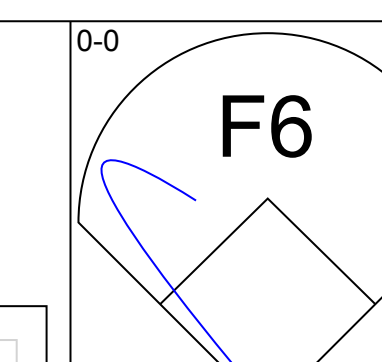
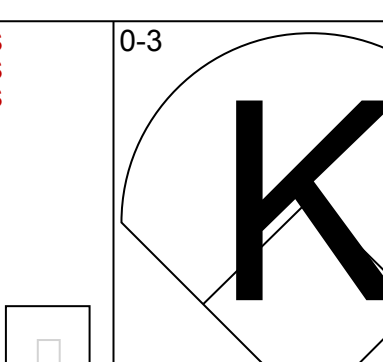
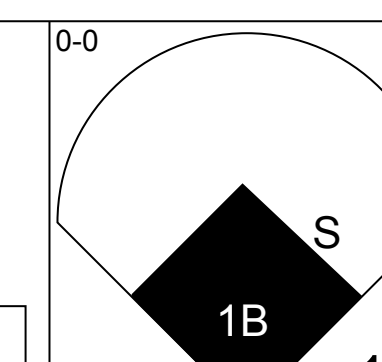
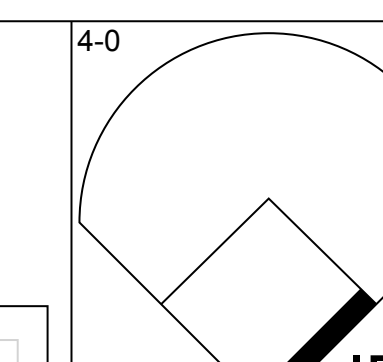
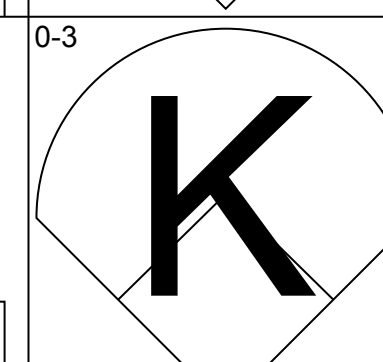
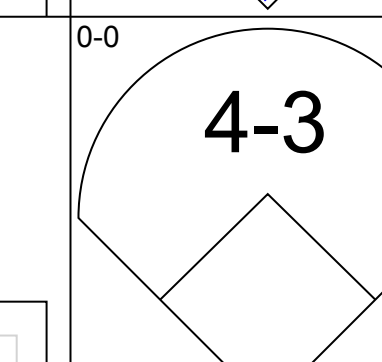
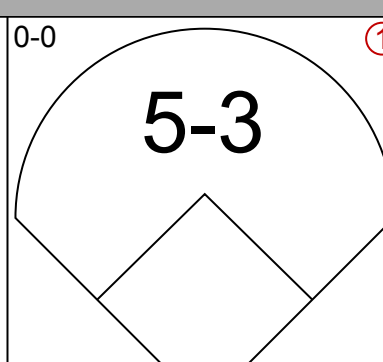
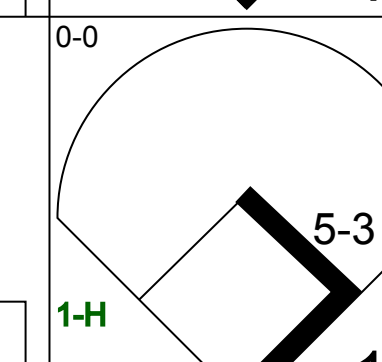
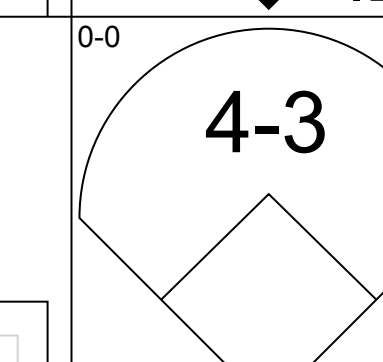
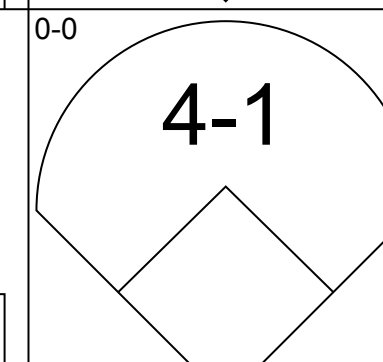
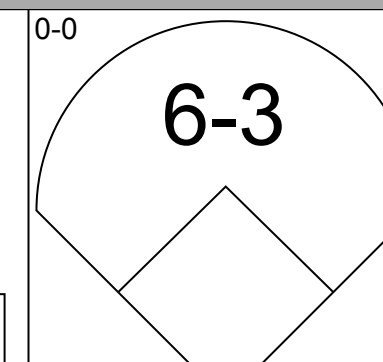
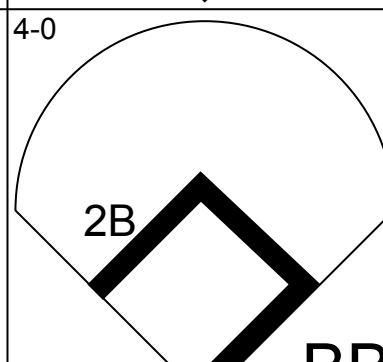
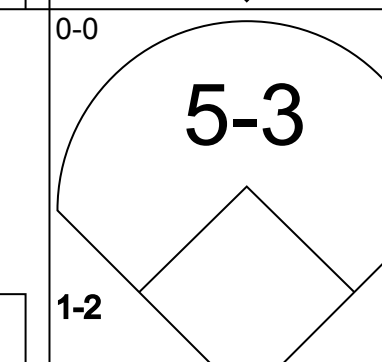
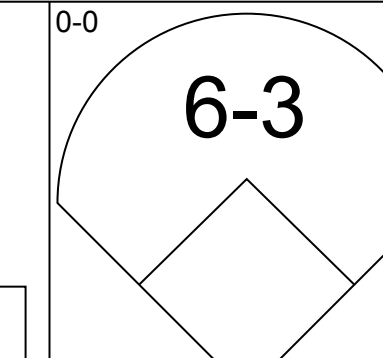
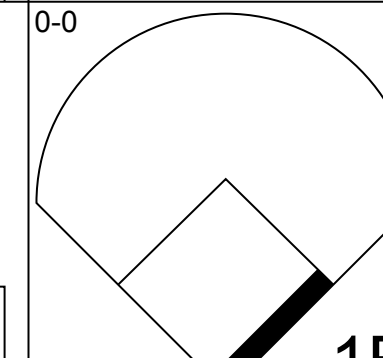
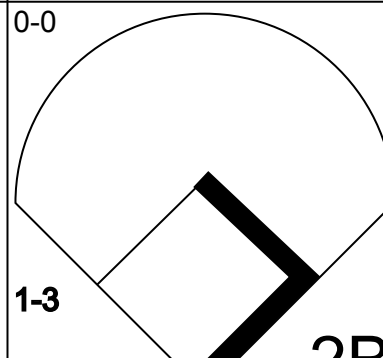
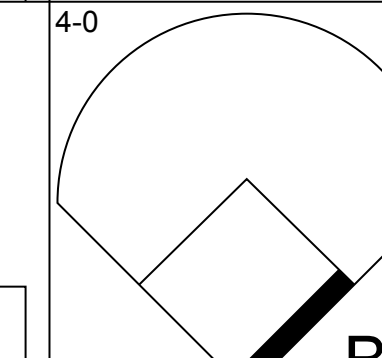
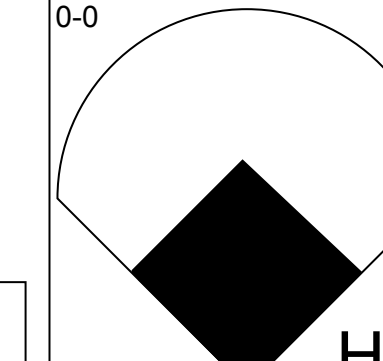
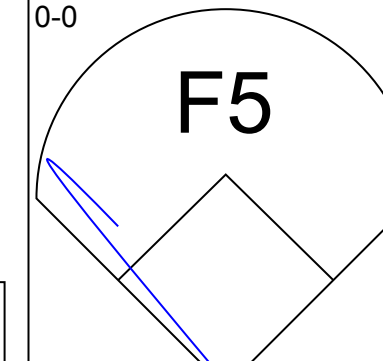
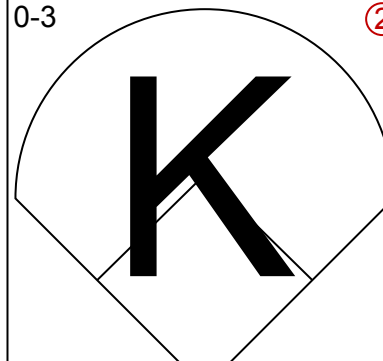
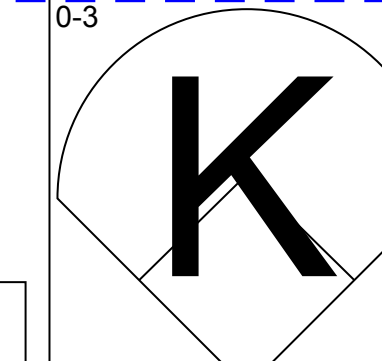
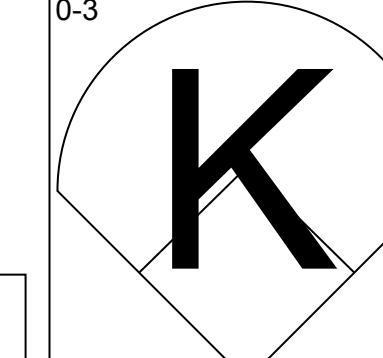
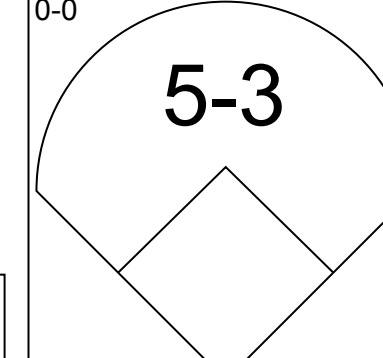
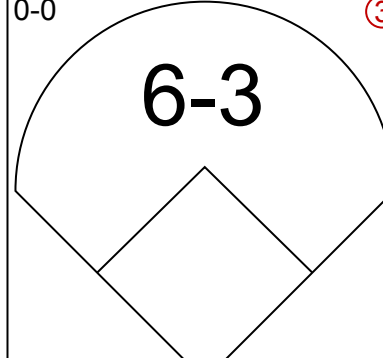
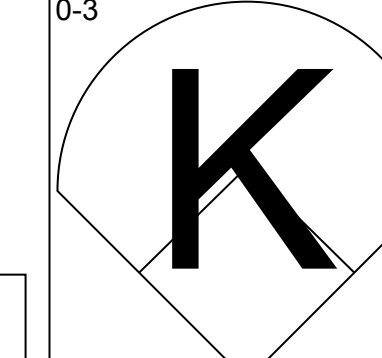
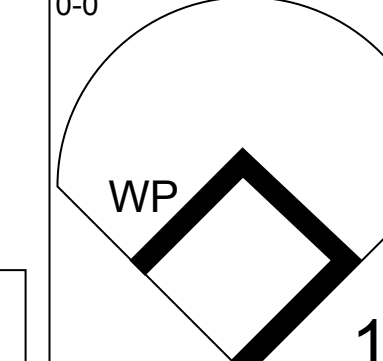
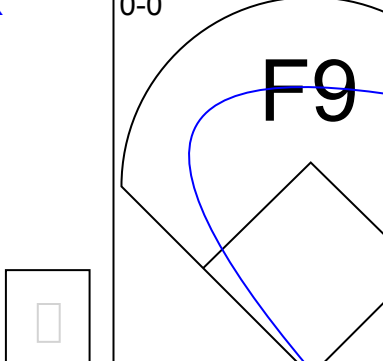
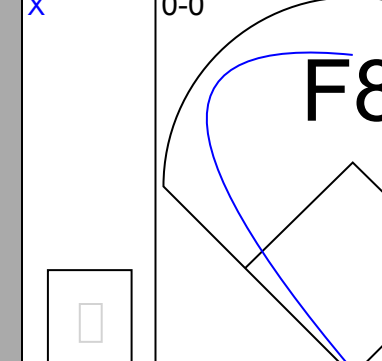
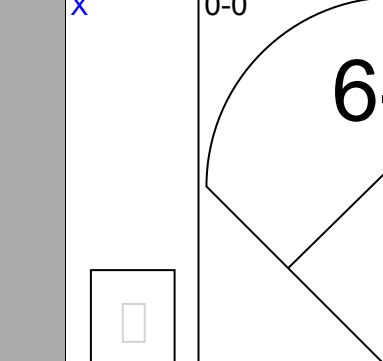
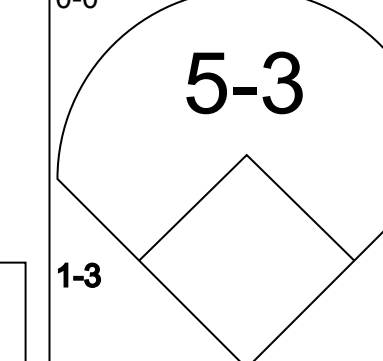
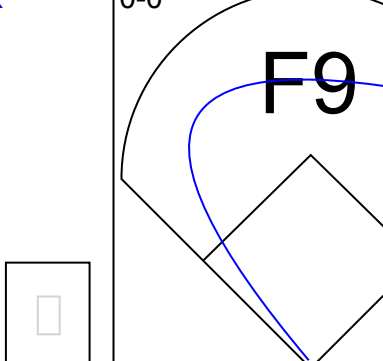
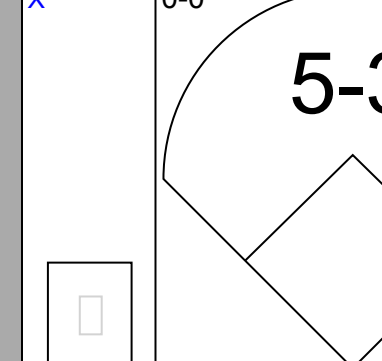
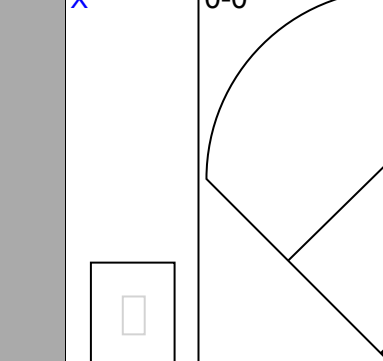
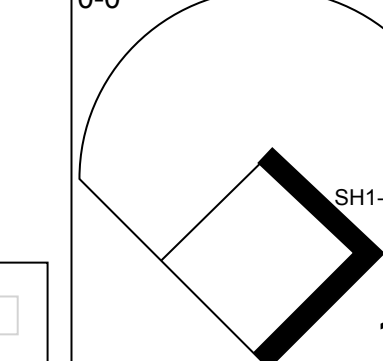
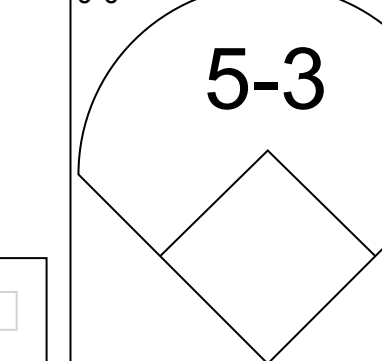
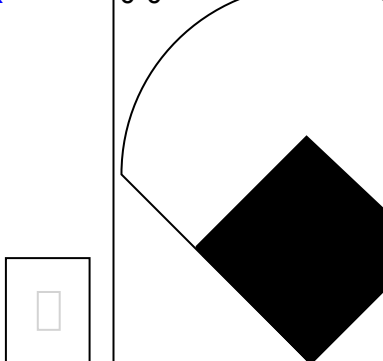
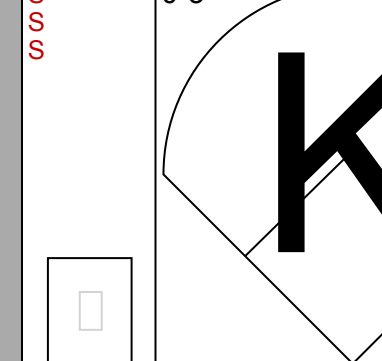
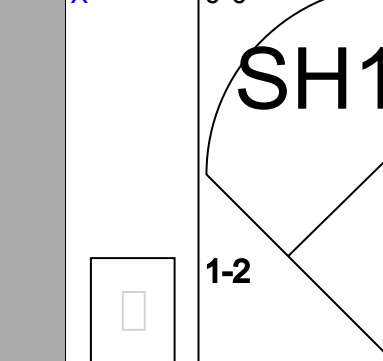
Batter	1	2	3	4	5	6	7	8	9	AB	R	H	RBI	BB	SO	LOB	BOTTOM										
Mack Jones, L (1.8) OBP: 0.318, SLG: 0.534	3-1		G6-3							4	1	1	1	0	0	1	Chicago Cubs @ Milwaukee Braves Milwaukee County Stadium, Milwaukee, WI Fri Aug 27 1965, 8:05 PM EDT Att: 20,723 - Cloudy - 70 F										
Eddie Mathews, L (1.5) OBP: 0.355, SLG: 0.499	P4		4-3							4	0	1	0	0	0	0											
Hank Aaron, R (1.9) OBP: 0.388, SLG: 0.570	6-3									4	0	0	0	0	0	1											
Jesse Gonder, L (1.2) OBP: 0.315, SLG: 0.419		4-3								4	0	1	0	0	0	0											
Joe Torre, R (1.3) OBP: 0.377, SLG: 0.511		K								4	0	0	0	0	1	1											
Ty Cline, L (1.7) OBP: 0.259, SLG: 0.260										4	0	1	0	0	2	0											
Frank Bolling, R (1.4) OBP: 0.297, SLG: 0.356										3	0	2	0	0	0	0											
Woody Woodward, R (1.6) OBP: 0.207, SLG: 0.222										1	0	0	0	0	0	2											
Miguel de la Hoz, R (5. PH) OBP: 0.319, SLG: 0.352										2	1	1	0	0	0	1											
Ken Johnson, R (1.1) OBP: 0.134, SLG: 0.164										1	0	1	0	0	0	0											
Billy Cowan, R (6. PH) OBP: 0.201, SLG: 0.305										1	0	0	0	0	1	0											
Hank Fischer, R (7.1) OBP: 0.130, SLG: 0.130										0	0	0	0	0	0	0											
Felipe Alou, R (8. PH) OBP: 0.337, SLG: 0.502										1	1	1	2	0	0	0											
Dan Osinski, R (9.1) OBP: 0.250, SLG: 0.250										0	0	0	0	0	0	0											
Inning Stats	R: 0 E: 0 K: 0 S: 3	H: 0 LOB: 0 BB: 0 P: 3	R: 0 E: 0 K: 1 S: 7	H: 2 LOB: 2 BB: 0 P: 7	R: 0 E: 0 K: 0 S: 3	H: 1 LOB: 0 BB: 0 P: 3	R: 0 E: 0 K: 0 S: 3	H: 1 LOB: 0 BB: 0 P: 3	R: 0 E: 0 K: 1 S: 6	H: 1 LOB: 1 BB: 0 P: 6	R: 0 E: 0 K: 1 S: 5	H: 0 LOB: 0 BB: 0 P: 5	R: 0 E: 0 K: 0 S: 6	H: 3 LOB: 3 BB: 0 P: 6	R: 0 E: 0 K: 1 S: 5	H: 0 LOB: 0 BB: 0 P: 5	1B: 7 2B: 0 3B: 0 HR: 2	SF: 0 SAC: 0 DP: 3 HBP: 0	WP: 0 PB: 0 SB: 0 CS: 0	PA: 33							
PITCHER	IP	WLS	BF	H	R	ER	SO	BB	IBB	HBP	BLK	WP	HR	S	P	ERA	WHIP										
Bob Buhl, R (1.1) ERA: 4.24	7.1	W	28	9	3	3	3	0	0	0	0	0	0	34	34	3.68	1.227										
Ted Abernathy, R (8.1) ERA: 2.2	1.2	S	5	0	0	0	1	0	0	0	0	0	0	7	7	0.00	0.000										

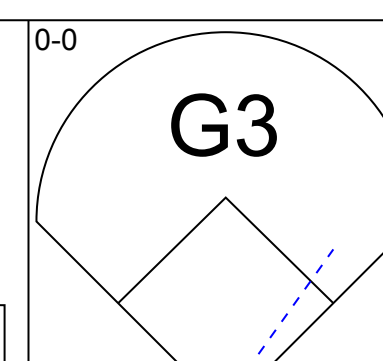
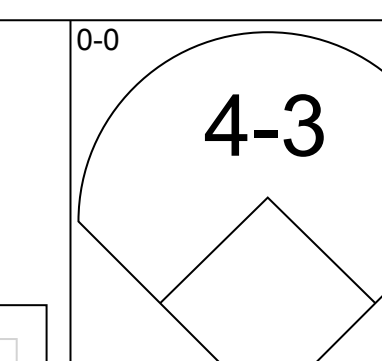
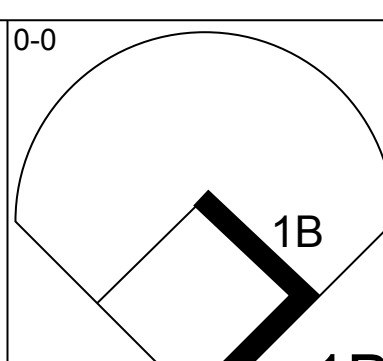
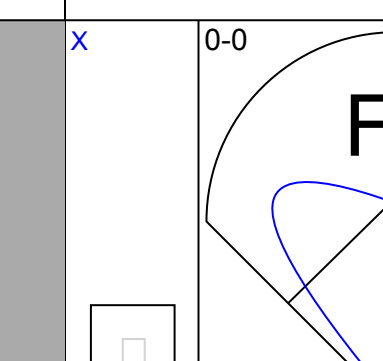
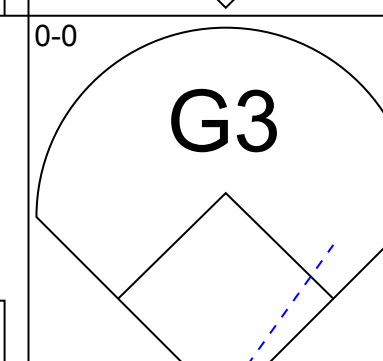
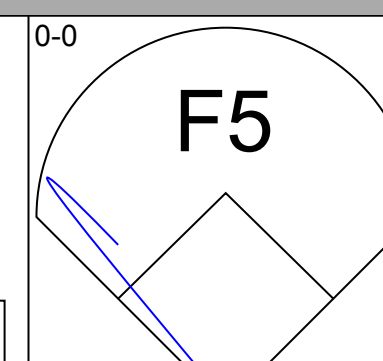
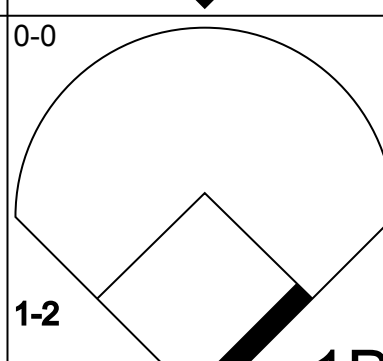
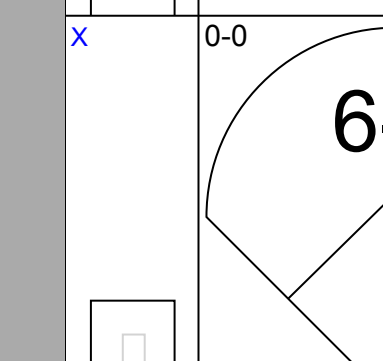

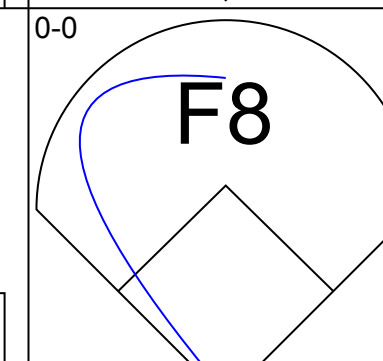
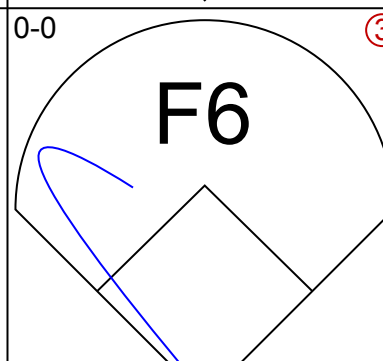
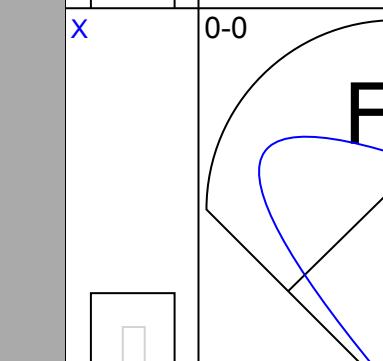
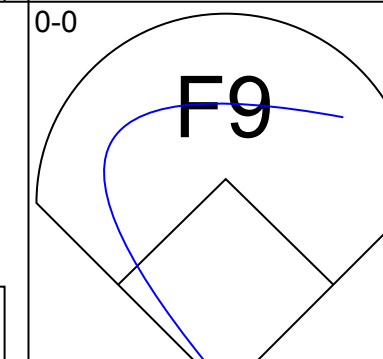
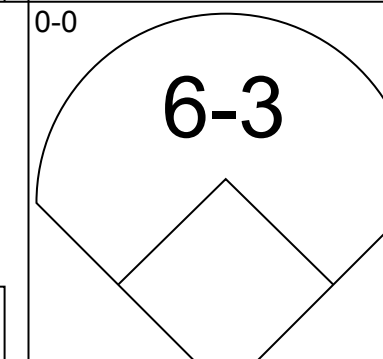
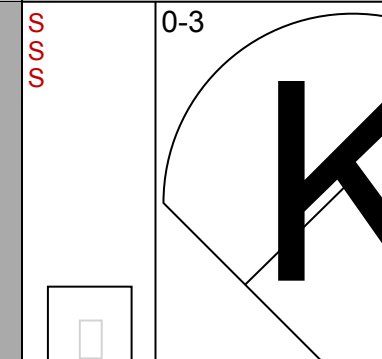
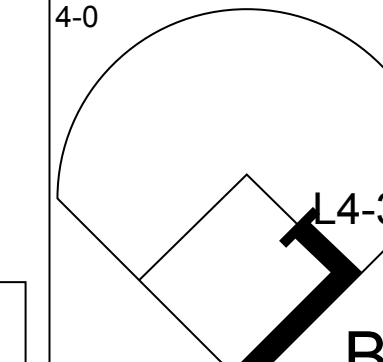
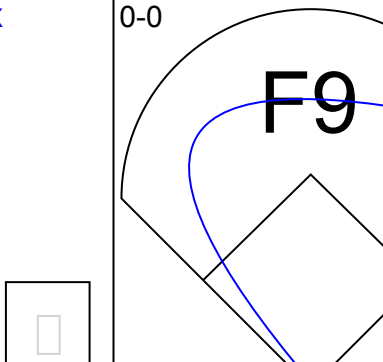
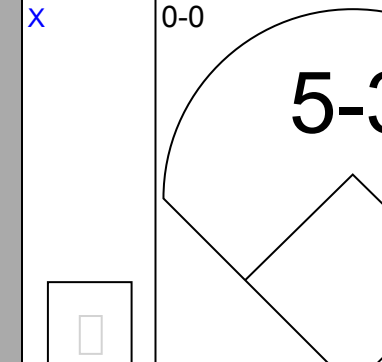
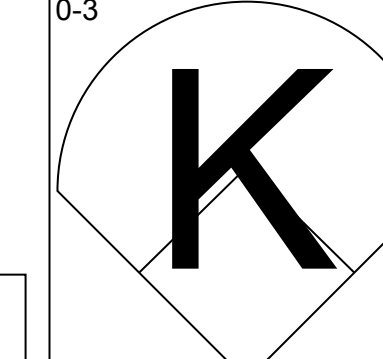
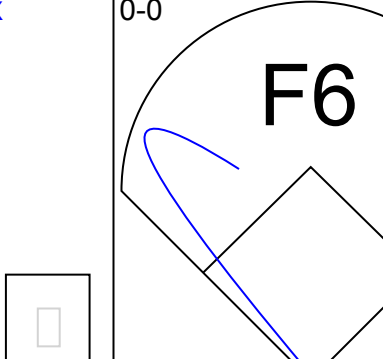
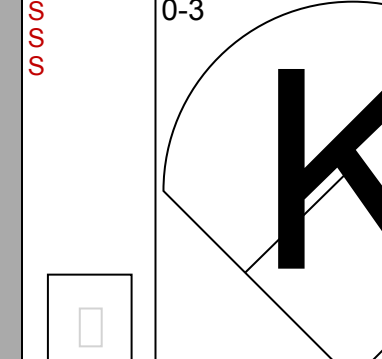
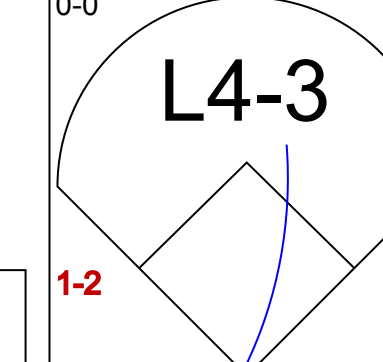
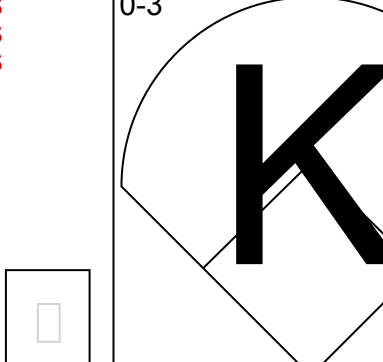
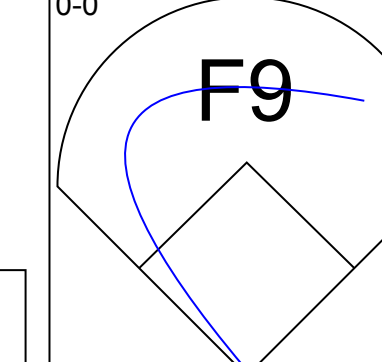
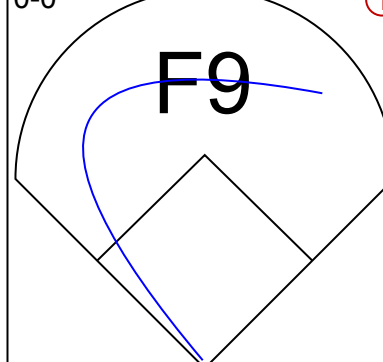
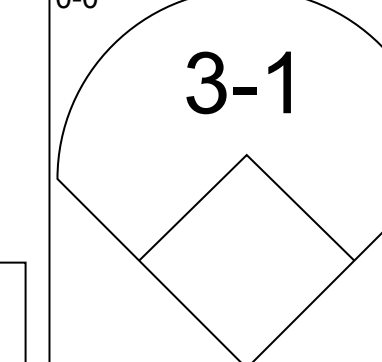
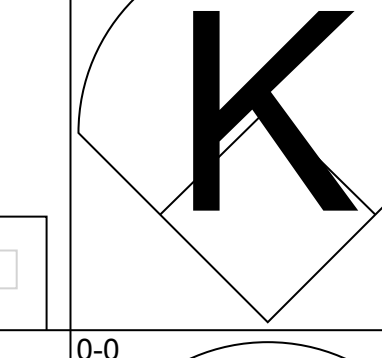
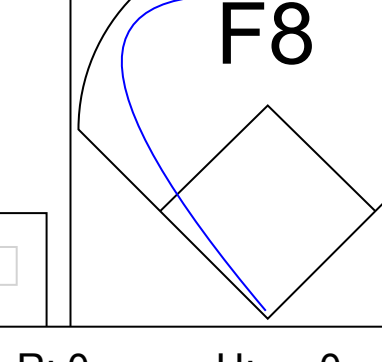
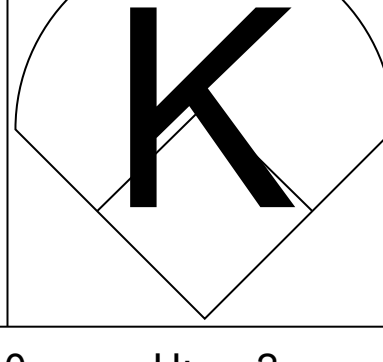
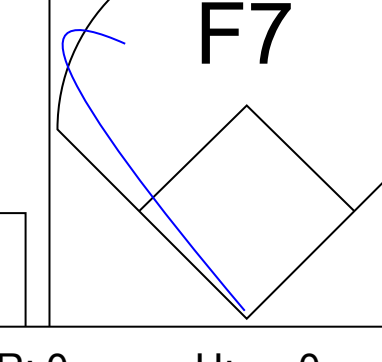


Batter	1	2	3	4	5	6	7	8	9	AB	R	H	RBI	BB	SO	LOB	TOP			
Don Landrum, L (1.8) OBP: 0.321, SLG: 0.366										5	0	2	0	0	0	0	Chicago Cubs @ Milwaukee Braves Milwaukee County Stadium, Milwaukee, WI Sun Aug 29 1965, 8:05 PM EDT Att: 13,062 - Cloudy - 70 F			
Joey Amalfitano, R (1.4) OBP: 0.375, SLG: 0.333										5	0	0	0	0	0	2				
Billy Williams, L (1.9) OBP: 0.363, SLG: 0.525										2	4	1	1	3	0	0				
Ron Santo, R (1.5) OBP: 0.387, SLG: 0.520										4	4	4	4	1	0	0				
14 Ernie Banks, R (1.3) OBP: 0.332, SLG: 0.457										5	2	2	4	0	0	1				
Jimmy Stewart, S (1.7) OBP: 0.322, SLG: 0.309										4	0	0	0	0	0	1				
Vic Roznovsky, L (1.2) OBP: 0.307, SLG: 0.328										4	0	0	0	0	1	2				
Don Kessinger, S (1.6) OBP: 0.254, SLG: 0.227										3	0	1	0	1	0	0				
Bill Faul, R (1.1) OBP: 0.091, SLG: 0.095										4	0	0	0	0	2	4				
Inning Stats	R: 0 E: 0 K: 0 S: 3	H: 0 LOB: 0 BB: 0 P: 3	R: 1 E: 2 K: 1 S: 6	H: 0 LOB: 2 BB: 2 P: 14	R: 1 E: 0 K: 0 S: 4	H: 2 LOB: 1 BB: 0 P: 4	R: 0 E: 0 K: 0 S: 3	H: 0 LOB: 0 BB: 0 P: 3	R: 0 E: 0 K: 1 S: 5	H: 2 LOB: 1 BB: 1 P: 9	R: 0 E: 0 K: 1 S: 6	H: 1 LOB: 1 BB: 0 P: 6	R: 3 E: 0 K: 1 S: 8	H: 3 LOB: 1 BB: 1 P: 12	R: 2 E: 0 K: 0 S: 4	H: 2 LOB: 0 BB: 1 P: 8	1B: 5 2B: 0 3B: 0 HR: 5	SF: 0 SAC: 0 DP: 2 HBP: 0	WP: 0 PB: 0 SB: 0 CS: 0	PA: 41
PITCHER	IP WLS BF H R ER SO BB IBB HBP BLK WP HR S P ERA WHIP																			
Hank Fischer, R (1.1) ERA: 4.43	5.1 L 23 4 5 5 1 3 0 0 0 0 0 3 22 34 8.44 1.312																			
Phil Niekro, R (6.1) ERA: 3.53	0.2 2 0 0 0 0 0 0 0 0 0 0 0 2 6 0.00 0.000																			
Bob Sadowski, R (7.1) ERA: 4.88	1.0 4 1 0 0 1 0 0 0 0 0 0 0 2 6 0.00 1.000																			
Dan Osinski, R (8.1) ERA: 3.22	1.0 7 3 3 3 1 1 0 0 0 0 0 1 8 12 27.00 4.000																			
Clay Carroll, R (9.1) ERA: 4.55	1.0 5 2 2 2 0 1 0 0 0 0 0 1 4 8 18.00 3.000																			

Batter	1	2	3	4	5	6	7	8	9	AB	R	H	RBI	BB	SO	LOB	BOTTOM			
Felipe Alou, R (1.7) OBP: 0.336, SLG: 0.497										4	0	1	0	0	0	0	Chicago Cubs @ Milwaukee Braves Milwaukee County Stadium, Milwaukee, WI Sun Aug 29 1965, 8:05 PM EDT Att: 13,062 - Cloudy - 70 F			
Mack Jones, L (1.8) OBP: 0.316, SLG: 0.531										4	1	1	0	0	1	1				
Hank Aaron, R (1.9) OBP: 0.389, SLG: 0.568										4	0	2	1	0	2	0				
Eddie Mathews, L (1.5) OBP: 0.352, SLG: 0.491										4	0	0	0	0	0	2				
Joe Torre, R (1.3) OBP: 0.377, SLG: 0.508										4	0	1	0	0	0	0				
Gene Oliver, R (1.2) OBP: 0.336, SLG: 0.487										2	0	0	0	1	1	1				
Frank Bolling, R (1.4) OBP: 0.300, SLG: 0.365										3	1	2	1	0	0	0				
Woody Woodward, R (1.6) OBP: 0.203, SLG: 0.218										2	0	0	0	0	0	0				
Jesseonder, L (7, PH) OBP: 0.311, SLG: 0.405										1	0	0	0	0	0	2				
Dan Osinski, R (8.1) OBP: 0.250, SLG: 0.250										0	0	0	0	0	0	0				
Clay Carroll, R (9.1) OBP: 0.312, SLG: 0.346										0	0	0	0	0	0	0				
Hank Fischer, R (1.1) OBP: 0.125, SLG: 0.125										1	0	0	0	0	1	0				
Phil Niekro, R (6.1) OBP: 0.157, SLG: 0.167										0	0	0	0	0	0	0				
Don Dillard, L (6, PH) OBP: 0.154, SLG: 0.385										1	0	0	0	0	0	0				
Bob Sadowski, R (7.1) OBP: 0.130, SLG: 0.091										0	0	0	0	0	0	0				
Miguel de la Hoz, R (8.6) OBP: 0.312, SLG: 0.346										1	0	0	0	0	0	0				
Inning Stats	R: 0 E: 1 K: 0 S: 4	H: 1 LOB: 1 BB: 0 P: 4	R: 0 E: 0 K: 1 S: 5	H: 1 LOB: 0 BB: 0 P: 5	R: 0 E: 0 K: 2 S: 7	H: 0 LOB: 0 BB: 0 P: 7	R: 1 E: 0 K: 0 S: 4	H: 1 LOB: 0 BB: 0 P: 4	R: 1 E: 0 K: 0 S: 5	H: 2 LOB: 1 BB: 0 P: 5	R: 0 E: 0 K: 0 S: 3	H: 1 LOB: 1 BB: 1 P: 7	R: 0 E: 0 K: 0 S: 3	H: 1 LOB: 0 BB: 0 P: 3	R: 0 E: 0 K: 1 S: 5	H: 0 LOB: 0 BB: 0 P: 5	1B: 5 2B: 2 3B: 0 HR: 1	SF: 0 SAC: 0 DP: 3 HBP: 0	WP: 0 PB: 0 SB: 0 CS: 1	PA: 32
PITCHER	IP WLS BF H R ER SO BB IBB HBP BLK WP HR S P ERA WHIP																			
Bill Faul, R (1.1) ERA: 3.13	9.0 W 32 7 2 2 5 1 0 0 0 0 0 1 41 45 2.00 0.889																			



Batter	1	2	3	4	5	6	7	8	9	AB	R	H	RBI	BB	SO	LOB	TOP																					
Lou Brock, L OBP: 0.349, SLG: 0.454 (1, 7)										4	1	1	0	1	2	0	St. Louis Cardinals @ Chicago Cubs Wrigley Field, Chicago, IL Tue Aug 31 1965, 3:33 AM CDT Att: 4,036 - Cloudy																					
Curt Flood, R OBP: 0.362, SLG: 0.415 (1, 8)										5	0	1	1	0	1	2																						
Dick Groat, R OBP: 0.320, SLG: 0.318 (1, 6)										3	0	0	0	1	0	1																						
Ken Boyer, R OBP: 0.332, SLG: 0.395 (1, 5)										3	0	2	0	1	0	0																						
Bill White, L OBP: 0.369, SLG: 0.472 (1, 3)										4	1	1	1	0	2	5																						
Julian Javier, R OBP: 0.257, SLG: 0.343 (1, 4)										4	0	0	0	0	2	5																						
Tim McCarver, L OBP: 0.323, SLG: 0.416 (1, 2)										4	0	1	0	0	0	0																						
Mike Shannon, R OBP: 0.290, SLG: 0.360 (1, 9)										4	0	1	0	0	0	1																						
Bob Gibson, R OBP: 0.244, SLG: 0.386 (1, 1)										3	1	1	1	0	1	0																						
Inning Stats	R: 0 E: 0 K: 2 S: 7	H: 0 LOB: 0 BB: 0 P: 7	R: 1 E: 0 K: 1 S: 7	H: 2 LOB: 1 BB: 0 P: 7	R: 0 E: 0 K: 0 S: 3	H: 0 LOB: 0 BB: 0 P: 3	R: 0 E: 0 K: 0 S: 4	H: 1 LOB: 1 BB: 0 P: 4	R: 1 E: 0 K: 1 S: 6	H: 1 LOB: 0 BB: 0 P: 6	R: 0 E: 0 K: 1 S: 6	H: 1 LOB: 2 BB: 1 P: 10	R: 0 E: 0 K: 1 S: 5	H: 0 LOB: 0 BB: 0 P: 5	R: 1 E: 0 K: 2 S: 9	H: 2 LOB: 2 BB: 1 P: 13		R: 0 E: 0 K: 0 S: 4	H: 1 LOB: 2 BB: 1 P: 8	1B: 5 2B: 1 3B: 0 HR: 2	SF: 0 SAC: 1 DP: 0 HBP: 0	WP: 2 PB: 0 SB: 1 CS: 0	PA: 38															
PITCHER	IP	WLS	BF	H	R	ER	SO	BB	IBB	HBP	BLK	WP	HR	S	P	ERA	WHIP	PITCHER				IP	WLS	BF	H	R	ER	SO	BB	IBB	HBP	BLK	WP	HR	S	P	ERA	WHIP
Dick Ellsworth, L ERA: 3.69 (1, 1)	6.0	L	24	5	2	2	5	1	0	0	0	1	2	33	37	3.00	1.000																					
Lindy McDaniel, R ERA: 2.5 (7, 1)	1.1		7	2	1	1	1	1	0	0	0	0	0	8	12	6.75	2.250																					
Billy Hoelt, L ERA: 2.28 (8, 1)	0.2		2	0	0	0	2	0	0	0	0	0	0	6	6	0.00	0.000																					
Bob Humphreys, R ERA: 3.53 (9, 1)	1.0		5	1	0	0	0	0	1	0	0	0	0	4	8	0.00	1.000																					

Batter	1	2	3	4	5	6	7	8	9	AB	R	H	RBI	BB	SO	LOB	BOTTOM																					
Don Landrum, L OBP: 0.320, SLG: 0.364 (1, 8)										4	0	1	0	0	0	0	St. Louis Cardinals @ Chicago Cubs Wrigley Field, Chicago, IL Tue Aug 31 1965, 3:33 AM CDT Att: 4,036 - Cloudy																					
Joey Amalfitano, R OBP: 0.370, SLG: 0.330 (1, 4)										4	0	1	0	0	0	0																						
Billy Williams, L OBP: 0.362, SLG: 0.522 (1, 9)										3	0	0	0	1	0	2																						
Ron Santo, R OBP: 0.385, SLG: 0.517 (1, 5)										3	0	0	0	0	1	1																						
14 Ernie Banks, R OBP: 0.332, SLG: 0.455 (1, 3)										2	0	0	0	1	0	0																						
Ed Bailey, L OBP: 0.379, SLG: 0.374 (1, 2)										3	0	0	0	0	2	1																						
Jimmy Stewart, S OBP: 0.319, SLG: 0.305 (1, 7) (7, 6)										3	0	0	0	0	1	1																						
Don Kessinger, S OBP: 0.253, SLG: 0.226 (1, 6)										1	0	0	0	0	1	0																						
Doug Clemens, L OBP: 0.325, SLG: 0.319 (6, PH) (7, 7)										2	0	0	0	0	0	0																						
Dick Ellsworth, L OBP: 0.121, SLG: 0.125 (1, 1) George Altman, L OBP: 0.314, SLG: 0.300 (6, PH) Lindy McDaniel, R ERA: 2.5 (7, 1) Billy Hoelt, L OBP: 0.257, SLG: 0.343 (8, 1) Vic Roznovsky, L OBP: 0.295, SLG: 0.320 (8, PH) Bob Humphreys, R ERA: 3.53 (9, 1)										1	0	0	0	0	0	0																						
Inning Stats	R: 0 E: 0 K: 0 S: 3	H: 0 LOB: 1 BB: 1 P: 7	R: 0 E: 0 K: 1 S: 4	H: 0 LOB: 0 BB: 1 P: 8	R: 0 E: 0 K: 1 S: 5	H: 0 LOB: 0 BB: 0 P: 5	R: 0 E: 0 K: 0 S: 3	H: 0 LOB: 0 BB: 0 P: 3	R: 0 E: 0 K: 1 S: 5	H: 0 LOB: 0 BB: 0 P: 5	R: 0 E: 0 K: 2 S: 7	H: 0 LOB: 0 BB: 0 P: 7	R: 0 E: 0 K: 0 S: 3	H: 0 LOB: 0 BB: 0 P: 3	R: 0 E: 0 K: 0 S: 3	H: 0 LOB: 0 BB: 0 P: 3	1B: 2 2B: 1 3B: 0 HR: 0	SF: 0 SAC: 0 DP: 1 HBP: 0	WP: 0 PB: 0 SB: 0 CS: 0	PA: 30																		
PITCHER	IP	WLS	BF	H	R	ER	SO	BB	IBB	HBP	BLK	WP	HR	S	P	ERA	WHIP	PITCHER				IP	WLS	BF	H	R	ER	SO	BB	IBB	HBP	BLK	WP	HR	S	P	ERA	WHIP
Bob Gibson, R ERA: 3.02 (1, 1)	9.0	W	30	2	0	0	6	2	0	0	0	0	0	40	48	0.00	0.444																					



Batter	1	2	3	4	5	6	7	8	9	AB	R	H	RBI	BB	SO	LOB	TOP					
Dick Schofield, S OBP: 0.295, SLG: 0.264 (1, 6)	F6		F7						4-3	4	1	1	0	1	0	1	San Francisco Giants @ Chicago Cubs Wrigley Field, Chicago, IL Fri Sep 03 1965, 3:33 AM CDT Att: 6,986 - Sunny AB 36 R 4 H 10 RBI 4 BB 3 SO 3 LOB 14					
Jim Davenport, R OBP: 0.294, SLG: 0.348 (1, 5)	K		F4							5	0	2	2	0	1							
Willie McCovey, L OBP: 0.386, SLG: 0.543 Bob Schroder, L OBP: 0.300, SLG: 0.222 (1, 3)	F4								FC4-6	4	0	0	0	1	0							
Jim Ray Hart, R OBP: 0.344, SLG: 0.467 (1, 7)		K		1-3					F9	5	0	0	0	0	1							
Len Gabrielson, L OBP: 0.367, SLG: 0.432 (1, 9)										3	0	2	0	1	0							
Tom Haller, L OBP: 0.330, SLG: 0.358 (1, 2)										4	0	2	0	0	1							
Hal Lanier, R OBP: 0.284, SLG: 0.285 Jesus Alou, R OBP: 0.327, SLG: 0.424 Tito Fuentes, S OBP: 0.235, SLG: 0.188 (1, 4)										3	0	0	0	0	4							
Ken Henderson, S OBP: 0.266, SLG: 0.259 Willie Mays, R OBP: 0.394, SLG: 0.645 (1, 8)										3	1	1	0	0	2							
Bobby Bolin, R OBP: 0.194, SLG: 0.245 Masahiro Murakami, L OBP: 0.287, SLG: 0.297 Orlando Cepeda, R OBP: 0.287, SLG: 0.220 Dick Estelle, L OBP: 0.287, SLG: 0.220 Bob Priddy, R OBP: 0.287, SLG: 0.220 Jack Hiatt, R OBP: 0.287, SLG: 0.220 (1, 1)			K							2	1	1	2	0	1							
Inning Stats	R: 0 E: 0 K: 1 S: 5	H: 0 LOB: 0 BB: 0 P: 5	R: 0 E: 0 K: 1 S: 6	H: 1 LOB: 2 BB: 1 P: 10	R: 0 E: 0 K: 1 S: 5	H: 0 LOB: 0 BB: 0 P: 5	R: 0 E: 0 K: 0 S: 3	H: 0 LOB: 0 BB: 0 P: 3	R: 2 E: 0 K: 0 S: 5	H: 2 LOB: 1 BB: 1 P: 9	R: 0 E: 0 K: 0 S: 5	H: 2 LOB: 2 BB: 0 P: 5	R: 1 E: 0 K: 0 S: 5	H: 2 LOB: 2 BB: 1 P: 9	R: 0 E: 0 K: 0 S: 3	H: 1 LOB: 1 BB: 0 P: 4		R: 1 E: 0 K: 0 S: 5	H: 2 LOB: 1 BB: 1 P: 5	1B: 7 2B: 1 3B: 1 HR: 1	SF: 0 SAC: 0 DP: 1 HBP: 1	WP: 0 PB: 0 SB: 0 CS: 0
PITCHER	IP WLS BF H R ER SO BB IBB HBP BLK WP HR S P ERA WHIP																					
Bill Faul, R ERA: 3.21 Ted Abernathy, R ERA: 2.17 (1, 1)	6.2 W 29 7 3 3 3 2 0 0 0 0 1 33 41 4.05 1.350																					
(7, 1)	2.1 S 11 3 1 1 0 1 0 1 0 0 0 9 14 3.86 1.714																					

Batter	1	2	3	4	5	6	7	8	9	AB	R	H	RBI	BB	SO	LOB	BOTTOM			
Don Landrum, L OBP: 0.314, SLG: 0.356 (1, 8)	G3		F2						4-3	4	1	1	1	0	0	0	San Francisco Giants @ Chicago Cubs Wrigley Field, Chicago, IL Fri Sep 03 1965, 3:33 AM CDT Att: 6,986 - Sunny AB 32 R 5 H 7 RBI 5 BB 4 SO 5 LOB 13			
Glenn Beckert, R OBP: 0.283, SLG: 0.287 (1, 4)	F9		F5						6-3	4	0	0	0	0	1					
Billy Williams, L OBP: 0.363, SLG: 0.530 (1, 9)										3	1	2	4	1	0					
Ron Santo, R OBP: 0.384, SLG: 0.510 (1, 5)										3	0	0	0	1	0					
14 Ernie Banks, R OBP: 0.336, SLG: 0.460 (1, 3)										3	0	1	0	1	0					
Doug Clemens, L OBP: 0.321, SLG: 0.314 (1, 7)										4	0	0	0	0	1					
Vic Roznovsky, L OBP: 0.304, SLG: 0.331 (1, 2)										4	1	1	0	0	1					
Don Kessinger, S OBP: 0.266, SLG: 0.242 (1, 6)										4	1	2	0	0	0					
Bill Faul, R OBP: 0.120, SLG: 0.087 Ted Abernathy, R OBP: 0.188, SLG: 0.133 (1, 1)										2	1	0	0	1	2					
Inning Stats	R: 0 E: 0 K: 0 S: 3	H: 0 LOB: 2 BB: 2 P: 11	R: 0 E: 0 K: 0 S: 3	H: 0 LOB: 0 BB: 0 P: 3	R: 0 E: 0 K: 1 S: 5	H: 0 LOB: 0 BB: 0 P: 5	R: 1 E: 0 K: 0 S: 4	H: 1 LOB: 0 BB: 0 P: 4	R: 4 E: 0 K: 1 S: 9	H: 4 LOB: 2 BB: 2 P: 17	R: 0 E: 0 K: 2 S: 7	H: 0 LOB: 0 BB: 0 P: 7	R: 0 E: 1 K: 0 S: 4	H: 0 LOB: 1 BB: 0 P: 4	R: 0 E: 0 K: 1 S: 7	H: 2 LOB: 2 BB: 0 P: 7		1B: 4 2B: 1 3B: 1 HR: 1	SF: 0 SAC: 0 DP: 0 HBP: 0	WP: 0 PB: 0 SB: 0 CS: 0
PITCHER	IP WLS BF H R ER SO BB IBB HBP BLK WP HR S P ERA WHIP																			
Bobby Bolin, R ERA: 2.8 Masahiro Murakami, L ERA: 4.09 Dick Estelle, L ERA: 1.2 Bob Priddy, R ERA: 0.1 (1, 1)	4.0 L 18 3 4 4 1 3 0 0 0 0 0 0 14 18 4.50 1.000																			
(5, 1)	2.0 9 2 1 1 3 0 1 0 0 0 0 0 10 10 0.00 1.200																			
(7, 1)	1.2 8 2 0 0 1 0 0 0 0 0 0 0 10 10 0.00 1.200																			
(8, 1)	0.1 1 0 0 0 0 0 0 0 0 0 0 0 1 1 0.00 0.000																			

Batter	1	2	3	4	5	6	7	8	9	AB	R	H	RBI	BB	SO	LOB	TOP					
Dick Schofield, S OBP: 0.296, SLG: 0.266 (1, 6)										5	0	2	0	0	0	1	San Francisco Giants @ Chicago Cubs Wrigley Field, Chicago, IL Sat Sep 04 1965, 3:33 AM CDT Att: 7,151 - Cloudy					
Len Gabrielson, L OBP: 0.369, SLG: 0.430 (1, 7)										3	2	1	0	1	0	1						
Willie Mays, R OBP: 0.394, SLG: 0.649 (1, 8)										5	1	2	2	0	1	2						
Willie McCovey, L OBP: 0.386, SLG: 0.543 (1, 3)										4	1	1	1	1	0	3						
Jim Ray Hart, R OBP: 0.345, SLG: 0.478 (1, 5)										5	2	3	0	0	1							
Tom Haller, L OBP: 0.333, SLG: 0.364 (1, 2)										5	1	3	0	0	1							
Hal Lanier, R OBP: 0.283, SLG: 0.286 (1, 4)										5	0	1	1	0	1	2						
Ken Henderson, S OBP: 0.304, SLG: 0.267 (1, 9)										2	0	1	0	3	0	0						
Ron Herbel, R OBP: 0.054, SLG: 0.028 (1, 1)										4	0	0	0	0	2	7						
Bill Henry, L OBP: 0.200, SLG: 0.200 (8, 1)										0	0	0	0	0	0	0						
Frank Linzy, R OBP: 0.133, SLG: 0.333 (9, 1)										0	0	0	0	0	0	0						
Inning Stats	R: 4 E: 0 K: 1 S: 10	H: 5 LOB: 2 BB: 1 P: 14	R: 0 E: 0 K: 0 S: 4	H: 2 LOB: 1 BB: 0 P: 4	R: 0 E: 0 K: 1 S: 7	H: 2 LOB: 2 BB: 0 P: 7	R: 0 E: 0 K: 0 S: 4	H: 1 LOB: 1 BB: 0 P: 4	R: 0 E: 0 K: 0 S: 4	H: 1 LOB: 2 BB: 1 P: 8	R: 2 E: 0 K: 1 S: 4	H: 1 LOB: 1 BB: 2 P: 12	R: 0 E: 0 K: 1 S: 5	H: 0 LOB: 1 BB: 1 P: 9	R: 0 E: 0 K: 1 S: 5	H: 0 LOB: 0 BB: 0 P: 5	R: 1 E: 0 K: 0 S: 4	H: 1 LOB: 0 BB: 0 P: 4	1B: 7 2B: 3 3B: 0 HR: 3	SF: 0 SAC: 1 DP: 1 HBP: 0	WP: 1 PB: 0 SB: 1 CS: 0	PA: 44
PITCHER	IP WLS BF H R ER SO BB IBB HBP BLK WP HR S P ERA WHIP																					
Bob Buhl, R ERA: 4.34 (1, 1)	4.1 L 24 11 4 4 2 0 0 1 0 0 1 1 27 31 8.31 2.538																					
Ernie Broglio, R ERA: 6.79 (5, 1)	1.2 9 1 2 2 0 2 1 0 0 0 0 1 6 18 10.80 1.800																					
Bob Humphreys, R ERA: 3.41 (7, 1)	2.0 7 0 0 0 2 1 0 0 0 0 0 0 10 14 0.00 0.500																					
Ken Holtzman, L ERA: 9.0 (9, 1)	1.0 4 1 1 1 0 0 0 0 0 0 0 1 4 4 9.00 1.000																					

AB	38
R	7
H	13
RBI	7
BB	5
SO	4
LOB	18



Batter	1	2	3	4	5	6	7	8	9	AB	R	H	RBI	BB	SO	LOB	BOTTOM					
Don Landrum, L OBP: 0.314, SLG: 0.353 (1, 8)										3	1	0	0	1	0	0	San Francisco Giants @ Chicago Cubs Wrigley Field, Chicago, IL Sat Sep 04 1965, 3:33 AM CDT Att: 7,151 - Cloudy					
Glenn Beckert, R OBP: 0.285, SLG: 0.288 (1, 4)										3	1	1	0	1	0	0						
Billy Williams, L OBP: 0.364, SLG: 0.535 (1, 9)										4	1	2	3	0	1	1						
Ron Santo, R OBP: 0.385, SLG: 0.510 (1, 5)										4	0	2	0	0	0	1						
14 Ernie Banks, R OBP: 0.335, SLG: 0.458 (1, 3)										4	0	1	0	0	0	2						
Doug Clemens, L OBP: 0.317, SLG: 0.309 (1, 7)										4	0	0	0	0	0	3						
Vic Roznovsky, L OBP: 0.298, SLG: 0.324 (1, 2)										3	0	0	0	0	1	2						
Don Kessinger, S OBP: 0.265, SLG: 0.241 (5, PH) Jimmy Stewart, S OBP: 0.315, SLG: 0.299 (6, 6)										1	0	0	0	0	0	0						
Bob Buhl, R ERA: 4.34 (1, 1)	7.2 W 29 11 4 4 2 0 0 1 0 0 1 1 33 41 8.31 2.538																					
Ernie Broglio, R ERA: 6.79 (5, 1)	0.1 1 0 0 0 1 0 0 0 0 0 0 0 3 3 0.00 0.000																					
Bob Humphreys, R ERA: 3.41 (7, 1)	1.0 S 3 1 0 0 0 0 0 0 0 0 0 0 3 3 0.00 1.000																					
Ken Holtzman, R ERA: 9.0 (9, 1)																						
Inning Stats	R: 0 E: 0 K: 0 S: 3	H: 0 LOB: 0 BB: 0 P: 3	R: 0 E: 0 K: 0 S: 4	H: 1 LOB: 1 BB: 0 P: 4	R: 0 E: 0 K: 0 S: 3	H: 0 LOB: 0 BB: 0 P: 3	R: 0 E: 0 K: 0 S: 3	H: 1 LOB: 0 BB: 0 P: 3	R: 0 E: 0 K: 1 S: 6	H: 1 LOB: 1 BB: 0 P: 6	R: 3 E: 0 K: 1 S: 6	H: 1 LOB: 0 BB: 2 P: 14	R: 0 E: 0 K: 1 S: 5	H: 0 LOB: 0 BB: 0 P: 5	R: 0 E: 0 K: 1 S: 6	H: 1 LOB: 1 BB: 0 P: 6	R: 0 E: 0 K: 0 S: 3	H: 1 LOB: 0 BB: 0 P: 3	1B: 5 2B: 0 3B: 0 HR: 1	SF: 0 SAC: 0 DP: 2 HBP: 0	WP: 0 PB: 0 SB: 0 CS: 0	PA: 33
PITCHER	IP WLS BF H R ER SO BB IBB HBP BLK WP HR S P ERA WHIP																					
Ron Herbel, R ERA: 3.91 (1, 1)	7.2 W 29 11 4 4 2 0 0 1 0 0 1 1 33 41 8.31 2.538																					
Bill Henry, L ERA: 2.77 (8, 1)	0.1 1 0 0 0 1 0 0 0 0 0 0 0 3 3 0.00 0.000																					
Frank Linzy, R ERA: 1.82 (9, 1)	1.0 S 3 1 0 0 0 0 0 0 0 0 0 0 3 3 0.00 1.000																					

AB	31
R	3
H	6
RBI	3
BB	2
SO	4
LOB	10



Batter	1	2	3	4	5	6	7	8	9	AB	R	H	RBI	BB	SO	LOB	TOP					
Jim Davenport, R (1.5) OBP: 0.298, SLG: 0.355	6-3			F4	WP 2B			G6-4-3 1B		4	0	2	1	0	0	0	San Francisco Giants @ Chicago Cubs Wrigley Field, Chicago, IL Sun Sep 05 1965, 3:33 AM CDT Att: 18,878 - Sunny					
Jesus Alou, R (1.9) OBP: 0.327, SLG: 0.424 Ken Henderson, S (5.9) OBP: 0.300, SLG: 0.262	1-3			HR 1B	F5			K		3	1	1	0	0	0	1						
Willie Mays, R (1.8) OBP: 0.393, SLG: 0.652	6-3			HR 1B				G6-4-3 1-2		4	1	1	2	0	0	1						
Jim Ray Hart, R (1.7) OBP: 0.342, SLG: 0.474		E6 G6-4-3		6-3				K		4	0	0	0	0	1	0						
Orlando Cepeda, R (1.3) OBP: 0.231, SLG: 0.174 Willie McCovey, L (6.3) OBP: 0.386, SLG: 0.541	K			F5				F8		3	0	0	0	0	1	1						
Jack Hiatt, R (1.2) OBP: 0.418, SLG: 0.429	G6-4-3 1-2				F7			F7		4	0	0	0	0	0	1						
Hal Lanier, R (1.4) OBP: 0.283, SLG: 0.291				4-3				F3		3	1	1	0	0	0	0						
Tito Fuentes, S (1.6) OBP: 0.259, SLG: 0.235				K				SH1-4 2B 1B		3	1	2	1	0	1	0						
Juan Marichal, R (1.1) OBP: 0.155, SLG: 0.146				K				SH1-4 1-2		2	0	0	0	0	1	1						
Inning Stats	R: 0 E: 0 K: 0 S: 3	H: 0 LOB: 0 BB: 0 P: 3	R: 0 E: 1 K: 1 S: 5	H: 0 LOB: 0 BB: 0 P: 5	R: 0 E: 0 K: 2 S: 7	H: 0 LOB: 0 BB: 0 P: 7	R: 2 E: 0 K: 0 S: 5	H: 2 LOB: 0 BB: 0 P: 5	R: 2 E: 0 K: 0 S: 6	H: 3 LOB: 1 BB: 0 P: 6	R: 0 E: 0 K: 1 S: 5	H: 0 LOB: 0 BB: 0 P: 5	R: 0 E: 0 K: 0 S: 4	H: 1 LOB: 1 BB: 0 P: 4	R: 0 E: 0 K: 1 S: 5	H: 1 LOB: 0 BB: 0 P: 5		R: 0 E: 0 K: 0 S: 3	H: 0 LOB: 0 BB: 0 P: 3	1B: 3 2B: 2 3B: 1 HR: 1	SF: 0 SAC: 1 DP: 2 HBP: 0	WP: 1 PB: 0 SB: 0 CS: 0
PITCHER	IP WLS BF H R ER SO BB IBB HBP BLK WP HR S P ERA WHIP																					
Dick Ellsworth, L (1.1) ERA: 3.78	5.0 L 20 5 4 4 3 0 0 0 0 1 1 26 26 7.20 1.000																					
Cal Koonce, R (6.1) ERA: 3.97	2.0 7 1 0 0 1 0 0 0 0 0 0 9 9 0.00 0.500																					
Lindy McDaniel, R (8.1) ERA: 2.43	2.0 6 1 0 0 1 0 0 0 0 0 0 8 8 0.00 0.500																					

Batter	1	2	3	4	5	6	7	8	9	AB	R	H	RBI	BB	SO	LOB	BOTTOM					
Don Landrum, L (1.8) OBP: 0.310, SLG: 0.349	K				F5			K		5	0	0	0	0	4	3	San Francisco Giants @ Chicago Cubs Wrigley Field, Chicago, IL Sun Sep 05 1965, 3:33 AM CDT Att: 18,878 - Sunny					
Glenn Beckert, R (1.4) OBP: 0.283, SLG: 0.285	F3			F9	FC6-4 1-2			FC6-4 1-2		4	0	0	0	0	0	3						
Billy Williams, L (1.9) OBP: 0.365, SLG: 0.545	5-3			HR				K		4	2	2	2	0	1	0						
Ron Santo, R (1.5) OBP: 0.384, SLG: 0.508		BB 1B		K				5-3		4	0	1	0	0	2	0						
14 Ernie Banks, R (1.3) OBP: 0.334, SLG: 0.456		F8		5-3				K		4	0	1	0	0	1	1						
Doug Clemens, L (1.7) OBP: 0.316, SLG: 0.309		F8		BB 1B				F9		4	0	1	0	0	0	2						
Ed Bailey, L (1.2) OBP: 0.383, SLG: 0.371		BB 1-2 BB		BB 1-2 BB	PO BB			1B 1B		2	0	1	0	2	0	2						
Don Kessinger, S (1.6) OBP: 0.267, SLG: 0.243 Jimmy Stewart, S (7. PH) OBP: 0.311, SLG: 0.295		F3		PO	FC6-4 1B			K		2	0	1	0	0	0	2						
Dick Ellsworth, L (1.1) OBP: 0.119, SLG: 0.123 George Altman, L (5. PH) OBP: 0.310, SLG: 0.352 Cal Koonce, R (6.1) OBP: 0.192, SLG: 0.128 Harvey Kuenn, R (7. PH) OBP: 0.346, SLG: 0.299 Lindy McDaniel, R (8.1) OBP: 0.296, SLG: 0.322	K				F9			FC6-4 1B		1	0	0	0	0	1	0						
Inning Stats	R: 0 E: 0 K: 1 S: 5	H: 0 LOB: 0 BB: 0 P: 5	R: 0 E: 0 K: 0 S: 4	H: 1 LOB: 2 BB: 1 P: 8	R: 0 E: 0 K: 2 S: 7	H: 0 LOB: 0 BB: 0 P: 7	R: 1 E: 0 K: 1 S: 6	H: 2 LOB: 1 BB: 1 P: 10	R: 0 E: 0 K: 0 S: 4	H: 1 LOB: 1 BB: 0 P: 4	R: 1 E: 0 K: 1 S: 6	H: 1 LOB: 0 BB: 0 P: 6	R: 0 E: 0 K: 2 S: 9	H: 2 LOB: 2 BB: 0 P: 9	R: 0 E: 1 K: 2 S: 9	H: 1 LOB: 2 BB: 0 P: 9		R: 0 E: 0 K: 1 S: 5	H: 0 LOB: 0 BB: 0 P: 5	1B: 6 2B: 0 3B: 0 HR: 2	SF: 0 SAC: 0 DP: 0 HBP: 0	WP: 0 PB: 0 SB: 0 CS: 0
PITCHER	IP WLS BF H R ER SO BB IBB HBP BLK WP HR S P ERA WHIP																					
Juan Marichal, R (1.1) ERA: 1.89	9.0 W 37 8 2 2 10 2 0 0 0 0 2 55 63 2.00 1.111																					



Batter	1	2	3	4	5	6	7	8	9	AB	R	H	RBI	BB	SO	LOB	TOP			
Don Landrum, L (1.8) OBP: 0.307, SLG: 0.345	4-3		F8		4-3			1-3		4	0	0	0	0	0	0	Chicago Cubs @ Houston Astros Astrodome, Houston, TX Mon Sep 06 1965, 8:05 PM EDT Att: 31,814 - Unknown - 70 F			
Glenn Beckert, R (1.4) OBP: 0.281, SLG: 0.283	P4		5-3		E6			4-3		4	0	0	0	0	0	0				
Billy Williams, L (1.9) OBP: 0.366, SLG: 0.545					K			4-3		4	1	2	0	0	1	1				
Ron Santo, R (1.5) OBP: 0.383, SLG: 0.506					1B					4	0	1	0	0	0	1				
14 Ernie Banks, R (1.3) OBP: 0.334, SLG: 0.455					1B			6-3		4	0	1	0	0	0	2				
Doug Clemens, L (1.7) OBP: 0.315, SLG: 0.306					1B			F8		3	0	0	0	1	0	1				
Ed Bailey, L (1.2) OBP: 0.380, SLG: 0.370					1B			K		3	0	1	1	0	1	1				
Don Kessinger, S (1.6) OBP: 0.264, SLG: 0.240					K			6-3		3	0	0	0	0	1	3				
Larry Jackson, R (1.1) OBP: 0.171, SLG: 0.218					F2			4-3		3	0	0	0	0	0	0				
Inning Stats	R: 0 E: 0 K: 0 S: 4	H: 1 LOB: 1 BB: 0 P: 4	R: 0 E: 0 K: 0 S: 4	H: 1 LOB: 1 BB: 0 P: 4	R: 0 E: 0 K: 0 S: 3	H: 0 LOB: 0 BB: 0 P: 3	R: 1 E: 0 K: 1 S: 7	H: 2 LOB: 2 BB: 1 P: 11	R: 0 E: 1 K: 1 S: 6	H: 0 LOB: 1 BB: 0 P: 6	R: 0 E: 0 K: 0 S: 3	H: 0 LOB: 0 BB: 0 P: 3	R: 0 E: 0 K: 1 S: 6	H: 0 LOB: 1 BB: 0 P: 6	R: 0 E: 0 K: 1 S: 6	H: 1 LOB: 1 BB: 0 P: 6	1B: 5 2B: 0 3B: 0 HR: 0	SF: 1 SAC: 0 DP: 0 HBP: 0	WP: 0 PB: 0 SB: 0 CS: 0	PA: 34
PITCHER Turk Farrell, R (1.1) ERA: 3.21	IP: 9.0 WLS: W BF: 34 H: 5 R: 1 ER: 1 SO: 3 BB: 0 IBB: 1 HBP: 0 BLK: 0 WP: 0 HR: 0 S: 39 P: 43 ERA: 1.00 WHIP: 0.556																			

Chicago Cubs @ Houston Astros
Astrodome, Houston, TX
Mon Sep 06 1965, 8:05 PM EDT
Att: 31,814 - Unknown - 70 F

AB	32
R	1
H	5
RBI	1
BB	1
SO	3
LOB	9



Batter	1	2	3	4	5	6	7	8	9	AB	R	H	RBI	BB	SO	LOB	BOTTOM			
Lee Maye, L (1.7) OBP: 0.282, SLG: 0.357	P4		L9			4-3		F8		4	0	0	0	0	0	1	Chicago Cubs @ Houston Astros Astrodome, Houston, TX Mon Sep 06 1965, 8:05 PM EDT Att: 31,814 - Unknown - 70 F			
Joe Morgan, L (1.4) OBP: 0.380, SLG: 0.432	F7		3-1			HR		L3		4	1	1	0	0	0	1				
Jimmy Wynn, R (1.8) OBP: 0.375, SLG: 0.479	F8					HR		WP		4	1	2	2	0	0	0				
Rusty Staub, L (1.9) OBP: 0.347, SLG: 0.407						HR		WP		3	0	1	0	1	0	0				
Bob Aspromonte, R (1.5) OBP: 0.316, SLG: 0.336						K		5-3		4	0	1	0	0	1	3				
Jim Gentile, L (1.3) OBP: 0.336, SLG: 0.445						K				3	0	1	0	0	2	1				
Ron Brand, R (1.2) OBP: 0.291, SLG: 0.292						4-3				2	0	0	0	0	0	1				
Eddie Kasko, R (1.6) OBP: 0.277, SLG: 0.287						5-3		B1		3	0	1	0	0	0	2				
Turk Farrell, R (1.1) OBP: 0.153, SLG: 0.155						6-3		G1-6-3		3	0	0	0	0	0	3				
Inning Stats	R: 0 E: 0 K: 0 S: 3	H: 0 LOB: 0 BB: 0 P: 3	R: 0 E: 0 K: 1 S: 6	H: 1 LOB: 1 BB: 0 P: 6	R: 0 E: 0 K: 0 S: 4	H: 1 LOB: 1 BB: 0 P: 4	R: 0 E: 0 K: 0 S: 3	H: 0 LOB: 0 BB: 0 P: 3	R: 2 E: 0 K: 1 S: 8	H: 3 LOB: 1 BB: 0 P: 8	R: 0 E: 0 K: 0 S: 3	H: 1 LOB: 1 BB: 0 P: 4	R: 0 E: 0 K: 0 S: 4	H: 1 LOB: 2 BB: 1 P: 8	R: 0 E: 0 K: 1 S: 4	H: 1 LOB: 2 BB: 1 P: 8	1B: 5 2B: 1 3B: 0 HR: 1	SF: 0 SAC: 0 DP: 1 HBP: 1	WP: 1 PB: 0 SB: 1 CS: 0	PA: 32
PITCHER Larry Jackson, R (1.1) ERA: 3.94	IP: 8.0 WLS: L BF: 32 H: 7 R: 2 ER: 2 SO: 3 BB: 0 IBB: 1 HBP: 1 BLK: 0 WP: 1 HR: 1 S: 36 P: 41 ERA: 2.25 WHIP: 0.875																			

Chicago Cubs @ Houston Astros
Astrodome, Houston, TX
Mon Sep 06 1965, 8:05 PM EDT
Att: 31,814 - Unknown - 70 F

AB	30
R	2
H	7
RBI	2
BB	1
SO	3
LOB	12



Batter	1	2	3	4	5	6	7	8	9	AB	R	H	RBI	BB	SO	LOB	TOP
Don Young, R (1,8) 	1-0 P4			0-2 F3			2-3 K			3	0	0	0	0	1	0	
Glenn Beckert, R (1,4) OBP: 0.280, SLG: 0.282 	0-3 K			0-1 F9			0-0 F9			3	0	0	0	0	1	0	
Billy Williams, L (1,9) OBP: 0.364, SLG: 0.542 	2-3 K			2-3 K			3-2 F7			3	0	0	0	0	2	0	
Ron Santo, R (1,5) OBP: 0.381, SLG: 0.503 		2-1 F2			1-2 F7			1-3 K		3	0	0	0	0	1	0	
14 Ernie Banks, R (1,3) OBP: 0.332, SLG: 0.452 		1-3 K			3-3 K			0-3 K		3	0	0	0	0	3	0	
Byron Browne, R (1,7) 		2-2 L8			3-2 6-3			1-3 K		3	0	0	0	0	1	0	
Chris Krug, R (1,2) OBP: 0.277, SLG: 0.353 			2-2 F8			2-2 6-3		2-3 K		3	0	0	0	0	1	0	
Don Kessinger, S (1,6) OBP: 0.262, SLG: 0.238 Joey Amalfitano, R (9,PH) OBP: 0.362, SLG: 0.323 			0-2 F9			0-1 G5-3		0-3 K		2	0	0	0	0	0	0	
Bob Hendley, R (1,1) Harvey Kuenn, R (9,PH) OBP: 0.344, SLG: 0.248 			0-3 K			2-3 K		2-3 K		2	0	0	0	0	2	0	
Inning Stats	R: 0 H: 0 E: 0 LOB: 0 K: 2 S: 7	H: 0 R: 0 ER: 0 SO: 10 BB: 0 P: 10	H: 0 R: 0 ER: 0 SO: 13 BB: 0 P: 13	H: 0 R: 0 ER: 0 SO: 12 BB: 0 P: 12	H: 0 R: 0 ER: 0 SO: 10 BB: 0 P: 10	H: 0 R: 0 ER: 0 SO: 17 BB: 0 P: 17	H: 0 R: 0 ER: 0 SO: 13 BB: 0 P: 13	H: 0 R: 0 ER: 0 SO: 12 BB: 0 P: 12	H: 0 R: 0 ER: 0 SO: 15 BB: 0 P: 15	1B: 0 2B: 0 3B: 0 HR: 0	SF: 0 SAC: 0 DP: 0 HBP: 0	WP: 0 PA: 27 PB: 0 SB: 0 CS: 0					
PITCHER Sandy Koufax, L (1,1) ERA: 2.14	IP: 9.0 WLS: W BF: 27 H: 0 R: 0 ER: 0 SO: 14 BB: 0 IBB: 0 HBP: 0 BLK: 0 WP: 0 HR: 0 S: 79 P: 113 ERA: 0.00 WHIP: 0.000																

Chicago Cubs @ Los Angeles Dodgers
Dodger Stadium, Los Angeles, CA
Thu Sep 09 1965, 7:05 PM PDT
Att: 29,139 - Unknown

AB	27
R	0
H	0
RBI	0
BB	0
SO	14
LOB	0





Batter	1	2	3	4	5	6	7	8	9	AB	R	H	RBI	BB	SO	LOB	BOTTOM
Maury Wills, S (1,6) OBP: 0.336, SLG: 0.333 	1-0 1-3			2-1 G3		0-0 4-3				3	0	0	0	0	0	0	
Jim Gilliam, S (1,5) OBP: 0.371, SLG: 0.386 John Kennedy, R (8,5) OBP: 0.243, SLG: 0.235 	0-1 F8			0-1 F8			1-1 G5-3			3	0	0	0	0	0	0	
Willie Davis, L (1,8) OBP: 0.276, SLG: 0.355 	3-2 P5			0-0 F4			2-2 G3			3	0	0	0	0	0	0	
Lou Johnson, R (1,7) OBP: 0.314, SLG: 0.391 		0-1 F3			4-2 SH1-4 E BB		1-0 2B			2	1	1	0	1	0	0	
Ron Fairly, L (1,9) OBP: 0.359, SLG: 0.387 		1-2 F8			0-0 SH1-4		3-1 G6-3			2	0	0	0	0	0	1	
Jim Lefebvre, S (1,4) OBP: 0.332, SLG: 0.353 Dick Tracewski, R (9,4) OBP: 0.309, SLG: 0.264 		0-0 F8			1-2 K		2-3 K		3-3 K	3	0	0	0	0	2	0	
Wes Parker, S (1,3) OBP: 0.332, SLG: 0.357 			0-0 6-3			0-1 G1-3		1-0 G1-3		3	0	0	0	0	0	0	
Jeff Torborg, R (1,2) OBP: 0.290, SLG: 0.377 			2-0 G5-3			0-0 F8		0-1 F7		3	0	0	0	0	0	0	
Sandy Koufax, R (1,1) OBP: 0.236, SLG: 0.198 			0-1 G1-3			0-3 K				2	0	0	0	0	1	0	
Inning Stats	R: 0 H: 0 E: 0 LOB: 0 K: 0 S: 6	H: 0 R: 0 ER: 0 SO: 7 BB: 0 P: 7	H: 0 R: 0 ER: 0 SO: 6 BB: 0 P: 6	H: 0 R: 0 ER: 0 SO: 7 BB: 0 P: 7	H: 0 R: 1 ER: 0 SO: 16 BB: 1 P: 16	H: 0 R: 0 ER: 0 SO: 5 BB: 0 P: 5	H: 1 R: 0 ER: 0 SO: 15 BB: 0 P: 15	H: 0 R: 0 ER: 0 SO: 10 BB: 0 P: 10	1B: 0 2B: 1 3B: 0 HR: 0	SF: 0 SAC: 1 DP: 0 HBP: 0	WP: 0 PA: 26 PB: 0 SB: 1 CS: 0						
PITCHER Bob Hendley, L (1,1) ERA: 7.0	IP: 8.0 WLS: L BF: 26 H: 1 R: 1 ER: 0 SO: 3 BB: 1 IBB: 0 HBP: 0 BLK: 0 WP: 0 HR: 0 S: 50 P: 76 ERA: 0.00 WHIP: 0.250																

Chicago Cubs @ Los Angeles Dodgers
Dodger Stadium, Los Angeles, CA
Thu Sep 09 1965, 7:05 PM PDT
Att: 29,139 - Unknown

AB	24
R	1
H	1
RBI	0
BB	1
SO	3
LOB	1



Batter	1	2	3	4	5	6	7	8	9	AB	R	H	RBI	BB	SO	LOB	TOP					
Don Landrum, L (1,8) OBP: 0.304, SLG: 0.341	0-0 6-3			0-0 4-3		0-0 F8	1-0 HBP		0-0 F7	3	0	0	0	0	0	0	Chicago Cubs @ San Francisco Giants Candlestick Park, San Francisco, CA Sat Sep 11 1965, 6:33 AM EDT Att: 21,217 - Unknown AB 35 R 4 H 8 RBI 4 BB 1 SO 7 LOB 13 					
Joey Amalfitano, R (7,PH) OBP: 0.368, SLG: 0.323										0	0	0	0	0	0							
Lindy McDaniel, R (7,1)										0	0	0	0	0	0							
George Altman, L (9,PH) OBP: 0.307, SLG: 0.348										1	0	0	0	0	0							
Glenn Beckert, R (1,4) OBP: 0.284, SLG: 0.289	0-0 5-3			0-0 2B		0-0 HR			0-0 F4	4	2	2	0	0	0	3						
Billy Williams, L (1,9) OBP: 0.369, SLG: 0.544	0-0 F4			0-0 1B		4-0 HR			0-0 WP	3	1	2	1	1	0	0						
Ron Santo, R (1,5) OBP: 0.379, SLG: 0.504		0-0 F8		0-0 5-3		0-0 HR			0-0 WP	4	1	2	3	0	0	1						
14 Ernie Banks, R (1,3) OBP: 0.330, SLG: 0.448		0-0 F7		0-0 F4		0-0 HR			0-3 K	4	0	0	0	0	1	3						
Doug Clemens, L (1,7) OBP: 0.310, SLG: 0.300		0-0 4-3							0-0 5-3	2	0	0	0	0	1	0						
Don Young, R (7,PH) OBP: 0.222, SLG: 0.556					0-3 K				0-0 HBP	2	0	1	0	0	0	2						
Jimmy Stewart, S (1,6) OBP: 0.309, SLG: 0.295			0-0 F4		0-0 6-3				0-3 K	4	0	0	0	0	2	3						
Vic Roznovsky, L (1,2) OBP: 0.301, SLG: 0.317			0-0 L3		0-0 1-3				0-3 K	2	0	0	0	0	0	0						
Chris Krug, R (7,PH) OBP: 0.274, SLG: 0.348									0-3 K	2	0	0	0	0	2	1						
Bill Faul, R (11,1) Harvey Kufner, S (6,PH) Billy Hoelt, L (6,1) John Boccia, R (7,PH) Chuck Hartenstein, R (7,PH) Byron Browne, R (7,7) Ed Bailey, L (9,PH)			0-3 K						0-0 F8	1	0	0	0	0	1	0						
									1-2 HBP	1	0	0	0	0	0	0						
									0-0 4-3	2	1	0	0	0	0	0						
Inning Stats	R: 0 E: 0 K: 0 S: 3	H: 0 LOB: 0 BB: 0 P: 3	R: 0 E: 0 K: 0 S: 3	H: 0 LOB: 0 BB: 0 P: 3	R: 0 E: 0 K: 1 S: 5	H: 0 LOB: 0 BB: 0 P: 5	R: 1 E: 0 K: 0 S: 5	H: 2 LOB: 1 BB: 0 P: 5	R: 0 E: 0 K: 1 S: 5	H: 0 LOB: 0 BB: 0 P: 5	R: 3 E: 0 K: 0 S: 5	H: 2 LOB: 0 BB: 1 P: 9	R: 0 E: 0 K: 2 S: 9	H: 2 LOB: 2 BB: 0 P: 10	R: 0 E: 0 K: 2 S: 9	H: 2 LOB: 2 BB: 0 P: 9	R: 0 E: 0 K: 1 S: 5	H: 0 LOB: 0 BB: 0 P: 5	1B: 5 2B: 1 3B: 1 HR: 1	SF: 0 SAC: 0 DP: 0 HBP: 1	WP: 1 PB: 0 SB: 0 CS: 0	PA: 37
PITCHER	IP WLS BF H R ER SO BB IBB HBP BLK WP HR S P ERA WHIP																					
Bob Shaw, R (1,1) ERA: 2.51	6.0 W 23 4 4 4 2 1 0 0 0 0 0 1 26 30 6.00 0.833																					
Masanori Murakami, L (7,1) ERA: 3.82	1.0 8 4 0 0 2 0 0 0 1 0 0 0 0 11 12 0.00 4.000																					
Gaylord Perry, R (8,1) ERA: 4.0	2.0 S 6 0 0 0 3 0 0 0 0 0 1 0 0 12 12 0.00 0.000																					

Batter	1	2	3	4	5	6	7	8	9	AB	R	H	RBI	BB	SO	LOB	BOTTOM					
Dick Schofield, S (1,6) OBP: 0.292, SLG: 0.268	0-0 1-3		0-0 G3		0-0 6-3		0-3 K			4	0	0	0	0	1	1	Chicago Cubs @ San Francisco Giants Candlestick Park, San Francisco, CA Sat Sep 11 1965, 6:33 AM EDT Att: 21,217 - Unknown AB 31 R 6 H 9 RBI 4 BB 2 SO 4 LOB 8 					
Jesus Alou, R (1,9) OBP: 0.333, SLG: 0.424	4-0 HR		0-0 F8		0-0 6-3		0-0 F8			2	1	0	0	1	0	0						
Ken Henderson, S (6,9) OBP: 0.276, SLG: 0.239	1B HR									1	0	0	0	0	0	1						
Willie Mays, R (1,8) OBP: 0.395, SLG: 0.652	0-0 HR		0-0 F9		0-0 2B		0-0 1B		0-0 F3	4	2	2	0	0	0	0						
Willie McCovey, L (1,3) OBP: 0.389, SLG: 0.559	0-0 HR			0-0 E		0-0 F9		0-0 F5	4	2	2	3	0	0	1							
Jim Ray Hart, R (1,5) OBP: 0.342, SLG: 0.481	0-0 F8			0-0 E1		0-0 1B		0-0 1B	4	1	3	1	0	0	0	0						
Len Gabrielson, L (1,7) OBP: 0.370, SLG: 0.434			0-0 G3		0-0 G3		0-0 5-3		0-0 4-3	2	0	1	0	0	0	0						
Orlando Cepeda, R (6,PH) OBP: 0.214, SLG: 0.167				0-0 E		0-0 K				1	0	0	0	0	0	1						
Masanori Murakami, L (7,1) OBP: 0.091, SLG: 0.091				0-0 1B		0-0 K				1	0	0	0	0	0	1						
Gaylord Perry, R (8,1) OBP: 0.182, SLG: 0.143					0-0 K					1	0	0	0	0	0	1						
Tom Haller, L (1,2) OBP: 0.330, SLG: 0.375		0-3 K		0-0 K		0-3 K				2	0	0	0	1	2	1						
Hal Lanier, R (1,4) OBP: 0.265, SLG: 0.295		0-0 F3		0-0 L4-3				0-0 FC1-6	3	0	1	0	0	0	1							
Bob Shaw, R (1,1) OBP: 0.114, SLG: 0.101		0-3 K				0-0 F3		0-0 FC1-6	2	0	0	0	0	1	0	0						
Ollie Brown, R (7,9)								1-2 HBP	1	0	0	0	0	0	1							
Inning Stats	R: 3 E: 0 K: 0 S: 5	H: 3 LOB: 1 BB: 1 P: 9	R: 0 E: 0 K: 2 S: 7	H: 0 LOB: 0 BB: 0 P: 7	R: 0 E: 0 K: 0 S: 3	H: 0 LOB: 0 BB: 0 P: 3	R: 2 E: 1 K: 0 S: 4	H: 2 LOB: 0 BB: 1 P: 8	R: 0 E: 0 K: 0 S: 3	H: 0 LOB: 0 BB: 0 P: 3	R: 1 E: 0 K: 1 S: 7	H: 2 LOB: 1 BB: 0 P: 7	R: 0 E: 0 K: 1 S: 6	H: 1 LOB: 1 BB: 0 P: 6	R: 0 E: 0 K: 0 S: 4	H: 1 LOB: 1 BB: 0 P: 4	R: 0 E: 0 K: 2 S: 5	H: 0 LOB: 0 BB: 0 P: 5	1B: 6 2B: 3 3B: 0 HR: 1	SF: 0 SAC: 0 DP: 1 HBP: 0	WP: 1 PB: 0 SB: 0 CS: 0	PA: 33
PITCHER	IP WLS BF H R ER SO BB IBB HBP BLK WP HR S P ERA WHIP																					
Bill Faul, R (1,1) ERA: 3.48	5.0 L 20 5 5 4 2 2 0 0 0 0 0 0 0 7 7 9.00 2.000																					
Billy Hoelt, L (6,1) ERA: 2.02	1.0 5 2 1 1 1 0 0 0 0 0 0 0 7 7 9.00 2.000																					
Lindy McDaniel, R (7,1) ERA: 2.37	2.0 8 2 0 0 1 0 0 0 0 0 0 0 10 10 0.00 1.000																					

Batter	1	2	3	4	5	6	7	8	9	AB	R	H	RBI	BB	SO	LOB	TOP																					
Don Landrum, L (1,8) OBP: 0.302, SLG: 0.339 Don Young, R (8, PH) OBP: 0.182, SLG: 0.455	F7		F6		4-3			K	F8	3	0	0	0	0	0	1	Chicago Cubs @ San Francisco Giants Candlestick Park, San Francisco, CA Sun Sep 12 1965, 6:33 AM EDT Sunny																					
Glenn Beckert, R (1,4) OBP: 0.266, SLG: 0.289	K			4-3		BB		1B	BB	3	1	1	0	1	1	0																						
Billy Williams, L (1,9) OBP: 0.372, SLG: 0.551				HR		BB	L5-3	BB	14 WP	3	1	3	1	1	0	0																						
Ron Santo, R (1,5) OBP: 0.376, SLG: 0.501	K			F2		L5-3		SF9		3	0	0	1	0	1	3																						
14 Ernie Banks, R (1,3) OBP: 0.332, SLG: 0.453		6-3		HR		BB		BB		2	1	1	1	2	0	0																						
Doug Clemens, L (1,7) Byron Browne, R (8, PH)	4-3			K		F8		F3		3	0	0	0	0	1	2																						
Ed Bailey, L (1,2) John Boccabella, R (7, PH) Chris Krug, R (7,2) OBP: 0.278, SLG: 0.352	F7					F7		K	FC6-4	2	0	0	0	0	0	0																						
Don Kessinger, S (1,6) Ron Campbell, R (9, PH)			K			F9		F6		3	0	1	0	0	1	0																						
Larry Jackson, R (1,1) Joey Amalfitano, R (7, PH) Ted Abernathy, R (7,1) Harvey Kuenn, R (9, PH) OBP: 0.340, SLG: 0.245	F8					SH1-4		F7	FC6-4	1	0	0	0	0	0	0																						
Inning Stats	R: 0 E: 0 K: 2 S: 8	H: 1 LOB: 1 P: 8	R: 0 E: 0 K: 0 S: 3	H: 0 LOB: 0 BB: 0 P: 3	R: 0 E: 0 K: 1 S: 5	H: 0 LOB: 0 BB: 0 P: 5	R: 2 E: 0 K: 1 S: 7	H: 2 LOB: 0 BB: 0 P: 7	R: 0 E: 0 K: 0 S: 4	H: 1 LOB: 1 BB: 0 P: 4	R: 0 E: 0 K: 0 S: 3	H: 0 LOB: 2 BB: 0 P: 11	R: 0 E: 0 K: 1 S: 5	H: 0 LOB: 0 BB: 0 P: 5	R: 1 E: 0 K: 1 S: 6	H: 1 LOB: 2 BB: 2 P: 14		R: 0 E: 0 K: 0 S: 4	H: 1 LOB: 1 BB: 0 P: 4	1B: 5 2B: 1 3B: 0 HR: 2	SF: 1 SAC: 1 DP: 1 HBP: 0	WP: 1 PB: 0 SB: 0 CS: 0	PA: 37															
PITCHER	IP	WLS	BF	H	R	ER	SO	BB	IBB	HBP	BLK	WP	HR	S	P	ERA	WHIP	PITCHER		IP	WLS	BF	H	R	ER	SO	BB	IBB	HBP	BLK	WP	HR	S	P	ERA	WHIP		
Bobby Bolin, R (1,1) ERA: 2.64	6.0	W	24	5	2	2	4	2	0	0	0	0	2	30	38	3.00	1.167			6.0	L	26	5	4	1	2	1	0	0	0	0	0	8	20	0.00	1.500		
Dick Estelle, L (7,1) ERA: 3.0	1.1		6	1	1	1	2	1	0	0	0	0	0	9	13	6.75	1.500			2.0		9	1	0	0	1	2	1	0	0	0	0	0	0	0	0	0	
Gaylord Perry, R (8,1) ERA: 3.99	0.1		2	0	0	0	0	1	0	0	0	0	1	0	1	5	0.00	3.000			0.1		2	0	0	0	0	0	0	0	0	0	0	0	0	0	0	0
Bill Henry, L (8,1) ERA: 2.93	1.1	S	5	1	0	0	0	0	0	0	0	0	0	5	5	0.00	0.750			1.1	S	5	1	0	0	0	0	0	0	0	0	0	0	0	0	0	0	0

AB	31
R	3
H	7
RBI	3
BB	4
SO	6
LOB	11



Batter	1	2	3	4	5	6	7	8	9	AB	R	H	RBI	BB	SO	LOB	BOTTOM																						
Dick Schofield, S (1,6) OBP: 0.292, SLG: 0.268	4-3		K			E		G4-6-3		4	1	1	0	0	1	1	Chicago Cubs @ San Francisco Giants Candlestick Park, San Francisco, CA Sun Sep 12 1965, 6:33 AM EDT Sunny																						
Jesus Alou, R (1,9) OBP: 0.333, SLG: 0.423 Ken Henderson, S (9,9) OBP: 0.276, SLG: 0.239	2-3			6-3		BB	BB	BB	BB	4	1	1	0	0	0	1																							
Willie Mays, R (1,8) OBP: 0.394, SLG: 0.649	6-3			F8		BB		1-3		4	1	1	1	0	0	1																							
Willie McCovey, L (1,3) OBP: 0.390, SLG: 0.557		G3		5-3		FC5-4		FC4-6		2	0	0	0	2	0	0																							
Jim Ray Hart, R (1,5) OBP: 0.340, SLG: 0.477	4-3			4-3		FC5-4		K		4	1	0	1	0	1	2																							
Len Gabrielson, L (1,7) OBP: 0.375, SLG: 0.439						FC6		FC4-6		4	0	3	1	0	0	1																							
Tom Haller, L (1,2) OBP: 0.332, SLG: 0.373	4-3			F7		1B		FC6-4		2	0	0	0	2	0	2																							
Hal Lanier, R (1,4) OBP: 0.263, SLG: 0.292			F3		FC6		4-3	FC6-4		4	0	0	0	0	0	5																							
Bobby Bolin, R (1,1) OBP: 0.209, SLG: 0.244 Matty Alou, L (6, PH) OBP: 0.281, SLG: 0.307 Dick Estelle, S (7,1) Gaylord Perry, R (8,1) OBP: 0.182, SLG: 0.143 Bill Henry, L (8,1) OBP: 0.200, SLG: 0.200	K					4-3		BB		1	0	0	0	0	1	0																							
Inning Stats	R: 0 E: 0 K: 0 S: 3	H: 0 LOB: 0 P: 3	R: 0 E: 0 K: 0 S: 4	H: 1 LOB: 1 BB: 0 P: 4	R: 0 E: 0 K: 2 S: 7	H: 0 LOB: 0 BB: 0 P: 7	R: 0 E: 0 K: 0 S: 3	H: 0 LOB: 0 BB: 0 P: 3	R: 0 E: 0 K: 0 S: 4	H: 1 LOB: 1 BB: 0 P: 4	R: 4 E: 2 K: 0 S: 7	H: 3 LOB: 2 BB: 2 P: 15	R: 0 E: 0 K: 0 S: 3	H: 1 LOB: 1 BB: 1 P: 7	R: 0 E: 0 K: 1 S: 5	H: 0 LOB: 2 BB: 2 P: 13		1B: 6 2B: 0 3B: 0 HR: 0	SF: 0 SAC: 0 DP: 1 HBP: 0	WP: 0 PB: 0 SB: 1 CS: 0	PA: 35																		
PITCHER	IP	WLS	BF	H	R	ER	SO	BB	IBB	HBP	BLK	WP	HR	S	P	ERA	WHIP	PITCHER		IP	WLS	BF	H	R	ER	SO	BB	IBB	HBP	BLK	WP	HR	S	P	ERA	WHIP			
Larry Jackson, R (1,1) ERA: 3.88	6.0	L	26	5	4	1	2	1	0	0	0	0	0	8	20	0.00	1.500			6.0	L	26	5	4	1	2	1	0	0	0	0	0	0	0	0	0	0		
Ted Abernathy, R (7,1) ERA: 2.27	2.0		9	1	0	0	1	2	1	0	0	0	0	8	20	0.00	1.500			2.0		9	1	0	0	1	2	1	0	0	0	0	0	0	0	0	0	0	0



Batter	1	2	3	4	5	6	7	8	9	AB	R	H	RBI	BB	SO	LOB	TOP			
Don Young, R OBP: 0.133, SLG: 0.333 Ted Abernathy, R OBP: 0.188, SLG: 0.133	F9		5-3		FC5			6-3		4	0	0	0	0	0	3				
Glenn Beckert, R OBP: 0.284, SLG: 0.287	F2		F8				6-3	F8		4	0	0	0	0	0	1				
Billy Williams, L OBP: 0.372, SLG: 0.549	FC4-6 1B			4-3			1-4-3	F5		4	0	1	0	0	0	1				
Ron Santo, R OBP: 0.376, SLG: 0.499	FC4-6			F4					6-3	4	0	1	0	0	0	1				
John Boccabella, R OBP: 0.500, SLG: 1.500				F5				F9		4	2	2	2	0	0	1				
Byron Browne, R OBP: 0.273, SLG: 0.273 Ron Campbell, R OBP: 0.171, SLG: 0.171 Lindy McDaniel, R OBP: 0.302, SLG: 0.302 Don Landrum, L OBP: 0.332, SLG: 0.452	K				5-3			5-3		2	0	0	0	0	1	0				
Chris Krug, R OBP: 0.278, SLG: 0.345	K				6-3			F7		3	0	0	0	1	1	0				
Jimmy Stewart, S OBP: 0.312, SLG: 0.298	K				FC5 BB 1B			K		4	0	2	0	0	2	0				
Bob Buhl, R OBP: 0.100, SLG: 0.060 Harvey Kuenn, R OBP: 0.345, SLG: 0.255			F8						F8	1	0	0	0	0	0	0				
Inning Stats	R: 0 E: 0 K: 0 S: 4	H: 1 LOB: 1 BB: 0 P: 4	R: 1 E: 0 K: 3 S: 10	H: 1 LOB: 0 BB: 0 P: 10	R: 0 E: 0 K: 0 S: 3	H: 0 LOB: 0 BB: 0 P: 3	R: 0 E: 0 K: 0 S: 3	H: 0 LOB: 0 BB: 0 P: 3	R: 0 E: 0 K: 0 S: 4	H: 1 LOB: 2 BB: 1 P: 8	R: 0 E: 0 K: 1 S: 5	H: 0 LOB: 0 BB: 0 P: 5	R: 0 E: 0 K: 0 S: 4	H: 1 LOB: 0 BB: 0 P: 4	R: 1 E: 0 K: 0 S: 5	H: 2 LOB: 2 BB: 1 P: 9	1B: 4 2B: 1 3B: 0 HR: 2	SF: 0 SAC: 0 DP: 0 HBP: 0	WP: 0 PB: 0 SB: 0 CS: 0	PA: 36
PITCHER Warren Spahn, L ERA: 4.01	IP: 9.0 WLS: W BF: 36 H: 7 R: 2 ER: 2 SO: 4 BB: 2 IBB: 0 HBP: 0 BLK: 0 WP: 0 HR: 2 S: 42 P: 50 ERA: 2.00 WHIP: 1.000																			

Chicago Cubs @ San Francisco Giants
Candlestick Park, San Francisco, CA
Sun Sep 12 1965, 6:38 AM EDT
Att: 41,070 - Unknown

AB	34
R	2
H	7
RBI	2
BB	2
SO	4
LOB	9





Batter	1	2	3	4	5	6	7	8	9	AB	R	H	RBI	BB	SO	LOB	BOTTOM			
Dick Schofield, S OBP: 0.293, SLG: 0.269	K	1-3				5-3				5	1	2	0	0	1	2				
Jesus Alou, R OBP: 0.333, SLG: 0.425 Ken Henderson, S OBP: 0.276, SLG: 0.239	F7				F5	F7				5	1	2	2	0	0	1				
Willie Mays, R OBP: 0.392, SLG: 0.651 Matty Alou, L OBP: 0.281, SLG: 0.307	6-3				F9		1-3			5	1	1	2	0	1	2				
Willie McCovey, L OBP: 0.392, SLG: 0.555 Bob Burda, L OBP: 0.146, SLG: 0.120		WP 2B BB			F5			G3		2	2	0	0	3	0	1				
Jim Ray Hart, R OBP: 0.340, SLG: 0.476 Jim Davenport, R OBP: 0.297, SLG: 0.350	F9				F3			5-3		5	0	2	1	0	0	2				
Len Gabrielson, L OBP: 0.377, SLG: 0.438		WP 2B BB								3	1	1	0	1	1	3				
Tom Haller, L OBP: 0.333, SLG: 0.370					K					2	0	0	0	2	2	3				
Hal Lanier, R OBP: 0.265, SLG: 0.298										4	1	2	2	0	0	2				
Warren Spahn, L OBP: 0.262, SLG: 0.148	K				F6					3	1	1	1	0	1	2				
Inning Stats	R: 0 E: 0 K: 1 S: 5	H: 0 LOB: 0 BB: 0 P: 5	R: 2 E: 1 K: 1 S: 6	H: 1 LOB: 3 BB: 3 P: 18	R: 2 E: 1 K: 2 S: 9	H: 2 LOB: 2 BB: 2 P: 17	R: 0 E: 0 K: 0 S: 4	H: 1 LOB: 1 BB: 0 P: 4	R: 0 E: 0 K: 1 S: 6	H: 1 LOB: 1 BB: 0 P: 6	R: 1 E: 1 K: 0 S: 4	H: 0 LOB: 0 BB: 0 P: 4	R: 0 E: 0 K: 1 S: 6	H: 1 LOB: 2 BB: 1 P: 10	R: 4 E: 0 K: 0 S: 7	H: 4 LOB: 1 BB: 0 P: 7	1B: 7 2B: 3 3B: 0 HR: 1	SF: 1 SAC: 0 DP: 0 HBP: 0	WP: 1 PB: 0 SB: 0 CS: 0	PA: 41
PITCHER	IP: 4.0 WLS: L BF: 21 H: 4 R: 4 ER: 3 SO: 4 BB: 4 IBB: 0 HBP: 0 BLK: 0 WP: 0 HR: 0 S: 24 P: 44 ERA: 6.75 WHIP: 2.000																			

Chicago Cubs @ San Francisco Giants
Candlestick Park, San Francisco, CA
Sun Sep 12 1965, 6:38 AM EDT
Att: 41,070 - Unknown

AB	34
R	9
H	11
RBI	8
BB	6
SO	6
LOB	18



Batter	1	2	3	4	5	6	7	8	9	AB	R	H	RBI	BB	SO	LOB	TOP			
Maury Wills, S OBP: 0.332, SLG: 0.329	5-3		F9			SH1-4 1B		F8 1B		4	0	2	0	0	0	1	Los Angeles Dodgers @ Chicago Cubs Wrigley Field, Chicago, IL Tue Sep 14 1965, 3:33 AM CDT Att: 6,220 - Unknown AB 28 R 1 H 4 RBI 1 BB 3 SO 7 LOB 11 			
Jim Gilliam, S OBP: 0.370, SLG: 0.381	P5			FC5 HBP BB		SH1-4		F8 1-2		2	0	0	0	1	0	1				
Willie Davis, L OBP: 0.274, SLG: 0.354	G3			F2		F2		K		4	0	0	0	0	1	2				
Lou Johnson, R OBP: 0.312, SLG: 0.395		F7			1-2 HBP	F2			K2-3	3	0	0	0	0	1	1				
Jim Lefebvre, S OBP: 0.332, SLG: 0.352		K						F9		4	0	0	0	0	3	2				
Al Ferrara, R OBP: 0.254, SLG: 0.279		P6			FC5 2-3f			P6		4	0	0	0	0	1	2				
Wes Parker, S OBP: 0.333, SLG: 0.357				5-3 1B		5-3				2	1	1	0	1	0	0				
Jeff Torborg, R OBP: 0.289, SLG: 0.368				5-3 1B		5-3				2	0	0	0	1	0	1				
Willie Crawford, L OBP: 0.160, SLG: 0.087				5-3		5-3				0	0	0	0	0	0	0				
John Roseboro, L OBP: 0.290, SLG: 0.323				1-2				1B BB		0	0	0	0	0	0	0				
Sandy Koufax, R OBP: 0.232, SLG: 0.194				K						2	0	0	0	0	1	1				
Don Drysdale, R OBP: 0.317, SLG: 0.522						P4				1	0	1	1	0	0	0				
Bob Miller, R (7, 1)								1-3 2-H 1B		0	0	0	0	0	0	0				
Inning Stats	R: 0 E: 0 K: 0 S: 3	H: 0 LOB: 0 BB: 0 P: 3	R: 0 E: 0 K: 1 S: 5	H: 0 LOB: 0 BB: 0 P: 5	R: 0 E: 0 K: 1 S: 6	H: 1 LOB: 1 BB: 0 P: 6	R: 0 E: 0 K: 1 S: 5	H: 0 LOB: 0 BB: 1 P: 10	R: 0 E: 0 K: 0 S: 4	H: 1 LOB: 0 BB: 0 P: 4	R: 1 E: 0 K: 2 S: 7	H: 1 LOB: 2 BB: 0 P: 15	R: 0 E: 0 K: 1 S: 5	H: 1 LOB: 0 BB: 0 P: 5	R: 0 E: 0 K: 1 S: 5	H: 0 LOB: 0 BB: 0 P: 5	1B: 4 2B: 0 3B: 0 HR: 0	SF: 0 SAC: 1 DP: 0 HBP: 1	WP: 0 PB: 0 SB: 0 CS: 0	PA: 33
PITCHER Bob Hendley, L ERA: 6.14	IP: 9.0 WLS: W BF: 33 H: 4 R: 1 ER: 1 SO: 7 BB: 3 IBB: 0 HBP: 1 BLK: 0 WP: 0 HR: 0 S: 43 P: 56 ERA: 1.00 WHIP: 0.778																			

Batter	1	2	3	4	5	6	7	8	9	AB	R	H	RBI	BB	SO	LOB	BOTTOM			
Don Young, R OBP: 0.105, SLG: 0.263	K		K			E4 FC3-6		F7		4	0	0	0	0	2	0	Los Angeles Dodgers @ Chicago Cubs Wrigley Field, Chicago, IL Tue Sep 14 1965, 3:33 AM CDT Att: 6,220 - Unknown AB 29 R 2 H 5 RBI 2 BB 1 SO 5 LOB 10 			
Glenn Beckert, R OBP: 0.286, SLG: 0.290				2B 1B		FC3-6 HR		3-1		4	1	2	0	0	0	1				
Billy Williams, L OBP: 0.371, SLG: 0.552	1-3			P4		HR		F8		4	1	1	2	0	0	2				
Ron Santo, R OBP: 0.375, SLG: 0.500	P8			1-3 2B		6-3				3	0	1	0	0	0	1				
14 Ernie Banks, R OBP: 0.330, SLG: 0.450		P7		P4		6-3				3	0	0	0	0	0	2				
Jimmy Stewart, S OBP: 0.309, SLG: 0.294		L7		F9				F7		3	0	0	0	0	0	2				
Chris Krug, R OBP: 0.273, SLG: 0.338		1-3				K		K		3	0	0	0	0	2	0				
Don Kessinger, S OBP: 0.264, SLG: 0.239				F9		B2-4 1B				2	0	1	0	1	0	0				
Bob Hendley, R (1, 1)				F9		B2-4 1B		K		3	0	0	0	0	1	2				
Inning Stats	R: 0 E: 0 K: 1 S: 6	H: 1 LOB: 1 BB: 0 P: 6	R: 0 E: 0 K: 0 S: 3	H: 0 LOB: 0 BB: 0 P: 3	R: 0 E: 0 K: 1 S: 5	H: 0 LOB: 0 BB: 0 P: 5	R: 0 E: 0 K: 0 S: 5	H: 2 LOB: 2 BB: 0 P: 5	R: 0 E: 0 K: 1 S: 5	H: 1 LOB: 0 BB: 0 P: 5	R: 2 E: 1 K: 0 S: 5	H: 1 LOB: 0 BB: 0 P: 5	R: 0 E: 0 K: 2 S: 7	H: 0 LOB: 1 BB: 1 P: 11	R: 0 E: 0 K: 0 S: 3	H: 0 LOB: 0 BB: 0 P: 3		1B: 2 2B: 3 3B: 0 HR: 1	SF: 0 SAC: 0 DP: 1 HBP: 0	WP: 0 PB: 0 SB: 0 CS: 0
PITCHER Sandy Koufax, L ERA: 2.12 Bob Miller, R ERA: 3.03	IP: 6.0 WLS: L BF: 23 H: 5 R: 2 ER: 1 SO: 3 BB: 0 IBB: 0 HBP: 0 BLK: 0 WP: 0 HR: 1 S: 29 P: 29 ERA: 1.50 WHIP: 0.833																			

Batter	1	2	3	4	5	6	7	8	9	AB	R	H	RBI	BB	SO	LOB	TOP					
Maury Wills, S OBP: 0.332, SLG: 0.331	F9	4-3			1-3		S 2B		G6-4-3 1B	5	1	2	1	0	0	0	Los Angeles Dodgers @ Chicago Cubs Wrigley Field, Chicago, IL Wed Sep 15 1965, 3:33 AM CDT Att: 1,886 - Cloudy					
Jim Gilliam, S OBP: 0.373, SLG: 0.387	F 2B		5-3			1B	2B		K	5	1	3	1	0	1	1						
Wes Parker, S OBP: 0.334, SLG: 0.358	E 2B		G3			FC5-4 1B	1-3		G6-4-3 1-2	5	1	2	0	0	2	2						
Lou Johnson, R OBP: 0.312, SLG: 0.393	E4 2B		K			F9			L1-3 1B	4	1	1	0	0	1	4						
Al Ferrara, R OBP: 0.271, SLG: 0.313					F9				L1-3	3	0	2	3	0	0	2						
Ron Fairly, L OBP: 0.360, SLG: 0.385	1-H 2-H 3-H				L6 WP	1B			1-2	1	0	0	0	0	0	1						
Jeff Torborg, R OBP: 0.283, SLG: 0.360					P3					3	0	0	0	0	0	4						
John Roseboro, L OBP: 0.292, SLG: 0.325	5-3				1-2	FC5-4	1-2		E 1B	1	1	1	0	0	0	0						
Willie Davis, L OBP: 0.272, SLG: 0.351	L4				L6				F9 E4	4	0	0	0	0	0	3						
Dick Tracewski, R OBP: 0.309, SLG: 0.265					5-3				F8 E4	3	0	1	0	0	0	0						
Jim Lefebvre, S OBP: 0.333, SLG: 0.354									1-3 2-H	1	0	1	1	0	0	0						
Don Drysdale, R ERA: 3.86					1-4-3				K	1	0	0	0	0	0	1						
Nick Wilton, L ERA: 5.7										0	0	0	0	0	0	0						
Howie Reed, R ERA: 3.21										0	0	0	0	0	0	0						
Bill Singer, R ERA: 2.79										0	0	0	0	0	0	0						
Don Kessinger, S OBP: 0.264, SLG: 0.237										0	0	0	0	0	0	0						
Dick Ellsworth, L ERA: 3.86										0	0	0	0	0	0	0						
Ted Abernathy, R ERA: 2.31										0	0	0	0	0	0	0						
Billy Hoelt, L ERA: 2.63										0	0	0	0	0	0	0						
Inning Stats	R: 3 E: 1 K: 0 S: 7	H: 3 LOB: 1 BB: 0 P: 7	R: 0 E: 0 K: 0 S: 3	H: 1 LOB: 0 BB: 3 P: 3	R: 0 E: 0 K: 1 S: 5	H: 0 LOB: 0 BB: 0 P: 5	R: 0 E: 0 K: 0 S: 3	H: 1 LOB: 0 BB: 0 P: 3	R: 0 E: 0 K: 0 S: 3	H: 0 LOB: 0 BB: 0 P: 3	R: 0 E: 0 K: 0 S: 5	H: 2 LOB: 2 BB: 0 P: 5	R: 2 E: 0 K: 0 S: 5	H: 2 LOB: 1 BB: 1 P: 9	R: 1 E: 1 K: 1 S: 8	H: 3 LOB: 2 BB: 0 P: 8	R: 0 E: 0 K: 1 S: 5	H: 1 LOB: 0 BB: 0 P: 5	1B: 10 2B: 5 3B: 0 HR: 0	SF: 0 SAC: 0 DP: 4 HBP: 0	WP: 1 PB: 0 SB: 1 CS: 0	PA: 39
PITCHER	IP	WLS	BF	H	R	ER	SO	BB	IBB	HBP	BLK	WP	HR	S	P	ERA	WHIP					
Dick Ellsworth, L	(1, 1)	6.2	W	29	9	5	4	1	1	0	0	0	1	0	30	34	5.40	1.500				
Ted Abernathy, R	(7, 1)	1.0		6	3	1	0	0	0	0	0	0	0	0	6	6	0.00	3.000				
Billy Hoelt, L	(8, 1)	1.1	S	4	1	0	0	2	0	0	0	0	0	8	8	0.00	0.750					

Batter	1	2	3	4	5	6	7	8	9	AB	R	H	RBI	BB	SO	LOB	BOTTOM					
Don Landrum, L OBP: 0.301, SLG: 0.338	K									1	0	0	0	0	1	0	Los Angeles Dodgers @ Chicago Cubs Wrigley Field, Chicago, IL Wed Sep 15 1965, 3:33 AM CDT Att: 1,886 - Cloudy					
John Boccabella, R OBP: 0.571, SLG: 1.500		FC6-4 BB			5-3					0	0	0	1	1	0	0						
Don Young, R OBP: 0.091, SLG: 0.227										3	0	0	0	0	1	2						
Glenn Beckert, R OBP: 0.285, SLG: 0.289	6-3	FC6-4			F9				F9	5	1	1	0	0	0	3						
Billy Williams, L OBP: 0.373, SLG: 0.556					F8					3	2	1	1	2	0	1						
Ron Santo, R OBP: 0.377, SLG: 0.500	L8									4	2	2	1	1	1	1						
14 Ernie Banks, R OBP: 0.332, SLG: 0.453										5	1	3	2	0	0	2						
George Altman, L OBP: 0.307, SLG: 0.348										0	0	0	0	0	0	0						
Harvey Kuenn, R OBP: 0.352, SLG: 0.261										4	2	2	1	1	0	2						
Doug Clemens, L OBP: 0.308, SLG: 0.297										0	0	0	0	0	0	0						
Ed Bailey, L OBP: 0.372, SLG: 0.357										3	0	1	0	1	1	3						
Don Kessinger, S OBP: 0.264, SLG: 0.237										2	0	0	1	1	1	4						
Dick Ellsworth, L OBP: 0.153, SLG: 0.132										2	0	1	0	1	1	0						
Ted Abernathy, R OBP: 0.176, SLG: 0.125										1	0	0	0	0	1	0						
Billy Hoelt, L OBP: 0.273, SLG: 0.273										0	0	0	0	0	0	0						
Inning Stats	R: 0 E: 0 K: 1 S: 5	H: 0 LOB: 1 BB: 1 P: 9	R: 1 E: 0 K: 1 S: 6	H: 2 LOB: 3 BB: 3 P: 18	R: 1 E: 0 K: 0 S: 5	H: 2 LOB: 1 BB: 1 P: 9	R: 0 E: 0 K: 2 S: 7	H: 0 LOB: 0 BB: 0 P: 7	R: 3 E: 3 K: 0 S: 6	H: 2 LOB: 2 BB: 2 P: 14	R: 2 E: 0 K: 1 S: 8	H: 3 LOB: 1 BB: 1 P: 12	R: 0 E: 0 K: 1 S: 5	H: 0 LOB: 0 BB: 0 P: 5	R: 1 E: 0 K: 1 S: 6	H: 2 LOB: 0 BB: 0 P: 6	R: 0 E: 0 K: 1 S: 5	H: 1 LOB: 0 BB: 0 P: 5	1B: 9 2B: 1 3B: 0 HR: 1	SF: 1 SAC: 0 DP: 1 HBP: 0	WP: 0 PB: 0 SB: 0 CS: 1	PA: 42
PITCHER	IP	WLS	BF	H	R	ER	SO	BB	IBB	HBP	BLK	WP	HR	S	P	ERA	WHIP					
Don Drysdale, R	(1, 1)	1.0		4	1	0	0	1	2	0	0	0	0	4	12	0.00	4.500					
Nick Wilton, L	(2, 1)	0.2		4	1	0	0	1	2	0	0	0	0	4	12	0.00	4.500					
Howie Reed, R	(2, 1)	3.2	L	22	6	6	3	2	3	1	0	0	0	22	38	7.36	2.455					
Bill Singer, R	(6, 1)	0.0		2	1	0	0	0	1	0	0	0	0	1	5	∞	∞					
Ron Perranoski, L ERA: 2.79	(6, 1)	0.2		2	0	0	0	1	0	0	0	0	0	4	4	0.00	0.000					
PITCHER	IP	WLS	BF	H	R	ER	SO	BB	IBB	HBP	BLK	WP	HR	S	P	ERA	WHIP					
John Purdin, R	(7, 1)	1.0		4	2	1	1	1	0	0	0	0	0	1	6	6	9.00	2.000				
Bob Miller, R	(8, 1)	1.0		4	2	1	1	1	0	0	0	0	0	1	6	6	9.00	2.000				



Batter	1	2	3	4	5	6	7	8	9	AB	R	H	RBI	BB	SO	LOB	TOP				
Maury Wills, S OBP: 0.334, SLG: 0.332										4	1	2	0	1	0	1	Los Angeles Dodgers @ Chicago Cubs Wrigley Field, Chicago, IL Thu Sep 16 1965, 3:33 AM CDT Att: 550 - Unknown				
Jim Gilliam, S OBP: 0.374, SLG: 0.388 John Kennedy, R OBP: 0.241, SLG: 0.232										4	0	2	0	0	0	1					
Willie Davis, L OBP: 0.275, SLG: 0.353										3	0	2	2	1	0	0					
Ron Fairly, L OBP: 0.360, SLG: 0.384										4	0	1	0	0	0	6					
Lou Johnson, R OBP: 0.311, SLG: 0.394										4	0	1	0	0	1	3					
Jim Lefebvre, S OBP: 0.330, SLG: 0.351										4	0	0	0	0	0	4					
Wes Parker, S OBP: 0.335, SLG: 0.358										3	0	1	0	1	1	1					
John Roseboro, L OBP: 0.289, SLG: 0.322										4	0	0	0	0	1	3					
Claude Osteen, L OBP: 0.192, SLG: 0.146 Sandy Koufax, R OBP: 0.232, SLG: 0.194										4	1	1	0	0	2	1					
Inning Stats	R: 1 E: 0 K: 1 S: 8	H: 3 LOB: 2 BB: 0 P: 8	R: 1 E: 0 K: 1 S: 7	H: 3 LOB: 3 BB: 2 P: 15	R: 0 E: 0 K: 1 S: 5	H: 0 LOB: 0 BB: 0 P: 5	R: 0 E: 0 K: 0 S: 3	H: 0 LOB: 0 BB: 0 P: 3	R: 0 E: 0 K: 0 S: 4	H: 1 LOB: 1 BB: 0 P: 4	R: 0 E: 0 K: 1 S: 5	H: 1 LOB: 0 BB: 0 P: 5	R: 0 E: 0 K: 0 S: 4	H: 1 LOB: 1 BB: 0 P: 4	R: 0 E: 0 K: 1 S: 5	H: 0 LOB: 1 BB: 1 P: 9	1B: 9 2B: 2 3B: 0 HR: 0	SF: 0 SAC: 0 DP: 1 HBP: 0	WP: 0 PB: 1 SB: 0 CS: 2	PA: 37	
PITCHER	IP WLS BF H R ER SO BB IBB HBP BLK WP HR S P ERA WHIP	IP WLS BF H R ER SO BB IBB HBP BLK WP HR S P ERA WHIP	IP WLS BF H R ER SO BB IBB HBP BLK WP HR S P ERA WHIP	IP WLS BF H R ER SO BB IBB HBP BLK WP HR S P ERA WHIP	IP WLS BF H R ER SO BB IBB HBP BLK WP HR S P ERA WHIP	IP WLS BF H R ER SO BB IBB HBP BLK WP HR S P ERA WHIP	IP WLS BF H R ER SO BB IBB HBP BLK WP HR S P ERA WHIP	IP WLS BF H R ER SO BB IBB HBP BLK WP HR S P ERA WHIP	IP WLS BF H R ER SO BB IBB HBP BLK WP HR S P ERA WHIP	IP WLS BF H R ER SO BB IBB HBP BLK WP HR S P ERA WHIP	IP WLS BF H R ER SO BB IBB HBP BLK WP HR S P ERA WHIP	IP WLS BF H R ER SO BB IBB HBP BLK WP HR S P ERA WHIP	IP WLS BF H R ER SO BB IBB HBP BLK WP HR S P ERA WHIP	IP WLS BF H R ER SO BB IBB HBP BLK WP HR S P ERA WHIP	IP WLS BF H R ER SO BB IBB HBP BLK WP HR S P ERA WHIP	IP WLS BF H R ER SO BB IBB HBP BLK WP HR S P ERA WHIP	IP WLS BF H R ER SO BB IBB HBP BLK WP HR S P ERA WHIP	IP WLS BF H R ER SO BB IBB HBP BLK WP HR S P ERA WHIP	IP WLS BF H R ER SO BB IBB HBP BLK WP HR S P ERA WHIP	IP WLS BF H R ER SO BB IBB HBP BLK WP HR S P ERA WHIP	IP WLS BF H R ER SO BB IBB HBP BLK WP HR S P ERA WHIP

AB 34
R 2
H 10
RBI 2
BB 3
SO 5
LOB 20



Batter	1	2	3	4	5	6	7	8	9	AB	R	H	RBI	BB	SO	LOB	BOTTOM					
Don Young, R OBP: 0.077, SLG: 0.192										4	0	0	0	0	2	2	Los Angeles Dodgers @ Chicago Cubs Wrigley Field, Chicago, IL Thu Sep 16 1965, 3:33 AM CDT Att: 550 - Unknown					
Glenn Beckert, R OBP: 0.285, SLG: 0.289										4	0	1	0	0	0	1						
Billy Williams, L OBP: 0.373, SLG: 0.555										3	0	1	0	1	0	2						
Ron Santo, R OBP: 0.376, SLG: 0.498										4	0	1	0	0	0	2						
14 Ernie Banks, R OBP: 0.330, SLG: 0.450										4	0	0	0	0	0	2						
Harvey Kuenn, R OBP: 0.355, SLG: 0.262										3	0	1	0	1	0	1						
Chris Krug, R OBP: 0.266, SLG: 0.331										3	0	0	0	0	1	3						
Don Kessinger, S OBP: 0.265, SLG: 0.242										3	0	1	0	0	0	0						
Bill Faul, R OBP: 0.115, SLG: 0.083 Cal Koonce, R OBP: 0.204, SLG: 0.125 Jimmy Stewart, S OBP: 0.308, SLG: 0.293 Billy Hoelt, L OBP: 0.273, SLG: 0.273										0	0	0	0	0	0	0						
Inning Stats	R: 0 E: 0 K: 1 S: 5	H: 0 LOB: 0 BB: 0 P: 5	R: 0 E: 0 K: 0 S: 3	H: 1 LOB: 1 BB: 1 P: 7	R: 0 E: 0 K: 1 S: 7	H: 2 LOB: 2 BB: 0 P: 7	R: 0 E: 0 K: 1 S: 6	H: 0 LOB: 1 BB: 0 P: 6	R: 0 E: 0 K: 1 S: 5	H: 0 LOB: 1 BB: 1 P: 9	R: 0 E: 0 K: 0 S: 3	H: 1 LOB: 0 BB: 0 P: 3	R: 0 E: 0 K: 0 S: 3	H: 1 LOB: 0 BB: 0 P: 3	R: 0 E: 0 K: 0 S: 3	H: 0 LOB: 0 BB: 0 P: 3	R: 0 E: 0 K: 0 S: 3	H: 0 LOB: 1 BB: 1 P: 7	1B: 4 2B: 1 3B: 0 HR: 0	SF: 0 SAC: 0 DP: 3 HBP: 0	WP: 0 PB: 0 SB: 0 CS: 0	PA: 33
PITCHER	IP WLS BF H R ER SO BB IBB HBP BLK WP HR S P ERA WHIP	IP WLS BF H R ER SO BB IBB HBP BLK WP HR S P ERA WHIP	IP WLS BF H R ER SO BB IBB HBP BLK WP HR S P ERA WHIP	IP WLS BF H R ER SO BB IBB HBP BLK WP HR S P ERA WHIP	IP WLS BF H R ER SO BB IBB HBP BLK WP HR S P ERA WHIP	IP WLS BF H R ER SO BB IBB HBP BLK WP HR S P ERA WHIP	IP WLS BF H R ER SO BB IBB HBP BLK WP HR S P ERA WHIP	IP WLS BF H R ER SO BB IBB HBP BLK WP HR S P ERA WHIP	IP WLS BF H R ER SO BB IBB HBP BLK WP HR S P ERA WHIP	IP WLS BF H R ER SO BB IBB HBP BLK WP HR S P ERA WHIP	IP WLS BF H R ER SO BB IBB HBP BLK WP HR S P ERA WHIP	IP WLS BF H R ER SO BB IBB HBP BLK WP HR S P ERA WHIP	IP WLS BF H R ER SO BB IBB HBP BLK WP HR S P ERA WHIP	IP WLS BF H R ER SO BB IBB HBP BLK WP HR S P ERA WHIP	IP WLS BF H R ER SO BB IBB HBP BLK WP HR S P ERA WHIP	IP WLS BF H R ER SO BB IBB HBP BLK WP HR S P ERA WHIP	IP WLS BF H R ER SO BB IBB HBP BLK WP HR S P ERA WHIP	IP WLS BF H R ER SO BB IBB HBP BLK WP HR S P ERA WHIP	IP WLS BF H R ER SO BB IBB HBP BLK WP HR S P ERA WHIP	IP WLS BF H R ER SO BB IBB HBP BLK WP HR S P ERA WHIP	IP WLS BF H R ER SO BB IBB HBP BLK WP HR S P ERA WHIP	IP WLS BF H R ER SO BB IBB HBP BLK WP HR S P ERA WHIP



Batter	1	2	3	4	5	6	7	8	9	AB	R	H	RBI	BB	SO	LOB	TOP	
Johnny Lewis, L OBP: 0.329, SLG: 0.383 (1, 9)										4	0	2	1	1	2	0	New York Mets @ Chicago Cubs Wrigley Field, Chicago, IL Sat Sep 18 1965, 3:33 AM CDT Att: 3,930 - Cloudy - 80 F	
Ron Hunt, R OBP: 0.305, SLG: 0.305 (1, 4)										5	1	2	0	0	3			
Ed Kranepool, L OBP: 0.259, SLG: 0.389 Al Jackson, L OBP: 0.123, SLG: 0.125 Cleon Jones, R OBP: 0.151, SLG: 0.135 (1, 3)										3	0	0	0	1	0	2		
Charley Smith, R OBP: 0.277, SLG: 0.410 (1, 5)										4	0	2	0	0	1	2		
John Stephenson, L OBP: 0.269, SLG: 0.398 Joe Christopher, R OBP: 0.304, SLG: 0.336 (8, PH)										2	1	1	2	0	0	1		
Jim Hickman, R OBP: 0.279, SLG: 0.392 (8, 3)										2	0	0	0	2	1	1		
Danny Napoleon, R OBP: 0.276, SLG: 0.185 Chuck Hillier, L OBP: 0.276, SLG: 0.347 Chris Cannizzaro, R OBP: 0.266, SLG: 0.224 (8, PH)										3	0	0	0	0	0	3		
Roy McMillan, R OBP: 0.285, SLG: 0.300 Gary Kolb, L OBP: 0.216, SLG: 0.236 (9, PH)										3	1	1	0	0	0	0		
Tug McGraw, R OBP: 0.095, SLG: 0.095 Dave Eilers, R (7, 1)										3	0	0	0	0	2	1		
Gordie Richardson, R (8, 1)										0	0	0	0	0	0	0		
Ron Swoboda, R OBP: 0.292, SLG: 0.429 (9, PH)										1	0	0	0	0	0	0		
Inning Stats	R: 0 E: 0 K: 1 S: 5	H: 1 LOB: 0 BB: 0 P: 5	R: 0 E: 0 K: 0 S: 4	H: 1 LOB: 1 BB: 0 P: 4	R: 0 E: 0 K: 0 S: 4	H: 1 LOB: 2 BB: 1 P: 8	R: 0 E: 0 K: 2 S: 9	H: 2 LOB: 0 BB: 0 P: 9	R: 1 E: 1 K: 1 S: 7	H: 2 LOB: 1 BB: 0 P: 7	R: 0 E: 0 K: 0 S: 2	H: 0 LOB: 3 BB: 3 P: 14	R: 0 E: 0 K: 1 S: 5	H: 0 LOB: 1 BB: 1 P: 9	1B: 7 2B: 0 3B: 0 HR: 1	SF: 0 SAC: 1 DP: 1 HBP: 0		WP: 0 PA: 39 PB: 0 SB: 1 CS: 1
PITCHER	IP WLS BF H R ER SO BB IBB HBP BLK WP HR S P ERA WHIP																	
Larry Jackson, R ERA: 3.84 (1, 1)	7.0 W 29 8 3 2 6 1 0 0 0 0 1 40 44 2.57 1.286																	
Billy Hoelt, L ERA: 2.55 (8, 1)	0.1 3 0 0 0 0 2 0 0 0 0 0 1 9 0.00 6.000																	
Ted Abernathy, R ERA: 2.28 (8, 1)	1.2 S 6 0 0 0 1 2 0 0 0 0 0 6 14 0.00 1.200																	

AB	32
R	3
H	8
RBI	3
BB	5
SO	7
LOB	16



Batter	1	2	3	4	5	6	7	8	9	AB	R	H	RBI	BB	SO	LOB	BOTTOM	
Don Young, R OBP: 0.065, SLG: 0.167 (1, 8)										4	0	0	1	0	0	2	New York Mets @ Chicago Cubs Wrigley Field, Chicago, IL Sat Sep 18 1965, 3:33 AM CDT Att: 3,930 - Cloudy - 80 F	
Glenn Beckert, R OBP: 0.288, SLG: 0.290 (1, 4)										4	1	2	0	1	0	0		
Billy Williams, L OBP: 0.374, SLG: 0.558 (1, 9)										4	1	1	3	1	0	4		
Ron Santo, R OBP: 0.377, SLG: 0.499 (1, 5)										3	0	1	0	1	0	0		
14 Ernie Banks, R OBP: 0.330, SLG: 0.448 (1, 3)										3	0	0	0	1	0	2		
John Boccabella, R OBP: 0.364, SLG: 0.900 Billy Hoelt, L OBP: 0.273, SLG: 0.273 Ted Abernathy, R OBP: 0.176, SLG: 0.125 (1, 7)										4	0	0	0	0	0	2		
Chris Krug, R OBP: 0.279, SLG: 0.348 (1, 2)										4	1	3	0	0	0	0		
Don Kessinger, S OBP: 0.268, SLG: 0.243 (1, 6)										3	1	1	0	1	0	1		
Larry Jackson, R OBP: 0.165, SLG: 0.210 Harvey Kuenn, R OBP: 0.353, SLG: 0.260 Doug Clemens, L OBP: 0.310, SLG: 0.297 (1, 1)										2	0	0	0	0	2	3		
Inning Stats	R: 0 E: 0 K: 0 S: 3	H: 0 LOB: 2 BB: 2 P: 11	R: 0 E: 0 K: 0 S: 3	H: 0 LOB: 0 BB: 0 P: 3	R: 0 E: 0 K: 1 S: 6	H: 1 LOB: 1 BB: 0 P: 6	R: 0 E: 0 K: 1 S: 7	H: 1 LOB: 3 BB: 1 P: 11	R: 0 E: 0 K: 0 S: 3	H: 0 LOB: 0 BB: 0 P: 3	R: 4 E: 0 K: 0 S: 8	H: 5 LOB: 2 BB: 1 P: 12	R: 0 E: 0 K: 0 S: 4	H: 1 LOB: 3 BB: 2 P: 12	1B: 5 2B: 2 3B: 0 HR: 1	SF: 1 SAC: 0 DP: 0 HBP: 0		WP: 0 PA: 39 PB: 0 SB: 0 CS: 0
PITCHER	IP WLS BF H R ER SO BB IBB HBP BLK WP HR S P ERA WHIP																	
Tug McGraw, L ERA: 3.29 (1, 1)	6.2 L 30 6 4 4 2 3 0 0 0 0 0 1 31 43 5.40 1.350																	
Dave Eilers, R ERA: 4.5 (7, 1)	1.0 8 2 0 0 0 1 2 0 0 0 0 5 17 0.00 3.000																	
Gordie Richardson, L ERA: 0.94 (8, 1)	0.1 1 0 0 0 0 0 0 0 0 0 0 1 1 0.00 0.000																	



Batter	1	2	3	4	5	6	7	8	9	AB	R	H	RBI	BB	SO	LOB	TOP			
John Briggs, L OBP: 0.362, SLG: 0.393										5	2	0	0	2	3		Philadelphia Phillies @ Chicago Cubs Wrigley Field, Chicago, IL Thu Sep 23 1965, 3:38 AM CDT Att: 1,598 - Unknown			
Dick Allen, R OBP: 0.376, SLG: 0.508										5	1	1	0	0	1	4				
Johnny Callison, L OBP: 0.329, SLG: 0.520										5	2	3	2	0	1	1				
Tony Gonzalez, L OBP: 0.352, SLG: 0.470										5	1	2	1	0	0	2				
Dick Stuart, R OBP: 0.290, SLG: 0.440 Ruben Amaro, R OBP: 0.307, SLG: 0.247										3	0	0	1	0	0	1				
Tony Taylor, R OBP: 0.306, SLG: 0.331										4	1	2	1	0	1	0				
Clay Dalrymple, L OBP: 0.291, SLG: 0.292										3	0	1	0	1	1	1				
Bobby Wine, R OBP: 0.290, SLG: 0.292										4	0	1	1	0	1	2				
Chris Short, R OBP: 0.151, SLG: 0.141										2	0	0	0	0	0	1				
Inning Stats	R: 2 E: 0 K: 1 S: 7	H: 2 LOB: 0 BB: 0 P: 7	R: 1 E: 0 K: 1 S: 7	H: 2 LOB: 2 BB: 0 P: 8	R: 1 E: 0 K: 0 S: 4	H: 2 LOB: 0 BB: 0 P: 4	R: 0 E: 0 K: 0 S: 3	H: 0 LOB: 0 BB: 0 P: 3	R: 3 E: 1 K: 2 S: 11	H: 3 LOB: 1 BB: 0 P: 11	R: 0 E: 0 K: 0 S: 3	H: 0 LOB: 0 BB: 0 P: 3	R: 0 E: 0 K: 1 S: 7	H: 0 LOB: 1 BB: 0 P: 11	R: 0 E: 1 K: 1 S: 7	H: 2 LOB: 2 BB: 0 P: 7		1B: 9 2B: 2 3B: 0 HR: 1	SF: 1 SAC: 1 DP: 0 HBP: 1	WP: 1 PB: 0 SB: 1 CS: 1
PITCHER	IP WLS BF H R ER SO BB IBB HBP BLK WP HR S P ERA WHIP																			
Bill Faul, R ERA: 3.9	(1, 1) 4.0 L 20 7 6 4 2 0 0 0 1 0 1 1 23 24 9.00 1.750																			
Billy Hoelt, L ERA: 2.66	(5, 1) 1.0 5 2 1 1 2 0 0 0 0 0 0 9 9 9.00 2.000																			
Cal Koonce, R ERA: 3.66	(6, 1) 3.0 11 1 0 0 3 1 0 0 0 0 0 0 16 20 0.00 0.667																			
Bob Humphreys, R ERA: 3.25	(9, 1) 1.0 5 2 0 0 1 0 0 0 0 0 0 0 7 7 0.00 2.000																			

Batter	1	2	3	4	5	6	7	8	9	AB	R	H	RBI	BB	SO	LOB	BOTTOM					
Don Landrum, L OBP: 0.301, SLG: 0.338 Don Young, R OBP: 0.056, SLG: 0.143										1	0	0	0	0	1	0	Philadelphia Phillies @ Chicago Cubs Wrigley Field, Chicago, IL Thu Sep 23 1965, 3:38 AM CDT Att: 1,598 - Unknown					
Glenn Beckert, R OBP: 0.273, SLG: 0.296										4	0	1	0	0	0	0						
Billy Williams, L OBP: 0.377, SLG: 0.554										4	1	3	0	0	0	1						
Ron Santo, R OBP: 0.377, SLG: 0.509										3	1	0	0	1	1	2						
14 Ernie Banks, R OBP: 0.334, SLG: 0.463										3	2	2	3	0	0	0						
Harvey Kuenn, R OBP: 0.351, SLG: 0.260										4	0	1	0	0	2	1						
Chris Krug, R OBP: 0.262, SLG: 0.325										4	0	0	0	0	3	2						
Don Kessinger, S OBP: 0.264, SLG: 0.246										3	0	0	0	0	1	0						
Bill Faul, R ERA: 3.9 Billy Hoelt, L ERA: 2.66 Roberto Hernandez, R OBP: 0.273, SLG: 0.273 Cal Koonce, R ERA: 3.66 Joey Amalfitano, R OBP: 0.301, SLG: 0.338 Bob Humphreys, R ERA: 3.25	(1, 1) 9.0 W 34 7 4 3 10 1 0 0 0 1 1 53 57 3.00 0.889																					
Inning Stats	R: 0 E: 0 K: 1 S: 6	H: 1 LOB: 1 BB: 0 P: 6	R: 1 E: 0 K: 1 S: 6	H: 1 LOB: 0 BB: 0 P: 6	R: 0 E: 0 K: 2 S: 7	H: 0 LOB: 0 BB: 0 P: 7	R: 1 E: 0 K: 2 S: 8	H: 1 LOB: 1 BB: 1 P: 12	R: 0 E: 0 K: 0 S: 3	H: 0 LOB: 0 BB: 0 P: 3	R: 0 E: 0 K: 1 S: 5	H: 1 LOB: 0 BB: 0 P: 5	R: 0 E: 0 K: 1 S: 5	H: 0 LOB: 0 BB: 0 P: 5	R: 0 E: 0 K: 1 S: 5	H: 0 LOB: 0 BB: 0 P: 5		R: 2 E: 0 K: 1 S: 8	H: 3 LOB: 1 BB: 0 P: 8	1B: 5 2B: 0 3B: 1 HR: 1	SF: 1 SAC: 0 DP: 1 HBP: 0	WP: 1 PB: 2 SB: 0 CS: 0
PITCHER	IP WLS BF H R ER SO BB IBB HBP BLK WP HR S P ERA WHIP																					
Chris Short, L ERA: 3.01	(1, 1) 9.0 W 34 7 4 3 10 1 0 0 0 1 1 53 57 3.00 0.889																					

AB	37
R	7
H	12
RBI	6
BB	1
SO	8
LOB	17




AB	32
R	4
H	7
RBI	3
BB	1
SO	10
LOB	6



Batter	1	2	3	4	5	6	7	8	9	AB	R	H	RBI	BB	SO	LOB	TOP										
Bob Bailey, R OBP: 0.331, SLG: 0.364 Joe Gibbon, R OBP: 0.179, SLG: 0.115 Roy Face, R (8, PH) Jerry Lynch, L OBP: 0.328, SLG: 0.413	0-0 6-3		0-0 5-3		0-0 5-3		0-0 SH1-4		0-0 G6-3	3	0	0	0	0	0	0											
Manny Mota, R OBP: 0.329, SLG: 0.384 Bill Virdon, L OBP: 0.328, SLG: 0.378	0-0 L8		0-0 E5		0-0 F8		0-0 FC6-5-4		0-3 K	3	0	1	0	0	0	0											
Roberto Clemente, R OBP: 0.383, SLG: 0.470	0-0 6-3		0-0 6-3		0-0 1-3		0-0 2B			4	0	1	0	0	0	1											
Donn Clendenon, R OBP: 0.352, SLG: 0.475		0-0 6-3		0-0 F9		0-0 6-3		0-0 1-3		4	0	0	0	0	0	2											
Bill Mazerowski, R OBP: 0.297, SLG: 0.352		HR		2B 3B		5-3 1B		5-3		4	2	3	1	0	0	0											
Andre Rodgers, R OBP: 0.348, SLG: 0.388		2B		FC5 2B		5-3 1-2		FC 1B		4	0	3	1	0	0	1											
Jim Pagliaroni, R OBP: 0.416 George Spriggs, L OBP: 0.500, SLG: 0.500 Jerry May, R OBP: 0.500, SLG: 0.500	0-0 6-3		0-0 F5		0-0 6-3		0-0 6-3		FC S	4	0	0	0	0	0	4	AB 35										
Gene Alley, R OBP: 0.304, SLG: 0.349	0-0 F9		0-0 BB		0-0 SH1-4 1B		0-0 F7			0	0	0	0	0	0	0	R 3										
Bob Veale, S OBP: 0.117, SLG: 0.088 Al McBean, R OBP: 0.250, SLG: 0.259 Willie Stargell, L OBP: 0.326, SLG: 0.503			0-0 L5		0-0 FC5		0-0 SH1-4 1B		0-0 G6-3 BB	3	1	1	0	1	0	2	H 10										
Inning Stats	R: 0 E: 0 K: 0 S: 3	H: 0 LOB: 0 BB: 0 P: 3	R: 1 E: 0 K: 0 S: 5	H: 2 LOB: 1 BB: 0 P: 5	R: 0 E: 1 K: 0 S: 4	H: 1 LOB: 1 BB: 0 P: 4	R: 1 E: 0 K: 0 S: 5	H: 2 LOB: 2 BB: 1 P: 9	R: 0 E: 0 K: 0 S: 3	H: 0 LOB: 0 BB: 0 P: 3	R: 0 E: 0 K: 0 S: 4	H: 1 LOB: 1 BB: 0 P: 4	R: 1 E: 0 K: 0 S: 6	H: 3 LOB: 2 BB: 0 P: 6	R: 0 E: 0 K: 0 S: 4	H: 1 LOB: 2 BB: 1 P: 4	R: 0 E: 0 K: 1 S: 4	H: 0 LOB: 0 BB: 1 P: 8	1B: 5 2B: 3 3B: 1 HR: 1	SF: 0 SAC: 1 DP: 1 HBP: 0	WP: 0 PB: 0 SB: 1 CS: 0	PA: 38					
PITCHER	IP	WLS	BF	H	R	ER	SO	BB	IBB	HBP	BLK	WP	HR	S	P	ERA	WHIP										
Bob Hendley, L ERA: 6.21	6.0	W	25	6	2	2	0	1	0	0	0	0	1	24	28	3.00	1.167										
Lindy McDaniel, R ERA: 2.53	0.2		5	3	1	1	0	0	0	0	0	0	0	5	5	13.50	4.500										
Ted Abernathy, R ERA: 2.26	2.1	S	8	1	0	0	1	1	0	0	0	0	0	9	13	0.00	0.857										

Pittsburgh Pirates @ Chicago Cubs
Wrigley Field, Chicago, IL
Sat Sep 25 1965, 3:33 AM CDT
Att: 2,903 - Unknown


AB 35
R 3
H 10
RBI 3
BB 2
SO 1
LOB 14



Batter	1	2	3	4	5	6	7	8	9	AB	R	H	RBI	BB	SO	LOB	BOTTOM										
Don Landrum, L OBP: 0.299, SLG: 0.335	0-3 K		0-0 L5-3		0-0 SH1-4		0-3 K			3	0	0	0	0	2	0											
Glenn Beckert, R OBP: 0.276, SLG: 0.298	4-0 BB		0-0 6-3		0-0 1B 2B		0-0 E 14 SF		0-0 1B	3	2	2	1	1	0	0											
Billy Williams, L OBP: 0.376, SLG: 0.552	0-0 4-3		0-3 K		0-0 2B SF9		0-0 E7		0-0 1B	4	2	1	1	0	1	2											
Ron Santo, R OBP: 0.378, SLG: 0.510	0-3 K		0-3 K		0-0 SF9		4-0 1B		4-0 IBB	3	0	1	1	1	2	1											
14 Ernie Banks, R OBP: 0.334, SLG: 0.462		0-0 F2		0-0 4-3		4-0 IBB		0-0 SF		2	0	0	1	1	0	0											
Haney Kuenn, R OBP: 0.348, SLG: 0.257 Doug Clemens, L OBP: 0.309, SLG: 0.298		0-0 4-3		0-0 4-3		0-0 SF9		0-0 F7		2	0	0	0	0	0	0											
Chris Krug, R OBP: 0.367, SLG: 0.320 Lindy McDaniel, R OBP: 0.211, SLG: 0.167		0-3 K		0-0 F5		0-0 F4		0-0 1B		3	0	0	0	0	1	2	AB 27										
Don Kessinger, S OBP: 0.264, SLG: 0.244			0-0 5-3		4-0 SH1-4 1B		0-0 4-3		0-0 6-3	3	1	0	0	1	0	2	R 6										
Bob Hendley, R OBP: 0.211, SLG: 0.167			0-3 K		4-0 1B SH1-4		0-0 1-3			1	0	0	0	0	1	0	H 5										
Inning Stats	R: 0 E: 0 K: 2 S: 7	H: 0 LOB: 1 BB: 1 P: 11	R: 0 E: 0 K: 1 S: 5	H: 0 LOB: 0 BB: 0 P: 5	R: 0 E: 0 K: 2 S: 7	H: 0 LOB: 0 BB: 0 P: 7	R: 0 E: 0 K: 0 S: 3	H: 0 LOB: 0 BB: 0 P: 3	R: 4 E: 0 K: 0 S: 6	H: 3 LOB: 3 BB: 3 P: 18	R: 0 E: 0 K: 1 S: 5	H: 0 LOB: 0 BB: 0 P: 5	R: 2 E: 1 K: 0 S: 6	H: 2 LOB: 2 BB: 1 P: 10	1B: 4 2B: 1 3B: 0 HR: 0	SF: 2 SAC: 1 DP: 0 HBP: 0	WP: 0 PB: 0 SB: 0 CS: 0	PA: 35									
PITCHER	IP	WLS	BF	H	R	ER	SO	BB	IBB	HBP	BLK	WP	HR	S	P	ERA	WHIP										
Bob Veale, L ERA: 2.9	5.1	L	21	2	4	4	6	3	0	0	0	0	0	30	42	6.75	0.938										
Al McBean, R ERA: 2.35	0.2		4	1	0	0	0	0	1	0	0	0	0	3	7	0.00	1.500										
Joe Gibbon, L ERA: 4.51	1.0		6	1	2	0	1	0	1	0	0	0	0	7	11	0.00	1.000										
Roy Face, R ERA: 2.93	1.0		4	1	0	0	0	0	0	0	0	0	0	4	4	0.00	1.000										

Pittsburgh Pirates @ Chicago Cubs
Wrigley Field, Chicago, IL
Sat Sep 25 1965, 3:33 AM CDT
Att: 2,903 - Unknown

AB 27
R 6
H 5
RBI 6
BB 5
SO 7
LOB 9




Batter	1	2	3	4	5	6	7	8	9	10	AB	R	H	RBI	BB	SO	LOB	TOP						
Bill Virdon, L OBP: 0.327, SLG: 0.376 (1, 8)	K		6-3		BB 1B		3-1		G3		5	0	1	0	0	1	0	Pittsburgh Pirates @ Chicago Cubs Wrigley Field, Chicago, IL Sun Sep 26 1965, 3:33 AM CDT Att: 2,097 - Unknown						
Andre Rodgers, R OBP: 0.354, SLG: 0.397 (1, 5)	2B		5-3		FC6 BB		FC5-4 1B		F5		4	0	2	0	1	0	0							
Roberto Clemente, R OBP: 0.381, SLG: 0.467 (1, 9)	F9				FC6		FC5-4 BB			2B BB	4	1	0	0	1	1	5							
Wille Stargell, L OBP: 0.329, SLG: 0.505 (1, 7)	K				F8		SH2-4 1B HR			L6-4 2B	4	1	2	1	1	1	1							
Donn Clendenon, R OBP: 0.323, SLG: 0.474 (1, 3)		G3			FC4-6 BB		SH2-4 1B HR		K	L6-4 2B	4	1	1	0	1	1	3							
Bill Mazerowski, R OBP: 0.297, SLG: 0.351 (1, 4)	F2				FC4-6		SH2-4 1B			2B 1B	4	1	1	0	0	0	1							
Jim Paolilioni, R OBP: 0.339, SLG: 0.429 (1, 2)	E8 1B				5-3		HR		F7		5	1	3	4	0	0	0							
Gene Alley, R OBP: 0.304, SLG: 0.348 (1, 6)	4-3				BB 1B		K		F8		4	0	1	0	1	1	1							
Don Cardwell, R OBP: 0.221, SLG: 0.268 Don Schwall, R (9, 1)			K		K		K		6-3	K	4	0	0	0	0	3	1							
											1	0	0	0	0	1	2							
Inning Stats	R: 0 E: 0 K: 2 S: 8	H: 1 LOB: 1 BB: 0 P: 8	R: 0 E: 1 K: 0 S: 4	H: 1 LOB: 1 BB: 0 P: 4	R: 0 E: 0 K: 1 S: 5	H: 0 LOB: 0 BB: 0 P: 5	R: 0 E: 0 K: 1 S: 5	H: 0 LOB: 1 BB: 1 P: 9	R: 0 E: 0 K: 1 S: 7	H: 2 LOB: 3 BB: 1 P: 11	R: 3 E: 0 K: 2 S: 10	H: 3 LOB: 0 BB: 0 P: 10	R: 0 E: 0 K: 1 S: 6	H: 1 LOB: 2 BB: 1 P: 10	R: 0 E: 0 K: 0 S: 3	H: 0 LOB: 0 BB: 0 P: 3	R: 0 E: 0 K: 0 S: 3	H: 0 LOB: 0 BB: 0 P: 3	R: 2 E: 0 K: 1 S: 7	H: 3 LOB: 2 BB: 2 P: 15	1B: 7 2B: 4 3B: 0 HR: 1	SF: 0 SAC: 1 DP: 1 HBP: 0	WP: 0 PB: 0 SB: 0 CS: 0	PA: 45
PITCHER	IP 6.0	WLS 27	H 7	R 3	ER 3	SO 7	BB 2	IBB 0	HBP 0	BLK 0	WP 0	HR 1	S 39	P 47	ERA 4.50	WHIP 1.500								
Cal Koonce, R ERA: 3.69 (1, 1)	6.0	27	7	3	3	7	2	0	0	0	0	1	39	47	4.50	1.500								
Bob Humphreys, R ERA: 3.15 (7, 1)	2.0	8	1	0	0	1	1	0	0	0	0	0	9	13	0.00	1.000								
Ted Abernathy, R ERA: 2.36 (9, 1)	2.0	L 10	3	2	2	1	1	1	0	0	0	0	10	18	9.00	2.000								

AB	39
R	5
H	11
RBI	5
BB	5
SO	9
LOB	14



Batter	1	2	3	4	5	6	7	8	9	10	AB	R	H	RBI	BB	SO	LOB	BOTTOM				
Don Landrum, L OBP: 0.301, SLG: 0.335 (1, 8)	F8		2-4 BB			5-3			1B 1B		3	1	1	0	1	0	0	Pittsburgh Pirates @ Chicago Cubs Wrigley Field, Chicago, IL Sun Sep 26 1965, 3:33 AM CDT Att: 2,097 - Unknown				
Glenn Beckert, R OBP: 0.276, SLG: 0.297 (1, 4)	4-3		2-4		6-3		K		BB 1B G4-6-3		4	1	1	0	0	1	0					
Billy Williams, L OBP: 0.378, SLG: 0.554 (1, 9)	1B				G6-4-3 1B		F8		14 G4-6-3 BB WP		4	1	3	1	0	0	0					
Ron Santo, R OBP: 0.379, SLG: 0.509 (1, 5)	5-3				G6-4-3		14 1B		14 G4-6-3 BB		3	0	1	0	1	0	2					
14 Ernie Banks, R OBP: 0.335, SLG: 0.462 (1, 3)					5-3		1B		G4-6-3		4	0	2	0	0	0	2					
Doug Clemens, L OBP: 0.306, SLG: 0.294 (1, 7)	G4-6-3				F9		K		G3		4	0	0	0	0	1	3					
Vic Roznovsky, L OBP: 0.297, SLG: 0.311 (1, 2)	F2				F9		4-3		4-3		4	0	0	0	0	0	0					
Don Kessinger, S OBP: 0.261, SLG: 0.241 Joey Amalfitano, R OBP: 0.364, SLG: 0.313 (10, PH)			F9		6-3		F4		K		3	0	0	0	0	0	0					
Cal Koonce, R OBP: 0.299, SLG: 0.122 George Altman, L OBP: 0.302, SLG: 0.464 Bob Humphreys, R OBP: 0.339, SLG: 0.288 Jimmy Stewart, S OBP: 0.271, SLG: 0.167 Ted Abernathy, R OBP: 0.305, SLG: 0.350 (10, PH)			K		F7		L5		K		1	0	0	0	0	0	0					
											1	0	0	0	0	0	1					
Inning Stats	R: 0 E: 0 K: 0 S: 4	H: 1 LOB: 1 BB: 0 P: 4	R: 0 E: 0 K: 0 S: 3	H: 1 LOB: 0 BB: 0 P: 3	R: 0 E: 0 K: 1 S: 4	H: 0 LOB: 1 BB: 1 P: 8	R: 0 E: 0 K: 0 S: 3	H: 1 LOB: 0 BB: 0 P: 3	R: 0 E: 0 K: 0 S: 3	H: 0 LOB: 0 BB: 0 P: 3	R: 0 E: 0 K: 2 S: 9	H: 2 LOB: 2 BB: 0 P: 9	R: 0 E: 0 K: 0 S: 3	H: 0 LOB: 0 BB: 0 P: 3	R: 0 E: 0 K: 0 S: 5	H: 3 LOB: 0 BB: 1 P: 9	R: 0 E: 0 K: 2 S: 7	H: 0 LOB: 0 BB: 0 P: 7	1B: 8 2B: 0 3B: 0 HR: 0	SF: 0 SAC: 0 DP: 3 HBP: 0	WP: 1 PB: 0 SB: 0 CS: 0	PA: 36
PITCHER	IP 8.0	WLS 31	H 8	R 3	ER 3	SO 3	BB 1	IBB 0	HBP 0	BLK 0	WP 0	HR 0	S 35	P 39	ERA 3.38	WHIP 1.125						
Don Cardwell, R ERA: 3.31 (1, 1)	8.0	31	8	3	3	3	1	0	0	0	0	0	35	39	3.38	1.125						
Don Schwall, R ERA: 3.0 (9, 1)	2.0	W 6	0	0	0	2	1	0	0	0	1	0	9	13	0.00	0.500						

AB	34
R	3
H	8
RBI	1
BB	2
SO	5
LOB	7



Batter	1	2	3	4	5	6	7	8	9	AB	R	H	RBI	BB	SO	LOB	TOP			
Don Landrum, L (1, 8) OBP: 0.300, SLG: 0.334	L4		4-3		F8			SH1-4 E 1B		4	1	1	0	0	0	0	Chicago Cubs @ Philadelphia Phillies Connie Mack Stadium, Philadelphia, PA Mon Sep 27 1965, 7:05 PM EDT Att: 4,390 - Unknown			
Glenn Beckert, R (1, 4) OBP: 0.276, SLG: 0.297	K		BB BB 1B		6-3			SH1-4 1-2		3	0	1	0	0	1	0				
Billy Williams, L (1, 9) OBP: 0.381, SLG: 0.554	F9		BB BB 1-2 BB		FC6-4 1B			E9 2-H 1B		3	0	2	1	1	0	0				
Ron Santo, R (1, 5) OBP: 0.380, SLG: 0.508		1B 1B	BB BB 1-2 BB		FC6-4 1-2			K		3	0	1	0	1	1	2				
14 Ernie Banks, R (1, 3) OBP: 0.333, SLG: 0.459	F7		F8		K			L4		4	0	0	0	0	1	6				
Doug Clemens, L (1, 7) OBP: 0.302, SLG: 0.290	K			K		4-3			4-3	4	0	0	0	0	2	2				
Vic Roznovsky, L (1, 2) OBP: 0.295, SLG: 0.310	1-3 1B		F9				P4		4-3	4	0	1	0	0	0	0				
Don Kessinger, S (1, 6) OBP: 0.256, SLG: 0.238	K		K				K		K	4	0	0	0	0	4	2				
Larry Jackson, R (1, 1) OBP: 0.169, SLG: 0.212			K		F8		K			3	0	0	0	0	2	0				
Inning Stats	R: 0 E: 0 K: 1 S: 5	H: 0 LOB: 0 BB: 0 P: 5	R: 0 E: 0 K: 2 S: 9	H: 2 LOB: 2 BB: 0 P: 9	R: 0 E: 0 K: 1 S: 6	H: 1 LOB: 3 BB: 2 P: 14	R: 0 E: 0 K: 2 S: 7	H: 0 LOB: 0 BB: 0 P: 7	R: 0 E: 0 K: 0 S: 3	H: 0 LOB: 0 BB: 0 P: 3	R: 0 E: 0 K: 1 S: 6	H: 1 LOB: 1 BB: 0 P: 6	R: 0 E: 0 K: 2 S: 7	H: 0 LOB: 0 BB: 0 P: 7	R: 0 E: 0 K: 1 S: 5	H: 0 LOB: 0 BB: 0 P: 5	1B: 6 2B: 0 3B: 0 HR: 0	SF: 0 SAC: 1 DP: 0 HBP: 0	WP: 0 PB: 0 SB: 0 CS: 0	PA: 35
PITCHER Jim Bunning, R (1, 1) ERA: 2.68	IP: 9.0 WLS: L BF: 35	H: 6 R: 1 ER: 1 SO: 11	BB: 2 IBB: 0 HBP: 0 BLK: 0	WP: 0 HR: 0 S: 55 P: 63	ERA: 1.00 WHIP: 0.889	PITCHER										IP: 9.0 WLS: W BF: 29	H: 4 R: 0 ER: 0 SO: 6	BB: 1 IBB: 0 HBP: 0 BLK: 0	WP: 0 HR: 0 S: 40 P: 44	ERA: 0.00 WHIP: 0.556

AB	32
R	1
H	6
RBI	1
BB	2
SO	11
LOB	12



Batter	1	2	3	4	5	6	7	8	9	AB	R	H	RBI	BB	SO	LOB	BOTTOM			
John Briggs, L (1, 8) OBP: 0.351, SLG: 0.376	SH3-4 1B		K			G3			K	4	0	1	0	0	2	1	Chicago Cubs @ Philadelphia Phillies Connie Mack Stadium, Philadelphia, PA Mon Sep 27 1965, 7:05 PM EDT Att: 4,390 - Unknown			
Cookie Rojas, R (1, 4) OBP: 0.350, SLG: 0.376	SH3-4 1-2		4-3			6-3			F8	3	0	0	0	0	0	1				
Johnny Callison, L (1, 9) OBP: 0.328, SLG: 0.518	F7			G6-4-3 1B		6-3				3	0	1	0	0	0	1				
Tony Gonzalez, L (1, 7) OBP: 0.349, SLG: 0.466	1-3			G6-4-3 1-2		G3				3	0	0	0	0	0	2				
Dick Stuart, R (1, 3) OBP: 0.293, SLG: 0.443		K		6-3						3	0	0	0	0	2	0				
Tony Taylor, R (1, 5) OBP: 0.307, SLG: 0.326		5-3			E3 5-3-5			L4-3 1B		3	0	1	0	0	0	0				
Clay Dalrymple, L (1, 2) OBP: 0.293, SLG: 0.302		BB			F9			K		2	0	0	0	1	1	2				
Bobby Wine, R (1, 6) OBP: 0.289, SLG: 0.297 Wes Covington, L (9, PH) OBP: 0.687, SLG: 0.491 Ruben Amaro, R (9, 6) OBP: 0.313, SLG: 0.251		1-3			5-3-5			L4-3 1-2		2	0	0	0	0	0	2				
Jim Bunning, R (1, 1) OBP: 0.218, SLG: 0.257 Bill Sorrell, L (9, PH) OBP: 0.687, SLG: 0.600 Adolfo Phillips, R (9, PR) OBP: 0.282, SLG: 0.329			4-3			K			CS 1B	2	0	0	0	0	1	0				
Inning Stats	R: 0 E: 0 K: 0 S: 4	H: 1 LOB: 1 BB: 0 P: 4	R: 0 E: 0 K: 1 S: 5	H: 0 LOB: 1 BB: 1 P: 9	R: 0 E: 0 K: 1 S: 5	H: 0 LOB: 0 BB: 0 P: 5	R: 0 E: 0 K: 0 S: 3	H: 1 LOB: 0 BB: 0 P: 3	R: 0 E: 0 K: 0 S: 3	H: 0 LOB: 0 BB: 0 P: 3	R: 0 E: 0 K: 1 S: 5	H: 0 LOB: 0 BB: 0 P: 5	R: 0 E: 0 K: 1 S: 5	H: 0 LOB: 0 BB: 0 P: 5	R: 0 E: 0 K: 1 S: 5	H: 1 LOB: 1 BB: 0 P: 5	1B: 4 2B: 2 3B: 0 HR: 0	SF: 0 SAC: 1 DP: 3 HBP: 0	WP: 0 PB: 0 SB: 0 CS: 1	PA: 29
PITCHER Larry Jackson, R (1, 1) ERA: 3.92	IP: 9.0 WLS: W BF: 29	H: 4 R: 0 ER: 0 SO: 6	BB: 1 IBB: 0 HBP: 0 BLK: 0	WP: 0 HR: 0 S: 40 P: 44	ERA: 0.00 WHIP: 0.556	PITCHER										IP: 9.0 WLS: W BF: 29	H: 4 R: 0 ER: 0 SO: 6	BB: 1 IBB: 0 HBP: 0 BLK: 0	WP: 0 HR: 0 S: 40 P: 44	ERA: 0.00 WHIP: 0.556

AB	27
R	0
H	4
RBI	0
BB	1
SO	6
LOB	10



Batter	1	2	3	4	5	6	7	8	9	AB	R	H	RBI	BB	SO	LOB	TOP			
Don Landrum, L (1, 8) OBP: 0.300, SLG: 0.334	4-3		FC6-4 1B		F9			SH5-4		3	0	1	0	0	0	0	Chicago Cubs @ Philadelphia Phillies Connie Mack Stadium, Philadelphia, PA Tue Sep 28 1965, 7:05 PM EDT Att: 3,928 - Unknown			
Glenn Beckert, R (1, 4) OBP: 0.276, SLG: 0.298	2B 1B		FC6-4 1-2		6-3			SF9		3	1	1	1	0	0	1				
Billy Williams, L (1, 9) OBP: 0.380, SLG: 0.554	4-3 1-H 2B		6-3		K			K		4	0	1	1	0	2	1				
Ron Santo, R (1, 5) OBP: 0.379, SLG: 0.507	4-3			6-3		F9				4	0	1	0	0	0	1				
14 Ernie Banks, R (1, 3) OBP: 0.332, SLG: 0.457	4-3			HBP		F9		FC4-6 14 1B		3	0	0	0	0	0	2				
Harvey Kuenn, R (1, 7) OBP: 0.341, SLG: 0.251		F8		L9		F8				4	0	0	0	0	0	2				
Doug Clemens, L (9, 7) OBP: 0.302, SLG: 0.290								G4-6-3		0	0	0	0	0	0	0				
Vic Roznovsky, L (1, 2) OBP: 0.296, SLG: 0.310	K			4-3				FC3-6 1B		3	0	1	0	0	1	1				
Don Kessinger, S (1, 6) OBP: 0.255, SLG: 0.236		F8			L4			FC3-6 1-2		3	0	0	0	0	0	1				
Bill Faul, R (1, 1) OBP: 0.133, SLG: 0.143			K		4-3			SH5-4 SF9 2B		3	1	1	0	0	1	0				
Inning Stats	R: 1 E: 0 K: 0 S: 5	H: 2 LOB: 1 BB: 0 P: 5	R: 0 E: 0 K: 1 S: 5	H: 0 LOB: 0 BB: 0 P: 5	R: 0 E: 0 K: 1 S: 6	H: 1 LOB: 1 BB: 0 P: 6	R: 0 E: 0 K: 0 S: 3	H: 0 LOB: 1 BB: 0 P: 4	R: 0 E: 0 K: 0 S: 3	H: 0 LOB: 0 BB: 0 P: 3	R: 0 E: 0 K: 1 S: 4	H: 1 LOB: 1 BB: 0 P: 4	R: 1 E: 0 K: 1 S: 6	H: 1 LOB: 0 BB: 0 P: 6	R: 0 E: 0 K: 0 S: 3	H: 1 LOB: 0 BB: 0 P: 3	1B: 4 2B: 2 3B: 0 HR: 0	SF: 1 SAC: 1 DP: 1 HBP: 1	WP: 0 PB: 0 SB: 0 CS: 0	PA: 33
PITCHER Chris Short, L (1, 1) ERA: 2.96	IP: 9.0 WLS: L BF: 33	H: 6 R: 2 ER: 2 SO: 4	BB: 0 IBB: 0 HBP: 1 BLK: 0	WP: 0 HR: 0 S: 40 P: 41	ERA: 2.00 WHIP: 0.667											ERA: 2.00 WHIP: 0.667				

AB	30
R	2
H	6
RBI	2
BB	0
SO	4
LOB	9



Batter	1	2	3	4	5	6	7	8	9	AB	R	H	RBI	BB	SO	LOB	BOTTOM					
John Briggs, L (1, 8) OBP: 0.354, SLG: 0.373	G5-4-3 BB		2B BB		F5		F5			2	1	0	0	2	0	1	Chicago Cubs @ Philadelphia Phillies Connie Mack Stadium, Philadelphia, PA Tue Sep 28 1965, 7:05 PM EDT Att: 3,928 - Unknown					
Cookie Rojas, R (1, 4) OBP: 0.350, SLG: 0.376	G5-4-3 1-2		4-3 1-H 2B		5-3		F8			4	0	1	1	0	0	2						
Johnny Callison, L (1, 9) OBP: 0.329, SLG: 0.517	4-0 BB		4-3 2-3 BB		P6			SH1-4 BB		2	0	0	0	2	0	1						
Dick Allen, R (1, 5) OBP: 0.376, SLG: 0.501	FC6-4 1-2		G3		P3			SH1-4 1-2		3	0	0	0	0	0	2						
Tony Gonzalez, L (1, 7) OBP: 0.348, SLG: 0.463		F8		P6		E		K		4	0	1	0	0	1	1						
Dick Stuart, R (1, 3) OBP: 0.291, SLG: 0.440		5-3		F9		E5 1-3		F9		4	0	0	0	0	0	2						
Clay Dalrymple, L (1, 2) OBP: 0.295, SLG: 0.300		4-0 BB		4-0 BB		G3				2	0	0	0	2	0	2						
Bobby Wine, R (1, 6) OBP: 0.287, SLG: 0.295		0-3 BB		0-3 BB						3	0	0	0	0	3	2						
Wes Covington, L (9, PH) OBP: 0.316, SLG: 0.489		K		K						1	0	0	0	0	0	0						
Chris Short, R (1, 1) OBP: 0.147, SLG: 0.138			K		F4					2	0	0	0	0	1	0						
Bill Sorrell, L (9, PH) OBP: 0.571, SLG: 0.500							CI			1	0	0	0	0	1	0						
Inning Stats	R: 0 E: 0 K: 0 S: 2	H: 0 LOB: 1 BB: 2 P: 10	R: 0 E: 0 K: 1 S: 5	H: 0 LOB: 1 BB: 1 P: 9	R: 1 E: 0 K: 1 S: 6	H: 1 LOB: 1 BB: 1 P: 10	R: 0 E: 0 K: 1 S: 5	H: 0 LOB: 1 BB: 1 P: 9	R: 0 E: 0 K: 0 S: 3	H: 0 LOB: 0 BB: 0 P: 3	R: 0 E: 1 K: 0 S: 5	H: 1 LOB: 2 BB: 0 P: 5	R: 0 E: 1 K: 1 S: 6	H: 0 LOB: 1 BB: 0 P: 6	R: 0 E: 0 K: 1 S: 5	H: 0 LOB: 1 BB: 1 P: 9	R: 0 E: 0 K: 1 S: 5	H: 0 LOB: 0 BB: 0 P: 5	1B: 1 2B: 1 3B: 0 HR: 0	SF: 0 SAC: 1 DP: 1 HBP: 0	WP: 0 PB: 0 SB: 0 CS: 0	PA: 36
PITCHER Bill Faul, R (1, 1) ERA: 3.61	IP: 9.0 WLS: W BF: 36	H: 2 R: 1 ER: 1 SO: 6	BB: 6 IBB: 0 HBP: 0 BLK: 0	WP: 0 HR: 0 S: 42 P: 66	ERA: 1.00 WHIP: 0.889											ERA: 1.00 WHIP: 0.889						

AB	28
R	1
H	2
RBI	1
BB	6
SO	6
LOB	13



Batter	1	2	3	4	5	6	7	8	9	AB	R	H	RBI	BB	SO	LOB	TOP																	
Don Landrum, L (1.8) OBP: 0.302, SLG: 0.333										4	1	1	0	1	0	2	Chicago Cubs @ Philadelphia Phillies Connie Mack Stadium, Philadelphia, PA Wed Sep 29 1965, 7:05 PM EDT Att: 4,609 - Unknown																	
Glenn Beckert, R (1.4) OBP: 0.277, SLG: 0.299										5	1	2	2	0	1	3																		
Billy Williams, L (1.9) OBP: 0.379, SLG: 0.557										4	1	1	2	0	0	3																		
Ron Santo, R (1.5) OBP: 0.378, SLG: 0.510										4	1	1	1	0	0	1																		
14 Ernie Banks, R (1.3) OBP: 0.332, SLG: 0.460										4	1	1	1	0	0	1																		
Doug Clemens, L (1.7) OBP: 0.302, SLG: 0.290										4	0	1	0	0	1	1																		
Vic Roznovsky, L (1.2) OBP: 0.295, SLG: 0.309										4	0	1	0	0	1	2																		
Don Kessinger, S (1.6) OBP: 0.255, SLG: 0.236										4	1	1	0	0	2	1																		
Bob Hendley, R (1.1) OBP: 0.309, SLG: 0.287										1	0	0	0	0	0	0																		
Jimmy Stewart, S (7.1) OBP: 0.277, SLG: 0.299										1	0	0	0	0	0	0																		
Ted Abernathy, R (7.1) OBP: 0.277, SLG: 0.299										0	0	0	0	0	0	0																		
George Adams, L (6.1) OBP: 0.277, SLG: 0.299										0	0	0	0	0	0	0																		
Lindy McDaniel, R (9.1) OBP: 0.277, SLG: 0.299										0	0	0	0	0	0	0																		
Billy Hoelt, L (9.1) OBP: 0.277, SLG: 0.299										0	0	0	0	0	0	0																		
Inning Stats	R: 0 E: 0 K: 1 S: 5	H: 1 LOB: 0 BB: 0 P: 5	R: 0 E: 1 K: 0 S: 4	H: 0 LOB: 1 BB: 0 P: 4	R: 2 E: 1 K: 0 S: 6	H: 2 LOB: 1 BB: 0 P: 6	R: 0 E: 0 K: 2 S: 8	H: 1 LOB: 1 BB: 0 P: 8	R: 0 E: 0 K: 1 S: 3	H: 0 LOB: 0 BB: 1 P: 7	R: 1 E: 0 K: 1 S: 6	H: 1 LOB: 0 BB: 0 P: 6	R: 0 E: 0 K: 1 S: 5	H: 0 LOB: 0 BB: 0 P: 5	R: 3 E: 0 K: 0 S: 6	H: 4 LOB: 0 BB: 0 P: 6	R: 0 E: 0 K: 0 S: 3	H: 0 LOB: 1 BB: 1 P: 7	1B: 6 2B: 1 3B: 0 HR: 3	SF: 0 SAC: 1 DP: 2 HBP: 0	WP: 0 PB: 0 SB: 1 CS: 0	PA: 38												
PITCHER	IP WLS BF H R ER SO BB IBB HBP BLK WP HR S P ERA WHIP																																	
Ray Culp, R (1.1) ERA: 3.36	7.1	32	8	6	5	5	1	0	0	0	0	0	3	41	45	6.14	1.227																	
Gary Wagner, R (8.1) ERA: 3.12	1.2	W	6	1	0	0	0	1	0	0	0	0	0	5	9	0.00	1.200																	


AB	35
R	6
H	9
RBI	6
BB	2
SO	5
LOB	14




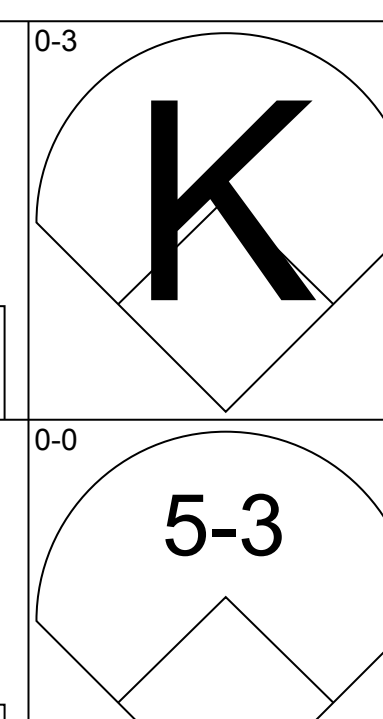
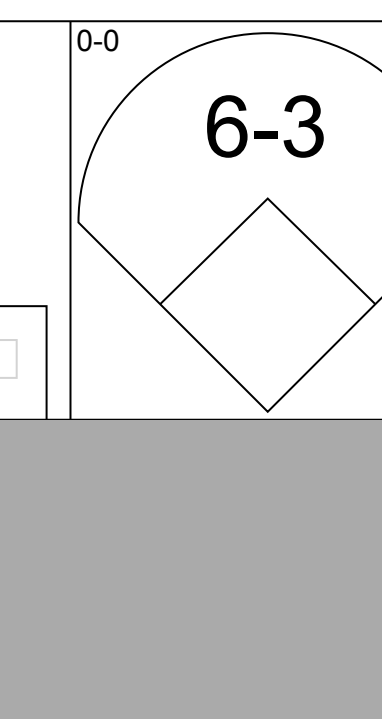
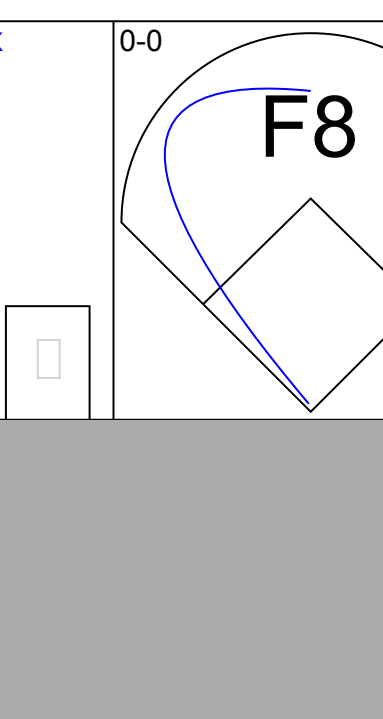
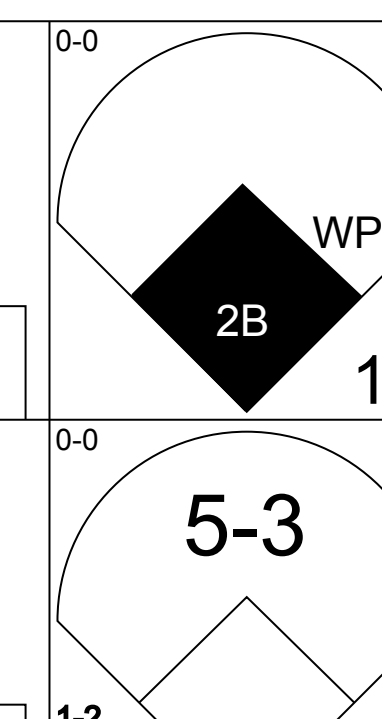
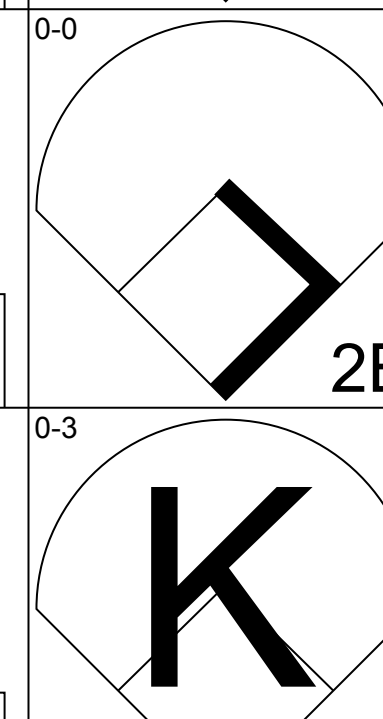
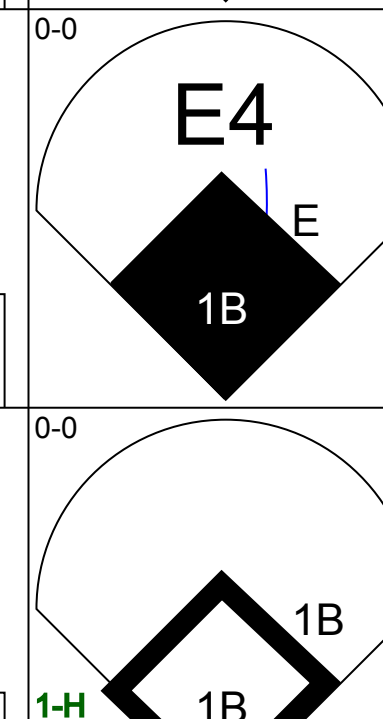
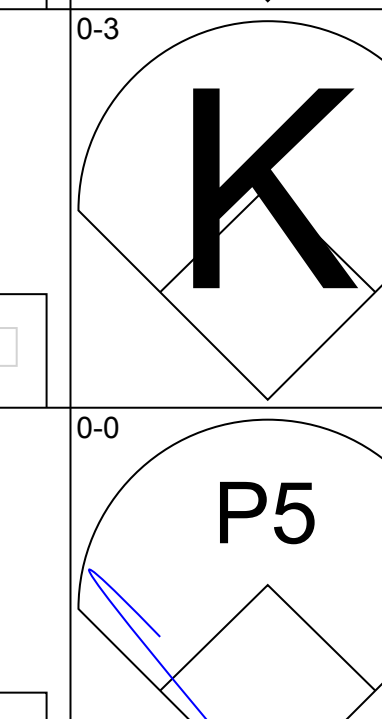
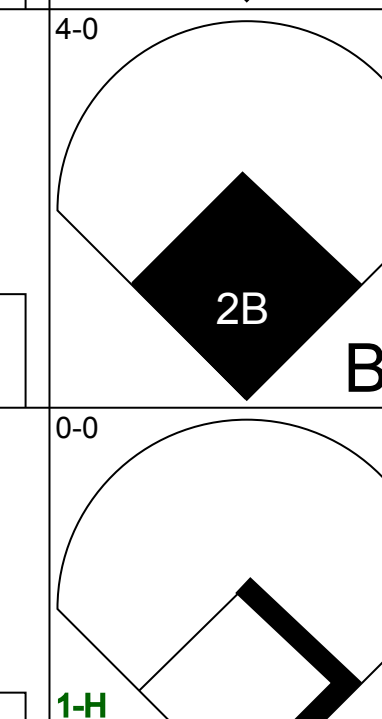

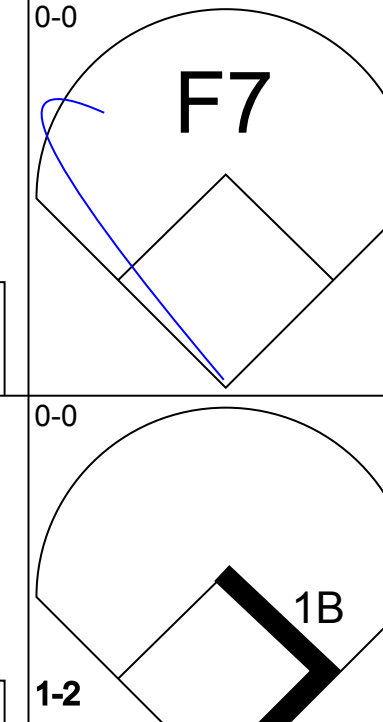
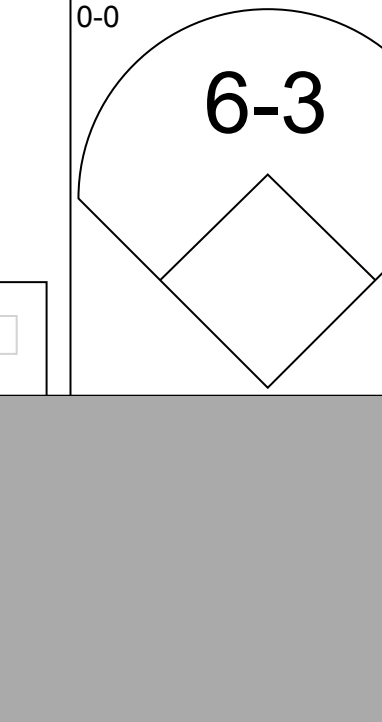
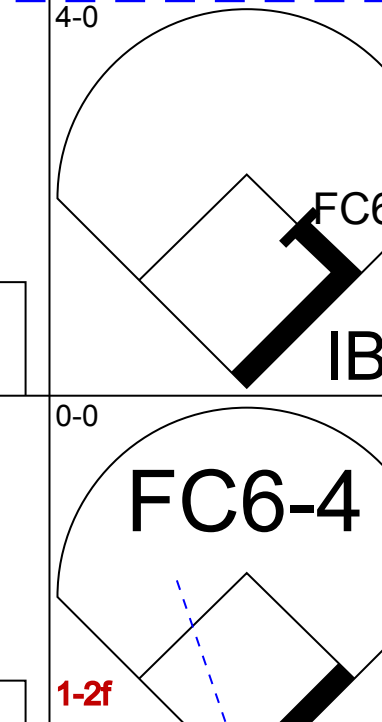

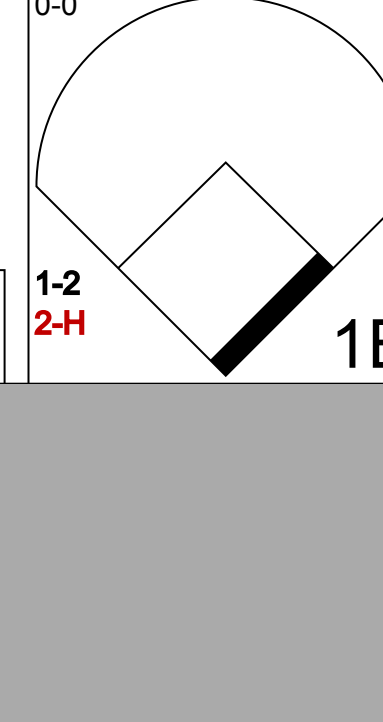


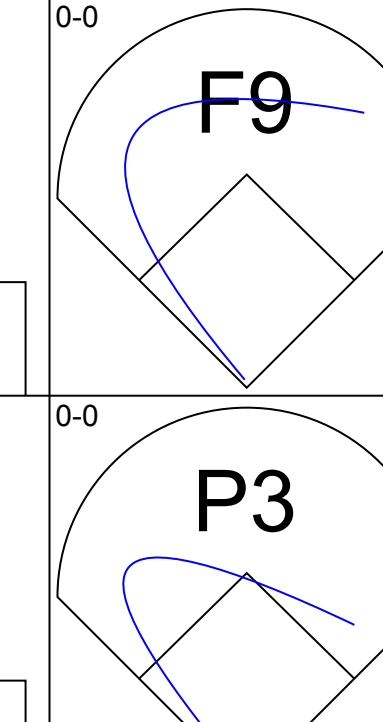
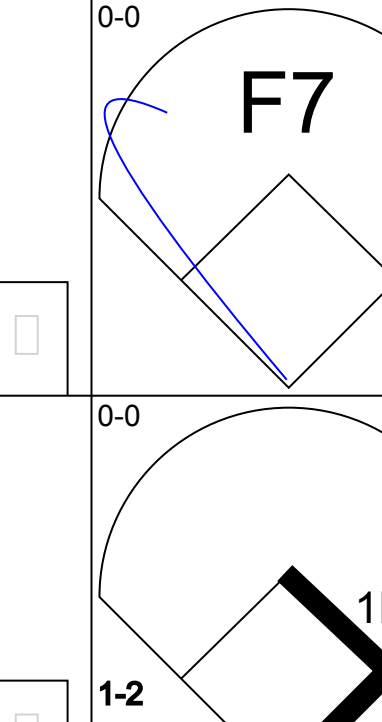
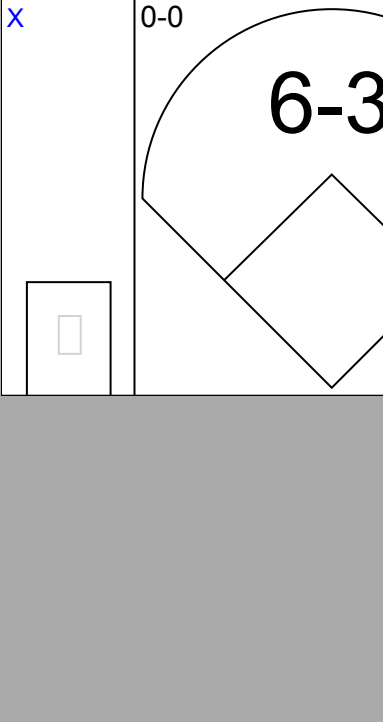
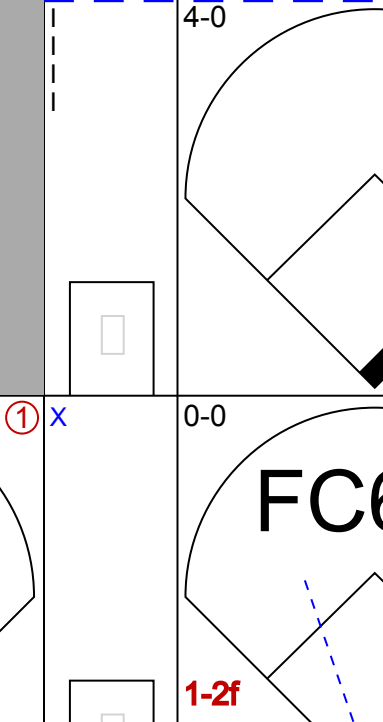
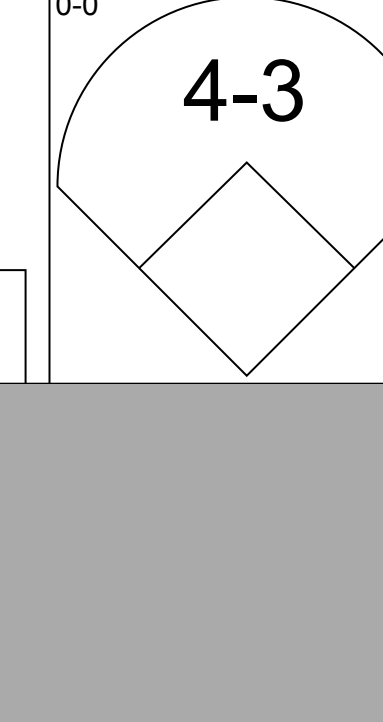
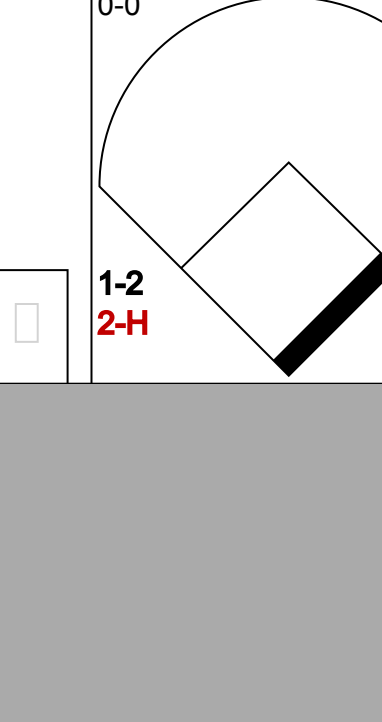



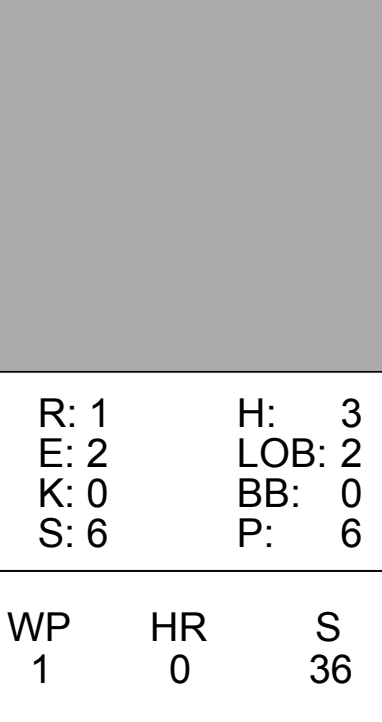
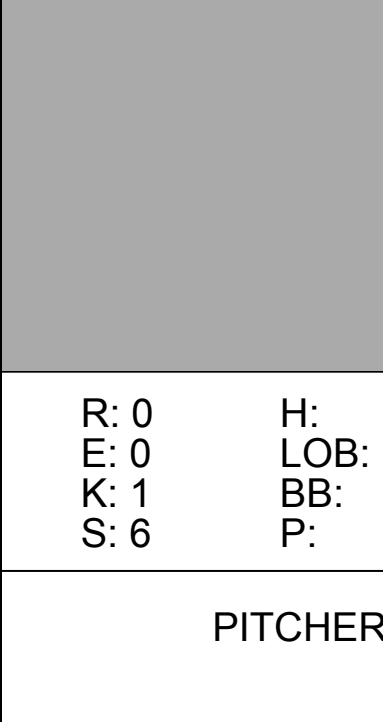
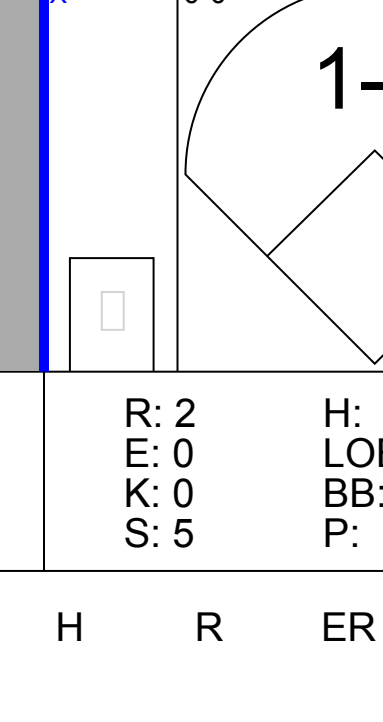
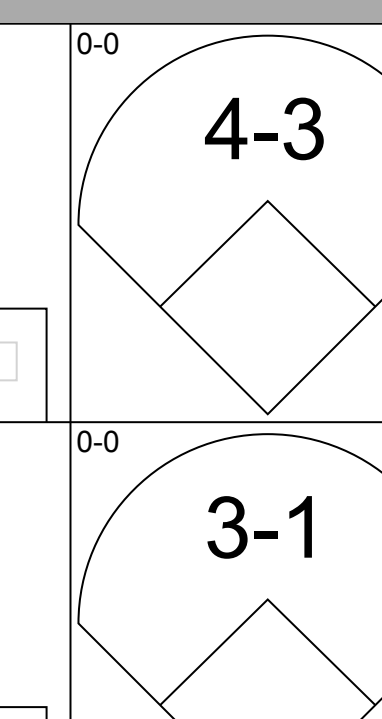
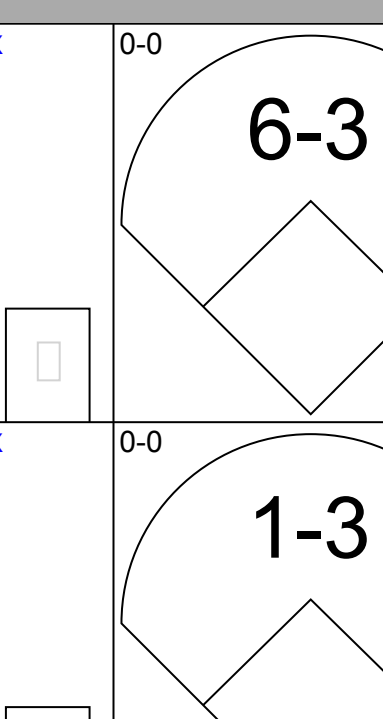
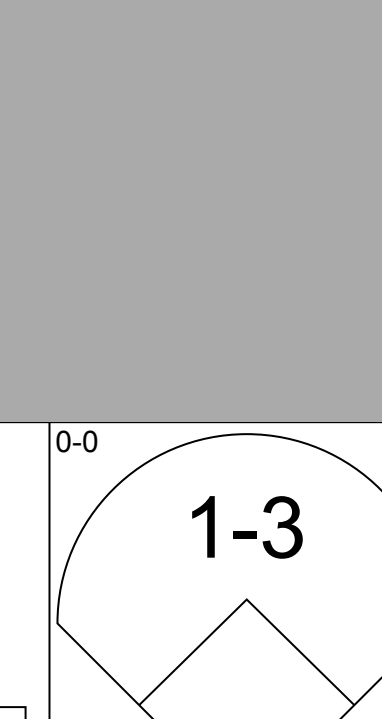
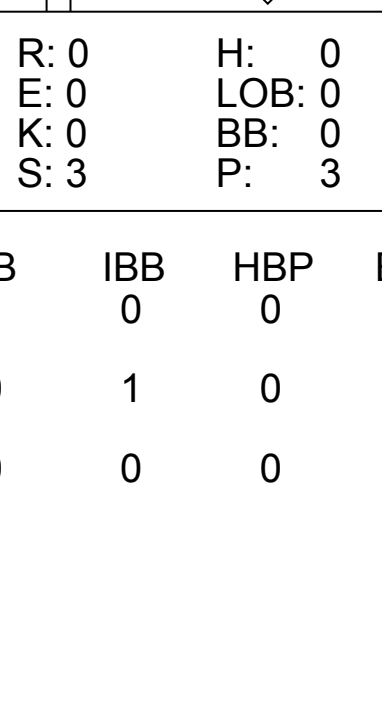
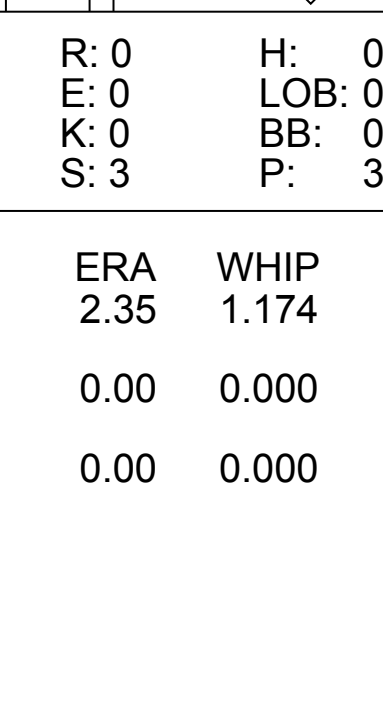
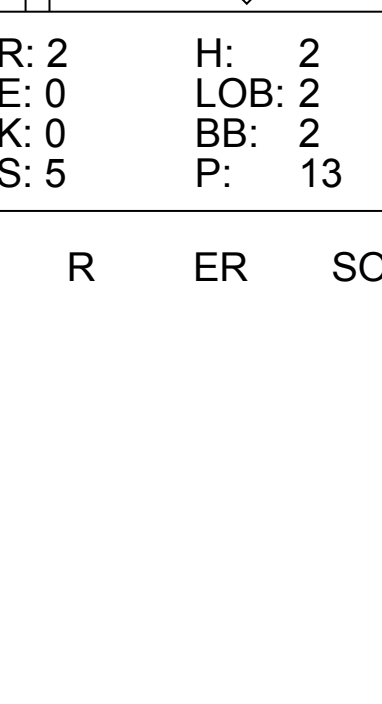


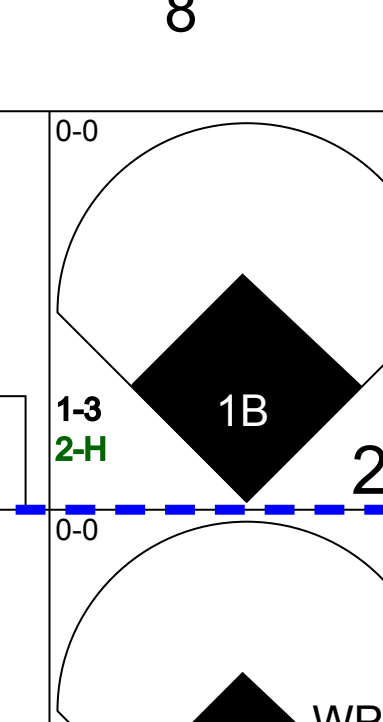
Batter	1	2	3	4	5	6	7	8	9	AB	R	H	RBI	BB	SO	LOB	BOTTOM																	
Adolfo Phillips, R (1.8) OBP: 0.293, SLG: 0.416										4	2	2	3	0	1	1	Chicago Cubs @ Philadelphia Phillies Connie Mack Stadium, Philadelphia, PA Wed Sep 29 1965, 7:05 PM EDT Att: 4,609 - Unknown																	
Clay Dalrymple, L (9.2) OBP: 0.295, SLG: 0.300										0	0	0	0	0	0	0																		
Cookie Rojas, R (1.4) OBP: 0.352, SLG: 0.377										4	1	2	1	1	1	0																		
Dick Allen, R (1.5) OBP: 0.376, SLG: 0.499										4	0	1	0	1	0	2																		
Dick Stuart, R (1.3) OBP: 0.288, SLG: 0.436										4	0	0	0	0	3	4																		
Ruben Amaro, R (8.3) OBP: 0.313, SLG: 0.251										0	0	0	0	0	0	0																		
Wes Covington, L (9.1) OBP: 0.318, SLG: 0.489										0	0	0	0	0	0	0																		
Tony Taylor, R (9.1) OBP: 0.307, SLG: 0.325										1	0	0	0	0	1	3																		
Alex Johnson, R (1.7) OBP: 0.349, SLG: 0.460										4	0	1	1	0	1	0																		
Gary Wagner, R (8.1) OBP: 0.377, SLG: 0.154										0	0	0	0	0	0	0																		
Bill Sorrell, L (9.1) OBP: 0.625, SLG: 0.500										0	0	0	1	1	0	0																		
Johnny Callison, L (1.9) OBP: 0.330, SLG: 0.516										4	1	2	0	0	1	2																		
Bobby Wine, R (1.6) OBP: 0.284, SLG: 0.292										4	0	0	0	0	2	2																		
Pat Corrales, R (1.2) OBP: 0.330, SLG: 0.327										1	2	0	0	0	0	0																		
John Hermstein, L (9.7) OBP: 0.230, SLG: 0.262										1	0	0	0	0	0	1																		
Ray Culp, R (1.1) OBP: 0.132, SLG: 0.078										1	0	0	0	0	1	1																		
Tony Gonzalez, L (8.7) OBP: 0.350, SLG: 0.463										0	1	0	0	1	0	0																		
Inning Stats	R: 1 E: 0 K: 2 S: 8	H: 1 LOB: 0 BB: 0 P: 8	R: 0 E: 0 K: 1 S: 5	H: 0 LOB: 0 BB: 0 P: 5	R: 1 E: 1 K: 1 S: 8	H: 2 LOB: 2 BB: 0 P: 8	R: 1 E: 1 K: 2 S: 9	H: 1 LOB: 1 BB: 0 P: 9	R: 1 E: 1 K: 0 S: 5	H: 2 LOB: 0 BB: 1 P: 11	R: 2 E: 1 K: 0 S: 5	H: 1 LOB: 0 BB: 0 P: 5	R: 0 E: 0 K: 2 S: 7	H: 0 LOB: 0 BB: 0 P: 7	R: 0 E: 0 K: 1 S: 5	H: 1 LOB: 0 BB: 0 P: 5	R: 1 E: 1 K: 1 S: 5	H: 0 LOB: 3 BB: 3 P: 17	1B: 6 2B: 0 3B: 0 HR: 2	SF: 0 SAC: 3 DP: 1 HBP: 0	WP: 0 PB: 0 SB: 1 CS: 0	PA: 41												
PITCHER	IP WLS BF H R ER SO BB IBB HBP BLK WP HR S P ERA WHIP																																	
Bob Hendley, L (1.1) ERA: 5.96	6.0	29	7	6	2	7	1	0	0	0	0	0	0	12	12	0.00	0.500																	
Ted Abernathy, R (7.1) ERA: 2.33	2.0	6	1	0	0	3	0	0	0	0	0	0	0	2	10	0.00	3.000																	
Lindy McDaniel, R (9.1) ERA: 2.52	0.1	L	4	0	1	0	0	1	1	0	0	0	0	2	10	0.00	3.000																	
Billy Hoelt, L (9.1) ERA: 2.85	0.1	2	0	0	0	1	1	0	0	0	0	0	0	3	7	0.00	3.000																	

AB	32
R	7
H	8
RBI	6
BB	4
SO	11
LOB	16



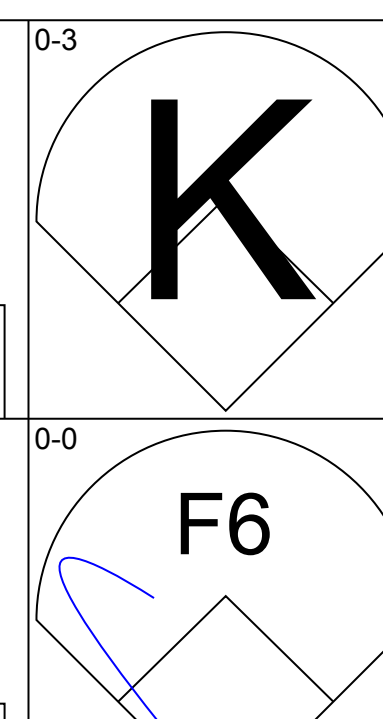
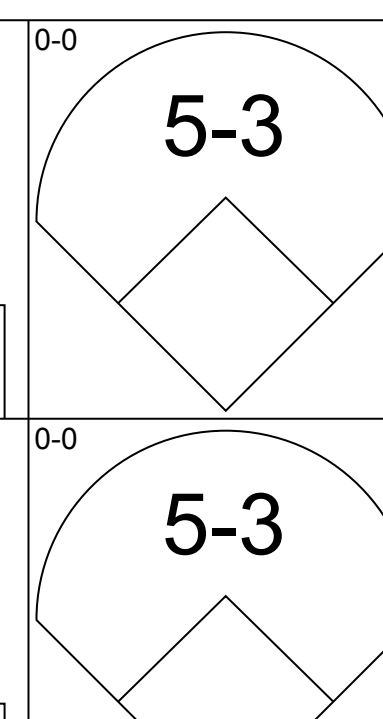
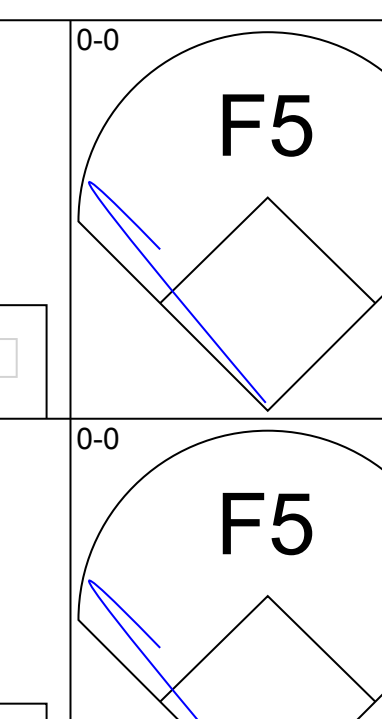
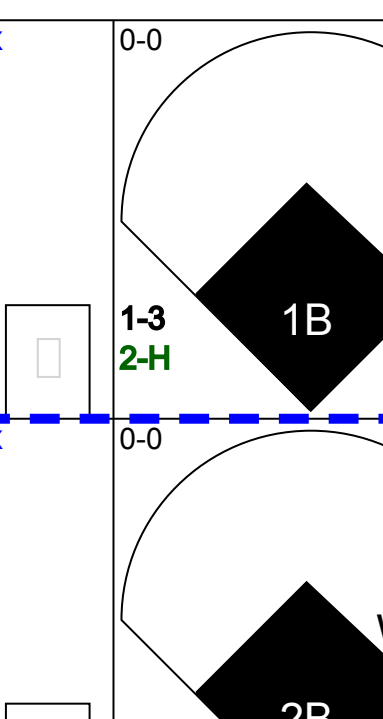
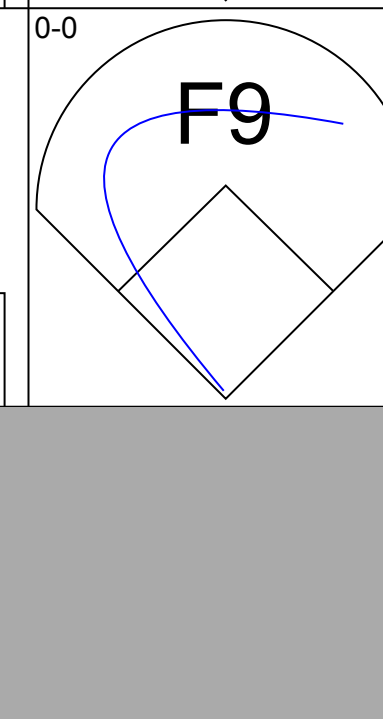
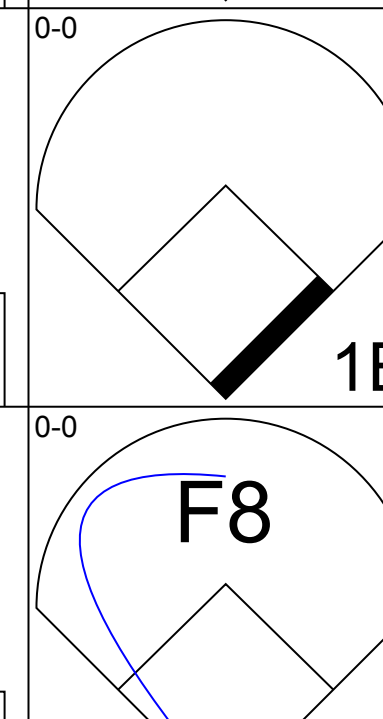

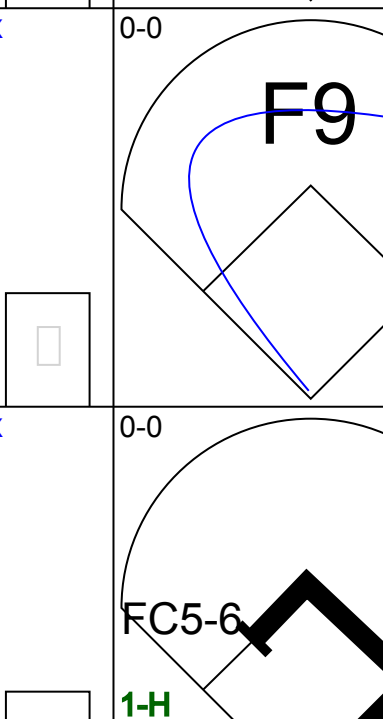



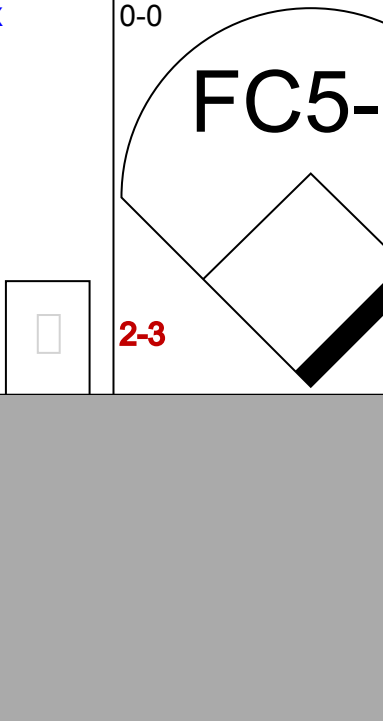



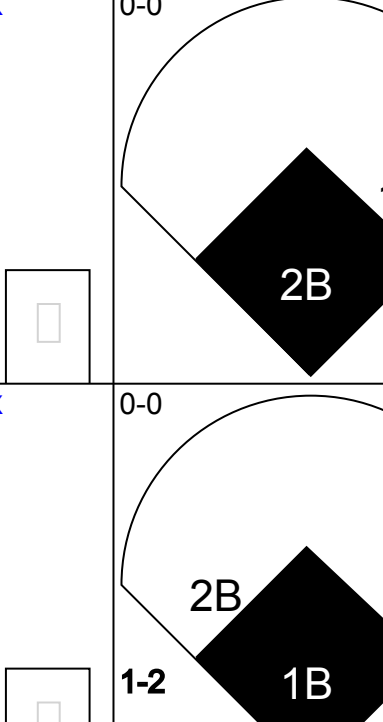


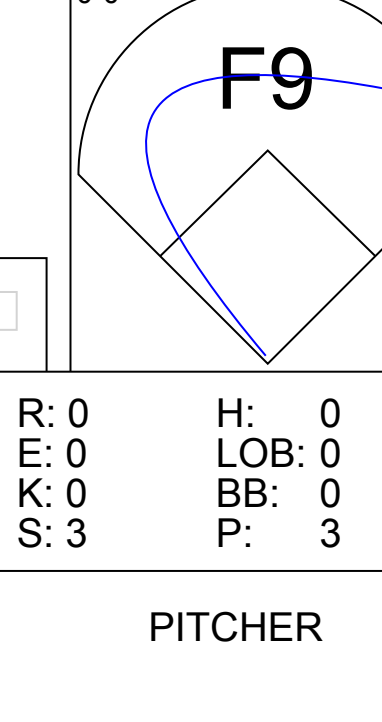
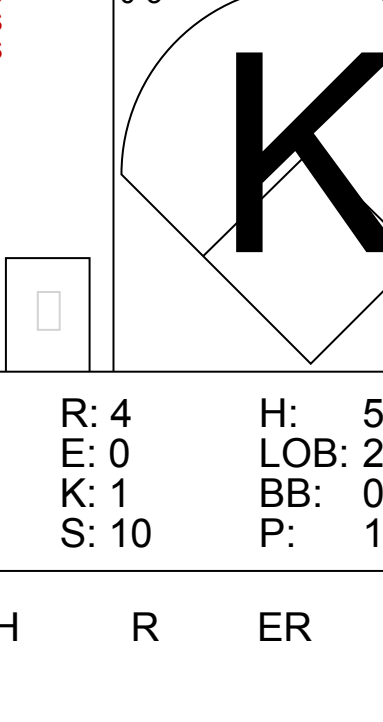
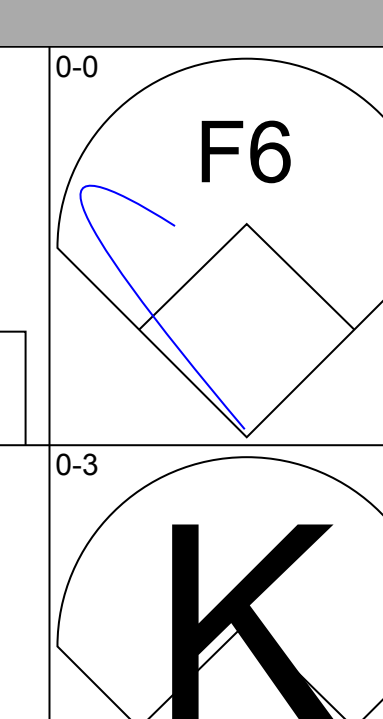
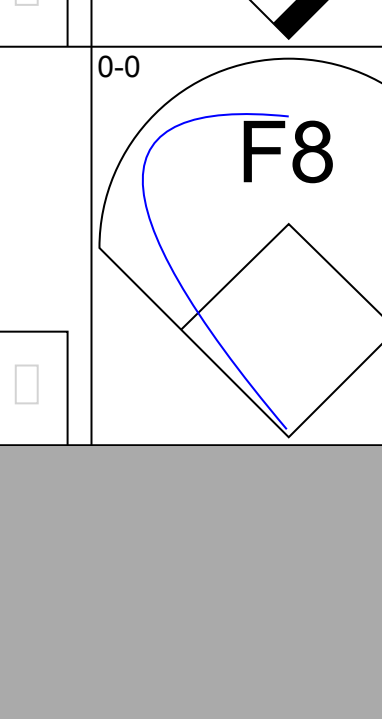

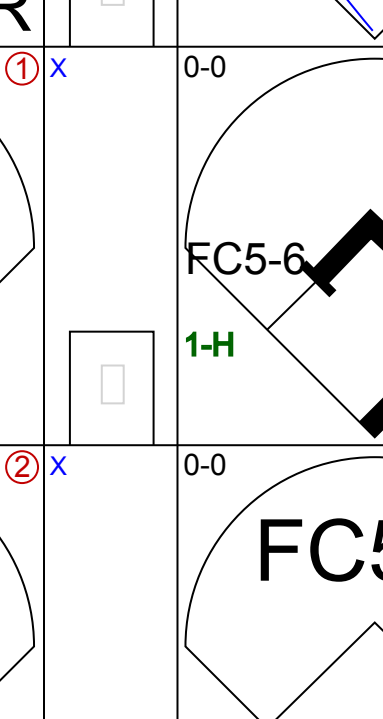



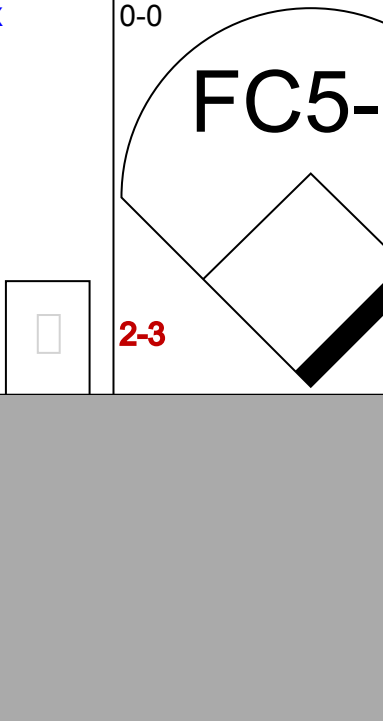



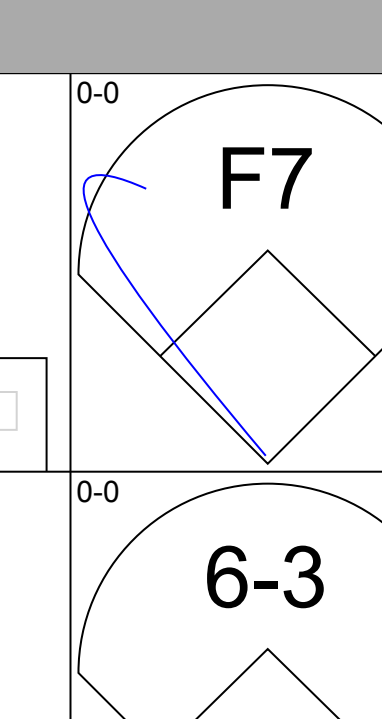
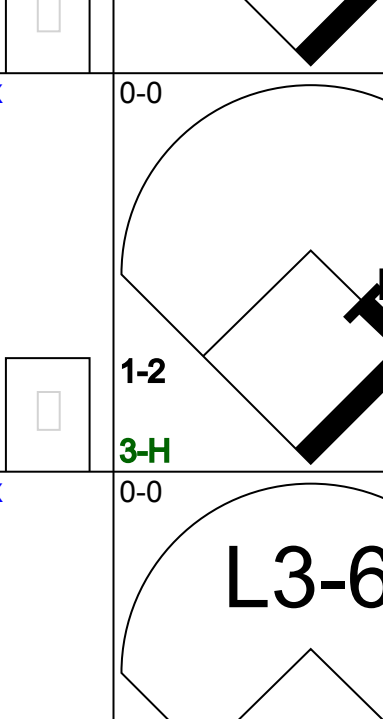
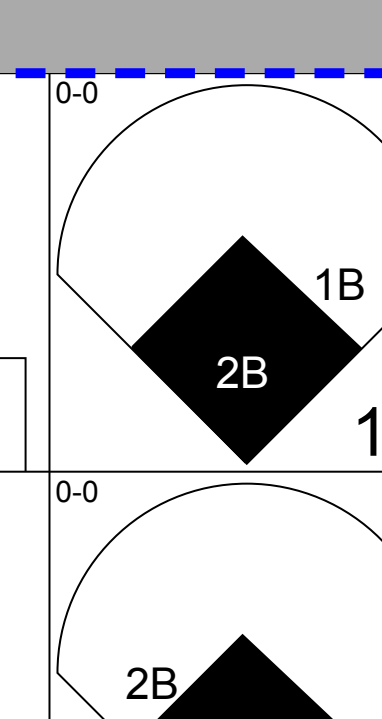
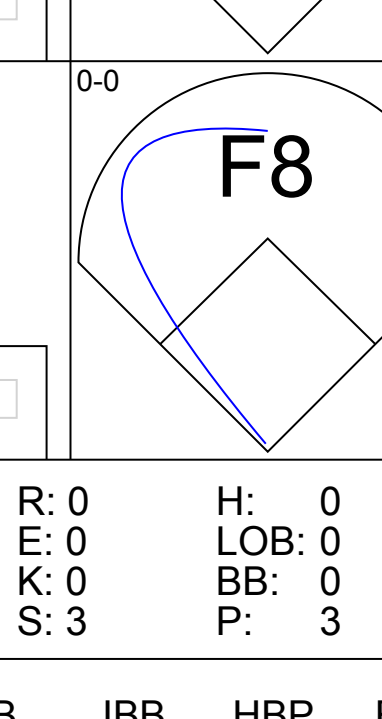
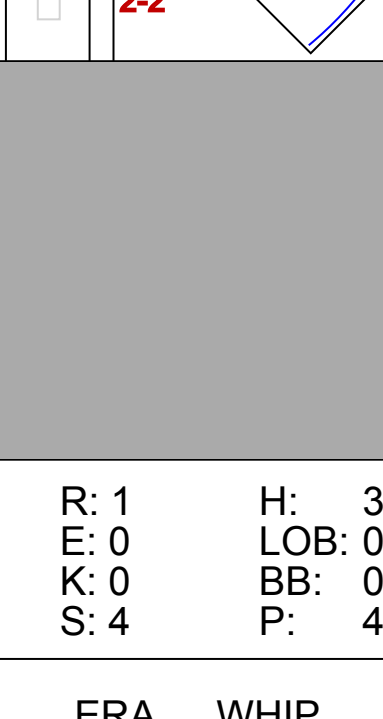
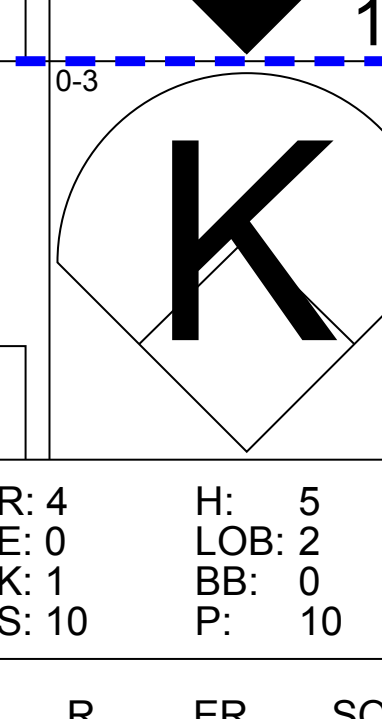



Batter	1	2	3	4	5	6	7	8	9	AB	R	H	RBI	BB	SO	LOB	TOP																		
Don Landrum, L (1, 8) OBP: 0.302, SLG: 0.333											0	0	0	0	0	0	0	Chicago Cubs @ Pittsburgh Pirates Forbes Field, Pittsburgh, PA Fri Oct 01 1965, 7:05 PM EDT Att: 3,441 - Unknown livebaseballscorecards.com																	
Glenn Beckert, R (1, 4) OBP: 0.277, SLG: 0.299											0	0	0	0	0	0	0																		
Billy Williams, L (1, 9) OBP: 0.379, SLG: 0.557											0	0	0	0	0	0	0																		
Ron Santo, R (1, 5) OBP: 0.378, SLG: 0.510											0	0	0	0	0	0	0																		
14 Ernie Banks, R (1, 3) OBP: 0.332, SLG: 0.460											0	0	0	0	0	0	0																		
Jimmy Stewart, S (1, 7) OBP: 0.302, SLG: 0.287											0	0	0	0	0	0	0																		
Vic Roznovsky, L (1, 2) OBP: 0.295, SLG: 0.309											0	0	0	0	0	0	0																		
Don Kessinger, S (1, 6) OBP: 0.255, SLG: 0.236											0	0	0	0	0	0	0																		
Dick Ellsworth, L (1, 1) OBP: 0.149, SLG: 0.129											0	0	0	0	0	0	0																		
Inning Stats											1B: 0 SF: 0 2B: 0 SAC: 0 3B: 0 DP: 0 HR: 0 HBP: 0	WP: 0 PA: 0 FB: 0 SB: 0 CS: 0																							
PITCHER Bob Veale, L (1, 1) ERA: 2.9	IP	WLS	BF	H	R	ER	SO	BB	IBB	HBP	BLK	WP	HR	S	P	ERA	WHIP	PITCHER	IP	WLS	BF	H	R	ER	SO	BB	IBB	HBP	BLK	WP	HR	S	P	ERA	WHIP

Batter	1	2	3	4	5	6	7	8	9	AB	R	H	RBI	BB	SO	LOB	BOTTOM																		
Bob Bailey, R (1, 7) OBP: 0.331, SLG: 0.363											0	0	0	0	0	0	0	Chicago Cubs @ Pittsburgh Pirates Forbes Field, Pittsburgh, PA Fri Oct 01 1965, 7:05 PM EDT Att: 3,441 - Unknown livebaseballscorecards.com																	
Manny Mota, R (1, 8) OBP: 0.329, SLG: 0.384											0	0	0	0	0	0	0																		
Roberto Clemente, R (1, 9) OBP: 0.391, SLG: 0.463											0	0	0	0	0	0	0																		
Donn Clendenon, R (1, 3) OBP: 0.352, SLG: 0.472											0	0	0	0	0	0	0																		
Bill Mazeroski, R (1, 4) OBP: 0.296, SLG: 0.348											0	0	0	0	0	0	0																		
Andre Rodgers, R (1, 5) OBP: 0.354, SLG: 0.397											0	0	0	0	0	0	0																		
Jim Pagliaroni, R (1, 2) OBP: 0.334, SLG: 0.429											0	0	0	0	0	0	0																		
Gene Alley, R (1, 6) OBP: 0.299, SLG: 0.341											0	0	0	0	0	0	0																		
Bob Veale, S (1, 1) OBP: 0.117, SLG: 0.088											0	0	0	0	0	0	0																		
Inning Stats											1B: 0 SF: 0 2B: 0 SAC: 0 3B: 0 DP: 0 HR: 0 HBP: 0	WP: 0 PA: 0 FB: 0 SB: 0 CS: 0																							
PITCHER Dick Ellsworth, L (1, 1) ERA: 3.92	IP	WLS	BF	H	R	ER	SO	BB	IBB	HBP	BLK	WP	HR	S	P	ERA	WHIP	PITCHER	IP	WLS	BF	H	R	ER	SO	BB	IBB	HBP	BLK	WP	HR	S	P	ERA	WHIP

Batter	1	2	3	4	5	6	7	8	9	AB	R	H	RBI	BB	SO	LOB	TOP								
Don Landrum, L (1, 8) OBP: 0.300, SLG: 0.334										4	1	1	0	0	1	0	Chicago Cubs @ Pittsburgh Pirates Forbes Field, Pittsburgh, PA Sun Oct 03 1965, 3:33 AM EDT Att: 26,527 - Unknown								
Glenn Beckert, R (1, 4) OBP: 0.275, SLG: 0.298										4	0	1	0	0	0	1									
Billy Williams, L (1, 9) OBP: 0.377, SLG: 0.552										3	2	1	0	1	1	1									
Ron Santo, R (1, 5) OBP: 0.378, SLG: 0.510										4	0	2	3	0	1	2									
14 Ernie Banks, R (1, 3) OBP: 0.328, SLG: 0.453										3	0	0	0	1	0	2									
Jimmy Stewart, S (1, 7) OBP: 0.501, SLG: 0.284										4	0	1	0	0	0	2									
Vic Roznovsky, L (1, 2) OBP: 0.295, SLG: 0.308										4	0	2	0	0	0	0									
Don Kessinger, S (1, 6) OBP: 0.252, SLG: 0.233										3	0	0	0	0	0	1									
Doug Clemens, L (9, PH) OBP: 0.300, SLG: 0.288										1	0	0	0	0	0	0									
Bill Faul, R (1, 1) Ed Bailey, L (8, PH) Ted Abernathy, R (8, 1) Billy Hoelt, L (8, 1) Lindy McDaniel, R (8, 1) George Altman, L (8, PH) OBP: 0.325, SLG: 0.133										2	0	0	0	0	0	0									
Inning Stats	R: 0 E: 0 K: 2 S: 8	H: 1 LOB: 1 BB: 0 P: 8	R: 0 E: 0 K: 0 S: 3	H: 0 LOB: 0 BB: 0 P: 3	R: 0 E: 0 K: 0 S: 3	H: 0 LOB: 0 BB: 0 P: 3	R: 1 E: 2 K: 0 S: 6	H: 3 LOB: 2 BB: 0 P: 6	R: 0 E: 0 K: 0 S: 3	H: 0 LOB: 0 BB: 0 P: 3	R: 0 E: 0 K: 0 S: 6	H: 1 LOB: 0 BB: 0 P: 6	R: 0 E: 0 K: 0 S: 3	H: 1 LOB: 0 BB: 0 P: 3	R: 2 E: 0 K: 0 S: 5	H: 2 LOB: 2 BB: 2 P: 13	R: 0 E: 0 K: 0 S: 3	H: 0 LOB: 0 BB: 0 P: 3	1B: 5 2B: 3 3B: 0 HR: 0	SF: 0 SAC: 0 DP: 1 HBP: 0	WP: 1 PB: 0 SB: 0 CS: 0	PA: 36			
PITCHER	IP WLS BF H R ER SO BB IBB HBP BLK WP HR S P ERA WHIP																								
Tommie Sisk, R (1, 1) ERA: 3.4	7.2		31	8	3	2	3	1	0	0	0	0	0	1	0	36	40	2.35	1.174						
Roy Face, R (8, 1) ERA: 2.98	0.1	W	2	0	0	0	0	0	1	0	0	0	0	0	0	1	5	0.00	0.000						
Al McBean, R (9, 1) ERA: 2.29	1.0	S	3	0	0	0	0	0	0	0	0	0	0	0	0	3	3	0.00	0.000						

AB	34
R	3
H	8
RBI	3
BB	2
SO	3
LOB	9



Batter	1	2	3	4	5	6	7	8	9	AB	R	H	RBI	BB	SO	LOB	BOTTOM								
Bob Bailey, R (1, 5) OBP: 0.330, SLG: 0.363										4	1	1	1	0	1	0	Chicago Cubs @ Pittsburgh Pirates Forbes Field, Pittsburgh, PA Sun Oct 03 1965, 3:33 AM EDT Att: 26,527 - Unknown								
Bill Virdon, L (1, 8) OBP: 0.322, SLG: 0.370										3	0	0	0	0	0	0									
Jim Pagliaroni, R (8, PH) OBP: 0.337, SLG: 0.432										1	0	1	2	0	0	0									
Bob Oliver, R (8, PR) (9, 7)										0	1	0	0	0	0	0									
Roberto Clemente, R (1, 9) OBP: 0.378, SLG: 0.463										4	1	2	1	0	0	1									
Willie Stargell, L (1, 7) OBP: 0.328, SLG: 0.501										4	0	1	1	0	0	1									
Donn Clendenon, R (1, 3) OBP: 0.351, SLG: 0.467										4	1	1	0	0	1	2									
Bill Mazerowski, R (1, 4) OBP: 0.294, SLG: 0.346										3	0	1	0	0	0	0									
Gene Alley, R (1, 6) OBP: 0.302, SLG: 0.348										3	1	2	1	0	0	0									
Del Crandall, R (1, 2) OBP: 0.288, SLG: 0.271										2	0	0	0	0	0	2									
Manny Mota, R (8, PH) OBP: 0.330, SLG: 0.384										1	0	1	0	0	0	0									
George Spriggs, L (8, PR) OBP: 0.500, SLG: 0.500										0	1	0	0	0	0	0									
Jerry May, R (9, 2) OBP: 0.500, SLG: 0.500										0	0	0	0	0	0	0									
Tommie Sisk, R (1, 1) OBP: 0.088, SLG: 0.061										2	0	0	0	0	0	0									
Roy Face, R (8, 1)										0	0	0	0	0	0	0									
Jerry Lynch, L (8, PH) OBP: 0.328, SLG: 0.413										0	0	0	0	0	0	0									
Andre Rodgers, R (8, PH) OBP: 0.350, SLG: 0.388										1	0	0	0	0	1	2									
Al McBean, R (9, 1) OBP: 0.250, SLG: 0.259										0	0	0	0	0	0	0									
Inning Stats	R: 0 E: 0 K: 1 S: 5	H: 0 LOB: 0 BB: 0 P: 5	R: 0 E: 0 K: 1 S: 5	H: 0 LOB: 0 BB: 0 P: 5	R: 0 E: 0 K: 0 S: 3	H: 0 LOB: 0 BB: 0 P: 3	R: 0 E: 0 K: 0 S: 4	H: 1 LOB: 1 BB: 0 P: 4	R: 1 E: 0 K: 0 S: 4	H: 3 LOB: 0 BB: 0 P: 4	R: 0 E: 0 K: 0 S: 3	H: 0 LOB: 0 BB: 0 P: 3	R: 1 E: 0 K: 0 S: 4	H: 1 LOB: 0 BB: 0 P: 4	R: 4 E: 0 K: 1 S: 10	H: 5 LOB: 2 BB: 0 P: 10	1B: 7 2B: 2 3B: 1 HR: 1	SF: 0 SAC: 0 DP: 0 HBP: 0	WP: 1 PB: 0 SB: 0 CS: 0	PA: 32					
PITCHER	IP WLS BF H R ER SO BB IBB HBP BLK WP HR S P ERA WHIP																								
Bill Faul, R (1, 1) ERA: 3.54			24	5	2	2	2	0	0	0	0	0	0	0	0	28	28	2.57	0.714						
Ted Abernathy, R (8, 1) ERA: 2.57	0.0	L	2	2	2	2	0	0	0	0	0	0	0	0	2	2	∞	∞							
Billy Hoelt, L (8, 1) ERA: 2.81	0.1		2	1	0	0	1	0	0	0	0	0	0	0	4	4	0.00	3.000							
Lindy McDaniel, R (8, 1) ERA: 2.58	0.2		4	2	2	2	0	0	0	0	0	0	0	0	4	4	27.00	3.000							

AB	32
R	6
H	10
RBI	6
BB	0
SO	3
LOB	8

