Chicago Cubs - 1966

Batter	1	2	3	4	5	6	7	8	9	AB	R	H	RBI	BB	SO	LOB
Ty Cline, L (1, 8)	F5			L9			L3	L4-3		4	1	0	0	0	0	2
Glenn Beckert, R (1, 4) OBP: 0.250, SLG: 0.500	1-3			5-3					F7	4	0	1	0	0	0	0
Billy Williams, L (1, 9) OBP: 0.250, SLG: 0.250	F9			3-1			G3		1B	4	0	1	1	0	0	1
Ron Santo, R (1, 5)		F7			K		K		F7	4	0	0	0	0	2	2
George Altman, L (1, 7)		K			K		F4		6-3	4	0	0	0	0	2	2
14 Ernie Banks, R (1, 3)		F8			6-3			E6		3	0	0	0	0	0	0
Randy Hundley, R (1, 2) OBP: 0.333, SLG: 0.333			F5			F9		1-2 1B		3	0	1	0	0	0	0
Don Kessinger, S (1, 6)			F9			K		F8		2	0	0	0	0	1	0
Jimmy Stewart, S (8, PH) (8, 6)										1	0	0	0	0	0	2
Larry Jackson, R (1, 1)			K			K		K		1	0	0	0	0	1	0
Bill Hands, R (4, 1)										0	0	0	0	0	0	0
Roberto Pena, R (6, PH)										1	0	0	0	0	1	0
Bill Faul, R (6, 1)										0	0	0	0	0	0	0
Wes Covington, L (8, PH)										1	0	0	0	0	1	2
Billy Hoeft, L (8, 1)										0	0	0	0	0	0	0
Inning Stats	R: 0 E: 0 K: 0 S: 3 H: 0 LOB: 0 BB: 0 P: 3	R: 0 E: 0 K: 1 S: 5 H: 0 LOB: 0 BB: 0 P: 5	R: 0 E: 0 K: 1 S: 5 H: 0 LOB: 0 BB: 0 P: 5	R: 0 E: 0 K: 0 S: 3 H: 0 LOB: 0 BB: 0 P: 3	R: 0 E: 0 K: 2 S: 7 H: 0 LOB: 0 BB: 0 P: 7	R: 0 E: 0 K: 2 S: 7 H: 0 LOB: 0 BB: 0 P: 7	R: 1 E: 1 K: 1 S: 7 H: 1 LOB: 1 BB: 0 P: 7	R: 0 E: 1 K: 1 S: 7 H: 1 LOB: 2 BB: 0 P: 7	R: 0 E: 0 K: 0 S: 4 H: 1 LOB: 1 BB: 0 P: 4	1B: 2 2B: 1 3B: 0 HR: 0	SF: 0 SAC: 0 DP: 0 HBP: 0						

TOP

Chicago Cubs @ San Francisco Giants

Candlestick Park, San Francisco, CA

Tue Apr 12 1966, 9:05 PM EST

Att. 40,960 - Unknown

livebaseballscorecards.com

AB	32
R	1
H	3
RBI	1
BB	0
SO	8
LOB	11

PITCHER		IP	WLS	BF	H	R	ER	SO	BB	IBB	HBP	BLK	WP	HR	S	P	ERA	WHIP
Juan Marichal, R ERA:	(1, 1)	9.0	W	32	3	1	0	8	0	0	0	0	0	0	48	48	0.00	0.333

PITCHER		IP	WLS	BF	H	R	ER	SO	BB	IBB	HBP	BLK	WP	HR	S	P	ERA	WHIP

Batter	1	2	3	4	5	6	7	8	9	AB	R	H	RBI	BB	SO	LOB
Hal Lanier, R (1, 4) OBP: 0.200, SLG: 0.400	F7		2-3	1-3 3-H 2B			1-3	F4		5	0	1	1	0	0	2
Len Gabrielson, L (1, 7) OBP: 0.500, SLG: 1.250	4-3			HR 1B			HR			4	2	2	1	0	1	2
Don Landrum, L (8, 7)				K						0	0	0	0	0	0	0
Willie Mays, R (1, 8) OBP: 0.250, SLG: 1.000	1-3			HR 1-H			5-3			4	1	1	2	0	0	2
				G3												
Willie McCovey, L (1, 3)		F6		BB 1B 1B	4-3		K			3	1	0	0	1	1	0
Jim Ray Hart, R (1, 5) OBP: 0.500, SLG: 0.500		5-3		1-2 1B 1B	6-3			E 1B		4	2	2	0	0	0	0
Jesus Alou, R (1, 9) OBP: 0.500, SLG: 0.500		6-3		1-2 2-H 1B 1B	6-3			E 1-3 2B 1B		4	2	2	1	0	0	0
Ollie Brown, R (9, 9)										0	0	0	0	0	0	0
Tom Haller, L (1, 2) OBP: 0.500, SLG: 0.500			K	1-2 2-H 1B 2B		G5-4-3 1B		E3 1-2 3-H 2B		4	1	2	2	0	1	1
Tito Fuentes, S (1, 6) OBP: 0.500, SLG: 0.750			SH1-4 1B	F6		1-2f G5-4-3		L5-4 1-3 2-H 2B		4	0	2	1	0	0	3
Juan Marichal, R (1, 1) OBP: 0.333, SLG: 0.333			SH1-4 1-2	1-3 2-H 2B 1B		K		2-3 L5-4		3	0	1	1	0	1	2
Inning Stats	R: 0 E: 0 K: 0 S: 3 H: 0 LOB: 0 BB: 0 P: 3	R: 0 E: 0 K: 0 S: 3 H: 0 LOB: 0 BB: 0 P: 3	R: 0 E: 0 K: 1 S: 6 H: 1 LOB: 1 BB: 0 P: 6	R: 6 E: 0 K: 1 S: 12 H: 7 LOB: 2 BB: 1 P: 16	R: 0 E: 0 K: 0 S: 3 H: 0 LOB: 0 BB: 0 P: 3	R: 0 E: 0 K: 1 S: 5 H: 1 LOB: 0 BB: 0 P: 5	R: 1 E: 0 K: 1 S: 6 H: 1 LOB: 0 BB: 0 P: 6	R: 2 E: 1 K: 0 S: 6 H: 3 LOB: 1 BB: 0 P: 6		1B: 9 2B: 3 3B: 0 HR: 2 SF: 0 SAC: 1 DP: 2 HBP: 0						

PITCHER		IP	WLS	BF	H	R	ER	SO	BB	IBB	HBP	BLK	WP	HR	S	P	ERA	WHIP
Larry Jackson, R ERA: 18.0	(1, 1)	3.0	L	16	6	6	6	1	1	0	0	0	0	1	17	21	18.00	2.333
Bill Hands, R ERA:	(4, 1)	2.0		8	2	0	0	1	0	0	0	0	0	0	10	10	0.00	1.000
Bill Faul, R ERA: 4.5	(6, 1)	2.0		7	2	1	1	2	0	0	0	0	0	1	11	11	4.50	1.000
Billy Hoeft, L ERA: 18.0	(8, 1)	1.0		6	3	2	2	0	0	0	0	0	0	0	6	6	18.00	3.000

PITCHER	IP	WLS	BF	H	R	ER	SO	BB	IBB	HBP	BLK	WP	HR	S	P	ERA	WHIP

BOTTOM

Chicago Cubs @ San Francisco Giants

Candlestick Park, San Francisco, CA

Tue Apr 12 1966, 9:05 PM EST

Att. 40,960 - Unknown

livebaseballscorecards.com

AB	35
R	9
H	13
RBI	9
BB	1
SO	4
LOB	12

WP: 0	PB: 0	SB: 0	CS: 0
PA: 37			

Batter	1	2	3	4	5	6	7	8	9	AB	R	H	RBI	BB	SO	LOB
Carl Warwick, R (1, 8)	S S S 0-3 ① K		S S S 0-3 ② K			x 0-0 ① 5-3		S S S 0-3 ② K		3	0	0	0	0	2	1
Ty Cline, L (8, PH)										1	0	0	0	0	1	1
(8, 8)																
Glenn Beckert, R (1, 4) OBP: 0.250, SLG: 0.286	S S S 0-3 ② K		H 1-0 HBP			x 0-0 ② F6		x 0-0 ③ F8		3	0	0	0	0	1	1
Billy Williams, L (1, 9) OBP: 0.125, SLG: 0.125	S S S 0-3 ③ K		S S S 0-3 ③ K			x 0-0 ③ G3			x 0-0 ① F4	4	0	0	0	0	2	2
Ron Santo, R (1, 5)		x 0-0 ① F8		x 0-0 ① F2			x 0-0 ① F2		x 0-0 ② 6-3	4	0	0	0	0	0	0
George Altman, L (1, 7) OBP: 0.125, SLG: 0.125		x 0-0 1B		x 0-0 ② F6			x 0-0 ② F9		x 0-0 ③ F7	4	0	1	0	0	0	0
14 Ernie Banks, R (1, 3) OBP: 0.167, SLG: 0.333		x 0-0 ② F4		x 0-0 ③ F6			x 0-0 2B			3	0	1	0	0	0	1
Randy Hundley, R (1, 2) OBP: 0.167, SLG: 0.167		x 0-0 ③ G3			x 0-0 ① 1-3		x 0-0 ③ 1-3			3	0	0	0	0	0	2
Don Kessinger, S (1, 6) OBP: 0.250, SLG: 0.250			x 0-0 WP 1B		x 0-0 ② F8			x 0-0 3B		2	0	1	0	0	0	0
Jimmy Stewart, S (8, PH) OBP: 0.500, SLG: 1.500										1	0	1	0	0	0	0
(8, 6)																
Ernie Broglio, R (1, 1)			S S S 0-3 ① K 1-2		S S S 0-3 ③ K			S S S 0-3 ① K		2	0	0	0	0	2	1
Wes Covington, L (8, PH)										1	0	0	0	0	1	1
Cal Koonce, R (8, 1)										0	0	0	0	0	0	0
Inning Stats	R: 0 E: 0 K: 3 S: 9 H: 0 LOB: 0 BB: 0 P: 9	R: 0 E: 0 K: 0 S: 4 H: 1 LOB: 1 BB: 0 P: 4	R: 0 E: 0 K: 3 S: 10 H: 1 LOB: 2 BB: 0 P: 11	R: 0 E: 0 K: 0 S: 3 H: 0 LOB: 0 BB: 0 P: 3	R: 0 E: 0 K: 1 S: 5 H: 0 LOB: 0 BB: 0 P: 5	R: 0 E: 0 K: 0 S: 3 H: 0 LOB: 0 BB: 0 P: 3	R: 0 E: 0 K: 0 S: 4 H: 1 LOB: 1 BB: 0 P: 4	R: 0 E: 0 K: 2 S: 8 H: 1 LOB: 1 BB: 0 P: 8	R: 0 E: 0 K: 0 S: 3 H: 0 LOB: 0 BB: 0 P: 3	1B: 2 2B: 1 3B: 1 HR: 0	SF: 0 SAC: 0 DP: 0 HBP: 1						

TOP

Chicago Cubs @ San Francisco Giants

Candlestick Park, San Francisco, CA

Wed Apr 13 1966, 9:05 PM EST

Att. 12,631 - Unknown

livebaseballscorecards.com

AB	31
R	0
H	4
RBI	0
BB	0
SO	9
LOB	10

WP: 1 PB: 0 SB: 0 CS: 0 PA: 32

PITCHER		IP	WLS	BF	H	R	ER	SO	BB	IBB	HBP	BLK	WP	HR	S	P	ERA	WHIP
Bobby Bolin, R	(1, 1)	9.0	W	32	4	0	0	9	0	0	1	0	1	0	49	50	0.00	0.444
ERA:																		

PITCHER	IP	WLS	BF	H	R	ER	SO	BB	IBB	HBP	BLK	WP	HR	S	P	ERA	WHIP

Batter	1	2	3	4	5	6	7	8	9	AB	R	H	RBI	BB	SO	LOB
Hal Lanier, R (1, 4) OBP: 0.222, SLG: 0.333	BB, 1B 1B	FC1-5 1-2 2-3f		F8		F8				4	1	1	0	0	0	2
Len Gabrielson, L (1, 7) OBP: 0.500, SLG: 0.833	BBBB 1B 1-2 BB	3-1		FC1-6 BB		F2				2	0	0	0	2	0	2
Willie Mays, R (1, 8) OBP: 0.250, SLG: 0.571	F7		BBBB S 1B BB	FC1-6 1-2f			F2			3	0	0	0	1	0	3
Willie McCovey, L (1, 3) OBP: 0.500, SLG: 0.200	F2 1-3 2-H 1B		BBBB WP 1B 1-2 SF7 BB	4-3			BBBB FC6-4 BB			2	1	1	1	2	0	1
Jim Ray Hart, R (1, 5) OBP: 0.375, SLG: 0.375	F2 1-2		WP 1-2 2-H 1B		F5		FC6-4 1-2f			4	1	1	0	0	0	3
Jesus Alou, R (1, 9) OBP: 0.375, SLG: 0.571	F7		SF7 1-2 2-H		G3 2B		1-3			3	0	1	1	0	0	3
Tom Haller, L (1, 2) OBP: 0.500, SLG: 0.571		FC1-5 2B	I I I 1B E IBB		G3 2-3			L8		3	1	1	0	1	0	1
Tito Fuentes, S (1, 6) OBP: 0.375, SLG: 0.500		SSS K	E7 1-H 2-H 1B		1-3			1-3		4	0	1	1	0	1	2
Bobby Bolin, R (1, 1)		BBBB FC1-5 BB	F3			F9		1-3		3	0	0	0	1	0	1
Inning Stats	R: 1 E: 0 K: 0 S: 5 H: 2 LOB: 2 BB: 1 P: 9	R: 0 E: 0 K: 1 S: 6 H: 1 LOB: 2 BB: 1 P: 10	R: 3 E: 1 K: 0 S: 4 H: 2 LOB: 1 BB: 3 P: 16	R: 0 E: 0 K: 0 S: 3 H: 0 LOB: 1 BB: 1 P: 7	R: 0 E: 0 K: 0 S: 4 H: 1 LOB: 1 BB: 0 P: 4	R: 0 E: 0 K: 0 S: 3 H: 0 LOB: 0 BB: 0 P: 3	R: 0 E: 0 K: 0 S: 3 H: 0 LOB: 1 BB: 1 P: 7	R: 0 E: 0 K: 0 S: 3 H: 0 LOB: 0 BB: 0 P: 3		1B: 4 2B: 2 3B: 0 HR: 0 SF: 1 SAC: 0 DP: 0 HBP: 0						

PITCHER	IP	WLS	BF	H	R	ER	SO	BB	IBB	HBP	BLK	WP	HR	S	P	ERA	WHIP
Ernie Broglio, R (1, 1) ERA: 3.86	7.0	L	33	6	4	3	1	6	1	0	0	1	0	28	56	3.86	1.714
Cal Koonce, R (8, 1) ERA:	1.0		3	0	0	0	0	0	0	0	0	0	0	3	3	0.00	0.000

PITCHER	IP	WLS	BF	H	R	ER	SO	BB	IBB	HBP	BLK	WP	HR	S	P	ERA	WHIP

BOTTOM

Chicago Cubs @ San Francisco Giants

Candlestick Park, San Francisco, CA

Wed Apr 13 1966, 9:05 PM EST

Att. 12,631 - Unknown

livebaseballscorecards.com

AB	28
R	4
H	6
RBI	3
BB	7
SO	1
LOB	18

WP: 1 PB: 0 SB: 1 CS: 0 PA: 36

Chicago Cubs @ San Francisco Giants

Candlestick Park, San Francisco, CA

Thu Apr 14 1966, 6:33 AM EST

Att. 9,579 - Unknown

TOP

livebaseballscorecards.com

Batter	1	2	3	4	5	6	7	8	9	AB	R	H	RBI	BB	SO	LOB
Glenn Beckert, R (1, 4) OBP: 0.231, SLG: 0.250	K	F6		WP 1B 2-H			5-3	FC5-4 1-2f 3-H		5	0	1	2	0	1	1
George Altman, L (1, 7) OBP: 0.154, SLG: 0.385	HR		F9	4-3 1-2			F8	F7		5	1	1	1	0	0	2
Carl Warwick, R (8, 7)										0	0	0	0	0	0	0
Billy Williams, L (1, 9) OBP: 0.385, SLG: 0.364	F7		14 1B 1B		FC5-4 BB		WP 1B BB		1B 2B	3	3	2	0	2	0	0
Ron Santo, R (1, 5) OBP: 0.231, SLG: 0.417	HR		F6		FC5-4 1B 14 5-3 1-2f		14 FC6-4 1-H 1B		1B FC1-2 BB	4	1	2	2	1	0	2
14 Ernie Banks, R (1, 3) OBP: 0.300, SLG: 0.400	1B 1B		1B 1-2 1B		5-3 1-2		FC6-4 1-2f		F7	4	0	2	0	0	0	2
John Boccabella, R (7, 3)										1	0	0	0	0	0	2
Ty Cline, L (1, 8) OBP: 0.500, SLG: 0.500	1-2 1B		1-3 2-H 1B		2-3 1B			S 1B 1B	FC1-2 1-3 2-H 1B	5	2	5	2	0	0	0
Randy Hundley, R (1, 2) OBP: 0.182, SLG: 0.182	F8			F6		3-1		1B PB 1-H FC5-4 1B	FC1-2 1B 1-2 3-H	5	1	1	1	0	0	4
Don Kessinger, S (1, 6) OBP: 0.444, SLG: 0.375		5-3		BB SH1-4 1B		K		FC5-4 1-3 1B	1-3 2-H 1B	4	1	2	1	1	1	0
Bob Buhl, R (1, 1)		6-3		SH1-4 1-2		K	K	K	K	1	0	0	0	0	0	0
Bill Hands, R (3, 1)										1	0	0	0	0	1	0
Ted Abernathy, R (7, 1)										2	0	0	0	0	2	4

AB	40
R	9
H	16
RBI	9
BB	4
SO	5
LOB	17

Inning Stats	1	2	3	4	5	6	7	8	9
	R: 2 E: 0 K: 1 S: 9	R: 0 E: 0 K: 0 S: 3	R: 1 E: 0 K: 0 S: 5	R: 1 E: 0 K: 0 S: 4	R: 0 E: 0 K: 0 S: 3	R: 0 E: 0 K: 2 S: 7	R: 1 E: 0 K: 0 S: 4	R: 2 E: 0 K: 1 S: 8	R: 2 E: 0 K: 1 S: 8
	H: 4 LOB: 2 BB: 0 P: 9	H: 0 LOB: 0 BB: 0 P: 3	H: 3 LOB: 2 BB: 0 P: 5	H: 1 LOB: 1 BB: 1 P: 8	H: 1 LOB: 2 BB: 1 P: 7	H: 0 LOB: 0 BB: 0 P: 7	H: 1 LOB: 1 BB: 1 P: 8	H: 3 LOB: 1 BB: 0 P: 8	H: 3 LOB: 2 BB: 1 P: 12

| | | | | | | | | | |

BOTTOM

Chicago Cubs @ San Francisco Giants

Candlestick Park, San Francisco, CA

Thu Apr 14 1966, 6:33 AM EST

Att. 9,579 - Unknown

livebaseballscorecards.com

Batter	1	2	3	4	5	6	7	8	9	AB	R	H	RBI	BB	SO	LOB
Hal Lanier, R (1, 4) OBP: 0.333, SLG: 0.417	BB, 1B 1B		F7 ①		1B		HBP		BB 1-2	3	1	2	0	0	0	0
Orlando Cepeda, R (7, PH)										0	0	0	0	0	0	0
Jim Davenport, R (7, PR) (8, 4)										0	0	0	0	1	0	0
Len Gabrielson, L (1, 7) OBP: 0.462, SLG: 0.600	BB 1-2		HR 1B		K ②		K ③		K ③	4	2	1	0	1	3	5
Willie Mays, R (1, 8) OBP: 0.333, SLG: 0.818	5-3, SF8 1B		1-H HR		K ③			1-3 ①		4	1	2	3	0	1	1
Willie McCovey, L (1, 3) OBP: 0.417, SLG: 0.143	SF8 ① 1-2 2-H		4-3 ②			K ①		BB		2	0	0	1	1	1	0
Jim Ray Hart, R (1, 5) OBP: 0.417, SLG: 0.417	5-3 ② 2-3		CS 1B			G6-4-3 1B		F5 ②		4	0	2	0	0	0	2
Jesus Alou, R (1, 9) OBP: 0.250, SLG: 0.364	1-3 ③		CS ③ 1-2	F9 ①		G6-4-3 ②③ 1-2f		4-3 ③		4	0	0	0	0	0	3
Tom Haller, L (1, 2) OBP: 0.500, SLG: 0.500		F9 ①		G3 ②			SH1-4 1B		BB BB	3	0	1	0	1	0	0
Tito Fuentes, S (1, 6) OBP: 0.300, SLG: 0.400		5-3 ②		F7 ③			SH1-4 ① 1-2		K ①	2	0	0	0	0	0	0
Don Mason, L (9, PH)										1	0	0	0	0	1	1
Ron Herbel, R (1, 1)		K ③			K ①		K ②		K ②	1	0	0	0	0	1	0
Lindy McDaniel, R (5, 1)										1	0	0	0	0	1	0
Don Landrum, L (7, PH)										1	0	0	0	0	1	1
Frank Linzy, R (8, 1)										0	0	0	0	0	0	0
Cap Peterson, R (9, PH)										1	0	0	0	0	1	1
Inning Stats	R: 2 E: 0 K: 0 S: 5 H: 2 LOB: 1 BB: 1 P: 9	R: 0 E: 0 K: 1 S: 5 H: 0 LOB: 0 BB: 0 P: 5	R: 2 E: 0 K: 0 S: 5 H: 3 LOB: 0 BB: 0 P: 5	R: 0 E: 0 K: 0 S: 3 H: 0 LOB: 0 BB: 0 P: 3	R: 0 E: 0 K: 3 S: 10 H: 1 LOB: 1 BB: 0 P: 10	R: 0 E: 0 K: 1 S: 5 H: 1 LOB: 0 BB: 0 P: 5	R: 0 E: 0 K: 2 S: 8 H: 1 LOB: 2 BB: 0 P: 9	R: 0 E: 0 K: 0 S: 3 H: 0 LOB: 1 BB: 1 P: 7	R: 0 E: 0 K: 3 S: 9 H: 0 LOB: 2 BB: 2 P: 17	1B: 7 2B: 0 3B: 0 HR: 1 SF: 1 SAC: 1 DP: 1 HBP: 1						

	AB	31
	R	4
	H	8
	RBI	4
	BB	4
	SO	10
	LOB	14

PITCHER		IP	WLS	BF	H	R	ER	SO	BB	IBB	HBP	BLK	WP	HR	S	P	ERA	WHIP
Bob Buhl, R ERA: 15.43	(1, 1)	2.1		12	4	4	4	1	1	0	0	0	0	1	13	17	15.43	2.143
Bill Hands, R ERA:	(3, 1)	4.1	W	16	4	0	0	5	0	0	1	0	0	0	25	26	0.00	0.923
Ted Abernathy, R ERA:	(7, 1)	2.1	S	10	0	0	0	4	3	0	0	0	0	0	15	27	0.00	1.286

PITCHER	IP	WLS	BF	H	R	ER	SO	BB	IBB	HBP	BLK	WP	HR	S	P	ERA	WHIP

Batter	1	2	3	4	5	6	7	8	9	AB	R	H	RBI	BB	SO	LOB
Glenn Beckert, R (1, 4) OBP: 0.294, SLG: 0.313	x 0-0 K S 1B		x 0-0 ① 6-3		x 0-0 ③ 2-H 1B		x 0-0 ③ 6-3			4	0	2	0	0	0	1
George Altman, L (1, 7) OBP: 0.125, SLG: 0.313	S S S 0-3 ①② K 1-3		x 0-0 ② 6-3			x 0-0 ① G3		S S S 0-3 ① K		3	0	0	0	0	1	1
John Boccabella, R (8, PH)										1	0	0	0	0	1	0
(8, 7)																
Billy Williams, L (1, 9) OBP: 0.412, SLG: 0.357	x 0-0 ③ 4-3		x 0-0 ③ F5			x 0-0 BB 1B		B B B B 4-0 BB		3	0	1	0	1	0	0
Ron Santo, R (1, 5) OBP: 0.412, SLG: 0.500		x 0-0 1B 14 BLK SF8 1B		x 0-0 L4-6-3 1B		B B B B 4-0 1-2 BB		B B B B 4-0 14 G5-4-3 1-2 BB		2	1	2	0	2	0	0
14 Ernie Banks, R (1, 3) OBP: 0.286, SLG: 0.308		H 1-0 SF8 1B SF8 1-2 HBP		x 0-0 ① F2		S S S 0-3 ② K		x 0-0 ②③ G5-4-3 1-2f		3	1	0	0	0	1	5
Ty Cline, L (1, 8) OBP: 0.429, SLG: 0.429		x 0-0 SF8 1B 1-2 2-3 1B		x 0-0 ②③ L4-6-3 1-2		x 0-0 ③ L4-3			x 0-0 ① L7	4	0	1	0	0	0	3
Randy Hundley, R (1, 2) OBP: 0.200, SLG: 0.286		x 0-0 ① SF8 2-3 3-H			x 0-0 ① 5-3		x 0-0 G3 2B		S S S 0-3 ② K	3	0	1	1	0	1	0
Don Kessinger, S (1, 6) OBP: 0.417, SLG: 0.400		x 0-0 ② SF8 1-2 3-H			x 0-0 S 1B 1B		x 0-0 ① G3 2-3		x 0-0 ③ G3	2	0	1	1	0	0	1
Wes Covington, L (9, PH)										1	0	0	0	0	0	0
Dick Ellsworth, L (1, 1) OBP: 0.333, SLG: 0.333		x 0-0 ③ 2-H 1B			S S S 0-3 ② K 1-2		S S S 0-3 ② K			3	0	1	0	0	2	2
Ted Abernathy, R (7, 1)										0	0	0	0	0	0	0
Billy Hoeft, L (8, 1)										0	0	0	0	0	0	0
Inning Stats	R: 0 E: 0 K: 1 S: 5 H: 1 LOB: 0 BB: 0 P: 5	R: 2 E: 0 K: 0 S: 5 H: 3 LOB: 2 BB: 0 P: 6	R: 0 E: 0 K: 0 S: 3 H: 0 LOB: 0 BB: 0 P: 3	R: 0 E: 0 K: 0 S: 3 H: 1 LOB: 0 BB: 0 P: 3	R: 0 E: 0 K: 1 S: 6 H: 2 LOB: 2 BB: 0 P: 6	R: 0 E: 0 K: 1 S: 6 H: 1 LOB: 2 BB: 1 P: 10	R: 0 E: 0 K: 1 S: 6 H: 1 LOB: 1 BB: 0 P: 6	R: 0 E: 0 K: 1 S: 4 H: 0 LOB: 1 BB: 2 P: 12	R: 0 E: 0 K: 1 S: 5 H: 0 LOB: 0 BB: 0 P: 5	1B: 8 2B: 1 3B: 0 HR: 0	SF: 2 SAC: 0 DP: 2 HBP: 1						

TOP

Chicago Cubs @ Los Angeles Dodgers

Dodger Stadium, Los Angeles, CA

Fri Apr 15 1966, 6:05 PM PST

Att. 28,596 - Unknown

livebaseballscorecards.com

AB	29
R	2
H	9
RBI	2
BB	3
SO	6
LOB	13

WP: 0 PB: 0 SB: 2 CS: 0 PA: 35

PITCHER		IP	WLS	BF	H	R	ER	SO	BB	IBB	HBP	BLK	WP	HR	S	P	ERA	WHIP
Don Drysdale, R ERA: 3.0	(1, 1)	6.0		24	8	2	2	3	1	0	1	1	0	0	28	33	3.00	1.500
Bob Miller, R ERA:	(7, 1)	1.0		4	1	0	0	1	0	0	0	0	0	0	6	6	0.00	1.000
Nick Willhite, L ERA:	(8, 1)	0.1		3	0	0	0	1	2	0	0	0	0	0	3	11	0.00	6.000
Phil Regan, R ERA: 1.35	(8, 1)	1.2	W	4	0	0	0	1	0	0	0	0	0	0	6	6	0.00	0.000

PITCHER	IP	WLS	BF	H	R	ER	SO	BB	IBB	HBP	BLK	WP	HR	S	P	ERA	WHIP

BOTTOM

Batter	1	2	3	4	5	6	7	8	9	AB	R	H	RBI	BB	SO	LOB
Maury Wills, S (1, 6) OBP: 0.353, SLG: 0.267	1-3			B1-3		BB	G3			3	0	0	0	1	0	3
Wes Parker, S (1, 3) OBP: 0.375, SLG: 0.308	K			1B		F9		SH1-4 HR 2B		4	1	2	0	0	1	1
Lou Johnson, R (1, 7) OBP: 0.429, SLG: 0.333	K			L8		L8		SH1-4 2-3		3	0	0	0	0	1	2
Ron Fairly, L (1, 9) OBP: 0.375, SLG: 0.273		4-3		F2			E FC1-4 1B	HR BB		3	2	1	0	1	0	1
Jim Lefebvre, S (1, 5) OBP: 0.500, SLG: 1.267 John Kennedy, R (9, 5)		L4			FC6-4 1B		F2	HR 1-H 3-H		4 0	1 0	2 0	3 0	0 0	0 0	1 0
Jeff Torborg, R (1, 2) Derrell Griffith, L (7, PR) Nick Willhite, L (8, 1) Phil Regan, R (8, 1)	K				P3		E1 FC1-4 1-3	1-3-1		3 0 0 1	0 0 0 0	0 0 0 0	0 0 0 0	0 0 0 0	1 0 0 0	2 0 0 0
Nate Oliver, R (1, 4) OBP: 0.143, SLG: 0.077		1-3			FC6-4 1-2f		FC1-4 E 1-2f 3-H	1B BB		3	0	0	1	1	0	2
Willie Davis, L (1, 8) OBP: 0.375, SLG: 0.438		L8			4-3		E9 1-3	FC6-4 1-3		4	0	2	0	0	0	1
Don Drysdale, R (1, 1) Bob Miller, R (7, 1) Al Ferrara, R (7, PH) John Roseboro, L (7, PH) OBP: 0.385, SLG: 0.545 (8, 2)		6-3				L8	BB	FC6-4 1-2f		2 0 0 1	0 0 0 0	0 0 0 1	0 0 0 0	0 0 0 1	0 0 0 0	0 0 0 2
Inning Stats	R: 0 E: 0 K: 2 S: 7 H: 0 LOB: 0 BB: 0 P: 7	R: 0 E: 0 K: 1 S: 5 H: 0 LOB: 0 BB: 0 P: 5	R: 0 E: 0 K: 0 S: 3 H: 0 LOB: 0 BB: 0 P: 3	R: 0 E: 0 K: 0 S: 4 H: 1 LOB: 1 BB: 0 P: 4	R: 0 E: 0 K: 0 S: 4 H: 1 LOB: 1 BB: 0 P: 4	R: 0 E: 0 K: 0 S: 3 H: 0 LOB: 1 BB: 1 P: 7	R: 1 E: 2 K: 0 S: 6 H: 2 LOB: 3 BB: 1 P: 10	R: 3 E: 0 K: 0 S: 6 H: 3 LOB: 2 BB: 2 P: 14		1B: 5 2B: 1 3B: 0 HR: 1	SF: 0 SAC: 1 DP: 0 HBP: 0					

PITCHER		IP	WLS	BF	H	R	ER	SO	BB	IBB	HBP	BLK	WP	HR	S	P	ERA	WHIP
Dick Ellsworth, L ERA:	(1, 1)	6.2		26	4	1	0	3	1	0	0	0	0	0	31	35	0.00	0.750
Ted Abernathy, R ERA: 8.1	(7, 1)	1.0	L	9	3	3	3	0	3	0	0	0	0	1	6	18	27.00	6.000
Billy Hoeft, L ERA: 13.5	(8, 1)	0.1		1	0	0	0	0	0	0	0	0	0	0	1	1	0.00	0.000

PITCHER	IP	WLS	BF	H	R	ER	SO	BB	IBB	HBP	BLK	WP	HR	S	P	ERA	WHIP

Chicago Cubs @ Los Angeles Dodgers

Dodger Stadium, Los Angeles, CA

Fri Apr 15 1966, 6:05 PM PST

Att. 28,596 - Unknown

livebaseballscorecards.com

AB	31
R	4
H	7
RBI	4
BB	4
SO	3
LOB	15

1B: 5	SF: 0	WP: 0	PA: 36
2B: 1	SAC: 1	PB: 0	
3B: 0	DP: 0	SB: 0	
HR: 1	HBP: 0	CS: 0	

Chicago Cubs @ Los Angeles Dodgers

Dodger Stadium, Los Angeles, CA

Sat Apr 16 1966, 6:05 PM PST

Att. 32,054 - Unknown

TOP

livebaseballscorecards.com

Batter	1	2	3	4	5	6	7	8	9	AB	R	H	RBI	BB	SO	LOB
Carl Warwick, R (1, 8) OBP: 0.250, SLG: 0.250	6-3		2B 4-3 1B		6-3		1-2 1B		K	5	1	2	0	0	1	1
Glenn Beckert, R (1, 4) OBP: 0.286, SLG: 0.350	4-3		4-3 1-3 E 2B		L7		G3			4	1	1	0	0	0	2
Billy Williams, L (1, 9) OBP: 0.381, SLG: 0.333	BB 1B		4-3 2-3 3-H		K			K		4	0	1	1	0	2	1
Ron Santo, R (1, 5) OBP: 0.429, SLG: 0.471	1-2 BB		E4 3-H			F8		1B		3	0	1	0	1	0	0
John Boccabella, R (1, 7)	1-3		1-3			6-3		K		4	0	0	0	0	1	4
14 Ernie Banks, R (1, 3) OBP: 0.278, SLG: 0.353		6-3		G3 2B		4-3		K		4	0	1	0	0	1	1
Randy Hundley, R (1, 2) OBP: 0.158, SLG: 0.222		K		G3 2-3			K		F8	4	0	0	0	0	2	1
Don Kessinger, S (1, 6) Roberto Pena, R (7, PH) OBP: 0.333, SLG: 0.333 (7, 6)		6-3		5-3			K		FC5-4 1B	2 2	0 0	0 1	0 0	0 0	0 1	1 0
Bob Hendley, R (1, 1) Harvey Kuenn, R (7, PH) OBP: 1.000, SLG: 1.000 Bill Faul, R (7, 1) Joey Amalfitano, R (9, PH)			K	6-3			1B 1B		FC5-4 1-2f	2 1 0 1	0 0 0 0	0 1 0 0	0 0 0 0	0 0 0 0	1 0 0 0	1 0 0 1

AB 36
R 2
H 8
RBI 1
BB 1
SO 9
LOB 13

Inning Stats	1	2	3	4	5	6	7	8	9
	R: 0 E: 0 K: 0 S: 4	R: 0 E: 0 K: 1 S: 5	R: 2 E: 1 K: 1 S: 8	R: 0 E: 0 K: 0 S: 4	R: 0 E: 0 K: 1 S: 5	R: 0 E: 0 K: 0 S: 3	R: 0 E: 0 K: 2 S: 9	R: 0 E: 0 K: 3 S: 10	R: 0 E: 0 K: 1 S: 6
	H: 1 LOB: 2 BB: 1 P: 8	H: 0 LOB: 0 BB: 0 P: 5	H: 2 LOB: 1 BB: 0 P: 8	H: 1 LOB: 1 BB: 0 P: 4	H: 0 LOB: 0 BB: 0 P: 5	H: 0 LOB: 0 BB: 0 P: 3	H: 2 LOB: 2 BB: 0 P: 9	H: 1 LOB: 1 BB: 0 P: 10	H: 1 LOB: 1 BB: 0 P: 6

1B: 6 2B: 2 3B: 0 HR: 0 SF: 0 SAC: 0 DP: 0 HBP: 0

WP: 0 PB: 0 SB: 0 CS: 0 PA: 37

PITCHER	IP	WLS	BF	H	R	ER	SO	BB	IBB	HBP	BLK	WP	HR	S	P	ERA	WHIP
Claude Osteen, L (1, 1) ERA: 1.0	9.0	W	37	8	2	1	9	1	0	0	0	0	0	54	58	1.00	1.000

PITCHER	IP	WLS	BF	H	R	ER	SO	BB	IBB	HBP	BLK	WP	HR	S	P	ERA	WHIP

BOTTOM

Chicago Cubs @ Los Angeles Dodgers

Dodger Stadium, Los Angeles, CA

Sat Apr 16 1966, 6:05 PM PST

Att. 32,054 - Unknown

livebaseballscorecards.com

Batter	1	2	3	4	5	6	7	8	9	AB	R	H	RBI	BB	SO	LOB
Maury Wills, S (1, 6) OBP: 0.333, SLG: 0.222	K		BB		K		F8			3	0	0	0	1	2	0
Wes Parker, S (1, 3) OBP: 0.350, SLG: 0.412	1B 3B		F7 1-2		5-3		G3			4	1	1	0	0	0	1
Lou Johnson, R (1, 9) (5, 7) OBP: 0.444, SLG: 0.375	WP 1B 3-H		K		F8		CS 1B			4	0	2	1	0	1	1
Jim Lefebvre, S (1, 5) OBP: 0.500, SLG: 1.105	F8 1-2			F9	E5 E 1B		CS 1-2	1B		4	1	2	0	0	0	1
John Kennedy, R (8, PR) (9, 5)										0	0	0	0	0	0	0
Tommy Davis, R (1, 7) Al Ferrara, R (5, 9) OBP: 0.500, SLG: 1.000	K			5-3	E2 1B 2-H 2B			B3		2	0	0	0	0	1	1
										2	1	1	1	0	0	1
Ron Fairly, L (1, 8) OBP: 0.350, SLG: 0.333		4-3		1B 2B	6-3			P6		4	1	1	0	0	0	2
Jeff Torborg, R (1, 2) OBP: 0.500, SLG: 0.400		G5-4-3 1B		1B 2-H 1B		BB		F7		2	0	2	1	1	0	0
John Roseboro, L (8, PH) (9, 2) OBP: 0.357, SLG: 0.500						1B				1	0	0	0	0	0	1
Nate Oliver, R (1, 4) OBP: 0.235, SLG: 0.188		G5-4-3 1-2f		1-2 1B		1-3 3-H 1B				3	0	2	1	0	0	1
Claude Osteen, L (1, 1)			K	4-3		4-3				3	0	0	0	0	1	3

	AB	32
	R	4
	H	11
	RBI	4
	BB	2
	SO	5
	LOB	12

Inning Stats	1	2	3	4	5	6	7	8	9
	R: 1 H: 2 E: 0 LOB: 1 K: 2 BB: 0 S: 9 P: 9	R: 0 H: 1 E: 0 LOB: 0 K: 0 BB: 0 S: 3 P: 3	R: 0 H: 0 E: 0 LOB: 1 K: 2 BB: 1 S: 7 P: 11	R: 1 H: 3 E: 0 LOB: 2 K: 0 BB: 0 S: 6 P: 6	R: 0 H: 0 E: 0 LOB: 0 K: 1 BB: 0 S: 5 P: 5	R: 2 H: 3 E: 2 LOB: 1 K: 0 BB: 1 S: 5 P: 9	R: 0 H: 1 E: 0 LOB: 0 K: 0 BB: 0 S: 3 P: 3	R: 0 H: 1 E: 0 LOB: 1 K: 0 BB: 0 S: 4 P: 4	

	1B: 8	SF: 0	WP: 1	PA: 35
	2B: 2	SAC: 0	PB: 0	
	3B: 1	DP: 1	SB: 1	
	HR: 0	HBP: 0	CS: 1	

PITCHER		IP	WLS	BF	H	R	ER	SO	BB	IBB	HBP	BLK	WP	HR	S	P	ERA	WHIP
Bob Hendley, L ERA: 6.0	(1, 1)	6.0	L	27	9	4	4	5	2	0	0	0	1	0	35	43	6.00	1.833
Bill Faul, R ERA: 2.25	(7, 1)	2.0		7	2	0	0	0	0	0	0	0	0	0	7	7	0.00	1.000

PITCHER	IP	WLS	BF	H	R	ER	SO	BB	IBB	HBP	BLK	WP	HR	S	P	ERA	WHIP

Batter	1	2	3	4	5	6	7	8	9	AB	R	H	RBI	BB	SO	LOB
Carl Warwick, R (1, 8) OBP: 0.182, SLG: 0.182	F5		5-3		6-3		L7			3	0	0	0	0	0	3
Ty Cline, L (7, PH) OBP: 0.400, SLG: 0.400 (7, 8)										1	0	0	0	0	0	1
Glenn Beckert, R (1, 4) OBP: 0.280, SLG: 0.333	F8		F6			BB 1B		F7		4	0	1	0	0	0	1
Billy Williams, L (1, 9) OBP: 0.360, SLG: 0.364	K			3-1		F8		2B		4	0	1	0	0	1	1
Ron Santo, R (1, 5) OBP: 0.440, SLG: 0.450		E9 1B		F7		BBB 14 FC5-4 1-2 BB		F6		3	0	1	0	1	0	1
John Boccabella, R (1, 7)		K		K		K		BBBB 14 FC6-4 BB		3	0	0	0	1	3	3
14 Ernie Banks, R (1, 3) OBP: 0.273, SLG: 0.333		F8			2B 1B	FC5-4 1-2f		FC6-4 1-2f		4	0	1	0	0	0	5
Roberto Pena, R (1, 6) OBP: 0.429, SLG: 0.714		F8			1-3 2B		F9 2B		4-3	4	0	2	0	0	0	1
Randy Hundley, R (1, 2) OBP: 0.174, SLG: 0.273			2B		K		F9 2-3		6-3	4	0	1	0	0	1	3
Larry Jackson, R (1, 1)			K		F3		4-3		K	1	0	0	0	0	1	1
Ken Holtzman, R (3, 1)										0	0	0	0	0	0	0
Harvey Kuenn, R (5, PH) OBP: 0.500, SLG: 0.500										1	0	0	0	0	0	2
Bill Hands, R (5, 1)										0	0	0	0	0	0	0
Jimmy Stewart, S (7, PH) OBP: 0.333, SLG: 1.000										1	0	0	0	0	0	1
Ted Abernathy, R (7, 1)										0	0	0	0	0	0	0
George Altman, L (9, PH) OBP: 0.118, SLG: 0.294										1	0	0	0	0	1	0
Inning Stats	R: 0 E: 0 K: 1 S: 5 H: 0 LOB: 0 BB: 0 P: 5	R: 0 E: 1 K: 1 S: 6 H: 1 LOB: 1 BB: 0 P: 6	R: 0 E: 0 K: 1 S: 6 H: 1 LOB: 1 BB: 0 P: 6	R: 0 E: 0 K: 1 S: 5 H: 0 LOB: 0 BB: 0 P: 5	R: 0 E: 0 K: 1 S: 7 H: 2 LOB: 2 BB: 0 P: 7	R: 0 E: 0 K: 1 S: 6 H: 1 LOB: 2 BB: 1 P: 10	R: 0 E: 0 K: 0 S: 4 H: 1 LOB: 1 BB: 0 P: 4	R: 0 E: 0 K: 0 S: 4 H: 1 LOB: 2 BB: 1 P: 8	R: 0 E: 0 K: 1 S: 5 H: 0 LOB: 0 BB: 0 P: 5	1B: 3 2B: 4 3B: 0 HR: 0	SF: 0 SAC: 0 DP: 0 HBP: 0					

PITCHER		IP	W/L/S	BF	H	R	ER	SO	BB	IBB	HBP	BLK	WP	HR	S	P	ERA	WHIP
Sandy Koufax, L ERA: 1.0	(1, 1)	6.0	W	24	5	0	0	6	1	0	0	0	0	0	35	39	0.00	1.000
Bob Miller, R ERA:	(7, 1)	3.0	S	12	2	0	0	1	1	0	0	0	0	0	13	17	0.00	1.000

PITCHER	IP	W/L	BF	H	R	ER	SO	BB	IBB	HBP	BLK	WP	HR	S	P	ERA	WHIP

TOP

Chicago Cubs @ Los Angeles Dodgers

Dodger Stadium, Los Angeles, CA

Sun Apr 17 1966, 6:05 PM PST

Att. 32,772 - Unknown

livebaseballscorecards.com

AB	34
R	0
H	7
RBI	0
BB	2
SO	7
LOB	23

1B: 3	SF: 0	WP: 0	PA: 36
2B: 4	SAC: 0	PB: 0	
3B: 0	DP: 0	SB: 0	
HR: 0	HBP: 0	CS: 0	

Batter	1	2	3	4	5	6	7	8	9	AB	R	H	RBI	BB	SO	LOB
Maury Wills, S (1, 6) OBP: 0.360, SLG: 0.238	6-3	CS 1B		K			BB			3	0	1	0	1	1	1
Wes Parker, S (1, 3) OBP: 0.417, SLG: 0.500	BB 1B 1B	CS 1-2	S 1B BB		K		2B 1-2			3	2	2	0	1	1	0
Ron Fairly, L (1, 9) OBP: 0.375, SLG: 0.333	1B HR 1-2 BB		1B 1-H		4-3		4-3			3	1	1	1	1	0	1
Jim Lefebvre, S (1, 5) OBP: 0.500, SLG: 1.000	HR 1B 1-2 2-H		F8		1B			4-3		4	1	2	1	0	0	1
John Kennedy, R (9, 5)										0	0	0	0	0	0	0
Lou Johnson, R (1, 7) OBP: 0.409, SLG: 0.500	HR 1-H 2-H		F8		5-3			F4		4	1	1	3	0	0	2
John Roseboro, L (1, 2) OBP: 0.278, SLG: 0.375	K		F3			3-1		P6		4	0	0	0	0	1	1
Willie Davis, L (1, 8) OBP: 0.316, SLG: 0.368	F9			F2		4-3				3	0	0	0	0	0	0
Nate Oliver, R (1, 4) OBP: 0.250, SLG: 0.167		F2		S BB		F7				2	0	0	0	1	0	0
Sandy Koufax, R (1, 1)		K		K 1-2			6-3			2	0	0	0	0	2	1
Bob Miller, R (7, 1)										1	0	0	0	0	0	0
Inning Stats	R: 4 H: 3 E: 0 LOB: 0 K: 1 BB: 1 S: 8 P: 12	R: 0 H: 1 E: 0 LOB: 0 K: 1 BB: 0 S: 5 P: 5	R: 1 H: 1 E: 0 LOB: 1 K: 0 BB: 1 S: 4 P: 8	R: 0 H: 0 E: 0 LOB: 1 K: 2 BB: 1 S: 7 P: 11	R: 0 H: 1 E: 0 LOB: 1 K: 1 BB: 0 S: 6 P: 6	R: 0 H: 0 E: 0 LOB: 0 K: 0 BB: 0 S: 3 P: 3	R: 0 H: 1 E: 0 LOB: 1 K: 0 BB: 1 S: 3 P: 7	R: 0 H: 0 E: 0 LOB: 0 K: 0 BB: 0 S: 3 P: 3		1B: 5 SF: 0 2B: 1 SAC: 0 3B: 0 DP: 0 HR: 1 HBP: 0						WP: 0 PA: 34 PB: 0 SB: 2 CS: 2

PITCHER		IP	WLS	BF	H	R	ER	SO	BB	IBB	HBP	BLK	WP	HR	S	P	ERA	WHIP
Larry Jackson, R ERA: 19.8	(1, 1)	2.0	L	12	5	5	5	2	2	0	0	0	0	1	14	22	22.50	3.500
Ken Holtzman, L ERA:	(3, 1)	2.0		7	0	0	0	2	1	0	0	0	0	0	10	14	0.00	0.500
Bill Hands, R ERA:	(5, 1)	2.0		7	1	0	0	1	0	0	0	0	0	0	9	9	0.00	0.500
Ted Abernathy, R ERA: 5.06	(7, 1)	2.0		7	1	0	0	0	1	0	0	0	0	0	6	10	0.00	1.000

PITCHER	IP	WLS	BF	H	R	ER	SO	BB	IBB	HBP	BLK	WP	HR	S	P	ERA	WHIP

BOTTOM

Chicago Cubs @ Los Angeles Dodgers

Dodger Stadium, Los Angeles, CA

Sun Apr 17 1966, 6:05 PM PST

Att. 32,772 - Unknown

livebaseballscorecards.com

AB	29
R	5
H	7
RBI	5
BB	4
SO	5
LOB	7

San Francisco Giants @ Chicago Cubs

Wrigley Field, Chicago, IL

Tue Apr 19 1966, 3:33 AM CST

Att. 15,396 - Unknown

TOP

livebaseballscorecards.com

Batter	1	2	3	4	5	6	7	8	9	AB	R	H	RBI	BB	SO	LOB
Hal Lanier, R (1, 4) OBP: 0.300, SLG: 0.393	F6	FC5-4 1-2f			HR	6-3		6-3	F5	6	1	1	1	0	0	1
Jesus Alou, R (1, 9) OBP: 0.379, SLG: 0.607	1B 2B		4-3		HR 1B	E E 1B		1B 2B		5	4	4	0	0	0	0
Willie Mays, R (1, 8) OBP: 0.448, SLG: 0.857	G4-6-3 2-H 1B		G4-6-3 1B		1-H HR	E8 E4 1-3		5-3 BB 2B 2-H 1B		5	2	4	4	0	0	1
Willie McCovey, L (1, 3) OBP: 0.345, SLG: 0.190	G4-6-3 1-2f		G4-6-3 1-2f		5-3	E4 1-3 3-H		B B B 5-3 1-2 2B BB		4	1	0	0	1	0	3
Jim Ray Hart, R (1, 5) OBP: 0.481, SLG: 0.615		HR 1B		2B	E5 1B		HR	5-3 1-2 2-3		5	2	3	1	0	0	2
Orlando Cepeda, R (1, 7) OBP: 0.429, SLG: 0.833 Don Landrum, L (5, PR) OBP: 0.200, SLG: 0.400 (5, 7)		1-H HR		S S S K	FC6-4 1-2 1B		1-3	2-H 3-H 2B		3 2	1 0	2 1	2 2	0 0	1 0	1 0
Tom Haller, L (1, 2) OBP: 0.393, SLG: 0.600		G3		5-3	F7		B B B BB	F9		4	0	0	0	1	0	4
Tito Fuentes, S (1, 6) OBP: 0.304, SLG: 0.318 Len Gabrielson, L (7, PH) OBP: 0.364, SLG: 0.353 Gaylord Perry, R (7, 1) Bill Henry, L (9, 1) Bob Priddy, R (9, 1) Bobby Bolin, R (9, 1) OBP: 0.286, SLG: 0.167		FC1-6 1B		IBB	FC6-4 1-2f		S S S K	F4		2 1 1 0 0 0	0 0 0 0 0 0	1 0 0 0 0 0	0 0 0 0 0 0	1 1 0 0 0 0	0 1 0 0 0 0	2 1 0 0 0 0
Ron Herbel, R (1, 1) Lindy McDaniel, R (4, 1) Frank Linzy, R (5, 1) Dick Schofield, S (6, PH) Joe Gibbon, R (6, 1) Jim Davenport, R (7, PH) OBP: 0.400, SLG: 1.000 (7, 6)		FC1-6 FC5-4 1-2f		K	S S S K	F8		S S S K		2 0 0 1 0 2	0 0 0 0 0 0	0 0 0 0 0 0	0 0 0 0 0 0	0 0 0 0 1 0	1 0 0 0 0 0	3 0 0 0 0 0

	AB	43
	R	11
	H	16
	RBI	10
	BB	3
	SO	5
	LOB	19

Inning Stats	1	2	3	4	5	6	7	8	9	1B: 8	SF: 0	WP: 0	PA: 46
R:	1	2	0	0	3	1	1	3	0	2B: 4	SAC: 0	PB: 0	
E:	0	0	0	0	1	2	0	0	0	3B: 0	DP: 2	SB: 0	
K:	0	0	0	2	0	1	1	0	1	HR: 4	HBP: 0	CS: 0	
S:	4	6	3	8	8	7	6	6	5				
H:	2	3	1	1	4	1	1	3	0				
LOB:	0	1	0	2	2	1	1	1	0				
BB:	0	0	0	1	0	0	1	1	0				
P:	4	6	3	12	8	7	10	10	5				

PITCHER		IP	WLS	BF	H	R	ER	SO	BB	IBB	HBP	BLK	WP	HR	S	P	ERA	WHIP
Ernie Broglio, R ERA: 5.4	(1, 1)	3.0		14	7	3	3	0	0	0	0	0	0	1	14	14	9.00	2.333
Bill Faul, R ERA: 7.2	(4, 1)	1.0		7	3	3	3	2	0	1	0	0	0	2	10	14	27.00	3.000
Larry Jackson, R ERA: 13.5	(5, 1)	3.0		15	3	2	1	2	1	0	0	0	0	1	18	22	3.00	1.333
Ted Abernathy, R ERA: 9.0	(8, 1)	0.2	L	6	3	3	3	0	1	0	0	0	0	0	5	9	40.50	6.000
Billy Hoeft, L ERA: 6.75	(8, 1)	1.1		4	0	0	0	1	0	0	0	0	0	0	6	6	0.00	0.000

PITCHER		IP	WLS	BF	H	R	ER	SO	BB	IBB	HBP	BLK	WP	HR	S	P	ERA	WHIP

Batter	1	2	3	4	5	6	7	8	9	AB	R	H	RBI	BB	SO	LOB
Glenn Beckert, R (1, 4) OBP: 0.367, SLG: 0.393	PB 1B		6-3		1B 1B BB	K 1B			1-3 E 1B	4	2	3	0	1	0	0
George Altman, L (1, 7) OBP: 0.150, SLG: 0.300	K		4-3		1B 6-3 1B 1-3	K 1-2			1-3 1-2	3	1	1	0	0	1	1
Harvey Kuenn, R (6, PH) OBP: 0.333, SLG: 0.333										1	0	0	0	0	1	1
(7, 7)																
Wes Covington, L (9, PH)										1	0	0	0	0	0	1
Billy Williams, L (1, 9) OBP: 0.333, SLG: 0.333	F2			F9	6-3 BB HR 1-3 3-H 1B		K		E4 14 BB 1B 2-H	5	1	1	1	0	1	1
Ron Santo, R (1, 5) OBP: 0.500, SLG: 0.522	BB 1-2			14 1B 2B	6-3 HR BB 1-2		K		14 BB 1B 1-2	3	2	2	0	2	1	0
Don Kessinger, S (9, PR) OBP: 0.357, SLG: 0.333										0	0	0	0	0	0	0
14 Ernie Banks, R (1, 3) OBP: 0.296, SLG: 0.320	6-3			1B HR 1B 2-H	K		1-3		BB 1-2 2-3	4	1	1	1	1	1	5
Roberto Pena, R (1, 6) OBP: 0.273, SLG: 0.455		F8		F9	6-3 1-2 2-3 3-H			4-3	K	4	0	0	1	0	0	3
Ty Cline, L (9, PH) OBP: 0.375, SLG: 0.375										1	0	0	0	0	1	3
Byron Browne, R (1, 8) OBP: 0.500, SLG: 1.250		F2		HR 1-2 1B	HR 2-H 3-H			6-3		4	2	2	3	0	0	0
Randy Hundley, R (1, 2) OBP: 0.185, SLG: 0.385		F8		HR 1-H 2-H	F7			K		4	1	1	3	0	1	0
Ernie Broglio, R (1, 1)		K	K			6-3			K	1	0	0	0	0	1	0
Bill Faul, R (4, 1)										1	0	0	0	0	1	0
Larry Jackson, R (5, 1)										1	0	0	0	0	0	0
Ted Abernathy, R (8, 1)										0	0	0	0	0	0	0
Billy Hoeft, L (8, 1)										0	0	0	0	0	0	0
Jimmy Stewart, S (9, PH) OBP: 0.250, SLG: 0.750										1	0	0	0	0	1	0
Inning Stats	R: 0 E: 0 K: 1 S: 6 H: 1 LOB: 2 BB: 1 P: 10	R: 0 E: 0 K: 0 S: 3 H: 0 LOB: 0 BB: 0 P: 3	R: 0 E: 0 K: 1 S: 5 H: 0 LOB: 0 BB: 0 P: 5	R: 4 E: 0 K: 1 S: 9 H: 4 LOB: 0 BB: 0 P: 9	R: 5 E: 0 K: 1 S: 8 H: 3 LOB: 0 BB: 2 P: 16	R: 0 E: 0 K: 1 S: 5 H: 1 LOB: 0 BB: 0 P: 5	R: 0 E: 0 K: 2 S: 7 H: 0 LOB: 0 BB: 0 P: 7	R: 0 E: 0 K: 1 S: 5 H: 0 LOB: 0 BB: 0 P: 5	R: 1 E: 1 K: 2 S: 10 H: 2 LOB: 3 BB: 1 P: 14	1B: 8 2B: 1 3B: 0 HR: 2 SF: 0 SAC: 0 DP: 0 HBP: 0						

PITCHER		IP	WLS	BF	H	R	ER	SO	BB	IBB	HBP	BLK	WP	HR	S	P	ERA	WHIP
Ron Herbel, R	(1, 1)	3.2		17	5	4	4	2	1	0	0	0	0	1	20	24	9.82	1.636
ERA: 8.22																		
Lindy McDaniel, R	(4, 1)	0.1		4	2	3	3	1	1	0	0	0	0	0	5	9	81.00	9.000
ERA: 10.8																		
Frank Linzy, R	(5, 1)	1.0		5	1	2	2	1	1	0	0	0	0	1	6	10	18.00	2.000
ERA: 6.43																		
Joe Gibbon, L	(6, 1)	1.0		3	1	0	0	1	0	0	0	0	0	0	5	5	0.00	1.000
ERA:																		
Gaylord Perry, R	(7, 1)	2.2	W	9	1	1	0	4	0	0	0	0	0	0	17	17	0.00	0.375
ERA:																		

PITCHER		IP	WLS	BF	H	R	ER	SO	BB	IBB	HBP	BLK	WP	HR	S	P	ERA	WHIP
Bill Henry, L	(9, 1)	0.0		1	0	0	0	0	0	0	0	0	0	0	1	1	∞	∞
ERA:																		
Bob Priddy, R	(9, 1)	0.0		2	1	0	0	0	1	0	0	0	0	0	1	5	∞	∞
ERA:																		
Bobby Bolin, R	(9, 1)	0.1	S	1	0	0	0	1	0	0	0	0	0	0	3	3	0.00	0.000
ERA:																		

BOTTOM

San Francisco Giants @ Chicago Cubs

Wrigley Field, Chicago, IL

Tue Apr 19 1966, 3:33 AM CST

Att. 15,396 - Unknown

livebaseballscorecards.com

AB	38
R	10
H	11
RBI	9
BB	4
SO	10
LOB	15

Batter	1	2	3	4	5	6	7	8	9	AB	R	H	RBI	BB	SO	LOB
Hal Lanier, R (1, 4) OBP: 0.286, SLG: 0.364	E1 HR 1B	F3		F7			FC4-6 SH5-3 1-2f 1B		1-3	5	2	1	0	0	0	2
Jesus Alou, R (1, 9) OBP: 0.333, SLG: 0.531	F8		1-3		F4		SH5-3 1-2		4-3	4	0	0	0	0	0	1
Willie Mays, R (1, 8) OBP: 0.455, SLG: 0.903	2-H HR		K		F5		1B BB			3	1	1	2	1	1	0
Willie McCovey, L (1, 3) OBP: 0.424, SLG: 0.320	1B 1B		HR 1B		1B		FC6-4 1-3 2-H 1B			4	1	4	1	0	0	0
Jim Ray Hart, R (1, 5) OBP: 0.452, SLG: 0.667	K		1-H HR		K		FC6-4 1-2f			4	1	1	2	0	2	4
Orlando Cepeda, R (1, 7) OBP: 0.400, SLG: 0.667 Don Landrum, L (6, 7) OBP: 0.167, SLG: 0.333	1-3 1B		F3			K		4-3		3 1	0 0	1 0	0 0	0 0	1 0	0 0
Tom Haller, L (1, 2) OBP: 0.344, SLG: 0.517	G3			K		4-3		K		4	0	0	0	0	2	2
Tito Fuentes, S (1, 6) OBP: 0.259, SLG: 0.269		5-3		2-3		F3		F7		4	0	0	0	0	0	0
Juan Marichal, R (1, 1) OBP: 0.364, SLG: 0.455		6-3		1B			FC4-6 1B		K	4	0	2	0	0	1	0
Inning Stats	R: 2 E: 1 K: 1 S: 9 H: 4 LOB: 2 BB: 0 P: 9	R: 0 E: 0 K: 0 S: 3 H: 0 LOB: 0 BB: 0 P: 3	R: 2 E: 0 K: 1 S: 7 H: 2 LOB: 0 BB: 0 P: 7	R: 0 E: 0 K: 1 S: 6 H: 1 LOB: 1 BB: 0 P: 6	R: 0 E: 0 K: 1 S: 6 H: 1 LOB: 1 BB: 0 P: 6	R: 0 E: 0 K: 1 S: 5 H: 0 LOB: 0 BB: 0 P: 5	R: 1 E: 0 K: 0 S: 5 H: 2 LOB: 2 BB: 1 P: 9	R: 0 E: 0 K: 1 S: 5 H: 0 LOB: 0 BB: 0 P: 5	R: 0 E: 0 K: 1 S: 5 H: 0 LOB: 0 BB: 0 P: 5	1B: 8 2B: 0 3B: 0 HR: 2 SF: 0 SAC: 1 DP: 0 HBP: 0						

PITCHER	IP	WLS	BF	H	R	ER	SO	BB	IBB	HBP	BLK	WP	HR	S	P	ERA	WHIP
Bill Hands, R (1, 1) ERA: 2.93	7.0	L	32	10	5	5	5	1	0	0	0	0	2	41	45	6.43	1.571
Billy Hoeft, L (8, 1) ERA: 3.86	2.0		6	0	0	0	2	0	0	0	0	0	0	10	10	0.00	0.000

PITCHER	IP	WLS	BF	H	R	ER	SO	BB	IBB	HBP	BLK	WP	HR	S	P	ERA	WHIP

TOP

San Francisco Giants @ Chicago Cubs

Wrigley Field, Chicago, IL

Thu Apr 21 1966, 3:33 AM CST

Att. 2,566 - Unknown

livebaseballscorecards.com

AB	36
R	5
H	10
RBI	5
BB	1
SO	7
LOB	9

Batter	1	2	3	4	5	6	7	8	9	AB	R	H	RBI	BB	SO	LOB
Glenn Beckert, R (1, 4) OBP: 0.324, SLG: 0.344	6-3		K		F8		F3			4	0	0	0	0	1	1
George Altman, L (1, 7) OBP: 0.167, SLG: 0.292	K		E7 1B		3-1			FC3-6 1B		4	1	1	0	0	1	0
Billy Williams, L (1, 9) OBP: 0.324, SLG: 0.323	E3 1B		PB BB 2-H 1B		K			FC3-6 L6-3 1-2f		4	0	1	1	0	1	1
Ron Santo, R (1, 5) OBP: 0.500, SLG: 0.500	1-2 1B		1-2 PB BB			F3		L6-3 1-2		3	0	1	0	1	0	1
14 Ernie Banks, R (1, 3) OBP: 0.258, SLG: 0.276	F7		F6			F8			K	4	0	0	0	0	1	4
Byron Browne, R (1, 8) OBP: 0.500, SLG: 1.250		S 1B	1-2 2-3 K			K			HR	4	1	2	1	0	2	2
Roberto Pena, R (1, 6) OBP: 0.231, SLG: 0.385		K		4-3			F3		K	2	0	0	0	0	1	1
Jimmy Stewart, S (7, PH) OBP: 0.167, SLG: 0.500 (8, 6)										2	0	0	0	0	1	0
Randy Hundley, R (1, 2) OBP: 0.194, SLG: 0.367		1-2 K		K			1B		F4	4	0	1	0	0	2	1
Bill Hands, R (1, 1) Wes Covington, L (7, PH) Billy Hoeft, L (8, 1)		K		K			F9			2	0	0	0	0	2	1
										1	0	0	0	0	0	1
										0	0	0	0	0	0	0
Inning Stats	R: 0 E: 1 K: 1 S: 7 H: 1 LOB: 2 BB: 0 P: 7	R: 0 E: 0 K: 3 S: 10 H: 1 LOB: 1 BB: 0 P: 10	R: 1 E: 1 K: 2 S: 9 H: 1 LOB: 2 BB: 1 P: 13	R: 0 E: 0 K: 2 S: 7 H: 0 LOB: 0 BB: 0 P: 7	R: 0 E: 0 K: 1 S: 5 H: 0 LOB: 0 BB: 0 P: 5	R: 0 E: 0 K: 1 S: 5 H: 0 LOB: 0 BB: 0 P: 5	R: 0 E: 0 K: 0 S: 4 H: 1 LOB: 1 BB: 0 P: 4	R: 0 E: 0 K: 0 S: 3 H: 1 LOB: 0 BB: 0 P: 3	R: 1 E: 0 K: 2 S: 8 H: 1 LOB: 0 BB: 0 P: 8	1B: 5 2B: 1 3B: 0 HR: 1	SF: 0 SAC: 0 DP: 1 HBP: 0						

PITCHER	IP	WLS	BF	H	R	ER	SO	BB	IBB	HBP	BLK	WP	HR	S	P	ERA	WHIP
Juan Marichal, R (1, 1) ERA: 0.67	9.0	W	35	6	2	1	12	1	0	0	0	0	1	58	62	1.00	0.778

PITCHER	IP	WLS	BF	H	R	ER	SO	BB	IBB	HBP	BLK	WP	HR	S	P	ERA	WHIP

BOTTOM

San Francisco Giants @ Chicago Cubs

Wrigley Field, Chicago, IL

Thu Apr 21 1966, 3:33 AM CST

Att. 2,566 - Unknown

livebaseballscorecards.com

AB	34
R	2
H	6
RBI	2
BB	1
SO	12
LOB	13

Batter	1	2	3	4	5	6	7	8	9	AB	R	H	RBI	BB	SO	LOB
Maury Wills, S (1, 6) OBP: 0.273, SLG: 0.200	1-3		K		6-3		5-3			4	0	0	0	0	1	2
Wes Parker, S (1, 3) OBP: 0.452, SLG: 0.611	1B SF7 1B		6-3			P4	HBP			3	1	1	0	0	0	0
Lou Johnson, R (1, 7) OBP: 0.395, SLG: 0.500	1-3 1B			1-3		E6 1B 1B	F8			4	1	1	0	0	0	1
Al Ferrara, R (1, 9) OBP: 0.333, SLG: 0.727	SF7 3-H			K		1B 1B 1-2 1B		K		3	0	1	1	0	2	0
Willie Davis, L (8, 8) OBP: 0.346, SLG: 0.500										0	0	0	0	0	0	0
Ron Fairly, L (1, 8) (8, 9) OBP: 0.390, SLG: 0.333	4-1			6-3		F9		K		4	0	0	0	0	1	3
Jeff Torborg, R (1, 2) OBP: 0.545, SLG: 0.600		L4-3 1B			1B 2B	1B 1B 1-2 2-H		4-3		4	0	3	1	0	0	0
Nate Oliver, R (1, 4) OBP: 0.378, SLG: 0.281		L4-3 1-2			PB 2-3 1B	1-2 2-3 1B			P6	4	0	2	0	0	0	1
John Kennedy, R (1, 5)		5-3			K 1-2	5-3			1-3	4	0	0	0	0	1	5
Sandy Koufax, R (1, 1)			K		K		K		P3	4	0	0	0	0	3	2

TOP

Los Angeles Dodgers @ Chicago Cubs

Wrigley Field, Chicago, IL

Fri Apr 22 1966, 3:33 AM CST

Att. 4,551 - Unknown

livebaseballscorecards.com

AB	34
R	2
H	8
RBI	2
BB	0
SO	8
LOB	14

Inning Stats	1	2	3	4	5	6	7	8	9
	R: 1 E: 0 K: 0 S: 5	R: 0 E: 0 K: 0 S: 3	R: 0 E: 0 K: 2 S: 7	R: 0 E: 0 K: 1 S: 5	R: 0 E: 0 K: 2 S: 9	R: 1 E: 1 K: 0 S: 7	R: 0 E: 0 K: 1 S: 5	R: 0 E: 0 K: 2 S: 7	R: 0 E: 0 K: 0 S: 3
	H: 2 LOB: 1 BB: 0 P: 5	H: 1 LOB: 0 BB: 0 P: 3	H: 0 LOB: 0 BB: 0 P: 7	H: 0 LOB: 0 BB: 0 P: 5	H: 2 LOB: 2 BB: 0 P: 9	H: 3 LOB: 3 BB: 0 P: 7	H: 0 LOB: 1 BB: 0 P: 6	H: 0 LOB: 0 BB: 0 P: 7	H: 0 LOB: 0 BB: 0 P: 3

| | | | | | | | | | |

Batter	1	2	3	4	5	6	7	8	9	AB	R	H	RBI	BB	SO	LOB
Roberto Pena, R (1, 6) OBP: 0.176, SLG: 0.294	L6		F4		4-3		K			4	0	0	0	0	1	1
Don Kessinger, S (8, 6) OBP: 0.357, SLG: 0.333										0	0	0	0	0	0	0
Glenn Beckert, R (1, 4) OBP: 0.316, SLG: 0.333	F7			1B 1B	5-3			6-3		4	1	1	0	0	0	0
Billy Williams, L (1, 9) OBP: 0.316, SLG: 0.314	P2			BB 1B 1-3		F8		F8		4	0	1	0	0	0	0
Ron Santo, R (1, 5) OBP: 0.526, SLG: 0.517		BB		BB 1-2 3-H		K		14 FC6-4		3	0	2	1	1	1	0
14 Ernie Banks, R (1, 3) OBP: 0.257, SLG: 0.273		F6		K		1B		FC6-4 1-2f		4	0	1	0	0	1	4
Byron Browne, R (1, 7) OBP: 0.417, SLG: 0.909		F8		BB 1-2 2-3		K			K	3	0	0	0	1	2	2
Randy Hundley, R (1, 2) OBP: 0.171, SLG: 0.324		K		P4			F7		K	4	0	0	0	0	2	4
Carl Warwick, R (1, 8) OBP: 0.167, SLG: 0.167			F9	K			BB		2B	1	0	0	0	0	0	0
Adolfo Phillips, R (4, PH) OBP: 0.333, SLG: 0.400 (5, 8)										2	0	1	0	1	1	3
Dick Ellsworth, L (1, 1) OBP: 0.167, SLG: 0.167			4-3		K		K		K	3	0	0	0	0	2	1
John Boccabella, R (9, PH)										1	0	0	0	0	1	1
Inning Stats	R: 0 E: 0 K: 0 S: 3 H: 0 LOB: 0 BB: 0 P: 3	R: 0 E: 0 K: 1 S: 5 H: 0 LOB: 1 BB: 1 P: 9	R: 0 E: 0 K: 0 S: 3 H: 0 LOB: 0 BB: 0 P: 3	R: 1 E: 0 K: 2 S: 10 H: 3 LOB: 3 BB: 1 P: 14	R: 0 E: 0 K: 1 S: 5 H: 0 LOB: 0 BB: 0 P: 5	R: 0 E: 0 K: 2 S: 8 H: 1 LOB: 1 BB: 0 P: 8	R: 0 E: 0 K: 2 S: 7 H: 0 LOB: 1 BB: 1 P: 11	R: 0 E: 0 K: 0 S: 4 H: 1 LOB: 1 BB: 0 P: 4	R: 0 E: 0 K: 3 S: 10 H: 1 LOB: 1 BB: 0 P: 10	1B: 5 2B: 1 3B: 0 HR: 0	SF: 0 SAC: 0 DP: 0 HBP: 0			WP: 0 PB: 0 SB: 0 CS: 0		PA: 36	

PITCHER	IP	WLS	BF	H	R	ER	SO	BB	IBB	HBP	BLK	WP	HR	S	P	ERA	WHIP
Sandy Koufax, L (1, 1) ERA: 1.0	9.0	W	36	6	1	1	11	3	0	0	0	0	0	55	67	1.00	1.000

PITCHER	IP	WLS	BF	H	R	ER	SO	BB	IBB	HBP	BLK	WP	HR	S	P	ERA	WHIP

BOTTOM

Los Angeles Dodgers @ Chicago Cubs

Wrigley Field, Chicago, IL

Fri Apr 22 1966, 3:33 AM CST

Att. 4,551 - Unknown

livebaseballscorecards.com

AB	33
R	1
H	6
RBI	1
BB	3
SO	11
LOB	16

Batter	1	2	3	4	5	6	7	8	9	AB	R	H	RBI	BB	SO	LOB
Wes Parker, S (1, 3) OBP: 0.447, SLG: 0.600	4-3	BBB 1-2 BB		F5		4-3			2B	4	0	1	0	1	0	1
Lou Johnson, R (1, 7) OBP: 0.372, SLG: 0.463	1B 1B	F6		F9			6-3		F7	5	0	1	0	0	0	5
Jim Lefebvre, S (1, 5) OBP: 0.390, SLG: 0.684	K		SSS K	F7			5-3		H HBP	4	0	0	0	0	2	2
Derrell Griffith, L (9, PR)										0	0	0	0	0	0	0
Al Ferrara, R (1, 9) OBP: 0.353, SLG: 0.600	FC6-4 1-2 1B		BBB WP E BB		SSS K		6-3		SSS K	4	0	1	0	1	2	2
Ron Fairly, L (1, 8) OBP: 0.348, SLG: 0.289	FC6-4 1-2f		E1 BB 1-2		4-3			L7	1-3	5	0	0	0	0	0	5
Jeff Torborg, R (1, 2) OBP: 0.667, SLG: 0.692		1B 1B 1B	BBBB 1-2 2-3 BB		1B			1B 1B		3	0	3	0	1	0	0
Nate Oliver, R (1, 4) OBP: 0.390, SLG: 0.286		L3-4 1-2 1B 1B	BBBB 1-2 BB		F9			SSS K		3	0	1	0	1	1	2
John Kennedy, R (1, 6) OBP: 0.143, SLG: 0.143		BB 1-2 2-3 1B	F9			F8		1-2 1B		3	0	1	0	0	0	3
Tommy Davis, R (8, PH) OBP: 0.333, SLG: 0.333										1	0	1	0	0	0	0
Bart Shirley, R (8, PR)										0	0	0	0	0	0	0
(8, 6)																
Don Sutton, R (1, 1) OBP: 0.444, SLG: 0.444		L3-4 2-3		1B		SSS K		P6		3	0	1	0	0	1	3
John Roseboro, L (8, PH) OBP: 0.200, SLG: 0.286										1	0	0	0	0	0	2
Ron Perranoski, L (8, 1)										0	0	0	0	0	0	0
Inning Stats	R: 0 E: 0 K: 1 S: 7 H: 2 LOB: 2 BB: 0 P: 7	R: 0 E: 0 K: 0 S: 5 H: 3 LOB: 3 BB: 1 P: 9	R: 0 E: 1 K: 1 S: 5 H: 0 LOB: 3 BB: 3 P: 17	R: 0 E: 0 K: 0 S: 4 H: 1 LOB: 1 BB: 0 P: 4	R: 0 E: 0 K: 1 S: 6 H: 1 LOB: 1 BB: 0 P: 6	R: 0 E: 0 K: 1 S: 5 H: 0 LOB: 0 BB: 0 P: 5	R: 0 E: 0 K: 0 S: 3 H: 0 LOB: 0 BB: 0 P: 3	R: 0 E: 0 K: 1 S: 7 H: 2 LOB: 2 BB: 0 P: 7	R: 0 E: 0 K: 1 S: 6 H: 1 LOB: 2 BB: 0 P: 7							

PITCHER		IP	WLS	BF	H	R	ER	SO	BB	IBB	HBP	BLK	WP	HR	S	P	ERA	WHIP
Bob Hendley, L ERA: 4.15	(1, 1)	2.2		16	5	0	0	2	4	0	0	0	1	0	16	32	0.00	3.375
Fergie Jenkins, R ERA: 1.17	(3, 1)	5.1	W	20	4	0	0	3	0	0	0	0	0	0	26	26	0.00	0.750
Ted Abernathy, R ERA: 7.71	(9, 1)	1.0	S	5	1	0	0	1	0	0	1	0	0	0	6	7	0.00	1.000

PITCHER	IP	WLS	BF	H	R	ER	SO	BB	IBB	HBP	BLK	WP	HR	S	P	ERA	WHIP

TOP

Los Angeles Dodgers @ Chicago Cubs

Wrigley Field, Chicago, IL

Sat Apr 23 1966, 3:33 AM CST

Att. 6,974 - Unknown

livebaseballscorecards.com

AB	36
R	0
H	10
RBI	0
BB	4
SO	6
LOB	25

1B: 9	SF: 0	WP: 1	PA: 41
2B: 2	SAC: 0	PB: 0	
3B: 0	DP: 1	SB: 0	
HR: 0	HBP: 1	CS: 0	

Batter	1	2	3	4	5	6	7	8	9	AB	R	H	RBI	BB	SO	LOB
Adolfo Phillips, R (1, 8) OBP: 0.300, SLG: 0.333	S S S 0-3 ① K		S S S 0-3 ② K		x 0-0 CS 1B		x 0-0 ③ F2			4	0	1	0	0	2	1
Glenn Beckert, R (1, 4) OBP: 0.310, SLG: 0.350	x 0-0 2B		x 0-0 ③ 4-3		0-0 ③ CS 1-2	x 0-0 ① L7		x 0-0 ① 6-3		4	0	1	0	0	0	0
Billy Williams, L (1, 9) OBP: 0.286, SLG: 0.282	x 0-0 ② 1-3			x 0-0 ① 4-3		x 0-0 ② P6		x 0-0 ② 3-1		4	0	0	0	0	0	1
Ron Santo, R (1, 5) OBP: 0.524, SLG: 0.484	x 0-0 ③ F9			x 0-0 ② P6		B B B B 4-0 BB		B B B B 4-0 BB		2	0	0	0	2	0	1
Byron Browne, R (1, 7) OBP: 0.438, SLG: 0.800		x 0-0 1B		x 0-0 1B		S S S 0-3 ③ K		S S S 0-3 ③ K		4	0	2	0	0	2	2
14 Ernie Banks, R (1, 3) OBP: 0.237, SLG: 0.250		x 0-0 ① P4		x 0-0 ③ 5-3			x 0-0 ① P4			3	0	0	0	0	0	2
Randy Hundley, R (1, 2) OBP: 0.184, SLG: 0.324		x 0-0 ② F2			S S S 0-3 ① K		x 0-0 SH1-3 1B			3	1	1	0	0	1	1
Don Kessinger, S (1, 6) OBP: 0.313, SLG: 0.286		x 0-0 ③ P6			x 0-0 ② G3		x 0-0 ② SH1-3 1-2			2	0	0	0	0	0	1
Bob Hendley, R (1, 1)			S S S 0-3 ① K		x 0-0 HR		x 0-0 2-H 1B			0	0	0	0	0	0	0
Fergie Jenkins, R (3, 1) OBP: 0.667, SLG: 1.667										3	1	2	2	0	1	0
Ted Abernathy, R (9, 1)										0	0	0	0	0	0	0
Inning Stats	R: 0 E: 0 K: 1 S: 6 H: 1 LOB: 1 BB: 0 P: 6	R: 0 E: 0 K: 0 S: 4 H: 1 LOB: 1 BB: 0 P: 4	R: 0 E: 0 K: 2 S: 7 H: 0 LOB: 0 BB: 0 P: 7	R: 0 E: 0 K: 0 S: 4 H: 1 LOB: 1 BB: 0 P: 4	R: 1 E: 0 K: 1 S: 6 H: 2 LOB: 0 BB: 0 P: 6	R: 0 E: 0 K: 1 S: 5 H: 0 LOB: 1 BB: 1 P: 9	R: 1 E: 0 K: 0 S: 5 H: 2 LOB: 1 BB: 0 P: 5	R: 0 E: 0 K: 1 S: 5 H: 0 LOB: 1 BB: 1 P: 9		1B: 5 2B: 1 3B: 0 HR: 1 SF: 0 SAC: 1 DP: 0 HBP: 0						

PITCHER		IP	WLS	BF	H	R	ER	SO	BB	IBB	HBP	BLK	WP	HR	S	P	ERA	WHIP
Don Sutton, R ERA: 2.86	(1, 1)	7.0	L	28	7	2	2	5	1	0	0	0	0	1	37	41	2.57	1.143
Ron Perranoski, L ERA: 4.5	(8, 1)	1.0		4	0	0	0	1	1	0	0	0	0	0	5	9	0.00	1.000

PITCHER	IP	WLS	BF	H	R	ER	SO	BB	IBB	HBP	BLK	WP	HR	S	P	ERA	WHIP

BOTTOM

Los Angeles Dodgers @ Chicago Cubs

Wrigley Field, Chicago, IL

Sat Apr 23 1966, 3:33 AM CST

Att. 6,974 - Unknown

livebaseballscorecards.com

AB	29
R	2
H	7
RBI	2
BB	2
SO	6
LOB	9

WP: 0	PA: 33																	
PB: 0																		
SB: 0																		
CS: 1																		

Batter	1	2	3	4	5	6	7	8	9	AB	R	H	RBI	BB	SO	LOB
Wes Parker, S (1, 3) OBP: 0.412, SLG: 0.545	P6		K		6-3			K		4	0	0	0	0	2	1
Lou Johnson, R (1, 8) OBP: 0.362, SLG: 0.432	F8		6-3			1B BB		6-3		3	0	0	0	1	0	0
Jim Lefebvre, S (1, 5) OBP: 0.400, SLG: 0.650	1B BB			BB		P5		K		2	0	0	0	2	1	1
Tommy Davis, R (1, 7) OBP: 0.400, SLG: 0.400	1-2 1B			F8		G6-4-3 1-2 1B			1-3	4	0	2	0	0	0	1
Al Ferrara, R (1, 9) OBP: 0.333, SLG: 0.526	K			K		G6-4-3 1-2f			F8 WP 1B	4	0	1	0	0	2	5
Jeff Torborg, R (1, 2) OBP: 0.556, SLG: 0.563 John Roseboro, L (9, PH) OBP: 0.194, SLG: 0.276		K		1-3			5-3		F8 1-3	3 1	0 0	0 0	0 0	0 0	1 0	1 1
Nate Oliver, R (1, 4) OBP: 0.364, SLG: 0.263 Willie Davis, L (9, PH) OBP: 0.370, SLG: 0.500		6-3			6-3		5-3		BB	3 0	0 0	0 0	0 0	0 1	0 0	0 0
John Kennedy, R (1, 6) OBP: 0.273, SLG: 0.455		F9			2B		2B		1-5-3	4	0	2	0	0	0	2
Don Drysdale, R (1, 1) Ron Fairly, L (7, PH) OBP: 0.340, SLG: 0.282 Phil Regan, R (7, 1)			4-3		5-3		2-3			2 1 0	0 0 0	0 0 0	0 0 0	0 0 0	0 0 0	1 1 0
Inning Stats	R: 0 E: 0 K: 1 S: 6 H: 1 LOB: 2 BB: 1 P: 10	R: 0 E: 0 K: 1 S: 5 H: 0 LOB: 0 BB: 0 P: 5	R: 0 E: 0 K: 1 S: 5 H: 0 LOB: 0 BB: 0 P: 5	R: 0 E: 0 K: 1 S: 5 H: 0 LOB: 1 BB: 1 P: 9	R: 0 E: 0 K: 0 S: 4 H: 1 LOB: 1 BB: 0 P: 4	R: 0 E: 0 K: 0 S: 3 H: 1 LOB: 1 BB: 1 P: 7	R: 0 E: 0 K: 0 S: 4 H: 1 LOB: 1 BB: 0 P: 4	R: 0 E: 0 K: 2 S: 7 H: 0 LOB: 0 BB: 0 P: 7	R: 0 E: 0 K: 0 S: 4 H: 1 LOB: 2 BB: 1 P: 8	1B: 3 2B: 2 3B: 0 HR: 0 SF: 0 SAC: 0 DP: 1 HBP: 0						

PITCHER		IP	WLS	BF	H	R	ER	SO	BB	IBB	HBP	BLK	WP	HR	S	P	ERA	WHIP
Ken Holtzman, L ERA:	(1, 1)	6.0	W	23	3	0	0	4	3	0	0	0	0	0	28	40	0.00	1.000
Ted Abernathy, R ERA: 5.4	(7, 1)	3.0	S	12	2	0	0	2	1	0	0	0	1	0	15	19	0.00	1.000

PITCHER	IP	WLS	BF	H	R	ER	SO	BB	IBB	HBP	BLK	WP	HR	S	P	ERA	WHIP

TOP

Los Angeles Dodgers @ Chicago Cubs

Wrigley Field, Chicago, IL

Sun Apr 24 1966, 3:33 AM CDT

Att. 19,925 - Unknown

livebaseballscorecards.com

AB	31
R	0
H	5
RBI	0
BB	4
SO	6
LOB	14

WP: 1	PA: 35		
PB: 0			
SB: 0			
CS: 0			

Batter	1	2	3	4	5	6	7	8	9	AB	R	H	RBI	BB	SO	LOB
Adolfo Phillips, R (1, 8) OBP: 0.286, SLG: 0.385	6-3	F9			E 2B		K			4	0	1	0	0	1	1
Glenn Beckert, R (1, 4) OBP: 0.304, SLG: 0.326	E5 FC4-6		F9		BB 2-3			F3		3	0	0	0	1	0	0
Billy Williams, L (1, 9) OBP: 0.261, SLG: 0.256	FC4-6 E S 1-2f		6-3		4-3			3-1		4	0	0	0	0	0	3
Ron Santo, R (1, 5) OBP: 0.522, SLG: 0.486	K 1-3		K			PB 1B		1B		4	0	2	0	0	2	1
John Herrnstein, L (1, 3) OBP: 0.143, SLG: 0.143		2B 3B 1B		K		K 1-2		4-3		4	1	1	0	0	2	2
Byron Browne, R (1, 7) OBP: 0.368, SLG: 0.667		L9		K		K				3	0	0	0	0	2	2
Randy Hundley, R (1, 2) OBP: 0.195, SLG: 0.350		1-3 3B 2B		K		F7				3	1	1	0	0	1	1
Don Kessinger, S (1, 6) OBP: 0.368, SLG: 0.438		2-H 3-H 3B			B3-6-4 BB		F2			2	0	1	2	1	0	0
Ken Holtzman, R (1, 1)		1-3			B3-6-4 1-2f		L4			2	0	0	0	0	0	2
Ted Abernathy, R (7, 1)										1	0	0	0	0	0	0
Inning Stats	R: 0 E: 1 K: 1 S: 6 H: 0 LOB: 1 BB: 0 P: 6	R: 2 E: 0 K: 0 S: 6 H: 3 LOB: 1 BB: 0 P: 6	R: 0 E: 0 K: 1 S: 5 H: 0 LOB: 0 BB: 0 P: 5	R: 0 E: 0 K: 3 S: 9 H: 0 LOB: 0 BB: 0 P: 9	R: 0 E: 1 K: 0 S: 3 H: 1 LOB: 2 BB: 2 P: 11	R: 0 E: 0 K: 2 S: 8 H: 1 LOB: 1 BB: 0 P: 8	R: 0 E: 0 K: 1 S: 5 H: 0 LOB: 0 BB: 0 P: 5	R: 0 E: 0 K: 0 S: 4 H: 1 LOB: 1 BB: 0 P: 4		1B: 3 2B: 2 3B: 1 HR: 0 SF: 0 SAC: 0 DP: 1 HBP: 0						

PITCHER	IP	WLS	BF	H	R	ER	SO	BB	IBB	HBP	BLK	WP	HR	S	P	ERA	WHIP
Don Drysdale, R (1, 1) ERA: 4.41	6.0	L	25	5	2	2	7	2	0	0	0	0	0	37	45	3.00	1.167
Phil Regan, R (7, 1) ERA: 0.93	2.0		7	1	0	0	1	0	0	0	0	0	0	9	9	0.00	0.500

PITCHER	IP	WLS	BF	H	R	ER	SO	BB	IBB	HBP	BLK	WP	HR	S	P	ERA	WHIP

BOTTOM

Los Angeles Dodgers @ Chicago Cubs

Wrigley Field, Chicago, IL

Sun Apr 24 1966, 3:33 AM CDT

Att. 19,925 - Unknown

livebaseballscorecards.com

AB	30
R	2
H	6
RBI	2
BB	2
SO	8
LOB	12

Batter	1	2	3	4	5	6	7	8	9	AB	R	H	RBI	BB	SO	LOB
Ron Hunt, R (1, 4) OBP: 0.318, SLG: 0.350	6-3 2B		1B HR BB	6-3		1B 1B BB		E3 1-3 2-H 1B	5-3	4	3	1	0	2	0	2
Roy McMillan, R (1, 6) OBP: 0.265, SLG: 0.258	P5		1-2 HR 1B		E6 G6-4-3	1B 1-3 3-H S 1B		1-3	6-3	6	2	2	1	0	0	3
Ken Boyer, R (1, 5) OBP: 0.405, SLG: 0.658	6-3 2-3		1-H 2-H HR		G6-4-3 1-2f	S 1-3 3-H 1B		4-3 1B 3B IBB		4	2	2	4	1	0	2
Ed Kranepool, L (1, 3) OBP: 0.378, SLG: 0.667	4-3		HR		BB	K 1-2 3-H		4-3 1-2 2-H 3-H 3B 1B		4	2	2	3	1	1	2
Al Luplow, L (1, 7) OBP: 0.200, SLG: 0.158		F8	E4		4-3		4-3	4-3 1-2 2-3		5	0	0	0	0	0	3
Cleon Jones, R (1, 8) OBP: 0.379, SLG: 0.571		5-3	6-3			E1 SF8 1B	F8	2-H 3-H 1B 3B		5	2	2	2	0	0	1
Johnny Lewis, L (1, 9) OBP: 0.292, SLG: 0.238		F3		G1-4-3 BB		SF8 3-H	K	3-H 1B		3	0	1	2	1	1	0
Jerry Grote, R (1, 2) OBP: 0.368, SLG: 0.267			K	G1-4-3 1-2f		E S 1B 1B		BB K		4	2	1	0	1	2	2
Jack Hamilton, R (1, 1) OBP: 0.429, SLG: 0.333			F8	BB		5-3 1-3		E 1-2 1B	F8	2	0	0	0	1	0	1
Larry Bearnarth, R (7, 1)										0	0	0	0	0	0	0
Darrell Sutherland, R (7, 1) OBP: 1.000, SLG: 1.000										1	1	1	0	0	0	0
Dave Eilers, R (8, 1)										0	0	0	0	0	0	0
Dennis Ribant, R (8, 1)										1	0	0	0	0	0	0
Inning Stats	R: 0 E: 0 K: 0 S: 4 H: 1 LOB: 1 BB: 0 P: 4	R: 0 E: 0 K: 0 S: 3 H: 0 LOB: 0 BB: 0 P: 3	R: 4 E: 1 K: 1 S: 9 H: 3 LOB: 1 BB: 1 P: 13	R: 0 E: 0 K: 0 S: 2 H: 0 LOB: 1 BB: 2 P: 10	R: 0 E: 1 K: 0 S: 3 H: 0 LOB: 1 BB: 1 P: 7	R: 4 E: 1 K: 1 S: 9 H: 4 LOB: 1 BB: 1 P: 13	R: 0 E: 0 K: 1 S: 5 H: 0 LOB: 0 BB: 0 P: 5	R: 6 E: 1 K: 1 S: 10 H: 4 LOB: 1 BB: 2 P: 18	R: 0 E: 0 K: 0 S: 3 H: 0 LOB: 0 BB: 0 P: 3	1B: 8 2B: 1 3B: 1 HR: 2 SF: 1 SAC: 0 DP: 2 HBP: 0							

TOP

New York Mets @ Chicago Cubs

Wrigley Field, Chicago, IL

Tue Apr 26 1966, 3:33 AM CDT

Att. 4,619 - Unknown

livebaseballscorecards.com

AB	39
R	14
H	12
RBI	12
BB	7
SO	4
LOB	16

WP: 0 PB: 0 SB: 3 CS: 0 PA: 47

PITCHER		IP	WLS	BF	H	R	ER	SO	BB	IBB	HBP	BLK	WP	HR	S	P	ERA	WHIP
Ernie Broglio, R ERA: 6.43	(1, 1)	4.0	L	19	4	4	4	1	3	0	0	0	0	2	18	30	9.00	1.750
Cal Koonce, R ERA: 13.5	(5, 1)	1.2		11	4	4	4	0	2	0	0	0	0	0	9	17	21.60	3.600
Fergie Jenkins, R ERA: 1.13	(6, 1)	0.1		1	0	0	0	1	0	0	0	0	0	0	3	3	0.00	0.000
Bill Faul, R ERA: 6.0	(7, 1)	1.0		3	0	0	0	1	0	0	0	0	0	0	5	5	0.00	0.000
Billy Hoeft, L ERA: 6.75	(8, 1)	0.2		9	4	6	2	0	1	1	0	0	0	0	7	15	27.00	7.500

PITCHER		IP	WLS	BF	H	R	ER	SO	BB	IBB	HBP	BLK	WP	HR	S	P	ERA	WHIP
Ted Abernathy, R ERA: 5.23	(8, 1)	0.1		1	0	0	0	1	0	0	0	0	0	0	3	3	0.00	0.000
Bob Hendley, L ERA: 3.72	(9, 1)	1.0		3	0	0	0	0	0	0	0	0	0	0	3	3	0.00	0.000

Batter	1	2	3	4	5	6	7	8	9	AB	R	H	RBI	BB	SO	LOB
Adolfo Phillips, R (1, 8) OBP: 0.400, SLG: 0.529	F2	4-0 S BB		E8 2B		H 1-0 1B HBP	0-0 2-H 3-H 2B	S S S 0-3 K		4	1	2	2	1	1	2
Glenn Beckert, R (1, 4) OBP: 0.288, SLG: 0.306	4-3	0-0 F8 1-2		F9		0-0 1-3 1B	F7	G3		6	0	1	0	0	0	4
Billy Williams, L (1, 9) OBP: 0.250, SLG: 0.229	E4 1B E		4-3	S S S K		G3		B B B B 4-0 FC1-4 BB	S S S 0-3 K	5	1	0	0	1	2	2
Ron Santo, R (1, 5) OBP: 0.481, SLG: 0.439	E 1-3 1B		S S S K		6-3		F7	FC1-4 1B 1-2f 1B	P4	6	1	1	0	0	1	1
John Herrnstein, L (1, 3) OBP: 0.300, SLG: 0.176	E4 1-2 3-H		B B B B 4-0 BB 1B BB		B B B B 4-0 WP BB		B B B B 4-0 2B 1B BB	1B 1B 1B 1-2 1B 1B	4-3	3	2	1	0	3	0	1
Byron Browne, R (1, 7) OBP: 0.417, SLG: 0.696	4-3		0-0 BB 1-2 1B		S S S 0-3 K 1-2		1-3 1B 2B	1-2 2-H 1B 1B		5	2	3	1	0	1	3
Randy Hundley, R (1, 2) OBP: 0.261, SLG: 0.455		HR	B B B 4-0 1-2 2-3 BB		5-3		4-3 1B 2B 2-H 3-H 1B	1B 1-2 2-3 1B		4	3	3	3	1	0	1
Don Kessinger, S (1, 6) OBP: 0.417, SLG: 0.450		B B B 4-0 CS BB	0-0 L8			6-3	4-3 1-2 2B 1B	1B 1-2 2-H 3-H 1B		4	1	2	2	1	0	3
Ernie Broglio, R (1, 1) Ty Cline, L (4, PH) OBP: 0.263, SLG: 0.353 Cal Koonce, R (5, 1) Fergie Jenkins, R (6, 1) OBP: 0.667, SLG: 1.667 Wes Covington, L (9, PH) Bill Faul, R (7, 1) Jimmy Stewart, S (7, PH) OBP: 0.143, SLG: 0.429 Billy Hoeft, L (8, 1) Ted Abernathy, R (8, 1) George Altman, L (8, PH) OBP: 0.200, SLG: 0.333 Bob Hendley, R (9, 1)	4-3 1-2		L6-3		4-3		4-3 1-2 2-3	1-2 2-H 1B		1 1 0 0 1 0 1 0 0 1 0 0 1 0	0 1 0 0 0 0 0 0 0 0 0 0 0 0	0 0 0 0 0 0 0 0 0 1 0 0 0 0	0 0 0 0 0 0 0 0 0 1 1 0 0 0	0 0 0 0 0 0 0 0 0 0 0 0 0 0	1 0 0 0 0 0 0 0 0 0 0 2 0 0	1 0 0 0 0 0 0 0 0 0 0 0 0 0
Inning Stats	R: 1 E: 2 K: 0 S: 6 H: 1 LOB: 2 BB: 0 P: 6	R: 1 E: 0 K: 0 S: 3 H: 1 LOB: 1 BB: 2 P: 11	R: 0 E: 0 K: 1 S: 6 H: 1 LOB: 3 BB: 2 P: 14	R: 1 E: 1 K: 1 S: 6 H: 1 LOB: 0 BB: 0 P: 6	R: 0 E: 0 K: 1 S: 5 H: 0 LOB: 1 BB: 1 P: 9	R: 0 E: 0 K: 0 S: 4 H: 1 LOB: 2 BB: 0 P: 5	R: 4 E: 0 K: 0 S: 7 H: 4 LOB: 1 BB: 1 P: 11	R: 4 E: 0 K: 1 S: 10 H: 5 LOB: 2 BB: 1 P: 14	R: 0 E: 0 K: 1 S: 5 H: 0 LOB: 0 BB: 0 P: 5	1B: 10 2B: 3 3B: 0 HR: 1 SF: 0 SAC: 0 DP: 0 HBP: 1						

PITCHER		IP	WLS	BF	H	R	ER	SO	BB	IBB	HBP	BLK	WP	HR	S	P	ERA	WHIP
Jack Hamilton, R ERA: 3.15	(1, 1)	6.1	W	33	6	5	3	3	6	0	1	0	1	1	32	57	4.26	1.895
Larry Bearnarth, R ERA: 7.94	(7, 1)	0.1		4	3	2	2	0	0	0	0	0	0	0	4	4	54.00	9.000
Darrell Sutherland, R ERA: 5.06	(7, 1)	0.2		5	2	3	3	0	1	0	0	0	0	0	4	8	40.50	4.500
Dave Eilers, R ERA: 4.5	(8, 1)	0.0		3	3	1	1	0	0	0	0	0	0	0	3	3	∞	∞
Dennis Ribant, R ERA: 1.42	(8, 1)	1.2	S	5	0	0	0	2	0	0	0	0	0	0	9	9	0.00	0.000

PITCHER	IP	WLS	BF	H	R	ER	SO	BB	IBB	HBP	BLK	WP	HR	S	P	ERA	WHIP

BOTTOM

New York Mets @ Chicago Cubs

Wrigley Field, Chicago, IL

Tue Apr 26 1966, 3:33 AM CDT

Att. 4,619 - Unknown

livebaseballscorecards.com

AB	42
R	11
H	14
RBI	9
BB	7
SO	5
LOB	20

WP: 1 PA: 50
PB: 0
SB: 1
CS: 1

Batter	1	2	3	4	5	6	7	8	9	AB	R	H	RBI	BB	SO	LOB
Matty Alou, L (1, 8) OBP: 0.358, SLG: 0.540										0	0	0	0	0	0	0
Jose Pagan, R (1, 6) OBP: 0.316, SLG: 0.667										0	0	0	0	0	0	0
Roberto Clemente, R (1, 9) OBP: 0.345, SLG: 0.429										0	0	0	0	0	0	0
Willie Stargell, L (1, 7) OBP: 0.449, SLG: 0.619										0	0	0	0	0	0	0
Donn Clendenon, R (1, 3) OBP: 0.333, SLG: 0.311										0	0	0	0	0	0	0
Bill Mazeroski, R (1, 4) OBP: 0.245, SLG: 0.204										0	0	0	0	0	0	0
Bob Bailey, R (1, 5) OBP: 0.300, SLG: 0.409										0	0	0	0	0	0	0
Jim Pagliaroni, R (1, 2) OBP: 0.379, SLG: 0.577										0	0	0	0	0	0	0
Tommie Sisk, R (1, 1) OBP: 0.500, SLG: 0.333										0	0	0	0	0	0	0
Inning Stats										1B: 0 2B: 0 3B: 0 HR: 0		SF: 0 SAC: 0 DP: 0 HBP: 0				

Pittsburgh Pirates @ Chicago Cubs

Wrigley Field, Chicago, IL

Thu Apr 28 1966, 3:33 AM CDT

Att. 3,076 - Unknown

livebaseballscorecards.com

AB	0
R	0
H	0
RBI	0
BB	0
SO	0
LOB	0

WP: 0 PA: 0
PB: 0
SB: 0
CS: 0

PITCHER	IP	WLS	BF	H	R	ER	SO	BB	IBB	HBP	BLK	WP	HR	S	P	ERA	WHIP
Bill Hands, R (1, 1) ERA: 2.93	0.0		0	0	0	0	0	0	0	0	0	0	0	0	0	∞	∞

PITCHER	IP	WLS	BF	H	R	ER	SO	BB	IBB	HBP	BLK	WP	HR	S	P	ERA	WHIP

Batter	1	2	3	4	5	6	7	8	9	AB	R	H	RBI	BB	SO	LOB
Adolfo Phillips, R (1, 8) OBP: 0.400, SLG: 0.529										0	0	0	0	0	0	0
Glenn Beckert, R (1, 4) OBP: 0.288, SLG: 0.306										0	0	0	0	0	0	0
Billy Williams, L (1, 9) OBP: 0.250, SLG: 0.229										0	0	0	0	0	0	0
Ron Santo, R (1, 5) OBP: 0.481, SLG: 0.439										0	0	0	0	0	0	0
John Herrnstein, L (1, 3) OBP: 0.300, SLG: 0.176										0	0	0	0	0	0	0
Byron Browne, R (1, 7) OBP: 0.417, SLG: 0.696										0	0	0	0	0	0	0
Randy Hundley, R (1, 2) OBP: 0.261, SLG: 0.455										0	0	0	0	0	0	0
Don Kessinger, S (1, 6) OBP: 0.417, SLG: 0.450										0	0	0	0	0	0	0
Bill Hands, R (1, 1)										0	0	0	0	0	0	0
Inning Stats										1B: 0 2B: 0 3B: 0 HR: 0		SF: 0 SAC: 0 DP: 0 HBP: 0		WP: 0 PB: 0 SB: 0 CS: 0		PA: 0

BOTTOM

Pittsburgh Pirates @ Chicago Cubs

Wrigley Field, Chicago, IL

Thu Apr 28 1966, 3:33 AM CDT

Att. 3,076 - Unknown

livebaseballscorecards.com

AB	0
R	0
H	0
RBI	0
BB	0
SO	0
LOB	0

PITCHER	IP	WLS	BF	H	R	ER	SO	BB	IBB	HBP	BLK	WP	HR	S	P	ERA	WHIP
Tommie Sisk, R (1, 1) ERA: 5.4	0.0		0	0	0	0	0	0	0	0	0	0	0	0	0	∞	∞

PITCHER	IP	WLS	BF	H	R	ER	SO	BB	IBB	HBP	BLK	WP	HR	S	P	ERA	WHIP

Batter	1	2	3	4	5	6	7	8	9	AB	R	H	RBI	BB	SO	LOB
Tony Taylor, R (1, 4) OBP: 0.257, SLG: 0.219	1-3		F9		1B		BB		5-3	4	1	1	0	1	0	0
Johnny Callison, L (1, 9) OBP: 0.275, SLG: 0.353	1B 2B		CS 1B		F9		L7		F7	5	1	2	0	0	0	2
Dick Groat, R (1, 6) OBP: 0.286, SLG: 0.325	6-3		1-3 1-2		F8		1B 2B 1-3		P4	5	0	1	0	0	0	3
Bobby Wine, R (9, 6) OBP: 0.167, SLG: 0.167										0	0	0	0	0	0	0
Dick Allen, R (1, 5) OBP: 0.438, SLG: 0.698	2-H 1B			WP S 1B BB	F7		2-3 3-H 1B			1	1	1	1	1	0	0
Phil Linz, R (4, 5) OBP: 0.333, SLG: 0.333										2	0	1	1	0	0	1
Harvey Kuenn, R (1, 7) OBP: 0.300, SLG: 0.400	K			K 1-2		4-1 SF9 2B	5-3			4	1	1	0	0	2	4
Tony Gonzalez, L (7, 7)										0	0	0	0	0	0	0
Bill White, L (1, 3) OBP: 0.261, SLG: 0.189		FC6-4 BB		S 2-H 1B		4-1 2-3		3-4-1		3	0	1	1	1	0	1
Jackie Brandt, R (1, 8) OBP: 0.217, SLG: 0.190		FC6-4 5-3 1-2f	K 1-2			SF9 3-H		K		3	0	0	1	0	2	2
Bob Uecker, R (1, 2) OBP: 0.227, SLG: 0.278		5-3 1-2		IBB		F9		HR		3	1	1	1	1	0	1
Jim Bunning, R (1, 1) OBP: 0.167, SLG: 0.167		K		6-3			K	K		4	0	0	0	0	3	3
Inning Stats	R: 1 H: 2 E: 0 LOB: 1 K: 1 BB: 0 S: 7 P: 7	R: 0 H: 0 E: 0 LOB: 1 K: 1 BB: 1 S: 5 P: 9	R: 0 H: 1 E: 0 LOB: 0 K: 0 BB: 0 S: 3 P: 3	R: 1 H: 1 E: 0 LOB: 2 K: 2 BB: 2 S: 8 P: 16	R: 0 H: 1 E: 0 LOB: 1 K: 0 BB: 0 S: 4 P: 4	R: 1 H: 1 E: 0 LOB: 0 K: 0 BB: 0 S: 4 P: 4	R: 1 H: 2 E: 0 LOB: 2 K: 1 BB: 1 S: 7 P: 11	R: 1 H: 1 E: 0 LOB: 0 K: 2 BB: 0 S: 8 P: 8	R: 0 H: 0 E: 0 LOB: 0 K: 0 BB: 0 S: 3 P: 3	1B: 5 SF: 1 2B: 3 SAC: 0 3B: 0 DP: 0 HR: 1 HBP: 0						

TOP

Philadelphia Phillies @ Chicago Cubs

Wrigley Field, Chicago, IL

Fri Apr 29 1966, 3:33 AM CDT

Att. 4,053 - Unknown

livebaseballscorecards.com

AB	34
R	5
H	9
RBI	5
BB	4
SO	7
LOB	17

PITCHER		IP	WLS	BF	H	R	ER	SO	BB	IBB	HBP	BLK	WP	HR	S	P	ERA	WHIP
Dick Ellsworth, L ERA: 1.99	(1, 1)	7.0	L	32	8	4	4	5	3	1	0	0	1	0	38	54	5.14	1.571
Fergie Jenkins, R ERA: 3.46	(8, 1)	2.0		7	1	1	1	2	0	0	0	0	0	1	11	11	4.50	0.500

PITCHER	IP	WLS	BF	H	R	ER	SO	BB	IBB	HBP	BLK	WP	HR	S	P	ERA	WHIP

Philadelphia Phillies @ Chicago Cubs

Wrigley Field, Chicago, IL

Fri Apr 29 1966, 3:33 AM CDT

Att. 4,053 - Unknown

livebaseballscorecards.com

BOTTOM

Batter	1	2	3	4	5	6	7	8	9	AB	R	H	RBI	BB	SO	LOB
Adolfo Phillips, R (1, 8) OBP: 0.500, SLG: 0.833	S S S 0-3 ① K		x 0-0 1B 1B		H 1-0 1B HBP		x 0-0 HR		x 0-0 2B	4	1	3	1	0	1	0
Jimmy Stewart, S (1, 4) OBP: 0.083, SLG: 0.250	x 0-0 ② P4		x 0-0 ② P5		x 0-0 ② B5		x 0-0 ② G3		x 0-0 ③ 4-3	5	0	0	0	0	0	3
Billy Williams, L (1, 7) OBP: 0.262, SLG: 0.232	x 0-0 ③ 4-3		x 0-0 1-2 1B		x 0-0 1-3 1B		x 0-0 ③ P6			4	0	2	0	0	0	0
Ron Santo, R (1, 5) OBP: 0.459, SLG: 0.540		x 0-0 ① F8	S S S 0-3 ③ K		x 0-0 ③ F5			x 0-0 1B		4	0	1	0	0	1	4
14 Ernie Banks, R (1, 3) OBP: 0.238, SLG: 0.250		x 0-0 1B 1B		x 0-0 ① P6		x 0-0 ① P4		S S S 0-3 ① K		4	0	1	0	0	1	1
Byron Browne, R (1, 9) OBP: 0.394, SLG: 0.667		S S S 0-3 ② K		S S S 0-3 ② K		B B B B 4-0 BB		S S S 0-3 ② K		3	0	0	0	1	3	2
Randy Hundley, R (1, 2) OBP: 0.291, SLG: 0.462		x 0-0 1-2 FC6-4 1B		x 0-0 1B		x 0-0 ② F8		S S S 0-3 ③ K		4	0	2	0	0	1	2
Don Kessinger, S (1, 6) OBP: 0.333, SLG: 0.346		x 0-0 ③ FC6-4 1-2f		S S S 0-3 ③ K		x 0-0 ③ B2-3			S S S 0-3 ① K	3	0	0	0	0	1	4
John Herrnstein, L (9, PH) OBP: 0.250, SLG: 0.143										1	0	0	0	0	1	0
Dick Ellsworth, L (1, 1) OBP: 0.125, SLG: 0.125			x 0-0 ① G3		x 0-0 ① G3		x 0-0 ① 4-3		x 0-0 ② P5	2	0	0	0	0	0	0
George Altman, L (7, PH) OBP: 0.192, SLG: 0.308										1	0	0	0	0	0	0
Fergie Jenkins, R (8, 1) OBP: 0.400, SLG: 1.000										0	0	0	0	0	0	0
Wes Covington, L (9, PH)										1	0	0	0	0	0	0
Inning Stats	R: 0 H: 0 E: 0 LOB: 0 K: 1 BB: 0 S: 5 P: 5	R: 0 H: 2 E: 0 LOB: 2 K: 1 BB: 0 S: 7 P: 7	R: 0 H: 2 E: 0 LOB: 2 K: 1 BB: 0 S: 7 P: 7	R: 0 H: 1 E: 0 LOB: 1 K: 2 BB: 0 S: 8 P: 8	R: 0 H: 1 E: 0 LOB: 2 K: 0 BB: 0 S: 4 P: 5	R: 0 H: 0 E: 0 LOB: 1 K: 0 BB: 1 S: 3 P: 7	R: 1 H: 1 E: 0 LOB: 0 K: 0 BB: 0 S: 4 P: 4	R: 0 H: 1 E: 0 LOB: 1 K: 3 BB: 0 S: 10 P: 10	R: 0 H: 1 E: 0 LOB: 1 K: 1 BB: 0 S: 6 P: 6	1B: 7 SF: 0 2B: 1 SAC: 0 3B: 0 DP: 0 HR: 1 HBP: 1						

	AB	36
	R	1
	H	9
	RBI	1
	BB	1
	SO	9
	LOB	16

WP: 0 PA: 38
PB: 0
SB: 0
CS: 0

PITCHER	IP	WLS	BF	H	R	ER	SO	BB	IBB	HBP	BLK	WP	HR	S	P	ERA	WHIP
Jim Bunning, R (1, 1) ERA: 1.09	9.0	W	38	9	1	1	9	1	0	1	0	0	1	54	59	1.00	1.111

PITCHER	IP	WLS	BF	H	R	ER	SO	BB	IBB	HBP	BLK	WP	HR	S	P	ERA	WHIP

Batter	1	2	3	4	5	6	7	8	9	AB	R	H	RBI	BB	SO	LOB
Tony Taylor, R (1, 4) OBP: 0.268, SLG: 0.316	4-3	1-3 1B		4-3	1-H 2-H HR		4-3		F8	6	1	2	3	0	0	2
Johnny Callison, L (1, 9) OBP: 0.278, SLG: 0.340	K	4-3			1-0 1B HBP E7		K		1-3 2B	2	1	0	0	0	1	2
Tony Gonzalez, L (5, PH) OBP: 0.231, SLG: 0.182 (5, 9)										3	0	1	0	0	1	0
Dick Groat, R (1, 5) OBP: 0.333, SLG: 0.413	K		SH3-4 1B 2B		1-3 1B 1-3 1B		2B		4-3	6	2	4	0	0	1	2
Harvey Kuenn, R (1, 7) OBP: 0.273, SLG: 0.364		F8	SH3-4 2-3		1-3 3-H 1B K		3-1			1	0	0	0	0	0	0
Doug Clemens, L (5, PH) OBP: 0.364, SLG: 0.300 (5, 7)										3	1	1	1	0	1	3
Bill White, L (1, 3) OBP: 0.275, SLG: 0.214		L9	G5-4-3 3-H 1B		1B 1-3 FC1-6 3-H 1B	F8		K		5	1	2	2	0	1	0
Jackie Brandt, R (1, 8) OBP: 0.286, SLG: 0.280		1B 2B	G5-4-3 1-2f		FC1-6 1-3 3-H 1B	E FC6-4 BB		F8		4	2	2	1	1	0	1
Bobby Wine, R (1, 6) OBP: 0.182, SLG: 0.182	HR 2-H 1B			F9	FC1-6 1B 1-2f HR 3-H	E4 FC6-4 1-3		6-3		5	2	1	2	0	0	2
Bob Uecker, R (1, 2) OBP: 0.296, SLG: 0.455	HR 1-H			E1	HR 1-2 1B	FC6-4 1-2f 3-H			FC5-4 BB	4	2	2	3	1	0	1
Chris Short, R (1, 1) OBP: 0.143, SLG: 0.143	1B 1B			K	K	6-3			FC5-4 2B 1-2f	5	0	1	0	0	2	5

Inning Stats										
	R: 0	H: 0	R: 3	H: 5	R: 1	H: 2	R: 0	H: 0	R: 7	H: 7
	E: 0	LOB: 0	E: 0	LOB: 2	E: 0	LOB: 0	E: 1	LOB: 1	E: 1	LOB: 2
	K: 2	BB: 0	K: 0	BB: 0	K: 0	BB: 0	K: 1	BB: 0	K: 2	BB: 0
	S: 7	P: 7	S: 8	P: 8	S: 4	P: 4	S: 6	P: 6	S: 15	P: 16

Inning Stats										
	R: 1	H: 0	R: 0	H: 1	R: 0	H: 0	R: 0	H: 1	1B: 10	SF: 0
	E: 1	LOB: 1	E: 0	LOB: 1	E: 0	LOB: 0	E: 0	LOB: 2	2B: 4	SAC: 1
	K: 0	BB: 1	K: 1	BB: 0	K: 1	BB: 0	K: 0	BB: 1	3B: 0	DP: 1
	S: 4	P: 8	S: 6	P: 6	S: 5	P: 5	S: 4	P: 8	HR: 2	HBP: 1

PITCHER		IP	WLS	BF	H	R	ER	SO	BB	IBB	HBP	BLK	WP	HR	S	P	ERA	WHIP
Ken Holtzman, L ERA: 4.5	(1, 1)	4.0	L	21	8	6	6	3	0	0	1	0	0	1	26	27	13.50	2.000
Ernie Broglio, R ERA: 8.79	(5, 1)	0.1		5	4	2	2	0	0	0	0	0	0	0	5	5	54.00	12.000
Cal Koonce, R ERA: 15.43	(5, 1)	1.2		10	2	4	3	2	1	0	0	0	0	1	13	17	16.20	1.800
Billy Hoeft, L ERA: 5.63	(7, 1)	2.0		7	1	0	0	2	0	0	0	0	0	0	11	11	0.00	0.500
Ted Abernathy, R ERA: 4.73	(9, 1)	1.0		5	1	0	0	0	1	0	0	0	0	0	4	8	0.00	2.000

PITCHER		IP	WLS	BF	H	R	ER	SO	BB	IBB	HBP	BLK	WP	HR	S	P	ERA	WHIP

TOP

Philadelphia Phillies @ Chicago Cubs

Wrigley Field, Chicago, IL

Sat Apr 30 1966, 3:33 AM CDT

Att. 4,495 - Unknown

livebaseballscorecards.com

AB	44
R	12
H	16
RBI	12
BB	2
SO	7
LOB	18

WP: 0	PA: 48
PB: 0	
SB: 0	
CS: 0	

Batter	1	2	3	4	5	6	7	8	9	AB	R	H	RBI	BB	SO	LOB
Adolfo Phillips, R (1, 8) OBP: 0.441, SLG: 0.714	5-3			K		5-3			F8	4	0	0	0	0	1	1
Glenn Beckert, R (1, 4) Joey Amalfitano, R (6, 4) OBP: 0.276, SLG: 0.291	F7			P6			5-3		5-3	2 2	0 0	0 0	0 0	0 0	0 0	0 0
Billy Williams, L (1, 7) OBP: 0.246, SLG: 0.217	F7			K			G3		F8	4	0	0	0	0	1	0
Ron Santo, R (1, 5) OBP: 0.453, SLG: 0.547		F9			F8		2B			3	0	1	0	0	0	0
14 Ernie Banks, R (1, 3) OBP: 0.222, SLG: 0.233		6-3			1-3		L6			3	0	0	0	0	0	1
Byron Browne, R (1, 9) OBP: 0.361, SLG: 0.606		4-3			5-3				F9	3	0	0	0	0	0	0
Randy Hundley, R (1, 2) Chris Krug, R (6, 2) OBP: 0.286, SLG: 0.453			P6			L7			5-3	1 2	0 0	0 0	0 0	0 0	0 0	0 0
Don Kessinger, S (1, 6) OBP: 0.364, SLG: 0.379			F6				1B		1B	3	0	2	0	0	0	0
Ken Holtzman, R (1, 1) Ernie Broglio, R (5, 1) Cal Koonce, R (5, 1) Carl Warwick, R (6, PH) OBP: 0.154, SLG: 0.154 Billy Hoeft, L (7, 1) Jimmy Stewart, S (8, PH) OBP: 0.077, SLG: 0.231 Ted Abernathy, R (9, 1)			K			F8			K	1 0 0 1 0 1 0 0	0 0 0 0 0 0 0 0	0 0 0 0 0 0 0 0	0 0 0 0 0 0 0 0	1 0 0 0 0 0 1 0	0 0 0 0 0 0 0 0	0 0 0 1 0 0 1 0
Inning Stats	R: 0 E: 0 K: 0 S: 3 H: 0 LOB: 0 BB: 0 P: 3	R: 0 E: 0 K: 0 S: 3 H: 0 LOB: 0 BB: 0 P: 3	R: 0 E: 0 K: 1 S: 5 H: 0 LOB: 0 BB: 0 P: 5	R: 0 E: 0 K: 2 S: 7 H: 0 LOB: 0 BB: 0 P: 7	R: 0 E: 0 K: 0 S: 3 H: 0 LOB: 0 BB: 0 P: 3	R: 0 E: 0 K: 0 S: 4 H: 1 LOB: 1 BB: 0 P: 4	R: 0 E: 0 K: 0 S: 4 H: 1 LOB: 1 BB: 0 P: 4	R: 0 E: 0 K: 1 S: 6 H: 1 LOB: 1 BB: 0 P: 6	R: 0 E: 0 K: 0 S: 3 H: 0 LOB: 0 BB: 0 P: 3	1B: 2 2B: 1 3B: 0 HR: 0 SF: 0 SAC: 0 DP: 0 HBP: 0						

PITCHER	IP	WLS	BF	H	R	ER	SO	BB	IBB	HBP	BLK	WP	HR	S	P	ERA	WHIP
Chris Short, L (1, 1) ERA: 1.96	9.0	W	30	3	0	0	4	0	0	0	0	0	0	38	38	0.00	0.333

PITCHER	IP	WLS	BF	H	R	ER	SO	BB	IBB	HBP	BLK	WP	HR	S	P	ERA	WHIP

BOTTOM

Philadelphia Phillies @ Chicago Cubs

Wrigley Field, Chicago, IL

Sat Apr 30 1966, 3:33 AM CDT

Att. 4,495 - Unknown

livebaseballscorecards.com

AB	30
R	0
H	3
RBI	0
BB	0
SO	4
LOB	4

WP: 0 PA: 30
PB: 0
SB: 0
CS: 0

Batter	1	2	3	4	5	6	7	8	9	AB	R	H	RBI	BB	SO	LOB
John Briggs, L (1, 8) OBP: 0.310, SLG: 0.480	G3		F7		3-1		P4		BB	4	0	0	0	1	0	3
Dick Groat, R (1, 6) OBP: 0.321, SLG: 0.380	F9			F8		BB	L7		K	4	0	0	0	1	1	5
Bill White, L (1, 3) OBP: 0.286, SLG: 0.283	3-1			HR		BB		4-3	G3	4	1	1	1	1	0	3
Johnny Callison, L (1, 9) OBP: 0.276, SLG: 0.351		L4-6 2B		K		F8		L8		4	0	1	0	0	1	2
Tony Gonzalez, L (1, 7) OBP: 0.294, SLG: 0.400		L4-6		1B		1-3		3B		4	0	2	0	0	0	3
Cookie Rojas, R (1, 4) OBP: 0.340, SLG: 0.378		E6		F8		F5		F8		4	0	0	0	0	0	4
Clay Dalrymple, L (1, 2) OBP: 0.391, SLG: 0.300		K			K		G3		BB BB 1B	4	0	1	0	0	2	1
Tony Taylor, R (1, 5) OBP: 0.289, SLG: 0.366			6-3		3B		E6 E		BB	3	0	1	0	1	0	0
Larry Jackson, R (1, 1) Doug Clemens, L (7, PH) OBP: 0.333, SLG: 0.273 Ray Culp, R (7, 1) Harvey Kuenn, R (9, PH) OBP: 0.250, SLG: 0.333			F7		5-3		E1		L7	0 1 0 1	0 0 0 0	0 0 0 0	0 0 0 0	0 0 0 0	0 0 0 0	0 1 0 2
Inning Stats	R: 0 E: 0 K: 0 S: 3 H: 0 LOB: 0 BB: 0 P: 3	R: 0 E: 1 K: 1 S: 6 H: 1 LOB: 1 BB: 0 P: 6	R: 0 E: 0 K: 0 S: 3 H: 0 LOB: 0 BB: 0 P: 3	R: 1 E: 0 K: 1 S: 7 H: 2 LOB: 1 BB: 0 P: 7	R: 0 E: 0 K: 1 S: 6 H: 1 LOB: 1 BB: 0 P: 6	R: 0 E: 0 K: 0 S: 3 H: 0 LOB: 2 BB: 2 P: 11	R: 0 E: 2 K: 0 S: 5 H: 0 LOB: 2 BB: 0 P: 5	R: 0 E: 0 K: 0 S: 4 H: 1 LOB: 1 BB: 0 P: 4	R: 0 E: 0 K: 1 S: 6 H: 1 LOB: 3 BB: 2 P: 14	1B: 2 2B: 2 3B: 2 HR: 1 SF: 0 SAC: 0 DP: 1 HBP: 0						

PITCHER	IP	WLS	BF	H	R	ER	SO	BB	IBB	HBP	BLK	WP	HR	S	P	ERA	WHIP
Bill Faul, R (1, 1) ERA: 3.0	9.0	W	39	6	1	1	4	4	0	0	0	0	1	43	59	1.00	1.111

PITCHER	IP	WLS	BF	H	R	ER	SO	BB	IBB	HBP	BLK	WP	HR	S	P	ERA	WHIP

TOP

Philadelphia Phillies @ Chicago Cubs

Wrigley Field, Chicago, IL

Sun May 01 1966, 3:33 AM CDT

Att. 7,783 - Unknown

livebaseballscorecards.com

AB	33
R	1
H	6
RBI	1
BB	4
SO	4
LOB	24

WP: 0 PB: 0 SB: 0 CS: 0 PA: 39

Batter	1	2	3	4	5	6	7	8	9	AB	R	H	RBI	BB	SO	LOB
Adolfo Phillips, R (1, 8) OBP: 0.436, SLG: 0.645	BBBB 4-0 FC4-6 1B, 1B BB		BBBB 4-0 FC3-6 BB	SSS 0-3 K 1-2		x 0-0 6-3 ②		x 0-0 5-3 ③		3	1	0	0	2	1	1
Glenn Beckert, R (1, 4) OBP: 0.274, SLG: 0.288	x 0-0 FC4-6 1-2, 1B		x 0-0 ① FC3-6 3-1 PB, E 1-2f		x 0-0 ① 6-3	x 0-0 ③ P3				4	1	1	0	0	0	1
Billy Williams, L (1, 7) OBP: 0.246, SLG: 0.219	x 0-0 ① FC4-6 FC5-4 1B 1-2f 2-3		x 0-0 ② 3-1 1-3		x 0-0 1B, 1B 1B		x 0-0 ① 4-3			4	1	1	0	0	0	3
Ron Santo, R (1, 5) OBP: 0.471, SLG: 0.579	x 0-0 FC5-4 1-2 3-H, 1B		x 0-0 E8 FC5 3-H		x 0-0 HBP 1B, E 1-3 1B		x 0-0 E, 2B			4	2	3	1	0	0	0
John Boccabella, R (1, 3) OBP: 0.235, SLG: 0.188	x 0-0 ② FC5-4 1-2f 2-3		x 0-0 ③ FC5 2-3		x 0-0 E, HBP 1-2 3-H 1B		x 0-0 E5 2-H			4	0	1	1	0	0	3
Byron Browne, R (1, 9) OBP: 0.375, SLG: 0.583	x 0-0 ③ 1-3			x 0-0 E7 1-6-3 FC6-4 1B	H 1-0 L6-4 E 1-2 2-3 HBP		SSS 0-3 ② K			3	1	1	0	0	1	3
Randy Hundley, R (1, 2) OBP: 0.267, SLG: 0.421		x 0-0 E5 G6-4-3		x 0-0 ① 1-6-3 2-3	x 0-0 E2 1-2 2-3 3-H		x 0-0 ③ P4			4	0	0	0	0	0	4
Don Kessinger, S (1, 6) OBP: 0.324, SLG: 0.333		x 0-0 ①② G6-4-3 1-2f		x 0-0 E1 FC6-4	x 0-0 ②③ L6-4 2-3			x 0-0 ① F8		4	0	0	0	0	0	5
Bill Faul, R (1, 1)		x 0-0 ③ F9		x 0-0 ② FC6-4 PB 1-2f 3-H		x 0-0 ① G3		x 0-0 ② F3		4	0	0	1	0	0	1
Inning Stats	R: 1 E: 0 K: 0 S: 5 H: 2 LOB: 2 BB: 1 P: 9	R: 0 E: 1 K: 0 S: 3 H: 0 LOB: 0 BB: 0 P: 3	R: 1 E: 1 K: 0 S: 4 H: 0 LOB: 1 BB: 1 P: 8	R: 1 E: 2 K: 1 S: 7 H: 1 LOB: 1 BB: 0 P: 7	R: 2 E: 1 K: 0 S: 6 H: 3 LOB: 2 BB: 0 P: 7	R: 0 E: 0 K: 0 S: 3 H: 0 LOB: 0 BB: 0 P: 3	R: 1 E: 1 K: 1 S: 7 H: 1 LOB: 1 BB: 0 P: 7	R: 0 E: 0 K: 0 S: 3 H: 0 LOB: 0 BB: 0 P: 3		1B: 6 2B: 2 3B: 0 HR: 0	SF: 0 SAC: 0 DP: 2 HBP: 1					

PITCHER		IP	WLS	BF	H	R	ER	SO	BB	IBB	HBP	BLK	WP	HR	S	P	ERA	WHIP
Larry Jackson, R ERA: 9.0	(1, 1)	6.0	L	29	6	5	2	1	2	0	1	0	0	0	28	37	3.00	1.333
Ray Culp, R ERA: 5.87	(7, 1)	2.0		8	1	1	0	1	0	0	0	0	0	0	10	10	0.00	0.500

PITCHER	IP	WLS	BF	H	R	ER	SO	BB	IBB	HBP	BLK	WP	HR	S	P	ERA	WHIP

BOTTOM

Philadelphia Phillies @ Chicago Cubs

Wrigley Field, Chicago, IL

Sun May 01 1966, 3:33 AM CDT

Att. 7,783 - Unknown

livebaseballscorecards.com

AB	34
R	6
H	7
RBI	3
BB	2
SO	2
LOB	21

WP: 0 PB: 2 SB: 0 CS: 0 PA: 37

Batter	1	2	3	4	5	6	7	8	9	AB	R	H	RBI	BB	SO	LOB
Adolfo Phillips, R (1, 8) OBP: 0.442, SLG: 0.629	L7		E 1B		G6-4-3 1-2f		1B			4	0	2	0	0	0	3
Glenn Beckert, R (1, 4) OBP: 0.288, SLG: 0.302	WP 1B		F3 1-3			G6-4-3 1B 1B	F4			4	1	2	0	0	0	2
Billy Williams, L (1, 7) OBP: 0.247, SLG: 0.221	K 1-2			P5		G6-4-3 1-2		K		4	0	1	0	0	2	1
Ron Santo, R (1, 5) OBP: 0.444, SLG: 0.541	F7			6-3		G6-4-3 1-2f 2-3		F3		4	0	0	0	0	0	3
John Boccabella, R (1, 3) (5, 2) OBP: 0.238, SLG: 0.200		K	K			3B 3-H	1B	F7		4	1	1	1	0	2	0
Byron Browne, R (1, 9) OBP: 0.386, SLG: 0.625		6-3			1B 1B 1B		3B 1-H		5-3	4	0	2	1	0	0	0
Randy Hundley, R (1, 2) OBP: 0.262, SLG: 0.414		F7			K	G3			1B	1	0	0	0	0	0	0
John Herrnstein, L (5, PH) (5, 3) OBP: 0.259, SLG: 0.167										3	0	1	0	0	1	2
Don Kessinger, S (1, 6) OBP: 0.317, SLG: 0.324			6-3		1B 1-2 1B		1-3		F8	4	0	1	0	0	0	1
Bill Hands, R (1, 1)										1	0	0	0	0	0	0
George Altman, L (5, PH) OBP: 0.222, SLG: 0.333										1	0	1	0	0	0	0
Bill Connors, R (5, 1)										0	0	0	0	0	0	0
Jimmy Stewart, S (7, PH) OBP: 0.071, SLG: 0.214										1	0	0	0	0	0	0
Billy Hoeft, L (7, 1)										0	0	0	0	0	0	0
14 Ernie Banks, R (9, PH) OBP: 0.217, SLG: 0.227			5-3		G6-4-3 1-2 2-3 1B		F7		K	1	0	0	0	0	1	1
Inning Stats	R: 0 E: 0 K: 1 S: 6 H: 1 LOB: 1 BB: 0 P: 6	R: 0 E: 0 K: 1 S: 5 H: 0 LOB: 0 BB: 0 P: 5	R: 0 E: 1 K: 0 S: 4 H: 1 LOB: 1 BB: 0 P: 4	R: 0 E: 0 K: 1 S: 5 H: 0 LOB: 0 BB: 0 P: 5	R: 0 E: 0 K: 1 S: 7 H: 3 LOB: 2 BB: 0 P: 7	R: 2 E: 0 K: 0 S: 6 H: 4 LOB: 1 BB: 0 P: 6	R: 0 E: 0 K: 0 S: 4 H: 1 LOB: 1 BB: 0 P: 4	R: 0 E: 0 K: 1 S: 5 H: 0 LOB: 0 BB: 0 P: 5	R: 0 E: 0 K: 1 S: 6 H: 1 LOB: 1 BB: 0 P: 6	1B: 10 2B: 0 3B: 1 HR: 0 SF: 0 SAC: 0 DP: 2 HBP: 0						

PITCHER	IP	WLS	BF	H	R	ER	SO	BB	IBB	HBP	BLK	WP	HR	S	P	ERA	WHIP
Dave Giusti, R (1, 1) ERA: 2.53	9.0	W	36	11	2	2	6	0	0	0	0	1	0	48	48	2.00	1.222

PITCHER	IP	WLS	BF	H	R	ER	SO	BB	IBB	HBP	BLK	WP	HR	S	P	ERA	WHIP

TOP

Chicago Cubs @ Houston Astros

Astrodome, Houston, TX

Tue May 03 1966, 8:05 PM EDT

Att. 14,460 - Unknown

livebaseballscorecards.com

AB	36
R	2
H	11
RBI	2
BB	0
SO	6
LOB	13

WP: 1 PB: 0 SB: 0 CS: 0 PA: 36

Batter	1	2	3	4	5	6	7	8	9	AB	R	H	RBI	BB	SO	LOB
Joe Morgan, L (1, 4) OBP: 0.471, SLG: 0.548	HR		F8	E 1B		G3 1-2	FC6 BB			4	2	2	3	1	0	1
Sonny Jackson, L (1, 6) OBP: 0.307, SLG: 0.329	E S 1B		4-3	1B		2B 1B	FC6			5	2	3	0	0	0	2
Jimmy Wynn, R (1, 8) OBP: 0.317, SLG: 0.466 Dave Nicholson, R (7, 8) OBP: 0.381, SLG: 0.417	E5 BLK		BB	P6		1B 2B		2B		3 1	1 0	1 1	2 0	1 0	0 0	1 0
Jim Gentile, L (1, 3) OBP: 0.359, SLG: 0.554	K		F7		F8	WP 1B		K		5	0	1	1	0	2	3
Rusty Staub, L (1, 9) OBP: 0.307, SLG: 0.355	F7			4-3 E 1B BB	F4	BB		F7		3	1	0	0	2	0	2
Bob Aspromonte, R (1, 5) OBP: 0.295, SLG: 0.329	6-3			E6 4-3 1B	5-3	5-3		F8		5	1	0	0	0	0	5
Lee Maye, L (1, 7) OBP: 0.235, SLG: 0.356		P4		4-3		HR	F9			4	1	1	1	0	0	2
John Bateman, R (1, 2) OBP: 0.329, SLG: 0.492		5-3		1B E IBB		1B G3 2B 1B	WP 1B			3	2	2	0	1	0	0
Dave Giusti, R (1, 1) OBP: 0.300, SLG: 0.300		6-3		F3		F2	K			4	0	0	0	0	1	5
Inning Stats	R: 2 E: 1 K: 1 S: 8 H: 2 LOB: 1 BB: 0 P: 8	R: 0 E: 0 K: 0 S: 3 H: 0 LOB: 0 BB: 0 P: 3	R: 0 E: 0 K: 0 S: 3 H: 0 LOB: 1 BB: 1 P: 7	R: 4 E: 3 K: 0 S: 6 H: 2 LOB: 1 BB: 2 P: 14	R: 0 E: 0 K: 0 S: 3 H: 0 LOB: 0 BB: 0 P: 3	R: 4 E: 0 K: 0 S: 8 H: 5 LOB: 2 BB: 1 P: 12	R: 0 E: 0 K: 1 S: 6 H: 1 LOB: 2 BB: 1 P: 10	R: 0 E: 0 K: 1 S: 6 H: 1 LOB: 1 BB: 0 P: 6		1B: 7 2B: 2 3B: 0 HR: 2 SF: 0 SAC: 0 DP: 0 HBP: 0						

PITCHER		IP	WLS	BF	H	R	ER	SO	BB	IBB	HBP	BLK	WP	HR	S	P	ERA	WHIP
Bill Hands, R ERA: 2.7	(1, 1)	4.0	L	21	4	6	1	1	2	1	0	1	0	1	20	32	2.25	1.500
Bill Connors, R ERA: 18.0	(5, 1)	2.0		12	5	4	4	0	1	0	0	0	1	1	11	15	18.00	3.000
Billy Hoeft, L ERA: 4.5	(7, 1)	2.0		9	2	0	0	2	1	0	0	0	1	0	12	16	0.00	1.500

PITCHER	IP	WLS	BF	H	R	ER	SO	BB	IBB	HBP	BLK	WP	HR	S	P	ERA	WHIP

BOTTOM

Chicago Cubs @ Houston Astros

Astrodome, Houston, TX

Tue May 03 1966, 8:05 PM EDT

Att. 14,460 - Unknown

livebaseballscorecards.com

AB	37
R	10
H	11
RBI	7
BB	5
SO	3
LOB	21

Chicago Cubs @ Houston Astros

Astrodome, Houston, TX

Wed May 04 1966, 8:05 PM EDT

Att. 14,947 - Dome - 76 F

Batter	1	2	3	4	5	6	7	8	9	AB	R	H	RBI	BB	SO	LOB
Don Kessinger, S (1, 6) OBP: 0.311, SLG: 0.317	1B S 1B	5-3			K		K			4	0	1	0	0	2	2
George Altman, L (1, 3) OBP: 0.226, SLG: 0.323	F8 1-2		F5		BB 1B 1B		K			4	0	1	0	0	1	1
Billy Williams, L (1, 7) OBP: 0.273, SLG: 0.239	5-3 2-3 1B		E S BB		BB 1-2 1B			K		3	0	2	0	1	1	0
Ron Santo, R (1, 5) OBP: 0.434, SLG: 0.516	5-3 1-2		F3 1-3		1-2 2-3 BB			F9		3	0	0	0	1	0	3
Adolfo Phillips, R (1, 8) OBP: 0.404, SLG: 0.564	F6		K		K			K		4	0	0	0	0	3	6
Byron Browne, R (1, 9) OBP: 0.375, SLG: 0.614		F7		5-3		L3-6 2B			K	4	0	1	0	0	1	0
Glenn Beckert, R (1, 4) OBP: 0.286, SLG: 0.299		1B 1B		F4		L3-6 2-3			F7	4	0	1	0	0	0	1
Randy Hundley, R (1, 2) OBP: 0.246, SLG: 0.387		K		1-3		6-3			F7	4	0	0	0	0	1	1
Dick Ellsworth, L (1, 1) OBP: 0.200, SLG: 0.200		1-2 1B			4-3		G3			2	0	1	0	0	0	0
Jimmy Stewart, S (7, PH) OBP: 0.067, SLG: 0.200										1	0	0	0	0	0	0
Billy Hoeft, L (7, 1)										0	0	0	0	0	0	0

Inning Stats	1	2	3	4	5	6	7	8	9		
	R: 0 E: 0 K: 0 S: 5	R: 0 E: 0 K: 1 S: 7	R: 0 E: 0 K: 1 S: 5	R: 0 E: 0 K: 0 S: 3	R: 0 E: 0 K: 2 S: 9	R: 0 E: 0 K: 0 S: 3	R: 0 E: 0 K: 2 S: 7	R: 0 E: 0 K: 2 S: 7	R: 0 E: 0 K: 1 S: 5	1B: 6 2B: 2 3B: 0 HR: 0	SF: 0 SAC: 0 DP: 1 HBP: 0
	H: 2 LOB: 2 BB: 0 P: 5	H: 2 LOB: 2 BB: 0 P: 7	H: 0 LOB: 1 BB: 1 P: 9	H: 0 LOB: 0 BB: 0 P: 3	H: 2 LOB: 3 BB: 1 P: 13	H: 1 LOB: 0 BB: 0 P: 3	H: 0 LOB: 0 BB: 0 P: 7	H: 0 LOB: 0 BB: 0 P: 7	H: 0 LOB: 0 BB: 0 P: 5	WP: 0 PB: 0 SB: 2 CS: 0	PA: 35

PITCHER	IP	WLS	BF	H	R	ER	SO	BB	IBB	HBP	BLK	WP	HR	S	P	ERA	WHIP
Robin Roberts, R (1, 1) ERA: 2.36	9.0	W	35	7	0	0	9	2	0	0	0	0	0	51	59	0.00	1.000

PITCHER	IP	WLS	BF	H	R	ER	SO	BB	IBB	HBP	BLK	WP	HR	S	P	ERA	WHIP

TOP

livebaseballscorecards.com

AB	33
R	0
H	7
RBI	0
BB	2
SO	9
LOB	14

Batter	1	2	3	4	5	6	7	8	9	AB	R	H	RBI	BB	SO	LOB
Joe Morgan, L (1, 4) OBP: 0.483, SLG: 0.547	B B B B 4-0 PB BB		x 0-0 E9 2-H 1B			H 1-0 1B HR HBP	x 0-0 ② F2			2	1	1	1	1	0	0
Sonny Jackson, L (1, 6) OBP: 0.316, SLG: 0.338 Bob Lillis, R (8, 6)	x 0-0 ① F7 1-2		x 0-0 ② 4-3			x 0-0 HR 1-2 1B	x 0-0 2-5-4 S 1B			4 0	1 0	2 0	0 0	0 0	0 0	2 0
Jimmy Wynn, R (1, 8) OBP: 0.314, SLG: 0.447	S S S 0-3 ② K		x 0-0 ③ F9			x 0-0 ① B B B B	4-0 1-2 BB			3	0	0	0	1	1	4
Dave Nicholson, R (1, 9) OBP: 0.391, SLG: 0.487	x 0-0 ③ 6-3			B B B B 4-0 CS BB		x 0-0 1-H 2-H HR	0-0 ③ 2-5-4 2-3	S S S 0-3 ① K		3	1	1	3	1	1	1
Chuck Harrison, R (1, 3) OBP: 0.286, SLG: 0.375		x 0-0 ① 1-3		S S S 0-3 ①② K 1-2		x 0-0 E5 1B 1B		x 0-0 ② 6-3		4	0	0	0	0	1	1
Rusty Staub, L (1, 7) OBP: 0.304, SLG: 0.348		S S S 0-3 ② K	x 0-0 ③ F9			x 0-0 1B 1-2 1B		x 0-0 ③ 3-1		4	0	1	0	0	1	0
Bob Aspromonte, R (1, 5) OBP: 0.296, SLG: 0.329	x 0-0 ③ 5-3				x 0-0 ① 6-3	x 0-0 ② 1-2 2-H 1B				3	0	1	0	0	0	0
John Bateman, R (1, 2) OBP: 0.329, SLG: 0.485			x 0-0 SH5-4 E 1B		x 0-0 ② F9	x 0-0 ③ 1-3				3	1	1	0	0	0	2
Robin Roberts, S (1, 1)			x 0-0 ① SH5-4 1-2		x 0-0 ③ 1-3		x 0-0 ① 3-1			2	0	0	0	0	0	0
Inning Stats	R: 0 H: 0 E: 0 LOB: 1 K: 1 BB: 1 S: 5 P: 9	R: 0 H: 0 E: 0 LOB: 0 K: 1 BB: 0 S: 5 P: 5	R: 1 H: 2 E: 1 LOB: 1 K: 0 BB: 0 S: 5 P: 5	R: 0 H: 0 E: 0 LOB: 0 K: 1 BB: 1 S: 4 P: 8	R: 0 H: 0 E: 0 LOB: 0 K: 0 BB: 0 S: 3 P: 3	R: 3 H: 4 E: 1 LOB: 2 K: 0 BB: 0 S: 7 P: 8	R: 0 H: 1 E: 0 LOB: 2 K: 0 BB: 1 S: 3 P: 7	R: 0 H: 0 E: 0 LOB: 0 K: 1 BB: 0 S: 5 P: 5		1B: 6 SF: 0 2B: 1 SAC: 1 3B: 0 DP: 1 HR: 1 HBP: 1					WP: 0 PA: 33 PB: 1 SB: 1 CS: 1	

PITCHER		IP	WLS	BF	H	R	ER	SO	BB	IBB	HBP	BLK	WP	HR	S	P	ERA	WHIP
Dick Ellsworth, L ERA: 2.83	(1, 1)	6.0	L	26	6	4	4	3	2	0	1	0	0	1	29	38	6.00	1.333
Billy Hoeft, L ERA: 3.75	(7, 1)	2.0		8	1	0	0	1	1	0	0	0	0	0	8	12	0.00	1.000

PITCHER	IP	WLS	BF	H	R	ER	SO	BB	IBB	HBP	BLK	WP	HR	S	P	ERA	WHIP

BOTTOM

Chicago Cubs @ Houston Astros

Astrodome, Houston, TX

Wed May 04 1966, 8:05 PM EDT

Att. 14,947 - Dome - 76 F

livebaseballscorecards.com

AB	28
R	4
H	7
RBI	4
BB	3
SO	4
LOB	10

Batter	1	2	3	4	5	6	7	8	9	10	11	12	13	AB	R	H	RBI	BB	SO	LOB
Adolfo Phillips, R (1, 8) OBP: 0.396, SLG: 0.533	1B		K			6-3		K		5-3			S CS 1B	6	0	2	0	0	2	1
Glenn Beckert, R (1, 4) OBP: 0.276, SLG: 0.288	F9			F9		L6		4-3			6-3		S	6	0	1	0	0	0	1
Billy Williams, L (1, 7) OBP: 0.256, SLG: 0.224	F2			3-1		3-1			6-3		L8		CS	5	0	0	0	0	0	1
Ron Santo, R (1, 5) OBP: 0.432, SLG: 0.515	6-3			P4			2B		BB		5-3			4	1	1	0	1	0	1
Byron Browne, R (1, 9) OBP: 0.358, SLG: 0.563		F9			HR BB		K		F9			K		4	1	0	0	1	2	2
John Boccabella, R (1, 3) OBP: 0.269, SLG: 0.400		K			1-H HR		2-H 2B		K			L7		5	1	2	3	0	2	1
Randy Hundley, R (1, 2) OBP: 0.229, SLG: 0.358		F7			4-3		L7			F8		K		5	0	0	0	0	1	1
Don Kessinger, S (1, 6) OBP: 0.280, SLG: 0.283			F8		1-3		6-3			1-3			L1	5	0	0	0	0	0	1
Bill Faul, R (1, 1)			K		4-3			K		BB WP			1B 1B	2	0	0	0	0	1	0
Fergie Jenkins, R (5, 1) OBP: 0.429, SLG: 0.833														1	0	0	0	1	1	0
Billy Hoeft, L (10, 1) OBP: 1.000, SLG: 1.000														1	0	1	0	0	0	0
Jimmy Stewart, S (13, PR) OBP: 0.067, SLG: 0.200														0	0	0	0	0	0	0
Ted Abernathy, R (13, 1)														0	0	0	0	0	0	0
Inning Stats	R: 0 E: 0 K: 0 S: 4 H: 1 LOB: 1 BB: 0 P: 4	R: 0 E: 0 K: 1 S: 5 H: 0 LOB: 0 BB: 0 P: 5	R: 0 E: 0 K: 2 S: 7 H: 0 LOB: 0 BB: 0 P: 7	R: 0 E: 0 K: 0 S: 3 H: 0 LOB: 0 BB: 0 P: 3	R: 2 E: 0 K: 0 S: 4 H: 1 LOB: 0 BB: 1 P: 8	R: 0 E: 0 K: 0 S: 3 H: 0 LOB: 0 BB: 0 P: 3	R: 1 E: 0 K: 1 S: 7 H: 2 LOB: 1 BB: 0 P: 7	R: 0 E: 0 K: 2 S: 7 H: 0 LOB: 0 BB: 0 P: 7	R: 0 E: 0 K: 1 S: 5 H: 0 LOB: 1 BB: 1 P: 9	R: 0 E: 0 K: 0 S: 3 H: 0 LOB: 1 BB: 1 P: 7	R: 0 E: 0 K: 0 S: 3 H: 0 LOB: 0 BB: 0 P: 3	R: 0 E: 0 K: 2 S: 7 H: 0 LOB: 0 BB: 0 P: 7	R: 0 E: 0 K: 0 S: 4 H: 3 LOB: 2 BB: 0 P: 4	1B: 4 2B: 2 3B: 0 HR: 1 SF: 0 SAC: 0 DP: 0 HBP: 0	WP: 1 PB: 0 SB: 2 CS: 1 PA: 48						

PITCHER		IP	WLS	BF	H	R	ER	SO	BB	IBB	HBP	BLK	WP	HR	S	P	ERA	WHIP
Turk Farrell, R ERA: 8.16	(1, 1)	8.0		29	4	3	3	6	1	0	0	0	0	1	40	44	3.38	0.625
Claude Raymond, R ERA: 3.0	(9, 1)	2.0		8	0	0	0	1	2	0	0	0	1	0	8	16	0.00	1.000
Don Lee, R ERA: 0.93	(11, 1)	2.2		10	3	0	0	2	0	0	0	0	0	0	14	14	0.00	1.125
Frank Carpin, L ERA: 3.86	(13, 1)	0.1	W	0	0	0	0	0	0	0	0	0	0	0	0	0	0.00	0.000

PITCHER	IP	WLS	BF	H	R	ER	SO	BB	IBB	HBP	BLK	WP	HR	S	P	ERA	WHIP

TOP

Chicago Cubs @ Houston Astros

Astrodome, Houston, TX

Thu May 05 1966, 8:05 PM EDT

Att. 11,494 - Dome - 76 F

livebaseballscorecards.com

AB	44
R	3
H	7
RBI	3
BB	3
SO	9
LOB	9

Batter	1	2	3	4	5	6	7	8	9	10	11	12	13	AB	R	H	RBI	BB	SO	LOB
Joe Morgan, L (1, 4) OBP: 0.474, SLG: 0.525	F3		HBP		F9			F9		F5			6-3 1B	5	1	1	0	0	0	4
Sonny Jackson, L (1, 6) OBP: 0.306, SLG: 0.325	CS 1B		CS 1-2	L6	4-3			L7		F8			6-3 1-2	6	0	1	0	0	0	5
Jimmy Wynn, R (1, 8) OBP: 0.304, SLG: 0.427	K 1-2			5-3		K			6-3		F8		1B 2-H	6	0	1	1	0	2	1
Jim Gentile, L (1, 3) OBP: 0.348, SLG: 0.574		L9		HR		K			K		F9			5	1	1	1	0	2	0
Rusty Staub, L (1, 9) OBP: 0.286, SLG: 0.324		F8		F9		G3			G3		F7			5	0	0	0	0	0	0
Bob Aspromonte, R (1, 5) OBP: 0.314, SLG: 0.350		WP 1B			E 2B		F5			IBB SH BB		F8		4	1	2	0	1	0	0
Lee Maye, L (1, 7) OBP: 0.236, SLG: 0.388		G3 1-2			E6 2-H 3B		K			SH IBB 1-2		F5		4	1	1	1	0	1	1
John Bateman, R (1, 2) OBP: 0.333, SLG: 0.500			L5		2B		K			1-2 2-3 IBB		F7		2	0	1	0	0	0	0
Ron Brand, R (7, 2) OBP: 0.429, SLG: 0.333														2	0	0	0	1	1	0
Bill Heath, L (13, 2)														0	0	0	0	0	0	0
Turk Farrell, R (1, 1)			K		1-4		K			K			1-3	2	0	0	0	0	1	1
Chuck Harrison, R (8, PH) OBP: 0.276, SLG: 0.360														1	0	0	0	0	1	0
Claude Raymond, R (9, 1)														0	0	0	0	0	0	0
Dave Nicholson, R (10, PH) OBP: 0.283, SLG: 0.475														1	0	0	0	0	1	3
Don Lee, R (11, 1)														0	0	0	0	0	0	0
Frank Carpin, L (13, 1)														0	0	0	0	0	0	0
Greg Sims, S (13, PH)														1	0	0	0	0	0	0
Inning Stats	R: 0 E: 0 K: 1 S: 5 H: 1 LOB: 1 BB: 0 P: 5	R: 0 E: 0 K: 0 S: 4 H: 1 LOB: 1 BB: 0 P: 4	R: 0 E: 0 K: 1 S: 4 H: 0 LOB: 0 BB: 0 P: 5	R: 1 E: 0 K: 0 S: 4 H: 1 LOB: 0 BB: 0 P: 4	R: 2 E: 1 K: 0 S: 6 H: 3 LOB: 1 BB: 0 P: 6	R: 0 E: 0 K: 2 S: 7 H: 0 LOB: 0 BB: 0 P: 7	R: 0 E: 0 K: 2 S: 7 H: 0 LOB: 0 BB: 0 P: 7	R: 0 E: 0 K: 1 S: 5 H: 0 LOB: 0 BB: 0 P: 5	R: 0 E: 0 K: 1 S: 5 H: 0 LOB: 0 BB: 0 P: 5	R: 0 E: 1 K: 1 S: 6 H: 0 LOB: 3 BB: 2 P: 14	R: 0 E: 0 K: 0 S: 3 H: 0 LOB: 0 BB: 0 P: 3	R: 0 E: 0 K: 0 S: 3 H: 0 LOB: 0 BB: 0 P: 3	R: 1 E: 0 K: 0 S: 4 H: 2 LOB: 1 BB: 0 P: 4	1B: 4 2B: 3 3B: 1 HR: 1 SF: 0 SAC: 1 DP: 1 HBP: 1						

PITCHER		IP	WLS	BF	H	R	ER	SO	BB	IBB	HBP	BLK	WP	HR	S	P	ERA	WHIP
Bill Faul, R ERA: 3.79	(1, 1)	4.0		17	6	3	3	2	0	0	1	0	1	1	20	21	6.75	1.500
Fergie Jenkins, R ERA: 2.45	(5, 1)	5.1		19	0	0	0	7	1	1	0	0	0	0	31	39	0.00	0.188
Billy Hoeft, L ERA: 3.07	(10, 1)	2.2		8	0	0	0	0	0	0	0	0	0	0	8	8	0.00	0.000
Ted Abernathy, R ERA: 5.14	(13, 1)	0.2	L	4	2	1	1	0	0	0	0	0	0	0	4	4	13.50	3.000

PITCHER	IP	WLS	BF	H	R	ER	SO	BB	IBB	HBP	BLK	WP	HR	S	P	ERA	WHIP

BOTTOM

Chicago Cubs @ Houston Astros

Astrodome, Houston, TX

Thu May 05 1966, 8:05 PM EDT

Att. 11,494 - Dome - 76 F

livebaseballscorecards.com

AB	44
R	4
H	8
RBI	3
BB	2
SO	9
LOB	15

WP: 1 PA: 49
PB: 0
SB: 0
CS: 2

Batter	1	2	3	4	5	6	7	8	9	AB	R	H	RBI	BB	SO	LOB
Adolfo Phillips, R (1, 8) OBP: 0.368, SLG: 0.490	5-3		F7		F8			1-3		4	0	0	0	0	0	0
Glenn Beckert, R (1, 4) OBP: 0.275, SLG: 0.276	BB FC4-6		F7			F8		F7		3	0	0	0	1	0	0
Billy Williams, L (1, 9) OBP: 0.244, SLG: 0.213 (5, 7)	FC4-6 FC6-4 1-2f			4-3		3-1			4-3	4	0	0	0	0	0	1
Ron Santo, R (1, 5) OBP: 0.447, SLG: 0.557	FC6-4 1-2f			BB 1B		HR			BB 14 CS	2	1	1	1	2	0	1
John Boccabella, R (1, 3) OBP: 0.241, SLG: 0.357 14 Ernie Banks, R (8, 3) OBP: 0.213, SLG: 0.222		6-3		K		K			K 1-2	3 1	0 0	0 0	0 0	0 0	2 1	1 1
Byron Browne, R (1, 7) (5, 9) OBP: 0.357, SLG: 0.549		K		1B 1-2			5-3			3	0	1	0	0	1	0
Randy Hundley, R (1, 2) OBP: 0.233, SLG: 0.357		FC5-4 1B		K			5-3			3	0	1	0	0	1	2
Don Kessinger, S (1, 6) OBP: 0.283, SLG: 0.286		FC5-4 1-2f			CS 1B		P6			3	0	1	0	0	0	1
Ken Holtzman, R (1, 1)			K		K 1-2			K		3	0	0	0	0	3	1

Inning Stats	1	2	3	4	5	6	7	8	9
R	0	0	0	0	0	1	0	0	0
E	0	0	0	0	0	0	0	0	0
K	0	1	1	2	1	1	3	1	1
S	3	6	5	8	5	6	3	5	4
H	0	1	0	1	1	1	0	0	0
LOB	1	1	0	2	0	0	0	0	0
BB	1	0	0	1	0	0	0	0	1
P	7	6	5	12	5	6	3	5	8

1B	3	SF	0
2B	1	SAC	0
3B	0	DP	1
HR	1	HBP	0

WP	0	PA	32
PB	0		
SB	0		
CS	2		

PITCHER	IP	W/L/S	BF	H	R	ER	SO	BB	IBB	HBP	BLK	WP	HR	S	P	ERA	WHIP
Rob Gardner, L (1, 1) ERA: 1.82	9.0	W	32	4	1	1	8	3	0	0	0	0	1	45	57	1.00	0.778

PITCHER | IP | W/L/S | BF | H | R | ER | SO | BB | IBB | HBP | BLK | WP | HR | S | P | ERA | WHIP

TOP

Chicago Cubs @ New York Mets

Shea Stadium, Flushing, NY

Fri May 06 1966, 7:05 PM EDT

Att. 27,656 - Unknown

livebaseballscorecards.com

AB	29
R	1
H	4
RBI	1
BB	3
SO	8
LOB	8

Chicago Cubs @ New York Mets

Shea Stadium, Flushing, NY

Fri May 06 1966, 7:05 PM EDT

Att. 27,656 - Unknown

BOTTOM

Batter	1	2	3	4	5	6	7	8	9	AB	R	H	RBI	BB	SO	LOB
Eddie Bressoud, R (1, 4) OBP: 0.278, SLG: 0.412	F9 E 1B		F8		P5			SH FC5 FC2-5 1-2		3	0	1	0	0	0	1
Roy McMillan, R (1, 6) OBP: 0.250, SLG: 0.200	E6 1-2		4-3		F7			FC2-5 FC5 1-2 2-3f		4	0	0	0	0	0	4
Ken Boyer, R (1, 5) OBP: 0.385, SLG: 0.526	F9 2-3		BBBB 4-0 CS BB			6-3		FC5 1-2 2-3f		3	0	0	0	1	0	4
Ron Swoboda, R (1, 7) OBP: 0.222, SLG: 0.273	SSS K		CS 1-2	SSS K		4-3		P6		4	0	0	0	0	2	4
Cleon Jones, R (1, 8) OBP: 0.353, SLG: 0.606	F9			1-3		6-3			HR	4	1	1	1	0	0	2
Jim Hickman, R (1, 9) OBP: 0.267, SLG: 0.214		FC5-6 1B		SSS K			F7			3	0	1	0	0	1	0
Ed Kranepool, L (1, 3) OBP: 0.286, SLG: 0.440		FC5-6 1-2f			3-1		F9			3	0	0	0	0	0	1
Jerry Grote, R (1, 2) OBP: 0.378, SLG: 0.300		F7			2B 2B		5-3			3	1	1	0	0	0	1
Rob Gardner, R (1, 1) OBP: 0.286, SLG: 0.429		F8			2-H 2B			FC2-5 SH 1B		3	0	2	1	0	0	1
Inning Stats	R: 0 H: 1 E: 1 LOB: 2 K: 1 BB: 0 S: 7 P: 7	R: 0 H: 1 E: 0 LOB: 1 K: 0 BB: 0 S: 4 P: 4	R: 0 H: 0 E: 0 LOB: 0 K: 0 BB: 1 S: 2 P: 6	R: 0 H: 0 E: 0 LOB: 0 K: 2 BB: 0 S: 7 P: 7	R: 1 H: 2 E: 0 LOB: 1 K: 0 BB: 0 S: 5 P: 5	R: 0 H: 0 E: 0 LOB: 0 K: 0 BB: 0 S: 3 P: 3	R: 0 H: 0 E: 0 LOB: 0 K: 0 BB: 0 S: 3 P: 3	R: 0 H: 1 E: 0 LOB: 2 K: 0 BB: 0 S: 5 P: 5	R: 1 H: 1 E: 0 LOB: 0 K: 0 BB: 0 S: 1 P: 1	1B: 3 2B: 2 3B: 0 HR: 1	SF: 0 SAC: 1 DP: 0 HBP: 0					

PITCHER	IP	WLS	BF	H	R	ER	SO	BB	IBB	HBP	BLK	WP	HR	S	P	ERA	WHIP
Ken Holtzman, L (1, 1) ERA: 3.6	8.0	L	32	6	2	2	3	1	0	0	0	0	1	37	41	2.25	0.875

PITCHER	IP	WLS	BF	H	R	ER	SO	BB	IBB	HBP	BLK	WP	HR	S	P	ERA	WHIP

livebaseballscorecards.com

AB	30
R	2
H	6
RBI	2
BB	1
SO	3
LOB	18

1B: 3	SF: 0	WP: 0	PA: 33
2B: 2	SAC: 1	PB: 0	
3B: 0	DP: 0	SB: 0	
HR: 1	HBP: 0	CS: 1	

Chicago Cubs @ New York Mets

Shea Stadium, Flushing, NY

Sat May 07 1966, 3:33 AM EDT

Att. 16,221 - Unknown

TOP

Batter	1	2	3	4	5	6	7	8	9	AB	R	H	RBI	BB	SO	LOB
Adolfo Phillips, R (1, 8) OBP: 0.339, SLG: 0.444	5-3		K		K		K		P3	5	0	0	0	0	3	1
Glenn Beckert, R (1, 4) OBP: 0.274, SLG: 0.275	S 1B 1B		F8			P5	4-3			4	0	1	0	0	0	0
Billy Williams, L (1, 7) OBP: 0.256, SLG: 0.226	1-2 1B		3-1			BB HR 1B		F9		4	1	2	0	0	0	0
Ron Santo, R (1, 5) OBP: 0.438, SLG: 0.534	F8 2-3			5-3		1-2 HR BB		F9		3	1	0	0	1	0	2
Byron Browne, R (1, 9) OBP: 0.367, SLG: 0.593	K			K2-3		1-H 2-H HR		14 E BB		3	1	1	3	1	2	2
14 Ernie Banks, R (1, 3) OBP: 0.216, SLG: 0.245		P4		5-3		2B		E4 1-2		4	0	1	0	0	0	1
Chris Krug, R (1, 2) OBP: 0.167, SLG: 0.167		1B			6-3	K		K		4	0	1	0	0	2	3
Don Kessinger, S (1, 6) OBP: 0.263, SLG: 0.264		F8			F4	L6			5-3	4	0	0	0	0	0	2
Ernie Broglio, R (1, 1) OBP: 0.125, SLG: 0.125		K			1B		K		F9	4	0	1	0	0	2	1
Inning Stats	R: 0 E: 0 K: 1 S: 7 H: 2 LOB: 2 BB: 0 P: 7	R: 0 E: 0 K: 1 S: 6 H: 1 LOB: 1 BB: 0 P: 6	R: 0 E: 0 K: 1 S: 5 H: 0 LOB: 0 BB: 0 P: 5	R: 0 E: 0 K: 1 S: 5 H: 0 LOB: 0 BB: 0 P: 5	R: 0 E: 0 K: 1 S: 6 H: 1 LOB: 1 BB: 0 P: 6	R: 3 E: 0 K: 1 S: 8 H: 3 LOB: 1 BB: 1 P: 12	R: 0 E: 0 K: 2 S: 7 H: 0 LOB: 0 BB: 0 P: 7	R: 0 E: 1 K: 1 S: 6 H: 0 LOB: 2 BB: 1 P: 10	R: 0 E: 0 K: 0 S: 3 H: 0 LOB: 0 BB: 0 P: 3	1B: 5 2B: 1 3B: 0 HR: 1 SF: 0 SAC: 0 DP: 0 HBP: 0							

	AB	35
	R	3
	H	7
	RBI	3
	BB	2
	SO	9
	LOB	12

WP: 0 PB: 0 SB: 1 CS: 0 PA: 37

PITCHER		IP	WLS	BF	H	R	ER	SO	BB	IBB	HBP	BLK	WP	HR	S	P	ERA	WHIP
Tug McGraw, L ERA: 4.24	(1, 1)	5.1	L	24	7	3	3	5	1	0	0	0	0	1	33	37	5.06	1.500
Dick Selma, R ERA: 3.48	(6, 1)	1.2		5	0	0	0	3	0	0	0	0	0	0	11	11	0.00	0.000
Jack Fisher, R ERA: 4.91	(8, 1)	2.0		8	0	0	0	1	1	0	0	0	0	0	9	13	0.00	0.500

PITCHER	IP	WLS	BF	H	R	ER	SO	BB	IBB	HBP	BLK	WP	HR	S	P	ERA	WHIP

livebaseballscorecards.com

Chicago Cubs @ New York Mets

Shea Stadium, Flushing, NY

Sat May 07 1966, 3:33 AM EDT

Att. 16,221 - Unknown

BOTTOM

Batter	1	2	3	4	5	6	7	8	9	AB	R	H	RBI	BB	SO	LOB
Ron Hunt, R (1, 4) OBP: 0.317, SLG: 0.352	G6-4-3 3B		K 1B		F8 ①		P6 ③			4	1	2	0	0	0	1
Al Luplow, L (1, 7) OBP: 0.321, SLG: 0.308	BB		K 1-2		G4-6-3 BB			L7 ①		0	0	0	0	1	0	0
Ron Swoboda, R (2, 7) OBP: 0.231, SLG: 0.257	G6-4-3 BB		K 1-2		G4-6-3 BB			L7 ①		2	0	0	0	1	1	1
Ken Boyer, R (1, 5) OBP: 0.362, SLG: 0.492	G6-4-3 ①② 1-2f 3-H		6-3 ③		G4-6-3 ②③ 1-2f			F8 ②		4	0	0	0	0	0	2
Ed Kranepool, L (1, 3) OBP: 0.283, SLG: 0.415	BB			K ①		L4 ①		1-3 ③		3	0	0	0	1	1	0
Cleon Jones, R (1, 8) OBP: 0.342, SLG: 0.568	F9 ③			2B SF9 1B		4-3 ②			6-3 ①	4	1	1	0	0	0	1
Johnny Lewis, L (1, 9) OBP: 0.294, SLG: 0.290		K ①		SF9 1-3 2B		4-3 ③			4-3 ②	4	0	1	0	0	1	0
Eddie Bressoud, R (1, 6) OBP: 0.333, SLG: 0.500		1B BB		SF9 ② 2-3 3-H			SH2-4 2B		F9 ③	1	0	1	1	1	0	0
Chuck Hiller, L (9, PH) OBP: 0.600, SLG: 0.556										1	0	0	0	0	0	0
Jerry Grote, R (1, 2) OBP: 0.410, SLG: 0.323		G1-6-3 1-2 1B		IBB			SH2-4 ① 2-3			1	0	1	0	1	0	0
Tug McGraw, R (1, 1) OBP: 0.333, SLG: 0.200		G1-6-3 ②③ 1-2f		1-3 ③			4-3 ②			2	0	0	0	0	0	4
Dick Selma, R (6, 1)										0	0	0	0	0	0	0
John Stephenson, L (7, PH)										1	0	0	0	0	0	1
Jack Fisher, R (8, 1)										0	0	0	0	0	0	0

	AB	27
	R	2
	H	6
	RBI	1
	BB	5
	SO	3
	LOB	10

livebaseballscorecards.com

Inning Stats	1	2	3	4	5	6	7	8	9
	R: 1 H: 1 E: 0 LOB: 1 K: 0 BB: 2 S: 3 P: 11	R: 0 H: 1 E: 0 LOB: 1 K: 1 BB: 1 S: 5 P: 9	R: 0 H: 1 E: 0 LOB: 0 K: 1 BB: 0 S: 5 P: 5	R: 1 H: 2 E: 0 LOB: 2 K: 1 BB: 1 S: 7 P: 11	R: 0 H: 0 E: 0 LOB: 0 K: 0 BB: 1 S: 2 P: 6	R: 0 H: 0 E: 0 LOB: 0 K: 0 BB: 0 S: 3 P: 3	R: 0 H: 1 E: 0 LOB: 1 K: 0 BB: 0 S: 4 P: 4	R: 0 H: 0 E: 0 LOB: 0 K: 0 BB: 0 S: 3 P: 3	R: 0 H: 0 E: 0 LOB: 0 K: 0 BB: 0 S: 3 P: 3

1B: 3	SF: 1	WP: 0	PA: 34
2B: 2	SAC: 1	PB: 0	
3B: 1	DP: 3	SB: 0	
HR: 0	HBP: 0	CS: 0	

PITCHER	IP	WLS	BF	H	R	ER	SO	BB	IBB	HBP	BLK	WP	HR	S	P	ERA	WHIP
Ernie Broglio, R (1, 1) ERA: 6.17	9.0	W	34	6	2	2	3	4	1	0	0	0	0	35	55	2.00	1.111

PITCHER	IP	WLS	BF	H	R	ER	SO	BB	IBB	HBP	BLK	WP	HR	S	P	ERA	WHIP

Chicago Cubs @ New York Mets

Shea Stadium, Flushing, NY

Sun May 08 1966, 3:33 AM EDT

Unknown

TOP

livebaseballscorecards.com

Batter	1	2	3	4	5	6	7	8	9	AB	R	H	RBI	BB	SO	LOB
Adolfo Phillips, R (1, 8) OBP: 0.323, SLG: 0.421	5-3			F8		SH1-4 1-2 2-3		K		3	0	0	0	0	1	0
Carl Warwick, R (8, 8) OBP: 0.154, SLG: 0.154										0	0	0	0	0	0	0
Glenn Beckert, R (1, 4) OBP: 0.273, SLG: 0.274	1-3			4-3		2-H 3-H 1B		4-3		4	0	1	2	0	0	0
Billy Williams, L (1, 7) OBP: 0.245, SLG: 0.216	G3			3-1		F8		1-3		4	0	0	0	0	0	1
Ron Santo, R (1, 5) OBP: 0.430, SLG: 0.513		F9			BBBB 14 G4-6-3 BB BB	4-3			6-3	3	0	0	0	1	0	1
Byron Browne, R (1, 9) OBP: 0.359, SLG: 0.561		G3			BBBB 14 G4-6-3 1-2 BB		F8		SSS K	3	0	0	0	1	1	0
14 Ernie Banks, R (1, 3) OBP: 0.200, SLG: 0.226		6-3			G4-6-3 1-2f 2-3		4-3		6-3	4	0	0	0	0	0	2
Chris Krug, R (1, 2) OBP: 0.222, SLG: 0.125			E1 F3		SSS K		BBBB 1B E BB			2	1	0	0	1	1	1
Don Kessinger, S (1, 6) OBP: 0.283, SLG: 0.273			F3 1-2			BBBB SH1-4 SH 1B BB	E S 1-3 1B			2	1	1	0	1	0	1
Dick Ellsworth, L (1, 1) OBP: 0.167, SLG: 0.167			SSS K			SH SH1-4 1B 1-2	SSS K 1-3 3-H			2	1	0	0	0	2	1
Fergie Jenkins, R (8, 1) OBP: 0.429, SLG: 0.833										0	0	0	0	0	0	0
Inning Stats	R: 0 E: 0 K: 0 S: 3 H: 0 LOB: 0 BB: 0 P: 3	R: 0 E: 0 K: 0 S: 3 H: 0 LOB: 0 BB: 0 P: 3	R: 0 E: 1 K: 1 S: 5 H: 0 LOB: 0 BB: 0 P: 5	R: 0 E: 0 K: 0 S: 3 H: 0 LOB: 0 BB: 0 P: 3	R: 0 E: 0 K: 1 S: 4 H: 0 LOB: 1 BB: 2 P: 12	R: 2 E: 0 K: 0 S: 5 H: 1 LOB: 1 BB: 1 P: 9	R: 1 E: 0 K: 1 S: 6 H: 1 LOB: 1 BB: 1 P: 10	R: 0 E: 0 K: 1 S: 5 H: 0 LOB: 0 BB: 0 P: 5	R: 0 E: 0 K: 1 S: 5 H: 0 LOB: 0 BB: 0 P: 5	1B: 2 2B: 0 3B: 0 HR: 0 SF: 0 SAC: 2 DP: 1 HBP: 0						

	AB	27
	R	3
	H	2
	RBI	2
	BB	4
	SO	5
	LOB	7

WP: 0 PA: 33
PB: 0
SB: 1
CS: 0

PITCHER		IP	WLS	BF	H	R	ER	SO	BB	IBB	HBP	BLK	WP	HR	S	P	ERA	WHIP
Jack Hamilton, R ERA: 2.25	(1, 1)	7.0	L	27	2	3	2	3	4	0	0	0	0	0	29	45	2.57	0.857
Larry Bearnarth, R ERA: 5.87	(8, 1)	2.0		6	0	0	0	2	0	0	0	0	0	0	10	10	0.00	0.000

PITCHER		IP	WLS	BF	H	R	ER	SO	BB	IBB	HBP	BLK	WP	HR	S	P	ERA	WHIP

Chicago Cubs @ New York Mets

Shea Stadium, Flushing, NY

Sun May 08 1966, 3:33 AM EDT

Unknown

BOTTOM

Batter	1	2	3	4	5	6	7	8	9	AB	R	H	RBI	BB	SO	LOB
Ron Hunt, R (1, 4) (9, 6) OBP: 0.344, SLG: 0.404	F9		BB		2B			2B		3	0	2	0	1	0	0
Roy McMillan, R (1, 6) OBP: 0.254, SLG: 0.208	F8		1B		L7			F2		3	0	1	0	0	0	1
Chuck Hiller, L (8, PH) (9, 4) OBP: 0.545, SLG: 0.500										1	0	0	0	0	0	1
Ken Boyer, R (1, 5) OBP: 0.342, SLG: 0.462	K		L8			6-3		6-3		4	0	0	0	0	1	3
Dick Stuart, R (1, 3) OBP: 0.250, SLG: 0.357		HR		BB		F3		K		3	1	1	1	1	1	1
Cleon Jones, R (1, 8) OBP: 0.357, SLG: 0.550		CS 1B		F8		5-3			BB	3	0	1	0	1	0	1
Jim Hickman, R (1, 9) OBP: 0.250, SLG: 0.200		F9		F8			K		F4	3	0	0	0	0	1	2
Johnny Lewis, L (9, PH) OBP: 0.286, SLG: 0.281										1	0	0	0	0	0	1
Ron Swoboda, R (1, 7) OBP: 0.233, SLG: 0.237	K			L9			1B BB		F8	3	0	0	0	1	1	3
Jerry Grote, R (1, 2) OBP: 0.405, SLG: 0.324			5-3		5-3		G5-4-3 1B		F2	3	0	1	0	0	0	0
Ed Kranepool, L (9, PH) OBP: 0.279, SLG: 0.407										1	0	0	0	0	0	1
Jack Hamilton, R (1, 1) OBP: 0.231, SLG: 0.167			K		K		G5-4-3			2	0	0	0	0	2	0
Eddie Bressoud, R (7, PH) OBP: 0.318, SLG: 0.474										1	0	0	0	0	0	2
Larry Bearnarth, R (8, 1)										0	0	0	0	0	0	0
Inning Stats	R: 0 E: 0 K: 1 S: 5 H: 0 LOB: 0 BB: 0 P: 5	R: 1 E: 0 K: 1 S: 6 H: 2 LOB: 1 BB: 0 P: 6	R: 0 E: 0 K: 1 S: 6 H: 1 LOB: 2 BB: 1 P: 10	R: 0 E: 0 K: 0 S: 3 H: 0 LOB: 1 BB: 1 P: 7	R: 0 E: 0 K: 1 S: 6 H: 1 LOB: 1 BB: 0 P: 6	R: 0 E: 0 K: 0 S: 3 H: 0 LOB: 0 BB: 0 P: 3	R: 0 E: 0 K: 1 S: 5 H: 1 LOB: 1 BB: 1 P: 9	R: 0 E: 0 K: 1 S: 6 H: 1 LOB: 1 BB: 0 P: 6	R: 0 E: 0 K: 0 S: 3 H: 0 LOB: 1 BB: 1 P: 7	1B: 3 2B: 3 3B: 0 HR: 1	SF: 0 SAC: 0 DP: 2 HBP: 0			WP: 0 PB: 0 SB: 0 CS: 1		PA: 35	

livebaseballscorecards.com

	AB	31
	R	1
	H	6
	RBI	1
	BB	4
	SO	6
	LOB	16

PITCHER	IP	WLS	BF	H	R	ER	SO	BB	IBB	HBP	BLK	WP	HR	S	P	ERA	WHIP
Dick Ellsworth, L (1, 1) ERA: 2.52	7.0	W	28	6	1	1	5	3	0	0	0	0	1	35	47	1.29	1.286
Fergie Jenkins, R (8, 1) ERA: 2.21	2.0	S	7	0	0	0	1	1	0	0	0	0	0	8	12	0.00	0.500

PITCHER	IP	WLS	BF	H	R	ER	SO	BB	IBB	HBP	BLK	WP	HR	S	P	ERA	WHIP

Batter	1	2	3	4	5	6	7	8	9	AB	R	H	RBI	BB	SO	LOB
Glenn Beckert, R (1, 4) OBP: 0.272, SLG: 0.295	F8		6-3			3B		3-1 1-2 2-3		4	0	1	0	0	0	2
Billy Hoeft, L (8, 1) OBP: 1.000, SLG: 1.000										0	0	0	0	0	0	0
George Altman, L (1, 9) OBP: 0.229, SLG: 0.294	P4			G6-4 BB		4-3		K		3	0	0	0	1	1	3
Billy Williams, L (1, 7) OBP: 0.245, SLG: 0.250	HR			P6			4-3		6-3	4	1	1	1	0	0	1
Ron Santo, R (1, 5) OBP: 0.412, SLG: 0.488	F8			G6-4 1-2f			F8		6-3	4	0	0	0	0	0	1
Byron Browne, R (1, 8) OBP: 0.353, SLG: 0.541		K			F8		1B		1-3	4	0	1	0	0	1	0
14 Ernie Banks, R (1, 3) OBP: 0.190, SLG: 0.214		F7			F7		F3			3	0	0	0	0	0	1
Chris Krug, R (1, 2) OBP: 0.167, SLG: 0.091		K			K			5-3		3	0	0	0	0	2	0
Don Kessinger, S (1, 6) OBP: 0.286, SLG: 0.276			5-3			P6		3-1 1B 1B		3	0	1	0	0	0	0
Bill Hands, R (1, 1)			F9			G3		3-1 1-2 1B		1	0	0	0	0	0	0
Bill Connors, R (3, 1)										0	0	0	0	0	0	0
Ted Abernathy, R (3, 1)										1	0	0	0	0	0	0
Jimmy Stewart, S (8, PH) OBP: 0.125, SLG: 0.250										1	0	1	0	0	0	0
Joey Amalfitano, R (8, 4)										0	0	0	0	0	0	0
Inning Stats	R: 1 E: 0 K: 0 S: 4 H: 1 LOB: 0 BB: 0 P: 4	R: 0 E: 0 K: 2 S: 7 H: 0 LOB: 0 BB: 0 P: 7	R: 0 E: 0 K: 0 S: 3 H: 0 LOB: 0 BB: 0 P: 3	R: 0 E: 0 K: 0 S: 2 H: 0 LOB: 1 BB: 1 P: 6	R: 0 E: 0 K: 1 S: 5 H: 0 LOB: 0 BB: 0 P: 5	R: 0 E: 0 K: 0 S: 4 H: 1 LOB: 1 BB: 0 P: 4	R: 0 E: 0 K: 0 S: 4 H: 1 LOB: 1 BB: 0 P: 4	R: 0 E: 0 K: 1 S: 7 H: 2 LOB: 2 BB: 0 P: 7	R: 0 E: 0 K: 0 S: 3 H: 0 LOB: 0 BB: 0 P: 3	1B: 3 2B: 0 3B: 1 HR: 1 SF: 0 SAC: 0 DP: 0 HBP: 0						

PITCHER	IP	WLS	BF	H	R	ER	SO	BB	IBB	HBP	BLK	WP	HR	S	P	ERA	WHIP
Dennis Ribant, R (1, 1) ERA: 2.25	9.0	W	32	5	1	1	4	1	0	0	0	0	1	39	43	1.00	0.667

PITCHER	IP	WLS	BF	H	R	ER	SO	BB	IBB	HBP	BLK	WP	HR	S	P	ERA	WHIP

TOP

Chicago Cubs @ New York Mets

Shea Stadium, Flushing, NY

Sun May 08 1966, 3:38 AM EDT

Att. 23,575 - Unknown

livebaseballscorecards.com

AB	31
R	1
H	5
RBI	1
BB	1
SO	4
LOB	8

BOTTOM

Chicago Cubs @ New York Mets

Shea Stadium, Flushing, NY

Sun May 08 1966, 3:38 AM EDT

Att. 23,575 - Unknown

Batter	1	2	3	4	5	6	7	8	9	AB	R	H	RBI	BB	SO	LOB
Ron Hunt, R (1, 4) OBP: 0.324, SLG: 0.377	F8		L8	1-3			1-3			4	0	0	0	0	0	1
Eddie Bressoud, R (1, 6) OBP: 0.346, SLG: 0.565	K		1B 2-H 3B		F9		1B			4	1	2	1	0	1	0
Ken Boyer, R (1, 5) OBP: 0.338, SLG: 0.449	F2		1B 1B 3-H 1B		F7		F5			4	1	1	1	0	0	1
Cleon Jones, R (1, 8) OBP: 0.370, SLG: 0.535		4-3	S 1B 1-3 1B		BB			K		3	1	1	0	1	1	0
Ed Kranepool, L (1, 3) OBP: 0.277, SLG: 0.386		K	1B 1-2 BB		2-3			K		3	0	0	0	1	2	1
Johnny Lewis, L (1, 9) OBP: 0.282, SLG: 0.278		6-3	1B 1-2 2-H 3-H 1B			K		K		4	0	1	2	0	2	0
Jim Hickman, R (1, 7) OBP: 0.255, SLG: 0.271			HR 6-3			4-3				3	1	1	1	0	0	2
John Stephenson, L (1, 2) OBP: 0.250, SLG: 0.250			SH1-4 3B 1B	L7		F3				3	1	1	0	0	0	0
Dennis Ribant, R (1, 1)			SH1-4 1-2	K			1-3			2	0	0	0	0	1	0
Inning Stats	R: 0 E: 0 K: 1 S: 5 H: 0 LOB: 0 BB: 0 P: 5	R: 0 E: 0 K: 1 S: 5 H: 0 LOB: 0 BB: 0 P: 5	R: 5 E: 0 K: 0 S: 9 H: 6 LOB: 2 BB: 1 P: 13	R: 0 E: 0 K: 1 S: 5 H: 0 LOB: 0 BB: 0 P: 5	R: 0 E: 0 K: 0 S: 3 H: 0 LOB: 1 BB: 1 P: 7	R: 0 E: 0 K: 1 S: 5 H: 0 LOB: 0 BB: 0 P: 5	R: 0 E: 0 K: 0 S: 4 H: 1 LOB: 1 BB: 0 P: 4	R: 0 E: 0 K: 3 S: 9 H: 0 LOB: 0 BB: 0 P: 9								

AB	30
R	5
H	7
RBI	5
BB	2
SO	7
LOB	5

1B: 5 SF: 0
2B: 0 SAC: 1
3B: 1 DP: 0
HR: 1 HBP: 0

WP: 0 PA: 33
PB: 0
SB: 1
CS: 0

livebaseballscorecards.com

PITCHER		IP	WLS	BF	H	R	ER	SO	BB	IBB	HBP	BLK	WP	HR	S	P	ERA	WHIP
Bill Hands, R ERA: 3.81	(1, 1)	2.2	L	12	4	4	4	2	0	0	0	0	0	1	16	16	13.50	1.500
Bill Connors, R ERA: 22.5	(3, 1)	0.0		3	2	1	1	0	1	0	0	0	0	0	2	6	∞	∞
Ted Abernathy, R ERA: 3.93	(3, 1)	4.1		15	1	0	0	2	1	0	0	0	0	0	18	22	0.00	0.462
Billy Hoeft, L ERA: 2.87	(8, 1)	1.0		3	0	0	0	3	0	0	0	0	0	0	9	9	0.00	0.000

PITCHER	IP	WLS	BF	H	R	ER	SO	BB	IBB	HBP	BLK	WP	HR	S	P	ERA	WHIP

Batter	1	2	3	4	5	6	7	8	9	AB	R	H	RBI	BB	SO	LOB
Lou Brock, L (1, 9) OBP: 0.276, SLG: 0.350	S S S 0-3 ① K		S S S 0-3 ① K 1-2		S S S 0-3 ② K		x 0-0 E3		S S S 0-3 ② K	5	0	0	0	0	4	1
Mike Shannon, R (1, 7) OBP: 0.316, SLG: 0.611	S S S 0-3 ② K		B B B B 4-0 3B BB		x 0-0 ③ F9		x 0-0 ③ G3		x 0-0 HR	4	2	1	1	1	1	1
Curt Flood, R (1, 8) OBP: 0.367, SLG: 0.495	S S S 0-3 ③ K		x 0-0 1-H 2-H SF8 3B			x 0-0 ① 3-1		x 0-0 HR	x 0-0 E8	5	2	2	3	0	1	0
Orlando Cepeda, R (1, 3) OBP: 0.356, SLG: 0.566 Tito Francona, L (9, 3) OBP: 0.280, SLG: 0.217		x 0-0 ① 6-3	x 0-0 ② SF8 3-H			x 0-0 HR		x 0-0 2B SF8 1B	S S S 0-3 ③ K	4 0	2 0	2 0	2 0	0 0	1 0	1 0
Tim McCarver, L (1, 2) OBP: 0.217, SLG: 0.333		x 0-0 ② F8	x 0-0 ③ F9			x 0-0 ② P6		x 0-0 SF8 1-3 2B		4	0	1	0	0	0	0
Charley Smith, R (1, 5) OBP: 0.385, SLG: 0.512		x 0-0 2B		x 0-0 ① F7		S S S 0-3 ③ K		x 0-0 ① SF8 2-3 3-H		3	0	1	1	0	1	0
Julian Javier, R (1, 4) OBP: 0.222, SLG: 0.217		B B B B 4-0 BB		x 0-0 ② P4			S S S 0-3 ① K	x 0-0 ② P3		3	0	0	0	1	1	1
Jerry Buchek, R (1, 6) OBP: 0.275, SLG: 0.267		x 0-0 ③ F7		S S S 0-3 ③ K			x 0-0 ② G3	x 0-0 ③ P5		4	0	0	0	0	1	3
Bob Gibson, R (1, 1) OBP: 0.304, SLG: 0.435			x 0-0 PB 3B 1B		x 0-0 ① P6		x 0-0 IHR		x 0-0 ① G3	4	2	2	1	0	0	0
Inning Stats	R: 0 E: 0 K: 3 S: 9 H: 0 LOB: 0 BB: 0 P: 9	R: 0 E: 0 K: 0 S: 4 H: 1 LOB: 2 BB: 1 P: 8	R: 3 E: 0 K: 1 S: 7 H: 2 LOB: 0 BB: 1 P: 11	R: 0 E: 0 K: 1 S: 5 H: 0 LOB: 0 BB: 0 P: 5	R: 0 E: 0 K: 1 S: 5 H: 0 LOB: 0 BB: 0 P: 5	R: 1 E: 0 K: 1 S: 6 H: 1 LOB: 0 BB: 0 P: 6	R: 1 E: 1 K: 1 S: 7 H: 1 LOB: 1 BB: 0 P: 7	R: 2 E: 0 K: 0 S: 6 H: 3 LOB: 1 BB: 0 P: 6	R: 1 E: 1 K: 2 S: 9 H: 1 LOB: 1 BB: 0 P: 9	1B: 2 2B: 2 3B: 1 HR: 4	SF: 2 SAC: 0 DP: 0 HBP: 0						

TOP

St. Louis Cardinals @ Chicago Cubs

Wrigley Field, Chicago, IL

Tue May 10 1966, 3:33 AM CDT

Att. 1,333 - Unknown

livebaseballscorecards.com

AB	36
R	8
H	9
RBI	8
BB	2
SO	10
LOB	7

WP: 0 PB: 1 SB: 0 CS: 0 PA: 40

PITCHER		IP	WLS	BF	H	R	ER	SO	BB	IBB	HBP	BLK	WP	HR	S	P	ERA	WHIP
Bill Faul, R ERA: 4.32	(1, 1)	6.0	L	24	4	4	4	7	2	0	0	0	0	1	36	44	6.00	1.000
Ted Abernathy, R ERA: 5.12	(7, 1)	1.0		8	4	3	3	1	0	0	0	0	0	1	10	10	27.00	4.000
Bill Connors, R ERA: 15.0	(8, 1)	1.0		3	0	0	0	0	0	0	0	0	0	0	3	3	0.00	0.000
Bob Hendley, L ERA: 4.22	(9, 1)	1.0		5	1	1	1	2	0	0	0	0	0	1	9	9	9.00	1.000

PITCHER	IP	WLS	BF	H	R	ER	SO	BB	IBB	HBP	BLK	WP	HR	S	P	ERA	WHIP

St. Louis Cardinals @ Chicago Cubs

Wrigley Field, Chicago, IL

Tue May 10 1966, 3:33 AM CDT

Att. 1,333 - Unknown

BOTTOM

Batter	1	2	3	4	5	6	7	8	9	AB	R	H	RBI	BB	SO	LOB
Glenn Beckert, R (1, 4) OBP: 0.271, SLG: 0.293	F7		5-3			1B		F7		4	0	1	0	0	0	0
Don Kessinger, S (1, 6) OBP: 0.299, SLG: 0.290	F9		F8			1-3				4	0	2	0	0	0	0
Billy Williams, L (1, 9) OBP: 0.235, SLG: 0.240	P4			F8		P3		4-3		4	0	0	0	0	0	3
Ron Santo, R (1, 5) OBP: 0.406, SLG: 0.476		G3		K		P5			9	4	0	1	0	0	1	2
Wes Covington, L (1, 7) OBP: 0.167, SLG: 0.091		1B		5-3			9		9	4	0	1	0	0	0	1
Byron Browne, R (1, 8) OBP: 0.347, SLG: 0.523		1-2			K		6-3		K2-3	4	0	1	0	0	2	1
14 Ernie Banks, R (1, 3) OBP: 0.210, SLG: 0.207		K			G5-4-3		FC5-4		K	2	0	0	0	2	2	3
Randy Hundley, R (1, 2) OBP: 0.224, SLG: 0.342		K			G5-4-3		FC5-4			3	0	0	0	0	1	4
Bill Faul, R (1, 1)			F8			4-3		K		1	0	0	0	0	0	0
Jimmy Stewart, S (6, PH) OBP: 0.118, SLG: 0.235										1	0	0	0	0	0	0
Ted Abernathy, R (7, 1)										0	0	0	0	0	0	0
Bill Connors, R (8, 1)										0	0	0	0	0	0	0
John Herrnstein, L (8, PH) OBP: 0.250, SLG: 0.160										1	0	0	0	0	1	0
Bob Hendley, R (9, 1)										0	0	0	0	0	0	0
Inning Stats	R: 0 E: 0 K: 0 S: 3 — H: 0 LOB: 0 BB: 0 P: 3	R: 0 E: 0 K: 2 S: 9 — H: 2 LOB: 2 BB: 0 P: 9	R: 0 E: 0 K: 0 S: 3 — H: 0 LOB: 0 BB: 0 P: 3	R: 0 E: 0 K: 1 S: 5 — H: 0 LOB: 0 BB: 0 P: 5	R: 0 E: 0 K: 1 S: 4 — H: 0 LOB: 0 BB: 1 P: 8	R: 0 E: 0 K: 0 S: 5 — H: 2 LOB: 2 BB: 0 P: 5	R: 0 E: 0 K: 0 S: 3 — H: 0 LOB: 1 BB: 1 P: 7	R: 0 E: 0 K: 1 S: 6 — H: 1 LOB: 1 BB: 0 P: 6	R: 0 E: 0 K: 2 S: 8 — H: 1 LOB: 1 BB: 0 P: 8	1B: 6 2B: 0 3B: 0 HR: 0 — SF: 0 SAC: 0 DP: 1 HBP: 0						

PITCHER	IP	WLS	BF	H	R	ER	SO	BB	IBB	HBP	BLK	WP	HR	S	P	ERA	WHIP
Bob Gibson, R (1, 1) ERA: 1.94	9.0	W	34	6	0	0	7	2	0	0	0	0	0	46	54	0.00	0.889

PITCHER	IP	WLS	BF	H	R	ER	SO	BB	IBB	HBP	BLK	WP	HR	S	P	ERA	WHIP

AB	32
R	0
H	6
RBI	0
BB	2
SO	7
LOB	14

WP: 0 PB: 0 SB: 0 CS: 0 — PA: 34

livebaseballscorecards.com

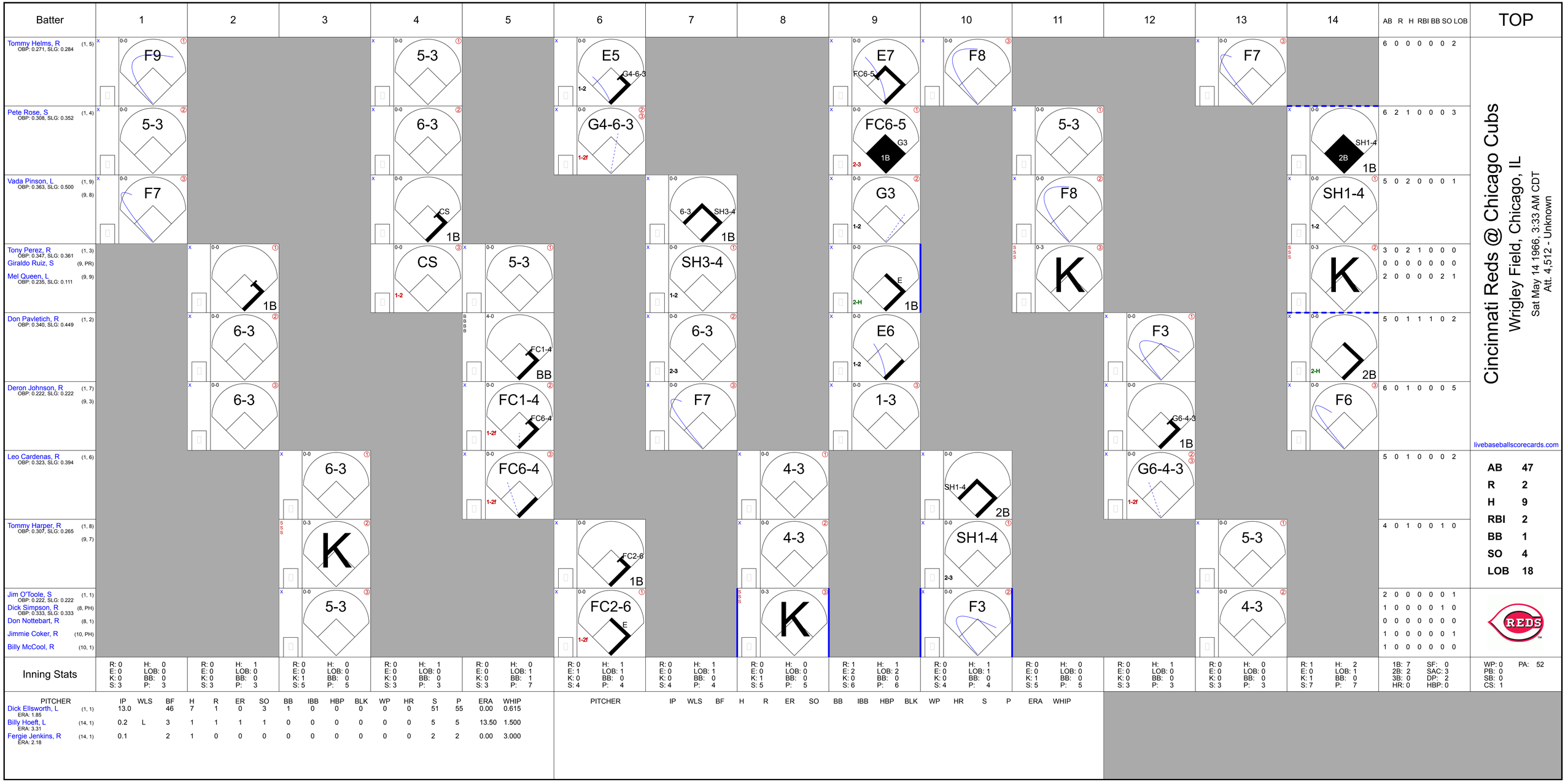
Batter
1
2
3
4
5
6
7
8
9
10
11
12
13
14
AB R H RBI BB SO LOB
TOP
Tommy Helms, R (1, 5) OBP: 0.271, SLG: 0.284
F9
5-3
F7
E5
G4-6-3
G4-6-3
E7
FC6-5
F8
F7
6 0 0 0 0 0 2
Pete Rose, S (1, 4) OBP: 0.308, SLG: 0.352
5-3
6-3
FC6-5
G3
5-3
SH1-4
2B
1B
6 2 1 0 0 0 3
Vada Pinson, L (1, 9) (9, 8) OBP: 0.363, SLG: 0.500
F7
CS
6-3
SH3-4
G3
F8
SH1-4
5 0 2 0 0 0 1
Tony Perez, R (1, 3) OBP: 0.347, SLG: 0.361
Giraldo Ruiz, S (9, PR)
Mel Queen, L (9, 9) OBP: 0.235, SLG: 0.111
1B
CS
5-3
SH3-4
E
K
K
3 0 2 1 0 0 0
0 0 0 0 0 0 0
2 0 0 0 0 2 1
Don Pavletich, R (1, 2) OBP: 0.340, SLG: 0.449
6-3
FC1-4
6-3
E6
F3
2B
5 0 1 1 1 0 2
Deron Johnson, R (1, 7) (9, 3) OBP: 0.222, SLG: 0.222
6-3
FC1-4
FC6-4
F7
1-3
G6-4-3
F6
6 0 1 0 0 0 5
Leo Cardenas, R (1, 6) OBP: 0.323, SLG: 0.394
6-3
FC6-4
4-3
SH1-4
G6-4-3
5 0 1 0 0 0 2
Tommy Harper, R (1, 8) (9, 7) OBP: 0.307, SLG: 0.265
K
FC2-6
4-3
SH1-4
5-3
4 0 1 0 0 1 0
Jim O'Toole, S (1, 1) OBP: 0.222, SLG: 0.222
Dick Simpson, R (8, PH) OBP: 0.333, SLG: 0.333
Don Nottebart, R (8, 1)
Jimmie Coker, R (10, PH)
Billy McCool, R (10, 1)
5-3
FC2-6
K
F3
4-3
2 0 0 0 0 0 1
1 0 0 0 0 1 0
0 0 0 0 0 0 0
1 0 0 0 0 0 1
1 0 0 0 0 0 0
Cincinnati Reds @ Chicago Cubs
Wrigley Field, Chicago, IL
Sat May 14 1966, 3:33 AM CDT
Att. 4,512 - Unknown
livebaseballscorecards.com
AB 47
R 2
H 9
RBI 2
BB 1
SO 4
LOB 18
Inning Stats
R: 0 H: 0 E: 0 LOB: 0 K: 0 BB: 0 S: 3 P: 3
R: 0 H: 1 E: 0 LOB: 0 K: 0 BB: 0 S: 3 P: 3
R: 0 H: 0 E: 0 LOB: 0 K: 1 BB: 0 S: 5 P: 5
R: 0 H: 1 E: 0 LOB: 0 K: 0 BB: 0 S: 3 P: 3
R: 0 H: 0 E: 0 LOB: 1 K: 0 BB: 1 S: 3 P: 7
R: 0 H: 1 E: 1 LOB: 1 K: 0 BB: 0 S: 4 P: 4
R: 0 H: 1 E: 0 LOB: 1 K: 0 BB: 0 S: 4 P: 4
R: 0 H: 0 E: 0 LOB: 0 K: 1 BB: 0 S: 5 P: 5
R: 1 H: 1 E: 2 LOB: 2 K: 0 BB: 0 S: 6 P: 6
R: 0 H: 1 E: 0 LOB: 0 K: 0 BB: 0 S: 4 P: 4
R: 0 H: 0 E: 0 LOB: 0 K: 1 BB: 0 S: 5 P: 5
R: 0 H: 1 E: 0 LOB: 0 K: 0 BB: 0 S: 3 P: 3
R: 0 H: 0 E: 0 LOB: 0 K: 0 BB: 0 S: 3 P: 3
R: 1 H: 2 E: 0 LOB: 1 K: 1 BB: 0 S: 7 P: 7
1B: 7 SF: 0 2B: 2 SAC: 3 3B: 0 DP: 2 HR: 0 HBP: 0
WP: 0 PA: 52 PB: 0 SB: 0 CS: 1
PITCHER IP WLS BF H R ER SO BB IBB HBP BLK WP HR S P ERA WHIP
Dick Ellsworth, L (1, 1) ERA: 1.85 13.0 46 7 1 0 3 1 0 0 0 0 0 51 55 0.00 0.615
Billy Hoeft, L (14, 1) ERA: 3.31 0.2 L 3 1 1 1 1 0 0 0 0 0 0 5 5 13.50 1.500
Fergie Jenkins, R (14, 1) ERA: 2.18 0.1 2 1 0 0 0 0 0 0 0 0 0 0 2 2 0.00 3.000
PITCHER IP WLS BF H R ER SO BB IBB HBP BLK WP HR S P ERA WHIP

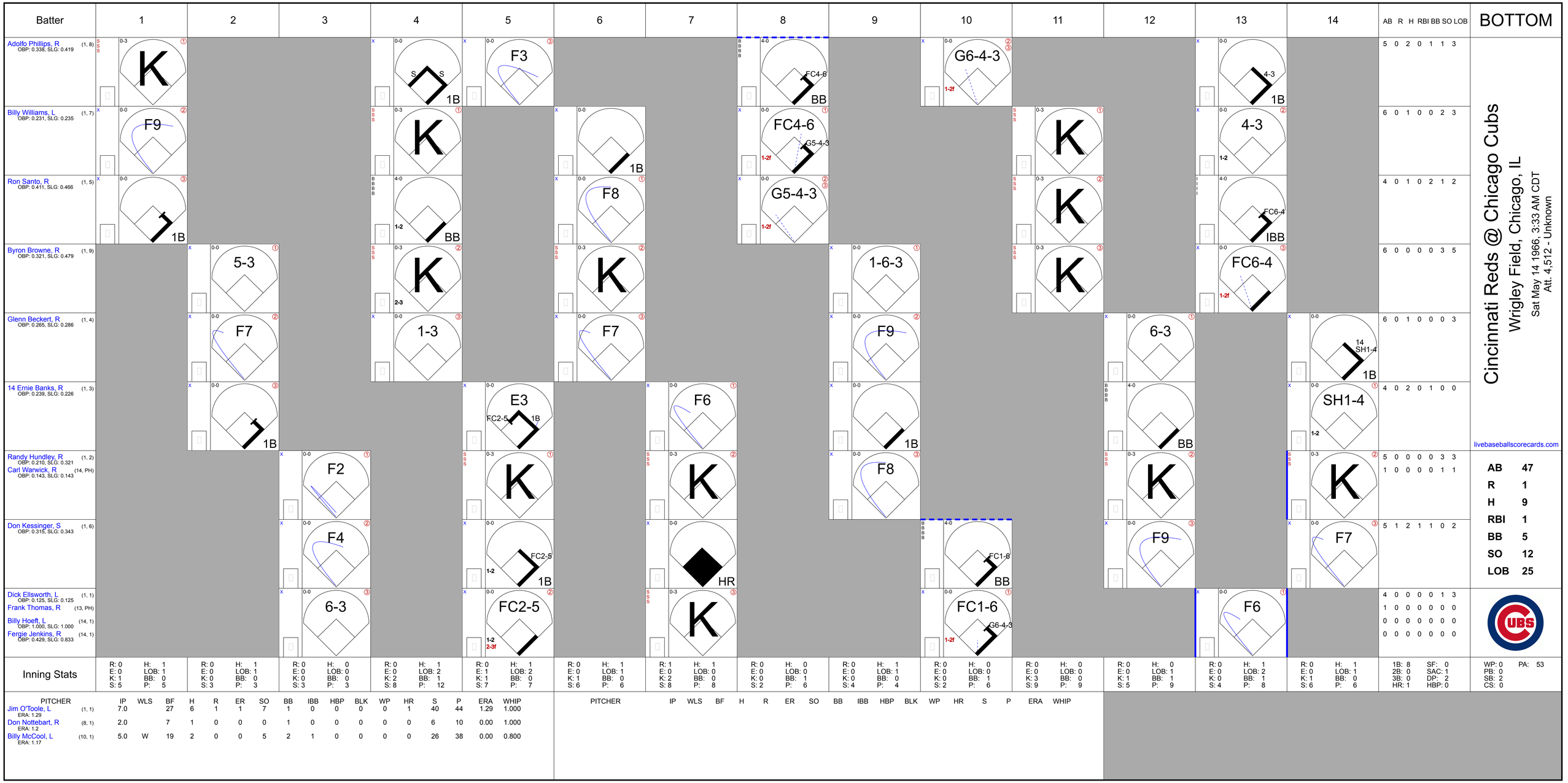
Batter
1
2
3
4
5
6
7
8
9
10
11
12
13
14
AB R H RBI BB SO LOB
BOTTOM
Adolfo Phillips, R (1, 8) OBP: 0.338, SLG: 0.419
K
S S
1B
F3
FC4-6
BB
G6-4-3
1-2f
4-3
1B
5 0 2 0 1 1 3
Billy Williams, L (1, 7) OBP: 0.231, SLG: 0.235
F9
K
1B
FC4-6
G5-4-3
1-2f
K
4-3
1-2
6 0 1 0 0 2 3
Ron Santo, R (1, 5) OBP: 0.411, SLG: 0.466
1B
1-2
BB
F8
G5-4-3
1-2f
K
FC6-4
IBB
4 0 1 0 2 1 2
Byron Browne, R (1, 9) OBP: 0.321, SLG: 0.479
5-3
2-3
K
K
1-6-3
K
FC6-4
1-2f
6 0 0 0 0 3 5
Glenn Beckert, R (1, 4) OBP: 0.265, SLG: 0.286
F7
1-3
F7
F9
6-3
14
SH1-4
1B
6 0 1 0 0 0 3
14 Ernie Banks, R (1, 3) OBP: 0.239, SLG: 0.226
1B
E3
FC2-5
1B
F6
1B
BB
SH1-4
1-2
4 0 2 0 1 0 0
Randy Hundley, R (1, 2) OBP: 0.210, SLG: 0.321
Carl Warwick, R (14, PH) OBP: 0.143, SLG: 0.143
F2
K
K
F8
K
K
5 0 0 0 0 3 3
1 0 0 0 0 1 1
livebaseballscorecards.com
Don Kessinger, S (1, 6) OBP: 0.315, SLG: 0.343
F4
FC2-5
1-2
1B
HR
FC1-6
BB
F9
F7
5 1 2 1 1 0 2
AB 47
R 1
H 9
RBI 1
BB 5
SO 12
LOB 25
Dick Ellsworth, L (1, 1) OBP: 0.125, SLG: 0.125
Frank Thomas, R (13, PH)
Billy Hoeft, L (14, 1) OBP: 1.000, SLG: 1.000
Fergie Jenkins, R (14, 1) OBP: 0.429, SLG: 0.833
6-3
FC2-5
1-2
2-3f
K
FC1-6
G6-4-3
1-2f
F6
4 0 0 0 0 1 3
1 0 0 0 0 0 0
0 0 0 0 0 0 0
0 0 0 0 0 0 0
Cincinnati Reds @ Chicago Cubs
Wrigley Field, Chicago, IL
Sat May 14 1966, 3:33 AM CDT
Att. 4,512 - Unknown
Inning Stats
1: R: 0 E: 0 K: 1 S: 5 | H: 1 LOB: 1 BB: 0 P: 5
2: R: 0 E: 0 K: 0 S: 3 | H: 1 LOB: 1 BB: 0 P: 3
3: R: 0 E: 0 K: 0 S: 3 | H: 0 LOB: 0 BB: 0 P: 3
4: R: 0 E: 0 K: 2 S: 8 | H: 1 LOB: 2 BB: 1 P: 12
5: R: 0 E: 1 K: 1 S: 7 | H: 1 LOB: 2 BB: 0 P: 7
6: R: 0 E: 0 K: 1 S: 6 | H: 1 LOB: 1 BB: 0 P: 6
7: R: 1 E: 0 K: 2 S: 8 | H: 1 LOB: 0 BB: 0 P: 8
8: R: 0 E: 0 K: 0 S: 2 | H: 0 LOB: 0 BB: 1 P: 6
9: R: 0 E: 0 K: 0 S: 4 | H: 1 LOB: 1 BB: 0 P: 4
10: R: 0 E: 0 K: 0 S: 2 | H: 0 LOB: 0 BB: 1 P: 6
11: R: 0 E: 0 K: 3 S: 9 | H: 0 LOB: 0 BB: 0 P: 9
12: R: 0 E: 0 K: 1 S: 5 | H: 0 LOB: 1 BB: 1 P: 9
13: R: 0 E: 0 K: 0 S: 4 | H: 1 LOB: 2 BB: 1 P: 8
14: R: 0 E: 0 K: 1 S: 6 | H: 1 LOB: 1 BB: 0 P: 6
1B: 8 2B: 0 3B: 0 HR: 1
SF: 0 SAC: 1 DP: 2 HBP: 0
WP: 0 PB: 0 SB: 2 CS: 0
PA: 53
PITCHER IP WLS BF H R ER SO BB IBB HBP BLK WP HR S P ERA WHIP
Jim O'Toole, L (1, 1) ERA: 1.29 7.0 27 6 1 1 7 1 0 0 0 0 1 40 44 1.29 1.000
Don Nottebart, R (8, 1) ERA: 1.2 2.0 7 1 0 0 0 1 0 0 0 0 0 6 10 0.00 1.000
Billy McCool, L (10, 1) ERA: 1.17 5.0 W 19 2 0 0 5 2 1 0 0 0 0 26 38 0.00 0.800
PITCHER IP WLS BF H R ER SO BB IBB HBP BLK WP HR S P ERA WHIP

Batter	1	2	3	4	5	6	7	8	9	AB	R	H	RBI	BB	SO	LOB
Tommy Helms, R (1, 5) OBP: 0.277, SLG: 0.292	F7	4-3 1-2 2-3		BBBB 2B 1-2 BB		3-1 1B 2B		F7		4	2	1	0	1	0	2
Pete Rose, S (1, 4) OBP: 0.320, SLG: 0.372	1B		G1-5-3 1B 1B	1B E 1-H 2-H 3-H 2B		3-1 2-3		4-3		5	1	3	3	0	0	1
Vada Pinson, L (1, 9) OBP: 0.371, SLG: 0.505 Mel Queen, L (4, PR) OBP: 0.222, SLG: 0.103 (4, 9)	SSS K		G1-5-3 1-2 1B	E 2-3 1B		F5		F8		3 2	0 0	2 0	0 0	0 0	1 0	1 1
Don Pavletich, R (1, 2) OBP: 0.345, SLG: 0.500	F8		G1-5-3 1-2 2-3f	E6 1-3 3-H		FC5-4 3-H 1B			HR	5	1	2	2	0	0	4
Deron Johnson, R (1, 3) OBP: 0.221, SLG: 0.256		HR	SSS K	F1		FC5-4 1-2f			F5	5	1	1	1	0	1	4
Leo Cardenas, R (1, 6) OBP: 0.327, SLG: 0.398		SSS K		SH5-4 FC5-2 2B	H FC5-4 HBP		F8		5-3	4	0	1	0	0	1	0
Tommy Harper, R (1, 8) OBP: 0.325, SLG: 0.268		F9		BBBB FC5-2 SH5-4 2B BB	FC5-4 1-2f		1B		HR BB	3	2	1	0	2	0	1
Art Shamsky, L (1, 7) OBP: 0.471, SLG: 1.000		BBBB WP 1B BB		SH5-4 1-2 2-3	F8		F8		1-H HR	3	1	1	2	1	0	2
Milt Pappas, R (1, 1) OBP: 0.211, SLG: 0.316		WP 1-2 1B		FC5-2 BB 2B 2-3 3-H	G3		SSS K		F5	5	1	1	0	0	1	4
Inning Stats	R: 0 E: 0 K: 1 S: 6 H: 1 LOB: 1 BB: 0 P: 6	R: 1 E: 0 K: 1 S: 7 H: 2 LOB: 2 BB: 1 P: 11	R: 0 E: 0 K: 1 S: 6 H: 2 LOB: 1 BB: 0 P: 6	R: 4 E: 1 K: 0 S: 7 H: 3 LOB: 2 BB: 2 P: 15	R: 0 E: 0 K: 0 S: 3 H: 0 LOB: 1 BB: 0 P: 4	R: 1 E: 0 K: 0 S: 5 H: 2 LOB: 1 BB: 0 P: 5	R: 0 E: 0 K: 1 S: 6 H: 1 LOB: 1 BB: 0 P: 6	R: 0 E: 0 K: 0 S: 3 H: 0 LOB: 0 BB: 0 P: 3	R: 3 E: 0 K: 0 S: 5 H: 2 LOB: 0 BB: 1 P: 9	1B: 7 2B: 3 3B: 0 HR: 3 SF: 0 SAC: 1 DP: 1 HBP: 1						

PITCHER		IP	WLS	BF	H	R	ER	SO	BB	IBB	HBP	BLK	WP	HR	S	P	ERA	WHIP
Ken Holtzman, L ERA: 4.56	(1, 1)	3.2	L	21	8	5	4	3	3	0	0	0	1	1	24	36	9.82	3.000
Fergie Jenkins, R ERA: 3.12	(4, 1)	5.1		24	5	4	4	1	1	0	1	0	0	2	24	29	6.75	1.125

PITCHER	IP	WLS	BF	H	R	ER	SO	BB	IBB	HBP	BLK	WP	HR	S	P	ERA	WHIP

TOP

Cincinnati Reds @ Chicago Cubs

Wrigley Field, Chicago, IL

Sun May 15 1966, 3:33 AM CDT

Att. 8,394 - Unknown

livebaseballscorecards.com

AB	39
R	9
H	13
RBI	8
BB	4
SO	4
LOB	20

Cincinnati Reds @ Chicago Cubs

Wrigley Field, Chicago, IL

Sun May 15 1966, 3:33 AM CDT

Att. 8,394 - Unknown

BOTTOM

livebaseballscorecards.com

Batter	1	2	3	4	5	6	7	8	9	AB	R	H	RBI	BB	SO	LOB
Jimmy Stewart, S (1, 8) OBP: 0.143, SLG: 0.200	K		F7		F8			F9 1B, 1B, BB		3	1	0	0	1	1	2
Glenn Beckert, R (1, 4) OBP: 0.274, SLG: 0.294	F3		FC6-4, 1-2f		1B, 1-2			1B, 1-2		4	0	2	0	0	0	1
Billy Williams, L (1, 9) OBP: 0.232, SLG: 0.229	BB			F9	G3			F9, 2-3		3	0	0	0	1	0	4
Ron Santo, R (1, 5) OBP: 0.414, SLG: 0.500	F2			HR		K		14 FC6-4, 1-2, 3-H, 1B		4	1	2	2	0	1	1
George Altman, L (1, 7) OBP: 0.231, SLG: 0.316		K		2B		F7		K		4	0	1	0	0	2	2
14 Ernie Banks, R (1, 3) OBP: 0.239, SLG: 0.227		G6-4-3, 1B		K		6-3		FC6-4, 1-2f		4	0	1	0	0	1	3
Chris Krug, R (1, 2) OBP: 0.188, SLG: 0.133		G6-4-3, 1-2f		K			G6-4-3, 1B		1-3	4	0	1	0	0	1	2
Don Kessinger, S (1, 6) OBP: 0.299, SLG: 0.324			F3		F4		G6-4-3, 1-2f		4-3	4	0	0	0	0	0	1
Ken Holtzman, R (1, 1) OBP: 0.143, SLG: 0.143			FC6-4, 1B		1B, 1B		F8		K	1	0	1	0	0	0	0
Fergie Jenkins, R (4, 1) OBP: 0.444, SLG: 0.750										2	0	1	0	0	0	0
John Herrnstein, L (9, PH) OBP: 0.241, SLG: 0.154										1	0	0	0	0	1	0

	AB	34
	R	2
	H	9
	RBI	2
	BB	2
	SO	7
	LOB	16

Inning Stats	1	2	3	4	5	6	7	8	9
	R: 0 H: 0 E: 0 LOB: 1 K: 1 BB: 1 S: 5 P: 9	R: 0 H: 1 E: 0 LOB: 0 K: 1 BB: 0 S: 5 P: 5	R: 0 H: 1 E: 0 LOB: 1 K: 0 BB: 0 S: 4 P: 4	R: 1 H: 2 E: 0 LOB: 1 K: 2 BB: 0 S: 9 P: 9	R: 0 H: 2 E: 0 LOB: 2 K: 0 BB: 0 S: 5 P: 5	R: 0 H: 0 E: 0 LOB: 0 K: 1 BB: 0 S: 5 P: 5	R: 0 H: 1 E: 0 LOB: 0 K: 0 BB: 0 S: 3 P: 3	R: 1 H: 2 E: 0 LOB: 2 K: 1 BB: 1 S: 7 P: 11	R: 0 H: 0 E: 0 LOB: 0 K: 1 BB: 0 S: 5 P: 5

1B: 7	SF: 0	WP: 0	PA: 36
2B: 1	SAC: 0	PB: 0	
3B: 0	DP: 2	SB: 0	
HR: 1	HBP: 0	CS: 0	

PITCHER	IP	WLS	BF	H	R	ER	SO	BB	IBB	HBP	BLK	WP	HR	S	P	ERA	WHIP
Milt Pappas, R (1, 1) ERA: 2.62	9.0	W	36	9	2	2	7	2	0	0	0	0	1	48	56	2.00	1.222

PITCHER	IP	WLS	BF	H	R	ER	SO	BB	IBB	HBP	BLK	WP	HR	S	P	ERA	WHIP

Batter	1	2	3	4	5	6	7	8	9	AB	R	H	RBI	BB	SO	LOB
Joe Morgan, L (1, 4) OBP: 0.449, SLG: 0.496	F7		F9			E4 (1B, 2B) 1-2 SSS K				4	1	0	0	0	1	1
Sonny Jackson, L (1, 6) OBP: 0.336, SLG: 0.333	4-3		4-3			2B FC3-2 1-2 2-3 1B		BBBB HR SH3-4 BB		3	1	1	0	1	0	0
Jimmy Wynn, R (1, 8) OBP: 0.331, SLG: 0.513	BBBB BB			F7		FC3-2 1-3 2-H 3-H 2B		SH3-4 1-2		2	0	1	2	1	0	0
Jim Gentile, L (1, 3) OBP: 0.330, SLG: 0.453	1-3			4-3		F3		SSS K		4	0	0	0	0	1	4
Rusty Staub, L (1, 9) OBP: 0.282, SLG: 0.353		FC5-4 1B		F5		FC3-2 2-3 3-H		2-H HR		4	1	2	2	0	0	2
Bob Aspromonte, R (1, 5) OBP: 0.270, SLG: 0.292		F7			F4	F4		L9		4	0	0	0	0	0	3
Lee Maye, L (1, 7) OBP: 0.270, SLG: 0.418		SSS K			BBBB G5-4-3 BB		HR		G5-4-3 1B	3	1	2	1	1	1	1
John Bateman, R (1, 2) OBP: 0.321, SLG: 0.433		FC5-4 1-2f			G5-4-3 1-2f		6-3		G5-4-3 1-2f	4	0	0	0	0	0	3
Dave Giusti, R (1, 1) OBP: 0.267, SLG: 0.267			SSS K			1B E 2B 1B	SSS K		SSS K	4	1	1	0	0	3	0
Inning Stats	R: 0 E: 0 K: 0 S: 3 H: 0 LOB: 1 BB: 1 P: 7	R: 0 E: 0 K: 1 S: 6 H: 1 LOB: 1 BB: 0 P: 6	R: 0 E: 0 K: 1 S: 5 H: 0 LOB: 0 BB: 0 P: 5	R: 0 E: 0 K: 0 S: 3 H: 0 LOB: 0 BB: 0 P: 3	R: 0 E: 0 K: 0 S: 2 H: 0 LOB: 0 BB: 1 P: 6	R: 2 E: 1 K: 0 S: 7 H: 3 LOB: 2 BB: 0 P: 7	R: 1 E: 0 K: 2 S: 8 H: 1 LOB: 0 BB: 0 P: 8	R: 2 E: 0 K: 1 S: 6 H: 1 LOB: 0 BB: 1 P: 10	R: 0 E: 0 K: 1 S: 5 H: 1 LOB: 0 BB: 0 P: 5	1B: 4 2B: 1 3B: 0 HR: 2 SF: 0 SAC: 1 DP: 2 HBP: 0						

PITCHER	IP	WLS	BF	H	R	ER	SO	BB	IBB	HBP	BLK	WP	HR	S	P	ERA	WHIP
Ernie Broglio, R (1, 1) ERA: 5.34	7.0	L	28	5	3	2	4	2	0	0	0	0	1	34	42	2.57	1.000
Ted Abernathy, R (8, 1) ERA: 5.48	2.0		8	2	2	2	2	1	0	0	0	0	1	11	15	9.00	1.500

PITCHER	IP	WLS	BF	H	R	ER	SO	BB	IBB	HBP	BLK	WP	HR	S	P	ERA	WHIP

Houston Astros @ Chicago Cubs

Wrigley Field, Chicago, IL

Wed May 18 1966, 3:33 AM CDT

Overcast - 56 F

TOP

livebaseballscorecards.com

AB	32
R	5
H	7
RBI	5
BB	3
SO	6
LOB	14

Batter	1	2	3	4	5	6	7	8	9	AB	R	H	RBI	BB	SO	LOB
Adolfo Phillips, R (1, 8) OBP: 0.333, SLG: 0.424	6-3		6-3 1-2		2B 1-3 2-H		P3			4	0	1	1	0	0	2
Glenn Beckert, R (1, 4) OBP: 0.282, SLG: 0.295	1B WP			F9	BB B B B			5-3		3	0	1	0	1	0	0
Jimmy Stewart, S (1, 7) OBP: 0.120, SLG: 0.167	K 1-2 S S S			F6	F6			F9		4	0	0	0	0	1	4
Ron Santo, R (1, 5) OBP: 0.409, SLG: 0.490	6-3			1B		L9		F9		4	0	1	0	0	0	1
Billy Williams, L (1, 9) OBP: 0.224, SLG: 0.220		F9		F2		F6			K S S S	4	0	0	0	0	1	1
14 Ernie Banks, R (1, 3) OBP: 0.227, SLG: 0.214		F9			1-3	6-3			F6	4	0	0	0	0	0	0
Randy Hundley, R (1, 2) OBP: 0.224, SLG: 0.321		F3			K S S S		BB WP B B B		1B	3	0	1	0	1	1	0
Don Kessinger, S (1, 6) OBP: 0.309, SLG: 0.333			5-3		1B 2B		K 1-2 S S S		1B 1-2	4	1	2	0	0	1	1
Ernie Broglio, R (1, 1) OBP: 0.300, SLG: 0.222 George Altman, L (7, PH) OBP: 0.225, SLG: 0.308 Ted Abernathy, R (8, 1) John Herrnstein, L (9, PH) OBP: 0.233, SLG: 0.148			BB 6-3 B B B		1B 2B 1-2		K S S S		K S S S	1 1 0 1	0 0 0 0	1 0 0 0	0 0 0 0	1 1 0 0	0 1 0 1	0 1 0 2
Inning Stats	R: 0 E: 0 K: 1 S: 6 H: 1 LOB: 1 BB: 0 P: 6	R: 0 E: 0 K: 0 S: 3 H: 0 LOB: 0 BB: 0 P: 3	R: 0 E: 0 K: 0 S: 2 H: 0 LOB: 0 BB: 1 P: 6	R: 0 E: 0 K: 0 S: 4 H: 1 LOB: 1 BB: 0 P: 4	R: 1 E: 0 K: 1 S: 8 H: 3 LOB: 3 BB: 1 P: 12	R: 0 E: 0 K: 0 S: 3 H: 0 LOB: 0 BB: 0 P: 3	R: 0 E: 0 K: 2 S: 7 H: 0 LOB: 1 BB: 1 P: 11	R: 0 E: 0 K: 0 S: 3 H: 0 LOB: 0 BB: 0 P: 3	R: 0 E: 0 K: 2 S: 9 H: 2 LOB: 2 BB: 0 P: 9	1B: 6 2B: 1 3B: 0 HR: 0 SF: 0 SAC: 0 DP: 0 HBP: 0						

PITCHER	IP	WLS	BF	H	R	ER	SO	BB	IBB	HBP	BLK	WP	HR	S	P	ERA	WHIP
Dave Giusti, R (1, 1) ERA: 2.89	9.0	W	36	7	1	1	6	3	0	0	0	2	0	45	57	1.00	1.111

PITCHER	IP	WLS	BF	H	R	ER	SO	BB	IBB	HBP	BLK	WP	HR	S	P	ERA	WHIP

Houston Astros @ Chicago Cubs

Wrigley Field, Chicago, IL

Wed May 18 1966, 3:33 AM CDT

Overcast - 56 F

BOTTOM

livebaseballscorecards.com

AB	33
R	1
H	7
RBI	1
BB	3
SO	6
LOB	12

Batter	1	2	3	4	5	6	7	8	9	AB	R	H	RBI	BB	SO	LOB
Joe Morgan, L (1, 4) OBP: 0.440, SLG: 0.492	E3 S 2B		2B		4-3	G3			K 1B	5	1	1	0	0	1	0
Sonny Jackson, L (1, 6) OBP: 0.331, SLG: 0.328	K 1-2		L6		5-3	1-3			1B 1-2	5	0	1	0	0	1	1
Jimmy Wynn, R (1, 8) OBP: 0.326, SLG: 0.496	5-3		5-3		BB E	F4			K	4	1	0	0	1	1	3
Dave Nicholson, R (1, 9) OBP: 0.425, SLG: 0.475	E 2-H 2B			2B 1B	E3 1B 1-H		K			4	1	2	1	0	1	0
Felix Mantilla, R (1, 3) OBP: 0.400, SLG: 0.500	E9 2-H 1B			1-3 2B	2-3 1B			F9		3	0	3	1	0	0	0
Jim Gentile, L (8, PH) OBP: 0.327, SLG: 0.448 (8, 3)										1	0	0	0	0	0	0
Bob Aspromonte, R (1, 5) OBP: 0.262, SLG: 0.282	F7			K	F8			6-3		4	0	0	0	0	1	5
John Bateman, R (1, 2) OBP: 0.336, SLG: 0.470		G1-6-3 1B		IBB		HR		K		3	1	2	1	1	1	0
Rusty Staub, L (1, 7) OBP: 0.273, SLG: 0.340		G1-6-3 1-2f		F7	4-3				F8	4	0	0	0	0	0	4
Robin Roberts, S (1, 1)		4-3		3-1	5-3				K	3	0	0	0	0	0	3
Claude Raymond, R (7, 1)										1	0	0	0	0	1	0
Inning Stats	R: 2 E: 2 K: 1 S: 8 H: 2 LOB: 1 BB: 0 P: 8	R: 0 E: 0 K: 0 S: 3 H: 1 LOB: 0 BB: 0 P: 3	R: 0 E: 0 K: 0 S: 3 H: 1 LOB: 0 BB: 0 P: 3	R: 0 E: 0 K: 1 S: 7 H: 2 LOB: 3 BB: 1 P: 11	R: 1 E: 1 K: 0 S: 5 H: 1 LOB: 2 BB: 1 P: 9	R: 1 E: 0 K: 0 S: 4 H: 1 LOB: 0 BB: 0 P: 4	R: 0 E: 0 K: 1 S: 5 H: 0 LOB: 0 BB: 0 P: 5	R: 0 E: 0 K: 1 S: 5 H: 0 LOB: 0 BB: 0 P: 5	R: 0 E: 0 K: 3 S: 11 H: 1 LOB: 2 BB: 0 P: 11	1B: 5 2B: 3 3B: 0 HR: 1 SF: 0 SAC: 0 DP: 1 HBP: 0						

PITCHER	IP	WLS	BF	H	R	ER	SO	BB	IBB	HBP	BLK	WP	HR	S	P	ERA	WHIP
Dick Ellsworth, L (1, 1) ERA: 1.78	7.0	L	31	8	4	1	3	1	1	0	0	0	1	35	43	1.29	1.286
Fergie Jenkins, R (8, 1) ERA: 2.89	2.0		8	1	0	0	4	0	0	0	0	0	0	16	16	0.00	0.500

PITCHER	IP	WLS	BF	H	R	ER	SO	BB	IBB	HBP	BLK	WP	HR	S	P	ERA	WHIP

TOP

Houston Astros @ Chicago Cubs

Wrigley Field, Chicago, IL

Wed May 18 1966, 3:38 AM CDT

Att. 3,813 - Overcast - 69 F

livebaseballscorecards.com

AB	37
R	4
H	9
RBI	3
BB	2
SO	7
LOB	16

WP: 0 PB: 1 SB: 1 CS: 0 PA: 39

Houston Astros @ Chicago Cubs

Wrigley Field, Chicago, IL

Wed May 18 1966, 3:38 AM CDT

Att. 3,813 - Overcast - 69 F

BOTTOM

Batter	1	2	3	4	5	6	7	8	9	AB	R	H	RBI	BB	SO	LOB
Adolfo Phillips, R (1, 8) OBP: 0.367, SLG: 0.493	4-3 1B		HR		BB			1B		3	1	3	1	1	0	0
Glenn Beckert, R (1, 4) OBP: 0.272, SLG: 0.284	4-3 1-2		F4		F9 1-2			F8		4	0	0	0	0	0	3
Billy Williams, L (1, 9) OBP: 0.217, SLG: 0.212	F2		4-3			F9		K		4	0	0	0	0	1	2
Ron Santo, R (1, 5) OBP: 0.395, SLG: 0.470	5-3			K		F7		K		4	0	0	0	0	2	2
14 Ernie Banks, R (1, 3) OBP: 0.228, SLG: 0.243		1B 3B		K		F9			K	4	1	1	0	0	2	0
George Altman, L (1, 7) OBP: 0.250, SLG: 0.349		PO S 1B 3-H		1B 2B			F8		F2	4	0	2	1	0	0	0
Randy Hundley, R (1, 2) OBP: 0.236, SLG: 0.341		K 1-2		2-H 1B			2B		K	4	0	2	0	0	2	1
Don Kessinger, S (1, 6) OBP: 0.298, SLG: 0.321		L7			F5		F8			3	0	0	0	0	0	2
Dick Ellsworth, L (1, 1) OBP: 0.111, SLG: 0.111		PO 2-3	F9		P3		4-3			2	0	0	0	0	0	0
Jimmy Stewart, S (7, PH) OBP: 0.115, SLG: 0.160										1	0	0	0	0	0	1
Fergie Jenkins, R (8, 1) OBP: 0.444, SLG: 0.750										0	0	0	0	0	0	0
Inning Stats	R: 0 H: 1 E: 0 LOB: 1 K: 0 BB: 0 S: 4 P: 4	R: 1 H: 2 E: 0 LOB: 0 K: 1 BB: 0 S: 6 P: 6	R: 1 H: 1 E: 0 LOB: 0 K: 0 BB: 0 S: 4 P: 4	R: 0 H: 2 E: 0 LOB: 2 K: 2 BB: 0 S: 8 P: 8	R: 0 H: 0 E: 0 LOB: 1 K: 0 BB: 1 S: 3 P: 7	R: 0 H: 0 E: 0 LOB: 0 K: 0 BB: 0 S: 3 P: 3	R: 0 H: 1 E: 0 LOB: 1 K: 0 BB: 0 S: 4 P: 4	R: 0 H: 1 E: 0 LOB: 1 K: 2 BB: 0 S: 8 P: 8	R: 0 H: 0 E: 0 LOB: 0 K: 2 BB: 0 S: 7 P: 7							

livebaseballscorecards.com

AB	33
R	2
H	8
RBI	2
BB	1
SO	7
LOB	11

		1B	2B	3B	SF	SAC	DP	HBP
		4	2	1	0	0	0	0
		HR	WP	PB	SB	CS	PA	
		1	0	0	2	0	35	

PITCHER		IP	WLS	BF	H	R	ER	SO	BB	IBB	HBP	BLK	WP	HR	S	P	ERA	WHIP
Robin Roberts, R ERA: 2.74	(1, 1)	6.0	W	23	6	2	2	3	1	0	0	0	0	1	28	32	3.00	1.167
Claude Raymond, R ERA: 2.33	(7, 1)	3.0	S	11	2	0	0	4	0	0	0	0	0	0	19	19	0.00	0.667

PITCHER	IP	WLS	BF	H	R	ER	SO	BB	IBB	HBP	BLK	WP	HR	S	P	ERA	WHIP

Batter	1	2	3	4	5	6	7	8	9	AB	R	H	RBI	BB	SO	LOB
Joe Morgan, L (1, 4) OBP: 0.455, SLG: 0.496	SH1-3 1B		S BB			BB		BB		1	0	1	0	3	0	0
Sonny Jackson, L (1, 6) OBP: 0.331, SLG: 0.323	SH1-3 1-2		1-2 BB			K		F7		2	0	0	0	1	1	2
Jimmy Wynn, R (1, 8) OBP: 0.317, SLG: 0.480	P4		P6			P5		K		4	0	0	0	0	1	5
Jim Gentile, L (1, 3) OBP: 0.314, SLG: 0.429	K			F8		K		G3		4	0	0	0	0	2	3
Rusty Staub, L (1, 9) OBP: 0.288, SLG: 0.382		P6		G6-4-3 1B			HR		FC5-4 1B	4	1	3	1	0	0	0
Bob Aspromonte, R (1, 5) OBP: 0.262, SLG: 0.281		5-3		G6-4-3 1-2f			1B		K	4	0	1	0	0	1	2
Lee Maye, L (1, 7) OBP: 0.256, SLG: 0.394		4-3			F8		K		FC5-4 1-2f	4	0	0	0	0	1	2
John Bateman, R (1, 2) OBP: 0.325, SLG: 0.452			K		K		F7		K	4	0	0	0	0	3	2
Turk Farrell, R (1, 1)			6-3		K		K			1	0	0	0	0	0	0
Gary Kroll, R (3, 1)										1	0	0	0	0	1	0
Greg Sims, S (7, PH) OBP: 0.286, SLG: 0.167										1	0	0	0	0	1	1
Don Lee, R (7, 1)										0	0	0	0	0	0	0
Inning Stats	R: 0 E: 0 K: 1 S: 6 H: 1 LOB: 1 BB: 0 P: 6	R: 0 E: 0 K: 0 S: 3 H: 0 LOB: 0 BB: 0 P: 3	R: 0 E: 0 K: 1 S: 5 H: 0 LOB: 2 BB: 2 P: 13	R: 0 E: 0 K: 0 S: 3 H: 1 LOB: 0 BB: 0 P: 3	R: 0 E: 0 K: 2 S: 7 H: 0 LOB: 0 BB: 0 P: 7	R: 0 E: 0 K: 2 S: 7 H: 0 LOB: 1 BB: 1 P: 11	R: 1 E: 0 K: 2 S: 9 H: 2 LOB: 1 BB: 0 P: 9	R: 0 E: 0 K: 1 S: 5 H: 0 LOB: 1 BB: 1 P: 9	R: 0 E: 0 K: 2 S: 8 H: 1 LOB: 1 BB: 0 P: 8	1B: 4 2B: 0 3B: 0 HR: 1 SF: 0 SAC: 1 DP: 1 HBP: 0	WP: 0 PB: 0 SB: 1 CS: 0 PA: 35					

PITCHER		IP	WLS	BF	H	R	ER	SO	BB	IBB	HBP	BLK	WP	HR	S	P	ERA	WHIP
Bill Hands, R ERA: 3.18	(1, 1)	8.0	W	32	5	1	1	9	4	0	0	0	0	1	46	62	1.12	1.125
Ted Abernathy, R ERA: 5.24	(9, 1)	1.0	S	3	0	0	0	2	0	0	0	0	0	0	7	7	0.00	0.000

PITCHER	IP	WLS	BF	H	R	ER	SO	BB	IBB	HBP	BLK	WP	HR	S	P	ERA	WHIP

TOP

Houston Astros @ Chicago Cubs

Wrigley Field, Chicago, IL

Thu May 19 1966, 3:33 AM CDT

Att. 3,952 - Overcast - 62 F

livebaseballscorecards.com

AB	30
R	1
H	5
RBI	1
BB	4
SO	11
LOB	17

Batter	1	2	3	4	5	6	7	8	9	AB	R	H	RBI	BB	SO	LOB
Adolfo Phillips, R (1, 8) OBP: 0.361, SLG: 0.521	K		HR	K		L4 2-3				4	1	1	1	0	2	1
Glenn Beckert, R (1, 4) OBP: 0.280, SLG: 0.286	6-3		1B SF8 1B	PO BB			4-3			3	1	1	0	1	0	0
Billy Williams, L (1, 9) OBP: 0.226, SLG: 0.222	4-3		1B 3B 1B 1-3	PO 1-2	3-1		L6-3 1B			4	1	2	0	0	0	0
Ron Santo, R (1, 5) OBP: 0.390, SLG: 0.495		P4	SF8 3-H		HR		L6-3 1-2			3	1	1	2	0	0	1
14 Ernie Banks, R (1, 3) OBP: 0.229, SLG: 0.244		1B 2B 1B	F6		K			4-3		4	1	1	0	0	1	1
Byron Browne, R (1, 7) OBP: 0.341, SLG: 0.486		2B 1-2 1B	3B 1-2 1B		K			BB		3	1	2	0	1	1	0
Randy Hundley, R (1, 2) OBP: 0.247, SLG: 0.382		1-3 2-H 2B	S 1-H 2-H 3B			P6		P6		4	1	2	3	0	0	1
Don Kessinger, S (1, 6) OBP: 0.284, SLG: 0.305		4-3	P5 3-H			L8		L6		4	0	0	0	0	0	3
Bill Hands, R (1, 1) OBP: 0.222, SLG: 0.250 Ted Abernathy, R (9, 1)		K		F8		WP 2B				3 0	0 0	1 0	0 0	0 0	1 0	2 0
Inning Stats	R: 0 E: 0 K: 1 S: 5 H: 0 LOB: 0 BB: 0 P: 5	R: 1 E: 0 K: 1 S: 8 H: 3 LOB: 2 BB: 0 P: 8	R: 5 E: 0 K: 0 S: 8 H: 5 LOB: 0 BB: 0 P: 8	R: 0 E: 0 K: 1 S: 4 H: 0 LOB: 0 BB: 1 P: 8	R: 1 E: 0 K: 2 S: 8 H: 1 LOB: 0 BB: 0 P: 8	R: 0 E: 0 K: 0 S: 4 H: 1 LOB: 1 BB: 0 P: 4	R: 0 E: 0 K: 0 S: 3 H: 1 LOB: 0 BB: 0 P: 3	R: 0 E: 0 K: 0 S: 3 H: 0 LOB: 1 BB: 1 P: 7		1B: 6 2B: 3 3B: 1 HR: 2 SF: 1 SAC: 0 DP: 1 HBP: 0						

PITCHER		IP	WLS	BF	H	R	ER	SO	BB	IBB	HBP	BLK	WP	HR	S	P	ERA	WHIP
Turk Farrell, R ERA: 6.84	(1, 1)	2.2	L	16	8	6	6	2	0	0	0	0	0	1	20	20	20.25	3.000
Gary Kroll, R ERA: 0.87	(3, 1)	3.1		12	2	1	1	3	1	0	0	0	1	1	17	21	2.70	0.900
Don Lee, R ERA: 0.6	(7, 1)	2.0		7	1	0	0	0	1	0	0	0	0	0	6	10	0.00	1.000

PITCHER	IP	WLS	BF	H	R	ER	SO	BB	IBB	HBP	BLK	WP	HR	S	P	ERA	WHIP

BOTTOM

Houston Astros @ Chicago Cubs

Wrigley Field, Chicago, IL

Thu May 19 1966, 3:33 AM CDT

Att. 3,952 - Overcast - 62 F

livebaseballscorecards.com

AB	32
R	7
H	11
RBI	6
BB	2
SO	5
LOB	9

Batter	1	2	3	4	5	6	7	8	9	AB	R	H	RBI	BB	SO	LOB
Adolfo Phillips, R (1, 8) OBP: 0.356, SLG: 0.506	S S S 0-3 ① K		x 0-0 ① F9		x 0-0 1-2 1B			x 0-0 ① FC5-4 L6-3 1-2f		4	0	1	0	0	1	1
Glenn Beckert, R (1, 4) OBP: 0.279, SLG: 0.284	x 0-0 ② P6		x 0-0 G6-3 1B		x 0-0 ③ F9			x 0-0 ②③ L6-3 1-2		4	0	1	0	0	0	3
Billy Williams, L (1, 9) OBP: 0.220, SLG: 0.217 Jimmy Stewart, S (6, 9) OBP: 0.111, SLG: 0.154	x 0-0 ③ P4		x 0-0 ②③ G6-3 1-2f			x 0-0 ① 4-3			x 0-0 ① 5-3	3 1	0 0	0 0	0 0	0 0	0 0	1 0
Ron Santo, R (1, 5) OBP: 0.386, SLG: 0.486		x 0-0 ① L6		x 0-0 ① 6-3		x 0-0 14 G5-4-3 1B			x 0-0 ② 1-3	4	0	1	0	0	0	0
14 Ernie Banks, R (1, 3) OBP: 0.241, SLG: 0.329		x 0-0 HR		x 0-0 ② F5		x 0-0 ②③ G5-4-3 1-2f			x 0-0 HR	4	2	2	2	0	0	1
Byron Browne, R (1, 7) OBP: 0.337, SLG: 0.474		S S S 0-3 ② K		x 0-0 ③ 5-3			S S S 0-3 ① K		x 0-0 1B 1B	4	0	1	0	0	2	0
Randy Hundley, R (1, 2) OBP: 0.268, SLG: 0.391		x 0-0 1B 1B			B B B 4-0 1B BB		S S S 0-3 ② K		x 0-0 FC6-4 1-2 1B	3	0	2	0	1	1	0
Don Kessinger, S (1, 6) OBP: 0.283, SLG: 0.302		x 0-0 1-2 1B			x 0-0 ① F7		x 0-0 ③ F3		x 0-0 ③ FC6-4 1-2f	4	0	1	0	0	0	3
Ken Holtzman, R (1, 1) OBP: 0.125, SLG: 0.125 Bill Faul, R (2, 1) Frank Thomas, R (5, PH) Bill Connors, R (5, 1)		x 0-0 ③ F9			x 0-0 ② F5			B B B 4-0 FC5-4 BB		1 0 1 0	0 0 0 0	0 0 0 0	0 0 0 0	0 0 0 1	0 0 0 0	2 0 1 0
Inning Stats	R: 0 E: 0 K: 1 S: 5 H: 0 LOB: 0 BB: 0 P: 5	R: 1 E: 0 K: 1 S: 8 H: 3 LOB: 2 BB: 0 P: 8	R: 0 E: 0 K: 0 S: 3 H: 1 LOB: 0 BB: 0 P: 3	R: 0 E: 0 K: 0 S: 3 H: 0 LOB: 0 BB: 0 P: 3	R: 0 E: 0 K: 0 S: 4 H: 1 LOB: 2 BB: 1 P: 8	R: 0 E: 0 K: 0 S: 3 H: 1 LOB: 0 BB: 0 P: 3	R: 0 E: 0 K: 2 S: 7 H: 0 LOB: 0 BB: 0 P: 7	R: 0 E: 0 K: 0 S: 2 H: 0 LOB: 0 BB: 1 P: 6	R: 1 E: 0 K: 0 S: 6 H: 3 LOB: 2 BB: 0 P: 6	1B: 7 2B: 1 3B: 0 HR: 2 SF: 0 SAC: 0 DP: 3 HBP: 0						

PITCHER	IP	WLS	BF	H	R	ER	SO	BB	IBB	HBP	BLK	WP	HR	S	P	ERA	WHIP
Denny Lemaster, L (1, 1) ERA: 2.04	9.0	W	35	9	2	2	4	2	0	0	0	0	2	41	49	2.00	1.222

PITCHER	IP	WLS	BF	H	R	ER	SO	BB	IBB	HBP	BLK	WP	HR	S	P	ERA	WHIP

TOP

Chicago Cubs @ Atlanta Braves

Atlanta Stadium, Atlanta, GA

Fri May 20 1966, 7:05 PM EDT

Att. 16,001 - Unknown

livebaseballscorecards.com

AB	33
R	2
H	9
RBI	2
BB	2
SO	4
LOB	12

WP: 0 PB: 0 SB: 0 CS: 0 PA: 35

BOTTOM

Chicago Cubs @ Atlanta Braves

Atlanta Stadium, Atlanta, GA

Fri May 20 1966, 7:05 PM EDT

Att. 16,001 - Unknown

Batter	1	2	3	4	5	6	7	8	9	AB	R	H	RBI	BB	SO	LOB
Felipe Alou, R (1, 3) OBP: 0.319, SLG: 0.513	F9	1B HR 1B 1-2 3-H		HR	5-3		4-3			4	2	2	2	0	0	1
Lee Thomas, L (7, 7) OBP: 0.248, SLG: 0.371										1	0	0	0	0	0	0
Woody Woodward, R (1, 6) OBP: 0.398, SLG: 0.395	BB	HR 1B 1-2 2-H		HR BB 1B		FC4-6 1B		5-3		4	1	3	1	1	0	0
Hank Aaron, R (1, 9) OBP: 0.323, SLG: 0.594	F7	HR 1-H 2-H		4-0 HR BB 1-2		P6		1-3		2	1	1	3	1	0	1
Gary Geiger, L (4, PR) OBP: 0.312, SLG: 0.353										2	1	0	0	0	0	1
(5, 9)																
Joe Torre, R (1, 2) OBP: 0.386, SLG: 0.557	P4	K		HR 1-H 2-3		F7		5-3		5	1	1	2	0	1	2
Rico Carty, R (1, 7) OBP: 0.333, SLG: 0.326		1-4-3 1B WP HBP	F8	BB		FC4-6 1-2f				3	1	1	0	1	0	1
Denis Menke, R (1, 5) OBP: 0.386, SLG: 0.446		F9	F8	F2			HR 1B			4	1	1	0	0	0	2
Mack Jones, L (1, 8) OBP: 0.455, SLG: 1.000		1-4-3 HBP WP 1-2	HR		6-3		1-H HR			3	3	2	3	0	0	0
Sandy Alomar Sr., S (1, 4) OBP: 0.133, SLG: 0.103		1-4-3 1-3 2-H	K		E5 SH1-4		1-3			4	0	0	1	0	1	1
Denny Lemaster, R (1, 1) OBP: 0.150, SLG: 0.105		1B BB 1B		F3	SH1-4 1-2		4-3			2	1	0	0	1	0	0

	AB	34
	R	12
	H	11
	RBI	12
	BB	4
	SO	2
	LOB	9

livebaseballscorecards.com

Inning Stats	1	2	3	4	5	6	7	8	9
R	0	6	1	3	0	0	2	0	
E	0	0	0	0	1	0	0	0	
K	0	1	1	0	0	0	0	0	
S	3	9	6	5	4	4	5	3	
H	0	4	1	3	0	1	2	0	
LOB	1	0	0	1	1	1	0	0	
BB	1	1	0	2	0	0	0	0	
P	7	14	6	13	4	4	5	3	

	1B	6	SF	0	WP	1	PA	40
	2B	0	SAC	1	PB	0		
	3B	0	DP	0	SB	0		
	HR	5	HBP	1	CS	0		

PITCHER		IP	WLS	BF	H	R	ER	SO	BB	IBB	HBP	BLK	WP	HR	S	P	ERA	WHIP
Ken Holtzman, L ERA: 6.04	(1, 1)	1.2	L	11	3	5	5	0	2	0	1	0	1	0	8	17	27.00	3.000
Bill Faul, R ERA: 5.6	(2, 1)	2.1		13	5	5	5	2	2	0	0	0	0	4	15	23	19.29	3.000
Bill Connors, R ERA: 9.0	(5, 1)	4.0		16	3	2	2	0	0	0	0	0	0	1	16	16	4.50	0.750

PITCHER	IP	WLS	BF	H	R	ER	SO	BB	IBB	HBP	BLK	WP	HR	S	P	ERA	WHIP

Batter	1	2	3	4	5	6	7	8	9	10	AB	R	H	RBI	BB	SO	LOB
Adolfo Phillips, R (1, 8) OBP: 0.359, SLG: 0.494	5-3		FC6 S 1B 1B		SF7 SH 1-2 HBP		6-3	5-3			4	1	1	0	0	0	2
Glenn Beckert, R (1, 4) OBP: 0.278, SLG: 0.300	1-3		FC6 1B 1-3 G5-4-3		SH G6-4-3 1-2 2-3		14 SF9-3-5 3B		4-3		4	2	1	0	0	0	1
Billy Williams, L (1, 9) OBP: 0.235, SLG: 0.252	HR		G5-4-3 1-3 3-H 1B		SF7 2-3 3-H		14 SF9-3-5 BB IBB		F3		3	1	2	3	1	0	0
Ron Santo, R (1, 5) OBP: 0.386, SLG: 0.477	14 FC6-4 1B		G5-4-3 1-2f 3-H		G6-4-3 1-2f		B B B 1-2 BB		4-3		4	0	1	0	1	0	3
14 Ernie Banks, R (1, 3) OBP: 0.228, SLG: 0.314	FC6-4 1-2f		5-3			F2	SF9-3-5 2-3 3-H			K	4	0	0	1	0	1	1
Byron Browne, R (1, 7) OBP: 0.319, SLG: 0.446		K		6-3		E5		P6		K	5	0	0	0	0	2	0
Randy Hundley, R (1, 2) OBP: 0.294, SLG: 0.438		FC4-6 1B		K		4-3 G4-6-3 IBB		1B 1B		HR	4	1	3	1	1	1	0
Don Kessinger, S (1, 6) OBP: 0.278, SLG: 0.297		FC4-6 1-2f		1-3		G4-6-3 1-2f		1-2 1B		K	5	0	1	0	0	1	3
Fergie Jenkins, R (1, 1) OBP: 0.455, SLG: 0.700 Ted Abernathy, R (6, 1) George Altman, L (7, PH) OBP: 0.267, SLG: 0.432 Billy Hoeft, L (7, 1) OBP: 1.000, SLG: 1.000 Jimmy Stewart, S (8, PH) OBP: 0.107, SLG: 0.148 Bill Hands, R (8, 1) OBP: 0.222, SLG: 0.250		K			SH HBP SF7 1B		HR	P2			2 0 1 0 1 0	1 0 1 0 0 0	1 0 1 0 0 0	0 0 0 0 0 0	0 0 0 0 0 0	1 0 0 0 0 0	1 0 0 0 2 0
Inning Stats	R: 1 E: 0 K: 0 S: 5 H: 2 LOB: 1 BB: 0 P: 5	R: 0 E: 0 K: 2 S: 8 H: 1 LOB: 1 BB: 0 P: 8	R: 2 E: 0 K: 0 S: 5 H: 2 LOB: 0 BB: 0 P: 5	R: 0 E: 0 K: 1 S: 5 H: 0 LOB: 0 BB: 0 P: 5	R: 1 E: 1 K: 0 S: 4 H: 1 LOB: 1 BB: 0 P: 5	R: 0 E: 1 K: 0 S: 3 H: 0 LOB: 1 BB: 1 P: 7	R: 2 E: 0 K: 0 S: 4 H: 2 LOB: 1 BB: 2 P: 12	R: 0 E: 0 K: 0 S: 5 H: 2 LOB: 2 BB: 0 P: 5	R: 0 E: 0 K: 0 S: 3 H: 0 LOB: 0 BB: 0 P: 3	R: 1 E: 0 K: 3 S: 10 H: 1 LOB: 0 BB: 0 P: 10	1B: 7 2B: 1 3B: 1 HR: 3	SF: 2 SAC: 1 DP: 4 HBP: 1					

PITCHER		IP	WLS	BF	H	R	ER	SO	BB	IBB	HBP	BLK	WP	HR	S	P	ERA	WHIP
Tony Cloninger, R ERA: 4.7	(1, 1)	6.1		29	8	6	6	3	0	1	1	0	0	2	33	38	8.53	1.263
Clay Carroll, R ERA: 1.26	(7, 1)	1.0		6	2	0	0	0	1	1	0	0	0	0	4	12	0.00	3.000
Chi-Chi Olivo, R ERA: 2.25	(8, 1)	2.2	L	9	1	1	1	3	0	0	0	0	0	1	15	15	3.38	0.375

PITCHER	IP	WLS	BF	H	R	ER	SO	BB	IBB	HBP	BLK	WP	HR	S	P	ERA	WHIP

TOP

Chicago Cubs @ Atlanta Braves

Atlanta Stadium, Atlanta, GA

Sat May 21 1966, 3:33 AM EDT

Att. 11,675 - Unknown

livebaseballscorecards.com

AB	37
R	7
H	11
RBI	6
BB	3
SO	6
LOB	13

WP: 0	PA: 44	1B: 7	SF: 2			
PB: 0		2B: 1	SAC: 1			
SB: 1		3B: 1	DP: 4			
CS: 0		HR: 3	HBP: 1			

Batter	1	2	3	4	5	6	7	8	9	10	AB	R	H	RBI	BB	SO	LOB
Felipe Alou, R (1, 3) (8, 8) OBP: 0.310, SLG: 0.497	1-3		F7		F8		5-3		5-3		5	0	0	0	0	0	0
Woody Woodward, R (1, 6) (7, 4) OBP: 0.376, SLG: 0.370	B5-3		6-3		P4		P3			6-3	5	0	0	0	0	0	0
Gary Geiger, L (1, 9) OBP: 0.313, SLG: 0.343 Hank Aaron, R (7, PH) (8, 9) OBP: 0.331, SLG: 0.621	BB		F2		F9		HR			1B	2	0	0	0	1	0	0
										BB	2	1	2	1	0	0	0
Mack Jones, L (1, 8) OBP: 0.400, SLG: 0.846 Marty Keough, L (8, 3) OBP: 0.111, SLG: 0.059	K			2B		K	1-3			F8	4	1	1	0	0	2	1
				1B							1	0	0	0	0	0	1
Joe Torre, R (1, 2) OBP: 0.394, SLG: 0.555 Billy O'Dell, S (10, PR)		K		1B		1B	P3			BB	4	1	2	0	1	1	0
											0	0	0	0	0	0	0
Rico Carty, R (1, 7) OBP: 0.346, SLG: 0.333	BB	HR		BB		1B	1-3			4-3	4	2	2	1	1	0	2
Denis Menke, R (1, 5) (7, 6) OBP: 0.390, SLG: 0.477	HR					BB	6-3				3	1	1	2	1	1	2
Sandy Alomar Sr., S (1, 4) OBP: 0.129, SLG: 0.100 Lee Thomas, L (4, PH) OBP: 0.246, SLG: 0.368 Frank Bolling, R (5, 4) OBP: 0.203, SLG: 0.194 Eddie Mathews, L (6, PH) (7, 5) OBP: 0.286, SLG: 0.282	6-3			G3		2B			G3		1	0	0	0	0	0	0
											1	0	0	0	0	0	2
											0	0	0	0	0	0	0
											2	0	1	2	0	0	0
Tony Cloninger, R (1, 1) OBP: 0.174, SLG: 0.182 Clay Carroll, R (7, 1) Chi-Chi Olivo, R (8, 1)	6-3		5-3			6-3			F8		3	0	0	0	0	0	4
											0	0	0	0	0	0	0
											1	0	0	0	0	0	0

Inning Stats																						
	R: 0	H: 0	R: 2	H: 1	R: 0	H: 0	R: 1	H: 3	R: 0	H: 0	R: 2	H: 3	R: 1	H: 1	R: 0	H: 0	R: 0	H: 0	R: 0	H: 1	1B: 5	SF: 0
	E: 0	LOB: 1	E: 0	LOB: 0	E: 0	LOB: 0	E: 0	LOB: 2	E: 0	LOB: 0	E: 0	LOB: 1	E: 0	LOB: 0	E: 0	LOB: 0	E: 0	LOB: 0	E: 0	LOB: 2	2B: 2	SAC: 0
	K: 1	BB: 1	K: 1	BB: 1	K: 0	BB: 0	K: 1	BB: 0	K: 0	BB: 0	K: 1	BB: 1	K: 0	BB: 0	K: 0	BB: 0	K: 0	BB: 0	K: 0	BB: 1	3B: 0	DP: 0
	S: 5	P: 9	S: 6	P: 10	S: 3	P: 3	S: 8	P: 8	S: 3	P: 3	S: 7	P: 11	S: 4	P: 4	S: 3	P: 3	S: 3	P: 3	S: 4	P: 8	HR: 2	HBP: 0

PITCHER		IP	WLS	BF	H	R	ER	SO	BB	IBB	HBP	BLK	WP	HR	S	P	ERA	WHIP
Fergie Jenkins, R ERA: 3.78	(1, 1)	5.1		25	6	5	5	4	3	0	0	0	0	1	30	42	8.44	1.688
Ted Abernathy, R ERA: 5.09	(6, 1)	0.2		2	1	0	0	0	0	0	0	0	0	0	2	2	0.00	1.500
Billy Hoeft, L ERA: 3.63	(7, 1)	1.0		4	1	1	1	0	0	0	0	0	0	1	4	4	9.00	1.000
Bill Hands, R ERA: 2.92	(8, 1)	3.0	W	11	1	0	0	0	1	0	0	0	0	0	10	14	0.00	0.667

PITCHER	IP	WLS	BF	H	R	ER	SO	BB	IBB	HBP	BLK	WP	HR	S	P	ERA	WHIP

BOTTOM

Chicago Cubs @ Atlanta Braves

Atlanta Stadium, Atlanta, GA

Sat May 21 1966, 3:33 AM EDT

Att. 11,675 - Unknown

livebaseballscorecards.com

AB	38
R	6
H	9
RBI	6
BB	4
SO	4
LOB	12

WP: 0	PA: 42																					
PB: 0																						
SB: 0																						
CS: 1																						

Batter	1	2	3	4	5	6	7	8	9	AB	R	H	RBI	BB	SO	LOB
Adolfo Phillips, R (1, 8) OBP: 0.359, SLG: 0.494										0	0	0	0	0	0	0
Glenn Beckert, R (1, 4) OBP: 0.278, SLG: 0.300										0	0	0	0	0	0	0
Billy Williams, L (1, 9) OBP: 0.235, SLG: 0.252										0	0	0	0	0	0	0
Ron Santo, R (1, 5) OBP: 0.386, SLG: 0.477										0	0	0	0	0	0	0
14 Ernie Banks, R (1, 3) OBP: 0.228, SLG: 0.314										0	0	0	0	0	0	0
Byron Browne, R (1, 7) OBP: 0.319, SLG: 0.446										0	0	0	0	0	0	0
Randy Hundley, R (1, 2) OBP: 0.294, SLG: 0.438										0	0	0	0	0	0	0
Don Kessinger, S (1, 6) OBP: 0.278, SLG: 0.297										0	0	0	0	0	0	0
Dick Ellsworth, L (1, 1) OBP: 0.111, SLG: 0.111										0	0	0	0	0	0	0
Inning Stats										1B: 0 2B: 0 3B: 0 HR: 0		SF: 0 SAC: 0 DP: 0 HBP: 0				

TOP

Chicago Cubs @ Atlanta Braves

Atlanta Stadium, Atlanta, GA

Sun May 22 1966, 3:33 AM EDT

Unknown

livebaseballscorecards.com

AB	**0**
R	**0**
H	**0**
RBI	**0**
BB	**0**
SO	**0**
LOB	**0**

WP: 0 PA: 0
PB: 0
SB: 0
CS: 0

PITCHER	IP	WLS	BF	H	R	ER	SO	BB	IBB	HBP	BLK	WP	HR	S	P	ERA	WHIP
Wade Blasingame, L (1, 1) ERA: 5.51	0.0	W	0	0	0	0	0	0	0	0	0	0	0	0	0	∞	∞

PITCHER	IP	WLS	BF	H	R	ER	SO	BB	IBB	HBP	BLK	WP	HR	S	P	ERA	WHIP

Batter	1	2	3	4	5	6	7	8	9	AB	R	H	RBI	BB	SO	LOB
Felipe Alou, R (1, 8) OBP: 0.310, SLG: 0.497										0	0	0	0	0	0	0
Woody Woodward, R (1, 6) OBP: 0.376, SLG: 0.370										0	0	0	0	0	0	0
Hank Aaron, R (1, 9) OBP: 0.331, SLG: 0.621										0	0	0	0	0	0	0
Rico Carty, R (1, 7) OBP: 0.346, SLG: 0.333										0	0	0	0	0	0	0
Joe Torre, R (1, 3) OBP: 0.394, SLG: 0.555										0	0	0	0	0	0	0
Denis Menke, R (1, 5) OBP: 0.390, SLG: 0.477										0	0	0	0	0	0	0
Gene Oliver, R (1, 2) OBP: 0.231, SLG: 0.208										0	0	0	0	0	0	0
Sandy Alomar Sr., S (1, 4) OBP: 0.129, SLG: 0.100										0	0	0	0	0	0	0
Wade Blasingame, L (1, 1) OBP: 0.250, SLG: 0.250										0	0	0	0	0	0	0
Inning Stats										1B: 0 2B: 0 3B: 0 HR: 0		SF: 0 SAC: 0 DP: 0 HBP: 0		WP: 0 PB: 0 SB: 0 CS: 0		PA: 0

Chicago Cubs @ Atlanta Braves

Atlanta Stadium, Atlanta, GA

Sun May 22 1966, 3:33 AM EDT

Unknown

BOTTOM

livebaseballscorecards.com

AB	0
R	0
H	0
RBI	0
BB	0
SO	0
LOB	0

PITCHER	IP	WLS	BF	H	R	ER	SO	BB	IBB	HBP	BLK	WP	HR	S	P	ERA	WHIP
Dick Ellsworth, L (1, 1) ERA: 1.78	0.0	L	0	0	0	0	0	0	0	0	0	0	0	0	0	∞	∞

PITCHER	IP	WLS	BF	H	R	ER	SO	BB	IBB	HBP	BLK	WP	HR	S	P	ERA	WHIP

Batter	1	2	3	4	5	6	7	8	9	AB	R	H	RBI	BB	SO	LOB
Adolfo Phillips, R (1, 8) OBP: 0.365, SLG: 0.488										0	0	0	0	0	0	0
Glenn Beckert, R (1, 4) OBP: 0.285, SLG: 0.309										0	0	0	0	0	0	0
Billy Williams, L (1, 9) OBP: 0.235, SLG: 0.252										0	0	0	0	0	0	0
Ron Santo, R (1, 5) OBP: 0.382, SLG: 0.465										0	0	0	0	0	0	0
George Altman, L (1, 3) OBP: 0.261, SLG: 0.422										0	0	0	0	0	0	0
Byron Browne, R (1, 7) OBP: 0.316, SLG: 0.437										0	0	0	0	0	0	0
Randy Hundley, R (1, 2) OBP: 0.302, SLG: 0.434										0	0	0	0	0	0	0
Don Kessinger, S (1, 6) OBP: 0.287, SLG: 0.305										0	0	0	0	0	0	0
Ernie Broglio, R (1, 1) OBP: 0.300, SLG: 0.222										0	0	0	0	0	0	0
Inning Stats										1B: 0 2B: 0 3B: 0 HR: 0		SF: 0 SAC: 0 DP: 0 HBP: 0				

Chicago Cubs @ Atlanta Braves

Atlanta Stadium, Atlanta, GA

Sun May 22 1966, 3:38 AM EDT

Att. 23,442 - Unknown

TOP

livebaseballscorecards.com

AB	0
R	0
H	0
RBI	0
BB	0
SO	0
LOB	0

WP: 0 PA: 0
PB: 0
SB: 0
CS: 0

PITCHER	IP	WLS	BF	H	R	ER	SO	BB	IBB	HBP	BLK	WP	HR	S	P	ERA	WHIP
Ken Johnson, R (1, 1) ERA: 2.75	0.0	L	0	0	0	0	0	0	0	0	0	0	0	0	0	∞	∞

PITCHER	IP	WLS	BF	H	R	ER	SO	BB	IBB	HBP	BLK	WP	HR	S	P	ERA	WHIP

Batter	1	2	3	4	5	6	7	8	9	AB	R	H	RBI	BB	SO	LOB
Felipe Alou, R (1, 7) OBP: 0.309, SLG: 0.491										0	0	0	0	0	0	0
Mack Jones, L (1, 8) OBP: 0.400, SLG: 0.846										0	0	0	0	0	0	0
Hank Aaron, R (1, 9) OBP: 0.348, SLG: 0.639										0	0	0	0	0	0	0
Eddie Mathews, L (1, 5) OBP: 0.286, SLG: 0.282										0	0	0	0	0	0	0
Joe Torre, R (1, 2) OBP: 0.390, SLG: 0.541										0	0	0	0	0	0	0
Lee Thomas, L (1, 3) OBP: 0.246, SLG: 0.368										0	0	0	0	0	0	0
Woody Woodward, R (1, 6) OBP: 0.375, SLG: 0.369										0	0	0	0	0	0	0
Sandy Alomar Sr., S (1, 4) OBP: 0.114, SLG: 0.088										0	0	0	0	0	0	0
Ken Johnson, R (1, 1) OBP: 0.188, SLG: 0.313										0	0	0	0	0	0	0
Inning Stats										1B: 0 2B: 0 3B: 0 HR: 0		SF: 0 SAC: 0 DP: 0 HBP: 0		WP: 0 PB: 0 SB: 0 CS: 0		PA: 0

PITCHER	IP	WLS	BF	H	R	ER	SO	BB	IBB	HBP	BLK	WP	HR	S	P	ERA	WHIP
Ernie Broglio, R (1, 1) ERA: 5.34	0.0		0	0	0	0	0	0	0	0	0	0	0	0	0	∞	∞

PITCHER	IP	WLS	BF	H	R	ER	SO	BB	IBB	HBP	BLK	WP	HR	S	P	ERA	WHIP

BOTTOM

Chicago Cubs @ Atlanta Braves

Atlanta Stadium, Atlanta, GA

Sun May 22 1966, 3:38 AM EDT

Att. 23,442 - Unknown

livebaseballscorecards.com

AB	0
R	0
H	0
RBI	0
BB	0
SO	0
LOB	0

Chicago Cubs @ St. Louis Cardinals

Busch Stadium, St. Louis, MO

Tue May 24 1966, 7:05 PM CDT

Att. 15,790 - Unknown - 65 F

TOP

livebaseballscorecards.com

Batter	1	2	3	4	5	6	7	8	9	AB	R	H	RBI	BB	SO	LOB
Adolfo Phillips, R (1, 8) OBP: 0.352, SLG: 0.457	F7		E S 1B		1-3		P1			4	0	1	0	0	0	3
Glenn Beckert, R (1, 4) OBP: 0.288, SLG: 0.313	P5		1-3 BB			F8 14 SF8 2B	1-2 2-H 1B			3	1	2	1	1	0	0
Billy Williams, L (1, 9) OBP: 0.250, SLG: 0.256	BB		L9			14 SF8 HBP	G3			2	0	0	0	1	0	4
Ron Santo, R (1, 5) OBP: 0.375, SLG: 0.459	4-3			K		F8 2-3		6-3		4	0	0	0	0	1	3
14 Ernie Banks, R (1, 3) OBP: 0.220, SLG: 0.293		1-3		F9		SF8 1-2 3-H		F8		3	0	0	1	0	0	0
Randy Hundley, R (1, 2) OBP: 0.283, SLG: 0.406		F8		1-3		6-3		P1		4	0	0	0	0	0	1
Byron Browne, R (1, 7) OBP: 0.330, SLG: 0.447		P4			E 4-3 BB		SH FC5-2 2B		K	3	0	1	0	1	1	0
Don Kessinger, S (1, 6) OBP: 0.280, SLG: 0.297			P4		4-3 1-2		SH FC5-2 1B 2-3		K	3	1	0	0	0	1	1
Bill Hands, R (1, 1) OBP: 0.154, SLG: 0.167			F8		L7 2-3		FC5-2 1B 1-2 3-H		K	4	0	0	0	0	1	3
Ted Abernathy, R (9, 1)										0	0	0	0	0	0	0

	AB	30
	R	2
	H	4
	RBI	2
	BB	3
	SO	4
	LOB	15

Inning Stats	1	2	3	4	5	6	7	8	9	1B: 2	SF: 1	WP: 0	PA: 36
	R: 0 E: 0 K: 0 S: 3	R: 0 E: 0 K: 0 S: 3	R: 0 E: 0 K: 0 S: 4	R: 0 E: 0 K: 1 S: 5	R: 0 E: 1 K: 0 S: 3	R: 1 E: 0 K: 0 S: 4	R: 1 E: 0 K: 0 S: 6	R: 0 E: 0 K: 0 S: 3	R: 0 E: 0 K: 3 S: 9	2B: 2	SAC: 1	PB: 0	
	H: 0 LOB: 1 BB: 1 P: 7	H: 0 LOB: 0 BB: 0 P: 3	H: 1 LOB: 2 BB: 1 P: 8	H: 0 LOB: 0 BB: 0 P: 5	H: 0 LOB: 1 BB: 1 P: 7	H: 1 LOB: 1 BB: 0 P: 5	H: 2 LOB: 2 BB: 0 P: 6	H: 0 LOB: 0 BB: 0 P: 3	H: 0 LOB: 0 BB: 0 P: 9	3B: 0 HR: 0	DP: 0 HBP: 1	SB: 1 CS: 0	

PITCHER	IP	WLS	BF	H	R	ER	SO	BB	IBB	HBP	BLK	WP	HR	S	P	ERA	WHIP
Al Jackson, L (1, 1) ERA: 0.81	8.0	L	33	4	2	2	1	3	0	1	0	0	0	31	44	2.25	0.875
Don Dennis, R (9, 1) ERA: 1.59	1.0		3	0	0	0	3	0	0	0	0	0	0	9	9	0.00	0.000

PITCHER	IP	WLS	BF	H	R	ER	SO	BB	IBB	HBP	BLK	WP	HR	S	P	ERA	WHIP

BOTTOM

Chicago Cubs @ St. Louis Cardinals

Busch Stadium, St. Louis, MO

Tue May 24 1966, 7:05 PM CDT

Att. 15,790 - Unknown - 65 F

Batter	1	2	3	4	5	6	7	8	9	AB	R	H	RBI	BB	SO	LOB
Bobby Tolan, L (1, 7) OBP: 0.053, SLG: 0.105	F5		L9		F8			1-3		4	0	0	0	0	0	1
Mike Shannon, R (1, 9) OBP: 0.267, SLG: 0.475	F3		1-3			4-3			1B 2B	4	0	1	0	0	0	0
Curt Flood, R (1, 8) OBP: 0.343, SLG: 0.414	4-3			F8		F3			G4-6-3 1B	4	0	1	0	0	0	0
Orlando Cepeda, R (1, 3) OBP: 0.346, SLG: 0.564		1-3		1B		K			K	4	0	1	0	0	2	2
Tim McCarver, L (1, 2) OBP: 0.283, SLG: 0.396		P5		K			F7		G4-6-3	4	0	0	0	0	1	3
Charley Smith, R (1, 5) OBP: 0.338, SLG: 0.448		BBB 4-0 1B BB		SSS 0-3 K			0-0 6-3			2	0	0	0	1	1	1
Jerry Buchek, R (1, 6) OBP: 0.333, SLG: 0.378		1-2 1B			4-3		6-3			3	0	1	0	0	0	0
Julian Javier, R (1, 4) OBP: 0.265, SLG: 0.277		F8			1-3			P5		2	0	0	0	0	0	2
Tito Francona, L (8, PH) OBP: 0.250, SLG: 0.192										1	0	0	0	0	0	0
Dal Maxvill, R (9, 4) OBP: 0.241, SLG: 0.286										0	0	0	0	0	0	0
Al Jackson, L (1, 1) OBP: 0.333, SLG: 0.625			SSS 0-3 K		2B			4-3		2	0	1	0	0	1	0
Bob Skinner, L (8, PH) OBP: 0.190, SLG: 0.300										1	0	0	0	0	0	0
Don Dennis, R (9, 1)										0	0	0	0	0	0	0
Inning Stats	R: 0 E: 0 K: 0 S: 3 H: 0 LOB: 0 BB: 0 P: 3	R: 0 E: 0 K: 0 S: 4 H: 1 LOB: 2 BB: 1 P: 8	R: 0 E: 0 K: 1 S: 5 H: 0 LOB: 0 BB: 0 P: 5	R: 0 E: 0 K: 2 S: 8 H: 1 LOB: 1 BB: 0 P: 8	R: 0 E: 0 K: 0 S: 4 H: 1 LOB: 1 BB: 0 P: 4	R: 0 E: 0 K: 1 S: 5 H: 0 LOB: 0 BB: 0 P: 5	R: 0 E: 0 K: 0 S: 3 H: 0 LOB: 0 BB: 0 P: 3	R: 0 E: 0 K: 0 S: 3 H: 0 LOB: 0 BB: 0 P: 3	R: 0 E: 0 K: 1 S: 6 H: 2 LOB: 1 BB: 0 P: 6	1B: 3 2B: 2 3B: 0 HR: 0 SF: 0 SAC: 0 DP: 1 HBP: 0						

livebaseballscorecards.com

AB	31
R	0
H	5
RBI	0
BB	1
SO	5
LOB	9

PITCHER		IP	WLS	BF	H	R	ER	SO	BB	IBB	HBP	BLK	WP	HR	S	P	ERA	WHIP
Bill Hands, R ERA: 2.4	(1, 1)	8.0	W	30	5	0	0	4	1	0	0	0	0	0	37	41	0.00	0.750
Ted Abernathy, R ERA: 4.62	(9, 1)	1.0	S	2	0	0	0	1	0	0	0	0	0	0	4	4	0.00	0.000

PITCHER	IP	WLS	BF	H	R	ER	SO	BB	IBB	HBP	BLK	WP	HR	S	P	ERA	WHIP

Batter	1	2	3	4	5	6	7	8	9	AB	R	H	RBI	BB	SO	LOB
Adolfo Phillips, R (1, 8) OBP: 0.349, SLG: 0.479	HR		K		K		K			4	1	1	1	0	3	1
Glenn Beckert, R (1, 4) OBP: 0.294, SLG: 0.313	1B		5-3		F3			HBP		3	0	1	0	0	0	1
Billy Williams, L (1, 9) OBP: 0.257, SLG: 0.257	1-3 1B		BB			F8		F8		3	0	1	0	1	0	1
Ron Santo, R (1, 5) OBP: 0.372, SLG: 0.452	F8		F8			BB 1B		G4-6-3 1-2f		4	0	1	0	0	0	4
George Altman, L (1, 3) OBP: 0.278, SLG: 0.519	K			F7		1-2 BB			K	3	0	0	0	1	2	2
Randy Hundley, R (1, 2) OBP: 0.282, SLG: 0.400	K			F7		F2			1B	4	0	1	0	0	1	4
Byron Browne, R (1, 7) OBP: 0.318, SLG: 0.429		K		K		G3			K	4	0	0	0	0	3	3
Don Kessinger, S (1, 6) OBP: 0.279, SLG: 0.295		K			WP 1B		6-3		K	4	0	1	0	0	2	1
Ken Holtzman, R (1, 1) OBP: 0.100, SLG: 0.100		1-3			K 1-2		5-3			2	0	0	0	0	1	1
Jimmy Stewart, S (7, PH) OBP: 0.100, SLG: 0.138										1	0	0	0	0	0	0
Ted Abernathy, R (7, 1)										0	0	0	0	0	0	0
Bill Faul, R (7, 1)										0	0	0	0	0	0	0

TOP

Chicago Cubs @ St. Louis Cardinals

Busch Stadium, St. Louis, MO

Wed May 25 1966, 7:05 PM CDT
Att. 15,381 - Unknown - 70 F

livebaseballscorecards.com

AB	32
R	1
H	6
RBI	1
BB	2
SO	12
LOB	18

Inning Stats	1	2	3	4	5	6	7	8	9
	R: 1 E: 0 K: 2 S: 10	R: 0 E: 0 K: 2 S: 7	R: 0 E: 0 K: 1 S: 5	R: 0 E: 0 K: 1 S: 5	R: 0 E: 0 K: 2 S: 8	R: 0 E: 0 K: 0 S: 4	R: 0 E: 0 K: 1 S: 5	R: 0 E: 0 K: 0 S: 2	R: 0 E: 0 K: 3 S: 10
	H: 3 LOB: 2 BB: 0 P: 10	H: 0 LOB: 0 BB: 0 P: 7	H: 0 LOB: 1 BB: 1 P: 9	H: 0 LOB: 0 BB: 0 P: 5	H: 1 LOB: 1 BB: 0 P: 8	H: 1 LOB: 2 BB: 1 P: 8	H: 0 LOB: 0 BB: 0 P: 5	H: 0 LOB: 0 BB: 0 P: 3	H: 1 LOB: 1 BB: 0 P: 10

PITCHER		IP	WLS	BF	H	R	ER	SO	BB	IBB	HBP	BLK	WP	HR	S	P	ERA	WHIP	PITCHER		IP	WLS	BF	H	R	ER	SO	BB	IBB	HBP	BLK	WP	HR	S	P	ERA	WHIP
Nelson Briles, R (1, 1) ERA: 3.58		7.0	W	28	5	1	1	9	2	0	0	0	1	1	44	52	1.29	1.000																			
Don Dennis, R (8, 1) ERA: 1.17		2.0	S	7	1	0	0	3	0	0	1	0	0	0	12	13	0.00	0.500																			

1B: 5	SF: 0
2B: 0	SAC: 0
3B: 0	DP: 1
HR: 1	HBP: 1

WP: 1	PA: 35
PB: 0	
SB: 0	
CS: 0	

Batter	1	2	3	4	5	6	7	8	9	AB	R	H	RBI	BB	SO	LOB
Julian Javier, R (1, 4) OBP: 0.279, SLG: 0.281	6-3		CS, 1B 2-H			5-3, CS, S, HBP 1-0	WP, HR, BB 4-0 1-2 2-3			2	1	1	1	1	0	0
Mike Shannon, R (1, 9) OBP: 0.266, SLG: 0.452	K2-3 0-3		CS 0-0 1-2	F9 0-0		F5 0-0 1-2	HR, BB 4-0 1-2 2-3 3-H			3	1	0	0	1	1	1
Curt Flood, R (1, 8) OBP: 0.340, SLG: 0.431	5-3			5-3 0-0		5-3 0-0 2-3	HR 0-0 1-H 2-H 3-H			4	1	1	4	0	0	1
Orlando Cepeda, R (1, 3) OBP: 0.343, SLG: 0.546		P4 0-0		F7 0-0		IBB 4-0	F9 0-0			3	0	0	0	1	0	0
Phil Gagliano, R (1, 5) OBP: 0.258, SLG: 0.154		5-3 0-0			3B, BB 4-0	CS 0-0 3-H	L8 HBP 1-0			2	1	0	0	1	0	0
Tim McCarver, L (1, 2) OBP: 0.282, SLG: 0.390	6-3 0-0				F9 0-0		2B, 1B 1-3			4	1	1	0	0	0	2
Jerry Buchek, R (1, 6) OBP: 0.340, SLG: 0.395			G1-5-3, E, 1B 0-0		K 0-3		1B, 2B 0-0 1-3	K 0-3		4	1	2	0	0	2	1
Bobby Tolan, L (1, 7) OBP: 0.130, SLG: 0.227			FC4, G1-5-3, 1B 0-0 1-2		3B 0-0 1-H		BB, 1B, WP, IBB 4-0	F9 0-0		3	2	1	1	1	0	1
Nelson Briles, R (1, 1) Bob Skinner, L (7, PH) OBP: 0.227, SLG: 0.333 Don Dennis, R (8, 1)			G1-5-3 0-0 1-2 2-3f		F9 0-0		WP, BB, HR, 1B 0-0 1-2 2-H 3-H	P4 0-0		2 1 1	0 1 0	0 1 0	0 2 0	0 0 0	0 0 0	3 0 0
Inning Stats	R: 0 E: 0 K: 1 S: 5 H: 0 LOB: 0 BB: 0 P: 5	R: 0 E: 0 K: 0 S: 3 H: 0 LOB: 0 BB: 0 P: 3	R: 1 E: 1 K: 0 S: 4 H: 2 LOB: 0 BB: 0 P: 4	R: 0 E: 0 K: 0 S: 3 H: 0 LOB: 0 BB: 0 P: 3	R: 1 E: 0 K: 1 S: 6 H: 1 LOB: 1 BB: 1 P: 10	R: 0 E: 0 K: 0 S: 2 H: 0 LOB: 1 BB: 1 P: 7	R: 7 E: 0 K: 0 S: 7 H: 4 LOB: 1 BB: 3 P: 20	R: 0 E: 0 K: 1 S: 5 H: 0 LOB: 0 BB: 0 P: 5		1B: 4 2B: 1 3B: 1 HR: 1	SF: 0 SAC: 0 DP: 1 HBP: 2			WP: 1 PB: 0 SB: 1 CS: 2	PA: 38	

BOTTOM

Chicago Cubs @ St. Louis Cardinals

Busch Stadium, St. Louis, MO

Wed May 25 1966, 7:05 PM CDT
Att. 15,381 - Unknown - 70 F

livebaseballscorecards.com

AB	29
R	9
H	7
RBI	8
BB	5
SO	3
LOB	9

PITCHER		IP	WLS	BF	H	R	ER	SO	BB	IBB	HBP	BLK	WP	HR	S	P	ERA	WHIP
Ken Holtzman, L ERA: 5.46	(1, 1)	6.0	L	22	3	2	2	2	1	1	1	0	0	0	23	32	3.00	0.667
Ted Abernathy, R ERA: 6.66	(7, 1)	0.1		7	3	6	6	0	2	1	0	0	1	0	4	16	162.00	15.000
Bill Faul, R ERA: 5.01	(7, 1)	1.2		7	1	1	1	1	0	0	1	0	0	1	8	9	5.40	0.600

PITCHER	IP	WLS	BF	H	R	ER	SO	BB	IBB	HBP	BLK	WP	HR	S	P	ERA	WHIP

Chicago Cubs @ St. Louis Cardinals

Busch Stadium, St. Louis, MO

Thu May 26 1966, 7:05 PM CDT
Att. 12,739 - Unknown - 80 F

livebaseballscorecards.com

Batter	1	2	3	4	5	6	7	8	9	AB	R	H	RBI	BB	SO	LOB
Glenn Beckert, R (1, 4) OBP: 0.299, SLG: 0.326	x 0-0 FC6 1B		x 0-0 4-3 ③			SSS 0-3 K ①		x 0-0 2B		4	0	2	0	0	1	0
George Altman, L (1, 7) OBP: 0.259, SLG: 0.482	x 0-0 F9 ①			SSS 0-3 K ①		SSS 0-3 K ②		x 0-0 L7 ②		4	0	0	0	0	2	2
John Herrnstein, L (9, 7) OBP: 0.233, SLG: 0.148										0	0	0	0	0	0	0
Billy Williams, L (1, 9) OBP: 0.263, SLG: 0.259	x 0-0 FC6 FC6-4 1-2f ②			x 0-0 L9 ②		x 0-0 WP 1B		4-0 FC5-4 IBB		3	0	1	0	1	0	1
Ron Santo, R (1, 5) OBP: 0.368, SLG: 0.442	x 0-0 FC6-4 1-2f ③			x 0-0 F8 ③		BBBB 4-0 14 FC5-4 1-2 BB		x 0-0 FC5-4 1-2f ③		3	0	0	0	1	0	3
14 Ernie Banks, R (1, 3) OBP: 0.221, SLG: 0.292		x 0-0 F9 ①			x 0-0 HR 1B	x 0-0 FC5-4 1-2f ③			SSS 0-3 K ①	4	1	1	0	0	1	2
Randy Hundley, R (1, 2) OBP: 0.273, SLG: 0.386		SSS 0-3 K ②			x 0-0 B1 ①		x 0-0 6-3 ①		x 0-0 6-3 ②	4	0	0	0	0	1	1
Byron Browne, R (1, 8) OBP: 0.324, SLG: 0.461		SSS 0-3 K ③			x 0-0 1-H HR		x 0-0 G1-6-3 1B		SSS 0-3 K ③	4	1	2	2	0	2	0
Don Kessinger, S (1, 6) OBP: 0.272, SLG: 0.287			x 0-0 4-3 ①		x 0-0 F7 ②		x 0-0 G1-6-3 1-2f ② ③			3	0	0	0	0	0	1
Dick Ellsworth, L (1, 1) OBP: 0.091, SLG: 0.091			SSS 0-3 K ②		x 0-0 3-1 ③			SSS 0-3 K ①		3	0	0	0	0	2	0
Fergie Jenkins, R (9, 1) OBP: 0.455, SLG: 0.700										0	0	0	0	0	0	0

Inning Stats	1	2	3	4	5	6	7	8	9	AB	R	H	RBI	BB	SO	LOB
	R: 0 E: 0 K: 0 S: 4	R: 0 E: 0 K: 2 S: 7	R: 0 E: 0 K: 1 S: 5	R: 0 E: 0 K: 1 S: 5	R: 2 E: 0 K: 0 S: 5	R: 0 E: 0 K: 2 S: 8	R: 0 E: 0 K: 0 S: 3	R: 0 E: 0 K: 1 S: 6	R: 0 E: 0 K: 2 S: 7	1B: 4 2B: 1 3B: 0 HR: 1	SF: 0 SAC: 0 DP: 1 HBP: 0	WP: 1 PB: 0 SB: 0 CS: 0	PA: 34			

PITCHER	IP	WLS	BF	H	R	ER	SO	BB	IBB	HBP	BLK	WP	HR	S	P	ERA	WHIP
Bob Gibson, R (1, 1) ERA: 2.24	9.0	W	34	6	2	2	9	1	1	0	0	1	1	50	58	2.00	0.778

PITCHER	IP	WLS	BF	H	R	ER	SO	BB	IBB	HBP	BLK	WP	HR	S	P	ERA	WHIP

AB	32
R	2
H	6
RBI	2
BB	2
SO	9
LOB	10

Batter	1	2	3	4	5	6	7	8	9	AB	R	H	RBI	BB	SO	LOB
Julian Javier, R (1, 4) OBP: 0.286, SLG: 0.288	5-3		2-H 1B			F9			E 1B 1B	4	1	2	0	0	0	0
Mike Shannon, R (1, 9) OBP: 0.265, SLG: 0.439	5-3		6-3			F7			E 1-2 1B 1B	4	1	1	0	0	0	1
Curt Flood, R (1, 8) OBP: 0.331, SLG: 0.418	6-3			6-3			5-3		E5 IBB 1B 1-3 2-H 1B	4	1	0	0	0	0	1
Orlando Cepeda, R (1, 3) OBP: 0.348, SLG: 0.545		K		1-3			G6-4-3 1B		1B IBB 1-2 3-H 1B	4	0	2	1	0	1	0
Phil Gagliano, R (1, 5) OBP: 0.286, SLG: 0.172		3-1 1B		1-3			G6-4-3 1-2f		1B 1-2 2-3 IBB	3	0	1	0	1	0	1
Tim McCarver, L (1, 2) OBP: 0.289, SLG: 0.394		3-1 1-2			G6-4-3 1B			K	1-2 2-3 3-H 1B	4	0	2	1	0	1	1
Jerry Buchek, R (1, 6) OBP: 0.340, SLG: 0.416		F9			K			3B		3	0	1	0	0	1	2
Bobby Tolan, L (1, 7) OBP: 0.120, SLG: 0.208 Charley Smith, R (8, PH) OBP: 0.336, SLG: 0.444 Lou Brock, L (9, 7) OBP: 0.289, SLG: 0.352			P6		G6-4-3 1-2f			5-3		2	0	0	0	0	0	1
										1	0	0	0	0	0	1
										0	0	0	0	0	0	0
Bob Gibson, R (1, 1) OBP: 0.250, SLG: 0.371			1B 2B			K		K		3	0	1	0	0	2	1
Inning Stats	R: 0 H: 0 E: 0 LOB: 0 K: 0 BB: 0 S: 3 P: 3	R: 0 H: 1 E: 0 LOB: 1 K: 1 BB: 0 S: 6 P: 6	R: 0 H: 2 E: 0 LOB: 1 K: 0 BB: 0 S: 4 P: 4	R: 0 H: 0 E: 0 LOB: 0 K: 0 BB: 0 S: 3 P: 3	R: 0 H: 1 E: 0 LOB: 0 K: 1 BB: 0 S: 5 P: 5	R: 0 H: 0 E: 0 LOB: 0 K: 1 BB: 0 S: 5 P: 5	R: 0 H: 1 E: 0 LOB: 0 K: 0 BB: 0 S: 3 P: 3	R: 0 H: 1 E: 0 LOB: 1 K: 2 BB: 0 S: 8 P: 8	R: 3 H: 4 E: 1 LOB: 3 K: 0 BB: 1 S: 5 P: 9	1B: 8 SF: 0 2B: 1 SAC: 0 3B: 1 DP: 2 HR: 0 HBP: 0						

BOTTOM

Chicago Cubs @ St. Louis Cardinals

Busch Stadium, St. Louis, MO

Thu May 26 1966, 7:05 PM CDT

Att. 12,739 - Unknown - 80 F

livebaseballscorecards.com

AB	32
R	3
H	10
RBI	2
BB	1
SO	5
LOB	9

PITCHER		IP	WLS	BF	H	R	ER	SO	BB	IBB	HBP	BLK	WP	HR	S	P	ERA	WHIP
Dick Ellsworth, L ERA: 2.39	(1, 1)	8.0	L	31	9	3	2	5	0	0	0	0	0	0	41	41	2.25	1.125
Fergie Jenkins, R ERA: 3.71	(9, 1)	0.0		2	1	0	0	0	0	1	0	0	0	0	1	5	∞	∞

PITCHER	IP	WLS	BF	H	R	ER	SO	BB	IBB	HBP	BLK	WP	HR	S	P	ERA	WHIP

Atlanta Braves @ Chicago Cubs

Wrigley Field, Chicago, IL

Fri May 27 1966, 3:33 AM CDT

Att. 3,242 - Unknown

TOP

livebaseballscorecards.com

Batter	1	2	3	4	5	6	7	8	9	AB	R	H	RBI	BB	SO	LOB
Felipe Alou, R (1, 7) OBP: 0.308, SLG: 0.495	P4		F7		6-3	1B		F7		5	0	1	0	0	0	1
Mack Jones, L (1, 8) OBP: 0.364, SLG: 0.667	4-3		HR		F7	K			5-3 HBP	4	1	1	1	0	1	1
Hank Aaron, R (1, 9) OBP: 0.350, SLG: 0.616	K		5-3		HR		P6		5-3 1-2	5	1	1	1	0	1	1
Eddie Mathews, L (1, 5) OBP: 0.297, SLG: 0.279		FC1-4 BB	1B		HR	1B	F5		K	4	1	2	0	1	1	1
Joe Torre, R (1, 3) OBP: 0.377, SLG: 0.567		F7	5-3		1-H HR		BB		F3	4	1	1	2	1	0	3
Gene Oliver, R (1, 2) OBP: 0.217, SLG: 0.209		FC1-4 BB 1-2f 2B		5-3	BB		P5			3	1	0	0	1	0	2
Denis Menke, R (1, 6) OBP: 0.386, SLG: 0.426		2B 1-2 BB		F9	F8			SH2 BB		2	0	0	0	2	0	1
Woody Woodward, R (1, 4) OBP: 0.387, SLG: 0.388		1-3 2-H 2B		1B		F8		SH2 1-2		3	0	2	1	0	0	0
Wade Blasingame, L (1, 1) OBP: 0.278, SLG: 0.294		F8		K		6-3		K		3	0	0	0	0	1	3
Billy O'Dell, S (7, 1) OBP: 0.200, SLG: 0.200										1	0	0	0	0	1	1

	AB	34
	R	5
	H	8
	RBI	5
	BB	5
	SO	5
	LOB	14

Inning Stats	1	2	3	4	5	6	7	8	9	1B: 4	SF: 0	WP: 0	PA: 41
	R: 0 E: 0 K: 1 S: 5 H: 0 LOB: 0 BB: 0 P: 5	R: 1 E: 0 K: 0 S: 4 H: 1 LOB: 2 BB: 2 P: 12	R: 1 E: 0 K: 0 S: 5 H: 2 LOB: 1 BB: 0 P: 5	R: 0 E: 0 K: 1 S: 6 H: 1 LOB: 1 BB: 0 P: 6	R: 3 E: 0 K: 0 S: 6 H: 3 LOB: 1 BB: 1 P: 10	R: 0 E: 0 K: 1 S: 6 H: 1 LOB: 1 BB: 0 P: 6	R: 0 E: 0 K: 0 S: 3 H: 0 LOB: 1 BB: 1 P: 7	R: 0 E: 0 K: 1 S: 5 H: 0 LOB: 1 BB: 1 P: 9	R: 0 E: 0 K: 1 S: 5 H: 0 LOB: 1 BB: 0 P: 6	2B: 1 3B: 0 HR: 3	SAC: 1 DP: 0 HBP: 1	PB: 0 SB: 0 CS: 0	

PITCHER		IP	WLS	BF	H	R	ER	SO	BB	IBB	HBP	BLK	WP	HR	S	P	ERA	WHIP
Ernie Broglio, R ERA: 5.53	(1, 1)	5.0	L	25	7	5	5	2	3	0	0	0	0	3	26	38	9.00	2.000
Bill Connors, R ERA: 7.0	(6, 1)	2.0		8	1	0	0	1	1	0	0	0	0	0	9	13	0.00	1.000
Ted Abernathy, R ERA: 6.18	(8, 1)	2.0		8	0	0	0	2	1	0	1	0	0	0	10	15	0.00	0.500

PITCHER	IP	WLS	BF	H	R	ER	SO	BB	IBB	HBP	BLK	WP	HR	S	P	ERA	WHIP

Atlanta Braves @ Chicago Cubs

Wrigley Field, Chicago, IL

Fri May 27 1966, 3:33 AM CDT

Att. 3,242 - Unknown

BOTTOM

Batter	1	2	3	4	5	6	7	8	9	AB	R	H	RBI	BB	SO	LOB
Adolfo Phillips, R (1, 8) OBP: 0.360, SLG: 0.490	0-0 CS 1B		0-3 K ①		0-0 2B		4-0 1B BB 1-2		0-0 FC1-5 ① 1-2 2-3f	4	0	2	0	1	1	4
Glenn Beckert, R (1, 4) OBP: 0.296, SLG: 0.322	0-3 K ①② 1-2		0-0 G5-4-3 ②③ 1-2f		0-0 5-3 ③		0-0 1B 1-2 2-H		0-0 P4 ②	5	0	1	1	0	1	6
Billy Williams, L (1, 9) OBP: 0.261, SLG: 0.278	0-3 K ③			0-0 HR		0-0 F9 ①	0-3 K ③		0-0 4-3 ③	5	1	1	1	0	2	4
Ron Santo, R (1, 5) OBP: 0.372, SLG: 0.466		0-0 6-3 ①		0-0 5-3 ①		0-0 FC5-4 1B		0-0 HR		4	1	2	1	0	0	0
14 Ernie Banks, R (1, 3) OBP: 0.222, SLG: 0.290		0-0 1B		0-0 5-3 ②		0-0 L7 ②		0-0 F3 ①		4	0	1	0	0	0	1
Byron Browne, R (1, 7) OBP: 0.322, SLG: 0.448		0-0 F9 ②		4-0 BB		0-0 FC5-4 ③ 1-2f		0-0 P4 ②		3	0	0	0	1	0	2
Randy Hundley, R (1, 2) OBP: 0.264, SLG: 0.373		0-0 5-3 ③		0-0 F7 ③			0-0 F7 ① S S S	0-3 K ③		4	0	0	0	0	1	2
Don Kessinger, S (1, 6) OBP: 0.280, SLG: 0.288			0-0 E5 BB		0-0 5-3 ①		4-0 BB 1B BB		0-0 FC1-5 BB 1B	3	1	1	0	1	0	0
Ernie Broglio, R (1, 1) OBP: 0.385, SLG: 0.273 Frank Thomas, R (5, PH) Bill Connors, R (6, 1) Carl Warwick, R (7, PH) OBP: 0.133, SLG: 0.133 Ted Abernathy, R (8, 1) Joey Amalfitano, R (9, PH)			4-0 G5-4-3 BB 1-2		0-0 4-3 ②		0-3 K ② S S S		4-0 FC1-5 BB 1-2	0 1 0 1 0 0	0 0 0 0 0 0	0 0 0 0 0 1	0 0 0 0 0 0	1 0 0 0 0 1	0 0 0 0 0 0	0 0 0 1 0 0
Inning Stats	R: 0 E: 0 K: 2 S: 7 H: 1 LOB: 0 BB: 0 P: 7	R: 0 E: 0 K: 0 S: 4 H: 1 LOB: 1 BB: 0 P: 4	R: 0 E: 1 K: 1 S: 5 H: 0 LOB: 1 BB: 1 P: 9	R: 1 E: 0 K: 0 S: 4 H: 1 LOB: 1 BB: 1 P: 8	R: 0 E: 0 K: 0 S: 4 H: 1 LOB: 1 BB: 0 P: 4	R: 0 E: 0 K: 0 S: 4 H: 1 LOB: 1 BB: 0 P: 4	R: 1 E: 0 K: 2 S: 8 H: 1 LOB: 2 BB: 2 P: 16	R: 1 E: 0 K: 1 S: 6 H: 1 LOB: 0 BB: 0 P: 6	R: 0 E: 0 K: 0 S: 4 H: 1 LOB: 2 BB: 1 P: 8	1B: 5 2B: 1 3B: 0 HR: 2	SF: 0 SAC: 0 DP: 1 HBP: 0			WP: 0 PB: 0 SB: 0 CS: 1		PA: 39	

PITCHER		IP	WLS	BF	H	R	ER	SO	BB	IBB	HBP	BLK	WP	HR	S	P	ERA	WHIP
Wade Blasingame, L ERA: 4.47	(1, 1)	6.0	W	24	5	1	1	3	2	0	0	0	0	1	28	36	1.50	1.167
Billy O'Dell, L ERA: 2.17	(7, 1)	3.0	S	15	3	2	2	3	3	0	0	0	0	1	18	30	6.00	2.000

PITCHER	IP	WLS	BF	H	R	ER	SO	BB	IBB	HBP	BLK	WP	HR	S	P	ERA	WHIP

AB	34
R	3
H	8
RBI	3
BB	5
SO	6
LOB	20

livebaseballscorecards.com

Batter	1	2	3	4	5	6	7	8	9	10	11	12	AB	R	H	RBI	BB	SO	LOB
Felipe Alou, R (1, 7) OBP: 0.319, SLG: 0.497	G3-6-3 1B		F8		FC5-4 1B	1-3 3-H 1B		1B IBB		SH3-4 1-2		FC3-6 S 1-2f	5	0	3	1	1	0	2
Mack Jones, L (1, 8) OBP: 0.316, SLG: 0.588 Gary Geiger, L (8, 8) OBP: 0.302, SLG: 0.329	G3-6-3 1-2f		FC4-6 E 1-2f		K	K		SF8 3-H		P4		K 1-2	4 2	0 0	0 0	1 0	0 0	2 1	5 2
Hank Aaron, R (1, 9) OBP: 0.358, SLG: 0.615	K		E6 1-2		FC5-4 1-2f		G6-4-3 2B	1-2 1B		IBB		IBB	5	0	2	0	2	1	2
Eddie Mathews, L (1, 5) OBP: 0.301, SLG: 0.278 Frank Bolling, R (10, PH) OBP: 0.191, SLG: 0.182 (10, 4)		BB 1B SF7 1B	4-3		K		G6-4-3 BB	K		K		1-3	4 2	1 0	1 0	0 0	1 0	2 1	5 4
Joe Torre, R (1, 3) OBP: 0.387, SLG: 0.568		BB 1-2 1B		1B BB		2B SF9 1B	G6-4-3 1-2f 2-3		F9		1B		5	1	3	0	1	0	2
Gene Oliver, R (1, 2) OBP: 0.212, SLG: 0.188		G6-4-3 1-2 2-3 BB		F9		F7	P6		F9		F7		5	0	0	0	1	0	4
Denis Menke, R (1, 6) OBP: 0.398, SLG: 0.481		SF7 3-H		1-2 1B		SF9 1-3 1B 2B		HR		1B		F3	5	2	4	2	0	0	1
Woody Woodward, R (1, 4) OBP: 0.381, SLG: 0.380 Rico Carty, R (6, PH) OBP: 0.322, SLG: 0.310 Sandy Alomar Sr., S (6, 4) OBP: 0.122, SLG: 0.125 Miguel de la Hoz, R (9, PH) OBP: 0.048, SLG: 0.048 (9, 4) (10, 5)		G6-4-3 1-2f		F8		SF9 2-3 3-H		SH1-4 SF8 2B		6-3		5-3	2 0 1 2	0 0 1 0	0 0 1 0	0 1 0 0	0 0 0 0	0 0 0 0	4 0 0 2
Denny Lemaster, R (1, 1) OBP: 0.200, SLG: 0.091 Ted Abernathy, R (8, 1) OBP: 0.333, SLG: 0.200			FC4-6 BB	K		1B BB		SH1-4 2-3		SH3-4 BB		FC3-6 1B	1 1	0 0	0 1	0 0	2 1	1 0	2 0
Inning Stats	R: 0 E: 0 K: 1 S: 5 H: 1 LOB: 0 BB: 0 P: 5	R: 1 E: 0 K: 0 S: 4 H: 2 LOB: 1 BB: 1 P: 8	R: 0 E: 1 K: 0 S: 4 H: 0 LOB: 2 BB: 1 P: 8	R: 0 E: 0 K: 1 S: 6 H: 1 LOB: 2 BB: 1 P: 10	R: 0 E: 0 K: 2 S: 8 H: 1 LOB: 1 BB: 0 P: 8	R: 2 E: 0 K: 1 S: 8 H: 3 LOB: 2 BB: 1 P: 12	R: 0 E: 0 K: 0 S: 3 H: 1 LOB: 1 BB: 1 P: 7	R: 2 E: 0 K: 1 S: 8 H: 3 LOB: 2 BB: 1 P: 12	R: 0 E: 0 K: 0 S: 4 H: 1 LOB: 1 BB: 0 P: 4	R: 0 E: 0 K: 1 S: 5 H: 0 LOB: 2 BB: 2 P: 13	R: 0 E: 0 K: 0 S: 4 H: 1 LOB: 1 BB: 0 P: 4	R: 0 E: 0 K: 1 S: 6 H: 1 LOB: 2 BB: 1 P: 10	1B: 11 2B: 3 3B: 0 HR: 1 SF: 3 SAC: 2 DP: 3 HBP: 0			WP: 0 PB: 0 SB: 1 CS: 0	PA: 58		

PITCHER		IP	WLS	BF	H	R	ER	SO	BB	IBB	HBP	BLK	WP	HR	S	P	ERA	WHIP
Bill Hands, R ERA: 2.66	(1, 1)	5.2		28	8	3	3	4	4	0	0	0	0	0	32	48	4.76	2.118
Billy Hoeft, L ERA: 3.57	(6, 1)	0.1		3	1	0	0	1	1	0	0	0	0	0	4	8	0.00	6.000
Bill Connors, R ERA: 6.3	(7, 1)	1.0		2	0	0	0	0	0	0	0	0	0	0	2	2	0.00	0.000
Bob Hendley, L ERA: 3.31	(8, 1)	5.0	W	25	6	2	1	3	1	3	0	0	0	1	27	43	1.80	1.400

PITCHER	IP	WLS	BF	H	R	ER	SO	BB	IBB	HBP	BLK	WP	HR	S	P	ERA	WHIP

TOP

Atlanta Braves @ Chicago Cubs

Wrigley Field, Chicago, IL

Sat May 28 1966, 3:33 AM CDT

Att. 8,882 - Unknown

livebaseballscorecards.com

AB	44
R	5
H	15
RBI	5
BB	9
SO	8
LOB	35

Batter	1	2	3	4	5	6	7	8	9	10	11	12	AB	R	H	RBI	BB	SO	LOB
Adolfo Phillips, R (1, 8) OBP: 0.350, SLG: 0.467	4-0 BB		0-0 6-3		0-3 K		0-3 K 2-3		0-3 K			0-0 G6-4-3 1-2f	5	1	0	0	1	3	2
Glenn Beckert, R (1, 4) OBP: 0.304, SLG: 0.324	0-0 1B 1-2		0-0 F7		0-0 F8			0-0 HR	0-3 K			4-0 HR BB	5	3	2	0	1	1	0
Billy Williams, L (1, 9) OBP: 0.276, SLG: 0.315	0-0 2B 1-H 2-H		0-0 1B			0-0 G3		0-0 HR 1-H		0-3 K		4-0 HR IBB 1-2	5	2	3	4	1	1	0
Ron Santo, R (1, 5) OBP: 0.370, SLG: 0.478	0-3 K		0-0 5-3			0-0 5-3		4-0 BB 3-1 14 SH1-3 1B		0-0 F9		0-0 HR 1-H 2-H	5	2	1	3	1	1	2
14 Ernie Banks, R (1, 3) OBP: 0.223, SLG: 0.298	0-3 K			0-0 L7		0-0 2B		0-0 SH1-3 1-2		0-0 P6			4	0	1	0	0	1	1
Byron Browne, R (1, 7) OBP: 0.317, SLG: 0.445	0-0 F8			0-0 CS 2B		0-0 6-3		0-0 3-1 2-3			0-3 K		5	0	1	0	0	1	3
Randy Hundley, R (1, 2) OBP: 0.266, SLG: 0.367		0-3 K		0-3 K			4-0 BB WP SH3-4	0-0 3-H 1B			0-0 F8		2	0	0	0	1	2	1
Lee Thomas, L (8, PH) OBP: 0.266, SLG: 0.370													1	0	1	1	0	0	0
Chris Krug, R (9, 2) OBP: 0.176, SLG: 0.125													1	0	0	0	0	0	0
Don Kessinger, S (1, 6) OBP: 0.279, SLG: 0.281		0-0 F8		4-0 IBB			0-0 SH3-4 1-2	0-3 K			0-0 F9		3	0	0	0	1	1	1
Bill Hands, R (1, 1) OBP: 0.133, SLG: 0.143		0-3 K		0-0 CS 2-3	0-3 K		0-0 F7		0-0 1-3			0-0 G6-4-3 1B	2	0	0	0	0	2	0
Billy Hoeft, L (6, 1) OBP: 1.000, SLG: 1.000													0	0	0	0	0	0	0
Bill Connors, R (7, 1)													0	0	0	0	0	0	0
Joey Amalfitano, R (7, PH)													1	0	0	0	0	0	1
Bob Hendley, R (8, 1)													1	0	0	0	0	0	0
Jimmy Stewart, S (12, PH) OBP: 0.129, SLG: 0.167													1	0	1	0	0	0	0
Inning Stats	R: 2 E: 0 K: 2 S: 9 H: 2 LOB: 1 BB: 1 P: 13	R: 0 E: 0 K: 2 S: 7 H: 0 LOB: 0 BB: 0 P: 7	R: 0 E: 0 K: 0 S: 4 H: 1 LOB: 1 BB: 0 P: 4	R: 0 E: 0 K: 1 S: 5 H: 1 LOB: 1 BB: 1 P: 9	R: 0 E: 0 K: 2 S: 7 H: 0 LOB: 0 BB: 0 P: 7	R: 0 E: 0 K: 0 S: 4 H: 1 LOB: 1 BB: 0 P: 4	R: 0 E: 0 K: 1 S: 5 H: 0 LOB: 1 BB: 1 P: 9	R: 3 E: 0 K: 1 S: 8 H: 3 LOB: 1 BB: 1 P: 12	R: 0 E: 0 K: 2 S: 7 H: 0 LOB: 0 BB: 0 P: 7	R: 0 E: 0 K: 1 S: 5 H: 0 LOB: 0 BB: 0 P: 5	R: 0 E: 0 K: 1 S: 5 H: 0 LOB: 0 BB: 0 P: 5	R: 3 E: 0 K: 0 S: 3 H: 2 LOB: 0 BB: 2 P: 11	1B: 5 2B: 3 3B: 0 HR: 2 SF: 0 SAC: 2 DP: 1 HBP: 0	WP: 1 PB: 0 SB: 1 CS: 1 PA: 50					

PITCHER		IP	WLS	BF	H	R	ER	SO	BB	IBB	HBP	BLK	WP	HR	S	P	ERA	WHIP
Denny Lemaster, L ERA: 3.05	(1, 1)	7.0		30	7	4	4	8	2	1	0	0	1	1	43	55	5.14	1.286
Ted Abernathy, R ERA: 6.4	(8, 1)	4.2	L	19	3	4	4	5	2	1	0	0	0	1	26	38	7.71	1.071

PITCHER	IP	WLS	BF	H	R	ER	SO	BB	IBB	HBP	BLK	WP	HR	S	P	ERA	WHIP

BOTTOM

Atlanta Braves @ Chicago Cubs

Wrigley Field, Chicago, IL

Sat May 28 1966, 3:33 AM CDT

Att. 8,882 - Unknown

livebaseballscorecards.com

AB	41
R	8
H	10
RBI	8
BB	6
SO	13
LOB	11

Batter	1	2	3	4	5	6	7	8	9	10	AB	R	H	RBI	BB	SO	LOB
Felipe Alou, R (1, 3) OBP: 0.316, SLG: 0.490	FC6-4 1B		K		K		F8		FC6-4 CS 1-2f		5	0	1	0	0	2	2
Mack Jones, L (1, 8) OBP: 0.349, SLG: 0.579	K		S 1B		S BB			1B S 1B	CS 1-2	F7	4	1	2	0	1	1	1
Hank Aaron, R (1, 9) OBP: 0.359, SLG: 0.607	FC6-4 E 1-2f		K 1-2		5-3 1-2			E S 1-3 1B		BB	4	0	1	0	1	1	3
Rico Carty, R (1, 7) OBP: 0.308, SLG: 0.295	E7 1-2		5-3			6-3		4-3 1-3 3-H		P3	5	0	0	0	0	0	4
Joe Torre, R (1, 2) OBP: 0.376, SLG: 0.550	K			F4		4-3		K		F9	5	0	0	0	0	2	4
Frank Bolling, R (1, 4) OBP: 0.194, SLG: 0.186		6-3		1B		F8		F9			4	0	1	0	0	0	1
Denis Menke, R (1, 5) OBP: 0.394, SLG: 0.473 (7, 6)		1B		K			6-3		6-3		4	0	1	0	0	1	1
Woody Woodward, R (1, 6) OBP: 0.374, SLG: 0.373		K		6-3			F9			IHR	2	0	0	0	0	1	2
Eddie Mathews, L (7, PH) OBP: 0.303, SLG: 0.304 (7, 5)											2	1	1	1	0	0	0
Hank Fischer, R (1, 1)		F8			K		1B		FC6-4 BB		2	0	0	0	0	1	1
John Herrnstein, L (7, PH) OBP: 0.258, SLG: 0.179											1	0	1	0	0	0	0
Chi-Chi Olivo, R (7, 1)											0	0	0	0	0	0	0
Gary Geiger, L (9, PH) OBP: 0.302, SLG: 0.329											0	0	0	0	0	0	0
Gene Oliver, R (9, PH) OBP: 0.226, SLG: 0.188											0	0	0	0	1	0	0
Billy O'Dell, S (9, 1) OBP: 0.200, SLG: 0.200											0	0	0	0	0	0	0
Inning Stats	R: 0 E: 1 K: 2 S: 9 H: 1 LOB: 2 BB: 0 P: 9	R: 0 E: 0 K: 1 S: 6 H: 1 LOB: 1 BB: 0 P: 6	R: 0 E: 0 K: 2 S: 8 H: 1 LOB: 1 BB: 0 P: 8	R: 0 E: 0 K: 1 S: 6 H: 1 LOB: 1 BB: 0 P: 6	R: 0 E: 0 K: 2 S: 7 H: 0 LOB: 1 BB: 1 P: 11	R: 0 E: 0 K: 0 S: 3 H: 0 LOB: 0 BB: 0 P: 3	R: 0 E: 0 K: 0 S: 4 H: 1 LOB: 1 BB: 0 P: 4	R: 1 E: 0 K: 1 S: 7 H: 2 LOB: 1 BB: 0 P: 7	R: 1 E: 0 K: 0 S: 3 H: 1 LOB: 0 BB: 1 P: 7	R: 0 E: 0 K: 0 S: 3 H: 0 LOB: 1 BB: 1 P: 7							

TOP

Atlanta Braves @ Chicago Cubs

Wrigley Field, Chicago, IL

Sun May 29 1966, 3:33 AM CDT

Att. 16,039 - Unknown

livebaseballscorecards.com

AB	38
R	2
H	8
RBI	1
BB	3
SO	9
LOB	19

PITCHER		IP	WLS	BF	H	R	ER	SO	BB	IBB	HBP	BLK	WP	HR	S	P	ERA	WHIP
Fergie Jenkins, R ERA: 3.4	(1, 1)	8.1		35	8	2	2	9	1	0	0	0	0	0	52	56	2.16	1.080
Billy Hoeft, L ERA: 3.57	(9, 1)	0.0		1	0	0	0	0	1	0	0	0	0	0	0	4	∞	∞
Chuck Estrada, R ERA:	(9, 1)	1.2	W	5	0	0	0	0	1	0	0	0	0	0	4	8	0.00	0.600

PITCHER		IP	WLS	BF	H	R	ER	SO	BB	IBB	HBP	BLK	WP	HR	S	P	ERA	WHIP

1B: 7	SF: 0	WP: 0	PA: 42
2B: 0	SAC: 0	PB: 0	
3B: 0	DP: 0	SB: 4	
HR: 1	HBP: 0	CS: 1	

Batter	1	2	3	4	5	6	7	8	9	10	AB	R	H	RBI	BB	SO	LOB
Adolfo Phillips, R (1, 8) OBP: 0.360, SLG: 0.477	E7 5-3 2B	FC1-2 1-2 2-3 3-Hf			5-3		HBP WP S 6-3		1B 1B		4	2	2	0	0	0	3
Glenn Beckert, R (1, 4) OBP: 0.307, SLG: 0.327	5-3 3-H	F5			1B		6-3 1-H		1-3 1B		5	0	2	2	0	0	3
Billy Williams, L (1, 9) OBP: 0.268, SLG: 0.305	F9		F9		P2		4-3		F7		5	0	0	0	0	0	3
Ron Santo, R (1, 5) OBP: 0.389, SLG: 0.507	1B		BBBB CS BB			BBBB 1B BB		BBB FC6-4 BB		HR	2	1	2	1	3	0	0
Lee Thomas, L (1, 3) OBP: 0.266, SLG: 0.366	4-3		1-2 4-3			1-2 1B		F9			4	0	1	0	0	0	3
Byron Browne, R (1, 7) OBP: 0.306, SLG: 0.430		4-3		F9		SSS K		FC6-4 1-2f			4	0	0	0	0	1	3
Chris Krug, R (1, 2) OBP: 0.211, SLG: 0.167		E 1B FC1-2 1B		F4		F7		G3			2	0	1	0	0	0	0
Jimmy Stewart, S (6, PH) OBP: 0.125, SLG: 0.161											1	0	0	0	0	0	2
Randy Hundley, R (7, 2) OBP: 0.264, SLG: 0.364											1	0	0	0	0	0	1
Don Kessinger, S (1, 6) OBP: 0.278, SLG: 0.280		E2 FC1-2 1-3 1B		G3		SSS K			5-3		4	0	1	0	0	1	2
Fergie Jenkins, R (1, 1) OBP: 0.429, SLG: 0.615		FC1-2 1B			1-3		F8		L8		3	0	1	0	0	0	0
Billy Hoeft, L (9, 1) OBP: 1.000, SLG: 1.000											0	0	0	0	0	0	0
Chuck Estrada, R (9, 1)											1	0	0	0	0	0	0
Inning Stats	R: 1 E: 1 K: 0 S: 5 H: 2 LOB: 1 BB: 0 P: 5	R: 0 E: 1 K: 0 S: 6 H: 3 LOB: 3 BB: 0 P: 6	R: 0 E: 0 K: 0 S: 2 H: 0 LOB: 0 BB: 1 P: 6	R: 0 E: 0 K: 0 S: 3 H: 0 LOB: 0 BB: 0 P: 3	R: 0 E: 0 K: 0 S: 4 H: 1 LOB: 1 BB: 0 P: 4	R: 0 E: 0 K: 2 S: 8 H: 1 LOB: 2 BB: 1 P: 12	R: 1 E: 0 K: 0 S: 3 H: 0 LOB: 0 BB: 0 P: 4	R: 0 E: 0 K: 0 S: 3 H: 0 LOB: 1 BB: 1 P: 7	R: 0 E: 0 K: 0 S: 5 H: 2 LOB: 2 BB: 0 P: 5	R: 1 E: 0 K: 0 S: 1 H: 1 LOB: 0 BB: 0 P: 1	1B: 8 2B: 1 3B: 0 HR: 1	SF: 0 SAC: 0 DP: 0 HBP: 1		WP: 1 PB: 0 SB: 1 CS: 1	PA: 40		

PITCHER		IP	WLS	BF	H	R	ER	SO	BB	IBB	HBP	BLK	WP	HR	S	P	ERA	WHIP
Hank Fischer, R ERA: 3.65	(1, 1)	6.0		26	7	1	1	2	2	0	0	0	0	0	28	36	1.50	1.500
Chi-Chi Olivo, R ERA: 3.34	(7, 1)	2.0		8	0	1	1	0	1	0	1	0	1	0	6	11	4.50	0.500
Billy O'Dell, L ERA: 2.4	(9, 1)	1.0	L	6	3	1	1	0	0	0	0	0	0	1	6	6	9.00	3.000

PITCHER	IP	WLS	BF	H	R	ER	SO	BB	IBB	HBP	BLK	WP	HR	S	P	ERA	WHIP

BOTTOM

Atlanta Braves @ Chicago Cubs

Wrigley Field, Chicago, IL

Sun May 29 1966, 3:33 AM CDT

Att. 16,039 - Unknown

livebaseballscorecards.com

AB	36
R	3
H	10
RBI	3
BB	3
SO	2
LOB	20

Chicago Cubs @ Pittsburgh Pirates

Forbes Field, Pittsburgh, PA

Mon May 30 1966, 3:33 AM EDT

Sunny - 68 F

livebaseballscorecards.com

Batter	1	2	3	4	5	6	7	8	9	AB	R	H	RBI	BB	SO	LOB
Adolfo Phillips, R (1, 8) OBP: 0.357, SLG: 0.464	0-3 K		0-0 FC6-4 S 1-2f		0-3 K			4-0 1B 4-3 BB		3	1	0	0	1	2	1
Glenn Beckert, R (1, 4) OBP: 0.307, SLG: 0.327	0-0 E9 1B		0-0 F7 1-2		0-0 L6			0-0 S 4-3 1-3 1B		3	0	1	0	0	0	1
Jimmy Stewart, S (8, PH) OBP: 0.152, SLG: 0.188 (8, 4)										1	0	1	0	0	0	0
Billy Williams, L (1, 9) OBP: 0.262, SLG: 0.297	0-0 4-3		0-0 3-1			0-0 F9		0-0 4-3 1-2 3-H		4	0	0	1	0	0	3
Ron Santo, R (1, 5) OBP: 0.386, SLG: 0.500	0-0 F7			0-3 K		0-0 E5 L3-4 1B		0-3 K 2-3		4	0	1	0	0	2	2
Lee Thomas, L (1, 3) OBP: 0.272, SLG: 0.366		0-0 B1-3		0-0 1B E 1B		4-0 BB		0-0 1-3		3	1	1	0	1	0	1
George Altman, L (1, 7) OBP: 0.258, SLG: 0.467		0-0 3-1		0-0 E 1-3 1B		0-0 L3-4 2-3			0-0 3-1	4	0	1	0	0	0	2
Randy Hundley, R (1, 2) OBP: 0.263, SLG: 0.360		0-0 1B		0-0 E5 G6-3 1-2 3-H			0-0 5-3		0-3 K	4	0	1	1	0	1	1
Don Kessinger, S (1, 6) OBP: 0.271, SLG: 0.273		0-0 5-3		0-0 G6-3 1-2f			0-0 4-3		0-0 F8	3	0	0	0	0	0	3
14 Ernie Banks, R (9, PH) OBP: 0.221, SLG: 0.295										1	0	0	0	0	0	0
Dick Ellsworth, L (1, 1) OBP: 0.120, SLG: 0.083			4-0 FC6-4 BB		0-3 K		0-3 K			2	0	0	0	1	2	0

Inning Stats	1	2	3	4	5	6	7	8	9	AB	R	H	RBI	BB	SO	LOB
	R: 0 E: 1 K: 1 S: 6	R: 0 E: 0 K: 0 S: 4	R: 0 E: 0 K: 0 S: 3	R: 1 E: 1 K: 1 S: 7	R: 0 E: 0 K: 2 S: 7	R: 0 E: 1 K: 0 S: 3	R: 0 E: 0 K: 1 S: 5	R: 1 E: 0 K: 1 S: 6	R: 0 E: 0 K: 1 S: 5	1B: 6 2B: 1 3B: 0 HR: 0	SF: 0 SAC: 0 DP: 2 HBP: 0	WP: 0 PB: 0 SB: 2 CS: 0	PA: 35			

PITCHER	IP	WLS	BF	H	R	ER	SO	BB	IBB	HBP	BLK	WP	HR	S	P	ERA	WHIP
Don Schwall, R (1, 1) ERA: 2.12	7.0		29	6	2	2	5	3	0	0	0	0	0	36	48	2.57	1.286
Pete Mikkelsen, R (8, 1) ERA: 2.91	2.0	W	6	0	0	0	2	0	0	0	0	0	0	10	10	0.00	0.000

PITCHER	IP	WLS	BF	H	R	ER	SO	BB	IBB	HBP	BLK	WP	HR	S	P	ERA	WHIP

Batter	1	2	3	4	5	6	7	8	9	AB	R	H	RBI	BB	SO	LOB
Gene Alley, R (1, 6) OBP: 0.302, SLG: 0.355	F9		E6			CS 1B 1-3	FC6-4 1-2f			4	0	1	0	0	0	2
Manny Mota, R (1, 8) OBP: 0.409, SLG: 0.600	6-3		1-3			SF8 1-2 3-H		K		3	0	0	1	0	1	1
Roberto Clemente, R (1, 9) OBP: 0.326, SLG: 0.438	F8			4-3		HR		1B E 1B		4	2	2	1	0	0	0
Donn Clendenon, R (1, 3) OBP: 0.311, SLG: 0.355		K		K		FC6-3 1B		E 1-2 1B		4	0	2	0	0	2	0
Jim Pagliaroni, R (1, 2) OBP: 0.303, SLG: 0.395		1B		5-3		FC6-3 1-2f		E6 FC6-4 1-2 2-H		4	0	1	0	0	0	2
Bill Mazeroski, R (1, 4) OBP: 0.267, SLG: 0.339	F9				FC4 1B		1B 2B	P4		4	0	2	0	0	0	3
Bob Bailey, R (1, 5) OBP: 0.333, SLG: 0.412	F8				FC4 L6-3 1-2f		K	FC6-4 1-2f		4	0	0	0	0	1	5
Willie Stargell, L (1, 7) OBP: 0.367, SLG: 0.446			4-3		L6-3 1-2		1B 1B			3	0	1	0	0	0	1
Don Schwall, R (1, 1) OBP: 0.100, SLG: 0.100 Pete Mikkelsen, R (8, 1)			1-3			E6 1B SF8	FC6-4 1-2 2-H 1B			3 0	1 0	1 0	0 0	0 0	0 0	0 0
Inning Stats	R: 0 H: 0 E: 0 LOB: 0 K: 0 BB: 0 S: 3 P: 3	R: 0 H: 1 E: 0 LOB: 1 K: 1 BB: 0 S: 6 P: 6	R: 0 H: 0 E: 1 LOB: 1 K: 0 BB: 0 S: 4 P: 4	R: 0 H: 0 E: 0 LOB: 0 K: 1 BB: 0 S: 5 P: 5	R: 0 H: 1 E: 0 LOB: 0 K: 0 BB: 0 S: 3 P: 3	R: 2 H: 3 E: 1 LOB: 1 K: 0 BB: 0 S: 6 P: 6	R: 0 H: 3 E: 0 LOB: 2 K: 1 BB: 0 S: 7 P: 7	R: 1 H: 2 E: 1 LOB: 2 K: 1 BB: 0 S: 8 P: 8		1B: 8 SF: 1 2B: 2 SAC: 0 3B: 0 DP: 1 HR: 1 HBP: 0						

PITCHER	IP	WLS	BF	H	R	ER	SO	BB	IBB	HBP	BLK	WP	HR	S	P	ERA	WHIP
Dick Ellsworth, L (1, 1) ERA: 2.14	8.0	L	34	10	3	0	4	0	0	0	0	0	1	42	42	0.00	1.250

PITCHER	IP	WLS	BF	H	R	ER	SO	BB	IBB	HBP	BLK	WP	HR	S	P	ERA	WHIP

BOTTOM

Chicago Cubs @ Pittsburgh Pirates

Forbes Field, Pittsburgh, PA

Mon May 30 1966, 3:33 AM EDT

Sunny - 68 F

livebaseballscorecards.com

AB	33
R	3
H	10
RBI	2
BB	0
SO	4
LOB	14

WP: 0 PA: 34
PB: 0
SB: 0
CS: 1

Chicago Cubs @ Pittsburgh Pirates

Forbes Field, Pittsburgh, PA

Mon May 30 1966, 3:38 AM EDT

Att. 15,327 - Unknown

TOP

livebaseballscorecards.com

Batter	1	2	3	4	5	6	7	8	9	AB	R	H	RBI	BB	SO	LOB
Adolfo Phillips, R (1, 8) OBP: 0.366, SLG: 0.483	0-0 WP 1B 2B	0-0 4-3 2B		S S S 0-3 ③ K			B B B 4-0 CS BB		S S S 0-3 ② K	4	1	2	0	1	2	0
Jimmy Stewart, S (1, 4) (8, 5) OBP: 0.184, SLG: 0.222	0-0 ① F3 2-3	0-0 ② 4-3 2-3			x 0-0 ① F8		x 0-0 ② BB 2B 1-2		H 1-0 1B HBP	4	0	1	0	0	0	2
Billy Williams, L (1, 9) OBP: 0.277, SLG: 0.309	0-0 BB 1B 1B 3-H	0-0 ③ F7			x 0-0 1B		I I I 4-0 BB IBB		x 0-0 1-3 1B	4	1	3	1	1	0	1
Ron Santo, R (1, 5) (8, 6) OBP: 0.386, SLG: 0.490	B B B B		x 0-0 ① F8		x 0-0 ② P5		B B B 4-0 1-2 2-3 BB		x 0-0 ③ F8	3	1	0	0	2	0	3
Lee Thomas, L (1, 3) OBP: 0.272, SLG: 0.362	0-0 1B 1B 1-2 2-H		x 0-0 ② F1		x 0-0 ③ F9		x 0-0 ③ F8			4	0	1	1	0	0	4
George Altman, L (1, 7) OBP: 0.258, SLG: 0.444	0-0 ② F8		B B B B 4-0 2B BB			x 0-0 ① F8		x 0-0 ① 4-3		3	0	0	0	1	0	2
Chris Krug, R (1, 2) OBP: 0.261, SLG: 0.273	0-0 1-3 2-H 1B		x 0-0 ③ 1-H 2B			x 0-0 ② P4		x 0-0 ② F8		4	0	2	1	0	0	0
Don Kessinger, S (1, 6) OBP: 0.265, SLG: 0.266 14 Ernie Banks, R (8, PH) OBP: 0.219, SLG: 0.292 Joey Amalfitano, R (8, 4)	x 0-0 ③ 6-3			S S S 0-3 ① K		x 0-0 ③ L6		x 0-0 ③ 6-3		3 1 0	0 0 0	0 0 0	0 0 0	0 0 0	1 0 0	2 0 0
Ken Holtzman, R (1, 1) OBP: 0.077, SLG: 0.077 Bill Connors, R (7, 1) Billy Hoeft, L (8, 1) OBP: 1.000, SLG: 1.000 Bill Faul, R (8, 1) Frank Thomas, R (9, PH)		x 0-0 ① 4-3		x 0-0 ② 6-3			x 0-0 ① 6-3		S S S 0-3 ① K	3 0 0 0 1	0 0 0 0 0	0 0 0 0 0	0 0 0 0 0	0 0 0 0 0	0 0 0 0 1	0 0 0 0 0

	AB	34
	R	3
	H	9
	RBI	3
	BB	5
	SO	4
	LOB	14

Inning Stats																		
	R: 3	H: 4	R: 0	H: 1	R: 0	H: 1	R: 0	H: 0	R: 0	H: 1	R: 0	H: 0	R: 0	H: 1	R: 0	H: 0	R: 0	H: 1
	E: 0	LOB: 2	E: 0	LOB: 1	E: 0	LOB: 1	E: 0	LOB: 0	E: 0	LOB: 1	E: 0	LOB: 0	E: 0	LOB: 3	E: 0	LOB: 0	E: 0	LOB: 2
	K: 0	BB: 1	K: 0	BB: 0	K: 0	BB: 0	K: 2	BB: 0	K: 0	BB: 0	K: 3	BB: 0	K: 3	BB: 3	K: 3	BB: 0	K: 2	BB: 0
	S: 7	P: 11	S: 4	P: 4	S: 3	P: 7	S: 7	P: 7	S: 4	P: 4	S: 3	P: 3	S: 3	P: 15	S: 3	P: 3	S: 8	P: 9

	1B: 5	SF: 0	WP: 1	PA: 40
	2B: 4	SAC: 0	PB: 0	
	3B: 0	DP: 0	SB: 0	
	HR: 0	HBP: 1	CS: 1	

PITCHER		IP	WLS	BF	H	R	ER	SO	BB	IBB	HBP	BLK	WP	HR	S	P	ERA	WHIP
Steve Blass, R ERA: 3.32	(1, 1)	0.2		7	4	3	3	0	1	0	0	0	1	0	6	10	40.50	7.500
Tommie Sisk, R ERA: 4.67	(1, 1)	4.1		16	3	0	0	2	1	0	0	0	0	0	19	23	0.00	0.923
Al McBean, R ERA: 3.42	(6, 1)	2.0	W	9	1	0	0	0	2	1	0	0	0	0	6	18	0.00	1.500
Roy Face, R ERA: 2.74	(8, 1)	2.0	S	8	1	0	0	2	0	0	1	0	0	0	11	12	0.00	0.500

PITCHER		IP	WLS	BF	H	R	ER	SO	BB	IBB	HBP	BLK	WP	HR	S	P	ERA	WHIP

Chicago Cubs @ Pittsburgh Pirates

Forbes Field, Pittsburgh, PA

Mon May 30 1966, 3:38 AM EDT

Att. 15,327 - Unknown

BOTTOM

Batter	1	2	3	4	5	6	7	8	9	AB	R	H	RBI	BB	SO	LOB
Gene Alley, R (1, 6) OBP: 0.316, SLG: 0.379	BBBB 4-0 BB		x 0-0 3B		x 0-0 E 1B SF8 1B		SSS 0-3 ① K			3	1	2	0	1	1	3
Manny Mota, R (1, 8) OBP: 0.402, SLG: 0.584	x 0-0 ① F9		x 0-0 ① 1-3		x 0-0 E1 SF8 1-3 1B		x 0-0 ② 6-3 2-3 3-H			4	0	1	1	0	0	4
Roy Face, R (8, 1)										0	0	0	0	0	0	0
Roberto Clemente, R (1, 9) OBP: 0.324, SLG: 0.455	SSS 0-3 ② K		x 0-0 ② P5		x 0-0 ② SF8 2-3 3-H		x 0-0 3-H HR			3	1	1	3	0	1	2
Donn Clendenon, R (1, 3) OBP: 0.304, SLG: 0.346	x 0-0 ③ 6-3		x 0-0 ③ 5-3		x 0-0 ③ P6		x 0-0 ③ 6-3			4	0	0	0	0	0	4
Bill Mazeroski, R (1, 4) OBP: 0.267, SLG: 0.343		x 0-0 F9 2B		x 0-0 ① 5-3		x 0-0 ① P3		x 0-0 ① P6		4	0	1	0	0	0	0
Andre Rodgers, R (1, 7) OBP: 0.286, SLG: 0.200		BBBB 4-0 BB		SSS 0-3 ② K		x 0-0 ② F8		x 0-0 WP SH1 2B		2	0	0	0	1	1	0
Willie Stargell, L (8, PH) OBP: 0.371, SLG: 0.458 (9, 7)										1	1	1	0	0	0	0
Bob Bailey, R (1, 5) OBP: 0.333, SLG: 0.406		x 0-0 ① F9 2-3		BBBB 4-0 BB		x 0-0 ③ F7		x 0-0 ② SH1 2-H		2	0	0	1	1	0	2
Jerry May, R (1, 2) OBP: 0.214, SLG: 0.231		x 0-0 ② F2		x 0-0 ③ F2			x 0-0 2B 6-3 1B	x 0-0 ③ F7		3	0	1	0	0	0	3
Matty Alou, L (7, PR) OBP: 0.359, SLG: 0.517 (8, 8)										1	1	0	0	0	0	0
Steve Blass, R (1, 1) OBP: 0.130, SLG: 0.130		SSS 0-3 ③ K			x 0-0 ① F3		x 0-0 6-3 HR 1-3 2B			0	0	0	0	0	0	0
Tommie Sisk, R (1, 1) OBP: 0.333, SLG: 0.250										1	0	0	0	0	1	2
Jose Pagan, R (5, PH) OBP: 0.288, SLG: 0.382										1	0	0	0	0	0	0
Al McBean, R (6, 1)										0	0	0	0	0	0	0
Jim Pagliaroni, R (7, PH) OBP: 0.308, SLG: 0.408 (8, 2)										1	1	1	0	0	0	0
Inning Stats	R: 0 E: 0 K: 1 S: 5 H: 0 LOB: 1 BB: 1 P: 9	R: 0 E: 0 K: 1 S: 6 H: 1 LOB: 2 BB: 1 P: 10	R: 0 E: 0 K: 0 S: 4 H: 1 LOB: 1 BB: 0 P: 4	R: 0 E: 0 K: 1 S: 5 H: 0 LOB: 1 BB: 1 P: 9	R: 1 E: 1 K: 0 S: 5 H: 2 LOB: 1 BB: 0 P: 5	R: 0 E: 0 K: 0 S: 3 H: 0 LOB: 0 BB: 0 P: 3	R: 3 E: 0 K: 1 S: 8 H: 3 LOB: 1 BB: 0 P: 8	R: 1 E: 0 K: 0 S: 4 H: 1 LOB: 0 BB: 0 P: 4		1B: 3 2B: 3 3B: 1 HR: 1	SF: 1 SAC: 1 DP: 0 HBP: 0					

AB	30
R	5
H	8
RBI	5
BB	3
SO	4
LOB	20

WP: 1 PB: 0 SB: 0 CS: 0 PA: 35

livebaseballscorecards.com

PITCHER		IP	WLS	BF	H	R	ER	SO	BB	IBB	HBP	BLK	WP	HR	S	P	ERA	WHIP
Ken Holtzman, L ERA: 5.06	(1, 1)	6.0		27	6	4	3	3	3	0	0	0	0	0	30	42	4.50	1.500
Bill Connors, R ERA: 6.35	(7, 1)	1.1	L	5	1	0	0	1	0	0	0	0	0	1	7	7	0.00	0.750
Billy Hoeft, L ERA: 4.08	(8, 1)	0.0		1	1	0	0	0	0	0	0	0	0	0	1	1	∞	∞
Bill Faul, R ERA: 4.91	(8, 1)	0.2		2	0	1	1	0	0	0	0	0	1	0	2	2	13.50	0.000

PITCHER	IP	WLS	BF	H	R	ER	SO	BB	IBB	HBP	BLK	WP	HR	S	P	ERA	WHIP

Batter	1	2	3	4	5	6	7	8	9	AB	R	H	RBI	BB	SO	LOB
Adolfo Phillips, R (1, 8) OBP: 0.366, SLG: 0.483										0	0	0	0	0	0	0
Joey Amalfitano, R (1, 4)										0	0	0	0	0	0	0
Billy Williams, L (1, 9) OBP: 0.277, SLG: 0.309										0	0	0	0	0	0	0
Ron Santo, R (1, 5) OBP: 0.386, SLG: 0.490										0	0	0	0	0	0	0
14 Ernie Banks, R (1, 3) OBP: 0.219, SLG: 0.292										0	0	0	0	0	0	0
Byron Browne, R (1, 7) OBP: 0.306, SLG: 0.430										0	0	0	0	0	0	0
Randy Hundley, R (1, 2) OBP: 0.263, SLG: 0.360										0	0	0	0	0	0	0
Don Kessinger, S (1, 6) OBP: 0.265, SLG: 0.266										0	0	0	0	0	0	0
Ernie Broglio, R (1, 1) OBP: 0.385, SLG: 0.273										0	0	0	0	0	0	0
Inning Stats										1B: 0 2B: 0 3B: 0 HR: 0		SF: 0 SAC: 0 DP: 0 HBP: 0		WP: 0 PB: 0 SB: 0 CS: 0		PA: 0

TOP

Chicago Cubs @ Pittsburgh Pirates

Forbes Field, Pittsburgh, PA

Tue May 31 1966, 7:05 PM EDT

Att. 3,825 - Unknown

livebaseballscorecards.com

AB	0
R	0
H	0
RBI	0
BB	0
SO	0
LOB	0

PITCHER	IP	WLS	BF	H	R	ER	SO	BB	IBB	HBP	BLK	WP	HR	S	P	ERA	WHIP
Bob Veale, L (1, 1) ERA: 2.56	0.0	L	0	0	0	0	0	0	0	0	0	0	0	0	0	∞	∞

PITCHER	IP	WLS	BF	H	R	ER	SO	BB	IBB	HBP	BLK	WP	HR	S	P	ERA	WHIP

Batter	1	2	3	4	5	6	7	8	9	AB	R	H	RBI	BB	SO	LOB
Matty Alou, L (1, 8) OBP: 0.359, SLG: 0.517										0	0	0	0	0	0	0
Gene Alley, R (1, 6) OBP: 0.316, SLG: 0.379										0	0	0	0	0	0	0
Manny Mota, R (1, 7) OBP: 0.402, SLG: 0.584										0	0	0	0	0	0	0
Willie Stargell, L (1, 3) OBP: 0.371, SLG: 0.458										0	0	0	0	0	0	0
Roberto Clemente, R (1, 9) OBP: 0.324, SLG: 0.455										0	0	0	0	0	0	0
Jim Pagliaroni, R (1, 2) OBP: 0.308, SLG: 0.408										0	0	0	0	0	0	0
Bill Mazeroski, R (1, 4) OBP: 0.267, SLG: 0.343										0	0	0	0	0	0	0
Bob Bailey, R (1, 5) OBP: 0.333, SLG: 0.406										0	0	0	0	0	0	0
Bob Veale, S (1, 1) OBP: 0.207, SLG: 0.207										0	0	0	0	0	0	0
Inning Stats										1B: 0 2B: 0 3B: 0 HR: 0		SF: 0 SAC: 0 DP: 0 HBP: 0		WP: 0 PB: 0 SB: 0 CS: 0		PA: 0

BOTTOM

Chicago Cubs @ Pittsburgh Pirates

Forbes Field, Pittsburgh, PA

Tue May 31 1966, 7:05 PM EDT

Att. 3,825 - Unknown

livebaseballscorecards.com

	AB	0
	R	0
	H	0
	RBI	0
	BB	0
	SO	0
	LOB	0

PITCHER	IP	WLS	BF	H	R	ER	SO	BB	IBB	HBP	BLK	WP	HR	S	P	ERA	WHIP
Ernie Broglio, R (1, 1) ERA: 5.53	0.0	W	0	0	0	0	0	0	0	0	0	0	0	0	0	∞	∞

PITCHER	IP	WLS	BF	H	R	ER	SO	BB	IBB	HBP	BLK	WP	HR	S	P	ERA	WHIP

Batter	1	2	3	4	5	6	7	8	9	AB	R	H	RBI	BB	SO	LOB
Adolfo Phillips, R (1, 8) OBP: 0.364, SLG: 0.459	K		HBP		F2		K	BB		3	0	0	0	1	2	0
Joey Amalfitano, R (1, 4) Marty Keough, L (8, PH) OBP: 0.105, SLG: 0.056 Don Kessinger, S (8, 6) OBP: 0.257, SLG: 0.258	6-3		K 1-2		HBP 1B BB		P6	K		3 1 0	0 0 0	0 0 0	0 0 0	1 0 0	1 1 0	2 3 0
Billy Williams, L (1, 9) OBP: 0.280, SLG: 0.324	5-3		P3		HBP 1-2		HR		1-3	5	1	2	1	0	0	2
Ron Santo, R (1, 6) OBP: 0.405, SLG: 0.487 (8, 5)		1B BB		G4-6-3 BB	1-2 2-3 HBP		S BB		FC6-4 BB	0	0	0	0	4	0	0
Lee Thomas, L (1, 3) OBP: 0.269, SLG: 0.357		G6-4-3 1-3 1B		G4-6-3 1-2f	F5		K 1-2		FC6-4 1-2f 2B	5	0	1	0	0	1	6
14 Ernie Banks, R (1, 5) OBP: 0.238, SLG: 0.307 Jimmy Stewart, S (8, PR) OBP: 0.205, SLG: 0.270 (8, 4)		F2		HR 1B	6-3			BB SH3-4 1B	1-H 2B	4 1	1 0	2 1	0 0	0 0	0 0	5 0
Byron Browne, R (1, 7) OBP: 0.298, SLG: 0.438		G6-4-3 1-2f		1-H HR		K		SH3-4 1-2		3	1	1	2	0	1	2
Randy Hundley, R (1, 2) OBP: 0.277, SLG: 0.371			F8 2B	1B		K		F9		4	0	2	0	0	1	2
Bill Hands, R (1, 1) OBP: 0.111, SLG: 0.118 George Altman, L (8, PH) OBP: 0.269, SLG: 0.444 Chuck Estrada, R (8, 1)			F8 2-3	P4		F7		BB IBB		3 0 0	0 0 0	0 0 0	0 0 0	0 1 0	0 0 0	2 0 0
Inning Stats	R: 0 H: 0 E: 0 LOB: 0 K: 1 BB: 0 S: 5 P: 5	R: 0 H: 1 E: 0 LOB: 1 K: 0 BB: 1 S: 3 P: 7	R: 0 H: 1 E: 0 LOB: 2 K: 1 BB: 0 S: 6 P: 7	R: 2 H: 3 E: 0 LOB: 1 K: 0 BB: 1 S: 5 P: 9	R: 0 H: 1 E: 0 LOB: 3 K: 0 BB: 1 S: 4 P: 9	R: 0 H: 0 E: 0 LOB: 0 K: 2 BB: 0 S: 7 P: 7	R: 1 H: 1 E: 0 LOB: 1 K: 2 BB: 1 S: 8 P: 12	R: 0 H: 1 E: 0 LOB: 3 K: 1 BB: 2 S: 6 P: 14	R: 0 H: 1 E: 0 LOB: 2 K: 0 BB: 1 S: 3 P: 7							

PITCHER		IP	WLS	BF	H	R	ER	SO	BB	IBB	HBP	BLK	WP	HR	S	P	ERA	WHIP
Ray Culp, R ERA: 3.6	(1, 1)	7.0		32	7	3	3	6	4	0	2	0	0	2	38	56	3.86	1.571
Terry Fox, R ERA: 5.59	(8, 1)	1.0	W	6	1	0	0	1	1	1	0	0	0	0	6	14	0.00	2.000
Darold Knowles, L ERA: 1.83	(9, 1)	1.0	S	4	1	0	0	0	1	0	0	0	0	0	3	7	0.00	2.000

PITCHER	IP	WLS	BF	H	R	ER	SO	BB	IBB	HBP	BLK	WP	HR	S	P	ERA	WHIP

TOP

Chicago Cubs @ Philadelphia Phillies

Connie Mack Stadium, Philadelphia, PA

Wed Jun 01 1966, 7:05 PM EDT

Unknown - 60 F

livebaseballscorecards.com

AB	32
R	3
H	9
RBI	3
BB	7
SO	7
LOB	24

1B: 5	SF: 0	WP: 0	PA: 42
2B: 2	SAC: 1	PB: 0	
3B: 0	DP: 2	SB: 2	
HR: 2	HBP: 2	CS: 0	

Batter	1	2	3	4	5	6	7	8	9	AB	R	H	RBI	BB	SO	LOB
Cookie Rojas, R (1, 4) OBP: 0.295, SLG: 0.321	6-3		G4-6-3 1B		6-3		1-2 2-H 1B			4	0	2	1	0	0	0
Johnny Callison, L (1, 9) OBP: 0.300, SLG: 0.335	P7		G4-6-3 1-2f		F8		F2			4	0	0	0	0	0	3
Dick Allen, R (1, 7) OBP: 0.410, SLG: 0.616 Jackie Brandt, R (9, 7) OBP: 0.286, SLG: 0.217	6-3			E 2B		5-3		F9		4 0	1 0	1 0	0 0	0 0	0 0	0 0
Bill White, L (1, 3) OBP: 0.317, SLG: 0.370		PB 2B		BBBB E 4-3 BB		4-3		E S 1B 1B		3	2	2	0	1	0	0
Tony Gonzalez, L (1, 8) OBP: 0.288, SLG: 0.375		4-3		E1 4-3 1-3 2-H		L4		SSS K		4	0	0	0	0	1	3
Dick Groat, R (1, 5) OBP: 0.297, SLG: 0.337 (8, 6)		SSS K		4-3 2-3 3-H			F8	E5 1B 1-3		4	0	0	1	0	1	3
Clay Dalrymple, L (1, 2) OBP: 0.349, SLG: 0.297 Tony Taylor, R (7, PR) OBP: 0.303, SLG: 0.403 (8, 5)		IIII 2-3 IBB		P6			BBBB 1B 1B BB	1-3 3-H 1B		1 1	0 1	0 1	0 1	2 0	0 0	1 0
Bobby Wine, R (1, 6) OBP: 0.275, SLG: 0.289 Doug Clemens, L (7, PH) OBP: 0.368, SLG: 0.350 Bob Uecker, R (8, 2) OBP: 0.328, SLG: 0.464		6-3		1-3			1-2 1B 1B	5-3		2 1 1	0 0 0	0 1 0	0 0 0	0 0 0	0 0 0	3 0 2
Ray Culp, R (1, 1) Harvey Kuenn, R (7, PH) OBP: 0.310, SLG: 0.439 Terry Fox, R (8, 1) Darold Knowles, L (9, 1) OBP: 0.167, SLG: 0.167			P5		F7		F8			2 1 0 0	0 0 0 0	0 0 0 0	0 0 0 0	0 0 0 0	0 0 0 0	0 2 0 0
Inning Stats	R: 0 E: 0 K: 0 S: 3 H: 0 LOB: 0 BB: 0 P: 3	R: 0 E: 0 K: 1 S: 6 H: 1 LOB: 2 BB: 1 P: 10	R: 0 E: 0 K: 0 S: 3 H: 1 LOB: 0 BB: 0 P: 3	R: 2 E: 1 K: 0 S: 5 H: 1 LOB: 1 BB: 1 P: 9	R: 0 E: 0 K: 0 S: 3 H: 0 LOB: 0 BB: 0 P: 3	R: 0 E: 0 K: 0 S: 3 H: 0 LOB: 0 BB: 0 P: 3	R: 1 E: 0 K: 0 S: 5 H: 2 LOB: 2 BB: 1 P: 9	R: 1 E: 1 K: 1 S: 8 H: 2 LOB: 2 BB: 0 P: 8		1B: 5 2B: 2 3B: 0 HR: 0 SF: 0 SAC: 0 DP: 1 HBP: 0						

PITCHER		IP	WLS	BF	H	R	ER	SO	BB	IBB	HBP	BLK	WP	HR	S	P	ERA	WHIP
Bill Hands, R ERA: 2.65	(1, 1)	7.0		29	5	3	2	1	2	1	0	0	0	0	28	40	2.57	1.000
Chuck Estrada, R ERA:	(8, 1)	1.0	L	6	2	1	0	1	0	0	0	0	0	0	8	8	0.00	2.000

PITCHER	IP	WLS	BF	H	R	ER	SO	BB	IBB	HBP	BLK	WP	HR	S	P	ERA	WHIP

BOTTOM

Chicago Cubs @ Philadelphia Phillies

Connie Mack Stadium, Philadelphia, PA

Wed Jun 01 1966, 7:05 PM EDT

Unknown - 60 F

livebaseballscorecards.com

AB	32
R	4
H	7
RBI	3
BB	3
SO	2
LOB	17

Chicago Cubs @ Philadelphia Phillies

Connie Mack Stadium, Philadelphia, PA

Wed Jun 01 1966, 7:05 PM EDT

Att. 12,330 - Unknown - 58 F

TOP

livebaseballscorecards.com

Batter	1	2	3	4	5	6	7	8	9	AB	R	H	RBI	BB	SO	LOB
Adolfo Phillips, R (1, 8) OBP: 0.372, SLG: 0.488	BBBB	4-0 2B BB	x 0-0 1-H HR		x 0-0 ① F7		x 0-0 ③ L8			1	2	1	2	1	0	0
Carl Warwick, R (4, 8) OBP: 0.118, SLG: 0.118										2	0	0	0	0	0	0
Joey Amalfitano, R (1, 4) OBP: 0.211, SLG: 0.133	x 0-0 1-H 1B 2B	BBBB 4-0 BB			x 0-0 ② F8			x 0-0 ① L8		3	1	1	1	1	0	0
Billy Williams, L (1, 9) OBP: 0.274, SLG: 0.316	x 0-0 ① P7	x 0-0 ③ 4-3			x 0-0 ③ F7			x 0-0 ② 3-1		4	0	0	0	0	0	2
Ron Santo, R (1, 6) OBP: 0.413, SLG: 0.506	x 0-0 ② L8		x 0-0 14 G6-4-3 1B			x 0-0 14 F9 4-3 1B		x 0-0 3B		4	0	3	0	0	0	1
Lee Thomas, L (1, 3) OBP: 0.269, SLG: 0.354	x 0-0 2-H 1B		x 0-0 ① F2			x 0-0 ① 4-3 1-2		SSS 0-3 ③ K		4	0	1	1	0	1	3
14 Ernie Banks, R (1, 5) OBP: 0.230, SLG: 0.297	x 0-0 ③ 5-3		x 0-0 ②③ G6-4-3 1-2f			x 0-0 ② F9 2-3			x 0-0 ① 4-3	4	0	0	0	0	0	3
Byron Browne, R (1, 7) OBP: 0.291, SLG: 0.427		SSS 0-3 ① K		x 0-0 ① F7		SSS 0-3 ③ K			x 0-0 ② 1-3	3	0	0	0	0	2	1
Billy Hoeft, L (6, 1) OBP: 1.000, SLG: 1.000										0	0	0	0	0	0	0
George Altman, L (9, PH) OBP: 0.265, SLG: 0.438										1	0	0	0	0	0	0
Chris Krug, R (1, 2) OBP: 0.231, SLG: 0.240		x 0-0 ② 4-3		SSS 0-3 ② K			x 0-0 ① P4		x 0-0 1B	3	0	0	0	0	1	0
Marty Keough, L (9, PH) OBP: 0.150, SLG: 0.105										1	0	1	0	0	0	0
Bob Hendley, R (1, 1)		BBBB 4-0 HR BB		SSS 0-3 ③ K			x 0-0 ② P8		x 0-0 ③ P5	1	1	0	0	1	1	0
Bill Faul, R (6, 1)										0	0	0	0	0	0	0
Bill Connors, R (6, 1)										0	0	0	0	0	0	0
Jimmy Stewart, S (6, 7) OBP: 0.195, SLG: 0.256										2	0	0	0	0	0	1

AB	33
R	4
H	7
RBI	4
BB	3
SO	5
LOB	11

Inning Stats	1	2	3	4	5	6	7	8	9
	R: 2 E: 0 K: 0 S: 5	H: 2 LOB: 1 BB: 1 P: 9	R: 2 E: 0 K: 1 S: 6	H: 1 LOB: 1 BB: 2 P: 14	R: 0 E: 0 K: 0 S: 3	H: 1 LOB: 0 BB: 0 P: 3	R: 0 E: 0 K: 2 S: 7	H: 0 LOB: 0 BB: 0 P: 7	R: 0 E: 0 K: 0 S: 3	H: 0 LOB: 0 BB: 0 P: 3	R: 0 E: 0 K: 1 S: 6	H: 1 LOB: 1 BB: 0 P: 6	R: 0 E: 0 K: 0 S: 3	H: 0 LOB: 0 BB: 0 P: 3	R: 0 E: 0 K: 1 S: 6	H: 1 LOB: 1 BB: 0 P: 6	R: 0 E: 0 K: 0 S: 4	H: 1 LOB: 1 BB: 0 P: 4

| | | | | | | | | | |

BOTTOM

Chicago Cubs @ Philadelphia Phillies

Connie Mack Stadium, Philadelphia, PA

Wed Jun 01 1966, 7:05 PM EDT

Att. 12,330 - Unknown - 58 F

Batter	1	2	3	4	5	6	7	8	9	AB	R	H	RBI	BB	SO	LOB
Tony Taylor, R (1, 4) OBP: 0.299, SLG: 0.396	1B		G3		L9	F2	L1			5	1	1	0	0	0	3
Cookie Rojas, R (1, 8) OBP: 0.298, SLG: 0.329	F9		K		HR, 1B	1-3, 3-H, 2B		5-3		5	1	2	1	0	1	1
Dick Groat, R (1, 5) OBP: 0.305, SLG: 0.345	FC1-5, 1B, 1-2		1B		1-2, HR	P6		F9		5	1	3	0	0	0	2
Dick Allen, R (1, 7) OBP: 0.420, SLG: 0.649	FC1-5, 1-2, 2-H		K		1-H, 2-H, HR	IBB		1-3		4	1	2	4	1	1	1
Tony Gonzalez, L (9, 7) OBP: 0.288, SLG: 0.375										0	0	0	0	0	0	0
Jackie Brandt, R (1, 9) OBP: 0.288, SLG: 0.210	FC1-5, 1-2, 2-3f			BB	K	1-3				2	0	0	0	1	1	2
Johnny Callison, L (6, PH) OBP: 0.298, SLG: 0.333										1	0	0	0	0	0	3
(7, 9)																
Bill White, L (1, 3) OBP: 0.316, SLG: 0.367	3-1			L9	K		2B			4	1	1	0	0	1	3
Bob Uecker, R (1, 2) OBP: 0.338, SLG: 0.467		P4		1-2, 1B		2B, 1B	L4			4	1	2	0	0	0	1
Bobby Wine, R (1, 6) OBP: 0.295, SLG: 0.357		K		F8		SH, 1-H, 2B	1-H, 2B			4	1	2	2	0	1	2
Gary Wagner, R (1, 1)		K		P9		SH, 2B, 2-3	6-3			0	0	0	0	0	0	0
Bo Belinsky, L (2, 1) OBP: 0.333, SLG: 0.333										1	0	0	0	0	1	0
Harvey Kuenn, R (4, PH) OBP: 0.302, SLG: 0.429										1	0	0	0	0	0	2
Bob Buhl, R (5, 1) OBP: 0.273, SLG: 0.111										1	0	0	0	0	0	1
Inning Stats	R: 1, E: 0, K: 0, S: 6 H: 3, LOB: 2, BB: 0, P: 6	R: 0, E: 0, K: 2, S: 7 H: 0, LOB: 0, BB: 0, P: 7	R: 0, E: 0, K: 2, S: 8 H: 1, LOB: 1, BB: 0, P: 8	R: 0, E: 0, K: 0, S: 4 H: 1, LOB: 2, BB: 1, P: 8	R: 3, E: 0, K: 2, S: 10 H: 3, LOB: 0, BB: 0, P: 10	R: 2, E: 0, K: 0, S: 7 H: 3, LOB: 3, BB: 1, P: 11	R: 1, E: 0, K: 0, S: 5 H: 2, LOB: 1, BB: 0, P: 5	R: 0, E: 0, K: 0, S: 3 H: 0, LOB: 0, BB: 0, P: 3		1B: 9, 2B: 3, 3B: 0, HR: 1 SF: 0, SAC: 1, DP: 0, HBP: 0						

livebaseballscorecards.com

AB	37
R	7
H	13
RBI	7
BB	2
SO	6
LOB	21

WP: 0, PB: 0, SB: 0, CS: 0; PA: 40

PITCHER		IP	WLS	BF	H	R	ER	SO	BB	IBB	HBP	BLK	WP	HR	S	P	ERA	WHIP
Bob Hendley, L ERA: 4.64	(1, 1)	5.0	L	25	9	5	5	6	1	0	0	0	0	1	36	40	9.00	2.000
Bill Faul, R ERA: 5.13	(6, 1)	0.1		4	2	1	1	0	0	0	0	0	0	0	4	4	27.00	6.000
Bill Connors, R ERA: 6.17	(6, 1)	0.1		2	0	0	0	0	0	1	0	0	0	0	1	5	0.00	0.000
Billy Hoeft, L ERA: 4.05	(6, 1)	2.1		9	2	1	1	0	0	0	0	0	0	0	9	9	3.86	0.857

PITCHER	IP	WLS	BF	H	R	ER	SO	BB	IBB	HBP	BLK	WP	HR	S	P	ERA	WHIP

Chicago Cubs @ Philadelphia Phillies

Connie Mack Stadium, Philadelphia, PA

Thu Jun 02 1966, 7:05 PM EDT

Att. 6,010 - Unknown

livebaseballscorecards.com

Batter	1	2	3	4	5	6	7	8	9	AB	R	H	RBI	BB	SO	LOB
Joey Amalfitano, R (1, 4) OBP: 0.208, SLG: 0.158	K		K			SF7		FC4-6 1B	F3	4	0	1	1	0	2	0
George Altman, L (1, 7) OBP: 0.268, SLG: 0.433	K			K		1B		FC4-6		3	0	1	1	0	2	0
Carl Warwick, R (8, PH) OBP: 0.167, SLG: 0.167 (8, 7)										1	0	1	0	0	0	0
Billy Williams, L (1, 9) OBP: 0.273, SLG: 0.320	2B			4-3		P7		FC4-6 FC1-4		4	0	1	0	0	0	3
Ron Santo, R (1, 6) OBP: 0.409, SLG: 0.500	K			F8		1B		FC1-4		4	0	1	0	0	1	3
Lee Thomas, L (1, 3) OBP: 0.262, SLG: 0.344		3-1			L8	L9		1-3		4	0	0	0	0	0	4
14 Ernie Banks, R (1, 5) OBP: 0.223, SLG: 0.287		6-3			6-3		K		5-3	4	0	0	0	0	1	0
Byron Browne, R (1, 8) OBP: 0.290, SLG: 0.438		F9			6-3		L9		HR 3B	4	1	1	0	0	0	0
Randy Hundley, R (1, 2) OBP: 0.290, SLG: 0.400			L7			E SF7 1B		HBP	HR	3	2	2	2	0	0	0
Fergie Jenkins, R (1, 1) OBP: 0.412, SLG: 0.563			P5			E7 SF7 1B	K		F8	3	1	1	0	0	1	1
Billy Hoeft, L (7, 1) OBP: 1.000, SLG: 1.000										0	0	0	0	0	0	0
Jimmy Stewart, S (9, PH) OBP: 0.190, SLG: 0.250										1	0	0	0	0	0	0

Inning Stats	1	2	3	4	5	6	7	8	9
R	0	0	0	0	0	2	0	0	2
E	0	0	0	0	0	1	0	0	0
K	3	0	1	1	0	0	2	0	0
S	10	3	5	5	3	7	7	5	5
H	1	0	0	0	0	4	0	2	2
LOB	1	0	0	0	0	2	0	0	0
BB	0	0	0	0	0	0	0	0	0
P	10	3	5	5	3	7	7	5	5

1B	6
2B	1
3B	1
HR	1
SF	1
SAC	0
DP	0
HBP	1

WP	0
PB	0
SB	0
CS	0
PA	37

TOP	
AB	35
R	4
H	9
RBI	4
BB	0
SO	7
LOB	11

PITCHER	IP	WLS	BF	H	R	ER	SO	BB	IBB	HBP	BLK	WP	HR	S	P	ERA	WHIP
Rick Wise, R (1, 1) ERA: 3.18	5.2		22	5	2	2	5	0	0	0	0	0	0	32	32	3.18	0.882
Darold Knowles, L (6, 1) ERA: 2.15	3.1	W	15	4	2	2	2	0	0	1	0	0	1	18	19	5.40	1.200

PITCHER	IP	WLS	BF	H	R	ER	SO	BB	IBB	HBP	BLK	WP	HR	S	P	ERA	WHIP

Batter	1	2	3	4	5	6	7	8	9	AB	R	H	RBI	BB	SO	LOB
Cookie Rojas, R (1, 4) OBP: 0.303, SLG: 0.330	0-0 5-3 ①		BBBB 4-0 E 1B BB		SSS 0-3 K ②		x 0-0 IHR 1B			3	2	1	0	1	1	0
Johnny Callison, L (1, 9) OBP: 0.303, SLG: 0.337	SSS 0-3 K ②		x 0-0 E7 1-H 1B		x 0-0 1B		x 0-0 P3 ①			4	0	2	0	0	1	1
Dick Allen, R (1, 7) OBP: 0.413, SLG: 0.667 Tony Taylor, R (8, 5) OBP: 0.299, SLG: 0.396	0-0 F3 ③		SSS 0-3 K ③		x 0-0 6-3 ③		x 0-0 1-H IHR			4 0	1 0	1 0	2 0	0 0	1 0	2 0
Bill White, L (1, 3) OBP: 0.320, SLG: 0.376		x 0-0 G3 ①		SSS 0-3 K ①		x 0-0 1B 2B	x 0-0 L6-4 E 1B			4	1	2	0	0	1	0
Tony Gonzalez, L (1, 8) OBP: 0.296, SLG: 0.390		x 0-0 F5 ②		x 0-0 2B		x 0-0 3-1 BLK SH5-3 2-H 1B	x 0-0 E6 1-2			4	1	2	1	0	0	1
Dick Groat, R (1, 5) OBP: 0.304, SLG: 0.343 Jackie Brandt, R (8, 7) OBP: 0.288, SLG: 0.210		x 0-0 1B		SSS 0-3 K ②		x 0-0 3-1 ① 1-3	x 0-0 L6-4 ②③ 2-3			4 0	0 0	1 0	0 0	0 0	1 0	4 0
Clay Dalrymple, L (1, 2) OBP: 0.349, SLG: 0.290		x 0-0 4-1 ③		4-0 IBB		x 0-0 SH5-3 ② 3-H		x 0-0 F9 ①		2	0	0	1	1	0	1
Bobby Wine, R (1, 6) OBP: 0.292, SLG: 0.333			x 0-0 5-3 ①	x 0-0 L7 ③		BBBB 4-0 BB		x 0-0 P4 ②		3	0	0	0	1	0	2
Rick Wise, R (1, 1) Darold Knowles, L (6, 1) OBP: 0.125, SLG: 0.125			x 0-0 F9 ②		x 0-0 5-3 ①	x 0-0 P4 ③		x 0-0 P6 ③		2 2	0 0	0 0	0 0	0 0	0 0	0 1
Inning Stats	R: 0 E: 0 K: 1 S: 5 H: 0 LOB: 0 BB: 0 P: 5	R: 0 E: 0 K: 0 S: 4 H: 1 LOB: 1 BB: 0 P: 4	R: 1 E: 1 K: 1 S: 6 H: 1 LOB: 1 BB: 1 P: 10	R: 0 E: 0 K: 2 S: 8 H: 1 LOB: 2 BB: 1 P: 12	R: 0 E: 0 K: 1 S: 6 H: 1 LOB: 1 BB: 0 P: 6	R: 2 E: 0 K: 0 S: 5 H: 2 LOB: 1 BB: 1 P: 9	R: 2 E: 1 K: 0 S: 6 H: 3 LOB: 1 BB: 0 P: 6	R: 0 E: 0 K: 0 S: 3 H: 0 LOB: 0 BB: 0 P: 3		1B: 6 2B: 3 3B: 0 HR: 1	SF: 0 SAC: 1 DP: 1 HBP: 0					

PITCHER	IP	WLS	BF	H	R	ER	SO	BB	IBB	HBP	BLK	WP	HR	S	P	ERA	WHIP
Fergie Jenkins, R (1, 1) ERA: 3.7	6.1	L	30	8	5	4	5	2	1	0	1	0	0	37	49	5.68	1.579
Billy Hoeft, L (7, 1) ERA: 3.74	1.2		6	1	0	0	0	0	0	0	0	0	0	6	6	0.00	0.600

PITCHER	IP	WLS	BF	H	R	ER	SO	BB	IBB	HBP	BLK	WP	HR	S	P	ERA	WHIP

BOTTOM

Chicago Cubs @ Philadelphia Phillies

Connie Mack Stadium, Philadelphia, PA

Thu Jun 02 1966, 7:05 PM EDT

Att. 6,010 - Unknown

livebaseballscorecards.com

AB	32
R	5
H	9
RBI	4
BB	3
SO	5
LOB	12

WP: 0 PB: 0 SB: 0 CS: 0 PA: 36

Batter	1	2	3	4	5	6	7	8	9	AB	R	H	RBI	BB	SO	LOB
Adolfo Phillips, R (1, 8) OBP: 0.376, SLG: 0.496	K			P4		1B 2B 1-3	F8 S CS 1B			4	1	2	0	0	1	0
Joey Amalfitano, R (1, 4) OBP: 0.179, SLG: 0.130	L8			P1		1-3	F8 1-3			4	0	0	0	0	0	3
Billy Williams, L (1, 9) OBP: 0.278, SLG: 0.324	4-3			1B		1B 14 2B 2-H 3-H	CS 3-H	3-1		4	1	2	2	0	0	0
Ron Santo, R (1, 6) OBP: 0.406, SLG: 0.494		1-3		P4		1B 14 2B 1-2		K		4	1	1	0	0	1	1
Lee Thomas, L (1, 3) OBP: 0.262, SLG: 0.342		F5			1B	K		6-3		4	0	1	0	0	1	2
14 Ernie Banks, R (1, 5) OBP: 0.224, SLG: 0.294		5-3			F9	HR 1-H 2-H			F9	4	1	1	2	0	0	1
Byron Browne, R (1, 7) OBP: 0.289, SLG: 0.455			6-3		F8	HR 2-H			K	4	1	1	2	0	1	1
Randy Hundley, R (1, 2) OBP: 0.289, SLG: 0.391			K		F8	5-3			BB	3	0	0	0	1	1	1
Dick Ellsworth, L (1, 1) OBP: 0.143, SLG: 0.111			6-3			1B 2B	F9		K	3	1	1	0	0	0	0
Chuck Estrada, R (8, 1)										0	0	0	0	0	0	0
Carl Warwick, R (9, PH) OBP: 0.158, SLG: 0.158										1	0	0	0	0	1	1
Inning Stats	R: 0 E: 0 K: 1 S: 5 H: 0 LOB: 0 BB: 0 P: 5	R: 0 E: 0 K: 0 S: 3 H: 0 LOB: 0 BB: 0 P: 3	R: 0 E: 0 K: 1 S: 5 H: 0 LOB: 0 BB: 0 P: 5	R: 0 E: 0 K: 0 S: 4 H: 1 LOB: 1 BB: 0 P: 4	R: 0 E: 0 K: 0 S: 4 H: 1 LOB: 1 BB: 0 P: 4	R: 6 E: 0 K: 1 S: 11 H: 6 LOB: 0 BB: 0 P: 11	R: 0 E: 0 K: 0 S: 3 H: 1 LOB: 0 BB: 0 P: 3	R: 0 E: 0 K: 1 S: 5 H: 0 LOB: 0 BB: 0 P: 5	R: 0 E: 0 K: 2 S: 7 H: 0 LOB: 1 BB: 1 P: 11	1B: 6 2B: 2 3B: 0 HR: 1 SF: 0 SAC: 0 DP: 0 HBP: 0						

PITCHER	IP	WLS	BF	H	R	ER	SO	BB	IBB	HBP	BLK	WP	HR	S	P	ERA	WHIP
Milt Pappas, R (1, 1) ERA: 3.88	5.2		24	7	5	5	3	0	0	0	0	0	0	30	30	7.94	1.235
Joey Jay, R (6, 1) ERA: 4.08	1.1		5	2	1	1	0	0	0	0	0	0	1	5	5	6.75	1.500
Joe Nuxhall, L (8, 1) ERA: 5.84	2.0	W	7	0	0	0	3	1	0	0	0	0	0	12	16	0.00	0.500

PITCHER	IP	WLS	BF	H	R	ER	SO	BB	IBB	HBP	BLK	WP	HR	S	P	ERA	WHIP

TOP

Chicago Cubs @ Cincinnati Reds

Crosley Field, Cincinnati, OH

Fri Jun 03 1966, 7:05 PM EDT

Att. 8,189 - Unknown - 75 F

livebaseballscorecards.com

AB	35
R	6
H	9
RBI	6
BB	1
SO	6
LOB	10

WP: 0	PA: 37
PB: 0	
SB: 1	
CS: 1	

Chicago Cubs @ Cincinnati Reds

Crosley Field, Cincinnati, OH

Fri Jun 03 1966, 7:05 PM EDT

Att. 8,189 - Unknown - 75 F

BOTTOM

livebaseballscorecards.com

Batter	1	2	3	4	5	6	7	8	9	AB	R	H	RBI	BB	SO	LOB
Tommy Harper, R (1, 9) (9, 7) OBP: 0.365, SLG: 0.384	6-3		2B (2-H)		5-3		K	F7		5	0	1	1	0	1	3
Tommy Helms, R (1, 5) OBP: 0.324, SLG: 0.400	L8		1B		3B			SH, 1B	2B	4	1	3	0	0	0	0
Vada Pinson, L (1, 8) OBP: 0.355, SLG: 0.467	F9		F7		K			SH, FC1-5, 1B (2-3)		3	0	0	0	0	1	3
Tony Perez, R (1, 3) OBP: 0.318, SLG: 0.315		K	G3			P4		FC1-5, 1B (1-2, 3-H)	1B	4	1	1	1	0	1	2
Pete Rose, S (1, 4) OBP: 0.289, SLG: 0.316		G6-4-3, BB		E, S, 1B		5-3		FC1-5, 1B, 2B (1-2, 2-3f)		3	2	1	0	1	0	2
Leo Cardenas, R (1, 6) OBP: 0.325, SLG: 0.400		G6-4-3 (1-2f)		K (1-3)		6-3		S, 2B, 1B (1-3, 2-H)		4	1	1	1	0	1	2
Deron Johnson, R (1, 7) OBP: 0.273, SLG: 0.341			1B, 2B	G6-4-3 (3-H)			1-3	P3 (1-2)		4	1	2	1	0	0	2
Johnny Edwards, L (9, 2) OBP: 0.327, SLG: 0.319										0	0	0	0	0	0	0
Don Pavletich, R (1, 2) OBP: 0.340, SLG: 0.467			2B (2-H)	G6-4-3 (1-2f)			1B	1B (2-H, 3-H)	2B	4	1	3	3	0	0	1
Dick Simpson, R (8, PR) (9, 9) OBP: 0.111, SLG: 0.111										0	1	0	0	0	0	0
Milt Pappas, R (1, 1) OBP: 0.154, SLG: 0.240			K		K		B1	1B (2-H)		2	0	0	0	0	2	1
Joey Jay, S (6, 1) OBP: 0.200, SLG: 0.111										0	0	0	0	0	0	0
Giraldo Ruiz, S (7, PH)										1	0	0	0	0	0	1
Joe Nuxhall, L (8, 1) OBP: 0.250, SLG: 0.250										1	0	1	1	0	0	0
Inning Stats	R: 0, E: 0, K: 0, S: 3, H: 0, LOB: 0, BB: 0, P: 3	R: 0, E: 0, K: 1, S: 4, H: 0, LOB: 0, BB: 1, P: 8	R: 2, E: 0, K: 1, S: 9, H: 4, LOB: 2, BB: 0, P: 9	R: 1, E: 0, K: 1, S: 6, H: 2, LOB: 0, BB: 0, P: 6	R: 0, E: 0, K: 2, S: 8, H: 1, LOB: 1, BB: 0, P: 8	R: 0, E: 0, K: 0, S: 3, H: 0, LOB: 0, BB: 0, P: 3	R: 0, E: 0, K: 1, S: 6, H: 1, LOB: 1, BB: 0, P: 6	R: 5, E: 1, K: 0, S: 9, H: 5, LOB: 2, BB: 0, P: 9		1B: 8, 2B: 4, 3B: 1, HR: 0	SF: 0, SAC: 1, DP: 2, HBP: 0					

AB	35
R	8
H	13
RBI	8
BB	1
SO	6
LOB	17

WP: 0, PB: 0, SB: 2, CS: 0 — PA: 37

PITCHER		IP	WLS	BF	H	R	ER	SO	BB	IBB	HBP	BLK	WP	HR	S	P	ERA	WHIP
Dick Ellsworth, L ERA: 2.39	(1, 1)	7.1	L	33	11	7	4	6	1	0	0	0	0	0	44	48	4.91	1.636
Chuck Estrada, R ERA:	(8, 1)	0.2		4	2	1	0	0	0	0	0	0	0	0	4	4	0.00	3.000

PITCHER	IP	WLS	BF	H	R	ER	SO	BB	IBB	HBP	BLK	WP	HR	S	P	ERA	WHIP

Batter	1	2	3	4	5	6	7	8	9	AB	R	H	RBI	BB	SO	LOB
Adolfo Phillips, R (1, 8) OBP: 0.379, SLG: 0.492	0-0 E S 1B 1B			4-0 E S SF8 BB		0-3 K		0-0 P4		3	1	1	0	1	1	0
Glenn Beckert, R (1, 4) OBP: 0.306, SLG: 0.325	0-0 G4-6-3 1-H 1B			0-3 K 1-3		0-0 4-3		0-0 P4		4	0	1	0	0	1	1
Billy Williams, L (1, 9) OBP: 0.277, SLG: 0.330	0-0 G4-6-3 1-2f			0-0 SF8 3-H		0-0 HR 2B			0-0 P6	3	1	1	1	0	0	1
Ron Santo, R (1, 5) OBP: 0.413, SLG: 0.536		0-0 L7		0-0 HR		0-0 HR 2-H			0-0 14 E 14 S 14 1B 1B	4	3	3	3	0	0	0
14 Ernie Banks, R (1, 3) OBP: 0.225, SLG: 0.292		0-0 F8		0-0 6-3		0-0 P3			0-0 BB 1-H 1B	4	0	1	1	0	0	0
Byron Browne, R (1, 7) OBP: 0.295, SLG: 0.448		0-0 4-3		4-0 6-3 S BB		0-3 K			4-0 1-2 BB	2	0	0	0	2	1	0
Randy Hundley, R (1, 2) OBP: 0.281, SLG: 0.380			0-0 5-3	0-3 K 1-2		0-3 K			0-0 F9	4	0	0	0	0	2	3
Don Kessinger, S (1, 6) OBP: 0.250, SLG: 0.250			0-0 5-3	0-0 6-3 2-3		0-0 4-3			0-3 K	4	0	0	0	0	1	3
Ken Holtzman, R (1, 1) OBP: 0.063, SLG: 0.063 Fergie Jenkins, R (8, 1) OBP: 0.412, SLG: 0.563 Billy Hoeft, L (9, 1) OBP: 1.000, SLG: 1.000			0-3 K	0-0 F2				0-0 3-1		3	0	0	0	1	1	
										0	0	0	0	0	0	0
										0	0	0	0	0	0	0

TOP

Chicago Cubs @ Cincinnati Reds

Crosley Field, Cincinnati, OH

Sat Jun 04 1966, 3:33 AM EDT

Att. 4,012 - Unknown - 85 F

livebaseballscorecards.com

AB	31
R	5
H	7
RBI	5
BB	3
SO	7
LOB	9

Inning Stats	1	2	3	4	5	6	7	8	9
	R: 0 E: 0 K: 0 S: 3	R: 0 E: 0 K: 0 S: 3	R: 0 E: 0 K: 1 S: 5	R: 2 E: 0 K: 1 S: 6	R: 0 E: 0 K: 1 S: 5	R: 2 E: 0 K: 1 S: 7	R: 0 E: 0 K: 2 S: 7	R: 0 E: 0 K: 0 S: 3	R: 1 E: 0 K: 1 S: 7
	H: 2 LOB: 0 BB: 0 P: 3	H: 0 LOB: 0 BB: 0 P: 3	H: 0 LOB: 0 BB: 0 P: 5	H: 1 LOB: 0 BB: 1 P: 10	H: 0 LOB: 1 BB: 1 P: 9	H: 2 LOB: 0 BB: 0 P: 7	H: 0 LOB: 0 BB: 0 P: 7	H: 0 LOB: 0 BB: 0 P: 3	H: 2 LOB: 2 BB: 1 P: 11

1B: 4 SF: 1 PA: 35
2B: 1 SAC: 0
3B: 0 DP: 1
HR: 2 HBP: 0

WP: 0
PB: 0
SB: 4
CS: 0

PITCHER		IP	WLS	BF	H	R	ER	SO	BB	IBB	HBP	BLK	WP	HR	S	P	ERA	WHIP
Sammy Ellis, R ERA: 5.43	(1, 1)	7.0	L	26	5	4	4	6	2	0	0	0	0	2	36	44	5.14	1.000
Don Nottebart, R ERA: 1.04	(8, 1)	2.0		9	2	1	0	1	1	0	0	0	0	0	10	14	0.00	1.500

PITCHER		IP	WLS	BF	H	R	ER	SO	BB	IBB	HBP	BLK	WP	HR	S	P	ERA	WHIP

Chicago Cubs @ Cincinnati Reds

Crosley Field, Cincinnati, OH

Sat Jun 04 1966, 3:33 AM EDT

Att. 4,012 - Unknown - 85 F

BOTTOM

Batter	1	2	3	4	5	6	7	8	9	AB	R	H	RBI	BB	SO	LOB
Tommy Harper, R (1, 9) OBP: 0.361, SLG: 0.388	F8			1B, FC3-2-5-2-5, 2B	L8		4-3			4	0	1	0	0	0	3
Tommy Helms, R (1, 5) OBP: 0.323, SLG: 0.397	6-3			FC3-2-5-2-5-1, SF7, 2-3, 1B		F8		F8		4	1	1	0	0	0	0
Vada Pinson, L (1, 8) OBP: 0.353, SLG: 0.462	G3			FC3-2-5-2-5-1, 1B, 1-3, 3-H		F8		G6-4-3, 1B		4	0	1	0	0	0	2
Tony Perez, R (1, 3) OBP: 0.303, SLG: 0.303		F9		SF7, 3-H		F9		G6-4-3, 1-2f		3	0	0	1	0	0	1
Pete Rose, S (1, 4) OBP: 0.299, SLG: 0.343		K		2-3, 1B			1B, 1B		HR	4	1	3	1	0	1	0
Don Pavletich, R (1, 2) OBP: 0.327, SLG: 0.448		5-3		L5			P3		P6	4	0	0	0	0	0	3
Deron Johnson, R (1, 7) OBP: 0.285, SLG: 0.352			G6-4-3, 1B		P4		1-3, 1B		1B	4	0	3	0	0	0	0
Leo Cardenas, R (1, 6) OBP: 0.329, SLG: 0.418			G6-4-3, 1-2f		HR		IBB		F7	3	1	1	1	1	0	2
Sammy Ellis, L (1, 1) OBP: 0.217, SLG: 0.100			L6		L7		K		K	2	0	0	0	0	0	0
Giraldo Ruiz, S (7, PH)										1	0	0	0	0	1	3
Don Nottebart, R (8, 1)										0	0	0	0	0	0	0
Art Shamsky, L (9, PH) OBP: 0.351, SLG: 0.619										0	0	0	0	0	0	0
Dick Simpson, R (9, PH) OBP: 0.100, SLG: 0.100										1	0	0	0	0	1	1
Inning Stats	R: 0 E: 0 K: 0 S: 3 H: 0 LOB: 0 BB: 0 P: 3	R: 0 E: 0 K: 1 S: 5 H: 0 LOB: 0 BB: 0 P: 5	R: 0 E: 0 K: 0 S: 3 H: 1 LOB: 0 BB: 0 P: 3	R: 1 E: 0 K: 0 S: 6 H: 3 LOB: 2 BB: 0 P: 6	R: 1 E: 0 K: 0 S: 4 H: 1 LOB: 0 BB: 0 P: 4	R: 0 E: 0 K: 0 S: 3 H: 0 LOB: 0 BB: 0 P: 3	R: 0 E: 0 K: 1 S: 7 H: 2 LOB: 3 BB: 1 P: 11	R: 0 E: 0 K: 0 S: 3 H: 1 LOB: 0 BB: 0 P: 3	R: 1 E: 0 K: 1 S: 7 H: 2 LOB: 1 BB: 0 P: 7	1B: 7 2B: 1 3B: 0 HR: 2 SF: 1 SAC: 0 DP: 2 HBP: 0	WP: 0 PB: 0 SB: 0 CS: 0 PA: 36					

livebaseballscorecards.com

AB	34
R	3
H	10
RBI	3
BB	1
SO	3
LOB	15

PITCHER		IP	WLS	BF	H	R	ER	SO	BB	IBB	HBP	BLK	WP	HR	S	P	ERA	WHIP
Ken Holtzman, L ERA: 4.63	(1, 1)	7.1	W	30	8	2	2	2	0	1	0	0	0	1	33	37	2.46	1.091
Fergie Jenkins, R ERA: 3.78	(8, 1)	1.1		5	2	1	1	0	0	0	0	0	0	1	5	5	6.75	1.500
Billy Hoeft, L ERA: 3.68	(9, 1)	0.1	S	1	0	0	0	1	0	0	0	0	0	0	3	3	0.00	0.000

PITCHER	IP	WLS	BF	H	R	ER	SO	BB	IBB	HBP	BLK	WP	HR	S	P	ERA	WHIP

Batter	1	2	3	4	5	6	7	8	9	AB	R	H	RBI	BB	SO	LOB
Adolfo Phillips, R (1, 8) OBP: 0.380, SLG: 0.493	BBBB 4-0 FC6-5 S BB		SSS 0-3 ① K		x 0-0 E5 FC6-4		x 0-0 ③ P3		x 0-0 2B	4	0	1	0	1	1	2
Glenn Beckert, R (1, 4) OBP: 0.303, SLG: 0.321	x 0-0 ① FC6-5 FC4-6 1-3		x 0-0 ② F7		x 0-0 ③ FC6-4 1-2f			x 0-0 HR 1B	x 0-0 ② 5-3	5	1	1	0	0	0	5
Billy Williams, L (1, 9) OBP: 0.275, SLG: 0.332	x 0-0 ② FC4-6 1B 1-2f		x 0-0 ③ 4-3			x 0-0 2B		x 0-0 ① P4	x 0-0 ③ P6	5	0	1	0	0	0	5
Ron Santo, R (1, 5) OBP: 0.420, SLG: 0.556	x 0-0 14 CS 1-3 1B			x 0-0 ① 4-3		BBBB 4-0 G6-4-3 BB		x 0-0 1-H HR		3	1	2	2	1	0	0
14 Ernie Banks, R (1, 3) OBP: 0.225, SLG: 0.291	0-0 ③ CS 1-2	x 0-0 ① F9		x 0-0 1B		x 0-0 ① F9		x 0-0 ② 6-3		4	0	1	0	0	0	2
Byron Browne, R (1, 7) OBP: 0.293, SLG: 0.449		SSS 0-3 ② K		SSS 0-3 ② K		x 0-0 ②③ G6-4-3 1-2f		x 0-0 2B		4	0	1	0	0	2	3
Randy Hundley, R (1, 2) OBP: 0.287, SLG: 0.400		x 0-0 ③ 6-3		x 0-0 ③ F9			x 0-0 HR	BBBB 4-0 BB		3	1	1	1	1	0	1
Don Kessinger, S (1, 6) OBP: 0.252, SLG: 0.259 Carl Warwick, R (8, PH) OBP: 0.150, SLG: 0.150 Joey Amalfitano, R (8, 6) OBP: 0.179, SLG: 0.130		x 0-0 2B		x 0-0 ① 6-3			x 0-0 ① 6-3	x 0-0 ③ P6		3 1 0	0 0 0	1 0 0	0 0 0	0 0 0	0 0 0	0 2 0
Bill Hands, R (1, 1) OBP: 0.158, SLG: 0.118 George Altman, L (5, PH) OBP: 0.264, SLG: 0.426 Bill Connors, R (5, 1) Jimmy Stewart, S (7, PH) OBP: 0.186, SLG: 0.244 Billy Hoeft, L (7, 1) OBP: 1.000, SLG: 1.000 Chris Krug, R (9, PH) OBP: 0.222, SLG: 0.231		BBBB 4-0 BB		x 0-0 ② F8			x 0-0 ② 5-3	SSS 0-3 ① K		0 1 0 1 0 1	0 0 0 0 0 0	0 0 0 0 0 0	1 0 0 0 0 0	0 0 0 0 0 0	0 0 0 0 0 0	0 0 0 0 0 0
Inning Stats	R: 0 E: 0 K: 0 S: 3 H: 1 LOB: 1 BB: 1 P: 7	R: 0 E: 0 K: 1 S: 5 H: 0 LOB: 0 BB: 0 P: 5	R: 0 E: 0 K: 1 S: 6 H: 1 LOB: 2 BB: 1 P: 10	R: 0 E: 0 K: 1 S: 6 H: 1 LOB: 1 BB: 0 P: 6	R: 0 E: 1 K: 0 S: 4 H: 0 LOB: 1 BB: 0 P: 4	R: 0 E: 0 K: 0 S: 3 H: 1 LOB: 1 BB: 1 P: 7	R: 1 E: 0 K: 0 S: 4 H: 1 LOB: 0 BB: 0 P: 4	R: 2 E: 0 K: 0 S: 6 H: 3 LOB: 2 BB: 1 P: 10	R: 0 E: 0 K: 1 S: 6 H: 1 LOB: 1 BB: 0 P: 6	1B: 3 2B: 4 3B: 0 HR: 2 SF: 0 SAC: 0 DP: 1 HBP: 0						

TOP

Chicago Cubs @ Cincinnati Reds

Crosley Field, Cincinnati, OH

Sun Jun 05 1966, 3:33 AM EDT

Unknown - 87 F

livebaseballscorecards.com

AB	35
R	3
H	9
RBI	3
BB	4
SO	4
LOB	20

WP: 0 PA: 40
PB: 0
SB: 1
CS: 1

PITCHER		IP	WLS	BF	H	R	ER	SO	BB	IBB	HBP	BLK	WP	HR	S	P	ERA	WHIP
Jim Maloney, R ERA: 2.03	(1, 1)	7.2	W	34	8	3	3	3	4	0	0	0	0	2	36	52	3.52	1.565
Billy McCool, L ERA: 0.88	(8, 1)	1.1	S	5	1	0	0	1	0	0	0	0	0	0	7	7	0.00	0.750

PITCHER		IP	WLS	BF	H	R	ER	SO	BB	IBB	HBP	BLK	WP	HR	S	P	ERA	WHIP

BOTTOM

Chicago Cubs @ Cincinnati Reds

Crosley Field, Cincinnati, OH

Sun Jun 05 1966, 3:33 AM EDT

Unknown - 87 F

livebaseballscorecards.com

Batter	1	2	3	4	5	6	7	8	9	AB	R	H	RBI	BB	SO	LOB
Tommy Harper, R (1, 9) OBP: 0.363, SLG: 0.389	4-3	CS 1B			SH3-4 2B 1B	6-3	F7			5	1	2	0	0	0	4
Tommy Helms, R (1, 5) OBP: 0.321, SLG: 0.399	G3 1B 2B	CS 1-2	P4		SH3-4 1-2	P4		P4		4	1	1	0	0	0	1
Vada Pinson, L (1, 8) OBP: 0.344, SLG: 0.449	G3 2-3		1-3		F8		F9	G3		5	0	0	0	0	0	2
Gordy Coleman, L (1, 3) OBP: 0.269, SLG: 0.229 Tony Perez, R (7, PH) OBP: 0.319, SLG: 0.346 (8, 3)	BB 1B 3-H		4-3		BB 2B		E` 1B 1B 1B	3B		2 2	0 1	1 2	1 0	1 0	0 0	0 0
Pete Rose, S (1, 4) OBP: 0.307, SLG: 0.351	BB 1-2			K	2B 1-3 2-H		E 1B 1B 1-2	5-3		4	1	2	1	1	1	1
Deron Johnson, R (1, 7) OBP: 0.284, SLG: 0.345 Dick Simpson, R (7, PR) OBP: 0.100, SLG: 0.100 (8, 7)	K			HR BB	6-3		E6 BB 1B 1-2 2-3			3 0	1 0	0 0	0 0	1 0	1 0	6 0
Leo Cardenas, R (1, 6) OBP: 0.339, SLG: 0.463		HR		HR 1-H		F9	BB 1-2 2-H 3-H 1B			4	2	3	5	0	0	0
Johnny Edwards, L (1, 2) OBP: 0.333, SLG: 0.330		G3		F2		1B 2B	BB 1-2 2-3			3	1	1	0	1	0	0
Jim Maloney, L (1, 1) OBP: 0.286, SLG: 0.259 Billy McCool, R (8, 1) OBP: 0.333, SLG: 0.200		1-3		G3		2-H 1B	K			4 0	0 0	1 0	1 0	0 0	1 0	3 0
Inning Stats	R: 1 E: 0 K: 1 S: 7 H: 2 LOB: 2 BB: 1 P: 11	R: 1 E: 0 K: 0 S: 4 H: 2 LOB: 0 BB: 0 P: 4	R: 0 E: 0 K: 0 S: 3 H: 0 LOB: 0 BB: 0 P: 3	R: 2 E: 0 K: 1 S: 6 H: 1 LOB: 0 BB: 1 P: 10	R: 1 E: 0 K: 0 S: 5 H: 2 LOB: 2 BB: 1 P: 9	R: 1 E: 0 K: 1 S: 5 H: 2 LOB: 1 BB: 0 P: 5	R: 2 E: 1 K: 1 S: 9 H: 3 LOB: 3 BB: 1 P: 13	R: 0 E: 0 K: 0 S: 4 H: 1 LOB: 1 BB: 0 P: 4								

	AB	R	H	RBI	BB	SO	LOB
Totals	36	8	13	8	4	3	17

1B: 7 SF: 0 PA: 42
2B: 3 SAC: 1
3B: 1 DP: 0
HR: 2 HBP: 0

WP: 0
PB: 0
SB: 0
CS: 1

PITCHER		IP	WLS	BF	H	R	ER	SO	BB	IBB	HBP	BLK	WP	HR	S	P	ERA	WHIP
Bill Hands, R ERA: 3.06	(1, 1)	4.0	L	18	5	4	4	2	2	0	0	0	0	2	20	28	9.00	1.750
Bill Connors, R ERA: 6.59	(5, 1)	2.0		11	4	2	2	0	1	0	0	0	0	0	10	14	9.00	2.500
Billy Hoeft, L ERA: 3.75	(7, 1)	2.0		12	4	2	1	1	1	0	0	0	0	0	13	17	4.50	2.500

PITCHER	IP	WLS	BF	H	R	ER	SO	BB	IBB	HBP	BLK	WP	HR	S	P	ERA	WHIP

Chicago Cubs @ Cincinnati Reds

Crosley Field, Cincinnati, OH

Sun Jun 05 1966, 3:38 AM EDT

Att. 11,974 - Unknown

TOP

livebaseballscorecards.com

Batter	1	2	3	4	5	6	7	8	9	AB	R	H	RBI	BB	SO	LOB
Adolfo Phillips, R (1, 8) OBP: 0.380, SLG: 0.511	P4		1-H HR		S 1B 1B		F5		K	5	2	2	2	0	1	2
Glenn Beckert, R (1, 4) OBP: 0.306, SLG: 0.325	L9		14 1B 2B		L8 1-2		K		1B 14 1B BB 1-2 2-3	4	2	1	0	1	1	1
Billy Williams, L (1, 9) OBP: 0.283, SLG: 0.338	1B		P4		F2		1B		HBP 14 1B 1B 1-3 2-H 3-H	5	1	3	2	0	0	2
Ron Santo, R (1, 5) (9, 6) OBP: 0.414, SLG: 0.546	F8		K		14 FC 1B 2-H		F9		P3	5	0	1	1	0	1	5
14 Ernie Banks, R (1, 3) OBP: 0.231, SLG: 0.295		F5	2-H 1B		FC 1-2f			6-3	HBP 1B 1-2 3-H	5	1	2	2	0	0	1
Byron Browne, R (1, 7) OBP: 0.303, SLG: 0.451		1B 1B	F9			E FC4-2 1B		K	1B HBP 1-2 2-3	4	0	2	0	0	1	1
Chris Krug, R (1, 2) OBP: 0.241, SLG: 0.250										2	0	1	0	0	0	0
George Altman, L (6, PH) OBP: 0.260, SLG: 0.420		1-3 1B		F9		K 1-3		K	1B 1-3 2-H 3-H	1	0	0	0	0	1	1
Randy Hundley, R (6, 2) OBP: 0.289, SLG: 0.401										2	0	1	2	0	1	0
Don Kessinger, S (1, 6) OBP: 0.247, SLG: 0.254		4-3		F8		FC4-2 3-H			BB 1B 1B BB	3	0	0	0	0	0	2
Jimmy Stewart, S (9, PH) OBP: 0.205, SLG: 0.244										0	1	0	0	1	0	0
Joey Amalfitano, R (9, 5) OBP: 0.179, SLG: 0.130										0	0	0	0	0	0	0
Ernie Broglio, R (1, 1) OBP: 0.421, SLG: 0.412			HR 1B	L4	L4				BB 1B 1-2	2	1	1	0	0	0	0
Chuck Estrada, R (4, 1)										1	0	0	0	0	0	1
Bob Hendley, R (7, 1)										0	0	0	0	0	0	0
Marty Keough, L (9, PH) OBP: 0.150, SLG: 0.105										0	0	0	0	0	0	0
Carl Warwick, R (9, PH) OBP: 0.190, SLG: 0.190										1	1	1	0	0	0	0
Fergie Jenkins, R (9, 1) OBP: 0.412, SLG: 0.563										0	0	0	0	0	0	0

	AB	40
	R	9
	H	15
	RBI	9
	BB	2
	SO	6
	LOB	16

Inning Stats	1	2	3	4	5	6	7	8	9
	R: 0 E: 0 K: 0 S: 4	H: 1 LOB: 1 BB: 0 P: 4	R: 0 E: 0 K: 0 S: 4	H: 2 LOB: 1 BB: 0 P: 4	R: 3 E: 0 K: 1 S: 9	H: 4 LOB: 1 BB: 0 P: 9	R: 0 E: 0 K: 0 S: 3	H: 0 LOB: 0 BB: 0 P: 3	R: 1 E: 0 K: 0 S: 5	H: 2 LOB: 1 BB: 0 P: 5
	R: 0 E: 0 K: 1 S: 6	H: 1 LOB: 1 BB: 0 P: 6	R: 0 E: 0 K: 1 S: 6	H: 1 LOB: 1 BB: 0 P: 6	R: 0 E: 0 K: 2 S: 7	H: 0 LOB: 0 BB: 0 P: 7	R: 5 E: 0 K: 1 S: 8	H: 4 LOB: 2 BB: 2 P: 17	1B: 13 2B: 1 3B: 0 HR: 1	SF: 0 SAC: 0 DP: 0 HBP: 1	WP: 0 PB: 0 SB: 1 CS: 0	PA: 43

PITCHER		IP	WLS	BF	H	R	ER	SO	BB	IBB	HBP	BLK	WP	HR	S	P	ERA	WHIP
Joey Jay, R ERA: 4.37	(1, 1)	4.2		22	9	4	4	1	0	0	0	0	0	1	24	24	7.71	1.929
Don Nottebart, R ERA: 1.23	(5, 1)	3.1		13	2	1	1	4	1	0	0	0	0	0	20	24	2.70	0.900
Billy McCool, L ERA: 2.01	(9, 1)	0.2	L	6	3	2	2	1	1	0	0	0	0	0	7	11	27.00	6.000
Jack Baldschun, R ERA: 9.88	(9, 1)	0.1		2	1	2	2	0	0	0	1	0	0	0	1	2	54.00	3.000

PITCHER	IP	WLS	BF	H	R	ER	SO	BB	IBB	HBP	BLK	WP	HR	S	P	ERA	WHIP

Batter	1	2	3	4	5	6	7	8	9	AB	R	H	RBI	BB	SO	LOB
Tommy Harper, R (1, 9) OBP: 0.357, SLG: 0.393	x 0-0 CS 2B		S S S 0-3 ① K	x 0-0 ③ F2		x 0-0 ② SF8 1-2 2-H		x 0-0 ③ P4		4	0	1	1	0	1	3
Tommy Helms, R (1, 5) OBP: 0.323, SLG: 0.396	B B B B 4-0 BB BB		x 0-0 ② 6-3		x 0-0 SH1-4 BB 1B	x 0-0 ③ 6-3			x 0-0 ① P6	4	0	1	0	1	0	1
Vada Pinson, L (1, 8) OBP: 0.350, SLG: 0.461	x 0-0 ① F2		x 0-0 ③ 4-3		B B B B 4-0 SH1-4 1-2 BB		x 0-0 9-5 2B		x 0-0 2B	4	0	2	0	1	0	2
Gordy Coleman, L (1, 3) OBP: 0.278, SLG: 0.224 Tony Perez, R (7, PH) OBP: 0.315, SLG: 0.342 (8, 3) Art Shamsky, L (9, PH) OBP: 0.347, SLG: 0.609	B B B B 4-0 ② 1-2 2-3 BB			x 0-0 ① 6-3	x 0-0 ① SH1-4 1-2 2-3		x 0-0 ① ② 9-5 2-3f		S S S 0-3 ② K	1 1 1	0 0 0	0 0 0	0 0 0	1 0 1	0 0 0	0 1 1
Pete Rose, S (1, 4) OBP: 0.304, SLG: 0.363	S S S 0-3 ③ K			x 0-0 HR	S S S 0-3 ② K		x 0-0 ③ 5-3		x 0-0 ③ 6-3	5	1	1	1	0	2	5
Deron Johnson, R (1, 7) OBP: 0.289, SLG: 0.356 Dick Simpson, R (9, 7) OBP: 0.100, SLG: 0.100		x 0-0 ① P6		x 0-0 HR 2B	x 0-0 ③ F9			x 0-0 FC 1B		4 0	1 0	2 0	0 0	0 0	0 0	2 0
Leo Cardenas, R (1, 6) OBP: 0.348, SLG: 0.512		x 0-0 HR		x 0-0 2-H HR		x 0-0 FC3-5 2B		x 0-0 ① FC 1B 1-2f		4	2	3	3	0	0	1
Johnny Edwards, L (1, 2) OBP: 0.339, SLG: 0.323		B B B B 4-0 CS BB		x 0-0 ② F8		B B B B 4-0 WP FC3-5 SF8 BB		x 0-0 ② F8		2	1	0	0	2	0	1
Joey Jay, S (1, 1) OBP: 0.227, SLG: 0.150 Don Nottebart, R (5, 1) OBP: 0.143, SLG: 0.143 Billy McCool, R (9, 1) OBP: 0.333, SLG: 0.200 Jack Baldschun, R (9, 1)		S S S 0-3 ② ③ K 1-2		x 0-0 1B		x 0-0 ① FC3-5 WP 1-2 2-3f		x 0-0 1-2 1B		2 2 0 0	0 0 0 0	1 1 0 0	0 0 0 0	0 0 0 0	1 0 0 0	1 2 0 0
Inning Stats	R: 0 H: 1 E: 0 LOB: 2 K: 1 BB: 2 S: 5 P: 13	R: 1 H: 1 E: 0 LOB: 1 K: 1 BB: 1 S: 5 P: 9	R: 0 H: 0 E: 0 LOB: 0 K: 1 BB: 0 S: 5 P: 5	R: 3 H: 4 E: 0 LOB: 1 K: 0 BB: 0 S: 7 P: 7	R: 0 H: 1 E: 0 LOB: 2 K: 1 BB: 1 S: 6 P: 10	R: 1 H: 1 E: 0 LOB: 1 K: 0 BB: 1 S: 4 P: 8	R: 0 H: 1 E: 0 LOB: 0 K: 0 BB: 0 S: 3 P: 3	R: 0 H: 2 E: 0 LOB: 2 K: 0 BB: 0 S: 5 P: 5	R: 0 H: 1 E: 0 LOB: 1 K: 1 BB: 0 S: 6 P: 6	1B: 4 SF: 1 2B: 7 SAC: 1 3B: 0 DP: 2 HR: 3 HBP: 0						

PITCHER		IP	WLS	BF	H	R	ER	SO	BB	IBB	HBP	BLK	WP	HR	S	P	ERA	WHIP
Ernie Broglio, R ERA: 5.07	(1, 1)	3.2		18	6	4	4	3	3	0	0	0	0	3	21	33	9.82	2.455
Chuck Estrada, R ERA: 1.59	(4, 1)	2.1		11	2	1	1	1	2	0	0	0	1	0	11	19	3.86	1.714
Bob Hendley, L ERA: 4.24	(7, 1)	2.0	W	8	3	0	0	0	0	0	0	0	0	0	8	8	0.00	1.500
Fergie Jenkins, R ERA: 3.71	(9, 1)	1.0	S	4	1	0	0	1	0	0	0	0	0	0	6	6	0.00	1.000

PITCHER	IP	WLS	BF	H	R	ER	SO	BB	IBB	HBP	BLK	WP	HR	S	P	ERA	WHIP

BOTTOM

Chicago Cubs @ Cincinnati Reds

Crosley Field, Cincinnati, OH

Sun Jun 05 1966, 3:38 AM EDT

Att. 11,974 - Unknown

livebaseballscorecards.com

AB	34
R	5
H	12
RBI	5
BB	5
SO	5
LOB	20

Batter	1	2	3	4	5	6	7	8	9	10	AB	R	H	RBI	BB	SO	LOB
Maury Wills, S (1, 6) OBP: 0.322, SLG: 0.330	0-0 S 1B		0-3 ① K		0-0 SF8 3B	0-0 ② F9		0-0 ③ P6		0-3 ③ K	6	1	2	0	0	2	2
Wes Parker, S (1, 3) OBP: 0.352, SLG: 0.458	4-0 G5-4-3 BB 1-2		4-0 FC4-6 BB		0-0 ① SF8 3-H	0-0 ③ P4			0-0 ① F5		2	0	0	1	2	0	1
Willie Davis, L (1, 8) OBP: 0.296, SLG: 0.372	0-3 ① K		0-0 ② FC4-6 1-2f		0-0 1B 2B 1B		0-0 ① L9		0-3 ② K		5	1	1	0	0	2	3
Tommy Davis, R (1, 7) OBP: 0.346, SLG: 0.434	0-0 ②③ G5-4-3 1-2f		0-0 ③ 1-3		0-0 2B WP 1B 1-2		0-0 ② 5-3		0-3 ③ K		5	1	1	0	0	1	3
Jim Lefebvre, S (1, 4) OBP: 0.365, SLG: 0.532		0-0 1B 2B		0-0 ① 5-3	0-0 WP 2B 1-3 2-H		4-0 BB			0-0 HR	4	2	3	2	1	0	0
Al Ferrara, R (1, 9) OBP: 0.370, SLG: 0.542		0-0 G5-3 1B 1B		0-0 HR	0-3 ② K 2-3 3-H		0-3 ③ K			0-0 IHR	5	2	3	2	0	2	2
John Roseboro, L (1, 2) OBP: 0.333, SLG: 0.410		0-0 1-2 2-H 1B		0-0 1B	0-0 ③ L8			0-0 HR		0-0 FC3-6 1B	5	1	4	2	0	0	1
John Kennedy, R (1, 5) OBP: 0.239, SLG: 0.250		0-3 ① K		0-0 ② F7		0-0 ① 5-3		0-3 ① K		0-3 ① K	5	0	0	0	0	3	4
Don Sutton, R (1, 1) OBP: 0.314, SLG: 0.343 Phil Regan, R (6, 1) OBP: 0.083, SLG: 0.083		0-0 ②③ G5-3 2-3f		0-0 ③ F4		0-0 2B		0-0 ② P3		0-0 ② FC3-6 1-2f	3 2	0 0	1 0	0 0	0 0	0 0	3 1
Inning Stats	R: 0 H: 1 E: 0 LOB: 1 K: 1 BB: 1 S: 5 P: 9	R: 1 H: 3 E: 0 LOB: 1 K: 1 BB: 0 S: 7 P: 7	R: 0 H: 0 E: 0 LOB: 1 K: 1 BB: 1 S: 5 P: 9	R: 1 H: 2 E: 0 LOB: 1 K: 0 BB: 0 S: 5 P: 5	R: 3 H: 4 E: 0 LOB: 1 K: 1 BB: 0 S: 9 P: 9	R: 0 H: 1 E: 0 LOB: 1 K: 0 BB: 0 S: 4 P: 4	R: 0 H: 0 E: 0 LOB: 1 K: 1 BB: 1 S: 5 P: 9	R: 1 H: 1 E: 0 LOB: 0 K: 1 BB: 0 S: 6 P: 6	R: 0 H: 0 E: 0 LOB: 0 K: 2 BB: 0 S: 7 P: 7	R: 2 H: 3 E: 0 LOB: 1 K: 2 BB: 0 S: 10 P: 10	1B: 7 SF: 1 2B: 3 SAC: 0 3B: 1 DP: 2 HR: 4 HBP: 0						

PITCHER		IP	WLS	BF	H	R	ER	SO	BB	IBB	HBP	BLK	WP	HR	S	P	ERA	WHIP
Bob Hendley, L ERA: 5.2	(1, 1)	4.1		23	10	5	5	3	2	0	0	0	0	1	27	35	10.38	2.769
Fergie Jenkins, R ERA: 3.81	(5, 1)	5.2	L	23	5	3	3	7	1	0	0	0	1	2	36	40	4.76	1.059

PITCHER	IP	WLS	BF	H	R	ER	SO	BB	IBB	HBP	BLK	WP	HR	S	P	ERA	WHIP

TOP

Los Angeles Dodgers @ Chicago Cubs

Wrigley Field, Chicago, IL

Tue Jun 07 1966, 3:33 AM CDT

Att. 7,552 - Unknown

livebaseballscorecards.com

AB	42
R	8
H	15
RBI	7
BB	3
SO	10
LOB	20

1B: 7	SF: 1	WP: 1	PA:	46
2B: 3	SAC: 0	PB: 0		
3B: 1	DP: 2	SB: 1		
HR: 4	HBP: 0	CS: 0		

Batter	1	2	3	4	5	6	7	8	9	10	AB	R	H	RBI	BB	SO	LOB
Adolfo Phillips, R (1, 8) OBP: 0.381, SLG: 0.528	S S S 0-3 ① K	S S S 0-3 ② K		S S S 0-3 ② K		x 0-0 2-H HR		x 0-0 CS 1B			5	1	2	2	0	3	3
Glenn Beckert, R (1, 4) OBP: 0.297, SLG: 0.316	x 0-0 ② 6-3	x 0-0 ③ F8		x 0-0 ③ P4		x 0-0 ② L4		x 0-0 ② ③ F8 1-2			5	0	0	0	0	0	4
Billy Williams, L (1, 9) OBP: 0.286, SLG: 0.333	B B B B 4-0 BB		B B B B 4-0 14 WP E FC5-2 BB		x 0-0 ① F9	x 0-0 ③ 3-1			x 0-0 ① 6-3		3	0	0	0	2	0	0
Ron Santo, R (1, 5) OBP: 0.409, SLG: 0.547	x 0-0 ③ F2		x 0-0 E6 FC5-2 14 WP 1-2 FC6-4		x 0-0 14 4-3 3B		x 0-0 ① P6		x 0-0 ② F9		5	2	1	0	0	0	2
14 Ernie Banks, R (1, 3) OBP: 0.243, SLG: 0.301		x 0-0 1B BB 1B 1B	B B B B 4-0 FC6-4 FC5-2 1-2 2-3 BB		x 0-0 ② 4-3 3-H		x 0-0 1B 1B		x 0-0 ③ 5-3		4	1	2	1	1	0	0
Byron Browne, R (1, 7) OBP: 0.308, SLG: 0.469 Carl Warwick, R (10, 7) OBP: 0.190, SLG: 0.190 George Altman, L (10, 7) OBP: 0.270, SLG: 0.420		B B B B 4-0 1B 1B 1-2 BB	x 0-0 ① FC5-2 FC6-4 1-2 2-3 3-Hf		x 0-0 HR		S S S 0-3 ② K		B B B B 4-0 G6-4-3 BB		3 0 0	1 0 0	1 0 0	1 0 0	1 0 1	1 0 0	4 0 0
Randy Hundley, R (1, 2) OBP: 0.293, SLG: 0.401		x 0-0 1B 1-2 2-3 1B	x 0-0 ② FC6-4 1-2f 2-3 3-H		x 0-0 ③ F8		x 0-0 1-2 1B		x 0-0 ① ② G6-4-3 1-2f		5	0	2	1	0	0	3
Don Kessinger, S (1, 6) OBP: 0.253, SLG: 0.261 Lee Thomas, L (10, PH) OBP: 0.266, SLG: 0.346		x 0-0 1-2 2-3 3-H 1B	x 0-0 ③ 1-3			x 0-0 SH5-4 HR 1B	x 0-0 ③ F7		x 0-0 1B		4 1	1 0	2 1	1 0	0 0	0 0	4 0
Bob Hendley, R (1, 1) Fergie Jenkins, R (5, 1) OBP: 0.389, SLG: 0.529 Marty Keough, L (10, PH) OBP: 0.143, SLG: 0.100		S S S 0-3 ① K		S S S 0-3 ① K		x 0-0 ① SH5-4 1-2		x 0-0 ① F7		S S S 0-3 ③ K	2 1 1	0 0 0	0 0 0	0 0 0	0 0 0	2 0 1	3 0 1
Inning Stats	R: 0 E: 0 K: 1 S: 5 H: 0 LOB: 1 BB: 1 P: 9	R: 1 E: 0 K: 2 S: 10 H: 3 LOB: 3 BB: 1 P: 14	R: 1 E: 1 K: 0 S: 4 H: 0 LOB: 2 BB: 2 P: 12	R: 0 E: 0 K: 2 S: 7 H: 0 LOB: 0 BB: 0 P: 7	R: 2 E: 0 K: 0 S: 5 H: 2 LOB: 0 BB: 0 P: 5	R: 2 E: 0 K: 0 S: 5 H: 2 LOB: 0 BB: 0 P: 5	R: 0 E: 0 K: 1 S: 7 H: 2 LOB: 2 BB: 0 P: 7	R: 0 E: 0 K: 0 S: 3 H: 1 LOB: 0 BB: 0 P: 3	R: 0 E: 0 K: 0 S: 3 H: 0 LOB: 0 BB: 0 P: 3	R: 0 E: 0 K: 1 S: 5 H: 1 LOB: 1 BB: 1 P: 9	1B: 8 2B: 0 3B: 1 HR: 2	SF: 0 SAC: 1 DP: 1 HBP: 0					

PITCHER	IP	WLS	BF	H	R	ER	SO	BB	IBB	HBP	BLK	WP	HR	S	P	ERA	WHIP
Don Sutton, R (1, 1) ERA: 2.95	5.1		28	7	6	5	5	4	0	0	0	1	2	34	50	8.44	2.062
Phil Regan, R (6, 1) ERA: 1.47	4.2	W	17	4	0	0	2	1	0	0	0	0	0	20	24	0.00	1.071

PITCHER	IP	WLS	BF	H	R	ER	SO	BB	IBB	HBP	BLK	WP	HR	S	P	ERA	WHIP

BOTTOM

Los Angeles Dodgers @ Chicago Cubs

Wrigley Field, Chicago, IL

Tue Jun 07 1966, 3:33 AM CDT

Att. 7,552 - Unknown

livebaseballscorecards.com

AB	39
R	6
H	11
RBI	6
BB	5
SO	7
LOB	24

WP: 1	PA: 45						
PB: 0							
SB: 0							
CS: 1							

Batter	1	2	3	4	5	6	7	8	9	AB	R	H	RBI	BB	SO	LOB
Maury Wills, S (1, 6) OBP: 0.333, SLG: 0.342	E3 4-3		1B 1-2 1B		BB 1B 1B		1B 1B		FC6-4 1B	5	1	4	0	0	0	0
Wes Parker, S (1, 3) OBP: 0.353, SLG: 0.454	K ①		K ②		1B 1-2 BB		FC6-4 1-2 1B		FC6-4 1-2f ③	4	0	1	0	1	2	4
Lou Johnson, R (1, 8) OBP: 0.331, SLG: 0.471	4-3 ② 1-2		FC6-4 1-2 2-3 1B		1-3 2-H 1B		FC6-4 ③ 1-2f			4	0	2	1	0	0	3
Tommy Davis, R (1, 7) OBP: 0.329, SLG: 0.413	F7 ③		FC6-4 ③ 1-2f		1-3 ③			5-3 ①		4	0	0	0	0	0	6
Jim Lefebvre, S (1, 4) OBP: 0.358, SLG: 0.520		4-3 ①		1-3 ①		K ①		F8 ②		4	0	0	0	0	1	0
Al Ferrara, R (1, 9) OBP: 0.365, SLG: 0.529		K ②		K ②		5-3 ②		1B		4	0	1	0	0	2	0
John Kennedy, R (1, 5) OBP: 0.225, SLG: 0.235		P4 ③		4-3 ③		5-3 ③		5-3 ③		4	0	0	0	0	0	1
Jeff Torborg, R (1, 2) OBP: 0.301, SLG: 0.303			K ①		F8 ①		B5-3 ①		F7 ①	4	0	0	0	0	1	0
Don Drysdale, R (1, 1) OBP: 0.229, SLG: 0.353			E6 1B 1B		K ②		6-3 ②		F7 ②	3	0	0	0	0	1	0
Nick Willhite, L (8, 1)										0	0	0	0	0	0	0
Jim Gilliam, S (9, PH) OBP: 0.229, SLG: 0.213										1	0	0	0	0	0	0
Inning Stats	R: 0 E: 1 K: 1 S: 6 H: 0 LOB: 1 BB: 0 P: 6	R: 0 E: 0 K: 1 S: 5 H: 0 LOB: 0 BB: 0 P: 5	R: 0 E: 1 K: 2 S: 10 H: 2 LOB: 3 BB: 0 P: 10	R: 0 E: 0 K: 1 S: 5 H: 0 LOB: 0 BB: 0 P: 5	R: 1 E: 0 K: 1 S: 7 H: 2 LOB: 2 BB: 1 P: 11	R: 0 E: 0 K: 1 S: 5 H: 0 LOB: 0 BB: 0 P: 5	R: 0 E: 0 K: 0 S: 5 H: 2 LOB: 2 BB: 0 P: 5	R: 0 E: 0 K: 0 S: 4 H: 1 LOB: 1 BB: 0 P: 4	R: 0 E: 0 K: 0 S: 4 H: 1 LOB: 1 BB: 0 P: 4	1B: 8 2B: 0 3B: 0 HR: 0 SF: 0 SAC: 0 DP: 0 HBP: 0						

PITCHER	IP	WLS	BF	H	R	ER	SO	BB	IBB	HBP	BLK	WP	HR	S	P	ERA	WHIP
Dick Ellsworth, L (1, 1) ERA: 2.25	9.0	W	38	8	1	1	7	1	0	0	0	0	0	51	55	1.00	1.000

PITCHER	IP	WLS	BF	H	R	ER	SO	BB	IBB	HBP	BLK	WP	HR	S	P	ERA	WHIP

TOP

Los Angeles Dodgers @ Chicago Cubs

Wrigley Field, Chicago, IL

Wed Jun 08 1966, 3:33 AM CDT

Att. 5,178 - Unknown

livebaseballscorecards.com

AB	37
R	1
H	8
RBI	1
BB	1
SO	7
LOB	14

WP: 0 PA: 38
PB: 0
SB: 0
CS: 0

Batter	1	2	3	4	5	6	7	8	9	AB	R	H	RBI	BB	SO	LOB
Adolfo Phillips, R (1, 8) OBP: 0.378, SLG: 0.517	P5		PO, HBP	K			K	CS, 3-H		3	0	0	0	0	2	3
Glenn Beckert, R (1, 4) OBP: 0.291, SLG: 0.309	6-3		PO, 1-2	F8	F7		F2			4	0	0	0	0	0	2
Billy Williams, L (1, 9) OBP: 0.290, SLG: 0.337	K			2B, 1B	F8		1-3, 2-H, 1B			4	1	2	1	0	1	0
Ron Santo, R (1, 5) OBP: 0.406, SLG: 0.546		5-3		HBP, 1-H, HR, 2B	P6		P4			4	1	1	1	0	0	2
14 Ernie Banks, R (1, 3) OBP: 0.256, SLG: 0.308		FC6-4, 1B		HBP, HR, HBP		F8		SH1-4, 1B, 1B		3	2	2	0	0	0	0
Byron Browne, R (1, 7) OBP: 0.313, SLG: 0.466		K		1-2, 2-3, HR, HBP		F2		1-2, SH1-4, 1B, 1B		3	2	1	0	0	1	1
Randy Hundley, R (1, 2) OBP: 0.293, SLG: 0.419		FC6-4, 1-2f		1-H, 2-H, 3-H, HR		K		1-2, 2-3, SH1-4		3	1	1	4	0	1	1
Don Kessinger, S (1, 6) OBP: 0.253, SLG: 0.260			G3	K			E5, 1B	2-H, 3-H, 4-3, BLK, CS, 1B		4	1	1	2	0	1	0
Dick Ellsworth, L (1, 1) OBP: 0.156, SLG: 0.129			K	1B			E1, 1B	1-3, 4-3		4	0	1	0	0	1	2
Inning Stats	R: 0, E: 0, K: 1, S: 5 / H: 0, LOB: 0, BB: 0, P: 5	R: 0, E: 0, K: 1, S: 6 / H: 1, LOB: 1, BB: 0, P: 6	R: 0, E: 0, K: 1, S: 4 / H: 0, LOB: 0, BB: 0, P: 5	R: 5, E: 0, K: 2, S: 11 / H: 4, LOB: 1, BB: 0, P: 13	R: 0, E: 0, K: 0, S: 3 / H: 0, LOB: 0, BB: 0, P: 3	R: 0, E: 0, K: 1, S: 5 / H: 0, LOB: 0, BB: 0, P: 5	R: 1, E: 2, K: 1, S: 8 / H: 1, LOB: 2, BB: 0, P: 8	R: 2, E: 0, K: 0, S: 5 / H: 3, LOB: 0, BB: 0, P: 5		1B: 7, 2B: 1, 3B: 0, HR: 1 / SF: 0, SAC: 1, DP: 0, HBP: 3						

PITCHER		IP	WLS	BF	H	R	ER	SO	BB	IBB	HBP	BLK	WP	HR	S	P	ERA	WHIP
Don Drysdale, R ERA: 4.42	(1, 1)	7.1	L	35	9	8	7	7	0	0	3	0	0	1	46	49	8.59	1.227
Nick Willhite, L ERA: 2.08	(8, 1)	0.2		1	0	0	0	0	0	0	0	1	0	0	1	1	0.00	0.000

PITCHER	IP	WLS	BF	H	R	ER	SO	BB	IBB	HBP	BLK	WP	HR	S	P	ERA	WHIP

BOTTOM

Los Angeles Dodgers @ Chicago Cubs

Wrigley Field, Chicago, IL

Wed Jun 08 1966, 3:33 AM CDT

Att. 5,178 - Unknown

livebaseballscorecards.com

AB	32
R	8
H	9
RBI	8
BB	0
SO	7
LOB	11

1B: 7	SF: 0	WP: 0	PA: 38
2B: 1	SAC: 1	PB: 0	
3B: 0	DP: 0	SB: 0	
HR: 1	HBP: 3	CS: 1	

Batter	1	2	3	4	5	6	7	8	9	10	AB	R	H	RBI	BB	SO	LOB
Adolfo Phillips, R (1, 8) OBP: 0.367, SLG: 0.500	K		K			K		K		K	5	0	0	0	0	5	3
Glenn Beckert, R (1, 4) OBP: 0.294, SLG: 0.311	F8			G4-6-3 1B		1-3 1B		F8		6-3	5	0	2	0	0	0	1
Billy Williams, L (1, 9) OBP: 0.289, SLG: 0.332	G3			G4-6-3 1-2f		IBB			F2		3	0	0	0	1	0	1
Ron Santo, R (1, 5) OBP: 0.404, SLG: 0.540		CS 1B		E5		L4			F8		4	0	1	0	0	0	2
14 Ernie Banks, R (1, 3) OBP: 0.256, SLG: 0.307		F9		F9			F8		E 1B		4	0	1	0	0	0	2
Byron Browne, R (1, 7) OBP: 0.311, SLG: 0.461		K 1-2			K		E7 CS 1B		E6 1-2		4	0	1	0	0	2	2
Randy Hundley, R (1, 2) OBP: 0.287, SLG: 0.409			F7		K		K		F7		4	0	0	0	0	2	3
Don Kessinger, S (1, 6) OBP: 0.259, SLG: 0.262			SH1-4 1B		F8		IBB			E4 SH3-4	3	0	1	0	1	0	0
Ken Holtzman, R (1, 1) OBP: 0.111, SLG: 0.111			SH1-4 1-2			1B 1B	CS 3-H	6-3		SH3-4 1-2	2	0	1	0	0	0	0
Inning Stats	R: 0 H: 0 E: 0 LOB: 0 K: 1 BB: 0 S: 5 P: 5	R: 0 H: 1 E: 0 LOB: 1 K: 1 BB: 0 S: 5 P: 5	R: 0 H: 1 E: 0 LOB: 1 K: 1 BB: 0 S: 6 P: 6	R: 0 H: 1 E: 1 LOB: 1 K: 0 BB: 0 S: 4 P: 4	R: 0 H: 0 E: 0 LOB: 0 K: 2 BB: 0 S: 7 P: 7	R: 0 H: 2 E: 0 LOB: 2 K: 1 BB: 1 S: 6 P: 10	R: 0 H: 1 E: 1 LOB: 1 K: 1 BB: 1 S: 5 P: 9	R: 0 H: 0 E: 0 LOB: 0 K: 1 BB: 0 S: 5 P: 5	R: 0 H: 1 E: 1 LOB: 2 K: 0 BB: 0 S: 5 P: 5	R: 0 H: 0 E: 1 LOB: 1 K: 1 BB: 0 S: 6 P: 6	1B: 7 SF: 0 2B: 1 SAC: 2 3B: 0 DP: 2 HR: 0 HBP: 0						

PITCHER		IP	WLS	BF	H	R	ER	SO	BB	IBB	HBP	BLK	WP	HR	S	P	ERA	WHIP
Turk Farrell, R ERA: 5.01	(1, 1)	9.0		34	7	0	0	8	0	2	0	0	0	0	48	56	0.00	0.778
Ron Taylor, R ERA: 3.65	(10, 1)	1.0	W	4	0	0	0	1	0	0	0	0	0	0	6	6	0.00	0.000

PITCHER		IP	WLS	BF	H	R	ER	SO	BB	IBB	HBP	BLK	WP	HR	S	P	ERA	WHIP

TOP

Chicago Cubs @ Houston Astros

Astrodome, Houston, TX

Fri Jun 10 1966, 8:05 PM EDT

Att. 16,691 - Dome - 72 F

livebaseballscorecards.com

AB	34
R	0
H	7
RBI	0
BB	2
SO	9
LOB	14

WP: 0	PA: 39		
PB: 0			
SB: 0			
CS: 2			

Batter	1	2	3	4	5	6	7	8	9	10	AB	R	H	RBI	BB	SO	LOB
Joe Morgan, L (1, 4) OBP: 0.447, SLG: 0.435	S S S 0-3 ① K			x 0-0 ① 6-3			x 0-0 ① F5		B B B B 4-0 BB		3	0	0	0	1	1	0
Sonny Jackson, L (1, 6) OBP: 0.317, SLG: 0.307	S S S 0-3 ② K			x 0-0 ② G3			x 0-0 ② F8		x 0-0 ③ 4-3		4	0	0	0	0	1	1
Jimmy Wynn, R (1, 8) OBP: 0.315, SLG: 0.441	x 0-0 ③ 5-3			S S S 0-3 ③ K			x 0-0 ③ 5-3			x 0-0 SH 1B 1B	4	1	1	0	0	1	0
Dave Nicholson, R (1, 9) OBP: 0.449, SLG: 0.514		S S S 0-3 ① K			x 0-0 ① F7			x 0-0 ① 5-3		x 0-0 SH 1B 1-2	3	0	0	0	0	1	0
Jim Gentile, L (1, 3) OBP: 0.358, SLG: 0.454		S S S 0-3 ② K			x 0-0 ② G3			S S S 0-3 ② K		x 0-0 ① F8	4	0	0	0	0	2	2
John Bateman, R (1, 2) OBP: 0.328, SLG: 0.483		x 0-0 ③ F8			x 0-0 ③ 5-3			x 0-0 1B		x 0-0 ② F9	4	0	1	0	0	0	2
Bob Aspromonte, R (1, 5) OBP: 0.251, SLG: 0.265			x 0-0 ① 1B			x 0-0 ① F7		x 0-0 ③ F7		x 0-0 1-2 2-H 1B	4	0	2	1	0	0	1
Rusty Staub, L (1, 7) OBP: 0.310, SLG: 0.399			x 0-0 ② P5			x 0-0 G2-6-3 1B			x 0-0 ① G3		3	0	1	0	0	0	0
Turk Farrell, R (1, 1) Felix Mantilla, R (9, PH) OBP: 0.246, SLG: 0.279 Ron Taylor, R (10, 1)			S S S 0-3 ③ K			x 0-0 ②③ G2-6-3 1-2f			x 0-0 ② P6		2 1 0	0 0 0	0 0 0	0 0 0	0 0 0	1 0 0	1 0 0
Inning Stats	R: 0 E: 0 K: 2 S: 7 H: 0 LOB: 0 BB: 0 P: 7	R: 0 E: 0 K: 2 S: 7 H: 0 LOB: 0 BB: 0 P: 7	R: 0 E: 0 K: 1 S: 5 H: 1 LOB: 0 BB: 0 P: 5	R: 0 E: 0 K: 1 S: 5 H: 0 LOB: 0 BB: 0 P: 5	R: 0 E: 0 K: 0 S: 3 H: 0 LOB: 0 BB: 0 P: 3	R: 0 E: 0 K: 0 S: 3 H: 1 LOB: 0 BB: 0 P: 3	R: 0 E: 0 K: 0 S: 3 H: 0 LOB: 0 BB: 0 P: 3	R: 0 E: 0 K: 1 S: 6 H: 1 LOB: 1 BB: 0 P: 6	R: 0 E: 0 K: 0 S: 3 H: 0 LOB: 1 BB: 1 P: 7	R: 1 E: 0 K: 0 S: 5 H: 2 LOB: 2 BB: 0 P: 5	1B: 5 2B: 0 3B: 0 HR: 0	SF: 0 SAC: 1 DP: 1 HBP: 0					

PITCHER	IP	WLS	BF	H	R	ER	SO	BB	IBB	HBP	BLK	WP	HR	S	P	ERA	WHIP
Ken Holtzman, L (1, 1) ERA: 3.98	9.2	L	34	5	1	1	7	1	0	0	0	0	0	47	51	0.93	0.621

PITCHER	IP	WLS	BF	H	R	ER	SO	BB	IBB	HBP	BLK	WP	HR	S	P	ERA	WHIP

BOTTOM

Chicago Cubs @ Houston Astros

Astrodome, Houston, TX

Fri Jun 10 1966, 8:05 PM EDT

Att. 16,691 - Dome - 72 F

livebaseballscorecards.com

AB	32
R	1
H	5
RBI	1
BB	1
SO	7
LOB	7

WP: 0 PB: 0 SB: 0 CS: 0 PA: 34

Batter	1	2	3	4	5	6	7	8	9	AB	R	H	RBI	BB	SO	LOB
Adolfo Phillips, R (1, 8) OBP: 0.357, SLG: 0.484	SSS 0-3 ① K		SSS 0-3 ② K	x 0-0 ③ F8		SSS 0-3 ② K		x 0-0 ③ F8		5	0	0	0	0	3	5
Glenn Beckert, R (1, 4) OBP: 0.296, SLG: 0.324	x 0-0 ② 6-3		x 0-0 2-H 3B		x 0-0 14 S WP 14 PB 1B	x 0-0 ③ FC4 1-2f			x 0-0 ① F7	5	1	2	1	0	0	1
Billy Williams, L (1, 9) OBP: 0.283, SLG: 0.324	SSS 0-3 ③ K		x 0-0 ③ 4-3		x 0-0 ① F8 1-2		x 0-0 ① 4-3		x 0-0 ② F2	5	0	0	0	0	1	2
Ron Santo, R (1, 5) OBP: 0.408, SLG: 0.539		SSS 0-3 ① K		x 0-0 14 3B 1B	BBB 4-0 14 PB 14 S 14 3B BB		x 0-0 ② F8		x 0-0 14 3B 1B	4	3	2	0	1	1	0
14 Ernie Banks, R (1, 3) OBP: 0.267, SLG: 0.355		x 0-0 ② 4-3		x 0-0 1-H HR 3B	x 0-0 1-H 2-H 3B		x 0-0 ③ F8		x 0-0 1-H 3B	5	1	3	3	0	0	0
Byron Browne, R (1, 7) OBP: 0.314, SLG: 0.478		x 0-0 ③ F8		x 0-0 3-H HR	SSS 0-3 ② K			x 0-0 SH5-4 CI 1B	x 0-0 ③ F7	5	1	2	2	0	1	2
Randy Hundley, R (1, 2) OBP: 0.287, SLG: 0.407			x 0-0 1B 5-3 1B	x 0-0 E6 FC4	x 0-0 ③ P4			S 0-1 CI SH5-4 1-2		3	1	1	0	0	0	1
Don Kessinger, S (1, 6) OBP: 0.261, SLG: 0.263			x 0-0 5-3 3B 1-3 1B	x 0-0 ① FC4 S 1-2f		x 0-0 ① 5-3		x 0-0 ① SH5-4 1-2 2-3		3	1	1	0	0	0	1
Bill Hands, R (1, 1) OBP: 0.182, SLG: 0.105 Billy Hoeft, L (7, 1) OBP: 0.500, SLG: 0.500			x 0-0 ① SSS 5-3 1-2 3-H	0-3 ② K 1-2		BBB 4-0 FC4 BB		x 0-0 ② 4-3		2	0	0	1	1	1	2
										1	0	0	0	0	0	2

TOP

Chicago Cubs @ Houston Astros

Astrodome, Houston, TX

Sat Jun 11 1966, 8:05 PM EDT

Att. 29,877 - Dome - 72 F

livebaseballscorecards.com

AB	38
R	8
H	11
RBI	7
BB	2
SO	7
LOB	16

Inning Stats	1	2	3	4	5	6	7	8	9							
	R: 0 E: 0 K: 2 S: 7	H: 0 LOB: 0 BB: 0 P: 7	R: 0 E: 0 K: 1 S: 5	H: 0 LOB: 0 BB: 0 P: 5	R: 2 E: 0 K: 1 S: 8	H: 3 LOB: 1 BB: 0 P: 8	R: 3 E: 1 K: 1 S: 9	H: 3 LOB: 1 BB: 0 P: 9	R: 2 E: 0 K: 1 S: 7	H: 2 LOB: 1 BB: 1 P: 11	R: 0 E: 0 K: 1 S: 5	H: 0 LOB: 1 BB: 1 P: 9	R: 0 E: 0 K: 0 S: 3	H: 0 LOB: 0 BB: 0 P: 3	R: 0 E: 1 K: 0 S: 5	H: 1 LOB: 2 BB: 0 P: 5	R: 1 E: 0 K: 0 S: 5	H: 2 LOB: 1 BB: 0 P: 5

1B: 6	SF: 0	WP: 1	PA: 42
2B: 0	SAC: 1	PB: 1	
3B: 4	DP: 0	SB: 3	
HR: 1	HBP: 0	CS: 0	

PITCHER		IP	WLS	BF	H	R	ER	SO	BB	IBB	HBP	BLK	WP	HR	S	P	ERA	WHIP
Bob Bruce, R ERA: 6.63	(1, 1)	3.0	L	15	6	5	5	4	0	0	0	0	0	1	23	23	15.00	2.000
Gary Kroll, R ERA: 3.32	(4, 1)	4.0		17	2	2	2	3	2	0	0	0	1	0	21	29	4.50	1.000
Aurelio Monteagudo, R ERA: 3.13	(8, 1)	2.0		10	3	1	1	0	0	0	0	0	0	0	10	10	4.50	1.500

PITCHER	IP	WLS	BF	H	R	ER	SO	BB	IBB	HBP	BLK	WP	HR	S	P	ERA	WHIP

Chicago Cubs @ Houston Astros

Astrodome, Houston, TX

Sat Jun 11 1966, 8:05 PM EDT

Att. 29,877 - Dome - 72 F

livebaseballscorecards.com

BOTTOM

Batter	1	2	3	4	5	6	7	8	9	AB	R	H	RBI	BB	SO	LOB
Joe Morgan, L (1, 4) OBP: 0.450, SLG: 0.436	G6-4-3 1B		L8			FC3-6 1B	BBBB 1-2 BB		F8	4	0	2	0	1	0	2
Sonny Jackson, L (1, 6) OBP: 0.312, SLG: 0.301	G6-4-3 1-2f		SSS K			FC3-6 PB 1-2f	SSS K			4	0	0	0	0	2	5
Jimmy Wynn, R (1, 8) OBP: 0.314, SLG: 0.435	6-3			F8		BBBB WP 2-3 BB	F7			3	0	0	0	1	0	2
Jim Gentile, L (1, 3) OBP: 0.357, SLG: 0.448 Felix Mantilla, R (8, PH) OBP: 0.242, SLG: 0.274 (9, 3)		BBBB 1B BB		E4 5-3		SSS K 1-2		SSS K		2 1	0 0	0 0	0 0	1 0	1 1	2 0
Rusty Staub, L (1, 9) OBP: 0.305, SLG: 0.391		F7		5-3 1-2		4-3		F8		4	0	0	0	0	0	4
Lee Maye, L (1, 7) OBP: 0.272, SLG: 0.397		G6-4-3 1-2 1B		5-3			4-3	P4		4	0	1	0	0	0	1
John Bateman, R (1, 2) OBP: 0.328, SLG: 0.497 Ron Brand, R (9, 2) OBP: 0.385, SLG: 0.333		G6-4-3 1-2f			L5		HR		F2	3 1	1 0	1 0	1 0	0 0	0 0	2 0
Bob Aspromonte, R (1, 5) OBP: 0.261, SLG: 0.276			SH2-4 1B		P6		1B 2B		BBBB G3 BB	3	1	2	0	1	0	0
Bob Bruce, R (1, 1) Gary Kroll, R (4, 1) Bill Heath, L (7, PH) OBP: 0.100, SLG: 0.100 Aurelio Monteagudo, R (8, 1) Dave Nicholson, R (9, PH) OBP: 0.445, SLG: 0.509			SH2-4 1-2		2-3		BB 2-H 1B		G3 1-2	0 1 1 0 1	0 0 0 0 0	0 0 1 0 0	0 0 1 0 0	0 0 0 0 0	0 0 0 0 0	0 0 0 0 1

Inning Stats																							
	R: 0	H: 1		R: 0	H: 1		R: 0	H: 1		R: 0	H: 0		R: 0	H: 1		R: 2	H: 3		R: 0	H: 0		R: 0	H: 0
	E: 0	LOB: 0		E: 0	LOB: 1		E: 0	LOB: 1		E: 1	LOB: 1		E: 1	LOB: 2		E: 0	LOB: 2		E: 0	LOB: 0		E: 0	LOB: 1
	K: 0	BB: 0		K: 0	BB: 1		K: 1	BB: 0		K: 0	BB: 0		K: 1	BB: 1		K: 1	BB: 1		K: 1	BB: 0		K: 0	BB: 1
	S: 3	P: 3		S: 3	P: 7		S: 6	P: 6		S: 4	P: 4		S: 3	P: 3		S: 6	P: 10		S: 8	P: 12		S: 5	P: 5		S: 3	P: 7

	1B: 5	SF: 0	WP: 1	PA: 37
	2B: 1	SAC: 1	PB: 1	
	3B: 0	DP: 2	SB: 0	
	HR: 1	HBP: 0	CS: 0	

PITCHER		IP	WLS	BF	H	R	ER	SO	BB	IBB	HBP	BLK	WP	HR	S	P	ERA	WHIP
Bill Hands, R ERA: 3.04	(1, 1)	6.1	W	28	7	2	2	2	3	0	0	0	1	1	29	41	2.84	1.579
Billy Hoeft, L ERA: 3.38	(7, 1)	2.2	S	9	0	0	0	2	1	0	0	0	0	0	12	16	0.00	0.375

PITCHER	IP	WLS	BF	H	R	ER	SO	BB	IBB	HBP	BLK	WP	HR	S	P	ERA	WHIP

AB	32
R	2
H	7
RBI	2
BB	4
SO	4
LOB	19

Batter	1	2	3	4	5	6	7	8	9	AB	R	H	RBI	BB	SO	LOB
Adolfo Phillips, R (1, 8) OBP: 0.362, SLG: 0.481	BBBB 4-0 G1 S BB		x 0-0 5-3 ③		BBBB 4-0 1B 1-2 2-3 BB			x 0-0 1B 2B 1B		1	0	0	0	2	0	0
Carl Warwick, R (6, 8) OBP: 0.227, SLG: 0.227										1	1	1	0	0	0	0
Glenn Beckert, R (1, 4) OBP: 0.300, SLG: 0.328	x 0-0 G1 ① 1-3			x 0-0 1-3 ①	x 0-0 1-2 2-3 3-H 1B			x 0-0 2B HR 1-2 1B		4	1	2	1	0	0	1
Billy Williams, L (1, 9) OBP: 0.291, SLG: 0.336	SSS 0-3 K ②			x 0-0 FC5-4 1B	0-0 2-1 ③ 3-H	x 0-0 CS 1B		x 0-0 1-3 2-H 2B		4	0	3	1	0	1	1
Ron Santo, R (1, 5) OBP: 0.405, SLG: 0.549	x 0-0 5-3 ③			x 0-0 FC5-4 ② 1-2f		SSS 0-3 K ① ② 1-2		x 0-0 HR 3-H		4	1	1	2	0	1	3
14 Ernie Banks, R (1, 3) OBP: 0.260, SLG: 0.346		SSS 0-3 K ①		x 0-0 1-3 ③		x 0-0 F9 ③		x 0-0 F8 ③		4	0	0	0	0	1	1
Byron Browne, R (1, 7) OBP: 0.307, SLG: 0.466		x 0-0 F8 ②			SSS 0-3 K ①		x 0-0 6-3 ①		x 0-0 L8 ①	4	0	0	0	0	1	0
Randy Hundley, R (1, 2) OBP: 0.287, SLG: 0.400		SSS 0-3 K ③			BBBB 4-0 FC4-6 BB		x 0-0 P4 ②		SSS 0-3 K ②	3	0	0	0	1	2	0
Don Kessinger, S (1, 6) OBP: 0.261, SLG: 0.263			x 0-0 B1-3 ①		x 0-0 FC4-6 ② BB 1B 1B 1-2f		x 0-0 4-3 ③		x 0-0 1B	4	1	1	0	0	0	1
Dick Ellsworth, L (1, 1) OBP: 0.176, SLG: 0.152			SSS 0-3 K ②		x 0-0 1B BB 2-1 1-2 1B			x 0-0 G3 ①	SSS 0-3 K ③	2	0	1	0	0	1	0
Bill Connors, R (6, 1)										0	0	0	0	0	0	0
Billy Hoeft, L (6, 1) OBP: 0.500, SLG: 0.500										0	0	0	0	0	0	0
Lee Thomas, L (8, PH) OBP: 0.265, SLG: 0.344										1	0	0	0	0	0	0
Fergie Jenkins, R (8, 1) OBP: 0.389, SLG: 0.529										0	0	0	0	0	0	0
Jimmy Stewart, S (9, PH) OBP: 0.200, SLG: 0.238										1	0	0	0	0	1	1
Inning Stats	R: 0 E: 0 K: 1 S: 5 H: 0 LOB: 1 BB: 1 P: 9	R: 0 E: 0 K: 2 S: 7 H: 0 LOB: 0 BB: 0 P: 7	R: 0 E: 0 K: 1 S: 5 H: 0 LOB: 0 BB: 0 P: 5	R: 0 E: 0 K: 0 S: 4 H: 1 LOB: 1 BB: 0 P: 4	R: 1 E: 0 K: 1 S: 6 H: 2 LOB: 3 BB: 2 P: 14	R: 0 E: 0 K: 1 S: 5 H: 1 LOB: 0 BB: 0 P: 5	R: 0 E: 0 K: 0 S: 3 H: 0 LOB: 0 BB: 0 P: 3	R: 3 E: 0 K: 0 S: 6 H: 4 LOB: 0 BB: 0 P: 6	R: 0 E: 0 K: 2 S: 8 H: 1 LOB: 1 BB: 0 P: 8	1B: 7 2B: 2 3B: 0 HR: 1 SF: 0 SAC: 0 DP: 1 HBP: 0						

PITCHER	IP	WLS	BF	H	R	ER	SO	BB	IBB	HBP	BLK	WP	HR	S	P	ERA	WHIP
Dave Giusti, R (1, 1) ERA: 2.85	9.0	W	37	9	4	4	8	3	0	0	0	0	1	49	61	4.00	1.333

PITCHER	IP	WLS	BF	H	R	ER	SO	BB	IBB	HBP	BLK	WP	HR	S	P	ERA	WHIP

TOP

Chicago Cubs @ Houston Astros

Astrodome, Houston, TX

Sun Jun 12 1966, 4:33 AM EDT

Att. 21,314 - Dome - 72 F

livebaseballscorecards.com

AB	33
R	4
H	9
RBI	4
BB	3
SO	8
LOB	8

1B: 7	SF: 0	WP: 0	PA: 36
2B: 2	SAC: 0	PB: 0	
3B: 0	DP: 1	SB: 1	
HR: 1	HBP: 0	CS: 1	

Batter	1	2	3	4	5	6	7	8	9	AB	R	H	RBI	BB	SO	LOB
Joe Morgan, L (1, 4) OBP: 0.445, SLG: 0.440	G3		F8 2-3	K		FC6-4 1-H 3B		F9		5	1	1	1	0	1	3
Sonny Jackson, L (1, 6) OBP: 0.318, SLG: 0.302	K		S BB		E 1B 1B	FC6-4 BB		6-3		3	0	1	0	2	1	1
Jimmy Wynn, R (1, 8) OBP: 0.320, SLG: 0.436	1B		BB 1-2		PB 1-H 1B	FC6-4 HR 1-2f 3-H		5-3		4	1	2	1	1	0	2
Dave Nicholson, R (1, 9) OBP: 0.440, SLG: 0.526	K		G3		F8 1-2	HR 1-H				4	1	1	2	0	1	5
Felix Mantilla, R (1, 3) OBP: 0.232, SLG: 0.262 Jim Gentile, L (6, PH) OBP: 0.355, SLG: 0.444 Bob Lillis, R (7, 5) OBP: 0.211, SLG: 0.063		6-3	K	K	K	K				3 1 0	0 0 0	0 0 0	0 0 0	0 0 0	2 1 0	1 0 0
Bob Aspromonte, R (1, 5) OBP: 0.261, SLG: 0.276 (7, 3)		1-3		HR 1B		F7	K			4	1	1	0	0	1	0
John Bateman, R (1, 2) OBP: 0.332, SLG: 0.520		K		HR 1-H		IHR 2B	P3			4	2	2	2	0	1	0
Rusty Staub, L (1, 7) OBP: 0.308, SLG: 0.408			F8 SH1-4 1B	4-3		IHR 2-H	4-3			4	1	2	2	0	0	0
Dave Giusti, R (1, 1) OBP: 0.286, SLG: 0.357			SH1-4 1-2	1B		3B 1B		2B		3	1	3	0	0	0	0
Inning Stats	R: 0 E: 0 K: 2 S: 8 H: 1 LOB: 1 BB: 0 P: 8	R: 0 E: 0 K: 1 S: 5 H: 0 LOB: 0 BB: 0 P: 5	R: 0 E: 0 K: 0 S: 4 H: 1 LOB: 3 BB: 2 P: 12	R: 2 E: 0 K: 2 S: 10 H: 3 LOB: 1 BB: 0 P: 10	R: 0 E: 1 K: 1 S: 6 H: 2 LOB: 1 BB: 0 P: 6	R: 6 E: 0 K: 1 S: 10 H: 5 LOB: 0 BB: 1 P: 14	R: 0 E: 0 K: 1 S: 5 H: 0 LOB: 0 BB: 0 P: 5	R: 0 E: 0 K: 0 S: 4 H: 1 LOB: 1 BB: 0 P: 4		1B: 7 2B: 2 3B: 1 HR: 3 SF: 0 SAC: 1 DP: 0 HBP: 0				WP: 0 PB: 1 SB: 1 CS: 0 PA: 39		

PITCHER	IP	WLS	BF	H	R	ER	SO	BB	IBB	HBP	BLK	WP	HR	S	P	ERA	WHIP
Dick Ellsworth, L (1, 1) ERA: 2.59	5.1	L	27	10	5	5	6	2	0	0	0	0	1	37	45	8.44	2.250
Bill Connors, R (6, 1) ERA: 8.36	0.1		4	2	3	3	0	1	0	0	0	0	1	3	7	81.00	9.000
Billy Hoeft, L (6, 1) ERA: 3.21	1.1		4	0	0	0	2	0	0	0	0	0	0	8	8	0.00	0.000
Fergie Jenkins, R (8, 1) ERA: 3.75	1.0		4	1	0	0	0	0	0	0	0	0	0	4	4	0.00	1.000

PITCHER	IP	WLS	BF	H	R	ER	SO	BB	IBB	HBP	BLK	WP	HR	S	P	ERA	WHIP

BOTTOM

Chicago Cubs @ Houston Astros

Astrodome, Houston, TX

Sun Jun 12 1966, 4:33 AM EDT

Att. 21,314 - Dome - 72 F

livebaseballscorecards.com

AB	35
R	8
H	13
RBI	8
BB	3
SO	8
LOB	12

Batter	1	2	3	4	5	6	7	8	9	AB	R	H	RBI	BB	SO	LOB
Glenn Beckert, R (1, 4) OBP: 0.295, SLG: 0.321	G3		L3			5-3		F7		4	0	0	0	0	0	2
George Altman, L (1, 7) OBP: 0.256, SLG: 0.397	K			K		G3			4-3	4	0	0	0	0	2	0
Billy Williams, L (1, 9) OBP: 0.290, SLG: 0.335	F8			F4			F6		1B	4	0	1	0	0	0	0
Ron Santo, R (1, 5) OBP: 0.403, SLG: 0.543		4-3		K			1B		F9	4	0	1	0	0	1	1
14 Ernie Banks, R (1, 3) OBP: 0.266, SLG: 0.346		BBBB G4-6-3 BB			1B		F7		F9	3	0	1	0	1	0	2
Byron Browne, R (1, 8) OBP: 0.302, SLG: 0.457		G4-6-3 1-2f			F7		K			3	0	0	0	0	1	3
Randy Hundley, R (1, 2) OBP: 0.287, SLG: 0.399			5-3		F4			4-3 1-3 1B		3	0	1	0	0	0	1
Don Kessinger, S (1, 6) OBP: 0.256, SLG: 0.258			4-3		F7			1-3 1-2		3	0	0	0	0	0	2
Ernie Broglio, R (1, 1) OBP: 0.450, SLG: 0.444			1B			F6		4-3 2-3		1	0	1	0	0	0	0
Fergie Jenkins, R (3, 1) OBP: 0.389, SLG: 0.529										0	0	0	0	0	0	0
Lee Thomas, L (6, PH) OBP: 0.263, SLG: 0.342										1	0	0	0	0	0	0
Bill Connors, R (6, 1)										0	0	0	0	0	0	0
Marty Keough, L (8, PH) OBP: 0.136, SLG: 0.095										1	0	0	0	0	0	1
Billy Hoeft, L (8, 1) OBP: 0.500, SLG: 0.500										0	0	0	0	0	0	0
Inning Stats	R: 0 E: 0 K: 1 S: 5 H: 0 LOB: 0 BB: 0 P: 5	R: 0 E: 0 K: 0 S: 2 H: 0 LOB: 0 BB: 1 P: 6	R: 0 E: 0 K: 0 S: 4 H: 1 LOB: 1 BB: 0 P: 4	R: 0 E: 0 K: 2 S: 7 H: 0 LOB: 0 BB: 0 P: 7	R: 0 E: 0 K: 0 S: 4 H: 1 LOB: 1 BB: 0 P: 4	R: 0 E: 0 K: 0 S: 3 H: 0 LOB: 0 BB: 0 P: 3	R: 0 E: 0 K: 1 S: 6 H: 1 LOB: 1 BB: 0 P: 6	R: 0 E: 0 K: 0 S: 4 H: 1 LOB: 1 BB: 0 P: 4	R: 0 E: 0 K: 0 S: 4 H: 1 LOB: 1 BB: 0 P: 4	1B: 5 2B: 0 3B: 0 HR: 0	SF: 0 SAC: 0 DP: 1 HBP: 0						

TOP

Chicago Cubs @ San Francisco Giants

Candlestick Park, San Francisco, CA

Mon Jun 13 1966, 6:33 AM EDT

Att. 7,103 - Unknown

livebaseballscorecards.com

AB	31
R	0
H	5
RBI	0
BB	1
SO	4
LOB	12

WP: 0 PB: 0 SB: 0 CS: 0 PA: 32

PITCHER	IP	WLS	BF	H	R	ER	SO	BB	IBB	HBP	BLK	WP	HR	S	P	ERA	WHIP
Gaylord Perry, R (1, 1) ERA: 2.83	7.0	W	24	3	0	0	4	1	0	0	0	0	0	31	35	0.00	0.571
Lindy McDaniel, R (8, 1) ERA: 3.83	2.0	S	8	2	0	0	0	0	0	0	0	0	0	8	8	0.00	1.000

PITCHER	IP	WLS	BF	H	R	ER	SO	BB	IBB	HBP	BLK	WP	HR	S	P	ERA	WHIP

Batter	1	2	3	4	5	6	7	8	9	AB	R	H	RBI	BB	SO	LOB
Tito Fuentes, S (1, 4) OBP: 0.299, SLG: 0.357	F2		K	K		6-3		K		5	0	0	0	0	3	4
Len Gabrielson, L (1, 7) OBP: 0.283, SLG: 0.320	K		1B 1-2 1B	6-3		BB 2-3 1B		1-3		5	1	2	0	0	1	2
Willie Mays, R (1, 8) OBP: 0.345, SLG: 0.527 Don Landrum, L (6, 8) OBP: 0.247, SLG: 0.197	F6		1B 1-3 2-H 1B		E 2B	BB 1-2 BB				3 0	2 0	2 0	1 0	0 1	0 0	0 0
Willie McCovey, L (1, 3) OBP: 0.358, SLG: 0.529		HR	1B 2B IBB		K	4-3				3	2	1	1	1	1	4
Jim Ray Hart, R (1, 5) OBP: 0.376, SLG: 0.550 Lindy McDaniel, R (8, 1) OBP: 0.143, SLG: 0.143		K	BB 1-3 2-H 3-H 1B		E5 G3 2-H		6-3			4 0	1 0	1 0	2 0	0 0	1 0	0 0
Tom Haller, L (1, 2) OBP: 0.300, SLG: 0.417		F8	BB 1-2 2B BB		G3 1-2		K			3	1	0	0	1	1	1
Ollie Brown, R (1, 9) OBP: 0.275, SLG: 0.256		F8	1-H 2-H 3-H 2B		6-3		1-3			4	0	1	3	0	0	1
Hal Lanier, R (1, 6) OBP: 0.244, SLG: 0.275			4-3	1B		4-3		F8 2B		4	0	2	0	0	0	0
Gaylord Perry, R (1, 1) OBP: 0.273, SLG: 0.318 Jim Davenport, R (8, 5) OBP: 0.349, SLG: 0.409			1B 1B 1B	K		1B 2B		F8 2-3		3 1	1 0	2 0	0 0	0 0	1 0	1 1
Inning Stats	R: 0 E: 0 K: 1 S: 5 H: 0 LOB: 0 BB: 0 P: 5	R: 1 E: 0 K: 1 S: 6 H: 1 LOB: 0 BB: 0 P: 6	R: 6 E: 0 K: 1 S: 9 H: 5 LOB: 1 BB: 2 P: 17	R: 0 E: 0 K: 2 S: 8 H: 1 LOB: 1 BB: 0 P: 8	R: 1 E: 1 K: 1 S: 7 H: 1 LOB: 1 BB: 0 P: 7	R: 0 E: 0 K: 0 S: 5 H: 2 LOB: 3 BB: 1 P: 9	R: 0 E: 0 K: 1 S: 5 H: 0 LOB: 0 BB: 0 P: 5	R: 0 E: 0 K: 1 S: 6 H: 1 LOB: 1 BB: 0 P: 6		1B: 6 2B: 4 3B: 0 HR: 1 SF: 0 SAC: 0 DP: 0 HBP: 0					WP: 0 PB: 0 SB: 0 CS: 0 PA: 38	

PITCHER	IP	WLS	BF	H	R	ER	SO	BB	IBB	HBP	BLK	WP	HR	S	P	ERA	WHIP
Ernie Broglio, R (1, 1) ERA: 5.77	2.2	L	14	5	6	6	3	0	1	0	0	0	1	19	23	20.25	1.875
Fergie Jenkins, R (3, 1) ERA: 3.75	2.1		11	3	2	1	3	1	0	0	0	0	0	16	20	3.86	1.714
Bill Connors, R (6, 1) ERA: 7.31	2.0		9	2	0	0	1	1	0	0	0	0	0	10	14	0.00	1.500
Billy Hoeft, L (8, 1) ERA: 3.1	1.0		4	1	0	0	1	0	0	0	0	0	0	6	6	0.00	1.000

PITCHER	IP	WLS	BF	H	R	ER	SO	BB	IBB	HBP	BLK	WP	HR	S	P	ERA	WHIP

BOTTOM

Chicago Cubs @ San Francisco Giants

Candlestick Park, San Francisco, CA

Mon Jun 13 1966, 6:33 AM EDT

Att. 7,103 - Unknown

livebaseballscorecards.com

AB	35
R	8
H	11
RBI	7
BB	3
SO	8
LOB	14

Chicago Cubs @ San Francisco Giants

Candlestick Park, San Francisco, CA

Tue Jun 14 1966, 6:33 AM EDT

Att. 6,724 - Unknown

TOP

livebaseballscorecards.com

Batter	1	2	3	4	5	6	7	8	9	AB	R	H	RBI	BB	SO	LOB
Glenn Beckert, R (1, 4) OBP: 0.297, SLG: 0.323	1-3		1B		F3	1-2 2-H 3-H 1B		6-3		5	0	2	2	0	0	1
Lee Thomas, L (1, 7) (6, 3) OBP: 0.261, SLG: 0.337	4-3		3-1		1-2 HR 1B	F8			3-1	5	1	1	0	0	0	3
Billy Williams, L (1, 9) OBP: 0.292, SLG: 0.350	1B			F8	1-H 2-H HR	S S S K			S S S K	5	1	2	3	0	2	2
Ron Santo, R (1, 5) (6, 6) OBP: 0.398, SLG: 0.534	F4			14 1B 2B 1B	4-3		4-3		F7	5	1	1	0	0	0	1
14 Ernie Banks, R (1, 3) (6, 5) OBP: 0.271, SLG: 0.349		F3		1-2 2B 1B		BB 1B HBP 1B	E4			4	1	2	0	0	0	0
Byron Browne, R (1, 8) OBP: 0.301, SLG: 0.458 Fergie Jenkins, R (7, 1) OBP: 0.389, SLG: 0.529		S S S K		1-H 2-H 2B		S S S K	F9			4 0	0 0	1 0	1 0	0 0	2 0	2 0
Randy Hundley, R (1, 2) OBP: 0.286, SLG: 0.395	6-3			F5		HBP BB 1-2 1B 1B	F6			4	1	1	0	0	0	2
Don Kessinger, S (1, 6) OBP: 0.253, SLG: 0.255 Marty Keough, L (6, PH) OBP: 0.174, SLG: 0.095 Billy Hoeft, L (6, 1) OBP: 0.500, SLG: 0.500 George Altman, L (7, 7) OBP: 0.253, SLG: 0.392			4-3		F6	B B B B 4-0 HBP 1B 1-2 2-3 BB		F8		2 0 0 1	0 1 0 0	0 0 0 0	0 0 0 0	0 1 0 0	0 0 0 0	0 0 0 0
Chuck Estrada, R (1, 1) Cal Koonce, R (1, 1) Jimmy Stewart, S (6, PH) OBP: 0.213, SLG: 0.233 (6, 7) (7, 8)			S S S K		B B B B 4-0 1B HR BB	H 1-0 1B 1-2 2-3 3-H HBP			F6	0 1 1	0 1 0	0 0 0	0 0 1	0 1 0	0 1 0	0 0 0
Inning Stats	R: 0 E: 0 K: 0 S: 4 H: 1 LOB: 1 BB: 0 P: 4	R: 0 E: 0 K: 1 S: 5 H: 0 LOB: 0 BB: 0 P: 5	R: 0 E: 0 K: 1 S: 6 H: 1 LOB: 1 BB: 0 P: 6	R: 1 E: 0 K: 0 S: 5 H: 3 LOB: 1 BB: 0 P: 5	R: 3 E: 0 K: 0 S: 5 H: 2 LOB: 0 BB: 1 P: 9	R: 3 E: 0 K: 2 S: 10 H: 3 LOB: 2 BB: 1 P: 15	R: 0 E: 1 K: 0 S: 4 H: 0 LOB: 1 BB: 0 P: 4	R: 0 E: 0 K: 0 S: 3 H: 0 LOB: 0 BB: 0 P: 3	R: 0 E: 0 K: 1 S: 5 H: 0 LOB: 0 BB: 0 P: 5	1B: 8 2B: 1 3B: 0 HR: 1	SF: 0 SAC: 0 DP: 0 HBP: 1					

	AB	37
	R	7
	H	10
	RBI	7
	BB	2
	SO	5
	LOB	11

PITCHER		IP	WLS	BF	H	R	ER	SO	BB	IBB	HBP	BLK	WP	HR	S	P	ERA	WHIP
Ron Herbel, R ERA: 4.29	(1, 1)	5.0		23	8	5	5	2	1	0	0	0	0	1	26	30	9.00	1.800
Bob Priddy, R ERA: 1.69	(6, 1)	0.1		3	1	0	0	1	1	0	0	0	0	0	4	8	0.00	6.000
Bill Henry, L ERA: 0.71	(6, 1)	0.2		4	1	2	2	1	0	0	1	0	0	0	5	6	27.00	1.500
Lindy McDaniel, R ERA: 3.57	(7, 1)	3.0	W	10	0	0	0	1	0	0	0	0	0	0	12	12	0.00	0.000

PITCHER	IP	WLS	BF	H	R	ER	SO	BB	IBB	HBP	BLK	WP	HR	S	P	ERA	WHIP

WP: 0 PB: 0 SB: 0 CS: 0 PA: 40

Batter	1	2	3	4	5	6	7	8	9	AB	R	H	RBI	BB	SO	LOB
Tito Fuentes, S (1, 4) OBP: 0.302, SLG: 0.360	B B B B 4-0 HR BB	x 0-0 ① F7		x 0-0 ③ F4		x 0-0 ③ F7		x 0-0 1B 1B 2B		4	2	1	0	1	0	1
Len Gabrielson, L (1, 7) OBP: 0.284, SLG: 0.320 Jim Davenport, R (7, PH) OBP: 0.351, SLG: 0.410 (8, 5)	x 0-0 ① F2	x 0-0 ② FC4-6 FC5-4 1-2f			x 0-0 1-3 HR 1B		x 0-0 HR 1B	x 0-0 6-3		3 2	1 1	1 1	1 0	0 0	0 0	2 1
Willie Mays, R (1, 8) OBP: 0.346, SLG: 0.539	x 0-0 1-H HR	x 0-0 ③ FC5-4 1-2f			x 0-0 ① 1-3 1-2		x 0-0 ① F5	x 0-0 1B 2-3 1B		5	1	2	2	0	0	3
Willie McCovey, L (1, 3) OBP: 0.359, SLG: 0.542	x 0-0 HR 1B		x 0-0 ① F8		x 0-0 ② F9		x 0-0 1-H HR	S S S 0-3 ② K		5	2	2	2	0	1	3
Jim Ray Hart, R (1, 5) OBP: 0.384, SLG: 0.565 (8, 7)	x 0-0 ② F6		B B B B 4-0 CS BB		x 0-0 2-H HR		B B B B 4-0 4-3 2B BB	x 0-0 1-2 3-H 1B		3	2	2	3	2	0	1
Tom Haller, L (1, 2) OBP: 0.303, SLG: 0.434	x 0-0 1-H HR		x 0-0 ② 1-3 1-2 ③		x 0-0 FC6-4 1B		x 0-0 ② 4-3 1-2	S S S 0-3 ③ K		5	1	2	2	0	1	4
Ollie Brown, R (1, 9) OBP: 0.285, SLG: 0.276	H 1-0 HBP			x 0-0 HR	x 0-0 ③ FC6-4 1-2f		4-0 2B IBB			2	1	1	1	1	0	1
Hal Lanier, R (1, 6) OBP: 0.244, SLG: 0.280	x 0-0 ③ 1-3			x 0-0 ① 6-3		x 0-0 ① 6-3	x 0-0 1-3 2-H 2B			4	0	1	1	0	0	1
Ron Herbel, R (1, 1) OBP: 0.118, SLG: 0.063 Bob Priddy, R (6, 1) OBP: 0.333, SLG: 0.200 Bill Henry, L (6, 1) Cap Peterson, R (6, PH) OBP: 0.297, SLG: 0.269 Lindy McDaniel, R (7, 1) OBP: 0.125, SLG: 0.125		x 0-0 E4 FC4-6		S S S 0-3 ② K		x 0-0 ② 6-3	x 0-0 ③ 5-3			2 0 0 1 1	0 0 0 0 0	0 0 0 0 0	0 0 0 0 0	0 0 0 0 0	1 0 0 0 0	0 0 0 0 2
Inning Stats	R: 4 H: 3 E: 0 LOB: 1 K: 0 BB: 1 S: 6 P: 11	R: 0 H: 0 E: 1 LOB: 1 K: 0 BB: 0 S: 4 P: 4	R: 0 H: 0 E: 0 LOB: 0 K: 0 BB: 1 S: 2 P: 6	R: 1 H: 1 E: 0 LOB: 0 K: 1 BB: 0 S: 6 P: 6	R: 2 H: 3 E: 0 LOB: 1 K: 0 BB: 0 S: 6 P: 6	R: 0 H: 0 E: 0 LOB: 0 K: 0 BB: 0 S: 3 P: 3	R: 3 H: 3 E: 0 LOB: 2 K: 0 BB: 2 S: 6 P: 14	R: 1 H: 3 E: 0 LOB: 2 K: 2 BB: 0 S: 10 P: 10		1B: 6 2B: 2 3B: 0 HR: 5	SF: 0 SAC: 0 DP: 0 HBP: 1			WP: 0 PB: 0 SB: 0 CS: 1	PA: 42	

PITCHER		IP	WLS	BF	H	R	ER	SO	BB	IBB	HBP	BLK	WP	HR	S	P	ERA	WHIP
Chuck Estrada, R ERA: 7.11	(1, 1)	0.2		7	3	4	4	0	1	0	1	0	0	2	5	10	54.00	6.000
Cal Koonce, R ERA: 11.0	(1, 1)	4.1		18	4	3	3	1	1	0	0	0	0	2	19	23	6.23	1.154
Billy Hoeft, L ERA: 3.82	(6, 1)	1.2	L	10	3	3	3	0	1	1	0	0	0	1	8	16	16.20	2.400
Fergie Jenkins, R ERA: 3.82	(7, 1)	1.1		7	3	1	1	2	0	0	0	0	0	0	11	11	6.75	2.250

PITCHER	IP	WLS	BF	H	R	ER	SO	BB	IBB	HBP	BLK	WP	HR	S	P	ERA	WHIP

BOTTOM

Chicago Cubs @ San Francisco Giants

Candlestick Park, San Francisco, CA

Tue Jun 14 1966, 6:33 AM EDT

Att. 6,724 - Unknown

livebaseballscorecards.com

AB	37
R	11
H	13
RBI	11
BB	4
SO	3
LOB	19

Batter	1	2	3	4	5	6	7	8	9	AB	R	H	RBI	BB	SO	LOB
Jimmy Stewart, S (1, 7) OBP: 0.192, SLG: 0.208	F9	F2		6-3		G1-6-3 1-2f		4-3		5	0	0	0	0	0	2
Glenn Beckert, R (1, 4) OBP: 0.304, SLG: 0.327	BB 1B 14 1B		F9		14 1B 1B		G3 1B 1B		K	4	2	2	0	1	1	0
Billy Williams, L (1, 9) OBP: 0.294, SLG: 0.351	1B 14 1B E 1-3 1B		14 2B 1B 1B		F8		G3 1-2		P4	5	2	2	0	0	0	2
Ron Santo, R (1, 5) (8, 6) OBP: 0.398, SLG: 0.531	K		14 2B 1-2 1B		K		2B 2-H 1B		4-3	5	1	2	1	0	2	3
14 Ernie Banks, R (1, 3) (8, 5) OBP: 0.282, SLG: 0.365	E 1-2 3-H 1B		1-H 2-H 2B		1-3 1B		K			4	0	3	3	0	1	1
Byron Browne, R (1, 8) OBP: 0.305, SLG: 0.465	E2 1-2 2-H 1B		K		K		1-3 2B			4	0	2	0	0	2	3
Randy Hundley, R (1, 2) OBP: 0.286, SLG: 0.392	K	F8				FC1-5 1B 1B	P6			4	0	1	0	0	1	5
Don Kessinger, S (1, 6) Marty Keough, L (8, PH) OBP: 0.167, SLG: 0.091 Bill Hands, R (8, 1) OBP: 0.182, SLG: 0.105		G4-3 BB		5-3		FC1-5 1-2 1B		K		2 1 0	0 0 0	1 0 0	0 0 0	1 1 0	0 0 0	0 0 0
Ken Holtzman, R (1, 1) OBP: 0.105, SLG: 0.105 Fergie Jenkins, R (3, 1) OBP: 0.368, SLG: 0.500 Joey Amalfitano, R (6, PH) OBP: 0.172, SLG: 0.125 Chuck Estrada, R (6, 1) Lee Thomas, L (8, PH) OBP: 0.260, SLG: 0.335 (8, 3)	G4-3 1-2f			1-3		FC1-5 G1-6-3 1-2 2-3f		G3		1 1 1 0 1	0 0 0 0 0	0 0 0 0 0	0 0 0 0 0	0 0 0 0 0	0 0 2 0 0	1 0 0 0 0
Inning Stats	R: 2 E: 1 K: 2 S: 10 H: 3 LOB: 2 BB: 1 P: 14	R: 0 E: 0 K: 0 S: 2 H: 0 LOB: 0 BB: 1 P: 6	R: 2 E: 0 K: 1 S: 8 H: 3 LOB: 1 BB: 0 P: 8	R: 0 E: 0 K: 0 S: 3 H: 0 LOB: 0 BB: 0 P: 3	R: 0 E: 0 K: 2 S: 9 H: 2 LOB: 2 BB: 0 P: 9	R: 0 E: 0 K: 0 S: 4 H: 2 LOB: 1 BB: 0 P: 4	R: 1 E: 0 K: 1 S: 8 H: 3 LOB: 2 BB: 0 P: 8	R: 0 E: 0 K: 1 S: 5 H: 0 LOB: 0 BB: 0 P: 5	R: 0 E: 0 K: 1 S: 5 H: 0 LOB: 0 BB: 0 P: 5	1B: 11 2B: 2 3B: 0 HR: 0 SF: 0 SAC: 0 DP: 2 HBP: 0						

PITCHER		IP	WLS	BF	H	R	ER	SO	BB	IBB	HBP	BLK	WP	HR	S	P	ERA	WHIP
Claude Osteen, L ERA: 2.5	(1, 1)	5.0	W	26	10	4	3	5	2	0	0	0	0	0	34	42	5.40	2.400
Phil Regan, R ERA: 1.49	(6, 1)	4.0	S	14	3	1	1	3	0	0	0	0	0	0	20	20	2.25	0.750

PITCHER	IP	WLS	BF	H	R	ER	SO	BB	IBB	HBP	BLK	WP	HR	S	P	ERA	WHIP

TOP

Chicago Cubs @ Los Angeles Dodgers

Dodger Stadium, Los Angeles, CA

Wed Jun 15 1966, 7:05 PM PDT

Att. 22,013 - Unknown

livebaseballscorecards.com

AB	38
R	5
H	13
RBI	4
BB	2
SO	8
LOB	19

WP: 0 PA: 40
PB: 0
SB: 0
CS: 0

Batter	1	2	3	4	5	6	7	8	9	AB	R	H	RBI	BB	SO	LOB
Maury Wills, S (1, 6) OBP: 0.337, SLG: 0.344	F3		BB, BB, BB 1-2		6-3	K				3	0	0	0	1	1	0
Jim Gilliam, S (1, 5) OBP: 0.239, SLG: 0.202	F5		BB 1-2 2-3		1B, BB 1B	F7				2	1	0	0	2	0	0
Willie Davis, L (1, 8) OBP: 0.306, SLG: 0.369	K		BB 1-2 2-3 3-H		1B 1-2	F2				3	1	1	1	1	1	0
Tommy Davis, R (1, 7) OBP: 0.306, SLG: 0.396		P4	K		HR 1-3 2-H	P4				4	1	1	1	0	1	3
Lou Johnson, R (1, 9) OBP: 0.330, SLG: 0.461		K	K		HR 1-2 3-H	6-3				4	1	1	1	0	2	3
Wes Parker, S (1, 3) OBP: 0.349, SLG: 0.454		BB 1B	P5		HR 1-H 2-H			4-3		4	1	2	3	0	0	3
John Kennedy, R (1, 4) OBP: 0.244, SLG: 0.268		BB 1-2	B1-3		K			K		3	0	0	0	1	2	0
Jeff Torborg, R (1, 2) OBP: 0.291, SLG: 0.292		F7	1-4-3		F3			1B		4	0	1	0	0	0	2
Claude Osteen, L (1, 1) OBP: 0.243, SLG: 0.371			BB, BB, BB BB		F8	4-3		6-3		1	1	0	0	1	0	0
Phil Regan, R (6, 1) OBP: 0.071, SLG: 0.071										2	0	0	0	0	0	1
Inning Stats	R: 0 E: 0 K: 1 S: 5 H: 0 LOB: 0 BB: 0 P: 5	R: 0 E: 0 K: 1 S: 6 H: 1 LOB: 2 BB: 1 P: 10	R: 1 E: 0 K: 2 S: 7 H: 0 LOB: 3 BB: 4 P: 23	R: 0 E: 0 K: 0 S: 3 H: 0 LOB: 0 BB: 0 P: 3	R: 5 E: 0 K: 1 S: 9 H: 4 LOB: 0 BB: 1 P: 13	R: 0 E: 0 K: 1 S: 5 H: 0 LOB: 0 BB: 0 P: 5	R: 0 E: 0 K: 0 S: 3 H: 0 LOB: 0 BB: 0 P: 3	R: 0 E: 0 K: 1 S: 6 H: 1 LOB: 1 BB: 0 P: 6		1B: 5 2B: 0 3B: 0 HR: 1 SF: 0 SAC: 0 DP: 0 HBP: 0						

PITCHER		IP	WLS	BF	H	R	ER	SO	BB	IBB	HBP	BLK	WP	HR	S	P	ERA	WHIP
Ken Holtzman, L ERA: 3.99	(1, 1)	2.0		12	1	1	1	2	5	0	0	0	0	0	11	31	4.50	3.000
Fergie Jenkins, R ERA: 4.34	(3, 1)	3.0	L	14	4	5	5	3	1	0	0	0	0	1	19	23	15.00	1.667
Chuck Estrada, R ERA: 5.4	(6, 1)	2.0		6	0	0	0	1	0	0	0	0	0	0	8	8	0.00	0.000
Bill Hands, R ERA: 3.0	(8, 1)	1.0		4	1	0	0	1	0	0	0	0	0	0	6	6	0.00	1.000

PITCHER	IP	WLS	BF	H	R	ER	SO	BB	IBB	HBP	BLK	WP	HR	S	P	ERA	WHIP

BOTTOM

Chicago Cubs @ Los Angeles Dodgers

Dodger Stadium, Los Angeles, CA

Wed Jun 15 1966, 7:05 PM PDT

Att. 22,013 - Unknown

livebaseballscorecards.com

AB	30
R	6
H	6
RBI	6
BB	6
SO	7
LOB	12

WP: 0	PA: 36		
PB: 0			
SB: 0			
CS: 0			

Chicago Cubs @ Los Angeles Dodgers

Dodger Stadium, Los Angeles, CA

Thu Jun 16 1966, 7:05 PM PDT

Att. 21,545 - Unknown - 65 F

TOP

livebaseballscorecards.com

Batter	1	2	3	4	5	6	7	8	9	AB	R	H	RBI	BB	SO	LOB
Glenn Beckert, R (1, 4) OBP: 0.306, SLG: 0.329	1-3	2-H 1B		6-3			F8		E S 1B	5	0	2	1	0	0	0
Lee Thomas, L (1, 7) OBP: 0.258, SLG: 0.327	4-3	3-1			SH3-4 1B HBP		F7		K 1-3	4	0	0	0	0	1	2
Billy Williams, L (1, 9) OBP: 0.300, SLG: 0.361	P6		FC6 2B		1-2 SH3-4 1B		1B		F9	5	0	3	0	0	0	1
Ron Santo, R (1, 5) OBP: 0.402, SLG: 0.531		BB 1B BB	FC6 G6-4-3 2-3		SH3-4 1-2 2-3		1-2 1B			2	1	1	0	1	0	1
14 Ernie Banks, R (1, 3) OBP: 0.281, SLG: 0.358		K	F8		G5-4-3 IBB		K			3	0	0	0	1	2	5
Byron Browne, R (1, 8) OBP: 0.304, SLG: 0.457		1B 2B 1-2 BB	G6-4-3 1-2f		G5-4-3 1-2f			K		3	1	0	0	1	1	5
Randy Hundley, R (1, 2) OBP: 0.285, SLG: 0.394		F2		SH5-3 SH3-4 2B		F7		F8		4	1	1	0	0	0	2
Don Kessinger, S (1, 6) OBP: 0.261, SLG: 0.259		2B 1-3 2-H 1B		SH5-3 2-3		K		L5		3	1	1	1	0	1	0
Bob Hendley, R (1, 1) OBP: 0.250, SLG: 0.286		1B 1-H 3-H 2B		SH3-4 3-H		K			K	1	1	1	2	0	0	0
Cal Koonce, R (3, 1)										2	0	0	1	0	2	0
Billy Hoeft, L (9, 1) OBP: 0.500, SLG: 0.500										0	0	0	0	0	0	0
Inning Stats	R: 0 E: 0 K: 0 S: 3 H: 0 LOB: 0 BB: 0 P: 3	R: 4 E: 0 K: 1 S: 8 H: 3 LOB: 1 BB: 2 P: 16	R: 0 E: 0 K: 0 S: 4 H: 1 LOB: 1 BB: 0 P: 4	R: 1 E: 0 K: 0 S: 4 H: 1 LOB: 0 BB: 0 P: 4	R: 0 E: 0 K: 0 S: 3 H: 1 LOB: 2 BB: 1 P: 8	R: 0 E: 0 K: 2 S: 7 H: 0 LOB: 0 BB: 0 P: 7	R: 0 E: 0 K: 1 S: 7 H: 2 LOB: 2 BB: 0 P: 7	R: 0 E: 0 K: 1 S: 5 H: 0 LOB: 0 BB: 0 P: 5	R: 0 E: 0 K: 2 S: 8 H: 1 LOB: 1 BB: 0 P: 8	1B: 6 2B: 3 3B: 0 HR: 0	SF: 0 SAC: 3 DP: 2 HBP: 1						

	AB	32
	R	5
	H	9
	RBI	5
	BB	3
	SO	7
	LOB	16

WP: 0 PB: 0 SB: 1 CS: 0 PA: 39

PITCHER	IP	WLS	BF	H	R	ER	SO	BB	IBB	HBP	BLK	WP	HR	S	P	ERA	WHIP
Don Drysdale, R (1, 1) ERA: 4.41	9.0	L	39	9	5	5	7	2	1	1	0	0	0	49	62	5.00	1.222

PITCHER	IP	WLS	BF	H	R	ER	SO	BB	IBB	HBP	BLK	WP	HR	S	P	ERA	WHIP

Batter	1	2	3	4	5	6	7	8	9	AB	R	H	RBI	BB	SO	LOB
Maury Wills, S (1, 6) OBP: 0.339, SLG: 0.342	BBBB 4-0 CS BB	SSS 0-3 ③ K			x 0-0 ① P7		x 0-0 ② 3-1		x 0-0 1-3 2-H 1B	4	0	1	1	1	1	1
Wes Parker, S (1, 3) OBP: 0.350, SLG: 0.447	BBBB 4-0 ① 1-2 BB BB		BBBB 4-0 FC4-6 BB		SSS 0-3 ② K		x 0-0 ③ 4-3		x 0-0 ③ F9	3	0	0	0	2	1	2
Willie Davis, L (1, 8) OBP: 0.305, SLG: 0.366	x 0-0 ② F8		x 0-0 ① FC4-6 1B 1B 1-2f		x 0-0 1B			x 0-0 ① F8		4	1	1	0	0	0	2
Tommy Davis, R (1, 7) OBP: 0.313, SLG: 0.394	BBBB 4-0 1-2 BB		x 0-0 1B 1-3 1B		SSS 0-3 ③ K2-3			x 0-0 ② F9		3	0	1	0	1	1	1
Lou Johnson, R (1, 9) OBP: 0.333, SLG: 0.459	x 0-0 ③ F3		x 0-0 G4-6-3 1-2 3-H 1B			BBBB 4-0 FC4 BB		SSS 0-3 ③ K		3	0	1	1	1	1	2
Nate Oliver, R (1, 4) OBP: 0.333, SLG: 0.260 Jim Gilliam, S (9, PH) OBP: 0.236, SLG: 0.200		BBB 4-0 2B BB	x 0-0 ② ③ G4-6-3 1-2f			x 0-0 ① F8			x 0-0 ① 1-3	2 1	1 0	0 0	0 0	1 0	0 0	3 0
John Kennedy, R (1, 5) OBP: 0.247, SLG: 0.282 John Roseboro, L (9, PH) OBP: 0.333, SLG: 0.404		x 0-0 CS 1-H 2B		x 0-0 ① 5-3		x 0-0 ② F2			x 0-0 ② 4-3	3 1	0 0	1 0	1 0	0 0	0 0	1 0
Jeff Torborg, R (1, 2) OBP: 0.293, SLG: 0.293 Jim Lefebvre, S (9, PH) OBP: 0.347, SLG: 0.508		x 0-0 ① ② 6-3 2-3		x 0-0 G6-4-3 1B		x 0-0 ③ FC4 1-2f			x 0-0 BB 1B 1B	3 1	0 1	1 1	0 0	0 0	0 0	2 0
Don Drysdale, R (1, 1) OBP: 0.250, SLG: 0.324 Wes Covington, L (9, PH) OBP: 0.130, SLG: 0.048 Derrell Griffith, L (9, PR) OBP: 0.176, SLG: 0.067		BBBB 4-0 BB		x 0-0 ② ③ G6-4-3 1-2f			x 0-0 ① 5-3		BBBB 4-0 1B 1-2 BB	2 0 0	0 0 0	0 0 0	0 0 0	1 1 0	0 0 0	1 0 0
Inning Stats	R: 0 E: 0 K: 0 S: 2 H: 0 LOB: 2 BB: 3 P: 14	R: 1 E: 0 K: 1 S: 5 H: 1 LOB: 1 BB: 2 P: 13	R: 1 E: 0 K: 0 S: 4 H: 2 LOB: 1 BB: 1 P: 8	R: 0 E: 0 K: 0 S: 3 H: 1 LOB: 0 BB: 0 P: 3	R: 0 E: 0 K: 2 S: 8 H: 1 LOB: 1 BB: 0 P: 8	R: 0 E: 0 K: 0 S: 3 H: 0 LOB: 1 BB: 1 P: 7	R: 0 E: 0 K: 0 S: 3 H: 0 LOB: 0 BB: 0 P: 3	R: 0 E: 0 K: 1 S: 5 H: 0 LOB: 0 BB: 0 P: 5	R: 1 E: 0 K: 0 S: 5 H: 2 LOB: 2 BB: 1 P: 9	1B: 6 2B: 1 3B: 0 HR: 0	SF: 0 SAC: 0 DP: 2 HBP: 0			WP: 0 PB: 0 SB: 0 CS: 2	PA: 38		

PITCHER		IP	WLS	BF	H	R	ER	SO	BB	IBB	HBP	BLK	WP	HR	S	P	ERA	WHIP
Bob Hendley, L ERA: 5.4	(1, 1)	2.1		14	3	2	2	1	6	0	0	0	0	0	10	34	7.71	3.857
Cal Koonce, R ERA: 7.04	(3, 1)	6.1	W	23	4	1	1	3	2	0	0	0	0	0	27	35	1.42	0.947
Billy Hoeft, L ERA: 3.77	(9, 1)	0.1	S	1	0	0	0	0	0	0	0	0	0	0	1	1	0.00	0.000

PITCHER	IP	WLS	BF	H	R	ER	SO	BB	IBB	HBP	BLK	WP	HR	S	P	ERA	WHIP

BOTTOM

Chicago Cubs @ Los Angeles Dodgers

Dodger Stadium, Los Angeles, CA

Thu Jun 16 1966, 7:05 PM PDT

Att. 21,545 - Unknown - 65 F

livebaseballscorecards.com

AB	30
R	3
H	7
RBI	3
BB	8
SO	4
LOB	15

Houston Astros @ Chicago Cubs

Wrigley Field, Chicago, IL

Sat Jun 18 1966, 3:33 AM CDT

Att. 10,757 - Overcast - 69 F

TOP

livebaseballscorecards.com

Batter	1	2	3	4	5	6	7	8	9	AB	R	H	RBI	BB	SO	LOB
Joe Morgan, L (1, 4) OBP: 0.441, SLG: 0.441	4-3	F7		SF9	FC4-6 FC6-4 1-2f		2B 1-2 1B		6-3	4	1	1	1	0	0	1
Bob Lillis, R (9, PH) (9, 4) OBP: 0.200, SLG: 0.059				3-H						1	0	0	0	0	0	0
Sonny Jackson, L (1, 6) OBP: 0.322, SLG: 0.309	CS 1B 1B		BBBB FC5 BB BB	1B 1-2 1B 1B	FC6-4 1-2f		2B 1-H 2-H 2B		F8	5	2	3	2	1	0	1
Jimmy Wynn, R (1, 8) OBP: 0.318, SLG: 0.425	PO 1-2 1B		SSS K	SSS K		L8	3B 2-H 2B			5	1	2	1	0	2	3
Rusty Staub, L (1, 9) OBP: 0.306, SLG: 0.416	PO 1-2 2-3	HR	BBBB FC5 1-2 BB	1B 1-2 2-H 1B		4-3	3B 2-H 3B			4	2	3	3	1	0	0
Chuck Harrison, R (1, 3) OBP: 0.255, SLG: 0.333		1B HR 1B	FC5 1-2 2-3f	1B 1-2 2-H 1B		3B	6-3			5	1	3	1	0	0	3
Lee Maye, L (1, 7) OBP: 0.273, SLG: 0.390		HR 1-2 1B	F7	1-2 2-H 1B		6-3		P5		2	1	1	0	0	0	2
Dave Nicholson, R (4, PH) (4, 7) OBP: 0.424, SLG: 0.488										3	0	1	1	0	0	1
Bob Aspromonte, R (1, 5) OBP: 0.272, SLG: 0.290		F9	SH 1B BB	2-3			F9	L6		4	1	0	0	1	0	4
John Bateman, R (1, 2) OBP: 0.329, SLG: 0.518		HR 1-H 2-H		SH SF9 1-2 1B	F3		FC3-6 1B	SSS K		5	2	3	3	0	1	0
Dave Giusti, R (1, 1) OBP: 0.281, SLG: 0.323		1-3		SH 1B 1-3 2-H 1B	BBBB FC4-6 BB		FC3-6 1B 1-2f 2B		SSS K	3	2	0	0	1	1	1

Inning Stats																						
	R: 0	H: 2	R: 4	H: 4	R: 0	H: 0	R: 5	H: 5	R: 0	H: 0	R: 0	H: 1	R: 4	H: 5	R: 0	H: 0	R: 0	H: 0	1B: 11	SF: 1	WP: 0	PA: 48
	E: 0	LOB: 0	E: 0	LOB: 0	E: 0	LOB: 2	E: 1	LOB: 2	E: 0	LOB: 1	E: 0	LOB: 1	E: 0	LOB: 1	E: 0	LOB: 0	E: 0	LOB: 0	2B: 2	SAC: 1	PB: 0	
	K: 0	BB: 0	K: 0	BB: 0	K: 1	BB: 2	K: 1	BB: 1	K: 0	BB: 1	K: 4	BB: 0	K: 8	BB: 0	K: 1	BB: 0	K: 5	BB: 0	3B: 2	DP: 0	SB: 0	
	S: 3	P: 3	S: 7	P: 7	S: 5	P: 13	S: 11	P: 15	S: 3	P: 7	S: 4	P: 4	S: 8	P: 8	S: 5	P: 5	S: 5	P: 5	HR: 2	HBP: 0	CS: 1	

PITCHER		IP	WLS	BF	H	R	ER	SO	BB	IBB	HBP	BLK	WP	HR	S	P	ERA	WHIP
Bill Hands, R ERA: 3.42	(1, 1)	2.0		11	6	4	4	0	1	0	0	0	0	2	10	14	18.00	3.500
Fergie Jenkins, R ERA: 4.55	(3, 1)	1.0	L	7	1	3	2	1	2	0	0	0	0	0	7	15	18.00	3.000
Bob Hendley, L ERA: 5.28	(4, 1)	0.2		6	4	2	0	1	0	0	0	0	0	0	8	8	0.00	6.000
Chuck Estrada, R ERA: 7.15	(4, 1)	3.0		15	5	4	4	0	1	0	0	0	0	0	14	18	12.00	2.000
Billy Hoeft, L ERA: 3.51	(7, 1)	2.1		8	1	0	0	2	0	0	0	0	0	0	12	12	0.00	0.429

PITCHER	IP	WLS	BF	H	R	ER	SO	BB	IBB	HBP	BLK	WP	HR	S	P	ERA	WHIP

AB	41
R	13
H	17
RBI	12
BB	4
SO	4
LOB	16

Houston Astros @ Chicago Cubs

Wrigley Field, Chicago, IL

Sat Jun 18 1966, 3:33 AM CDT

Att. 10,757 - Overcast - 69 F

BOTTOM

Batter	1	2	3	4	5	6	7	8	9	AB	R	H	RBI	BB	SO	LOB
Glenn Beckert, R (1, 4) OBP: 0.301, SLG: 0.322	3-1		F9		F9		F5			4	0	0	0	0	0	1
Lee Thomas, L (1, 7) OBP: 0.263, SLG: 0.324	HR 1B BB		E 1-3 BB		G3			L8		2	2	0	0	2	0	0
Billy Williams, L (1, 9) OBP: 0.300, SLG: 0.359	HR 1B		1-3			G3		3-1		4	1	1	0	0	0	1
Ron Santo, R (1, 5) OBP: 0.403, SLG: 0.558	HR		E4			HR		F7		4	2	2	4	0	0	0
14 Ernie Banks, R (1, 3) OBP: 0.275, SLG: 0.350	F8		1-3			6-3			P4	4	0	0	0	0	0	1
Byron Browne, R (1, 8) OBP: 0.303, SLG: 0.449	K			6-3		K			L6-3 BB	3	0	0	0	1	2	0
Randy Hundley, R (1, 2) OBP: 0.279, SLG: 0.386		5-3		F7			F2		L6-3	4	0	0	0	0	0	1
Don Kessinger, S (1, 6) OBP: 0.263, SLG: 0.260		4-3		F7			FC4 1B			3	0	1	0	0	0	0
Bill Hands, R (1, 1)		K			4-3		FC4			1	0	0	0	0	1	0
Fergie Jenkins, R (3, 1) OBP: 0.368, SLG: 0.500										0	0	0	0	0	0	0
Bob Hendley, R (4, 1) OBP: 0.250, SLG: 0.286										0	0	0	0	0	0	0
Chuck Estrada, R (4, 1)										1	0	0	0	0	0	0
Billy Hoeft, L (7, 1) OBP: 0.333, SLG: 0.333										1	0	0	0	0	0	1
Inning Stats	R: 3 H: 2 E: 0 LOB: 0 K: 1 BB: 1 S: 7 P: 11	R: 0 H: 0 E: 0 LOB: 0 K: 1 BB: 0 S: 5 P: 5	R: 1 H: 0 E: 1 LOB: 1 K: 0 BB: 1 S: 4 P: 8	R: 0 H: 0 E: 0 LOB: 0 K: 0 BB: 0 S: 3 P: 3	R: 0 H: 0 E: 0 LOB: 0 K: 0 BB: 0 S: 3 P: 3	R: 1 H: 1 E: 0 LOB: 0 K: 1 BB: 0 S: 6 P: 6	R: 0 H: 1 E: 0 LOB: 1 K: 0 BB: 0 S: 4 P: 4	R: 0 H: 0 E: 0 LOB: 0 K: 0 BB: 0 S: 3 P: 3	R: 0 H: 0 E: 0 LOB: 0 K: 0 BB: 1 S: 2 P: 6	1B: 2 SF: 0 2B: 1 SAC: 0 3B: 0 DP: 1 HR: 2 HBP: 0							

livebaseballscorecards.com

AB	31
R	5
H	4
RBI	4
BB	3
SO	3
LOB	5

WP: 0 PA: 34
PB: 0
SB: 0
CS: 0

PITCHER		IP	WLS	BF	H	R	ER	SO	BB	IBB	HBP	BLK	WP	HR	S	P	ERA	WHIP
Dave Giusti, R ERA: 3.07	(1, 1)	9.0	W	34	4	5	5	3	3	0	0	0	0	2	37	49	5.00	0.778

PITCHER	IP	WLS	BF	H	R	ER	SO	BB	IBB	HBP	BLK	WP	HR	S	P	ERA	WHIP

Batter	1	2	3	4	5	6	7	8	9	AB	R	H	RBI	BB	SO	LOB
Joe Morgan, L (1, 4) OBP: 0.440, SLG: 0.453	F8		1B 2B 1B	4-1	K			HR		5	2	2	1	0	1	3
Sonny Jackson, L (1, 6) OBP: 0.319, SLG: 0.306	F9		1-2 2B 1B		4-3	F7		4-3		5	1	1	0	0	0	0
Jimmy Wynn, R (1, 8) OBP: 0.316, SLG: 0.424	K		1B 1-H 2-H 2B		2-3	F9		P3		5	0	1	2	0	1	0
Dave Nicholson, R (1, 9) OBP: 0.423, SLG: 0.507		K	2-3 1B		HR	P5		1-3		5	1	2	1	0	1	0
Chuck Harrison, R (1, 3) OBP: 0.267, SLG: 0.327		K	K	1B E 1B			2B SF7-2-4 BB		K	4	2	1	0	1	3	2
Bob Aspromonte, R (1, 5) OBP: 0.278, SLG: 0.301		1B 1B	F7	E 1-2 1B 1B			SF7-2-4 1-3 2B		P5	5	1	3	0	0	0	2
John Bateman, R (1, 2) OBP: 0.335, SLG: 0.520				4-3	E7		5-3			5	1	3	1	0	0	2
Dave Giusti, R (9, PR) OBP: 0.281, SLG: 0.323		FC4-6 1-2 1B			1B E 1-3 2-H 1B				1B	0	0	0	0	0	0	0
Rusty Staub, L (1, 7) OBP: 0.312, SLG: 0.418		FC4-6 1-2f		SH1-4 1B	E 2-3 3-H 1B		SF7-2-4 IBB		1-3	4	0	2	1	1	0	3
Mike Cuellar, L (1, 1) OBP: 0.080, SLG: 0.080 Gary Kroll, R (4, 1) Felix Mantilla, R (5, PH) OBP: 0.236, SLG: 0.309 Ron Taylor, R (5, 1) Lee Maye, L (7, PH) OBP: 0.273, SLG: 0.390 Ron Brand, R (7, PH) OBP: 0.379, SLG: 0.346 Claude Raymond, R (7, 1)			F8	SH1-4 1-2	E1 1-2 3-H		SF7-2-4 1-2 2-3 3-H			1 0 1 0 0 0 0 0	0 0 0 0 0 0 0 0	0 0 0 0 0 0 1 0	0 0 0 0 0 0 0 0	0 0 0 0 0 0 0 0	0 0 1 0 0 0 0 0	0 0 0 0 0 0 0 0

TOP

Houston Astros @ Chicago Cubs

Wrigley Field, Chicago, IL

Sun Jun 19 1966, 3:33 AM CDT

Cloudy - 78 F

livebaseballscorecards.com

AB	40
R	8
H	15
RBI	7
BB	2
SO	6
LOB	13

Inning Stats	1	2	3	4	5	6	7	8	9
	R: 0 E: 0 K: 1 S: 5	H: 0 LOB: 0 BB: 0 P: 5	R: 0 E: 0 K: 2 S: 9	H: 2 LOB: 2 BB: 0 P: 9	R: 2 E: 0 K: 1 S: 9	H: 4 LOB: 0 BB: 0 P: 9	R: 0 E: 0 K: 0 S: 4	H: 1 LOB: 1 BB: 0 P: 4	R: 4 E: 2 K: 1 S: 11	H: 5 LOB: 2 BB: 0 P: 11	R: 0 E: 0 K: 0 S: 3	H: 0 LOB: 0 BB: 0 P: 3	R: 1 E: 0 K: 0 S: 3	H: 1 LOB: 1 BB: 2 P: 11	R: 1 E: 0 K: 0 S: 4	H: 1 LOB: 0 BB: 0 P: 4	R: 0 E: 0 K: 1 S: 6	H: 1 LOB: 1 BB: 0 P: 6

1B: 11	SF: 1	WP: 0	PA: 44
2B: 3	SAC: 1	PB: 0	
3B: 0	DP: 1	SB: 0	
HR: 2	HBP: 0	CS: 0	

PITCHER		IP	WLS	BF	H	R	ER	SO	BB	IBB	HBP	BLK	WP	HR	S	P	ERA	WHIP
Dick Ellsworth, L ERA: 2.91	(1, 1)	4.2		27	12	6	5	4	0	0	0	0	0	1	35	35	9.64	2.571
Billy Hoeft, L ERA: 3.63	(5, 1)	1.1		6	1	1	1	1	1	0	0	0	0	0	7	11	6.75	1.500
Cal Koonce, R ERA: 6.89	(7, 1)	0.1		2	0	0	0	0	0	1	0	0	0	0	1	5	0.00	0.000
Bob Hendley, L ERA: 5.29	(7, 1)	1.2	W	5	1	1	1	0	0	0	0	0	0	1	5	5	5.40	0.600
Ernie Broglio, R ERA: 5.68	(9, 1)	1.0	S	4	1	0	0	1	0	0	0	0	0	0	6	6	0.00	1.000

PITCHER	IP	WLS	BF	H	R	ER	SO	BB	IBB	HBP	BLK	WP	HR	S	P	ERA	WHIP

Houston Astros @ Chicago Cubs

Wrigley Field, Chicago, IL

Sun Jun 19 1966, 3:33 AM CDT

Cloudy - 78 F

livebaseballscorecards.com

BOTTOM

Batter	1	2	3	4	5	6	7	8	9	AB	R	H	RBI	BB	SO	LOB
Don Kessinger, S (1, 6) OBP: 0.268, SLG: 0.262 Lee Thomas, L (8, PH) OBP: 0.267, SLG: 0.324 Joey Amalfitano, R (9, 6) OBP: 0.172, SLG: 0.125	E6	BB		2-3		CS 1B		IBB		3 0 0	1 0 0	1 0 0	0 0 0	1 1 0	0 0 0	1 0 0
Glenn Beckert, R (1, 4) OBP: 0.303, SLG: 0.326	E4	1B		HR		CS	F7	SF4		4	2	2	1	0	0	1
Billy Williams, L (1, 9) OBP: 0.305, SLG: 0.380	2B	4-3		HR			E3	1B		5	2	3	4	0	0	2
Ron Santo, R (1, 5) OBP: 0.401, SLG: 0.564	SF8		L7	K			3B			3	0	1	2	0	1	0
14 Ernie Banks, R (1, 3) OBP: 0.275, SLG: 0.348	K		P4		L3 1B		K			4	0	1	0	0	2	2
John Boccabella, R (1, 7) OBP: 0.242, SLG: 0.438	5-3		HR		L3		K			4	1	1	1	0	1	3
Byron Browne, R (1, 8) OBP: 0.307, SLG: 0.459		SH4-3 3B	6-3		P6			SH5-3 CI SF4 BB		3	2	1	0	1	0	0
Randy Hundley, R (1, 2) OBP: 0.280, SLG: 0.385		K		1B SH1-4 HR 1B		P4		CI 1B SH5-3		3	1	1	0	0	1	1
Dick Ellsworth, L (1, 1) OBP: 0.179, SLG: 0.152 Billy Hoeft, L (5, 1) OBP: 0.250, SLG: 0.250 Cal Koonce, R (7, 1) Bob Hendley, R (7, 1) OBP: 0.250, SLG: 0.286 Jimmy Stewart, S (8, PH) OBP: 0.192, SLG: 0.208 Ernie Broglio, R (9, 1) OBP: 0.450, SLG: 0.444		SH4-3		SH1-4		K		SH5-3		0 1 0 0 0 0	0 0 0 0 0 0	0 0 0 0 0 0	1 0 0 0 0 0	0 0 0 0 0 0	0 1 0 0 0 0	0 0 0 0 0 0
Inning Stats	R: 2 E: 2 K: 1 S: 8 H: 1 LOB: 1 BB: 0 P: 8	R: 1 E: 0 K: 1 S: 7 H: 2 LOB: 2 BB: 1 P: 11	R: 1 E: 0 K: 0 S: 4 H: 1 LOB: 0 BB: 0 P: 4	R: 3 E: 0 K: 1 S: 8 H: 3 LOB: 0 BB: 0 P: 8	R: 0 E: 0 K: 0 S: 3 H: 1 LOB: 0 BB: 0 P: 3	R: 0 E: 0 K: 1 S: 5 H: 1 LOB: 0 BB: 0 P: 5	R: 1 E: 1 K: 2 S: 9 H: 1 LOB: 1 BB: 0 P: 9	R: 1 E: 1 K: 0 S: 4 H: 1 LOB: 2 BB: 2 P: 12		1B: 6 2B: 2 3B: 2 HR: 2	SF: 2 SAC: 3 DP: 1 HBP: 0		WP: 0 PB: 0 SB: 0 CS: 1	PA: 40		

	AB	30
	R	9
	H	11
	RBI	9
	BB	3
	SO	6
	LOB	10

PITCHER		IP	WLS	BF	H	R	ER	SO	BB	IBB	HBP	BLK	WP	HR	S	P	ERA	WHIP
Mike Cuellar, L ERA: 1.9	(1, 1)	3.2		21	7	7	5	2	1	0	0	0	0	2	24	28	12.27	2.182
Gary Kroll, R ERA: 3.27	(4, 1)	0.1		1	0	0	0	1	0	0	0	0	0	0	3	3	0.00	0.000
Ron Taylor, R ERA: 4.67	(5, 1)	2.0		6	2	0	0	1	0	0	0	0	0	0	8	8	0.00	1.000
Claude Raymond, R ERA: 1.76	(7, 1)	2.0	L	11	2	2	0	2	1	1	0	0	0	0	13	21	0.00	1.500

PITCHER	IP	WLS	BF	H	R	ER	SO	BB	IBB	HBP	BLK	WP	HR	S	P	ERA	WHIP

Batter	1	2	3	4	5	6	7	8	9	AB	R	H	RBI	BB	SO	LOB
Sonny Jackson, L (1, 6) OBP: 0.318, SLG: 0.310	P1		6-3		1B 2B		F8			4	1	1	0	0	0	1
Jimmy Wynn, R (1, 8) OBP: 0.312, SLG: 0.418	4-3		6-3		6-3		FC5-4 1-2f			4	0	0	0	0	0	2
Felix Mantilla, R (1, 7) OBP: 0.237, SLG: 0.306	F3		F9		2-H 1B			6-3		4	0	1	1	0	0	0
Dave Nicholson, R (1, 9) OBP: 0.419, SLG: 0.496		K		BB 1B	F7			F9		3	0	0	0	1	1	1
Bob Aspromonte, R (1, 5) OBP: 0.282, SLG: 0.305		BB 2B 1B		1-2 1B		L1		F8		4	1	2	0	0	0	0
Chuck Harrison, R (1, 3) OBP: 0.266, SLG: 0.322		K		F8		P5			1B	4	0	1	0	0	1	3
Ron Brand, R (1, 2) OBP: 0.364, SLG: 0.310		2B 1-2 BB		P4		F7			F7	3	0	0	0	1	0	3
Bob Lillis, R (1, 4) OBP: 0.250, SLG: 0.190		1-3 2-H 2B		L4			FC5-4 1B		F9	4	0	2	1	0	0	3
Larry Dierker, R (1, 1) OBP: 0.133, SLG: 0.233		4-3			6-3		F8		K	2	0	0	0	0	0	2
Gary Kroll, R (5, 1)										0	0	0	0	0	0	0
John Bateman, R (7, PH) OBP: 0.333, SLG: 0.517										1	0	0	0	0	0	1
Aurelio Monteagudo, R (7, 1)										0	0	0	0	0	0	0
Nate Colbert, R (9, PH)										1	0	0	0	0	1	1
Inning Stats	R: 0 E: 0 K: 0 S: 3 H: 0 LOB: 0 BB: 0 P: 3	R: 1 E: 0 K: 2 S: 9 H: 2 LOB: 2 BB: 1 P: 13	R: 0 E: 0 K: 0 S: 3 H: 0 LOB: 0 BB: 0 P: 3	R: 0 E: 0 K: 0 S: 4 H: 1 LOB: 2 BB: 1 P: 8	R: 1 E: 0 K: 0 S: 5 H: 2 LOB: 1 BB: 0 P: 5	R: 0 E: 0 K: 0 S: 3 H: 0 LOB: 0 BB: 0 P: 3	R: 0 E: 0 K: 0 S: 4 H: 1 LOB: 1 BB: 0 P: 4	R: 0 E: 0 K: 0 S: 3 H: 0 LOB: 0 BB: 0 P: 3	R: 0 E: 0 K: 1 S: 6 H: 1 LOB: 1 BB: 0 P: 6	1B: 5 2B: 2 3B: 0 HR: 0	SF: 0 SAC: 0 DP: 0 HBP: 0						

PITCHER	IP	WLS	BF	H	R	ER	SO	BB	IBB	HBP	BLK	WP	HR	S	P	ERA	WHIP
Ken Holtzman, L (1, 1) ERA: 3.72	9.0	W	36	7	2	2	3	2	0	0	0	0	0	40	48	2.00	1.000

PITCHER	IP	WLS	BF	H	R	ER	SO	BB	IBB	HBP	BLK	WP	HR	S	P	ERA	WHIP

TOP

Houston Astros @ Chicago Cubs

Wrigley Field, Chicago, IL

Sun Jun 19 1966, 3:38 AM CDT

Att. 21,292 - Cloudy - 81 F

livebaseballscorecards.com

AB	34
R	2
H	7
RBI	2
BB	2
SO	3
LOB	17

WP: 0	PB: 0	SB: 0	CS: 0	PA: 36		

Houston Astros @ Chicago Cubs

Wrigley Field, Chicago, IL

Sun Jun 19 1966, 3:38 AM CDT

Att. 21,292 - Cloudy - 81 F

livebaseballscorecards.com

BOTTOM

Batter	1	2	3	4	5	6	7	8	9	AB	R	H	RBI	BB	SO	LOB
Don Kessinger, S (1, 6) OBP: 0.261, SLG: 0.254	5-3		P6		F7	4-3		F7		5	0	0	0	0	0	0
Glenn Beckert, R (1, 4) OBP: 0.305, SLG: 0.332	F8		E4 2B		BB BB 2B 1B	K		L7		5	1	2	0	0	1	0
Billy Williams, L (1, 9) OBP: 0.307, SLG: 0.390	HR		G3		BB 1-2 2B BB	F8		F8		4	2	1	1	1	0	1
Ron Santo, R (1, 5) OBP: 0.406, SLG: 0.568	BB		6-3		2B 1-2 2-3 2B BB		SH5-3 1B 2B			2	2	1	0	2	0	1
Lee Thomas, L (1, 7) OBP: 0.277, SLG: 0.335	4-3			6-3 1B	1-3 2-H 3-H 2B 2B		1B SH5-3 BB			3	1	2	2	1	0	1
John Boccabella, R (1, 3) OBP: 0.222, SLG: 0.400		L9		6-3 1-2	F2		SH5-3 1-2 2-3			3	0	0	0	0	0	3
Byron Browne, R (1, 8) OBP: 0.320, SLG: 0.473		1B		FC6 BB	HR 2-H 3-H 2B		2-3 3-H 1B			3	1	3	3	1	0	0
Randy Hundley, R (1, 2) OBP: 0.279, SLG: 0.398		F8		K	HR 2-H		K			4	1	1	2	0	2	5
Ken Holtzman, R (1, 1) OBP: 0.087, SLG: 0.087		F2		FC6 1-2f	K		K			4	0	0	0	0	2	5
Inning Stats	R: 1 E: 0 K: 0 S: 4 H: 1 LOB: 1 BB: 1 P: 8	R: 0 E: 0 K: 0 S: 4 H: 1 LOB: 1 BB: 0 P: 4	R: 0 E: 1 K: 0 S: 4 H: 1 LOB: 1 BB: 0 P: 4	R: 0 E: 0 K: 1 S: 6 H: 1 LOB: 2 BB: 1 P: 10	R: 6 E: 0 K: 1 S: 9 H: 4 LOB: 0 BB: 2 P: 17	R: 0 E: 0 K: 1 S: 5 H: 0 LOB: 0 BB: 0 P: 5	R: 1 E: 0 K: 2 S: 9 H: 2 LOB: 2 BB: 1 P: 13	R: 0 E: 0 K: 0 S: 3 H: 0 LOB: 0 BB: 0 P: 3		1B: 4 2B: 4 3B: 0 HR: 2	SF: 0 SAC: 1 DP: 0 HBP: 0						

	AB	33
	R	8
	H	10
	RBI	8
	BB	5
	SO	5
	LOB	16

WP: 0 PB: 0 SB: 0 CS: 0 PA: 39

PITCHER		IP	WLS	BF	H	R	ER	SO	BB	IBB	HBP	BLK	WP	HR	S	P	ERA	WHIP
Larry Dierker, R ERA: 3.62	(1, 1)	4.1	L	23	6	5	5	1	4	0	0	0	0	1	21	37	10.38	2.308
Gary Kroll, R ERA: 3.8	(5, 1)	1.2		7	2	2	2	2	0	0	0	0	0	1	11	11	10.80	1.200
Aurelio Monteagudo, R ERA: 3.24	(7, 1)	2.0		9	2	1	1	2	1	0	0	0	0	0	12	16	4.50	1.500

PITCHER	IP	WLS	BF	H	R	ER	SO	BB	IBB	HBP	BLK	WP	HR	S	P	ERA	WHIP

Batter	1	2	3	4	5	6	7	8	9	AB	R	H	RBI	BB	SO	LOB
Jim Davenport, R (1, 6) OBP: 0.347, SLG: 0.442	0-0 2B 3B		0-0 5-3 ①		0-0 F8 ②		0-3 K ①		0-0 SF9 ① 3-H	4	1	1	1	0	1	2
Tom Haller, L (1, 2) OBP: 0.305, SLG: 0.471	0-3 K ①		0-3 K ②		0-0 F8 ③		0-0 1B ② 1-3 3-H		0-0 HR 1-H	5	1	2	3	0	2	1
Willie Mays, R (1, 8) OBP: 0.352, SLG: 0.544	0-0 2B 1B 3-H		0-0 F7 ③			4-0 BB FC4-6	0-3 K ③		0-0 F9 ②	4	0	1	1	1	1	1
Willie McCovey, L (1, 3) OBP: 0.368, SLG: 0.551	0-0 1B HR ② 2-3			4-0 BB WP		0-0 FC4-6 BB ① 1-2f		4-0 BB G6-4-3	0-0 F4 ③	3	1	1	0	2	0	1
Jim Ray Hart, R (1, 5) OBP: 0.374, SLG: 0.545	0-0 HR 1-H			0-0 F9 ①		4-0 BB G6-4-3 1-2		0-0 G6-4-3 ① ② 1-2f		3	1	1	2	1	0	2
Cap Peterson, R (1, 7) OBP: 0.279, SLG: 0.244 Don Landrum, L (8, 7) OBP: 0.247, SLG: 0.197	0-0 F9 ③			4-0 BB 1-2		0-0 G6-4-3 ② ③ 1-2f		0-0 6-3 ③		3 0	0 0	0 0	0 0	1 0	0 0	2 0
Ollie Brown, R (1, 9) OBP: 0.284, SLG: 0.277		0-3 K ①		0-3 K ②			4-0 BB 1B 1B		0-0 2B E 1B	3	2	1	0	1	2	2
Hal Lanier, R (1, 4) OBP: 0.238, SLG: 0.281		0-0 6-3 ②		0-0 F8 ③			0-0 1B 1B 1-3 1B		0-0 FC6 1B SF9 2-3	4	2	1	0	0	0	3
Juan Marichal, R (1, 1) OBP: 0.278, SLG: 0.333		0-3 K ③			0-0 5-3 ①		0-0 1B 1-3 3-H 1B		0-0 HR 1-3 3-H 1B	4	1	2	2	0	1	0
Inning Stats	R: 3 H: 4 E: 0 LOB: 0 K: 1 BB: 0 S: 8 P: 8	R: 0 H: 0 E: 0 LOB: 0 K: 2 BB: 0 S: 7 P: 7	R: 0 H: 0 E: 0 LOB: 0 K: 1 BB: 0 S: 5 P: 5	R: 0 H: 0 E: 0 LOB: 2 K: 1 BB: 2 S: 5 P: 13	R: 0 H: 0 E: 0 LOB: 0 K: 0 BB: 0 S: 3 P: 3	R: 0 H: 0 E: 0 LOB: 1 K: 0 BB: 2 S: 2 P: 10	R: 2 H: 3 E: 0 LOB: 1 K: 2 BB: 1 S: 9 P: 13	R: 0 H: 0 E: 0 LOB: 0 K: 0 BB: 1 S: 2 P: 6	R: 4 H: 3 E: 1 LOB: 0 K: 0 BB: 0 S: 7 P: 7	1B: 5 SF: 1 2B: 2 SAC: 0 3B: 1 DP: 2 HR: 2 HBP: 0						WP: 1 PA: 40 PB: 0 SB: 0 CS: 0	

PITCHER	IP	WLS	BF	H	R	ER	SO	BB	IBB	HBP	BLK	WP	HR	S	P	ERA	WHIP
Bill Hands, R (1, 1) ERA: 3.74	6.0	L	27	6	5	5	5	5	0	0	0	1	1	32	52	7.50	1.833
Fergie Jenkins, R (7, 1) ERA: 4.48	1.0		3	1	0	0	2	0	0	0	0	0	0	7	7	0.00	1.000
Dick Ellsworth, L (8, 1) ERA: 3.14	1.1		8	3	4	3	0	1	0	0	0	0	1	7	11	20.25	3.000
Chuck Estrada, R (9, 1) ERA: 6.75	0.2		2	0	0	0	0	0	0	0	0	0	0	2	2	0.00	0.000

PITCHER	IP	WLS	BF	H	R	ER	SO	BB	IBB	HBP	BLK	WP	HR	S	P	ERA	WHIP

TOP

San Francisco Giants @ Chicago Cubs

Wrigley Field, Chicago, IL

Tue Jun 21 1966, 3:33 AM CDT

Att. 11,483 - Unknown

livebaseballscorecards.com

AB	33
R	9
H	10
RBI	9
BB	6
SO	7
LOB	14

Batter	1	2	3	4	5	6	7	8	9	AB	R	H	RBI	BB	SO	LOB
Don Kessinger, S (1, 6) OBP: 0.255, SLG: 0.249	F7			4-3	F7			4-3	F9	4	0	0	0	0	0	0
George Altman, L (9, PH) OBP: 0.250, SLG: 0.387										1	0	0	0	0	0	0
Glenn Beckert, R (1, 4) OBP: 0.304, SLG: 0.339	6-3			E8 3B		4-3		6-3		4	1	1	0	0	0	0
Billy Williams, L (1, 9) OBP: 0.314, SLG: 0.396	4-3			14 HR 1B		14 FC6-4 1B		1B		4	1	3	0	0	0	0
Ron Santo, R (1, 5) OBP: 0.405, SLG: 0.565		14 L4-3 1B		F6		F4		1-3		3	0	1	0	0	0	2
Joey Amalfitano, R (7, 5) OBP: 0.172, SLG: 0.125										0	0	0	0	0	0	0
Jimmy Stewart, S (8, PH) OBP: 0.189, SLG: 0.204 (9, 5)										1	0	0	0	0	0	1
14 Ernie Banks, R (1, 3) OBP: 0.279, SLG: 0.368		L4-3 1-2		1-H HR		FC6-4 1-2f			2B HR 1B	4	2	2	2	0	0	2
John Boccabella, R (1, 7) OBP: 0.225, SLG: 0.410		K		5-3			K		1-3 HR 2B	4	1	1	0	0	2	0
Byron Browne, R (1, 8) OBP: 0.324, SLG: 0.487			F7		5-3		BBBB FC6-4 BB		2-H 3-H HR	3	1	1	3	1	0	0
Randy Hundley, R (1, 2) OBP: 0.279, SLG: 0.410			F4		HR		FC6-4 1-2f		6-3	4	1	1	1	0	0	1
Bill Hands, R (1, 1) OBP: 0.160, SLG: 0.091			K		F7		4-3		4-3	2	0	0	0	0	1	0
Fergie Jenkins, R (7, 1) OBP: 0.368, SLG: 0.500										0	0	0	0	0	0	0
Lee Thomas, L (7, PH) OBP: 0.276, SLG: 0.333										1	0	0	0	0	0	1
Dick Ellsworth, L (8, 1) OBP: 0.176, SLG: 0.152										0	0	0	0	0	0	0
Chuck Estrada, R (9, 1)										0	0	0	0	0	0	0
Marty Keough, L (9, PH) OBP: 0.160, SLG: 0.087										1	0	0	0	0	0	0
Inning Stats	R: 0 E: 0 K: 0 S: 3 H: 0 LOB: 0 BB: 0 P: 3	R: 0 E: 0 K: 1 S: 5 H: 1 LOB: 0 BB: 0 P: 5	R: 0 E: 0 K: 1 S: 5 H: 0 LOB: 0 BB: 0 P: 5	R: 3 E: 1 K: 0 S: 6 H: 3 LOB: 0 BB: 0 P: 6	R: 1 E: 0 K: 0 S: 4 H: 1 LOB: 0 BB: 0 P: 4	R: 0 E: 0 K: 0 S: 4 H: 1 LOB: 1 BB: 0 P: 4	R: 0 E: 0 K: 1 S: 5 H: 0 LOB: 1 BB: 1 P: 9	R: 0 E: 0 K: 0 S: 4 H: 1 LOB: 1 BB: 0 P: 4	R: 3 E: 0 K: 0 S: 6 H: 3 LOB: 0 BB: 0 P: 6	1B: 5 2B: 2 3B: 1 HR: 3	SF: 0 SAC: 0 DP: 1 HBP: 0						

PITCHER	IP	WLS	BF	H	R	ER	SO	BB	IBB	HBP	BLK	WP	HR	S	P	ERA	WHIP
Juan Marichal, R (1, 1) ERA: 1.96	9.0	W	37	10	7	7	3	1	0	0	0	0	3	42	46	7.00	1.222

PITCHER	IP	WLS	BF	H	R	ER	SO	BB	IBB	HBP	BLK	WP	HR	S	P	ERA	WHIP

BOTTOM

San Francisco Giants @ Chicago Cubs

Wrigley Field, Chicago, IL

Tue Jun 21 1966, 3:33 AM CDT

Att. 11,483 - Unknown

livebaseballscorecards.com

AB	36
R	7
H	10
RBI	6
BB	1
SO	3
LOB	7

WP: 0 PB: 0 SB: 0 CS: 0 PA: 37

Batter	1	2	3	4	5	6	7	8	9	AB	R	H	RBI	BB	SO	LOB
Jim Davenport, R (1, 6) OBP: 0.342, SLG: 0.429	BBBB 4-0 G3-6-3 BB			x 0-0 ① F4	x 0-0 ② F9		SSS 0-3 ③ K		x 0-0 ③ 1-3	4	0	0	0	1	1	4
Tom Haller, L (1, 2) OBP: 0.299, SLG: 0.461	x 0-0 ①② G3-6-3 1-2f			x 0-0 ② F3	SSS 0-3 ③ K			x 0-0 ① 4-3		4	0	0	0	0	1	3
Willie Mays, R (1, 8) OBP: 0.354, SLG: 0.546	x 0-0 ③ 6-3			x 0-0 ③ 5-3		x 0-0 FC5-4 2B		BBBB 4-0 BB		3	0	1	0	1	0	0
Willie McCovey, L (1, 3) OBP: 0.366, SLG: 0.543		x 0-0 ① 6-3			BBB 4-0 2B 1B BB	x 0-0 ① F8		SSS 0-3 ② K		3	1	0	0	1	1	2
Jim Ray Hart, R (1, 5) OBP: 0.375, SLG: 0.547		x 0-0 ② 5-3			x 0-0 1B 1B 1-3 2B	4-0 FC5-4 IBB		x 0-0 ③ F7		3	1	1	0	1	0	1
Cap Peterson, R (1, 7) OBP: 0.281, SLG: 0.247 Don Landrum, L (6, 7) OBP: 0.257, SLG: 0.224		SSS 0-3 ③ K			x 0-0 1B 1B E 1B 3-H	x 0-0 ② FC5-4 1-2f 2-3			x 0-0 E8 2B	3 1	1 0	1 1	1 0	0 0	1 0	2 0
Ollie Brown, R (1, 9) OBP: 0.283, SLG: 0.277			x 0-0 ① 6-3		x 0-0 E 1B 1-2 2-3	x 0-0 ③ F7			x 0-0 ① F3	4	0	1	0	0	0	3
Hal Lanier, R (1, 4) OBP: 0.244, SLG: 0.282			SSS 0-3 ② K		x 0-0 E4 1B 1-3 2-H 3-H		x 0-0 ① 5-3		BBBB 4-0 F8 BB	3	0	1	1	1	1	0
Gaylord Perry, R (1, 1) OBP: 0.214, SLG: 0.250 Don Mason, L (7, PH) OBP: 0.071, SLG: 0.071 Frank Linzy, R (7, 1) OBP: 0.200, SLG: 0.400			x 0-0 ③ 4-3		SSS 0-3 ① K		x 0-0 ② 5-3		x 0-0 ② F8 1-2	2 1 1	0 0 0	0 0 0	0 0 0	0 0 0	1 0 0	2 0 2
Inning Stats	R: 0 E: 0 K: 0 S: 2 H: 0 LOB: 0 BB: 1 P: 6	R: 0 E: 0 K: 1 S: 5 H: 0 LOB: 0 BB: 0 P: 5	R: 0 E: 0 K: 1 S: 5 H: 0 LOB: 0 BB: 0 P: 5	R: 0 E: 0 K: 0 S: 3 H: 0 LOB: 0 BB: 0 P: 3	R: 3 E: 1 K: 2 S: 11 H: 4 LOB: 2 BB: 1 P: 15	R: 0 E: 0 K: 0 S: 4 H: 1 LOB: 2 BB: 1 P: 8	R: 0 E: 0 K: 1 S: 5 H: 0 LOB: 0 BB: 0 P: 5	R: 0 E: 0 K: 1 S: 5 H: 0 LOB: 1 BB: 1 P: 9	R: 0 E: 1 K: 0 S: 4 H: 1 LOB: 2 BB: 1 P: 8	1B: 3 2B: 3 3B: 0 HR: 0	SF: 0 SAC: 0 DP: 1 HBP: 0						

San Francisco Giants @ Chicago Cubs

Wrigley Field, Chicago, IL

Wed Jun 22 1966, 3:33 AM CDT

Unknown

TOP

livebaseballscorecards.com

AB	32
R	3
H	6
RBI	2
BB	5
SO	6
LOB	19

WP: 0 PB: 0 SB: 0 CS: 0 PA: 37

PITCHER		IP	WLS	BF	H	R	ER	SO	BB	IBB	HBP	BLK	WP	HR	S	P	ERA	WHIP
Cal Koonce, R ERA: 6.41	(1, 1)	4.0	L	17	4	3	2	2	2	0	0	0	0	0	19	27	4.50	1.500
Fergie Jenkins, R ERA: 4.28	(5, 1)	3.0		11	1	0	0	3	0	1	0	0	0	0	16	20	0.00	0.333
Don Lee, R ERA: 2.25	(8, 1)	2.0		9	1	0	0	1	2	0	0	0	0	0	9	17	0.00	1.500

PITCHER	IP	WLS	BF	H	R	ER	SO	BB	IBB	HBP	BLK	WP	HR	S	P	ERA	WHIP

Batter	1	2	3	4	5	6	7	8	9	AB	R	H	RBI	BB	SO	LOB
Adolfo Phillips, R (1, 8) OBP: 0.354, SLG: 0.469	F8		K		G3			6-3		4	0	0	0	0	1	1
Glenn Beckert, R (1, 4) OBP: 0.307, SLG: 0.346	6-3		2B (2-H)			F8		1B		4	0	2	1	0	0	0
Billy Williams, L (1, 9) OBP: 0.316, SLG: 0.409	K			HR		1B (14 FC6-4)		F7		4	1	2	1	0	1	1
Ron Santo, R (1, 5) OBP: 0.407, SLG: 0.562		1B (14 1B)		BB (14 G5-4-3)		F9		K		3	0	1	0	1	1	2
14 Ernie Banks, R (1, 3) OBP: 0.279, SLG: 0.365		1B (G6-4-3; 1-3)		G5-4-3 (1-2f)		FC6-4 (1-2f)			F8	4	0	1	0	0	0	2
Byron Browne, R (1, 7) OBP: 0.325, SLG: 0.487 John Boccabella, R (7, PH) (8, 7) OBP: 0.214, SLG: 0.390		K		1B			6-3		F3	2 2	0 0	1 0	0 0	0 0	1 0	2 0
Randy Hundley, R (1, 2) OBP: 0.274, SLG: 0.402		G6-4-3 (1-2f)		K			F6		6-3	4	0	0	0	0	1	3
Don Kessinger, S (1, 6) OBP: 0.262, SLG: 0.255			1B (SH3-4; 2B)		4-3		1B			3	1	2	0	0	0	0
Cal Koonce, R (1, 1) Fergie Jenkins, R (5, 1) OBP: 0.350, SLG: 0.474 George Altman, L (7, PH) OBP: 0.247, SLG: 0.382 Don Lee, R (8, 1) OBP: 1.000, SLG: 1.000			SH3-4 (1-2)		K		4-3			0 1 1 0	0 0 0 0	0 0 0 0	0 0 0 0	0 1 0 0	0 0 0 0	0 0 1 0
Inning Stats	R: 0 E: 0 K: 1 S: 5 H: 0 LOB: 0 BB: 0 P: 5	R: 0 E: 0 K: 1 S: 6 H: 2 LOB: 1 BB: 0 P: 6	R: 1 E: 0 K: 1 S: 6 H: 2 LOB: 1 BB: 0 P: 6	R: 1 E: 0 K: 1 S: 6 H: 2 LOB: 1 BB: 1 P: 10	R: 0 E: 0 K: 1 S: 5 H: 0 LOB: 0 BB: 0 P: 5	R: 0 E: 0 K: 0 S: 4 H: 1 LOB: 1 BB: 0 P: 4	R: 0 E: 0 K: 0 S: 4 H: 1 LOB: 1 BB: 0 P: 4	R: 0 E: 0 K: 1 S: 6 H: 1 LOB: 1 BB: 0 P: 6	R: 0 E: 0 K: 0 S: 3 H: 0 LOB: 0 BB: 0 P: 3	1B: 7 2B: 1 3B: 0 HR: 1	SF: 0 SAC: 1 DP: 2 HBP: 0						

PITCHER	IP	WLS	BF	H	R	ER	SO	BB	IBB	HBP	BLK	WP	HR	S	P	ERA	WHIP
Gaylord Perry, R (1, 1) ERA: 2.63	6.0	W	23	7	2	2	5	1	0	0	0	0	1	32	36	3.00	1.333
Frank Linzy, R (7, 1) ERA: 2.87	3.0	S	11	2	0	0	1	0	0	0	0	0	0	13	13	0.00	0.667

PITCHER	IP	WLS	BF	H	R	ER	SO	BB	IBB	HBP	BLK	WP	HR	S	P	ERA	WHIP

BOTTOM

San Francisco Giants @ Chicago Cubs

Wrigley Field, Chicago, IL

Wed Jun 22 1966, 3:33 AM CDT

Unknown

livebaseballscorecards.com

AB	32
R	2
H	9
RBI	2
BB	1
SO	6
LOB	12

PA: 34

Batter	1	2	3	4	5	6	7	8	9	AB	R	H	RBI	BB	SO	LOB
Don Landrum, L (1, 9) OBP: 0.253, SLG: 0.236	0-0 1B 2B	0-3 K	0-0 4-3			0-3 K		0-0 1-3		5	1	1	0	0	2	2
Jim Davenport, R (1, 6) OBP: 0.338, SLG: 0.420	0-0 1-4-3 HR 1B 2-H	0-0 F5		0-0 F6		0-3 K			0-0 F9	5	1	1	1	0	1	1
Willie McCovey, L (1, 3) OBP: 0.370, SLG: 0.542	0-0 F9		0-0 BB 1B 1B	1-0 FC4-6 BB HBP		0-0 F4			0-0 5-3	2	1	1	0	0	0	1
Bob Barton, R (4, PR) OBP: 0.222, SLG: 0.207 (4, 2)										2	0	0	0	0	0	0
Jim Ray Hart, R (1, 5) OBP: 0.383, SLG: 0.566	0-0 1-4-3 2-3		0-0 BB 1B 1B 1-2	B B B 4-0 FC4-6 BB 1-2			0-0 1B 2B		0-0 HR	4	3	3	1	1	0	1
Tom Haller, L (1, 2) OBP: 0.306, SLG: 0.477 (4, 3)	0-0 HR 3-H		B B B B 4-0 1B 2B BB 1-2 2-3	0-0 FC4-6 1-2f 2-3			0-0 1B 2-H		S S S 0-3 K	4	2	2	3	1	1	2
Cap Peterson, R (1, 7) OBP: 0.290, SLG: 0.259	0-0 1B		0-0 2B 1B 1-2 2-H 3-H	0-0 F9			0-0 F3			4	1	2	2	0	0	2
Ollie Brown, R (1, 8) OBP: 0.278, SLG: 0.271	S S S 0-3 K		0-0 F7		S S S 0-3 K		S S S 0-3 K			4	0	0	0	0	3	3
Hal Lanier, R (1, 4) OBP: 0.249, SLG: 0.297		0-0 FC1-5 2B	0-0 1-H 2-H 2B		0-0 5-3			0-0 F9		4	0	2	2	0	0	0
Ron Herbel, R (1, 1) OBP: 0.095, SLG: 0.050		0-0 FC1-5 2-3	S S S 0-3 K		S S S 0-3 K			S S S 0-3 K		4	0	0	0	0	3	2
Lindy McDaniel, R (8, 1) OBP: 0.125, SLG: 0.125										0	0	0	0	0	0	0
Bill Henry, L (9, 1)										0	0	0	0	0	0	0
Inning Stats	R: 3 E: 0 K: 1 S: 9 H: 4 LOB: 1 BB: 0 P: 9	R: 0 E: 0 K: 1 S: 6 H: 1 LOB: 1 BB: 0 P: 6	R: 4 E: 0 K: 1 S: 9 H: 4 LOB: 1 BB: 1 P: 13	R: 0 E: 0 K: 0 S: 3 H: 0 LOB: 2 BB: 1 P: 8	R: 0 E: 0 K: 2 S: 7 H: 0 LOB: 0 BB: 0 P: 7	R: 0 E: 0 K: 2 S: 7 H: 0 LOB: 0 BB: 0 P: 7	R: 1 E: 0 K: 1 S: 6 H: 2 LOB: 0 BB: 0 P: 6	R: 0 E: 0 K: 1 S: 5 H: 0 LOB: 0 BB: 0 P: 5	R: 1 E: 0 K: 1 S: 6 H: 1 LOB: 0 BB: 0 P: 6	1B: 6 2B: 4 3B: 0 HR: 2	SF: 0 SAC: 0 DP: 0 HBP: 1						

TOP

San Francisco Giants @ Chicago Cubs

Wrigley Field, Chicago, IL

Wed Jun 22 1966, 3:38 AM CDT

Att. 16,732 - Unknown

livebaseballscorecards.com

AB	38
R	9
H	12
RBI	9
BB	2
SO	10
LOB	14

WP: 0 PB: 0 SB: 0 CS: 0 PA: 41

PITCHER		IP	WLS	BF	H	R	ER	SO	BB	IBB	HBP	BLK	WP	HR	S	P	ERA	WHIP
Ernie Broglio, R ERA: 6.38	(1, 1)	2.0	L	14	7	6	6	2	1	0	0	0	0	1	17	21	27.00	4.000
Chuck Estrada, R ERA: 7.3	(3, 1)	0.1		3	2	1	1	0	0	0	0	0	0	0	3	3	27.00	6.000
Bill Faul, R ERA: 4.75	(3, 1)	2.2		10	0	0	0	3	1	0	1	0	0	0	14	19	0.00	0.375
Billy Hoeft, L ERA: 3.68	(6, 1)	2.0		7	2	1	1	3	0	0	0	0	0	0	13	13	4.50	1.000
Fergie Jenkins, R ERA: 4.29	(8, 1)	2.0		7	1	1	1	2	0	0	0	0	0	1	11	11	4.50	0.500

PITCHER	IP	WLS	BF	H	R	ER	SO	BB	IBB	HBP	BLK	WP	HR	S	P	ERA	WHIP

BOTTOM

San Francisco Giants @ Chicago Cubs

Wrigley Field, Chicago, IL

Wed Jun 22 1966, 3:38 AM CDT

Att. 16,732 - Unknown

livebaseballscorecards.com

Batter	1	2	3	4	5	6	7	8	9	AB	R	H	RBI	BB	SO	LOB
Marty Keough, L (1, 8) OBP: 0.167, SLG: 0.074	4-3 ①		F7 ①		K ②		F9 ③		BB	4	0	0	0	1	1	1
Glenn Beckert, R (1, 4) OBP: 0.305, SLG: 0.343	F7 ②		F9 ②		F6 ③			F6 ①	1-2 1B	5	0	1	0	0	0	1
Billy Williams, L (1, 9) OBP: 0.325, SLG: 0.426	BB		HR			1B 14 G6-4-3 1B		FC6-4 1B	4-3 ③	4	2	3	1	1	0	2
Ron Santo, R (1, 5) OBP: 0.408, SLG: 0.561	1-2 1B		F8 ③			14 G6-4-3 1-3 1B		FC6-4 ② 1-2f 14 HR		4	1	2	0	0	0	1
14 Ernie Banks, R (1, 3) OBP: 0.278, SLG: 0.378	4-3 ③			5-3 ①		G6-4-3 ① ② 1-2f 3-H		1-H HR		4	1	1	2	0	0	3
John Boccabella, R (1, 7) OBP: 0.261, SLG: 0.511		HR		5-3 ②		2B		1B		4	1	3	1	0	0	0
Randy Hundley, R (1, 2) OBP: 0.269, SLG: 0.394		6-3 ①		4-3 ③		6-3 ③		1-3 ③		4	0	0	0	0	0	2
Don Kessinger, S (1, 6) OBP: 0.258, SLG: 0.251		F5 ②			K ①		F7 ①		K ①	3	0	0	0	0	1	0
Lee Thomas, L (9, PH) OBP: 0.275, SLG: 0.331										1	0	0	0	0	1	0
Ernie Broglio, R (1, 1) OBP: 0.429, SLG: 0.421		F3 ③			1B		G3 ②		5-3 ②	1	0	0	0	0	0	0
Chuck Estrada, R (3, 1)										0	0	0	0	0	0	0
Bill Faul, R (3, 1)										0	0	0	0	0	0	0
Jimmy Stewart, S (5, PH) OBP: 0.204, SLG: 0.220										1	0	1	0	0	0	0
Billy Hoeft, L (6, 1) OBP: 0.250, SLG: 0.250										0	0	0	0	0	0	0
George Altman, L (7, PH) OBP: 0.244, SLG: 0.377										1	0	0	0	0	0	0
Fergie Jenkins, R (8, 1) OBP: 0.350, SLG: 0.474										0	0	0	0	0	0	0
Adolfo Phillips, R (9, PH) OBP: 0.353, SLG: 0.466										1	0	0	0	0	0	0
Inning Stats	R: 0 E: 0 K: 0 S: 4 H: 1 LOB: 2 BB: 1 P: 8	R: 1 E: 0 K: 0 S: 4 H: 1 LOB: 0 BB: 0 P: 4	R: 1 E: 0 K: 0 S: 4 H: 1 LOB: 0 BB: 0 P: 4	R: 0 E: 0 K: 0 S: 3 H: 0 LOB: 0 BB: 0 P: 3	R: 0 E: 0 K: 2 S: 8 H: 1 LOB: 1 BB: 0 P: 8	R: 1 E: 0 K: 0 S: 5 H: 3 LOB: 1 BB: 0 P: 5	R: 0 E: 0 K: 0 S: 3 H: 0 LOB: 0 BB: 0 P: 3	R: 2 E: 0 K: 0 S: 6 H: 3 LOB: 1 BB: 0 P: 6	R: 0 E: 0 K: 1 S: 6 H: 1 LOB: 2 BB: 1 P: 10	1B: 7 2B: 1 3B: 0 HR: 3	SF: 0 SAC: 0 DP: 1 HBP: 0						

AB	37
R	5
H	11
RBI	4
BB	2
SO	3
LOB	10

WP: 0 PB: 0 SB: 0 CS: 0 PA: 39

PITCHER		IP	WLS	BF	H	R	ER	SO	BB	IBB	HBP	BLK	WP	HR	S	P	ERA	WHIP
Ron Herbel, R ERA: 4.48	(1, 1)	7.2	W	33	10	5	5	2	1	0	0	0	0	3	36	40	5.87	1.435
Lindy McDaniel, R ERA: 3.5	(8, 1)	1.0		5	1	0	0	1	1	0	0	0	0	0	6	10	0.00	2.000
Bill Henry, L ERA: 0.64	(9, 1)	0.1	S	1	0	0	0	0	0	0	0	0	0	0	1	1	0.00	0.000

PITCHER	IP	WLS	BF	H	R	ER	SO	BB	IBB	HBP	BLK	WP	HR	S	P	ERA	WHIP

San Francisco Giants @ Chicago Cubs

Wrigley Field, Chicago, IL

Thu Jun 23 1966, 3:33 AM CDT

Att. 9,623 - Unknown

TOP

livebaseballscorecards.com

Batter	1	2	3	4	5	6	7	8	9	AB	R	H	RBI	BB	SO	LOB
Ozzie Virgil, R (1, 3) (9, 5) OBP: 0.300, SLG: 0.600	HR 1B		5-3		HR		5-3		1B 2-H 1B	5	2	3	2	0	0	1
Jim Davenport, R (1, 6) OBP: 0.346, SLG: 0.427	1-3 HR 1B		F7		F9			BB 1B SF8 1B	1-3 1B	5	2	3	0	0	0	0
Willie Mays, R (1, 8) OBP: 0.358, SLG: 0.560	1-H 3-H HR		1B			F3		SF8 BB 1-2 1B	F8	5	1	3	3	0	0	2
Jim Ray Hart, R (1, 5) OBP: 0.381, SLG: 0.559 Willie McCovey, L (9, 3) OBP: 0.370, SLG: 0.542	1-3		F7			F7		BBB G5-4-3 1-2 2-3 BB		3 0	0 0	0 0	0 0	1 0	0 0	1 0
Cap Peterson, R (1, 7) OBP: 0.289, SLG: 0.261	5-3			F6		WP S 1B		SF8 2-3 3-H		3	0	1	1	0	0	0
Ollie Brown, R (1, 9) OBP: 0.273, SLG: 0.266	6-3			5-3		F8 1-3		G5-4-3 1-2f		4	0	0	0	0	0	3
Tom Haller, L (1, 2) OBP: 0.309, SLG: 0.482		F7		K			5-3 1B		1B 2B	4	1	2	0	0	1	0
Hal Lanier, R (1, 4) OBP: 0.244, SLG: 0.291		F3			F8		K		1-3	4	0	0	0	0	1	2
Ray Sadecki, L (1, 1) OBP: 0.278, SLG: 0.444 Bob Priddy, R (4, 1) OBP: 0.286, SLG: 0.167 Dick Dietz, R (7, PH) Lindy McDaniel, R (7, 1) OBP: 0.111, SLG: 0.111		3-1			K		1-2 5-3		5-3	1 1 1 1	0 0 0 0	0 0 0 0	0 0 0 0	0 1 0 0	0 0 0 0	0 0 1 1
Inning Stats	R: 3 E: 0 K: 0 S: 6 H: 3 LOB: 0 BB: 0 P: 6	R: 0 E: 0 K: 0 S: 3 H: 0 LOB: 0 BB: 0 P: 3	R: 0 E: 0 K: 0 S: 4 H: 1 LOB: 1 BB: 0 P: 4	R: 0 E: 0 K: 1 S: 5 H: 0 LOB: 0 BB: 0 P: 5	R: 1 E: 0 K: 1 S: 6 H: 1 LOB: 0 BB: 0 P: 6	R: 0 E: 0 K: 0 S: 4 H: 1 LOB: 1 BB: 0 P: 4	R: 0 E: 0 K: 1 S: 6 H: 1 LOB: 1 BB: 0 P: 6	R: 1 E: 0 K: 0 S: 4 H: 2 LOB: 1 BB: 1 P: 8	R: 1 E: 0 K: 0 S: 6 H: 3 LOB: 2 BB: 0 P: 6	1B: 9 2B: 1 3B: 0 HR: 2	SF: 1 SAC: 0 DP: 1 HBP: 0						

	AB	37
	R	6
	H	12
	RBI	6
	BB	1
	SO	3
	LOB	11

WP: 1 PB: 0 SB: 2 CS: 0 PA: 39

PITCHER		IP	WLS	BF	H	R	ER	SO	BB	IBB	HBP	BLK	WP	HR	S	P	ERA	WHIP
Dick Ellsworth, L ERA: 3.38	(1, 1)	8.2	L	38	12	6	6	3	1	0	0	0	1	2	43	47	6.23	1.500
Don Lee, R ERA: 2.21	(9, 1)	0.1		1	0	0	0	0	0	0	0	0	0	0	1	1	0.00	0.000

PITCHER	IP	WLS	BF	H	R	ER	SO	BB	IBB	HBP	BLK	WP	HR	S	P	ERA	WHIP

BOTTOM

San Francisco Giants @ Chicago Cubs

Wrigley Field, Chicago, IL

Thu Jun 23 1966, 3:33 AM CDT

Att. 9,623 - Unknown

Batter	1	2	3	4	5	6	7	8	9	AB	R	H	RBI	BB	SO	LOB
Jimmy Stewart, S (1, 8) OBP: 0.207, SLG: 0.208	BBBB 4-0 G4-6-3 BB		x 0-0 ① ② G6-4-3 1-2f		x 0-0 ② F9		x 0-0 ② F6		x 0-0 ③ 5-3	3	0	0	0	1	0	1
Adolfo Phillips, R (9, PH) OBP: 0.351, SLG: 0.463										1	0	0	0	0	0	1
Glenn Beckert, R (1, 4) OBP: 0.304, SLG: 0.342	x 0-0 ① F9		x 0-0 ③ 5-3		x 0-0 ③ 5-3		x 0-0 E S 1B			4	0	1	0	0	0	1
Billy Williams, L (1, 9) OBP: 0.327, SLG: 0.439	x 0-0 ② ③ G4-6-3 1-2f			x 0-0 HR		x 0-0 E SF8 1B	x 0-0 ③ F2 1-3			4	2	2	1	0	0	2
Ron Santo, R (1, 5) OBP: 0.406, SLG: 0.556		x 0-0 ① F9		x 0-0 SH5-3 14 1B SF7 1B		x 0-0 E6 BB 1-3		x 0-0 ① 5-3		4	1	1	0	0	0	1
14 Ernie Banks, R (1, 3) OBP: 0.278, SLG: 0.376		x 0-0 ② F7		x 0-0 SH5-3 1-2 1B		x 0-0 ① F2		x 0-0 ② F8		4	0	1	0	0	0	2
John Boccabella, R (1, 7) OBP: 0.265, SLG: 0.574		x 0-0 HR		x 0-0 ① SH5-3 1-2 2-3		x 0-0 ② SF8 3-H		S S S 0-3 ③ K		2	1	1	2	0	1	0
Randy Hundley, R (1, 2) OBP: 0.273, SLG: 0.400		x 0-0 2B		x 0-0 ② SF7 3-H		B B B 4-0 1-2 BB			x 0-0 ① F9	2	0	1	1	1	0	0
Don Kessinger, S (1, 6) OBP: 0.254, SLG: 0.247		x 0-0 ③ F8		x 0-0 ③ F7		S S S 0-3 ③ K			x 0-0 ② 4-3	3	0	0	0	0	1	4
Lee Thomas, L (9, PH) OBP: 0.273, SLG: 0.330										1	0	0	0	0	0	0
Dick Ellsworth, L (1, 1) OBP: 0.189, SLG: 0.143			H 1-0 G6-4-3 HBP		x 0-0 ① 5-3		S S S 0-3 ① K		x 0-0 1B	2	0	0	0	0	1	0
Don Lee, R (9, 1) OBP: 1.000, SLG: 1.000										0	0	0	0	0	0	0
George Altman, L (9, PH) OBP: 0.253, SLG: 0.385										1	0	1	0	0	0	0
Inning Stats	R: 0 E: 0 K: 0 S: 2 H: 0 LOB: 0 BB: 1 P: 6	R: 1 E: 0 K: 0 S: 5 H: 2 LOB: 1 BB: 0 P: 5	R: 0 E: 0 K: 0 S: 2 H: 0 LOB: 0 BB: 0 P: 3	R: 2 E: 0 K: 0 S: 6 H: 3 LOB: 1 BB: 0 P: 6	R: 0 E: 0 K: 0 S: 3 H: 0 LOB: 0 BB: 0 P: 3	R: 1 E: 1 K: 1 S: 7 H: 1 LOB: 2 BB: 1 P: 11	R: 0 E: 0 K: 1 S: 6 H: 1 LOB: 1 BB: 0 P: 6	R: 0 E: 0 K: 1 S: 5 H: 0 LOB: 0 BB: 0 P: 5	R: 0 E: 0 K: 0 S: 4 H: 1 LOB: 1 BB: 0 P: 4	1B: 5 2B: 1 3B: 0 HR: 2	SF: 2 SAC: 1 DP: 2 HBP: 1						

	AB	31
	R	4
	H	8
	RBI	4
	BB	2
	SO	3
	LOB	12

WP: 0 PB: 0 SB: 1 CS: 0 PA: 37

PITCHER		IP	WLS	BF	H	R	ER	SO	BB	IBB	HBP	BLK	WP	HR	S	P	ERA	WHIP
Ray Sadecki, L ERA: 4.6	(1, 1)	3.0		14	5	3	3	0	1	0	1	0	0	2	12	17	9.00	2.000
Bob Priddy, R ERA: 1.56	(4, 1)	3.0		12	1	1	0	1	1	0	0	0	0	0	13	17	0.00	0.667
Lindy McDaniel, R ERA: 3.28	(7, 1)	3.0	W	11	2	0	0	2	0	0	0	0	0	0	15	15	0.00	0.667

PITCHER		IP	WLS	BF	H	R	ER	SO	BB	IBB	HBP	BLK	WP	HR	S	P	ERA	WHIP

livebaseballscorecards.com

New York Mets @ Chicago Cubs

Wrigley Field, Chicago, IL

Fri Jun 24 1966, 3:33 AM CDT

Att. 3,778 - Unknown

TOP

livebaseballscorecards.com

Batter	1	2	3	4	5	6	7	8	9	AB	R	H	RBI	BB	SO	LOB
Ron Hunt, R (1, 4) OBP: 0.366, SLG: 0.383	6-3		2B		4-3 2B 1B	F8 1-2			E S 1B 1B	5	2	3	0	0	0	1
Eddie Bressoud, R (1, 6) OBP: 0.295, SLG: 0.398	K		K		4-3 1-2		K		K 1-3	5	0	0	0	0	4	3
Ken Boyer, R (1, 5) OBP: 0.316, SLG: 0.464	1B 1B		5-3		2B 2-H		4-3		1-3	5	0	2	1	0	0	2
Cleon Jones, R (1, 9) OBP: 0.325, SLG: 0.376	1B 1-2		4-3		6-3		HR		CS 1B 3-H	5	1	3	2	0	0	2
Hawk Taylor, R (1, 3) OBP: 0.224, SLG: 0.313 Ed Kranepool, L (7, 3) OBP: 0.301, SLG: 0.333	F8			4-3	BB		K		CS 1-2	3 0	0 0	0 0	0 0	1 0	1 0	2 0
Ron Swoboda, R (1, 7) OBP: 0.272, SLG: 0.256		P4		F8	F8			K		4	0	0	0	0	1	2
Billy Murphy, R (1, 8) OBP: 0.299, SLG: 0.459		2B		1B 3B		6-3		BB		3	1	2	0	1	0	0
Jerry Grote, R (1, 2) OBP: 0.381, SLG: 0.363		K		3-H 1B		BB		K 1-2		3	0	1	1	1	2	2
Bob Friend, R (1, 1) Jack Hamilton, R (7, 1) OBP: 0.143, SLG: 0.111		K		K		K		6-3		3 1	0 0	0 0	0 0	0 0	3 0	3 1
Inning Stats	R: 0 E: 0 K: 1 S: 7 H: 2 LOB: 2 BB: 0 P: 7	R: 0 E: 0 K: 2 S: 8 H: 1 LOB: 1 BB: 0 P: 8	R: 0 E: 0 K: 1 S: 6 H: 1 LOB: 1 BB: 0 P: 6	R: 1 E: 0 K: 1 S: 7 H: 2 LOB: 1 BB: 0 P: 7	R: 1 E: 0 K: 0 S: 5 H: 2 LOB: 2 BB: 1 P: 9	R: 0 E: 0 K: 1 S: 5 H: 0 LOB: 1 BB: 1 P: 9	R: 1 E: 0 K: 2 S: 8 H: 1 LOB: 0 BB: 0 P: 8	R: 0 E: 0 K: 2 S: 7 H: 0 LOB: 1 BB: 1 P: 11	R: 1 E: 0 K: 1 S: 6 H: 2 LOB: 0 BB: 0 P: 6	1B: 6 2B: 3 3B: 1 HR: 1 SF: 0 SAC: 0 DP: 0 HBP: 0						

	AB	37
	R	4
	H	11
	RBI	4
	BB	3
	SO	11
	LOB	18

		WP: 0	PA: 41
		PB: 0	
		SB: 3	
		CS: 1	

PITCHER		IP	WLS	BF	H	R	ER	SO	BB	IBB	HBP	BLK	WP	HR	S	P	ERA	WHIP
Ken Holtzman, L ERA: 3.73	(1, 1)	7.0	L	32	9	3	3	8	2	0	0	0	0	1	46	54	3.86	1.571
Fergie Jenkins, R ERA: 4.19	(8, 1)	1.2		8	2	1	0	3	1	0	0	0	0	0	13	17	0.00	1.800
Bob Hendley, L ERA: 5.23	(9, 1)	0.1		0	0	0	0	0	0	0	0	0	0	0	0	0	0.00	0.000

PITCHER		IP	WLS	BF	H	R	ER	SO	BB	IBB	HBP	BLK	WP	HR	S	P	ERA	WHIP

New York Mets @ Chicago Cubs

Wrigley Field, Chicago, IL

Fri Jun 24 1966, 3:33 AM CDT

Att. 3,778 - Unknown

BOTTOM

Batter	1	2	3	4	5	6	7	8	9	AB	R	H	RBI	BB	SO	LOB
Glenn Beckert, R (1, 4) OBP: 0.302, SLG: 0.339	FC5-4 1B		6-3	F9			F2		FC4-6 1-2f	5	0	1	0	0	0	5
Lee Thomas, L (1, 8) OBP: 0.273, SLG: 0.328	F2		FC5-4 FC 1B		F4		K			4	0	1	0	0	1	2
Billy Williams, L (1, 9) OBP: 0.323, SLG: 0.432	FC5-4 FC6-4 1-2f		FC FC5-4 1-2		E3 G6-4-3			K		4	0	0	0	0	1	2
Ron Santo, R (1, 5) OBP: 0.404, SLG: 0.550	FC6-4 1-2f		FC5-4 FC6-4 1-2f 2-3		G6-4-3 1-2f			G5-4-3 1B		4	0	1	0	0	0	4
John Boccabella, R (1, 7) OBP: 0.245, SLG: 0.529		E5 14 E 1B	FC6-4 1-2f			F7		G5-4-3 1-2f		4	1	0	0	0	0	3
14 Ernie Banks, R (1, 3) OBP: 0.277, SLG: 0.373		E3 1-3 1B		E8 1B 1B		6-3			F7	4	1	1	0	0	0	1
Randy Hundley, R (1, 2) OBP: 0.272, SLG: 0.397		K		6-3		F8			BB 1B	4	0	1	0	0	1	3
Don Kessinger, S (1, 6) OBP: 0.259, SLG: 0.253		1B 2-H 3-H		1B 2-3			6-3		L7	4	0	2	2	0	0	1
Ken Holtzman, R (1, 1) OBP: 0.080, SLG: 0.080		6-3		6-3			BB		FC4-6 BB 1-2	2	0	0	0	0	0	2
George Altman, L (7, PH) OBP: 0.262, SLG: 0.385										0	0	0	0	1	0	0
Fergie Jenkins, R (8, 1) OBP: 0.350, SLG: 0.474										0	0	0	0	0	0	0
Bob Hendley, R (9, 1) OBP: 0.250, SLG: 0.286										0	0	0	0	0	0	0
Jimmy Stewart, S (9, PH) OBP: 0.220, SLG: 0.208										0	0	0	0	1	0	0
Inning Stats	R: 0 E: 0 K: 0 S: 4 H: 1 LOB: 1 BB: 0 P: 4	R: 2 E: 2 K: 1 S: 7 H: 1 LOB: 0 BB: 0 P: 7	R: 0 E: 0 K: 0 S: 5 H: 1 LOB: 2 BB: 0 P: 5	R: 0 E: 1 K: 0 S: 5 H: 2 LOB: 2 BB: 0 P: 5	R: 0 E: 1 K: 0 S: 3 H: 0 LOB: 0 BB: 0 P: 3	R: 0 E: 0 K: 0 S: 3 H: 0 LOB: 0 BB: 0 P: 3	R: 0 E: 0 K: 1 S: 5 H: 0 LOB: 1 BB: 1 P: 9	R: 0 E: 0 K: 1 S: 5 H: 1 LOB: 0 BB: 0 P: 5	R: 0 E: 0 K: 0 S: 4 H: 1 LOB: 2 BB: 1 P: 8	1B: 7 2B: 0 3B: 0 HR: 0	SF: 0 SAC: 0 DP: 2 HBP: 0						

livebaseballscorecards.com

AB	35
R	2
H	7
RBI	2
BB	2
SO	3
LOB	23

WP: 0 PB: 0 SB: 0 CS: 0 PA: 37

PITCHER		IP	WLS	BF	H	R	ER	SO	BB	IBB	HBP	BLK	WP	HR	S	P	ERA	WHIP
Bob Friend, R ERA: 4.23	(1, 1)	6.1	W	27	5	2	0	1	1	0	0	0	0	0	28	32	0.00	0.947
Jack Hamilton, R ERA: 3.71	(7, 1)	2.2	S	10	2	0	0	2	1	0	0	0	0	0	13	17	0.00	1.125

PITCHER	IP	WLS	BF	H	R	ER	SO	BB	IBB	HBP	BLK	WP	HR	S	P	ERA	WHIP

New York Mets @ Chicago Cubs

Wrigley Field, Chicago, IL

Sat Jun 25 1966, 3:33 AM CDT

Att. 7,708 - Unknown

livebaseballscorecards.com

TOP

Batter	1	2	3	4	5	6	7	8	9	AB	R	H	RBI	BB	SO	LOB
Ron Hunt, R (1, 4) OBP: 0.363, SLG: 0.384	L9	1-3 2-H 3-H 2B		K 1-2	P4			K		5	0	1	2	0	2	2
Al Luplow, L (1, 9) OBP: 0.322, SLG: 0.250	6-3	F5		L7		F5		F8		5	0	0	0	0	0	3
Ken Boyer, R (1, 5) OBP: 0.318, SLG: 0.465	F9	L8			5-3	BB		2B		4	0	1	0	1	0	2
Cleon Jones, R (1, 8) OBP: 0.332, SLG: 0.386		HR 1B	E5 4-3 4-3 1B		2B 2B	F8		F9		5	3	3	0	0	0	2
Johnny Lewis, L (1, 7) OBP: 0.292, SLG: 0.388 Billy Murphy, R (9, PH) OBP: 0.294, SLG: 0.452 (9, 7)		K	4-3 2-3		HR 2-H 2B	F5			5-3	4 1	1 0	1 0	1 0	0 0	1 0	3 0
Ed Kranepool, L (1, 3) OBP: 0.303, SLG: 0.348		HR 1-H	4-3 3-H		HR IBB		K		F8	4	2	1	3	1	1	0
Eddie Bressoud, R (1, 6) OBP: 0.306, SLG: 0.425		BB 1B 2B 1B	F8		1-H 2-H HR		BB		5-3	4	2	2	3	1	0	0
Jerry Grote, R (1, 2) OBP: 0.385, SLG: 0.368		BB 1-2 2B 1B		S 1B	K		K			4	1	2	0	0	2	1
Bob Shaw, R (1, 1) OBP: 0.263, SLG: 0.176		2B 1-2 2-3 BB		K	1B		K			3	0	1	0	1	2	2
Inning Stats	R: 0 E: 0 K: 0 S: 3 H: 0 LOB: 0 BB: 0 P: 3	R: 4 E: 0 K: 1 S: 10 H: 5 LOB: 2 BB: 1 P: 14	R: 1 E: 1 K: 0 S: 4 H: 1 LOB: 0 BB: 0 P: 4	R: 0 E: 0 K: 2 S: 8 H: 1 LOB: 1 BB: 0 P: 8	R: 4 E: 0 K: 1 S: 9 H: 4 LOB: 1 BB: 1 P: 13	R: 0 E: 0 K: 0 S: 3 H: 0 LOB: 1 BB: 1 P: 7	R: 0 E: 0 K: 3 S: 9 H: 0 LOB: 1 BB: 1 P: 13	R: 0 E: 0 K: 1 S: 6 H: 1 LOB: 1 BB: 0 P: 6	R: 0 E: 0 K: 0 S: 3 H: 0 LOB: 0 BB: 0 P: 3	1B: 6 2B: 4 3B: 0 HR: 2	SF: 0 SAC: 0 DP: 0 HBP: 0						

	AB	39
	R	9
	H	12
	RBI	9
	BB	4
	SO	8
	LOB	15

WP: 0 PB: 0 SB: 1 CS: 0 PA: 43

PITCHER		IP	WLS	BF	H	R	ER	SO	BB	IBB	HBP	BLK	WP	HR	S	P	ERA	WHIP
Bill Hands, R ERA: 4.14	(1, 1)	1.1	L	9	4	4	4	1	1	0	0	0	0	1	10	14	27.00	3.750
Cal Koonce, R ERA: 5.64	(2, 1)	2.2		11	3	1	0	2	0	0	0	0	0	0	15	15	0.00	1.125
Fergie Jenkins, R ERA: 4.56	(5, 1)	2.0		12	4	4	4	1	1	1	0	0	0	1	12	20	18.00	2.500
Bob Hendley, L ERA: 4.79	(7, 1)	3.0		11	1	0	0	4	1	0	0	0	0	0	18	22	0.00	0.667

PITCHER	IP	WLS	BF	H	R	ER	SO	BB	IBB	HBP	BLK	WP	HR	S	P	ERA	WHIP

Batter	1	2	3	4	5	6	7	8	9	AB	R	H	RBI	BB	SO	LOB
Adolfo Phillips, R (1, 8) OBP: 0.362, SLG: 0.476	4-3 S G3 1B		WP 4-3 2B	F8			BBBB FC6-4 1B BB		1B	4	2	3	0	1	0	1
Glenn Beckert, R (1, 6) (7, 4) OBP: 0.304, SLG: 0.344	4-3 1-3		L7		2B		FC6-4 1-2 1B		F9	5	0	2	0	0	0	3
Billy Williams, L (1, 9) OBP: 0.317, SLG: 0.424	G3 3-H		4-3 2-H		F8		FC6-4 G5-4-3 1-2f 2-3		5-3	5	0	0	2	0	0	4
Ron Santo, R (1, 5) OBP: 0.405, SLG: 0.548	1B 14 CS HBP		FC5-4 1B		K		G5-4-3 1-2f			3	0	1	0	0	1	3
John Boccabella, R (1, 7) OBP: 0.246, SLG: 0.509	1-3 1B		FC5-4 1-2f		5-3			K		4	0	1	0	0	1	2
14 Ernie Banks, R (1, 3) OBP: 0.276, SLG: 0.376	CS 3-H	5-3		1B 2B			K	K		4	1	1	0	0	2	0
Randy Hundley, R (1, 2) OBP: 0.276, SLG: 0.404		F7		PB 1B 2-H	2B		F5	E5		4	0	2	1	0	0	0
Joey Amalfitano, R (1, 4) OBP: 0.194, SLG: 0.154 Lee Thomas, L (6, PH) OBP: 0.271, SLG: 0.326 Don Kessinger, S (7, 6) OBP: 0.257, SLG: 0.251		FC4-6 1B		K 1-2			K	K		2 1 1	0 0 0	1 0 0	0 0 0	0 0 0	1 0 1	1 1 1
Bill Hands, R (1, 1) OBP: 0.160, SLG: 0.091 Cal Koonce, R (2, 1) George Altman, L (4, PH) OBP: 0.259, SLG: 0.380 Fergie Jenkins, R (5, 1) OBP: 0.350, SLG: 0.474 Jimmy Stewart, S (6, PH) OBP: 0.217, SLG: 0.204 Bob Hendley, R (7, 1) OBP: 0.250, SLG: 0.286 Marty Keough, L (9, PH) OBP: 0.161, SLG: 0.071		FC4-6 1-2f		F7			K		G3	0 1 1 0 1 0 1	0 0 0 0 0 0 0	0 0 0 0 0 0 0	0 0 0 0 0 0 0	0 0 0 0 0 0 0	0 1 1 0 1 0 1	0 1 1 0 1 0 0
Inning Stats	R: 1 E: 0 K: 0 S: 4 H: 2 LOB: 1 BB: 0 P: 5	R: 0 E: 0 K: 0 S: 4 H: 1 LOB: 1 BB: 0 P: 4	R: 1 E: 0 K: 0 S: 5 H: 2 LOB: 1 BB: 0 P: 5	R: 1 E: 0 K: 1 S: 7 H: 2 LOB: 1 BB: 0 P: 7	R: 0 E: 0 K: 1 S: 6 H: 1 LOB: 1 BB: 0 P: 6	R: 0 E: 0 K: 2 S: 8 H: 1 LOB: 1 BB: 0 P: 8	R: 0 E: 0 K: 0 S: 3 H: 1 LOB: 1 BB: 1 P: 7	R: 0 E: 1 K: 3 S: 10 H: 0 LOB: 1 BB: 0 P: 10	R: 0 E: 0 K: 0 S: 4 H: 1 LOB: 1 BB: 0 P: 4	1B: 7 2B: 4 3B: 0 HR: 0	SF: 0 SAC: 0 DP: 1 HBP: 1						

PITCHER	IP	WLS	BF	H	R	ER	SO	BB	IBB	HBP	BLK	WP	HR	S	P	ERA	WHIP
Bob Shaw, R (1, 1) ERA: 4.52	9.0	W	39	11	3	3	7	1	0	1	0	1	0	51	56	3.00	1.333

PITCHER	IP	WLS	BF	H	R	ER	SO	BB	IBB	HBP	BLK	WP	HR	S	P	ERA	WHIP

BOTTOM

New York Mets @ Chicago Cubs

Wrigley Field, Chicago, IL

Sat Jun 25 1966, 3:33 AM CDT

Att. 7,708 - Unknown

livebaseballscorecards.com

AB	37
R	3
H	11
RBI	3
BB	1
SO	7
LOB	19

WP: 1	PA: 40
PB: 1	
SB: 1	
CS: 1	

TOP

New York Mets @ Chicago Cubs

Wrigley Field, Chicago, IL

Sun Jun 26 1966, 3:33 AM CDT

Unknown

livebaseballscorecards.com

Batter	1	2	3	4	5	6	7	8	9	AB	R	H	RBI	BB	SO	LOB
Ron Hunt, R (1, 4) OBP: 0.365, SLG: 0.383	1-3		HBP			FC6-4, 1B		L9		3	0	1	0	0	0	1
Eddie Bressoud, R (1, 6) OBP: 0.297, SLG: 0.412	F9		L7			FC6-4 1-2f		6-3		4	0	0	0	0	0	4
Ken Boyer, R (1, 5) OBP: 0.314, SLG: 0.459	F9			6-3		4-3			6-3	3	0	0	0	0	0	1
Chuck Hiller, L (7, 5) OBP: 0.362, SLG: 0.379										1	0	0	0	0	0	0
Cleon Jones, R (1, 9) OBP: 0.335, SLG: 0.385		BBBB, G5-4-3, BB		6-3			P6		E6, 1B	3	0	1	0	1	0	0
Hawk Taylor, R (1, 3) OBP: 0.226, SLG: 0.308		G5-4-3 1-2f		P1			1B		6-3	4	0	1	0	0	0	2
Billy Murphy, R (1, 8) OBP: 0.278, SLG: 0.424		5-3			1-3		F9		F9	4	0	0	0	0	0	2
Ron Swoboda, R (1, 7) OBP: 0.273, SLG: 0.258			K		G6-4-3, 1B		2-3			3	0	1	0	0	1	1
Jerry Grote, R (1, 2) OBP: 0.384, SLG: 0.361			BBBB, SH1-4, BB		G6-4-3 1-2f			P3		2	0	0	0	1	0	1
Jack Fisher, R (1, 1) OBP: 0.194, SLG: 0.111			SH1-4 1-2			G3		1B		0	0	0	0	0	0	0
Johnny Lewis, L (6, PH) OBP: 0.290, SLG: 0.385										1	0	0	0	0	0	0
Dave Eilers, R (6, 1)										0	0	0	0	0	0	0
Roy McMillan, R (8, PH) OBP: 0.228, SLG: 0.197										1	0	1	0	0	0	0
Dick Rusteck, R (8, 1)										0	0	0	0	0	0	0

	AB	29
	R	0
	H	5
	RBI	0
	BB	2
	SO	1
	LOB	12

Inning Stats	1	2	3	4	5	6	7	8	9
R	0	0	0	0	0	0	0	0	0
E	0	0	0	0	0	0	0	0	1
K	0	0	1	0	0	0	0	0	0
S	3	2	5	3	3	4	4	4	4
H	0	0	0	0	1	1	1	1	1
LOB	0	0	2	0	0	1	1	1	1
BB	0	1	1	0	0	0	0	0	0
P	3	6	10	3	3	4	4	4	4

	1B	5	SF	0
	2B	0	SAC	1
	3B	0	DP	2
	HR	0	HBP	1

	WP	0	PA	33
	PB	0		
	SB	0		
	CS	0		

PITCHER	IP	WLS	BF	H	R	ER	SO	BB	IBB	HBP	BLK	WP	HR	S	P	ERA	WHIP
Curt Simmons, L (1, 1) ERA: 3.61	9.0	W	33	5	0	0	1	2	0	1	0	0	0	32	41	0.00	0.778

PITCHER	IP	WLS	BF	H	R	ER	SO	BB	IBB	HBP	BLK	WP	HR	S	P	ERA	WHIP

New York Mets @ Chicago Cubs

Wrigley Field, Chicago, IL

Sun Jun 26 1966, 3:33 AM CDT

Unknown

BOTTOM

livebaseballscorecards.com

Batter	1	2	3	4	5	6	7	8	9	AB	R	H	RBI	BB	SO	LOB
Adolfo Phillips, R (1, 8) OBP: 0.369, SLG: 0.497 Jimmy Stewart, S (3, 8) OBP: 0.238, SLG: 0.214	HR	FC4-6 HBP		K		FC6-4 1B		1B BB		1 2	1 0	1 1	1 0	0 1	0 1	0 0
Glenn Beckert, R (1, 4) OBP: 0.302, SLG: 0.341	6-3	FC4-6 1-2f		P4		FC6-4 2B 1-2f 3-H		G4-6-3 1B 1-2 2-3		5	0	1	2	0	0	3
Billy Williams, L (1, 9) OBP: 0.322, SLG: 0.431 Marty Keough, L (9, 9) OBP: 0.161, SLG: 0.071	4-3		SH1-4 14 1B HBP 1B		2B 14 SF7 1B	1-3 2B		K		5 0	2 0	3 0	0 0	0 0	1 0	3 0
Ron Santo, R (1, 5) OBP: 0.409, SLG: 0.550 Lee Thomas, L (3, PR) OBP: 0.272, SLG: 0.332 (4, 7)	1B 1B		14 1B SH1-4 1-2 HBP		1-3 1B 2B	F8		G4-6-3 1-2f		1 3	0 2	1 1	0 0	0 0	0 0	0 5
John Boccabella, R (1, 7) OBP: 0.250, SLG: 0.500 (4, 3)	1-3 1B		SH1-4 1-2 2-3		P4		5-3			3	0	1	0	0	0	2
14 Ernie Banks, R (1, 3) OBP: 0.276, SLG: 0.375 (4, 5) Joey Amalfitano, R (9, 5) OBP: 0.194, SLG: 0.154	6-3		2-H 3-H 1B		SF7 3-H		P4			3 0	0 0	1 0	3 0	0 0	0 0	2 0
Randy Hundley, R (1, 2) OBP: 0.280, SLG: 0.406		SH1-4 1B	F9		2-H 1B		5-3			4	0	2	1	0	0	1
Don Kessinger, S (1, 6) OBP: 0.263, SLG: 0.250		SH1-4 1-2	F8			1B SH1-4 FC6-4 BB		BB SH 1B BB		1	2	0	0	2	0	1
Curt Simmons, L (1, 1) OBP: 0.182, SLG: 0.200		F7		6-3		SH1-4 1-2		SH 1B BB 1-2		2	0	0	0	0	0	1
Inning Stats	R: 1 E: 0 K: 0 S: 6 H: 3 LOB: 2 BB: 0 P: 6	R: 0 E: 0 K: 0 S: 4 H: 1 LOB: 2 BB: 0 P: 5	R: 2 E: 0 K: 0 S: 5 H: 2 LOB: 1 BB: 0 P: 6	R: 0 E: 0 K: 1 S: 5 H: 0 LOB: 0 BB: 0 P: 5	R: 2 E: 0 K: 0 S: 5 H: 3 LOB: 1 BB: 0 P: 5	R: 1 E: 0 K: 0 S: 5 H: 2 LOB: 2 BB: 1 P: 9	R: 0 E: 0 K: 0 S: 3 H: 0 LOB: 0 BB: 0 P: 3	R: 1 E: 1 K: 1 S: 6 H: 1 LOB: 2 BB: 2 P: 14		1B: 9 2B: 2 3B: 0 HR: 1 SF: 1 SAC: 4 DP: 1 HBP: 2				WP: 0 PB: 0 SB: 0 CS: 0 PA: 40	

	AB	30
	R	7
	H	12
	RBI	7
	BB	3
	SO	2
	LOB	18

PITCHER		IP	WLS	BF	H	R	ER	SO	BB	IBB	HBP	BLK	WP	HR	S	P	ERA	WHIP
Jack Fisher, R ERA: 3.61	(1, 1)	5.0	L	25	9	5	5	1	0	0	2	0	0	1	25	27	9.00	1.800
Dave Eilers, R ERA: 4.67	(6, 1)	2.0		9	2	1	1	0	1	0	0	0	0	0	8	12	4.50	1.500
Dick Rusteck, L ERA: 3.27	(8, 1)	1.0		6	1	1	1	1	2	0	0	0	0	0	6	14	9.00	3.000

PITCHER	IP	WLS	BF	H	R	ER	SO	BB	IBB	HBP	BLK	WP	HR	S	P	ERA	WHIP

Batter	1	2	3	4	5	6	7	8	9	AB	R	H	RBI	BB	SO	LOB
Ron Hunt, R (1, 4) OBP: 0.363, SLG: 0.385	F8 2B		SH1-3 1-2		5-3			G3 / F9		4	0	1	0	0	0	2
Al Luplow, L (1, 9) OBP: 0.325, SLG: 0.250	K		G3 2-3 1B		L9			BB E BB BB	F8	4	1	1	0	1	1	1
Ken Boyer, R (1, 5) OBP: 0.312, SLG: 0.451	F8 2-3		E5 G3 3-H			F8		BB E BB 1-2	E5 1B BB 1B	4	2	0	1	1	0	2
Cleon Jones, R (1, 8) OBP: 0.336, SLG: 0.380	F9		G3 1-2 2-3			K		E 1B 1-2 2-3 BB	1B 1B 1-2 BB	3	2	0	0	2	1	3
Johnny Lewis, L (1, 7) OBP: 0.293, SLG: 0.381		FC6-4 BB	G3			K		E4 1B 1B 1-3 2-H 3-H	1B 1B 1-2 2-3 1B	4	1	1	1	1	1	3
Ed Kranepool, L (1, 3) OBP: 0.306, SLG: 0.349		F8		P4			F8	1B 1B 1-2 3-H 1B	1B 1-3 2-H 3-H 1B	5	1	2	3	0	0	1
Jerry Grote, R (1, 2) OBP: 0.392, SLG: 0.360		FC6-4 1-2f		CS BB			K	1B 1-3 2-H 1B	IBB	3	0	1	1	2	1	1
Roy McMillan, R (1, 6) OBP: 0.221, SLG: 0.191		K		F7 1-2			E5	P6	P6	5	0	0	0	0	1	7
Dennis Ribant, R (1, 1) OBP: 0.182, SLG: 0.182			1B SH1-3 E 1B		2-3			4-3	1B 1-2 3-H 1B / 5-3	5	1	2	1	0	0	4
Inning Stats	R: 0 E: 0 K: 1 S: 6 / H: 1 LOB: 1 BB: 0 P: 6	R: 0 E: 0 K: 1 S: 5 / H: 0 LOB: 1 BB: 1 P: 9	R: 1 E: 1 K: 0 S: 6 / H: 2 LOB: 2 BB: 0 P: 6	R: 0 E: 0 K: 0 S: 2 / H: 0 LOB: 0 BB: 1 P: 6	R: 0 E: 0 K: 0 S: 3 / H: 0 LOB: 0 BB: 0 P: 3	R: 0 E: 0 K: 2 S: 7 / H: 0 LOB: 0 BB: 0 P: 7	R: 0 E: 1 K: 1 S: 6 / H: 0 LOB: 1 BB: 0 P: 6	R: 5 E: 1 K: 0 S: 7 / H: 3 LOB: 2 BB: 3 P: 19	R: 2 E: 1 K: 0 S: 6 / H: 2 LOB: 3 BB: 2 P: 14	1B: 7 2B: 1 3B: 0 HR: 0 / SF: 0 SAC: 1 DP: 0 HBP: 0							

TOP

New York Mets @ Chicago Cubs

Wrigley Field, Chicago, IL

Sun Jun 26 1966, 3:38 AM CDT

Att. 16,652 - Unknown

livebaseballscorecards.com

AB	37
R	8
H	8
RBI	7
BB	7
SO	5
LOB	24

WP: 0 PB: 0 SB: 0 CS: 1 PA: 45

PITCHER		IP	WLS	BF	H	R	ER	SO	BB	IBB	HBP	BLK	WP	HR	S	P	ERA	WHIP
Bill Faul, R ERA: 4.57	(1, 1)	7.1	L	30	3	3	3	5	4	0	0	0	0	0	36	52	3.68	0.955
Don Lee, R ERA: 2.66	(8, 1)	0.0		2	0	0	0	0	1	0	0	0	0	0	1	5	∞	∞
Billy Hoeft, L ERA: 3.68	(8, 1)	0.0		2	2	2	1	0	0	0	0	0	0	0	2	2	∞	∞
Cal Koonce, R ERA: 5.63	(8, 1)	1.2		11	3	3	1	0	1	1	0	0	0	0	9	17	5.40	2.400

PITCHER	IP	WLS	BF	H	R	ER	SO	BB	IBB	HBP	BLK	WP	HR	S	P	ERA	WHIP

New York Mets @ Chicago Cubs

Wrigley Field, Chicago, IL

Sun Jun 26 1966, 3:38 AM CDT

Att. 16,652 - Unknown

BOTTOM

livebaseballscorecards.com

Batter	1	2	3	4	5	6	7	8	9	AB	R	H	RBI	BB	SO	LOB
Jimmy Stewart, S (1, 8) OBP: 0.239, SLG: 0.233	L3		P6			SH3-4 2B		F8		4	0	1	0	0	0	0
Glenn Beckert, R (1, 4) OBP: 0.299, SLG: 0.337	F7		F8			SH3-4 2-3		L7		3	0	0	0	0	0	0
Billy Williams, L (1, 9) OBP: 0.325, SLG: 0.430	1B		F9			IBB		F8		3	0	1	0	1	0	0
John Boccabella, R (1, 3) OBP: 0.250, SLG: 0.475	1-3			F9		K			BB 14 WP 1B	3	1	0	0	1	1	3
Lee Thomas, L (1, 7) OBP: 0.272, SLG: 0.346		HR		K		P6			F9	4	1	1	1	0	1	3
14 Ernie Banks, R (1, 5) OBP: 0.276, SLG: 0.373		6-3 1B		P5			6-3		F2 1-2	4	0	1	0	0	0	1
Randy Hundley, R (1, 2) OBP: 0.284, SLG: 0.407		F8			5-3		FC3-6 1B		2-H 1B	4	0	2	1	0	0	1
Don Kessinger, S (1, 6) OBP: 0.258, SLG: 0.245		6-3 1-2			K		FC3-6 1-2f		L7	4	0	0	0	0	1	3
Bill Faul, R (1, 1)		K			4-3		F3			3	0	0	0	0	1	2
Don Lee, R (8, 1) OBP: 1.000, SLG: 1.000										0	0	0	0	0	0	0
Billy Hoeft, L (8, 1) OBP: 0.250, SLG: 0.250										0	0	0	0	0	0	0
Cal Koonce, R (8, 1)										0	0	0	0	0	0	0
Inning Stats	R: 0 H: 1 E: 0 LOB: 1 K: 0 BB: 0 S: 4 P: 4	R: 1 H: 2 E: 0 LOB: 1 K: 1 BB: 0 S: 7 P: 7	R: 0 H: 0 E: 0 LOB: 0 K: 0 BB: 0 S: 3 P: 3	R: 0 H: 0 E: 0 LOB: 0 K: 1 BB: 0 S: 5 P: 5	R: 0 H: 0 E: 0 LOB: 0 K: 1 BB: 0 S: 5 P: 5	R: 0 H: 1 E: 0 LOB: 2 K: 1 BB: 1 S: 6 P: 10	R: 0 H: 1 E: 0 LOB: 1 K: 0 BB: 0 S: 4 P: 4	R: 0 H: 0 E: 0 LOB: 0 K: 0 BB: 0 S: 3 P: 3	R: 1 H: 1 E: 0 LOB: 1 K: 0 BB: 1 S: 4 P: 8	1B: 4 SF: 0 2B: 1 SAC: 1 3B: 0 DP: 0 HR: 1 HBP: 0						

PITCHER	IP	WLS	BF	H	R	ER	SO	BB	IBB	HBP	BLK	WP	HR	S	P	ERA	WHIP
Dennis Ribant, R (1, 1) ERA: 2.0	9.0	W	35	6	2	2	4	1	1	0	0	1	1	41	49	2.00	0.778

PITCHER	IP	WLS	BF	H	R	ER	SO	BB	IBB	HBP	BLK	WP	HR	S	P	ERA	WHIP

AB	32
R	2
H	6
RBI	2
BB	2
SO	4
LOB	13

WP: 1 PA: 35
PB: 0
SB: 0
CS: 0

Batter	1	2	3	4	5	6	7	8	9	AB	R	H	RBI	BB	SO	LOB
Glenn Beckert, R (1, 4) OBP: 0.304, SLG: 0.340	B B B B 4-0 G6-4-3 BB		0-0 ③ F8		0-0 6-3 1-2 3-H 1B		0-0 1B SF9 1-3 1B		0-0 ① 4-3	4	0	2	1	1	0	1
Ron Campbell, R (1, 5)	0-0 ① ② G6-4-3 1-2f			0-0 ① F7	0-0 ② 6-3 1-2 2-3		0-0 ② SF9 1-2 3-H		0-0 ② F8	4	0	0	1	0	0	3
Billy Williams, L (1, 9) OBP: 0.326, SLG: 0.426	0-0 ③ F9			0-0 ② 4-3	4-0 IBB		4-0 1B IBB		0-0 ③ 4-3	3	0	0	0	2	0	0
Lee Thomas, L (1, 7) OBP: 0.271, SLG: 0.344		0-0 ① F8		0-0 ③ F9	0-0 ③ F9		0-0 FC6-4 1-2 2-3 1B			4	0	1	0	0	0	3
John Boccabella, R (1, 3) OBP: 0.235, SLG: 0.446		0-0 ② F9			S S S 0-3 ① K	0-0 ① 5-3	0-0 ③ FC6-4 1-2f			4	0	0	0	0	1	3
Byron Browne, R (1, 8) OBP: 0.329, SLG: 0.484		S S S 0-3 ③ K			B B B B 4-0 1B 2B BB	0-0 ② F7		0-0 SH2-4 E 1B		3	2	1	0	1	1	0
Randy Hundley, R (1, 2) OBP: 0.285, SLG: 0.406			0-0 ① P6		0-0 2B 1-3 1B	0-0 ③ F5		0-0 ① SH2-4 1-2		3	1	1	0	0	0	0
Don Kessinger, S (1, 6) OBP: 0.267, SLG: 0.260			0-0 FC1-6 1B		1B 1-3 3-H 1B 2B		0-0 FC4 1B	0-0 ② 5-3 2-H		4	1	3	1	0	0	0
Dick Ellsworth, L (1, 1) OBP: 0.195, SLG: 0.154			0-0 ② FC1-6 1-2f		0-0 6-3 1B 2-3 3-H 1B		0-0 ① S S S FC4 1B 1-2f SF9	0-3 ③ K		4	1	1	1	0	1	2
Inning Stats	R: 0 H: 0 E: 0 LOB: 0 K: 0 BB: 1 S: 2 P: 6	R: 0 H: 0 E: 0 LOB: 0 K: 1 BB: 0 S: 5 P: 5	R: 0 H: 1 E: 0 LOB: 1 K: 0 BB: 0 S: 4 P: 4	R: 0 H: 0 E: 0 LOB: 0 K: 0 BB: 0 S: 3 P: 3	R: 3 H: 4 E: 0 LOB: 3 K: 1 BB: 2 S: 9 P: 17	R: 0 H: 0 E: 0 LOB: 0 K: 0 BB: 0 S: 3 P: 3	R: 1 H: 3 E: 0 LOB: 3 K: 0 BB: 1 S: 6 P: 10	R: 1 H: 1 E: 0 LOB: 0 K: 1 BB: 0 S: 6 P: 6	R: 0 H: 0 E: 0 LOB: 0 K: 0 BB: 0 S: 3 P: 3	1B: 8 SF: 1 2B: 1 SAC: 1 3B: 0 DP: 1 HR: 0 HBP: 0						

TOP

Chicago Cubs @ Atlanta Braves

Atlanta Stadium, Atlanta, GA

Mon Jun 27 1966, 7:05 PM EDT

Att. 10,147 - Unknown - 90 F

livebaseballscorecards.com

AB	33
R	5
H	9
RBI	4
BB	4
SO	3
LOB	12

PITCHER		IP	WLS	BF	H	R	ER	SO	BB	IBB	HBP	BLK	WP	HR	S	P	ERA	WHIP
Joey Jay, R ERA: 4.14	(1, 1)	6.2	L	31	8	4	4	2	2	2	0	0	0	0	31	47	5.40	1.500
Chi-Chi Olivo, R ERA: 3.4	(7, 1)	0.1		1	0	0	0	0	0	0	0	0	0	0	1	1	0.00	0.000
Dan Schneider, L ERA: 1.42	(8, 1)	2.0		7	1	1	0	1	0	0	0	0	0	0	9	9	0.00	0.500

PITCHER	IP	WLS	BF	H	R	ER	SO	BB	IBB	HBP	BLK	WP	HR	S	P	ERA	WHIP

Batter	1	2	3	4	5	6	7	8	9	AB	R	H	RBI	BB	SO	LOB
Felipe Alou, R (1, 8) OBP: 0.327, SLG: 0.502	4-3		L5-3 1-2		5-3			F8		4	0	0	0	0	0	1
Denis Menke, R (1, 6) OBP: 0.366, SLG: 0.430	F8			K	K			2B		4	0	1	0	0	2	0
Hank Aaron, R (1, 9) OBP: 0.386, SLG: 0.607	6-3			FC5, BB 1B		F8		F9		4	0	1	0	0	0	1
Rico Carty, R (1, 7) OBP: 0.388, SLG: 0.411		6-3		BB, FC5 1B 1-2 BB		1B 1B		K		3	1	1	0	1	1	1
Joe Torre, R (1, 3) OBP: 0.365, SLG: 0.510		FC6-4 1B		FC5 1B, BB 1-2 2-3f		G6-4-3 1-2 1B			2B	4	0	3	0	0	0	2
Gene Oliver, R (1, 2) OBP: 0.255, SLG: 0.330		FC6-4 1-2f		1B 1-2 2-3 BB		G6-4-3 1-2f			F7	3	0	0	0	1	0	4
Eddie Mathews, L (1, 5) OBP: 0.301, SLG: 0.330		K		1B 1-2 2-3 3-H			P5		F5	4	0	1	1	0	1	2
Woody Woodward, R (1, 4) OBP: 0.329, SLG: 0.318			L5-3 1B	F7			5-3		F8	4	0	1	0	0	0	4
Joey Jay, S (1, 1) OBP: 0.167, SLG: 0.107			K		F9		K			2	0	0	0	0	1	1
Chi-Chi Olivo, R (7, 1)										0	0	0	0	0	0	0
Miguel de la Hoz, R (7, PH) OBP: 0.182, SLG: 0.182										1	0	0	0	0	1	0
Dan Schneider, L (8, 1)										0	0	0	0	0	0	0

BOTTOM

Chicago Cubs @ Atlanta Braves

Atlanta Stadium, Atlanta, GA

Mon Jun 27 1966, 7:05 PM EDT

Att. 10,147 - Unknown - 90 F

livebaseballscorecards.com

AB	33
R	1
H	8
RBI	1
BB	2
SO	6
LOB	16

Inning Stats	1	2	3	4	5	6	7	8	9
	R: 0 E: 0 K: 0 S: 3	R: 0 E: 0 K: 1 S: 6	R: 0 E: 0 K: 1 S: 5	R: 1 E: 0 K: 1 S: 7	R: 0 E: 0 K: 1 S: 5	R: 0 E: 0 K: 0 S: 4	R: 0 E: 0 K: 1 S: 5	R: 0 E: 0 K: 1 S: 6	R: 0 E: 0 K: 0 S: 4
	H: 0 LOB: 0 BB: 0 P: 3	H: 1 LOB: 1 BB: 0 P: 6	H: 1 LOB: 0 BB: 0 P: 5	H: 2 LOB: 3 BB: 2 P: 15	H: 0 LOB: 0 BB: 0 P: 5	H: 2 LOB: 1 BB: 0 P: 4	H: 0 LOB: 0 BB: 0 P: 5	H: 1 LOB: 1 BB: 0 P: 6	H: 1 LOB: 1 BB: 0 P: 4

PITCHER		IP	WLS	BF	H	R	ER	SO	BB	IBB	HBP	BLK	WP	HR	S	P	ERA	WHIP	PITCHER	IP	WLS	BF	H	R	ER	SO	BB	IBB	HBP	BLK	WP	HR	S	P	ERA	WHIP
Dick Ellsworth, L	(1, 1)	9.0	W	35	8	1	1	6	2	0	0	0	0	0	45	53	1.00	1.111																	
ERA: 3.2																																			

1B: 6	SF: 0	WP: 0	PA: 35
2B: 3	SAC: 0	PB: 0	
3B: 0	DP: 2	SB: 0	
HR: 0	HBP: 0	CS: 0	

Chicago Cubs @ Atlanta Braves

Atlanta Stadium, Atlanta, GA

Tue Jun 28 1966, 7:05 PM EDT

Att. 10,664 - Unknown

TOP

livebaseballscorecards.com

Batter	1	2	3	4	5	6	7	8	9	AB	R	H	RBI	BB	SO	LOB
Glenn Beckert, R (1, 4) OBP: 0.299, SLG: 0.333	4-3	K		FC5 1-2 2-3f			6-3		K	5	0	0	0	0	2	4
Ron Campbell, R (1, 5) George Altman, L (9, PH) OBP: 0.256, SLG: 0.375	6-3		P3	4-3			4-3		4-3	4 1	0 0	0 0	0 0	0 0	0 0	2 0
Billy Williams, L (1, 9) OBP: 0.331, SLG: 0.426	BB		3-1 2B BB		K		1B 1B			2	1	1	0	2	1	0
Lee Thomas, L (1, 7) OBP: 0.271, SLG: 0.342	L4		3-1 1-2		F8		1-2 1B			4	0	1	0	0	0	2
John Boccabella, R (1, 3) OBP: 0.264, SLG: 0.478		1B HBP 4-3 1B	2-H 2B		1B		K			4	1	3	1	0	1	2
Byron Browne, R (1, 8) OBP: 0.327, SLG: 0.477		4-3 1B 1-2 HBP	K		F3			6-3		3	0	0	0	0	1	2
Randy Hundley, R (1, 2) OBP: 0.288, SLG: 0.408		4-3 1-2 2-3 1B		FC5 1B 1B		F5		F3		4	0	2	0	0	0	0
Don Kessinger, S (1, 6) OBP: 0.267, SLG: 0.260		4-3 1-2 2-3 3-H		FC5 1-2 1B		4-3		B2		4	0	1	1	0	0	2
Ken Holtzman, R (1, 1) OBP: 0.071, SLG: 0.071 Jimmy Stewart, S (9, PH) OBP: 0.235, SLG: 0.230		6-3		F5		K			5-3	3 1	0 0	0 0	0 0	0 0	1 0	4 0
Inning Stats	R: 0 E: 0 K: 0 S: 3 H: 0 LOB: 1 BB: 1 P: 7	R: 1 E: 0 K: 1 S: 7 H: 2 LOB: 2 BB: 0 P: 8	R: 1 E: 0 K: 1 S: 6 H: 1 LOB: 1 BB: 1 P: 10	R: 0 E: 0 K: 0 S: 5 H: 2 LOB: 2 BB: 0 P: 5	R: 0 E: 0 K: 1 S: 6 H: 1 LOB: 1 BB: 0 P: 6	R: 0 E: 0 K: 1 S: 5 H: 0 LOB: 0 BB: 0 P: 5	R: 0 E: 0 K: 1 S: 7 H: 2 LOB: 2 BB: 0 P: 7	R: 0 E: 0 K: 0 S: 3 H: 0 LOB: 0 BB: 0 P: 3	R: 0 E: 0 K: 1 S: 5 H: 0 LOB: 0 BB: 0 P: 5	1B: 7 2B: 1 3B: 0 HR: 0 SF: 0 SAC: 0 DP: 0 HBP: 1						

	AB	35
	R	2
	H	8
	RBI	2
	BB	2
	SO	6
	LOB	18

WP: 0 PB: 0 SB: 0 CS: 0 PA: 38

PITCHER		IP	WLS	BF	H	R	ER	SO	BB	IBB	HBP	BLK	WP	HR	S	P	ERA	WHIP
Arnold Umbach, R ERA: 2.9	(1, 1)	3.0		17	5	2	2	2	2	0	1	0	0	0	18	27	6.00	2.333
Clay Carroll, R ERA: 2.42	(4, 1)	6.0	W	21	3	0	0	4	0	0	0	0	0	0	29	29	0.00	0.500

PITCHER	IP	WLS	BF	H	R	ER	SO	BB	IBB	HBP	BLK	WP	HR	S	P	ERA	WHIP

Batter	1	2	3	4	5	6	7	8	9	AB	R	H	RBI	BB	SO	LOB
Felipe Alou, R (1, 3) OBP: 0.324, SLG: 0.495	F9		G3		4-3			K		4	0	0	0	0	1	0
Mack Jones, L (1, 8) OBP: 0.347, SLG: 0.532	BBBB 2-3 BB BLK BB		F7			F9		P4		3	1	0	0	1	0	0
Hank Aaron, R (1, 9) OBP: 0.389, SLG: 0.610	BBBB BLK 2-3 1-2 1B BB			6-3		6-3 2B				2	1	1	0	1	0	0
Rico Carty, R (1, 7) OBP: 0.387, SLG: 0.410	2-3 1-2 2-3			HR 1B		6-3 2-3				3	1	1	0	0	0	3
Joe Torre, R (1, 2) OBP: 0.368, SLG: 0.524	CS 2-H 3-H 1B			1-H HR		K				3	1	2	3	0	1	1
Denis Menke, R (1, 5) OBP: 0.361, SLG: 0.424	CS 1-2	P4		F7			F7			3	0	0	0	0	0	0
Frank Bolling, R (1, 4) OBP: 0.174, SLG: 0.167		L1		F9			6-3			3	0	0	0	0	0	0
Woody Woodward, R (1, 6) OBP: 0.325, SLG: 0.313		6-3			G3		F7			3	0	0	0	0	0	0
Arnold Umbach, R (1, 1) OBP: 0.333, SLG: 0.200 Clay Carroll, R (4, 1)			K		6-3			1-3		1 2	0 0	0 0	0 0	0 0	1 0	0 0
Inning Stats	R: 2 H: 1 E: 0 LOB: 0 K: 0 BB: 2 S: 3 P: 11	R: 0 H: 0 E: 0 LOB: 0 K: 0 BB: 0 S: 3 P: 3	R: 0 H: 0 E: 0 LOB: 0 K: 1 BB: 0 S: 5 P: 5	R: 2 H: 2 E: 0 LOB: 0 K: 0 BB: 0 S: 5 P: 5	R: 0 H: 0 E: 0 LOB: 0 K: 0 BB: 0 S: 3 P: 3	R: 0 H: 1 E: 0 LOB: 1 K: 1 BB: 0 S: 6 P: 6	R: 0 H: 0 E: 0 LOB: 0 K: 0 BB: 0 S: 3 P: 3	R: 0 H: 0 E: 0 LOB: 0 K: 1 BB: 0 S: 5 P: 5		1B: 2 SF: 0 2B: 1 SAC: 0 3B: 0 DP: 0 HR: 1 HBP: 0						

PITCHER		IP	WLS	BF	H	R	ER	SO	BB	IBB	HBP	BLK	WP	HR	S	P	ERA	WHIP
Ken Holtzman, L ERA: 3.81	(1, 1)	8.0	L	29	4	4	4	3	2	0	0	1	0	1	33	41	4.50	0.750

PITCHER	IP	WLS	BF	H	R	ER	SO	BB	IBB	HBP	BLK	WP	HR	S	P	ERA	WHIP

BOTTOM

Chicago Cubs @ Atlanta Braves

Atlanta Stadium, Atlanta, GA

Tue Jun 28 1966, 7:05 PM EDT

Att. 10,664 - Unknown

livebaseballscorecards.com

AB	27
R	4
H	4
RBI	3
BB	2
SO	3
LOB	4

WP: 0	PA: 30		
PB: 0			
SB: 0			
CS: 1			

Batter	1	2	3	4	5	6	7	8	9	AB	R	H	RBI	BB	SO	LOB
Glenn Beckert, R (1, 4) OBP: 0.301, SLG: 0.338	F9		1B			F8	6-3		1-H 1B 2B 3-H	5	1	2	2	0	0	1
Lee Thomas, L (1, 7) OBP: 0.274, SLG: 0.348	5-3		K			G3		1B 2B	HR 1B 3-H	5	2	2	1	0	1	1
Billy Williams, L (1, 9) OBP: 0.335, SLG: 0.438	F3			6-3		E 1B BB		G6-4-3 1B 2-H	HR 1-H	4	1	2	3	1	0	0
John Boccabella, R (1, 3) OBP: 0.286, SLG: 0.493		WP SF7 2B		BB		FC5 E 1B 1-2		G6-4-3 1-2f	F8	4	1	2	0	1	0	2
Byron Browne, R (1, 8) OBP: 0.324, SLG: 0.467		K 2-3		K		1-2 2-3 BB		F3	K	4	0	0	0	1	3	3
Bob Hendley, R (9, 1) OBP: 0.250, SLG: 0.286										0	0	0	0	0	0	0
Randy Hundley, R (1, 2) OBP: 0.286, SLG: 0.409		SF7 3-H		1-3		FC5 2-3f			1B 1B 2B L5	4	1	1	1	0	0	5
Ron Campbell, R (1, 5)		F7	P6				S BB		1B 1B BB	2	0	0	0	1	0	0
Jimmy Stewart, S (9, PH) OBP: 0.246, SLG: 0.230										0	1	0	0	1	0	0
(9, 5)																
Don Kessinger, S (1, 6) OBP: 0.267, SLG: 0.259			L4	6-3			F8 1-2		1B 2B 1-2 2-3 1B	4	1	1	0	0	0	1
Bill Hands, R (1, 1) OBP: 0.148, SLG: 0.083			F8	K			K		2B 1-3 2-H 3-H 1B	2	0	0	0	0	1	0
Fergie Jenkins, R (6, 1) OBP: 0.350, SLG: 0.474										0	0	0	0	0	0	0
George Altman, L (7, PH) OBP: 0.253, SLG: 0.370										1	0	0	0	0	1	1
Don Lee, R (7, 1) OBP: 1.000, SLG: 1.000										0	0	0	0	0	0	0
Marty Keough, L (9, PH) OBP: 0.182, SLG: 0.103										1	0	1	2	0	0	0
Adolfo Phillips, R (9, PR) OBP: 0.369, SLG: 0.497										0	1	0	0	0	0	0
(9, 8)																
Inning Stats	R: 0 E: 0 K: 0 S: 3 H: 0 LOB: 0 BB: 0 P: 3	R: 1 E: 0 K: 1 S: 6 H: 1 LOB: 0 BB: 0 P: 6	R: 0 E: 0 K: 1 S: 6 H: 1 LOB: 1 BB: 0 P: 6	R: 0 E: 0 K: 1 S: 5 H: 0 LOB: 1 BB: 1 P: 9	R: 0 E: 0 K: 1 S: 5 H: 0 LOB: 0 BB: 0 P: 5	R: 0 E: 1 K: 0 S: 4 H: 1 LOB: 3 BB: 2 P: 12	R: 0 E: 0 K: 1 S: 5 H: 0 LOB: 1 BB: 1 P: 9	R: 1 E: 0 K: 0 S: 4 H: 2 LOB: 0 BB: 0 P: 4	R: 7 E: 0 K: 1 S: 11 H: 6 LOB: 1 BB: 1 P: 15	1B: 6 2B: 4 3B: 0 HR: 1 SF: 1 SAC: 0 DP: 1 HBP: 0							

TOP

Chicago Cubs @ Atlanta Braves

Atlanta Stadium, Atlanta, GA

Wed Jun 29 1966, 3:33 AM EDT

Att. 8,163 - Cloudy - 87 F

livebaseballscorecards.com

AB	36
R	9
H	11
RBI	9
BB	5
SO	6
LOB	14

WP: 1 PB: 0 SB: 1 CS: 0 PA: 42

PITCHER		IP	WLS	BF	H	R	ER	SO	BB	IBB	HBP	BLK	WP	HR	S	P	ERA	WHIP
Tony Cloninger, R ERA: 4.35	(1, 1)	8.0		34	6	4	4	5	5	0	0	0	1	0	39	59	4.50	1.375
Chi-Chi Olivo, R ERA: 3.75	(9, 1)	0.0	L	2	2	0	0	0	0	0	0	0	0	0	2	2	∞	∞
Ted Abernathy, R ERA: 5.96	(9, 1)	0.0		2	2	3	3	0	0	0	0	0	0	0	2	2	∞	∞
Dan Schneider, L ERA: 1.98	(9, 1)	1.0		4	1	2	2	1	0	0	0	0	0	1	6	6	18.00	1.000

PITCHER	IP	WLS	BF	H	R	ER	SO	BB	IBB	HBP	BLK	WP	HR	S	P	ERA	WHIP

Chicago Cubs @ Atlanta Braves

Atlanta Stadium, Atlanta, GA

Wed Jun 29 1966, 3:33 AM EDT

Att. 8,163 - Cloudy - 87 F

livebaseballscorecards.com

BOTTOM

Batter	1	2	3	4	5	6	7	8	9	AB	R	H	RBI	BB	SO	LOB
Felipe Alou, R (1, 3) OBP: 0.322, SLG: 0.491	P3			1B	P6		F5		F9	5	0	1	0	0	0	2
Gary Geiger, L (1, 9) OBP: 0.318, SLG: 0.398	4-3			FC5-4 1-3		1B 3B			4-3 1B	4	1	3	0	0	0	0
Miguel de la Hoz, R (9, PH) OBP: 0.206, SLG: 0.206										1	0	1	0	0	0	0
Felix Millan, R (9, PR) OBP: 0.295, SLG: 0.342										0	1	0	0	0	0	0
Mack Jones, L (1, 8) OBP: 0.336, SLG: 0.512	4-3			K		5-3	P4		4-3 1-2	5	0	0	0	0	1	5
Rico Carty, R (1, 7) OBP: 0.388, SLG: 0.410		6-3		K		G3 2B 3-H	F8		1B 2-H	5	1	2	2	0	1	3
Joe Torre, R (1, 2) OBP: 0.362, SLG: 0.514		F9		FC5-4 1-2f		G3 1-2		6-3	6-3	5	0	0	0	0	0	4
Eddie Mathews, L (1, 5) OBP: 0.309, SLG: 0.350		F6			FC1-6 1B 1B	2B IBB		HR		3	2	2	1	1	0	0
Frank Bolling, R (1, 4) OBP: 0.178, SLG: 0.182			F8		F8	1-H 2-H 2B		6-3		4	0	1	2	0	0	1
Woody Woodward, R (1, 6) OBP: 0.332, SLG: 0.315			K		FC1-6 1-2 1B	IBB		BB		2	0	1	0	2	1	0
Tony Cloninger, R (1, 1) OBP: 0.216, SLG: 0.340			K		FC1-6 1-2f 2-3	F9		F8		4	0	0	0	0	1	5
Chi-Chi Olivo, R (9, 1)										0	0	0	0	0	0	0
Ted Abernathy, R (9, 1) OBP: 0.333, SLG: 0.250										0	0	0	0	0	0	0
Dan Schneider, L (9, 1)										0	0	0	0	0	0	0
Inning Stats	R: 0 E: 0 K: 0 S: 3 H: 0 LOB: 0 BB: 0 P: 3	R: 0 E: 0 K: 0 S: 3 H: 0 LOB: 0 BB: 0 P: 3	R: 0 E: 0 K: 2 S: 7 H: 0 LOB: 0 BB: 0 P: 7	R: 0 E: 0 K: 2 S: 9 H: 2 LOB: 2 BB: 0 P: 9	R: 0 E: 0 K: 0 S: 5 H: 2 LOB: 2 BB: 0 P: 5	R: 3 E: 0 K: 0 S: 6 H: 3 LOB: 2 BB: 2 P: 14	R: 0 E: 0 K: 0 S: 4 H: 1 LOB: 1 BB: 0 P: 4	R: 1 E: 0 K: 0 S: 4 H: 1 LOB: 1 BB: 1 P: 8	R: 1 E: 0 K: 0 S: 5 H: 2 LOB: 1 BB: 0 P: 5	1B: 8 2B: 1 3B: 1 HR: 1	SF: 0 SAC: 0 DP: 0 HBP: 0						

	AB	38
	R	5
	H	11
	RBI	5
	BB	3
	SO	4
	LOB	20

PITCHER	IP	WLS	BF	H	R	ER	SO	BB	IBB	HBP	BLK	WP	HR	S	P	ERA	WHIP
Bill Hands, R (1, 1) ERA: 4.18	5.2		25	7	3	3	4	0	1	0	0	0	0	32	36	4.76	1.235
Fergie Jenkins, R (6, 1) ERA: 4.54	0.1		2	0	0	0	0	0	1	0	0	0	0	1	5	0.00	0.000
Don Lee, R (7, 1) ERA: 2.82	2.0	W	9	2	1	1	0	1	0	0	0	0	1	8	12	4.50	1.500
Bob Hendley, L (9, 1) ERA: 4.91	1.0	S	5	2	1	1	0	0	0	0	0	0	0	5	5	9.00	2.000

PITCHER	IP	WLS	BF	H	R	ER	SO	BB	IBB	HBP	BLK	WP	HR	S	P	ERA	WHIP

WP: 0 PB: 0 SB: 0 CS: 0 PA: 41

Batter	1	2	3	4	5	6	7	8	9	AB	R	H	RBI	BB	SO	LOB
Glenn Beckert, R (1, 4) OBP: 0.300, SLG: 0.337	6-3		1-3		FC6-4 1-2f			1B 1B		4	0	1	0	0	0	1
Lee Thomas, L (1, 7) OBP: 0.278, SLG: 0.351	1B 1B		G3			5-3		1-3 1B		4	0	2	0	0	0	0
Billy Williams, L (1, 9) OBP: 0.334, SLG: 0.435	1-3 1B		4-1			K		3-1		4	0	1	0	0	1	2
John Boccabella, R (1, 3) OBP: 0.272, SLG: 0.468	K			F7		F2			6-3	4	0	0	0	0	1	2
Randy Hundley, R (1, 2) OBP: 0.286, SLG: 0.407	K			P5			L4-3 1B		5-3	4	0	1	0	0	1	2
Byron Browne, R (1, 8) OBP: 0.323, SLG: 0.468		P6		K			K		2B	4	0	1	0	0	2	1
Ron Campbell, R (1, 5) OBP: 0.125, SLG: 0.071		F9			FC3-6 1B		L4-3 1-2		4-3	4	0	1	0	0	0	2
Don Kessinger, S (1, 6) OBP: 0.268, SLG: 0.260		1B			FC3-6 FC6-4 1-2f			6-3		3	0	1	0	0	0	1
Bill Faul, R (1, 1)		K			F9			K		1	0	0	0	0	1	1
Bob Hendley, R (4, 1) OBP: 0.250, SLG: 0.286										0	0	0	0	0	0	0
George Altman, L (5, PH) OBP: 0.250, SLG: 0.366										1	0	0	0	0	0	1
Cal Koonce, R (5, 1)										0	0	0	0	0	0	0
Marty Keough, L (8, PH) OBP: 0.182, SLG: 0.100										1	0	0	0	0	1	0
Ernie Broglio, R (8, 1) OBP: 0.429, SLG: 0.421										0	0	0	0	0	0	0
Inning Stats	R: 0 E: 0 K: 2 S: 9 H: 2 LOB: 2 BB: 0 P: 9	R: 0 E: 0 K: 1 S: 6 H: 1 LOB: 1 BB: 0 P: 6	R: 0 E: 0 K: 0 S: 3 H: 0 LOB: 0 BB: 0 P: 3	R: 0 E: 0 K: 1 S: 5 H: 0 LOB: 0 BB: 0 P: 5	R: 0 E: 0 K: 0 S: 4 H: 1 LOB: 1 BB: 0 P: 4	R: 0 E: 0 K: 1 S: 5 H: 0 LOB: 0 BB: 0 P: 5	R: 0 E: 0 K: 1 S: 5 H: 1 LOB: 0 BB: 0 P: 5	R: 0 E: 0 K: 1 S: 7 H: 2 LOB: 2 BB: 0 P: 7	R: 0 E: 0 K: 0 S: 4 H: 1 LOB: 1 BB: 0 P: 4	1B: 7 2B: 2 3B: 0 HR: 0 SF: 0 SAC: 0 DP: 1 HBP: 0						

PITCHER	IP	WLS	BF	H	R	ER	SO	BB	IBB	HBP	BLK	WP	HR	S	P	ERA	WHIP
Larry Jackson, R (1, 1) ERA: 3.53	0.0	W	0	0	0	0	0	0	0	0	0	0	0	0	0	∞	∞

PITCHER	IP	WLS	BF	H	R	ER	SO	BB	IBB	HBP	BLK	WP	HR	S	P	ERA	WHIP

TOP

Chicago Cubs @ Philadelphia Phillies

Connie Mack Stadium, Philadelphia, PA

Fri Jul 01 1966, 7:05 PM EDT

Att. 10,670 - Unknown

livebaseballscorecards.com

AB	34
R	0
H	8
RBI	0
BB	0
SO	7
LOB	13

WP: 0 PB: 0 SB: 0 CS: 0 PA: 34

Batter	1	2	3	4	5	6	7	8	9	AB	R	H	RBI	BB	SO	LOB
Cookie Rojas, R (1, 4) OBP: 0.314, SLG: 0.353	BBBB 4-0 CS BB		x 0-0 F9 ②		x 0-0 6-3 ①		x 0-0 6-3 ①			3	0	0	0	1	0	0
Johnny Callison, L (1, 9) OBP: 0.318, SLG: 0.388	x 0-0 F8 ①		x 0-0 P4 ③		x 0-0 SF7 3B		SSS 0-3 K ②			4	1	1	0	0	1	1
Dick Allen, R (1, 7) OBP: 0.376, SLG: 0.656 Jackie Brandt, R (8, 7) OBP: 0.293, SLG: 0.287	x 0-0 F2 ②			x 0-0 1B 2B	x 0-0 SF7 ② 3-H		SSS 0-3 K ③			3 0	1 0	1 0	1 0	0 0	1 0	1 0
Bill White, L (1, 3) OBP: 0.347, SLG: 0.456	0-0 CS ③ 1-2	x 0-0 3B 1B		x 0-0 1B 1B 2-H 1B	x 0-0 HR			x 0-0 L8 ①		4	3	3	2	0	0	0
Tony Gonzalez, L (1, 8) OBP: 0.306, SLG: 0.372		x 0-0 1B 3B 1-H		x 0-0 1B E 1-3 1B	x 0-0 4-3 ③			x 0-0 3-1 ②		4	2	2	1	0	0	0
Clay Dalrymple, L (1, 2) OBP: 0.404, SLG: 0.400		x 0-0 G4-6-3 1B 3-H		x 0-0 FC6-4 1-2 3-H 1B		x 0-0 6-3 ①		BBBB 4-0 BB BB		3	0	2	2	1	0	0
Tony Taylor, R (1, 5) OBP: 0.303, SLG: 0.383		x 0-0 G4-6-3 ① ② 1-2f		SSS 0-3 K ①		x 0-0 CS 1B		BBBB 4-0 1-2 BB		3	0	1	0	1	1	3
Dick Groat, R (1, 6) OBP: 0.283, SLG: 0.321		x 0-0 F9 ③		x 0-0 FC6-4 ② 1-2f 2-H		x 0-0 WP ② 1-2 2B		x 0-0 4-3 ③		4	0	1	0	0	0	3
Larry Jackson, R (1, 1) OBP: 0.086, SLG: 0.059			x 0-0 5-3 ①	SSS 0-3 K ③		SSS 0-3 K ③ 2-3				3	0	0	0	0	2	2
Inning Stats	R: 0 E: 0 K: 0 S: 2 H: 0 LOB: 0 BB: 1 P: 6	R: 2 E: 0 K: 0 S: 5 H: 3 LOB: 0 BB: 0 P: 5	R: 0 E: 0 K: 0 S: 3 H: 0 LOB: 0 BB: 0 P: 3	R: 3 E: 1 K: 2 S: 11 H: 4 LOB: 1 BB: 0 P: 11	R: 2 E: 0 K: 0 S: 5 H: 2 LOB: 0 BB: 0 P: 5	R: 0 E: 0 K: 1 S: 6 H: 2 LOB: 1 BB: 0 P: 6	R: 0 E: 0 K: 2 S: 7 H: 0 LOB: 0 BB: 0 P: 7	R: 0 E: 0 K: 0 S: 3 H: 0 LOB: 2 BB: 2 P: 11		1B: 6 2B: 2 3B: 2 HR: 1	SF: 1 SAC: 0 DP: 1 HBP: 0			WP: 1 PB: 0 SB: 0 CS: 2	PA: 36		

BOTTOM

Chicago Cubs @ Philadelphia Phillies

Connie Mack Stadium, Philadelphia, PA

Fri Jul 01 1966, 7:05 PM EDT

Att. 10,670 - Unknown

livebaseballscorecards.com

AB	31
R	7
H	11
RBI	6
BB	3
SO	5
LOB	10

PITCHER		IP	WLS	BF	H	R	ER	SO	BB	IBB	HBP	BLK	WP	HR	S	P	ERA	WHIP
Bill Faul, R ERA: 5.05	(1, 1)	3.0	L	13	5	4	4	0	1	0	0	0	0	0	12	16	12.00	2.000
Bob Hendley, L ERA: 4.78	(4, 1)	1.0		5	2	1	0	2	0	0	0	0	0	0	9	9	0.00	2.000
Cal Koonce, R ERA: 5.67	(5, 1)	3.0		12	4	2	2	3	0	0	0	0	1	1	18	18	6.00	1.333
Ernie Broglio, R ERA: 6.28	(8, 1)	1.0		5	0	0	0	0	2	0	0	0	0	0	3	11	0.00	2.000

PITCHER	IP	WLS	BF	H	R	ER	SO	BB	IBB	HBP	BLK	WP	HR	S	P	ERA	WHIP

Chicago Cubs @ Philadelphia Phillies

Connie Mack Stadium, Philadelphia, PA

Sat Jul 02 1966, 3:33 AM EDT

Att. 4,251 - Unknown

TOP

livebaseballscorecards.com

Batter	1	2	3	4	5	6	7	8	9	AB	R	H	RBI	BB	SO	LOB
Adolfo Phillips, R (1, 8) OBP: 0.373, SLG: 0.526	K		1B 2B	2B 2B	P6		K		HR	6	3	3	1	0	2	5
Glenn Beckert, R (1, 4) OBP: 0.307, SLG: 0.342	HR 1B		HBP E SF8 1B	F7		BBBB 5-3 1B BB	1-2 2-H 3-H 1B		6-3	5	2	3	3	1	0	1
Billy Williams, L (1, 9) OBP: 0.340, SLG: 0.453	1-H HR		E3 HBP 1-2 1B	2-H 2B		1-2 5-3 1B	P3		1B	6	2	4	3	0	0	3
Lee Thomas, L (1, 7) OBP: 0.286, SLG: 0.353 14 Ernie Banks, R (7, PH) OBP: 0.273, SLG: 0.369 (7, 3)	1-3 1B		1B 1-2 2-3 HBP	BBBB BB		P4	K		L3	2 2	0 0	1 0	0 0	1 0	0 1	2 3
John Boccabella, R (1, 3) (7, 7) OBP: 0.256, SLG: 0.444	1-3 1-2		SF8 3-H	K		5-3 1-2 2-3		F9		4	0	0	1	0	1	5
Randy Hundley, R (1, 2) OBP: 0.284, SLG: 0.400	K		K		L8	6-3		BBBB BB		4	0	0	0	1	2	5
Ron Campbell, R (1, 5) OBP: 0.238, SLG: 0.167		F9	1-3 2-H 1B		BBBB 4-0 FC1-5 1B BB		BB 1B 1B	F9		4	1	2	1	1	0	1
Don Kessinger, S (1, 6) OBP: 0.270, SLG: 0.264		6-3	L3		1-2 FC1-5 1B		1-2 BB 1B	F8		5	1	2	0	0	0	3
Dick Ellsworth, L (1, 1) OBP: 0.182, SLG: 0.143 Don Lee, R (6, 1) OBP: 1.000, SLG: 1.000 Ernie Broglio, R (6, 1) OBP: 0.429, SLG: 0.421 Marty Keough, L (7, PH) OBP: 0.226, SLG: 0.100 Cal Koonce, R (7, 1) Billy Hoeft, L (8, 1) OBP: 0.250, SLG: 0.250 George Altman, L (9, PH) OBP: 0.247, SLG: 0.361		G3		F5	1-2 2-3f FC1-5		BBBB 1-2 2-3 BB 1B		B1-3	3 0 0 0 0 0 0 1	0 0 0 0 0 0 0 0	0 0 0 0 1 0 0 0	0 0 0 0 0 0 0 0	0 0 0 0 0 0 0 0	0 0 0 0 0 0 0 0	2 0 0 0 0 0 0 0
Inning Stats	R: 2 E: 0 K: 2 S: 10 H: 3 LOB: 1 BB: 0 P: 10	R: 0 E: 0 K: 0 S: 3 H: 0 LOB: 0 BB: 0 P: 3	R: 3 E: 1 K: 1 S: 9 H: 3 LOB: 2 BB: 0 P: 10	R: 1 E: 0 K: 1 S: 7 H: 2 LOB: 2 BB: 1 P: 11	R: 0 E: 0 K: 0 S: 4 H: 1 LOB: 2 BB: 1 P: 8	R: 0 E: 0 K: 0 S: 4 H: 1 LOB: 2 BB: 1 P: 8	R: 2 E: 0 K: 2 S: 10 H: 3 LOB: 2 BB: 1 P: 14	R: 0 E: 0 K: 0 S: 3 H: 0 LOB: 1 BB: 1 P: 7	R: 1 E: 0 K: 0 S: 5 H: 2 LOB: 1 BB: 0 P: 5	1B: 10 2B: 3 3B: 0 HR: 2	SF: 1 SAC: 0 DP: 0 HBP: 1					

AB	42
R	9
H	15
RBI	9
BB	5
SO	6
LOB	30

WP: 0 PB: 0 SB: 0 CS: 0 PA: 49

PITCHER		IP	WLS	BF	H	R	ER	SO	BB	IBB	HBP	BLK	WP	HR	S	P	ERA	WHIP
Jim Bunning, R (1, 1) ERA: 2.03		3.2		21	8	6	4	3	0	0	1	0	0	1	26	27	9.82	2.182
Darold Knowles, L (4, 1) ERA: 2.3		1.1		7	1	0	0	1	2	0	0	0	0	0	7	15	0.00	2.250
Rick Wise, R (6, 1) ERA: 3.73		1.0	W	5	1	0	0	0	1	0	0	0	0	0	4	8	0.00	2.000
Terry Fox, R (7, 1) ERA: 5.86		0.1		5	3	2	2	1	1	0	0	0	0	0	6	10	54.00	12.000
Chris Short, L (7, 1) ERA: 3.05		0.2		2	0	0	0	1	0	0	0	0	0	0	4	4	0.00	0.000

PITCHER		IP	WLS	BF	H	R	ER	SO	BB	IBB	HBP	BLK	WP	HR	S	P	ERA	WHIP
Ray Herbert, R (8, 1) ERA: 3.51		2.0	S	9	2	1	1	0	1	0	0	0	0	1	8	12	4.50	1.500

BOTTOM

Chicago Cubs @ Philadelphia Phillies

Connie Mack Stadium, Philadelphia, PA

Sat Jul 02 1966, 3:33 AM EDT

Att. 4,251 - Unknown

livebaseballscorecards.com

Batter	1	2	3	4	5	6	7	8	9	AB	R	H	RBI	BB	SO	LOB
Cookie Rojas, R (1, 4) OBP: 0.315, SLG: 0.357	1-3		K		F3	2B 1-2 2-H 3-H 1B	2B			5	1	2	2	0	1	0
Johnny Callison, L (1, 9) OBP: 0.319, SLG: 0.388	K		1B		1B	P6	F8			5	0	2	0	0	1	3
Dick Groat, R (1, 6) OBP: 0.281, SLG: 0.322	6-3		B2		K	HR 1-H 2-H 2B		4-3		5	1	1	2	0	1	2
Dick Allen, R (1, 7) OBP: 0.386, SLG: 0.690 Tony Gonzalez, L (9, 7) OBP: 0.306, SLG: 0.372		K 1B	1-3 1B			1B 1B HR 3-H		IHR		5 0	3 0	4 0	3 0	0 0	1 0	0 0
Tony Taylor, R (1, 5) OBP: 0.305, SLG: 0.384		E 3B 1B	K			1-3 1B 1B 4-3		F9		5	2	2	0	0	1	3
Jackie Brandt, R (1, 8) OBP: 0.308, SLG: 0.297		E5 1-2 3B	L7			1-2 3-H E 1B BB		1B		4	2	2	1	1	0	1
Bill White, L (1, 3) OBP: 0.348, SLG: 0.462		1-H 2-H B3-5 3B	L8			1-3 2-H E 1B K		F9		5	1	2	3	0	1	3
Bob Uecker, R (1, 2) OBP: 0.327, SLG: 0.400 Terry Fox, R (6, PR) (7, 1) Chris Short, R (7, 1) OBP: 0.255, SLG: 0.255 Doug Clemens, L (7, PH) OBP: 0.379, SLG: 0.324 Ray Herbert, R (8, 1)	IBB		F8			1-3 3-H E8 1B 1B	G3			2 0 0 1 0	0 1 0 0 0	1 0 0 0 0	1 0 0 0 0	1 0 0 0 0	0 0 0 0 0	0 0 0 0 0
Jim Bunning, R (1, 1) OBP: 0.188, SLG: 0.157 Darold Knowles, L (4, 1) OBP: 0.200, SLG: 0.200 Phil Linz, R (5, PH) OBP: 0.269, SLG: 0.314 Rick Wise, R (6, 1) Harvey Kuenn, R (6, PH) OBP: 0.294, SLG: 0.369 Clay Dalrymple, L (6, PH) OBP: 0.405, SLG: 0.398 (7, 2)	B3-5 3-Hf				5-3	1B 2B BB	F8			1 0 1 0 0 1	0 0 0 0 0 1	0 0 0 0 0 1	0 0 0 0 0 1	0 0 0 0 0 0	0 0 0 0 0 0	2 0 0 0 0 0
Inning Stats	R: 0 E: 0 K: 1 S: 5 H: 0 LOB: 0 BB: 0 P: 5	R: 2 E: 1 K: 1 S: 7 H: 2 LOB: 1 BB: 1 P: 11	R: 0 E: 0 K: 2 S: 9 H: 2 LOB: 2 BB: 0 P: 9	R: 0 E: 0 K: 0 S: 3 H: 0 LOB: 0 BB: 0 P: 3	R: 0 E: 0 K: 1 S: 6 H: 1 LOB: 1 BB: 0 P: 6	R: 9 E: 1 K: 1 S: 13 H: 8 LOB: 2 BB: 2 P: 21	R: 0 E: 0 K: 0 S: 4 H: 1 LOB: 1 BB: 0 P: 4	R: 1 E: 0 K: 0 S: 5 H: 2 LOB: 1 BB: 0 P: 5		1B: 11 2B: 3 3B: 1 HR: 2 SF: 0 SAC: 0 DP: 1 HBP: 0				WP: 0 PB: 0 SB: 0 CS: 0 PA: 43		

	AB	40
	R	12
	H	16
	RBI	12
	BB	3
	SO	6
	LOB	14

PITCHER		IP	WLS	BF	H	R	ER	SO	BB	IBB	HBP	BLK	WP	HR	S	P	ERA	WHIP
Dick Ellsworth, L ERA: 3.5	(1, 1)	5.0	L	26	10	7	6	5	0	1	0	0	0	0	35	39	10.80	2.000
Don Lee, R ERA: 3.97	(6, 1)	0.1		4	2	2	2	0	1	0	0	0	0	0	3	7	54.00	9.000
Ernie Broglio, R ERA: 6.35	(6, 1)	0.2		4	1	2	2	1	1	0	0	0	0	1	5	9	27.00	3.000
Cal Koonce, R ERA: 5.65	(7, 1)	1.2		8	3	1	1	0	0	0	0	0	0	0	8	8	5.40	1.800
Billy Hoeft, L ERA: 3.65	(8, 1)	0.1		1	0	0	0	0	0	0	0	0	0	0	1	1	0.00	0.000

PITCHER	IP	WLS	BF	H	R	ER	SO	BB	IBB	HBP	BLK	WP	HR	S	P	ERA	WHIP

Chicago Cubs @ Philadelphia Phillies

Connie Mack Stadium, Philadelphia, PA

Sun Jul 03 1966, 3:33 AM EDT

Att. 5,058 - Sunny - 50 F

livebaseballscorecards.com

Batter	1	2	3	4	5	6	7	8	9	AB	R	H	RBI	BB	SO	LOB
Adolfo Phillips, R (1, 8) OBP: 0.365, SLG: 0.514	K		K 1-2			5-3		K		4	0	0	0	0	3	1
Glenn Beckert, R (1, 4) OBP: 0.307, SLG: 0.340	F8			6-3		1-3 1B		P3		4	0	1	0	0	0	0
Billy Williams, L (1, 9) OBP: 0.342, SLG: 0.452	3-1			6-3		1-2 1-3			BB 1B	3	1	1	0	1	0	0
John Boccabella, R (1, 3) OBP: 0.267, SLG: 0.440		5-3		BB 4-0		1-2 2-3 1-3			1-2 1B 1B	3	1	1	0	1	0	2
Randy Hundley, R (1, 2) OBP: 0.287, SLG: 0.399		BB 4-0 1B		5-3		P4			1-3 2-H 1B	3	0	1	1	1	0	3
Byron Browne, R (1, 7) OBP: 0.322, SLG: 0.464		1-3 1B			6-3		K		K	4	0	1	0	0	2	2
Ron Campbell, R (1, 5) OBP: 0.280, SLG: 0.227		K			FC4-6 1B		F9		G6-4-3 1-3 3-H 1B	4	0	2	1	0	1	1
Don Kessinger, S (1, 6) OBP: 0.270, SLG: 0.263			1B		FC4-6 1-2f		3-1		G6-4-3 1-2f	4	0	1	0	0	0	3
Curt Simmons, L (1, 1) OBP: 0.231, SLG: 0.250			CS 1B		P4			1-3		2	0	1	0	0	0	1
Fergie Jenkins, R (6, 1) OBP: 0.350, SLG: 0.474										0	0	0	0	0	0	0
Lee Thomas, L (8, PH) OBP: 0.285, SLG: 0.351										1	0	0	0	0	0	0
Bob Hendley, R (8, 1) OBP: 0.250, SLG: 0.286										0	0	0	0	0	0	0

Inning Stats	1	2	3	4	5	6	7	8	9
	R: 0 E: 0 K: 1 S: 5	H: 0 LOB: 0 BB: 0 P: 5	R: 0 E: 0 K: 1 S: 5	H: 1 LOB: 1 BB: 1 P: 9	R: 0 E: 0 K: 1 S: 5	H: 2 LOB: 1 BB: 0 P: 5	R: 0 E: 0 K: 0 S: 3	H: 0 LOB: 1 BB: 1 P: 7	R: 0 E: 0 K: 0 S: 4	H: 1 LOB: 1 BB: 0 P: 4
	R: 0 E: 0 K: 0 S: 5	H: 2 LOB: 2 BB: 0 P: 5	R: 0 E: 0 K: 1 S: 5	H: 0 LOB: 0 BB: 0 P: 5	R: 0 E: 0 K: 1 S: 5	H: 0 LOB: 0 BB: 0 P: 5	R: 2 E: 0 K: 1 S: 7	H: 3 LOB: 1 BB: 1 P: 11		

	1B	SF	WP	PA
	9	0	0	35
	2B: 1	SAC: 0	PB: 0	
	3B: 0	DP: 2	SB: 0	
	HR: 0	HBP: 0	CS: 1	

TOP	
AB	32
R	2
H	9
RBI	2
BB	3
SO	6
LOB	13

PITCHER		IP	WLS	BF	H	R	ER	SO	BB	IBB	HBP	BLK	WP	HR	S	P	ERA	WHIP
Bob Buhl, R ERA: 3.44	(1, 1)	8.1	W	34	9	2	2	6	3	0	0	0	0	0	43	55	2.16	1.440
Darold Knowles, L ERA: 2.28	(9, 1)	0.2	S	1	0	0	0	0	0	0	0	0	0	0	1	1	0.00	0.000

PITCHER		IP	WLS	BF	H	R	ER	SO	BB	IBB	HBP	BLK	WP	HR	S	P	ERA	WHIP

BOTTOM

Chicago Cubs @ Philadelphia Phillies

Connie Mack Stadium, Philadelphia, PA

Sun Jul 03 1966, 3:33 AM EDT

Att. 5,058 - Sunny - 50 F

livebaseballscorecards.com

Batter	1	2	3	4	5	6	7	8	9	AB	R	H	RBI	BB	SO	LOB
Cookie Rojas, R (1, 4) OBP: 0.311, SLG: 0.352	F8		K		4-3		6-3			4	0	0	0	0	1	0
Johnny Callison, L (1, 9) OBP: 0.322, SLG: 0.390	L8			1B		2B 1B	G3			4	1	2	0	0	0	0
Dick Groat, R (1, 6) OBP: 0.281, SLG: 0.321	5-3			P6		2B SF7 1-2 1B		F3		4	1	1	0	0	0	1
Dick Allen, R (1, 7) OBP: 0.388, SLG: 0.706		1-3		F8		1-3 2-H 2B		HR		4	1	2	2	0	0	1
Doug Clemens, L (9, 7) OBP: 0.379, SLG: 0.324										0	0	0	0	0	0	0
Tony Taylor, R (1, 5) OBP: 0.304, SLG: 0.379		BBBB G6-4-3 BB		1-3		F5		6-3		3	0	0	0	1	0	3
Jackie Brandt, R (1, 8) OBP: 0.311, SLG: 0.301		G6-4-3 1-2f			HR 1B	SF7 3-H		F8		2	1	1	0	0	0	1
Tony Gonzalez, L (6, PH) OBP: 0.303, SLG: 0.370 (7, 8)										1	0	0	1	0	0	0
Bill White, L (1, 3) OBP: 0.354, SLG: 0.480			S SF8 2B		1-H HR		IBB			2	2	2	2	1	0	0
Bob Uecker, R (1, 2) OBP: 0.318, SLG: 0.391			SF8 2-H		6-3		K			2	0	0	1	0	1	2
Bob Buhl, R (1, 1) OBP: 0.167, SLG: 0.107			5-3		K		K			3	0	0	0	0	2	0
Darold Knowles, L (9, 1) OBP: 0.200, SLG: 0.200										0	0	0	0	0	0	0
Inning Stats	R: 0 H: 0 E: 0 LOB: 0 K: 0 BB: 0 S: 3 P: 3	R: 0 H: 0 E: 0 LOB: 0 K: 0 BB: 1 S: 2 P: 6	R: 1 H: 1 E: 0 LOB: 0 K: 1 BB: 0 S: 6 P: 6	R: 0 H: 1 E: 0 LOB: 1 K: 0 BB: 0 S: 4 P: 4	R: 2 H: 2 E: 0 LOB: 0 K: 1 BB: 0 S: 7 P: 7	R: 2 H: 3 E: 0 LOB: 2 K: 1 BB: 1 S: 8 P: 12	R: 0 H: 0 E: 0 LOB: 0 K: 1 BB: 0 S: 5 P: 5	R: 1 H: 1 E: 0 LOB: 0 K: 0 BB: 0 S: 4 P: 4		1B: 4 SF: 2 2B: 2 SAC: 0 3B: 0 DP: 1 HR: 2 HBP: 0						

	AB	29
	R	6
	H	8
	RBI	6
	BB	2
	SO	4
	LOB	8

WP: 0 PA: 33
PB: 0
SB: 1
CS: 0

PITCHER		IP	WLS	BF	H	R	ER	SO	BB	IBB	HBP	BLK	WP	HR	S	P	ERA	WHIP
Curt Simmons, L ERA: 4.18	(1, 1)	5.0	L	22	7	5	5	2	1	0	0	0	0	1	25	29	9.00	1.600
Fergie Jenkins, R ERA: 4.42	(6, 1)	2.0		7	0	0	0	2	0	1	0	0	0	0	10	14	0.00	0.000
Bob Hendley, L ERA: 4.89	(8, 1)	1.0		4	1	1	1	0	0	0	0	0	0	1	4	4	9.00	1.000

PITCHER		IP	WLS	BF	H	R	ER	SO	BB	IBB	HBP	BLK	WP	HR	S	P	ERA	WHIP

Pittsburgh Pirates @ Chicago Cubs

Wrigley Field, Chicago, IL

Mon Jul 04 1966, 3:33 AM CDT

Unknown

TOP

livebaseballscorecards.com

Batter	1	2	3	4	5	6	7	8	9	AB	R	H	RBI	BB	SO	LOB
Matty Alou, L (1, 8) OBP: 0.358, SLG: 0.439	6-3	8-3 1-2 1B		SF7 3-H			SH1-4 1-2	2-H 1B		3	0	2	1	0	0	0
Gene Alley, R (1, 6) OBP: 0.313, SLG: 0.391	BB HR 1B	8-3 1-2f		F9			2-H HR		F9	5	2	2	2	0	0	3
Roberto Clemente, R (1, 9) OBP: 0.363, SLG: 0.533	1-2 HR BB	K			G6-4-3 1B		1B 3B		5-3	4	2	2	0	1	1	0
Willie Stargell, L (1, 7) OBP: 0.396, SLG: 0.614	1-H 2-H HR	F9		L8			F9		2B	5	1	2	3	0	0	2
Jose Pagan, R (1, 5) OBP: 0.294, SLG: 0.404	P4	1B		G6-4-3 1-2f			3-H 1B		F9	5	0	2	1	0	0	2
Donn Clendenon, R (1, 3) OBP: 0.335, SLG: 0.455	1B	K				F3	K			4	0	1	0	0	2	2
Jim Pagliaroni, R (1, 2) OBP: 0.335, SLG: 0.393	4-3			2B SF7 1B		G3		K		1	0	0	0	0	0	1
Jesse Gonder, L (2, 2) OBP: 0.196, SLG: 0.420										3	1	1	0	0	1	0
Bill Mazeroski, R (1, 4) OBP: 0.305, SLG: 0.371		1-3		F6		1-3		1B 2B		4	0	1	0	0	0	1
Vern Law, R (1, 1) OBP: 0.379, SLG: 0.500		1B 1B		1-3 2B			SH1-4 HR 1B	F4		4	1	3	0	0	0	1
Roy Face, R (8, 1)										0	0	0	0	0	0	0
Inning Stats	R: 3 E: 0 K: 0 S: 6 H: 3 LOB: 1 BB: 1 P: 10	R: 0 E: 0 K: 0 S: 4 H: 2 LOB: 1 BB: 0 P: 4	R: 0 E: 0 K: 2 S: 8 H: 1 LOB: 1 BB: 0 P: 8	R: 1 E: 0 K: 0 S: 5 H: 2 LOB: 1 BB: 0 P: 5	R: 0 E: 0 K: 0 S: 3 H: 1 LOB: 0 BB: 0 P: 3	R: 0 E: 0 K: 0 S: 3 H: 0 LOB: 0 BB: 0 P: 3	R: 3 E: 0 K: 1 S: 9 H: 4 LOB: 1 BB: 0 P: 9	R: 0 E: 0 K: 1 S: 6 H: 2 LOB: 2 BB: 0 P: 6	R: 0 E: 0 K: 0 S: 4 H: 1 LOB: 1 BB: 0 P: 4	1B: 10 2B: 4 3B: 1 HR: 2 SF: 1 SAC: 1 DP: 2 HBP: 0						

	AB	38
	R	7
	H	16
	RBI	7
	BB	1
	SO	4
	LOB	12

WP: 0 PB: 0 SB: 0 CS: 0 PA: 41

PITCHER		IP	WLS	BF	H	R	ER	SO	BB	IBB	HBP	BLK	WP	HR	S	P	ERA	WHIP
Bill Hands, R ERA: 4.46	(1, 1)	0.2	L	6	3	3	3	0	1	0	0	0	0	1	5	9	40.50	6.000
Cal Koonce, R ERA: 5.77	(1, 1)	5.2		24	9	4	4	2	0	0	0	0	0	1	28	28	6.35	1.588
Billy Hoeft, L ERA: 3.49	(7, 1)	1.2		7	3	0	0	2	0	0	0	0	0	0	11	11	0.00	1.800
Fergie Jenkins, R ERA: 4.37	(9, 1)	1.0		4	1	0	0	0	0	0	0	0	0	0	4	4	0.00	1.000

PITCHER	IP	WLS	BF	H	R	ER	SO	BB	IBB	HBP	BLK	WP	HR	S	P	ERA	WHIP

Pittsburgh Pirates @ Chicago Cubs

Wrigley Field, Chicago, IL

Mon Jul 04 1966, 3:33 AM CDT

Unknown

BOTTOM

livebaseballscorecards.com

Batter	1	2	3	4	5	6	7	8	9	AB	R	H	RBI	BB	SO	LOB
Adolfo Phillips, R (1, 8) OBP: 0.368, SLG: 0.536	0-0 3-1-2 2B		0-3 K		0-0 6-4			0-0 HR		4	1	2	1	0	1	1
Glenn Beckert, R (1, 4) OBP: 0.309, SLG: 0.343	0-0 3-1-2 2-3f			0-0 1B 1B		0-0 4-3		0-0 HR 1B		4	2	2	0	0	0	1
Billy Williams, L (1, 9) OBP: 0.338, SLG: 0.446	0-3 K			0-0 F8		0-0 F8		0-0 L9		4	0	0	0	0	1	2
Ron Santo, R (1, 5) OBP: 0.414, SLG: 0.565		0-0 5-3		0-0 1-3 1B		0-0 1B		0-0 1-H HR		4	1	3	2	0	0	0
George Altman, L (1, 7) OBP: 0.247, SLG: 0.356		0-0 F6		0-0 14 FC5-4 3-H 1B		0-0 F4		0-0 F9		4	0	1	1	0	0	1
14 Ernie Banks, R (1, 3) OBP: 0.268, SLG: 0.362		0-0 5-3		0-0 FC5-4 1-2f			0-0 F6		0-0 5-3	4	0	0	0	0	0	1
Randy Hundley, R (1, 2) OBP: 0.291, SLG: 0.413			0-0 HR		0-3 K		0-3 K		0-0 1B 1B	4	1	2	1	0	2	0
Don Kessinger, S (1, 6) OBP: 0.271, SLG: 0.264 John Boccabella, R (9, PH) OBP: 0.275, SLG: 0.447 Jimmy Stewart, S (9, PR) OBP: 0.246, SLG: 0.230			0-0 4-3		0-0 SH3-4 1B		0-0 4-3		0-0 G6-4-3 1-2 1B	3 1 0	0 0 0	1 1 0	0 0 0	0 0 0	0 0 0	0 0 0
Bill Hands, R (1, 1) OBP: 0.148, SLG: 0.083 Cal Koonce, R (1, 1) Billy Hoeft, L (7, 1) OBP: 0.250, SLG: 0.250 Lee Thomas, L (8, PH) OBP: 0.284, SLG: 0.349 Fergie Jenkins, R (9, 1) OBP: 0.350, SLG: 0.474 Byron Browne, R (9, PH) OBP: 0.320, SLG: 0.462			0-0 G3		0-0 SH3-4 1-2			0-0 F9	0-0 G6-4-3 1-2f	0 1 0 1 0 1	0 0 0 0 0 0	0 0 0 0 0 2	0 0 0 0 0 0	0 0 0 0 0 0	0 0 0 0 0 2	0 0 0 0 0 0
Inning Stats	R: 0 E: 0 K: 1 S: 5 H: 1 LOB: 0 BB: 0 P: 5	R: 0 E: 0 K: 0 S: 3 H: 0 LOB: 0 BB: 0 P: 3	R: 1 E: 0 K: 1 S: 6 H: 1 LOB: 0 BB: 0 P: 6	R: 1 E: 0 K: 0 S: 5 H: 3 LOB: 1 BB: 0 P: 5	R: 0 E: 0 K: 1 S: 6 H: 1 LOB: 1 BB: 0 P: 6	R: 0 E: 0 K: 0 S: 4 H: 1 LOB: 1 BB: 0 P: 4	R: 0 E: 0 K: 1 S: 5 H: 0 LOB: 0 BB: 0 P: 5	R: 3 E: 0 K: 0 S: 6 H: 3 LOB: 0 BB: 0 P: 6	R: 0 E: 0 K: 0 S: 4 H: 2 LOB: 2 BB: 0 P: 4	1B: 8 2B: 2 3B: 0 HR: 3	SF: 0 SAC: 1 DP: 2 HBP: 0						

	AB	35
	R	5
	H	12
	RBI	5
	BB	0
	SO	4
	LOB	8

WP: 0 PB: 0 SB: 0 CS: 0 PA: 36

PITCHER		IP	WLS	BF	H	R	ER	SO	BB	IBB	HBP	BLK	WP	HR	S	P	ERA	WHIP
Vern Law, R ERA: 4.08	(1, 1)	7.2	W	31	10	5	5	4	0	0	0	0	0	3	39	39	5.87	1.304
Roy Face, R ERA: 2.23	(8, 1)	1.1	S	5	2	0	0	0	0	0	0	0	0	0	5	5	0.00	1.500

PITCHER	IP	WLS	BF	H	R	ER	SO	BB	IBB	HBP	BLK	WP	HR	S	P	ERA	WHIP

Batter	1	2	3	4	5	6	7	8	9	AB	R	H	RBI	BB	SO	LOB
Gene Alley, R (1, 6) OBP: 0.312, SLG: 0.393	K		2B		6-3		6-3			4	0	1	0	0	1	0
Manny Mota, R (1, 8) (5, 7) OBP: 0.382, SLG: 0.509	K		K		2B		2B			4	0	2	0	0	2	1
Roberto Clemente, R (1, 9) OBP: 0.361, SLG: 0.528	L3		K		5-3		IBB			3	0	0	0	1	1	2
Donn Clendenon, R (1, 3) OBP: 0.340, SLG: 0.481		HR		HR	IBB		P3			3	2	2	2	1	0	2
Jose Pagan, R (1, 5) OBP: 0.293, SLG: 0.400		K		PB 1B 5-3 1B	F9			6-3		4	1	1	0	0	1	2
Bill Mazeroski, R (1, 4) OBP: 0.307, SLG: 0.370		5-3 BB		5-3 PB WP 1B 1-2		K		6-3		3	1	1	0	1	1	0
Bob Bailey, R (1, 7) OBP: 0.335, SLG: 0.376		5-3 1-2		5-3 1-3 2-H		F4		2B		2	0	0	1	0	0	2
Matty Alou, L (5, 8) OBP: 0.359, SLG: 0.444										2	0	1	0	0	0	0
Jerry May, R (1, 2) OBP: 0.217, SLG: 0.190		K		CS BB 3-H		F7		K		2	0	0	0	1	1	1
Willie Stargell, L (8, PH) OBP: 0.395, SLG: 0.611										1	0	0	0	0	1	1
Tommie Sisk, R (1, 1) OBP: 0.286, SLG: 0.167			K	K 1-2			L9			2	0	0	0	0	2	1
Pete Mikkelsen, R (6, 1) OBP: 0.111, SLG: 0.111										0	0	0	0	0	0	0
Roy Face, R (6, 1)										0	0	0	0	0	0	0
Jerry Lynch, L (7, PH) OBP: 0.344, SLG: 0.276										1	0	0	0	0	0	0
Don Cardwell, R (7, 1) OBP: 0.125, SLG: 0.045										0	0	0	0	0	0	0
Billy O'Dell, S (7, 1) OBP: 0.182, SLG: 0.182										0	0	0	0	0	0	0
Bob Purkey, R (7, 1)										0	0	0	0	0	0	0
Inning Stats	R: 0 E: 0 K: 2 S: 7 H: 0 LOB: 0 BB: 0 P: 7	R: 1 E: 0 K: 2 S: 8 H: 1 LOB: 1 BB: 1 P: 12	R: 0 E: 0 K: 3 S: 10 H: 1 LOB: 1 BB: 0 P: 10	R: 3 E: 0 K: 1 S: 7 H: 3 LOB: 0 BB: 1 P: 11	R: 0 E: 0 K: 0 S: 4 H: 1 LOB: 2 BB: 1 P: 8	R: 0 E: 0 K: 1 S: 5 H: 0 LOB: 0 BB: 0 P: 5	R: 0 E: 0 K: 0 S: 4 H: 1 LOB: 2 BB: 1 P: 8	R: 0 E: 0 K: 1 S: 6 H: 1 LOB: 1 BB: 0 P: 6		1B: 2 2B: 4 3B: 0 HR: 2 SF: 0 SAC: 0 DP: 0 HBP: 0						

TOP

Pittsburgh Pirates @ Chicago Cubs

Wrigley Field, Chicago, IL

Mon Jul 04 1966, 3:38 AM CDT

Att. 23,164 - Unknown

livebaseballscorecards.com

AB	31
R	4
H	8
RBI	3
BB	4
SO	10
LOB	12

PITCHER		IP	WLS	BF	H	R	ER	SO	BB	IBB	HBP	BLK	WP	HR	S	P	ERA	WHIP
Ken Holtzman, L ERA: 3.93	(1, 1)	4.1		20	6	4	3	8	2	0	0	0	1	2	34	42	6.23	1.846
Fergie Jenkins, R ERA: 4.28	(5, 1)	1.2		6	0	0	0	1	0	1	0	0	0	0	7	11	0.00	0.000
Don Lee, R ERA: 3.7	(7, 1)	1.2	W	8	2	0	0	0	0	1	0	0	0	0	7	11	0.00	1.200
Bob Hendley, L ERA: 4.85	(8, 1)	0.1	S	1	0	0	0	1	0	0	0	0	0	0	3	3	0.00	0.000

PITCHER	IP	WLS	BF	H	R	ER	SO	BB	IBB	HBP	BLK	WP	HR	S	P	ERA	WHIP

Batter	1	2	3	4	5	6	7	8	9	AB	R	H	RBI	BB	SO	LOB
Adolfo Phillips, R (1, 8) OBP: 0.370, SLG: 0.532	B B B B 4-0 E S FC5-2 BB		x 0-0 ③ P4		x 0-0 4-3 1B	S S S 0-3 ③ K				3	0	1	0	1	1	3
Glenn Beckert, R (1, 4) OBP: 0.312, SLG: 0.348	x 0-0 ① FC5-2 G3-6-3 1-H			x 0-0 BB 2B 1B	x 0-0 ② 4-3 1-2		x 0-0 1B 2B			4	2	2	0	0	0	2
Billy Williams, L (1, 9) OBP: 0.337, SLG: 0.442	x 0-0 ② ③ G3-6-3 1-2f			x 0-0 ① F6	x 0-0 ③ 4-3		I I I 4-0 SH 1B BB IBB			3	1	0	0	1	0	3
Ron Santo, R (1, 5) OBP: 0.418, SLG: 0.565		x 0-0 ① 6-3		B B B B 4-0 2B 6-3 1-2 BB		B B B B 4-0 FC4-6 BB	x 0-0 BB SH 14 8-2 1-2 2-H 1B			2	1	1	1	2	0	0
George Altman, L (1, 7) OBP: 0.260, SLG: 0.378		x 0-0 1B		x 0-0 6-3 14 1B 1-3 2-H 2B		x 0-0 ① FC4-6 14 BB 1B 1-2f HBP	x 0-0 SH BB 1-2 2-3			3	2	2	1	0	0	1
John Boccabella, R (1, 2) OBP: 0.274, SLG: 0.432		x 0-0 ② F2		x 0-0 ② 6-3 2-3 3-H		x 0-0 ② F9	B B B B 4-0 1-2 2-3 3-H BB			3	0	0	2	1	0	3
14 Ernie Banks, R (1, 3) OBP: 0.272, SLG: 0.365		x 0-0 ③ 2-3		x 0-0 1B 3-H		x 0-0 HBP BB 1-2 1B	x 0-0 ① ② 8-2 3-Hf			4	0	2	1	0	0	4
Don Kessinger, S (1, 6) OBP: 0.269, SLG: 0.262	S S S 0-3 ① K		x 0-0 ③ F7		B B B B 4-0 HBP 1-2 2-3 BB	x 0-0 ③ P5				2	0	0	0	0	1	1
Lee Thomas, L (6, PH) OBP: 0.287, SLG: 0.349										0	0	0	0	1	0	0
Ron Campbell, R (7, 6) OBP: 0.269, SLG: 0.217										1	0	0	0	0	0	2
Ken Holtzman, R (1, 1) OBP: 0.069, SLG: 0.069			x 0-0 ② G3		x 0-0 ① 4-3	H 1-0 1-2 2-3 3-H HBP				1	0	0	0	0	0	0
Fergie Jenkins, R (5, 1) OBP: 0.333, SLG: 0.450										1	0	0	0	0	0	0
Marty Keough, L (6, PH) OBP: 0.229, SLG: 0.100										0	0	0	1	0	0	0
Don Lee, R (7, 1) OBP: 1.000, SLG: 1.000										0	0	0	0	0	0	0
Bob Hendley, R (8, 1) OBP: 0.250, SLG: 0.286										0	0	0	0	0	0	0
Inning Stats	R: 0 E: 0 K: 0 S: 2 H: 0 LOB: 0 BB: 1 P: 6	R: 0 E: 0 K: 0 S: 4 H: 1 LOB: 1 BB: 0 P: 4	R: 0 E: 0 K: 1 S: 5 H: 0 LOB: 0 BB: 0 P: 5	R: 3 E: 0 K: 0 S: 6 H: 3 LOB: 1 BB: 1 P: 10	R: 0 E: 0 K: 0 S: 4 H: 1 LOB: 1 BB: 0 P: 4	R: 1 E: 0 K: 1 S: 6 H: 1 LOB: 3 BB: 2 P: 15	R: 2 E: 0 K: 0 S: 5 H: 2 LOB: 2 BB: 2 P: 13			1B: 6 2B: 3 3B: 0 HR: 0	SF: 0 SAC: 1 DP: 2 HBP: 1			WP: 0 PB: 0 SB: 1 CS: 0	PA: 35	

PITCHER		IP	WLS	BF	H	R	ER	SO	BB	IBB	HBP	BLK	WP	HR	S	P	ERA	WHIP
Tommie Sisk, R ERA: 5.08	(1, 1)	5.0		22	5	4	4	1	3	0	0	0	0	0	21	33	7.20	1.600
Pete Mikkelsen, R ERA: 3.62	(6, 1)	0.2		5	1	0	0	0	1	0	1	0	0	0	3	8	0.00	3.000
Roy Face, R ERA: 2.2	(6, 1)	0.1		1	0	0	0	1	0	0	0	0	0	0	3	3	0.00	0.000
Don Cardwell, R ERA: 4.26	(7, 1)	0.0	L	3	2	2	2	0	0	1	0	0	0	0	2	6	∞	∞
Billy O'Dell, L ERA: 2.63	(7, 1)	0.0		2	0	0	0	0	1	0	0	0	0	0	1	5	∞	∞

PITCHER		IP	WLS	BF	H	R	ER	SO	BB	IBB	HBP	BLK	WP	HR	S	P	ERA	WHIP
Bob Purkey, R ERA: 1.45	(7, 1)	1.0		2	0	0	0	0	0	0	0	0	0	0	2	2	0.00	0.000

BOTTOM

Pittsburgh Pirates @ Chicago Cubs

Wrigley Field, Chicago, IL

Mon Jul 04 1966, 3:38 AM CDT

Att. 23,164 - Unknown

livebaseballscorecards.com

AB	27
R	6
H	8
RBI	6
BB	6
SO	2
LOB	19

Batter	1	2	3	4	5	6	7	8	9	AB	R	H	RBI	BB	SO	LOB
Matty Alou, L (1, 8) OBP: 0.360, SLG: 0.444	E 2B	F8			6-3	BBB 1-2 BB		6-3		4	1	1	0	1	0	2
Gene Alley, R (1, 6) OBP: 0.310, SLG: 0.390	F8	F8			6-3	L7		1B 1B		5	0	1	0	0	0	5
Manny Mota, R (1, 9) OBP: 0.382, SLG: 0.506	4-3		6-3		F9		FC1-5 1B	1-2 1B		5	0	2	0	0	0	1
Willie Stargell, L (1, 7) OBP: 0.392, SLG: 0.603	E6 2B 2-H		4-1			E9 2B 1B	FC1-5 BB 1-2f 1B	1-3		5	3	1	0	0	0	3
Jose Pagan, R (1, 5) OBP: 0.302, SLG: 0.422	2-H 2B		F8			WP HR 2-H 2B	F9		2B	5	1	3	2	0	0	1
Donn Clendenon, R (1, 3) OBP: 0.345, SLG: 0.490	5-3			SSS K		2-H HR	WP 1B 1-2 BB		BBBB BB	3	1	1	2	2	1	1
Jesse Gonder, L (1, 2) OBP: 0.232, SLG: 0.426		H 1-0 1B HBP		1B	L8	1-2 2-H 1B			SSS K	4	0	2	1	0	1	2
Bill Mazeroski, R (1, 4) OBP: 0.302, SLG: 0.364		F4		F7	L9	5-3 2-3			L8	5	0	0	0	0	0	6
Woodie Fryman, R (1, 1) OBP: 0.212, SLG: 0.212		1-2 1B		F7	BB 1B			6-3	F9	5	0	2	0	0	0	3
Inning Stats	R: 2 E: 1 K: 0 S: 6 H: 2 LOB: 1 BB: 0 P: 6	R: 0 E: 0 K: 0 S: 4 H: 1 LOB: 2 BB: 0 P: 5	R: 0 E: 0 K: 0 S: 3 H: 0 LOB: 0 BB: 0 P: 3	R: 0 E: 0 K: 1 S: 6 H: 1 LOB: 1 BB: 0 P: 6	R: 0 E: 0 K: 0 S: 3 H: 0 LOB: 0 BB: 0 P: 3	R: 3 E: 1 K: 0 S: 7 H: 4 LOB: 2 BB: 1 P: 11	R: 1 E: 0 K: 0 S: 5 H: 2 LOB: 2 BB: 0 P: 9	R: 0 E: 0 K: 0 S: 5 H: 2 LOB: 2 BB: 0 P: 5	R: 0 E: 0 K: 1 S: 6 H: 1 LOB: 2 BB: 1 P: 10	1B: 8 2B: 4 3B: 0 HR: 1 SF: 0 SAC: 0 DP: 0 HBP: 1						

TOP

Pittsburgh Pirates @ Chicago Cubs

Wrigley Field, Chicago, IL

Tue Jul 05 1966, 3:33 AM CDT

Att. 6,183 - Unknown

livebaseballscorecards.com

AB	41
R	6
H	13
RBI	5
BB	3
SO	2
LOB	24

WP: 2 PB: 0 SB: 0 CS: 0 PA: 45

PITCHER		IP	WLS	BF	H	R	ER	SO	BB	IBB	HBP	BLK	WP	HR	S	P	ERA	WHIP
Bill Faul, R ERA: 5.08	(1, 1)	5.0	L	24	7	5	3	1	0	0	1	0	1	1	25	26	5.40	1.400
Bob Hendley, L ERA: 4.71	(6, 1)	3.0		16	5	1	1	0	2	0	0	0	1	0	14	22	3.00	2.333
Fergie Jenkins, R ERA: 4.22	(9, 1)	1.0		5	1	0	0	1	1	0	0	0	0	0	6	10	0.00	2.000

PITCHER	IP	WLS	BF	H	R	ER	SO	BB	IBB	HBP	BLK	WP	HR	S	P	ERA	WHIP

Batter	1	2	3	4	5	6	7	8	9	AB	R	H	RBI	BB	SO	LOB
Adolfo Phillips, R (1, 8) OBP: 0.364, SLG: 0.521	S S S 0-3 K ①	x 0-0 F6 ③			x 0-0 F6 ②			S S S 0-3 K ②		4	0	0	0	0	2	2
Glenn Beckert, R (1, 4) OBP: 0.308, SLG: 0.343	x 0-0 6-3 ②		x 0-0 F8 ①		x 0-0 1-3 ③			x 0-0 F9 ③		4	0	0	0	0	0	0
Billy Williams, L (1, 9) OBP: 0.342, SLG: 0.449	x 0-0 BB 1B		x 0-0 2B			x 0-0 L7 ①			x 0-0 G6-4-3 1B	4	0	3	0	0	0	0
Ron Santo, R (1, 5) OBP: 0.416, SLG: 0.558	B B B B 4-0 1-2 BB		x 0-0 5-3 ②			x 0-0 5-3 ②			x 0-0 F7 ①	3	0	0	0	1	0	2
John Boccabella, R (1, 2) OBP: 0.263, SLG: 0.413	S S S 0-3 K ③		x 0-0 F8 ③			x 0-0 F8 ③			x 0-0 ② ③ G6-4-3 1-2f	4	0	0	0	0	1	4
14 Ernie Banks, R (1, 3) OBP: 0.269, SLG: 0.360		x 0-0 F8 ①		x 0-0 L8 ①			x 0-0 F3 ①			3	0	0	0	0	0	0
Byron Browne, R (1, 7) OBP: 0.316, SLG: 0.455		x 0-0 G3 ②		x 0-0 F6 ②			x 0-0 6-3 ②			3	0	0	0	0	0	0
Don Kessinger, S (1, 6) OBP: 0.266, SLG: 0.260		x 0-0 E3 CI		x 0-0 L3 ③			x 0-0 F9 ③			2	0	0	0	0	0	0
Ron Campbell, R (7, PH) OBP: 0.259, SLG: 0.208 (8, 6)										1	0	0	0	0	0	0
Bill Faul, R (1, 1)		s 0-1 CI 1-2			S S S 0-3 K2-3 ①			S S S 0-3 K ①		1	0	0	0	0	1	0
Bob Hendley, R (6, 1) OBP: 0.250, SLG: 0.286										0	0	0	0	0	0	0
Jimmy Stewart, S (8, PH) OBP: 0.243, SLG: 0.226										1	0	0	0	0	1	0
Fergie Jenkins, R (9, 1) OBP: 0.333, SLG: 0.450										0	0	0	0	0	0	0
Inning Stats	R: 0 E: 0 K: 2 S: 8 H: 1 LOB: 2 BB: 1 P: 12	R: 0 E: 2 K: 0 S: 5 H: 0 LOB: 2 BB: 0 P: 5	R: 0 E: 0 K: 0 S: 4 H: 1 LOB: 1 BB: 0 P: 4	R: 0 E: 0 K: 0 S: 3 H: 0 LOB: 0 BB: 0 P: 3	R: 0 E: 0 K: 1 S: 5 H: 0 LOB: 0 BB: 0 P: 5	R: 0 E: 0 K: 0 S: 3 H: 0 LOB: 0 BB: 0 P: 3	R: 0 E: 0 K: 0 S: 3 H: 0 LOB: 0 BB: 0 P: 3	R: 0 E: 0 K: 2 S: 7 H: 0 LOB: 0 BB: 0 P: 7	R: 0 E: 0 K: 0 S: 3 H: 1 LOB: 0 BB: 0 P: 3	1B: 2 2B: 1 3B: 0 HR: 0	SF: 0 SAC: 0 DP: 1 HBP: 0						

PITCHER		IP	WLS	BF	H	R	ER	SO	BB	IBB	HBP	BLK	WP	HR	S	P	ERA	WHIP
Woodie Fryman, L ERA: 2.22	(1, 1)	9.0	W	32	3	0	0	5	1	0	0	0	0	0	41	45	0.00	0.444

PITCHER		IP	WLS	BF	H	R	ER	SO	BB	IBB	HBP	BLK	WP	HR	S	P	ERA	WHIP

BOTTOM

Pittsburgh Pirates @ Chicago Cubs

Wrigley Field, Chicago, IL

Tue Jul 05 1966, 3:33 AM CDT

Att. 6,183 - Unknown

livebaseballscorecards.com

AB	30
R	0
H	3
RBI	0
BB	1
SO	5
LOB	8

WP: 0 PA: 32
PB: 0
SB: 0
CS: 0

Batter	1	2	3	4	5	6	7	8	9	AB	R	H	RBI	BB	SO	LOB
Gene Alley, R (1, 6) OBP: 0.313, SLG: 0.402	SSS 0-3 ① K		x 0-0 HR		x 0-0 ③ 6-3		x 0-0 SH 1-2 2B 3-H		x 0-0 1-2 HR 1B	4	3	2	2	0	1	1
Manny Mota, R (1, 8) OBP: 0.383, SLG: 0.509 (7, 7)	x 0-0 1B 2B		x 0-0 ② 4-3			x 0-0 HR 1B	SSS 0-3 ② K		x 0-0 ① P4	5	1	2	0	0	1	4
Roberto Clemente, R (1, 9) OBP: 0.365, SLG: 0.541	x 0-0 ② BB 2-H 1B		x 0-0 ③ F9			x 0-0 ① L9	x 0-0 1-H 2-H 2B		x 0-0 1-H 2-H HR	5	1	3	5	0	0	1
Donn Clendenon, R (1, 3) OBP: 0.353, SLG: 0.506	BBBB 4-0 FC6-4 1-2 BB			x 0-0 G6-4-3 1B		x 0-0 1-H HR	x 0-0 ③ 6-3		x 0-0 IBB 1B 1B	4	1	3	2	1	0	2
Jose Pagan, R (1, 5) OBP: 0.304, SLG: 0.418	x 0-0 ③ FC6-4 1-2f			SSS 0-3 ① K		SSS 0-3 ② K		BBBB 4-0 1B FC8-4 BB	x 0-0 1-2 IBB 1B	4	1	1	0	1	2	3
Bill Mazeroski, R (1, 4) OBP: 0.301, SLG: 0.362		x 0-0 ① F7		x 0-0 ② ③ G6-4-3 1-2f		x 0-0 ③ 4-1		x 0-0 FC8-4 1-3 1B	x 0-0 ② P2	5	0	1	0	0	0	3
Bob Bailey, R (1, 7) OBP: 0.335, SLG: 0.372 Matty Alou, L (7, PR) OBP: 0.361, SLG: 0.443 (7, 8)		x 0-0 ② 4-3			x 0-0 ① 6-3		H 1-0 1B SH HBP	x 0-0 ① FC8-4 L3-6 1-2f 3-H	4-0 1-2 2-3 IBB	2 1	0 1	0 0	0 1	0 1	0 0	0 1
Jerry May, R (1, 2) OBP: 0.250, SLG: 0.269		x 0-0 ③ 1-3			x 0-0 2B		x 0-0 ② ③ SH 1-3 2B 1B	x 0-0 ② ③ L3-6 1-2	x 0-0 ③ G3	5	1	2	0	0	0	4
Steve Blass, R (1, 1) OBP: 0.150, SLG: 0.175 Pete Mikkelsen, R (7, 1) OBP: 0.200, SLG: 0.200			SSS 0-3 ① K		x 0-0 ② F8		SSS 0-3 ① K		x 0-0 1B HR 1B	3 1	0 1	0 1	0 0	0 0	2 0	3 0
Inning Stats	R: 0 E: 0 K: 1 S: 6 H: 2 LOB: 2 BB: 1 P: 10	R: 0 E: 0 K: 0 S: 3 H: 0 LOB: 0 BB: 0 P: 3	R: 1 E: 0 K: 1 S: 6 H: 1 LOB: 0 BB: 0 P: 6	R: 0 E: 0 K: 1 S: 5 H: 1 LOB: 0 BB: 0 P: 5	R: 0 E: 0 K: 0 S: 4 H: 1 LOB: 1 BB: 0 P: 4	R: 2 E: 0 K: 1 S: 7 H: 2 LOB: 0 BB: 0 P: 7	R: 3 E: 0 K: 2 S: 10 H: 2 LOB: 2 BB: 0 P: 11	R: 1 E: 0 K: 0 S: 3 H: 1 LOB: 0 BB: 1 P: 7	R: 3 E: 0 K: 0 S: 8 H: 5 LOB: 3 BB: 1 P: 12	1B: 9 2B: 4 3B: 0 HR: 3 SF: 0 SAC: 1 DP: 2 HBP: 1						

PITCHER		IP	WLS	BF	H	R	ER	SO	BB	IBB	HBP	BLK	WP	HR	S	P	ERA	WHIP
Dick Ellsworth, L ERA: 3.73	(1, 1)	6.2	L	30	9	6	6	6	1	0	1	0	0	2	40	45	8.10	1.500
Fergie Jenkins, R ERA: 4.2	(7, 1)	0.1		1	0	0	0	0	0	0	0	0	0	0	1	1	0.00	0.000
Don Lee, R ERA: 4.91	(8, 1)	1.1		9	5	4	4	0	1	0	0	0	0	1	8	12	27.00	4.500
Cal Koonce, R ERA: 5.66	(9, 1)	0.2		4	1	0	0	0	0	1	0	0	0	0	3	7	0.00	1.500

PITCHER	IP	WLS	BF	H	R	ER	SO	BB	IBB	HBP	BLK	WP	HR	S	P	ERA	WHIP

TOP

Pittsburgh Pirates @ Chicago Cubs

Wrigley Field, Chicago, IL

Wed Jul 06 1966, 3:33 AM CDT

Att. 6,483 - Unknown

livebaseballscorecards.com

AB	39
R	10
H	15
RBI	10
BB	3
SO	6
LOB	22

WP: 0	PA: 44		
PB: 0			
SB: 0			
CS: 0			

Batter	1	2	3	4	5	6	7	8	9	AB	R	H	RBI	BB	SO	LOB
Adolfo Phillips, R (1, 8) OBP: 0.357, SLG: 0.510	4-3		K			L7	P6			4	0	0	0	0	1	1
Glenn Beckert, R (1, 4) OBP: 0.304, SLG: 0.339	4-3			F8		5-3		F5		4	0	0	0	0	0	0
Billy Williams, L (1, 9) OBP: 0.341, SLG: 0.456	HR			P3		F9		4-3		4	1	1	1	0	0	0
Ron Santo, R (1, 5) OBP: 0.414, SLG: 0.565	F8			F7			HR	F9		4	1	1	1	0	0	0
George Altman, L (1, 7) OBP: 0.270, SLG: 0.394		K			1-3 1B 1B		2B 2B		1-3	4	1	2	0	0	1	0
Lee Thomas, L (1, 3) OBP: 0.286, SLG: 0.347		F5			1-3 1-2 1B		P6		3-1	4	0	1	0	0	0	1
Randy Hundley, R (1, 2) OBP: 0.294, SLG: 0.430		K			F8		1B 2-H 2B		HR	4	2	2	2	0	1	2
Ron Campbell, R (1, 6) OBP: 0.226, SLG: 0.179			6-3		1-3 1-2 2-3		4-3		6-3	4	0	0	0	0	0	3
Dick Ellsworth, L (1, 1) OBP: 0.174, SLG: 0.136			K		L3		1B 2-H			2	0	0	0	0	1	2
Fergie Jenkins, R (7, 1) OBP: 0.333, SLG: 0.450										0	0	0	0	0	0	0
Marty Keough, L (7, PH) OBP: 0.250, SLG: 0.129										1	0	1	1	0	0	0
Don Lee, R (8, 1) OBP: 1.000, SLG: 1.000										0	0	0	0	0	0	0
Cal Koonce, R (9, 1)										0	0	0	0	0	0	0
Inning Stats	R: 1 E: 0 K: 0 S: 4 H: 1 LOB: 0 BB: 0 P: 4	R: 0 E: 0 K: 2 S: 7 H: 0 LOB: 0 BB: 0 P: 7	R: 0 E: 0 K: 2 S: 7 H: 0 LOB: 0 BB: 0 P: 7	R: 0 E: 0 K: 0 S: 3 H: 0 LOB: 0 BB: 0 P: 3	R: 0 E: 0 K: 0 S: 5 H: 2 LOB: 2 BB: 0 P: 5	R: 0 E: 0 K: 0 S: 3 H: 0 LOB: 0 BB: 0 P: 3	R: 3 E: 0 K: 0 S: 7 H: 4 LOB: 1 BB: 0 P: 7	R: 0 E: 0 K: 0 S: 3 H: 0 LOB: 0 BB: 0 P: 3	R: 1 E: 0 K: 0 S: 4 H: 1 LOB: 0 BB: 0 P: 4	1B: 3 2B: 2 3B: 0 HR: 3 SF: 0 SAC: 0 DP: 0 HBP: 0						

PITCHER		IP	WLS	BF	H	R	ER	SO	BB	IBB	HBP	BLK	WP	HR	S	P	ERA	WHIP
Steve Blass, R ERA: 3.62	(1, 1)	6.2	W	27	7	4	4	4	0	0	0	0	0	2	35	35	5.40	1.050
Pete Mikkelsen, R ERA: 3.63	(7, 1)	2.1	S	8	1	1	1	0	0	0	0	0	0	1	8	8	3.86	0.429

PITCHER	IP	WLS	BF	H	R	ER	SO	BB	IBB	HBP	BLK	WP	HR	S	P	ERA	WHIP

BOTTOM

Pittsburgh Pirates @ Chicago Cubs

Wrigley Field, Chicago, IL

Wed Jul 06 1966, 3:33 AM CDT

Att. 6,483 - Unknown

livebaseballscorecards.com

AB	35
R	5
H	8
RBI	5
BB	0
SO	4
LOB	9

WP: 0 PA: 35
PB: 0
SB: 0
CS: 0

Pittsburgh Pirates @ Chicago Cubs

Wrigley Field, Chicago, IL

Thu Jul 07 1966, 3:33 AM CDT

Att. 7,063 - Unknown

TOP

livebaseballscorecards.com

Batter	1	2	3	4	5	6	7	8	9	AB	R	H	RBI	BB	SO	LOB
Gene Alley, R (1, 6) OBP: 0.312, SLG: 0.400	6-3		1B		F5		FC5 2-3f			4	1	1	0	0	0	2
Manny Mota, R (1, 8) OBP: 0.385, SLG: 0.526	1-3		1B 1-2 K		F8			HR		4	1	2	1	0	0	0
Roberto Clemente, R (1, 9) OBP: 0.364, SLG: 0.538	4-3		K 1-3 2-H			6-3		SSS K		4	0	1	1	0	1	0
Donn Clendenon, R (1, 3) OBP: 0.355, SLG: 0.504		BBBB HR BB	SSS K 1-2 3-H			1B CS		6-3		3	1	1	0	1	1	2
Jose Pagan, R (1, 5) OBP: 0.308, SLG: 0.436		1-H HR	6-3			1-3		F8		4	1	2	2	0	0	1
Bill Mazeroski, R (1, 4) OBP: 0.298, SLG: 0.358 Matty Alou, L (9, PH) OBP: 0.363, SLG: 0.445		F8		F7		CS 3-H	F6		G6-4-3 1B	3 1	0 0	0 1	0 0	0 0	0 0	0 0
Bob Bailey, R (1, 7) OBP: 0.337, SLG: 0.374 Willie Stargell, L (6, 7) OBP: 0.392, SLG: 0.601		CS 1B		6-3			FC5 BB HBP		SSS K	2 1	0 0	1 0	0 0	0 0	0 1	0 1
Jerry May, R (1, 2) OBP: 0.267, SLG: 0.286 Jesse Gonder, L (7, PH) OBP: 0.224, SLG: 0.411 (7, 2)		FC6 1-2 1B		SSS K			SSS K		G6-4-3 1-2f	2 2	0 0	1 0	0 0	0 0	1 1	0 2
Bob Veale, S (1, 1) OBP: 0.176, SLG: 0.216 Pete Mikkelsen, R (6, 1) OBP: 0.273, SLG: 0.200 Al McBean, R (7, 1) OBP: 0.143, SLG: 0.143 Billy O'Dell, S (8, 1) OBP: 0.182, SLG: 0.182		FC6 1-2f			SSS K		BBBB 1-2 BB			2 0 0 0	0 0 0 0	0 0 0 0	0 0 0 0	1 1 0 0	1 0 0 0	1 0 0 0
Inning Stats	R: 0 E: 0 K: 0 S: 3 H: 0 LOB: 0 BB: 0 P: 3	R: 2 E: 0 K: 0 S: 5 H: 3 LOB: 1 BB: 1 P: 9	R: 1 E: 0 K: 1 S: 7 H: 3 LOB: 1 BB: 0 P: 7	R: 0 E: 0 K: 1 S: 5 H: 0 LOB: 0 BB: 0 P: 5	R: 0 E: 0 K: 1 S: 5 H: 0 LOB: 0 BB: 0 P: 5	R: 0 E: 0 K: 0 S: 3 H: 2 LOB: 0 BB: 0 P: 3	R: 0 E: 0 K: 1 S: 5 H: 0 LOB: 2 BB: 1 P: 10	R: 1 E: 0 K: 1 S: 6 H: 1 LOB: 0 BB: 0 P: 6	R: 0 E: 0 K: 1 S: 5 H: 1 LOB: 0 BB: 0 P: 5	1B: 8 2B: 0 3B: 0 HR: 2 SF: 0 SAC: 0 DP: 1 HBP: 1						

	AB	32
	R	4
	H	10
	RBI	4
	BB	2
	SO	6
	LOB	9

WP: 0 PB: 0 SB: 0 CS: 2 PA: 36

PITCHER		IP	WLS	BF	H	R	ER	SO	BB	IBB	HBP	BLK	WP	HR	S	P	ERA	WHIP
Curt Simmons, L ERA: 4.56	(1, 1)	2.0		12	6	3	3	0	1	0	0	0	0	1	11	15	13.50	3.500
Fergie Jenkins, R ERA: 4.01	(3, 1)	4.0		11	2	0	0	3	0	0	0	0	0	0	17	17	0.00	0.500
Billy Hoeft, L ERA: 3.63	(7, 1)	1.0	W	6	1	1	1	1	1	0	1	0	0	1	6	11	9.00	2.000
Cal Koonce, R ERA: 5.5	(8, 1)	1.0		4	1	0	0	1	0	0	0	0	0	0	6	6	0.00	1.000
Bob Hendley, L ERA: 4.6	(9, 1)	1.0	S	2	0	0	0	1	0	0	0	0	0	0	4	4	0.00	0.000

PITCHER	IP	WLS	BF	H	R	ER	SO	BB	IBB	HBP	BLK	WP	HR	S	P	ERA	WHIP

Pittsburgh Pirates @ Chicago Cubs

Wrigley Field, Chicago, IL

Thu Jul 07 1966, 3:33 AM CDT

Att. 7,063 - Unknown

BOTTOM

livebaseballscorecards.com

Batter	1	2	3	4	5	6	7	8	9	AB	R	H	RBI	BB	SO	LOB
Adolfo Phillips, R (1, 8) OBP: 0.362, SLG: 0.508	K		1B		BB	BB		F9		3	0	1	1	2	1	1
Glenn Beckert, R (1, 4) OBP: 0.302, SLG: 0.337	K		1B		F8	P2		E3		5	0	1	1	0	1	6
Billy Williams, L (1, 9) OBP: 0.342, SLG: 0.453	F8		F4		BB		4-3	IBB		4	0	1	0	1	0	2
Ron Santo, R (1, 5) OBP: 0.414, SLG: 0.560		K	4-3	F8			14 2B	IBB		4	1	1	0	1	1	3
14 Ernie Banks, R (1, 3) Don Kessinger, S (7, PR) Lee Thomas, L (8, 3) OBP: 0.285, SLG: 0.346		K	4-3		6-3	E		L9		4 0 1	0 1 0	1 0 0	1 0 0	0 0 0	1 0 0	0 0 3
Byron Browne, R (1, 7) OBP: 0.324, SLG: 0.458		K	1B		BB	E7				3	2	2	1	1	1	0
Randy Hundley, R (1, 2) OBP: 0.289, SLG: 0.425			K	5-3		K	SF8			3	0	0	1	0	2	2
Ron Campbell, R (1, 6) OBP: 0.257, SLG: 0.194			4-3		BB	BB	5-3			3	0	1	0	1	0	1
Curt Simmons, L (1, 1) OBP: 0.231, SLG: 0.250 Fergie Jenkins, R (3, 1) OBP: 0.348, SLG: 0.429 John Boccabella, R (6, PH) OBP: 0.270, SLG: 0.413 Billy Hoeft, L (7, 1) OBP: 0.250, SLG: 0.250 Cal Koonce, R (8, 1) OBP: 0.250, SLG: 0.286 Bob Hendley, R (9, 1) OBP: 0.250, SLG: 0.286			1B		K	BB		E		0 1 0 0 0 0	0 1 0 0 0 0	0 1 0 0 1 0	0 1 0 0 0 0	0 1 1 0 0 0	0 1 0 0 0 0	0 1 0 0 0 0
Inning Stats	R: 0 E: 0 K: 2 S: 7 H: 0 LOB: 0 BB: 0 P: 7	R: 0 E: 0 K: 3 S: 9 H: 0 LOB: 0 BB: 0 P: 9	R: 1 E: 0 K: 1 S: 7 H: 2 LOB: 2 BB: 1 P: 11	R: 0 E: 0 K: 0 S: 4 H: 1 LOB: 1 BB: 0 P: 4	R: 0 E: 0 K: 1 S: 5 H: 0 LOB: 3 BB: 3 P: 17	R: 1 E: 0 K: 1 S: 6 H: 1 LOB: 3 BB: 3 P: 18	R: 3 E: 1 K: 0 S: 6 H: 3 LOB: 1 BB: 0 P: 6	R: 0 E: 1 K: 0 S: 4 H: 1 LOB: 3 BB: 2 P: 12		1B: 7 2B: 1 3B: 0 HR: 0 SF: 1 SAC: 0 DP: 0 HBP: 0						

AB	31
R	5
H	8
RBI	5
BB	9
SO	8
LOB	19

WP: 0 PB: 1 SB: 0 CS: 0 PA: 41

PITCHER		IP	WLS	BF	H	R	ER	SO	BB	IBB	HBP	BLK	WP	HR	S	P	ERA	WHIP
Bob Veale, L ERA: 2.73	(1, 1)	5.2		27	4	2	2	8	6	0	0	0	0	0	37	61	3.18	1.765
Pete Mikkelsen, R ERA: 3.88	(6, 1)	0.2	L	6	3	3	2	0	1	0	0	0	0	0	5	9	27.00	6.000
Al McBean, R ERA: 3.88	(7, 1)	1.0		5	0	0	0	0	1	0	0	0	0	0	4	8	0.00	1.000
Billy O'Dell, L ERA: 2.6	(8, 1)	0.2		3	1	0	0	0	0	1	0	0	0	0	2	6	0.00	1.500

PITCHER	IP	WLS	BF	H	R	ER	SO	BB	IBB	HBP	BLK	WP	HR	S	P	ERA	WHIP

Batter	1	2	3	4	5	6	7	8	9	AB	R	H	RBI	BB	SO	LOB
Cookie Rojas, R (1, 8) OBP: 0.309, SLG: 0.345	F9		K		WP HR 1B		F8	F9		5	1	1	0	0	1	2
Johnny Callison, L (1, 9) OBP: 0.336, SLG: 0.419	1B 2B		S 2B		1-2 HR BB		1B 2B		F8	4	3	3	0	1	0	0
Tony Taylor, R (1, 4) OBP: 0.312, SLG: 0.384	CS 2-H 1B		2-3 BB		K		S 2-H 1B		BB 1B	4	0	3	2	1	1	2
Dick Allen, R (1, 5) OBP: 0.400, SLG: 0.702	K		K		1-H 2-H HR		S 1-2 1B		G1-6-3 1-2 BB	4	1	2	3	1	2	3
Harvey Kuenn, R (1, 7) OBP: 0.280, SLG: 0.347	CS 1-2	F2	4-3		K		6-3 1-2 2-3		G1-6-3 1-2f	4	0	0	0	0	1	4
Tony Gonzalez, L (8, 7) OBP: 0.317, SLG: 0.389										1	0	0	0	0	0	2
Dick Groat, R (1, 6) OBP: 0.278, SLG: 0.319		6-3		L9		F9		4-3		4	0	0	0	0	0	0
Bill White, L (1, 3) OBP: 0.356, SLG: 0.488		S 1B		G3		G3		1B FC5-2 BB		3	0	1	0	1	0	0
Bob Uecker, R (1, 2) OBP: 0.322, SLG: 0.406		E6 FC6-4 1-2		1-4-3		K		FC5-2 1-3 1B		4	0	1	0	0	1	1
Chris Short, R (1, 1) OBP: 0.236, SLG: 0.236		FC6-4 1-2f			6-3		K	FC5-2 2-3 3-H		4	0	0	0	0	1	4
Darold Knowles, L (9, 1) OBP: 0.250, SLG: 0.250										0	0	0	0	0	0	0
Inning Stats	R: 1 E: 0 K: 1 S: 6 H: 2 LOB: 0 BB: 0 P: 6	R: 0 E: 1 K: 0 S: 5 H: 1 LOB: 2 BB: 0 P: 5	R: 0 E: 0 K: 2 S: 8 H: 1 LOB: 2 BB: 1 P: 12	R: 0 E: 0 K: 0 S: 3 H: 0 LOB: 0 BB: 0 P: 3	R: 3 E: 0 K: 2 S: 9 H: 2 LOB: 0 BB: 1 P: 13	R: 0 E: 0 K: 1 S: 5 H: 0 LOB: 0 BB: 0 P: 5	R: 1 E: 0 K: 1 S: 8 H: 3 LOB: 2 BB: 0 P: 8	R: 0 E: 0 K: 0 S: 4 H: 1 LOB: 2 BB: 1 P: 8	R: 0 E: 0 K: 0 S: 3 H: 1 LOB: 1 BB: 1 P: 7	1B: 7 2B: 3 3B: 0 HR: 1 SF: 0 SAC: 0 DP: 1 HBP: 0							

TOP

Philadelphia Phillies @ Chicago Cubs

Wrigley Field, Chicago, IL

Fri Jul 08 1966, 3:33 AM CDT

Att. 5,166 - Unknown

livebaseballscorecards.com

AB	37
R	5
H	11
RBI	5
BB	4
SO	7
LOB	18

WP: 1 PB: 0 SB: 4 CS: 1 PA: 42

PITCHER		IP	WLS	BF	H	R	ER	SO	BB	IBB	HBP	BLK	WP	HR	S	P	ERA	WHIP
Ken Holtzman, L ERA: 4.12	(1, 1)	5.0	L	23	6	4	4	5	2	0	0	0	1	1	31	39	7.20	1.600
Cal Koonce, R ERA: 5.45	(6, 1)	2.0		9	3	1	1	2	0	0	0	0	0	0	13	13	4.50	1.500
Don Lee, R ERA: 4.55	(8, 1)	2.0		9	2	0	0	0	2	0	0	0	0	0	7	15	0.00	2.000

PITCHER	IP	WLS	BF	H	R	ER	SO	BB	IBB	HBP	BLK	WP	HR	S	P	ERA	WHIP

Batter	1	2	3	4	5	6	7	8	9	AB	R	H	RBI	BB	SO	LOB
Adolfo Phillips, R (1, 8) OBP: 0.361, SLG: 0.507	K		F7			1B 2B		F7		4	1	1	0	0	1	2
Glenn Beckert, R (1, 4) OBP: 0.305, SLG: 0.342	L6		1-3 2-H 2B			G5-4-3 E 2-H 1B		6-3		4	0	2	2	0	0	0
Billy Williams, L (1, 9) OBP: 0.341, SLG: 0.460	G3		FC5 3-H			E3 G5-4-3 1-2		HR		4	1	1	1	0	0	3
Ron Santo, R (1, 5) OBP: 0.408, SLG: 0.551		G3		P4		G5-4-3 1-2f 2-3		F8		4	0	0	0	0	0	2
14 Ernie Banks, R (1, 3) OBP: 0.264, SLG: 0.356		G3		F8		K			P4	4	0	0	0	0	1	1
Byron Browne, R (1, 7) OBP: 0.326, SLG: 0.472		K		5-3			HR		1B	4	1	2	1	0	1	0
Randy Hundley, R (1, 2) OBP: 0.289, SLG: 0.422			1B 2B 1B		L9		6-3		F5	4	1	1	0	0	0	1
Ron Campbell, R (1, 6) OBP: 0.256, SLG: 0.200			2B 1-2 FC5 1B		F8		6-3		6-3	4	0	1	0	0	0	1
Ken Holtzman, R (1, 1) OBP: 0.067, SLG: 0.067			K		K		F8			1	0	0	0	0	1	2
Lee Thomas, L (5, PH) OBP: 0.284, SLG: 0.344										1	0	0	0	0	1	0
Cal Koonce, R (6, 1)										0	0	0	0	0	0	0
John Boccabella, R (7, PH) OBP: 0.267, SLG: 0.409										1	0	0	0	0	0	0
Don Lee, R (8, 1) OBP: 1.000, SLG: 1.000										0	0	0	0	0	0	0
Inning Stats	R: 0 E: 0 K: 1 S: 5 H: 0 LOB: 0 BB: 0 P: 5	R: 0 E: 0 K: 1 S: 5 H: 0 LOB: 0 BB: 0 P: 5	R: 1 E: 0 K: 1 S: 8 H: 3 LOB: 2 BB: 0 P: 8	R: 0 E: 0 K: 0 S: 3 H: 0 LOB: 0 BB: 0 P: 3	R: 0 E: 0 K: 1 S: 5 H: 0 LOB: 0 BB: 0 P: 5	R: 1 E: 1 K: 1 S: 7 H: 2 LOB: 1 BB: 0 P: 7	R: 1 E: 0 K: 0 S: 4 H: 1 LOB: 0 BB: 0 P: 4	R: 1 E: 0 K: 0 S: 4 H: 1 LOB: 0 BB: 0 P: 4	R: 0 E: 0 K: 0 S: 4 H: 1 LOB: 1 BB: 0 P: 4	1B: 4 2B: 2 3B: 0 HR: 2	SF: 0 SAC: 0 DP: 1 HBP: 0						

PITCHER	IP	WLS	BF	H	R	ER	SO	BB	IBB	HBP	BLK	WP	HR	S	P	ERA	WHIP
Chris Short, L (1, 1) ERA: 3.34	8.1	W	33	8	4	4	5	0	0	0	0	0	2	43	43	4.32	0.960
Darold Knowles, L (9, 1) ERA: 2.66	0.2	S	2	0	0	0	0	0	0	0	0	0	0	2	2	0.00	0.000

PITCHER	IP	WLS	BF	H	R	ER	SO	BB	IBB	HBP	BLK	WP	HR	S	P	ERA	WHIP

BOTTOM

Philadelphia Phillies @ Chicago Cubs

Wrigley Field, Chicago, IL

Fri Jul 08 1966, 3:33 AM CDT

Att. 5,166 - Unknown

livebaseballscorecards.com

AB	35
R	4
H	8
RBI	4
BB	0
SO	5
LOB	12

Batter	1	2	3	4	5	6	7	8	9	AB	R	H	RBI	BB	SO	LOB
Cookie Rojas, R (1, 8) OBP: 0.308, SLG: 0.342	F8		F7		WP BB 1B 3-H	F2		6-3		5	0	1	1	0	0	1
Johnny Callison, L (1, 9) OBP: 0.343, SLG: 0.434	HR		HBP		WP BB 1-2		K		1B SH1 2B	3	2	2	1	1	1	0
Dick Allen, R (1, 5) OBP: 0.400, SLG: 0.694	5-3		K		BB 1-2 2-3		K		SH1 G3 E 1B 2-3	4	1	1	0	1	2	2
Bill White, L (1, 3) OBP: 0.353, SLG: 0.484	F3			1-3	F9		2B 1B		G3 1-2	5	1	1	0	0	0	5
Tony Gonzalez, L (1, 7) OBP: 0.321, SLG: 0.396		1-3		1-3		1B SH1-3 1B	1-H 1B 2B		SH1 E IBB	4	2	2	1	0	0	0
Harvey Kuenn, R (9, PH) OBP: 0.289, SLG: 0.347 (9, 7)										0	1	0	0	1	0	0
Clay Dalrymple, L (1, 2) OBP: 0.411, SLG: 0.398		1-3		G3		1-3 HR SH1-3 1B	2-H 1B		1-2 2-3 3-H SH1	4	1	2	2	0	0	0
Tony Taylor, R (1, 4) OBP: 0.313, SLG: 0.382		3-1			5-3 1B BB	K	K		2-H 3-H E8 1B 1B	4	2	1	2	1	2	3
Dick Groat, R (1, 6) OBP: 0.280, SLG: 0.321			SH5-4 1B		5-3 1-3	SH1-3 1-2 3-H		6-3	3-H 1B	4	0	2	2	0	0	1
Larry Jackson, R (1, 1) OBP: 0.146, SLG: 0.205			SH5-4 1-2		K	2-H HR		P5	F8	0	1	0	0	0	0	0
Darold Knowles, L (7, 1) OBP: 0.214, SLG: 0.214										2	0	0	0	0	0	1
Inning Stats	R: 1 H: 1 E: 0 LOB: 0 K: 0 BB: 0 S: 4 P: 4	R: 0 H: 0 E: 0 LOB: 0 K: 0 BB: 0 S: 3 P: 3	R: 0 H: 1 E: 0 LOB: 2 K: 1 BB: 0 S: 6 P: 7	R: 0 H: 0 E: 0 LOB: 0 K: 0 BB: 0 S: 3 P: 3	R: 1 H: 1 E: 0 LOB: 3 K: 1 BB: 3 S: 6 P: 18	R: 3 H: 3 E: 0 LOB: 0 K: 1 BB: 0 S: 8 P: 8	R: 2 H: 3 E: 0 LOB: 1 K: 3 BB: 0 S: 12 P: 12	R: 0 H: 0 E: 0 LOB: 0 K: 0 BB: 0 S: 3 P: 3	R: 4 H: 4 E: 1 LOB: 1 K: 0 BB: 1 S: 7 P: 11	1B: 9 SF: 0 2B: 2 SAC: 3 3B: 0 DP: 0 HR: 2 HBP: 1						

PITCHER		IP	WLS	BF	H	R	ER	SO	BB	IBB	HBP	BLK	WP	HR	S	P	ERA	WHIP
Bill Hands, R ERA: 4.62	(1, 1)	5.0	L	24	5	4	4	2	3	0	1	0	1	1	24	37	7.20	1.600
Fergie Jenkins, R ERA: 4.24	(6, 1)	1.2		8	3	3	3	3	0	0	0	0	0	1	14	14	16.20	1.800
Bob Hendley, L ERA: 4.57	(7, 1)	0.1		2	1	0	0	1	0	0	0	0	0	0	4	4	0.00	3.000
Cal Koonce, R ERA: 5.31	(8, 1)	1.0		3	0	0	0	0	0	0	0	0	0	0	3	3	0.00	0.000
Billy Hoeft, L ERA: 4.24	(9, 1)	0.2		6	3	4	3	0	0	1	0	0	0	0	5	9	40.50	4.500

PITCHER		IP	WLS	BF	H	R	ER	SO	BB	IBB	HBP	BLK	WP	HR	S	P	ERA	WHIP
Don Lee, R ERA: 4.5	(9, 1)	0.1		2	1	0	0	0	0	0	0	0	0	0	2	2	0.00	3.000

TOP

Philadelphia Phillies @ Chicago Cubs

Wrigley Field, Chicago, IL

Sat Jul 09 1966, 3:33 AM CDT

Att. 7,193 - Unknown

livebaseballscorecards.com

AB	35
R	11
H	12
RBI	9
BB	4
SO	5
LOB	13

1B: 9	SF: 0	WP: 1	PA: 45
2B: 2	SAC: 3	PB: 0	
3B: 0	DP: 0	SB: 0	
HR: 2	HBP: 1	CS: 0	

Batter	1	2	3	4	5	6	7	8	9	AB	R	H	RBI	BB	SO	LOB
Adolfo Phillips, R (1, 8) OBP: 0.361, SLG: 0.505	5-3		1B		K		HR 3-H 1B		K	5	1	2	1	0	2	0
Glenn Beckert, R (1, 4) OBP: 0.312, SLG: 0.357	F7		4-3 HR 1B		BB		1-H HR		FC3-6 1B	4	2	3	2	1	0	0
Billy Williams, L (1, 9) OBP: 0.342, SLG: 0.468	1B 1B		4-3 1-2		L9		HR		FC3-6 1-2f	5	1	2	1	0	0	3
Ron Santo, R (1, 5) OBP: 0.415, SLG: 0.566	1-2 1B		2-H HR			2-3 1B	PO BB		K	4	1	3	2	1	1	1
Lee Thomas, L (1, 3) OBP: 0.280, SLG: 0.339	3-1		K			P5	K			3	0	0	0	0	1	3
John Boccabella, R (7, PH) OBP: 0.265, SLG: 0.404 (8, 3)										1	0	0	0	0	1	1
Byron Browne, R (1, 7) OBP: 0.325, SLG: 0.473		F9		5-3		2-3 1-2	PO 1-2	SH5-4 2B		4	0	1	0	0	0	1
Randy Hundley, R (1, 2) OBP: 0.289, SLG: 0.419		BB		P4		K		SH5-4 2-3		2	0	0	0	1	1	1
Ron Campbell, R (1, 6) OBP: 0.244, SLG: 0.189		F8		F4			3-1 1B 2B	K		2	0	0	0	0	0	1
Marty Keough, L (7, PH) OBP: 0.270, SLG: 0.188										1	1	1	0	0	0	0
Don Kessinger, S (8, 6) OBP: 0.265, SLG: 0.259										1	0	0	0	0	1	1
Bill Hands, R (1, 1) OBP: 0.138, SLG: 0.077		K			6-3		3-1 2-3	6-3		2	0	0	0	0	1	1
Fergie Jenkins, R (6, 1) OBP: 0.348, SLG: 0.429										0	0	0	0	0	0	0
Bob Hendley, R (7, 1) OBP: 0.250, SLG: 0.286										0	0	0	0	0	0	0
George Altman, L (7, PH) OBP: 0.267, SLG: 0.389										1	0	0	0	0	0	1
Cal Koonce, R (8, 1)										0	0	0	0	0	0	0
14 Ernie Banks, R (8, PH) OBP: 0.263, SLG: 0.355										1	0	0	0	0	0	1
Billy Hoeft, L (9, 1) OBP: 0.250, SLG: 0.250										0	0	0	0	0	0	0
Don Lee, R (9, 1) OBP: 1.000, SLG: 1.000										0	0	0	0	0	0	0
Inning Stats	R: 0 E: 0 K: 0 S: 5 H: 2 LOB: 2 BB: 0 P: 5		R: 0 E: 0 K: 1 S: 5 H: 0 LOB: 1 BB: 1 P: 9	R: 2 E: 0 K: 1 S: 7 H: 3 LOB: 0 BB: 0 P: 7	R: 0 E: 0 K: 0 S: 3 H: 0 LOB: 0 BB: 0 P: 3	R: 0 E: 0 K: 1 S: 5 H: 0 LOB: 1 BB: 1 P: 9	R: 0 E: 0 K: 1 S: 6 H: 1 LOB: 1 BB: 0 P: 6	R: 4 E: 0 K: 1 S: 8 H: 4 LOB: 0 BB: 1 P: 12	R: 0 E: 0 K: 1 S: 6 H: 1 LOB: 1 BB: 0 P: 6	R: 0 E: 0 K: 2 S: 8 H: 1 LOB: 1 BB: 0 P: 8	1B: 7 2B: 2 3B: 0 HR: 3		SF: 0 SAC: 1 DP: 0 HBP: 0			WP: 0 PB: 0 SB: 0 CS: 0		PA: 41

PITCHER	IP	WLS	BF	H	R	ER	SO	BB	IBB	HBP	BLK	WP	HR	S	P	ERA	WHIP
Larry Jackson, R (1, 1) ERA: 3.53	6.1	W	29	9	5	5	4	2	0	0	0	0	2	35	43	7.11	1.737
Darold Knowles, L (7, 1) ERA: 2.69	2.2	S	11	3	1	1	4	1	0	0	0	0	1	18	22	3.38	1.500

PITCHER	IP	WLS	BF	H	R	ER	SO	BB	IBB	HBP	BLK	WP	HR	S	P	ERA	WHIP

BOTTOM

Philadelphia Phillies @ Chicago Cubs

Wrigley Field, Chicago, IL

Sat Jul 09 1966, 3:33 AM CDT

Att. 7,193 - Unknown

livebaseballscorecards.com

AB	36
R	6
H	12
RBI	6
BB	3
SO	8
LOB	15

Batter	1	2	3	4	5	6	7	8	9	AB	R	H	RBI	BB	SO	LOB
Cookie Rojas, R (1, 8) OBP: 0.306, SLG: 0.340	4-3		F9		5-3		1B		F8	5	0	1	0	0	0	4
Johnny Callison, L (1, 9) OBP: 0.342, SLG: 0.432	1B		6-3			K	4-3			4	0	1	0	0	1	1
Tony Taylor, R (1, 4) OBP: 0.309, SLG: 0.376	K			5-3		4-3		5-3		4	0	0	0	0	1	1
Dick Allen, R (1, 5) OBP: 0.398, SLG: 0.687	K			K		1B		F8		4	0	1	0	0	2	1
Harvey Kuenn, R (1, 7) OBP: 0.275, SLG: 0.329		6-3		5-3		4-3		4-3		4	0	0	0	0	0	1
Dick Groat, R (1, 6) OBP: 0.280, SLG: 0.318		4-3			F9		HR BB		6-3	3	1	0	0	1	0	0
Bill White, L (1, 3) OBP: 0.355, SLG: 0.484		1B			1B		F3		F9	4	0	2	0	0	0	1
Bob Uecker, R (1, 2) OBP: 0.328, SLG: 0.438		F9			K		HR 1-H		1B	4	1	2	2	0	1	2
Jim Bunning, R (1, 1) OBP: 0.179, SLG: 0.148			1-3		1B 1-2		5-3		1B 1-3	1	0	0	0	0	0	0
Terry Fox, R (4, 1)										0	0	0	0	0	0	0
Jackie Brandt, R (5, PH) OBP: 0.308, SLG: 0.291										1	0	1	0	0	0	0
Ray Culp, R (5, 1)										0	0	0	0	0	0	0
Phil Linz, R (7, PH) OBP: 0.255, SLG: 0.296										1	0	0	0	0	0	0
Roger Craig, R (7, 1)										0	0	0	0	0	0	0
Doug Clemens, L (9, PH) OBP: 0.370, SLG: 0.316										1	0	1	0	0	0	0

TOP

Philadelphia Phillies @ Chicago Cubs

Wrigley Field, Chicago, IL

Sun Jul 10 1966, 3:33 AM CDT

Att. 13,863 - Unknown

livebaseballscorecards.com

AB	36
R	2
H	9
RBI	2
BB	1
SO	5
LOB	11

Inning Stats	1	2	3	4	5	6	7	8	9
	R: 0 E: 0 K: 2 S: 8	H: 1 LOB: 1 BB: 0 P: 8	R: 0 E: 0 K: 0 S: 4	H: 1 LOB: 1 BB: 0 P: 4	R: 0 E: 0 K: 0 S: 3	H: 0 LOB: 0 BB: 0 P: 3	R: 0 E: 0 K: 1 S: 5	H: 0 LOB: 0 BB: 0 P: 5	R: 0 E: 0 K: 1 S: 7	H: 2 LOB: 2 BB: 0 P: 7
	R: 0 E: 0 K: 1 S: 6	H: 1 LOB: 1 BB: 0 P: 6	R: 2 E: 0 K: 0 S: 5	H: 2 LOB: 1 BB: 1 P: 9	R: 0 E: 0 K: 0 S: 3	H: 0 LOB: 0 BB: 0 P: 3	R: 0 E: 0 K: 0 S: 5	H: 2 LOB: 2 BB: 0 P: 5		

	1B: 8	SF: 0	WP: 0	PA: 37
	2B: 0	SAC: 0	PB: 0	
	3B: 0	DP: 0	SB: 0	
	HR: 1	HBP: 0	CS: 0	

PITCHER	IP	WLS	BF	H	R	ER	SO	BB	IBB	HBP	BLK	WP	HR	S	P	ERA	WHIP
Dick Ellsworth, L (1, 1) ERA: 3.62	9.0	W	37	9	2	2	5	1	0	0	0	0	1	46	50	2.00	1.111

PITCHER	IP	WLS	BF	H	R	ER	SO	BB	IBB	HBP	BLK	WP	HR	S	P	ERA	WHIP

Batter	1	2	3	4	5	6	7	8	9	AB	R	H	RBI	BB	SO	LOB
Adolfo Phillips, R (1, 8) OBP: 0.366, SLG: 0.507	6-3	5-3		WP S 1B 3-H		1B HBP FC 1B	1B 1B			5	1	3	1	0	0	0
Glenn Beckert, R (1, 4) OBP: 0.316, SLG: 0.356	F8		K	WP BB 1-2		FC 1B BLK HBP 1-2	1-3			3	1	1	0	1	1	0
Billy Williams, L (1, 9) OBP: 0.345, SLG: 0.467	BB 3B BB		1B 14 2B BB	F8 1-2 2-3		BLK FC 14 1B 1B 1-2 2-3	4-3			3	3	1	0	2	0	4
Ron Santo, R (1, 5) OBP: 0.414, SLG: 0.559	3B BB 1-2	F8	BB			FC BLK 14 1B 1-2 2-3 3-H		5-3		3	2	0	1	2	0	3
Byron Browne, R (1, 7) OBP: 0.327, SLG: 0.480	14 1B 3B 1-H 2-H	14 2B 1B 1-2	K	P4 1-2 2-3 3-H				K		5	2	2	2	0	2	5
14 Ernie Banks, R (1, 3) OBP: 0.270, SLG: 0.364	1B 3-H	2B 1-H 2-H		4-3		1B 2-H 3-H		L5		5	0	3	5	0	0	0
Randy Hundley, R (1, 2) OBP: 0.285, SLG: 0.413	K	P6		K		F3				4	0	0	0	0	2	3
Ron Campbell, R (1, 6) OBP: 0.222, SLG: 0.171		K	K	K			1-3			4	0	0	0	0	3	0
Dick Ellsworth, L (1, 1) OBP: 0.180, SLG: 0.188		F8		1B 3B		K	K			4	1	1	0	0	2	0
Inning Stats	R: 3 E: 0 K: 1 S: 7 H: 2 LOB: 1 BB: 2 P: 15	R: 0 E: 0 K: 1 S: 5 H: 0 LOB: 0 BB: 0 P: 5	R: 2 E: 0 K: 1 S: 7 H: 2 LOB: 1 BB: 1 P: 11	R: 1 E: 0 K: 2 S: 9 H: 2 LOB: 3 BB: 2 P: 17	R: 0 E: 0 K: 2 S: 7 H: 0 LOB: 0 BB: 0 P: 7	R: 4 E: 0 K: 1 S: 9 H: 3 LOB: 1 BB: 0 P: 10	R: 0 E: 0 K: 1 S: 7 H: 2 LOB: 2 BB: 0 P: 7	R: 0 E: 0 K: 1 S: 5 H: 0 LOB: 0 BB: 0 P: 5		1B: 8 2B: 1 3B: 2 HR: 0 SF: 0 SAC: 0 DP: 0 HBP: 1						

PITCHER		IP	WLS	BF	H	R	ER	SO	BB	IBB	HBP	BLK	WP	HR	S	P	ERA	WHIP
Jim Bunning, R ERA: 2.39	(1, 1)	3.1	L	19	6	6	6	4	3	0	0	0	0	0	24	36	16.20	2.700
Terry Fox, R ERA: 5.46	(4, 1)	0.2		4	0	0	0	1	2	0	0	0	1	0	4	12	0.00	3.000
Ray Culp, R ERA: 5.68	(5, 1)	2.0		11	3	4	4	3	0	0	1	1	0	0	16	17	18.00	1.500
Roger Craig, R ERA: 5.56	(7, 1)	2.0		8	2	0	0	2	0	0	0	0	0	0	12	12	0.00	1.000

PITCHER	IP	WLS	BF	H	R	ER	SO	BB	IBB	HBP	BLK	WP	HR	S	P	ERA	WHIP

BOTTOM

Philadelphia Phillies @ Chicago Cubs

Wrigley Field, Chicago, IL

Sun Jul 10 1966, 3:33 AM CDT

Att. 13,863 - Unknown

livebaseballscorecards.com

AB	36
R	10
H	11
RBI	9
BB	5
SO	10
LOB	15

WP: 1 PA: 42
PB: 0
SB: 1
CS: 0

Batter	1	2	3	4	5	6	7	8	9	AB	R	H	RBI	BB	SO	LOB
Adolfo Phillips, R (1, 8) OBP: 0.364, SLG: 0.502	P3		1B FC4-6 1B 1-2	K			K			4	1	1	0	0	2	0
Glenn Beckert, R (1, 4) OBP: 0.319, SLG: 0.358	E SF8 1B		FC4-6 14 FC6-4 1B 1-2 2-3		4-3		K			4	2	2	0	0	1	0
Billy Williams, L (1, 9) OBP: 0.344, SLG: 0.464	E1 1-3		FC4-6 1-2 2-3 3-H		K			G3		4	0	1	1	0	1	1
Ron Santo, R (1, 5) OBP: 0.409, SLG: 0.553	SF8 3-H		FC4-6 14 FC6-4 1-2f 2-3 3-H		K			F9		3	0	0	2	0	1	2
14 Ernie Banks, R (1, 3) OBP: 0.266, SLG: 0.358	F9		FC6-4 1B 1-2f 3-H			K		F8		4	0	0	1	0	1	2
Byron Browne, R (1, 7) OBP: 0.325, SLG: 0.476		K	FC6-4 1B 1-2			6-3			K	4	0	1	0	0	2	0
Randy Hundley, R (1, 2) OBP: 0.285, SLG: 0.410		F9	FC6-4 1-2f			FC6-4 1B			F7	4	0	1	0	0	0	2
Don Kessinger, S (1, 6) OBP: 0.265, SLG: 0.263		F8		F9		FC6-4 1-2f			2B	4	0	1	0	0	0	1
Dick Ellsworth, L (1, 1) OBP: 0.180, SLG: 0.188			1B 1B 1B	1-3		5-3			F7	0	0	0	0	0	0	0
Joey Amalfitano, R (3, PH) OBP: 0.219, SLG: 0.185										1	1	1	0	0	0	0
Cal Koonce, R (3, 1)										1	0	0	0	0	0	0
Ron Campbell, R (7, PH) OBP: 0.217, SLG: 0.167										1	0	0	0	0	0	0
Bob Hendley, R (7, 1) OBP: 0.250, SLG: 0.286										0	0	0	0	0	0	0
John Boccabella, R (9, PH) OBP: 0.262, SLG: 0.400										1	0	0	0	0	0	1

TOP

Chicago Cubs @ Pittsburgh Pirates

Forbes Field, Pittsburgh, PA

Thu Jul 14 1966, 7:05 PM EDT

Att. 11,692 - Cloudy - 92 F

livebaseballscorecards.com

AB	35
R	4
H	8
RBI	4
BB	0
SO	8
LOB	9

Inning Stats	1	2	3	4	5	6	7	8	9
	R: 1 E: 1 K: 0 S: 5	R: 0 E: 0 K: 1 S: 5	R: 3 E: 0 K: 0 S: 8	R: 0 E: 0 K: 1 S: 5	R: 0 E: 0 K: 2 S: 7	R: 0 E: 0 K: 1 S: 6	R: 0 E: 0 K: 2 S: 7	R: 0 E: 0 K: 0 S: 3	R: 0 E: 0 K: 1 S: 6
	H: 1 LOB: 1 BB: 0 P: 5	H: 0 LOB: 0 BB: 0 P: 5	H: 5 LOB: 2 BB: 0 P: 8	H: 0 LOB: 0 BB: 0 P: 5	H: 0 LOB: 0 BB: 0 P: 7	H: 1 LOB: 1 BB: 0 P: 6	H: 0 LOB: 0 BB: 0 P: 7	H: 0 LOB: 0 BB: 0 P: 3	H: 1 LOB: 1 BB: 0 P: 6

| | | | | | | | | | |

Batter	1	2	3	4	5	6	7	8	9	AB	R	H	RBI	BB	SO	LOB
Gene Alley, R (1, 6) OBP: 0.313, SLG: 0.399	0-0 E 3B BB 1B	4-0 1B 1-2 IHR BB	0-0 F9 ③		0-0 4-3 ③			0-0 6-3 ②		4	2	1	0	1	0	2
Manny Mota, R (1, 8) OBP: 0.393, SLG: 0.527	4-0 E 1-2 3B BB	0-0 1-2 2-H IHR 1B		0-0 FC6-4 1B		0-0 6-3 ①		0-0 1-3 ③		4	2	2	1	1	0	0
Roberto Clemente, R (1, 9) OBP: 0.372, SLG: 0.548	0-0 E3 1-2 2-3 3B	0-0 1-H 2-H IHR		0-0 FC6-4 ① 1-2f HR		0-3 K ②				4	3	1	3	0	1	3
Donn Clendenon, R (1, 3) OBP: 0.350, SLG: 0.505	0-3 K ①	0-3 K ②		0-0 1-H HR		0-0 6-3 ③				4	1	1	2	0	2	3
Jose Pagan, R (1, 5) OBP: 0.300, SLG: 0.429	0-0 1-H 2-H 3-H 3B	0-0 5-3 ③		0-0 5-3 ②			0-0 F9 ①			4	0	1	3	0	0	0
Jim Pagliaroni, R (1, 2) OBP: 0.347, SLG: 0.394	0-0 5-3 ②		0-0 6-3 ①	0-3 K ③			0-0 FC5-4 1B			4	0	1	0	0	1	1
Bill Mazeroski, R (1, 4) OBP: 0.309, SLG: 0.385	0-0 4-3 ③		0-0 WP 1B 1B		0-0 6-3 ①		0-0 FC5-4 ② 1-2f			4	1	1	0	0	0	2
Willie Stargell, L (1, 7) OBP: 0.411, SLG: 0.646		0-0 BB 1B 1B	0-0 SH1-3 1-H 1B		0-0 SH1-4 1B		0-0 G3 ③			4	1	3	1	0	0	1
Bob Veale, S (1, 1) OBP: 0.170, SLG: 0.208		0-3 K ①	0-0 SH1-3 ② 1-2		0-0 SH1-4 ② 1-2			0-3 K ①		2	0	0	0	0	2	1
Inning Stats	R: 3 E: 1 K: 1 S: 8 H: 2 LOB: 1 BB: 1 P: 12	R: 4 E: 0 K: 2 S: 10 H: 3 LOB: 0 BB: 1 P: 14	R: 1 E: 0 K: 0 S: 5 H: 2 LOB: 1 BB: 0 P: 5	R: 2 E: 0 K: 1 S: 7 H: 2 LOB: 0 BB: 0 P: 7	R: 0 E: 0 K: 0 S: 4 H: 1 LOB: 1 BB: 0 P: 4	R: 0 E: 0 K: 1 S: 5 H: 0 LOB: 0 BB: 0 P: 5	R: 0 E: 0 K: 0 S: 4 H: 1 LOB: 1 BB: 0 P: 4	R: 0 E: 0 K: 1 S: 5 H: 0 LOB: 0 BB: 0 P: 5		1B: 8 2B: 0 3B: 1 HR: 2 SF: 0 SAC: 2 DP: 0 HBP: 0						

PITCHER		IP	WLS	BF	H	R	ER	SO	BB	IBB	HBP	BLK	WP	HR	S	P	ERA	WHIP
Dick Ellsworth, L ERA: 3.95	(1, 1)	2.0	L	14	5	7	6	3	2	0	0	0	0	0	18	26	27.00	3.500
Cal Koonce, R ERA: 5.44	(3, 1)	4.0		17	5	3	3	2	0	0	0	0	1	1	21	21	6.75	1.250
Bob Hendley, L ERA: 4.37	(7, 1)	2.0		7	1	0	0	1	0	0	0	0	0	0	9	9	0.00	0.500

PITCHER	IP	WLS	BF	H	R	ER	SO	BB	IBB	HBP	BLK	WP	HR	S	P	ERA	WHIP

BOTTOM

Chicago Cubs @ Pittsburgh Pirates

Forbes Field, Pittsburgh, PA

Thu Jul 14 1966, 7:05 PM EDT
Att. 11,692 - Cloudy - 92 F

livebaseballscorecards.com

AB	34
R	10
H	11
RBI	10
BB	2
SO	6
LOB	13

WP: 1 PB: 0 SB: 0 CS: 0 PA: 38

Chicago Cubs @ Pittsburgh Pirates

Forbes Field, Pittsburgh, PA

Fri Jul 15 1966, 7:05 PM EDT

Att. 15,488 - Unknown

TOP

Batter	1	2	3	4	5	6	7	8	9	AB	R	H	RBI	BB	SO	LOB
Adolfo Phillips, R (1, 8) OBP: 0.365, SLG: 0.505	HR S 1B		P6 ①		F7 ③		1-H 2B		FC5 ③ 2-3f	5	1	2	1	0	0	2
Glenn Beckert, R (1, 4) OBP: 0.318, SLG: 0.357	5-3 ① 1-2		6-3 ②			1B 1B 1B	SSS K ③			4	1	1	0	0	1	2
Billy Williams, L (1, 9) OBP: 0.349, SLG: 0.464	BBBB HR BB		5-3 ③			14 FC5 1B 1-3 1B		BBBB 14 G6-4-3 BB		2	1	1	0	2	0	0
Ron Santo, R (1, 5) OBP: 0.413, SLG: 0.567	1-H 2-H HR			14 G6-4-3 1B		14 FC5 1-2 3-H 1B		SSS K ①		4	1	3	4	0	1	1
14 Ernie Banks, R (1, 3) OBP: 0.262, SLG: 0.352	P4 ②			G6-4-3 ①② 1-2f		FC5 ① G6-4-3 1-2 2-3f		G6-4-3 ②③ 1-2f		4	0	0	0	0	0	4
Randy Hundley, R (1, 2) OBP: 0.284, SLG: 0.408	5-3 ③			1B		G6-4-3 ②③ 1-2f			F9 ①	4	0	1	0	0	0	2
Byron Browne, R (1, 7) OBP: 0.324, SLG: 0.472		SSS K ①	SSS K ③				FC5-4 1B		SSS K ②	4	0	1	0	0	3	1
Don Kessinger, S (1, 6) OBP: 0.265, SLG: 0.263		F9 ②			1-3 ①		FC5-4 ① S 2B 1-2f		FC5 S 1B	4	1	1	0	0	0	1
Robin Roberts, S (1, 1) OBP: 0.182, SLG: 0.053		SSS K ③			P4 ②		SSS K ②		BBBB 1-2 BB	3	0	0	0	1	2	1

	AB	34
	R	5
	H	10
	RBI	5
	BB	3
	SO	7
	LOB	14

Inning Stats									
	R: 3 E: 0 K: 0 S: 5	H: 2 LOB: 0 BB: 1 P: 9	R: 0 E: 0 K: 2 S: 7	H: 0 LOB: 0 BB: 0 P: 7	R: 0 E: 0 K: 0 S: 3	H: 0 LOB: 0 BB: 0 P: 3	R: 0 E: 0 K: 1 S: 6	H: 2 LOB: 1 BB: 0 P: 6	R: 0 E: 0 K: 0 S: 3	H: 0 LOB: 0 BB: 0 P: 3
	R: 1 E: 0 K: 0 S: 5	H: 3 LOB: 1 BB: 0 P: 5	R: 1 E: 0 K: 2 S: 9	H: 2 LOB: 1 BB: 0 P: 9	R: 0 E: 0 K: 1 S: 4	H: 0 LOB: 0 BB: 1 P: 8	R: 0 E: 0 K: 1 S: 6	H: 1 LOB: 2 BB: 1 P: 10		

	1B: 8	SF: 0	WP: 0	PA: 37
	2B: 1	SAC: 0	PB: 0	
	3B: 0	DP: 3	SB: 3	
	HR: 1	HBP: 0	CS: 0	

PITCHER		IP	WLS	BF	H	R	ER	SO	BB	IBB	HBP	BLK	WP	HR	S	P	ERA	WHIP
Vern Law, R ERA: 4.07	(1, 1)	6.2	L	28	9	5	5	4	1	0	0	0	0	1	35	39	6.75	1.500
Pete Mikkelsen, R ERA: 3.86	(7, 1)	0.1		1	0	0	0	1	0	0	0	0	0	0	3	3	0.00	0.000
Roy Face, R ERA: 1.96	(8, 1)	2.0		8	1	0	0	2	2	0	0	0	0	0	10	18	0.00	1.500

PITCHER		IP	WLS	BF	H	R	ER	SO	BB	IBB	HBP	BLK	WP	HR	S	P	ERA	WHIP

livebaseballscorecards.com

BOTTOM

Chicago Cubs @ Pittsburgh Pirates

Forbes Field, Pittsburgh, PA

Fri Jul 15 1966, 7:05 PM EDT

Att. 15,488 - Unknown

livebaseballscorecards.com

Batter	1	2	3	4	5	6	7	8	9	AB	R	H	RBI	BB	SO	LOB
Matty Alou, L (1, 8) OBP: 0.361, SLG: 0.439	S S S 0-3 K ①	x 0-0 L5 ③		x 0-0 G3 ③			x 0-0 F3 ③			4	0	0	0	0	1	2
Gene Alley, R (1, 6) OBP: 0.313, SLG: 0.395	B B B B 4-0 BB 2B BB		x 0-0 F9 ①		x 0-0 F7 ①			x 0-0 1-3 ①		3	1	0	0	1	0	0
Roberto Clemente, R (1, 9) OBP: 0.371, SLG: 0.544	S S S 0-3 K ②		x 0-0 WP 1B		S S S 0-3 K ②			x 0-0 F8 ②		4	0	1	0	0	2	1
Willie Stargell, L (1, 7) OBP: 0.412, SLG: 0.643	B B B B 4-0 1-2 2B BB		x 0-0 F8 ② 1-2		x 0-0 F8 ③			x 0-0 1B		3	1	1	0	1	0	1
Jose Pagan, R (1, 5) OBP: 0.299, SLG: 0.430	x 0-0 1-H 2-H 2B ③		x 0-0 L6 ③			x 0-0 5-3 ①		S S S 0-3 K ③		4	0	1	2	0	1	2
Donn Clendenon, R (1, 3) OBP: 0.349, SLG: 0.502		x 0-0 6-3 ①		x 0-0 2B 1B		x 0-0 F9 ②			x 0-0 L6 ①	4	1	1	0	0	0	0
Jim Pagliaroni, R (1, 2) OBP: 0.349, SLG: 0.400		x 0-0 1B PB 1B		x 0-0 1-H 2B		x 0-0 F8 ③			x 0-0 F7 ②	4	1	2	1	0	0	0
Bill Mazeroski, R (1, 4) OBP: 0.309, SLG: 0.384 Jerry Lynch, L (9, PH) OBP: 0.343, SLG: 0.281 Gene Michael, S (9, PR)		x 0-0 PB 1-3 1B		x 0-0 P6 ①			x 0-0 6-3 ①		x 0-0 1B	3	0	1	0	0	0	1
										1	0	1	0	0	0	0
										0	0	0	0	0	0	0
Vern Law, R (1, 1) OBP: 0.343, SLG: 0.441 Pete Mikkelsen, R (7, 1) OBP: 0.273, SLG: 0.200 Bob Bailey, R (7, PH) OBP: 0.338, SLG: 0.375 Roy Face, R (8, 1) Manny Mota, R (9, PH) OBP: 0.391, SLG: 0.524		S S S 0-3 K ② 1-2 3-H		S S S 0-3 K ②			x 0-0 P6 ②		x 0-0 F9 ③	2	0	0	0	0	2	2
										0	0	0	0	0	0	0
										1	0	0	0	0	0	0
										0	0	0	0	0	0	0
										1	0	0	0	0	0	1
Inning Stats	R: 2 E: 0 K: 2 S: 7 H: 1 LOB: 1 BB: 2 P: 15	R: 1 E: 0 K: 1 S: 7 H: 2 LOB: 1 BB: 0 P: 7	R: 0 E: 0 K: 0 S: 4 H: 1 LOB: 1 BB: 0 P: 4	R: 1 E: 0 K: 1 S: 7 H: 2 LOB: 1 BB: 0 P: 7	R: 0 E: 0 K: 1 S: 5 H: 0 LOB: 0 BB: 0 P: 5	R: 0 E: 0 K: 0 S: 3 H: 0 LOB: 0 BB: 0 P: 3	R: 0 E: 0 K: 0 S: 3 H: 0 LOB: 0 BB: 0 P: 3	R: 0 E: 0 K: 1 S: 6 H: 1 LOB: 1 BB: 0 P: 6	R: 0 E: 0 K: 0 S: 4 H: 1 LOB: 1 BB: 0 P: 4	1B: 6 2B: 2 3B: 0 HR: 0		SF: 0 SAC: 0 DP: 0 HBP: 0			WP: 1 PB: 1 SB: 0 CS: 0		PA: 36

PITCHER		IP	WLS	BF	H	R	ER	SO	BB	IBB	HBP	BLK	WP	HR	S	P	ERA	WHIP
Robin Roberts, R ERA: 3.72	(1, 1)	9.0	W	36	8	4	3	6	2	0	0	0	1	0	46	54	3.00	1.111

PITCHER	IP	WLS	BF	H	R	ER	SO	BB	IBB	HBP	BLK	WP	HR	S	P	ERA	WHIP

AB	34
R	4
H	8
RBI	3
BB	2
SO	6
LOB	10

Batter	1	2	3	4	5	6	7	8	9	AB	R	H	RBI	BB	SO	LOB
Adolfo Phillips, R (1, 8) OBP: 0.366, SLG: 0.500	BBBB 4-0 CS BB		x 0-0 1B 1B		x 0-0 ① 6-3	x 0-0 ② 6-3		x 0-0 ②③ G4-6-3 1-2f		4	0	1	0	1	0	2
Glenn Beckert, R (1, 4) OBP: 0.319, SLG: 0.364	x 0-0 ①② 6-3 1-2		x 0-0 ① F9		x 0-0 ② 6-3	x 0-0 3B			x 0-0 BB 1B	5	0	2	0	0	0	2
Billy Williams, L (1, 9) OBP: 0.352, SLG: 0.471	BBBB 4-0 BB BB		x 0-0 G5-4-3 1-3 1B		x 0-0 HR 3B	x 0-0 ③ 4-3			x 0-0 ① P4	4	1	2	0	1	0	2
Ron Santo, R (1, 5) OBP: 0.416, SLG: 0.575	BBBB 4-0 14 FC6-4 1-2 BB		x 0-0 ②③ G5-4-3 1-2f		x 0-0 3-H HR	SSS 0-3 ① K			BBBB 4-0 1-2 BB	3	1	1	2	2	1	2
14 Ernie Banks, R (1, 3) OBP: 0.260, SLG: 0.349	x 0-0 ③ FC6-4 1-2f			x 0-0 ① 4-3	x 0-0 1B 1B 1B		SSS 0-3 ② K		x 0-0 ② F9	5	1	1	0	0	1	4
Randy Hundley, R (1, 2) OBP: 0.286, SLG: 0.415		x 0-0 ① F7		x 0-0 FC 3B	x 0-0 1B 1-2 1B		x 0-0 ③ F7		x 0-0 ③ 1-3	5	1	2	0	0	0	2
Byron Browne, R (1, 7) OBP: 0.323, SLG: 0.469		x 0-0 ② F3		x 0-0 FC 3-H	x 0-0 1-3 2-H 1B			x 0-0 ① 6-3		4	0	1	2	0	0	0
Don Kessinger, S (1, 6) OBP: 0.268, SLG: 0.266		x 0-0 1B		x 0-0 ② P6	x 0-0 ③ G3			x 0-0 BB 1B		4	0	2	0	0	0	3
Bill Hands, R (1, 1) OBP: 0.125, SLG: 0.069 Fergie Jenkins, R (7, 1) OBP: 0.375, SLG: 0.429		SSS 0-3 ③ K		x 0-0 ③ L9		SSS 0-3 ① K		BBBB 4-0 G4-6-3 1-2 BB		3 0	0 0	0 0	0 0	0 1	2 0	2 0
Inning Stats	R: 0 H: 0 E: 0 LOB: 2 K: 0 BB: 3 S: 2 P: 14	R: 0 H: 1 E: 0 LOB: 1 K: 1 BB: 0 S: 6 P: 6	R: 0 H: 2 E: 0 LOB: 1 K: 0 BB: 0 S: 4 P: 4	R: 1 H: 1 E: 0 LOB: 1 K: 0 BB: 0 S: 5 P: 5	R: 3 H: 5 E: 0 LOB: 2 K: 0 BB: 0 S: 8 P: 8	R: 0 H: 1 E: 0 LOB: 1 K: 1 BB: 0 S: 6 P: 6	R: 0 H: 0 E: 0 LOB: 0 K: 2 BB: 0 S: 7 P: 7	R: 0 H: 1 E: 0 LOB: 1 K: 0 BB: 1 S: 3 P: 7	R: 0 H: 1 E: 0 LOB: 2 K: 0 BB: 1 S: 4 P: 8	1B: 8 SF: 0 2B: 0 SAC: 0 3B: 3 DP: 2 HR: 1 HBP: 0						WP: 0 PA: 42 PB: 0 SB: 0 CS: 1	

TOP

Chicago Cubs @ Pittsburgh Pirates

Forbes Field, Pittsburgh, PA

Sat Jul 16 1966, 3:33 AM EDT

Att. 9,764 - Unknown

livebaseballscorecards.com

AB	37
R	4
H	12
RBI	4
BB	5
SO	4
LOB	19

PITCHER		IP	WLS	BF	H	R	ER	SO	BB	IBB	HBP	BLK	WP	HR	S	P	ERA	WHIP
Woodie Fryman, L ERA: 2.55	(1, 1)	4.2	L	25	9	4	4	1	3	0	0	0	0	1	24	36	7.71	2.571
Al McBean, R ERA: 3.86	(5, 1)	0.1		1	0	0	0	0	0	0	0	0	0	0	1	1	0.00	0.000
Pete Mikkelsen, R ERA: 3.68	(6, 1)	3.0		11	2	0	0	3	1	0	0	0	0	0	16	20	0.00	1.000
Billy O'Dell, L ERA: 2.72	(9, 1)	1.0		5	1	0	0	0	1	0	0	0	0	0	4	8	0.00	2.000

PITCHER	IP	WLS	BF	H	R	ER	SO	BB	IBB	HBP	BLK	WP	HR	S	P	ERA	WHIP

Batter	1	2	3	4	5	6	7	8	9	AB	R	H	RBI	BB	SO	LOB
Matty Alou, L (1, 8) OBP: 0.359, SLG: 0.436	F2		E5 1B		4-3			F7		4	0	1	0	0	0	1
Gene Alley, R (1, 6) OBP: 0.312, SLG: 0.400	1B 3B		4-3			5-3		K		4	1	1	0	0	1	1
Roberto Clemente, R (1, 9) OBP: 0.369, SLG: 0.541	G3-6-3 1B 3-H		G3			3-1			F9	4	0	1	1	0	0	1
Willie Stargell, L (1, 7) OBP: 0.410, SLG: 0.636	G3-6-3 1-2f			3-1		K			BB	3	0	0	0	1	1	1
Jose Pagan, R (1, 5) OBP: 0.298, SLG: 0.424		FC6-4 BB		5-3			P5		P3	3	0	0	0	1	0	1
Donn Clendenon, R (1, 3) OBP: 0.348, SLG: 0.498		FC6-4 1-2f		F3			1B		F3	4	0	1	0	0	0	2
Jim Pagliaroni, R (1, 2) OBP: 0.345, SLG: 0.395		F8			P3		P4			3	0	0	0	0	0	2
Bill Mazeroski, R (1, 4) OBP: 0.309, SLG: 0.387		1-3			2B		P6			3	0	1	0	0	0	2
Woodie Fryman, R (1, 1) OBP: 0.184, SLG: 0.184 Al McBean, R (5, 1) OBP: 0.143, SLG: 0.143 Jesse Gonder, L (5, PH) OBP: 0.206, SLG: 0.377 Pete Mikkelsen, R (6, 1) OBP: 0.273, SLG: 0.200 Jerry Lynch, L (8, PH) OBP: 0.333, SLG: 0.273 Billy O'Dell, S (9, 1) OBP: 0.182, SLG: 0.182			K		K			P4		1 0 1 0 1 0	0 0 0 0 0 0	0 0 0 0 0 0	0 0 0 0 0 0	0 0 0 0 0 0	1 0 1 0 0 0	0 0 1 0 0 0
Inning Stats	R: 1 H: 2 E: 0 LOB: 0 K: 0 BB: 0 S: 4 P: 4	R: 0 H: 0 E: 0 LOB: 1 K: 0 BB: 1 S: 3 P: 7	R: 0 H: 1 E: 1 LOB: 1 K: 1 BB: 0 S: 6 P: 6	R: 0 H: 0 E: 0 LOB: 0 K: 0 BB: 0 S: 3 P: 3	R: 0 H: 1 E: 0 LOB: 1 K: 1 BB: 0 S: 6 P: 6	R: 0 H: 0 E: 0 LOB: 0 K: 1 BB: 0 S: 5 P: 5	R: 0 H: 1 E: 0 LOB: 1 K: 0 BB: 0 S: 4 P: 4	R: 0 H: 0 E: 0 LOB: 0 K: 1 BB: 0 S: 5 P: 5	R: 0 H: 0 E: 0 LOB: 1 K: 0 BB: 1 S: 3 P: 7	1B: 3 SF: 0 2B: 1 SAC: 0 3B: 1 DP: 1 HR: 0 HBP: 0						

PITCHER		IP	WLS	BF	H	R	ER	SO	BB	IBB	HBP	BLK	WP	HR	S	P	ERA	WHIP
Bill Hands, R ERA: 4.42	(1, 1)	6.0	W	22	4	1	1	3	1	0	0	0	0	0	27	31	1.50	0.833
Fergie Jenkins, R ERA: 4.1	(7, 1)	3.0	S	11	1	0	0	1	1	0	0	0	0	0	12	16	0.00	0.667

PITCHER	IP	WLS	BF	H	R	ER	SO	BB	IBB	HBP	BLK	WP	HR	S	P	ERA	WHIP

BOTTOM

Chicago Cubs @ Pittsburgh Pirates

Forbes Field, Pittsburgh, PA

Sat Jul 16 1966, 3:33 AM EDT

Att. 9,764 - Unknown

livebaseballscorecards.com

AB	31
R	1
H	5
RBI	1
BB	2
SO	4
LOB	12

WP: 0 PA: 33
PB: 0
SB: 0
CS: 0

Batter	1	2	3	4	5	6	7	8	9	10	11	AB	R	H	RBI	BB	SO	LOB
Adolfo Phillips, R (1, 8) OBP: 0.364, SLG: 0.493 John Boccabella, R (10, PH) OBP: 0.269, SLG: 0.400 (10, 3)	BBBB 4-0 6-3 S SF7 BB		x 0-0 ① 5-3			SSS 0-3 ① K		x 0-0 ① F7		BBBB 4-0 1B 1B BB		3	1	0	0	1	1	0
												0	1	0	0	1	0	0
Glenn Beckert, R (1, 4) OBP: 0.320, SLG: 0.364	x 0-0 ① 6-3 1-3		x 0-0 ② 5-3			x 0-0 ② 4-3		x 0-0 4-3 1B		x 0-0 1B 1-2 1B		5	0	2	0	0	0	1
Billy Williams, L (1, 9) OBP: 0.352, SLG: 0.471	x 0-0 ② SF7 3-H		x 0-0 ③ 6-3			x 0-0 1B		x 0-0 ② 4-3 1-2		x 0-0 1-3 2-H 1B		4	0	2	2	0	0	1
Ron Santo, R (1, 5) OBP: 0.416, SLG: 0.569	BBBB 4-0 BB			SSS 0-3 ① K		SSS 0-3 ③ K		I I I I 4-0 FC6 IBB		SSS 0-3 ② K		3	0	0	0	2	3	3
14 Ernie Banks, R (1, 3) OBP: 0.261, SLG: 0.353 Joey Amalfitano, R (7, PR) OBP: 0.219, SLG: 0.185 Lee Thomas, L (7, 3) OBP: 0.278, SLG: 0.336 (10, 7)	SSS 0-3 ③ K			x 0-0 ② F5			x 0-0 SH3-4 2B	x 0-0 ③ FC6 1-2f		x 0-0 ③ L6		3	0	1	0	0	1	1
												0	0	0	0	0	0	0
												2	0	0	0	0	0	4
Randy Hundley, R (1, 2) OBP: 0.286, SLG: 0.413		SSS 0-3 ① K		x 0-0 ③ F9			x 0-0 ① SH3-4 2-3		SSS 0-3 ① K		x 0-0 ① FC1-6 1B	4	0	1	0	0	2	0
Byron Browne, R (1, 7) OBP: 0.325, SLG: 0.473 (10, 8)	x 0-0 SF7 3B		x 0-0 ① 6-3			I I 4-0 IBB		x 0-0 ② F8			x 0-0 ① FC1-6 1-3 1-2f	4	1	1	0	1	0	1
Don Kessinger, S (1, 6) OBP: 0.263, SLG: 0.262	x 0-0 ② SF7 3-H		x 0-0 ② 4-3			SSS 0-3 ② K		x 0-0 ③ G3			x 0-0 ② 1-3 1-2	4	0	0	1	0	1	4
Curt Simmons, L (1, 1) OBP: 0.176, SLG: 0.188 Fergie Jenkins, R (10, 1) OBP: 0.375, SLG: 0.429 Billy Hoeft, L (10, 1) OBP: 0.250, SLG: 0.250 Cal Koonce, R (10, 1) Marty Keough, L (11, PH) OBP: 0.270, SLG: 0.188 Don Bryant, R (11, PH) Bob Hendley, R (11, 1) OBP: 0.250, SLG: 0.286		SSS 0-3 ③ K		x 0-0 ③ 2-3			SSS 0-3 ③ K			SSS 0-3 ① K	x 0-0 ③ 6-3	4	0	0	0	0	3	3
												0	0	0	0	0	0	0
												0	0	0	0	0	0	0
												0	0	0	0	0	0	0
												0	0	0	0	0	0	0
												1	0	0	0	0	0	1
												0	0	0	0	0	0	0
Inning Stats	R: 1 E: 0 K: 1 S: 5 H: 0 LOB: 1 BB: 2 P: 13	R: 1 E: 0 K: 2 S: 8 H: 1 LOB: 0 BB: 0 P: 8	R: 0 E: 0 K: 0 S: 3 H: 0 LOB: 0 BB: 0 P: 3	R: 0 E: 0 K: 1 S: 5 H: 0 LOB: 0 BB: 0 P: 5	R: 0 E: 0 K: 0 S: 3 H: 0 LOB: 0 BB: 0 P: 3	R: 0 E: 0 K: 2 S: 8 H: 1 LOB: 1 BB: 0 P: 8	R: 0 E: 0 K: 2 S: 8 H: 1 LOB: 3 BB: 1 P: 12	R: 0 E: 0 K: 0 S: 4 H: 1 LOB: 2 BB: 1 P: 8	R: 0 E: 0 K: 1 S: 5 H: 0 LOB: 0 BB: 0 P: 5	R: 1 E: 0 K: 2 S: 9 H: 2 LOB: 2 BB: 1 P: 13	R: 0 E: 0 K: 0 S: 4 H: 1 LOB: 1 BB: 0 P: 4	1B: 5 2B: 1 3B: 1 HR: 0	SF: 2 SAC: 1 DP: 0 HBP: 0		WP: 0 PB: 0 SB: 1 CS: 0	PA: 45		

PITCHER		IP	WLS	BF	H	R	ER	SO	BB	IBB	HBP	BLK	WP	HR	S	P	ERA	WHIP
Nelson Briles, R ERA: 3.28	(1, 1)	9.0		35	4	2	2	9	2	2	0	0	0	0	49	65	2.00	0.667
Joe Hoerner, L ERA: 1.08	(10, 1)	1.0		6	2	1	1	2	1	0	0	0	0	0	9	13	9.00	3.000
Don Dennis, R ERA: 6.33	(11, 1)	0.2		3	1	0	0	0	0	0	0	0	0	0	3	3	0.00	1.500
Hal Woodeshick, L ERA: 2.14	(11, 1)	0.1	W	1	0	0	0	0	0	0	0	0	0	0	1	1	0.00	0.000

PITCHER	IP	WLS	BF	H	R	ER	SO	BB	IBB	HBP	BLK	WP	HR	S	P	ERA	WHIP

TOP

Chicago Cubs @ St. Louis Cardinals

Busch Stadium, St. Louis, MO

Sun Jul 17 1966, 3:33 AM CDT

Unknown

livebaseballscorecards.com

AB	37
R	3
H	7
RBI	3
BB	5
SO	11
LOB	19

Batter	1	2	3	4	5	6	7	8	9	10	11	AB	R	H	RBI	BB	SO	LOB
Lou Brock, L (1, 7) OBP: 0.293, SLG: 0.407	6-3		CS 1B 2-H			G3		FC6-4 FC6-4 1-2f		1-3 1-3 3-H		5	0	1	1	0	0	2
Julian Javier, R (1, 4) OBP: 0.254, SLG: 0.278 Tito Francona, L (10, PH) OBP: 0.289, SLG: 0.361 Don Dennis, R (11, 1) Hal Woodeshick, R (11, 1) OBP: 0.250, SLG: 0.500	F8		F8 1-2			HR		FC6-4 1-2f		3-4-1		4 1 0 0	1 0 0 0	1 0 0 0	1 0 0 0	0 0 0 0	0 0 0 0	2 2 0 0
Curt Flood, R (1, 8) OBP: 0.316, SLG: 0.382	BB			5-3		FC5-4 1B			CS 1B		HR	4	1	3	1	1	0	0
Orlando Cepeda, R (1, 3) OBP: 0.361, SLG: 0.535	L7			F6		FC5-4 CS 1-2f			B3			4	0	0	0	0	0	3
Mike Shannon, R (1, 9) OBP: 0.330, SLG: 0.478		G4-6-3 1B		6-3		CS 1-2	F8		FC5-4 1-2 BB			3	0	1	0	1	0	0
Charley Smith, R (1, 5) OBP: 0.316, SLG: 0.383		F7			4-3		F8		FC5-4 1-2f			4	0	0	0	0	0	2
Dal Maxvill, R (1, 6) OBP: 0.323, SLG: 0.318 Bobby Tolan, L (10, PR) OBP: 0.228, SLG: 0.275 Jerry Buchek, R (11, 6) OBP: 0.311, SLG: 0.369		G4-6-3 1-2f			FC6-4 BBBB		6-3			1B SH3-4 WP 1B		3 0 0	0 1 0	1 0 0	0 0 0	1 0 0	0 0 0	1 0 0
Pat Corrales, R (1, 2) OBP: 0.217, SLG: 0.214 Phil Gagliano, R (10, PH) OBP: 0.339, SLG: 0.325 (11, 4)			1B 2B		FC6-4 1-2f			1B 1B		SH3-4 1-2		3 0	1 0	2 0	0 0	0 0	0 0	1 0
Nelson Briles, R (1, 1) OBP: 0.100, SLG: 0.069 Joe Hoerner, R (10, 1) Tim McCarver, L (10, PH) OBP: 0.310, SLG: 0.423 (11, 2)			SSS K		SSS K			FC6-4 1-3 1B		1-3 WP 2-3 1B		3 0 1	0 0 0	1 0 1	0 0 0	0 0 0	2 0 0	2 0 0
Inning Stats	R: 0 H: 0 E: 0 LOB: 1 K: 0 BB: 1 S: 3 P: 7	R: 0 H: 1 E: 0 LOB: 0 K: 0 BB: 0 S: 3 P: 3	R: 1 H: 2 E: 0 LOB: 0 K: 1 BB: 0 S: 6 P: 6	R: 0 H: 0 E: 0 LOB: 0 K: 0 BB: 0 S: 3 P: 3	R: 0 H: 0 E: 0 LOB: 1 K: 1 BB: 1 S: 5 P: 9	R: 1 H: 2 E: 0 LOB: 0 K: 0 BB: 0 S: 4 P: 4	R: 0 H: 0 E: 0 LOB: 0 K: 0 BB: 0 S: 3 P: 3	R: 0 H: 2 E: 0 LOB: 1 K: 0 BB: 0 S: 4 P: 4	R: 0 H: 1 E: 0 LOB: 1 K: 0 BB: 1 S: 3 P: 7	R: 1 H: 2 E: 0 LOB: 2 K: 0 BB: 0 S: 5 P: 5	R: 1 H: 1 E: 0 LOB: 0 K: 0 BB: 0 S: 1 P: 1	1B: 8 2B: 1 3B: 0 HR: 2	SF: 0 SAC: 1 DP: 1 HBP: 0					

PITCHER		IP	WLS	BF	H	R	ER	SO	BB	IBB	HBP	BLK	WP	HR	S	P	ERA	WHIP
Curt Simmons, L ERA: 4.32	(1, 1)	9.0		34	9	3	3	2	3	0	0	0	0	1	35	47	3.00	1.333
Fergie Jenkins, R ERA: 4.08	(10, 1)	0.1		1	0	0	0	0	0	0	0	0	0	0	1	1	0.00	0.000
Billy Hoeft, L ERA: 4.2	(10, 1)	0.1		2	1	0	0	0	0	0	0	0	1	0	2	2	0.00	3.000
Cal Koonce, R ERA: 5.4	(10, 1)	0.1		1	0	0	0	0	0	0	0	0	0	0	1	1	0.00	0.000
Bob Hendley, L ERA: 4.57	(11, 1)	0.0	L	1	1	1	1	0	0	0	0	0	0	1	1	1	∞	∞

PITCHER	IP	WLS	BF	H	R	ER	SO	BB	IBB	HBP	BLK	WP	HR	S	P	ERA	WHIP

BOTTOM

Chicago Cubs @ St. Louis Cardinals

Busch Stadium, St. Louis, MO

Sun Jul 17 1966, 3:33 AM CDT

Unknown

livebaseballscorecards.com

AB	35
R	4
H	11
RBI	3
BB	3
SO	2
LOB	15

WP: 1 PA: 40
PB: 0
SB: 0
CS: 3

Chicago Cubs @ St. Louis Cardinals

Busch Stadium, St. Louis, MO

Sun Jul 17 1966, 7:05 PM CDT

Att. 32,590 - Unknown

TOP

livebaseballscorecards.com

Batter	1	2	3	4	5	6	7	8	9	AB	R	H	RBI	BB	SO	LOB
Glenn Beckert, R (1, 4) OBP: 0.318, SLG: 0.365	F8	K		6-3		G6-3 (1-2f)		2B		5	0	1	0	0	1	2
Lee Thomas, L (1, 7) OBP: 0.285, SLG: 0.339	1B WP 1B	G3			3B 1B	F9		HBP		4	2	2	0	0	0	0
Billy Williams, L (1, 9) OBP: 0.358, SLG: 0.493	WP WP 1B (1-3) 1B		4-3 SF8 2B		SF8 (1-H) 3B		HR	F5		5	4	4	2	0	0	2
Ron Santo, R (1, 5) OBP: 0.413, SLG: 0.563	WP 1B (1-2, 3-H) BB		4-3 (2-3)		SF8 (3-H)		L7	F8		3	1	0	1	1	0	3
Byron Browne, R (1, 8) OBP: 0.330, SLG: 0.480	1B (1-2, 2-3) BB		SF8 (3-H)		1B 1B		5-3		FC5 2B	3	0	2	1	1	0	0
John Boccabella, R (1, 3) OBP: 0.275, SLG: 0.400	1B (1-2, 2-H, 3-H)		1-3		F6		1B 1B		FC5 1B (2-3)	5	0	2	2	0	0	2
Don Bryant, R (1, 2) OBP: 0.500, SLG: 0.500	F3			4-3 S 1B	1B (1-2)		FC6-4 1B (1-3)		F9	5	0	3	0	0	0	3
Don Kessinger, S (1, 6) OBP: 0.262, SLG: 0.261	4-3			4-3 (1-3)	2-3		FC6-4 (1-2f)		1B (1-2)	5	0	1	0	0	0	7
Ken Holtzman, R (1, 1) OBP: 0.091, SLG: 0.063		F9		4-3		G6-3 BB		6-3	K	2	0	0	0	1	0	1
14 Ernie Banks, R (8, PH) OBP: 0.260, SLG: 0.352										1	0	0	0	0	0	0
Fergie Jenkins, R (8, 1) OBP: 0.360, SLG: 0.409										1	0	0	0	0	1	2

	AB	39
	R	7
	H	15
	RBI	6
	BB	3
	SO	2
	LOB	22

Inning Stats	1	2	3	4	5	6	7	8	9
	R: 3 E: 0 K: 0 S: 6	H: 3 LOB: 2 BB: 2 P: 14	R: 0 E: 0 K: 1 S: 5	H: 0 LOB: 0 BB: 0 P: 5	R: 1 E: 0 K: 0 S: 4	H: 1 LOB: 0 BB: 0 P: 4	R: 0 E: 0 K: 0 S: 4	H: 1 LOB: 1 BB: 0 P: 4	R: 2 E: 0 K: 0 S: 7	H: 4 LOB: 2 BB: 0 P: 7	R: 0 E: 0 K: 0 S: 2	H: 0 LOB: 0 BB: 1 P: 6	R: 1 E: 0 K: 0 S: 6	H: 3 LOB: 2 BB: 0 P: 6	R: 0 E: 0 K: 0 S: 4	H: 1 LOB: 2 BB: 0 P: 5	R: 0 E: 0 K: 1 S: 7	H: 2 LOB: 2 BB: 0 P: 7

| | | | | | | | | | |

Chicago Cubs @ St. Louis Cardinals

Busch Stadium, St. Louis, MO

Sun Jul 17 1966, 7:05 PM CDT

Att. 32,590 - Unknown

livebaseballscorecards.com

Batter	1	2	3	4	5	6	7	8	9	AB	R	H	RBI	BB	SO	LOB
Lou Brock, L (1, 7) OBP: 0.294, SLG: 0.406	F5		3-1			SH5-3 1B		K		3	0	1	0	0	0	0
Bobby Tolan, L (6, PR) OBP: 0.225, SLG: 0.272 (7, 7)										1	0	0	0	0	1	0
Julian Javier, R (1, 4) OBP: 0.252, SLG: 0.276	6-3			K		SH5-3 1-2		F5		2	0	0	0	0	1	0
Tito Francona, L (8, PH) OBP: 0.287, SLG: 0.358										1	0	0	0	0	0	0
Jimy Williams, R (9, 4) OBP: 0.333, SLG: 0.273										0	0	0	0	0	0	0
Curt Flood, R (1, 8) OBP: 0.315, SLG: 0.381	FC5-4 1B			F8		5-3		K		4	0	1	0	0	1	2
Orlando Cepeda, R (1, 3) OBP: 0.359, SLG: 0.543	FC5-4 1-2f			HR		K			K	4	1	1	1	0	2	3
Mike Shannon, R (1, 9) OBP: 0.328, SLG: 0.478		F9		6-3			1B G5-4-3 2B		6-3	4	1	1	0	0	0	0
Tim McCarver, L (1, 2) OBP: 0.309, SLG: 0.421		6-3			F9		G5-4-3 2-3 1B		K	4	0	1	0	0	1	0
Charley Smith, R (1, 5) OBP: 0.316, SLG: 0.382		F9			E5 1B		G5-4-3 1-2f 3-H			3	0	1	0	0	0	1
Dal Maxvill, R (1, 6) OBP: 0.323, SLG: 0.313			F9		F2		BB			2	0	0	0	1	0	1
Art Mahaffey, R (1, 1)			K		F3		K			0	0	0	0	0	0	0
Don Dennis, R (1, 1)										1	0	0	0	0	1	0
Phil Gagliano, R (5, PH) OBP: 0.337, SLG: 0.323										1	0	0	0	0	0	1
Hal Woodeshick, R (6, 1) OBP: 0.250, SLG: 0.500										0	0	0	0	0	0	0
Jerry Buchek, R (7, PH) OBP: 0.309, SLG: 0.367										1	0	0	0	0	1	1
Joe Hoerner, R (8, 1)										0	0	0	0	0	0	0

Inning Stats	1	2	3	4	5	6	7	8	9		
	R: 0 H: 1	R: 0 H: 0	R: 0 H: 0	R: 1 H: 1	R: 0 H: 1	R: 0 H: 1	R: 1 H: 2	R: 0 H: 0	R: 0 H: 0	1B: 4 SF: 0	WP: 0 PA: 33
	E: 0 LOB: 1	E: 0 LOB: 0	E: 0 LOB: 0	E: 0 LOB: 0	E: 1 LOB: 1	E: 0 LOB: 2	E: 0 LOB: 1	E: 0 LOB: 0	E: 0 LOB: 0	2B: 1 SAC: 1	PB: 0
	K: 0 BB: 0	K: 0 BB: 0	K: 1 BB: 0	K: 1 BB: 0	K: 0 BB: 0	K: 1 BB: 0	K: 1 BB: 1	K: 2 BB: 0	K: 2 BB: 0	3B: 0 DP: 1	SB: 0
	S: 4 P: 4	S: 3 P: 3	S: 5 P: 5	S: 6 P: 6	S: 4 P: 4	S: 6 P: 6	S: 6 P: 10	S: 7 P: 7	S: 7 P: 7	HR: 1 HBP: 0	CS: 0

PITCHER		IP	WLS	BF	H	R	ER	SO	BB	IBB	HBP	BLK	WP	HR	S	P	ERA	WHIP
Ken Holtzman, L ERA: 4.0	(1, 1)	7.0	W	27	6	2	2	4	1	0	0	0	0	1	34	38	2.57	1.000
Fergie Jenkins, R ERA: 4.0	(8, 1)	2.0	S	6	0	0	0	4	0	0	0	0	0	0	14	14	0.00	0.000

PITCHER	IP	WLS	BF	H	R	ER	SO	BB	IBB	HBP	BLK	WP	HR	S	P	ERA	WHIP

Chicago Cubs @ St. Louis Cardinals

Busch Stadium, St. Louis, MO

Mon Jul 18 1966, 7:05 PM CDT

Att. 15,283 - Unknown

TOP

livebaseballscorecards.com

Batter	1	2	3	4	5	6	7	8	9	AB	R	H	RBI	BB	SO	LOB
Glenn Beckert, R (1, 4) OBP: 0.320, SLG: 0.365	L6		SH5-3 1B		4-3		FC4-6 1B		F3	5	0	2	0	0	0	0
Don Kessinger, S (1, 6) OBP: 0.266, SLG: 0.265	L7		SH5-3 1-2		S 1B		FC4-6 1-2f		1B 1B	4	0	2	0	0	0	1
Billy Williams, L (1, 9) OBP: 0.359, SLG: 0.492	4-3		4-3		L7 1-2			14 1B HR 1B	1-2 1B	5	1	2	0	0	0	2
Ron Santo, R (1, 5) OBP: 0.407, SLG: 0.553		F9		F8	F9			L9	F8	5	0	0	0	0	0	4
14 Ernie Banks, R (1, 3) OBP: 0.267, SLG: 0.355		HR 1B		BB 1B SF7 HBP		6-3		1-2 HR 1B		3	3	2	0	0	0	0
John Boccabella, R (1, 7) OBP: 0.274, SLG: 0.394		F8		BB 1-2 1B		F8		K		4	0	1	0	0	1	3
Byron Browne, R (1, 8) OBP: 0.336, SLG: 0.506		1-H HR		FC6-4 1-2 2-3 BB		K		1-H 2-H HR		3	2	2	5	1	1	0
Randy Hundley, R (1, 2) OBP: 0.282, SLG: 0.408		F8		SF7 3-H			F8	F8		3	0	0	1	0	0	0
Dick Ellsworth, L (1, 1) OBP: 0.170, SLG: 0.176			K	FC6-4 1-2f			6-3		G3	3	0	0	0	0	1	2
Fergie Jenkins, R (8, 1) OBP: 0.360, SLG: 0.409										0	0	0	0	0	0	0
Don Bryant, R (9, PH) OBP: 0.429, SLG: 0.429										1	0	0	0	0	0	0

	AB	36
	R	6
	H	11
	RBI	6
	BB	1
	SO	3
	LOB	12

Inning Stats	1	2	3	4	5	6	7	8	9
	R: 0 E: 0 K: 0 S: 3	H: 0 LOB: 0 BB: 0 P: 3	R: 2 E: 0 K: 0 S: 5	H: 2 LOB: 0 BB: 0 P: 5	R: 0 E: 0 K: 1 S: 6	H: 1 LOB: 1 BB: 0 P: 6	R: 1 E: 0 K: 0 S: 4	H: 1 LOB: 2 BB: 1 P: 9	R: 0 E: 0 K: 0 S: 4	H: 1 LOB: 1 BB: 0 P: 4
	R: 0 E: 0 K: 1 S: 5	H: 0 LOB: 0 BB: 0 P: 5	R: 0 E: 0 K: 0 S: 4	H: 1 LOB: 1 BB: 0 P: 4	R: 3 E: 0 K: 1 S: 8	H: 3 LOB: 0 BB: 0 P: 8	R: 0 E: 0 K: 0 S: 5	H: 2 LOB: 2 BB: 0 P: 5	1B: 9 2B: 0 3B: 0 HR: 2	SF: 1 SAC: 1 DP: 0 HBP: 1	WP: 0 PB: 0 SB: 1 CS: 0	PA: 40

PITCHER		IP	WLS	BF	H	R	ER	SO	BB	IBB	HBP	BLK	WP	HR	S	P	ERA	WHIP
Larry Jaster, L ERA: 3.99	(1, 1)	7.2	W	34	9	6	6	3	1	0	1	0	0	2	38	43	7.04	1.304
Joe Hoerner, L ERA: 0.98	(8, 1)	1.1	S	6	2	0	0	0	0	0	0	0	0	0	6	6	0.00	1.500

PITCHER		IP	WLS	BF	H	R	ER	SO	BB	IBB	HBP	BLK	WP	HR	S	P	ERA	WHIP

Batter	1	2	3	4	5	6	7	8	9	AB	R	H	RBI	BB	SO	LOB
Lou Brock, L (1, 7) OBP: 0.292, SLG: 0.403	CS 1B		E6 6-3 S		FC1-6 1B 1-2f		1-3	4-3		5	0	1	0	0	0	2
Julian Javier, R (1, 4) OBP: 0.252, SLG: 0.276	5-3 1-2		6-3 1-3		1-3 1B		3-1			4	0	1	0	0	0	2
Curt Flood, R (1, 8) OBP: 0.317, SLG: 0.380	5-3		B B B FC6-4 BB		F8		1B HR 1B			3	1	1	0	1	0	2
Orlando Cepeda, R (1, 3) OBP: 0.365, SLG: 0.547		1B 1B SF9 1B	FC6-4 1-2f			HR 1B	1-3 HR 1B			4	3	3	0	0	0	2
Mike Shannon, R (1, 9) OBP: 0.337, SLG: 0.500		SF9 1B 1-2 1B	S S S K			HR 1B 1-2	1-H 3-H HR			4	2	3	3	0	1	0
Tim McCarver, L (1, 2) OBP: 0.312, SLG: 0.433		SF9 1B 1-2 2-3	F7			HR 1-H 2-H	4-3			4	1	2	3	0	0	0
Charley Smith, R (1, 5) OBP: 0.315, SLG: 0.381		SF9 1-2 2-3 3-H	F3			4-3		FC3-6 1B		3	0	1	1	0	0	0
Dal Maxvill, R (1, 6) OBP: 0.315, SLG: 0.305		S S S K			6-3	6-3		F3		4	0	0	0	0	1	2
Larry Jaster, L (1, 1) OBP: 0.375, SLG: 0.286 Joe Hoerner, R (8, 1)			4-3		FC1-6 1B	F7		FC3-6 1-2f		3 1	0 0	1 0	0 0	0 0	0 0	0 1
Inning Stats	R: 0 H: 1 E: 0 LOB: 0 K: 0 BB: 0 S: 3 P: 3	R: 1 H: 3 E: 0 LOB: 1 K: 1 BB: 0 S: 7 P: 7	R: 0 H: 0 E: 1 LOB: 2 K: 0 BB: 1 S: 4 P: 8	R: 0 H: 0 E: 0 LOB: 0 K: 1 BB: 0 S: 5 P: 5	R: 0 H: 2 E: 0 LOB: 2 K: 0 BB: 0 S: 5 P: 5	R: 3 H: 3 E: 0 LOB: 0 K: 0 BB: 0 S: 6 P: 6	R: 3 H: 3 E: 0 LOB: 0 K: 0 BB: 0 S: 6 P: 6	R: 0 H: 1 E: 0 LOB: 1 K: 0 BB: 0 S: 4 P: 4		1B: 11 SF: 1 2B: 0 SAC: 0 3B: 0 DP: 0 HR: 2 HBP: 0						

PITCHER		IP	WLS	BF	H	R	ER	SO	BB	IBB	HBP	BLK	WP	HR	S	P	ERA	WHIP
Dick Ellsworth, L ERA: 4.18	(1, 1)	7.0	L	34	13	7	7	2	1	0	0	0	0	2	37	41	9.00	2.000
Fergie Jenkins, R ERA: 3.95	(8, 1)	1.0		3	0	0	0	0	0	0	0	0	0	0	3	3	0.00	0.000

PITCHER	IP	WLS	BF	H	R	ER	SO	BB	IBB	HBP	BLK	WP	HR	S	P	ERA	WHIP

BOTTOM

Chicago Cubs @ St. Louis Cardinals

Busch Stadium, St. Louis, MO

Mon Jul 18 1966, 7:05 PM CDT

Att. 15,283 - Unknown

livebaseballscorecards.com

AB	35
R	7
H	13
RBI	7
BB	1
SO	2
LOB	11

1B: 11 SF: 1
2B: 0 SAC: 0
3B: 0 DP: 0
HR: 2 HBP: 0

WP: 0 PA: 37
PB: 0
SB: 1
CS: 1

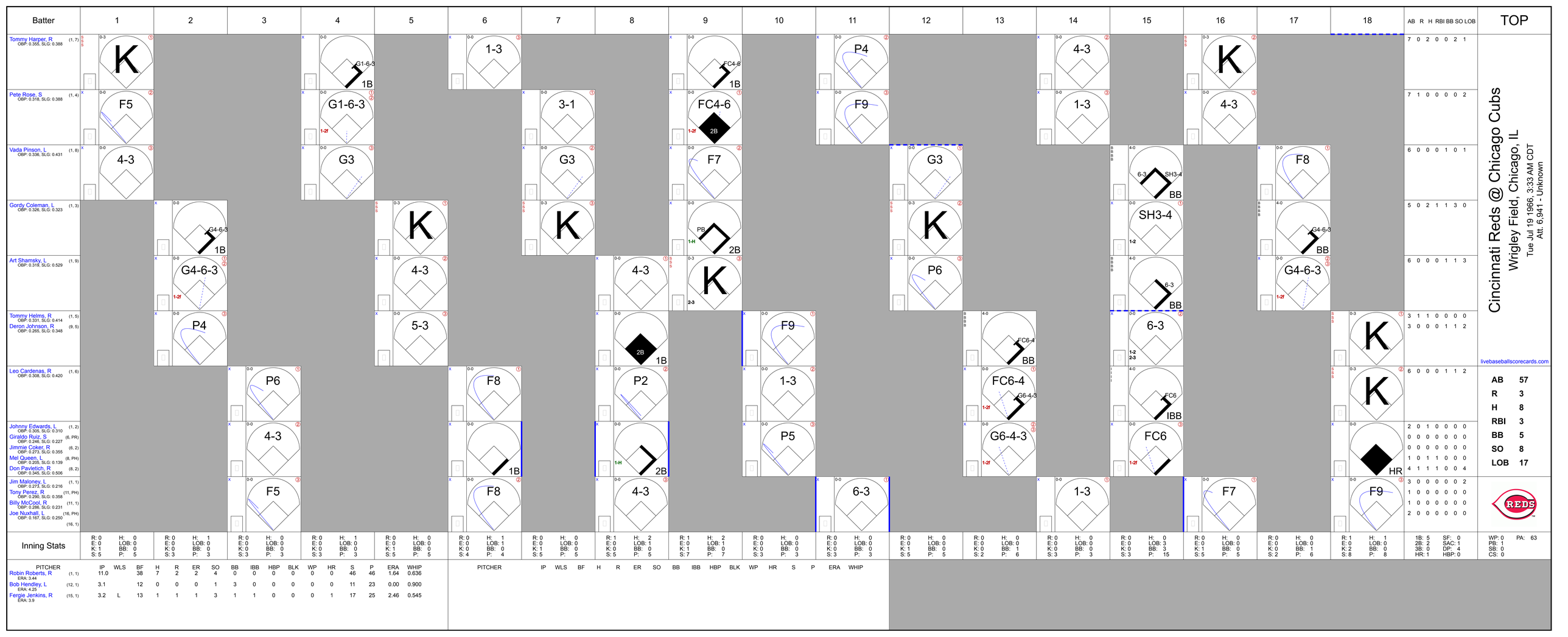
Batter
1
2
3
4
5
6
7
8
9
10
11
12
13
14
15
16
17
18
AB R H RBI BB SO LOB
TOP
Tommy Harper, R (1, 7) OBP: 0.355, SLG: 0.388
Pete Rose, S (1, 4) OBP: 0.318, SLG: 0.388
Vada Pinson, L (1, 8) OBP: 0.336, SLG: 0.431
Gordy Coleman, L (1, 3) OBP: 0.328, SLG: 0.323
Art Shamsky, L (1, 9) OBP: 0.319, SLG: 0.529
Tommy Helms, R (1, 5) OBP: 0.331, SLG: 0.414
Deron Johnson, R (9, 5) OBP: 0.265, SLG: 0.348
Leo Cardenas, R (1, 6) OBP: 0.308, SLG: 0.420
Johnny Edwards, L (1, 2) OBP: 0.305, SLG: 0.310
Giraldo Ruiz, S (6, PR) OBP: 0.246, SLG: 0.227
Jimmie Coker, R (6, 2) OBP: 0.273, SLG: 0.355
Mel Queen, L (8, PH) OBP: 0.205, SLG: 0.139
Don Pavletich, R (8, 2) OBP: 0.345, SLG: 0.506
Jim Maloney, L (1, 1) OBP: 0.273, SLG: 0.216
Tony Perez, R (11, PH) OBP: 0.290, SLG: 0.358
Billy McCool, R (11, 1) OBP: 0.286, SLG: 0.231
Joe Nuxhall, L (16, PH) OBP: 0.167, SLG: 0.250
(16, 1)
Cincinnati Reds @ Chicago Cubs
Wrigley Field, Chicago, IL
Tue Jul 19 1966, 3:33 AM CDT
Att. 6,941 - Unknown
livebaseballscorecards.com
AB 57
R 3
H 8
RBI 3
BB 5
SO 8
LOB 17
Inning Stats
PITCHER IP WLS BF H R ER SO BB IBB HBP BLK WP HR S P ERA WHIP
Robin Roberts, R (1, 1) ERA: 3.44
Bob Hendley, L (12, 1) ERA: 4.25
Fergie Jenkins, R (15, 1) ERA: 3.9

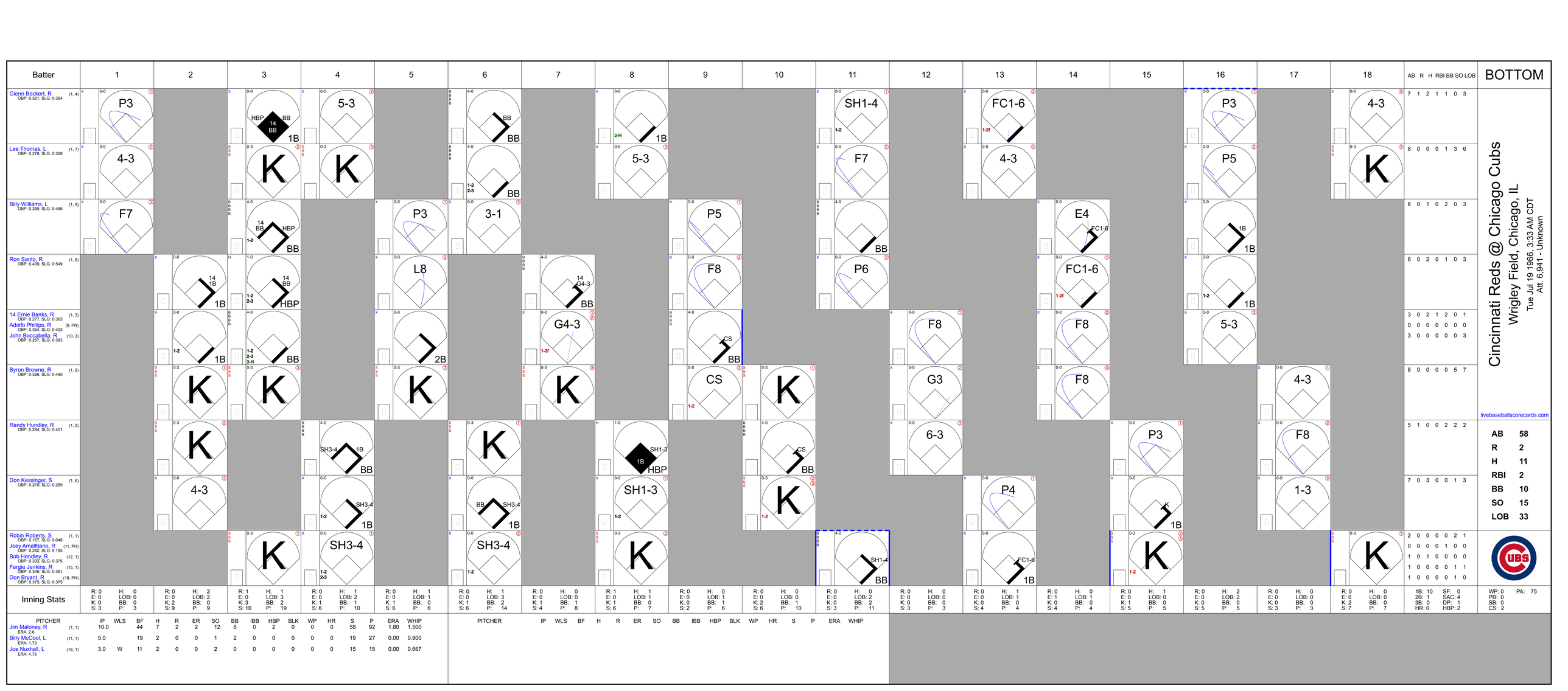

Cincinnati Reds @ Chicago Cubs

Wrigley Field, Chicago, IL

Tue Jul 19 1966, 3:33 AM CDT
Att. 6,941 - Unknown

livebaseballscorecards.com

Batter	1	2	3	4	5	6	7	8	9	10	11	12	13	14	15	16	17	18	AB	R	H	RBI	BB	SO	LOB
Glenn Beckert, R (1, 4) OBP: 0.321, SLG: 0.364	P3		HBP 14 BB 1B	5-3		BB BB		2-H 1B			SH1-4 1-2		FC1-6 1-2f			P3		4-3	7	1	2	1	1	0	3
Lee Thomas, L (1, 7) OBP: 0.278, SLG: 0.328	4-3		K	K		1-2 2-3 BB		5-3			F7		4-3			P5		K	8	0	0	0	1	3	6
Billy Williams, L (1, 9) OBP: 0.359, SLG: 0.486	F7		14 BB 1-2 HBP BB		P3	3-1			P5		BB			E4 FC1-6		1B 1B			6	0	1	0	2	0	3
Ron Santo, R (1, 5) OBP: 0.409, SLG: 0.549		14 1B 1B	1-2 2-3 14 BB HBP		L8		14 G4-3 BB		F8		P6			FC1-6 1-2f		1-2 1B			6	0	2	0	1	0	3
14 Ernie Banks, R (1, 3) OBP: 0.277, SLG: 0.363		1-2 1B	1-2 2-3 3-H BB		2B		G4-3 1-2f		CS BB			F8		F8		5-3			3	0	2	1	2	0	1
Adolfo Phillips, R (9, PR) OBP: 0.364, SLG: 0.493																			0	0	0	0	0	0	0
John Boccabella, R (10, 3) OBP: 0.267, SLG: 0.383																			3	0	0	0	0	0	3
Byron Browne, R (1, 8) OBP: 0.326, SLG: 0.490		K	K		K		K		CS 1-2	K		G3		F8			4-3		8	0	0	0	0	5	7
Randy Hundley, R (1, 2) OBP: 0.284, SLG: 0.401		K		SH3-4 1B BB		K		SH1-3 1B HBP		CS BB		6-3			P3		F8		5	1	0	0	2	2	2
Don Kessinger, S (1, 6) OBP: 0.270, SLG: 0.269		4-3		SH3-4 1-2 1B		BB SH3-4 1B		SH1-3 1-2		K 1-2			P4		K 1B		1-3		7	0	3	0	0	1	3
Robin Roberts, S (1, 1) OBP: 0.167, SLG: 0.048			K	SH3-4 1-2 2-3		SH3-4 1-2		K			SH1-4 BB		FC1-6 1B		K 1-2			K	2	0	0	0	0	2	1
Joey Amalfitano, R (11, PH) OBP: 0.242, SLG: 0.185																			0	0	0	0	1	0	0
Bob Hendley, R (12, 1) OBP: 0.333, SLG: 0.375																			1	0	1	0	0	0	0
Fergie Jenkins, R (15, 1) OBP: 0.346, SLG: 0.391																			1	0	0	0	0	1	1
Don Bryant, R (18, PH) OBP: 0.375, SLG: 0.375																			1	0	0	0	0	1	0

Inning Stats	1	2	3	4	5	6	7	8	9	10	11	12	13	14	15	16	17	18	BOTTOM
	R: 0 H: 0 E: 0 LOB: 0 K: 0 BB: 0 S: 3 P: 3	R: 0 H: 2 E: 0 LOB: 2 K: 2 BB: 0 S: 9 P: 9	R: 1 H: 1 E: 0 LOB: 3 K: 3 BB: 2 S: 10 P: 19	R: 0 H: 1 E: 0 LOB: 2 K: 1 BB: 1 S: 6 P: 10	R: 0 H: 1 E: 0 LOB: 1 K: 1 BB: 0 S: 6 P: 6	R: 0 H: 1 E: 0 LOB: 3 K: 1 BB: 2 S: 6 P: 14	R: 0 H: 0 E: 0 LOB: 0 K: 1 BB: 1 S: 4 P: 8	R: 1 H: 1 E: 0 LOB: 1 K: 1 BB: 0 S: 6 P: 7	R: 0 H: 0 E: 0 LOB: 1 K: 0 BB: 1 S: 2 P: 6	R: 0 H: 0 E: 0 LOB: 0 K: 2 BB: 1 S: 6 P: 10	R: 0 H: 0 E: 0 LOB: 2 K: 0 BB: 2 S: 3 P: 11	R: 0 H: 0 E: 0 LOB: 0 K: 0 BB: 0 S: 3 P: 3	R: 0 H: 1 E: 0 LOB: 1 K: 0 BB: 0 S: 4 P: 4	R: 0 H: 0 E: 1 LOB: 1 K: 0 BB: 0 S: 4 P: 4	R: 0 H: 1 E: 0 LOB: 0 K: 1 BB: 0 S: 5 P: 5	R: 0 H: 2 E: 0 LOB: 2 K: 0 BB: 0 S: 5 P: 5	R: 0 H: 0 E: 0 LOB: 0 K: 0 BB: 0 S: 3 P: 3	R: 0 H: 0 E: 0 LOB: 0 K: 2 BB: 0 S: 7 P: 7	1B: 10 SF: 0 2B: 1 SAC: 4 3B: 0 DP: 1 HR: 0 HBP: 2	WP: 0 PA: 75 PB: 0 SB: 0 CS: 2

PITCHER	IP	WLS	BF	H	R	ER	SO	BB	IBB	HBP	BLK	WP	HR	S	P	ERA	WHIP
Jim Maloney, R (1, 1) ERA: 2.6	10.0		44	7	2	2	12	8	0	2	0	0	0	58	92	1.80	1.500
Billy McCool, L (11, 1) ERA: 1.73	5.0		19	2	0	0	1	2	0	0	0	0	0	19	27	0.00	0.800
Joe Nuxhall, L (16, 1) ERA: 4.75	3.0	W	11	2	0	0	2	0	0	0	0	0	0	15	15	0.00	0.667

PITCHER	IP	WLS	BF	H	R	ER	SO	BB	IBB	HBP	BLK	WP	HR	S	P	ERA	WHIP

Batter	1	2	3	4	5	6	7	8	9	AB	R	H	RBI	BB	SO	LOB
Tommy Harper, R (1, 7) OBP: 0.355, SLG: 0.395	4-3		K			SH1-4 1B	P6		1-H 2-H 3B	5	0	2	2	0	1	4
Pete Rose, S (1, 4) OBP: 0.314, SLG: 0.384	F7		K			SH1-4 1-2		5-3	K	4	0	0	0	0	2	4
Vada Pinson, L (1, 8) OBP: 0.335, SLG: 0.429	1B			L6		5-4-3-1-6-5 2-3f		3-1	P6	4	0	1	0	0	0	1
Don Pavletich, R (9, PH) OBP: 0.343, SLG: 0.503 (9, 2)										1	0	0	0	0	0	3
Gordy Coleman, L (1, 3) OBP: 0.324, SLG: 0.321	4-3			1B			4-3	K		4	0	1	0	0	1	1
Deron Johnson, R (9, 3) OBP: 0.265, SLG: 0.348										0	0	0	0	0	0	0
Art Shamsky, L (1, 9) OBP: 0.310, SLG: 0.512		4-3		F8			E3 1B SH1-4		F8	4	1	0	0	0	0	1
Tommy Helms, R (1, 5) OBP: 0.333, SLG: 0.415		F8		L8			BB SH1-4 1-3 1B		1B 1B	4	1	2	0	0	0	1
Johnny Edwards, L (1, 2) OBP: 0.306, SLG: 0.310		P6			F7		SH1-4 1-2 3-H		1B E 1-2 1B	3	0	1	1	0	0	0
Giraldo Ruiz, S (9, PR) OBP: 0.246, SLG: 0.227 (9, 6)										0	1	0	0	0	0	0
Leo Cardenas, R (1, 6) OBP: 0.313, SLG: 0.422			S 1B		5-3		BB IBB		E7 3B 1-H 2-H 1B	3	0	2	1	1	0	0
Dick Simpson, R (9, PR) OBP: 0.237, SLG: 0.353 (9, 8)										0	1	0	0	0	0	0
Sammy Ellis, L (1, 1) OBP: 0.163, SLG: 0.077			K 1-2		L1		1-2 2-3 BB		3B BB	2	0	0	0	1	1	1
Mel Queen, L (9, PH) OBP: 0.222, SLG: 0.139 (9, 1)										0	1	0	0	1	0	0
Inning Stats	R: 0 E: 0 K: 0 S: 4 H: 1 LOB: 1 BB: 0 P: 4	R: 0 E: 0 K: 0 S: 3 H: 0 LOB: 0 BB: 0 P: 3	R: 0 E: 0 K: 3 S: 10 H: 1 LOB: 1 BB: 0 P: 10	R: 0 E: 0 K: 0 S: 4 H: 1 LOB: 1 BB: 0 P: 4	R: 0 E: 0 K: 0 S: 3 H: 0 LOB: 0 BB: 0 P: 3	R: 0 E: 0 K: 0 S: 3 H: 1 LOB: 0 BB: 0 P: 3	R: 1 E: 1 K: 0 S: 5 H: 1 LOB: 3 BB: 2 P: 13	R: 0 E: 0 K: 1 S: 5 H: 0 LOB: 0 BB: 0 P: 5	R: 4 E: 1 K: 1 S: 9 H: 4 LOB: 3 BB: 1 P: 13	1B: 8 2B: 1 3B: 1 HR: 0 SF: 0 SAC: 2 DP: 1 HBP: 0						

TOP

Cincinnati Reds @ Chicago Cubs

Wrigley Field, Chicago, IL

Wed Jul 20 1966, 3:33 AM CDT

Unknown

livebaseballscorecards.com

AB	34
R	5
H	9
RBI	4
BB	3
SO	5
LOB	16

WP: 0 PB: 0 SB: 1 CS: 0 PA: 39

PITCHER		IP	WLS	BF	H	R	ER	SO	BB	IBB	HBP	BLK	WP	HR	S	P	ERA	WHIP
Cal Koonce, R ERA: 5.05	(1, 1)	8.1		35	8	5	4	4	1	1	0	0	0	0	41	49	4.32	1.080
Don Lee, R ERA: 4.76	(9, 1)	0.1	L	3	1	0	0	1	1	0	0	0	0	0	4	8	0.00	6.000
Billy Hoeft, L ERA: 4.17	(9, 1)	0.1		1	0	0	0	0	0	0	0	0	0	0	1	1	0.00	0.000

PITCHER	IP	WLS	BF	H	R	ER	SO	BB	IBB	HBP	BLK	WP	HR	S	P	ERA	WHIP

Cincinnati Reds @ Chicago Cubs

Wrigley Field, Chicago, IL

Wed Jul 20 1966, 3:33 AM CDT

Unknown

BOTTOM

Batter	1	2	3	4	5	6	7	8	9	AB	R	H	RBI	BB	SO	LOB
Adolfo Phillips, R (1, 8) OBP: 0.361, SLG: 0.487	5-3 S SF8 1B		F5		K			5-3	K	5	1	1	0	0	2	1
Glenn Beckert, R (1, 4) OBP: 0.323, SLG: 0.368	5-3 1-3		BB 1B		P6			14 2B 2B		4	1	2	0	0	0	1
Billy Williams, L (1, 9) OBP: 0.360, SLG: 0.485	SF8 3-H		1-2 BB			4-3		14 2B 1B IBB		1	1	0	1	2	0	0
Ron Santo, R (1, 5) OBP: 0.407, SLG: 0.543	BB		F8			5-3		F7		3	0	0	0	1	0	4
14 Ernie Banks, R (1, 3) OBP: 0.280, SLG: 0.366	4-3			F7		BB		1-3 2-H 1B 2B		3	1	1	1	1	0	1
Byron Browne, R (1, 7) OBP: 0.325, SLG: 0.487		K		K		K		2-H 3-H 1B		4	0	1	2	0	3	1
Randy Hundley, R (1, 2) OBP: 0.284, SLG: 0.397		K		BB			K		K	3	0	0	0	1	3	0
Don Kessinger, S (1, 6) OBP: 0.267, SLG: 0.266		F7		K			1-3		K	3	0	0	0	0	1	1
Marty Keough, L (9, PH) OBP: 0.263, SLG: 0.182										1	0	0	0	0	1	0
Cal Koonce, R (1, 1)			K		K		F9		1B	3	0	0	0	0	2	0
Don Lee, R (9, 1) OBP: 1.000, SLG: 1.000										0	0	0	0	0	0	0
Billy Hoeft, L (9, 1) OBP: 0.250, SLG: 0.250										0	0	0	0	0	0	0
George Altman, L (9, PH) OBP: 0.275, SLG: 0.396										1	0	1	0	0	0	0
Inning Stats	R: 1 E: 0 K: 0 S: 4 H: 1 LOB: 1 BB: 1 P: 8	R: 0 E: 0 K: 2 S: 7 H: 0 LOB: 0 BB: 0 P: 7	R: 0 E: 0 K: 1 S: 6 H: 1 LOB: 2 BB: 1 P: 10	R: 0 E: 0 K: 2 S: 7 H: 0 LOB: 1 BB: 1 P: 11	R: 0 E: 0 K: 2 S: 7 H: 0 LOB: 0 BB: 0 P: 7	R: 0 E: 0 K: 1 S: 5 H: 0 LOB: 1 BB: 1 P: 9	R: 0 E: 0 K: 1 S: 5 H: 0 LOB: 0 BB: 0 P: 5	R: 3 E: 0 K: 0 S: 5 H: 3 LOB: 1 BB: 1 P: 9	R: 0 E: 0 K: 3 S: 10 H: 1 LOB: 1 BB: 0 P: 10	1B: 4 2B: 2 3B: 0 HR: 0 SF: 1 SAC: 0 DP: 0 HBP: 0						

PITCHER		IP	WLS	BF	H	R	ER	SO	BB	IBB	HBP	BLK	WP	HR	S	P	ERA	WHIP
Sammy Ellis, R ERA: 5.36	(1, 1)	8.0	W	33	5	4	4	9	4	1	0	0	0	0	46	66	4.50	1.125
Mel Queen, R ERA:	(9, 1)	1.0	S	4	1	0	0	3	0	0	0	0	0	0	10	10	0.00	1.000

PITCHER	IP	WLS	BF	H	R	ER	SO	BB	IBB	HBP	BLK	WP	HR	S	P	ERA	WHIP

AB	31
R	4
H	6
RBI	4
BB	5
SO	12
LOB	9

WP: 0 PA: 37
PB: 0
SB: 1
CS: 0

livebaseballscorecards.com

Batter	1	2	3	4	5	6	7	8	9	AB	R	H	RBI	BB	SO	LOB
Tommy Harper, R (1, 8) OBP: 0.354, SLG: 0.393	4-3		5-3		FC1-5 1B FC6-2 1-2 2-3f		SH 2B 1B			4	1	1	0	0	0	2
Dick Simpson, R (1, 9) OBP: 0.293, SLG: 0.371	1B FC6-4 BB		BB		FC6-2 1-3 2-H 1B		SH 2B 1-3			1	2	1	1	2	0	0
Pete Rose, S (1, 4) OBP: 0.314, SLG: 0.383	FC6-4 1-3 1B		P6		FC6-2 1-2 3-H		5-3			4	0	1	0	0	0	5
Tony Perez, R (1, 3) OBP: 0.289, SLG: 0.353	FC6-4 1-2f 3-H			P4	F9		2B IBB			3	0	0	1	1	0	3
Don Pavletich, R (1, 2) OBP: 0.343, SLG: 0.519 Jimmie Coker, R (7, PH) OBP: 0.294, SLG: 0.406 (7, 2)	1-3			HR		F9	2B 1-3 2-H 3-H			3 1	1 0	1 1	1 2	0 0	0 0	1 0
Tommy Helms, R (1, 5) OBP: 0.329, SLG: 0.409		F8		K		K	K			4	0	0	0	0	3	2
Deron Johnson, R (1, 7) OBP: 0.268, SLG: 0.355 Giraldo Ruiz, S (6, PR) OBP: 0.243, SLG: 0.224 (6, 7)		6-3		CS 1B		2B	4-3			3 1	0 0	2 0	0 0	0 0	0 0	0 2
Leo Cardenas, R (1, 6) OBP: 0.316, SLG: 0.423		K		CS 1-2	FC1-5 BB 1B		IBB			2	0	1	0	1	1	0
Jim O'Toole, S (1, 1) OBP: 0.167, SLG: 0.130			K		FC1-5 1-2 1B BB		F8			2	1	0	0	1	1	2
Inning Stats	R: 1 E: 0 K: 0 S: 4 H: 1 LOB: 1 BB: 1 P: 8	R: 0 E: 0 K: 1 S: 5 H: 0 LOB: 0 BB: 0 P: 5	R: 0 E: 0 K: 1 S: 5 H: 0 LOB: 1 BB: 1 P: 9	R: 1 E: 0 K: 1 S: 6 H: 2 LOB: 0 BB: 0 P: 6	R: 1 E: 0 K: 0 S: 5 H: 2 LOB: 2 BB: 1 P: 9	R: 0 E: 0 K: 1 S: 6 H: 1 LOB: 2 BB: 1 P: 10	R: 2 E: 1 K: 1 S: 8 H: 2 LOB: 2 BB: 1 P: 12			1B: 5 2B: 2 3B: 0 HR: 1 SF: 0 SAC: 1 DP: 0 HBP: 0				WP: 0 PB: 0 SB: 0 CS: 1 PA: 35		

TOP

Cincinnati Reds @ Chicago Cubs

Wrigley Field, Chicago, IL

Wed Jul 20 1966, 3:38 AM CDT

Att. 12,238 - Unknown

livebaseballscorecards.com

AB	28
R	5
H	8
RBI	5
BB	5
SO	5
LOB	17

PITCHER		IP	WLS	BF	H	R	ER	SO	BB	IBB	HBP	BLK	WP	HR	S	P	ERA	WHIP
Ken Holtzman, L ERA: 4.11	(1, 1)	6.1	L	32	8	5	4	4	3	2	0	0	0	1	35	55	5.68	1.737
Don Lee, R ERA: 4.66	(7, 1)	0.2		2	0	0	0	1	0	0	0	0	0	0	4	4	0.00	0.000

PITCHER	IP	WLS	BF	H	R	ER	SO	BB	IBB	HBP	BLK	WP	HR	S	P	ERA	WHIP

Batter	1	2	3	4	5	6	7	8	9	AB	R	H	RBI	BB	SO	LOB
Adolfo Phillips, R (1, 8) OBP: 0.364, SLG: 0.494	0-0 S E 1B		0-3 ① K		0-0 1B 2B					3	1	2	0	0	1	0
Glenn Beckert, R (1, 4) OBP: 0.328, SLG: 0.372	4-0 E 1-2 BB		0-0 G4-6-3 1B		0-0 ③ 2-H 1B					2	0	2	0	1	0	0
Billy Williams, L (1, 9) OBP: 0.358, SLG: 0.481	0-3 ① K 1-2 2-H		0-0 ②③ G4-6-3 1-2f			0-0 ① 4-3				3	0	0	0	0	1	2
Ron Santo, R (1, 5) OBP: 0.404, SLG: 0.538	0-0 ② P3			0-0 ① 5-3		0-0 ② P2				3	0	0	0	0	0	1
14 Ernie Banks, R (1, 3) OBP: 0.277, SLG: 0.362	0-0 ③ P4			0-3 ② K		0-0 ③ 5-3				3	0	0	0	0	1	1
Byron Browne, R (1, 7) OBP: 0.325, SLG: 0.483		4-0 FC6-4 BB		0-0 E7			0-0 ① 6-3			2	0	0	0	1	0	0
Don Bryant, R (1, 2) OBP: 0.364, SLG: 0.364		0-0 ① F9		0-0 ③ 5-3			0-0 G6-3 1B			3	0	1	0	0	0	2
Don Kessinger, S (1, 6) OBP: 0.265, SLG: 0.264		0-0 ② FC6-4 FC4-6 1-2f			0-0 ① P6		0-0 ②③ G6-3 1-2f			2	0	0	0	0	0	1
John Boccabella, R (7, PH) OBP: 0.265, SLG: 0.380										1	0	0	0	0	0	1
Ken Holtzman, R (1, 1) OBP: 0.086, SLG: 0.059		0-0 ③ FC4-6 1-2f			0-0 ② 1-3					2	0	0	0	0	0	1
Don Lee, R (7, 1) OBP: 1.000, SLG: 1.000										0	0	0	0	0	0	0
Inning Stats	R: 1 H: 1 E: 1 LOB: 1 K: 1 BB: 1 S: 6 P: 10	R: 0 H: 0 E: 0 LOB: 1 K: 0 BB: 1 S: 3 P: 7	R: 0 H: 1 E: 0 LOB: 0 K: 1 BB: 0 S: 5 P: 5	R: 0 H: 0 E: 1 LOB: 1 K: 1 BB: 0 S: 6 P: 6	R: 0 H: 2 E: 0 LOB: 2 K: 0 BB: 0 S: 4 P: 4	R: 0 H: 0 E: 0 LOB: 0 K: 0 BB: 0 S: 3 P: 3	R: 0 H: 1 E: 0 LOB: 0 K: 0 BB: 0 S: 3 P: 3			1B: 4 SF: 0 2B: 1 SAC: 0 3B: 0 DP: 2 HR: 0 HBP: 0							WP: 0 PA: 26 PB: 0 SB: 1 CS: 0

PITCHER	IP	WLS	BF	H	R	ER	SO	BB	IBB	HBP	BLK	WP	HR	S	P	ERA	WHIP
Jim O'Toole, L (1, 1) ERA: 2.68	7.0	W	26	5	1	0	3	2	0	0	0	0	0	30	38	0.00	1.000

PITCHER	IP	WLS	BF	H	R	ER	SO	BB	IBB	HBP	BLK	WP	HR	S	P	ERA	WHIP

BOTTOM

Cincinnati Reds @ Chicago Cubs

Wrigley Field, Chicago, IL

Wed Jul 20 1966, 3:38 AM CDT

Att. 12,238 - Unknown

livebaseballscorecards.com

AB	24
R	1
H	5
RBI	0
BB	2
SO	3
LOB	9

Cincinnati Reds @ Chicago Cubs

Wrigley Field, Chicago, IL

Thu Jul 21 1966, 3:33 AM CDT

Att. 7,533 - Unknown

livebaseballscorecards.com

Batter	1	2	3	4	5	6	7	8	9	AB	R	H	RBI	BB	SO	LOB
Tommy Harper, R (1, 9) OBP: 0.356, SLG: 0.392	P2		1-2 1B			FC6-4 BB		F9		3	0	1	0	1	0	1
Vada Pinson, L (1, 8) OBP: 0.332, SLG: 0.424	3-1		K			P2		FC3-6 1B 1-2f		4	0	0	0	0	1	4
Pete Rose, S (1, 4) OBP: 0.313, SLG: 0.381	6-3		4-3			L9		1-3 1B		4	0	1	0	0	0	3
Tony Perez, R (1, 3) OBP: 0.284, SLG: 0.345		F8		L9		FC6-4 1-2f		1-3		4	0	0	0	0	0	3
Billy McCool, R (8, 1) OBP: 0.286, SLG: 0.231										0	0	0	0	0	0	0
Tommy Helms, R (1, 5) OBP: 0.324, SLG: 0.404		F9		P4			P6		P4	4	0	0	0	0	0	0
Deron Johnson, R (1, 7) (8, 3) OBP: 0.268, SLG: 0.351		P5		1-3			FC5-4 BB		6-3	3	0	0	0	1	0	0
Jimmie Coker, R (1, 2) OBP: 0.263, SLG: 0.361			E6 FC4-6		F8		FC5-4 1-2f		F9	4	0	0	0	0	0	1
Leo Cardenas, R (1, 6) OBP: 0.316, SLG: 0.420			FC4-6 1B 1-2f		G6-4-3 BB		1-3			2	1	0	0	1	0	2
Hank Fischer, R (1, 1) OBP: 0.043, SLG: 0.043			1B 2-H 1B		G6-4-3 1-2f			FC3-6 BB		2	0	1	1	0	0	1
Jack Baldschun, R (5, 1)										0	0	0	0	0	0	0
Giraldo Ruiz, S (8, PH) OBP: 0.254, SLG: 0.224 (8, 7)										0	0	0	0	1	0	0

Inning Stats	1	2	3	4	5	6	7	8	9		
	R: 0 E: 0 K: 0 S: 3	H: 0 LOB: 0 BB: 0 P: 3	R: 0 E: 0 K: 0 S: 3	H: 0 LOB: 0 BB: 0 P: 3	R: 1 E: 2 K: 1 S: 8	H: 2 LOB: 2 BB: 0 P: 8	R: 0 E: 0 K: 0 S: 3	H: 0 LOB: 0 BB: 0 P: 3	R: 0 E: 0 K: 0 S: 2	H: 0 LOB: 0 BB: 1 P: 6	R: 0 E: 0 K: 0 S: 3	H: 0 LOB: 1 BB: 1 P: 7
	R: 0 E: 0 K: 0 S: 3	H: 0 LOB: 1 BB: 1 P: 7	R: 0 E: 0 K: 0 S: 4	H: 1 LOB: 2 BB: 1 P: 8	R: 0 E: 0 K: 0 S: 3	H: 0 LOB: 0 BB: 0 P: 3	1B: 3 2B: 0 3B: 0 HR: 0	SF: 0 SAC: 0 DP: 1 HBP: 0	WP: 0 PB: 0 SB: 0 CS: 0	PA: 34	

PITCHER	IP	WLS	BF	H	R	ER	SO	BB	IBB	HBP	BLK	WP	HR	S	P	ERA	WHIP
Curt Simmons, L (1, 1) ERA: 3.74	9.0	W	34	3	1	0	1	4	0	0	0	0	0	32	48	0.00	0.778

PITCHER	IP	WLS	BF	H	R	ER	SO	BB	IBB	HBP	BLK	WP	HR	S	P	ERA	WHIP

AB	30
R	1
H	3
RBI	1
BB	4
SO	1
LOB	15

Cincinnati Reds @ Chicago Cubs

Wrigley Field, Chicago, IL

Thu Jul 21 1966, 3:33 AM CDT

Att. 7,533 - Unknown

livebaseballscorecards.com

Batter	1	2	3	4	5	6	7	8	9	AB	R	H	RBI	BB	SO	LOB
Adolfo Phillips, R (1, 8) OBP: 0.366, SLG: 0.492	P5		CS BB		1B S FC3-2 1B		K			3	0	1	0	1	1	0
Glenn Beckert, R (1, 4) OBP: 0.327, SLG: 0.368	1B 1B BB		5-3 1-2		L9 1-2		5-3			3	1	0	0	1	0	2
Billy Williams, L (1, 9) OBP: 0.359, SLG: 0.481	1B 1-2 1B		F7		FC3-2 HBP 2-3 1B		1-3			4	0	2	0	0	0	0
Ron Santo, R (1, 5) OBP: 0.405, SLG: 0.536	F9			1B 14 3B 1B	FC3-2 1-2 HBP			6-3		3	1	1	0	0	0	2
George Altman, L (1, 7) OBP: 0.292, SLG: 0.410	1-2 2-H 1B			14 3B 1-2 1B	FC3-2 1-2 2-3 3-Hf			14 2B 3B 1B		4	2	3	1	0	0	3
14 Ernie Banks, R (1, 3) OBP: 0.280, SLG: 0.375	K			FC1-2 1-H 2-H 3B	6-3			3B 1-3 2B		4	1	2	2	0	1	5
Randy Hundley, R (1, 2) OBP: 0.283, SLG: 0.393		1-3		L6		P5		3B IBB		3	1	0	0	1	0	1
Don Kessinger, S (1, 6) OBP: 0.265, SLG: 0.271		K		FC1-2 3-H		F7		CS 1-H 2-H 3-H 3B		4	0	1	3	0	1	1
Curt Simmons, L (1, 1) OBP: 0.143, SLG: 0.150		4-3		F9		K		1-3 3-H		4	0	0	0	0	1	2
Inning Stats	R: 1 H: 2 E: 0 LOB: 2 K: 1 BB: 1 S: 7 P: 11	R: 0 H: 0 E: 0 LOB: 0 K: 1 BB: 0 S: 5 P: 5	R: 0 H: 0 E: 0 LOB: 0 K: 0 BB: 1 S: 2 P: 6	R: 2 H: 3 E: 0 LOB: 1 K: 0 BB: 0 S: 6 P: 6	R: 0 H: 2 E: 0 LOB: 3 K: 0 BB: 0 S: 5 P: 6	R: 0 H: 0 E: 0 LOB: 0 K: 1 BB: 0 S: 5 P: 5	R: 0 H: 0 E: 0 LOB: 0 K: 1 BB: 0 S: 5 P: 5	R: 3 H: 3 E: 0 LOB: 0 K: 0 BB: 1 S: 5 P: 9		1B: 7 SF: 0 2B: 1 SAC: 0 3B: 2 DP: 0 HR: 0 HBP: 1				WP: 0 PA: 36 PB: 0 SB: 1 CS: 2		

	AB	32
	R	6
	H	10
	RBI	6
	BB	3
	SO	4
	LOB	16

PITCHER		IP	WLS	BF	H	R	ER	SO	BB	IBB	HBP	BLK	WP	HR	S	P	ERA	WHIP
Hank Fischer, R ERA: 4.99	(1, 1)	4.1	L	22	7	3	3	2	2	0	1	0	0	0	23	32	6.23	2.077
Jack Baldschun, R ERA: 5.64	(5, 1)	2.2		8	0	0	0	2	0	0	0	0	0	0	12	12	0.00	0.000
Billy McCool, L ERA: 2.1	(8, 1)	1.0		6	3	3	3	0	0	1	0	0	0	0	5	9	27.00	3.000

PITCHER	IP	WLS	BF	H	R	ER	SO	BB	IBB	HBP	BLK	WP	HR	S	P	ERA	WHIP

Batter	1	2	3	4	5	6	7	8	9	AB	R	H	RBI	BB	SO	LOB
Lou Brock, L (1, 7) OBP: 0.299, SLG: 0.411	F7		G5-4-3, HBP		HR		4-3	K		4	1	1	1	0	1	0
Jerry Buchek, R (1, 4) Julian Javier, R (7, 4) OBP: 0.255, SLG: 0.276	6-3		G5-4-3 1-2f		6-3		F8		HR, 1B	4 1	0 1	0 1	0 1	0 0	0 0	1 0
Curt Flood, R (1, 8) OBP: 0.315, SLG: 0.394	6-3		L6		F8		6-3		1-H, HR	5	1	1	2	0	0	0
Orlando Cepeda, R (1, 3) OBP: 0.373, SLG: 0.556		BBBB, G3, 1B, BB		G3, 1B, 1B	CS, 1B			1B, 1B, BB	F4	3	1	2	0	2	0	0
Mike Shannon, R (1, 9) OBP: 0.368, SLG: 0.539		G3, 1-2, 1B		G3, 1-2, 1B	CS, 1-2	E, FC4-6, 2B		1B, HR, 1-3, 1B	HR	5	3	5	1	0	0	0
Tim McCarver, L (1, 2) OBP: 0.312, SLG: 0.433		G3, 1-2, 2-3		G3, 1-2, 2-3		F7		HR, 2-3, 3-H, 1B	K	5	1	1	1	0	1	5
Charley Smith, R (1, 5) OBP: 0.319, SLG: 0.405		K		K		E6, FC4-6, 2-3		K	5-3	5	0	0	0	0	3	7
Dal Maxvill, R (1, 6) OBP: 0.308, SLG: 0.296		IBB		FC4, IBB		FC4-6, FC6-4, 1-2f, 3-H		K		2	0	0	1	2	1	3
Don Dennis, R (1, 1)		3-1		FC4, 1-2f		FC6-4, 1-2f		1-H, 3-H, HR		3	0	0	0	0	0	7
Joe Hoerner, R (6, 1) OBP: 0.333, SLG: 1.333										1	1	1	3	0	0	0
Ron Piche, R (8, 1)										0	0	0	0	0	0	0

TOP

St. Louis Cardinals @ Chicago Cubs

Wrigley Field, Chicago, IL

Fri Jul 22 1966, 3:33 AM CDT

Att. 6,159 - Unknown

livebaseballscorecards.com

AB	38
R	9
H	12
RBI	9
BB	4
SO	6
LOB	23

Inning Stats	1	2	3	4	5	6	7	8	9	1B: 7	SF: 0	WP: 0	PA: 44
	R: 0 E: 0 K: 0 S: 3	H: 0 LOB: 0 BB: 0 P: 3	R: 0 E: 0 K: 1 S: 6	H: 1 LOB: 3 BB: 2 P: 14	R: 0 E: 0 K: 0 S: 2	H: 0 LOB: 0 BB: 0 P: 3	R: 0 E: 0 K: 1 S: 7	H: 2 LOB: 3 BB: 1 P: 11	R: 1 E: 0 K: 0 S: 4	H: 2 LOB: 0 BB: 0 P: 4	R: 1 E: 1 K: 0 S: 5	H: 1 LOB: 1 BB: 0 P: 5	R: 0 E: 0 K: 0 S: 3	H: 0 LOB: 0 BB: 0 P: 3	R: 4 E: 0 K: 3 S: 12	H: 3 LOB: 0 BB: 1 P: 16	R: 3 E: 0 K: 1 S: 8	H: 3 LOB: 0 BB: 0 P: 8	2B: 1 3B: 0 HR: 4	SAC: 0 DP: 1 HBP: 1	PB: 0 SB: 0 CS: 1	

PITCHER	IP	WLS	BF	H	R	ER	SO	BB	IBB	HBP	BLK	WP	HR	S	P	ERA	WHIP
Dick Ellsworth, L (1, 1) ERA: 4.22	7.0	L	33	8	5	4	2	2	2	1	0	0	1	32	49	5.14	1.429
Fergie Jenkins, R (8, 1) ERA: 3.95	1.0		4	1	1	1	3	0	0	0	0	0	1	10	10	9.00	1.000
Bob Hendley, L (9, 1) ERA: 4.71	1.0		6	3	3	3	1	0	0	0	0	0	2	8	8	27.00	3.000

PITCHER	IP	WLS	BF	H	R	ER	SO	BB	IBB	HBP	BLK	WP	HR	S	P	ERA	WHIP

BOTTOM

St. Louis Cardinals @ Chicago Cubs

Wrigley Field, Chicago, IL

Fri Jul 22 1966, 3:33 AM CDT

Att. 6,159 - Unknown

livebaseballscorecards.com

Batter	1	2	3	4	5	6	7	8	9	AB	R	H	RBI	BB	SO	LOB
Adolfo Phillips, R (1, 8) OBP: 0.363, SLG: 0.486	S S S 0-3 ① K		x 0-0 ② 1-3		x 0-0 ①② G5-4-3 1-2f		x 0-0 ① 3-1	x 0-0 1-2 2-3 3-H FC6-4 1B		5	0	1	1	0	1	1
Glenn Beckert, R (1, 4) OBP: 0.326, SLG: 0.366	x 0-0 ② 6-3		x 0-0 1B		x 0-0 ③ F9		x 0-0 ② 4-3	x 0-0 ② FC6-4 1-2f 2-3 3-H		5	0	1	1	0	0	2
Billy Williams, L (1, 9) OBP: 0.360, SLG: 0.488	x 0-0 ③ F8		x 0-0 ③ F7			x 0-0 HR	x 0-0 1B 1B	x 0-0 ③ F2		5	1	2	1	0	0	3
Ron Santo, R (1, 5) OBP: 0.408, SLG: 0.535		x 0-0 14 1B 1B		x 0-0 ① F8		x 0-0 ① F7	x 0-0 1-2 1B		H 1-0 14 E HBP	4	0	2	0	0	0	0
George Altman, L (1, 7) OBP: 0.284, SLG: 0.398 John Boccabella, R (7, PH) OBP: 0.261, SLG: 0.373 (8, 7)		x 0-0 ① F8		x 0-0 ② F7		x 0-0 ② 4-3	x 0-0 ③ 4-3		x 0-0 ① F6	3 2	0 0	0 0	0 0	0 0	0 0	1 3
14 Ernie Banks, R (1, 3) OBP: 0.289, SLG: 0.386		x 0-0 1-3 1B		x 0-0 1B 1B		x 0-0 E 2B		x 0-0 E 1B 1B 1B	x 0-0 1-2 E5	5	2	4	0	0	0	1
Randy Hundley, R (1, 2) OBP: 0.288, SLG: 0.395		x 0-0 ② F6		x 0-0 1-2 1B		B B B B 4-0 E BB		x 0-0 1B E 1-2 FC6-4 1B	S S S 0-3 ② K	4	1	2	0	1	1	4
Don Kessinger, S (1, 6) OBP: 0.265, SLG: 0.271 Lee Thomas, L (9, PH) OBP: 0.277, SLG: 0.326		x 0-0 ③ F7		x 0-0 ③ F7		x 0-0 E2 1-3 2-H 1B		x 0-0 E5 FC6-4 1B 1-2 2-3	x 0-0 ③ G3	4 1	0 0	1 0	1 0	0 0	0 0	6 2
Dick Ellsworth, L (1, 1) OBP: 0.179, SLG: 0.185 Fergie Jenkins, R (8, 1) OBP: 0.346, SLG: 0.391 Byron Browne, R (8, PH) OBP: 0.324, SLG: 0.481 Bob Hendley, R (9, 1) OBP: 0.333, SLG: 0.375			x 0-0 ① 5-3		x 0-0 G5-4-3 1B	x 0-0 ③ 6-3		S S S 0-3 ① K		3 0 1 0	0 0 0 0	1 0 0 0	0 0 0 0	0 0 0 0	0 0 1 0	2 0 3 0
Inning Stats	R: 0 E: 0 K: 1 S: 5 H: 0 LOB: 0 BB: 0 P: 5	R: 0 E: 0 K: 0 S: 5 H: 2 LOB: 2 BB: 0 P: 5	R: 0 E: 0 K: 0 S: 4 H: 1 LOB: 1 BB: 0 P: 4	R: 0 E: 0 K: 0 S: 5 H: 2 LOB: 2 BB: 0 P: 5	R: 0 E: 0 K: 0 S: 3 H: 1 LOB: 0 BB: 0 P: 3	R: 2 E: 1 K: 0 S: 6 H: 3 LOB: 2 BB: 1 P: 10	R: 0 E: 0 K: 0 S: 5 H: 2 LOB: 2 BB: 0 P: 5	R: 2 E: 1 K: 1 S: 9 H: 3 LOB: 2 BB: 0 P: 9	R: 0 E: 1 K: 1 S: 6 H: 0 LOB: 2 BB: 0 P: 7	1B: 12 2B: 1 3B: 0 HR: 1 SF: 0 SAC: 0 DP: 1 HBP: 1							WP: 0 PB: 0 SB: 0 CS: 0 PA: 44

	AB	42
	R	4
	H	14
	RBI	4
	BB	1
	SO	3
	LOB	28

PITCHER		IP	WLS	BF	H	R	ER	SO	BB	IBB	HBP	BLK	WP	HR	S	P	ERA	WHIP
Don Dennis, R ERA: 5.24	(1, 1)	5.2		26	9	2	2	1	1	0	0	0	0	1	27	31	3.18	1.765
Joe Hoerner, L ERA: 1.18	(6, 1)	1.1	W	9	4	2	1	0	0	0	0	0	0	0	9	9	6.75	3.000
Ron Piche, R ERA:	(8, 1)	2.0	S	9	1	0	0	2	0	0	1	0	0	0	12	13	0.00	0.500

PITCHER	IP	WLS	BF	H	R	ER	SO	BB	IBB	HBP	BLK	WP	HR	S	P	ERA	WHIP

Batter	1	2	3	4	5	6	7	8	9	AB	R	H	RBI	BB	SO	LOB
Curt Flood, R (1, 8) OBP: 0.314, SLG: 0.393	1-3		5-3			F5		2-H 1B		4	0	1	1	0	0	0
Lou Brock, L (1, 7) OBP: 0.298, SLG: 0.417	F5			1-3		F8			HR	4	1	1	1	0	0	0
Tim McCarver, L (1, 2) OBP: 0.318, SLG: 0.438	1B			1-3 1B			6-3		1B SF7 1B	4	1	3	0	0	0	0
Orlando Cepeda, R (1, 3) OBP: 0.371, SLG: 0.551	F8			1-3 1-2			6-3		1-3 FC5-4 1B	4	0	1	0	0	0	2
Mike Shannon, R (1, 9) OBP: 0.361, SLG: 0.531		K		K			K		SF7 3-H	3	0	0	1	0	3	1
Phil Gagliano, R (1, 5) OBP: 0.335, SLG: 0.322		4-3			F2			F8 SH3-4 2B 1B	FC5-4 1B 1-2f	4	1	1	0	0	0	1
Jerry Buchek, R (1, 4) OBP: 0.305, SLG: 0.360		K			F4			SH3-4 1-2	1-2 1B	2	0	0	0	0	1	0
Julian Javier, R (8, 4) OBP: 0.258, SLG: 0.279										1	0	1	0	0	0	0
Dal Maxvill, R (1, 6) OBP: 0.301, SLG: 0.289			1-3		K			F8 2-3	K	4	0	0	0	0	2	3
Bob Gibson, R (1, 1) OBP: 0.254, SLG: 0.338			K			F7		1B 3-H 2B		3	1	1	1	0	1	0
Inning Stats	R: 0 E: 0 K: 0 S: 4 H: 1 LOB: 1 BB: 0 P: 4	R: 0 E: 0 K: 2 S: 7 H: 0 LOB: 0 BB: 0 P: 7	R: 0 E: 0 K: 1 S: 5 H: 0 LOB: 0 BB: 0 P: 5	R: 0 E: 0 K: 1 S: 6 H: 1 LOB: 1 BB: 0 P: 6	R: 0 E: 0 K: 1 S: 5 H: 0 LOB: 0 BB: 0 P: 5	R: 0 E: 0 K: 0 S: 3 H: 0 LOB: 0 BB: 0 P: 3	R: 0 E: 0 K: 1 S: 5 H: 0 LOB: 0 BB: 0 P: 5	R: 2 E: 0 K: 0 S: 5 H: 3 LOB: 1 BB: 0 P: 5	R: 2 E: 0 K: 1 S: 9 H: 4 LOB: 2 BB: 0 P: 9	1B: 7 2B: 1 3B: 0 HR: 1	SF: 1 SAC: 1 DP: 0 HBP: 0						

TOP

St. Louis Cardinals @ Chicago Cubs

Wrigley Field, Chicago, IL

Sat Jul 23 1966, 3:33 AM CDT

Att. 12,008 - Unknown

livebaseballscorecards.com

AB	33
R	4
H	9
RBI	4
BB	0
SO	7
LOB	7

PITCHER		IP	WLS	BF	H	R	ER	SO	BB	IBB	HBP	BLK	WP	HR	S	P	ERA	WHIP
Robin Roberts, R ERA: 3.34	(1, 1)	8.0	L	28	5	2	2	6	0	0	0	0	0	0	40	40	2.25	0.625
Billy Hoeft, L ERA: 4.61	(9, 1)	0.0		2	2	2	2	0	0	0	0	0	0	1	2	2	∞	∞
Don Lee, R ERA: 4.5	(9, 1)	1.0		5	2	0	0	1	0	0	0	0	0	0	7	7	0.00	2.000

PITCHER	IP	WLS	BF	H	R	ER	SO	BB	IBB	HBP	BLK	WP	HR	S	P	ERA	WHIP

Batter	1	2	3	4	5	6	7	8	9	AB	R	H	RBI	BB	SO	LOB
Adolfo Phillips, R (1, 8) OBP: 0.369, SLG: 0.492	2B	FC5-4 1-2f			BB CS			1B		3	0	2	0	1	0	2
Glenn Beckert, R (1, 4) OBP: 0.322, SLG: 0.362	F3		F4		CS 1-2	6-3		F7		4	0	0	0	0	0	1
Billy Williams, L (1, 9) OBP: 0.359, SLG: 0.484	BB		4-3			F5		4-3		3	0	0	0	1	0	1
Ron Santo, R (1, 5) OBP: 0.411, SLG: 0.535	BB 1-2		K			1B			BB 14 1B	2	0	1	0	2	1	0
George Altman, L (1, 7) OBP: 0.274, SLG: 0.383	L7			4-3		F8			K	4	0	0	0	0	1	4
14 Ernie Banks, R (1, 3) OBP: 0.289, SLG: 0.384		F9		F8			F3		1B 1-3	4	0	1	0	0	0	0
Randy Hundley, R (1, 2) OBP: 0.288, SLG: 0.393		6-3		K			G6-4-3 1B		F4	4	0	1	0	0	1	2
Don Kessinger, S (1, 6) OBP: 0.262, SLG: 0.268		E5 BB			3-1		G6-4-3 1-2f		K	3	0	0	0	0	0	1
Marty Keough, L (9, PH) OBP: 0.256, SLG: 0.176										1	0	0	0	0	1	2
Robin Roberts, S (1, 1) OBP: 0.231, SLG: 0.091		FC5-4 1-2 BB			1B			4-1		1	0	1	0	1	0	0
Lee Thomas, L (8, PH) OBP: 0.276, SLG: 0.325										1	0	0	0	0	0	0
Billy Hoeft, L (9, 1) OBP: 0.250, SLG: 0.250										0	0	0	0	0	0	0
Don Lee, R (9, 1) OBP: 1.000, SLG: 1.000										0	0	0	0	0	0	0
Inning Stats	R: 0 E: 0 K: 0 S: 3 H: 1 LOB: 2 BB: 2 P: 11	R: 0 E: 1 K: 0 S: 4 H: 0 LOB: 2 BB: 1 P: 8	R: 0 E: 0 K: 1 S: 5 H: 0 LOB: 0 BB: 0 P: 5	R: 0 E: 0 K: 1 S: 5 H: 0 LOB: 0 BB: 0 P: 5	R: 0 E: 0 K: 0 S: 2 H: 1 LOB: 0 BB: 1 P: 6	R: 0 E: 0 K: 0 S: 4 H: 1 LOB: 1 BB: 0 P: 4	R: 0 E: 0 K: 0 S: 3 H: 1 LOB: 0 BB: 0 P: 3	R: 0 E: 0 K: 0 S: 4 H: 1 LOB: 1 BB: 0 P: 4	R: 0 E: 0 K: 2 S: 8 H: 1 LOB: 2 BB: 1 P: 12	1B: 5 2B: 1 3B: 0 HR: 0 SF: 0 SAC: 0 DP: 1 HBP: 0						

PITCHER	IP	WLS	BF	H	R	ER	SO	BB	IBB	HBP	BLK	WP	HR	S	P	ERA	WHIP
Bob Gibson, R (1, 1) ERA: 2.09	9.0	W	35	6	0	0	4	5	0	0	0	0	0	38	58	0.00	1.222

PITCHER	IP	WLS	BF	H	R	ER	SO	BB	IBB	HBP	BLK	WP	HR	S	P	ERA	WHIP

BOTTOM

St. Louis Cardinals @ Chicago Cubs

Wrigley Field, Chicago, IL

Sat Jul 23 1966, 3:33 AM CDT

Att. 12,008 - Unknown

St.

livebaseballscorecards.com

AB	30
R	0
H	6
RBI	0
BB	5
SO	4
LOB	13

1B: 5	SF: 0	WP: 0	PA: 36
2B: 1	SAC: 0	PB: 0	
3B: 0	DP: 1	SB: 0	
HR: 0	HBP: 0	CS: 1	

Batter	1	2	3	4	5	6	7	8	9	AB	R	H	RBI	BB	SO	LOB
Curt Flood, R (1, 8) OBP: 0.313, SLG: 0.394	5-3		F8		G3 WP 2B	SF7 3-H		F5		4	1	1	1	0	0	1
Lou Brock, L (1, 7) OBP: 0.300, SLG: 0.420	1B SF9 1B		1B 1-3 1B 2B		G3 2-3	FC4 1-2f			4-3	5	2	2	0	0	0	2
Tim McCarver, L (1, 2) OBP: 0.322, SLG: 0.447	1-3 1B		1B 2-3 3-H 1B		9-2 3-H 3B		F9		G3	5	0	3	1	0	0	0
Orlando Cepeda, R (1, 3) OBP: 0.375, SLG: 0.564	SF9 3-H		1-3 3-H 1B		H 1-0 HBP		HR	S S S	K	3	1	2	3	0	1	0
Mike Shannon, R (1, 9) OBP: 0.355, SLG: 0.521	F8		S S S K		9-2 3-Hf		F7			4	0	0	0	0	1	5
Phil Gagliano, R (1, 5) OBP: 0.338, SLG: 0.331		L9	5-3			HBP BB FC6-4 1B	2B			4	1	2	0	0	0	2
Jerry Buchek, R (1, 4) OBP: 0.305, SLG: 0.355 Joe Hoerner, R (7, 1) OBP: 0.333, SLG: 1.333		4-3		F4	B B B B	4-0 FC6-4 HBP 1-2 SF7 BB	S S S K			3	1	0	0	1	1	1
										0	0	0	0	0	0	0
Dal Maxvill, R (1, 6) OBP: 0.300, SLG: 0.284		F9		F9	H 1-0 FC6-4 1-2 2-3 HBP			F8		3	0	0	0	0	0	0
Nelson Briles, R (1, 1) OBP: 0.118, SLG: 0.091 Ron Piche, R (5, 1) Hal Woodeshick, R (5, 1) OBP: 0.250, SLG: 0.500 Bob Skinner, L (6, PH) OBP: 0.231, SLG: 0.297 Tracy Stallard, R (6, 1) Julian Javier, R (7, 4) OBP: 0.257, SLG: 0.278			2B 1B 1B	S S S K		FC6-4 FC4 1-2f 2-3 3-H		F3		2	1	1	0	0	1	0
										0	0	0	0	0	0	0
										0	0	0	0	0	0	0
										1	0	0	1	0	0	2
										0	0	0	0	0	0	0
										1	0	0	0	0	0	0
Inning Stats	R: 1 E: 0 K: 0 S: 5 H: 2 LOB: 1 BB: 0 P: 5	R: 0 E: 0 K: 0 S: 3 H: 0 LOB: 0 BB: 0 P: 3	R: 2 E: 0 K: 1 S: 9 H: 4 LOB: 2 BB: 0 P: 9	R: 0 E: 0 K: 1 S: 5 H: 0 LOB: 0 BB: 0 P: 5	R: 1 E: 0 K: 0 S: 4 H: 2 LOB: 1 BB: 0 P: 5	R: 2 E: 0 K: 0 S: 4 H: 1 LOB: 1 BB: 1 P: 9	R: 1 E: 0 K: 1 S: 7 H: 2 LOB: 1 BB: 0 P: 7	R: 0 E: 0 K: 0 S: 3 H: 0 LOB: 0 BB: 0 P: 3	R: 0 E: 0 K: 1 S: 5 H: 0 LOB: 0 BB: 0 P: 5	1B: 6 2B: 4 3B: 1 HR: 1 SF: 2 SAC: 0 DP: 1 HBP: 2						

PITCHER	IP	WLS	BF	H	R	ER	SO	BB	IBB	HBP	BLK	WP	HR	S	P	ERA	WHIP
Cal Koonce, R (1, 1) ERA: 5.33	2.1		13	6	3	3	0	0	0	0	0	0	0	13	13	11.57	2.571
Bill Hands, R (3, 1) ERA: 4.58	2.2	W	13	3	3	3	2	1	0	2	0	1	0	14	20	10.12	1.500
Bob Hendley, L (6, 1) ERA: 4.53	4.0	S	14	2	1	1	2	0	0	0	0	0	1	18	18	2.25	0.500

PITCHER	IP	WLS	BF	H	R	ER	SO	BB	IBB	HBP	BLK	WP	HR	S	P	ERA	WHIP

TOP

St. Louis Cardinals @ Chicago Cubs

Wrigley Field, Chicago, IL

Sun Jul 24 1966, 3:33 AM CDT

Unknown - 80 F

livebaseballscorecards.com

AB	35
R	7
H	11
RBI	6
BB	1
SO	4
LOB	13

WP: 1 PA: 40
PB: 0
SB: 0
CS: 0

Batter	1	2	3	4	5	6	7	8	9	AB	R	H	RBI	BB	SO	LOB
Adolfo Phillips, R (1, 8) OBP: 0.373, SLG: 0.498	0-0 S 1B 1B	0-3 K		0-0 F9	0-0 2B 2B 1-3 2-H		0-0 E7 FC5-2 S 1-3 1B 1B			5	3	3	1	0	1	1
Glenn Beckert, R (1, 4) OBP: 0.323, SLG: 0.365	0-0 1B 1B 1-H 1B		0-0 F3	0-3 K	2-H 3-H 2B		0-0 FC5-2 1B 1-3 3-H			5	1	2	3	0	1	3
Billy Williams, L (1, 9) OBP: 0.362, SLG: 0.484	0-0 1B 14 SF8 1-3 1B		0-0 F8	4-0 BB 1-2	0-0 F9		0-0 FC6-4 1-3 3-H 1B			4	1	2	1	1	0	1
Ron Santo, R (1, 5) OBP: 0.411, SLG: 0.541	0-3 K	4-0 2B HBP BB		0-3 K		0-0 HR	0-0 FC6-4 1-2f			4	2	1	1	1	2	6
George Altman, L (1, 7) OBP: 0.297, SLG: 0.432	0-0 1-3 3-H 1B	0-0 HBP 1-3 2B			0-0 HR	4-0 14 CS BB		0-3 K		4	1	3	2	1	1	0
14 Ernie Banks, R (1, 3) OBP: 0.287, SLG: 0.380	0-0 SF8 3-H	4-0 HBP IBB			0-0 5-3	0-0 L8 1-2		0-0 F8		3	0	0	1	1	0	1
Don Bryant, R (1, 2) OBP: 0.375, SLG: 0.333	0-0 4-3		1-0 FC6-4 1-2 2-3 3-H HBP		0-0 1B 2B 1B	0-0 L3		0-0 6-3		4	1	1	1	0	0	1
Don Kessinger, S (1, 6) OBP: 0.262, SLG: 0.268		0-0 6-3	0-0 FC6-4 1-2f		0-0 2B 2B 1-2 1B		0-0 4-3			4	1	1	0	0	0	3
Cal Koonce, R (1, 1) Bill Hands, R (3, 1) OBP: 0.147, SLG: 0.097 Bob Hendley, R (6, 1) OBP: 0.400, SLG: 0.375		0-3 K		0-0 BB 1B	0-3 K		4-0 E 1B FC5-2 BB			1 2 0	0 0 0	0 1 0	0 0 0	0 0 0	1 1 1	0 2 0
Inning Stats	R: 3 H: 4 E: 0 LOB: 1 K: 1 BB: 0 S: 9 P: 9	R: 0 H: 0 E: 0 LOB: 0 K: 2 BB: 0 S: 7 P: 7	R: 1 H: 1 E: 0 LOB: 3 K: 0 BB: 2 S: 4 P: 13	R: 0 H: 1 E: 0 LOB: 2 K: 2 BB: 1 S: 8 P: 12	R: 4 H: 5 E: 0 LOB: 1 K: 1 BB: 0 S: 10 P: 10	R: 1 H: 1 E: 0 LOB: 0 K: 0 BB: 1 S: 3 P: 7	R: 1 H: 2 E: 1 LOB: 2 K: 0 BB: 1 S: 5 P: 9	R: 0 H: 0 E: 0 LOB: 0 K: 1 BB: 0 S: 5 P: 5		1B: 9 SF: 1 2B: 3 SAC: 0 3B: 0 DP: 0 HR: 2 HBP: 1						

PITCHER		IP	WLS	BF	H	R	ER	SO	BB	IBB	HBP	BLK	WP	HR	S	P	ERA	WHIP
Nelson Briles, R ERA: 3.55	(1, 1)	4.1	L	26	9	7	7	5	2	1	1	0	0	1	32	45	14.54	2.538
Ron Piche, R ERA: 2.25	(5, 1)	0.1		3	2	1	1	1	0	0	0	0	0	0	5	5	27.00	6.000
Hal Woodeshick, L ERA: 2.7	(5, 1)	0.1		1	0	0	0	0	0	0	0	0	0	0	1	1	0.00	0.000
Tracy Stallard, R ERA: 5.68	(6, 1)	1.2		8	2	2	2	0	2	0	0	0	0	1	6	14	10.80	2.400
Joe Hoerner, L ERA: 1.14	(7, 1)	1.1		5	1	0	0	1	0	0	0	0	0	0	7	7	0.00	0.750

PITCHER	IP	WLS	BF	H	R	ER	SO	BB	IBB	HBP	BLK	WP	HR	S	P	ERA	WHIP

BOTTOM

St. Louis Cardinals @ Chicago Cubs

Wrigley Field, Chicago, IL

Sun Jul 24 1966, 3:33 AM CDT

Unknown - 80 F

livebaseballscorecards.com

AB	36
R	10
H	14
RBI	10
BB	5
SO	7
LOB	18

WP: 0	PA: 43		
PB: 0			
SB: 2			
CS: 1			

TOP

St. Louis Cardinals @ Chicago Cubs

Wrigley Field, Chicago, IL

Sun Jul 24 1966, 3:38 AM CDT

Att. 30,931 - Unknown

livebaseballscorecards.com

Batter	1	2	3	4	5	6	7	8	9	10	AB	R	H	RBI	BB	SO	LOB
Lou Brock, L (1, 7) OBP: 0.301, SLG: 0.428	K			4-3		F8 S 1B, 1B		FC4-6 1B, 1-2f		HR, 1-H, 3-H	5	3	2	3	0	1	1
Jerry Buchek, R (1, 5) OBP: 0.306, SLG: 0.356	K			CS 1B		K2-3, 1-2		1B, 1-H		6-3	5	0	2	1	0	2	1
Curt Flood, R (1, 8) OBP: 0.309, SLG: 0.389	F8			F8, 1-2		F8, 2-3		L8		5-3	5	0	0	0	0	0	3
Orlando Cepeda, R (1, 3) OBP: 0.373, SLG: 0.559		K			F3	CS 1B, 3-H			6-3		4	0	1	1	0	1	0
Mike Shannon, R (1, 9) OBP: 0.353, SLG: 0.521		K			HR 2B	CS, 1-2	E5 FC2-6		1-3		4	1	1	0	0	1	0
Julian Javier, R (1, 4) OBP: 0.257, SLG: 0.289		F3			HR, 2-H		FC2-6 L6-3, 1-2f		K		4	1	1	2	0	1	1
Dal Maxvill, R (1, 6) OBP: 0.299, SLG: 0.283			K		1B		L6-3, 1-2			E6 1B HR	4	1	1	0	0	1	1
Pat Corrales, R (1, 2) OBP: 0.210, SLG: 0.207 Tim McCarver, L (8, PH) OBP: 0.323, SLG: 0.447 (8, 2)			K		F4			F8		FC4 2-3, 1B	2 2	0 0	0 1	0 0	0 0	1 0	1 0
Larry Jaster, L (1, 1) OBP: 0.333, SLG: 0.250 Don Dennis, R (6, 1) OBP: 0.111, SLG: 0.111 Joe Hoerner, R (8, 1) OBP: 0.333, SLG: 1.333 Tito Francona, L (10, PH) OBP: 0.292, SLG: 0.351 Ron Piche, R (10, 1) OBP: 0.250, SLG: 0.500 Hal Woodeshick, R (10, 1) OBP: 0.250, SLG: 0.500 Nelson Briles, R (10, 1) OBP: 0.118, SLG: 0.091			K		F5			FC4-6, 1B		FC4 1-2f, HR	2 1 0 1 0 0 0	0 0 0 1 0 0 0	0 1 0 0 0 0 0	0 0 0 0 0 0 0	0 0 0 0 0 0 0	1 0 0 0 0 0 0	1 0 0 2 0 0 0
Inning Stats	R: 0 E: 0 K: 2 S: 7 H: 0 LOB: 0 BB: 0 P: 7	R: 0 E: 0 K: 2 S: 7 H: 0 LOB: 0 BB: 0 P: 7	R: 0 E: 0 K: 3 S: 9 H: 0 LOB: 0 BB: 0 P: 9	R: 0 E: 0 K: 0 S: 3 H: 1 LOB: 0 BB: 0 P: 3	R: 2 E: 0 K: 0 S: 6 H: 3 LOB: 1 BB: 0 P: 6	R: 1 E: 0 K: 1 S: 6 H: 2 LOB: 0 BB: 0 P: 6	R: 0 E: 1 K: 0 S: 3 H: 0 LOB: 0 BB: 0 P: 3	R: 1 E: 0 K: 0 S: 5 H: 2 LOB: 1 BB: 0 P: 5	R: 0 E: 0 K: 1 S: 5 H: 0 LOB: 0 BB: 0 P: 5	R: 3 E: 1 K: 0 S: 6 H: 2 LOB: 0 BB: 0 P: 6	1B: 7 2B: 2 3B: 0 HR: 2	SF: 0 SAC: 0 DP: 1 HBP: 0						

	AB	39
	R	7
	H	10
	RBI	7
	BB	0
	SO	9
	LOB	11

WP: 0 PB: 0 SB: 1 CS: 2 PA: 40

PITCHER		IP	WLS	BF	H	R	ER	SO	BB	IBB	HBP	BLK	WP	HR	S	P	ERA	WHIP
Ken Holtzman, L ERA: 4.13	(1, 1)	6.0		22	6	3	3	8	0	0	0	0	0	1	38	38	4.50	1.000
Fergie Jenkins, R ERA: 3.97	(7, 1)	1.2		7	2	1	1	0	0	0	0	0	0	0	7	7	5.40	1.200
Cal Koonce, R ERA: 5.43	(8, 1)	2.1	L	10	2	3	2	1	0	0	0	0	0	1	12	12	7.71	0.857

PITCHER		IP	WLS	BF	H	R	ER	SO	BB	IBB	HBP	BLK	WP	HR	S	P	ERA	WHIP

Batter	1	2	3	4	5	6	7	8	9	10	AB	R	H	RBI	BB	SO	LOB
Adolfo Phillips, R (1, 8) OBP: 0.377, SLG: 0.514	F4			6-3		1B, 1B, HBP (1-2)		HR		6-3, 2B	4	2	2	1	0	0	0
Glenn Beckert, R (1, 4) OBP: 0.324, SLG: 0.364	F5			5-3		1B, 14, 1B (1-H, 2-H)		L4		BBB, 6-3, BB	4	1	1	1	1	0	0
Billy Williams, L (1, 9) OBP: 0.364, SLG: 0.487	CS, 1B			BBBB, FC5-4, BB		F8		2B		F5	4	0	2	0	1	0	3
Ron Santo, R (1, 5) OBP: 0.411, SLG: 0.538	CS (1-2)	F9		FC5-4 (1-2f)		14, 1B (1-2)		FC6-4, IBB		6-3 (1-2, 2-3)	4	0	1	0	1	0	3
14 Ernie Banks, R (1, 3) OBP: 0.286, SLG: 0.377		F2			F8	1B (1-3, 2-H)		F8		4-3	5	0	1	1	0	0	4
Randy Hundley, R (1, 2) OBP: 0.285, SLG: 0.389		1-3			5-3	F4		FC6-4 (1-2f)			3	0	0	0	0	0	2
Don Bryant, R (8, 2) OBP: 0.353, SLG: 0.313											1	0	0	0	0	0	2
Byron Browne, R (1, 7) OBP: 0.323, SLG: 0.476		F9			BBBB, PO, BB		F9		F8		3	0	0	0	1	0	0
Don Kessinger, S (1, 6) OBP: 0.258, SLG: 0.264		F7			PO (1-2)	1-3	6-3		F8		4	0	0	0	0	0	0
Ken Holtzman, R (1, 1) OBP: 0.083, SLG: 0.057		F3				HBP, 1B, 1B	1-3		F8		1	0	0	0	0	0	0
Joey Amalfitano, R (6, PH) OBP: 0.265, SLG: 0.214											1	1	1	0	0	0	0
Fergie Jenkins, R (7, 1) OBP: 0.333, SLG: 0.375											1	0	0	0	0	0	0
Cal Koonce, R (8, 1)											1	0	0	0	0	0	0
Inning Stats	R: 0 E: 0 K: 0 S: 3 H: 1 LOB: 0 BB: 0 P: 3	R: 0 E: 0 K: 0 S: 3 H: 0 LOB: 0 BB: 0 P: 3	R: 0 E: 0 K: 0 S: 3 H: 0 LOB: 0 BB: 0 P: 3	R: 0 E: 0 K: 0 S: 3 H: 0 LOB: 1 BB: 1 P: 7	R: 0 E: 0 K: 0 S: 2 H: 0 LOB: 0 BB: 1 P: 6	R: 3 E: 0 K: 0 S: 7 H: 4 LOB: 2 BB: 0 P: 8	R: 0 E: 0 K: 0 S: 3 H: 0 LOB: 0 BB: 0 P: 3	R: 1 E: 0 K: 0 S: 5 H: 2 LOB: 2 BB: 1 P: 9	R: 0 E: 0 K: 0 S: 3 H: 0 LOB: 0 BB: 0 P: 3	R: 0 E: 0 K: 0 S: 4 H: 1 LOB: 2 BB: 1 P: 8	1B: 5 2B: 2 3B: 0 HR: 1	SF: 0 SAC: 0 DP: 0 HBP: 1						

PITCHER		IP	WLS	BF	H	R	ER	SO	BB	IBB	HBP	BLK	WP	HR	S	P	ERA	WHIP
Larry Jaster, L ERA: 4.06	(1, 1)	5.2		22	4	3	3	0	2	0	1	0	0	0	19	28	4.76	1.059
Don Dennis, R ERA: 5.25	(6, 1)	1.2		7	2	1	1	0	0	0	0	0	0	1	7	7	5.40	1.200
Joe Hoerner, L ERA: 1.1	(8, 1)	1.2	W	7	1	0	0	0	0	1	0	0	0	0	6	10	0.00	0.600
Ron Piche, R ERA: 2.25	(10, 1)	0.0		2	1	0	0	0	1	0	0	0	0	0	1	5	∞	∞
Hal Woodeshick, L ERA: 2.65	(10, 1)	0.2		2	0	0	0	0	0	0	0	0	0	0	2	2	0.00	0.000

PITCHER		IP	WLS	BF	H	R	ER	SO	BB	IBB	HBP	BLK	WP	HR	S	P	ERA	WHIP
Nelson Briles, R ERA: 3.54	(10, 1)	0.1	S	1	0	0	0	0	0	0	0	0	0	0	1	1	0.00	0.000

BOTTOM

St. Louis Cardinals @ Chicago Cubs

Wrigley Field, Chicago, IL

Sun Jul 24 1966, 3:38 AM CDT

Att. 30,931 - Unknown

livebaseballscorecards.com

AB	36
R	4
H	8
RBI	3
BB	4
SO	0
LOB	14

WP: 0 PA: 43
PB: 0
SB: 0
CS: 1

Batter	1	2	3	4	5	6	7	8	9	AB	R	H	RBI	BB	SO	LOB
Adolfo Phillips, R (1, 8) OBP: 0.370, SLG: 0.504	5-3		K		5-3		K		F2	5	0	0	0	0	2	1
Glenn Beckert, R (1, 4) OBP: 0.323, SLG: 0.360	HR HBP		K		L9		P5		K	4	1	0	0	0	2	1
Billy Williams, L (1, 9) OBP: 0.369, SLG: 0.505	1-H HR		1B		HR		WP 1B BB		L5	4	3	3	3	1	0	1
Ron Santo, R (1, 5) OBP: 0.409, SLG: 0.534	K		4-3		6-3		S 1-H 1B			4	0	1	1	0	1	1
George Altman, L (1, 7) OBP: 0.287, SLG: 0.417	F2			F7		4-3	6-3 1-2			4	0	0	0	0	0	1
14 Ernie Banks, R (1, 3) OBP: 0.288, SLG: 0.382 John Boccabella, R (8, 3) OBP: 0.261, SLG: 0.373		F8		2B SF8 1B		2B		K		4 0	1 0	2 0	0 0	0 0	1 0	0 0
Randy Hundley, R (1, 2) OBP: 0.288, SLG: 0.403		HR		1-3 2B		K		F9		4	1	2	1	0	1	1
Don Kessinger, S (1, 6) OBP: 0.258, SLG: 0.262		F7		SF8 3-H		IBB		5-3		2	0	0	1	1	0	0
Dick Ellsworth, L (1, 1) OBP: 0.169, SLG: 0.175 Fergie Jenkins, R (8, 1) OBP: 0.333, SLG: 0.375 Lee Thomas, L (9, PH) OBP: 0.279, SLG: 0.325		4-3		G3		K			BB	3 0 0	0 0 0	0 0 0	0 0 0	0 0 1	1 0 0	3 0 0
Inning Stats	R: 2 H: 1 E: 0 LOB: 0 K: 1 BB: 0 S: 6 P: 7	R: 1 H: 1 E: 0 LOB: 0 K: 0 BB: 0 S: 4 P: 4	R: 0 H: 1 E: 0 LOB: 1 K: 2 BB: 0 S: 8 P: 8	R: 1 H: 2 E: 0 LOB: 1 K: 0 BB: 0 S: 5 P: 5	R: 1 H: 1 E: 0 LOB: 0 K: 0 BB: 0 S: 4 P: 4	R: 0 H: 1 E: 0 LOB: 2 K: 2 BB: 1 S: 8 P: 12	R: 1 H: 1 E: 0 LOB: 1 K: 1 BB: 1 S: 6 P: 10	R: 0 H: 0 E: 0 LOB: 0 K: 1 BB: 0 S: 5 P: 5	R: 0 H: 0 E: 0 LOB: 1 K: 1 BB: 1 S: 5 P: 9	1B: 3 SF: 1 2B: 2 SAC: 0 3B: 0 DP: 0 HR: 3 HBP: 1						

TOP

Chicago Cubs @ Cincinnati Reds

Crosley Field, Cincinnati, OH

Tue Jul 26 1966, 7:05 PM EDT

Att. 6,452 - Unknown

livebaseballscorecards.com

AB	34
R	6
H	8
RBI	6
BB	3
SO	8
LOB	9

WP: 1 PA: 39
PB: 0
SB: 1
CS: 0

PITCHER		IP	WLS	BF	H	R	ER	SO	BB	IBB	HBP	BLK	WP	HR	S	P	ERA	WHIP
Milt Pappas, R ERA: 4.31	(1, 1)	5.0		22	6	5	5	3	0	0	1	0	0	3	27	28	9.00	1.200
Jack Baldschun, R ERA: 5.57	(6, 1)	2.0		10	2	1	1	3	1	1	0	0	1	0	14	22	4.50	1.500
Don Nottebart, R ERA: 1.86	(8, 1)	2.0	W	7	0	0	0	2	1	0	0	0	0	0	10	14	0.00	0.500

PITCHER	IP	WLS	BF	H	R	ER	SO	BB	IBB	HBP	BLK	WP	HR	S	P	ERA	WHIP

BOTTOM

Chicago Cubs @ Cincinnati Reds

Crosley Field, Cincinnati, OH

Tue Jul 26 1966, 7:05 PM EDT

Att. 6,452 - Unknown

livebaseballscorecards.com

Batter	1	2	3	4	5	6	7	8	9	AB	R	H	RBI	BB	SO	LOB
Tommy Harper, R (1, 9) OBP: 0.370, SLG: 0.400	0-0 1-3 HR 1B		0-0 6-3 ②		0-0 FC6 1B		0-0 4-3 ③			4	1	2	0	0	0	1
Vada Pinson, L (1, 8) OBP: 0.331, SLG: 0.424	0-0 F8 ①		0-0 5-3 ③		0-0 FC6 ③ 1-2f			0-0 SH5-4 1B 1B		4	1	1	0	0	0	2
Pete Rose, S (1, 4) OBP: 0.309, SLG: 0.377	0-0 1-3 ② 1-2			0-0 BB 1B 1B		0-0 5-3 ①		0-0 SH5-4 ① 1-2		3	1	1	0	0	0	1
Tony Perez, R (1, 3) OBP: 0.294, SLG: 0.367	0-0 2-H HR			BBBB 4-0 WP 1B 4-3 1-2 BB		0-0 4-3 ②		0-0 1B HR 2-H 1B		3	3	2	3	1	0	0
Tommy Helms, R (1, 5) OBP: 0.332, SLG: 0.412	0-0 6-3 ③			0-0 4-3 WP L3-5 1-2 2-H 1B		0-0 F8 ③		0-0 1-3 HR 1B		4	1	2	1	0	0	0
Deron Johnson, R (1, 7) OBP: 0.268, SLG: 0.360		0-0 L5 ①		0-0 4-3 ① 1-3 2-H			0-0 6-3 ①	0-0 1-H 3-H HR		4	1	1	4	0	0	1
Art Shamsky, L (9, 7) OBP: 0.321, SLG: 0.507										0	0	0	0	0	0	0
Jimmie Coker, R (1, 2) OBP: 0.261, SLG: 0.432		0-0 P4 ②		0-0 L3-5 ②③ 3-H			0-0 HR	SSS 0-3 K ②		4	1	1	1	0	1	1
Leo Cardenas, R (1, 6) OBP: 0.312, SLG: 0.420		0-0 F7 ③			0-0 5-3 ①		0-0 F9 ②	0-0 2B		4	0	1	0	0	0	0
Milt Pappas, R (1, 1) OBP: 0.140, SLG: 0.229			0-0 F8 ①		0-0 5-3 ②		SSS 0-0 1B	SSS 0-3 K ③		1	0	0	0	0	0	0
Dick Simpson, R (5, PH) OBP: 0.286, SLG: 0.361										1	0	0	0	0	0	0
Jack Baldschun, R (6, 1)										0	0	0	0	0	0	0
Don Pavletich, R (7, PH) OBP: 0.347, SLG: 0.521										1	0	1	0	0	0	0
Sammy Ellis, L (7, PR) OBP: 0.178, SLG: 0.098										0	0	0	0	0	0	0
Don Nottebart, R (8, 1) OBP: 0.118, SLG: 0.063										1	0	0	0	0	1	1
Inning Stats	R: 2 E: 0 K: 0 S: 5 H: 2 LOB: 0 BB: 0 P: 5	R: 0 E: 0 K: 0 S: 3 H: 0 LOB: 0 BB: 0 P: 3	R: 0 E: 0 K: 0 S: 3 H: 0 LOB: 0 BB: 0 P: 3	R: 2 E: 0 K: 0 S: 4 H: 2 LOB: 0 BB: 1 P: 8	R: 0 E: 0 K: 0 S: 4 H: 1 LOB: 1 BB: 0 P: 4	R: 0 E: 0 K: 0 S: 3 H: 0 LOB: 0 BB: 0 P: 3	R: 1 E: 0 K: 0 S: 5 H: 2 LOB: 1 BB: 0 P: 5	R: 4 E: 0 K: 2 S: 12 H: 5 LOB: 1 BB: 0 P: 12		1B: 8 2B: 2 3B: 0 HR: 3 SF: 0 SAC: 1 DP: 1 HBP: 0						

	AB	34
	R	9
	H	12
	RBI	9
	BB	1
	SO	2
	LOB	7

WP: 1 PB: 0 SB: 0 CS: 0 PA: 36

PITCHER		IP	WLS	BF	H	R	ER	SO	BB	IBB	HBP	BLK	WP	HR	S	P	ERA	WHIP
Dick Ellsworth, L ERA: 4.53	(1, 1)	7.1	L	33	11	9	9	0	1	0	0	0	1	3	32	36	11.04	1.636
Fergie Jenkins, R ERA: 3.95	(8, 1)	0.2		3	1	0	0	2	0	0	0	0	0	0	7	7	0.00	1.500

PITCHER	IP	WLS	BF	H	R	ER	SO	BB	IBB	HBP	BLK	WP	HR	S	P	ERA	WHIP

Batter	1	2	3	4	5	6	7	8	9	AB	R	H	RBI	BB	SO	LOB
Adolfo Phillips, R (1, 8) OBP: 0.365, SLG: 0.496	P5		F8			F2		5-3		4	0	0	0	0	0	0
Glenn Beckert, R (1, 4) OBP: 0.320, SLG: 0.357	P5		P5			G3		6-3		4	0	0	0	0	0	0
Billy Williams, L (1, 9) OBP: 0.368, SLG: 0.503	4-3			G3		HR 1B		P9		4	1	1	0	0	0	0
Ron Santo, R (1, 5) OBP: 0.410, SLG: 0.543		P6		1B		1-H HR			5-3	4	1	2	2	0	0	0
14 Ernie Banks, R (1, 3) OBP: 0.291, SLG: 0.382		K		F2		1B			B B B B G6-4-3 BB	3	0	1	0	1	1	1
Randy Hundley, R (1, 2) OBP: 0.287, SLG: 0.401		2B 1B		F9		4-3			G6-4-3 1-2f	4	0	1	0	0	0	3
Byron Browne, R (1, 7) OBP: 0.323, SLG: 0.478		1-3 2B			4-3		K			3	0	1	0	0	1	0
Don Kessinger, S (1, 6) OBP: 0.259, SLG: 0.263		L8			G4-6-3 1B		F9			3	0	1	0	0	0	2
Robin Roberts, S (1, 1) OBP: 0.222, SLG: 0.087			P6		G4-6-3 1-2f		F2			1	0	0	0	0	0	0
Joey Amalfitano, R (5, PH) OBP: 0.257, SLG: 0.207										1	0	0	0	0	0	1
Bob Hendley, R (5, 1) OBP: 0.400, SLG: 0.375										0	0	0	0	0	0	0
John Boccabella, R (7, PH) OBP: 0.258, SLG: 0.369										1	0	0	0	0	0	0
Don Lee, R (7, 1) OBP: 1.000, SLG: 1.000										0	0	0	0	0	0	0
Inning Stats	R: 0 E: 0 K: 0 S: 3 / H: 0 LOB: 0 BB: 0 P: 3	R: 0 E: 0 K: 1 S: 7 / H: 2 LOB: 2 BB: 0 P: 7	R: 0 E: 0 K: 0 S: 3 / H: 0 LOB: 0 BB: 0 P: 3	R: 0 E: 0 K: 0 S: 4 / H: 1 LOB: 1 BB: 0 P: 4	R: 0 E: 0 K: 0 S: 3 / H: 1 LOB: 0 BB: 0 P: 3	R: 2 E: 0 K: 0 S: 6 / H: 3 LOB: 1 BB: 0 P: 6	R: 0 E: 0 K: 1 S: 5 / H: 0 LOB: 0 BB: 0 P: 5	R: 0 E: 0 K: 0 S: 3 / H: 0 LOB: 0 BB: 0 P: 3	R: 0 E: 0 K: 0 S: 2 / H: 0 LOB: 0 BB: 1 P: 6	1B: 5 2B: 1 3B: 0 HR: 1	SF: 0 SAC: 0 DP: 2 HBP: 0						

PITCHER	IP	WLS	BF	H	R	ER	SO	BB	IBB	HBP	BLK	WP	HR	S	P	ERA	WHIP
Jim O'Toole, L (1, 1) ERA: 2.6	9.0	W	33	7	2	2	2	1	0	0	0	0	1	36	40	2.00	0.889

PITCHER	IP	WLS	BF	H	R	ER	SO	BB	IBB	HBP	BLK	WP	HR	S	P	ERA	WHIP

TOP

Chicago Cubs @ Cincinnati Reds

Crosley Field, Cincinnati, OH

Wed Jul 27 1966, 7:05 PM EDT

Att. 8,069 - Unknown

livebaseballscorecards.com

AB	32
R	2
H	7
RBI	2
BB	1
SO	2
LOB	7

WP: 0 PB: 0 SB: 0 CS: 0 PA: 33

Batter	1	2	3	4	5	6	7	8	9	AB	R	H	RBI	BB	SO	LOB
Tommy Harper, R (1, 9) OBP: 0.368, SLG: 0.403	0-0 1B 3B		0-0 F8 ①	0-0 5-3 ②	0-0 FC1-6-5 ② FC5 2-3		0-0 F8 ②			5	1	1	0	0	0	2
Pete Rose, S (1, 4) OBP: 0.315, SLG: 0.388	0-0 L6-3 1B 3-H		0-0 1B E 1B	0-0 HR	0-0 FC5 ③ 2-3		BBBB 4-0 1B 2B BB			4	3	3	2	1	0	1
Vada Pinson, L (1, 8) OBP: 0.334, SLG: 0.429	0-0 F2 ①		0-0 S E 1B 1-3	0-0 2B		SSS 0-3 K ①	0-0 2B 1B 1-3 2-H			5	2	3	1	0	1	1
Gordy Coleman, L (1, 3) OBP: 0.319, SLG: 0.322 Deron Johnson, R (6, PH) OBP: 0.272, SLG: 0.367 (7, 3)	0-0 L6-3 ②③ 1-2		SSS 0-3 K ② 1-2	0-0 3-1 ③		0-0 1B 1B	0-0 2B 2-H 3-H			3 2	0 0	0 2	0 2	0 0	1 0	4 0
Art Shamsky, L (1, 7) OBP: 0.323, SLG: 0.500		0-0 P7 ①	BBBB 4-0 E BB		0-0 SH BB 1B	0-0 F8 ②	0-0 F9 ③			4	1	1	0	1	0	2
Tommy Helms, R (1, 5) OBP: 0.343, SLG: 0.423	0-0 2B	0-0 E7 1-3 2-H 3-H 1B			BBB 4-0 SH 1-2 1B BB	0-0 1-2 1B		0-0 1B		4	1	4	2	1	0	0
Johnny Edwards, L (1, 2) OBP: 0.298, SLG: 0.313	0-0 F7 ②	0-0 F9 ③			0-0 SH 1B 1-3 2-H	SSS 0-3 K ③		SSS 0-3 K ①		4	1	0	0	0	2	6
Leo Cardenas, R (1, 6) OBP: 0.317, SLG: 0.431 Giraldo Ruiz, S (8, 6) OBP: 0.257, SLG: 0.229	BBBB 4-0 FC6 BB			0-0 HR	0-0 FC1-6-3 2-H 3-H 1B		0-0 E4 SH1-4 1B	0-0 F8 ②		3 1	2 0	2 0	3 0	1 0	0 0	0 1
Jim O'Toole, S (1, 1) OBP: 0.143, SLG: 0.111	0-0 FC6 ③ 1-2f			0-0 F9 ①	0-0 6-3 ①		0-0 SH1-4 ① 1-2	0-0 P9 ③		4	0	0	0	0	0	4
Inning Stats	R: 1 E: 0 K: 0 S: 4 H: 2 LOB: 0 BB: 0 P: 4	R: 0 E: 0 K: 0 S: 4 H: 1 LOB: 2 BB: 1 P: 8	R: 2 E: 1 K: 1 S: 8 H: 3 LOB: 2 BB: 1 P: 12	R: 2 E: 0 K: 0 S: 6 H: 3 LOB: 1 BB: 0 P: 6	R: 3 E: 1 K: 0 S: 6 H: 2 LOB: 1 BB: 1 P: 10	R: 0 E: 0 K: 2 S: 9 H: 2 LOB: 2 BB: 0 P: 9	R: 3 E: 1 K: 0 S: 6 H: 2 LOB: 1 BB: 1 P: 10	R: 0 E: 0 K: 1 S: 6 H: 1 LOB: 1 BB: 0 P: 6		1B: 10 2B: 4 3B: 1 HR: 2	SF: 0 SAC: 2 DP: 1 HBP: 0					

PITCHER		IP	WLS	BF	H	R	ER	SO	BB	IBB	HBP	BLK	WP	HR	S	P	ERA	WHIP
Robin Roberts, R ERA: 3.67	(1, 1)	4.0	L	22	9	5	5	1	2	0	0	0	0	2	22	30	11.25	2.750
Bob Hendley, L ERA: 4.69	(5, 1)	2.0		12	4	3	2	2	1	0	0	0	0	0	15	19	9.00	2.500
Don Lee, R ERA: 4.22	(7, 1)	2.0		11	3	3	0	1	1	0	0	0	0	0	12	16	0.00	2.000

PITCHER	IP	WLS	BF	H	R	ER	SO	BB	IBB	HBP	BLK	WP	HR	S	P	ERA	WHIP

BOTTOM

Chicago Cubs @ Cincinnati Reds

Crosley Field, Cincinnati, OH

Wed Jul 27 1966, 7:05 PM EDT

Att. 8,069 - Unknown

livebaseballscorecards.com

AB	39
R	11
H	16
RBI	10
BB	4
SO	4
LOB	21

WP: 0	PA: 45		
PB: 0			
SB: 1			
CS: 0			

Batter	1	2	3	4	5	6	7	8	9	AB	R	H	RBI	BB	SO	LOB
Adolfo Phillips, R (1, 8) OBP: 0.363, SLG: 0.494	6-3 2B		1-3		P2		K	K		5	0	1	0	0	2	4
Glenn Beckert, R (1, 4) OBP: 0.316, SLG: 0.352	6-3 2-3		F8		F2		G1-6-3 1-2f		L8	5	0	0	0	0	0	2
Billy Williams, L (1, 9) OBP: 0.369, SLG: 0.503	5-3		1B 2B			P5		4-3	14 HR BB	4	2	1	0	1	0	1
Ron Santo, R (1, 5) OBP: 0.415, SLG: 0.548	BB		2-H 1B			BB 2B		14 2B 1B	F8	4	1	3	1	1	0	1
14 Ernie Banks, R (1, 3) OBP: 0.293, SLG: 0.395	K		F8			F3		1B 1-3 BB 2B	1-H HR	5	2	2	2	0	1	4
Randy Hundley, R (1, 2) OBP: 0.289, SLG: 0.399		5-3		P6		BB HBP		BB BB 2-3 3-H 1B	P6	4	0	1	1	0	0	0
Byron Browne, R (1, 7) OBP: 0.327, SLG: 0.478		1B 1B		K		BB 1-2 2-3		BB BB 1-2		2	0	1	0	1	1	0
George Altman, L (8, PH) OBP: 0.293, SLG: 0.417 (8, 7)										0	0	0	0	1	0	0
Don Kessinger, S (1, 6) OBP: 0.262, SLG: 0.264		1-3 1B		F7		5-3		1-2 2-3 3-H BB		3	0	1	1	1	0	3
Curt Simmons, L (1, 1) OBP: 0.136, SLG: 0.143		K			K		G1-6-3 1B	P4		1	0	0	0	0	1	1
Joey Amalfitano, R (5, PH) OBP: 0.250, SLG: 0.200										1	0	0	0	0	1	0
Cal Koonce, R (5, 1)										0	0	0	0	0	0	0
John Boccabella, R (7, PH) OBP: 0.264, SLG: 0.375										1	0	1	0	0	0	0
Don Lee, R (7, 1) OBP: 1.000, SLG: 1.000										0	0	0	0	0	0	0
Lee Thomas, L (8, PH) OBP: 0.278, SLG: 0.323										1	0	0	0	0	0	3
Bob Hendley, R (8, 1) OBP: 0.400, SLG: 0.375										0	0	0	0	0	0	0
Inning Stats	R: 0 E: 0 K: 1 S: 6 H: 1 LOB: 2 BB: 1 P: 10	R: 0 E: 0 K: 1 S: 6 H: 2 LOB: 1 BB: 0 P: 6	R: 1 E: 0 K: 0 S: 5 H: 2 LOB: 1 BB: 0 P: 5	R: 0 E: 0 K: 1 S: 5 H: 0 LOB: 0 BB: 0 P: 5	R: 0 E: 0 K: 1 S: 5 H: 0 LOB: 0 BB: 0 P: 5	R: 0 E: 0 K: 0 S: 4 H: 1 LOB: 3 BB: 1 P: 9	R: 0 E: 0 K: 1 S: 5 H: 1 LOB: 0 BB: 0 P: 5	R: 2 E: 0 K: 1 S: 8 H: 3 LOB: 3 BB: 2 P: 16	R: 2 E: 0 K: 0 S: 4 H: 1 LOB: 0 BB: 1 P: 8	1B: 6 2B: 4 3B: 0 HR: 1 SF: 0 SAC: 0 DP: 1 HBP: 1						

PITCHER		IP	WLS	BF	H	R	ER	SO	BB	IBB	HBP	BLK	WP	HR	S	P	ERA	WHIP
Joe Nuxhall, L ERA: 4.31	(1, 1)	7.1	W	33	10	3	3	5	2	0	1	0	0	0	40	49	3.68	1.636
Mel Queen, R ERA:	(8, 1)	0.0		2	0	0	0	0	2	0	0	0	0	0	0	8	∞	∞
Don Nottebart, R ERA: 2.09	(8, 1)	1.2	S	7	1	2	2	1	1	0	0	0	0	1	8	12	10.80	1.200

PITCHER	IP	WLS	BF	H	R	ER	SO	BB	IBB	HBP	BLK	WP	HR	S	P	ERA	WHIP

TOP

Chicago Cubs @ Cincinnati Reds

Crosley Field, Cincinnati, OH

Thu Jul 28 1966, 7:05 PM EDT

Att. 6,041 - Cloudy

livebaseballscorecards.com

AB	36
R	5
H	11
RBI	5
BB	5
SO	6
LOB	19

WP: 0 PB: 0 SB: 0 CS: 0 PA: 42

Batter	1	2	3	4	5	6	7	8	9	AB	R	H	RBI	BB	SO	LOB
Tommy Harper, R (1, 9) OBP: 0.367, SLG: 0.401	x 0-0 S 1B 1B	x 0-0 ② P4		S S S 0-3 ③ K			x 0-0 ③ 6-3			4	1	1	0	0	1	0
Vada Pinson, L (1, 8) OBP: 0.333, SLG: 0.427	x 0-0 ① P5	x 0-0 ③ 1B			x 0-0 ① L3			S S S 0-3 ① K		4	0	1	0	0	1	1
Pete Rose, S (1, 4) OBP: 0.312, SLG: 0.384	x 0-0 ② F8 1-2		x 0-0 ① 4-3		x 0-0 ② 6-3			x 0-0 ② F9		4	0	0	0	0	0	1
Tony Perez, R (1, 3) OBP: 0.294, SLG: 0.365 Giraldo Ruiz, S (9, 7) OBP: 0.257, SLG: 0.229	x 0-0 BB 1B HR 2-H 1B		x 0-0 ② 4-3		S S S 0-3 ③ K			x 0-0 ③ 6-3		4 0	1 0	1 0	1 0	0 0	1 0	0 0
Tommy Helms, R (1, 5) OBP: 0.346, SLG: 0.426	x 0-0 BB HR 1-2 1B		x 0-0 HR 1B			S S S 0-3 ① K				3	2	2	0	0	1	0
Deron Johnson, R (1, 7) (9, 3) OBP: 0.276, SLG: 0.378	B B B 4-0 HR 1-2 2-3 BB		x 0-0 1-H HR			S S S 0-3 ② K				2	2	1	2	1	1	0
Jimmie Coker, R (1, 2) OBP: 0.265, SLG: 0.489	x 0-0 1-H 2-H 3-H HR		x 0-0 ③ P6			x 0-0 ③ 6-3				3	1	1	4	0	0	0
Leo Cardenas, R (1, 6) OBP: 0.314, SLG: 0.427	x 0-0 ③ F9			x 0-0 ① F8			S S S 0-3 ① K			3	0	0	0	0	1	0
Joe Nuxhall, L (1, 1) OBP: 0.111, SLG: 0.167 Mel Queen, L (8, 1) OBP: 0.234, SLG: 0.135 Don Nottebart, R (8, 1) OBP: 0.118, SLG: 0.063		x 0-0 ① F7		x 0-0 ② 4-3			x 0-0 ② 4-3			3 0 0	0 0 0	0 0 0	0 0 0	0 0 0	0 0 0	0 0 0
Inning Stats	R: 5 E: 0 K: 0 S: 7 H: 4 LOB: 0 BB: 1 P: 11	R: 0 E: 0 K: 0 S: 3 H: 1 LOB: 1 BB: 0 P: 3	R: 2 E: 0 K: 0 S: 5 H: 2 LOB: 0 BB: 0 P: 5	R: 0 E: 0 K: 1 S: 5 H: 0 LOB: 0 BB: 0 P: 5	R: 0 E: 0 K: 1 S: 5 H: 0 LOB: 0 BB: 0 P: 5	R: 0 E: 0 K: 2 S: 7 H: 0 LOB: 0 BB: 0 P: 7	R: 0 E: 0 K: 1 S: 5 H: 0 LOB: 0 BB: 0 P: 5	R: 0 E: 0 K: 1 S: 5 H: 0 LOB: 0 BB: 0 P: 5		1B: 5 2B: 0 3B: 0 HR: 2	SF: 0 SAC: 0 DP: 0 HBP: 0					

PITCHER		IP	WLS	BF	H	R	ER	SO	BB	IBB	HBP	BLK	WP	HR	S	P	ERA	WHIP
Curt Simmons, L ERA: 4.42	(1, 1)	4.0	L	19	7	7	7	1	1	0	0	0	0	2	20	24	15.75	2.000
Cal Koonce, R ERA: 5.25	(5, 1)	2.0		6	0	0	0	3	0	0	0	0	0	0	12	12	0.00	0.000
Don Lee, R ERA: 4.09	(7, 1)	1.0		3	0	0	0	1	0	0	0	0	0	0	5	5	0.00	0.000
Bob Hendley, L ERA: 4.61	(8, 1)	1.0		3	0	0	0	1	0	0	0	0	0	0	5	5	0.00	0.000

PITCHER	IP	WLS	BF	H	R	ER	SO	BB	IBB	HBP	BLK	WP	HR	S	P	ERA	WHIP

BOTTOM

Chicago Cubs @ Cincinnati Reds

Crosley Field, Cincinnati, OH

Thu Jul 28 1966, 7:05 PM EDT

Att. 6,041 - Cloudy

livebaseballscorecards.com

AB	30
R	7
H	7
RBI	7
BB	1
SO	6
LOB	2

Batter	1	2	3	4	5	6	7	8	9	AB	R	H	RBI	BB	SO	LOB
Adolfo Phillips, R (1, 8) OBP: 0.360, SLG: 0.487	B B B 4-0 4-3 S 4-3 BB	x 0-0 ③ FC5-4 1-2f		x 0-0 ②③ G5-3 2-3f		S S S 0-3 ① K		S S S 0-3 ② K		4	1	0	0	1	2	10
Glenn Beckert, R (1, 4) OBP: 0.317, SLG: 0.353	x 0-0 ① 4-3 1-3		x 0-0 ① 6-3		x 0-0 FC1-4 1B	x 0-0 ②③ G4-6-3 1-2f		x 0-0 WP E 1-2 2-H 3-H 1B		5	0	2	2	0	0	3
Billy Williams, L (1, 9) OBP: 0.364, SLG: 0.496	x 0-0 ② 4-3 3-H		x 0-0 ② 1-3		x 0-0 ① F9		x 0-0 ① 3-1	x 0-0 E3 WP 1-2 2-3		5	0	0	1	0	0	3
Ron Santo, R (1, 5) OBP: 0.417, SLG: 0.557	x 0-0 1B	x 0-0 HR		x 0-0 ② FC1-4 1-2f			x 0-0 ② 6-3	B B B 4-0 1-2 2-3 3-H BB		4	1	2	1	1	0	1
George Altman, L (1, 7) OBP: 0.281, SLG: 0.400	x 0-0 ③ F7		x 0-0 ③ 1-3		x 0-0 ③ 4-3		x 0-0 ③ 1-3	x 0-0 ③ F8		5	0	0	0	0	0	5
14 Ernie Banks, R (1, 3) OBP: 0.298, SLG: 0.400 Joey Amalfitano, R (8, PR) OBP: 0.250, SLG: 0.200 Lee Thomas, L (8, 3) OBP: 0.277, SLG: 0.322		S S S 0-3 ① K		x 0-0 1B 1B FC6-2 1B		x 0-0 1B 2B 1B		x 0-0 FC5-4 CI 1B 1B	x 0-0 ① P5	4 0 1	1 1 0	3 0 0	0 0 0	0 0 0	1 0 0	0 0 0
Randy Hundley, R (1, 2) OBP: 0.291, SLG: 0.401		S S S 0-3 ② K		x 0-0 FC6-2 1B 1-2 1B		x 0-0 2B 1-2 1B 1B		S 0-1 CI FC5-4 1-2	x 0-0 ② F7	4	1	2	0	0	1	0
Don Kessinger, S (1, 6) OBP: 0.267, SLG: 0.272		x 0-0 1B 1B		x 0-0 G5-3 FC6-2 1-2 2-3 1B		x 0-0 1B 1-3 2-H 2B		x 0-0 ① FC5-4 WP 1B 1-2f 2-3	x 0-0 ③ F7	5	1	3	1	0	0	2
Ken Holtzman, R (1, 1) OBP: 0.125, SLG: 0.103		x 0-0 FC5-4 1-2 1B		x 0-0 ① FC6-2 1-2 2-3 3-Hf		x 0-0 G4-6-3 2-3 3-H 1B		x 0-0 E9 E 1B WP 1-2		4	1	2	1	0	0	5
Inning Stats	R: 1 H: 1 E: 0 LOB: 1 K: 0 BB: 1 S: 4 P: 8	R: 0 H: 2 E: 0 LOB: 2 K: 2 BB: 0 S: 9 P: 9	R: 1 H: 1 E: 0 LOB: 0 K: 0 BB: 0 S: 4 P: 4	R: 0 H: 3 E: 0 LOB: 2 K: 0 BB: 0 S: 5 P: 5	R: 0 H: 1 E: 0 LOB: 1 K: 0 BB: 0 S: 4 P: 4	R: 2 H: 4 E: 0 LOB: 0 K: 1 BB: 0 S: 8 P: 8	R: 0 H: 0 E: 0 LOB: 0 K: 0 BB: 0 S: 3 P: 3	R: 3 H: 2 E: 3 LOB: 3 K: 1 BB: 1 S: 10 P: 14	R: 0 H: 0 E: 0 LOB: 0 K: 0 BB: 0 S: 3 P: 3	1B: 12 SF: 0 2B: 1 SAC: 0 3B: 0 DP: 2 HR: 1 HBP: 0						

PITCHER		IP	WLS	BF	H	R	ER	SO	BB	IBB	HBP	BLK	WP	HR	S	P	ERA	WHIP
Jack Fisher, R ERA: 3.93	(1, 1)	5.0		26	11	4	4	2	1	0	0	0	0	1	29	33	7.20	2.400
Darrell Sutherland, R ERA: 5.47	(6, 1)	2.0		6	1	0	0	1	0	0	0	0	0	0	8	8	0.00	0.500
Jack Hamilton, R ERA: 3.49	(8, 1)	1.0	L	9	2	3	0	1	1	0	0	0	2	0	10	14	0.00	3.000
Dallas Green, R ERA: 4.5	(9, 1)	1.0		3	0	0	0	0	0	0	0	0	0	0	3	3	0.00	0.000

PITCHER	IP	WLS	BF	H	R	ER	SO	BB	IBB	HBP	BLK	WP	HR	S	P	ERA	WHIP

TOP

Chicago Cubs @ New York Mets

Shea Stadium, Flushing, NY

Fri Jul 29 1966, 7:05 PM EDT

Att. 26,507 - Unknown

livebaseballscorecards.com

AB	41
R	7
H	14
RBI	6
BB	2
SO	4
LOB	29

WP: 2 PA: 44
PB: 0
SB: 1
CS: 0

Batter	1	2	3	4	5	6	7	8	9	AB	R	H	RBI	BB	SO	LOB
Ron Hunt, R (1, 4) OBP: 0.368, SLG: 0.366	F8	1-2 1B			L3		4-3 1-2			4	0	1	0	0	0	1
Eddie Bressoud, R (1, 6) OBP: 0.310, SLG: 0.375	E4 HR	F7			F8		1-3			4	1	0	0	0	0	3
Ken Boyer, R (1, 5) OBP: 0.311, SLG: 0.421	HR BB		2B		P6			F8		3	1	1	0	1	0	0
Cleon Jones, R (1, 8) OBP: 0.325, SLG: 0.386	F8		6-3			5-3		G5-4-3 1B		4	0	1	0	0	0	3
Ron Swoboda, R (1, 7) OBP: 0.286, SLG: 0.355	1-H 2-H HR		K			F7		G5-4-3 1-2f		4	1	1	3	0	1	2
Larry Elliot, L (1, 9) OBP: 0.364, SLG: 0.463	K		F9			HR			K	4	1	1	1	0	2	1
Jerry Grote, R (1, 2) OBP: 0.323, SLG: 0.328		5-3		5-3		4-3			P3	4	0	0	0	0	0	0
Ed Kranepool, L (1, 3) OBP: 0.320, SLG: 0.394		K		F9			K		L9	4	0	0	0	0	2	0
Jack Fisher, R (1, 1) OBP: 0.213, SLG: 0.167 Darrell Sutherland, R (6, 1) OBP: 0.667, SLG: 0.667 Billy Murphy, R (7, PH) OBP: 0.262, SLG: 0.360 Jack Hamilton, R (8, 1) OBP: 0.121, SLG: 0.094 Dallas Green, L (9, 1)		1B BB		K			4-3 1B			1 0 1 0 0	0 0 0 0 0	0 0 1 0 0	0 0 0 0 0	1 0 0 0 0	1 0 0 0 0	0 0 0 0 0
Inning Stats	R: 3 E: 1 K: 1 S: 7 H: 1 LOB: 0 BB: 1 P: 11	R: 0 E: 0 K: 1 S: 6 H: 1 LOB: 2 BB: 1 P: 10	R: 0 E: 0 K: 1 S: 6 H: 1 LOB: 1 BB: 0 P: 6	R: 0 E: 0 K: 1 S: 5 H: 0 LOB: 0 BB: 0 P: 5	R: 0 E: 0 K: 0 S: 3 H: 0 LOB: 0 BB: 0 P: 3	R: 1 E: 0 K: 0 S: 4 H: 1 LOB: 0 BB: 0 P: 4	R: 0 E: 0 K: 1 S: 6 H: 1 LOB: 1 BB: 0 P: 6	R: 0 E: 0 K: 0 S: 3 H: 1 LOB: 0 BB: 0 P: 3	R: 0 E: 0 K: 1 S: 5 H: 0 LOB: 0 BB: 0 P: 5	1B: 3 2B: 1 3B: 0 HR: 2	SF: 0 SAC: 0 DP: 1 HBP: 0			WP: 0 PB: 0 SB: 0 CS: 0		PA: 35	

PITCHER	IP	WLS	BF	H	R	ER	SO	BB	IBB	HBP	BLK	WP	HR	S	P	ERA	WHIP
Ken Holtzman, L (1, 1) ERA: 3.89	9.0	W	35	6	4	1	6	2	0	0	0	0	2	45	53	1.00	0.889

PITCHER	IP	WLS	BF	H	R	ER	SO	BB	IBB	HBP	BLK	WP	HR	S	P	ERA	WHIP

BOTTOM

Chicago Cubs @ New York Mets

Shea Stadium, Flushing, NY

Fri Jul 29 1966, 7:05 PM EDT

Att. 26,507 - Unknown

livebaseballscorecards.com

AB	33
R	4
H	6
RBI	4
BB	2
SO	6
LOB	10

Batter	1	2	3	4	5	6	7	8	9	AB	R	H	RBI	BB	SO	LOB
Adolfo Phillips, R (1, 8) OBP: 0.359, SLG: 0.484	CS 1B		F6			K	K			4	0	1	0	0	2	2
Glenn Beckert, R (1, 4) OBP: 0.314, SLG: 0.349	F8		P4			P7		1-3		4	0	0	0	0	0	1
Billy Williams, L (1, 9) OBP: 0.366, SLG: 0.499	L8		F8			1B 2B		G1-4-3 1B		4	1	2	0	0	0	1
Ron Santo, R (1, 5) OBP: 0.416, SLG: 0.553	CS 1-2	6-3		F9		FC6-4 1B 2-H		G1-4-3 1-2f		4	0	1	1	0	0	1
George Altman, L (1, 7) OBP: 0.273, SLG: 0.387		K		F8		FC6-4 1-2f			B5-3	4	0	0	0	0	1	1
14 Ernie Banks, R (1, 3) OBP: 0.301, SLG: 0.411		1B 1B		5-3			F7		HR	4	2	2	1	0	0	0
Randy Hundley, R (1, 2) OBP: 0.291, SLG: 0.399		1B 1-3 1B			F5		K		P3	4	0	1	0	0	1	0
Don Kessinger, S (1, 6) OBP: 0.270, SLG: 0.275		FC6-4 1-2 3-H 1B			F8		BB 1B		4-3	4	0	2	1	0	0	0
Dick Ellsworth, L (1, 1) OBP: 0.164, SLG: 0.169		FC6-4 1-2f			K		BB 1-2			2	0	0	0	0	1	2
Cal Koonce, R (5, 1)										0	0	0	0	0	0	0
Lee Thomas, L (7, PH) OBP: 0.280, SLG: 0.322										0	0	0	0	1	0	0
Bob Hendley, R (7, 1) OBP: 0.400, SLG: 0.375										0	0	0	0	0	0	0
Inning Stats	R: 0 E: 0 K: 0 S: 3 H: 1 LOB: 0 BB: 0 P: 3	R: 1 E: 0 K: 1 S: 8 H: 3 LOB: 2 BB: 0 P: 8	R: 0 E: 0 K: 0 S: 3 H: 0 LOB: 0 BB: 0 P: 3	R: 0 E: 0 K: 0 S: 3 H: 0 LOB: 0 BB: 0 P: 3	R: 0 E: 0 K: 1 S: 5 H: 0 LOB: 0 BB: 0 P: 5	R: 1 E: 0 K: 1 S: 7 H: 2 LOB: 1 BB: 0 P: 7	R: 0 E: 0 K: 2 S: 8 H: 1 LOB: 2 BB: 1 P: 12	R: 0 E: 0 K: 0 S: 3 H: 1 LOB: 0 BB: 0 P: 3	R: 1 E: 0 K: 0 S: 4 H: 1 LOB: 0 BB: 0 P: 4	1B: 7 2B: 1 3B: 0 HR: 1	SF: 0 SAC: 0 DP: 1 HBP: 0						

TOP

Chicago Cubs @ New York Mets

Shea Stadium, Flushing, NY

Sat Jul 30 1966, 7:05 PM EDT

Att. 50,306 - Unknown

livebaseballscorecards.com

AB	34
R	3
H	9
RBI	3
BB	1
SO	5
LOB	8

PITCHER		IP	WLS	BF	H	R	ER	SO	BB	IBB	HBP	BLK	WP	HR	S	P	ERA	WHIP
Dennis Ribant, R ERA: 2.55	(1, 1)	9.0	W	35	9	3	3	5	1	0	0	0	0	1	44	48	3.00	1.111

PITCHER	IP	WLS	BF	H	R	ER	SO	BB	IBB	HBP	BLK	WP	HR	S	P	ERA	WHIP

Chicago Cubs @ New York Mets

Shea Stadium, Flushing, NY

Sat Jul 30 1966, 7:05 PM EDT

Att. 50,306 - Unknown

BOTTOM

Batter	1	2	3	4	5	6	7	8	9	AB	R	H	RBI	BB	SO	LOB
Cleon Jones, R (1, 8) OBP: 0.323, SLG: 0.383	E6 1B FC5-4	FC5-4 1-3 2-H 1B		FC5-4 1-2f		4-3		6-3		5	1	1	1	0	0	1
Eddie Bressoud, R (1, 4) OBP: 0.317, SLG: 0.386	FC5-4 1-3 1B	FC5-4 1-2f			1B 1B 2B	1B				4	1	3	0	0	0	2
Ken Boyer, R (1, 5) OBP: 0.311, SLG: 0.419	FC5-4 1-2f 3-H	F8			BB 1B 2-3 1B	K				4	1	1	1	0	1	2
Ron Swoboda, R (1, 7) OBP: 0.285, SLG: 0.350	P4	K			1B SF7 1-2 BB	F9				3	1	0	0	1	1	2
Larry Elliot, L (1, 9) OBP: 0.359, SLG: 0.452	3-1	P4			1-3 2-H 3-H 1B		K			4	0	1	2	0	1	1
Jerry Grote, R (1, 2) OBP: 0.321, SLG: 0.327		P6		1B FC6-4 1B	K		5-3			4	1	1	0	0	1	2
Ed Kranepool, L (1, 3) OBP: 0.319, SLG: 0.393		E 1B 1B		P4	SF7 3-H		4-3			3	1	1	1	0	0	1
Roy McMillan, R (1, 6) OBP: 0.281, SLG: 0.277		E4 1B 1-2		FC6-4 1-3 1B	FC6-4 IBB			5-3		3	0	1	0	1	0	1
Dennis Ribant, R (1, 1) OBP: 0.189, SLG: 0.216		K		FC6-4 FC5-4 1-2f 3-H	FC6-4 1-2f			P6		4	0	0	1	0	1	5
Inning Stats	R: 1 E: 1 K: 0 S: 5 H: 1 LOB: 1 BB: 0 P: 5	R: 1 E: 1 K: 1 S: 8 H: 2 LOB: 2 BB: 0 P: 8	R: 0 E: 0 K: 1 S: 5 H: 0 LOB: 0 BB: 0 P: 5	R: 1 E: 0 K: 0 S: 5 H: 2 LOB: 1 BB: 0 P: 5	R: 3 E: 0 K: 1 S: 8 H: 3 LOB: 2 BB: 2 P: 16	R: 0 E: 0 K: 1 S: 6 H: 1 LOB: 1 BB: 0 P: 6	R: 0 E: 0 K: 1 S: 5 H: 0 LOB: 0 BB: 0 P: 5	R: 0 E: 0 K: 0 S: 3 H: 0 LOB: 0 BB: 0 P: 3		1B: 8 2B: 1 3B: 0 HR: 0 SF: 1 SAC: 0 DP: 0 HBP: 0						

livebaseballscorecards.com

AB	34
R	6
H	9
RBI	6
BB	2
SO	5
LOB	17

WP: 0 PB: 0 SB: 0 CS: 0 PA: 37

PITCHER		IP	WLS	BF	H	R	ER	SO	BB	IBB	HBP	BLK	WP	HR	S	P	ERA	WHIP
Dick Ellsworth, L ERA: 4.63	(1, 1)	4.0	L	23	8	6	4	2	1	0	0	0	0	0	26	30	9.00	2.250
Cal Koonce, R ERA: 5.07	(5, 1)	2.0		8	1	0	0	2	0	1	0	0	0	0	11	15	0.00	0.500
Bob Hendley, L ERA: 4.45	(7, 1)	2.0		6	0	0	0	1	0	0	0	0	0	0	8	8	0.00	0.000

PITCHER	IP	WLS	BF	H	R	ER	SO	BB	IBB	HBP	BLK	WP	HR	S	P	ERA	WHIP

Batter	1	2	3	4	5	6	7	8	9	AB	R	H	RBI	BB	SO	LOB
Adolfo Phillips, R (1, 8) OBP: 0.354, SLG: 0.477	7-4-3		K			P6		E5 1B, 1B		4	1	0	0	0	1	0
Glenn Beckert, R (1, 4) OBP: 0.313, SLG: 0.348	6-3			L8		F9		1-H, 1B		4	0	1	0	0	0	0
Billy Williams, L (1, 9) OBP: 0.365, SLG: 0.495	6-3			3-1		1B, BB		K		3	0	0	0	1	1	0
Ron Santo, R (1, 5) OBP: 0.416, SLG: 0.551		F9		BB		1-3, 1B		F9		3	0	1	0	1	0	0
14 Ernie Banks, R (1, 3) OBP: 0.297, SLG: 0.406		F9		1-3		4-3			6-3	4	0	0	0	0	0	3
Byron Browne, R (1, 7) OBP: 0.326, SLG: 0.475		1B			K		5-3		3-1	4	0	1	0	0	1	0
Randy Hundley, R (1, 2) OBP: 0.291, SLG: 0.397		L8			4-3		F2		1B	4	0	1	0	0	0	1
Don Kessinger, S (1, 6) OBP: 0.270, SLG: 0.275			K		E4		FC4-6, 1B		5-3	4	0	1	0	0	1	1
Bill Hands, R (1, 1) OBP: 0.139, SLG: 0.091			5-3		K		FC4-6, 1-2f			2	0	0	0	0	1	1
George Altman, L (7, PH) OBP: 0.271, SLG: 0.384										1	0	0	0	0	0	1
Arnold Earley, L (7, 1)										0	0	0	0	0	0	0
Inning Stats	R: 0 H: 0 E: 0 LOB: 0 K: 0 BB: 0 S: 3 P: 3	R: 0 H: 1 E: 0 LOB: 1 K: 0 BB: 0 S: 4 P: 4	R: 0 H: 0 E: 0 LOB: 0 K: 2 BB: 0 S: 7 P: 7	R: 0 H: 0 E: 0 LOB: 1 K: 0 BB: 1 S: 3 P: 7	R: 0 H: 0 E: 1 LOB: 1 K: 2 BB: 0 S: 8 P: 8	R: 0 H: 1 E: 0 LOB: 2 K: 0 BB: 1 S: 4 P: 8	R: 0 H: 1 E: 0 LOB: 1 K: 0 BB: 0 S: 4 P: 4	R: 1 H: 1 E: 1 LOB: 0 K: 1 BB: 0 S: 6 P: 6	R: 0 H: 1 E: 0 LOB: 1 K: 0 BB: 0 S: 4 P: 4	1B: 5 SF: 0 2B: 0 SAC: 0 3B: 0 DP: 0 HR: 0 HBP: 0						

PITCHER	IP	WLS	BF	H	R	ER	SO	BB	IBB	HBP	BLK	WP	HR	S	P	ERA	WHIP
Bob Shaw, R (1, 1) ERA: 4.49	9.0	W	35	5	1	0	5	2	0	0	0	0	0	43	51	0.00	0.778

PITCHER	IP	WLS	BF	H	R	ER	SO	BB	IBB	HBP	BLK	WP	HR	S	P	ERA	WHIP

TOP

Chicago Cubs @ New York Mets

Shea Stadium, Flushing, NY

Sun Jul 31 1966, 3:33 AM EDT

Att. 21,283 - Unknown

livebaseballscorecards.com

AB	33
R	1
H	5
RBI	0
BB	2
SO	5
LOB	7

WP	0
PB	0
SB	0
CS	0
PA	35

Chicago Cubs @ New York Mets

Shea Stadium, Flushing, NY

Sun Jul 31 1966, 3:33 AM EDT

Att. 21,283 - Unknown

BOTTOM

livebaseballscorecards.com

Batter	1	2	3	4	5	6	7	8	9	AB	R	H	RBI	BB	SO	LOB
Chuck Hiller, L (1, 4) OBP: 0.379, SLG: 0.412	BBBB 4-0 BB		x 0-0 ① FC4-6 1-2f		x 0-0 1-H 2B		SSS 0-3 ① K			3	0	1	1	1	1	1
Al Luplow, L (1, 9) OBP: 0.318, SLG: 0.330	x 0-0 ① F7		x 0-0 ② F2		x 0-0 ③ 3-1		BBBB 4-0 BB			3	0	0	0	1	0	3
Ed Kranepool, L (1, 3) OBP: 0.318, SLG: 0.398	SSS 0-3 ② K		x 0-0 ③ 3-1			x 0-0 1B 3B	x 0-0 ② L8			4	1	1	0	0	1	3
Larry Elliot, L (1, 7) OBP: 0.365, SLG: 0.442	BBBB 4-0 1-2 BB			x 0-0 ① F7		x 0-0 ① G3	BBBB 4-0 1-2 BB			2	0	0	0	2	0	1
Cleon Jones, R (1, 8) OBP: 0.322, SLG: 0.382	x 0-0 ③ L4			x 0-0 ② 6-3		x 0-0 3-H S S 1B	x 0-0 ③ F7			4	0	1	1	0	0	4
Ken Boyer, R (1, 5) OBP: 0.307, SLG: 0.413		x 0-0 ① F9		x 0-0 ③ F8		x 0-0 ② F9		x 0-0 ① 5-3		4	0	0	0	0	0	1
Eddie Bressoud, R (1, 6) OBP: 0.323, SLG: 0.391		x 0-0 ② 5-3			BBBB 4-0 2B BB	BBBB 4-0 1-2 S BB		x 0-0 2B		2	1	1	0	2	0	0
Jerry Grote, R (1, 2) OBP: 0.320, SLG: 0.322		x 0-0 ③ 6-3			SSS 0-3 ① K	III 4-0 1-2 2-3 FC6 IBB		SSS 0-3 ② K		3	0	0	0	1	2	2
Bob Shaw, R (1, 1) OBP: 0.243, SLG: 0.200			x 0-0 FC4-6 1B		x 0-0 ② B1	x 0-0 ③ FC6 1-2f		SSS 0-3 ③ K		4	0	1	0	0	1	5
Inning Stats	R: 0 E: 0 K: 1 S: 5 H: 0 LOB: 2 BB: 2 P: 13	R: 0 E: 0 K: 0 S: 3 H: 0 LOB: 0 BB: 0 P: 3	R: 0 E: 0 K: 0 S: 4 H: 1 LOB: 1 BB: 0 P: 4	R: 0 E: 0 K: 0 S: 3 H: 0 LOB: 0 BB: 0 P: 3	R: 1 E: 0 K: 1 S: 6 H: 1 LOB: 1 BB: 1 P: 10	R: 1 E: 0 K: 0 S: 5 H: 2 LOB: 3 BB: 2 P: 13	R: 0 E: 0 K: 1 S: 5 H: 0 LOB: 2 BB: 2 P: 13	R: 0 E: 0 K: 2 S: 8 H: 1 LOB: 1 BB: 0 P: 8		1B: 2 2B: 2 3B: 1 HR: 0	SF: 0 SAC: 0 DP: 0 HBP: 0			WP: 0 PB: 0 SB: 3 CS: 0	PA: 36	

PITCHER		IP	WLS	BF	H	R	ER	SO	BB	IBB	HBP	BLK	WP	HR	S	P	ERA	WHIP
Bill Hands, R ERA: 4.49	(1, 1)	6.0	L	27	4	2	2	2	4	1	0	0	0	0	26	46	3.00	1.333
Arnold Earley, L ERA:	(7, 1)	2.0		9	1	0	0	3	2	0	0	0	0	0	13	21	0.00	1.500

PITCHER	IP	WLS	BF	H	R	ER	SO	BB	IBB	HBP	BLK	WP	HR	S	P	ERA	WHIP

AB	29
R	2
H	5
RBI	2
BB	7
SO	5
LOB	20

Atlanta Braves @ Chicago Cubs

Wrigley Field, Chicago, IL

Tue Aug 02 1966, 3:33 AM CDT

Att. 7,266 - Unknown

TOP

livebaseballscorecards.com

Batter	1	2	3	4	5	6	7	8	9	10	11	12	AB	R	H	RBI	BB	SO	LOB
Ty Cline, L (1, 3) OBP: 0.375, SLG: 0.375	K		1B		L9	K		K 1-2			F8		3	1	1	0	0	1	0
Gene Oliver, R (6, PH) OBP: 0.275, SLG: 0.408													1	0	0	0	0	1	3
Felipe Alou, R (6, 3) OBP: 0.351, SLG: 0.528													2	0	0	0	0	1	1
Mack Jones, L (1, 8) OBP: 0.328, SLG: 0.467	3-1		BB 1-2 2-3		K	K		L3-1 2-3			E3		5	0	0	0	1	2	4
Hank Aaron, R (1, 9) OBP: 0.375, SLG: 0.575	6-3		1B 1-3 2-H 3-H		HR	BB 1-2 2-3 3-H			6-3		G5-4-3 1-2		5	1	3	4	1	0	0
Joe Torre, R (1, 2) OBP: 0.365, SLG: 0.540		CS	1B		1B	F9			L7		G5-4-3 1-2f		6	0	2	0	0	0	7
Rico Carty, R (1, 7) OBP: 0.394, SLG: 0.423		K 1-2	K		5-3		K		6-3			P4	6	0	0	0	0	3	4
Eddie Mathews, L (1, 5) OBP: 0.321, SLG: 0.353		BB		3-1		E 2B 1B	1B			1-3		1B	5	1	3	0	1	0	0
Frank Bolling, R (1, 4) OBP: 0.244, SLG: 0.266		F8		5-3		FC1 2B 1-2 BB	P6			FC6-4		P6	6	1	1	0	0	0	4
Denis Menke, R (1, 6) OBP: 0.348, SLG: 0.393			6-3	3B		BB 1-3 2-H	6-3			FC6-4 1-2f		5-3	6	0	2	1	0	0	3
Tony Cloninger, R (1, 1) OBP: 0.316, SLG: 0.542			BB 1B 1B	5-3		BB		L3-1 S		6-3			4	1	2	0	1	0	2
Ted Abernathy, R (10, 1) OBP: 0.273, SLG: 0.200													0	0	0	0	0	0	0
Inning Stats	R: 0 E: 0 K: 1 S: 5 H: 0 LOB: 0 BB: 0 P: 5	R: 0 E: 0 K: 1 S: 5 H: 1 LOB: 1 BB: 1 P: 9	R: 2 E: 0 K: 1 S: 8 H: 3 LOB: 2 BB: 1 P: 12	R: 0 E: 0 K: 0 S: 4 H: 1 LOB: 1 BB: 0 P: 4	R: 1 E: 0 K: 1 S: 7 H: 2 LOB: 1 BB: 0 P: 7	R: 2 E: 1 K: 2 S: 10 H: 2 LOB: 3 BB: 2 P: 18	R: 0 E: 0 K: 1 S: 6 H: 1 LOB: 1 BB: 0 P: 6	R: 0 E: 0 K: 1 S: 5 H: 1 LOB: 0 BB: 0 P: 5	R: 0 E: 0 K: 0 S: 3 H: 0 LOB: 0 BB: 0 P: 3	R: 0 E: 1 K: 0 S: 4 H: 1 LOB: 1 BB: 0 P: 4	R: 0 E: 1 K: 0 S: 4 H: 1 LOB: 1 BB: 0 P: 4	R: 0 E: 0 K: 0 S: 4 H: 1 LOB: 1 BB: 0 P: 4	1B: 11 2B: 2 3B: 1 HR: 1	SF: 0 SAC: 0 DP: 2 HBP: 0	WP: 0 PB: 0 SB: 1 CS: 1	PA: 53		

	AB	49
	R	5
	H	14
	RBI	5
	BB	4
	SO	8
	LOB	28

PITCHER	IP	WLS	BF	H	R	ER	SO	BB	IBB	HBP	BLK	WP	HR	S	P	ERA	WHIP
Robin Roberts, R (1, 1) ERA: 3.84	5.0		27	9	5	4	4	3	0	0	0	0	1	32	44	7.20	2.400
Bob Hendley, L (6, 1) ERA: 4.12	4.2		17	3	0	0	4	1	0	0	0	0	0	24	28	0.00	0.857
Fergie Jenkins, R (10, 1) ERA: 3.86	2.1	W	9	2	0	0	0	0	0	0	0	0	0	9	9	0.00	0.857

PITCHER	IP	WLS	BF	H	R	ER	SO	BB	IBB	HBP	BLK	WP	HR	S	P	ERA	WHIP

Batter	1	2	3	4	5	6	7	8	9	10	11	12	AB	R	H	RBI	BB	SO	LOB
Adolfo Phillips, R (1, 8) OBP: 0.354, SLG: 0.474	1B		K	K			K		K			14 WP SH3-4 1B	6	1	2	0	0	4	2
Glenn Beckert, R (1, 4) OBP: 0.314, SLG: 0.349	L6-4-3 1B		L3		P4		WP 1B		L7			SH3-4	5	0	2	0	0	0	0
Billy Williams, L (1, 9) OBP: 0.364, SLG: 0.492	P2			P6	L6-4-3 1B		K			6-3		14 WP 1B IBB	5	0	1	0	1	1	3
Ron Santo, R (1, 5) OBP: 0.415, SLG: 0.547	L6-4-3			14 3B 1B	L6-4-3		6-3			14 FC1-4 1B		K	6	1	2	0	0	1	6
14 Ernie Banks, R (1, 3) OBP: 0.301, SLG: 0.418		FC5-2-6-2 3B		1B 3B		P6		F7		FC1-4		1B IBB	5	1	2	1	1	0	1
Byron Browne, R (1, 7) OBP: 0.329, SLG: 0.482		FC5-2-6-2 1B		WP SH 1B		E 3B		L7		5-3		1B	6	3	3	2	0	0	2
Randy Hundley, R (1, 2) OBP: 0.295, SLG: 0.398		L6-4-3 1B		SH1-4 SH BB		P5		1B				K	4	0	2	1	1	1	1
Don Kessinger, S (1, 6) OBP: 0.270, SLG: 0.275		L6-4-3		SH SH1-4		E9 1B		F8				K	4	0	1	2	0	1	2
Robin Roberts, S (1, 1) OBP: 0.214, SLG: 0.083			L6-3	SH1-4		K			K			K	1	0	0	0	0	0	0
Bob Hendley, R (6, 1) OBP: 0.333, SLG: 0.300													2	0	0	0	0	2	1
Fergie Jenkins, R (10, 1) OBP: 0.321, SLG: 0.360													1	0	0	0	0	1	0

Inning Stats	1	2	3	4	5	6	7	8	9	10	11	12
	R: 0 E: 0 K: 0 S: 4	H: 2 LOB: 1 BB: 0 P: 4	R: 1 E: 0 K: 0 S: 4	H: 2 LOB: 0 BB: 0 P: 4	R: 0 E: 0 K: 1 S: 5	H: 0 LOB: 0 BB: 0 P: 5	R: 3 E: 1 K: 1 S: 9	H: 3 LOB: 2 BB: 1 P: 13	R: 0 E: 0 K: 0 S: 3	H: 1 LOB: 0 BB: 0 P: 3	R: 1 E: 1 K: 1 S: 7	H: 2 LOB: 1 BB: 0 P: 7	R: 0 E: 0 K: 2 S: 8	H: 1 LOB: 1 BB: 0 P: 8	R: 0 E: 0 K: 0 S: 4	H: 1 LOB: 1 BB: 0 P: 4	R: 0 E: 0 K: 2 S: 7	H: 0 LOB: 0 BB: 0 P: 7	R: 0 E: 0 K: 0 S: 4	H: 1 LOB: 1 BB: 0 P: 4	R: 0 E: 0 K: 3 S: 9	H: 0 LOB: 0 BB: 0 P: 9	R: 1 E: 0 K: 1 S: 6	H: 2 LOB: 3 BB: 2 P: 14

1B: 12 SF: 0 PA: 51
2B: 0 SAC: 3
3B: 3 DP: 3
HR: 0 HBP: 0

WP: 4
PB: 0
SB: 0
CS: 0

PITCHER	IP	WLS	BF	H	R	ER	SO	BB	IBB	HBP	BLK	WP	HR	S	P	ERA	WHIP
Tony Cloninger, R (1, 1) ERA: 4.67	9.0		38	12	5	5	7	1	0	0	0	2	0	51	55	5.00	1.444
Ted Abernathy, R (10, 1) ERA: 4.4	2.2	L	13	3	1	1	4	0	2	0	0	1	0	19	27	3.38	1.125

PITCHER	IP	WLS	BF	H	R	ER	SO	BB	IBB	HBP	BLK	WP	HR	S	P	ERA	WHIP

Atlanta Braves @ Chicago Cubs

Wrigley Field, Chicago, IL

Tue Aug 02 1966, 3:33 AM CDT

Att. 7,266 - Unknown

BOTTOM

livebaseballscorecards.com

AB	45
R	6
H	15
RBI	6
BB	3
SO	11
LOB	18

Batter	1	2	3	4	5	6	7	8	9	AB	R	H	RBI	BB	SO	LOB
Felipe Alou, R (1, 3) OBP: 0.352, SLG: 0.530	x 0-0 E BB 1B		x 0-0 F8 SF8 2B		x 0-0 ① F7		x 0-0 ③ F8			4	2	2	0	0	0	0
Mack Jones, L (1, 8) OBP: 0.327, SLG: 0.461	B B B B 4-0 PB 1-2 BB		x 0-0 ① F8 2-3		x 0-0 ② P5			x 0-0 ① F7		3	0	0	0	1	0	1
Hank Aaron, R (1, 9) OBP: 0.374, SLG: 0.573	x 0-0 ① L5		x 0-0 ② SF8 3-H		x 0-0 1B			x 0-0 ② 5-3		3	0	1	1	0	0	2
Joe Torre, R (1, 2) OBP: 0.364, SLG: 0.537	S S S 0-3 ② K		S S S 0-3 ③ K		x 0-0 ③ F9			x 0-0 FC5-4 1B		4	0	1	0	0	2	3
Rico Carty, R (1, 7) OBP: 0.390, SLG: 0.418	S S S 0-3 ③ K 1-3 2-H			S S S 0-3 ① K		S S S 0-3 ① K		x 0-0 ③ FC5-4 1-2f		4	0	0	0	0	3	2
Eddie Mathews, L (1, 5) OBP: 0.317, SLG: 0.348		S S S 0-3 ① K		x 0-0 ② L3		x 0-0 ② 4-3			x 0-0 ① P6	4	0	0	0	0	1	0
Frank Bolling, R (1, 4) OBP: 0.244, SLG: 0.262		x 0-0 E4		B B B B 4-0 1B BB		x 0-0 ③ F9			x 0-0 ② F8	3	0	0	0	1	0	0
Denis Menke, R (1, 6) OBP: 0.347, SLG: 0.391		x 0-0 ② 1-3		x 0-0 1-2 1B			x 0-0 ① P5		x 0-0 ③ F8	4	0	1	0	0	0	1
Ken Johnson, R (1, 1) OBP: 0.136, SLG: 0.233		x 0-0 ③ P3		x 0-0 ③ F7			x 0-0 ② 6-3			3	0	0	0	0	0	3

TOP

Atlanta Braves @ Chicago Cubs

Wrigley Field, Chicago, IL

Wed Aug 03 1966, 3:33 AM CDT

Att. 8,126 - Unknown

livebaseballscorecards.com

AB	32
R	2
H	5
RBI	1
BB	2
SO	6
LOB	12

Inning Stats	1	2	3	4	5	6	7	8	9
	R: 1 E: 0 K: 2 S: 8	H: 1 LOB: 1 BB: 1 P: 12	R: 0 E: 1 K: 1 S: 6	H: 0 LOB: 1 BB: 0 P: 6	R: 1 E: 0 K: 1 S: 6	H: 1 LOB: 0 BB: 0 P: 6	R: 0 E: 0 K: 1 S: 6	H: 1 LOB: 2 BB: 1 P: 10	R: 0 E: 0 K: 0 S: 4	H: 1 LOB: 1 BB: 0 P: 4	R: 0 E: 0 K: 1 S: 5	H: 0 LOB: 0 BB: 0 P: 5	R: 0 E: 0 K: 0 S: 3	H: 0 LOB: 0 BB: 0 P: 3	R: 0 E: 0 K: 0 S: 4	H: 1 LOB: 1 BB: 0 P: 4	R: 0 E: 0 K: 0 S: 3	H: 0 LOB: 0 BB: 0 P: 3

| | | |

Batter	1	2	3	4	5	6	7	8	9	AB	R	H	RBI	BB	SO	LOB
Adolfo Phillips, R (1, 8) OBP: 0.353, SLG: 0.469	S S S 0-3 ① K			B B B B 4-0 CS BB		S S S 0-3 ② K		S S S 0-3 ③ K		3	0	0	0	1	3	1
Glenn Beckert, R (1, 4) OBP: 0.311, SLG: 0.345	x 0-0 ② L7			x 0-0 ① L4		S S S 0-3 ③ K			x 0-0 ① P3	4	0	0	0	0	1	1
Billy Williams, L (1, 9) OBP: 0.363, SLG: 0.489	S S S 0-3 ③ K			x 0-0 ② FC6-4 1-2 1B			x 0-0 ① 5-3		x 0-0 ② F7	4	0	1	0	0	1	0
Ron Santo, R (1, 5) OBP: 0.411, SLG: 0.541		x 0-0 ① 5-3		x 0-0 ③ FC6-4 1-2f			S S S 0-3 ② K		S S S 0-3 ③ K	4	0	0	0	0	2	1
14 Ernie Banks, R (1, 3) OBP: 0.301, SLG: 0.417		x 0-0 ② F7			x 0-0 ① P4		x 0-0 1B			3	0	1	0	0	0	0
Byron Browne, R (1, 7) OBP: 0.326, SLG: 0.477		S S S 0-3 ③ K			x 0-0 ② 6-3		S S S 0-3 ③ K			3	0	0	0	0	2	1
Randy Hundley, R (1, 2) OBP: 0.298, SLG: 0.404			x 0-0 G4-6-3 1B		x 0-0 2B			x 0-0 ① 4-3		3	0	2	0	0	0	0
Don Kessinger, S (1, 6) OBP: 0.267, SLG: 0.272			x 0-0 ① ② G4-6-3 1-2f		x 0-0 ③ F8			x 0-0 ② 1-3		3	0	0	0	0	0	2
Ken Holtzman, R (1, 1) OBP: 0.119, SLG: 0.098 George Altman, L (8, PH) OBP: 0.276, SLG: 0.389 Arnold Earley, L (9, 1)			x 0-0 ③ F9			S S S 0-3 ① K		x 0-0 1B		2 1 0	0 0 0	0 1 0	0 0 0	0 0 0	1 0 0	0 0 0
Inning Stats	R: 0 H: 0 E: 0 LOB: 0 K: 2 BB: 0 S: 7 P: 7	R: 0 H: 0 E: 0 LOB: 0 K: 1 BB: 0 S: 5 P: 5	R: 0 H: 1 E: 0 LOB: 0 K: 0 BB: 0 S: 3 P: 3	R: 0 H: 1 E: 0 LOB: 1 K: 0 BB: 1 S: 3 P: 7	R: 0 H: 1 E: 0 LOB: 1 K: 0 BB: 0 S: 4 P: 4	R: 0 H: 0 E: 0 LOB: 0 K: 3 BB: 0 S: 9 P: 9	R: 0 H: 1 E: 0 LOB: 1 K: 2 BB: 0 S: 8 P: 8	R: 0 H: 1 E: 0 LOB: 1 K: 1 BB: 0 S: 6 P: 6	R: 0 H: 0 E: 0 LOB: 0 K: 1 BB: 0 S: 5 P: 5	1B: 4 SF: 0 2B: 1 SAC: 0 3B: 0 DP: 1 HR: 0 HBP: 0						

PITCHER	IP	WLS	BF	H	R	ER	SO	BB	IBB	HBP	BLK	WP	HR	S	P	ERA	WHIP
Ken Johnson, R (1, 1) ERA: 2.95	9.0	W	31	5	0	0	10	1	0	0	0	0	0	50	54	0.00	0.667

PITCHER	IP	WLS	BF	H	R	ER	SO	BB	IBB	HBP	BLK	WP	HR	S	P	ERA	WHIP

Atlanta Braves @ Chicago Cubs

Wrigley Field, Chicago, IL

Wed Aug 03 1966, 3:33 AM CDT

Att. 8,126 - Unknown

BOTTOM

livebaseballscorecards.com

AB	30
R	0
H	5
RBI	0
BB	1
SO	10
LOB	6

WP: 0	PA: 31		
PB: 0			
SB: 0			
CS: 1			

Batter	1	2	3	4	5	6	7	8	9	AB	R	H	RBI	BB	SO	LOB
Felipe Alou, R (1, 3) (4, 8) OBP: 0.350, SLG: 0.527	5-3	F9		F8			P4		1-2 1B	5	0	1	0	0	0	1
Mack Jones, L (1, 8) OBP: 0.325, SLG: 0.457	L8	1-3			6-3		FC6-4 1B		5-3	2	0	0	0	0	0	1
Woody Woodward, R (4, 4) OBP: 0.328, SLG: 0.330										3	0	1	0	0	0	2
Hank Aaron, R (1, 9) OBP: 0.377, SLG: 0.575	1B 1B 1B		1-3 1B		FC5-4 1B		FC6-4 1-2f			4	1	3	0	0	0	1
Joe Torre, R (1, 2) OBP: 0.363, SLG: 0.534	1B 1-2 1B 1B		1-3 1-2		FC5-4 FC6-4 1-2f			K		4	1	1	0	0	1	2
Rico Carty, R (1, 7) OBP: 0.388, SLG: 0.416	1B 1-3 2-H 1B		F7		FC6-4 1-2f			3-1		4	0	1	1	0	0	2
Eddie Mathews, L (1, 5) OBP: 0.322, SLG: 0.349	1-3 3-H 1B		BB			G6-4-3 BB		P4		2	0	1	1	2	0	0
Frank Bolling, R (1, 4) OBP: 0.241, SLG: 0.259	5-3		6-3			G6-4-3 1-2f			6-3	2	0	0	0	0	0	4
Pat Jarvis, R (4, 1)										0	0	0	0	0	0	0
Tony Cloninger, R (6, PH) OBP: 0.312, SLG: 0.534										1	0	0	0	0	0	1
Don Schwall, R (6, 1) OBP: 0.118, SLG: 0.063										0	0	0	0	0	0	0
Miguel de la Hoz, R (9, PH) OBP: 0.231, SLG: 0.258										1	0	0	0	0	0	0
Denis Menke, R (1, 6) OBP: 0.348, SLG: 0.393		FC1-6 1B		5-3		5-3			1B 1B	4	0	2	0	0	0	0
Denny Lemaster, R (1, 1) OBP: 0.167, SLG: 0.137		FC1-6 1-2f		L7			5-3		K	1	0	0	0	0	0	1
Clay Carroll, R (2, 1)										0	0	0	0	0	0	0
Gene Oliver, R (4, PH) OBP: 0.269, SLG: 0.398 (4, 3)										3	0	0	0	0	1	1
Inning Stats	R: 2 E: 0 K: 0 S: 7 H: 4 LOB: 2 BB: 0 P: 7	R: 0 E: 0 K: 0 S: 4 H: 1 LOB: 1 BB: 0 P: 4	R: 0 E: 0 K: 0 S: 4 H: 1 LOB: 2 BB: 1 P: 8	R: 0 E: 0 K: 0 S: 3 H: 0 LOB: 0 BB: 0 P: 3	R: 0 E: 0 K: 0 S: 4 H: 1 LOB: 1 BB: 0 P: 4	R: 0 E: 0 K: 0 S: 2 H: 0 LOB: 0 BB: 1 P: 6	R: 0 E: 0 K: 0 S: 4 H: 1 LOB: 1 BB: 0 P: 4	R: 0 E: 0 K: 1 S: 5 H: 0 LOB: 0 BB: 0 P: 5	R: 0 E: 0 K: 1 S: 7 H: 2 LOB: 2 BB: 0 P: 7	1B: 10 2B: 0 3B: 0 HR: 0	SF: 0 SAC: 0 DP: 1 HBP: 0					

PITCHER	IP	WLS	BF	H	R	ER	SO	BB	IBB	HBP	BLK	WP	HR	S	P	ERA	WHIP
Dick Ellsworth, L (1, 1) ERA: 4.5	9.0	W	38	10	2	2	2	2	0	0	0	0	0	40	48	2.00	1.333

PITCHER	IP	WLS	BF	H	R	ER	SO	BB	IBB	HBP	BLK	WP	HR	S	P	ERA	WHIP

TOP

Atlanta Braves @ Chicago Cubs

Wrigley Field, Chicago, IL

Thu Aug 04 1966, 3:33 AM CDT

Att. 9,146 - Unknown

livebaseballscorecards.com

AB	36
R	2
H	10
RBI	2
BB	2
SO	2
LOB	16

1B: 10	SF: 0	WP: 0	PA: 38
2B: 0	SAC: 0	PB: 0	
3B: 0	DP: 1	SB: 0	
HR: 0	HBP: 0	CS: 0	

Atlanta Braves @ Chicago Cubs

Wrigley Field, Chicago, IL

Thu Aug 04 1966, 3:33 AM CDT

Att. 9,146 - Unknown

livebaseballscorecards.com

Batter	1	2	3	4	5	6	7	8	9	AB	R	H	RBI	BB	SO	LOB
Adolfo Phillips, R (1, 8) OBP: 0.354, SLG: 0.471	6-3	F8 2-3			2B		BB 1B 1-2			3	0	1	0	1	0	1
Glenn Beckert, R (1, 4) OBP: 0.313, SLG: 0.347	FC4-6 1B	P5 3-H			P5		1B 1-2 2-H			4	0	2	0	0	0	1
Billy Williams, L (1, 9) OBP: 0.360, SLG: 0.485	FC4-6 BB 14 HR 1-2f		F8		F8			P4		4	1	0	0	0	0	2
Ron Santo, R (1, 5) OBP: 0.412, SLG: 0.538	BB 14 HR 1-2		L4			BB 14 G4-3		6-3		2	1	0	0	2	0	0
14 Ernie Banks, R (1, 3) OBP: 0.303, SLG: 0.428	HR 1-H 2-H		1-3			G4-3 1-2f		1B		4	1	2	3	0	0	1
Byron Browne, R (1, 7) OBP: 0.325, SLG: 0.474	K			G5-4-3 1B		5-3		K		4	0	1	0	0	2	1
Randy Hundley, R (1, 2) OBP: 0.298, SLG: 0.412		HR		G5-4-3 1-2f			4-3			3	1	1	1	0	0	1
Don Kessinger, S (1, 6) OBP: 0.268, SLG: 0.273		F8 SH1-4 WP 1B		5-3			L4			3	1	1	0	0	0	0
Dick Ellsworth, L (1, 1) OBP: 0.175, SLG: 0.180		SH1-4 1-2			K		WP 1B 1B			2	0	1	0	0	1	0
Inning Stats	R: 3 H: 2 E: 0 LOB: 0 K: 1 BB: 1 S: 7 P: 11	R: 2 H: 2 E: 0 LOB: 0 K: 0 BB: 0 S: 5 P: 5	R: 0 H: 0 E: 0 LOB: 0 K: 0 BB: 0 S: 3 P: 3	R: 0 H: 1 E: 0 LOB: 0 K: 0 BB: 0 S: 3 P: 3	R: 0 H: 1 E: 0 LOB: 1 K: 1 BB: 0 S: 6 P: 6	R: 0 H: 0 E: 0 LOB: 0 K: 0 BB: 1 S: 2 P: 6	R: 0 H: 2 E: 0 LOB: 2 K: 0 BB: 1 S: 4 P: 8	R: 0 H: 1 E: 0 LOB: 1 K: 1 BB: 0 S: 6 P: 6		1B: 6 SF: 0 2B: 1 SAC: 1 3B: 0 DP: 2 HR: 2 HBP: 0						

	AB	29
	R	5
	H	9
	RBI	4
	BB	3
	SO	3
	LOB	7

WP: 2 PA: 33
PB: 0
SB: 0
CS: 0

PITCHER		IP	WLS	BF	H	R	ER	SO	BB	IBB	HBP	BLK	WP	HR	S	P	ERA	WHIP
Denny Lemaster, L ERA: 4.05	(1, 1)	1.1	L	9	4	5	5	1	1	0	0	0	0	2	10	14	33.75	3.750
Clay Carroll, R ERA: 2.15	(2, 1)	1.2		5	0	0	0	0	0	0	0	0	1	0	5	5	0.00	0.000
Pat Jarvis, R ERA:	(4, 1)	2.0		7	2	0	0	1	0	0	0	0	0	0	9	9	0.00	1.000
Don Schwall, R ERA: 3.84	(6, 1)	3.0		12	3	0	0	1	2	0	0	0	1	0	12	20	0.00	1.667

PITCHER	IP	WLS	BF	H	R	ER	SO	BB	IBB	HBP	BLK	WP	HR	S	P	ERA	WHIP

Batter	1	2	3	4	5	6	7	8	9	10	AB	R	H	RBI	BB	SO	LOB
Tito Fuentes, S (1, 6) OBP: 0.286, SLG: 0.345	5-3		1B 1-2 2-H 3-H		K			F8-6-3 1B		HR	5	1	3	3	0	1	0
Jim Davenport, R (1, 5) OBP: 0.303, SLG: 0.374	5-3		F8		1-3			F8-6-3 1-2		6-3	5	0	0	0	0	0	3
Willie McCovey, L (1, 3) OBP: 0.384, SLG: 0.554	4-3		F3		5-3			3B		WP BB BB	4	0	1	0	1	0	2
Jim Ray Hart, R (1, 7) OBP: 0.352, SLG: 0.511		K	K			5-3		5-3		WP 1-2 BB	4	0	0	0	1	2	3
Tom Haller, L (1, 2) OBP: 0.313, SLG: 0.491		F8		F7		4-3			5-3	F8 1-2 2-3	5	0	0	0	0	0	2
Jesus Alou, R (1, 9) OBP: 0.251, SLG: 0.272 Willie Mays, R (9, PH) OBP: 0.362, SLG: 0.547 (9, 8)	5-3			2B		F3			E5		3 1	0 0	1 0	0 0	0 0	0 0	0 0
Ollie Brown, R (1, 8) OBP: 0.292, SLG: 0.301 (9, 9)			BB 1B 1B 1B	F8			6-3		F7		4	1	1	0	0	0	2
Hal Lanier, R (1, 4) OBP: 0.256, SLG: 0.278			BB 1-2 1B 1B	IBB			K		F9		3	1	1	0	1	1	1
Bobby Bolin, R (1, 1) OBP: 0.260, SLG: 0.205 Frank Linzy, R (10, 1) OBP: 0.188, SLG: 0.313			1B 1-2 2-3 BB	1-3			F4			5-3	3 0	0 0	0 0	0 0	1 0	0 0	2 0
Inning Stats	R: 0 H: 0 E: 0 LOB: 0 K: 0 BB: 0 S: 3 P: 3	R: 0 H: 0 E: 0 LOB: 0 K: 1 BB: 0 S: 5 P: 5	R: 2 H: 3 E: 0 LOB: 2 K: 1 BB: 1 S: 8 P: 12	R: 0 H: 1 E: 0 LOB: 2 K: 0 BB: 1 S: 4 P: 8	R: 0 H: 0 E: 0 LOB: 0 K: 1 BB: 0 S: 5 P: 5	R: 0 H: 0 E: 0 LOB: 0 K: 0 BB: 0 S: 3 P: 3	R: 0 H: 0 E: 0 LOB: 0 K: 1 BB: 0 S: 5 P: 5	R: 0 H: 2 E: 0 LOB: 1 K: 0 BB: 0 S: 4 P: 4	R: 0 H: 0 E: 1 LOB: 1 K: 0 BB: 0 S: 4 P: 4	R: 1 H: 1 E: 0 LOB: 2 K: 0 BB: 2 S: 4 P: 12	1B: 4 SF: 0 2B: 2 SAC: 0 3B: 1 DP: 1 HR: 1 HBP: 0						

PITCHER	IP	WLS	BF	H	R	ER	SO	BB	IBB	HBP	BLK	WP	HR	S	P	ERA	WHIP
Bill Hands, R (1, 1) ERA: 4.57	2.0		10	3	2	2	1	1	0	0	0	0	0	11	15	9.00	2.000
Cal Koonce, R (3, 1) ERA: 4.68	5.0		17	1	0	0	3	0	1	0	0	0	0	22	26	0.00	0.200
Fergie Jenkins, R (8, 1) ERA: 3.84	2.2		13	3	1	1	0	2	0	0	0	0	1	11	19	3.38	1.875
Arnold Earley, L (10, 1) ERA:	0.1	W	1	0	0	0	0	0	0	0	0	1	0	1	1	0.00	0.000

PITCHER	IP	WLS	BF	H	R	ER	SO	BB	IBB	HBP	BLK	WP	HR	S	P	ERA	WHIP

TOP

San Francisco Giants @ Chicago Cubs

Wrigley Field, Chicago, IL

Fri Aug 05 1966, 3:33 AM CDT

Att. 11,160 - Unknown

livebaseballscorecards.com

AB	37
R	3
H	7
RBI	3
BB	4
SO	4
LOB	15

WP: 1 PA: 41
PB: 0
SB: 0
CS: 0

Batter	1	2	3	4	5	6	7	8	9	10	AB	R	H	RBI	BB	SO	LOB
Adolfo Phillips, R (1, 8) OBP: 0.352, SLG: 0.466	S S S 0-3 ① K		x 0-0 ① 6-3		x 0-0 ③ 6-3			S S S 0-3 ① K		x 0-0 5-3 1-2 1B 1B	5	1	1	0	0	2	0
Glenn Beckert, R (1, 4) OBP: 0.309, SLG: 0.343	x 0-0 ② F7		x 0-0 ② F6			x 0-0 ① 6-3		x 0-0 ② F6		x 0-0 ① 5-3 1-2 2-3	5	0	0	0	0	0	2
Billy Williams, L (1, 9) OBP: 0.358, SLG: 0.480	x 0-0 ③ 4-1		x 0-0 ③ 3-1			x 0-0 ② F4		x 0-0 ③ F8		4-0 1B IBB	4	0	0	0	1	0	0
Ron Santo, R (1, 5) OBP: 0.414, SLG: 0.556		x 0-0 HR		S S S 0-3 ① K		x 0-0 E6			x 0-0 HR	x 0-0 1-3 2-H 3-H 1B	5	2	3	4	0	1	0
14 Ernie Banks, R (1, 3) OBP: 0.303, SLG: 0.424		H 1-0 G6-4-3 1B HBP		x 0-0 ② 6-3		x 0-0 ③ F7			x 0-0 ① F7		3	0	0	0	0	0	1
Byron Browne, R (1, 7) OBP: 0.330, SLG: 0.478		x 0-0 G6-4-3 1-2 1B		x 0-0 1B		x 0-0 ① F7			x 0-0 1B		4	0	3	0	0	0	0
Randy Hundley, R (1, 2) OBP: 0.295, SLG: 0.407		x 0-0 ① ② G6-4-3 1-2f 2-3		x 0-0 ③ F6				S S S 0-3 ② K			4	0	0	0	0	1	4
Don Kessinger, S (1, 6) OBP: 0.271, SLG: 0.273		B B B B 4-0 BB			S S S 0-3 ① K		x 0-0 1B		x 0-0 ③ 6-3		3	0	1	0	1	1	1
Bill Hands, R (1, 1) OBP: 0.135, SLG: 0.088 Cal Koonce, R (3, 1) George Altman, L (7, PH) OBP: 0.274, SLG: 0.386 Fergie Jenkins, R (8, 1) OBP: 0.321, SLG: 0.360 Arnold Earley, L (10, 1) Lee Thomas, L (10, PH) OBP: 0.292, SLG: 0.325 Joey Amalfitano, R (10, PR) OBP: 0.250, SLG: 0.200		x 0-0 ③ 5-3			x 0-0 ② G3		x 0-0 ③ 4-3			x 0-0 5-3 1B 1B 1B	1 1 1 0 0 1 0	0 0 0 0 0 0 1	0 0 0 0 0 1 0	0 0 0 0 0 0 0	0 0 0 0 0 0 0	0 0 1 0 0 0 0	2 0 1 0 0 0 0
Inning Stats	R: 0 E: 0 K: 1 S: 5 H: 0 LOB: 0 BB: 0 P: 5	R: 1 E: 0 K: 0 S: 4 H: 2 LOB: 2 BB: 1 P: 9	R: 0 E: 0 K: 0 S: 3 H: 0 LOB: 0 BB: 0 P: 3	R: 0 E: 0 K: 1 S: 6 H: 1 LOB: 1 BB: 0 P: 6	R: 0 E: 0 K: 1 S: 5 H: 0 LOB: 0 BB: 0 P: 5	R: 0 E: 1 K: 0 S: 4 H: 0 LOB: 1 BB: 0 P: 4	R: 0 E: 0 K: 0 S: 4 H: 1 LOB: 1 BB: 0 P: 4	R: 0 E: 0 K: 1 S: 5 H: 0 LOB: 0 BB: 0 P: 5	R: 1 E: 0 K: 1 S: 7 H: 2 LOB: 1 BB: 0 P: 7	R: 2 E: 0 K: 0 S: 4 H: 3 LOB: 2 BB: 1 P: 8	1B: 7 2B: 0 3B: 0 HR: 2	SF: 0 SAC: 0 DP: 1 HBP: 1						

PITCHER		IP	WLS	BF	H	R	ER	SO	BB	IBB	HBP	BLK	WP	HR	S	P	ERA	WHIP
Bobby Bolin, R ERA: 3.23	(1, 1)	9.0		36	7	3	3	5	1	0	1	0	0	2	44	49	3.00	0.889
Frank Linzy, R ERA: 2.76	(10, 1)	0.1	L	4	2	1	1	0	0	1	0	0	0	0	3	7	27.00	6.000

PITCHER	IP	WLS	BF	H	R	ER	SO	BB	IBB	HBP	BLK	WP	HR	S	P	ERA	WHIP

BOTTOM

San Francisco Giants @ Chicago Cubs

Wrigley Field, Chicago, IL

Fri Aug 05 1966, 3:33 AM CDT

Att. 11,160 - Unknown

livebaseballscorecards.com

AB	37
R	4
H	9
RBI	4
BB	2
SO	5
LOB	11

1B: 7	SF: 0	WP: 0	PA: 40
2B: 0	SAC: 0	PB: 0	
3B: 0	DP: 1	SB: 0	
HR: 2	HBP: 1	CS: 0	

Batter	1	2	3	4	5	6	7	8	9	AB	R	H	RBI	BB	SO	LOB
Tito Fuentes, S (1, 6) OBP: 0.282, SLG: 0.341	F6		E6 1B		5-3			6-3		4	0	0	0	0	0	0
Tom Haller, L (1, 2) OBP: 0.310, SLG: 0.486	G3		F7		4-3			F4		4	0	0	0	0	0	1
Willie Mays, R (1, 8) OBP: 0.364, SLG: 0.547	1B		1-3 2B 1B		6-3			SSS K		4	1	2	0	0	1	0
Willie McCovey, L (1, 3) OBP: 0.383, SLG: 0.554	5-3		FC5 2-H 2B			F3			4-3	4	0	1	1	0	0	1
Jim Ray Hart, R (1, 5) OBP: 0.351, SLG: 0.511		1B WP 2B	FC5 2-3			6-3			G3	4	1	1	0	0	0	1
Cap Peterson, R (1, 7) OBP: 0.321, SLG: 0.363		WP 1B 2-3 1B		FC1-6 1B		G3			F8	4	0	2	0	0	0	0
Ollie Brown, R (1, 9) OBP: 0.289, SLG: 0.297		F9 1-2 3-H		F8			SSS K			3	0	0	0	0	1	2
Hal Lanier, R (1, 4) OBP: 0.255, SLG: 0.276		5-3		FC1-6 1-2f			6-3			2	0	0	0	0	0	2
Ozzie Virgil, R (7, PH) OBP: 0.297, SLG: 0.410 (7, 4)										1	0	0	0	0	0	0
Bob Priddy, R (1, 1) OBP: 0.267, SLG: 0.214		2-H 1B		F4			5-3			1	0	1	0	0	0	0
Len Gabrielson, L (4, PH) OBP: 0.286, SLG: 0.297										1	0	0	0	0	0	1
Ron Herbel, R (4, 1) OBP: 0.057, SLG: 0.029										0	0	0	0	0	0	0
Don Mason, L (7, PH) OBP: 0.125, SLG: 0.250										1	0	0	0	0	0	0
Lindy McDaniel, R (7, 1) OBP: 0.091, SLG: 0.091										0	0	0	0	0	0	0
Inning Stats	R: 0 E: 0 K: 0 S: 4 H: 1 LOB: 1 BB: 0 P: 4	R: 1 E: 0 K: 0 S: 5 H: 3 LOB: 2 BB: 0 P: 5	R: 1 E: 1 K: 0 S: 5 H: 2 LOB: 1 BB: 0 P: 5	R: 0 E: 0 K: 0 S: 4 H: 1 LOB: 1 BB: 0 P: 4	R: 0 E: 0 K: 0 S: 3 H: 0 LOB: 0 BB: 0 P: 3	R: 0 E: 0 K: 0 S: 3 H: 0 LOB: 0 BB: 0 P: 3	R: 0 E: 0 K: 1 S: 5 H: 0 LOB: 0 BB: 0 P: 5	R: 0 E: 0 K: 1 S: 5 H: 0 LOB: 0 BB: 0 P: 5	R: 0 E: 0 K: 0 S: 3 H: 0 LOB: 0 BB: 0 P: 3	1B: 5 2B: 2 3B: 0 HR: 0	SF: 0 SAC: 0 DP: 0 HBP: 0						

TOP

San Francisco Giants @ Chicago Cubs

Wrigley Field, Chicago, IL

Sat Aug 06 1966, 3:33 AM CDT

Att. 17,844 - Unknown

livebaseballscorecards.com

AB	33
R	2
H	7
RBI	1
BB	0
SO	2
LOB	8

WP: 1 PB: 0 SB: 0 CS: 0 PA: 33

PITCHER		IP	WLS	BF	H	R	ER	SO	BB	IBB	HBP	BLK	WP	HR	S	P	ERA	WHIP
Robin Roberts, R ERA: 3.86	(1, 1)	2.0		9	4	1	1	0	0	0	0	0	1	0	9	9	4.50	2.000
Bill Hands, R ERA: 4.29	(3, 1)	7.0	W	24	3	1	0	2	0	0	0	0	0	0	28	28	0.00	0.429

PITCHER		IP	WLS	BF	H	R	ER	SO	BB	IBB	HBP	BLK	WP	HR	S	P	ERA	WHIP

Batter	1	2	3	4	5	6	7	8	9	AB	R	H	RBI	BB	SO	LOB
Adolfo Phillips, R (1, 8) OBP: 0.351, SLG: 0.464	F4		1-2 2-3 BLK 1B 1B	2-3 6-3			S S S 0-3 K			4	1	1	0	0	1	1
Glenn Beckert, R (1, 4) OBP: 0.311, SLG: 0.344	4-3		1-H 2-H 3-H L4-3 1B		FC4-6 1B		6-3			4	0	2	2	0	0	0
Billy Williams, L (1, 9) OBP: 0.356, SLG: 0.476	F8		1-2 L4-3		1-2f FC4-6		F7			4	0	0	0	0	0	2
Ron Santo, R (1, 5) OBP: 0.413, SLG: 0.555		S S S 0-3 K	14 1B 2B		F9			S S S 0-3 K		4	1	1	0	0	2	1
14 Ernie Banks, R (1, 3) OBP: 0.305, SLG: 0.434		F4	2-H 1B		S S S 0-3 K			HR		4	1	2	2	0	1	1
Byron Browne, R (1, 7) OBP: 0.332, SLG: 0.478		1B	S S S 0-3 K		F9			CS 1B		4	0	2	0	0	1	1
Randy Hundley, R (1, 2) OBP: 0.292, SLG: 0.402		5-3		1-3			S S S 0-3 K	1-2 K		4	0	0	0	0	2	2
Don Kessinger, S (1, 6) OBP: 0.277, SLG: 0.280			1B SH BLK 1B	WP SH1-4 1B		1B				3	1	3	0	0	0	0
Robin Roberts, S (1, 1) OBP: 0.214, SLG: 0.083			1-2 SH BLK 1B 1B	1-2 SH1-4		F6				0	0	0	0	0	0	0
Bill Hands, R (3, 1) OBP: 0.132, SLG: 0.086										1	1	0	0	0	0	1
Inning Stats	R: 0 E: 0 K: 0 S: 3 H: 0 LOB: 0 BB: 0 P: 3	R: 0 E: 0 K: 1 S: 6 H: 1 LOB: 1 BB: 0 P: 6	R: 4 E: 0 K: 1 S: 10 H: 5 LOB: 1 BB: 0 P: 10	R: 0 E: 0 K: 0 S: 4 H: 1 LOB: 1 BB: 0 P: 4	R: 0 E: 0 K: 1 S: 6 H: 1 LOB: 1 BB: 0 P: 6	R: 0 E: 0 K: 1 S: 6 H: 1 LOB: 1 BB: 0 P: 6	R: 0 E: 0 K: 1 S: 5 H: 0 LOB: 0 BB: 0 P: 5	R: 1 E: 0 K: 2 S: 8 H: 2 LOB: 0 BB: 0 P: 8		1B: 9 2B: 2 3B: 0 HR: 1		SF: 0 SAC: 2 DP: 1 HBP: 0				

PITCHER	IP	WLS	BF	H	R	ER	SO	BB	IBB	HBP	BLK	WP	HR	S	P	ERA	WHIP
Bob Priddy, R (1, 1) ERA: 4.09	3.0	L	15	6	4	4	2	0	0	0	1	0	0	19	19	12.00	2.000
Ron Herbel, R (4, 1) ERA: 4.27	3.0		12	3	0	0	2	0	0	0	0	1	0	16	16	0.00	1.000
Lindy McDaniel, R (7, 1) ERA: 3.51	2.0		7	2	1	1	3	0	0	0	0	0	1	13	13	4.50	1.000

PITCHER	IP	WLS	BF	H	R	ER	SO	BB	IBB	HBP	BLK	WP	HR	S	P	ERA	WHIP

BOTTOM

San Francisco Giants @ Chicago Cubs

Wrigley Field, Chicago, IL

Sat Aug 06 1966, 3:33 AM CDT

Att. 17,844 - Unknown

livebaseballscorecards.com

AB	32
R	5
H	11
RBI	4
BB	0
SO	7
LOB	9

WP: 1	PA: 34		
PB: 0			
SB: 0			
CS: 1			

Batter	1	2	3	4	5	6	7	8	9	AB	R	H	RBI	BB	SO	LOB
Tito Fuentes, S (1, 6) (7, 4) OBP: 0.287, SLG: 0.343	6-3		1B HR 1B		1B		L5	FC5-4 BB		4	1	2	0	1	0	2
Willie McCovey, L (1, 3) OBP: 0.385, SLG: 0.560	WP FC5-2-4 2B		1-2 HR 1B		K		1-3 2B 3-H 2B	F6		5	1	3	1	0	1	2
Willie Mays, R (1, 8) OBP: 0.366, SLG: 0.553	FC5-2-4 WP BB		1-H 2-H HR		F8		2B E IBB	1-2f FC5-4		3	2	1	3	2	0	2
Jim Ray Hart, R (1, 5) OBP: 0.352, SLG: 0.512	1-2 2-H FC5-2-4		K			4-3	1-3 2-H 3-H E 2B		SH1-3 1B	5	1	2	1	0	1	2
Cap Peterson, R (1, 7) OBP: 0.325, SLG: 0.367		K		6-3		1B	2-H 3-H E2 1B		1-2 SH1-3	4	0	2	2	0	1	0
Frank Linzy, R (7, 1) OBP: 0.188, SLG: 0.313										0	0	0	0	0	0	0
Ozzie Virgil, R (1, 2) OBP: 0.292, SLG: 0.403		4-3		G3		F8	K		1-3	1	0	0	0	0	0	0
Tom Haller, L (3, 2) OBP: 0.307, SLG: 0.480										4	0	0	0	0	1	3
Ollie Brown, R (1, 9) OBP: 0.291, SLG: 0.294	F9			BB		K		HR SH3-4 BB	6-3	3	1	0	0	2	1	2
Hal Lanier, R (1, 4) OBP: 0.253, SLG: 0.274		K	K				1B 2B 1B	1-2 SH3-4		2	0	0	0	0	2	1
Jesus Alou, R (7, PH) (7, 7) OBP: 0.254, SLG: 0.275										1	1	1	0	0	0	0
Gaylord Perry, R (1, 1) OBP: 0.220, SLG: 0.224		6-3			6-3		2B 1-3 2B 1B	2-H HR		2	0	0	0	0	0	0
Jim Davenport, R (7, PH) (7, 6) OBP: 0.309, SLG: 0.392										2	2	2	2	0	0	0

San Francisco Giants @ Chicago Cubs

Wrigley Field, Chicago, IL

Sun Aug 07 1966, 3:33 AM CDT

Att. 29,265 - Unknown

TOP

livebaseballscorecards.com

	AB	R	H	RBI	BB	SO	LOB
	36	9	13	9	5	7	14

Inning Stats	1	2	3	4	5	6	7	8	9
R:	0	0	3	0	0	0	4	2	0
E:	0	0	0	0	0	0	1	0	0
K:	0	1	2	1	1	1	1	0	0
S:	3	5	10	5	6	6	9	4	4
H:	1	0	3	0	1	1	5	1	1
LOB:	1	0	0	1	1	1	1	1	1
BB:	1	0	0	1	0	0	1	2	0
P:	7	5	10	9	6	6	13	12	4

1B:	8	SF: 0
2B:	4	SAC: 2
3B:	0	DP: 1
HR:	2	HBP: 0

WP:	1	PA: 43
PB:	0	
SB:	0	
CS:	0	

PITCHER		IP	WLS	BF	H	R	ER	SO	BB	IBB	HBP	BLK	WP	HR	S	P	ERA	WHIP
Ken Holtzman, L (1, 1) ERA: 3.89		6.0	L	27	8	5	5	6	2	0	0	0	1	1	37	45	7.50	1.667
Fergie Jenkins, R (7, 1) ERA: 3.99		0.2		5	3	2	2	0	0	1	0	0	0	0	4	8	27.00	4.500
Arnold Earley, L (7, 1) ERA: 4.15		1.0		6	1	2	2	1	2	0	0	0	0	1	6	14	18.00	3.000
Cal Koonce, R (8, 1) ERA: 4.66		0.1		1	0	0	0	0	0	0	0	0	0	0	1	1	0.00	0.000
Curt Simmons, L (9, 1) ERA: 4.35		1.0		4	1	0	0	0	0	0	0	0	0	0	4	4	0.00	1.000

PITCHER	IP	WLS	BF	H	R	ER	SO	BB	IBB	HBP	BLK	WP	HR	S	P	ERA	WHIP

BOTTOM

San Francisco Giants @ Chicago Cubs

Wrigley Field, Chicago, IL

Sun Aug 07 1966, 3:33 AM CDT

Att. 29,265 - Unknown

livebaseballscorecards.com

Batter	1	2	3	4	5	6	7	8	9	AB	R	H	RBI	BB	SO	LOB
Adolfo Phillips, R (1, 8) OBP: 0.349, SLG: 0.458	S S S 0-3 K ①		B B B B 4-0 G3 1B BB	S S S 0-3 K ②		x 0-0 5-3 ②		x 0-0 F4 ②		4	1	0	0	1	2	2
Glenn Beckert, R (1, 4) OBP: 0.310, SLG: 0.343	x 0-0 1-3 ②		x 0-0 G3 ① 1-2	x 0-0 1B 1-2		x 0-0 3-1 ③		S S S 0-3 K ③		5	0	1	0	0	1	2
Billy Williams, L (1, 9) OBP: 0.354, SLG: 0.471	x 0-0 F8 ③		x 0-0 F4 ②	x 0-0 G3 ③			B B B B 4-0 G3 14 1B 2B BB		x 0-0 G3 ①	4	1	0	0	1	0	3
Ron Santo, R (1, 5) OBP: 0.415, SLG: 0.556		x 0-0 14 PB HR 1B	x 0-0 14 1B E 1B 2-H		x 0-0 5-3 ①		x 0-0 F3 ①		x 0-0 14 G6-4-3 1B	5	2	3	1	0	0	1
14 Ernie Banks, R (1, 3) OBP: 0.309, SLG: 0.436		S S S 0-3 K ① 1-2	x 0-0 E 1-2 1B		x 0-0 FC4-6 1B		x 0-0 G3 1-2 2B 1B		x 0-0 ②③ G6-4-3 1-2f	5	1	3	0	0	1	2
Byron Browne, R (1, 7) OBP: 0.331, SLG: 0.475		x 0-0 F8 ②	x 0-0 E8 1-3 2-H 1B		x 0-0 FC4-6 ② 1-2f		x 0-0 G3 ② 1-2 2-3			4	0	1	1	0	0	4
Randy Hundley, R (1, 2) OBP: 0.294, SLG: 0.415		x 0-0 2-H HR	x 0-0 F7 ③		S S S 0-3 K ③		x 0-0 2-H 3-H 2B			4	1	2	4	0	1	3
Don Kessinger, S (1, 6) OBP: 0.280, SLG: 0.283		x 0-0 1B		x 0-0 4-3 ①		x 0-0 SH3-4 1B	S S S 0-3 K ③			4	0	2	0	0	1	1
Ken Holtzman, R (1, 1) OBP: 0.136, SLG: 0.116 Fergie Jenkins, R (7, 1) OBP: 0.321, SLG: 0.360 Arnold Earley, L (7, 1) Cal Koonce, R (8, 1) George Altman, L (8, PH) OBP: 0.272, SLG: 0.383 Curt Simmons, L (9, 1) OBP: 0.136, SLG: 0.143		S S S 0-3 K ③		x 0-0 1B 1B		x 0-0 SH3-4 ① 1-2		x 0-0 4-3 ①		2 0 0 0 1 0	0 0 0 0 0 0	1 0 0 0 0 0	0 0 0 0 0 0	0 0 0 0 0 0	1 0 0 0 0 0	1 0 0 0 0 0
Inning Stats	R: 0 E: 0 K: 1 S: 5 H: 0 LOB: 0 BB: 0 P: 5	R: 2 E: 0 K: 2 S: 10 H: 3 LOB: 1 BB: 0 P: 10	R: 2 E: 1 K: 0 S: 6 H: 3 LOB: 2 BB: 1 P: 10	R: 0 E: 0 K: 1 S: 7 H: 2 LOB: 2 BB: 0 P: 7	R: 0 E: 0 K: 1 S: 6 H: 1 LOB: 1 BB: 0 P: 6	R: 0 E: 0 K: 0 S: 4 H: 1 LOB: 1 BB: 0 P: 4	R: 2 E: 0 K: 1 S: 7 H: 2 LOB: 1 BB: 1 P: 11	R: 0 E: 0 K: 1 S: 5 H: 0 LOB: 0 BB: 0 P: 5	R: 0 E: 0 K: 0 S: 3 H: 1 LOB: 0 BB: 0 P: 3	1B: 11 2B: 1 3B: 0 HR: 1	SF: 0 SAC: 1 DP: 1 HBP: 0			WP: 0 PB: 1 SB: 0 CS: 0	PA: 41		

	AB	38
	R	6
	H	13
	RBI	6
	BB	2
	SO	7
	LOB	19

PITCHER		IP	WLS	BF	H	R	ER	SO	BB	IBB	HBP	BLK	WP	HR	S	P	ERA	WHIP
Gaylord Perry, R ERA: 2.83	(1, 1)	6.0	W	29	10	4	4	5	1	0	0	0	0	1	38	42	6.00	1.833
Frank Linzy, R ERA: 2.88	(7, 1)	3.0	S	12	3	2	2	2	1	0	0	0	0	0	15	19	6.00	1.333

PITCHER	IP	WLS	BF	H	R	ER	SO	BB	IBB	HBP	BLK	WP	HR	S	P	ERA	WHIP

Houston Astros @ Chicago Cubs

Wrigley Field, Chicago, IL

Tue Aug 09 1966, 3:33 AM CDT

Att. 8,170 - Unknown - 71 F

TOP

livebaseballscorecards.com

Batter	1	2	3	4	5	6	7	8	9	AB	R	H	RBI	BB	SO	LOB
Ron Davis, R (1, 8) OBP: 0.400, SLG: 0.533	5-3 1B		F8		6-3		5-3		1B 2B 2B 2-H	5	1	2	1	0	0	2
Joe Morgan, L (1, 4) OBP: 0.430, SLG: 0.430	L7		L8		K		6-3		2B SF9 1B 2-3	5	1	1	0	0	1	3
Chuck Harrison, R (1, 3) OBP: 0.310, SLG: 0.361	5-3 1-2			6-3		E5 2B 6-3		P4	2B 1-3 3-H	5	1	1	1	0	0	1
Dave Nicholson, R (1, 7) OBP: 0.362, SLG: 0.443	4-3			K		4-3 2B 1-3		G6-4-3 1B	SF9 3-H	4	0	2	1	0	1	1
Bob Aspromonte, R (1, 5) OBP: 0.292, SLG: 0.323		F8		K		6-3 3-H		G6-4-3 1-2f	K	5	0	0	1	0	2	3
Rusty Staub, L (1, 9) OBP: 0.363, SLG: 0.453		F7			HR	BB 4-3			HR 2B	3	2	2	1	1	0	0
John Bateman, R (1, 2) OBP: 0.317, SLG: 0.498		5-3			HR	4-3 1-2 2-3			HR 2-H	4	2	2	3	0	0	2
Bob Lillis, R (1, 6) OBP: 0.270, SLG: 0.287			FC5-4 1B		4-3	6-3			2B 2B	4	1	2	0	0	0	2
Dave Giusti, R (1, 1) OBP: 0.269, SLG: 0.333			FC5-4 1-2f		2B		6-3		K	2	0	1	0	0	0	1
Barry Latman, R (6, 1) OBP: 0.231, SLG: 0.167										0	0	0	0	0	0	0
Gene Freese, R (7, PH) OBP: 0.277, SLG: 0.290										1	0	0	0	0	0	0
Carroll Sembera, R (7, 1)										1	0	0	0	0	1	1

	AB	39
	R	8
	H	13
	RBI	8
	BB	1
	SO	5
	LOB	16

Inning Stats	1	2	3	4	5	6	7	8	9	1B: 4 SF: 1	WP: 0 PA: 41
	R: 0 H: 1 E: 0 LOB: 1 K: 0 BB: 0 S: 4 P: 4	R: 0 H: 0 E: 0 LOB: 0 K: 0 BB: 0 S: 3 P: 3	R: 0 H: 1 E: 0 LOB: 1 K: 0 BB: 0 S: 4 P: 4	R: 0 H: 0 E: 0 LOB: 0 K: 2 BB: 0 S: 7 P: 7	R: 2 H: 3 E: 0 LOB: 1 K: 1 BB: 0 S: 8 P: 8	R: 1 H: 1 E: 1 LOB: 2 K: 0 BB: 1 S: 5 P: 9	R: 0 H: 0 E: 0 LOB: 0 K: 0 BB: 0 S: 3 P: 3	R: 0 H: 1 E: 0 LOB: 0 K: 0 BB: 0 S: 3 P: 3	R: 5 H: 6 E: 0 LOB: 1 K: 2 BB: 0 S: 13 P: 13	2B: 6 SAC: 0 3B: 0 DP: 1 HR: 3 HBP: 0	PB: 0 SB: 0 CS: 0

PITCHER		IP	WLS	BF	H	R	ER	SO	BB	IBB	HBP	BLK	WP	HR	S	P	ERA	WHIP
Dick Ellsworth, L ERA: 4.5	(1, 1)	8.0		34	9	5	4	3	1	0	0	0	0	3	39	43	4.50	1.250
Cal Koonce, R ERA: 4.91	(9, 1)	0.1	L	3	2	1	1	1	0	0	0	0	0	0	5	5	27.00	6.000
Curt Simmons, L ERA: 4.48	(9, 1)	0.0		2	2	1	1	0	0	0	0	0	0	0	2	2	∞	∞
Fergie Jenkins, R ERA: 3.97	(9, 1)	0.2		2	0	1	1	1	0	0	0	0	0	0	4	4	13.50	0.000

PITCHER	IP	WLS	BF	H	R	ER	SO	BB	IBB	HBP	BLK	WP	HR	S	P	ERA	WHIP

Batter	1	2	3	4	5	6	7	8	9	AB	R	H	RBI	BB	SO	LOB
Adolfo Phillips, R (1, 8) OBP: 0.352, SLG: 0.469	G3 S 1B		HR		1 1B		K		K	5	1	3	1	0	2	1
Glenn Beckert, R (1, 4) OBP: 0.311, SLG: 0.343	G3 1-3		E S 1B		L9		5-3		1-2 1B	5	0	2	0	0	0	1
Billy Williams, L (1, 9) OBP: 0.352, SLG: 0.468	F7		F9 1-3		4-3		1B		G3	5	0	1	0	0	0	4
Ron Santo, R (1, 5) OBP: 0.413, SLG: 0.560	F7		4-3			HR	4-3			4	1	1	1	0	0	3
14 Ernie Banks, R (1, 3) OBP: 0.306, SLG: 0.431		F7		L9		4-3		6-3		4	0	0	0	0	0	0
Byron Browne, R (1, 7) OBP: 0.330, SLG: 0.479		K		1-3		HR 3B		F8		4	1	1	0	0	1	0
Randy Hundley, R (1, 2) OBP: 0.299, SLG: 0.438		2B		HR		HR 3-H		6-3		4	2	3	3	0	0	0
Don Kessinger, S (1, 6) OBP: 0.279, SLG: 0.282		L8		1B		6-3			1-3	4	0	1	0	0	0	1
Dick Ellsworth, L (1, 1) OBP: 0.167, SLG: 0.172			4-3	K		4-3			E4 1B	3	0	0	0	0	1	1
Cal Koonce, R (9, 1)										0	0	0	0	0	0	0
Curt Simmons, L (9, 1) OBP: 0.136, SLG: 0.143										0	0	0	0	0	0	0
Fergie Jenkins, R (9, 1) OBP: 0.321, SLG: 0.360										0	0	0	0	0	0	0
George Altman, L (9, PH) OBP: 0.270, SLG: 0.380										1	0	0	0	0	0	0
Inning Stats	R: 0 E: 0 K: 0 S: 4 H: 1 LOB: 1 BB: 0 P: 4	R: 0 E: 0 K: 1 S: 6 H: 1 LOB: 1 BB: 0 P: 6	R: 1 E: 0 K: 0 S: 5 H: 2 LOB: 1 BB: 0 P: 5	R: 1 E: 0 K: 1 S: 7 H: 2 LOB: 1 BB: 0 P: 7	R: 0 E: 0 K: 0 S: 3 H: 1 LOB: 0 BB: 0 P: 3	R: 3 E: 0 K: 0 S: 6 H: 3 LOB: 0 BB: 0 P: 6	R: 0 E: 0 K: 1 S: 6 H: 1 LOB: 1 BB: 0 P: 6	R: 0 E: 0 K: 0 S: 3 H: 0 LOB: 0 BB: 0 P: 3	R: 0 E: 1 K: 1 S: 7 H: 1 LOB: 2 BB: 0 P: 7	1B: 6 2B: 1 3B: 1 HR: 4	SF: 0 SAC: 0 DP: 0 HBP: 0						

BOTTOM

Houston Astros @ Chicago Cubs

Wrigley Field, Chicago, IL

Tue Aug 09 1966, 3:33 AM CDT

Att. 8,170 - Unknown - 71 F

livebaseballscorecards.com

AB	39
R	5
H	12
RBI	5
BB	0
SO	4
LOB	11

PITCHER		IP	WLS	BF	H	R	ER	SO	BB	IBB	HBP	BLK	WP	HR	S	P	ERA	WHIP
Dave Giusti, R ERA: 3.81	(1, 1)	5.1		25	10	5	5	2	0	0	0	0	0	4	29	29	8.44	1.875
Barry Latman, R ERA: 2.85	(6, 1)	0.2		2	0	0	0	0	0	0	0	0	0	0	2	2	0.00	0.000
Carroll Sembera, R ERA: 3.29	(7, 1)	3.0	W	12	2	0	0	2	0	0	0	0	0	0	16	16	0.00	0.667

PITCHER	IP	WLS	BF	H	R	ER	SO	BB	IBB	HBP	BLK	WP	HR	S	P	ERA	WHIP

Batter	1	2	3	4	5	6	7	8	9	10	11	AB	R	H	RBI	BB	SO	LOB
Ron Davis, R (1, 8) OBP: 0.333, SLG: 0.429	6-3	P5			FC1-6 1B		G6-4-3 1-2f		F7		FC6-4 SH1-3 1-2f	6	0	1	0	0	0	2
Sonny Jackson, L (1, 6) OBP: 0.327, SLG: 0.332	L4	K			FC1-6 E S 3B 1-2f		5-3		6-3		SH1-3 1-2	5	1	0	0	0	1	1
Rusty Staub, L (1, 9) OBP: 0.361, SLG: 0.457 Dave Nicholson, R (11, PH) OBP: 0.364, SLG: 0.443 (11, 9)	K	HR			5-3 1-3			F9	F7		BB	5 0	1 0	1 0	1 0	0 1	1 0	1 0
Chuck Harrison, R (1, 3) OBP: 0.311, SLG: 0.372		1B HR 2B	K		3B 3-H			K		L5	K	6	1	2	1	0	3	2
Joe Morgan, L (1, 4) OBP: 0.429, SLG: 0.425		1B HR BB	F9		1-3			1B 1B BB		3-1		3	2	0	0	2	0	1
Lee Maye, L (1, 7) OBP: 0.308, SLG: 0.430		1-2 2-3 HR 1B		HR		G6-4-3 1B		1B 1-3 1B		2B		5	2	5	1	0	0	0
John Bateman, R (1, 2) OBP: 0.318, SLG: 0.495		P5		F7		K		1B 1-2 3-H 1B		IBB		4	0	1	1	1	1	4
Bob Aspromonte, R (1, 5) OBP: 0.294, SLG: 0.332		1-H 2-H 3-H HR		L5		G6-4-3 1-2f		1-2 2-3 1B		F8		5	1	2	4	0	0	3
Bob Bruce, R (1, 1) OBP: 0.115, SLG: 0.080 Turk Farrell, R (4, 1) OBP: 0.119, SLG: 0.190 Bill Heath, L (11, PH) OBP: 0.306, SLG: 0.316 Nate Colbert, R (11, PR) Jim Owens, R (11, 1)		K		5-3			G6-4-3 1B	G3			FC6-4 1B	2 2 1 0 0	0 0 0 0 0	0 1 1 0 0	0 0 0 0 0	0 0 0 0 0	1 0 0 0 0	0 3 0 0 0
Inning Stats	R: 0 E: 0 K: 1 S: 5 H: 0 LOB: 0 BB: 0 P: 5	R: 4 E: 0 K: 1 S: 8 H: 3 LOB: 0 BB: 1 P: 12	R: 1 E: 0 K: 2 S: 8 H: 1 LOB: 0 BB: 0 P: 8	R: 1 E: 0 K: 0 S: 4 H: 1 LOB: 0 BB: 0 P: 4	R: 1 E: 0 K: 0 S: 5 H: 2 LOB: 1 BB: 0 P: 5	R: 0 E: 0 K: 1 S: 5 H: 1 LOB: 0 BB: 0 P: 5	R: 0 E: 0 K: 0 S: 3 H: 1 LOB: 0 BB: 0 P: 3	R: 1 E: 0 K: 1 S: 8 H: 3 LOB: 3 BB: 1 P: 12	R: 0 E: 0 K: 0 S: 3 H: 0 LOB: 0 BB: 0 P: 3	R: 0 E: 0 K: 0 S: 4 H: 1 LOB: 2 BB: 1 P: 8	R: 0 E: 0 K: 1 S: 6 H: 1 LOB: 2 BB: 1 P: 10	1B: 8 2B: 2 3B: 1 HR: 3 SF: 0 SAC: 1 DP: 2 HBP: 0						

PITCHER	IP	WLS	BF	H	R	ER	SO	BB	IBB	HBP	BLK	WP	HR	S	P	ERA	WHIP
Robin Roberts, R (1, 1) ERA: 4.22	4.0		18	5	6	6	4	1	0	0	0	0	3	25	29	13.50	1.500
Curt Simmons, L (5, 1) ERA: 4.5	3.2		16	6	2	2	2	1	0	0	0	0	0	19	23	4.91	1.909
Cal Koonce, R (8, 1) ERA: 4.67	3.1	W	15	3	0	0	1	1	1	0	0	0	0	15	23	0.00	1.200

PITCHER	IP	WLS	BF	H	R	ER	SO	BB	IBB	HBP	BLK	WP	HR	S	P	ERA	WHIP

TOP

Houston Astros @ Chicago Cubs

Wrigley Field, Chicago, IL

Thu Aug 11 1966, 3:33 AM CDT

Cloudy - 70 F

livebaseballscorecards.com

AB	44
R	8
H	14
RBI	8
BB	4
SO	7
LOB	17

1B: 8 SF: 0 PA: 49
2B: 2 SAC: 1
3B: 1 DP: 2
HR: 3 HBP: 0

WP: 0
PB: 0
SB: 1
CS: 0

Batter	1	2	3	4	5	6	7	8	9	10	11	AB	R	H	RBI	BB	SO	LOB
Adolfo Phillips, R (1, 8) OBP: 0.350, SLG: 0.475	K		1-H, 3-H, HR	F8, 1-2, 2-3		L7			6-3			5	1	1	3	0	1	4
Glenn Beckert, R (1, 4) OBP: 0.312, SLG: 0.344	G4-3-6, 1B		P6	6-3			F9		G4-6-3, 1B			5	0	2	0	0	0	2
Billy Williams, L (1, 9) OBP: 0.351, SLG: 0.472	G4-3-6, 1-2f		4-3		K		HR		G4-6-3, 1-2f			5	1	1	1	0	1	2
Ron Santo, R (1, 5) OBP: 0.411, SLG: 0.558		F9		14, 1B, 3B, 2B	P3		F2			P5		5	1	1	0	0	0	0
14 Ernie Banks, R (1, 3) OBP: 0.304, SLG: 0.428		K		3B, 2-3, 1B	F8		F9			F7		5	1	1	0	0	1	0
Byron Browne, R (1, 7) OBP: 0.326, SLG: 0.471		K		K		1-6-3		F9		L9		5	0	0	0	0	2	2
Randy Hundley, R (1, 2) OBP: 0.305, SLG: 0.460			K	1B, 1-H, 3-H, 3B		2B		HR			1B, 1B	5	3	4	3	0	1	0
Don Kessinger, S (1, 6) OBP: 0.284, SLG: 0.287			1B, HR, 1B	S, S, 3-H, 1B		F8		6-3			1B, 1-2, 1B	5	1	3	1	0	0	1
Robin Roberts, S (1, 1) OBP: 0.241, SLG: 0.120			HR, 1-3, 1B	S, 1-2, BB		BB		4-3			1B, 1-2, 2-H, 1B	1	1	1	0	0	0	0
Marty Keough, L (4, PH) OBP: 0.275, SLG: 0.176												0	0	0	0	1	0	0
Curt Simmons, L (5, 1) OBP: 0.174, SLG: 0.143												0	0	0	0	1	0	0
Cal Koonce, R (8, 1)												1	0	0	0	0	0	0
Lee Thomas, L (11, PH) OBP: 0.285, SLG: 0.328												1	0	1	1	0	0	0
Inning Stats	R: 0 E: 0 K: 1 S: 5 H: 1 LOB: 0 BB: 0 P: 5	R: 0 E: 0 K: 2 S: 7 H: 0 LOB: 0 BB: 0 P: 7	R: 3 E: 0 K: 1 S: 8 H: 3 LOB: 0 BB: 0 P: 8	R: 3 E: 0 K: 1 S: 9 H: 4 LOB: 2 BB: 1 P: 13	R: 0 E: 0 K: 1 S: 5 H: 0 LOB: 0 BB: 0 P: 5	R: 0 E: 0 K: 0 S: 4 H: 1 LOB: 2 BB: 1 P: 8	R: 1 E: 0 K: 0 S: 4 H: 1 LOB: 0 BB: 0 P: 4	R: 1 E: 0 K: 0 S: 4 H: 1 LOB: 0 BB: 0 P: 4	R: 0 E: 0 K: 0 S: 3 H: 1 LOB: 0 BB: 0 P: 3	R: 0 E: 0 K: 0 S: 3 H: 0 LOB: 0 BB: 0 P: 3	R: 1 E: 0 K: 0 S: 3 H: 3 LOB: 2 BB: 0 P: 3	1B: 9 2B: 2 3B: 1 HR: 3 SF: 0 SAC: 0 DP: 2 HBP: 0						

PITCHER		IP	WLS	BF	H	R	ER	SO	BB	IBB	HBP	BLK	WP	HR	S	P	ERA	WHIP
Bob Bruce, R ERA: 6.19	(1, 1)	3.1		16	7	6	6	5	0	0	0	0	0	1	26	26	16.20	2.100
Turk Farrell, R ERA: 4.89	(4, 1)	6.2		26	5	2	2	1	2	0	0	0	0	2	26	34	2.70	1.050
Jim Owens, R ERA: 4.31	(11, 1)	0.0	L	3	3	1	1	0	0	0	0	0	0	0	3	3	∞	∞

PITCHER	IP	WLS	BF	H	R	ER	SO	BB	IBB	HBP	BLK	WP	HR	S	P	ERA	WHIP

BOTTOM

Houston Astros @ Chicago Cubs

Wrigley Field, Chicago, IL

Thu Aug 11 1966, 3:33 AM CDT

Cloudy - 70 F

livebaseballscorecards.com

AB	43
R	9
H	15
RBI	9
BB	2
SO	6
LOB	11

WP: 0 PA: 45
PB: 0
SB: 3
CS: 0

Batter	1	2	3	4	5	6	7	8	9	AB	R	H	RBI	BB	SO	LOB
Adolfo Phillips, R (1, 8) OBP: 0.348, SLG: 0.469	K		CS 1B			K		K		4	0	1	0	0	3	0
Glenn Beckert, R (1, 4) OBP: 0.319, SLG: 0.349	1B 1B		5-3 1-2			1B			FC4-6 1B	4	0	3	0	0	0	1
Billy Williams, L (1, 9) OBP: 0.354, SLG: 0.479	1-3 1B			G6-4-3 BB		P6			FC4-6 1-2f 2B	3	1	1	0	1	0	2
Ron Santo, R (1, 5) OBP: 0.414, SLG: 0.563	K			G6-4-3 1-2f		P4			1-H 1B 2B	4	1	1	1	0	1	4
14 Ernie Banks, R (1, 3) OBP: 0.303, SLG: 0.425	F7			F9			6-3		1B IBB	3	0	0	0	1	0	2
Byron Browne, R (1, 7) OBP: 0.318, SLG: 0.459 George Altman, L (9, PH) OBP: 0.273, SLG: 0.382 (9, 7)		F9			K2-3		K		1-3 2-H 1B	3 1	0 0	0 1	0 1	0 0	2 0	0 0
Randy Hundley, R (1, 2) OBP: 0.304, SLG: 0.454		L7			K		K		K	4	0	0	0	0	3	2
Don Kessinger, S (1, 6) OBP: 0.281, SLG: 0.282		P6			BB			4-3	F8	3	0	0	0	1	0	2
Ken Holtzman, R (1, 1) OBP: 0.128, SLG: 0.109			K		F8			4-3		3	0	0	0	0	1	1
Inning Stats	R: 0 E: 0 K: 2 S: 9 H: 2 LOB: 2 BB: 0 P: 9	R: 0 E: 0 K: 0 S: 3 H: 0 LOB: 0 BB: 0 P: 3	R: 0 E: 0 K: 1 S: 5 H: 1 LOB: 0 BB: 0 P: 5	R: 0 E: 0 K: 0 S: 2 H: 0 LOB: 0 BB: 1 P: 6	R: 0 E: 0 K: 2 S: 7 H: 0 LOB: 1 BB: 1 P: 11	R: 0 E: 0 K: 1 S: 6 H: 1 LOB: 1 BB: 0 P: 6	R: 0 E: 0 K: 2 S: 7 H: 0 LOB: 0 BB: 0 P: 7	R: 0 E: 0 K: 1 S: 5 H: 0 LOB: 0 BB: 0 P: 5	R: 2 E: 0 K: 1 S: 8 H: 3 LOB: 2 BB: 1 P: 12	1B: 6 2B: 1 3B: 0 HR: 0 SF: 0 SAC: 0 DP: 1 HBP: 0						

TOP

Chicago Cubs @ Los Angeles Dodgers

Dodger Stadium, Los Angeles, CA

Fri Aug 12 1966, 7:05 PM PDT

Att. 30,441 - Unknown

livebaseballscorecards.com

AB	32
R	2
H	7
RBI	2
BB	3
SO	10
LOB	14

WP: 0 PB: 0 SB: 0 CS: 1 PA: 35

PITCHER		IP	WLS	BF	H	R	ER	SO	BB	IBB	HBP	BLK	WP	HR	S	P	ERA	WHIP
Don Sutton, R ERA: 3.46	(1, 1)	8.1	L	31	6	2	2	9	2	0	0	0	0	0	47	55	2.16	0.960
Phil Regan, R ERA: 1.89	(9, 1)	0.2		4	1	0	0	1	0	1	0	0	0	0	5	9	0.00	1.500

PITCHER	IP	WLS	BF	H	R	ER	SO	BB	IBB	HBP	BLK	WP	HR	S	P	ERA	WHIP

Batter	1	2	3	4	5	6	7	8	9	AB	R	H	RBI	BB	SO	LOB
Willie Davis, L (1, 8) OBP: 0.296, SLG: 0.379	G3	K			CS 1B			F8		4	0	1	0	0	1	0
Maury Wills, S (1, 6) OBP: 0.330, SLG: 0.333	6-3		4-3		CS 1-2	F9			L4	4	0	0	0	0	0	0
Lou Johnson, R (1, 9) OBP: 0.322, SLG: 0.403	1B WP 1B		F8			6-3			FC5-4 1B	4	1	2	0	0	0	0
Tommy Davis, R (1, 7) OBP: 0.322, SLG: 0.361	1B WP 1-3 1B		F9			1-3			P4	4	0	1	0	0	0	1
Dick Stuart, R (1, 3) OBP: 0.310, SLG: 0.382	BB 1-2 1B 3-H BB			F9			F8		FC5-4 1-2f	2	0	0	0	1	0	0
Wes Parker, S (8, 3) OBP: 0.337, SLG: 0.385										0	0	0	0	0	0	0
Al Ferrara, R (9, PH) OBP: 0.325, SLG: 0.449										1	0	0	0	0	0	1
Jim Lefebvre, S (1, 4) OBP: 0.332, SLG: 0.480	1-2 2-3 1B			F7			K			3	0	1	0	0	1	0
John Roseboro, L (1, 2) OBP: 0.363, SLG: 0.463	K			K			K			3	0	0	0	0	3	3
John Kennedy, R (1, 5) OBP: 0.250, SLG: 0.283		K			K			F7		3	0	0	0	0	2	0
Don Sutton, R (1, 1) OBP: 0.209, SLG: 0.227		K			K			4-3		3	0	0	0	0	2	0
Phil Regan, R (9, 1) OBP: 0.250, SLG: 0.167										0	0	0	0	0	0	0
Inning Stats	R: 1 E: 0 K: 1 S: 8 H: 3 LOB: 3 BB: 1 P: 12	R: 0 E: 0 K: 3 S: 9 H: 0 LOB: 0 BB: 0 P: 9	R: 0 E: 0 K: 0 S: 3 H: 0 LOB: 0 BB: 0 P: 3	R: 0 E: 0 K: 1 S: 5 H: 0 LOB: 0 BB: 0 P: 5	R: 0 E: 0 K: 2 S: 7 H: 1 LOB: 0 BB: 0 P: 7	R: 0 E: 0 K: 0 S: 3 H: 0 LOB: 0 BB: 0 P: 3	R: 0 E: 0 K: 2 S: 7 H: 0 LOB: 0 BB: 0 P: 7	R: 0 E: 0 K: 0 S: 3 H: 0 LOB: 0 BB: 0 P: 3	R: 0 E: 0 K: 0 S: 4 H: 1 LOB: 1 BB: 0 P: 4	1B: 5 2B: 0 3B: 0 HR: 0 SF: 0 SAC: 0 DP: 0 HBP: 0						

PITCHER	IP	WLS	BF	H	R	ER	SO	BB	IBB	HBP	BLK	WP	HR	S	P	ERA	WHIP
Ken Holtzman, L (1, 1) ERA: 3.7	9.0	W	32	5	1	1	9	1	0	0	0	1	0	49	53	1.00	0.667

PITCHER	IP	WLS	BF	H	R	ER	SO	BB	IBB	HBP	BLK	WP	HR	S	P	ERA	WHIP

BOTTOM

Chicago Cubs @ Los Angeles Dodgers

Dodger Stadium, Los Angeles, CA

Fri Aug 12 1966, 7:05 PM PDT

Att. 30,441 - Unknown

livebaseballscorecards.com

AB	31
R	1
H	5
RBI	0
BB	1
SO	9
LOB	5

PA: 33

WP: 1
PB: 0
SB: 0
CS: 1

Chicago Cubs @ Los Angeles Dodgers

Dodger Stadium, Los Angeles, CA

Sat Aug 13 1966, 3:33 AM PDT
Att. 21,471 - Unknown

livebaseballscorecards.com

Batter	1	2	3	4	5	6	7	8	9	AB	R	H	RBI	BB	SO	LOB
Adolfo Phillips, R (1, 8) OBP: 0.345, SLG: 0.465	SSS 0-3 ① K		SSS 0-3 ③ K			SSS 0-3 ① K		x 0-0 ② SH2-3 1-2		3	0	0	0	0	3	0
Glenn Beckert, R (1, 4) OBP: 0.316, SLG: 0.346	x 0-0 ② F8			SSS 0-3 ① K		x 0-0 ② F3		x 0-0 ③ F7		4	0	0	0	0	1	1
Billy Williams, L (1, 9) OBP: 0.354, SLG: 0.477	x 0-0 ③ F3			x 0-0 ② F7		SSS 0-3 ③ K			x 0-0 1B 1B 1B	4	1	1	0	0	1	0
Ron Santo, R (1, 5) OBP: 0.419, SLG: 0.565		BBBB 4-0 14 FC5-4 BB		x 0-0 1B			BBBB 4-0 14 FC5-4 BB		x 0-0 14 L7-4-6 1-2 1B	2	0	2	0	2	0	0
14 Ernie Banks, R (1, 3) OBP: 0.300, SLG: 0.420		x 0-0 ① FC5-4 FC6-4 1-2f		SSS 0-3 ③ K			x 0-0 ① FC5-4 1-2f		x 0-0 ① ② L7-4-6 1-2	4	0	0	0	0	1	5
Byron Browne, R (1, 7) OBP: 0.320, SLG: 0.458		SSS 0-3 ② K			BBBB 4-0 BB		x 0-0 ② F9		x 0-0 2-H 1B	3	0	1	1	1	1	2
Randy Hundley, R (1, 2) OBP: 0.301, SLG: 0.449		x 0-0 ③ FC6-4 1-2f			SSS 0-3 ① K		SSS 0-3 ③ K		x 0-0 ③ P4	4	0	0	0	0	2	4
Don Kessinger, S (1, 6) OBP: 0.279, SLG: 0.280			x 0-0 ① 5-3		x 0-0 ② P6			SSS 0-3 ① K		3	0	0	0	0	1	1
Dick Ellsworth, L (1, 1) OBP: 0.174, SLG: 0.179			SSS 0-3 ② K		x 0-0 ③ 6-3			x 0-0 SH2-3 1B		3	0	1	0	0	1	1

Inning Stats	1	2	3	4	5	6	7	8	9	AB	R	H	RBI	BB	SO	LOB
	R: 0 E: 0 K: 1 S: 5	R: 0 E: 0 K: 1 S: 5	R: 0 E: 0 K: 2 S: 7	R: 0 E: 0 K: 2 S: 8	R: 0 E: 0 K: 1 S: 5	R: 0 E: 0 K: 2 S: 7	R: 0 E: 0 K: 1 S: 5	R: 0 E: 0 K: 1 S: 6	R: 1 E: 0 K: 0 S: 5	1B: 5 2B: 1 3B: 0 HR: 0	SF: 0 SAC: 1 DP: 1 HBP: 0	WP: 0 PB: 0 SB: 0 CS: 0	PA: 34			

PITCHER	IP	WLS	BF	H	R	ER	SO	BB	IBB	HBP	BLK	WP	HR	S	P	ERA	WHIP
Sandy Koufax, L (1, 1) ERA: 1.62	9.0	W	34	5	1	1	11	3	0	0	0	0	0	53	65	1.00	0.889

PITCHER	IP	WLS	BF	H	R	ER	SO	BB	IBB	HBP	BLK	WP	HR	S	P	ERA	WHIP

AB	30
R	1
H	5
RBI	1
BB	3
SO	11
LOB	14

BOTTOM

Chicago Cubs @ Los Angeles Dodgers

Dodger Stadium, Los Angeles, CA

Sat Aug 13 1966, 3:33 AM PDT

Att. 21,471 - Unknown

Batter	1	2	3	4	5	6	7	8	9	AB	R	H	RBI	BB	SO	LOB
Willie Davis, L (1, 8) OBP: 0.299, SLG: 0.382	3-1		PB 1B SF9 1B		F5	1-2 2-H 3-H 1B		1B		5	1	3	2	0	0	0
Maury Wills, S (1, 6) OBP: 0.328, SLG: 0.332	4-3		SF9 PB HR 1-2 1B		5-3	G5-3 2-3f		L1		5	1	1	0	0	0	3
Lou Johnson, R (1, 9) OBP: 0.324, SLG: 0.404	L7		SF9 1-3 2-H		BBB 1B BB		S 1B 1B			2	1	1	1	1	0	0
Tommy Davis, R (1, 7) OBP: 0.333, SLG: 0.386		G1-4-3 1B	3-H HR		1-3 1B		G5-4-3 FC 1-H 1B			4	1	4	3	0	0	0
Dick Stuart, R (1, 3) OBP: 0.310, SLG: 0.377		G1-4-3 1-2f	BBB BB		SSS K		FC G5-4-3 1-2			2	0	0	0	1	1	3
Ron Fairly, L (6, 3) OBP: 0.353, SLG: 0.402										1	0	0	0	0	0	1
Jim Lefebvre, S (1, 4) OBP: 0.333, SLG: 0.480		1B 1B	SSS K			BB 1B 1B	G5-4-3 1-2f 2-3			4	1	2	0	0	1	3
John Roseboro, L (1, 2) OBP: 0.365, SLG: 0.463		1-3 1B	B2			1-2 BB 1B 1B	F4			4	1	2	0	0	0	1
John Kennedy, R (1, 5) OBP: 0.246, SLG: 0.278		F9	F7		SSS K			F8		4	0	0	0	0	1	4
Sandy Koufax, R (1, 1) OBP: 0.100, SLG: 0.092			P3	6-3		BBB G5-3 1B 1-2 2-3 BB		F7		3	0	0	0	1	0	0
Inning Stats	R: 0 E: 0 K: 0 S: 3 H: 0 LOB: 0 BB: 0 P: 3	R: 0 E: 0 K: 0 S: 5 H: 3 LOB: 2 BB: 0 P: 5	R: 3 E: 0 K: 1 S: 8 H: 3 LOB: 1 BB: 1 P: 12	R: 0 E: 0 K: 0 S: 3 H: 0 LOB: 0 BB: 0 P: 3	R: 0 E: 0 K: 1 S: 6 H: 1 LOB: 2 BB: 1 P: 10	R: 2 E: 0 K: 1 S: 7 H: 3 LOB: 1 BB: 1 P: 11	R: 1 E: 0 K: 0 S: 5 H: 2 LOB: 1 BB: 0 P: 5	R: 0 E: 0 K: 0 S: 4 H: 1 LOB: 1 BB: 0 P: 4		1B: 12 2B: 0 3B: 0 HR: 1	SF: 1 SAC: 0 DP: 3 HBP: 0					

PITCHER	IP	WLS	BF	H	R	ER	SO	BB	IBB	HBP	BLK	WP	HR	S	P	ERA	WHIP
Dick Ellsworth, L (1, 1) ERA: 4.59	8.0	L	38	13	6	6	3	3	0	0	0	0	1	41	53	6.75	2.000

PITCHER	IP	WLS	BF	H	R	ER	SO	BB	IBB	HBP	BLK	WP	HR	S	P	ERA	WHIP

AB	34
R	6
H	13
RBI	6
BB	3
SO	3
LOB	15

WP: 0	PB: 1	SB: 1	CS: 0
PA: 38			

livebaseballscorecards.com

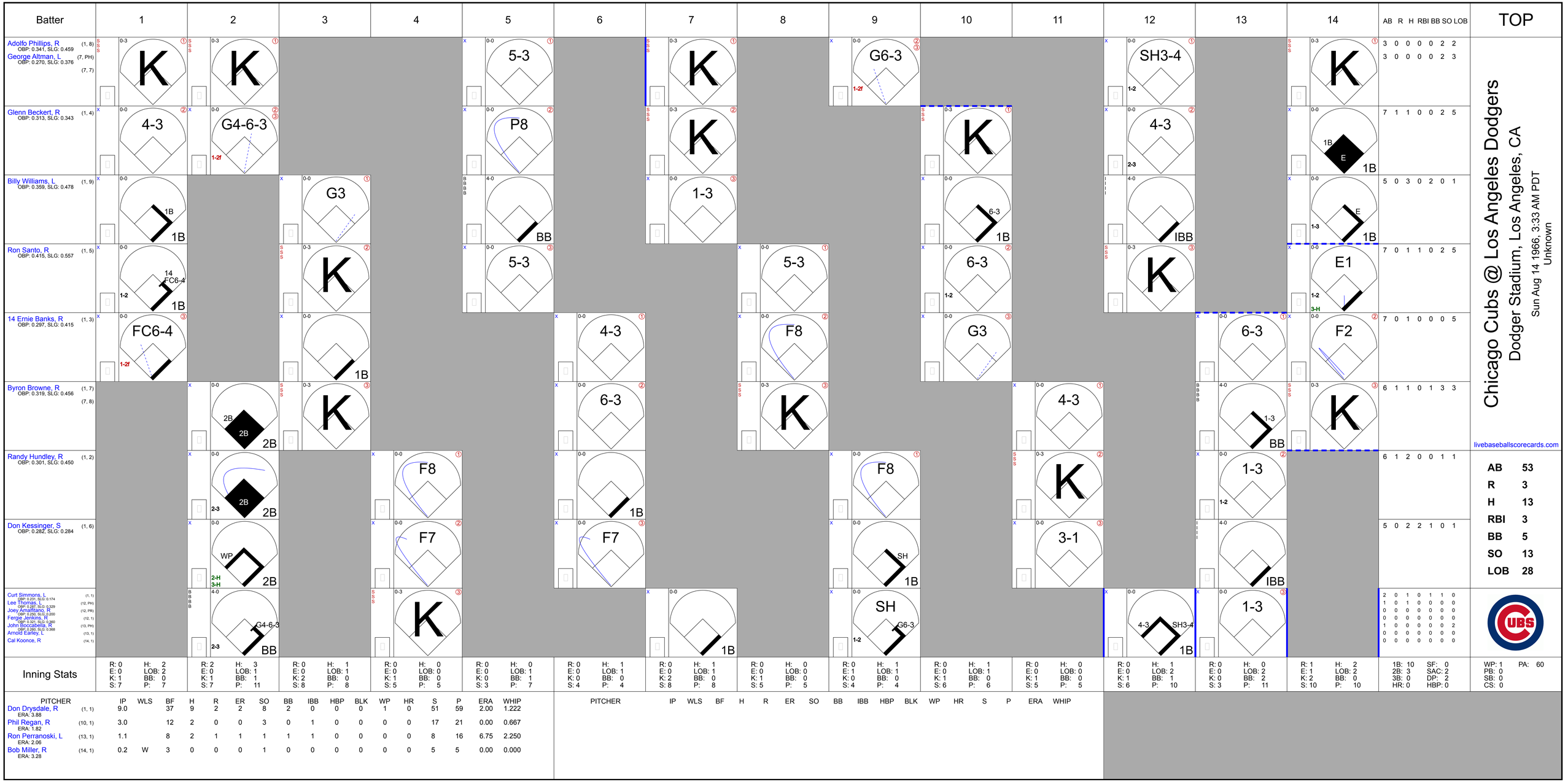
Batter
1
2
3
4
5
6
7
8
9
10
11
12
13
14
AB R H RBI BB SO LOB
TOP
Adolfo Phillips, R (1, 8)
OBP: 0.341, SLG: 0.459
George Altman, L (7, PH) (7, 7)
OBP: 0.270, SLG: 0.376
Glenn Beckert, R (1, 4)
OBP: 0.313, SLG: 0.343
Billy Williams, L (1, 9)
OBP: 0.359, SLG: 0.478
Ron Santo, R (1, 5)
OBP: 0.415, SLG: 0.557
14 Ernie Banks, R (1, 3)
OBP: 0.297, SLG: 0.415
Byron Browne, R (1, 7) (7, 8)
OBP: 0.319, SLG: 0.456
Randy Hundley, R (1, 2)
OBP: 0.301, SLG: 0.450
Don Kessinger, S (1, 6)
OBP: 0.282, SLG: 0.284
Curt Simmons, L (1, 1)
OBP: 0.231, SLG: 0.174
Lee Thomas, L (12, PH)
OBP: 0.287, SLG: 0.329
Joey Amalfitano, R (12, PR)
OBP: 0.250, SLG: 0.200
Fergie Jenkins, R (12, 1)
OBP: 0.000, SLG: 0.000
John Boccabella, R (13, PH)
OBP: 0.280, SLG: 0.308
Arnold Earley, L (13, 1)
Cal Koonce, R (14, 1)
Chicago Cubs @ Los Angeles Dodgers
Dodger Stadium, Los Angeles, CA
Sun Aug 14 1966, 3:33 AM PDT
Unknown
livebaseballscorecards.com
AB 53
R 3
H 13
RBI 3
BB 5
SO 13
LOB 28
Inning Stats
PITCHER IP WLS BF H R ER SO BB IBB HBP BLK WP HR S P ERA WHIP
Don Drysdale, R (1, 1) ERA: 3.88
Phil Regan, R (10, 1) ERA: 1.82
Ron Perranoski, L (13, 1) ERA: 2.06
Bob Miller, R (14, 1) ERA: 3.28
1B: 10 SF: 0
2B: 3 SAC: 2
3B: 0 DP: 2
HR: 0 HBP: 0
WP: 1 PA: 60
PB: 0
SB: 0
CS: 0

BOTTOM

Chicago Cubs @ Los Angeles Dodgers

Dodger Stadium, Los Angeles, CA

Sun Aug 14 1966, 3:33 AM PDT

Unknown

livebaseballscorecards.com

Batter	1	2	3	4	5	6	7	8	9	10	11	12	13	14	AB	R	H	RBI	BB	SO	LOB
Willie Davis, L (1, 8) OBP: 0.297, SLG: 0.379	F8		F2		F8			CS 1B			P4		P3		6	0	1	0	0	0	1
Maury Wills, S (1, 6) OBP: 0.326, SLG: 0.329	1B			6-3		1-4-3		4-3 1-2			P4		6-3		6	0	1	0	0	0	1
Lou Johnson, R (1, 9) (13, 7) OBP: 0.324, SLG: 0.401	K			P6		1-3 1B			F8		F9			G5-3 SH BB	5	0	1	0	1	1	1
Tommy Davis, R (1, 7) OBP: 0.339, SLG: 0.390	6-3			HR 1B		1-3 1-2			1B			SH1-4 1B		SH BB G5-3 1B 1-2	5	1	3	0	0	0	2
Nate Oliver, R (12, PR) (13, 4) OBP: 0.282, SLG: 0.216															0	1	0	0	0	0	0
Jim Lefebvre, S (1, 4) (13, 5) OBP: 0.332, SLG: 0.485		F7		1-H HR		F8			F5			SH1-4 1-2		G5-3 1-2 2-3f	5	1	1	2	0	0	4
Ron Fairly, L (1, 3) OBP: 0.352, SLG: 0.397		BB		3-1			F8		4-3			F8		1B BB	3	0	0	0	1	0	1
Phil Regan, R (10, 1) OBP: 0.250, SLG: 0.167		L6-3													0	0	0	0	0	0	0
Jim Barbieri, L (12, PH) OBP: 0.360, SLG: 0.377 (13, 9)		BB													1	0	0	0	0	0	2
Al Ferrara, R (14, PH) OBP: 0.331, SLG: 0.449															0	1	0	0	1	0	0
John Roseboro, L (1, 2) OBP: 0.365, SLG: 0.461		L6-3			1B		F9			6-3		IBB		1B BB	4	0	1	0	1	0	1
Dick Stuart, R (14, PH) OBP: 0.314, SLG: 0.377		1-2												1-2 2-3	0	0	0	0	1	0	0
John Kennedy, R (1, 5) OBP: 0.241, SLG: 0.273			F8		F8		K			F7		F3		1B	4	0	0	0	0	1	1
Jim Gilliam, S (12, PH) OBP: 0.277, SLG: 0.259															1	0	0	0	0	0	2
Ron Perranoski, L (13, 1) OBP: 0.200, SLG: 0.400														1-2 2-H 3-H	0	0	0	0	0	0	0
Bob Miller, R (14, 1)															0	0	0	0	0	0	0
Wes Covington, L (14, PH) OBP: 0.250, SLG: 0.176															1	0	1	2	0	0	0
Don Drysdale, R (1, 1) OBP: 0.256, SLG: 0.333			K		K			K		F8			5-3		3	0	0	0	0	3	1
Wes Parker, S (10, 3) OBP: 0.335, SLG: 0.382															2	0	0	0	0	0	0
Inning Stats	R: 0 E: 0 K: 1 S: 6 H: 1 LOB: 1 BB: 0 P: 6	R: 0 E: 0 K: 0 S: 2 H: 0 LOB: 0 BB: 1 P: 6	R: 0 E: 0 K: 1 S: 5 H: 0 LOB: 0 BB: 0 P: 5	R: 2 E: 0 K: 0 S: 5 H: 2 LOB: 0 BB: 0 P: 5	R: 0 E: 0 K: 1 S: 6 H: 1 LOB: 1 BB: 0 P: 6	R: 0 E: 0 K: 0 S: 4 H: 1 LOB: 1 BB: 0 P: 4	R: 0 E: 0 K: 1 S: 5 H: 0 LOB: 0 BB: 0 P: 5	R: 0 E: 0 K: 1 S: 5 H: 1 LOB: 0 BB: 0 P: 5	R: 0 E: 0 K: 0 S: 4 H: 1 LOB: 1 BB: 0 P: 4	R: 0 E: 0 K: 0 S: 3 H: 1 LOB: 0 BB: 0 P: 3	R: 0 E: 0 K: 0 S: 3 H: 0 LOB: 0 BB: 0 P: 3	R: 0 E: 0 K: 0 S: 4 H: 1 LOB: 2 BB: 1 P: 8	R: 0 E: 0 K: 0 S: 3 H: 0 LOB: 0 BB: 0 P: 3	R: 2 E: 1 K: 0 S: 3 H: 1 LOB: 2 BB: 3 P: 15	1B: 8 2B: 1 3B: 0 HR: 1	SF: 0 SAC: 2 DP: 2 HBP: 0					

	AB	46
	R	4
	H	9
	RBI	4
	BB	5
	SO	5
	LOB	17

WP: 0 PB: 0 SB: 0 CS: 1 PA: 53

PITCHER		IP	WLS	BF	H	R	ER	SO	BB	IBB	HBP	BLK	WP	HR	S	P	ERA	WHIP
Curt Simmons, L ERA: 4.14	(1, 1)	11.0		39	7	2	2	5	1	0	0	0	0	1	48	52	1.64	0.727
Fergie Jenkins, R ERA: 3.92	(12, 1)	1.0		5	1	0	0	0	0	1	0	0	0	0	4	8	0.00	1.000
Arnold Earley, L ERA: 4.5	(13, 1)	1.2	L	7	0	2	1	0	2	0	0	0	0	0	5	13	5.40	1.200
Cal Koonce, R ERA: 4.67	(14, 1)	0.0		2	1	0	0	0	1	0	0	0	0	0	1	5	∞	∞

PITCHER	IP	WLS	BF	H	R	ER	SO	BB	IBB	HBP	BLK	WP	HR	S	P	ERA	WHIP

TOP

Chicago Cubs @ Los Angeles Dodgers

Dodger Stadium, Los Angeles, CA

Sun Aug 14 1966, 3:38 AM PDT

Att. 34,076 - Unknown

livebaseballscorecards.com

Batter	1	2	3	4	5	6	7	8	9	10	AB	R	H	RBI	BB	SO	LOB
Glenn Beckert, R (1, 4) OBP: 0.318, SLG: 0.347	0-0 4-3 4-3 1B		0-0 1B SF7 1B	0-0 ① 4-3		0-0 ① 5-3		0-0 3-H 1B		0-0 E6 SH5-4 SF8 1B	6	2	4	1	0	0	0
Lee Thomas, L (1, 7) OBP: 0.285, SLG: 0.327	0-0 ① 4-3 1-2		0-0 1B 1B 1-3 2B 1B	0-0 ② 4-3		0-0 ② 4-3		0-0 ③ 4-3		0-0 ① SH5-4 2-3	5	1	1	0	0	0	2
Billy Williams, L (1, 9) OBP: 0.356, SLG: 0.474	0-0 ② 4-3 2-3		0-0 ① SF7 3-H	0-0 ③ 4-3		0-0 ③ F5			0-0 ① 6-3	4-0 1B WP IBB	4	1	0	1	1	0	1
Ron Santo, R (1, 5) OBP: 0.414, SLG: 0.554	0-0 ③ 5-3		0-0 1B 1-2 2B 1B		0-3 ① K		0-0 ① 5-3		4-0 FC5-4 BB	0-0 ② SF8 3-H	4	1	1	1	1	1	1
John Boccabella, R (1, 3) OBP: 0.271, SLG: 0.400		0-0 HR	0-0 2B 1B 1-2 2-3 1B		0-0 E6 1B 2B		0-0 ② F2		0-0 ② FC5-4 1B 1-2f 1B	0-0 WP 1-3 1B	6	4	3	1	0	0	1
Byron Browne, R (1, 8) OBP: 0.322, SLG: 0.456		0-0 5-3 1B	0-3 ② K		0-0 2B SF9 1-2 1B		0-0 ③ 6-3		0-0 1B 1-2 1B	0-0 ③ F7 1-2 3-H	6	1	3	0	0	1	4
Don Bryant, R (1, 2) OBP: 0.381, SLG: 0.450	0-0 ① 5-3 1-2	0-0 1-3 2-H 3-H 1B 2B		0-0 1-3 2-H 2B		0-0 ① P4		0-0 ① P4	0-0 1-3 2-H 1B		4	1	2	3	0	0	1
Randy Hundley, R (8, 2) OBP: 0.303, SLG: 0.451											1	0	1	1	0	0	0
Don Kessinger, S (1, 6) OBP: 0.286, SLG: 0.287	0-0 ② F7	0-0 2-H 3-H 1B		0-0 ② SF9 3-H		0-0 SH1-3 PB 1B 1B			4-0 IBB		3	1	2	3	1	0	1
Bob Hendley, R (1, 1) OBP: 0.267, SLG: 0.231	0-0 ③ 4-3		0-3 ③ K		0-0 ③ P4			0-0 ② SH1-3 1-3		0-3 ③ K	3	0	0	0	0	1	3
Fergie Jenkins, R (5, 1) OBP: 0.321, SLG: 0.360											0	0	0	0	0	0	0
Arnold Earley, L (7, 1)											1	0	0	0	0	1	3
Cal Koonce, R (9, 1)											0	0	0	0	0	0	0
Inning Stats	R: 0 E: 0 K: 0 S: 4 H: 1 LOB: 1 BB: 0 P: 4	R: 1 E: 0 K: 0 S: 5 H: 2 LOB: 1 BB: 0 P: 5	R: 5 E: 0 K: 2 S: 13 H: 6 LOB: 1 BB: 0 P: 13	R: 0 E: 0 K: 0 S: 3 H: 0 LOB: 0 BB: 0 P: 3	R: 2 E: 1 K: 1 S: 8 H: 2 LOB: 1 BB: 0 P: 8	R: 0 E: 0 K: 0 S: 3 H: 0 LOB: 0 BB: 0 P: 3	R: 0 E: 0 K: 0 S: 3 H: 0 LOB: 0 BB: 0 P: 3	R: 1 E: 0 K: 0 S: 5 H: 2 LOB: 1 BB: 0 P: 5	R: 1 E: 0 K: 1 S: 7 H: 2 LOB: 3 BB: 2 P: 15	R: 2 E: 1 K: 0 S: 5 H: 2 LOB: 1 BB: 1 P: 9	1B: 14 2B: 2 3B: 0 HR: 1 SF: 3 SAC: 2 DP: 0 HBP: 0						

	AB	43
	R	12
	H	17
	RBI	11
	BB	3
	SO	4
	LOB	17

WP: 1 PB: 1 SB: 0 CS: 0 PA: 51

PITCHER		IP	WLS	BF	H	R	ER	SO	BB	IBB	HBP	BLK	WP	HR	S	P	ERA	WHIP
Joe Moeller, R ERA: 2.87	(1, 1)	2.1		14	7	5	5	0	0	0	0	0	0	1	14	14	19.29	3.000
Bob Miller, R ERA: 3.29	(3, 1)	2.2		13	4	3	1	3	0	0	0	0	0	0	19	19	3.38	1.500
Jim Brewer, L ERA: 3.5	(6, 1)	2.0		6	0	0	0	0	0	0	0	0	0	0	6	6	0.00	0.000
Ron Perranoski, L ERA: 2.3	(8, 1)	2.0		12	4	2	2	1	1	1	0	0	0	0	12	20	9.00	2.500
Don Sutton, R ERA: 3.56	(10, 1)	0.1	L	3	1	2	2	0	0	1	0	0	0	0	2	6	54.00	3.000

PITCHER		IP	WLS	BF	H	R	ER	SO	BB	IBB	HBP	BLK	WP	HR	S	P	ERA	WHIP
Phil Regan, R ERA: 1.8	(10, 1)	0.2		3	1	0	0	0	0	0	0	0	1	0	3	3	0.00	1.500

Batter	1	2	3	4	5	6	7	8	9	10	AB	R	H	RBI	BB	SO	LOB
Willie Davis, L (1, 8) OBP: 0.296, SLG: 0.376	P6		G3		BB 1B 2-H 1B	F9		L4		L4-3 1-2	6	1	1	1	0	0	1
Jim Gilliam, S (1, 5) OBP: 0.289, SLG: 0.271	F7		BBBB WP 1B BB		BBBB 1B 1-2 2B BB		1B 1B 2B		FC5-4 1B	F7	4	3	2	0	2	0	0
Lou Johnson, R (1, 9) OBP: 0.325, SLG: 0.401	SSS K2-3		1-H 1B		2B 1-3 2-H 1B		F2		FC5-4 1-2f 1B		5	1	2	2	0	1	2
Tommy Davis, R (1, 7) OBP: 0.344, SLG: 0.395		1B 1B 1B	P3		SSS K		1B SF9 2-3 1B		1B E 2-H 1B		5	3	3	1	0	1	3
Jim Lefebvre, S (1, 4) OBP: 0.337, SLG: 0.492		1B 1-2 1B		1-4-3 1B 1B	1-3 3-H 2B		1-3 3-H 1B		F9		5	0	4	2	0	0	1
Dick Stuart, R (1, 3) OBP: 0.304, SLG: 0.399 Jim Brewer, L (6, 1) Ron Fairly, L (7, PH) OBP: 0.350, SLG: 0.397 Al Ferrara, R (7, PH) OBP: 0.000, SLG: 0.000 Ron Perranoski, L (8, 1) OBP: 0.000, SLG: 0.000 Don Drysdale, R (9, PH) OBP: 0.089, SLG: 0.342 Nate Oliver, R (9, PR) OBP: 0.276, SLG: 0.276 Don Sutton, R (10, 1) OBP: 0.209, SLG: 0.227 Phil Regan, R (10, 1) OBP: 0.266, SLG: 0.167		P3		1-4-3 1-2	1-3		SF9 3-H		E9 1-H 1B		3 0 0 0 0 0 5 0 0 0 0 0 0 0 0 0 0 0 0 0 0 0 0 0 1 0 0 0 0 0 0 0 0 0 0 1 0 1 0 0 0 0 0 1 0 0 0 0 0 0 0 0 0 0 0 0 0 0 0 0 0 0 0						
Jeff Torborg, R (1, 2) OBP: 0.292, SLG: 0.291 John Roseboro, L (5, PH) OBP: 0.365, SLG: 0.459 (6, 2)		G5-4-3 1-3 2-H 1B		6-3	1-3		G3		S 3-H 1B		2	0	1	1	0	0	1
John Kennedy, R (1, 6) OBP: 0.244, SLG: 0.275 Maury Wills, S (6, PH) OBP: 0.324, SLG: 0.327 (7, 6)		G5-4-3 1-2f		2-H 1B		4-3		6-3	6-3 1-2		3	0	0	0	0	0	2
Joe Moeller, R (1, 1) OBP: 0.300, SLG: 0.125 Bob Miller, R (3, 1) Wes Parker, S (5, PH) OBP: 0.337, SLG: 0.387 (6, 3)			4-3		1B 2B	SSS K		5-3		L4-3 1B	0	0	0	0	0	0	0
											1	0	0	0	0	0	0
											4	1	2	0	0	1	0
Inning Stats	R: 0 H: 0 E: 0 LOB: 0 K: 1 BB: 0 S: 5 P: 5	R: 1 H: 3 E: 0 LOB: 1 K: 0 BB: 0 S: 5 P: 5	R: 1 H: 1 E: 0 LOB: 1 K: 0 BB: 1 S: 4 P: 8	R: 0 H: 2 E: 0 LOB: 2 K: 0 BB: 0 S: 4 P: 4	R: 3 H: 4 E: 0 LOB: 2 K: 1 BB: 1 S: 9 P: 13	R: 0 H: 0 E: 0 LOB: 0 K: 1 BB: 0 S: 5 P: 5	R: 2 H: 3 E: 0 LOB: 1 K: 0 BB: 0 S: 6 P: 6	R: 0 H: 0 E: 0 LOB: 0 K: 0 BB: 0 S: 3 P: 3	R: 3 H: 4 E: 2 LOB: 2 K: 0 BB: 0 S: 7 P: 7	R: 0 H: 1 E: 0 LOB: 0 K: 0 BB: 0 S: 3 P: 3	1B: 15 SF: 1 2B: 4 SAC: 0 3B: 0 DP: 2 HR: 0 HBP: 0						

PITCHER		IP	WLS	BF	H	R	ER	SO	BB	IBB	HBP	BLK	WP	HR	S	P	ERA	WHIP
Bob Hendley, L ERA: 4.52	(1, 1)	4.0		21	9	5	5	1	2	0	0	0	1	0	21	29	11.25	2.750
Fergie Jenkins, R ERA: 4.0	(5, 1)	2.1		11	4	2	2	2	0	0	0	0	0	0	15	15	7.71	1.714
Arnold Earley, L ERA: 5.23	(7, 1)	2.1		11	4	3	2	0	0	0	0	0	0	0	11	11	7.71	1.714
Cal Koonce, R ERA: 4.58	(9, 1)	1.1	W	4	1	0	0	0	0	0	0	0	0	0	4	4	0.00	0.750

PITCHER	IP	WLS	BF	H	R	ER	SO	BB	IBB	HBP	BLK	WP	HR	S	P	ERA	WHIP

BOTTOM

Chicago Cubs @ Los Angeles Dodgers

Dodger Stadium, Los Angeles, CA

Sun Aug 14 1966, 3:38 AM PDT

Att. 34,076 - Unknown

livebaseballscorecards.com

AB	44
R	10
H	18
RBI	9
BB	2
SO	3
LOB	20

WP: 1 PA: 47
PB: 0
SB: 1
CS: 0

Batter	1	2	3	4	5	6	7	8	9	AB	R	H	RBI	BB	SO	LOB
Adolfo Phillips, R (1, 8) OBP: 0.340, SLG: 0.460	K		F5		K			2B		4	1	1	0	0	2	0
Glenn Beckert, R (1, 4) OBP: 0.317, SLG: 0.346	FC6-4 1B			F8		1-3		F8		4	0	1	0	0	0	1
Billy Williams, L (1, 9) OBP: 0.356, SLG: 0.474	FC6-4 1-2f			K		L8		2-H 2B		4	0	1	1	0	1	1
Ron Santo, R (1, 5) OBP: 0.415, SLG: 0.561	K			2B HR 1B		HR		6-3		4	2	2	1	0	1	2
John Boccabella, R (1, 3) OBP: 0.271, SLG: 0.403		6-3		1-3 HR 2B		K			G3	4	1	1	0	0	1	0
Byron Browne, R (1, 7) OBP: 0.324, SLG: 0.464		K		2-H 3-H HR			L1-3 BB		F2	3	1	1	3	1	1	0
Randy Hundley, R (1, 2) OBP: 0.300, SLG: 0.446		K		F3			K		F9	4	0	0	0	0	2	1
Don Kessinger, S (1, 6) OBP: 0.284, SLG: 0.285			1-4-3		6-3		L1-3 1-2			3	0	0	0	0	0	1
Bill Hands, R (1, 1) OBP: 0.122, SLG: 0.079			6-3		1-3			F9		1	0	0	0	0	0	0
Bob Hendley, R (4, 1) OBP: 0.250, SLG: 0.214										1	0	0	0	0	0	0
14 Ernie Banks, R (8, PH) OBP: 0.296, SLG: 0.414										1	0	0	0	0	0	0
Arnold Earley, L (8, 1)										0	0	0	0	0	0	0

TOP

Chicago Cubs @ Philadelphia Phillies

Connie Mack Stadium, Philadelphia, PA

Mon Aug 15 1966, 7:05 PM EDT

Att. 7,627 - Unknown

livebaseballscorecards.com

AB	33
R	5
H	7
RBI	5
BB	1
SO	8
LOB	6

Inning Stats	1	2	3	4	5	6	7	8	9
	R: 0 E: 0 K: 2 S: 8	R: 0 E: 0 K: 2 S: 7	R: 0 E: 0 K: 0 S: 3	R: 3 E: 0 K: 1 S: 8	R: 0 E: 0 K: 1 S: 5	R: 1 E: 0 K: 1 S: 6	R: 0 E: 0 K: 1 S: 4	R: 1 E: 0 K: 0 S: 5	R: 0 E: 0 K: 0 S: 3
	H: 1 LOB: 1 BB: 0 P: 8	H: 0 LOB: 0 BB: 0 P: 7	H: 0 LOB: 0 BB: 0 P: 3	H: 3 LOB: 0 BB: 0 P: 8	H: 0 LOB: 0 BB: 0 P: 5	H: 1 LOB: 0 BB: 0 P: 6	H: 0 LOB: 0 BB: 1 P: 8	H: 2 LOB: 1 BB: 0 P: 5	H: 0 LOB: 0 BB: 0 P: 3

| | | | | | | | | | |

Batter	1	2	3	4	5	6	7	8	9	AB	R	H	RBI	BB	SO	LOB
John Briggs, L (1, 8) OBP: 0.427, SLG: 0.582	BBBB 4-0 1B BLK BB	x 0-0 1B 1B	0-0 ③ CS 1-2	x 0-0 ① 3-1	x 0-0 E4 1-3 2-H 1B		x 0-0 ③ 4-3			4	2	2	0	1	0	0
Cookie Rojas, R (1, 4) OBP: 0.313, SLG: 0.345	x 0-0 BLK BB 1-3 1B 1B	x 0-0 F7 1-3 1B 1B		x 0-0 ② 5-3	IBB			BBBB 4-0 1B E BB		3	3	2	0	2	0	0
Johnny Callison, L (1, 9) OBP: 0.348, SLG: 0.429	BBBB 4-0 BLK 1-2 1B BB	x 0-0 ① F7 1-2		BBB 4-0 2B BB	SSS 0-3 ③ K			x 0-0 E 1-2 1B 1B		3	3	1	0	2	1	5
Dick Allen, R (1, 5) OBP: 0.393, SLG: 0.645	BBBB 4-0 1B FC6-4 1-2 2-3 3-H BB	SSS 0-3 ② K		x 0-0 1-H 2B		x 0-0 FC3-2 3B		x 0-0 E6 1B 1-2 2-H 1B		4	2	2	1	1	1	3
Bill White, L (1, 3) OBP: 0.363, SLG: 0.484	x 0-0 FC6-4 F9 1-3 2-H 3-H 1B	x 0-0 2-H 3-H 1B		SSS 0-3 ③ K		x 0-0 ① F4		x 0-0 1B 1-3 2-H 1B		5	0	3	5	0	1	2
Tony Gonzalez, L (1, 7) OBP: 0.318, SLG: 0.389	x 0-0 ① F9 1-2	x 0-0 ③ 4-3			x 0-0 ① F8	x 0-0 ② FC3-2 3-H		SSS 0-3 ① K		5	0	0	0	0	1	6
Clay Dalrymple, L (1, 2) OBP: 0.366, SLG: 0.341	IIII 4-0 FC6-4 IBB		BBBB 4-0 FC4-6 BB		x 0-0 ② G3	x 0-0 ③ 4-3		x 0-0 ② P6		3	0	0	0	2	0	3
Dick Groat, R (1, 6) OBP: 0.304, SLG: 0.325	x 0-0 ② FC6-4 1-2f 2-3 3-H		x 0-0 ① FC4-6 CS 1-2f		x 0-0 1B 1B E 1B		x 0-0 ① 4-3	x 0-0 1-2 3-H 1B		5	1	2	2	0	0	3
Chris Short, R (1, 1) OBP: 0.224, SLG: 0.224 Terry Fox, R (8, 1)	SSS 0-3 ③ K		SSS 0-3 ② K		x 0-0 E 1-2 1B		x 0-0 ② 6-3	SSS 0-3 ③ K		4 1	0 0	1 0	0 0	0 0	2 1	3 2
Inning Stats	R: 4 E: 0 K: 1 S: 7 H: 2 LOB: 2 BB: 4 P: 23	R: 2 E: 0 K: 1 S: 8 H: 3 LOB: 1 BB: 0 P: 8	R: 0 E: 0 K: 1 S: 4 H: 0 LOB: 0 BB: 1 P: 8	R: 1 E: 0 K: 1 S: 6 H: 1 LOB: 1 BB: 1 P: 10	R: 1 E: 1 K: 1 S: 8 H: 3 LOB: 3 BB: 1 P: 12	R: 0 E: 0 K: 0 S: 4 H: 1 LOB: 1 BB: 0 P: 4	R: 0 E: 0 K: 0 S: 3 H: 0 LOB: 0 BB: 0 P: 3	R: 3 E: 1 K: 2 S: 11 H: 3 LOB: 2 BB: 1 P: 15		1B: 11 2B: 1 3B: 1 HR: 0 SF: 0 SAC: 0 DP: 0 HBP: 0						

PITCHER		IP	WLS	BF	H	R	ER	SO	BB	IBB	HBP	BLK	WP	HR	S	P	ERA	WHIP
Bill Hands, R ERA: 4.71	(1, 1)	3.2	L	22	6	7	7	3	5	1	0	1	0	0	22	46	17.18	3.000
Bob Hendley, L ERA: 4.31	(4, 1)	3.1		15	4	1	0	2	0	1	0	0	0	0	18	22	0.00	1.200
Arnold Earley, L ERA: 5.56	(8, 1)	1.0		8	3	3	1	2	1	0	0	0	0	0	11	15	9.00	4.000

PITCHER	IP	WLS	BF	H	R	ER	SO	BB	IBB	HBP	BLK	WP	HR	S	P	ERA	WHIP

BOTTOM

Chicago Cubs @ Philadelphia Phillies

Connie Mack Stadium, Philadelphia, PA

Mon Aug 15 1966, 7:05 PM EDT

Att. 7,627 - Unknown

livebaseballscorecards.com

AB	37
R	11
H	13
RBI	8
BB	8
SO	7
LOB	27

Chicago Cubs @ Philadelphia Phillies

Connie Mack Stadium, Philadelphia, PA

Tue Aug 16 1966, 7:05 PM EDT

Att. 11,321 - Unknown

TOP

livebaseballscorecards.com

Batter	1	2	3	4	5	6	7	8	9	AB	R	H	RBI	BB	SO	LOB
Adolfo Phillips, R (1, 8) OBP: 0.340, SLG: 0.458	6-3		G4-6-3 1-2f 2-3 3-H		G3		4-3		4-3	1	0	0	0	0	0	0
Lee Thomas, L (2, 7) OBP: 0.281, SLG: 0.321										4	0	0	0	0	0	4
Glenn Beckert, R (1, 4) OBP: 0.319, SLG: 0.346	F4		2B BB		K			4-3 1B 1B		3	1	1	0	1	1	0
Billy Williams, L (1, 9) OBP: 0.355, SLG: 0.475	K		FC5 1-3 3-H 2B			K		4-3 1-2		4	0	1	1	0	2	1
Ron Santo, R (1, 5) OBP: 0.415, SLG: 0.559		6-3	IBB			F9		FC5 1B 2-H 1B		3	0	1	1	1	0	0
John Boccabella, R (1, 3) OBP: 0.270, SLG: 0.398		5-3	FC5 2-3f			5-3		1-2 1B		4	0	1	0	0	0	3
Byron Browne, R (1, 7) OBP: 0.321, SLG: 0.459 (2, 8)		P4		K			K	K		4	0	0	0	0	3	2
Randy Hundley, R (1, 2) OBP: 0.302, SLG: 0.446			1B BB G4-6-3 BB	F9			1B 1B	FC5 2-3f		3	1	1	0	1	0	2
Don Kessinger, S (1, 6) OBP: 0.286, SLG: 0.285			G4-6-3 1-2 1B 2B BB	3-1			1-2 1B		F7	3	1	1	0	1	0	0
Robin Roberts, S (1, 1) OBP: 0.241, SLG: 0.120			G4-6-3 1-2 2-3 1B	1-3			K		F9	0	0	0	0	0	0	0
Cal Koonce, R (1, 1) OBP: 0.176, SLG: 0.067										2	0	1	0	0	0	0
George Altman, L (7, PH) OBP: 0.268, SLG: 0.373										1	0	0	0	0	1	2
Fergie Jenkins, R (7, 1) OBP: 0.321, SLG: 0.360										0	0	0	0	0	0	0
Marty Keough, L (9, PH) OBP: 0.286, SLG: 0.194										1	0	0	0	0	0	0

	AB	33
	R	3
	H	7
	RBI	2
	BB	4
	SO	7
	LOB	14

Inning Stats										
	R: 0	H: 0	R: 0	H: 0	R: 2	H: 2	R: 0	H: 0	R: 0	H: 0
	E: 0	LOB: 0	E: 0	LOB: 0	E: 0	LOB: 3	E: 0	LOB: 0	E: 0	LOB: 0
	K: 1	BB: 0	K: 0	BB: 0	K: 0	BB: 4	K: 1	BB: 0	K: 1	BB: 0
	S: 5	P: 5	S: 3	P: 3	S: 4	P: 20	S: 5	P: 5	S: 5	P: 5

	R: 0	H: 0	R: 0	H: 2	R: 1	H: 3	R: 0	H: 0	1B: 6	SF: 0	WP: 0	PA: 37
	E: 0	LOB: 0	E: 0	LOB: 2	E: 0	LOB: 2	E: 0	LOB: 0	2B: 1	SAC: 0	PB: 0	
	K: 1	BB: 0	K: 2	BB: 0	K: 1	BB: 0	K: 0	BB: 0	3B: 0	DP: 1	SB: 0	
	S: 5	P: 5	S: 9	P: 9	S: 8	P: 8	S: 3	P: 3	HR: 0	HBP: 0	CS: 0	

PITCHER	IP	WLS	BF	H	R	ER	SO	BB	IBB	HBP	BLK	WP	HR	S	P	ERA	WHIP
Larry Jackson, R (1, 1) ERA: 3.38	0.0	W	0	0	0	0	0	0	0	0	0	0	0	0	0	∞	∞

PITCHER	IP	WLS	BF	H	R	ER	SO	BB	IBB	HBP	BLK	WP	HR	S	P	ERA	WHIP

Batter	1	2	3	4	5	6	7	8	9	AB	R	H	RBI	BB	SO	LOB
John Briggs, L (1, 8) OBP: 0.423, SLG: 0.586	HR 3B	F8			L8		6-3			4	1	1	0	0	0	0
Tony Gonzalez, L (1, 7) OBP: 0.324, SLG: 0.405	HR 3-H		BB		G3			BB BB 2B		3	2	2	2	1	0	0
Johnny Callison, L (1, 9) OBP: 0.348, SLG: 0.427	K		F8		1B			K		4	0	1	0	0	2	2
Dick Allen, R (1, 5) OBP: 0.392, SLG: 0.641	CS S 1B		K		4-3			P4		4	0	1	0	0	1	3
Bill White, L (1, 3) OBP: 0.364, SLG: 0.482	CS 3B 1-2 BB		P4			G3		BB BB BB IBB		2	2	0	0	2	0	1
Clay Dalrymple, L (1, 2) OBP: 0.371, SLG: 0.353	1-H 2-3 3B			K 1B 1B		F8		BB BB 1-2 2-3 BB		3	0	2	1	1	0	0
Dick Groat, R (1, 6) OBP: 0.306, SLG: 0.325	4-3			1-2 1B		5-3		BB 1-2 2-3 3-H BB		3	0	1	1	1	0	1
Phil Linz, R (1, 4) OBP: 0.222, SLG: 0.243 Doug Clemens, L (8, PH) OBP: 0.369, SLG: 0.298 Tony Taylor, R (8, PR) OBP: 0.296, SLG: 0.375 (9, 4)		K		K		6-3		G6 1-2 2-3 3-H BB		3 0 0	0 0 0	0 0 0	0 1 0	0 1 0	2 0 0	2 0 0
Larry Jackson, R (1, 1) OBP: 0.145, SLG: 0.182		K		K 2-3		K		G6 1-2f		4	0	0	0	0	3	5
Inning Stats	R: 3 H: 4 E: 0 LOB: 1 K: 1 BB: 1 S: 8 P: 12	R: 0 H: 0 E: 0 LOB: 0 K: 2 BB: 0 S: 7 P: 7	R: 0 H: 0 E: 0 LOB: 1 K: 1 BB: 1 S: 5 P: 9	R: 0 H: 2 E: 0 LOB: 1 K: 2 BB: 0 S: 8 P: 8	R: 0 H: 1 E: 0 LOB: 1 K: 0 BB: 0 S: 4 P: 4	R: 0 H: 0 E: 0 LOB: 0 K: 0 BB: 0 S: 3 P: 3	R: 0 H: 0 E: 0 LOB: 0 K: 1 BB: 0 S: 5 P: 5	R: 2 H: 1 E: 0 LOB: 3 K: 1 BB: 4 S: 6 P: 22		1B: 4 SF: 0 2B: 1 SAC: 0 3B: 2 DP: 0 HR: 1 HBP: 0						

BOTTOM

Chicago Cubs @ Philadelphia Phillies

Connie Mack Stadium, Philadelphia, PA

Tue Aug 16 1966, 7:05 PM EDT

Att. 11,321 - Unknown

livebaseballscorecards.com

AB	30
R	5
H	8
RBI	5
BB	6
SO	8
LOB	14

WP: 0 PB: 0 SB: 1 CS: 2 PA: 36

PITCHER		IP	WLS	BF	H	R	ER	SO	BB	IBB	HBP	BLK	WP	HR	S	P	ERA	WHIP
Robin Roberts, R ERA: 4.44	(1, 1)	0.2		6	4	3	3	1	1	0	0	0	0	1	7	11	40.50	7.500
Cal Koonce, R ERA: 4.26	(1, 1)	5.1		19	3	0	0	5	1	0	0	0	0	0	28	32	0.00	0.750
Fergie Jenkins, R ERA: 4.09	(7, 1)	2.0	L	11	1	2	2	2	3	1	0	0	0	0	11	27	9.00	2.000

PITCHER	IP	WLS	BF	H	R	ER	SO	BB	IBB	HBP	BLK	WP	HR	S	P	ERA	WHIP

Batter	1	2	3	4	5	6	7	8	9	10	AB	R	H	RBI	BB	SO	LOB
Glenn Beckert, R (1, 4) OBP: 0.319, SLG: 0.349	4-3		1B 2-3 1B		L7		FC5-4 1-2f			14 HR 2B	5	1	2	0	0	0	1
John Boccabella, R (1, 3) (8, 7) OBP: 0.275, SLG: 0.398	K		1-2 3-H 1B		4-3			CS 1B		P4	5	0	2	1	0	1	1
Billy Williams, L (1, 9) OBP: 0.353, SLG: 0.471	4-1		F9			K		14 1B 1-2 HBP		F7	4	0	0	0	0	1	3
Ron Santo, R (1, 5) OBP: 0.415, SLG: 0.555		6-3	K			BB		L9		14 HR IBB	3	1	0	0	2	1	3
Lee Thomas, L (1, 7) OBP: 0.278, SLG: 0.317		5-3		K		K		1-2 1B		1-H 2-H HR	3	0	0	0	0	2	1
14 Ernie Banks, R (8, PH) (8, 3) OBP: 0.300, SLG: 0.425											2	1	2	3	0	0	0
Byron Browne, R (1, 8) OBP: 0.317, SLG: 0.452		K		F8		K		L4		1-3	5	0	0	0	0	2	3
Randy Hundley, R (1, 2) OBP: 0.304, SLG: 0.456			HR	2B			F9		P4		4	1	2	1	0	0	0
Don Kessinger, S (1, 6) OBP: 0.289, SLG: 0.288			1B SH3-4 1B 1B	F5			FC1-6 1B		G3		4	1	2	0	0	0	1
Ken Holtzman, R (1, 1) OBP: 0.122, SLG: 0.104			SH3-4 1-2		F7		FC1-6 1-2f FC5-4		K		2	0	0	0	0	0	1
George Altman, L (9, PH) OBP: 0.266, SLG: 0.370											1	0	0	0	0	1	0
Curt Simmons, L (9, 1) OBP: 0.231, SLG: 0.174											0	0	0	0	0	0	0
Inning Stats	R: 0 E: 0 K: 1 S: 5 H: 0 LOB: 0 BB: 0 P: 5	R: 0 E: 0 K: 1 S: 5 H: 0 LOB: 0 BB: 0 P: 5	R: 2 E: 0 K: 1 S: 9 H: 4 LOB: 2 BB: 0 P: 9	R: 0 E: 0 K: 1 S: 6 H: 1 LOB: 1 BB: 0 P: 6	R: 0 E: 0 K: 0 S: 3 H: 0 LOB: 0 BB: 0 P: 3	R: 0 E: 0 K: 3 S: 9 H: 0 LOB: 1 BB: 1 P: 13	R: 0 E: 0 K: 0 S: 4 H: 1 LOB: 1 BB: 0 P: 4	R: 0 E: 0 K: 0 S: 4 H: 2 LOB: 2 BB: 0 P: 5	R: 0 E: 0 K: 1 S: 5 H: 0 LOB: 0 BB: 0 P: 5	R: 3 E: 0 K: 0 S: 5 H: 2 LOB: 0 BB: 1 P: 9	1B: 6 2B: 2 3B: 0 HR: 2	SF: 0 SAC: 1 DP: 0 HBP: 1					

PITCHER		IP	WLS	BF	H	R	ER	SO	BB	IBB	HBP	BLK	WP	HR	S	P	ERA	WHIP
Jim Bunning, R ERA: 2.43	(1, 1)	7.0		28	6	2	2	7	1	0	0	0	0	1	41	45	2.57	1.000
Darold Knowles, L ERA: 2.82	(8, 1)	0.2		4	2	0	0	0	0	0	1	0	0	0	3	4	0.00	3.000
Bob Buhl, R ERA: 4.71	(8, 1)	2.1	L	10	2	3	3	1	0	1	0	0	0	1	11	15	11.57	0.857

PITCHER	IP	WLS	BF	H	R	ER	SO	BB	IBB	HBP	BLK	WP	HR	S	P	ERA	WHIP

TOP

Chicago Cubs @ Philadelphia Phillies

Connie Mack Stadium, Philadelphia, PA

Wed Aug 17 1966, 7:05 PM EDT
Att. 9,954 - Unknown

livebaseballscorecards.com

AB	38
R	5
H	10
RBI	5
BB	2
SO	8
LOB	14

WP: 0		PA:	42
PB: 0			
SB: 0			
CS: 1			

Batter	1	2	3	4	5	6	7	8	9	10	AB	R	H	RBI	BB	SO	LOB
Tony Taylor, R (1, 4) OBP: 0.292, SLG: 0.370	K		3-1		K		1-3			1-3	5	0	0	0	0	2	2
Johnny Callison, L (1, 9) OBP: 0.348, SLG: 0.428	S BB		G3		P6			4-3		1B SF9 2B	4	1	1	0	1	0	1
Dick Groat, R (1, 6) OBP: 0.307, SLG: 0.326	F7		1B		L5			K		1B 2-3 1B	5	0	2	0	0	1	2
Dick Allen, R (1, 5) OBP: 0.389, SLG: 0.645	5-3 1-2		K			K		HR		SF9 3-H	4	1	1	2	0	2	2
Jackie Brandt, R (1, 7) OBP: 0.317, SLG: 0.320		K		F9		F3		K		1B 1-2	5	0	1	0	0	2	0
Bob Uecker, R (1, 2) OBP: 0.282, SLG: 0.362		2B		6-3		F7		K		5-3	5	0	1	0	0	1	3
John Briggs, L (1, 8) OBP: 0.413, SLG: 0.570		P5		6-3			F7		K		4	0	0	0	0	1	1
Bill White, L (1, 3) OBP: 0.367, SLG: 0.490		IBB			E7 1B 2B		3B		5-3		3	1	2	0	1	0	0
Jim Bunning, R (1, 1) OBP: 0.195, SLG: 0.190		F9			1B 3-H		6-3		F9		2	0	1	1	0	0	2
Harvey Kuenn, R (7, PH) OBP: 0.308, SLG: 0.354											1	0	0	0	0	0	1
Darold Knowles, L (8, 1) OBP: 0.250, SLG: 0.250											0	0	0	0	0	0	0
Bob Buhl, R (8, 1) OBP: 0.175, SLG: 0.108											1	0	0	0	0	0	0
Inning Stats	R: 0 H: 0 E: 0 LOB: 1 K: 1 BB: 1 S: 5 P: 9	R: 0 H: 1 E: 0 LOB: 2 K: 1 BB: 1 S: 6 P: 10	R: 0 H: 1 E: 0 LOB: 1 K: 1 BB: 0 S: 6 P: 6	R: 0 H: 0 E: 0 LOB: 0 K: 0 BB: 0 S: 3 P: 3	R: 1 H: 2 E: 1 LOB: 1 K: 1 BB: 0 S: 7 P: 7	R: 0 H: 0 E: 0 LOB: 0 K: 1 BB: 0 S: 5 P: 5	R: 0 H: 1 E: 0 LOB: 1 K: 0 BB: 0 S: 4 P: 4	R: 1 H: 1 E: 0 LOB: 1 K: 3 BB: 0 S: 11 P: 11	R: 0 H: 0 E: 0 LOB: 0 K: 1 BB: 0 S: 5 P: 5	R: 1 H: 3 E: 0 LOB: 2 K: 0 BB: 0 S: 6 P: 6	1B: 4 SF: 1 2B: 3 SAC: 0 3B: 1 DP: 0 HR: 1 HBP: 0						

PITCHER		IP	WLS	BF	H	R	ER	SO	BB	IBB	HBP	BLK	WP	HR	S	P	ERA	WHIP
Ken Holtzman, L ERA: 3.56	(1, 1)	8.0		33	6	2	1	8	1	1	0	0	0	1	47	55	1.12	0.875
Curt Simmons, L ERA: 4.15	(9, 1)	2.0	W	9	3	1	1	1	0	0	0	0	0	0	11	11	4.50	1.500

PITCHER	IP	WLS	BF	H	R	ER	SO	BB	IBB	HBP	BLK	WP	HR	S	P	ERA	WHIP

BOTTOM

Chicago Cubs @ Philadelphia Phillies

Connie Mack Stadium, Philadelphia, PA

Wed Aug 17 1966, 7:05 PM EDT

Att. 9,954 - Unknown

livebaseballscorecards.com

AB	39
R	3
H	9
RBI	3
BB	2
SO	9
LOB	14

WP: 0 PA: 42
PB: 1
SB: 1
CS: 0

Batter	1	2	3	4	5	6	7	8	9	10	11	AB	R	H	RBI	BB	SO	LOB
Gene Alley, R (1, 6) OBP: 0.326, SLG: 0.424	L3-6 2B		1-3			6-3		5-3 1-2 1B 1B		K		5	1	2	0	0	1	0
Manny Mota, R (1, 8) OBP: 0.395, SLG: 0.522	1-3			1-3		K		5-3 1-2 2-3		K		5	0	0	0	0	2	3
Roberto Clemente, R (1, 9) OBP: 0.365, SLG: 0.536	L3-6 2-3			6-3		5-3		BB 2-H 3-H 1B		K		5	0	1	2	0	1	1
Donn Clendenon, R (1, 3) OBP: 0.369, SLG: 0.533		5-3		HR			FC6-4 1B	BB 1-2			L4	4	1	2	1	1	0	0
Jose Pagan, R (1, 5) OBP: 0.302, SLG: 0.388 Al McBean, R (8, 1) OBP: 0.111, SLG: 0.111 Roy Face, R (8, 1)		6-3		6-3			FC6-4 FC5-4 1-2f	5-3			5-3	4 0 1	0 0 0	0 0 0	0 0 0	0 0 0	0 0 0	3 0 0
Bill Mazeroski, R (1, 4) OBP: 0.300, SLG: 0.385		1B			5-3		FC5-4 1-2f		SH3-4 2B		F7	5	0	2	0	0	0	1
Bob Bailey, R (1, 7) OBP: 0.338, SLG: 0.428 Willie Stargell, L (8, 7) OBP: 0.394, SLG: 0.616		F8			6-3		1-3		SH3-4 2-3			3 0	0 0	0 0	0 0	0 0	0 0	2 0
Jerry May, R (1, 2) OBP: 0.289, SLG: 0.381 Andre Rodgers, R (8, PH) OBP: 0.356, SLG: 0.270 (8, 5)			K		FC5-4 1B			5-3 1B 1B		K		2 2	0 1	1 1	0 0	0 0	1 1	0 1
Vern Law, R (1, 1) OBP: 0.300, SLG: 0.388 Jim Pagliaroni, R (8, PH) OBP: 0.335, SLG: 0.405 Jesse Gonder, L (8, 2) OBP: 0.250, SLG: 0.360			3-1		FC5-4 1-2f			F7		K		2 1 1	0 0 0	0 0 0	0 0 0	0 0 0	0 0 1	1 1 1
Inning Stats	R: 0 H: 1 E: 0 LOB: 0 K: 0 BB: 0 S: 3 P: 3	R: 0 H: 1 E: 0 LOB: 1 K: 0 BB: 0 S: 4 P: 4	R: 0 H: 0 E: 0 LOB: 0 K: 1 BB: 0 S: 5 P: 5	R: 1 H: 1 E: 0 LOB: 0 K: 0 BB: 0 S: 4 P: 4	R: 0 H: 1 E: 0 LOB: 1 K: 0 BB: 0 S: 4 P: 4	R: 0 H: 0 E: 0 LOB: 0 K: 0 BB: 0 S: 5 P: 5	R: 0 H: 1 E: 0 LOB: 1 K: 0 BB: 0 S: 4 P: 4	R: 2 H: 3 E: 0 LOB: 2 K: 0 BB: 1 S: 6 P: 10	R: 0 H: 1 E: 0 LOB: 1 K: 2 BB: 0 S: 8 P: 8	R: 0 H: 0 E: 0 LOB: 0 K: 3 BB: 0 S: 9 P: 9	R: 0 H: 0 E: 0 LOB: 0 K: 0 BB: 0 S: 3 P: 3	1B: 6 2B: 3 3B: 0 HR: 1	SF: 0 SAC: 1 DP: 1 HBP: 0					WP: 0 PB: 0 SB: 0 CS: 0	PA: 42

PITCHER		IP	WLS	BF	H	R	ER	SO	BB	IBB	HBP	BLK	WP	HR	S	P	ERA	WHIP
Dick Ellsworth, L ERA: 4.54	(1, 1)	8.0		32	8	3	3	2	1	0	0	0	0	1	35	39	3.38	1.125
Bob Hendley, L ERA: 4.14	(9, 1)	3.0	W	10	1	0	0	5	0	0	0	0	0	0	20	20	0.00	0.333

PITCHER	IP	WLS	BF	H	R	ER	SO	BB	IBB	HBP	BLK	WP	HR	S	P	ERA	WHIP

TOP

Pittsburgh Pirates @ Chicago Cubs

Wrigley Field, Chicago, IL

Fri Aug 19 1966, 3:33 AM CDT

Att. 11,092 - Unknown

livebaseballscorecards.com

AB	40
R	3
H	9
RBI	3
BB	1
SO	7
LOB	14

Pittsburgh Pirates @ Chicago Cubs

Wrigley Field, Chicago, IL

Fri Aug 19 1966, 3:33 AM CDT

Att. 11,092 - Unknown

livebaseballscorecards.com

BOTTOM

Batter	1	2	3	4	5	6	7	8	9	10	11	AB	R	H	RBI	BB	SO	LOB
Don Kessinger, S (1, 6) OBP: 0.290, SLG: 0.289	1-3		CS 1B		1B SF8 1B		4-3		1-3		SH1-3 1-2	5	1	2	0	0	0	0
Glenn Beckert, R (1, 4) OBP: 0.322, SLG: 0.351	6-3		1-2 1B		SF8 IBB 1-3 1B		E4		4-3		2-H 1B	6	0	3	1	0	0	0
Billy Williams, L (1, 9) OBP: 0.354, SLG: 0.468	BBBB BB		F8		14 L4-3 1-2 IBB		P5		SSS K			3	0	0	0	2	1	2
Ron Santo, R (1, 5) OBP: 0.413, SLG: 0.560	P3			HR	SF8 2-3 3-H		L6			F9		4	1	1	2	0	0	2
14 Ernie Banks, R (1, 3) OBP: 0.302, SLG: 0.432		F8		HR	L4-3 1-2			BBBB SH1-4 BB		F9		3	1	1	1	1	0	2
Joey Amalfitano, R (8, PR) OBP: 0.250, SLG: 0.200												0	0	0	0	0	0	0
Bob Hendley, R (9, 1) OBP: 0.235, SLG: 0.200		PB 2B		6-3	6-3			SH1-4 1-2		E6 1B		1	0	0	0	0	0	0
John Boccabella, R (1, 7) OBP: 0.281, SLG: 0.409 (9, 3)												4	0	2	0	0	0	0
Randy Hundley, R (1, 2) OBP: 0.303, SLG: 0.453		SSS K		FC5-4 1B	P5		F7			4-3		5	0	1	0	0	1	4
Byron Browne, R (1, 8) OBP: 0.318, SLG: 0.450		6-3 2-3		FC5-4 1-2f	1B			BBBB BB			F8	4	0	1	0	1	0	2
Dick Ellsworth, L (1, 1) OBP: 0.167, SLG: 0.171			P4	SSS K	SSS K			F9			E3 SH1-3 1B	3	0	0	0	0	2	2
George Altman, L (8, PH) OBP: 0.262, SLG: 0.365 (9, 7)												2	1	0	0	0	0	2

Inning Stats	1	2	3	4	5	6	7	8	9	10	11
	R: 0 E: 0 K: 0 S: 3	R: 0 E: 0 K: 1 S: 6	R: 0 E: 0 K: 0 S: 4	R: 2 E: 0 K: 1 S: 8	R: 1 E: 0 K: 0 S: 4	R: 0 E: 0 K: 1 S: 6	R: 0 E: 1 K: 0 S: 4	R: 0 E: 0 K: 0 S: 3	R: 0 E: 0 K: 1 S: 5	R: 0 E: 1 K: 0 S: 4	R: 1 E: 1 K: 0 S: 4
	H: 0 LOB: 1 BB: 1 P: 7	H: 1 LOB: 1 BB: 0 P: 6	H: 2 LOB: 1 BB: 0 P: 4	H: 3 LOB: 1 BB: 0 P: 8	H: 2 LOB: 1 BB: 1 P: 8	H: 1 LOB: 1 BB: 0 P: 6	H: 0 LOB: 1 BB: 0 P: 4	H: 0 LOB: 2 BB: 2 P: 11	H: 0 LOB: 0 BB: 0 P: 5	H: 1 LOB: 1 BB: 0 P: 4	H: 1 LOB: 1 BB: 0 P: 4

	AB	R	H	RBI	BB	SO	LOB
Totals	**40**	**4**	**11**	**4**	**4**	**4**	**16**

1B: 8	SF: 1	WP: 0	PA: 47
2B: 2	SAC: 2	PB: 1	
3B: 0	DP: 1	SB: 0	
HR: 2	HBP: 0	CS: 1	

PITCHER		IP	WLS	BF	H	R	ER	SO	BB	IBB	HBP	BLK	WP	HR	S	P	ERA	WHIP
Vern Law, R ERA: 4.33	(1, 1)	7.0		31	9	3	3	3	1	1	0	0	0	2	35	43	3.86	1.429
Al McBean, R ERA: 3.42	(8, 1)	0.0		1	0	0	0	0	1	0	0	0	0	0	0	4	∞	∞
Roy Face, R ERA: 2.57	(8, 1)	3.2	L	15	2	1	0	1	1	0	0	0	0	0	16	20	0.00	0.818

PITCHER	IP	WLS	BF	H	R	ER	SO	BB	IBB	HBP	BLK	WP	HR	S	P	ERA	WHIP

Batter	1	2	3	4	5	6	7	8	9	AB	R	H	RBI	BB	SO	LOB
Matty Alou, L (1, 8) OBP: 0.376, SLG: 0.439	F8		2-H 3B		L7		P4		FC5-4 1B	5	0	2	1	0	0	2
Gene Alley, R (1, 6) OBP: 0.325, SLG: 0.421	K		5-3			4-3 1B		4-3	FC5-4 1-2f	5	0	1	0	0	1	2
Roberto Clemente, R (1, 9) OBP: 0.362, SLG: 0.532	L9			4-3		4-3 1-2		E6 1B SF7		4	1	0	0	0	0	1
Willie Stargell, L (1, 7) OBP: 0.392, SLG: 0.611		4-3		L4		K		1B IBB		3	0	0	0	1	1	1
Donn Clendenon, R (1, 3) OBP: 0.370, SLG: 0.533		F9		FC6-4 1B		1-3		1-2 2-3 1B		4	0	2	0	0	0	1
Bill Mazeroski, R (1, 4) OBP: 0.300, SLG: 0.391		P6		FC6-4 1-2f			HR	SF7 3-H		3	1	1	2	0	0	1
Bob Bailey, R (1, 5) OBP: 0.337, SLG: 0.425			K		G6-3 1B		F5	F9		4	0	1	0	0	1	2
Jesse Gonder, L (1, 2) OBP: 0.250, SLG: 0.355			SH3-4 3B 1B		G6-3 1-2f		K		F9	4	1	1	0	0	1	1
Tommie Sisk, R (1, 1) OBP: 0.237, SLG: 0.147			SH3-4 1-2		E4		BB		K	2	0	0	0	1	1	0
Pete Mikkelsen, R (9, 1) OBP: 0.231, SLG: 0.167										0	0	0	0	0	0	0
Inning Stats	R: 0 E: 0 K: 1 S: 5 H: 0 LOB: 0 BB: 0 P: 5	R: 0 E: 0 K: 0 S: 3 H: 0 LOB: 0 BB: 0 P: 3	R: 1 E: 0 K: 1 S: 7 H: 2 LOB: 1 BB: 0 P: 7	R: 0 E: 0 K: 0 S: 4 H: 1 LOB: 1 BB: 0 P: 4	R: 0 E: 1 K: 0 S: 4 H: 1 LOB: 1 BB: 0 P: 4	R: 0 E: 0 K: 1 S: 6 H: 1 LOB: 1 BB: 0 P: 6	R: 1 E: 0 K: 1 S: 6 H: 1 LOB: 1 BB: 1 P: 10	R: 1 E: 1 K: 0 S: 5 H: 1 LOB: 2 BB: 1 P: 9	R: 0 E: 0 K: 1 S: 6 H: 1 LOB: 1 BB: 0 P: 6	1B: 6 2B: 0 3B: 1 HR: 1 SF: 1 SAC: 1 DP: 1 HBP: 0	WP: 0 PB: 0 SB: 0 CS: 0 PA: 38					

PITCHER		IP	WLS	BF	H	R	ER	SO	BB	IBB	HBP	BLK	WP	HR	S	P	ERA	WHIP
Bill Hands, R ERA: 4.59	(1, 1)	7.0	L	28	6	2	2	4	1	0	0	0	0	1	35	39	2.57	1.000
Cal Koonce, R ERA: 4.15	(8, 1)	2.0		10	2	1	0	1	0	1	0	0	0	0	11	15	0.00	1.000

PITCHER	IP	WLS	BF	H	R	ER	SO	BB	IBB	HBP	BLK	WP	HR	S	P	ERA	WHIP

TOP

Pittsburgh Pirates @ Chicago Cubs

Wrigley Field, Chicago, IL

Sat Aug 20 1966, 3:33 AM CDT

Att. 14,446 - Unknown

AB	34
R	3
H	8
RBI	3
BB	2
SO	5
LOB	11

livebaseballscorecards.com

Batter	1	2	3	4	5	6	7	8	9	AB	R	H	RBI	BB	SO	LOB
Don Kessinger, S (1, 6) OBP: 0.287, SLG: 0.286	1-3		5-3		4-3			F7		4	0	0	0	0	0	1
Glenn Beckert, R (1, 4) OBP: 0.319, SLG: 0.348	K		5-3			F9		F7		4	0	0	0	0	1	0
Billy Williams, L (1, 9) OBP: 0.357, SLG: 0.479	3B		6-3			HR		BB		3	1	2	1	1	0	0
Ron Santo, R (1, 5) OBP: 0.412, SLG: 0.556	BB			5-3		L8		L8		3	0	0	0	1	0	1
14 Ernie Banks, R (1, 3) OBP: 0.307, SLG: 0.436 Joey Amalfitano, R (9, PR) OBP: 0.250, SLG: 0.200	5-3			G6-4-3 1B		1B			E 4-3 1B	4 0	0 1	3 0	0 0	0 0	0 0	2 0
John Boccabella, R (1, 7) OBP: 0.273, SLG: 0.397		6-3		G6-4-3 1-2f		K			E3 4-3 1-3	4	0	0	0	0	1	3
Randy Hundley, R (1, 2) OBP: 0.303, SLG: 0.451 Don Bryant, R (8, 2) OBP: 0.381, SLG: 0.450 Lee Thomas, L (9, PH) OBP: 0.277, SLG: 0.316		L9			SH3-4 BB		K		4-3 2-3 3-H	2 0 1	0 0 0	0 0 0	0 0 1	1 0 0	1 0 0	0 0 2
Byron Browne, R (1, 8) OBP: 0.317, SLG: 0.446		BB			F9		K		6-3	3	0	0	0	1	1	3
Bill Hands, R (1, 1) OBP: 0.119, SLG: 0.077 George Altman, L (7, PH) OBP: 0.260, SLG: 0.362 Cal Koonce, R (8, 1) OBP: 0.176, SLG: 0.067 Marty Keough, L (9, PH) OBP: 0.279, SLG: 0.189		5-3			SH3-4 1-2		L8		F7	1 1 0 1	0 0 0 0	0 0 0 0	0 0 0 0	0 0 0 0	0 0 0 0	1 0 0 2
Inning Stats	R: 0 H: 1 E: 0 LOB: 2 K: 1 BB: 1 S: 6 P: 10	R: 0 H: 0 E: 0 LOB: 1 K: 0 BB: 1 S: 3 P: 7	R: 0 H: 0 E: 0 LOB: 0 K: 0 BB: 0 S: 3 P: 3	R: 0 H: 1 E: 0 LOB: 0 K: 0 BB: 0 S: 3 P: 3	R: 0 H: 0 E: 0 LOB: 1 K: 0 BB: 1 S: 3 P: 7	R: 1 H: 2 E: 0 LOB: 1 K: 1 BB: 0 S: 7 P: 7	R: 0 H: 0 E: 0 LOB: 0 K: 2 BB: 0 S: 7 P: 7	R: 0 H: 0 E: 0 LOB: 1 K: 0 BB: 1 S: 3 P: 7	R: 1 H: 1 E: 1 LOB: 2 K: 0 BB: 0 S: 5 P: 5	1B: 3 SF: 0 2B: 0 SAC: 1 3B: 1 DP: 1 HR: 1 HBP: 0						WP: 0 PA: 36 PB: 0 SB: 0 CS: 0	

PITCHER		IP	WLS	BF	H	R	ER	SO	BB	IBB	HBP	BLK	WP	HR	S	P	ERA	WHIP
Tommie Sisk, R ERA: 4.03	(1, 1)	8.0	W	33	5	2	1	4	4	0	0	0	0	1	37	53	1.12	1.125
Pete Mikkelsen, R ERA: 3.06	(9, 1)	1.0	S	3	0	0	0	0	0	0	0	0	0	0	3	3	0.00	0.000

PITCHER	IP	WLS	BF	H	R	ER	SO	BB	IBB	HBP	BLK	WP	HR	S	P	ERA	WHIP

BOTTOM

Pittsburgh Pirates @ Chicago Cubs

Wrigley Field, Chicago, IL

Sat Aug 20 1966, 3:33 AM CDT

Att. 14,446 - Unknown

livebaseballscorecards.com

AB	31
R	2
H	5
RBI	2
BB	4
SO	4
LOB	15

Batter	1	2	3	4	5	6	7	8	9	AB	R	H	RBI	BB	SO	LOB
Gene Alley, R (1, 6) OBP: 0.323, SLG: 0.418	6-3	1B 3-H 1B		K		F8		P3		5	0	1	1	0	1	0
Manny Mota, R (1, 8) OBP: 0.402, SLG: 0.531	6-3 2B 2B	2-3 1B		HR 1B		F9		E3 1B		5	2	4	0	0	0	0
Roberto Clemente, R (1, 9) OBP: 0.362, SLG: 0.536	6-3 2-3	4-3		1-H HR		2B 1B		6-3		5	1	2	2	0	0	3
Willie Stargell, L (1, 7) OBP: 0.397, SLG: 0.619	3-H 2B		4-1 1B	FC6-4 1B		1-3 2B			P5	5	0	4	1	0	0	0
Donn Clendenon, R (1, 3) OBP: 0.368, SLG: 0.529	P5		4-1 1-2	FC6-4 1-2f		K			1B SF8 1B	5	1	1	0	0	1	5
Bill Mazeroski, R (1, 4) OBP: 0.299, SLG: 0.389		3-1	E5		K		F7		1-3 2B 1B	5	1	1	0	0	1	1
Bob Bailey, R (1, 5) OBP: 0.335, SLG: 0.426		2B 2B	F9		6-3		4-3		SF8 3-H	4	1	1	1	0	0	2
Jesse Gonder, L (1, 2) OBP: 0.276, SLG: 0.429		4-3 2-H 1B 2B	K		HR		1B		1-H 2B	5	2	4	3	0	1	2
Bob Veale, S (1, 1) OBP: 0.145, SLG: 0.174		4-3 2-3		K	K		4-3		6-3	5	0	0	0	0	2	3
Inning Stats	R: 1 E: 0 K: 0 S: 5 H: 2 LOB: 1 BB: 0 P: 5	R: 2 E: 0 K: 0 S: 7 H: 4 LOB: 2 BB: 0 P: 7	R: 0 E: 1 K: 1 S: 7 H: 1 LOB: 2 BB: 0 P: 7	R: 2 E: 0 K: 2 S: 10 H: 3 LOB: 1 BB: 0 P: 10	R: 1 E: 0 K: 2 S: 8 H: 1 LOB: 0 BB: 0 P: 8	R: 0 E: 0 K: 1 S: 7 H: 2 LOB: 2 BB: 0 P: 7	R: 0 E: 0 K: 0 S: 4 H: 1 LOB: 1 BB: 0 P: 4	R: 0 E: 1 K: 0 S: 3 H: 1 LOB: 0 BB: 0 P: 3	R: 2 E: 0 K: 0 S: 6 H: 3 LOB: 1 BB: 0 P: 6	1B: 10 2B: 6 3B: 0 HR: 2 SF: 1 SAC: 0 DP: 0 HBP: 0						

PITCHER		IP	WLS	BF	H	R	ER	SO	BB	IBB	HBP	BLK	WP	HR	S	P	ERA	WHIP
Robin Roberts, R ERA: 4.62	(1, 1)	1.2	L	10	5	3	3	0	0	0	0	0	0	0	10	10	16.20	3.000
Cal Koonce, R ERA: 4.26	(2, 1)	4.1		22	8	3	3	6	0	0	0	0	0	2	34	34	6.23	1.846
Don Lee, R ERA: 4.86	(7, 1)	3.0		13	5	2	2	0	0	0	0	0	0	0	13	13	6.00	1.667

PITCHER	IP	WLS	BF	H	R	ER	SO	BB	IBB	HBP	BLK	WP	HR	S	P	ERA	WHIP

TOP

Pittsburgh Pirates @ Chicago Cubs

Wrigley Field, Chicago, IL

Sun Aug 21 1966, 3:33 AM CDT

Att. 15,944 - Cloudy - 82 F

livebaseballscorecards.com

AB	44
R	8
H	18
RBI	8
BB	0
SO	6
LOB	16

Pittsburgh Pirates @ Chicago Cubs

Wrigley Field, Chicago, IL

Sun Aug 21 1966, 3:33 AM CDT

Att. 15,944 - Cloudy - 82 F

livebaseballscorecards.com

BOTTOM

Batter	1	2	3	4	5	6	7	8	9	AB	R	H	RBI	BB	SO	LOB
Adolfo Phillips, R (1, 8) OBP: 0.337, SLG: 0.454	K		L8			K			K	3	0	0	0	0	2	0
Byron Browne, R (9, PH) OBP: 0.316, SLG: 0.445										1	0	0	0	0	1	1
Glenn Beckert, R (1, 4) OBP: 0.317, SLG: 0.345	4-3			P4			F8		P3	4	0	0	0	0	0	1
Billy Williams, L (1, 9) OBP: 0.356, SLG: 0.484	HR			F9			K		4-3	4	1	1	1	0	1	1
Ron Santo, R (1, 5) OBP: 0.411, SLG: 0.553	F9			6-3			BB			2	0	0	0	1	0	0
14 Ernie Banks, R (1, 3) OBP: 0.304, SLG: 0.432		F8			F8		F9			3	0	0	0	0	0	1
John Boccabella, R (1, 7) OBP: 0.275, SLG: 0.396		K			F9			G4-6-3 1B		3	0	1	0	0	1	0
Randy Hundley, R (1, 2) OBP: 0.301, SLG: 0.448		1-3			K			G4-6-3 1-2f		3	0	0	0	0	1	1
Don Kessinger, S (1, 6) OBP: 0.285, SLG: 0.284			5-3			P2		1-3		3	0	0	0	0	0	0
Robin Roberts, S (1, 1) OBP: 0.241, SLG: 0.120			4-3			K			BB	0	0	0	0	0	0	0
Cal Koonce, R (2, 1) OBP: 0.167, SLG: 0.063										1	0	0	0	0	0	0
Joey Amalfitano, R (6, PH) OBP: 0.243, SLG: 0.194										1	0	0	0	0	1	0
Don Lee, R (7, 1) OBP: 1.000, SLG: 1.000										0	0	0	0	0	0	0
Ron Campbell, R (9, PH) OBP: 0.234, SLG: 0.167										0	0	0	0	1	0	0

	AB	28
	R	1
	H	2
	RBI	1
	BB	2
	SO	7
	LOB	5

Inning Stats	1	2	3	4	5	6	7	8	9
	R: 1 E: 0 K: 1 S: 6 H: 1 LOB: 0 BB: 0 P: 6	R: 0 E: 0 K: 1 S: 5 H: 0 LOB: 0 BB: 0 P: 5	R: 0 E: 0 K: 0 S: 3 H: 0 LOB: 0 BB: 0 P: 3	R: 0 E: 0 K: 0 S: 3 H: 0 LOB: 0 BB: 0 P: 3	R: 0 E: 0 K: 1 S: 5 H: 0 LOB: 0 BB: 0 P: 5	R: 0 E: 0 K: 2 S: 7 H: 0 LOB: 0 BB: 0 P: 7	R: 0 E: 0 K: 1 S: 5 H: 0 LOB: 1 BB: 1 P: 9	R: 0 E: 0 K: 0 S: 3 H: 1 LOB: 0 BB: 0 P: 3	R: 0 E: 0 K: 1 S: 5 H: 0 LOB: 1 BB: 1 P: 9

	1B: 1	SF: 0	WP: 0	PA: 30
	2B: 0	SAC: 0	PB: 0	
	3B: 0	DP: 1	SB: 0	
	HR: 1	HBP: 0	CS: 0	

PITCHER	IP	WLS	BF	H	R	ER	SO	BB	IBB	HBP	BLK	WP	HR	S	P	ERA	WHIP
Bob Veale, L (1, 1) ERA: 3.25	9.0	W	30	2	1	1	7	2	0	0	0	0	1	42	50	1.00	0.444

PITCHER	IP	WLS	BF	H	R	ER	SO	BB	IBB	HBP	BLK	WP	HR	S	P	ERA	WHIP

Batter	1	2	3	4	5	6	7	8	9	AB	R	H	RBI	BB	SO	LOB
Ron Hunt, R (1, 4) OBP: 0.357, SLG: 0.364	5-3		5-3		L4-3 1-2			F9		4	0	0	0	0	0	1
Eddie Bressoud, R (1, 6) OBP: 0.308, SLG: 0.376	K		6-3			1-3		K		4	0	0	0	0	2	0
Ken Boyer, R (1, 5) OBP: 0.312, SLG: 0.419	1B			K		F9			E 3B	4	0	2	0	0	1	0
Bud Harrelson, S (9, PR) OBP: 0.333, SLG: 0.111										0	1	0	0	0	0	0
Cleon Jones, R (1, 8) OBP: 0.328, SLG: 0.389	6-3			HR 2B		5-3			E8 WP 1B 3-H	4	2	2	1	0	0	1
Jim Hickman, R (1, 9) OBP: 0.302, SLG: 0.440		F7		HR 2-H			F8		P6	4	1	1	2	0	0	2
Ron Swoboda, R (1, 7) OBP: 0.292, SLG: 0.349		F9		K			5-3		K 2-3	4	0	0	0	0	2	2
Jerry Grote, R (1, 2) OBP: 0.329, SLG: 0.325		3B		1-3			1B		1B 3-H	4	0	3	1	0	0	0
Ed Kranepool, L (1, 3) OBP: 0.327, SLG: 0.413		4-3			4-3		K		K	2	0	0	0	0	0	1
Ralph Terry, R (5, 1) OBP: 0.273, SLG: 0.250										1	0	0	0	0	1	1
Billy Murphy, R (9, PH) OBP: 0.277, SLG: 0.347										1	0	0	0	0	1	2
Dick Selma, R (1, 1)			K		BB L4-3					1	0	0	0	0	1	0
Bob Friend, R (4, 1)										0	0	0	0	0	0	0
Bill Hepler, L (4, 1) OBP: 0.214, SLG: 0.214										0	0	0	0	0	0	0
Hawk Taylor, R (5, PH) OBP: 0.216, SLG: 0.318								F7		1	0	0	0	1	0	0
(5, 3)																
Inning Stats	R: 0 E: 0 K: 1 S: 6 H: 1 LOB: 1 BB: 0 P: 6	R: 0 E: 0 K: 0 S: 4 H: 1 LOB: 1 BB: 0 P: 4	R: 0 E: 0 K: 1 S: 5 H: 0 LOB: 0 BB: 0 P: 5	R: 2 E: 0 K: 2 S: 9 H: 2 LOB: 0 BB: 0 P: 9	R: 0 E: 0 K: 0 S: 2 H: 0 LOB: 0 BB: 1 P: 6	R: 0 E: 0 K: 0 S: 3 H: 0 LOB: 0 BB: 0 P: 3	R: 0 E: 0 K: 1 S: 6 H: 1 LOB: 1 BB: 0 P: 6	R: 0 E: 0 K: 1 S: 5 H: 0 LOB: 0 BB: 0 P: 5	R: 2 E: 1 K: 2 S: 10 H: 3 LOB: 2 BB: 0 P: 10	1B: 4 2B: 2 3B: 2 HR: 1 SF: 0 SAC: 0 DP: 1 HBP: 0						

PITCHER	IP	WLS	BF	H	R	ER	SO	BB	IBB	HBP	BLK	WP	HR	S	P	ERA	WHIP
Ken Holtzman, L (1, 1) ERA: 3.59	9.0	W	35	8	4	4	8	1	0	0	0	1	1	50	54	4.00	1.000

PITCHER	IP	WLS	BF	H	R	ER	SO	BB	IBB	HBP	BLK	WP	HR	S	P	ERA	WHIP

TOP

New York Mets @ Chicago Cubs

Wrigley Field, Chicago, IL

Mon Aug 22 1966, 3:33 AM CDT

Att. 4,105 - Unknown - 75 F

livebaseballscorecards.com

AB	34
R	4
H	8
RBI	4
BB	1
SO	8
LOB	10

WP: 1	PA: 35
PB: 0	
SB: 0	
CS: 0	

Batter	1	2	3	4	5	6	7	8	9	AB	R	H	RBI	BB	SO	LOB
Don Kessinger, S (1, 6) OBP: 0.286, SLG: 0.285	6-3		1-4-3 2B 1B	6-3 1-2		FC6 1-2 1B		F8		5	1	2	0	0	0	1
Glenn Beckert, R (1, 4) OBP: 0.315, SLG: 0.343	P3		1-4-3 1-2	1-2f 2-3 1B		FC6 1-2f 2-3 2B		F9		5	1	1	0	0	0	3
Billy Williams, L (1, 9) OBP: 0.356, SLG: 0.484	F8		BBBB 2B FC4-6 BB	L9		1-H 3-H 2B 2B		F9		4	2	1	2	1	0	2
Ron Santo, R (1, 5) OBP: 0.416, SLG: 0.561		FC5-4 1B	FC4-6 1-3 2-H 2B		BBBB 14 1B 1B BB	L6-4 2-H 2B				3	1	3	2	1	0	0
14 Ernie Banks, R (1, 3) OBP: 0.309, SLG: 0.433		P4	FC4-6 IBB		FC6-4 1B 1-3 FC5-3 1B	IBB				2	0	1	0	2	0	1
John Boccabella, R (1, 7) OBP: 0.274, SLG: 0.392		FC5-4 1-2f HR	FC4-6 FC5-4 1-2f 2-3 3-H		FC6-4 1-2 3-H 1B	L6-4 2-3				4	1	1	2	0	0	5
Randy Hundley, R (1, 2) OBP: 0.300, SLG: 0.453		1-H HR	FC5-4 1-2f		FC6-4 FC5-3 1-2f 2-3		L7			4	1	1	2	0	0	4
Byron Browne, R (1, 8) OBP: 0.318, SLG: 0.444		1B		BBBB 1B 6-3 BB	FC5-3 1-2 3-H		F8			3	0	1	0	1	0	2
Ken Holtzman, R (1, 1) OBP: 0.132, SLG: 0.115		SSS K		SSS K		FC6 1B 2B 1B	1-3			4	1	1	0	0	2	2
Inning Stats	R: 0 E: 0 K: 0 S: 3 H: 0 LOB: 0 BB: 0 P: 3	R: 2 E: 0 K: 1 S: 8 H: 3 LOB: 1 BB: 0 P: 8	R: 2 E: 0 K: 0 S: 5 H: 2 LOB: 2 BB: 2 P: 13	R: 0 E: 0 K: 1 S: 6 H: 1 LOB: 2 BB: 1 P: 10	R: 1 E: 0 K: 0 S: 4 H: 2 LOB: 1 BB: 1 P: 8	R: 3 E: 0 K: 0 S: 6 H: 4 LOB: 1 BB: 1 P: 10	R: 0 E: 0 K: 0 S: 3 H: 0 LOB: 0 BB: 0 P: 3	R: 0 E: 0 K: 0 S: 3 H: 0 LOB: 0 BB: 0 P: 3		1B: 8 2B: 5 3B: 0 HR: 1	SF: 0 SAC: 0 DP: 2 HBP: 0						

PITCHER	IP	WLS	BF	H	R	ER	SO	BB	IBB	HBP	BLK	WP	HR	S	P	ERA	WHIP
Dick Selma, R (1, 1) ERA: 4.59	3.0	L	17	5	4	4	1	2	1	0	0	0	1	16	28	12.00	2.333
Bob Friend, R (4, 1) ERA: 4.26	0.2		3	1	0	0	1	0	0	0	0	0	0	5	5	0.00	1.500
Bill Hepler, L (4, 1) ERA: 3.41	0.1		1	0	0	0	0	0	0	0	0	0	0	1	1	0.00	0.000
Ralph Terry, R (5, 1) ERA: 4.13	4.0		18	6	4	4	0	1	1	0	0	0	0	16	24	9.00	1.750

PITCHER	IP	WLS	BF	H	R	ER	SO	BB	IBB	HBP	BLK	WP	HR	S	P	ERA	WHIP

BOTTOM

New York Mets @ Chicago Cubs

Wrigley Field, Chicago, IL

Mon Aug 22 1966, 3:33 AM CDT

Att. 4,105 - Unknown - 75 F

livebaseballscorecards.com

AB	34
R	8
H	12
RBI	8
BB	5
SO	2
LOB	20

WP: 0	PB: 0	SB: 0	CS: 0
PA: 39			

Batter	1	2	3	4	5	6	7	8	9	AB	R	H	RBI	BB	SO	LOB
Bud Harrelson, S (1, 6) OBP: 0.235, SLG: 0.071	K		F8		1-3		4-3 2-3		4-3	5	0	0	0	0	1	2
Cleon Jones, R (1, 8) OBP: 0.328, SLG: 0.396	P4		5-3			F9	HR 3-H			4	1	1	2	0	0	0
Ken Boyer, R (1, 5) OBP: 0.309, SLG: 0.415	L9			L8		F2	5-3			4	0	0	0	0	0	0
Jim Hickman, R (1, 3) OBP: 0.310, SLG: 0.442		6-3		FC5 1B 1B		2B 1B		F9		4	1	2	0	0	0	0
Larry Elliot, L (1, 9) OBP: 0.329, SLG: 0.445		K		K		1B 2B 1-H		P4		4	1	1	1	0	2	1
Ron Swoboda, R (1, 7) OBP: 0.298, SLG: 0.355		1B 1B		1-2 1B		FC6-4 1B 2-H		K		4	0	3	1	0	1	0
Eddie Bressoud, R (1, 4) OBP: 0.310, SLG: 0.376		FC6-4 1-2 1B		FC5 2-3f		FC6-4 1-2f			6-3 BB	3	0	1	0	1	0	3
Jerry Grote, R (1, 2) OBP: 0.328, SLG: 0.324		FC6-4 1-2f			5-3		4-3 SH2-4 HR 1B		6-3 1-2	4	1	1	0	0	0	3
Dennis Ribant, R (1, 1) OBP: 0.176, SLG: 0.196			F8		L7		SH2-4 1-2		K	3	0	0	0	0	1	1
Inning Stats	R: 0 E: 0 K: 1 S: 5 H: 0 LOB: 0 BB: 0 P: 5	R: 0 E: 0 K: 1 S: 7 H: 2 LOB: 2 BB: 0 P: 7	R: 0 E: 0 K: 0 S: 3 H: 0 LOB: 0 BB: 0 P: 3	R: 0 E: 0 K: 1 S: 7 H: 2 LOB: 2 BB: 0 P: 7	R: 0 E: 0 K: 0 S: 3 H: 0 LOB: 0 BB: 0 P: 3	R: 2 E: 0 K: 0 S: 6 H: 3 LOB: 1 BB: 0 P: 6	R: 2 E: 0 K: 0 S: 5 H: 2 LOB: 0 BB: 0 P: 5	R: 0 E: 0 K: 1 S: 5 H: 0 LOB: 0 BB: 0 P: 5	R: 0 E: 0 K: 1 S: 5 H: 0 LOB: 1 BB: 1 P: 9	1B: 7 2B: 1 3B: 0 HR: 1 SF: 0 SAC: 1 DP: 0 HBP: 0						

PITCHER		IP	WLS	BF	H	R	ER	SO	BB	IBB	HBP	BLK	WP	HR	S	P	ERA	WHIP
Dick Ellsworth, L ERA: 4.54	(1, 1)	8.0	L	33	9	4	4	4	0	0	0	0	0	1	41	41	4.50	1.125
Cal Koonce, R ERA: 4.21	(9, 1)	1.0		4	0	0	0	1	1	0	0	0	0	0	5	9	0.00	1.000

PITCHER	IP	WLS	BF	H	R	ER	SO	BB	IBB	HBP	BLK	WP	HR	S	P	ERA	WHIP

TOP

New York Mets @ Chicago Cubs

Wrigley Field, Chicago, IL

Tue Aug 23 1966, 3:33 AM CDT

Att. 7,266 - Unknown

livebaseballscorecards.com

AB	35
R	4
H	9
RBI	4
BB	1
SO	5
LOB	10

WP: 0 PA: 37
PB: 0
SB: 0
CS: 0

New York Mets @ Chicago Cubs

Wrigley Field, Chicago, IL

Tue Aug 23 1966, 3:33 AM CDT

Att. 7,266 - Unknown

BOTTOM

Batter	1	2	3	4	5	6	7	8	9	AB	R	H	RBI	BB	SO	LOB
Don Kessinger, S (1, 6) OBP: 0.284, SLG: 0.282	1-3		FC2-6 1-2f			F7			6-3	4	0	0	0	0	0	1
Glenn Beckert, R (1, 4) OBP: 0.317, SLG: 0.347	1B		F7			1-3			3B 2B	4	1	2	0	0	0	1
Billy Williams, L (1, 9) OBP: 0.354, SLG: 0.480	P4		F8			4-3			P6	4	0	0	0	0	0	3
Ron Santo, R (1, 5) OBP: 0.415, SLG: 0.563	F8			5-3			5-3		2-H 3B	4	0	1	1	0	0	1
14 Ernie Banks, R (1, 3) OBP: 0.306, SLG: 0.428		6-3		6-3			1-3		F9	4	0	0	0	0	0	1
John Boccabella, R (1, 7) OBP: 0.275, SLG: 0.397		2B		F8			F8			3	0	1	0	0	0	0
Randy Hundley, R (1, 2) OBP: 0.298, SLG: 0.450		K		K				P5		3	0	0	0	0	2	1
Byron Browne, R (1, 8) OBP: 0.316, SLG: 0.440		1-3		K				K		3	0	0	0	0	2	1
Dick Ellsworth, L (1, 1) OBP: 0.176, SLG: 0.181			FC2-6 1B	F9				3-1		2	0	1	0	0	0	0
George Altman, L (8, PH) OBP: 0.259, SLG: 0.360										1	0	0	0	0	0	0
Cal Koonce, R (9, 1) OBP: 0.167, SLG: 0.063										0	0	0	0	0	0	0

livebaseballscorecards.com

	AB	R	H	RBI	BB	SO	LOB
	32	1	5	1	0	4	9

Inning Stats	1	2	3	4	5	6	7	8	9
R:	0	0	0	0	0	0	0	0	1
E:	0	0	0	0		0	0	0	0
K:	0	1	0	0		0	0	1	0
S:	4	6	4	3		3	3	5	5
H:	1	1	1	0		0	0	0	2
LOB:	1	1	1	0		0	0	0	1
BB:	0	0	0	0		0	0	0	0
P:	4	6	4	3		3	3	5	5
R:	0	0	0	0	0	0	0	0	1
E:	0	0	0	0		0	0	0	0
K:	0	1	0	0		0	0	1	0
S:	4	6	4	3		3	3	5	5
H:	1	1	1	0		0	0	0	2
LOB:	1	1	1	0		0	0	0	1
BB:	0	0	0	0		0	0	0	0
P:	4	6	4	3		3	3	5	5

	1B	SF	WP	PA
	2	0	0	32
	2	0	0	
	1	0	0	
	0	0	0	
	0	0	0	

	2B	SAC	PB	
	2	0	0	
	2	0	0	
	1	0	0	
	0	0	0	
	0	0	0	

	3B	DP	SB	
	1	0	0	
	1	0	0	
	0	0	0	
	0	0	0	
	0	0	0	

	HR	HBP	CS	
	0	0	0	
	0	0		
	0	0		
	0	0		
	0	0		

PITCHER	IP	WLS	BF	H	R	ER	SO	BB	IBB	HBP	BLK	WP	HR	S	P	ERA	WHIP
Dennis Ribant, R (1, 1) ERA: 2.77	9.0	W	32	5	1	1	4	0	0	0	0	0	0	40	40	1.00	0.556

PITCHER	IP	WLS	BF	H	R	ER	SO	BB	IBB	HBP	BLK	WP	HR	S	P	ERA	WHIP

Batter	1	2	3	4	5	6	7	8	9	AB	R	H	RBI	BB	SO	LOB
Bud Harrelson, S (1, 6) OBP: 0.190, SLG: 0.056	1-3		F7		2-3		SH 1-2		K	4	0	0	0	0	1	0
Cleon Jones, R (1, 8) OBP: 0.326, SLG: 0.392	K		F8 S 2B BB		5-3		P3		F8	4	1	0	0	1	1	2
Larry Elliot, L (1, 7) OBP: 0.327, SLG: 0.436 Jim Hickman, R (7, 7) OBP: 0.310, SLG: 0.442	F7		F8 1-3			G5-4-3 BB	L7			3 0	0 0	0 0	0 0	1 0	0 0	3 0
Ken Boyer, R (1, 5) OBP: 0.314, SLG: 0.421		1B 1B BB 1B	3-H 2B			G5-4-3 1-2f		5-3 E 1B		4	2	3	1	0	0	1
Ed Kranepool, L (1, 3) OBP: 0.329, SLG: 0.414		BB 1B 1-2 SF9-2-3-4-3-2-6 1B	P4			1B		P5		4	1	2	0	0	0	2
John Stephenson, L (1, 2) OBP: 0.258, SLG: 0.252 Ron Hunt, R (8, PH) OBP: 0.357, SLG: 0.363 Jerry Grote, R (8, 2) OBP: 0.328, SLG: 0.324		K		3-1		F9		5-3 1-2		3 1 0	0 0 0	0 0 0	0 0 0	0 0 0	1 0 0	3 1 0
Al Luplow, L (1, 9) OBP: 0.337, SLG: 0.346		SF9-2-3-4-3-2-6 BB 1-2 2-3 1B		3-1			S 1B 1B	E5 2-H		4	1	2	0	0	0	0
Eddie Bressoud, R (1, 4) OBP: 0.309, SLG: 0.372		SF9-2-3-4-3-2 1-2 2-3 3-H BB		F9			K 1-2	K		3	0	0	1	1	2	2
Bob Shaw, R (1, 1) OBP: 0.292, SLG: 0.250 Jack Hamilton, R (8, 1) OBP: 0.158, SLG: 0.135 Bob Friend, R (8, 1)		SF9-2-3-4-3-2-6 1-2 2-3 3-H			K		SH 2-H 1B		K	2 0 1	0 0 0	1 0 0	2 0 0	0 0 1	1 0 0	0 0 0
Inning Stats	R: 0 H: 0 E: 0 LOB: 0 K: 1 BB: 0 S: 5 P: 5	R: 2 H: 3 E: 0 LOB: 1 K: 1 BB: 1 S: 7 P: 11	R: 1 H: 1 E: 0 LOB: 1 K: 0 BB: 1 S: 4 P: 8	R: 0 H: 0 E: 0 LOB: 0 K: 0 BB: 0 S: 3 P: 3	R: 0 H: 0 E: 0 LOB: 0 K: 1 BB: 0 S: 5 P: 5	R: 0 H: 1 E: 0 LOB: 1 K: 0 BB: 1 S: 3 P: 7	R: 1 H: 2 E: 1 LOB: 2 K: 1 BB: 0 S: 8 P: 8	R: 1 H: 1 E: 1 LOB: 1 K: 1 BB: 0 S: 7 P: 7	R: 0 H: 0 E: 0 LOB: 0 K: 2 BB: 0 S: 7 P: 7	1B: 7 SF: 1 2B: 2 SAC: 1 3B: 0 DP: 2 HR: 0 HBP: 0						

PITCHER		IP	WLS	BF	H	R	ER	SO	BB	IBB	HBP	BLK	WP	HR	S	P	ERA	WHIP
Bill Hands, R ERA: 4.62	(1, 1)	7.0		30	7	4	4	4	3	0	0	0	0	0	35	47	5.14	1.429
Bob Hendley, L ERA: 4.08	(8, 1)	1.0		5	1	1	0	1	0	0	0	0	0	0	7	7	0.00	1.000
Cal Koonce, R ERA: 4.16	(9, 1)	1.0	W	3	0	0	0	2	0	0	0	0	0	0	7	7	0.00	0.000

PITCHER	IP	WLS	BF	H	R	ER	SO	BB	IBB	HBP	BLK	WP	HR	S	P	ERA	WHIP

TOP

New York Mets @ Chicago Cubs

Wrigley Field, Chicago, IL

Wed Aug 24 1966, 3:33 AM CDT

Att. 7,160 - Unknown

livebaseballscorecards.com

AB	33
R	5
H	8
RBI	4
BB	3
SO	7
LOB	14

WP: 0 PA: 38
PB: 0
SB: 2
CS: 0

New York Mets @ Chicago Cubs

Wrigley Field, Chicago, IL

Wed Aug 24 1966, 3:33 AM CDT

Att. 7,160 - Unknown

BOTTOM

Batter	1	2	3	4	5	6	7	8	9	AB	R	H	RBI	BB	SO	LOB
Don Kessinger, S (1, 6) OBP: 0.285, SLG: 0.284	F8		1B		FC4-6 1B 1B		4-3	4-3		5	0	2	0	0	0	3
Glenn Beckert, R (1, 4) OBP: 0.316, SLG: 0.345	L8		P6		1-2 FC4-6 1B		6-3		6-3	5	0	1	0	0	0	1
Billy Williams, L (1, 9) OBP: 0.354, SLG: 0.481	G3			14 2B 2B	FC4-6 S 1-2f 2-3			K	2B 1B	5	2	2	0	0	1	2
Ron Santo, R (1, 5) OBP: 0.414, SLG: 0.565		P4		F7	K 1-2			14 1B 2B	IBB 1B 1-H 2B	5	2	2	1	0	1	3
14 Ernie Banks, R (1, 3) OBP: 0.312, SLG: 0.433		WP BB		2B 2-H 2B	F9			BB BB BB 2-H 1B	1B IBB IBB	3	2	2	2	2	0	2
John Boccabella, R (1, 7) OBP: 0.270, SLG: 0.390		K		6-3		K		BB BB 1-2 BB	1B 1-2 2-3 IBB	3	0	0	0	0	2	2
George Altman, L (8, PH) OBP: 0.268, SLG: 0.360 (9, 7)										0	0	0	0	2	0	0
Randy Hundley, R (1, 2) OBP: 0.300, SLG: 0.451		K 1-2		2B 2-H	5-3			F3	1-2 2-3 3-H 1B	5	0	2	2	0	1	3
Byron Browne, R (1, 8) OBP: 0.318, SLG: 0.438			K	HBP	P4			BB 1-2 2-3 BB		2	0	0	0	1	1	0
Bill Hands, R (1, 1) OBP: 0.114, SLG: 0.073			K	K			P6	1-2 2-3 3-H BB		2	0	0	0	0	2	2
Lee Thomas, L (7, PH) OBP: 0.276, SLG: 0.315										1	0	0	0	0	0	0
Bob Hendley, R (8, 1) OBP: 0.235, SLG: 0.200										0	0	0	0	0	0	0
Marty Keough, L (8, PH) OBP: 0.295, SLG: 0.189										0	0	0	1	1	0	0
Cal Koonce, R (9, 1) OBP: 0.167, SLG: 0.063										0	0	0	0	0	0	0
Inning Stats	R: 0 E: 0 K: 0 S: 3 H: 0 LOB: 0 BB: 0 P: 3	R: 0 E: 0 K: 2 S: 7 H: 0 LOB: 1 BB: 1 P: 11	R: 0 E: 0 K: 2 S: 8 H: 1 LOB: 1 BB: 0 P: 8	R: 2 E: 0 K: 1 S: 8 H: 3 LOB: 2 BB: 0 P: 9	R: 0 E: 0 K: 1 S: 7 H: 2 LOB: 2 BB: 0 P: 7	R: 0 E: 0 K: 1 S: 5 H: 0 LOB: 0 BB: 0 P: 5	R: 0 E: 0 K: 0 S: 3 H: 0 LOB: 0 BB: 0 P: 3	R: 2 E: 0 K: 1 S: 7 H: 2 LOB: 3 BB: 3 P: 19	R: 2 E: 0 K: 0 S: 4 H: 3 LOB: 3 BB: 2 P: 12	1B: 6 2B: 5 3B: 0 HR: 0 SF: 0 SAC: 0 DP: 0 HBP: 1						

livebaseballscorecards.com

AB	36
R	6
H	11
RBI	6
BB	6
SO	8
LOB	18

PITCHER		IP	WLS	BF	H	R	ER	SO	BB	IBB	HBP	BLK	WP	HR	S	P	ERA	WHIP
Bob Shaw, R ERA: 4.58	(1, 1)	7.1		32	8	4	4	8	1	0	1	0	1	0	46	51	4.91	1.227
Jack Hamilton, R ERA: 3.72	(8, 1)	0.1		4	0	0	0	0	3	0	0	0	0	0	1	13	0.00	9.000
Bob Friend, R ERA: 4.39	(8, 1)	0.2	L	7	3	2	2	0	0	2	0	0	0	0	5	13	27.00	4.500

PITCHER	IP	WLS	BF	H	R	ER	SO	BB	IBB	HBP	BLK	WP	HR	S	P	ERA	WHIP

WP: 1 PA: 43
PB: 0
SB: 1
CS: 0

Batter	1	2	3	4	5	6	7	8	9	AB	R	H	RBI	BB	SO	LOB
Chuck Hiller, L (1, 4) OBP: 0.359, SLG: 0.386	0-0 1B		0-0 P4 ②		B B B 4-0 BB		0-0 L7 ③		S S S 0-3 K ②	3	0	1	0	1	0	1
Ron Swoboda, R (9, PH) OBP: 0.297, SLG: 0.354										1	0	0	0	0	1	3
Bill Hepler, L (9, 1) OBP: 0.214, SLG: 0.214										0	0	0	0	0	0	0
Al Luplow, L (1, 9) OBP: 0.334, SLG: 0.341	0-0 F2 ①		B B B B 4-0 BB		0-0 F2 ③			0-0 G3 ①	S S S 0-3 K ③	4	0	0	0	1	1	5
Larry Elliot, L (1, 7) OBP: 0.331, SLG: 0.464	0-0 F8 ②		0-0 4-3 ③			0-0 FC6-5-4 2B		0-0 HR		4	1	2	1	0	0	3
Jim Hickman, R (8, 7) OBP: 0.310, SLG: 0.442										0	0	0	0	0	0	0
Cleon Jones, R (1, 8) OBP: 0.325, SLG: 0.390	S S S 0-3 K ③			0-0 E9 4-3 1B		0-0 FC6-5-4 S ① 2-3		S S S 0-3 K ②		4	1	1	0	0	2	2
Ed Kranepool, L (1, 3) OBP: 0.328, SLG: 0.411		0-0 F8 ①		0-0 4-3 ① 3-H		B B B B 4-0 1-2 BB		0-0 4-3 ③		3	0	0	1	1	0	0
Jerry Grote, R (1, 2) OBP: 0.323, SLG: 0.319	S S S 0-3 K ②			0-0 5-3 ②		0-0 F7 ②			0-0 6-3 ①	4	0	0	0	0	1	2
Eddie Bressoud, R (1, 5) OBP: 0.309, SLG: 0.371 (9, 6)	S S S 0-3 K ③			S S S 0-3 K ③		S S S 0-3 K ③			0-0 BB 1B 1B	4	0	1	0	0	3	2
Bud Harrelson, S (1, 6) OBP: 0.208, SLG: 0.095			0-0 SH2-4 1B		0-0 5-3 ①		0-0 1-3 ①		0-0 BB 1-2 1B	3	0	1	0	0	0	0
Ken Boyer, R (9, PH) OBP: 0.315, SLG: 0.422 (9, 5)										1	0	1	0	0	0	0
Jack Fisher, R (1, 1) OBP: 0.203, SLG: 0.151			0-0 SH2-4 ① 1-2		0-0 6-3 ②		0-0 F9 ②		B B B B 4-0 1-2 2-3 BB	2	0	0	0	0	0	0
Ron Hunt, R (9, PH) OBP: 0.358, SLG: 0.363 (9, 4)										0	0	0	0	1	0	0
Inning Stats	R: 0 E: 0 K: 1 S: 6 H: 1 LOB: 1 BB: 0 P: 6	R: 0 E: 0 K: 2 S: 7 H: 0 LOB: 0 BB: 0 P: 7	R: 0 E: 0 K: 0 S: 4 H: 1 LOB: 2 BB: 1 P: 8	R: 1 E: 1 K: 1 S: 6 H: 1 LOB: 0 BB: 0 P: 6	R: 0 E: 0 K: 0 S: 3 H: 0 LOB: 1 BB: 1 P: 7	R: 0 E: 0 K: 1 S: 6 H: 1 LOB: 2 BB: 1 P: 10	R: 0 E: 0 K: 0 S: 3 H: 0 LOB: 0 BB: 0 P: 3	R: 1 E: 0 K: 1 S: 6 H: 1 LOB: 0 BB: 0 P: 6	R: 0 E: 0 K: 2 S: 9 H: 2 LOB: 3 BB: 1 P: 13	1B: 5 2B: 1 3B: 0 HR: 1 SF: 0 SAC: 1 DP: 0 HBP: 0							

TOP

New York Mets @ Chicago Cubs

Wrigley Field, Chicago, IL

Thu Aug 25 1966, 3:33 AM CDT

Att. 9,765 - Unknown

livebaseballscorecards.com

AB	33
R	2
H	7
RBI	2
BB	4
SO	8
LOB	18

WP: 0 PB: 0 SB: 1 CS: 0 PA: 38

PITCHER		IP	WLS	BF	H	R	ER	SO	BB	IBB	HBP	BLK	WP	HR	S	P	ERA	WHIP
Fergie Jenkins, R ERA: 3.88	(1, 1)	8.1		36	7	2	1	6	4	0	0	0	0	1	44	60	1.08	1.320
Curt Simmons, L ERA: 4.12	(9, 1)	0.2	W	2	0	0	0	2	0	0	0	0	0	0	6	6	0.00	0.000

PITCHER	IP	WLS	BF	H	R	ER	SO	BB	IBB	HBP	BLK	WP	HR	S	P	ERA	WHIP

New York Mets @ Chicago Cubs

Wrigley Field, Chicago, IL

Thu Aug 25 1966, 3:33 AM CDT

Att. 9,765 - Unknown

livebaseballscorecards.com

BOTTOM

Batter	1	2	3	4	5	6	7	8	9	AB	R	H	RBI	BB	SO	LOB
Don Kessinger, S (1, 6) OBP: 0.287, SLG: 0.286	G3-6-1 1B		4-3			4-3			BB 14 WP 1B 1B	4	1	2	0	0	0	1
Glenn Beckert, R (1, 4) OBP: 0.315, SLG: 0.344	F7			F9		L9			14 WP BB 1-2 1B	4	0	1	0	0	0	1
Billy Williams, L (1, 9) OBP: 0.352, SLG: 0.477	G3-6-1 1-2f			4-3			3-1		F2	4	0	0	0	0	0	3
Ron Santo, R (1, 5) OBP: 0.413, SLG: 0.561		K		5-3			K		BBBB 14 WP 1-2 2-3 BB	3	0	0	0	1	2	0
14 Ernie Banks, R (1, 3) OBP: 0.309, SLG: 0.429		K			F9		K		WP 1-2 2-3 3-H	4	0	0	0	0	2	2
John Boccabella, R (1, 7) OBP: 0.271, SLG: 0.408		P6			HR			K		3	1	1	1	0	1	0
Randy Hundley, R (1, 2) OBP: 0.300, SLG: 0.451			1B		5-3			1-3		3	0	1	0	0	0	0
Byron Browne, R (1, 8) OBP: 0.318, SLG: 0.445			K		L4			HR		3	1	1	1	0	1	1
Fergie Jenkins, R (1, 1) OBP: 0.290, SLG: 0.321			K			F9		K		3	0	0	0	0	2	1
Curt Simmons, L (9, 1) OBP: 0.231, SLG: 0.174										0	0	0	0	0	0	0
Inning Stats	R: 0 E: 0 K: 0 S: 3 H: 1 LOB: 0 BB: 0 P: 3	R: 0 E: 0 K: 2 S: 7 H: 0 LOB: 0 BB: 0 P: 7	R: 0 E: 0 K: 2 S: 8 H: 1 LOB: 1 BB: 0 P: 8	R: 0 E: 0 K: 0 S: 3 H: 0 LOB: 0 BB: 0 P: 3	R: 1 E: 0 K: 0 S: 4 H: 1 LOB: 0 BB: 0 P: 4	R: 0 E: 0 K: 0 S: 3 H: 0 LOB: 0 BB: 0 P: 3	R: 0 E: 0 K: 2 S: 7 H: 0 LOB: 0 BB: 0 P: 7	R: 1 E: 0 K: 2 S: 8 H: 1 LOB: 0 BB: 0 P: 8	R: 1 E: 0 K: 0 S: 3 H: 2 LOB: 2 BB: 1 P: 7	1B: 4 2B: 0 3B: 0 HR: 2 SF: 0 SAC: 0 DP: 1 HBP: 0						

	AB	31
	R	3
	H	6
	RBI	2
	BB	1
	SO	8
	LOB	9

PITCHER	IP	WLS	BF	H	R	ER	SO	BB	IBB	HBP	BLK	WP	HR	S	P	ERA	WHIP
Jack Fisher, R (1, 1) ERA: 3.98	8.0		27	4	2	2	8	0	0	0	0	0	2	43	43	2.25	0.500
Bill Hepler, L (9, 1) ERA: 3.55	0.1	L	5	2	1	1	0	1	0	0	0	1	0	3	7	27.00	9.000

PITCHER	IP	WLS	BF	H	R	ER	SO	BB	IBB	HBP	BLK	WP	HR	S	P	ERA	WHIP

Batter	1	2	3	4	5	6	7	8	9	AB	R	H	RBI	BB	SO	LOB
Don Kessinger, S (1, 6) OBP: 0.286, SLG: 0.285	F8		HR 1-3 1B	G3			1-3		6-3	5	1	1	0	0	0	1
Glenn Beckert, R (1, 4) OBP: 0.317, SLG: 0.344	P4		1-3 1-2		HR BB		FC4-6 1B			3	1	1	0	1	0	1
Billy Williams, L (1, 9) OBP: 0.351, SLG: 0.481	3-1		HR 2-H		F9		FC4-6 1-2f			4	1	1	2	0	0	2
Ron Santo, R (1, 5) OBP: 0.414, SLG: 0.568		1B E 1B	F8		HR 1-H		1-3			4	1	2	2	0	0	1
14 Ernie Banks, R (1, 3) OBP: 0.311, SLG: 0.429		K	BB		CS 1B			F2		3	0	1	0	1	1	1
John Boccabella, R (1, 7) OBP: 0.265, SLG: 0.398		F7	F8		K 1-2			F2		4	0	0	0	0	1	3
Randy Hundley, R (1, 2) OBP: 0.299, SLG: 0.449		E4 1B 1-2		WP 1B		K		5-3		4	0	1	0	0	1	1
Byron Browne, R (1, 8) OBP: 0.317, SLG: 0.443		1B 1-2 2-3		K 1-2		K			L7	4	0	1	0	0	2	1
Ken Holtzman, R (1, 1) OBP: 0.123, SLG: 0.107		K		1-3		K			6-3	4	0	0	0	0	2	4
Bob Hendley, R (9, 1) OBP: 0.235, SLG: 0.200										0	0	0	0	0	0	0
Cal Koonce, R (9, 1) OBP: 0.167, SLG: 0.063										0	0	0	0	0	0	0
Inning Stats	R: 0 E: 0 K: 0 S: 3 H: 0 LOB: 0 BB: 0 P: 3	R: 0 E: 1 K: 2 S: 10 H: 2 LOB: 3 BB: 0 P: 10	R: 2 E: 0 K: 0 S: 5 H: 2 LOB: 1 BB: 1 P: 9	R: 0 E: 0 K: 1 S: 6 H: 1 LOB: 1 BB: 0 P: 6	R: 2 E: 0 K: 1 S: 6 H: 2 LOB: 1 BB: 1 P: 10	R: 0 E: 0 K: 3 S: 9 H: 0 LOB: 0 BB: 0 P: 9	R: 0 E: 0 K: 0 S: 4 H: 1 LOB: 1 BB: 0 P: 4	R: 0 E: 0 K: 0 S: 3 H: 0 LOB: 0 BB: 0 P: 3	R: 0 E: 0 K: 0 S: 3 H: 0 LOB: 0 BB: 0 P: 3	1B: 6 2B: 1 3B: 0 HR: 2 SF: 0 SAC: 0 DP: 1 HBP: 0							

TOP

Chicago Cubs @ Houston Astros

Astrodome, Houston, TX

Fri Aug 26 1966, 8:05 PM EDT

Att. 23,139 - Dome

livebaseballscorecards.com

AB	35
R	4
H	8
RBI	4
BB	2
SO	7
LOB	15

WP: 1 PB: 0 SB: 0 CS: 1 PA: 37

PITCHER		IP	WLS	BF	H	R	ER	SO	BB	IBB	HBP	BLK	WP	HR	S	P	ERA	WHIP
Dave Giusti, R ERA: 3.61	(1, 1)	4.1		23	7	4	4	3	2	0	0	0	1	2	27	35	8.31	2.077
Carroll Sembera, R ERA: 2.61	(5, 1)	2.2		8	1	0	0	4	0	0	0	0	0	0	16	16	0.00	0.375
Turk Farrell, R ERA: 4.7	(8, 1)	2.0	W	6	0	0	0	0	0	0	0	0	0	0	6	6	0.00	0.000

PITCHER	IP	WLS	BF	H	R	ER	SO	BB	IBB	HBP	BLK	WP	HR	S	P	ERA	WHIP

Batter	1	2	3	4	5	6	7	8	9	AB	R	H	RBI	BB	SO	LOB
Joe Morgan, L (1, 4) OBP: 0.424, SLG: 0.417	BBBB 4-0 FC4-6 BB		BBBB 4-0 1B 1B BB		x 0-0 F8 ①		x 0-0 F5 ②		BBBB 4-0 1B 1-2 2-3 HR BB	2	2	0	0	3	0	0
Sonny Jackson, L (1, 6) OBP: 0.332, SLG: 0.329	x 0-0 FC4-6 ① 1B 1-2f		x 0-0 F7 ①		x 0-0 1B		x 0-0 F7 ③		x 0-0 1-2 2-3 3-H HR 1B	5	1	2	1	0	0	2
Bob Aspromonte, R (1, 5) OBP: 0.305, SLG: 0.359	x 0-0 2-3 1-3 1B		x 0-0 1B 1-3 1B		x 0-0 F8 ②			x 0-0 P4 ①	x 0-0 1-H 2-H 3-H HR	5	1	3	4	0	0	1
Chuck Harrison, R (1, 3) OBP: 0.303, SLG: 0.359	x 0-0 2-3 ② 1-2		x 0-0 1-2 3-H 1B		x 0-0 F7 ③			x 0-0 5-3 ②		4	0	1	1	0	0	3
Rusty Staub, L (1, 9) OBP: 0.351, SLG: 0.432	BBBB 4-0 BB		x 0-0 F7 ②			x 0-0 2B		x 0-0 F8 ③		3	0	1	0	1	0	2
John Bateman, R (1, 2) OBP: 0.310, SLG: 0.479	x 0-0 5-3 ③		SSS 0-3 K ③			x 0-0 5-3 ①			x 0-0 HR	4	1	1	1	0	1	6
Dave Nicholson, R (1, 7) OBP: 0.361, SLG: 0.426		SSS 0-3 K ①		SSS 0-3 K ①		x 0-0 5-3 ②			x 0-0 BB BB 1B 1B	4	1	1	0	0	2	1
Ron Davis, R (1, 8) OBP: 0.253, SLG: 0.262		x 0-0 F8 ②		x 0-0 F8 ②		SSS 0-3 K ③			x 0-0 F7 ①	4	0	0	0	0	1	2
Dave Giusti, R (1, 1) OBP: 0.254, SLG: 0.339		x 0-0 5-3 ③		SSS 0-3 K2-3 ③			SSS 0-3 K ①		BBBB 4-0 1B BB 1-2 HR BB	2	0	0	0	0	1	0
Carroll Sembera, R (5, 1)										0	0	0	0	0	0	0
Gene Freese, R (7, PH) OBP: 0.266, SLG: 0.277										1	0	0	0	0	1	0
Turk Farrell, R (8, 1) OBP: 0.119, SLG: 0.190										0	0	0	0	0	0	0
Ron Brand, R (9, PH) OBP: 0.312, SLG: 0.268										0	1	0	0	1	0	0
Inning Stats	R: 0 E: 0 K: 0 S: 4 H: 1 LOB: 3 BB: 2 P: 12	R: 0 E: 0 K: 1 S: 5 H: 0 LOB: 0 BB: 0 P: 5	R: 1 E: 0 K: 1 S: 7 H: 2 LOB: 2 BB: 1 P: 11	R: 0 E: 0 K: 2 S: 7 H: 0 LOB: 0 BB: 0 P: 7	R: 0 E: 0 K: 0 S: 4 H: 1 LOB: 1 BB: 0 P: 4	R: 0 E: 0 K: 1 S: 6 H: 1 LOB: 1 BB: 0 P: 6	R: 0 E: 0 K: 1 S: 5 H: 0 LOB: 0 BB: 0 P: 5	R: 0 E: 0 K: 0 S: 3 H: 0 LOB: 0 BB: 0 P: 3	R: 6 E: 0 K: 0 S: 5 H: 4 LOB: 0 BB: 2 P: 13	1B: 6 2B: 1 3B: 0 HR: 2 SF: 0 SAC: 0 DP: 0 HBP: 0							

PITCHER	IP	WLS	BF	H	R	ER	SO	BB	IBB	HBP	BLK	WP	HR	S	P	ERA	WHIP
Ken Holtzman, L (1, 1) ERA: 3.63	8.1		36	7	4	4	6	4	0	0	0	0	1	44	60	4.32	1.320
Bob Hendley, L (9, 1) ERA: 4.32	0.0	L	2	1	0	0	0	1	0	0	0	0	0	1	5	∞	∞
Cal Koonce, R (9, 1) ERA: 4.27	0.0		1	1	3	3	0	0	0	0	0	0	1	1	1	∞	∞

PITCHER	IP	WLS	BF	H	R	ER	SO	BB	IBB	HBP	BLK	WP	HR	S	P	ERA	WHIP

BOTTOM

Chicago Cubs @ Houston Astros

Astrodome, Houston, TX

Fri Aug 26 1966, 8:05 PM EDT

Att. 23,139 - Dome

livebaseballscorecards.com

AB	34
R	7
H	9
RBI	7
BB	5
SO	6
LOB	17

PA: 39

WP: 0 PB: 0 SB: 0 CS: 0

Batter	1	2	3	4	5	6	7	8	9	AB	R	H	RBI	BB	SO	LOB
Ron Davis, R (1, 8) OBP: 0.308, SLG: 0.360	4-3	F9		1-3		BB 1-2 BB	K			4	0	0	0	1	1	2
Sonny Jackson, L (1, 6) OBP: 0.325, SLG: 0.329	4-3		5-3		F8	1-2 2-3 3-H BB		6-3		4	0	0	1	1	0	0
Joe Morgan, L (1, 4) OBP: 0.433, SLG: 0.434 Ron Taylor, R (6, 1) OBP: 0.250, SLG: 0.375 Claude Raymond, R (9, 1) OBP: 0.111, SLG: 0.111	1B	2B			1B	P4		L6-3 1B		4 1 0	0 0 0	3 1 0	0 0 0	0 0 0	0 0 0	3 0 0
Chuck Harrison, R (1, 3) OBP: 0.305, SLG: 0.365	K	6-3			K	5-3		L6-3 1-2		5	0	0	0	0	2	7
Lee Maye, L (1, 7) OBP: 0.309, SLG: 0.427		E 2B 1B	F2		F7		WP 1B HR BB		K	4	2	1	0	1	1	2
Dave Nicholson, R (1, 9) OBP: 0.365, SLG: 0.442		E1 1-2 2B		1B SF8 1B		F8	WP 1-2 HR 1B		6-3	5	3	2	0	0	0	1
John Bateman, R (1, 2) OBP: 0.322, SLG: 0.495		K		1-3 1B		BB 1B 1B	F2		3B BB	4	2	2	0	1	1	4
Bob Aspromonte, R (1, 5) OBP: 0.297, SLG: 0.346		F9		P4		1B 1-2 BB BB	1-H 2-H HR		1-H 3B	4	2	2	4	1	0	4
Chris Zachary, L (1, 1) OBP: 0.333, SLG: 1.000 Rusty Staub, L (6, PH) OBP: 0.362, SLG: 0.458 Dave Giusti, R (6, PR) OBP: 0.269, SLG: 0.333 Bob Lillis, R (6, 4) OBP: 0.266, SLG: 0.282		1-H 2-H 2B		SF8 3-H		BB BB 1-3 2-H 1B	F9		F8	1 1 0 2	0 0 0 0	1 1 0 0	3 1 0 0	0 0 0 0	0 0 0 0	0 0 0 1
Inning Stats	R: 0 E: 0 K: 1 S: 6 H: 1 LOB: 1 BB: 0 P: 6	R: 2 E: 1 K: 1 S: 8 H: 2 LOB: 1 BB: 0 P: 8	R: 0 E: 0 K: 0 S: 4 H: 1 LOB: 1 BB: 0 P: 4	R: 1 E: 0 K: 0 S: 5 H: 2 LOB: 1 BB: 0 P: 5	R: 0 E: 0 K: 1 S: 6 H: 1 LOB: 1 BB: 0 P: 6	R: 2 E: 0 K: 0 S: 5 H: 2 LOB: 3 BB: 3 P: 17	R: 3 E: 0 K: 1 S: 7 H: 2 LOB: 0 BB: 1 P: 11	R: 0 E: 0 K: 0 S: 3 H: 1 LOB: 0 BB: 0 P: 3	R: 1 E: 0 K: 1 S: 6 H: 1 LOB: 1 BB: 1 P: 10	1B: 9 2B: 3 3B: 1 HR: 1 SF: 1 SAC: 0 DP: 1 HBP: 0						

TOP

Houston Astros @ Chicago Cubs

Astrodome, Houston, TX

Fri Aug 26 1966, 4:33 AM EDT
Att. 11,860 - Cloudy - 71 F

livebaseballscorecards.com

AB	39
R	9
H	13
RBI	9
BB	5
SO	5
LOB	24

WP: 1 PA: 45
PB: 0
SB: 0
CS: 0

PITCHER		IP	WLS	BF	H	R	ER	SO	BB	IBB	HBP	BLK	WP	HR	S	P	ERA	WHIP
Bill Hands, R ERA: 4.32	(1, 1)	5.1	L	28	9	5	3	3	2	0	0	0	0	0	32	40	5.06	2.062
Bob Hendley, L ERA: 4.1	(6, 1)	0.1		2	0	0	0	0	1	0	0	0	0	0	1	5	0.00	3.000
Fergie Jenkins, R ERA: 3.95	(6, 1)	0.1		1	0	0	0	0	0	0	0	0	0	0	1	1	0.00	0.000
Don Lee, R ERA: 4.76	(7, 1)	1.0		6	2	3	3	1	1	0	0	0	1	1	7	11	27.00	3.000
Arnold Earley, L ERA: 4.26	(8, 1)	2.0		8	2	1	1	1	1	0	0	0	0	0	9	13	4.50	1.500

PITCHER	IP	WLS	BF	H	R	ER	SO	BB	IBB	HBP	BLK	WP	HR	S	P	ERA	WHIP

Houston Astros @ Chicago Cubs

Astrodome, Houston, TX

Fri Aug 26 1966, 4:33 AM EDT

Att. 11,860 - Cloudy - 71 F

BOTTOM

livebaseballscorecards.com

Batter	1	2	3	4	5	6	7	8	9	AB	R	H	RBI	BB	SO	LOB
Adolfo Phillips, R (1, 8) OBP: 0.349, SLG: 0.472	S 1B 1B	F7			L8	K			1B 2B 1B	4	1	1	0	0	1	1
Marty Keough, L (8, 8) OBP: 0.293, SLG: 0.200										1	1	1	0	0	0	0
Glenn Beckert, R (1, 4) OBP: 0.315, SLG: 0.345	1B 14 FC6-4 1-2 BB	P4			4-3 WP 1B 1B		F8		2B 2B 1-2 1B	4	3	2	0	1	0	0
Billy Williams, L (1, 9) OBP: 0.353, SLG: 0.480	14 FC6-4 BB 1-3 2-H FC5-2 1B	1-3			4-3 1-3		SF9 3B		1-3 2-H 2B 2B	5	2	3	2	0	0	1
Ron Santo, R (1, 5) OBP: 0.415, SLG: 0.563	14 FC6-4 1-2 BB	BB			14 2B 3-H 1B		SF9 3-H		2-H 3-H 2B	2	1	2	4	2	0	0
14 Ernie Banks, R (1, 3) OBP: 0.304, SLG: 0.429	FC6-4 FC5 FC5-2 1-2f 2-3 3-H	L7			1-H 2B		P2		F8	4	0	1	2	0	0	3
Arnold Earley, L (8, 1)										0	0	0	0	0	0	0
John Boccabella, R (9, PH) OBP: 0.262, SLG: 0.372										1	0	0	0	0	0	1
Byron Browne, R (1, 7) OBP: 0.321, SLG: 0.463	FC5-2 1-2 3-H			K	P5			F8	F9	5	0	0	0	0	1	4
Randy Hundley, R (1, 2) OBP: 0.307, SLG: 0.459	FC5 2-3f			FC3-6 BB	SH1-4 1B			F8		3	0	1	0	1	0	2
Don Kessinger, S (1, 6) OBP: 0.281, SLG: 0.284		P3		FC3-6 1-2f	SH1-4 1-2			F8		3	0	0	0	0	0	1
Bill Hands, R (1, 1) OBP: 0.125, SLG: 0.081		5-3		K	K				4-3	2	0	0	0	0	1	1
Bob Hendley, R (6, 1) OBP: 0.333, SLG: 0.300										0	0	0	0	0	0	0
Fergie Jenkins, R (6, 1) OBP: 0.321, SLG: 0.360										0	0	0	0	0	0	0
George Altman, L (6, PH) OBP: 0.269, SLG: 0.377										1	0	0	0	0	1	1
Don Lee, R (7, 1) OBP: 1.000, SLG: 1.000										0	0	0	0	0	0	0
Lee Thomas, L (8, 3) OBP: 0.284, SLG: 0.326										1	0	0	0	0	0	0
Inning Stats	R: 2 E: 0 K: 0 S: 5 H: 2 LOB: 2 BB: 2 P: 13	R: 0 E: 0 K: 0 S: 3 H: 0 LOB: 0 BB: 0 P: 3	R: 0 E: 0 K: 0 S: 3 H: 0 LOB: 1 BB: 1 P: 7	R: 0 E: 0 K: 2 S: 7 H: 0 LOB: 1 BB: 1 P: 11	R: 2 E: 0 K: 0 S: 6 H: 3 LOB: 1 BB: 0 P: 6	R: 0 E: 0 K: 2 S: 8 H: 1 LOB: 1 BB: 0 P: 8	R: 1 E: 0 K: 0 S: 4 H: 1 LOB: 0 BB: 0 P: 4	R: 0 E: 0 K: 0 S: 3 H: 0 LOB: 0 BB: 0 P: 3	R: 3 E: 0 K: 0 S: 7 H: 4 LOB: 1 BB: 0 P: 7							

| | | | | | | | | | |

Batter	1	2	3	4	5	6	7	8	9	AB	R	H	RBI	BB	SO	LOB
Don Kessinger, S (1, 6) OBP: 0.287, SLG: 0.286	FC4-6 1B		6-3 1B			P3	4-3		6-3	5	0	2	0	0	0	2
Glenn Beckert, R (1, 4) OBP: 0.318, SLG: 0.346	FC4-6 FC4-6 1-2f		6-3 1-2			1B SF7 1B		2B 1B		4	2	2	0	0	0	2
Billy Williams, L (1, 9) OBP: 0.352, SLG: 0.483	FC4-6 CS 1-2f		P5			1-3 1B		1-H 14 HR 2B		4	1	2	1	0	0	2
Ron Santo, R (1, 5) OBP: 0.411, SLG: 0.564	CS 1-2	4-3		1-3		SF7 3-H		6-3		3	0	0	1	0	0	1
14 Ernie Banks, R (1, 3) OBP: 0.313, SLG: 0.437		1B 1B		6-3		F5		2-H HR		4	1	2	2	0	0	1
John Boccabella, R (1, 7) OBP: 0.264, SLG: 0.394		1-2 1B		4-3			5-3	K		4	0	1	0	0	1	0
Randy Hundley, R (1, 2) OBP: 0.297, SLG: 0.444		K			5-3		K	F9		4	0	0	0	0	2	2
Byron Browne, R (1, 8) OBP: 0.316, SLG: 0.441		K			6-3		1B 1B		K	4	0	1	0	0	2	2
Dick Ellsworth, L (1, 1) OBP: 0.171, SLG: 0.176			5-3		4-3		1-3 1B		K	2	0	0	0	0	0	0
Lee Thomas, L (7, PH) OBP: 0.279, SLG: 0.318										1	0	1	0	0	0	0
Len Church, S (7, 1)										0	0	0	0	0	0	0
George Altman, L (9, PH) OBP: 0.267, SLG: 0.357										1	0	0	0	0	1	0
Curt Simmons, L (9, 1) OBP: 0.231, SLG: 0.174										0	0	0	0	0	0	0
Inning Stats	R: 0 E: 0 K: 0 S: 3 H: 1 LOB: 0 BB: 0 P: 3	R: 0 E: 0 K: 2 S: 9 H: 2 LOB: 2 BB: 0 P: 9	R: 0 E: 0 K: 0 S: 4 H: 1 LOB: 1 BB: 0 P: 4	R: 0 E: 0 K: 0 S: 3 H: 0 LOB: 0 BB: 0 P: 3	R: 0 E: 0 K: 0 S: 3 H: 0 LOB: 0 BB: 0 P: 3	R: 1 E: 0 K: 0 S: 5 H: 2 LOB: 1 BB: 0 P: 5	R: 0 E: 0 K: 1 S: 7 H: 2 LOB: 2 BB: 0 P: 7	R: 3 E: 0 K: 1 S: 8 H: 3 LOB: 0 BB: 0 P: 8	R: 0 E: 0 K: 2 S: 7 H: 0 LOB: 0 BB: 0 P: 7	1B: 9 2B: 1 3B: 0 HR: 1 SF: 1 SAC: 0 DP: 0 HBP: 0						

PITCHER		IP	WLS	BF	H	R	ER	SO	BB	IBB	HBP	BLK	WP	HR	S	P	ERA	WHIP
Bob Bruce, R ERA: 5.44	(1, 1)	7.0		30	10	3	3	3	0	0	0	0	0	0	36	36	3.86	1.429
Claude Raymond, R ERA: 3.16	(8, 1)	2.0	W	7	1	1	1	3	0	0	0	0	0	1	13	13	4.50	0.500

PITCHER	IP	WLS	BF	H	R	ER	SO	BB	IBB	HBP	BLK	WP	HR	S	P	ERA	WHIP

TOP

Chicago Cubs @ Houston Astros

Astrodome, Houston, TX

Sat Aug 27 1966, 8:05 PM EDT

Att. 26,004 - Dome

livebaseballscorecards.com

AB	36
R	4
H	11
RBI	4
BB	0
SO	6
LOB	12

PA: 38

WP: 0
PB: 0
SB: 0
CS: 1

Chicago Cubs @ Houston Astros

Astrodome, Houston, TX

Sat Aug 27 1966, 8:05 PM EDT

Att. 26,004 - Dome

BOTTOM

Batter	1	2	3	4	5	6	7	8	9	AB	R	H	RBI	BB	SO	LOB
Joe Morgan, L (1, 4) OBP: 0.422, SLG: 0.414	4-3		3-1		K		6-3 2-H 1B		FC1-6 1B SH1-3 1-2f 1B	5	1	1	1	0	1	2
Sonny Jackson, L (1, 6) OBP: 0.333, SLG: 0.328	K			G4-6-3 BB		6-3	6-3 BB		SH1-3 1-2	2	0	0	0	2	1	0
Bob Aspromonte, R (1, 5) OBP: 0.304, SLG: 0.357	K			G4-6-3 1-2f	K	6-3 1-2 2-3	6-3		1B 2-3 1B	5	0	1	0	0	2	3
Chuck Harrison, R (1, 3) OBP: 0.313, SLG: 0.377		HR		1B		2B 1B	BB		1-2 3-H 1B	4	2	4	2	1	0	0
Rusty Staub, L (1, 9) OBP: 0.353, SLG: 0.435		1-3		1-3 1B		1-H 1B 2B	6-3			4	1	2	1	0	0	3
John Bateman, R (1, 2) OBP: 0.309, SLG: 0.476		K		K		2-H 1B		5-3		4	0	1	1	0	2	2
Dave Nicholson, R (1, 7) OBP: 0.360, SLG: 0.424		F9			SH3-4 1B	K		K		4	0	1	0	0	2	1
Ron Davis, R (1, 8) OBP: 0.253, SLG: 0.253			6-3		F8			SH3 1B BB	F8	3	1	0	0	1	0	1
Bob Bruce, R (1, 1) OBP: 0.091, SLG: 0.063 Claude Raymond, R (8, 1) OBP: 0.111, SLG: 0.111 Felix Mantilla, R (9, PH) OBP: 0.275, SLG: 0.346			F2		SH3-4 1-2		SH3 1-2		FC1-6 1B	1 0 1	0 0 0	0 0 1	0 0 0	0 0 0	0 0 0	0 0 0
Inning Stats	R: 0 E: 0 K: 2 S: 7 H: 0 LOB: 0 BB: 0 P: 7	R: 1 E: 0 K: 1 S: 6 H: 1 LOB: 0 BB: 0 P: 6	R: 0 E: 0 K: 0 S: 3 H: 0 LOB: 0 BB: 0 P: 3	R: 0 E: 0 K: 1 S: 6 H: 2 LOB: 2 BB: 1 P: 10	R: 0 E: 0 K: 1 S: 6 H: 1 LOB: 1 BB: 0 P: 6	R: 2 E: 0 K: 2 S: 10 H: 3 LOB: 1 BB: 0 P: 10	R: 1 E: 0 K: 0 S: 4 H: 1 LOB: 3 BB: 3 P: 16	R: 0 E: 0 K: 1 S: 5 H: 0 LOB: 0 BB: 0 P: 5	R: 1 E: 0 K: 0 S: 5 H: 3 LOB: 2 BB: 0 P: 5	1B: 9 2B: 1 3B: 0 HR: 1 SF: 0 SAC: 3 DP: 1 HBP: 0						WP: 0 PB: 0 SB: 0 CS: 0 PA: 40	

livebaseballscorecards.com

	AB	33
	R	5
	H	11
	RBI	5
	BB	4
	SO	8
	LOB	12

PITCHER		IP	WLS	BF	H	R	ER	SO	BB	IBB	HBP	BLK	WP	HR	S	P	ERA	WHIP
Dick Ellsworth, L ERA: 4.54	(1, 1)	6.0		25	7	3	3	7	1	0	0	0	0	1	38	42	4.50	1.333
Len Church, R ERA: 4.5	(7, 1)	2.0		10	1	1	1	1	3	0	0	0	0	0	9	21	4.50	2.000
Curt Simmons, L ERA: 4.18	(9, 1)	0.2	L	5	3	1	1	0	0	0	0	0	0	0	5	5	13.50	4.500

PITCHER		IP	WLS	BF	H	R	ER	SO	BB	IBB	HBP	BLK	WP	HR	S	P	ERA	WHIP

Chicago Cubs @ Houston Astros

Astrodome, Houston, TX

Sun Aug 28 1966, 4:33 AM EDT

Att. 19,195 - Dome

TOP

livebaseballscorecards.com

Batter	1	2	3	4	5	6	7	8	9	AB	R	H	RBI	BB	SO	LOB
Don Kessinger, S (1, 6) OBP: 0.286, SLG: 0.285	S S S 0-3 ① K		x 0-0 ① 1-4-3		x 0-0 1B 1B	x 0-0 ③ 1-3			x 0-0 ② 5-3	5	0	1	0	0	1	1
Glenn Beckert, R (1, 4) OBP: 0.321, SLG: 0.348	x 0-0 ② 4-3		x 0-0 WP 4-3 1B 1B		x 0-0 ① BB 1-3 1B		x 0-0 14 CS 1B		x 0-0 ③ F9	5	1	3	0	0	0	0
Billy Williams, L (1, 9) OBP: 0.351, SLG: 0.487	x 0-0 HR		x 0-0 ② 4-3 1-2		x 0-0 ② F8		x 0-0 ① P4			4	1	1	1	0	0	3
Ron Santo, R (1, 5) OBP: 0.411, SLG: 0.562	x 0-0 ③ 5-3		x 0-0 2-H 1B		B B B 4-0 14 FC6-4 1-2 BB		x 0-0 ② F9			3	0	1	1	1	0	1
14 Ernie Banks, R (1, 3) OBP: 0.310, SLG: 0.433		x 0-0 ① 5-3	x 0-0 ③ F7		x 0-0 ③ FC6-4 1-2f		0-0 ③ CS 1-2	x 0-0 ① 6-3		4	0	0	0	0	0	3
John Boccabella, R (1, 7) OBP: 0.264, SLG: 0.391 Joey Amalfitano, R (8, PR) OBP: 0.243, SLG: 0.194 Marty Keough, L (8, 7) OBP: 0.295, SLG: 0.189		S S S 0-3 ② K		x 0-0 ① 6-3		x 0-0 ① 4-3		x 0-0 1B		4 0 0	0 0 0	1 0 0	0 0 0	0 0 0	1 0 0	0 0 0
Randy Hundley, R (1, 2) OBP: 0.296, SLG: 0.441		B B B 4-0 1B BB		x 0-0 ② 6-3		x 0-0 ② 6-3		S S S 0-3 ② K		3	0	0	0	1	1	1
Byron Browne, R (1, 8) OBP: 0.320, SLG: 0.452		x 0-0 FC6-4 1-2 1B		x 0-0 1B		x 0-0 HR		x 0-0 ③ F8		4	1	3	1	0	0	1
Bill Hands, R (1, 1) OBP: 0.109, SLG: 0.070 Bob Hendley, R (4, 1) OBP: 0.278, SLG: 0.250 Lee Thomas, L (9, PH) OBP: 0.278, SLG: 0.316		x 0-0 ③ FC6-4 1-2f		S S S 0-3 ③ K		x 0-0 1B			x 0-0 ① P3	2 1 1	0 0 0	0 1 0	0 0 0	0 0 0	1 0 0	3 0 0
Inning Stats	R: 1 E: 0 K: 1 S: 6 H: 1 LOB: 0 BB: 0 P: 6	R: 0 E: 0 K: 1 S: 6 H: 1 LOB: 2 BB: 1 P: 10	R: 1 E: 0 K: 0 S: 5 H: 2 LOB: 1 BB: 0 P: 5	R: 0 E: 0 K: 1 S: 6 H: 1 LOB: 1 BB: 0 P: 6	R: 0 E: 0 K: 0 S: 4 H: 2 LOB: 2 BB: 1 P: 8	R: 1 E: 0 K: 0 S: 5 H: 2 LOB: 1 BB: 0 P: 5	R: 0 E: 0 K: 0 S: 3 H: 1 LOB: 0 BB: 0 P: 3	R: 0 E: 0 K: 1 S: 6 H: 1 LOB: 1 BB: 0 P: 6	R: 0 E: 0 K: 0 S: 3 H: 0 LOB: 0 BB: 0 P: 3	1B: 9 2B: 0 3B: 0 HR: 2	SF: 0 SAC: 0 DP: 0 HBP: 0						

	AB	36
	R	3
	H	11
	RBI	3
	BB	2
	SO	4
	LOB	13

WP: 1 PB: 0 SB: 0 CS: 1 PA: 39

PITCHER		IP	WLS	BF	H	R	ER	SO	BB	IBB	HBP	BLK	WP	HR	S	P	ERA	WHIP
Larry Dierker, R ERA: 3.35	(1, 1)	6.0	W	28	9	3	3	3	2	0	0	0	1	2	32	40	4.50	1.833
Turk Farrell, R ERA: 4.59	(7, 1)	3.0	S	10	2	0	0	1	0	0	0	0	0	0	12	12	0.00	0.667

PITCHER	IP	WLS	BF	H	R	ER	SO	BB	IBB	HBP	BLK	WP	HR	S	P	ERA	WHIP

Batter	1	2	3	4	5	6	7	8	9	AB	R	H	RBI	BB	SO	LOB
Joe Morgan, L (1, 4) OBP: 0.421, SLG: 0.412	4-3		F9	2-H 3-H 1B		BBBB 4-0 1-2 BB		FC4 1-2f		4	0	1	1	1	0	2
Sonny Jackson, L (1, 6) OBP: 0.335, SLG: 0.329 Bob Lillis, R (8, 6) OBP: 0.271, SLG: 0.287	PB S 1B		1-2 FC6-4 1B	SSS 0-3 K		0-0 1-3				4 0	0 0	2 0	0 0	0 0	1 0	3 0
Bob Aspromonte, R (1, 5) OBP: 0.301, SLG: 0.354	SSS 0-3 K 1-2		0-0 FC6-4 1B 1-2f 2-3 1B	0-0 L9			0-0 5-3			4	1	0	0	0	1	4
Rusty Staub, L (1, 9) OBP: 0.354, SLG: 0.434	BBBB 4-0 2-3 BB		0-0 1B 1-2 3-H 1B		0-0 G3		0-0 3-1			3	0	1	1	1	0	0
Lee Maye, L (1, 7) OBP: 0.315, SLG: 0.417	4-3		0-0 1-3 2-H 1B		0-0 4-3		0-0 1B			4	0	2	1	0	0	2
Chuck Harrison, R (1, 3) OBP: 0.310, SLG: 0.373		0-0 6-3	SSS 0-3 K		SSS 0-3 K		0-0 5-3			4	0	0	0	0	2	3
John Bateman, R (1, 2) OBP: 0.311, SLG: 0.476		0-0 6-3		0-0 SH5-4 PB 1B		0-0 G6-4-3 1B		0-0 F9		4	1	2	0	0	0	0
Ron Davis, R (1, 8) OBP: 0.253, SLG: 0.253		0-0 5-3		0-0 PB SH5-4 1-2 1B 1B		0-0 G6-4-3 1-2f		0-0 2-3		4	1	1	0	0	0	1
Larry Dierker, R (1, 1) OBP: 0.189, SLG: 0.250 Gene Freese, R (6, PH) OBP: 0.271, SLG: 0.277 Turk Farrell, R (7, 1) OBP: 0.140, SLG: 0.209			BBBB 4-0 FC6-4 1B 1B BB	0-0 SH5-4 1-2 2-3		BBBB 4-0 BB BB		0-0 FC4 1B		0 0 1	1 0 0	0 0 1	0 0 0	1 1 0	0 0 0	0 0 0
Inning Stats	R: 0 E: 0 K: 1 S: 6 H: 1 LOB: 2 BB: 1 P: 10	R: 0 E: 0 K: 0 S: 3 H: 0 LOB: 0 BB: 0 P: 3	R: 2 E: 0 K: 1 S: 8 H: 3 LOB: 2 BB: 1 P: 12	R: 2 E: 0 K: 1 S: 8 H: 3 LOB: 1 BB: 0 P: 8	R: 0 E: 0 K: 1 S: 5 H: 0 LOB: 0 BB: 0 P: 5	R: 0 E: 0 K: 0 S: 3 H: 1 LOB: 2 BB: 2 P: 11	R: 0 E: 0 K: 0 S: 4 H: 1 LOB: 1 BB: 0 P: 4	R: 0 E: 0 K: 0 S: 4 H: 1 LOB: 1 BB: 0 P: 4		1B: 10 2B: 0 3B: 0 HR: 0 SF: 0 SAC: 1 DP: 1 HBP: 0						

PITCHER	IP	WLS	BF	H	R	ER	SO	BB	IBB	HBP	BLK	WP	HR	S	P	ERA	WHIP
Bill Hands, R (1, 1) ERA: 4.7	3.1	L	19	7	4	3	2	2	0	0	0	0	0	21	29	8.10	2.700
Bob Hendley, L (4, 1) ERA: 4.07	4.2		18	3	0	0	2	2	0	0	0	0	0	20	28	0.00	1.071

PITCHER	IP	WLS	BF	H	R	ER	SO	BB	IBB	HBP	BLK	WP	HR	S	P	ERA	WHIP

BOTTOM

Chicago Cubs @ Houston Astros

Astrodome, Houston, TX

Sun Aug 28 1966, 4:33 AM EDT

Att. 19,195 - Dome

livebaseballscorecards.com

AB	32
R	4
H	10
RBI	3
BB	4
SO	4
LOB	15

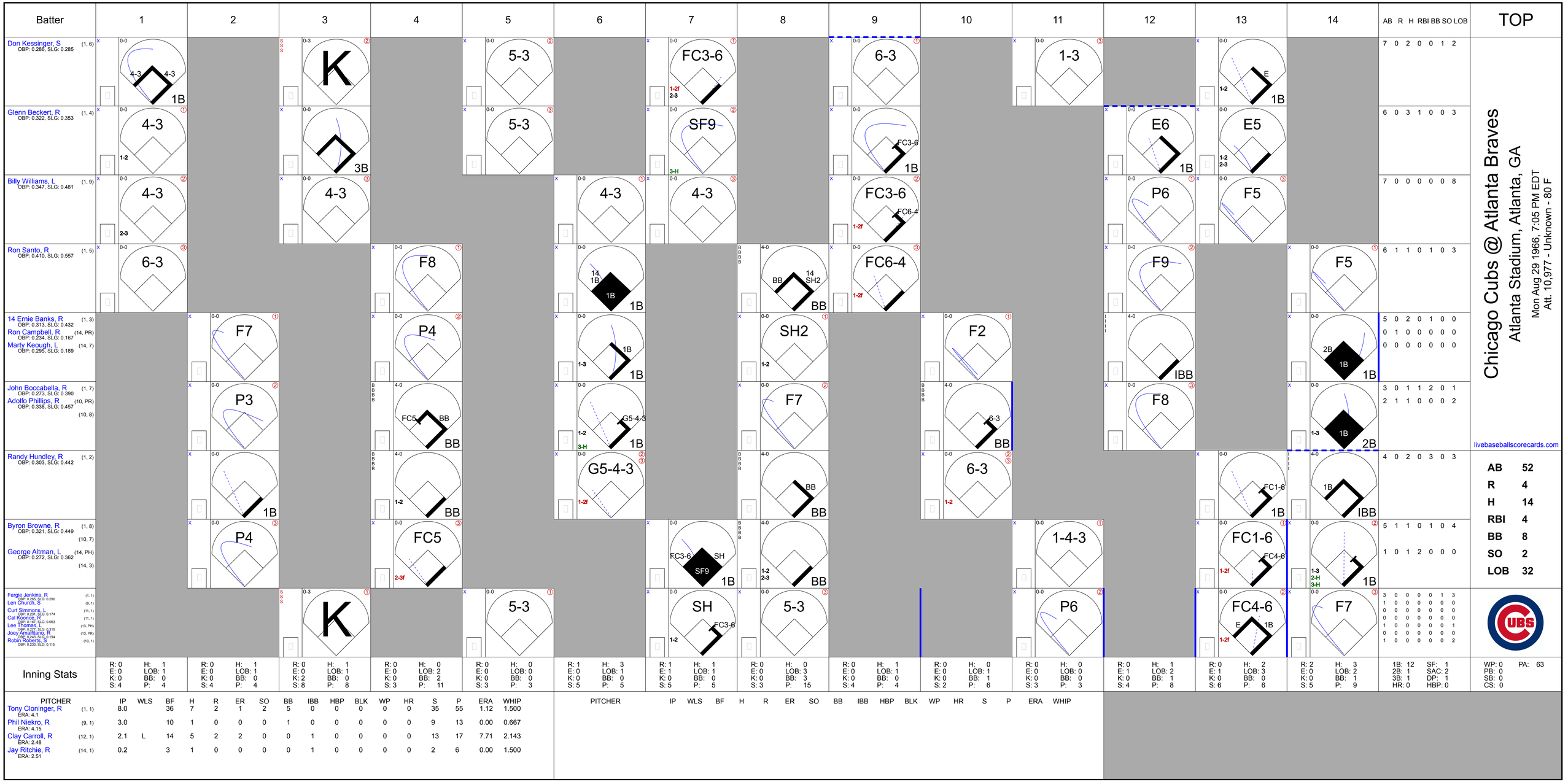
Batter
1
2
3
4
5
6
7
8
9
10
11
12
13
14
AB R H RBI BB SO LOB
TOP
Don Kessinger, S (1, 6) OBP: 0.286, SLG: 0.285
7 0 2 0 0 1 2
Glenn Beckert, R (1, 4) OBP: 0.322, SLG: 0.353
6 0 3 1 0 0 3
Billy Williams, L (1, 9) OBP: 0.347, SLG: 0.481
7 0 0 0 0 0 8
Ron Santo, R (1, 5) OBP: 0.410, SLG: 0.557
6 1 1 0 1 0 3
14 Ernie Banks, R (1, 3) OBP: 0.313, SLG: 0.432
Ron Campbell, R (14, PR) OBP: 0.234, SLG: 0.167
Marty Keough, L (14, 7) OBP: 0.295, SLG: 0.189
5 0 2 0 1 0 0
0 1 0 0 0 0 0
0 0 0 0 0 0 0
John Boccabella, R (1, 7) OBP: 0.273, SLG: 0.390
Adolfo Phillips, R (10, PR) OBP: 0.338, SLG: 0.457
(10, 8)
3 0 1 1 2 0 1
2 1 1 0 0 0 2
Randy Hundley, R (1, 2) OBP: 0.303, SLG: 0.442
4 0 2 0 3 0 3
Byron Browne, R (1, 8) OBP: 0.321, SLG: 0.449
(10, 7)
George Altman, L (14, PH) OBP: 0.272, SLG: 0.362
(14, 3)
5 1 1 0 1 0 4
1 0 1 2 0 0 0
Fergie Jenkins, R (1, 1) OBP: 0.266, SLG: 0.290
Len Church, S (9, 1)
Curt Simmons, L (11, 1) OBP: 0.231, SLG: 0.174
Cal Koonce, R (11, 1) OBP: 0.167, SLG: 0.063
Lee Thomas, L (13, PH) OBP: 0.277, SLG: 0.315
Joey Amalfitano, R (13, PR) OBP: 0.243, SLG: 0.194
Robin Roberts, S (13, 1) OBP: 0.233, SLG: 0.115
3 0 0 0 0 1 3
1 0 0 0 0 0 0
0 0 0 0 0 0 0
0 0 0 0 0 0 0
1 0 0 0 0 0 1
0 0 0 0 0 0 0
1 0 0 0 0 0 2
Chicago Cubs @ Atlanta Braves
Atlanta Stadium, Atlanta, GA
Mon Aug 29 1966, 7:05 PM EDT
Att. 10,977 - Unknown - 80 F
livebaseballscorecards.com
AB 52
R 4
H 14
RBI 4
BB 8
SO 2
LOB 32
Inning Stats
R: 0 E: 0 K: 0 S: 4 H: 1 LOB: 1 BB: 0 P: 4
R: 0 E: 0 K: 0 S: 4 H: 1 LOB: 1 BB: 0 P: 4
R: 0 E: 0 K: 2 S: 8 H: 1 LOB: 1 BB: 0 P: 8
R: 0 E: 0 K: 0 S: 3 H: 0 LOB: 2 BB: 2 P: 11
R: 0 E: 0 K: 0 S: 3 H: 0 LOB: 0 BB: 0 P: 3
R: 1 E: 0 K: 0 S: 5 H: 3 LOB: 1 BB: 0 P: 5
R: 1 E: 1 K: 0 S: 5 H: 1 LOB: 1 BB: 0 P: 5
R: 0 E: 0 K: 0 S: 3 H: 0 LOB: 3 BB: 3 P: 15
R: 0 E: 0 K: 0 S: 4 H: 1 LOB: 1 BB: 0 P: 4
R: 0 E: 0 K: 0 S: 2 H: 0 LOB: 1 BB: 1 P: 6
R: 0 E: 0 K: 0 S: 3 H: 0 LOB: 0 BB: 0 P: 3
R: 0 E: 1 K: 0 S: 4 H: 1 LOB: 2 BB: 1 P: 8
R: 0 E: 1 K: 0 S: 6 H: 2 LOB: 3 BB: 0 P: 6
R: 2 E: 0 K: 0 S: 5 H: 3 LOB: 2 BB: 1 P: 9
1B: 12 2B: 1 3B: 1 HR: 0
SF: 1 SAC: 2 DP: 1 HBP: 0
WP: 0 PB: 0 SB: 0 CS: 0
PA: 63
PITCHER IP WLS BF H R ER SO BB IBB HBP BLK WP HR S P ERA WHIP
Tony Cloninger, R (1, 1) ERA: 4.1 8.0 36 7 2 1 2 5 0 0 0 0 0 0 35 55 1.12 1.500
Phil Niekro, R (9, 1) ERA: 4.15 3.0 10 1 0 0 0 1 0 0 0 0 0 0 9 13 0.00 0.667
Clay Carroll, R (12, 1) ERA: 2.48 2.1 L 14 5 2 2 0 0 1 0 0 0 0 0 13 17 7.71 2.143
Jay Ritchie, R (14, 1) ERA: 2.51 0.2 3 1 0 0 0 0 1 0 0 0 0 0 2 6 0.00 1.500

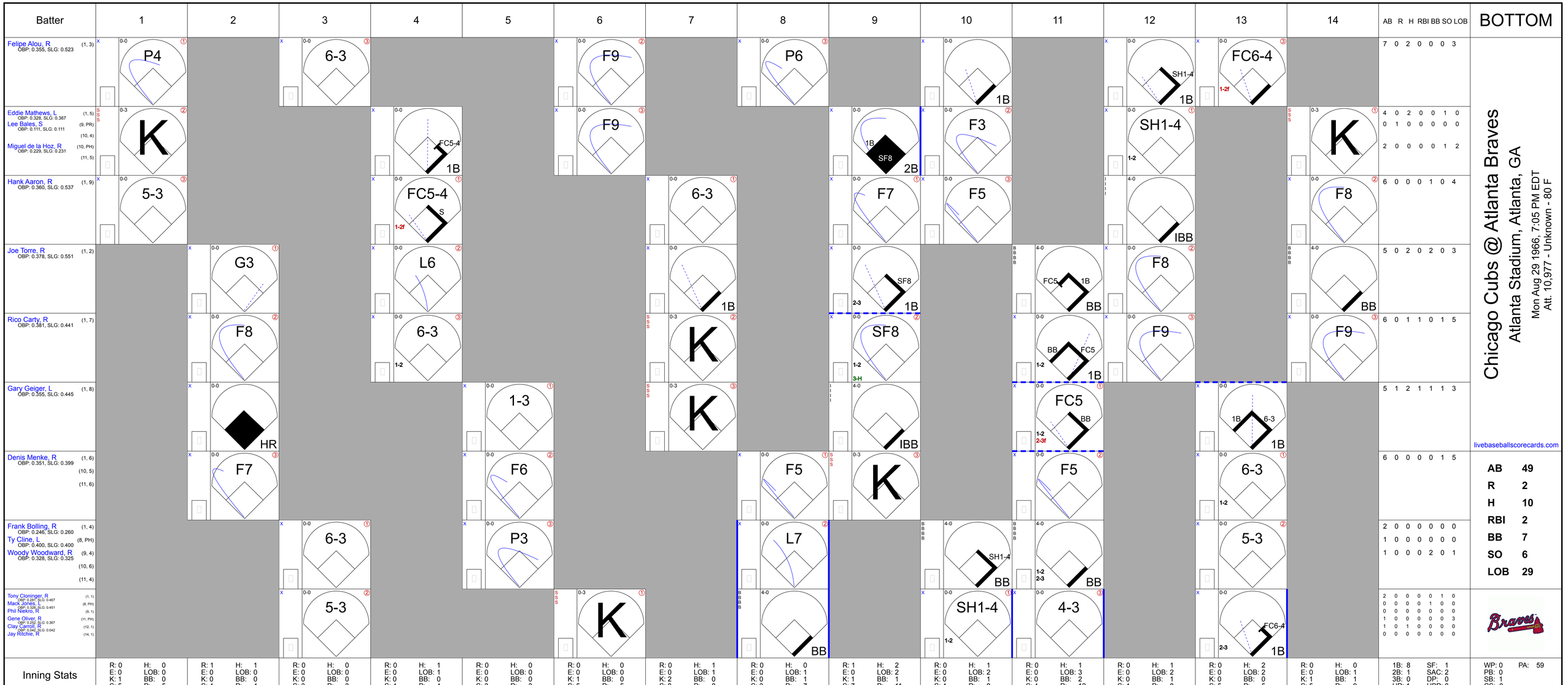
Batter
1
2
3
4
5
6
7
8
9
10
11
12
13
14
AB R H RBI BB SO LOB
BOTTOM
Felipe Alou, R (1, 3)
OBP: 0.355, SLG: 0.523
P4
6-3
F9
P6
1B
SH1-4 1B
FC6-4
7 0 2 0 0 0 3
Eddie Mathews, L (1, 5)
OBP: 0.328, SLG: 0.367
Lee Bales, S (9, PR) (10, 4)
OBP: 0.111, SLG: 0.111
Miguel de la Hoz, R (10, PH) (11, 5)
OBP: 0.229, SLG: 0.231
K
FC5-4 1B
F9
1B SF8 2B
F3
SH1-4 1-2
K
F8
4 0 2 0 0 1 0
0 1 0 0 0 0 0
2 0 0 0 0 1 2
Hank Aaron, R (1, 9)
OBP: 0.360, SLG: 0.537
5-3
FC5-4 S 1-2f
6-3
F7
F5
IBB
F8
6 0 0 0 1 0 4
Joe Torre, R (1, 2)
OBP: 0.378, SLG: 0.551
G3
L6
1B
SF8 2-3 1B
FC5 1B BB
F8
BB
5 0 2 0 2 0 3
Rico Carty, R (1, 7)
OBP: 0.381, SLG: 0.441
F8
6-3 1-2
K
SF8 1-2 3-H
BB FC5 1-2 1B
F9
F9
6 0 1 1 0 1 5
Gary Geiger, L (1, 8)
OBP: 0.355, SLG: 0.445
HR
1-3
K
IBB
FC5 BB 1-2 2-3f
1B 6-3 1B
5 1 2 1 1 1 3
Denis Menke, R (1, 6) (10, 5) (11, 6)
OBP: 0.351, SLG: 0.399
F7
F6
F5
K
F5
6-3 1-2
6 0 0 0 0 1 5
Frank Bolling, R (1, 4)
OBP: 0.246, SLG: 0.260
Ty Cline, L (8, PH)
OBP: 0.400, SLG: 0.400
Woody Woodward, R (9, 4) (10, 6) (11, 4)
OBP: 0.328, SLG: 0.325
6-3
P3
L7
SH1-4 BB
BB
5-3
2 0 0 0 0 0 0
1 0 0 0 0 0 0
1 0 0 0 2 0 1
Tony Cloninger, R (1, 1)
OBP: 0.287, SLG: 0.467
Mack Jones, L (8, PH)
OBP: 0.320, SLG: 0.451
Phil Niekro, R (9, 1)
Gene Oliver, R (11, PH)
OBP: 0.252, SLG: 0.367
Clay Carroll, R (12, 1)
OBP: 0.042, SLG: 0.042
Jay Ritchie, R (14, 1)
5-3
K
SH1-4 1-2
4-3
FC6-4 2-3 1B
2 0 0 0 0 1 0
0 0 0 0 1 0 0
0 0 0 0 0 0 0
1 0 0 0 0 0 3
1 0 1 0 0 0 0
0 0 0 0 0 0 0
Chicago Cubs @ Atlanta Braves
Atlanta Stadium, Atlanta, GA
Mon Aug 29 1966, 7:05 PM EDT
Att. 10,977 - Unknown - 80 F
livebaseballscorecards.com
AB 49
R 2
H 10
RBI 2
BB 7
SO 6
LOB 29
Inning Stats
1: R: 0 E: 0 K: 1 S: 5 | H: 0 LOB: 0 BB: 0 P: 5
2: R: 1 E: 0 K: 0 S: 4 | H: 1 LOB: 0 BB: 0 P: 4
3: R: 0 E: 0 K: 0 S: 3 | H: 0 LOB: 0 BB: 0 P: 3
4: R: 0 E: 0 K: 0 S: 4 | H: 1 LOB: 1 BB: 0 P: 4
5: R: 0 E: 0 K: 0 S: 3 | H: 0 LOB: 0 BB: 0 P: 3
6: R: 0 E: 0 K: 1 S: 5 | H: 0 LOB: 0 BB: 0 P: 5
7: R: 0 E: 0 K: 2 S: 8 | H: 1 LOB: 1 BB: 0 P: 8
8: R: 0 E: 0 K: 0 S: 3 | H: 0 LOB: 1 BB: 1 P: 7
9: R: 1 E: 0 K: 1 S: 7 | H: 2 LOB: 2 BB: 1 P: 11
10: R: 0 E: 0 K: 0 S: 4 | H: 1 LOB: 2 BB: 1 P: 8
11: R: 0 E: 0 K: 0 S: 4 | H: 1 LOB: 3 BB: 2 P: 12
12: R: 0 E: 0 K: 0 S: 4 | H: 1 LOB: 2 BB: 1 P: 8
13: R: 0 E: 0 K: 0 S: 5 | H: 2 LOB: 2 BB: 0 P: 5
14: R: 0 E: 0 K: 1 S: 5 | H: 0 LOB: 1 BB: 1 P: 9
1B: 8 2B: 1 3B: 0 HR: 1
SF: 1 SAC: 2 DP: 0 HBP: 0
WP: 0 PB: 0 SB: 1 CS: 0
PA: 59
PITCHER IP WLS BF H R ER SO BB IBB HBP BLK WP HR S P ERA WHIP
Fergie Jenkins, R (1, 1) ERA: 3.77 8.1 31 5 2 2 4 1 0 0 0 0 1 38 42 2.16 0.720
Len Church, R (9, 1) ERA: 2.45 1.2 10 2 0 0 1 2 1 0 0 0 0 9 21 0.00 2.400
Curt Simmons, L (11, 1) ERA: 4.17 0.1 1 0 0 0 0 0 0 0 0 0 0 1 1 0.00 0.000
Cal Koonce, R (11, 1) ERA: 4.19 1.2 8 1 0 0 0 1 1 0 0 0 0 6 14 0.00 1.200
Robin Roberts, R (13, 1) ERA: 4.54 2.0 W 9 2 0 0 1 1 0 0 0 0 0 10 14 0.00 1.500

Batter	1	2	3	4	5	6	7	8	9	AB	R	H	RBI	BB	SO	LOB
Don Kessinger, S (1, 6) OBP: 0.285, SLG: 0.284	E4 S 1B	1-3 1B		FC1-6 1B 1-2f		P3			F7 2-3	5	1	1	0	0	0	3
Glenn Beckert, R (1, 4) OBP: 0.323, SLG: 0.353	BBBB 1B SF8 1-2 BB	SSS K		1-2 1B			F8			3	1	1	0	1	1	1
Billy Williams, L (1, 9) OBP: 0.346, SLG: 0.479	F9	2B 14 HR 1B		F9			SSS K			4	1	1	0	0	1	4
Ron Santo, R (1, 5) OBP: 0.410, SLG: 0.559	14 HBP 1-3 2-H 1B	14 HR 1-3 2B		SSS K			SSS K			4	1	2	1	0	2	2
14 Ernie Banks, R (1, 3) OBP: 0.317, SLG: 0.441	H 1-2 HBP	2-H 3-H HR			G1-4-3 1B			F8		3	1	2	3	0	0	0
John Boccabella, R (1, 7) OBP: 0.267, SLG: 0.383	SF8 3-H	F8			G1-4-3 1-2f			6-3		3	0	0	1	0	0	1
Randy Hundley, R (1, 2) OBP: 0.300, SLG: 0.438	L7	F2			1-3			P6		4	0	0	0	0	0	2
Byron Browne, R (1, 8) OBP: 0.322, SLG: 0.446		BBBB 1B BB	6-3			P4			BBBB CS PB BB	2	0	0	0	2	0	0
Adolfo Phillips, R (9, PR) OBP: 0.338, SLG: 0.457 (9, 8)										0	0	0	0	0	0	0
Ken Holtzman, R (1, 1) OBP: 0.131, SLG: 0.117		SSS K		FC1-6 1B		SSS K			SSS K 1-2	4	0	1	0	0	3	2
Inning Stats	R: 2 E: 1 K: 0 S: 5 H: 1 LOB: 2 BB: 1 P: 10	R: 0 E: 0 K: 2 S: 7 H: 1 LOB: 1 BB: 1 P: 11	R: 3 E: 0 K: 0 S: 6 H: 3 LOB: 0 BB: 0 P: 6	R: 0 E: 0 K: 1 S: 7 H: 2 LOB: 2 BB: 0 P: 7	R: 0 E: 0 K: 0 S: 3 H: 1 LOB: 0 BB: 0 P: 3	R: 0 E: 0 K: 1 S: 5 H: 0 LOB: 0 BB: 0 P: 5	R: 0 E: 0 K: 2 S: 7 H: 0 LOB: 0 BB: 0 P: 7	R: 0 E: 0 K: 0 S: 3 H: 0 LOB: 0 BB: 0 P: 3	R: 0 E: 0 K: 1 S: 4 H: 0 LOB: 1 BB: 1 P: 8	1B: 6 2B: 1 3B: 0 HR: 1 SF: 1 SAC: 0 DP: 1 HBP: 1						

TOP

Chicago Cubs @ Atlanta Braves

Atlanta Stadium, Atlanta, GA

Tue Aug 30 1966, 7:05 PM EDT

Att. 8,093 - Unknown - 87 F

livebaseballscorecards.com

AB	32
R	5
H	8
RBI	5
BB	3
SO	7
LOB	15

WP: 0 PB: 1 SB: 1 CS: 1 PA: 37

PITCHER		IP	WLS	BF	H	R	ER	SO	BB	IBB	HBP	BLK	WP	HR	S	P	ERA	WHIP
Joey Jay, R ERA: 5.02	(1, 1)	2.0	L	14	5	5	3	2	2	0	1	0	0	1	15	24	13.50	3.500
Phil Niekro, R ERA: 3.82	(3, 1)	3.0		11	3	0	0	1	0	0	0	0	0	0	13	13	0.00	1.000
Jay Ritchie, R ERA: 2.2	(6, 1)	2.0		6	0	0	0	3	0	0	0	0	0	0	12	12	0.00	0.000
Ted Abernathy, R ERA: 4.46	(8, 1)	2.0		6	0	0	0	1	1	0	0	0	0	0	7	11	0.00	0.500

PITCHER	IP	WLS	BF	H	R	ER	SO	BB	IBB	HBP	BLK	WP	HR	S	P	ERA	WHIP

Chicago Cubs @ Atlanta Braves

Atlanta Stadium, Atlanta, GA

Tue Aug 30 1966, 7:05 PM EDT

Att. 8,093 - Unknown - 87 F

BOTTOM

Batter	1	2	3	4	5	6	7	8	9	AB	R	H	RBI	BB	SO	LOB
Felipe Alou, R (1, 8) OBP: 0.357, SLG: 0.522	P6		F9		1-2 1B		B B B B 4-0 1-2 HR BB		1B	4	1	2	0	1	0	0
Woody Woodward, R (1, 6) OBP: 0.325, SLG: 0.321 Mack Jones, L (9, PH) OBP: 0.327, SLG: 0.450	F7		F7		6-3		P3		F7	4	0	0	0	0	0	4
										1	0	0	0	0	0	1
Hank Aaron, R (1, 9) OBP: 0.362, SLG: 0.543	B B B B 4-0 BB			5-3		1B 1B	1-H 2-H HR		F8	4	1	2	3	1	0	1
Joe Torre, R (1, 3) OBP: 0.377, SLG: 0.548	S S S 0-3 K			1B		L6	5-3			4	0	1	0	0	1	2
Rico Carty, R (1, 7) OBP: 0.380, SLG: 0.440		F7		S S S 0-3 K		1-2 1B		L9		4	0	1	0	0	1	1
Miguel de la Hoz, R (1, 5) OBP: 0.230, SLG: 0.222		B B B 4-0 BB		S S S 0-3 K		L4		F9		3	0	0	0	1	1	3
Gene Oliver, R (1, 2) OBP: 0.257, SLG: 0.377		F8			1B 1B	F8		2B		4	0	2	0	0	0	3
Frank Bolling, R (1, 4) OBP: 0.247, SLG: 0.260		1-3			L7		BB HR 1B		F9	4	1	1	0	0	0	3
Joey Jay, S (1, 1) OBP: 0.143, SLG: 0.091 Phil Niekro, R (3, 1) Gary Geiger, L (5, PH) OBP: 0.352, SLG: 0.442 Jay Ritchie, R (6, 1) Denis Menke, R (7, PH) OBP: 0.350, SLG: 0.398 Ted Abernathy, R (8, 1) OBP: 0.231, SLG: 0.167 Ty Cline, L (9, PH) OBP: 0.389, SLG: 0.389			S S S 0-3 K		S S S 0-3 K		P3		S S S 0-3 K	0	0	0	0	0	0	0
										1	0	0	0	0	1	0
										1	0	0	0	0	1	1
										0	0	0	0	0	0	0
										1	0	0	0	0	0	1
										0	0	0	0	0	0	0
										1	0	0	0	0	1	0
Inning Stats	R: 0 E: 0 K: 1 S: 5 H: 0 LOB: 1 BB: 1 P: 9	R: 0 E: 0 K: 0 S: 3 H: 0 LOB: 1 BB: 1 P: 7	R: 0 E: 0 K: 1 S: 5 H: 0 LOB: 0 BB: 0 P: 5	R: 0 E: 0 K: 2 S: 8 H: 1 LOB: 1 BB: 0 P: 8	R: 0 E: 0 K: 1 S: 7 H: 2 LOB: 2 BB: 0 P: 7	R: 0 E: 0 K: 0 S: 5 H: 2 LOB: 2 BB: 0 P: 5	R: 3 E: 0 K: 0 S: 5 H: 2 LOB: 0 BB: 1 P: 9	R: 0 E: 0 K: 0 S: 4 H: 1 LOB: 1 BB: 0 P: 4	R: 0 E: 0 K: 1 S: 6 H: 1 LOB: 1 BB: 0 P: 6	1B: 7 2B: 1 3B: 0 HR: 1	SF: 0 SAC: 0 DP: 0 HBP: 0						

livebaseballscorecards.com

AB	36
R	3
H	9
RBI	3
BB	3
SO	6
LOB	20

WP: 0 PB: 0 SB: 0 CS: 0 PA: 39

PITCHER	IP	WLS	BF	H	R	ER	SO	BB	IBB	HBP	BLK	WP	HR	S	P	ERA	WHIP
Ken Holtzman, L (1, 1) ERA: 3.59	9.0	W	39	9	3	3	6	3	0	0	0	0	1	48	60	3.00	1.333

PITCHER	IP	WLS	BF	H	R	ER	SO	BB	IBB	HBP	BLK	WP	HR	S	P	ERA	WHIP

Chicago Cubs @ Cincinnati Reds

Crosley Field, Cincinnati, OH

Wed Aug 31 1966, 7:05 PM EDT

Att. 6,919 - Unknown - 80 F

TOP

livebaseballscorecards.com

Batter	1	2	3	4	5	6	7	8	9	AB	R	H	RBI	BB	SO	LOB
Adolfo Phillips, R (1, 8) OBP: 0.336, SLG: 0.452	BBBB 4-0 3B BB	x 0-0 ② F8			SSS 0-3 ② K	SSS 0-3 ③ K			x 0-0 ② 1-3	4	1	0	0	1	2	1
Glenn Beckert, R (1, 4) OBP: 0.322, SLG: 0.352	SSS 0-3 ① K	x 0-0 ③ 5-3			x 0-0 HR 1B		x 0-0 ① F8		x 0-0 ③	5	1	1	0	0	1	1
Billy Williams, L (1, 9) OBP: 0.347, SLG: 0.489	x 0-0 1-H 1B 3B	x 0-0 ① 3-1			x 0-0 1-H HR		x 0-0 ② 5-3			4	2	2	3	0	0	0
Ron Santo, R (1, 5) OBP: 0.413, SLG: 0.558	x 0-0 14 2B 3-H 1B	SSS 0-3 ② K			BBBB 4-0 BB		BBBB 4-0 BB			2	0	1	1	2	1	0
14 Ernie Banks, R (1, 3) OBP: 0.316, SLG: 0.442	x 0-0 1-3 2B	x 0-0 ③ 6-3			x 0-0 ③ L5		x 0-0 ③ F8			4	0	1	0	0	0	2
John Boccabella, R (1, 7) OBP: 0.272, SLG: 0.379	IIII 4-0 IBB		x 0-0 ① 5-3			BBBB 4-0 SH1-3 1B BB		x 0-0 ① F3		2	1	0	0	2	0	0
Randy Hundley, R (1, 2) OBP: 0.300, SLG: 0.437	x 0-0 ② F2		x 0-0 G6-3 1B			x 0-0 ① SH1-3 1-2		x 0-0 ② F8		3	0	1	0	0	0	3
Don Kessinger, S (1, 6) OBP: 0.285, SLG: 0.284	x 0-0 ③ 5-3		x 0-0 ② ③ G6-3 1-2f			x 0-0 PB 2-H 1B		x 0-0 ③ 5-3		4	0	1	1	0	0	4
Bill Hands, R (1, 1) OBP: 0.102, SLG: 0.065 Curt Simmons, L (7, 1) OBP: 0.231, SLG: 0.174 Len Church, S (8, 1) Lee Thomas, L (9, PH) OBP: 0.276, SLG: 0.314		x 0-0 ① 5-3			x 0-0 ① F7	SSS 0-3 ② K 1-2			x 0-0 ① P5	3 0 0 1	0 0 0 0	0 0 0 0	0 0 0 0	1 0 0 0	1 0 0 0	1 0 0 0
Inning Stats	R: 2 E: 0 K: 1 S: 8 H: 3 LOB: 3 BB: 2 P: 16	R: 0 E: 0 K: 0 S: 3 H: 0 LOB: 0 BB: 0 P: 3	R: 0 E: 0 K: 1 S: 5 H: 0 LOB: 0 BB: 0 P: 5	R: 0 E: 0 K: 0 S: 3 H: 1 LOB: 0 BB: 0 P: 3	R: 2 E: 0 K: 1 S: 7 H: 2 LOB: 1 BB: 1 P: 11	R: 1 E: 0 K: 2 S: 8 H: 1 LOB: 1 BB: 1 P: 12	R: 0 E: 0 K: 0 S: 3 H: 0 LOB: 1 BB: 1 P: 7	R: 0 E: 0 K: 0 S: 3 H: 0 LOB: 0 BB: 0 P: 3	R: 0 E: 0 K: 0 S: 3 H: 0 LOB: 0 BB: 0 P: 3	1B: 4 2B: 1 3B: 1 HR: 1	SF: 0 SAC: 1 DP: 1 HBP: 0					

	AB	32
	R	5
	H	7
	RBI	5
	BB	5
	SO	5
	LOB	12

WP: 0 PB: 1 SB: 0 CS: 0 PA: 38

PITCHER		IP	WLS	BF	H	R	ER	SO	BB	IBB	HBP	BLK	WP	HR	S	P	ERA	WHIP
Jim O'Toole, L ERA: 3.38	(1, 1)	5.0		24	6	5	5	3	3	1	0	0	0	1	26	42	9.00	1.800
Jack Baldschun, R ERA: 4.8	(6, 1)	1.0		4	1	0	0	2	0	0	0	0	0	0	8	8	0.00	1.000
Ted Davidson, L ERA: 3.69	(7, 1)	2.0	W	7	0	0	0	0	1	0	0	0	0	0	6	10	0.00	0.500
Don Nottebart, R ERA: 2.58	(9, 1)	1.0	S	3	0	0	0	0	0	0	0	0	0	0	3	3	0.00	0.000

PITCHER	IP	WLS	BF	H	R	ER	SO	BB	IBB	HBP	BLK	WP	HR	S	P	ERA	WHIP

BOTTOM

Chicago Cubs @ Cincinnati Reds

Crosley Field, Cincinnati, OH

Wed Aug 31 1966, 7:05 PM EDT

Att. 6,919 - Unknown - 80 F

Batter	1	2	3	4	5	6	7	8	9	AB	R	H	RBI	BB	SO	LOB
Tommy Harper, R (1, 9) (9, 7) OBP: 0.362, SLG: 0.380	F7		4-3			FC6-4 G1-6-3 1-2f		1-4-3		4	0	0	0	0	0	1
Pete Rose, S (1, 4) OBP: 0.342, SLG: 0.452	4-3			F7		G1-6-3 1-2f		E 1B		4	1	1	0	0	0	1
Tommy Helms, R (1, 5) OBP: 0.334, SLG: 0.413	BB			P4			1B HR 1B	E8 HR 1-H		3	2	1	0	1	0	0
Deron Johnson, R (1, 7) (9, 3) OBP: 0.312, SLG: 0.459	K			K			1-3 HR 1B	HR IBB		3	2	1	0	1	2	1
Gordy Coleman, L (1, 3) OBP: 0.314, SLG: 0.373		4-3			G4-6-3 1B		HR 1-H 3-H	HR 1-H 2-H		3	1	2	3	0	0	0
Tony Perez, R (8, PH) OBP: 0.306, SLG: 0.389										0	0	0	0	0	0	0
Art Shamsky, L (8, PH) OBP: 0.323, SLG: 0.551										1	1	1	3	0	0	0
Don Nottebart, R (9, 1) OBP: 0.217, SLG: 0.182										0	0	0	0	0	0	0
Vada Pinson, L (1, 8) OBP: 0.332, SLG: 0.451		4-3			G4-6-3 1-2f		P4	F7		4	0	0	0	0	0	1
Don Pavletich, R (1, 2) OBP: 0.350, SLG: 0.530		5-3			2B		F9			3	0	1	0	0	0	0
Leo Cardenas, R (1, 6) OBP: 0.313, SLG: 0.410			K		F8		F9			3	0	0	0	0	1	1
Jim O'Toole, S (1, 1) OBP: 0.135, SLG: 0.139			K			FC6-4 1B		5-3		1	0	0	0	0	1	0
Jack Baldschun, R (6, 1) OBP: 0.333, SLG: 0.333										0	0	0	0	0	0	0
Giraldo Ruiz, S (6, PH) OBP: 0.269, SLG: 0.247										1	0	1	0	0	0	0
Ted Davidson, R (7, 1)										0	0	0	0	0	0	0
Dick Simpson, R (8, PH) OBP: 0.333, SLG: 0.448										1	0	0	0	0	0	0
(9, 9)																
Inning Stats	R: 0 E: 0 K: 1 S: 5 H: 0 LOB: 1 BB: 1 P: 9	R: 0 E: 0 K: 0 S: 3 H: 0 LOB: 0 BB: 0 P: 3	R: 0 E: 0 K: 2 S: 7 H: 0 LOB: 0 BB: 0 P: 7	R: 0 E: 0 K: 1 S: 5 H: 0 LOB: 0 BB: 0 P: 5	R: 0 E: 0 K: 0 S: 4 H: 2 LOB: 1 BB: 0 P: 4	R: 0 E: 0 K: 0 S: 3 H: 1 LOB: 0 BB: 0 P: 3	R: 3 E: 0 K: 0 S: 6 H: 3 LOB: 0 BB: 0 P: 6	R: 4 E: 1 K: 0 S: 6 H: 2 LOB: 0 BB: 1 P: 10		1B: 5 2B: 1 3B: 0 HR: 2	SF: 0 SAC: 0 DP: 2 HBP: 0						

livebaseballscorecards.com

AB	31
R	7
H	8
RBI	6
BB	2
SO	4
LOB	5

PITCHER		IP	WLS	BF	H	R	ER	SO	BB	IBB	HBP	BLK	WP	HR	S	P	ERA	WHIP
Bill Hands, R ERA: 4.7	(1, 1)	6.0		23	6	3	3	4	1	0	0	0	0	1	30	34	4.50	1.167
Curt Simmons, L ERA: 4.09	(7, 1)	1.2	L	8	1	3	0	0	0	1	0	0	0	0	7	11	0.00	0.600
Len Church, R ERA: 2.25	(8, 1)	0.1		2	1	1	0	0	0	0	0	0	0	1	2	2	0.00	3.000

PITCHER	IP	WLS	BF	H	R	ER	SO	BB	IBB	HBP	BLK	WP	HR	S	P	ERA	WHIP

Batter	1	2	3	4	5	6	7	8	9	AB	R	H	RBI	BB	SO	LOB
Don Kessinger, S (1, 6) OBP: 0.290, SLG: 0.292	6-3	3-1			1B FC4-6 1B	2B 1B 2-3 1B		1B S 3B 1B	HBP 1-3 2-H 2B	6	3	4	1	0	0	3
Glenn Beckert, R (1, 4) OBP: 0.324, SLG: 0.354	F8		6-3		FC4-6 1-3 1B	1B 1-3 3-H 2B		5-3 1-2	HBP BB	5	1	2	1	1	0	1
Billy Williams, L (1, 9) OBP: 0.351, SLG: 0.489	BB		4-3		FC4-6 WP 14 1B 1-2f 3-H	S 2-H 3-H 1B		3B 2-3 1B	HBP 1-2 2-3 3-H	4	2	2	4	1	0	1
Ron Santo, R (1, 5) OBP: 0.412, SLG: 0.559	P6		K		14 1B 14 E 1-2 BB	F8 1-2		1-H 3-H 3B	K	5	1	1	2	1	2	5
14 Ernie Banks, R (1, 3) OBP: 0.319, SLG: 0.451		P6		HR	E8 PB 1-H 2-H 1B		4-3 SH5-4 1B	F9		5	1	3	2	0	0	1
John Boccabella, R (1, 7) OBP: 0.277, SLG: 0.381		FC1-6 1B		5-3	6-3 2-3		SH5-4 1-2		FC5 1B 1B	4	0	2	0	0	0	1
Randy Hundley, R (1, 2) OBP: 0.301, SLG: 0.435		FC1-6 BB 1B 1-2f		CS BB		6-3	4-3 2-3		FC5 2B 1B 1-2	4	1	1	0	1	0	2
Byron Browne, R (1, 8) OBP: 0.321, SLG: 0.443		BB 1-2 1B		K 1-2		K	K		FC5 2B HBP 1-2 2-3f	5	1	1	0	0	3	4
Cal Koonce, R (1, 1) OBP: 0.227, SLG: 0.158 Bob Hendley, R (8, 1) OBP: 0.263, SLG: 0.235		BB 1-2 2-3			K	1B 2B		K	K	3 1	1 0	1 0	0 0	1 0	2 1	0 2
Inning Stats	R: 0 E: 0 K: 0 S: 3 H: 0 LOB: 1 BB: 1 P: 7	R: 0 E: 0 K: 0 S: 5 H: 2 LOB: 3 BB: 1 P: 9	R: 0 E: 0 K: 1 S: 5 H: 0 LOB: 0 BB: 0 P: 5	R: 1 E: 0 K: 1 S: 5 H: 1 LOB: 1 BB: 1 P: 9	R: 3 E: 1 K: 1 S: 8 H: 3 LOB: 1 BB: 1 P: 12	R: 3 E: 0 K: 1 S: 9 H: 4 LOB: 1 BB: 0 P: 9	R: 0 E: 0 K: 1 S: 6 H: 1 LOB: 1 BB: 0 P: 6	R: 2 E: 0 K: 1 S: 8 H: 3 LOB: 1 BB: 0 P: 8	R: 2 E: 0 K: 2 S: 10 H: 3 LOB: 3 BB: 1 P: 15	1B: 12 2B: 4 3B: 1 HR: 1 SF: 0 SAC: 1 DP: 1 HBP: 1							

TOP

Chicago Cubs @ Cincinnati Reds

Crosley Field, Cincinnati, OH

Thu Sep 01 1966, 7:05 PM EDT

Att. 5,898 - Unknown - 70 F

livebaseballscorecards.com

AB	42
R	11
H	17
RBI	10
BB	5
SO	8
LOB	20

WP: 1 PB: 1 SB: 2 CS: 1 PA: 49

PITCHER		IP	WLS	BF	H	R	ER	SO	BB	IBB	HBP	BLK	WP	HR	S	P	ERA	WHIP
Milt Pappas, R ERA: 4.44	(1, 1)	5.0	L	24	6	4	3	3	4	0	0	0	1	1	26	42	5.40	2.000
Jack Baldschun, R ERA: 5.13	(6, 1)	2.0		11	5	3	3	2	0	0	0	0	0	0	15	15	13.50	2.500
Darrell Osteen, R ERA: 14.04	(8, 1)	1.0		6	3	2	2	1	0	0	0	0	0	0	8	8	18.00	3.000
Ted Davidson, L ERA: 3.92	(9, 1)	1.0		8	3	2	2	2	1	0	1	0	0	0	10	15	18.00	4.000

PITCHER	IP	WLS	BF	H	R	ER	SO	BB	IBB	HBP	BLK	WP	HR	S	P	ERA	WHIP

BOTTOM

Chicago Cubs @ Cincinnati Reds

Crosley Field, Cincinnati, OH

Thu Sep 01 1966, 7:05 PM EDT

Att. 5,898 - Unknown - 70 F

livebaseballscorecards.com

Batter	1	2	3	4	5	6	7	8	9	AB	R	H	RBI	BB	SO	LOB
Tommy Harper, R (1, 9) OBP: 0.360, SLG: 0.377	6-3		BBB 1B BB		FC4-6 1-2f		G5-4-3 1-2f		1-3	4	0	0	0	1	0	2
Pete Rose, S (1, 4) OBP: 0.346, SLG: 0.455	2B 1B		CS 1-3 1B		FC6-4 1-2 1B			2B 1B 1B	P6	5	2	4	0	0	0	0
Tommy Helms, R (1, 5) OBP: 0.333, SLG: 0.414	G6-3 1-H 2B		SSS K 1-2		FC6-4 1-2f			F2		4	0	1	1	0	1	5
Deron Johnson, R (1, 7) OBP: 0.315, SLG: 0.462	BBBB BB			SSS K		1B		1-3 1B 2B		3	1	2	0	1	1	0
Gordy Coleman, L (1, 3) OBP: 0.308, SLG: 0.365	G6-3 2-3f			F9	P4			F8		4	0	0	0	0	0	5
Vada Pinson, L (1, 8) OBP: 0.333, SLG: 0.456		F8		3B	F3			1B 2-H 3-H 1B		4	0	2	2	0	0	1
Don Pavletich, R (1, 2) OBP: 0.348, SLG: 0.524		L8		5-3	1-3			1-3 1B		4	0	1	0	0	0	2
Leo Cardenas, R (1, 6) OBP: 0.311, SLG: 0.407		6-3			F9		F2	4-3		3	0	0	0	0	0	0
Darrell Osteen, R (8, 1) OBP: 0.500, SLG: 0.500										0	0	0	0	0	0	0
Art Shamsky, L (8, PH) OBP: 0.323, SLG: 0.551										0	0	0	0	0	0	0
Tony Perez, R (8, PH) OBP: 0.305, SLG: 0.387										1	0	0	0	0	0	2
Ted Davidson, R (9, 1)										0	0	0	0	0	0	0
Milt Pappas, R (1, 1) OBP: 0.130, SLG: 0.169			SSS K		BBBB FC4-6 BB		BBBB G5-4-3 BB		4-3	1	0	0	0	0	1	0
Mel Queen, L (5, PH) OBP: 0.241, SLG: 0.149										0	0	0	0	1	0	0
Jack Baldschun, R (6, 1) OBP: 0.333, SLG: 0.333										0	0	0	0	0	0	0
Giraldo Ruiz, S (7, PH) OBP: 0.274, SLG: 0.244										1	0	0	0	1	0	0
(8, 6)																

Inning Stats	1	2	3	4	5	6	7	8	9
	R: 1 E: 0 K: 0 S: 4	R: 0 E: 0 K: 0 S: 3	R: 0 E: 0 K: 2 S: 7	R: 0 E: 0 K: 1 S: 6	R: 0 E: 0 K: 0 S: 4	R: 0 E: 0 K: 0 S: 4	R: 0 E: 0 K: 0 S: 2	R: 2 E: 0 K: 0 S: 7	R: 0 E: 0 K: 0 S: 3
	H: 2 LOB: 1 BB: 1 P: 8	H: 0 LOB: 0 BB: 0 P: 3	H: 1 LOB: 2 BB: 1 P: 11	H: 1 LOB: 1 BB: 0 P: 6	H: 1 LOB: 2 BB: 1 P: 8	H: 1 LOB: 1 BB: 0 P: 4	H: 0 LOB: 0 BB: 1 P: 6	H: 4 LOB: 2 BB: 0 P: 7	H: 0 LOB: 0 BB: 0 P: 3

	AB	34
	R	3
	H	10
	RBI	3
	BB	4
	SO	3
	LOB	17

	1B: 7	SF: 0	WP: 0	PA: 38
	2B: 3	SAC: 0	PB: 0	
	3B: 1	DP: 3	SB: 0	
	HR: 0	HBP: 0	CS: 1	

PITCHER	IP	WLS	BF	H	R	ER	SO	BB	IBB	HBP	BLK	WP	HR	S	P	ERA	WHIP
Cal Koonce, R (1, 1) ERA: 4.13	7.2	W	34	10	3	3	3	4	0	0	0	0	0	36	52	3.52	1.826
Bob Hendley, L (8, 1) ERA: 4.0	1.1	S	4	0	0	0	0	0	0	0	0	0	0	4	4	0.00	0.000

PITCHER	IP	WLS	BF	H	R	ER	SO	BB	IBB	HBP	BLK	WP	HR	S	P	ERA	WHIP

Chicago Cubs @ Pittsburgh Pirates

Forbes Field, Pittsburgh, PA

Fri Sep 02 1966, 7:05 PM EDT

Att. 13,677 - Cloudy - 70 F

TOP

livebaseballscorecards.com

Batter	1	2	3	4	5	6	7	8	9	AB	R	H	RBI	BB	SO	LOB
Don Kessinger, S (1, 6) OBP: 0.288, SLG: 0.289	L6		F9			5-3	6-3 1-H			4	0	0	1	0	0	0
Glenn Beckert, R (1, 4) OBP: 0.323, SLG: 0.355	6-3			5-3		WP 1B 2B	F8			4	1	1	0	0	0	0
Billy Williams, L (1, 9) OBP: 0.350, SLG: 0.487	1B			F7		K 2-3		F7		4	0	1	0	0	1	1
Ron Santo, R (1, 5) OBP: 0.414, SLG: 0.560	K			1B		14 BB 1B BB		14 FC4-6 1B		3	1	2	0	1	1	1
14 Ernie Banks, R (1, 3) OBP: 0.319, SLG: 0.448		K		6-3		1B 1-2 BB		FC4-6 1-2f		3	0	0	0	1	1	2
John Boccabella, R (1, 7) OBP: 0.276, SLG: 0.378		4-3			K	1B 1-2 2-H 3-H		P6		4	0	1	2	0	1	1
Randy Hundley, R (1, 2) OBP: 0.301, SLG: 0.436		P5			E 2B	P3			K	4	0	1	0	0	1	2
Byron Browne, R (1, 8) OBP: 0.319, SLG: 0.440			F8		K 2-3		5-3		E3 G4-6-3	3	0	0	0	0	1	1
Lee Thomas, L (9, PH) OBP: 0.275, SLG: 0.313										1	0	0	0	0	0	0
Fergie Jenkins, R (1, 1) OBP: 0.250, SLG: 0.273			F8		K		E WP 6-3 BB		G4-6-3 1-2f	2	0	0	0	0	1	1
Adolfo Phillips, R (7, PH) OBP: 0.338, SLG: 0.452										0	1	0	0	1	0	0
Curt Simmons, L (7, 1) OBP: 0.231, SLG: 0.174										0	0	0	0	0	0	0
George Altman, L (9, PH) OBP: 0.270, SLG: 0.359										1	0	0	0	0	0	1

	AB	33
	R	3
	H	6
	RBI	3
	BB	3
	SO	7
	LOB	10

Inning Stats	1	2	3	4	5	6	7	8	9
	R: 0 E: 0 K: 1 S: 6	R: 0 E: 0 K: 1 S: 5	R: 0 E: 0 K: 0 S: 3	R: 0 E: 0 K: 0 S: 4	R: 0 E: 1 K: 3 S: 10	R: 2 E: 0 K: 1 S: 7	R: 1 E: 1 K: 0 S: 3	R: 0 E: 0 K: 0 S: 4	R: 0 E: 1 K: 1 S: 5
	H: 1 LOB: 1 BB: 0 P: 6	H: 0 LOB: 0 BB: 0 P: 5	H: 0 LOB: 0 BB: 0 P: 3	H: 1 LOB: 1 BB: 0 P: 4	H: 1 LOB: 1 BB: 0 P: 10	H: 2 LOB: 2 BB: 2 P: 15	H: 0 LOB: 0 BB: 1 P: 7	H: 1 LOB: 1 BB: 0 P: 4	H: 0 LOB: 0 BB: 0 P: 5

	1B	4	SF	0	WP	2	PA	36
	2B	2	SAC	0	PB	0		
	3B	0	DP	1	SB	0		
	HR	0	HBP	0	CS	0		

PITCHER		IP	WLS	BF	H	R	ER	SO	BB	IBB	HBP	BLK	WP	HR	S	P	ERA	WHIP
Bob Veale, L ERA: 3.12	(1, 1)	6.1	W	27	5	3	2	6	3	0	0	0	1	0	36	48	2.84	1.263
Don Cardwell, R ERA: 4.26	(7, 1)	2.2	S	9	1	0	0	1	0	0	0	0	1	0	11	11	0.00	0.375

PITCHER		IP	WLS	BF	H	R	ER	SO	BB	IBB	HBP	BLK	WP	HR	S	P	ERA	WHIP

Batter	1	2	3	4	5	6	7	8	9	AB	R	H	RBI	BB	SO	LOB
Matty Alou, L (1, 8) OBP: 0.373, SLG: 0.430	F7		1B		SH SH5-4 HR	F7		S 1B		4	1	2	0	0	0	1
Gene Alley, R (1, 6) OBP: 0.334, SLG: 0.415	1B		FC6-4 1B		SH5-4	K		1-3		4	0	2	0	0	1	3
Roberto Clemente, R (1, 9) OBP: 0.370, SLG: 0.537	K		FC6-4		HR		F9	IBB		4	1	1	3	1	1	3
Willie Stargell, L (1, 7) OBP: 0.391, SLG: 0.590	4-3			5-3 1B HBP	K		L4	F8		4	1	0	0	0	1	4
Donn Clendenon, R (1, 3) OBP: 0.360, SLG: 0.504		F8		5-3	BB		4-3			3	0	0	0	1	0	1
Bill Mazeroski, R (1, 4) OBP: 0.299, SLG: 0.394		K		FC6 1B	K			4-3		4	0	1	1	0	2	1
Bob Bailey, R (1, 5) OBP: 0.361, SLG: 0.449		F8		K		1B 3B		1B 2B BB		3	2	1	0	1	1	1
Jim Pagliaroni, R (1, 2) OBP: 0.337, SLG: 0.405			F2	FC6		6-3 1B		2B 1B		4	1	2	1	0	0	1
Bob Veale, S (1, 1) OBP: 0.158, SLG: 0.184			3-1		SH5-4 SH HR 1B	6-3		1B 2B		3	1	1	0	0	0	1
Don Cardwell, R (7, 1) OBP: 0.161, SLG: 0.138										1	0	1	2	0	0	0
Inning Stats	R: 0 E: 0 K: 1 S: 6 H: 1 LOB: 1 BB: 0 P: 6	R: 0 E: 0 K: 1 S: 5 H: 0 LOB: 0 BB: 0 P: 5	R: 0 E: 0 K: 0 S: 5 H: 2 LOB: 2 BB: 0 P: 5	R: 1 E: 0 K: 1 S: 6 H: 1 LOB: 1 BB: 0 P: 7	R: 3 E: 1 K: 2 S: 10 H: 2 LOB: 1 BB: 1 P: 14	R: 1 E: 0 K: 1 S: 7 H: 2 LOB: 1 BB: 0 P: 7	R: 0 E: 0 K: 0 S: 3 H: 0 LOB: 0 BB: 0 P: 3	R: 2 E: 0 K: 0 S: 6 H: 3 LOB: 3 BB: 2 P: 14		1B: 8 2B: 1 3B: 1 HR: 1 SF: 0 SAC: 2 DP: 0 HBP: 1						

PITCHER		IP	WLS	BF	H	R	ER	SO	BB	IBB	HBP	BLK	WP	HR	S	P	ERA	WHIP
Fergie Jenkins, R ERA: 3.87	(1, 1)	6.0	L	29	8	5	4	6	1	0	1	0	0	1	39	44	6.00	1.500
Curt Simmons, L ERA: 4.2	(7, 1)	2.0		11	3	2	2	0	1	1	0	0	0	0	9	17	9.00	2.000

PITCHER	IP	WLS	BF	H	R	ER	SO	BB	IBB	HBP	BLK	WP	HR	S	P	ERA	WHIP

BOTTOM

Chicago Cubs @ Pittsburgh Pirates

Forbes Field, Pittsburgh, PA

Fri Sep 02 1966, 7:05 PM EDT

Att. 13,677 - Cloudy - 70 F

livebaseballscorecards.com

AB	34
R	7
H	11
RBI	7
BB	3
SO	6
LOB	16

Batter	1	2	3	4	5	6	7	8	9	AB	R	H	RBI	BB	SO	LOB
Don Kessinger, S (1, 6) OBP: 0.287, SLG: 0.287	S S S 0-3 ① K		B B B B 4-0 FC6-4 BB		x 0-0 ③ G3			x 0-0 ① FC3-6 8-4 1B 1-2f		3	0	0	0	1	1	1
Glenn Beckert, R (1, 4) OBP: 0.323, SLG: 0.355	x 0-0 ② 4-3		x 0-0 ③ FC6-4 1-2f			x 0-0 ① L9		x 0-0 1-2 1B		4	0	1	0	0	0	1
Billy Williams, L (1, 9) OBP: 0.348, SLG: 0.483	x 0-0 ③ 6-3			x 0-0 ① 4-3		x 0-0 ② 3-1		x 0-0 ② ③ 8-4 2-3f		4	0	0	0	0	0	2
Ron Santo, R (1, 5) OBP: 0.413, SLG: 0.557		x 0-0 E5 14 4-3		x 0-0 1B		S S S 0-3 ③ K			x 0-0 ① 4-3	4	0	1	0	0	1	0
14 Ernie Banks, R (1, 3) OBP: 0.316, SLG: 0.443		x 0-0 ① 4-3 2-3		S S S 0-3 ② K			x 0-0 ① 5-3		x 0-0 ② 5-3	4	0	0	0	0	1	2
John Boccabella, R (1, 7) OBP: 0.271, SLG: 0.370		x 0-0 ② F5		x 0-0 ③ 1-3			x 0-0 E3 5-3		x 0-0 ③ F8	4	0	0	0	0	0	2
Randy Hundley, R (1, 2) OBP: 0.301, SLG: 0.442		x 0-0 ③ F5			x 0-0 HR		x 0-0 ② 5-3 1-2			3	1	1	1	0	0	2
Byron Browne, R (1, 8) OBP: 0.317, SLG: 0.437			x 0-0 ① 6-3		S S S 0-3 ① K		x 0-0 ③ F9			3	0	0	0	0	1	1
Ken Holtzman, R (1, 1) OBP: 0.127, SLG: 0.113			x 0-0 ② 5-3		x 0-0 ② 6-3			x 0-0 FC3-6 1B		2	0	0	0	0	0	0
Marty Keough, L (8, PH) OBP: 0.311, SLG: 0.211										1	0	1	0	0	0	0
Robin Roberts, S (8, 1) OBP: 0.233, SLG: 0.115										0	0	0	0	0	0	0
Inning Stats	R: 0 H: 0 E: 0 LOB: 0 K: 1 BB: 0 S: 5 P: 5	R: 0 H: 0 E: 1 LOB: 1 K: 0 BB: 0 S: 4 P: 4	R: 0 H: 0 E: 0 LOB: 1 K: 0 BB: 1 S: 3 P: 7	R: 0 H: 1 E: 0 LOB: 1 K: 1 BB: 0 S: 6 P: 6	R: 1 H: 1 E: 0 LOB: 0 K: 1 BB: 0 S: 6 P: 6	R: 0 H: 0 E: 0 LOB: 0 K: 1 BB: 0 S: 5 P: 5	R: 0 H: 0 E: 1 LOB: 1 K: 0 BB: 0 S: 4 P: 4	R: 0 H: 2 E: 0 LOB: 1 K: 0 BB: 0 S: 4 P: 4	R: 0 H: 0 E: 0 LOB: 0 K: 0 BB: 0 S: 3 P: 3	1B: 3 SF: 0 2B: 1 SAC: 0 3B: 0 DP: 1 HR: 1 HBP: 0						WP: 0 PA: 33 PB: 0 SB: 0 CS: 0	

PITCHER	IP	WLS	BF	H	R	ER	SO	BB	IBB	HBP	BLK	WP	HR	S	P	ERA	WHIP
Tommie Sisk, R (1, 1) ERA: 4.0	9.0	W	33	4	1	1	4	1	0	0	0	0	1	40	44	1.00	0.556

PITCHER	IP	WLS	BF	H	R	ER	SO	BB	IBB	HBP	BLK	WP	HR	S	P	ERA	WHIP

TOP

Chicago Cubs @ Pittsburgh Pirates

Forbes Field, Pittsburgh, PA

Sat Sep 03 1966, 7:05 PM EDT

Att. 10,891 - Cloudy - 80 F

livebaseballscorecards.com

AB	32
R	1
H	4
RBI	1
BB	1
SO	4
LOB	11

Batter	1	2	3	4	5	6	7	8	9	AB	R	H	RBI	BB	SO	LOB
Matty Alou, L (1, 8) OBP: 0.377, SLG: 0.433	4-3		5-3 1B HBP		1B		3B 1B	G6-3 1B		4	3	3	0	0	0	0
Gene Alley, R (1, 6) OBP: 0.335, SLG: 0.421	SF9 3B		5-3 1-2		1-H 2B		P4	G6-3 1-2f		5	1	2	1	0	0	3
Roberto Clemente, R (1, 9) OBP: 0.369, SLG: 0.539	SF9 3-H		K		K		1-H 3B			3	0	1	2	0	2	2
Donn Clendenon, R (1, 3) OBP: 0.361, SLG: 0.506	2B		2-H 1B		6-3		K			4	0	2	1	0	1	2
Bill Mazeroski, R (1, 4) OBP: 0.298, SLG: 0.397	K		F9		P4			1B 3B		4	1	1	0	0	1	3
Bob Bailey, R (1, 5) OBP: 0.366, SLG: 0.464		HR		K		G6-4-3 1B		HR BB 3-H		4	2	3	2	0	1	0
Jim Pagliaroni, R (1, 2) OBP: 0.339, SLG: 0.405		F3		1B		G6-4-3 1-2f		HR BB 1-2		3	1	1	0	1	0	1
Willie Stargell, L (1, 7) OBP: 0.390, SLG: 0.594		4-1		F8		K		1-H 2-H HR		4	1	1	3	0	1	1
Tommie Sisk, R (1, 1) OBP: 0.209, SLG: 0.128		K		5-3			L7	K		4	0	0	0	0	2	1
Inning Stats	R: 1 E: 0 K: 1 S: 7 H: 2 LOB: 1 BB: 0 P: 7	R: 1 E: 0 K: 1 S: 6 H: 1 LOB: 0 BB: 0 P: 6	R: 1 E: 0 K: 1 S: 6 H: 1 LOB: 1 BB: 0 P: 7	R: 0 E: 0 K: 1 S: 6 H: 1 LOB: 1 BB: 0 P: 6	R: 1 E: 0 K: 1 S: 7 H: 2 LOB: 1 BB: 0 P: 7	R: 0 E: 0 K: 1 S: 5 H: 1 LOB: 0 BB: 0 P: 5	R: 1 E: 0 K: 1 S: 7 H: 2 LOB: 1 BB: 0 P: 7	R: 4 E: 0 K: 1 S: 8 H: 4 LOB: 0 BB: 1 P: 12		1B: 7 2B: 2 3B: 3 HR: 2	SF: 1 SAC: 0 DP: 2 HBP: 1						

PITCHER		IP	WLS	BF	H	R	ER	SO	BB	IBB	HBP	BLK	WP	HR	S	P	ERA	WHIP
Ken Holtzman, L ERA: 3.7	(1, 1)	7.0	L	31	10	5	5	7	0	0	1	0	0	1	44	45	6.43	1.429
Robin Roberts, R ERA: 4.82	(8, 1)	1.0		7	4	4	4	1	1	0	0	0	0	1	8	12	36.00	5.000

PITCHER	IP	WLS	BF	H	R	ER	SO	BB	IBB	HBP	BLK	WP	HR	S	P	ERA	WHIP

BOTTOM

Chicago Cubs @ Pittsburgh Pirates

Forbes Field, Pittsburgh, PA

Sat Sep 03 1966, 7:05 PM EDT

Att. 10,891 - Cloudy - 80 F

livebaseballscorecards.com

AB	35
R	9
H	14
RBI	9
BB	1
SO	8
LOB	13

WP: 0	PA: 38		
PB: 0			
SB: 0			
CS: 0			

Chicago Cubs @ Pittsburgh Pirates

Forbes Field, Pittsburgh, PA

Sun Sep 04 1966, 7:05 PM EDT

Att. 12,899 - Unknown - 70 F

TOP

livebaseballscorecards.com

Batter	1	2	3	4	5	6	7	8	9	AB	R	H	RBI	BB	SO	LOB
Adolfo Phillips, R (1, 8) OBP: 0.341, SLG: 0.463	0-0 1B 1B 2B	0-0 1B 3B		0-3 K			0-0 14 BB 1B 1B	0-3 K		5	2	3	0	0	2	2
Glenn Beckert, R (1, 4) OBP: 0.324, SLG: 0.355	0-0 14 HR 1B 2-3 1B	0-0 3-H 1B			0-0 5-3		0-0 F3		0-0 5-3	5	1	2	1	0	0	1
Billy Williams, L (1, 9) OBP: 0.350, SLG: 0.485	0-0 14 HR 1-2 3-H 1B	0-0 F9			0-3 K		0-0 14 BB 1-2 1B		0-0 1B 1B	5	1	3	1	0	1	1
Ron Santo, R (1, 5) OBP: 0.411, SLG: 0.553	0-0 F9		0-0 1-3		0-0 6-3		0-0 P4		0-0 1-2 1B	5	0	1	0	0	0	4
14 Ernie Banks, R (1, 3) OBP: 0.319, SLG: 0.451	0-0 1-H 2-H HR		0-0 F9			0-0 1B 1B	BBBB 4-0 1-2 2-3 BB		0-0 F7	4	1	2	3	1	0	2
Randy Hundley, R (1, 2) OBP: 0.298, SLG: 0.437	SSS 0-3 K		0-0 1-3			0-0 F8	SSS 0-3 K		0-0 F7	5	0	0	0	0	2	6
John Boccabella, R (1, 7) OBP: 0.266, SLG: 0.363	0-0 6-3			0-0 3-1		0-0 L7		0-0 F7		4	0	0	0	0	0	1
Don Kessinger, S (1, 6) OBP: 0.291, SLG: 0.290		0-0 6-3		BBBB 4-0 FC1-6 BB		0-0 1-2 1B		0-0 1B		3	0	2	0	1	0	0
Bill Hands, R (1, 1) OBP: 0.100, SLG: 0.064 George Altman, L (4, PH) OBP: 0.268, SLG: 0.357 Len Church, S (4, 1) Byron Browne, R (6, PH) OBP: 0.316, SLG: 0.435 Bob Hendley, R (6, 1) OBP: 0.260, SLG: 0.235 Marty Keough, L (8, PH) OBP: 0.304, SLG: 0.205 Arnold Earley, L (8, 1)	SSS 0-3 K	0-0 FC1-6 1-2f			SSS 0-3 K			0-0 P6		1 1 0 1 0 1 0	0 0 0 0 0 0 0	0 0 0 0 0 0 0	0 0 0 0 0 0 0	0 0 0 0 0 0 0	1 1 0 1 0 0 0	0 1 0 2 0 1 0
Inning Stats	R: 4 E: 0 K: 1 S: 9 H: 4 LOB: 0 BB: 0 P: 9	R: 1 E: 0 K: 1 S: 7 H: 2 LOB: 1 BB: 0 P: 7	R: 0 E: 0 K: 0 S: 3 H: 0 LOB: 0 BB: 0 P: 3	R: 0 E: 0 K: 1 S: 5 H: 0 LOB: 1 BB: 1 P: 9	R: 0 E: 0 K: 1 S: 5 H: 0 LOB: 0 BB: 0 P: 5	R: 0 E: 0 K: 1 S: 7 H: 2 LOB: 2 BB: 0 P: 7	R: 0 E: 0 K: 1 S: 7 H: 2 LOB: 3 BB: 1 P: 11	R: 0 E: 0 K: 1 S: 6 H: 1 LOB: 1 BB: 0 P: 6	R: 0 E: 0 K: 0 S: 5 H: 2 LOB: 2 BB: 0 P: 5	1B: 10 2B: 1 3B: 1 HR: 1	SF: 0 SAC: 0 DP: 0 HBP: 0					

AB	40
R	5
H	13
RBI	5
BB	2
SO	7
LOB	21

WP: 0 PB: 0 SB: 0 CS: 0 PA: 42

PITCHER		IP	WLS	BF	H	R	ER	SO	BB	IBB	HBP	BLK	WP	HR	S	P	ERA	WHIP
Woodie Fryman, L ERA: 3.62	(1, 1)	0.0		3	3	3	3	0	0	0	0	0	0	0	3	3	∞	∞
Don Cardwell, R ERA: 4.32	(1, 1)	3.0		12	3	2	2	2	0	0	0	0	0	1	16	16	6.00	1.000
Al McBean, R ERA: 3.28	(4, 1)	1.0	W	4	0	0	0	1	1	0	0	0	0	0	5	9	0.00	1.000
Billy O'Dell, L ERA: 2.58	(5, 1)	1.2		7	2	0	0	1	0	0	0	0	0	0	9	9	0.00	1.200
Pete Mikkelsen, R ERA: 2.91	(6, 1)	2.2		14	5	0	0	3	1	0	0	0	0	0	19	23	0.00	2.250

PITCHER		IP	WLS	BF	H	R	ER	SO	BB	IBB	HBP	BLK	WP	HR	S	P	ERA	WHIP
Roy Face, R ERA: 2.67	(9, 1)	0.2	S	2	0	0	0	0	0	0	0	0	0	0	2	2	0.00	0.000

Batter	1	2	3	4	5	6	7	8	9	AB	R	H	RBI	BB	SO	LOB
Matty Alou, L (1, 8) OBP: 0.378, SLG: 0.433	1-3 1B		4-3 3-H	2-H 1B		1-3		6-3		5	0	2	2	0	0	0
Gene Alley, R (1, 6) OBP: 0.334, SLG: 0.420	1-3 1-2		HR 1B	SSS K		5-3				4	1	1	0	0	1	2
Roberto Clemente, R (1, 9) OBP: 0.368, SLG: 0.543	5-3		1-H HR	5-3		SSS K				4	1	1	2	0	1	2
Willie Stargell, L (1, 3) (9, 7) OBP: 0.387, SLG: 0.588	4-1		1-3		F8		F9			4	0	0	0	0	0	1
Bill Mazeroski, R (1, 4) OBP: 0.298, SLG: 0.398		6-3	F9		1B 2B		P6			4	1	1	0	0	0	0
Bob Bailey, R (1, 7) (5, 5) OBP: 0.367, SLG: 0.463		SSS K		2B 1B 1B	F8		BBBB FC6-4 BB			3	1	1	0	1	1	1
Jim Pagliaroni, R (1, 2) OBP: 0.338, SLG: 0.401		4-3		F8	1B IBB		FC6-4 1-2f			3	0	0	0	1	0	2
Jose Pagan, R (1, 5) OBP: 0.296, SLG: 0.380			3B HBP	1-3 1B 2B	1-2 2-H FC5-4 1B			SSS K		1	2	1	0	0	0	0
Billy O'Dell, S (5, 1) OBP: 0.182, SLG: 0.143										1	0	1	1	0	0	0
Pete Mikkelsen, R (6, 1) OBP: 0.235, SLG: 0.188										1	0	0	0	0	1	0
Roy Face, R (9, 1)										0	0	0	0	0	0	0
Woodie Fryman, R (1, 1) OBP: 0.211, SLG: 0.182			1-H 4-3 3B	2-H 3-H 1B	1-2f FC5-4			F9		0	0	0	0	0	0	0
Don Cardwell, R (1, 1) OBP: 0.161, SLG: 0.138										0	0	0	0	0	0	0
Gene Michael, S (3, PH) OBP: 0.179, SLG: 0.321										1	1	1	1	0	0	0
Al McBean, R (4, 1) OBP: 0.111, SLG: 0.111										0	0	0	0	0	0	0
Manny Mota, R (4, PH) OBP: 0.396, SLG: 0.513										2	1	1	2	0	0	2
(5, 7)																
Donn Clendenon, R (8, PH) OBP: 0.360, SLG: 0.505										1	0	0	0	0	0	0
(9, 3)																
Inning Stats	R: 0 E: 0 K: 0 S: 4 H: 1 LOB: 1 BB: 0 P: 4	R: 0 E: 0 K: 1 S: 5 H: 0 LOB: 0 BB: 0 P: 5	R: 4 E: 0 K: 0 S: 6 H: 3 LOB: 0 BB: 0 P: 7	R: 3 E: 0 K: 1 S: 9 H: 4 LOB: 1 BB: 0 P: 9	R: 1 E: 0 K: 0 S: 5 H: 2 LOB: 2 BB: 1 P: 9	R: 0 E: 0 K: 1 S: 5 H: 0 LOB: 0 BB: 0 P: 5	R: 0 E: 0 K: 0 S: 3 H: 0 LOB: 1 BB: 1 P: 7	R: 0 E: 0 K: 1 S: 5 H: 0 LOB: 0 BB: 0 P: 5		1B: 6 2B: 2 3B: 1 HR: 1		SF: 0 SAC: 0 DP: 0 HBP: 1		WP: 0 PB: 0 SB: 0 CS: 0	PA: 37	

PITCHER		IP	WLS	BF	H	R	ER	SO	BB	IBB	HBP	BLK	WP	HR	S	P	ERA	WHIP
Bill Hands, R ERA: 4.84	(1, 1)	3.0		14	4	4	4	1	0	0	1	0	0	1	15	16	12.00	1.333
Len Church, R ERA: 7.5	(4, 1)	2.0	L	13	6	4	4	1	0	1	0	0	0	0	14	18	18.00	3.000
Bob Hendley, L ERA: 3.9	(6, 1)	2.0		7	0	0	0	1	1	0	0	0	0	0	8	12	0.00	0.500
Arnold Earley, L ERA: 5.11	(8, 1)	1.0		3	0	0	0	1	0	0	0	0	0	0	5	5	0.00	0.000

PITCHER	IP	WLS	BF	H	R	ER	SO	BB	IBB	HBP	BLK	WP	HR	S	P	ERA	WHIP

BOTTOM

Chicago Cubs @ Pittsburgh Pirates

Forbes Field, Pittsburgh, PA

Sun Sep 04 1966, 7:05 PM EDT

Att. 12,899 - Unknown - 70 F

livebaseballscorecards.com

AB	34
R	8
H	10
RBI	8
BB	2
SO	4
LOB	10

Batter	1	2	3	4	5	6	7	8	9	AB	R	H	RBI	BB	SO	LOB
Tony Taylor, R (1, 4) (9, 5) OBP: 0.296, SLG: 0.354	K	2-3 1B		5-3 1-2		G6-4-3 BB		6-3	1-3	5	0	1	0	1	1	3
Cookie Rojas, R (1, 7) (9, 4) OBP: 0.316, SLG: 0.341	1B 2B 1B	4-3		6-3		G6-4-3 1-2f			L6	5	1	1	0	0	0	5
Dick Groat, R (1, 6) OBP: 0.316, SLG: 0.329	2B 1-3 1B		E 1B 1B		HR 1B		FC5-4 1B		F2	5	1	4	0	0	0	0
Dick Allen, R (1, 5) OBP: 0.393, SLG: 0.663 Tony Gonzalez, L (9, 7) OBP: 0.336, SLG: 0.415	1-3 3-H 2B		K	1-H HR			FC5-4 BB 1-2f		WP E 1B 1B	5 0	2 0	3 0	3 0	0 0	1 0	2 0
Harvey Kuenn, R (1, 3) OBP: 0.301, SLG: 0.339 Bill White, L (7, 3) OBP: 0.357, SLG: 0.463	K	E5 1-3 1B		L7			F7		E8 1B WP 1-2 1B	4 1	0 1	1 0	0 0	0 0	1 0	3 1
Jackie Brandt, R (1, 8) OBP: 0.316, SLG: 0.319	K	F2		K			1-2 BB		1B 1-2 2-3 1B BB	3	1	0	0	2	2	4
Johnny Callison, L (1, 9) OBP: 0.340, SLG: 0.430		K	4-3	3-1			F8		1B 1-2 2-3 3-H 1B	5	1	1	1	0	1	4
Bob Uecker, R (1, 2) OBP: 0.283, SLG: 0.354		F8		5-3 1B		SH1-4 BB		4-3	1B 1-3 2-H 3-H 1B	4	0	2	2	1	0	0
Ray Culp, R (1, 1) OBP: 0.087, SLG: 0.087		E6 1B		K		SH1-4 1-2		L9	1-2 3-H 1B	4	0	1	1	0	1	1
Inning Stats	R: 1 H: 3 E: 0 LOB: 2 K: 3 BB: 0 S: 12 P: 12	R: 0 H: 1 E: 1 LOB: 2 K: 1 BB: 0 S: 7 P: 7	R: 0 H: 2 E: 1 LOB: 2 K: 1 BB: 0 S: 7 P: 7	R: 0 H: 1 E: 0 LOB: 1 K: 1 BB: 0 S: 6 P: 6	R: 2 H: 2 E: 0 LOB: 0 K: 1 BB: 0 S: 7 P: 7	R: 0 H: 0 E: 0 LOB: 1 K: 0 BB: 2 S: 2 P: 10	R: 0 H: 1 E: 0 LOB: 2 K: 0 BB: 1 S: 4 P: 8	R: 0 H: 0 E: 0 LOB: 0 K: 0 BB: 0 S: 3 P: 3	R: 4 H: 4 E: 1 LOB: 2 K: 0 BB: 1 S: 8 P: 12	1B: 12 SF: 0 2B: 1 SAC: 1 3B: 0 DP: 1 HR: 1 HBP: 0						

PITCHER	IP	WLS	BF	H	R	ER	SO	BB	IBB	HBP	BLK	WP	HR	S	P	ERA	WHIP
Dick Ellsworth, L (1, 1) ERA: 4.48	9.0	L	46	14	7	3	7	4	0	0	0	1	1	56	72	3.00	2.000

PITCHER	IP	WLS	BF	H	R	ER	SO	BB	IBB	HBP	BLK	WP	HR	S	P	ERA	WHIP

TOP

Philadelphia Phillies @ Chicago Cubs

Wrigley Field, Chicago, IL

Mon Sep 05 1966, 3:38 AM CDT

Att. 20,669 - Unknown

livebaseballscorecards.com

AB	41
R	7
H	14
RBI	7
BB	4
SO	7
LOB	23

1B: 12 SF: 0
2B: 1 SAC: 1
3B: 0 DP: 1
HR: 1 HBP: 0

WP: 1 PA: 46
PB: 0
SB: 0
CS: 0

Batter	1	2	3	4	5	6	7	8	9	AB	R	H	RBI	BB	SO	LOB
Adolfo Phillips, R (1, 8) OBP: 0.342, SLG: 0.458	BBBB 4-0 2B BB	x 0-0 ② FC1-5 1-2 2-3f			x 0-0 G4-6-3 1B			SSS 0-3 ① K	x 0-0 ③ F2	4	1	1	0	1	1	4
Glenn Beckert, R (1, 4) OBP: 0.324, SLG: 0.356	x 0-0 WP 5-3 1-H 2B	x 0-0 ③ L7			SSS 0-3 ① K			SSS 0-3 ② K2-3		4	1	1	1	0	2	3
Billy Williams, L (1, 9) OBP: 0.350, SLG: 0.482	x 0-0 ① G3 2-3		x 0-0 FC5-4 1B		x 0-0 ②③ G4-6-3 1-2f			BBBB 4-0 PB BB		3	0	1	0	1	0	2
Ron Santo, R (1, 5) OBP: 0.414, SLG: 0.552	x 0-0 ② 5-3 3-H		x 0-0 ① FC5-4 1-2f			x 0-0 ① F3		BBBB 4-0 1-2 BB		3	0	0	1	1	0	1
14 Ernie Banks, R (1, 3) OBP: 0.318, SLG: 0.450	x 0-0 1B		x 0-0 ② P3			SSS 0-3 ② K		SSS 0-3 ③ K		4	0	1	0	0	2	3
George Altman, L (1, 7) OBP: 0.263, SLG: 0.347	SSS 0-3 ③ K		x 0-0 ③ 4-3			x 0-0 ③ F8			SSS 0-3 ① K	4	0	0	0	0	2	2
Don Bryant, R (1, 2) OBP: 0.391, SLG: 0.429 Marty Keough, L (7, PH) OBP: 0.298, SLG: 0.200 Randy Hundley, R (8, 2) OBP: 0.299, SLG: 0.434		BBBB 4-0 FC1-5 BB BB		x 0-0 ① 4-3		x 0-0 ① F8			BBBB 4-0 BB 1B BB	1 1 0	0 0 0	0 0 0	0 0 0	1 0 1	0 0 0	0 0 0
Don Kessinger, S (1, 6) OBP: 0.293, SLG: 0.291		x 0-0 ① B2		x 0-0 ② F7		x 0-0 ② P6			x 0-0 BB 1-2 1B	4	0	1	0	0	0	1
Dick Ellsworth, L (1, 1) OBP: 0.177, SLG: 0.171 Lee Thomas, L (9, PH) OBP: 0.277, SLG: 0.313		BBBB 4-0 FC1-5 1-2 BB		SSS 0-3 ③ K		x 0-0 ③ 1-3			BBBB 4-0 ② 1-2 2-3 BB	2 0	0 0	0 0	0 0	1 1	1 0	0 0
Inning Stats	R: 2 H: 2 E: 0 LOB: 1 K: 1 BB: 1 S: 7 P: 11	R: 0 H: 0 E: 0 LOB: 2 K: 0 BB: 2 S: 3 P: 11	R: 0 H: 1 E: 0 LOB: 1 K: 0 BB: 0 S: 4 P: 4	R: 0 H: 0 E: 0 LOB: 0 K: 1 BB: 0 S: 5 P: 5	R: 0 H: 1 E: 0 LOB: 0 K: 1 BB: 0 S: 5 P: 5	R: 0 H: 0 E: 0 LOB: 0 K: 1 BB: 0 S: 5 P: 5	R: 0 H: 0 E: 0 LOB: 0 K: 0 BB: 0 S: 3 P: 3	R: 0 H: 0 E: 0 LOB: 2 K: 3 BB: 2 S: 9 P: 17	R: 0 H: 1 E: 0 LOB: 2 K: 1 BB: 2 S: 5 P: 13	1B: 4 SF: 0 2B: 1 SAC: 0 3B: 0 DP: 1 HR: 0 HBP: 0						WP: 1 PA: 37 PB: 1 SB: 0 CS: 0	

PITCHER	IP	WLS	BF	H	R	ER	SO	BB	IBB	HBP	BLK	WP	HR	S	P	ERA	WHIP
Ray Culp, R (1, 1) ERA: 5.4	9.0	W	37	5	2	2	8	7	0	0	0	1	0	46	74	2.00	1.333

PITCHER	IP	WLS	BF	H	R	ER	SO	BB	IBB	HBP	BLK	WP	HR	S	P	ERA	WHIP

BOTTOM

Philadelphia Phillies @ Chicago Cubs

Wrigley Field, Chicago, IL

Mon Sep 05 1966, 3:38 AM CDT

Att. 20,669 - Unknown

livebaseballscorecards.com

AB	30
R	2
H	5
RBI	2
BB	7
SO	8
LOB	16

Philadelphia Phillies @ Chicago Cubs

Wrigley Field, Chicago, IL

Tue Sep 06 1966, 3:33 AM CDT

Att. 3,218 - Unknown

livebaseballscorecards.com

Batter	1	2	3	4	5	6	7	8	9	AB	R	H	RBI	BB	SO	LOB
John Briggs, L (1, 8) OBP: 0.384, SLG: 0.523	4-3 1B 2B		1-3			K			L8	4	1	1	0	0	1	0
Tony Gonzalez, L (1, 7) OBP: 0.335, SLG: 0.411	K		G3			3-1			WP 4-3 BB	3	0	0	0	1	1	1
Johnny Callison, L (1, 9) OBP: 0.338, SLG: 0.426	4-3 2-3			K			K		4-3 1-2	4	0	0	0	0	2	2
Dick Allen, R (1, 5) OBP: 0.391, SLG: 0.659	3-H 1B			K			L8		4-3 2-3	4	0	1	1	0	1	1
Bill White, L (1, 3) OBP: 0.355, SLG: 0.461	K			P5			P6			3	0	0	0	0	1	1
Clay Dalrymple, L (1, 2) OBP: 0.382, SLG: 0.360		K			K			HR		3	1	1	1	0	2	0
Dick Groat, R (1, 6) OBP: 0.315, SLG: 0.327		5-3			5-3			4-3		3	0	0	0	0	0	0
Cookie Rojas, R (1, 4) OBP: 0.314, SLG: 0.339		6-3			6-3			4-3		3	0	0	0	0	0	0
Jim Bunning, R (1, 1) OBP: 0.205, SLG: 0.204			4-3			K		4-3		2	0	0	0	0	1	0
Doug Clemens, L (8, PH) OBP: 0.377, SLG: 0.313										1	0	0	0	0	0	0
Bob Buhl, R (8, 1) OBP: 0.163, SLG: 0.100										0	0	0	0	0	0	0
John Morris, R (8, 1)										0	0	0	0	0	0	0
Joe Verbanic, R (8, 1)										0	0	0	0	0	0	0
Chris Short, R (8, 1) OBP: 0.220, SLG: 0.222										0	0	0	0	0	0	0

TOP

AB	30
R	2
H	3
RBI	2
BB	1
SO	9
LOB	5

Inning Stats	1	2	3	4	5	6	7	8	9
	R: 1 E: 0 K: 2 S: 9	R: 0 E: 0 K: 1 S: 5	R: 0 E: 0 K: 0 S: 3	R: 0 E: 0 K: 2 S: 7	R: 0 E: 0 K: 1 S: 5	R: 0 E: 0 K: 2 S: 7	R: 0 E: 0 K: 1 S: 5	R: 1 E: 0 K: 0 S: 4	R: 0 E: 0 K: 0 S: 3
	H: 2 LOB: 1 BB: 0 P: 9	H: 0 LOB: 0 BB: 0 P: 5	H: 0 LOB: 0 BB: 0 P: 3	H: 0 LOB: 0 BB: 0 P: 7	H: 0 LOB: 0 BB: 0 P: 5	H: 0 LOB: 0 BB: 0 P: 7	H: 0 LOB: 0 BB: 0 P: 5	H: 1 LOB: 0 BB: 0 P: 4	H: 0 LOB: 1 BB: 1 P: 7

1B: 1	SF: 0	WP: 1	PA: 31
2B: 1	SAC: 0	PB: 0	
3B: 0	DP: 0	SB: 0	
HR: 1	HBP: 0	CS: 0	

PITCHER		IP	WLS	BF	H	R	ER	SO	BB	IBB	HBP	BLK	WP	HR	S	P	ERA	WHIP
Fergie Jenkins, R ERA: 3.77	(1, 1)	8.1	W	29	3	2	2	9	1	0	0	0	0	1	46	50	2.16	0.480
Bob Hendley, L ERA: 3.87	(9, 1)	0.2	S	2	0	0	0	0	0	0	0	0	1	0	2	2	0.00	0.000

PITCHER	IP	WLS	BF	H	R	ER	SO	BB	IBB	HBP	BLK	WP	HR	S	P	ERA	WHIP

Philadelphia Phillies @ Chicago Cubs

Wrigley Field, Chicago, IL

Tue Sep 06 1966, 3:33 AM CDT

Att. 3,218 - Unknown

livebaseballscorecards.com

Batter	1	2	3	4	5	6	7	8	9	AB	R	H	RBI	BB	SO	LOB
Adolfo Phillips, R (1, 8) OBP: 0.344, SLG: 0.461	S S S 0-3 K		x 0-0 1-H 2B		x 0-0 FC5-3 3-H			x 0-0 1B 1B 1B		4	1	2	1	0	1	2
Glenn Beckert, R (1, 4) OBP: 0.323, SLG: 0.356	x 0-0 F2		x 0-0 F8			x 0-0 P5		x 0-0 1B WP 1-2 1B		4	1	1	0	0	0	1
Billy Williams, L (1, 9) OBP: 0.351, SLG: 0.488	x 0-0 P4			x 0-0 F7		x 0-0 HR		x 0-0 E WP 1B 1-3 2-H 1B		4	2	2	2	0	0	0
Ron Santo, R (1, 5) OBP: 0.415, SLG: 0.550		x 0-0 L3-6 1B		x 0-0 F6		x 0-0 F9		B B B B 4-0 E 1B 1-2 3-H BB		3	1	1	0	1	0	0
14 Ernie Banks, R (1, 3) OBP: 0.315, SLG: 0.445		x 0-0 L9		x 0-0 F9		x 0-0 5-3		x 0-0 L8		4	0	0	0	0	0	3
George Altman, L (1, 7) OBP: 0.264, SLG: 0.346 Ron Campbell, R (8, PH) OBP: 0.245, SLG: 0.182 Byron Browne, R (9, 7) OBP: 0.315, SLG: 0.434		x 0-0 L3-6 1-2			x 0-0 BB 2B 1B		x 0-0 4-3	x 0-0 E6 1B 1-2 2-3		3 1 0	1 0 0	1 0 0	1 0 0	0 0 0	0 0 0	1 2 0
Randy Hundley, R (1, 2) OBP: 0.301, SLG: 0.434			x 0-0 P4		B B B B 4-0 2B 1-2 FC5-3 BB		S S S 0-3 K	x 0-0 1-3 2-H 3-H 1B		3	0	1	2	1	1	0
Don Kessinger, S (1, 6) OBP: 0.296, SLG: 0.297			x 0-0 2B 1B		x 0-0 1-3 2-H 2B		x 0-0 1B	x 0-0 6-3		4	1	3	1	0	0	1
Fergie Jenkins, R (1, 1) OBP: 0.231, SLG: 0.250 Bob Hendley, R (9, 1) OBP: 0.263, SLG: 0.235			S S S 0-3 K		S S S 0-3 K		S S S 0-3 K			3 0	0 0	0 0	0 0	0 0	3 0	4 0
Inning Stats	R: 0 H: 0 E: 0 LOB: 0 K: 1 BB: 0 S: 5 P: 5	R: 0 H: 1 E: 0 LOB: 0 K: 0 BB: 0 S: 3 P: 3	R: 1 H: 2 E: 0 LOB: 1 K: 1 BB: 0 S: 7 P: 7	R: 0 H: 0 E: 0 LOB: 0 K: 0 BB: 0 S: 3 P: 3	R: 1 H: 2 E: 0 LOB: 1 K: 1 BB: 1 S: 6 P: 10	R: 1 H: 1 E: 0 LOB: 0 K: 0 BB: 0 S: 4 P: 4	R: 0 H: 1 E: 0 LOB: 1 K: 2 BB: 0 S: 8 P: 8	R: 4 H: 4 E: 1 LOB: 1 K: 0 BB: 1 S: 7 P: 11		1B: 8 SF: 0 2B: 4 SAC: 0 3B: 0 DP: 2 HR: 1 HBP: 0						

PITCHER		IP	WLS	BF	H	R	ER	SO	BB	IBB	HBP	BLK	WP	HR	S	P	ERA	WHIP
Jim Bunning, R ERA: 2.28	(1, 1)	7.0	L	27	7	3	3	5	1	0	0	0	0	1	36	40	3.86	1.143
Bob Buhl, R ERA: 5.21	(8, 1)	0.0		2	2	2	2	0	0	0	0	0	0	0	2	2	∞	∞
John Morris, L ERA: 1.93	(8, 1)	0.0		1	1	0	0	0	0	0	0	0	0	0	1	1	∞	∞
Joe Verbanic, R ERA: 3.65	(8, 1)	0.1		2	0	0	0	0	1	0	0	0	1	0	1	5	0.00	3.000
Chris Short, L ERA: 3.35	(8, 1)	0.2		3	1	2	2	0	0	0	0	0	0	0	3	3	27.00	1.500

PITCHER	IP	WLS	BF	H	R	ER	SO	BB	IBB	HBP	BLK	WP	HR	S	P	ERA	WHIP

AB	33
R	7
H	11
RBI	6
BB	2
SO	5
LOB	14

WP: 1 PA: 35
PB: 0
SB: 0
CS: 0

Batter	1	2	3	4	5	6	7	8	9	AB	R	H	RBI	BB	SO	LOB
Don Kessinger, S (1, 6) OBP: 0.293, SLG: 0.294	G3		4-3		5-3			4-3	E6	5	1	0	0	0	0	2
Glenn Beckert, R (1, 4) OBP: 0.326, SLG: 0.357	6-3			E S 1B		K		HBP CS BB	E6 1B	4	2	2	1	1	1	0
Billy Williams, L (1, 9) OBP: 0.351, SLG: 0.485	K			F2		K		CS 14 1B HBP	BB	3	1	0	0	1	2	1
Ron Santo, R (1, 5) OBP: 0.413, SLG: 0.547		6-3		K		1B		K	6-3	5	0	1	0	0	2	3
14 Ernie Banks, R (1, 3) OBP: 0.314, SLG: 0.444		6-3		K		F9		1B		4	0	1	1	0	1	2
George Altman, L (1, 7) OBP: 0.275, SLG: 0.359		2B			S 1B		BB	F5		3	1	2	0	1	0	1
Randy Hundley, R (1, 2) OBP: 0.299, SLG: 0.431		6-3			K		SH5-4		F4	3	0	0	0	0	1	2
Adolfo Phillips, R (1, 8) OBP: 0.345, SLG: 0.464			F2		FC1-6 1B		6-3		E 2B	4	1	2	1	0	0	1
Ken Holtzman, R (1, 1) OBP: 0.121, SLG: 0.108			K		FC1-6		K		F7	3	0	0	0	0	2	2
Bill Hands, R (8, 1) OBP: 0.098, SLG: 0.063										1	0	0	0	0	0	1
Inning Stats	R: 0 E: 0 K: 1 S: 5 H: 0 LOB: 0 BB: 0 P: 5	R: 0 E: 0 K: 0 S: 4 H: 1 LOB: 1 BB: 0 P: 4	R: 0 E: 0 K: 1 S: 5 H: 0 LOB: 0 BB: 0 P: 5	R: 0 E: 0 K: 2 S: 8 H: 1 LOB: 1 BB: 0 P: 8	R: 1 E: 0 K: 1 S: 7 H: 2 LOB: 1 BB: 0 P: 7	R: 0 E: 0 K: 2 S: 8 H: 1 LOB: 1 BB: 0 P: 8	R: 0 E: 0 K: 1 S: 5 H: 0 LOB: 1 BB: 1 P: 9	R: 2 E: 0 K: 1 S: 6 H: 1 LOB: 1 BB: 1 P: 11	R: 3 E: 2 K: 0 S: 6 H: 2 LOB: 1 BB: 1 P: 10	1B: 6 2B: 2 3B: 0 HR: 0 SF: 0 SAC: 1 DP: 0 HBP: 1							

PITCHER		IP	WLS	BF	H	R	ER	SO	BB	IBB	HBP	BLK	WP	HR	S	P	ERA	WHIP
Juan Marichal, R ERA: 2.06	(1, 1)	8.0	L	33	6	3	1	9	2	0	1	0	0	0	48	57	1.12	1.000
Lindy McDaniel, R ERA: 2.87	(9, 1)	1.0		7	2	3	0	0	1	0	0	0	0	0	6	10	0.00	3.000

PITCHER	IP	WLS	BF	H	R	ER	SO	BB	IBB	HBP	BLK	WP	HR	S	P	ERA	WHIP

TOP

Chicago Cubs @ San Francisco Giants

Candlestick Park, San Francisco, CA

Fri Sep 09 1966, 10:05 PM EDT

Att. 19,779 - Unknown

livebaseballscorecards.com

AB	35
R	6
H	8
RBI	3
BB	3
SO	9
LOB	15

Batter	1	2	3	4	5	6	7	8	9	AB	R	H	RBI	BB	SO	LOB
Tito Fuentes, S (1, 6) OBP: 0.273, SLG: 0.344	SSS 0-3 K2-3 ①		x 0-0 F9 ③			x 0-0 F5 ①		x 0-0 F9 ②		3	0	0	0	0	1	1
Jim Davenport, R (8, PH) OBP: 0.299, SLG: 0.375 (9, 6)										1	0	0	0	0	0	1
Willie McCovey, L (1, 3) OBP: 0.386, SLG: 0.561	SSS 0-3 K ②			x 0-0 SH1-3 BB 1B		SSS 0-3 K ②		x 0-0 BB 1-3 1B		4	0	2	0	0	2	0
Willie Mays, R (1, 9) OBP: 0.373, SLG: 0.571	SSS 0-3 K ③			BBBB 4-0 SH1-3 1-2 BB		BBBB 4-0 BB		BBBB 4-0 1-2 BB		1	0	0	0	3	1	0
Jim Ray Hart, R (1, 5) OBP: 0.332, SLG: 0.495		x 0-0 1-3 ①		x 0-0 SH1-3 1-2 2-3		SSS 0-3 K ③		SSS 0-3 K ③		3	0	0	0	0	2	4
Jesus Alou, R (1, 7) OBP: 0.277, SLG: 0.319		x 0-0 4-3 ②		x 0-0 G3 ②			x 0-0 1-3 ①		x 0-0 1B	4	0	1	0	0	0	2
Ollie Brown, R (1, 8) OBP: 0.293, SLG: 0.301		x 0-0 F9 ③		x 0-0 6-3 ③			x 0-0 4-3 ②		x 0-0 F8 ①	3	0	0	0	0	0	2
Bob Burda, L (9, PH) OBP: 0.211, SLG: 0.278										1	0	0	0	0	0	1
Hal Lanier, R (1, 4) OBP: 0.265, SLG: 0.302			x 0-0 F9 ①		x 0-0 F9 ①		x 0-0 F7 ③		x 0-0 F4 ②	3	0	0	0	0	0	0
Ken Henderson, S (9, PH) OBP: 0.250, SLG: 0.250										1	0	0	0	0	0	1
Tom Haller, L (1, 2) OBP: 0.317, SLG: 0.454			x 0-0 E 1B		x 0-0 F8 ②			BBBB 4-0 FC6-4 BB	x 0-0 F6 ③	3	0	1	0	1	0	1
Juan Marichal, R (1, 1) OBP: 0.240, SLG: 0.281			x 0-0 B1 ② 1-2		SSS 0-3 K ③			x 0-0 FC6-4 ① 1B 1-2f		2	0	0	0	0	1	1
Cap Peterson, R (8, PH) OBP: 0.284, SLG: 0.311										1	0	0	0	0	0	1
Don Mason, L (8, PR) OBP: 0.125, SLG: 0.250										0	0	0	0	0	0	0
Lindy McDaniel, R (9, 1) OBP: 0.059, SLG: 0.059										0	0	0	0	0	0	0
Inning Stats	R: 0 H: 0 E: 0 LOB: 0 K: 3 BB: 0 S: 9 P: 9	R: 0 H: 0 E: 0 LOB: 0 K: 0 BB: 0 S: 3 P: 3	R: 0 H: 1 E: 1 LOB: 1 K: 0 BB: 0 S: 4 P: 4	R: 0 H: 1 E: 0 LOB: 2 K: 0 BB: 1 S: 4 P: 8	R: 0 H: 0 E: 0 LOB: 0 K: 1 BB: 0 S: 5 P: 5	R: 0 H: 0 E: 0 LOB: 1 K: 2 BB: 1 S: 7 P: 11	R: 0 H: 0 E: 0 LOB: 0 K: 0 BB: 0 S: 3 P: 3	R: 0 H: 1 E: 0 LOB: 3 K: 1 BB: 2 S: 6 P: 14	R: 0 H: 1 E: 0 LOB: 1 K: 0 BB: 0 S: 4 P: 4	1B: 4 SF: 0 2B: 0 SAC: 1 3B: 0 DP: 0 HR: 0 HBP: 0						

PITCHER	IP	WLS	BF	H	R	ER	SO	BB	IBB	HBP	BLK	WP	HR	S	P	ERA	WHIP
Ken Holtzman, L (1, 1) ERA: 3.55	7.2	W	30	3	0	0	6	4	0	0	0	0	0	38	54	0.00	0.913
Bill Hands, R (8, 1) ERA: 4.8	1.1	S	5	1	0	0	1	0	0	0	0	0	0	7	7	0.00	0.750

PITCHER	IP	WLS	BF	H	R	ER	SO	BB	IBB	HBP	BLK	WP	HR	S	P	ERA	WHIP

BOTTOM

Chicago Cubs @ San Francisco Giants

Candlestick Park, San Francisco, CA

Fri Sep 09 1966, 10:05 PM EDT

Att. 19,779 - Unknown

livebaseballscorecards.com

AB	30
R	0
H	4
RBI	0
BB	4
SO	7
LOB	15

Chicago Cubs @ San Francisco Giants

Candlestick Park, San Francisco, CA

Sat Sep 10 1966, 6:33 AM EDT

Att. 19,436 - Unknown

TOP

livebaseballscorecards.com

Batter	1	2	3	4	5	6	7	8	9	AB	R	H	RBI	BB	SO	LOB
Don Kessinger, S (1, 6) OBP: 0.292, SLG: 0.293	5-3	WP 1B 2-H 1B	SH5-3 1-2 2-3		6-3		K		5-3	5	1	1	1	0	1	3
Glenn Beckert, R (1, 4) OBP: 0.327, SLG: 0.360	6-3	1B 1-H 1B	1B 2-H 3-H 2B		F2		E8 3-1 1-3 2-H 3-H 1B		E6	6	1	3	5	0	0	0
Billy Williams, L (1, 9) OBP: 0.354, SLG: 0.486	3B 1B	1-3 1B	2-H 1B			BBBB 14 4-3 6-3 BB	3-1 2-3 3-H		4-3	5	1	3	2	1	0	2
Ron Santo, R (1, 5) OBP: 0.413, SLG: 0.548	14 1B 1-H 3B	4-3	SSS K			6-3 1-2 BBBB	BB			4	1	1	1	1	1	4
14 Ernie Banks, R (1, 3) OBP: 0.315, SLG: 0.443	FC4-6 3-H 1B		1-3	FC6-4 1B		4-3 2-3	F8			5	0	2	1	0	0	3
George Altman, L (1, 7) OBP: 0.273, SLG: 0.354	FC4-6 1-2f		1B 1B 1B 1B	F6		F7		F9		5	1	1	0	0	0	3
Randy Hundley, R (1, 2) OBP: 0.300, SLG: 0.430		5-3	1B 1-2 1B	F9			BB 1B 1B 1B	F7		5	2	2	0	0	0	1
Adolfo Phillips, R (1, 8) OBP: 0.349, SLG: 0.466		SH1-4 1B 1B	SH5-3 1B 1-2 2-3 2B 1B	FC6-4 1-2f			BB 1-2 1B 1B	SSS K		5	3	3	0	0	1	1
Dick Ellsworth, L (1, 1) OBP: 0.195, SLG: 0.179 Cal Koonce, R (8, 1) OBP: 0.200, SLG: 0.136		SH1-4 1-2	SH5-3 1-2 2-H 3-H 2B 1B		SSS K		E 1B 1-2 2-3 3-1 BB		F7	2 1	2 0	1 0	2 0	1 0	1 0	0 0

| Inning Stats | | |

Batter	1	2	3	4	5	6	7	8	9	AB	R	H	RBI	BB	SO	LOB
Tito Fuentes, S (1, 6) OBP: 0.272, SLG: 0.343	6-3		5-3		F7		FC8-5 1-2 1B		4-3	5	0	1	0	0	0	0
Jim Davenport, R (1, 5) OBP: 0.298, SLG: 0.372	1B		5-3		F4		FC8-5 1-2 2-3f		1-3	5	0	1	0	0	0	2
Willie McCovey, L (1, 3) OBP: 0.386, SLG: 0.560 Ken Henderson, S (4, 8) OBP: 0.286, SLG: 0.286	K			5-3	1B		K			1 3	0 0	0 1	0 0	0 0	1 1	1 2
Willie Mays, R (1, 9) OBP: 0.373, SLG: 0.570 Jack Hiatt, R (4, 3) OBP: 0.429, SLG: 0.571	F9			1B E 1B 1B	6-3			K		1 3	0 1	0 1	0 1	0 0	0 1	1 1
Jesus Alou, R (1, 7) OBP: 0.277, SLG: 0.318		6-3		E5 1B 1-2 1B		F6		BB 1B		4	1	1	0	0	0	1
Frank Johnson, R (1, 8) OBP: 0.667, SLG: 0.600 (4, 9)		1B		1B 1-2 2-3 6-3 1B		4-3		BBBB 1-2 BB		3	1	2	0	1	0	0
Hal Lanier, R (1, 4) OBP: 0.265, SLG: 0.302	F7			6-3 1-3 2-H 3-H 1B		F6		F4		4	0	1	2	0	0	3
Bob Barton, R (1, 2) OBP: 0.224, SLG: 0.211 Tom Haller, L (8, PH) OBP: 0.317, SLG: 0.453 (9, 2)	6-3			6-3 1-2 3-H			F4	F8		3 1	0 0	0 0	1 0	0 0	0 0	2 2
Gaylord Perry, R OBP: 0.119, SLG: 0.219 Bob Priddy, R OBP: 0.000, SLG: 0.214 Ozzie Virgil, L (3, PH) OBP: 0.313, AVG: 0.302 Bob Garibaldi, L (4, 1) Cap Peterson, R (4, PH) OBP: 0.000, SLG: 0.250 Rich Robertson, R (6, 1) Bill Henry, L (7, 1) Dick Dietz, R (7, PH) OBP: 0.000, SLG: 0.043 Billy Hoeft, L (8, 1) OBP: 0.000, SLG: 0.250 Bob Schroder, L (9, PH) OBP: 0.242, SLG: 0.242		6-3		6-3			FC8-5 1B HBP		G3							

Inning Stats	1	2	3	4	5	6	7	8	9	1B	SF	WP	PA
	R: 0 E: 0 K: 1 S: 6 H: 1 LOB: 1 BB: 0 P: 6	R: 0 E: 0 K: 0 S: 4 H: 1 LOB: 1 BB: 0 P: 4	R: 0 E: 0 K: 0 S: 3 H: 0 LOB: 0 BB: 0 P: 3	R: 3 E: 1 K: 0 S: 7 H: 3 LOB: 1 BB: 0 P: 7	R: 0 E: 0 K: 0 S: 4 H: 1 LOB: 1 BB: 0 P: 4	R: 0 E: 0 K: 0 S: 3 H: 0 LOB: 0 BB: 0 P: 3	R: 0 E: 0 K: 1 S: 6 H: 1 LOB: 2 BB: 0 P: 7	R: 0 E: 0 K: 1 S: 6 H: 1 LOB: 2 BB: 1 P: 10	R: 0 E: 0 K: 0 S: 3 H: 0 LOB: 0 BB: 0 P: 3	1B: 8 2B: 0 3B: 0 HR: 0	SF: 0 SAC: 0 DP: 0 HBP: 1	WP: 0 PB: 0 SB: 0 CS: 0	PA: 38

PITCHER		IP	WLS	BF	H	R	ER	SO	BB	IBB	HBP	BLK	WP	HR	S	P	ERA	WHIP
Dick Ellsworth, L ERA: 4.38	(1, 1)	7.0	W	30	7	3	1	2	0	0	1	0	0	0	33	34	1.29	1.000
Cal Koonce, R ERA: 3.77	(8, 1)	2.0	S	8	1	0	0	1	1	0	0	0	0	0	9	13	0.00	1.000

PITCHER	IP	WLS	BF	H	R	ER	SO	BB	IBB	HBP	BLK	WP	HR	S	P	ERA	WHIP

BOTTOM

Chicago Cubs @ San Francisco Giants

Candlestick Park, San Francisco, CA

Sat Sep 10 1966, 6:33 AM EDT

Att. 19,436 - Unknown

livebaseballscorecards.com

AB	36
R	3
H	8
RBI	3
BB	1
SO	3
LOB	16

Chicago Cubs @ San Francisco Giants

Candlestick Park, San Francisco, CA

Sun Sep 11 1966, 6:33 AM EDT

Unknown

TOP

livebaseballscorecards.com

Batter	1	2	3	4	5	6	7	8	9	AB	R	H	RBI	BB	SO	LOB
Don Kessinger, S (1, 6) OBP: 0.294, SLG: 0.296	F5		BB, 1B			E, 2B	K		K2-3	5	1	2	0	0	2	0
Glenn Beckert, R (1, 4) OBP: 0.330, SLG: 0.361	6-3		BB 1-2			E7, HR 2-H	1-3		CS, 1B	4	1	2	0	1	0	0
Billy Williams, L (1, 9) OBP: 0.356, SLG: 0.491	BB		4-3			HR 1-H	PB, 1B		F6	4	1	2	2	1	0	3
Ron Santo, R (1, 5) OBP: 0.415, SLG: 0.549	K			14 G4-6-3, 1B		SH 14 1B G6-3, 1B	BB 1-2		CS 1-2	3	1	2	0	1	1	1
14 Ernie Banks, R (1, 3) OBP: 0.315, SLG: 0.442		5-3		G4-6-3 1-2f		G6-3, SH 1-2 1B	F4			4	0	1	0	0	0	3
Randy Hundley, R (1, 2) OBP: 0.298, SLG: 0.428		F7		5-3		SH G6-3 1-2 2-3		6-3		3	0	0	0	0	0	0
Byron Browne, R (1, 7) OBP: 0.314, SLG: 0.432		K			K	G6-3 1-2f 2-3 3-H		FC5-4, 1B		2	0	0	0	0	2	0
George Altman, L (6, PH) (6, 7) OBP: 0.276, SLG: 0.356										2	0	1	0	0	0	2
Adolfo Phillips, R (1, 8) OBP: 0.348, SLG: 0.463			5-3		F1	IBB		FC5-4 E, S 1-2f		3	0	0	0	1	0	1
Fergie Jenkins, R (1, 1) OBP: 0.214, SLG: 0.231			K		F9	K		4-3 1-3		3	0	0	0	0	2	2
Lee Thomas, L (8, PH) OBP: 0.276, SLG: 0.312										1	0	0	0	0	0	1
Cal Koonce, R (8, 1) OBP: 0.200, SLG: 0.136										0	0	0	0	0	0	0
Bob Hendley, R (8, 1) OBP: 0.263, SLG: 0.235										0	0	0	0	0	0	0
Inning Stats	R: 0 E: 0 K: 1 S: 5 H: 0 LOB: 1 BB: 1 P: 9	R: 0 E: 0 K: 1 S: 5 H: 0 LOB: 0 BB: 0 P: 5	R: 0 E: 0 K: 1 S: 6 H: 1 LOB: 2 BB: 1 P: 10	R: 0 E: 0 K: 0 S: 3 H: 1 LOB: 0 BB: 0 P: 3	R: 0 E: 0 K: 1 S: 5 H: 0 LOB: 0 BB: 0 P: 5	R: 4 E: 2 K: 1 S: 10 H: 5 LOB: 2 BB: 1 P: 14	R: 0 E: 0 K: 1 S: 6 H: 1 LOB: 2 BB: 1 P: 10	R: 0 E: 0 K: 0 S: 4 H: 1 LOB: 1 BB: 0 P: 4	R: 0 E: 0 K: 1 S: 5 H: 1 LOB: 0 BB: 0 P: 5	1B: 8 2B: 1 3B: 0 HR: 1 SF: 0 SAC: 1 DP: 2 HBP: 0	WP: 0 PB: 1 SB: 1 CS: 1 PA: 40					

	AB	34
	R	4
	H	10
	RBI	2
	BB	4
	SO	7
	LOB	13

PITCHER		IP	WLS	BF	H	R	ER	SO	BB	IBB	HBP	BLK	WP	HR	S	P	ERA	WHIP
Ray Sadecki, L ERA: 4.72	(1, 1)	5.0	L	22	6	4	4	4	2	0	0	0	0	1	28	36	7.20	1.600
Frank Linzy, R ERA: 2.65	(6, 1)	2.0		10	2	0	0	2	1	1	0	0	0	0	12	20	0.00	1.500
Lindy McDaniel, R ERA: 2.82	(8, 1)	2.0		7	2	0	0	1	0	0	0	0	0	0	9	9	0.00	1.000

PITCHER	IP	WLS	BF	H	R	ER	SO	BB	IBB	HBP	BLK	WP	HR	S	P	ERA	WHIP

Batter	1	2	3	4	5	6	7	8	9	AB	R	H	RBI	BB	SO	LOB
Tito Fuentes, S (1, 6) OBP: 0.271, SLG: 0.341	F7		1B 1-3 3-H		3-1		F5		FC6 1-2f	5	0	1	1	0	0	1
Frank Johnson, R (1, 9) OBP: 0.500, SLG: 0.375	F4		5-3		K			BB FC5-4		3	0	0	0	1	1	1
Willie McCovey, L (1, 3) OBP: 0.383, SLG: 0.555	K			K		1-3		FC5-4 BB 1-2f		4	0	0	0	0	2	1
Jim Ray Hart, R (1, 5) OBP: 0.335, SLG: 0.500		5-3		2B 1B FC4-6		2B 1B		BB 1-2		3	2	2	0	1	0	0
Jesus Alou, R (1, 7) OBP: 0.278, SLG: 0.318 Willie Mays, R (8, PH) OBP: 0.372, SLG: 0.569 (9, 8)		5-3		1B 2-3 FC4-6		F8		L7		3 1	0 0	1 0	0 0	0 0	0 0	1 2
Tom Haller, L (1, 2) OBP: 0.317, SLG: 0.452 Jack Hiatt, R (8, PH) OBP: 0.375, SLG: 0.500 Bob Barton, R (9, 2) OBP: 0.224, SLG: 0.211		G3		BB 1-2f 3-H FC4-6		2-H 1B		K		3 1 0	0 0 0	1 0 0	2 0 0	0 1 0	0 2 0	1 2 0
Ken Henderson, S (1, 8) OBP: 0.400, SLG: 0.333 (9, 7) Cap Peterson, R (9, PH) OBP: 0.281, SLG: 0.308			1B 1B	BB 1-2		F6			K	2 1	1 0	1 0	0 0	1 0	0 1	1 0
Hal Lanier, R (1, 4) OBP: 0.263, SLG: 0.300 Bob Burda, L (7, PH) OBP: 0.205, SLG: 0.270 Jim Davenport, R (8, 4) OBP: 0.297, SLG: 0.371			F3	4-3			F2		K	2 1 1	0 0 0	0 0 0	0 0 0	0 0 1	0 0 0	3 0 0
Ray Sadecki, L (1, 1) OBP: 0.350, SLG: 0.641 Frank Linzy, R (6, 1) OBP: 0.158, SLG: 0.263 Len Gabrielson, L (7, PH) OBP: 0.268, SLG: 0.290 Lindy McDaniel, R (8, 1) OBP: 0.059, SLG: 0.059 Ozzie Virgil, R (9, PH) OBP: 0.242, SLG: 0.302 Don Mason, L (9, PR) OBP: 0.125, SLG: 0.250			1B 1-3		F2		K		FC6 BB	2 0 0 1 0 0 0	0 0 0 0 0 0 0	1 0 0 0 0 0 0	0 0 0 0 0 0 0	0 0 0 0 0 0 0	0 0 0 1 0 0 0	0 0 1 0 0 0 0
Inning Stats	R: 0 E: 0 K: 1 S: 5 H: 0 LOB: 0 BB: 0 P: 5	R: 0 E: 0 K: 0 S: 3 H: 0 LOB: 0 BB: 0 P: 3	R: 1 E: 0 K: 0 S: 5 H: 3 LOB: 1 BB: 0 P: 5	R: 1 E: 0 K: 1 S: 7 H: 2 LOB: 2 BB: 1 P: 11	R: 0 E: 0 K: 1 S: 5 H: 0 LOB: 0 BB: 0 P: 5	R: 1 E: 0 K: 0 S: 5 H: 2 LOB: 1 BB: 0 P: 5	R: 0 E: 0 K: 1 S: 5 H: 0 LOB: 0 BB: 0 P: 5	R: 0 E: 0 K: 1 S: 5 H: 0 LOB: 2 BB: 2 P: 13	R: 0 E: 0 K: 2 S: 7 H: 0 LOB: 1 BB: 1 P: 11	1B: 5 2B: 2 3B: 0 HR: 0	SF: 0 SAC: 0 DP: 0 HBP: 0				WP: 0 PB: 0 SB: 0 CS: 0	PA: 37	

PITCHER		IP	WLS	BF	H	R	ER	SO	BB	IBB	HBP	BLK	WP	HR	S	P	ERA	WHIP
Fergie Jenkins, R ERA: 3.77	(1, 1)	7.0	W	28	7	3	3	4	1	0	0	0	0	0	35	39	3.86	1.143
Cal Koonce, R ERA: 3.75	(8, 1)	0.2		4	0	0	0	0	2	0	0	0	0	0	2	10	0.00	3.000
Bob Hendley, L ERA: 3.81	(8, 1)	1.1	S	5	0	0	0	3	1	0	0	0	0	0	10	14	0.00	0.750

PITCHER	IP	WLS	BF	H	R	ER	SO	BB	IBB	HBP	BLK	WP	HR	S	P	ERA	WHIP

BOTTOM

Chicago Cubs @ San Francisco Giants

Candlestick Park, San Francisco, CA

Sun Sep 11 1966, 6:33 AM EDT

Unknown

livebaseballscorecards.com

AB	33
R	3
H	7
RBI	3
BB	4
SO	7
LOB	13

Batter	1	2	3	4	5	6	7	8	9	AB	R	H	RBI	BB	SO	LOB
Don Kessinger, S (1, 6) OBP: 0.292, SLG: 0.294	F6			F9		G3			1B	3	0	0	0	0	0	1
Lee Thomas, L (9, PH) OBP: 0.279, SLG: 0.314										1	0	1	0	0	0	0
Glenn Beckert, R (1, 4) OBP: 0.327, SLG: 0.358	F9			5-3			F8		F6	4	0	0	0	0	0	1
Billy Williams, L (1, 9) OBP: 0.354, SLG: 0.488	G3			F2			6-3		G3	4	0	0	0	0	0	1
Ron Santo, R (1, 5) OBP: 0.413, SLG: 0.546		F8			F8		F7			3	0	0	0	0	0	0
14 Ernie Banks, R (1, 3) OBP: 0.315, SLG: 0.441		K			5-3			1B		3	0	1	0	0	1	0
Joey Amalfitano, R (8, PR) OBP: 0.243, SLG: 0.194										0	0	0	0	0	0	0
John Boccabella, R (8, 3) OBP: 0.264, SLG: 0.361										0	0	0	0	0	0	0
George Altman, L (1, 7) OBP: 0.271, SLG: 0.349		K			K			F5		3	0	0	0	0	2	1
Randy Hundley, R (1, 2) OBP: 0.298, SLG: 0.429			K			2B		K		3	0	1	0	0	2	1
Adolfo Phillips, R (1, 8) OBP: 0.345, SLG: 0.459			K			5-3		4-3		3	0	0	0	0	1	2
Curt Simmons, L (1, 1) OBP: 0.214, SLG: 0.160			6-3			K			K	2	0	0	0	0	1	1
Marty Keough, L (9, PH) OBP: 0.292, SLG: 0.195										1	0	0	0	0	1	0
Inning Stats	R: 0 E: 0 K: 0 S: 3	R: 0 E: 0 K: 2 S: 7	R: 0 E: 0 K: 2 S: 7	R: 0 E: 0 K: 0 S: 3	R: 0 E: 0 K: 1 S: 5	R: 0 E: 0 K: 1 S: 6	R: 0 E: 0 K: 0 S: 3	R: 0 E: 0 K: 1 S: 6	R: 0 E: 0 K: 1 S: 6							
	H: 0 LOB: 0 BB: 0 P: 3	H: 0 LOB: 0 BB: 0 P: 7	H: 0 LOB: 0 BB: 0 P: 7	H: 0 LOB: 0 BB: 0 P: 3	H: 0 LOB: 0 BB: 0 P: 5	H: 1 LOB: 1 BB: 0 P: 6	H: 0 LOB: 0 BB: 0 P: 3	H: 1 LOB: 1 BB: 0 P: 6	H: 1 LOB: 1 BB: 0 P: 6							

TOP

Chicago Cubs @ San Francisco Giants

Candlestick Park, San Francisco, CA

Sun Sep 11 1966, 6:38 AM EDT

Att. 34,039 - Unknown

livebaseballscorecards.com

AB	30
R	0
H	3
RBI	0
BB	0
SO	8
LOB	8

1B: 2	SF: 0	WP: 0	PA: 30
2B: 1	SAC: 0	PB: 0	
3B: 0	DP: 0	SB: 0	
HR: 0	HBP: 0	CS: 0	

PITCHER	IP	WLS	BF	H	R	ER	SO	BB	IBB	HBP	BLK	WP	HR	S	P	ERA	WHIP
Bobby Bolin, R (1, 1) ERA: 3.07	9.0	W	30	3	0	0	8	0	0	0	0	0	0	46	46	0.00	0.333

PITCHER	IP	WLS	BF	H	R	ER	SO	BB	IBB	HBP	BLK	WP	HR	S	P	ERA	WHIP

Batter	1	2	3	4	5	6	7	8	9	AB	R	H	RBI	BB	SO	LOB
Tito Fuentes, S (1, 6) OBP: 0.269, SLG: 0.338	S S S 0-3 K ①		x 0-0 F9 ③		x 0-0 5-3 ③			x 0-0 4-3 ②		4	0	0	0	0	1	0
Frank Johnson, R (1, 9) (8, 7) OBP: 0.357, SLG: 0.250	S S S 0-3 K ②			x 0-0 F7 ①		x 0-0 4-3 ①		x 0-0 F9 ③		4	0	0	0	0	1	0
Willie Mays, R (1, 8) OBP: 0.373, SLG: 0.571	B B B B 4-0 BB			x 0-0 2B 2B		x 0-0 5-3 ②				2	1	1	0	1	0	0
Jim Ray Hart, R (1, 5) OBP: 0.335, SLG: 0.501	x 0-0 4-3 ③			x 0-0 2-H 2B		x 0-0 1-3 ③				3	0	1	1	0	0	1
Jesus Alou, R (1, 7) OBP: 0.275, SLG: 0.315 Ollie Brown, R (8, 9) OBP: 0.293, SLG: 0.301		x 0-0 4-3 ①		x 0-0 F9 ②			x 0-0 1-3 ①			3 0	0 0	0 0	0 0	0 0	0 0	1 0
Jack Hiatt, R (1, 3) OBP: 0.364, SLG: 0.400		x 0-0 5-3 ②		B B B 4-0 BB			x 0-0 F4 ②			2	0	0	0	1	0	0
Hal Lanier, R (1, 4) OBP: 0.262, SLG: 0.298		x 0-0 F3 ③		x 0-0 5-3 ③			x 0-0 F8 ③			3	0	0	0	0	0	2
Bob Barton, R (1, 2) OBP: 0.215, SLG: 0.203			x 0-0 5-3 ①		x 0-0 4-3 ①			x 0-0 F9 ①		3	0	0	0	0	0	0
Bobby Bolin, R (1, 1) OBP: 0.229, SLG: 0.281			S S S 0-3 K ②		x 0-0 F8 ②			x 0-0 HR		3	1	1	1	0	1	0
Inning Stats	R: 0 H: 0 E: 0 LOB: 1 K: 2 BB: 1 S: 7 P: 11	R: 0 H: 0 E: 0 LOB: 0 K: 0 BB: 0 S: 3 P: 3	R: 0 H: 0 E: 0 LOB: 0 K: 1 BB: 0 S: 5 P: 5	R: 1 H: 2 E: 0 LOB: 2 K: 0 BB: 1 S: 5 P: 9	R: 0 H: 0 E: 0 LOB: 0 K: 0 BB: 0 S: 3 P: 3	R: 0 H: 0 E: 0 LOB: 0 K: 0 BB: 0 S: 3 P: 3	R: 0 H: 0 E: 0 LOB: 0 K: 0 BB: 0 S: 3 P: 3	R: 1 H: 1 E: 0 LOB: 0 K: 0 BB: 0 S: 4 P: 4		1B: 0 2B: 2 3B: 0 HR: 1	SF: 0 SAC: 0 DP: 0 HBP: 0					

PITCHER	IP	WLS	BF	H	R	ER	SO	BB	IBB	HBP	BLK	WP	HR	S	P	ERA	WHIP
Curt Simmons, L (1, 1) ERA: 4.05	8.0	L	29	3	2	2	3	2	0	0	0	0	1	33	41	2.25	0.625

PITCHER	IP	WLS	BF	H	R	ER	SO	BB	IBB	HBP	BLK	WP	HR	S	P	ERA	WHIP

BOTTOM

Chicago Cubs @ San Francisco Giants

Candlestick Park, San Francisco, CA

Sun Sep 11 1966, 6:38 AM EDT

Att. 34,039 - Unknown

livebaseballscorecards.com

AB	27
R	2
H	3
RBI	2
BB	2
SO	3
LOB	4



Atlanta Braves @ Chicago Cubs

Wrigley Field, Chicago, IL

Tue Sep 13 1966, 3:33 AM CDT

Att. 2,962 - Unknown

TOP

livebaseballscorecards.com

Batter	1	2	3	4	5	6	7	8	9	AB	R	H	RBI	BB	SO	LOB
Felipe Alou, R (1, 8) (7, 3) OBP: 0.365, SLG: 0.536	K	HR		5-3		1B		1B		5	2	3	2	0	1	1
Eddie Mathews, L (1, 5) Lee Bales, S (8, PR) (8, 5) OBP: 0.341, SLG: 0.428 OBP: 0.100, SLG: 0.100	HR 3B	K		F9		P4		FC6-5 2B		5 0	1 0	2 0	1 0	0 0	1 0	2 0
Hank Aaron, R (1, 9) Mack Jones, L (9, 8) OBP: 0.363, SLG: 0.542 OBP: 0.332, SLG: 0.452	HR	HR			K	F8		FC6-5		5 0	2 0	2 0	3 0	0 0	1 0	2 0
Joe Torre, R (1, 3) Ty Cline, L (7, 8) (9, 9) OBP: 0.382, SLG: 0.561 OBP: 0.340, SLG: 0.340	HR BB	5-3			2B BB	L9		K		2 1	2 0	0 0	0 0	2 0	0 1	1 2
Rico Carty, R (1, 7) OBP: 0.393, SLG: 0.469	HR		P4		2B		P5-4-3 E 1B		6-3	5	2	3	2	0	0	0
Gene Oliver, R (1, 2) OBP: 0.253, SLG: 0.366	G5-4-3 BB		K		1B 2B		P4 P5-4-3		5-3	4	0	1	2	1	1	1
Denis Menke, R (1, 6) OBP: 0.352, SLG: 0.407	G5-4-3		5-3		1B		P5-4-3		F8	5	0	1	0	0	0	3
Woody Woodward, R (1, 4) OBP: 0.329, SLG: 0.332		HR 1B		2B	IBB		1-3			3	1	2	0	1	0	1
Ken Johnson, R (1, 1) OBP: 0.136, SLG: 0.231		SH1-4		K	K			5-3		3	0	0	0	0	2	3
Inning Stats	R: 4 E: 0 K: 1 S: 7 H: 3 LOB: 0 BB: 2 P: 15	R: 3 E: 0 K: 1 S: 8 H: 3 LOB: 0 BB: 0 P: 8	R: 0 E: 0 K: 1 S: 5 H: 0 LOB: 0 BB: 0 P: 5	R: 0 E: 0 K: 1 S: 6 H: 1 LOB: 1 BB: 0 P: 6	R: 2 E: 0 K: 2 S: 9 H: 3 LOB: 2 BB: 2 P: 17	R: 0 E: 0 K: 0 S: 4 H: 1 LOB: 1 BB: 0 P: 4	R: 0 E: 1 K: 0 S: 4 H: 1 LOB: 1 BB: 0 P: 4	R: 1 E: 0 K: 1 S: 7 H: 2 LOB: 2 BB: 0 P: 7	R: 0 E: 0 K: 0 S: 3 H: 0 LOB: 0 BB: 0 P: 3	1B: 5 2B: 4 3B: 1 HR: 4 SF: 0 SAC: 1 DP: 2 HBP: 0						

AB	38
R	10
H	14
RBI	10
BB	4
SO	7
LOB	16

WP: 0 PB: 0 SB: 0 CS: 0 PA: 43

PITCHER		IP	WLS	BF	H	R	ER	SO	BB	IBB	HBP	BLK	WP	HR	S	P	ERA	WHIP
Ken Holtzman, L ERA: 3.84	(1, 1)	2.0	L	13	6	7	7	2	2	0	0	0	0	4	15	23	31.50	4.000
Fred Norman, L ERA: 6.0	(3, 1)	3.0		14	4	2	2	4	1	1	0	0	0	0	20	28	6.00	1.667
Chuck Hartenstein, R ERA: 3.0	(6, 1)	3.0		13	4	1	1	1	0	0	0	0	0	0	15	15	3.00	1.333
Arnold Earley, L ERA: 4.11	(9, 1)	1.0		3	0	0	0	0	0	0	0	0	0	0	3	3	0.00	0.000

PITCHER	IP	WLS	BF	H	R	ER	SO	BB	IBB	HBP	BLK	WP	HR	S	P	ERA	WHIP

Atlanta Braves @ Chicago Cubs

Wrigley Field, Chicago, IL

Tue Sep 13 1966, 3:33 AM CDT

Att. 2,962 - Unknown

livebaseballscorecards.com

Batter	1	2	3	4	5	6	7	8	9	AB	R	H	RBI	BB	SO	LOB
Don Kessinger, S (1, 6) OBP: 0.297, SLG: 0.300	FC4-6, 14, 2B, 1B 1B	1-2 1B			WP, E 1B			2B 1B		4	2	4	0	0	0	0
Glenn Beckert, R (1, 4) OBP: 0.327, SLG: 0.358	1-2, FC4-6 1B	3-1			E5, L4-3 1-2			F9		3	0	1	0	0	0	3
Chuck Hartenstein, R (6, 1)										0	0	0	0	0	0	0
Marty Keough, L (8, PH) OBP: 0.286, SLG: 0.190										1	0	0	0	0	0	1
Arnold Earley, L (9, 1)										0	0	0	0	0	0	0
Billy Williams, L (1, 9) OBP: 0.352, SLG: 0.485	FC4-6, 14, 2B 1-2f, 2-3		P4		L4-3 1-2, 2-3			S S S, K		3	0	0	0	0	0	4
Byron Browne, R (7, 7) OBP: 0.313, SLG: 0.431										1	0	0	0	0	1	1
Ron Santo, R (1, 5) OBP: 0.413, SLG: 0.544	P4		S S S, K			14, G6-4-3 1B		1-H 2B		3	0	1	0	0	1	2
Ron Campbell, R (6, PR) OBP: 0.260, SLG: 0.222										1	0	1	1	0	0	0
(7, 5)																
14 Ernie Banks, R (1, 3) OBP: 0.315, SLG: 0.442	1-3 3-H, 2B		4-3			G6-4-3 1-2f		S S S, K		3	0	1	1	0	0	1
John Boccabella, R (7, 3) OBP: 0.263, SLG: 0.359										1	0	0	0	0	1	1
Bob Raudman, L (1, 7)	P3			5-3		F8			F7	4	0	0	0	0	0	3
(7, 9)																
Randy Hundley, R (1, 2) OBP: 0.297, SLG: 0.427		6-3		F8			S S S, K		FC5-4 1B	2	0	0	0	0	0	0
Don Bryant, R (7, 2) OBP: 0.400, SLG: 0.435										2	0	1	0	0	1	0
Adolfo Phillips, R (1, 8) OBP: 0.344, SLG: 0.457		FC4-6 1B		L4			5-3		1-2f FC5-4	4	0	1	0	0	0	1
Ken Holtzman, R (1, 1) OBP: 0.121, SLG: 0.108		FC4-6, 1B 1-2f			S S S, K		S S S, K		P3	0	0	0	0	0	0	0
Jimmy Stewart, S (2, PH) OBP: 0.239, SLG: 0.222										1	0	0	0	0	0	1
Fred Norman, S (3, 1)										0	0	0	0	0	0	0
George Altman, L (5, PH) OBP: 0.270, SLG: 0.347										1	0	0	0	0	1	0
Paul Popovich, S (6, 4)										2	0	0	0	0	1	1
Inning Stats	R: 1 E: 0 K: 0 S: 6 H: 3 LOB: 2 BB: 0 P: 6	R: 0 E: 0 K: 0 S: 5 H: 2 LOB: 2 BB: 0 P: 5	R: 0 E: 0 K: 1 S: 5 H: 0 LOB: 0 BB: 0 P: 5	R: 0 E: 0 K: 0 S: 3 H: 0 LOB: 0 BB: 0 P: 3	R: 0 E: 1 K: 1 S: 6 H: 1 LOB: 1 BB: 0 P: 6	R: 0 E: 0 K: 0 S: 3 H: 1 LOB: 1 BB: 0 P: 3	R: 0 E: 0 K: 2 S: 7 H: 0 LOB: 0 BB: 0 P: 7	R: 1 E: 0 K: 2 S: 9 H: 2 LOB: 1 BB: 0 P: 9	R: 0 E: 0 K: 0 S: 4 H: 1 LOB: 1 BB: 0 P: 4	1B: 8 2B: 3 3B: 0 HR: 0 SF: 0 SAC: 0 DP: 2 HBP: 0	WP: 1 PB: 0 SB: 0 CS: 0 PA: 36					

PITCHER	IP	WLS	BF	H	R	ER	SO	BB	IBB	HBP	BLK	WP	HR	S	P	ERA	WHIP
Ken Johnson, R (1, 1) ERA: 3.3	9.0	W	36	10	2	2	6	0	0	0	0	1	0	48	48	2.00	1.111

PITCHER	IP	WLS	BF	H	R	ER	SO	BB	IBB	HBP	BLK	WP	HR	S	P	ERA	WHIP

AB	36
R	2
H	10
RBI	2
BB	0
SO	6
LOB	19

Batter	1	2	3	4	5	6	7	8	9	10	AB	R	H	RBI	BB	SO	LOB
Felipe Alou, R (1, 8) (10, 3) OBP: 0.365, SLG: 0.536	6-3			6-3		BB 1B		1B		SF8 3-H	4	1	2	1	0	0	0
Eddie Mathews, L (1, 5) OBP: 0.340, SLG: 0.424	K			F9		1B 1-2 BB		4-3		FC6 1-2f	4	0	0	0	1	1	2
Clay Carroll, R (10, 1) OBP: 0.100, SLG: 0.100											0	0	0	0	0	0	0
Hank Aaron, R (1, 9) OBP: 0.364, SLG: 0.542	F9			FC4 1B		FC6-4 1B 1-2 2-H			F7		4	0	2	1	0	0	0
Joe Torre, R (1, 3) (10, 2) OBP: 0.379, SLG: 0.557		6-3		FC4 1-2f		FC6-4 1-2f			5-3		4	0	0	0	0	0	3
Rico Carty, R (1, 7) OBP: 0.392, SLG: 0.467		L7			6-3		CS 1B		P4		4	0	1	0	0	0	0
Gene Oliver, R (1, 2) OBP: 0.253, SLG: 0.364		L9			6-3		F8			SH5-4 E FC3 1B	4	0	1	0	0	0	1
Lee Bales, S (10, PR) (10, 5) OBP: 0.100, SLG: 0.100											0	1	0	0	0	0	0
Frank Bolling, R (1, 4) OBP: 0.243, SLG: 0.254			F8		L7		K 1-2			E1 FC3 SH5-4 SF8 1-2	4	1	0	0	0	1	2
Woody Woodward, R (1, 6) OBP: 0.327, SLG: 0.329			F8	4-3				6-3		SH5-4 1-2 2-3	3	0	0	0	0	0	0
Dick Kelley, R (1, 1) OBP: 0.048, SLG: 0.048			K	6-3				K		FC3 FC6 2-3 3-H	3	0	0	0	0	2	0
Miguel de la Hoz, R (10, PH) OBP: 0.232, SLG: 0.237											0	0	0	0	0	0	0
Ty Cline, L (10, PH) (10, 8) OBP: 0.333, SLG: 0.333											1	0	0	1	0	0	2
Inning Stats	R: 0 E: 0 K: 1 S: 5 H: 0 LOB: 0 BB: 0 P: 5	R: 0 E: 0 K: 0 S: 3 H: 0 LOB: 0 BB: 0 P: 3	R: 0 E: 0 K: 1 S: 5 H: 0 LOB: 0 BB: 0 P: 5	R: 0 E: 0 K: 0 S: 4 H: 1 LOB: 1 BB: 0 P: 4	R: 0 E: 0 K: 0 S: 3 H: 0 LOB: 0 BB: 0 P: 3	R: 1 E: 0 K: 0 S: 5 H: 2 LOB: 2 BB: 1 P: 9	R: 0 E: 0 K: 1 S: 5 H: 1 LOB: 0 BB: 0 P: 5	R: 0 E: 0 K: 1 S: 6 H: 1 LOB: 1 BB: 0 P: 6	R: 0 E: 0 K: 0 S: 3 H: 0 LOB: 0 BB: 0 P: 3	R: 2 E: 1 K: 0 S: 6 H: 1 LOB: 1 BB: 0 P: 6	1B: 6 2B: 0 3B: 0 HR: 0	SF: 1 SAC: 1 DP: 0 HBP: 0						

PITCHER	IP	WLS	BF	H	R	ER	SO	BB	IBB	HBP	BLK	WP	HR	S	P	ERA	WHIP
Dick Ellsworth, L (1, 1) ERA: 4.25	9.1	L	35	6	3	1	4	1	0	0	0	0	0	42	46	0.96	0.750
Bill Hands, R (10, 1) ERA: 4.78	0.2		3	0	0	0	0	0	0	0	0	0	0	3	3	0.00	0.000

PITCHER	IP	WLS	BF	H	R	ER	SO	BB	IBB	HBP	BLK	WP	HR	S	P	ERA	WHIP

TOP

Atlanta Braves @ Chicago Cubs

Wrigley Field, Chicago, IL

Wed Sep 14 1966, 3:33 AM CDT

Att. 961 - Cloudy - 60 F

AB	35
R	3
H	6
RBI	3
BB	1
SO	4
LOB	10

livebaseballscorecards.com

Batter	1	2	3	4	5	6	7	8	9	10	AB	R	H	RBI	BB	SO	LOB
Don Kessinger, S (1, 6) OBP: 0.294, SLG: 0.297	x 0-0 ① 5-3		x 0-0 ③ 1-3		x 0-0 ② 1-3			x 0-0 ② P4		S S S 0-3 ③ K	5	0	0	0	0	1	2
Glenn Beckert, R (1, 4) OBP: 0.327, SLG: 0.358	x 0-0 1B			x 0-0 ① 4-3	x 0-0 ③ 4-3			x 0-0 ③ F7			4	0	1	0	0	0	0
Billy Williams, L (1, 9) OBP: 0.352, SLG: 0.484	S S S 0-3 ② K			x 0-0 1B 14 FC5-2 1B		x 0-0 ① F7			x 0-0 ① 4-3		4	0	1	0	0	1	1
Ron Santo, R (1, 5) OBP: 0.412, SLG: 0.542	x 0-0 ③ 5-3			x 0-0 BB 14 FC5-2 1-3 BB 1B		S S S 0-3 ② K			x 0-0 ② 6-3		4	1	1	0	0	1	1
14 Ernie Banks, R (1, 3) OBP: 0.315, SLG: 0.441		x 0-0 G4-6-3 1B		x 0-0 ② FC5-2 BB BB 1-2 3-H		x 0-0 ③ 6-3			x 0-0 ③ F9		4	0	1	0	0	0	2
John Boccabella, R (1, 7) OBP: 0.264, SLG: 0.355 George Altman, L (10, PH) OBP: 0.268, SLG: 0.345		x 0-0 ① ② G4-6-3 1-2f		B B B 4-0 BB 1-2 2-3 BB			x 0-0 ① 4-3			x 0-0 ① 1-3	2 1	0 0	0 0	0 0	1 0	0 0	1 0
Randy Hundley, R (1, 2) OBP: 0.297, SLG: 0.425		S S S 0-3 ③ K		B B B 4-0 1-2 2-3 3-H BB			x 0-0 ② 4-3			S S S 0-3 ② K	3	0	0	1	1	2	0
Adolfo Phillips, R (1, 8) OBP: 0.343, SLG: 0.453			x 0-0 ① 6-3	x 0-0 ③ F9			x 0-0 ③ 6-3			B B B 4-0 1B BB	3	0	0	0	1	0	3
Dick Ellsworth, L (1, 1) OBP: 0.188, SLG: 0.173 Bill Hands, R (10, 1) OBP: 0.098, SLG: 0.063 Lee Thomas, L (10, PH) OBP: 0.281, SLG: 0.317 Jimmy Stewart, S (10, PR) OBP: 0.239, SLG: 0.222			S S S 0-3 ② K		S S S 0-3 ① K			S S S 0-3 ① K		x 0-0 1-3 1B	3 0 1 0	0 0 0 0	0 0 1 0	0 0 0 0	0 0 0 0	3 0 0 0	0 0 0 0
Inning Stats	R: 0 H: 1 E: 0 LOB: 1 K: 1 BB: 0 S: 6 P: 6	R: 0 H: 1 E: 0 LOB: 0 K: 1 BB: 0 S: 5 P: 5	R: 0 H: 0 E: 0 LOB: 0 K: 1 BB: 0 S: 5 P: 5	R: 1 H: 2 E: 0 LOB: 3 K: 0 BB: 2 S: 5 P: 13	R: 0 H: 0 E: 0 LOB: 0 K: 1 BB: 0 S: 5 P: 5	R: 0 H: 0 E: 0 LOB: 0 K: 1 BB: 0 S: 5 P: 5	R: 0 H: 0 E: 0 LOB: 0 K: 0 BB: 0 S: 3 P: 3	R: 0 H: 0 E: 0 LOB: 0 K: 1 BB: 0 S: 5 P: 5	R: 0 H: 0 E: 0 LOB: 0 K: 0 BB: 0 S: 3 P: 3	R: 0 H: 1 E: 0 LOB: 2 K: 2 BB: 1 S: 8 P: 12	1B: 5 2B: 0 3B: 0 HR: 0	SF: 0 SAC: 0 DP: 1 HBP: 0					

PITCHER	IP	WLS	BF	H	R	ER	SO	BB	IBB	HBP	BLK	WP	HR	S	P	ERA	WHIP
Dick Kelley, L (1, 1) ERA: 3.41	9.0	W	32	4	1	1	6	2	0	0	0	0	0	42	50	1.00	0.667
Clay Carroll, R (10, 1) ERA: 2.29	1.0	S	5	1	0	0	2	1	0	0	0	0	0	8	12	0.00	2.000

PITCHER	IP	WLS	BF	H	R	ER	SO	BB	IBB	HBP	BLK	WP	HR	S	P	ERA	WHIP

BOTTOM

Atlanta Braves @ Chicago Cubs

Wrigley Field, Chicago, IL

Wed Sep 14 1966, 3:33 AM CDT

Att. 961 - Cloudy - 60 F

livebaseballscorecards.com

AB	34
R	1
H	5
RBI	1
BB	3
SO	8
LOB	10

WP: 0 PA: 37
PB: 0
SB: 0
CS: 0

Atlanta Braves @ Chicago Cubs

Wrigley Field, Chicago, IL

Thu Sep 15 1966, 3:33 AM CDT

Att. 1,115 - Sunny - 60 F

livebaseballscorecards.com

Batter	1	2	3	4	5	6	7	8	9	AB	R	H	RBI	BB	SO	LOB
Felipe Alou, R (1, 3) OBP: 0.365, SLG: 0.534	F9		P3			K			1B L3-1 1B	4	1	1	0	0	1	1
Eddie Mathews, L (1, 5) OBP: 0.341, SLG: 0.423	L5-3 BB		L7			G3			L3-1 1B 1-3	3	0	1	0	1	0	1
Hank Aaron, R (1, 9) OBP: 0.362, SLG: 0.539	L5-3 1-2			F2			E5 SH1-4 S SF9		L3-1 1-2 3-H	3	1	0	0	0	0	1
Ty Cline, L (7, 9) OBP: 0.327, SLG: 0.327										1	0	0	1	0	0	1
Joe Torre, R (1, 2) OBP: 0.377, SLG: 0.554		6-3		P4			SH1-4 1-3		F8	3	0	0	0	0	0	1
Rico Carty, R (1, 7) OBP: 0.389, SLG: 0.464		5-3		K			SF9 3-H		K	3	0	0	1	0	2	1
Mack Jones, L (1, 8) OBP: 0.332, SLG: 0.449		E S BB			F7		4-3			2	0	0	0	1	0	0
Frank Bolling, R (1, 4) OBP: 0.244, SLG: 0.256		6-3 1-3			G6-4-3 1-2f			P5		3	0	1	0	0	0	1
Woody Woodward, R (1, 6) OBP: 0.327, SLG: 0.329			1B		G6-4-3			K		3	0	1	0	0	1	1
Tony Cloninger, R (1, 1) OBP: 0.264, SLG: 0.431			F2			4-3		L7		2	0	0	0	0	0	1
Jay Ritchie, R (7, 1) OBP: 0.333, SLG: 0.333										0	0	0	0	0	0	0
Clay Carroll, R (7, 1) OBP: 0.100, SLG: 0.100										0	0	0	0	0	0	0
Gene Oliver, R (8, PH) OBP: 0.251, SLG: 0.362										1	0	0	0	0	0	0
Phil Niekro, R (8, 1)										0	0	0	0	0	0	0
Inning Stats	R: 0 E: 0 K: 0 S: 2 H: 0 LOB: 0 BB: 1 P: 6	R: 0 E: 0 K: 0 S: 3 H: 0 LOB: 1 BB: 1 P: 7	R: 0 E: 0 K: 0 S: 4 H: 1 LOB: 1 BB: 0 P: 4	R: 0 E: 0 K: 1 S: 5 H: 0 LOB: 0 BB: 0 P: 5	R: 0 E: 0 K: 0 S: 3 H: 1 LOB: 0 BB: 0 P: 3	R: 0 E: 0 K: 1 S: 5 H: 0 LOB: 0 BB: 0 P: 5	R: 1 E: 1 K: 0 S: 4 H: 0 LOB: 0 BB: 0 P: 4	R: 0 E: 0 K: 1 S: 5 H: 0 LOB: 0 BB: 0 P: 5	R: 1 E: 0 K: 1 S: 7 H: 2 LOB: 1 BB: 0 P: 7	1B: 4 2B: 1 3B: 0 HR: 0 SF: 1 SAC: 1 DP: 2 HBP: 0						

	AB	28
	R	2
	H	4
	RBI	2
	BB	2
	SO	4
	LOB	9

WP: 0 PB: 0 SB: 2 CS: 0 PA: 32

PITCHER	IP	WLS	BF	H	R	ER	SO	BB	IBB	HBP	BLK	WP	HR	S	P	ERA	WHIP
Fergie Jenkins, R (1, 1) ERA: 3.62	9.0	W	32	4	2	1	4	2	0	0	0	0	0	38	46	1.00	0.667

PITCHER	IP	WLS	BF	H	R	ER	SO	BB	IBB	HBP	BLK	WP	HR	S	P	ERA	WHIP

Atlanta Braves @ Chicago Cubs

Wrigley Field, Chicago, IL

Thu Sep 15 1966, 3:33 AM CDT

Att. 1,115 - Sunny - 60 F

livebaseballscorecards.com

Batter	1	2	3	4	5	6	7	8	9	AB	R	H	RBI	BB	SO	LOB
Don Kessinger, S (1, 6) OBP: 0.294, SLG: 0.297	L5			4-3		1-3 1-2	E 1B 1-2 2-3 3-H 1B			4	0	1	1	0	0	2
Glenn Beckert, R (1, 4) OBP: 0.326, SLG: 0.357	1-3			4-3			L6 E7 1-3 2-H 3-H 1B			4	0	1	2	0	0	0
Billy Williams, L (1, 9) OBP: 0.351, SLG: 0.481	3-1			L8			1B 14 1B BB L9			3	1	0	0	1	0	3
Ron Santo, R (1, 5) OBP: 0.412, SLG: 0.542		6-3			5-3		14 1B 1-3 1B 1B	1B BB PB 1B		4	2	2	0	0	0	0
14 Ernie Banks, R (1, 3) OBP: 0.315, SLG: 0.440 Joey Amalfitano, R (7, PR) OBP: 0.243, SLG: 0.194 John Boccabella, R (8, 3) OBP: 0.268, SLG: 0.355		5-3			F9		1B 1-2 3-H 1B	PB 1B 1-2 5-3 BB		3 0 0	0 1 1	1 0 0	1 0 0	0 0 1	0 0 0	0 0 0
Bob Raudman, L (1, 7) OBP: 0.250, SLG: 0.250	P5				K		BLK 1B FC1-2 1-2 2-H 1B	PB 1-2 2-3 1B		4	0	2	1	0	1	0
Randy Hundley, R (1, 2) OBP: 0.296, SLG: 0.423		6-3				K2-3	FC1-2 BLK 1-2 2-H 1B	5-3 1-2 2-H 3-H		4	1	1	2	0	1	1
Adolfo Phillips, R (1, 8) OBP: 0.345, SLG: 0.452		K				E 1B	1B FC1-2 1B 1-2 2-3 IBB	F7		3	1	1	0	1	1	1
Fergie Jenkins, R (1, 1) OBP: 0.196, SLG: 0.209		K				E1 1-3 1-2	FC1-2 1B 1B 1-2 2-3 3-Hf	G3		4	1	0	0	0	1	5
Inning Stats	R: 0 E: 0 K: 0 S: 3 H: 0 LOB: 0 BB: 0 P: 3	R: 0 E: 0 K: 0 S: 3 H: 0 LOB: 0 BB: 0 P: 3	R: 0 E: 0 K: 2 S: 7 H: 0 LOB: 0 BB: 0 P: 7	R: 0 E: 0 K: 0 S: 3 H: 0 LOB: 0 BB: 0 P: 3	R: 0 E: 0 K: 1 S: 5 H: 0 LOB: 0 BB: 0 P: 5	R: 0 E: 1 K: 1 S: 6 H: 1 LOB: 1 BB: 0 P: 6	R: 6 E: 1 K: 0 S: 9 H: 6 LOB: 3 BB: 2 P: 17	R: 2 E: 0 K: 0 S: 5 H: 2 LOB: 1 BB: 1 P: 9		1B: 9 2B: 0 3B: 0 HR: 0 SF: 0 SAC: 0 DP: 0 HBP: 0					WP: 0 PB: 1 SB: 0 CS: 0 PA: 36	

BOTTOM	
AB	33
R	8
H	9
RBI	7
BB	3
SO	4
LOB	12

PITCHER		IP	WLS	BF	H	R	ER	SO	BB	IBB	HBP	BLK	WP	HR	S	P	ERA	WHIP
Tony Cloninger, R ERA: 4.16	(1, 1)	6.1	L	24	4	4	4	4	1	0	0	0	0	0	31	35	5.68	0.789
Jay Ritchie, R ERA: 2.05	(7, 1)	0.1		5	3	2	2	0	0	1	0	1	0	0	4	8	54.00	9.000
Clay Carroll, R ERA: 2.28	(7, 1)	0.1		1	0	0	0	0	0	0	0	0	0	0	1	1	0.00	0.000
Phil Niekro, R ERA: 4.28	(8, 1)	1.0		6	2	2	2	0	1	0	0	0	0	0	5	9	18.00	3.000

PITCHER	IP	WLS	BF	H	R	ER	SO	BB	IBB	HBP	BLK	WP	HR	S	P	ERA	WHIP

Batter	1	2	3	4	5	6	7	8	9	AB	R	H	RBI	BB	SO	LOB
Julian Javier, R (1, 4) OBP: 0.276, SLG: 0.333	S S S 0-3 ① K		x 0-0 ① P2		x 0-0 1B E 2B		x 0-0 FC4-6 1B		S S S 0-3 ① K	5	1	2	0	0	2	0
Lou Brock, L (1, 7) OBP: 0.326, SLG: 0.437	x 0-0 S 1B 1B		x 0-0 E S 1B		x 0-0 F8 E 2-3 1B		x 0-0 ② FC4-6 S 1-2f 1B		x 0-0 ② 4-3	5	2	3	0	0	0	1
Curt Flood, R (1, 8) OBP: 0.300, SLG: 0.363	x 0-0 4-3-6-5-2-S 1-H 1B		B B B B 4-0 L4-3 1-3 BB		x 0-0 E4 1-2 3-H		x 0-0 BB 1B 1-H 1B		x 0-0 ③ P3	4	0	2	3	1	0	1
Orlando Cepeda, R (1, 3) OBP: 0.365, SLG: 0.483	x 0-0 1B		x 0-0 ② ③ L4-3 1-2		x 0-0 ② F8 2-3		x 0-0 BB 1-2 1B			4	0	2	0	0	0	4
Mike Shannon, R (1, 9) OBP: 0.350, SLG: 0.458	x 0-0 ② ③ 4-3-6-5-2-5 2-3f			x 0-0 ① 4-3	S S S 0-3 ③ K		B B B B 4-0 1-2 2-3 BB			3	0	0	0	1	1	4
Ed Spiezio, R (1, 5) OBP: 0.212, SLG: 0.364 Charley Smith, R (7, 5) OBP: 0.299, SLG: 0.395		x 0-0 ① P6		x 0-0 ② F9		x 0-0 ① L6	x 0-0 ③ P3			4 0	0 0	0 0	0 0	0 0	0 0	3 0
Dal Maxvill, R (1, 6) OBP: 0.331, SLG: 0.319		x 0-0 ② F9		x 0-0 2B		x 0-0 ② F9		x 0-0 ① 4-3		4	0	1	0	0	0	0
Pat Corrales, R (1, 2) OBP: 0.200, SLG: 0.197		x 0-0 E5		x 0-0 ③ F9		x 0-0 ③ 5-3		x 0-0 ② 6-3		4	0	0	0	0	0	1
Bob Gibson, R (1, 1) OBP: 0.237, SLG: 0.290		x 0-0 ③ 6-3			x 0-0 ① F8		S S S 0-3 ① K	x 0-0 ③ 6-3		4	0	0	0	0	1	1
Inning Stats	R: 1 H: 3 E: 0 LOB: 1 K: 1 BB: 0 S: 7 P: 7	R: 0 H: 0 E: 1 LOB: 1 K: 0 BB: 0 S: 4 P: 4	R: 0 H: 1 E: 0 LOB: 1 K: 0 BB: 1 S: 3 P: 7	R: 0 H: 1 E: 0 LOB: 1 K: 0 BB: 0 S: 4 P: 4	R: 1 H: 2 E: 1 LOB: 2 K: 1 BB: 0 S: 8 P: 8	R: 0 H: 0 E: 0 LOB: 0 K: 0 BB: 0 S: 3 P: 3	R: 1 H: 3 E: 0 LOB: 3 K: 1 BB: 1 S: 8 P: 12	R: 0 H: 0 E: 0 LOB: 0 K: 0 BB: 0 S: 3 P: 3	R: 0 H: 0 E: 0 LOB: 0 K: 1 BB: 0 S: 5 P: 5	1B: 8 SF: 0 2B: 4 SAC: 0 3B: 0 DP: 2 HR: 0 HBP: 0						

TOP

St. Louis Cardinals @ Chicago Cubs

Wrigley Field, Chicago, IL

Fri Sep 16 1966, 3:33 AM CDT

Sunny

livebaseballscorecards.com

AB	37
R	3
H	10
RBI	3
BB	2
SO	4
LOB	15

WP: 0 PA: 39
PB: 0
SB: 3
CS: 0

PITCHER		IP	WLS	BF	H	R	ER	SO	BB	IBB	HBP	BLK	WP	HR	S	P	ERA	WHIP
Curt Simmons, L ERA: 3.99	(1, 1)	6.0	L	26	7	2	2	2	1	0	0	0	0	0	29	33	3.00	1.333
Chuck Hartenstein, R ERA: 3.6	(7, 1)	2.0		10	3	1	1	1	1	0	0	0	0	0	11	15	4.50	2.000
Cal Koonce, R ERA: 3.71	(9, 1)	1.0		3	0	0	0	1	0	0	0	0	0	0	5	5	0.00	0.000

PITCHER	IP	WLS	BF	H	R	ER	SO	BB	IBB	HBP	BLK	WP	HR	S	P	ERA	WHIP

Batter	1	2	3	4	5	6	7	8	9	AB	R	H	RBI	BB	SO	LOB
Don Kessinger, S (1, 6) OBP: 0.298, SLG: 0.301	G4-6-3 1B		CS 1B			F8		G6-4-3 1B 1-2		4	0	3	0	0	0	1
Glenn Beckert, R (1, 4) OBP: 0.324, SLG: 0.354	F9		CS 1-2	F8		K		G6-4-3 1-2f		4	0	0	0	0	1	4
Billy Williams, L (1, 9) OBP: 0.349, SLG: 0.478	G4-6-3 1-2f			F9			P3		P6	4	0	0	0	0	0	1
Ron Santo, R (1, 5) OBP: 0.411, SLG: 0.539		1B FC3-2 1B		F8			K		5-3	4	0	1	0	0	1	0
Lee Thomas, L (1, 3) OBP: 0.284, SLG: 0.320		FC3-2 1B 1-3			L8		1B 1B		1-3	4	1	2	0	0	0	0
Bob Raudman, L (1, 7) OBP: 0.273, SLG: 0.273		FC3-2 G5-4-3 1-2 3-H			F8		1B 1-2			3	0	1	0	0	0	2
Don Bryant, R (1, 2) OBP: 0.370, SLG: 0.400 George Altman, L (7, PH) OBP: 0.272, SLG: 0.349 Randy Hundley, R (8, 2) OBP: 0.296, SLG: 0.423		G5-4-3 1-2f			K		CS 1B 1-3 2-H			2 1 0	0 0 0	0 1 0	0 1 0	0 0 0	1 0 0	2 0 0
Adolfo Phillips, R (1, 8) OBP: 0.347, SLG: 0.451			6-3			BB	CS 1-2	1B BB		1	0	0	0	2	0	0
Curt Simmons, L (1, 1) OBP: 0.207, SLG: 0.154 Jimmy Stewart, S (6, PH) OBP: 0.236, SLG: 0.219 Chuck Hartenstein, R (7, 1) Marty Keough, L (8, PH) OBP: 0.280, SLG: 0.186 Cal Koonce, R (9, 1) OBP: 0.200, SLG: 0.136			K			F8		K		1 1 0 1 0	0 0 0 0 0	0 0 0 0 0	0 0 0 0 0	0 0 0 0 0	1 0 0 1 0	0 1 0 1 0
Inning Stats	R: 0 E: 0 K: 0 S: 3 H: 1 LOB: 0 BB: 0 P: 3	R: 0 E: 0 K: 0 S: 4 H: 2 LOB: 1 BB: 0 P: 4	R: 0 E: 0 K: 1 S: 5 H: 1 LOB: 0 BB: 0 P: 5	R: 0 E: 0 K: 0 S: 3 H: 0 LOB: 0 BB: 0 P: 3	R: 0 E: 0 K: 1 S: 5 H: 0 LOB: 0 BB: 0 P: 5	R: 0 E: 0 K: 1 S: 5 H: 0 LOB: 1 BB: 1 P: 9	R: 1 E: 0 K: 1 S: 7 H: 3 LOB: 1 BB: 0 P: 7	R: 0 E: 0 K: 1 S: 5 H: 1 LOB: 1 BB: 1 P: 9	R: 0 E: 0 K: 0 S: 3 H: 0 LOB: 0 BB: 0 P: 3	1B: 8 2B: 0 3B: 0 HR: 0	SF: 0 SAC: 0 DP: 3 HBP: 0					

PITCHER		IP	WLS	BF	H	R	ER	SO	BB	IBB	HBP	BLK	WP	HR	S	P	ERA	WHIP
Bob Gibson, R ERA: 2.27	(1, 1)	9.0	W	32	8	1	1	5	2	0	0	0	0	0	40	48	1.00	1.111

PITCHER	IP	WLS	BF	H	R	ER	SO	BB	IBB	HBP	BLK	WP	HR	S	P	ERA	WHIP

BOTTOM

St. Louis Cardinals @ Chicago Cubs

Wrigley Field, Chicago, IL

Fri Sep 16 1966, 3:33 AM CDT

Sunny

livebaseballscorecards.com

AB	30
R	1
H	8
RBI	1
BB	2
SO	5
LOB	12

Batter	1	2	3	4	5	6	7	8	9	AB	R	H	RBI	BB	SO	LOB
Julian Javier, R (1, 4) OBP: 0.277, SLG: 0.334	5-3		P4		F9			FC5-2 1B	1B	5	0	2	0	0	0	1
Lou Brock, L (1, 7) OBP: 0.325, SLG: 0.435	CS 1B		P3			P4		F7	F7	5	0	1	0	0	0	2
Curt Flood, R (1, 8) OBP: 0.300, SLG: 0.362	6-3 1-2		6-3			P4-3		HR FC5-2 1-3 1B		4	1	1	0	0	0	1
Orlando Cepeda, R (1, 3) OBP: 0.364, SLG: 0.481		G3 1B 1B		F9		5-3		FC5-2 HR 1-2 3-H		4	1	1	0	0	0	2
Mike Shannon, R (1, 9) OBP: 0.351, SLG: 0.466		G3 1-2 1B		F9			5-3	HR 1-H 2-H		4	1	2	3	0	0	0
Tim McCarver, L (1, 2) OBP: 0.330, SLG: 0.444		G3 1-2 2-3		1B			F9	K2-3		4	0	1	0	0	1	2
Charley Smith, R (1, 5) OBP: 0.303, SLG: 0.401		K			E8 1B		1B		SH1-3 PB 2B	4	1	3	0	0	1	2
Dal Maxvill, R (1, 6) OBP: 0.333, SLG: 0.320		IBB			F9		1B		SH1-3 2-3	2	0	1	0	1	0	1
Al Jackson, L (1, 1) OBP: 0.221, SLG: 0.264		P6			P6		P4-3		K	4	0	0	0	0	1	7
Inning Stats	R: 0 E: 0 K: 0 S: 3 H: 1 LOB: 0 BB: 0 P: 3	R: 0 E: 0 K: 1 S: 7 H: 2 LOB: 3 BB: 1 P: 11	R: 0 E: 0 K: 0 S: 3 H: 0 LOB: 0 BB: 0 P: 3	R: 0 E: 0 K: 0 S: 3 H: 1 LOB: 1 BB: 0 P: 3	R: 0 E: 1 K: 0 S: 4 H: 1 LOB: 1 BB: 0 P: 4	R: 0 E: 0 K: 0 S: 3 H: 0 LOB: 0 BB: 0 P: 3	R: 0 E: 0 K: 0 S: 5 H: 2 LOB: 2 BB: 0 P: 5	R: 3 E: 0 K: 1 S: 8 H: 3 LOB: 0 BB: 0 P: 8	R: 1 E: 0 K: 1 S: 7 H: 2 LOB: 1 BB: 0 P: 7	1B: 10 2B: 1 3B: 0 HR: 1 SF: 0 SAC: 1 DP: 0 HBP: 0						

PITCHER		IP	WLS	BF	H	R	ER	SO	BB	IBB	HBP	BLK	WP	HR	S	P	ERA	WHIP
Rich Nye, L ERA: 3.38	(1, 1)	8.0	L	33	10	3	3	2	0	1	0	0	0	0	36	40	3.38	1.250
Bill Hands, R ERA: 4.81	(9, 1)	1.0		5	2	1	1	1	0	0	0	0	0	0	7	7	9.00	2.000

PITCHER	IP	WLS	BF	H	R	ER	SO	BB	IBB	HBP	BLK	WP	HR	S	P	ERA	WHIP

TOP

St. Louis Cardinals @ Chicago Cubs

Wrigley Field, Chicago, IL

Fri Sep 16 1966, 3:38 AM CDT

Att. 2,297 - Sunny

livebaseballscorecards.com

AB	36
R	4
H	12
RBI	3
BB	1
SO	3
LOB	18

1B: 10	SF: 0	WP: 0	PA: 38
2B: 1	SAC: 1	PB: 1	
3B: 0	DP: 0	SB: 0	
HR: 1	HBP: 0	CS: 1	

St. Louis Cardinals @ Chicago Cubs

Wrigley Field, Chicago, IL

Fri Sep 16 1966, 3:38 AM CDT

Att. 2,297 - Sunny

livebaseballscorecards.com

Batter	1	2	3	4	5	6	7	8	9	AB	R	H	RBI	BB	SO	LOB
Don Kessinger, S (1, 6) OBP: 0.295, SLG: 0.298	6-3		5-3			F8			6-3	4	0	0	0	0	0	1
Paul Popovich, S (1, 4)	K		P1-3			P4-6-3 1-2f			P6-3	4	0	0	0	0	1	1
Billy Williams, L (1, 9) OBP: 0.347, SLG: 0.475	G3			K			K		4-3	4	0	0	0	0	2	0
Ron Santo, R (1, 5) OBP: 0.412, SLG: 0.541		K		BB 14 G5-4-3			L5-4 2B			2	0	1	0	1	1	0
14 Ernie Banks, R (1, 3) OBP: 0.317, SLG: 0.440		1B 1B		G5-4-3 1-2f			IBB			2	0	1	0	1	0	1
Randy Hundley, R (1, 2) OBP: 0.297, SLG: 0.423		1-2 1B			5-3		L5-4 2-3			3	0	1	0	0	0	2
Adolfo Phillips, R (1, 8) OBP: 0.345, SLG: 0.448		K			K			K		3	0	0	0	0	3	2
Byron Browne, R (1, 7) OBP: 0.311, SLG: 0.428		3-1			6-3			1-3		3	0	0	0	0	0	2
Rich Nye, L (1, 1) OBP: 0.500, SLG: 0.500			4-3			P4-6-3 1B		F7		2	0	1	0	0	0	0
Glenn Beckert, R (8, PH) OBP: 0.324, SLG: 0.354										1	0	0	0	0	0	0
Bill Hands, R (9, 1) OBP: 0.098, SLG: 0.063										0	0	0	0	0	0	0

Inning Stats	1	2	3	4	5	6	7	8	9
R:	0	0	0	0	0	0	0	0	0
E:	0	0	0	0	0	0	0	0	0
K:	1	2	0	1	1	0	1	0	0
S:	5	9	3	4	5	3	5	5	3
H:	0	2	0	0	0	1	0	0	0
LOB:	0	2	0	0	0	0	1	0	0
BB:	0	0	0	1	0	0	1	0	0
P:	5	9	3	8	5	3	9	5	3

1B:	3	SF:	0	WP:	0	PA:	30
2B:	2	SAC:	0	PB:	0		
3B:	0	DP:	3	SB:	0		
HR:	0	HBP:	0	CS:	0		

PITCHER	IP	WLS	BF	H	R	ER	SO	BB	IBB	HBP	BLK	WP	HR	S	P	ERA	WHIP
Al Jackson, L (1, 1) ERA: 2.41	9.0	W	30	4	0	0	7	1	1	0	0	0	0	42	50	0.00	0.556

PITCHER	IP	WLS	BF	H	R	ER	SO	BB	IBB	HBP	BLK	WP	HR	S	P	ERA	WHIP

BOTTOM

AB	28
R	0
H	4
RBI	0
BB	2
SO	7
LOB	9

Batter	1	2	3	4	5	6	7	8	9	AB	R	H	RBI	BB	SO	LOB
Julian Javier, R (1, 4) OBP: 0.277, SLG: 0.333	F3		F9 1-2			1B 1-3 2-H		L6	P4	5	0	1	1	0	0	3
Lou Brock, L (1, 7) OBP: 0.323, SLG: 0.432	P5			F6		K		K		4	0	0	0	0	2	2
Curt Flood, R (1, 8) OBP: 0.299, SLG: 0.360	6-3			3-1		5-3		BB 1-2		3	1	0	0	1	0	1
Orlando Cepeda, R (1, 3) OBP: 0.365, SLG: 0.486		6-3		6-3			HR 2B	1-H 2-H 2B		4	2	2	2	0	0	0
Mike Shannon, R (1, 9) OBP: 0.353, SLG: 0.476		F8			K		2-H HR	2-H 2B		4	1	2	3	0	1	0
Tim McCarver, L (1, 2) OBP: 0.328, SLG: 0.440		P6			P4		3-1	F7		4	0	0	0	0	0	2
Charley Smith, R (1, 5) OBP: 0.300, SLG: 0.397			K		L5		K		E4	4	0	0	0	0	2	0
Dal Maxvill, R (1, 6) OBP: 0.332, SLG: 0.317			6-3			BB 1B	3-1		F9	3	1	0	0	1	0	1
Dick Hughes, R (1, 1) OBP: 1.000, SLG: 1.000			WP 1B			1B 1-2 BB		BB 2B	K	1	0	1	0	0	0	0
Ted Savage, R (6, PH) OBP: 0.296, SLG: 0.375										0	0	0	0	1	0	0
Don Dennis, R (6, 1) OBP: 0.083, SLG: 0.083										0	0	0	0	0	0	0
Ed Spiezio, R (8, PH) OBP: 0.235, SLG: 0.364										0	0	0	0	1	0	0
Al Jackson, L (8, PR) OBP: 0.221, SLG: 0.264										0	1	0	0	0	0	0
Hal Woodeshick, R (8, 1) OBP: 0.200, SLG: 0.400										0	0	0	0	0	0	0
Joe Hoerner, R (8, 1) OBP: 0.143, SLG: 0.571										1	0	0	0	0	1	1
Inning Stats	R: 0 E: 0 K: 0 S: 3 H: 0 LOB: 0 BB: 0 P: 3	R: 0 E: 0 K: 0 S: 3 H: 0 LOB: 0 BB: 0 P: 3	R: 0 E: 0 K: 1 S: 6 H: 1 LOB: 1 BB: 0 P: 6	R: 0 E: 0 K: 0 S: 3 H: 0 LOB: 0 BB: 0 P: 3	R: 0 E: 0 K: 1 S: 5 H: 0 LOB: 0 BB: 0 P: 5	R: 1 E: 0 K: 1 S: 5 H: 1 LOB: 1 BB: 2 P: 13	R: 2 E: 0 K: 1 S: 7 H: 2 LOB: 0 BB: 0 P: 7	R: 3 E: 0 K: 1 S: 7 H: 2 LOB: 2 BB: 2 P: 15	R: 0 E: 1 K: 1 S: 6 H: 0 LOB: 1 BB: 0 P: 6	1B: 2 2B: 3 3B: 0 HR: 1 SF: 0 SAC: 0 DP: 0 HBP: 0	WP: 1 PB: 0 SB: 0 CS: 0 PA: 37					

PITCHER		IP	WLS	BF	H	R	ER	SO	BB	IBB	HBP	BLK	WP	HR	S	P	ERA	WHIP
Ken Holtzman, L ERA: 3.92	(1, 1)	7.2	L	30	4	5	5	5	4	0	0	0	1	1	36	52	5.87	1.043
Cal Koonce, R ERA: 3.8	(8, 1)	0.0		2	2	1	1	0	0	0	0	0	0	0	2	2	∞	∞
Bob Hendley, L ERA: 3.75	(8, 1)	1.1		5	0	0	0	1	0	0	0	0	0	0	7	7	0.00	0.000

PITCHER	IP	WLS	BF	H	R	ER	SO	BB	IBB	HBP	BLK	WP	HR	S	P	ERA	WHIP

TOP

St. Louis Cardinals @ Chicago Cubs

Wrigley Field, Chicago, IL

Sat Sep 17 1966, 3:33 AM CDT

Att. 5,391 - Cloudy - 68 F

livebaseballscorecards.com

AB	33
R	6
H	6
RBI	6
BB	4
SO	6
LOB	10

BOTTOM

St. Louis Cardinals @ Chicago Cubs

Wrigley Field, Chicago, IL

Sat Sep 17 1966, 3:33 AM CDT

Att. 5,391 - Cloudy - 68 F

Batter	1	2	3	4	5	6	7	8	9	AB	R	H	RBI	BB	SO	LOB
Jimmy Stewart, S (1, 8) OBP: 0.224, SLG: 0.206 Byron Browne, R (9, PH) OBP: 0.312, SLG: 0.428	3-1		G3 1-2	P6			1-3		BB FC5-4	4 0	0 0	0 0	0 0	0 1	0 0	3 0
Glenn Beckert, R (1, 4) OBP: 0.324, SLG: 0.353	BB		2-3 3-H 1B		F3		6-3		FC5-4 FC4-6 1-2f	4	0	1	1	1	0	1
Billy Williams, L (1, 9) OBP: 0.346, SLG: 0.472	F7		P6		1-6-3			14 1B 1B 1B	FC4-6 1-2f	5	1	1	0	0	0	4
Ron Santo, R (1, 5) OBP: 0.411, SLG: 0.539	L9		F7		P4			14 1B 1-2 1B		4	0	1	0	0	0	3
14 Ernie Banks, R (1, 3) OBP: 0.320, SLG: 0.445 Joey Amalfitano, R (8, PR) OBP: 0.243, SLG: 0.194 Lee Thomas, L (9, 7) OBP: 0.284, SLG: 0.320		F9		2B 2B		1B		1-3 2-H G5-4-3 1B		4 0 0	1 0 0	3 0 0	1 0 0	0 0 0	0 0 0	0 0 0
Bob Raudman, L (1, 7) OBP: 0.286, SLG: 0.357 John Boccabella, R (8, PH) OBP: 0.266, SLG: 0.354 (9, 3)		K		2-H 2B 2B		K		K		3 1	1 0	1 0	1 0	0 0	2 1	1 2
Randy Hundley, R (1, 2) OBP: 0.294, SLG: 0.419		K		F5		F7		G5-4-3 1-2f		4	0	0	0	0	1	4
Ron Campbell, R (1, 6) OBP: 0.259, SLG: 0.224			E6 SH 1B	K		4-3			F9	4	1	1	0	0	1	2
Ken Holtzman, R (1, 1) OBP: 0.132, SLG: 0.134 Cal Koonce, R (8, 1) OBP: 0.200, SLG: 0.136 Bob Hendley, R (8, 1) OBP: 0.263, SLG: 0.235 Adolfo Phillips, R (9, PH) OBP: 0.346, SLG: 0.457			SH 1B G3 2-3	2-H 2B			K		HR	2 0 0 1	0 0 0 1	1 0 0 1	1 0 0 1	0 0 0 0	1 0 0 0	0 0 0 0
Inning Stats	R: 0 E: 0 K: 0 S: 3 H: 0 LOB: 1 BB: 1 P: 7	R: 0 E: 0 K: 2 S: 7 H: 0 LOB: 0 BB: 0 P: 7	R: 1 E: 1 K: 0 S: 6 H: 2 LOB: 2 BB: 0 P: 6	R: 2 E: 0 K: 1 S: 8 H: 3 LOB: 1 BB: 0 P: 8	R: 0 E: 0 K: 0 S: 3 H: 0 LOB: 0 BB: 0 P: 3	R: 0 E: 0 K: 1 S: 6 H: 1 LOB: 1 BB: 0 P: 6	R: 0 E: 0 K: 1 S: 5 H: 0 LOB: 0 BB: 0 P: 5	R: 1 E: 0 K: 1 S: 7 H: 3 LOB: 2 BB: 0 P: 7	R: 1 E: 0 K: 0 S: 4 H: 1 LOB: 1 BB: 1 P: 8	1B: 6 2B: 3 3B: 0 HR: 1	SF: 0 SAC: 1 DP: 1 HBP: 0					

PITCHER		IP	WLS	BF	H	R	ER	SO	BB	IBB	HBP	BLK	WP	HR	S	P	ERA	WHIP
Dick Hughes, R ERA: 3.0	(1, 1)	5.0		22	5	3	3	3	1	0	0	0	0	0	27	31	5.40	1.200
Don Dennis, R ERA: 4.98	(6, 1)	2.0	W	7	1	0	0	2	0	0	0	0	0	0	11	11	0.00	0.500
Hal Woodeshick, L ERA: 2.1	(8, 1)	0.0		3	3	1	1	0	0	0	0	0	0	0	3	3	∞	∞
Joe Hoerner, L ERA: 1.49	(8, 1)	2.0	S	7	1	1	1	1	1	0	0	0	0	1	8	12	4.50	1.000

PITCHER	IP	WLS	BF	H	R	ER	SO	BB	IBB	HBP	BLK	WP	HR	S	P	ERA	WHIP

AB	36
R	5
H	10
RBI	5
BB	2
SO	6
LOB	20

WP: 0 PB: 0 SB: 0 CS: 0 PA: 39

livebaseballscorecards.com

Batter	1	2	3	4	5	6	7	8	9	AB	R	H	RBI	BB	SO	LOB
Julian Javier, R (1, 4) OBP: 0.275, SLG: 0.330	6-3		K			4-3		4-3 2B		3	0	0	0	0	1	0
Tito Francona, L (8, PH) OBP: 0.253, SLG: 0.338										1	0	1	0	0	0	0
Bob Gibson, R (8, PR) OBP: 0.237, SLG: 0.290										0	0	0	0	0	0	0
Jerry Buchek, R (8, 4) OBP: 0.310, SLG: 0.374										0	0	0	0	0	0	0
Lou Brock, L (1, 7) OBP: 0.323, SLG: 0.431	4-3			4-3		1B 1B		4-3 2-3		4	1	1	0	0	0	1
Curt Flood, R (1, 8) OBP: 0.302, SLG: 0.364	1B			F9 2B		G5-3 1B 1-3		K		4	1	3	0	0	1	2
Orlando Cepeda, R (1, 3) OBP: 0.366, SLG: 0.486	5-3			F9 2-3		1-2 3-H			1B	4	0	2	1	0	0	2
Al Jackson, L (9, PR) OBP: 0.221, SLG: 0.264						1B				0	0	0	0	0	0	0
Mike Shannon, R (1, 9) OBP: 0.352, SLG: 0.476		4-3		3-H 2B		G5-3 2-3f			P3	4	0	1	1	0	0	3
Ed Spiezio, R (1, 5) OBP: 0.211, SLG: 0.324		6-3		5-3			5-3		K	4	0	0	0	0	1	2
Dal Maxvill, R (1, 6) OBP: 0.330, SLG: 0.314		4-3			K		L6		4-3	3	0	0	0	0	1	0
Ted Savage, R (9, PH) OBP: 0.286, SLG: 0.360										1	0	0	0	0	0	1
Pat Corrales, R (1, 2) OBP: 0.192, SLG: 0.188			5-3		1-3		1-3			3	0	0	0	0	0	0
Nelson Briles, R (8, 1) OBP: 0.125, SLG: 0.079										0	0	0	0	0	0	0
Larry Jaster, L (1, 1) OBP: 0.214, SLG: 0.179			P4		K			F9		2	0	0	0	0	1	0
Ron Piche, R (5, 1)										0	0	0	0	0	0	0
Hal Woodeshick, R (7, 1) OBP: 0.200, SLG: 0.400										0	0	0	0	0	0	0
Tim McCarver, L (8, PH) OBP: 0.327, SLG: 0.439										1	0	0	0	0	0	0
(8, 2)																
Inning Stats	R: 0 E: 0 K: 0 S: 4 H: 1 LOB: 1 BB: 0 P: 4	R: 0 E: 0 K: 0 S: 3 H: 0 LOB: 0 BB: 0 P: 3	R: 0 E: 0 K: 1 S: 5 H: 0 LOB: 0 BB: 0 P: 5	R: 1 E: 0 K: 0 S: 5 H: 2 LOB: 1 BB: 0 P: 5	R: 0 E: 0 K: 2 S: 7 H: 0 LOB: 0 BB: 0 P: 7	R: 1 E: 0 K: 0 S: 5 H: 3 LOB: 1 BB: 0 P: 5	R: 0 E: 0 K: 0 S: 3 H: 0 LOB: 0 BB: 0 P: 3	R: 0 E: 0 K: 1 S: 6 H: 1 LOB: 2 BB: 0 P: 6	R: 0 E: 0 K: 1 S: 6 H: 1 LOB: 1 BB: 0 P: 6	1B: 5 2B: 3 3B: 0 HR: 0 SF: 0 SAC: 0 DP: 1 HBP: 0						

PITCHER		IP	WLS	BF	H	R	ER	SO	BB	IBB	HBP	BLK	WP	HR	S	P	ERA	WHIP
Dick Ellsworth, L ERA: 4.17	(1, 1)	7.0	W	26	6	2	1	3	0	0	0	0	0	0	32	32	1.29	0.857
Bill Hands, R ERA: 4.74	(8, 1)	2.0	S	8	2	0	0	2	0	0	0	0	0	0	12	12	0.00	1.000

PITCHER	IP	WLS	BF	H	R	ER	SO	BB	IBB	HBP	BLK	WP	HR	S	P	ERA	WHIP

TOP

St. Louis Cardinals @ Chicago Cubs

Wrigley Field, Chicago, IL

Sun Sep 18 1966, 3:33 AM CDT

Att. 7,245 - Unknown

livebaseballscorecards.com

AB	34
R	2
H	8
RBI	2
BB	0
SO	5
LOB	11

WP: 0	PA: 34
PB: 0	
SB: 0	
CS: 0	

Batter	1	2	3	4	5	6	7	8	9	AB	R	H	RBI	BB	SO	LOB
Adolfo Phillips, R (1, 8) OBP: 0.347, SLG: 0.455	S S S 0-3 K ①		x 0-0 E5		x 0-0 P6 ①	B B B 4-0 FC4-6 BB 1-2		x 0-0 E5 L3-6 1B		4	0	1	0	1	1	0
Glenn Beckert, R (1, 4) OBP: 0.323, SLG: 0.352	x 0-0 F8 ②		x 0-0 F9 ③		x 0-0 1B 1B	x 0-0 FC4-6 ③ 1-2f		x 0-0 ①② L3-6 2-3		5	0	1	0	0	0	5
Billy Williams, L (1, 9) OBP: 0.343, SLG: 0.469	x 0-0 L3 ③			x 0-0 G3 ①	S S S 0-3 K ②		x 0-0 G3 ①	x 0-0 L8 ③		5	0	0	0	0	1	1
Ron Santo, R (1, 5) OBP: 0.414, SLG: 0.540		x 0-0 5-3 ①		x 0-0 14 HR 1B	x 0-0 1-2 1B		B B B B 4-0 14 BLK 2B BB			3	2	2	0	1	0	0
14 Ernie Banks, R (1, 3) OBP: 0.322, SLG: 0.451		B B B B 4-0 FC4-6 BB		x 0-0 1-H HR ③	x 0-0 P4		S S S 0-3 K ② 1-2			3	1	1	2	1	1	3
Randy Hundley, R (1, 2) OBP: 0.294, SLG: 0.417		x 0-0 F7 ②		x 0-0 P4 ②		S S S 0-3 K ① B B B 4-0 2B BB				3	0	0	0	1	1	1
Byron Browne, R (1, 7) OBP: 0.316, SLG: 0.436		x 0-0 FC4-6 ③ 1-2f		x 0-0 2B	x 0-0 4-3 WP 1B	x 0-0 1-3 2-H 2B				4	0	3	1	0	0	1
Ron Campbell, R (1, 6) OBP: 0.276, SLG: 0.216			x 0-0 F5 ①	4-0 IBB	x 0-0 4-3 ② 1-3	4-0 FC6-4 IBB				2	0	0	0	2	0	1
Dick Ellsworth, L (1, 1) OBP: 0.193, SLG: 0.169 John Boccabella, R (7, PH) OBP: 0.265, SLG: 0.352 Bill Hands, R (8, 1) OBP: 0.098, SLG: 0.063			S S S 0-3 K ②	x 0-0 1-3 ③		B B B B 4-0 BB BB	x 0-0 FC6-4 ③ 1-2f			2 1 0	0 0 0	0 0 0	0 0 0	1 0 0	1 0 0	2 3 0
Inning Stats	R: 0 E: 0 K: 1 S: 5 H: 0 LOB: 0 BB: 0 P: 5	R: 0 E: 0 K: 0 S: 3 H: 0 LOB: 1 BB: 1 P: 7	R: 0 E: 1 K: 1 S: 6 H: 0 LOB: 1 BB: 0 P: 6	R: 2 E: 0 K: 0 S: 6 H: 3 LOB: 2 BB: 1 P: 10	R: 0 E: 0 K: 1 S: 7 H: 2 LOB: 2 BB: 0 P: 7	R: 0 E: 0 K: 1 S: 6 H: 1 LOB: 3 BB: 2 P: 14	R: 1 E: 0 K: 1 S: 6 H: 1 LOB: 3 BB: 3 P: 18	R: 0 E: 1 K: 0 S: 3 H: 1 LOB: 0 BB: 0 P: 3		1B: 5 2B: 3 3B: 0 HR: 1	SF: 0 SAC: 0 DP: 1 HBP: 0					

PITCHER		IP	WLS	BF	H	R	ER	SO	BB	IBB	HBP	BLK	WP	HR	S	P	ERA	WHIP
Larry Jaster, L ERA: 3.43	(1, 1)	4.2		22	5	2	2	3	1	1	0	0	0	1	26	34	3.86	1.286
Ron Piche, R ERA: 4.3	(5, 1)	2.0	L	13	2	1	1	2	4	1	0	1	1	0	12	32	4.50	3.000
Hal Woodeshick, L ERA: 2.09	(7, 1)	0.1		1	0	0	0	0	0	0	0	0	0	0	1	1	0.00	0.000
Nelson Briles, R ERA: 3.25	(8, 1)	1.0		3	1	0	0	0	0	0	0	0	0	0	3	3	0.00	1.000

PITCHER	IP	WLS	BF	H	R	ER	SO	BB	IBB	HBP	BLK	WP	HR	S	P	ERA	WHIP

BOTTOM

St. Louis Cardinals @ Chicago Cubs

Wrigley Field, Chicago, IL

Sun Sep 18 1966, 3:33 AM CDT

Att. 7,245 - Unknown

St.

livebaseballscorecards.com

AB	32
R	3
H	8
RBI	3
BB	7
SO	5
LOB	17

WP: 1	PA: 39		
PB: 0			
SB: 0			
CS: 0			

Batter	1	2	3	4	5	6	7	8	9	10	11	12	13	AB	R	H	RBI	BB	SO	LOB
Tommy Harper, R OBP: 0.346, SLG: 0.359 (1, 7) (10, 9) (13, 7)	F7		P2	6-3			K			SH1-4 S BB		BB	K	5	0	0	0	2	2	2
Tommy Helms, R OBP: 0.317, SLG: 0.390 (1, 5)	6-3		S 1B		P6		F7			SH1-4 HBP		P6	F9	6	0	1	0	0	0	2
Pete Rose, S OBP: 0.354, SLG: 0.462 (1, 4)	2B		F8		3B		F7			SH1-4		IBB		4	0	2	0	1	0	1
Art Shamsky, L OBP: 0.307, SLG: 0.512 (1, 9) Giraldo Ruiz, S OBP: 0.291, SLG: 0.295 (10, PH) (10, 7) Johnny Edwards, L OBP: 0.269, SLG: 0.286 (13, 2)	F8		BB		P3			P4		K		F9		3	0	0	0	1	0	2
														2	0	0	0	0	1	4
														0	0	0	0	0	0	0
Vada Pinson, L OBP: 0.329, SLG: 0.444 (1, 8)		K	F9		K			G3		K			0-0 S 2B 1B	6	1	1	0	0	3	5
Lee May, R OBP: 0.233, SLG: 0.333 (1, 3)		P3		4-3 E 2B		E6 1B		6-3			K		F8 1-2	6	2	2	0	0	1	1
Don Pavletich, R OBP: 0.345, SLG: 0.522 (1, 2) Dick Simpson, R OBP: 0.358, SLG: 0.465 (13, PR) (13, 9)		HR		4-3 2-3		1B 2-H			L7		F9		2B 1B IBB	5	1	2	2	1	0	1
														0	1	0	0	0	0	0
Leo Cardenas, R OBP: 0.313, SLG: 0.428 (1, 6)		1B		E5 S 3-H		L5			5-3		K		1B 2B 1-3 2-H	6	1	2	2	0	1	0
Jim O'Toole, S OBP: 0.159, SLG: 0.163 (1, 1) Don Nottebart, R OBP: 0.200, SLG: 0.167 (5, 1) Ted Davidson, R (10, 1) Tony Perez, R OBP: 0.320, SLG: 0.384 (13, PH) Gordy Coleman, L OBP: 0.300, SLG: 0.353 (13, PH) Darrell Osteen, R OBP: 0.500, SLG: 0.500 (13, 1)		1B		K 1-2		6-3			F9			6-3	1B 2-H 3-H	2	0	1	0	0	1	1
														2	0	0	0	0	0	0
														1	0	0	0	0	0	0
														0	0	0	0	0	0	0
														1	0	1	2	0	0	0
														0	0	0	0	0	0	0
Inning Stats	R: 0 E: 0 K: 0 S: 4 H: 1 LOB: 1 BB: 0 P: 4	R: 1 E: 0 K: 1 S: 7 H: 3 LOB: 1 BB: 0 P: 7	R: 0 E: 0 K: 0 S: 4 H: 1 LOB: 2 BB: 1 P: 8	R: 1 E: 1 K: 1 S: 7 H: 1 LOB: 1 BB: 0 P: 7	R: 0 E: 0 K: 1 S: 6 H: 1 LOB: 1 BB: 0 P: 6	R: 1 E: 1 K: 0 S: 4 H: 2 LOB: 0 BB: 0 P: 4	R: 0 E: 0 K: 1 S: 5 H: 0 LOB: 0 BB: 0 P: 5	R: 0 E: 0 K: 0 S: 3 H: 0 LOB: 0 BB: 0 P: 3	R: 0 E: 0 K: 0 S: 3 H: 0 LOB: 0 BB: 0 P: 3	R: 0 E: 0 K: 2 S: 7 H: 0 LOB: 2 BB: 1 P: 12	R: 0 E: 0 K: 2 S: 7 H: 0 LOB: 0 BB: 0 P: 7	R: 0 E: 0 K: 0 S: 3 H: 0 LOB: 2 BB: 0 P: 11	R: 3 E: 0 K: 1 S: 8 H: 3 LOB: 1 BB: 1 P: 12	1B: 7 2B: 3 3B: 1 HR: 1 SF: 0 SAC: 1 DP: 0 HBP: 1						

PITCHER		IP	WLS	BF	H	R	ER	SO	BB	IBB	HBP	BLK	WP	HR	S	P	ERA	WHIP
Fergie Jenkins, R ERA: 3.53	(1, 1)	9.0		38	9	3	2	4	2	0	1	0	0	1	43	52	2.00	1.222
Bob Hendley, L ERA: 3.91	(10, 1)	3.1	L	15	2	3	3	4	1	2	0	0	0	0	20	32	8.10	0.900
Bill Hands, R ERA: 4.72	(13, 1)	0.2		3	1	0	0	1	0	0	0	0	0	0	5	5	0.00	1.500

PITCHER	IP	WLS	BF	H	R	ER	SO	BB	IBB	HBP	BLK	WP	HR	S	P	ERA	WHIP

TOP

Cincinnati Reds @ Chicago Cubs

Wrigley Field, Chicago, IL

Tue Sep 20 1966, 3:33 AM CDT

Att. 1,041 - Sunny - 66 F

livebaseballscorecards.com

AB	49
R	6
H	12
RBI	6
BB	5
SO	9
LOB	19

WP: 0 PB: 0 SB: 5 CS: 0 PA: 56

Batter	1	2	3	4	5	6	7	8	9	10	11	12	13	AB	R	H	RBI	BB	SO	LOB
Don Kessinger, S (1, 6) OBP: 0.294, SLG: 0.297	P3		1-3		BB 1B 1B 1B 3-H		L8		6-3			K		6	1	1	1	0	1	1
Glenn Beckert, R (1, 4) OBP: 0.324, SLG: 0.352	L3		6-3		BB 1B 1-2		4-3			SH1-4 BB 1B		L8		6	1	2	0	0	0	0
Billy Williams, L (1, 9) OBP: 0.348, SLG: 0.470	1B		1-3		BB 1-2 2-3			G1-4-3 1B		SH1-4 BB 1-2		FC6-4 1B		4	0	3	0	2	0	0
Ron Santo, R (1, 5) OBP: 0.412, SLG: 0.536	L8			K	1B 1-2 2-H 3-H			G1-4-3 1-2f		SH1-4 1-2 2-3		FC6-4 1-2f		5	0	1	2	0	1	3
14 Ernie Banks, R (1, 3) OBP: 0.324, SLG: 0.451		BB 1B		1-3	F8			1B		G4-3 IBB			L4	4	0	2	0	1	0	2
Joey Amalfitano, R (10, PR) OBP: 0.243, SLG: 0.194														0	0	0	0	0	0	0
John Boccabella, R (11, 3) OBP: 0.264, SLG: 0.350														1	0	0	0	0	0	0
Randy Hundley, R (1, 2) OBP: 0.292, SLG: 0.413		F9		5-3		G3		F8		G4-3 1-2f			K	4	0	0	0	0	0	2
Lee Thomas, L (10, PH) OBP: 0.284, SLG: 0.320														0	0	0	0	0	0	0
Ron Campbell, R (10, PH) OBP: 0.271, SLG: 0.212														1	0	0	0	0	0	3
Don Bryant, R (11, 2) OBP: 0.357, SLG: 0.385														1	0	0	0	0	1	0
Byron Browne, R (1, 7) OBP: 0.316, SLG: 0.433		BB 1-2			K	F9			PB 1B		L5		5-3	5	0	1	0	1	1	0
Adolfo Phillips, R (1, 8) OBP: 0.343, SLG: 0.449		K			5-3	F7			K 1-2		K			5	0	0	0	0	3	3
Fergie Jenkins, R (1, 1) OBP: 0.200, SLG: 0.255		K			1B 3B		K		P4		6-3			4	1	1	0	0	2	3
Bob Hendley, R (10, 1) OBP: 0.250, SLG: 0.222														1	0	0	0	0	0	0
Bill Hands, R (13, 1) OBP: 0.098, SLG: 0.063														0	0	0	0	0	0	0
Inning Stats	R: 0 H: 1 E: 0 LOB: 1 K: 0 BB: 0 S: 4 P: 4	R: 0 H: 1 E: 0 LOB: 2 K: 2 BB: 1 S: 8 P: 12	R: 0 H: 0 E: 0 LOB: 0 K: 0 BB: 0 S: 3 P: 3	R: 0 H: 0 E: 0 LOB: 0 K: 1 BB: 0 S: 5 P: 5	R: 3 H: 4 E: 0 LOB: 2 K: 1 BB: 1 S: 9 P: 13	R: 0 H: 0 E: 0 LOB: 0 K: 0 BB: 0 S: 3 P: 3	R: 0 H: 0 E: 0 LOB: 0 K: 1 BB: 0 S: 5 P: 5	R: 0 H: 2 E: 0 LOB: 1 K: 0 BB: 0 S: 4 P: 4	R: 0 H: 1 E: 0 LOB: 1 K: 1 BB: 0 S: 6 P: 6	R: 0 H: 1 E: 0 LOB: 3 K: 0 BB: 2 S: 3 P: 11	R: 0 H: 0 E: 0 LOB: 0 K: 1 BB: 0 S: 5 P: 5	R: 0 H: 1 E: 0 LOB: 1 K: 1 BB: 0 S: 6 P: 6	R: 0 H: 0 E: 0 LOB: 0 K: 1 BB: 0 S: 5 P: 5	1B: 10 SF: 0 2B: 0 SAC: 1 3B: 1 DP: 2 HR: 0 HBP: 0		WP: 0 PA: 52 PB: 1 SB: 0 CS: 0				

PITCHER		IP	WLS	BF	H	R	ER	SO	BB	IBB	HBP	BLK	WP	HR	S	P	ERA	WHIP
Jim O'Toole, L ERA: 3.42	(1, 1)	4.2		22	6	3	3	4	2	0	0	0	0	0	28	36	5.79	1.714
Don Nottebart, R ERA: 2.61	(5, 1)	4.2		19	4	0	0	2	1	1	0	0	0	0	21	29	0.00	1.071
Ted Davidson, L ERA: 4.15	(10, 1)	2.2	W	8	1	0	0	2	0	0	0	0	0	0	12	12	0.00	0.375
Darrell Osteen, R ERA: 11.12	(13, 1)	1.0	S	3	0	0	0	1	0	0	0	0	0	0	5	5	0.00	0.000

PITCHER	IP	WLS	BF	H	R	ER	SO	BB	IBB	HBP	BLK	WP	HR	S	P	ERA	WHIP

BOTTOM

Cincinnati Reds @ Chicago Cubs

Wrigley Field, Chicago, IL

Tue Sep 20 1966, 3:33 AM CDT

Att. 1,041 - Sunny - 66 F

livebaseballscorecards.com

AB	47
R	3
H	11
RBI	3
BB	4
SO	9
LOB	17

Cincinnati Reds @ Chicago Cubs

Wrigley Field, Chicago, IL

Wed Sep 21 1966, 3:33 AM CDT

Att. 530 - Overcast

TOP

livebaseballscorecards.com

Batter	1	2	3	4	5	6	7	8	9	AB	R	H	RBI	BB	SO	LOB
Tommy Harper, R (1, 7) OBP: 0.345, SLG: 0.357	F8		K		K			1B BB		3	0	0	0	1	2	2
Tommy Helms, R (1, 5) OBP: 0.317, SLG: 0.388	1-4-3			P3		HR 1B		P3		4	1	1	0	0	0	1
Pete Rose, S (1, 4) OBP: 0.357, SLG: 0.470	L3			1B 2B		1-H HR		1-2 1B		4	2	3	2	0	0	0
Lee May, R (1, 3) OBP: 0.235, SLG: 0.324		K		K		G5-4-3 1B		K		4	0	1	0	0	3	3
Don Pavletich, R (1, 2) OBP: 0.344, SLG: 0.517		F9		2-H 1B		G5-4-3 1-2f		K		4	0	1	1	0	1	3
Dick Simpson, R (1, 9) OBP: 0.341, SLG: 0.440		K		K		6-3			F8	4	0	0	0	0	2	1
Vada Pinson, L (1, 8) OBP: 0.327, SLG: 0.441			E3 SH3-4		K		4-3		F2	4	0	0	0	0	1	0
Leo Cardenas, R (1, 6) OBP: 0.313, SLG: 0.427			F8		1B		K		K	4	0	1	0	0	2	1
Sammy Ellis, L (1, 1) OBP: 0.174, SLG: 0.138			SH3-4 1-2		K		1-3			1	0	0	0	0	1	1
Jack Baldschun, R (6, 1) OBP: 0.333, SLG: 0.333										0	0	0	0	0	0	0
Giraldo Ruiz, S (7, PH) OBP: 0.288, SLG: 0.292										1	0	0	0	0	0	0
Don Nottebart, R (7, 1) OBP: 0.200, SLG: 0.167										0	0	0	0	0	0	0
Mel Queen, L (8, 1) OBP: 0.254, SLG: 0.148										0	0	0	0	0	0	0

	AB	33
	R	3
	H	7
	RBI	3
	BB	1
	SO	12
	LOB	12

Inning Stats	1	2	3	4	5	6	7	8	9
	R: 0 E: 0 K: 0 S: 3	H: 0 LOB: 0 BB: 0 P: 3	R: 0 E: 0 K: 2 S: 7	H: 0 LOB: 0 BB: 0 P: 7	R: 0 E: 1 K: 1 S: 6	H: 0 LOB: 1 BB: 0 P: 6	R: 1 E: 0 K: 2 S: 9	H: 2 LOB: 1 BB: 0 P: 9	R: 0 E: 0 K: 3 S: 10	H: 1 LOB: 1 BB: 0 P: 10	R: 2 E: 0 K: 0 S: 5	H: 3 LOB: 0 BB: 0 P: 5	R: 0 E: 0 K: 1 S: 5	H: 0 LOB: 0 BB: 0 P: 5	R: 0 E: 0 K: 2 S: 8	H: 1 LOB: 2 BB: 1 P: 12	R: 0 E: 0 K: 1 S: 5	H: 0 LOB: 0 BB: 0 P: 5

1B: 5	SF: 0
2B: 1	SAC: 1
3B: 0	DP: 1
HR: 1	HBP: 0

WP: 0	PA: 35
PB: 0	
SB: 0	
CS: 0	

PITCHER		IP	WLS	BF	H	R	ER	SO	BB	IBB	HBP	BLK	WP	HR	S	P	ERA	WHIP
Ken Holtzman, L ERA: 3.94	(1, 1)	6.0	W	24	6	3	3	8	0	0	0	0	0	1	40	40	4.50	1.000
Cal Koonce, R ERA: 3.69	(7, 1)	3.0	S	11	1	0	0	4	1	0	0	0	0	0	18	22	0.00	0.667

PITCHER	IP	WLS	BF	H	R	ER	SO	BB	IBB	HBP	BLK	WP	HR	S	P	ERA	WHIP

Batter	1	2	3	4	5	6	7	8	9	AB	R	H	RBI	BB	SO	LOB
Don Kessinger, S (1, 6) OBP: 0.299, SLG: 0.302	S 1B 1B		6-3 HR 1B		P5 ①	1-2 2-H 3-H 1B		G5-4-3 1-2 1B		5	2	4	2	0	0	0
Glenn Beckert, R (1, 4) OBP: 0.321, SLG: 0.349	P5 ① 1-2		6-3 ① 1-2		3-1 ②	L4 ③		G5-4-3 ① ② 1-2f 2-3		5	0	0	0	0	0	6
Billy Williams, L (1, 9) OBP: 0.349, SLG: 0.475	S S S K ②		2-H HR		1B		4-3 ①	BB BB		4	1	2	2	1	1	1
Ron Santo, R (1, 5) OBP: 0.413, SLG: 0.540	2-H 1B		14 SF8 3B		F7 ③		L3 ②	1-2 BB		4	1	2	1	1	0	1
14 Ernie Banks, R (1, 3) OBP: 0.323, SLG: 0.448	6-3 ③		SF8 ② 3-H			SH3-4 BB 1B BB	1-3 ③	K ③		3	1	0	1	1	1	4
George Altman, L (1, 7) OBP: 0.283, SLG: 0.355		1B	3-1 ③			SH3-4 1-2 1B BB		1B HR 1B		3	2	2	0	1	0	0
Randy Hundley, R (1, 2) OBP: 0.292, SLG: 0.413		F9 ①		4-3 ①		SH3-4 ① 1-2 2-3		HR 1-2 1B		3	1	1	0	0	0	1
Adolfo Phillips, R (1, 8) OBP: 0.344, SLG: 0.455		P4 ②		F7 ②		1B IBB		1-H 2-H HR		3	1	1	3	1	0	1
Ken Holtzman, R (1, 1) OBP: 0.129, SLG: 0.130		S S S K ③		P3 ③		F8 ②		G5-4-3 1B 1B		2	0	0	0	0	1	1
Lee Thomas, L (6, PH) OBP: 0.283, SLG: 0.318										1	0	0	0	0	0	3
Cal Koonce, R (7, 1) OBP: 0.231, SLG: 0.174										1	0	1	0	0	0	0
Inning Stats	R: 1 E: 0 K: 1 S: 7 H: 2 LOB: 1 BB: 0 P: 7	R: 0 E: 0 K: 1 S: 6 H: 1 LOB: 1 BB: 0 P: 6	R: 3 E: 0 K: 0 S: 6 H: 3 LOB: 0 BB: 0 P: 6	R: 0 E: 0 K: 0 S: 3 H: 0 LOB: 0 BB: 0 P: 3	R: 0 E: 0 K: 0 S: 4 H: 1 LOB: 1 BB: 0 P: 4	R: 2 E: 0 K: 0 S: 4 H: 1 LOB: 2 BB: 3 P: 16	R: 0 E: 0 K: 0 S: 3 H: 0 LOB: 0 BB: 0 P: 3	R: 3 E: 0 K: 1 S: 9 H: 5 LOB: 3 BB: 2 P: 17		1B: 10 2B: 0 3B: 1 HR: 2		SF: 1 SAC: 1 DP: 1 HBP: 0		WP: 0 PB: 0 SB: 1 CS: 0		PA: 41	

PITCHER		IP	WLS	BF	H	R	ER	SO	BB	IBB	HBP	BLK	WP	HR	S	P	ERA	WHIP
Sammy Ellis, R ERA: 5.42	(1, 1)	5.2	L	28	8	6	6	2	2	1	0	0	0	1	29	41	9.53	1.765
Jack Baldschun, R ERA: 5.49	(6, 1)	0.1		1	0	0	0	0	0	0	0	0	0	0	1	1	0.00	0.000
Don Nottebart, R ERA: 2.83	(7, 1)	1.0		6	3	3	3	0	0	0	0	0	0	1	6	6	27.00	3.000
Mel Queen, R ERA: 6.43	(8, 1)	1.0		6	2	0	0	1	2	0	0	0	0	0	6	14	0.00	4.000

PITCHER	IP	WLS	BF	H	R	ER	SO	BB	IBB	HBP	BLK	WP	HR	S	P	ERA	WHIP

BOTTOM

Cincinnati Reds @ Chicago Cubs

Wrigley Field, Chicago, IL

Wed Sep 21 1966, 3:33 AM CDT

Att. 530 - Overcast

livebaseballscorecards.com

AB	34
R	9
H	13
RBI	9
BB	5
SO	3
LOB	18

Batter	1	2	3	4	5	6	7	8	9	AB	R	H	RBI	BB	SO	LOB
Tommy Harper, R (1, 7) OBP: 0.344, SLG: 0.356	6-3	FC6-4 1-2f			1B 1B		FC5-4 1-2f		F9	5	0	1	0	0	0	4
Tommy Helms, R (1, 5) OBP: 0.316, SLG: 0.387	4-3 3B 1B		F9		L6		F9			4	1	1	0	0	0	2
Pete Rose, S (1, 4) OBP: 0.356, SLG: 0.468	4-3 1-2		5-3		FC5-4 1-3 1B			5-3		4	0	1	0	0	0	1
Don Pavletich, R (1, 2) OBP: 0.346, SLG: 0.526	1B 2-H 3B		5-3		FC5-4 1-2f			FC5-4 1B		4	1	2	1	0	0	2
Lee May, R (1, 3) OBP: 0.263, SLG: 0.342	3-H 1B			3-1 1B		F9		FC5-4 1-2f		4	0	2	1	0	0	1
Dick Simpson, R (1, 9) OBP: 0.326, SLG: 0.418		K		3-1 1-2		5-3		L7		4	0	0	0	0	1	2
Vada Pinson, L (1, 8) OBP: 0.326, SLG: 0.442		E4 FC5-4		P5		K				4	0	1	0	0	1	1
Leo Cardenas, R (1, 6) OBP: 0.312, SLG: 0.425		FC5-4 1-2f 1B		P6			FC5-4 1B		6-3	4	0	1	0	0	0	3
Joe Nuxhall, L (1, 1) OBP: 0.105, SLG: 0.132		FC6-4 1-2 1B			K		F7		6-3	2	0	1	0	0	1	0
Tony Perez, R (7, PH) OBP: 0.305, SLG: 0.383										1	0	0	0	0	0	1
Darrell Osteen, R (7, 1) OBP: 0.500, SLG: 0.500										0	0	0	0	0	0	0
Ted Davidson, R (7, 1)										0	0	0	0	0	0	0
Jimmie Coker, R (9, PH) OBP: 0.299, SLG: 0.389										1	0	0	0	0	0	1
Inning Stats	R: 2 E: 0 K: 0 S: 5 H: 3 LOB: 1 BB: 0 P: 5	R: 0 E: 1 K: 1 S: 7 H: 1 LOB: 2 BB: 0 P: 7	R: 0 E: 0 K: 0 S: 3 H: 0 LOB: 0 BB: 0 P: 3	R: 0 E: 0 K: 0 S: 4 H: 1 LOB: 1 BB: 0 P: 4	R: 0 E: 0 K: 1 S: 7 H: 2 LOB: 2 BB: 0 P: 7	R: 0 E: 0 K: 1 S: 5 H: 0 LOB: 0 BB: 0 P: 5	R: 0 E: 0 K: 0 S: 4 H: 1 LOB: 1 BB: 0 P: 4	R: 0 E: 0 K: 0 S: 4 H: 1 LOB: 1 BB: 0 P: 4	R: 0 E: 0 K: 0 S: 4 H: 1 LOB: 1 BB: 0 P: 4	1B: 8 2B: 1 3B: 1 HR: 0 SF: 0 SAC: 0 DP: 0 HBP: 0						

PITCHER	IP	WLS	BF	H	R	ER	SO	BB	IBB	HBP	BLK	WP	HR	S	P	ERA	WHIP
Dave Dowling, L (1, 1) ERA: 2.0	9.0	W	37	10	2	2	3	0	0	0	0	0	0	43	43	2.00	1.111

PITCHER	IP	WLS	BF	H	R	ER	SO	BB	IBB	HBP	BLK	WP	HR	S	P	ERA	WHIP

TOP

Cincinnati Reds @ Chicago Cubs

Wrigley Field, Chicago, IL

Thu Sep 22 1966, 3:33 AM CDT

Att. 1,257 - Sunny - 60 F

livebaseballscorecards.com

AB	37
R	2
H	10
RBI	2
BB	0
SO	3
LOB	18

WP: 0 PA: 37
PB: 0
SB: 0
CS: 0

Cincinnati Reds @ Chicago Cubs

Wrigley Field, Chicago, IL

Thu Sep 22 1966, 3:33 AM CDT

Att. 1,257 - Sunny - 60 F

livebaseballscorecards.com

Batter	1	2	3	4	5	6	7	8	9	AB	R	H	RBI	BB	SO	LOB
Don Kessinger, S (1, 6) OBP: 0.300, SLG: 0.301	F8	2B BB			L7	6-3		FC6-4 1B		4	1	1	0	1	0	2
Glenn Beckert, R (1, 4) OBP: 0.320, SLG: 0.349	P2	1-H 2-H 3-H 2B			P4		4-3	FC6-4 1B 1-2f		5	0	1	3	0	0	1
Billy Williams, L (1, 9) OBP: 0.353, SLG: 0.479	3B BB	G3			BB 1B		14 1B 2B	G4-6-3 1-3 1B		4	2	3	0	1	0	1
Ron Santo, R (1, 5) OBP: 0.415, SLG: 0.543	1-H 3B		4-3		1-2 BB		14 1B 1B IBB	G4-6-3 1-2f		3	1	1	1	2	0	2
14 Ernie Banks, R (1, 3) OBP: 0.323, SLG: 0.447	F8		6-3		F8		1B 1-3 2-H 1B			4	1	1	1	0	0	3
Randy Hundley, R (1, 2) OBP: 0.290, SLG: 0.410		F7	F7			P5	P6			4	0	0	0	0	0	2
Byron Browne, R (1, 7) OBP: 0.318, SLG: 0.432		SH5-4 HBP 2B BB	K			E6 SH1-4 1B	1B 1-3 3-H 1B			3	1	1	1	1	1	0
Adolfo Phillips, R (1, 8) OBP: 0.348, SLG: 0.457		SH5-4 1-2 2B HBP	4-3			SH1-4 1-2 1B	1-2 3-H 1B			3	1	2	1	0	0	0
Dave Dowling, R (1, 1)		SH5-4 1-2 2-3	K			SH1-4 1-2 2-3	K			2	0	0	0	0	2	2
Inning Stats	R: 1 H: 1 E: 0 LOB: 1 K: 0 BB: 1 S: 4 P: 8	R: 3 H: 1 E: 0 LOB: 1 K: 0 BB: 2 S: 4 P: 13	R: 0 H: 0 E: 0 LOB: 0 K: 0 BB: 0 S: 3 P: 3	R: 0 H: 0 E: 0 LOB: 0 K: 2 BB: 0 S: 7 P: 7	R: 0 H: 1 E: 0 LOB: 2 K: 0 BB: 1 S: 4 P: 8	R: 0 H: 1 E: 1 LOB: 2 K: 0 BB: 0 S: 5 P: 5	R: 3 H: 4 E: 0 LOB: 2 K: 1 BB: 1 S: 9 P: 13	R: 0 H: 2 E: 0 LOB: 1 K: 0 BB: 0 S: 4 P: 4		1B: 7 SF: 0 2B: 2 SAC: 2 3B: 1 DP: 1 HR: 0 HBP: 1					WP: 0 PA: 40 PB: 0 SB: 0 CS: 0	

	AB	32
	R	7
	H	10
	RBI	7
	BB	5
	SO	3
	LOB	13

PITCHER		IP	WLS	BF	H	R	ER	SO	BB	IBB	HBP	BLK	WP	HR	S	P	ERA	WHIP
Joe Nuxhall, L ERA: 4.59	(1, 1)	6.0	L	28	4	4	4	2	4	0	1	0	0	0	27	44	6.00	1.333
Darrell Osteen, R ERA: 12.75	(7, 1)	0.2		6	3	3	3	0	0	1	0	0	0	0	5	9	40.50	4.500
Ted Davidson, L ERA: 4.08	(7, 1)	1.1		6	3	0	0	1	0	0	0	0	0	0	8	8	0.00	2.250

PITCHER	IP	WLS	BF	H	R	ER	SO	BB	IBB	HBP	BLK	WP	HR	S	P	ERA	WHIP

Batter	1	2	3	4	5	6	7	8	9	AB	R	H	RBI	BB	SO	LOB
Maury Wills, S (1, 6) OBP: 0.316, SLG: 0.313	B1	FC 1-2 2-H	K			6-3		3-1 PB 1B		5	0	1	1	0	1	2
Willie Davis, L (1, 8) OBP: 0.310, SLG: 0.412	6-3 1B 1B	F2		F8		K		3-1 1-3		5	0	1	0	0	1	3
Lou Johnson, R (1, 9) OBP: 0.324, SLG: 0.421	6-3 1-2 1B	F2		4-3		BB		3-1		3	0	1	0	0	0	2
Ron Fairly, L (4, 9) OBP: 0.372, SLG: 0.433										1	0	0	0	1	0	1
Jim Lefebvre, S (1, 4) OBP: 0.337, SLG: 0.471	6-3 1-2 2-3		K	6-3		5-3			F8	5	0	0	0	0	1	3
Tommy Davis, R (1, 7) OBP: 0.349, SLG: 0.394	IBB		2B 1B		3-1 SH FC4-2 1B		CS 1B		F7	3	1	3	0	1	0	0
Tom Hutton, L (7, 3)										1	0	0	0	0	0	0
Wes Parker, S (1, 3) OBP: 0.350, SLG: 0.397	P3		1-H 1B 2B		SH FC4-2 3-1 1-2		1-2 2B		BB	3	1	2	1	1	0	3
(7, 7)																
Dick Schofield, S (1, 5) OBP: 0.266, SLG: 0.195		WP S FC 1B	5-3 2-H 1B 1B		3-1 1-2 2-3		F9		F7	5	2	2	1	0	0	4
Jeff Torborg, R (1, 2) OBP: 0.282, SLG: 0.280		K 1-2	5-3 1-2		FC4-2 FC5-4 2-3 3-H		P6			4	0	0	0	0	1	5
Don Drysdale, R (1, 1) OBP: 0.221, SLG: 0.277		E6 WP	2-H 1B		FC5-4 1-2f			F8		4	0	1	1	0	0	3
Inning Stats	R: 0 H: 2 E: 0 LOB: 3 K: 0 BB: 1 S: 5 P: 9	R: 1 H: 1 E: 1 LOB: 2 K: 1 BB: 0 S: 8 P: 8	R: 3 H: 4 E: 0 LOB: 1 K: 2 BB: 0 S: 11 P: 11	R: 0 H: 0 E: 0 LOB: 0 K: 0 BB: 0 S: 3 P: 3	R: 0 H: 1 E: 1 LOB: 2 K: 0 BB: 0 S: 5 P: 5	R: 0 H: 0 E: 0 LOB: 1 K: 1 BB: 1 S: 5 P: 9	R: 0 H: 2 E: 0 LOB: 1 K: 0 BB: 0 S: 4 P: 4	R: 0 H: 1 E: 0 LOB: 1 K: 0 BB: 0 S: 4 P: 4	R: 0 H: 0 E: 0 LOB: 1 K: 0 BB: 1 S: 3 P: 7	1B: 9 SF: 0 2B: 2 SAC: 1 3B: 0 DP: 0 HR: 0 HBP: 0						

TOP

Los Angeles Dodgers @ Chicago Cubs

Wrigley Field, Chicago, IL

Fri Sep 23 1966, 3:33 AM CDT

Unknown - 60 F

livebaseballscorecards.com

AB	39
R	4
H	11
RBI	4
BB	3
SO	4
LOB	26

WP: 1 PA: 43
PB: 1
SB: 1
CS: 1

PITCHER		IP	WLS	BF	H	R	ER	SO	BB	IBB	HBP	BLK	WP	HR	S	P	ERA	WHIP
Curt Simmons, L ERA: 4.23	(1, 1)	2.1	L	16	6	4	4	2	0	1	0	0	1	0	19	23	15.43	2.571
Bill Hands, R ERA: 4.64	(3, 1)	2.2		11	2	0	0	1	0	0	0	0	0	0	13	13	0.00	0.750
Arnold Earley, L ERA: 3.63	(6, 1)	2.0		8	2	0	0	1	1	0	0	0	0	0	9	13	0.00	1.500
Chuck Hartenstein, R ERA: 2.57	(8, 1)	2.0		8	1	0	0	0	1	0	0	0	0	0	7	11	0.00	1.000

PITCHER	IP	WLS	BF	H	R	ER	SO	BB	IBB	HBP	BLK	WP	HR	S	P	ERA	WHIP

Batter	1	2	3	4	5	6	7	8	9	AB	R	H	RBI	BB	SO	LOB
Don Kessinger, S (1, 6) OBP: 0.303, SLG: 0.303	4-3 1B		1B 1B		BBB 4-0 1-2 BB		F5			3	0	2	0	1	0	2
Glenn Beckert, R (1, 4) OBP: 0.321, SLG: 0.350	4-3 1-2		1-2 1B		F5			FC4-6 1B		4	0	2	0	0	0	3
Billy Williams, L (1, 9) OBP: 0.351, SLG: 0.476	F9		4-3			4-3		FC4-6 1-2f		4	0	0	0	0	0	4
Ron Santo, R (1, 5) OBP: 0.412, SLG: 0.538	K			5-3		P4		K		4	0	0	0	0	2	2
14 Ernie Banks, R (1, 3) OBP: 0.320, SLG: 0.443		K		6-3		F3		K		4	0	0	0	0	2	1
George Altman, L (1, 7) OBP: 0.282, SLG: 0.352		6-3		F7			1B 1B		4-3	4	0	1	0	0	0	0
Randy Hundley, R (1, 2) OBP: 0.290, SLG: 0.408		5-3			FC3-6 1B 1B		F9		P6	4	0	1	0	0	0	1
Adolfo Phillips, R (1, 8) OBP: 0.347, SLG: 0.455			P5		1-2 FC3-6 1B		F8		5-3	4	0	1	0	0	0	1
Curt Simmons, L (1, 1) OBP: 0.207, SLG: 0.154 Bill Hands, R (3, 1) OBP: 0.096, SLG: 0.061 Lee Thomas, L (5, PH) OBP: 0.282, SLG: 0.317 Arnold Earley, L (6, 1) Jimmy Stewart, S (7, PH) OBP: 0.234, SLG: 0.217 Chuck Hartenstein, R (8, 1)			K		1-2f 2-3 FC3-6 BB		1-3			0 1 1 0 1 0	0 0 0 0 0 0	0 0 0 0 1 0	0 0 0 0 0 0	0 1 0 0 0 0	0 0 2 0 0 0	0 0 0 0 0 0
Inning Stats	R: 0 E: 0 K: 1 S: 6 H: 1 LOB: 1 BB: 0 P: 6	R: 0 E: 0 K: 1 S: 5 H: 0 LOB: 0 BB: 0 P: 5	R: 0 E: 0 K: 1 S: 7 H: 2 LOB: 2 BB: 0 P: 7	R: 0 E: 0 K: 0 S: 3 H: 0 LOB: 0 BB: 0 P: 3	R: 0 E: 0 K: 0 S: 4 H: 2 LOB: 2 BB: 1 P: 8	R: 0 E: 0 K: 0 S: 3 H: 0 LOB: 0 BB: 0 P: 3	R: 0 E: 0 K: 0 S: 5 H: 2 LOB: 2 BB: 0 P: 5	R: 0 E: 0 K: 2 S: 8 H: 1 LOB: 1 BB: 0 P: 8	R: 0 E: 0 K: 0 S: 3 H: 0 LOB: 0 BB: 0 P: 3	1B: 8 2B: 0 3B: 0 HR: 0	SF: 0 SAC: 0 DP: 0 HBP: 0			WP: 0 PB: 0 SB: 0 CS: 0	PA: 35		

PITCHER	IP	WLS	BF	H	R	ER	SO	BB	IBB	HBP	BLK	WP	HR	S	P	ERA	WHIP
Don Drysdale, R (1, 1) ERA: 3.49	9.0	W	35	8	0	0	5	1	0	0	0	0	0	44	48	0.00	1.000

PITCHER	IP	WLS	BF	H	R	ER	SO	BB	IBB	HBP	BLK	WP	HR	S	P	ERA	WHIP

BOTTOM

Los Angeles Dodgers @ Chicago Cubs

Wrigley Field, Chicago, IL

Fri Sep 23 1966, 3:33 AM CDT

Unknown - 60 F

livebaseballscorecards.com

AB	34
R	0
H	8
RBI	0
BB	1
SO	5
LOB	16

Batter	1	2	3	4	5	6	7	8	9	AB	R	H	RBI	BB	SO	LOB
Maury Wills, S (1, 6) OBP: 0.315, SLG: 0.312	6-3		F9		6-3		CS 1B		E5	5	0	1	0	0	0	1
Willie Davis, L (1, 8) OBP: 0.309, SLG: 0.410	G1-4-3 1B		F5		4-3		K 1-2		K	5	0	1	0	0	2	3
Tommy Davis, R (1, 7) OBP: 0.346, SLG: 0.389	G1-4-3 1-2f			L4		6-3		6-3 BBBB	BB	4	0	0	0	1	0	1
Willie Crawford, L (9, PR)										0	0	0	0	0	0	0
John Kennedy, R (9, 5) OBP: 0.241, SLG: 0.281										0	0	0	0	0	0	0
Jim Lefebvre, S (1, 4) OBP: 0.336, SLG: 0.468		5-3		5-3 1B		E6 FC6-4 1B		4-3	F8	5	2	1	0	0	0	2
Dick Stuart, R (1, 3) OBP: 0.328, SLG: 0.374		1B		5-3 1-2		FC6-4 1-2 1B		BBBB BB		3	0	2	0	0	0	1
Ron Fairly, L (7, 9) OBP: 0.374, SLG: 0.433										0	0	0	0	1	0	0
Wes Parker, S (1, 9) OBP: 0.349, SLG: 0.395 (7, 3)		F9		BBBB 1B BB		FC6-4 1B 1-2f 2-3		P5		3	0	0	0	1	0	4
Dick Schofield, S (1, 5) OBP: 0.280, SLG: 0.207		6-3		1-2 2-H 1B		1-3 3-H 1B			HR HBP	3	1	2	2	0	0	1
Lou Johnson, R (9, 7) OBP: 0.324, SLG: 0.421										0	0	0	0	0	0	0
John Roseboro, L (1, 2) OBP: 0.351, SLG: 0.411			FC3-6 1B	1-3		L9			1-H HR	4	1	2	2	0	0	4
Don Sutton, R (1, 1) OBP: 0.205, SLG: 0.210			FC3-6 1-2f		F9		5-3		K	1	0	0	0	0	0	1
Al Ferrara, R (5, PH) OBP: 0.333, SLG: 0.442										1	0	0	0	0	0	0
Bob Miller, R (5, 1) OBP: 0.077, SLG: 0.077										1	0	0	0	0	0	0
Phil Regan, R (7, 1) OBP: 0.250, SLG: 0.143										1	0	0	0	0	1	0
Inning Stats	R: 0 E: 0 K: 0 S: 3 H: 1 LOB: 0 BB: 0 P: 3	R: 0 E: 0 K: 0 S: 4 H: 1 LOB: 1 BB: 0 P: 4	R: 0 E: 0 K: 0 S: 4 H: 1 LOB: 1 BB: 0 P: 4	R: 1 E: 0 K: 0 S: 5 H: 2 LOB: 2 BB: 1 P: 9	R: 0 E: 0 K: 0 S: 3 H: 0 LOB: 0 BB: 0 P: 3	R: 1 E: 1 K: 0 S: 6 H: 2 LOB: 2 BB: 0 P: 6	R: 0 E: 0 K: 1 S: 5 H: 1 LOB: 0 BB: 0 P: 5	R: 0 E: 0 K: 0 S: 3 H: 0 LOB: 1 BB: 1 P: 7	R: 2 E: 1 K: 2 S: 9 H: 1 LOB: 2 BB: 1 P: 14	1B: 8 2B: 0 3B: 0 HR: 1 SF: 0 SAC: 0 DP: 1 HBP: 1						

PITCHER		IP	WLS	BF	H	R	ER	SO	BB	IBB	HBP	BLK	WP	HR	S	P	ERA	WHIP
Dick Ellsworth, L ERA: 4.09	(1, 1)	7.0		29	8	2	1	1	1	0	0	0	0	0	30	34	1.29	1.286
Cal Koonce, R ERA: 3.81	(8, 1)	1.1	L	8	1	2	2	1	1	0	1	0	0	1	8	13	13.50	1.500
Arnold Earley, L ERA: 3.57	(9, 1)	0.1		1	0	0	0	1	0	0	0	0	0	0	3	3	0.00	0.000
Chuck Hartenstein, R ERA: 2.45	(9, 1)	0.1		2	0	0	0	0	1	0	0	0	0	0	1	5	0.00	3.000

PITCHER	IP	WLS	BF	H	R	ER	SO	BB	IBB	HBP	BLK	WP	HR	S	P	ERA	WHIP

TOP

Los Angeles Dodgers @ Chicago Cubs

Wrigley Field, Chicago, IL

Fri Sep 23 1966, 3:38 AM CDT

Att. 7,227 - Unknown

livebaseballscorecards.com

AB	36
R	4
H	9
RBI	4
BB	3
SO	3
LOB	18

WP: 0 PB: 0 SB: 0 CS: 1 PA: 40

Batter	1	2	3	4	5	6	7	8	9	AB	R	H	RBI	BB	SO	LOB
Don Kessinger, S (1, 6) OBP: 0.304, SLG: 0.305	2-3	S 1B 1-2 2-H		1B 1-2 2-3			SH 1-H FC1-2-5		G1	4	0	2	1	0	0	0
Glenn Beckert, R (1, 4) OBP: 0.320, SLG: 0.349	S 1B	F8 1-2 2-3		P4			5-3		K	5	0	1	0	0	1	7
Billy Williams, L (1, 9) OBP: 0.350, SLG: 0.474	P3 1-2	K			4-3		FC1-2-5 IBB			3	0	0	0	1	1	1
Ron Santo, R (1, 5) OBP: 0.411, SLG: 0.535	BB	5-3			F6		FC1-2-5 1-2 3-H			3	0	0	0	1	0	2
14 Ernie Banks, R (1, 3) OBP: 0.318, SLG: 0.439	K	4-3			6-3		4-3			4	0	0	0	0	1	4
George Altman, L (1, 7) OBP: 0.281, SLG: 0.346		5-3		1B 1B BB		F8		4-3		3	0	0	0	1	0	0
Randy Hundley, R (1, 2) OBP: 0.288, SLG: 0.405		E5 BB 1B		F9		F8		K		4	1	0	0	0	1	1
Adolfo Phillips, R (1, 8) OBP: 0.348, SLG: 0.454		S 1B 1-2 BB		1B 1-2 1B		F9		P6		3	0	1	0	1	0	0
Dick Ellsworth, L (1, 1) OBP: 0.189, SLG: 0.165 Lee Thomas, L (7, PH) OBP: 0.285, SLG: 0.317 Joey Amalfitano, R (7, PR) OBP: 0.243, SLG: 0.194 Cal Koonce, R (8, 1) OBP: 0.231, SLG: 0.174 Arnold Earley, L (9, 1) Chuck Hartenstein, R (9, 1) Jimmy Stewart, S (9, PH) OBP: 0.231, SLG: 0.214	K	K		K			SH BB		K	2 0 0 0 0 0 0 1	0 0 1 0 0 0 0 0	0 0 0 0 0 0 0 0	0 0 0 0 0 0 0 0	0 1 0 0 0 0 0 0	2 0 0 0 0 0 0 1	4 0 0 0 0 0 0 0
Inning Stats	R: 0 H: 1 E: 0 LOB: 2 K: 1 BB: 1 S: 6 P: 10	R: 1 H: 1 E: 1 LOB: 2 K: 1 BB: 1 S: 7 P: 11	R: 0 H: 0 E: 0 LOB: 0 K: 1 BB: 0 S: 5 P: 5	R: 0 H: 2 E: 0 LOB: 3 K: 1 BB: 1 S: 7 P: 11	R: 0 H: 0 E: 0 LOB: 0 K: 0 BB: 0 S: 3 P: 3	R: 0 H: 0 E: 0 LOB: 0 K: 0 BB: 0 S: 3 P: 3	R: 1 H: 0 E: 1 LOB: 2 K: 0 BB: 2 S: 4 P: 12	R: 0 H: 0 E: 0 LOB: 0 K: 1 BB: 0 S: 5 P: 5	R: 0 H: 0 E: 0 LOB: 0 K: 2 BB: 0 S: 7 P: 7	1B: 4 2B: 0 3B: 0 HR: 0	SF: 0 SAC: 1 DP: 0 HBP: 0			WP: 0 PB: 0 SB: 3 CS: 0	PA: 38		

PITCHER		IP	WLS	BF	H	R	ER	SO	BB	IBB	HBP	BLK	WP	HR	S	P	ERA	WHIP
Don Sutton, R ERA: 3.05	(1, 1)	4.0		20	4	1	0	4	3	0	0	0	0	0	25	37	0.00	1.750
Bob Miller, R ERA: 3.07	(5, 1)	2.1		10	0	1	0	0	1	1	0	0	0	0	8	16	0.00	0.429
Phil Regan, R ERA: 1.62	(7, 1)	2.2	W	8	0	0	0	3	0	0	0	0	0	0	14	14	0.00	0.000

PITCHER	IP	WLS	BF	H	R	ER	SO	BB	IBB	HBP	BLK	WP	HR	S	P	ERA	WHIP

BOTTOM

Los Angeles Dodgers @ Chicago Cubs

Wrigley Field, Chicago, IL

Fri Sep 23 1966, 3:38 AM CDT

Att. 7,227 - Unknown

livebaseballscorecards.com

AB	32
R	2
H	4
RBI	1
BB	5
SO	7
LOB	19

Batter	1	2	3	4	5	6	7	8	9	AB	R	H	RBI	BB	SO	LOB
Maury Wills, S (1, 6) OBP: 0.315, SLG: 0.312	S S S 0-3 ① K		x 0-0 ② S 2-H 1B			x 0-0 ① 4-3		x 0-0 ③ 6-3		4	0	1	0	0	1	0
Dick Schofield, S (1, 5) OBP: 0.272, SLG: 0.200	x 0-0 ② P6		S S S 0-3 ③ K 1-2			x 0-0 ② 4-1			x 0-0 ① F2	4	0	0	0	0	1	1
Willie Davis, L (1, 8) OBP: 0.308, SLG: 0.409	x 0-0 1B			x 0-0 ① 4-3		x 0-0 ③ G3			S S S 0-3 ② K	4	0	1	0	0	1	0
Ron Fairly, L (1, 9) OBP: 0.375, SLG: 0.435	x 0-0 ③ F9			B B B 4-0 G3 BB			x 0-0 G3 2B		S S S 0-3 ③ K	3	0	1	0	1	1	1
Jim Lefebvre, S (1, 4) OBP: 0.335, SLG: 0.465		S S S 0-3 ① K		x 0-0 ② G3 1-2			x 0-0 ① G3 2-3			3	0	0	0	0	1	2
Tommy Davis, R (1, 7) OBP: 0.343, SLG: 0.385		x 0-0 ② 5-3		x 0-0 ③ 5-3			x 0-0 ② 5-3			3	0	0	0	0	0	2
John Roseboro, L (1, 2) OBP: 0.349, SLG: 0.408		x 0-0 ③ P6			S S S 0-3 ① K		S S S 0-3 ③ K			3	0	0	0	0	2	1
Wes Parker, S (1, 3) OBP: 0.349, SLG: 0.394			x 0-0 S 1B 1B		x 0-0 ② G1			x 0-0 ① 4-3		3	0	1	0	0	0	0
Joe Moeller, R (1, 1) OBP: 0.286, SLG: 0.167			x 0-0 ① P3 1-2		x 0-0 ③ 1-3			x 0-0 ② P5		1	0	0	0	0	0	1
Wes Covington, L (5, PH) OBP: 0.250, SLG: 0.227										1	0	0	0	0	0	0
Bob Miller, R (5, 1) OBP: 0.077, SLG: 0.077										0	0	0	0	0	0	0
Jim Barbieri, L (8, PH) OBP: 0.352, SLG: 0.341										1	0	0	0	0	0	0
Phil Regan, R (8, 1) OBP: 0.250, SLG: 0.143										0	0	0	0	0	0	0
Inning Stats	R: 0 E: 0 K: 1 S: 6 H: 1 LOB: 1 BB: 0 P: 6	R: 0 E: 0 K: 1 S: 5 H: 0 LOB: 0 BB: 0 P: 5	R: 0 E: 0 K: 1 S: 6 H: 2 LOB: 1 BB: 0 P: 6	R: 0 E: 0 K: 0 S: 3 H: 0 LOB: 1 BB: 1 P: 7	R: 0 E: 0 K: 1 S: 5 H: 0 LOB: 0 BB: 0 P: 5	R: 0 E: 0 K: 0 S: 3 H: 0 LOB: 0 BB: 0 P: 3	R: 0 E: 0 K: 1 S: 6 H: 1 LOB: 1 BB: 0 P: 6	R: 0 E: 0 K: 0 S: 3 H: 0 LOB: 0 BB: 0 P: 3	R: 0 E: 0 K: 2 S: 7 H: 0 LOB: 0 BB: 0 P: 7	1B: 3 2B: 1 3B: 0 HR: 0	SF: 0 SAC: 0 DP: 0 HBP: 0						

PITCHER		IP	WLS	BF	H	R	ER	SO	BB	IBB	HBP	BLK	WP	HR	S	P	ERA	WHIP
Fergie Jenkins, R ERA: 3.35	(1, 1)	9.0	W	31	4	0	0	7	1	0	0	0	0	0	44	48	0.00	0.556

PITCHER	IP	WLS	BF	H	R	ER	SO	BB	IBB	HBP	BLK	WP	HR	S	P	ERA	WHIP

TOP

Los Angeles Dodgers @ Chicago Cubs

Wrigley Field, Chicago, IL

Sat Sep 24 1966, 3:33 AM CDT

Att. 8,418 - Unknown - 60 F

livebaseballscorecards.com

AB	30
R	0
H	4
RBI	0
BB	1
SO	7
LOB	8

WP: 0 PB: 0 SB: 2 CS: 0 PA: 31

Batter	1	2	3	4	5	6	7	8	9	AB	R	H	RBI	BB	SO	LOB
Don Kessinger, S (1, 6) OBP: 0.306, SLG: 0.305	0-0 1B 4-3 1B		0-0 ② 6-3		0-0 ② G3		BBBB 4-0 FC4-6 BB			3	1	1	0	1	0	0
Glenn Beckert, R (1, 4) OBP: 0.320, SLG: 0.348	0-0 4-3 1-3 1B		0-0 ③ 5-3		0-0 ③ 6-3		0-0 ③ FC4-6 1-2f			4	0	1	0	0	0	2
Billy Williams, L (1, 9) OBP: 0.350, SLG: 0.472	0-0 ① 4-3 1-2 3-H			0-0 14 SH3 1B FC4-6 1B		0-0 ① 6-3		0-0 ① 1-3		4	1	1	1	0	0	1
Ron Santo, R (1, 5) OBP: 0.413, SLG: 0.537	0-0 ② F9			0-0 FC4-6 14 SH3 1-2 1B		0-0 1B		0-0 FC3-6 14 1B 1B 1B		4	1	3	0	0	0	1
14 Ernie Banks, R (1, 3) OBP: 0.318, SLG: 0.439	0-0 ③ 6-3			0-0 ① SH3 1-2 2-3		0-0 ② P4		0-0 FC3-6 1-2 1B		3	0	1	0	0	0	2
George Altman, L (1, 7) OBP: 0.281, SLG: 0.341		SSS 0-3 ① K		4-0 FC4-6 IBB		0-0 ③ 4-3		0-0 ② FC3-6 E 1B PB 1-2f 2-3		3	1	0	0	1	1	3
Jimmy Stewart, S (1, 8) OBP: 0.244, SLG: 0.230		0-0 ② L4		0-0 ② FC4-6 1-2f 2-3 3-H			0-0 SH1-3 1B	0-0 E6 1-3 3-H 1B		4	0	2	2	0	0	2
Randy Hundley, R (1, 2) OBP: 0.286, SLG: 0.403		0-0 ③ 6-3		SSS 0-3 ③ K			0-0 ① SH1-3 1-2	0-0 ③ 5-3 3-H		3	0	0	0	0	1	3
Fergie Jenkins, R (1, 1) OBP: 0.189, SLG: 0.240			SSS 0-3 ① K		SSS 0-3 ① K		SSS 0-3 ② K			3	0	0	0	0	3	1
Inning Stats	R: 1 H: 2 E: 0 LOB: 1 K: 0 BB: 0 S: 5 P: 5	R: 0 H: 0 E: 0 LOB: 0 K: 1 BB: 0 S: 5 P: 5	R: 0 H: 0 E: 0 LOB: 0 K: 1 BB: 0 S: 5 P: 5	R: 1 H: 2 E: 0 LOB: 2 K: 1 BB: 1 S: 7 P: 11	R: 0 H: 0 E: 0 LOB: 0 K: 1 BB: 0 S: 5 P: 5	R: 0 H: 1 E: 0 LOB: 1 K: 0 BB: 0 S: 4 P: 4	R: 0 H: 1 E: 0 LOB: 2 K: 1 BB: 1 S: 6 P: 10	R: 2 H: 3 E: 1 LOB: 1 K: 0 BB: 0 S: 6 P: 6		1B: 9 SF: 0 2B: 0 SAC: 2 3B: 0 DP: 0 HR: 0 HBP: 0						

PITCHER		IP	WLS	BF	H	R	ER	SO	BB	IBB	HBP	BLK	WP	HR	S	P	ERA	WHIP
Joe Moeller, R ERA: 2.52	(1, 1)	4.0	L	17	4	2	2	3	0	1	0	0	0	0	22	26	4.50	1.000
Bob Miller, R ERA: 2.95	(5, 1)	3.0		12	2	0	0	2	1	0	0	0	0	0	15	19	0.00	1.000
Phil Regan, R ERA: 1.68	(8, 1)	1.0		6	3	2	1	0	0	0	0	0	0	0	6	6	9.00	3.000

PITCHER	IP	WLS	BF	H	R	ER	SO	BB	IBB	HBP	BLK	WP	HR	S	P	ERA	WHIP

BOTTOM

Los Angeles Dodgers @ Chicago Cubs

Wrigley Field, Chicago, IL

Sat Sep 24 1966, 3:33 AM CDT

Att. 8,418 - Unknown - 60 F

livebaseballscorecards.com

AB	31
R	4
H	9
RBI	3
BB	2
SO	5
LOB	15

WP: 0 PA: 35
PB: 1
SB: 0
CS: 0

Batter	1	2	3	4	5	6	7	8	9	AB	R	H	RBI	BB	SO	LOB
Maury Wills, S (1, 6) OBP: 0.314, SLG: 0.312	F9			6-3			6-3		L4, 1-2, 2-H, 1B	4	0	1	1	0	0	0
Willie Davis, L (1, 8) OBP: 0.306, SLG: 0.406	B1			F2			4-3		L4, 1-2	4	0	0	0	0	0	2
Lou Johnson, R (1, 9) OBP: 0.322, SLG: 0.419	F4			K			K			3	0	0	0	0	2	0
Jim Lefebvre, S (1, 4) OBP: 0.333, SLG: 0.463		K			F3			F6		3	0	0	0	0	1	0
Tommy Davis, R (1, 7) OBP: 0.340, SLG: 0.381		6-3			6-3			F8		3	0	0	0	0	0	0
Wes Parker, S (1, 3) OBP: 0.347, SLG: 0.392		K			K			L7		3	0	0	0	0	2	0
Dick Schofield, S (1, 5) OBP: 0.281, SLG: 0.205			BBBBB, 4-0, G4-6-3, BB			L7			BB, 1B, 1B	2	1	1	0	1	0	0
John Roseboro, L (1, 2) OBP: 0.347, SLG: 0.406 Al Ferrara, R (9, PH) OBP: 0.339, SLG: 0.442 Willie Crawford, L (9, PR)			G4-6-3, 1-2f			4-3			BBBBB, 1B, 1-2, BB	2 0 0	0 0 0	0 0 0	0 0 0	0 1 0	0 0 0	1 0 0
Sandy Koufax, R (1, 1) OBP: 0.111, SLG: 0.090 Jim Gilliam, S (9, PH) OBP: 0.316, SLG: 0.269						K			K	2 1	0 0	0 0	0 0	0 0	2 1	0 2
Inning Stats	R: 0 E: 0 K: 0 S: 3 H: 0 LOB: 0 BB: 0 P: 3	R: 0 E: 0 K: 2 S: 7 H: 0 LOB: 0 BB: 0 P: 7	R: 0 E: 0 K: 1 S: 4 H: 0 LOB: 0 BB: 1 P: 8	R: 0 E: 0 K: 1 S: 5 H: 0 LOB: 0 BB: 0 P: 5	R: 0 E: 0 K: 1 S: 5 H: 0 LOB: 0 BB: 0 P: 5	R: 0 E: 0 K: 1 S: 5 H: 0 LOB: 0 BB: 0 P: 5	R: 0 E: 0 K: 1 S: 5 H: 0 LOB: 0 BB: 0 P: 5	R: 0 E: 0 K: 0 S: 3 H: 0 LOB: 0 BB: 0 P: 3	R: 1 E: 0 K: 1 S: 6 H: 2 LOB: 2 BB: 1 P: 10	1B: 2 2B: 1 3B: 0 HR: 0 SF: 0 SAC: 0 DP: 2 HBP: 0						

PITCHER	IP	WLS	BF	H	R	ER	SO	BB	IBB	HBP	BLK	WP	HR	S	P	ERA	WHIP
Ken Holtzman, L (1, 1) ERA: 3.82	9.0	W	29	2	1	1	8	2	0	0	0	0	0	43	51	1.00	0.444

PITCHER	IP	WLS	BF	H	R	ER	SO	BB	IBB	HBP	BLK	WP	HR	S	P	ERA	WHIP

TOP

Los Angeles Dodgers @ Chicago Cubs

Wrigley Field, Chicago, IL

Sun Sep 25 1966, 3:33 AM CDT

Att. 21,659 - Unknown

livebaseballscorecards.com

AB	27
R	1
H	2
RBI	1
BB	2
SO	8
LOB	5

WP: 0 PA: 29
PB: 0
SB: 0
CS: 0

Batter	1	2	3	4	5	6	7	8	9	AB	R	H	RBI	BB	SO	LOB
Don Kessinger, S (1, 6) OBP: 0.307, SLG: 0.305	BBB 4-0 3B BB	x 0-0 ③ F3			x 0-0 ② B1-3			x 0-0 SH3-4 1B		3	1	1	0	1	0	1
Glenn Beckert, R (1, 4) OBP: 0.320, SLG: 0.351	x 0-0 14 E 1-H 3B		x 0-0 ① 5-3		x 0-0 ③ F8			x 0-0 ① SH3-4 1-2		3	1	1	1	0	0	0
Billy Williams, L (1, 9) OBP: 0.349, SLG: 0.471	SSS 0-3 ① K		x 0-0 ② G3			x 0-0 1B		x 0-0 ② F9		4	0	1	0	0	1	2
Ron Santo, R (1, 5) OBP: 0.411, SLG: 0.533	x 0-0 ② 1-3		x 0-0 ③ F9			SSS 0-3 ① K		x 0-0 ③ F7		4	0	0	0	0	1	3
14 Ernie Banks, R (1, 3) OBP: 0.316, SLG: 0.436	x 0-0 E4 3-H			x 0-0 ① 6-3		SSS 0-3 ② K				3	0	0	0	0	1	1
Randy Hundley, R (1, 2) OBP: 0.286, SLG: 0.402	SSS 0-3 ③ K			x 0-0 FC6-4 1B		x 0-0 ③ F7				3	0	1	0	0	1	2
Byron Browne, R (1, 7) OBP: 0.318, SLG: 0.430		BBBB 4-0 SH1-4 BB		x 0-0 ② F4			x 0-0 ① 6-3			2	0	0	0	1	0	1
Adolfo Phillips, R (1, 8) OBP: 0.346, SLG: 0.451		x 0-0 ① F7		x 0-0 ③ FC6-4 1-2f			x 0-0 ② F7			3	0	0	0	0	0	2
Ken Holtzman, R (1, 1) OBP: 0.125, SLG: 0.127		x 0-0 ② SH1-4 1-2			x 0-0 ① 2-3		SSS 0-3 ③ K			2	0	0	0	0	1	0
Inning Stats	R: 2 E: 1 K: 2 S: 9 H: 1 LOB: 1 BB: 1 P: 13	R: 0 E: 0 K: 0 S: 3 H: 0 LOB: 1 BB: 1 P: 7	R: 0 E: 0 K: 0 S: 3 H: 0 LOB: 0 BB: 0 P: 3	R: 0 E: 0 K: 0 S: 4 H: 1 LOB: 1 BB: 0 P: 4	R: 0 E: 0 K: 0 S: 3 H: 0 LOB: 0 BB: 0 P: 3	R: 0 E: 0 K: 2 S: 8 H: 1 LOB: 1 BB: 0 P: 8	R: 0 E: 0 K: 1 S: 5 H: 0 LOB: 0 BB: 0 P: 5	R: 0 E: 0 K: 0 S: 4 H: 1 LOB: 1 BB: 0 P: 4		1B: 3 2B: 0 3B: 1 HR: 0 SF: 0 SAC: 2 DP: 0 HBP: 0						

PITCHER	IP	WLS	BF	H	R	ER	SO	BB	IBB	HBP	BLK	WP	HR	S	P	ERA	WHIP
Sandy Koufax, L (1, 1) ERA: 1.74	8.0	L	31	4	2	1	5	2	0	0	0	0	0	39	47	1.12	0.750

PITCHER	IP	WLS	BF	H	R	ER	SO	BB	IBB	HBP	BLK	WP	HR	S	P	ERA	WHIP

BOTTOM

Los Angeles Dodgers @ Chicago Cubs

Wrigley Field, Chicago, IL

Sun Sep 25 1966, 3:33 AM CDT

Att. 21,659 - Unknown

livebaseballscorecards.com

AB	27
R	2
H	4
RBI	1
BB	2
SO	5
LOB	12

WP: 0	PA: 31		
PB: 0			
SB: 0			
CS: 0			

Batter	1	2	3	4	5	6	7	8	9	AB	R	H	RBI	BB	SO	LOB
Jimmy Stewart, S (1, 8) OBP: 0.264, SLG: 0.253	F8		F8		F8 4-3 2B 1B		G4-6-3 1-3 1B		CS 1B	5	1	3	0	0	0	0
Bob Raudman, L (1, 7) OBP: 0.316, SLG: 0.421	2B		1B		4-3 1-2		G4-6-3 1-2f 3-H		P4 1-2	5	0	2	0	0	0	3
Billy Williams, L (1, 9) OBP: 0.348, SLG: 0.468	P6		4-3		F8 2-3		BBBB 14 BB S BB		6-3	4	0	0	0	1	0	3
Ron Santo, R (1, 5) OBP: 0.413, SLG: 0.541	6-3			HR	3-H 2B		BBBB 14 BB 1-2 BB			3	1	2	2	1	0	1
14 Ernie Banks, R (1, 3) OBP: 0.317, SLG: 0.435		G6-4-3 1B 1B		F7	1-3		BBBB 1-2 2-3 BB			3	0	1	0	1	0	1
John Boccabella, R (1, 2) OBP: 0.273, SLG: 0.363		G6-4-3 1-2 1B		1B 1B 2B		L5-4-3 1B 1B	SSS K			4	1	3	0	0	1	3
Ron Campbell, R (1, 6) OBP: 0.302, SLG: 0.250		G6-4-3 1-2f 2-3		1B 2-3 1B		L5-4-3 1-2 1B		CS 1B		4	0	3	0	0	0	2
Joey Amalfitano, R (1, 4) OBP: 0.220, SLG: 0.171		B1		P5		L5-4-3 1-2 2-3		1-3 1-2		4	0	0	0	0	0	6
Dick Ellsworth, L (1, 1) OBP: 0.202, SLG: 0.180			G3	2-H 3-H 1B			1B G4-6-3 1B	SSS K		4	1	2	1	0	1	0

Chicago Cubs @ New York Mets

Shea Stadium, Flushing, NY

Wed Sep 28 1966, 3:33 AM EDT

Unknown

TOP

livebaseballscorecards.com

AB	36
R	4
H	16
RBI	3
BB	3
SO	2
LOB	19

Inning Stats	1	2	3	4	5	6	7	8	9	1B	SF	WP	PA
R	0	0	0	2	1	0	1	0	0	12	0	0	39
E	0	0	0	0	0	0	0	0	0	2B 3	SAC 0	PB 0	
K	0	0	0	0	0	0	1	1	0	3B 1	DP 2	SB 1	
S	4	4	4	6	5	3	6	5	3	HR 1	HBP 0	CS 2	
H	1	2	1	4	2	2	2	1	1				
LOB	1	1	1	2	1	0	3	0	0				
BB	0	0	0	0	0	0	3	0	0				
P	4	4	4	6	5	3	18	5	3				

PITCHER		IP	WLS	BF	H	R	ER	SO	BB	IBB	HBP	BLK	WP	HR	S	P	ERA	WHIP
Dennis Ribant, R ERA: 3.2	(1, 1)	5.0	L	23	10	3	3	0	0	0	0	0	0	1	23	23	5.40	2.000
Darrell Sutherland, R ERA: 4.68	(6, 1)	1.2		8	4	1	1	0	2	0	0	0	0	0	6	14	5.40	3.600
Dick Selma, R ERA: 4.12	(7, 1)	0.1		2	0	0	0	1	1	0	0	0	0	0	3	7	0.00	3.000
Dick Rusteck, L ERA: 3.43	(8, 1)	2.0		6	2	0	0	1	0	0	0	0	0	0	8	8	0.00	1.000

PITCHER	IP	WLS	BF	H	R	ER	SO	BB	IBB	HBP	BLK	WP	HR	S	P	ERA	WHIP

Batter	1	2	3	4	5	6	7	8	9	AB	R	H	RBI	BB	SO	LOB
Bud Harrelson, S (1, 6) OBP: 0.305, SLG: 0.318	5-3		P4			5-3 6-3 2B	L8			4	1	1	0	0	0	3
Eddie Bressoud, R (1, 5) OBP: 0.305, SLG: 0.365	6-3		K			5-3 2-3		G3 1B		4	0	1	0	0	1	2
Cleon Jones, R (1, 9) OBP: 0.319, SLG: 0.377	1B			L6-3 1B		6-3 3-H		G3 1-2		4	0	2	1	0	0	1
Jim Hickman, R (1, 3) OBP: 0.302, SLG: 0.361	P4			L6-3 1-2		BBBB BB		P5		3	0	0	0	1	0	3
Greg Goossen, R (1, 2) OBP: 0.259, SLG: 0.423		F9		K		SSS K		F7		4	0	0	0	0	2	2
Danny Napoleon, R (1, 7) OBP: 0.231, SLG: 0.308		5-3			SSS K		L5		4-3 1B	4	0	1	0	0	1	0
Shaun Fitzmaurice, R (1, 8) OBP: 0.222, SLG: 0.125		5-3			1B 1B		E5 1B		SSS K	4	0	1	0	0	1	1
Chuck Hiller, L (1, 4) OBP: 0.344, SLG: 0.364			4-3		G6-4-3 1-2 1B		SSS K		4-3 1-2	4	0	1	0	0	1	2
Dennis Ribant, R (1, 1) OBP: 0.210, SLG: 0.213 Hawk Taylor, R (5, PH) OBP: 0.294, SLG: 0.279 Darrell Sutherland, R (6, 1) OBP: 0.667, SLG: 0.667 Dick Selma, R (7, 1) OBP: 0.222, SLG: 0.214 Ron Swoboda, R (7, PH) OBP: 0.299, SLG: 0.349 Dick Rusteck, R (8, 1) Jerry Grote, R (9, PH) OBP: 0.322, SLG: 0.312			1B		G6-4-3 1-2f		1-3 1B		4-3	1 1 0 0 1 0 0 1	0 0 0 0 0 0 0 0	1 0 0 0 0 1 0 0	0 0 0 0 0 0 0 0	0 0 0 0 0 0 0 0	0 0 0 0 0 0 0 0	0 2 0 0 0 0 0 1
Inning Stats	R: 0 E: 0 K: 0 S: 4 H: 1 LOB: 1 BB: 0 P: 4	R: 0 E: 0 K: 0 S: 3 H: 0 LOB: 0 BB: 0 P: 3	R: 0 E: 0 K: 1 S: 6 H: 1 LOB: 1 BB: 0 P: 6	R: 0 E: 0 K: 1 S: 5 H: 1 LOB: 0 BB: 0 P: 5	R: 0 E: 0 K: 1 S: 6 H: 2 LOB: 1 BB: 0 P: 6	R: 1 E: 0 K: 1 S: 6 H: 1 LOB: 1 BB: 1 P: 10	R: 0 E: 1 K: 1 S: 7 H: 1 LOB: 2 BB: 0 P: 7	R: 0 E: 0 K: 0 S: 4 H: 1 LOB: 1 BB: 0 P: 4	R: 0 E: 0 K: 1 S: 6 H: 1 LOB: 1 BB: 0 P: 6	1B: 8 2B: 2 3B: 0 HR: 0	SF: 0 SAC: 0 DP: 2 HBP: 0			WP: 0 PB: 0 SB: 0 CS: 0		PA: 36	

PITCHER	IP	WLS	BF	H	R	ER	SO	BB	IBB	HBP	BLK	WP	HR	S	P	ERA	WHIP
Dick Ellsworth, L (1, 1) ERA: 3.98	9.0	W	36	9	1	1	6	1	0	0	0	0	0	47	51	1.00	1.111

PITCHER	IP	WLS	BF	H	R	ER	SO	BB	IBB	HBP	BLK	WP	HR	S	P	ERA	WHIP

BOTTOM

Chicago Cubs @ New York Mets

Shea Stadium, Flushing, NY

Wed Sep 28 1966, 3:33 AM EDT

Unknown

livebaseballscorecards.com

AB	35
R	1
H	9
RBI	1
BB	1
SO	6
LOB	17

Chicago Cubs @ New York Mets

Shea Stadium, Flushing, NY

Wed Sep 28 1966, 3:38 AM EDT

Att. 2,431 - Unknown

TOP

livebaseballscorecards.com

Batter	1	2	3	4	5	6	7	8	9	AB	R	H	RBI	BB	SO	LOB
Jimmy Stewart, S (1, 8) OBP: 0.264, SLG: 0.244	4-3		L9			F9		BB, FC6-4		3	0	0	0	1	0	0
Bob Raudman, L (1, 7) OBP: 0.261, SLG: 0.348	K		1-3			G3		FC6-4; 1-2f; 2-3		4	0	0	0	0	1	2
Billy Williams, L (1, 9) OBP: 0.347, SLG: 0.466	3-1			L3		BB, S		F9		3	0	0	0	1	0	2
Ron Santo, R (1, 5) OBP: 0.413, SLG: 0.543		1B, L6-5		FC5		F8; 1-2			4-3	4	0	2	0	0	0	1
Lee Thomas, L (1, 3) OBP: 0.291, SLG: 0.327		BB; 1-3		F9			L1-4, SH2-4		2B	4	0	3	0	0	0	1
John Boccabella, R (1, 2) OBP: 0.274, SLG: 0.359		BB; 1-2		FC5; 2-3			SH2-4; 1-2		6-3	2	0	0	0	1	0	2
Ron Campbell, R (1, 6) OBP: 0.284, SLG: 0.233		F5			1-3		L1-4; 2-3		F5	4	0	0	0	0	0	5
Joey Amalfitano, R (1, 4) OBP: 0.227, SLG: 0.211		L6-5; 3-H			F8			FC6-4, 2B		3	0	1	0	0	0	3
Rich Nye, L (1, 1) OBP: 0.250, SLG: 0.250			4-3		G3			K		2	0	0	0	0	0	0
George Altman, L (8, PH) OBP: 0.279, SLG: 0.339										1	0	0	0	0	1	1
Bill Hands, R (8, 1) OBP: 0.096, SLG: 0.061										0	0	0	0	0	0	0
Inning Stats	R: 0 E: 0 K: 1 S: 5 H: 0 LOB: 0 BB: 0 P: 5	R: 0 E: 0 K: 0 S: 4 H: 2 LOB: 2 BB: 1 P: 8	R: 0 E: 0 K: 0 S: 3 H: 0 LOB: 0 BB: 0 P: 3	R: 0 E: 0 K: 0 S: 4 H: 1 LOB: 1 BB: 0 P: 4	R: 0 E: 0 K: 0 S: 3 H: 0 LOB: 0 BB: 0 P: 3	R: 0 E: 0 K: 0 S: 3 H: 0 LOB: 1 BB: 1 P: 7	R: 0 E: 0 K: 0 S: 3 H: 1 LOB: 0 BB: 0 P: 3	R: 0 E: 0 K: 1 S: 6 H: 1 LOB: 2 BB: 1 P: 10	R: 0 E: 0 K: 0 S: 4 H: 1 LOB: 1 BB: 0 P: 4	1B: 3 2B: 5 3B: 0 HR: 0 SF: 0 SAC: 1 DP: 2 HBP: 0						

	AB	30
	R	0
	H	6
	RBI	0
	BB	3
	SO	2
	LOB	17

WP: 0 PB: 0 SB: 1 CS: 0 PA: 34

PITCHER		IP	WLS	BF	H	R	ER	SO	BB	IBB	HBP	BLK	WP	HR	S	P	ERA	WHIP
Bob Shaw, R ERA: 4.11	(1, 1)	9.0	W	34	6	0	0	2	3	0	0	0	0	0	35	47	0.00	1.000

PITCHER	IP	WLS	BF	H	R	ER	SO	BB	IBB	HBP	BLK	WP	HR	S	P	ERA	WHIP

Chicago Cubs @ New York Mets

Shea Stadium, Flushing, NY

Wed Sep 28 1966, 3:38 AM EDT

Att. 2,431 - Unknown

BOTTOM

livebaseballscorecards.com

Batter	1	2	3	4	5	6	7	8	9	AB	R	H	RBI	BB	SO	LOB
Bud Harrelson, S (1, 6) OBP: 0.313, SLG: 0.310	BBBB 4-0 CS BB		BBBB 4-0 5-3 BB		x 0-0 ① L7		x 0-0 ② 4-3 2-3			2	0	0	0	2	0	1
Eddie Bressoud, R (1, 4) (9, 5) OBP: 0.305, SLG: 0.362	x 0-0 ① P4		x 0-0 ② 5-3 1-2		x 0-0 ② F8		BBBB 4-0 FC5 1B BB			3	0	0	0	1	0	2
Cleon Jones, R (1, 8) OBP: 0.320, SLG: 0.376	BBBB 4-0 ② 1-2 BB		x 0-0 ③ 6-3		SSS 0-3 ③ K		x 0-0 1-2 3-H 1B			3	0	1	1	1	1	1
Jim Hickman, R (1, 3) (9, 7) OBP: 0.301, SLG: 0.358	SSS 0-3 ③ K			SSS 0-3 ① K		x 0-0 S 1B	x 0-0 ③ FC5 2-3f			4	0	1	0	0	2	3
Ron Swoboda, R (1, 9) OBP: 0.299, SLG: 0.346		x 0-0 ① 6-3		BBBB 4-0 PB 1B BB		x 0-0 ① F9		x 0-0 ① 6-3		3	0	0	0	1	0	1
Danny Napoleon, R (1, 7) OBP: 0.233, SLG: 0.300 Ed Kranepool, L (9, 3) OBP: 0.317, SLG: 0.394		SSS 0-3 ② K		x 0-0 PB 1-2 1B		x 0-0 ② F3		x 0-0 ② 6-3		4 0	0 0	1 0	0 0	0 0	1 0	1 0
Hawk Taylor, R (1, 2) OBP: 0.205, SLG: 0.278		x 0-0 1B		x 0-0 ② F8		x 0-0 ③ F7 1-2		x 0-0 ③ 5-3		4	0	1	0	0	0	3
Jerry Grote, R (1, 5) OBP: 0.325, SLG: 0.313 Chuck Hiller, L (9, 4) OBP: 0.344, SLG: 0.364		x 0-0 ③ G3		4-0 1-2 2-3 IBB			x 0-0 4-3 SH1-4 1B 1B			2 0	1 0	1 0	0 0	1 0	0 0	1 0
Bob Shaw, R (1, 1) OBP: 0.279, SLG: 0.232			x 0-0 ① 4-3	x 0-0 ③ 6-3			x 0-0 ① SH1-4 1-2			2	0	0	0	0	0	3
Inning Stats	R: 0 E: 0 K: 1 S: 4 H: 0 LOB: 1 BB: 2 P: 12	R: 0 E: 0 K: 1 S: 6 H: 1 LOB: 1 BB: 0 P: 6	R: 0 E: 0 K: 0 S: 3 H: 0 LOB: 1 BB: 1 P: 7	R: 0 E: 0 K: 1 S: 6 H: 1 LOB: 3 BB: 2 P: 14	R: 0 E: 0 K: 1 S: 5 H: 0 LOB: 0 BB: 0 P: 5	R: 0 E: 0 K: 0 S: 4 H: 1 LOB: 1 BB: 0 P: 4	R: 1 E: 0 K: 0 S: 5 H: 2 LOB: 2 BB: 1 P: 9	R: 0 E: 0 K: 0 S: 3 H: 0 LOB: 0 BB: 0 P: 3		1B: 5 2B: 0 3B: 0 HR: 0	SF: 0 SAC: 1 DP: 0 HBP: 0					

	AB	27
	R	1
	H	5
	RBI	1
	BB	6
	SO	4
	LOB	16

WP: 0 PB: 1 SB: 1 CS: 1 PA: 34

PITCHER		IP	WLS	BF	H	R	ER	SO	BB	IBB	HBP	BLK	WP	HR	S	P	ERA	WHIP
Rich Nye, L ERA: 2.4	(1, 1)	7.0	L	31	5	1	1	4	5	1	0	0	0	0	33	57	1.29	1.429
Bill Hands, R ERA: 4.61	(8, 1)	1.0		3	0	0	0	0	0	0	0	0	0	0	3	3	0.00	0.000

PITCHER	IP	WLS	BF	H	R	ER	SO	BB	IBB	HBP	BLK	WP	HR	S	P	ERA	WHIP

Batter	1	2	3	4	5	6	7	8	9	AB	R	H	RBI	BB	SO	LOB
Don Kessinger, S (1, 6) OBP: 0.305, SLG: 0.303	S S S 0-3 ① K		x 0-0 ② 1-3		S S S 0-3 ③ K			x 0-0 ③ F7		4	0	0	0	0	2	1
Glenn Beckert, R (1, 4) OBP: 0.318, SLG: 0.349	S S S 0-3 ② K		x 0-0 E5 CS			x 0-0 ① F3			x 0-0 ① F8	4	0	0	0	0	1	0
Billy Williams, L (1, 9) OBP: 0.345, SLG: 0.463	x 0-0 ③ F9		0-0 ③ CS 1-2	x 0-0 ① 4-3		S S S 0-3 ② K			x 0-0 ② F7	4	0	0	0	0	1	0
Ron Santo, R (1, 5) OBP: 0.412, SLG: 0.542		x 0-0 ① L7		x 0-0 2B		x 0-0 ③ 6-3			x 0-0 ③ F9	4	0	1	0	0	0	0
Lee Thomas, L (1, 3) OBP: 0.291, SLG: 0.325		B B B 4-0 2B BB		x 0-0 ② P4			x 0-0 ① F9			2	0	0	0	1	0	1
Jimmy Stewart, S (1, 8) OBP: 0.266, SLG: 0.259		x 0-0 1-3 2B		S S S 0-3 ③ K			S S S 0-3 ② K			3	0	1	0	0	2	1
Bob Raudman, L (1, 7) OBP: 0.269, SLG: 0.346		x 0-0 ② 1-3			x 0-0 SH2-4 1B		x 0-0 ③ L9			3	0	1	0	0	0	2
Randy Hundley, R (1, 2) OBP: 0.285, SLG: 0.400		S S S 0-3 ③ K			S S S 0-3 ① K			x 0-0 ① 6-3		3	0	0	0	0	2	3
Fergie Jenkins, R (1, 1) OBP: 0.185, SLG: 0.235			x 0-0 ① 6-3		x 0-0 ② SH2-4 1-2			x 0-0 ② F8		1	0	0	0	0	0	0
George Altman, L (8, PH) OBP: 0.278, SLG: 0.337										1	0	0	0	0	0	0
Bill Hands, R (8, 1) OBP: 0.096, SLG: 0.061										0	0	0	0	0	0	0
Inning Stats	R: 0 E: 0 K: 2 S: 7 H: 0 LOB: 0 BB: 0 P: 7	R: 0 E: 0 K: 1 S: 6 H: 1 LOB: 2 BB: 1 P: 10	R: 0 E: 1 K: 0 S: 3 H: 0 LOB: 0 BB: 0 P: 3	R: 0 E: 0 K: 1 S: 6 H: 1 LOB: 1 BB: 0 P: 6	R: 0 E: 0 K: 2 S: 8 H: 1 LOB: 1 BB: 0 P: 8	R: 0 E: 0 K: 1 S: 5 H: 0 LOB: 0 BB: 0 P: 5	R: 0 E: 0 K: 1 S: 5 H: 0 LOB: 0 BB: 0 P: 5	R: 0 E: 0 K: 0 S: 3 H: 0 LOB: 0 BB: 0 P: 3	R: 0 E: 0 K: 0 S: 3 H: 0 LOB: 0 BB: 0 P: 3	1B: 1 2B: 2 3B: 0 HR: 0	SF: 0 SAC: 1 DP: 0 HBP: 0						

PITCHER	IP	WLS	BF	H	R	ER	SO	BB	IBB	HBP	BLK	WP	HR	S	P	ERA	WHIP
Dick Hughes, R (1, 1) ERA: 1.71	9.0	W	31	3	0	0	8	1	0	0	0	0	0	46	50	0.00	0.444

PITCHER	IP	WLS	BF	H	R	ER	SO	BB	IBB	HBP	BLK	WP	HR	S	P	ERA	WHIP

TOP

Chicago Cubs @ St. Louis Cardinals

Busch Stadium, St. Louis, MO

Fri Sep 30 1966, 7:05 PM CDT

Att. 7,615 - Cloudy - 50 F

livebaseballscorecards.com

AB	29
R	0
H	3
RBI	0
BB	1
SO	8
LOB	8

1B: 1 SF: 0
2B: 2 SAC: 1
3B: 0 DP: 0
HR: 0 HBP: 0

WP: 0 PA: 32
PB: 0
SB: 0
CS: 1

Batter	1	2	3	4	5	6	7	8	9	AB	R	H	RBI	BB	SO	LOB
Lou Brock, L (1, 7) OBP: 0.321, SLG: 0.430	S S S 0-3 K ①			x 0-0 3B		x 0-0 F8 S 1B		S S S 0-3 K ③		4	0	2	0	0	2	0
Curt Flood, R (1, 8) OBP: 0.298, SLG: 0.365	S S S 0-3 K ②			x 0-0 5-3 ①		x 0-0 F8 ① 1-3				3	0	0	0	0	1	2
Tim McCarver, L (1, 2) OBP: 0.322, SLG: 0.428	x 0-0 F9 ③			x 0-0 P6 ②		S S S 0-3 K ②				3	0	0	0	0	1	2
Orlando Cepeda, R (1, 3) OBP: 0.361, SLG: 0.468		x 0-0 F9 ①		x 0-0 F7 ③		x 0-0 F5 ③				3	0	0	0	0	0	2
Mike Shannon, R (1, 9) OBP: 0.340, SLG: 0.465		x 0-0 G5-4-3 1B			x 0-0 HR 1B		x 0-0 F9 ①			3	1	2	0	0	0	0
Ed Spiezio, R (1, 5) OBP: 0.278, SLG: 0.418		x 0-0 ②③ G5-4-3 1-2f			x 0-0 1-H HR		S S S 0-3 K ②			3	1	1	2	0	1	1
Jerry Buchek, R (1, 4) OBP: 0.293, SLG: 0.348			x 0-0 F2 ①		B B B B 4-0 B3-6-4 BB		x 0-0 5-3 ③			2	0	0	0	1	0	0
Dal Maxvill, R (1, 6) OBP: 0.314, SLG: 0.296			S S S 0-3 K ②		S S S 0-3 K ①			x 0-0 F8 ①		3	0	0	0	0	2	1
Dick Hughes, R (1, 1) OBP: 0.400, SLG: 0.400			x 0-0 6-3 ③		x 0-0 ②③ B3-6-4 1-2f			x 0-0 ② 1-6-3		3	0	0	0	0	0	1
Inning Stats	R: 0 E: 0 K: 2 S: 7 H: 0 LOB: 0 BB: 0 P: 7	R: 0 E: 0 K: 0 S: 3 H: 1 LOB: 0 BB: 0 P: 3	R: 0 E: 0 K: 1 S: 5 H: 0 LOB: 0 BB: 0 P: 5	R: 0 E: 0 K: 0 S: 4 H: 1 LOB: 1 BB: 0 P: 4	R: 2 E: 0 K: 1 S: 6 H: 2 LOB: 0 BB: 1 P: 10	R: 0 E: 0 K: 1 S: 6 H: 1 LOB: 1 BB: 0 P: 6	R: 0 E: 0 K: 1 S: 5 H: 0 LOB: 0 BB: 0 P: 5	R: 0 E: 0 K: 1 S: 5 H: 0 LOB: 0 BB: 0 P: 5		1B: 3 2B: 0 3B: 1 HR: 1	SF: 0 SAC: 0 DP: 2 HBP: 0						

BOTTOM

Chicago Cubs @ St. Louis Cardinals

Busch Stadium, St. Louis, MO

Fri Sep 30 1966, 7:05 PM CDT

Att. 7,615 - Cloudy - 50 F

livebaseballscorecards.com

AB	27
R	2
H	5
RBI	2
BB	1
SO	7
LOB	9

PITCHER		IP	WLS	BF	H	R	ER	SO	BB	IBB	HBP	BLK	WP	HR	S	P	ERA	WHIP
Fergie Jenkins, R ERA: 3.32	(1, 1)	7.0	L	25	5	2	2	6	1	0	0	0	0	1	36	40	2.57	0.857
Bill Hands, R ERA: 4.58	(8, 1)	1.0		3	0	0	0	1	0	0	0	0	0	0	5	5	0.00	0.000

PITCHER		IP	WLS	BF	H	R	ER	SO	BB	IBB	HBP	BLK	WP	HR	S	P	ERA	WHIP

Chicago Cubs @ St. Louis Cardinals

Busch Stadium, St. Louis, MO

Sat Oct 01 1966, 3:33 AM CDT

Att. 8,201 - Cloudy

TOP

livebaseballscorecards.com

Batter	1	2	3	4	5	6	7	8	9	AB	R	H	RBI	BB	SO	LOB
Don Kessinger, S (1, 6) OBP: 0.308, SLG: 0.304	F9			K	1B		BB		1B	4	0	2	0	1	1	0
Glenn Beckert, R (1, 4) OBP: 0.317, SLG: 0.348	4-3			1-6-3	P6		FC6-4		BB 1B	5	0	1	0	0	0	5
Billy Williams, L (1, 9) OBP: 0.347, SLG: 0.464	K			14 WP BB 1B		14 2B 4-3 1B	SF8		BB	3	1	2	2	1	1	0
Ron Santo, R (1, 5) OBP: 0.411, SLG: 0.538		6-3		14 WP BB		K	L7		K	4	0	0	0	1	2	5
14 Ernie Banks, R (1, 3) OBP: 0.316, SLG: 0.435		6-3		K		4-3 2B		5-3	F2	5	0	1	0	0	1	5
Jimmy Stewart, S (1, 8) OBP: 0.255, SLG: 0.247		F7			6-3	4-3		F7		4	0	0	1	0	0	1
Bob Raudman, L (1, 7) OBP: 0.267, SLG: 0.310			6-3		G3	BB		F9		3	0	0	0	1	0	0
Randy Hundley, R (1, 2) OBP: 0.286, SLG: 0.400			F8		1B 1B BB	K			1B 1B BB 1B	3	1	1	0	1	1	2
Ken Holtzman, R (1, 1) OBP: 0.135, SLG: 0.137			G3		1B		FC6-4 BB SF8 BB		F7	2	0	1	0	0	0	0
Lee Thomas, L (7, PH) OBP: 0.294, SLG: 0.325										0	1	0	0	1	0	0
Chuck Hartenstein, R (7, 1)										0	0	0	0	0	0	0
George Altman, L (9, PH) OBP: 0.276, SLG: 0.335										1	0	0	0	0	0	1

	AB	34
	R	3
	H	8
	RBI	3
	BB	6
	SO	6
	LOB	19

Inning Stats										
	R: 0 E: 0 K: 1 S: 5	H: 0 LOB: 0 BB: 0 P: 5	R: 0 E: 0 K: 0 S: 3	H: 0 LOB: 0 BB: 0 P: 3	R: 0 E: 0 K: 0 S: 3	H: 0 LOB: 0 BB: 0 P: 3	R: 0 E: 0 K: 2 S: 8	H: 1 LOB: 2 BB: 1 P: 12	R: 0 E: 0 K: 0 S: 5	H: 2 LOB: 3 BB: 1 P: 9
	R: 1 E: 0 K: 2 S: 9	H: 2 LOB: 2 BB: 1 P: 13	R: 1 E: 0 K: 0 S: 3	H: 0 LOB: 1 BB: 2 P: 11	R: 0 E: 0 K: 0 S: 3	H: 0 LOB: 0 BB: 0 P: 3	R: 1 E: 0 K: 1 S: 8	H: 3 LOB: 3 BB: 1 P: 12	1B: 7 2B: 1 3B: 0 HR: 0	SF: 1 SAC: 0 DP: 0 HBP: 0
	WP: 1 PB: 0 SB: 0 CS: 0	PA: 41								

PITCHER		IP	WLS	BF	H	R	ER	SO	BB	IBB	HBP	BLK	WP	HR	S	P	ERA	WHIP
Bob Gibson, R ERA: 2.44	(1, 1)	8.1	W	38	8	3	3	5	5	0	0	0	1	0	43	63	3.24	1.560
Hal Woodeshick, L ERA: 1.92	(9, 1)	0.0		1	0	0	0	0	1	0	0	0	0	0	0	4	∞	∞
Ron Willis, R ERA:	(9, 1)	0.2	S	2	0	0	0	1	0	0	0	0	0	0	4	4	0.00	0.000

PITCHER	IP	WLS	BF	H	R	ER	SO	BB	IBB	HBP	BLK	WP	HR	S	P	ERA	WHIP

Batter	1	2	3	4	5	6	7	8	9	AB	R	H	RBI	BB	SO	LOB
Lou Brock, L (1, 7) OBP: 0.320, SLG: 0.430	0-0 1B 2B	0-3 K			0-0 F8		0-0 P6			4	1	1	0	0	1	2
Jerry Buchek, R (1, 4) OBP: 0.289, SLG: 0.343	0-0 F9		0-0 4-3		0-0 6-3			0-3 K		4	0	0	0	0	1	1
Curt Flood, R (1, 8) OBP: 0.299, SLG: 0.365	0-0 F5		0-0 E7 1B		0-3 K			1-0 4-3 HBP		3	1	1	0	0	1	1
Orlando Cepeda, R (1, 3) OBP: 0.362, SLG: 0.474	0-0 2-H 1B		0-0 F8			0-0 HR		0-0 4-3 1-2		4	1	2	2	0	0	2
Mike Shannon, R (1, 9) OBP: 0.339, SLG: 0.463	0-3 K		0-0 E9 2-H 1B			0-3 K		0-0 6-3		4	1	1	1	0	2	2
Ed Spiezio, R (1, 5) OBP: 0.280, SLG: 0.414		0-0 BB 1B	0-0 F8			0-0 5-3				3	0	1	0	0	0	0
Dal Maxvill, R (1, 6) OBP: 0.312, SLG: 0.294		0-3 K		0-0 6-3		0-0 F9				3	0	0	0	0	1	1
Pat Corrales, R (1, 2) OBP: 0.221, SLG: 0.208 Tim McCarver, L (4, PH) (5, 2) OBP: 0.321, SLG: 0.426		BBBB 4-0 1-2 BB		0-0 F5			0-0 1-3			0 2	0 0	0 0	0 0	1 0	0 0	0 0
Bob Gibson, R (1, 1) OBP: 0.221, SLG: 0.270 Hal Woodeshick, R (9, 1) OBP: 0.200, SLG: 0.400 Ron Willis, R (9, 1)		0-3 K		0-0 F8			0-3 K			3 0 0	0 0 0	0 0 0	0 0 0	0 0 0	2 0 0	2 0 0
Inning Stats	R: 1 E: 0 K: 1 S: 7 H: 2 LOB: 1 BB: 0 P: 7	R: 0 E: 0 K: 3 S: 10 H: 1 LOB: 2 BB: 1 P: 14	R: 2 E: 2 K: 0 S: 5 H: 2 LOB: 0 BB: 0 P: 5	R: 0 E: 0 K: 0 S: 3 H: 0 LOB: 0 BB: 0 P: 3	R: 0 E: 0 K: 1 S: 5 H: 0 LOB: 0 BB: 0 P: 5	R: 1 E: 0 K: 1 S: 6 H: 1 LOB: 0 BB: 0 P: 6	R: 0 E: 0 K: 1 S: 5 H: 0 LOB: 0 BB: 0 P: 5	R: 0 E: 0 K: 1 S: 5 H: 0 LOB: 1 BB: 0 P: 6		1B: 4 2B: 1 3B: 0 HR: 1 SF: 0 SAC: 0 DP: 0 HBP: 1				WP: 0 PB: 0 SB: 0 CS: 0 PA: 32		

PITCHER	IP	WLS	BF	H	R	ER	SO	BB	IBB	HBP	BLK	WP	HR	S	P	ERA	WHIP
Ken Holtzman, L (1, 1) ERA: 3.79	6.0	L	25	6	4	2	6	1	0	0	0	0	1	36	40	3.00	1.167
Chuck Hartenstein, R (7, 1) ERA: 1.93	2.0		7	0	0	0	2	0	0	1	0	0	0	10	11	0.00	0.000

PITCHER	IP	WLS	BF	H	R	ER	SO	BB	IBB	HBP	BLK	WP	HR	S	P	ERA	WHIP

BOTTOM

Chicago Cubs @ St. Louis Cardinals

Busch Stadium, St. Louis, MO

Sat Oct 01 1966, 3:33 AM CDT

Att. 8,201 - Cloudy

livebaseballscorecards.com

AB	30
R	4
H	6
RBI	3
BB	1
SO	8
LOB	11

Batter	1	2	3	4	5	6	7	8	9	AB	R	H	RBI	BB	SO	LOB
Don Kessinger, S (1, 6) OBP: 0.306, SLG: 0.302	F8		K			5-3			F7	4	0	0	0	0	1	0
Glenn Beckert, R (1, 4) OBP: 0.317, SLG: 0.348	K			6-3		P6			G6-3 1B	4	0	1	0	0	1	0
Billy Williams, L (1, 9) OBP: 0.347, SLG: 0.461	4-3			3-1			G6-3 BB		G6-3 1-2f	3	0	0	0	1	0	1
Ron Santo, R (1, 5) OBP: 0.412, SLG: 0.538		FC5-4 1B		BB			G6-3 1-2f			2	0	1	0	1	0	1
14 Ernie Banks, R (1, 3) OBP: 0.315, SLG: 0.432		F2		P6			5-3			3	0	0	0	0	0	2
Byron Browne, R (1, 7) OBP: 0.316, SLG: 0.427		K			F7			K		3	0	0	0	0	2	1
Randy Hundley, R (1, 2) OBP: 0.285, SLG: 0.397		FC5-4 1-2f			6-3			5-3		3	0	0	0	0	0	1
Adolfo Phillips, R (1, 8) OBP: 0.346, SLG: 0.449			F3		6-3			HBP		2	0	0	0	0	0	0
Dick Ellsworth, L (1, 1) OBP: 0.200, SLG: 0.178			K			6-3		G3		1	0	0	0	0	1	0
Jimmy Stewart, S (6, PH) OBP: 0.253, SLG: 0.244										1	0	0	0	0	0	0
Rich Nye, L (6, 1) OBP: 0.250, SLG: 0.250										0	0	0	0	0	0	0
Lee Thomas, L (8, PH) OBP: 0.293, SLG: 0.324										1	0	0	0	0	0	1
Fred Norman, S (8, 1)										0	0	0	0	0	0	0
Inning Stats	R: 0 E: 0 K: 1 S: 5 H: 0 LOB: 0 BB: 0 P: 5	R: 0 E: 0 K: 1 S: 6 H: 1 LOB: 1 BB: 0 P: 6	R: 0 E: 0 K: 2 S: 7 H: 0 LOB: 0 BB: 0 P: 7	R: 0 E: 0 K: 0 S: 3 H: 0 LOB: 1 BB: 1 P: 7	R: 0 E: 0 K: 0 S: 3 H: 0 LOB: 0 BB: 0 P: 3	R: 0 E: 0 K: 0 S: 3 H: 0 LOB: 0 BB: 0 P: 3	R: 0 E: 0 K: 0 S: 2 H: 0 LOB: 0 BB: 1 P: 6	R: 0 E: 0 K: 1 S: 5 H: 0 LOB: 1 BB: 0 P: 6	R: 0 E: 0 K: 0 S: 3 H: 1 LOB: 0 BB: 0 P: 3	1B: 2 2B: 0 3B: 0 HR: 0	SF: 0 SAC: 0 DP: 2 HBP: 1						

PITCHER	IP	WLS	BF	H	R	ER	SO	BB	IBB	HBP	BLK	WP	HR	S	P	ERA	WHIP
Jim Cosman, R (1, 1) ERA:	9.0	W	30	2	0	0	5	2	0	1	0	0	0	37	46	0.00	0.444

PITCHER	IP	WLS	BF	H	R	ER	SO	BB	IBB	HBP	BLK	WP	HR	S	P	ERA	WHIP

TOP

Chicago Cubs @ St. Louis Cardinals

Busch Stadium, St. Louis, MO

Sun Oct 02 1966, 3:33 AM CDT

Att. 12,157 - Sunny - 60 F

livebaseballscorecards.com

AB	27
R	0
H	2
RBI	0
BB	2
SO	5
LOB	7

1B: 2 SF: 0
2B: 0 SAC: 0
3B: 0 DP: 2
HR: 0 HBP: 1

WP: 0 PA: 30
PB: 0
SB: 0
CS: 0

Batter	1	2	3	4	5	6	7	8	9	AB	R	H	RBI	BB	SO	LOB
Lou Brock, L (1, 7) OBP: 0.320, SLG: 0.429	6-3		1-2 1B		1-3			F7		4	0	1	0	0	0	0
Jerry Buchek, R (1, 4) OBP: 0.288, SLG: 0.342	4-3		F8			K		1B		4	0	1	0	0	1	2
Curt Flood, R (1, 8) OBP: 0.298, SLG: 0.364 Ted Savage, R (3, 8) OBP: 0.273, SLG: 0.310	6-3			BB S 1B 1B		6-3		K		1 2	0 1	0 0	0 0	0 1	0 1	0 1
Orlando Cepeda, R (1, 3) OBP: 0.361, SLG: 0.473 Phil Gagliano, R (4, 3) OBP: 0.329, SLG: 0.338		5-3		1B S FC4-6 1-2 1B		1B				1 2	0 1	0 2	0 0	0 0	0 0	0 0
Mike Shannon, R (1, 9) OBP: 0.339, SLG: 0.462		5-3		FC4-6 1-3 2-H 1B		K				3	0	1	1	0	1	1
Tim McCarver, L (1, 2) OBP: 0.319, SLG: 0.424		5-3		FC4-6 G5-6-3 1-2f 3-H			K			3	0	0	1	0	1	1
Ed Spiezio, R (1, 5) OBP: 0.269, SLG: 0.397			1-3	G5-6-3 1-2f			F7			3	0	0	0	0	0	1
Dal Maxvill, R (1, 6) OBP: 0.312, SLG: 0.294			1B 1B		5-3		6-3			3	0	1	0	0	0	0
Jim Cosman, R (1, 1)			K		K			K		3	0	0	0	0	3	1
Inning Stats	R: 0 E: 0 K: 0 S: 3 H: 0 LOB: 0 BB: 0 P: 3	R: 0 E: 0 K: 0 S: 3 H: 0 LOB: 0 BB: 0 P: 3	R: 0 E: 0 K: 1 S: 7 H: 2 LOB: 2 BB: 0 P: 7	R: 2 E: 0 K: 0 S: 4 H: 2 LOB: 0 BB: 1 P: 8	R: 0 E: 0 K: 1 S: 5 H: 0 LOB: 0 BB: 0 P: 5	R: 0 E: 0 K: 2 S: 8 H: 1 LOB: 1 BB: 0 P: 8	R: 0 E: 0 K: 1 S: 5 H: 0 LOB: 0 BB: 0 P: 5	R: 0 E: 0 K: 2 S: 8 H: 1 LOB: 1 BB: 0 P: 8		1B: 6 2B: 0 3B: 0 HR: 0	SF: 0 SAC: 0 DP: 1 HBP: 0						

PITCHER		IP	WLS	BF	H	R	ER	SO	BB	IBB	HBP	BLK	WP	HR	S	P	ERA	WHIP
Dick Ellsworth, L ERA: 3.98	(1, 1)	5.0	L	19	4	2	2	2	1	0	0	0	0	0	22	26	3.60	1.000
Rich Nye, L ERA: 2.12	(6, 1)	2.0		7	1	0	0	3	0	0	0	0	0	0	13	13	0.00	0.500
Fred Norman, L ERA: 4.5	(8, 1)	1.0		4	1	0	0	2	0	0	0	0	0	0	8	8	0.00	1.000

PITCHER	IP	WLS	BF	H	R	ER	SO	BB	IBB	HBP	BLK	WP	HR	S	P	ERA	WHIP

BOTTOM

Chicago Cubs @ St. Louis Cardinals

Busch Stadium, St. Louis, MO

Sun Oct 02 1966, 3:33 AM CDT
Att. 12,157 - Sunny - 60 F

livebaseballscorecards.com

AB	29
R	2
H	6
RBI	2
BB	1
SO	7
LOB	7