



Chicago Cubs - 1966

Batter	1	2	3	4	5	6	7	8	9	AB	R	H	RBI	BB	SO	LOB	TOP	
Ty Cline, L (1.8)	F5			L9			L3 2B G3	L4-3		4	1	0	0	0	0	2	Chicago Cubs @ San Francisco Giants Candlestick Park, San Francisco, CA Tue Apr 12 1966, 9:05 PM EST Att: 40,960 - Unknown livebaseballscorecards.com AB 32 R 1 H 3 RBI 1 BB 0 SO 8 LOB 11 	
Glenn Beckert, R (1.4)	1-3			5-3			G3 1-3 2B	F7		4	0	1	0	0	0	0		
Billy Williams, L (1.9)	F9			3-1			G3			4	0	1	1	0	0	1		
Ron Santo, R (1.5)		F7			K				F7	4	0	0	0	0	2	2		
George Altman, L (1.7)		K			K					4	0	0	0	0	2	2		
14 Ernie Banks, R (1.3)		F8			6-3					3	0	0	0	0	0	0		
Randy Hundley, R (1.2)			F5			F9				3	0	1	0	0	0	0		
Don Kessinger, S (1.6)			F9			K		F8		2	0	0	0	0	1	0		
Jimmy Stewart, S (8. PH)			F9			K		F8		1	0	0	0	0	0	2		
Larry Jackson, R (1.1)										1	0	0	0	0	1	0		
Bill Hands, R (4.1)										0	0	0	0	0	0	0		
Roberto Pena, R (6. PH)										1	0	0	0	0	1	0		
Bill Faul, R (6.1)										0	0	0	0	0	0	0		
Wes Covington, L (8. PH)										1	0	0	0	0	1	2		
Billy Hoelt, L (8.1)										0	0	0	0	0	0	0		
Inning Stats	R: 0 E: 0 K: 0 S: 3	H: 0 LOB: 0 BB: 0 P: 3	R: 0 E: 0 K: 1 S: 5	H: 0 LOB: 0 BB: 0 P: 5	R: 0 E: 0 K: 1 S: 5	H: 0 LOB: 0 BB: 0 P: 5	R: 0 E: 0 K: 2 S: 7	H: 0 LOB: 0 BB: 0 P: 7	R: 1 E: 1 K: 1 S: 7	H: 1 LOB: 1 BB: 0 P: 7	R: 0 E: 1 K: 1 S: 7	H: 1 LOB: 2 BB: 0 P: 7	R: 0 E: 0 K: 0 S: 4	H: 1 LOB: 1 BB: 0 P: 4	1B: 2 2B: 1 3B: 0 HR: 0	SF: 0 SAC: 0 DP: 0 HBP: 0	WP: 0 PB: 0 SB: 0 CS: 0	PA: 32
PITCHER Juan Marichal, R (1.1) ERA:	IP: 9.0 WLS: W BF: 32 H: 3 R: 1 ER: 0 SO: 8 BB: 0 IBB: 0 HBP: 0 BLK: 0 WP: 0 HR: 0 S: 48 P: 48 ERA: 0.00 WHIP: 0.333															PITCHER		

Batter	1	2	3	4	5	6	7	8	9	AB	R	H	RBI	BB	SO	LOB	BOTTOM			
Hal Lanier, R (1.4)	F7		2-3				1-3	F4		5	0	1	1	0	0	2	Chicago Cubs @ San Francisco Giants Candlestick Park, San Francisco, CA Tue Apr 12 1966, 9:05 PM EST Att: 40,960 - Unknown livebaseballscorecards.com AB 35 R 9 H 13 RBI 9 BB 1 SO 4 LOB 12 			
Len Gabrielson, L (1.7)	4-3									4	2	2	1	0	1	2				
Don Landrum, L (8.7)										0	0	0	0	0	0	0				
Willie Mays, R (1.8)	1-3									4	1	1	2	0	0	2				
Willie McCovey, L (1.3)		F6								3	1	0	0	1	1	0				
Jim Ray Hart, R (1.5)		5-3								4	2	2	0	0	0	0				
Jesus Alou, R (1.9)										4	2	2	1	0	0	0				
Ollie Brown, R (9.9)		6-3								0	0	0	0	0	0	0				
Tom Haller, L (1.2)										4	1	2	2	0	1	1				
Tito Fuentes, S (1.6)										4	0	2	1	0	0	3				
Juan Marichal, R (1.1)										3	0	1	1	0	1	2				
Inning Stats	R: 0 E: 0 K: 0 S: 3	H: 0 LOB: 0 BB: 0 P: 3	R: 0 E: 0 K: 0 S: 3	H: 0 LOB: 0 BB: 0 P: 3	R: 0 E: 0 K: 1 S: 6	H: 1 LOB: 1 BB: 0 P: 6	R: 6 E: 0 K: 1 S: 12	H: 7 LOB: 2 BB: 1 P: 16	R: 0 E: 0 K: 0 S: 3	H: 0 LOB: 0 BB: 0 P: 3	R: 0 E: 0 K: 1 S: 5	H: 1 LOB: 0 BB: 0 P: 5	R: 1 E: 0 K: 1 S: 6	H: 1 LOB: 0 BB: 0 P: 6	R: 2 E: 1 K: 0 S: 6	H: 3 LOB: 1 BB: 0 P: 6	1B: 9 2B: 3 3B: 0 HR: 2	SF: 0 SAC: 1 DP: 2 HBP: 0	WP: 0 PB: 0 SB: 0 CS: 0	PA: 37
PITCHER Larry Jackson, R (1.1) ERA: 18.0 Bill Hands, R (4.1) ERA: Bill Faul, R (6.1) ERA: 4.5 Billy Hoelt, L (8.1) ERA: 18.0	IP: 3.0 WLS: L BF: 16 H: 6 R: 6 ER: 6 SO: 1 BB: 0 IBB: 0 HBP: 0 BLK: 0 WP: 0 HR: 1 S: 17 P: 21 ERA: 18.00 WHIP: 2.333															PITCHER				

Batter	1	2	3	4	5	6	7	8	9	AB	R	H	RBI	BB	SO	LOB	TOP										
Carl Warwick, R (1,8) Ty Cline, L (8,PH) (8,8)	0-3 K		0-3 K			0-0 5-3		0-3 K		3	0	0	0	0	2	1	Chicago Cubs @ San Francisco Giants Candlestick Park, San Francisco, CA Wed Apr 13 1966, 9:05 PM EST Att: 12,631 - Unknown AB 31 R 0 H 4 RBI 0 BB 0 SO 9 LOB 10										
Glenn Beckert, R (1,4) OBP: 0.250, SLG: 0.286	0-3 K		1-0 HBP			0-0 F6		0-0 F8		3	0	0	0	0	1												
Billy Williams, L (1,9) OBP: 0.125, SLG: 0.125	0-3 K		0-3 K			0-0 G3			0-0 F4	4	0	0	0	0	2	2											
Ron Santo, R (1,5)		0-0 F8		0-0 F2			0-0 F2		0-0 6-3	4	0	0	0	0	0	0											
George Altman, L (1,7) OBP: 0.125, SLG: 0.125				0-0 F6			0-0 F9		0-0 F7	4	0	1	0	0	0	0											
14 Ernie Banks, R (1,3) OBP: 0.167, SLG: 0.333		0-0 1B		0-0 F6						3	0	1	0	0	0	1											
Randy Hundley, R (1,2) OBP: 0.167, SLG: 0.167		0-0 G3			0-0 1-3		0-0 1-3			3	0	0	0	0	0	2											
Don Kessinger, S (1,6) OBP: 0.250, SLG: 0.250 Jimmy Stewart, S (8,PH) OBP: 0.500, SLG: 1.500 (8,6)			0-0 WP 1B		0-0 F8			0-0 3B		2	0	1	0	0	0	0											
Ernie Broglio, R (1,1) Wes Covington, L (8,PH) Cal Koonce, R (8,1)			0-3 K 1-2		0-3 K			0-3 K		2	0	0	0	0	2	1											
										1	0	0	0	0	1	1											
										0	0	0	0	0	0	0											
Inning Stats	R: 0 E: 0 K: 3 S: 9	H: 0 LOB: 0 BB: 0 P: 9	R: 0 E: 0 K: 0 S: 4	H: 1 LOB: 1 BB: 0 P: 4	R: 0 E: 0 K: 3 S: 10	H: 1 LOB: 2 BB: 0 P: 11	R: 0 E: 0 K: 0 S: 3	H: 0 LOB: 0 BB: 0 P: 3	R: 0 E: 0 K: 1 S: 5	H: 0 LOB: 0 BB: 0 P: 5	R: 0 E: 0 K: 0 S: 3	H: 0 LOB: 0 BB: 0 P: 3	R: 0 E: 0 K: 2 S: 8	H: 1 LOB: 1 BB: 0 P: 8	R: 0 E: 0 K: 0 S: 3	H: 0 LOB: 0 BB: 0 P: 3	1B: 2 2B: 1 3B: 1 HR: 0	SF: 0 SAC: 0 DP: 0 HBP: 1	WP: 1 PB: 0 SB: 0 CS: 0	PA: 32							
PITCHER Bobby Bolin, R (1,1) ERA:	IP	WLS	BF	H	R	ER	SO	BB	IBB	HBP	BLK	WP	HR	S	P	ERA	WHIP										
	9.0	W	32	4	0	0	9	0	0	1	0	1	0	49	50	0.00	0.444										

Batter	1	2	3	4	5	6	7	8	9	AB	R	H	RBI	BB	SO	LOB	BOTTOM										
Hal Lanier, R (1,4) OBP: 0.222, SLG: 0.333	0-0 BB 1B			0-0 F8		0-0 F8				4	1	1	0	0	0	2	Chicago Cubs @ San Francisco Giants Candlestick Park, San Francisco, CA Wed Apr 13 1966, 9:05 PM EST Att: 12,631 - Unknown AB 28 R 4 H 6 RBI 3 BB 7 SO 1 LOB 18										
Len Gabrielson, L (1,7) OBP: 0.500, SLG: 0.833	4-0 1B 1-2	0-0 3-1		4-0 FC1-6 BB		0-0 F2				2	0	0	0	2	0	2											
Willie Mays, R (1,8) OBP: 0.250, SLG: 0.571	0-0 F7		4-0 1B BB	0-0 FC1-6 1-2		0-0 F2				3	0	0	0	1	0	3											
Willie McCovey, L (1,3) OBP: 0.500, SLG: 0.200	0-0 F2 1-3 2H		4-0 WP 1B SF7 BB	0-0 4-3		4-0 FC6-4 BB				2	1	1	1	2	0	1											
Jim Ray Hart, R (1,5) OBP: 0.375, SLG: 0.375	0-0 F2 1-2		0-0 WP 1B 1B		0-0 F5		0-0 FC6-4 1-2			4	1	1	0	0	0	3											
Jesus Alou, R (1,9) OBP: 0.375, SLG: 0.571	0-0 F7		0-0 SF7		0-0 G3 2B		0-0 1-3			3	0	1	1	0	0	3											
Tom Haller, L (1,2) OBP: 0.500, SLG: 0.571		0-0 FC1-5 2B	4-0 1B E IBB		0-0 G3			0-0 L8		3	1	1	0	1	0	1											
Tito Fuentes, S (1,6) OBP: 0.375, SLG: 0.500		0-3 K	0-0 E7 1-2 2H		0-0 1-3			0-0 1-3		4	0	1	1	0	1	2											
Bobby Bolin, R (1,1)		4-0 FC1-5 BB	0-0 F3			0-0 F9			0-0 1-3	3	0	0	0	1	0	1											
										1B: 4 2B: 2 3B: 0 HR: 0								SF: 1 SAC: 0 DP: 0 HBP: 0	WP: 1 PB: 0 SB: 1 CS: 0	PA: 36							
Inning Stats	R: 1 E: 0 K: 0 S: 5	H: 2 LOB: 2 BB: 1 P: 9	R: 0 E: 0 K: 1 S: 6	H: 1 LOB: 2 BB: 1 P: 10	R: 3 E: 1 K: 0 S: 4	H: 2 LOB: 1 BB: 3 P: 16	R: 0 E: 0 K: 0 S: 3	H: 0 LOB: 1 BB: 1 P: 7	R: 0 E: 0 K: 0 S: 4	H: 1 LOB: 1 BB: 0 P: 4	R: 0 E: 0 K: 0 S: 3	H: 0 LOB: 0 BB: 0 P: 3	R: 0 E: 0 K: 0 S: 3	H: 0 LOB: 0 BB: 0 P: 7	R: 0 E: 0 K: 0 S: 3	H: 0 LOB: 0 BB: 0 P: 3	1B: 4 2B: 2 3B: 0 HR: 0	SF: 1 SAC: 0 DP: 0 HBP: 0	WP: 1 PB: 0 SB: 1 CS: 0	PA: 36							
PITCHER Ernie Broglio, R (1,1) ERA: 3.86 Cal Koonce, R (8,1) ERA:	IP	WLS	BF	H	R	ER	SO	BB	IBB	HBP	BLK	WP	HR	S	P	ERA	WHIP										
	7.0	L	33	6	4	3	1	6	0	0	0	0	0	3	3	3.86	1.714										
	1.0		3	0	0	0	0	0	0	0	0	0	0	3	3	0.00	0.000										

Batter	1	2	3	4	5	6	7	8	9	AB	R	H	RBI	BB	SO	LOB	TOP				
Glenn Beckert, R OBP: 0.294, SLG: 0.313 (1, 4)										4	0	2	0	0	0	1					
George Altman, L OBP: 0.125, SLG: 0.313 John Boccabella, R (8, PH) (8, 7)										3	0	0	0	0	1	1					
Billy Williams, L OBP: 0.412, SLG: 0.357 (1, 9)										3	0	1	0	1	0	0					
Ron Santo, R OBP: 0.412, SLG: 0.500 (1, 5)										2	1	2	0	2	0	0					
14 Ernie Banks, R OBP: 0.286, SLG: 0.308 (1, 3)										3	1	0	0	0	1	5					
Ty Cline, L OBP: 0.429, SLG: 0.429 (1, 8)											4	0	1	0	0	3					
Randy Hundley, R OBP: 0.200, SLG: 0.286 (1, 2)											3	0	1	1	0	1					
Don Kessinger, S OBP: 0.417, SLG: 0.400 Wes Covington, L (9, PH) (1, 6)											2	0	1	1	0	0	1				
Dick Ellsworth, L OBP: 0.333, SLG: 0.333 Ted Abernathy, R (7, 1) Billy Hoelt, L (8, 1)										3	0	1	0	0	2	2					
Inning Stats	R: 0 E: 0 K: 1 S: 5	H: 1 LOB: 0 BB: 0 P: 5	R: 2 E: 0 K: 0 S: 5	H: 3 LOB: 2 BB: 0 P: 6	R: 0 E: 0 K: 0 S: 3	H: 0 LOB: 0 BB: 0 P: 3	R: 0 E: 0 K: 0 S: 3	H: 1 LOB: 1 BB: 0 P: 3	R: 0 E: 0 K: 1 S: 6	H: 2 LOB: 2 BB: 0 P: 6	R: 0 E: 0 K: 1 S: 6	H: 1 LOB: 1 BB: 0 P: 6	R: 0 E: 0 K: 1 S: 4	H: 0 LOB: 1 BB: 2 P: 12	R: 0 E: 0 K: 1 S: 5	H: 0 LOB: 0 BB: 0 P: 5	1B: 8 2B: 1 3B: 0 HR: 0	SF: 2 SAC: 0 DP: 2 HBP: 1	WP: 0 PB: 0 SB: 2 CS: 0	PA: 35	
PITCHER	IP WLS BF H R ER SO BB IBB HBP BLK WP HR S P ERA WHIP	IP WLS BF H R ER SO BB IBB HBP BLK WP HR S P ERA WHIP	IP WLS BF H R ER SO BB IBB HBP BLK WP HR S P ERA WHIP	IP WLS BF H R ER SO BB IBB HBP BLK WP HR S P ERA WHIP	IP WLS BF H R ER SO BB IBB HBP BLK WP HR S P ERA WHIP	IP WLS BF H R ER SO BB IBB HBP BLK WP HR S P ERA WHIP	IP WLS BF H R ER SO BB IBB HBP BLK WP HR S P ERA WHIP	IP WLS BF H R ER SO BB IBB HBP BLK WP HR S P ERA WHIP	IP WLS BF H R ER SO BB IBB HBP BLK WP HR S P ERA WHIP	IP WLS BF H R ER SO BB IBB HBP BLK WP HR S P ERA WHIP	IP WLS BF H R ER SO BB IBB HBP BLK WP HR S P ERA WHIP	IP WLS BF H R ER SO BB IBB HBP BLK WP HR S P ERA WHIP	IP WLS BF H R ER SO BB IBB HBP BLK WP HR S P ERA WHIP	IP WLS BF H R ER SO BB IBB HBP BLK WP HR S P ERA WHIP	IP WLS BF H R ER SO BB IBB HBP BLK WP HR S P ERA WHIP	IP WLS BF H R ER SO BB IBB HBP BLK WP HR S P ERA WHIP	IP WLS BF H R ER SO BB IBB HBP BLK WP HR S P ERA WHIP	IP WLS BF H R ER SO BB IBB HBP BLK WP HR S P ERA WHIP	IP WLS BF H R ER SO BB IBB HBP BLK WP HR S P ERA WHIP	IP WLS BF H R ER SO BB IBB HBP BLK WP HR S P ERA WHIP	IP WLS BF H R ER SO BB IBB HBP BLK WP HR S P ERA WHIP

Chicago Cubs @ Los Angeles Dodgers
Dodger Stadium, Los Angeles, CA
Fri Apr 15 1966, 6:05 PM PST
Att: 28,596 - Unknown

AB	29
R	2
H	9
RBI	2
BB	3
SO	6
LOB	13



Batter	1	2	3	4	5	6	7	8	9	AB	R	H	RBI	BB	SO	LOB	BOTTOM				
Maury Wills, S OBP: 0.353, SLG: 0.267 (1, 6)										3	0	0	0	1	0	3					
Wes Parker, S OBP: 0.375, SLG: 0.308 (1, 3)										4	1	2	0	0	1	1					
Lou Johnson, R OBP: 0.429, SLG: 0.333 (1, 7)										3	0	0	0	0	1	2					
Ron Fairly, L OBP: 0.375, SLG: 0.273 (1, 9)										3	2	1	0	1	0	1					
Jim Lefebvre, S OBP: 0.500, SLG: 1.267 John Kennedy, R (9, 5)										4	1	2	3	0	0	1					
Jeff Torborg, R Derrell Griffith, L (7, PR) Nick Willhite, L (8, 1) Phil Regan, R (8, 1)										3	0	0	0	0	1	2					
Nate Oliver, R OBP: 0.143, SLG: 0.077 (1, 4)										3	0	0	1	1	0	2					
Willie Davis, L OBP: 0.375, SLG: 0.438 (1, 8)										4	0	2	0	0	0	1					
Don Drysdale, R Bob Miller, R (7, 1) Al Ferrara, R (7, PH) John Roseboro, L (7, PH) (8, 2)										2	0	0	0	0	0	0					
Inning Stats	R: 0 E: 0 K: 2 S: 7	H: 0 LOB: 0 BB: 0 P: 7	R: 0 E: 0 K: 1 S: 5	H: 0 LOB: 0 BB: 0 P: 5	R: 0 E: 0 K: 0 S: 3	H: 0 LOB: 0 BB: 0 P: 3	R: 0 E: 0 K: 0 S: 4	H: 1 LOB: 1 BB: 0 P: 4	R: 0 E: 0 K: 0 S: 4	H: 1 LOB: 1 BB: 0 P: 4	R: 0 E: 0 K: 0 S: 3	H: 0 LOB: 1 BB: 1 P: 7	R: 1 E: 2 K: 0 S: 6	H: 2 LOB: 3 BB: 1 P: 10	R: 3 E: 0 K: 0 S: 6	H: 3 LOB: 2 BB: 2 P: 14	1B: 5 2B: 1 3B: 0 HR: 1	SF: 0 SAC: 1 DP: 0 HBP: 0	WP: 0 PB: 0 SB: 0 CS: 0	PA: 36	
PITCHER	IP WLS BF H R ER SO BB IBB HBP BLK WP HR S P ERA WHIP	IP WLS BF H R ER SO BB IBB HBP BLK WP HR S P ERA WHIP	IP WLS BF H R ER SO BB IBB HBP BLK WP HR S P ERA WHIP	IP WLS BF H R ER SO BB IBB HBP BLK WP HR S P ERA WHIP	IP WLS BF H R ER SO BB IBB HBP BLK WP HR S P ERA WHIP	IP WLS BF H R ER SO BB IBB HBP BLK WP HR S P ERA WHIP	IP WLS BF H R ER SO BB IBB HBP BLK WP HR S P ERA WHIP	IP WLS BF H R ER SO BB IBB HBP BLK WP HR S P ERA WHIP	IP WLS BF H R ER SO BB IBB HBP BLK WP HR S P ERA WHIP	IP WLS BF H R ER SO BB IBB HBP BLK WP HR S P ERA WHIP	IP WLS BF H R ER SO BB IBB HBP BLK WP HR S P ERA WHIP	IP WLS BF H R ER SO BB IBB HBP BLK WP HR S P ERA WHIP	IP WLS BF H R ER SO BB IBB HBP BLK WP HR S P ERA WHIP	IP WLS BF H R ER SO BB IBB HBP BLK WP HR S P ERA WHIP	IP WLS BF H R ER SO BB IBB HBP BLK WP HR S P ERA WHIP	IP WLS BF H R ER SO BB IBB HBP BLK WP HR S P ERA WHIP	IP WLS BF H R ER SO BB IBB HBP BLK WP HR S P ERA WHIP	IP WLS BF H R ER SO BB IBB HBP BLK WP HR S P ERA WHIP	IP WLS BF H R ER SO BB IBB HBP BLK WP HR S P ERA WHIP	IP WLS BF H R ER SO BB IBB HBP BLK WP HR S P ERA WHIP	IP WLS BF H R ER SO BB IBB HBP BLK WP HR S P ERA WHIP

Chicago Cubs @ Los Angeles Dodgers
Dodger Stadium, Los Angeles, CA
Fri Apr 15 1966, 6:05 PM PST
Att: 28,596 - Unknown

AB	31
R	4
H	7
RBI	4
BB	4
SO	3
LOB	15




Batter	1	2	3	4	5	6	7	8	9	AB	R	H	RBI	BB	SO	LOB	TOP			
Carl Warwick, R (1, 8) OBP: 0.250, SLG: 0.250	0-0 6-3		0-0 2B 4-3 1B		0-0 6-3		0-0 1-2 1B		0-3 K	5	1	2	0	0	1	1	<p>Chicago Cubs @ Los Angeles Dodgers Dodger Stadium, Los Angeles, CA Sat Apr 16 1966, 6:05 PM PST Att: 32,054 - Unknown</p>			
Glenn Beckert, R (1, 4) OBP: 0.286, SLG: 0.350	0-0 4-3		0-0 4-3 1-3 E 2B		0-0 L7		0-0 G3			4	1	1	0	0	0	2				
Billy Williams, L (1, 9) OBP: 0.381, SLG: 0.333	0-0 BB 1B		0-0 4-3		0-3 K				0-3 K	4	0	1	1	0	2	1				
Ron Santo, R (1, 5) OBP: 0.429, SLG: 0.471	4-0 1-2 BB		0-0 E4		0-0 F8				0-0 1B	3	0	1	0	1	0	0				
John Boccabella, R (1, 7)	0-0 1-3		0-0 1-3		0-0 6-3				0-3 K	4	0	0	0	0	1	4				
14 Ernie Banks, R (1, 3) OBP: 0.278, SLG: 0.353		0-0 6-3		0-0 G3 2B		0-0 4-3			0-3 K	4	0	1	0	0	1	1				
Randy Hundley, R (1, 2) OBP: 0.158, SLG: 0.222		0-3 K		0-0 G3					0-0 F8	4	0	0	0	0	2	1				
Don Kessinger, S (1, 6) OBP: 0.357, SLG: 0.333		0-0 6-3		0-0 5-3					0-0 FC5-4 1B	2	0	0	0	0	0	1				
Roberto Pena, R (7, PH) OBP: 0.333, SLG: 0.333										2	0	1	0	0	1	0				
Bob Hendley, R (1, 1) Harvey Kuenn, R (7, PH) Bill Faul, R (7, 1) Joey Amalfitano, R (8, PH)			0-3 K		0-0 6-3				0-0 FC5-4 1B	2	0	0	0	0	1	1				
									0-0 1B	1	0	1	0	0	0	0				
									0-0 1B	1	0	0	0	0	0	1				
Inning Stats	R: 0 E: 0 K: 0 S: 4	H: 1 LOB: 2 BB: 1 P: 8	R: 0 E: 0 K: 1 S: 5	H: 0 LOB: 0 BB: 0 P: 5	R: 2 E: 1 K: 1 S: 8	H: 2 LOB: 1 BB: 0 P: 8	R: 0 E: 0 K: 0 S: 4	H: 1 LOB: 1 BB: 0 P: 4	R: 0 E: 0 K: 1 S: 5	H: 0 LOB: 0 BB: 0 P: 5	R: 0 E: 0 K: 2 S: 9	H: 2 LOB: 2 BB: 0 P: 9	R: 0 E: 0 K: 3 S: 10	H: 1 LOB: 1 BB: 0 P: 10	R: 0 E: 0 K: 1 S: 6	H: 1 LOB: 1 BB: 0 P: 6	1B: 6 2B: 2 3B: 0 HR: 0	SF: 0 SAC: 0 DP: 0 HBP: 0	WP: 0 PB: 0 SB: 0 CS: 0	PA: 37
PITCHER Claude Osteen, L (1, 1) ERA: 1.0	IP: 9.0 WLS: W BF: 37 H: 8 R: 2 ER: 1 SO: 9 BB: 1 IBB: 0 HBP: 0 BLK: 0 WP: 0 HR: 0 S: 54 P: 58 ERA: 1.00 WHIP: 1.000															PITCHER				

Batter	1	2	3	4	5	6	7	8	9	AB	R	H	RBI	BB	SO	LOB	BOTTOM			
Maury Wills, S (1, 6) OBP: 0.333, SLG: 0.222	0-3 K		4-0 S BB		0-3 K		0-0 F8			3	0	0	0	1	2	0	<p>Chicago Cubs @ Los Angeles Dodgers Dodger Stadium, Los Angeles, CA Sat Apr 16 1966, 6:05 PM PST Att: 32,054 - Unknown</p>			
Wes Parker, S (1, 3) OBP: 0.350, SLG: 0.412	0-0 1B 3B		0-0 F7		0-0 5-3		0-0 G3			4	1	1	0	0	0	1				
Lou Johnson, R (1, 9) OBP: 0.444, SLG: 0.375	0-0 WP 1B		0-3 K		0-0 F8		0-0 CS 1B			4	0	2	1	0	1	1				
Jim Lefebvre, S (1, 5) OBP: 0.500, SLG: 1.105	0-0 F8				0-0 F9		0-0 E5 E 1B		0-0 CS 1B	4	1	2	0	0	0	1				
John Kennedy, R (8, PR) (9, 5)	1-2 F8						1-2 E 1B			0	0	0	0	0	0	0				
Tommy Davis, R (1, 7) Al Ferrara, R (5, 9) OBP: 0.500, SLG: 1.000	0-3 K				0-0 5-3		0-0 E2 1B 2B		0-0 B3	2	0	0	0	0	1	1				
							2-H 1B 2B			2	1	1	1	0	0	1				
Ron Fairly, L (1, 8) OBP: 0.350, SLG: 0.333		0-0 4-3		0-0 1B 2B		0-0 6-3		0-0 P6		4	1	1	0	0	0	2				
Jeff Torborg, R (1, 2) OBP: 0.500, SLG: 0.400		0-0 G5-4-3 1B		0-0 1B		4-0 1B BB		0-0 F7		2	0	2	1	1	0	0				
John Roseboro, L (8, PH) OBP: 0.397, SLG: 0.500				2-H 1B						1	0	0	0	0	0	1				
Nate Oliver, R (1, 4) OBP: 0.235, SLG: 0.188		0-0 G5-4-3		0-0 1B		0-0 1-3 1B				3	0	2	1	0	0	1				
Claude Osteen, L (1, 1)			0-3 K		0-0 4-3		0-0 4-3			3	0	0	0	0	1	3				
Inning Stats	R: 1 E: 0 K: 2 S: 9	H: 2 LOB: 1 BB: 0 P: 9	R: 0 E: 0 K: 0 S: 3	H: 1 LOB: 0 BB: 0 P: 3	R: 0 E: 0 K: 2 S: 7	H: 0 LOB: 1 BB: 1 P: 11	R: 1 E: 0 K: 0 S: 6	H: 3 LOB: 2 BB: 0 P: 6	R: 0 E: 0 K: 1 S: 5	H: 0 LOB: 0 BB: 0 P: 5	R: 2 E: 2 K: 0 S: 5	H: 3 LOB: 1 BB: 1 P: 9	R: 0 E: 0 K: 0 S: 3	H: 1 LOB: 0 BB: 0 P: 3	R: 0 E: 0 K: 0 S: 4	H: 1 LOB: 1 BB: 0 P: 4	1B: 8 2B: 2 3B: 1 HR: 0	SF: 0 SAC: 0 DP: 1 HBP: 0	WP: 1 PB: 0 SB: 1 CS: 1	PA: 35
PITCHER Bob Hendley, L (1, 1) ERA: 6.0 Bill Faul, R (7, 1) ERA: 2.25	IP: 6.0 WLS: L BF: 27 H: 9 R: 4 ER: 4 SO: 5 BB: 2 IBB: 0 HBP: 0 BLK: 0 WP: 0 HR: 0 S: 35 P: 43 ERA: 6.00 WHIP: 1.833															PITCHER				


livebaseballscores.com

AB 36
R 2
H 8
RBI 1
BB 1
SO 9
LOB 13



livebaseballscores.com

AB 32
R 4
H 11
RBI 4
BB 2
SO 5
LOB 12



Batter	1	2	3	4	5	6	7	8	9	AB	R	H	RBI	BB	SO	LOB	TOP							
Carl Warwick, R OBP: 0.182, SLG: 0.182 Ty Cline, L OBP: 0.400, SLG: 0.400	F5		5-3		6-3		L7			3	0	0	0	0	0	3								
Glenn Beckert, R OBP: 0.280, SLG: 0.333	F8		F6			BB 1B		F7		4	0	1	0	0	0	1								
Billy Williams, L OBP: 0.360, SLG: 0.364	K			3-1		F8				4	0	1	0	0	1	1								
Ron Santo, R OBP: 0.440, SLG: 0.450		E9 1B		F7		14 FC5-4 BB		F6		3	0	1	0	1	0	1								
John Boccabella, R OBP: 0.273, SLG: 0.333	K		K			K		14 FC6-4 BB		3	0	0	0	1	3	3								
14 Ernie Banks, R OBP: 0.273, SLG: 0.333	F8				2B 1B	FC5-4 1-2		FC6-4		4	0	1	0	0	0	5								
Roberto Pena, R OBP: 0.429, SLG: 0.714	F8									4	0	2	0	0	0	1								
Randy Hundley, R OBP: 0.174, SLG: 0.273										4	0	1	0	0	1	3								
Larry Jackson, R Ken Holtzman, R Harvey Kuenn, R Bill Hands, R Jimmy Stewart, S Ted Abernathy, R George Altman, L			K		F3					1	0	0	0	0	1	1								
Inning Stats	R: 0 E: 0 K: 1 S: 5	H: 0 LOB: 0 BB: 0 P: 5	R: 0 E: 1 K: 1 S: 6	H: 1 LOB: 1 BB: 0 P: 6	R: 0 E: 0 K: 1 S: 6	H: 1 LOB: 1 BB: 0 P: 6	R: 0 E: 0 K: 1 S: 5	H: 0 LOB: 0 BB: 0 P: 5	R: 0 E: 0 K: 1 S: 7	H: 2 LOB: 2 BB: 0 P: 7	R: 0 E: 0 K: 1 S: 6	H: 1 LOB: 2 BB: 1 P: 10	R: 0 E: 0 K: 0 S: 4	H: 1 LOB: 1 BB: 0 P: 4	R: 0 E: 0 K: 0 S: 4	H: 1 LOB: 2 BB: 1 P: 8	R: 0 E: 0 K: 1 S: 5	H: 0 LOB: 0 BB: 0 P: 5	1B: 3 2B: 4 3B: 0 HR: 0	SF: 0 SAC: 0 DP: 0 HBP: 0	WP: 0 PB: 0 SB: 0 CS: 0	PA: 36		
PITCHER	IP WLS BF H R ER SO BB IBB HBP BLK WP HR S P ERA WHIP	IP WLS BF H R ER SO BB IBB HBP BLK WP HR S P ERA WHIP	IP WLS BF H R ER SO BB IBB HBP BLK WP HR S P ERA WHIP	IP WLS BF H R ER SO BB IBB HBP BLK WP HR S P ERA WHIP	IP WLS BF H R ER SO BB IBB HBP BLK WP HR S P ERA WHIP	IP WLS BF H R ER SO BB IBB HBP BLK WP HR S P ERA WHIP	IP WLS BF H R ER SO BB IBB HBP BLK WP HR S P ERA WHIP	IP WLS BF H R ER SO BB IBB HBP BLK WP HR S P ERA WHIP	IP WLS BF H R ER SO BB IBB HBP BLK WP HR S P ERA WHIP	IP WLS BF H R ER SO BB IBB HBP BLK WP HR S P ERA WHIP	IP WLS BF H R ER SO BB IBB HBP BLK WP HR S P ERA WHIP	IP WLS BF H R ER SO BB IBB HBP BLK WP HR S P ERA WHIP	IP WLS BF H R ER SO BB IBB HBP BLK WP HR S P ERA WHIP	IP WLS BF H R ER SO BB IBB HBP BLK WP HR S P ERA WHIP	IP WLS BF H R ER SO BB IBB HBP BLK WP HR S P ERA WHIP	IP WLS BF H R ER SO BB IBB HBP BLK WP HR S P ERA WHIP	IP WLS BF H R ER SO BB IBB HBP BLK WP HR S P ERA WHIP	IP WLS BF H R ER SO BB IBB HBP BLK WP HR S P ERA WHIP	IP WLS BF H R ER SO BB IBB HBP BLK WP HR S P ERA WHIP	IP WLS BF H R ER SO BB IBB HBP BLK WP HR S P ERA WHIP	IP WLS BF H R ER SO BB IBB HBP BLK WP HR S P ERA WHIP	IP WLS BF H R ER SO BB IBB HBP BLK WP HR S P ERA WHIP	IP WLS BF H R ER SO BB IBB HBP BLK WP HR S P ERA WHIP	IP WLS BF H R ER SO BB IBB HBP BLK WP HR S P ERA WHIP

Chicago Cubs @ Los Angeles Dodgers
Dodger Stadium, Los Angeles, CA
Sun Apr 17 1966, 6:05 PM PST
Att: 32,772 - Unknown

AB	34
R	0
H	7
RBI	0
BB	2
SO	7
LOB	23



Batter	1	2	3	4	5	6	7	8	9	AB	R	H	RBI	BB	SO	LOB	BOTTOM							
Maury Wills, S OBP: 0.360, SLG: 0.238	6-3			K						3	0	1	0	1	1	1								
Wes Parker, S OBP: 0.417, SLG: 0.500	BB 1B	CS	S BB		K					3	2	2	0	1	1	0								
Ron Fairly, L OBP: 0.375, SLG: 0.333	HR BB				4-3					3	1	1	1	1	0	1								
Jim Lefebvre, S OBP: 0.500, SLG: 1.000 John Kennedy, R	HR 1B		F8							4	1	2	1	0	0	1								
Lou Johnson, R OBP: 0.409, SLG: 0.500	HR		F8		5-3			F4		4	1	1	3	0	0	2								
John Roseboro, L OBP: 0.276, SLG: 0.375	K		F3							4	0	0	0	0	1	1								
Willie Davis, L OBP: 0.316, SLG: 0.368	F9			F2						3	0	0	0	0	0	0								
Nate Oliver, R OBP: 0.250, SLG: 0.167		F2		S BB				F7		2	0	0	0	1	0	0								
Sandy Koufax, R Bob Miller, R		K			K					2	0	0	0	0	2	1								
Inning Stats	R: 4 E: 0 K: 1 S: 8	H: 3 LOB: 0 BB: 1 P: 12	R: 0 E: 0 K: 1 S: 5	H: 1 LOB: 0 BB: 0 P: 5	R: 1 E: 0 K: 0 S: 4	H: 1 LOB: 1 BB: 1 P: 8	R: 0 E: 0 K: 2 S: 7	H: 0 LOB: 1 BB: 1 P: 11	R: 0 E: 0 K: 1 S: 6	H: 1 LOB: 1 BB: 0 P: 6	R: 0 E: 0 K: 0 S: 3	H: 0 LOB: 0 BB: 0 P: 3	R: 0 E: 0 K: 0 S: 3	H: 1 LOB: 1 BB: 1 P: 7	R: 0 E: 0 K: 0 S: 3	H: 0 LOB: 0 BB: 0 P: 3	1B: 5 2B: 1 3B: 0 HR: 1	SF: 0 SAC: 0 DP: 0 HBP: 0	WP: 0 PB: 0 SB: 2 CS: 2	PA: 34				
PITCHER	IP WLS BF H R ER SO BB IBB HBP BLK WP HR S P ERA WHIP	IP WLS BF H R ER SO BB IBB HBP BLK WP HR S P ERA WHIP	IP WLS BF H R ER SO BB IBB HBP BLK WP HR S P ERA WHIP	IP WLS BF H R ER SO BB IBB HBP BLK WP HR S P ERA WHIP	IP WLS BF H R ER SO BB IBB HBP BLK WP HR S P ERA WHIP	IP WLS BF H R ER SO BB IBB HBP BLK WP HR S P ERA WHIP	IP WLS BF H R ER SO BB IBB HBP BLK WP HR S P ERA WHIP	IP WLS BF H R ER SO BB IBB HBP BLK WP HR S P ERA WHIP	IP WLS BF H R ER SO BB IBB HBP BLK WP HR S P ERA WHIP	IP WLS BF H R ER SO BB IBB HBP BLK WP HR S P ERA WHIP	IP WLS BF H R ER SO BB IBB HBP BLK WP HR S P ERA WHIP	IP WLS BF H R ER SO BB IBB HBP BLK WP HR S P ERA WHIP	IP WLS BF H R ER SO BB IBB HBP BLK WP HR S P ERA WHIP	IP WLS BF H R ER SO BB IBB HBP BLK WP HR S P ERA WHIP	IP WLS BF H R ER SO BB IBB HBP BLK WP HR S P ERA WHIP	IP WLS BF H R ER SO BB IBB HBP BLK WP HR S P ERA WHIP	IP WLS BF H R ER SO BB IBB HBP BLK WP HR S P ERA WHIP	IP WLS BF H R ER SO BB IBB HBP BLK WP HR S P ERA WHIP	IP WLS BF H R ER SO BB IBB HBP BLK WP HR S P ERA WHIP	IP WLS BF H R ER SO BB IBB HBP BLK WP HR S P ERA WHIP	IP WLS BF H R ER SO BB IBB HBP BLK WP HR S P ERA WHIP	IP WLS BF H R ER SO BB IBB HBP BLK WP HR S P ERA WHIP	IP WLS BF H R ER SO BB IBB HBP BLK WP HR S P ERA WHIP	IP WLS BF H R ER SO BB IBB HBP BLK WP HR S P ERA WHIP

Chicago Cubs @ Los Angeles Dodgers
Dodger Stadium, Los Angeles, CA
Sun Apr 17 1966, 6:05 PM PST
Att: 32,772 - Unknown

AB	29
R	5
H	7
RBI	5
BB	4
SO	5
LOB	7



Batter	1	2	3	4	5	6	7	8	9	AB	R	H	RBI	BB	SO	LOB	TOP														
Hal Lanier, R OBP: 0.300, SLG: 0.393	F6	FC5-4				6-3		6-3	F5	6	1	1	1	0	0	1	San Francisco Giants @ Chicago Cubs Wrigley Field, Chicago, IL Tue Apr 19 1966, 3:33 AM CST Att: 15,396 - Unknown														
Jesus Alou, R OBP: 0.379, SLG: 0.607	1B	2B	4-3		HR	1B		1B	2B	5	4	4	0	0	0	0															
Willie Mays, R OBP: 0.448, SLG: 0.857	G4-6-3	1B	G4-6-3		HR	E8		5-3	BB	5	2	4	4	0	0	1															
Willie McCovey, L OBP: 0.345, SLG: 0.190	G4-6-3		G4-6-3		5-3	E4		5-3	BB	4	1	0	0	1	0	3															
Jim Ray Hart, R OBP: 0.481, SLG: 0.615		HR				5-3		5-3		5	2	3	1	0	0	2															
Orlando Cepeda, R OBP: 0.425, SLG: 0.833										3	1	2	2	0	1	1															
Don Landrum, L OBP: 0.200, SLG: 0.400	HR				FC6-4			1-3	2B	2	0	1	2	0	0	0															
Tom Haller, L OBP: 0.393, SLG: 0.600	G3				F7			BB	F9	4	0	0	0	1	0	4															
Tito Fuentes, S OBP: 0.308, SLG: 0.318					FC6-4				F4	2	0	1	0	0	1	0															
Len Gabrielson, L OBP: 0.284, SLG: 0.333	FC1-6				IBB					1	0	0	0	0	0	0															
Gaylord Perry, R OBP: 0.296, SLG: 0.167	1B									0	0	0	0	0	0	0															
Bill Henry, L OBP: 0.286, SLG: 0.167										0	0	0	0	0	0	0															
Bob Priddy, R OBP: 0.286, SLG: 0.167										0	0	0	0	0	0	0															
Bobby Bolin, R OBP: 0.286, SLG: 0.167										0	0	0	0	0	0	0															
Ron Herbel, R OBP: 0.286, SLG: 0.167										2	0	0	0	0	0	1															
Lindy McDaniel, R OBP: 0.286, SLG: 0.167	FC1-6									0	0	0	0	0	0	0															
Frank Linzy, R OBP: 0.286, SLG: 0.167										0	0	0	0	0	0	0															
Dick Schofield, S OBP: 0.286, SLG: 0.167										1	0	0	0	0	0	1															
Joe Gibbon, R OBP: 0.286, SLG: 0.167										0	0	0	0	0	0	0															
Jim Davenport, R OBP: 0.286, SLG: 0.167										2	0	0	0	0	0	1															
Jim Davenport, R OBP: 0.286, SLG: 0.167										0	0	0	0	0	0	1															
Inning Stats	R: 1 E: 0 K: 0 S: 4	H: 2 LOB: 0 BB: 0 P: 4	R: 2 E: 0 K: 0 S: 6	H: 3 LOB: 1 BB: 0 P: 6	R: 0 E: 0 K: 0 S: 3	H: 1 LOB: 0 BB: 0 P: 3	R: 0 E: 0 K: 2 S: 8	H: 1 LOB: 2 BB: 1 P: 12	R: 3 E: 1 K: 0 S: 8	H: 4 LOB: 2 BB: 0 P: 8	R: 1 E: 0 K: 1 S: 7	H: 1 LOB: 1 BB: 0 P: 7	R: 1 E: 0 K: 0 S: 6	H: 1 LOB: 1 BB: 1 P: 10	R: 3 E: 0 K: 0 S: 6	H: 3 LOB: 1 BB: 1 P: 10	R: 0 E: 0 K: 1 S: 5	H: 0 LOB: 0 BB: 0 P: 5	1B: 8 2B: 4 3B: 0 HR: 4	SF: 0 SAC: 0 DP: 2 HBP: 0	WP: 0 PB: 0 SB: 0 CS: 0	PA: 46									
PITCHER	IP ERA WHIP	WLS BF H R ER SO	BB IBB HBP BLK	WP HR S P	ERA WHIP	PITCHER																									
Ernie Broglio, R ERA: 5.4	3.0	14	7	3	3	0	0	0	0	0	1	14	14	9.00	2.333																
Bill Faul, R ERA: 7.2	1.0	7	3	3	3	2	0	1	0	0	2	10	14	27.00	3.000																
Larry Jackson, R ERA: 13.5	3.0	15	3	2	1	2	1	0	0	0	0	18	22	3.00	1.333																
Ted Abernathy, R ERA: 9.0	0.2	L	6	3	3	0	1	0	0	0	0	5	9	40.50	6.000																
Billy Hoelt, L ERA: 6.75	1.1	4	0	0	0	1	0	0	0	0	0	6	6	0.00	0.000																

AB	43
R	11
H	16
RBI	10
BB	3
SO	5
LOB	19





Batter	1	2	3	4	5	6	7	8	9	AB	R	H	RBI	BB	SO	LOB	BOTTOM														
Glenn Beckert, R OBP: 0.367, SLG: 0.393	PB		6-3		1B	1B			1-3	4	2	3	0	1	0	0	San Francisco Giants @ Chicago Cubs Wrigley Field, Chicago, IL Tue Apr 19 1966, 3:33 AM CST Att: 15,396 - Unknown														
George Altman, L OBP: 0.150, SLG: 0.300	1B		4-3		BB	1B			1B	3	1	1	0	0	1	1															
Harvey Kuenn, R OBP: 0.333, SLG: 0.333	K				1B	6-3			1-3	1	0	0	0	0	1	1															
Wes Covington, L OBP: 0.333, SLG: 0.333					1B	1-2				1	0	0	0	0	0	1															
Billy Williams, L OBP: 0.333, SLG: 0.333	F2				F9	6-3			E4	5	1	1	1	0	1	1															
Ron Santo, R OBP: 0.500, SLG: 0.522					HR	1B			14 BB	3	2	2	0	2	1	0															
Don Kessinger, S OBP: 0.357, SLG: 0.333	BB				14 BB	2B			14 BB	0	0	0	0	0	0	0															
14 Ernie Banks, R OBP: 0.296, SLG: 0.320	6-3				HR	1B			1-2	4	1	1	1	1	1	5															
Roberto Pena, R OBP: 0.273, SLG: 0.455					F8	1B			1-2	4	0	0	1	0	0	3															
Ty Cline, L OBP: 0.375, SLG: 0.375	F8				F9	6-3			K	1	0	0	0	0	1	3															
Byron Browne, R OBP: 0.500, SLG: 1.250	F2				HR	1B			6-3	4	2	2	3	0	0	0															
Randy Hundley, R OBP: 0.185, SLG: 0.385	F8				HR	1B			K	4	1	1	3	0	1	0															
Ernie Broglio, R ERA: 8.22	3.2	17	5	4	4	2	1	0	0	0	0	0	0	0	1	0	San Francisco Giants @ Chicago Cubs Wrigley Field, Chicago, IL Tue Apr 19 1966, 3:33 AM CST Att: 15,396 - Unknown														
Lindy McDaniel, R ERA: 10.8	0.1	4	2	3	3	1	1	0	0	0	0	5	9	81.00	9.000																
Frank Linzy, R ERA: 6.43	1.0	5	1	2	2	1	1	0	0	0	1	6	10	18.00	2.000																
Joe Gibbon, L ERA: 10.8	1.0	3	1	0	0	1	0	0	0	0	0	5	5	0.00	1.000																
Gaylord Perry, R ERA: 10.8	2.2	W	9	1	1	0	4	0	0	0	0	17	17	0.00	0.375																
Bill Henry, L ERA: 8.22	0.0	1	0	0	0	0	0	0	0	0	0	1	20	24	9.82			1.636													
Bob Priddy, R ERA: 10.8	0.0	2	1	0	0	0	0	0	0	0	0	1	6	10	18.00			2.000													
Bobby Bolin, R ERA: 10.8	0.1	S	1	0	0	0	1	0	0	0	0	0	1	0	0			3													
Ernie Broglio, R ERA: 8.22	3.2	17	5	4	4	2	1	0	0	0	0	0	0	0	1			0													
Lindy McDaniel, R ERA: 10.8	0.1	4	2	3	3	1	1	0	0	0	0	5	9	81.00	9.000																
Frank Linzy, R ERA: 6.43	1.0	5	1	2	2	1	1	0	0	0	0	6	10	18.00	2.000																
Joe Gibbon, L ERA: 10.8	1.0	3	1	0	0	1	0	0	0	0	0	5	5	0.00	1.000																
Gaylord Perry, R ERA: 10.8	2.2	W	9	1	1	0	4	0	0	0	0	17	17	0.00	0.375																
Inning Stats	R: 0 E: 0 K: 1 S: 6	H: 1 LOB: 2 BB: 1 P: 10	R: 0 E: 0 K: 0 S: 3	H: 0 LOB: 0 BB: 0 P: 3	R: 0 E: 0 K: 1 S: 5	H: 0 LOB: 0 BB: 0 P: 5	R: 4 E: 0 K: 1 S: 9	H: 4 LOB: 0 BB: 0 P: 9	R: 5 E: 0 K: 1 S: 8	H: 3 LOB: 0 BB: 2 P: 16	R: 0 E: 0 K: 1 S: 5	H: 1 LOB: 0 BB: 0 P: 5	R: 0 E: 0 K: 2 S: 7	H: 0 LOB: 0 BB: 0 P: 7	R: 0 E: 0 K: 1 S: 5	H: 0 LOB: 0 BB: 0 P: 5	R: 1 E: 1 K: 2 S: 10	H: 2 LOB: 3 BB: 1 P: 14	1B: 8 2B: 1 3B: 0 HR: 2	SF: 0 SAC: 0 DP: 0 HBP: 0	WP: 0 PB: 1 SB: 0 CS: 0	PA: 42									
PITCHER	IP ERA WHIP	WLS BF H R ER SO	BB IBB HBP BLK	WP HR S P	ERA WHIP	PITCHER																									
Ron Herbel, R ERA: 8.22	1.1	9	1	1	0	4	0	0	0	0	0	0	0	0	0	1	0														
Lindy McDaniel, R ERA: 10.8	0.1	4	2	3	3	1	1	0	0	0	0	5	9	81.00	9.000																
Frank Linzy, R ERA: 6.43	1.0	5	1	2	2	1	1	0	0	0	0	6	10	18.00	2.000																
Joe Gibbon, L ERA: 10.8	1.0	3	1	0	0	1	0	0	0	0	0	5	5	0.00	1.000																
Gaylord Perry, R ERA: 10.8	2.2	W	9	1	1	0	4	0	0	0	0	17	17	0.00	0.375																

Batter	1	2	3	4	5	6	7	8	9	AB	R	H	RBI	BB	SO	LOB	TOP			
Hal Lanier, R OBP: 0.286, SLG: 0.364 (1, 4)	E1 HR 1B	F3		F7			FC4-6 SH5-3 1B		1-3	5	2	1	0	0	0	2	San Francisco Giants @ Chicago Cubs Wrigley Field, Chicago, IL Thu Apr 21 1966, 3:33 AM CST Att: 2,566 - Unknown livebaseballscorecards.com			
Jesus Alou, R OBP: 0.333, SLG: 0.531 (1, 9)	F8		1-3		F4		SH5-3		4-3	4	0	0	0	0	0	1				
Willie Mays, R OBP: 0.455, SLG: 0.903 (1, 8)	HR		K		F5		1B BB			3	1	1	2	1	1	0				
Willie McCovey, L OBP: 0.424, SLG: 0.320 (1, 3)	1B 1B		HR 1B				FC6-4 1B			4	1	4	1	0	0	0				
Jim Ray Hart, R OBP: 0.452, SLG: 0.667 (1, 5)	K		HR		K		FC6-4			4	1	1	2	0	2	4				
Orlando Cepeda, R OBP: 0.400, SLG: 0.667 Don Landrum, L OBP: 0.167, SLG: 0.333 (1, 7) (6, 7)	1B		F3						4-3	3	0	1	0	0	1	0				
Tom Haller, L OBP: 0.344, SLG: 0.517 (1, 2)	G3				K				4-3	4	0	0	0	0	2	2				
Tito Fuentes, S OBP: 0.259, SLG: 0.269 (1, 6)		5-3		2-3			F3		F7	4	0	0	0	0	0	0				
Juan Marichal, R OBP: 0.364, SLG: 0.455 (1, 1)		6-3					FC4-6 1B		K	4	0	2	0	0	1	0				
Inning Stats	R: 2 E: 1 K: 1 S: 9	H: 4 LOB: 2 BB: 0 P: 9	R: 0 E: 0 K: 0 S: 3	H: 0 LOB: 0 BB: 0 P: 3	R: 2 E: 0 K: 1 S: 7	H: 2 LOB: 0 BB: 0 P: 7	R: 0 E: 0 K: 1 S: 6	H: 1 LOB: 1 BB: 0 P: 6	R: 0 E: 0 K: 1 S: 5	H: 0 LOB: 0 BB: 0 P: 5	R: 1 E: 0 K: 0 S: 5	H: 2 LOB: 2 BB: 1 P: 9	R: 0 E: 0 K: 1 S: 5	H: 0 LOB: 0 BB: 0 P: 5	R: 0 E: 0 K: 1 S: 5	H: 0 LOB: 0 BB: 0 P: 5		1B: 8 2B: 0 3B: 0 HR: 2	SF: 0 SAC: 1 DP: 0 HBP: 0	WP: 0 PB: 0 SB: 0 CS: 0
PITCHER	IP WLS BF H R ER SO BB IBB HBP BLK WP HR S P ERA WHIP	IP WLS BF H R ER SO BB IBB HBP BLK WP HR S P ERA WHIP	IP WLS BF H R ER SO BB IBB HBP BLK WP HR S P ERA WHIP	IP WLS BF H R ER SO BB IBB HBP BLK WP HR S P ERA WHIP	IP WLS BF H R ER SO BB IBB HBP BLK WP HR S P ERA WHIP	IP WLS BF H R ER SO BB IBB HBP BLK WP HR S P ERA WHIP	IP WLS BF H R ER SO BB IBB HBP BLK WP HR S P ERA WHIP	IP WLS BF H R ER SO BB IBB HBP BLK WP HR S P ERA WHIP	IP WLS BF H R ER SO BB IBB HBP BLK WP HR S P ERA WHIP	IP WLS BF H R ER SO BB IBB HBP BLK WP HR S P ERA WHIP	IP WLS BF H R ER SO BB IBB HBP BLK WP HR S P ERA WHIP	IP WLS BF H R ER SO BB IBB HBP BLK WP HR S P ERA WHIP	IP WLS BF H R ER SO BB IBB HBP BLK WP HR S P ERA WHIP	IP WLS BF H R ER SO BB IBB HBP BLK WP HR S P ERA WHIP	IP WLS BF H R ER SO BB IBB HBP BLK WP HR S P ERA WHIP	IP WLS BF H R ER SO BB IBB HBP BLK WP HR S P ERA WHIP	IP WLS BF H R ER SO BB IBB HBP BLK WP HR S P ERA WHIP			
Bill Hands, R ERA: 2.93 Billy Hoelt, L ERA: 3.95 (1, 1) (8, 1)	7.0 L 32 10 5 5 5 1 0 0 0 0 2 41 45 6.43 1.571	2.0 6 0 0 0 0 2 0 0 0 0 0 0 10 10 0.00 0.000																		

Batter	1	2	3	4	5	6	7	8	9	AB	R	H	RBI	BB	SO	LOB	BOTTOM					
Glenn Beckert, R OBP: 0.324, SLG: 0.344 (1, 4)	6-3		K		F8		F3			4	0	0	0	0	1	1	San Francisco Giants @ Chicago Cubs Wrigley Field, Chicago, IL Thu Apr 21 1966, 3:33 AM CST Att: 2,566 - Unknown livebaseballscorecards.com					
George Altman, L OBP: 0.167, SLG: 0.292 (1, 7)	K		E7 1B		3-1		FC3-6 1B			4	1	1	0	0	1	0						
Billy Williams, L OBP: 0.324, SLG: 0.323 (1, 9)	E3 1B		PB BB 1B		K		FC3-6 L6-3			4	0	1	1	0	1	1						
Ron Santo, R OBP: 0.500, SLG: 0.500 (1, 5)	1B		PB BB		F3		L6-3			3	0	1	0	1	0	1						
14 Ernie Banks, R OBP: 0.258, SLG: 0.276 (1, 3)	F7		F6		F8				K	4	0	0	0	0	1	4						
Byron Browne, R OBP: 0.500, SLG: 1.250 (1, 8)		S 1B	K		K				HR	4	1	2	1	0	2	2						
Roberto Pena, R OBP: 0.231, SLG: 0.385 Jimmy Stewart, S OBP: 0.167, SLG: 0.500 (7, PH) (8, 6)		K			4-3		F3		K	2	0	0	0	0	1	1						
Randy Hundley, R OBP: 0.194, SLG: 0.367 (1, 2)		K			K				F4	4	0	1	0	0	2	1						
Bill Hands, R Wes Covington, L Billy Hoelt, L (1, 1) (7, PH) (8, 1)		K			K		F9			2	0	0	0	0	2	1						
Inning Stats	R: 0 E: 1 K: 1 S: 7	H: 1 LOB: 2 BB: 0 P: 7	R: 0 E: 0 K: 3 S: 10	H: 1 LOB: 0 BB: 0 P: 10	R: 1 E: 1 K: 2 S: 9	H: 1 LOB: 2 BB: 1 P: 13	R: 0 E: 0 K: 2 S: 7	H: 0 LOB: 0 BB: 0 P: 7	R: 0 E: 0 K: 1 S: 5	H: 0 LOB: 0 BB: 0 P: 5	R: 0 E: 0 K: 1 S: 5	H: 0 LOB: 0 BB: 0 P: 5	R: 0 E: 0 K: 0 S: 4	H: 1 LOB: 1 BB: 0 P: 4	R: 0 E: 0 K: 0 S: 3	H: 1 LOB: 0 BB: 0 P: 3		R: 1 E: 0 K: 2 S: 8	H: 1 LOB: 0 BB: 0 P: 8	1B: 5 2B: 1 3B: 0 HR: 1	SF: 0 SAC: 0 DP: 1 HBP: 0	WP: 0 PB: 1 SB: 1 CS: 0
PITCHER	IP WLS BF H R ER SO BB IBB HBP BLK WP HR S P ERA WHIP	IP WLS BF H R ER SO BB IBB HBP BLK WP HR S P ERA WHIP	IP WLS BF H R ER SO BB IBB HBP BLK WP HR S P ERA WHIP	IP WLS BF H R ER SO BB IBB HBP BLK WP HR S P ERA WHIP	IP WLS BF H R ER SO BB IBB HBP BLK WP HR S P ERA WHIP	IP WLS BF H R ER SO BB IBB HBP BLK WP HR S P ERA WHIP	IP WLS BF H R ER SO BB IBB HBP BLK WP HR S P ERA WHIP	IP WLS BF H R ER SO BB IBB HBP BLK WP HR S P ERA WHIP	IP WLS BF H R ER SO BB IBB HBP BLK WP HR S P ERA WHIP	IP WLS BF H R ER SO BB IBB HBP BLK WP HR S P ERA WHIP	IP WLS BF H R ER SO BB IBB HBP BLK WP HR S P ERA WHIP	IP WLS BF H R ER SO BB IBB HBP BLK WP HR S P ERA WHIP	IP WLS BF H R ER SO BB IBB HBP BLK WP HR S P ERA WHIP	IP WLS BF H R ER SO BB IBB HBP BLK WP HR S P ERA WHIP	IP WLS BF H R ER SO BB IBB HBP BLK WP HR S P ERA WHIP	IP WLS BF H R ER SO BB IBB HBP BLK WP HR S P ERA WHIP	IP WLS BF H R ER SO BB IBB HBP BLK WP HR S P ERA WHIP					
Juan Marichal, R ERA: 0.67 (1, 1)	9.0 W 35 6 2 1 12 1 0 0 0 0 1 58 62 1.00 0.778																					



Batter	1	2	3	4	5	6	7	8	9	AB	R	H	RBI	BB	SO	LOB	TOP					
Maury Wills, S OBP: 0.273, SLG: 0.200 (1, 6)	1-3		K		6-3		5-3			4	0	0	0	0	1	2	Los Angeles Dodgers @ Chicago Cubs Wrigley Field, Chicago, IL Fri Apr 22 1966, 3:33 AM CST Att: 4,551 - Unknown livebaseballscorecards.com					
Wes Parker, S OBP: 0.452, SLG: 0.611 (1, 3)	1B SF7 1B		6-3			P4	HBP			3	1	1	0	0	0	0						
Lou Johnson, R OBP: 0.395, SLG: 0.500 (1, 7)	1-3 1B			1-3		E6 1B 1B	F8			4	1	1	0	0	0	1						
Al Ferrara, R OBP: 0.333, SLG: 0.727 Willie Davis, L OBP: 0.346, SLG: 0.500 (1, 9) (8, 8)	SF7			K		1B 1-2 1B 1B		K		3	0	1	1	0	2	0						
Ron Fairly, L OBP: 0.390, SLG: 0.333 (1, 8) (8, 9)	3-H 4-1			6-3		F9		K		4	0	0	0	0	1	3						
Jeff Torborg, R OBP: 0.545, SLG: 0.600 (1, 2)		L4-3 1B			1B 2B	1-2 2-H 1B		4-3		4	0	3	1	0	0	0						
Nate Oliver, R OBP: 0.378, SLG: 0.281 (1, 4)		L4-3 1-2			PB 1B	1-2 2-3 1B		P6		4	0	2	0	0	0	1						
John Kennedy, R (1, 5)			5-3		K 1-2	5-3		1-3		4	0	0	0	0	1	5						
Sandy Koufax, R (1, 1)			K		K		K		P3	4	0	0	0	0	3	2						
Inning Stats	R: 1 E: 0 K: 0 S: 5	H: 2 LOB: 1 BB: 0 P: 5	R: 0 E: 0 K: 0 S: 3	H: 1 LOB: 0 BB: 0 P: 3	R: 0 E: 0 K: 2 S: 7	H: 0 LOB: 0 BB: 0 P: 7	R: 0 E: 0 K: 1 S: 5	H: 0 LOB: 0 BB: 0 P: 5	R: 0 E: 0 K: 2 S: 9	H: 2 LOB: 2 BB: 0 P: 9	R: 1 E: 1 K: 0 S: 7	H: 3 LOB: 3 BB: 0 P: 7	R: 0 E: 0 K: 1 S: 5	H: 0 LOB: 1 BB: 0 P: 6	R: 0 E: 0 K: 2 S: 7	H: 0 LOB: 0 BB: 0 P: 7		R: 0 E: 0 K: 0 S: 3	H: 0 LOB: 0 BB: 0 P: 3	1B: 7 2B: 2 3B: 0 HR: 0	SF: 1 SAC: 0 DP: 1 HBP: 1	WP: 0 PB: 1 SB: 0 CS: 0
PITCHER Dick Ellsworth, L ERA: 0.57 (1, 1)	IP: 9.0 WLS: L BF: 36 H: 8 R: 2 ER: 1 SO: 8 BB: 0 IBB: 0 HBP: 1 BLK: 0 WP: 0 HR: 0 S: 51 P: 52 ERA: 1.00 WHIP: 0.889															PITCHER	IP: 9.0 WLS: L BF: 36 H: 8 R: 2 ER: 1 SO: 8 BB: 0 IBB: 0 HBP: 1 BLK: 0 WP: 0 HR: 0 S: 51 P: 52 ERA: 1.00 WHIP: 0.889					

Batter	1	2	3	4	5	6	7	8	9	AB	R	H	RBI	BB	SO	LOB	BOTTOM					
Roberto Pena, R OBP: 0.176, SLG: 0.294 Don Kessinger, S OBP: 0.357, SLG: 0.333 (1, 6) (8, 6)	L6		F4		4-3		K			4	0	0	0	0	1	1	Los Angeles Dodgers @ Chicago Cubs Wrigley Field, Chicago, IL Fri Apr 22 1966, 3:33 AM CST Att: 4,551 - Unknown livebaseballscorecards.com					
Glenn Beckert, R OBP: 0.316, SLG: 0.333 (1, 4)	F7			1B 1B	5-3			6-3		4	1	1	0	0	0	0						
Billy Williams, L OBP: 0.316, SLG: 0.314 (1, 9)	P2			BB 1-3 1B 1B		F8		F8		4	0	1	0	0	0	0						
Ron Santo, R OBP: 0.526, SLG: 0.517 (1, 5)		BB 4-0		1-2 3-H 1B		K		K 14 FC6-4 1B		3	0	2	1	1	1	0						
14 Ernie Banks, R OBP: 0.257, SLG: 0.273 (1, 3)		F6		K				FC6-4 1-2		4	0	1	0	0	1	4						
Byron Browne, R OBP: 0.417, SLG: 0.909 (1, 7)		F8		1-2 2-3 BB		K		K		3	0	0	0	1	2	2						
Randy Hundley, R OBP: 0.171, SLG: 0.324 (1, 2)		K			P4			F7		4	0	0	0	0	2	4						
Carl Warwick, R OBP: 0.167, SLG: 0.167 Adolfo Phillips, R OBP: 0.335, SLG: 0.400 (4, PH) (5, 8)			F9		K					1	0	0	0	0	0	0						
Dick Ellsworth, L OBP: 0.167, SLG: 0.167 John Boccabella, R (9, PH)			4-3		K		K		K 2B	2	0	1	0	1	1	3						
Inning Stats	R: 0 E: 0 K: 0 S: 3	H: 0 LOB: 0 BB: 0 P: 3	R: 0 E: 0 K: 1 S: 5	H: 0 LOB: 1 BB: 1 P: 9	R: 0 E: 0 K: 0 S: 3	H: 0 LOB: 0 BB: 0 P: 3	R: 1 E: 0 K: 2 S: 10	H: 3 LOB: 3 BB: 1 P: 14	R: 0 E: 0 K: 1 S: 5	H: 0 LOB: 0 BB: 0 P: 5	R: 0 E: 0 K: 2 S: 8	H: 1 LOB: 1 BB: 0 P: 8	R: 0 E: 0 K: 2 S: 7	H: 0 LOB: 1 BB: 1 P: 11	R: 0 E: 0 K: 0 S: 4	H: 1 LOB: 1 BB: 0 P: 4		R: 0 E: 0 K: 3 S: 10	H: 1 LOB: 1 BB: 0 P: 10	1B: 5 2B: 1 3B: 0 HR: 0	SF: 0 SAC: 0 DP: 0 HBP: 0	WP: 0 PB: 0 SB: 0 CS: 0
PITCHER Sandy Koufax, L ERA: 1.0 (1, 1)	IP: 9.0 WLS: W BF: 36 H: 6 R: 1 ER: 1 SO: 11 BB: 3 IBB: 0 HBP: 0 BLK: 0 WP: 0 HR: 0 S: 55 P: 67 ERA: 1.00 WHIP: 1.000															PITCHER	IP: 9.0 WLS: W BF: 36 H: 6 R: 1 ER: 1 SO: 11 BB: 3 IBB: 0 HBP: 0 BLK: 0 WP: 0 HR: 0 S: 55 P: 67 ERA: 1.00 WHIP: 1.000					

Batter	1	2	3	4	5	6	7	8	9	AB	R	H	RBI	BB	SO	LOB	TOP					
Wes Parker, S OBP: 0.447, SLG: 0.600	4-3	BB		F5		4-3			2B	4	0	1	0	1	0	1	Los Angeles Dodgers @ Chicago Cubs Wrigley Field, Chicago, IL Sat Apr 23 1966, 3:33 AM CST Att: 6,974 - Unknown					
Lou Johnson, R OBP: 0.372, SLG: 0.463	1B	F6		F9			6-3		F7	5	0	1	0	0	0	5						
Jim Lefebvre, S Derrell Griffith, L	K		K	F7			5-3		HBP	4	0	0	0	0	2	2						
Al Ferrara, R OBP: 0.353, SLG: 0.600	FC6-4		WP	E		K			K	4	0	1	0	1	2	2						
Ron Fairly, L OBP: 0.348, SLG: 0.289	FC6-4		E1	BB		4-3			L7	5	0	0	0	0	0	5						
Jeff Torborg, R OBP: 0.667, SLG: 0.692		1B	BB	BB		1B			1B	3	0	3	0	1	0	0						
Nate Oliver, R OBP: 0.390, SLG: 0.286		L3-4	BB	F9		F9			K	3	0	1	0	1	1	2						
John Kennedy, R Tommy Davis, R Bart Shirley, R	BB	1B	F9			F8			1B	3	0	1	0	0	0	3						
Don Sutton, R John Roseboro, L Ron Ferranoski, L	L3-4					K			P6	3	0	1	0	0	1	3						
				1B						1	0	0	0	0	0	2						
										0	0	0	0	0	0	0						
Inning Stats	R: 0 E: 0 K: 1 S: 7	H: 2 LOB: 2 BB: 0 P: 7	R: 0 E: 0 K: 0 S: 5	H: 3 LOB: 3 BB: 1 P: 9	R: 0 E: 1 K: 1 S: 5	H: 0 LOB: 3 BB: 3 P: 17	R: 0 E: 0 K: 0 S: 4	H: 1 LOB: 1 BB: 0 P: 4	R: 0 E: 0 K: 1 S: 6	H: 1 LOB: 1 BB: 0 P: 6	R: 0 E: 0 K: 1 S: 5	H: 0 LOB: 0 BB: 0 P: 5	R: 0 E: 0 K: 0 S: 3	H: 0 LOB: 0 BB: 0 P: 3	R: 0 E: 0 K: 1 S: 7	H: 2 LOB: 2 BB: 0 P: 7	R: 0 E: 0 K: 1 S: 6	H: 1 LOB: 2 BB: 0 P: 7	1B: 9 2B: 2 3B: 0 HR: 0	SF: 0 SAC: 0 DP: 1 HBP: 1	WP: 1 PB: 0 SB: 0 CS: 0	PA: 41
PITCHER	IP	WLS	BF	H	R	ER	SO	BB	IBB	HBP	BLK	WP	HR	S	P	ERA	WHIP					
Bob Hendley, L ERA: 4.15	2.2		16	5	0	0	2	4	0	0	0	1	0	16	32	0.00	3.375					
Fergie Jenkins, R ERA: 1.17	5.1	W	20	4	0	0	3	0	0	0	0	0	0	26	26	0.00	0.750					
Ted Abernathy, R ERA: 7.71	1.0	S	5	1	0	0	1	0	0	1	0	0	0	6	7	0.00	1.000					

Batter	1	2	3	4	5	6	7	8	9	AB	R	H	RBI	BB	SO	LOB	BOTTOM				
Adolfo Phillips, R OBP: 0.300, SLG: 0.333	K		K						F2	4	0	1	0	0	2	1	Los Angeles Dodgers @ Chicago Cubs Wrigley Field, Chicago, IL Sat Apr 23 1966, 3:33 AM CST Att: 6,974 - Unknown				
Glenn Beckert, R OBP: 0.310, SLG: 0.350	2B		4-3		CS		L7		6-3	4	0	1	0	0	0	0					
Billy Williams, L OBP: 0.286, SLG: 0.282	1-3				4-3		P6		3-1	4	0	0	0	0	0	1					
Ron Santo, R OBP: 0.524, SLG: 0.484	F9				P6				BB	2	0	0	0	2	0	1					
Byron Browne, R OBP: 0.438, SLG: 0.800		1B			1B				K	4	0	2	0	0	2	2					
14 Ernie Banks, R OBP: 0.237, SLG: 0.250		P4			5-3				P4	3	0	0	0	0	0	2					
Randy Hundley, R OBP: 0.184, SLG: 0.324		F2							K	3	1	1	0	0	1	1					
Don Kessinger, S OBP: 0.313, SLG: 0.286		P6							G3	2	0	0	0	0	0	1					
Bob Hendley, R Fergie Jenkins, R Ted Abernathy, R					K				SH1-3	0	0	0	0	0	0	0					
					HR				1B	3	1	2	2	0	1	0					
									2H	0	0	0	0	0	0	0					
Inning Stats	R: 0 E: 0 K: 1 S: 6	H: 1 LOB: 1 BB: 0 P: 6	R: 0 E: 0 K: 0 S: 4	H: 1 LOB: 1 BB: 0 P: 4	R: 0 E: 2 K: 2 S: 7	H: 0 LOB: 0 BB: 0 P: 7	R: 0 E: 0 K: 0 S: 4	H: 1 LOB: 1 BB: 0 P: 4	R: 1 E: 0 K: 1 S: 6	H: 2 LOB: 0 BB: 0 P: 6	R: 0 E: 0 K: 1 S: 5	H: 0 LOB: 1 BB: 1 P: 9	R: 1 E: 0 K: 0 S: 5	H: 2 LOB: 1 BB: 0 P: 5	R: 0 E: 0 K: 1 S: 5	H: 0 LOB: 1 BB: 1 P: 9	1B: 5 2B: 1 3B: 0 HR: 1	SF: 0 SAC: 1 DP: 0 HBP: 0	WP: 0 PB: 0 SB: 0 CS: 1	PA: 33	
PITCHER	IP	WLS	BF	H	R	ER	SO	BB	IBB	HBP	BLK	WP	HR	S	P	ERA	WHIP				
Don Sutton, R ERA: 2.86	7.0	L	28	7	2	2	5	1	0	0	0	0	1	37	41	2.57	1.143				
Ron Ferranoski, L ERA: 4.5	1.0		4	0	0	0	1	1	0	0	0	0	0	5	9	0.00	1.000				



Batter	1	2	3	4	5	6	7	8	9	AB	R	H	RBI	BB	SO	LOB	TOP					
Wes Parker, S (1, 3) OBP: 0.412, SLG: 0.545										4	0	0	0	0	2	1	Los Angeles Dodgers @ Chicago Cubs Wrigley Field, Chicago, IL Sun Apr 24 1966, 3:33 AM CDT Att: 19,925 - Unknown					
Lou Johnson, R (1, 8) OBP: 0.362, SLG: 0.432										3	0	0	0	1	0	0						
Jim Lefebvre, S (1, 5) OBP: 0.400, SLG: 0.650										2	0	0	0	2	1	1						
Tommy Davis, R (1, 7) OBP: 0.400, SLG: 0.400										4	0	2	0	0	0	1						
Al Ferrara, R (1, 9) OBP: 0.333, SLG: 0.526										4	0	1	0	0	2	5						
Jeff Torborg, R (1, 2) OBP: 0.526, SLG: 0.563 John Roseboro, L (9, PH) OBP: 0.194, SLG: 0.276										3	0	0	0	0	1	1						
Nate Oliver, R (1, 4) Willie Davis, L (9, PH) OBP: 0.370, SLG: 0.500										3	0	0	0	0	0	0						
John Kennedy, R (1, 6) OBP: 0.273, SLG: 0.455										4	0	2	0	0	0	2						
Don Drysdale, R (1, 1) Ron Fairly, L (7, PH) Phil Regan, R (7, 1)										2	0	0	0	0	0	1						
										1	0	0	0	0	0	1						
										0	0	0	0	0	0	0						
Inning Stats	R: 0 E: 0 K: 1 S: 6	H: 1 LOB: 2 BB: 1 P: 10	R: 0 E: 0 K: 1 S: 5	H: 0 LOB: 0 BB: 0 P: 5	R: 0 E: 0 K: 1 S: 5	H: 0 LOB: 0 BB: 0 P: 5	R: 0 E: 0 K: 1 S: 5	H: 0 LOB: 1 BB: 1 P: 9	R: 0 E: 0 K: 0 S: 4	H: 1 LOB: 1 BB: 0 P: 4	R: 0 E: 0 K: 0 S: 3	H: 1 LOB: 1 BB: 0 P: 7	R: 0 E: 0 K: 0 S: 4	H: 1 LOB: 1 BB: 0 P: 4	R: 0 E: 0 K: 2 S: 7	H: 0 LOB: 0 BB: 0 P: 7	R: 0 E: 0 K: 0 S: 4	H: 1 LOB: 2 BB: 1 P: 8	1B: 3 2B: 2 3B: 0 HR: 0	SF: 0 SAC: 0 DP: 1 HBP: 0	WP: 1 PB: 0 SB: 0 CS: 0	PA: 35
PITCHER	IP WLS BF H R ER SO BB IBB HBP BLK WP HR S P ERA WHIP																					
Ken Holtzman, L (1, 1) ERA: 5.4	6.0 W 23 3 0 0 4 3 0 0 0 0 0 28 40 0.00 1.000																					
Ted Abernathy, R (7, 1) ERA: 5.4	3.0 S 12 2 0 0 2 1 0 0 0 1 0 15 19 0.00 1.000																					

Batter	1	2	3	4	5	6	7	8	9	AB	R	H	RBI	BB	SO	LOB	BOTTOM			
Adolfo Phillips, R (1, 8) OBP: 0.286, SLG: 0.385										4	0	1	0	0	1	1	Los Angeles Dodgers @ Chicago Cubs Wrigley Field, Chicago, IL Sun Apr 24 1966, 3:33 AM CDT Att: 19,925 - Unknown			
Glenn Beckert, R (1, 4) OBP: 0.304, SLG: 0.326										3	0	0	0	1	0	0				
Billy Williams, L (1, 9) OBP: 0.261, SLG: 0.256										4	0	0	0	0	0	3				
Ron Santo, R (1, 5) OBP: 0.522, SLG: 0.486										4	0	2	0	0	2	1				
John Herrnstein, L (1, 3) OBP: 0.143, SLG: 0.143										4	1	1	0	0	2	2				
Byron Browne, R (1, 7) OBP: 0.368, SLG: 0.667										3	0	0	0	0	2	2				
Randy Hundley, R (1, 2) OBP: 0.195, SLG: 0.350										3	1	1	0	0	1	1				
Don Kessinger, S (1, 6) OBP: 0.368, SLG: 0.438										2	0	1	2	1	0	0				
Ken Holtzman, R (1, 1) Ted Abernathy, R (7, 1)										2	0	0	0	0	0	2				
										1	0	0	0	0	0	0				
Inning Stats	R: 0 E: 1 K: 1 S: 6	H: 0 LOB: 1 BB: 0 P: 6	R: 2 E: 0 K: 0 S: 6	H: 3 LOB: 1 BB: 0 P: 6	R: 0 E: 0 K: 1 S: 5	H: 0 LOB: 0 BB: 0 P: 5	R: 0 E: 0 K: 3 S: 9	H: 0 LOB: 0 BB: 0 P: 9	R: 0 E: 1 K: 0 S: 3	H: 1 LOB: 2 BB: 2 P: 11	R: 0 E: 0 K: 2 S: 8	H: 1 LOB: 1 BB: 0 P: 8	R: 0 E: 0 K: 1 S: 5	H: 0 LOB: 0 BB: 0 P: 5	R: 0 E: 0 K: 0 S: 4	H: 1 LOB: 1 BB: 0 P: 4	1B: 3 2B: 2 3B: 1 HR: 0	SF: 0 SAC: 0 DP: 1 HBP: 0	WP: 0 PB: 1 SB: 1 CS: 0	PA: 32
PITCHER	IP WLS BF H R ER SO BB IBB HBP BLK WP HR S P ERA WHIP																			
Don Drysdale, R (1, 1) ERA: 4.41	6.0 L 25 5 2 2 7 2 0 0 0 0 0 37 45 3.00 1.167																			
Phil Regan, R (7, 1) ERA: 0.93	2.0 7 1 0 0 1 0 0 0 0 0 0 9 9 0.00 0.500																			

AB	31
R	0
H	5
RBI	0
BB	4
SO	6
LOB	14



AB	30
R	2
H	6
RBI	2
BB	2
SO	8
LOB	12



Batter	1	2	3	4	5	6	7	8	9	AB	R	H	RBI	BB	SO	LOB	TOP				
Ron Hunt, R OBP: 0.318, SLG: 0.350 (1.4)	6-3 2B		4-0 HR BB	6-3		4-0 1B BB		0-0 E3 1B	0-0 5-3	4	3	1	0	2	0	2					
Roy McMillan, R OBP: 0.265, SLG: 0.258 (1.6)	P5		1-2 HR 1B			0-0 E6 G6-4-3		0-0 1-3 3H 1B	0-0 6-3	6	2	2	1	0	0	3					
Ken Boyer, R OBP: 0.405, SLG: 0.658 (1.5)	6-3 2-3		1-2 HR			0-0 G6-4-3 1-2		4-0 4-3 1B IBB		4	2	2	4	1	0	2					
Ed Kranepool, L OBP: 0.378, SLG: 0.667 (1.3)	4-3		HR			4-0 BB		0-0 1-2 2H 3H 1B	0-0 4-3 1B	4	2	2	3	1	1	2					
Al Luplow, L OBP: 0.200, SLG: 0.158 (1.7)		F8	E4			0-0 4-3		0-0 1-2 2-3	0-0 4-3	5	0	0	0	0	0	3					
Cleon Jones, R OBP: 0.379, SLG: 0.571 (1.8)	5-3		6-3			0-0 E1 SF8 1B		0-0 2H 3H 3B	0-0 1B 3B	5	2	2	2	0	0	1					
Johnny Lewis, L OBP: 0.292, SLG: 0.238 (1.9)	F3			4-0 BB		0-0 SF8 3H		0-0 3H	0-0 1B	3	0	1	2	1	1	0					
Jerry Grote, R OBP: 0.368, SLG: 0.267 (1.2)			K	G1-4-3 BB		0-0 G1-4-3 1-2		0-0 E S 1B	0-0 K	4	2	1	0	1	2	2					
Jack Hamilton, R OBP: 0.429, SLG: 0.333 Larry Bearmarth, R (7.1)	F8					0-0 5-3		0-0 E 1B 1B	0-0 F8	2	0	0	0	1	0	1					
Darrell Sutherland, R OBP: 1.000, SLG: 1.000 Dave Eilers, R (8.1)						1-3		1-2 1B 1B	0-0 F8	0	0	0	0	0	0	0					
Dennis Ribant, R (8.1)										1	0	0	0	0	0	0					
Inning Stats	R: 0 E: 0 K: 0 S: 4	H: 1 LOB: 1 BB: 0 P: 4	R: 0 E: 0 K: 0 S: 3	H: 0 LOB: 0 BB: 0 P: 3	R: 4 E: 1 K: 1 S: 9	H: 3 LOB: 1 BB: 1 P: 13	R: 0 E: 0 K: 0 S: 2	H: 0 LOB: 1 BB: 2 P: 10	R: 0 E: 1 K: 1 S: 9	H: 0 LOB: 1 BB: 1 P: 7	R: 4 E: 1 K: 1 S: 9	H: 4 LOB: 1 BB: 1 P: 13	R: 0 E: 0 K: 1 S: 5	H: 0 LOB: 0 BB: 0 P: 5	R: 6 E: 1 K: 1 S: 10	H: 4 LOB: 1 BB: 2 P: 18	R: 0 E: 0 K: 0 S: 3	H: 0 LOB: 0 BB: 0 P: 3	1B: 8 2B: 1 3B: 1 HR: 2	SF: 1 SAC: 0 DP: 2 HBP: 0	WP: 0 PA: 47 PB: 0 SB: 3 CS: 0
PITCHER	IP WLS BF H R ER SO BB IBB HBP BLK WP HR S P ERA WHIP	4.0 L 19 4 4 4 1 3 0 0 0 0 2 18 30 9.00 1.750	5.1 L 11 4 4 4 0 2 0 0 0 0 0 9 17 21.60 3.600	0.1 L 1 0 0 0 1 0 0 0 0 0 3 3 0.00 0.000	6.1 L 13 3 0 0 1 0 0 0 0 0 5 5 0.00 0.000	0.2 L 9 4 6 2 0 1 1 0 0 0 7 15 27.00 7.500	PITCHER	IP WLS BF H R ER SO BB IBB HBP BLK WP HR S P ERA WHIP	0.1 L 1 0 0 0 1 0 0 0 0 0 3 3 0.00 0.000	1.0 L 3 0 0 0 0 0 0 0 0 0 3 3 0.00 0.000											
Batter	1	2	3	4	5	6	7	8	9	AB	R	H	RBI	BB	SO	LOB	BOTTOM				
Adolfo Phillips, R OBP: 0.400, SLG: 0.529 (1.8)	F2			E8 2B		1-0 1B HBP		0-0 2H 3H 2B	0-3 K	4	1	2	2	1	1	2					
Glenn Beckert, R OBP: 0.288, SLG: 0.306 (1.4)	4-3		F8	F9		0-0 1B		0-0 F7	0-0 G3	6	0	1	0	0	0	4					
Billy Williams, L OBP: 0.250, SLG: 0.229 (1.9)	E4 1B E		4-3	K		0-0 G3		4-0 FC1-4 BB	0-3 K	5	1	0	0	1	2	2					
Ron Santo, R OBP: 0.481, SLG: 0.439 (1.5)	1-3 1B		K			0-0 6-3		0-0 F7	0-0 FC1-4 1B	6	1	1	0	0	1	1					
John Herrnstein, L OBP: 0.300, SLG: 0.176 (1.3)	E4 1-2 3H		BB 1B BB	WP BB		4-0 WP BB		4-0 2B 1B BB	0-0 1B 1B 1B	3	2	1	0	3	0	1					
Byron Browne, R OBP: 0.417, SLG: 0.696 (1.7)	4-3		BB 1B	K		0-3 K		0-0 1B 2B	0-0 1B 1B	5	2	3	1	0	1	3					
Randy Hundley, R OBP: 0.281, SLG: 0.455 (1.2)			HR	1-2 2-3 BB		0-0 5-3		0-0 4-3 2B 1B	0-0 1B 1B	4	3	3	3	1	0	1					
Don Kessinger, S OBP: 0.417, SLG: 0.450 (1.6)			CS BB	L8		0-0 6-3		0-0 1-2 2H 3H 1B	0-0 1B 1B	4	1	2	2	1	0	3					
Ernie Broglio, R Ty Dineen, L Cal Koonce, R Fergie Jenkins, R Bill Faul, R Wes Covington, L Bill Hall, R Jimmy Stewart, S Billy Hoff, L Ted Abernathy, R George Altamirano, L Bob Hendley, R (1.1)	4-3			L6-3		0-0 4-3		0-0 1-2 2H 3H 1B	0-0 1B 1B	1	0	0	0	0	0	1					
Inning Stats	R: 1 E: 2 K: 0 S: 6	H: 1 LOB: 2 BB: 0 P: 6	R: 1 E: 0 K: 0 S: 3	H: 1 LOB: 2 BB: 2 P: 11	R: 0 E: 0 K: 1 S: 6	H: 1 LOB: 0 BB: 0 P: 6	R: 0 E: 1 K: 1 S: 5	H: 0 LOB: 1 BB: 1 P: 9	R: 0 E: 0 K: 0 S: 4	H: 1 LOB: 2 BB: 0 P: 5	R: 4 E: 0 K: 0 S: 7	H: 4 LOB: 1 BB: 1 P: 11	R: 4 E: 0 K: 1 S: 10	H: 5 LOB: 2 BB: 1 P: 14	R: 0 E: 0 K: 1 S: 5	H: 0 LOB: 0 BB: 0 P: 5	1B: 10 2B: 3 3B: 0 HR: 1	SF: 0 SAC: 0 DP: 0 HBP: 1	WP: 1 PA: 50 PB: 0 SB: 1 CS: 1		
PITCHER	IP WLS BF H R ER SO BB IBB HBP BLK WP HR S P ERA WHIP	6.1 W 33 6 5 3 3 6 0 1 0 0 1 1 32 57 4.26 1.895	0.1 L 4 3 2 2 0 0 0 0 0 0 0 4 4 54.00 9.000	0.2 L 5 2 3 3 0 1 0 0 0 0 0 4 8 40.50 4.500	0.0 L 3 3 1 1 0 0 0 0 0 0 3 3 =	1.2 S 5 0 0 0 2 0 0 0 0 0 9 9 0.00 0.000	PITCHER	IP WLS BF H R ER SO BB IBB HBP BLK WP HR S P ERA WHIP	0.1 L 1 0 0 0 1 0 0 0 0 0 3 3 0.00 0.000	1.0 L 3 0 0 0 0 0 0 0 0 0 3 3 0.00 0.000											


New York Mets @ Chicago Cubs
Wrigley Field, Chicago, IL
Tue Apr 26 1966, 3:33 AM CDT
Att.: 4,619 - Unknown

AB 39
R 14
H 12
RBI 12
BB 7
SO 4
LOB 16



New York Mets @ Chicago Cubs
Wrigley Field, Chicago, IL
Tue Apr 26 1966, 3:33 AM CDT
Att.: 4,619 - Unknown

AB 42
R 11
H 14
RBI 9
BB 7
SO 5
LOB 20



Batter	1	2	3	4	5	6	7	8	9	AB R H RBI BB SO LOB	TOP										
Tony Taylor, R OBP: 0.268, SLG: 0.316 (1, 4)	0-0 4-3	0-0 1-3 1B		0-0 4-3	0-0 1-1 2-H HR		0-0 4-3		0-0 F8	6 1 2 3 0 0 2	Philadelphia Phillies @ Chicago Cubs Wrigley Field, Chicago, IL Sat Apr 30 1966, 3:33 AM CDT Att: 4,495 - Unknown										
Johnny Callison, L OBP: 0.278, SLG: 0.340 Tony Gonzalez, L OBP: 0.231, SLG: 0.182 (5, 9)	0-3 K	0-0 4-3			1B HBP		0-3 K		0-0 1-3 2B	2 1 0 0 0 1 2 3 0 1 0 0 1 0											
Dick Groat, R OBP: 0.333, SLG: 0.413 (1, 5)	0-3 K		0-0 SH3-4 1B		1B		0-0 2B		0-0 4-3	6 2 4 0 0 1 2											
Harvey Kuenn, R OBP: 0.273, SLG: 0.364 Doug Clemens, L OBP: 0.394, SLG: 0.300 (5, 7)		0-0 F8	0-0 SH3-4		1B		0-0 3-1			1 0 0 0 0 0 0 3 1 1 1 0 1 3											
Bill White, L OBP: 0.275, SLG: 0.214 (1, 3)		0-0 L9	0-0 G5-4-3 1B		1B FC1-6		0-0 F8		0-3 K	5 1 2 2 0 1 0											
Jackie Brandt, R OBP: 0.286, SLG: 0.280 (1, 8)		0-0 1B	0-0 G5-4-3		1B FC1-6		0-0 F8		0-0 F8	4 2 2 1 1 0 1											
Bobby Wine, R OBP: 0.182, SLG: 0.182 (1, 6)		0-0 HR		0-0 F9	0-0 FC1-6 HR		0-0 E4		0-0 6-3	5 2 1 2 0 0 2											
Bob Uecker, R OBP: 0.296, SLG: 0.455 (1, 2)		0-0 HR		0-0 E1	0-0 HR		0-0 FC6-4		4-0 FC5-4 BB	4 2 2 3 1 0 1											
Chris Short, R OBP: 0.143, SLG: 0.143 (1, 1)		0-0 1B		0-3 K	0-3 K		0-0 6-3		0-0 FC5-4 2B	5 0 1 0 0 2 5											
Inning Stats	R: 0 E: 0 K: 2 S: 7	H: 0 LOB: 0 BB: 0 P: 7	R: 3 E: 0 K: 0 S: 8	H: 5 LOB: 2 BB: 0 P: 8	R: 1 E: 0 K: 0 S: 4	H: 2 LOB: 0 BB: 0 P: 4	R: 0 E: 1 K: 1 S: 6	H: 0 LOB: 1 BB: 0 P: 6	R: 7 E: 1 K: 2 S: 15	H: 7 LOB: 2 BB: 0 P: 16	R: 1 E: 1 K: 0 S: 4	H: 0 LOB: 1 BB: 1 P: 8	R: 0 E: 0 K: 1 S: 5	H: 1 LOB: 0 BB: 0 P: 6	R: 0 E: 0 K: 1 S: 5	H: 0 LOB: 0 BB: 0 P: 5	R: 0 E: 0 K: 0 S: 4	H: 1 LOB: 2 BB: 1 P: 8	1B: 10 2B: 4 3B: 0 HR: 2	SF: 0 SAC: 1 DP: 1 HBP: 1	WP: 0 PA: 48 PB: 0 SB: 0 CS: 0
PITCHER	IP WLS BF H R ER SO BB IBB HBP BLK WP HR S P ERA WHIP											PITCHER	IP WLS BF H R ER SO BB IBB HBP BLK WP HR S P ERA WHIP								
Ken Holtzman, L ERA: 4.5	(1, 1) 4.0 L 21 8 6 6 3 0 0 0 1 0 0 0 1 26 27 13.50 2.000																				
Ernie Broglio, R ERA: 8.79	(5, 1) 0.1 5 4 2 2 0 0 0 0 0 0 0 0 5 5 54.00 12.000																				
Cal Koonce, R ERA: 15.43	(5, 1) 1.2 10 2 4 3 2 1 0 0 0 0 0 0 1 13 17 16.20 1.800																				
Billy Hoelt, L ERA: 5.63	(7, 1) 2.0 7 1 0 0 2 0 0 0 0 0 0 0 11 11 0.00 0.500																				
Ted Abernathy, R ERA: 4.73	(9, 1) 1.0 5 1 0 0 0 1 0 0 0 0 0 0 4 8 0.00 2.000																				

Batter	1	2	3	4	5	6	7	8	9	AB R H RBI BB SO LOB	BOTTOM										
Adolfo Phillips, R OBP: 0.441, SLG: 0.714 (1, 8)	0-0 5-3			0-3 K		0-0 5-3			0-0 F8	4 0 0 0 0 1 1	Philadelphia Phillies @ Chicago Cubs Wrigley Field, Chicago, IL Sat Apr 30 1966, 3:33 AM CDT Att: 4,495 - Unknown										
Glenn Beckert, R OBP: 0.276, SLG: 0.291 Joey Amalfitano, R (6, 4)	0-0 F7			0-0 P6			0-0 5-3		0-0 5-3	2 0 0 0 0 0 0 2 0 0 0 0 0 0											
Billy Williams, L OBP: 0.246, SLG: 0.217 (1, 7)	0-0 F7			0-3 K			0-0 G3		0-0 F8	4 0 0 0 0 1 0											
Ron Santo, R OBP: 0.453, SLG: 0.547 (1, 5)		0-0 F9			0-0 F8		0-0 2B			3 0 1 0 0 0 0											
14 Ernie Banks, R OBP: 0.222, SLG: 0.233 (1, 3)		0-0 6-3			0-0 1-3		0-0 L6			3 0 0 0 0 0 1											
Byron Browne, R OBP: 0.381, SLG: 0.606 (1, 9)		0-0 4-3			0-0 5-3				0-0 F9	3 0 0 0 0 0 0											
Randy Hundley, R OBP: 0.286, SLG: 0.453 Chris Krug, R (6, 2)				0-0 P6		0-0 L7		0-0 5-3		1 0 0 0 0 0 0 2 0 0 0 0 0 0											
Don Kessinger, S OBP: 0.364, SLG: 0.379 (1, 6)				0-0 F6		0-0 1B		0-0 1B		3 0 2 0 0 0 0											
Ken Holtzman, R Ernie Broglio, R Cal Koonce, R Carl Warwick, R Billy Hoelt, L Jimmy Stewart, S Ted Abernathy, R (1, 1) (5, 1) (5, 1) (6, PH) (7, 1) (8, PH) (8, PH)			0-3 K			0-0 F8		0-3 K		1 0 0 0 0 1 0 0 0 0 0 0 0 0 0 0 0 0 0 0 0 1 0 0 0 0 0 1 0 0 0 0 0 0 0 1 0 0 0 0 1 1 0 0 0 0 0 0 0											
Inning Stats	R: 0 E: 0 K: 0 S: 3	H: 0 LOB: 0 BB: 0 P: 3	R: 0 E: 0 K: 0 S: 3	H: 0 LOB: 0 BB: 0 P: 3	R: 0 E: 0 K: 1 S: 5	H: 0 LOB: 0 BB: 0 P: 5	R: 0 E: 0 K: 2 S: 7	H: 0 LOB: 0 BB: 0 P: 7	R: 0 E: 0 K: 0 S: 3	H: 0 LOB: 0 BB: 0 P: 3	R: 0 E: 0 K: 0 S: 4	H: 1 LOB: 1 BB: 0 P: 4	R: 0 E: 0 K: 0 S: 4	H: 1 LOB: 1 BB: 0 P: 4	R: 0 E: 0 K: 1 S: 6	H: 1 LOB: 1 BB: 0 P: 6	R: 0 E: 0 K: 0 S: 3	H: 0 LOB: 0 BB: 0 P: 3	1B: 2 2B: 1 3B: 0 HR: 0	SF: 0 SAC: 0 DP: 0 HBP: 0	WP: 0 PA: 30 PB: 0 SB: 0 CS: 0
PITCHER	IP WLS BF H R ER SO BB IBB HBP BLK WP HR S P ERA WHIP											PITCHER	IP WLS BF H R ER SO BB IBB HBP BLK WP HR S P ERA WHIP								
Chris Short, L ERA: 1.96 (1, 1)	9.0 W 30 3 0 0 4 0 0 0 0 0 0 0 38 38 0.00 0.333																				




Batter	1	2	3	4	5	6	7	8	9	AB	R	H	RBI	BB	SO	LOB	TOP			
John Briggs, L (1, 8) OBP: 0.310, SLG: 0.480	G3		F7		3-1		P4		BB	4	0	0	0	1	0	3	Philadelphia Phillies @ Chicago Cubs Wrigley Field, Chicago, IL Sun May 01, 1966, 3:33 AM CDT Att: 7,783 - Unknown			
Dick Groat, R (1, 6) OBP: 0.321, SLG: 0.380	F9				F8	BB	L7		BB	4	0	0	0	1	1	5				
Bill White, L (1, 3) OBP: 0.286, SLG: 0.283	3-1				HR	BB			G3	4	1	1	1	1	0	3				
Johnny Callison, L (1, 9) OBP: 0.276, SLG: 0.351					K					4	0	1	0	0	1	2				
Tony Gonzalez, L (1, 7) OBP: 0.294, SLG: 0.400										4	0	2	0	0	0	3				
Cookie Rojas, R (1, 4) OBP: 0.340, SLG: 0.378					F8		F5		F8	4	0	0	0	0	0	4				
Clay Dalrymple, L (1, 2) OBP: 0.391, SLG: 0.300										4	0	1	0	0	2	1				
Tony Taylor, R (1, 5) OBP: 0.289, SLG: 0.366					6-3					3	0	1	0	1	0	0				
Larry Jackson, R (1, 1) Doug Clemens, L (7, PH) Ray Culp, R (7, PH) Harvey Kuenn, R (8, PH)					F7					0	0	0	0	0	0	0				
					5-3					1	0	0	0	0	0	1				
										0	0	0	0	0	0	0				
										1	0	0	0	0	0	1				
										0	0	0	0	0	0	0				
										1	0	0	0	0	0	2				
Inning Stats	R: 0 E: 0 K: 0 S: 3	H: 0 LOB: 0 BB: 0 P: 3	R: 0 E: 1 K: 1 S: 6	H: 1 LOB: 1 BB: 0 P: 6	R: 0 E: 0 K: 0 S: 3	H: 0 LOB: 0 BB: 0 P: 3	R: 1 E: 0 K: 1 S: 7	H: 2 LOB: 1 BB: 0 P: 7	R: 0 E: 0 K: 1 S: 6	H: 1 LOB: 1 BB: 0 P: 6	R: 0 E: 2 K: 0 S: 5	H: 0 LOB: 2 BB: 0 P: 5	R: 0 E: 0 K: 0 S: 4	H: 1 LOB: 1 BB: 0 P: 4	R: 0 E: 0 K: 1 S: 6	H: 1 LOB: 3 BB: 2 P: 14	1B: 2 2B: 2 3B: 2 HR: 1	SF: 0 SAC: 0 DP: 1 HBP: 0	WP: 0 PB: 0 SB: 0 CS: 0	PA: 39
PITCHER Bill Faul, R (1, 1) ERA: 3.0	IP: 9.0 WLS: W BF: 39 H: 6 R: 1 ER: 1 SO: 4 BB: 4 IBB: 0 HBP: 0 BLK: 0 WP: 0 HR: 1 S: 43 P: 59 ERA: 1.00 WHIP: 1.111															PITCHER				

Batter	1	2	3	4	5	6	7	8	9	AB	R	H	RBI	BB	SO	LOB	BOTTOM			
Adolfo Phillips, R (1, 8) OBP: 0.436, SLG: 0.645	FC4-6 1B BB		FC3-6 BB	K		6-3		5-3		3	1	0	0	2	1	1	Philadelphia Phillies @ Chicago Cubs Wrigley Field, Chicago, IL Sun May 01, 1966, 3:33 AM CDT Att: 7,783 - Unknown			
Glenn Beckert, R (1, 4) OBP: 0.274, SLG: 0.288	FC4-6 1B		FC3-6 PB E		6-3	P3				4	1	1	0	0	0	1				
Billy Williams, L (1, 7) OBP: 0.246, SLG: 0.219	FC4-6 FC5-4 1B		3-1							4	1	1	0	0	0	3				
Ron Santo, R (1, 5) OBP: 0.471, SLG: 0.579	FC5-4 1B		E8 FC5							4	2	3	1	0	0	0				
John Boccabella, R (1, 3) OBP: 0.235, SLG: 0.188	FC5-4 1B		FC5							4	0	1	1	0	0	3				
Byron Browne, R (1, 9) OBP: 0.375, SLG: 0.583	1-3									3	1	1	0	0	1	3				
Randy Hundley, R (1, 2) OBP: 0.287, SLG: 0.421										4	0	0	0	0	0	4				
Don Kessinger, S (1, 6) OBP: 0.324, SLG: 0.333										4	0	0	0	0	0	5				
Bill Faul, R (1, 1)	F9									4	0	0	1	0	0	1				
										4	0	0	0	0	0	4				
Inning Stats	R: 1 E: 0 K: 0 S: 5	H: 2 LOB: 2 BB: 1 P: 9	R: 0 E: 1 K: 0 S: 3	H: 0 LOB: 0 BB: 0 P: 3	R: 1 E: 1 K: 0 S: 4	H: 0 LOB: 1 BB: 1 P: 8	R: 1 E: 2 K: 1 S: 7	H: 1 LOB: 1 BB: 0 P: 7	R: 2 E: 1 K: 0 S: 6	H: 3 LOB: 2 BB: 0 P: 7	R: 0 E: 0 K: 0 S: 3	H: 0 LOB: 0 BB: 0 P: 3	R: 1 E: 1 K: 1 S: 7	H: 1 LOB: 1 BB: 0 P: 7	R: 0 E: 0 K: 0 S: 3	H: 0 LOB: 0 BB: 0 P: 3	1B: 6 2B: 2 3B: 0 HR: 0	SF: 0 SAC: 0 DP: 2 HBP: 1	WP: 0 PB: 2 SB: 0 CS: 0	PA: 37
PITCHER Larry Jackson, R (1, 1) ERA: 9.0 Ray Culp, R (7, 1) ERA: 5.87	IP: 6.0 WLS: L BF: 29 H: 6 R: 5 ER: 2 SO: 1 BB: 2 IBB: 0 HBP: 1 BLK: 0 WP: 0 HR: 0 S: 28 P: 37 ERA: 3.00 WHIP: 1.333															PITCHER				

Batter	1	2	3	4	5	6	7	8	9	AB	R	H	RBI	BB	SO	LOB	TOP					
Adolfo Phillips, R OBP: 0.442, SLG: 0.629 (1, 8)	L7		E 1B		G6-4-3 1-2		1B			4	0	2	0	0	0	3	Chicago Cubs @ Houston Astros Astrodome, Houston, TX Tue May 03 1966, 8:05 PM EDT Att: 14,460 - Unknown					
Glenn Beckert, R OBP: 0.286, SLG: 0.302 (1, 4)	WP 1B		F3 1-3			G6-4-3 1B	F4			4	1	2	0	0	0	2						
Billy Williams, L OBP: 0.247, SLG: 0.221 (1, 7)	K 1-2			P5		G6-4-3 1B		K		4	0	1	0	0	2	1						
Ron Santo, R OBP: 0.444, SLG: 0.541 (1, 5)	F7			6-3		G6-4-3 1-2 2-3		F3		4	0	0	0	0	0	3						
John Boccabella, R OBP: 0.262, SLG: 0.414 (1, 3) (5, 2)		K		K		3B 1B		F7		4	1	1	1	0	2	0						
Byron Browne, R OBP: 0.386, SLG: 0.625 (1, 9)		6-3			1B 1B	3B 1B		5-3		4	0	2	1	0	0	0						
Randy Hundley, R OBP: 0.222, SLG: 0.333 (5, PH) John Herrnstein, L OBP: 0.259, SLG: 0.167 (5, 3)	F7				K	G3		1B		1	0	0	0	0	0	0						
Don Kessinger, S OBP: 0.317, SLG: 0.324 (1, 6)			6-3		1B 1B			F8		4	0	1	0	0	0	1						
Bill Hands, R OBP: 0.222, SLG: 0.333 (5, PH) George Altman, L OBP: 0.222, SLG: 0.333 (5, 1) Bill Connors, R OBP: 0.222, SLG: 0.333 (7, PH) Jimmy Stewart, S OBP: 0.222, SLG: 0.333 (7, 1) Billy Hoelt, L OBP: 0.222, SLG: 0.333 (7, 1) 14 Ernie Banks, R OBP: 0.222, SLG: 0.333 (9, PH)	5-3				1B 1B	G6-4-3 1B		F7		1	0	0	0	0	0	0						
Inning Stats	R: 0 E: 0 K: 1 S: 6	H: 1 LOB: 1 BB: 0 P: 6	R: 0 E: 0 K: 1 S: 5	H: 0 LOB: 0 BB: 0 P: 5	R: 0 E: 1 K: 0 S: 4	H: 1 LOB: 1 BB: 0 P: 4	R: 0 E: 0 K: 1 S: 5	H: 0 LOB: 0 BB: 0 P: 5	R: 0 E: 0 K: 1 S: 7	H: 3 LOB: 2 BB: 0 P: 7	R: 2 E: 0 K: 0 S: 6	H: 4 LOB: 1 BB: 0 P: 6	R: 0 E: 0 K: 0 S: 4	H: 1 LOB: 1 BB: 0 P: 4	R: 0 E: 0 K: 1 S: 5	H: 0 LOB: 0 BB: 0 P: 5		R: 0 E: 0 K: 1 S: 6	H: 1 LOB: 1 BB: 0 P: 6	1B: 10 2B: 0 3B: 1 HR: 0	SF: 0 SAC: 0 DP: 2 HBP: 0	WP: 1 PB: 0 SB: 0 CS: 0
PITCHER Dave Giusti, R ERA: 2.53 (1, 1)	IP: 9.0 WLS: W BF: 36 H: 11 R: 2 ER: 2 SO: 6 BB: 0 IBB: 0 HBP: 0 BLK: 0 WP: 1 HR: 0 S: 48 P: 48 ERA: 2.00 WHIP: 1.222															PITCHER						

AB	36
R	2
H	11
RBI	2
BB	0
SO	6
LOB	13



Batter	1	2	3	4	5	6	7	8	9	AB	R	H	RBI	BB	SO	LOB	BOTTOM			
Joe Morgan, L OBP: 0.471, SLG: 0.548 (1, 4)	HR		F8	E 1B		G3	FC6 BB			4	2	3	1	0	1	Chicago Cubs @ Houston Astros Astrodome, Houston, TX Tue May 03 1966, 8:05 PM EDT Att: 14,460 - Unknown				
Sonny Jackson, L OBP: 0.307, SLG: 0.329 (1, 6)	S E 1B		4-3	1B		2B 1B	FC6			5	2	3	0	0	0		2			
Jimmy Wynn, R OBP: 0.317, SLG: 0.466 Dave Nicholson, R OBP: 0.381, SLG: 0.417 (7, 8)	E5 BLK 1H		4-0 BB	P6		1B 2B		2B		3	1	1	2	1	0		1			
Jim Gentile, L OBP: 0.359, SLG: 0.554 (1, 3)	K 2-3		F7			F8	WP 1B	K		5	0	1	1	0	2		3			
Rusty Staub, L OBP: 0.307, SLG: 0.355 (1, 9)	F7			E 1B BB		F4	E 1B BB	F7		3	1	0	0	2	0		2			
Bob Aspromonte, R OBP: 0.295, SLG: 0.329 (1, 5)	6-3			E6 1B	4-3	5-3	5-3	F8		5	1	0	0	0	0		5			
Lee Maye, L OBP: 0.235, SLG: 0.356 (1, 7)		P4		4-3		HR		F9		4	1	1	1	0	0		2			
John Bateman, R OBP: 0.329, SLG: 0.492 (1, 2)		5-3		1B E IBB		1B 2B 1B	WP 1B			3	2	2	0	1	0		0			
Dave Giusti, R OBP: 0.300, SLG: 0.300 (1, 1)		6-3		F3		F2	K			4	0	0	0	0	1		5			
Inning Stats	R: 2 E: 1 K: 1 S: 8	H: 2 LOB: 1 BB: 0 P: 8	R: 0 E: 0 K: 0 S: 3	H: 0 LOB: 0 BB: 0 P: 3	R: 0 E: 0 K: 0 S: 3	H: 0 LOB: 1 BB: 1 P: 7	R: 4 E: 3 K: 0 S: 6	H: 2 LOB: 1 BB: 2 P: 14	R: 0 E: 0 K: 0 S: 3	H: 0 LOB: 0 BB: 0 P: 3	R: 4 E: 0 K: 0 S: 8	H: 5 LOB: 2 BB: 1 P: 12	R: 0 E: 0 K: 1 S: 6	H: 1 LOB: 2 BB: 1 P: 10	R: 0 E: 0 K: 1 S: 6		H: 1 LOB: 1 BB: 0 P: 6	1B: 7 2B: 2 3B: 0 HR: 2	SF: 0 SAC: 0 DP: 0 HBP: 0	WP: 2 PB: 0 SB: 1 CS: 0
PITCHER Bill Hands, R ERA: 2.7 (1, 1) Bill Connors, R ERA: 18.0 (5, 1) Billy Hoelt, L ERA: 4.5 (7, 1)	IP: 4.0 WLS: L BF: 21 H: 4 R: 6 ER: 4 SO: 1 BB: 1 IBB: 0 HBP: 0 BLK: 0 WP: 1 HR: 1 S: 20 P: 32 ERA: 2.25 WHIP: 1.500															PITCHER				

AB	37
R	10
H	11
RBI	7
BB	5
SO	3
LOB	21



Batter	1	2	3	4	5	6	7	8	9	AB	R	H	RBI	BB	SO	LOB	TOP			
Don Kessinger, S (1, 6) OBP: 0.311, SLG: 0.317										4	0	1	0	0	2	2	Chicago Cubs @ Houston Astros Astrodome, Houston, TX Wed May 04 1966, 8:05 PM EDT Att. 14,947 - Dome - 76 F			
George Altman, L (1, 3) OBP: 0.226, SLG: 0.323										4	0	1	0	0	1	1				
Billy Williams, L (1, 7) OBP: 0.273, SLG: 0.239										3	0	2	0	1	1	0				
Ron Santo, R (1, 5) OBP: 0.434, SLG: 0.516										3	0	0	0	1	0	3				
Adolfo Phillips, R (1, 8) OBP: 0.404, SLG: 0.564										4	0	0	0	0	3	6				
Byron Browne, R (1, 9) OBP: 0.375, SLG: 0.614										4	0	1	0	0	1	0				
Glenn Beckert, R (1, 4) OBP: 0.286, SLG: 0.299										4	0	1	0	0	0	1				
Randy Hundley, R (1, 2) OBP: 0.246, SLG: 0.387										4	0	0	0	0	1	1				
Dick Ellsworth, L (1, 1) OBP: 0.200, SLG: 0.200										2	0	1	0	0	0	0				
Jimmy Stewart, S (7, PH) OBP: 0.067, SLG: 0.200										1	0	0	0	0	0	0				
Billy Hoelt, L (7, 1)										0	0	0	0	0	0	0				
Inning Stats	R: 0 E: 0 K: 0 S: 5	H: 2 LOB: 2 BB: 0 P: 5	R: 0 E: 0 K: 1 S: 7	H: 2 LOB: 2 BB: 0 P: 7	R: 0 E: 0 K: 1 S: 5	H: 0 LOB: 1 BB: 1 P: 9	R: 0 E: 0 K: 0 S: 3	H: 0 LOB: 0 BB: 0 P: 3	R: 0 E: 0 K: 2 S: 9	H: 2 LOB: 3 BB: 1 P: 13	R: 0 E: 0 K: 0 S: 3	H: 1 LOB: 0 BB: 0 P: 3	R: 0 E: 0 K: 2 S: 7	H: 0 LOB: 0 BB: 0 P: 7	R: 0 E: 0 K: 1 S: 5	H: 0 LOB: 0 BB: 0 P: 5	1B: 6 2B: 2 3B: 0 HR: 0	SF: 0 SAC: 0 DP: 1 HBP: 0	WP: 0 PB: 0 SB: 2 CS: 0	PA: 35
PITCHER Robin Roberts, R (1, 1) ERA: 2.36	IP: 9.0 WLS: W BF: 35 H: 7 R: 0 ER: 0 SO: 9 BB: 2 IBB: 0 HBP: 0 BLK: 0 WP: 0 HR: 0 S: 51 P: 59 ERA: 0.00 WHIP: 1.000															PITCHER				

Batter	1	2	3	4	5	6	7	8	9	AB	R	H	RBI	BB	SO	LOB	BOTTOM			
Joe Morgan, L (1, 4) OBP: 0.483, SLG: 0.547										2	1	1	1	1	0	0	Chicago Cubs @ Houston Astros Astrodome, Houston, TX Wed May 04 1966, 8:05 PM EDT Att. 14,947 - Dome - 76 F			
Sonny Jackson, L (1, 6) OBP: 0.316, SLG: 0.338										4	1	2	0	0	0	2				
Bob Lillis, R (8, 6)										0	0	0	0	0	0	0				
Jimmy Wynn, R (1, 8) OBP: 0.314, SLG: 0.447										3	0	0	0	1	1	4				
Dave Nicholson, R (1, 9) OBP: 0.391, SLG: 0.487										3	1	1	3	1	1	1				
Chuck Harrison, R (1, 3) OBP: 0.286, SLG: 0.375										4	0	0	0	0	1	1				
Rusty Staub, L (1, 7) OBP: 0.304, SLG: 0.348										4	0	1	0	0	1	0				
Bob Aspromonte, R (1, 5) OBP: 0.296, SLG: 0.329										3	0	1	0	0	0	0				
John Bateman, R (1, 2) OBP: 0.329, SLG: 0.485										3	1	1	0	0	0	2				
Robin Roberts, S (1, 1)										2	0	0	0	0	0	0				
Inning Stats	R: 0 E: 0 K: 1 S: 5	H: 0 LOB: 1 BB: 1 P: 9	R: 0 E: 0 K: 1 S: 5	H: 0 LOB: 0 BB: 0 P: 5	R: 1 E: 1 K: 0 S: 5	H: 2 LOB: 1 BB: 0 P: 5	R: 0 E: 0 K: 1 S: 4	H: 0 LOB: 0 BB: 1 P: 8	R: 0 E: 0 K: 0 S: 3	H: 0 LOB: 0 BB: 0 P: 3	R: 3 E: 1 K: 0 S: 7	H: 4 LOB: 2 BB: 0 P: 8	R: 0 E: 0 K: 0 S: 3	H: 1 LOB: 2 BB: 1 P: 7	R: 0 E: 0 K: 1 S: 5	H: 0 LOB: 0 BB: 0 P: 5	1B: 6 2B: 1 3B: 0 HR: 1	SF: 0 SAC: 1 DP: 1 HBP: 1	WP: 0 PB: 1 SB: 1 CS: 1	PA: 33
PITCHER Dick Ellsworth, L (1, 1) ERA: 2.83	IP: 6.0 WLS: L BF: 26 H: 6 R: 4 ER: 4 SO: 3 BB: 2 IBB: 0 HBP: 1 BLK: 0 WP: 0 HR: 1 S: 29 P: 38 ERA: 6.00 WHIP: 1.333															PITCHER Billy Hoelt, L (7, 1) ERA: 3.75				

AB	33
R	0
H	7
RBI	0
BB	2
SO	9
LOB	14



AB	28
R	4
H	7
RBI	4
BB	3
SO	4
LOB	10



Batter	1	2	3	4	5	6	7	8	9	10	11	12	13	AB R H RBI BB SO LOB	TOP																
Adolfo Phillips, R OBP: 0.396, SLG: 0.533 (1.8)														6 0 2 0 0 2 1	<p>Chicago Cubs @ Houston Astros Astrodome, Houston, TX Thu May 05 1966, 8:05 PM EDT Att. 11,494 - Dome - 76 F</p> <p>livebaseballscorecards.com</p> <p>AB 44 R 3 H 7 RBI 3 BB 3 SO 9 LOB 9</p>																
Glenn Beckert, R OBP: 0.276, SLG: 0.288 (1.4)														6 0 1 0 0 0 1																	
Billy Williams, L OBP: 0.296, SLG: 0.224 (1.7)														5 0 0 0 0 0 1																	
Ron Santo, R OBP: 0.432, SLG: 0.515 (1.5)														4 1 1 0 1 0 1																	
Byron Browne, R OBP: 0.358, SLG: 0.563 (1.9)														4 1 0 0 1 2 2																	
John Boccabella, R OBP: 0.269, SLG: 0.400 (1.3)														5 1 2 3 0 2 1																	
Randy Hundley, R OBP: 0.229, SLG: 0.358 (1.2)														5 0 0 0 0 1 1																	
Don Kessinger, S OBP: 0.280, SLG: 0.283 (1.6)														5 0 0 0 0 0 1																	
Bill Faul, R (1.1)														2 0 0 0 0 1 0																	
Fergie Jenkins, R OBP: 0.420, SLG: 0.833 (5.1)														1 0 0 0 1 1 0																	
Billy Hoelt, L OBP: 1.000, SLG: 1.000 (10.1)														1 0 1 0 0 0 0																	
Jimmy Stewart, S OBP: 0.067, SLG: 0.200 (13. PR)														0 0 0 0 0 0 0																	
Ted Abernathy, R (13.1)														0 0 0 0 0 0 0																	
Inning Stats	R: 0 E: 0 K: 1 S: 4	H: 1 LOB: 1 BB: 0 P: 4	R: 0 E: 0 K: 1 S: 5	H: 0 LOB: 0 BB: 0 P: 5	R: 0 E: 0 K: 2 S: 7	H: 0 LOB: 0 BB: 0 P: 7	R: 0 E: 0 K: 0 S: 3	H: 0 LOB: 0 BB: 0 P: 3	R: 1 E: 0 K: 1 S: 7	H: 2 LOB: 1 BB: 0 P: 7	R: 0 E: 0 K: 2 S: 7	H: 0 LOB: 0 BB: 0 P: 7	R: 0 E: 0 K: 1 S: 5	H: 0 LOB: 1 BB: 1 P: 9	R: 0 E: 0 K: 0 S: 3	H: 0 LOB: 0 BB: 0 P: 3	R: 0 E: 0 K: 2 S: 7	H: 0 LOB: 0 BB: 0 P: 7	R: 0 E: 0 K: 0 S: 4	H: 3 LOB: 2 BB: 0 P: 4	1B: 4 2B: 2 3B: 0 HR: 1	SF: 0 SAC: 0 DP: 0 HBP: 0	WP: 1 PB: 0 SB: 2 CS: 1	PA: 48							
PITCHER	IP WLS BF H R ER SO BB IBB HBP BLK WP HR S P ERA WHIP																														
Turk Farrell, R ERA: 5.16 (1.1)	8.0	29	4	3	3	6	1	0	0	0	0	0	1	0	8	16	0.00	1.000													
Claude Raymond, R ERA: 3.0 (9.1)	2.0	8	0	0	0	1	2	0	0	0	0	0	0	0	0	14	0.00	1.125													
Don Lee, R ERA: 0.93 (11.1)	2.2	10	3	0	0	2	0	0	0	0	0	0	0	0	0	0	0.00	0.000													
Frank Carpin, L ERA: 3.86 (13.1)	0.1	W	0	0	0	0	0	0	0	0	0	0	0	0	0	0	0.00	0.000													

Batter	1	2	3	4	5	6	7	8	9	10	11	12	13	AB R H RBI BB SO LOB	BOTTOM															
Joe Morgan, L OBP: 0.474, SLG: 0.525 (1.4)														5 1 1 0 0 0 4	<p>Chicago Cubs @ Houston Astros Astrodome, Houston, TX Thu May 05 1966, 8:05 PM EDT Att. 11,494 - Dome - 76 F</p> <p>livebaseballscorecards.com</p> <p>AB 44 R 4 H 8 RBI 3 BB 2 SO 9 LOB 15</p>															
Sonny Jackson, L OBP: 0.306, SLG: 0.325 (1.6)														6 0 1 0 0 0 5																
Jimmy Wynn, R OBP: 0.304, SLG: 0.427 (1.8)														6 0 1 1 0 2 1																
Jim Gentile, L OBP: 0.348, SLG: 0.574 (1.3)														5 1 1 1 0 2 0																
Rusty Staub, L OBP: 0.286, SLG: 0.324 (1.9)														5 0 0 0 0 0 0																
Bob Aspromonte, R OBP: 0.314, SLG: 0.350 (1.5)														4 1 2 0 1 0 0																
Lee Mave, L OBP: 0.236, SLG: 0.388 (1.7)														4 1 1 1 0 1 1																
John Bateman, R OBP: 0.333, SLG: 0.500 (1.2)														2 0 1 0 0 0 0																
Ron Brand, R OBP: 0.420, SLG: 0.333 (7.2)														2 0 0 0 1 1 0																
Bill Heath, L (13.2)														0 0 0 0 0 0 0																
Turk Farrell, R (1.1)														2 0 0 0 0 1 1																
Chuck Harrison, R ERA: 2.84 (8. PR)														1 0 0 0 0 1 0																
Claude Raymond, R (8.1)														0 0 0 0 0 0 0																
Dave Nicholson, R (18. PR)														1 0 0 0 0 1 3																
Don Lee, R (11.1)														0 0 0 0 0 0 0																
Frank Carpin, L (13.1)														0 0 0 0 0 0 0																
Greg Sims, S (13. PR)														1 0 0 0 0 0 0																
Inning Stats	R: 0 E: 0 K: 1 S: 5	H: 1 LOB: 1 BB: 0 P: 5	R: 0 E: 0 K: 0 S: 4	H: 1 LOB: 1 BB: 0 P: 4	R: 0 E: 0 K: 1 S: 4	H: 1 LOB: 0 BB: 0 P: 4	R: 2 E: 1 K: 0 S: 6	H: 3 LOB: 1 BB: 0 P: 6	R: 0 E: 0 K: 2 S: 7	H: 0 LOB: 0 BB: 0 P: 7	R: 0 E: 0 K: 2 S: 7	H: 0 LOB: 0 BB: 0 P: 7	R: 0 E: 0 K: 1 S: 5	H: 0 LOB: 0 BB: 0 P: 5	R: 0 E: 0 K: 1 S: 6	H: 0 LOB: 3 BB: 2 P: 14	R: 0 E: 0 K: 0 S: 3	H: 0 LOB: 0 BB: 0 P: 3	R: 0 E: 0 K: 0 S: 3	H: 0 LOB: 0 BB: 0 P: 3	R: 1 E: 0 K: 0 S: 4	H: 2 LOB: 1 BB: 0 P: 4	1B: 4 2B: 3 3B: 1 HR: 1	SF: 0 SAC: 1 DP: 1 HBP: 1	WP: 1 PB: 0 SB: 0 CS: 2	PA: 49				
PITCHER	IP WLS BF H R ER SO BB IBB HBP BLK WP HR S P ERA WHIP																													
Bill Faul, R ERA: 3.79 (1.1)	4.0	17	6	3	3	2	0	0	1	0	0	1	1	20	21	6.75	1.500													
Fergie Jenkins, R ERA: 2.45 (5.1)	5.1	19	0	0	0	7	1	1	0	0	0	0	0	31	39	0.00	0.188													
Billy Hoelt, L ERA: 3.07 (10.1)	2.2	8	0	0	0	0	0	0	0	0	0	0	0	8	8	0.00	0.000													
Ted Abernathy, R ERA: 5.14 (13.1)	0.2	L	4	2	1	1	0	0	0	0	0	0	0	4	4	13.50	3.000													

Batter	1	2	3	4	5	6	7	8	9	AB	R	H	RBI	BB	SO	LOB	TOP					
Adolfo Phillips, R OBP: 0.368, SLG: 0.490 (1, 8)	0-0 5-3		0-0 F7		0-0 F8			0-0 1-3		4	0	0	0	0	0	0						
Glenn Beckert, R OBP: 0.275, SLG: 0.276 (1, 4)	4-0 FC4-6 BB		0-0 F7		0-0 F8			0-0 F7		3	0	0	0	1	0	0						
Billy Williams, L OBP: 0.244, SLG: 0.213 (1, 9)	0-0 FC4-6 1-2		0-0 4-3		0-0 3-1			0-0 4-3		4	0	0	0	0	0	1						
Ron Santo, R OBP: 0.447, SLG: 0.557 (1, 5)	0-0 FC6-4 1-2		4-0 1B BB		0-0 HR			4-0 14 CS BB		2	1	1	1	2	0	1						
John Boccabella, R OBP: 0.241, SLG: 0.357 (1, 3)		0-0 6-3		0-3 K		0-3 K		0-3 K		3	0	0	0	0	2	1						
14 Ernie Banks, R OBP: 0.213, SLG: 0.222 (8, 3)									0-3 K 1-2	1	0	0	0	0	1	1						
Byron Browne, R OBP: 0.357, SLG: 0.549 (1, 7)		0-3 K		0-0 1B		0-0 5-3				3	0	1	0	0	1	0						
Randy Hundley, R OBP: 0.233, SLG: 0.357 (1, 2)		0-0 FC5-4 1B		0-3 K		0-0 5-3				3	0	1	0	0	1	2						
Don Kessinger, S OBP: 0.283, SLG: 0.286 (1, 6)		0-0 FC5-4 1-2		0-0 CS 1B		0-0 P6				3	0	1	0	0	0	1						
Ken Holtzman, R (1, 1)			0-3 K		0-3 K 1-2			0-3 K		3	0	0	0	0	3	1						
Inning Stats	R: 0 E: 0 K: 0 S: 3	H: 0 LOB: 1 BB: 1 P: 7	R: 0 E: 0 K: 1 S: 6	H: 1 LOB: 1 BB: 0 P: 6	R: 0 E: 0 K: 1 S: 5	H: 0 LOB: 0 BB: 0 P: 5	R: 0 E: 0 K: 2 S: 8	H: 1 LOB: 2 BB: 1 P: 12	R: 0 E: 0 K: 1 S: 5	H: 1 LOB: 0 BB: 0 P: 5	R: 1 E: 0 K: 0 S: 6	H: 1 LOB: 0 BB: 0 P: 6	R: 0 E: 0 K: 0 S: 3	H: 0 LOB: 0 BB: 0 P: 3	R: 0 E: 0 K: 1 S: 5	H: 0 LOB: 0 BB: 1 P: 5	R: 0 E: 0 K: 1 S: 4	H: 0 LOB: 0 BB: 1 P: 8	1B: 3 2B: 1 3B: 0 HR: 1	SF: 0 SAC: 0 DP: 1 HBP: 0	WP: 0 PB: 0 SB: 0 CS: 2	PA: 32
PITCHER Rob Gardner, L ERA: 1.82 (1, 1)	IP: 9.0 WLS: W BF: 32 H: 4 R: 1 ER: 1 SO: 8 BB: 3 IBB: 0 HBP: 0 BLK: 0 WP: 0 HR: 1 S: 45 P: 57 ERA: 1.00 WHIP: 0.778															PITCHER						

Chicago Cubs @ New York Mets
Shea Stadium, Flushing, NY
Fri May 06 1966, 7:05 PM EDT
Att: 27,656 - Unknown

AB 29
R 1
H 4
RBI 1
BB 3
SO 8
LOB 8



Batter	1	2	3	4	5	6	7	8	9	AB	R	H	RBI	BB	SO	LOB	BOTTOM					
Eddie Bressoud, R OBP: 0.278, SLG: 0.412 (1, 4)	0-0 F9 E 1B		0-0 F8		0-0 P5			0-0 SH FC5 FC2-5 1-2		3	0	1	0	0	0	1						
Roy McMillan, R OBP: 0.250, SLG: 0.200 (1, 6)	0-0 E6 1-2		0-0 4-3		0-0 F7			0-0 FC2-5 FC5 1-2 2-3f		4	0	0	0	0	0	4						
Ken Boyer, R OBP: 0.385, SLG: 0.526 (1, 5)	0-0 F9 2-3		4-0 CS BB		0-0 6-3			0-0 FC5 1-2 2-3f		3	0	0	0	1	0	4						
Ron Swoboda, R OBP: 0.222, SLG: 0.273 (1, 7)	0-3 K		0-0 CS 1-2	0-3 K		0-0 4-3		0-0 P6		4	0	0	0	0	2	4						
Cleon Jones, R OBP: 0.353, SLG: 0.606 (1, 8)	0-0 F9		0-0 1-3		0-0 6-3			0-0 HR		4	1	1	1	0	0	2						
Jim Hickman, R OBP: 0.287, SLG: 0.214 (1, 9)		0-0 FC5-6 1B		0-3 K		0-0 F7				3	0	1	0	0	1	0						
Ed Kranepool, L OBP: 0.286, SLG: 0.440 (1, 3)		0-0 FC5-6 1-2		0-0 3-1		0-0 F9				3	0	0	0	0	0	1						
Jerry Grote, R OBP: 0.378, SLG: 0.300 (1, 2)		0-0 F7		0-0 2B 2B		0-0 5-3				3	1	1	0	0	0	1						
Rob Gardner, R OBP: 0.286, SLG: 0.429 (1, 1)		0-0 F8		0-0 FC2-5 SH 1B						3	0	2	1	0	0	1						
Inning Stats	R: 0 E: 1 K: 1 S: 7	H: 1 LOB: 2 BB: 0 P: 7	R: 0 E: 0 K: 0 S: 4	H: 1 LOB: 1 BB: 0 P: 4	R: 0 E: 0 K: 0 S: 2	H: 0 LOB: 0 BB: 1 P: 6	R: 0 E: 0 K: 2 S: 7	H: 0 LOB: 0 BB: 0 P: 7	R: 1 E: 0 K: 0 S: 5	H: 2 LOB: 1 BB: 0 P: 5	R: 0 E: 0 K: 0 S: 3	H: 0 LOB: 0 BB: 0 P: 3	R: 0 E: 0 K: 0 S: 3	H: 0 LOB: 0 BB: 0 P: 3	R: 0 E: 0 K: 0 S: 5	H: 1 LOB: 2 BB: 0 P: 5	R: 1 E: 0 K: 0 S: 1	H: 1 LOB: 0 BB: 0 P: 1	1B: 3 2B: 2 3B: 0 HR: 1	SF: 0 SAC: 1 DP: 0 HBP: 0	WP: 0 PB: 0 SB: 0 CS: 1	PA: 33
PITCHER Ken Holtzman, L ERA: 3.6 (1, 1)	IP: 8.0 WLS: L BF: 32 H: 6 R: 2 ER: 2 SO: 3 BB: 1 IBB: 0 HBP: 0 BLK: 0 WP: 0 HR: 1 S: 37 P: 41 ERA: 2.25 WHIP: 0.875															PITCHER						

Chicago Cubs @ New York Mets
Shea Stadium, Flushing, NY
Fri May 06 1966, 7:05 PM EDT
Att: 27,656 - Unknown

AB 30
R 2
H 6
RBI 2
BB 1
SO 3
LOB 18



Batter	1	2	3	4	5	6	7	8	9	AB	R	H	RBI	BB	SO	LOB	TOP					
Adolfo Phillips, R OBP: 0.339, SLG: 0.444	5-3		K		K		K		P3	5	0	0	0	0	3	1						
Glenn Beckert, R OBP: 0.274, SLG: 0.275	S 1B 1B		F8			P5	4-3			4	0	1	0	0	0	0						
Billy Williams, L OBP: 0.256, SLG: 0.226	1-2 1B		3-1			BB HR 1B			F9	4	1	2	0	0	0	0						
Ron Santo, R OBP: 0.438, SLG: 0.534	F8 2-3			5-3		HR BB 1B			F9	3	1	0	0	1	0	2						
Byron Browne, R OBP: 0.367, SLG: 0.593	K			K2-3		HR BB			14 E BB	3	1	1	3	1	2	2						
14 Ernie Banks, R OBP: 0.216, SLG: 0.245		P4		5-3		HR 2B			E4	4	0	1	0	0	0	1						
Chris Krug, R OBP: 0.167, SLG: 0.167		1B			6-3	K			K	4	0	1	0	0	2	3						
Don Kessinger, S OBP: 0.263, SLG: 0.264	F8				F4	L6			5-3	4	0	0	0	0	0	2						
Ernie Broglio, R OBP: 0.125, SLG: 0.125	K					1B			F9	4	0	1	0	0	2	1						
Inning Stats	R: 0 E: 0 K: 1 S: 7	H: 2 LOB: 2 BB: 0 P: 7	R: 0 E: 0 K: 1 S: 6	H: 1 LOB: 1 BB: 0 P: 6	R: 0 E: 0 K: 1 S: 5	H: 0 LOB: 0 BB: 0 P: 5	R: 0 E: 0 K: 1 S: 5	H: 0 LOB: 0 BB: 0 P: 5	R: 0 E: 0 K: 1 S: 6	H: 1 LOB: 1 BB: 0 P: 6	R: 3 E: 0 K: 1 S: 8	H: 3 LOB: 1 BB: 1 P: 12	R: 0 E: 0 K: 2 S: 7	H: 0 LOB: 0 BB: 0 P: 7	R: 0 E: 1 K: 0 S: 6	H: 0 LOB: 2 BB: 0 P: 10	R: 0 E: 0 K: 0 S: 3	H: 0 LOB: 0 BB: 0 P: 3	1B: 5 2B: 1 3B: 0 HR: 1	SF: 0 SAC: 0 DP: 0 HBP: 0	WP: 0 PB: 0 SB: 1 CS: 0	PA: 37
PITCHER	IP	WLS	BF	H	R	ER	SO	BB	IBB	HBP	BLK	WP	HR	S	P	ERA	WHIP					
Tug McGraw, L ERA: 4.24	5.1	L	24	7	3	3	5	1	0	0	0	0	1	33	37	5.06	1.500					
Dick Selma, R ERA: 3.49	1.2		5	0	0	0	3	0	0	0	0	0	0	11	11	0.00	0.000					
Jack Fisher, R ERA: 4.91	2.0		8	0	0	0	1	1	0	0	0	0	0	9	13	0.00	0.500					

Chicago Cubs @ New York Mets
Shea Stadium, Flushing, NY
Sat May 07 1966, 3:33 AM EDT
Att: 16,221 - Unknown

AB 35
R 3
H 7
RBI 3
BB 2
SO 9
LOB 12



Batter	1	2	3	4	5	6	7	8	9	AB	R	H	RBI	BB	SO	LOB	BOTTOM					
Ron Hunt, R OBP: 0.317, SLG: 0.352	G6-4-3 3B		1B		F8		P6			4	1	2	0	0	0	1						
Al Luplow, L OBP: 0.321, SLG: 0.308	G6-4-3 BB		K						L7	0	0	0	0	1	0	0						
Ron Swoboda, R OBP: 0.231, SLG: 0.257	G6-4-3 BB		1-2 K		G4-6-3 BB					2	0	0	0	1	1	1						
Ken Boyer, R OBP: 0.362, SLG: 0.492	G6-4-3 1-2 3-H		6-3		G4-6-3 1-2				F8	4	0	0	0	0	0	2						
Ed Kranepool, L OBP: 0.283, SLG: 0.415	BB			K		L4			1-3	3	0	0	0	1	1	0						
Cleon Jones, R OBP: 0.342, SLG: 0.568	F9			2B SF9 1B		4-3			6-3	4	1	1	0	0	0	1						
Johnny Lewis, L OBP: 0.294, SLG: 0.290		K		SF9 2B		4-3			4-3	4	0	1	0	0	1	0						
Eddie Bressoud, R OBP: 0.333, SLG: 0.500		BB		SF9 2B					F9	1	0	1	1	1	0	0						
Chuck Hillier, L OBP: 0.600, SLG: 0.556	1B BB			2-3 3-H 4-0		SH2-4 2B				1	0	0	0	0	0	0						
Jerry Grote, R OBP: 0.410, SLG: 0.323	G1-6-3 1B			IBB		SH2-4				1	0	1	0	1	0	0						
Tug McGraw, R OBP: 0.333, SLG: 0.200	G1-6-3			1-3		4-3				2	0	0	0	0	0	4						
Dick Selma, R										0	0	0	0	0	0	0						
John Stephenson, L (7, PH)										1	0	0	0	0	0	1						
Jack Fisher, R (8, 1)	1-2									0	0	0	0	0	0	0						
Inning Stats	R: 1 E: 0 K: 0 S: 3	H: 1 LOB: 1 BB: 2 P: 11	R: 0 E: 0 K: 1 S: 5	H: 1 LOB: 1 BB: 1 P: 9	R: 0 E: 0 K: 1 S: 5	H: 1 LOB: 0 BB: 0 P: 5	R: 1 E: 0 K: 1 S: 7	H: 2 LOB: 2 BB: 1 P: 11	R: 0 E: 0 K: 0 S: 2	H: 0 LOB: 0 BB: 1 P: 6	R: 0 E: 0 K: 0 S: 3	H: 0 LOB: 0 BB: 0 P: 3	R: 0 E: 0 K: 0 S: 4	H: 1 LOB: 1 BB: 0 P: 4	R: 0 E: 0 K: 0 S: 3	H: 0 LOB: 0 BB: 0 P: 3	R: 0 E: 0 K: 0 S: 3	H: 0 LOB: 0 BB: 0 P: 3	1B: 3 2B: 2 3B: 1 HR: 0	SF: 1 SAC: 1 DP: 3 HBP: 0	WP: 0 PB: 0 SB: 0 CS: 0	PA: 34
PITCHER	IP	WLS	BF	H	R	ER	SO	BB	IBB	HBP	BLK	WP	HR	S	P	ERA	WHIP					
Ernie Broglio, R ERA: 6.17	9.0	W	34	6	2	2	3	4	1	0	0	0	0	35	55	2.00	1.111					

Chicago Cubs @ New York Mets
Shea Stadium, Flushing, NY
Sat May 07 1966, 3:33 AM EDT
Att: 16,221 - Unknown


AB 27
R 2
H 6
RBI 1
BB 5
SO 3
LOB 10



Batter	1	2	3	4	5	6	7	8	9	AB	R	H	RBI	BB	SO	LOB	TOP					
Lou Brock, L (1, 9) OBP: 0.276, SLG: 0.350	K		K				E3		K	5	0	0	0	0	4	1						
Mike Shannon, R (1, 7) OBP: 0.316, SLG: 0.611	K		3B			F9	G3		HR	4	2	1	1	1	1	1						
Curt Flood, R (1, 8) OBP: 0.367, SLG: 0.495	K		SF8			3-1		HR	E8	5	2	2	3	0	1	0						
Orlando Cepeda, R (1, 3) OBP: 0.356, SLG: 0.566		6-3	SF8				HR		K	4	2	2	2	0	1	1						
Tito Francona, L (9, 3) OBP: 0.290, SLG: 0.217								2B	SF8	0	0	0	0	0	0	0						
Tim McCarver, L (1, 2) OBP: 0.217, SLG: 0.333		F8	F9			P6		SF8	1B	4	0	1	0	0	0	0						
Charley Smith, R (1, 5) OBP: 0.385, SLG: 0.512					F7			SF8		3	0	1	1	0	1	0						
Julian Javier, R (1, 4) OBP: 0.222, SLG: 0.217					P4			2-3	P3	3	0	0	0	1	1	1						
Jerry Buchek, R (1, 6) OBP: 0.275, SLG: 0.267					F7			G3	P5	4	0	0	0	0	1	3						
Bob Gibson, R (1, 1) OBP: 0.304, SLG: 0.435						P6			G3	4	2	2	1	0	0	0						
Inning Stats	R: 0 E: 0 K: 3 S: 9	H: 0 LOB: 0 BB: 0 P: 9	R: 0 E: 0 K: 0 S: 4	H: 1 LOB: 2 BB: 1 P: 8	R: 3 E: 0 K: 1 S: 7	H: 2 LOB: 0 BB: 1 P: 11	R: 0 E: 0 K: 1 S: 5	H: 0 LOB: 0 BB: 0 P: 5	R: 0 E: 0 K: 1 S: 5	H: 0 LOB: 0 BB: 0 P: 5	R: 1 E: 0 K: 1 S: 6	H: 1 LOB: 0 BB: 0 P: 6	R: 1 E: 1 K: 1 S: 7	H: 1 LOB: 1 BB: 0 P: 7	R: 2 E: 0 K: 0 S: 6	H: 3 LOB: 1 BB: 0 P: 6	R: 1 E: 1 K: 2 S: 9	H: 1 LOB: 1 BB: 0 P: 9	1B: 2 2B: 2 3B: 1 HR: 4	SF: 2 SAC: 0 DP: 0 HBP: 0	WP: 0 PB: 1 SB: 0 CS: 0	PA: 40
PITCHER	IP WLS BF H R ER SO BB IBB HBP BLK WP HR S P ERA WHIP																					
Bill Faul, R (1, 1) ERA: 4.32	6.0 L 24 4 4 4 7 2 0 0 0 0 0 1 36 14 6.00 1.000																					
Ted Abernathy, R (7, 1) ERA: 5.12	1.0 8 4 3 3 1 0 0 0 0 0 0 1 10 10 27.00 4.000																					
Bill Connors, R (8, 1) ERA: 15.0	1.0 3 0 0 0 0 0 0 0 0 0 0 0 3 3 0.00 0.000																					
Bob Hendley, L (9, 1) ERA: 4.22	1.0 5 1 1 1 2 0 0 0 0 0 0 1 9 9 9.00 1.000																					

St. Louis Cardinals @ Chicago Cubs
Wrigley Field, Chicago, IL
Tue May 10 1966, 3:33 AM CDT
Att: 1,333 - Unknown

AB 36
R 8
H 9
RBI 8
BB 2
SO 10
LOB 7



Batter	1	2	3	4	5	6	7	8	9	AB	R	H	RBI	BB	SO	LOB	BOTTOM					
Glenn Beckert, R (1, 4) OBP: 0.271, SLG: 0.293	F7		5-3			1B		F7		4	0	1	0	0	0	0						
Don Kessinger, S (1, 6) OBP: 0.295, SLG: 0.290	F9		F8			1B		1B		4	0	2	0	0	0	0						
Billy Williams, L (1, 9) OBP: 0.235, SLG: 0.240	P4				F8		P3		4-3	4	0	0	0	0	0	3						
Ron Santo, R (1, 5) OBP: 0.406, SLG: 0.476		G3			K		P5		9	4	0	1	0	0	1	2						
Wes Covington, L (1, 7) OBP: 0.167, SLG: 0.091		1B			5-3			9		4	0	1	0	0	0	1						
Byron Browne, R (1, 8) OBP: 0.347, SLG: 0.523		1B				K		6-3		4	0	1	0	0	2	1						
14 Ernie Banks, R (1, 3) OBP: 0.210, SLG: 0.207		K				G5-4-3		FC5-4		2	0	0	0	2	2	3						
Randy Hundley, R (1, 2) OBP: 0.224, SLG: 0.342		K				G5-4-3		FC5-4		3	0	0	0	0	1	4						
Bill Faul, R (1, 1) ERA: 4.32										1	0	0	0	0	0	0						
Jimmy Stewart, S (5, PH) OBP: 0.118, SLG: 0.235										1	0	0	0	0	0	0						
Ted Abernathy, R (7, 1) ERA: 5.12										0	0	0	0	0	0	0						
Bill Connors, R (8, 1) ERA: 15.0										0	0	0	0	0	0	0						
John Herstein, L (8, PH) OBP: 0.290, SLG: 0.160										1	0	0	0	0	1	0						
Bob Hendley, R (9, 1) ERA: 4.22										0	0	0	0	0	0	0						
Inning Stats	R: 0 E: 0 K: 0 S: 3	H: 0 LOB: 0 BB: 0 P: 3	R: 0 E: 0 K: 2 S: 9	H: 2 LOB: 0 BB: 0 P: 9	R: 0 E: 0 K: 0 S: 3	H: 0 LOB: 0 BB: 0 P: 3	R: 0 E: 0 K: 1 S: 5	H: 0 LOB: 0 BB: 0 P: 5	R: 0 E: 0 K: 1 S: 4	H: 0 LOB: 0 BB: 1 P: 8	R: 0 E: 0 K: 0 S: 5	H: 2 LOB: 2 BB: 0 P: 5	R: 0 E: 0 K: 0 S: 3	H: 0 LOB: 1 BB: 1 P: 7	R: 0 E: 0 K: 1 S: 6	H: 1 LOB: 1 BB: 0 P: 6	R: 0 E: 0 K: 2 S: 8	H: 1 LOB: 1 BB: 0 P: 8	1B: 6 2B: 0 3B: 0 HR: 0	SF: 0 SAC: 0 DP: 1 HBP: 0	WP: 0 PB: 0 SB: 0 CS: 0	PA: 34
PITCHER	IP WLS BF H R ER SO BB IBB HBP BLK WP HR S P ERA WHIP																					
Bob Gibson, R (1, 1) ERA: 1.94	9.0 W 34 6 0 0 7 2 0 0 0 0 0 0 46 54 0.00 0.889																					

St. Louis Cardinals @ Chicago Cubs
Wrigley Field, Chicago, IL
Tue May 10 1966, 3:33 AM CDT
Att: 1,333 - Unknown

AB 32
R 0
H 6
RBI 0
BB 2
SO 7
LOB 14



Batter	1	2	3	4	5	6	7	8	9	10	11	12	13	14	AB	R	H	RBI	BB	SO	LOB	TOP					
Tommy Helms, R OBP: 0.271, SLG: 0.284 (1, 5)	F9			5-3		E5			E7	F8			F7		6	0	0	0	0	0	2						
Pete Rose, S OBP: 0.308, SLG: 0.352 (1, 4)	5-3			6-3		G4-6-3			FC6-5						6	2	1	0	0	0	3						
Vada Pinson, L OBP: 0.363, SLG: 0.500 (9, 8)	F7								G3						5	0	2	0	0	0	1						
Tony Perez, R OBP: 0.347, SLG: 0.361 Girardo Ruiz, S (9, PR)				CS	5-3				SH3-4						3	0	2	1	0	0	0						
Mel Queen, L OBP: 0.235, SLG: 0.111 (9, 9)									E						2	0	0	0	0	0	2						
Don Pavletich, R OBP: 0.340, SLG: 0.449 (1, 2)		6-3							1B						5	0	1	1	1	0	2						
Deron Johnson, R OBP: 0.222, SLG: 0.222 (9, 3)		6-3				FC1-4			E6						6	0	1	0	0	0	5						
Leo Cardenas, R OBP: 0.323, SLG: 0.394 (1, 6)			6-3			FC6-4							G6-4-3		5	0	1	0	0	0	2						
Tommy Harper, R OBP: 0.307, SLG: 0.265 (9, 7)			K												4	0	1	0	0	1	0						
Jim O'Toole, S OBP: 0.222, SLG: 0.222 Dick Simpson, R OBP: 0.333, SLG: 0.333 Don Nottebart, R (8, PH)			5-3			FC2-6									2	0	0	0	0	0	1						
Jimmie Coker, R (10, PH)															1	0	0	0	0	0	0						
Billy McCool, R (10, 1)															1	0	0	0	0	0	0						
Inning Stats	R: 0 E: 0 K: 0 S: 3	H: 0 LOB: 0 BB: 0 P: 3	R: 0 E: 0 K: 0 S: 3	H: 1 LOB: 0 BB: 0 P: 3	R: 0 E: 0 K: 1 S: 5	H: 0 LOB: 0 BB: 0 P: 5	R: 0 E: 0 K: 0 S: 4	H: 1 LOB: 1 BB: 0 P: 4	R: 0 E: 0 K: 0 S: 5	H: 0 LOB: 0 BB: 0 P: 5	R: 1 E: 2 K: 0 S: 6	H: 1 LOB: 2 BB: 0 P: 6	R: 0 E: 0 K: 0 S: 4	H: 0 LOB: 0 BB: 0 P: 5	R: 0 E: 0 K: 0 S: 3	H: 1 LOB: 0 BB: 0 P: 3	R: 0 E: 0 K: 0 S: 3	H: 0 LOB: 0 BB: 0 P: 3	R: 1 E: 0 K: 1 S: 7	H: 2 LOB: 1 BB: 0 P: 7	1B: 7 2B: 2 3B: 0 HR: 0	SF: 0 SAC: 3 DP: 2 HBP: 0	WP: 0 PB: 0 SB: 0 CS: 1	PA: 52			
PITCHER	IP	WLS	BF	H	R	ER	SO	BB	IBB	HBP	BLK	WP	HR	S	P	ERA	WHIP										
Dick Ellsworth, L ERA: 1.85 Billy Hoelt, L ERA: 3.31 Fergie Jenkins, R ERA: 2.18	(1, 1)	13.0	46	7	1	0	3	0	0	0	0	0	0	5	55	0.00	0.615										
	(14, 1)	0.2	L	3	1	1	1	0	0	0	0	0	0	5	5	13.50	1.500										
	(14, 1)	0.1	2	1	0	0	0	0	0	0	0	0	0	2	2	0.00	3.000										

Cincinnati Reds @ Chicago Cubs
Wrigley Field, Chicago, IL
Sat May 14 1966, 3:33 AM CDT
Att. 4,512 - Unknown

AB 47
R 2
H 9
RBI 2
BB 1
SO 4
LOB 18



Batter	1	2	3	4	5	6	7	8	9	10	11	12	13	14	AB	R	H	RBI	BB	SO	LOB	BOTTOM										
Adolfo Phillips, R OBP: 0.338, SLG: 0.419 (1, 8)	K				F3					G6-4-3					5	0	2	0	1	1	3											
Billy Williams, L OBP: 0.231, SLG: 0.235 (1, 7)	F9								FC4-6						6	0	1	0	0	2	3											
Ron Santo, R OBP: 0.411, SLG: 0.466 (1, 5)															4	0	1	0	2	1	2											
Byron Browne, R OBP: 0.321, SLG: 0.479 (1, 9)		5-3													6	0	0	0	0	3	5											
Glenn Beckert, R OBP: 0.265, SLG: 0.286 (1, 4)		F7													6	0	1	0	0	0	3											
14 Ernie Banks, R OBP: 0.239, SLG: 0.226 (1, 3)															4	0	2	0	1	0	0											
Randy Hundley, R OBP: 0.210, SLG: 0.321 Carl Warwick, R (14, PH)															5	0	0	0	0	3	3											
Don Kessinger, S OBP: 0.319, SLG: 0.343 (1, 6)															1	0	0	0	0	1	1											
Dick Ellsworth, L OBP: 0.125, SLG: 0.125 Frank Thomas, R (13, PH)															5	1	2	1	1	0	2											
Billy Hoelt, L OBP: 1.000, SLG: 1.000 Fergie Jenkins, R OBP: 0.429, SLG: 0.833 (14, 1)															4	0	0	0	0	1	3											
Inning Stats	R: 0 E: 0 K: 1 S: 5	H: 1 LOB: 1 BB: 0 P: 5	R: 0 E: 0 K: 0 S: 3	H: 1 LOB: 1 BB: 0 P: 3	R: 0 E: 0 K: 0 S: 3	H: 0 LOB: 0 BB: 0 P: 3	R: 0 E: 0 K: 2 S: 8	H: 1 LOB: 2 BB: 1 P: 12	R: 0 E: 0 K: 1 S: 7	H: 1 LOB: 2 BB: 0 P: 7	R: 0 E: 0 K: 1 S: 6	H: 1 LOB: 0 BB: 0 P: 6	R: 1 E: 0 K: 2 S: 8	H: 1 LOB: 0 BB: 0 P: 8	R: 0 E: 0 K: 0 S: 2	H: 0 LOB: 0 BB: 1 P: 6	R: 0 E: 0 K: 0 S: 4	H: 1 LOB: 1 BB: 0 P: 4	R: 0 E: 0 K: 0 S: 2	H: 0 LOB: 0 BB: 1 P: 6	R: 0 E: 0 K: 3 S: 9	H: 0 LOB: 0 BB: 0 P: 9	R: 0 E: 0 K: 1 S: 5	H: 0 LOB: 1 BB: 1 P: 9	R: 0 E: 0 K: 0 S: 4	H: 1 LOB: 2 BB: 0 P: 8	R: 0 E: 0 K: 1 S: 6	H: 1 LOB: 1 BB: 0 P: 6	1B: 8 2B: 0 3B: 0 HR: 1	SF: 0 SAC: 1 DP: 2 HBP: 0	WP: 0 PB: 0 SB: 2 CS: 0	PA: 53
PITCHER	IP	WLS	BF	H	R	ER	SO	BB	IBB	HBP	BLK	WP	HR	S	P	ERA	WHIP															
Jim O'Toole, L ERA: 1.29 Don Nottebart, R ERA: 1.2 Billy McCool, L ERA: 1.17	(1, 1)	7.0	27	6	1	0	7	1	0	0	0	0	0	6	44	1.29	1.000															
	(8, 1)	2.0	7	1	0	0	0	1	0	0	0	0	0	6	10	0.00	1.000															
	(10, 1)	5.0	W	19	2	0	5	2	1	0	0	0	0	26	38	0.00	0.800															

Cincinnati Reds @ Chicago Cubs
Wrigley Field, Chicago, IL
Sat May 14 1966, 3:33 AM CDT
Att. 4,512 - Unknown

AB 47
R 9
H 9
RBI 1
BB 5
SO 12
LOB 25



Batter	1	2	3	4	5	6	7	8	9	AB	R	H	RBI	BB	SO	LOB	TOP					
Tommy Helms, R OBP: 0.277, SLG: 0.292 (1, 5)	F7	4-3		2B		3-1 1B		F7		4	2	1	0	1	0	2	Cincinnati Reds @ Chicago Cubs Wrigley Field, Chicago, IL Sun May 15 1966, 3:33 AM CDT Att: 8,394 - Unknown livebaseballscorecards.com					
Pete Rose, S OBP: 0.320, SLG: 0.372 (1, 4)			G1-5-3 1B	1B		3-1 2B		4-3		5	1	3	3	0	0	1						
Vada Pinson, L OBP: 0.371, SLG: 0.505 (1, 9)				1B						3	0	2	0	0	1	1						
Mel Queen, L OBP: 0.222, SLG: 0.103 (4, PR) (4, 9)	K		G1-5-3 1B	E		F5		F8		2	0	0	0	0	0	1						
Don Pavletich, R OBP: 0.345, SLG: 0.500 (1, 2)	F8		G1-5-3 1B	E6		FC5-4 1B				5	1	2	2	0	0	4						
Deron Johnson, R OBP: 0.221, SLG: 0.256 (1, 3)			K	F1		FC5-4		F5		5	1	1	1	0	1	4						
Leo Cardenas, R OBP: 0.327, SLG: 0.398 (1, 6)	K			SH5-4 FC5-2 2B		FC5-4 HBP		5-3		4	0	1	0	0	1	0						
Tommy Harper, R OBP: 0.325, SLG: 0.268 (1, 8)	F9			FC5-2 SH5-4 2B		FC5-4		HR		3	2	1	0	2	0	1						
Art Shamsky, L OBP: 0.471, SLG: 1.000 (1, 7)	WP 1B BB			SH5-4		F8		HR		3	1	1	2	1	0	2						
Mitt Pappas, R OBP: 0.211, SLG: 0.316 (1, 1)	WP 1B			FC5-2 2B		G3		F5		5	1	1	0	0	1	4						
Inning Stats	R: 0 E: 0 K: 1 S: 6	H: 1 LOB: 1 BB: 0 P: 6	R: 1 E: 0 K: 1 S: 7	H: 2 LOB: 2 BB: 1 P: 11	R: 0 E: 0 K: 1 S: 6	H: 2 LOB: 1 BB: 0 P: 6	R: 4 E: 1 K: 0 S: 7	H: 3 LOB: 2 BB: 2 P: 15	R: 0 E: 0 K: 0 S: 3	H: 0 LOB: 1 BB: 0 P: 4	R: 1 E: 0 K: 0 S: 5	H: 2 LOB: 1 BB: 0 P: 5	R: 0 E: 0 K: 1 S: 6	H: 1 LOB: 1 BB: 0 P: 6	R: 0 E: 0 K: 0 S: 3	H: 0 LOB: 0 BB: 1 P: 3	R: 3 E: 0 K: 0 S: 5	H: 2 LOB: 0 BB: 1 P: 9	1B: 7 2B: 3 3B: 0 HR: 3	SF: 0 SAC: 1 DP: 1 HBP: 1	WP: 1 PB: 0 CS: 0	PA: 45
PITCHER	IP	WLS	BF	H	R	ER	SO	BB	IBB	HBP	BLK	WP	HR	S	P	ERA	WHIP					
Ken Holtzman, L ERA: 4.56 (1, 1)	3.2	L	21	8	5	4	3	3	0	0	0	1	1	24	36	9.82	3.000					
Fergie Jenkins, R ERA: 3.12 (4, 1)	5.1		24	5	4	4	1	1	0	1	0	0	2	24	29	6.75	1.125					

Batter	1	2	3	4	5	6	7	8	9	AB	R	H	RBI	BB	SO	LOB	BOTTOM					
Jimmy Stewart, S OBP: 0.143, SLG: 0.200 (1, 8)	K		F7		F8			F9 1B BB		3	1	0	0	1	1	2	Cincinnati Reds @ Chicago Cubs Wrigley Field, Chicago, IL Sun May 15 1966, 3:33 AM CDT Att: 8,394 - Unknown livebaseballscorecards.com					
Glenn Beckert, R OBP: 0.274, SLG: 0.294 (1, 4)	F3		FC6-4		1B			1B		4	0	2	0	0	0	1						
Billy Williams, L OBP: 0.232, SLG: 0.229 (1, 9)					F9			F9		3	0	0	0	1	0	4						
Ron Santo, R OBP: 0.414, SLG: 0.500 (1, 5)	F2							14 FC6-4 1B		4	1	2	2	0	1	1						
George Altman, L OBP: 0.231, SLG: 0.316 (1, 7)	K				F7			K		4	0	1	0	0	2	2						
14 Ernie Banks, R OBP: 0.239, SLG: 0.227 (1, 3)			G6-4-3 1B		K			FC6-4		4	0	1	0	0	1	3						
Chris Krug, R OBP: 0.186, SLG: 0.133 (1, 2)	G6-4-3				K			1-3		4	0	1	0	0	1	2						
Don Kessinger, S OBP: 0.299, SLG: 0.324 (1, 6)			F3		F4			4-3		4	0	0	0	0	0	1						
Ken Holtzman, R OBP: 0.143, SLG: 0.143 (1, 1)								K		1	0	1	0	0	0	0						
Fergie Jenkins, R OBP: 0.444, SLG: 0.750 (4, 1)										2	0	1	0	0	0	0						
John Herrnstein, L OBP: 0.241, SLG: 0.154 (9, PH)										1	0	0	0	0	1	0						
Inning Stats	R: 0 E: 0 K: 1 S: 5	H: 0 LOB: 1 BB: 1 P: 9	R: 0 E: 0 K: 1 S: 5	H: 1 LOB: 0 BB: 0 P: 5	R: 0 E: 0 K: 0 S: 4	H: 1 LOB: 1 BB: 0 P: 4	R: 1 E: 0 K: 2 S: 9	H: 2 LOB: 1 BB: 0 P: 9	R: 0 E: 0 K: 0 S: 5	H: 2 LOB: 2 BB: 0 P: 5	R: 0 E: 0 K: 1 S: 5	H: 0 LOB: 0 BB: 0 P: 5	R: 0 E: 0 K: 0 S: 3	H: 1 LOB: 0 BB: 0 P: 3	R: 1 E: 0 K: 1 S: 7	H: 2 LOB: 2 BB: 1 P: 11	R: 0 E: 0 K: 1 S: 5	H: 0 LOB: 0 BB: 0 P: 5	1B: 7 2B: 1 3B: 0 HR: 1	SF: 0 SAC: 0 DP: 2 HBP: 0	WP: 0 PB: 0 CS: 0	PA: 36
PITCHER	IP	WLS	BF	H	R	ER	SO	BB	IBB	HBP	BLK	WP	HR	S	P	ERA	WHIP					
Mitt Pappas, R ERA: 2.62 (1, 1)	9.0	W	36	9	2	2	7	2	0	0	0	0	1	48	56	2.00	1.222					

AB	39
R	9
H	13
RBI	8
BB	4
SO	4
LOB	20



AB	34
R	2
H	9
RBI	2
BB	2
SO	7
LOB	16



Batter	1	2	3	4	5	6	7	8	9	AB	R	H	RBI	BB	SO	LOB	TOP					
Joe Morgan, L (1,4) OBP: 0.449, SLG: 0.496	F7		F9			E4 1B 2B	K			4	1	0	0	0	1	1						
Sonny Jackson, L (1,6) OBP: 0.336, SLG: 0.333	4-3		4-3			2B FC3-2 1B			SH3-4 HR BB	3	1	1	0	1	0	0						
Jimmy Wynn, R (1,8) OBP: 0.331, SLG: 0.513				F7		FC3-2 1B 2B			SH3-4	2	0	1	2	1	0	0						
Jim Gentile, L (1,3) OBP: 0.330, SLG: 0.453	1-3			4-3		F3			K	4	0	0	0	0	1	4						
Rusty Staub, L (1,9) OBP: 0.282, SLG: 0.353				F5		FC3-2 2B				4	1	2	2	0	0	2						
Bob Aspromonte, R (1,5) OBP: 0.270, SLG: 0.292	F7				F4	F4			L9	4	0	0	0	0	0	3						
Lee Maye, L (1,7) OBP: 0.270, SLG: 0.418										3	1	2	1	1	1	1						
John Bateman, R (1,2) OBP: 0.321, SLG: 0.433										4	0	0	0	0	0	3						
Dave Giusti, R (1,1) OBP: 0.267, SLG: 0.267										4	1	1	0	0	3	0						
Inning Stats	R: 0 E: 0 K: 0 S: 3	H: 0 LOB: 1 BB: 1 P: 7	R: 0 E: 0 K: 1 S: 6	H: 1 LOB: 1 BB: 0 P: 6	R: 0 E: 0 K: 1 S: 5	H: 0 LOB: 0 BB: 0 P: 5	R: 0 E: 0 K: 0 S: 3	H: 0 LOB: 0 BB: 0 P: 3	R: 0 E: 0 K: 0 S: 2	H: 0 LOB: 0 BB: 1 P: 6	R: 2 E: 1 K: 0 S: 7	H: 3 LOB: 2 BB: 0 P: 7	R: 1 E: 0 K: 2 S: 8	H: 1 LOB: 0 BB: 0 P: 8	R: 2 E: 0 K: 1 S: 6	H: 1 LOB: 0 BB: 1 P: 10	R: 0 E: 0 K: 1 S: 5	H: 1 LOB: 0 BB: 0 P: 5	1B: 4 2B: 1 3B: 0 HR: 2	SF: 0 SAC: 1 DP: 2 HBP: 0	WP: 0 PB: 0 SB: 0 CS: 0	PA: 36
PITCHER	IP WLS BF H R ER SO BB IBB HBP BLK WP HR S P ERA WHIP																					
Ernie Broglio, R (1,1) ERA: 5.34	7.0 L 28 5 3 2 4 2 0 0 0 0 1 34 42 2.57 1.000																					
Ted Abernathy, R (8,1) ERA: 5.48	2.0 8 2 2 2 2 1 0 0 0 0 1 11 15 9.00 1.500																					

Houston Astros @ Chicago Cubs
Wrigley Field, Chicago, IL
Wed May 18 1966, 3:33 AM CDT
Overcast - 56 F

AB 32
R 5
H 7
RBI 5
BB 3
SO 6
LOB 14



Batter	1	2	3	4	5	6	7	8	9	AB	R	H	RBI	BB	SO	LOB	BOTTOM					
Adolfo Phillips, R (1,8) OBP: 0.333, SLG: 0.424	6-3		6-3				P3			4	0	1	1	0	0	2						
Glenn Beckert, R (1,4) OBP: 0.282, SLG: 0.295										3	0	1	0	1	0	0						
Jimmy Stewart, S (1,7) OBP: 0.120, SLG: 0.167										4	0	0	0	0	1	4						
Ron Santo, R (1,5) OBP: 0.409, SLG: 0.490	6-3									4	0	1	0	0	0	1						
Billy Williams, L (1,9) OBP: 0.224, SLG: 0.220										4	0	0	0	0	1	1						
14 Ernie Banks, R (1,3) OBP: 0.227, SLG: 0.214										4	0	0	0	0	0	0						
Randy Hundley, R (1,2) OBP: 0.224, SLG: 0.321										3	0	1	0	1	1	0						
Don Kessinger, S (1,6) OBP: 0.309, SLG: 0.333										4	1	2	0	0	1	1						
Ernie Broglio, R (1,1) OBP: 0.300, SLG: 0.222										1	0	1	0	1	0	0						
George Altman, L (7, PH) OBP: 0.225, SLG: 0.308										1	0	0	0	0	1	1						
Ted Abernathy, R (8,1) OBP: 0.233, SLG: 0.148										0	0	0	0	0	0	0						
John Herrnstein, L (8, PH) OBP: 0.233, SLG: 0.148										1	0	0	0	0	1	2						
Inning Stats	R: 0 E: 0 K: 1 S: 6	H: 1 LOB: 0 BB: 0 P: 6	R: 0 E: 0 K: 0 S: 3	H: 0 LOB: 0 BB: 0 P: 3	R: 0 E: 0 K: 0 S: 2	H: 0 LOB: 0 BB: 1 P: 6	R: 0 E: 0 K: 0 S: 4	H: 1 LOB: 0 BB: 0 P: 4	R: 0 E: 0 K: 0 S: 3	H: 0 LOB: 0 BB: 0 P: 3	R: 1 E: 0 K: 1 S: 8	H: 3 LOB: 3 BB: 1 P: 12	R: 0 E: 0 K: 2 S: 7	H: 0 LOB: 1 BB: 1 P: 11	R: 0 E: 0 K: 0 S: 3	H: 0 LOB: 0 BB: 0 P: 3	R: 0 E: 0 K: 2 S: 9	H: 2 LOB: 2 BB: 0 P: 9	1B: 6 2B: 1 3B: 0 HR: 0	SF: 0 SAC: 0 DP: 0 HBP: 0	WP: 2 PB: 0 SB: 0 CS: 0	PA: 36
PITCHER	IP WLS BF H R ER SO BB IBB HBP BLK WP HR S P ERA WHIP																					
Dave Giusti, R (1,1) ERA: 2.89	9.0 W 36 7 1 1 6 3 0 0 0 0 2 0 45 57 1.00 1.111																					

Houston Astros @ Chicago Cubs
Wrigley Field, Chicago, IL
Wed May 18 1966, 3:33 AM CDT
Overcast - 56 F

AB 33
R 1
H 7
RBI 1
BB 3
SO 6
LOB 12



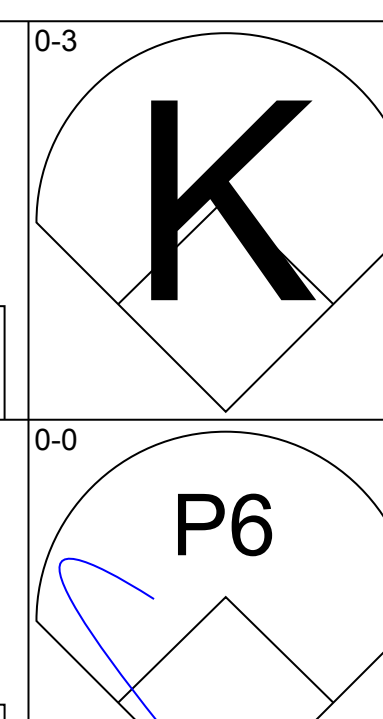
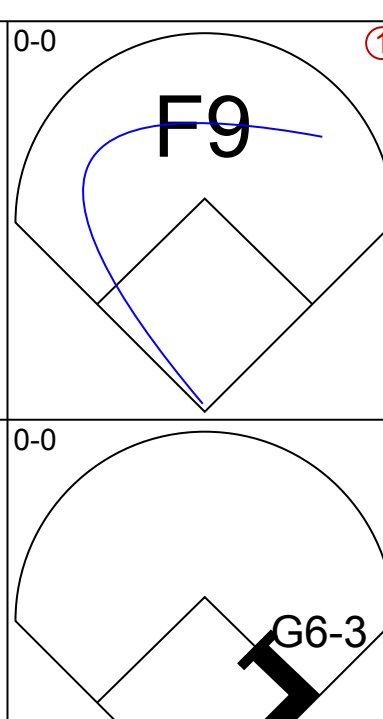
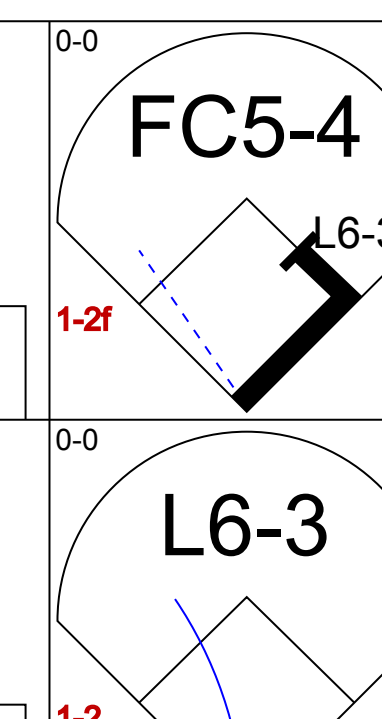
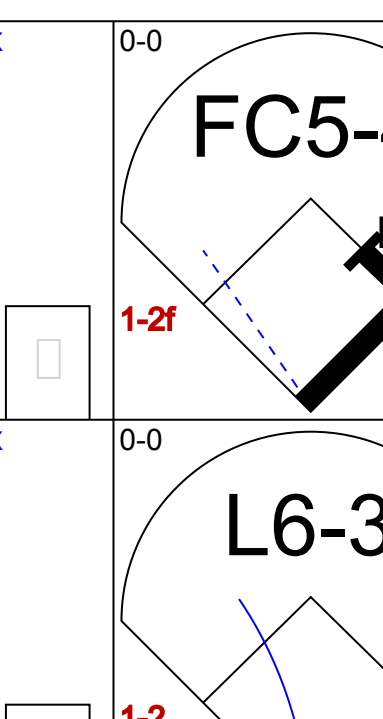
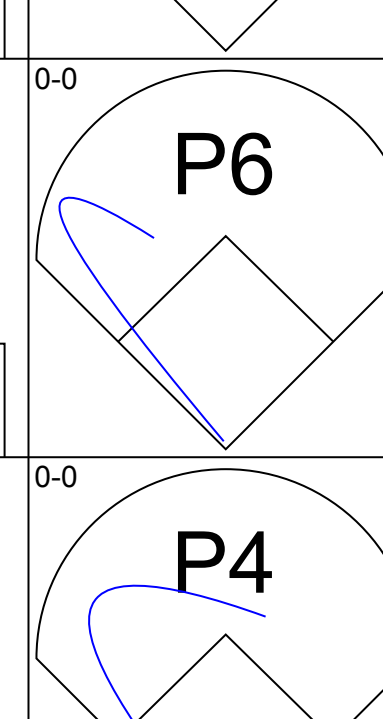
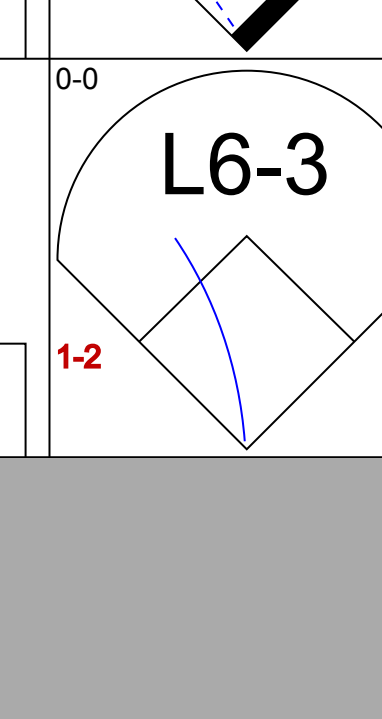
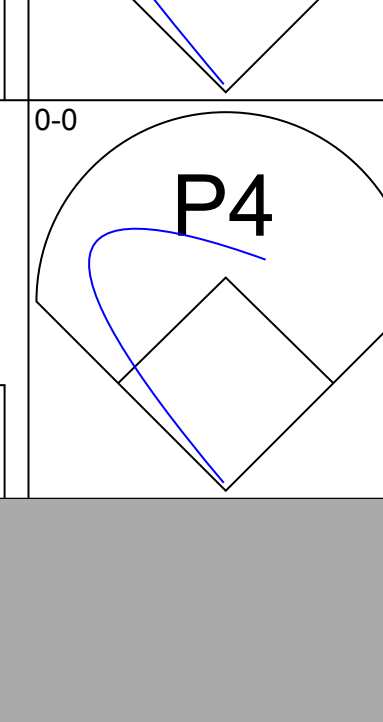
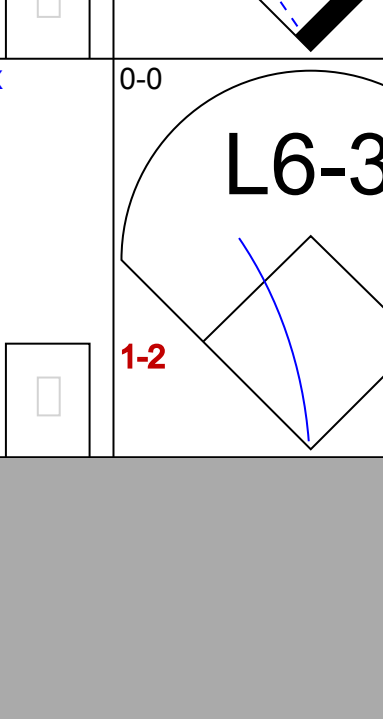
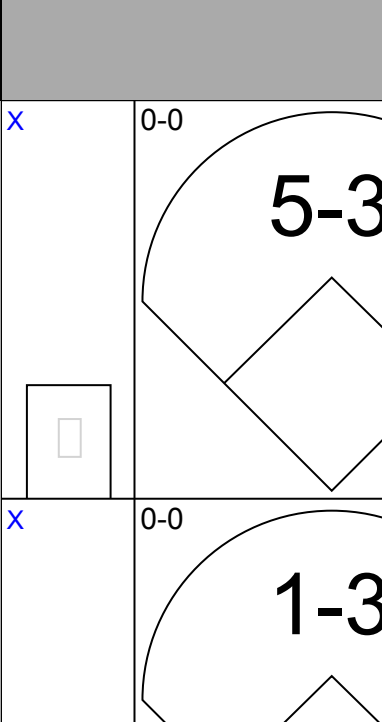
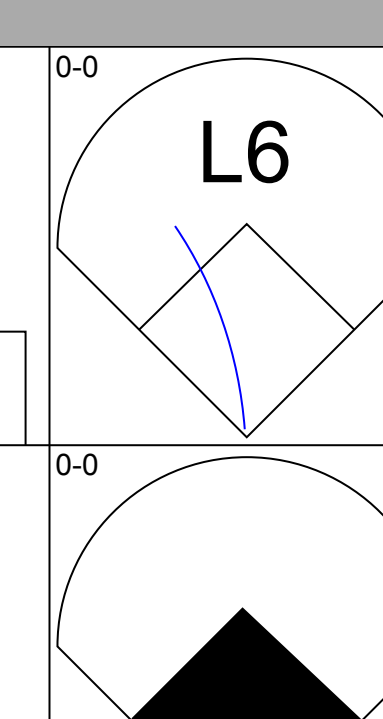
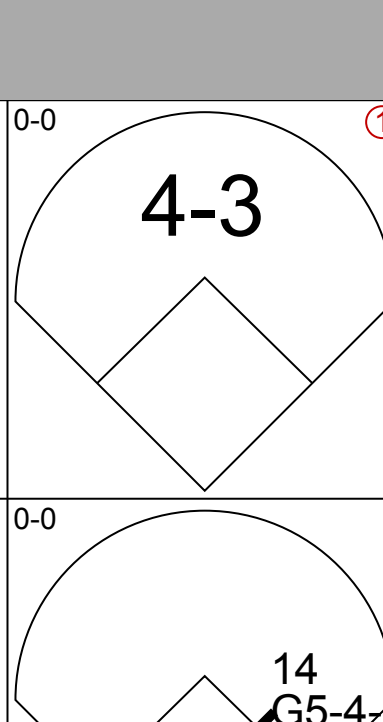
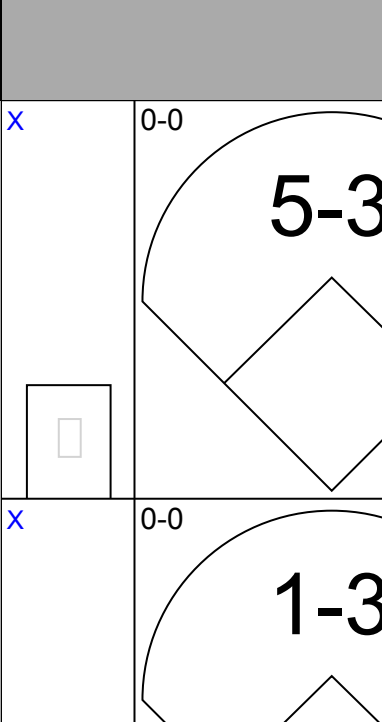
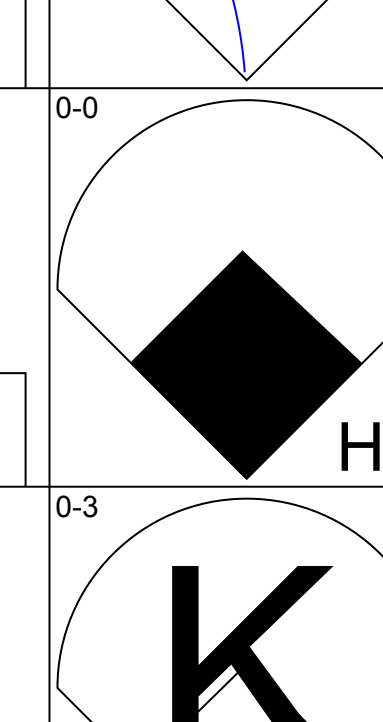
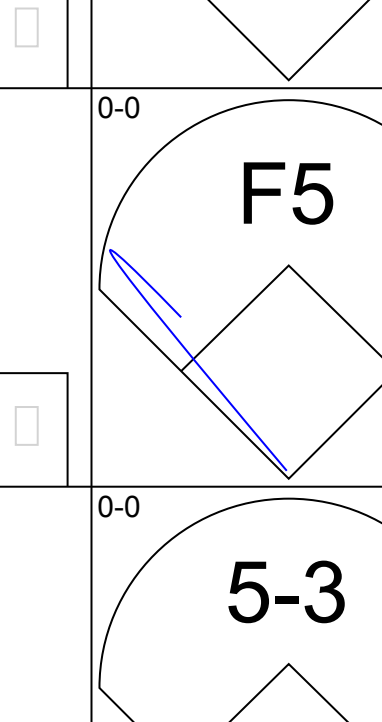
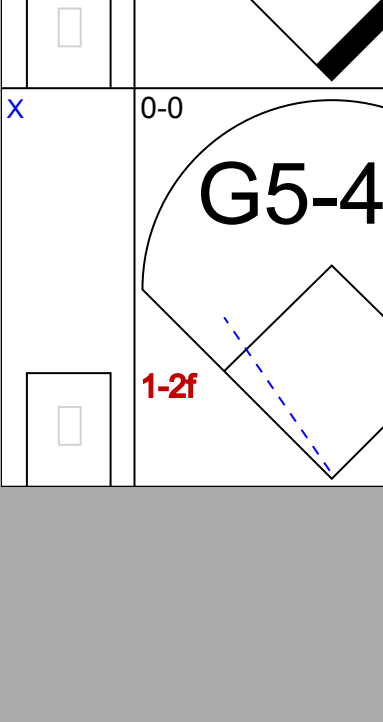
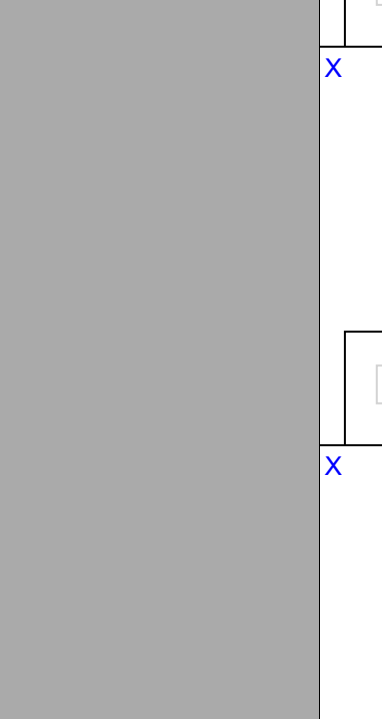
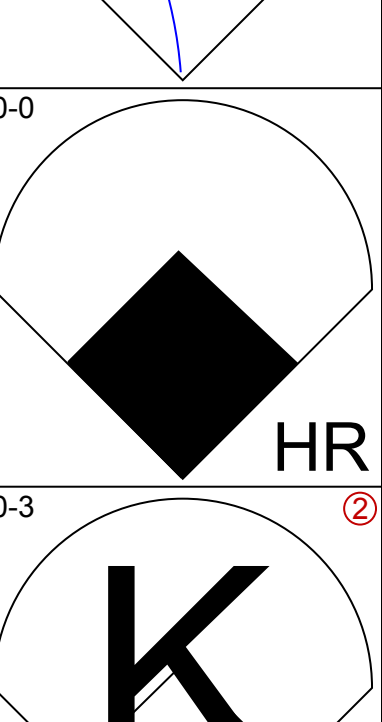
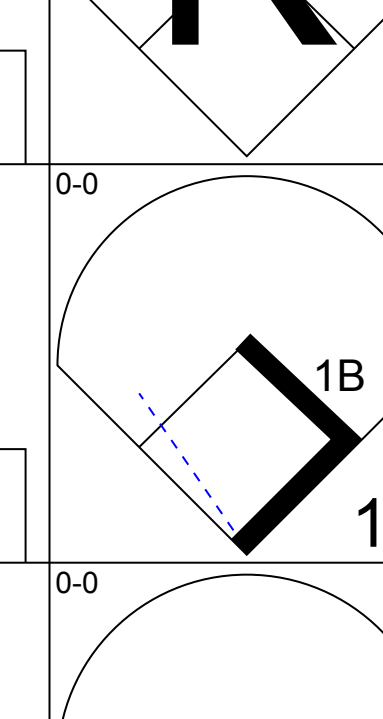
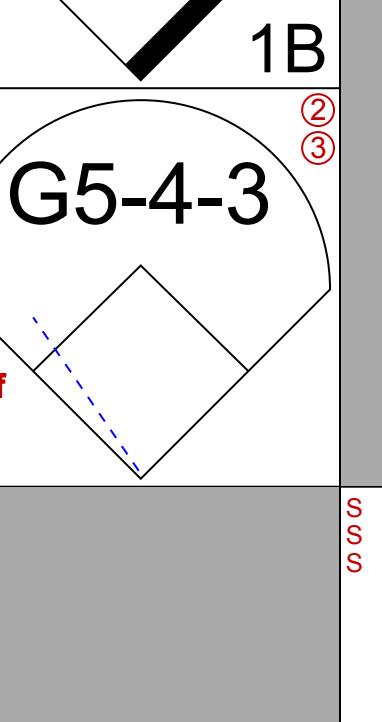
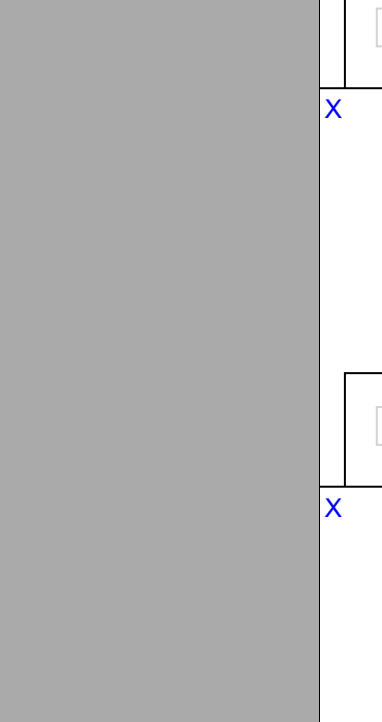
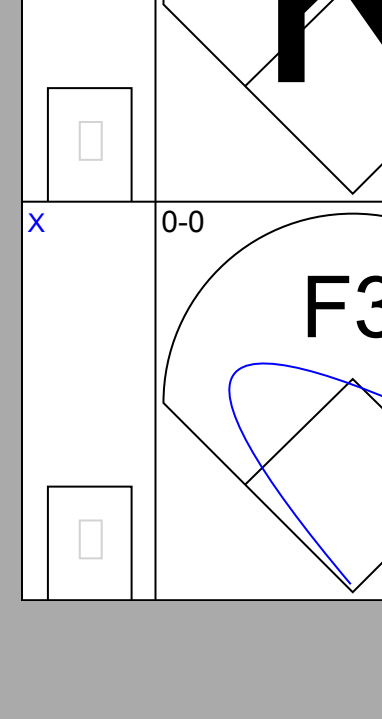
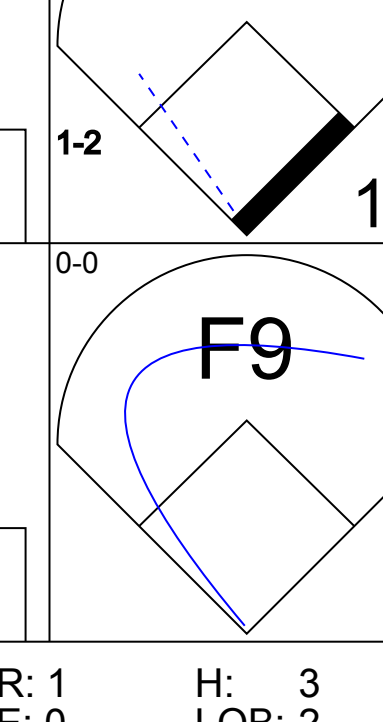
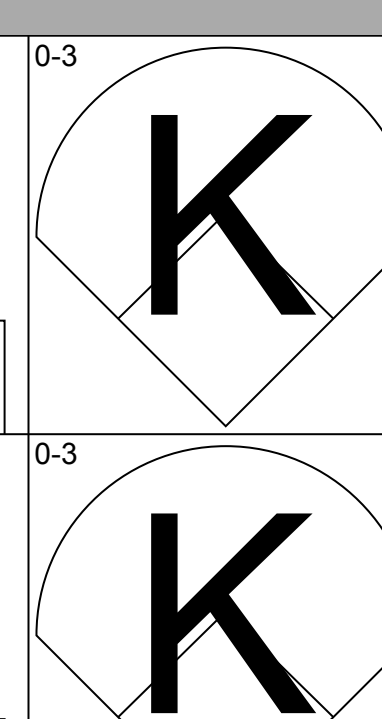
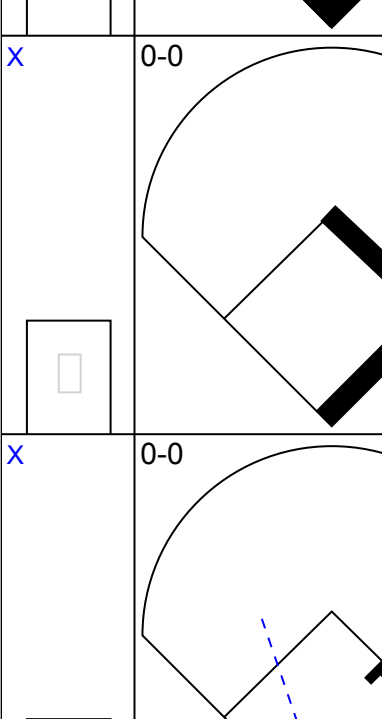
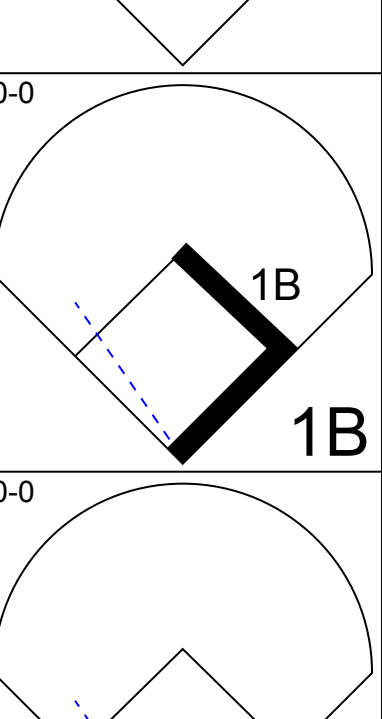
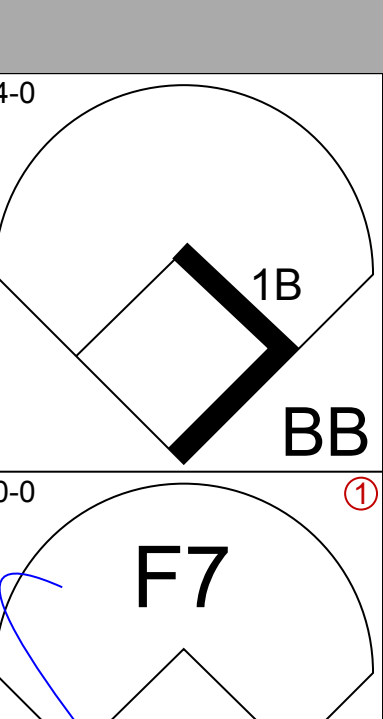
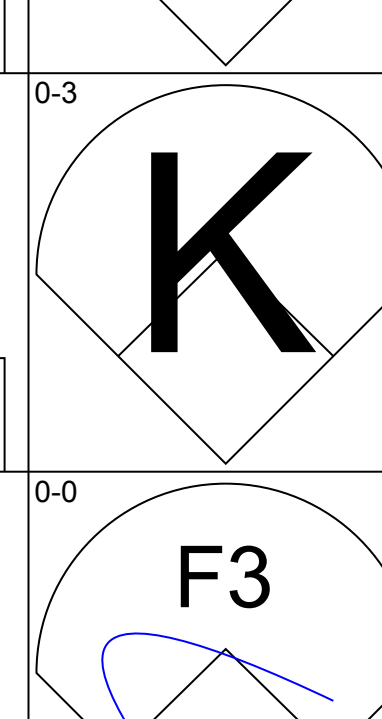
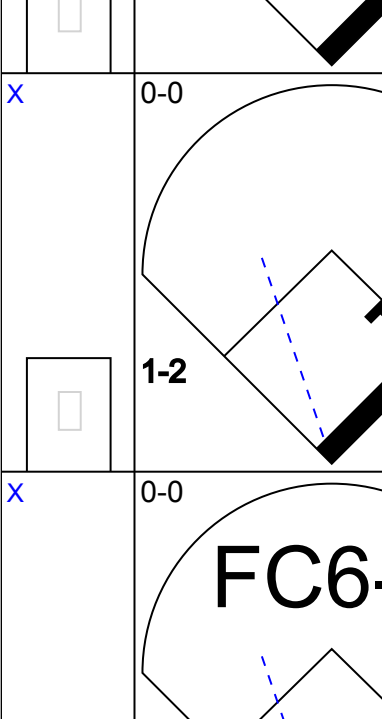
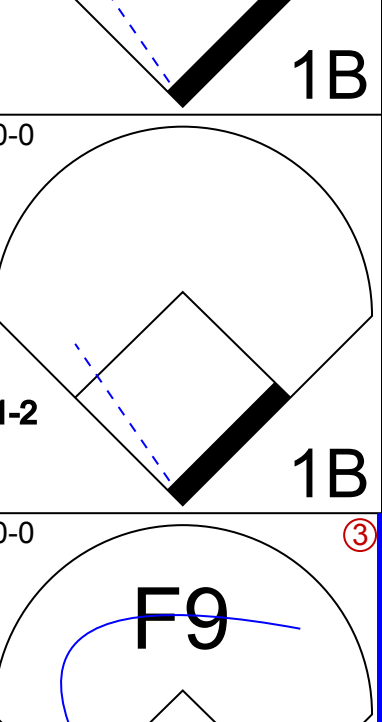
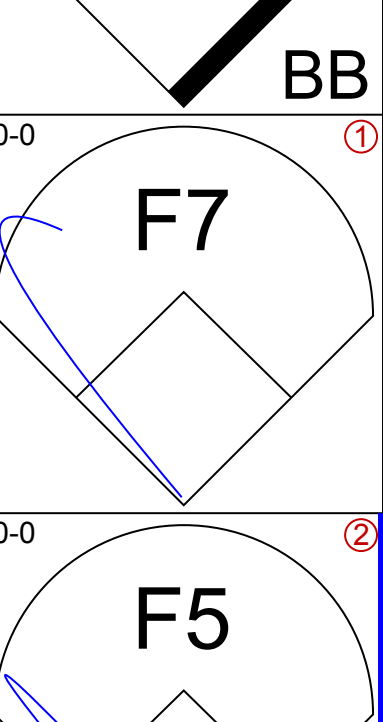
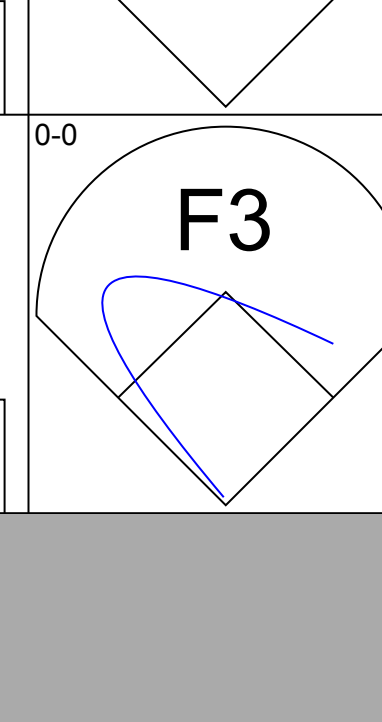
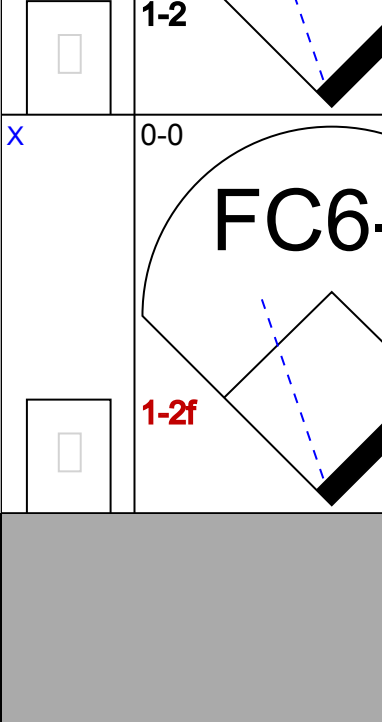

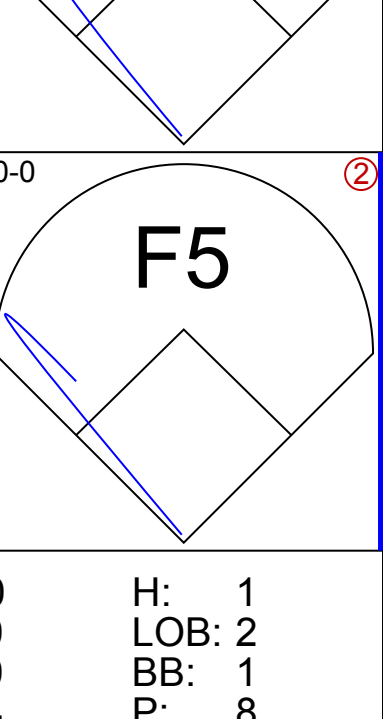
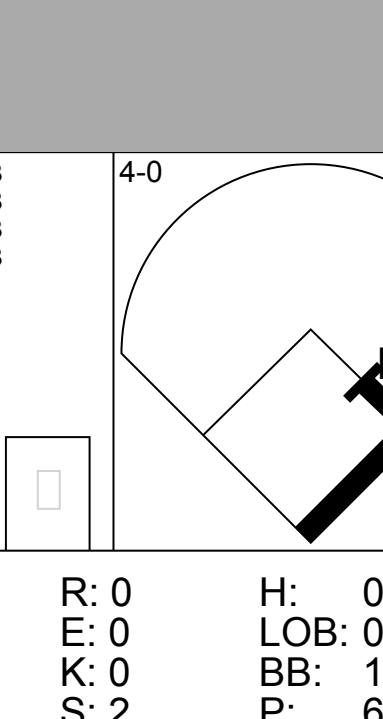
Batter	1	2	3	4	5	6	7	8	9	AB	R	H	RBI	BB	SO	LOB	TOP				
Joe Morgan, L OBP: 0.495, SLG: 0.496 (1, 4)	0-0 SH1-3 1B		4-0 S BB			4-0 BB		4-0 BB		1	0	1	0	3	0	0	Houston Astros @ Chicago Cubs Wrigley Field, Chicago, IL Thu May 19 1966, 3:33 AM CDT Att. 3,952 - Overcast - 62 F				
Sonny Jackson, L OBP: 0.331, SLG: 0.323 (1, 6)	0-0 SH1-3 1-2		4-0 BB			0-3 K		0-0 F7		2	0	0	0	1	1	2					
Jimmy Wynn, R OBP: 0.317, SLG: 0.480 (1, 8)	0-0 P4		0-0 P6			0-0 P5		0-3 K		4	0	0	0	0	1	5					
Jim Gentile, L OBP: 0.314, SLG: 0.429 (1, 3)	0-3 K					0-3 K		0-0 G3		4	0	0	0	0	2	3					
Rusty Staub, L OBP: 0.288, SLG: 0.382 (1, 9)		0-0 P6								4	1	3	1	0	0	0					
Bob Aspromonte, R OBP: 0.282, SLG: 0.281 (1, 5)		0-0 5-3								4	0	1	0	0	1	2					
Lee Maye, L OBP: 0.256, SLG: 0.394 (1, 7)		0-0 4-3								4	0	0	0	0	1	2					
John Bateman, R OBP: 0.325, SLG: 0.452 (1, 2)			0-3 K							4	0	0	0	0	3	2					
Turk Farrell, R Gary Kroil, R Greg Sims, S Don Lee, R (1, 1) (3, 1) (7, PH) (7, 1)			0-0 6-3							1	0	0	0	0	0	0					
										1	0	0	0	0	1	0					
										1	0	0	0	0	1	1					
										0	0	0	0	0	0	0					
Inning Stats	R: 0 E: 0 K: 1 S: 6	H: 1 LOB: 1 BB: 0 P: 6	R: 0 E: 0 K: 0 S: 3	H: 0 LOB: 0 BB: 0 P: 3	R: 0 E: 0 K: 1 S: 5	H: 0 LOB: 2 BB: 2 P: 13	R: 0 E: 0 K: 0 S: 3	H: 1 LOB: 0 BB: 0 P: 3	R: 0 E: 0 K: 2 S: 7	H: 0 LOB: 0 BB: 0 P: 7	R: 0 E: 0 K: 2 S: 7	H: 0 LOB: 1 BB: 1 P: 11	R: 1 E: 0 K: 2 S: 9	H: 2 LOB: 1 BB: 0 P: 9	R: 0 E: 0 K: 1 S: 5	H: 0 LOB: 1 BB: 1 P: 9	1B: 4 2B: 0 3B: 0 HR: 1	SF: 0 SAC: 1 DP: 1 HBP: 0	WP: 0 PB: 0 SB: 1 CS: 0	PA: 35	
PITCHER	IP WLS BF H R ER SO BB IBB HBP BLK WP HR S P ERA WHIP	8.0 W 32 5 1 1 9 4 0 0 0 0 1 46 62 1.12 1.125	1.0 S 3 0 0 0 2 0 0 0 0 0 0 0 7 7 0.00 0.000																		

AB	30
R	1
H	5
RBI	1
BB	4
SO	11
LOB	17



Batter	1	2	3	4	5	6	7	8	9	AB	R	H	RBI	BB	SO	LOB	BOTTOM			
Adolfo Phillips, R OBP: 0.361, SLG: 0.521 (1, 8)	0-3 K		0-0 HR			0-3 K				4	1	1	1	0	2	1	Houston Astros @ Chicago Cubs Wrigley Field, Chicago, IL Thu May 19 1966, 3:33 AM CDT Att. 3,952 - Overcast - 62 F			
Glenn Beckert, R OBP: 0.280, SLG: 0.286 (1, 4)	0-0 6-3		0-0 1B SF8			4-0 PO BB		4-3		3	1	1	0	1	0	0				
Billy Williams, L OBP: 0.226, SLG: 0.222 (1, 9)	0-0 4-3		0-0 1B 3B			0-0 PO		0-0 1B L6-3		4	1	2	0	0	0	0				
Ron Santo, R OBP: 0.390, SLG: 0.495 (1, 5)		0-0 P4	0-0 SF8					0-0 1B L6-3		3	1	1	2	0	0	1				
14 Ernie Banks, R OBP: 0.229, SLG: 0.244 (1, 3)		0-0 1B 2B	0-0 F6			0-3 K		0-0 4-3		4	1	1	0	0	1	1				
Byron Browne, R OBP: 0.341, SLG: 0.486 (1, 7)		0-0 1B 2B	0-0 1B 3B			0-3 K		4-0 BB		3	1	2	0	1	1	0				
Randy Hundley, R OBP: 0.247, SLG: 0.382 (1, 2)		0-0 1B 2B	0-0 1B S			0-0 P6		0-0 P6		4	1	2	3	0	0	1				
Don Kessinger, S OBP: 0.284, SLG: 0.305 (1, 6)		0-0 4-3	0-0 P5			0-0 L8		0-0 L6		4	0	0	0	0	0	3				
Bill Hands, R OBP: 0.222, SLG: 0.250 Ted Abernathy, R (1, 1) (9, 1)	0-3 K					0-0 F8				3	0	1	0	0	1	2				
										0	0	0	0	0	0	0				
Inning Stats	R: 0 E: 0 K: 1 S: 5	H: 0 LOB: 0 BB: 0 P: 5	R: 1 E: 0 K: 1 S: 8	H: 3 LOB: 2 BB: 0 P: 8	R: 5 E: 0 K: 0 S: 8	H: 5 LOB: 0 BB: 0 P: 8	R: 0 E: 0 K: 1 S: 4	H: 0 LOB: 0 BB: 1 P: 8	R: 1 E: 0 K: 2 S: 8	H: 1 LOB: 0 BB: 0 P: 8	R: 0 E: 0 K: 0 S: 3	H: 1 LOB: 0 BB: 0 P: 3	R: 0 E: 0 K: 0 S: 3	H: 0 LOB: 1 BB: 1 P: 7	1B: 6 2B: 3 3B: 1 HR: 2	SF: 1 SAC: 0 DP: 1 HBP: 0	WP: 1 PB: 0 SB: 1 CS: 0	PA: 36		
PITCHER	IP WLS BF H R ER SO BB IBB HBP BLK WP HR S P ERA WHIP	2.2 L 16 2 1 1 3 1 0 0 0 1 1 17 21 2.70 0.900	2.0 7 1 0 0 0 1 0 0 0 0 0 6 10 0.00 1.000																	

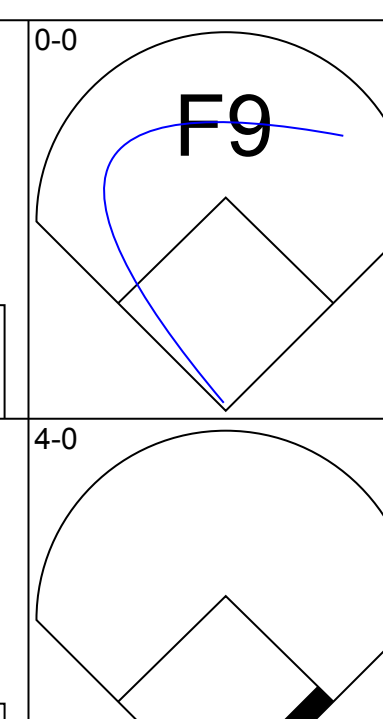
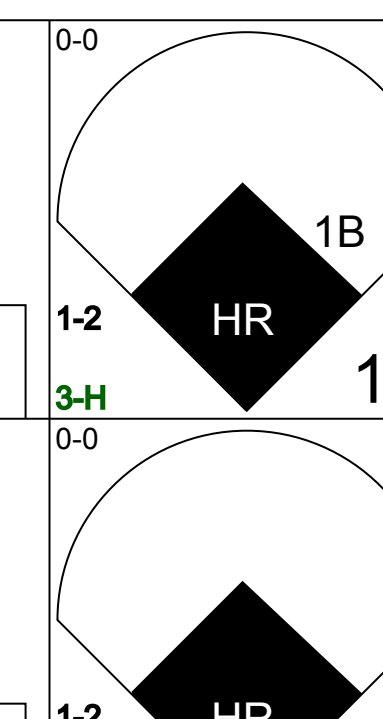
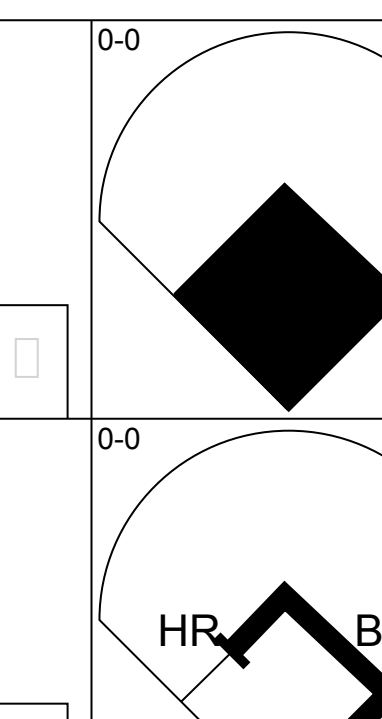
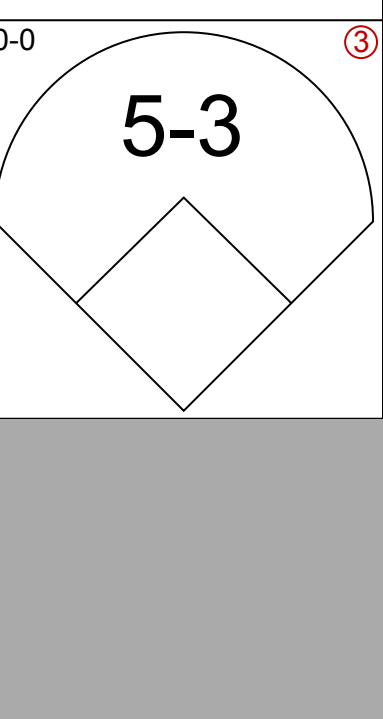
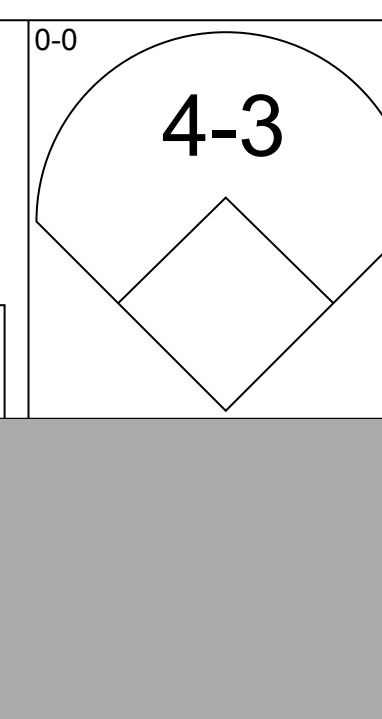
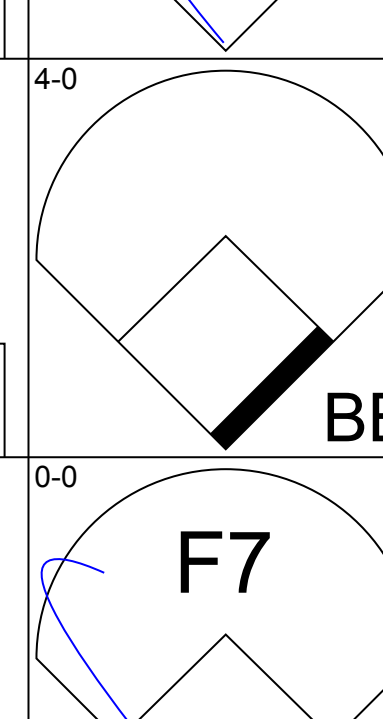
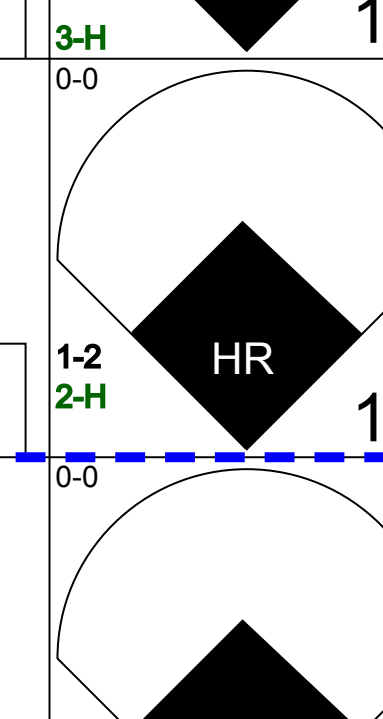
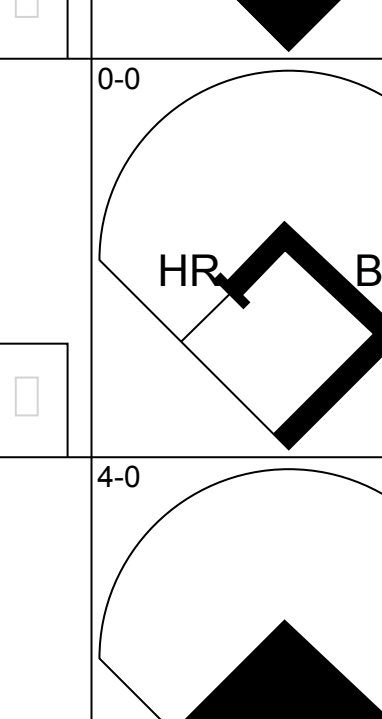
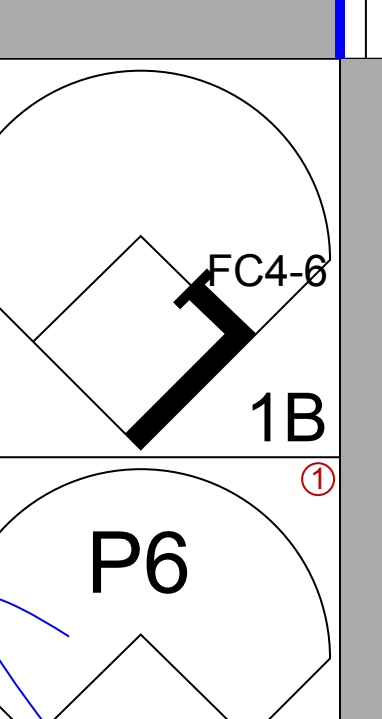
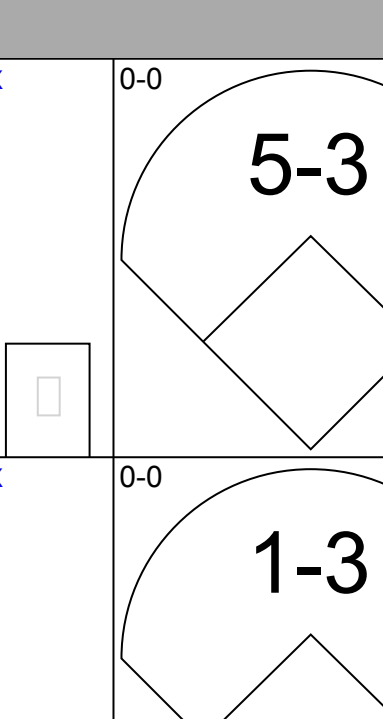
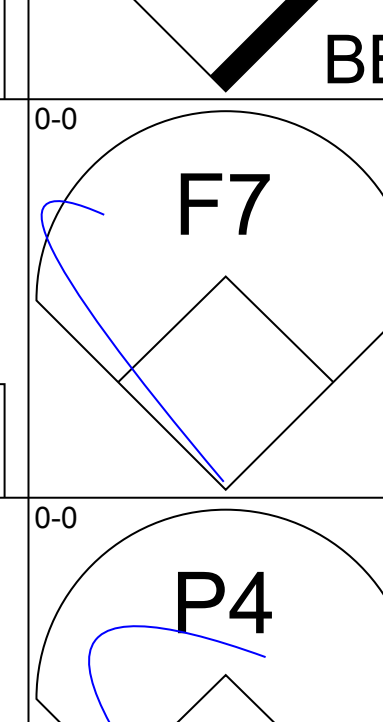
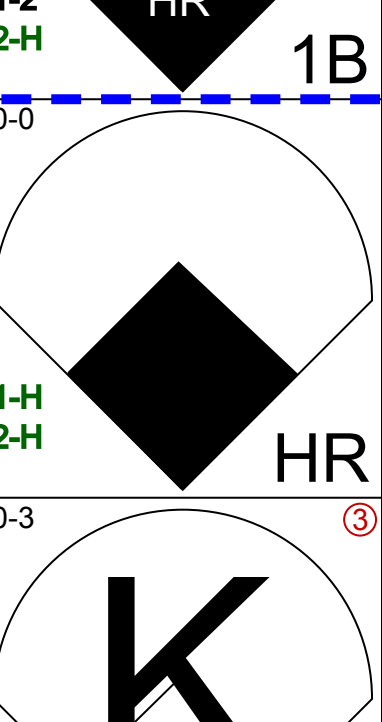
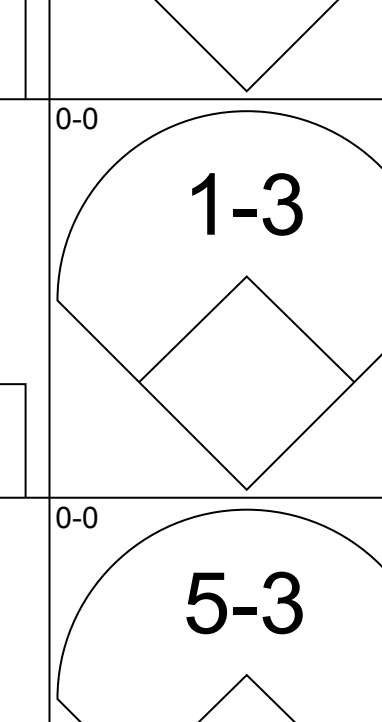
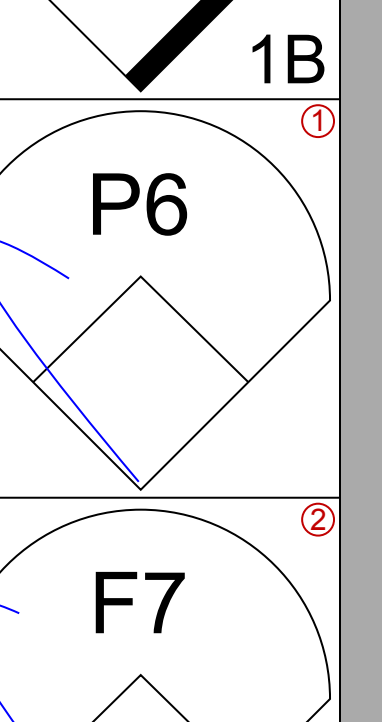
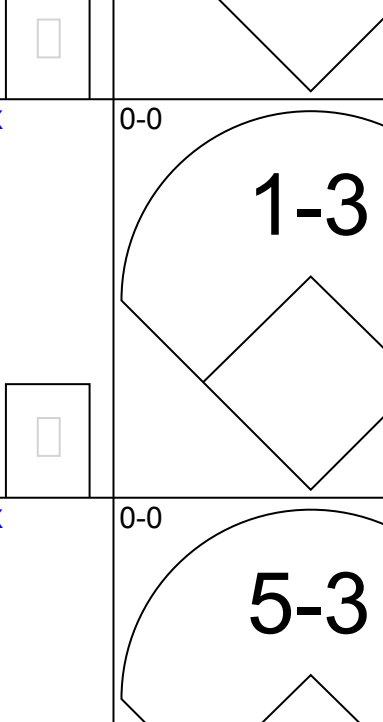
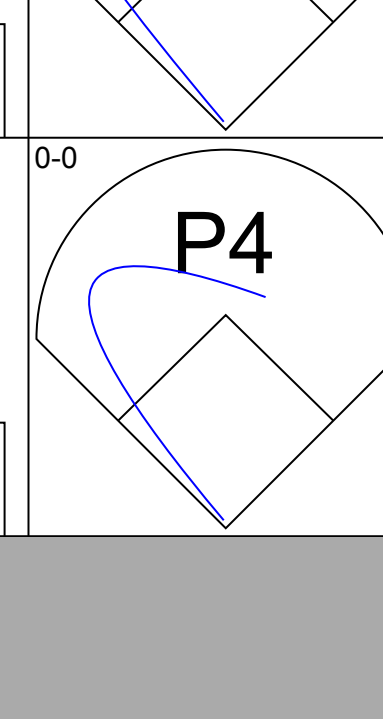
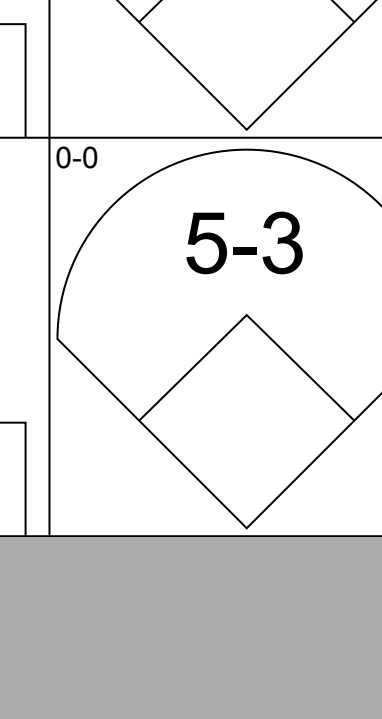
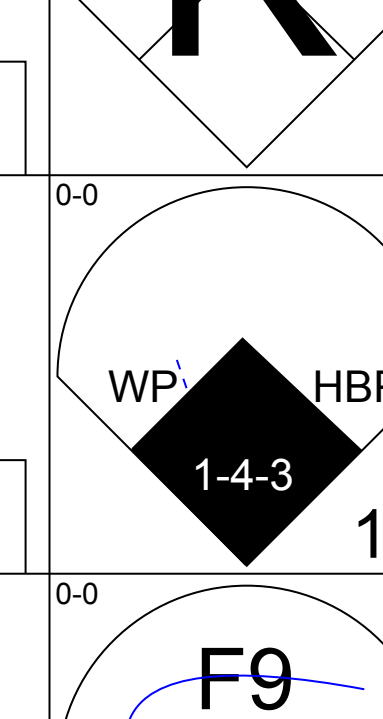
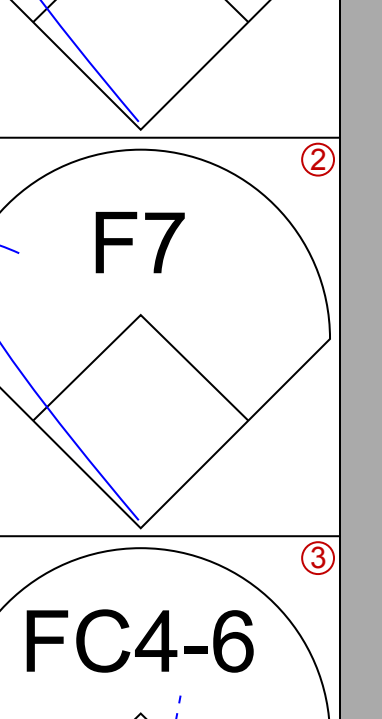
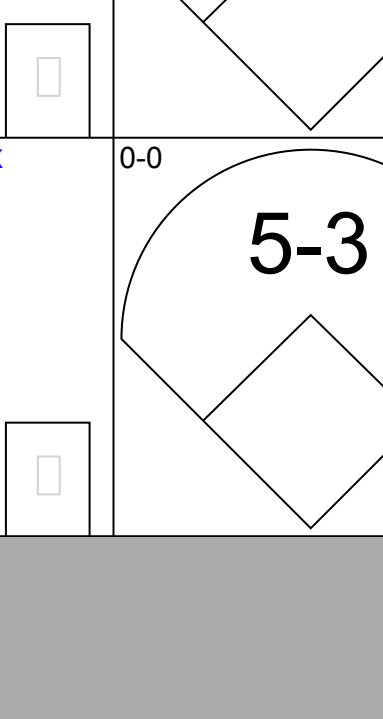
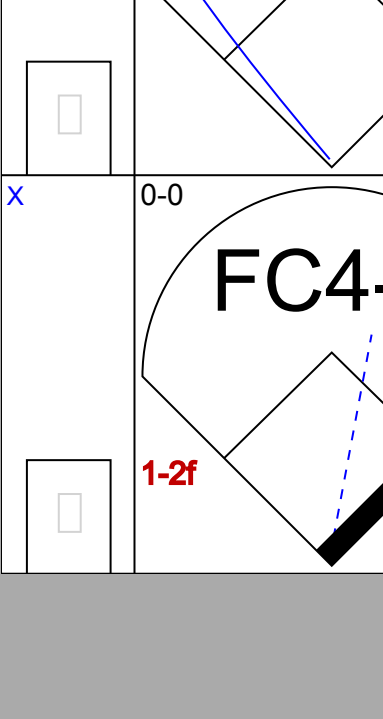
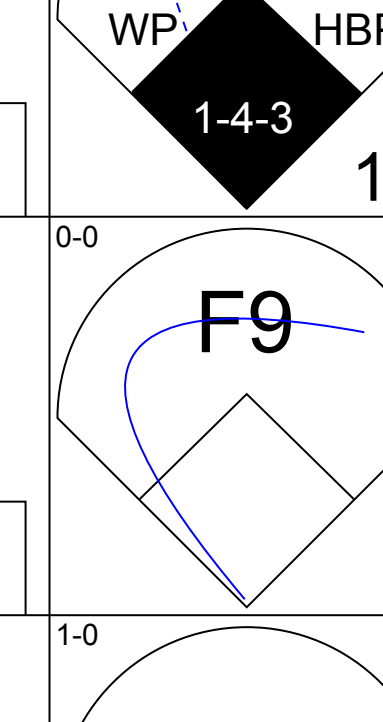
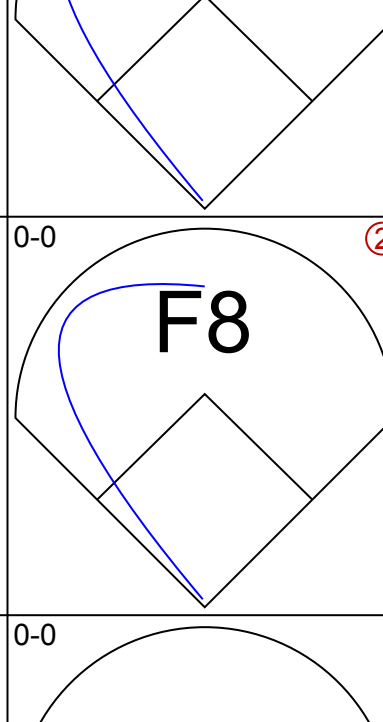
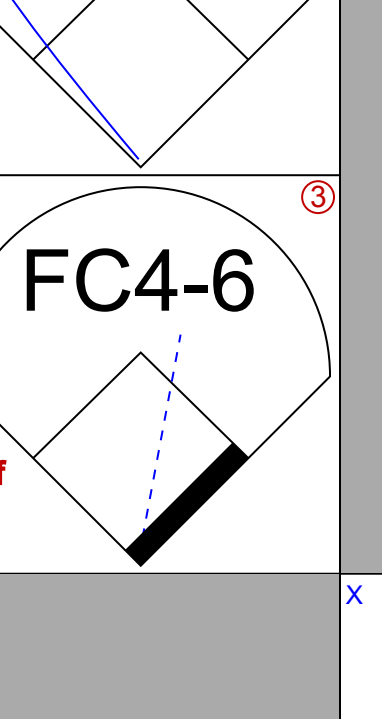
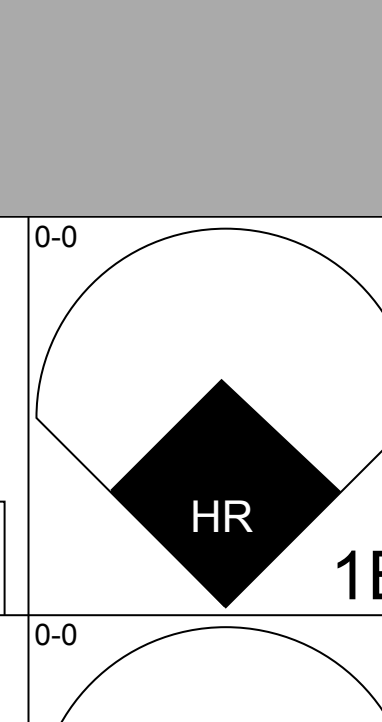
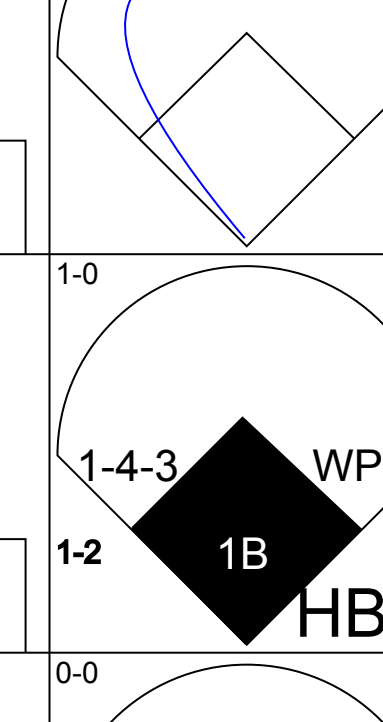
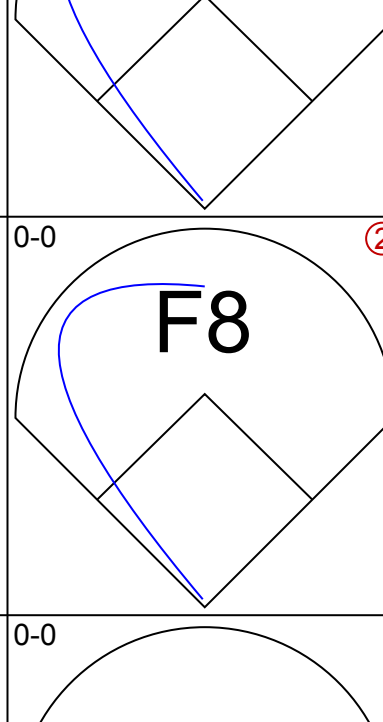
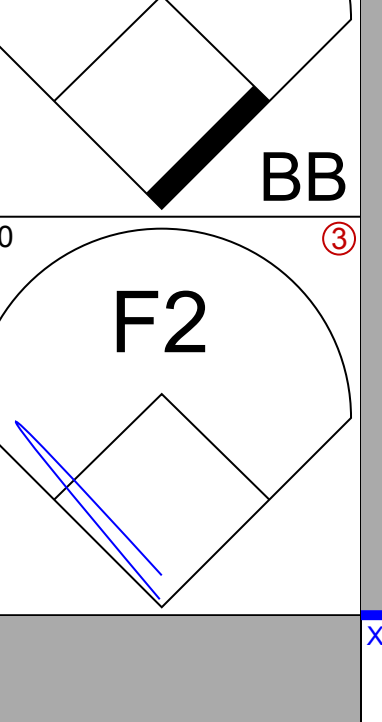
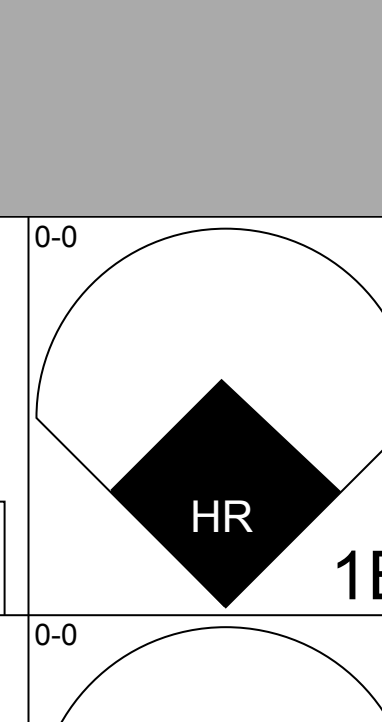
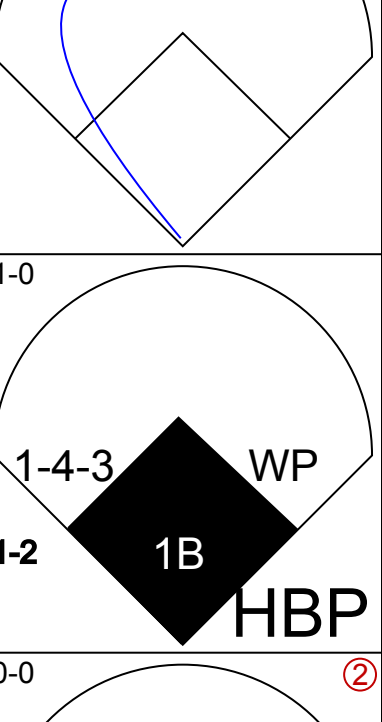

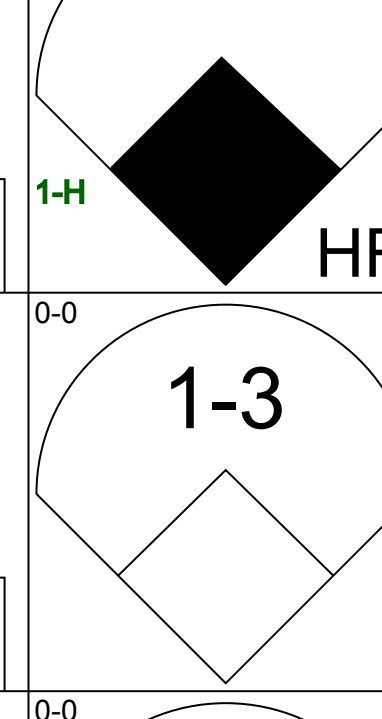
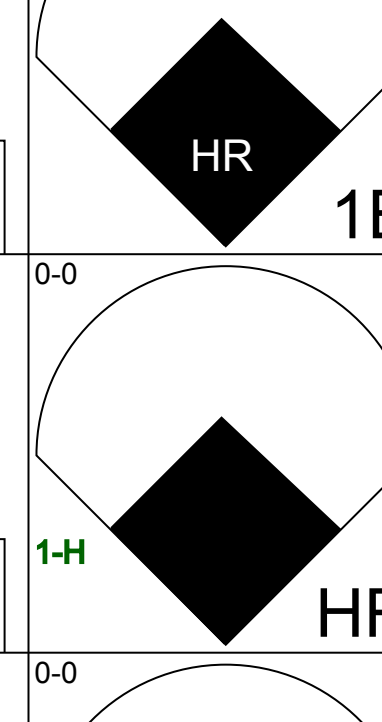


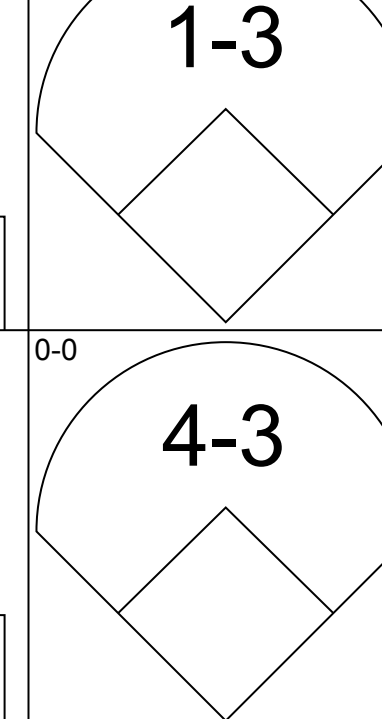
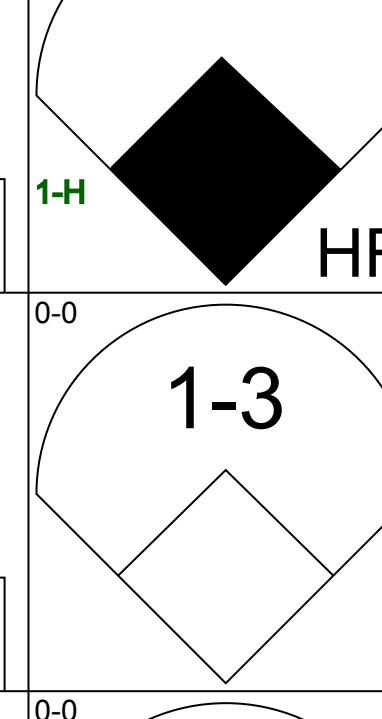

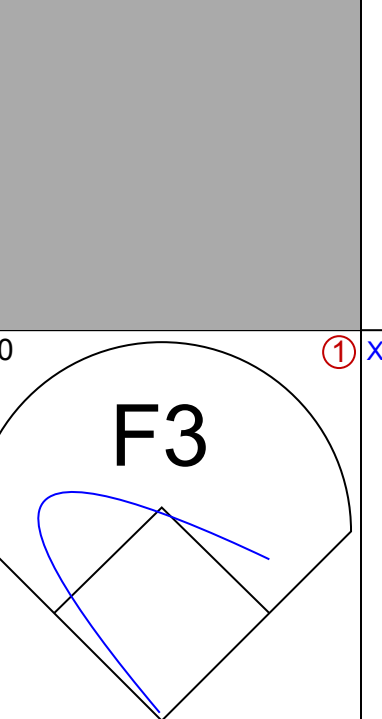
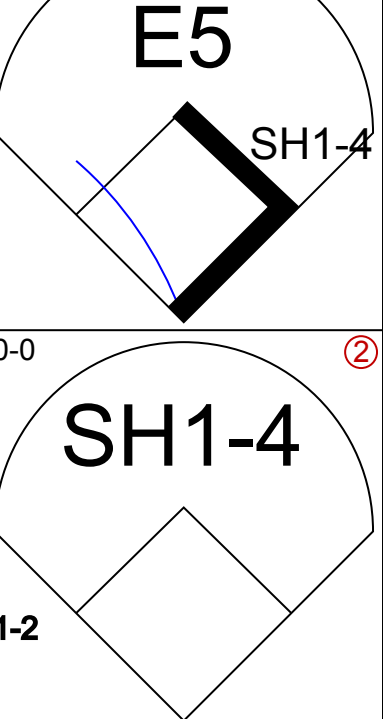
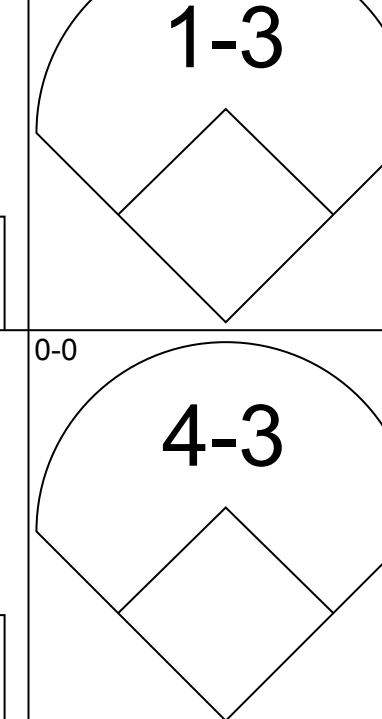


Batter	1	2	3	4	5	6	7	8	9	AB	R	H	RBI	BB	SO	LOB	TOP			
Adolfo Phillips, R OBP: 0.396, SLG: 0.506 (1, 8)										4	0	1	0	0	1	1				
Glenn Beckert, R OBP: 0.279, SLG: 0.284 (1, 4)										4	0	1	0	0	0	3				
Billy Williams, L OBP: 0.220, SLG: 0.217 Jimmy Stewart, S OBP: 0.111, SLG: 0.154 (1, 9) (6, 9)										3	0	0	0	0	0	1				
Ron Santo, R OBP: 0.386, SLG: 0.486 (1, 5)										4	0	1	0	0	0	0				
14 Ernie Banks, R OBP: 0.241, SLG: 0.329 (1, 3)										4	2	2	2	0	0	1				
Byron Browne, R OBP: 0.337, SLG: 0.474 (1, 7)										4	0	1	0	0	2	0				
Randy Hundley, R OBP: 0.288, SLG: 0.391 (1, 2)										3	0	2	0	1	1	0				
Don Kessinger, S OBP: 0.283, SLG: 0.302 (1, 6)										4	0	1	0	0	0	3				
Ken Holtzman, R OBP: 0.125, SLG: 0.125 Bill Faul, R (2, 1) Frank Thomas, R (5, PH) Bill Connors, R (5, 1)										1	0	0	0	0	0	2				
Inning Stats	R: 0 E: 0 K: 1 S: 5	H: 0 LOB: 0 BB: 0 P: 5	R: 1 E: 0 K: 1 S: 8	H: 3 LOB: 2 BB: 0 P: 8	R: 0 E: 0 K: 0 S: 3	H: 1 LOB: 0 BB: 0 P: 3	R: 0 E: 0 K: 0 S: 3	H: 0 LOB: 0 BB: 1 P: 3	R: 0 E: 0 K: 2 S: 4	H: 1 LOB: 2 BB: 1 P: 8	R: 0 E: 0 K: 0 S: 7	H: 0 LOB: 0 BB: 0 P: 7	R: 0 E: 0 K: 0 S: 2	H: 0 LOB: 0 BB: 1 P: 6	R: 1 E: 0 K: 0 S: 6	H: 3 LOB: 2 BB: 0 P: 6	1B: 7 2B: 1 3B: 0 HR: 2	SF: 0 SAC: 0 DP: 3 HBP: 0	WP: 0 PB: 0 SB: 0 CS: 0	PA: 35
PITCHER Denny Lemaster, L ERA: 2.04 (1, 1)	IP: 9.0 WLS: W BF: 35 H: 9 R: 2 ER: 2 SO: 4 BB: 2 IBB: 0 HBP: 0 BLK: 0 WP: 0 HR: 2 S: 41 P: 49 ERA: 2.00 WHIP: 1.222															PITCHER				

Chicago Cubs @ Atlanta Braves
Atlanta Stadium, Atlanta, GA
Fri May 20 1966, 7:05 PM EDT
Att: 16,001 - Unknown

AB 33
R 2
H 9
RBI 2
BB 2
SO 4
LOB 12





Batter	1	2	3	4	5	6	7	8	9	AB	R	H	RBI	BB	SO	LOB	BOTTOM	
Felipe Alou, R OBP: 0.319, SLG: 0.513 Lee Thomas, L OBP: 0.248, SLG: 0.371 (1, 3) (7, 3)										4	2	2	2	0	0	1		
Woody Woodward, R OBP: 0.398, SLG: 0.395 (1, 6)										4	1	3	1	1	0	0		
Hank Aaron, R OBP: 0.323, SLG: 0.594 Gary Geiger, L OBP: 0.312, SLG: 0.353 (1, 9) (4, PR) (5, 9)										2	1	1	3	1	0	1		
Joe Torre, R OBP: 0.386, SLG: 0.557 (1, 2)										5	1	1	2	0	1	2		
Rico Carty, R OBP: 0.333, SLG: 0.326 (1, 7)										3	1	1	0	1	0	1		
Denis Menke, R OBP: 0.386, SLG: 0.446 (1, 5)										4	1	1	0	0	0	2		
Mack Jones, L OBP: 0.455, SLG: 1.000 (1, 8)										3	3	2	3	0	0	0		
Sandy Alomar Sr., S OBP: 0.133, SLG: 0.103 (1, 4)										4	0	0	1	0	1	1		
Denny Lemaster, R OBP: 0.150, SLG: 0.105 (1, 1)										2	1	0	0	1	0	0		
Inning Stats	R: 0 E: 0 K: 0 S: 3	H: 0 LOB: 1 BB: 1 P: 7	R: 6 E: 0 K: 1 S: 9	H: 4 LOB: 0 BB: 1 P: 14	R: 1 E: 0 K: 1 S: 6	H: 1 LOB: 0 BB: 0 P: 6	R: 3 E: 0 K: 0 S: 5	H: 3 LOB: 1 BB: 2 P: 13	R: 0 E: 0 K: 0 S: 4	H: 1 LOB: 1 BB: 0 P: 4	R: 2 E: 0 K: 0 S: 5	H: 2 LOB: 0 BB: 0 P: 5	R: 0 E: 0 K: 0 S: 3	H: 0 LOB: 0 BB: 0 P: 3	1B: 6 2B: 0 3B: 0 HR: 5	SF: 0 SAC: 1 DP: 0 HBP: 1	WP: 1 PB: 0 SB: 0 CS: 0	PA: 40
PITCHER Ken Holtzman, L ERA: 6.04 Bill Faul, R ERA: 5.6 Bill Connors, R ERA: 9.0 (1, 1) (2, 1) (5, 1)	IP: 1.2 WLS: L BF: 11 H: 3 R: 5 ER: 5 SO: 2 BB: 2 IBB: 0 HBP: 0 BLK: 0 WP: 0 HR: 0 S: 8 P: 17 ERA: 27.00 WHIP: 3.000															PITCHER		


Chicago Cubs @ Atlanta Braves
Atlanta Stadium, Atlanta, GA
Fri May 20 1966, 7:05 PM EDT
Att: 16,001 - Unknown


AB 34
R 12
H 11
RBI 12
BB 4
SO 2
LOB 9



Batter	1	2	3	4	5	6	7	8	9	AB	R	H	RBI	BB	SO	LOB	TOP																		
Adolfo Phillips, R (1, 8) OBP: 0.359, SLG: 0.494											0	0	0	0	0	0	0	Chicago Cubs @ Atlanta Braves Atlanta Stadium, Atlanta, GA Sun May 22 1966, 3:33 AM EDT Unknown livebaseballscorecards.com																	
Glenn Beckert, R (1, 4) OBP: 0.276, SLG: 0.300											0	0	0	0	0	0	0																		
Billy Williams, L (1, 9) OBP: 0.235, SLG: 0.252											0	0	0	0	0	0	0																		
Ron Santo, R (1, 5) OBP: 0.386, SLG: 0.477											0	0	0	0	0	0	0																		
14 Ernie Banks, R (1, 3) OBP: 0.228, SLG: 0.314											0	0	0	0	0	0	0																		
Byron Browne, R (1, 7) OBP: 0.319, SLG: 0.446											0	0	0	0	0	0	0																		
Randy Hundley, R (1, 2) OBP: 0.294, SLG: 0.438											0	0	0	0	0	0	0																		
Don Kessinger, S (1, 6) OBP: 0.276, SLG: 0.297											0	0	0	0	0	0	0																		
Dick Ellsworth, L (1, 1) OBP: 0.111, SLG: 0.111											0	0	0	0	0	0	0																		
Inning Stats											1B: 0	SF: 0	2B: 0	SAC: 0	3B: 0	DP: 0	HR: 0		HBP: 0	WP: 0	PA: 0														
PITCHER Wade Blasingame, L (1, 1) ERA: 5.51	IP	WLS	BF	H	R	ER	SO	BB	IBB	HBP	BLK	WP	HR	S	P	ERA	WHIP	PITCHER	IP	WLS	BF	H	R	ER	SO	BB	IBB	HBP	BLK	WP	HR	S	P	ERA	WHIP

Batter	1	2	3	4	5	6	7	8	9	AB	R	H	RBI	BB	SO	LOB	BOTTOM																		
Felipe Alou, R (1, 8) OBP: 0.310, SLG: 0.497											0	0	0	0	0	0	0	Chicago Cubs @ Atlanta Braves Atlanta Stadium, Atlanta, GA Sun May 22 1966, 3:33 AM EDT Unknown livebaseballscorecards.com																	
Woody Woodward, R (1, 6) OBP: 0.376, SLG: 0.370											0	0	0	0	0	0	0																		
Hank Aaron, R (1, 9) OBP: 0.331, SLG: 0.621											0	0	0	0	0	0	0																		
Rico Carty, R (1, 7) OBP: 0.346, SLG: 0.333											0	0	0	0	0	0	0																		
Joe Torre, R (1, 3) OBP: 0.394, SLG: 0.555											0	0	0	0	0	0	0																		
Denis Menke, R (1, 5) OBP: 0.390, SLG: 0.477											0	0	0	0	0	0	0																		
Gene Oliver, R (1, 2) OBP: 0.231, SLG: 0.208											0	0	0	0	0	0	0																		
Sandy Alomar Sr., S (1, 4) OBP: 0.129, SLG: 0.100											0	0	0	0	0	0	0																		
Wade Blasingame, L (1, 1) OBP: 0.250, SLG: 0.250											0	0	0	0	0	0	0																		
Inning Stats											1B: 0	SF: 0	2B: 0	SAC: 0	3B: 0	DP: 0	HR: 0		HBP: 0	WP: 0	PA: 0														
PITCHER Dick Ellsworth, L (1, 1) ERA: 1.78	IP	WLS	BF	H	R	ER	SO	BB	IBB	HBP	BLK	WP	HR	S	P	ERA	WHIP	PITCHER	IP	WLS	BF	H	R	ER	SO	BB	IBB	HBP	BLK	WP	HR	S	P	ERA	WHIP

Batter	1	2	3	4	5	6	7	8	9	AB	R	H	RBI	BB	SO	LOB	TOP										
Adolfo Phillips, R (1, 8) OBP: 0.365, SLG: 0.488											0	0	0	0	0	0	0	Chicago Cubs @ Atlanta Braves Atlanta Stadium, Atlanta, GA Sun May 22 1966, 3:38 AM EDT Att: 23,442 - Unknown livebaseballscorecards.com									
Glenn Beckert, R (1, 4) OBP: 0.285, SLG: 0.309											0	0	0	0	0	0	0										
Billy Williams, L (1, 9) OBP: 0.235, SLG: 0.252											0	0	0	0	0	0	0										
Ron Santo, R (1, 5) OBP: 0.382, SLG: 0.465											0	0	0	0	0	0	0										
George Altman, L (1, 3) OBP: 0.261, SLG: 0.422											0	0	0	0	0	0	0										
Byron Browne, R (1, 7) OBP: 0.316, SLG: 0.437											0	0	0	0	0	0	0										
Randy Hundley, R (1, 2) OBP: 0.302, SLG: 0.434											0	0	0	0	0	0	0										
Don Kessinger, S (1, 6) OBP: 0.287, SLG: 0.305											0	0	0	0	0	0	0										
Ernie Broglio, R (1, 1) OBP: 0.300, SLG: 0.222											0	0	0	0	0	0	0										
Inning Stats											1B: 0	SF: 0	WP: 0	PA: 0	2B: 0	SAC: 0	FB: 0	3B: 0	DP: 0	SB: 0	CS: 0	HR: 0	HBP: 0				
PITCHER Ken Johnson, R (1, 1) ERA: 2.75	IP	WLS	BF	H	R	ER	SO	BB	IBB	HBP	BLK	WP	HR	S	P	ERA	WHIP	PITCHER									
	0.0	L	0	0	0	0	0	0	0	0	0	0	0	0	0	∞	∞										

Batter	1	2	3	4	5	6	7	8	9	AB	R	H	RBI	BB	SO	LOB	BOTTOM										
Felipe Alou, R (1, 7) OBP: 0.309, SLG: 0.491											0	0	0	0	0	0	0	Chicago Cubs @ Atlanta Braves Atlanta Stadium, Atlanta, GA Sun May 22 1966, 3:38 AM EDT Att: 23,442 - Unknown livebaseballscorecards.com									
Mack Jones, L (1, 8) OBP: 0.400, SLG: 0.846											0	0	0	0	0	0	0										
Hank Aaron, R (1, 9) OBP: 0.348, SLG: 0.639											0	0	0	0	0	0	0										
Eddie Mathews, L (1, 5) OBP: 0.286, SLG: 0.282											0	0	0	0	0	0	0										
Joe Torre, R (1, 2) OBP: 0.390, SLG: 0.541											0	0	0	0	0	0	0										
Lee Thomas, L (1, 3) OBP: 0.246, SLG: 0.368											0	0	0	0	0	0	0										
Woody Woodward, R (1, 6) OBP: 0.375, SLG: 0.369											0	0	0	0	0	0	0										
Sandy Alomar Sr., S (1, 4) OBP: 0.114, SLG: 0.088											0	0	0	0	0	0	0										
Ken Johnson, R (1, 1) OBP: 0.188, SLG: 0.313											0	0	0	0	0	0	0										
Inning Stats											1B: 0	SF: 0	WP: 0	PA: 0	2B: 0	SAC: 0	FB: 0	3B: 0	DP: 0	SB: 0	CS: 0	HR: 0	HBP: 0				
PITCHER Ernie Broglio, R (1, 1) ERA: 5.34	IP	WLS	BF	H	R	ER	SO	BB	IBB	HBP	BLK	WP	HR	S	P	ERA	WHIP	PITCHER									
	0.0		0	0	0	0	0	0	0	0	0	0	0	0	0	∞	∞										

Batter	1	2	3	4	5	6	7	8	9	AB	R	H	RBI	BB	SO	LOB	TOP					
Adolfo Phillips, R (1, 8) OBP: 0.352, SLG: 0.457	F7		E S 1B		1-3		P1			4	0	1	0	0	0	3	Chicago Cubs @ St. Louis Cardinals Busch Stadium, St. Louis, MO Tue May 24 1966, 7:05 PM CDT Att: 15,790 - Unknown - 65 F					
Glenn Beckert, R (1, 4) OBP: 0.288, SLG: 0.313	P5		1-3 BB			F8 14 SF8 2B	1-2 2-H 1B			3	1	2	1	1	0	0						
Billy Williams, L (1, 9) OBP: 0.250, SLG: 0.256			L9			14 SF8 HBP	G3			2	0	0	0	1	0	4						
Ron Santo, R (1, 5) OBP: 0.375, SLG: 0.459	4-3			K		F8 2-3	6-3			4	0	0	0	0	1	3						
14 Ernie Banks, R (1, 3) OBP: 0.220, SLG: 0.293		1-3		F9		SF8	F8			3	0	0	1	0	0	0						
Randy Hundley, R (1, 2) OBP: 0.283, SLG: 0.406		F8		1-3		1-2 3-H 6-3	P1			4	0	0	0	0	0	1						
Byron Browne, R (1, 7) OBP: 0.330, SLG: 0.447		P4			E 4-3 BB		SH FC5-2 2B		K	3	0	1	0	1	1	0						
Don Kessinger, S (1, 6) OBP: 0.280, SLG: 0.297			P4		4-3		SH FC5-2 1B		K	3	1	0	0	0	1	1						
Bill Hands, R (1, 1) OBP: 0.154, SLG: 0.167 Ted Abernathy, R (9, 1)			F8		L7		FC5-2 1B		K	4	0	0	0	0	1	3						
Inning Stats	R: 0 E: 0 K: 0 S: 3	H: 0 LOB: 1 BB: 1 P: 7	R: 0 E: 0 K: 0 S: 3	H: 0 LOB: 0 BB: 0 P: 3	R: 0 E: 0 K: 0 S: 4	H: 1 LOB: 2 BB: 1 P: 8	R: 0 E: 0 K: 1 S: 5	H: 0 LOB: 0 BB: 0 P: 5	R: 0 E: 1 K: 0 S: 3	H: 0 LOB: 1 BB: 1 P: 7	R: 1 E: 0 K: 0 S: 4	H: 1 LOB: 1 BB: 0 P: 5	R: 0 E: 0 K: 0 S: 6	H: 2 LOB: 2 BB: 0 P: 6	R: 0 E: 0 K: 0 S: 3	H: 0 LOB: 0 BB: 0 P: 3	R: 0 E: 0 K: 3 S: 9	H: 0 LOB: 0 BB: 0 P: 9	1B: 2 2B: 2 3B: 0 HR: 0	SF: 1 SAC: 1 DP: 0 HBP: 1	WP: 0 PB: 0 SB: 1 CS: 0	PA: 36
PITCHER	IP WLS BF H R ER SO BB IBB HBP BLK WP HR S P ERA WHIP																					
Al Jackson, L (1, 1) ERA: 0.81	8.0 L 33 4 2 2 1 3 0 0 0 0 0 0 31 44 2.25 0.875																					
Don Dennis, R (9, 1) ERA: 1.59	1.0 3 0 0 0 3 0 0 0 0 0 0 0 9 9 0.00 0.000																					

Chicago Cubs @ St. Louis Cardinals
Busch Stadium, St. Louis, MO
Tue May 24 1966, 7:05 PM CDT
Att: 15,790 - Unknown - 65 F

AB 30
R 2
H 4
RBI 2
BB 3
SO 4
LOB 15



Batter	1	2	3	4	5	6	7	8	9	AB	R	H	RBI	BB	SO	LOB	BOTTOM			
Bobby Tolan, L (1, 7) OBP: 0.053, SLG: 0.105	F5		L9		F8			1-3		4	0	0	0	0	0	1	Chicago Cubs @ St. Louis Cardinals Busch Stadium, St. Louis, MO Tue May 24 1966, 7:05 PM CDT Att: 15,790 - Unknown - 65 F			
Mike Shannon, R (1, 9) OBP: 0.287, SLG: 0.475	F3		1-3			4-3			1B 2B	4	0	1	0	0	0	0				
Curt Flood, R (1, 8) OBP: 0.343, SLG: 0.414	4-3				F8		F3		G4-6-3 1B	4	0	1	0	0	0	0				
Orlando Cepeda, R (1, 3) OBP: 0.346, SLG: 0.564		1-3				K			K	4	0	1	0	0	2	2				
Tim McCarver, L (1, 2) OBP: 0.283, SLG: 0.396		P5			K		F7		G4-6-3 1-2	4	0	0	0	0	1	3				
Charley Smith, R (1, 5) OBP: 0.338, SLG: 0.448		1B BB			K		6-3			2	0	0	0	1	1	1				
Jerry Buchek, R (1, 6) OBP: 0.333, SLG: 0.378					4-3		6-3			3	0	1	0	0	0	0				
Julian Javier, R (1, 4) OBP: 0.265, SLG: 0.277 Tito Francona, L (8, PH) OBP: 0.250, SLG: 0.192 Dal Maxvill, R (9, 4) OBP: 0.241, SLG: 0.286								P5		2	0	0	0	0	0	2				
Al Jackson, L (1, 1) OBP: 0.333, SLG: 0.625 Bob Skinner, L (8, PH) OBP: 0.190, SLG: 0.300 Don Dennis, R (9, 1)				K				4-3		1	0	0	0	0	0	0				
Inning Stats	R: 0 E: 0 K: 0 S: 3	H: 0 LOB: 0 BB: 0 P: 3	R: 0 E: 0 K: 0 S: 4	H: 1 LOB: 2 BB: 1 P: 8	R: 0 E: 0 K: 1 S: 5	H: 0 LOB: 0 BB: 0 P: 5	R: 0 E: 0 K: 2 S: 8	H: 1 LOB: 1 BB: 0 P: 8	R: 0 E: 0 K: 0 S: 4	H: 1 LOB: 1 BB: 0 P: 4	R: 0 E: 0 K: 1 S: 5	H: 0 LOB: 0 BB: 0 P: 5	R: 0 E: 0 K: 0 S: 3	H: 0 LOB: 0 BB: 0 P: 3	R: 0 E: 0 K: 1 S: 6	H: 2 LOB: 1 BB: 0 P: 6	1B: 3 2B: 2 3B: 0 HR: 0	SF: 0 SAC: 0 DP: 1 HBP: 0	WP: 0 PB: 0 SB: 0 CS: 0	PA: 32
PITCHER	IP WLS BF H R ER SO BB IBB HBP BLK WP HR S P ERA WHIP																			
Bill Hands, R (1, 1) ERA: 2.4	8.0 W 30 5 0 0 0 1 1 0 0 0 0 0 37 41 0.00 0.750																			
Ted Abernathy, R (9, 1) ERA: 4.62	1.0 S 2 0 0 0 1 0 0 0 0 0 0 0 4 4 0.00 0.000																			

Chicago Cubs @ St. Louis Cardinals
Busch Stadium, St. Louis, MO
Tue May 24 1966, 7:05 PM CDT
Att: 15,790 - Unknown - 65 F

AB 31
R 0
H 5
RBI 0
BB 1
SO 5
LOB 9



Batter	1	2	3	4	5	6	7	8	9	AB	R	H	RBI	BB	SO	LOB	TOP										
Adolfo Phillips, R OBP: 0.348, SLG: 0.479 (1, 8)										4	1	1	1	0	3	1	Chicago Cubs @ St. Louis Cardinals Busch Stadium, St. Louis, MO Wed May 25 1966, 7:05 PM CDT Att: 15,381 - Unknown - 70 F										
Glenn Beckert, R OBP: 0.294, SLG: 0.313 (1, 4)										3	0	1	0	0	0	1											
Billy Williams, L OBP: 0.257, SLG: 0.257 (1, 9)										3	0	1	0	1	0	1											
Ron Santo, R OBP: 0.372, SLG: 0.452 (1, 5)										4	0	1	0	0	0	4											
George Altman, L OBP: 0.278, SLG: 0.519 (1, 3)										3	0	0	0	1	2	2											
Randy Hundley, R OBP: 0.282, SLG: 0.400 (1, 2)										4	0	1	0	0	1	4											
Byron Browne, R OBP: 0.318, SLG: 0.429 (1, 7)										4	0	0	0	0	3	3											
Don Kessinger, S OBP: 0.275, SLG: 0.295 (1, 6)										4	0	1	0	0	2	1											
Ken Holtzman, R OBP: 0.100, SLG: 0.100 (7, PH)										2	0	0	0	0	1	1											
Jimmy Stewart, S OBP: 0.100, SLG: 0.138 (7, PH)										1	0	0	0	0	0	0											
Ted Abernathy, R (7, 1)										0	0	0	0	0	0	0											
Bill Faul, R (7, 1)										0	0	0	0	0	0	0											
Inning Stats	R: 1 E: 0 K: 2 S: 10	H: 3 LOB: 2 BB: 0 P: 10	R: 0 E: 0 K: 2 S: 7	H: 0 LOB: 0 BB: 0 P: 7	R: 0 E: 0 K: 1 S: 5	H: 0 LOB: 1 BB: 1 P: 9	R: 0 E: 0 K: 1 S: 5	H: 0 LOB: 0 BB: 0 P: 5	R: 0 E: 0 K: 2 S: 8	H: 1 LOB: 1 BB: 0 P: 8	R: 0 E: 0 K: 0 S: 4	H: 1 LOB: 2 BB: 1 P: 8	R: 0 E: 0 K: 1 S: 5	H: 0 LOB: 0 BB: 0 P: 5	R: 0 E: 0 K: 0 S: 2	H: 0 LOB: 0 BB: 0 P: 3	R: 0 E: 0 K: 3 S: 10	H: 1 LOB: 1 BB: 0 P: 10	1B: 5 2B: 0 3B: 0 HR: 1	SF: 0 SAC: 0 DP: 1 HBP: 1	WP: 1 PB: 0 SB: 0 CS: 0	PA: 35					
PITCHER	IP	WLS	BF	H	R	ER	SO	BB	IBB	HBP	BLK	WP	HR	S	P	ERA	WHIP										
Nelson Briles, R ERA: 3.58 (1, 1)	7.0	W	28	5	1	1	9	2	0	0	0	1	1	44	52	1.29	1.000										
Don Dennis, R ERA: 1.17 (8, 1)	2.0	S	7	1	0	0	3	0	0	1	0	0	0	12	13	0.00	0.500										

AB	32
R	1
H	6
RBI	1
BB	2
SO	12
LOB	18



Batter	1	2	3	4	5	6	7	8	9	AB	R	H	RBI	BB	SO	LOB	BOTTOM										
Julian Javier, R OBP: 0.279, SLG: 0.281 (1, 4)										2	1	1	1	1	0	0	Chicago Cubs @ St. Louis Cardinals Busch Stadium, St. Louis, MO Wed May 25 1966, 7:05 PM CDT Att: 15,381 - Unknown - 70 F										
Mike Shannon, R OBP: 0.286, SLG: 0.452 (1, 9)										3	1	0	0	1	1	1											
Curt Flood, R OBP: 0.340, SLG: 0.431 (1, 8)										4	1	1	4	0	0	1											
Orlando Cepeda, R OBP: 0.343, SLG: 0.546 (1, 3)										3	0	0	0	1	0	0											
Phil Gagliano, R OBP: 0.258, SLG: 0.154 (1, 5)										2	1	0	0	1	0	0											
Tim McCarver, L OBP: 0.282, SLG: 0.390 (1, 2)										4	1	1	0	0	0	2											
Jerry Buchek, R OBP: 0.340, SLG: 0.395 (1, 6)										4	1	2	0	0	2	1											
Bobby Tolan, L OBP: 0.130, SLG: 0.227 (1, 7)										3	2	1	1	1	0	1											
Nelson Briles, R (1, 1)										2	0	0	0	0	0	3											
Bob Skinner, L OBP: 0.227, SLG: 0.333 (7, PH)										1	1	1	2	0	0	0											
Don Dennis, R (8, 1)										1	0	0	0	0	0	0											
Inning Stats	R: 0 E: 0 K: 1 S: 5	H: 0 LOB: 0 BB: 0 P: 5	R: 0 E: 0 K: 0 S: 3	H: 0 LOB: 0 BB: 0 P: 3	R: 1 E: 1 K: 0 S: 4	H: 2 LOB: 0 BB: 0 P: 4	R: 0 E: 0 K: 0 S: 3	H: 0 LOB: 0 BB: 0 P: 3	R: 1 E: 0 K: 1 S: 6	H: 1 LOB: 1 BB: 1 P: 10	R: 0 E: 0 K: 0 S: 2	H: 0 LOB: 1 BB: 1 P: 7	R: 7 E: 0 K: 0 S: 7	H: 4 LOB: 1 BB: 3 P: 20	R: 0 E: 0 K: 1 S: 5	H: 0 LOB: 0 BB: 0 P: 5	1B: 4 2B: 1 3B: 1 HR: 1	SF: 0 SAC: 0 DP: 1 HBP: 2	WP: 1 PB: 0 SB: 1 CS: 2	PA: 38							
PITCHER	IP	WLS	BF	H	R	ER	SO	BB	IBB	HBP	BLK	WP	HR	S	P	ERA	WHIP										
Ken Holtzman, L ERA: 5.46 (7, 1)	0.1	L	7	3	6	6	0	2	1	0	0	1	0	4	16	162.00	15.000										
Ted Abernathy, R ERA: 6.66 (7, 1)	1.2	L	7	1	1	1	1	0	0	1	0	0	1	8	9	5.40	0.600										

AB	29
R	9
H	7
RBI	8
BB	5
SO	3
LOB	9



Batter	1	2	3	4	5	6	7	8	9	AB	R	H	RBI	BB	SO	LOB	TOP					
Glenn Beckert, R (1,4) OBP: 0.299, SLG: 0.326			4-3			K				4	0	2	0	0	1	0	Chicago Cubs @ St. Louis Cardinals Busch Stadium, St. Louis, MO Thu May 26 1966, 7:05 PM CDT Att: 12,739 - Unknown - 80 F					
George Altman, L (1,7) John Hermstein, L (9,7) OBP: 0.259, SLG: 0.482 OBP: 0.233, SLG: 0.148					K	K				4	0	0	0	0	2	2						
Billy Williams, L (1,9) OBP: 0.263, SLG: 0.259					L9					3	0	1	0	1	0	1						
Ron Santo, R (1,5) OBP: 0.368, SLG: 0.442					F8					3	0	0	0	1	0	3						
14 Ernie Banks, R (1,3) OBP: 0.221, SLG: 0.292								K		4	1	1	0	0	1	2						
Randy Hundley, R (1,2) OBP: 0.273, SLG: 0.386					B1					4	0	0	0	0	1	1						
Byron Browne, R (1,8) OBP: 0.324, SLG: 0.461								K		4	1	2	2	0	2	0						
Don Kessinger, S (1,6) OBP: 0.272, SLG: 0.287			4-3		F7					3	0	0	0	0	0	1						
Dick Ellsworth, L (1,1) Fergie Jenkins, R (9,1) OBP: 0.091, SLG: 0.091 OBP: 0.455, SLG: 0.700					3-1			K		3	0	0	0	0	2	0						
										0	0	0	0	0	0	0						
Inning Stats	R: 0 E: 0 K: 0 S: 4	H: 1 LOB: 1 BB: 0 P: 4	R: 0 E: 0 K: 2 S: 7	H: 0 LOB: 0 BB: 0 P: 7	R: 0 E: 0 K: 1 S: 5	H: 0 LOB: 0 BB: 0 P: 5	R: 0 E: 0 K: 1 S: 5	H: 0 LOB: 0 BB: 0 P: 5	R: 2 E: 0 K: 0 S: 5	H: 2 LOB: 0 BB: 0 P: 5	R: 0 E: 0 K: 1 S: 8	H: 1 LOB: 2 BB: 1 P: 12	R: 0 E: 0 K: 0 S: 3	H: 1 LOB: 0 BB: 0 P: 3	R: 0 E: 0 K: 2 S: 6	H: 1 LOB: 2 BB: 1 P: 10	R: 0 E: 0 K: 2 S: 7	H: 0 LOB: 0 BB: 0 P: 7	1B: 4 2B: 1 3B: 0 HR: 1	SF: 0 SAC: 0 DP: 1 HBP: 0	WP: 1 PB: 0 SB: 0 CS: 0	PA: 34
PITCHER Bob Gibson, R (1,1) ERA: 2.24	IP: 9.0 WLS: W BF: 34 H: 6 R: 2 ER: 2 SO: 9 BB: 1 IBB: 1 HBP: 0 BLK: 0 WP: 1 HR: 1 S: 50 P: 58 ERA: 2.00 WHIP: 0.778															PITCHER	IP: WLS: BF: H: R: ER: SO: BB: IBB: HBP: BLK: WP: HR: S: P: ERA: WHIP:					

Batter	1	2	3	4	5	6	7	8	9	AB	R	H	RBI	BB	SO	LOB	BOTTOM			
Julian Javier, R (1,4) OBP: 0.286, SLG: 0.288	5-3									4	1	2	0	0	0	0	Chicago Cubs @ St. Louis Cardinals Busch Stadium, St. Louis, MO Thu May 26 1966, 7:05 PM CDT Att: 12,739 - Unknown - 80 F			
Mike Shannon, R (1,9) OBP: 0.285, SLG: 0.439	5-3		6-3							4	1	1	0	0	0	1				
Curt Flood, R (1,8) OBP: 0.331, SLG: 0.418	6-3					6-3				4	1	0	0	0	0	1				
Orlando Cepeda, R (1,3) OBP: 0.348, SLG: 0.545						1-3				4	0	2	1	0	1	0				
Phil Gagliano, R (1,5) OBP: 0.286, SLG: 0.172						1-3				3	0	1	0	1	0	1				
Tim McCarver, L (1,2) OBP: 0.289, SLG: 0.394										4	0	2	1	0	1	1				
Jerry Buchek, R (1,6) OBP: 0.340, SLG: 0.416										3	0	1	0	0	1	2				
Bobby Tolan, L (1,7) Charley Smith, R (8, PH) Lou Brock, L (9,7) OBP: 0.120, SLG: 0.208 OBP: 0.338, SLG: 0.444 OBP: 0.289, SLG: 0.352										2	0	0	0	0	0	1				
Bob Gibson, R (1,1) OBP: 0.250, SLG: 0.371										3	0	1	0	0	2	1				
Inning Stats	R: 0 E: 0 K: 0 S: 3	H: 0 LOB: 0 BB: 0 P: 3	R: 0 E: 0 K: 1 S: 6	H: 1 LOB: 1 BB: 0 P: 6	R: 0 E: 0 K: 0 S: 4	H: 2 LOB: 1 BB: 0 P: 4	R: 0 E: 0 K: 0 S: 3	H: 0 LOB: 0 BB: 0 P: 3	R: 0 E: 0 K: 1 S: 5	H: 1 LOB: 0 BB: 0 P: 5	R: 0 E: 0 K: 1 S: 3	H: 1 LOB: 0 BB: 0 P: 3	R: 0 E: 0 K: 2 S: 8	H: 1 LOB: 1 BB: 0 P: 8	R: 3 E: 1 K: 0 S: 5	H: 4 LOB: 3 BB: 1 P: 9	1B: 8 2B: 1 3B: 1 HR: 0	SF: 0 SAC: 0 DP: 2 HBP: 0	WP: 0 PB: 0 SB: 0 CS: 0	PA: 33
PITCHER Dick Ellsworth, L (1,1) Fergie Jenkins, R (9,1) ERA: 2.39 ERA: 3.71	IP: 8.0 WLS: L BF: 31 H: 9 R: 3 ER: 3 SO: 5 BB: 0 IBB: 0 HBP: 0 BLK: 0 WP: 0 HR: 0 S: 41 P: 41 ERA: 2.25 WHIP: 1.125															PITCHER	IP: WLS: BF: H: R: ER: SO: BB: IBB: HBP: BLK: WP: HR: S: P: ERA: WHIP:			

Batter	1	2	3	4	5	6	7	8	9	AB	R	H	RBI	BB	SO	LOB	TOP					
Felipe Alou, R OBP: 0.308, SLG: 0.495 (1, 7)										5	0	1	0	0	0	1	Atlanta Braves @ Chicago Cubs Wrigley Field, Chicago, IL Fri May 27 1966, 3:33 AM CDT Att: 3,242 - Unknown					
Mack Jones, L OBP: 0.394, SLG: 0.667 (1, 8)										4	1	1	1	0	1	1						
Hank Aaron, R OBP: 0.350, SLG: 0.616 (1, 9)										5	1	1	1	0	1	1						
Eddie Mathews, L OBP: 0.297, SLG: 0.279 (1, 5)										4	1	2	0	1	1	1						
Joe Torre, R OBP: 0.377, SLG: 0.567 (1, 3)										4	1	1	2	1	0	3						
Gene Oliver, R OBP: 0.217, SLG: 0.209 (1, 2)										3	1	0	0	1	0	2						
Denis Menke, R OBP: 0.396, SLG: 0.426 (1, 6)										2	0	0	0	2	0	1						
Woody Woodward, R OBP: 0.387, SLG: 0.388 (1, 4)										3	0	2	1	0	0	0						
Wade Blasingame, L OBP: 0.278, SLG: 0.294 (1, 1)										3	0	0	0	0	1	3						
Billy O'Dell, S OBP: 0.200, SLG: 0.200 (7, 1)										1	0	0	0	0	1	1						
Inning Stats	R: 0 E: 0 K: 1 S: 5	H: 0 LOB: 0 BB: 0 P: 5	R: 1 E: 0 K: 0 S: 4	H: 1 LOB: 2 BB: 2 P: 12	R: 1 E: 0 K: 0 S: 5	H: 2 LOB: 1 BB: 0 P: 5	R: 0 E: 0 K: 1 S: 6	H: 1 LOB: 1 BB: 0 P: 6	R: 3 E: 0 K: 0 S: 6	H: 3 LOB: 1 BB: 1 P: 10	R: 0 E: 0 K: 1 S: 6	H: 1 LOB: 1 BB: 0 P: 6	R: 0 E: 0 K: 0 S: 3	H: 0 LOB: 1 BB: 1 P: 7	R: 0 E: 0 K: 1 S: 5	H: 0 LOB: 1 BB: 1 P: 9	R: 0 E: 0 K: 1 S: 5	H: 0 LOB: 1 BB: 0 P: 6	1B: 4 2B: 1 3B: 0 HR: 3	SF: 0 SAC: 1 DP: 0 HBP: 1	WP: 0 PB: 0 SB: 0 CS: 0	PA: 41
PITCHER	IP WLS BF H R ER SO BB IBB HBP BLK WP HR S P ERA WHIP																					
Ernie Broglio, R ERA: 5.53 (1, 1)	5.0 L 25 7 5 5 2 3 0 0 0 0 3 26 38 9.00 2.000																					
Bill Connors, R ERA: 7.0 (6, 1)	2.0 8 1 0 0 1 1 0 0 0 0 0 9 13 0.00 1.000																					
Ted Abernathy, R ERA: 6.18 (8, 1)	2.0 8 0 0 0 2 1 0 1 0 0 0 10 15 0.00 0.500																					

Batter	1	2	3	4	5	6	7	8	9	AB	R	H	RBI	BB	SO	LOB	BOTTOM					
Adolfo Phillips, R OBP: 0.360, SLG: 0.490 (1, 8)										4	0	2	0	1	1	4	Atlanta Braves @ Chicago Cubs Wrigley Field, Chicago, IL Fri May 27 1966, 3:33 AM CDT Att: 3,242 - Unknown					
Glenn Beckert, R OBP: 0.296, SLG: 0.322 (1, 4)										5	0	1	1	0	1	6						
Billy Williams, L OBP: 0.261, SLG: 0.278 (1, 9)										5	1	1	1	0	2	4						
Ron Santo, R OBP: 0.372, SLG: 0.466 (1, 5)										4	1	2	1	0	0	0						
14 Ernie Banks, R OBP: 0.222, SLG: 0.290 (1, 3)										4	0	1	0	0	0	1						
Byron Browne, R OBP: 0.322, SLG: 0.448 (1, 7)										3	0	0	0	1	0	2						
Randy Hundley, R OBP: 0.264, SLG: 0.373 (1, 2)										4	0	0	0	0	1	2						
Don Kessinger, S OBP: 0.280, SLG: 0.288 (1, 6)										3	1	1	0	1	0	0						
Ernie Broglio, R OBP: 0.366, SLG: 0.279 (5, PH)										0	0	0	0	1	0	0						
Frank Thomas, R OBP: 0.336, SLG: 0.323 (5, PH)										1	0	0	0	0	0	0						
Bill Connors, R OBP: 0.336, SLG: 0.323 (5, PH)										0	0	0	0	0	0	0						
Carl Warwick, R OBP: 0.336, SLG: 0.323 (7, PH)										1	0	0	0	0	1	1						
Ted Abernathy, R OBP: 0.336, SLG: 0.323 (8, PH)										0	0	0	0	0	0	0						
Joey Amalfitano, R OBP: 0.336, SLG: 0.323 (8, PH)										0	0	0	0	1	0	0						
Inning Stats	R: 0 E: 0 K: 2 S: 7	H: 1 LOB: 0 BB: 0 P: 7	R: 0 E: 0 K: 0 S: 4	H: 1 LOB: 1 BB: 0 P: 4	R: 0 E: 1 K: 1 S: 5	H: 0 LOB: 1 BB: 1 P: 9	R: 1 E: 0 K: 0 S: 4	H: 1 LOB: 1 BB: 1 P: 8	R: 0 E: 0 K: 0 S: 4	H: 1 LOB: 1 BB: 0 P: 4	R: 0 E: 0 K: 0 S: 4	H: 1 LOB: 1 BB: 0 P: 4	R: 1 E: 0 K: 2 S: 8	H: 1 LOB: 2 BB: 2 P: 16	R: 0 E: 0 K: 1 S: 6	H: 1 LOB: 0 BB: 0 P: 6	R: 0 E: 0 K: 0 S: 4	H: 1 LOB: 2 BB: 1 P: 8	1B: 5 2B: 1 3B: 0 HR: 2	SF: 0 SAC: 0 DP: 1 HBP: 0	WP: 0 PB: 0 SB: 0 CS: 1	PA: 39
PITCHER	IP WLS BF H R ER SO BB IBB HBP BLK WP HR S P ERA WHIP																					
Wade Blasingame, L ERA: 4.47 (1, 1)	6.0 W 24 3 2 2 3 3 0 0 0 0 1 18 30 6.00 2.000																					
Billy O'Dell, L ERA: 2.17 (7, 1)	3.0 S 15 3 2 2 3 3 0 0 0 0 0 1 18 30 6.00 2.000																					



Batter	1	2	3	4	5	6	7	8	9	10	AB	R	H	RBI	BB	SO	LOB	TOP						
Felipe Alou, R OBP: 0.316, SLG: 0.490 (1, 3)											5	0	1	0	0	2	2	Atlanta Braves @ Chicago Cubs Wrigley Field, Chicago, IL Sun May 29 1966, 3:33 AM CDT Att: 16,039 - Unknown						
Mack Jones, L OBP: 0.349, SLG: 0.579 (1, 8)											4	1	2	0	1	1	1							
Hank Aaron, R OBP: 0.359, SLG: 0.607 (1, 9)											4	0	1	0	1	1	3							
Rico Carty, R OBP: 0.308, SLG: 0.295 (1, 7)											5	0	0	0	0	0	4							
Joe Torre, R OBP: 0.376, SLG: 0.550 (1, 2)											5	0	0	0	0	2	4							
Frank Bolling, R OBP: 0.194, SLG: 0.186 (1, 4)											4	0	1	0	0	0	1							
Denis Menke, R OBP: 0.394, SLG: 0.473 (7, 6)											4	0	1	0	0	1	1							
Woody Woodward, R OBP: 0.374, SLG: 0.373 Eddie Mathews, L OBP: 0.303, SLG: 0.304 (7, PH) (7, 5)											2	0	0	0	0	1	2							
Hank Fischer, R John Herrnstein, L OBP: 0.282, SLG: 0.179 Chi-Chi O'Quinn, R Gary Geiger OBP: 0.292, SLG: 0.329 Gene Oliver OBP: 0.285, SLG: 0.188 Billy O'Dell, S OBP: 0.200, SLG: 0.200 (1, 1) (7, PH) (7, 1) (8, PH) (8, PH) (8, 1)											2	0	0	0	0	1	1							
Inning Stats	R: 0 E: 1 K: 2 S: 9	H: 1 LOB: 2 BB: 0 P: 9	R: 0 E: 0 K: 1 S: 6	H: 1 LOB: 1 BB: 0 P: 6	R: 0 E: 0 K: 1 S: 6	H: 1 LOB: 1 BB: 0 P: 6	R: 0 E: 0 K: 2 S: 7	H: 0 LOB: 1 BB: 1 P: 11	R: 0 E: 0 K: 0 S: 3	H: 0 LOB: 0 BB: 0 P: 3	R: 0 E: 0 K: 0 S: 4	H: 1 LOB: 1 BB: 0 P: 4	R: 1 E: 0 K: 1 S: 7	H: 2 LOB: 1 BB: 0 P: 7	R: 1 E: 0 K: 0 S: 3	H: 1 LOB: 0 BB: 1 P: 7	R: 0 E: 0 K: 0 S: 3		H: 0 LOB: 1 BB: 1 P: 7	1B: 7 2B: 0 3B: 0 HR: 1	SF: 0 SAC: 0 DP: 0 HBP: 0	WP: 0 PB: 0 SB: 4 CS: 1	PA: 42	
PITCHER	IP WLS BF H R ER SO BB IBB HBP BLK WP HR S P ERA WHIP																							
Fergie Jenkins, R ERA: 3.4 (1, 1)	8.1	35	8	2	2	9	BB: 1	IBB: 0	HBP: 0	BLK: 0	WP: 0	HR: 0	S: 52	P: 56	2.16	1.080								
Billy Hoedt, L ERA: 3.57 (9, 1)	0.0	1	0	0	0	0	BB: 1	IBB: 0	HBP: 0	BLK: 0	WP: 0	HR: 0	S: 4	P: 4	∞	∞								
Chuck Estrada, R ERA: (9, 1)	1.2	5	0	0	0	0	BB: 1	IBB: 0	HBP: 0	BLK: 0	WP: 0	HR: 0	S: 4	P: 8	0.00	0.600								

AB	38
R	2
H	8
RBI	1
BB	3
SO	9
LOB	19



Batter	1	2	3	4	5	6	7	8	9	10	AB	R	H	RBI	BB	SO	LOB	BOTTOM						
Adolfo Phillips, R OBP: 0.366, SLG: 0.477 (1, 8)											4	2	2	0	0	0	3	Atlanta Braves @ Chicago Cubs Wrigley Field, Chicago, IL Sun May 29 1966, 3:33 AM CDT Att: 16,039 - Unknown						
Glenn Beckert, R OBP: 0.307, SLG: 0.327 (1, 4)											5	0	2	2	0	0	3							
Billy Williams, L OBP: 0.268, SLG: 0.305 (1, 9)											5	0	0	0	0	0	3							
Ron Santo, R OBP: 0.389, SLG: 0.507 (1, 5)											2	1	2	1	3	0	0							
Lee Thomas, L OBP: 0.266, SLG: 0.366 (1, 3)											4	0	1	0	0	0	3							
Byron Browne, R OBP: 0.306, SLG: 0.430 (1, 7)											4	0	0	0	0	1	3							
Chris Krug, R OBP: 0.211, SLG: 0.167 Jimmy Stewart, S OBP: 0.123, SLG: 0.161 Randy Hundley, R OBP: 0.264, SLG: 0.364 (1, 2) (6, PH) (7, 2)											2	0	1	0	0	0	0							
Don Kessinger, S OBP: 0.278, SLG: 0.280 (1, 6)											4	0	1	0	0	1	2							
Fergie Jenkins, R OBP: 0.429, SLG: 0.615 Billy Hoedt, L OBP: 1.000, SLG: 1.000 Chuck Estrada, R (1, 1) (9, 1) (9, 1)											3	0	1	0	0	0	0							
Inning Stats	R: 1 E: 1 K: 0 S: 5	H: 2 LOB: 1 BB: 0 P: 5	R: 0 E: 1 K: 0 S: 6	H: 3 LOB: 3 BB: 0 P: 6	R: 0 E: 0 K: 0 S: 2	H: 0 LOB: 0 BB: 1 P: 6	R: 0 E: 0 K: 0 S: 3	H: 0 LOB: 0 BB: 0 P: 3	R: 0 E: 0 K: 2 S: 8	H: 1 LOB: 2 BB: 1 P: 12	R: 1 E: 0 K: 0 S: 3	H: 0 LOB: 0 BB: 0 P: 4	R: 0 E: 0 K: 0 S: 3	H: 0 LOB: 1 BB: 1 P: 7	R: 0 E: 0 K: 0 S: 5	H: 2 LOB: 2 BB: 0 P: 5	R: 1 E: 0 K: 0 S: 1		H: 1 LOB: 0 BB: 0 P: 1	1B: 8 2B: 1 3B: 0 HR: 1	SF: 0 SAC: 0 DP: 0 HBP: 1	WP: 1 PB: 0 SB: 1 CS: 1	PA: 40	
PITCHER	IP WLS BF H R ER SO BB IBB HBP BLK WP HR S P ERA WHIP																							
Hank Fischer, R ERA: 3.65 (1, 1)	6.0	26	7	1	1	2	BB: 2	IBB: 0	HBP: 0	BLK: 0	WP: 0	HR: 0	S: 28	P: 36	1.50	1.500								
Chi-Chi O'Quinn, R ERA: 3.34 (7, 1)	2.0	8	0	1	1	0	BB: 1	IBB: 0	HBP: 1	BLK: 0	WP: 1	HR: 0	S: 6	P: 11	4.50	0.500								
Billy O'Dell, L ERA: 2.4 (9, 1)	1.0	6	3	1	1	0	BB: 0	IBB: 0	HBP: 0	BLK: 0	WP: 0	HR: 1	S: 6	P: 6	9.00	3.000								

AB	36
R	3
H	10
RBI	3
BB	3
SO	2
LOB	20



Batter	1	2	3	4	5	6	7	8	9	AB	R	H	RBI	BB	SO	LOB	TOP				
Adolfo Phillips, R OBP: 0.357, SLG: 0.464 (1, 8)	0-3 K		0-0 FC6-4		0-3 K			4-0 1B 4-3 BB		3	1	0	0	1	2	1	Chicago Cubs @ Pittsburgh Pirates Forbes Field, Pittsburgh, PA Mon May 30 1966, 3:33 AM EDT Sunny - 68 F				
Glenn Beckert, R OBP: 0.307, SLG: 0.327 Jimmy Stewart, S OBP: 0.152, SLG: 0.188 (8, PH) (8, 4)	0-0 E9 1B		0-0 F7		0-0 L6			0-0 S 4-3 1-3 1B		3	0	1	0	0	0	1					
Billy Williams, L OBP: 0.282, SLG: 0.297 (1, 9)	0-0 4-3		0-0 3-1				0-0 F9	0-0 4-3		4	0	0	1	0	0	3					
Ron Santo, R OBP: 0.386, SLG: 0.500 (1, 5)	0-0 F7			0-3 K			0-0 E5 L3-4 1B	0-3 K 2-3		4	0	1	0	0	2	2					
Lee Thomas, L OBP: 0.272, SLG: 0.366 (1, 3)		0-0 B1-3		0-0 1B E 1B			4-0 BB	0-0 1-3		3	1	1	0	1	0	1					
George Altman, L OBP: 0.258, SLG: 0.467 (1, 7)		0-0 3-1		0-0 1B E 1B			0-0 L3-4 2-3		0-0 3-1	4	0	1	0	0	0	2					
Randy Hundley, R OBP: 0.283, SLG: 0.360 (1, 2)		0-0 1B		0-0 E5 G6-3 1B			0-0 5-3		0-3 K	4	0	1	1	0	1	1					
Don Kessinger, S OBP: 0.271, SLG: 0.273 14 Ernie Banks, R OBP: 0.221, SLG: 0.295 (9, PH)	0-0 5-3		0-0 G6-3		0-0 K 2 S: 7		0-0 4-3		0-0 F8	3	0	0	0	0	0	3					
Dick Ellsworth, L OBP: 0.120, SLG: 0.083 (1, 1)			4-0 FC6-4 BB		0-3 K		0-3 K			2	0	0	0	1	2	0					
Inning Stats	R: 0 E: 1 K: 1 S: 6	H: 1 LOB: 1 BB: 0 P: 6	R: 0 E: 0 K: 0 S: 4	H: 1 LOB: 1 BB: 0 P: 4	R: 0 E: 0 K: 0 S: 3	H: 0 LOB: 1 BB: 1 P: 7	R: 1 E: 1 K: 1 S: 7	H: 2 LOB: 1 BB: 0 P: 7	R: 0 E: 0 K: 2 S: 7	H: 0 LOB: 0 BB: 0 P: 7	R: 0 E: 0 K: 1 S: 5	H: 0 LOB: 0 BB: 0 P: 5	R: 1 E: 0 K: 1 S: 6	H: 1 LOB: 1 BB: 1 P: 10	R: 0 E: 0 K: 1 S: 5	H: 0 LOB: 0 BB: 0 P: 5		1B: 6 2B: 1 3B: 0 HR: 0	SF: 0 SAC: 0 DP: 2 HBP: 0	WP: 0 PB: 0 SB: 2 CS: 0	PA: 35
PITCHER	IP WLS BF H R ER SO BB IBB HBP BLK WP HR S P ERA WHIP	7.0 29 6 2 2 5 3 0 0 0 0 0 0 36 48 2.57 1.286	2.0 6 0 0 0 2 0 0 0 0 0 0 0 10 10 0.00 0.000																		


AB	32
R	2
H	6
RBI	2
BB	3
SO	7
LOB	14




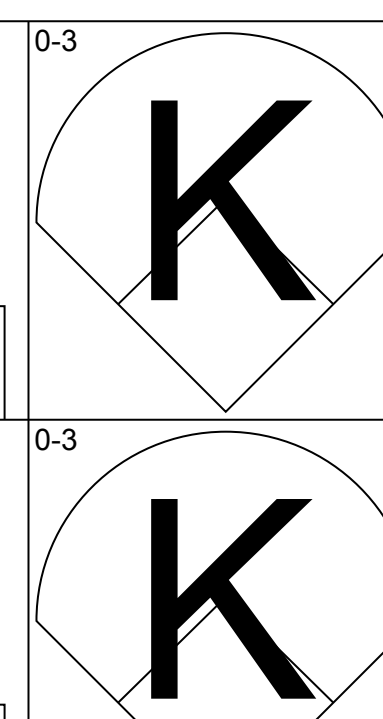
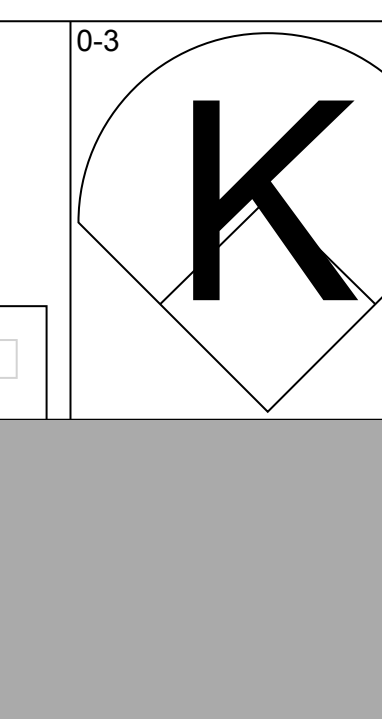
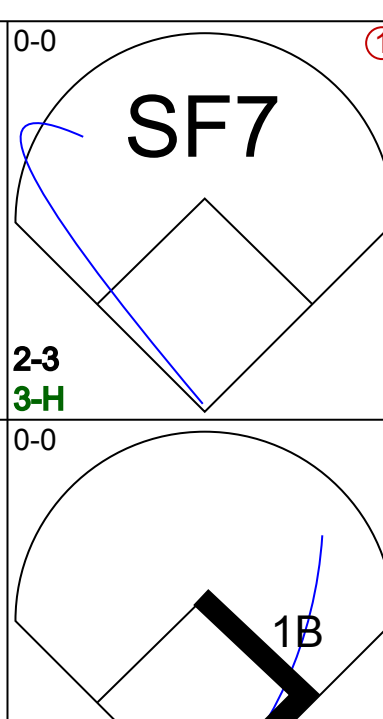
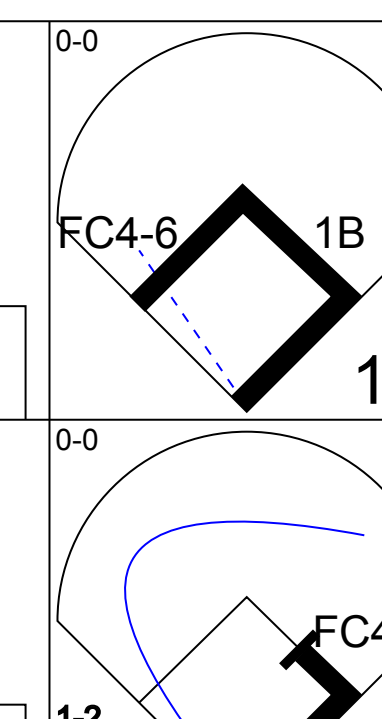
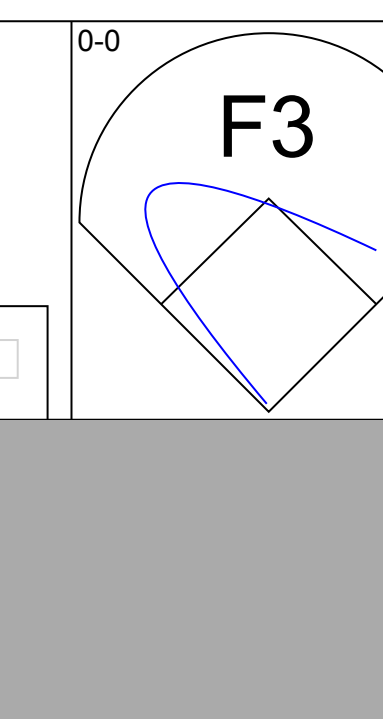
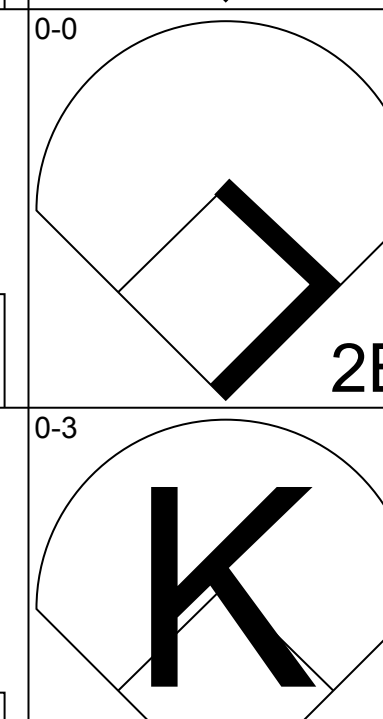
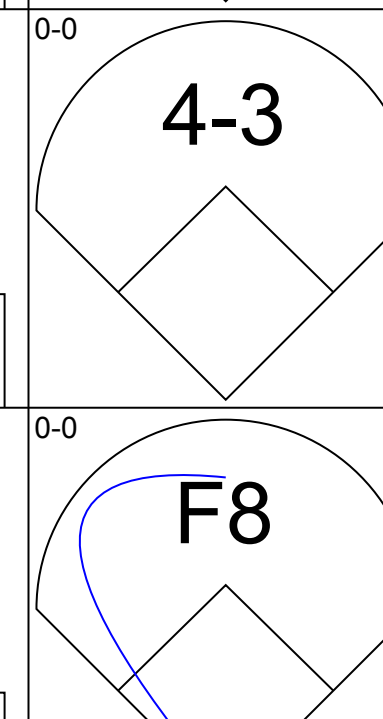
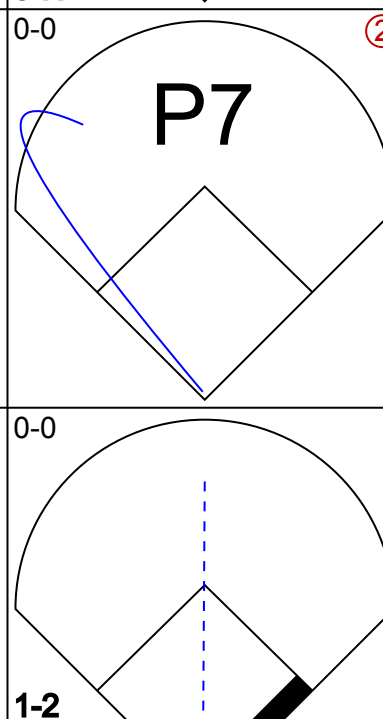
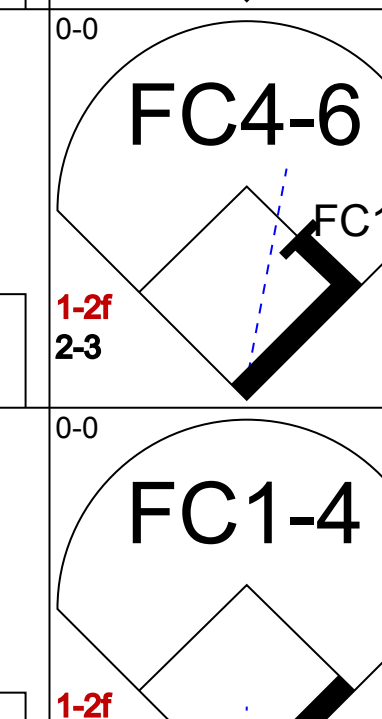


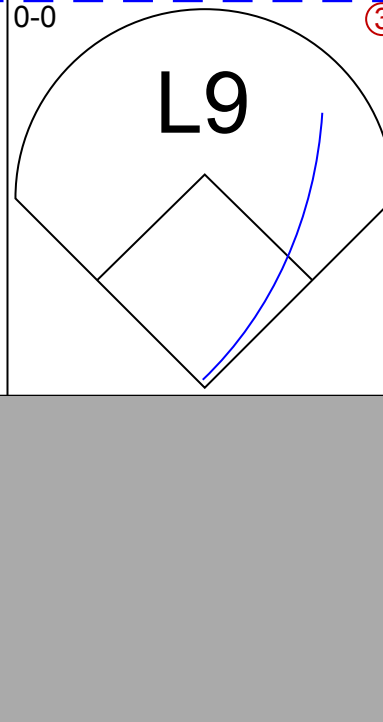
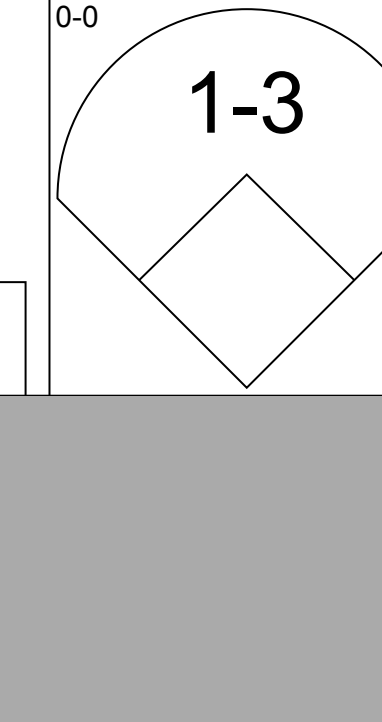


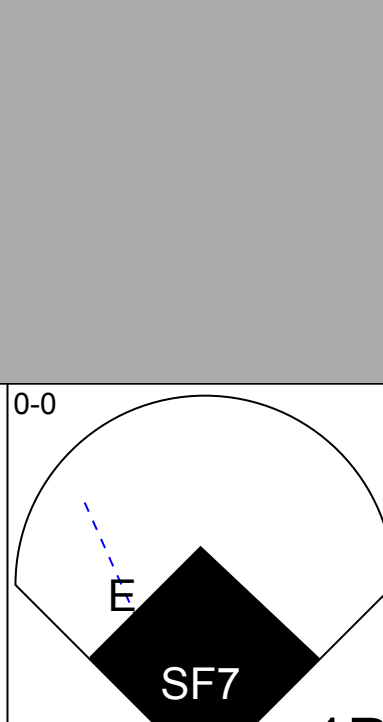



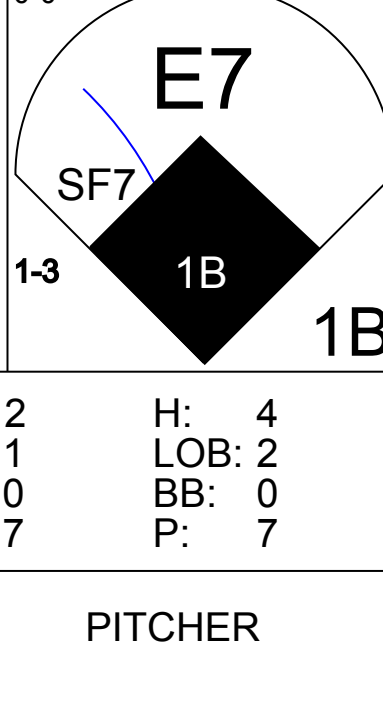
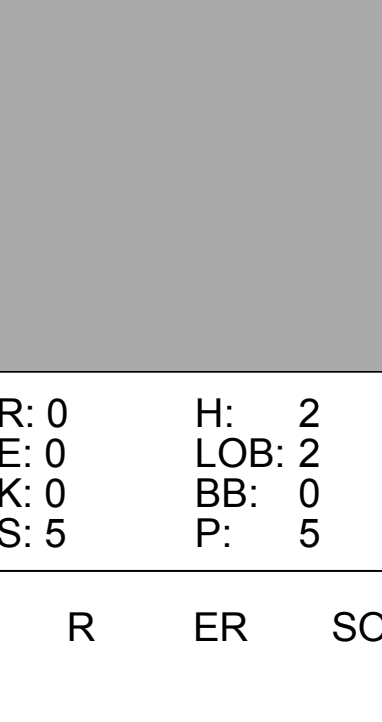
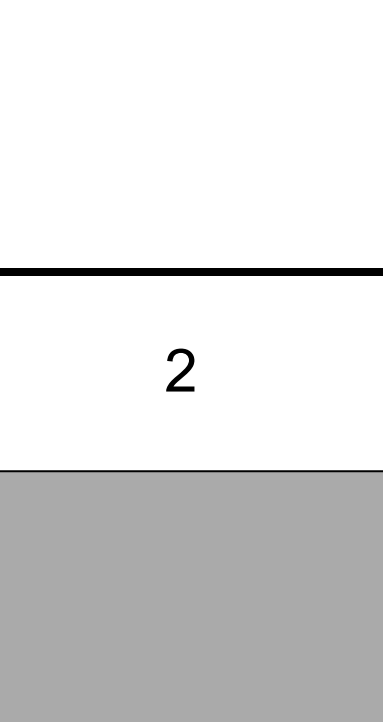
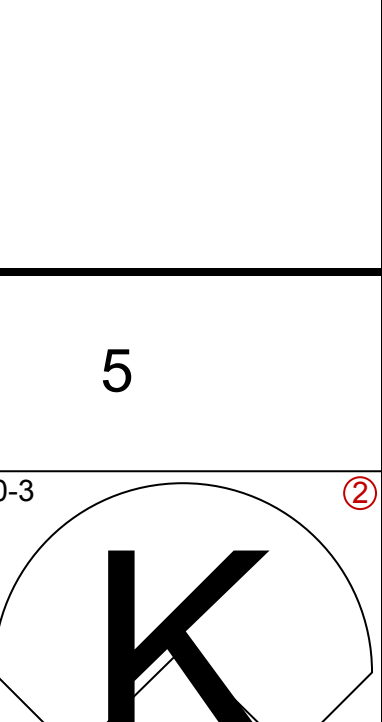
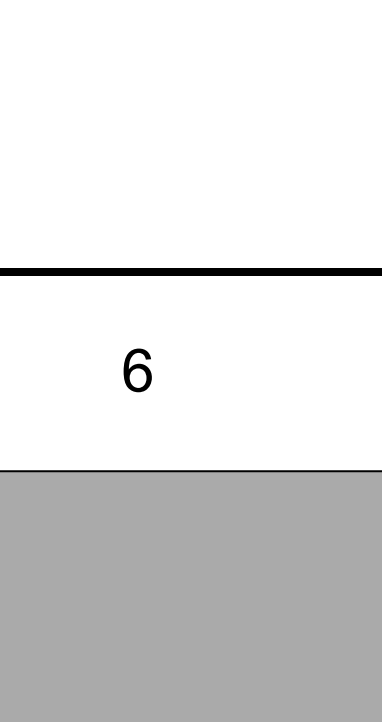
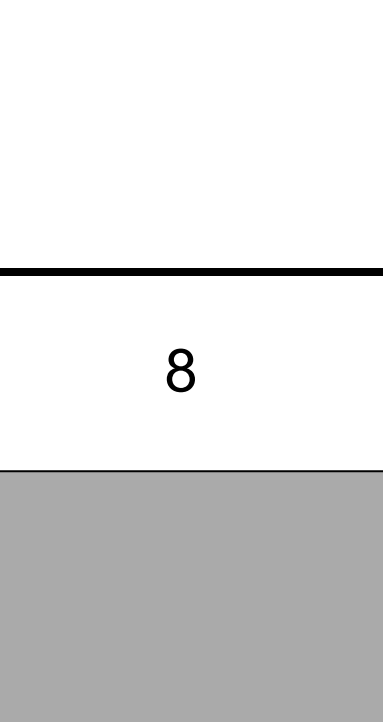

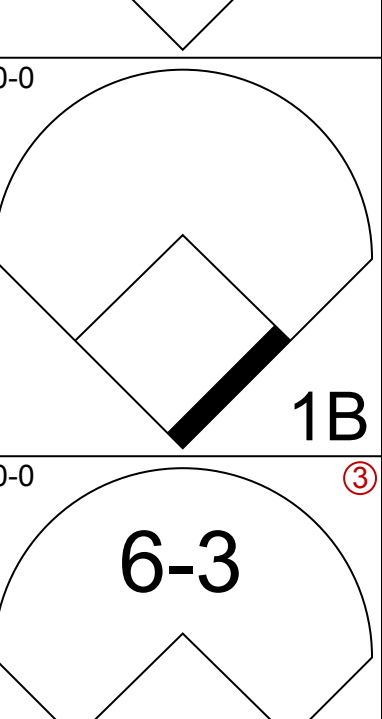
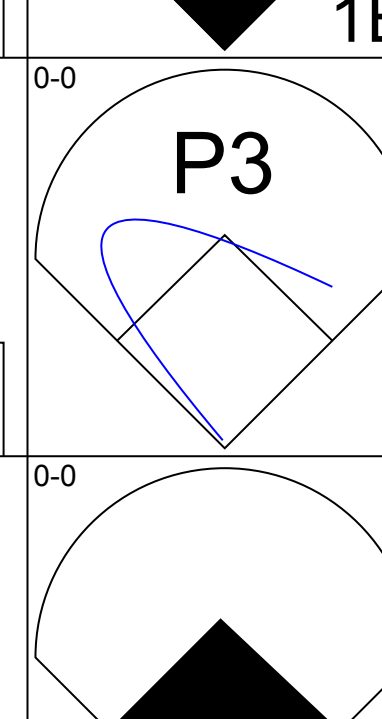

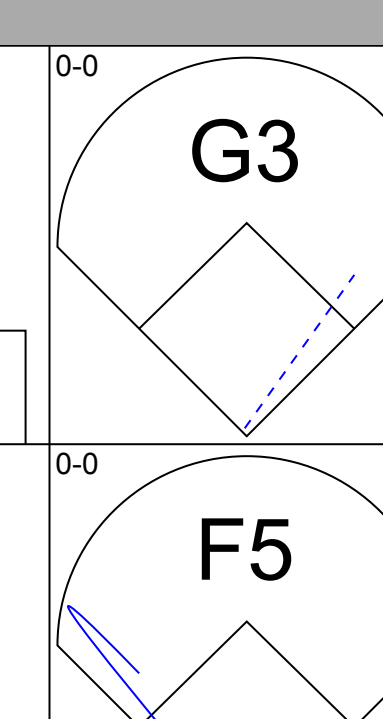

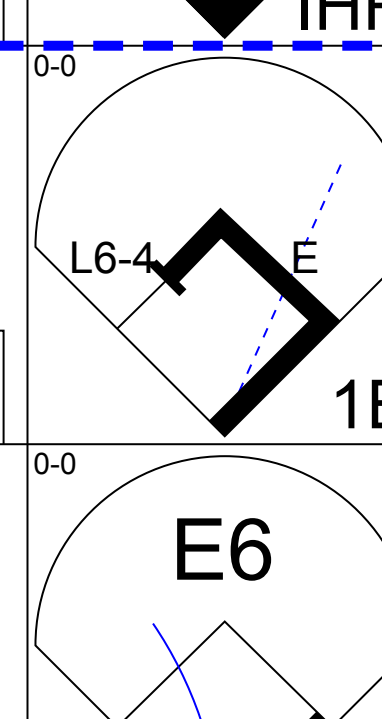


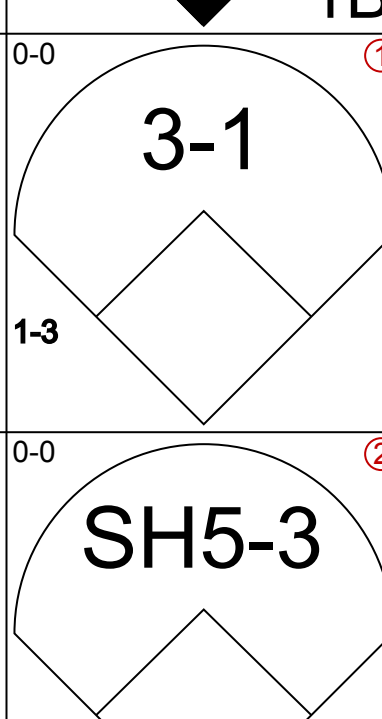
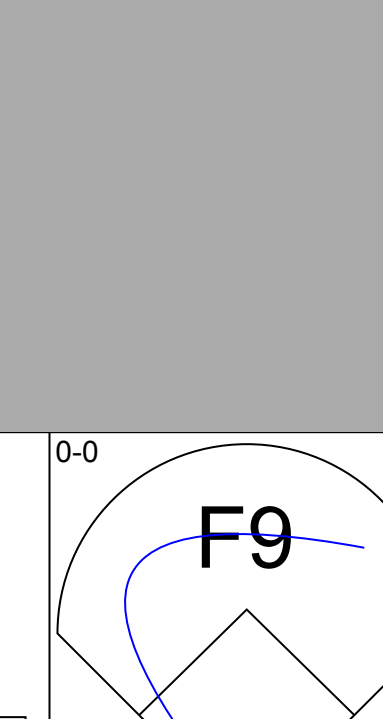

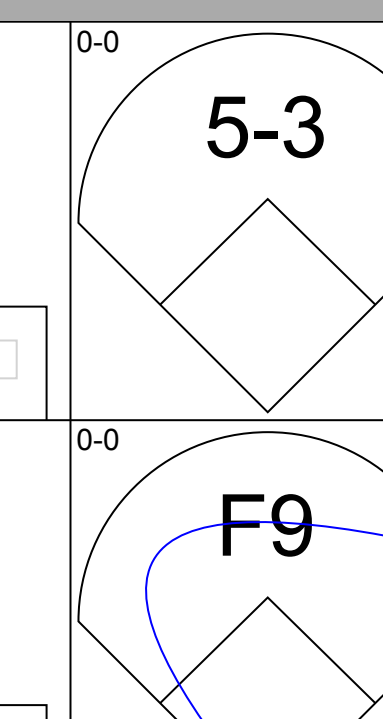
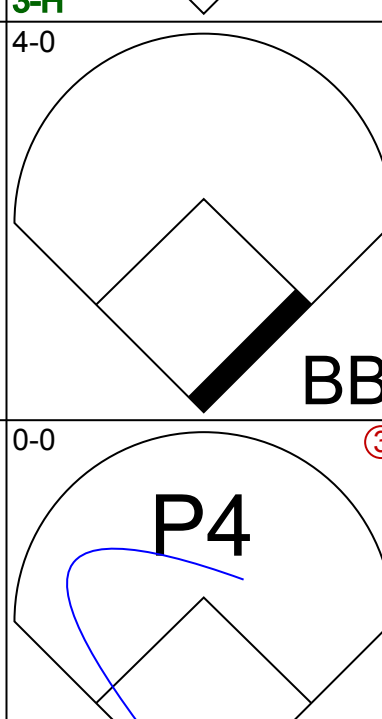


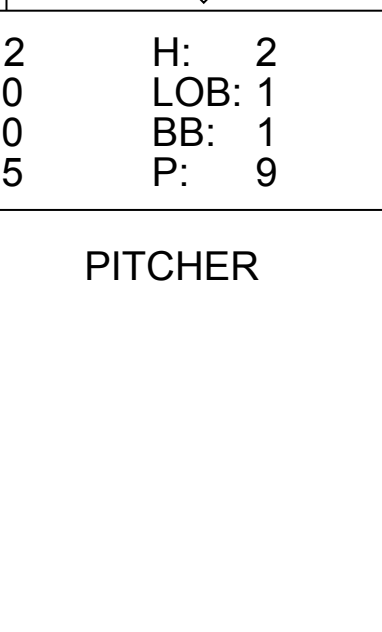
Batter	1	2	3	4	5	6	7	8	9	AB	R	H	RBI	BB	SO	LOB	BOTTOM				
Gene Alley, R OBP: 0.302, SLG: 0.355 (1, 6)	0-0 F9		0-0 E6			0-0 CS 1B	0-0 FC6-4			4	0	1	0	0	0	2	Chicago Cubs @ Pittsburgh Pirates Forbes Field, Pittsburgh, PA Mon May 30 1966, 3:33 AM EDT Sunny - 68 F				
Manny Mota, R OBP: 0.409, SLG: 0.600 (1, 8)	0-0 6-3		0-0 1-3			0-0 SF8 1-2 3-H	0-3 K			3	0	0	1	0	1	1					
Roberto Clemente, R OBP: 0.326, SLG: 0.438 (1, 9)	0-0 F8			0-0 4-3		0-0 HR	0-0 1B E 1B			4	2	2	1	0	0	0					
Donn Clendenon, R OBP: 0.311, SLG: 0.355 (1, 3)		0-3 K		0-3 K		0-0 FC6-3 1B	0-0 E 1B			4	0	2	0	0	2	0					
Jim Pagliaroni, R OBP: 0.303, SLG: 0.395 (1, 2)		0-0 1B		0-0 5-3		0-0 FC6-3	0-0 E6 FC6-4			4	0	1	0	0	0	2					
Bill Mazeroski, R OBP: 0.287, SLG: 0.339 (1, 4)		0-0 F9			0-0 FC4 1B	0-0 1B 2B	0-0 P4			4	0	2	0	0	0	3					
Bob Bailey, R OBP: 0.333, SLG: 0.412 (1, 5)		0-0 F8			0-0 FC4 L6-3 1-2	0-3 K	0-0 FC6-4			4	0	0	0	0	1	5					
Willie Stargell, L OBP: 0.367, SLG: 0.446 (1, 7)			0-0 4-3		0-0 L6-3 1-2	0-0 1B	0-0 1B			3	0	1	0	0	0	1					
Don Schwalt, R OBP: 0.100, SLG: 0.100 Pete Mikkelsen, R (8, 1)			0-0 1-3			0-0 E6 1B SF8	0-0 FC6-4 1B			3	1	1	0	0	0	0					
Inning Stats	R: 0 E: 0 K: 0 S: 3	H: 0 LOB: 0 BB: 0 P: 3	R: 0 E: 0 K: 1 S: 6	H: 1 LOB: 1 BB: 0 P: 6	R: 0 E: 1 K: 0 S: 4	H: 0 LOB: 1 BB: 0 P: 4	R: 0 E: 0 K: 1 S: 5	H: 0 LOB: 0 BB: 0 P: 5	R: 0 E: 0 K: 0 S: 3	H: 1 LOB: 0 BB: 0 P: 3	R: 2 E: 1 K: 0 S: 6	H: 3 LOB: 1 BB: 0 P: 6	R: 0 E: 0 K: 1 S: 7	H: 3 LOB: 2 BB: 0 P: 7	R: 1 E: 1 K: 1 S: 8	H: 2 LOB: 2 BB: 0 P: 8		1B: 8 2B: 2 3B: 0 HR: 1	SF: 1 SAC: 0 DP: 1 HBP: 0	WP: 0 PB: 0 SB: 0 CS: 1	PA: 34
PITCHER	IP WLS BF H R ER SO BB IBB HBP BLK WP HR S P ERA WHIP	8.0 L 34 10 3 0 4 0 0 0 0 0 1 42 42 0.00 1.250																			

AB	33
R	3
H	10
RBI	2
BB	0
SO	4
LOB	14



Batter	1	2	3	4	5	6	7	8	9	AB	R	H	RBI	BB	SO	LOB	TOP			
Adolfo Phillips, R OBP: 0.364, SLG: 0.459 (1, 8)	0-3 K		1-0 S HBP		0-0 F2		0-3 K	4-0 BB		3	0	0	0	1	2	0	Chicago Cubs @ Philadelphia Phillies Connie Mack Stadium, Philadelphia, PA Wed Jun 01 1966, 7:05 PM EDT Unknown - 60 F AB 32 R 3 H 9 RBI 3 BB 7 SO 7 LOB 24 			
Joey Amalfitano, R (1, 4)	0-0 6-3		0-3 K		4-0 HBP 1B BB		0-0 P6	0-3 K		3	0	0	0	1	1	2				
Marty Keough, L OBP: 0.105, SLG: 0.056 (8, PH)										1	0	0	0	0	1	3				
Don Kessinger, S OBP: 0.257, SLG: 0.258 (8, 6)										0	0	0	0	0	0	0				
Billy Williams, L OBP: 0.280, SLG: 0.324 (1, 9)	0-0 5-3		0-0 P3		0-0 HBP 1B		0-0 HR		0-0 1-3	5	1	2	1	0	0	2				
Ron Santo, R OBP: 0.405, SLG: 0.487 (8, 5)										0	0	0	0	4	0	0				
Lee Thomas, L OBP: 0.269, SLG: 0.357 (1, 3)										5	0	1	0	0	1	6				
14 Ernie Banks, R OBP: 0.238, SLG: 0.307 (8, PH)										4	1	2	0	0	0	5				
Jimmy Stewart, S OBP: 0.205, SLG: 0.270 (8, 4)										1	0	1	0	0	0	0				
Byron Browne, R OBP: 0.298, SLG: 0.438 (1, 7)										3	1	1	2	0	1	2				
Randy Hundley, R OBP: 0.277, SLG: 0.371 (1, 2)										4	0	2	0	0	1	2				
Bill Hands, R OBP: 0.111, SLG: 0.118 (8, PH)										3	0	0	0	0	0	2				
George Altman, L OBP: 0.269, SLG: 0.444 (8, PH)										0	0	0	0	1	0	0				
Chuck Estrada, R (8, 1)										0	0	0	0	0	0	0				
Inning Stats	R: 0 E: 0 K: 1 S: 5	H: 0 LOB: 0 BB: 0 P: 5	R: 0 E: 0 K: 0 S: 3	H: 1 LOB: 1 BB: 1 P: 7	R: 0 E: 0 K: 1 S: 6	H: 1 LOB: 2 BB: 0 P: 7	R: 2 E: 0 K: 0 S: 5	H: 3 LOB: 1 BB: 1 P: 9	R: 0 E: 0 K: 0 S: 4	H: 0 LOB: 0 BB: 0 P: 7	R: 1 E: 0 K: 2 S: 8	H: 1 LOB: 1 BB: 1 P: 12	R: 0 E: 0 K: 1 S: 6	H: 1 LOB: 3 BB: 2 P: 14	R: 0 E: 0 K: 0 S: 3	H: 1 LOB: 2 BB: 1 P: 7	1B: 5 2B: 2 3B: 0 HR: 2	SF: 0 SAC: 1 DP: 2 HBP: 2	WP: 0 PB: 0 SB: 2 CS: 0	PA: 42
PITCHER	IP WLS BF H R ER SO	IP WLS BF H R ER SO	IP WLS BF H R ER SO	IP WLS BF H R ER SO	IP WLS BF H R ER SO	IP WLS BF H R ER SO	IP WLS BF H R ER SO	IP WLS BF H R ER SO	IP WLS BF H R ER SO	IP WLS BF H R ER SO	IP WLS BF H R ER SO	IP WLS BF H R ER SO	IP WLS BF H R ER SO	IP WLS BF H R ER SO	IP WLS BF H R ER SO	IP WLS BF H R ER SO	ERA WHIP	ERA WHIP		
Ray Culp, R ERA: 3.6 (1, 1)	7.0																3.86	1.571		
Terry Fox, R ERA: 5.59 (8, 1)	1.0	W	6	1	0	0	1	1	1	0	0	0	0	0	6	14	0.00	2.000		
Darold Knowles, L ERA: 1.83 (9, 1)	1.0	S	4	1	0	0	0	1	0	0	0	0	0	0	3	7	0.00	2.000		

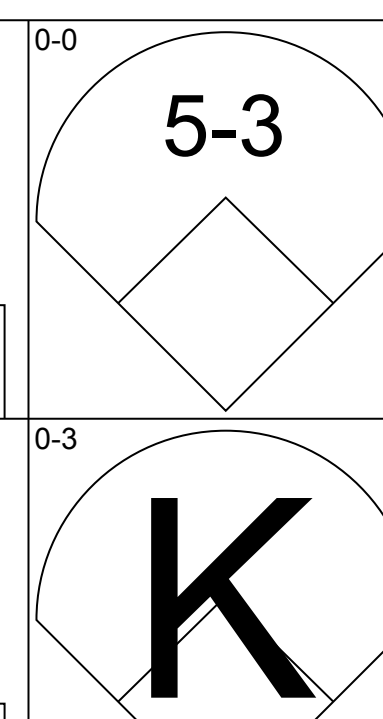
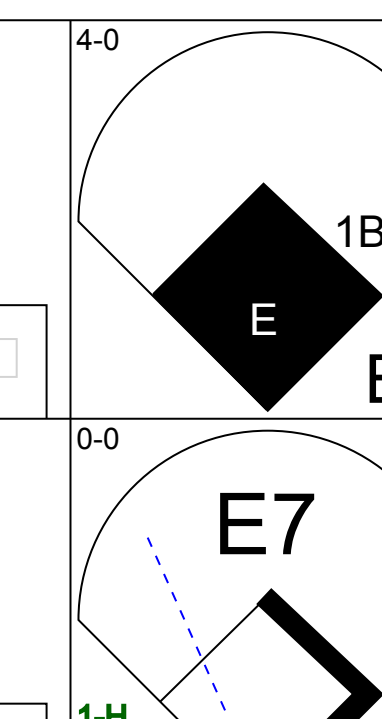
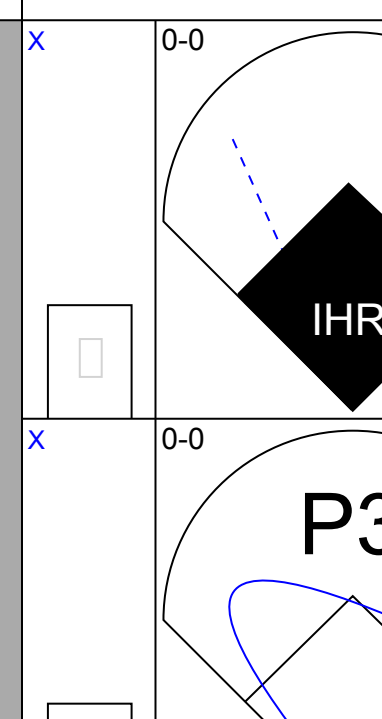
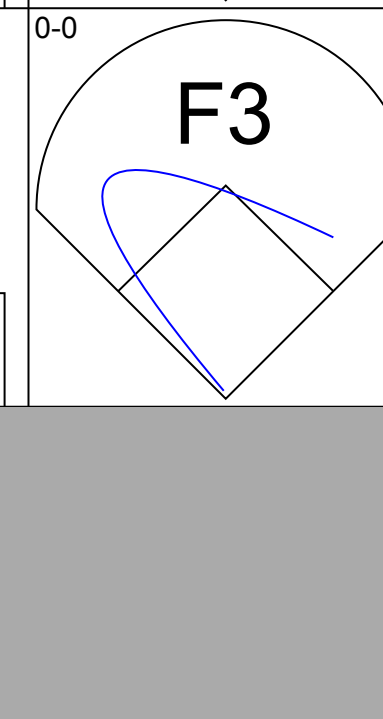
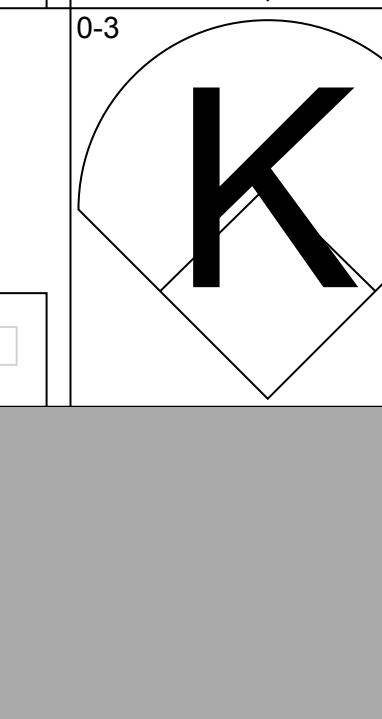
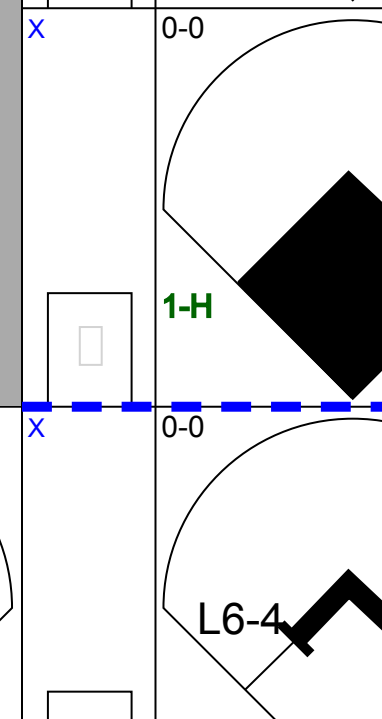


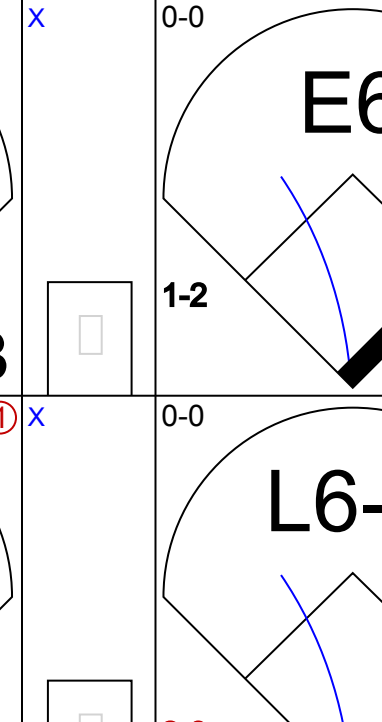

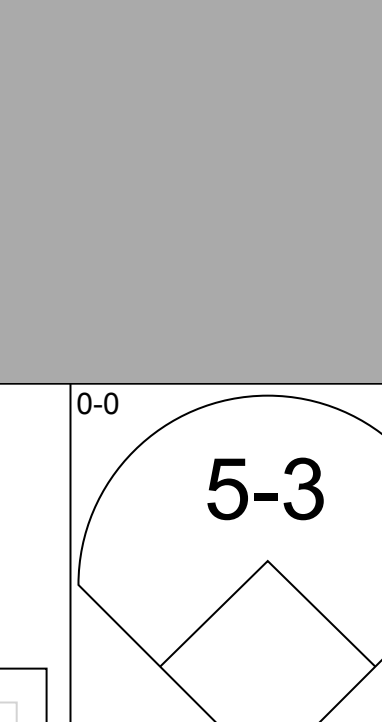


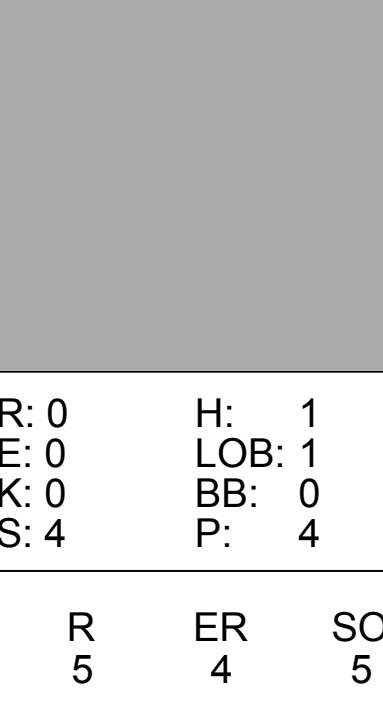
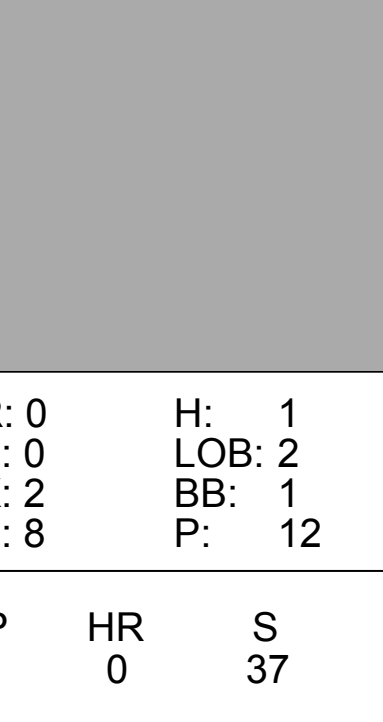
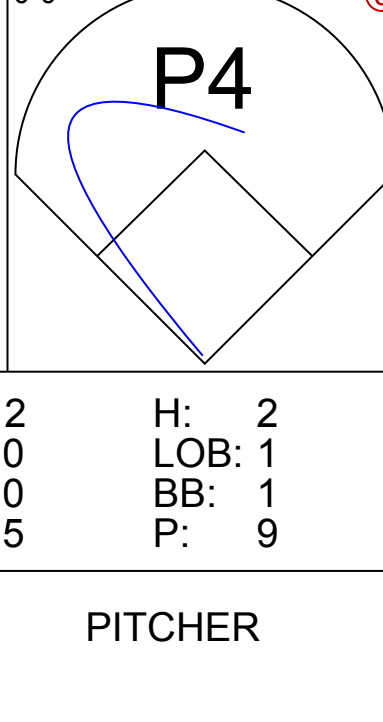
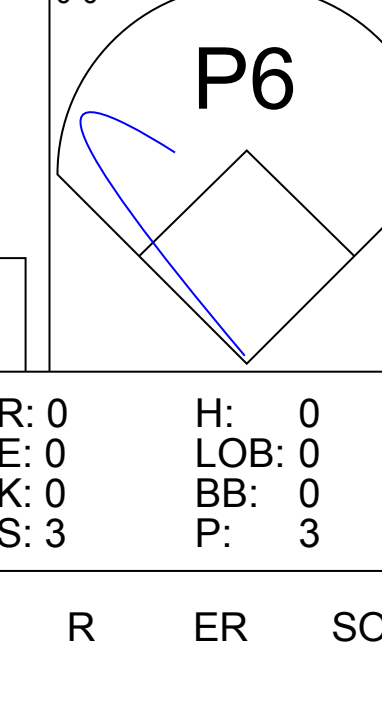



Batter	1	2	3	4	5	6	7	8	9	AB	R	H	RBI	BB	SO	LOB	BOTTOM			
Cookie Rojas, R OBP: 0.295, SLG: 0.321 (1, 4)	0-0 6-3		0-0 G4-6-3 1B		0-0 6-3		0-0 1-2 2-H 1B			4	0	2	1	0	0	0	Chicago Cubs @ Philadelphia Phillies Connie Mack Stadium, Philadelphia, PA Wed Jun 01 1966, 7:05 PM EDT Unknown - 60 F AB 32 R 4 H 7 RBI 3 BB 3 SO 2 LOB 17 			
Johnny Callison, L OBP: 0.300, SLG: 0.335 (1, 9)	0-0 P7		0-0 G4-6-3 1-2		0-0 F8		0-0 F2			4	0	0	0	0	0	3				
Dick Allen, R OBP: 0.410, SLG: 0.616 (1, 7)										4	1	1	0	0	0	0				
Jackie Brandt, R OBP: 0.286, SLG: 0.217 (9, 7)	0-0 6-3									0	0	0	0	0	0	0				
Bill White, L OBP: 0.317, SLG: 0.370 (1, 3)										3	2	2	0	1	0	0				
Tony Gonzalez, L OBP: 0.288, SLG: 0.375 (1, 8)										4	0	0	0	0	1	3				
Dick Groat, R OBP: 0.297, SLG: 0.337 (8, 6)										4	0	0	1	0	1	3				
Clay Dalrymple, L OBP: 0.349, SLG: 0.297 (1, 2)										1	0	0	0	2	0	1				
Tony Taylor, R OBP: 0.303, SLG: 0.403 (7, PR) (8, 5)										1	1	1	1	0	0	0				
Bobby Wine, R OBP: 0.275, SLG: 0.289 (1, 6)										2	0	0	0	0	0	3				
Doug Clemens, L OBP: 0.358, SLG: 0.350 (7, PH)										1	0	1	0	0	0	0				
Bob Uecker, R OBP: 0.328, SLG: 0.464 (8, 2)										1	0	0	0	0	0	2				
Ray Culp, R (1, 1)										2	0	0	0	0	0	0				
Harvey Kuenn, R OBP: 0.310, SLG: 0.439 (7, PH)										1	0	0	0	0	0	2				
Terry Fox, R (8, 1)										0	0	0	0	0	0	0				
Darold Knowles, L OBP: 0.167, SLG: 0.167 (9, 1)										0	0	0	0	0	0	0				
Inning Stats	R: 0 E: 0 K: 0 S: 3	H: 0 LOB: 0 BB: 0 P: 3	R: 0 E: 0 K: 1 S: 6	H: 1 LOB: 2 BB: 1 P: 10	R: 0 E: 0 K: 0 S: 3	H: 1 LOB: 0 BB: 0 P: 3	R: 2 E: 1 K: 0 S: 5	H: 1 LOB: 1 BB: 1 P: 9	R: 0 E: 0 K: 0 S: 3	H: 0 LOB: 0 BB: 0 P: 3	R: 0 E: 0 K: 0 S: 3	H: 0 LOB: 0 BB: 0 P: 3	R: 1 E: 0 K: 0 S: 5	H: 2 LOB: 2 BB: 1 P: 9	R: 1 E: 1 K: 1 S: 8	H: 2 LOB: 2 BB: 0 P: 8	1B: 5 2B: 2 3B: 0 HR: 0	SF: 0 SAC: 0 DP: 1 HBP: 0	WP: 0 PB: 1 SB: 1 CS: 0	PA: 35
PITCHER	IP WLS BF H R ER SO	IP WLS BF H R ER SO	IP WLS BF H R ER SO	IP WLS BF H R ER SO	IP WLS BF H R ER SO	IP WLS BF H R ER SO	IP WLS BF H R ER SO	IP WLS BF H R ER SO	IP WLS BF H R ER SO	IP WLS BF H R ER SO	IP WLS BF H R ER SO	IP WLS BF H R ER SO	IP WLS BF H R ER SO	IP WLS BF H R ER SO	IP WLS BF H R ER SO	IP WLS BF H R ER SO	ERA WHIP	ERA WHIP		
Bill Hands, R ERA: 2.65 (1, 1)	7.0																2.57	1.000		
Chuck Estrada, R ERA: (8, 1)	1.0	L	6	2	1	0	1	0	0	0	0	0	0	0	8	8	0.00	2.000		

Batter	1	2	3	4	5	6	7	8	9	AB	R	H	RBI	BB	SO	LOB	TOP					
Joey Amalfitano, R (1, 4) OBP: 0.208, SLG: 0.158											4	0	1	1	0	2	0					
George Altman, L (1, 7) OBP: 0.288, SLG: 0.433											3	0	1	1	0	2	0					
Carl Warwick, R (8, PH) OBP: 0.167, SLG: 0.167											1	0	1	0	0	0	0					
Billy Williams, L (1, 9) OBP: 0.273, SLG: 0.320											4	0	1	0	0	0	3					
Ron Santo, R (1, 6) OBP: 0.409, SLG: 0.500											4	0	1	0	0	1	3					
Lee Thomas, L (1, 3) OBP: 0.262, SLG: 0.344											4	0	0	0	0	0	4					
14 Ernie Banks, R (1, 5) OBP: 0.223, SLG: 0.287											4	0	0	0	0	1	0					
Byron Browne, R (1, 8) OBP: 0.290, SLG: 0.438											4	1	1	0	0	0	0					
Randy Hundley, R (1, 2) OBP: 0.290, SLG: 0.400											3	2	2	2	0	0	0					
Fergie Jenkins, R (1, 1) OBP: 0.412, SLG: 0.563											3	1	1	0	0	1	1					
Billy Hoelt, L (7, 1) OBP: 1.000, SLG: 1.000											0	0	0	0	0	0	0					
Jimmy Stewart, S (9, PH) OBP: 0.190, SLG: 0.250											1	0	0	0	0	0	0					
Inning Stats	R: 0 E: 0 K: 3 S: 10	H: 1 LOB: 1 BB: 0 P: 10	R: 0 E: 0 K: 0 S: 3	H: 0 LOB: 0 BB: 0 P: 3	R: 0 E: 0 K: 1 S: 5	H: 0 LOB: 0 BB: 0 P: 5	R: 0 E: 0 K: 1 S: 5	H: 0 LOB: 0 BB: 0 P: 5	R: 0 E: 0 K: 0 S: 3	H: 0 LOB: 0 BB: 0 P: 3	R: 2 E: 1 K: 0 S: 7	H: 4 LOB: 2 BB: 0 P: 7	R: 0 E: 0 K: 2 S: 7	H: 0 LOB: 1 BB: 0 P: 8	R: 0 E: 0 K: 0 S: 5	H: 2 LOB: 2 BB: 0 P: 5	R: 2 E: 0 K: 0 S: 5	H: 2 LOB: 0 BB: 0 P: 5	1B: 6 2B: 1 3B: 1 HR: 1	SF: 1 SAC: 0 DP: 0 HBP: 1	WP: 0 PB: 0 SB: 0 CS: 0	PA: 37
PITCHER	IP WLS BF H R ER SO BB IBB HBP BLK WP HR S P ERA WHIP																					
Rick Wise, R (1, 1) ERA: 3.18	5.2		22	5	2	2	5	0	0	0	0	0	0	0	32	32	3.18	0.882				
Darold Knowles, L (6, 1) ERA: 2.15	3.1	W	15	4	2	2	2	0	0	1	0	0	1	18	19	5.40	1.200					

Chicago Cubs @ Philadelphia Phillies
 Connie Mack Stadium, Philadelphia, PA
 Thu Jun 02 1966, 7:05 PM EDT
 Att: 6,010 - Unknown

AB 35
 R 4
 H 9
 RBI 4
 BB 0
 SO 7
 LOB 11



Batter	1	2	3	4	5	6	7	8	9	AB	R	H	RBI	BB	SO	LOB	BOTTOM			
Cookie Rojas, R (1, 4) OBP: 0.303, SLG: 0.330										3	2	1	0	1	1	0				
Johnny Callison, L (1, 9) OBP: 0.303, SLG: 0.337										4	0	2	0	0	1	1				
Dick Allen, R (1, 7) OBP: 0.613, SLG: 0.667										4	1	1	2	0	1	2				
Tony Taylor, R (8, 5) OBP: 0.299, SLG: 0.396										0	0	0	0	0	0	0				
Bill White, L (1, 3) OBP: 0.320, SLG: 0.376										4	1	2	0	0	1	0				
Tony Gonzalez, L (1, 8) OBP: 0.296, SLG: 0.390										4	1	2	1	0	0	1				
Dick Groat, R (1, 5) OBP: 0.304, SLG: 0.343										4	0	1	0	0	1	4				
Jackie Brandt, R (8, 7) OBP: 0.288, SLG: 0.210										0	0	0	0	0	0	0				
Clay Dalrymple, L (1, 2) OBP: 0.349, SLG: 0.290										2	0	0	1	1	0	1				
Bobby Wine, R (1, 6) OBP: 0.292, SLG: 0.333										3	0	0	0	1	0	2				
Rick Wise, R (1, 1) ERA: 3.7										2	0	0	0	0	0	0				
Darold Knowles, L (6, 1) ERA: 3.74										2	0	0	0	0	0	1				
Inning Stats	R: 0 E: 0 K: 1 S: 5	H: 0 LOB: 0 BB: 0 P: 5	R: 0 E: 0 K: 0 S: 4	H: 1 LOB: 1 BB: 0 P: 4	R: 1 E: 1 K: 1 S: 6	H: 1 LOB: 1 BB: 1 P: 10	R: 0 E: 0 K: 2 S: 8	H: 1 LOB: 2 BB: 1 P: 12	R: 0 E: 0 K: 1 S: 6	H: 1 LOB: 1 BB: 0 P: 6	R: 2 E: 0 K: 0 S: 5	H: 2 LOB: 1 BB: 1 P: 9	R: 2 E: 1 K: 0 S: 6	H: 3 LOB: 1 BB: 0 P: 6	R: 0 E: 0 K: 0 S: 3	H: 0 LOB: 0 BB: 0 P: 3	1B: 6 2B: 3 3B: 0 HR: 1	SF: 0 SAC: 1 DP: 1 HBP: 0	WP: 0 PB: 0 SB: 0 CS: 0	PA: 36
PITCHER	IP WLS BF H R ER SO BB IBB HBP BLK WP HR S P ERA WHIP																			
Fergie Jenkins, R (1, 1) ERA: 3.7	6.1	L	30	8	5	4	5	2	1	0	1	0	0	0	37	49	5.68	1.579		
Billy Hoelt, L (7, 1) ERA: 3.74	1.2		6	1	0	0	0	0	0	0	0	0	0	6	6	0.00	0.600			

Chicago Cubs @ Philadelphia Phillies
 Connie Mack Stadium, Philadelphia, PA
 Thu Jun 02 1966, 7:05 PM EDT
 Att: 6,010 - Unknown

AB 32
 R 5
 H 9
 RBI 4
 BB 3
 SO 5
 LOB 12



Batter	1	2	3	4	5	6	7	8	9	AB	R	H	RBI	BB	SO	LOB	TOP								
Adolfo Phillips, R OBP: 0.376, SLG: 0.496 (1, 8)										4	1	2	0	0	1	0									
Joey Amalfitano, R OBP: 0.179, SLG: 0.130 (1, 4)										4	0	0	0	0	0	3									
Billy Williams, L OBP: 0.278, SLG: 0.324 (1, 9)										4	1	2	2	0	0	0									
Ron Santo, R OBP: 0.406, SLG: 0.494 (1, 6)										4	1	1	0	0	1	1									
Lee Thomas, L OBP: 0.262, SLG: 0.342 (1, 3)										4	0	1	0	0	1	2									
14 Ernie Banks, R OBP: 0.224, SLG: 0.294 (1, 5)										4	1	1	2	0	0	1									
Byron Browne, R OBP: 0.289, SLG: 0.455 (1, 7)										4	1	1	2	0	1	1									
Randy Hundley, R OBP: 0.289, SLG: 0.391 (1, 2)										3	0	0	0	1	1	1									
Dick Ellsworth, L OBP: 0.143, SLG: 0.111 Chuck Estrada, R (8, 1)										3	1	1	0	0	0	0									
Carl Warwick, R OBP: 0.158, SLG: 0.158 (9, PH)										0	0	0	0	0	0	0									
Inning Stats	R: 0 E: 0 K: 1 S: 5	H: 0 LOB: 0 BB: 0 P: 5	R: 0 E: 0 K: 0 S: 3	H: 0 LOB: 0 BB: 0 P: 3	R: 0 E: 0 K: 1 S: 5	H: 0 LOB: 0 BB: 0 P: 5	R: 0 E: 0 K: 0 S: 4	H: 1 LOB: 1 BB: 0 P: 4	R: 0 E: 0 K: 0 S: 4	H: 1 LOB: 1 BB: 0 P: 4	R: 6 E: 0 K: 1 S: 11	H: 6 LOB: 0 BB: 0 P: 11	R: 0 E: 0 K: 0 S: 3	H: 1 LOB: 0 BB: 0 P: 3	R: 0 E: 0 K: 1 S: 5	H: 0 LOB: 0 BB: 0 P: 5	R: 0 E: 0 K: 2 S: 7	H: 0 LOB: 1 BB: 1 P: 11	1B: 6 2B: 2 3B: 0 HR: 1	SF: 0 SAC: 0 DP: 0 HBP: 0	WP: 0 PB: 0 SB: 1 CS: 1	PA: 37			
PITCHER	IP	WLS	BF	H	R	ER	SO	BB	IBB	HBP	BLK	WP	HR	S	P	ERA	WHIP								
Mitt Pappas, R ERA: 3.88 Joey Jay, R ERA: 4.09 Joe Nuxhall, L ERA: 5.84	(1, 1)	5.2	24	7	5	5	3	0	0	0	0	0	0	30	30	7.94	1.235								
	(6, 1)	1.1	5	2	1	1	0	0	0	0	0	0	1	5	5	6.75	1.500								
	(8, 1)	2.0	W	7	0	0	3	1	0	0	0	0	0	12	16	0.00	0.500								

Chicago Cubs @ Cincinnati Reds
Crosley Field, Cincinnati, OH
Fri Jun 03 1966, 7:05 PM EDT
Att: 8,189 - Unknown - 75 F

AB	35
R	6
H	9
RBI	6
BB	1
SO	6
LOB	10



Batter	1	2	3	4	5	6	7	8	9	AB	R	H	RBI	BB	SO	LOB	BOTTOM								
Tommy Harper, R OBP: 0.365, SLG: 0.384 (1, 9)										5	0	1	1	0	1	3									
Tommy Helms, R OBP: 0.324, SLG: 0.400 (1, 5)										4	1	3	0	0	0	0									
Vada Pinson, L OBP: 0.355, SLG: 0.467 (1, 8)										3	0	0	0	0	1	3									
Tony Perez, R OBP: 0.318, SLG: 0.315 (1, 3)										4	1	1	1	0	1	2									
Pete Rose, S OBP: 0.289, SLG: 0.316 (1, 4)										3	2	1	0	1	0	2									
Leo Cardenas, R OBP: 0.325, SLG: 0.400 (1, 6)										4	1	1	1	0	1	2									
Deron Johnson, R OBP: 0.273, SLG: 0.341 Johnny Edwards, L OBP: 0.327, SLG: 0.319 (1, 7)										4	1	2	1	0	0	2									
Don Pavletich, R OBP: 0.340, SLG: 0.467 Dick Simpson, R OBP: 0.111, SLG: 0.111 (8, PR)										4	1	3	3	0	0	1									
Mitt Pappas, R OBP: 0.154, SLG: 0.240 Joey Jay, S OBP: 0.200, SLG: 0.111 Giraldo Ruiz, S (7, PH)										2	0	0	0	0	2	1									
Joe Nuxhall, L OBP: 0.250, SLG: 0.250 (8, 1)										0	0	0	0	0	0	0									
Inning Stats	R: 0 E: 0 K: 0 S: 3	H: 0 LOB: 0 BB: 1 P: 3	R: 0 E: 0 K: 1 S: 4	H: 0 LOB: 0 BB: 1 P: 8	R: 2 E: 0 K: 1 S: 9	H: 4 LOB: 2 BB: 0 P: 9	R: 1 E: 0 K: 1 S: 6	H: 2 LOB: 0 BB: 0 P: 6	R: 0 E: 0 K: 2 S: 8	H: 1 LOB: 1 BB: 0 P: 8	R: 0 E: 0 K: 0 S: 3	H: 0 LOB: 0 BB: 0 P: 3	R: 0 E: 0 K: 1 S: 6	H: 1 LOB: 0 BB: 0 P: 6	R: 5 E: 1 K: 0 S: 9	H: 5 LOB: 2 BB: 0 P: 9	1B: 8 2B: 4 3B: 1 HR: 0	SF: 0 SAC: 1 DP: 2 HBP: 0	WP: 0 PB: 0 SB: 2 CS: 0	PA: 37					
PITCHER	IP	WLS	BF	H	R	ER	SO	BB	IBB	HBP	BLK	WP	HR	S	P	ERA	WHIP								
Dick Ellsworth, L ERA: 2.39 Chuck Estrada, R ERA:	(1, 1)	7.1	L	33	11	7	4	6	1	0	0	0	0	44	48	0.00	3.000								
	(8, 1)	0.2	4	2	1	0	0	0	0	0	0	0	0	4	4	0.00	3.000								

Chicago Cubs @ Cincinnati Reds
Crosley Field, Cincinnati, OH
Fri Jun 03 1966, 7:05 PM EDT
Att: 8,189 - Unknown - 75 F

AB	35
R	8
H	13
RBI	8
BB	1
SO	6
LOB	17



Batter	1	2	3	4	5	6	7	8	9	AB	R	H	RBI	BB	SO	LOB	TOP							
Adolfo Phillips, R OBP: 0.378, SLG: 0.492										3	1	0	1	1	0		Chicago Cubs @ Cincinnati Reds Crosley Field, Cincinnati, OH Sat Jun 04 1966, 3:33 AM EDT Att. 4,012 - Unknown - 85 F							
Glenn Beckert, R OBP: 0.306, SLG: 0.325										4	0	1	0	0	1									
Billy Williams, L OBP: 0.277, SLG: 0.330										3	1	1	1	0	0	1								
Ron Santo, R OBP: 0.413, SLG: 0.536										4	3	3	3	0	0	0								
14 Ernie Banks, R OBP: 0.225, SLG: 0.292										4	0	1	1	0	0	0								
Byron Browne, R OBP: 0.295, SLG: 0.448										2	0	0	0	2	1	0								
Randy Hundley, R OBP: 0.281, SLG: 0.380										4	0	0	0	0	2	3								
Don Kessinger, S OBP: 0.250, SLG: 0.250										4	0	0	0	0	1	3								
Ken Holtzman, R OBP: 0.063, SLG: 0.063										3	0	0	0	0	1	1								
Fergie Jenkins, R OBP: 0.412, SLG: 0.563										0	0	0	0	0	0	0								
Billy Hoelt, L OBP: 1.000, SLG: 1.000										0	0	0	0	0	0	0								
Inning Stats	R: 0 E: 0 K: 0 S: 3	H: 2 LOB: 0 BB: 0 P: 3	R: 0 E: 0 K: 0 S: 3	H: 0 LOB: 0 BB: 0 P: 3	R: 0 E: 0 K: 1 S: 5	H: 0 LOB: 0 BB: 0 P: 5	R: 2 E: 0 K: 1 S: 6	H: 1 LOB: 0 BB: 1 P: 10	R: 0 E: 0 K: 1 S: 5	H: 0 LOB: 1 BB: 1 P: 9	R: 2 E: 0 K: 1 S: 7	H: 2 LOB: 0 BB: 0 P: 7	R: 0 E: 0 K: 2 S: 7	H: 0 LOB: 0 BB: 0 P: 7	R: 0 E: 0 K: 0 S: 3	H: 0 LOB: 0 BB: 0 P: 3	R: 1 E: 0 K: 1 S: 7	H: 2 LOB: 2 BB: 1 P: 11	1B: 4 2B: 1 3B: 0 HR: 2	SF: 1 SAC: 0 DP: 1 HBP: 0	WP: 0 PB: 0 SB: 4 CS: 0	PA: 35		
PITCHER	IP WLS BF H R ER SO BB IBB HBP BLK WP HR S P ERA WHIP	7.0 L 26 5 4 4 6 2 0 0 0 0 2 36 44 5.14 1.000	2.0 9 2 1 0 1 1 0 0 0 0 0 0 10 14 0.00 1.500																					

Chicago Cubs @ Cincinnati Reds
Crosley Field, Cincinnati, OH
Sat Jun 04 1966, 3:33 AM EDT
Att. 4,012 - Unknown - 85 F

AB	31
R	5
H	7
RBI	5
BB	3
SO	7
LOB	9



Batter	1	2	3	4	5	6	7	8	9	AB	R	H	RBI	BB	SO	LOB	BOTTOM						
Tommy Harper, R OBP: 0.361, SLG: 0.388										4	0	1	0	0	0	3	Chicago Cubs @ Cincinnati Reds Crosley Field, Cincinnati, OH Sat Jun 04 1966, 3:33 AM EDT Att. 4,012 - Unknown - 85 F						
Tommy Helms, R OBP: 0.323, SLG: 0.397										4	1	1	0	0	0	0							
Vada Pinson, L OBP: 0.353, SLG: 0.462										4	0	1	0	0	0	2							
Tony Perez, R OBP: 0.303, SLG: 0.303										3	0	0	1	0	0	1							
Pete Rose, S OBP: 0.299, SLG: 0.343										4	1	3	1	0	1	0							
Don Pavletich, R OBP: 0.327, SLG: 0.448										4	0	0	0	0	0	3							
Deron Johnson, R OBP: 0.285, SLG: 0.352										4	0	3	0	0	0	0							
Leo Cardenas, R OBP: 0.329, SLG: 0.418										3	1	1	1	1	0	2							
Sammy Ellis, L OBP: 0.217, SLG: 0.100										2	0	0	0	0	0	0							
Giraldo Ruiz, S (7, PH)										1	0	0	0	0	1	3							
Don Nottebart, R (8, PH)										0	0	0	0	0	0	0							
Art Shamsky, L OBP: 0.351, SLG: 0.619										0	0	0	0	0	0	0							
Dick Simpson, R OBP: 0.300, SLG: 0.100										1	0	0	0	0	1	1							
Inning Stats	R: 0 E: 0 K: 0 S: 3	H: 0 LOB: 0 BB: 0 P: 3	R: 0 E: 0 K: 1 S: 5	H: 0 LOB: 0 BB: 0 P: 5	R: 0 E: 0 K: 0 S: 3	H: 1 LOB: 0 BB: 0 P: 3	R: 1 E: 0 K: 0 S: 6	H: 3 LOB: 2 BB: 0 P: 6	R: 1 E: 0 K: 0 S: 4	H: 1 LOB: 0 BB: 0 P: 4	R: 0 E: 0 K: 0 S: 3	H: 0 LOB: 0 BB: 0 P: 3	R: 0 E: 0 K: 1 S: 7	H: 2 LOB: 3 BB: 1 P: 11	R: 0 E: 0 K: 0 S: 3	H: 1 LOB: 0 BB: 0 P: 3	R: 1 E: 0 K: 1 S: 7	H: 2 LOB: 1 BB: 0 P: 7	1B: 7 2B: 1 3B: 0 HR: 2	SF: 1 SAC: 0 DP: 2 HBP: 0	WP: 0 PB: 0 SB: 0 CS: 0	PA: 36	
PITCHER	IP WLS BF H R ER SO BB IBB HBP BLK WP HR S P ERA WHIP	7.1 W 30 8 2 2 2 8 2 2 2 0 1 33 37 2.46 1.091	1.1 5 2 1 1 0 0 0 0 0 0 0 1 5 5 6.75 1.500	0.1 S 1 0 0 0 1 0 0 0 0 0 0 3 3 0.00 0.000																			

Chicago Cubs @ Cincinnati Reds
Crosley Field, Cincinnati, OH
Sat Jun 04 1966, 3:33 AM EDT
Att. 4,012 - Unknown - 85 F

AB	34
R	3
H	10
RBI	3
BB	1
SO	3
LOB	15



Batter	1	2	3	4	5	6	7	8	9	AB	R	H	RBI	BB	SO	LOB	TOP						
Adolfo Phillips, R OBP: 0.380, SLG: 0.493 (1, 8)	4-0 FC6-5 BB		0-3 K		0-0 E5 FC6-4		0-0 P3		0-0 2B	4	0	1	0	1	1	2							
Glenn Beckert, R OBP: 0.303, SLG: 0.321 (1, 4)	0-0 FC6-5 FC4-6 1-3		0-0 F7		0-0 FC6-4 1-2			0-0 HR 1B	5-3	5	1	1	0	0	0	5							
Billy Williams, L OBP: 0.275, SLG: 0.332 (1, 9)	0-0 FC4-6 1B 1-2		0-0 4-3					0-0 P4	0-0 P6	5	0	1	0	0	0	5							
Ron Santo, R OBP: 0.420, SLG: 0.556 (1, 5)	0-0 14 CS 1B		0-0 4-3		0-0 4-3 BB			0-0 HR 1H		3	1	2	2	1	0	0							
14 Ernie Banks, R OBP: 0.225, SLG: 0.291 (1, 3)	0-0 CS 1-2	0-0 F9		0-0 1B	0-0 F9			0-0 6-3		4	0	1	0	0	0	2							
Byron Browne, R OBP: 0.293, SLG: 0.449 (1, 7)		0-3 K		0-3 K	0-0 G6-4-3 1-2			0-0 2B		4	0	1	0	0	2	3							
Randy Hundley, R OBP: 0.287, SLG: 0.400 (1, 2)		0-0 6-3		0-0 F9			0-0 HR	0-0 BB		3	1	1	1	1	0	1							
Don Kessinger, S OBP: 0.252, SLG: 0.259 (8, PH)			0-0		0-0 6-3		0-0 6-3	0-0 P6		3	0	1	0	0	0	0							
Carl Warwick, R OBP: 0.150, SLG: 0.150 (8, 6)										1	0	0	0	0	0	2							
Joey Amalfitano, R OBP: 0.179, SLG: 0.130 (8, 6)										0	0	0	0	0	0	0							
Bill Hands, R OBP: 0.158, SLG: 0.119 (5, PH)			0-0		0-0 F8		0-0 5-3		0-3 K	0	0	0	0	1	0	0							
George Altman, L OBP: 0.264, SLG: 0.426 (5, 1)			4-0							1	0	0	0	0	0	0							
Bill Connors, R OBP: 0.199, SLG: 0.244 (7, PH)										0	0	0	0	0	0	0							
Jimmy Stewart, S OBP: 0.192, SLG: 1.000 (7, 1)										1	0	0	0	0	0	0							
Billy Hoelt, L OBP: 0.102, SLG: 1.000 (8, PH)										0	0	0	0	0	0	0							
Chris Krug, R OBP: 0.222, SLG: 0.233 (8, PH)										1	0	0	0	0	1	0							
Inning Stats	R: 0 E: 0 K: 0 S: 3	H: 1 LOB: 1 BB: 1 P: 7	R: 0 E: 0 K: 1 S: 5	H: 0 LOB: 0 BB: 0 P: 5	R: 0 E: 0 K: 1 S: 6	H: 1 LOB: 2 BB: 1 P: 10	R: 0 E: 0 K: 1 S: 6	H: 1 LOB: 1 BB: 0 P: 6	R: 0 E: 1 K: 0 S: 4	H: 0 LOB: 1 BB: 0 P: 4	R: 0 E: 0 K: 0 S: 3	H: 1 LOB: 1 BB: 1 P: 7	R: 1 E: 0 K: 0 S: 4	H: 1 LOB: 0 BB: 0 P: 4	R: 2 E: 0 K: 0 S: 6	H: 3 LOB: 2 BB: 1 P: 10	R: 0 E: 0 K: 1 S: 6	H: 1 LOB: 1 BB: 0 P: 6	1B: 3 2B: 4 3B: 0 HR: 2	SF: 0 SAC: 0 DP: 1 HBP: 0	WP: 0 PB: 0 SB: 1 CS: 1	PA: 40	
PITCHER	IP	WLS	BF	H	R	ER	SO	BB	IBB	HBP	BLK	WP	HR	S	P	ERA	WHIP					ERA	WHIP
Jim Maloney, R ERA: 2.03 (1, 1)	7.2	W	34	8	3	3	3	4	0	0	0	0	2	36	52	3.52	1.565						
Billy McCool, L ERA: 0.89 (8, 1)	1.1	S	5	1	0	0	1	0	0	0	0	0	0	7	7	0.00	0.750						

Chicago Cubs @ Cincinnati Reds
Crosley Field, Cincinnati, OH
Sun Jun 05 1966, 3:33 AM EDT
Unknown - 87 F

AB	35
R	3
H	9
RBI	3
BB	4
SO	4
LOB	20



Batter	1	2	3	4	5	6	7	8	9	AB	R	H	RBI	BB	SO	LOB	BOTTOM						
Tommy Harper, R OBP: 0.363, SLG: 0.389 (1, 9)	0-0 4-3				0-0 SH3-4 2B	0-0 6-3	0-0 F7			5	1	2	0	0	0	4							
Tommy Helms, R OBP: 0.321, SLG: 0.399 (1, 5)	0-0 G3 1B	0-0 CS 1B	0-0 P4		0-0 SH3-4 1B	0-0 P4		0-0 P4		4	1	1	0	0	0	1							
Vada Pinson, L OBP: 0.344, SLG: 0.449 (1, 8)	0-0 G3 2-3		0-0 1-3		0-0 F8		0-0 F9	0-0 G3		5	0	0	0	0	0	2							
Gordy Coleman, L OBP: 0.269, SLG: 0.229 (1, 3)	0-0		0-0		4-0					2	0	1	1	1	0	0							
Tony Perez, R OBP: 0.319, SLG: 0.346 (7, PH) (8, 3)			0-0 4-3		0-0 2B		0-0 E 1B	0-0 BB		2	1	2	0	0	0	0							
Pete Rose, S OBP: 0.307, SLG: 0.351 (1, 4)	4-0 1-2 BB			0-3 K	0-0 2B		0-0 E 1B	0-0 5-3		4	1	2	1	1	1	1							
Deron Johnson, R OBP: 0.284, SLG: 0.345 (1, 7)	0-3 K			4-0 HR BB	0-0 6-3		0-0 E6 BB 1B			3	1	0	0	1	1	6							
Dick Simpson, R OBP: 0.100, SLG: 0.100 (7, FR) (8, 7)							1-2 2-3			0	0	0	0	0	0	0							
Leo Cardenas, R OBP: 0.339, SLG: 0.463 (1, 6)					0-0 HR		0-0 F9	0-0 BB 1B		4	2	3	5	0	0	0							
Johnny Edwards, L OBP: 0.333, SLG: 0.330 (1, 2)			0-0 G3		0-0 F2		0-0 1B 2B	0-0 BB		3	1	1	0	1	0	0							
Jim Maloney, L OBP: 0.286, SLG: 0.259 (1, 1)			0-0 1-3		0-0 G3		0-0 1B	0-3 K		4	0	1	1	0	1	3							
Billy McCool, R OBP: 0.333, SLG: 0.200 (8, 1)							0-0 K			0	0	0	0	0	0	0							
Inning Stats	R: 1 E: 0 K: 1 S: 7	H: 2 LOB: 2 BB: 1 P: 11	R: 1 E: 0 K: 0 S: 4	H: 2 LOB: 0 BB: 0 P: 4	R: 0 E: 0 K: 0 S: 3	H: 0 LOB: 0 BB: 0 P: 3	R: 2 E: 0 K: 1 S: 6	H: 1 LOB: 1 BB: 1 P: 10	R: 1 E: 0 K: 0 S: 5	H: 2 LOB: 2 BB: 1 P: 9	R: 1 E: 0 K: 0 S: 5	H: 2 LOB: 1 BB: 0 P: 5	R: 2 E: 1 K: 1 S: 9	H: 3 LOB: 3 BB: 1 P: 13	R: 0 E: 0 K: 0 S: 4	H: 1 LOB: 1 BB: 0 P: 4	1B: 7 2B: 3 3B: 1 HR: 2	SF: 0 SAC: 1 DP: 0 HBP: 0	WP: 0 PB: 0 SB: 0 CS: 1	PA: 42			
PITCHER	IP	WLS	BF	H	R	ER	SO	BB	IBB	HBP	BLK	WP	HR	S	P	ERA	WHIP					ERA	WHIP
Bill Hands, R ERA: 3.06 (1, 1)	4.0	L	18	5	4	4	2	2	0	0	0	0	2	20	28	9.00	1.750						
Bill Connors, R ERA: 6.59 (5, 1)	2.0		11	4	2	2	0	1	0	0	0	0	0	10	14	9.00	2.500						
Billy Hoelt, L ERA: 3.75 (7, 1)	2.0		12	4	2	1	1	1	0	0	0	0	0	13	17	4.50	2.500						

Chicago Cubs @ Cincinnati Reds
Crosley Field, Cincinnati, OH
Sun Jun 05 1966, 3:33 AM EDT
Unknown - 87 F


AB	36
R	8
H	13
RBI	8
BB	4
SO	3
LOB	17



Batter	1	2	3	4	5	6	7	8	9	AB	R	H	RBI	BB	SO	LOB	TOP					
Adolfo Phillips, R OBP: 0.380, SLG: 0.511 (1, 8)										5	2	2	2	0	1	2						
Glenn Beckert, R OBP: 0.306, SLG: 0.325 (1, 4)										4	2	1	0	1	1	1						
Billy Williams, L OBP: 0.283, SLG: 0.338 (1, 9)										5	1	3	2	0	0	2						
Ron Santo, R OBP: 0.414, SLG: 0.546 (1, 5)										5	0	1	1	0	1	5						
14 Ernie Banks, R OBP: 0.231, SLG: 0.295 (1, 3)										5	1	2	2	0	0	1						
Byron Browne, R OBP: 0.303, SLG: 0.451 (1, 7)										4	0	2	0	0	1	1						
Chris Krug, R OBP: 0.247, SLG: 0.250 George Altman, L OBP: 0.260, SLG: 0.420 Randy Hundley, R OBP: 0.289, SLG: 0.401 (1, 2)										2	0	1	0	0	0	0						
Don Kessinger, S OBP: 0.247, SLG: 0.254 Jimmy Stewart, S OBP: 0.205, SLG: 0.244 Joey Amalfitano, R OBP: 0.179, SLG: 0.130 (1, 6)										3	0	0	0	0	0	2						
Ernie Broglio, R OBP: 0.241, SLG: 0.412 Chuck Estrada, R Bob Hendley, R Marty Keough, L Carl Warwick, R Fergie Jenkins, R OBP: 0.142, SLG: 0.303 (1, 1)										2	1	1	0	0	0	0						
Inning Stats	R: 0 E: 0 K: 0 S: 4	H: 1 LOB: 1 BB: 0 P: 4	R: 0 E: 0 K: 0 S: 4	H: 2 LOB: 1 BB: 0 P: 4	R: 3 E: 0 K: 1 S: 9	H: 4 LOB: 1 BB: 0 P: 9	R: 0 E: 0 K: 0 S: 3	H: 0 LOB: 0 BB: 0 P: 3	R: 1 E: 0 K: 0 S: 5	H: 2 LOB: 1 BB: 0 P: 5	R: 0 E: 0 K: 1 S: 6	H: 1 LOB: 1 BB: 0 P: 6	R: 0 E: 0 K: 2 S: 6	H: 1 LOB: 1 BB: 0 P: 6	R: 0 E: 0 K: 2 S: 7	H: 0 LOB: 0 BB: 0 P: 7	R: 5 E: 0 K: 1 S: 8	H: 4 LOB: 2 BB: 2 P: 17	1B: 13 2B: 1 3B: 0 HR: 1	SF: 0 SAC: 0 DP: 0 HBP: 1	WP: 0 PB: 0 SB: 1 CS: 0	PA: 43
PITCHER	IP	WLS	BF	H	R	ER	SO	BB	IBB	HBP	BLK	WP	HR	S	P	ERA	WHIP					
Joey Jay, R ERA: 4.37 (1, 1)	4.2		22	9	4	4	1	0	0	0	0	0	1	24	24	7.71	1.929					
Don Nottebart, R ERA: 1.23 (5, 1)	3.1		13	2	1	1	4	1	0	0	0	0	0	20	24	2.70	0.900					
Billy McCool, L ERA: 2.01 (9, 1)	0.2	L	6	3	2	2	1	1	0	0	0	0	0	7	11	27.00	6.000					
Jack Baldschun, R ERA: 9.88 (9, 1)	0.1		2	1	2	2	0	0	0	1	0	0	0	1	2	54.00	3.000					

Chicago Cubs @ Cincinnati Reds
Crosley Field, Cincinnati, OH
Sun Jun 05 1966, 3:38 AM EDT
Att: 11,974 - Unknown


AB	40
R	9
H	15
RBI	9
BB	2
SO	6
LOB	16



Batter	1	2	3	4	5	6	7	8	9	AB	R	H	RBI	BB	SO	LOB	BOTTOM					
Tommy Harper, R OBP: 0.397, SLG: 0.393 (1, 9)										4	0	1	1	0	1	3						
Tommy Helms, R OBP: 0.323, SLG: 0.396 (1, 5)										4	0	1	0	1	0	1						
Vada Pinson, L OBP: 0.350, SLG: 0.461 (1, 8)										4	0	2	0	1	0	2						
Gordy Coleman, L OBP: 0.278, SLG: 0.224 (1, 3)										1	0	0	0	1	0	0						
Tony Perez, R OBP: 0.315, SLG: 0.342 (8, 3)										1	0	0	0	0	0	1						
Art Shamsky, L OBP: 0.347, SLG: 0.609 (9, PH)										1	0	0	0	0	1	1						
Pete Rose, S OBP: 0.304, SLG: 0.363 (1, 4)										5	1	1	1	0	2	5						
Deron Johnson, R OBP: 0.289, SLG: 0.356 Dick Simpson, R OBP: 0.100, SLG: 0.100 (1, 7)										4	1	2	0	0	0	2						
Leo Cardenas, R OBP: 0.348, SLG: 0.512 (1, 6)										4	2	3	3	0	0	1						
Johnny Edwards, L OBP: 0.339, SLG: 0.323 (1, 2)										2	1	0	0	2	0	1						
Joey Jay, S OBP: 0.227, SLG: 0.150 Don Nottebart, R OBP: 0.143, SLG: 0.143 Billy McCool, R OBP: 0.333, SLG: 0.200 Jack Baldschun, R (1, 1)										2	0	1	0	0	1	1						
Inning Stats	R: 0 E: 0 K: 1 S: 5	H: 1 LOB: 2 BB: 2 P: 13	R: 1 E: 0 K: 1 S: 5	H: 1 LOB: 1 BB: 1 P: 9	R: 0 E: 0 K: 1 S: 5	H: 0 LOB: 0 BB: 0 P: 5	R: 3 E: 0 K: 0 S: 7	H: 4 LOB: 1 BB: 0 P: 7	R: 0 E: 0 K: 0 S: 6	H: 1 LOB: 2 BB: 1 P: 10	R: 1 E: 0 K: 0 S: 4	H: 1 LOB: 1 BB: 1 P: 8	R: 0 E: 0 K: 0 S: 3	H: 1 LOB: 0 BB: 0 P: 3	R: 0 E: 0 K: 0 S: 5	H: 2 LOB: 2 BB: 0 P: 5	R: 0 E: 0 K: 1 S: 6	H: 1 LOB: 1 BB: 0 P: 6	1B: 4 2B: 7 3B: 0 HR: 3	SF: 1 SAC: 1 DP: 2 HBP: 0	WP: 1 PB: 0 SB: 0 CS: 2	PA: 41
PITCHER	IP	WLS	BF	H	R	ER	SO	BB	IBB	HBP	BLK	WP	HR	S	P	ERA	WHIP					
Ernie Broglio, R ERA: 5.07 (1, 1)	3.2		18	6	4	4	3	2	0	0	0	1	0	11	19	3.86	1.714					
Chuck Estrada, R ERA: 1.59 (4, 1)	2.1		11	2	1	1	1	2	0	0	0	0	0	8	8	0.00	1.500					
Bob Hendley, L ERA: 4.24 (7, 1)	2.0	W	8	3	0	0	0	0	0	0	0	0	0	6	6	0.00	1.000					
Fergie Jenkins, R ERA: 3.71 (9, 1)	1.0	S	4	1	0	0	1	0	0	0	0	0	0	6	6	0.00	1.000					

Chicago Cubs @ Cincinnati Reds
Crosley Field, Cincinnati, OH
Sun Jun 05 1966, 3:38 AM EDT
Att: 11,974 - Unknown


AB	34
R	5
H	12
RBI	5
BB	5
SO	5
LOB	20



Batter	1	2	3	4	5	6	7	8	9	10	AB	R	H	RBI	BB	SO	LOB					
Maury Wills, S OBP: 0.322, SLG: 0.330 (1, 6)	0-0 1B		0-3 K		0-0 SF8 3B	0-0 F9		0-0 P6		0-3 K	6	1	2	0	0	2	2					
Wes Parker, S OBP: 0.352, SLG: 0.458 (1, 3)	4-0 G5-4-3 BB		4-0 FC4-6 BB		0-0 SF8	0-0 P4		0-0 F5			2	0	0	1	2	0	1					
Willie Davis, L OBP: 0.296, SLG: 0.372 (1, 8)	0-3 K		0-0 FC4-6		0-0 1B 2B	0-0 L9		0-3 K			5	1	1	0	0	2	3					
Tommy Davis, R OBP: 0.346, SLG: 0.434 (1, 7)	0-0 G5-4-3		0-0 1-3		0-0 2B 1B	0-0 5-3		0-3 K			5	1	1	0	0	1	3					
Jim Lefebvre, S OBP: 0.325, SLG: 0.532 (1, 4)		0-0 1B 2B		0-0 5-3	0-0 WP 2B	0-0 BB		0-0 K		0-0 HR	4	2	3	2	1	0	0					
Al Ferrara, R OBP: 0.370, SLG: 0.542 (1, 9)		0-0 G5-3 1B		0-0 HR	0-0 K	0-3 K		0-0 K		0-0 IHR	5	2	3	2	0	2	2					
John Roseboro, L OBP: 0.333, SLG: 0.410 (1, 2)		0-0 1B		0-0 1B	0-0 L8	0-0 HR		0-0 HR		0-0 FC3-6 1B	5	1	4	2	0	0	1					
John Kennedy, R OBP: 0.239, SLG: 0.250 (1, 5)		0-3 K		0-3 F7	0-0 5-3	0-0 K		0-3 K		0-3 K	5	0	0	0	0	3	4					
Don Sutton, R OBP: 0.314, SLG: 0.343 Phil Regan, R OBP: 0.083, SLG: 0.083 (6, 1)	0-0 G5-3		0-0 F4		0-0 2B	0-0 P3		0-0 P3		0-0 FC3-6	3	0	1	0	0	0	3					
Inning Stats	R: 0 E: 0 K: 1 S: 5	H: 1 LOB: 1 BB: 1 P: 9	R: 1 E: 0 K: 1 S: 7	H: 3 LOB: 1 BB: 0 P: 7	R: 0 E: 0 K: 1 S: 5	H: 0 LOB: 1 BB: 1 P: 9	R: 1 E: 0 K: 0 S: 5	H: 2 LOB: 1 BB: 0 P: 5	R: 3 E: 0 K: 1 S: 9	H: 4 LOB: 1 BB: 0 P: 9	R: 0 E: 0 K: 1 S: 4	H: 0 LOB: 1 BB: 1 P: 4	R: 1 E: 0 K: 1 S: 6	H: 1 LOB: 0 BB: 0 P: 6	R: 0 E: 0 K: 2 S: 7	H: 0 LOB: 0 BB: 0 P: 7	R: 2 E: 0 K: 2 S: 10	H: 3 LOB: 1 BB: 0 P: 10	1B: 7 2B: 3 3B: 1 HR: 4	SF: 1 SAC: 0 DP: 2 HBP: 0	WP: 1 PB: 0 SB: 1 CS: 0	PA: 46
PITCHER	IP	WLS	BF	H	R	ER	SO	BB	IBB	HBP	BLK	WP	HR	S	P	ERA	WHIP					
Bob Hendley, L ERA: 5.2	(1, 1)	4.1	23	10	5	5	3	2	0	0	0	0	1	27	35	10.38	2.769					
Fergie Jenkins, R ERA: 3.81	(5, 1)	5.2	L 23	5	3	3	7	1	0	0	0	1	2	36	40	4.76	1.059					

Los Angeles Dodgers @ Chicago Cubs
Wrigley Field, Chicago, IL
Tue Jun 07 1966, 3:33 AM CDT
Att: 7,552 - Unknown


AB 42
R 8
H 15
RBI 7
BB 3
SO 10
LOB 20



Batter	1	2	3	4	5	6	7	8	9	10	AB	R	H	RBI	BB	SO	LOB					
Adolfo Phillips, R OBP: 0.381, SLG: 0.528 (1, 8)	0-3 K	0-3 K		0-3 K		0-0 HR		0-0 CS 1B			5	1	2	2	0	3	3					
Glenn Beckert, R OBP: 0.297, SLG: 0.316 (1, 4)	0-0 6-3	0-0 F8		0-0 P4		0-0 L4		0-0 F8			5	0	0	0	0	0	4					
Billy Williams, L OBP: 0.286, SLG: 0.333 (1, 9)	4-0 BB		4-0 14 WP FC5-2 BB		0-0 F9	0-0 3-1		0-0 6-3			3	0	0	0	2	0	0					
Ron Santo, R OBP: 0.409, SLG: 0.547 (1, 5)	0-0 F2		0-0 E6 FC5-2 FC6-4 14 WP		0-0 14 4-3 3B	0-0 P6		0-0 F9			5	2	1	0	0	0	2					
14 Ernie Banks, R OBP: 0.243, SLG: 0.301 (1, 3)		0-0 1B BB 1B	4-0 FC6-4 FC5-2 BB		0-0 4-3	0-0 1B 1B		0-0 5-3			4	1	2	1	1	0	0					
Byron Browne, R OBP: 0.308, SLG: 0.469 Carl Warwick, R OBP: 0.190, SLG: 0.190 George Altman, L OBP: 0.270, SLG: 0.420 (10, 7)		4-0 1B 1B BB	0-0 FC5-2 FC6-4		0-0 3-H	0-3 K		4-0 G6-4-3 BB			3	1	1	1	1	1	4					
Randy Hundley, R OBP: 0.293, SLG: 0.401 (1, 2)		0-0 1B 1B	0-0 FC6-4		0-0 F8	0-0 F7		0-0 G6-4-3			5	0	2	1	0	0	3					
Don Kessinger, S OBP: 0.253, SLG: 0.281 Lee Thomas, L OBP: 0.266, SLG: 0.346 (10, PH)		0-0 1B	0-0 1-3		0-0 SH5-4 HR 1B	0-0 F7		0-0 K			4	1	2	1	0	0	4					
Bob Hendley, R Fergie Jenkins, R Marty Keough, L OBP: 0.143, SLG: 0.100 (10, PH)		0-3 K		0-3 K		0-0 F7		0-3 K			2	0	0	0	0	2	3					
Inning Stats	R: 0 E: 0 K: 1 S: 5	H: 0 LOB: 1 BB: 1 P: 9	R: 1 E: 0 K: 2 S: 10	H: 3 LOB: 3 BB: 1 P: 14	R: 1 E: 1 K: 0 S: 4	H: 0 LOB: 2 BB: 2 P: 12	R: 0 E: 0 K: 2 S: 7	H: 0 LOB: 0 BB: 0 P: 7	R: 2 E: 0 K: 0 S: 5	H: 2 LOB: 0 BB: 0 P: 5	R: 0 E: 0 K: 1 S: 7	H: 2 LOB: 2 BB: 0 P: 7	R: 0 E: 0 K: 0 S: 3	H: 1 LOB: 0 BB: 0 P: 3	R: 0 E: 0 K: 0 S: 3	H: 0 LOB: 0 BB: 0 P: 3	R: 0 E: 0 K: 1 S: 5	H: 1 LOB: 1 BB: 1 P: 9	1B: 8 2B: 0 3B: 1 HR: 2	SF: 0 SAC: 1 DP: 1 HBP: 0	WP: 1 PB: 0 SB: 0 CS: 1	PA: 45
PITCHER	IP	WLS	BF	H	R	ER	SO	BB	IBB	HBP	BLK	WP	HR	S	P	ERA	WHIP					
Don Sutton, R ERA: 2.95	(1, 1)	5.1	28	7	6	5	5	4	0	0	0	1	2	34	50	8.44	2.062					
Phil Regan, R ERA: 1.47	(6, 1)	4.2	W 17	4	0	0	2	1	0	0	0	0	0	20	24	0.00	1.071					

Los Angeles Dodgers @ Chicago Cubs
Wrigley Field, Chicago, IL
Tue Jun 07 1966, 3:33 AM CDT
Att: 7,552 - Unknown

AB 39
R 6
H 11
RBI 6
BB 5
SO 7
LOB 24



Batter	1	2	3	4	5	6	7	8	9	AB	R	H	RBI	BB	SO	LOB	TOP					
Maury Wills, S OBP: 0.333, SLG: 0.342	E3 4-3		1B 1B		BB 1B		1B 1B		FC6-4 1B	5	1	4	0	0	0	0	Los Angeles Dodgers @ Chicago Cubs Wrigley Field, Chicago, IL Wed Jun 08 1966, 3:33 AM CDT Att: 5,178 - Unknown					
Wes Parker, S OBP: 0.353, SLG: 0.454	K		K		1B BB		FC6-4 1B		FC6-4 1B	4	0	1	0	1	2	4						
Lou Johnson, R OBP: 0.331, SLG: 0.471	4-3		FC6-4 1B		1-3 2-H		FC6-4		FC6-4	4	0	2	1	0	0	3						
Tommy Davis, R OBP: 0.329, SLG: 0.413	F7		FC6-4		1-3				5-3	4	0	0	0	0	0	6						
Jim Lefebvre, S OBP: 0.358, SLG: 0.520		4-3		1-3		K			F8	4	0	0	0	0	1	0						
Al Ferrara, R OBP: 0.365, SLG: 0.529		K		K		5-3			1B	4	0	1	0	0	2	0						
John Kennedy, R OBP: 0.225, SLG: 0.235		P4		4-3		5-3			5-3	4	0	0	0	0	0	1						
Jeff Torborg, R OBP: 0.301, SLG: 0.303			K		F8		B5-3		F7	4	0	0	0	0	1	0						
Don Drysdale, R OBP: 0.229, SLG: 0.353			E6 1B 1B		K		6-3		F7	3	0	0	0	0	1	0						
Nick Willhite, L OBP: 0.229, SLG: 0.213										0	0	0	0	0	0	0						
Jim Gilliam, S										1	0	0	0	0	0	0						
Inning Stats	R: 0 E: 1 K: 1 S: 6	H: 0 LOB: 1 BB: 0 P: 6	R: 0 E: 0 K: 1 S: 5	H: 0 LOB: 0 BB: 0 P: 5	R: 0 E: 1 K: 2 S: 10	H: 2 LOB: 3 BB: 0 P: 10	R: 0 E: 0 K: 1 S: 5	H: 0 LOB: 0 BB: 0 P: 5	R: 1 E: 0 K: 1 S: 7	H: 2 LOB: 2 BB: 1 P: 11	R: 0 E: 0 K: 0 S: 5	H: 0 LOB: 0 BB: 0 P: 5	R: 0 E: 0 K: 0 S: 4	H: 2 LOB: 2 BB: 0 P: 5	R: 0 E: 0 K: 0 S: 4	H: 1 LOB: 1 BB: 0 P: 4	R: 0 E: 0 K: 0 S: 4	H: 1 LOB: 1 BB: 0 P: 4	1B: 8 2B: 0 3B: 0 HR: 0	SF: 0 SAC: 0 DP: 0 HBP: 0	WP: 0 PB: 0 SB: 0 CS: 0	PA: 38
PITCHER Dick Ellsworth, L ERA: 2.25	IP: 9.0 WLS: W BF: 38 H: 8 R: 1 ER: 1 SO: 7 BB: 1 IBB: 0 HBP: 0 BLK: 0 WP: 0 HR: 0 S: 51 P: 55 ERA: 1.00 WHIP: 1.000															PITCHER						


Batter	1	2	3	4	5	6	7	8	9	AB	R	H	RBI	BB	SO	LOB	BOTTOM			
Adolfo Phillips, R OBP: 0.378, SLG: 0.517	P5		PO HBP	K			K	CS		3	0	0	0	0	2	3	Los Angeles Dodgers @ Chicago Cubs Wrigley Field, Chicago, IL Wed Jun 08 1966, 3:33 AM CDT Att: 5,178 - Unknown			
Glenn Beckert, R OBP: 0.291, SLG: 0.309	6-3		PO	F8	F7		F2			4	0	0	0	0	0	2				
Billy Williams, L OBP: 0.290, SLG: 0.337	K			2B 1B	F8		1-3 2-H	1B		4	1	2	1	0	1	0				
Ron Santo, R OBP: 0.406, SLG: 0.546		5-3		HBP HR	P6		P4			4	1	1	1	0	0	2				
14 Ernie Banks, R OBP: 0.256, SLG: 0.308			FC6-4 1B	HBP HR			F8	SH1-4 1B 1B		3	2	2	0	0	0	0				
Byron Browne, R OBP: 0.313, SLG: 0.466		K		HR			F2	SH1-4 1B 1B		3	2	1	0	0	1	1				
Randy Hundley, R OBP: 0.293, SLG: 0.419		FC6-4		HR			K	SH1-4		3	1	1	4	0	1	1				
Don Kessinger, S OBP: 0.253, SLG: 0.260			G3	K			E5 1B	4-3 BLK CS 1B		4	1	1	2	0	1	0				
Dick Ellsworth, L			K				E1 1B	4-3		4	0	1	0	0	1	2				
Inning Stats	R: 0 E: 0 K: 1 S: 5	H: 1 LOB: 1 BB: 0 P: 6	R: 0 E: 0 K: 1 S: 4	H: 0 LOB: 0 BB: 0 P: 5	R: 5 E: 0 K: 2 S: 11	H: 4 LOB: 1 BB: 0 P: 13	R: 0 E: 0 K: 1 S: 5	H: 0 LOB: 0 BB: 0 P: 5	R: 1 E: 2 K: 1 S: 8	H: 1 LOB: 2 BB: 0 P: 8	R: 2 E: 0 K: 0 S: 5	H: 3 LOB: 0 BB: 0 P: 5	R: 0 E: 0 K: 0 S: 5	H: 0 LOB: 0 BB: 0 P: 5	R: 0 E: 0 K: 0 S: 5	H: 0 LOB: 0 BB: 0 P: 5		1B: 7 2B: 1 3B: 0 HR: 1	SF: 0 SAC: 1 DP: 0 HBP: 3	WP: 0 PB: 0 SB: 0 CS: 1
PITCHER Don Drysdale, R ERA: 4.42 Nick Willhite, L ERA: 2.09	IP: 7.1 WLS: L BF: 35 H: 9 R: 8 ER: 7 SO: 7 BB: 0 IBB: 0 HBP: 3 BLK: 0 WP: 0 HR: 1 S: 46 P: 49 ERA: 8.59 WHIP: 1.227															PITCHER				



Batter	1	2	3	4	5	6	7	8	9	10	AB	R	H	RBI	BB	SO	LOB	TOP					
Adolfo Phillips, R OBP: 0.367, SLG: 0.500 (1, 8)	K		K			K		K		K		5	0	0	0	0	5	3					
Glenn Beckert, R OBP: 0.294, SLG: 0.311 (1, 4)	F8			G4-6-3 1B				F8		6-3		5	0	2	0	0	0	1					
Billy Williams, L OBP: 0.289, SLG: 0.332 (1, 9)	G3			G4-6-3 1-2						F2		3	0	0	0	1	0	1					
Ron Santo, R OBP: 0.404, SLG: 0.540 (1, 5)		CS 1B		E5				L4		F8		4	0	1	0	0	0	2					
14 Ernie Banks, R OBP: 0.256, SLG: 0.307 (1, 3)	F9			F9								4	0	1	0	0	0	2					
Byron Browne, R OBP: 0.311, SLG: 0.461 (1, 7)	K									E6		4	0	1	0	0	2	2					
Randy Hundley, R OBP: 0.287, SLG: 0.409 (1, 2)										F7		4	0	0	0	0	2	3					
Don Kessinger, S OBP: 0.259, SLG: 0.262 (1, 6)				SH1-4 1B								3	0	1	0	1	0	0					
Ken Holtzman, R OBP: 0.111, SLG: 0.111 (1, 1)				SH1-4								2	0	1	0	0	0	0					
Inning Stats	R: 0 E: 0 K: 1 S: 5	H: 0 LOB: 0 BB: 0 P: 5	R: 0 E: 0 K: 1 S: 5	H: 1 LOB: 1 BB: 0 P: 5	R: 0 E: 0 K: 1 S: 6	H: 1 LOB: 1 BB: 0 P: 6	R: 0 E: 1 K: 1 S: 4	H: 1 LOB: 1 BB: 0 P: 4	R: 0 E: 0 K: 2 S: 7	H: 0 LOB: 0 BB: 0 P: 7	R: 0 E: 0 K: 1 S: 6	H: 2 LOB: 2 BB: 1 P: 10	R: 0 E: 1 K: 1 S: 5	H: 1 LOB: 1 BB: 1 P: 9	R: 0 E: 0 K: 1 S: 5	H: 0 LOB: 0 BB: 0 P: 5	R: 0 E: 1 K: 0 S: 6	H: 1 LOB: 2 BB: 0 P: 5	R: 0 E: 1 K: 1 S: 6	H: 0 LOB: 1 BB: 0 P: 6	1B: 7 2B: 1 3B: 0 HR: 0	SF: 0 SAC: 2 DP: 2 HBP: 0	WP: 0 PA: 39 PB: 0 SB: 0 CS: 2
PITCHER	IP 9.0	WLS 34	BF 7	H 0	R 0	ER 0	SO 8	BB 0	IBB 2	HBP 0	BLK 0	WP 0	HR 0	S 48	P 56	ERA 0.00	WHIP 0.778						
Turk Farrell, R ERA: 5.01 Ron Taylor, R ERA: 3.65 (10, 1)	1.0	W	4	0	0	0	1	0	0	0	0	0	0	6	6	0.00	0.000						

Chicago Cubs @ Houston Astros
Astrodome, Houston, TX
Fri Jun 10 1966, 8:05 PM EDT
Att. 16,691 - Dome - 72 F

AB 34
R 0
H 7
RBI 0
BB 2
SO 9
LOB 14

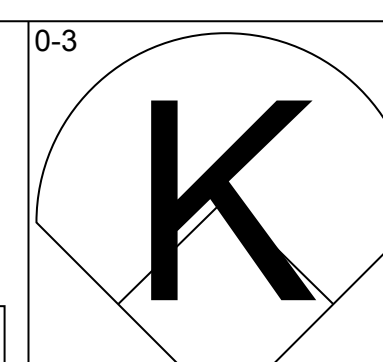
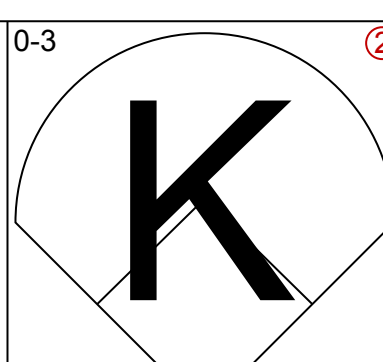
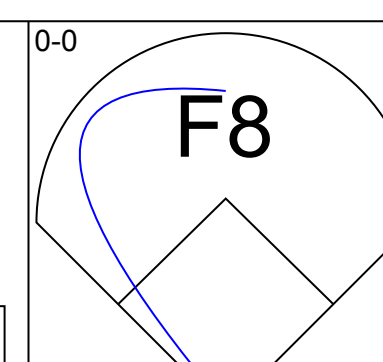
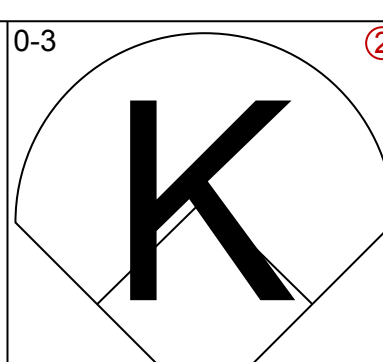
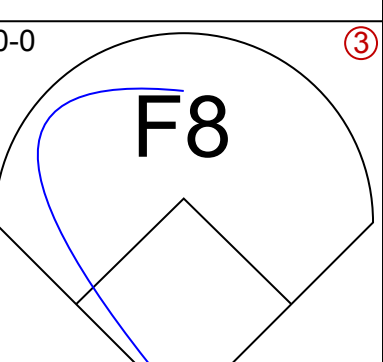
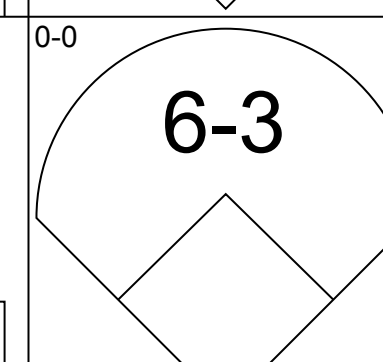
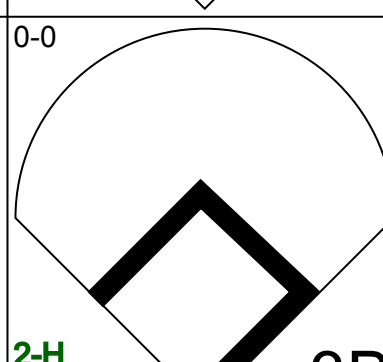
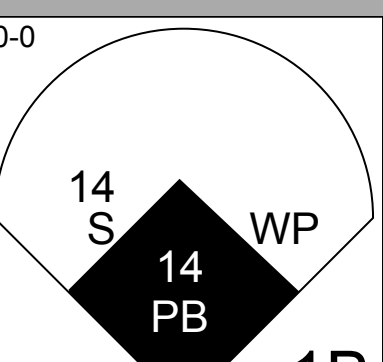
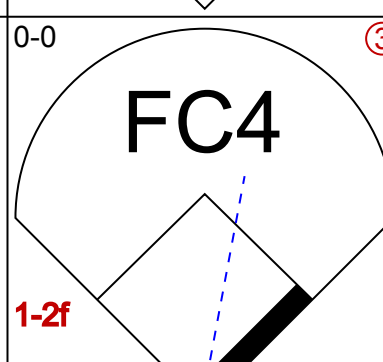
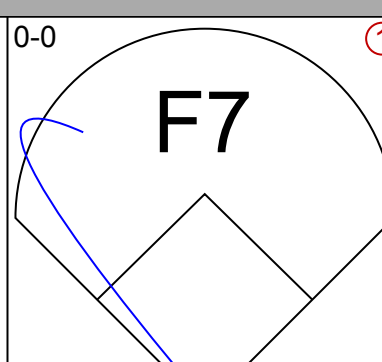
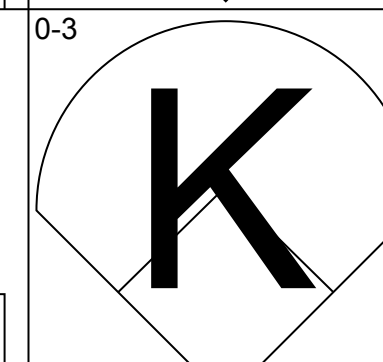
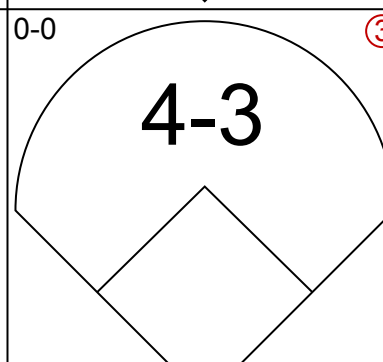
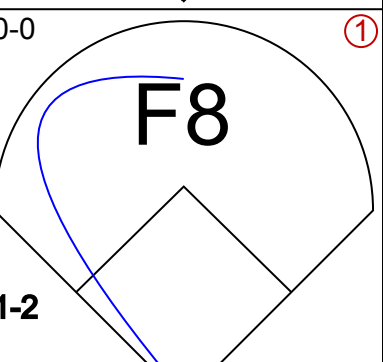
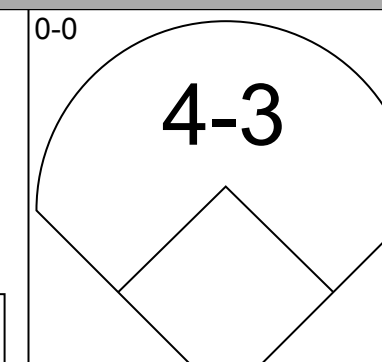
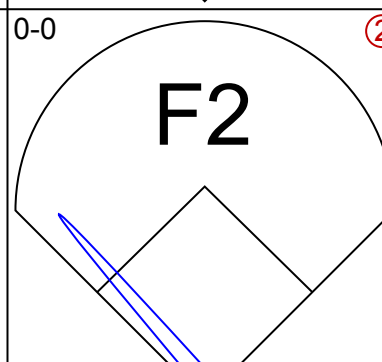
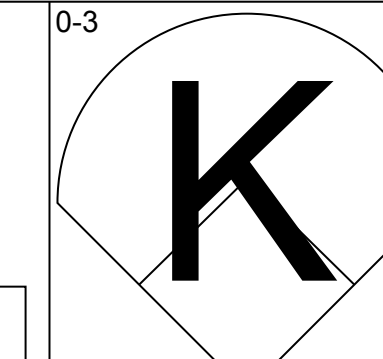
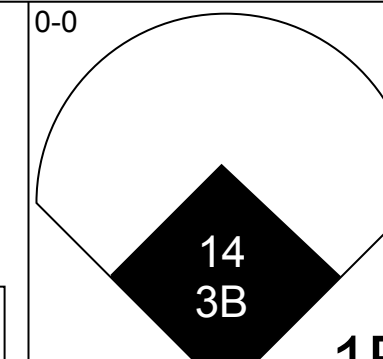
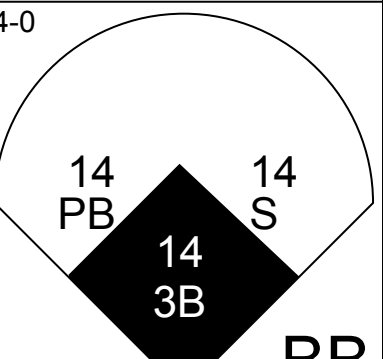
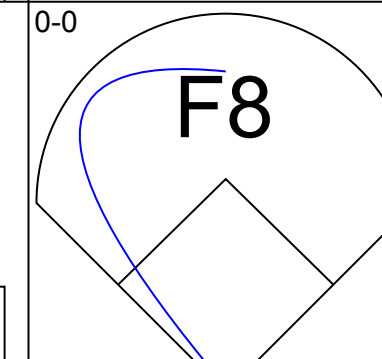
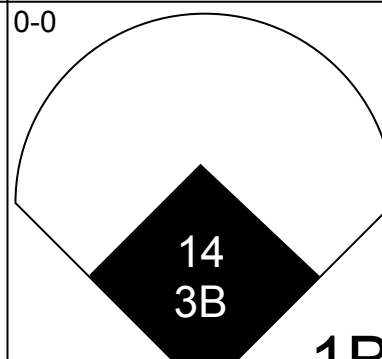
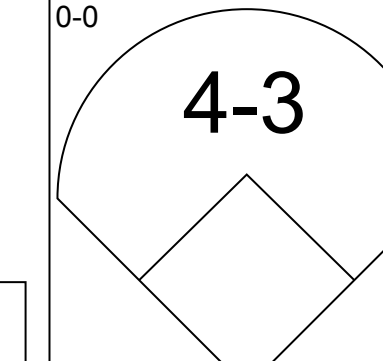
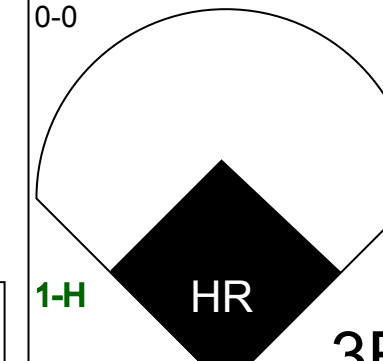
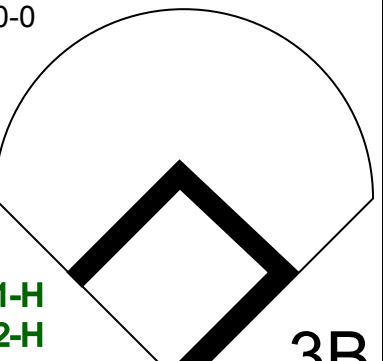
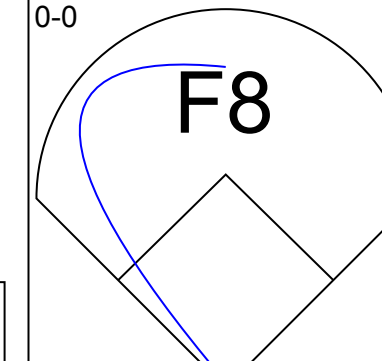
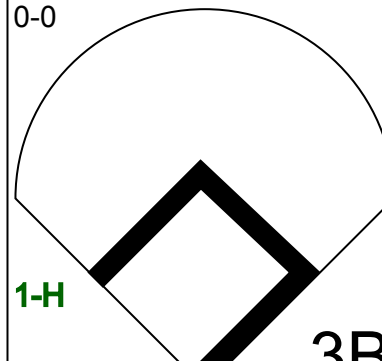
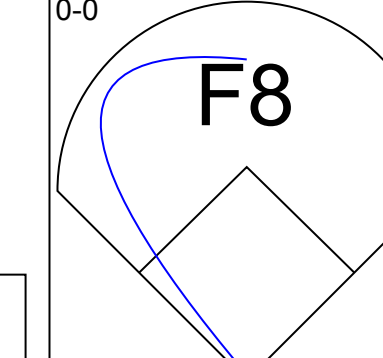
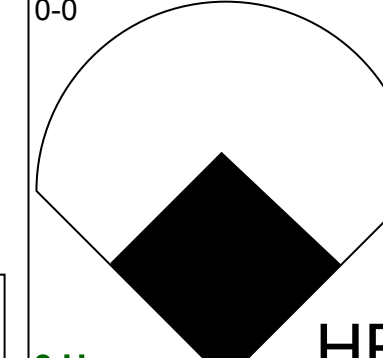
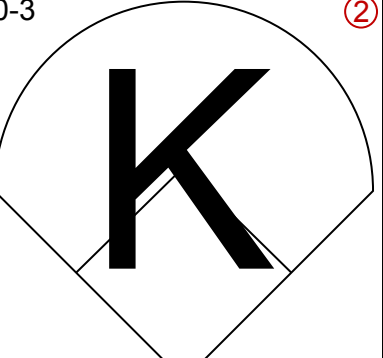
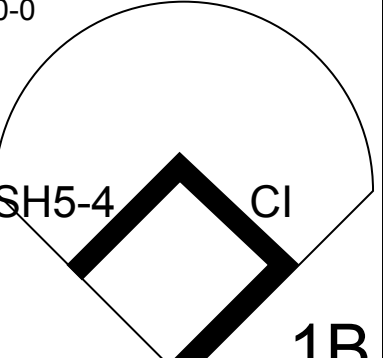
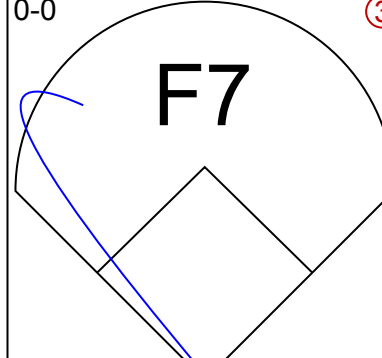
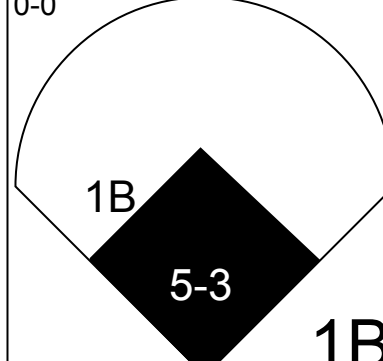
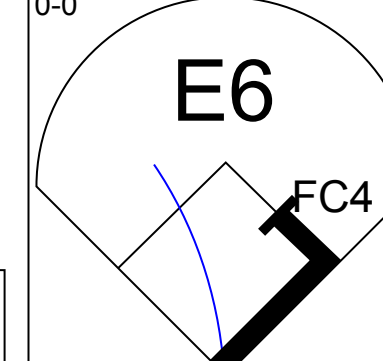
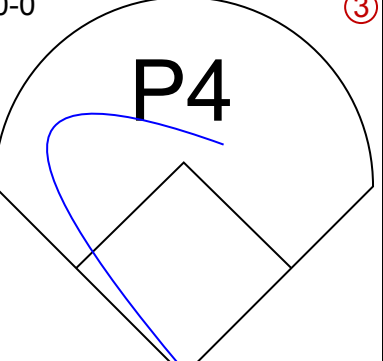
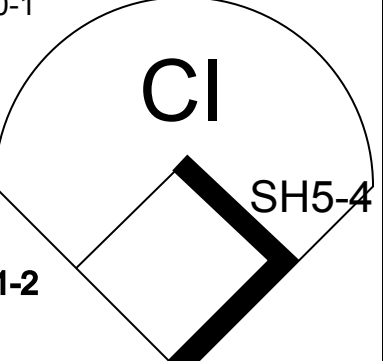
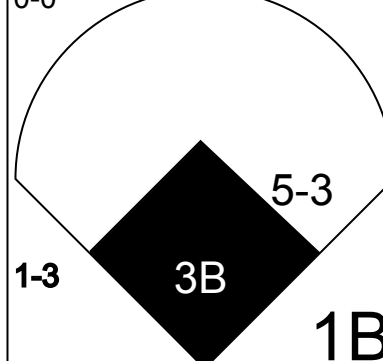
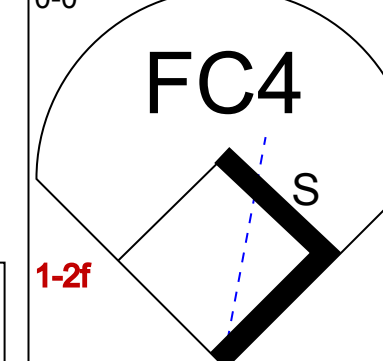
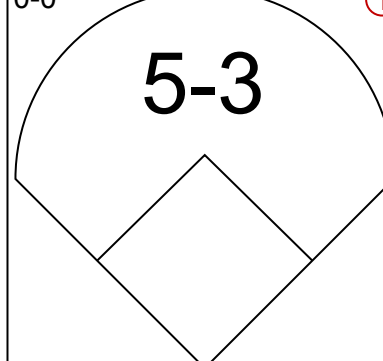
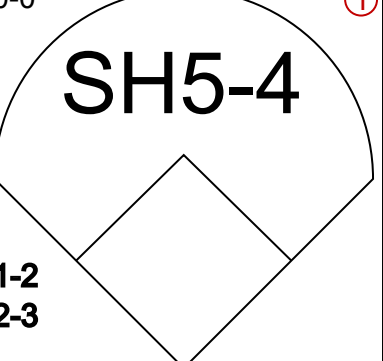
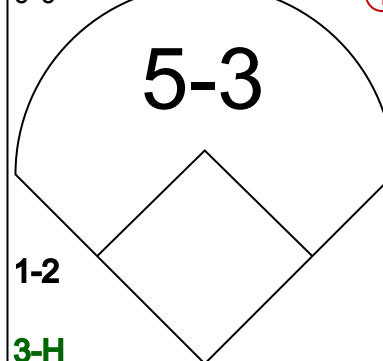
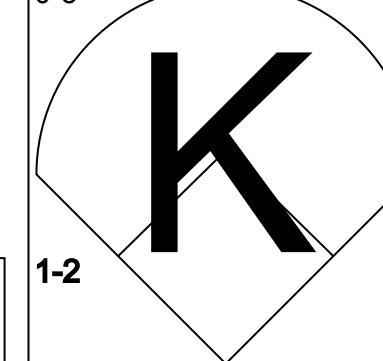
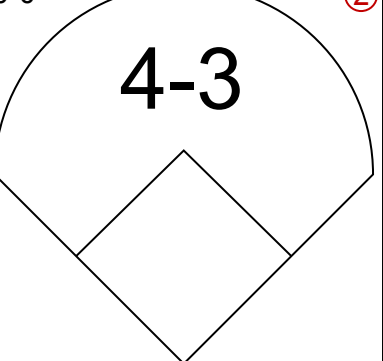
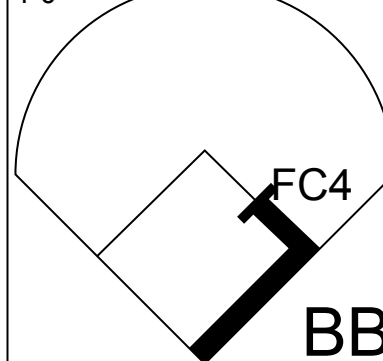
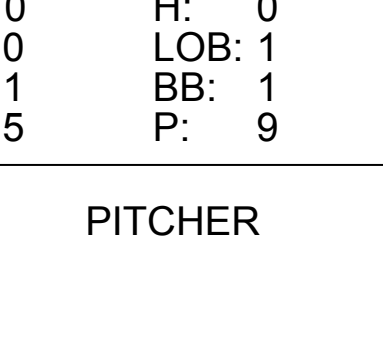


Batter	1	2	3	4	5	6	7	8	9	10	AB	R	H	RBI	BB	SO	LOB	BOTTOM				
Joe Morgan, L OBP: 0.447, SLG: 0.435 (1, 4)	K			6-3							3	0	0	0	1	1	0					
Sonny Jackson, L OBP: 0.317, SLG: 0.307 (1, 6)	K			G3							4	0	0	0	0	1	1					
Jimmy Wynn, R OBP: 0.315, SLG: 0.441 (1, 8)	5-3			K							4	1	1	0	0	1	0					
Dave Nicholson, R OBP: 0.449, SLG: 0.514 (1, 9)											3	0	0	0	0	1	0					
Jim Gentile, L OBP: 0.359, SLG: 0.454 (1, 3)											4	0	0	0	0	2	2					
John Bateman, R OBP: 0.328, SLG: 0.483 (1, 2)											4	0	1	0	0	0	2					
Bob Aspromonte, R OBP: 0.251, SLG: 0.265 (1, 5)											4	0	2	1	0	0	1					
Rusty Staub, L OBP: 0.310, SLG: 0.399 (1, 7)											3	0	1	0	0	0	0					
Turk Farrell, R Felix Mantilla, R Ron Taylor, R (9, PH) (10, 1)											2	0	0	0	0	1	1					
Inning Stats	R: 0 E: 0 K: 2 S: 7	H: 0 LOB: 0 BB: 0 P: 7	R: 0 E: 0 K: 2 S: 7	H: 0 LOB: 0 BB: 0 P: 7	R: 0 E: 0 K: 1 S: 5	H: 1 LOB: 0 BB: 0 P: 5	R: 0 E: 0 K: 1 S: 5	H: 0 LOB: 0 BB: 0 P: 5	R: 0 E: 0 K: 0 S: 3	H: 0 LOB: 0 BB: 0 P: 3	R: 0 E: 0 K: 0 S: 3	H: 1 LOB: 1 BB: 0 P: 3	R: 0 E: 0 K: 1 S: 6	H: 0 LOB: 1 BB: 0 P: 6	R: 0 E: 0 K: 0 S: 3	H: 0 LOB: 1 BB: 1 P: 7	R: 1 E: 0 K: 0 S: 5	H: 2 LOB: 2 BB: 0 P: 5	1B: 5 2B: 0 3B: 0 HR: 0	SF: 0 SAC: 1 DP: 1 HBP: 0	WP: 0 PA: 34 PB: 0 SB: 0 CS: 0	
PITCHER	IP 9.2	WLS L 34	BF 5	H 1	R 1	ER 1	SO 7	BB 1	IBB 0	HBP 0	BLK 0	WP 0	HR 0	S 47	P 51	ERA 0.93	WHIP 0.621					
Ken Holtzman, L ERA: 3.98 (1, 1)	9.2	L	34	5	1	1	7	1	0	0	0	0	0	47	51	0.93	0.621					

Chicago Cubs @ Houston Astros
Astrodome, Houston, TX
Fri Jun 10 1966, 8:05 PM EDT
Att. 16,691 - Dome - 72 F

AB 32
R 1
H 5
RBI 1
BB 1
SO 7
LOB 7

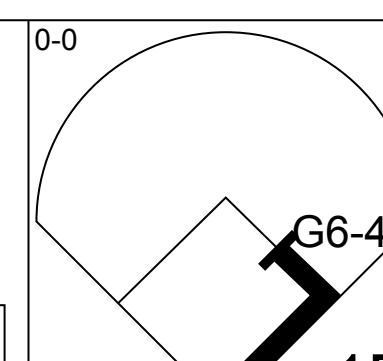
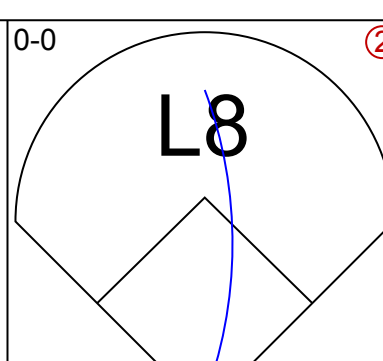
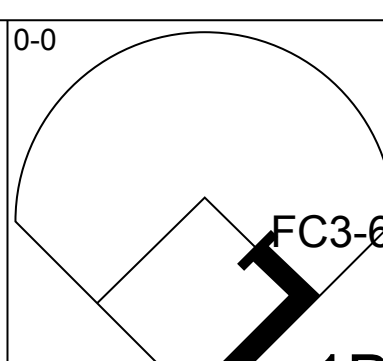
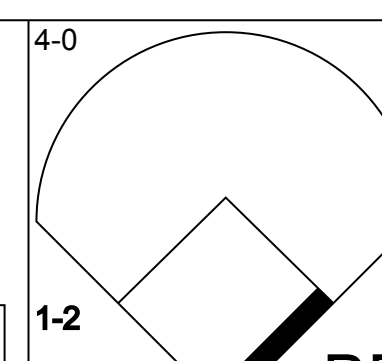
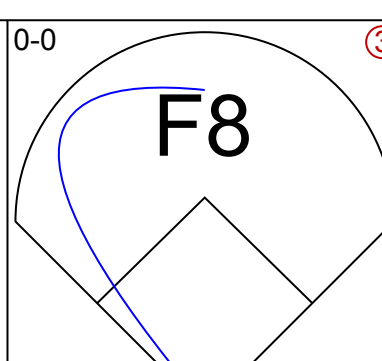
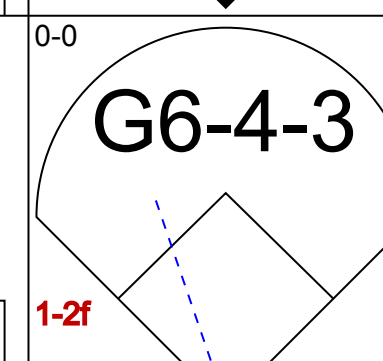
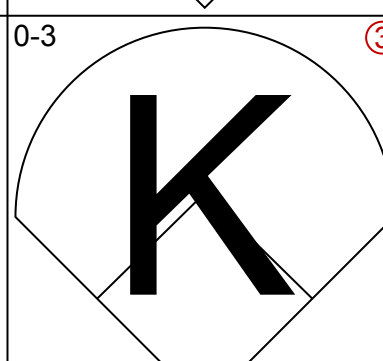
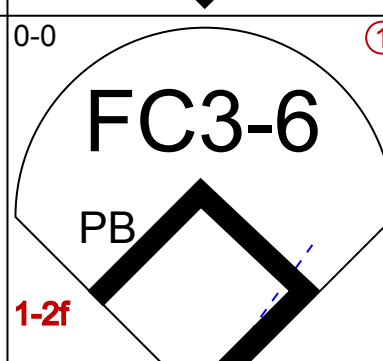
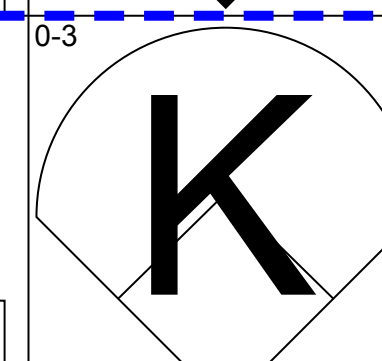
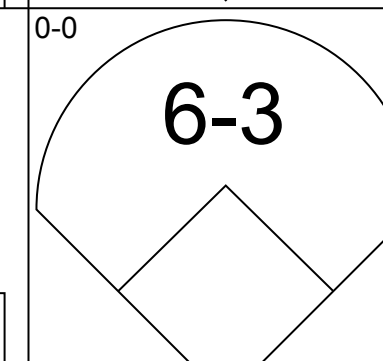
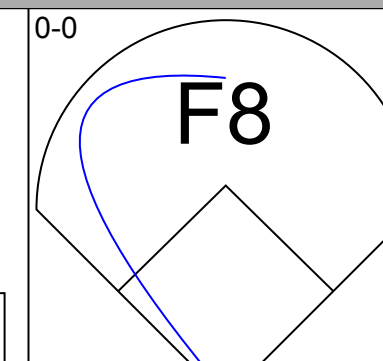
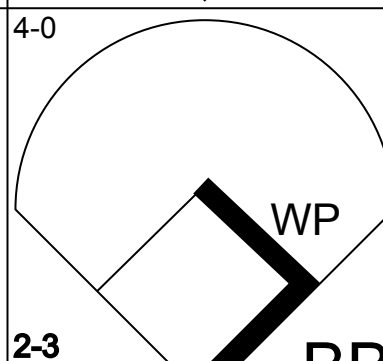
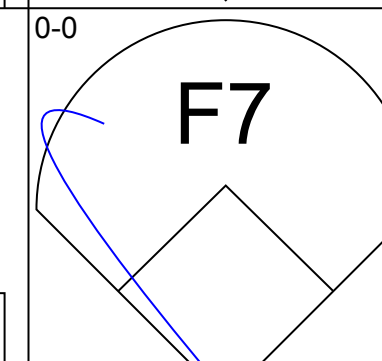
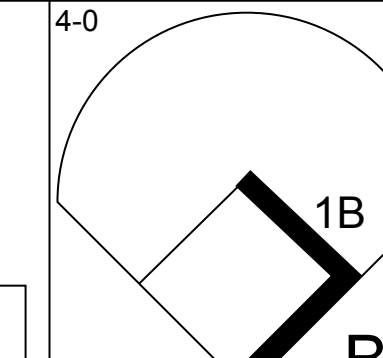
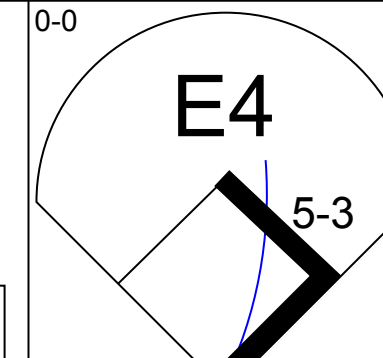
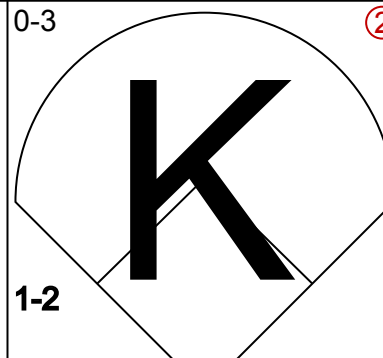
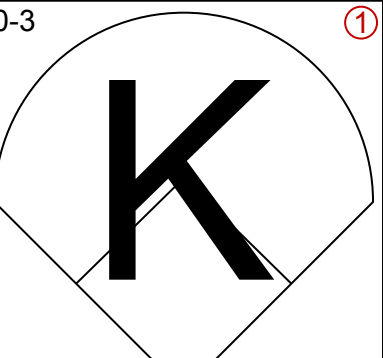
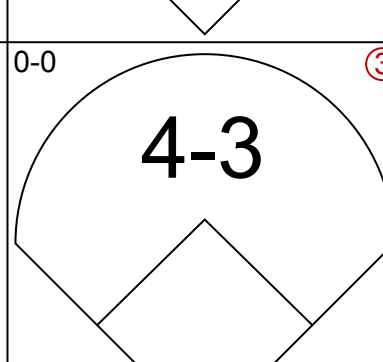
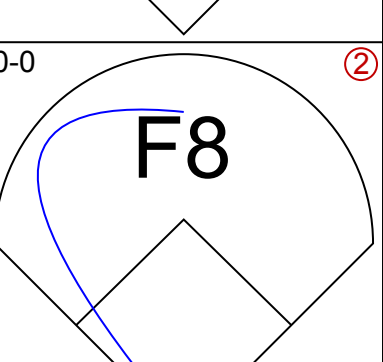
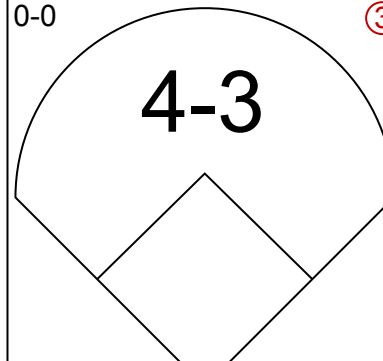
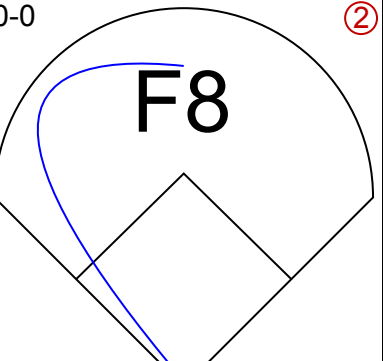

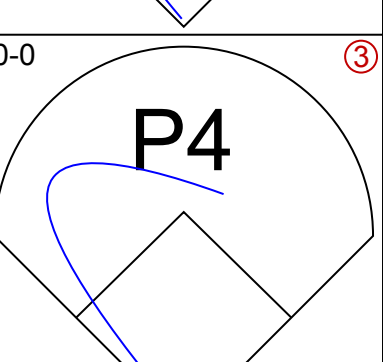
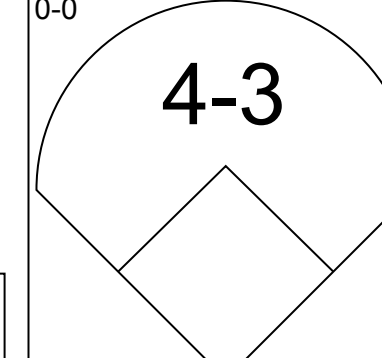
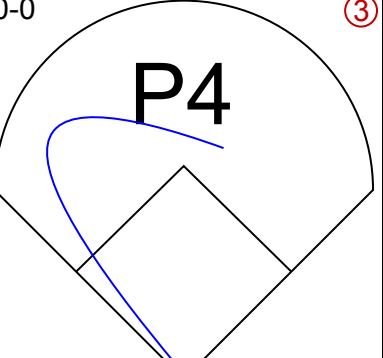
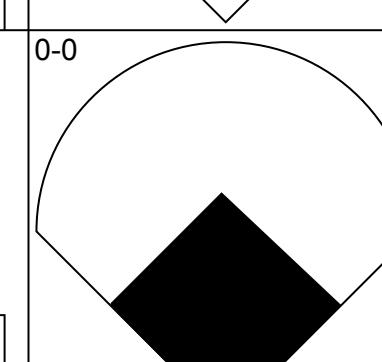

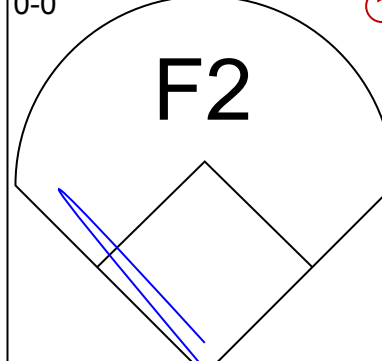
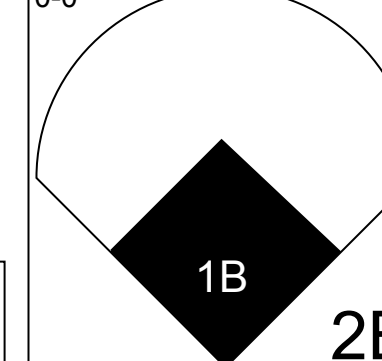
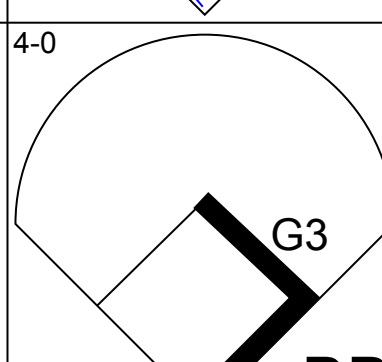
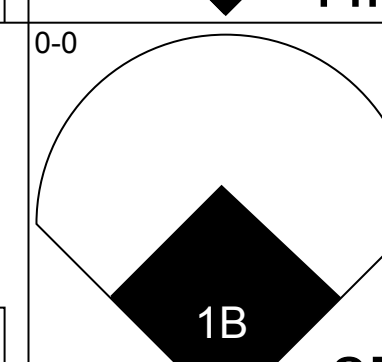
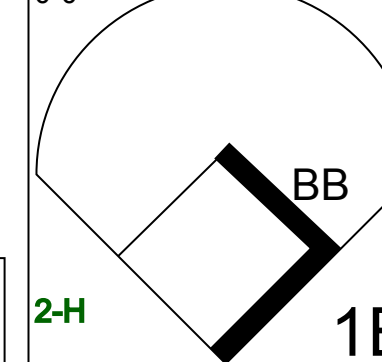
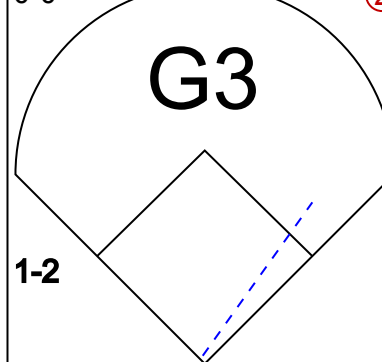
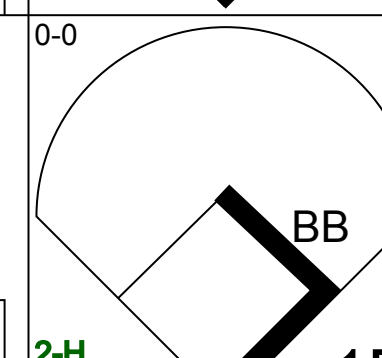
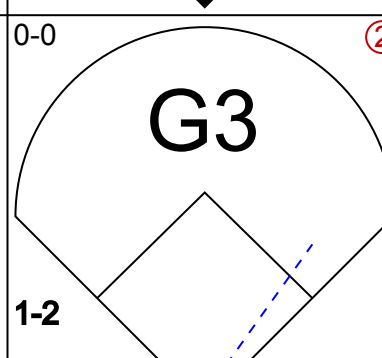
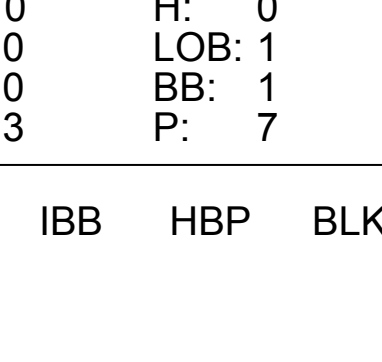

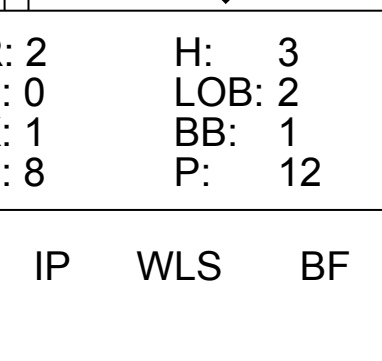


Batter	1	2	3	4	5	6	7	8	9	AB	R	H	RBI	BB	SO	LOB	TOP					
Adolfo Phillips, R OBP: 0.357, SLG: 0.484 (1, 8)										5	0	0	0	0	3	5						
Glenn Beckert, R OBP: 0.295, SLG: 0.324 (1, 4)										5	1	2	1	0	0	1						
Billy Williams, L OBP: 0.283, SLG: 0.324 (1, 9)										5	0	0	0	0	1	2						
Ron Santo, R OBP: 0.408, SLG: 0.539 (1, 5)										4	3	2	0	1	1	0						
14 Ernie Banks, R OBP: 0.267, SLG: 0.355 (1, 3)										5	1	3	3	0	0	0						
Byron Browne, R OBP: 0.314, SLG: 0.478 (1, 7)										5	1	2	2	0	1	2						
Randy Hundley, R OBP: 0.287, SLG: 0.407 (1, 2)										3	1	1	0	0	0	1	AB 38					
Don Kessinger, S OBP: 0.261, SLG: 0.263 (1, 6)										3	1	1	0	0	0	1	R 8					
Bill Hands, R OBP: 0.182, SLG: 0.105 (1, 1)										2	0	0	1	1	1	2	H 11					
Billy Hoelt, L OBP: 0.500, SLG: 0.500 (7, 1)										1	0	0	0	0	0	2	RBI 7					
Inning Stats	R: 0 E: 0 K: 2 S: 7	H: 0 LOB: 0 BB: 0 P: 7	R: 0 E: 0 K: 1 S: 5	H: 0 LOB: 0 BB: 0 P: 5	R: 2 E: 0 K: 1 S: 8	H: 3 LOB: 1 BB: 0 P: 8	R: 3 E: 1 K: 1 S: 9	H: 3 LOB: 1 BB: 0 P: 9	R: 2 E: 0 K: 1 S: 7	H: 2 LOB: 1 BB: 1 P: 11	R: 0 E: 0 K: 1 S: 5	H: 0 LOB: 0 BB: 0 P: 9	R: 0 E: 0 K: 0 S: 3	H: 0 LOB: 0 BB: 0 P: 3	R: 0 E: 1 K: 0 S: 5	H: 1 LOB: 2 BB: 0 P: 5	R: 1 E: 0 K: 0 S: 5	H: 2 LOB: 1 BB: 0 P: 5	1B: 6 2B: 0 3B: 4 HR: 1	SF: 0 SAC: 1 DP: 0 HBP: 0	WP: 1 PB: 1 SB: 3 CS: 0	PA: 42
PITCHER	IP WLS BF H R ER SO BB IBB HBP BLK WP HR S P ERA WHIP																					
Bob Bruce, R ERA: 6.63 (1, 1)	3.0 L 15 6 5 5 4 0 0 0 0 0 1 23 23 15.00 2.000																					
Gary Kroll, R ERA: 3.32 (4, 1)	4.0 17 2 2 2 3 2 0 0 0 0 1 0 21 29 4.50 1.000																					
Aurelio Monteagudo, R ERA: 3.13 (8, 1)	2.0 10 3 1 1 0 0 0 0 0 0 0 0 10 10 4.50 1.500																					

Chicago Cubs @ Houston Astros
Astrodome, Houston, TX
Sat Jun 11 1966, 8:05 PM EDT
Att: 29,877 - Dome - 72 F

AB	38
R	8
H	11
RBI	7
BB	2
SO	7
LOB	16



Batter	1	2	3	4	5	6	7	8	9	AB	R	H	RBI	BB	SO	LOB	BOTTOM					
Joe Morgan, L OBP: 0.450, SLG: 0.436 (1, 4)										4	0	2	0	1	0	2						
Sonny Jackson, L OBP: 0.312, SLG: 0.301 (1, 6)										4	0	0	0	0	2	5						
Jimmy Wynn, R OBP: 0.314, SLG: 0.435 (1, 8)										3	0	0	0	1	0	2						
Jim Gentile, L OBP: 0.357, SLG: 0.448 (1, 3)										2	0	0	0	1	1	2						
Felix Mantilla, R OBP: 0.242, SLG: 0.274 (8, PH) (9, 3)										1	0	0	0	0	1	0						
Rusty Staub, L OBP: 0.305, SLG: 0.391 (1, 9)										4	0	0	0	0	0	4						
Lee Maye, L OBP: 0.272, SLG: 0.397 (1, 7)										4	0	1	0	0	0	1						
John Bateman, R OBP: 0.328, SLG: 0.497 (1, 2)										3	1	1	1	0	0	2	AB 32					
Ron Brand, R OBP: 0.385, SLG: 0.333 (9, 2)										1	0	0	0	0	0	0	R 2					
Bob Aspromonte, R OBP: 0.261, SLG: 0.276 (1, 5)										3	1	2	0	1	0	0	H 7					
Bob Bruce, R OBP: 0.304 (1, 1)										0	0	0	0	0	0	0	RBI 2					
Gary Kroll, R OBP: 0.304 (4, 1)										1	0	0	0	0	0	0	BB 4					
Bill Heath, L OBP: 0.102, SLG: 0.100 (7, PH) (8, 1)										1	0	1	1	0	0	0	SO 4					
Aurelio Monteagudo, R OBP: 0.445, SLG: 0.509 (9, PH)										1	0	0	0	0	0	1	LOB 19					
Inning Stats	R: 0 E: 0 K: 0 S: 3	H: 1 LOB: 0 BB: 0 P: 3	R: 0 E: 0 K: 0 S: 3	H: 1 LOB: 1 BB: 1 P: 7	R: 0 E: 0 K: 1 S: 6	H: 1 LOB: 0 BB: 0 P: 6	R: 0 E: 1 K: 0 S: 4	H: 0 LOB: 1 BB: 0 P: 4	R: 0 E: 0 K: 0 S: 3	H: 0 LOB: 0 BB: 0 P: 3	R: 0 E: 1 K: 1 S: 6	H: 1 LOB: 2 BB: 1 P: 10	R: 2 E: 0 K: 1 S: 8	H: 3 LOB: 2 BB: 1 P: 12	R: 0 E: 0 K: 1 S: 5	H: 0 LOB: 0 BB: 0 P: 5	R: 0 E: 0 K: 0 S: 3	H: 0 LOB: 1 BB: 1 P: 7	1B: 5 2B: 1 3B: 0 HR: 1	SF: 0 SAC: 1 DP: 2 HBP: 0	WP: 1 PB: 1 SB: 0 CS: 0	PA: 37
PITCHER	IP WLS BF H R ER SO BB IBB HBP BLK WP HR S P ERA WHIP																					
Bill Hands, R ERA: 3.04 (1, 1)	6.1 W 28 7 2 2 2 3 0 0 0 0 0 0 12 16 0.00 0.375																					
Billy Hoelt, L ERA: 3.35 (7, 1)	2.2 S 9 0 0 0 2 1 0 0 0 0 0 0 12 16 0.00 0.375																					

Chicago Cubs @ Houston Astros
Astrodome, Houston, TX
Sat Jun 11 1966, 8:05 PM EDT
Att: 29,877 - Dome - 72 F

AB	32
R	2
H	7
RBI	2
BB	4
SO	4
LOB	19



Batter	1	2	3	4	5	6	7	8	9	AB	R	H	RBI	BB	SO	LOB	TOP					
Adolfo Phillips, R (1, 8) OBP: 0.362, SLG: 0.481 Carl Warwick, R (6, 8) OBP: 0.227, SLG: 0.227	4-0 G1 S BB		0-0 5-3					0-0 1B 2B 1B		1	0	0	0	2	0	0						
Glenn Beckert, R (1, 4) OBP: 0.300, SLG: 0.328	0-0 G1 1-3			0-0 1-3				0-0 2B HR 1B		4	1	2	1	0	0	1						
Billy Williams, L (1, 9) OBP: 0.291, SLG: 0.336	0-3 K			0-0 FC5-4 1B	0-0 2-1			0-0 2B		4	0	3	1	0	1	1						
Ron Santo, R (1, 5) OBP: 0.405, SLG: 0.549	0-0 5-3			0-0 FC5-4 1-2				0-0 HR		4	1	1	2	0	1	3						
14 Ernie Banks, R (1, 3) OBP: 0.260, SLG: 0.346		0-3 K		0-0 1-3				0-0 F8		4	0	0	0	0	1	1						
Byron Browne, R (1, 7) OBP: 0.307, SLG: 0.466		0-0 F8						0-0 L8		4	0	0	0	0	1	0						
Randy Hundley, R (1, 2) OBP: 0.287, SLG: 0.400		0-3 K						0-0 K		3	0	0	0	1	2	0						
Don Kessinger, S (1, 6) OBP: 0.261, SLG: 0.263			0-0 B1-3					0-0 K		4	1	1	0	0	0	1						
Dick Ellsworth, L (1, 1) OBP: 0.176, SLG: 0.152 Bill Connors, R (6, 1) OBP: 0.320, SLG: 0.344 Billy Hoelt, L (6, 1) OBP: 0.227, SLG: 0.227 Lee Thomas, R (6, PH) OBP: 0.300, SLG: 0.328 Fergie Jenkins, R (6, 1) OBP: 0.300, SLG: 0.328 Jimmy Stewart, S (6, 1) OBP: 0.291, SLG: 0.228		0-3 K		0-0 FC4-6 BB 1B	0-0 FC4-6 BB 1B			0-0 G3		2	0	1	0	0	1	0						
Inning Stats	R: 0 E: 0 K: 1 S: 5	H: 0 LOB: 1 BB: 1 P: 9	R: 0 E: 0 K: 2 S: 7	H: 0 LOB: 0 BB: 0 P: 7	R: 0 E: 0 K: 1 S: 5	H: 0 LOB: 0 BB: 0 P: 5	R: 0 E: 0 K: 0 S: 4	H: 1 LOB: 1 BB: 0 P: 4	R: 1 E: 0 K: 1 S: 6	H: 2 LOB: 3 BB: 2 P: 14	R: 0 E: 0 K: 1 S: 5	H: 1 LOB: 0 BB: 0 P: 5	R: 0 E: 0 K: 0 S: 3	H: 0 LOB: 0 BB: 0 P: 3	R: 3 E: 0 K: 0 S: 6	H: 4 LOB: 0 BB: 0 P: 6	R: 0 E: 0 K: 2 S: 8	H: 1 LOB: 1 BB: 0 P: 8	1B: 7 2B: 2 3B: 0 HR: 1	SF: 0 SAC: 0 DP: 1 HBP: 0	WP: 0 PB: 0 SB: 1 CS: 1	PA: 36
PITCHER Dave Giusti, R (1, 1) ERA: 2.85	IP: 9.0 WLS: W BF: 37 H: 9 R: 4 ER: 4 SO: 8 BB: 3 IBB: 0 HBP: 0 BLK: 0 WP: 0 HR: 1 S: 49 P: 61 ERA: 4.00 WHIP: 1.333																					

Chicago Cubs @ Houston Astros
Astrodome, Houston, TX
Sun Jun 12 1966, 4:33 AM EDT
Att: 21,314 - Dome - 72 F

AB	33
R	4
H	9
RBI	4
BB	3
SO	8
LOB	8



Batter	1	2	3	4	5	6	7	8	9	AB	R	H	RBI	BB	SO	LOB	BOTTOM			
Joe Morgan, L (1, 4) OBP: 0.445, SLG: 0.440	0-0 G3		0-0 F8	0-3 K				0-0 F9		5	1	1	1	0	1	3				
Sonny Jackson, L (1, 6) OBP: 0.318, SLG: 0.302	0-3 K		4-0 S BB		0-0 1B	4-0 FC6-4 BB		0-0 6-3		3	0	1	0	2	1	1				
Jimmy Wynn, R (1, 8) OBP: 0.320, SLG: 0.436	0-0 1B		4-0 1-2 BB		0-0 1B	0-0 FC6-4 HR		0-0 5-3		4	1	2	1	1	0	2				
Dave Nicholson, R (1, 9) OBP: 0.440, SLG: 0.526	0-3 K		0-0 G3		0-0 F8	0-0 HR				4	1	1	2	0	1	5				
Felix Mantilla, R (1, 3) OBP: 0.232, SLG: 0.262 Jim Gentile, L (6, PH) OBP: 0.355, SLG: 0.444 Bob Lillis, R (7, 5) OBP: 0.211, SLG: 0.063		0-0 6-3		0-3 K	0-3 K	0-3 K				3	0	0	0	0	2	1				
Bob Aspromonte, R (1, 5) OBP: 0.261, SLG: 0.276		0-0 1-3		0-0 HR 1B				0-0 K		4	1	1	0	0	1	0				
John Bateman, R (1, 2) OBP: 0.332, SLG: 0.520		0-3 K		0-0 HR 1B				0-0 P3		4	2	2	2	0	1	0				
Rusty Staub, L (1, 7) OBP: 0.308, SLG: 0.408			0-0 F8 SH1-4 1B	0-0 4-3				0-0 IHR 2B		4	1	2	2	0	0	0				
Dave Giusti, R (1, 1) OBP: 0.286, SLG: 0.357			0-0 SH1-4 1-2	0-0 1B				0-0 3B 1B		3	1	3	0	0	0	0				
Inning Stats	R: 0 E: 0 K: 2 S: 8	H: 1 LOB: 1 BB: 0 P: 8	R: 0 E: 0 K: 1 S: 5	H: 0 LOB: 0 BB: 0 P: 5	R: 0 E: 0 K: 0 S: 4	H: 1 LOB: 3 BB: 2 P: 12	R: 2 E: 0 K: 2 S: 10	H: 3 LOB: 1 BB: 0 P: 10	R: 0 E: 0 K: 1 S: 6	H: 2 LOB: 1 BB: 0 P: 6	R: 6 E: 0 K: 1 S: 10	H: 5 LOB: 1 BB: 1 P: 14	R: 0 E: 0 K: 1 S: 5	H: 0 LOB: 0 BB: 0 P: 5	R: 0 E: 0 K: 0 S: 4	H: 1 LOB: 1 BB: 0 P: 4	1B: 7 2B: 2 3B: 1 HR: 3	SF: 0 SAC: 1 DP: 0 HBP: 0	WP: 0 PB: 1 SB: 1 CS: 0	PA: 39
PITCHER Dick Ellsworth, L (1, 1) ERA: 2.59 Bill Connors, R (6, 1) ERA: 8.36 Billy Hoelt, L (6, 1) ERA: 3.21 Fergie Jenkins, R (6, 1) ERA: 3.75	IP: 5.1 WLS: L BF: 27 H: 10 R: 5 ER: 5 SO: 6 BB: 2 IBB: 0 HBP: 0 BLK: 0 WP: 0 HR: 1 S: 37 P: 45 ERA: 8.44 WHIP: 2.250																			

Chicago Cubs @ Houston Astros
Astrodome, Houston, TX
Sun Jun 12 1966, 4:33 AM EDT
Att: 21,314 - Dome - 72 F

AB	35
R	8
H	13
RBI	8
BB	3
SO	8
LOB	12



Batter	1	2	3	4	5	6	7	8	9	AB	R	H	RBI	BB	SO	LOB	TOP								
Glenn Beckert, R OBP: 0.295, SLG: 0.321 (1,4)	G3		L3			5-3		F7		4	0	0	0	0	0	2									
George Altman, L OBP: 0.256, SLG: 0.397 (1,7)	K			K		G3			4-3	4	0	0	0	0	2	0									
Billy Williams, L OBP: 0.290, SLG: 0.335 (1,9)	F8			F4			F6			4	0	1	0	0	0	0									
Ron Santo, R OBP: 0.403, SLG: 0.543 (1,5)		4-3		K					1B	4	0	1	0	0	1	1									
14 Ernie Banks, R OBP: 0.266, SLG: 0.346 (1,3)		G4-6-3 BB			1B		F7		F9	3	0	1	0	1	0	2									
Byron Browne, R OBP: 0.302, SLG: 0.457 (1,8)		G4-6-3 1-2			F7					3	0	0	0	0	1	3									
Randy Hundley, R OBP: 0.287, SLG: 0.399 (1,2)			5-3		F4			4-3 1-3 1B		3	0	1	0	0	0	1									
Don Kessinger, S OBP: 0.256, SLG: 0.258 (1,6)			4-3		F7			1-3 1-2		3	0	0	0	0	0	2									
Ernie Broglio, R OBP: 0.245, SLG: 0.444 (1,1)						F6			4-3	1	0	1	0	0	0	0									
Fergie Jenkins, R OBP: 0.389, SLG: 0.529 (3,1)										0	0	0	0	0	0	0									
Lee Thomas, R OBP: 0.263, SLG: 0.342 (6,1)										0	0	0	0	0	0	0									
Bill Connors, R OBP: 0.263, SLG: 0.342 (6,1)										0	0	0	0	0	0	0									
Marty Keough, L OBP: 0.247, SLG: 0.295 (8,1)										1	0	0	0	0	0	1									
Billy Hoelt, L OBP: 0.290, SLG: 0.335 (8,1)										0	0	0	0	0	0	0									
Inning Stats	R: 0 E: 0 K: 1 S: 5	H: 0 LOB: 0 BB: 0 P: 5	R: 0 E: 0 K: 0 S: 2	H: 0 LOB: 0 BB: 1 P: 6	R: 0 E: 0 K: 0 S: 4	H: 1 LOB: 1 BB: 0 P: 4	R: 0 E: 0 K: 2 S: 7	H: 0 LOB: 0 BB: 0 P: 7	R: 0 E: 0 K: 0 S: 4	H: 1 LOB: 1 BB: 0 P: 4	R: 0 E: 0 K: 0 S: 3	H: 0 LOB: 0 BB: 0 P: 3	R: 0 E: 0 K: 1 S: 6	H: 1 LOB: 1 BB: 0 P: 6	R: 0 E: 0 K: 0 S: 4	H: 1 LOB: 1 BB: 0 P: 4	R: 0 E: 0 K: 0 S: 4	H: 1 LOB: 1 BB: 0 P: 4	1B: 5 2B: 0 3B: 0 HR: 0	SF: 0 SAC: 0 DP: 1 HBP: 0	WP: 0 PB: 0 SB: 0 CS: 0	PA: 32			
PITCHER	IP	WLS	BF	H	R	ER	SO	BB	IBB	HBP	BLK	WP	HR	S	P	ERA	WHIP								
Gaylord Perry, R ERA: 2.83 (1,1)	7.0	W	24	3	0	0	4	1	0	0	0	0	0	31	35	0.00	0.571								
Lindy McDaniel, R ERA: 3.83 (8,1)	2.0	S	8	2	0	0	0	0	0	0	0	0	0	8	8	0.00	1.000								

Chicago Cubs @ San Francisco Giants
Candlestick Park, San Francisco, CA
Mon Jun 13 1966, 6:33 AM EDT
Att: 7,103 - Unknown

AB 31
R 0
H 5
RBI 0
BB 1
SO 4
LOB 12



Batter	1	2	3	4	5	6	7	8	9	AB	R	H	RBI	BB	SO	LOB	BOTTOM								
Tito Fuentes, S OBP: 0.299, SLG: 0.357 (1,4)	F2		K	K		6-3		K		5	0	0	0	0	3	4									
Len Gabrielson, L OBP: 0.283, SLG: 0.320 (1,7)	K		1B 1-2 1B	6-3		BB 1B		1-3		5	1	2	0	0	1	2									
Willie Mays, R OBP: 0.345, SLG: 0.527 (1,8)										3	2	2	1	0	0	0									
Don Landrum, L OBP: 0.247, SLG: 0.197 (6,8)	F6		1-3 2-H 1B		E 2B	BB				0	0	0	0	1	0	0									
Willie McCovey, L OBP: 0.358, SLG: 0.529 (1,3)		HR	1B 2B IBB		K	4-3				3	2	1	1	1	1	4									
Jim Ray Hart, R OBP: 0.376, SLG: 0.550 (1,5)										4	1	1	2	0	1	0									
Lindy McDaniel, R OBP: 0.143, SLG: 0.143 (8,1)	K		BB 2B 1B		E5 G3			6-3		0	0	0	0	0	0	0									
Tom Haller, L OBP: 0.300, SLG: 0.417 (1,2)			1-3 2-H 2-H 1B		2-H G3			K		3	1	0	0	1	1	1									
Ollie Brown, R OBP: 0.275, SLG: 0.256 (1,9)	F8		1-2 2B BB		6-3			1-3		4	0	1	3	0	0	1									
Hal Lanier, R OBP: 0.244, SLG: 0.275 (1,6)			1-H 2-H 3-H 2B		4-3			F8 2B		4	0	2	0	0	0	0									
Gaylord Perry, R OBP: 0.273, SLG: 0.318 (1,1)										3	1	2	0	0	1	1									
Jim Davenport, R OBP: 0.349, SLG: 0.409 (8,5)			1B 1B		K	1B 2B		F8		1	0	0	0	0	0	1									
Inning Stats	R: 0 E: 0 K: 1 S: 5	H: 0 LOB: 0 BB: 0 P: 5	R: 1 E: 0 K: 1 S: 6	H: 1 LOB: 0 BB: 0 P: 6	R: 6 E: 0 K: 1 S: 9	H: 5 LOB: 1 BB: 2 P: 17	R: 0 E: 0 K: 2 S: 8	H: 1 LOB: 1 BB: 0 P: 8	R: 1 E: 1 K: 1 S: 7	H: 1 LOB: 1 BB: 0 P: 7	R: 0 E: 0 K: 0 S: 5	H: 2 LOB: 3 BB: 1 P: 9	R: 0 E: 0 K: 1 S: 5	H: 0 LOB: 0 BB: 0 P: 5	R: 0 E: 0 K: 1 S: 6	H: 1 LOB: 1 BB: 0 P: 6	R: 0 E: 0 K: 1 S: 6	H: 1 LOB: 1 BB: 0 P: 6	1B: 6 2B: 4 3B: 0 HR: 1	SF: 0 SAC: 0 DP: 0 HBP: 0	WP: 0 PB: 0 SB: 0 CS: 0	PA: 38			
PITCHER	IP	WLS	BF	H	R	ER	SO	BB	IBB	HBP	BLK	WP	HR	S	P	ERA	WHIP								
Ernie Broglio, R ERA: 5.77 (1,1)	2.2	L	14	5	6	6	3	0	0	0	0	0	0	19	23	3.86	1.875								
Fergie Jenkins, R ERA: 3.75 (3,1)	2.1		11	3	2	1	3	1	0	0	0	0	0	16	20	3.86	1.714								
Bill Connors, R ERA: 7.31 (6,1)	2.0		9	2	0	0	1	1	0	0	0	0	0	10	14	0.00	1.500								
Billy Hoelt, L ERA: 3.1 (8,1)	1.0		4	1	0	0	1	0	0	0	0	0	0	6	6	0.00	1.000								

Chicago Cubs @ San Francisco Giants
Candlestick Park, San Francisco, CA
Mon Jun 13 1966, 6:33 AM EDT
Att: 7,103 - Unknown

AB 35
R 8
H 11
RBI 7
BB 3
SO 8
LOB 14




Batter	1	2	3	4	5	6	7	8	9	AB	R	H	RBI	BB	SO	LOB	TOP									
Glenn Beckert, R OBP: 0.297, SLG: 0.323 (1,4)	0-0 1-3		0-0 1B		0-0 F3	0-0 1B		0-0 6-3		5	0	2	2	0	0	1	Chicago Cubs @ San Francisco Giants Candlestick Park, San Francisco, CA Tue Jun 14 1966, 6:33 AM EDT Att: 6,724 - Unknown livebaseballscorecards.com									
Lee Thomas, L OBP: 0.291, SLG: 0.337 (1,7) (6,3)	0-0 4-3		0-0 3-1		0-0 HR	1-2 2H 3H 1B		0-0 F8	0-0 3-1	5	1	1	0	0	0	3										
Billy Williams, L OBP: 0.292, SLG: 0.350 (1,9)	0-0 1B			0-0 F8	0-0 HR	0-3 K		0-3 K	0-3 K	5	1	2	3	0	2	2										
Ron Santo, R OBP: 0.398, SLG: 0.534 (1,5) (6,6)	0-0 F4			0-0 14 1B 2B	0-0 4-3		0-0 4-3		0-0 F7	5	1	1	0	0	0	1										
14 Ernie Banks, R OBP: 0.271, SLG: 0.349 (1,3) (6,5)		0-0 F3		0-0 2B 1B		0-0 BB 1B HBP		0-0 E4		4	1	2	0	0	0	0										
Byron Browne, R OBP: 0.301, SLG: 0.458 Fergie Jenkins, R OBP: 0.389, SLG: 0.529 (1,8) (7,1)		0-3 K		0-0 2B		0-3 K		0-0 F9		4	0	1	1	0	2	2										
Randy Hundley, R OBP: 0.286, SLG: 0.395 (1,2)	0-0 6-3			0-0 F5		0-0 HBP BB 1B		0-0 F6		0	0	0	0	0	0	2										
Don Kessinger, S OBP: 0.253, SLG: 0.255 Marty Keough, L OBP: 0.174, SLG: 0.095 Billy Hoelt, L OBP: 0.500, SLG: 0.500 George Altman, L OBP: 0.253, SLG: 0.392 (1,6) (6,PH) (6,1) (7,7)			0-0 4-3		0-0 F6	4-0 HBP BB		0-0 F8		2	0	0	0	0	0	0										
Chuck Estrada, R Cal Koonce, R Jimmy Stewart, S OBP: 0.213, SLG: 0.233 (1,1) (1,1) (6,PH) (6,7) (7,8)			0-3 K		4-0 HR BB	1-0 HBP		0-0 F6		0	0	0	0	0	0	0										
Inning Stats	R: 0 E: 0 K: 0 S: 4	H: 1 LOB: 1 BB: 0 P: 4	R: 0 E: 0 K: 1 S: 5	H: 0 LOB: 0 BB: 0 P: 5	R: 0 E: 0 K: 1 S: 6	H: 1 LOB: 1 BB: 0 P: 6	R: 1 E: 0 K: 0 S: 5	H: 3 LOB: 1 BB: 0 P: 5	R: 3 E: 0 K: 0 S: 5	H: 2 LOB: 0 BB: 1 P: 9	R: 3 E: 0 K: 2 S: 10	H: 3 LOB: 2 BB: 1 P: 15	R: 0 E: 1 K: 0 S: 4	H: 0 LOB: 1 BB: 0 P: 4	R: 0 E: 0 K: 0 S: 3	H: 0 LOB: 0 BB: 0 P: 3		R: 0 E: 0 K: 1 S: 5	H: 0 LOB: 0 BB: 0 P: 5	1B: 8 2B: 1 3B: 0 HR: 1	SF: 0 SAC: 0 DP: 0 HBP: 1	WP: 0 PB: 0 SB: 0 CS: 0	PA: 40			
PITCHER	IP	WLS	BF	H	R	ER	SO	BB	IBB	HBP	BLK	WP	HR	S	P	ERA	WHIP									
Ron Herbel, R ERA: 4.29 Bob Priddy, R ERA: 1.59 Bill Henry, L ERA: 0.71 Lindy McDaniel, R ERA: 3.57	(1,1) (6,1) (6,1) (7,1)	5.0 0.1 0.2 3.0	WLS 23 3 4 10	BF 23 3 4 10	H 8 1 1 0	R 5 0 2 0	ER 5 0 2 0	SO 2 1 1 1	BB 1 0 0 0	IBB 0 0 0 0	HBP 0 0 1 0	BLK 0 0 0 0	WP 0 0 0 0	HR 1 4 5 12	S 26 4 6 12	P 30 8 6 12	ERA 9.00 0.00 27.00 0.00	WHIP 1.800 6.000 1.500 0.000								

Batter	1	2	3	4	5	6	7	8	9	AB	R	H	RBI	BB	SO	LOB	BOTTOM									
Tito Fuentes, S OBP: 0.302, SLG: 0.360 (1,4)	4-0 HR	0-0 F7		0-0 F4		0-0 F7		0-0 1B 1B 2B		4	2	1	0	1	0	1	Chicago Cubs @ San Francisco Giants Candlestick Park, San Francisco, CA Tue Jun 14 1966, 6:33 AM EDT Att: 6,724 - Unknown livebaseballscorecards.com									
Len Gabrielson, L OBP: 0.284, SLG: 0.320 Jim Davenport, R OBP: 0.351, SLG: 0.410 (1,7) (7,PH) (8,5)	0-0 F2	0-0 FC4-6			0-0 HR		0-0 HR	0-0 6-3		3	1	1	0	0	0	2										
Willie Mays, R OBP: 0.346, SLG: 0.539 (1,8)	0-0 HR	0-0 FC5-4			0-0 1-3		0-0 F5	0-0 1B		5	1	2	2	0	0	3										
Willie McCovey, L OBP: 0.359, SLG: 0.542 (1,3)	0-0 HR		0-0 F8		0-0 F9		0-0 HR	0-3 K		5	2	2	2	0	1	3										
Jim Ray Hart, R OBP: 0.384, SLG: 0.565 (1,5) (8,7)	0-0 F6		4-0 CS		0-0 HR		4-0 2B	0-0 4-3	0-0 1B	3	2	2	3	2	0	1										
Tom Haller, L OBP: 0.303, SLG: 0.434 (1,2)	0-0 HR		0-0 1-3		0-0 HR		0-0 4-3	0-3 K		5	1	2	2	0	1	4										
Ollie Brown, R OBP: 0.285, SLG: 0.276 (1,9)	1-0 HBP			0-0 HR		0-0 FC6-4		4-0 2B	0-0 IBB	2	1	1	1	1	0	1										
Hal Lanier, R OBP: 0.244, SLG: 0.280 (1,6)	0-0 1-3			0-0 6-3		0-0 6-3		0-0 6-3	1-3 2H	4	0	1	1	0	0	1										
Ron Herbel, R OBP: 0.118, SLG: 0.063 Bob Priddy, R OBP: 0.333, SLG: 0.200 Bill Henry, L Cap Peterson, R OBP: 0.297, SLG: 0.269 Lindy McDaniel, R OBP: 0.125, SLG: 0.125 (1,1) (6,1) (6,1) (6,PH) (7,1)		0-0 E4		0-3 K		0-0 6-3		0-0 5-3		2	0	0	0	0	1	0										
Inning Stats	R: 4 E: 0 K: 0 S: 6	H: 3 LOB: 1 BB: 1 P: 11	R: 0 E: 1 K: 0 S: 4	H: 0 LOB: 1 BB: 0 P: 4	R: 0 E: 0 K: 0 S: 2	H: 0 LOB: 0 BB: 1 P: 6	R: 1 E: 0 K: 1 S: 6	H: 1 LOB: 0 BB: 0 P: 6	R: 2 E: 0 K: 0 S: 6	H: 3 LOB: 1 BB: 0 P: 6	R: 0 E: 0 K: 0 S: 3	H: 0 LOB: 0 BB: 0 P: 3	R: 3 E: 0 K: 0 S: 6	H: 3 LOB: 2 BB: 2 P: 14	R: 1 E: 0 K: 2 S: 10	H: 3 LOB: 2 BB: 0 P: 10		R: 1 E: 0 K: 0 S: 5	H: 3 LOB: 0 BB: 0 P: 1	1B: 6 2B: 2 3B: 0 HR: 5	SF: 0 SAC: 0 DP: 0 HBP: 1	WP: 0 PB: 0 SB: 0 CS: 1	PA: 42			
PITCHER	IP	WLS	BF	H	R	ER	SO	BB	IBB	HBP	BLK	WP	HR	S	P	ERA	WHIP									
Chuck Estrada, R ERA: 7.11 Cal Koonce, R ERA: 11.0 Billy Hoelt, L ERA: 3.82 Fergie Jenkins, R ERA: 3.82	(1,1) (1,1) (6,1) (7,1)	0.2 4.1 1.2 1.1	WLS 7 L 7	BF 18 10 7	H 4 3 1	R 3 3 1	ER 4 3 1	SO 4 3 2	BB 1 1 0	IBB 0 0 0	HBP 0 0 0	BLK 0 0 0	WP 0 0 0	HR 2 8 11	S 5 19 11	P 10 23 16 11	ERA 54.00 6.23 16.20 6.75	WHIP 6.000 1.154 2.400 2.250								

Batter	1	2	3	4	5	6	7	8	9	AB	R	H	RBI	BB	SO	LOB	TOP						
Jimmy Stewart, S OBP: 0.192, SLG: 0.208 (1, 7)										5	0	0	0	0	0	2							
Glenn Beckert, R OBP: 0.304, SLG: 0.327 (1, 4)										4	2	2	0	1	1	0							
Billy Williams, L OBP: 0.234, SLG: 0.351 (1, 9)										5	2	2	0	0	0	2							
Ron Santo, R OBP: 0.398, SLG: 0.531 (8, 6)										5	1	2	1	0	2	3							
14 Ernie Banks, R OBP: 0.282, SLG: 0.365 (8, 5)										4	0	3	3	0	1	1							
Byron Browne, R OBP: 0.305, SLG: 0.465 (1, 8)										4	0	2	0	0	2	3							
Randy Hundley, R OBP: 0.286, SLG: 0.392 (1, 2)										4	0	1	0	0	1	5							
Don Kessinger, S OBP: 0.260, SLG: 0.258 (8, PH)									2	0	1	0	1	0	0								
Marty Keough, L OBP: 0.167, SLG: 0.091 (8, PH)										1	0	0	0	0	1	0							
Bill Hands, R OBP: 0.182, SLG: 0.105 (8, PH)										0	0	0	0	0	0	0							
Ken Holtzman, R OBP: 0.105, SLG: 0.105 (3, 1)										1	0	0	0	0	0	1							
Fergie Jenkins, R OBP: 0.399, SLG: 0.500 (6, PH)										1	0	0	0	0	0	2							
Joey Amalfitano, R OBP: 0.172, SLG: 0.125 (6, PH)										0	0	0	0	0	0	0							
Chuck Estrada, R OBP: 0.280, SLG: 0.335 (8, PH)										1	0	0	0	0	0	0							
Lee Thomas, L OBP: 0.280, SLG: 0.335 (8, PH)										0	0	0	0	0	0	0							
Inning Stats	R: 2 E: 1 K: 2 S: 10	H: 3 LOB: 2 BB: 1 P: 14	R: 0 E: 0 K: 0 S: 2	H: 0 LOB: 0 BB: 1 P: 6	R: 2 E: 0 K: 1 S: 8	H: 3 LOB: 1 BB: 0 P: 8	R: 0 E: 0 K: 0 S: 3	H: 0 LOB: 0 BB: 0 P: 3	R: 0 E: 0 K: 2 S: 9	H: 2 LOB: 2 BB: 0 P: 9	R: 0 E: 0 K: 0 S: 4	H: 2 LOB: 1 BB: 0 P: 4	R: 1 E: 0 K: 1 S: 8	H: 3 LOB: 2 BB: 0 P: 8	R: 0 E: 0 K: 1 S: 5	H: 0 LOB: 0 BB: 0 P: 5	R: 0 E: 0 K: 1 S: 5	H: 0 LOB: 0 BB: 0 P: 5	1B: 11 2B: 2 3B: 0 HR: 0	SF: 0 SAC: 0 DP: 2 HBP: 0	WP: 0 PB: 0 SB: 0 CS: 0	PA: 40	
PITCHER	IP	WLS	BF	H	R	ER	SO	BB	IBB	HBP	BLK	WP	HR	S	P	ERA	WHIP					ERA	WHIP
Claude Osteen, L ERA: 2.5 (1, 1)	5.0	W	26	10	4	3	5	2	0	0	0	0	0	34	42	5.40	2.400						
Phil Regan, R ERA: 1.49 (6, 1)	4.0	S	14	3	1	1	3	0	0	0	0	0	0	20	20	2.25	0.750						

Chicago Cubs @ Los Angeles Dodgers
Dodger Stadium, Los Angeles, CA
Wed Jun 15 1966, 7:05 PM PDT
Att: 22,013 - Unknown


AB	38
R	5
H	13
RBI	4
BB	2
SO	8
LOB	19



Batter	1	2	3	4	5	6	7	8	9	AB	R	H	RBI	BB	SO	LOB	BOTTOM						
Maury Wills, S OBP: 0.337, SLG: 0.344 (1, 6)										3	0	0	0	1	1	0							
Jim Gilliam, S OBP: 0.239, SLG: 0.202 (1, 5)										2	1	0	0	2	0	0							
Willie Davis, L OBP: 0.306, SLG: 0.369 (1, 8)										3	1	1	1	1	1	0							
Tommy Davis, R OBP: 0.306, SLG: 0.396 (1, 7)										4	1	1	1	0	1	3							
Lou Johnson, R OBP: 0.330, SLG: 0.461 (1, 9)										4	1	1	1	0	2	3							
Wes Parker, S OBP: 0.349, SLG: 0.454 (1, 3)										4	1	2	3	0	0	3							
John Kennedy, R OBP: 0.244, SLG: 0.268 (1, 4)										3	0	0	0	1	2	0							
Jeff Torborg, R OBP: 0.291, SLG: 0.292 (1, 2)										4	0	1	0	0	0	2							
Claude Osteen, L OBP: 0.243, SLG: 0.371 (1, 1)										1	1	0	0	1	0	0							
Phil Regan, R OBP: 0.071, SLG: 0.071 (6, 1)										2	0	0	0	0	0	1							
Inning Stats	R: 0 E: 0 K: 1 S: 5	H: 0 LOB: 0 BB: 0 P: 5	R: 0 E: 0 K: 1 S: 6	H: 1 LOB: 2 BB: 1 P: 10	R: 1 E: 0 K: 2 S: 7	H: 0 LOB: 3 BB: 4 P: 23	R: 0 E: 0 K: 0 S: 3	H: 0 LOB: 0 BB: 0 P: 3	R: 5 E: 0 K: 1 S: 9	H: 4 LOB: 0 BB: 1 P: 13	R: 0 E: 0 K: 1 S: 5	H: 0 LOB: 0 BB: 0 P: 5	R: 0 E: 0 K: 0 S: 3	H: 0 LOB: 0 BB: 0 P: 3	R: 0 E: 0 K: 1 S: 6	H: 1 LOB: 1 BB: 0 P: 6	1B: 5 2B: 0 3B: 0 HR: 1	SF: 0 SAC: 0 DP: 0 HBP: 0	WP: 0 PB: 0 SB: 0 CS: 0	PA: 36			
PITCHER	IP	WLS	BF	H	R	ER	SO	BB	IBB	HBP	BLK	WP	HR	S	P	ERA	WHIP					ERA	WHIP
Ken Holtzman, L ERA: 3.99 (1, 1)	2.0	L	12	4	1	1	2	5	0	0	0	0	0	11	31	4.50	3.000						
Fergie Jenkins, R ERA: 4.34 (3, 1)	3.0	L	14	4	5	5	3	1	0	0	0	0	1	19	23	15.00	1.667						
Chuck Estrada, R ERA: 5.4 (6, 1)	2.0		6	0	0	0	1	0	0	0	0	0	0	8	8	0.00	0.000						
Bill Hands, R ERA: 3.0 (8, 1)	1.0		4	1	0	0	1	0	0	0	0	0	0	6	6	0.00	1.000						

Chicago Cubs @ Los Angeles Dodgers
Dodger Stadium, Los Angeles, CA
Wed Jun 15 1966, 7:05 PM PDT
Att: 22,013 - Unknown

AB	30
R	6
H	6
RBI	6
BB	6
SO	7
LOB	12



Batter	1	2	3	4	5	6	7	8	9	AB	R	H	RBI	BB	SO	LOB	TOP			
Glenn Beckert, R OBP: 0.306, SLG: 0.329 (1, 4)	0-0 1-3	0-0 2H 1B		0-0 6-3			0-0 F8		0-0 E S 1B	5	0	2	1	0	0	0				
Lee Thomas, L OBP: 0.256, SLG: 0.327 (1, 7)	0-0 4-3	0-0 3-1			1-0 SH3-4 1B HBP		0-0 F7		0-3 K 1-3	4	0	0	0	0	1	2				
Billy Williams, L OBP: 0.300, SLG: 0.361 (1, 9)	0-0 P6		0-0 FC6 2B		0-0 SH3-4 1B		0-0 1B		0-0 F9	5	0	3	0	0	0	1				
Ron Santo, R OBP: 0.402, SLG: 0.531 (1, 5)		4-0 BB 1B BB	0-0 FC6 G6-4-3		0-0 SH3-4		0-0 1-2 1B			2	1	1	0	1	0	1				
14 Ernie Banks, R OBP: 0.281, SLG: 0.358 (1, 3)		0-3 K	0-0 F8		4-0 G5-4-3 1B		0-3 K			3	0	0	0	1	2	5				
Byron Browne, R OBP: 0.304, SLG: 0.457 (1, 8)		4-0 1B 2B BB	0-0 G6-4-3		0-0 G5-4-3			0-3 K		3	1	0	0	1	1	5				
Randy Hundley, R OBP: 0.285, SLG: 0.394 (1, 2)		0-0 F2		0-0 SH5-3 SH3-4 2B		0-0 F7		0-0 F8		4	1	1	0	0	0	2				
Don Kessinger, S OBP: 0.261, SLG: 0.259 (1, 6)		0-0 2B 1B	0-0 SH5-3		0-3 K		0-0 L5			3	1	1	1	0	1	0				
Bob Hendley, R OBP: 0.250, SLG: 0.286 (1, 1)		0-0 2B 1B	0-0 SH3-4		0-3 K		0-3 K		0-3 K	1	1	1	2	0	0	0				
Cal Koonce, R (3, 1)										2	0	0	1	0	2	0				
Billy Hoelt, L OBP: 0.500, SLG: 0.500 (9, 1)		1-H 3-H 1B 2B		3-H						0	0	0	0	0	0	0				
Inning Stats	R: 0 E: 0 K: 0 S: 3	H: 0 LOB: 0 BB: 0 P: 3	R: 4 E: 0 K: 1 S: 8	H: 3 LOB: 1 BB: 2 P: 16	R: 0 E: 0 K: 0 S: 4	H: 1 LOB: 0 BB: 0 P: 4	R: 0 E: 0 K: 0 S: 4	H: 1 LOB: 0 BB: 0 P: 4	R: 0 E: 0 K: 2 S: 7	H: 0 LOB: 0 BB: 0 P: 7	R: 0 E: 0 K: 1 S: 5	H: 2 LOB: 0 BB: 0 P: 5	R: 0 E: 0 K: 1 S: 5	H: 0 LOB: 0 BB: 0 P: 5	R: 0 E: 0 K: 2 S: 8	H: 1 LOB: 1 BB: 0 P: 8	1B: 6 2B: 3 3B: 0 HR: 0	SF: 0 SAC: 0 DP: 2 HBP: 1	WP: 0 PB: 0 SB: 1 CS: 0	PA: 39
PITCHER Don Drysdale, R ERA: 4.41 (1, 1)	IP: 9.0 WLS: L BF: 39 H: 9 R: 5 ER: 5 SO: 7 BB: 2 IBB: 1 HBP: 1 BLK: 0 WP: 0 HR: 0 S: 49 P: 62 ERA: 5.00 WHIP: 1.222																			

Chicago Cubs @ Los Angeles Dodgers
Dodger Stadium, Los Angeles, CA
Thu Jun 16 1966, 7:05 PM PDT
Att: 21,545 - Unknown - 65 F

AB 32
R 5
H 9
RBI 5
BB 3
SO 7
LOB 16



Batter	1	2	3	4	5	6	7	8	9	AB	R	H	RBI	BB	SO	LOB	BOTTOM			
Maury Wills, S OBP: 0.339, SLG: 0.342 (1, 6)	4-0 CS BB	0-3 K			0-0 P7		0-0 3-1		0-0 1-3 2-H 1B	4	0	1	1	1	1	1				
Wes Parker, S OBP: 0.350, SLG: 0.447 (1, 3)	4-0 1-2 BB BB		4-0 FC4-6 BB		0-3 K		0-0 4-3		0-0 F9	3	0	0	0	2	1	2				
Willie Davis, L OBP: 0.305, SLG: 0.366 (1, 8)	0-0 F8		0-0 FC4-6 1B 1B		0-0 1B		0-0 K2-3		0-0 F8	4	1	1	0	0	0	2				
Tommy Davis, R OBP: 0.313, SLG: 0.394 (1, 7)	4-0 1-2 BB		0-0 1B		0-3 K		0-0 F9		0-0 F9	3	0	1	0	1	1	1				
Lou Johnson, R OBP: 0.333, SLG: 0.459 (1, 9)	0-0 F3		0-0 G4-6-3 1B		4-0 FC4 BB		0-3 K			3	0	1	1	1	1	2				
Nate Oliver, R OBP: 0.247, SLG: 0.260 (1, 4)		4-0 2B BB	0-0 G4-6-3		0-0 F8		0-0 1-3		0-0 1-3	2	1	0	0	1	0	3				
Jim Gilliam, S OBP: 0.236, SLG: 0.200 (9, PH)			0-0 G4-6-3		0-0 F8		0-0 4-3		0-0 4-3	1	0	0	0	0	0	0				
John Kennedy, R OBP: 0.247, SLG: 0.282 (1, 5)		0-0 CS 2B		0-0 5-3		0-0 F2		0-0 4-3		3	0	1	1	0	0	1				
John Roseboro, L OBP: 0.333, SLG: 0.404 (9, PH)		1-H 2B			0-0 F2		0-0 4-3		0-0 4-3	1	0	0	0	0	0	0				
Jeff Torborg, R OBP: 0.293, SLG: 0.293 (1, 2)		0-0 6-3		0-0 G6-4-3 1B		0-0 FC4		0-0 BB 1B		3	0	1	0	0	0	2				
Jim Lefebvre, S OBP: 0.347, SLG: 0.508 (9, PH)		2-3 1B 1B		0-0 G6-4-3 1B		1-2 FC4		0-0 BB 1B		1	1	1	0	0	0	0				
Don Drysdale, R OBP: 0.250, SLG: 0.324 (1, 1)		4-0 BB		0-0 G6-4-3		0-0 5-3		4-0 BB 1B		2	0	0	0	1	0	1				
Wes Covington, L OBP: 0.130, SLG: 0.048 (9, PH)				0-0 G6-4-3		0-0 5-3				0	0	0	0	1	0	0				
Derrell Griffith, L OBP: 0.170, SLG: 0.067 (9, PR)				1-2 G6-4-3						0	0	0	0	0	0	0				
Inning Stats	R: 0 E: 0 K: 0 S: 2	H: 0 LOB: 2 BB: 3 P: 14	R: 1 E: 0 K: 1 S: 5	H: 1 LOB: 1 BB: 2 P: 13	R: 1 E: 0 K: 0 S: 4	H: 2 LOB: 1 BB: 1 P: 8	R: 0 E: 0 K: 0 S: 3	H: 1 LOB: 0 BB: 0 P: 3	R: 0 E: 0 K: 2 S: 8	H: 1 LOB: 1 BB: 0 P: 8	R: 0 E: 0 K: 0 S: 3	H: 0 LOB: 0 BB: 0 P: 3	R: 0 E: 0 K: 1 S: 5	H: 0 LOB: 0 BB: 0 P: 5	R: 1 E: 0 K: 0 S: 5	H: 2 LOB: 2 BB: 1 P: 9	1B: 6 2B: 1 3B: 0 HR: 0	SF: 0 SAC: 0 DP: 2 HBP: 0	WP: 0 PB: 0 SB: 0 CS: 2	PA: 38
PITCHER Bob Hendley, L ERA: 5.4 (1, 1)	IP: 2.1 WLS: W BF: 14 H: 3 R: 2 ER: 2 SO: 1 BB: 6 IBB: 0 HBP: 0 BLK: 0 WP: 0 HR: 0 S: 10 P: 34 ERA: 7.71 WHIP: 3.857																			
Cal Koonce, R ERA: 7.04 (3, 1)	6.1 W 23 4 1 1 3 2 0 0 0 0 0 0 27 35 1.42 0.947																			
Billy Hoelt, L ERA: 3.77 (9, 1)	0.1 S 1 0 0 0 0 0 0 0 0 0 0 0 1 1 0.00 0.000																			

Chicago Cubs @ Los Angeles Dodgers
Dodger Stadium, Los Angeles, CA
Thu Jun 16 1966, 7:05 PM PDT
Att: 21,545 - Unknown - 65 F

AB 30
R 3
H 7
RBI 3
BB 8
SO 4
LOB 15



Batter	1	2	3	4	5	6	7	8	9	AB	R	H	RBI	BB	SO	LOB	TOP										
Joe Morgan, L (1,4) OBP: 0.441, SLG: 0.441 Bob Lillis, R (9, FH) OBP: 0.200, SLG: 0.059	4-3	F7		SF9	FC4-6				6-3	4	1	1	1	0	0	1											
Sonny Jackson, L (1,6) OBP: 0.318, SLG: 0.309	CS		FC5	BB	FC6-4				F8	5	2	3	2	1	0	1											
Jimmy Wynn, R (1,8) OBP: 0.318, SLG: 0.425	PO		K	K						5	1	2	1	0	2	3											
Rusty Staub, L (1,9) OBP: 0.306, SLG: 0.416	PO		FC5	BB	FC6-4					4	2	3	3	1	0	0											
Chuck Harrison, R (1,3) OBP: 0.255, SLG: 0.333		HR	FC5	BB						5	1	3	1	0	0	3											
Lee Maye, L (1,7) OBP: 0.273, SLG: 0.390 Dave Nicholson, R (4, FH) OBP: 0.424, SLG: 0.488	HR		F7							2	1	1	0	0	0	2											
Bob Aspromonte, R (1,5) OBP: 0.272, SLG: 0.290										3	0	1	1	0	0	1											
John Bateman, R (1,2) OBP: 0.329, SLG: 0.518										4	1	0	0	1	0	4											
Dave Giusti, R (1,1) OBP: 0.281, SLG: 0.323										5	2	3	3	0	1	0											
Inning Stats	R: 0 E: 0 K: 0 S: 3	H: 2 LOB: 0 BB: 0 P: 3	R: 4 E: 0 K: 0 S: 7	H: 4 LOB: 0 BB: 0 P: 7	R: 0 E: 0 K: 1 S: 5	H: 0 LOB: 2 BB: 1 P: 13	R: 5 E: 1 K: 1 S: 11	H: 5 LOB: 2 BB: 1 P: 15	R: 0 E: 0 K: 0 S: 4	H: 1 LOB: 1 BB: 0 P: 4	R: 4 E: 0 K: 0 S: 8	H: 5 LOB: 1 BB: 0 P: 8	R: 0 E: 0 K: 1 S: 5	H: 0 LOB: 0 BB: 0 P: 5	R: 0 E: 0 K: 1 S: 5	H: 0 LOB: 0 BB: 0 P: 5	1B: 11 2B: 2 3B: 2 HR: 2	SF: 1 SAC: 1 DP: 0 HBP: 0	WP: 0 PB: 0 SB: 0 CS: 1	PA: 48							
PITCHER	IP	WLS	BF	H	R	ER	SO	BB	IBB	HBP	BLK	WP	HR	S	P	ERA	WHIP										
Bill Hands, R (1,1) ERA: 3.42	2.0		11	6	4	4	0	1	0	0	0	0	2	10	14	18.00	3.500										
Fergie Jenkins, R (3,1) ERA: 4.55	1.0	L	7	1	3	2	1	2	0	0	0	0	0	7	15	18.00	3.000										
Bob Hendley, L (4,1) ERA: 5.28	0.2		6	4	2	0	1	0	0	0	0	0	0	8	8	0.00	6.000										
Chuck Estrada, R (4,1) ERA: 7.15	3.0		15	5	4	4	0	1	0	0	0	0	0	14	18	12.00	2.000										
Billy Hoelt, L (7,1) ERA: 3.51	2.1		8	1	0	0	2	0	0	0	0	0	0	12	12	0.00	0.429										

Houston Astros @ Chicago Cubs
Wrigley Field, Chicago, IL
Sat Jun 18 1966, 3:33 AM CDT
Att: 10,757 - Overcast - 69 F

AB 41
R 13
H 17
RBI 12
BB 4
SO 4
LOB 16



Batter	1	2	3	4	5	6	7	8	9	AB	R	H	RBI	BB	SO	LOB	BOTTOM										
Glenn Beckert, R (1,4) OBP: 0.301, SLG: 0.322	3-1		F9		F9				F5	4	0	0	0	0	0	1											
Lee Thomas, L (1,7) OBP: 0.283, SLG: 0.324	HR				G3				L8	2	2	0	0	2	0	0											
Billy Williams, L (1,9) OBP: 0.300, SLG: 0.359	HR		1-3						3-1	4	1	1	0	0	0	1											
Ron Santo, R (1,5) OBP: 0.403, SLG: 0.558	HR		E4						F7	4	2	2	4	0	0	0											
14 Ernie Banks, R (1,3) OBP: 0.275, SLG: 0.350	F8		1-3							4	0	0	0	0	0	1											
Byron Browne, R (1,8) OBP: 0.303, SLG: 0.449	K				6-3					3	0	0	0	1	2	0											
Randy Hundley, R (1,2) OBP: 0.279, SLG: 0.386			5-3		F7				F2	4	0	0	0	0	0	1											
Don Kessinger, S (1,6) OBP: 0.263, SLG: 0.260			4-3		F7					3	0	1	0	0	0	0											
Bill Hands, R (1,1) OBP: 0.174, SLG: 0.100 Fergie Jenkins, R (3,1) OBP: 0.368, SLG: 0.500 Bob Hendley, R (4,1) OBP: 0.250, SLG: 0.286 Chuck Estrada, R (4,1) OBP: 0.333, SLG: 0.333			K						FC4	1	0	0	0	0	1	0											
Inning Stats	R: 3 E: 0 K: 1 S: 7	H: 2 LOB: 0 BB: 1 P: 11	R: 0 E: 0 K: 1 S: 5	H: 0 LOB: 0 BB: 0 P: 5	R: 1 E: 1 K: 0 S: 4	H: 0 LOB: 1 BB: 1 P: 8	R: 0 E: 0 K: 0 S: 3	H: 0 LOB: 0 BB: 0 P: 3	R: 0 E: 0 K: 1 S: 6	H: 1 LOB: 0 BB: 0 P: 6	R: 0 E: 0 K: 0 S: 4	H: 1 LOB: 1 BB: 0 P: 4	R: 0 E: 0 K: 0 S: 3	H: 0 LOB: 0 BB: 0 P: 3	R: 0 E: 0 K: 0 S: 2	H: 0 LOB: 0 BB: 1 P: 6	1B: 2 2B: 1 3B: 0 HR: 2	SF: 0 SAC: 0 DP: 1 HBP: 0	WP: 0 PB: 0 SB: 0 CS: 0	PA: 34							
PITCHER	IP	WLS	BF	H	R	ER	SO	BB	IBB	HBP	BLK	WP	HR	S	P	ERA	WHIP										
Dave Giusti, R (1,1) ERA: 3.07	9.0	W	34	4	5	5	3	3	0	0	0	0	2	37	49	5.00	0.778										

Houston Astros @ Chicago Cubs
Wrigley Field, Chicago, IL
Sat Jun 18 1966, 3:33 AM CDT
Att: 10,757 - Overcast - 69 F

AB 31
R 5
H 4
RBI 4
BB 3
SO 3
LOB 5



Batter	1	2	3	4	5	6	7	8	9	AB	R	H	RBI	BB	SO	LOB	TOP					
Sonny Jackson, L OBP: 0.318, SLG: 0.310	P1		6-3				F8			4	1	1	0	0	0	1	Houston Astros @ Chicago Cubs Wrigley Field, Chicago, IL Sun Jun 19 1966, 3:38 AM CDT Att: 21,292 - Cloudy - 81 F					
Jimmy Wynn, R OBP: 0.312, SLG: 0.418	4-3		6-3				FC5-4			4	0	0	0	0	0	2						
Felix Mantilla, R OBP: 0.237, SLG: 0.306	F3		F9							4	0	1	1	0	0	0						
Dave Nicholson, R OBP: 0.419, SLG: 0.496		K								3	0	0	0	1	1	1						
Bob Aspromonte, R OBP: 0.282, SLG: 0.305		BB 2B 1B								4	1	2	0	0	0	0						
Chuck Harrison, R OBP: 0.266, SLG: 0.322		K								4	0	1	0	0	1	3						
Ron Brand, R OBP: 0.364, SLG: 0.310		2B 1-2 BB								3	0	0	0	1	0	3						
Bob Lillis, R OBP: 0.250, SLG: 0.190										4	0	2	1	0	0	3						
Larry Dierker, R OBP: 0.133, SLG: 0.233										2	0	0	0	0	0	2						
Gary Kroll, R OBP: 0.333, SLG: 0.517	4-3									0	0	0	0	0	0	1						
John Bateman, R OBP: 0.333, SLG: 0.517										1	0	0	0	0	0	1						
Aurelio Monteaugado, R OBP: 0.277, SLG: 0.335										0	0	0	0	0	0	0						
Nate Colbert, R OBP: 0.277, SLG: 0.335										1	0	0	0	0	1	1						
Inning Stats	R: 0 E: 0 K: 0 S: 3	H: 0 LOB: 0 BB: 0 P: 3	R: 1 E: 0 K: 2 S: 9	H: 2 LOB: 2 BB: 1 P: 13	R: 0 E: 0 K: 0 S: 3	H: 0 LOB: 0 BB: 0 P: 3	R: 0 E: 0 K: 0 S: 4	H: 1 LOB: 2 BB: 1 P: 8	R: 1 E: 0 K: 0 S: 5	H: 2 LOB: 1 BB: 0 P: 5	R: 0 E: 0 K: 0 S: 3	H: 0 LOB: 0 BB: 0 P: 3	R: 0 E: 0 K: 0 S: 4	H: 1 LOB: 1 BB: 0 P: 4	R: 0 E: 0 K: 0 S: 3	H: 0 LOB: 0 BB: 0 P: 3	R: 0 E: 0 K: 1 S: 6	H: 1 LOB: 1 BB: 0 P: 6	1B: 5 2B: 2 3B: 0 HR: 0	SF: 0 SAC: 0 DP: 0 HBP: 0	WP: 0 PB: 0 SB: 0 CS: 0	PA: 36
PITCHER Ken Holtzman, L ERA: 3.72	IP: 9.0 WLS: W BF: 36 H: 7 R: 2 ER: 2 SO: 3 BB: 2 IBB: 0 HBP: 0 BLK: 0 WP: 0 HR: 0 S: 40 P: 48 ERA: 2.00 WHIP: 1.000															PITCHER						

AB	34
R	2
H	7
RBI	2
BB	2
SO	3
LOB	17



Batter	1	2	3	4	5	6	7	8	9	AB	R	H	RBI	BB	SO	LOB	BOTTOM			
Don Kessinger, S OBP: 0.261, SLG: 0.254	5-3		P6				F7			5	0	0	0	0	0	0	Houston Astros @ Chicago Cubs Wrigley Field, Chicago, IL Sun Jun 19 1966, 3:38 AM CDT Att: 21,292 - Cloudy - 81 F			
Glenn Beckert, R OBP: 0.305, SLG: 0.332	F8		E4 2B				BB 2B 1B			5	1	2	0	0	1	0				
Billy Williams, L OBP: 0.307, SLG: 0.390			G3				BB 2B BB			4	2	1	1	1	0	1				
Ron Santo, R OBP: 0.406, SLG: 0.568			6-3				2B 2B BB			2	2	1	0	2	0	1				
Lee Thomas, L OBP: 0.277, SLG: 0.335	4-3						1B 2B 2B			3	1	2	2	1	0	1				
John Boccabella, R OBP: 0.222, SLG: 0.400			L9				1-3 2-H 3-H			3	0	0	0	0	0	3				
Byron Browne, R OBP: 0.320, SLG: 0.473							1-2 2-3			3	1	3	3	1	0	0				
Randy Hundley, R OBP: 0.279, SLG: 0.398			F8				2-3 3-H			4	1	1	2	0	2	5				
Ken Holtzman, R OBP: 0.087, SLG: 0.087			F2				1-2 2-3			4	0	0	0	0	2	5				
Inning Stats	R: 1 E: 0 K: 0 S: 4	H: 1 LOB: 1 BB: 1 P: 8	R: 0 E: 0 K: 0 S: 4	H: 1 LOB: 1 BB: 0 P: 4	R: 0 E: 1 K: 1 S: 6	H: 1 LOB: 1 BB: 1 P: 10	R: 0 E: 0 K: 1 S: 6	H: 1 LOB: 2 BB: 1 P: 17	R: 0 E: 0 K: 1 S: 5	H: 0 LOB: 0 BB: 0 P: 5	R: 1 E: 0 K: 2 S: 9	H: 2 LOB: 2 BB: 1 P: 13	R: 0 E: 0 K: 0 S: 3	H: 0 LOB: 0 BB: 0 P: 3	R: 0 E: 0 K: 0 S: 3	H: 0 LOB: 0 BB: 0 P: 3		1B: 4 2B: 4 3B: 0 HR: 2	SF: 0 SAC: 1 DP: 0 HBP: 0	WP: 0 PB: 0 SB: 0 CS: 0
PITCHER Larry Dierker, R ERA: 3.62 Gary Kroll, R ERA: 3.8 Aurelio Monteaugado, R ERA: 3.24	IP: 4.1 WLS: L BF: 23 H: 6 R: 5 ER: 5 SO: 1 BB: 5 IBB: 0 HBP: 0 BLK: 0 WP: 1 HR: 1 S: 21 P: 37 ERA: 10.80 WHIP: 2.308															PITCHER				

AB	33
R	8
H	10
RBI	8
BB	5
SO	5
LOB	16



Batter	1	2	3	4	5	6	7	8	9	AB	R	H	RBI	BB	SO	LOB	TOP								
Jim Davenport, R (1, 6) OBP: 0.342, SLG: 0.429	4-0 BB G3-6-3			0-0 F4	0-0 F9		0-3 K		0-0 1-3	4	0	0	0	1	1	4	San Francisco Giants @ Chicago Cubs Wrigley Field, Chicago, IL Wed Jun 22 1966, 3:33 AM CDT Unknown								
Tom Haller, L (1, 2) OBP: 0.299, SLG: 0.461	0-0 G3-6-3 1-2f			0-0 F3	0-3 K			0-0 4-3		4	0	0	0	0	1	3									
Willie Mays, R (1, 8) OBP: 0.354, SLG: 0.546	0-0 6-3			0-0 5-3		0-0 FC5-4 2B		4-0 BB		3	0	1	0	1	0	0									
Willie McCovey, L (1, 3) OBP: 0.366, SLG: 0.543		0-0 6-3			4-0 2B 1B BB			0-3 K		3	1	0	0	1	1	2									
Jim Ray Hart, R (1, 5) OBP: 0.375, SLG: 0.547		0-0 5-3			0-0 1B 2B			4-0 FC5-4 IBB		3	1	1	0	1	0	1									
Cap Peterson, R (1, 7) OBP: 0.281, SLG: 0.247					0-0 1B 1B E			0-0 FC5-4		3	1	1	1	0	1	2									
Don Landrum, L (6, 7) OBP: 0.257, SLG: 0.224					0-0 1B 1B E 3-H 2-3			0-0 FC5-4		1	0	1	0	0	0	0									
Ollie Brown, R (1, 9) OBP: 0.283, SLG: 0.277				0-0 6-3		0-0 E 1B 1-2 2-3			0-0 F7	4	0	1	0	0	0	3									
Hal Lanier, R (1, 4) OBP: 0.244, SLG: 0.282				0-3 K		0-0 E4 1B 1-3 2-H 3-H		0-0 5-3		3	0	1	1	1	1	0									
Gaylord Perry, R (1, 1) OBP: 0.214, SLG: 0.250				0-0 4-3		0-0 K		0-0 5-3		2	0	0	0	0	1	2									
Don Mason, L (7, PH) OBP: 0.071, SLG: 0.071										1	0	0	0	0	0	0									
Frank Linzy, R (7, 1) OBP: 0.200, SLG: 0.400									0-0 F8 1-2	1	0	0	0	0	0	2									
Inning Stats	R: 0 E: 0 K: 0 S: 2	H: 0 LOB: 0 BB: 1 P: 6	R: 0 E: 0 K: 1 S: 5	H: 0 LOB: 0 BB: 0 P: 5	R: 0 E: 0 K: 1 S: 5	H: 0 LOB: 0 BB: 0 P: 5	R: 0 E: 0 K: 0 S: 3	H: 0 LOB: 0 BB: 0 P: 3	R: 3 E: 1 K: 2 S: 11	H: 4 LOB: 2 BB: 1 P: 15	R: 0 E: 0 K: 0 S: 4	H: 1 LOB: 0 BB: 1 P: 8	R: 0 E: 0 K: 1 S: 5	H: 0 LOB: 0 BB: 0 P: 5	R: 0 E: 0 K: 1 S: 5	H: 0 LOB: 1 BB: 1 P: 9	R: 0 E: 1 K: 0 S: 4	H: 1 LOB: 2 BB: 1 P: 8	1B: 3 2B: 3 3B: 0 HR: 0	SF: 0 SAC: 0 DP: 1 HBP: 0	WP: 0 PA: 37 PB: 0 SB: 0 CS: 0				
PITCHER	IP	WLS	BF	H	R	ER	SO	BB	IBB	HBP	BLK	WP	HR	S	P	ERA	WHIP								
Cal Koonce, R (1, 1) ERA: 6.41	4.0	L	17	4	3	2	2	2	0	0	0	0	0	19	27	4.50	1.500								
Fergie Jenkins, R (5, 1) ERA: 4.29	3.0		11	1	0	0	3	0	1	0	0	0	0	16	20	0.00	0.333								
Don Lee, R (8, 1) ERA: 2.25	2.0		9	1	0	0	1	2	0	0	0	0	0	9	17	0.00	1.500								

AB	32
R	3
H	6
RBI	2
BB	5
SO	6
LOB	19



Batter	1	2	3	4	5	6	7	8	9	AB	R	H	RBI	BB	SO	LOB	BOTTOM								
Adolfo Phillips, R (1, 8) OBP: 0.354, SLG: 0.469	0-0 F8		0-3 K		0-0 G3			0-0 6-3		4	0	0	0	0	1	1	San Francisco Giants @ Chicago Cubs Wrigley Field, Chicago, IL Wed Jun 22 1966, 3:33 AM CDT Unknown								
Glenn Beckert, R (1, 4) OBP: 0.307, SLG: 0.346	0-0 6-3		0-0 2B			0-0 F8		0-0 1B		4	0	2	1	0	0	0									
Billy Williams, L (1, 9) OBP: 0.316, SLG: 0.409	0-3 K			0-0 HR		0-0 14 FC6-4 1B		0-0 F7		4	1	2	1	0	1	1									
Ron Santo, R (1, 5) OBP: 0.407, SLG: 0.562		0-0 14 1B		4-0 14 G5-4-3 BB		0-0 F9		0-3 K		3	0	1	0	1	1	2									
14 Ernie Banks, R (1, 3) OBP: 0.279, SLG: 0.365		0-0 G6-4-3 1B		0-0 G5-4-3 1-2f		0-0 FC6-4 1-2f		0-0 F8		4	0	1	0	0	0	2									
Byron Browne, R (1, 7) OBP: 0.325, SLG: 0.487		0-3 K		0-0 1B			0-0 6-3		0-0 F3	2	0	1	0	0	1	2									
John Boccabella, R (7, PH) OBP: 0.214, SLG: 0.390										2	0	0	0	0	0	0									
Randy Hundley, R (1, 2) OBP: 0.274, SLG: 0.402		0-0 G6-4-3 1-2f		0-3 K			0-0 F6		0-0 6-3	4	0	0	0	0	1	3									
Don Kessinger, S (1, 6) OBP: 0.262, SLG: 0.255			0-0 SH3-4 2B		0-0 4-3					3	1	2	0	0	0	0									
Cal Koonce, R (1, 1) Fergie Jenkins, R (5, 1) George Altman, L (7, PH) Don Lee, R (8, 1)		0-0 SH3-4		0-0 K		0-0 4-3		0-0 K		0	0	0	0	0	0	0									
Inning Stats	R: 0 E: 0 K: 1 S: 5	H: 2 LOB: 1 BB: 0 P: 6	R: 0 E: 0 K: 1 S: 6	H: 2 LOB: 1 BB: 0 P: 6	R: 1 E: 0 K: 1 S: 6	H: 2 LOB: 1 BB: 0 P: 6	R: 1 E: 0 K: 1 S: 6	H: 2 LOB: 1 BB: 1 P: 10	R: 0 E: 0 K: 0 S: 5	H: 0 LOB: 0 BB: 0 P: 5	R: 0 E: 0 K: 0 S: 4	H: 1 LOB: 1 BB: 0 P: 4	R: 0 E: 0 K: 0 S: 4	H: 1 LOB: 1 BB: 0 P: 4	R: 0 E: 0 K: 1 S: 6	H: 1 LOB: 1 BB: 0 P: 6	R: 0 E: 0 K: 0 S: 3	H: 0 LOB: 0 BB: 0 P: 3	1B: 7 2B: 1 3B: 0 HR: 1	SF: 0 SAC: 1 DP: 2 HBP: 0	WP: 0 PA: 34 PB: 0 SB: 0 CS: 0				
PITCHER	IP	WLS	BF	H	R	ER	SO	BB	IBB	HBP	BLK	WP	HR	S	P	ERA	WHIP								
Gaylord Perry, R (1, 1) ERA: 2.63	6.0	W	23	7	2	2	5	1	0	0	0	0	0	13	13	0.00	0.667								
Frank Linzy, R (7, 1) ERA: 2.67	3.0	S	11	2	0	0	1	0	0	0	0	0	0	13	13	0.00	0.667								

AB	32
R	2
H	9
RBI	2
BB	1
SO	6
LOB	12



Batter	1	2	3	4	5	6	7	8	9	AB	R	H	RBI	BB	SO	LOB	TOP				
Don Landrum, L (1, 9) OBP: 0.253, SLG: 0.236										5	1	1	0	0	2	2	San Francisco Giants @ Chicago Cubs Wrigley Field, Chicago, IL Wed Jun 22 1966, 3:38 AM CDT Att: 16,732 - Unknown				
Jim Davenport, R (1, 6) OBP: 0.336, SLG: 0.420										5	1	1	1	0	1	1					
Willie McCovey, L (1, 3) OBP: 0.370, SLG: 0.542										2	1	1	0	0	0	1					
Bob Barton, R (4, PR) OBP: 0.222, SLG: 0.207										2	0	0	0	0	0	0					
Jim Ray Hart, R (1, 5) OBP: 0.383, SLG: 0.566										4	3	3	1	1	0	1					
Tom Haller, L (1, 2) OBP: 0.306, SLG: 0.477										4	2	2	3	1	1	2					
Cap Peterson, R (1, 7) OBP: 0.290, SLG: 0.259										4	1	2	2	0	0	2					
Ollie Brown, R (1, 8) OBP: 0.278, SLG: 0.271										4	0	0	0	0	3	3					
Hal Lanier, R (1, 4) OBP: 0.249, SLG: 0.297										4	0	2	2	0	0	0					
Ron Herbel, R (1, 1) OBP: 0.095, SLG: 0.050										4	0	0	0	0	3	2					
Lindy McDaniel, R (8, 1) OBP: 0.125, SLG: 0.125										0	0	0	0	0	0	0					
Bill Henry, L (9, 1)										0	0	0	0	0	0	0					
Inning Stats	R: 3 E: 0 K: 1 S: 9	H: 4 LOB: 1 BB: 0 P: 9	R: 0 E: 0 K: 1 S: 6	H: 1 LOB: 1 BB: 0 P: 6	R: 4 E: 0 K: 1 S: 9	H: 4 LOB: 1 BB: 1 P: 13	R: 0 E: 0 K: 0 S: 3	H: 0 LOB: 2 BB: 1 P: 8	R: 0 E: 0 K: 2 S: 7	H: 0 LOB: 0 BB: 0 P: 7	R: 1 E: 0 K: 1 S: 6	H: 2 LOB: 0 BB: 0 P: 6	R: 0 E: 0 K: 1 S: 5	H: 0 LOB: 0 BB: 0 P: 5	R: 1 E: 0 K: 1 S: 6	H: 1 LOB: 0 BB: 0 P: 6	1B: 6 2B: 4 3B: 0 HR: 2	SF: 0 SAC: 0 DP: 0 HBP: 1	WP: 0 PA: 41 PB: 0 SB: 0 CS: 0		
PITCHER	IP WLS BF H R ER SO BB IBB HBP BLK WP HR S P ERA WHIP																				
Ernie Broglio, R (1, 1) ERA: 6.38	2.0 L 14 7 6 6 2 1 0 0 0 0 0 1 17 21 27.00 4.000																				
Chuck Estrada, R (3, 1) ERA: 7.3	0.1 3 2 1 1 0 0 0 0 0 0 0 0 3 3 27.00 6.000																				
Bill Faul, R (3, 1) ERA: 4.75	2.2 10 0 0 0 3 1 0 1 0 0 0 0 14 19 0.00 0.375																				
Billy Hoelt, L (6, 1) ERA: 3.88	2.0 7 2 1 1 3 0 0 0 0 0 0 0 13 13 4.50 1.000																				
Fergie Jenkins, R (8, 1) ERA: 4.29	2.0 7 1 1 1 2 0 0 0 0 0 0 1 11 11 4.50 0.500																				
Batter	1	2	3	4	5	6	7	8	9	AB	R	H	RBI	BB	SO	LOB	BOTTOM				
Marty Keough, L (1, 8) OBP: 0.167, SLG: 0.074										4	0	0	0	1	1	1	San Francisco Giants @ Chicago Cubs Wrigley Field, Chicago, IL Wed Jun 22 1966, 3:38 AM CDT Att: 16,732 - Unknown				
Glenn Beckert, R (1, 4) OBP: 0.305, SLG: 0.343										5	0	1	0	0	0	1					
Billy Williams, L (1, 9) OBP: 0.325, SLG: 0.426										4	2	3	1	1	0	2					
Ron Santo, R (1, 5) OBP: 0.408, SLG: 0.561										4	1	2	0	0	0	1					
14 Ernie Banks, R (1, 3) OBP: 0.278, SLG: 0.378										4	1	1	2	0	0	3					
John Boccabella, R (1, 7) OBP: 0.261, SLG: 0.511										4	1	3	1	0	0	0					
Randy Hundley, R (1, 2) OBP: 0.289, SLG: 0.394										4	0	0	0	0	0	2					
Don Kessinger, S (1, 6) OBP: 0.268, SLG: 0.251										3	0	0	0	0	1	0					
Lee Thomas, L (9, PH) OBP: 0.275, SLG: 0.331										1	0	0	0	0	0	0					
Ernie Broglio, R (1, 1) ERA: 6.38	2.0 L 14 7 6 6 2 1 0 0 0 0 0 1 17 21 27.00 4.000																				
Chuck Estrada, R (3, 1) ERA: 7.3	0.1 3 2 1 1 0 0 0 0 0 0 0 0 3 3 27.00 6.000																				
Bill Faul, R (3, 1) ERA: 4.75	2.2 10 0 0 0 3 1 0 1 0 0 0 0 14 19 0.00 0.375																				
Billy Hoelt, L (6, 1) ERA: 3.88	2.0 7 2 1 1 3 0 0 0 0 0 0 0 13 13 4.50 1.000																				
Fergie Jenkins, R (8, 1) ERA: 4.29	2.0 7 1 1 1 2 0 0 0 0 0 0 1 11 11 4.50 0.500																				
Inning Stats	R: 0 E: 0 K: 0 S: 4	H: 1 LOB: 2 BB: 1 P: 8	R: 1 E: 0 K: 0 S: 4	H: 1 LOB: 0 BB: 0 P: 4	R: 1 E: 0 K: 0 S: 4	H: 1 LOB: 0 BB: 0 P: 4	R: 0 E: 0 K: 0 S: 3	H: 0 LOB: 0 BB: 0 P: 3	R: 0 E: 0 K: 2 S: 8	H: 1 LOB: 1 BB: 0 P: 8	R: 1 E: 0 K: 0 S: 5	H: 3 LOB: 1 BB: 0 P: 5	R: 0 E: 0 K: 0 S: 3	H: 0 LOB: 0 BB: 0 P: 3	R: 2 E: 0 K: 0 S: 6	H: 3 LOB: 1 BB: 0 P: 6	R: 0 E: 0 K: 1 S: 6	H: 1 LOB: 2 BB: 1 P: 10	1B: 7 2B: 1 3B: 0 HR: 3	SF: 0 SAC: 0 DP: 1 HBP: 0	WP: 0 PA: 39 PB: 0 SB: 0 CS: 0
PITCHER	IP WLS BF H R ER SO BB IBB HBP BLK WP HR S P ERA WHIP																				
Ron Herbel, R (1, 1) ERA: 4.48	7.2 W 33 10 5 5 2 1 0 0 0 0 0 3 36 40 5.87 1.435																				
Lindy McDaniel, R (8, 1) ERA: 3.5	1.0 5 1 0 0 1 1 0 0 0 0 0 0 6 10 0.00 2.000																				
Bill Henry, L (9, 1) ERA: 0.64	0.1 S 1 0 0 0 0 0 0 0 0 0 0 0 1 1 0.00 0.000																				

Batter	1	2	3	4	5	6	7	8	9	AB	R	H	RBI	BB	SO	LOB	TOP																			
Ozzie Virgil, R OBP: 0.300, SLG: 0.600 (1, 3)										5	2	3	2	0	0	1	San Francisco Giants @ Chicago Cubs Wrigley Field, Chicago, IL Thu Jun 23 1966, 3:33 AM CDT Att: 9,623 - Unknown																			
Jim Davenport, R OBP: 0.346, SLG: 0.427 (1, 6)										5	2	3	0	0	0	0																				
Willie Mays, R OBP: 0.358, SLG: 0.560 (1, 8)										5	1	3	3	0	0	2																				
Jim Ray Hart, R OBP: 0.381, SLG: 0.559 Willie McCovey, L OBP: 0.370, SLG: 0.542 (1, 5) (9, 3)										3	0	0	0	1	0	1																				
Cap Peterson, R OBP: 0.289, SLG: 0.261 (1, 7)										3	0	1	1	0	0	0																				
Ollie Brown, R OBP: 0.273, SLG: 0.266 (1, 9)										4	0	0	0	0	0	3																				
Tom Haller, L OBP: 0.309, SLG: 0.482 (1, 2)										4	1	2	0	0	1	0																				
Hal Lanier, R OBP: 0.244, SLG: 0.291 (1, 4)										4	0	0	0	0	1	2																				
Ray Sadecki, L OBP: 0.278, SLG: 0.444 Bob Priddy, R OBP: 0.286, SLG: 0.167 Dick Dietz, R (7, PH) Lindy McDaniel, R OBP: 0.111, SLG: 0.111 (7, 1)										1	0	0	0	0	0	0																				
Inning Stats	R: 3 E: 0 K: 0 S: 6	H: 3 LOB: 0 BB: 0 P: 6	R: 0 E: 0 K: 0 S: 3	H: 0 LOB: 0 BB: 0 P: 3	R: 0 E: 0 K: 0 S: 4	H: 1 LOB: 1 BB: 0 P: 4	R: 0 E: 0 K: 1 S: 5	H: 0 LOB: 0 BB: 0 P: 5	R: 1 E: 0 K: 1 S: 6	H: 1 LOB: 1 BB: 0 P: 6	R: 0 E: 0 K: 1 S: 4	H: 1 LOB: 1 BB: 0 P: 6	R: 1 E: 0 K: 0 S: 4	H: 2 LOB: 1 BB: 1 P: 8	R: 1 E: 0 K: 0 S: 6	H: 3 LOB: 2 BB: 0 P: 6	1B: 9 2B: 1 3B: 0 HR: 2	SF: 1 SAC: 0 DP: 1 HBP: 0	WP: 1 PB: 0 SB: 2 CS: 0	PA: 39																
PITCHER	IP	WLS	BF	H	R	ER	SO	BB	IBB	HBP	BLK	WP	HR	S	P	ERA	WHIP	PITCHER		IP	WLS	BF	H	R	ER	SO	BB	IBB	HBP	BLK	WP	HR	S	P	ERA	WHIP
Dick Ellsworth, L ERA: 3.38 Don Lee, R ERA: 2.21	(1, 1)	8.2	L	38	12	6	6	3	1	0	0	0	1	2	43	47	6.23	1.500			(9, 1)	0.1	1	0	0	0	0	0	0	0	0	0	1	1	0.00	0.000



Batter	1	2	3	4	5	6	7	8	9	AB	R	H	RBI	BB	SO	LOB	BOTTOM																				
Jimmy Stewart, S OBP: 0.207, SLG: 0.208 Adolfo Phillips, R OBP: 0.351, SLG: 0.463 (1, 8) (9, PH)										3	0	0	0	1	0	1	San Francisco Giants @ Chicago Cubs Wrigley Field, Chicago, IL Thu Jun 23 1966, 3:33 AM CDT Att: 9,623 - Unknown																				
Glenn Beckert, R OBP: 0.304, SLG: 0.342 (1, 4)										4	0	1	0	0	0	1																					
Billy Williams, L OBP: 0.327, SLG: 0.439 (1, 9)										4	2	2	1	0	0	2																					
Ron Santo, R OBP: 0.406, SLG: 0.556 (1, 5)										4	1	1	0	0	0	1																					
14 Ernie Banks, R OBP: 0.278, SLG: 0.376 (1, 3)										4	0	1	0	0	0	2																					
John Boccabella, R OBP: 0.265, SLG: 0.574 (1, 7)										2	1	1	2	0	1	0																					
Randy Hundley, R OBP: 0.273, SLG: 0.490 (1, 2)										2	0	1	1	1	0	0																					
Don Kessinger, S OBP: 0.254, SLG: 0.247 Lee Thomas, L OBP: 0.273, SLG: 0.330 (1, 6) (9, PH)										3	0	0	0	0	1	4																					
Dick Ellsworth, L OBP: 0.189, SLG: 0.143 Don Lee, R OBP: 1.000, SLG: 1.000 George Altman, L OBP: 0.253, SLG: 0.385 (1, 1) (9, 1) (9, PH)										2	0	0	0	0	1	0																					
Inning Stats	R: 0 E: 0 K: 0 S: 2	H: 0 LOB: 1 BB: 1 P: 6	R: 1 E: 0 K: 0 S: 5	H: 2 LOB: 1 BB: 0 P: 5	R: 0 E: 0 K: 0 S: 2	H: 0 LOB: 0 BB: 0 P: 3	R: 2 E: 0 K: 0 S: 6	H: 3 LOB: 1 BB: 0 P: 6	R: 0 E: 0 K: 1 S: 3	H: 0 LOB: 0 BB: 0 P: 3	R: 1 E: 1 K: 1 S: 7	H: 1 LOB: 2 BB: 1 P: 11	R: 0 E: 0 K: 1 S: 6	H: 1 LOB: 1 BB: 0 P: 6	R: 0 E: 0 K: 1 S: 5	H: 0 LOB: 0 BB: 0 P: 5	R: 0 E: 0 K: 0 S: 4	H: 1 LOB: 1 BB: 0 P: 4	1B: 5 2B: 1 3B: 0 HR: 2	SF: 2 SAC: 1 DP: 2 HBP: 1	WP: 0 PB: 0 SB: 1 CS: 0	PA: 37															
PITCHER	IP	WLS	BF	H	R	ER	SO	BB	IBB	HBP	BLK	WP	HR	S	P	ERA	WHIP	PITCHER		IP	WLS	BF	H	R	ER	SO	BB	IBB	HBP	BLK	WP	HR	S	P	ERA	WHIP	
Ray Sadecki, L ERA: 4.6 Bob Priddy, R ERA: 1.56 Lindy McDaniel, R ERA: 3.28	(1, 1)	3.0	W	14	5	3	3	0	1	0	0	0	0	0	13	17	0.00	0.667			(7, 1)	3.0	W	11	2	0	0	2	0	0	0	0	0	15	15	0.00	0.667

Batter	1	2	3	4	5	6	7	8	9	AB	R	H	RBI	BB	SO	LOB	TOP								
Ron Hunt, R OBP: 0.366, SLG: 0.383 (1, 4)	6-3																								
Eddie Bressoud, R OBP: 0.295, SLG: 0.398 (1, 6)	K																								
Ken Boyer, R OBP: 0.316, SLG: 0.464 (1, 5)	1B																								
Cleon Jones, R OBP: 0.325, SLG: 0.376 (1, 9)	1B																								
Hawk Taylor, R OBP: 0.224, SLG: 0.313 Ed Kranepool, L OBP: 0.301, SLG: 0.333 (1, 3) (7, 3)	F8																								
Ron Swoboda, R OBP: 0.272, SLG: 0.256 (1, 7)																									
Billy Murphy, R OBP: 0.299, SLG: 0.459 (1, 8)																									
Jerry Grote, R OBP: 0.381, SLG: 0.363 (1, 2)																									
Bob Friend, R Jack Hamilton, R OBP: 0.143, SLG: 0.111 (7, 1)																									
Inning Stats	R: 0 E: 0 K: 1 S: 7	H: 2 LOB: 2 BB: 0 P: 7	R: 0 E: 0 K: 2 S: 8	H: 1 LOB: 1 BB: 0 P: 8	R: 0 E: 0 K: 1 S: 6	H: 1 LOB: 1 BB: 0 P: 6	R: 1 E: 0 K: 1 S: 7	H: 2 LOB: 1 BB: 0 P: 7	R: 1 E: 0 K: 0 S: 5	H: 2 LOB: 2 BB: 1 P: 9	R: 0 E: 0 K: 1 S: 5	H: 0 LOB: 1 BB: 1 P: 9	R: 1 E: 0 K: 2 S: 8	H: 1 LOB: 0 BB: 0 P: 8	R: 0 E: 0 K: 2 S: 7	H: 0 LOB: 1 BB: 1 P: 11	R: 1 E: 0 K: 1 S: 6	H: 2 LOB: 0 BB: 0 P: 6	1B: 6 2B: 3 3B: 1 HR: 1	SF: 0 SAC: 0 DP: 0 HBP: 0	WP: 0 PB: 0 SB: 3 CS: 1	PA: 41			
PITCHER	IP	WLS	BF	H	R	ER	SO	BB	IBB	HBP	BLK	WP	HR	S	P	ERA	WHIP								
Ken Holtzman, L ERA: 3.73 (1, 1)	7.0	L	32	9	3	3	8	2	0	0	0	0	1	46	54	3.86	1.571								
Fergie Jenkins, R ERA: 4.19 (8, 1)	1.2		8	2	1	0	3	1	0	0	0	0	0	13	17	0.00	1.800								
Bob Hendley, L ERA: 5.23 (9, 1)	0.1		0	0	0	0	0	0	0	0	0	0	0	0	0	0.00	0.000								

New York Mets @ Chicago Cubs
Wrigley Field, Chicago, IL
Fri Jun 24 1966, 3:33 AM CDT
Att: 3,778 - Unknown

AB	37
R	4
H	11
RBI	4
BB	3
SO	11
LOB	18



Batter	1	2	3	4	5	6	7	8	9	AB	R	H	RBI	BB	SO	LOB	BOTTOM								
Glenn Beckert, R OBP: 0.302, SLG: 0.339 (1, 4)	1B																								
Lee Thomas, L OBP: 0.273, SLG: 0.328 (1, 8)	F2																								
Billy Williams, L OBP: 0.323, SLG: 0.432 (1, 9)	1B																								
Ron Santo, R OBP: 0.404, SLG: 0.550 (1, 5)	1B																								
John Boccabella, R OBP: 0.245, SLG: 0.529 (1, 7)																									
14 Ernie Banks, R OBP: 0.277, SLG: 0.373 (1, 3)																									
Randy Hundley, R OBP: 0.272, SLG: 0.397 (1, 2)																									
Don Kessinger, S OBP: 0.299, SLG: 0.253 (1, 6)																									
Ken Holtzman, R OBP: 0.080, SLG: 0.080 George Altman, L OBP: 0.262, SLG: 0.385 Fergie Jenkins, R OBP: 0.350, SLG: 0.474 Bob Hendley, R OBP: 0.250, SLG: 0.286 Jimmy Stewart, S OBP: 0.220, SLG: 0.208 (1, 1) (7, PH) (8, 1) (9, 1) (9, PH)																									
Inning Stats	R: 0 E: 0 K: 0 S: 4	H: 1 LOB: 1 BB: 0 P: 4	R: 2 E: 2 K: 1 S: 7	H: 1 LOB: 0 BB: 0 P: 7	R: 0 E: 0 K: 0 S: 5	H: 1 LOB: 2 BB: 0 P: 5	R: 0 E: 1 K: 0 S: 3	H: 2 LOB: 0 BB: 0 P: 3	R: 0 E: 0 K: 0 S: 3	H: 0 LOB: 0 BB: 0 P: 3	R: 0 E: 0 K: 1 S: 5	H: 0 LOB: 1 BB: 1 P: 9	R: 0 E: 0 K: 1 S: 5	H: 1 LOB: 0 BB: 0 P: 5	R: 0 E: 0 K: 0 S: 4	H: 1 LOB: 2 BB: 1 P: 8	1B: 7 2B: 0 3B: 0 HR: 0	SF: 0 SAC: 0 DP: 2 HBP: 0	WP: 0 PB: 0 SB: 0 CS: 0	PA: 37					
PITCHER	IP	WLS	BF	H	R	ER	SO	BB	IBB	HBP	BLK	WP	HR	S	P	ERA	WHIP								
Bob Friend, R ERA: 4.23 Jack Hamilton, R ERA: 3.71 (1, 1) (7, 1)	6.1	W	27	5	2	0	1	1	0	0	0	0	0	28	32	0.00	0.947								
	2.2	S	10	2	0	0	2	1	0	0	0	0	0	13	17	0.00	1.125								

New York Mets @ Chicago Cubs
Wrigley Field, Chicago, IL
Fri Jun 24 1966, 3:33 AM CDT
Att: 3,778 - Unknown

AB	35
R	2
H	7
RBI	2
BB	2
SO	3
LOB	23





Batter	1	2	3	4	5	6	7	8	9	AB	R	H	RBI	BB	SO	LOB	TOP								
Ron Hunt, R OBP: 0.363, SLG: 0.384 (1, 4)	L9			K	P4			K		5	0	1	2	0	2	2	New York Mets @ Chicago Cubs Wrigley Field, Chicago, IL Sat Jun 25 1966, 3:33 AM CDT Att: 7,708 - Unknown								
Al Luplow, L OBP: 0.322, SLG: 0.250 (1, 9)	6-3	F5		L7			F5	F8		5	0	0	0	0	0	3									
Ken Boyer, R OBP: 0.318, SLG: 0.465 (1, 5)	F9	L8			5-3					4	0	1	0	1	0	2									
Cleon Jones, R OBP: 0.332, SLG: 0.386 (1, 8)			E5 4-3					F8	F9	5	3	3	0	0	0	2									
Johnny Lewis, L OBP: 0.292, SLG: 0.388 Billy Murphy, R OBP: 0.294, SLG: 0.452 (9, PH) (9, 7)		K	4-3					F5	5-3	4	1	1	1	0	1	3									
Ed Kranepool, L OBP: 0.303, SLG: 0.348 (1, 3)			4-3					K	F8	4	2	1	3	1	1	0									
Eddie Bressoud, R OBP: 0.306, SLG: 0.425 (1, 6)			F8						5-3	4	2	2	3	1	0	0									
Jerry Grote, R OBP: 0.385, SLG: 0.368 (1, 2)					K					4	1	2	0	0	2	1									
Bob Shaw, R OBP: 0.263, SLG: 0.176 (1, 1)				K				K		3	0	1	0	1	2	2									
Inning Stats	R: 0 E: 0 K: 0 S: 3	H: 0 LOB: 0 BB: 0 P: 3	R: 4 E: 0 K: 1 S: 10	H: 5 LOB: 2 BB: 1 P: 14	R: 1 E: 1 K: 0 S: 4	H: 1 LOB: 0 BB: 0 P: 4	R: 0 E: 0 K: 2 S: 8	H: 1 LOB: 1 BB: 0 P: 8	R: 4 E: 0 K: 1 S: 9	H: 4 LOB: 1 BB: 1 P: 13	R: 0 E: 0 K: 0 S: 3	H: 0 LOB: 1 BB: 1 P: 7	R: 0 E: 0 K: 3 S: 9	H: 0 LOB: 1 BB: 1 P: 13	R: 0 E: 0 K: 1 S: 6	H: 1 LOB: 1 BB: 0 P: 6	R: 0 E: 0 K: 0 S: 3	H: 0 LOB: 0 BB: 0 P: 3	1B: 6 2B: 4 3B: 0 HR: 2	SF: 0 SAC: 0 DP: 0 HBP: 0	WP: 0 PB: 0 SB: 1 CS: 0	PA: 43			
PITCHER	IP	WLS	BF	H	R	ER	SO	BB	IBB	HBP	BLK	WP	HR	S	P	ERA	WHIP								
Bill Hands, R ERA: 4.14 Cal Koonce, R ERA: 5.64 Fergie Jenkins, R ERA: 4.56 Bob Hendley, L ERA: 4.79	(1, 1)	1.1	L	9	4	4	1	1	0	0	0	0	1	10	14	27.00	3.750								
(2, 1)	2.2		11	3	1	0	2	0	0	0	0	0	0	15	15	0.00	1.125								
(5, 1)	2.0		12	4	4	1	1	1	1	0	0	0	1	12	20	18.00	2.500								
(7, 1)	3.0		11	1	0	0	4	1	0	0	0	0	0	18	22	0.00	0.667								

Batter	1	2	3	4	5	6	7	8	9	AB	R	H	RBI	BB	SO	LOB	BOTTOM								
Adolfo Phillips, R OBP: 0.362, SLG: 0.476 (1, 8)			WP 4-3		F8			FC6-4 1B		4	2	3	0	1	0	1	New York Mets @ Chicago Cubs Wrigley Field, Chicago, IL Sat Jun 25 1966, 3:33 AM CDT Att: 7,708 - Unknown								
Glenn Beckert, R OBP: 0.304, SLG: 0.344 (1, 6) (7, 4)	4-3		L7					FC6-4 1B	F9	5	0	2	0	0	0	3									
Billy Williams, L OBP: 0.317, SLG: 0.424 (1, 9)	G3		4-3		F8			FC6-4 1B	5-3	5	0	0	2	0	0	4									
Ron Santo, R OBP: 0.405, SLG: 0.548 (1, 5)					K			G5-4-3		3	0	1	0	0	1	3									
John Boccabella, R OBP: 0.246, SLG: 0.509 (1, 7)			FC5-4		5-3			K		4	0	1	0	0	1	2									
14 Ernie Banks, R OBP: 0.276, SLG: 0.376 (1, 3)	CS	5-3						K	K	4	1	1	0	0	2	0									
Randy Hundley, R OBP: 0.276, SLG: 0.404 (1, 2)		F7						E5		4	0	2	1	0	0	0									
Joey Amalfitano, R OBP: 0.194, SLG: 0.154 Lee Thomas, L OBP: 0.271, SLG: 0.326 Don Kessinger, S OBP: 0.257, SLG: 0.251 (1, 1) (2, 1) (4, PH) (5, 1) (6, PH) (7, 1) (9, PH)			FC4-6		K			K	G3	2	0	1	0	0	1	1									
Inning Stats	R: 1 E: 0 K: 0 S: 4	H: 2 LOB: 1 BB: 0 P: 5	R: 0 E: 0 K: 0 S: 4	H: 1 LOB: 1 BB: 0 P: 4	R: 1 E: 0 K: 1 S: 5	H: 2 LOB: 1 BB: 0 P: 5	R: 1 E: 0 K: 1 S: 7	H: 2 LOB: 1 BB: 0 P: 7	R: 0 E: 0 K: 2 S: 6	H: 1 LOB: 1 BB: 0 P: 6	R: 0 E: 0 K: 0 S: 3	H: 1 LOB: 1 BB: 1 P: 7	R: 0 E: 1 K: 3 S: 10	H: 0 LOB: 1 BB: 0 P: 10	R: 0 E: 0 K: 0 S: 4	H: 1 LOB: 1 BB: 0 P: 4	1B: 7 2B: 4 3B: 0 HR: 0	SF: 0 SAC: 0 DP: 1 HBP: 1	WP: 1 PB: 1 SB: 1 CS: 1	PA: 40					
PITCHER	IP	WLS	BF	H	R	ER	SO	BB	IBB	HBP	BLK	WP	HR	S	P	ERA	WHIP								
Bob Shaw, R ERA: 4.52	(1, 1)	9.0	W	39	11	3	3	7	1	0	1	0	0	51	56	3.00	1.333								

AB	39
R	9
H	12
RBI	9
BB	4
SO	8
LOB	15



Batter	1	2	3	4	5	6	7	8	9	AB	R	H	RBI	BB	SO	LOB	TOP			
Ron Hunt, R OBP: 0.365, SLG: 0.383 (1, 4)	1-3		1-0			FC6-4 1B		L9		3	0	1	0	0	0	1	New York Mets @ Chicago Cubs Wrigley Field, Chicago, IL Sun Jun 26 1966, 3:33 AM CDT Unknown			
Eddie Bressoud, R OBP: 0.297, SLG: 0.412 (1, 6)	F9		L7			FC6-4 1-2		6-3		4	0	0	0	0	0	4				
Ken Boyer, R OBP: 0.314, SLG: 0.459 Chuck Hiller, L OBP: 0.362, SLG: 0.379 (1, 5) (7, 5)	F9			6-3		4-3			6-3	3	0	0	0	0	0	1				
Cleon Jones, R OBP: 0.335, SLG: 0.385 (1, 9)		G5-4-3 BB		6-3			P6		E6 1B	3	0	1	0	1	0	0				
Hawk Taylor, R OBP: 0.226, SLG: 0.308 (1, 3)		G5-4-3 1-2		P1					6-3	4	0	1	0	0	0	2				
Billy Murphry, R OBP: 0.276, SLG: 0.424 (1, 8)					1-3			F9		4	0	0	0	0	0	2				
Ron Swoboda, R OBP: 0.273, SLG: 0.258 (1, 7)			K			G6-4-3 1B			2-3	3	0	1	0	0	1	1				
Jerry Grote, R OBP: 0.384, SLG: 0.361 (1, 2)						G6-4-3 1-2			P3	2	0	0	0	1	0	1				
Jack Fisher, R OBP: 0.194, SLG: 0.111 Johnny Lewis, L OBP: 0.290, SLG: 0.385 Dave Eilers, R OBP: 0.228, SLG: 0.197 Roy McMillan, R OBP: 0.228, SLG: 0.197 Dick Rusterck, R OBP: 0.197, SLG: 0.111 (1, 1) (6, PH) (6, 1) (8, PH) (8, 1)							G3			0	0	0	0	0	0	0				
Inning Stats	R: 0 E: 0 K: 0 S: 3	H: 0 LOB: 0 BB: 0 P: 3	R: 0 E: 0 K: 0 S: 2	H: 0 LOB: 0 BB: 1 P: 6	R: 0 E: 0 K: 1 S: 5	H: 0 LOB: 2 BB: 1 P: 10	R: 0 E: 0 K: 0 S: 3	H: 0 LOB: 0 BB: 0 P: 3	R: 0 E: 0 K: 0 S: 4	H: 1 LOB: 0 BB: 0 P: 4	R: 0 E: 0 K: 0 S: 4	H: 1 LOB: 1 BB: 0 P: 4	R: 0 E: 0 K: 0 S: 4	H: 1 LOB: 1 BB: 0 P: 4	R: 0 E: 1 K: 0 S: 4	H: 1 LOB: 1 BB: 0 P: 4		1B: 5 2B: 0 3B: 0 HR: 0	SF: 0 SAC: 1 DP: 2 HBP: 1	WP: 0 PB: 0 SB: 0 CS: 0
PITCHER Curt Simmons, L ERA: 3.61 (1, 1)	IP: 9.0 WLS: W BF: 33 H: 5 R: 0 ER: 0 SO: 1 BB: 2 IBB: 0 HBP: 1 BLK: 0 WP: 0 HR: 0 S: 32 P: 41 ERA: 0.00 WHIP: 0.778															PITCHER				

Batter	1	2	3	4	5	6	7	8	9	AB	R	H	RBI	BB	SO	LOB	BOTTOM			
Adolfo Phillips, R OBP: 0.368, SLG: 0.497 Jimmy Stewart, S OBP: 0.238, SLG: 0.214 (1, 8) (3, 8)	HR	FC4-6 HBP		K		FC6-4 1B		1B BB		1	1	1	1	0	0	0	New York Mets @ Chicago Cubs Wrigley Field, Chicago, IL Sun Jun 26 1966, 3:33 AM CDT Unknown			
Glenn Beckert, R OBP: 0.302, SLG: 0.341 (1, 4)	6-3	FC4-6 1-2		P4		FC6-4 2B 1-2 3-H		1B BB		5	0	1	2	0	0	3				
Billy Williams, L OBP: 0.322, SLG: 0.431 Marty Keough, L OBP: 0.161, SLG: 0.071 (1, 9) (9, 9)	4-3			SH1-4 14 1B HBP		2B 14 SF7 1B		K		5	2	3	0	0	1	3				
Ron Santo, R OBP: 0.409, SLG: 0.550 Lee Thomas, L OBP: 0.272, SLG: 0.332 (1, 5) (3, PR) (4, 7)	1B			SH1-4 14 1B HBP		1B 2B		F8		1	0	1	0	0	0	0				
John Boccabella, R OBP: 0.250, SLG: 0.500 (1, 7) (4, 3)				SH1-4		P4		G4-6-3 1B		3	2	1	0	0	0	5				
14 Ernie Banks, R OBP: 0.276, SLG: 0.375 (1, 3) (4, 5)	6-3					SF7		K		3	0	1	3	0	0	2				
Joey Amalfitano, R OBP: 0.194, SLG: 0.154 (9, 5)										0	0	0	0	0	0	0				
Randy Hundley, R OBP: 0.280, SLG: 0.406 (1, 2)										4	0	2	1	0	0	1				
Don Kessinger, S OBP: 0.263, SLG: 0.250 (1, 6)										1	2	0	0	2	0	1				
Curt Simmons, L OBP: 0.182, SLG: 0.200 (1, 1)	F7				6-3			SH 1B BB		2	0	0	0	0	0	1				
Inning Stats	R: 1 E: 0 K: 0 S: 6	H: 3 LOB: 2 BB: 0 P: 6	R: 0 E: 0 K: 0 S: 4	H: 1 LOB: 2 BB: 0 P: 5	R: 2 E: 0 K: 0 S: 5	H: 2 LOB: 1 BB: 0 P: 6	R: 0 E: 0 K: 1 S: 5	H: 0 LOB: 0 BB: 0 P: 5	R: 2 E: 0 K: 0 S: 5	H: 3 LOB: 1 BB: 0 P: 5	R: 1 E: 0 K: 0 S: 5	H: 2 LOB: 2 BB: 1 P: 9	R: 0 E: 0 K: 0 S: 3	H: 0 LOB: 0 BB: 0 P: 3	R: 1 E: 1 K: 1 S: 6	H: 1 LOB: 2 BB: 2 P: 14	1B: 9 2B: 2 3B: 0 HR: 1	SF: 1 SAC: 4 DP: 1 HBP: 2	WP: 0 PB: 0 SB: 0 CS: 0	PA: 40
PITCHER Jack Fisher, R ERA: 3.61 Dave Eilers, R ERA: 4.07 Dick Rusterck, L ERA: 3.27 (1, 1) (6, 1) (8, 1)	IP: 5.0 WLS: L BF: 25 H: 9 R: 5 ER: 5 SO: 5 BB: 0 IBB: 5 HBP: 2 BLK: 0 WP: 0 HR: 1 S: 25 P: 27 ERA: 9.00 WHIP: 1.800															PITCHER				

Batter	1	2	3	4	5	6	7	8	9	AB	R	H	RBI	BB	SO	LOB	TOP								
Ron Hunt, R OBP: 0.393, SLG: 0.385 (1, 4)			SH1-3 1-2		5-3			G3 F9		4	0	1	0	0	0	2									
Al Luplow, L OBP: 0.325, SLG: 0.250 (1, 9)	K		G3 2-3		L9			BB E BB	F8	4	1	1	0	1	1	1									
Ken Boyer, R OBP: 0.312, SLG: 0.451 (1, 5)	F8 2-3		E5 G3		F8			BB E BB	E5 1B BB	4	2	0	1	1	0	2									
Cleon Jones, R OBP: 0.336, SLG: 0.380 (1, 8)	F9		G3 3-H		K			BB E BB	BB 1B BB	3	2	0	0	2	1	3									
Johnny Lewis, L OBP: 0.293, SLG: 0.381 (1, 7)		FC6-4 BB	G3		K			BB E BB	E4 1B BB	4	1	1	1	1	1	3									
Ed Kranevool, L OBP: 0.306, SLG: 0.349 (1, 3)	F8			P4				BB E BB	BB 1B BB	5	1	2	3	0	0	1									
Jerry Grote, R OBP: 0.392, SLG: 0.360 (1, 2)	FC6-4 1-2			CS BB				BB E BB	BB 1B BB	3	0	1	1	2	1	1									
Roy McMillan, R OBP: 0.221, SLG: 0.191 (1, 6)	K			F7 1-2				BB E BB	BB 1B BB	5	0	0	0	0	1	7									
Dennis Ribant, R OBP: 0.182, SLG: 0.182 (1, 1)			1B SH1-3 E		2-3			BB E BB	BB 1B BB	5	1	2	1	0	0	4									
Inning Stats	R: 0 E: 0 K: 1 S: 6	H: 1 LOB: 1 BB: 0 P: 6	R: 0 E: 0 K: 1 S: 5	H: 0 LOB: 1 BB: 1 P: 9	R: 1 E: 1 K: 0 S: 6	H: 2 LOB: 2 BB: 0 P: 6	R: 0 E: 0 K: 0 S: 2	H: 0 LOB: 0 BB: 1 P: 6	R: 0 E: 0 K: 0 S: 3	H: 0 LOB: 0 BB: 0 P: 3	R: 0 E: 0 K: 2 S: 7	H: 0 LOB: 0 BB: 0 P: 7	R: 0 E: 1 K: 1 S: 6	H: 0 LOB: 1 BB: 0 P: 6	R: 5 E: 1 K: 0 S: 7	H: 3 LOB: 2 BB: 3 P: 19	R: 2 E: 1 K: 0 S: 6	H: 2 LOB: 3 BB: 2 P: 14	1B: 7 2B: 1 3B: 0 HR: 0	SF: 0 SAC: 1 DP: 0 HBP: 0	WP: 0 PB: 0 SB: 0 CS: 1	PA: 45			
PITCHER	IP	WLS	BF	H	R	ER	SO	BB	IBB	HBP	BLK	WP	HR	S	P	ERA	WHIP								
Bill Faul, R ERA: 4.57 (1, 1)	7.1	L	30	3	3	3	5	4	0	0	0	0	0	36	52	3.68	0.955								
Don Lee, R ERA: 2.56 (8, 1)	0.0		2	0	0	0	0	1	0	0	0	0	0	1	5	∞	∞								
Billy Hoelt, L ERA: 3.68 (8, 1)	0.0		2	2	1	0	0	0	0	0	0	0	0	2	2	∞	∞								
Cal Koonce, R ERA: 5.63 (8, 1)	1.2		11	3	3	1	0	1	1	0	0	0	0	9	17	5.40	2.400								

New York Mets @ Chicago Cubs
Wrigley Field, Chicago, IL
Sun Jun 26 1966, 3:38 AM CDT
Att: 16,652 - Unknown

AB 37
R 8
H 8
RBI 7
BB 7
SO 5
LOB 24



Batter	1	2	3	4	5	6	7	8	9	AB	R	H	RBI	BB	SO	LOB	BOTTOM								
Jimmy Stewart, S OBP: 0.239, SLG: 0.233 (1, 8)	L3		P6			SH3-4 2B		F8		4	0	1	0	0	0	0									
Glenn Beckert, R OBP: 0.299, SLG: 0.337 (1, 4)	F7		F8			SH3-4 2-3		L7		3	0	0	0	0	0	0									
Billy Williams, L OBP: 0.325, SLG: 0.430 (1, 9)	1B		F9			4-0 IBB		F8		3	0	1	0	1	0	0									
John Boccabella, R OBP: 0.250, SLG: 0.475 (1, 3)	1-3			F9		K			14 WP 1B BB	3	1	0	0	1	1	3									
Lee Thomas, L OBP: 0.272, SLG: 0.346 (1, 7)		HR		K		P6			F9	4	1	1	1	0	1	3									
14 Ernie Banks, R OBP: 0.276, SLG: 0.373 (1, 5)				P5						4	0	1	0	0	0	1									
Randy Hundley, R OBP: 0.284, SLG: 0.407 (1, 2)					5-3					4	0	2	1	0	0	1									
Don Kessinger, S OBP: 0.268, SLG: 0.245 (1, 6)			6-3		K					4	0	0	0	0	1	3									
Bill Faul, R (1, 1)					4-3					3	0	0	0	0	1	2									
Don Lee, R OBP: 1.000, SLG: 1.000 (8, 1)										0	0	0	0	0	0	0									
Billy Hoelt, L OBP: 0.250, SLG: 0.250 (8, 1)										0	0	0	0	0	0	0									
Cal Koonce, R (8, 1)										0	0	0	0	0	0	0									
Inning Stats	R: 0 E: 0 K: 0 S: 4	H: 1 LOB: 1 BB: 0 P: 4	R: 1 E: 0 K: 1 S: 7	H: 2 LOB: 0 BB: 0 P: 7	R: 0 E: 0 K: 1 S: 5	H: 0 LOB: 0 BB: 0 P: 3	R: 0 E: 0 K: 1 S: 5	H: 0 LOB: 0 BB: 0 P: 5	R: 0 E: 0 K: 1 S: 6	H: 1 LOB: 2 BB: 1 P: 10	R: 0 E: 0 K: 0 S: 4	H: 1 LOB: 1 BB: 0 P: 4	R: 0 E: 0 K: 0 S: 3	H: 0 LOB: 0 BB: 0 P: 3	R: 1 E: 0 K: 0 S: 4	H: 1 LOB: 1 BB: 1 P: 8	1B: 4 2B: 1 3B: 0 HR: 1	SF: 0 SAC: 1 DP: 0 HBP: 0	WP: 1 PB: 0 SB: 0 CS: 0	PA: 35					
PITCHER	IP	WLS	BF	H	R	ER	SO	BB	IBB	HBP	BLK	WP	HR	S	P	ERA	WHIP								
Dennis Ribant, R ERA: 2.0 (1, 1)	9.0	W	35	6	2	2	4	1	1	0	0	1	1	41	49	2.00	0.778								

New York Mets @ Chicago Cubs
Wrigley Field, Chicago, IL
Sun Jun 26 1966, 3:38 AM CDT
Att: 16,652 - Unknown

AB 32
R 2
H 6
RBI 2
BB 2
SO 4
LOB 13



Batter	1	2	3	4	5	6	7	8	9	AB	R	H	RBI	BB	SO	LOB	TOP									
Glenn Beckert, R OBP: 0.304, SLG: 0.340	4-0 BB G6-4-3		0-0 F8		0-0 1B		0-0 1B SF9		0-0 4-3	4	0	2	1	1	0	1										
Ron Campbell, R OBP: 0.235, SLG: 0.446	0-0 G6-4-3			0-0 F7	0-0 6-3		0-0 SF9		0-0 F8	4	0	0	1	0	0	3										
Billy Williams, L OBP: 0.326, SLG: 0.426	0-0 F9			0-0 4-3	4-0 IBB		0-0 1B IBB		0-0 4-3	3	0	0	0	2	0	0										
Lee Thomas, L OBP: 0.271, SLG: 0.344		0-0 F8		0-0 F9	0-0 F9		0-0 FC6-4 1B			4	0	1	0	0	0	3										
John Boccabella, R OBP: 0.235, SLG: 0.446		0-0 F9			0-3 K	0-0 5-3	0-0 FC6-4			4	0	0	0	0	1	3										
Byron Browne, R OBP: 0.329, SLG: 0.484		0-3 K			4-0 1B 2B BB	0-0 F7		0-0 SH2-4 E 1B		3	2	1	0	1	1	0										
Randy Hundley, R OBP: 0.285, SLG: 0.406			0-0 P6		0-0 2B 1B	0-0 F5		0-0 SH2-4		3	1	1	0	0	0	0										
Don Kessinger, S OBP: 0.267, SLG: 0.260			0-0 FC1-6 1B		0-0 1B 2B		0-0 FC4 1B	0-0 5-3		4	1	3	1	0	0	0										
Dick Ellsworth, L OBP: 0.195, SLG: 0.154			0-0 FC1-6		0-0 6-3 1B		0-0 FC4 1B SF9	0-3 K		4	1	1	1	0	1	2										
Inning Stats	R: 0 E: 0 K: 0 S: 2	H: 0 LOB: 0 BB: 1 P: 6	R: 0 E: 0 K: 1 S: 5	H: 0 LOB: 0 BB: 0 P: 5	R: 0 E: 0 K: 0 S: 4	H: 1 LOB: 1 BB: 0 P: 4	R: 0 E: 0 K: 0 S: 3	H: 0 LOB: 0 BB: 0 P: 3	R: 3 E: 0 K: 1 S: 9	H: 4 LOB: 3 BB: 2 P: 17	R: 0 E: 0 K: 0 S: 3	H: 0 LOB: 0 BB: 0 P: 3	R: 1 E: 0 K: 0 S: 6	H: 3 LOB: 3 BB: 1 P: 10	R: 1 E: 0 K: 1 S: 6	H: 1 LOB: 0 BB: 0 P: 6	R: 0 E: 0 K: 0 S: 3	H: 0 LOB: 0 BB: 0 P: 3	1B: 8 2B: 1 3B: 0 HR: 0	SF: 1 SAC: 1 DP: 1 HBP: 0	WP: 0 PB: 0 SB: 0 CS: 0	PA: 39				
PITCHER	IP	WLS	BF	H	R	ER	SO	BB	IBB	HBP	BLK	WP	HR	S	P	ERA	WHIP									
Joey Jay, R ERA: 4.14	(1, 1)	6.2	L	31	8	4	4	2	2	2	0	0	0	0	31	47	5.40	1.500								
Chi-Chi Olivo, R ERA: 3.4	(7, 1)	0.1		1	0	0	0	0	0	0	0	0	0	1	1	0.00	0.000									
Dan Schneider, L ERA: 1.42	(8, 1)	2.0		7	1	1	0	1	0	0	0	0	0	9	9	0.00	0.500									

Chicago Cubs @ Atlanta Braves
Atlanta Stadium, Atlanta, GA
Mon Jun 27 1966, 7:05 PM EDT
Att: 10,147 - Unknown - 90 F

AB	33
R	5
H	9
RBI	4
BB	4
SO	3
LOB	12



Batter	1	2	3	4	5	6	7	8	9	AB	R	H	RBI	BB	SO	LOB	BOTTOM								
Felipe Alou, R OBP: 0.327, SLG: 0.502	0-0 4-3		0-0 L5-3		0-0 5-3			0-0 F8		4	0	0	0	0	0	1									
Denis Menke, R OBP: 0.365, SLG: 0.430	0-0 F8			0-3 K	0-3 K			0-0 2B		4	0	1	0	0	2	0									
Hank Aaron, R OBP: 0.386, SLG: 0.607	0-0 6-3			0-0 FC5 1B		0-0 F8		0-0 F9		4	0	1	0	0	0	1									
Rico Carty, R OBP: 0.388, SLG: 0.411		0-0 6-3		4-0 BB FC5 1B BB		0-0 1B		0-3 K		3	1	1	0	1	1	1									
Joe Torre, R OBP: 0.365, SLG: 0.510		0-0 FC6-4 1B		0-0 FC5 1B BB		0-0 G6-4-3 1B			0-0 2B	4	0	3	0	0	0	2									
Gene Oliver, R OBP: 0.285, SLG: 0.330		0-0 FC6-4		4-0 1B BB		0-0 G6-4-3			0-0 F7	3	0	0	0	1	0	4									
Eddie Mathews, L OBP: 0.301, SLG: 0.330		0-3 K		0-0 1B		0-0 P5		0-0 F5		4	0	1	1	0	1	2									
Woody Woodward, R OBP: 0.329, SLG: 0.318			0-0 L5-3 1B		0-0 F7		0-0 5-3		0-0 F8	4	0	1	0	0	0	4									
Joey Jay, S OBP: 0.167, SLG: 0.107	(1, 1)		0-3 K		0-0 F9		0-3 K			2	0	0	0	0	1	1									
Chi-Chi Olivo, R OBP: 0.182, SLG: 0.182	(7, 1)									0	0	0	0	0	0	0									
Miguel de la Hoz, R OBP: 0.182, SLG: 0.182	(7, PH)									1	0	0	0	0	1	0									
Dan Schneider, L OBP: 0.182, SLG: 0.182	(8, 1)									0	0	0	0	0	0	0									
Inning Stats	R: 0 E: 0 K: 0 S: 3	H: 0 LOB: 0 BB: 0 P: 3	R: 0 E: 0 K: 1 S: 6	H: 1 LOB: 1 BB: 0 P: 6	R: 0 E: 0 K: 1 S: 5	H: 1 LOB: 0 BB: 0 P: 5	R: 1 E: 0 K: 1 S: 7	H: 2 LOB: 3 BB: 2 P: 15	R: 0 E: 0 K: 1 S: 5	H: 0 LOB: 0 BB: 0 P: 5	R: 0 E: 0 K: 0 S: 4	H: 2 LOB: 1 BB: 0 P: 4	R: 0 E: 0 K: 1 S: 5	H: 0 LOB: 0 BB: 0 P: 5	R: 0 E: 0 K: 1 S: 6	H: 1 LOB: 1 BB: 0 P: 6	R: 0 E: 0 K: 0 S: 4	H: 1 LOB: 1 BB: 0 P: 4	1B: 6 2B: 3 3B: 0 HR: 0	SF: 0 SAC: 0 DP: 2 HBP: 0	WP: 0 PB: 0 SB: 0 CS: 0	PA: 35			
PITCHER	IP	WLS	BF	H	R	ER	SO	BB	IBB	HBP	BLK	WP	HR	S	P	ERA	WHIP								
Dick Ellsworth, L ERA: 3.2	(1, 1)	9.0	W	35	8	1	1	6	2	0	0	0	0	45	53	1.00	1.111								

Chicago Cubs @ Atlanta Braves
Atlanta Stadium, Atlanta, GA
Mon Jun 27 1966, 7:05 PM EDT
Att: 10,147 - Unknown - 90 F

AB	33
R	1
H	8
RBI	1
BB	2
SO	6
LOB	16




Batter	1	2	3	4	5	6	7	8	9	AB	R	H	RBI	BB	SO	LOB	TOP											
Glenn Beckert, R OBP: 0.299, SLG: 0.333 (1, 4)	0-0 4-3	0-3 K		0-0 FC5			0-0 6-3		0-3 K	5	0	0	0	0	2	4	Chicago Cubs @ Atlanta Braves Atlanta Stadium, Atlanta, GA Tue Jun 28 1966, 7:05 PM EDT Att: 10,664 - Unknown											
Ron Campbell, R (1, 5) George Altman, L (9, PH) OBP: 0.256, SLG: 0.375	0-0 6-3		0-0 P3	0-0 4-3			0-0 4-3		0-0 4-3	4	0	0	0	0	0	2												
Billy Williams, L (1, 9) OBP: 0.331, SLG: 0.426	4-0 BB		4-0 3-1 2B				0-0 1B			2	1	1	0	2	1	0												
Lee Thomas, L (1, 7) OBP: 0.271, SLG: 0.342	0-0 L4		0-0 3-1				0-0 F8			4	0	1	0	0	0	2												
John Boccabella, R (1, 3) OBP: 0.264, SLG: 0.478		0-0 1B HBP 4-3 1B		0-0 2B			0-0 1B		0-3 K	4	1	3	1	0	1	2												
Byron Browne, R (1, 8) OBP: 0.271, SLG: 0.477		1-0 4-3 1B HBP	0-3 K				0-0 F3		0-0 6-3	3	0	0	0	0	1	2												
Randy Hundley, R (1, 2) OBP: 0.288, SLG: 0.408		0-0 4-3 1B		0-0 FC5 1B			0-0 F5		0-0 F3	4	0	2	0	0	0	0												
Don Kessinger, S (1, 6) OBP: 0.267, SLG: 0.260		0-0 4-3		0-0 FC5 1B			0-0 4-3		0-0 B2	4	0	1	1	0	0	2												
Ken Holtzman, R (1, 1) OBP: 0.071, SLG: 0.071 Jimmy Stewart, S (9, PH) OBP: 0.235, SLG: 0.230	0-0 6-3		0-0 F5				0-3 K		0-0 5-3	3	0	0	0	0	1	4												
Inning Stats	R: 0 E: 0 K: 0 S: 3	H: 0 LOB: 1 BB: 1 P: 7	R: 1 E: 0 K: 1 S: 7	H: 2 LOB: 2 BB: 0 P: 8	R: 1 E: 0 K: 1 S: 6	H: 1 LOB: 1 BB: 1 P: 10	R: 0 E: 0 K: 0 S: 5	H: 2 LOB: 2 BB: 0 P: 5	R: 0 E: 0 K: 1 S: 6	H: 1 LOB: 1 BB: 0 P: 6	R: 0 E: 0 K: 1 S: 7	H: 2 LOB: 2 BB: 0 P: 7	R: 0 E: 0 K: 0 S: 3	H: 0 LOB: 0 BB: 0 P: 3	R: 0 E: 0 K: 1 S: 5	H: 0 LOB: 0 BB: 0 P: 5		1B: 7 2B: 1 3B: 0 HR: 0	SF: 0 SAC: 0 DP: 0 HBP: 1	WP: 0 PB: 0 SB: 0 CS: 0	PA: 38							
PITCHER	IP	WLS	BF	H	R	ER	SO	BB	IBB	HBP	BLK	WP	HR	S	P	ERA	WHIP											
Arnold Umbach, R ERA: 2.9	(1, 1)	3.0	17	5	2	2	2	2	0	0	1	0	0	0	18	27	6.00	2.333										
Clay Carroll, R ERA: 2.42	(4, 1)	6.0	W	21	3	0	0	4	0	0	0	0	0	0	29	29	0.00	0.500										

AB	35
R	2
H	8
RBI	2
BB	2
SO	6
LOB	18



Batter	1	2	3	4	5	6	7	8	9	AB	R	H	RBI	BB	SO	LOB	BOTTOM										
Felipe Alou, R (1, 3) OBP: 0.324, SLG: 0.495	0-0 F9		0-0 G3				0-0 4-3		0-3 K	4	0	0	0	0	1	0	Chicago Cubs @ Atlanta Braves Atlanta Stadium, Atlanta, GA Tue Jun 28 1966, 7:05 PM EDT Att: 10,664 - Unknown										
Mack Jones, L (1, 8) OBP: 0.347, SLG: 0.532	4-0 2-3 BB BLK BB		0-0 F7				0-0 F9		0-0 P4	3	1	0	0	1	0	0											
Hank Aaron, R (1, 9) OBP: 0.389, SLG: 0.610	4-0 BLK 1-2 2-3 1B BB			0-0 6-3			0-0 6-3 2B			2	1	1	0	1	0	0											
Rico Carty, R (1, 7) OBP: 0.387, SLG: 0.410	0-0 2-3			0-0 HR 1B			0-0 6-3		0-0 2-3	3	1	1	0	0	0	3											
Joe Torre, R (1, 2) OBP: 0.368, SLG: 0.524	0-0 CS 1B			0-0 HR			0-3 K			3	1	2	3	0	1	1											
Denis Menke, R (1, 5) OBP: 0.361, SLG: 0.424	0-0 CS	0-0 P4		0-0 F7			0-0 F7			3	0	0	0	0	0	0											
Frank Bolling, R (1, 4) OBP: 0.174, SLG: 0.167		0-0 L1		0-0 F9			0-0 6-3			3	0	0	0	0	0	0											
Woody Woodward, R (1, 6) OBP: 0.325, SLG: 0.313		0-0 6-3			0-0 G3		0-0 F7			3	0	0	0	0	0	0											
Arnold Umbach, R (1, 1) OBP: 0.333, SLG: 0.200 Clay Carroll, R (4, 1)			0-3 K		0-0 6-3			0-0 1-3		1	0	0	0	0	1	0											
Inning Stats	R: 2 E: 0 K: 0 S: 3	H: 1 LOB: 0 BB: 2 P: 11	R: 0 E: 0 K: 0 S: 3	H: 0 LOB: 0 BB: 0 P: 3	R: 0 E: 0 K: 1 S: 5	H: 0 LOB: 0 BB: 0 P: 5	R: 2 E: 0 K: 0 S: 5	H: 2 LOB: 0 BB: 0 P: 5	R: 0 E: 0 K: 1 S: 6	H: 1 LOB: 1 BB: 0 P: 6	R: 0 E: 0 K: 0 S: 3	H: 0 LOB: 0 BB: 0 P: 3	R: 0 E: 0 K: 1 S: 5	H: 0 LOB: 0 BB: 0 P: 5	R: 0 E: 0 K: 1 S: 5	H: 0 LOB: 0 BB: 0 P: 5		1B: 2 2B: 1 3B: 0 HR: 1	SF: 0 SAC: 0 DP: 0 HBP: 0	WP: 0 PB: 0 SB: 0 CS: 1	PA: 30						
PITCHER	IP	WLS	BF	H	R	ER	SO	BB	IBB	HBP	BLK	WP	HR	S	P	ERA	WHIP										
Ken Holtzman, L ERA: 3.81	(1, 1)	8.0	L	29	4	4	4	3	2	0	0	1	0	33	41	4.50	0.750										



Batter	1	2	3	4	5	6	7	8	9	AB	R	H	RBI	BB	SO	LOB	TOP				
Glenn Beckert, R OBP: 0.301, SLG: 0.338 (1, 4)										5	1	2	2	0	0	1					
Lee Thomas, L OBP: 0.274, SLG: 0.348 (1, 7)										5	2	2	1	0	1	1					
Billy Williams, L OBP: 0.335, SLG: 0.438 (1, 9)										4	1	2	3	1	0	0					
John Boccabella, R OBP: 0.286, SLG: 0.493 (1, 3)										4	1	2	0	1	0	2					
Byron Browne, R OBP: 0.324, SLG: 0.467 Bob Hendley, R OBP: 0.250, SLG: 0.286 (9, 1)										4	0	0	0	1	3	3					
Randy Hundley, R OBP: 0.286, SLG: 0.409 (1, 2)										4	1	1	1	0	0	5					
Ron Campbell, R Jimmy Stewart, S OBP: 0.246, SLG: 0.230 (9, 5)										2	0	0	0	1	0	0	AB 36				
Don Kessinger, S OBP: 0.267, SLG: 0.259 (1, 6)										4	1	1	0	0	0	1	R 9				
Bill Hands, R Fergie Jenkins, R George Altman, R Don Lee, R Marty Keough, L Adolfo Phillips, R (1, 1) (6, 1) (7, PH) (7, 1) (9, PH) (9, PR) (9, 8)										2	0	0	0	0	1	0	H 11				
Inning Stats	R: 0 E: 0 K: 0 S: 3	H: 0 LOB: 0 BB: 0 P: 3	R: 1 E: 0 K: 1 S: 6	H: 1 LOB: 0 BB: 0 P: 6	R: 0 E: 0 K: 1 S: 6	H: 1 LOB: 1 BB: 0 P: 6	R: 0 E: 0 K: 1 S: 5	H: 0 LOB: 0 BB: 0 P: 9	R: 0 E: 0 K: 1 S: 4	H: 1 LOB: 3 BB: 2 P: 12	R: 0 E: 0 K: 1 S: 5	H: 0 LOB: 1 BB: 1 P: 9	R: 1 E: 0 K: 0 S: 4	H: 2 LOB: 0 BB: 0 P: 4	R: 7 E: 0 K: 1 S: 11	H: 6 LOB: 1 BB: 1 P: 15	1B: 6 2B: 4 3B: 0 HR: 1	SF: 1 SAC: 0 DP: 1 HBP: 0	WP: 1 PB: 0 SB: 1 CS: 0	PA: 42	
PITCHER	IP WLS BF H R ER SO BB IBB HBP BLK WP HR S P ERA WHIP																				
Tony Cloninger, R ERA: 4.35 Chi-Chi Olivo, R ERA: 3.75 Ted Abernathy, R ERA: 5.96 Dan Schneider, L ERA: 1.98	(1, 1) (9, 1) (9, 1) (9, 1)	8.0 0.0 0.0 1.0	34 L 2 2 4	6 2 2 1	4 0 3 2	5 0 3 2	5 0 0 0	0 0 0 0	0 0 0 0	1 0 2 6	0 0 2 1	39 2 2 6	59 2 2 6	4.50 ∞ ∞ 18.00	1.375 ∞ ∞ 1.000						

Chicago Cubs @ Atlanta Braves
Atlanta Stadium, Atlanta, GA
Wed Jun 29 1966, 3:33 AM EDT
Att: 8,163 - Cloudy - 87 F

AB	36
R	9
H	11
RBI	9
BB	5
SO	6
LOB	14



Batter	1	2	3	4	5	6	7	8	9	AB	R	H	RBI	BB	SO	LOB	BOTTOM					
Felipe Alou, R OBP: 0.322, SLG: 0.491 (1, 3)										5	0	1	0	0	0	2						
Gary Geiger, L OBP: 0.318, SLG: 0.398 Miguel de la Hoz, R OBP: 0.280, SLG: 0.206 Felix Millan, R OBP: 0.295, SLG: 0.342 (1, 9) (9, PH) (9, PR)										4	1	3	0	0	0	0						
Mack Jones, L OBP: 0.336, SLG: 0.512 (1, 8)										5	0	0	0	0	1	5						
Rico Carty, R OBP: 0.388, SLG: 0.410 (1, 7)										5	1	2	2	0	1	3						
Joe Torre, R OBP: 0.362, SLG: 0.514 (1, 2)										5	0	0	0	0	0	4						
Eddie Mathews, L OBP: 0.305, SLG: 0.350 (1, 5)										3	2	2	1	1	0	0						
Frank Bolling, R OBP: 0.176, SLG: 0.182 (1, 4)										4	0	1	2	0	0	1	AB 38					
Woody Woodward, R OBP: 0.332, SLG: 0.315 (1, 6)										2	0	1	0	2	1	0	R 5					
Tony Cloninger, R OBP: 0.216, SLG: 0.340 Chi-Chi Olivo, R Ted Abernathy, R OBP: 0.333, SLG: 0.250 Dan Schneider, L (1, 1) (9, 1) (9, 1) (9, 1)	(1, 1) (9, 1) (9, 1) (9, 1)	5.2 0.1 2.0 1.0	25 2 9 5	7 0 2 2	3 0 1 1	4 0 1 0	0 1 0 0	0 0 1 0	0 0 8 5	32 5 12 5	36 5 12 5	0.00 4.50 9.00	0.000 1.500 2.000									
Inning Stats	R: 0 E: 0 K: 0 S: 3	H: 0 LOB: 0 BB: 0 P: 3	R: 0 E: 0 K: 0 S: 3	H: 0 LOB: 0 BB: 0 P: 3	R: 0 E: 0 K: 2 S: 7	H: 0 LOB: 0 BB: 0 P: 7	R: 0 E: 0 K: 2 S: 9	H: 2 LOB: 2 BB: 0 P: 9	R: 0 E: 0 K: 0 S: 5	H: 2 LOB: 2 BB: 0 P: 5	R: 3 E: 0 K: 0 S: 6	H: 3 LOB: 2 BB: 2 P: 14	R: 0 E: 0 K: 0 S: 4	H: 1 LOB: 1 BB: 0 P: 4	R: 1 E: 0 K: 0 S: 4	H: 1 LOB: 1 BB: 1 P: 8	R: 1 E: 0 K: 0 S: 5	H: 2 LOB: 1 BB: 0 P: 5	1B: 8 2B: 1 3B: 1 HR: 1	SF: 0 SAC: 0 DP: 0 HBP: 0	WP: 0 PB: 0 SB: 0 CS: 0	PA: 41
PITCHER	IP WLS BF H R ER SO BB IBB HBP BLK WP HR S P ERA WHIP																					
Bill Hands, R ERA: 4.18 Fergie Jenkins, R ERA: 4.54 Don Lee, R ERA: 2.82 Bob Hendley, L ERA: 4.91	(1, 1) (6, 1) (7, 1) (9, 1)	0.1 2.0 1.0	2 W 9 S 5	0 2 2	0 1 1	0 1 0	0 0 0	0 0 0	0 1 5	0 8 5	0 12 5	0.00 4.50 9.00	0.000 1.500 2.000									

Chicago Cubs @ Atlanta Braves
Atlanta Stadium, Atlanta, GA
Wed Jun 29 1966, 3:33 AM EDT
Att: 8,163 - Cloudy - 87 F

AB	38
R	5
H	11
RBI	5
BB	3
SO	4
LOB	20



Batter	1	2	3	4	5	6	7	8	9	AB	R	H	RBI	BB	SO	LOB	TOP				
Glenn Beckert, R OBP: 0.300, SLG: 0.337 (1, 4)	6-3		1-3		FC6-4			1B		4	0	1	0	0	0	1					
Lee Thomas, L OBP: 0.278, SLG: 0.351 (1, 7)	1B		G3			5-3		1B		4	0	2	0	0	0	0					
Billy Williams, L OBP: 0.334, SLG: 0.435 (1, 9)	1B		4-1			K		3-1		4	0	1	0	0	1	2					
John Boccabella, R OBP: 0.272, SLG: 0.468 (1, 3)	K			F7		F2			6-3	4	0	0	0	0	1	2					
Randy Hundley, R OBP: 0.286, SLG: 0.407 (1, 2)	K			P5			L4-3	1B	5-3	4	0	1	0	0	1	2					
Byron Browne, R OBP: 0.323, SLG: 0.468 (1, 8)		P6		K			K			4	0	1	0	0	2	1					
Ron Campbell, R OBP: 0.125, SLG: 0.071 (1, 5)		F9			FC3-6	1B		L4-3	4-3	4	0	1	0	0	0	2					
Don Kessinger, S OBP: 0.268, SLG: 0.260 (1, 6)					FC3-6	FC6-4		6-3		3	0	1	0	0	0	1					
Bill Faul, R Bob Hendley, R George Altman, R Cal Koonce, R Marty Keough, L Ernie Broglio, R (1, 1) (4, 1) (5, Ph) (5, 1) (8, Ph) (8, 1)					F9			K		1	0	0	0	0	1	1					
Inning Stats	R: 0 E: 0 K: 2 S: 9	H: 2 LOB: 2 BB: 0 P: 9	R: 0 E: 0 K: 1 S: 6	H: 1 LOB: 1 BB: 0 P: 6	R: 0 E: 0 K: 0 S: 3	H: 0 LOB: 0 BB: 0 P: 3	R: 0 E: 0 K: 1 S: 5	H: 0 LOB: 0 BB: 0 P: 5	R: 0 E: 0 K: 1 S: 4	H: 1 LOB: 1 BB: 0 P: 4	R: 0 E: 0 K: 1 S: 5	H: 0 LOB: 0 BB: 0 P: 5	R: 0 E: 0 K: 1 S: 5	H: 1 LOB: 0 BB: 0 P: 5	R: 0 E: 0 K: 1 S: 7	H: 2 LOB: 2 BB: 0 P: 7	R: 0 E: 0 K: 0 S: 4	H: 1 LOB: 1 BB: 0 P: 4	1B: 7 2B: 2 3B: 0 HR: 0	SF: 0 SAC: 0 DP: 1 HBP: 0	WP: 0 PA: 34
PITCHER Larry Jackson, R ERA: 3.53 (1, 1)	IP: 0.0 WLS: W BF: 0 H: 0 R: 0 ER: 0 SO: 0 BB: 0 IBB: 0 HBP: 0 BLK: 0 WP: 0 HR: 0 S: 0 P: 0 ERA: ∞ WHIP: ∞															PITCHER Larry Jackson, R ERA: 3.53 (1, 1)	IP: 0.0 WLS: W BF: 0 H: 0 R: 0 ER: 0 SO: 0 BB: 0 IBB: 0 HBP: 0 BLK: 0 WP: 0 HR: 0 S: 0 P: 0 ERA: ∞ WHIP: ∞				

Chicago Cubs @ Philadelphia Phillies
 Connie Mack Stadium, Philadelphia, PA
 Fri Jul 01, 1966, 7:05 PM EDT
 Att: 10,670 - Unknown

AB	34
R	0
H	8
RBI	0
BB	0
SO	7
LOB	13

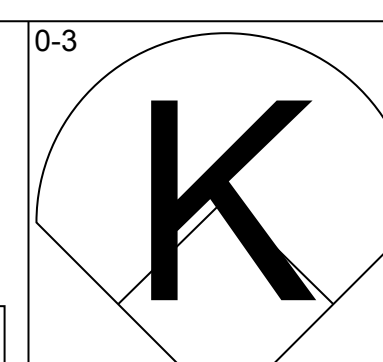
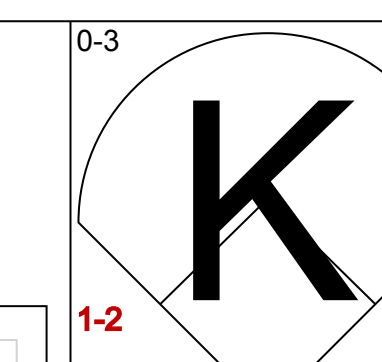
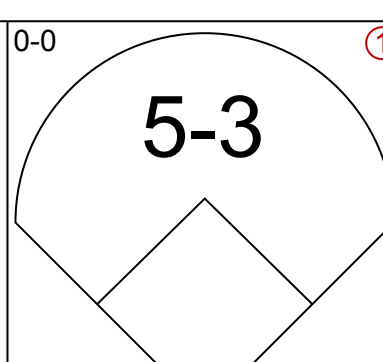
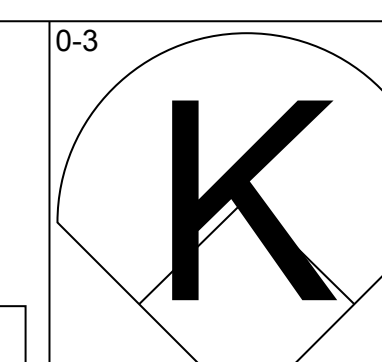
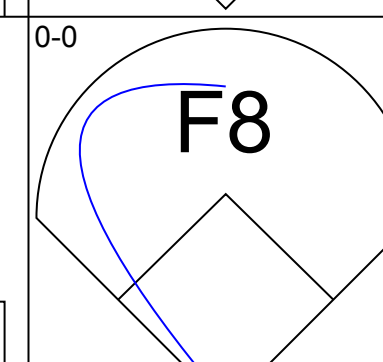
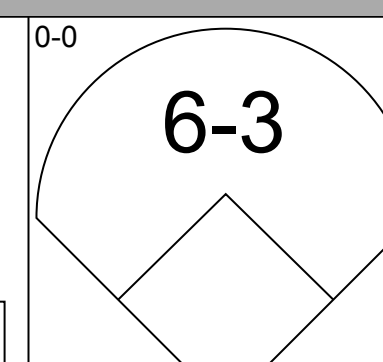
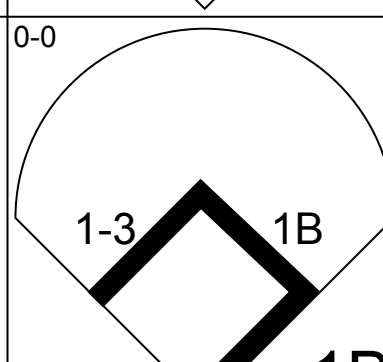
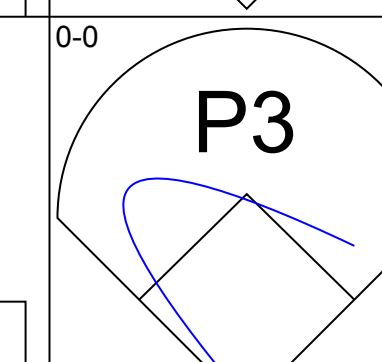
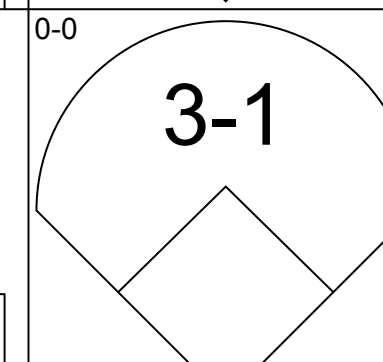
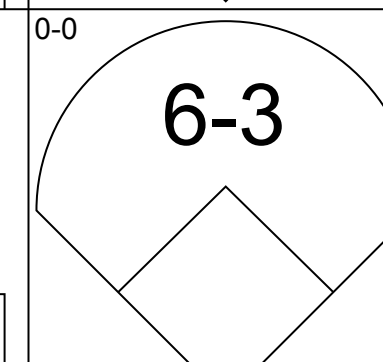
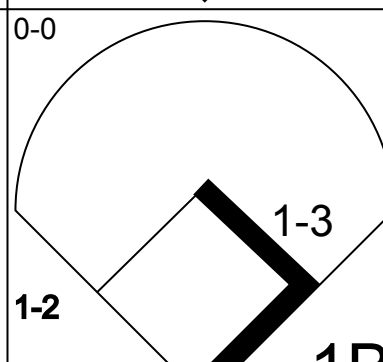
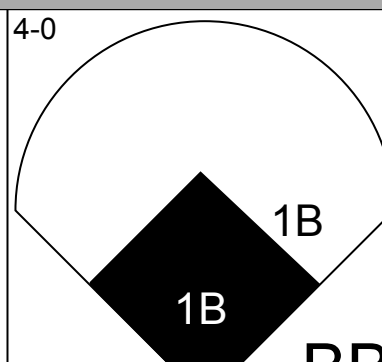
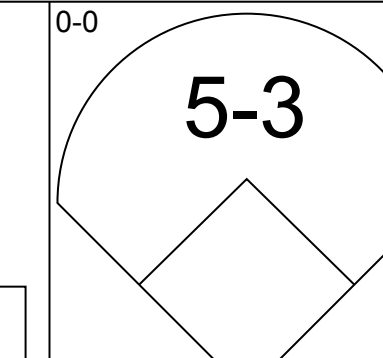
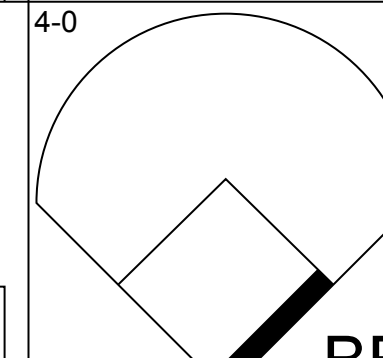
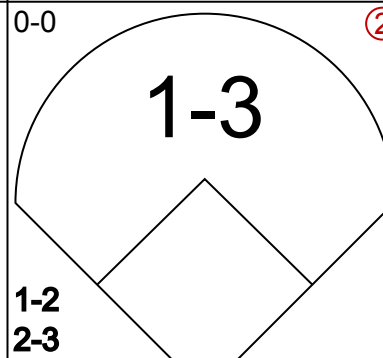
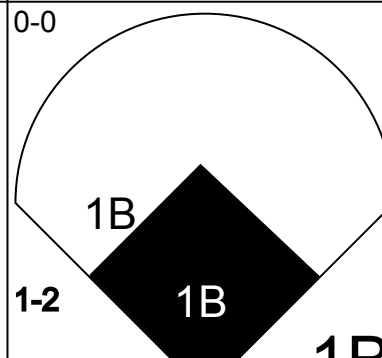
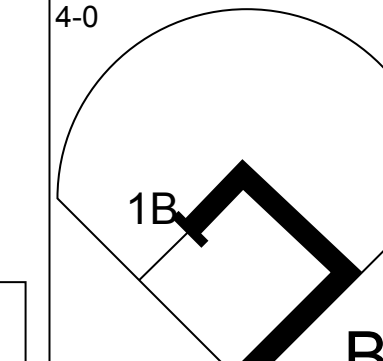
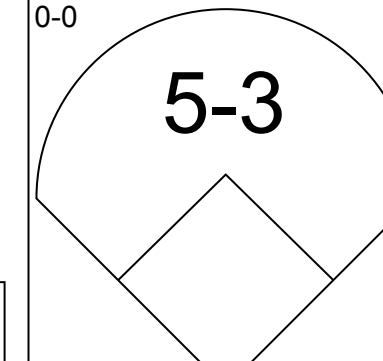
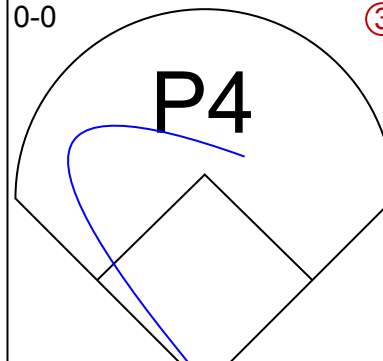
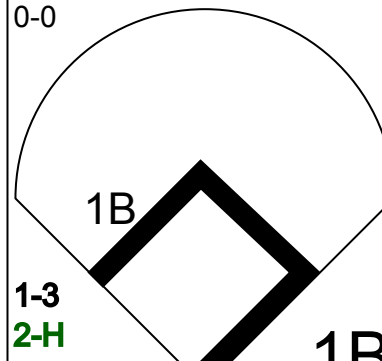
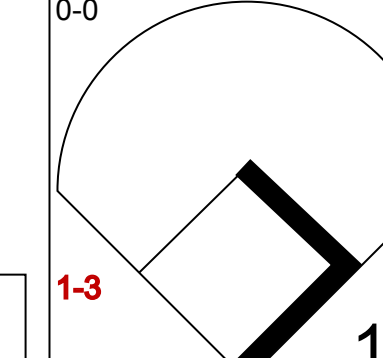
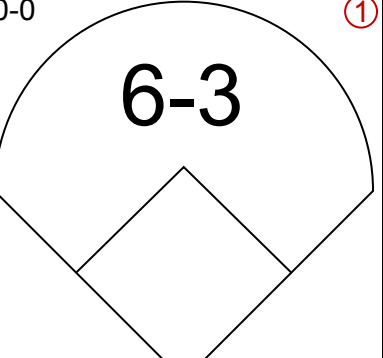
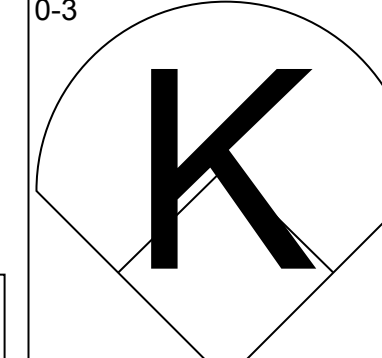
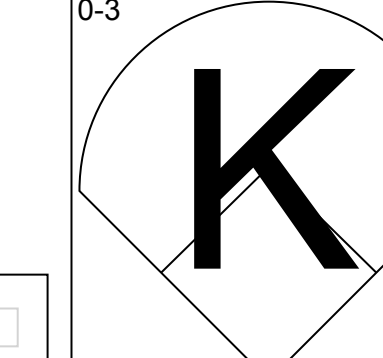
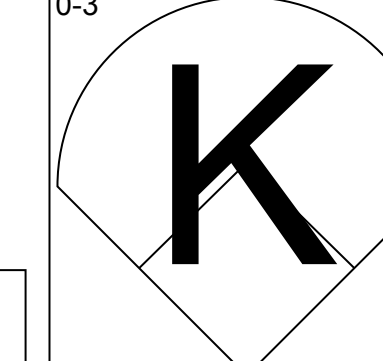
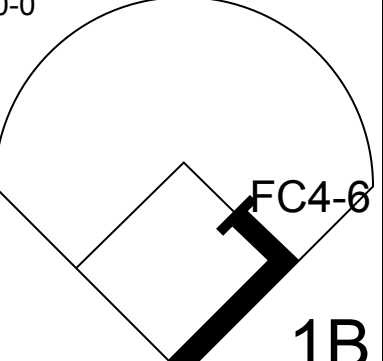
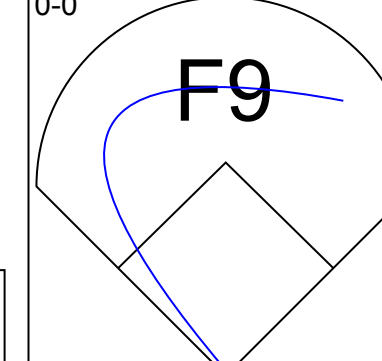
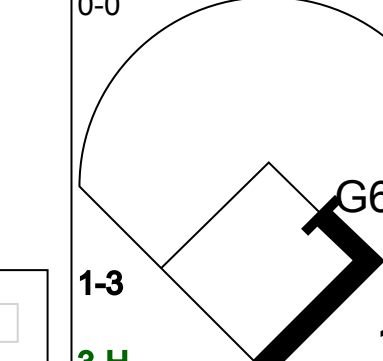
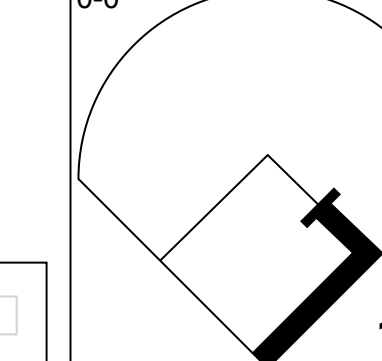
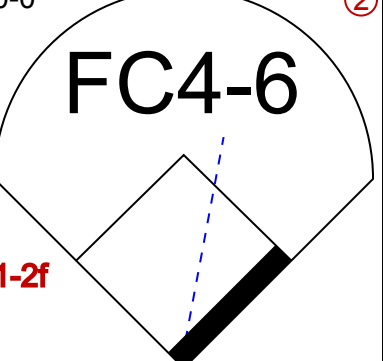
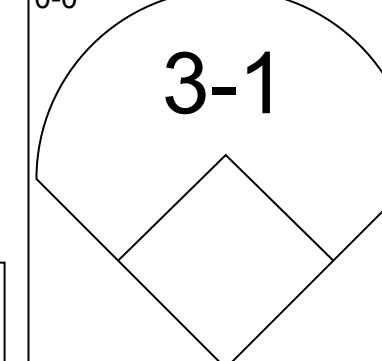
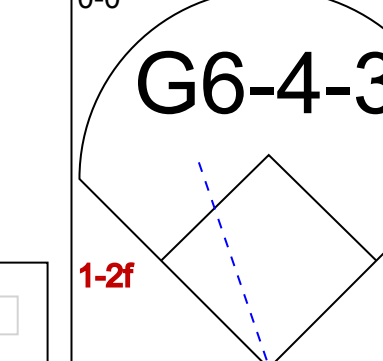
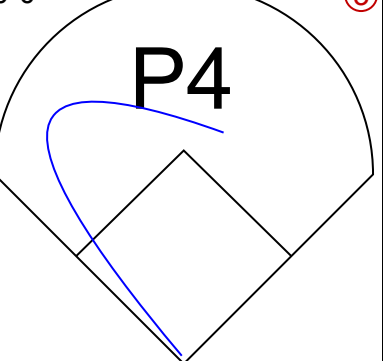
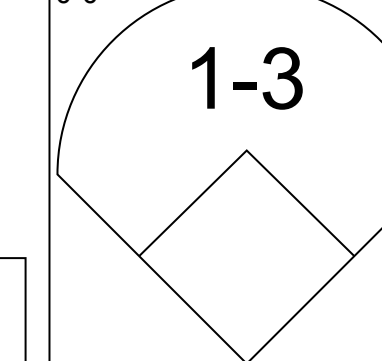


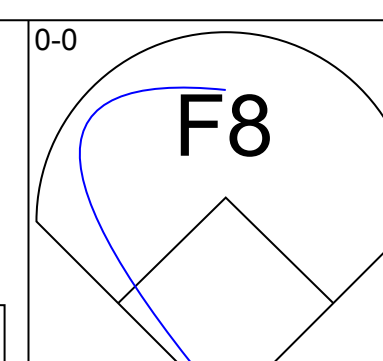
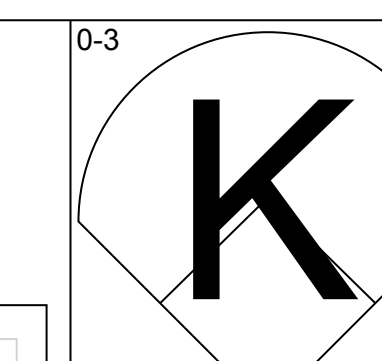
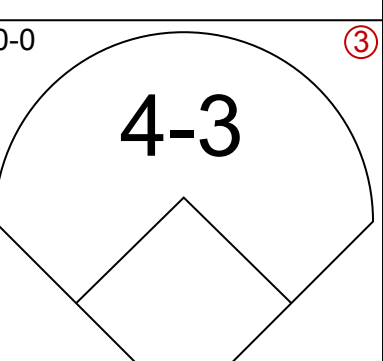
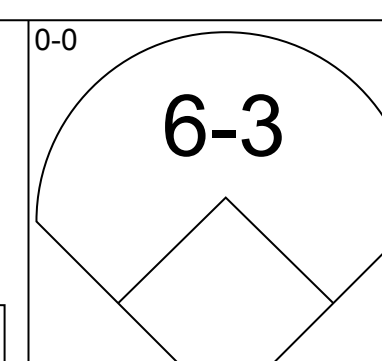
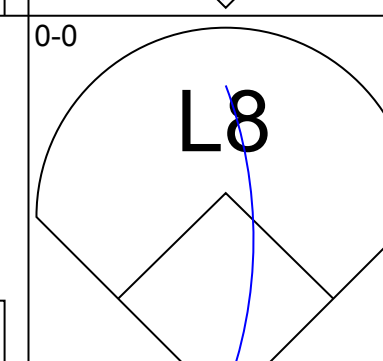
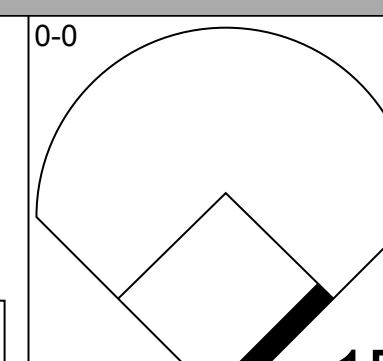
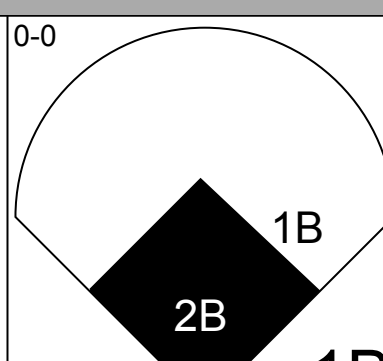
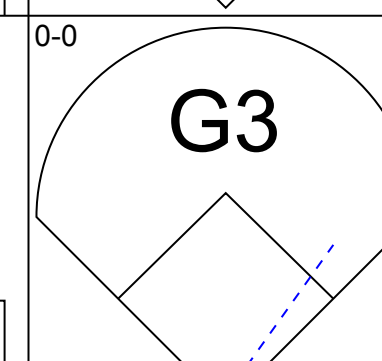
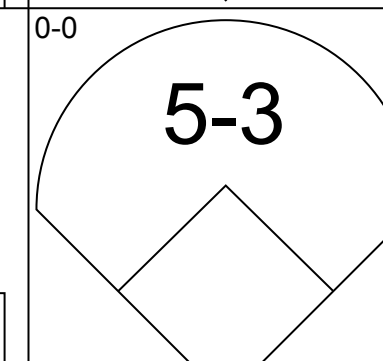
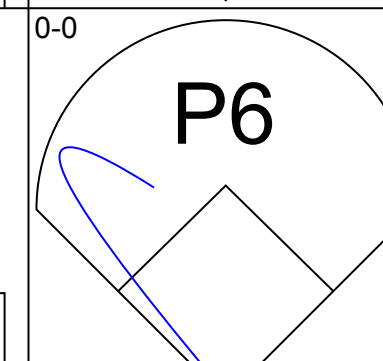
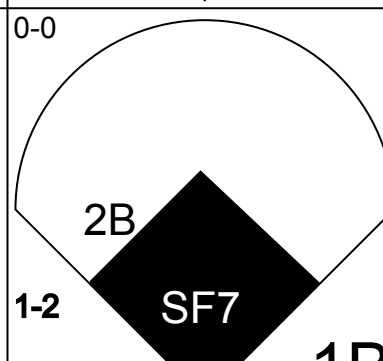
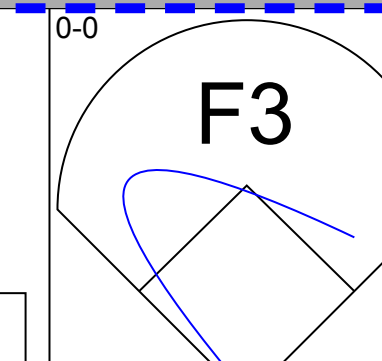
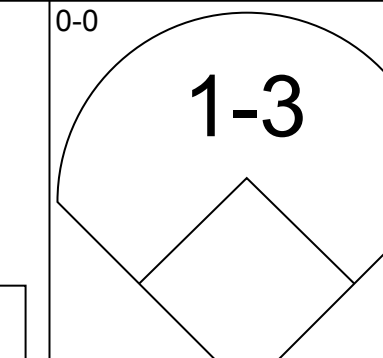
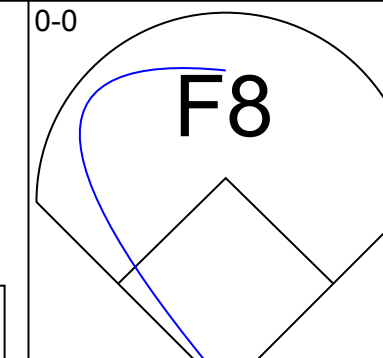
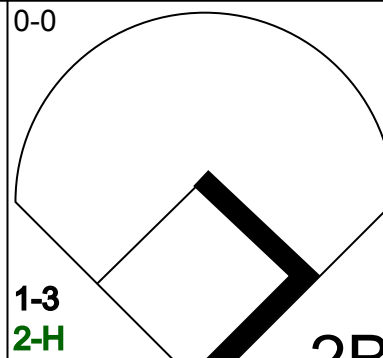
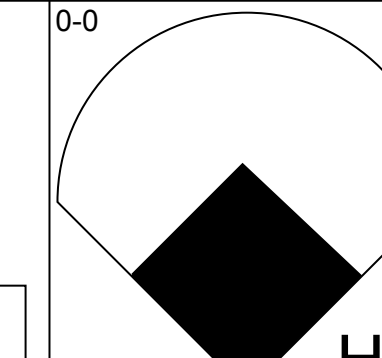
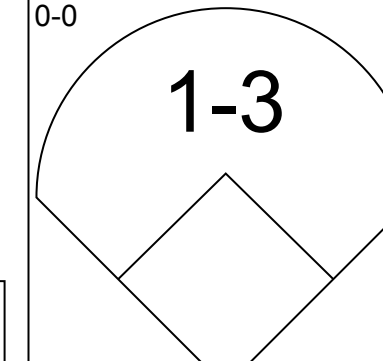
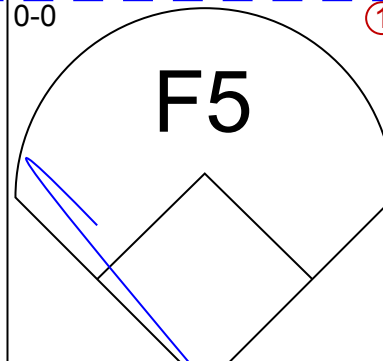
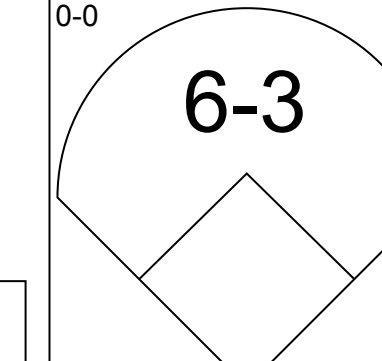
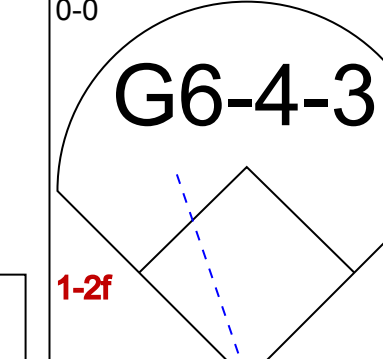

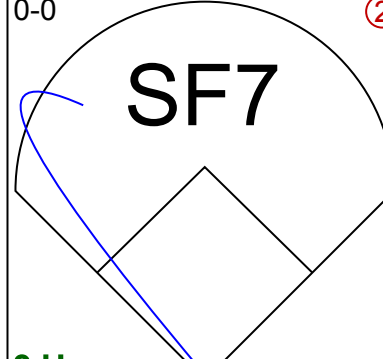
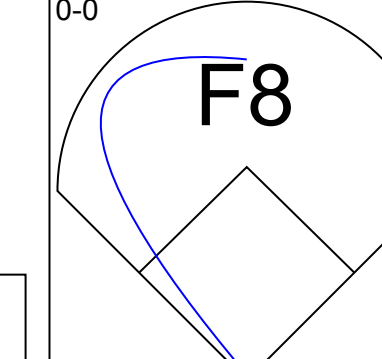

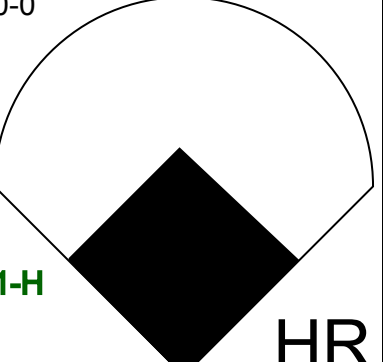
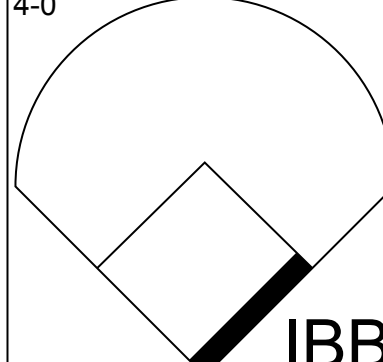

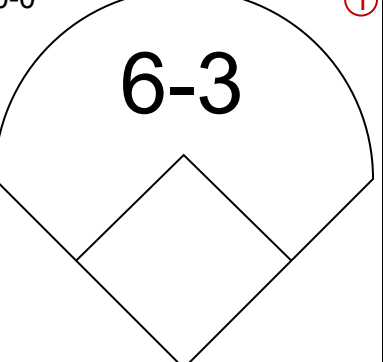
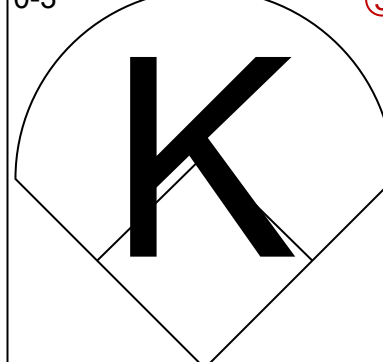
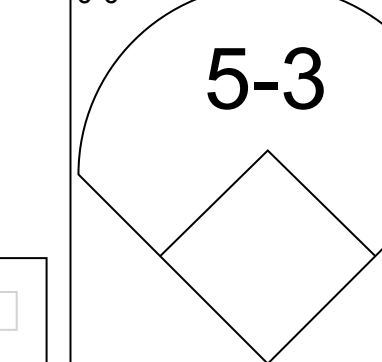
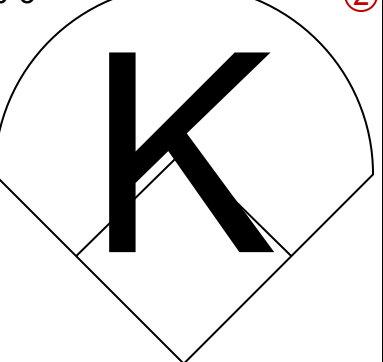

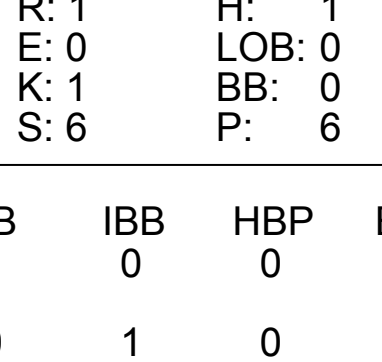
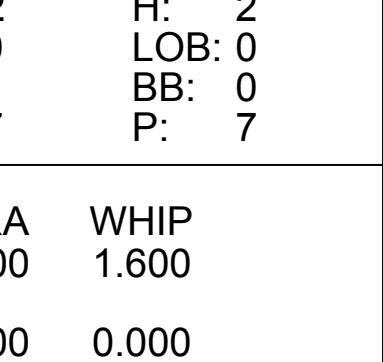
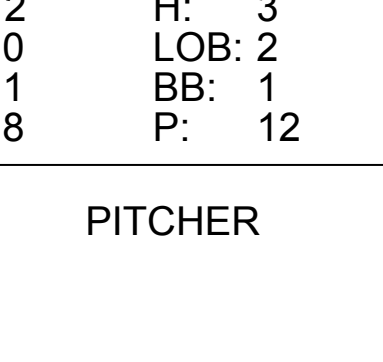


Batter	1	2	3	4	5	6	7	8	9	AB	R	H	RBI	BB	SO	LOB	BOTTOM		
Cookie Rojas, R OBP: 0.314, SLG: 0.353 (1, 4)	CS		F9		6-3		6-3			3	0	0	0	1	0	0			
Johnny Callison, L OBP: 0.318, SLG: 0.388 (1, 9)	F8		P4		SF7		K			4	1	1	0	0	1	1			
Dick Allen, R Jackie Brandt, R OBP: 0.656 OBP: 0.293, SLG: 0.287 (1, 7) (8, 7)	F2			1B	SF7		K			3	1	1	1	0	1	1			
Bill White, L OBP: 0.347, SLG: 0.456 (1, 3)	CS			1B	1B		L8			4	3	3	2	0	0	0			
Tony Gonzalez, L OBP: 0.306, SLG: 0.372 (1, 8)		1B		1B	HR		3-1			4	2	2	1	0	0	0			
Clay Dainoff, L OBP: 0.404, SLG: 0.400 (1, 2)		1B		1B		6-3		BB		3	0	2	2	1	0	0			
Tony Taylor, R OBP: 0.303, SLG: 0.383 (1, 5)		G4-6-3		K			CS			3	0	1	0	1	1	3			
Dick Groat, R OBP: 0.283, SLG: 0.321 (1, 6)		F9		FC6-4			1B			4	0	1	0	0	0	3			
Larry Jackson, R OBP: 0.086, SLG: 0.059 (1, 1)			5-3		K		K			3	0	0	0	0	2	2			
Inning Stats	R: 0 E: 0 K: 0 S: 2	H: 0 LOB: 0 BB: 1 P: 6	R: 2 E: 0 K: 0 S: 5	H: 3 LOB: 0 BB: 0 P: 5	R: 0 E: 0 K: 0 S: 3	H: 0 LOB: 0 BB: 0 P: 3	R: 3 E: 1 K: 2 S: 11	H: 4 LOB: 1 BB: 0 P: 11	R: 2 E: 0 K: 0 S: 5	H: 2 LOB: 0 BB: 0 P: 5	R: 0 E: 0 K: 1 S: 6	H: 2 LOB: 1 BB: 0 P: 6	R: 0 E: 0 K: 2 S: 7	H: 0 LOB: 0 BB: 0 P: 7	R: 0 E: 0 K: 0 S: 3	H: 0 LOB: 2 BB: 2 P: 11	1B: 6 2B: 2 3B: 2 HR: 1	SF: 1 SAC: 0 DP: 1 HBP: 0	WP: 1 PA: 36
PITCHER Bill Faul, R Bob Hendley, L Cal Koonce, R Ernie Broglio, R (1, 1) (4, 1) (5, 1) (8, 1)	IP: 3.0 WLS: L BF: 13 H: 5 R: 4 ER: 4 SO: 4 BB: 0 IBB: 0 HBP: 0 BLK: 0 WP: 0 HR: 0 S: 12 P: 16 ERA: 12.00 WHIP: 2.000															PITCHER Bill Faul, R Bob Hendley, L Cal Koonce, R Ernie Broglio, R (1, 1) (4, 1) (5, 1) (8, 1)	IP: 3.0 WLS: L BF: 13 H: 5 R: 4 ER: 4 SO: 4 BB: 0 IBB: 0 HBP: 0 BLK: 0 WP: 0 HR: 0 S: 12 P: 16 ERA: 12.00 WHIP: 2.000		

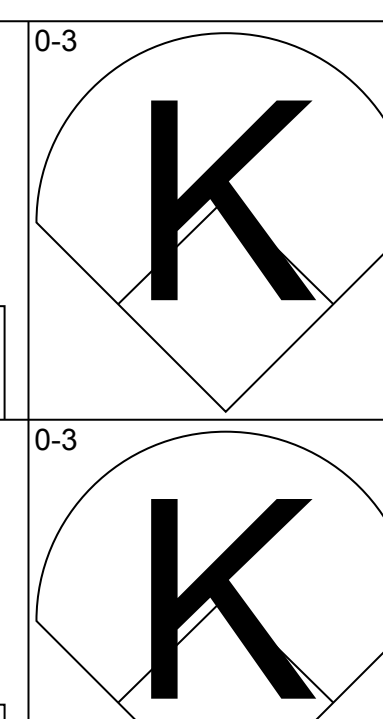
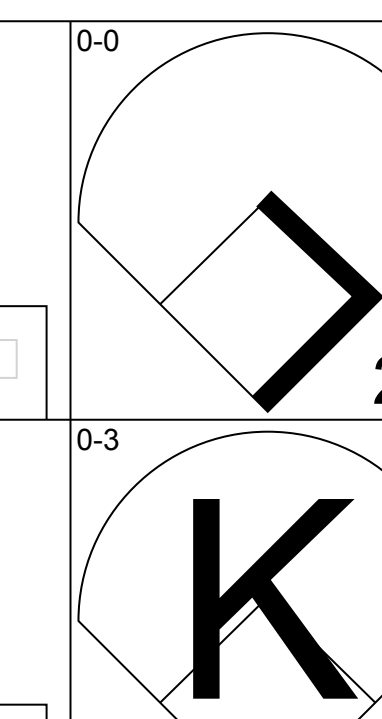
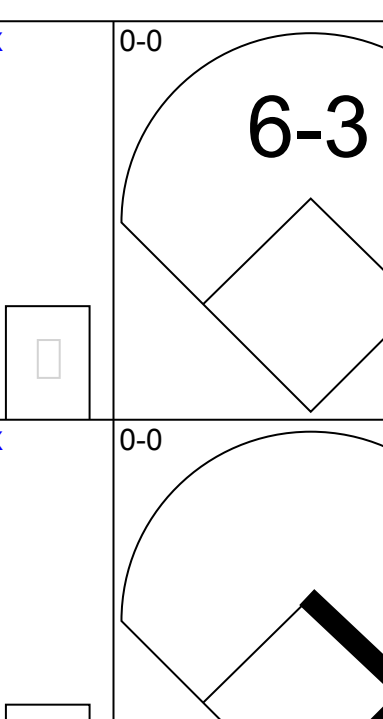
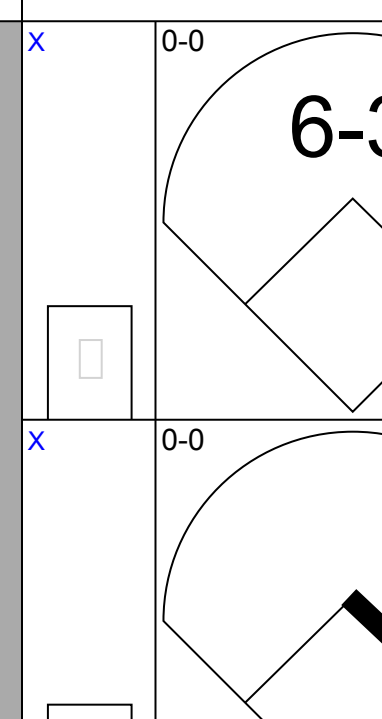
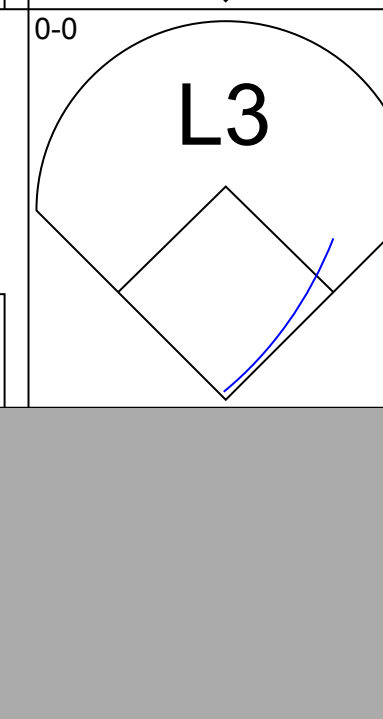
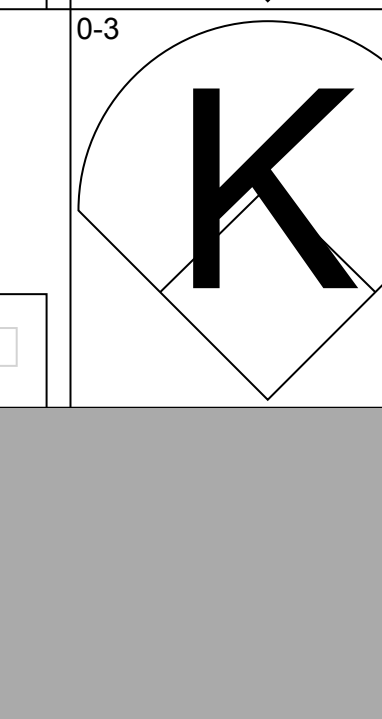
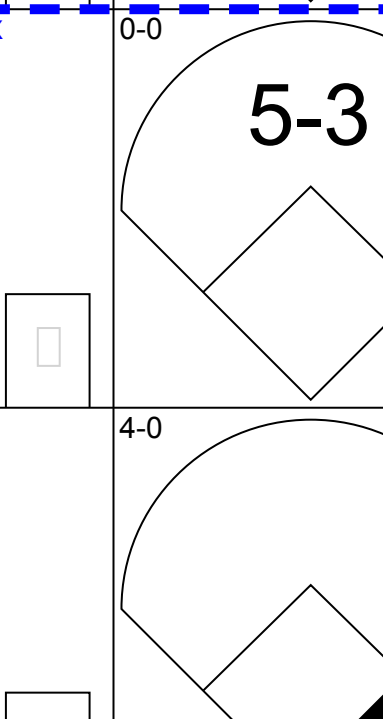
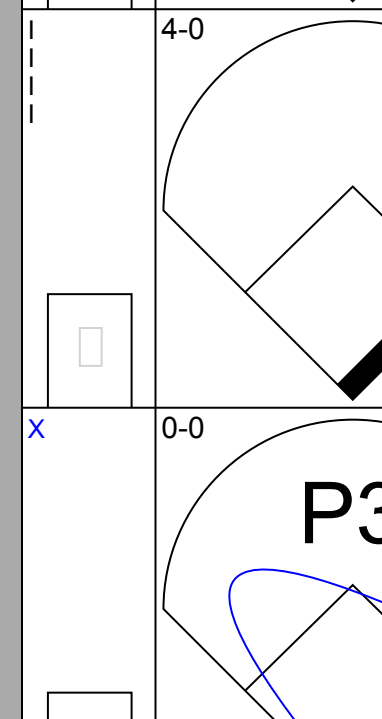


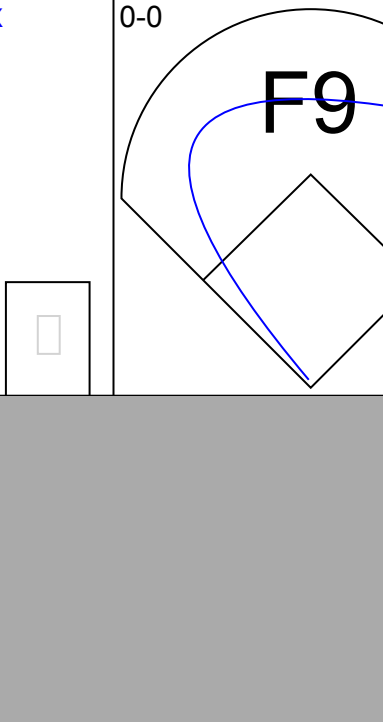

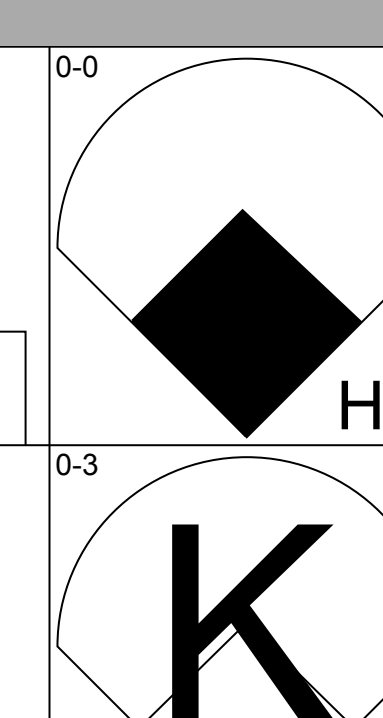
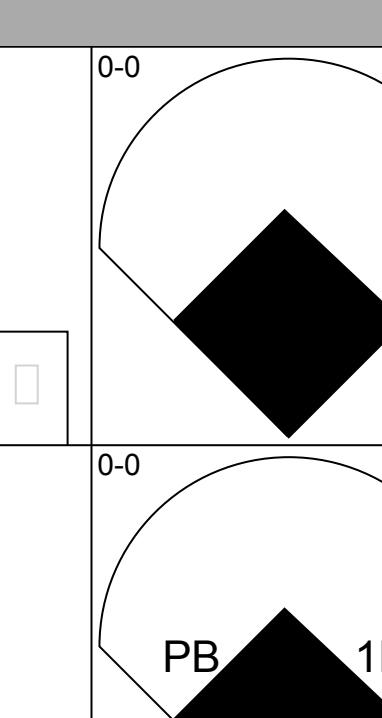
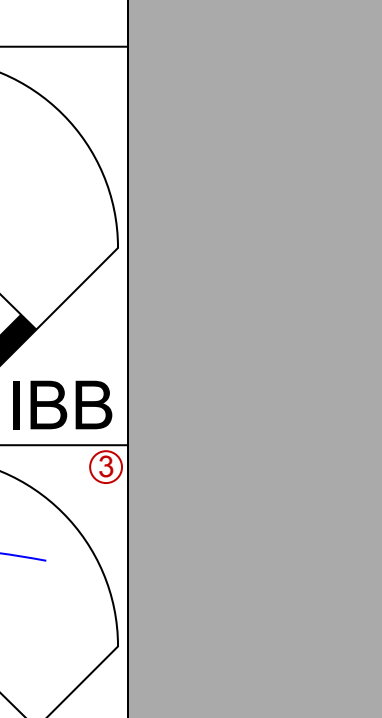
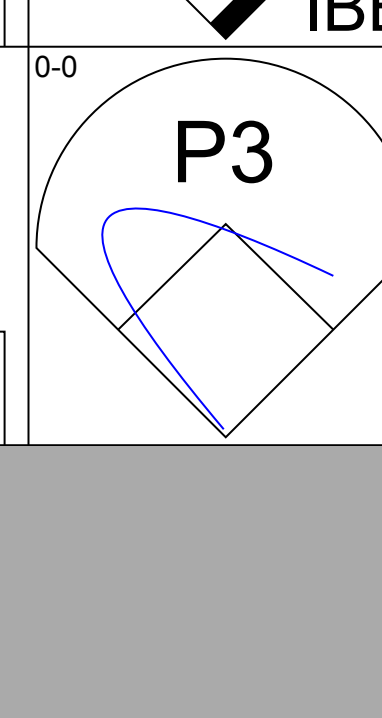

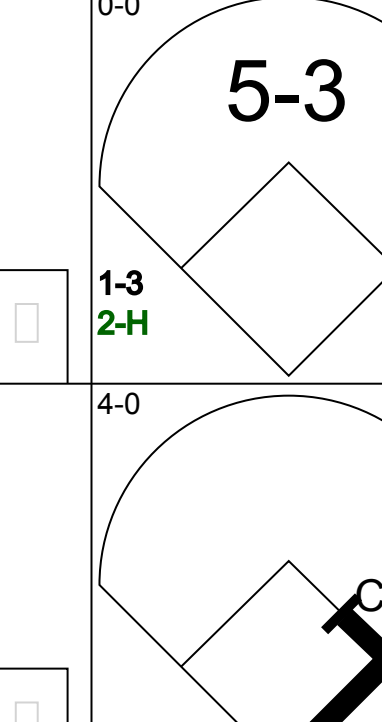

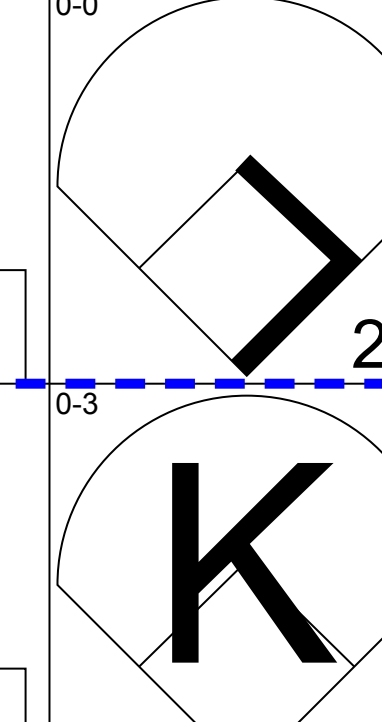
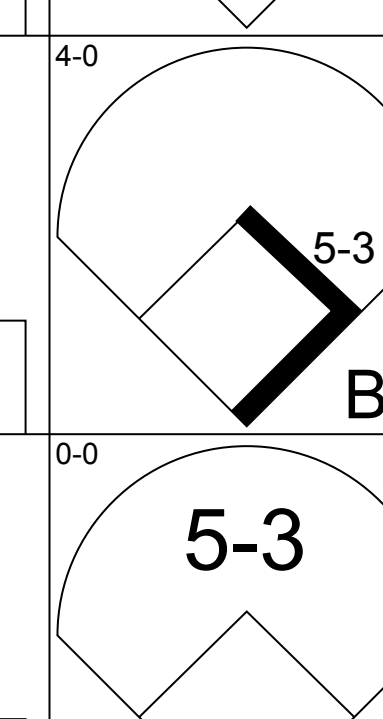
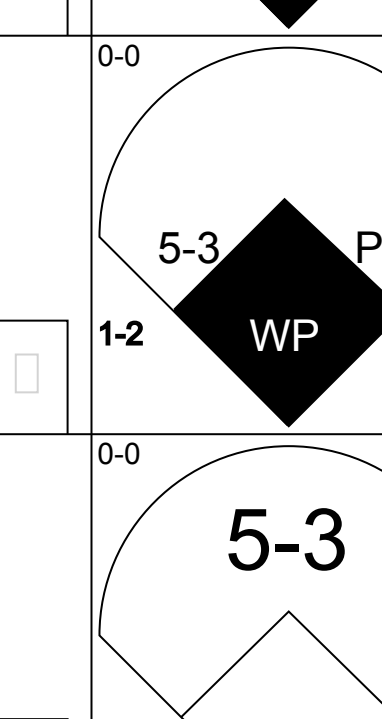
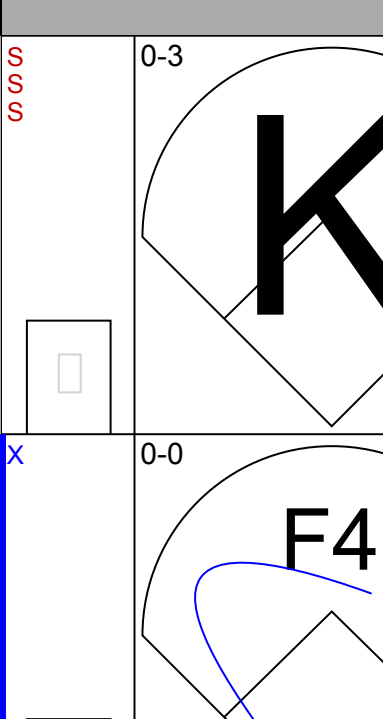
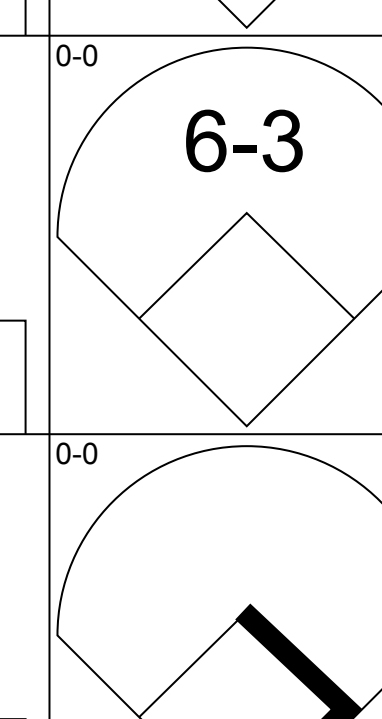
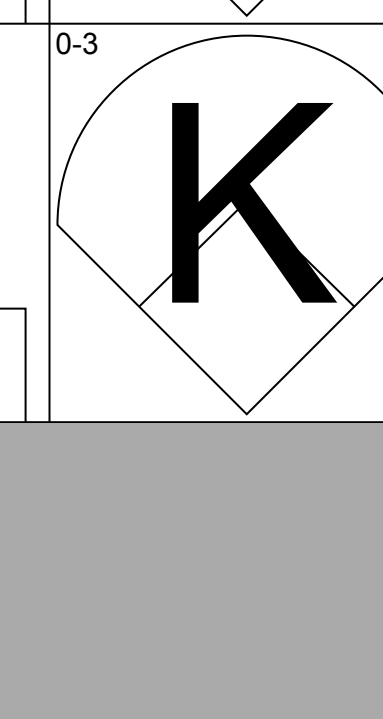
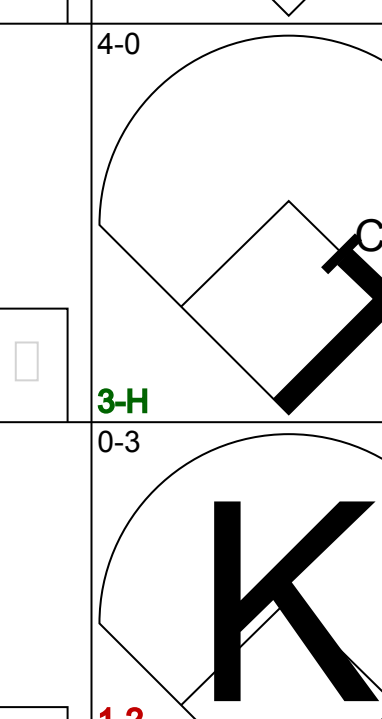
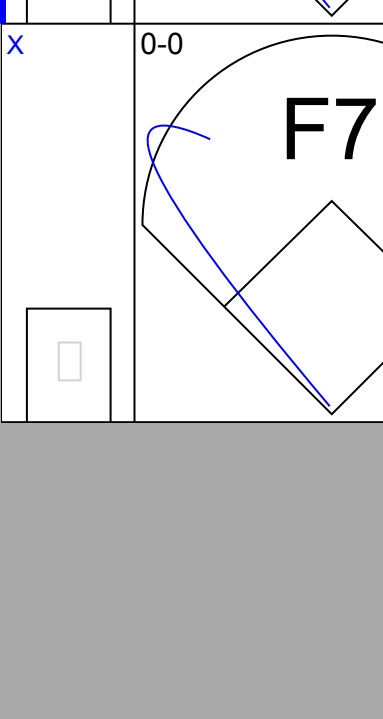
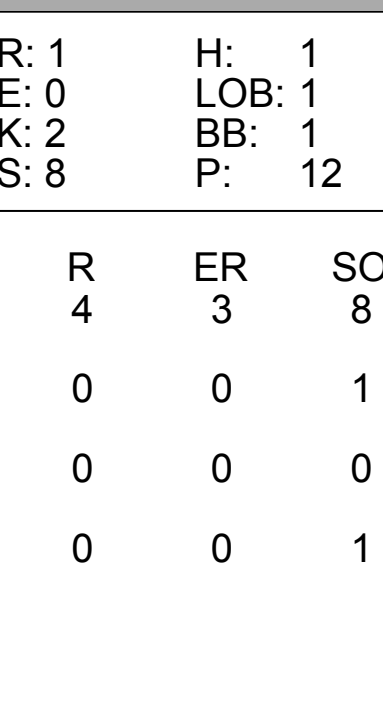
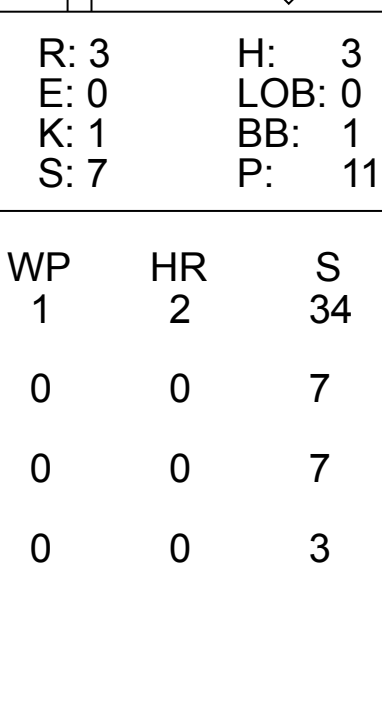
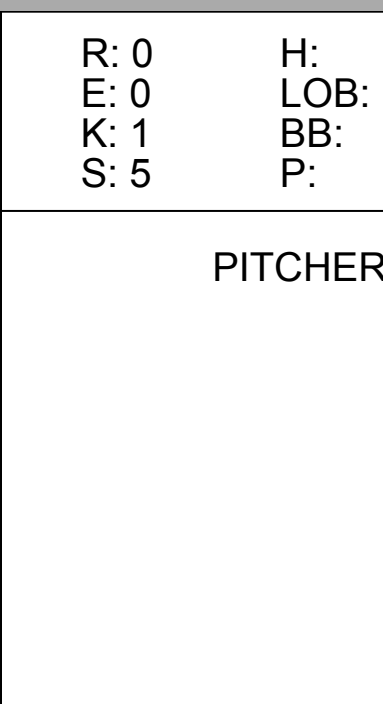
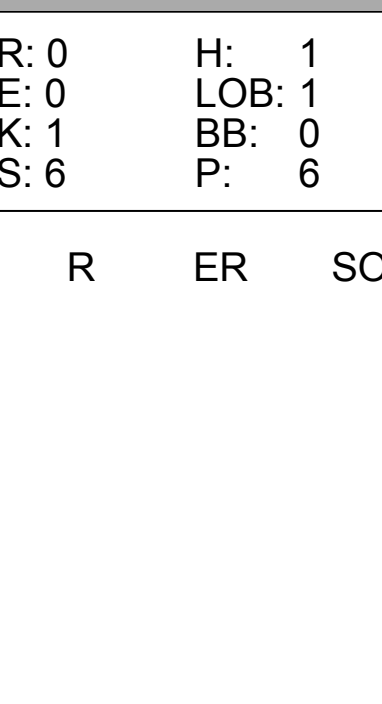
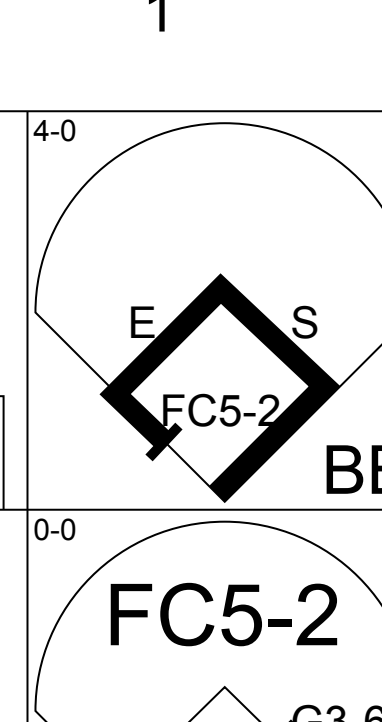
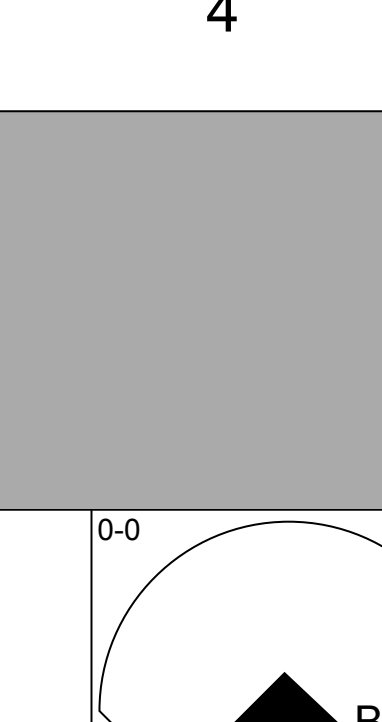
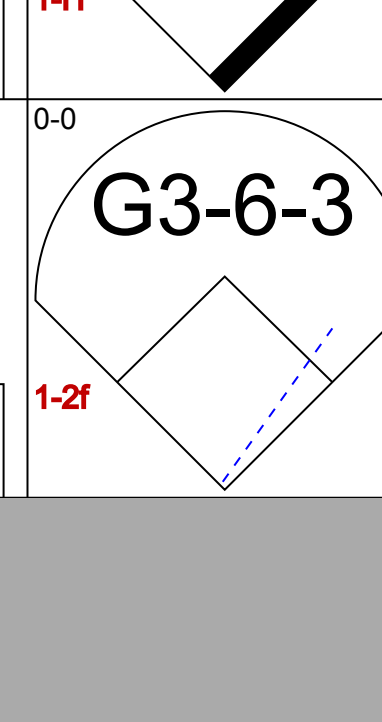
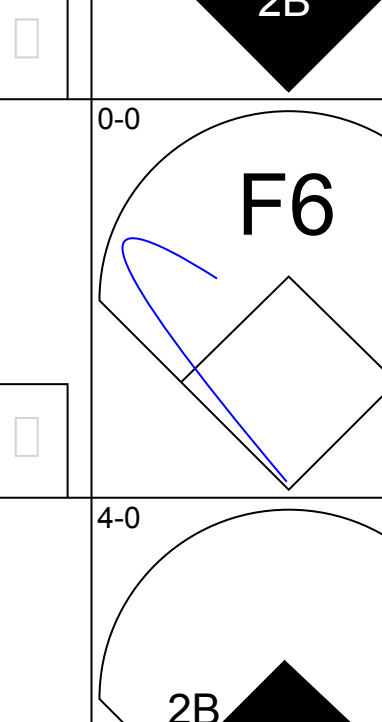


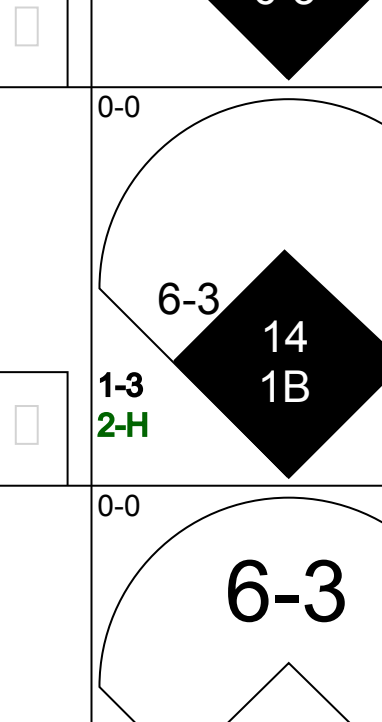
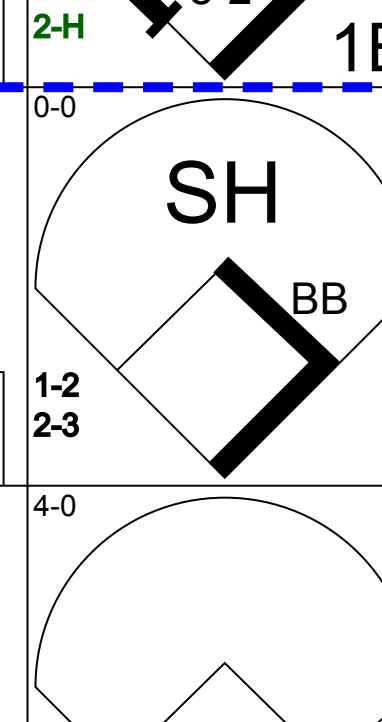
Chicago Cubs @ Philadelphia Phillies
 Connie Mack Stadium, Philadelphia, PA
 Fri Jul 01, 1966, 7:05 PM EDT
 Att: 10,670 - Unknown

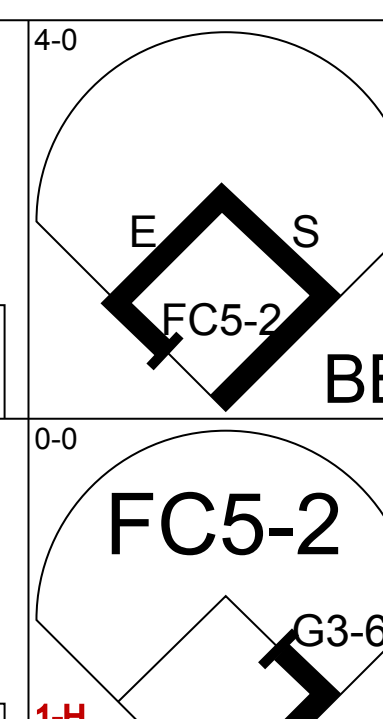
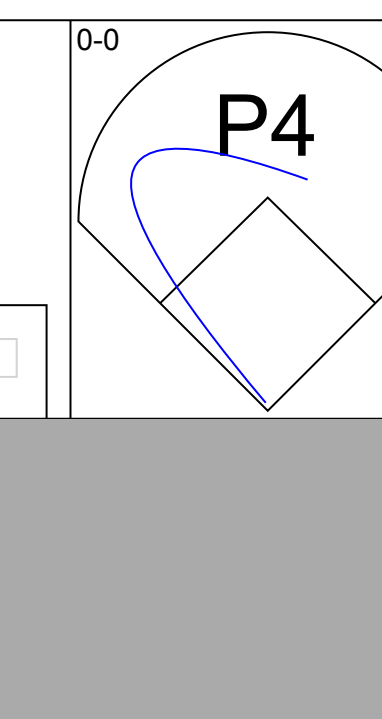
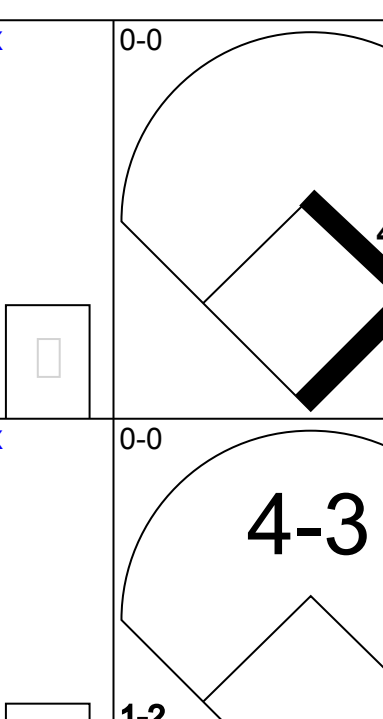
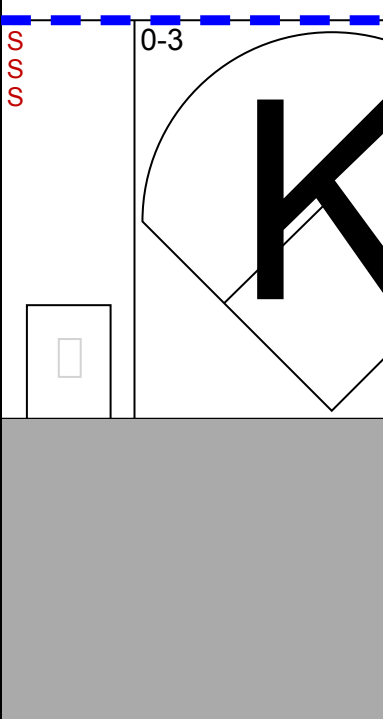
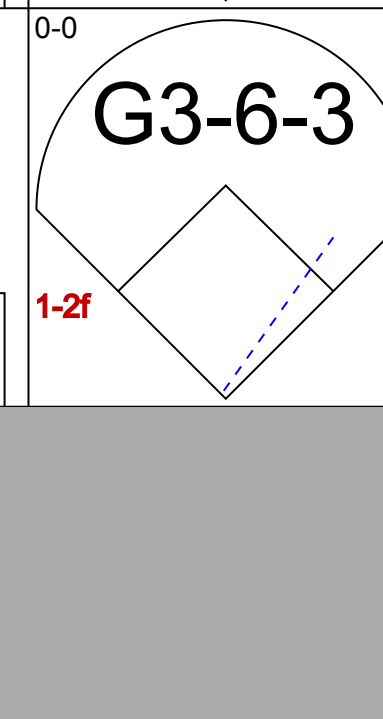
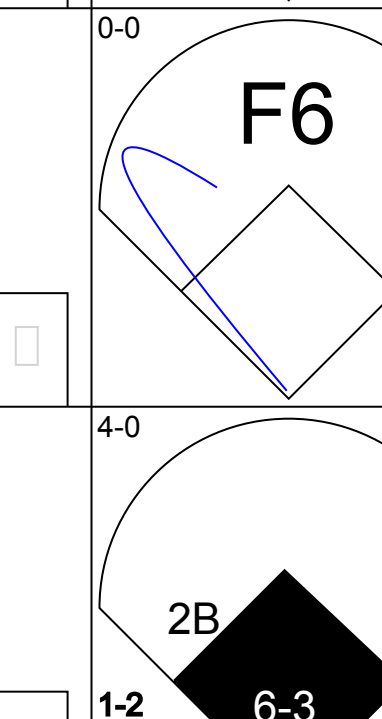
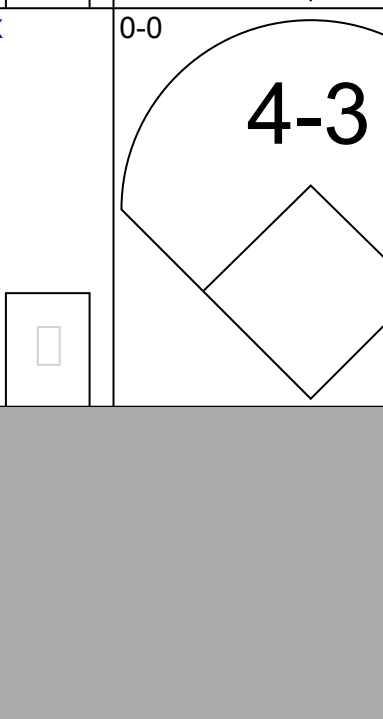
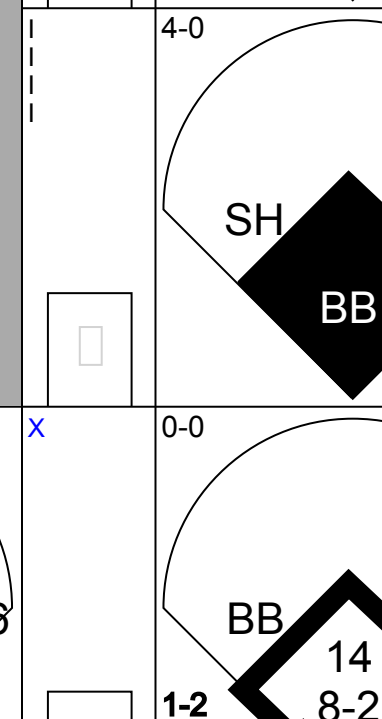

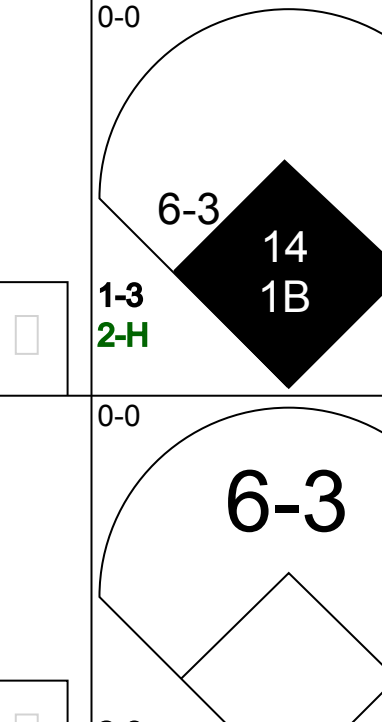

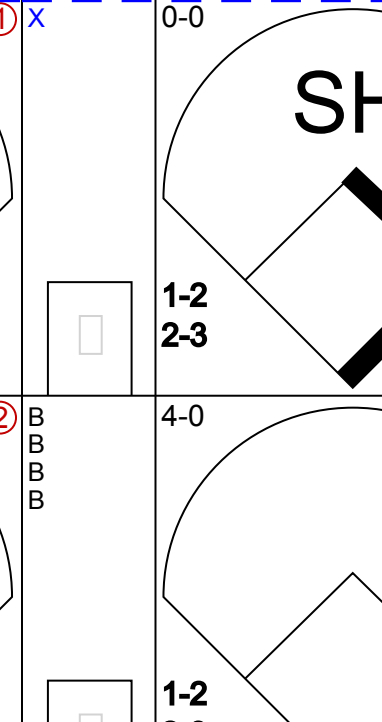
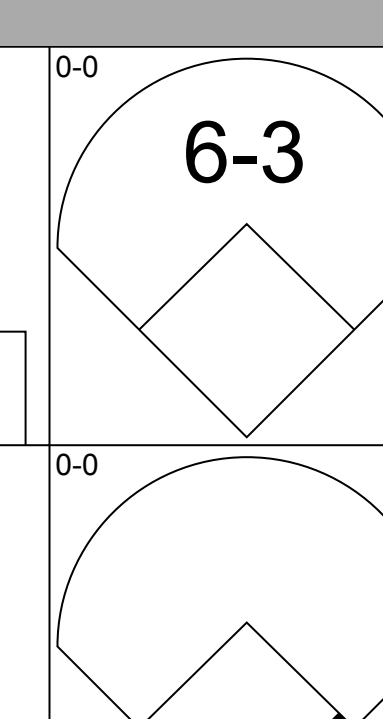
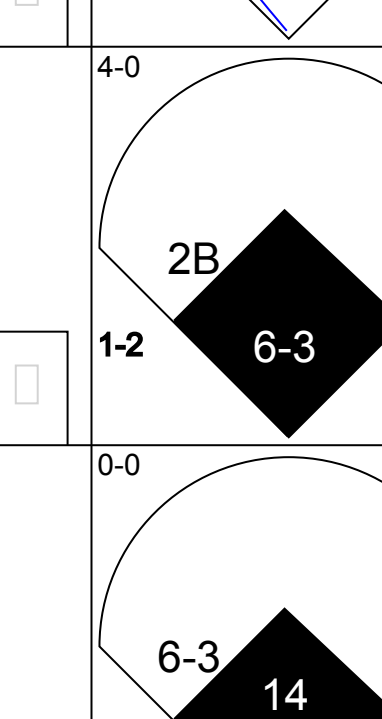
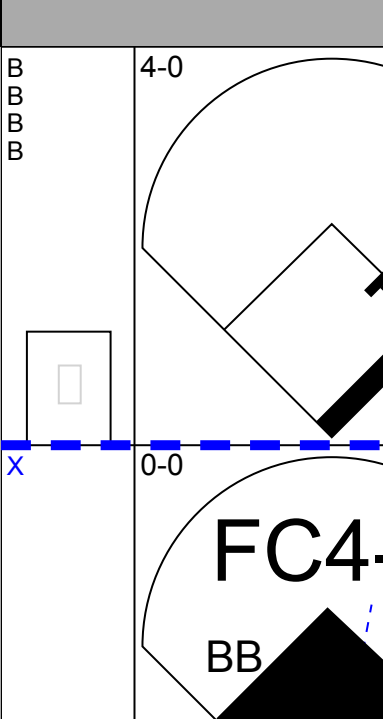
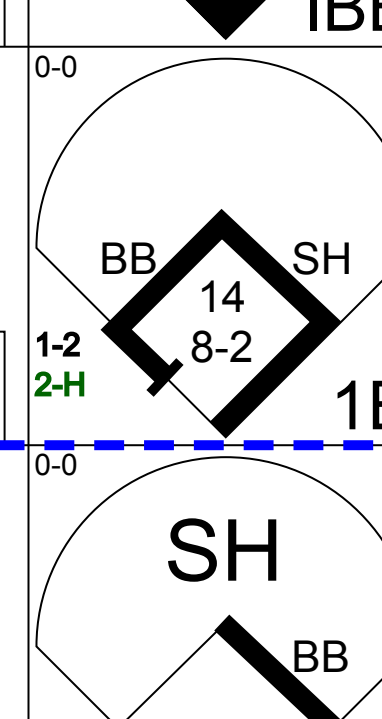
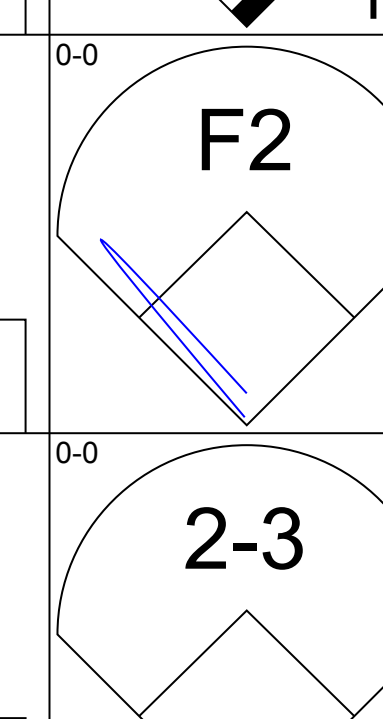
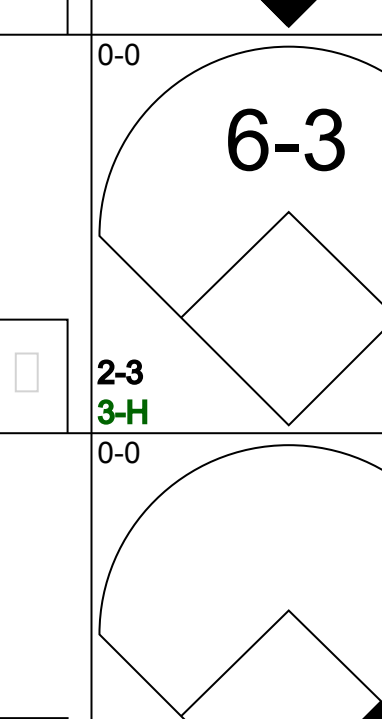
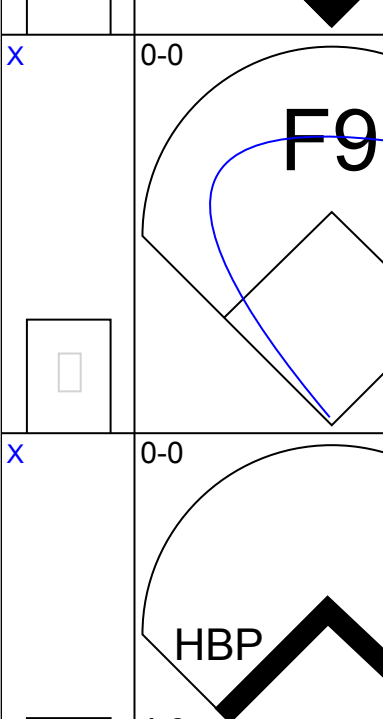
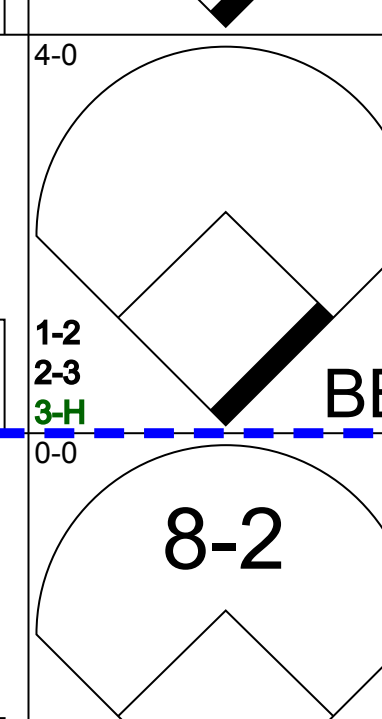

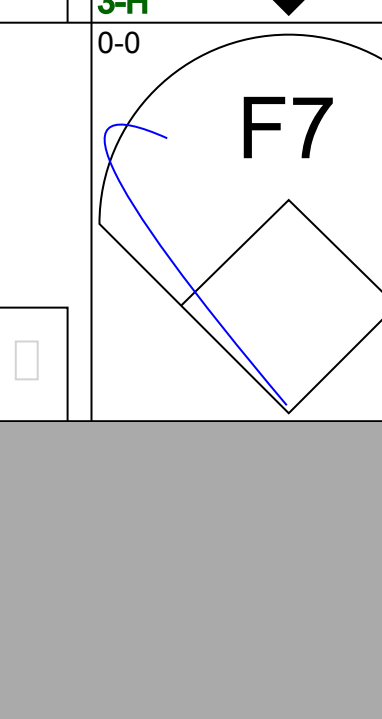
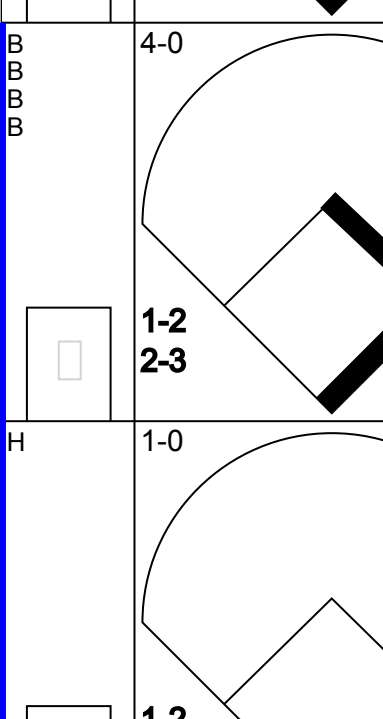
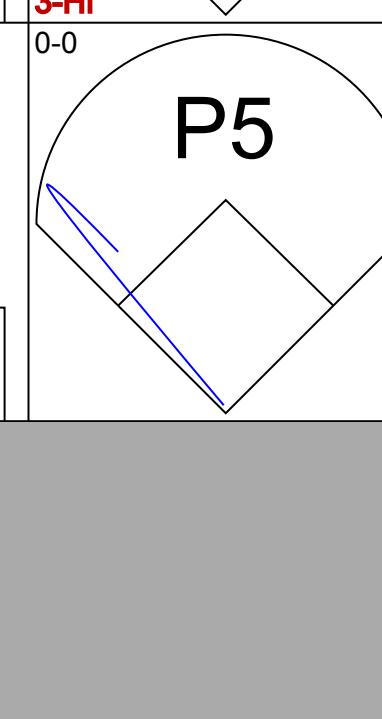
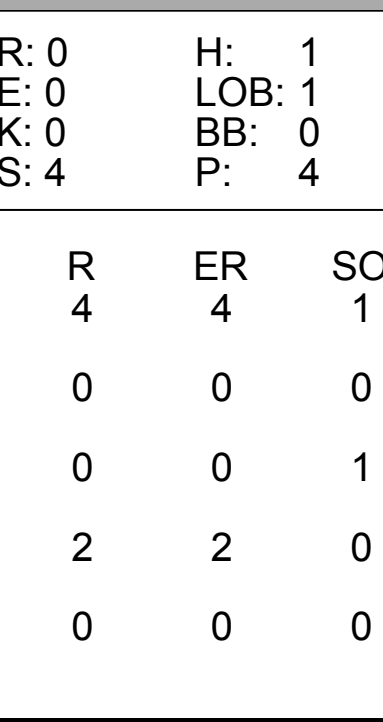
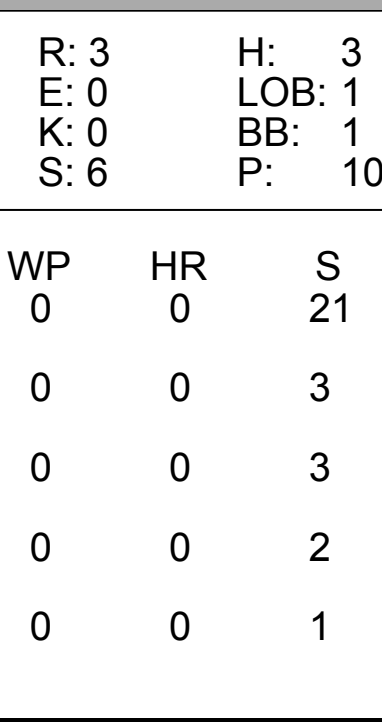
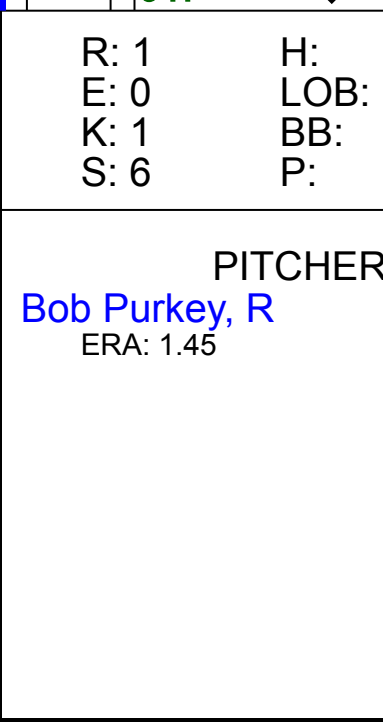
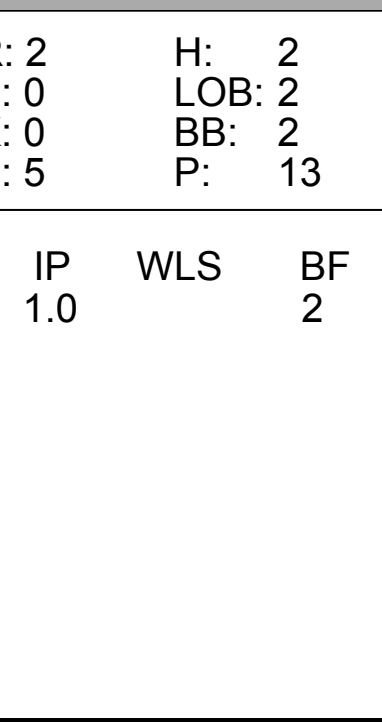
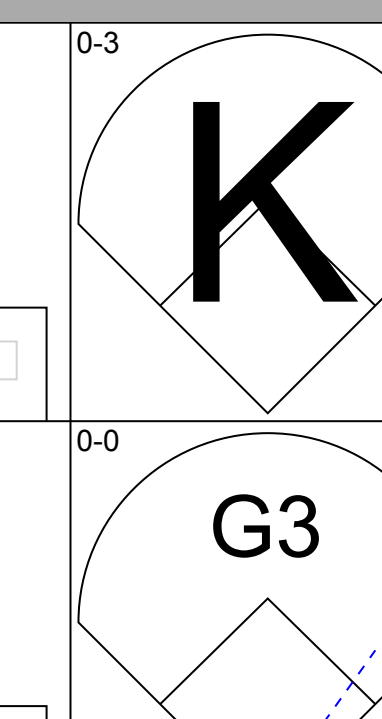
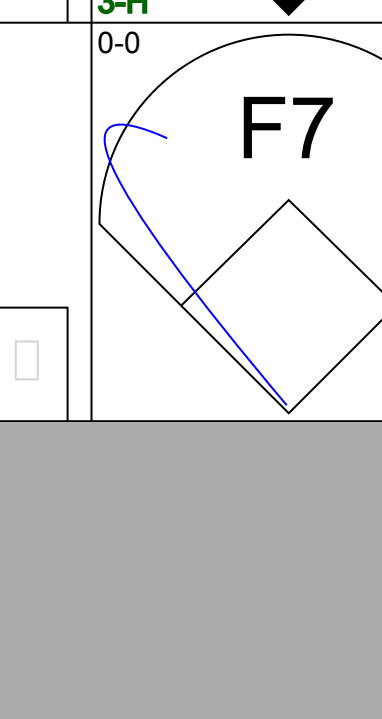
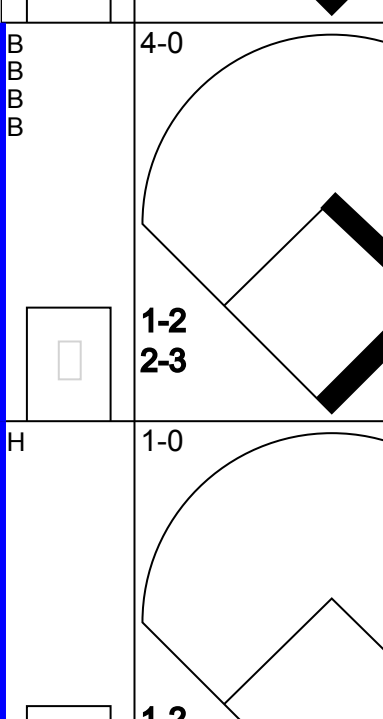
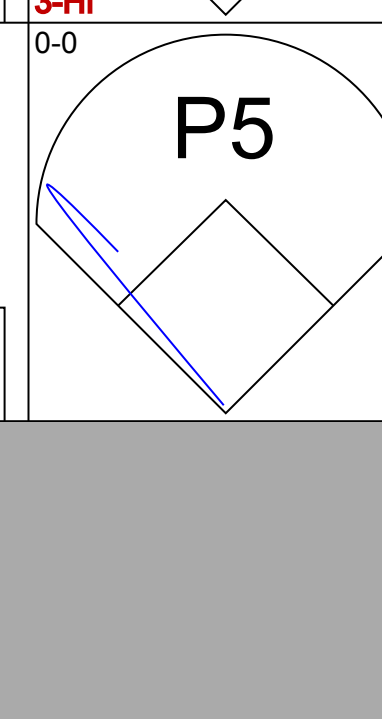
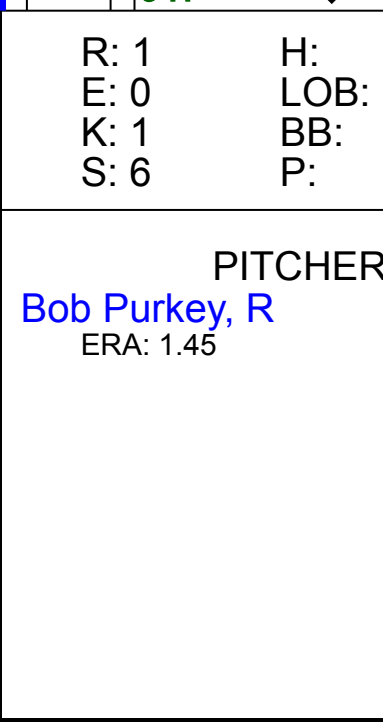
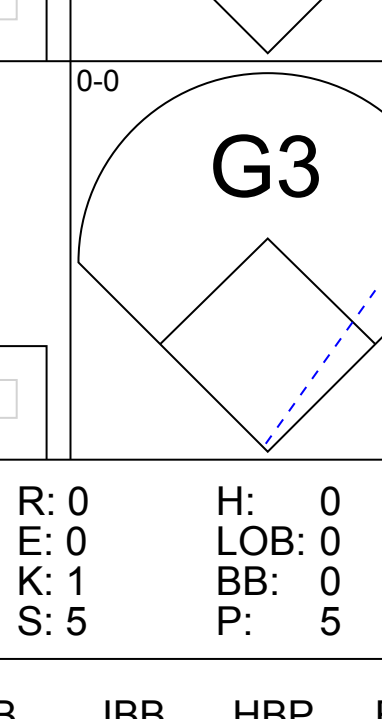
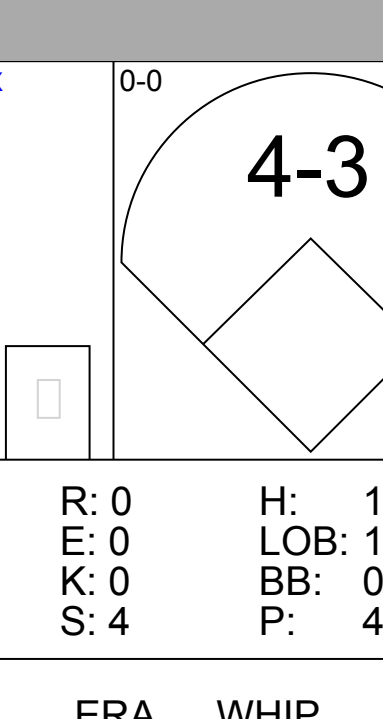
AB	31
R	7
H	11
RBI	6
BB	3
SO	5
LOB	10



Batter	1	2	3	4	5	6	7	8	9	AB	R	H	RBI	BB	SO	LOB	TOP					
Adolfo Phillips, R OBP: 0.365, SLG: 0.514 (1, 8)										4	0	0	0	0	3	1	Chicago Cubs @ Philadelphia Phillies Sun Jul 03 1966, 3:33 AM EDT Att: 5,058 - Sunny - 50 F Chicago Cubs @ Philadelphia Phillies Connie Mack Stadium, Philadelphia, PA livebaseballscores.com AB 32 R 2 H 9 RBI 2 BB 3 SO 6 LOB 13					
Glenn Beckert, R OBP: 0.307, SLG: 0.340 (1, 4)										4	0	1	0	0	0	0						
Billy Williams, L OBP: 0.342, SLG: 0.452 (1, 9)										3	1	1	0	1	0	0						
John Boccabella, R OBP: 0.267, SLG: 0.440 (1, 3)										3	1	1	0	1	0	2						
Randy Hundley, R OBP: 0.287, SLG: 0.399 (1, 2)										3	0	1	1	1	0	3						
Byron Browne, R OBP: 0.322, SLG: 0.464 (1, 7)										4	0	1	0	0	2	2						
Ron Campbell, R OBP: 0.280, SLG: 0.227 (1, 5)										4	0	2	1	0	1	1						
Don Kessinger, S OBP: 0.270, SLG: 0.263 (1, 6)										4	0	1	0	0	0	3						
Curt Simmons, L OBP: 0.231, SLG: 0.250 (1, 1)										2	0	1	0	0	0	1						
Fergie Jenkins, R OBP: 0.350, SLG: 0.474 (6, 1)										0	0	0	0	0	0	0						
Lee Thomas, L OBP: 0.285, SLG: 0.351 (6, PH)										1	0	0	0	0	0	0						
Bob Hendley, R OBP: 0.250, SLG: 0.286 (8, 1)										0	0	0	0	0	0	0						
Inning Stats	R: 0 E: 0 K: 1 S: 5	H: 0 LOB: 0 BB: 0 P: 5	R: 0 E: 0 K: 1 S: 5	H: 1 LOB: 1 BB: 1 P: 9	R: 0 E: 0 K: 1 S: 5	H: 2 LOB: 1 BB: 0 P: 5	R: 0 E: 0 K: 0 S: 3	H: 0 LOB: 1 BB: 1 P: 7	R: 0 E: 0 K: 0 S: 4	H: 1 LOB: 1 BB: 0 P: 4	R: 0 E: 0 K: 0 S: 5	H: 2 LOB: 2 BB: 0 P: 5	R: 0 E: 0 K: 1 S: 5	H: 0 LOB: 0 BB: 0 P: 5	R: 0 E: 0 K: 1 S: 5	H: 0 LOB: 0 BB: 0 P: 5	R: 2 E: 0 K: 1 S: 7	H: 3 LOB: 1 BB: 1 P: 11	1B: 9 2B: 1 3B: 0 HR: 0	SF: 0 SAC: 0 DP: 2 HBP: 0	WP: 0 PB: 0 SB: 0 CS: 1	PA: 35
PITCHER	IP	WLS	BF	H	R	ER	SO	BB	IBB	HBP	BLK	WP	HR	S	P	ERA	WHIP					
Bob Buhl, R ERA: 3.44 (1, 1)	8.1	W	34	9	2	2	6	3	0	0	0	0	0	43	55	2.16	1.440					
Darold Knowles, L ERA: 2.28 (9, 1)	0.2	S	1	0	0	0	0	0	0	0	0	0	0	1	1	0.00	0.000					

Batter	1	2	3	4	5	6	7	8	9	AB	R	H	RBI	BB	SO	LOB	BOTTOM				
Cookie Rojas, R OBP: 0.311, SLG: 0.352 (1, 4)										4	0	0	0	0	1	0	Chicago Cubs @ Philadelphia Phillies Sun Jul 03 1966, 3:33 AM EDT Att: 5,058 - Sunny - 50 F Chicago Cubs @ Philadelphia Phillies Connie Mack Stadium, Philadelphia, PA livebaseballscores.com AB 29 R 6 H 8 RBI 6 BB 2 SO 4 LOB 8				
Johnny Callison, L OBP: 0.322, SLG: 0.390 (1, 9)										4	1	2	0	0	0	0					
Dick Groat, R OBP: 0.281, SLG: 0.321 (1, 6)										4	1	1	0	0	0	1					
Dick Allen, R OBP: 0.388, SLG: 0.706 (1, 7)										4	1	2	2	0	0	1					
Doug Clemens, L OBP: 0.379, SLG: 0.324 (9, 7)										0	0	0	0	0	0	0					
Tony Taylor, R OBP: 0.304, SLG: 0.379 (1, 5)										3	0	0	0	1	0	3					
Jackie Brandt, R OBP: 0.311, SLG: 0.301 (1, 8)										2	1	1	0	0	0	1					
Tony Gonzalez, L OBP: 0.303, SLG: 0.370 (7, 8)										1	0	0	1	0	0	0					
Bill White, L OBP: 0.354, SLG: 0.480 (1, 3)										2	2	2	2	1	0	0					
Bob Uecker, R OBP: 0.318, SLG: 0.391 (1, 2)										2	0	0	1	0	1	2					
Bob Buhl, R OBP: 0.167, SLG: 0.107 (1, 1)										3	0	0	0	0	2	0					
Darold Knowles, L OBP: 0.200, SLG: 0.200 (9, 1)										0	0	0	0	0	0	0					
Inning Stats	R: 0 E: 0 K: 0 S: 3	H: 0 LOB: 0 BB: 0 P: 3	R: 0 E: 0 K: 0 S: 2	H: 0 LOB: 0 BB: 1 P: 6	R: 1 E: 0 K: 1 S: 6	H: 1 LOB: 0 BB: 0 P: 6	R: 0 E: 0 K: 0 S: 4	H: 1 LOB: 1 BB: 0 P: 4	R: 2 E: 0 K: 1 S: 7	H: 2 LOB: 0 BB: 0 P: 7	R: 2 E: 0 K: 1 S: 8	H: 3 LOB: 2 BB: 1 P: 12	R: 0 E: 0 K: 1 S: 5	H: 0 LOB: 0 BB: 0 P: 5	R: 1 E: 0 K: 0 S: 4	H: 1 LOB: 0 BB: 0 P: 4	1B: 4 2B: 2 3B: 0 HR: 2	SF: 2 SAC: 0 DP: 1 HBP: 0	WP: 0 PB: 0 SB: 1 CS: 0	PA: 33	
PITCHER	IP	WLS	BF	H	R	ER	SO	BB	IBB	HBP	BLK	WP	HR	S	P	ERA	WHIP				
Curt Simmons, L ERA: 4.18 (1, 1)	5.0	L	22	7	5	5	2	1	0	0	0	0	0	10	14	9.00	1.600				
Fergie Jenkins, R ERA: 4.42 (6, 1)	2.0		7	0	0	0	2	0	1	0	0	0	0	10	14	0.00	0.000				
Bob Hendley, L ERA: 4.89 (8, 1)	1.0		4	1	1	1	0	0	0	0	0	0	1	4	4	9.00	1.000				

Batter	1	2	3	4	5	6	7	8	9	AB	R	H	RBI	BB	SO	LOB	TOP	
Gene Alley, R OBP: 0.312, SLG: 0.393										4	0	1	0	0	1	0	Pittsburgh Pirates @ Chicago Cubs Wrigley Field, Chicago, IL Mon Jul 04 1966, 3:38 AM CDT Att: 23,164 - Unknown	
Manny Mota, R OBP: 0.382, SLG: 0.509										4	0	2	0	0	2	1		
Roberto Clemente, R OBP: 0.361, SLG: 0.528										3	0	0	0	1	1	2		
Donn Clendenon, R OBP: 0.340, SLG: 0.481										3	2	2	2	1	0	2		
Jose Pagan, R OBP: 0.293, SLG: 0.400										4	1	1	0	0	1	2		
Bill Mazerowski, R OBP: 0.307, SLG: 0.370										3	1	1	0	1	1	0		
Bob Bailey, R OBP: 0.355, SLG: 0.376										2	0	0	1	0	0	2		
Matty Alou, L OBP: 0.359, SLG: 0.444										2	0	1	0	0	0	0		
Jerry May, R OBP: 0.217, SLG: 0.190										2	0	0	0	1	1	1		
Willie Stargell, L OBP: 0.355, SLG: 0.611										1	0	0	0	0	1	1		
Tommy Sisk, R Pete Mikkelsen, R Roy Face, R Jerry Lynch, L Don Cardwell, R Billy O'Dell, L Bob Purkey, R										2	0	0	0	0	2	1		
Inning Stats	R: 0 E: 0 K: 2 S: 7	H: 0 LOB: 0 BB: 0 P: 7	R: 1 E: 0 K: 2 S: 8	H: 1 LOB: 1 BB: 1 P: 12	R: 0 E: 0 K: 3 S: 10	H: 1 LOB: 1 BB: 0 P: 10	R: 3 E: 0 K: 1 S: 7	H: 3 LOB: 0 BB: 1 P: 11	R: 0 E: 0 K: 1 S: 5	H: 0 LOB: 0 BB: 0 P: 5	R: 0 E: 0 K: 0 S: 4	H: 1 LOB: 2 BB: 1 P: 8	R: 0 E: 0 K: 1 S: 6	H: 1 LOB: 1 BB: 0 P: 6	R: 0 E: 0 K: 1 S: 6	H: 1 LOB: 1 BB: 0 P: 6	1B: 2 SF: 0 2B: 4 SAC: 0 3B: 0 DP: 0 HR: 2 HBP: 0	WP: 1 PA: 35 PB: 1 SB: 0 CS: 1
PITCHER	IP WLS BF H R ER SO BB IBB HBP BLK WP HR S P ERA WHIP																	
Ken Holtzman, L ERA: 3.93	4.1	20	6	4	3	8	2	0	0	0	0	1	2	34	42	6.23	1.846	
Fergie Jenkins, R ERA: 4.29	1.2	6	0	0	0	1	0	1	0	0	0	0	0	7	11	0.00	0.000	
Don Lee, R ERA: 3.7	1.2	W	8	2	0	0	0	1	0	0	0	0	0	7	11	0.00	1.200	
Bob Hendley, L ERA: 4.85	0.1	S	1	0	0	0	0	0	0	0	0	0	0	3	3	0.00	0.000	

Batter	1	2	3	4	5	6	7	8	9	AB	R	H	RBI	BB	SO	LOB	BOTTOM	
Adolfo Phillips, R OBP: 0.370, SLG: 0.532										3	0	1	0	1	1	3	Pittsburgh Pirates @ Chicago Cubs Wrigley Field, Chicago, IL Mon Jul 04 1966, 3:38 AM CDT Att: 23,164 - Unknown	
Glenn Beckert, R OBP: 0.312, SLG: 0.348										4	2	2	0	0	0	2		
Billy Williams, L OBP: 0.337, SLG: 0.442										3	1	0	0	1	0	3		
Ron Santo, R OBP: 0.418, SLG: 0.565										2	1	1	1	2	0	0		
George Altman, L OBP: 0.260, SLG: 0.378										3	2	2	1	0	0	1		
John Boccabella, R OBP: 0.274, SLG: 0.432										3	0	0	2	1	0	3		
14 Ernie Banks, R OBP: 0.272, SLG: 0.365										4	0	2	1	0	0	4		
Don Kessinger, S OBP: 0.269, SLG: 0.262										2	0	0	0	0	1	1		
Lee Thomas, L OBP: 0.297, SLG: 0.349										0	0	0	0	1	0	0		
Ron Campbell, R OBP: 0.269, SLG: 0.217										1	0	0	0	0	0	2		
Ken Holtzman, R OBP: 0.069, SLG: 0.069										1	0	0	0	0	0	0		
Fergie Jenkins, R OBP: 0.333, SLG: 0.450										1	0	0	0	0	0	0		
Marty Keough, L OBP: 0.225, SLG: 0.100										0	0	0	1	0	0	0		
Don Lee, R OBP: 1.000, SLG: 1.000										0	0	0	0	0	0	0		
Bob Hendley, R OBP: 0.250, SLG: 0.286										0	0	0	0	0	0	0		
Inning Stats	R: 0 E: 0 K: 0 S: 2	H: 0 LOB: 1 BB: 1 P: 6	R: 0 E: 0 K: 0 S: 4	H: 1 LOB: 0 BB: 0 P: 4	R: 0 E: 0 K: 1 S: 5	H: 0 LOB: 0 BB: 0 P: 5	R: 3 E: 0 K: 0 S: 6	H: 3 LOB: 1 BB: 1 P: 10	R: 0 E: 0 K: 0 S: 4	H: 1 LOB: 1 BB: 0 P: 4	R: 1 E: 0 K: 1 S: 6	H: 1 LOB: 2 BB: 2 P: 15	R: 2 E: 0 K: 0 S: 5	H: 2 LOB: 2 BB: 2 P: 13	R: 2 E: 0 K: 0 S: 5	H: 2 LOB: 2 BB: 2 P: 13	1B: 6 SF: 0 2B: 3 SAC: 1 3B: 0 DP: 2 HR: 0 HBP: 1	WP: 0 PA: 35 PB: 0 SB: 1 CS: 0
PITCHER	IP WLS BF H R ER SO BB IBB HBP BLK WP HR S P ERA WHIP																	
Tommy Sisk, R ERA: 5.08	5.0	22	5	4	4	4	3	0	0	0	0	0	0	21	33	7.20	1.600	
Pete Mikkelsen, R ERA: 3.62	0.2	5	1	0	0	0	1	0	1	0	0	0	0	3	8	0.00	3.000	
Roy Face, R ERA: 2.2	0.1	1	0	0	0	1	0	0	0	0	0	0	0	3	3	0.00	0.000	
Don Cardwell, R ERA: 4.26	0.0	L	3	2	2	2	0	1	0	0	0	0	0	2	6	∞	∞	
Billy O'Dell, L ERA: 2.63	0.0	2	0	0	0	0	1	0	0	0	0	0	0	1	5	∞	∞	
PITCHER	IP WLS BF H R ER SO BB IBB HBP BLK WP HR S P ERA WHIP																	
Bob Purkey, R ERA: 1.45	7.1	1.0	0	0	0	0	0	0	0	0	0	0	0	2	2	0.00	0.000	


Batter	1	2	3	4	5	6	7	8	9	AB	R	H	RBI	BB	SO	LOB	TOP								
Matty Alou, L OBP: 0.360, SLG: 0.444 (1, 8)										4	1	1	0	1	0	2	Pittsburgh Pirates @ Chicago Cubs Wrigley Field, Chicago, IL Tue Jul 05 1966, 3:33 AM CDT Att: 6,183 - Unknown								
Gene Alley, R OBP: 0.310, SLG: 0.390 (1, 6)										5	0	1	0	0	0	5									
Manny Mota, R OBP: 0.382, SLG: 0.506 (1, 9)										5	0	2	0	0	0	1									
Willie Stargell, L OBP: 0.392, SLG: 0.603 (1, 7)										5	3	1	0	0	0	3									
Jose Pagan, R OBP: 0.302, SLG: 0.422 (1, 5)										5	1	3	2	0	0	1									
Donn Clendenen, R OBP: 0.345, SLG: 0.490 (1, 3)										3	1	1	2	2	1	1									
Jesse Gonder, L OBP: 0.232, SLG: 0.426 (1, 2)										4	0	2	1	0	1	2									
Bill Mazerowski, R OBP: 0.302, SLG: 0.364 (1, 4)										5	0	0	0	0	0	6									
Woodie Fryman, R OBP: 0.212, SLG: 0.212 (1, 1)										5	0	2	0	0	0	3									
Inning Stats	R: 2 E: 1 K: 0 S: 6	H: 2 LOB: 1 BB: 0 P: 6	R: 0 E: 0 K: 0 S: 4	H: 1 LOB: 2 BB: 0 P: 5	R: 0 E: 0 K: 1 S: 3	H: 0 LOB: 0 BB: 0 P: 3	R: 0 E: 0 K: 1 S: 6	H: 1 LOB: 1 BB: 0 P: 6	R: 0 E: 0 K: 0 S: 3	H: 0 LOB: 0 BB: 0 P: 3	R: 3 E: 1 K: 0 S: 7	H: 4 LOB: 2 BB: 1 P: 11	R: 1 E: 0 K: 0 S: 5	H: 2 LOB: 2 BB: 1 P: 9	R: 0 E: 0 K: 1 S: 5	H: 2 LOB: 2 BB: 0 P: 5	R: 0 E: 0 K: 1 S: 6	H: 1 LOB: 2 BB: 1 P: 10	1B: 8 2B: 4 3B: 0 HR: 1	SF: 0 SAC: 0 DP: 0 HBP: 1	WP: 2 PB: 0 SB: 0 CS: 0	PA: 45			
PITCHER	IP	WLS	BF	H	R	ER	SO	BB	IBB	HBP	BLK	WP	HR	S	P	ERA	WHIP								
Bill Faul, R ERA: 5.08 (1, 1)	5.0	L	24	7	5	3	1	0	0	1	0	1	1	25	26	5.40	1.400								
Bob Hendley, L ERA: 4.71 (6, 1)	3.0		16	5	1	1	0	2	0	0	0	1	0	14	22	3.00	2.333								
Fergie Jenkins, R ERA: 4.22 (9, 1)	1.0		5	1	0	0	1	1	0	0	0	0	0	6	10	0.00	2.000								

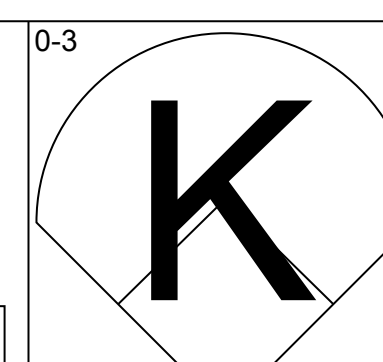
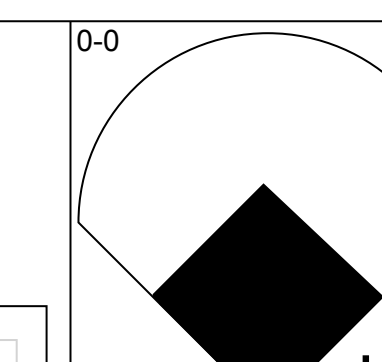
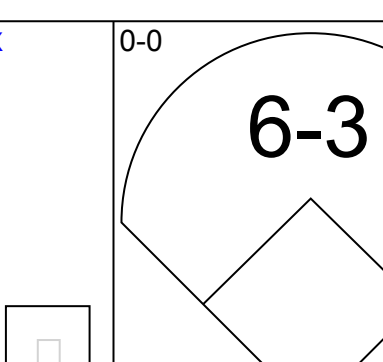
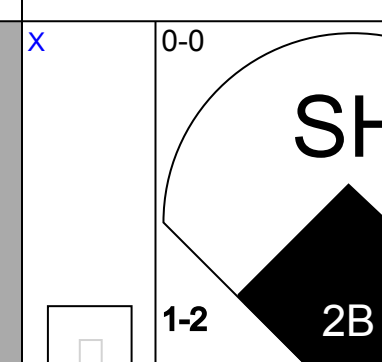
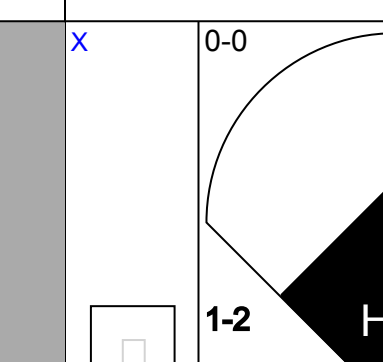
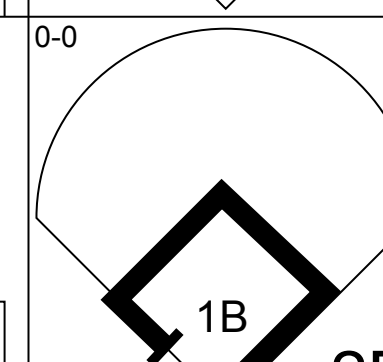
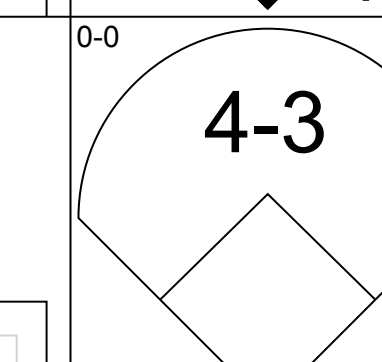
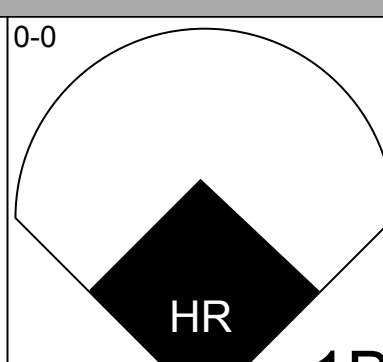
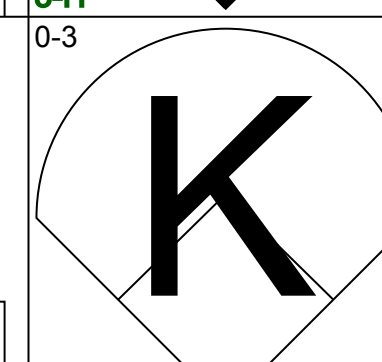
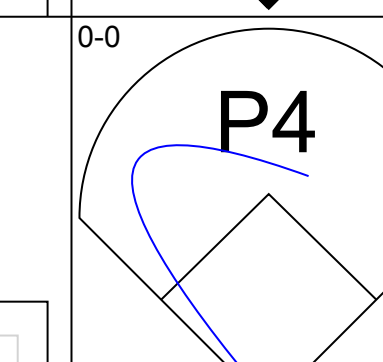
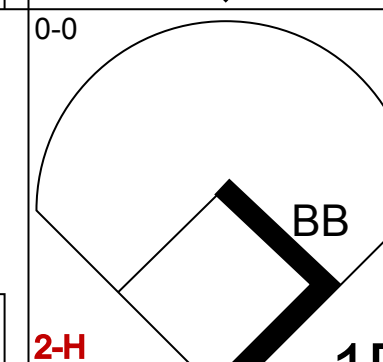
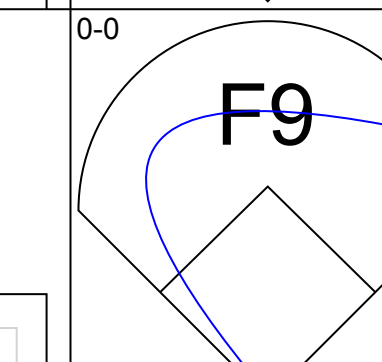
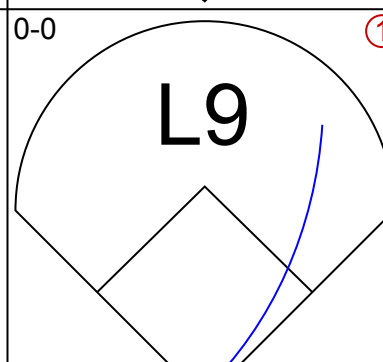
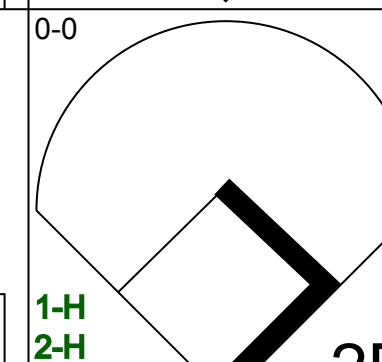
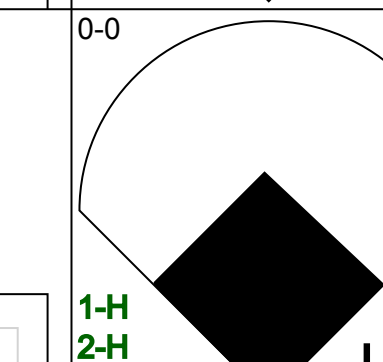
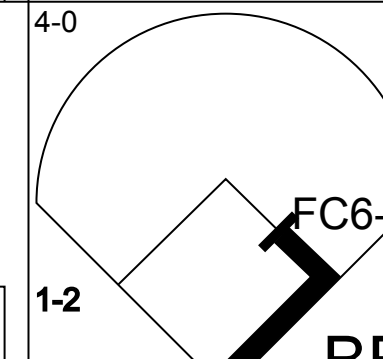
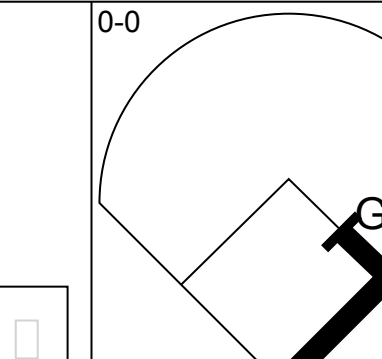
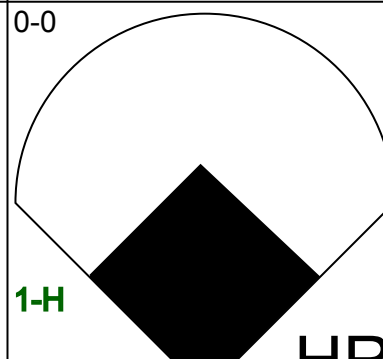
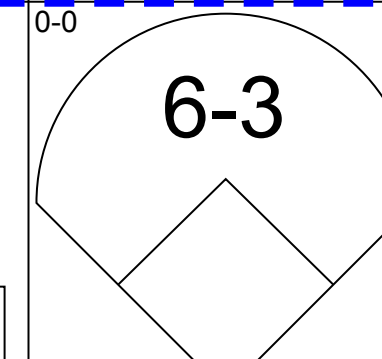
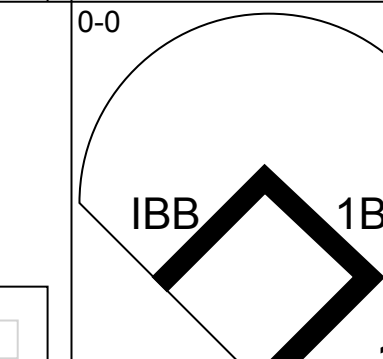
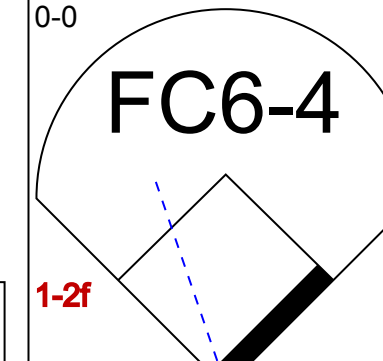
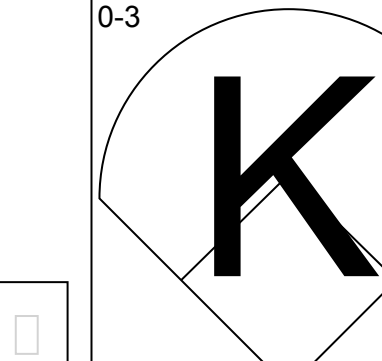
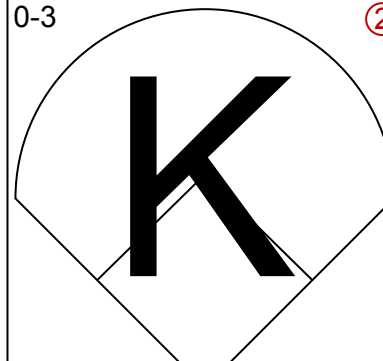
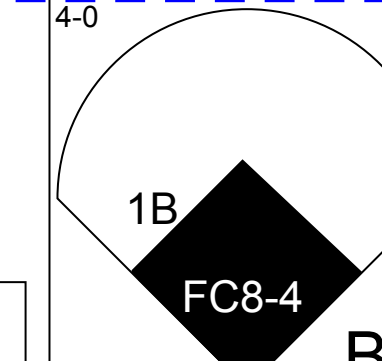
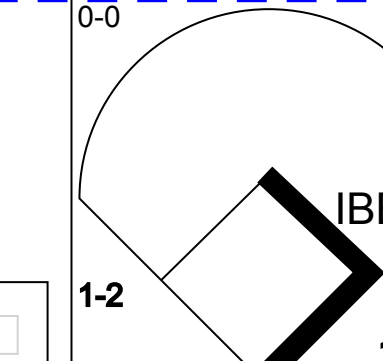
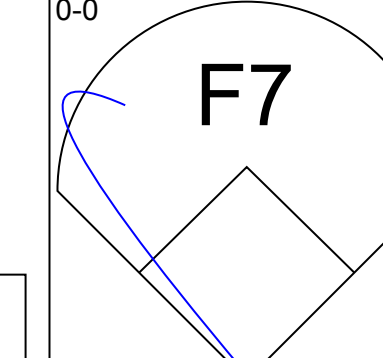
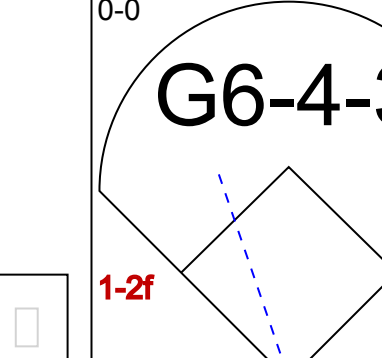
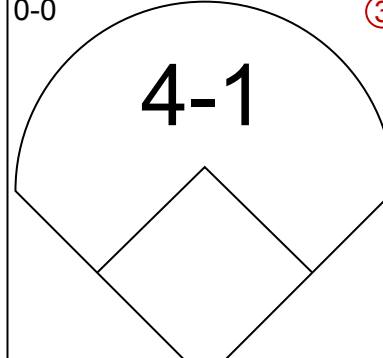
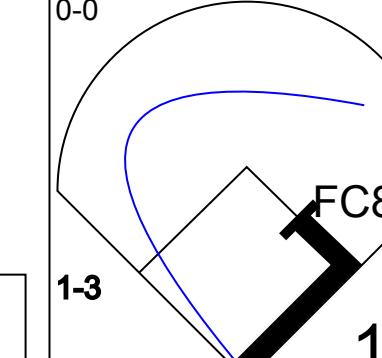
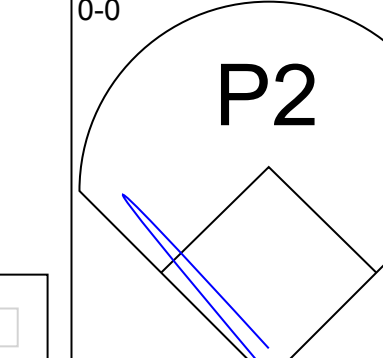
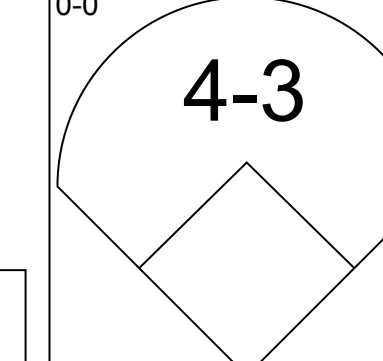
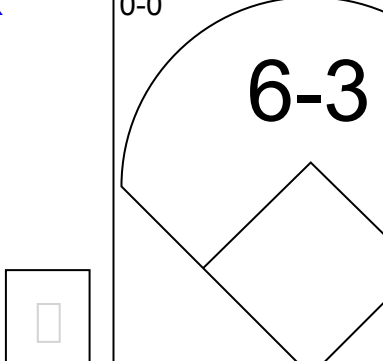
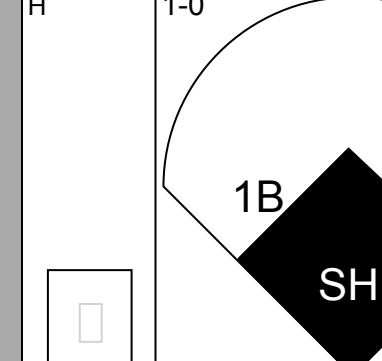
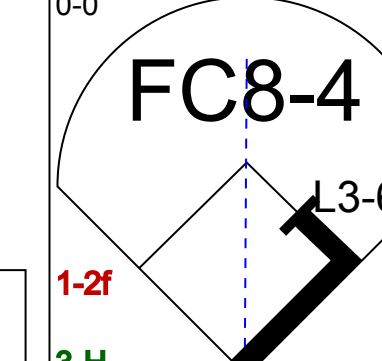
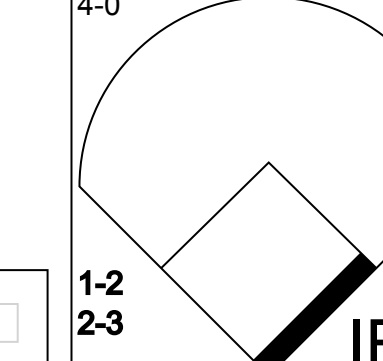
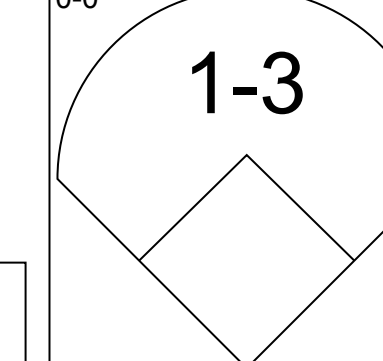
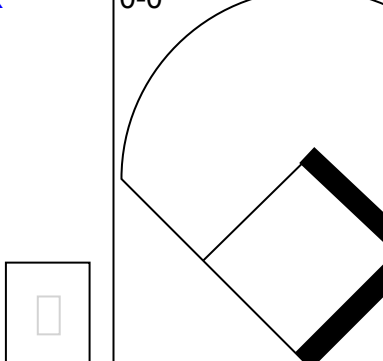
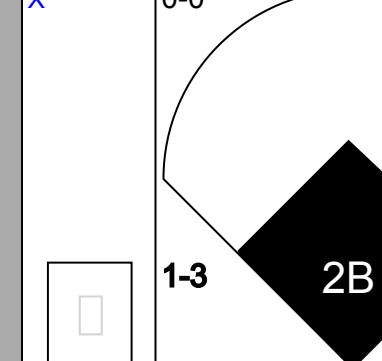
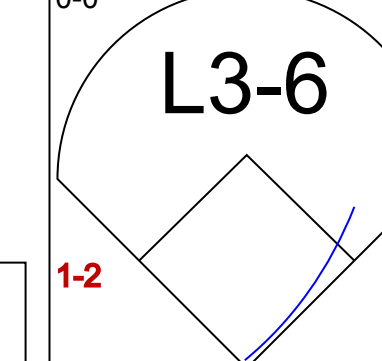
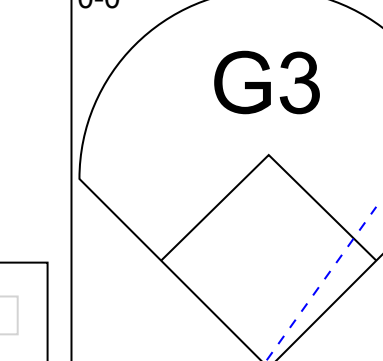
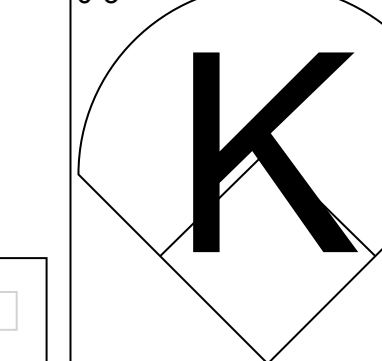
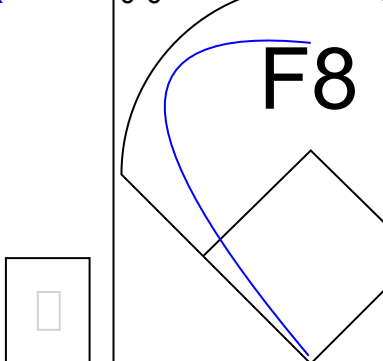
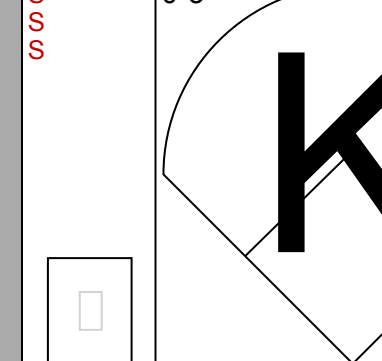
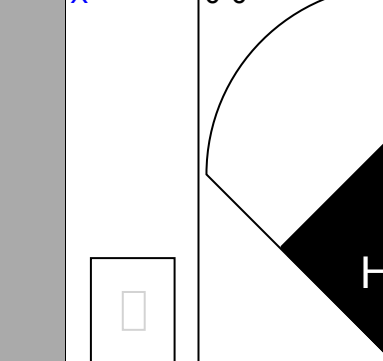

AB	41
R	6
H	13
RBI	5
BB	3
SO	2
LOB	24



Batter	1	2	3	4	5	6	7	8	9	AB	R	H	RBI	BB	SO	LOB	BOTTOM								
Adolfo Phillips, R OBP: 0.364, SLG: 0.521 (1, 8)										4	0	0	0	0	2	2	Pittsburgh Pirates @ Chicago Cubs Wrigley Field, Chicago, IL Tue Jul 05 1966, 3:33 AM CDT Att: 6,183 - Unknown								
Glenn Beckert, R OBP: 0.308, SLG: 0.343 (1, 4)										4	0	0	0	0	0	0									
Billy Williams, L OBP: 0.342, SLG: 0.449 (1, 9)										4	0	3	0	0	0	0									
Ron Santo, R OBP: 0.416, SLG: 0.558 (1, 5)										3	0	0	0	1	0	2									
John Boccabella, R OBP: 0.263, SLG: 0.413 (1, 2)										4	0	0	0	0	1	4									
14 Ernie Banks, R OBP: 0.269, SLG: 0.360 (1, 3)										3	0	0	0	0	0	0									
Byron Browne, R OBP: 0.316, SLG: 0.455 (1, 7)										3	0	0	0	0	0	0									
Don Kessinger, S OBP: 0.266, SLG: 0.260 (1, 6)										2	0	0	0	0	0	0									
Ron Campbell, R OBP: 0.259, SLG: 0.208 (7, PH) (8, 6)										1	0	0	0	0	0	0									
Bill Faul, R (1, 1)										1	0	0	0	0	1	0									
Bob Hendley, R OBP: 0.250, SLG: 0.286 (6, 1)										0	0	0	0	0	0	0									
Jimmy Stewart, S OBP: 0.243, SLG: 0.226 (6, PH)										1	0	0	0	0	1	0									
Fergie Jenkins, R OBP: 0.333, SLG: 0.450 (9, 1)										0	0	0	0	0	0	0									
Inning Stats	R: 0 E: 0 K: 2 S: 8	H: 1 LOB: 2 BB: 1 P: 12	R: 0 E: 2 K: 0 S: 5	H: 0 LOB: 2 BB: 0 P: 5	R: 0 E: 0 K: 0 S: 4	H: 1 LOB: 1 BB: 0 P: 4	R: 0 E: 0 K: 0 S: 3	H: 0 LOB: 0 BB: 0 P: 3	R: 0 E: 0 K: 1 S: 5	H: 0 LOB: 0 BB: 0 P: 5	R: 0 E: 0 K: 0 S: 3	H: 0 LOB: 0 BB: 0 P: 3	R: 0 E: 0 K: 0 S: 3	H: 0 LOB: 0 BB: 0 P: 3	R: 0 E: 0 K: 2 S: 7	H: 0 LOB: 0 BB: 0 P: 7	R: 0 E: 0 K: 0 S: 3	H: 1 LOB: 0 BB: 0 P: 3	1B: 2 2B: 1 3B: 0 HR: 0	SF: 0 SAC: 0 DP: 1 HBP: 0	WP: 0 PB: 0 SB: 0 CS: 0	PA: 32			
PITCHER	IP	WLS	BF	H	R	ER	SO	BB	IBB	HBP	BLK	WP	HR	S	P	ERA	WHIP								
Woodie Fryman, L ERA: 2.22 (1, 1)	9.0	W	32	3	0	0	5	1	0	0	0	0	0	41	45	0.00	0.444								

AB	30
R	0
H	3
RBI	0
BB	1
SO	5
LOB	8

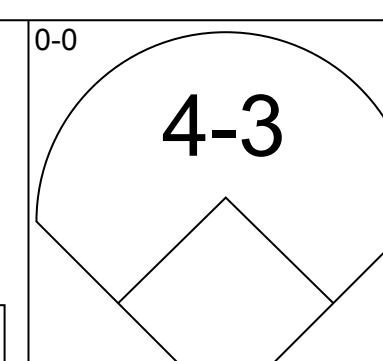
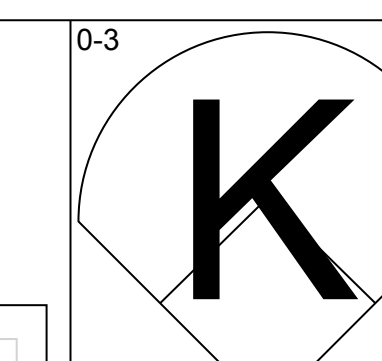
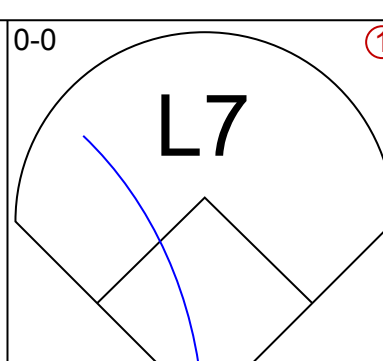
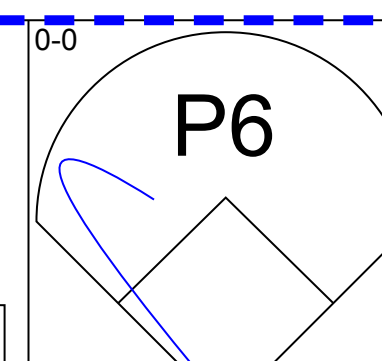
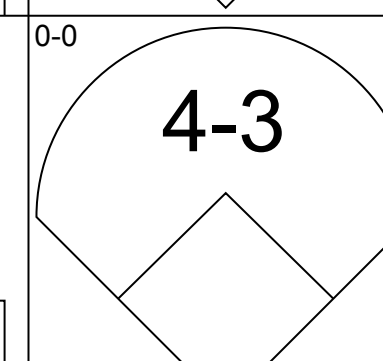
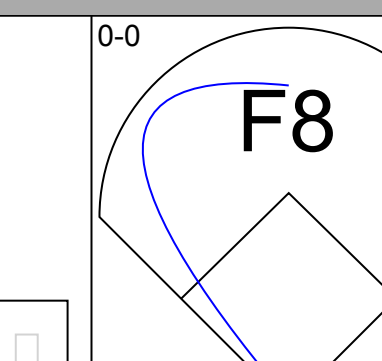
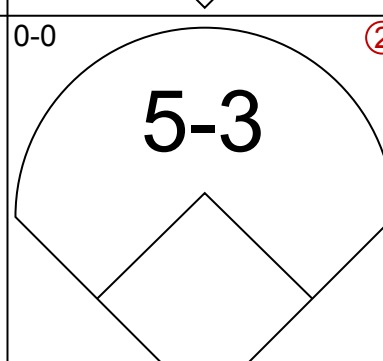
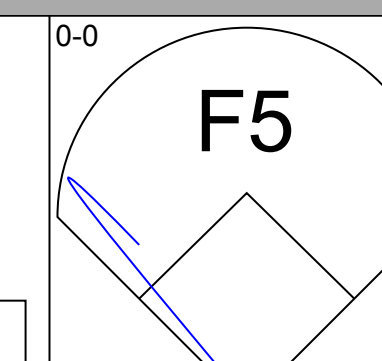
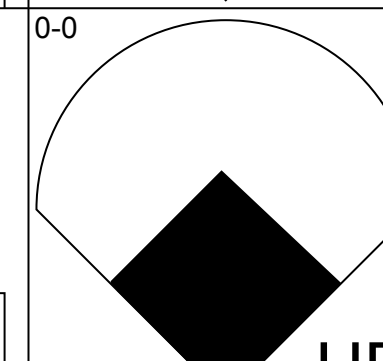
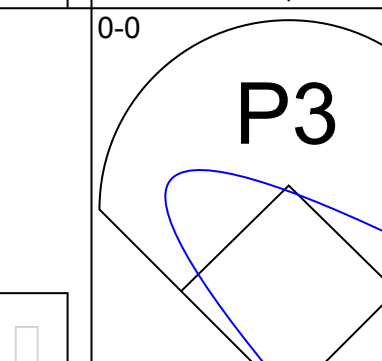
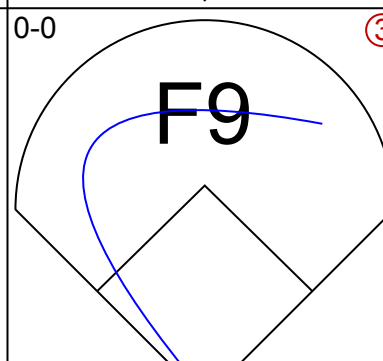
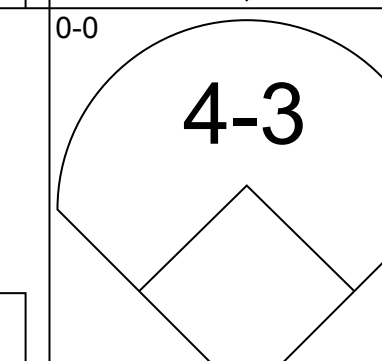
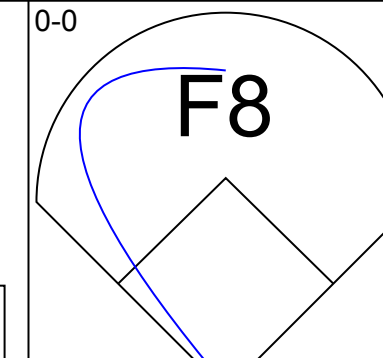
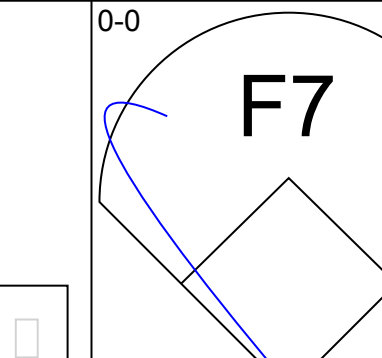
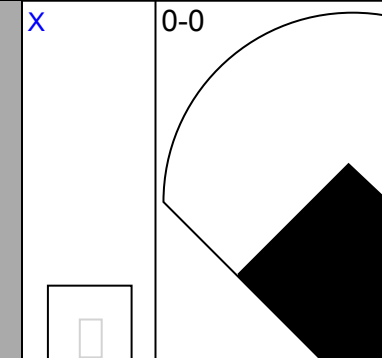
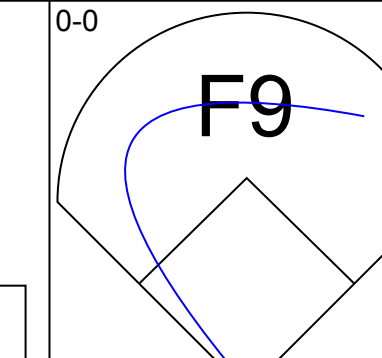
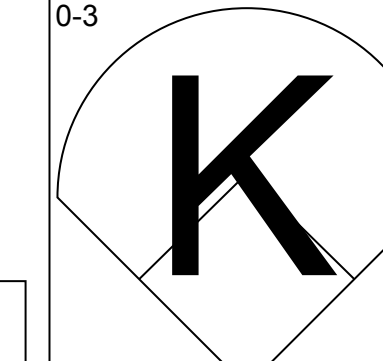
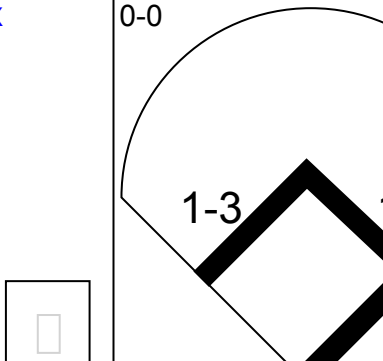
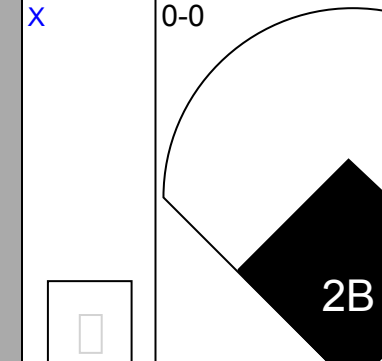
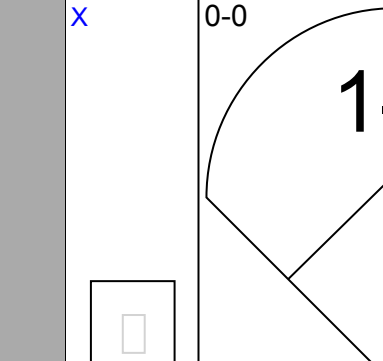

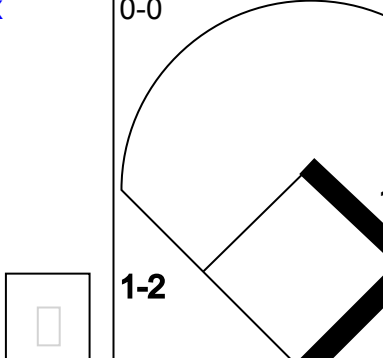
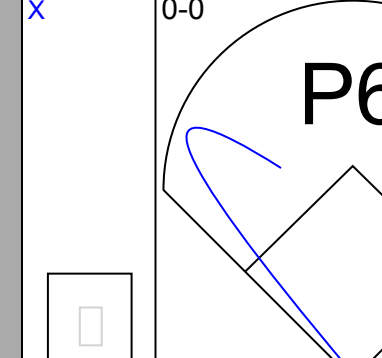
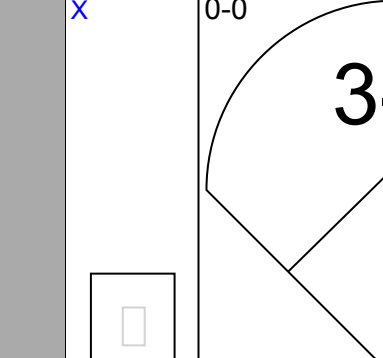


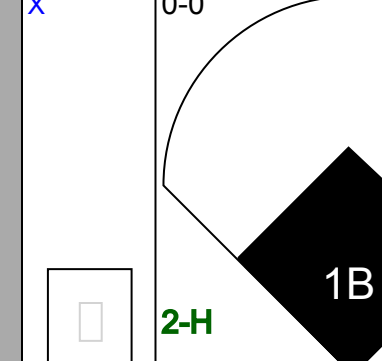
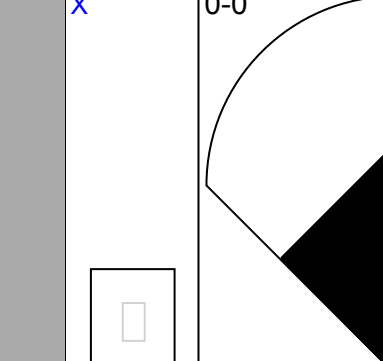
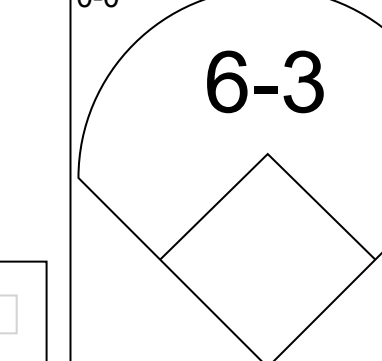
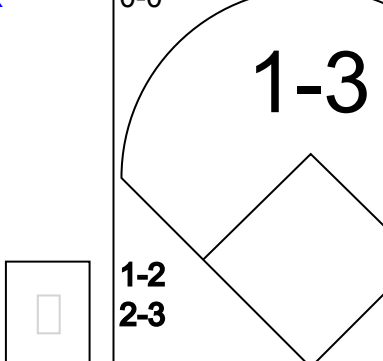
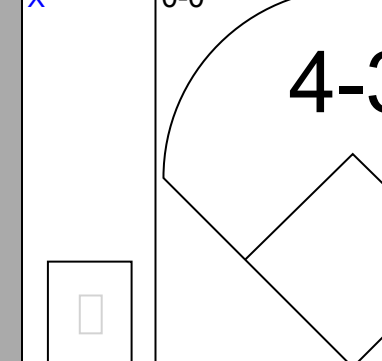
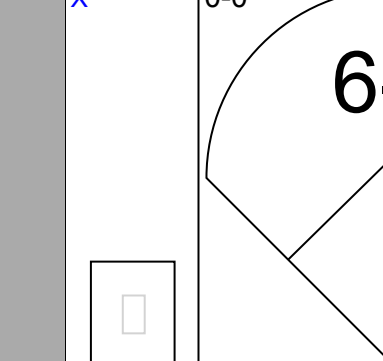
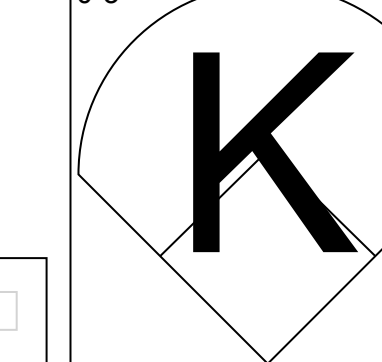
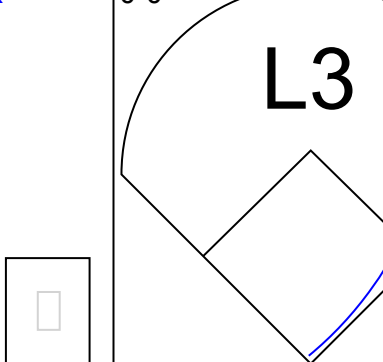
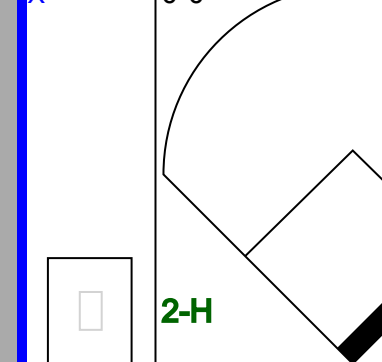


Batter	1	2	3	4	5	6	7	8	9	AB	R	H	RBI	BB	SO	LOB	TOP					
Gene Alley, R OBP: 0.313, SLG: 0.402 (1, 6)										4	3	2	2	0	1	1						
Manny Mota, R OBP: 0.383, SLG: 0.509 (1, 8) (7, 7)										5	1	2	0	0	1	4						
Roberto Clemente, R OBP: 0.363, SLG: 0.541 (1, 9)										5	1	3	5	0	0	1						
Donn Clendenon, R OBP: 0.353, SLG: 0.506 (1, 3)										4	1	3	2	1	0	2						
Jose Pagan, R OBP: 0.304, SLG: 0.418 (1, 5)										4	1	1	0	1	2	3						
Bill Mazerowski, R OBP: 0.301, SLG: 0.362 (1, 4)										5	0	1	0	0	0	3						
Bob Bailey, R OBP: 0.355, SLG: 0.372 Matty Alou, L OBP: 0.361, SLG: 0.443 (7, PR) (7, 8)										2	0	0	0	0	0	0						
Jerry May, R OBP: 0.250, SLG: 0.269 (1, 2)										5	1	2	0	0	0	4						
Steve Blass, R OBP: 0.150, SLG: 0.175 Pete Mikkelsen, R OBP: 0.200, SLG: 0.200 (7, 1)										3	0	0	0	0	2	3						
Inning Stats	R: 0 E: 0 K: 1 S: 6	H: 2 LOB: 2 BB: 1 P: 10	R: 0 E: 0 K: 0 S: 3	H: 0 LOB: 0 BB: 0 P: 3	R: 1 E: 0 K: 1 S: 6	H: 1 LOB: 0 BB: 0 P: 6	R: 0 E: 0 K: 1 S: 5	H: 1 LOB: 0 BB: 0 P: 5	R: 0 E: 0 K: 0 S: 4	H: 1 LOB: 1 BB: 0 P: 4	R: 2 E: 0 K: 1 S: 7	H: 2 LOB: 0 BB: 0 P: 7	R: 3 E: 0 K: 2 S: 10	H: 2 LOB: 2 BB: 0 P: 11	R: 1 E: 0 K: 0 S: 3	H: 1 LOB: 0 BB: 1 P: 7	R: 3 E: 0 K: 0 S: 8	H: 5 LOB: 3 BB: 1 P: 12	1B: 9 2B: 4 3B: 0 HR: 3	SF: 0 SAC: 1 DP: 2 HBP: 1	WP: 0 PB: 0 SB: 0 CS: 0	PA: 44
PITCHER	IP	WLS	BF	H	R	ER	SO	BB	IBB	HBP	BLK	WP	HR	S	P	ERA	WHIP					
Dick Ellsworth, L ERA: 3.73 (1, 1)	6.2	L	30	9	6	6	6	1	0	1	0	0	2	40	45	8.10	1.500					
Fergie Jenkins, R ERA: 4.2 (7, 1)	0.1		1	0	0	0	0	0	0	0	0	0	0	1	1	0.00	0.000					
Don Lee, R ERA: 4.91 (8, 1)	1.1		5	4	4	0	0	1	0	0	0	0	1	8	12	27.00	4.500					
Cal Koonce, R ERA: 5.66 (9, 1)	0.2		4	1	0	0	0	0	1	0	0	0	0	3	7	0.00	1.500					

Pittsburgh Pirates @ Chicago Cubs
Wrigley Field, Chicago, IL
Wed Jul 06 1966, 3:33 AM CDT
Att: 6,483 - Unknown

AB 39
R 10
H 15
RBI 10
BB 3
SO 6
LOB 22



Batter	1	2	3	4	5	6	7	8	9	AB	R	H	RBI	BB	SO	LOB	BOTTOM				
Adolfo Phillips, R OBP: 0.397, SLG: 0.510 (1, 8)										4	0	0	0	0	1	1					
Glenn Beckert, R OBP: 0.304, SLG: 0.339 (1, 4)										4	0	0	0	0	0	0					
Billy Williams, L OBP: 0.341, SLG: 0.456 (1, 9)										4	1	1	1	0	0	0					
Ron Santo, R OBP: 0.414, SLG: 0.565 (1, 5)										4	1	1	1	0	0	0					
George Altman, L OBP: 0.270, SLG: 0.394 (1, 7)										4	1	2	0	0	1	0					
Lee Thomas, L OBP: 0.286, SLG: 0.347 (1, 3)										4	0	1	0	0	0	1					
Randy Hundley, R OBP: 0.294, SLG: 0.430 (1, 2)										4	2	2	2	0	1	2					
Ron Campbell, R OBP: 0.226, SLG: 0.179 (1, 6)										4	0	0	0	0	0	3					
Dick Ellsworth, L OBP: 0.174, SLG: 0.136 (1, 1)										2	0	0	0	0	1	2					
Fergie Jenkins, R OBP: 0.333, SLG: 0.450 (7, PH)										0	0	0	0	0	0	0					
Marty Keough, L OBP: 0.250, SLG: 0.129 (7, PH)										1	0	1	1	0	0	0					
Don Lee, R OBP: 1.000, SLG: 1.000 (8, 1)										0	0	0	0	0	0	0					
Cal Koonce, R (9, 1)										0	0	0	0	0	0	0					
Inning Stats	R: 1 E: 0 K: 0 S: 4	H: 1 LOB: 0 BB: 0 P: 4	R: 0 E: 0 K: 2 S: 7	H: 0 LOB: 0 BB: 0 P: 7	R: 0 E: 0 K: 2 S: 7	H: 0 LOB: 0 BB: 0 P: 7	R: 0 E: 0 K: 0 S: 3	H: 0 LOB: 0 BB: 0 P: 3	R: 0 E: 0 K: 0 S: 3	H: 2 LOB: 2 BB: 0 P: 5	R: 3 E: 0 K: 0 S: 7	H: 4 LOB: 1 BB: 0 P: 7	R: 0 E: 0 K: 0 S: 3	H: 0 LOB: 0 BB: 0 P: 3	R: 1 E: 0 K: 0 S: 4	H: 1 LOB: 0 BB: 0 P: 4	1B: 3 2B: 2 3B: 0 HR: 3	SF: 0 SAC: 0 DP: 0 HBP: 0	WP: 0 PB: 0 SB: 0 CS: 0	PA: 35	
PITCHER	IP	WLS	BF	H	R	ER	SO	BB	IBB	HBP	BLK	WP	HR	S	P	ERA	WHIP				
Steve Blass, R ERA: 3.62 (1, 1)	6.2	W	27	7	4	4	4	0	0	0	0	0	1	8	8	3.86	0.429				
Pete Mikkelsen, R ERA: 3.63 (7, 1)	2.1	S	8	1	1	1	0	0	0	0	0	0	1	8	8	3.86	0.429				

Pittsburgh Pirates @ Chicago Cubs
Wrigley Field, Chicago, IL
Wed Jul 06 1966, 3:33 AM CDT
Att: 6,483 - Unknown

AB 35
R 5
H 8
RBI 5
BB 0
SO 4
LOB 9



Batter	1	2	3	4	5	6	7	8	9	AB	R	H	RBI	BB	SO	LOB	TOP		
Gene Alley, R OBP: 0.312, SLG: 0.400 (1, 6)	6-3		1B		F5		FC5			4	1	1	0	0	0	2	Pittsburgh Pirates @ Chicago Cubs Wrigley Field, Chicago, IL Thu Jul 07 1966, 3:33 AM CDT Att: 7,063 - Unknown livebaseballscorecards.com		
Manny Mota, R OBP: 0.385, SLG: 0.526 (1, 8)	1-3		1B		F8			HR		4	1	2	1	0	0	0			
Roberto Clemente, R OBP: 0.364, SLG: 0.538 (1, 9)	4-3		1B		6-3			K		4	0	1	1	0	1	0			
Donn Clendenon, R OBP: 0.355, SLG: 0.504 (1, 3)		HR			6-3			6-3		3	1	1	0	1	1	2			
Jose Pagan, R OBP: 0.308, SLG: 0.436 (1, 5)		HR			6-3			F8		4	1	2	2	0	0	1			
Bill Mazerowski, R OBP: 0.298, SLG: 0.358 (1, 4)		F8			F7					3	0	0	0	0	0	0			
Matty Alou, L OBP: 0.363, SLG: 0.445 (9, PH)						CS	F6			1	0	1	0	0	0	0			
Bob Bailey, R OBP: 0.337, SLG: 0.374 (1, 7)					6-3					2	0	1	0	0	0	0			
Willie Stargell, L OBP: 0.392, SLG: 0.601 (6, 7)							FC5	BB		1	0	0	0	0	1	1			
Jerry May, R OBP: 0.267, SLG: 0.286 (1, 2)										2	0	1	0	0	1	0			
Jesse Gonder, L OBP: 0.224, SLG: 0.411 (7, PH)										2	0	0	0	0	1	2			
Bob Veale, S OBP: 0.176, SLG: 0.216 (1, 1)										2	0	0	0	0	1	1			
Pete Mikkelsen, R OBP: 0.273, SLG: 0.200 (6, 1)										0	0	0	0	1	0	0			
Al McBean, R OBP: 0.143, SLG: 0.143 (7, 1)										0	0	0	0	0	0	0			
Billy O'Dell, S OBP: 0.182, SLG: 0.182 (8, 1)										0	0	0	0	0	0	0			
Inning Stats	R: 0 E: 0 K: 0 S: 3	H: 0 LOB: 0 BB: 0 P: 3	R: 2 E: 0 K: 0 S: 5	H: 3 LOB: 1 BB: 1 P: 9	R: 1 E: 0 K: 1 S: 7	H: 3 LOB: 1 BB: 0 P: 7	R: 0 E: 0 K: 1 S: 5	H: 0 LOB: 0 BB: 0 P: 5	R: 0 E: 0 K: 1 S: 5	H: 2 LOB: 0 BB: 0 P: 3	R: 0 E: 0 K: 1 S: 5	H: 0 LOB: 2 BB: 1 P: 10	R: 1 E: 0 K: 1 S: 6	H: 1 LOB: 0 BB: 0 P: 6	R: 0 E: 0 K: 1 S: 5	H: 1 LOB: 0 BB: 0 P: 5	1B: 8 2B: 0 3B: 0 HR: 2	SF: 0 SAC: 0 DP: 1 HBP: 1	WP: 0 PA: 36 PB: 0 SB: 0 CS: 2
PITCHER	IP WLS BF H R ER SO BB IBB HBP BLK WP HR S P ERA WHIP																		
Curt Simmons, L ERA: 4.56 (1, 1)	2.0	12	6	3	3	0	1	0	0	0	0	0	1	11	15	13.50	3.500		
Fergie Jenkins, R ERA: 4.01 (3, 1)	4.0	11	2	0	0	3	0	0	0	0	0	0	0	17	17	0.00	0.500		
Billy Hoelt, L ERA: 3.63 (7, 1)	1.0	W	6	1	1	1	1	0	1	0	0	1	6	11	9.00	2.000			
Cal Koonce, R ERA: 5.5 (8, 1)	1.0	S	4	1	0	0	0	0	0	0	0	0	6	6	0.00	1.000			
Bob Hendley, L ERA: 4.6 (9, 1)	1.0	S	2	0	0	0	0	0	0	0	0	0	4	4	0.00	0.000			

Batter	1	2	3	4	5	6	7	8	9	AB	R	H	RBI	BB	SO	LOB	BOTTOM		
Adolfo Phillips, R OBP: 0.362, SLG: 0.508 (1, 8)	K		1B		BB			F9		3	0	1	1	2	1	1	Pittsburgh Pirates @ Chicago Cubs Wrigley Field, Chicago, IL Thu Jul 07 1966, 3:33 AM CDT Att: 7,063 - Unknown livebaseballscorecards.com		
Glenn Beckert, R OBP: 0.302, SLG: 0.337 (1, 4)	K		1B		BB		P2	E3		5	0	1	1	0	1	6			
Billy Williams, L OBP: 0.342, SLG: 0.453 (1, 9)	F8		1B		BB			1B		4	0	1	0	1	0	2			
Ron Santo, R OBP: 0.414, SLG: 0.560 (1, 5)	K				4-3		F8	14 2B		4	1	1	0	1	1	3			
14 Ernie Banks, R OBP: 0.269, SLG: 0.362 (1, 3)	K				4-3					4	0	1	1	0	1	0			
Don Kessinger, S OBP: 0.266, SLG: 0.260 (7, PR)	K				4-3		6-3			0	1	0	0	0	0	0			
Lee Thomas, L OBP: 0.285, SLG: 0.346 (8, 3)	K							L9		1	0	0	0	0	0	3			
Byron Browne, R OBP: 0.324, SLG: 0.458 (1, 7)	K									3	2	2	1	1	1	0			
Randy Hundley, R OBP: 0.289, SLG: 0.425 (1, 2)			K		5-3		K	SF8		3	0	0	1	0	2	2			
Ron Campbell, R OBP: 0.257, SLG: 0.194 (1, 6)			4-3				BB	5-3		3	0	1	0	1	0	1			
Curt Simmons, L OBP: 0.231, SLG: 0.250 (1, 1)										0	0	0	0	0	0	0			
Fergie Jenkins, R OBP: 0.248, SLG: 0.629 (3, 1)										1	0	0	0	1	1	1			
John Spivey, R OBP: 0.267, SLG: 0.413 (6, PH)										0	0	0	0	1	0	0			
Billy Hoelt, L OBP: 0.226, SLG: 0.290 (7, 1)										0	0	0	0	0	0	0			
Cal Koonce, R OBP: 0.143, SLG: 0.143 (8, 1)										0	0	0	0	1	0	0			
Bob Hendley, R OBP: 0.255, SLG: 0.296 (9, 1)			1B					1B		0	0	0	0	0	0	0			
Inning Stats	R: 0 E: 0 K: 2 S: 7	H: 0 LOB: 0 BB: 0 P: 7	R: 0 E: 0 K: 3 S: 9	H: 0 LOB: 0 BB: 0 P: 9	R: 1 E: 0 K: 1 S: 7	H: 2 LOB: 2 BB: 1 P: 11	R: 0 E: 0 K: 0 S: 4	H: 1 LOB: 1 BB: 0 P: 4	R: 0 E: 0 K: 1 S: 5	H: 0 LOB: 3 BB: 3 P: 17	R: 1 E: 0 K: 1 S: 6	H: 1 LOB: 3 BB: 3 P: 18	R: 3 E: 1 K: 0 S: 6	H: 3 LOB: 1 BB: 0 P: 6	R: 0 E: 1 K: 0 S: 4	H: 1 LOB: 3 BB: 2 P: 12	1B: 7 2B: 1 3B: 0 HR: 0	SF: 1 SAC: 0 DP: 0 HBP: 0	WP: 0 PA: 41 PB: 1 SB: 0 CS: 0
PITCHER	IP WLS BF H R ER SO BB IBB HBP BLK WP HR S P ERA WHIP																		
Bob Veale, L ERA: 2.73 (1, 1)	5.2		27	4	2	2	8	6	0	0	0	0	0	37	61	3.18	1.765		
Pete Mikkelsen, R ERA: 3.88 (6, 1)	0.2	L	6	3	3	2	0	1	0	0	0	0	5	9	27.00	6.000			
Al McBean, R ERA: 3.88 (7, 1)	1.0		5	0	0	0	0	1	0	0	0	0	4	8	0.00	1.000			
Billy O'Dell, L ERA: 2.6 (8, 1)	0.2		3	1	0	0	0	0	1	0	0	0	2	6	0.00	1.500			

Batter	1	2	3	4	5	6	7	8	9	AB	R	H	RBI	BB	SO	LOB	TOP						
Cookie Rojas, R OBP: 0.309, SLG: 0.345 (1, 8)	F9		K			WP HR 1B	F8	F9		5	1	1	0	0	1	2							
Johnny Callison, L OBP: 0.336, SLG: 0.419 (1, 9)	1B		S			HR BB	1B		F8	4	3	3	0	1	0	0							
Tony Taylor, R OBP: 0.312, SLG: 0.384 (1, 4)	CS						S			4	0	3	2	1	1	2							
Dick Allen, R OBP: 0.400, SLG: 0.702 (1, 5)	K		K				S			4	1	2	3	1	2	3							
Harvey Kuenn, R OBP: 0.280, SLG: 0.347 Tony Gonzalez, L OBP: 0.317, SLG: 0.389 (8, 7)	CS	F2	4-3			HR	6-3		G1-6-3	4	0	0	0	0	1	4							
Dick Great, R OBP: 0.276, SLG: 0.319 (1, 6)		6-3								4	0	0	0	0	0	0							
Bill White, L OBP: 0.356, SLG: 0.488 (1, 3)										3	0	1	0	1	0	0							
Bob Uecker, R OBP: 0.322, SLG: 0.406 (1, 2)		E6								4	0	1	0	0	1	1							
Chris Short, R OBP: 0.236, SLG: 0.236 Darold Knowles, L OBP: 0.250, SLG: 0.250 (9, 1)		FC6-4								4	0	0	0	0	1	4							
Inning Stats	R: 1 E: 0 K: 1 S: 6	H: 2 LOB: 0 BB: 0 P: 6	R: 0 E: 1 K: 0 S: 5	H: 1 LOB: 2 BB: 0 P: 5	R: 0 E: 0 K: 2 S: 8	H: 1 LOB: 2 BB: 1 P: 12	R: 0 E: 0 K: 0 S: 3	H: 0 LOB: 0 BB: 0 P: 3	R: 3 E: 0 K: 2 S: 9	H: 2 LOB: 0 BB: 1 P: 13	R: 0 E: 0 K: 1 S: 5	H: 0 LOB: 0 BB: 0 P: 5	R: 1 E: 0 K: 0 S: 8	H: 3 LOB: 2 BB: 0 P: 8	R: 0 E: 0 K: 0 S: 4	H: 1 LOB: 1 BB: 1 P: 7	R: 0 E: 0 K: 0 S: 3	H: 1 LOB: 1 BB: 1 P: 7	1B: 7 2B: 3 3B: 0 HR: 1	SF: 0 SAC: 0 DP: 1 HBP: 0	WP: 1 PB: 0 SB: 4 CS: 1	PA: 42	
PITCHER	IP	WLS	BF	H	R	ER	SO	BB	IBB	HBP	BLK	WP	HR	S	P	ERA	WHIP						
Ken Holtzman, L ERA: 4.12 Cal Koonce, R ERA: 5.45 Don Lee, R ERA: 4.55	(1, 1)	5.0	L	23	6	4	4	5	2	0	0	0	1	1	31	39	7.20	1.600					
	(6, 1)	2.0		9	3	1	1	2	0	0	0	0	0	0	13	13	4.50	1.500					
	(8, 1)	2.0		9	2	0	0	0	2	0	0	0	0	0	7	15	0.00	2.000					

Philadelphia Phillies @ Chicago Cubs
Wrigley Field, Chicago, IL
Fri Jul 08 1966, 3:33 AM CDT
Att: 5,166 - Unknown

AB	37
R	5
H	11
RBI	5
BB	4
SO	7
LOB	18




Batter	1	2	3	4	5	6	7	8	9	AB	R	H	RBI	BB	SO	LOB	BOTTOM					
Adolfo Phillips, R OBP: 0.361, SLG: 0.507 (1, 8)	K		F7			1B		F7		4	1	1	0	0	1	2						
Glenn Beckert, R OBP: 0.305, SLG: 0.342 (1, 4)	L6					G5-4-3	E	6-3		4	0	2	2	0	0	0						
Billy Williams, L OBP: 0.341, SLG: 0.460 (1, 9)	G3		FC5			E3	G5-4-3			4	1	1	1	0	0	3						
Ron Santo, R OBP: 0.408, SLG: 0.551 (1, 5)		G3				G5-4-3		F8		4	0	0	0	0	0	2						
14 Ernie Banks, R OBP: 0.264, SLG: 0.356 (1, 3)		G3				K		P4		4	0	0	0	0	1	1						
Byron Browne, R OBP: 0.326, SLG: 0.472 (1, 7)		K								4	1	2	1	0	1	0						
Randy Hundley, R OBP: 0.289, SLG: 0.422 (1, 2)						L9		F5		4	1	1	0	0	0	1						
Ron Campbell, R OBP: 0.256, SLG: 0.200 (1, 6)						F8		6-3		4	0	1	0	0	0	1						
Ken Holtzman, R OBP: 0.067, SLG: 0.067 Lee Thomas, L OBP: 0.284, SLG: 0.344 Cal Koonce, R John Boccabella, R OBP: 0.267, SLG: 0.409 Don Lee, R OBP: 1.000, SLG: 1.000 (8, 1)			K			K		F8		1	0	0	0	0	1	2						
										1	0	0	0	0	1	0						
										0	0	0	0	0	0	0						
										0	0	0	0	0	0	0						
Inning Stats	R: 0 E: 0 K: 1 S: 5	H: 0 LOB: 0 BB: 0 P: 5	R: 0 E: 0 K: 1 S: 5	H: 0 LOB: 0 BB: 0 P: 5	R: 1 E: 0 K: 1 S: 8	H: 3 LOB: 2 BB: 0 P: 8	R: 0 E: 0 K: 0 S: 3	H: 0 LOB: 0 BB: 0 P: 3	R: 0 E: 0 K: 1 S: 5	H: 0 LOB: 0 BB: 0 P: 5	R: 1 E: 1 K: 1 S: 7	H: 2 LOB: 1 BB: 0 P: 7	R: 1 E: 0 K: 0 S: 4	H: 1 LOB: 0 BB: 0 P: 4	R: 0 E: 0 K: 0 S: 4	H: 1 LOB: 1 BB: 0 P: 4	R: 0 E: 0 K: 0 S: 4	H: 1 LOB: 1 BB: 0 P: 4	1B: 4 2B: 2 3B: 0 HR: 2	SF: 0 SAC: 0 DP: 1 HBP: 0	WP: 0 PB: 0 SB: 0 CS: 0	PA: 35
PITCHER	IP	WLS	BF	H	R	ER	SO	BB	IBB	HBP	BLK	WP	HR	S	P	ERA	WHIP					
Chris Short, L ERA: 3.34 Darold Knowles, L ERA: 2.66	(1, 1)	8.1	W	33	8	4	4	5	0	0	0	0	2	43	43	4.32	0.960					
	(9, 1)	0.2	S	2	0	0	0	0	0	0	0	0	0	2	2	0.00	0.000					

Philadelphia Phillies @ Chicago Cubs
Wrigley Field, Chicago, IL
Fri Jul 08 1966, 3:33 AM CDT
Att: 5,166 - Unknown

AB	35
R	4
H	8
RBI	4
BB	0
SO	5
LOB	12



Batter	1	2	3	4	5	6	7	8	9	AB	R	H	RBI	BB	SO	LOB	TOP		
Cookie Rojas, R OBP: 0.306, SLG: 0.340 (1, 8)	0-0 4-3		0-0 F9		0-0 5-3		0-0 1B		0-0 F8	5	0	1	0	0	0	4	Philadelphia Phillies @ Chicago Cubs Wrigley Field, Chicago, IL Sun Jul 10 1966, 3:33 AM CDT Att: 13,863 - Unknown		
Johnny Callison, L OBP: 0.342, SLG: 0.432 (1, 9)	0-0 1B		0-0 6-3			0-3 K	0-0 4-3			4	0	1	0	0	1	1			
Tony Taylor, R OBP: 0.309, SLG: 0.376 (1, 4)	0-3 K			0-0 5-3		0-0 4-3		0-0 5-3		4	0	0	0	0	1	1			
Dick Allen, R OBP: 0.398, SLG: 0.687 (1, 5)	0-3 K			0-3 K		0-0 1B		0-0 F8		4	0	1	0	0	2	1			
Harvey Kuenn, R OBP: 0.275, SLG: 0.329 (1, 7)		0-0 6-3		0-0 5-3		0-0 4-3		0-0 4-3		4	0	0	0	0	0	1			
Dick Great, R OBP: 0.280, SLG: 0.318 (1, 6)		0-0 4-3			0-0 F9		4-0 HR BB		0-0 6-3	3	1	0	0	1	0	0			
Bill White, L OBP: 0.355, SLG: 0.484 (1, 3)		0-0 1B			0-0 1B		0-0 F3		0-0 F9	4	0	2	0	0	0	1			
Bob Uecker, R OBP: 0.328, SLG: 0.438 (1, 2)		0-0 F9			0-3 K		0-0 HR		0-0 1B	4	1	2	2	0	1	2			
Jim Bunning, R Terry Fox, R Jackie Brandt, R Ray Culp, R Phil Linz, R Roger Craig, R Doug Clemens, L (1, 1) (4, 1) (5, PH) (5, 1) (7, PH) (7, 1) (9, PH)			0-0 1-3			0-0 1-2 1B		0-0 5-3		0-0 1-3 1B	1	0	0	0	0	0			
Inning Stats	R: 0 E: 0 K: 2 S: 8	H: 1 LOB: 1 BB: 0 P: 8	R: 0 E: 0 K: 0 S: 4	H: 1 LOB: 1 BB: 0 P: 4	R: 0 E: 0 K: 0 S: 3	H: 0 LOB: 0 BB: 0 P: 3	R: 0 E: 0 K: 1 S: 5	H: 2 LOB: 2 BB: 0 P: 5	R: 0 E: 0 K: 1 S: 6	H: 1 LOB: 1 BB: 0 P: 6	R: 2 E: 0 K: 0 S: 5	H: 2 LOB: 1 BB: 1 P: 9	R: 0 E: 0 K: 0 S: 3	H: 0 LOB: 0 BB: 0 P: 3	R: 0 E: 0 K: 0 S: 5	H: 2 LOB: 2 BB: 0 P: 5		1B: 8 2B: 0 3B: 0 HR: 1	SF: 0 SAC: 0 DP: 0 HBP: 0
PITCHER Dick Ellsworth, L ERA: 3.62 (1, 1)	IP: 9.0 WLS: W BF: 37 H: 9 R: 2 ER: 2 SO: 5 BB: 1 IBB: 0 HBP: 0 BLK: 0 WP: 0 HR: 1 S: 46 P: 50 ERA: 2.00 WHIP: 1.111															PITCHER			

Batter	1	2	3	4	5	6	7	8	9	AB	R	H	RBI	BB	SO	LOB	BOTTOM		
Adolfo Phillips, R OBP: 0.366, SLG: 0.507 (1, 8)	0-0 6-3	0-0 5-3		0-0 WP S 1B		0-0 1B FC HBP 1B	0-0 1B			5	1	3	1	0	0	0	Philadelphia Phillies @ Chicago Cubs Wrigley Field, Chicago, IL Sun Jul 10 1966, 3:33 AM CDT Att: 13,863 - Unknown		
Glenn Beckert, R OBP: 0.316, SLG: 0.356 (1, 4)	0-0 F8		0-3 K	4-0 WP BB		1-0 FC 1B BLK HBP	0-0 1B			3	1	1	0	1	1	0			
Billy Williams, L OBP: 0.345, SLG: 0.467 (1, 9)	4-0 BB 3B BB		4-0 14 2B BB	0-0 F8 1-2 2-3		0-0 BLK 14 1B FC 1B	0-0 4-3			3	3	1	0	2	0	4			
Ron Santo, R OBP: 0.414, SLG: 0.559 (1, 5)	4-0 1-2 3B BB		0-0 F8	4-0 BB		0-0 FC 14 1B BLK 1B		0-0 5-3		3	2	0	1	2	0	3			
Byron Browne, R OBP: 0.327, SLG: 0.480 (1, 7)	0-0 1-1 2-H 14 1B 3B		0-0 14 2B 1B	0-3 K		0-0 P4		0-3 K		5	2	2	2	0	2	5			
14 Ernie Banks, R OBP: 0.270, SLG: 0.364 (1, 3)	0-0 1B		0-0 1-1 2-H 2B		0-0 4-3	0-0 1B		0-0 L5		5	0	3	5	0	0	0			
Randy Hundley, R OBP: 0.285, SLG: 0.413 (1, 2)	0-3 K		0-0 P6		0-3 K	0-3 K		0-0 F3		4	0	0	0	0	2	3			
Ron Campbell, R OBP: 0.222, SLG: 0.171 (1, 6)		0-3 K		0-3 K	0-3 K		0-0 1-3			4	0	0	0	0	3	0			
Dick Ellsworth, L OBP: 0.180, SLG: 0.188 (1, 1)		0-0 F8		0-0 1B 3B		0-3 K	0-3 K			4	1	1	0	0	2	0			
Inning Stats	R: 3 E: 0 K: 1 S: 7	H: 2 LOB: 1 BB: 2 P: 15	R: 0 E: 0 K: 1 S: 5	H: 0 LOB: 0 BB: 0 P: 5	R: 2 E: 0 K: 1 S: 7	H: 2 LOB: 1 BB: 1 P: 11	R: 1 E: 0 K: 2 S: 9	H: 2 LOB: 3 BB: 2 P: 17	R: 0 E: 0 K: 2 S: 7	H: 0 LOB: 0 BB: 0 P: 7	R: 4 E: 0 K: 1 S: 9	H: 3 LOB: 1 BB: 0 P: 10	R: 0 E: 0 K: 1 S: 7	H: 2 LOB: 2 BB: 0 P: 7	R: 0 E: 0 K: 1 S: 5	H: 0 LOB: 0 BB: 0 P: 5	1B: 8 2B: 1 3B: 2 HR: 0	SF: 0 SAC: 0 DP: 0 HBP: 1	WP: 1 PA: 42 PB: 0 SB: 1 CS: 0
PITCHER Jim Bunning, R Terry Fox, R Ray Culp, R Roger Craig, R ERA: 2.39 ERA: 5.46 ERA: 5.68 ERA: 5.56 (1, 1) (4, 1) (5, 1) (7, 1)	IP: 3.1 WLS: L BF: 19 H: 6 R: 6 ER: 6 SO: 4 BB: 2 IBB: 0 HBP: 0 BLK: 0 WP: 0 HR: 0 S: 24 P: 36 ERA: 16.20 WHIP: 2.700															PITCHER			

AB	36
R	2
H	9
RBI	2
BB	1
SO	5
LOB	11



Batter	1	2	3	4	5	6	7	8	9	AB	R	H	RBI	BB	SO	LOB	TOP			
Adolfo Phillips, R OBP: 0.364, SLG: 0.502 (1, 8)										4	1	1	0	0	2	0	Chicago Cubs @ Pittsburgh Pirates Forbes Field, Pittsburgh, PA Thu Jul 14 1966, 7:05 PM EDT Att: 11,692 - Cloudy - 92 F			
Glenn Beckert, R OBP: 0.319, SLG: 0.358 (1, 4)										4	2	2	0	0	1	0				
Billy Williams, L OBP: 0.344, SLG: 0.464 (1, 9)										4	0	1	1	0	1	1				
Ron Santo, R OBP: 0.409, SLG: 0.553 (1, 5)										3	0	0	2	0	1	2				
14 Ernie Banks, R OBP: 0.266, SLG: 0.358 (1, 3)										4	0	0	1	0	1	2				
Byron Browne, R OBP: 0.325, SLG: 0.476 (1, 7)										4	0	1	0	0	2	0				
Randy Hundley, R OBP: 0.285, SLG: 0.410 (1, 2)										4	0	1	0	0	0	2				
Don Kessinger, S OBP: 0.265, SLG: 0.263 (1, 6)										4	0	1	0	0	0	1				
Dick Ellsworth, L OBP: 0.185, SLG: 0.188 (3, PH)										0	0	0	0	0	0	0				
Cal Koonce, R OBP: 0.219, SLG: 0.185 (3, 1)										1	1	1	0	0	0	0				
Ron Campbell, R OBP: 0.271, SLG: 0.167 (7, PH)										1	0	0	0	0	0	0				
Bob Hendley, R OBP: 0.258, SLG: 0.285 (7, 1)										0	0	0	0	0	0	0				
John Boccabella, R OBP: 0.202, SLG: 0.400 (8, PH)										1	0	0	0	0	0	1				
Inning Stats	R: 1 E: 1 K: 0 S: 5	H: 1 LOB: 1 BB: 0 P: 5	R: 0 E: 0 K: 1 S: 5	H: 0 LOB: 0 BB: 0 P: 5	R: 3 E: 0 K: 0 S: 8	H: 5 LOB: 2 BB: 0 P: 8	R: 0 E: 0 K: 1 S: 5	H: 0 LOB: 0 BB: 0 P: 5	R: 0 E: 0 K: 2 S: 7	H: 1 LOB: 1 BB: 0 P: 6	R: 0 E: 0 K: 2 S: 7	H: 0 LOB: 0 BB: 0 P: 7	R: 0 E: 0 K: 0 S: 3	H: 0 LOB: 0 BB: 0 P: 3	R: 0 E: 0 K: 1 S: 6	H: 1 LOB: 1 BB: 0 P: 6	1B: 7 2B: 1 3B: 0 HR: 0	SF: 1 SAC: 0 DP: 0 HBP: 0	WP: 0 PB: 0 SB: 0 CS: 0	PA: 36
PITCHER Bob Veale, L ERA: 2.74 (1, 1)	IP: 9.0 WLS: W BF: 36 H: 8 R: 4 ER: 3 SO: 8 BB: 0 IBB: 0 HBP: 0 BLK: 0 WP: 0 HR: 0 S: 52 P: 52 ERA: 3.00 WHIP: 0.889																			

AB	35
R	4
H	8
RBI	4
BB	0
SO	8
LOB	9



Batter	1	2	3	4	5	6	7	8	9	AB	R	H	RBI	BB	SO	LOB	BOTTOM			
Gene Alley, R OBP: 0.313, SLG: 0.399 (1, 6)										4	2	1	0	1	0	2	Chicago Cubs @ Pittsburgh Pirates Forbes Field, Pittsburgh, PA Thu Jul 14 1966, 7:05 PM EDT Att: 11,692 - Cloudy - 92 F			
Manny Mota, R OBP: 0.393, SLG: 0.527 (1, 8)										4	2	2	1	1	0	0				
Roberto Clemente, R OBP: 0.372, SLG: 0.548 (1, 9)										4	3	1	3	0	1	3				
Donn Clendenon, R OBP: 0.350, SLG: 0.505 (1, 3)										4	1	1	2	0	2	3				
Jose Pagan, R OBP: 0.300, SLG: 0.429 (1, 5)										4	0	1	3	0	0	0				
Jim Pagliaroni, R OBP: 0.347, SLG: 0.394 (1, 2)										4	0	1	0	0	1	1				
Bill Mazeroski, R OBP: 0.309, SLG: 0.385 (1, 4)										4	1	1	0	0	0	2				
Willie Stargell, L OBP: 0.411, SLG: 0.646 (1, 7)										4	1	3	1	0	0	1				
Bob Veale, S OBP: 0.170, SLG: 0.208 (1, 1)										2	0	0	0	0	2	1				
Inning Stats	R: 3 E: 1 K: 1 S: 8	H: 2 LOB: 1 BB: 1 P: 12	R: 4 E: 0 K: 2 S: 10	H: 3 LOB: 1 BB: 1 P: 14	R: 1 E: 0 K: 0 S: 5	H: 2 LOB: 1 BB: 0 P: 5	R: 2 E: 0 K: 1 S: 7	H: 2 LOB: 0 BB: 0 P: 7	R: 0 E: 0 K: 0 S: 4	H: 1 LOB: 1 BB: 0 P: 4	R: 0 E: 0 K: 1 S: 5	H: 0 LOB: 0 BB: 0 P: 5	R: 0 E: 0 K: 0 S: 4	H: 1 LOB: 1 BB: 0 P: 4	R: 0 E: 0 K: 1 S: 5	H: 0 LOB: 0 BB: 0 P: 5		1B: 8 2B: 0 3B: 1 HR: 2	SF: 0 SAC: 2 DP: 0 HBP: 0	WP: 1 PB: 0 SB: 0 CS: 0
PITCHER Dick Ellsworth, L ERA: 3.95 (3, 1)	IP: 2.0 WLS: L BF: 14 H: 5 R: 3 ER: 3 SO: 2 BB: 0 IBB: 0 HBP: 0 BLK: 0 WP: 1 HR: 1 S: 21 P: 21 ERA: 6.75 WHIP: 1.250																			
Cal Koonce, R ERA: 5.44 (7, 1)	IP: 4.0 WLS: 17 BF: 5 H: 3 R: 3 ER: 3 SO: 2 BB: 0 IBB: 0 HBP: 0 BLK: 0 WP: 0 HR: 1 S: 21 P: 21 ERA: 6.75 WHIP: 1.250																			
Bob Hendley, L ERA: 4.37 (7, 1)	IP: 2.0 WLS: 7 BF: 1 H: 1 R: 0 ER: 0 SO: 1 BB: 0 IBB: 0 HBP: 0 BLK: 0 WP: 0 HR: 0 S: 9 P: 9 ERA: 0.00 WHIP: 0.500																			



Batter	1	2	3	4	5	6	7	8	9	AB	R	H	RBI	BB	SO	LOB	TOP								
Adolfo Phillips, R OBP: 0.365, SLG: 0.505 (1, 8)										5	1	2	1	0	0	2	Chicago Cubs @ Pittsburgh Pirates Forbes Field, Pittsburgh, PA Fri Jul 15 1966, 7:05 PM EDT Att: 15,488 - Unknown								
Glenn Beckert, R OBP: 0.318, SLG: 0.357 (1, 4)										4	1	1	0	0	1	2									
Billy Williams, L OBP: 0.349, SLG: 0.464 (1, 9)										2	1	1	0	2	0	0									
Ron Santo, R OBP: 0.413, SLG: 0.567 (1, 5)										4	1	3	4	0	1	1									
14 Ernie Banks, R OBP: 0.262, SLG: 0.352 (1, 3)										4	0	0	0	0	0	4									
Randy Hundley, R OBP: 0.284, SLG: 0.408 (1, 2)										4	0	1	0	0	0	2									
Byron Browne, R OBP: 0.324, SLG: 0.472 (1, 7)										4	0	1	0	0	3	1									
Don Kessinger, S OBP: 0.265, SLG: 0.263 (1, 6)										4	1	1	0	0	0	1									
Robin Roberts, S OBP: 0.182, SLG: 0.053 (1, 1)										3	0	0	0	1	2	1									
Inning Stats	R: 3 E: 0 K: 0 S: 5	H: 2 LOB: 0 BB: 1 P: 9	R: 0 E: 0 K: 2 S: 7	H: 0 LOB: 0 BB: 0 P: 7	R: 0 E: 0 K: 0 S: 3	H: 0 LOB: 1 BB: 0 P: 3	R: 0 E: 0 K: 1 S: 6	H: 2 LOB: 1 BB: 0 P: 6	R: 0 E: 0 K: 0 S: 3	H: 0 LOB: 0 BB: 0 P: 3	R: 1 E: 0 K: 0 S: 5	H: 3 LOB: 1 BB: 0 P: 5	R: 1 E: 0 K: 2 S: 9	H: 2 LOB: 1 BB: 0 P: 9	R: 0 E: 0 K: 1 S: 4	H: 0 LOB: 0 BB: 1 P: 8	R: 0 E: 0 K: 1 S: 6	H: 1 LOB: 2 BB: 1 P: 10	1B: 8 2B: 1 3B: 0 HR: 1	SF: 0 SAC: 0 DP: 3 HBP: 0	WP: 0 PB: 0 SB: 3 CS: 0	PA: 37			
PITCHER	IP	WLS	BF	H	R	ER	SO	BB	IBB	HBP	BLK	WP	HR	S	P	ERA	WHIP								
Vern Law, R ERA: 4.07 (1, 1)	6.2	L	28	9	5	5	4	1	0	0	0	0	1	35	39	6.75	1.500								
Pete Mikkelsen, R ERA: 3.95 (7, 1)	0.1		1	0	0	0	1	0	0	0	0	0	0	3	3	0.00	0.000								
Roy Face, R ERA: 1.96 (8, 1)	2.0		8	1	0	0	2	2	0	0	0	0	0	10	18	0.00	1.500								

AB	34
R	5
H	10
RBI	5
BB	3
SO	7
LOB	14



Batter	1	2	3	4	5	6	7	8	9	AB	R	H	RBI	BB	SO	LOB	BOTTOM								
Matty Alou, L OBP: 0.361, SLG: 0.439 (1, 8)										4	0	0	0	0	1	2	Chicago Cubs @ Pittsburgh Pirates Forbes Field, Pittsburgh, PA Fri Jul 15 1966, 7:05 PM EDT Att: 15,488 - Unknown								
Gene Alley, R OBP: 0.313, SLG: 0.395 (1, 6)										3	1	0	0	1	0	0									
Roberto Clemente, R OBP: 0.371, SLG: 0.544 (1, 9)										4	0	1	0	0	2	1									
Willie Stargell, L OBP: 0.412, SLG: 0.643 (1, 7)										3	1	1	0	1	0	1									
Jose Pagan, R OBP: 0.299, SLG: 0.430 (1, 5)										4	0	1	2	0	1	2									
Donn Clendenen, R OBP: 0.348, SLG: 0.502 (1, 3)										4	1	1	0	0	0	0									
Jim Pagliaroni, R OBP: 0.349, SLG: 0.490 (1, 2)										4	1	2	1	0	0	0									
Bill Mazerowski, R OBP: 0.309, SLG: 0.384 (9, PH)										3	0	1	0	0	0	1									
Jerry Lynch, L OBP: 0.343, SLG: 0.281 (9, FR)										1	0	1	0	0	0	0									
Gene Michael, S (9, FR)										0	0	0	0	0	0	0									
Vern Law, R OBP: 0.343, SLG: 0.441 (1, 1)										2	0	0	0	0	2	2									
Pete Mikkelsen, R OBP: 0.273, SLG: 0.200 (7, PH)										0	0	0	0	0	0	0									
Bob Bailey, R OBP: 0.338, SLG: 0.375 (7, PH)										1	0	0	0	0	0	0									
Roy Face, R (8, 1)										0	0	0	0	0	0	0									
Manny Mota, R OBP: 0.391, SLG: 0.524 (9, PH)										1	0	0	0	0	0	1									
Inning Stats	R: 2 E: 0 K: 2 S: 7	H: 1 LOB: 1 BB: 2 P: 15	R: 1 E: 0 K: 1 S: 7	H: 2 LOB: 1 BB: 0 P: 7	R: 0 E: 0 K: 0 S: 4	H: 1 LOB: 1 BB: 0 P: 4	R: 1 E: 0 K: 1 S: 7	H: 2 LOB: 1 BB: 0 P: 7	R: 0 E: 0 K: 1 S: 5	H: 0 LOB: 0 BB: 0 P: 5	R: 0 E: 0 K: 0 S: 3	H: 0 LOB: 0 BB: 0 P: 3	R: 0 E: 0 K: 0 S: 3	H: 0 LOB: 0 BB: 0 P: 3	R: 0 E: 0 K: 1 S: 6	H: 1 LOB: 1 BB: 0 P: 6	R: 0 E: 0 K: 0 S: 4	H: 1 LOB: 1 BB: 0 P: 4	1B: 6 2B: 2 3B: 0 HR: 0	SF: 0 SAC: 0 DP: 0 HBP: 0	WP: 1 PB: 1 SB: 0 CS: 0	PA: 36			
PITCHER	IP	WLS	BF	H	R	ER	SO	BB	IBB	HBP	BLK	WP	HR	S	P	ERA	WHIP								
Robin Roberts, R ERA: 3.72 (1, 1)	9.0	W	36	8	4	3	6	2	0	0	0	1	0	46	54	3.00	1.111								

AB	34
R	4
H	8
RBI	3
BB	2
SO	6
LOB	10



Batter	1	2	3	4	5	6	7	8	9	AB	R	H	RBI	BB	SO	LOB	TOP										
Adolfo Phillips, R OBP: 0.366, SLG: 0.500 (1, 8)	4-0 CS BB		0-0 1B		0-0 6-3	0-0 6-3		0-0 G4-6-3		4	0	1	0	1	0	2											
Glenn Beckert, R OBP: 0.319, SLG: 0.364 (1, 4)	0-0 6-3		0-0 F9		0-0 6-3	0-0 3B			0-0 BB	5	0	2	0	0	0	2											
Billy Williams, L OBP: 0.352, SLG: 0.471 (1, 9)	4-0 BB		0-0 G5-4-3 1B		0-0 HR	0-0 3B			0-0 P4	4	1	2	0	1	0	2											
Ron Santo, R OBP: 0.416, SLG: 0.575 (1, 5)	4-0 14 FC6-4 BB		0-0 G5-4-3		0-0 HR		0-3 K		4-0 BB	3	1	1	2	2	1	2											
14 Ernie Banks, R OBP: 0.260, SLG: 0.349 (1, 3)	0-0 FC6-4			0-0 4-3	0-0 1B 1B		0-3 K		0-0 F9	5	1	1	0	0	1	4											
Randy Hundley, R OBP: 0.286, SLG: 0.415 (1, 2)		0-0 F7		0-0 FC	0-0 1B 1B		0-0 F7		0-0 1-3	5	1	2	0	0	0	2											
Byron Browne, R OBP: 0.323, SLG: 0.469 (1, 7)		0-0 F3		0-0 FC	0-0 1B		0-0 6-3			4	0	1	2	0	0	0											
Don Kessinger, S OBP: 0.268, SLG: 0.266 (1, 6)		0-0 1B		0-0 P6	0-0 G3		0-0 BB		0-0 1B	4	0	2	0	0	0	3											
Bill Hands, R OBP: 0.125, SLG: 0.069 Fergie Jenkins, R OBP: 0.375, SLG: 0.429 (7, 1)	0-3 K		0-0 L9		0-0 K		0-0 BB		4-0 G4-6-3 BB	3	0	0	0	0	2	2											
Inning Stats	R: 0 E: 0 K: 0 S: 2	H: 0 LOB: 2 BB: 3 P: 14	R: 0 E: 0 K: 1 S: 6	H: 1 LOB: 1 BB: 0 P: 6	R: 0 E: 0 K: 0 S: 4	H: 2 LOB: 1 BB: 0 P: 4	R: 1 E: 0 K: 0 S: 5	H: 1 LOB: 1 BB: 0 P: 5	R: 3 E: 0 K: 0 S: 8	H: 5 LOB: 2 BB: 0 P: 8	R: 0 E: 0 K: 1 S: 6	H: 1 LOB: 1 BB: 0 P: 6	R: 0 E: 0 K: 2 S: 7	H: 0 LOB: 0 BB: 0 P: 7	R: 0 E: 0 K: 0 S: 3	H: 1 LOB: 1 BB: 1 P: 7	R: 0 E: 0 K: 0 S: 4	H: 1 LOB: 2 BB: 1 P: 8	1B: 8 2B: 0 3B: 3 HR: 1	SF: 0 SAC: 0 DP: 2 HBP: 0	WP: 0 PB: 0 SB: 0 CS: 1	PA: 42					
PITCHER	IP	WLS	BF	H	R	ER	SO	BB	IBB	HBP	BLK	WP	HR	S	P	ERA	WHIP										
Woodie Fryman, L ERA: 2.55 Al McBean, R ERA: 3.89 Pete Mikkelsen, R ERA: 3.68 Billy O'Dell, L ERA: 2.72	4.2	L	25	9	4	4	1	3	0	0	0	0	1	24	36	7.71	2.571										

Chicago Cubs @ Pittsburgh Pirates
Forbes Field, Pittsburgh, PA
Sat Jul 16 1966, 3:33 AM EDT
Att: 9,764 - Unknown

AB 37
R 4
H 12
RBI 4
BB 5
SO 4
LOB 19



Batter	1	2	3	4	5	6	7	8	9	AB	R	H	RBI	BB	SO	LOB	BOTTOM										
Matty Alou, L OBP: 0.359, SLG: 0.436 (1, 8)	0-0 F2		0-0 E5 1B		0-0 4-3			0-0 F7		4	0	1	0	0	0	1											
Gene Alley, R OBP: 0.312, SLG: 0.400 (1, 6)	0-0 1B 3B		0-0 4-3		0-0 5-3		0-3 K			4	1	1	0	0	1	1											
Roberto Clemente, R OBP: 0.369, SLG: 0.541 (1, 9)	0-0 G3-6-3 1B		0-0 G3		0-0 3-1		0-0 K		0-0 F9	4	0	1	1	0	0	1											
Willie Stargell, L OBP: 0.410, SLG: 0.636 (1, 7)	0-0 G3-6-3			0-0 3-1		0-3 K			4-0 BB	3	0	0	0	1	1	1											
Jose Pagan, R OBP: 0.298, SLG: 0.424 (1, 5)		4-0 FC6-4 BB		0-0 5-3		0-0 P5			0-0 P3	3	0	0	0	1	0	1											
Donn Clendenen, R OBP: 0.348, SLG: 0.498 (1, 3)		0-0 FC6-4		0-0 F3		0-0 1B			0-0 F3	4	0	1	0	0	0	2											
Jim Pagliaroni, R OBP: 0.345, SLG: 0.395 (1, 2)		0-0 F8			0-0 P3		0-0 P4			3	0	0	0	0	0	2											
Bill Mazerowski, R OBP: 0.309, SLG: 0.387 (1, 4)		0-0 1-3			0-0 2B		0-0 P6			3	0	1	0	0	0	2											
Woodie Fryman, R OBP: 0.184, SLG: 0.184 Al McBean, R OBP: 0.143, SLG: 0.143 Jesse Gonder, L OBP: 0.206, SLG: 0.207 Pete Mikkelsen, R OBP: 0.293, SLG: 0.293 Jerry Lynch, S OBP: 0.273, SLG: 0.273 Billy O'Dell, S OBP: 0.162, SLG: 0.162 (1, 1) (5, 1) (5, PH) (6, 1) (6, PH) (9, 1)	0-3 K		0-3 K		0-3 K		0-0 P4			1	0	0	0	0	1	0											
Inning Stats	R: 1 E: 0 K: 0 S: 4	H: 2 LOB: 0 BB: 0 P: 4	R: 0 E: 0 K: 0 S: 3	H: 0 LOB: 1 BB: 1 P: 7	R: 0 E: 1 K: 1 S: 6	H: 1 LOB: 1 BB: 0 P: 6	R: 0 E: 0 K: 0 S: 3	H: 0 LOB: 0 BB: 0 P: 3	R: 0 E: 0 K: 1 S: 6	H: 1 LOB: 1 BB: 0 P: 6	R: 0 E: 0 K: 1 S: 5	H: 0 LOB: 0 BB: 0 P: 5	R: 0 E: 0 K: 0 S: 4	H: 1 LOB: 1 BB: 0 P: 4	R: 0 E: 0 K: 1 S: 5	H: 0 LOB: 0 BB: 0 P: 5	R: 0 E: 0 K: 0 S: 3	H: 0 LOB: 1 BB: 1 P: 7	1B: 3 2B: 1 3B: 1 HR: 0	SF: 0 SAC: 0 DP: 1 HBP: 0	WP: 0 PB: 0 SB: 0 CS: 0	PA: 33					
PITCHER	IP	WLS	BF	H	R	ER	SO	BB	IBB	HBP	BLK	WP	HR	S	P	ERA	WHIP										
Bill Hands, R ERA: 4.42 Fergie Jenkins, R ERA: 4.1	6.0	W	22	4	1	1	3	1	0	0	0	0	0	27	31	1.50	0.833										

Chicago Cubs @ Pittsburgh Pirates
Forbes Field, Pittsburgh, PA
Sat Jul 16 1966, 3:33 AM EDT
Att: 9,764 - Unknown

AB 31
R 1
H 5
RBI 1
BB 2
SO 4
LOB 12



Batter	1	2	3	4	5	6	7	8	9	10	11	AB	R	H	RBI	BB	SO	LOB	TOP	
Adolfo Phillips, R OBP: 0.364, SLG: 0.493 John Baccaballa, R (10, PH) OBP: 0.289, SLG: 0.400	6-3 S SF7 BB		5-3			K		F7		1B BB		3	1	0	0	1	1	0		
Glenn Beckert, R OBP: 0.320, SLG: 0.364	6-3 1-3		5-3			4-3		4-3 1B		1B 1-2 1B		5	0	2	0	0	0	1		
Billy Williams, L OBP: 0.352, SLG: 0.471	SF7		6-3			1B		4-3		1-3 2H 1B		4	0	2	2	0	0	1		
Ron Santo, R OBP: 0.416, SLG: 0.569	BB					K		FC6 IBB		K		3	0	0	0	2	3	3		
14 Ernie Banks, R Joey Amalfitano, R (7, PR) Lee Thomas, L	K					F5		SH3-4 2B		L6		3	0	1	0	0	1	1		
Randy Hundley, R OBP: 0.290, SLG: 0.413						F9		SH3-4 2-3		K		4	0	1	0	0	2	0		
Byron Browne, R OBP: 0.325, SLG: 0.473						6-3		IBB		F8		4	1	1	0	1	0	1		
Don Kessinger, S OBP: 0.263, SLG: 0.262	SF7					4-3		K		G3		4	0	0	1	0	1	4		
Curt Simmons, L Fergie Jenkins, R Cal Koonce, R Marty Keough, L Don Bryant, R Bob Hendley, R	K					2-3		K		K		4	0	0	0	0	3	3		
Inning Stats	R: 1 E: 0 K: 1 S: 5	H: 0 LOB: 1 BB: 2 P: 13	R: 1 E: 0 K: 2 S: 8	H: 1 LOB: 0 BB: 0 P: 8	R: 0 E: 0 K: 0 S: 3	H: 0 LOB: 0 BB: 0 P: 3	R: 0 E: 0 K: 1 S: 5	H: 0 LOB: 0 BB: 0 P: 5	R: 0 E: 0 K: 2 S: 8	H: 1 LOB: 1 BB: 0 P: 8	R: 0 E: 0 K: 0 S: 4	H: 0 LOB: 0 BB: 0 P: 5	R: 1 E: 0 K: 2 S: 9	H: 2 LOB: 2 BB: 1 P: 13	R: 0 E: 0 K: 0 S: 4	H: 1 LOB: 1 BB: 0 P: 4	1B: 5 2B: 1 3B: 1 HR: 0	SF: 2 SAC: 1 DP: 0 HBP: 0	WP: 0 PB: 0 SB: 1 CS: 0	PA: 45
PITCHER	IP WLS BF H R ER SO BB IBB HBP BLK WP HR S P ERA WHIP	PITCHER																		
Nelson Bries, R ERA: 3.28	1.0	6	2	1	1	2	1	0	0	0	0	0	0	9	13	9.00	3.000			
Joe Hoerner, L ERA: 1.08	0.2	3	1	0	0	0	0	0	0	0	0	0	0	3	3	0.00	1.500			
Don Dennis, R ERA: 6.33	0.1	W	1	0	0	0	0	0	0	0	0	0	0	1	1	0.00	0.000			
Hal Woodeshick, L ERA: 2.14																				

Chicago Cubs @ St. Louis Cardinals
 Busch Stadium, St. Louis, MO
 Sun Jul 17 1966, 3:33 AM CDT
 Unknown

AB	37
R	3
H	7
RBI	3
BB	5
SO	11
LOB	19



Batter	1	2	3	4	5	6	7	8	9	10	11	AB	R	H	RBI	BB	SO	LOB	BOTTOM			
Lou Brock, L OBP: 0.293, SLG: 0.407	6-3		G3 CS 1B			G3		FC6-4 FC6-4		1-3		5	0	1	1	0	0	2				
Julian Javier, R Tito Francona, L (10, PH) Don Dennis, R Hal Woodeshick, R	F8		F8			HR		FC6-4		3-4-1		4	1	1	1	0	0	2				
Curt Flood, R OBP: 0.316, SLG: 0.382	BB					5-3		FC5-4 1B		CS 1B		4	1	3	1	1	0	0				
Orlando Cepeda, R OBP: 0.361, SLG: 0.535	L7					F6		FC5-4 CS		B3		4	0	0	0	0	0	3				
Mike Shannon, R OBP: 0.330, SLG: 0.478						6-3		CS		F8		3	0	1	0	1	0	0				
Charley Smith, R OBP: 0.316, SLG: 0.383	F7					4-3		F8		FC5-4 BB		4	0	0	0	0	0	2				
Dal Maxvill, R Bobby Tolan, R Jerry Buchek, R	G4-6-3					FC6-4 BB		6-3		1B SH3-4 WP 1B		3	0	1	0	1	0	1				
Pat Corrales, R Phil Sagliano, R						FC6-4		1B		SH3-4		3	1	2	0	0	0	1				
Nelson Bries, R Joe Hoerner, R						1B 2B		1B		1-2 SH3-4		0	1	0	0	0	0	0				
Tim McCarver, L	K					K		FC6-4 1B		1-3 WP 1B		3	0	1	0	0	2	2				
Inning Stats	R: 0 E: 0 K: 0 S: 3	H: 0 LOB: 1 BB: 1 P: 7	R: 0 E: 0 K: 0 S: 3	H: 1 LOB: 0 BB: 0 P: 3	R: 1 E: 0 K: 1 S: 6	H: 2 LOB: 0 BB: 0 P: 6	R: 0 E: 0 K: 0 S: 3	H: 0 LOB: 0 BB: 0 P: 3	R: 0 E: 0 K: 0 S: 4	H: 0 LOB: 0 BB: 0 P: 4	R: 0 E: 0 K: 0 S: 4	H: 2 LOB: 1 BB: 0 P: 4	R: 0 E: 0 K: 0 S: 3	H: 1 LOB: 1 BB: 1 P: 7	R: 1 E: 0 K: 0 S: 5	H: 2 LOB: 2 BB: 0 P: 5	R: 1 E: 0 K: 0 S: 1	H: 1 LOB: 0 BB: 0 P: 1	1B: 8 2B: 1 3B: 0 HR: 2	SF: 0 SAC: 1 DP: 1 HBP: 0	WP: 1 PB: 0 SB: 0 CS: 3	PA: 40
PITCHER	IP WLS BF H R ER SO BB IBB HBP BLK WP HR S P ERA WHIP	PITCHER																				
Curt Simmons, L ERA: 4.32	0.1	1	0	0	0	0	0	0	0	0	0	0	0	1	1	0.00	0.000					
Fergie Jenkins, R ERA: 4.08	0.1	2	1	0	0	0	0	0	0	0	0	0	0	2	2	0.00	3.000					
Billy Hoelt, L ERA: 4.2	0.1	1	0	0	0	0	0	0	0	0	0	0	0	1	1	0.00	0.000					
Cal Koonce, R ERA: 5.4	0.0	L	1	1	1	1	0	0	0	0	0	0	0	1	1	∞	∞					

Chicago Cubs @ St. Louis Cardinals
 Busch Stadium, St. Louis, MO
 Sun Jul 17 1966, 3:33 AM CDT
 Unknown

AB	35
R	4
H	11
RBI	3
BB	3
SO	2
LOB	15



Batter	1	2	3	4	5	6	7	8	9	AB	R	H	RBI	BB	SO	LOB	TOP										
Glenn Beckert, R OBP: 0.318, SLG: 0.365 (1, 4)	F8	K		6-3		G6-3				5	0	1	0	0	1	2											
Lee Thomas, L OBP: 0.295, SLG: 0.339 (1, 7)	1B WP	G3				F9				4	2	2	0	0	0	0											
Billy Williams, L OBP: 0.358, SLG: 0.493 (1, 9)	WP 1B									5	4	4	2	0	0	2											
Ron Santo, R OBP: 0.413, SLG: 0.563 (1, 5)	WP 1B									3	1	0	1	1	0	3											
Byron Browne, R OBP: 0.330, SLG: 0.480 (1, 8)	1B BB									3	0	2	1	1	0	0											
John Bocabella, R OBP: 0.275, SLG: 0.400 (1, 3)	1B									5	0	2	2	0	0	2											
Don Bryant, R OBP: 0.500, SLG: 0.500 (1, 2)	F3									5	0	3	0	0	0	3											
Don Kessinger, S OBP: 0.262, SLG: 0.261 (1, 6)	4-3									5	0	1	0	0	0	7											
Ken Holtzman, R OBP: 0.091, SLG: 0.063 (8, PH)	F9									2	0	0	0	1	0	1											
14 Ernie Banks, R OBP: 0.260, SLG: 0.352 (8, PH)										1	0	0	0	0	0	0											
Fergie Jenkins, R OBP: 0.360, SLG: 0.409 (8, 1)										1	0	0	0	0	1	2											
Inning Stats	R: 3 E: 0 K: 0 S: 6	H: 3 LOB: 2 BB: 2 P: 14	R: 0 E: 0 K: 1 S: 5	H: 0 LOB: 0 BB: 0 P: 5	R: 1 E: 0 K: 0 S: 4	H: 1 LOB: 0 BB: 0 P: 4	R: 0 E: 0 K: 0 S: 4	H: 1 LOB: 1 BB: 0 P: 4	R: 2 E: 0 K: 0 S: 7	H: 4 LOB: 2 BB: 0 P: 7	R: 0 E: 0 K: 1 S: 2	H: 0 LOB: 0 BB: 1 P: 6	R: 1 E: 0 K: 0 S: 6	H: 3 LOB: 2 BB: 0 P: 6	R: 0 E: 0 K: 0 S: 4	H: 1 LOB: 2 BB: 0 P: 5	R: 0 E: 0 K: 1 S: 7	H: 2 LOB: 2 BB: 0 P: 7	1B: 10 2B: 3 HR: 1	SF: 2 SAC: 0 HBP: 1	WP: 2 PB: 0 SB: 1 CS: 0	PA: 45					
PITCHER	IP	WLS	BF	H	R	ER	SO	BB	IBB	HBP	BLK	WP	HR	S	P	ERA	WHIP										
Art Mahaffey, R ERA: 6.43 (1, 1)	0.1	L	6	3	3	3	0	2	0	0	0	2	0	4	12	81.00	15.000										
Don Dennis, R ERA: 6.23 (1, 1)	4.2		20	6	3	3	1	0	0	0	0	0	0	22	22	5.79	1.286										
Hal Woodeshick, L ERA: 2.27 (6, 1)	2.0		9	3	1	1	0	1	0	0	0	0	1	8	12	4.50	2.000										
Joe Hoerner, L ERA: 1.02 (8, 1)	2.0		10	3	0	0	1	0	0	1	0	0	0	11	12	0.00	1.500										

Chicago Cubs @ St. Louis Cardinals
 Busch Stadium, St. Louis, MO
 Sun Jul 17 1966, 7:05 PM CDT
 Att: 32,590 - Unknown

AB	39
R	7
H	15
RBI	6
BB	3
SO	2
LOB	22



Batter	1	2	3	4	5	6	7	8	9	AB	R	H	RBI	BB	SO	LOB	BOTTOM										
Lou Brock, L OBP: 0.294, SLG: 0.406 (6, PR)	F5									3	0	1	0	0	0	0											
Bobby Tolan, L OBP: 0.225, SLG: 0.272 (7, 7)										1	0	0	0	0	1	0											
Julian Javier, R OBP: 0.252, SLG: 0.276 (1, 4)	6-3									2	0	0	0	0	1	0											
Tito Francona, L OBP: 0.287, SLG: 0.358 (8, PH)										1	0	0	0	0	0	0											
Jimmy Williams, R OBP: 0.333, SLG: 0.273 (9, 4)										0	0	0	0	0	0	0											
Curt Flood, R OBP: 0.315, SLG: 0.381 (1, 8)	FC5-4 1B									4	0	1	0	0	1	2											
Orlando Cepeda, R OBP: 0.359, SLG: 0.543 (1, 3)	FC5-4									4	1	1	1	1	0	2											
Mike Shannon, R OBP: 0.328, SLG: 0.478 (1, 9)	F9									4	1	1	0	0	0	0											
Tim McCarver, L OBP: 0.309, SLG: 0.421 (1, 2)	6-3									4	0	1	0	0	1	0											
Charley Smith, R OBP: 0.316, SLG: 0.382 (1, 5)	F9									3	0	1	0	0	0	1											
Dal Maxvill, R OBP: 0.323, SLG: 0.313 (1, 6)	F9									2	0	0	0	1	0	1											
Art Mahaffey, R Don Dennis, R Phil Gagliano, R Hal Woodeshick, R Jerry Buchek, R Joe Hoerner, R										0	0	0	0	0	0	0											
Inning Stats	R: 0 E: 0 K: 0 S: 4	H: 1 LOB: 1 BB: 0 P: 4	R: 0 E: 0 K: 0 S: 3	H: 0 LOB: 0 BB: 0 P: 3	R: 0 E: 0 K: 1 S: 5	H: 0 LOB: 0 BB: 0 P: 5	R: 1 E: 0 K: 1 S: 6	H: 1 LOB: 0 BB: 0 P: 6	R: 0 E: 0 K: 1 S: 4	H: 1 LOB: 1 BB: 0 P: 4	R: 0 E: 0 K: 1 S: 6	H: 1 LOB: 2 BB: 0 P: 6	R: 1 E: 0 K: 1 S: 6	H: 2 LOB: 1 BB: 1 P: 10	R: 0 E: 0 K: 2 S: 7	H: 0 LOB: 0 BB: 0 P: 7	R: 0 E: 0 K: 2 S: 7	H: 0 LOB: 0 BB: 0 P: 7	1B: 4 2B: 1 3B: 0 HR: 1	SF: 0 SAC: 1 HBP: 0	WP: 0 PB: 0 SB: 0 CS: 0	PA: 33					
PITCHER	IP	WLS	BF	H	R	ER	SO	BB	IBB	HBP	BLK	WP	HR	S	P	ERA	WHIP										
Ken Holtzman, L ERA: 4.0 (1, 1)	7.0	W	27	6	2	2	4	1	0	0	0	0	0	34	38	2.57	1.000										
Fergie Jenkins, R ERA: 4.0 (8, 1)	2.0	S	6	0	0	0	4	0	0	0	0	0	0	14	14	0.00	0.000										

Chicago Cubs @ St. Louis Cardinals
 Busch Stadium, St. Louis, MO
 Sun Jul 17 1966, 7:05 PM CDT
 Att: 32,590 - Unknown

AB	31
R	2
H	6
RBI	1
BB	1
SO	8
LOB	9



Batter	1	2	3	4	5	6	7	8	9	AB	R	H	RBI	BB	SO	LOB	TOP								
Glenn Beckert, R OBP: 0.320, SLG: 0.365 (1.4)	L6		SH5-3 1B		4-3		FC4-6 1B		F3	5	0	2	0	0	0	0									
Don Kessinger, S OBP: 0.265, SLG: 0.265 (1.6)	L7		SH5-3 1-2		S 1B		FC4-6 1-2		1B	4	0	2	0	0	0	1									
Billy Williams, L OBP: 0.359, SLG: 0.492 (1.9)	4-3		4-3		L7				14 1B HR	5	1	2	0	0	0	2									
Ron Santo, R OBP: 0.407, SLG: 0.553 (1.5)		F9		F8	F9				L9	5	0	0	0	0	0	4									
14 Ernie Banks, R OBP: 0.267, SLG: 0.355 (1.3)		HR 1B		BB SF7 HBP		6-3			HR 1B	3	3	2	0	0	0	0									
John Boccabella, R OBP: 0.274, SLG: 0.394 (1.7)	F8			BB 1B	F8				K	4	0	1	0	0	1	3									
Byron Browne, R OBP: 0.336, SLG: 0.506 (1.8)	HR			FC6-4 BB	K				HR	3	2	2	5	1	1	0									
Randy Hundley, R OBP: 0.282, SLG: 0.408 (1.2)	F8		SF7		F8		F8		F8	3	0	0	1	0	0	0									
Dick Ellsworth, L OBP: 0.170, SLG: 0.176 (1.1)			K	FC6-4						3	0	0	0	0	1	2									
Fergie Jenkins, R OBP: 0.360, SLG: 0.409 (8.1)										0	0	0	0	0	0	0									
Don Bryant, R OBP: 0.426, SLG: 0.429 (9. PH)									G3	1	0	0	0	0	0	0									
Inning Stats	R: 0 E: 0 K: 0 S: 3	H: 0 LOB: 0 BB: 0 P: 3	R: 2 E: 0 K: 0 S: 5	H: 2 LOB: 0 BB: 0 P: 5	R: 0 E: 0 K: 1 S: 6	H: 1 LOB: 1 BB: 0 P: 6	R: 1 E: 0 K: 0 S: 4	H: 1 LOB: 2 BB: 1 P: 9	R: 0 E: 0 K: 1 S: 5	H: 0 LOB: 0 BB: 0 P: 5	R: 0 E: 0 K: 0 S: 4	H: 1 LOB: 1 BB: 0 P: 4	R: 0 E: 0 K: 1 S: 5	H: 1 LOB: 1 BB: 0 P: 4	R: 3 E: 0 K: 1 S: 8	H: 3 LOB: 2 BB: 0 P: 8	R: 0 E: 0 K: 0 S: 5	H: 2 LOB: 2 BB: 0 P: 5	1B: 9 2B: 0 3B: 0 HR: 2	SF: 1 SAC: 1 DP: 0 HBP: 1	WP: 0 PB: 0 SB: 1 CS: 0	PA: 40			
PITCHER	IP	WLS	BF	H	R	ER	SO	BB	IBB	HBP	BLK	WP	HR	S	P	ERA	WHIP								
Larry Jaster, L ERA: 3.99 (1.1)	7.2	W	34	9	6	6	3	1	0	1	0	0	2	38	43	7.04	1.304								
Joe Hoerner, L ERA: 0.95 (8.1)	1.1	S	6	2	0	0	0	0	0	0	0	0	0	6	6	0.00	1.500								

Chicago Cubs @ St. Louis Cardinals
Busch Stadium, St. Louis, MO
Mon Jul 18 1966, 7:05 PM CDT
Att: 15,283 - Unknown

AB	36
R	6
H	11
RBI	6
BB	1
SO	3
LOB	12



Batter	1	2	3	4	5	6	7	8	9	AB	R	H	RBI	BB	SO	LOB	BOTTOM								
Lou Brock, L OBP: 0.292, SLG: 0.403 (1.7)	CS 1B		E6 6-3 S		FC1-6 1B		1-3		4-3	5	0	1	0	0	0	2									
Julian Javier, R OBP: 0.252, SLG: 0.276 (1.4)	5-3 1-2		6-3		1B		3-1			4	0	1	0	0	0	2									
Curt Flood, R OBP: 0.317, SLG: 0.380 (1.8)	5-3		FC6-4 BB		F8		1B HR		1B	3	1	1	0	1	0	2									
Orlando Cepeda, R OBP: 0.365, SLG: 0.547 (1.3)		1B SF9 1B	FC6-4		HR 1B		HR 1B		HR 1B	4	3	3	0	0	0	2									
Mike Shannon, R OBP: 0.337, SLG: 0.500 (1.9)		SF9 1B		K	HR 1B		HR 1B		HR	4	2	3	3	0	1	0									
Tim McCarver, L OBP: 0.312, SLG: 0.433 (1.2)		SF9 1B		F7	HR		4-3			4	1	2	3	0	0	0									
Charley Smith, R OBP: 0.315, SLG: 0.381 (1.5)		SF9		F3	HR		4-3		FC3-6 1B	3	0	1	1	0	0	0									
Dal Maxvill, R OBP: 0.315, SLG: 0.305 (1.6)		K			6-3		6-3		F3	4	0	0	0	0	1	2									
Larry Jaster, L OBP: 0.375, SLG: 0.286 (1.1)					4-3					3	0	1	0	0	0	0									
Joe Hoerner, R ERA: 3.95 (8.1)					FC1-6 1B		F7		FC3-6	1	0	0	0	0	0	1									
Inning Stats	R: 0 E: 0 K: 0 S: 3	H: 1 LOB: 0 BB: 0 P: 3	R: 1 E: 0 K: 1 S: 7	H: 3 LOB: 1 BB: 0 P: 7	R: 0 E: 1 K: 0 S: 4	H: 0 LOB: 2 BB: 1 P: 8	R: 0 E: 0 K: 1 S: 5	H: 0 LOB: 0 BB: 0 P: 5	R: 0 E: 0 K: 0 S: 6	H: 2 LOB: 2 BB: 0 P: 5	R: 3 E: 0 K: 0 S: 6	H: 3 LOB: 0 BB: 0 P: 6	R: 3 E: 0 K: 0 S: 6	H: 3 LOB: 0 BB: 0 P: 6	R: 0 E: 0 K: 0 S: 4	H: 1 LOB: 1 BB: 0 P: 4	1B: 11 2B: 0 3B: 0 HR: 2	SF: 1 SAC: 0 DP: 0 HBP: 0	WP: 0 PB: 0 SB: 1 CS: 1	PA: 37					
PITCHER	IP	WLS	BF	H	R	ER	SO	BB	IBB	HBP	BLK	WP	HR	S	P	ERA	WHIP								
Dick Ellsworth, L ERA: 4.18 (1.1)	7.0	L	34	13	7	7	2	1	0	0	0	0	2	37	41	9.00	2.000								
Fergie Jenkins, R ERA: 3.95 (8.1)	1.0		3	0	0	0	0	0	0	0	0	0	0	3	3	0.00	0.000								

Chicago Cubs @ St. Louis Cardinals
Busch Stadium, St. Louis, MO
Mon Jul 18 1966, 7:05 PM CDT
Att: 15,283 - Unknown

AB	35
R	7
H	13
RBI	7
BB	1
SO	2
LOB	11




Batter	1	2	3	4	5	6	7	8	9	10	11	12	13	14	15	16	17	18	AB	R	H	RBI	BB	SO	LOB																				
Tommy Harper, R OBP: 0.358, SLG: 0.388	K			G1-6-3 1B		1-3			FC4-6 1B		P4			4-3		K			7	0	2	0	0	2	1																				
Pete Rose, S OBP: 0.318, SLG: 0.388	F5			G1-6-3					FC4-6 2B		F9			1-3		4-3			7	1	0	0	0	0	2																				
Vada Pinson, L OBP: 0.336, SLG: 0.431	4-3			G3					F7		G3								6	0	0	0	1	0	1																				
Gory Coleman, L OBP: 0.268, SLG: 0.323				G4-6-3 1B					PB 2B		K				SH3-4 BB				5	0	2	1	1	3	0																				
An Shamsky, L OBP: 0.318, SLG: 0.529	G4-6-3			G4-6-3					K		4-3								6	0	0	0	1	1	3																				
Tommy Helms, R OBP: 0.331, SLG: 0.414	P4										F9				6-3				3	1	1	0	0	0	0																				
Deron Johnson, R OBP: 0.285, SLG: 0.348															6-3				3	0	0	0	1	1	2																				
Leo Cardenas, R OBP: 0.308, SLG: 0.420											1-3								6	0	0	0	1	1	2																				
Johnny Edwards, L OBP: 0.305, SLG: 0.310																			2	0	1	0	0	0	0																				
Giraldo Ruiz, S OBP: 0.246, SLG: 0.227	4-3																		0	0	0	0	0	0	0																				
Jimme Coker, R OBP: 0.273, SLG: 0.355																			0	0	0	0	0	0	0																				
Mel Queen, L OBP: 0.206, SLG: 0.139																			4	1	1	1	0	0	0																				
Don Flavitch, R OBP: 0.345, SLG: 0.506																			1	1	1	1	0	0	4																				
Jim Maloney, L OBP: 0.273, SLG: 0.216																			3	0	0	0	0	0	2																				
Tony Perez, R OBP: 0.336, SLG: 0.358	F5																		1	0	0	0	0	0	0																				
Billy McCool, R OBP: 0.288, SLG: 0.231																			1	0	0	0	0	0	0																				
Joe Nuxhall, L OBP: 0.197, SLG: 0.250																			2	0	0	0	0	0	0																				
Inning Stats	R: 0 E: 0 K: 1 S: 5	H: 0 LOB: 0 BB: 0 P: 5	R: 0 E: 0 K: 0 S: 3	H: 1 LOB: 0 BB: 0 P: 3	R: 0 E: 0 K: 0 S: 3	H: 0 LOB: 0 BB: 0 P: 3	R: 0 E: 0 K: 1 S: 4	H: 1 LOB: 1 BB: 0 P: 4	R: 0 E: 0 K: 0 S: 5	H: 0 LOB: 0 BB: 0 P: 5	R: 0 E: 0 K: 0 S: 3	H: 0 LOB: 0 BB: 0 P: 3	R: 0 E: 0 K: 0 S: 3	H: 0 LOB: 0 BB: 0 P: 6	R: 0 E: 0 K: 0 S: 3	H: 0 LOB: 3 BB: 3 P: 15	R: 0 E: 0 K: 1 S: 5	H: 0 LOB: 0 BB: 1 P: 5	R: 0 E: 0 K: 0 S: 2	H: 0 LOB: 0 BB: 1 P: 6	R: 0 E: 0 K: 0 S: 8	H: 0 LOB: 0 BB: 0 P: 8	R: 1 E: 0 K: 2 S: 8	H: 1 LOB: 0 BB: 0 P: 8	1B: 5 2B: 2 3B: 0 HR: 1	SF: 0 SAC: 1 DP: 1 HBP: 0	WP: 0 PB: 1 CS: 0	PA: 63																	
PITCHER	IP: 11.0 WLS: 38 BF: 7 ERA: 3.44 ERA: 4.25	WLS: 12 BF: 0 ERA: 4.25	H: 2 R: 2 ER: 0 SO: 4	H: 1 R: 2 ER: 0 SO: 3	H: 0 R: 0 ER: 0 SO: 5	H: 1 R: 0 ER: 0 SO: 4	H: 0 R: 0 ER: 0 SO: 5	H: 2 R: 1 ER: 1 SO: 7	H: 2 R: 0 ER: 0 SO: 7	H: 0 R: 0 ER: 0 SO: 3	H: 0 R: 0 ER: 0 SO: 3	H: 0 R: 0 ER: 0 SO: 6	H: 0 R: 0 ER: 0 SO: 4	H: 0 R: 0 ER: 0 SO: 3	H: 0 R: 0 ER: 0 SO: 15	H: 0 R: 0 ER: 0 SO: 5	H: 0 R: 0 ER: 0 SO: 6	H: 1 R: 1 ER: 0 SO: 8	IP: 11.0 WLS: 12 BF: 38 ERA: 3.44 ERA: 4.25	WLS: 12 BF: 0 ERA: 4.25	H: 2 R: 2 ER: 0 SO: 4	H: 1 R: 2 ER: 0 SO: 3	H: 0 R: 0 ER: 0 SO: 5	H: 1 R: 0 ER: 1 SO: 7	H: 2 R: 0 ER: 0 SO: 7	H: 0 R: 0 ER: 0 SO: 3	H: 0 R: 0 ER: 0 SO: 3	H: 0 R: 0 ER: 0 SO: 15	H: 0 R: 0 ER: 0 SO: 5	H: 0 R: 0 ER: 0 SO: 6	H: 1 R: 1 ER: 0 SO: 8	IP: 11.0 WLS: 12 BF: 38 ERA: 3.44 ERA: 4.25	WLS: 12 BF: 0 ERA: 4.25	H: 2 R: 2 ER: 0 SO: 4	H: 1 R: 2 ER: 0 SO: 3	H: 0 R: 0 ER: 0 SO: 5	H: 1 R: 0 ER: 1 SO: 7	H: 2 R: 0 ER: 0 SO: 7	H: 0 R: 0 ER: 0 SO: 3	H: 0 R: 0 ER: 0 SO: 3	H: 0 R: 0 ER: 0 SO: 15	H: 0 R: 0 ER: 0 SO: 5	H: 0 R: 0 ER: 0 SO: 6	H: 1 R: 1 ER: 0 SO: 8	IP: 11.0 WLS: 12 BF: 38 ERA: 3.44 ERA: 4.25

TOP

Cincinnati Reds @ Chicago Cubs
Wrigley Field, Chicago, IL
Tue Jul 19 1966, 3:33 AM CDT
Att: 6,941 - Unknown

AB: 57
R: 3
H: 8
RBI: 3
BB: 5
SO: 8
LOB: 17





Batter	1	2	3	4	5	6	7	8	9	10	11	12	13	14	15	16	17	18	AB	R	H	RBI	BB	SO	LOB																										
Glenn Beckert, R OBP: 0.321, SLG: 0.364	P3			5-3							SH1-4					P3			7	1	2	1	1	0	3																										
Lee Thomas, L OBP: 0.278, SLG: 0.328	4-3			K							F7					P5			8	0	0	0	1	3	6																										
Billy Williams, L OBP: 0.359, SLG: 0.486	F7																		6	0	1	0	2	0	3																										
Ron Santo, R OBP: 0.406, SLG: 0.549																			6	0	2	0	1	0	3																										
14 Ernie Banks, R OBP: 0.277, SLG: 0.363																			3	0	2	1	2	0	1																										
Adolfo Phillips, R OBP: 0.364, SLG: 0.493																			0	0	0	0	0	0	0																										
John Boccabella, R OBP: 0.287, SLG: 0.383																			3	0	0	0	0	0	3																										
Byron Browne, R OBP: 0.328, SLG: 0.490																			8	0	0	0	0	5	7																										
Randy Hundley, R OBP: 0.284, SLG: 0.401																			5	1	0	0	2	2	2																										
Don Kessinger, S OBP: 0.270, SLG: 0.289	4-3																		7	0	3	0	0	1	3																										
Robin Roberts, S OBP: 0.197, SLG: 0.048																			2	0	0	0	0	2	1																										
Joey Amalfitano, R OBP: 0.342, SLG: 0.185																			0	0	0	0	1	0	0																										
Bob Hendley, R OBP: 0.333, SLG: 0.375																			1	0	1	0	0	0	0																										
Fergie Jenkins, R OBP: 0.348, SLG: 0.391																			1	0	0	0	0	1	1																										
Don Drysdale, R OBP: 0.375, SLG: 0.375																			1	0	0	0	0	1	0																										
Inning Stats	R: 0 E: 0 K: 0 S: 3	H: 0 LOB: 0 BB: 0 P: 3	R: 0 E: 0 K: 3 S: 9	H: 2 LOB: 2 BB: 2 P: 9	R: 1 E: 0 K: 3 S: 10	H: 1 LOB: 3 BB: 2 P: 19	R: 0 E: 0 K: 1 S: 6	H: 1 LOB: 2 BB: 1 P: 10	R: 0 E: 0 K: 1 S: 6	H: 0 LOB: 3 BB: 2 P: 14	R: 0 E: 0 K: 1 S: 6	H: 0 LOB: 0 BB: 1 P: 6	R: 0 E: 0 K: 0 S: 3	H: 0 LOB: 0 BB: 0 P: 4	R: 0 E: 0 K: 0 S: 4	H: 1 LOB: 1 BB: 0 P: 4	R: 0 E: 0 K: 0 S: 5	H: 1 LOB: 0 BB: 0 P: 5	R: 0 E: 0 K: 0 S: 5	H: 2 LOB: 2 BB: 0 P: 5	R: 0 E: 0 K: 0 S: 3	H: 0 LOB: 0 BB: 0 P: 7	R: 0 E: 0 K: 2 S: 7	H: 0 LOB: 0 BB: 0 P: 7	1B: 10 2B: 3 3B: 0 HR: 0	SF: 0 SAC: 4 DP: 1 HBP: 2	WP: 0 PB: 0 CS: 2	PA: 75																							
PITCHER	IP: 10.0 WLS: 44 BF: 2 ERA: 2.6 ERA: 1.73	WLS: 19 BF: 2 ERA: 1.73	H: 2 R: 2 ER: 0 SO: 12	H: 2 R: 2 ER: 0 SO: 9	H: 1 R: 0 ER: 0 SO: 10	H: 1 R: 0 ER: 0 SO: 10	H: 0 R: 0 ER: 0 SO: 8	H: 1 R: 0 ER: 0 SO: 7	H: 0 R: 0 ER: 0 SO: 6	H: 0 R: 0 ER: 0 SO: 10	H: 0 R: 0 ER: 0 SO: 11	H: 0 R: 0 ER: 0 SO: 4	H: 0 R: 0 ER: 0 SO: 3	H: 0 R: 0 ER: 0 SO: 4	H: 0 R: 0 ER: 0 SO: 4	H: 1 R: 0 ER: 0 SO: 5	H: 2 R: 0 ER: 0 SO: 5	H: 0 R: 0 ER: 0 SO: 3	IP: 10.0 WLS: 44 BF: 2 ERA: 2.6 ERA: 1.73	WLS: 19 BF: 2 ERA: 1.73	H: 2 R: 2 ER: 0 SO: 12	H: 2 R: 2 ER: 0 SO: 9	H: 1 R: 0 ER: 0 SO: 10	H: 1 R: 0 ER: 0 SO: 10	H: 0 R: 0 ER: 0 SO: 8	H: 1 R: 0 ER: 0 SO: 7	H: 0 R: 0 ER: 0 SO: 6	H: 0 R: 0 ER: 0 SO: 10	H: 0 R: 0 ER: 0 SO: 11	H: 0 R: 0 ER: 0 SO: 4	H: 0 R: 0 ER: 0 SO: 3	H: 1 R: 0 ER: 0 SO: 5	H: 2 R: 0 ER: 0 SO: 5	H: 0 R: 0 ER: 0 SO: 3	IP: 10.0 WLS: 44 BF: 2 ERA: 2.6 ERA: 1.73	WLS: 19 BF: 2 ERA: 1.73	H: 2 R: 2 ER: 0 SO: 12	H: 2 R: 2 ER: 0 SO: 9	H: 1 R: 0 ER: 0 SO: 10	H: 1 R: 0 ER: 0 SO: 10	H: 0 R: 0 ER: 0 SO: 8	H: 1 R: 0 ER: 0 SO: 7	H: 0 R: 0 ER: 0 SO: 6	H: 0 R: 0 ER: 0 SO: 10	H: 0 R: 0 ER: 0 SO: 11	H: 0 R: 0 ER: 0 SO: 4	H: 0 R: 0 ER: 0 SO: 3	H: 1 R: 0 ER: 0 SO: 5	H: 2 R: 0 ER: 0 SO: 5	H: 0 R: 0 ER: 0 SO: 3	IP: 10.0 WLS: 44 BF: 2 ERA: 2.6 ERA: 1.73


BOTTOM

Cincinnati Reds @ Chicago Cubs
Wrigley Field, Chicago, IL
Tue Jul 19 1966, 3:33 AM CDT
Att: 6,941 - Unknown

AB: 58
R: 2
H: 11
RBI: 2
BB: 10
SO: 15
LOB: 33



Batter	1	2	3	4	5	6	7	8	9	AB	R	H	RBI	BB	SO	LOB	TOP										
Tommy Harper, R OBP: 0.395, SLG: 0.395 (1, 7)	0-0 4-3		0-3 K			0-0 SH1-4 1B	0-0 P6		0-0 3B	5	0	2	2	0	1	4	<p>Cincinnati Reds @ Chicago Cubs Wrigley Field, Chicago, IL Wed Jul 20 1966, 3:33 AM CDT Unknown</p> <p>livebaseballscorecards.com</p> <p>AB 34 R 5 H 9 RBI 4 BB 3 SO 5 LOB 16</p> 										
Pete Rose, S OBP: 0.314, SLG: 0.384 (1, 4)	0-0 F7		0-3 K			0-0 SH1-4 1-2		0-0 5-3	0-3 K	4	0	0	0	0	2	4											
Vada Pinson, L OBP: 0.336, SLG: 0.429 Don Pavletich, R OBP: 0.343, SLG: 0.503 (9, PH) (9, 2)	0-0 1B			0-0 L6		0-0 5-4-3-1-6-5 2-3f		0-0 3-1	0-0 P6	4	0	1	0	0	0	1											
Gordy Coleman, L OBP: 0.324, SLG: 0.321 Deron Johnson, R OBP: 0.295, SLG: 0.348 (9, 3)	0-0 4-3			0-0 1B				0-0 4-3	0-3 K	4	0	1	0	0	1	1											
Art Shamsky, L OBP: 0.310, SLG: 0.512 (1, 9)		0-0 4-3		0-0 F8				0-0 E3 1B SH1-4	0-0 F8	4	1	0	0	0	0	1											
Tommy Helms, R OBP: 0.333, SLG: 0.415 (1, 5)		0-0 F8		0-0 L8				0-0 BB SH1-4 1-3 1B	0-0 1B 1B	4	1	2	0	0	0	1											
Johnny Edwards, L OBP: 0.310, SLG: 0.310 Giraldo Ruiz, S OBP: 0.246, SLG: 0.227 (9, PR) (9, 6)			0-0 P6		0-0 F7			0-0 SH1-4 1-2 3-H 4-0	0-0 1B 1B	3	0	1	1	0	0	0											
Leo Cardenas, R OBP: 0.313, SLG: 0.422 Dick Simpson, R OBP: 0.237, SLG: 0.353 (9, PR) (9, 8)			0-0 S 1B		0-0 5-3			0-0 BB IBB	0-0 E7 3B 1B	3	0	2	1	1	0	0											
Sammy Ellis, L OBP: 0.163, SLG: 0.077 Mel Queen, L OBP: 0.222, SLG: 0.139 (9, PH) (9, 1)			0-3 K		0-0 L1			0-0 1-2 2-3 BB	0-0 3B BB	2	0	0	0	1	1	1											
Inning Stats	R: 0 E: 0 K: 0 S: 4	H: 1 LOB: 1 BB: 0 P: 4	R: 0 E: 0 K: 0 S: 3	H: 0 LOB: 0 BB: 0 P: 3	R: 0 E: 0 K: 3 S: 10	H: 1 LOB: 1 BB: 0 P: 10	R: 0 E: 0 K: 0 S: 4	H: 1 LOB: 1 BB: 0 P: 4	R: 0 E: 0 K: 0 S: 3	H: 0 LOB: 0 BB: 0 P: 3	R: 1 E: 1 K: 0 S: 5	H: 1 LOB: 3 BB: 2 P: 13	R: 0 E: 0 K: 1 S: 5	H: 0 LOB: 0 BB: 0 P: 5	R: 4 E: 1 K: 1 S: 9	H: 4 LOB: 3 BB: 1 P: 13		1B: 8 2B: 1 3B: 1 HR: 0	SF: 0 SAC: 2 DP: 1 HBP: 0	WP: 0 PA: 39 PB: 0 SB: 1 CS: 0							
PITCHER	IP	WLS	BF	H	R	ER	SO	BB	IBB	HBP	BLK	WP	HR	S	P	ERA	WHIP										
Cal Koonce, R ERA: 5.05 (1, 1)	8.1		35	8	5	4	4	1	1	0	0	0	0	41	49	4.32	1.080										
Don Lee, R ERA: 4.75 (9, 1)	0.1	L	3	1	0	0	1	1	0	0	0	0	0	4	8	0.00	6.000										
Billy Hoelt, L ERA: 4.17 (9, 1)	0.1		1	0	0	0	0	0	0	0	0	0	0	1	1	0.00	0.000										

Batter	1	2	3	4	5	6	7	8	9	AB	R	H	RBI	BB	SO	LOB	BOTTOM										
Adolfo Phillips, R OBP: 0.361, SLG: 0.487 (1, 8)	0-0 5-3 S SF8 1B		0-0 F5		0-3 K			0-0 5-3	0-3 K	5	1	1	0	0	2	1	<p>Cincinnati Reds @ Chicago Cubs Wrigley Field, Chicago, IL Wed Jul 20 1966, 3:33 AM CDT Unknown</p> <p>livebaseballscorecards.com</p> <p>AB 31 R 4 H 6 RBI 4 BB 5 SO 12 LOB 9</p> 										
Glenn Beckert, R OBP: 0.323, SLG: 0.368 (1, 4)	0-0 5-3 1-3		0-0 BB 1B		0-0 P6			0-0 14 2B 2B		4	1	2	0	0	0	1											
Billy Williams, L OBP: 0.360, SLG: 0.485 (1, 9)	0-0 SF8 3-H		4-0 1-2 BB		0-0 4-3			4-0 14 2B 1B IBB		1	1	0	1	2	0	0											
Ron Santo, R OBP: 0.407, SLG: 0.543 (1, 5)	4-0 BB		0-0 F8		0-0 5-3			0-0 F7		3	0	0	0	1	0	4											
14 Ernie Banks, R OBP: 0.280, SLG: 0.366 (1, 3)	0-0 4-3		0-0 F7		0-0 K			0-0 1-3 2-H 1B 2B		3	1	1	1	1	0	1											
Byron Browne, R OBP: 0.325, SLG: 0.487 (1, 7)		0-3 K		0-3 K		0-3 K		0-0 2-H 3-H 1B		4	0	1	2	0	3	1											
Randy Hundley, R OBP: 0.284, SLG: 0.397 (1, 2)		0-3 K		4-0 BB		0-3 K		0-3 K		3	0	0	0	1	3	0											
Don Kessinger, S OBP: 0.267, SLG: 0.266 Marty Keough, L OBP: 0.265, SLG: 0.182 (9, PH) (9, 6)		0-0 F7		0-3 K		0-0 1-3		0-0 K		3	0	0	0	0	1	1											
Cal Koonce, R (1, 1)			0-3 K		0-3 K			0-0 F9		0	0	0	0	0	0	0											
Don Lee, R OBP: 1.000, SLG: 1.000 Billy Hoelt, L OBP: 0.250, SLG: 0.250 George Altman, L OBP: 0.275, SLG: 0.396 (9, PH) (9, 1)			0-0 K		0-0 K			0-0 1B		0	0	0	0	0	0	0											
Inning Stats	R: 1 E: 0 K: 0 S: 4	H: 1 LOB: 1 BB: 1 P: 8	R: 0 E: 0 K: 2 S: 7	H: 0 LOB: 0 BB: 0 P: 7	R: 0 E: 0 K: 1 S: 6	H: 1 LOB: 2 BB: 1 P: 10	R: 0 E: 0 K: 2 S: 7	H: 0 LOB: 1 BB: 1 P: 11	R: 0 E: 0 K: 1 S: 5	H: 0 LOB: 0 BB: 0 P: 9	R: 0 E: 0 K: 1 S: 5	H: 0 LOB: 0 BB: 0 P: 5	R: 3 E: 0 K: 0 S: 5	H: 3 LOB: 1 BB: 1 P: 9	R: 0 E: 0 K: 3 S: 10	H: 1 LOB: 1 BB: 0 P: 10	1B: 4 2B: 2 3B: 0 HR: 0	SF: 1 SAC: 0 DP: 0 HBP: 0	WP: 0 PA: 37 PB: 0 SB: 1 CS: 0								
PITCHER	IP	WLS	BF	H	R	ER	SO	BB	IBB	HBP	BLK	WP	HR	S	P	ERA	WHIP										
Sammy Ellis, R ERA: 5.36 (1, 1)	8.0		33	5	4	4	9	4	0	0	0	0	0	46	66	4.50	1.125										
Mel Queen, R ERA: (9, 1)	1.0	S	4	1	0	0	3	0	0	0	0	0	0	10	10	0.00	1.000										

Batter	1	2	3	4	5	6	7	8	9	AB	R	H	RBI	BB	SO	LOB	TOP					
Tommy Harper, R OBP: 0.356, SLG: 0.392	P2		1-2 1B			FC6-4 BB		F9		3	0	1	0	1	0	1	Cincinnati Reds @ Chicago Cubs Wrigley Field, Chicago, IL Thu Jul 21 1966, 3:33 AM CDT Att: 7,533 - Unknown					
Vada Pinson, L OBP: 0.332, SLG: 0.424	3-1		K			P2		FC3-6 1B 1-2		4	0	0	0	0	1	4						
Pete Rose, S OBP: 0.313, SLG: 0.381	6-3		4-3			L9		1-3 1B		4	0	1	0	0	0	3						
Tony Perez, R OBP: 0.284, SLG: 0.345 Billy McCool, R OBP: 0.296, SLG: 0.231	F8			L9		FC6-4 1-2		1-3		4	0	0	0	0	0	3						
Tommy Helms, R OBP: 0.324, SLG: 0.404	F9			P4				P4		4	0	0	0	0	0	0						
Deron Johnson, R OBP: 0.288, SLG: 0.351	P5			1-3		FC5-4 BB		6-3		3	0	0	0	1	0	0						
Jimmie Coker, R OBP: 0.263, SLG: 0.361			E6 FC4-6		F8		FC5-4 1-2	F9		4	0	0	0	0	0	1						
Leo Cardenas, R OBP: 0.316, SLG: 0.420			FC4-6 1B 1-2		G6-4-3 BB		1-3			2	1	0	0	1	0	2						
Hank Fischer, R OBP: 0.043, SLG: 0.043 Jack Baldschun, R OBP: 0.254, SLG: 0.224 Giraldo Ruiz, S OBP: 0.254, SLG: 0.224				G6-4-3 1B 2H				FC3-6 BB		2	0	1	1	0	0	1						
Inning Stats	R: 0 E: 0 K: 0 S: 3	H: 0 LOB: 0 BB: 0 P: 3	R: 0 E: 0 K: 0 S: 3	H: 0 LOB: 0 BB: 0 P: 3	R: 1 E: 2 K: 1 S: 8	H: 2 LOB: 2 BB: 0 P: 8	R: 0 E: 0 K: 0 S: 3	H: 0 LOB: 0 BB: 0 P: 3	R: 0 E: 0 K: 0 S: 2	H: 0 LOB: 0 BB: 1 P: 6	R: 0 E: 0 K: 0 S: 3	H: 0 LOB: 1 BB: 1 P: 7	R: 0 E: 0 K: 0 S: 3	H: 0 LOB: 1 BB: 1 P: 7	R: 0 E: 0 K: 0 S: 4	H: 1 LOB: 2 BB: 1 P: 8		R: 0 E: 0 K: 0 S: 3	H: 0 LOB: 0 BB: 0 P: 3	1B: 3 2B: 0 3B: 0 HR: 0	SF: 0 SAC: 0 DP: 1 HBP: 0	WP: 0 PB: 0 SB: 0 CS: 0
PITCHER Curt Simmons, L ERA: 3.74	IP: 9.0 WLS: W BF: 34 H: 3 R: 1 ER: 0 SO: 1 BB: 4 IBB: 0 HBP: 0 BLK: 0 WP: 0 HR: 0 S: 32 P: 48 ERA: 0.00 WHIP: 0.778															PITCHER						

Batter	1	2	3	4	5	6	7	8	9	AB	R	H	RBI	BB	SO	LOB	BOTTOM					
Adolfo Phillips, R OBP: 0.366, SLG: 0.492	P5		CS BB		1B S FC3-2 1B		K			3	0	1	0	1	1	0	Cincinnati Reds @ Chicago Cubs Wrigley Field, Chicago, IL Thu Jul 21 1966, 3:33 AM CDT Att: 7,533 - Unknown					
Glenn Beckert, R OBP: 0.327, SLG: 0.368	1B BB		5-3		L9		5-3			3	1	0	0	1	0	2						
Billy Williams, L OBP: 0.359, SLG: 0.481	1B 1-2		F7		FC3-2 HBP 1B		1-3			4	0	2	0	0	0	0						
Ron Santo, R OBP: 0.405, SLG: 0.536	F9			14 3B 1B	1-2 HBP		6-3			3	1	1	0	0	0	2						
George Altman, L OBP: 0.292, SLG: 0.410	1-2 2H 1B			14 3B 1B	1-2 3H		FC3-2			4	2	3	1	0	0	3						
14 Ernie Banks, R OBP: 0.280, SLG: 0.375	K			FC1-2 3B 1H 2H	6-3		3B			4	1	2	2	0	1	5						
Randy Hundley, R OBP: 0.283, SLG: 0.393				L6			P5			3	1	0	0	1	0	1						
Don Kessinger, S OBP: 0.265, SLG: 0.271	K			FC1-2			F7			4	0	1	3	0	1	1						
Curt Simmons, L OBP: 0.143, SLG: 0.150	4-3			F9			K			4	0	0	0	0	1	2						
Inning Stats	R: 1 E: 0 K: 1 S: 7	H: 2 LOB: 2 BB: 1 P: 11	R: 0 E: 0 K: 1 S: 5	H: 0 LOB: 0 BB: 0 P: 5	R: 0 E: 0 K: 0 S: 2	H: 0 LOB: 1 BB: 1 P: 6	R: 2 E: 0 K: 0 S: 6	H: 3 LOB: 1 BB: 0 P: 6	R: 0 E: 0 K: 0 S: 5	H: 2 LOB: 3 BB: 0 P: 6	R: 0 E: 0 K: 1 S: 5	H: 0 LOB: 0 BB: 0 P: 5	R: 0 E: 0 K: 1 S: 5	H: 0 LOB: 0 BB: 0 P: 5	R: 3 E: 0 K: 0 S: 5	H: 3 LOB: 0 BB: 1 P: 9		R: 0 E: 0 K: 0 S: 5	H: 0 LOB: 0 BB: 0 P: 3	1B: 7 2B: 1 3B: 2 HR: 0	SF: 0 SAC: 0 DP: 0 HBP: 1	WP: 0 PB: 0 SB: 1 CS: 2
PITCHER Hank Fischer, R ERA: 4.99 Jack Baldschun, R ERA: 5.04 Billy McCool, L ERA: 2.1	IP: 4.1 WLS: L BF: 22 H: 7 R: 3 ER: 3 SO: 2 BB: 2 IBB: 0 HBP: 0 BLK: 0 WP: 0 HR: 0 S: 23 P: 32 ERA: 6.23 WHIP: 2.077															PITCHER						

AB	30
R	1
H	3
RBI	1
BB	4
SO	1
LOB	15



AB	32
R	6
H	10
RBI	6
BB	3
SO	4
LOB	16



Batter	1	2	3	4	5	6	7	8	9	AB	R	H	RBI	BB	SO	LOB	TOP					
Lou Brock, L OBP: 0.299, SLG: 0.411 (1, 7)	F7		G5-4-3 HBP		HR		4-3	K		4	1	1	1	0	1	0						
Jerry Buchek, R OBP: 0.308, SLG: 0.363 Julian Javier, R OBP: 0.255, SLG: 0.276 (7, 4)	6-3		G5-4-3		6-3		F8		HR	4	0	0	0	0	0	1						
Curt Flood, R OBP: 0.315, SLG: 0.394 (1, 8)	6-3		L6		F8		6-3		HR	5	1	1	2	0	0	0						
Orlando Cepeda, R OBP: 0.373, SLG: 0.556 (1, 3)		G3 1B BB		G3 1B	CS 1B			1B BB	F4	3	1	2	0	2	0	0						
Mike Shannon, R OBP: 0.368, SLG: 0.539 (1, 9)		G3 1B		G3 1B	CS	E FC4-6 2B		1B HR 1B	HR	5	3	5	1	0	0	0						
Tim McCarver, L OBP: 0.312, SLG: 0.433 (1, 2)		G3		G3		F7		HR 1B	K	5	1	1	1	0	1	5						
Charley Smith, R OBP: 0.319, SLG: 0.405 (1, 5)		K		K		E6 FC4-6		K	5-3	5	0	0	0	0	3	7						
Dal Maxvill, R OBP: 0.308, SLG: 0.296 (1, 6)		IBB		IBB		FC4-6 FC6-4		K		2	0	0	1	2	1	3						
Don Dennis, R (1, 1) Joe Hoerner, R OBP: 0.333, SLG: 1.333 (6, 1) Ron Piche, R (8, 1)		3-1		FC4		FC6-4		HR		3	0	0	0	0	0	7						
Inning Stats	R: 0 E: 0 K: 0 S: 3	H: 0 LOB: 0 BB: 0 P: 3	R: 0 E: 0 K: 1 S: 6	H: 1 LOB: 3 BB: 2 P: 14	R: 0 E: 0 K: 0 S: 2	H: 0 LOB: 0 BB: 0 P: 3	R: 0 E: 0 K: 1 S: 7	H: 2 LOB: 3 BB: 1 P: 11	R: 1 E: 1 K: 0 S: 4	H: 2 LOB: 0 BB: 0 P: 4	R: 0 E: 0 K: 0 S: 3	H: 0 LOB: 0 BB: 0 P: 3	R: 4 E: 0 K: 3 S: 12	H: 3 LOB: 0 BB: 1 P: 16	R: 3 E: 0 K: 1 S: 8	H: 3 LOB: 0 BB: 0 P: 8	1B: 7 2B: 1 3B: 0 HR: 4	SF: 0 SAC: 0 DP: 1 HBP: 1	WP: 0 PB: 0 SB: 0 CS: 1	PA: 44		
PITCHER	IP WLS BF H R ER SO BB IBB HBP BLK WP HR S P ERA WHIP	IP WLS BF H R ER SO BB IBB HBP BLK WP HR S P ERA WHIP	IP WLS BF H R ER SO BB IBB HBP BLK WP HR S P ERA WHIP	IP WLS BF H R ER SO BB IBB HBP BLK WP HR S P ERA WHIP	IP WLS BF H R ER SO BB IBB HBP BLK WP HR S P ERA WHIP	IP WLS BF H R ER SO BB IBB HBP BLK WP HR S P ERA WHIP	IP WLS BF H R ER SO BB IBB HBP BLK WP HR S P ERA WHIP	IP WLS BF H R ER SO BB IBB HBP BLK WP HR S P ERA WHIP	IP WLS BF H R ER SO BB IBB HBP BLK WP HR S P ERA WHIP	IP WLS BF H R ER SO BB IBB HBP BLK WP HR S P ERA WHIP	IP WLS BF H R ER SO BB IBB HBP BLK WP HR S P ERA WHIP	IP WLS BF H R ER SO BB IBB HBP BLK WP HR S P ERA WHIP	IP WLS BF H R ER SO BB IBB HBP BLK WP HR S P ERA WHIP	IP WLS BF H R ER SO BB IBB HBP BLK WP HR S P ERA WHIP	IP WLS BF H R ER SO BB IBB HBP BLK WP HR S P ERA WHIP	IP WLS BF H R ER SO BB IBB HBP BLK WP HR S P ERA WHIP	IP WLS BF H R ER SO BB IBB HBP BLK WP HR S P ERA WHIP	IP WLS BF H R ER SO BB IBB HBP BLK WP HR S P ERA WHIP	IP WLS BF H R ER SO BB IBB HBP BLK WP HR S P ERA WHIP	IP WLS BF H R ER SO BB IBB HBP BLK WP HR S P ERA WHIP	IP WLS BF H R ER SO BB IBB HBP BLK WP HR S P ERA WHIP	IP WLS BF H R ER SO BB IBB HBP BLK WP HR S P ERA WHIP

St. Louis Cardinals @ Chicago Cubs
Wrigley Field, Chicago, IL
Fri Jul 22 1966, 3:33 AM CDT
Att: 6,159 - Unknown

AB 38
R 9
H 12
RBI 9
BB 4
SO 6
LOB 23



Batter	1	2	3	4	5	6	7	8	9	AB	R	H	RBI	BB	SO	LOB	BOTTOM					
Adolfo Phillips, R OBP: 0.363, SLG: 0.486 (1, 8)	K		1-3		G5-4-3		3-1	FC6-4 1B		5	0	1	1	0	1	1						
Glenn Beckert, R OBP: 0.326, SLG: 0.366 (1, 4)	6-3		1B		F9		4-3	FC6-4		5	0	1	1	0	0	2						
Billy Williams, L OBP: 0.360, SLG: 0.488 (1, 9)	F8		F7		F7		HR	1B	F2	5	1	2	1	0	0	3						
Ron Santo, R OBP: 0.408, SLG: 0.535 (1, 5)		14 1B		F8		F7		1B	14 E HBP	4	0	2	0	0	0	0						
George Altman, L OBP: 0.284, SLG: 0.398 John Boccabella, R OBP: 0.261, SLG: 0.373 (7, PH) (8, 7)		F8		F7		4-3		4-3	F6	3	0	0	0	0	0	1						
14 Ernie Banks, R OBP: 0.289, SLG: 0.386 (1, 3)		1B		1B		E 2B		E 1B 1B	E5	5	2	4	0	0	0	1						
Randy Hundley, R OBP: 0.288, SLG: 0.395 (1, 2)		F6		1B		E BB		1B E FC6-4 1B	K	4	1	2	0	1	1	4						
Don Kessinger, S OBP: 0.265, SLG: 0.271 Lee Thomas, L OBP: 0.277, SLG: 0.326 (9, PH) (1, 6)		F7		F7		E2 1B		E5 FC6-4 1B	G3	4	0	1	1	0	0	6						
Dick Ellsworth, L OBP: 0.179, SLG: 0.185 Fergie Jenkins, R OBP: 0.348, SLG: 0.391 Byron Browne, R OBP: 0.324, SLG: 0.481 Bob Hendley, R OBP: 0.333, SLG: 0.375 (1, 1) (8, 1) (6, PH) (9, 1)		5-3		G5-4-3 1B		6-3		K		3	0	1	0	0	0	2						
Inning Stats	R: 0 E: 0 K: 1 S: 5	H: 2 LOB: 2 BB: 0 P: 5	R: 0 E: 0 K: 0 S: 4	H: 1 LOB: 1 BB: 0 P: 4	R: 0 E: 0 K: 0 S: 5	H: 2 LOB: 2 BB: 0 P: 5	R: 0 E: 0 K: 0 S: 3	H: 1 LOB: 0 BB: 0 P: 3	R: 2 E: 1 K: 0 S: 6	H: 3 LOB: 2 BB: 1 P: 10	R: 0 E: 0 K: 0 S: 5	H: 2 LOB: 0 BB: 0 P: 5	R: 2 E: 1 K: 1 S: 9	H: 3 LOB: 2 BB: 0 P: 9	R: 0 E: 1 K: 1 S: 6	H: 0 LOB: 2 BB: 0 P: 7	1B: 12 2B: 1 3B: 0 HR: 1	SF: 0 SAC: 0 DP: 1 HBP: 1	WP: 0 PB: 0 SB: 0 CS: 0	PA: 44		
PITCHER	IP WLS BF H R ER SO BB IBB HBP BLK WP HR S P ERA WHIP	IP WLS BF H R ER SO BB IBB HBP BLK WP HR S P ERA WHIP	IP WLS BF H R ER SO BB IBB HBP BLK WP HR S P ERA WHIP	IP WLS BF H R ER SO BB IBB HBP BLK WP HR S P ERA WHIP	IP WLS BF H R ER SO BB IBB HBP BLK WP HR S P ERA WHIP	IP WLS BF H R ER SO BB IBB HBP BLK WP HR S P ERA WHIP	IP WLS BF H R ER SO BB IBB HBP BLK WP HR S P ERA WHIP	IP WLS BF H R ER SO BB IBB HBP BLK WP HR S P ERA WHIP	IP WLS BF H R ER SO BB IBB HBP BLK WP HR S P ERA WHIP	IP WLS BF H R ER SO BB IBB HBP BLK WP HR S P ERA WHIP	IP WLS BF H R ER SO BB IBB HBP BLK WP HR S P ERA WHIP	IP WLS BF H R ER SO BB IBB HBP BLK WP HR S P ERA WHIP	IP WLS BF H R ER SO BB IBB HBP BLK WP HR S P ERA WHIP	IP WLS BF H R ER SO BB IBB HBP BLK WP HR S P ERA WHIP	IP WLS BF H R ER SO BB IBB HBP BLK WP HR S P ERA WHIP	IP WLS BF H R ER SO BB IBB HBP BLK WP HR S P ERA WHIP	IP WLS BF H R ER SO BB IBB HBP BLK WP HR S P ERA WHIP	IP WLS BF H R ER SO BB IBB HBP BLK WP HR S P ERA WHIP	IP WLS BF H R ER SO BB IBB HBP BLK WP HR S P ERA WHIP	IP WLS BF H R ER SO BB IBB HBP BLK WP HR S P ERA WHIP	IP WLS BF H R ER SO BB IBB HBP BLK WP HR S P ERA WHIP	IP WLS BF H R ER SO BB IBB HBP BLK WP HR S P ERA WHIP

St. Louis Cardinals @ Chicago Cubs
Wrigley Field, Chicago, IL
Fri Jul 22 1966, 3:33 AM CDT
Att: 6,159 - Unknown

AB 42
R 4
H 14
RBI 4
BB 1
SO 3
LOB 28



Batter	1	2	3	4	5	6	7	8	9	AB	R	H	RBI	BB	SO	LOB	TOP								
Curt Flood, R OBP: 0.314, SLG: 0.393 (1, 8)	1-3		5-3			F5		2H 1B		4	0	1	1	0	0	0									
Lou Brock, L OBP: 0.296, SLG: 0.417 (1, 7)	F5			1-3		F8			HR	4	1	1	1	0	0	0									
Tim McCarver, L OBP: 0.318, SLG: 0.438 (1, 2)				1-3 1B			6-3		1B SF7 1B	4	1	3	0	0	0	0									
Orlando Cepeda, R OBP: 0.371, SLG: 0.551 (1, 3)	F8			1-3 1-2			6-3		FC5-4 1B	4	0	1	0	0	0	2									
Mike Shannon, R OBP: 0.361, SLG: 0.531 (1, 9)		K			K				SF7	3	0	0	1	0	3	1									
Phil Gagliano, R OBP: 0.335, SLG: 0.322 (1, 5)	4-3					F2		F8 SH3-4 2B 1B	FC5-4 1B	4	1	1	0	0	0	1									
Jerry Buchek, R OBP: 0.305, SLG: 0.360 (1, 4)						F4		SH3-4		2	0	0	0	0	1	0									
Julian Javier, R OBP: 0.258, SLG: 0.279 (8, 4)		K						1-2	1B	1	0	1	0	0	0	0									
Dal Maxvill, R OBP: 0.301, SLG: 0.289 (1, 6)				1-3		K		F8	K	4	0	0	0	0	2	3									
Bob Gibson, R OBP: 0.254, SLG: 0.338 (1, 1)				K				F7	1B 2B	3	1	1	1	0	1	0									
Inning Stats	R: 0 E: 0 K: 0 S: 4	H: 1 LOB: 1 BB: 0 P: 4	R: 0 E: 0 K: 2 S: 7	H: 0 LOB: 0 BB: 0 P: 7	R: 0 E: 0 K: 1 S: 5	H: 0 LOB: 0 BB: 0 P: 5	R: 0 E: 0 K: 1 S: 6	H: 1 LOB: 1 BB: 0 P: 6	R: 0 E: 0 K: 1 S: 5	H: 0 LOB: 0 BB: 0 P: 5	R: 0 E: 0 K: 0 S: 3	H: 0 LOB: 0 BB: 0 P: 3	R: 0 E: 0 K: 0 S: 5	H: 0 LOB: 0 BB: 0 P: 5	R: 2 E: 0 K: 0 S: 5	H: 3 LOB: 1 BB: 0 P: 5	R: 2 E: 0 K: 1 S: 9	H: 4 LOB: 2 BB: 0 P: 9	1B: 7 2B: 1 3B: 0 HR: 1	SF: 1 SAC: 1 DP: 0 HBP: 0	WP: 0 PB: 0 SB: 0 CS: 0	PA: 35			
PITCHER	IP	WLS	BF	H	R	ER	SO	BB	IBB	HBP	BLK	WP	HR	S	P	ERA	WHIP								
Robin Roberts, R ERA: 3.34 (1, 1)	8.0	L	28	5	2	2	6	0	0	0	0	0	0	40	40	2.25	0.625								
Billy Hoelt, L ERA: 4.51 (9, 1)	0.0		2	2	2	2	0	0	0	0	0	0	1	2	2	∞	∞								
Don Lee, R ERA: 4.5 (9, 1)	1.0		5	2	0	0	1	0	0	0	0	0	0	7	7	0.00	2.000								

St. Louis Cardinals @ Chicago Cubs
Wrigley Field, Chicago, IL
Sat Jul 23 1966, 3:33 AM CDT
Att: 12,008 - Unknown

AB 33
R 4
H 9
RBI 4
BB 0
SO 7
LOB 7



Batter	1	2	3	4	5	6	7	8	9	AB	R	H	RBI	BB	SO	LOB	BOTTOM								
Adolfo Phillips, R OBP: 0.369, SLG: 0.492 (1, 8)	FC5-4					CS				3	0	2	0	1	0	2									
Glenn Beckert, R OBP: 0.322, SLG: 0.362 (1, 4)	F3			F4		CS	6-3	F7		4	0	0	0	0	0	1									
Billy Williams, L OBP: 0.359, SLG: 0.484 (1, 9)	BB			4-3			F5	4-3		3	0	0	0	1	0	1									
Ron Santo, R OBP: 0.411, SLG: 0.535 (1, 5)	BB			K						2	0	1	0	2	1	0									
George Altman, L OBP: 0.274, SLG: 0.383 (1, 7)	L7			4-3			F8			4	0	0	0	0	1	4									
14 Ernie Banks, R OBP: 0.289, SLG: 0.384 (1, 3)				F8			F3			4	0	1	0	0	0	0									
Randy Hundley, R OBP: 0.288, SLG: 0.393 (1, 2)				6-3						4	0	1	0	0	1	2									
Don Kessinger, S OBP: 0.262, SLG: 0.268 (1, 6)										3	0	0	0	0	0	1									
Marty Keough, L OBP: 0.256, SLG: 0.176 (9, PH)				E5			G6-4-3			1	0	0	0	0	1	2									
Robin Roberts, S OBP: 0.231, SLG: 0.091 (1, 1)										1	0	1	0	1	0	0									
Lee Thomas, L OBP: 0.276, SLG: 0.325 (8, PH)										1	0	0	0	0	0	0									
Billy Hoelt, L OBP: 0.250, SLG: 0.250 (9, 1)										0	0	0	0	0	0	0									
Don Lee, R OBP: 1.000, SLG: 1.000 (9, 1)										0	0	0	0	0	0	0									
Inning Stats	R: 0 E: 0 K: 0 S: 3	H: 1 LOB: 2 BB: 2 P: 11	R: 0 E: 1 K: 0 S: 4	H: 0 LOB: 2 BB: 1 P: 8	R: 0 E: 0 K: 1 S: 5	H: 0 LOB: 0 BB: 0 P: 5	R: 0 E: 0 K: 1 S: 5	H: 0 LOB: 0 BB: 0 P: 5	R: 0 E: 0 K: 0 S: 2	H: 1 LOB: 0 BB: 1 P: 6	R: 0 E: 0 K: 0 S: 4	H: 1 LOB: 1 BB: 0 P: 4	R: 0 E: 0 K: 0 S: 3	H: 1 LOB: 0 BB: 0 P: 3	R: 0 E: 0 K: 0 S: 4	H: 1 LOB: 1 BB: 0 P: 4	R: 0 E: 0 K: 2 S: 8	H: 1 LOB: 2 BB: 1 P: 12	1B: 5 2B: 1 3B: 0 HR: 0	SF: 0 SAC: 0 DP: 1 HBP: 0	WP: 0 PB: 0 SB: 0 CS: 1	PA: 36			
PITCHER	IP	WLS	BF	H	R	ER	SO	BB	IBB	HBP	BLK	WP	HR	S	P	ERA	WHIP								
Bob Gibson, R ERA: 2.09 (1, 1)	9.0	W	35	6	0	0	4	5	0	0	0	0	0	38	58	0.00	1.222								

St. Louis Cardinals @ Chicago Cubs
Wrigley Field, Chicago, IL
Sat Jul 23 1966, 3:33 AM CDT
Att: 12,008 - Unknown

AB 30
R 0
H 6
RBI 0
BB 5
SO 4
LOB 13



Batter	1	2	3	4	5	6	7	8	9	AB R H RBI BB SO LOB	TOP																	
Adolfo Phillips, R OBP: 0.370, SLG: 0.504 (1, 8)	5-3		K		5-3		K		F2	5 0 0 0 0 2 1	Chicago Cubs @ Cincinnati Reds Crosley Field, Cincinnati, OH Tue Jul 26 1966, 7:05 PM EDT Att: 6,452 - Unknown livebaseballscores.com																	
Glenn Beckert, R OBP: 0.323, SLG: 0.360 (1, 4)	HR		K		L9		P5		K	4 1 0 0 0 2 1																		
Billy Williams, L OBP: 0.369, SLG: 0.505 (1, 9)	HR				HR		WP 1B		L5	4 3 3 3 1 0 1																		
Ron Santo, R OBP: 0.409, SLG: 0.534 (1, 5)	K		4-3		6-3		1B			4 0 1 1 0 1 1																		
George Altman, L OBP: 0.287, SLG: 0.417 (1, 7)	F2				F7		4-3		6-3	4 0 0 0 0 0 1																		
14 Ernie Banks, R OBP: 0.288, SLG: 0.382 John Boccabella, R OBP: 0.261, SLG: 0.373 (8, 3)		F8		2B SF8 1B					K	4 1 2 0 0 1 0 0 0 0 0 0 0 0																		
Randy Hundley, R OBP: 0.288, SLG: 0.403 (1, 2)		HR		1-3 2B		2B		F9		4 1 2 1 0 1 1																		
Don Kessinger, S OBP: 0.258, SLG: 0.262 (1, 6)		F7		SF8				5-3		2 0 0 1 1 0 0																		
Dick Ellsworth, L OBP: 0.169, SLG: 0.175 Fergie Jenkins, R OBP: 0.333, SLG: 0.375 Lee Thomas, L OBP: 0.279, SLG: 0.325 (9, PH)		4-3		3-H G3		IBB			BB	3 0 0 0 0 1 3 0 0 0 0 0 0 0 0 0 0 0 1 0 0																		
Inning Stats	R: 2 E: 0 K: 1 S: 6	H: 1 LOB: 0 BB: 0 P: 7	R: 1 E: 0 K: 0 S: 4	H: 1 LOB: 0 BB: 0 P: 4	R: 0 E: 0 K: 2 S: 8	H: 1 LOB: 1 BB: 0 P: 8	R: 1 E: 0 K: 0 S: 5	H: 2 LOB: 1 BB: 0 P: 5	R: 1 E: 0 K: 0 S: 4	H: 1 LOB: 0 BB: 0 P: 4		R: 0 E: 0 K: 2 S: 8	H: 1 LOB: 2 BB: 1 P: 12	R: 1 E: 0 K: 1 S: 6	H: 1 LOB: 1 BB: 1 P: 10	R: 0 E: 0 K: 1 S: 5	H: 0 LOB: 0 BB: 0 P: 5	R: 0 E: 0 K: 1 S: 5	H: 0 LOB: 1 BB: 1 P: 9	1B: 3 2B: 2 3B: 0 HR: 3	SF: 1 SAC: 0 DP: 0 HBP: 1	WP: 1 PB: 0 SB: 1 CS: 0	PA: 39					
PITCHER	IP WLS BF H R ER SO BB IBB HBP BLK WP HR S P ERA WHIP											IP WLS BF H R ER SO BB IBB HBP BLK WP HR S P ERA WHIP																
Milt Pappas, R ERA: 4.31 Jack Baldschun, R ERA: 5.57 Don Nottebart, R ERA: 1.86	(1, 1) (6, 1) (8, 1)	5.0 2.0 2.0	WLS 10 7	BF 22 10 7	H 6 2 0	R 5 1 0	ER 5 1 0	SO 3 3 2	BB 0 1 1	IBB 0 1 0	HBP 1 0 0	BLK 0 0 0	WP 0 1 0	HR 3 0 0	S 27 14 10	P 28 22 14	ERA 9.00 4.50 0.00	WHIP 1.200 1.500 0.500										

Batter	1	2	3	4	5	6	7	8	9	AB R H RBI BB SO LOB	BOTTOM																	
Tommy Harper, R OBP: 0.370, SLG: 0.400 (1, 9)	HR		6-3				4-3			4 1 2 0 0 0 1	Chicago Cubs @ Cincinnati Reds Crosley Field, Cincinnati, OH Tue Jul 26 1966, 7:05 PM EDT Att: 6,452 - Unknown livebaseballscores.com																	
Vada Pinson, L OBP: 0.331, SLG: 0.424 (1, 8)	F8		5-3		FC6				SH5-4 1B	4 1 1 0 0 0 2																		
Pete Rose, S OBP: 0.309, SLG: 0.377 (1, 4)	1-3				BB 1B		5-3		SH5-4	3 1 1 0 0 0 1																		
Tony Perez, R OBP: 0.294, SLG: 0.367 (1, 3)	1-2				1B		4-3		1B HR	3 3 2 3 1 0 0																		
Tommy Helms, R OBP: 0.332, SLG: 0.412 (1, 5)	2-H HR				4-3 BB		F8		1B HR	4 1 2 1 0 0 0																		
Deron Johnson, R OBP: 0.288, SLG: 0.360 Art Shamsky, L OBP: 0.321, SLG: 0.507 (9, 7)		L5		1-3 2-H	4-3		6-3		HR	4 1 1 4 0 0 1 0 0 0 0 0 0 0																		
Jimmie Coker, R OBP: 0.261, SLG: 0.432 (1, 2)		P4		1-2 2-H	L3-5				K	4 1 1 1 0 1 1																		
Leo Cardenas, R OBP: 0.312, SLG: 0.420 (1, 6)		F7		3-H			HR		2B	4 0 1 0 0 0 0																		
Milt Pappas, R OBP: 0.140, SLG: 0.229 Dick Simpson, R OBP: 0.295, SLG: 0.301 Jack Baldschun, R OBP: 0.347, SLG: 0.521 Don Pavletich, R OBP: 0.178, SLG: 0.263 Sammy Ellis, L OBP: 0.178, SLG: 0.263 Don Nottebart, R OBP: 0.178, SLG: 0.263 (8, 1)					F8				K	1 0 0 0 0 0 0 1 0 0 0 0 0 0 0 0 0 0 0 0 0 1 0 1 0 0 0 0 0 0 0 0 0 0 0 1 0 0 0 0 1 1																		
Inning Stats	R: 2 E: 0 K: 0 S: 5	H: 2 LOB: 0 BB: 0 P: 5	R: 0 E: 0 K: 0 S: 3	H: 0 LOB: 0 BB: 0 P: 3	R: 0 E: 0 K: 0 S: 3	H: 0 LOB: 0 BB: 0 P: 3	R: 2 E: 0 K: 0 S: 4	H: 2 LOB: 0 BB: 1 P: 8	R: 0 E: 0 K: 0 S: 4	H: 1 LOB: 1 BB: 0 P: 4		R: 0 E: 0 K: 0 S: 3	H: 0 LOB: 0 BB: 0 P: 3	R: 1 E: 0 K: 0 S: 5	H: 2 LOB: 1 BB: 0 P: 5	R: 4 E: 0 K: 2 S: 12	H: 5 LOB: 1 BB: 0 P: 12	1B: 8 2B: 2 3B: 0 HR: 3	SF: 0 SAC: 1 DP: 1 HBP: 0	WP: 1 PB: 0 SB: 0 CS: 0	PA: 36							
PITCHER	IP WLS BF H R ER SO BB IBB HBP BLK WP HR S P ERA WHIP											IP WLS BF H R ER SO BB IBB HBP BLK WP HR S P ERA WHIP																
Dick Ellsworth, L ERA: 4.53 Fergie Jenkins, R ERA: 3.95	(1, 1) (8, 1)	7.1 0.2	WLS L	BF 33 3	H 11 1	R 9 0	ER 9 0	SO 9 2	BB 1 0	IBB 0 0	HBP 0 0	BLK 0 0	WP 0 0	HR 3 0	S 32 7	P 36 7	ERA 11.04 0.00	WHIP 1.636 1.500										

Batter	1	2	3	4	5	6	7	8	9	AB	R	H	RBI	BB	SO	LOB	TOP									
Adolfo Phillips, R OBP: 0.365, SLG: 0.496 (1, 8)										4	0	0	0	0	0	0	Chicago Cubs @ Cincinnati Reds Crosley Field, Cincinnati, OH Wed Jul 27 1966, 7:05 PM EDT Att: 8,069 - Unknown									
Glenn Beckert, R OBP: 0.320, SLG: 0.357 (1, 4)										4	0	0	0	0	0	0										
Billy Williams, L OBP: 0.368, SLG: 0.503 (1, 9)										4	1	1	0	0	0	0										
Ron Santo, R OBP: 0.410, SLG: 0.543 (1, 5)										4	1	2	2	0	0	0										
14 Ernie Banks, R OBP: 0.291, SLG: 0.382 (1, 3)										3	0	1	0	1	1	1										
Randy Hundley, R OBP: 0.287, SLG: 0.401 (1, 2)										4	0	1	0	0	0	3										
Byron Browne, R OBP: 0.323, SLG: 0.478 (1, 7)										3	0	1	0	0	1	0										
Don Kessinger, S OBP: 0.259, SLG: 0.263 (1, 6)										3	0	1	0	0	0	2										
Robin Roberts, S OBP: 0.222, SLG: 0.087 (1, 1)										1	0	0	0	0	0	0										
Joey Amalfitano, R OBP: 0.257, SLG: 0.207 (5, PH)										1	0	0	0	0	0	1										
Bob Hendley, R OBP: 0.400, SLG: 0.375 (5, 1)										0	0	0	0	0	0	0										
John Boccabella, R OBP: 0.258, SLG: 0.369 (7, PH)										1	0	0	0	0	0	0										
Don Lee, R OBP: 1.000, SLG: 1.000 (7, 1)										0	0	0	0	0	0	0										
Inning Stats	R: 0 E: 0 K: 0 S: 3	H: 0 LOB: 0 BB: 0 P: 3	R: 0 E: 0 K: 1 S: 7	H: 2 LOB: 2 BB: 0 P: 7	R: 0 E: 0 K: 0 S: 3	H: 0 LOB: 0 BB: 0 P: 3	R: 0 E: 0 K: 0 S: 4	H: 1 LOB: 1 BB: 0 P: 4	R: 0 E: 0 K: 0 S: 3	H: 1 LOB: 0 BB: 0 P: 3	R: 2 E: 0 K: 0 S: 6	H: 3 LOB: 1 BB: 0 P: 6	R: 0 E: 0 K: 1 S: 5	H: 0 LOB: 0 BB: 0 P: 5	R: 0 E: 0 K: 0 S: 3	H: 0 LOB: 0 BB: 1 P: 6	1B: 5 2B: 1 3B: 0 HR: 1	SF: 0 SAC: 0 DP: 2 HBP: 0	WP: 0 PB: 0 SB: 0 CS: 0	PA: 33						
PITCHER Jim O'Toole, L ERA: 2.6 (1, 1)	IP: 9.0 WLS: W BF: 33	H: 7 R: 2 ER: 2 SO: 2	BB: 1 IBB: 0 HBP: 0 BLK: 0	WP: 0 HR: 1 S: 36 P: 40	ERA: 2.00 WHIP: 0.889											ERA: 2.00 WHIP: 0.889										

Batter	1	2	3	4	5	6	7	8	9	AB	R	H	RBI	BB	SO	LOB	BOTTOM									
Tommy Harper, R OBP: 0.368, SLG: 0.403 (1, 9)										5	1	1	0	0	0	2	Chicago Cubs @ Cincinnati Reds Crosley Field, Cincinnati, OH Wed Jul 27 1966, 7:05 PM EDT Att: 8,069 - Unknown									
Pete Rose, S OBP: 0.315, SLG: 0.388 (1, 4)										4	3	3	2	1	0	1										
Vada Pinson, L OBP: 0.334, SLG: 0.429 (1, 8)										5	2	3	1	0	1	1										
Gordy Coleman, L OBP: 0.319, SLG: 0.322 (1, 3)										3	0	0	0	0	1	4										
Deron Johnson, R OBP: 0.272, SLG: 0.367 (6, PH) (7, 3)										2	0	2	2	0	0	0										
Art Shamsky, L OBP: 0.323, SLG: 0.500 (1, 7)										4	1	1	0	1	0	2										
Tommy Helms, R OBP: 0.343, SLG: 0.423 (1, 5)										4	1	4	2	1	0	0										
Johnny Edwards, L OBP: 0.298, SLG: 0.313 (1, 2)										4	1	0	0	0	2	6										
Leo Cardenas, R OBP: 0.317, SLG: 0.431 (1, 6)										3	2	2	3	1	0	0										
Giraldo Ruiz, S OBP: 0.237, SLG: 0.229 (8, 6)										1	0	0	0	0	0	1										
Jim O'Toole, S OBP: 0.143, SLG: 0.111 (1, 1)										4	0	0	0	0	0	4										
Inning Stats	R: 1 E: 0 K: 0 S: 4	H: 2 LOB: 0 BB: 0 P: 4	R: 0 E: 0 K: 0 S: 4	H: 1 LOB: 2 BB: 1 P: 8	R: 2 E: 1 K: 1 S: 8	H: 3 LOB: 2 BB: 1 P: 12	R: 2 E: 0 K: 0 S: 6	H: 3 LOB: 1 BB: 0 P: 6	R: 3 E: 1 K: 0 S: 6	H: 2 LOB: 1 BB: 1 P: 10	R: 0 E: 0 K: 2 S: 9	H: 2 LOB: 2 BB: 0 P: 9	R: 3 E: 1 K: 0 S: 6	H: 2 LOB: 1 BB: 1 P: 10	R: 0 E: 0 K: 1 S: 6	H: 1 LOB: 1 BB: 0 P: 6	1B: 10 2B: 4 3B: 1 HR: 2	SF: 0 SAC: 2 DP: 1 HBP: 0	WP: 0 PB: 0 SB: 1 CS: 0	PA: 45						
PITCHER Robin Roberts, R ERA: 3.67 (1, 1)	IP: 4.0 WLS: L	H: 5 R: 5 ER: 5 SO: 2	BB: 2 IBB: 0 HBP: 0 BLK: 0	WP: 0 HR: 2 S: 22 P: 30	ERA: 11.25 WHIP: 2.750											ERA: 11.25 WHIP: 2.750										
Bob Hendley, L ERA: 4.69 (5, 1)	IP: 2.0	H: 4 R: 3 ER: 2 SO: 2	BB: 1 IBB: 0 HBP: 0 BLK: 0	WP: 0 HR: 0 S: 15 P: 19	ERA: 9.00 WHIP: 2.500											ERA: 9.00 WHIP: 2.500										
Don Lee, R ERA: 4.22 (7, 1)	IP: 2.0	H: 3 R: 3 ER: 0 SO: 1	BB: 1 IBB: 0 HBP: 0 BLK: 0	WP: 0 HR: 0 S: 12 P: 16	ERA: 0.00 WHIP: 2.000											ERA: 0.00 WHIP: 2.000										

Batter	1	2	3	4	5	6	7	8	9	AB	R	H	RBI	BB	SO	LOB	TOP			
Adolfo Phillips, R OBP: 0.363, SLG: 0.494 (1, 8)	0-0 6-3 2B		0-0 1-3		0-0 P2		0-3 K	0-3 K		5	0	1	0	0	2	4	Chicago Cubs @ Cincinnati Reds Crosley Field, Cincinnati, OH Thu Jul 28 1966, 7:05 PM EDT Att: 6,041 - Cloudy			
Glenn Beckert, R OBP: 0.316, SLG: 0.352 (1, 4)	0-0 6-3 2-3		0-0 F8		0-0 F2		0-0 G1-6-3		0-0 L8	5	0	0	0	0	0	2				
Billy Williams, L OBP: 0.369, SLG: 0.503 (1, 9)	0-0 5-3		0-0 1B 2B		0-0 P5				0-0 4-3	4	2	1	0	1	0	1				
Ron Santo, R OBP: 0.415, SLG: 0.548 (1, 5)	4-0 BB		0-0 2H 1B		0-0 BB 2B				0-0 14 2B 1B	4	1	3	1	1	0	1				
14 Ernie Banks, R OBP: 0.293, SLG: 0.395 (1, 3)	0-3 K		0-0 F8		0-0 F3				0-0 1B BB 2B	5	2	2	2	0	1	4				
Randy Hundley, R OBP: 0.289, SLG: 0.399 (1, 2)		0-0 5-3		0-0 P6		1-0 BB HBP			0-0 BB BB 1B	4	0	1	1	0	0	0				
Byron Browne, R OBP: 0.327, SLG: 0.478 (8, PH)		0-0 1B		0-3 K		4-0 1-2 2-3 BB			4-0 1-2 BB BB	2	0	1	0	1	1	0				
George Altman, L OBP: 0.293, SLG: 0.417 (8, 7)										0	0	0	0	1	0	0				
Don Kessinger, S OBP: 0.262, SLG: 0.264 (1, 6)		0-0 1-3 1B		0-0 F7		0-0 5-3			4-0 1-2 2-3 3-H BB	3	0	1	1	1	0	3				
Curt Simmons, L OBP: 0.136, SLG: 0.143 (5, PH)		0-3 K							0-0 P4	1	0	0	0	0	1	1				
Joe Amalfitano, R OBP: 0.280, SLG: 0.200 (5, 1)										1	0	0	0	0	1	0				
Cal Koonce, R OBP: 0.260, SLG: 0.200 (5, 1)										0	0	0	0	0	0	0				
John Boccabella, R OBP: 0.160, SLG: 0.135 (7, PH)										0	0	0	0	0	0	0				
Don Lee, R OBP: 0.100, SLG: 1.000 (7, 1)										0	0	0	0	0	0	0				
Lee Thomas, L OBP: 0.070, SLG: 0.300 (8, PH)										1	0	0	0	0	0	3				
Bob Hendley, R OBP: 0.400, SLG: 0.375 (8, 1)										0	0	0	0	0	0	0				
Inning Stats	R: 0 E: 0 K: 1 S: 6	H: 1 LOB: 2 BB: 1 P: 10	R: 0 E: 0 K: 1 S: 6	H: 2 LOB: 1 BB: 0 P: 6	R: 1 E: 0 K: 0 S: 5	H: 2 LOB: 1 BB: 0 P: 5	R: 0 E: 0 K: 1 S: 5	H: 0 LOB: 0 BB: 0 P: 5	R: 0 E: 0 K: 1 S: 4	H: 1 LOB: 3 BB: 1 P: 9	R: 0 E: 0 K: 1 S: 5	H: 1 LOB: 0 BB: 0 P: 5	R: 2 E: 0 K: 1 S: 8	H: 3 LOB: 2 BB: 2 P: 16	R: 2 E: 0 K: 0 S: 4	H: 1 LOB: 0 BB: 1 P: 8	1B: 6 2B: 4 3B: 0 HR: 1	SF: 0 SAC: 0 DP: 1 HBP: 1	WP: 0 PB: 0 SB: 0 CS: 0	PA: 42
PITCHER	IP	WLS	BF	H	R	ER	SO	BB	IBB	HBP	BLK	WP	HR	S	P	ERA	WHIP			
Joe Nuxhall, L ERA: 4.31 (1, 1)	7.1	W	33	10	3	3	5	2	0	1	0	0	0	40	49	3.68	1.636			
Mel Queen, R ERA: (8, 1)	0.0		2	0	0	0	0	2	0	0	0	0	0	8	8	∞	∞			
Don Nottebart, R ERA: 2.09 (8, 1)	1.2	S	7	1	2	2	1	1	0	0	0	0	1	8	12	10.80	1.200			

AB	36
R	5
H	11
RBI	5
BB	5
SO	6
LOB	19



Batter	1	2	3	4	5	6	7	8	9	AB	R	H	RBI	BB	SO	LOB	BOTTOM			
Tommy Harper, R OBP: 0.367, SLG: 0.401 (1, 9)	0-0 S 1B		0-0 P4		0-3 K				0-0 6-3	4	1	1	0	0	1	0	Chicago Cubs @ Cincinnati Reds Crosley Field, Cincinnati, OH Thu Jul 28 1966, 7:05 PM EDT Att: 6,041 - Cloudy			
Vada Pinson, L OBP: 0.333, SLG: 0.427 (1, 8)	0-0 P5		0-0 1B		0-0 L3			0-3 K	4	0	1	0	0	1	1					
Pete Rose, S OBP: 0.312, SLG: 0.384 (1, 4)	0-0 F8 1-2		0-0 4-3		0-0 6-3			0-0 F9	4	0	0	0	0	0	1					
Tony Perez, R OBP: 0.294, SLG: 0.365 (1, 3)	0-0 BB 1B		0-0 4-3		0-3 K			0-0 6-3	4	1	1	1	0	1	0					
Giraldo Ruiz, S OBP: 0.237, SLG: 0.229 (9, 7)	2H HR 1B									0	0	0	0	0	0					
Tommy Helms, R OBP: 0.346, SLG: 0.426 (1, 5)	0-0 BB HR 1B		0-0 HR 1B		0-3 K				0-3 K	3	2	2	0	0	1	0				
Deron Johnson, R OBP: 0.276, SLG: 0.378 (1, 7)	4-0 HR BB		0-0 HR 1B		0-3 K				0-3 K	2	2	1	2	1	1	0				
Jimmie Coker, R OBP: 0.265, SLG: 0.489 (1, 2)	0-0 1H 2H 3H HR		0-0 P6		0-0 6-3				0-0 6-3	3	1	1	4	0	0	0				
Leo Cardenas, R OBP: 0.314, SLG: 0.427 (1, 6)	0-0 F9		0-0 F8		0-3 K				0-3 K	3	0	0	0	0	1	0				
Joe Nuxhall, L OBP: 0.111, SLG: 0.167 (1, 1)		0-0 F7		0-0 4-3					0-0 4-3	3	0	0	0	0	0	0				
Mel Queen, L OBP: 0.234, SLG: 0.135 (8, 1)										0	0	0	0	0	0	0				
Don Nottebart, R OBP: 0.118, SLG: 0.063 (8, 1)										0	0	0	0	0	0	0				
Inning Stats	R: 5 E: 0 K: 0 S: 7	H: 4 LOB: 0 BB: 1 P: 11	R: 0 E: 0 K: 0 S: 3	H: 1 LOB: 0 BB: 0 P: 3	R: 2 E: 0 K: 0 S: 5	H: 2 LOB: 0 BB: 0 P: 5	R: 0 E: 0 K: 1 S: 5	H: 0 LOB: 0 BB: 0 P: 5	R: 0 E: 0 K: 2 S: 7	H: 0 LOB: 0 BB: 0 P: 7	R: 0 E: 0 K: 1 S: 5	H: 0 LOB: 0 BB: 0 P: 5	R: 0 E: 0 K: 1 S: 5	H: 0 LOB: 0 BB: 0 P: 5	R: 0 E: 0 K: 1 S: 5	H: 0 LOB: 0 BB: 0 P: 5	1B: 5 2B: 0 3B: 0 HR: 2	SF: 0 SAC: 0 DP: 0 HBP: 0	WP: 0 PB: 0 SB: 1 CS: 0	PA: 31
PITCHER	IP	WLS	BF	H	R	ER	SO	BB	IBB	HBP	BLK	WP	HR	S	P	ERA	WHIP			
Curt Simmons, L ERA: 4.42 (5, 1)	4.0	L	19	7	7	7	1	1	0	0	0	0	0	12	24	0.00	0.000			
Cal Koonce, R ERA: 5.05 (7, 1)	2.0		6	0	0	0	3	0	0	0	0	0	0	5	5	0.00	0.000			
Don Lee, R ERA: 4.09 (8, 1)	1.0		3	0	0	0	1	0	0	0	0	0	0	5	5	0.00	0.000			
Bob Hendley, L ERA: 4.61 (8, 1)	1.0		3	0	0	0	1	0	0	0	0	0	0	5	5	0.00	0.000			

AB	30
R	7
H	7
RBI	7
BB	1
SO	6
LOB	2



Batter	1	2	3	4	5	6	7	8	9	AB	R	H	RBI	BB	SO	LOB	TOP			
Adolfo Phillips, R OBP: 0.359, SLG: 0.484										4	0	1	0	0	2	2				
Glenn Beckert, R OBP: 0.314, SLG: 0.349										4	0	0	0	0	0	1				
Billy Williams, L OBP: 0.366, SLG: 0.499										4	1	2	0	0	0	1				
Ron Santo, R OBP: 0.416, SLG: 0.553										4	0	1	1	0	0	1				
George Altman, L OBP: 0.273, SLG: 0.387										4	0	0	0	0	1	1				
14 Ernie Banks, R OBP: 0.301, SLG: 0.411										4	2	2	1	0	0	0				
Randy Hundley, R OBP: 0.291, SLG: 0.399										4	0	1	0	0	1	0				
Don Kessinger, S OBP: 0.270, SLG: 0.275										4	0	2	1	0	0	0				
Dick Ellsworth, L OBP: 0.164, SLG: 0.169										2	0	0	0	0	1	2				
Cal Koonce, R (5, 1)										0	0	0	0	0	0	0				
Lee Thomas, L OBP: 0.280, SLG: 0.322										0	0	0	0	1	0	0				
Bob Hendley, R OBP: 0.400, SLG: 0.375										0	0	0	0	0	0	0				
Inning Stats	R: 0 E: 0 K: 0 S: 3	H: 1 LOB: 0 BB: 0 P: 3	R: 1 E: 0 K: 1 S: 8	H: 3 LOB: 2 BB: 0 P: 8	R: 0 E: 0 K: 0 S: 3	H: 0 LOB: 0 BB: 0 P: 3	R: 0 E: 0 K: 1 S: 5	H: 0 LOB: 0 BB: 0 P: 5	R: 1 E: 0 K: 1 S: 7	H: 2 LOB: 1 BB: 0 P: 7	R: 0 E: 0 K: 2 S: 8	H: 1 LOB: 2 BB: 1 P: 12	R: 0 E: 0 K: 0 S: 3	H: 1 LOB: 0 BB: 0 P: 3	R: 1 E: 0 K: 0 S: 4	H: 1 LOB: 0 BB: 0 P: 4	1B: 7 2B: 1 3B: 0 HR: 1	SF: 0 SAC: 0 DP: 1 HBP: 0	WP: 0 PB: 0 SB: 0 CS: 1	PA: 36
PITCHER Dennis Ribant, R ERA: 2.55	IP: 9.0 WLS: W BF: 35 H: 9 R: 3 ER: 3 SO: 5 BB: 1 IBB: 0 HBP: 0 BLK: 0 WP: 0 HR: 1 S: 44 P: 48 ERA: 3.00 WHIP: 1.111																			

Chicago Cubs @ New York Mets
Shea Stadium, Flushing, NY
Sat Jul 30 1966, 7:05 PM EDT
Att: 50,306 - Unknown

AB 34
R 3
H 9
RBI 3
BB 1
SO 5
LOB 8



Batter	1	2	3	4	5	6	7	8	9	AB	R	H	RBI	BB	SO	LOB	BOTTOM			
Cleon Jones, R OBP: 0.323, SLG: 0.383										5	1	1	1	0	0	1				
Eddie Bressoud, R OBP: 0.317, SLG: 0.386										4	1	3	0	0	0	2				
Ken Boyer, R OBP: 0.311, SLG: 0.419										4	1	1	1	0	1	2				
Ron Swoboda, R OBP: 0.285, SLG: 0.350										3	1	0	0	1	1	2				
Larry Elliot, L OBP: 0.359, SLG: 0.452										4	0	1	2	0	1	1				
Jerry Grote, R OBP: 0.321, SLG: 0.327										4	1	1	0	0	1	2				
Ed Kranepool, L OBP: 0.319, SLG: 0.393										3	1	1	1	0	0	1				
Roy McMillan, R OBP: 0.281, SLG: 0.277										3	0	1	0	1	0	1				
Dennis Ribant, R OBP: 0.189, SLG: 0.216										4	0	0	1	0	1	5				
Inning Stats	R: 1 E: 1 K: 0 S: 5	H: 1 LOB: 1 BB: 0 P: 5	R: 1 E: 1 K: 1 S: 8	H: 2 LOB: 2 BB: 0 P: 8	R: 0 E: 0 K: 1 S: 5	H: 0 LOB: 0 BB: 0 P: 5	R: 1 E: 0 K: 0 S: 5	H: 2 LOB: 1 BB: 0 P: 5	R: 3 E: 0 K: 1 S: 8	H: 3 LOB: 2 BB: 2 P: 16	R: 0 E: 0 K: 1 S: 6	H: 1 LOB: 1 BB: 0 P: 6	R: 0 E: 0 K: 1 S: 5	H: 0 LOB: 0 BB: 0 P: 5	R: 0 E: 0 K: 0 S: 3	H: 0 LOB: 0 BB: 0 P: 3	1B: 8 2B: 1 3B: 0 HR: 0	SF: 1 SAC: 0 DP: 0 HBP: 0	WP: 0 PB: 0 SB: 0 CS: 0	PA: 37
PITCHER Dick Ellsworth, L ERA: 4.63	IP: 4.0 WLS: L BF: 23 H: 8 R: 6 ER: 4 SO: 2 BB: 1 IBB: 0 HBP: 0 BLK: 0 WP: 0 HR: 0 S: 26 P: 30 ERA: 9.00 WHIP: 2.250																			
Cal Koonce, R ERA: 5.07	IP: 2.0 WLS: 0 BF: 8 H: 1 R: 0 ER: 0 SO: 2 BB: 0 IBB: 0 HBP: 0 BLK: 0 WP: 0 HR: 0 S: 11 P: 15 ERA: 0.00 WHIP: 0.500																			
Bob Hendley, L ERA: 4.45	IP: 2.0 WLS: 0 BF: 6 H: 0 R: 0 ER: 0 SO: 1 BB: 0 IBB: 0 HBP: 0 BLK: 0 WP: 0 HR: 0 S: 8 P: 8 ERA: 0.00 WHIP: 0.000																			

Chicago Cubs @ New York Mets
Shea Stadium, Flushing, NY
Sat Jul 30 1966, 7:05 PM EDT
Att: 50,306 - Unknown

AB 34
R 6
H 9
RBI 6
BB 2
SO 5
LOB 17



Batter	1	2	3	4	5	6	7	8	9	AB	R	H	RBI	BB	SO	LOB	TOP			
Adolfo Phillips, R OBP: 0.354, SLG: 0.477 (1, 8)	7-4-3		K			P6		E5 1B		4	1	0	0	0	1	0				
Glenn Beckert, R OBP: 0.313, SLG: 0.348 (1, 4)	6-3			L8		F9		1B		4	0	1	0	0	0	0				
Billy Williams, L OBP: 0.365, SLG: 0.495 (1, 9)	6-3			3-1		1B BB		K		3	0	0	0	1	1	0				
Ron Santo, R OBP: 0.416, SLG: 0.551 (1, 5)		F9		BB		1B		F9		3	0	1	0	1	0	0				
14 Ernie Banks, R OBP: 0.297, SLG: 0.406 (1, 3)	F9			1-3		4-3		6-3		4	0	0	0	0	0	3				
Byron Browne, R OBP: 0.326, SLG: 0.475 (1, 7)								3-1		4	0	1	0	0	1	0				
Randy Hundley, R OBP: 0.291, SLG: 0.397 (1, 2)		L8		4-3		F2		1B		4	0	1	0	0	0	1				
Don Kessinger, S OBP: 0.270, SLG: 0.275 (1, 6)			K			E4		5-3		4	0	1	0	0	1	1				
Bill Hands, R OBP: 0.139, SLG: 0.091 George Altman, L (7, PH) Arnold Earley, L (7, 1)	5-3			K		FC4-6		FC4-6		2	0	0	0	0	1	1				
Inning Stats	R: 0 E: 0 K: 0 S: 3	H: 0 LOB: 0 BB: 0 P: 3	R: 0 E: 0 K: 0 S: 4	H: 1 LOB: 1 BB: 0 P: 4	R: 0 E: 0 K: 2 S: 7	H: 0 LOB: 0 BB: 0 P: 7	R: 0 E: 0 K: 0 S: 3	H: 0 LOB: 1 BB: 1 P: 7	R: 0 E: 0 K: 2 S: 8	H: 0 LOB: 1 BB: 0 P: 8	R: 0 E: 0 K: 0 S: 4	H: 1 LOB: 0 BB: 0 P: 4	R: 1 E: 1 K: 1 S: 6	H: 1 LOB: 0 BB: 0 P: 6	R: 0 E: 0 K: 0 S: 4	H: 1 LOB: 1 BB: 0 P: 4	1B: 5 2B: 0 3B: 0 HR: 0	SF: 0 SAC: 0 DP: 0 HBP: 0	WP: 0 PB: 0 SB: 0 CS: 0	PA: 35
PITCHER Bob Shaw, R ERA: 4.49 (1, 1)	IP: 9.0 WLS: W BF: 35 H: 5 R: 1 ER: 0 SO: 5 BB: 2 IBB: 0 HBP: 0 BLK: 0 WP: 0 HR: 0 S: 43 P: 51 ERA: 0.00 WHIP: 0.778															PITCHER Bob Shaw, R ERA: 4.49 (1, 1)	IP: 9.0 WLS: W BF: 35 H: 5 R: 1 ER: 0 SO: 5 BB: 2 IBB: 0 HBP: 0 BLK: 0 WP: 0 HR: 0 S: 43 P: 51 ERA: 0.00 WHIP: 0.778			

Chicago Cubs @ New York Mets
Shea Stadium, Flushing, NY
Sun Jul 31 1966, 3:33 AM EDT
Att: 21,283 - Unknown

AB	33
R	1
H	5
RBI	0
BB	2
SO	5
LOB	7



Batter	1	2	3	4	5	6	7	8	9	AB	R	H	RBI	BB	SO	LOB	BOTTOM			
Chuck Hillier, L OBP: 0.379, SLG: 0.412 (1, 4)	BB BB		FC4-6			2B		K		3	0	1	1	1	1	1				
Al Luplow, L OBP: 0.316, SLG: 0.330 (1, 9)	F7		F2		3-1	BB BB		BB		3	0	0	0	1	0	3				
Ed Kranepool, L OBP: 0.318, SLG: 0.398 (1, 3)	K		3-1			1B 3B		L8		4	1	1	0	0	1	3				
Larry Elliot, L OBP: 0.365, SLG: 0.442 (1, 7)	BB BB				F7	G3		BB		2	0	0	0	2	0	1				
Cleon Jones, R OBP: 0.322, SLG: 0.382 (1, 8)	L4				6-3	S S 1B		F7		4	0	1	1	0	0	4				
Ken Boyer, R OBP: 0.307, SLG: 0.413 (1, 5)		F9			F8	F9		5-3		4	0	0	0	0	0	1				
Eddie Bressoud, R OBP: 0.323, SLG: 0.391 (1, 6)		5-3			2B BB	S BB		2B		2	1	1	0	2	0	0				
Jerry Grote, R OBP: 0.320, SLG: 0.322 (1, 2)		6-3			K	FC6 IBB		K		3	0	0	0	1	2	2				
Bob Shaw, R OBP: 0.243, SLG: 0.200 (1, 1)					B1	FC6		K		4	0	1	0	0	1	5				
Inning Stats	R: 0 E: 0 K: 1 S: 5	H: 0 LOB: 2 BB: 2 P: 13	R: 0 E: 0 K: 0 S: 3	H: 0 LOB: 0 BB: 0 P: 3	R: 0 E: 0 K: 0 S: 4	H: 1 LOB: 1 BB: 0 P: 4	R: 0 E: 0 K: 0 S: 3	H: 0 LOB: 0 BB: 0 P: 3	R: 1 E: 0 K: 1 S: 6	H: 1 LOB: 1 BB: 1 P: 10	R: 1 E: 0 K: 0 S: 5	H: 2 LOB: 3 BB: 2 P: 13	R: 0 E: 0 K: 1 S: 5	H: 0 LOB: 2 BB: 2 P: 13	R: 0 E: 0 K: 2 S: 8	H: 1 LOB: 1 BB: 0 P: 8	1B: 2 2B: 2 3B: 1 HR: 0	SF: 0 SAC: 0 DP: 0 HBP: 0	WP: 0 PB: 0 SB: 3 CS: 0	PA: 36
PITCHER Bill Hands, R ERA: 4.49 Arnold Earley, L ERA	IP: 6.0 WLS: L BF: 27 H: 4 R: 2 ER: 2 SO: 2 BB: 4 IBB: 1 HBP: 0 BLK: 0 WP: 0 HR: 0 S: 26 P: 46 ERA: 3.00 WHIP: 1.333															PITCHER Bill Hands, R ERA: 4.49 Arnold Earley, L ERA	IP: 6.0 WLS: L BF: 27 H: 4 R: 2 ER: 2 SO: 2 BB: 4 IBB: 1 HBP: 0 BLK: 0 WP: 0 HR: 0 S: 26 P: 46 ERA: 3.00 WHIP: 1.333			

Chicago Cubs @ New York Mets
Shea Stadium, Flushing, NY
Sun Jul 31 1966, 3:33 AM EDT
Att: 21,283 - Unknown

AB	29
R	2
H	5
RBI	2
BB	7
SO	5
LOB	20



Batter	1	2	3	4	5	6	7	8	9	10	11	12	AB	R	H	RBI	BB	SO	LOB	TOP						
Ty Cline, L Gene Oliver, R Felipe Alou, R	K		BB 1B		L9	K		K			F8		3	1	1	0	0	1	0							
Mack Jones, L	3-1		BB 1B		K	K		L3-1			E3		5	0	0	0	1	2	4							
Hank Aaron, R	6-3		BB 1B		HR	BB				6-3			5	1	3	4	1	0	0							
Joe Torre, R			F7		BB	BB				L7			6	0	2	0	0	0	7							
Rico Carty, R	K		K		5-3					6-3			6	0	0	0	0	3	4							
Eddie Mathews, L					3-1					1-3			5	1	3	0	1	0	0							
Frank Bolling, R	F8				5-3	FC1		P6					6	1	1	0	0	0	4							
Denis Menke, R			6-3			BB 2B		6-3		FC6-4			6	0	2	1	0	0	3							
Tony Cloninger, R Ted Abernathy, R			BB 1B		5-3	BB 1B		L3-1 S		6-3			4	1	2	0	1	0	2							
Inning Stats	R: 0 E: 0 K: 1 S: 5	H: 0 LOB: 0 BB: 0 P: 5	R: 0 E: 0 K: 1 S: 5	H: 1 LOB: 1 BB: 1 P: 9	R: 2 E: 0 K: 1 S: 8	H: 3 LOB: 2 BB: 1 P: 12	R: 0 E: 0 K: 0 S: 4	H: 1 LOB: 1 BB: 0 P: 4	R: 1 E: 0 K: 1 S: 7	H: 2 LOB: 1 BB: 0 P: 7	R: 2 E: 1 K: 2 S: 10	H: 2 LOB: 3 BB: 2 P: 18	R: 0 E: 0 K: 1 S: 5	H: 1 LOB: 0 BB: 0 P: 5	R: 0 E: 0 K: 3 S: 3	H: 0 LOB: 0 BB: 0 P: 3	R: 0 E: 1 K: 0 S: 4	H: 1 LOB: 1 BB: 0 P: 4	R: 0 E: 0 K: 0 S: 4	H: 1 LOB: 1 BB: 0 P: 4	R: 0 E: 0 K: 0 S: 4	H: 1 LOB: 1 BB: 0 P: 4	1B: 11 2B: 2 3B: 1 HR: 1	SF: 0 SAC: 0 DP: 2 HBP: 0	WP: 0 PB: 0 SB: 1 CS: 1	PA: 53
PITCHER	IP WLS BF H R ER SO BB IBB HBP BLK WP HR S P ERA WHIP																									
Robin Roberts, R Bob Hendley, L Fergie Jenkins, R	(1.1) (6.1) (10.1)	5.0 4.2 2.1	27 17 9	9 3 2	5 0 0	4 4 0	3 1 0	0 0 0	0 0 0	0 0 0	24 28 9	28 0.00 9	0.00 0.857 0.857													

Atlanta Braves @ Chicago Cubs
Wrigley Field, Chicago, IL
Tue Aug 02 1966, 3:33 AM CDT
Att. 7,266 - Unknown

AB 49
R 5
H 14
RBI 5
BB 4
SO 8
LOB 28



Batter	1	2	3	4	5	6	7	8	9	10	11	12	AB	R	H	RBI	BB	SO	LOB	BOTTOM								
Adolfo Phillips, R	1B		K		K			K				14 WP SH3-4 1B	6	1	2	0	0	4	2									
Glenn Beckert, R	1B		L3		P4			WP 1B				SH3-4	5	0	2	0	0	0	0									
Billy Williams, L	P2				P6			K		6-3		1B 14 WP IBB	5	0	1	0	1	1	3									
Ron Santo, R	L6-4-3				L6-4-3			6-3				14 FC1-4 1B	6	1	2	0	0	1	6									
14 Ernie Banks, R					14 3B 1B			P6		F7		FC1-4	5	1	2	1	1	0	1									
Byron Browne, R			3B		3B			L7				1B IBB	6	3	3	2	0	0	2									
Randy Hundley, R			1B		SH 1B			E		3B		1B	4	0	2	1	1	1	1									
Don Kessinger, S	L6-4-3				SH 1B			P5				K	4	0	1	2	0	1	2									
Robin Roberts, S Bob Hendley, R Fergie Jenkins, R	(1.1) (6.1) (10.1)	9.0 2.2	38 L	12 3	5 1	7 4	1 0	0 2	0 0	0 0	2 1	0 0	51 19	55 27	5.00 3.38	1.444 1.125												
PITCHER	IP WLS BF H R ER SO BB IBB HBP BLK WP HR S P ERA WHIP																											

Atlanta Braves @ Chicago Cubs
Wrigley Field, Chicago, IL
Tue Aug 02 1966, 3:33 AM CDT
Att. 7,266 - Unknown

AB 45
R 6
H 15
RBI 6
BB 3
SO 11
LOB 18




Batter	1	2	3	4	5	6	7	8	9	AB	R	H	RBI	BB	SO	LOB	TOP			
Felipe Alou, R OBP: 0.352, SLG: 0.530 (1, 3)	0-0 BB E 1B		0-0 F8 SF8 2B		0-0 F7		0-0 F8			4	2	2	0	0	0	0	Atlanta Braves @ Chicago Cubs Wrigley Field, Chicago, IL Wed Aug 03 1966, 3:33 AM CDT Att: 8,126 - Unknown			
Mack Jones, L OBP: 0.327, SLG: 0.461 (1, 8)	4-0 PB 1-2 BB		0-0 F8 2-3		0-0 P5			0-0 F7		3	0	0	0	1	0	1				
Hank Aaron, R OBP: 0.374, SLG: 0.573 (1, 9)	0-0 L5		0-0 SF8		0-0 1B			0-0 5-3		3	0	1	1	0	0	2				
Joe Torre, R OBP: 0.364, SLG: 0.537 (1, 2)	0-3 K		0-3 K		0-0 F9			0-0 FC5-4 1B		4	0	1	0	0	2	3				
Rico Carty, R OBP: 0.390, SLG: 0.418 (1, 7)	0-3 K 1-3 2-H			0-3 K		0-3 K		0-0 FC5-4 1B		4	0	0	0	0	3	2				
Eddie Mathews, L OBP: 0.317, SLG: 0.348 (1, 5)		0-3 K		0-0 L3		0-0 4-3			0-0 P6	4	0	0	0	0	1	0				
Frank Bolling, R OBP: 0.244, SLG: 0.262 (1, 4)		0-0 E4		4-0 1B BB		0-0 F9			0-0 F8	3	0	0	0	1	0	0				
Denis Menke, R OBP: 0.347, SLG: 0.391 (1, 6)		0-0 1-3		0-0 1-2 1B			0-0 P5		0-0 F8	4	0	1	0	0	0	1				
Ken Johnson, R OBP: 0.136, SLG: 0.233 (1, 1)		0-0 P3		0-0 F7			0-0 6-3			3	0	0	0	0	0	3				
Inning Stats	R: 1 E: 0 K: 2 S: 8	H: 1 LOB: 1 BB: 1 P: 12	R: 0 E: 1 K: 1 S: 6	H: 0 LOB: 1 BB: 0 P: 6	R: 1 E: 0 K: 1 S: 6	H: 1 LOB: 0 BB: 0 P: 6	R: 0 E: 0 K: 1 S: 6	H: 1 LOB: 2 BB: 1 P: 10	R: 0 E: 0 K: 0 S: 4	H: 0 LOB: 0 BB: 0 P: 4	R: 0 E: 0 K: 0 S: 3	H: 0 LOB: 0 BB: 0 P: 3	R: 0 E: 0 K: 0 S: 4	H: 1 LOB: 1 BB: 0 P: 4	R: 0 E: 0 K: 0 S: 3	H: 0 LOB: 0 BB: 0 P: 3		1B: 4 2B: 1 3B: 0 HR: 0	SF: 1 SAC: 0 DP: 0 HBP: 0	WP: 0 PB: 2 SB: 0 CS: 0
PITCHER Ken Holtzman, L ERA: 3.71 Arnold Earley, L ERA:	IP: 8.0 WLS: L BF: 32 H: 5 R: 2 ER: 1 SO: 6 BB: 2 IBB: 0 HBP: 0 BLK: 0 WP: 0 HR: 0 S: 42 P: 50 ERA: 1.12 WHIP: 0.875	IP: 1.0 WLS: 3 BF: 0 H: 0 R: 0 ER: 0 SO: 0 BB: 0 IBB: 0 HBP: 0 BLK: 0 WP: 0 HR: 0 S: 3 P: 3 ERA: 0.00 WHIP: 0.000																		

Batter	1	2	3	4	5	6	7	8	9	AB	R	H	RBI	BB	SO	LOB	BOTTOM			
Adolfo Phillips, R OBP: 0.353, SLG: 0.469 (1, 8)	0-3 K			4-0 CS BB		0-3 K		0-3 K		3	0	0	0	1	3	1	Atlanta Braves @ Chicago Cubs Wrigley Field, Chicago, IL Wed Aug 03 1966, 3:33 AM CDT Att: 8,126 - Unknown			
Glenn Beckert, R OBP: 0.311, SLG: 0.345 (1, 4)	0-0 L7			0-0 L4		0-3 K			0-0 P3	4	0	0	0	0	1	1				
Billy Williams, L OBP: 0.363, SLG: 0.489 (1, 9)	0-3 K			0-0 FC6-4 1B		0-0 5-3			0-0 F7	4	0	1	0	0	1	0				
Ron Santo, R OBP: 0.411, SLG: 0.541 (1, 5)		0-0 5-3		0-0 FC6-4		0-3 K			0-3 K	4	0	0	0	0	2	1				
14 Ernie Banks, R OBP: 0.301, SLG: 0.417 (1, 3)		0-0 F7			0-0 P4					3	0	1	0	0	0	0				
Byron Browne, R OBP: 0.326, SLG: 0.477 (1, 7)		0-3 K			0-0 6-3					3	0	0	0	0	2	1				
Randy Hundley, R OBP: 0.298, SLG: 0.404 (1, 2)				0-0 G4-6-3 1B		0-0 2B			0-0 4-3	3	0	2	0	0	0	0				
Don Kessinger, S OBP: 0.267, SLG: 0.272 (1, 6)				0-0 G4-6-3		0-0 F8			0-0 1-3	3	0	0	0	0	0	2				
Ken Holtzman, R OBP: 0.119, SLG: 0.098 George Altman, L (8, PH) Arnold Earley, L (9, 1)				0-0 F9		0-3 K			0-0 1B	2	0	0	0	0	1	0				
Inning Stats	R: 0 E: 0 K: 2 S: 7	H: 0 LOB: 0 BB: 0 P: 7	R: 0 E: 0 K: 1 S: 5	H: 0 LOB: 0 BB: 0 P: 5	R: 0 E: 0 K: 0 S: 3	H: 1 LOB: 1 BB: 1 P: 7	R: 0 E: 0 K: 0 S: 3	H: 1 LOB: 1 BB: 1 P: 7	R: 0 E: 0 K: 3 S: 9	H: 0 LOB: 0 BB: 0 P: 9	R: 0 E: 0 K: 2 S: 8	H: 1 LOB: 1 BB: 0 P: 8	R: 0 E: 0 K: 1 S: 6	H: 1 LOB: 1 BB: 0 P: 6	R: 0 E: 0 K: 1 S: 5	H: 0 LOB: 0 BB: 0 P: 5		1B: 4 2B: 1 3B: 0 HR: 0	SF: 0 SAC: 0 DP: 1 HBP: 0	WP: 0 PB: 0 SB: 0 CS: 1
PITCHER Ken Johnson, R ERA: 2.95	IP: 9.0 WLS: W BF: 31 H: 5 R: 0 ER: 0 SO: 10 BB: 1 IBB: 0 HBP: 0 BLK: 0 WP: 0 HR: 0 S: 50 P: 54 ERA: 0.00 WHIP: 0.667																			

AB 32
R 2
H 5
RBI 1
BB 2
SO 6
LOB 12



AB 30
R 0
H 5
RBI 0
BB 1
SO 10
LOB 6



livebaseballscores.com

livebaseballscores.com

Batter	1	2	3	4	5	6	7	8	9	AB	R	H	RBI	BB	SO	LOB	TOP			
Felipe Alou, R OBP: 0.350, SLG: 0.527 (1, 3)	5-3	F9		F8			P4			5	0	1	0	0	0	1				
Mack Jones, L OBP: 0.325, SLG: 0.457 Woody Woodward, R OBP: 0.328, SLG: 0.330 (1, 8)	L8	1-3			6-3					2	0	0	0	0	0	1				
Hank Aaron, R OBP: 0.377, SLG: 0.575 (1, 9)	1B			1-3			FC6-4			4	1	3	0	0	0	1				
Joe Torre, R OBP: 0.363, SLG: 0.534 (1, 2)	1B			1-3			FC5-4			4	1	1	0	0	1	2				
Rico Carty, R OBP: 0.388, SLG: 0.416 (1, 7)	1B			F7			FC6-4			4	0	1	1	0	0	2				
Eddie Mathews, L OBP: 0.322, SLG: 0.349 (1, 5)	1B									2	0	1	1	2	0	0				
Frank Bolling, R OBP: 0.247, SLG: 0.259 Pat Jarvis, R (4, 1)	5-3			6-3			G6-4-3			2	0	0	0	0	0	4				
Tony Cloninger, R OBP: 0.312, SLG: 0.534 Don Schwall, R OBP: 0.116, SLG: 0.063 Miguel de la Hoz, R OBP: 0.231, SLG: 0.258 (6, PH)										1	0	0	0	0	0	0				
Denis Menke, R OBP: 0.348, SLG: 0.393 (1, 6)				5-3						4	0	2	0	0	0	0				
Denny Lemaster, R OBP: 0.167, SLG: 0.137 Clay Carroll, R (2, 1)	FC1-6			L7						1	0	0	0	0	0	1				
Gene Oliver, R OBP: 0.269, SLG: 0.398 (4, PH)										3	0	0	0	0	1	1				
Inning Stats	R: 2 E: 0 K: 0 S: 7	H: 4 LOB: 2 BB: 0 P: 7	R: 0 E: 0 K: 0 S: 4	H: 1 LOB: 0 BB: 0 P: 4	R: 0 E: 0 K: 0 S: 4	H: 1 LOB: 2 BB: 1 P: 8	R: 0 E: 0 K: 0 S: 3	H: 0 LOB: 0 BB: 0 P: 3	R: 0 E: 0 K: 0 S: 4	H: 1 LOB: 1 BB: 0 P: 4	R: 0 E: 0 K: 0 S: 2	H: 0 LOB: 0 BB: 1 P: 6	R: 0 E: 0 K: 1 S: 5	H: 0 LOB: 0 BB: 0 P: 5	R: 0 E: 0 K: 1 S: 7	H: 2 LOB: 2 BB: 0 P: 7	1B: 10 2B: 0 3B: 0 HR: 0	SF: 0 SAC: 0 DP: 1 HBP: 0	WP: 0 PB: 0 SB: 0 CS: 0	PA: 38
PITCHER Dick Ellsworth, L ERA: 4.5 (1, 1)	IP: 9.0 WLS: W BF: 38 H: 10 R: 2 ER: 2 SO: 2 BB: 2 IBB: 0 HBP: 0 BLK: 0 WP: 0 HR: 0 S: 40 P: 48 ERA: 2.00 WHIP: 1.333																			

Atlanta Braves @ Chicago Cubs
Wrigley Field, Chicago, IL
Thu Aug 04 1966, 3:33 AM CDT
Att: 9,146 - Unknown

AB 36
R 2
H 10
RBI 2
BB 2
SO 2
LOB 16



Batter	1	2	3	4	5	6	7	8	9	AB	R	H	RBI	BB	SO	LOB	BOTTOM			
Adolfo Phillips, R OBP: 0.354, SLG: 0.471 (1, 8)	6-3	F8								3	0	1	0	1	0	1				
Glenn Beckert, R OBP: 0.313, SLG: 0.347 (1, 4)	FC4-6	P5								4	0	2	0	0	0	1				
Billy Williams, L OBP: 0.360, SLG: 0.485 (1, 9)	FC4-6			F8						4	1	0	0	0	0	2				
Ron Santo, R OBP: 0.412, SLG: 0.538 (1, 5)	14 HR			L4						2	1	0	0	2	0	0				
14 Ernie Banks, R OBP: 0.303, SLG: 0.428 (1, 3)	HR			1-3						4	1	2	3	0	0	1				
Byron Browne, R OBP: 0.325, SLG: 0.474 (1, 7)	K									4	0	1	0	0	2	1				
Randy Hundley, R OBP: 0.298, SLG: 0.412 (1, 2)				G5-4-3						3	1	1	1	0	0	1				
Don Kessinger, S OBP: 0.268, SLG: 0.273 (1, 6)				5-3						3	1	1	0	0	0	0				
Dick Ellsworth, L OBP: 0.175, SLG: 0.180 (1, 1)										2	0	1	0	0	1	0				
Inning Stats	R: 3 E: 0 K: 1 S: 7	H: 2 LOB: 1 BB: 1 P: 11	R: 2 E: 0 K: 0 S: 5	H: 2 LOB: 0 BB: 0 P: 5	R: 0 E: 0 K: 0 S: 3	H: 0 LOB: 0 BB: 0 P: 3	R: 0 E: 0 K: 0 S: 3	H: 1 LOB: 0 BB: 0 P: 3	R: 0 E: 0 K: 1 S: 6	H: 1 LOB: 1 BB: 0 P: 6	R: 0 E: 0 K: 0 S: 2	H: 0 LOB: 0 BB: 1 P: 6	R: 0 E: 0 K: 0 S: 4	H: 2 LOB: 2 BB: 1 P: 8	R: 0 E: 0 K: 1 S: 6	H: 1 LOB: 1 BB: 0 P: 6	1B: 6 2B: 1 3B: 0 HR: 2	SF: 0 SAC: 1 DP: 2 HBP: 0	WP: 2 PB: 0 SB: 0 CS: 0	PA: 33
PITCHER Denny Lemaster, L ERA: 4.05 (1, 1)	IP: 1.1 WLS: L BF: 9 H: 4 R: 5 ER: 5 SO: 1 BB: 1 IBB: 0 HBP: 0 BLK: 0 WP: 1 HR: 2 S: 10 P: 14 ERA: 33.75 WHIP: 3.750																			
Clay Carroll, R ERA: 2.15 (2, 1)	IP: 1.2 WLS: 5 BF: 0 H: 0 R: 0 ER: 0 SO: 0 BB: 0 IBB: 0 HBP: 0 BLK: 0 WP: 0 HR: 0 S: 5 P: 5 ERA: 0.00 WHIP: 0.000																			
Pat Jarvis, R ERA: (4, 1)	IP: 2.0 WLS: 7 BF: 2 H: 0 R: 0 ER: 0 SO: 1 BB: 0 IBB: 0 HBP: 0 BLK: 0 WP: 0 HR: 0 S: 9 P: 9 ERA: 0.00 WHIP: 1.000																			
Don Schwall, R ERA: 3.84 (6, 1)	IP: 3.0 WLS: 12 BF: 3 H: 0 R: 0 ER: 0 SO: 1 BB: 2 IBB: 0 HBP: 0 BLK: 0 WP: 1 HR: 0 S: 12 P: 20 ERA: 0.00 WHIP: 1.667																			

Atlanta Braves @ Chicago Cubs
Wrigley Field, Chicago, IL
Thu Aug 04 1966, 3:33 AM CDT
Att: 9,146 - Unknown

AB 29
R 5
H 9
RBI 4
BB 3
SO 3
LOB 7



Batter	1	2	3	4	5	6	7	8	9	10	AB	R	H	RBI	BB	SO	LOB									
Tito Fuentes, S OBP: 0.286, SLG: 0.345 (1, 6)	5-3		1-2 2-H 3-H 1B		K			F8-6-3 1B		HR	5	1	3	3	0	1	0									
Jim Davenport, R OBP: 0.303, SLG: 0.374 (1, 5)	5-3		F8		1-3			F8-6-3 1-2		6-3	5	0	0	0	0	0	3									
Willie McCovey, L OBP: 0.384, SLG: 0.554 (1, 3)	4-3		F3		5-3			3B		WP BB BB	4	0	1	0	1	0	2									
Jim Ray Hart, R OBP: 0.352, SLG: 0.511 (1, 7)			K		K			5-3		WP BB	4	0	0	0	1	2	3									
Tom Haller, L OBP: 0.313, SLG: 0.491 (1, 2)	F8				F7			4-3		F8	5	0	0	0	0	0	2									
Jesus Alou, R OBP: 0.251, SLG: 0.272 Willie Mays, R OBP: 0.362, SLG: 0.547 (9, PH) (9, 8)	5-3				2B			F3		E5	3	0	1	0	0	0	0									
Ollie Brown, R OBP: 0.292, SLG: 0.301 (9, 9)					F8			6-3		F7	4	1	1	0	0	0	2									
Hal Lanier, R OBP: 0.256, SLG: 0.278 (1, 4)			BB 1B 1B		BB 1B 1B			K		F9	3	1	1	0	1	1	1									
Bobby Bolin, R OBP: 0.260, SLG: 0.205 Frank Linzy, R OBP: 0.168, SLG: 0.313 (10, 1)			BB 1B BB		1-3			F4		5-3	3	0	0	0	1	0	2									
Inning Stats	R: 0 E: 0 K: 0 S: 3	H: 0 LOB: 0 BB: 0 P: 5	R: 0 E: 0 K: 1 S: 5	H: 0 LOB: 0 BB: 0 P: 5	R: 2 E: 0 K: 1 S: 8	H: 3 LOB: 2 BB: 1 P: 12	R: 0 E: 0 K: 0 S: 4	H: 1 LOB: 2 BB: 1 P: 8	R: 0 E: 0 K: 1 S: 5	H: 0 LOB: 0 BB: 0 P: 5	R: 0 E: 0 K: 0 S: 3	H: 0 LOB: 0 BB: 0 P: 3	R: 0 E: 0 K: 1 S: 5	H: 0 LOB: 0 BB: 0 P: 5	R: 0 E: 0 K: 0 S: 4	H: 2 LOB: 1 BB: 0 P: 4	R: 0 E: 1 K: 0 S: 4	H: 0 LOB: 1 BB: 0 P: 4	R: 1 E: 0 K: 0 S: 4	H: 1 LOB: 2 BB: 2 P: 12	1B: 4 2B: 2 3B: 1 HR: 1	SF: 0 SAC: 0 DP: 1 HBP: 0	WP: 1 PB: 0 SB: 0 CS: 0	PA: 41		
PITCHER	IP	WLS	BF	H	R	ER	SO	BB	IBB	HBP	BLK	WP	HR	S	P	ERA	WHIP									
Bill Hands, R ERA: 4.57 (1, 1)	2.0		10	3	2	2	1	1	0	0	0	0	0	11	15	9.00	2.000									
Cal Koonce, R ERA: 4.69 (3, 1)	5.0		17	1	0	0	3	0	1	0	0	0	0	22	26	0.00	0.200									
Fergie Jenkins, R ERA: 3.84 (8, 1)	2.2		13	3	1	1	0	2	0	0	0	0	1	11	19	3.38	1.875									
Arnold Earley, L ERA: (10, 1)	0.1	W	1	0	0	0	0	0	0	0	0	0	1	0	1	1	0.00	0.000								

TOP

San Francisco Giants @ Chicago Cubs
Wrigley Field, Chicago, IL
Fri Aug 05 1966, 3:33 AM CDT
Att. 11,160 - Unknown

AB	37
R	3
H	7
RBI	3
BB	4
SO	4
LOB	15

GIANTS

Batter	1	2	3	4	5	6	7	8	9	10	AB	R	H	RBI	BB	SO	LOB								
Adolfo Phillips, R OBP: 0.352, SLG: 0.466 (1, 8)	K		6-3		6-3			K		5-3 1B 1B	5	1	1	0	0	2	0								
Glenn Beckert, R OBP: 0.309, SLG: 0.343 (1, 4)	F7		F6		6-3			F6		5-3	5	0	0	0	0	0	2								
Billy Williams, L OBP: 0.358, SLG: 0.480 (1, 9)	4-1		3-1		F4			F8		1B IBB	4	0	0	0	1	0	0								
Ron Santo, R OBP: 0.414, SLG: 0.556 (1, 5)			HR		K			E6		HR	5	2	3	4	0	1	0								
14 Ernie Banks, R OBP: 0.303, SLG: 0.424 (1, 3)		HR	G6-4-3 1B HBP		6-3			F7		F7	3	0	0	0	0	0	1								
Byron Browne, R OBP: 0.330, SLG: 0.478 (1, 7)			G6-4-3 1B		1B			F7		1B	4	0	3	0	0	0	0								
Randy Hundley, R OBP: 0.295, SLG: 0.407 (1, 2)			G6-4-3 1-2 2-3		F6			6-3		K	4	0	0	0	0	1	4								
Don Kessinger, S OBP: 0.271, SLG: 0.273 (1, 6)			BB		K			1B		6-3	3	0	1	0	1	1	1								
Bill Hands, R OBP: 0.336, SLG: 0.088 (3, 1)			5-3		G3			4-3		5-3 1B 1B	1	0	0	0	0	0	2								
Cal Koonce, R OBP: 0.314, SLG: 0.386 (7, PH)											1	0	0	0	0	0	0								
George Altman, L OBP: 0.314, SLG: 0.386 (8, 1)											0	0	0	0	0	0	0								
Fergie Jenkins, R OBP: 0.371, SLG: 0.380 (10, PH)											0	0	0	0	0	0	0								
Arnold Earley, L OBP: 0.168, SLG: 0.313 (10, PH)											0	0	0	0	0	0	0								
Lee Thomas, L OBP: 0.258, SLG: 0.325 (10, PH)											0	1	1	0	0	0	0								
Joe Mauer, R OBP: 0.258, SLG: 0.320 (10, PH)											0	1	0	0	0	0	0								
Inning Stats	R: 0 E: 0 K: 1 S: 5	H: 0 LOB: 0 BB: 0 P: 5	R: 1 E: 0 K: 0 S: 4	H: 2 LOB: 2 BB: 1 P: 9	R: 0 E: 0 K: 0 S: 3	H: 0 LOB: 0 BB: 0 P: 3	R: 0 E: 0 K: 1 S: 6	H: 1 LOB: 1 BB: 0 P: 6	R: 0 E: 0 K: 1 S: 5	H: 0 LOB: 0 BB: 0 P: 5	R: 0 E: 1 K: 0 S: 4	H: 0 LOB: 1 BB: 0 P: 4	R: 0 E: 0 K: 0 S: 4	H: 1 LOB: 1 BB: 0 P: 4	R: 0 E: 0 K: 1 S: 5	H: 0 LOB: 0 BB: 0 P: 5	R: 1 E: 0 K: 1 S: 7	H: 2 LOB: 1 BB: 0 P: 7	R: 2 E: 0 K: 0 S: 4	H: 3 LOB: 2 BB: 1 P: 8	1B: 7 2B: 0 3B: 0 HR: 2	SF: 0 SAC: 0 DP: 1 HBP: 1	WP: 0 PB: 0 SB: 0 CS: 0	PA: 40	
PITCHER	IP	WLS	BF	H	R	ER	SO	BB	IBB	HBP	BLK	WP	HR	S	P	ERA	WHIP								
Bobby Bolin, R ERA: 3.23 (1, 1)	9.0		36	7	3	3	5	1	0	0	0	0	2	44	49	3.00	0.889								
Frank Linzy, R ERA: 2.76 (10, 1)	0.1	L	4	2	1	1	0	0	1	0	0	0	0	3	7	27.00	6.000								

BOTTOM

San Francisco Giants @ Chicago Cubs
Wrigley Field, Chicago, IL
Fri Aug 05 1966, 3:33 AM CDT
Att. 11,160 - Unknown

AB	37
R	4
H	9
RBI	4
BB	2
SO	5
LOB	11

CUBS

Batter	1	2	3	4	5	6	7	8	9	AB	R	H	RBI	BB	SO	LOB	TOP			
Tito Fuentes, S OBP: 0.282, SLG: 0.341 (1, 6)	F6		E6		5-3			6-3		4	0	0	0	0	0	0	San Francisco Giants @ Chicago Cubs Wrigley Field, Chicago, IL Sat Aug 06 1966, 3:33 AM CDT Att: 17,844 - Unknown			
Tom Haller, L OBP: 0.310, SLG: 0.486 (1, 2)	G3		F7		4-3			F4		4	0	0	0	0	0	1				
Willie Mays, R OBP: 0.364, SLG: 0.547 (1, 8)			2B		6-3			K		4	1	2	0	0	1	0				
Willie McCovey, L OBP: 0.383, SLG: 0.554 (1, 3)	5-3		FC5							4	0	1	1	0	0	1				
Jim Ray Hart, R OBP: 0.351, SLG: 0.511 (1, 5)		1B	FC5							4	1	1	0	0	0	1				
Cap Peterson, R OBP: 0.321, SLG: 0.363 (1, 7)		1B								4	0	2	0	0	0	0				
Ollie Brown, R OBP: 0.289, SLG: 0.297 (1, 9)										3	0	0	0	0	1	2				
Hal Lanier, R OBP: 0.255, SLG: 0.276 (7, PH)										2	0	0	0	0	0	2				
Ozzie Virgil, R OBP: 0.297, SLG: 0.410 (7, 4)	5-3		FC1-6							1	0	0	0	0	0	0				
Bob Priddy, R OBP: 0.267, SLG: 0.214 (4, PH)										1	0	1	0	0	0	0				
Len Gabrielson, L OBP: 0.286, SLG: 0.297 (4, PH)										1	0	0	0	0	0	1				
Ron Herbel, R OBP: 0.097, SLG: 0.029 (7, PH)										0	0	0	0	0	0	0				
Don Mason, L OBP: 0.125, SLG: 0.250 (7, PH)										1	0	0	0	0	0	0				
Lindy McDaniel, R OBP: 0.091, SLG: 0.091 (7, 1)										0	0	0	0	0	0	0				
Inning Stats	R: 0 E: 0 K: 0 S: 4	H: 1 LOB: 1 BB: 0 P: 4	R: 1 E: 0 K: 0 S: 5	H: 3 LOB: 2 BB: 0 P: 5	R: 1 E: 1 K: 0 S: 5	H: 2 LOB: 1 BB: 0 P: 5	R: 0 E: 0 K: 0 S: 4	H: 1 LOB: 1 BB: 0 P: 4	R: 0 E: 0 K: 1 S: 3	H: 0 LOB: 0 BB: 0 P: 3	R: 0 E: 0 K: 1 S: 5	H: 0 LOB: 0 BB: 0 P: 5	R: 0 E: 0 K: 1 S: 3	H: 0 LOB: 0 BB: 0 P: 3	R: 0 E: 0 K: 0 S: 3	H: 0 LOB: 0 BB: 0 P: 3	1B: 5 2B: 2 3B: 0 HR: 0	SF: 0 SAC: 0 DP: 0 HBP: 0	WP: 1 PB: 0 SB: 0 CS: 0	PA: 33
PITCHER	IP WLS BF H R ER SO BB IBB HBP BLK WP HR S P ERA WHIP																			
Robin Roberts, R ERA: 3.86 (1, 1)	2.0	9	4	1	1	0	0	0	0	0	0	0	0	1	0	9	9	4.50	2.000	
Bill Hands, R ERA: 4.29 (3, 1)	7.0	W	24	3	1	0	2	0	0	0	0	0	0	0	0	28	28	0.00	0.429	

Batter	1	2	3	4	5	6	7	8	9	AB	R	H	RBI	BB	SO	LOB	BOTTOM	
Adolfo Phillips, R OBP: 0.351, SLG: 0.464 (1, 8)	F4		BLK		6-3			K		4	1	1	0	0	1	1	San Francisco Giants @ Chicago Cubs Wrigley Field, Chicago, IL Sat Aug 06 1966, 3:33 AM CDT Att: 17,844 - Unknown	
Glenn Beckert, R OBP: 0.311, SLG: 0.344 (1, 4)	4-3		1B					6-3		4	0	2	2	0	0	0		
Billy Williams, L OBP: 0.356, SLG: 0.476 (1, 9)	F8		L4-3		FC4-6			F7		4	0	0	0	0	0	2		
Ron Santo, R OBP: 0.413, SLG: 0.555 (1, 5)		K	14		F9			K		4	1	1	0	0	2	1		
14 Ernie Banks, R OBP: 0.305, SLG: 0.434 (1, 3)	F4		1B		K			HR		4	1	2	2	0	1	1		
Byron Browne, R OBP: 0.332, SLG: 0.478 (1, 7)			1B		K			CS		4	0	2	0	0	1	1		
Randy Hundley, R OBP: 0.292, SLG: 0.402 (1, 2)	5-3				1-3			K		4	0	0	0	0	2	2		
Don Kessinger, S OBP: 0.277, SLG: 0.280 (1, 6)			1B		1B			1B		3	1	3	0	0	0	0		
Robin Roberts, S OBP: 0.214, SLG: 0.083 (1, 1)			BLK		SH			1B		0	0	0	0	0	0	0		
Bill Hands, R OBP: 0.132, SLG: 0.086 (3, 1)			SH		SH1-4			F6		1	1	0	0	0	0	1		
Inning Stats	R: 0 E: 0 K: 0 S: 3	H: 0 LOB: 0 BB: 0 P: 3	R: 0 E: 0 K: 1 S: 6	H: 1 LOB: 1 BB: 0 P: 6	R: 4 E: 0 K: 1 S: 10	H: 5 LOB: 1 BB: 0 P: 10	R: 0 E: 0 K: 0 S: 4	H: 1 LOB: 1 BB: 0 P: 4	R: 0 E: 0 K: 1 S: 6	H: 1 LOB: 1 BB: 0 P: 6	R: 0 E: 0 K: 1 S: 5	H: 0 LOB: 0 BB: 0 P: 5	R: 1 E: 0 K: 2 S: 8	H: 2 LOB: 2 BB: 0 P: 8	1B: 9 2B: 2 3B: 0 HR: 1	SF: 0 SAC: 2 DP: 1 HBP: 0	WP: 1 PB: 0 SB: 0 CS: 1	PA: 34
PITCHER	IP WLS BF H R ER SO BB IBB HBP BLK WP HR S P ERA WHIP																	
Bob Priddy, R ERA: 4.09 (1, 1)	3.0	L	15	6	4	4	2	0	0	0	0	1	0	19	19	12.00	2.000	
Ron Herbel, R ERA: 4.27 (4, 1)	3.0		12	3	0	0	2	0	0	0	0	1	0	16	16	0.00	1.000	
Lindy McDaniel, R ERA: 3.51 (7, 1)	2.0		7	2	1	1	3	0	0	0	0	0	1	13	13	4.50	1.000	

Batter	1	2	3	4	5	6	7	8	9	AB	R	H	RBI	BB	SO	LOB	TOP								
Ron Davis, R OBP: 0.400, SLG: 0.533 (1, 8)										5	1	2	1	0	0	2									
Joe Morgan, L OBP: 0.430, SLG: 0.430 (1, 4)										5	1	1	0	0	1	3									
Chuck Harrison, R OBP: 0.310, SLG: 0.361 (1, 3)										5	1	1	1	0	0	1									
Dave Nicholson, R OBP: 0.362, SLG: 0.443 (1, 7)										4	0	2	1	0	1	1									
Bob Aspromonte, R OBP: 0.292, SLG: 0.323 (1, 5)										5	0	0	1	0	2	3									
Rusty Staub, L OBP: 0.363, SLG: 0.453 (1, 9)										3	2	2	1	1	0	0									
John Bateman, R OBP: 0.317, SLG: 0.498 (1, 2)										4	2	2	3	0	0	2									
Bob Lillis, R OBP: 0.270, SLG: 0.287 (1, 6)										4	1	2	0	0	0	2									
Dave Giusti, R OBP: 0.269, SLG: 0.333 (1, 1)										2	0	1	0	0	0	1									
Barry Latman, R OBP: 0.231, SLG: 0.167 (6, 1)										0	0	0	0	0	0	0									
Gene Freese, R OBP: 0.277, SLG: 0.290 (7, PH)										1	0	0	0	0	0	0									
Carroll Sembera, R OBP: 0.270, SLG: 0.380 (7, 1)										1	0	0	0	0	1	1									
Inning Stats	R: 0 E: 0 K: 0 S: 4	H: 1 LOB: 1 BB: 0 P: 4	R: 0 E: 0 K: 0 S: 3	H: 0 LOB: 0 BB: 0 P: 3	R: 0 E: 0 K: 0 S: 4	H: 1 LOB: 1 BB: 0 P: 4	R: 0 E: 0 K: 2 S: 7	H: 0 LOB: 0 BB: 0 P: 7	R: 2 E: 0 K: 1 S: 8	H: 3 LOB: 1 BB: 0 P: 8	R: 1 E: 1 K: 0 S: 5	H: 1 LOB: 2 BB: 1 P: 9	R: 0 E: 0 K: 0 S: 3	H: 0 LOB: 0 BB: 0 P: 3	R: 0 E: 0 K: 0 S: 3	H: 1 LOB: 0 BB: 0 P: 3	R: 5 E: 0 K: 2 S: 13	H: 6 LOB: 1 BB: 0 P: 13	1B: 4 2B: 6 3B: 0 HR: 3	SF: 1 SAC: 0 DP: 1 HBP: 0	WP: 0 PB: 0 SB: 0 CS: 0	PA: 41			
PITCHER	IP	WLS	BF	H	R	ER	SO	BB	IBB	HBP	BLK	WP	HR	S	P	ERA	WHIP								
Dick Ellsworth, L ERA: 4.5 (1, 1)	8.0		34	9	5	4	3	1	0	0	0	0	3	39	43	4.50	1.250								
Cal Koonce, R ERA: 4.91 (9, 1)	0.1	L	3	2	1	1	1	0	0	0	0	0	0	5	5	27.00	6.000								
Curt Simmons, L ERA: 4.48 (9, 1)	0.0		2	2	1	1	0	0	0	0	0	0	0	2	2	∞	∞								
Fergie Jenkins, R ERA: 3.97 (9, 1)	0.2		2	0	1	1	1	0	0	0	0	0	0	4	4	13.50	0.000								

Houston Astros @ Chicago Cubs
Wrigley Field, Chicago, IL
Tue Aug 09 1966, 3:33 AM CDT
Att: 8,170 - Unknown - 71 F

AB	39
R	8
H	13
RBI	8
BB	1
SO	5
LOB	16



Batter	1	2	3	4	5	6	7	8	9	AB	R	H	RBI	BB	SO	LOB	BOTTOM								
Adolfo Phillips, R OBP: 0.352, SLG: 0.469 (1, 8)										5	1	3	1	0	2	1									
Glenn Beckert, R OBP: 0.311, SLG: 0.343 (1, 4)										5	0	2	0	0	0	1									
Billy Williams, L OBP: 0.352, SLG: 0.468 (1, 9)										5	0	1	0	0	0	4									
Ron Santo, R OBP: 0.413, SLG: 0.560 (1, 5)										4	1	1	1	0	0	3									
14 Ernie Banks, R OBP: 0.306, SLG: 0.431 (1, 3)										4	0	0	0	0	0	0									
Byron Browne, R OBP: 0.330, SLG: 0.479 (1, 7)										4	1	1	0	0	1	0									
Randy Hundley, R OBP: 0.299, SLG: 0.438 (1, 2)										4	2	3	3	0	0	0									
Don Kessinger, S OBP: 0.279, SLG: 0.282 (1, 6)										4	0	1	0	0	0	1									
Dick Ellsworth, L OBP: 0.167, SLG: 0.172 (1, 1)										3	0	0	0	0	1	1									
Cal Koonce, R ERA: 2.55 (9, 1)										0	0	0	0	0	0	0									
Curt Simmons, L OBP: 0.136, SLG: 0.143 (9, 1)										0	0	0	0	0	0	0									
Fergie Jenkins, R OBP: 0.321, SLG: 0.360 (9, 1)										0	0	0	0	0	0	0									
George Altman, L OBP: 0.270, SLG: 0.380 (9, PH)										1	0	0	0	0	0	0									
Inning Stats	R: 0 E: 0 K: 0 S: 4	H: 1 LOB: 1 BB: 0 P: 4	R: 0 E: 0 K: 1 S: 6	H: 1 LOB: 0 BB: 0 P: 6	R: 1 E: 0 K: 0 S: 5	H: 2 LOB: 1 BB: 0 P: 5	R: 1 E: 0 K: 1 S: 7	H: 2 LOB: 1 BB: 0 P: 7	R: 0 E: 0 K: 0 S: 3	H: 1 LOB: 0 BB: 0 P: 3	R: 3 E: 0 K: 0 S: 6	H: 3 LOB: 0 BB: 0 P: 6	R: 0 E: 0 K: 1 S: 6	H: 1 LOB: 1 BB: 0 P: 6	R: 0 E: 0 K: 0 S: 3	H: 0 LOB: 0 BB: 0 P: 3	R: 0 E: 1 K: 1 S: 7	H: 1 LOB: 2 BB: 0 P: 7	1B: 6 2B: 1 3B: 1 HR: 4	SF: 0 SAC: 0 DP: 0 HBP: 0	WP: 0 PB: 0 SB: 2 CS: 0	PA: 39			
PITCHER	IP	WLS	BF	H	R	ER	SO	BB	IBB	HBP	BLK	WP	HR	S	P	ERA	WHIP								
Dave Giusti, R ERA: 3.81 (1, 1)	5.1		25	10	5	5	2	0	0	0	0	0	4	29	29	8.44	1.875								
Barry Latman, R ERA: 2.55 (6, 1)	0.2		2	0	0	0	0	0	0	0	0	0	0	2	2	0.00	0.000								
Carroll Sembera, R ERA: 3.29 (7, 1)	3.0	W	12	2	0	0	2	0	0	0	0	0	0	16	16	0.00	0.667								

Houston Astros @ Chicago Cubs
Wrigley Field, Chicago, IL
Tue Aug 09 1966, 3:33 AM CDT
Att: 8,170 - Unknown - 71 F

AB	39
R	5
H	12
RBI	5
BB	0
SO	4
LOB	11



Batter	1	2	3	4	5	6	7	8	9	10	11	AB	R	H	RBI	BB	SO	LOB	TOP					
Ron Davis, R OBP: 0.333, SLG: 0.429 (1, 8)	6-3	P5			FC1-6 1B		G6-4-3		F7		FC6-4 SH1-3	6	0	1	0	0	0	2						
Sonny Jackson, L OBP: 0.327, SLG: 0.332 (1, 6)	L4		K		FC1-6 E S 1-2r 3B		5-3		6-3		SH1-3	5	1	0	0	0	1	1						
Rusty Staub, L OBP: 0.361, SLG: 0.457 Dave Nicholson, R OBP: 0.364, SLG: 0.443 (11, PH) (11, 9)	K				5-3			F9	F7			5	1	1	1	0	1	1						
Chuck Harrison, R OBP: 0.311, SLG: 0.372 (1, 3)		1B HR 2B	K		5-3			K		L5	K	6	1	2	1	0	3	2						
Joe Morgan, L OBP: 0.429, SLG: 0.425 (1, 4)		4-0 1B HR BB	F9		1-3			1B BB		3-1		3	2	0	0	2	0	1						
Les Maye, L OBP: 0.308, SLG: 0.430 (1, 7)		1-2 2-3 HR 1B			HR			1B 1B			2B	5	2	5	1	0	0	0						
John Bateman, R OBP: 0.318, SLG: 0.495 (1, 2)	P5			F7		K		1B			IBB	4	0	1	1	1	1	4						
Bob Aspromonte, R OBP: 0.294, SLG: 0.332 (1, 5)				L5		G6-4-3		1B			F8	5	1	2	4	0	0	3						
Bob Bruce, R OBP: 0.110, SLG: 0.080 Turk Farrell, R OBP: 0.119, SLG: 0.190 Bill Heath, L OBP: 0.306, SLG: 0.316 Nate Colbert, R OBP: 0.318, SLG: 0.495 Jim Owens, R OBP: 0.318, SLG: 0.495 (1, 1) (4, 1) (11, PH) (11, PR) (11, 1)		1-2 2-3 HR K		5-3		G6-4-3 1B		G3			FC6-4 1B	2	0	0	0	0	1	0						
Inning Stats	R: 0 E: 0 K: 1 S: 5	H: 0 LOB: 0 BB: 0 P: 5	R: 4 E: 0 K: 1 S: 8	H: 3 LOB: 0 BB: 1 P: 12	R: 1 E: 0 K: 2 S: 8	H: 1 LOB: 0 BB: 0 P: 8	R: 1 E: 0 K: 0 S: 4	H: 1 LOB: 0 BB: 0 P: 4	R: 0 E: 0 K: 1 S: 5	H: 1 LOB: 0 BB: 0 P: 5	R: 0 E: 0 K: 0 S: 3	H: 1 LOB: 0 BB: 0 P: 3	R: 1 E: 0 K: 1 S: 8	H: 3 LOB: 3 BB: 1 P: 12	R: 0 E: 0 K: 0 S: 3	H: 0 LOB: 0 BB: 0 P: 3	R: 0 E: 0 K: 0 S: 4	H: 1 LOB: 2 BB: 1 P: 8	R: 0 E: 0 K: 1 S: 6	H: 1 LOB: 2 BB: 1 P: 10	1B: 8 2B: 2 3B: 1 HR: 3	SF: 0 SAC: 1 DP: 2 HBP: 0	WP: 0 PB: 0 SB: 1 CS: 0	PA: 49
PITCHER	IP ERA WLS BF H R ER SO BB IBB HBP BLK WP HR S P ERA WHIP	4.0 4.22 3.2 16 6 2 2 2 1 0 0 0 0 0 19 23 4.91 1.909	8.1 3.1 W 15 3 0 0 1 1 1 0 0 0 0 0 15 23 0.00 1.200	PITCHER																				

Houston Astros @ Chicago Cubs
Wrigley Field, Chicago, IL
Thu Aug 11 1966, 3:33 AM CDT
Cloudy - 70 F


AB	44
R	8
H	14
RBI	8
BB	4
SO	7
LOB	17



Batter	1	2	3	4	5	6	7	8	9	10	11	AB	R	H	RBI	BB	SO	LOB	BOTTOM					
Adolfo Phillips, R OBP: 0.350, SLG: 0.475 (1, 8)	K			F8		L7			6-3			5	1	1	3	0	1	4						
Glenn Beckert, R OBP: 0.312, SLG: 0.344 (1, 4)	G4-3-6 1B		P6	6-3				F9		G4-6-3 1B		5	0	2	0	0	0	2						
Billy Williams, L OBP: 0.351, SLG: 0.472 (1, 9)	G4-3-6 1-2r		4-3		K			HR		G4-6-3 1-2r		5	1	1	1	0	1	2						
Ron Santo, R OBP: 0.411, SLG: 0.558 (1, 5)		F9		14 1B 3B 2B	P3			F2			P5	5	1	1	0	0	0	0						
14 Ernie Banks, R OBP: 0.304, SLG: 0.428 (1, 3)		K		3B 1B	F8			F9			F7	5	1	1	0	0	1	0						
Byron Browne, R OBP: 0.326, SLG: 0.471 (1, 7)		K		K		1-6-3		F9			L9	5	0	0	0	0	2	2						
Randy Hundley, R OBP: 0.305, SLG: 0.460 (1, 2)			K	1B 3B				HR			1B 1B	5	3	4	3	0	1	0						
Don Kessinger, S OBP: 0.284, SLG: 0.287 (1, 6)			1B HR 1B	S S 1B		F8		6-3			1B 1B	5	1	3	1	0	0	1						
Robin Roberts, S OBP: 0.241, SLG: 0.120 Marty Keough, L OBP: 0.275, SLG: 0.176 Curt Simmons, L OBP: 0.174, SLG: 0.143 Cal Koonce, R OBP: 0.174, SLG: 0.143 Lee Thomas, L OBP: 0.285, SLG: 0.328 (1, 1) (4, PH) (5, 1) (8, 1) (11, PH)			1B HR 1B	1-2 BB		4-3		4-3			1B 1B	1	1	1	0	0	0	0						
Inning Stats	R: 0 E: 0 K: 1 S: 5	H: 1 LOB: 0 BB: 0 P: 5	R: 0 E: 0 K: 2 S: 7	H: 0 LOB: 0 BB: 0 P: 7	R: 3 E: 0 K: 1 S: 8	H: 3 LOB: 0 BB: 0 P: 8	R: 3 E: 0 K: 1 S: 9	H: 4 LOB: 2 BB: 1 P: 13	R: 0 E: 0 K: 0 S: 4	H: 1 LOB: 2 BB: 1 P: 8	R: 1 E: 0 K: 0 S: 4	H: 1 LOB: 0 BB: 0 P: 4	R: 1 E: 0 K: 0 S: 4	H: 1 LOB: 0 BB: 0 P: 4	R: 0 E: 0 K: 0 S: 3	H: 0 LOB: 0 BB: 0 P: 3	R: 0 E: 0 K: 0 S: 3	H: 0 LOB: 0 BB: 0 P: 3	R: 1 E: 0 K: 0 S: 3	H: 3 LOB: 2 BB: 0 P: 3	1B: 9 2B: 2 3B: 1 HR: 3	SF: 0 SAC: 0 DP: 2 HBP: 0	WP: 0 PB: 0 SB: 3 CS: 0	PA: 45
PITCHER	IP ERA WLS BF H R ER SO BB IBB HBP BLK WP HR S P ERA WHIP	6.2 6.16 3.1 26 7 2 2 1 2 0 0 0 0 2 26 34 2.70 1.050	0.0 L 3 3 1 1 0 0 0 0 0 0 0 0 3 3 =	PITCHER																				

Houston Astros @ Chicago Cubs
Wrigley Field, Chicago, IL
Thu Aug 11 1966, 3:33 AM CDT
Cloudy - 70 F

AB	43
R	9
H	15
RBI	9
BB	2
SO	6
LOB	11



Batter	1	2	3	4	5	6	7	8	9	AB	R	H	RBI	BB	SO	LOB	TOP				
Adolfo Phillips, R OBP: 0.348, SLG: 0.469 (1, 8)	0-3 K		0-0 CS 1B		0-3 K			0-3 K		4	0	1	0	0	3	0	Chicago Cubs @ Los Angeles Dodgers Dodger Stadium, Los Angeles, CA Fri Aug 12 1966, 7:05 PM PDT Att: 30,441 - Unknown				
Glenn Beckert, R OBP: 0.319, SLG: 0.349 (1, 4)	0-0 1B		0-0 5-3		0-0 1B			0-0 1B	0-0 FC4-6 1B	4	0	3	0	0	0	1					
Billy Williams, L OBP: 0.354, SLG: 0.479 (1, 9)	0-0 1B			4-0 G6-4-3 BB		0-0 P6		0-0 FC4-6 2B	0-0 FC4-6 2B	3	1	1	0	1	0	2					
Ron Santo, R OBP: 0.414, SLG: 0.563 (1, 5)	0-3 K			0-0 G6-4-3		0-0 P4		0-0 1B	0-0 1B	4	1	1	1	0	1	4					
14 Ernie Banks, R OBP: 0.303, SLG: 0.425 (1, 3)	0-0 F7			0-0 F9				0-0 1B	4-0 1B	3	0	0	0	1	0	2					
Byron Browne, R OBP: 0.318, SLG: 0.459 George Altman, L OBP: 0.273, SLG: 0.382 (9, PH) (9, 7)		0-0 F9			0-3 K2-3			0-0 IBB	0-0 1B	3	0	0	0	0	2	0					
Randy Hundley, R OBP: 0.304, SLG: 0.454 (1, 2)		0-0 L7			0-3 K			0-0 1B	0-3 K	4	0	0	0	0	3	2					
Don Kessinger, S OBP: 0.281, SLG: 0.282 (1, 6)		0-0 P6			4-0 BB			0-0 4-3	0-0 F8	3	0	0	0	1	0	2					
Ken Holtzman, R OBP: 0.128, SLG: 0.109 (1, 1)			0-3 K		0-0 F8			0-0 4-3		3	0	0	0	0	1	1					
Inning Stats	R: 0 E: 0 K: 2 S: 9	H: 2 LOB: 2 BB: 0 P: 9	R: 0 E: 0 K: 0 S: 3	H: 0 LOB: 0 BB: 0 P: 3	R: 0 E: 0 K: 1 S: 5	H: 1 LOB: 0 BB: 0 P: 5	R: 0 E: 0 K: 0 S: 2	H: 0 LOB: 0 BB: 1 P: 6	R: 0 E: 0 K: 2 S: 7	H: 0 LOB: 1 BB: 0 P: 11	R: 0 E: 0 K: 1 S: 6	H: 0 LOB: 0 BB: 0 P: 7	R: 0 E: 0 K: 1 S: 5	H: 0 LOB: 0 BB: 0 P: 5	R: 2 E: 0 K: 1 S: 8	H: 3 LOB: 2 BB: 1 P: 12		1B: 6 2B: 1 3B: 0 HR: 0	SF: 0 SAC: 0 DP: 1 HBP: 0	WP: 0 PB: 0 SB: 0 CS: 1	PA: 35
PITCHER	IP	WLS	BF	H	R	ER	SO	BB	IBB	HBP	BLK	WP	HR	S	P	ERA	WHIP				
Don Sutton, R ERA: 3.46 Phil Regan, R ERA: 1.89	(1, 1) (9, 1)	8.1 0.2	L 4	31 1	6 0	2 0	9 1	2 0	0 1	0 0	0 0	0 0	0 0	47 5	55 9	2.16 0.00	0.960 1.500				

Batter	1	2	3	4	5	6	7	8	9	AB	R	H	RBI	BB	SO	LOB	BOTTOM				
Willie Davis, L OBP: 0.296, SLG: 0.379 (1, 8)	0-0 G3		0-3 K		0-0 CS 1B			0-0 F8		4	0	1	0	0	1	0	Chicago Cubs @ Los Angeles Dodgers Dodger Stadium, Los Angeles, CA Fri Aug 12 1966, 7:05 PM PDT Att: 30,441 - Unknown				
Maury Wills, S OBP: 0.337, SLG: 0.333 (1, 6)	0-0 6-3		0-0 4-3		0-0 CS		0-0 F9		0-0 L4	4	0	0	0	0	0	0					
Lou Johnson, R OBP: 0.322, SLG: 0.403 (1, 9)	0-0 1B WP		0-0 F8		0-0 6-3			0-0 1B	0-0 FC5-4 1B	4	1	2	0	0	0	0					
Tommy Davis, R OBP: 0.322, SLG: 0.361 (1, 7)	0-0 1B WP		0-0 F9		0-0 1-3			0-0 P4		4	0	1	0	0	0	1					
Dick Stuart, R OBP: 0.310, SLG: 0.382 Wes Parker, S OBP: 0.337, SLG: 0.385 Al Ferrara, R OBP: 0.325, SLG: 0.449 (9, PH)	4-0 1B		0-0 F9		0-0 F8			0-0 FC5-4	0-0 FC5-4	2	0	0	0	1	0	0					
Jim Lefebvre, S OBP: 0.332, SLG: 0.480 (1, 4)	0-0 1B		0-0 F7		0-3 K			0-0 FC5-4		0	0	0	0	0	0	1					
John Roseboro, L OBP: 0.363, SLG: 0.463 (1, 2)	0-3 K		0-0 F7		0-3 K			0-0 K		3	0	1	0	0	1	0					
John Kennedy, R OBP: 0.250, SLG: 0.283 (1, 5)		0-3 K			0-3 K			0-0 F7		3	0	0	0	0	2	0					
Don Sutton, R OBP: 0.209, SLG: 0.227 Phil Regan, R OBP: 0.250, SLG: 0.167 (9, 1)		0-3 K			0-3 K			0-0 4-3		3	0	0	0	0	2	0					
Inning Stats	R: 1 E: 0 K: 1 S: 8	H: 3 LOB: 3 BB: 1 P: 12	R: 0 E: 0 K: 3 S: 9	H: 0 LOB: 0 BB: 0 P: 9	R: 0 E: 0 K: 0 S: 3	H: 0 LOB: 0 BB: 0 P: 3	R: 0 E: 0 K: 1 S: 5	H: 0 LOB: 0 BB: 0 P: 5	R: 0 E: 0 K: 2 S: 7	H: 1 LOB: 0 BB: 0 P: 7	R: 0 E: 0 K: 0 S: 3	H: 0 LOB: 0 BB: 0 P: 3	R: 0 E: 0 K: 0 S: 7	H: 0 LOB: 0 BB: 0 P: 7	R: 0 E: 0 K: 2 S: 3	H: 1 LOB: 1 BB: 0 P: 4		1B: 5 2B: 0 3B: 0 HR: 0	SF: 0 SAC: 0 DP: 0 HBP: 0	WP: 1 PB: 0 SB: 0 CS: 1	PA: 33
PITCHER	IP	WLS	BF	H	R	ER	SO	BB	IBB	HBP	BLK	WP	HR	S	P	ERA	WHIP				
Ken Holtzman, L ERA: 3.7	(1, 1)	9.0	W	32	5	1	1	9	1	0	0	1	0	49	53	1.00	0.667				

AB	32
R	2
H	7
RBI	2
BB	3
SO	10
LOB	14



Batter	1	2	3	4	5	6	7	8	9	AB	R	H	RBI	BB	SO	LOB	TOP			
Adolfo Phillips, R OBP: 0.345, SLG: 0.465 (1, 8)	0-3 K		0-3 K			0-3 K		0-0 SH2-3		3	0	0	0	0	3	0	Chicago Cubs @ Los Angeles Dodgers Dodger Stadium, Los Angeles, CA Sat Aug 13 1966, 3:33 AM PDT Att: 21,471 - Unknown			
Glenn Beckert, R OBP: 0.316, SLG: 0.346 (1, 4)	0-0 F8			0-3 K		0-0 F3		0-0 F7		4	0	0	0	0	1	1				
Billy Williams, L OBP: 0.354, SLG: 0.477 (1, 9)	0-0 F3			0-0 F7		0-3 K			0-0 1B	4	1	1	0	0	1	0				
Ron Santo, R OBP: 0.419, SLG: 0.565 (1, 5)		4-0 FC5-4 BB		0-0 1B		4-0 FC5-4 BB		0-0 1B	0-0 1B	2	0	2	0	2	0	0				
14 Ernie Banks, R OBP: 0.300, SLG: 0.420 (1, 3)		0-0 FC5-4 FC6-4 1-2f		0-3 K		0-0 FC5-4 1-2f		0-0 L7-4-6	0-0 L7-4-6	4	0	0	0	0	1	5				
Byron Browne, R OBP: 0.320, SLG: 0.458 (1, 7)		0-3 K			4-0 BB		0-0 F9		0-0 1B	3	0	1	1	1	1	2				
Randy Hundley, R OBP: 0.301, SLG: 0.449 (1, 2)		0-0 FC6-4 1-2f			0-3 K		0-3 K		0-0 P4	4	0	0	0	0	2	4				
Don Kessinger, S OBP: 0.275, SLG: 0.280 (1, 6)			0-0 5-3		0-0 P6		0-3 K			3	0	0	0	0	1	1				
Dick Ellsworth, L OBP: 0.174, SLG: 0.179 (1, 1)			0-3 K		0-0 6-3			0-3 SH2-3 1B		3	0	1	0	0	1	1				
Inning Stats	R: 0 E: 0 K: 1 S: 5	H: 0 LOB: 0 BB: 0 P: 5	R: 0 E: 0 K: 1 S: 5	H: 0 LOB: 1 BB: 1 P: 9	R: 0 E: 0 K: 2 S: 7	H: 0 LOB: 0 BB: 0 P: 7	R: 0 E: 0 K: 2 S: 8	H: 1 LOB: 1 BB: 0 P: 8	R: 0 E: 0 K: 1 S: 5	H: 0 LOB: 1 BB: 1 P: 9	R: 0 E: 0 K: 1 S: 5	H: 0 LOB: 1 BB: 0 P: 9	R: 0 E: 0 K: 1 S: 6	H: 1 LOB: 1 BB: 0 P: 6	R: 1 E: 0 K: 0 S: 5	H: 3 LOB: 1 BB: 0 P: 5	1B: 5 2B: 1 3B: 0 HR: 0	SF: 0 SAC: 1 DP: 1 HBP: 0	WP: 0 PB: 0 SB: 0 CS: 0	PA: 34
PITCHER Sandy Koufax, L ERA: 1.62 (1, 1)	IP: 9.0 WLS: W BF: 34 H: 5 R: 1 ER: 1 SO: 11 BB: 3 IBB: 0 HBP: 0 BLK: 0 WP: 0 HR: 0 S: 53 P: 65 ERA: 1.00 WHIP: 0.889											PITCHER	IP: 9.0 WLS: W BF: 34 H: 5 R: 1 ER: 1 SO: 11 BB: 3 IBB: 0 HBP: 0 BLK: 0 WP: 0 HR: 0 S: 53 P: 65 ERA: 1.00 WHIP: 0.889							

AB	30
R	1
H	5
RBI	1
BB	3
SO	11
LOB	14



Batter	1	2	3	4	5	6	7	8	9	AB	R	H	RBI	BB	SO	LOB	BOTTOM			
Willie Davis, L OBP: 0.299, SLG: 0.382 (1, 8)	0-0 3-1		0-0 PB SF9 1B		0-0 F5	0-0 1-2 2-H 3-H 1B		0-0 1B		5	1	3	2	0	0	0	Chicago Cubs @ Los Angeles Dodgers Dodger Stadium, Los Angeles, CA Sat Aug 13 1966, 3:33 AM PDT Att: 21,471 - Unknown			
Maury Wills, S OBP: 0.328, SLG: 0.332 (1, 6)	0-0 4-3		0-0 SF9 HR 1B		0-0 5-3	0-0 G5-3 2-3f		0-0 L1		5	1	1	0	0	0	3				
Lou Johnson, R OBP: 0.324, SLG: 0.404 (1, 9)	0-0 L7		0-0 SF9 1-3 2-H		4-0 1B BB		0-0 S 1B			2	1	1	1	1	0	0				
Tommy Davis, R OBP: 0.333, SLG: 0.386 (1, 7)		0-0 G1-4-3 1B	0-0 HR		0-0 1B		0-0 G5-4-3 1-H 1B			4	1	4	3	0	0	0				
Dick Stuart, R OBP: 0.310, SLG: 0.377 Ron Fairly, L OBP: 0.353, SLG: 0.402 (6, 3)		0-0 G1-4-3 1-2f	0-0 BB		0-3 K		0-0 FC G5-4-3			2	0	0	0	1	1	3				
Jim Lefebvre, S OBP: 0.333, SLG: 0.480 (1, 4)		0-0 1B 1B	0-3 K			0-0 BB 1B 1B		0-0 G5-4-3 1-2f 2-3		4	1	2	0	0	1	3				
John Roseboro, L OBP: 0.365, SLG: 0.463 (1, 2)		0-0 1B		0-0 B2		0-0 BB 1B 1B		0-0 F4		4	1	2	0	0	0	1				
John Kennedy, R OBP: 0.246, SLG: 0.278 (1, 5)		0-0 F9		0-0 F7		0-3 K		0-0 F8		4	0	0	0	0	1	4				
Sandy Koufax, R OBP: 0.100, SLG: 0.092 (1, 1)			0-0 P3		0-0 6-3		4-0 G5-3 1-2 2-3 BB		0-0 F7	3	0	0	0	1	0	0				
Inning Stats	R: 0 E: 0 K: 0 S: 3	H: 0 LOB: 0 BB: 0 P: 3	R: 0 E: 0 K: 0 S: 5	H: 3 LOB: 2 BB: 0 P: 5	R: 3 E: 0 K: 1 S: 8	H: 3 LOB: 1 BB: 1 P: 12	R: 0 E: 0 K: 0 S: 3	H: 0 LOB: 0 BB: 0 P: 3	R: 0 E: 0 K: 1 S: 6	H: 1 LOB: 2 BB: 1 P: 10	R: 2 E: 0 K: 1 S: 7	H: 3 LOB: 1 BB: 1 P: 11	R: 1 E: 0 K: 0 S: 5	H: 2 LOB: 1 BB: 0 P: 5	R: 0 E: 0 K: 0 S: 4	H: 1 LOB: 1 BB: 0 P: 4	1B: 12 2B: 0 3B: 0 HR: 1	SF: 1 SAC: 0 DP: 3 HBP: 0	WP: 0 PB: 1 SB: 1 CS: 0	PA: 38
PITCHER Dick Ellsworth, L ERA: 4.59 (1, 1)	IP: 8.0 WLS: L BF: 38 H: 13 R: 6 ER: 6 SO: 3 BB: 3 IBB: 0 HBP: 0 BLK: 0 WP: 0 HR: 1 S: 41 P: 53 ERA: 6.75 WHIP: 2.000											PITCHER	IP: 8.0 WLS: L BF: 38 H: 13 R: 6 ER: 6 SO: 3 BB: 3 IBB: 0 HBP: 0 BLK: 0 WP: 0 HR: 1 S: 41 P: 53 ERA: 6.75 WHIP: 2.000							

AB	34
R	6
H	13
RBI	6
BB	3
SO	3
LOB	15



Batter	1	2	3	4	5	6	7	8	9	10	AB	R	H	RBI	BB	SO	LOB	TOP	
Glenn Beckert, R OBP: 0.318, SLG: 0.347 (1.4)	0-0 4-3 1B		0-0 1B SF7	0-0 4-3		0-0 5-3		0-0 3-H 1B		0-0 SH5-4 SF8 1B	6	2	4	1	0	0	0		
Lee Thomas, L OBP: 0.285, SLG: 0.327 (1.7)	0-0 4-3 1-2		0-0 1B 2B	0-0 4-3		0-0 4-3		0-0 4-3		0-0 SH5-4	5	1	1	0	0	0	2		
Billy Williams, L OBP: 0.356, SLG: 0.474 (1.9)	0-0 4-3 2-3		0-0 SF7	0-0 4-3		0-0 F5			0-0 6-3	4-0 1B WP IBB	4	1	0	1	1	0	1		
Ron Santo, R OBP: 0.414, SLG: 0.554 (1.5)	0-0 5-3		0-0 1B 2B		0-3 K		0-0 5-3		4-0 FC5-4 BB	0-0 SF8	4	1	1	1	1	1	1		
John Boccabella, R OBP: 0.271, SLG: 0.400 (1.3)		0-0 HR	0-0 1B 2B		0-0 E6 1B 2B		0-0 F2		0-0 FC5-4 1B	0-0 WP 1B	6	4	3	1	0	0	1		
Byron Browne, R OBP: 0.322, SLG: 0.456 (1.8)		0-0 5-3 1B		0-0 K		0-0 2B SF9 1B		0-0 6-3		0-0 1B 1B	6	1	3	0	0	1	4		
Don Bryant, R OBP: 0.381, SLG: 0.450 Randy Hundley, R OBP: 0.303, SLG: 0.451 (8.2)		0-0 5-3 1B		0-0 1B 2B		0-0 1B 2B			0-0 P4		4	1	2	3	0	0	1		
Don Kessinger, S OBP: 0.286, SLG: 0.287 (1.6)		0-0 F7		0-0 1B 2B		0-0 SF9			0-0 SH1-3 PB 1B	4-0 1B IBB	3	1	2	3	1	0	1		
Bob Hendley, R OBP: 0.267, SLG: 0.231 Fergie Jenkins, R OBP: 0.321, SLG: 0.360 Arnold Earley, L Cal Koonce, R (9.1)		0-0 4-3		0-0 K		0-0 P4			0-0 SH1-3	0-3 K	0	0	0	0	0	0	0		
Inning Stats	R: 0 E: 0 K: 0 S: 4	H: 1 LOB: 1 BB: 0 P: 4	R: 1 E: 0 K: 0 S: 5	H: 2 LOB: 1 BB: 0 P: 5	R: 5 E: 0 K: 2 S: 13	H: 6 LOB: 1 BB: 0 P: 13	R: 0 E: 0 K: 0 S: 3	H: 0 LOB: 0 BB: 0 P: 3	R: 0 E: 0 K: 0 S: 3	H: 0 LOB: 0 BB: 0 P: 3	R: 1 E: 0 K: 0 S: 5	H: 2 LOB: 1 BB: 0 P: 5	R: 1 E: 0 K: 1 S: 7	H: 2 LOB: 3 BB: 2 P: 15	R: 2 E: 1 K: 0 S: 5	H: 2 LOB: 1 BB: 1 P: 9	1B: 14 2B: 2 3B: 0 HR: 1	SF: 3 SAC: 2 DP: 0 HBP: 0	WP: 1 PA: 51
PITCHER	IP	WLS	BF	H	R	ER	SO	BB	IBB	HBP	BLK	WP	HR	S	P	ERA	WHIP		
Joe Moeller, R ERA: 2.87 Bob Miller, R ERA: 3.29 Jim Brewer, L ERA: 3.5 Ron Perranoski, L ERA: 2.3 Don Sutton, R ERA: 3.59	2.1		14	7	5	5	0	0	0	0	0	0	0	14	14	19.29	3.000		
PITCHER	IP	WLS	BF	H	R	ER	SO	BB	IBB	HBP	BLK	WP	HR	S	P	ERA	WHIP		
Phil Regan, R ERA: 1.8	0.2		3	1	0	0	0	0	0	0	0	0	0	0	3	0.00	1.500		

Chicago Cubs @ Los Angeles Dodgers
Dodger Stadium, Los Angeles, CA
Sun Aug 14 1966, 3:38 AM PDT
Att: 34,076 - Unknown

AB 43
R 12
H 17
RBI 11
BB 3
SO 4
LOB 17



Batter	1	2	3	4	5	6	7	8	9	10	AB	R	H	RBI	BB	SO	LOB	BOTTOM					
Willie Davis, L OBP: 0.296, SLG: 0.376 (1.8)	0-0 P6		0-0 G3		0-0 1B BB		0-0 F9		0-0 L4	0-0 L4-3	6	1	1	1	0	0	1						
Jim Gilliam, S OBP: 0.289, SLG: 0.271 (1.5)	0-0 F7		4-0 1B WP BB		4-0 1B 2B BB		0-0 1B 2B		0-0 FC5-4 1B	0-0 F7	4	3	2	0	2	0	0						
Lou Johnson, R OBP: 0.325, SLG: 0.401 (1.9)	0-3 K2-3		0-0 1B		0-0 2B 1B		0-0 F2		0-0 FC5-4 1B		5	1	2	2	0	1	2						
Tommy Davis, R OBP: 0.344, SLG: 0.395 (1.7)		0-0 1B 1B	0-0 P3		0-3 K		0-0 1B SF9 1B		0-0 1B E 1B		5	3	3	1	0	1	3						
Jim Lefebvre, S OBP: 0.337, SLG: 0.492 (1.4)		0-0 1B 1B		0-0 1B 1B		0-0 1B 2B		0-0 1B	0-0 F9		5	0	4	2	0	0	1						
Jeff Torborg, R OBP: 0.282, SLG: 0.291 John Roseboro, L OBP: 0.365, SLG: 0.459 (6.2)		0-0 1B 1B		0-0 1B 1B		0-0 1-3 2B		0-0 SF9	0-0 E9 1B		3	0	0	0	0	0	0						
John Kennedy, R OBP: 0.244, SLG: 0.275 Maury Wills, S OBP: 0.324, SLG: 0.327 (7.6)		0-0 G5-4-3 1B		0-0 1B 1B		0-0 1-3		0-0 G3	0-0 1B		2	0	1	1	0	0	1						
Joe Moeller, R OBP: 0.300, SLG: 0.125 Bob Miller, R Wes Parker, S OBP: 0.337, SLG: 0.387 (6.3)		0-0 4-3		0-0 1B 2B		0-0 K		0-0 5-3		0-0 L4-3 1B	0	0	0	0	0	0	0						
Inning Stats	R: 0 E: 0 K: 1 S: 5	H: 0 LOB: 0 BB: 0 P: 5	R: 1 E: 0 K: 0 S: 5	H: 3 LOB: 1 BB: 0 P: 5	R: 1 E: 0 K: 0 S: 4	H: 1 LOB: 1 BB: 1 P: 8	R: 0 E: 0 K: 0 S: 4	H: 2 LOB: 2 BB: 0 P: 4	R: 3 E: 0 K: 1 S: 9	H: 4 LOB: 2 BB: 1 P: 13	R: 0 E: 0 K: 0 S: 5	H: 0 LOB: 1 BB: 0 P: 5	R: 2 E: 0 K: 0 S: 6	H: 3 LOB: 1 BB: 0 P: 6	R: 0 E: 0 K: 0 S: 3	H: 0 LOB: 0 BB: 0 P: 3	R: 3 E: 2 K: 0 S: 7	H: 4 LOB: 2 BB: 0 P: 7	R: 0 E: 0 K: 0 S: 3	H: 1 LOB: 0 BB: 0 P: 3	1B: 15 2B: 4 3B: 0 HR: 0	SF: 1 SAC: 0 DP: 2 HBP: 0	WP: 1 PA: 47
PITCHER	IP	WLS	BF	H	R	ER	SO	BB	IBB	HBP	BLK	WP	HR	S	P	ERA	WHIP						
Bob Hendley, L ERA: 4.52 Fergie Jenkins, R ERA: 4.0 Arnold Earley, L ERA: 5.23 Cal Koonce, R ERA: 4.58	4.0		21	9	5	5	1	2	0	0	0	1	0	21	29	11.25	2.750						
PITCHER	IP	WLS	BF	H	R	ER	SO	BB	IBB	HBP	BLK	WP	HR	S	P	ERA	WHIP						
Phil Regan, R ERA: 1.8	0.2		3	1	0	0	0	0	0	0	0	0	0	0	3	0.00	1.500						

Chicago Cubs @ Los Angeles Dodgers
Dodger Stadium, Los Angeles, CA
Sun Aug 14 1966, 3:38 AM PDT
Att: 34,076 - Unknown

AB 44
R 10
H 18
RBI 9
BB 2
SO 3
LOB 20



Batter	1	2	3	4	5	6	7	8	9	AB	R	H	RBI	BB	SO	LOB	TOP									
Adolfo Phillips, R OBP: 0.340, SLG: 0.460 (1, 8)										4	1	1	0	0	2	0	Chicago Cubs @ Philadelphia Phillies Connie Mack Stadium, Philadelphia, PA Mon Aug 15 1966, 7:05 PM EDT Att: 7,627 - Unknown									
Glenn Beckert, R OBP: 0.317, SLG: 0.346 (1, 4)										4	0	1	0	0	0	1										
Billy Williams, L OBP: 0.356, SLG: 0.474 (1, 9)										4	0	1	1	0	1	1										
Ron Santo, R OBP: 0.415, SLG: 0.561 (1, 5)										4	2	2	1	0	1	2										
John Boccabella, R OBP: 0.271, SLG: 0.403 (1, 3)										4	1	1	0	0	1	0										
Byron Browne, R OBP: 0.324, SLG: 0.464 (1, 7)										3	1	1	3	1	1	0										
Randy Hundley, R OBP: 0.300, SLG: 0.446 (1, 2)										4	0	0	0	0	2	1										
Don Kessinger, S OBP: 0.284, SLG: 0.285 (1, 6)										3	0	0	0	0	0	1										
Bill Hands, R OBP: 0.122, SLG: 0.079 (1, 1)										1	0	0	0	0	0	0										
Bob Hendley, R OBP: 0.250, SLG: 0.214 (4, 1)										1	0	0	0	0	0	0										
14 Ernie Banks, R OBP: 0.296, SLG: 0.414 (6, PH)										1	0	0	0	0	0	0										
Arnold Earley, L (8, 1)										0	0	0	0	0	0	0										
Inning Stats	R: 0 E: 0 K: 2 S: 8	H: 1 LOB: 1 BB: 0 P: 8	R: 0 E: 0 K: 2 S: 7	H: 0 LOB: 0 BB: 0 P: 7	R: 0 E: 0 K: 0 S: 3	H: 0 LOB: 0 BB: 0 P: 3	R: 3 E: 0 K: 1 S: 8	H: 3 LOB: 0 BB: 0 P: 8	R: 0 E: 0 K: 1 S: 5	H: 0 LOB: 0 BB: 0 P: 5	R: 1 E: 0 K: 1 S: 6	H: 1 LOB: 0 BB: 0 P: 6	R: 0 E: 0 K: 1 S: 4	H: 0 LOB: 0 BB: 1 P: 8	R: 1 E: 0 K: 0 S: 5	H: 2 LOB: 1 BB: 0 P: 5	R: 0 E: 0 K: 0 S: 3	H: 0 LOB: 0 BB: 0 P: 3	1B: 2 2B: 4 3B: 0 HR: 2	SF: 0 SAC: 0 DP: 1 HBP: 0	WP: 0 PB: 0 SB: 0 CS: 0	PA: 34				
PITCHER	IP	WLS	BF	H	R	ER	SO	BB	IBB	HBP	BLK	WP	HR	S	P	ERA	WHIP									
Chris Short, L ERA: 3.38	(1, 1)	7.2	W	30	7	5	5	8	1	0	0	0	0	2	45	49	5.87	1.043								
Terry Fox, R ERA: 4.08	(8, 1)	1.1	S	4	0	0	0	0	0	0	0	0	0	4	4	0.00	0.000									


AB	33
R	5
H	7
RBI	5
BB	1
SO	8
LOB	6




Batter	1	2	3	4	5	6	7	8	9	AB	R	H	RBI	BB	SO	LOB	BOTTOM								
John Briggs, L OBP: 0.427, SLG: 0.582 (1, 8)										4	2	2	0	1	0	0	Chicago Cubs @ Philadelphia Phillies Connie Mack Stadium, Philadelphia, PA Mon Aug 15 1966, 7:05 PM EDT Att: 7,627 - Unknown								
Cookie Rojas, R OBP: 0.313, SLG: 0.345 (1, 4)										3	3	2	0	2	0	0									
Johnny Callison, L OBP: 0.348, SLG: 0.429 (1, 9)										3	3	1	0	2	1	5									
Dick Allen, R OBP: 0.393, SLG: 0.645 (1, 5)										4	2	2	1	1	1	3									
Bill White, L OBP: 0.363, SLG: 0.484 (1, 3)										5	0	3	5	0	1	2									
Tony Gonzalez, L OBP: 0.318, SLG: 0.389 (1, 7)										5	0	0	0	0	1	6									
Clay Dalrymple, L OBP: 0.366, SLG: 0.341 (1, 2)										3	0	0	0	2	0	3									
Dick Groat, R OBP: 0.304, SLG: 0.325 (1, 6)										5	1	2	2	0	0	3									
Chris Short, R OBP: 0.224, SLG: 0.224 (1, 1)										4	0	1	0	0	2	3									
Terry Fox, R (8, 1)										1	0	0	0	0	1	2									
Inning Stats	R: 4 E: 0 K: 1 S: 7	H: 2 LOB: 2 BB: 4 P: 23	R: 2 E: 0 K: 1 S: 8	H: 3 LOB: 1 BB: 0 P: 8	R: 0 E: 0 K: 1 S: 4	H: 0 LOB: 0 BB: 1 P: 8	R: 1 E: 0 K: 1 S: 6	H: 1 LOB: 1 BB: 1 P: 10	R: 1 E: 1 K: 1 S: 8	H: 3 LOB: 3 BB: 1 P: 12	R: 0 E: 0 K: 0 S: 4	H: 1 LOB: 1 BB: 0 P: 4	R: 0 E: 0 K: 0 S: 3	H: 0 LOB: 0 BB: 0 P: 3	R: 3 E: 1 K: 2 S: 11	H: 3 LOB: 2 BB: 1 P: 15	R: 0 E: 0 K: 0 S: 3	H: 0 LOB: 0 BB: 0 P: 3	1B: 11 2B: 1 3B: 1 HR: 0	SF: 0 SAC: 0 DP: 0 HBP: 0	WP: 0 PB: 0 SB: 0 CS: 1	PA: 46			
PITCHER	IP	WLS	BF	H	R	ER	SO	BB	IBB	HBP	BLK	WP	HR	S	P	ERA	WHIP								
Bill Hands, R ERA: 4.71	(1, 1)	3.2	L	22	6	7	7	3	5	1	0	1	0	11	46	0.00	1.200								
Bob Hendley, L ERA: 4.31	(4, 1)	3.1		15	4	1	0	2	0	1	0	0	0	18	22	0.00	1.200								
Arnold Earley, L ERA: 5.56	(8, 1)	1.0		8	3	3	1	2	1	0	0	0	0	11	15	9.00	4.000								

AB	37
R	11
H	13
RBI	8
BB	8
SO	7
LOB	27



Batter	1	2	3	4	5	6	7	8	9	AB	R	H	RBI	BB	SO	LOB	TOP	
Adolfo Phillips, R OBP: 0.340, SLG: 0.458 Lee Thomas, L OBP: 0.281, SLG: 0.321	0-0 6-3		0-0 G4-6-3		0-0 G3		0-0 4-3		0-0 4-3	1	0	0	0	0	0	0	Chicago Cubs @ Philadelphia Phillies Connie Mack Stadium, Philadelphia, PA Tue Aug 16 1966, 7:05 PM EDT Att: 11,321 - Unknown AB 33 R 3 H 7 RBI 2 BB 4 SO 7 LOB 14 	
Glenn Beckert, R OBP: 0.319, SLG: 0.346	0-0 F4		1-2 2-3 3-H 4-0 2B BB		0-3 K			0-0 4-3 1B		3	1	1	0	1	1	0		
Billy Williams, L OBP: 0.355, SLG: 0.475	0-3 K		0-0 FC5 1-3 3-H 4-0 2B		0-3 K			0-0 4-3		4	0	1	1	0	2	1		
Ron Santo, R OBP: 0.415, SLG: 0.559		0-0 6-3						0-0 F9		3	0	1	1	1	0	0		
John Boccabella, R OBP: 0.270, SLG: 0.398		0-0 5-3						0-0 FC5 2-H 1B		4	0	1	0	0	0	3		
Byron Browne, R OBP: 0.321, SLG: 0.459		0-0 P4						0-0 1B		4	0	0	0	0	3	2		
Randy Hundley, R OBP: 0.302, SLG: 0.446			4-0 1B BB G4-6-3 BB		0-0 F9			0-0 1B 2-3f 1B		3	1	1	0	1	0	2		
Don Kessinger, S OBP: 0.286, SLG: 0.285			4-0 G4-6-3 1B 1-2 2B BB		0-0 3-1			0-0 F7		3	1	1	0	1	0	0		
Robin Roberts, S OBP: 0.241, SLG: 0.120 Cal Koonce, R OBP: 0.176, SLG: 0.067 George Altman, L OBP: 0.268, SLG: 0.373 Fergie Jenkins, R OBP: 0.321, SLG: 0.360 Marty Keough, L OBP: 0.295, SLG: 0.194			0-0 1-2 2-3 1B		0-0 1-3			0-0 F9		0	0	0	0	0	0	0		
Inning Stats	R: 0 E: 0 K: 1 S: 5	H: 0 LOB: 0 BB: 0 P: 5	R: 0 E: 0 K: 0 S: 3	H: 0 LOB: 0 BB: 0 P: 3	R: 2 E: 0 K: 0 S: 4	H: 2 LOB: 3 BB: 4 P: 20	R: 0 E: 0 K: 1 S: 5	H: 0 LOB: 0 BB: 0 P: 5	R: 0 E: 0 K: 1 S: 5	H: 2 LOB: 2 BB: 0 P: 9	R: 1 E: 0 K: 0 S: 8	H: 3 LOB: 2 BB: 0 P: 8	R: 0 E: 0 K: 0 S: 3	H: 0 LOB: 0 BB: 0 P: 3	1B: 6 2B: 1 3B: 0 HR: 0	SF: 0 SAC: 0 DP: 1 HBP: 0		WP: 0 PA: 37 PB: 0 SB: 0 CS: 0
PITCHER Larry Jackson, R ERA: 3.38	IP: 0.0 WLS: W BF: 0 H: 0 R: 0 ER: 0 SO: 0	BB: 0 IBB: 0 HBP: 0 BLK: 0	WP: 0 HR: 0 S: 0 P: 0	ERA: ∞ WHIP: ∞	PITCHER													

Batter	1	2	3	4	5	6	7	8	9	AB	R	H	RBI	BB	SO	LOB	BOTTOM	
John Briggs, L OBP: 0.423, SLG: 0.586	0-0 HR 3B		0-0 F8		0-0 L8		0-0 6-3			4	1	1	0	0	0	0	Chicago Cubs @ Philadelphia Phillies Connie Mack Stadium, Philadelphia, PA Tue Aug 16 1966, 7:05 PM EDT Att: 11,321 - Unknown AB 30 R 5 H 8 RBI 5 BB 6 SO 8 LOB 14 	
Tony Gonzalez, L OBP: 0.324, SLG: 0.405	0-0 HR		4-0 BB		0-0 G3			0-0 BB BB 2B		3	2	2	2	1	0	0		
Johnny Callison, L OBP: 0.348, SLG: 0.427	0-3 K		0-0 F8		0-0 1B			0-3 K		4	0	1	0	0	2	2		
Dick Allen, R OBP: 0.392, SLG: 0.641	0-0 CS S 1B		0-3 K		0-0 4-3			0-0 P4		4	0	1	0	0	1	3		
Bill White, L OBP: 0.364, SLG: 0.482	4-0 CS 3B BB		0-0 P4		0-0 G3			4-0 BB BB IBB		2	2	0	0	2	0	1		
Clay Dalrymple, L OBP: 0.371, SLG: 0.353	0-0 1-H 2-3 3B		0-0 K 1B		0-0 F8			4-0 BB BB BB		3	0	2	1	1	0	0		
Dick Groat, R OBP: 0.306, SLG: 0.325	0-0 4-3		0-0 K 1B		0-0 5-3			4-0 BB BB		3	0	1	1	1	0	1		
Phil Linz, R OBP: 0.222, SLG: 0.243 Doug Clemens, L OBP: 0.369, SLG: 0.298 Tony Taylor, R OBP: 0.296, SLG: 0.375		0-3 K		0-3 K		0-0 6-3		4-0 BB BB		3	0	0	0	0	2	2		
Larry Jackson, R OBP: 0.145, SLG: 0.182		0-3 K		0-3 K		0-3 K		1-2 2-3 3-H BB		0	0	0	1	1	0	0		
Inning Stats	R: 3 E: 0 K: 1 S: 8	H: 4 LOB: 1 BB: 1 P: 12	R: 0 E: 0 K: 2 S: 7	H: 0 LOB: 0 BB: 0 P: 7	R: 0 E: 0 K: 1 S: 5	H: 0 LOB: 1 BB: 1 P: 9	R: 0 E: 0 K: 2 S: 8	H: 2 LOB: 1 BB: 0 P: 8	R: 0 E: 0 K: 0 S: 3	H: 0 LOB: 0 BB: 0 P: 3	R: 0 E: 0 K: 1 S: 5	H: 0 LOB: 0 BB: 0 P: 5	R: 2 E: 0 K: 1 S: 6	H: 1 LOB: 3 BB: 4 P: 22	1B: 4 2B: 1 3B: 2 HR: 1	SF: 0 SAC: 0 DP: 0 HBP: 0		WP: 0 PA: 36 PB: 0 SB: 1 CS: 2
PITCHER Robin Roberts, R ERA: 4.44 Cal Koonce, R ERA: 4.26 Fergie Jenkins, R ERA: 4.09	IP: 0.2 WLS: 5.1 BF: 19 H: 3 R: 0 ER: 0 SO: 5	BB: 4 IBB: 3 HBP: 0 BLK: 0	WP: 0 HR: 1 S: 7 P: 11	ERA: 40.50 WHIP: 7.500	PITCHER													

Batter	1	2	3	4	5	6	7	8	9	10	AB	R	H	RBI	BB	SO	LOB	TOP			
Glenn Beckert, R OBP: 0.319, SLG: 0.349 (1, 4)	4-3		L7		L7		FC5-4			14 HR	5	1	2	0	0	0	1	Chicago Cubs @ Philadelphia Phillies Connie Mack Stadium, Philadelphia, PA Wed Aug 17 1966, 7:05 PM EDT Att: 9,954 - Unknown			
John Boccabella, R OBP: 0.275, SLG: 0.398 (8, 7)	K		1B		4-3					P4	5	0	2	1	0	1	1				
Billy Williams, L OBP: 0.353, SLG: 0.471 (1, 9)	4-1		F9							F7	4	0	0	0	0	1	3				
Ron Santo, R OBP: 0.415, SLG: 0.555 (1, 5)		6-3	K							14 HR	3	1	0	0	2	1	3				
Lee Thomas, L OBP: 0.278, SLG: 0.317 14 Ernie Banks, R OBP: 0.300, SLG: 0.425 (8, PH) (8, 3)	5-3		K		K					14 HR	3	0	0	0	0	2	1				
Byron Browne, R OBP: 0.317, SLG: 0.452 (1, 8)	K		F8		K					HR	2	1	2	3	0	0	0				
Randy Hundley, R OBP: 0.304, SLG: 0.456 (1, 2)			HR		2B					1-3	5	0	0	0	0	2	3				
Don Kessinger, S OBP: 0.289, SLG: 0.288 (1, 6)			1B		F5					G3	4	1	2	0	0	0	1				
Ken Holtzman, R OBP: 0.122, SLG: 0.104 George Altman, L OBP: 0.266, SLG: 0.370 Curt Simmons, L OBP: 0.231, SLG: 0.174 (9, PH) (9, 1)	SH3-4		SH3-4		F7					K	2	0	0	0	0	0	1				
Inning Stats	R: 0 E: 0 K: 1 S: 5	H: 0 LOB: 0 BB: 0 P: 5	R: 0 E: 0 K: 1 S: 5	H: 0 LOB: 0 BB: 0 P: 5	R: 2 E: 0 K: 1 S: 9	H: 4 LOB: 2 BB: 0 P: 9	R: 0 E: 0 K: 1 S: 6	H: 1 LOB: 1 BB: 0 P: 6	R: 0 E: 0 K: 3 S: 9	H: 0 LOB: 1 BB: 1 P: 13	R: 0 E: 0 K: 0 S: 4	H: 1 LOB: 1 BB: 0 P: 4	R: 0 E: 0 K: 0 S: 4	H: 2 LOB: 2 BB: 0 P: 5	R: 0 E: 0 K: 1 S: 5	H: 0 LOB: 0 BB: 0 P: 5	R: 3 E: 0 K: 0 S: 5		H: 2 LOB: 1 BB: 1 P: 9	1B: 6 2B: 2 3B: 0 HR: 2	SF: 0 SAC: 1 DP: 0 HBP: 1
PITCHER	IP	WLS	BF	H	R	ER	SO	BB	IBB	HBP	BLK	WP	HR	S	P	ERA	WHIP				
Jim Bunning, R ERA: 2.43 (1, 1)	7.0		28	6	2	2	7						1	41	45	2.57	1.000				
Darold Knowles, L ERA: 2.82 (8, 1)	0.2		4	2	0	0	0			1	0		0	3	4	0.00	3.000				
Bob Buhl, R ERA: 4.71 (8, 1)	2.1	L	10	2	3	3	1		0	1	0		0	11	15	11.57	0.857				

AB	38
R	5
H	10
RBI	5
BB	2
SO	8
LOB	14



Batter	1	2	3	4	5	6	7	8	9	10	AB	R	H	RBI	BB	SO	LOB	BOTTOM			
Tony Taylor, R OBP: 0.292, SLG: 0.370 (1, 4)	K		3-1		K		1-3			1-3	5	0	0	0	0	2	2	Chicago Cubs @ Philadelphia Phillies Connie Mack Stadium, Philadelphia, PA Wed Aug 17 1966, 7:05 PM EDT Att: 9,954 - Unknown			
Johnny Callison, L OBP: 0.348, SLG: 0.428 (1, 9)	S		G3		P6					1B	4	1	1	0	1	0	1				
Dick Groat, R OBP: 0.307, SLG: 0.326 (1, 6)	F7		1B		L5					1B	5	0	2	0	0	1	2				
Dick Allen, R OBP: 0.389, SLG: 0.645 (1, 5)	5-3		K		K					SF9	4	1	1	2	0	2	2				
Jackie Brandt, R OBP: 0.317, SLG: 0.320 (1, 7)	K				F9					1B	5	0	1	0	0	2	0				
Bob Uecker, R OBP: 0.282, SLG: 0.382 (1, 2)			2B		6-3					1B	5	0	1	0	0	1	3				
John Briggs, L OBP: 0.413, SLG: 0.570 (1, 8)	P5				6-3					5-3	4	0	0	0	0	1	1				
Bill White, L OBP: 0.367, SLG: 0.490 (1, 3)			IBB		E7					5-3	3	1	2	0	1	0	0				
Jim Bunning, R OBP: 0.195, SLG: 0.190 Harvey Kuenn, R OBP: 0.308, SLG: 0.354 Darold Knowles, L OBP: 0.250, SLG: 0.250 Bob Buhl, R OBP: 0.175, SLG: 0.108 (8, 1)	F9				1B					6-3	2	0	1	1	0	0	2				
Inning Stats	R: 0 E: 0 K: 1 S: 5	H: 0 LOB: 1 BB: 1 P: 9	R: 0 E: 0 K: 1 S: 6	H: 1 LOB: 2 BB: 1 P: 10	R: 0 E: 0 K: 1 S: 6	H: 1 LOB: 1 BB: 0 P: 6	R: 0 E: 0 K: 0 S: 3	H: 0 LOB: 0 BB: 0 P: 3	R: 1 E: 1 K: 1 S: 7	H: 2 LOB: 1 BB: 0 P: 7	R: 0 E: 0 K: 0 S: 5	H: 0 LOB: 0 BB: 0 P: 5	R: 0 E: 0 K: 3 S: 11	H: 1 LOB: 1 BB: 0 P: 11	R: 0 E: 0 K: 1 S: 5	H: 0 LOB: 0 BB: 0 P: 5	R: 1 E: 0 K: 0 S: 6		H: 3 LOB: 2 BB: 0 P: 6	1B: 4 2B: 3 3B: 1 HR: 1	SF: 1 SAC: 0 DP: 0 HBP: 0
PITCHER	IP	WLS	BF	H	R	ER	SO	BB	IBB	HBP	BLK	WP	HR	S	P	ERA	WHIP				
Ken Holtzman, L ERA: 3.56 (1, 1)	8.0		33	6	2	1	8						1	47	55	1.12	0.875				
Curt Simmons, L ERA: 4.15 (9, 1)	2.0	W	9	3	1	1	1		0	0	0		0	11	11	4.50	1.500				

AB	39
R	3
H	9
RBI	3
BB	2
SO	9
LOB	14



Batter	1	2	3	4	5	6	7	8	9	10	11	AB	R	H	RBI	BB	SO	LOB	TOP					
Gene Alley, R OBP: 0.326, SLG: 0.424 (1, 6)												5	1	2	0	0	1	0						
Manny Mota, R OBP: 0.395, SLG: 0.522 (1, 8)												5	0	0	0	0	2	3						
Roberto Clemente, R OBP: 0.365, SLG: 0.536 (1, 9)												5	0	1	2	0	1	1						
Donn Clendenon, R OBP: 0.369, SLG: 0.533 (1, 3)												4	1	2	1	1	0	0						
Jose Pagan, R OBP: 0.302, SLG: 0.388 (1, 5)												4	0	0	0	0	0	3						
Al McBean, R OBP: 0.111, SLG: 0.111 (8, 1)												0	0	0	0	0	0	0						
Roy Face, R (8, 1)												1	0	0	0	0	0	0						
Bill Mazeroski, R OBP: 0.395, SLG: 0.385 (1, 4)												5	0	2	0	0	0	1						
Bob Bailey, R OBP: 0.338, SLG: 0.428 (1, 7)												3	0	0	0	0	0	2						
Wille Stargell, L OBP: 0.354, SLG: 0.616 (8, 7)												0	0	0	0	0	0	0						
Jerry May, R OBP: 0.289, SLG: 0.381 (1, 2)												2	0	1	0	0	1	0						
Andre Rodgers, R OBP: 0.358, SLG: 0.270 (8, PH)												2	1	1	0	0	1	1						
Vern Law, R OBP: 0.335, SLG: 0.405 (8, PH)												2	0	0	0	0	0	1						
Jim Pagliaroni, R OBP: 0.335, SLG: 0.405 (8, PH)												1	0	0	0	0	0	1						
Jesse Gonder, L OBP: 0.250, SLG: 0.360 (8, 2)												1	0	0	0	0	1	1						
Inning Stats	R: 0 E: 0 K: 0 S: 3	H: 1 LOB: 0 BB: 0 P: 3	R: 0 E: 0 K: 0 S: 4	H: 1 LOB: 1 BB: 0 P: 4	R: 0 E: 0 K: 1 S: 5	H: 0 LOB: 0 BB: 0 P: 5	R: 1 E: 0 K: 0 S: 4	H: 1 LOB: 0 BB: 0 P: 4	R: 0 E: 0 K: 1 S: 5	H: 0 LOB: 0 BB: 0 P: 5	R: 0 E: 0 K: 0 S: 4	H: 1 LOB: 1 BB: 0 P: 4	R: 2 E: 0 K: 0 S: 6	H: 3 LOB: 2 BB: 1 P: 10	R: 0 E: 0 K: 2 S: 8	H: 1 LOB: 1 BB: 0 P: 8	R: 0 E: 0 K: 3 S: 9	H: 0 LOB: 0 BB: 0 P: 9	R: 0 E: 0 K: 0 S: 3	H: 0 LOB: 0 BB: 0 P: 3	1B: 6 2B: 3 3B: 0 HR: 1	SF: 0 SAC: 1 DP: 1 HBP: 0	WP: 0 PB: 0 SB: 0 CS: 0	PA: 42
PITCHER	IP ERA	WLS 4.54	BF 32	H 8	R 3	ER 3	SO 2	BB 1	IBB 0	HBP 0	BLK 0	WP 0	HR 1	S 35	P 39	ERA 3.38	WHIP 1.125							
Dick Ellsworth, L ERA: 4.54 (1, 1)																								
Bob Hendley, L ERA: 4.14 (9, 1)	3.0	W	10	1	0	0	5	0	0	0	0	0	0	20	20	0.00	0.333							

Pittsburgh Pirates @ Chicago Cubs
Wrigley Field, Chicago, IL
Fri Aug 19 1966, 3:33 AM CDT
Att: 11,092 - Unknown

AB 40
R 3
H 9
RBI 3
BB 1
SO 7
LOB 14



Batter	1	2	3	4	5	6	7	8	9	10	11	AB	R	H	RBI	BB	SO	LOB	BOTTOM					
Don Kessinger, S OBP: 0.290, SLG: 0.289 (1, 6)												5	1	2	0	0	0	0						
Glenn Beckert, R OBP: 0.322, SLG: 0.351 (1, 4)												6	0	3	1	0	0	0						
Billy Williams, L OBP: 0.354, SLG: 0.468 (1, 9)												3	0	0	0	2	1	2						
Ron Santo, R OBP: 0.413, SLG: 0.560 (1, 5)												4	1	1	2	0	0	2						
14 Ernie Banks, R OBP: 0.302, SLG: 0.432 (8, PR)												3	1	1	1	1	0	2						
Joey Amalfitano, R OBP: 0.250, SLG: 0.200 (8, PR)												0	0	0	0	0	0	0						
Bob Hendley, R OBP: 0.235, SLG: 0.200 (9, 1)												1	0	0	0	0	0	0						
John Boccabella, R OBP: 0.281, SLG: 0.409 (1, 7)												4	0	2	0	0	0	0						
Randy Hundley, R OBP: 0.303, SLG: 0.453 (1, 2)												5	0	1	0	0	1	4						
Byron Browne, R OBP: 0.318, SLG: 0.450 (1, 8)												4	0	1	0	1	0	2						
Dick Ellsworth, L ERA: 4.33 (1, 1)												3	0	0	0	0	2	2						
George Altman, L OBP: 0.262, SLG: 0.365 (8, PH)												2	1	0	0	0	0	2						
Inning Stats	R: 0 E: 0 K: 0 S: 3	H: 0 LOB: 1 BB: 1 P: 7	R: 0 E: 0 K: 1 S: 6	H: 1 LOB: 1 BB: 0 P: 6	R: 0 E: 0 K: 0 S: 4	H: 2 LOB: 1 BB: 0 P: 4	R: 2 E: 0 K: 1 S: 8	H: 3 LOB: 1 BB: 0 P: 8	R: 1 E: 0 K: 0 S: 4	H: 0 LOB: 1 BB: 0 P: 4	R: 0 E: 0 K: 0 S: 3	H: 0 LOB: 2 BB: 2 P: 11	R: 0 E: 0 K: 1 S: 5	H: 0 LOB: 0 BB: 0 P: 5	R: 0 E: 1 K: 0 S: 4	H: 1 LOB: 1 BB: 0 P: 4	R: 1 E: 1 K: 0 S: 4	H: 1 LOB: 1 BB: 0 P: 4	R: 1 E: 0 K: 0 S: 3	H: 1 LOB: 1 BB: 0 P: 4	1B: 8 2B: 2 3B: 0 HR: 2	SF: 1 SAC: 2 DP: 1 HBP: 0	WP: 0 PB: 1 SB: 0 CS: 1	PA: 47
PITCHER	IP ERA	WLS 4.33	BF 31	H 9	R 3	ER 3	SO 3	BB 1	IBB 1	HBP 0	BLK 0	WP 0	HR 2	S 35	P 43	ERA 3.86	WHIP 1.429							
Vern Law, R ERA: 4.33 (8, 1)	0.0		1	0	0	0	0	1	0	0	0	0	0	0	0	0	0	4						
Al McBean, R ERA: 3.42 (8, 1)	3.2	L	15	2	1	0	1	1	0	0	0	0	0	16	20	0.00	0.818							

Pittsburgh Pirates @ Chicago Cubs
Wrigley Field, Chicago, IL
Fri Aug 19 1966, 3:33 AM CDT
Att: 11,092 - Unknown


AB 40
R 4
H 11
RBI 4
BB 4
SO 4
LOB 16



Batter	1	2	3	4	5	6	7	8	9	AB	R	H	RBI	BB	SO	LOB	TOP									
Matty Alou, L OBP: 0.376, SLG: 0.439 (1, 8)	F8		2H 3B		L7		P4		FC5-4 1B	5	0	2	1	0	0	2										
Gene Alley, R OBP: 0.325, SLG: 0.421 (1, 6)	K		5-3			4-3 1B		4-3	FC5-4 1-2	5	0	1	0	0	0	1										
Roberto Clemente, R OBP: 0.362, SLG: 0.532 (1, 9)	L9			4-3		4-3 1-2		E6 1B SF7		4	1	0	0	0	0	1										
Willie Stargell, L OBP: 0.392, SLG: 0.611 (1, 7)		4-3		L4		K		1B IBB		3	0	0	0	1	1											
Donn Clendenon, R OBP: 0.370, SLG: 0.533 (1, 3)	F9			FC6-4 1B		1-3		1-2 2-3 1B		4	0	2	0	0	0	1										
Bill Mazeroski, R OBP: 0.300, SLG: 0.391 (1, 4)	P6			FC6-4 1-2			HR	SF7		3	1	1	2	0	0	1										
Bob Bailey, R OBP: 0.337, SLG: 0.425 (1, 5)			K		G6-3 1B		F5	F9		4	0	1	0	0	1	2										
Jesse Gonder, L OBP: 0.250, SLG: 0.355 (1, 2)			SH3-4 3B 1B		G6-3 1-2		K		F9	4	1	1	0	0	1	1										
Tommy Sisk, R OBP: 0.237, SLG: 0.147 Pete Mikkelsen, R OBP: 0.231, SLG: 0.167 (9, 1)			SH3-4 1-2		E4				K	2	0	0	0	0	1	1										
Inning Stats	R: 0 E: 0 K: 1 S: 5	H: 0 LOB: 0 BB: 0 P: 5	R: 0 E: 0 K: 0 S: 3	H: 0 LOB: 0 BB: 0 P: 3	R: 1 E: 0 K: 1 S: 7	H: 2 LOB: 1 BB: 0 P: 7	R: 0 E: 0 K: 0 S: 4	H: 1 LOB: 1 BB: 0 P: 4	R: 0 E: 1 K: 0 S: 4	H: 1 LOB: 1 BB: 0 P: 4	R: 0 E: 0 K: 1 S: 6	H: 1 LOB: 1 BB: 0 P: 6	R: 1 E: 0 K: 1 S: 6	H: 1 LOB: 1 BB: 1 P: 10	R: 1 E: 0 K: 0 S: 5	H: 1 LOB: 2 BB: 0 P: 9	R: 0 E: 0 K: 1 S: 6	H: 1 LOB: 1 BB: 0 P: 6	1B: 6 2B: 0 3B: 1 HR: 1	SF: 1 SAC: 1 DP: 1 HBP: 0	WP: 0 PB: 0 SB: 0 CS: 0	PA: 38				
PITCHER	IP	WLS	BF	H	R	ER	SO	BB	IBB	HBP	BLK	WP	HR	S	P	ERA	WHIP									
Bill Hands, R ERA: 4.59 Cal Koonce, R ERA: 4.15	(1, 1)	7.0	L	28	6	2	2	4	1	0	0	0	0	1	35	39	2.57	1.000								
(8, 1)	2.0		10	2	1	0	1	0	1	0	0	0	0	0	11	15	0.00	1.000								

Pittsburgh Pirates @ Chicago Cubs
Wrigley Field, Chicago, IL
Sat Aug 20 1966, 3:33 AM CDT
Att: 14,446 - Unknown


AB 34
R 3
H 8
RBI 3
BB 2
SO 5
LOB 11



Batter	1	2	3	4	5	6	7	8	9	AB	R	H	RBI	BB	SO	LOB	BOTTOM									
Don Kessinger, S OBP: 0.287, SLG: 0.286 (1, 6)	1-3		5-3		4-3			F7		4	0	0	0	0	0	1										
Glenn Beckert, R OBP: 0.319, SLG: 0.348 (1, 4)	K		5-3			F9		F7		4	0	0	0	0	1	0										
Billy Williams, L OBP: 0.357, SLG: 0.479 (1, 9)	3B		6-3			HR		BB		3	1	2	1	1	0	0										
Ron Santo, R OBP: 0.412, SLG: 0.556 (1, 5)	BB			5-3		L8		L8		3	0	0	0	1	0	1										
14 Ernie Banks, R OBP: 0.303, SLG: 0.436 Joey Amalfitano, R OBP: 0.260, SLG: 0.200 (9, PR)	5-3			G6-4-3 1B		1B		E 4-3 1B		4	0	3	0	0	0	2										
John Boccabella, R OBP: 0.273, SLG: 0.397 (1, 7)		6-3		G6-4-3 1-2		K		E3 4-3		4	0	0	0	0	1	3										
Randy Hundley, R OBP: 0.303, SLG: 0.451 Don Bryant, R OBP: 0.381, SLG: 0.450 Lee Thomas, L OBP: 0.277, SLG: 0.316 (9, PH)		L9		SH3-4 BB		SH3-4 BB		K		2	0	0	0	1	1	0										
Byron Browne, R OBP: 0.317, SLG: 0.446 (1, 8)					F9		K		6-3	3	0	0	0	1	1	3										
Bill Hands, R OBP: 0.119, SLG: 0.077 George Altman, L OBP: 0.260, SLG: 0.362 Cal Koonce, R OBP: 0.176, SLG: 0.067 Marty Keough, L OBP: 0.279, SLG: 0.189 (9, PH)		5-3			SH3-4		L8		F7	1	0	0	0	0	0	1										
Inning Stats	R: 0 E: 0 K: 1 S: 6	H: 1 LOB: 2 BB: 1 P: 10	R: 0 E: 0 K: 0 S: 3	H: 0 LOB: 1 BB: 1 P: 7	R: 0 E: 0 K: 0 S: 3	H: 0 LOB: 0 BB: 0 P: 3	R: 0 E: 0 K: 0 S: 3	H: 1 LOB: 0 BB: 0 P: 3	R: 0 E: 0 K: 0 S: 3	H: 0 LOB: 0 BB: 1 P: 7	R: 1 E: 0 K: 1 S: 7	H: 2 LOB: 1 BB: 0 P: 7	R: 0 E: 0 K: 2 S: 7	H: 0 LOB: 0 BB: 0 P: 7	R: 0 E: 0 K: 0 S: 3	H: 0 LOB: 1 BB: 1 P: 7	R: 1 E: 1 K: 0 S: 5	H: 1 LOB: 2 BB: 0 P: 5	1B: 3 2B: 0 3B: 1 HR: 1	SF: 0 SAC: 1 DP: 1 HBP: 0	WP: 0 PB: 0 SB: 0 CS: 0	PA: 36				
PITCHER	IP	WLS	BF	H	R	ER	SO	BB	IBB	HBP	BLK	WP	HR	S	P	ERA	WHIP									
Tommy Sisk, R ERA: 4.03 Pete Mikkelsen, R ERA: 3.06	(1, 1)	8.0	W	33	5	2	1	4	4	0	0	0	0	0	37	53	1.12	1.125								
(9, 1)	1.0	S	3	0	0	0	0	0	0	0	0	0	0	3	3	0.00	0.000									

Pittsburgh Pirates @ Chicago Cubs
Wrigley Field, Chicago, IL
Sat Aug 20 1966, 3:33 AM CDT
Att: 14,446 - Unknown

AB 31
R 2
H 5
RBI 2
BB 4
SO 4
LOB 15



Batter	1	2	3	4	5	6	7	8	9	AB R H RBI BB SO LOB	TOP									
Gene Alley, R OBP: 0.323, SLG: 0.418 (1, 6)	6-3	1B		K		F8		P3		5 0 1 1 0 1 0	Pittsburgh Pirates @ Chicago Cubs Wrigley Field, Chicago, IL Sun Aug 21 1966, 3:33 AM CDT Att: 15,944 - Cloudy - 82 F									
Manny Mota, R OBP: 0.402, SLG: 0.531 (1, 8)	2B	1B		HR		F9		E3		5 2 4 0 0 0 0										
Roberto Clemente, R OBP: 0.362, SLG: 0.536 (1, 9)	6-3	4-3		HR		2B		6-3		5 1 2 2 0 0 3										
Willie Stargell, L OBP: 0.397, SLG: 0.619 (1, 7)	2B		4-1	FC6-4		1B		P5		5 0 4 1 0 0 0										
Donn Clendenon, R OBP: 0.368, SLG: 0.529 (1, 3)	P5		4-1	FC6-4		K		1B		5 1 1 0 0 1 5										
Bill Mazerowski, R OBP: 0.299, SLG: 0.389 (1, 4)		3-1	E5		K		F7	2B		5 1 1 0 0 1 1										
Bob Bailey, R OBP: 0.335, SLG: 0.426 (1, 5)	2B		F9		6-3		4-3	SF8		4 1 1 1 0 0 2										
Jesse Gonder, L OBP: 0.276, SLG: 0.429 (1, 2)	1B		K		HR		1B	2B		5 2 4 3 0 1 2										
Bob Veale, S OBP: 0.145, SLG: 0.174 (1, 1)	4-3		K		K		4-3	6-3		5 0 0 0 0 2 3										
Inning Stats	R: 1 E: 0 K: 0 S: 5	H: 2 LOB: 1 BB: 0 P: 5	R: 2 E: 0 K: 0 S: 7	H: 4 LOB: 2 BB: 0 P: 7	R: 0 E: 1 K: 1 S: 7	H: 1 LOB: 2 BB: 0 P: 7	R: 2 E: 0 K: 2 S: 10	H: 3 LOB: 1 BB: 0 P: 10	R: 1 E: 0 K: 2 S: 8	H: 1 LOB: 0 BB: 0 P: 8	R: 0 E: 0 K: 1 S: 7	H: 2 LOB: 2 BB: 0 P: 7	R: 0 E: 1 K: 0 S: 3	H: 1 LOB: 0 BB: 0 P: 3	R: 2 E: 0 K: 0 S: 6	H: 3 LOB: 1 BB: 0 P: 6	1B: 10 2B: 6 3B: 0 HR: 2	SF: 1 SAC: 0 DP: 0 HBP: 0	WP: 0 PB: 0 SB: 0 CS: 0	PA: 45
PITCHER	IP WLS BF H R ER SO BB IBB HBP BLK WP HR S P ERA WHIP											PITCHER	IP WLS BF H R ER SO BB IBB HBP BLK WP HR S P ERA WHIP							
Robin Roberts, R ERA: 4.62 (1, 1)	1.2 L 10 5 3 3 0 0 0 0 0 0 0 0 10 10 16.20 3.000																			
Cal Koonce, R ERA: 4.25 (2, 1)	4.1 22 8 3 3 6 0 0 0 0 0 2 34 34 6.23 1.846																			
Don Lee, R ERA: 4.86 (7, 1)	3.0 13 5 2 2 0 0 0 0 0 0 0 13 13 6.00 1.667																			

AB	44
R	8
H	18
RBI	8
BB	0
SO	6
LOB	16



Batter	1	2	3	4	5	6	7	8	9	AB R H RBI BB SO LOB	BOTTOM									
Adolfo Phillips, R OBP: 0.337, SLG: 0.454 (1, 8)	K		L8			K			K	3 0 0 0 0 2 0	Pittsburgh Pirates @ Chicago Cubs Wrigley Field, Chicago, IL Sun Aug 21 1966, 3:33 AM CDT Att: 15,944 - Cloudy - 82 F									
Byron Browne, R OBP: 0.316, SLG: 0.445 (9, FH)										1 0 0 0 0 1 1										
Glenn Beckert, R OBP: 0.317, SLG: 0.345 (1, 4)	4-3			P4		F8		P3		4 0 0 0 0 0 1										
Billy Williams, L OBP: 0.356, SLG: 0.484 (1, 9)	HR			F9		K		4-3		4 1 1 1 0 1 1										
Ron Santo, R OBP: 0.411, SLG: 0.553 (1, 5)	F9			6-3		BB				2 0 0 0 1 0 0										
14 Ernie Banks, R OBP: 0.304, SLG: 0.432 (1, 3)		F8			F8		F9			3 0 0 0 0 0 1										
John Boccabella, R OBP: 0.275, SLG: 0.396 (1, 7)		K			F9			G4-6-3		3 0 1 0 0 1 0										
Randy Hundley, R OBP: 0.301, SLG: 0.448 (1, 2)		1-3			K			G4-6-3		3 0 0 0 0 1 1										
Don Kessinger, S OBP: 0.285, SLG: 0.284 (1, 6)			5-3			P2		1-3		3 0 0 0 0 0 0										
Robin Roberts, S OBP: 0.241, SLG: 0.120 (1, 1)				4-3						0 0 0 0 0 0 0										
Cal Koonce, R OBP: 0.167, SLG: 0.063 (2, 1)										1 0 0 0 0 0 0										
Joey Amalfitano, R OBP: 0.243, SLG: 0.194 (6, FH)										1 0 0 0 0 1 0										
Don Lee, R OBP: 1.000, SLG: 1.000 (7, 1)										0 0 0 0 0 0 0										
Ron Campbell, R OBP: 0.254, SLG: 0.167 (9, FH)								BB		0 0 0 0 1 0 0										
Inning Stats	R: 1 E: 0 K: 1 S: 6	H: 1 LOB: 0 BB: 0 P: 6	R: 0 E: 0 K: 1 S: 5	H: 0 LOB: 0 BB: 0 P: 5	R: 0 E: 0 K: 0 S: 3	H: 0 LOB: 0 BB: 0 P: 3	R: 0 E: 0 K: 0 S: 3	H: 0 LOB: 0 BB: 0 P: 3	R: 0 E: 0 K: 2 S: 7	H: 0 LOB: 0 BB: 0 P: 7	R: 0 E: 0 K: 1 S: 5	H: 0 LOB: 1 BB: 1 P: 9	R: 0 E: 0 K: 0 S: 3	H: 1 LOB: 0 BB: 0 P: 3	R: 0 E: 0 K: 1 S: 5	H: 0 LOB: 1 BB: 1 P: 9	1B: 1 2B: 0 3B: 0 HR: 1	SF: 0 SAC: 0 DP: 1 HBP: 0	WP: 0 PB: 0 SB: 0 CS: 0	PA: 30
PITCHER	IP WLS BF H R ER SO BB IBB HBP BLK WP HR S P ERA WHIP											PITCHER	IP WLS BF H R ER SO BB IBB HBP BLK WP HR S P ERA WHIP							
Bob Veale, L ERA: 3.25 (1, 1)	9.0 W 30 2 1 1 7 2 0 0 0 0 0 1 42 50 1.00 0.444																			

AB	28
R	1
H	2
RBI	1
BB	2
SO	7
LOB	5



Batter	1	2	3	4	5	6	7	8	9	AB	R	H	RBI	BB	SO	LOB	TOP			
Ron Hunt, R OBP: 0.397, SLG: 0.364 (1, 4)	5-3		5-3		L4-3			F9		4	0	0	0	0	0	1	New York Mets @ Chicago Cubs Wrigley Field, Chicago, IL Mon Aug 22 1966, 3:33 AM CDT Att. 4,105 - Unknown - 75 F			
Eddie Bressoud, R OBP: 0.308, SLG: 0.376 (1, 6)	K		6-3				1-3	K		4	0	0	0	0	2	0				
Ken Boyer, R OBP: 0.312, SLG: 0.419 Bud Harrelson, S OBP: 0.333, SLG: 0.111 (9, PR)						K	F9		E	4	0	2	0	0	1	0				
Cleon Jones, R OBP: 0.328, SLG: 0.389 (1, 8)	6-3					HR	5-3		3B	4	2	2	1	0	0	1				
Jim Hickman, R OBP: 0.302, SLG: 0.440 (1, 9)									1B	4	1	1	2	0	0	2				
Ron Swoboda, R OBP: 0.292, SLG: 0.349 (1, 7)						HR			P6	4	0	0	0	0	2	2				
Jerry Grote, R OBP: 0.329, SLG: 0.325 (1, 2)						K	5-3		K	4	0	0	0	0	2	2				
Ed Kranepool, L OBP: 0.327, SLG: 0.413 Ralph Terry, R OBP: 0.273, SLG: 0.250 Billy Murphy, R OBP: 0.277, SLG: 0.347 (9, PH)	4-3								1B	4	0	3	1	0	0	0				
Dick Selma, R OBP: 0.214, SLG: 0.214 Bob Friend, R OBP: 0.216, SLG: 0.318 Hawk Taylor, R OBP: 0.216, SLG: 0.318 (5, 3)			K						1B	2	0	0	0	0	0	1				
Inning Stats	R: 0 E: 0 K: 1 S: 6	H: 1 LOB: 1 BB: 0 P: 6	R: 0 E: 0 K: 0 S: 4	H: 1 LOB: 1 BB: 0 P: 4	R: 0 E: 0 K: 1 S: 5	H: 0 LOB: 0 BB: 0 P: 5	R: 2 E: 0 K: 2 S: 9	H: 2 LOB: 2 BB: 0 P: 9	R: 0 E: 0 K: 0 S: 2	H: 0 LOB: 0 BB: 1 P: 6	R: 0 E: 0 K: 1 S: 6	H: 1 LOB: 1 BB: 0 P: 6	R: 0 E: 0 K: 1 S: 5	H: 0 LOB: 0 BB: 0 P: 5	R: 2 E: 1 K: 2 S: 10	H: 3 LOB: 2 BB: 0 P: 10		1B: 4 2B: 2 3B: 2 HR: 1	SF: 0 SAC: 0 DP: 1 HBP: 0	WP: 1 PB: 0 SB: 0 CS: 0
PITCHER Ken Holtzman, L ERA: 3.59 (1, 1)	IP: 9.0 WLS: W BF: 35 H: 8 R: 4 ER: 4 SO: 8 BB: 1 IBB: 0 HBP: 0 BLK: 0 WP: 1 HR: 1 S: 50 P: 54 ERA: 4.00 WHIP: 1.000															PITCHER				

AB	34
R	4
H	8
RBI	4
BB	1
SO	8
LOB	10



Batter	1	2	3	4	5	6	7	8	9	AB	R	H	RBI	BB	SO	LOB	BOTTOM			
Don Kessinger, S OBP: 0.286, SLG: 0.285 (1, 6)	6-3							F8		5	1	2	0	0	0	1	New York Mets @ Chicago Cubs Wrigley Field, Chicago, IL Mon Aug 22 1966, 3:33 AM CDT Att. 4,105 - Unknown - 75 F			
Glenn Beckert, R OBP: 0.315, SLG: 0.343 (1, 4)	P3		1-4-3			FC6		F9		5	1	1	0	0	0	3				
Billy Williams, L OBP: 0.356, SLG: 0.484 (1, 9)	F8							F9		4	2	1	2	1	0	2				
Ron Santo, R OBP: 0.416, SLG: 0.561 (1, 5)										3	1	3	2	1	0	0				
14 Ernie Banks, R OBP: 0.309, SLG: 0.433 (1, 3)										2	0	1	0	2	0	1				
John Boccabella, R OBP: 0.274, SLG: 0.392 (1, 7)										4	1	1	2	0	0	5				
Randy Hundley, R OBP: 0.300, SLG: 0.453 (1, 2)										4	1	1	2	0	0	4				
Byron Browne, R OBP: 0.318, SLG: 0.444 (1, 8)										3	0	1	0	1	0	2				
Ken Holtzman, R OBP: 0.132, SLG: 0.115 (1, 1)										4	1	1	0	0	2	2				
Inning Stats	R: 0 E: 0 K: 0 S: 3	H: 0 LOB: 0 BB: 0 P: 3	R: 2 E: 0 K: 1 S: 8	H: 3 LOB: 1 BB: 0 P: 8	R: 2 E: 0 K: 0 S: 5	H: 2 LOB: 2 BB: 2 P: 13	R: 0 E: 0 K: 1 S: 6	H: 1 LOB: 2 BB: 1 P: 10	R: 1 E: 0 K: 0 S: 4	H: 2 LOB: 1 BB: 1 P: 8	R: 3 E: 0 K: 0 S: 6	H: 4 LOB: 1 BB: 1 P: 10	R: 0 E: 0 K: 0 S: 3	H: 0 LOB: 0 BB: 0 P: 3	R: 0 E: 0 K: 0 S: 3	H: 0 LOB: 0 BB: 0 P: 3		1B: 8 2B: 5 3B: 0 HR: 1	SF: 0 SAC: 0 DP: 2 HBP: 0	WP: 0 PB: 0 SB: 0 CS: 0
PITCHER Dick Selma, R ERA: 4.59 Bob Friend, R ERA: 4.29 Bill Hepler, L ERA: 3.41 Ralph Terry, R ERA: 4.13 (1, 1)	IP: 3.0 WLS: L BF: 17 H: 5 R: 4 ER: 4 SO: 1 BB: 2 IBB: 1 HBP: 0 BLK: 0 WP: 0 HR: 1 S: 16 P: 28 ERA: 12.00 WHIP: 2.333															PITCHER				



Batter	1	2	3	4	5	6	7	8	9	AB R H RBI BB SO LOB	TOP										
Bud Harrelson, S (1, 6) OBP: 0.235, SLG: 0.071	0-3 K		0-0 F8		0-0 1-3		0-0 4-3		0-0 4-3	5 0 0 0 0 1 2	New York Mets @ Chicago Cubs Wrigley Field, Chicago, IL Tue Aug 23 1966, 3:33 AM CDT Att: 7,266 - Unknown										
Cleon Jones, R (1, 8) OBP: 0.328, SLG: 0.396	0-0 P4		0-0 5-3			0-0 F9	2-3 HR			4 1 1 2 0 0 0											
Ken Boyer, R (1, 5) OBP: 0.309, SLG: 0.415	0-0 L9			0-0 L8		0-0 F2	0-0 5-3			4 0 0 0 0 0 0											
Jim Hickman, R (1, 3) OBP: 0.310, SLG: 0.442		0-0 6-3		0-0 FC5 1B		0-0 2B 1B		0-0 F9		4 1 2 0 0 0 0											
Larry Elliot, L (1, 9) OBP: 0.329, SLG: 0.445	0-3 K		0-3 K			0-0 1B 2B		0-0 P4		4 1 1 1 0 2 1											
Ron Swoboda, R (1, 7) OBP: 0.298, SLG: 0.355		0-0 1B		0-0 1B		0-0 FC6-4 1B		0-3 K		4 0 3 1 0 1 0											
Eddie Bressoud, R (1, 4) OBP: 0.310, SLG: 0.376		0-0 FC6-4 1B		0-0 FC5		0-0 FC6-4 1B			4-0 6-3 BB	3 0 1 0 1 0 3											
Jerry Grote, R (1, 2) OBP: 0.328, SLG: 0.324		0-0 FC6-4			0-0 5-3		0-0 4-3 SH2-4 HR 1B		0-0 6-3	4 1 1 0 0 0 3											
Dennis Ribant, R (1, 1) OBP: 0.176, SLG: 0.196			0-0 F8		0-0 L7		0-0 SH2-4		0-3 K	3 0 0 0 0 1 1											
Inning Stats	R: 0 E: 0 K: 1 S: 5	H: 0 LOB: 0 BB: 0 P: 5	R: 0 E: 0 K: 1 S: 7	H: 2 LOB: 2 BB: 0 P: 7	R: 0 E: 0 K: 0 S: 3	H: 0 LOB: 0 BB: 0 P: 3	R: 0 E: 0 K: 1 S: 7	H: 2 LOB: 2 BB: 0 P: 7	R: 0 E: 0 K: 0 S: 3	H: 0 LOB: 0 BB: 0 P: 3		R: 2 E: 0 K: 0 S: 6	H: 3 LOB: 1 BB: 0 P: 6	R: 2 E: 0 K: 0 S: 5	H: 2 LOB: 0 BB: 0 P: 5	R: 0 E: 0 K: 1 S: 5	H: 0 LOB: 0 BB: 0 P: 5	R: 0 E: 0 K: 1 S: 5	H: 0 LOB: 0 BB: 0 P: 9	1B: 7 2B: 1 3B: 0 HR: 1	SF: 0 SAC: 1 DP: 0 HBP: 0
PITCHER	IP WLS BF H R ER SO BB IBB HBP BLK WP HR S P ERA WHIP											PITCHER	IP WLS BF H R ER SO BB IBB HBP BLK WP HR S P ERA WHIP								
Dick Ellsworth, L (1, 1) ERA: 4.54	8.0 L 33 9 4 4 4 0 0 0 0 0 1 41 41 4.50 1.125																				
Cal Koonce, R (9, 1) ERA: 4.21	1.0 4 0 0 0 1 1 0 0 0 0 0 5 9 0.00 1.000																				

AB	35
R	4
H	9
RBI	4
BB	1
SO	5
LOB	10



Batter	1	2	3	4	5	6	7	8	9	AB R H RBI BB SO LOB	BOTTOM										
Don Kessinger, S (1, 6) OBP: 0.284, SLG: 0.282	0-0 1-3		0-0 FC2-6			0-0 F7			0-0 6-3	4 0 0 0 0 0 1	New York Mets @ Chicago Cubs Wrigley Field, Chicago, IL Tue Aug 23 1966, 3:33 AM CDT Att: 7,266 - Unknown										
Glenn Beckert, R (1, 4) OBP: 0.317, SLG: 0.347	0-0 1B		0-0 F7			0-0 1-3			0-0 3B 2B	4 1 2 0 0 0 1											
Billy Williams, L (1, 9) OBP: 0.354, SLG: 0.480	0-0 P4		0-0 F8			0-0 4-3			0-0 P6	4 0 0 0 0 0 3											
Ron Santo, R (1, 5) OBP: 0.415, SLG: 0.563	0-0 F8			0-0 5-3			0-0 5-3		0-0 3B	4 0 1 1 0 0 1											
14 Ernie Banks, R (1, 3) OBP: 0.306, SLG: 0.428		0-0 6-3		0-0 6-3			0-0 1-3		0-0 F9	4 0 0 0 0 0 1											
John Boccabella, R (1, 7) OBP: 0.275, SLG: 0.397		0-0 2B		0-0 F8			0-0 F8			3 0 1 0 0 0 0											
Randy Hundley, R (1, 2) OBP: 0.298, SLG: 0.450		0-3 K			0-3 K			0-0 P5		3 0 0 0 0 2 1											
Byron Browne, R (1, 8) OBP: 0.316, SLG: 0.440		0-0 1-3			0-3 K			0-3 K		3 0 0 0 0 2 1											
Dick Ellsworth, L (1, 1) OBP: 0.176, SLG: 0.181			0-0 FC2-6 1B		0-0 F9			0-0 3-1		2 0 1 0 0 0 0											
George Altman, L (8, PH) OBP: 0.259, SLG: 0.360										1 0 0 0 0 0 0											
Cal Koonce, R (9, 1) OBP: 0.167, SLG: 0.063										0 0 0 0 0 0 0											
Inning Stats	R: 0 E: 0 K: 0 S: 4	H: 1 LOB: 1 BB: 0 P: 4	R: 0 E: 0 K: 1 S: 6	H: 1 LOB: 1 BB: 0 P: 6	R: 0 E: 0 K: 0 S: 4	H: 1 LOB: 1 BB: 0 P: 4	R: 0 E: 0 K: 0 S: 3	H: 0 LOB: 0 BB: 0 P: 3	R: 0 E: 0 K: 2 S: 7	H: 0 LOB: 0 BB: 0 P: 7	R: 0 E: 0 K: 0 S: 3	H: 0 LOB: 0 BB: 0 P: 3	R: 0 E: 0 K: 0 S: 3	H: 0 LOB: 0 BB: 0 P: 3	R: 0 E: 0 K: 1 S: 5	H: 0 LOB: 0 BB: 0 P: 5	R: 1 E: 0 K: 0 S: 5	H: 2 LOB: 1 BB: 0 P: 5	1B: 2 2B: 2 3B: 1 HR: 0	SF: 0 SAC: 0 DP: 0 HBP: 0	WP: 0 PA: 32 PB: 0 SB: 0 CS: 0
PITCHER	IP WLS BF H R ER SO BB IBB HBP BLK WP HR S P ERA WHIP											PITCHER	IP WLS BF H R ER SO BB IBB HBP BLK WP HR S P ERA WHIP								
Dennis Ribant, R (1, 1) ERA: 2.77	9.0 W 32 5 1 1 4 0 0 0 0 0 0 40 40 1.00 0.556																				


AB	32
R	1
H	5
RBI	1
BB	0
SO	4
LOB	9



Batter	1	2	3	4	5	6	7	8	9	AB	R	H	RBI	BB	SO	LOB	TOP										
Bud Harrelson, S OBP: 0.190, SLG: 0.056 (1, 6)	1-3		F7		2-3		SH		K	4	0	0	0	0	1	0											
Cleon Jones, R OBP: 0.326, SLG: 0.392 (1, 8)	K		F8 2B BB		5-3		P3		F8	4	1	0	0	1	1	2											
Larry Elliot, L OBP: 0.327, SLG: 0.436 Jim Hickman, R OBP: 0.310, SLG: 0.442 (1, 7) (7, 7)	F7		F8			G5-4-3 BB	L7			3	0	0	0	1	0	3											
Ken Boyer, R OBP: 0.314, SLG: 0.421 (1, 5)		1B BB 1B				G5-4-3 1-2			5-3 E 1B	4	2	3	1	0	0	1											
Ed Kranepool, L OBP: 0.329, SLG: 0.414 (1, 3)		BB 1B 1B	P4						P5	4	1	2	0	0	0	2											
John Stephenson, L OBP: 0.298, SLG: 0.252 Ron Hunt, R OBP: 0.357, SLG: 0.363 Jerry Grote, R OBP: 0.328, SLG: 0.324 (1, 2) (8, PH) (8, 2)	K				3-1				5-3	3	0	0	0	0	1	3											
Al Luplow, L OBP: 0.337, SLG: 0.346 (1, 9)					3-1				E5	4	1	2	0	0	0	0											
Eddie Bressoud, R OBP: 0.309, SLG: 0.372 (1, 4)			F9						K	3	0	0	1	1	2	2											
Bob Shaw, R OBP: 0.292, SLG: 0.250 Jack Hamilton, R OBP: 0.158, SLG: 0.135 Bob Friend, R (1, 1) (8, 1) (8, 1)									K	2	0	1	2	0	1	0											
Inning Stats	R: 0 E: 0 K: 1 S: 5	H: 0 LOB: 0 BB: 0 P: 5	R: 2 E: 0 K: 1 S: 7	H: 3 LOB: 1 BB: 1 P: 11	R: 1 E: 0 K: 0 S: 4	H: 1 LOB: 1 BB: 1 P: 8	R: 0 E: 0 K: 0 S: 3	H: 0 LOB: 0 BB: 0 P: 3	R: 0 E: 0 K: 1 S: 5	H: 0 LOB: 0 BB: 0 P: 5	R: 0 E: 0 K: 0 S: 3	H: 1 LOB: 1 BB: 1 P: 7	R: 1 E: 1 K: 1 S: 8	H: 2 LOB: 2 BB: 0 P: 8	R: 1 E: 1 K: 1 S: 7	H: 1 LOB: 1 BB: 0 P: 7	R: 0 E: 0 K: 2 S: 7	H: 0 LOB: 0 BB: 0 P: 7	1B: 7 2B: 2 3B: 0 HR: 0	SF: 1 SAC: 1 DP: 2 HBP: 0	WP: 0 PB: 0 SB: 2 CS: 0	PA: 38					
PITCHER	IP	WLS	BF	H	R	ER	SO	BB	IBB	HBP	BLK	WP	HR	S	P	ERA	WHIP										
Bill Hands, R ERA: 4.62 Bob Hendley, L ERA: 4.09 Cal Koonce, R ERA: 4.16 (1, 1) (8, 1) (9, 1)	7.0		30	7	4	4	4	3	0	0	0	0	0	35	47	5.14	1.429										
Don Kessinger, S OBP: 0.285, SLG: 0.284 (1, 6)	F8																			5	0	2	0	0	0	3	
Glenn Beckert, R OBP: 0.316, SLG: 0.345 (1, 4)	L8		P6																	5	0	1	0	0	0	1	
Billy Williams, L OBP: 0.354, SLG: 0.481 (1, 9)	G3																			5	2	2	0	0	1	2	
Ron Santo, R OBP: 0.414, SLG: 0.565 (1, 5)		P4																		5	2	2	1	0	1	3	
14 Ernie Banks, R OBP: 0.312, SLG: 0.433 (1, 3)																				3	2	2	2	2	0	2	
John Boccabella, R OBP: 0.270, SLG: 0.390 George Altman, L OBP: 0.268, SLG: 0.360 (1, 7) (8, PH) (9, 7)																				3	0	0	0	0	2	2	
Randy Hundley, R OBP: 0.300, SLG: 0.451 (1, 2)																				5	0	2	2	0	1	3	
Byron Browne, R OBP: 0.318, SLG: 0.438 (1, 8)																				2	0	0	0	1	1	0	
Bill Hands, R OBP: 0.114, SLG: 0.073 Lee Thomas, L OBP: 0.276, SLG: 0.315 Bob Hendley, R OBP: 0.235, SLG: 0.200 Marty Keough, L OBP: 0.295, SLG: 0.189 Cal Koonce, R OBP: 0.167, SLG: 0.063 (1, 1) (7, PH) (8, 1) (8, PH) (9, 1)																				2	0	0	0	0	2	2	
Inning Stats	R: 0 E: 0 K: 0 S: 3	H: 0 LOB: 0 BB: 0 P: 3	R: 0 E: 0 K: 2 S: 7	H: 0 LOB: 1 BB: 1 P: 11	R: 0 E: 0 K: 2 S: 8	H: 1 LOB: 1 BB: 0 P: 8	R: 2 E: 0 K: 1 S: 8	H: 3 LOB: 2 BB: 0 P: 9	R: 0 E: 0 K: 1 S: 7	H: 2 LOB: 2 BB: 0 P: 7	R: 0 E: 0 K: 1 S: 5	H: 0 LOB: 0 BB: 0 P: 5	R: 0 E: 0 K: 0 S: 3	H: 0 LOB: 0 BB: 0 P: 3	R: 0 E: 0 K: 1 S: 7	H: 2 LOB: 3 BB: 3 P: 19	R: 2 E: 0 K: 0 S: 4	H: 3 LOB: 3 BB: 2 P: 12	1B: 6 2B: 5 3B: 0 HR: 0	SF: 0 SAC: 0 DP: 0 HBP: 1	WP: 1 PB: 0 SB: 1 CS: 0	PA: 43					
PITCHER	IP	WLS	BF	H	R	ER	SO	BB	IBB	HBP	BLK	WP	HR	S	P	ERA	WHIP										
Bob Shaw, R ERA: 4.58 Jack Hamilton, R ERA: 3.72 Bob Friend, R ERA: 4.39 (1, 1) (8, 1) (8, 1)	7.1		32	8	4	4	8	1	0	1	0	0	0	46	51	4.91	1.227										
	0.1	L	4	0	0	0	0	3	0	0	0	0	0	1	13	0.00	9.000										
	0.2	L	7	3	2	2	0	0	2	0	0	0	0	5	13	27.00	4.500										


New York Mets @ Chicago Cubs
Wrigley Field, Chicago, IL
Wed Aug 24 1966, 3:33 AM CDT
Att: 7,160 - Unknown

AB 33
R 5
H 8
RBI 4
BB 3
SO 7
LOB 14



New York Mets @ Chicago Cubs
Wrigley Field, Chicago, IL
Wed Aug 24 1966, 3:33 AM CDT
Att: 7,160 - Unknown

AB 36
R 6
H 11
RBI 6
BB 6
SO 8
LOB 18



Batter	1	2	3	4	5	6	7	8	9	AB	R	H	RBI	BB	SO	LOB	TOP										
Don Kessinger, S OBP: 0.286, SLG: 0.285	F8		1-3 HR	G3			1-3		6-3	5	1	1	0	0	0	1											
Glenn Beckert, R OBP: 0.317, SLG: 0.344	P4		1-3				FC4-6 1B			3	1	1	0	1	0	1											
Billy Williams, L OBP: 0.351, SLG: 0.481	3-1						FC4-6 1-2			4	1	1	2	0	0	2											
Ron Santo, R OBP: 0.414, SLG: 0.568			F8				1-3			4	1	2	2	0	0	1											
14 Ernie Banks, R OBP: 0.311, SLG: 0.429									F2	3	0	1	0	1	1	1											
John Boccabella, R OBP: 0.265, SLG: 0.398			F8						F2	4	0	0	0	0	1	3											
Randy Hundley, R OBP: 0.299, SLG: 0.449									5-3	4	0	1	0	0	1	1											
Byron Browne, R OBP: 0.317, SLG: 0.443									L7	4	0	1	0	0	2	1											
Ken Holtzman, R OBP: 0.123, SLG: 0.107									6-3	4	0	0	0	0	2	4											
Bob Hendley, R OBP: 0.235, SLG: 0.200										0	0	0	0	0	0	0											
Cal Koonce, R OBP: 0.167, SLG: 0.063										0	0	0	0	0	0	0											
Inning Stats	R: 0 E: 0 K: 0 S: 3	H: 0 LOB: 0 BB: 0 P: 3	R: 0 E: 1 K: 2 S: 10	H: 2 LOB: 3 BB: 0 P: 10	R: 2 E: 0 K: 0 S: 5	H: 2 LOB: 1 BB: 1 P: 9	R: 0 E: 0 K: 1 S: 6	H: 1 LOB: 1 BB: 0 P: 6	R: 2 E: 0 K: 1 S: 6	H: 2 LOB: 1 BB: 1 P: 10	R: 0 E: 0 K: 3 S: 9	H: 0 LOB: 0 BB: 0 P: 9	R: 0 E: 0 K: 0 S: 4	H: 1 LOB: 1 BB: 0 P: 4	R: 0 E: 0 K: 0 S: 3	H: 0 LOB: 0 BB: 0 P: 3	R: 0 E: 0 K: 0 S: 3	H: 0 LOB: 0 BB: 0 P: 3	1B: 6 2B: 1 3B: 0 HR: 2	SF: 0 SAC: 0 DP: 1 HBP: 0	WP: 1 PB: 0 SB: 0 CS: 1	PA: 37					
PITCHER	IP	WLS	BF	H	R	ER	SO	BB	IBB	HBP	BLK	WP	HR	S	P	ERA	WHIP										
Dave Giusti, R ERA: 3.61	4.1		23	7	4	4	3	2	0	0	0	1	2	27	35	8.31	2.077										
Carroll Sembera, R ERA: 2.51	2.2		8	1	0	0	4	0	0	0	0	0	0	16	16	0.00	0.375										
Turk Farrell, R ERA: 4.7	2.0	W	6	0	0	0	0	0	0	0	0	0	0	6	6	0.00	0.000										

Chicago Cubs @ Houston Astros
Astrodome, Houston, TX
Fri Aug 26 1966, 8:05 PM EDT
Att: 23,139 - Dome

AB	35
R	4
H	8
RBI	4
BB	2
SO	7
LOB	15



Batter	1	2	3	4	5	6	7	8	9	AB	R	H	RBI	BB	SO	LOB	BOTTOM										
Joe Morgan, L OBP: 0.424, SLG: 0.417			1B 1B				F8		1B HR	2	2	0	0	3	0	0											
Sonny Jackson, L OBP: 0.332, SLG: 0.329	FC4-6 1B		F7				F7		HR 1B	5	1	2	1	0	0	2											
Bob Aspromonte, R OBP: 0.305, SLG: 0.359							F8			5	1	3	4	0	0	1											
Chuck Harrison, R OBP: 0.303, SLG: 0.359	2-3						F7		5-3	4	0	1	1	0	0	3											
Rusty Staub, L OBP: 0.351, SLG: 0.432			F7						F8	3	0	1	0	1	0	2											
John Bateman, R OBP: 0.310, SLG: 0.479	5-3								HR	4	1	1	1	0	1	6											
Dave Nicholson, R OBP: 0.361, SLG: 0.426										4	1	1	0	0	2	1											
Ron Davis, R OBP: 0.253, SLG: 0.262			F8				F8		F7	4	0	0	0	0	1	2											
Dave Giusti, R OBP: 0.254, SLG: 0.339										2	0	0	0	0	1	0											
Carroll Sembera, R										0	0	0	0	0	0	0											
Gene Freese, R OBP: 0.266, SLG: 0.277										1	0	0	0	0	1	0											
Turk Farrell, R OBP: 0.119, SLG: 0.190										0	0	0	0	0	0	0											
Ron Brand, R OBP: 0.312, SLG: 0.268										0	1	0	0	1	0	0											
Inning Stats	R: 0 E: 0 K: 0 S: 4	H: 1 LOB: 3 BB: 2 P: 12	R: 0 E: 0 K: 1 S: 5	H: 0 LOB: 0 BB: 0 P: 5	R: 1 E: 0 K: 1 S: 7	H: 2 LOB: 2 BB: 1 P: 11	R: 0 E: 0 K: 2 S: 7	H: 0 LOB: 0 BB: 0 P: 7	R: 0 E: 0 K: 0 S: 4	H: 1 LOB: 1 BB: 0 P: 4	R: 0 E: 0 K: 1 S: 6	H: 1 LOB: 1 BB: 0 P: 6	R: 0 E: 0 K: 1 S: 5	H: 0 LOB: 0 BB: 0 P: 5	R: 0 E: 0 K: 0 S: 3	H: 0 LOB: 0 BB: 0 P: 3	R: 6 E: 0 K: 0 S: 5	H: 4 LOB: 0 BB: 2 P: 13	1B: 6 2B: 1 3B: 0 HR: 2	SF: 0 SAC: 0 DP: 0 HBP: 0	WP: 0 PB: 0 SB: 0 CS: 0	PA: 39					
PITCHER	IP	WLS	BF	H	R	ER	SO	BB	IBB	HBP	BLK	WP	HR	S	P	ERA	WHIP										
Ken Holtzman, L ERA: 3.63	8.1		36	7	4	4	6	4	0	0	0	0	1	44	60	4.32	1.320										
Bob Hendley, L ERA: 4.32	0.0	L	2	1	0	0	0	1	0	0	0	0	0	1	5	∞	∞										
Cal Koonce, R ERA: 4.27	0.0		1	1	3	3	0	0	0	0	0	0	1	1	1	∞	∞										

Chicago Cubs @ Houston Astros
Astrodome, Houston, TX
Fri Aug 26 1966, 8:05 PM EDT
Att: 23,139 - Dome

AB	34
R	7
H	9
RBI	7
BB	5
SO	6
LOB	17



Batter	1	2	3	4	5	6	7	8	9	AB	R	H	RBI	BB	SO	LOB	TOP										
Don Kessinger, S (1, 6) OBP: 0.287, SLG: 0.286	FC4-6 1B		6-3 1B				P3 4-3		6-3	5	0	2	0	0	0	2											
Glenn Beckert, R (1, 4) OBP: 0.318, SLG: 0.346	FC4-6 1-2		6-3 1-2				1B SF7 1B		2B 1B	4	2	2	0	0	0	2											
Billy Williams, L (1, 9) OBP: 0.352, SLG: 0.483	FC4-6 1-2		P5				1B 1-3		14 HR 2B	4	1	2	1	0	0	2											
Ron Santo, R (1, 5) OBP: 0.411, SLG: 0.564	CS 1-2	4-3		1-3			SF7 3-H		6-3	3	0	0	1	0	0	1											
14 Ernie Banks, R (1, 3) OBP: 0.313, SLG: 0.437			1B 1B	6-3			F5		HR	4	1	2	2	0	0	1											
John Boccabella, R (1, 7) OBP: 0.264, SLG: 0.394			1B 1-2	4-3					K	4	0	1	0	0	1	0											
Randy Hundley, R (1, 2) OBP: 0.297, SLG: 0.444			K		5-3				F9	4	0	0	0	0	2	2											
Byron Browne, R (1, 8) OBP: 0.316, SLG: 0.441			K		6-3				K	4	0	1	0	0	2	2											
Dick Ellsworth, L (1, 1) OBP: 0.171, SLG: 0.176				5-3					K	2	0	0	0	0	0	0											
Lee Thomas, L (7, PH) OBP: 0.279, SLG: 0.318					4-3				K	1	0	1	0	0	0	0											
Len Church, S (7, 1) George Altman, L (9, PH) Curt Simmons, L (9, 1) OBP: 0.267, SLG: 0.357									K	0	0	0	0	0	0	0											
Inning Stats	R: 0 E: 0 K: 0 S: 3	H: 1 LOB: 0 BB: 0 P: 3	R: 0 E: 0 K: 2 S: 9	H: 2 LOB: 2 BB: 0 P: 9	R: 0 E: 0 K: 0 S: 4	H: 1 LOB: 1 BB: 0 P: 4	R: 0 E: 0 K: 0 S: 3	H: 0 LOB: 0 BB: 0 P: 3	R: 0 E: 0 K: 0 S: 5	H: 0 LOB: 0 BB: 0 P: 3	R: 1 E: 0 K: 1 S: 5	H: 2 LOB: 1 BB: 0 P: 5	R: 0 E: 0 K: 1 S: 7	H: 2 LOB: 2 BB: 0 P: 7	R: 3 E: 0 K: 1 S: 8	H: 3 LOB: 0 BB: 0 P: 8	R: 0 E: 0 K: 2 S: 7	H: 0 LOB: 0 BB: 0 P: 7	1B: 9 2B: 1 3B: 0 HR: 1	SF: 1 SAC: 0 DP: 0 HBP: 0	WP: 0 PB: 0 SB: 0 CS: 1	PA: 38					
PITCHER	IP	WLS	BF	H	R	ER	SO	BB	IBB	HBP	BLK	WP	HR	S	P	ERA	WHIP										
Bob Bruce, R (1, 1) ERA: 5.44	7.0		30	10	3	3	3	0	0	0	0	0	0	36	36	3.86	1.429										
Claude Raymond, R (8, 1) ERA: 3.16	2.0	W	7	1	1	1	3	0	0	0	0	0	1	13	13	4.50	0.500										

Chicago Cubs @ Houston Astros
Astrodome, Houston, TX
Sat Aug 27 1966, 8:05 PM EDT
Att: 26,004 - Dome

AB 36
R 4
H 11
RBI 4
BB 0
SO 6
LOB 12



Batter	1	2	3	4	5	6	7	8	9	AB	R	H	RBI	BB	SO	LOB	BOTTOM										
Joe Morgan, L (1, 4) OBP: 0.422, SLG: 0.414	4-3		3-1						FC1-6 1B SH1-3 1B	5	1	1	1	0	1	2											
Sonny Jackson, L (1, 6) OBP: 0.333, SLG: 0.328	K			G4-6-3 BB		6-3	6-3 BB		SH1-3	2	0	0	0	2	1	0											
Bob Aspromonte, R (1, 5) OBP: 0.304, SLG: 0.357	K			G4-6-3 1-2		K	6-3 1-2 2-3		1B	5	0	1	0	0	2	3											
Chuck Harrison, R (1, 3) OBP: 0.313, SLG: 0.377				1B HR		1B	2B 1B		1B 3-H	4	2	4	2	1	0	0											
Rusty Staub, L (1, 9) OBP: 0.353, SLG: 0.435				1-3		1B	6-3			4	1	2	1	0	0	3											
John Bateman, R (1, 2) OBP: 0.305, SLG: 0.476				K		K	1-H 2B		5-3	4	0	1	1	0	2	2											
Dave Nicholson, R (1, 7) OBP: 0.360, SLG: 0.424							2-H 1B		K	4	0	1	0	0	2	1											
Ron Davis, R (1, 8) OBP: 0.253, SLG: 0.253					6-3				F8	3	1	0	0	1	0	1											
Bob Bruce, R (1, 1) OBP: 0.091, SLG: 0.063									SH3 1B BB	1	0	0	0	0	0	0											
Claude Raymond, R (8, 1) OBP: 0.111, SLG: 0.111					F2				SH3-4	0	0	0	0	0	0	0											
Felix Mantilla, R (9, PH) OBP: 0.275, SLG: 0.346									FC1-6 1B	1	0	1	0	0	0	0											
Inning Stats	R: 0 E: 0 K: 2 S: 7	H: 0 LOB: 0 BB: 0 P: 7	R: 1 E: 0 K: 1 S: 6	H: 1 LOB: 0 BB: 0 P: 6	R: 0 E: 0 K: 0 S: 3	H: 0 LOB: 0 BB: 0 P: 3	R: 0 E: 0 K: 1 S: 6	H: 2 LOB: 2 BB: 1 P: 10	R: 0 E: 0 K: 1 S: 6	H: 1 LOB: 1 BB: 0 P: 6	R: 2 E: 0 K: 2 S: 10	H: 3 LOB: 1 BB: 0 P: 10	R: 1 E: 0 K: 0 S: 4	H: 1 LOB: 3 BB: 3 P: 16	R: 0 E: 0 K: 1 S: 5	H: 0 LOB: 0 BB: 0 P: 5	R: 1 E: 0 K: 0 S: 5	H: 3 LOB: 2 BB: 0 P: 5	1B: 9 2B: 1 3B: 0 HR: 1	SF: 0 SAC: 3 DP: 1 HBP: 0	WP: 0 PB: 0 SB: 0 CS: 0	PA: 40					
PITCHER	IP	WLS	BF	H	R	ER	SO	BB	IBB	HBP	BLK	WP	HR	S	P	ERA	WHIP										
Dick Ellsworth, L (1, 1) ERA: 4.54	6.0		25	7	3	3	7	1	0	0	0	0	0	38	42	4.50	1.333										
Len Church, R (7, 1) ERA: 4.5	2.0		10	1	1	1	1	3	0	0	0	0	0	9	21	4.50	2.000										
Curt Simmons, L (9, 1) ERA: 4.18	0.2	L	5	3	1	1	0	0	0	0	0	0	0	5	5	13.50	4.500										

Chicago Cubs @ Houston Astros
Astrodome, Houston, TX
Sat Aug 27 1966, 8:05 PM EDT
Att: 26,004 - Dome

AB 33
R 5
H 11
RBI 5
BB 4
SO 8
LOB 12



Batter	1	2	3	4	5	6	7	8	9	AB	R	H	RBI	BB	SO	LOB	TOP								
Don Kessinger, S (1, 6) OBP: 0.286, SLG: 0.285	0-3 K		0-0 1-4-3		0-0 1B	0-0 1-3		0-0 5-3	5 0 1 0 0 1 1																
Glenn Beckert, R (1, 4) OBP: 0.321, SLG: 0.348	0-0 4-3		0-0 WP 4-3 1B		0-0 1-3 1B		0-0 14 CS 1B	5 1 3 0 0 0 0																	
Billy Williams, L (1, 9) OBP: 0.351, SLG: 0.487	0-0 HR		0-0 4-3 1-2 1B		0-0 F8		0-0 P4	4 1 1 1 0 0 3																	
Ron Santo, R (1, 5) OBP: 0.411, SLG: 0.562	0-0 5-3		0-0 2H 1B		4-0 14 FC6-4 1-2 BB		0-0 F9	3 0 1 1 1 0 1																	
14 Ernie Banks, R (1, 3) OBP: 0.310, SLG: 0.433		0-0 5-3	0-0 F7		0-0 FC6-4 1-2		0-0 CS	4 0 0 0 0 0 3																	
John Boccabella, R (1, 7) OBP: 0.284, SLG: 0.391		0-3 K		0-0 6-3		0-0 4-3		0-0 1B	4 0 1 0 0 1 0																
Joey Amalfitano, R (8, PR) OBP: 0.243, SLG: 0.194									0 0 0 0 0 0 0																
Marty Keough, L (8, 7) OBP: 0.295, SLG: 0.189									0 0 0 0 0 0 0																
Randy Hundley, R (1, 2) OBP: 0.296, SLG: 0.441		4-0 1B BB		0-0 6-3		0-0 6-3		0-3 K	3 0 0 0 1 1 1																
Byron Browne, R (1, 8) OBP: 0.320, SLG: 0.452		0-0 FC6-4 1-2 1B		0-0 1B		0-0 HR		0-0 F8	4 1 3 1 0 0 1																
Bill Hands, R (1, 1) OBP: 0.109, SLG: 0.070		0-0 FC6-4 1-2		0-3 K		0-0 1B		0-0 P3	2 0 0 0 0 1 3																
Bob Hendley, R (4, 1) OBP: 0.276, SLG: 0.250									1 0 1 0 0 0 0																
Lee Thomas, L (9, PH) OBP: 0.278, SLG: 0.316									1 0 0 0 0 0 0																
Inning Stats	R: 1 E: 0 K: 1 S: 6	H: 1 LOB: 0 BB: 0 P: 6	R: 0 E: 0 K: 1 S: 6	H: 1 LOB: 2 BB: 1 P: 10	R: 1 E: 0 K: 0 S: 5	H: 2 LOB: 1 BB: 0 P: 5	R: 0 E: 0 K: 1 S: 6	H: 1 LOB: 1 BB: 0 P: 6	R: 0 E: 0 K: 0 S: 4	H: 2 LOB: 2 BB: 1 P: 8	R: 0 E: 0 K: 0 S: 5	H: 2 LOB: 1 BB: 0 P: 5	R: 0 E: 0 K: 0 S: 3	H: 1 LOB: 0 BB: 0 P: 3	R: 0 E: 0 K: 1 S: 6	H: 1 LOB: 1 BB: 0 P: 6	R: 0 E: 0 K: 0 S: 3	H: 0 LOB: 0 BB: 0 P: 3	1B: 9 2B: 0 3B: 0 HR: 2	SF: 0 SAC: 0 DP: 0 HBP: 0	WP: 1 PB: 0 SB: 0 CS: 1	PA: 39			
PITCHER	IP	WLS	BF	H	R	ER	SO	BB	IBB	HBP	BLK	WP	HR	S	P	ERA	WHIP								
Larry Dierker, R (1, 1) ERA: 3.35	6.0	W	28	9	3	3	3	2	0	0	0	1	2	32	40	4.50	1.833								
Turk Farrell, R (7, 1) ERA: 4.59	3.0	S	10	2	0	0	1	0	0	0	0	0	0	12	12	0.00	0.667								

Chicago Cubs @ Houston Astros
Astrodome, Houston, TX
Sun Aug 28 1966, 4:33 AM EDT
Att: 19,195 - Dome

AB	36
R	3
H	11
RBI	3
BB	2
SO	4
LOB	13



Batter	1	2	3	4	5	6	7	8	9	AB	R	H	RBI	BB	SO	LOB	BOTTOM							
Joe Morgan, L (1, 4) OBP: 0.421, SLG: 0.412	0-0 4-3		0-0 F9	0-0 2H 3H 1B		4-0 1-2 BB		0-0 FC4 1-2	4 0 1 1 1 0 2															
Sonny Jackson, L (1, 6) OBP: 0.335, SLG: 0.329	0-0 PB S 1B		0-0 FC6-4 1-2 1B	0-3 K		0-0 1-3			4 0 2 0 0 1 3															
Bob Lillis, R (8, 6) OBP: 0.271, SLG: 0.287									0 0 0 0 0 0 0															
Bob Aspromonte, R (1, 5) OBP: 0.301, SLG: 0.354	0-3 K		0-0 FC6-4 1-2 1B	0-0 L9		0-0 5-3			4 1 0 0 0 1 4															
Rusty Staub, L (1, 9) OBP: 0.354, SLG: 0.434	4-0 2-3 BB		0-0 1B 1-2 3H 1B		0-0 G3		0-0 3-1		3 0 1 1 1 0 0															
Lee Maye, L (1, 7) OBP: 0.315, SLG: 0.417	0-0 4-3		0-0 1-3 2H 1B		0-0 4-3		0-0 1B		4 0 2 1 0 0 2															
Chuck Harrison, R (1, 3) OBP: 0.310, SLG: 0.373		0-0 6-3	0-3 K		0-3 K		0-0 5-3		4 0 0 0 0 2 3															
John Bateman, R (1, 2) OBP: 0.311, SLG: 0.476		0-0 6-3		0-0 SH5-4 PB 1B		0-0 G6-4-3 1B		0-0 F9	4 1 2 0 0 0 0															
Ron Davis, R (1, 8) OBP: 0.253, SLG: 0.253		0-0 5-3		0-0 PB SH5-4 1B		0-0 G6-4-3 1-2 BB		0-0 2-3	4 1 1 0 0 0 1															
Larry Dierker, R (1, 1) OBP: 0.189, SLG: 0.250			4-0 FC6-4 1B BB		0-0 SH5-4		4-0 BB		0 1 0 0 1 0 0															
Gene Freese, R (6, PH) OBP: 0.271, SLG: 0.277									0 0 0 0 1 0 0															
Turk Farrell, R (7, 1) OBP: 0.140, SLG: 0.209									1 0 1 0 0 0 0															
Inning Stats	R: 0 E: 0 K: 1 S: 6	H: 1 LOB: 2 BB: 1 P: 10	R: 0 E: 0 K: 0 S: 3	H: 0 LOB: 0 BB: 0 P: 3	R: 2 E: 0 K: 1 S: 8	H: 3 LOB: 2 BB: 1 P: 12	R: 2 E: 0 K: 1 S: 8	H: 3 LOB: 1 BB: 0 P: 8	R: 0 E: 0 K: 1 S: 5	H: 0 LOB: 0 BB: 0 P: 5	R: 0 E: 0 K: 0 S: 3	H: 1 LOB: 2 BB: 2 P: 11	R: 0 E: 0 K: 0 S: 4	H: 1 LOB: 1 BB: 0 P: 4	R: 0 E: 0 K: 0 S: 4	H: 1 LOB: 1 BB: 0 P: 4	1B: 10 2B: 0 3B: 0 HR: 0	SF: 0 SAC: 1 DP: 1 HBP: 0	WP: 0 PB: 2 SB: 1 CS: 0	PA: 37				
PITCHER	IP	WLS	BF	H	R	ER	SO	BB	IBB	HBP	BLK	WP	HR	S	P	ERA	WHIP							
Bill Hands, R (1, 1) ERA: 4.7	3.1	L	19	7	4	3	2	2	0	0	0	0	0	21	29	8.10	2.700							
Bob Hendley, L (4, 1) ERA: 4.07	4.2		18	3	0	0	2	2	0	0	0	0	0	20	28	0.00	1.071							

Chicago Cubs @ Houston Astros
Astrodome, Houston, TX
Sun Aug 28 1966, 4:33 AM EDT
Att: 19,195 - Dome


AB	32
R	4
H	10
RBI	3
BB	4
SO	4
LOB	15




Batter	1	2	3	4	5	6	7	8	9	AB	R	H	RBI	BB	SO	LOB	TOP			
Don Kessinger, S OBP: 0.285, SLG: 0.284 (1, 6)	E4 1B			FC1-6 1B		P3			F7	5	1	1	0	0	0	3	Chicago Cubs @ Atlanta Braves Atlanta Stadium, Atlanta, GA Tue Aug 30 1966, 7:05 PM EDT Att: 8,093 - Unknown - 87 F			
Glenn Beckert, R OBP: 0.323, SLG: 0.353 (1, 4)	1B SF8 BB	K		1B			F8			3	1	1	0	1	1					
Billy Williams, L OBP: 0.346, SLG: 0.479 (1, 9)	F9			2B 14 HR 1B		F9				4	1	1	0	0	1	4				
Ron Santo, R OBP: 0.410, SLG: 0.559 (1, 5)	1B 14 HBP 1-3 2H			14 HR 2B		K			K	4	1	2	1	0	2	2				
14 Ernie Banks, R OBP: 0.317, SLG: 0.441 (1, 3)	HBP			HR					F8	3	1	2	3	0	0	0				
John Boccabella, R OBP: 0.267, SLG: 0.383 (1, 7)	SF8			F8		G1-4-3 1B			6-3	3	0	0	1	0	0	1				
Randy Hundley, R OBP: 0.300, SLG: 0.438 (1, 2)	L7			F2		1-3			P6	4	0	0	0	0	0	2				
Byron Browne, R OBP: 0.322, SLG: 0.446 Adolfo Phillips, R OBP: 0.336, SLG: 0.457 (9, PR) (9, 8)		1B BB		6-3		P4			CS PB BB	2	0	0	0	2	0	0				
Ken Holtzman, R OBP: 0.131, SLG: 0.117 (1, 1)	K			FC1-6 1B		K			K	4	0	1	0	0	3	2				
Inning Stats	R: 2 E: 1 K: 0 S: 5	H: 1 LOB: 2 BB: 1 P: 10	R: 0 E: 0 K: 2 S: 7	H: 1 LOB: 1 BB: 1 P: 11	R: 3 E: 0 K: 0 S: 6	H: 3 LOB: 0 BB: 0 P: 6	R: 0 E: 0 K: 1 S: 7	H: 2 LOB: 2 BB: 0 P: 7	R: 0 E: 0 K: 0 S: 3	H: 0 LOB: 0 BB: 0 P: 3	R: 0 E: 0 K: 2 S: 7	H: 0 LOB: 0 BB: 0 P: 7	R: 0 E: 0 K: 0 S: 3	H: 0 LOB: 0 BB: 0 P: 3	R: 0 E: 0 K: 1 S: 4	H: 0 LOB: 1 BB: 1 P: 8	1B: 6 2B: 1 3B: 0 HR: 1	SF: 1 SAC: 0 DP: 1 HBP: 1	WP: 0 PB: 1 CS: 1	PA: 37
PITCHER	IP WLS BF H R ER SO BB IBB HBP BLK WP HR S P ERA WHIP	IP WLS BF H R ER SO BB IBB HBP BLK WP HR S P ERA WHIP	IP WLS BF H R ER SO BB IBB HBP BLK WP HR S P ERA WHIP	IP WLS BF H R ER SO BB IBB HBP BLK WP HR S P ERA WHIP	IP WLS BF H R ER SO BB IBB HBP BLK WP HR S P ERA WHIP	IP WLS BF H R ER SO BB IBB HBP BLK WP HR S P ERA WHIP	IP WLS BF H R ER SO BB IBB HBP BLK WP HR S P ERA WHIP	IP WLS BF H R ER SO BB IBB HBP BLK WP HR S P ERA WHIP	IP WLS BF H R ER SO BB IBB HBP BLK WP HR S P ERA WHIP	IP WLS BF H R ER SO BB IBB HBP BLK WP HR S P ERA WHIP	IP WLS BF H R ER SO BB IBB HBP BLK WP HR S P ERA WHIP	IP WLS BF H R ER SO BB IBB HBP BLK WP HR S P ERA WHIP	IP WLS BF H R ER SO BB IBB HBP BLK WP HR S P ERA WHIP	IP WLS BF H R ER SO BB IBB HBP BLK WP HR S P ERA WHIP	IP WLS BF H R ER SO BB IBB HBP BLK WP HR S P ERA WHIP	IP WLS BF H R ER SO BB IBB HBP BLK WP HR S P ERA WHIP				
Joey Jay, R ERA: 5.02 (1, 1)	2.0 L	5 5	3 3	2 2	2 2	0 0	0 0	0 0	0 0	0 0	13 13	0.00 1.000								
Phil Niekro, R ERA: 3.82 (3, 1)	3.0	11 3	0 0	0 0	1 0	0 0	0 0	0 0	0 0	0 0	13 12	0.00 0.000								
Jay Ritchie, R ERA: 2.2 (6, 1)	2.0	6 0	0 0	0 0	3 1	0 0	0 0	0 0	0 0	0 0	12 12	0.00 0.000								
Ted Abernathy, R ERA: 4.46 (8, 1)	2.0	6 0	0 0	0 0	1 1	0 0	0 0	0 0	0 0	0 0	7 11	0.00 0.500								

Batter	1	2	3	4	5	6	7	8	9	AB	R	H	RBI	BB	SO	LOB	BOTTOM					
Felipe Alou, R OBP: 0.357, SLG: 0.522 (1, 8)	P6			F9						4	1	2	0	1	0	0	Chicago Cubs @ Atlanta Braves Atlanta Stadium, Atlanta, GA Tue Aug 30 1966, 7:05 PM EDT Att: 8,093 - Unknown - 87 F					
Woody Woodward, R OBP: 0.325, SLG: 0.321 (1, 6)	F7			F7		1B			1B	4	0	0	0	0	0	4						
Mack Jones, L OBP: 0.327, SLG: 0.450 (9, PH)					6-3		P3		F7	1	0	0	0	0	0	1						
Hank Aaron, R OBP: 0.362, SLG: 0.543 (1, 9)	BB			5-3		1B			F8	4	1	2	3	1	0	1						
Joe Torre, R OBP: 0.377, SLG: 0.548 (1, 3)	K			1B		L6			5-3	4	0	1	0	0	1	2						
Rico Carty, R OBP: 0.380, SLG: 0.440 (1, 7)				K		1B			L9	4	0	1	0	0	1	1						
Miguel de la Hoz, R OBP: 0.230, SLG: 0.222 (1, 5)				K		L4			F9	3	0	0	0	1	1	3						
Gene Oliver, R OBP: 0.257, SLG: 0.377 (1, 2)				BB		1B			F8	4	0	2	0	0	0	3						
Frank Bolling, R OBP: 0.247, SLG: 0.260 (1, 4)	1-3					L7			F9	4	1	1	0	0	0	3						
Joey Jay, S OBP: 0.143, SLG: 0.091 (1, 1) Phil Niekro, R OBP: 0.352, SLG: 0.442 (5, PH) Jay Ritchie, R OBP: 0.336, SLG: 0.398 (8, 1) Ted Abernathy, R OBP: 0.221, SLG: 0.167 Ty Cline OBP: 0.338, SLG: 0.389 (9, PH)				K		K			K	0	0	0	0	0	0	0						
Inning Stats	R: 0 E: 0 K: 1 S: 5	H: 0 LOB: 1 BB: 1 P: 9	R: 0 E: 0 K: 0 S: 3	H: 0 LOB: 1 BB: 1 P: 7	R: 0 E: 0 K: 1 S: 5	H: 0 LOB: 0 BB: 0 P: 5	R: 0 E: 0 K: 2 S: 8	H: 1 LOB: 1 BB: 0 P: 8	R: 0 E: 0 K: 1 S: 7	H: 2 LOB: 2 BB: 0 P: 7	R: 0 E: 0 K: 0 S: 5	H: 2 LOB: 2 BB: 0 P: 5	R: 3 E: 0 K: 0 S: 5	H: 2 LOB: 0 BB: 1 P: 9	R: 0 E: 0 K: 0 S: 4	H: 1 LOB: 1 BB: 0 P: 4	R: 0 E: 0 K: 1 S: 6	H: 1 LOB: 1 BB: 0 P: 6	1B: 7 2B: 1 3B: 0 HR: 1	SF: 0 SAC: 0 DP: 0 HBP: 0	WP: 0 PB: 0 CS: 0	PA: 39
PITCHER	IP WLS BF H R ER SO BB IBB HBP BLK WP HR S P ERA WHIP	IP WLS BF H R ER SO BB IBB HBP BLK WP HR S P ERA WHIP	IP WLS BF H R ER SO BB IBB HBP BLK WP HR S P ERA WHIP	IP WLS BF H R ER SO BB IBB HBP BLK WP HR S P ERA WHIP	IP WLS BF H R ER SO BB IBB HBP BLK WP HR S P ERA WHIP	IP WLS BF H R ER SO BB IBB HBP BLK WP HR S P ERA WHIP	IP WLS BF H R ER SO BB IBB HBP BLK WP HR S P ERA WHIP	IP WLS BF H R ER SO BB IBB HBP BLK WP HR S P ERA WHIP	IP WLS BF H R ER SO BB IBB HBP BLK WP HR S P ERA WHIP	IP WLS BF H R ER SO BB IBB HBP BLK WP HR S P ERA WHIP	IP WLS BF H R ER SO BB IBB HBP BLK WP HR S P ERA WHIP	IP WLS BF H R ER SO BB IBB HBP BLK WP HR S P ERA WHIP	IP WLS BF H R ER SO BB IBB HBP BLK WP HR S P ERA WHIP	IP WLS BF H R ER SO BB IBB HBP BLK WP HR S P ERA WHIP	IP WLS BF H R ER SO BB IBB HBP BLK WP HR S P ERA WHIP	IP WLS BF H R ER SO BB IBB HBP BLK WP HR S P ERA WHIP						
Ken Holtzman, L ERA: 3.59 (1, 1)	9.0 W	39 9	3 3	3 3	6 3	3 0	0 0	0 0	0 0	0 0	48 60	3.00 1.333										

AB 32
R 5
H 8
RBI 5
BB 3
SO 7
LOB 15



AB 36
R 3
H 9
RBI 3
BB 3
SO 6
LOB 20



Batter	1	2	3	4	5	6	7	8	9	AB	R	H	RBI	BB	SO	LOB	TOP									
Adolfo Phillips, R OBP: 0.336, SLG: 0.452 (1, 8)										4	1	0	0	1	2	1	Chicago Cubs @ Cincinnati Reds Crosley Field, Cincinnati, OH Wed Aug 31 1966, 7:05 PM EDT Att: 6,919 - Unknown - 80 F									
Glenn Beckert, R OBP: 0.322, SLG: 0.352 (1, 4)										5	1	1	0	0	1	1										
Billy Williams, L OBP: 0.347, SLG: 0.489 (1, 9)										4	2	2	3	0	0	0										
Ron Santo, R OBP: 0.413, SLG: 0.558 (1, 5)										2	0	1	1	2	1	0										
14 Ernie Banks, R OBP: 0.316, SLG: 0.442 (1, 3)										4	0	1	0	0	0	2										
John Boccabella, R OBP: 0.272, SLG: 0.379 (1, 7)										2	1	0	0	2	0	0										
Randy Hundley, R OBP: 0.300, SLG: 0.437 (1, 2)										3	0	1	0	0	0	3										
Don Kessinger, S OBP: 0.285, SLG: 0.284 (1, 6)										4	0	1	1	0	0	4										
Bill Hands, R OBP: 0.102, SLG: 0.065 (1, 1)										3	0	0	0	0	1	1										
Curt Simmons, L OBP: 0.231, SLG: 0.174 (7, 1)										0	0	0	0	0	0	0										
Lee Thomas, L OBP: 0.276, SLG: 0.314 (9, PH)										0	0	0	0	0	0	0										
Inning Stats	R: 2 E: 0 K: 1 S: 8	H: 3 LOB: 3 BB: 2 P: 16	R: 0 E: 0 K: 0 S: 3	H: 0 LOB: 0 BB: 0 P: 3	R: 0 E: 0 K: 1 S: 5	H: 0 LOB: 0 BB: 0 P: 5	R: 0 E: 0 K: 0 S: 3	H: 1 LOB: 0 BB: 0 P: 3	R: 2 E: 0 K: 2 S: 7	H: 2 LOB: 1 BB: 1 P: 11	R: 1 E: 0 K: 2 S: 8	H: 1 LOB: 1 BB: 1 P: 12	R: 0 E: 0 K: 0 S: 3	H: 0 LOB: 1 BB: 1 P: 7	R: 0 E: 0 K: 0 S: 3	H: 0 LOB: 0 BB: 0 P: 3	R: 0 E: 0 K: 0 S: 3	H: 0 LOB: 0 BB: 0 P: 3	1B: 4 2B: 1 3B: 1 HR: 1	SF: 0 SAC: 1 DP: 1 HBP: 0	WP: 0 PB: 1 SB: 0 CS: 0	PA: 38				
PITCHER	IP WLS BF H R ER SO BB IBB HBP BLK WP HR S P ERA WHIP																									
Jim O'Toole, L ERA: 3.38 (1, 1)	5.0	24	6	5	5	3	3	1	0	0	0	0	0	1	26	42	9.00	1.800								
Jack Baldschun, R ERA: 4.3 (6, 1)	1.0	4	1	0	0	2	0	0	0	0	0	0	0	0	8	8	0.00	1.000								
Ted Davidson, L ERA: 3.69 (7, 1)	2.0	W	7	0	0	0	1	0	0	0	0	0	0	6	10	0.00	0.500									
Don Nottebart, R ERA: 2.58 (9, 1)	1.0	S	3	0	0	0	0	0	0	0	0	0	0	3	3	0.00	0.000									

AB	32
R	5
H	7
RBI	5
BB	5
SO	5
LOB	12



Batter	1	2	3	4	5	6	7	8	9	AB	R	H	RBI	BB	SO	LOB	BOTTOM									
Tommy Harper, R OBP: 0.362, SLG: 0.380 (1, 9)										4	0	0	0	0	0	1	Chicago Cubs @ Cincinnati Reds Crosley Field, Cincinnati, OH Wed Aug 31 1966, 7:05 PM EDT Att: 6,919 - Unknown - 80 F									
Pete Rose, S OBP: 0.342, SLG: 0.452 (1, 4)										4	1	1	0	0	0	1										
Tommy Helms, R OBP: 0.334, SLG: 0.413 (1, 5)										3	2	1	0	1	0	0										
Deron Johnson, R OBP: 0.312, SLG: 0.459 (1, 7)										3	2	1	0	1	2	1										
Gordy Coleman, L OBP: 0.314, SLG: 0.373 (1, 3)										3	1	2	3	0	0	0										
Tony Perez, R OBP: 0.306, SLG: 0.389 (8, PH)										0	0	0	0	0	0	0										
Art Shamsky, L OBP: 0.323, SLG: 0.551 (8, PH)										1	1	1	3	0	0	0										
Don Nottebart, R OBP: 0.217, SLG: 0.182 (9, 1)										0	0	0	0	0	0	0										
Vada Pinson, L OBP: 0.332, SLG: 0.451 (1, 8)										4	0	0	0	0	0	1										
Don Pavletich, R OBP: 0.350, SLG: 0.530 (1, 2)										3	0	1	0	0	0	0										
Leo Cardenas, R OBP: 0.313, SLG: 0.410 (1, 6)										3	0	0	0	0	1	1										
Jim O'Toole, S OBP: 0.135, SLG: 0.130 (1, 1)										1	0	0	0	0	1	0										
Jack Baldschun, R OBP: 0.333, SLG: 0.333 (6, 1)										0	0	0	0	0	0	0										
Grady Sizemore, S OBP: 0.266, SLG: 0.247 (6, PH)										1	0	1	0	0	0	0										
Ted Davidson, L OBP: 0.323, SLG: 0.551 (7, 1)										0	0	0	0	0	0	0										
Dick Simpson, R OBP: 0.333, SLG: 0.448 (9, 9)										1	0	0	0	0	0	0										
Inning Stats	R: 0 E: 0 K: 1 S: 5	H: 0 LOB: 1 BB: 1 P: 9	R: 0 E: 0 K: 0 S: 3	H: 0 LOB: 0 BB: 0 P: 3	R: 0 E: 0 K: 2 S: 7	H: 0 LOB: 0 BB: 0 P: 7	R: 0 E: 0 K: 1 S: 5	H: 0 LOB: 0 BB: 0 P: 5	R: 0 E: 0 K: 0 S: 4	H: 2 LOB: 1 BB: 0 P: 4	R: 0 E: 0 K: 0 S: 3	H: 1 LOB: 0 BB: 0 P: 3	R: 3 E: 0 K: 0 S: 6	H: 3 LOB: 0 BB: 0 P: 6	R: 4 E: 1 K: 0 S: 6	H: 2 LOB: 0 BB: 1 P: 10	R: 0 E: 0 K: 0 S: 6	H: 0 LOB: 0 BB: 0 P: 10	1B: 5 2B: 1 3B: 0 HR: 2	SF: 0 SAC: 0 DP: 2 HBP: 0	WP: 0 PB: 0 SB: 0 CS: 0	PA: 33				
PITCHER	IP WLS BF H R ER SO BB IBB HBP BLK WP HR S P ERA WHIP																									
Bill Hands, R ERA: 4.7 (1, 1)	6.0	23	6	3	3	4	1	0	0	0	0	0	0	1	30	34	4.50	1.167								
Curt Simmons, L ERA: 4.09 (7, 1)	1.2	L	8	1	3	0	0	1	0	0	0	0	0	7	11	0.00	0.600									
Len Church, R ERA: 2.25 (8, 1)	0.1		2	1	1	0	0	0	0	0	0	1	2	2	0.00	3.000										

AB	31
R	7
H	8
RBI	6
BB	2
SO	4
LOB	5



Batter	1	2	3	4	5	6	7	8	9	AB	R	H	RBI	BB	SO	LOB	TOP								
Don Kessinger, S OBP: 0.290, SLG: 0.292 (1, 6)	6-3	3-1				1B FC4-6		1B 3B		6	3	4	1	0	0	3	Chicago Cubs @ Cincinnati Reds Crosley Field, Cincinnati, OH Thu Sep 01 1966, 7:05 PM EDT Att: 5,898 - Unknown - 70 F								
Glenn Beckert, R OBP: 0.324, SLG: 0.354 (1, 4)	F8		6-3			1B FC4-6		5-3		5	1	2	1	1	0	1									
Billy Williams, L OBP: 0.351, SLG: 0.489 (1, 9)			4-3			1B FC4-6		3B 1B		4	2	2	4	1	0	1									
Ron Santo, R OBP: 0.412, SLG: 0.559 (1, 5)	P6		K			14 1B E		3B 1B		5	1	1	2	1	2	5									
14 Ernie Banks, R OBP: 0.319, SLG: 0.451 (1, 3)		P6				14 1B E		F9		5	1	3	2	0	0	1									
John Boccabella, R OBP: 0.277, SLG: 0.381 (1, 7)						1B HR				4	0	2	0	0	0	1									
Randy Hundley, R OBP: 0.301, SLG: 0.435 (1, 2)						1B FC1-6		1B FC5		4	1	1	0	1	0	2									
Byron Browne, R OBP: 0.321, SLG: 0.443 (1, 8)						1B K		1B FC5		5	1	1	0	0	3	4									
Cal Koonce, R OBP: 0.227, SLG: 0.158 (1, 1)						1B K		1B K		3	1	1	0	1	2	0									
Bob Hendley, R OBP: 0.263, SLG: 0.235 (8, 1)						2B 1B		2B K		1	0	0	0	0	1	2									
Inning Stats	R: 0 E: 0 K: 0 S: 3	H: 0 LOB: 1 BB: 1 P: 7	R: 0 E: 0 K: 0 S: 5	H: 2 LOB: 3 BB: 1 P: 9	R: 0 E: 0 K: 1 S: 5	H: 0 LOB: 0 BB: 0 P: 5	R: 1 E: 0 K: 1 S: 5	H: 1 LOB: 1 BB: 1 P: 9	R: 3 E: 1 K: 1 S: 8	H: 3 LOB: 1 BB: 1 P: 12	R: 3 E: 0 K: 1 S: 9	H: 4 LOB: 1 BB: 0 P: 9	R: 0 E: 0 K: 1 S: 6	H: 1 LOB: 1 BB: 0 P: 6	R: 2 E: 0 K: 1 S: 8	H: 3 LOB: 1 BB: 0 P: 8	R: 2 E: 0 K: 2 S: 10	H: 3 LOB: 3 BB: 1 P: 15	1B: 12 2B: 4 3B: 1 HR: 1	SF: 0 SAC: 1 DP: 1 HBP: 1	WP: 1 PB: 1 SB: 2 CS: 1	PA: 49			
PITCHER	IP	WLS	BF	H	R	ER	SO	BB	IBB	HBP	BLK	WP	HR	S	P	ERA	WHIP								
Milt Pappas, R ERA: 4.44 (1, 1)	5.0	L	24	6	4	3	3	4	0	0	0	1	1	26	42	5.40	2.000								
Jack Baldschun, R ERA: 5.13 (6, 1)	2.0		11	5	3	3	2	0	0	0	0	0	0	15	15	13.50	2.500								
Darrell Osteen, R ERA: 14.04 (8, 1)	1.0		6	3	2	2	1	0	0	0	0	0	0	8	8	18.00	3.000								
Ted Davidson, L ERA: 3.92 (9, 1)	1.0		8	3	2	2	2	1	0	1	0	0	0	10	15	18.00	4.000								

Batter	1	2	3	4	5	6	7	8	9	AB	R	H	RBI	BB	SO	LOB	BOTTOM								
Tommy Harper, R OBP: 0.360, SLG: 0.377 (1, 9)	6-3		1B BB							4	0	0	0	1	0	2	Chicago Cubs @ Cincinnati Reds Crosley Field, Cincinnati, OH Thu Sep 01 1966, 7:05 PM EDT Att: 5,898 - Unknown - 70 F								
Pete Rose, S OBP: 0.346, SLG: 0.455 (1, 4)	2B 1B		1B CS							5	2	4	0	0	0	0									
Tommy Helms, R OBP: 0.333, SLG: 0.414 (1, 5)	2B G6-3		1B K							4	0	1	1	0	1	5									
Deron Johnson, R OBP: 0.315, SLG: 0.462 (1, 7)	BB									3	1	2	0	1	1	0									
Gordy Coleman, L OBP: 0.308, SLG: 0.365 (1, 3)	G6-3									4	0	0	0	0	0	5									
Vada Pinson, L OBP: 0.333, SLG: 0.456 (1, 8)										4	0	2	2	0	0	1									
Don Pavletich, R OBP: 0.348, SLG: 0.524 (1, 2)										4	0	1	0	0	0	2									
Leo Cardenas, R OBP: 0.311, SLG: 0.407 (1, 6)										3	0	0	0	0	0	0									
Darrell Osteen, R OBP: 0.500, SLG: 0.500 (8, 1)										0	0	0	0	0	0	0									
Art Shamsky, L OBP: 0.323, SLG: 0.551 (8, PH)										0	0	0	0	0	0	0									
Tony Perez, R OBP: 0.305, SLG: 0.387 (8, PH)										1	0	0	0	0	0	2									
Ted Davidson, R OBP: 0.387, SLG: 0.387 (9, 1)										0	0	0	0	0	0	0									
Milt Pappas, R OBP: 0.130, SLG: 0.169 (1, 1)										1	0	0	0	0	1	0									
Mel Queen, L OBP: 0.241, SLG: 0.149 (5, PH)										0	0	0	0	1	0	0									
Jack Baldschun, R OBP: 0.333, SLG: 0.333 (6, 1)										0	0	0	0	0	0	0									
Giraldo Ruiz, S OBP: 0.274, SLG: 0.244 (7, PH)										1	0	0	0	1	0	0									
Inning Stats	R: 1 E: 0 K: 0 S: 4	H: 2 LOB: 1 BB: 1 P: 8	R: 0 E: 0 K: 0 S: 3	H: 0 LOB: 0 BB: 0 P: 3	R: 0 E: 0 K: 2 S: 7	H: 1 LOB: 2 BB: 1 P: 11	R: 0 E: 0 K: 1 S: 6	H: 1 LOB: 1 BB: 0 P: 6	R: 0 E: 0 K: 0 S: 4	H: 1 LOB: 1 BB: 1 P: 8	R: 0 E: 0 K: 0 S: 4	H: 1 LOB: 0 BB: 0 P: 4	R: 0 E: 0 K: 0 S: 2	H: 0 LOB: 0 BB: 1 P: 6	R: 2 E: 0 K: 0 S: 7	H: 4 LOB: 2 BB: 0 P: 7	R: 0 E: 0 K: 0 S: 3	H: 0 LOB: 0 BB: 0 P: 3	1B: 7 2B: 3 3B: 1 HR: 0	SF: 0 SAC: 0 DP: 3 HBP: 0	WP: 0 PB: 0 SB: 0 CS: 1	PA: 38			
PITCHER	IP	WLS	BF	H	R	ER	SO	BB	IBB	HBP	BLK	WP	HR	S	P	ERA	WHIP								
Cal Koonce, R ERA: 4.13 (1, 1)	7.2	W	34	10	3	3	3	4	0	0	0	0	0	36	52	3.52	1.826								
Bob Hendley, L ERA: 4.0 (8, 1)	1.1	S	4	0	0	0	0	0	0	0	0	0	0	4	4	0.00	0.000								

AB	42
R	11
H	17
RBI	10
BB	5
SO	8
LOB	20



AB	34
R	3
H	10
RBI	3
BB	4
SO	3
LOB	17



Batter	1	2	3	4	5	6	7	8	9	AB	R	H	RBI	BB	SO	LOB	TOP								
Don Kessinger, S (1, 6) OBP: 0.288, SLG: 0.289	L6		F9			5-3	6-3			4	0	0	1	0	0	0	Chicago Cubs @ Pittsburgh Pirates Forbes Field, Pittsburgh, PA Fri Sep 02 1966, 7:05 PM EDT Att: 13,677 - Cloudy - 70 F								
Glenn Beckert, R (1, 4) OBP: 0.323, SLG: 0.355	6-3			5-3		WP 1B 2B	F8			4	1	1	0	0	0	0									
Billy Williams, L (1, 9) OBP: 0.350, SLG: 0.487				F7		K		F7		4	0	1	0	0	1	1									
Ron Santo, R (1, 5) OBP: 0.414, SLG: 0.560	K			1B		14 BB 1B		14 FC4-6 1B		3	1	2	0	1	1	1									
14 Ernie Banks, R (1, 3) OBP: 0.319, SLG: 0.448		K		6-3		1B BB		1-2 1B		3	0	0	0	1	1	2									
John Boccabella, R (1, 7) OBP: 0.276, SLG: 0.378	4-3				K			P6		4	0	1	2	0	1	1									
Randy Hundley, R (1, 2) OBP: 0.301, SLG: 0.436		P5			E 2B		P3			4	0	1	0	0	1	2									
Byron Browne, R (1, 8) OBP: 0.319, SLG: 0.440			F8		K		5-3		E3	3	0	0	0	0	1	1									
Lee Thomas, L (9, PH) OBP: 0.275, SLG: 0.313					2-3 K			G4-6-3		1	0	0	0	0	0	0									
Fergie Jenkins, R (1, 1) OBP: 0.250, SLG: 0.273			F8		K			G4-6-3		2	0	0	0	0	1	1									
Adolfo Phillips, R (7, PH) OBP: 0.338, SLG: 0.452					K					0	1	0	0	1	0	0									
Curt Simmons, L (7, 1) OBP: 0.231, SLG: 0.174					K					0	0	0	0	0	0	0									
George Altman, L (9, PH) OBP: 0.270, SLG: 0.359					E WP 6-3 BB			1-2		1	0	0	0	0	0	1									
Inning Stats	R: 0 E: 0 K: 1 S: 6	H: 1 LOB: 1 BB: 0 P: 6	R: 0 E: 0 K: 1 S: 5	H: 0 LOB: 0 BB: 0 P: 5	R: 0 E: 0 K: 0 S: 3	H: 0 LOB: 0 BB: 0 P: 3	R: 0 E: 0 K: 0 S: 4	H: 1 LOB: 1 BB: 0 P: 4	R: 0 E: 1 K: 3 S: 10	H: 1 LOB: 1 BB: 0 P: 10	R: 2 E: 0 K: 1 S: 7	H: 2 LOB: 2 BB: 2 P: 15	R: 1 E: 1 K: 0 S: 3	H: 0 LOB: 0 BB: 1 P: 7	R: 0 E: 0 K: 0 S: 4	H: 1 LOB: 1 BB: 0 P: 4	R: 0 E: 1 K: 1 S: 5	H: 0 LOB: 0 BB: 0 P: 5	1B: 4 2B: 2 3B: 0 HR: 0	SF: 0 SAC: 0 DP: 1 HBP: 0	WP: 2 PB: 0 SB: 0 CS: 0	PA: 36			
PITCHER	IP	WLS	BF	H	R	ER	SO	BB	IBB	HBP	BLK	WP	HR	S	P	ERA	WHIP								
Bob Veale, L (1, 1) ERA: 3.12	6.1	W	27	5	3	2	6	3	0	0	0	1	0	36	48	2.84	1.263								
Don Cardwell, R (7, 1) ERA: 4.26	2.2	S	9	1	0	0	1	0	0	0	0	1	0	11	11	0.00	0.375								

AB	33
R	3
H	6
RBI	3
BB	3
SO	7
LOB	10



Batter	1	2	3	4	5	6	7	8	9	AB	R	H	RBI	BB	SO	LOB	BOTTOM								
Matty Alou, L (1, 8) OBP: 0.373, SLG: 0.430	F7		1B		SH HR	F7		S 1B		4	1	2	0	0	0	1	Chicago Cubs @ Pittsburgh Pirates Forbes Field, Pittsburgh, PA Fri Sep 02 1966, 7:05 PM EDT Att: 13,677 - Cloudy - 70 F								
Gene Alley, R (1, 6) OBP: 0.334, SLG: 0.415			1B		SH5-4	K		1-3		4	0	2	0	0	1	3									
Roberto Clemente, R (1, 9) OBP: 0.370, SLG: 0.537			FC6-4 1B					F9		4	1	1	3	1	1	3									
Willie Stargell, L (1, 7) OBP: 0.391, SLG: 0.590	4-3			1B HBP	K		L4	F8		4	1	0	0	0	1	4									
Don Clendenon, R (1, 3) OBP: 0.360, SLG: 0.504		F8		5-3			4-3			3	0	0	0	1	0	1									
Bill Mazaroski, R (1, 4) OBP: 0.299, SLG: 0.394		K		FC6 1B	K		4-3			4	0	1	1	0	2	1									
Bob Bailey, R (1, 5) OBP: 0.361, SLG: 0.449		F8		K		1B 3B		1B 2B BB		3	2	1	0	1	1	1									
Jim Pagliaroni, R (1, 2) OBP: 0.337, SLG: 0.405			F2		FC6		6-3	1B		4	1	2	1	0	0	1									
Bob Veale, S (1, 1) OBP: 0.158, SLG: 0.184			3-1							3	1	1	0	0	0	1									
Don Cardwell, R (7, 1) OBP: 0.161, SLG: 0.138					SH5-4 HR	SH	6-3	1B		1	0	1	2	0	0	0									
Inning Stats	R: 0 E: 0 K: 1 S: 6	H: 1 LOB: 1 BB: 0 P: 6	R: 0 E: 0 K: 1 S: 5	H: 0 LOB: 0 BB: 0 P: 5	R: 0 E: 0 K: 0 S: 5	H: 2 LOB: 2 BB: 0 P: 5	R: 1 E: 0 K: 1 S: 6	H: 1 LOB: 1 BB: 0 P: 7	R: 3 E: 1 K: 2 S: 10	H: 2 LOB: 1 BB: 1 P: 14	R: 1 E: 0 K: 1 S: 7	H: 2 LOB: 1 BB: 0 P: 7	R: 0 E: 0 K: 0 S: 3	H: 0 LOB: 0 BB: 0 P: 3	R: 2 E: 0 K: 0 S: 6	H: 3 LOB: 3 BB: 2 P: 14	R: 0 E: 0 K: 0 S: 6	H: 0 LOB: 0 BB: 2 P: 14	1B: 8 2B: 1 3B: 1 HR: 1	SF: 0 SAC: 2 DP: 0 HBP: 1	WP: 0 PB: 0 SB: 1 CS: 0	PA: 40			
PITCHER	IP	WLS	BF	H	R	ER	SO	BB	IBB	HBP	BLK	WP	HR	S	P	ERA	WHIP								
Fergie Jenkins, R (1, 1) ERA: 3.87	6.0	L	29	8	5	4	6	1	0	1	0	0	0	39	44	6.00	1.500								
Curt Simmons, L (7, 1) ERA: 4.2	2.0		11	3	2	2	0	1	1	0	0	0	0	9	17	9.00	2.000								

AB	34
R	7
H	11
RBI	7
BB	3
SO	6
LOB	16



Batter	1	2	3	4	5	6	7	8	9	AB	R	H	RBI	BB	SO	LOB	TOP				
Don Kessinger, S (1, 6) OBP: 0.287, SLG: 0.287	K		FC6-4 BB		G3			FC3-6 8-4 1B 1-2f		3	0	0	0	1	1	1	Chicago Cubs @ Pittsburgh Pirates Forbes Field, Pittsburgh, PA Sat Sep 03 1966, 7:05 PM EDT Att: 10,891 - Cloudy - 80 F				
Glenn Beckert, R (1, 4) OBP: 0.323, SLG: 0.355	4-3		FC6-4 1-2f			L9		1B		4	0	1	0	0	0	1					
Billy Williams, L (1, 9) OBP: 0.348, SLG: 0.483	6-3			4-3			3-1	8-4 2-3f		4	0	0	0	0	0	2					
Ron Santo, R (1, 5) OBP: 0.413, SLG: 0.557		E5 14 4-3					K		4-3	4	0	1	0	0	1	0					
14 Ernie Banks, R (1, 3) OBP: 0.316, SLG: 0.443		4-3							5-3	4	0	0	0	0	1	2					
John Boccabella, R (1, 7) OBP: 0.271, SLG: 0.370		F5		1-3				E3 5-3	F8	4	0	0	0	0	0	2					
Randy Hundley, R (1, 2) OBP: 0.301, SLG: 0.442		F5						5-3 1-2		3	1	1	1	0	0	2					
Byron Browne, R (1, 8) OBP: 0.317, SLG: 0.437			6-3				K	F9		3	0	0	0	0	1	1					
Ken Holtzman, R (1, 1) OBP: 0.127, SLG: 0.113			5-3		6-3					2	0	0	0	0	0	0					
Marty Keough, L (8, PH) OBP: 0.311, SLG: 0.211										1	0	1	0	0	0	0					
Robin Roberts, S (8, 1) OBP: 0.233, SLG: 0.115								FC3-6 1B		0	0	0	0	0	0	0					
Inning Stats	R: 0 E: 0 K: 1 S: 5	H: 0 LOB: 0 BB: 0 P: 5	R: 0 E: 1 K: 0 S: 4	H: 0 LOB: 1 BB: 0 P: 4	R: 0 E: 0 K: 0 S: 3	H: 0 LOB: 1 BB: 1 P: 7	R: 0 E: 0 K: 1 S: 6	H: 1 LOB: 1 BB: 0 P: 6	R: 1 E: 0 K: 1 S: 6	H: 1 LOB: 0 BB: 0 P: 6	R: 0 E: 0 K: 0 S: 5	H: 0 LOB: 0 BB: 0 P: 5	R: 0 E: 1 K: 0 S: 4	H: 0 LOB: 1 BB: 0 P: 4	R: 0 E: 0 K: 0 S: 4	H: 2 LOB: 1 BB: 0 P: 4	R: 0 E: 0 K: 0 S: 3	H: 0 LOB: 0 BB: 0 P: 3	1B: 3 2B: 1 3B: 0 HR: 1	SF: 0 SAC: 0 DP: 1 HBP: 0	WP: 0 PA: 33 PB: 0 SB: 0 CS: 0
PITCHER Tommie Sisk, R (1, 1) ERA: 4.0	IP: 9.0 WLS: W BF: 33 H: 4 R: 1 ER: 1 SO: 4 BB: 1 IBB: 0 HBP: 0 BLK: 0 WP: 0 HR: 1 S: 40 P: 44 ERA: 1.00 WHIP: 0.556															PITCHER					

AB	32
R	1
H	4
RBI	1
BB	1
SO	4
LOB	11



Batter	1	2	3	4	5	6	7	8	9	AB	R	H	RBI	BB	SO	LOB	BOTTOM		
Matty Alou, L (1, 8) OBP: 0.377, SLG: 0.433	4-3		5-3 1B HBP		2B 1B		3B 1B	G6-3 1B		4	3	3	0	0	0	0	Chicago Cubs @ Pittsburgh Pirates Forbes Field, Pittsburgh, PA Sat Sep 03 1966, 7:05 PM EDT Att: 10,891 - Cloudy - 80 F		
Gene Alley, R (1, 6) OBP: 0.335, SLG: 0.421	SF9 3B		5-3 1-2		2B		P4	G6-3 1-2f		5	1	2	1	0	0	3			
Roberto Clemente, R (1, 9) OBP: 0.369, SLG: 0.539	SF9 3H		K		K		1H 3B			3	0	1	2	0	2	2			
Donn Clendenon, R (1, 3) OBP: 0.361, SLG: 0.506	2B		1B		6-3		K			4	0	2	1	0	1	2			
Bill Mazerowski, R (1, 4) OBP: 0.298, SLG: 0.397	K		F9		P4			1B 3B		4	1	1	0	0	1	3			
Bob Bailey, R (1, 5) OBP: 0.366, SLG: 0.464		HR		K		G6-4-3 1B		3B HR 1B		4	2	3	2	0	1	0			
Jim Pagliaroni, R (1, 2) OBP: 0.339, SLG: 0.405		F3		1B		G6-4-3 1-2f		HR BB		3	1	1	0	1	0	1			
Willie Stargell, L (1, 7) OBP: 0.390, SLG: 0.594		4-1		F8		K		HR		4	1	1	3	0	1	1			
Tommie Sisk, R (1, 1) OBP: 0.209, SLG: 0.128	K			5-3			L7	K		4	0	0	0	0	2	1			
Inning Stats	R: 1 E: 0 K: 1 S: 7	H: 2 LOB: 1 BB: 0 P: 7	R: 1 E: 0 K: 1 S: 6	H: 1 LOB: 0 BB: 0 P: 6	R: 1 E: 0 K: 1 S: 6	H: 1 LOB: 1 BB: 0 P: 7	R: 0 E: 0 K: 1 S: 6	H: 1 LOB: 1 BB: 0 P: 6	R: 1 E: 0 K: 1 S: 7	H: 2 LOB: 1 BB: 0 P: 7	R: 0 E: 0 K: 1 S: 5	H: 1 LOB: 0 BB: 0 P: 5	R: 1 E: 0 K: 1 S: 7	H: 2 LOB: 1 BB: 0 P: 7	R: 4 E: 0 K: 1 S: 8	H: 4 LOB: 0 BB: 1 P: 12	1B: 7 2B: 2 3B: 3 HR: 2	SF: 1 SAC: 0 DP: 2 HBP: 1	WP: 0 PA: 38 PB: 0 SB: 0 CS: 0
PITCHER Ken Holtzman, L (1, 1) ERA: 3.7	IP: 7.0 WLS: L BF: 31 H: 10 R: 5 ER: 5 SO: 7 BB: 0 IBB: 0 HBP: 1 BLK: 0 WP: 0 HR: 1 S: 44 P: 45 ERA: 6.43 WHIP: 1.429															PITCHER			
Robin Roberts, R (8, 1) ERA: 4.82	IP: 1.0 WLS: 7 BF: 4 H: 4 R: 4 ER: 4 SO: 1 BB: 1 IBB: 0 HBP: 0 BLK: 0 WP: 0 HR: 1 S: 8 P: 12 ERA: 36.00 WHIP: 5.000															PITCHER			

AB	35
R	9
H	14
RBI	9
BB	1
SO	8
LOB	13



Batter	1	2	3	4	5	6	7	8	9	AB	R	H	RBI	BB	SO	LOB	TOP					
Tony Taylor, R OBP: 0.296, SLG: 0.354 (1, 4) (9, 5)	0-3 K	0-0 1B		0-0 5-3		4-0 BB		0-0 6-3	0-0 1-3	5	0	1	0	1	1	3	Philadelphia Phillies @ Chicago Cubs Wrigley Field, Chicago, IL Mon Sep 05 1966, 3:38 AM CDT Att: 20,669 - Unknown					
Cookie Rojas, R OBP: 0.316, SLG: 0.341 (1, 7) (9, 4)	0-0 2B	0-0 4-3		0-0 6-3		0-0 G6-4-3 BB			0-0 L6	5	1	1	0	0	0	5						
Dick Groat, R OBP: 0.316, SLG: 0.329 (1, 6)	0-0 2B		0-0 E 1B		0-0 HR		0-0 FC5-4 1B		0-0 F2	5	1	4	0	0	0	0						
Dick Allen, R OBP: 0.393, SLG: 0.663 Tony Gonzalez, L OBP: 0.336, SLG: 0.415 (1, 5) (9, 7)	0-0 1-3 2B		0-3 K		0-0 HR		0-0 FC5-4 BB		0-0 WP E 1B	5	2	3	3	0	1	2						
Harvey Kuenn, R OBP: 0.301, SLG: 0.339 Bill White, L OBP: 0.357, SLG: 0.463 (1, 3) (7, 3)	0-3 K		0-3 E5 1B		0-0 L7		0-0 F7		0-0 E8 1B WP	4	0	1	0	0	1	3						
Jackie Brandt, R OBP: 0.316, SLG: 0.319 (1, 8)	0-3 K		0-0 F2		0-3 K		4-0 1-2 BB		4-0 1B 1B	3	1	0	0	2	2	4						
Johnny Callison, L OBP: 0.340, SLG: 0.430 (1, 9)		0-3 K		0-0 4-3		0-0 3-1		0-0 F8	0-0 1B 1B	5	1	1	1	0	1	4						
Bob Uecker, R OBP: 0.283, SLG: 0.354 (1, 2)		0-0 F8		0-0 5-3 1B		4-0 SH1-4 BB		0-0 4-3	0-0 1B 1B	4	0	2	2	1	0	0						
Ray Culp, R OBP: 0.087, SLG: 0.087 (1, 1)		0-0 E6 1B		0-3 K		0-0 SH1-4		0-0 L9	0-0 1-2 3-H	4	0	1	1	0	1	1						
Inning Stats	R: 1 E: 0 K: 3 S: 12	H: 3 LOB: 2 BB: 0 P: 12	R: 0 E: 1 K: 1 S: 7	H: 1 LOB: 2 BB: 0 P: 7	R: 0 E: 1 K: 1 S: 7	H: 2 LOB: 2 BB: 0 P: 7	R: 0 E: 0 K: 1 S: 6	H: 1 LOB: 1 BB: 0 P: 6	R: 2 E: 0 K: 1 S: 7	H: 2 LOB: 0 BB: 0 P: 7	R: 0 E: 0 K: 0 S: 2	H: 0 LOB: 1 BB: 2 P: 10	R: 0 E: 0 K: 0 S: 4	H: 1 LOB: 2 BB: 1 P: 8	R: 0 E: 0 K: 0 S: 3	H: 0 LOB: 0 BB: 0 P: 3		R: 4 E: 1 K: 0 S: 8	H: 4 LOB: 2 BB: 1 P: 12	1B: 12 2B: 1 3B: 0 HR: 1	SF: 0 SAC: 1 DP: 1 HBP: 0	WP: 1 PB: 0 SB: 0 CS: 0
PITCHER Dick Ellsworth, L ERA: 4.48 (1, 1)	IP: 9.0 WLS: L BF: 46	H: 14 R: 7 ER: 3 SO: 7	BB: 4 IBB: 0 HBP: 0 BLK: 0	WP: 1 HR: 1 S: 56 P: 72	ERA: 3.00 WHIP: 2.000											PITCHER IP: WLS: BF: H: R: ER: SO: BB: IBB: HBP: BLK: WP: HR: S: P: ERA: WHIP						

AB 41
R 7
H 14
RBI 7
BB 4
SO 7
LOB 23



Batter	1	2	3	4	5	6	7	8	9	AB	R	H	RBI	BB	SO	LOB	BOTTOM			
Adolfo Phillips, R OBP: 0.342, SLG: 0.458 (1, 8)	4-0 2B	0-0 FC1-5			0-0 G4-6-3 1B			0-3 K	0-0 F2	4	1	1	0	1	1	4	Philadelphia Phillies @ Chicago Cubs Wrigley Field, Chicago, IL Mon Sep 05 1966, 3:38 AM CDT Att: 20,669 - Unknown			
Glenn Beckert, R OBP: 0.324, SLG: 0.356 (1, 4)	0-0 WP 5-3 2B	0-0 L7			0-3 K		0-3 K2-3			4	1	1	1	0	2	3				
Billy Williams, L OBP: 0.350, SLG: 0.482 (1, 9)	0-0 G3		0-0 FC5-4 1B		0-0 G4-6-3		4-0 PB BB			3	0	1	0	1	0	2				
Ron Santo, R OBP: 0.414, SLG: 0.552 (1, 5)	0-0 5-3		0-0 FC5-4		0-0 F3		4-0 BB			3	0	0	1	1	0	1				
14 Ernie Banks, R OBP: 0.318, SLG: 0.450 (1, 3)	0-0 1B		0-0 P3		0-3 K		0-3 K			4	0	1	0	0	2	3				
George Altman, L OBP: 0.283, SLG: 0.347 (1, 7)	0-3 K		0-0 4-3		0-0 F8			0-3 K		4	0	0	0	0	2	2				
Don Bryant, R OBP: 0.391, SLG: 0.429 Marty Keough, L OBP: 0.298, SLG: 0.200 Randy Hundley, R OBP: 0.299, SLG: 0.434 (1, 2) (7, PH) (8, 2)		4-0 FC1-5 BB		0-0 4-3		0-0 F8		4-0 BB 1B		1	0	0	0	1	0	0				
Don Kessinger, S OBP: 0.293, SLG: 0.291 (1, 6)		0-0 B2		0-0 F7		0-0 P6		0-0 BB 1B		4	0	1	0	0	0	1				
Dick Ellsworth, L OBP: 0.177, SLG: 0.171 Lee Thomas, L OBP: 0.277, SLG: 0.313 (1, 1) (9, PH)		4-0 FC1-5 BB		0-3 K		0-0 1-3		4-0 1-2 BB		2	0	0	0	1	1	0				
Inning Stats	R: 2 E: 0 K: 1 S: 7	H: 2 LOB: 1 BB: 1 P: 11	R: 0 E: 0 K: 0 S: 3	H: 0 LOB: 2 BB: 2 P: 11	R: 0 E: 0 K: 0 S: 4	H: 1 LOB: 1 BB: 0 P: 4	R: 0 E: 0 K: 1 S: 5	H: 0 LOB: 0 BB: 0 P: 5	R: 0 E: 0 K: 1 S: 5	H: 0 LOB: 0 BB: 0 P: 5	R: 0 E: 0 K: 1 S: 3	H: 0 LOB: 0 BB: 0 P: 3	R: 0 E: 0 K: 3 S: 9	H: 0 LOB: 2 BB: 2 P: 17	R: 0 E: 0 K: 1 S: 5	H: 1 LOB: 2 BB: 2 P: 13		1B: 4 2B: 1 3B: 0 HR: 0	SF: 0 SAC: 0 DP: 1 HBP: 0	WP: 1 PB: 1 SB: 0 CS: 0
PITCHER Ray Culp, R ERA: 5.4 (1, 1)	IP: 9.0 WLS: W BF: 37	H: 5 R: 2 ER: 2 SO: 8	BB: 7 IBB: 0 HBP: 0 BLK: 0	WP: 1 HR: 0 S: 46 P: 74	ERA: 2.00 WHIP: 1.333											PITCHER IP: WLS: BF: H: R: ER: SO: BB: IBB: HBP: BLK: WP: HR: S: P: ERA: WHIP				

AB 30
R 2
H 5
RBI 2
BB 7
SO 8
LOB 16



Batter	1	2	3	4	5	6	7	8	9	AB	R	H	RBI	BB	SO	LOB	TOP				
John Briggs, L (1,8) OBP: 0.384, SLG: 0.523										4	1	1	0	0	1	0	Philadelphia Phillies @ Chicago Cubs Wrigley Field, Chicago, IL Tue Sep 06 1966, 3:33 AM CDT Att: 3,218 - Unknown				
Tony Gonzalez, L (1,7) OBP: 0.335, SLG: 0.411										3	0	0	0	1	1						
Johnny Callison, L (1,9) OBP: 0.338, SLG: 0.426										4	0	0	0	0	2						
Dick Allen, R (1,5) OBP: 0.391, SLG: 0.659										4	0	1	1	0	1						
Bill White, L (1,3) OBP: 0.355, SLG: 0.461										3	0	0	0	0	1						
Clay Dalrymple, L (1,2) OBP: 0.382, SLG: 0.360										3	1	1	1	0	2						
Dick Groat, R (1,6) OBP: 0.315, SLG: 0.327										3	0	0	0	0	0						
Cookie Rojas, R (1,4) OBP: 0.314, SLG: 0.339										3	0	0	0	0	0						
Jim Bunning, R (8, PH) ERA: 2.28, SLG: 0.204										2	0	0	0	0	1						
Don Clenets, L (8, PH) ERA: 1.97, SLG: 0.313										1	0	0	0	0	0						
Bob Buhl, R (8, 1) ERA: 1.86, SLG: 0.100										0	0	0	0	0	0						
John Morris, L (8, 1) ERA: 1.93										0	0	0	0	0	0						
Joe Verbanic, R (8, 1) ERA: 3.85										0	0	0	0	0	0						
Chris Short, R (8, 1) ERA: 0.220, SLG: 0.222										0	0	0	0	0	0						
Inning Stats	R: 1 E: 0 K: 2 S: 9	H: 2 LOB: 1 BB: 0 P: 9	R: 0 E: 0 K: 1 S: 5	H: 0 LOB: 0 BB: 0 P: 5	R: 0 E: 0 K: 0 S: 3	H: 0 LOB: 0 BB: 0 P: 3	R: 0 E: 0 K: 2 S: 7	H: 0 LOB: 0 BB: 0 P: 7	R: 0 E: 0 K: 1 S: 5	H: 0 LOB: 0 BB: 0 P: 5	R: 0 E: 0 K: 2 S: 7	H: 0 LOB: 0 BB: 0 P: 7	R: 0 E: 0 K: 1 S: 5	H: 0 LOB: 0 BB: 0 P: 5	R: 1 E: 0 K: 0 S: 4	H: 1 LOB: 1 BB: 0 P: 4	R: 0 E: 0 K: 0 S: 3	H: 0 LOB: 1 BB: 1 P: 7	1B: 1 2B: 1 3B: 0 HR: 1	SF: 0 SAC: 0 DP: 0 HBP: 0	WP: 1 PA: 31 PB: 0 SB: 0 CS: 0
PITCHER	IP WLS BF H R ER SO BB IBB HBP BLK WP HR S P ERA WHIP																				
Fergie Jenkins, R (1, 1) ERA: 3.77	8.1 W 29 3 2 2 9 1 0 0 0 0 1 46 50 2.16 0.480																				
Bob Hendley, L (9, 1) ERA: 3.87	0.2 S 2 0 0 0 0 0 0 0 0 0 1 0 2 2 0.00 0.000																				

AB	30
R	2
H	3
RBI	2
BB	1
SO	9
LOB	5



Batter	1	2	3	4	5	6	7	8	9	AB	R	H	RBI	BB	SO	LOB	BOTTOM				
Adolfo Phillips, R (1,8) OBP: 0.344, SLG: 0.461										4	1	2	1	0	1	2	Philadelphia Phillies @ Chicago Cubs Wrigley Field, Chicago, IL Tue Sep 06 1966, 3:33 AM CDT Att: 3,218 - Unknown				
Glenn Beckert, R (1,4) OBP: 0.323, SLG: 0.356										4	1	1	0	0	1						
Billy Williams, L (1,9) OBP: 0.351, SLG: 0.488										4	2	2	2	0	0						
Ron Santo, R (1,5) OBP: 0.415, SLG: 0.550										3	1	1	0	1	0						
14 Ernie Banks, R (1, 3) OBP: 0.315, SLG: 0.445										4	0	0	0	0	3						
George Altman, L (1,7) OBP: 0.284, SLG: 0.346										3	1	1	0	0	1						
Ron Campbell, R (8, PH) OBP: 0.245, SLG: 0.182										1	0	0	0	0	2						
Byron Browne, R (9,7) OBP: 0.315, SLG: 0.434										0	0	0	0	0	0						
Randy Hundley, R (1,2) OBP: 0.301, SLG: 0.434										3	0	1	2	1	1						
Don Kessinger, S (1,6) OBP: 0.296, SLG: 0.297										4	1	3	1	0	1						
Fergie Jenkins, R (1, 1) OBP: 0.231, SLG: 0.250										3	0	0	0	0	3						
Bob Hendley, R (9, 1) OBP: 0.263, SLG: 0.235										0	0	0	0	0	0						
Inning Stats	R: 0 E: 0 K: 1 S: 5	H: 0 LOB: 0 BB: 0 P: 5	R: 0 E: 0 K: 0 S: 3	H: 1 LOB: 0 BB: 0 P: 3	R: 1 E: 0 K: 1 S: 7	H: 2 LOB: 1 BB: 0 P: 7	R: 0 E: 0 K: 0 S: 3	H: 0 LOB: 0 BB: 0 P: 3	R: 1 E: 0 K: 0 S: 6	H: 2 LOB: 1 BB: 1 P: 10	R: 1 E: 0 K: 0 S: 4	H: 1 LOB: 0 BB: 0 P: 4	R: 0 E: 0 K: 2 S: 8	H: 1 LOB: 1 BB: 0 P: 8	R: 4 E: 1 K: 0 S: 7	H: 4 LOB: 1 BB: 1 P: 11	R: 0 E: 0 K: 0 S: 3	H: 0 LOB: 1 BB: 1 P: 7	1B: 8 2B: 4 3B: 0 HR: 1	SF: 0 SAC: 0 DP: 2 HBP: 0	WP: 1 PA: 35 PB: 0 SB: 0 CS: 0
PITCHER	IP WLS BF H R ER SO BB IBB HBP BLK WP HR S P ERA WHIP																				
Jim Bunning, R (1, 1) ERA: 2.28	7.0 L 27 7 3 3 3 1 0 0 0 0 0 1 36 40 3.86 1.143																				
Bob Buhl, R (8, 1) ERA: 5.21	0.0 2 2 2 2 0 0 0 0 0 0 0 0 2 2 * *																				
John Morris, L (8, 1) ERA: 1.93	0.0 1 1 0 0 0 0 0 0 0 0 0 0 1 1 * *																				
Joe Verbanic, R (8, 1) ERA: 3.85	0.1 2 0 0 0 0 1 0 0 0 0 1 0 1 5 0.00 3.000																				
Chris Short, L (8, 1) ERA: 3.35	0.2 3 1 2 2 0 0 0 0 0 0 0 0 3 3 27.00 1.500																				

AB	33
R	7
H	11
RBI	6
BB	2
SO	5
LOB	14



Batter	1	2	3	4	5	6	7	8	9	AB	R	H	RBI	BB	SO	LOB	TOP								
Don Kessinger, S (1, 6) OBP: 0.293, SLG: 0.294	G3		4-3		5-3			4-3	E6	5	1	0	0	0	0	2	Chicago Cubs @ San Francisco Giants Candlestick Park, San Francisco, CA Fri Sep 09 1966, 10:05 PM EDT Att: 19,779 - Unknown								
Glenn Beckert, R (1, 4) OBP: 0.326, SLG: 0.357	6-3			E S 1B		K		HBP CS BB	E6 1B	4	2	2	1	1	1	0									
Billy Williams, L (1, 9) OBP: 0.351, SLG: 0.485	K			F2		K		CS 14 1B HBP		3	1	0	0	1	2	1									
Ron Santo, R (1, 5) OBP: 0.413, SLG: 0.547		6-3		K				K	6-3	5	0	1	0	0	2	3									
14 Ernie Banks, R (1, 3) OBP: 0.314, SLG: 0.444	6-3			K					6-3	4	0	1	1	0	1	2									
George Altman, L (1, 7) OBP: 0.275, SLG: 0.359										3	1	2	0	1	0	1									
Randy Hundley, R (1, 2) OBP: 0.299, SLG: 0.431	6-3									3	0	0	0	0	1	2									
Adolfo Phillips, R (1, 8) OBP: 0.345, SLG: 0.464			F2							4	1	2	1	0	0	1									
Ken Holtzman, R (1, 1) OBP: 0.121, SLG: 0.108			K							3	0	0	0	0	2	2									
Bill Hands, R (8, 1) OBP: 0.098, SLG: 0.063				FC1-6 1B						1	0	0	0	0	0	1									
Inning Stats	R: 0 E: 0 K: 1 S: 5	H: 0 LOB: 0 BB: 0 P: 5	R: 0 E: 0 K: 0 S: 4	H: 1 LOB: 1 BB: 0 P: 4	R: 0 E: 0 K: 1 S: 5	H: 0 LOB: 0 BB: 0 P: 5	R: 0 E: 0 K: 2 S: 8	H: 1 LOB: 1 BB: 0 P: 8	R: 1 E: 0 K: 1 S: 7	H: 2 LOB: 1 BB: 0 P: 7	R: 0 E: 0 K: 2 S: 8	H: 1 LOB: 1 BB: 0 P: 8	R: 0 E: 0 K: 1 S: 5	H: 0 LOB: 1 BB: 1 P: 9	R: 2 E: 0 K: 1 S: 6	H: 1 LOB: 1 BB: 1 P: 11	R: 3 E: 0 K: 0 S: 6	H: 2 LOB: 1 BB: 1 P: 10	1B: 6 2B: 2 HR: 0	SF: 0 SAC: 1 DP: 0 HBP: 1	WP: 0 PB: 0 SB: 2 CS: 2	PA: 40			
PITCHER	IP	WLS	BF	H	R	ER	SO	BB	IBB	HBP	BLK	WP	HR	S	P	ERA	WHIP								
Juan Marichal, R (1, 1) ERA: 2.06	8.0	L	33	6	3	1	9	2	0	1	0	0	0	48	57	1.12	1.000								
Lindy McDaniel, R (9, 1) ERA: 2.87	1.0		7	2	3	0	0	1	0	0	0	0	0	6	10	0.00	3.000								

AB	35
R	6
H	8
RBI	3
BB	3
SO	9
LOB	15



Batter	1	2	3	4	5	6	7	8	9	AB	R	H	RBI	BB	SO	LOB	BOTTOM								
Tito Fuentes, S (1, 6) OBP: 0.273, SLG: 0.344	K2-3		F9			F5		F9		3	0	0	0	0	1	1	Chicago Cubs @ San Francisco Giants Candlestick Park, San Francisco, CA Fri Sep 09 1966, 10:05 PM EDT Att: 19,779 - Unknown								
Jim Davenport, R (8, PH) OBP: 0.299, SLG: 0.375										1	0	0	0	0	0	1									
Willie McCovey, L (1, 3) OBP: 0.396, SLG: 0.561	K			SH1-3 BB 1B		K				4	0	2	0	0	2	0									
Willie Mays, R (1, 9) OBP: 0.373, SLG: 0.571	K			SH1-3 BB						1	0	0	0	3	1	0									
Jim Ray Hart, R (1, 5) OBP: 0.332, SLG: 0.495		1-3		SH1-3		K		K		3	0	0	0	0	2	4									
Jesus Alou, R (1, 7) OBP: 0.277, SLG: 0.319		4-3		G3						4	0	1	0	0	0	2									
Ollie Brown, R (1, 8) OBP: 0.293, SLG: 0.301										3	0	0	0	0	0	2									
Bob Burda, L (9, PH) OBP: 0.211, SLG: 0.278										1	0	0	0	0	0	1									
Hal Lanier, R (1, 4) OBP: 0.265, SLG: 0.302			F9			F9				3	0	0	0	0	0	0									
Ken Henderson, S (9, PH) OBP: 0.250, SLG: 0.250										1	0	0	0	0	0	1									
Tom Haller, L (1, 2) OBP: 0.317, SLG: 0.454				E 1B		F8				3	0	1	0	1	0	1									
Juan Marichal, R (1, 1) OBP: 0.240, SLG: 0.281										2	0	0	0	0	1	1									
Cap Peterson, R (8, PH) OBP: 0.284, SLG: 0.311										1	0	0	0	0	0	1									
Don Mason, L (8, PR) OBP: 0.125, SLG: 0.250										0	0	0	0	0	0	0									
Lindy McDaniel, R (9, 1) OBP: 0.059, SLG: 0.059										0	0	0	0	0	0	0									
Inning Stats	R: 0 E: 0 K: 3 S: 9	H: 0 LOB: 0 BB: 0 P: 9	R: 0 E: 0 K: 0 S: 3	H: 0 LOB: 0 BB: 0 P: 3	R: 0 E: 1 K: 0 S: 4	H: 1 LOB: 1 BB: 0 P: 4	R: 0 E: 0 K: 0 S: 4	H: 1 LOB: 2 BB: 1 P: 8	R: 0 E: 0 K: 1 S: 5	H: 0 LOB: 0 BB: 0 P: 5	R: 0 E: 0 K: 2 S: 7	H: 0 LOB: 1 BB: 1 P: 11	R: 0 E: 0 K: 0 S: 3	H: 0 LOB: 0 BB: 0 P: 3	R: 0 E: 0 K: 1 S: 6	H: 1 LOB: 3 BB: 2 P: 14	R: 0 E: 0 K: 0 S: 4	H: 1 LOB: 1 BB: 0 P: 4	1B: 4 2B: 0 3B: 0 HR: 0	SF: 0 SAC: 1 DP: 0 HBP: 0	WP: 0 PB: 0 SB: 0 CS: 0	PA: 35			
PITCHER	IP	WLS	BF	H	R	ER	SO	BB	IBB	HBP	BLK	WP	HR	S	P	ERA	WHIP								
Ken Holtzman, L (1, 1) ERA: 3.55	7.2	W	30	3	0	0	6	4	0	0	0	0	0	38	54	0.00	0.913								
Bill Hands, R (8, 1) ERA: 4.6	1.1	S	5	1	0	0	1	0	0	0	0	0	0	7	7	0.00	0.750								



Batter	1	2	3	4	5	6	7	8	9	AB	R	H	RBI	BB	SO	LOB	TOP					
Don Kessinger, S OBP: 0.292, SLG: 0.293	5-3	WP 1B	SH5-3		6-3		K		5-3	5	1	1	1	0	1	3	Chicago Cubs @ San Francisco Giants Candlestick Park, San Francisco, CA Sat Sep 10 1966, 6:33 AM EDT Att: 19,436 - Unknown					
Glenn Beckert, R OBP: 0.327, SLG: 0.360	6-3	1B	1B	1B	F2		E8 3-1		E6	6	1	3	5	0	0	0						
Billy Williams, L OBP: 0.354, SLG: 0.486	3B	1B	1B	1B		14 4-3	3-1		4-3	5	1	3	2	1	0	2						
Ron Santo, R OBP: 0.413, SLG: 0.548	14 1B	4-3	K		6-3					4	1	1	1	1	1	4						
14 Ernie Banks, R OBP: 0.315, SLG: 0.443	FC4-6		1-3		4-3		F8			5	0	2	1	0	0	3						
George Altman, L OBP: 0.273, SLG: 0.354	FC4-6		1B	1B	F6		F7		F9	5	1	1	0	0	0	3						
Randy Hundley, R OBP: 0.300, SLG: 0.430		5-3	1B	1B	F9		BB 1B		F7	5	2	2	0	0	0	1						
Adolfo Phillips, R OBP: 0.349, SLG: 0.466	1B	SH1-4	SH5-3	1B	FC6-4		BB 1B		K	5	3	3	0	0	1	1						
Dick Ellsworth, L OBP: 0.195, SLG: 0.179	SH1-4		SH5-3	2B	1B		E 3-1		F7	2	2	1	2	1	1	0						
Cal Koonce, R OBP: 0.200, SLG: 0.136			1-2	2B	1B		BB			1	0	0	0	0	0	0						
Inning Stats	R: 2 E: 0 K: 0 S: 6	H: 3 LOB: 1 BB: 0 P: 6	R: 2 E: 0 K: 0 S: 7	H: 4 LOB: 2 BB: 0 P: 7	R: 5 E: 0 K: 1 S: 11	H: 6 LOB: 1 BB: 0 P: 11	R: 0 E: 0 K: 0 S: 4	H: 1 LOB: 1 BB: 0 P: 4	R: 0 E: 0 K: 0 S: 5	H: 0 LOB: 0 BB: 0 P: 5	R: 0 E: 0 K: 0 S: 3	H: 0 LOB: 1 BB: 1 P: 7	R: 3 E: 1 K: 1 S: 8	H: 3 LOB: 2 BB: 2 P: 16	R: 0 E: 0 K: 1 S: 5	H: 0 LOB: 0 BB: 0 P: 5	R: 0 E: 0 K: 0 S: 4	H: 0 LOB: 0 BB: 0 P: 4	1B: 15 2B: 1 3B: 1 HR: 0	SF: 0 SAC: 2 DP: 0 HBP: 0	WP: 1 PB: 0 SB: 0 CS: 0	PA: 48
PITCHER	IP	WLS	BF	H	R	ER	SO	BB	IBB	HBP	BLK	WP	HR	S	P	ERA	WHIP			ERA	WHIP	
Gaylord Perry, R ERA: 3.16	2.1	L	18	11	8	8	0	0	0	0	0	1	0	18	18	30.86	4.714			0.00	0.000	
Bob Priddy, R ERA: 4.0	0.2	4	2	1	1	1	0	0	0	0	0	0	0	6	6	13.50	3.000					
Bob Garibaldi, R ERA: 7.71	1.0	4	1	0	0	0	0	0	0	0	0	0	0	4	4	0.00	1.000					
Rich Robertson, R ERA: 7.71	2.1	12	3	3	2	2	2	0	0	0	0	0	0	14	22	7.71	2.143					
Bill Henry, L ERA: 2.75	0.2	3	0	0	0	0	1	0	0	0	0	0	0	2	6	0.00	1.500					

AB	43
R	12
H	17
RBI	12
BB	3
SO	4
LOB	17



Batter	1	2	3	4	5	6	7	8	9	AB	R	H	RBI	BB	SO	LOB	BOTTOM				
Tito Fuentes, S OBP: 0.272, SLG: 0.343	6-3		5-3		F7		FC8-5		4-3	5	0	1	0	0	0	0	Chicago Cubs @ San Francisco Giants Candlestick Park, San Francisco, CA Sat Sep 10 1966, 6:33 AM EDT Att: 19,436 - Unknown				
Jim Davenport, R OBP: 0.286, SLG: 0.372	1B		5-3		F4		FC8-5		1-3	5	0	1	0	0	0	2					
Willie McCovey, L OBP: 0.396, SLG: 0.560	K				5-3		K			1	0	0	0	0	1	1					
Ken Henderson, S OBP: 0.286, SLG: 0.286										3	0	1	0	0	1	2					
Willie Mays, R OBP: 0.373, SLG: 0.570	F9				6-3					1	0	0	0	0	0	1					
Jack Hiatt, R OBP: 0.429, SLG: 0.571				1B	1B				K	3	1	1	0	0	1	1					
Jesus Alou, R OBP: 0.277, SLG: 0.318		6-3		E5	1B		F6		BB	4	1	1	0	0	0	1					
Frank Johnson, R OBP: 0.597, SLG: 0.600				1B	6-3		4-3		BB	3	1	2	0	1	0	0					
Hal Lanier, R OBP: 0.265, SLG: 0.302		F7		1B	6-3		F6		F4	4	0	1	2	0	0	3					
Bob Barton, R OBP: 0.224, SLG: 0.211	6-3				6-3				F4	3	0	0	1	0	0	2					
Tom Haller, L OBP: 0.317, SLG: 0.453					6-3				F8	1	0	0	0	0	0	2					
Inning Stats	R: 0 E: 0 K: 1 S: 6	H: 1 LOB: 1 BB: 0 P: 6	R: 0 E: 0 K: 0 S: 4	H: 1 LOB: 0 BB: 0 P: 4	R: 0 E: 0 K: 0 S: 3	H: 0 LOB: 0 BB: 0 P: 3	R: 3 E: 1 K: 0 S: 7	H: 3 LOB: 1 BB: 0 P: 7	R: 0 E: 0 K: 0 S: 4	H: 1 LOB: 1 BB: 0 P: 4	R: 0 E: 0 K: 0 S: 3	H: 0 LOB: 0 BB: 0 P: 3	R: 0 E: 0 K: 1 S: 6	H: 1 LOB: 2 BB: 1 P: 10	R: 0 E: 0 K: 0 S: 3	H: 0 LOB: 0 BB: 0 P: 3	1B: 8 2B: 0 3B: 0 HR: 0	SF: 0 SAC: 0 DP: 0 HBP: 1	WP: 0 PB: 0 SB: 0 CS: 0	PA: 38	
PITCHER	IP	WLS	BF	H	R	ER	SO	BB	IBB	HBP	BLK	WP	HR	S	P	ERA	WHIP			ERA	WHIP
Dick Ellsworth, L ERA: 4.38	7.0	W	30	7	3	1	2	0	0	1	0	0	0	9	13	0.00	1.000				
Cal Koonce, R ERA: 3.77	2.0	S	8	1	0	0	1	1	0	0	0	0	0	9	13	0.00	1.000				



Batter	1	2	3	4	5	6	7	8	9	AB	R	H	RBI	BB	SO	LOB	TOP										
Don Kessinger, S (1,6)	F5		BB 1B			E 2B	K		K2-3	5	1	2	0	0	2	0	Chicago Cubs @ San Francisco Giants Candlestick Park, San Francisco, CA Sun Sep 11 1966, 6:33 AM EDT Unknown										
Glenn Beckert, R (1,4)	6-3		BB 1-2			E7 HR 1B	1-3		CS 1B	4	1	2	0	1	0	0											
Billy Williams, L (1,9)			4-3			HR 1B	PB 1B		F6	4	1	2	2	1	0	3											
Ron Santo, R (1,5)	K					SH G6-3 1B			CS	3	1	2	0	1	1	1											
14 Ernie Banks, R (1,3)		5-3				G6-3 SH 1B			CS	4	0	1	0	0	0	3											
Randy Hundley, R (1,2)	F7					SH G6-3			6-3	3	0	0	0	0	0	0											
Byron Browne, R (1,7)						G6-3				2	0	0	0	0	2	0											
George Altman, L (6,PH)	K					1-2 2-3 3-H 4-0			FC5-4 1B	2	0	1	0	0	0	2											
Adolfo Phillips, R (1,8)			5-3			F1			FC5-4	3	0	0	0	1	0	1											
Fergie Jenkins, R (1,1)						F9			4-3	3	0	0	0	0	2	2											
Lee Thomas, L (8,PH)			K							1	0	0	0	0	0	1											
Cal Koonce, R (8,1)										0	0	0	0	0	0	0											
Bob Hendley, R (8,1)										0	0	0	0	0	0	0											
Inning Stats	R: 0 E: 0 K: 1 S: 5	H: 0 LOB: 1 BB: 1 P: 9	R: 0 E: 0 K: 1 S: 5	H: 0 LOB: 0 BB: 0 P: 5	R: 0 E: 0 K: 1 S: 6	H: 1 LOB: 2 BB: 1 P: 10	R: 0 E: 0 K: 0 S: 3	H: 1 LOB: 0 BB: 0 P: 3	R: 0 E: 0 K: 1 S: 5	H: 0 LOB: 0 BB: 0 P: 5	R: 4 E: 2 K: 1 S: 10	H: 5 LOB: 2 BB: 1 P: 14	R: 0 E: 0 K: 1 S: 6	H: 1 LOB: 2 BB: 1 P: 10	R: 0 E: 0 K: 0 S: 4	H: 1 LOB: 1 BB: 0 P: 4	R: 0 E: 0 K: 1 S: 5	H: 1 LOB: 0 BB: 0 P: 5	1B: 8 2B: 1 3B: 0 HR: 1	SF: 0 SAC: 1 DP: 2 HBP: 0	WP: 0 PB: 1 SB: 1 CS: 1	PA: 40					
PITCHER	IP	WLS	BF	H	R	ER	SO	BB	IBB	HBP	BLK	WP	HR	S	P	ERA	WHIP										
Ray Sadecki, L (1,1)	5.0	L	22	6	4	4	4	2	0	0	0	0	1	28	36	7.20	1.600										
Frank Linzy, R (6,1)	2.0		10	2	0	0	2	1	1	0	0	0	0	12	20	0.00	1.500										
Lindy McDaniel, R (8,1)	2.0		7	2	0	0	1	0	0	0	0	0	0	9	9	0.00	1.000										

AB	34
R	4
H	10
RBI	2
BB	4
SO	7
LOB	13



Batter	1	2	3	4	5	6	7	8	9	AB	R	H	RBI	BB	SO	LOB	BOTTOM										
Tito Fuentes, S (1,6)	F7		1-3 3-H 1B						FC6	5	0	1	1	0	0	1	Chicago Cubs @ San Francisco Giants Candlestick Park, San Francisco, CA Sun Sep 11 1966, 6:33 AM EDT Unknown										
Frank Johnson, R (1,9)	F4		5-3						FC5-4 BB	3	0	0	0	1	1	1											
Willie McCovey, L (1,3)	K								FC5-4 BB	4	0	0	0	0	2	1											
Jim Ray Hart, R (1,5)		5-3							FC5-4 BB	3	2	2	0	1	0	0											
Jesus Alou, R (1,7)		5-3							L7	3	0	1	0	0	0	1											
Willie Mays, R (8,PH)										1	0	0	0	0	0	2											
Tom Haller, L (1,2)										3	0	1	2	0	0	1											
Jack Hiatt, R (8,PH)										1	0	0	0	0	1	2											
Bob Barton, R (9,2)										0	0	0	0	0	0	0											
Ken Henderson, S (1,8)										2	1	1	0	1	0	1											
Cap Peterson, R (9,PH)										1	0	0	0	0	1	0											
Hal Lanier, R (1,4)										2	0	0	0	0	0	3											
Bob Burda, L (7,PH)										1	0	0	0	0	0	0											
Jim Davenport, R (8,4)										1	0	0	0	0	1	0											
Ray Sadecki, L (1,1)										2	0	1	0	0	0	0											
Frank Linzy, R (6,1)										0	0	0	0	0	0	0											
Len Garberstein, L (7,PH)										1	0	0	0	0	1	0											
Lindy McDaniel, R (8,1)										0	0	0	0	0	0	0											
Ozzie Virgil, R (8,PH)										0	0	0	0	1	0	0											
Don Mason, L (8,PH)										0	0	0	0	0	0	0											
Inning Stats	R: 0 E: 0 K: 1 S: 5	H: 0 LOB: 0 BB: 0 P: 5	R: 0 E: 0 K: 0 S: 3	H: 0 LOB: 0 BB: 0 P: 3	R: 1 E: 0 K: 0 S: 5	H: 3 LOB: 1 BB: 0 P: 5	R: 1 E: 0 K: 1 S: 7	H: 2 LOB: 2 BB: 1 P: 11	R: 0 E: 0 K: 1 S: 5	H: 0 LOB: 0 BB: 0 P: 5	R: 1 E: 0 K: 0 S: 5	H: 2 LOB: 1 BB: 0 P: 5	R: 0 E: 0 K: 1 S: 5	H: 0 LOB: 0 BB: 0 P: 5	R: 0 E: 0 K: 1 S: 5	H: 0 LOB: 2 BB: 2 P: 13	R: 0 E: 0 K: 2 S: 7	H: 0 LOB: 1 BB: 1 P: 11	1B: 5 2B: 2 3B: 0 HR: 0	SF: 0 SAC: 0 DP: 0 HBP: 0	WP: 0 PB: 0 SB: 0 CS: 0	PA: 37					
PITCHER	IP	WLS	BF	H	R	ER	SO	BB	IBB	HBP	BLK	WP	HR	S	P	ERA	WHIP										
Fergie Jenkins, R (1,1)	7.0	W	28	7	3	3	4	1	0	0	0	0	0	35	39	3.86	1.143										
Cal Koonce, R (8,1)	0.2		4	0	0	0	0	2	0	0	0	0	0	2	10	0.00	3.000										
Bob Hendley, L (8,1)	1.1	S	5	0	0	0	3	1	0	0	0	0	0	10	14	0.00	0.750										



Batter	1	2	3	4	5	6	7	8	9	AB	R	H	RBI	BB	SO	LOB	TOP			
Don Kessinger, S (1, 6) OBP: 0.292, SLG: 0.294	F6			F9		G3				3	0	0	0	0	0	1	Chicago Cubs @ San Francisco Giants Candlestick Park, San Francisco, CA Sun Sep 11 1966, 6:38 AM EDT Att: 34,039 - Unknown			
Lee Thomas, L (9, PH) OBP: 0.279, SLG: 0.314	F6			F9		G3			1B	1	0	1	0	0	0	0				
Glenn Beckert, R (1, 4) OBP: 0.327, SLG: 0.358	F9			5-3			F8		F6	4	0	0	0	0	0	1				
Billy Williams, L (1, 9) OBP: 0.354, SLG: 0.488	G3			F2			6-3		G3	4	0	0	0	0	0	1				
Ron Santo, R (1, 5) OBP: 0.413, SLG: 0.546		F8			F8				F7	3	0	0	0	0	0	0				
14 Ernie Banks, R (1, 3) OBP: 0.315, SLG: 0.441										3	0	1	0	0	1	0				
Joey Amalfitano, R (8, PR) OBP: 0.243, SLG: 0.194		K			5-3					0	0	0	0	0	0	0				
John Boccabella, R (8, 3) OBP: 0.264, SLG: 0.361		K							1B	0	0	0	0	0	0	0				
George Altman, L (1, 7) OBP: 0.271, SLG: 0.349		K							F5	3	0	0	0	0	2	1				
Randy Hundley, R (1, 2) OBP: 0.298, SLG: 0.429			K						K	3	0	1	0	0	2	1				
Adolfo Phillips, R (1, 8) OBP: 0.345, SLG: 0.459			K							3	0	0	0	0	1	2				
Curt Simmons, L (1, 1) OBP: 0.214, SLG: 0.160										2	0	0	0	0	1	1				
Marty Keough, L (9, PH) OBP: 0.292, SLG: 0.195				6-3					K	1	0	0	0	0	1	0				
Inning Stats	R: 0 E: 0 K: 0 S: 3	H: 0 LOB: 0 BB: 0 P: 3	R: 0 E: 0 K: 2 S: 7	H: 0 LOB: 0 BB: 0 P: 7	R: 0 E: 0 K: 2 S: 7	H: 0 LOB: 0 BB: 0 P: 7	R: 0 E: 0 K: 0 S: 3	H: 0 LOB: 0 BB: 0 P: 3	R: 0 E: 0 K: 1 S: 5	H: 1 LOB: 1 BB: 0 P: 6	R: 0 E: 0 K: 0 S: 3	H: 0 LOB: 0 BB: 0 P: 3	R: 0 E: 0 K: 1 S: 6	H: 1 LOB: 1 BB: 0 P: 6	R: 0 E: 0 K: 1 S: 6	H: 1 LOB: 1 BB: 0 P: 6	1B: 2 2B: 1 3B: 0 HR: 0	SF: 0 SAC: 0 DP: 0 HBP: 0	WP: 0 PB: 0 SB: 0 CS: 0	PA: 30
PITCHER Bobby Bolin, R (1, 1) ERA: 3.07	IP: 9.0 WLS: W BF: 30 H: 3 R: 0 ER: 0 SO: 8 BB: 0 IBB: 0 HBP: 0 BLK: 0 WP: 0 HR: 0 S: 46 P: 46 ERA: 0.00 WHIP: 0.333															PITCHER				

Batter	1	2	3	4	5	6	7	8	9	AB	R	H	RBI	BB	SO	LOB	BOTTOM			
Tito Fuentes, S (1, 6) OBP: 0.269, SLG: 0.338	K		F9		5-3			4-3		4	0	0	0	0	1	0	Chicago Cubs @ San Francisco Giants Candlestick Park, San Francisco, CA Sun Sep 11 1966, 6:38 AM EDT Att: 34,039 - Unknown			
Frank Johnson, R (1, 9) OBP: 0.357, SLG: 0.250	K			F7		4-3		F9		4	0	0	0	0	1	0				
Willie Mays, R (1, 8) OBP: 0.373, SLG: 0.571		BB			2B	5-3				2	1	1	0	1	0	0				
Jim Ray Hart, R (1, 5) OBP: 0.335, SLG: 0.501	4-3				2B	1-3				3	0	1	1	0	0	1				
Jesus Alou, R (1, 7) OBP: 0.275, SLG: 0.315										3	0	0	0	0	0	1				
Ollie Brown, R (8, 9) OBP: 0.293, SLG: 0.301		4-3		F9				1-3		0	0	0	0	0	0	0				
Jack Hiatt, R (1, 3) OBP: 0.364, SLG: 0.400		5-3						F4		2	0	0	0	1	0	0				
Hal Lanier, R (1, 4) OBP: 0.262, SLG: 0.298								F8		3	0	0	0	0	0	2				
Bob Barton, R (1, 2) OBP: 0.215, SLG: 0.203										3	0	0	0	0	0	0				
Bobby Bolin, R (1, 1) OBP: 0.229, SLG: 0.281			K							3	1	1	1	0	1	0				
Inning Stats	R: 0 E: 0 K: 2 S: 7	H: 0 LOB: 1 BB: 1 P: 11	R: 0 E: 0 K: 0 S: 3	H: 0 LOB: 0 BB: 0 P: 3	R: 0 E: 0 K: 1 S: 5	H: 0 LOB: 0 BB: 0 P: 5	R: 1 E: 0 K: 0 S: 5	H: 2 LOB: 2 BB: 1 P: 9	R: 0 E: 0 K: 0 S: 3	H: 0 LOB: 0 BB: 0 P: 3	R: 0 E: 0 K: 0 S: 3	H: 0 LOB: 0 BB: 0 P: 3	R: 0 E: 0 K: 0 S: 3	H: 0 LOB: 0 BB: 0 P: 3	R: 1 E: 0 K: 0 S: 4	H: 1 LOB: 0 BB: 0 P: 4	1B: 0 2B: 2 3B: 0 HR: 1	SF: 0 SAC: 0 DP: 0 HBP: 0	WP: 0 PB: 0 SB: 0 CS: 0	PA: 29
PITCHER Curt Simmons, L (1, 1) ERA: 4.05	IP: 8.0 WLS: L BF: 29 H: 3 R: 2 ER: 2 SO: 3 BB: 2 IBB: 0 HBP: 0 BLK: 0 WP: 0 HR: 1 S: 33 P: 41 ERA: 2.25 WHIP: 0.625															PITCHER				



Batter	1	2	3	4	5	6	7	8	9	AB	R	H	RBI	BB	SO	LOB	TOP									
Felipe Alou, R OBP: 0.365, SLG: 0.536 (1, 8)	0-3 K	0-0 HR		0-0 5-3		0-0 1B		0-0 2B 1B		5	2	3	2	0	1	1	Atlanta Braves @ Chicago Cubs Wrigley Field, Chicago, IL Tue Sep 13 1966, 3:33 AM CDT Att: 2,962 - Unknown									
Eddie Mathews, L OBP: 0.341, SLG: 0.428 (1, 5)	0-0 HR	0-3 K		0-0 F9		0-0 P4		0-0 FC6-5 1-H		5	1	2	1	0	1	2										
Lee Bales, S OBP: 0.100, SLG: 0.100 (8, PR)	0-0 HR							0-0 2B		0	0	0	0	0	0	0										
Hank Aaron, R OBP: 0.382, SLG: 0.542 (1, 9)	0-0 HR	0-0 HR						0-0 FC6-5		5	2	2	3	0	1	2										
Mack Jones, L OBP: 0.332, SLG: 0.452 (9, 8)	0-0 HR	0-0 HR						0-0 2-3		0	0	0	0	0	0	0										
Joe Torre, R OBP: 0.382, SLG: 0.561 (1, 3)	4-0 HR	0-0 5-3						0-3 K		2	2	0	0	2	0	1										
Ty Cline, L OBP: 0.340, SLG: 0.340 (7, 8)	0-0 HR							0-0 2B		1	0	0	0	0	1	2										
Rico Carty, R OBP: 0.393, SLG: 0.469 (1, 7)	0-0 HR							0-0 2B		5	2	3	2	0	0	0										
Gene Oliver, R OBP: 0.283, SLG: 0.366 (1, 2)	4-0 BB							0-0 P4		4	0	1	2	1	1	1										
Denis Menke, R OBP: 0.352, SLG: 0.407 (1, 6)	0-0 G5-4-3							0-0 P5-4-3		5	0	1	0	0	0	3										
Woody Woodward, R OBP: 0.329, SLG: 0.332 (1, 4)		0-0 SH1-4 HR						0-0 1-3		3	1	2	0	1	0	1										
Ken Johnson, R OBP: 0.136, SLG: 0.231 (1, 1)		0-0 SH1-4						0-0 5-3		3	0	0	0	0	2	3										
Inning Stats	R: 4 E: 0 K: 1 S: 7	H: 3 LOB: 0 BB: 2 P: 15	R: 3 E: 0 K: 1 S: 8	H: 3 LOB: 0 BB: 0 P: 8	R: 0 E: 0 K: 1 S: 5	H: 0 LOB: 0 BB: 0 P: 5	R: 0 E: 0 K: 1 S: 6	H: 1 LOB: 1 BB: 0 P: 6	R: 2 E: 0 K: 2 S: 9	H: 3 LOB: 2 BB: 2 P: 17	R: 0 E: 0 K: 0 S: 4	H: 1 LOB: 1 BB: 0 P: 4	R: 0 E: 1 K: 0 S: 4	H: 1 LOB: 1 BB: 0 P: 4	R: 1 E: 0 K: 1 S: 7	H: 2 LOB: 0 BB: 0 P: 7	R: 0 E: 0 K: 0 S: 3	H: 0 LOB: 0 BB: 0 P: 3	1B: 5 2B: 4 3B: 1 HR: 4	SF: 0 SAC: 1 DP: 2 HBP: 0	WP: 0 PB: 0 SB: 0 CS: 0	PA: 43				
PITCHER	IP	WLS	BF	H	R	ER	SO	BB	IBB	HBP	BLK	WP	HR	S	P	ERA	WHIP									
Ken Johnson, L ERA: 3.84 (1, 1)	2.0	L	13	6	7	7	2	2	0	0	0	0	0	4	15	23	31.50	4.000								
Fred Norman, L ERA: 6.0 (3, 1)	3.0		14	4	2	2	4	1	1	0	0	0	0	0	20	28	6.00	1.667								
Chuck Hartenstein, R ERA: 3.0 (6, 1)	3.0		13	4	1	1	1	0	0	0	0	0	0	0	15	15	3.00	1.333								
Arnold Earley, L ERA: 4.11 (9, 1)	1.0		3	0	0	0	0	0	0	0	0	0	0	0	3	3	0.00	0.000								

Batter	1	2	3	4	5	6	7	8	9	AB	R	H	RBI	BB	SO	LOB	BOTTOM								
Don Kessinger, S OBP: 0.297, SLG: 0.300 (1, 6)	0-0 FC4-6 14 2B	0-0 1B						0-0 2B 1B		4	2	4	0	0	0	0	Atlanta Braves @ Chicago Cubs Wrigley Field, Chicago, IL Tue Sep 13 1966, 3:33 AM CDT Att: 2,962 - Unknown								
Glenn Beckert, R OBP: 0.327, SLG: 0.358 (1, 4)	0-0 1B	0-0 1B						0-0 1B		3	0	1	0	0	0	3									
Chuck Hartenstein, R OBP: 0.286, SLG: 0.190 (6, 1)	0-0 FC4-6	0-0 3-1						0-0 F9		0	0	0	0	0	0	0									
Marty Keough, L OBP: 0.286, SLG: 0.190 (8, PH)	0-0 1B							0-0 L4-3		1	0	0	0	0	0	1									
Arnold Earley, L ERA: 4.11 (9, 1)	0-0 1B							0-0 K		0	0	0	0	0	0	0									
Billy Williams, L OBP: 0.352, SLG: 0.485 (1, 9)	0-0 FC4-6 14 2B							0-3 K		3	0	0	0	0	0	4									
Byron Browne, R OBP: 0.313, SLG: 0.431 (7, 7)	0-0 1-2 2-3							0-0 L4-3		1	0	0	0	0	1	1									
Ron Santo, R OBP: 0.413, SLG: 0.544 (1, 5)	0-0 P4							0-0 K		3	0	1	0	0	1	2									
Ron Campbell, R OBP: 0.260, SLG: 0.222 (6, PR)	0-0 P4							0-0 14 G6-4-3 1B		1	0	1	1	0	0	0									
14 Ernie Banks, R OBP: 0.315, SLG: 0.442 (1, 3)	0-0 1-3 3-H							0-0 1-H 2B		3	0	1	1	0	0	1									
John Boccabella, R OBP: 0.263, SLG: 0.359 (7, 3)	0-0 2B							0-3 K		1	0	0	0	0	1	1									
Bob Raudman, L (1, 7)	0-0 P3							0-0 5-3		4	0	0	0	0	0	3									
Randy Hundley, R OBP: 0.297, SLG: 0.427 (1, 2)								0-0 6-3		2	0	0	0	0	0	0									
Don Bryant, R OBP: 0.400, SLG: 0.435 (7, 2)								0-0 F8		2	0	1	0	0	1	0									
Adolfo Phillips, R OBP: 0.344, SLG: 0.457 (1, 8)								0-0 FC4-6 1B		4	0	1	0	0	0	1									
Ken Holtzman, R OBP: 0.121, SLG: 0.108 (1, 1)								0-0 FC4-6 1B		0	0	0	0	0	0	0									
Jimmy Stewart, S OBP: 0.239, SLG: 0.222 (2, PH)								0-0 K		1	0	0	0	0	0	1									
Fred Norman, S (3, 1)								0-0 K		0	0	0	0	0	0	0									
George Altman, L OBP: 0.270, SLG: 0.347 (5, PH)								0-0 K		1	0	0	0	0	1	0									
Paul Popovich, S (6, 4)								0-0 P3		2	0	0	0	0	1	1									
Inning Stats	R: 1 E: 0 K: 0 S: 6	H: 3 LOB: 2 BB: 0 P: 6	R: 0 E: 0 K: 0 S: 5	H: 2 LOB: 2 BB: 0 P: 5	R: 0 E: 0 K: 1 S: 5	H: 0 LOB: 0 BB: 0 P: 5	R: 0 E: 0 K: 0 S: 3	H: 0 LOB: 0 BB: 0 P: 3	R: 0 E: 0 K: 1 S: 6	H: 1 LOB: 1 BB: 0 P: 6	R: 0 E: 0 K: 0 S: 3	H: 1 LOB: 1 BB: 0 P: 3	R: 0 E: 0 K: 2 S: 7	H: 0 LOB: 0 BB: 0 P: 7	R: 1 E: 0 K: 2 S: 9	H: 2 LOB: 1 BB: 0 P: 9	R: 0 E: 0 K: 0 S: 4	H: 1 LOB: 1 BB: 0 P: 4	1B: 8 2B: 3 3B: 0 HR: 0	SF: 0 SAC: 0 DP: 2 HBP: 0	WP: 1 PB: 0 SB: 0 CS: 0	PA: 36			
PITCHER	IP	WLS	BF	H	R	ER	SO	BB	IBB	HBP	BLK	WP	HR	S	P	ERA	WHIP								
Ken Johnson, R ERA: 3.3 (1, 1)	9.0	W	36	10	2	2	6	0	0	0	0	1	0	48	48	2.00	1.111								



Batter	1	2	3	4	5	6	7	8	9	10	AB	R	H	RBI	BB	SO	LOB	TOP	
Felipe Alou, R OBP: 0.365, SLG: 0.536 (1, 8) (10, 3)	6-3			6-3		1B		1B		SF8	4	1	2	1	0	0	0	Atlanta Braves @ Chicago Cubs Wrigley Field, Chicago, IL Wed Sep 14 1966, 3:33 AM CDT Att: 961 - Cloudy - 60 F	
Eddie Mathews, L OBP: 0.340, SLG: 0.424 Clay Carroll, R OBP: 0.100, SLG: 0.100 (1, 5) (10, 1)	K			F9		1B		4-3		FC6	4	0	0	0	1	1	2		
Hank Aaron, R OBP: 0.364, SLG: 0.542 (1, 9)	F9			FC4		FC6-4				F7	4	0	2	1	0	0	0		
Joe Torre, R OBP: 0.379, SLG: 0.557 (1, 3) (10, 2)		6-3		FC4		FC6-4				5-3	4	0	0	0	0	0	3		
Rico Carty, R OBP: 0.352, SLG: 0.467 (1, 7)		L7								P4	4	0	1	0	0	0	0		
Gene Oliver, R OBP: 0.253, SLG: 0.364 Lee Bales, S OBP: 0.100, SLG: 0.100 (1, 2) (10, PR) (10, 5)		L9								SH5-4	4	0	1	0	0	0	1		
Frank Bolling, R OBP: 0.243, SLG: 0.254 (1, 4)				F8				K		E1	4	1	0	0	0	1	2		
Woody Woodward, R OBP: 0.327, SLG: 0.329 (1, 6)				F8						SH5-4	3	0	0	0	0	0	0		
Dick Kelley, R OBP: 0.048, SLG: 0.048 Miguel de la Hoz, R OBP: 0.232, SLG: 0.237 Ty Cline, L OBP: 0.333, SLG: 0.333 (1, 1) (10, PH) (10, PH) (10, 8)				K						FC3	3	0	0	0	0	2	0		
Inning Stats	R: 0 E: 0 K: 1 S: 5	H: 0 LOB: 0 BB: 0 P: 3	R: 0 E: 0 K: 0 S: 3	H: 0 LOB: 0 BB: 0 P: 3	R: 0 E: 0 K: 1 S: 5	H: 0 LOB: 0 BB: 0 P: 5	R: 0 E: 0 K: 0 S: 4	H: 1 LOB: 1 BB: 0 P: 4	R: 0 E: 0 K: 1 S: 5	H: 1 LOB: 0 BB: 0 P: 5	R: 0 E: 0 K: 1 S: 6	H: 1 LOB: 1 BB: 0 P: 6	R: 0 E: 0 K: 0 S: 3	H: 0 LOB: 0 BB: 0 P: 3	R: 2 E: 1 K: 0 S: 6	H: 1 LOB: 1 BB: 0 P: 6	1B: 6 2B: 0 3B: 0 HR: 0		SF: 1 SAC: 1 DP: 0 HBP: 0
PITCHER	IP 9.1	WLS L	BF 35	H 6	R 3	ER 1	SO 4	BB 1	IBB 0	HBP 0	BLK 0	WP 0	HR 0	S 42	P 46	ERA 0.96	WHIP 0.750		
Dick Ellsworth, L ERA: 4.25 Bill Hands, R ERA: 4.78 (1, 1) (10, 1)	0.2	3	0	0	0	0	0	0	0	0	0	0	0	3	3	0.00	0.000		

AB	35
R	3
H	6
RBI	3
BB	1
SO	4
LOB	10



Batter	1	2	3	4	5	6	7	8	9	10	AB	R	H	RBI	BB	SO	LOB	BOTTOM	
Don Kessinger, S OBP: 0.294, SLG: 0.297 (1, 6)	5-3		1-3		1-3			P4		K	5	0	0	0	0	1	2	Atlanta Braves @ Chicago Cubs Wrigley Field, Chicago, IL Wed Sep 14 1966, 3:33 AM CDT Att: 961 - Cloudy - 60 F	
Glenn Beckert, R OBP: 0.327, SLG: 0.358 (1, 4)	1B			4-3	4-3			F7			4	0	1	0	0	0	0		
Billy Williams, L OBP: 0.352, SLG: 0.484 (1, 9)	K			1B				F7			4	0	1	0	0	1	1		
Ron Santo, R OBP: 0.412, SLG: 0.542 (1, 5)	5-3			1B				K			4	1	1	0	0	1	1		
14 Ernie Banks, R OBP: 0.315, SLG: 0.441 (1, 3)				FC5-2				6-3			4	0	1	0	0	0	2		
John Boccabella, R OBP: 0.264, SLG: 0.355 George Altman, L OBP: 0.268, SLG: 0.345 (1, 7) (10, PH)		G4-6-3		1B				4-3		1-3	2	0	0	0	1	0	1		
Randy Hundley, R OBP: 0.297, SLG: 0.425 (1, 2)		K						4-3		K	3	0	0	1	1	2	0		
Adolfo Phillips, R OBP: 0.343, SLG: 0.453 (1, 8)				6-3				6-3		1B	3	0	0	0	1	0	3		
Dick Ellsworth, L OBP: 0.188, SLG: 0.173 Bill Hands, R OBP: 0.098, SLG: 0.063 Lee Thomas, L OBP: 0.281, SLG: 0.317 Jimmy Stewart, S OBP: 0.229, SLG: 0.222 (1, 1) (10, 1) (10, PH) (10, PR)				K				K		1B	3	0	0	0	0	3	0		
Inning Stats	R: 0 E: 0 K: 1 S: 6	H: 1 LOB: 1 BB: 0 P: 6	R: 0 E: 0 K: 1 S: 5	H: 1 LOB: 0 BB: 0 P: 5	R: 0 E: 0 K: 1 S: 5	H: 0 LOB: 0 BB: 0 P: 5	R: 1 E: 0 K: 0 S: 5	H: 2 LOB: 3 BB: 2 P: 13	R: 0 E: 0 K: 1 S: 5	H: 0 LOB: 0 BB: 0 P: 5	R: 0 E: 0 K: 2 S: 3	H: 0 LOB: 0 BB: 0 P: 3	R: 0 E: 0 K: 0 S: 3	H: 0 LOB: 0 BB: 0 P: 3	R: 0 E: 0 K: 2 S: 8	H: 1 LOB: 2 BB: 1 P: 12	1B: 5 2B: 0 3B: 0 HR: 0		SF: 0 SAC: 0 DP: 1 HBP: 0
PITCHER	IP 9.0	WLS W	BF 32	H 4	R 1	ER 1	SO 6	BB 2	IBB 0	HBP 0	BLK 0	WP 0	HR 0	S 42	P 50	ERA 1.00	WHIP 0.667		
Dick Kelley, L ERA: 3.41 Clay Carroll, R ERA: 2.29 (1, 1) (10, 1)	1.0	S	5	1	0	0	2	1	0	0	0	0	0	8	12	0.00	2.000		

AB	34
R	1
H	5
RBI	1
BB	3
SO	8
LOB	10



Batter	1	2	3	4	5	6	7	8	9	AB	R	H	RBI	BB	SO	LOB	TOP					
Felipe Alou, R OBP: 0.365, SLG: 0.534 (1, 3)										4	1	1	0	0	1	1	Atlanta Braves @ Chicago Cubs Wrigley Field, Chicago, IL Thu Sep 15 1966, 3:33 AM CDT Att: 1,115 - Sunny - 60 F					
Eddie Mathews, L OBP: 0.341, SLG: 0.423 (1, 5)										3	0	1	0	1	0	1						
Hank Aaron, R OBP: 0.362, SLG: 0.539 Ty Cline, L OBP: 0.327, SLG: 0.327 (7, 9)										3	1	0	0	0	0	1						
Joe Torre, R OBP: 0.377, SLG: 0.554 (1, 2)										3	0	0	0	0	0	1						
Rico Carty, R OBP: 0.389, SLG: 0.464 (1, 7)										3	0	0	1	0	2	1						
Mack Jones, L OBP: 0.332, SLG: 0.449 (1, 8)										2	0	0	0	1	0	0						
Frank Bolling, R OBP: 0.244, SLG: 0.256 (1, 4)										3	0	1	0	0	0	1						
Woody Woodward, R OBP: 0.327, SLG: 0.329 (1, 6)										3	0	1	0	0	1	1						
Tony Cloninger, R OBP: 0.264, SLG: 0.431 Jay Ritchie, R OBP: 0.333, SLG: 0.333 Clay Carroll, R OBP: 0.100, SLG: 0.100 Gene Oliver, R OBP: 0.251, SLG: 0.362 Phil Niekro, R (8, 1)										2	0	0	0	0	0	1						
Inning Stats	R: 0 E: 0 K: 0 S: 2	H: 0 LOB: 0 BB: 1 P: 6	R: 0 E: 0 K: 0 S: 3	H: 0 LOB: 1 BB: 1 P: 7	R: 0 E: 0 K: 0 S: 4	H: 1 LOB: 1 BB: 0 P: 4	R: 0 E: 0 K: 1 S: 5	H: 0 LOB: 0 BB: 0 P: 5	R: 0 E: 0 K: 0 S: 3	H: 1 LOB: 0 BB: 0 P: 3	R: 0 E: 0 K: 0 S: 5	H: 0 LOB: 0 BB: 0 P: 5	R: 1 E: 1 K: 0 S: 4	H: 0 LOB: 0 BB: 0 P: 4	R: 0 E: 0 K: 1 S: 5	H: 0 LOB: 0 BB: 0 P: 5		R: 1 E: 0 K: 1 S: 7	H: 2 LOB: 1 BB: 0 P: 7	1B: 4 2B: 1 3B: 0 HR: 0	SF: 1 SAC: 1 DP: 2 HBP: 0	WP: 0 PB: 0 SB: 2 CS: 0
PITCHER Fergie Jenkins, R ERA: 3.62 (1, 1)	IP: 9.0 WLS: W BF: 32 H: 4 R: 2 ER: 1 SO: 4 BB: 2 IBB: 0 HBP: 0 BLK: 0 WP: 0 HR: 0 S: 38 P: 46 ERA: 1.00 WHIP: 0.667															PITCHER						

AB	28
R	2
H	4
RBI	2
BB	2
SO	4
LOB	9



Batter	1	2	3	4	5	6	7	8	9	AB	R	H	RBI	BB	SO	LOB	BOTTOM			
Don Kessinger, S OBP: 0.294, SLG: 0.297 (1, 6)										4	0	1	1	0	0	2	Atlanta Braves @ Chicago Cubs Wrigley Field, Chicago, IL Thu Sep 15 1966, 3:33 AM CDT Att: 1,115 - Sunny - 60 F			
Glenn Beckert, R OBP: 0.326, SLG: 0.357 (1, 4)										4	0	1	2	0	0	0				
Billy Williams, L OBP: 0.351, SLG: 0.481 (1, 9)										3	1	0	0	1	0	3				
Ron Santo, R OBP: 0.412, SLG: 0.542 (1, 5)										4	2	2	0	0	0	0				
14 Ernie Banks, R OBP: 0.315, SLG: 0.440 Joey Amalfitano, R OBP: 0.243, SLG: 0.194 John Boccabella, R OBP: 0.268, SLG: 0.355 (7, PR) (8, 3)										3	0	1	1	0	0	0				
Bob Raudman, L OBP: 0.250, SLG: 0.250 (1, 7)										4	0	2	1	0	1	0				
Randy Hundley, R OBP: 0.296, SLG: 0.423 (1, 2)										4	1	1	2	0	1	1				
Adolfo Phillips, R OBP: 0.345, SLG: 0.452 (1, 8)										3	1	1	0	1	1	1				
Fergie Jenkins, R OBP: 0.196, SLG: 0.209 (1, 1)										4	1	0	0	0	1	5				
Inning Stats	R: 0 E: 0 K: 0 S: 3	H: 0 LOB: 0 BB: 0 P: 3	R: 0 E: 0 K: 0 S: 3	H: 0 LOB: 0 BB: 0 P: 3	R: 0 E: 0 K: 2 S: 7	H: 0 LOB: 0 BB: 0 P: 7	R: 0 E: 0 K: 0 S: 3	H: 0 LOB: 0 BB: 0 P: 3	R: 0 E: 0 K: 1 S: 5	H: 0 LOB: 0 BB: 0 P: 5	R: 0 E: 1 K: 1 S: 6	H: 1 LOB: 1 BB: 0 P: 6	R: 6 E: 1 K: 0 S: 9	H: 6 LOB: 3 BB: 2 P: 17	R: 2 E: 0 K: 0 S: 5	H: 2 LOB: 1 BB: 1 P: 9		1B: 9 2B: 0 3B: 0 HR: 0	SF: 0 SAC: 0 DP: 0 HBP: 0	WP: 0 PB: 1 SB: 0 CS: 0
PITCHER Tony Cloninger, R ERA: 4.16 Jay Ritchie, R ERA: 2.05 Clay Carroll, R ERA: 2.28 Phil Niekro, R ERA: 4.28 (1, 1) (7, 1) (7, 1) (8, 1)	IP: 6.1 WLS: L BF: 24 H: 4 R: 4 ER: 4 SO: 4 BB: 1 IBB: 0 HBP: 0 BLK: 1 WP: 0 HR: 0 S: 31 P: 35 ERA: 5.68 WHIP: 0.789															PITCHER				



Batter	1	2	3	4	5	6	7	8	9	AB	R	H	RBI	BB	SO	LOB	TOP								
Julian Javier, R OBP: 0.276, SLG: 0.333 (1, 4)										5	1	2	0	0	2	0									
Lou Brock, L OBP: 0.326, SLG: 0.437 (1, 7)										5	2	3	0	0	0	1									
Curt Flood, R OBP: 0.300, SLG: 0.363 (1, 8)										4	0	2	3	1	0	1									
Orlando Cepeda, R OBP: 0.365, SLG: 0.483 (1, 3)										4	0	2	0	0	0	4									
Mike Shannon, R OBP: 0.350, SLG: 0.458 (1, 9)										3	0	0	0	1	1	4									
Ed Spiezio, R OBP: 0.212, SLG: 0.364 (1, 5)										4	0	0	0	0	0	3									
Charley Smith, R OBP: 0.299, SLG: 0.395 (7, 5)										0	0	0	0	0	0	0									
Dal Maxvill, R OBP: 0.331, SLG: 0.319 (1, 6)										4	0	1	0	0	0	0									
Pat Corrales, R OBP: 0.200, SLG: 0.197 (1, 2)										4	0	0	0	0	0	1									
Bob Gibson, R OBP: 0.237, SLG: 0.290 (1, 1)										4	0	0	0	0	1	1									
Inning Stats	R: 1 E: 0 K: 1 S: 7	H: 3 LOB: 1 BB: 0 P: 7	R: 0 E: 1 K: 0 S: 4	H: 0 LOB: 1 BB: 0 P: 4	R: 0 E: 0 K: 0 S: 3	H: 1 LOB: 1 BB: 1 P: 7	R: 0 E: 0 K: 0 S: 4	H: 1 LOB: 1 BB: 0 P: 4	R: 1 E: 1 K: 1 S: 8	H: 2 LOB: 2 BB: 0 P: 8	R: 0 E: 0 K: 0 S: 3	H: 0 LOB: 0 BB: 0 P: 3	R: 1 E: 0 K: 1 S: 8	H: 3 LOB: 3 BB: 1 P: 12	R: 0 E: 0 K: 0 S: 3	H: 0 LOB: 0 BB: 0 P: 3	R: 0 E: 0 K: 1 S: 5	H: 0 LOB: 0 BB: 0 P: 5	1B: 8 2B: 4 3B: 0 HR: 0	SF: 0 SAC: 0 DP: 2 HBP: 0	WP: 0 PB: 0 SB: 3 CS: 0	PA: 39			
PITCHER	IP WLS BF H R ER SO BB IBB HBP BLK WP HR S P ERA WHIP	IP WLS BF H R ER SO BB IBB HBP BLK WP HR S P ERA WHIP	IP WLS BF H R ER SO BB IBB HBP BLK WP HR S P ERA WHIP	IP WLS BF H R ER SO BB IBB HBP BLK WP HR S P ERA WHIP	IP WLS BF H R ER SO BB IBB HBP BLK WP HR S P ERA WHIP	IP WLS BF H R ER SO BB IBB HBP BLK WP HR S P ERA WHIP	IP WLS BF H R ER SO BB IBB HBP BLK WP HR S P ERA WHIP	IP WLS BF H R ER SO BB IBB HBP BLK WP HR S P ERA WHIP	IP WLS BF H R ER SO BB IBB HBP BLK WP HR S P ERA WHIP	IP WLS BF H R ER SO BB IBB HBP BLK WP HR S P ERA WHIP	IP WLS BF H R ER SO BB IBB HBP BLK WP HR S P ERA WHIP	IP WLS BF H R ER SO BB IBB HBP BLK WP HR S P ERA WHIP	IP WLS BF H R ER SO BB IBB HBP BLK WP HR S P ERA WHIP	IP WLS BF H R ER SO BB IBB HBP BLK WP HR S P ERA WHIP	IP WLS BF H R ER SO BB IBB HBP BLK WP HR S P ERA WHIP	IP WLS BF H R ER SO BB IBB HBP BLK WP HR S P ERA WHIP	IP WLS BF H R ER SO BB IBB HBP BLK WP HR S P ERA WHIP	IP WLS BF H R ER SO BB IBB HBP BLK WP HR S P ERA WHIP	IP WLS BF H R ER SO BB IBB HBP BLK WP HR S P ERA WHIP	IP WLS BF H R ER SO BB IBB HBP BLK WP HR S P ERA WHIP	IP WLS BF H R ER SO BB IBB HBP BLK WP HR S P ERA WHIP	IP WLS BF H R ER SO BB IBB HBP BLK WP HR S P ERA WHIP	IP WLS BF H R ER SO BB IBB HBP BLK WP HR S P ERA WHIP	IP WLS BF H R ER SO BB IBB HBP BLK WP HR S P ERA WHIP	IP WLS BF H R ER SO BB IBB HBP BLK WP HR S P ERA WHIP

St. Louis Cardinals @ Chicago Cubs
Wrigley Field, Chicago, IL
Fri Sep 16 1966, 3:33 AM CDT
Sunny

AB 37
R 3
H 10
RBI 3
BB 2
SO 4
LOB 15



Batter	1	2	3	4	5	6	7	8	9	AB	R	H	RBI	BB	SO	LOB	BOTTOM								
Don Kessinger, S OBP: 0.298, SLG: 0.301 (1, 6)										4	0	3	0	0	0	1									
Glenn Beckert, R OBP: 0.324, SLG: 0.354 (1, 4)										4	0	0	0	0	1	4									
Billy Williams, L OBP: 0.349, SLG: 0.478 (1, 9)										4	0	0	0	0	0	1									
Ron Santo, R OBP: 0.411, SLG: 0.539 (1, 5)										4	0	1	0	0	1	0									
Lee Thomas, L OBP: 0.284, SLG: 0.320 (1, 3)										4	1	2	0	0	0	0									
Bob Raudman, L OBP: 0.273, SLG: 0.273 (1, 7)										3	0	1	0	0	0	2									
Don Bryant, R OBP: 0.207, SLG: 0.400 (1, 2)										2	0	0	0	0	1	2									
George Altman, L OBP: 0.272, SLG: 0.349 (7, PH)										1	0	1	1	0	0	0									
Randy Hundley, R OBP: 0.296, SLG: 0.423 (8, 2)										0	0	0	0	0	0	0									
Adolfo Phillips, R OBP: 0.347, SLG: 0.451 (1, 8)										1	0	0	0	2	0	0									
Curt Simmons, L OBP: 0.207, SLG: 0.154 (1, 1)										1	0	0	0	0	1	0									
Jimmy Stewart, S OBP: 0.236, SLG: 0.219 (6, PH)										1	0	0	0	0	0	1									
Chuck Hartenstein, R (7, 1)										0	0	0	0	0	0	0									
Marty Keough, L OBP: 0.280, SLG: 0.186 (8, PH)										1	0	0	0	0	1	1									
Cal Koonce, R OBP: 0.200, SLG: 0.136 (9, 1)										0	0	0	0	0	0	0									
Inning Stats	R: 0 E: 0 K: 0 S: 3	H: 1 LOB: 0 BB: 0 P: 3	R: 0 E: 0 K: 0 S: 4	H: 2 LOB: 1 BB: 0 P: 4	R: 0 E: 0 K: 1 S: 5	H: 1 LOB: 0 BB: 0 P: 5	R: 0 E: 0 K: 0 S: 3	H: 0 LOB: 0 BB: 0 P: 3	R: 0 E: 0 K: 1 S: 5	H: 0 LOB: 0 BB: 0 P: 5	R: 0 E: 0 K: 1 S: 5	H: 0 LOB: 1 BB: 1 P: 9	R: 1 E: 0 K: 1 S: 7	H: 3 LOB: 1 BB: 0 P: 7	R: 0 E: 0 K: 1 S: 5	H: 1 LOB: 1 BB: 1 P: 9	R: 0 E: 0 K: 0 S: 3	H: 0 LOB: 0 BB: 0 P: 3	1B: 8 2B: 0 3B: 0 HR: 0	SF: 0 SAC: 0 DP: 3 HBP: 0	WP: 0 PB: 0 SB: 0 CS: 2	PA: 34			
PITCHER	IP WLS BF H R ER SO BB IBB HBP BLK WP HR S P ERA WHIP	IP WLS BF H R ER SO BB IBB HBP BLK WP HR S P ERA WHIP	IP WLS BF H R ER SO BB IBB HBP BLK WP HR S P ERA WHIP	IP WLS BF H R ER SO BB IBB HBP BLK WP HR S P ERA WHIP	IP WLS BF H R ER SO BB IBB HBP BLK WP HR S P ERA WHIP	IP WLS BF H R ER SO BB IBB HBP BLK WP HR S P ERA WHIP	IP WLS BF H R ER SO BB IBB HBP BLK WP HR S P ERA WHIP	IP WLS BF H R ER SO BB IBB HBP BLK WP HR S P ERA WHIP	IP WLS BF H R ER SO BB IBB HBP BLK WP HR S P ERA WHIP	IP WLS BF H R ER SO BB IBB HBP BLK WP HR S P ERA WHIP	IP WLS BF H R ER SO BB IBB HBP BLK WP HR S P ERA WHIP	IP WLS BF H R ER SO BB IBB HBP BLK WP HR S P ERA WHIP	IP WLS BF H R ER SO BB IBB HBP BLK WP HR S P ERA WHIP	IP WLS BF H R ER SO BB IBB HBP BLK WP HR S P ERA WHIP	IP WLS BF H R ER SO BB IBB HBP BLK WP HR S P ERA WHIP	IP WLS BF H R ER SO BB IBB HBP BLK WP HR S P ERA WHIP	IP WLS BF H R ER SO BB IBB HBP BLK WP HR S P ERA WHIP	IP WLS BF H R ER SO BB IBB HBP BLK WP HR S P ERA WHIP	IP WLS BF H R ER SO BB IBB HBP BLK WP HR S P ERA WHIP	IP WLS BF H R ER SO BB IBB HBP BLK WP HR S P ERA WHIP	IP WLS BF H R ER SO BB IBB HBP BLK WP HR S P ERA WHIP	IP WLS BF H R ER SO BB IBB HBP BLK WP HR S P ERA WHIP	IP WLS BF H R ER SO BB IBB HBP BLK WP HR S P ERA WHIP	IP WLS BF H R ER SO BB IBB HBP BLK WP HR S P ERA WHIP	IP WLS BF H R ER SO BB IBB HBP BLK WP HR S P ERA WHIP

St. Louis Cardinals @ Chicago Cubs
Wrigley Field, Chicago, IL
Fri Sep 16 1966, 3:33 AM CDT
Sunny

AB 30
R 1
H 8
RBI 1
BB 2
SO 5
LOB 12




Batter	1	2	3	4	5	6	7	8	9	AB	R	H	RBI	BB	SO	LOB	TOP									
Julian Javier, R OBP: 0.277, SLG: 0.334 (1, 4)	5-3		P4		F9			FC5-2 1B	1B	5	0	2	0	0	0	1	St. Louis Cardinals @ Chicago Cubs Wrigley Field, Chicago, IL Fri Sep 16 1966, 3:38 AM CDT Att: 2,297 - Sunny livebaseballscorecards.com									
Lou Brock, L OBP: 0.325, SLG: 0.435 (1, 7)	CS 1B		P3		P4			F7	F7	5	0	1	0	0	0	2										
Curt Flood, R OBP: 0.300, SLG: 0.362 (1, 8)	6-3		6-3		P4-3			FC5-2 HR 1B		4	1	1	0	0	0	1										
Orlando Cepeda, R OBP: 0.364, SLG: 0.481 (1, 3)		G3 1B			F9			FC5-2 HR 1B		4	1	1	0	0	0	2										
Mike Shannon, R OBP: 0.351, SLG: 0.466 (1, 9)		G3 1B			F9			HR		4	1	2	3	0	0	0										
Tim McCarver, L OBP: 0.330, SLG: 0.444 (1, 2)		G3						1-H 2-H HR		4	0	1	0	0	1	2										
Charley Smith, R OBP: 0.303, SLG: 0.401 (1, 5)		K			E8 1B			SH1-3 PB 2B		4	1	3	0	0	1	2										
Dal Maxvill, R OBP: 0.333, SLG: 0.320 (1, 6)		IBB			F9			SH1-3		2	0	1	0	1	0	1										
Al Jackson, L OBP: 0.221, SLG: 0.264 (1, 1)		P6			P6			K		4	0	0	0	0	1	7										
Inning Stats	R: 0 E: 0 K: 0 S: 3	H: 1 LOB: 0 BB: 0 P: 3	R: 0 E: 0 K: 1 S: 7	H: 2 LOB: 3 BB: 1 P: 11	R: 0 E: 0 K: 0 S: 3	H: 0 LOB: 0 BB: 0 P: 3	R: 0 E: 0 K: 0 S: 3	H: 1 LOB: 1 BB: 0 P: 3	R: 0 E: 1 K: 0 S: 4	H: 1 LOB: 1 BB: 0 P: 4	R: 0 E: 0 K: 0 S: 3	H: 0 LOB: 0 BB: 0 P: 3	R: 0 E: 0 K: 1 S: 5	H: 2 LOB: 2 BB: 0 P: 5	R: 3 E: 0 K: 1 S: 8	H: 3 LOB: 0 BB: 0 P: 8	R: 1 E: 0 K: 1 S: 7	H: 2 LOB: 1 BB: 0 P: 7	1B: 10 2B: 1 3B: 0 HR: 1	SF: 0 SAC: 1 DP: 0 HBP: 0	WP: 0 PB: 1 SB: 0 CS: 1	PA: 38				
PITCHER	IP	WLS	BF	H	R	ER	SO	BB	IBB	HBP	BLK	WP	HR	S	P	ERA	WHIP									
Rich Nye, L ERA: 3.38 (1, 1)	8.0	L	33	10	3	3	2	0	0	0	0	0	0	1	36	40	3.38	1.250								
Bill Hands, R ERA: 4.51 (9, 1)	1.0		5	2	1	1	1	0	0	0	0	0	0	0	7	7	9.00	2.000								

Batter	1	2	3	4	5	6	7	8	9	AB	R	H	RBI	BB	SO	LOB	BOTTOM									
Don Kessinger, S OBP: 0.295, SLG: 0.298 (1, 6)	6-3		5-3			F8			6-3	4	0	0	0	0	0	1	St. Louis Cardinals @ Chicago Cubs Wrigley Field, Chicago, IL Fri Sep 16 1966, 3:38 AM CDT Att: 2,297 - Sunny livebaseballscorecards.com									
Paul Popovich, S (1, 4)	K		P1-3			P4-6-3			P6-3	4	0	0	0	0	1	1										
Billy Williams, L OBP: 0.347, SLG: 0.475 (1, 9)	G3				K				4-3	4	0	0	0	0	2	0										
Ron Santo, R OBP: 0.412, SLG: 0.541 (1, 5)		K			G5-4-3 BB			L5-4 2B		2	0	1	0	1	1	0										
14 Ernie Banks, R OBP: 0.317, SLG: 0.440 (1, 3)		1B			G5-4-3			IBB		2	0	1	0	1	0	1										
Randy Hundley, R OBP: 0.297, SLG: 0.423 (1, 2)		1B				5-3		L5-4		3	0	1	0	0	0	2										
Adolfo Phillips, R OBP: 0.345, SLG: 0.448 (1, 8)		K				K			K	3	0	0	0	0	3	2										
Byron Browne, R OBP: 0.311, SLG: 0.428 (1, 7)		3-1				6-3			1-3	3	0	0	0	0	0	2										
Rich Nye, L OBP: 0.500, SLG: 0.500 (1, 1)						4-3			F7	2	0	1	0	0	0	0										
Glenn Beckert, R (8, PH)										1	0	0	0	0	0	0										
Bill Hands, R OBP: 0.098, SLG: 0.063 (9, 1)						P4-6-3 1B				0	0	0	0	0	0	0										
Inning Stats	R: 0 E: 0 K: 1 S: 5	H: 0 LOB: 0 BB: 0 P: 5	R: 0 E: 0 K: 2 S: 9	H: 2 LOB: 2 BB: 0 P: 9	R: 0 E: 0 K: 0 S: 3	H: 0 LOB: 0 BB: 0 P: 3	R: 0 E: 0 K: 1 S: 4	H: 0 LOB: 0 BB: 1 P: 8	R: 0 E: 0 K: 1 S: 5	H: 0 LOB: 0 BB: 0 P: 5	R: 0 E: 0 K: 0 S: 3	H: 1 LOB: 0 BB: 0 P: 3	R: 0 E: 0 K: 1 S: 5	H: 1 LOB: 1 BB: 1 P: 9	R: 0 E: 0 K: 1 S: 5	H: 0 LOB: 0 BB: 0 P: 5	R: 0 E: 0 K: 0 S: 3	H: 0 LOB: 0 BB: 0 P: 3	1B: 3 2B: 2 3B: 0 HR: 0	SF: 0 SAC: 0 DP: 3 HBP: 0	WP: 0 PB: 0 SB: 0 CS: 0	PA: 30				
PITCHER	IP	WLS	BF	H	R	ER	SO	BB	IBB	HBP	BLK	WP	HR	S	P	ERA	WHIP									
Al Jackson, L ERA: 2.41 (1, 1)	9.0	W	30	4	0	0	7	1	1	0	0	0	0	0	42	50	0.00	0.556								


St. Louis Cardinals @ Chicago Cubs
 Wrigley Field, Chicago, IL
 Fri Sep 16 1966, 3:38 AM CDT
 Att: 2,297 - Sunny

AB 36
R 4
H 12
RBI 3
BB 1
SO 3
LOB 18



St. Louis Cardinals @ Chicago Cubs
 Wrigley Field, Chicago, IL
 Fri Sep 16 1966, 3:38 AM CDT
 Att: 2,297 - Sunny

AB 28
R 0
H 4
RBI 0
BB 2
SO 7
LOB 9



Batter	1	2	3	4	5	6	7	8	9	AB	R	H	RBI	BB	SO	LOB	TOP								
Julian Javier, R OBP: 0.277, SLG: 0.333 (1, 4)	F3		F9			1-3 2H 1B		L6	P4	5	0	1	1	0	0	3	St. Louis Cardinals @ Chicago Cubs Wrigley Field, Chicago, IL Sat Sep 17 1966, 3:33 AM CDT Att: 5,391 - Cloudy - 68 F								
Lou Brock, L OBP: 0.323, SLG: 0.432 (1, 7)	P5			F6		K		K		4	0	0	0	0	2	2									
Curt Flood, R OBP: 0.299, SLG: 0.360 (1, 8)	6-3			3-1		5-3		2B	BB	3	1	0	0	1	0	1									
Orlando Cepeda, R OBP: 0.365, SLG: 0.486 (1, 3)		6-3		6-3			HR	2B	2B	4	2	2	2	0	0	0									
Mike Shannon, R OBP: 0.353, SLG: 0.476 (1, 9)	F8				K		HR	2B		4	1	2	3	0	1	0									
Tim McCarver, L OBP: 0.328, SLG: 0.440 (1, 2)	P6				P4		3-1	2B	F7	4	0	0	0	0	0	2									
Charley Smith, R OBP: 0.300, SLG: 0.397 (1, 5)			K		L5		K		E4	4	0	0	0	0	2	0									
Dal Maxvill, R OBP: 0.332, SLG: 0.317 (1, 6)		6-3				1B BB	3-1		F9	3	1	0	0	1	0	1									
Dick Hughes, R OBP: 0.000, SLG: 1.000 (5, PH)						1B		2B BB		1	0	1	0	0	0	0									
Ted Savage, R OBP: 0.266, SLG: 0.375 (5, PH)										0	0	0	0	0	1	0									
Don Dennis, R OBP: 0.282, SLG: 0.394 (5, PH)										0	0	0	0	0	0	0									
Ed Spivey, R OBP: 0.250, SLG: 0.354 (5, PH)										0	0	0	0	1	0	0									
Al Jackson, L OBP: 0.221, SLG: 0.254 (5, PH)										0	1	0	0	0	0	0									
Hal Woodeshick, R OBP: 0.220, SLG: 0.400 (5, PH)										0	0	0	0	0	0	0									
Joe Hoerner, R OBP: 0.143, SLG: 0.571 (5, PH)										1	0	0	0	0	1	1									
Inning Stats	R: 0 E: 0 K: 0 S: 3	H: 0 LOB: 0 BB: 0 P: 3	R: 0 E: 0 K: 0 S: 3	H: 0 LOB: 0 BB: 0 P: 3	R: 0 E: 0 K: 1 S: 6	H: 1 LOB: 1 BB: 0 P: 6	R: 0 E: 0 K: 0 S: 3	H: 0 LOB: 0 BB: 0 P: 3	R: 0 E: 0 K: 1 S: 5	H: 0 LOB: 0 BB: 0 P: 5	R: 1 E: 0 K: 0 S: 5	H: 1 LOB: 1 BB: 2 P: 13	R: 2 E: 0 K: 1 S: 7	H: 2 LOB: 0 BB: 0 P: 7	R: 3 E: 0 K: 1 S: 7	H: 2 LOB: 2 BB: 2 P: 15	R: 0 E: 1 K: 1 S: 6	H: 0 LOB: 1 BB: 0 P: 6	1B: 2 2B: 3 3B: 0 HR: 1	SF: 0 SAC: 0 DP: 0 HBP: 0	WP: 1 PB: 0 SB: 0 CS: 0	PA: 37			
PITCHER	IP	WLS	BF	H	R	ER	SO	BB	IBB	HBP	BLK	WP	HR	S	P	ERA	WHIP								
Ken Holtzman, L ERA: 3.92 (1, 1)	7.2	L	30	4	5	5	5	4	0	0	0	1	1	36	52	5.87	1.043								
Cal Koonce, R ERA: 3.8 (8, 1)	0.0		2	2	1	1	0	0	0	0	0	0	0	2	2	∞	∞								
Bob Hendley, L ERA: 3.75 (8, 1)	1.1		5	0	0	0	1	0	0	0	0	0	0	7	7	0.00	0.000								

AB 33
R 6
H 6
RBI 6
BB 4
SO 6
LOB 10



Batter	1	2	3	4	5	6	7	8	9	AB	R	H	RBI	BB	SO	LOB	BOTTOM								
Jimmy Stewart, S OBP: 0.224, SLG: 0.206 (1, 8)	3-1		G3	P6			1-3		FC5-4 BB	4	0	0	0	0	0	3	St. Louis Cardinals @ Chicago Cubs Wrigley Field, Chicago, IL Sat Sep 17 1966, 3:33 AM CDT Att: 5,391 - Cloudy - 68 F								
Byron Browne, R OBP: 0.312, SLG: 0.428 (9, FH)			1-2							0	0	0	0	1	0	0									
Glenn Beckert, R OBP: 0.324, SLG: 0.353 (1, 4)	BB		2-3 3H 1B		F3		6-3		FC5-4 FC4-6	4	0	1	1	1	0	1									
Billy Williams, L OBP: 0.346, SLG: 0.472 (1, 9)	F7		P6		1-6-3			14 1B	FC4-6	5	1	1	0	0	0	4									
Ron Santo, R OBP: 0.411, SLG: 0.539 (1, 5)	L9		F7		P4			14 1B		4	0	1	0	0	0	3									
14 Ernie Banks, R OBP: 0.320, SLG: 0.445 (8, PR)		F9		2B		1B		1-3 2H 1B		4	1	3	1	0	0	0									
Joey Amalfitano, R OBP: 0.243, SLG: 0.194 (8, PR)										0	0	0	0	0	0	0									
Lee Thomas, L OBP: 0.284, SLG: 0.320 (9, 7)										0	0	0	0	0	0	0									
Bob Raudman, L OBP: 0.286, SLG: 0.357 (1, 7)		K		2B		K		K		3	1	1	1	0	2	1									
John Boccabella, R OBP: 0.266, SLG: 0.354 (8, PH)				2B						1	0	0	0	0	1	2									
Randy Hundley, R OBP: 0.294, SLG: 0.419 (1, 2)	K			F5		F7		G5-4-3		4	0	0	0	0	1	4									
Ron Campbell, R OBP: 0.259, SLG: 0.224 (1, 6)			E6 SH 1B	K		4-3			F9	4	1	1	0	0	1	2									
Ken Holtzman, R OBP: 0.132, SLG: 0.134 (1, 1)				SH						2	0	1	1	0	1	0									
Cal Koonce, R OBP: 0.200, SLG: 0.136 (8, PH)				1B						0	0	0	0	0	0	0									
Bob Hendley, R OBP: 0.263, SLG: 0.235 (8, PH)				G3						0	0	0	0	0	0	0									
Adolfo Phillips, R OBP: 0.346, SLG: 0.457 (9, PH)				2B					HR	1	1	1	1	0	0	0									
Inning Stats	R: 0 E: 0 K: 0 S: 3	H: 0 LOB: 1 BB: 1 P: 7	R: 0 E: 0 K: 2 S: 7	H: 0 LOB: 0 BB: 0 P: 7	R: 1 E: 1 K: 0 S: 6	H: 2 LOB: 2 BB: 0 P: 6	R: 2 E: 0 K: 1 S: 8	H: 3 LOB: 1 BB: 0 P: 8	R: 0 E: 0 K: 0 S: 3	H: 0 LOB: 0 BB: 0 P: 3	R: 0 E: 0 K: 1 S: 6	H: 1 LOB: 1 BB: 0 P: 6	R: 0 E: 0 K: 1 S: 5	H: 0 LOB: 0 BB: 0 P: 5	R: 1 E: 0 K: 1 S: 7	H: 3 LOB: 2 BB: 0 P: 7	R: 1 E: 0 K: 0 S: 4	H: 1 LOB: 1 BB: 1 P: 8	1B: 6 2B: 3 3B: 0 HR: 1	SF: 0 SAC: 1 DP: 1 HBP: 0	WP: 0 PB: 0 SB: 0 CS: 0	PA: 39			
PITCHER	IP	WLS	BF	H	R	ER	SO	BB	IBB	HBP	BLK	WP	HR	S	P	ERA	WHIP								
Dick Hughes, R ERA: 3.0 (1, 1)	5.0		22	5	3	3	3	1	0	0	0	0	0	11	11	0.00	0.500								
Don Dennis, R ERA: 4.98 (6, 1)	2.0	W	7	1	0	0	2	0	0	0	0	0	0	11	11	0.00	0.500								
Hal Woodeshick, L ERA: 2.1 (8, 1)	0.0		3	3	1	1	0	0	0	0	0	0	0	3	3	∞	∞								
Joe Hoerner, L ERA: 1.49 (8, 1)	2.0	S	7	1	1	1	1	1	0	0	0	0	1	8	12	4.50	1.000								



Batter	1	2	3	4	5	6	7	8	9	AB	R	H	RBI	BB	SO	LOB	TOP										
Julian Javier, R (1,4) OBP: 0.275, SLG: 0.330 Tito Francona, L (8, PH) OBP: 0.253, SLG: 0.338 Bob Gibson, R (8, PR) OBP: 0.237, SLG: 0.290 Jerry Buchek, R (8,4) OBP: 0.310, SLG: 0.374	6-3		K			4-3		4-3		3	0	0	0	0	1	0	St. Louis Cardinals @ Chicago Cubs Wrigley Field, Chicago, IL Sun Sep 18 1966, 3:33 AM CDT Att: 7,245 - Unknown										
Lou Brock, L (1,7) OBP: 0.323, SLG: 0.431	4-3			4-3		1B 1B		4-3		4	1	1	0	0	0	1											
Curt Flood, R (1,8) OBP: 0.302, SLG: 0.364	1B			F9 2B		G5-3 1B		K		4	1	3	0	0	1	2											
Orlando Cepeda, R (1,3) OBP: 0.366, SLG: 0.486 Al Jackson, L (9, PR) OBP: 0.221, SLG: 0.264	5-3			F9		1-2 1B		1B		4	0	2	1	0	0	2											
Mike Shannon, R (1,9) OBP: 0.352, SLG: 0.476	4-3			2B		G5-3		P3		4	0	1	1	0	0	3											
Ed Spiezio, R (1,5) OBP: 0.211, SLG: 0.324	6-3			5-3				K		4	0	0	0	0	1	2											
Dal Maxvill, R (1,6) OBP: 0.330, SLG: 0.314 Ted Savage, R (9, PH) OBP: 0.286, SLG: 0.360	4-3			K		L6		4-3		3	0	0	0	0	1	0											
Pat Corrales, R (1,2) OBP: 0.192, SLG: 0.188 Nelson Briles, R (8,1) OBP: 0.125, SLG: 0.079	5-3			1-3		1-3				3	0	0	0	0	0	0											
Larry Jaster, L (1,1) OBP: 0.214, SLG: 0.179 Ron Piche, R (5,1) Hal Woodeshick, R (7,1) OBP: 0.200, SLG: 0.400 Tim McCarver, L (8, PH) OBP: 0.327, SLG: 0.439	P4			K		F9				2	0	0	0	0	1	0											
Inning Stats	R: 0 E: 0 K: 0 S: 4	H: 1 LOB: 1 BB: 0 P: 4	R: 0 E: 0 K: 0 S: 3	H: 0 LOB: 0 BB: 0 P: 3	R: 0 E: 0 K: 1 S: 5	H: 0 LOB: 0 BB: 0 P: 5	R: 1 E: 0 K: 0 S: 5	H: 2 LOB: 1 BB: 0 P: 5	R: 0 E: 0 K: 2 S: 7	H: 0 LOB: 0 BB: 0 P: 7	R: 1 E: 0 K: 0 S: 5	H: 3 LOB: 1 BB: 0 P: 5	R: 0 E: 0 K: 0 S: 3	H: 0 LOB: 0 BB: 0 P: 3	R: 0 E: 0 K: 1 S: 6	H: 1 LOB: 2 BB: 0 P: 6		R: 0 E: 0 K: 1 S: 6	H: 1 LOB: 1 BB: 0 P: 6	R: 0 E: 0 K: 1 S: 6	H: 1 LOB: 1 BB: 0 P: 6	1B: 5 2B: 3 3B: 0 HR: 0	SF: 0 SAC: 0 DP: 1 HBP: 0	WP: 0 PB: 0 SB: 0 CS: 0	PA: 34		
PITCHER	IP	WLS	BF	H	R	ER	SO	BB	IBB	HBP	BLK	WP	HR	S	P	ERA	WHIP										
Dick Ellsworth, L (1,1) ERA: 4.17 Bill Hands, R (8,1) ERA: 4.74	7.0	W	26	6	2	1	3	0	0	0	0	0	0	32	32	1.29	0.857										

Batter	1	2	3	4	5	6	7	8	9	AB	R	H	RBI	BB	SO	LOB	BOTTOM										
Adolfo Phillips, R (1,8) OBP: 0.347, SLG: 0.455	K		E5		P6	FC4-6 BB		E5 L3-6 1B		4	0	1	0	1	1	0	St. Louis Cardinals @ Chicago Cubs Wrigley Field, Chicago, IL Sun Sep 18 1966, 3:33 AM CDT Att: 7,245 - Unknown										
Glenn Beckert, R (1,4) OBP: 0.323, SLG: 0.352	F8		F9		1B	FC4-6 1-2		L3-6 2-3		5	0	1	0	0	0	5											
Billy Williams, L (1,9) OBP: 0.343, SLG: 0.469	L3			G3	K			L8		5	0	0	0	0	1	1											
Ron Santo, R (1,5) OBP: 0.414, SLG: 0.540	5-3			14 HR 1B	1-2 1B	14 BLK 2B BB				3	2	2	0	1	0	0											
14 Ernie Banks, R (1,3) OBP: 0.322, SLG: 0.451	FC4-6 BB			1-H HR	P4			K		3	1	1	2	1	1	3											
Randy Hundley, R (1,2) OBP: 0.294, SLG: 0.417	F7			P4		K		2B BB		3	0	0	0	1	1	1											
Byron Browne, R (1,7) OBP: 0.316, SLG: 0.436	FC4-6 1-2			2B		4-3 WP 1B		1-3 2-H 2B		4	0	3	1	0	0	1											
Ron Campbell, R (1,6) OBP: 0.276, SLG: 0.216	F5			4-3		4-3		FC6-4 IBB		2	0	0	0	2	0	1											
Dick Ellsworth, L (1,1) OBP: 0.193, SLG: 0.169 John Boccabella, R (7, PH) OBP: 0.265, SLG: 0.352 Bill Hands, R (8,1) OBP: 0.098, SLG: 0.063	K			1-3		BB BB		FC6-4 1-2		2	0	0	0	1	1	2											
Inning Stats	R: 0 E: 0 K: 1 S: 5	H: 0 LOB: 0 BB: 0 P: 5	R: 0 E: 0 K: 0 S: 3	H: 0 LOB: 1 BB: 1 P: 7	R: 0 E: 1 K: 1 S: 6	H: 0 LOB: 1 BB: 0 P: 6	R: 2 E: 0 K: 0 S: 6	H: 3 LOB: 2 BB: 1 P: 10	R: 0 E: 0 K: 1 S: 7	H: 2 LOB: 2 BB: 0 P: 7	R: 0 E: 0 K: 1 S: 6	H: 1 LOB: 3 BB: 2 P: 14	R: 1 E: 0 K: 1 S: 6	H: 1 LOB: 3 BB: 3 P: 18	R: 0 E: 1 K: 0 S: 3	H: 1 LOB: 0 BB: 0 P: 3		R: 0 E: 1 K: 0 S: 3	H: 1 LOB: 0 BB: 0 P: 3	1B: 5 2B: 3 3B: 0 HR: 1	SF: 0 SAC: 0 DP: 1 HBP: 0	WP: 1 PB: 0 SB: 0 CS: 0	PA: 39				
PITCHER	IP	WLS	BF	H	R	ER	SO	BB	IBB	HBP	BLK	WP	HR	S	P	ERA	WHIP										
Larry Jaster, L (1,1) ERA: 3.43 Ron Piche, R (5,1) ERA: 4.3 Hal Woodeshick, L (7,1) ERA: 2.09 Nelson Briles, R (8,1) ERA: 3.25	4.2	L	13	2	1	1	2	4	1	0	1	1	0	12	32	4.50	3.000										

AB	34
R	2
H	8
RBI	2
BB	0
SO	5
LOB	11



Batter	1	2	3	4	5	6	7	8	9	AB	R	H	RBI	BB	SO	LOB	TOP					
Tommy Harper, R OBP: 0.345, SLG: 0.357	F8		K		K			BB BB BB BB BB BB		3	0	0	0	1	2	2	Cincinnati Reds @ Chicago Cubs Wrigley Field, Chicago, IL Wed Sep 21 1966, 3:33 AM CDT Att: 530 - Overcast					
Tommy Helms, R OBP: 0.317, SLG: 0.388	1-4-3			P3		HR		P3		4	1	1	0	0	0	1						
Pete Rose, S OBP: 0.357, SLG: 0.470	L3			1B	2B		HR	1-2	1B	4	2	3	2	0	0	0						
Lee May, R OBP: 0.235, SLG: 0.324		K		K		G5-4-3	1B	K		4	0	1	0	0	3	3						
Don Pavletich, R OBP: 0.344, SLG: 0.517	F9			2H	1B	G5-4-3	1-2	K		4	0	1	1	0	1	3						
Dick Simpson, R OBP: 0.341, SLG: 0.440	K			K		6-3			F8	4	0	0	0	0	2	1						
Vada Pinson, L OBP: 0.327, SLG: 0.441			E3		K		4-3		F2	4	0	0	0	0	1	0						
Leo Cardenas, R OBP: 0.313, SLG: 0.427			F8				K		K	4	0	1	0	0	2	1						
Sammy Ellis, L OBP: 0.174, SLG: 0.138			SH3-4		K		1-3			1	0	0	0	0	1	1						
Jack Baldschun, R OBP: 0.333, SLG: 0.333										0	0	0	0	0	0	0						
Giraldo Ruiz, S OBP: 0.288, SLG: 0.292										1	0	0	0	0	0	0						
Don Nottebart, R OBP: 0.200, SLG: 0.167										0	0	0	0	0	0	0						
Mel Queen, L OBP: 0.254, SLG: 0.148										0	0	0	0	0	0	0						
Inning Stats	R: 0 E: 0 K: 0 S: 3	H: 0 LOB: 0 BB: 0 P: 3	R: 0 E: 0 K: 2 S: 7	H: 0 LOB: 0 BB: 0 P: 7	R: 0 E: 1 K: 1 S: 6	H: 0 LOB: 1 BB: 0 P: 6	R: 1 E: 0 K: 2 S: 9	H: 2 LOB: 1 BB: 0 P: 9	R: 0 E: 0 K: 3 S: 10	H: 1 LOB: 1 BB: 0 P: 10	R: 2 E: 0 K: 0 S: 5	H: 3 LOB: 0 BB: 0 P: 5	R: 0 E: 0 K: 1 S: 5	H: 0 LOB: 0 BB: 0 P: 5	R: 0 E: 0 K: 2 S: 8	H: 1 LOB: 2 BB: 1 P: 12	R: 0 E: 0 K: 1 S: 5	H: 0 LOB: 0 BB: 0 P: 5	1B: 5 2B: 1 3B: 0 HR: 1	SF: 0 SAC: 1 DP: 1 HBP: 0	WP: 0 PB: 0 SB: 0 CS: 0	PA: 35
PITCHER	IP WLS BF H R ER SO BB IBB HBP BLK WP HR S P ERA WHIP	IP WLS BF H R ER SO BB IBB HBP BLK WP HR S P ERA WHIP															IP WLS BF H R ER SO BB IBB HBP BLK WP HR S P ERA WHIP					
Ken Holtzman, L ERA: 3.94	(1, 1)	6.0	W	24	6	3	3	8	0	0	0	0	0	0	0	0	0	1	40	40	4.50	1.000
Cal Koonce, R ERA: 3.69	(7, 1)	3.0	S	11	1	0	0	4	1	0	0	0	0	0	0	0	0	0	18	22	0.00	0.667

AB	33
R	3
H	7
RBI	3
BB	1
SO	12
LOB	12



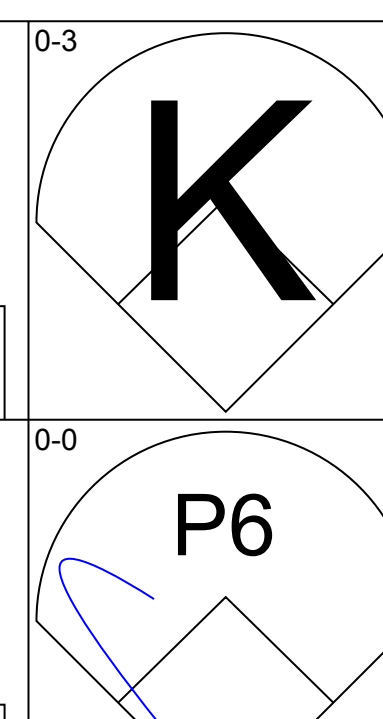
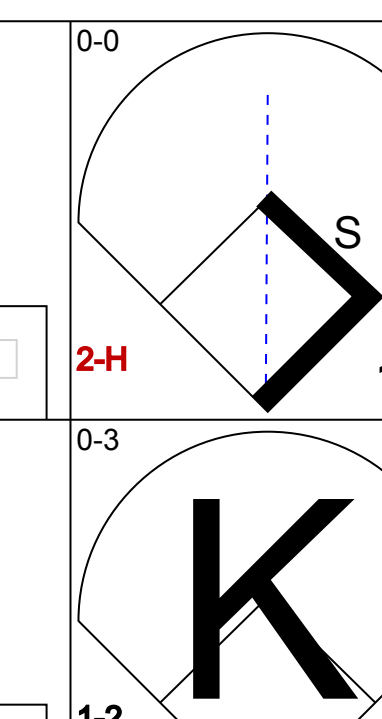
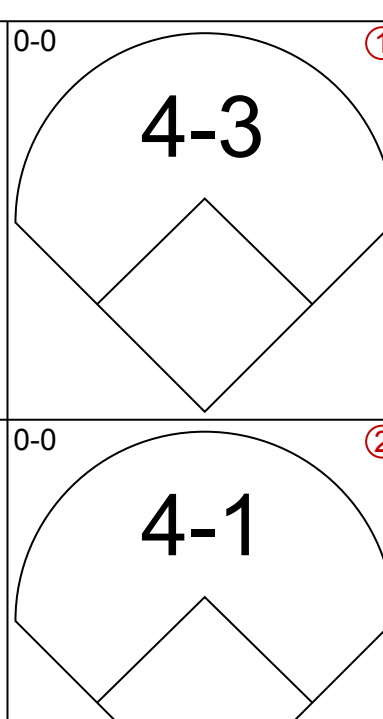
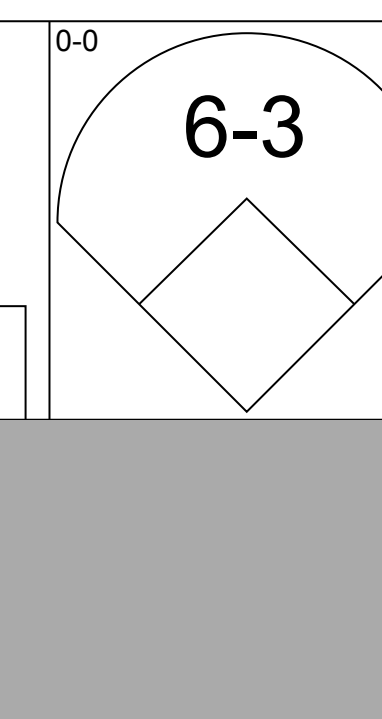
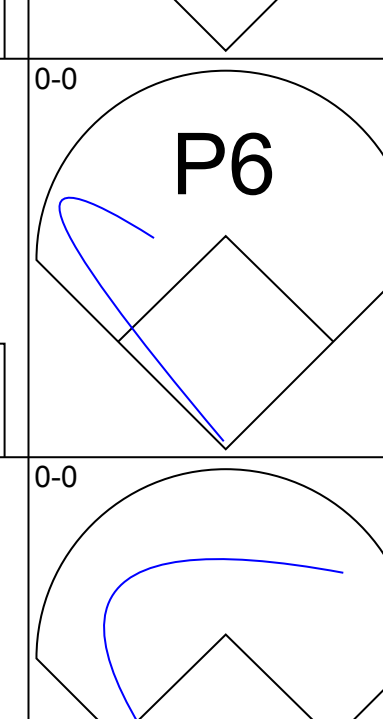
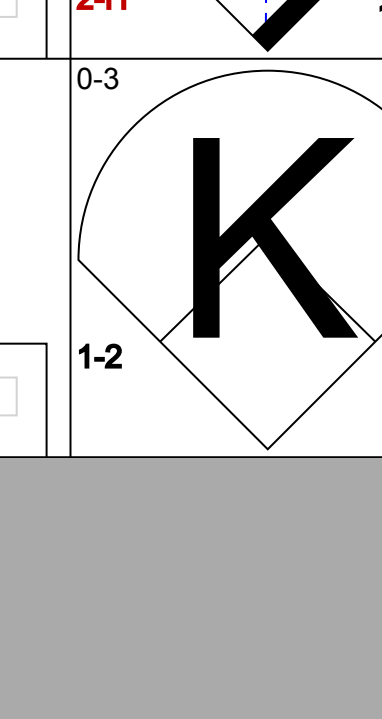
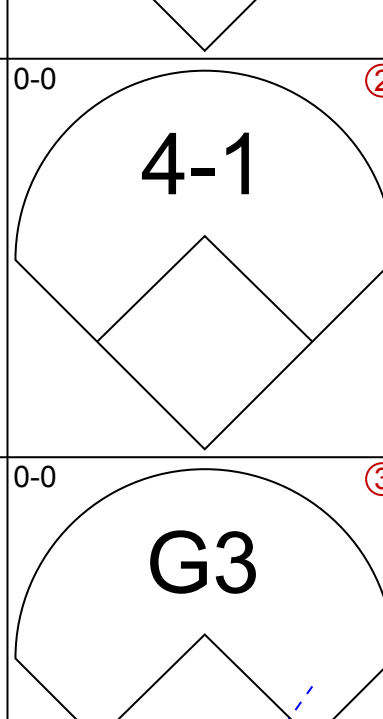
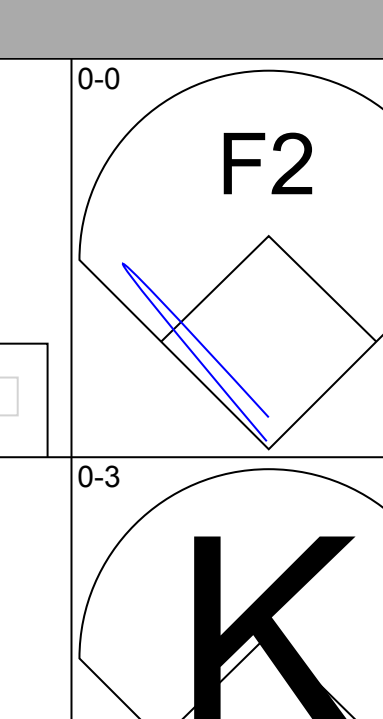
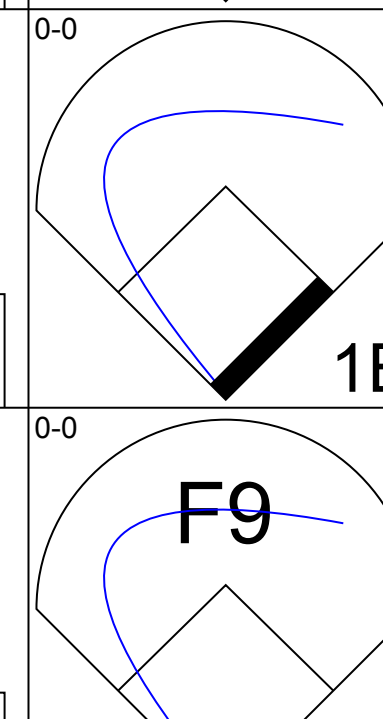
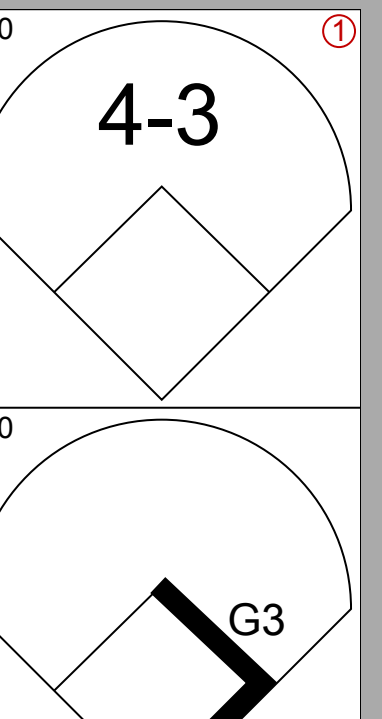
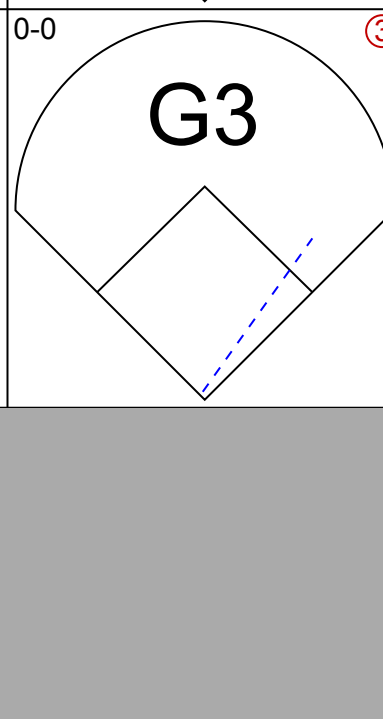
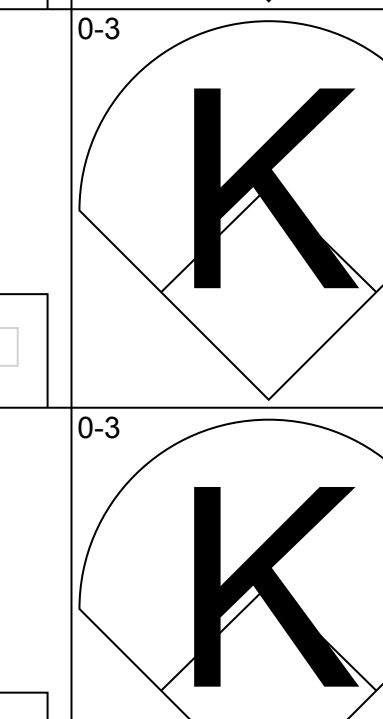
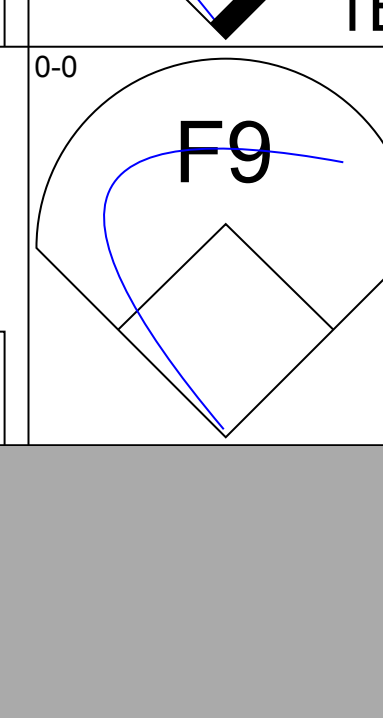
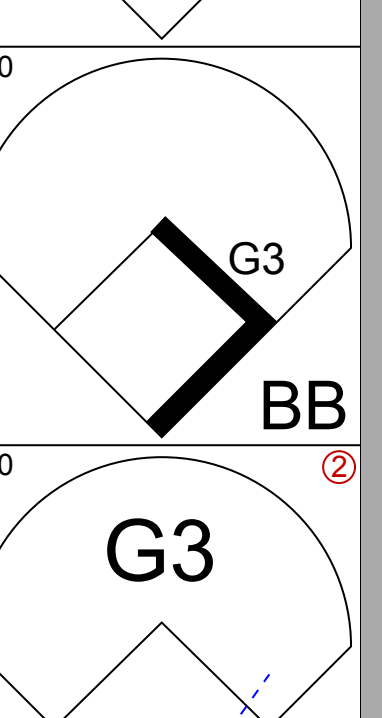
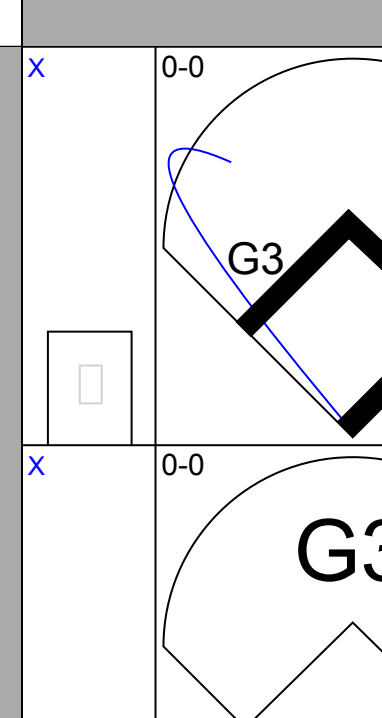
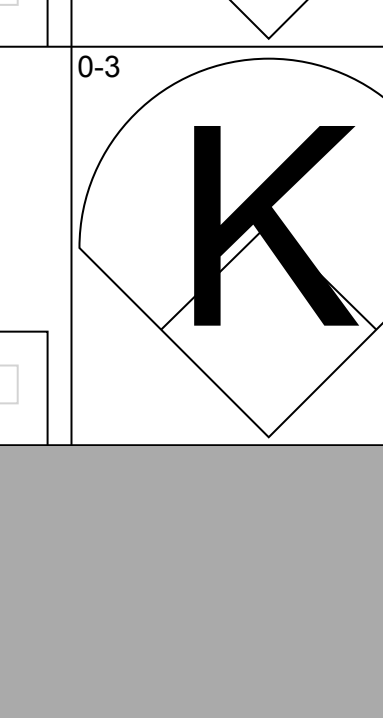
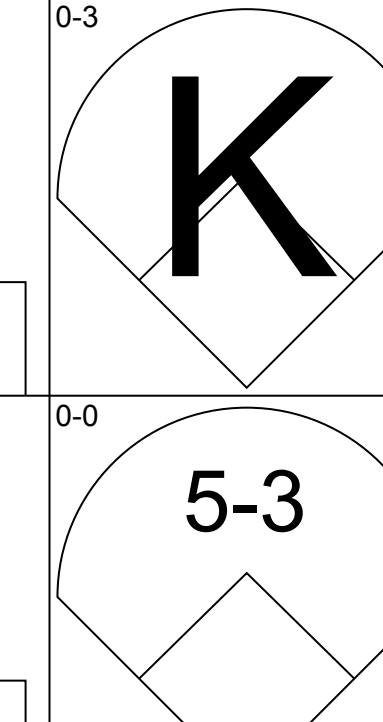
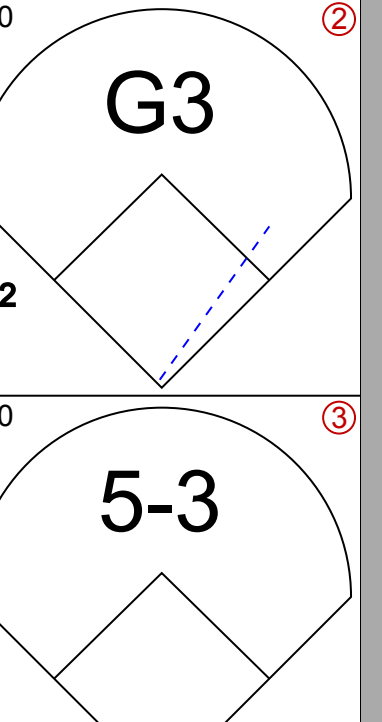
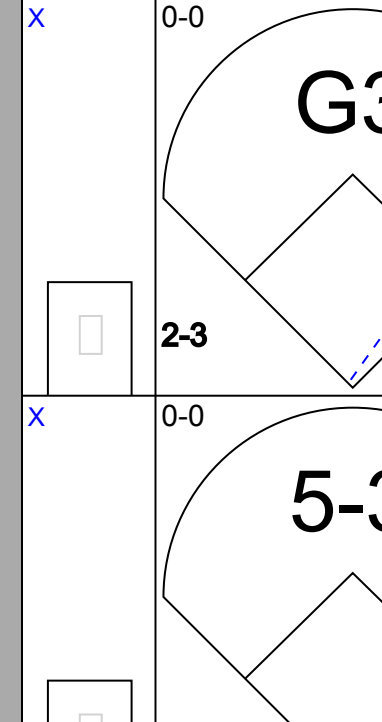
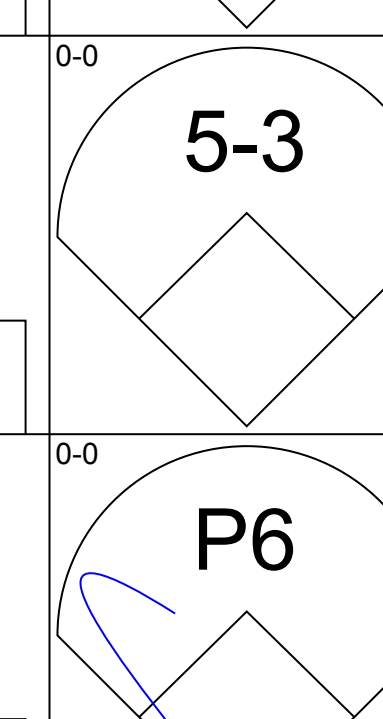
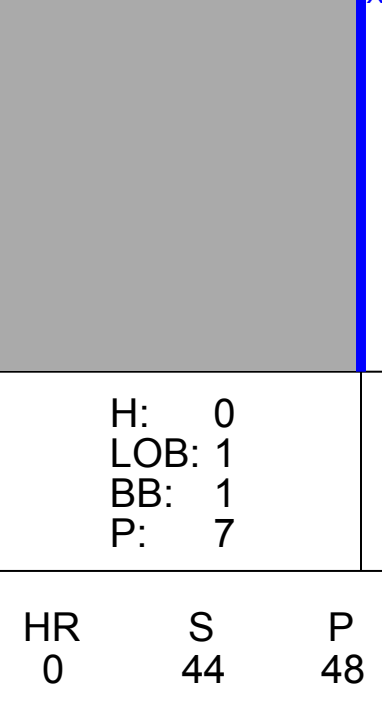
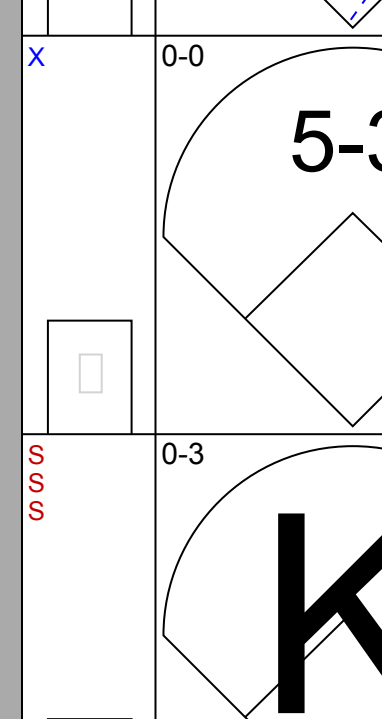
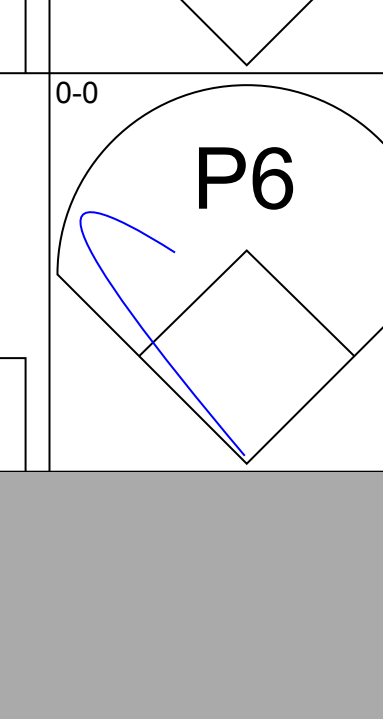
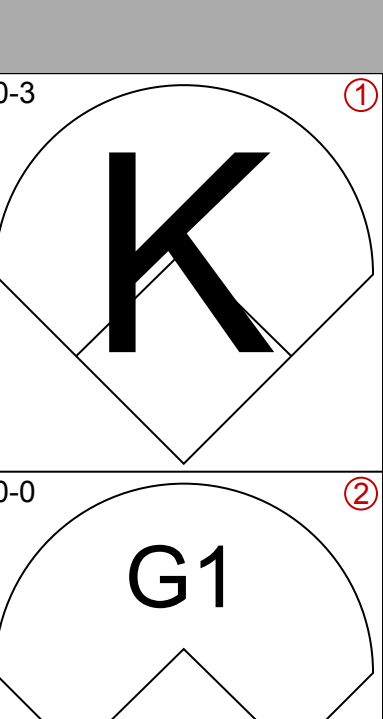

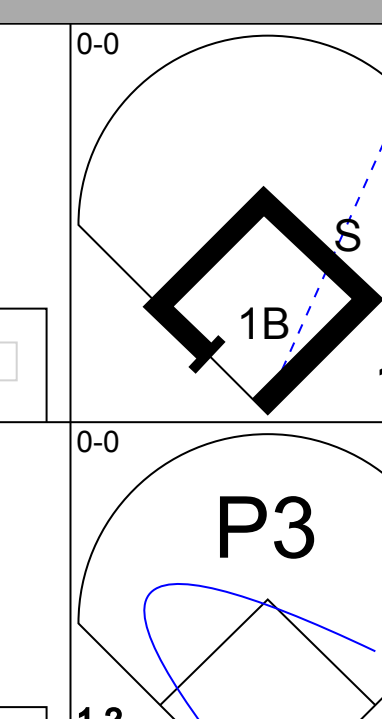
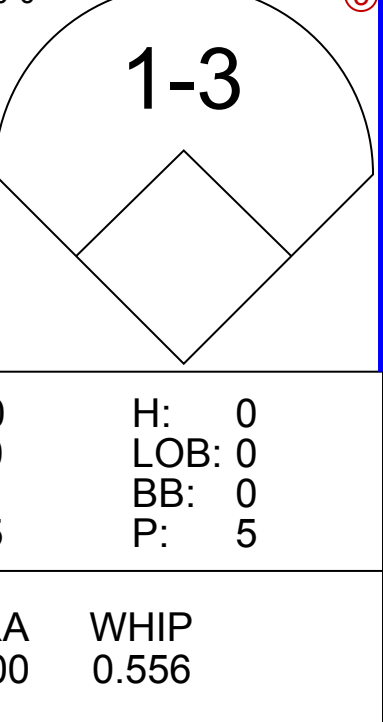
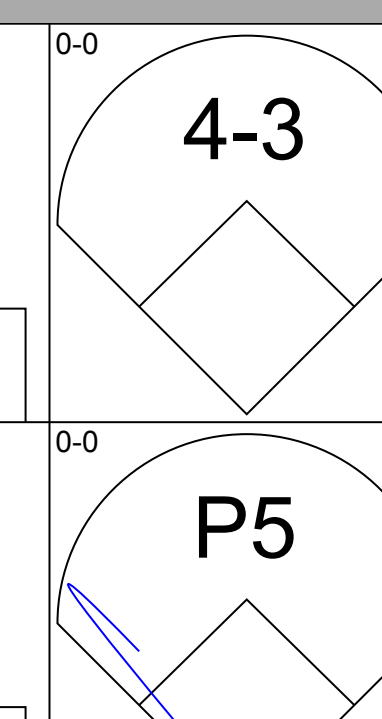
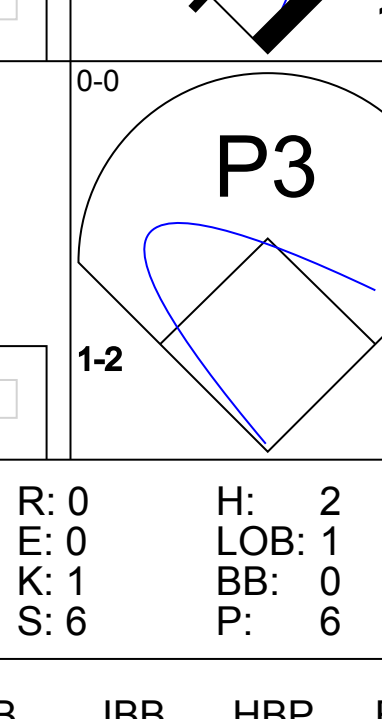
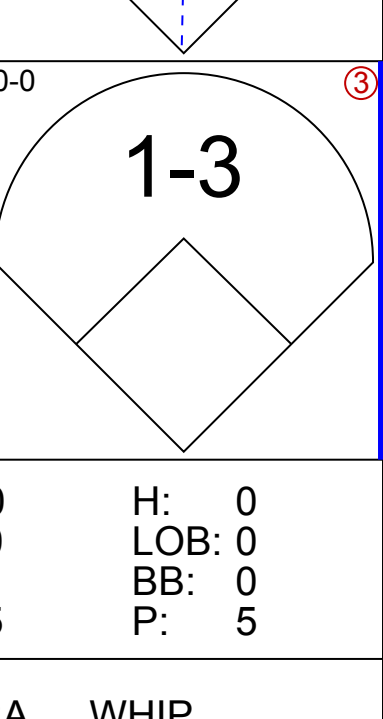
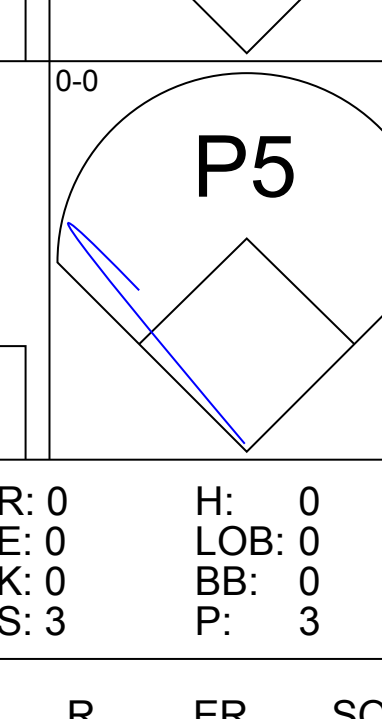
Batter	1	2	3	4	5	6	7	8	9	AB	R	H	RBI	BB	SO	LOB	BOTTOM					
Don Kessinger, S OBP: 0.295, SLG: 0.302	S		6-3		P5	1-2		G5-4-3		5	2	4	2	0	0	0	Cincinnati Reds @ Chicago Cubs Wrigley Field, Chicago, IL Wed Sep 21 1966, 3:33 AM CDT Att: 530 - Overcast					
Glenn Beckert, R OBP: 0.321, SLG: 0.349	P5		6-3		3-1	L4		G5-4-3		5	0	0	0	0	0	6						
Billy Williams, L OBP: 0.349, SLG: 0.475	K		2H	HR		1B		4-3	BB	4	1	2	2	1	1	1						
Ron Santo, R OBP: 0.413, SLG: 0.540	2H		14	SF8		F7		L3		4	1	2	1	1	0	1						
14 Ernie Banks, R OBP: 0.323, SLG: 0.448	6-3		SF8			SH3-4	BB	1-3	K	3	1	0	1	1	1	4						
George Altman, L OBP: 0.283, SLG: 0.355			3H		3-1	1B	BB	SH3-4	1B	3	2	2	0	1	0	0						
Randy Hundley, R OBP: 0.292, SLG: 0.413	F9				4-3	SH3-4		1-2	HR	3	1	1	0	0	0	1						
Adolfo Phillips, R OBP: 0.344, SLG: 0.455	P4				F7	1B		1-2	HR	3	1	1	3	1	0	1						
Ken Holtzman, R OBP: 0.129, SLG: 0.130						1B		1-2	HR	2	0	0	0	0	1	1						
Lee Thomas, L OBP: 0.283, SLG: 0.318					P3			G5-4-3	1B	1	0	0	0	0	0	3						
Cal Koonce, R OBP: 0.231, SLG: 0.174						F8				1	0	1	0	0	0	0						
Inning Stats	R: 1 E: 0 K: 1 S: 7	H: 2 LOB: 1 BB: 0 P: 7	R: 0 E: 0 K: 1 S: 6	H: 1 LOB: 0 BB: 0 P: 6	R: 3 E: 0 K: 0 S: 6	H: 3 LOB: 0 BB: 0 P: 6	R: 0 E: 0 K: 0 S: 3	H: 0 LOB: 0 BB: 0 P: 3	R: 0 E: 0 K: 0 S: 4	H: 1 LOB: 1 BB: 0 P: 4	R: 2 E: 0 K: 0 S: 4	H: 1 LOB: 2 BB: 3 P: 16	R: 0 E: 0 K: 0 S: 3	H: 0 LOB: 0 BB: 0 P: 3	R: 3 E: 0 K: 1 S: 9	H: 5 LOB: 3 BB: 2 P: 17	1B: 10 2B: 0 3B: 1 HR: 2	SF: 1 SAC: 1 DP: 1 HBP: 0	WP: 0 PB: 0 SB: 1 CS: 0	PA: 41		
PITCHER	IP WLS BF H R ER SO BB IBB HBP BLK WP HR S P ERA WHIP	IP WLS BF H R ER SO BB IBB HBP BLK WP HR S P ERA WHIP															IP WLS BF H R ER SO BB IBB HBP BLK WP HR S P ERA WHIP					
Sammy Ellis, R ERA: 5.42	(1, 1)	5.2	L	28	8	6	6	2	2	1	0	0	0	0	0	0	0	0	1	1	0.00	0.000
Jack Baldschun, R ERA: 5.49	(6, 1)	0.1		1	0	0	0	0	0	0	0	0	0	0	0	0	0	0	1	1	0.00	0.000
Don Nottebart, R ERA: 2.83	(7, 1)	1.0		6	3	3	3	0	0	0	0	0	0	0	0	0	0	1	6	6	27.00	3.000
Mel Queen, R ERA: 6.43	(8, 1)	1.0		6	2	0	0	1	2	0	0	0	0	0	0	0	0	0	6	14	0.00	4.000

AB	34
R	9
H	13
RBI	9
BB	5
SO	3
LOB	18



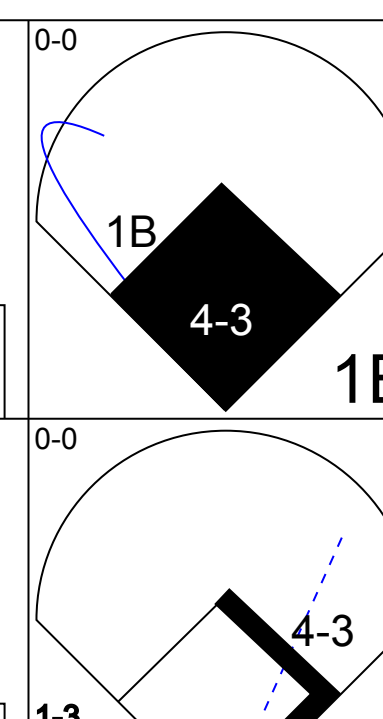
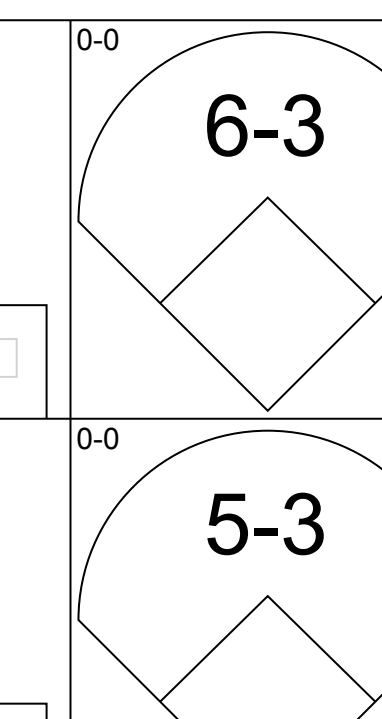
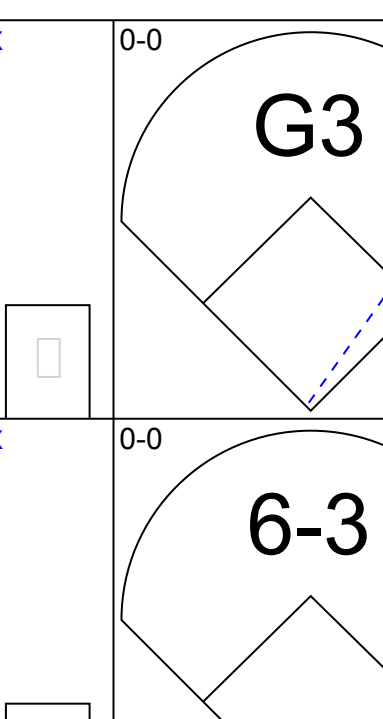
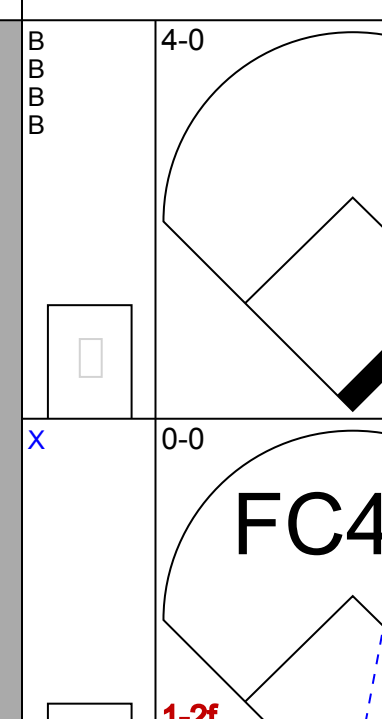
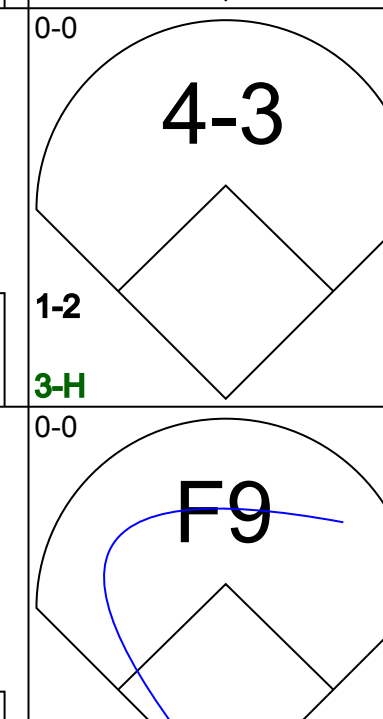



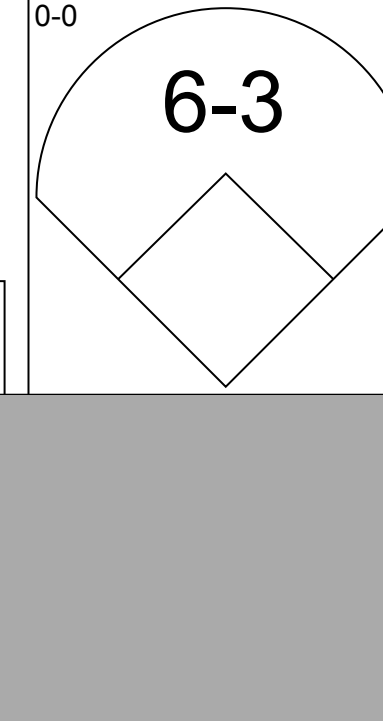
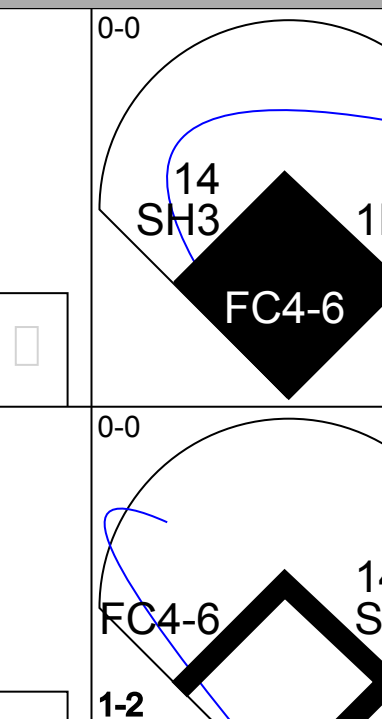
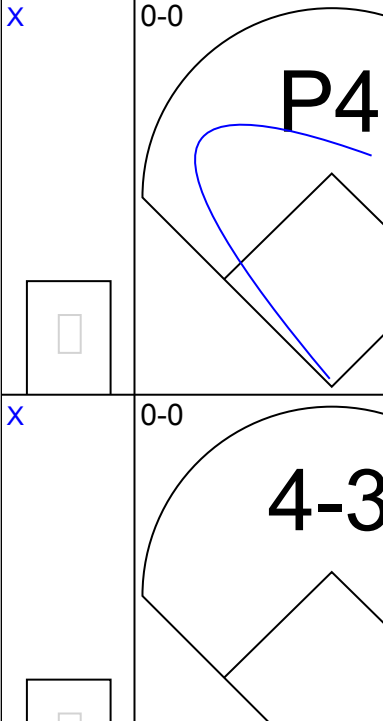
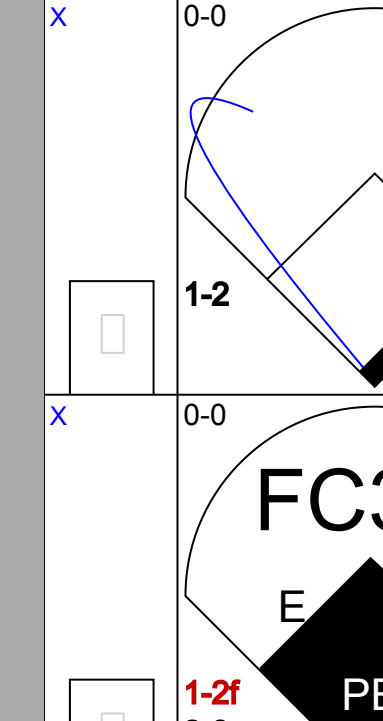

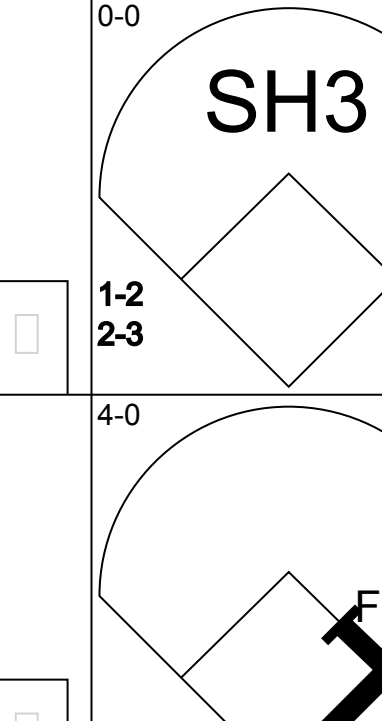

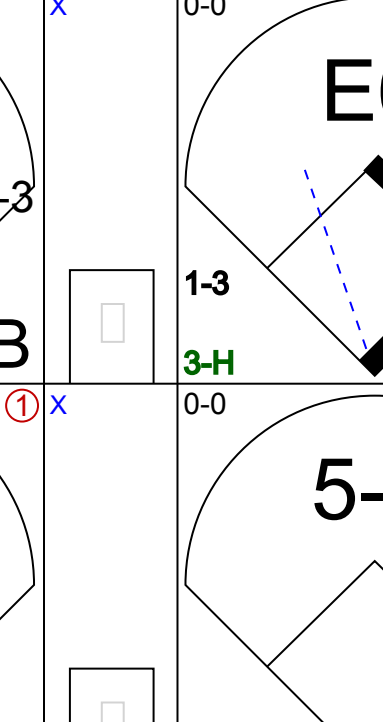

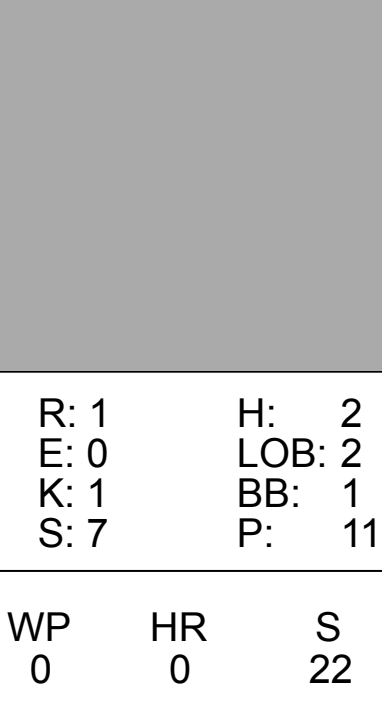
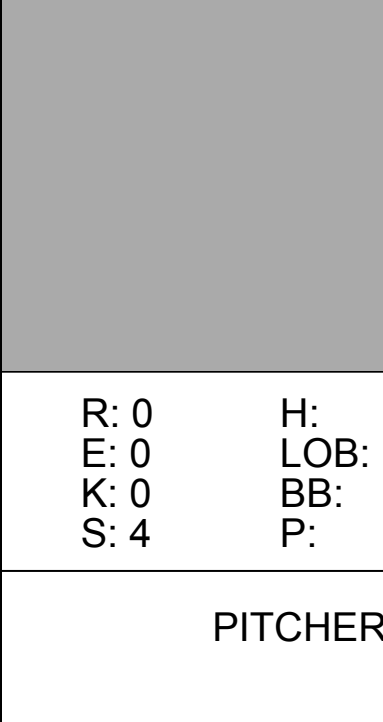
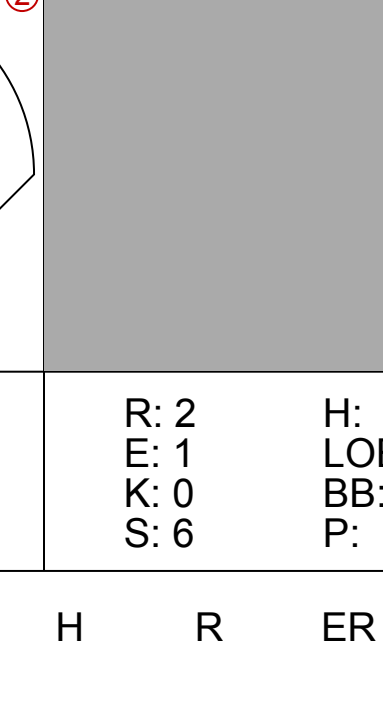
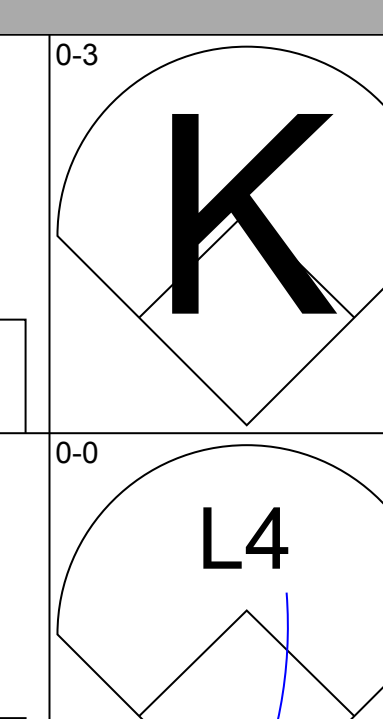
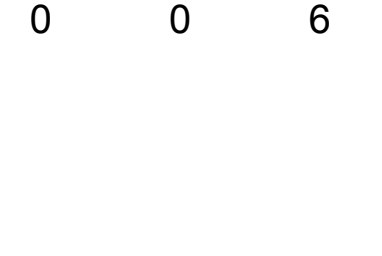


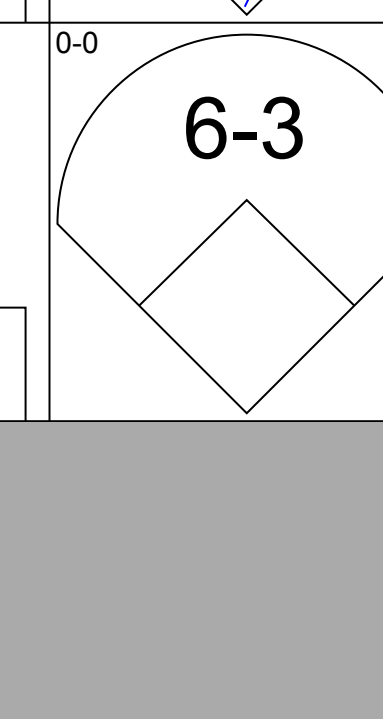
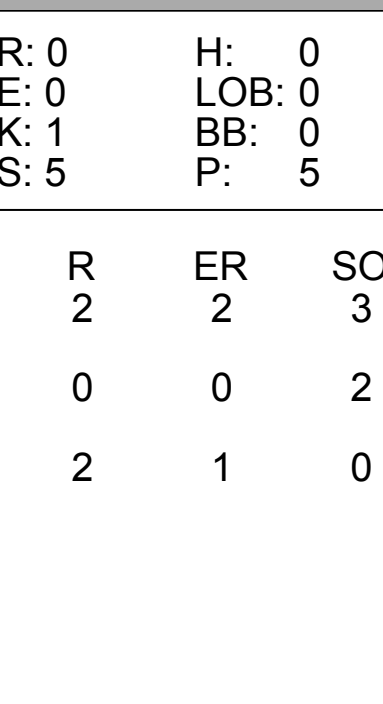
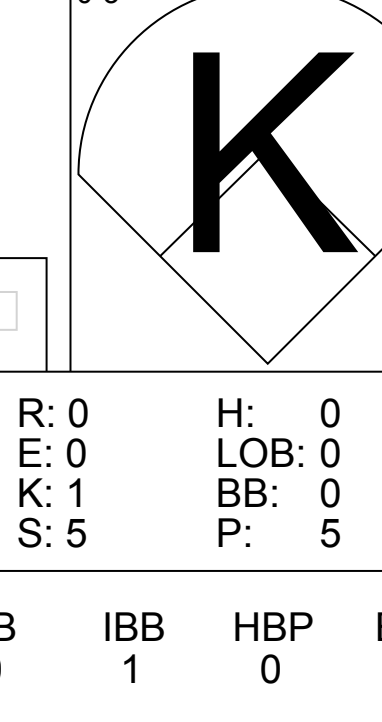
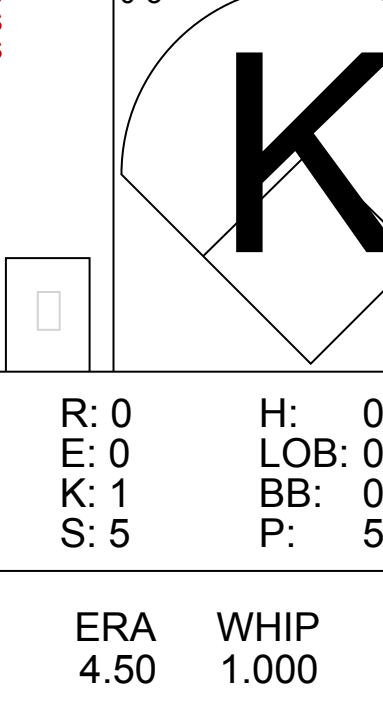
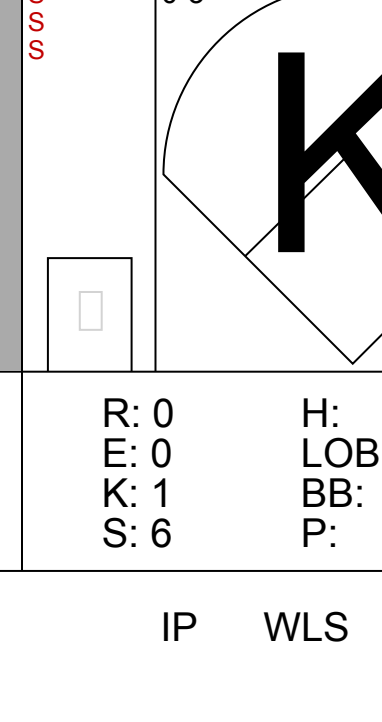
Batter	1	2	3	4	5	6	7	8	9	AB	R	H	RBI	BB	SO	LOB	TOP			
Tommy Harper, R (1,7) OBP: 0.344, SLG: 0.356	6-3	FC6-4							F9	5	0	1	0	0	0	4	Cincinnati Reds @ Chicago Cubs Wrigley Field, Chicago, IL Thu Sep 22 1966, 3:33 AM CDT Att: 1,257 - Sunny - 60 F			
Tommy Helms, R (1,5) OBP: 0.316, SLG: 0.387	4-3 3B		F9		L6		F9			4	1	1	0	0	0	2				
Pete Rose, S (1,4) OBP: 0.356, SLG: 0.468	4-3 1-2		5-3		FC5-4 1B			5-3		4	0	1	0	0	0	1				
Don Pavletich, R (1,2) OBP: 0.346, SLG: 0.526	2H 1B		5-3		FC5-4 1-2			FC5-4 1B		4	1	2	1	0	0	2				
Lee May, R (1,3) OBP: 0.263, SLG: 0.342	3H 1B				3-1 1B		F9	FC5-4 1-2		4	0	2	1	0	0	1				
Dick Simpson, R (1,9) OBP: 0.326, SLG: 0.418		K		3-1 1-2		5-3		L7		4	0	0	0	0	1	2				
Vada Pinson, L (1,8) OBP: 0.326, SLG: 0.442		E4 FC5-4		P5		K			2B	4	0	1	0	0	1	1				
Leo Cardenas, R (1,6) OBP: 0.312, SLG: 0.425		FC5-4 1-2		P6				6-3		4	0	1	0	0	0	3				
Joe Nuxhall, L (1,1) OBP: 0.105, SLG: 0.132										2	0	1	0	0	1	0				
Tony Perez, R (7,PH) OBP: 0.305, SLG: 0.383										1	0	0	0	0	0	1				
Darrell Osteen, R (7,1) OBP: 0.500, SLG: 0.500										0	0	0	0	0	0	0				
Ted Davidson, R (7,1) OBP: 0.299, SLG: 0.389										1	0	0	0	0	0	1				
Inning Stats	R: 2 E: 0 K: 0 S: 5	H: 3 LOB: 1 BB: 0 P: 5	R: 0 E: 1 K: 1 S: 7	H: 1 LOB: 2 BB: 0 P: 7	R: 0 E: 0 K: 0 S: 3	H: 0 LOB: 0 BB: 0 P: 3	R: 0 E: 0 K: 0 S: 4	H: 1 LOB: 1 BB: 0 P: 4	R: 0 E: 0 K: 1 S: 5	H: 0 LOB: 0 BB: 0 P: 5	R: 0 E: 0 K: 0 S: 4	H: 1 LOB: 1 BB: 0 P: 4	R: 0 E: 0 K: 0 S: 4	H: 1 LOB: 1 BB: 0 P: 4	R: 0 E: 0 K: 0 S: 4	H: 1 LOB: 1 BB: 0 P: 4	1B: 8 2B: 1 3B: 1 HR: 0	SF: 0 SAC: 0 DP: 0 HBP: 0	WP: 0 PB: 0 SB: 0 CS: 0	PA: 37
PITCHER Dave Dowling, L (1,1) ERA: 2.0	IP: 9.0 WLS: W BF: 37 H: 10 R: 2 ER: 2 SO: 3 BB: 0 IBB: 0 HBP: 0 BLK: 0 WP: 0 HR: 0 S: 43 P: 43 ERA: 2.00 WHIP: 1.111																			

Batter	1	2	3	4	5	6	7	8	9	AB	R	H	RBI	BB	SO	LOB	BOTTOM
Don Kessinger, S (1,6) OBP: 0.300, SLG: 0.301	F8	2B			L7	6-3			FC6-4 1B	4	1	1	0	1	0	2	Cincinnati Reds @ Chicago Cubs Wrigley Field, Chicago, IL Thu Sep 22 1966, 3:33 AM CDT Att: 1,257 - Sunny - 60 F
Glenn Beckert, R (1,4) OBP: 0.320, SLG: 0.349	P2	2B			P4		4-3	FC6-4 1B		5	0	1	3	0	0	1	
Billy Williams, L (1,9) OBP: 0.353, SLG: 0.479	3B	G3			BB		14 1B	G4-6-3 1B		4	2	3	0	1	0	1	
Ron Santo, R (1,5) OBP: 0.415, SLG: 0.543	1H 3B			4-3	BB		14 1B	G4-6-3 1B		3	1	1	1	2	0	2	
14 Ernie Banks, R (1,3) OBP: 0.323, SLG: 0.447	F8			6-3	F8		1B			4	1	1	1	0	0	3	
Randy Hundley, R (1,2) OBP: 0.290, SLG: 0.410		F7		F7		P5	P6			4	0	0	0	0	0	2	
Byron Browne, R (1,7) OBP: 0.318, SLG: 0.432		SH5-4 2B			K		E6 SH1-4 1B	1-3 1B		3	1	1	1	1	1	0	
Adolfo Phillips, R (1,8) OBP: 0.348, SLG: 0.457		SH5-4 2B		4-3			SH1-4 1B	3H 1B		3	1	2	1	0	0	0	
Dave Dowling, R (1,1) ERA: 4.08		SH5-4 1-2 2-3			K		SH1-4 1B	K		2	0	0	0	0	2	2	
Inning Stats	R: 1 E: 0 K: 0 S: 4	H: 1 LOB: 1 BB: 1 P: 8	R: 3 E: 0 K: 0 S: 4	H: 1 LOB: 1 BB: 2 P: 13	R: 0 E: 0 K: 2 S: 7	H: 0 LOB: 0 BB: 0 P: 7	R: 0 E: 0 K: 0 S: 4	H: 1 LOB: 2 BB: 0 P: 5	R: 3 E: 0 K: 1 S: 9	H: 4 LOB: 2 BB: 1 P: 13	R: 0 E: 0 K: 0 S: 4	H: 2 LOB: 1 BB: 0 P: 4	1B: 7 2B: 2 3B: 1 HR: 0	SF: 0 SAC: 2 DP: 1 HBP: 1	WP: 0 PB: 0 SB: 0 CS: 0	PA: 40	
PITCHER Joe Nuxhall, L (1,1) ERA: 4.59	IP: 6.0 WLS: L BF: 28 H: 4 R: 4 ER: 4 SO: 0 BB: 4 IBB: 0 HBP: 0 BLK: 0 WP: 0 HR: 0 S: 27 P: 44 ERA: 6.00 WHIP: 1.333																
Darrell Osteen, R (7,1) ERA: 12.75	0.2 6 3 3 0 0 0 0 0 0 0 0 5 9 40.50 4.500																
Ted Davidson, L (7,1) ERA: 4.08	1.1 6 3 0 0 1 0 0 0 0 0 0 8 8 0.00 2.250																

Batter	1	2	3	4	5	6	7	8	9	AB	R	H	RBI	BB	SO	LOB	TOP					
Maury Wills, S OBP: 0.315, SLG: 0.312			 2H 1B							4	0	1	0	0	1	0	Los Angeles Dodgers @ Chicago Cubs Wrigley Field, Chicago, IL Sat Sep 24 1966, 3:33 AM CDT Att. 8,418 - Unknown - 60 F					
Dick Schofield, S OBP: 0.272, SLG: 0.200			 1-2							4	0	0	0	0	1	1						
Willie Davis, L OBP: 0.308, SLG: 0.409										4	0	1	0	0	1	0						
Ron Fairly, L OBP: 0.375, SLG: 0.435				 BB			 2B			3	0	1	0	1	1	1						
Jim Lefebvre, S OBP: 0.335, SLG: 0.465				 1-2						3	0	0	0	0	1	2						
Tommy Davis, R OBP: 0.343, SLG: 0.385										3	0	0	0	0	0	2						
John Roseboro, L OBP: 0.349, SLG: 0.408										3	0	0	0	0	2	1						
Wes Parker, S OBP: 0.349, SLG: 0.394			 1B							3	0	1	0	0	0	0						
Joe Moeller, R OBP: 0.286, SLG: 0.167			 1-2							1	0	0	0	0	0	1						
Wes Covington, L OBP: 0.250, SLG: 0.227										1	0	0	0	0	0	0						
Bob Miller, R OBP: 0.077, SLG: 0.077										0	0	0	0	0	0	0						
Jim Barbieri, L OBP: 0.352, SLG: 0.341										1	0	0	0	0	0	0						
Phil Regan, R OBP: 0.250, SLG: 0.143										0	0	0	0	0	0	0						
Inning Stats	R: 0 E: 0 K: 1 S: 6	H: 1 LOB: 1 BB: 0 P: 6	R: 0 E: 0 K: 1 S: 5	H: 0 LOB: 0 BB: 0 P: 5	R: 0 E: 0 K: 1 S: 6	H: 2 LOB: 1 BB: 0 P: 6	R: 0 E: 0 K: 0 S: 3	H: 0 LOB: 1 BB: 1 P: 7	R: 0 E: 0 K: 1 S: 5	H: 0 LOB: 0 BB: 0 P: 5	R: 0 E: 0 K: 0 S: 3	H: 0 LOB: 0 BB: 0 P: 3	R: 0 E: 0 K: 1 S: 6	H: 1 LOB: 1 BB: 0 P: 6	R: 0 E: 0 K: 0 S: 3	H: 0 LOB: 0 BB: 0 P: 3	R: 0 E: 0 K: 2 S: 7	H: 0 LOB: 0 BB: 0 P: 7	1B: 3 2B: 1 3B: 0 HR: 0	SF: 0 SAC: 0 DP: 0 HBP: 0	WP: 0 PB: 0 SB: 2 CS: 0	PA: 31
PITCHER Fergie Jenkins, R ERA: 3.35	IP: 9.0 WLS: W BF: 31 H: 4 R: 0 ER: 0 SO: 7 BB: 1 IBB: 0 HBP: 0 BLK: 0 WP: 0 HR: 0 S: 44 P: 48 ERA: 0.00 WHIP: 0.556															PITCHER						

AB	30
R	0
H	4
RBI	0
BB	1
SO	7
LOB	8



Batter	1	2	3	4	5	6	7	8	9	AB	R	H	RBI	BB	SO	LOB	BOTTOM			
Don Kessinger, S OBP: 0.306, SLG: 0.305	 4-3 1B						 BB			3	1	1	0	1	0	0	Los Angeles Dodgers @ Chicago Cubs Wrigley Field, Chicago, IL Sat Sep 24 1966, 3:33 AM CDT Att. 8,418 - Unknown - 60 F			
Glenn Beckert, R OBP: 0.320, SLG: 0.348	 1-3 1B						 1-2			4	0	1	0	0	0	2				
Billy Williams, L OBP: 0.350, SLG: 0.472	 1-2 3H			 FC4-6 1B						4	1	1	1	0	0	1				
Ron Santo, R OBP: 0.413, SLG: 0.537				 14 SH3 1B				 14 1B 1B		4	1	3	0	0	0	1				
14 Ernie Banks, R OBP: 0.318, SLG: 0.439				 1-2 2-3				 1B		3	0	1	0	0	0	2				
George Altman, L OBP: 0.281, SLG: 0.341				 1B IBB				 E 1B 1-2 2-3 PB		3	1	0	0	1	1	3				
Jimmy Stewart, S OBP: 0.244, SLG: 0.230				 1-2 2-3 3H		 1B		 1-3 3H 1B		4	0	2	2	0	0	2				
Randy Hundley, R OBP: 0.286, SLG: 0.403						 1-2		 3H		3	0	0	0	0	1	3				
Fergie Jenkins, R OBP: 0.189, SLG: 0.240										3	0	0	0	0	3	1				
Inning Stats	R: 1 E: 0 K: 0 S: 5	H: 2 LOB: 1 BB: 0 P: 5	R: 0 E: 0 K: 1 S: 5	H: 0 LOB: 0 BB: 0 P: 5	R: 0 E: 0 K: 1 S: 5	H: 0 LOB: 0 BB: 0 P: 5	R: 1 E: 0 K: 1 S: 7	H: 2 LOB: 2 BB: 1 P: 11	R: 0 E: 0 K: 1 S: 5	H: 0 LOB: 0 BB: 0 P: 5	R: 0 E: 0 K: 0 S: 4	H: 1 LOB: 1 BB: 0 P: 4	R: 0 E: 0 K: 1 S: 6	H: 1 LOB: 2 BB: 1 P: 10	R: 2 E: 1 K: 0 S: 6	H: 3 LOB: 1 BB: 0 P: 6		1B: 9 2B: 0 3B: 0 HR: 0	SF: 0 SAC: 2 DP: 0 HBP: 0	WP: 0 PB: 1 SB: 0 CS: 0
PITCHER Joe Moeller, R ERA: 2.52	IP: 4.0 WLS: L BF: 17 H: 4 R: 2 ER: 2 SO: 3 BB: 0 IBB: 1 HBP: 0 BLK: 0 WP: 0 HR: 0 S: 22 P: 26 ERA: 4.50 WHIP: 1.000															PITCHER				
Bob Miller, R ERA: 2.95	3.0	12	2	0	0	2	1	0	0	0	0	15	19	0.00	1.000					
Phil Regan, R ERA: 1.68	1.0	6	3	2	1	0	0	0	0	0	0	6	6	9.00	3.000					



Batter	1	2	3	4	5	6	7	8	9	AB	R	H	RBI	BB	SO	LOB	TOP			
Maury Wills, S OBP: 0.314, SLG: 0.312	F9			6-3			6-3		L4	4	0	1	1	0	0	0	Los Angeles Dodgers @ Chicago Cubs Wrigley Field, Chicago, IL Sun Sep 25 1966, 3:33 AM CDT Att: 21,659 - Unknown livebaseballscorecards.com			
Willie Davis, L OBP: 0.306, SLG: 0.406	B1			F2			4-3		L4	4	0	0	0	0	0	2				
Lou Johnson, R OBP: 0.322, SLG: 0.419	F4			K			K			3	0	0	0	0	2	0				
Jim Lefebvre, S OBP: 0.323, SLG: 0.463		K			F3				F6	3	0	0	0	0	1	0				
Tommy Davis, R OBP: 0.340, SLG: 0.381		6-3			6-3				F8	3	0	0	0	0	0	0				
Wes Parker, S OBP: 0.347, SLG: 0.392		K			K				L7	3	0	0	0	0	2	0				
Dick Schofield, S OBP: 0.281, SLG: 0.205							L7			2	1	1	0	1	0	0				
John Roseboro, L OBP: 0.347, SLG: 0.406										2	0	0	0	0	0	1				
Al Ferrara, R OBP: 0.330, SLG: 0.442				G4-6-3			4-3			0	0	0	0	1	0	0				
Willie Crawford, L OBP: 0.347, SLG: 0.392										0	0	0	0	0	0	0				
Sandy Koufax, R OBP: 0.311, SLG: 0.090										2	0	0	0	0	2	0				
Jim Gilliam, S OBP: 0.316, SLG: 0.269				K			K		K	1	0	0	0	0	1	2				
Inning Stats	R: 0 E: 0 K: 0 S: 3	H: 0 LOB: 0 BB: 0 P: 3	R: 0 E: 0 K: 2 S: 7	H: 0 LOB: 0 BB: 0 P: 7	R: 0 E: 0 K: 1 S: 4	H: 0 LOB: 0 BB: 1 P: 8	R: 0 E: 0 K: 1 S: 5	H: 0 LOB: 0 BB: 0 P: 5	R: 0 E: 0 K: 1 S: 5	H: 0 LOB: 0 BB: 0 P: 5	R: 0 E: 0 K: 0 S: 3	H: 0 LOB: 0 BB: 0 P: 3	R: 0 E: 0 K: 0 S: 3	H: 0 LOB: 0 BB: 0 P: 3	R: 1 E: 0 K: 1 S: 6	H: 2 LOB: 2 BB: 1 P: 10	1B: 2 2B: 1 3B: 0 HR: 0	SF: 0 SAC: 0 DP: 2 HBP: 0	WP: 0 PB: 0 SB: 0 CS: 0	PA: 29
PITCHER Ken Holtzman, L ERA: 3.82	IP: 9.0 WLS: W BF: 29 H: 2 R: 1 ER: 1 SO: 8 BB: 2 IBB: 0 HBP: 0 BLK: 0 WP: 0 HR: 0 S: 43 P: 51 ERA: 1.00 WHIP: 0.444															PITCHER Ken Holtzman, L ERA: 3.82	IP: 9.0 WLS: W BF: 29 H: 2 R: 1 ER: 1 SO: 8 BB: 2 IBB: 0 HBP: 0 BLK: 0 WP: 0 HR: 0 S: 43 P: 51 ERA: 1.00 WHIP: 0.444			

AB	27
R	1
H	2
RBI	1
BB	2
SO	8
LOB	5



Batter	1	2	3	4	5	6	7	8	9	AB	R	H	RBI	BB	SO	LOB	BOTTOM			
Don Kessinger, S OBP: 0.307, SLG: 0.305	3B	F3			B1-3			SH3-4		3	1	1	0	1	0	1	Los Angeles Dodgers @ Chicago Cubs Wrigley Field, Chicago, IL Sun Sep 25 1966, 3:33 AM CDT Att: 21,659 - Unknown livebaseballscorecards.com			
Glenn Beckert, R OBP: 0.320, SLG: 0.351	14 E			5-3	F8			SH3-4		3	1	1	1	0	0	0				
Billy Williams, L OBP: 0.349, SLG: 0.471	K			G3				F9		4	0	1	0	0	1	2				
Ron Santo, R OBP: 0.411, SLG: 0.533	1-3			F9			K	F7		4	0	0	0	0	1	3				
14 Ernie Banks, R OBP: 0.316, SLG: 0.436	E4			6-3			K			3	0	0	0	0	1	1				
Randy Hundley, R OBP: 0.286, SLG: 0.402	K						F7			3	0	1	0	0	1	2				
Byron Browne, R OBP: 0.318, SLG: 0.430					F4			6-3		2	0	0	0	1	0	1				
Adolfo Phillips, R OBP: 0.346, SLG: 0.451	F7			FC6-4			F7			3	0	0	0	0	2	2				
Ken Holtzman, R OBP: 0.125, SLG: 0.127	SH1-4				2-3		K			2	0	0	0	0	1	0				
Inning Stats	R: 2 E: 1 K: 2 S: 9	H: 1 LOB: 1 BB: 1 P: 13	R: 0 E: 0 K: 0 S: 3	H: 0 LOB: 1 BB: 1 P: 7	R: 0 E: 0 K: 0 S: 3	H: 0 LOB: 0 BB: 0 P: 3	R: 0 E: 0 K: 0 S: 4	H: 1 LOB: 1 BB: 0 P: 4	R: 0 E: 0 K: 0 S: 3	H: 0 LOB: 0 BB: 0 P: 3	R: 0 E: 0 K: 2 S: 8	H: 1 LOB: 1 BB: 0 P: 8	R: 0 E: 0 K: 1 S: 5	H: 0 LOB: 0 BB: 0 P: 5	R: 0 E: 0 K: 0 S: 4	H: 1 LOB: 1 BB: 0 P: 4		1B: 3 2B: 0 3B: 1 HR: 0	SF: 0 SAC: 2 DP: 0 HBP: 0	WP: 0 PB: 0 SB: 0 CS: 0
PITCHER Sandy Koufax, L ERA: 1.74	IP: 8.0 WLS: L BF: 31 H: 4 R: 2 ER: 1 SO: 5 BB: 2 IBB: 0 HBP: 0 BLK: 0 WP: 0 HR: 0 S: 39 P: 47 ERA: 1.12 WHIP: 0.750															PITCHER Sandy Koufax, L ERA: 1.74	IP: 8.0 WLS: L BF: 31 H: 4 R: 2 ER: 1 SO: 5 BB: 2 IBB: 0 HBP: 0 BLK: 0 WP: 0 HR: 0 S: 39 P: 47 ERA: 1.12 WHIP: 0.750			



Batter	1	2	3	4	5	6	7	8	9	AB	R	H	RBI	BB	SO	LOB	TOP				
Jimmy Stewart, S OBP: 0.264, SLG: 0.253 (1, 8)	F8		F8		F8		G4-6-3		CS	5	1	3	0	0	0	0					
Bob Raudman, L OBP: 0.316, SLG: 0.421 (1, 7)	2B		1B		4-3		G4-6-3		P4	5	0	2	0	0	0	3					
Billy Williams, L OBP: 0.348, SLG: 0.468 (1, 9)	P6		4-3		F8		14 BB		6-3	4	0	0	0	1	0	3					
Ron Santo, R OBP: 0.413, SLG: 0.541 (1, 5)	6-3				HR		14 BB			3	1	2	2	1	0	1					
14 Ernie Banks, R OBP: 0.317, SLG: 0.435 (1, 3)			G6-4-3		F7		1-2			3	0	1	0	1	0	1					
John Boccabella, R OBP: 0.273, SLG: 0.363 (1, 2)			G6-4-3		1B		5-4-3		K	4	1	3	0	0	1	3					
Ron Campbell, R OBP: 0.302, SLG: 0.250 (1, 6)			G6-4-3		1B		5-4-3		CS	4	0	3	0	0	0	2					
Joey Amalfitano, R OBP: 0.220, SLG: 0.171 (1, 4)			B1		P5		L5-4-3		1-3	4	0	0	0	0	0	6					
Dick Ellsworth, L OBP: 0.202, SLG: 0.180 (1, 1)			G3		2H 3H		G4-6-3		K	4	1	2	1	0	1	0					
Inning Stats	R: 0 E: 0 K: 0 S: 4	H: 1 LOB: 1 BB: 0 P: 4	R: 0 E: 0 K: 0 S: 4	H: 2 LOB: 1 BB: 0 P: 4	R: 0 E: 0 K: 0 S: 4	H: 1 LOB: 1 BB: 0 P: 4	R: 2 E: 0 K: 0 S: 6	H: 4 LOB: 2 BB: 0 P: 6	R: 1 E: 0 K: 0 S: 5	H: 2 LOB: 1 BB: 0 P: 5	R: 0 E: 0 K: 0 S: 3	H: 2 LOB: 3 BB: 3 P: 18	R: 0 E: 0 K: 1 S: 5	H: 1 LOB: 0 BB: 0 P: 5	R: 0 E: 0 K: 0 S: 3	H: 1 LOB: 0 BB: 0 P: 3	1B: 12 2B: 3 3B: 1 HR: 1	SF: 0 SAC: 0 DP: 2 HBP: 0	WP: 0 PB: 0 SB: 1 CS: 2	PA: 39	
PITCHER	IP	WLS	BF	H	R	ER	SO	BB	IBB	HBP	BLK	WP	HR	S	P	ERA	WHIP				
Dennis Ribant, R ERA: 3.2 (1, 1)	5.0	L	23	10	3	3	0	0	0	0	0	0	1	23	23	5.40	2.000				
Darrell Sutherland, R ERA: 4.68 (6, 1)	1.2		8	4	1	1	0	2	0	0	0	0	0	6	14	5.40	3.600				
Dick Selma, R ERA: 4.12 (7, 1)	0.1		2	0	0	0	1	1	0	0	0	0	0	3	7	0.00	3.000				
Dick Rusteck, L ERA: 3.43 (8, 1)	2.0		6	2	0	0	1	0	0	0	0	0	0	8	8	0.00	1.000				

Chicago Cubs @ New York Mets
Shea Stadium, Flushing, NY
Wed Sep 28 1966, 3:33 AM EDT
Unknown

AB 36
R 4
H 16
RBI 3
BB 3
SO 2
LOB 19



Batter	1	2	3	4	5	6	7	8	9	AB	R	H	RBI	BB	SO	LOB	BOTTOM				
Bud Harrelson, S OBP: 0.305, SLG: 0.318 (1, 6)	5-3		P4				L8			4	1	1	0	0	0	3					
Eddie Brassoud, R OBP: 0.305, SLG: 0.365 (1, 5)	6-3		K						G3	4	0	1	0	0	1	2					
Cleon Jones, R OBP: 0.319, SLG: 0.377 (1, 9)									G3	4	0	2	1	0	0	1					
Jim Hickman, R OBP: 0.302, SLG: 0.361 (1, 3)									P5	3	0	0	0	1	0	3					
Greg Goossen, R OBP: 0.259, SLG: 0.423 (1, 2)									F7	4	0	0	0	0	2	2					
Danny Napoleon, R OBP: 0.231, SLG: 0.308 (1, 7)									4-3	4	0	1	0	0	1	0					
Shaun Fitzmaurice, R OBP: 0.222, SLG: 0.125 (1, 8)									K	4	0	1	0	0	1	1					
Chuck Hiller, L OBP: 0.344, SLG: 0.364 (1, 4)									4-3	4	0	1	0	0	1	2					
Dennis Ribant, R Hawkeye OBP: 0.210, SLG: 0.213 (5, PH)										1	0	1	0	0	0	0					
Darrell Sutherland, R OBP: 0.296, SLG: 0.372 (6, 1)										0	0	0	0	0	0	0					
Dick Selma, R OBP: 0.220, SLG: 0.171 (7, 1)										0	0	0	0	0	0	0					
Ron Swoboda, R OBP: 0.299, SLG: 0.349 (8, 1)										1	0	1	0	0	0	0					
Dick Rusteck, R OBP: 0.302, SLG: 0.312 (9, PH)										0	0	0	0	0	0	1					
Inning Stats	R: 0 E: 0 K: 0 S: 4	H: 0 LOB: 0 BB: 0 P: 3	R: 0 E: 0 K: 0 S: 3	H: 1 LOB: 1 BB: 0 P: 6	R: 0 E: 0 K: 1 S: 5	H: 1 LOB: 0 BB: 0 P: 5	R: 0 E: 0 K: 1 S: 6	H: 2 LOB: 1 BB: 0 P: 6	R: 1 E: 0 K: 1 S: 7	H: 1 LOB: 2 BB: 0 P: 7	R: 0 E: 0 K: 0 S: 4	H: 1 LOB: 1 BB: 0 P: 4	R: 0 E: 0 K: 1 S: 6	H: 1 LOB: 1 BB: 0 P: 6	1B: 8 2B: 2 3B: 0 HR: 0	SF: 0 SAC: 0 DP: 2 HBP: 0	WP: 0 PB: 0 SB: 0 CS: 0	PA: 36			
PITCHER	IP	WLS	BF	H	R	ER	SO	BB	IBB	HBP	BLK	WP	HR	S	P	ERA	WHIP				
Dick Ellsworth, L ERA: 3.98 (1, 1)	9.0	W	36	9	1	1	6	1	0	0	0	0	0	47	51	1.00	1.111				

Chicago Cubs @ New York Mets
Shea Stadium, Flushing, NY
Wed Sep 28 1966, 3:33 AM EDT
Unknown

AB 35
R 1
H 9
RBI 1
BB 1
SO 6
LOB 17



Batter	1	2	3	4	5	6	7	8	9	AB	R	H	RBI	BB	SO	LOB	TOP										
Jimmy Stewart, S (1.8) OBP: 0.284, SLG: 0.244	0-0 4-3		0-0 L9			0-0 F9		4-0 FC6-4 BB		3	0	0	0	1	0	0	Chicago Cubs @ New York Mets Shea Stadium, Flushing, NY Wed Sep 28 1966, 3:38 AM EDT Att: 2,431 - Unknown										
Bob Raudman, L (1.7) OBP: 0.281, SLG: 0.348	0-3 K		0-0 1-3			0-0 G3		0-0 FC6-4 1-2 2-3		4	0	0	0	0	1	2											
Billy Williams, L (1.9) OBP: 0.347, SLG: 0.466	0-0 3-1			0-0 L3		4-0 BB S		0-0 F9		3	0	0	0	1	0	2											
Ron Santo, R (1.5) OBP: 0.413, SLG: 0.543		0-0 1B L6-5 1B		0-0 FC5 2B		0-0 F8 1-2			0-0 4-3	4	0	2	0	0	0	1											
Lee Thomas, L (1.3) OBP: 0.291, SLG: 0.327		0-0 BB 1B		0-0 F9		0-0 L1-4 SH2-4 1B			0-0 2B	4	0	3	0	0	0	1											
John Boccabella, R (1.2) OBP: 0.274, SLG: 0.359		4-0 1-2 BB		0-0 FC5 2-3		0-0 SH2-4 1-2			0-0 6-3	2	0	0	0	1	0	2											
Ron Campbell, R (1.6) OBP: 0.284, SLG: 0.233		0-0 F5			0-0 1-3		0-0 L1-4 2-3		0-0 F5	4	0	0	0	0	0	5											
Joey Amalfitano, R (1.4) OBP: 0.227, SLG: 0.211		0-0 L6-5 3-H			0-0 F8			0-0 FC6-4 2B		3	0	1	0	0	0	3											
Rich Nye, L (1.1) OBP: 0.250, SLG: 0.250			0-0 4-3			0-0 G3		0-0 K		2	0	0	0	0	0	0											
George Altman, L (8, PH) OBP: 0.279, SLG: 0.339										1	0	0	0	0	1	1											
Bill Hands, R (8.1) OBP: 0.096, SLG: 0.061										0	0	0	0	0	0	0											
Inning Stats	R: 0 E: 0 K: 1 S: 5	H: 0 LOB: 0 BB: 0 P: 5	R: 0 E: 0 K: 0 S: 4	H: 2 LOB: 2 BB: 1 P: 8	R: 0 E: 0 K: 0 S: 3	H: 0 LOB: 0 BB: 0 P: 3	R: 0 E: 0 K: 0 S: 4	H: 1 LOB: 1 BB: 0 P: 4	R: 0 E: 0 K: 0 S: 3	H: 0 LOB: 0 BB: 0 P: 3	R: 0 E: 0 K: 0 S: 3	H: 1 LOB: 1 BB: 1 P: 7	R: 0 E: 0 K: 0 S: 3	H: 1 LOB: 0 BB: 0 P: 3	R: 0 E: 0 K: 1 S: 6	H: 1 LOB: 2 BB: 1 P: 10	R: 0 E: 0 K: 0 S: 4	H: 1 LOB: 1 BB: 0 P: 4	1B: 3 2B: 5 3B: 0 HR: 0	SF: 0 SAC: 1 DP: 2 HBP: 0	WP: 0 PB: 0 SB: 1 CS: 0	PA: 34					
PITCHER	IP	WLS	BF	H	R	ER	SO	BB	IBB	HBP	BLK	WP	HR	S	P	ERA	WHIP										
Bob Shaw, R (1.1) ERA: 4.11	9.0	W	34	6	0	0	2	3	0	0	0	0	0	35	47	0.00	1.000										

Batter	1	2	3	4	5	6	7	8	9	AB	R	H	RBI	BB	SO	LOB	BOTTOM										
Bud Harrelson, S (1.6) OBP: 0.313, SLG: 0.310	4-0 CS BB		4-0 5-3 BB		0-0 L7		0-0 4-3			2	0	0	0	2	0	1	Chicago Cubs @ New York Mets Shea Stadium, Flushing, NY Wed Sep 28 1966, 3:38 AM EDT Att: 2,431 - Unknown										
Eddie Brassoud, R (1.4) OBP: 0.305, SLG: 0.362	0-0 P4		0-0 5-3 1-2		0-0 F8		4-0 FC5 BB 1B			3	0	0	0	1	0	2											
Cleon Jones, R (1.8) OBP: 0.320, SLG: 0.376	4-0 1-2 BB		0-0 6-3		0-3 K		0-0 1B 1-2 3-H			3	0	1	1	1	1	1											
Jim Hickman, R (1.3) OBP: 0.301, SLG: 0.358	0-3 K			0-3 K		0-0 1B S		0-0 FC5 2-3		4	0	1	0	0	2	3											
Ron Swoboda, R (1.9) OBP: 0.299, SLG: 0.346		0-0 6-3		4-0 PB 1B BB		0-0 F9		0-0 6-3		3	0	0	0	1	0	1											
Danny Napoleon, R (1.7) OBP: 0.233, SLG: 0.300		0-3 K		0-0 PB 1B		0-0 F3		0-0 6-3		4	0	1	0	0	1	1											
Ed Kranepool, L (9.3) OBP: 0.317, SLG: 0.394				1-2 PB 1B		0-0 F8		0-0 6-3		0	0	0	0	0	0	0											
Hawk Taylor, R (1.2) OBP: 0.205, SLG: 0.278		0-0 1B		0-0 F8		0-0 F7 1-2		0-0 5-3		4	0	1	0	0	0	3											
Jerry Grote, R (1.5) OBP: 0.325, SLG: 0.313		0-0 1B		4-0 1B 1B			0-0 4-3 SH1-4 1B 1B			2	1	1	0	1	0	1											
Chuck Hiller, L (9.4) OBP: 0.344, SLG: 0.364		0-0 G3		1-2 2-3 IBB						0	0	0	0	0	0	0											
Bob Shaw, R (1.1) OBP: 0.279, SLG: 0.232			0-0 4-3		0-0 6-3		0-0 SH1-4			2	0	0	0	0	0	3											
Inning Stats	R: 0 E: 0 K: 1 S: 4	H: 0 LOB: 1 BB: 2 P: 12	R: 0 E: 0 K: 1 S: 6	H: 1 LOB: 1 BB: 0 P: 6	R: 0 E: 0 K: 0 S: 3	H: 0 LOB: 1 BB: 1 P: 7	R: 0 E: 0 K: 1 S: 6	H: 1 LOB: 2 BB: 2 P: 14	R: 0 E: 0 K: 0 S: 5	H: 0 LOB: 0 BB: 0 P: 5	R: 0 E: 0 K: 0 S: 4	H: 1 LOB: 1 BB: 0 P: 4	R: 1 E: 0 K: 0 S: 5	H: 2 LOB: 2 BB: 1 P: 9	R: 0 E: 0 K: 0 S: 3	H: 0 LOB: 0 BB: 0 P: 3	1B: 5 2B: 0 3B: 0 HR: 0	SF: 0 SAC: 1 DP: 0 HBP: 0	WP: 0 PB: 1 SB: 1 CS: 1	PA: 34							
PITCHER	IP	WLS	BF	H	R	ER	SO	BB	IBB	HBP	BLK	WP	HR	S	P	ERA	WHIP										
Rich Nye, L (1.1) ERA: 2.4	7.0	L	31	5	1	1	4	5	0	0	0	0	0	33	57	1.29	1.429										
Bill Hands, R (8.1) ERA: 4.61	1.0		3	0	0	0	0	0	0	0	0	0	0	3	3	0.00	0.000										



Batter	1	2	3	4	5	6	7	8	9	AB	R	H	RBI	BB	SO	LOB	TOP			
Don Kessinger, S (1, 6) OBP: 0.305, SLG: 0.303										4	0	0	0	0	2	1				
Glenn Beckert, R (1, 4) OBP: 0.318, SLG: 0.349										4	0	0	0	0	1	0				
Billy Williams, L (1, 9) OBP: 0.345, SLG: 0.463										4	0	0	0	0	1	0				
Ron Santo, R (1, 5) OBP: 0.412, SLG: 0.542										4	0	1	0	0	0	0				
Lee Thomas, L (1, 3) OBP: 0.291, SLG: 0.325										2	0	0	0	1	0	1				
Jimmy Stewart, S (1, 8) OBP: 0.266, SLG: 0.259										3	0	1	0	0	2	1				
Bob Raudman, L (1, 7) OBP: 0.269, SLG: 0.346										3	0	1	0	0	0	2				
Randy Hundley, R (1, 2) OBP: 0.285, SLG: 0.400										3	0	0	0	0	2	3				
Fergie Jenkins, R (1, 1) OBP: 0.185, SLG: 0.235										1	0	0	0	0	0	0				
George Altman, L (8, PH) OBP: 0.278, SLG: 0.337										1	0	0	0	0	0	0				
Bill Hands, R (8, 1) OBP: 0.096, SLG: 0.061										0	0	0	0	0	0	0				
Inning Stats	R: 0 E: 0 K: 2 S: 7	H: 0 LOB: 0 BB: 0 P: 7	R: 0 E: 0 K: 1 S: 6	H: 1 LOB: 2 BB: 1 P: 10	R: 0 E: 1 K: 0 S: 3	H: 0 LOB: 0 BB: 0 P: 3	R: 0 E: 0 K: 1 S: 6	H: 1 LOB: 1 BB: 0 P: 6	R: 0 E: 0 K: 1 S: 5	H: 0 LOB: 0 BB: 0 P: 5	R: 0 E: 0 K: 1 S: 5	H: 0 LOB: 0 BB: 0 P: 5	R: 0 E: 0 K: 0 S: 3	H: 0 LOB: 0 BB: 0 P: 3	R: 0 E: 0 K: 0 S: 3	H: 0 LOB: 0 BB: 0 P: 3	1B: 1 2B: 2 3B: 0 HR: 0	SF: 0 SAC: 1 DP: 0 HBP: 0	WP: 0 PB: 0 SB: 0 CS: 1	PA: 32
PITCHER Dick Hughes, R (1, 1) ERA: 1.71	IP: 9.0 WLS: W BF: 31 H: 3 R: 0 ER: 0 SO: 8 BB: 1 IBB: 0 HBP: 0 BLK: 0 WP: 0 HR: 0 S: 46 P: 50 ERA: 0.00 WHIP: 0.444															PITCHER				

Chicago Cubs @ St. Louis Cardinals
 Busch Stadium, St. Louis, MO
 Fri Sep 30 1966, 7:05 PM CDT
 Att: 7,615 - Cloudy - 50 F

AB 29
 R 0
 H 3
 RBI 0
 BB 1
 SO 8
 LOB 8

Batter	1	2	3	4	5	6	7	8	9	AB	R	H	RBI	BB	SO	LOB	BOTTOM			
Lou Brock, L (1, 7) OBP: 0.321, SLG: 0.430										4	0	2	0	0	2	0				
Curt Flood, R (1, 8) OBP: 0.296, SLG: 0.365										3	0	0	0	0	1	2				
Tim McCarver, L (1, 2) OBP: 0.322, SLG: 0.428										3	0	0	0	0	1	2				
Orlando Cepeda, R (1, 3) OBP: 0.361, SLG: 0.468										3	0	0	0	0	0	2				
Mike Shannon, R (1, 9) OBP: 0.340, SLG: 0.465										3	1	2	0	0	0	0				
Ed Spiezio, R (1, 5) OBP: 0.276, SLG: 0.418										3	1	1	2	0	1	1				
Jerry Buchek, R (1, 4) OBP: 0.293, SLG: 0.348										2	0	0	0	1	0	0				
Dal Maxvill, R (1, 6) OBP: 0.314, SLG: 0.296										3	0	0	0	0	2	1				
Dick Hughes, R (1, 1) OBP: 0.400, SLG: 0.400										3	0	0	0	0	0	1				
Inning Stats	R: 0 E: 0 K: 2 S: 7	H: 0 LOB: 0 BB: 0 P: 7	R: 0 E: 0 K: 0 S: 3	H: 1 LOB: 0 BB: 0 P: 3	R: 0 E: 0 K: 1 S: 5	H: 0 LOB: 0 BB: 0 P: 5	R: 0 E: 0 K: 0 S: 4	H: 1 LOB: 1 BB: 0 P: 4	R: 2 E: 0 K: 1 S: 6	H: 2 LOB: 0 BB: 1 P: 10	R: 0 E: 0 K: 1 S: 6	H: 1 LOB: 1 BB: 0 P: 6	R: 0 E: 0 K: 1 S: 5	H: 0 LOB: 0 BB: 0 P: 5	R: 0 E: 0 K: 1 S: 5	H: 0 LOB: 0 BB: 0 P: 5	1B: 3 2B: 0 3B: 1 HR: 1	SF: 0 SAC: 0 DP: 2 HBP: 0	WP: 0 PB: 0 SB: 1 CS: 0	PA: 28
PITCHER Fergie Jenkins, R (1, 1) ERA: 3.32	IP: 7.0 WLS: L BF: 25 H: 5 R: 2 ER: 2 SO: 6 BB: 1 IBB: 0 HBP: 0 BLK: 0 WP: 1 HR: 1 S: 36 P: 40 ERA: 2.57 WHIP: 0.857															PITCHER				
Bill Hands, R (8, 1) ERA: 4.55	IP: 1.0 WLS: L BF: 3 H: 0 R: 0 ER: 0 SO: 1 BB: 0 IBB: 0 HBP: 0 BLK: 0 WP: 0 HR: 0 S: 5 P: 5 ERA: 0.00 WHIP: 0.000															PITCHER				

Chicago Cubs @ St. Louis Cardinals
 Busch Stadium, St. Louis, MO
 Fri Sep 30 1966, 7:05 PM CDT
 Att: 7,615 - Cloudy - 50 F

AB 27
 R 2
 H 5
 RBI 2
 BB 1
 SO 7
 LOB 9

Batter	1	2	3	4	5	6	7	8	9	AB	R	H	RBI	BB	SO	LOB	TOP								
Don Kessinger, S (1, 6) OBP: 0.308, SLG: 0.304	F9			K	1B		FC6-4 BB		BB 1B	4	0	2	0	1	1	0	Chicago Cubs @ St. Louis Cardinals Busch Stadium, St. Louis, MO Sat Oct 01 1966, 3:33 AM CDT Att: 8,201 - Cloudy								
Glenn Beckert, R (1, 4) OBP: 0.317, SLG: 0.348	4-3			1-6-3	P6		FC6-4		BB 1B	5	0	1	0	0	0	5									
Billy Williams, L (1, 9) OBP: 0.347, SLG: 0.464	K			14 WP BB 1B			SF8		BB 1B	3	1	2	2	1	1	0									
Ron Santo, R (1, 5) OBP: 0.411, SLG: 0.538		6-3		14 WP BB			L7		BB K	4	0	0	0	1	2	5									
14 Ernie Banks, R (1, 3) OBP: 0.316, SLG: 0.435	6-3			K					BB K	5	0	1	0	0	1	5									
Jimmy Stewart, S (1, 8) OBP: 0.255, SLG: 0.247	F7				6-3		4-3		F7	4	0	0	1	0	0	1									
Bob Raudman, L (1, 7) OBP: 0.287, SLG: 0.310				6-3			2-3 3-H 4-0		F9	3	0	0	0	1	0	0									
Randy Hundley, R (1, 2) OBP: 0.286, SLG: 0.400				F8			1B 1B BB		1B BB 1B	3	1	1	0	1	1	2									
Ken Holtzman, R (1, 1) OBP: 0.135, SLG: 0.137				G3					F7	2	0	1	0	0	0	0									
Lee Thomas, L (7, PH) OBP: 0.254, SLG: 0.325										0	1	0	0	1	0	0									
Chuck Hartenstein, R (7, 1) OBP: 0.200, SLG: 0.335										0	0	0	0	0	0	0									
George Altman, L (9, PH) OBP: 0.276, SLG: 0.335							1-2 1B		FC6-4 BB SF8 BB	1	0	0	0	0	0	1									
Inning Stats	R: 0 E: 0 K: 1 S: 5	H: 0 LOB: 0 BB: 0 P: 5	R: 0 E: 0 K: 0 S: 3	H: 0 LOB: 0 BB: 0 P: 3	R: 0 E: 0 K: 0 S: 3	H: 0 LOB: 0 BB: 0 P: 3	R: 0 E: 0 K: 2 S: 8	H: 1 LOB: 2 BB: 1 P: 12	R: 0 E: 0 K: 0 S: 5	H: 2 LOB: 3 BB: 1 P: 9	R: 1 E: 0 K: 2 S: 9	H: 2 LOB: 2 BB: 1 P: 13	R: 1 E: 0 K: 0 S: 3	H: 0 LOB: 1 BB: 2 P: 11	R: 0 E: 0 K: 0 S: 3	H: 0 LOB: 0 BB: 0 P: 3	R: 1 E: 0 K: 1 S: 8	H: 3 LOB: 3 BB: 1 P: 12	1B: 7 2B: 1 3B: 0 HR: 0	SF: 1 SAC: 0 DP: 0 HBP: 0	WP: 1 PB: 0 SB: 0 CS: 0	PA: 41			
PITCHER	IP	WLS	BF	H	R	ER	SO	BB	IBB	HBP	BLK	WP	HR	S	P	ERA	WHIP								
Bob Gibson, R (1, 1) ERA: 2.44	8.1	W	38	8	3	3	5	5	0	0	0	1	0	43	63	3.24	1.560								
Hal Woodeshick, L (9, 1) ERA: 1.92	0.0		1	0	0	0	0	1	0	0	0	0	0	0	4	∞	∞								
Ron Willis, R (9, 1) ERA:	0.2	S	2	0	0	0	1	0	0	0	0	0	0	4	4	0.00	0.000								

AB	34
R	3
H	8
RBI	3
BB	6
SO	6
LOB	19



Batter	1	2	3	4	5	6	7	8	9	AB	R	H	RBI	BB	SO	LOB	BOTTOM								
Lou Brock, L (1, 7) OBP: 0.320, SLG: 0.430	1B 2B	K			F8		P6			4	1	1	0	0	1	2	Chicago Cubs @ St. Louis Cardinals Busch Stadium, St. Louis, MO Sat Oct 01 1966, 3:33 AM CDT Att: 8,201 - Cloudy								
Jerry Buchek, R (1, 4) OBP: 0.285, SLG: 0.343	F9			4-3	6-3				K	4	0	0	0	0	1	1									
Curt Flood, R (1, 8) OBP: 0.299, SLG: 0.365	F5			E7 E	K				4-3 HBP	3	1	1	0	0	1	1									
Orlando Cepeda, R (1, 3) OBP: 0.362, SLG: 0.474	2H 1B			F8			HR		4-3	4	1	2	2	0	0	2									
Mike Shannon, R (1, 9) OBP: 0.339, SLG: 0.463	K			E9 2H 1B			K		6-3	4	1	1	1	0	2	2									
Ed Spiezio, R (1, 5) OBP: 0.280, SLG: 0.414				BB 1B	F8		5-3			3	0	1	0	0	0	0									
Dal Maxvill, R (1, 6) OBP: 0.312, SLG: 0.294				K	6-3		F9			3	0	0	0	0	1	1									
Pat Corrales, R (1, 2) OBP: 0.221, SLG: 0.208					F5		1-3			0	0	0	0	1	0	0									
Tim McCarver, L (4, PH) OBP: 0.321, SLG: 0.426				1-2 BB						2	0	0	0	0	0	0									
Bob Gibson, R (1, 1) OBP: 0.221, SLG: 0.270					F8					3	0	0	0	0	2	2									
Hal Woodeshick, R (9, 1) OBP: 0.200, SLG: 0.400				K			K			0	0	0	0	0	0	0									
Ron Willis, R (9, 1) ERA:										0	0	0	0	0	0	0									
Inning Stats	R: 1 E: 0 K: 1 S: 7	H: 2 LOB: 1 BB: 0 P: 7	R: 0 E: 0 K: 3 S: 10	H: 1 LOB: 2 BB: 1 P: 14	R: 2 E: 2 K: 0 S: 5	H: 2 LOB: 0 BB: 0 P: 5	R: 0 E: 0 K: 0 S: 3	H: 0 LOB: 0 BB: 0 P: 3	R: 0 E: 0 K: 1 S: 5	H: 0 LOB: 0 BB: 0 P: 5	R: 1 E: 0 K: 1 S: 6	H: 1 LOB: 0 BB: 0 P: 6	R: 0 E: 0 K: 1 S: 5	H: 0 LOB: 0 BB: 0 P: 5	R: 0 E: 0 K: 1 S: 5	H: 0 LOB: 1 BB: 0 P: 6	R: 0 E: 0 K: 1 S: 5	H: 0 LOB: 0 BB: 0 P: 6	1B: 4 2B: 1 3B: 0 HR: 1	SF: 0 SAC: 0 DP: 0 HBP: 1	WP: 0 PB: 0 SB: 0 CS: 0	PA: 32			
PITCHER	IP	WLS	BF	H	R	ER	SO	BB	IBB	HBP	BLK	WP	HR	S	P	ERA	WHIP								
Ken Holtzman, L (1, 1) ERA: 3.79	6.0	L	25	6	4	2	6	1	0	0	0	0	0	36	40	3.00	1.167								
Chuck Hartenstein, R (7, 1) ERA: 1.92	2.0		7	0	0	0	2	0	0	1	0	0	0	10	11	0.00	0.000								



Batter	1	2	3	4	5	6	7	8	9	AB	R	H	RBI	BB	SO	LOB	TOP			
Don Kessinger, S (1, 6) OBP: 0.306, SLG: 0.302	F8		K			5-3			F7	4	0	0	0	0	1	0				
Glenn Beckert, R (1, 4) OBP: 0.317, SLG: 0.348	K			6-3		P6			G6-3 1B	4	0	1	0	0	0	1				
Billy Williams, L (1, 9) OBP: 0.347, SLG: 0.461	4-3			3-1					G6-3 BB	3	0	0	0	1	0	1				
Ron Santo, R (1, 5) OBP: 0.412, SLG: 0.538		FC5-4 1B			4-0 BB	G6-3			G6-3	2	0	1	0	1	0	1				
14 Ernie Banks, R (1, 3) OBP: 0.315, SLG: 0.432	F2			P6					5-3	3	0	0	0	0	0	2				
Byron Browne, R (1, 7) OBP: 0.316, SLG: 0.427	K					F7			K	3	0	0	0	0	2	1				
Randy Hundley, R (1, 2) OBP: 0.285, SLG: 0.397	FC5-4					6-3			5-3	3	0	0	0	0	0	1				
Adolfo Phillips, R (1, 8) OBP: 0.346, SLG: 0.449			F3			6-3			HBP	2	0	0	0	0	0	0				
Dick Ellsworth, L (1, 1) OBP: 0.200, SLG: 0.178			K			6-3			G3	1	0	0	0	0	1	0				
Jimmy Stewart, S (6, PH) OBP: 0.253, SLG: 0.244										1	0	0	0	0	0	0				
Rich Nye, L (6, 1) OBP: 0.250, SLG: 0.250										0	0	0	0	0	0	0				
Lee Thomas, L (8, PH) OBP: 0.293, SLG: 0.324										1	0	0	0	0	0	1				
Fred Norman, S (8, 1) OBP: 0.293, SLG: 0.324										0	0	0	0	0	0	0				
Inning Stats	R: 0 E: 0 K: 1 S: 5	H: 0 LOB: 0 BB: 0 P: 5	R: 0 E: 0 K: 1 S: 6	H: 1 LOB: 1 BB: 0 P: 6	R: 0 E: 0 K: 2 S: 7	H: 0 LOB: 0 BB: 0 P: 7	R: 0 E: 0 K: 0 S: 3	H: 0 LOB: 1 BB: 1 P: 7	R: 0 E: 0 K: 0 S: 3	H: 0 LOB: 0 BB: 0 P: 3	R: 0 E: 0 K: 0 S: 2	H: 0 LOB: 0 BB: 1 P: 6	R: 0 E: 0 K: 1 S: 5	H: 0 LOB: 1 BB: 0 P: 6	R: 0 E: 0 K: 0 S: 3	H: 1 LOB: 0 BB: 0 P: 3	1B: 2 2B: 0 3B: 0 HR: 0	SF: 0 SAC: 0 DP: 2 HBP: 1	WP: 0 PB: 0 SB: 0 CS: 0	PA: 30
PITCHER	IP: 9.0 WLS: W BF: 30 ERA: ERA	H: 2 R: 0 ER: 0 SO: 5	BB: 2 IBB: 0 HBP: 1 BLK: 0	WP: 0 HR: 0 S: 37 P: 46	ERA: 0.00 WHIP: 0.444															

Chicago Cubs @ St. Louis Cardinals
 Busch Stadium, St. Louis, MO
 Sun Oct 02 1966, 3:33 AM CDT
 Att: 12,157 - Sunny - 60 F

AB	27
R	0
H	2
RBI	0
BB	2
SO	5
LOB	7



Batter	1	2	3	4	5	6	7	8	9	AB	R	H	RBI	BB	SO	LOB	BOTTOM													
Lou Brock, L (1, 7) OBP: 0.320, SLG: 0.429	6-3					1-3			F7	4	0	1	0	0	0	0														
Jerry Buchek, R (1, 4) OBP: 0.288, SLG: 0.342	4-3		F8							4	0	1	0	0	1	2														
Curt Flood, R (1, 8) OBP: 0.298, SLG: 0.364	6-3									1	0	0	0	0	0	0														
Ted Savage, R (3, 8) OBP: 0.273, SLG: 0.310				S 1B BB		6-3			K	2	1	0	0	1	1	1														
Orlando Cepeda, R (1, 3) OBP: 0.361, SLG: 0.473		5-3								1	0	0	0	0	0	0														
Phil Gagliano, R (4, 3) OBP: 0.329, SLG: 0.338				1B S FC4-6 1B						2	1	2	0	0	0	0														
Mike Shannon, R (1, 9) OBP: 0.339, SLG: 0.462		5-3								3	0	1	1	0	1	1														
Tim McCarver, L (1, 2) OBP: 0.319, SLG: 0.424		5-3								3	0	0	1	0	1	1														
Ed Spiezio, R (1, 5) OBP: 0.269, SLG: 0.397			1-3							3	0	0	0	0	0	1														
Dal Maxvill, R (1, 6) OBP: 0.312, SLG: 0.294				1B 1B						3	0	1	0	0	0	0														
Jim Cosman, R (1, 1) OBP: 0.312, SLG: 0.294			K							3	0	0	0	0	3	1														
Inning Stats	R: 0 E: 0 K: 0 S: 3	H: 0 LOB: 0 BB: 0 P: 3	R: 0 E: 0 K: 1 S: 7	H: 2 LOB: 2 BB: 0 P: 7	R: 2 E: 0 K: 0 S: 4	H: 2 LOB: 0 BB: 1 P: 8	R: 0 E: 0 K: 2 S: 8	H: 1 LOB: 1 BB: 0 P: 8	R: 0 E: 0 K: 1 S: 5	H: 0 LOB: 0 BB: 0 P: 5	R: 0 E: 0 K: 2 S: 8	H: 1 LOB: 1 BB: 0 P: 8	R: 0 E: 0 K: 2 S: 8	H: 1 LOB: 0 BB: 0 P: 8	R: 0 E: 0 K: 2 S: 8	H: 1 LOB: 1 BB: 0 P: 8	1B: 6 2B: 0 3B: 0 HR: 0	SF: 0 SAC: 0 DP: 1 HBP: 0	WP: 0 PB: 0 SB: 2 CS: 0	PA: 30										
PITCHER	IP: 5.0 WLS: L BF: 19 ERA: 3.98	H: 4 R: 2 ER: 2 SO: 2	BB: 1 IBB: 0 HBP: 0 BLK: 0	WP: 0 HR: 0 S: 22 P: 26	ERA: 3.60 WHIP: 1.000																									
Dick Ellsworth, L (1, 1) ERA: 3.98	2.0	7	1	0	0	3	0	0	0	0	0	13	13	0.00	0.500															
Rich Nye, L (6, 1) ERA: 2.12	1.0	4	1	0	0	2	0	0	0	0	0	8	8	0.00	1.000															
Fred Norman, L (8, 1) ERA: 4.5																														

Chicago Cubs @ St. Louis Cardinals
 Busch Stadium, St. Louis, MO
 Sun Oct 02 1966, 3:33 AM CDT
 Att: 12,157 - Sunny - 60 F

AB	29
R	2
H	6
RBI	2
BB	1
SO	7
LOB	7

