

# Chicago Cubs - 1967

Batter	1	2	3	4	5	6	7	8	9	AB	R	H	RBI	BB	SO	LOB	TOP			
John Briggs, L (1.7)	4-3		BB		6-3		K			3	0	0	0	1	1	1	Philadelphia Phillies @ Chicago Cubs Wrigley Field, Chicago, IL Tue Apr 11 1967, 3:33 AM CST Att. 16,462 - Sunny - 41 F			
Dick Groat, R (1.6) OBP: 0.250, SLG: 0.250	P4		K			F8		G5-4-3 1B		4	0	1	0	0	1	2				
Dick Allen, R (1.5) OBP: 0.250, SLG: 0.500	K		K				2B	G5-4-3 1-2		4	0	1	0	0	2	3				
Johnny Callison, L (1.9) OBP: 0.250, SLG: 0.250		1B 1B	4-1			F8		1-3		4	1	1	0	0	0	3				
Tony Gonzalez, L (1.8) OBP: 0.500, SLG: 0.333		1B SH1-3 1B		1-3		IBB		4-3		3	1	1	0	1	0	0				
Clay Dalrymple, L (1.2) OBP: 0.250, SLG: 0.250		1B 1-3 2-H		F7		F9		K		4	0	1	1	0	1	2				
Cookie Rojas, R (1.4)		SH1-3 3-H		F6			F7	F7		3	0	0	1	0	0	0				
Tony Taylor, R (1.3)		6-3			F8		E6 FC4-6			3	0	0	0	0	0	0				
Jim Bunning, R (1.1) OBP: 0.500, SLG: 1.000 Doug Clemens, L (7, PH) Phil Linz, R (7, PR) Ruben Gomez, R (7.1)				2B	6-3		FC4-6 1-2			2	0	1	0	0	0	0				
<b>Inning Stats</b>	R: 0 E: 0 K: 1 S: 5	H: 0 LOB: 0 BB: 0 P: 5	R: 2 E: 0 K: 0 S: 5	H: 3 LOB: 0 BB: 0 P: 5	R: 0 E: 0 K: 2 S: 8	H: 1 LOB: 2 BB: 1 P: 12	R: 0 E: 0 K: 0 S: 3	H: 0 LOB: 0 BB: 0 P: 3	R: 0 E: 0 K: 0 S: 4	H: 1 LOB: 2 BB: 1 P: 8	R: 0 E: 1 K: 1 S: 6	H: 0 LOB: 1 BB: 0 P: 6	R: 0 E: 0 K: 0 S: 3	H: 1 LOB: 0 BB: 0 P: 3	R: 0 E: 0 K: 1 S: 5	H: 0 LOB: 0 BB: 0 P: 5		1B: 4 2B: 2 3B: 0 HR: 0	SF: 0 SAC: 1 DP: 1 HBP: 0	WP: 0 PB: 0 SB: 0 CS: 0
<b>PITCHER</b> Fergie Jenkins, R (1.1) ERA: 2.0	IP: 9.0 WLS: W BF: 34 H: 6 R: 2 ER: 2 SO: 5 BB: 1 IBB: 1 HBP: 0 BLK: 0 WP: 0 HR: 0 S: 42 P: 50 ERA: 2.00 WHIP: 0.778																			

Batter	1	2	3	4	5	6	7	8	9	AB	R	H	RBI	BB	SO	LOB	BOTTOM	
Don Kessinger, S (1.6)	4-3		1-3		FC4-2 CS		4-3			4	0	0	0	0	0	1	Philadelphia Phillies @ Chicago Cubs Wrigley Field, Chicago, IL Tue Apr 11 1967, 3:33 AM CST Att. 16,462 - Sunny - 41 F	
Glenn Beckert, R (1.4) OBP: 0.500, SLG: 1.250	5-3		6-3		CS 3-H 1-2	1B 14 S		HR		4	2	2	1	0	0	0		
Billy Williams, L (1.7) OBP: 0.250, SLG: 0.250	F2		4-3			1B 14 E 14 S		K		4	1	1	0	0	1	0		
Ron Santo, R (1.5)		4-3		F7		K		F7		4	0	0	0	0	1	2		
14 Ernie Banks, R (1.3) OBP: 0.250, SLG: 0.250		BB E 1B		K		K		F8		4	0	1	0	0	2	1		
Lee Thomas, L (1.9) OBP: 0.333, SLG: 0.333 Bob Raudman, L (9.9)		E3 BB 1-2		4-3						3	0	1	1	0	0	1		
Dick Bertell, R (1.2) OBP: 0.333, SLG: 1.000		K				2B 3B		F7		3	1	1	0	0	1	3		
Adolfo Phillips, R (1.8) OBP: 0.667, SLG: 1.000					SH1-4 FC4-2 2B 3-H			K		2	0	1	1	1	1	0		
Fergie Jenkins, R (1.1)		K			SH1-4 2-3			K		2	0	0	0	0	2	3		
<b>Inning Stats</b>	R: 0 E: 0 K: 0 S: 3	H: 1 LOB: 3 BB: 1 P: 13	R: 0 E: 0 K: 0 S: 3	H: 0 LOB: 0 BB: 0 P: 3	R: 0 E: 0 K: 1 S: 5	H: 0 LOB: 0 BB: 0 P: 5	R: 1 E: 0 K: 0 S: 4	H: 2 LOB: 0 BB: 0 P: 4	R: 2 E: 1 K: 2 S: 10	H: 3 LOB: 1 BB: 0 P: 10	R: 0 E: 0 K: 2 S: 7	H: 0 LOB: 0 BB: 0 P: 7	R: 1 E: 0 K: 1 S: 6	H: 1 LOB: 0 BB: 0 P: 6	1B: 4 2B: 1 3B: 1 HR: 1	SF: 0 SAC: 1 DP: 0 HBP: 0		WP: 0 PB: 0 SB: 2 CS: 1
<b>PITCHER</b> Jim Bunning, R (1.1) ERA: 4.5 Ruben Gomez, R (7.1) ERA: 4.5	IP: 6.0 WLS: L BF: 25 H: 6 R: 3 ER: 3 SO: 3 BB: 1 IBB: 0 HBP: 0 BLK: 0 WP: 0 HR: 0 S: 34 P: 38 ERA: 4.50 WHIP: 1.167																	

AB	31
R	2
H	6
RBI	2
BB	2
SO	5
LOB	12









Batter	1	2	3	4	5	6	7	8	9	AB	R	H	RBI	BB	SO	LOB	TOP								
Don Kessinger, S OBP: 0.333, SLG: 0.429	4-3		K		2B	8-4		F9		5	1	2	3	0	1	0	<b>Chicago Cubs @ Pittsburgh Pirates</b> Forbes Field, Pittsburgh, PA Fri Apr 14 1967, 3:33 AM EST Att: 32,296 - Sunny - 75 F								
Glenn Beckert, R OBP: 0.429, SLG: 0.786	G3		F9		HR	8-4		4-3		5	1	1	2	0	0	1									
Billy Williams, L OBP: 0.429, SLG: 0.538	4-3				3-1					5	0	2	0	0	0	1									
Ron Santo, R OBP: 0.143, SLG: 0.308		1-3		K				G4-6-3		5	1	1	2	0	1	2									
14 Ernie Banks, R OBP: 0.385, SLG: 0.923					HR			B1		4	1	3	1	0	0	0									
John Boccabella, R OBP: 0.143, SLG: 0.308					2B					4	0	0	0	0	0	2									
Lee Thomas, L OBP: 0.400, SLG: 0.400					FC6-4					4	1	2	0	0	0	0									
Adolfo Phillips, R OBP: 0.500, SLG: 0.444					1B			F8		3	2	1	0	1	0	2									
Curt Simmons, L OBP: 0.250, SLG: 0.250			1-3		1B			K		4	1	1	0	0	1	3									
<b>Inning Stats</b>	R: 0 E: 0 K: 0 S: 3	H: 0 LOB: 0 BB: 0 P: 3	R: 1 E: 1 K: 0 S: 5	H: 1 LOB: 1 BB: 0 P: 5	R: 0 E: 0 K: 1 S: 5	H: 0 LOB: 0 BB: 0 P: 5	R: 0 E: 0 K: 1 S: 6	H: 1 LOB: 1 BB: 0 P: 6	R: 5 E: 0 K: 0 S: 8	H: 5 LOB: 1 BB: 1 P: 12	R: 2 E: 1 K: 0 S: 5	H: 3 LOB: 0 BB: 0 P: 5	R: 0 E: 0 K: 1 S: 6	H: 1 LOB: 1 BB: 0 P: 6	R: 0 E: 0 K: 0 S: 4	H: 1 LOB: 0 BB: 0 P: 4	1B: 8 2B: 3 3B: 1 HR: 2	SF: 0 SAC: 0 DP: 2 HBP: 0	WP: 0 PB: 0 SB: 0 CS: 0	PA: 40					
<b>PITCHER</b>	IP	WLS	BF	H	R	ER	SO	BB	IBB	HBP	BLK	WP	HR	S	P	ERA	WHIP								
Dennis Ribant, R ERA: 10.38	4.1	L	20	5	5	5	2	1	0	0	0	0	1	23	27	10.38	1.385								
Bill Short, L ERA:	0.1		1	0	0	0	0	0	0	0	0	0	0	1	1	0.00	0.000								
Steve Blass, R ERA: 27.0	0.1		3	2	1	1	0	0	0	0	0	0	1	3	3	27.00	6.000								
Al McBean, R ERA: 4.5	2.0		8	4	2	1	0	0	0	0	0	0	0	8	8	4.50	2.000								
Jim Shellenback, L ERA:	2.0		8	2	0	0	1	0	0	0	0	0	0	10	10	0.00	1.000								



Batter	1	2	3	4	5	6	7	8	9	AB	R	H	RBI	BB	SO	LOB	BOTTOM								
Maury Wills, S OBP: 0.400, SLG: 0.500	6-3		6-3			1-3	4-3		SF9	4	1	1	1	0	0	1	<b>Chicago Cubs @ Pittsburgh Pirates</b> Forbes Field, Pittsburgh, PA Fri Apr 14 1967, 3:33 AM EST Att: 32,296 - Sunny - 75 F								
Manny Mota, R OBP: 0.333, SLG: 0.833			F8			1-3		6-3		5	1	2	0	0	0	1									
Roberto Clemente, R OBP: 0.214, SLG: 0.154					6-3			6-3		4	0	0	2	0	0	1									
Donn Clendenon, R OBP: 0.308, SLG: 0.250								F3		4	0	2	0	0	0	1									
Bill Mazerolski, R OBP: 0.250, SLG: 0.333					P4			5-3		4	0	2	0	0	0	1									
Gene Alley, R OBP: 0.250, SLG: 0.333					4-3					4	1	1	0	0	0	4									
Willie Stargell, L OBP: 0.286, SLG: 0.091					F7					4	1	1	0	0	0	1									
Jim Pagliaroni, R OBP: 0.500, SLG: 0.750			K			6-3				4	1	2	1	0	1	1									
Dennis Ribant, R ERA: 10.38										1	0	0	0	0	0	0	<b>Chicago Cubs @ Pittsburgh Pirates</b> Forbes Field, Pittsburgh, PA Fri Apr 14 1967, 3:33 AM EST Att: 32,296 - Sunny - 75 F								
Bill Short, L ERA:										0	0	0	0	0	0	0									
Steve Blass, R ERA: 27.0										0	0	0	0	0	0	0									
Jose Pagan, R ERA:										0	0	0	0	0	0	0									
Al McBean, R ERA: 4.5										0	0	0	0	0	0	0									
Matty Alou, L OBP: 0.500, SLG: 0.429										0	0	0	0	0	0	0									
Jim Shellenback, L ERA:										0	0	0	0	0	0	0									
Andre Rodgers, R ERA:										0	0	0	0	0	0	0									
<b>Inning Stats</b>	R: 0 E: 0 K: 0 S: 4	H: 1 LOB: 1 BB: 0 P: 4	R: 0 E: 0 K: 1 S: 6	H: 1 LOB: 1 BB: 0 P: 6	R: 0 E: 0 K: 0 S: 4	H: 0 LOB: 0 BB: 0 P: 4	R: 0 E: 0 K: 0 S: 3	H: 1 LOB: 1 BB: 0 P: 4	R: 0 E: 0 K: 1 S: 6	H: 3 LOB: 2 BB: 0 P: 6	R: 0 E: 0 K: 0 S: 6	H: 1 LOB: 1 BB: 0 P: 6	R: 1 E: 0 K: 0 S: 4	H: 1 LOB: 0 BB: 0 P: 4	R: 0 E: 0 K: 0 S: 6	H: 1 LOB: 0 BB: 0 P: 4	R: 3 E: 0 K: 0 S: 6	H: 3 LOB: 0 BB: 0 P: 6	1B: 7 2B: 3 3B: 1 HR: 0	SF: 2 SAC: 0 DP: 0 HBP: 0	WP: 0 PB: 0 SB: 0 CS: 0	PA: 38			
<b>PITCHER</b>	IP	WLS	BF	H	R	ER	SO	BB	IBB	HBP	BLK	WP	HR	S	P	ERA	WHIP								
Curt Simmons, L ERA: 5.0	9.0	W	38	11	5	5	2	0	0	0	0	0	0	42	42	5.00	1.222								





Batter	1	2	3	4	5	6	7	8	9	AB	R	H	RBI	BB	SO	LOB	TOP			
Paul Popovich, S (1.6)										5	0	0	0	0	0	1				
Glenn Beckert, R OBP: 0.421, SLG: 0.667 (1.4)										4	1	1	0	1	0	0				
Billy Williams, L OBP: 0.421, SLG: 0.556 (1.7)										5	1	2	1	0	1	1				
Ron Santo, R OBP: 0.263, SLG: 0.313 (1.5)										3	0	1	0	2	2	1				
14 Ernie Banks, R OBP: 0.333, SLG: 0.778 (1.3)										5	1	1	0	0	2	5				
Lee Thomas, L OBP: 0.500, SLG: 0.571 Byron Browne, R (7.9)										4	2	3	2	0	0	0				
Randy Hundley, R OBP: 0.500, SLG: 1.333 (1.2)										3	1	1	2	1	1	1				
Adolfo Phillips, R OBP: 0.563, SLG: 0.667 (1.8)										3	1	2	1	1	0	3				
Ray Culp, R (1.1)										3	0	0	1	0	1	2				
<b>Inning Stats</b>	R: 2 E: 1 K: 1 S: 8	H: 3 LOB: 3 BB: 2 P: 16	R: 0 E: 0 K: 1 S: 5	H: 0 LOB: 1 BB: 1 P: 9	R: 3 E: 0 K: 1 S: 9	H: 4 LOB: 0 BB: 0 P: 9	R: 0 E: 0 K: 1 S: 6	H: 1 LOB: 1 BB: 0 P: 6	R: 2 E: 0 K: 0 S: 5	H: 2 LOB: 0 BB: 0 P: 5	R: 0 E: 0 K: 1 S: 6	H: 1 LOB: 1 BB: 0 P: 6	R: 0 E: 0 K: 1 S: 5	H: 0 LOB: 1 BB: 1 P: 9	R: 0 E: 1 K: 1 S: 2	H: 0 LOB: 0 BB: 1 P: 6	1B: 6 2B: 3 3B: 1 HR: 1	SF: 0 SAC: 1 DP: 1 HBP: 0	WP: 0 PB: 0 SB: 0 CS: 0	PA: 42
<b>PITCHER</b>	IP WLS BF H R ER SO BB IBB HBP BLK WP HR S P ERA WHIP																			
Tommie Sisk, R ERA: 19.29 (1.1)	2.1 L 17 7 5 5 3 3 0 0 0 0 0 1 20 32 19.29 4.286																			
Steve Blass, R ERA: 4.5 (3.1)	1.2 6 1 0 0 1 0 0 0 0 0 0 0 8 8 0.00 0.600																			
Al McBean, R ERA: 5.4 (5.1)	3.0 13 3 2 2 2 1 0 0 0 0 0 0 16 20 6.00 1.333																			
Roy Face, R ERA: (8.1)	2.0 6 0 0 0 1 1 0 0 0 0 0 0 7 11 0.00 0.500																			

Chicago Cubs @ Pittsburgh Pirates  
Forbes Field, Pittsburgh, PA  
Sat Apr 15 1967, 3:33 AM EST  
Att: 10,624 - Cloudy - 67 F

AB	36
R	7
H	11
RBI	7
BB	5
SO	7
LOB	14



Batter	1	2	3	4	5	6	7	8	9	AB	R	H	RBI	BB	SO	LOB	BOTTOM					
Matty Alou, L OBP: 0.438, SLG: 0.273 (1.8)										4	1	0	0	0	0	0						
Maury Wills, S OBP: 0.350, SLG: 0.421 (1.5)										5	0	1	0	0	1	1						
Roberto Clemente, R OBP: 0.333, SLG: 0.250 (1.9)										3	2	2	1	1	0	1						
Willie Stargell, L OBP: 0.222, SLG: 0.067 (1.7)										4	0	0	0	0	2	4						
Donn Clendenon, R OBP: 0.294, SLG: 0.250 (1.3)										4	0	1	1	0	1	2						
Bill Mazeroski, R OBP: 0.250, SLG: 0.313 (1.4)										4	0	1	0	0	1	4						
Gene Alley, R OBP: 0.313, SLG: 0.438 (1.6)										4	0	2	1	0	1	2						
Jim Pagliaroni, R OBP: 0.250, SLG: 0.375 (1.2)										4	0	0	0	0	2	3						
Tommie Sisk, R Steve Blass, R Manny Jimenez, L Al McBean, R George Spriggs, L Roy Face, R Manny Mota, R (1.1) (3.1) (4. PH) (5.1) (7. PH) (8.1) (9. PH)										1	0	0	0	0	0	0						
<b>Inning Stats</b>	R: 2 E: 1 K: 0 S: 6	H: 3 LOB: 2 BB: 0 P: 7	R: 0 E: 0 K: 1 S: 5	H: 0 LOB: 0 BB: 0 P: 5	R: 0 E: 1 K: 1 S: 7	H: 1 LOB: 2 BB: 0 P: 7	R: 0 E: 0 K: 2 S: 7	H: 0 LOB: 0 BB: 0 P: 7	R: 0 E: 0 K: 1 S: 5	H: 0 LOB: 1 BB: 1 P: 9	R: 0 E: 0 K: 1 S: 6	H: 1 LOB: 1 BB: 0 P: 6	R: 0 E: 0 K: 0 S: 3	H: 0 LOB: 0 BB: 0 P: 3	R: 1 E: 1 K: 1 S: 8	H: 2 LOB: 2 BB: 0 P: 8	R: 0 E: 0 K: 1 S: 5	H: 0 LOB: 0 BB: 1 P: 5	1B: 6 2B: 1 3B: 1 HR: 0	SF: 0 SAC: 0 DP: 0 HBP: 1	WP: 0 PB: 0 SB: 0 CS: 0	PA: 38
<b>PITCHER</b>	IP WLS BF H R ER SO BB IBB HBP BLK WP HR S P ERA WHIP																					
Ray Culp, R ERA: 2.0 (1.1)	9.0 W 38 7 3 2 8 1 0 0 0 0 0 0 52 57 2.00 0.889																					

Chicago Cubs @ Pittsburgh Pirates  
Forbes Field, Pittsburgh, PA  
Sat Apr 15 1967, 3:33 AM EST  
Att: 10,624 - Cloudy - 67 F

AB	36
R	3
H	7
RBI	3
BB	1
SO	8
LOB	17





Batter	1	2	3	4	5	6	7	8	9	AB	R	H	RBI	BB	SO	LOB	TOP								
Paul Popovich, S OBP: 0.200, SLG: 0.200 (1, 6)										5	0	2	1	0	0	1	Chicago Cubs @ Pittsburgh Pirates Forbes Field, Pittsburgh, PA Sun Apr 16 1967, 3:33 AM EST Att: 13,510 - Cloudy - 75 F								
Glenn Beckert, R OBP: 0.375, SLG: 0.565 (1, 4)										5	0	1	1	0	0	1									
Billy Williams, L OBP: 0.500, SLG: 0.667 (1, 7)										3	1	2	0	2	0	0									
Ron Santo, R OBP: 0.292, SLG: 0.300 (1, 5)										4	0	1	1	1	1	6									
14 Ernie Banks, R OBP: 0.304, SLG: 0.652 (1, 3)										5	1	1	0	0	0	4									
Randy Hundley, R OBP: 0.500, SLG: 0.857 (1, 2)										4	1	2	0	0	1	1									
Byron Browne, R (1, 9)										2	1	0	0	1	0	1									
Adolfo Phillips, R OBP: 0.550, SLG: 0.571 (1, 8)										2	1	0	1	2	1	2									
Fergie Jenkins, R (1, 1)										3	0	0	0	0	1	4									
Cal Koonce, R (7, 1)										1	0	0	0	0	0	1									
John Upham, L (9, 1)										0	0	0	0	0	0	0									
Joe Niekro, R (9, 1)										0	0	0	0	0	0	0									
<b>Inning Stats</b>	R: 0 E: 0 K: 0 S: 3	H: 1 LOB: 1 BB: 1 P: 7	R: 4 E: 1 K: 1 S: 9	H: 4 LOB: 2 BB: 2 P: 17	R: 0 E: 0 K: 1 S: 6	H: 1 LOB: 1 BB: 0 P: 6	R: 0 E: 0 K: 0 S: 3	H: 0 LOB: 0 BB: 0 P: 3	R: 1 E: 0 K: 1 S: 6	H: 2 LOB: 0 BB: 0 P: 6	R: 0 E: 0 K: 0 S: 3	H: 0 LOB: 1 BB: 1 P: 7	R: 0 E: 0 K: 0 S: 3	H: 0 LOB: 1 BB: 1 P: 7	R: 0 E: 0 K: 0 S: 4	H: 1 LOB: 1 BB: 0 P: 4	R: 0 E: 1 K: 1 S: 6	H: 0 LOB: 2 BB: 1 P: 10	1B: 8 2B: 0 3B: 1 HR: 0	SF: 0 SAC: 1 DP: 2 HBP: 0	WP: 0 PB: 0 SB: 2 CS: 0	PA: 41			
<b>PITCHER</b>	IP	WLS	BF	H	R	ER	SO	BB	IBB	HBP	BLK	WP	HR	S	P	ERA	WHIP								
Bob Veale, L ERA: 4.66 (1, 1)	1.2		12	5	4	2	1	3	0	0	0	0	0	11	23	10.80	4.800								
Dennis Ribant, R ERA: 7.04 (2, 1)	3.1		12	3	1	1	2	0	0	0	0	0	0	16	16	2.70	0.900								
Pete Mikkelsen, R ERA: (6, 1)	2.0		8	0	0	0	0	2	0	0	0	0	0	6	14	0.00	1.000								
Juan Pizarro, L ERA: (8, 1)	2.0	W	9	1	0	0	1	1	0	0	0	0	0	10	14	0.00	1.000								

Chicago Cubs @ Pittsburgh Pirates  
Forbes Field, Pittsburgh, PA  
Sun Apr 16 1967, 3:33 AM EST  
Att: 13,510 - Cloudy - 75 F

AB	34
R	5
H	9
RBI	4
BB	6
SO	4
LOB	21




Batter	1	2	3	4	5	6	7	8	9	AB	R	H	RBI	BB	SO	LOB	BOTTOM								
Matty Alou, L OBP: 0.429, SLG: 0.400 (1, 8)										4	0	1	2	1	0	0	Chicago Cubs @ Pittsburgh Pirates Forbes Field, Pittsburgh, PA Sun Apr 16 1967, 3:33 AM EST Att: 13,510 - Cloudy - 75 F								
Maury Wills, S OBP: 0.333, SLG: 0.391 (1, 5)										4	0	1	0	0	0	0									
Roberto Clemente, R OBP: 0.319, SLG: 0.250 (1, 9)										4	0	1	0	0	0	2									
Willie Stargell, L OBP: 0.182, SLG: 0.053 (1, 7)										4	0	0	0	0	1	1									
Donn Clendenon, R OBP: 0.333, SLG: 0.300 (1, 3)										4	2	2	0	0	1	0									
Bill Mazerolski, R OBP: 0.350, SLG: 0.450 (1, 4)										4	2	3	0	0	0	0									
Gene Alley, R OBP: 0.300, SLG: 0.389 (1, 6)										2	1	0	1	1	0	1									
Jesse Gonder, L OBP: 0.300, SLG: 0.333 (1, 2)										3	0	0	1	0	0	1									
Manny Mota, R OBP: 0.375, SLG: 0.750 (9, PH)										1	1	1	1	0	0	0									
Bob Veale, S ERA: 2.35 (5, PH)										0	0	0	0	0	0	0									
Dennis Ribant, R George Spriggs, L Pete Mikkelsen, R Manny Jimenez, L Juan Pizarro, L Jim Paganoni, R OBP: 0.222, SLG: 0.375 (9, PH)										1	0	0	0	0	0	0									
<b>Inning Stats</b>	R: 0 E: 0 K: 0 S: 4	H: 1 LOB: 0 BB: 0 P: 4	R: 0 E: 0 K: 0 S: 3	H: 0 LOB: 0 BB: 0 P: 3	R: 0 E: 0 K: 0 S: 4	H: 1 LOB: 1 BB: 1 P: 8	R: 1 E: 0 K: 0 S: 5	H: 2 LOB: 1 BB: 0 P: 5	R: 0 E: 0 K: 0 S: 3	H: 0 LOB: 0 BB: 0 P: 3	R: 0 E: 0 K: 2 S: 7	H: 0 LOB: 0 BB: 0 P: 7	R: 1 E: 0 K: 0 S: 4	H: 1 LOB: 0 BB: 0 P: 4	R: 0 E: 0 K: 0 S: 3	H: 0 LOB: 0 BB: 0 P: 3	R: 4 E: 0 K: 0 S: 6	H: 4 LOB: 1 BB: 1 P: 10	1B: 7 2B: 1 3B: 1 HR: 0	SF: 2 SAC: 0 DP: 0 HBP: 0	WP: 0 PB: 0 SB: 0 CS: 0	PA: 37			
<b>PITCHER</b>	IP	WLS	BF	H	R	ER	SO	BB	IBB	HBP	BLK	WP	HR	S	P	ERA	WHIP								
Fergie Jenkins, R ERA: 2.35 (1, 1)	1.1		25	5	2	2	2	1	0	0	0	0	0	8	12	13.50	1.500								
Cal Koonce, R ERA: 11.97 (7, 1)	2.0		9	2	3	3	0	1	0	0	0	0	0	1	1	∞	∞								
John Upham, L ERA: (9, 1)	0.0	L	1	1	0	0	0	0	0	0	0	0	0	1	1	∞	∞								
Joe Niekro, R ERA: (9, 1)	0.1		2	1	1	1	0	0	0	0	0	0	0	2	2	27.00	3.000								


Chicago Cubs @ Pittsburgh Pirates  
Forbes Field, Pittsburgh, PA  
Sun Apr 16 1967, 3:33 AM EST  
Att: 13,510 - Cloudy - 75 F

AB	33
R	6
H	9
RBI	6
BB	2
SO	2
LOB	5





Batter	1	2	3	4	5	6	7	8	9	AB	R	H	RBI	BB	SO	LOB	TOP										
Don Kessinger, S OBP: 0.333, SLG: 0.421	2-3	BB		F7			6-3	2B	P5	5	0	1	0	1	0	3	<b>Chicago Cubs @ Philadelphia Phillies</b> Connie Mack Stadium, Philadelphia, PA Tue Apr 18 1967, 6:05 PM EST Att. 3,172 - Unknown - 40 F  livebaseballscorecards.com  <b>AB 36</b> <b>R 8</b> <b>H 10</b> <b>RBI 6</b> <b>BB 8</b> <b>SO 3</b> <b>LOB 16</b> 										
Glenn Beckert, R OBP: 0.345, SLG: 0.500	E6	F7		WP			P4	G3		5	0	1	0	0	0	3											
Billy Williams, L OBP: 0.517, SLG: 0.625	14 1B		G3	P5			14 WP	1B	14 SH1-4	3	1	1	0	2	0	1											
Ron Santo, R OBP: 0.310, SLG: 0.261	F9		L6		6-3		14 WP	BB	14 SH1-4	3	1	0	0	2	0	2											
14 Ernie Banks, R OBP: 0.296, SLG: 0.593	FC6-4		F7		P6		K		SH1-4	4	0	1	0	0	1	2											
Randy Hundley, R OBP: 0.462, SLG: 0.636	FC6-4			2B	6-3				F7	4	2	1	0	1	0	3											
Byron Browne, R OBP: 0.444, SLG: 0.571		5-3		E		6-3			F7	4	2	2	2	1	0	0											
Adolfo Phillips, R OBP: 0.600, SLG: 0.889				E6		K			HR	4	2	3	4	1	1	0											
Ken Holtzman, R				SH1-4					CS	2	0	0	0	0	0	0											
Bill Hands, R		SH1-4		6-3		F6			HR	2	0	0	0	0	1	2											
<b>Inning Stats</b>	R: 0 E: 1 K: 0 S: 5	H: 1 LOB: 3 BB: 1 P: 9	R: 0 E: 0 K: 0 S: 4	H: 1 LOB: 2 BB: 1 P: 8	R: 0 E: 0 K: 0 S: 3	H: 0 LOB: 0 BB: 0 P: 3	R: 3 E: 1 K: 0 S: 7	H: 4 LOB: 1 BB: 0 P: 7	R: 0 E: 0 K: 1 S: 5	H: 0 LOB: 0 BB: 0 P: 5	R: 0 E: 0 K: 1 S: 6	H: 1 LOB: 2 BB: 1 P: 10	R: 2 E: 0 K: 1 S: 7	H: 2 LOB: 1 BB: 1 P: 11	R: 3 E: 1 K: 0 S: 4	H: 1 LOB: 2 BB: 4 P: 20	1B: 5 2B: 3 3B: 1 HR: 1	SF: 0 SAC: 2 DP: 0 HBP: 0	WP: 2 PB: 0 CS: 3	PA: 46							
<b>PITCHER</b>	IP	WLS	BF	H	R	ER	SO	BB	IBB	HBP	BLK	WP	HR	S	P	ERA	WHIP										
Chris Short, L ERA: 3.24	7.2	L	37	9	5	5	3	4	0	0	0	2	1	39	55	5.87	1.696										
Dick Hall, R ERA:	0.1		1	0	0	0	0	0	0	0	0	0	0	1	1	0.00	0.000										
Rick Wise, R ERA: 3.6	0.0		2	0	2	2	0	2	0	0	0	0	0	0	8	∞	∞										
Ruben Gomez, R ERA: 3.0	1.0		6	1	1	0	0	0	2	0	0	0	0	4	12	0.00	1.000										

Batter	1	2	3	4	5	6	7	8	9	AB	R	H	RBI	BB	SO	LOB	BOTTOM										
Tony Taylor, R OBP: 0.333, SLG: 0.435	F9		1-3		FC6-2		2B		K	5	2	3	0	0	1	0	<b>Chicago Cubs @ Philadelphia Phillies</b> Connie Mack Stadium, Philadelphia, PA Tue Apr 18 1967, 6:05 PM EST Att. 3,172 - Unknown - 40 F  livebaseballscorecards.com  <b>AB 35</b> <b>R 4</b> <b>H 8</b> <b>RBI 4</b> <b>BB 4</b> <b>SO 8</b> <b>LOB 18</b> 										
Dick Groat, R OBP: 0.269, SLG: 0.136	1B		1-3		FC6-2		K		4-3	4	1	0	0	1	1	4											
Dick Allen, R OBP: 0.519, SLG: 0.800	K		F8		BB		1B		K	4	0	1	1	1	2	2											
Don Lock, R OBP: 0.556, SLG: 0.429	FC5-4			G6-4-3	BB		K		K	4	0	3	2	0	1	1											
Cookie Rojas, R OBP: 0.240, SLG: 0.318	FC5-4			G6-4-3	BB		K		K	3	0	0	0	1	1	4											
Gary Sutherland, R		L4		F4	L7			4-0		3	0	0	0	0	0	3											
John Briggs, L OBP: 0.348, SLG: 0.444								6-3	BB	0	0	0	0	1	0	0											
Johnny Callison, L OBP: 0.192, SLG: 0.208		P6			E8		K		F8	4	1	0	0	0	1	1											
Bob Uecker, R OBP: 0.250, SLG: 0.143		L6			K		P4		6-3	3	0	0	0	0	1	1											
Tony Gonzalez, L OBP: 0.471, SLG: 0.667					K		1-3		6-3	1	0	0	0	0	0	1											
Clay Dalrymple, L OBP: 0.133, SLG: 0.071									6-3	0	0	0	0	0	0	0											
Chris Short, R OBP: 0.286, SLG: 0.286				5-3					6-3	3	0	1	1	0	0	0											
Dick Hall, R					2B		1-3			0	0	0	0	0	0	0											
Tito Francona, L OBP: 0.192, SLG: 0.208					FC6-2					1	0	0	0	0	0	1											
Rick Wise, R										0	0	0	0	0	0	0											
Ruben Gomez, R					3H		1B			0	0	0	0	0	0	0											
<b>Inning Stats</b>	R: 0 E: 0 K: 1 S: 6	H: 1 LOB: 2 BB: 1 P: 10	R: 0 E: 0 K: 0 S: 3	H: 0 LOB: 0 BB: 0 P: 3	R: 0 E: 0 K: 0 S: 4	H: 1 LOB: 1 BB: 0 P: 4	R: 0 E: 0 K: 0 S: 3	H: 1 LOB: 0 BB: 0 P: 3	R: 3 E: 1 K: 1 S: 9	H: 3 LOB: 3 BB: 2 P: 17	R: 0 E: 0 K: 1 S: 5	H: 0 LOB: 0 BB: 0 P: 5	R: 1 E: 0 K: 3 S: 11	H: 2 LOB: 1 BB: 0 P: 11	R: 0 E: 0 K: 0 S: 3	H: 0 LOB: 1 BB: 1 P: 7	R: 0 E: 0 K: 2 S: 7	H: 0 LOB: 0 BB: 0 P: 7	1B: 5 2B: 2 3B: 1 HR: 0	SF: 0 SAC: 0 DP: 1 HBP: 0	WP: 0 PB: 0 CS: 0	PA: 39					
<b>PITCHER</b>	IP	WLS	BF	H	R	ER	SO	BB	IBB	HBP	BLK	WP	HR	S	P	ERA	WHIP										
Ken Holtzman, L ERA: 3.21	6.0		28	7	4	1	3	2	1	0	0	0	0	31	43	1.50	1.500										
Bill Hands, R ERA:	3.0	W	11	1	0	0	5	1	0	0	0	0	0	20	24	0.00	0.667										



Batter	1	2	3	4	5	6	7	8	9	AB	R	H	RBI	BB	SO	LOB	TOP				
Don Kessinger, S (1,6) OBP: 0.360, SLG: 0.435	4-3		4-3 3B 1B		F8			G4-3 1B		4	1	2	0	0	0	0	Chicago Cubs @ New York Mets Shea Stadium, Flushing, NY Thu Apr 20 1967, 3:33 AM EST Att: 5,379 - Sunny - 60 F				
Glenn Beckert, R (1,4) OBP: 0.303, SLG: 0.438	P4		4-3 1-2			1-3		L7		4	0	0	0	0	0	2					
Billy Williams, L (1,7) OBP: 0.515, SLG: 0.679							4-3	G4-3 1-2		4	0	2	1	0	0	1					
Ron Santo, R (1,5) OBP: 0.273, SLG: 0.222	K		P4				K		2-3	4	0	0	0	0	2	2					
14 Ernie Banks, R (1,3) OBP: 0.290, SLG: 0.548		K						F8	5-3	4	0	1	0	0	1	0					
Randy Hundley, R (1,2) OBP: 0.412, SLG: 0.533		4-3 1B			4-3 1-2			F8	F8	4	0	1	0	0	0	1					
Byron Browne, R (1,9) OBP: 0.417, SLG: 0.500		4-3 1-2								3	0	1	0	0	1	1					
Adolfo Phillips, R (1,8) OBP: 0.571, SLG: 0.810		1-3								3	0	1	0	0	1	1					
Curt Simmons, L (1,1) OBP: 0.167, SLG: 0.167										2	0	0	0	0	0	0					
Clarence Jones, L (7,PH)										1	0	0	0	0	0	2					
Cal Koonce, R (7,1)										0	0	0	0	0	0	0					
John Upham, L (8,1)										0	0	0	0	0	0	0					
<b>Inning Stats</b>	R: 0 E: 0 K: 1 S: 6	H: 1 LOB: 1 BB: 0 P: 6	R: 0 E: 0 K: 1 S: 6	H: 1 LOB: 1 BB: 0 P: 6	R: 1 E: 0 K: 0 S: 5	H: 2 LOB: 1 BB: 0 P: 5	R: 0 E: 0 K: 1 S: 5	H: 1 LOB: 0 BB: 0 P: 5	R: 0 E: 0 K: 1 S: 5	H: 0 LOB: 0 BB: 0 P: 5	R: 0 E: 0 K: 0 S: 5	H: 2 LOB: 2 BB: 0 P: 5	R: 0 E: 0 K: 0 S: 3	H: 1 LOB: 0 BB: 0 P: 3	R: 0 E: 0 K: 0 S: 3	H: 0 LOB: 0 BB: 0 P: 3		1B: 7 2B: 0 3B: 1 HR: 0	SF: 0 SAC: 0 DP: 1 HBP: 0	WP: 0 PB: 0 SB: 0 CS: 1	PA: 33
<b>PITCHER</b>	IP WLS BF H R ER SO BB IBB HBP BLK WP HR S P ERA WHIP																				
Tom Seaver, R (1,1) ERA: 2.13	7.1 W 29 8 1 1 5 0 0 0 0 0 0 39 39 1.23 1.091																				
Don Shaw, L (8,1) ERA: 2.25	1.2 S 4 0 0 0 0 0 0 0 0 0 0 4 4 0.00 0.000																				

Chicago Cubs @ New York Mets  
Shea Stadium, Flushing, NY  
Thu Apr 20 1967, 3:33 AM EST  
Att: 5,379 - Sunny - 60 F

AB	33
R	1
H	8
RBI	1
BB	0
SO	5
LOB	10



Batter	1	2	3	4	5	6	7	8	9	AB	R	H	RBI	BB	SO	LOB	BOTTOM			
Cleon Jones, R (1,9) OBP: 0.077, SLG: 0.077	G3		F9			SH3-4 1B 1B	6-3	K		5	1	1	0	0	1	4	Chicago Cubs @ New York Mets Shea Stadium, Flushing, NY Thu Apr 20 1967, 3:33 AM EST Att: 5,379 - Sunny - 60 F			
Don Bosh, S (1,8) OBP: 0.192, SLG: 0.125	5-3				L6	SH3-4 1-2		1B SF7 BB		2	1	0	0	1	0	0				
Ken Boyer, R (1,5) OBP: 0.400, SLG: 0.333	K				L8	2B SF9 1B		SF7 1B 5-3 1B		4	2	2	1	0	1	0				
Tommy Davis, R (1,7) OBP: 0.412, SLG: 0.625		4-3						5-3		3	1	2	1	0	0	0				
Tommye Reynolds, R (6,PR) OBP: 0.375, SLG: 0.750					HR					1	0	0	0	0	0	2				
Jerry Buchek, R (1,4) OBP: 0.391, SLG: 0.450		6-3								2	0	0	0	1	0	0				
Sandy Alomar Sr., S (8,PR) (9,4)					5-3					0	1	0	0	0	0	0				
Ron Swoboda, R (1,3) OBP: 0.125, SLG: 0.143										2	0	0	1	0	1	0				
Ed Kranepool, L (7,3) OBP: 0.385, SLG: 0.300	K				4-3	SF9		SF7		0	0	0	1	0	0	0				
Jerry Grote, R (1,2) OBP: 0.409, SLG: 0.550			F2			FC6-4 1B		BB 1B IBB		3	0	1	0	1	0	2				
Bud Harrelson, S (1,6) OBP: 0.304, SLG: 0.250			K							4	0	1	2	0	1	1				
Tom Seaver, R (1,1) OBP: 0.600, SLG: 0.333										2	0	0	0	1	1	1				
Don Shaw, L (8,1) ERA: 2.25					F3					0	0	0	0	1	0	0				
<b>Inning Stats</b>	R: 0 E: 0 K: 1 S: 5	H: 0 LOB: 0 BB: 0 P: 5	R: 0 E: 0 K: 1 S: 5	H: 0 LOB: 0 BB: 0 P: 5	R: 0 E: 0 K: 1 S: 5	H: 0 LOB: 1 BB: 1 P: 9	R: 1 E: 0 K: 0 S: 4	H: 1 LOB: 0 BB: 0 P: 4	R: 0 E: 0 K: 0 S: 4	H: 1 LOB: 1 BB: 0 P: 4	R: 2 E: 0 K: 0 S: 6	H: 3 LOB: 2 BB: 1 P: 10	R: 0 E: 0 K: 1 S: 5	H: 0 LOB: 0 BB: 0 P: 5	R: 3 E: 0 K: 1 S: 7	H: 2 LOB: 3 BB: 3 P: 20		1B: 5 2B: 1 3B: 0 HR: 1	SF: 2 SAC: 1 DP: 0 HBP: 1	WP: 0 PB: 0 SB: 0 CS: 0
<b>PITCHER</b>	IP WLS BF H R ER SO BB IBB HBP BLK WP HR S P ERA WHIP																			
Curt Simmons, L (1,1) ERA: 4.8	6.0 L 25 5 3 3 3 1 1 1 1 0 0 0 29 37 4.50 1.000																			
Cal Koonce, R (7,1) ERA: 13.5	1.2 10 2 3 3 1 1 1 1 0 0 0 9 18 16.20 1.800																			
John Upham, L (8,1) ERA: 27.0	0.1 2 0 0 0 0 1 1 0 0 0 0 0 3 7 0.00 3.000																			

Chicago Cubs @ New York Mets  
Shea Stadium, Flushing, NY  
Thu Apr 20 1967, 3:33 AM EST  
Att: 5,379 - Sunny - 60 F

AB	28
R	6
H	7
RBI	6
BB	5
SO	5
LOB	10









Batter	1	2	3	4	5	6	7	8	9	AB	R	H	RBI	BB	SO	LOB	TOP	
Matty Alou, L OBP: 0.412, SLG: 0.370 (1, 8)										4	0	1	0	0	2	1	<b>Pittsburgh Pirates @ Chicago Cubs</b> Wrigley Field, Chicago, IL Sun Apr 23 1967, 3:33 AM CST Att: 6,754 - Cloudy - 40 F	
Maury Wills, S OBP: 0.378, SLG: 0.400 (1, 5)										4	0	2	0	0	0	0		
Roberto Clemente, R OBP: 0.371, SLG: 0.455 (1, 9)										4	1	2	1	0	0	3		
Willie Stargell, L OBP: 0.171, SLG: 0.161 (1, 7)										3	0	0	0	1	1	2		
Donn Clendenon, R OBP: 0.265, SLG: 0.333 (1, 3)										4	1	1	1	0	3	2		
Bill Mazerowski, R OBP: 0.406, SLG: 0.594 (1, 4)										4	1	1	0	0	0	0		
Gene Alley, R OBP: 0.313, SLG: 0.567 (1, 6)										4	0	1	0	0	1	0		
Jim Pagliaroni, R OBP: 0.158, SLG: 0.176 (1, 2)										3	0	0	0	0	2	2		
Juan Pizarro, L Steve Glass, R George Springs, L Jim Shellenback, L Bill Short, L Tommy Sisk, R (1, 1) (5, 1) (7, 9) (7, 1) (7, 1)										2	0	1	1	0	0	0		
<b>Inning Stats</b>	R: 0 E: 0 K: 1 S: 6	H: 2 LOB: 2 BB: 1 P: 10	R: 1 E: 0 K: 1 S: 7	H: 3 LOB: 1 BB: 0 P: 7	R: 0 E: 0 K: 0 S: 3	H: 1 LOB: 0 BB: 0 P: 3	R: 1 E: 0 K: 1 S: 6	H: 1 LOB: 0 BB: 0 P: 6	R: 0 E: 0 K: 0 S: 9	H: 0 LOB: 0 BB: 0 P: 9	R: 0 E: 0 K: 2 S: 8	H: 1 LOB: 1 BB: 0 P: 8	R: 0 E: 0 K: 1 S: 5	H: 0 LOB: 0 BB: 0 P: 5	1B: 6 2B: 1 3B: 0 HR: 2	SF: 0 SAC: 0 DP: 1 HBP: 0		WP: 1 PB: 0 SB: 1 CS: 2
<b>PITCHER</b> Fergie Jenkins, R ERA: 2.59 (1, 1)	IP: 9.0 WLS: W BF: 34 H: 9 R: 3 ER: 3 SO: 10 BB: 1 IBB: 0 HBP: 0 BLK: 0 WP: 1 HR: 2 S: 53 P: 57 ERA: 3.00 WHIP: 1.111											<b>PITCHER</b> IP: WLS: BF: H: R: ER: SO: BB: IBB: HBP: BLK: WP: HR: S: P: ERA: WHIP						

Batter	1	2	3	4	5	6	7	8	9	AB	R	H	RBI	BB	SO	LOB	BOTTOM			
Don Kessinger, S OBP: 0.394, SLG: 0.370 (1, 6)										1	1	0	0	3	1	0	<b>Pittsburgh Pirates @ Chicago Cubs</b> Wrigley Field, Chicago, IL Sun Apr 23 1967, 3:33 AM CST Att: 6,754 - Cloudy - 40 F			
Glenn Beckert, R OBP: 0.293, SLG: 0.410 (1, 4)										3	2	1	0	1	0	1				
Billy Williams, L OBP: 0.475, SLG: 0.588 (1, 7)										3	1	1	1	0	0	1				
Ron Santo, R OBP: 0.317, SLG: 0.194 (1, 5)										1	2	0	0	3	0	0				
Norm Gigon, R OBP: 0.500, SLG: 1.000 (1, 9)										4	1	1	3	0	2	6				
Randy Hundley, R OBP: 0.333, SLG: 0.429 (1, 2)										3	0	0	1	0	0	3				
14 Ernie Banks, R OBP: 0.256, SLG: 0.447 (1, 3)										3	0	0	0	1	0	0				
Adolfo Phillips, R OBP: 0.543, SLG: 0.821 (1, 8)										4	0	2	2	0	2	0				
Fergie Jenkins, R (1, 1)										4	0	0	0	0	2	2				
<b>Inning Stats</b>	R: 0 E: 0 K: 1 S: 5	H: 0 LOB: 0 BB: 0 P: 5	R: 0 E: 0 K: 0 S: 3	H: 0 LOB: 0 BB: 0 P: 3	R: 0 E: 0 K: 1 S: 5	H: 0 LOB: 0 BB: 0 P: 5	R: 4 E: 1 K: 2 S: 10	H: 2 LOB: 3 BB: 3 P: 22	R: 3 E: 0 K: 0 S: 4	H: 2 LOB: 0 BB: 2 P: 12	R: 0 E: 0 K: 2 S: 7	H: 0 LOB: 3 BB: 0 P: 7	R: 0 E: 0 K: 1 S: 5	H: 0 LOB: 3 BB: 3 P: 17	R: 0 E: 0 K: 0 S: 3	H: 1 LOB: 0 BB: 0 P: 3		1B: 3 2B: 1 3B: 0 HR: 1	SF: 1 SAC: 1 DP: 0 HBP: 0	WP: 0 PB: 0 SB: 0 CS: 1
<b>PITCHER</b> Juan Pizarro, L Steve Glass, R Jim Shellenback, L Bill Short, L Tommy Sisk, R ERA: 4.05 ERA: 2.45 ERA: ERA: ERA: (1, 1) (5, 1) (7, 1) (7, 1) (7, 1)	IP: 4.2 WLS: L BF: 23 H: 4 R: 7 ER: 3 SO: 4 BB: 4 IBB: 0 HBP: 0 BLK: 0 WP: 0 HR: 1 S: 26 P: 46 ERA: 5.79 WHIP: 1.714											<b>PITCHER</b> IP: WLS: BF: H: R: ER: SO: BB: IBB: HBP: BLK: WP: HR: S: P: ERA: WHIP								



Batter	1	2	3	4	5	6	7	8	9	10	AB	R	H	RBI	BB	SO	LOB	TOP			
<b>Cleon Jones, R</b> OBP: 0.125, SLG: 0.128 (1, 8)	K		4-3		1-3					SH3	4	0	1	0	0	1	0	<b>New York Mets @ Chicago Cubs</b> Wrigley Field, Chicago, IL Tue Apr 25 1967, 3:33 AM CST Att: 1,077 - Sunny - 40 F			
<b>Tommy Reynolds, R</b> OBP: 0.278, SLG: 0.444 (9, 7)	3-1		K		F3					K	5	0	0	0	0	3	3				
<b>Ken Boyer, R</b> OBP: 0.400, SLG: 0.306 (1, 5)					F8					6-3	3	0	0	0	2	0	0				
<b>Tommy Davis, R</b> OBP: 0.417, SLG: 0.629 <b>Al Luplow, L</b> OBP: 0.333, SLG: 0.438 (1, 7) (9, 9)	BB				FC5-4					6-3	4	0	1	0	0	1	1				
<b>Ron Swoboda, R</b> <b>Sandy Alomar Sr., S</b> (1, 3) (9, PR) (9, 4)					FC5-4					E6	4	1	1	0	0	0	1				
<b>Jerry Grote, R</b> OBP: 0.308, SLG: 0.378 (1, 2)					5-3					SH2-4	3	0	1	1	0	0	1				
<b>Bart Shirley, R</b> (1, 4)										SH2-4	3	0	0	0	0	1	2				
<b>Chuck Hiller, L</b> <b>Ed Kranepool, L</b> (9, PH) (9, 3)	K				P4					G6-4-3	0	0	0	0	1	0	0				
<b>Bud Harrelson, S</b> OBP: 0.243, SLG: 0.235 (1, 6)										BB	0	0	0	0	0	0	0				
<b>Tom Seaver, R</b> OBP: 0.556, SLG: 0.333 (1, 1)										G6-4-3	4	0	0	0	0	2	3				
<b>Inning Stats</b>	R: 0 E: 0 K: 2 S: 7	H: 0 LOB: 1 BB: 1 P: 11	R: 0 E: 1 K: 2 S: 8	H: 0 LOB: 1 BB: 0 P: 8	R: 0 E: 0 K: 2 S: 7	H: 0 LOB: 0 BB: 0 P: 7	R: 0 E: 0 K: 1 S: 6	H: 1 LOB: 1 BB: 0 P: 4	R: 0 E: 0 K: 1 S: 6	H: 1 LOB: 2 BB: 1 P: 10	R: 1 E: 1 K: 0 S: 5	H: 2 LOB: 1 BB: 0 P: 5	R: 0 E: 0 K: 0 S: 3	H: 0 LOB: 0 BB: 0 P: 3	R: 0 E: 1 K: 0 S: 3	H: 0 LOB: 2 BB: 1 P: 7	R: 1 E: 0 K: 2 S: 9	H: 2 LOB: 2 BB: 1 P: 13	1B: 6 2B: 0 3B: 0 HR: 0	SF: 0 SAC: 2 DP: 1 HBP: 0	WP: 1 PA: 41 PB: 0 SB: 0 CS: 0
<b>PITCHER</b>	IP	WLS	BF	H	R	ER	SO	BB	IBB	HBP	BLK	WP	HR	S	P	ERA	WHIP				
<b>Ken Holtzman, L</b> ERA: 2.05 (1, 1)	8.0		31	4	1	0	8	2	0	0	0	0	0	45	53	0.00	0.750				
<b>Bill Hands, R</b> ERA: 1.8 (9, 1)	1.2	L	8	1	1	1	1	1	1	0	0	1	0	8	16	5.40	1.200				
<b>Bob Hendley, L</b> ERA: (10, 1)	0.1		2	1	0	0	1	0	0	0	0	0	0	4	4	0.00	3.000				

AB	35
R	2
H	6
RBI	2
BB	4
SO	10
LOB	13



Batter	1	2	3	4	5	6	7	8	9	10	AB	R	H	RBI	BB	SO	LOB	BOTTOM			
<b>Don Kessinger, S</b> OBP: 0.378, SLG: 0.333 (1, 6)	E5		K			P6				SH1-4	3	1	0	0	1	1	0	<b>New York Mets @ Chicago Cubs</b> Wrigley Field, Chicago, IL Tue Apr 25 1967, 3:33 AM CST Att: 1,077 - Sunny - 40 F			
<b>Glenn Beckert, R</b> OBP: 0.302, SLG: 0.415 (1, 4)	SH5-3					F9				SH1-4	2	0	1	0	0	0	0				
<b>Billy Williams, L</b> OBP: 0.455, SLG: 0.553 (1, 7)	F8					5-3				1-3	4	0	1	0	0	0	2				
<b>Ron Santo, R</b> OBP: 0.289, SLG: 0.171 (1, 5)	6-3					K				E6	4	0	0	0	0	1	3				
<b>Lee Thomas, L</b> OBP: 0.444, SLG: 0.500 (1, 9)						G4-6-3				F7	4	0	1	0	0	0	3				
<b>Clarence Jones, L</b> OBP: 0.200, SLG: 0.200 (1, 3)						P6				F7	4	0	1	0	0	0	1				
<b>Randy Hundley, R</b> OBP: 0.286, SLG: 0.360 (1, 2)						L7				G1-6-3	4	0	0	0	0	0	1				
<b>Adolfo Phillips, R</b> OBP: 0.487, SLG: 0.719 (1, 8)						P2				G1-6-3	4	0	0	0	0	2	1				
<b>Ken Holtzman, R</b> <b>Jimmy Stewart, S</b> <b>Bill Hands, R</b> <b>Bob Hendley, R</b> (1, 1) (8, PH) (9, 1) (10, 1)						P4				4-3	2	0	0	0	0	1	1				
<b>Inning Stats</b>	R: 0 E: 1 K: 0 S: 4	H: 0 LOB: 1 BB: 4 P: 4	R: 0 E: 0 K: 0 S: 3	H: 0 LOB: 0 BB: 0 P: 3	R: 0 E: 0 K: 2 S: 7	H: 0 LOB: 0 BB: 0 P: 7	R: 0 E: 0 K: 1 S: 6	H: 2 LOB: 1 BB: 0 P: 6	R: 0 E: 0 K: 1 S: 6	H: 1 LOB: 1 BB: 0 P: 6	R: 0 E: 0 K: 0 S: 3	H: 0 LOB: 0 BB: 0 P: 3	R: 0 E: 0 K: 0 S: 5	H: 0 LOB: 0 BB: 0 P: 5	R: 1 E: 1 K: 0 S: 4	H: 0 LOB: 1 BB: 1 P: 8	R: 0 E: 0 K: 0 S: 3		H: 0 LOB: 0 BB: 0 P: 3	1B: 4 2B: 0 3B: 0 HR: 0	SF: 0 SAC: 2 DP: 2 HBP: 0
<b>PITCHER</b>	IP	WLS	BF	H	R	ER	SO	BB	IBB	HBP	BLK	WP	HR	S	P	ERA	WHIP				
<b>Tom Seaver, R</b> ERA: 1.19 (1, 1)	10.0	W	35	4	1	0	5	1	0	0	0	0	0	44	48	0.00	0.500				

AB	32
R	1
H	4
RBI	0
BB	1
SO	5
LOB	12





Batter	1	2	3	4	5	6	7	8	9	AB	R	H	RBI	BB	SO	LOB	TOP					
Chuck Hiller, L (1, 4) OBP: 0.227, SLG: 0.250	0-3 K		4-0 BB		0-0 F7			0-3 K		3	0	0	0	1	2	1	<b>New York Mets @ Chicago Cubs</b> Wrigley Field, Chicago, IL Thu Apr 27 1967, 3:33 AM CST Att: 1,849 - Sunny					
Larry Stahl, L (1, 8) OBP: 0.100, SLG: 0.111	0-3 K		0-0 F8		0-0 F9			0-0 FC6-4 1B		4	0	1	0	0	1	2						
Ken Boyer, R (1, 5) OBP: 0.367, SLG: 0.275	0-3 K		0-3 K			0-0 5-3		0-0 FC6-4 1-2		4	0	0	0	0	2	2						
Tommy Davis, R (1, 7) OBP: 0.400, SLG: 0.579		0-3 K		4-0 BB		0-0 3-1		0-3 K		3	0	0	0	1	2	0						
Al Luplow, L (1, 9) OBP: 0.364, SLG: 0.421		4-0 BB BB		0-0 P4		0-0 F7		0-0 1B		3	0	1	0	1	0	1						
Ed Kranevool, L (1, 3) OBP: 0.370, SLG: 0.304		4-0 1-2 BB		0-0 F7			0-0 F5	0-0 F7		3	0	0	0	1	0	2						
Jerry Grote, R (1, 2) OBP: 0.286, SLG: 0.350		0-0 F9		0-0 5-3			0-3 K	0-3 K		3	0	0	0	0	1	3						
Greg Goossen, R (8, PH) OBP: 0.428, SLG: 0.571										1	0	0	0	0	1	1						
Bud Harrelson, S (1, 6) OBP: 0.250, SLG: 0.243		0-3 K			0-0 SH1-4 1B		0-0 6-3			3	0	1	0	0	1	2						
Jack Fisher, R (1, 1) OBP: 0.500, SLG: 0.600				0-0 F7		0-0 SH1-4		0-0 4-3		1	0	0	0	0	0	0						
John Sullivan, L (8, PH) OBP: 0.200, SLG: 0.200										1	0	0	0	0	0	0						
Jack Hamilton, R (8, 1)										0	0	0	0	0	0	0						
<b>Inning Stats</b>	R: 0 E: 0 K: 3 S: 9	H: 0 LOB: 0 BB: 0 P: 9	R: 0 E: 0 K: 2 S: 7	H: 0 LOB: 2 BB: 2 P: 15	R: 0 E: 0 K: 1 S: 5	H: 0 LOB: 1 BB: 1 P: 9	R: 0 E: 0 K: 0 S: 3	H: 0 LOB: 1 BB: 1 P: 7	R: 0 E: 0 K: 0 S: 4	H: 1 LOB: 1 BB: 0 P: 4	R: 0 E: 0 K: 0 S: 3	H: 0 LOB: 0 BB: 0 P: 3	R: 0 E: 0 K: 1 S: 5	H: 0 LOB: 0 BB: 0 P: 5	R: 0 E: 0 K: 1 S: 6	H: 1 LOB: 1 BB: 0 P: 6	R: 0 E: 0 K: 2 S: 8	H: 1 LOB: 1 BB: 0 P: 8	1B: 3 2B: 0 3B: 0 HR: 0	SF: 0 SAC: 1 DP: 0 HBP: 0	WP: 0 PB: 0 SB: 0 CS: 0	PA: 34
<b>PITCHER</b> Fergie Jenkins, R (1, 1) ERA: 1.89	IP: 9.0 WLS: W BF: 34 H: 3 R: 0 ER: 0 SO: 10 BB: 4 IBB: 0 HBP: 0 BLK: 0 WP: 0 HR: 0 S: 50 P: 66 ERA: 0.00 WHIP: 0.778																					

AB	29
R	0
H	3
RBI	0
BB	4
SO	10
LOB	14



Batter	1	2	3	4	5	6	7	8	9	AB	R	H	RBI	BB	SO	LOB	BOTTOM			
Don Kessinger, S (1, 6) OBP: 0.341, SLG: 0.294	0-0 4-3		0-0 F8		0-0 4-3			0-0 FC1-6 G4-6-3 1-2		4	0	0	0	0	0	1	<b>New York Mets @ Chicago Cubs</b> Wrigley Field, Chicago, IL Thu Apr 27 1967, 3:33 AM CST Att: 1,849 - Sunny			
Glenn Beckert, R (1, 4) OBP: 0.319, SLG: 0.444	0-0 5-3					0-0 G3 1B 2B		0-0 G4-6-3 1-2		4	1	2	0	0	0	1				
Billy Williams, L (1, 7) OBP: 0.458, SLG: 0.561	4-0 BB		0-0 4-3			0-0 G3		0-0 E6 G3 2B		3	1	1	0	1	0	2				
Ron Santo, R (1, 5) OBP: 0.306, SLG: 0.211	0-0 F5			0-0 4-3 2B		4-0 1B E BB		0-0 6-3		3	1	1	0	1	0	2				
Lee Thomas, L (1, 9) OBP: 0.409, SLG: 0.455		0-0 P4		0-0 4-3		0-0 E 1B		0-0 G3		4	0	1	2	0	0	1				
Clarence Jones, L (1, 3) OBP: 0.222, SLG: 0.222		0-0 4-3		0-0 G3		0-0 FC3		0-0 1B		4	0	1	1	0	0	2				
Randy Hundley, R (1, 2) OBP: 0.281, SLG: 0.321		4-0 BB		0-3 K		0-3 K		0-0 4-3		3	0	0	0	1	2	4				
Adolfo Phillips, R (1, 8) OBP: 0.452, SLG: 0.657		0-0 F7			0-3 K		0-0 P5			3	0	0	0	0	1	3				
Fergie Jenkins, R (1, 1) OBP: 0.083, SLG: 0.083			0-3 K		0-0 P4			0-0 FC1-6 1B		3	0	1	0	0	1	0				
<b>Inning Stats</b>	R: 0 E: 0 K: 0 S: 3	H: 0 LOB: 1 BB: 1 P: 7	R: 0 E: 0 K: 0 S: 3	H: 0 LOB: 1 BB: 1 P: 7	R: 0 E: 0 K: 1 S: 6	H: 1 LOB: 0 BB: 0 P: 6	R: 0 E: 0 K: 1 S: 6	H: 1 LOB: 0 BB: 0 P: 6	R: 0 E: 0 K: 1 S: 5	H: 0 LOB: 0 BB: 0 P: 5	R: 2 E: 1 K: 1 S: 8	H: 2 LOB: 2 BB: 1 P: 12	R: 0 E: 0 K: 0 S: 3	H: 1 LOB: 0 BB: 0 P: 3	R: 1 E: 1 K: 0 S: 5	H: 2 LOB: 1 BB: 0 P: 5		1B: 4 2B: 3 3B: 0 HR: 0	SF: 0 SAC: 0 DP: 1 HBP: 0	WP: 0 PB: 0 SB: 0 CS: 0
<b>PITCHER</b> Jack Fisher, R (1, 1) ERA: 5.5	IP: 7.0 WLS: L BF: 29 H: 5 R: 2 ER: 2 SO: 4 BB: 3 IBB: 0 HBP: 0 BLK: 0 WP: 0 HR: 0 S: 34 P: 46 ERA: 2.57 WHIP: 1.143																			
Jack Hamilton, R (8, 1) ERA: 2.84	IP: 1.0 WLS: L BF: 5 H: 2 R: 1 ER: 1 SO: 0 BB: 0 IBB: 0 HBP: 0 BLK: 0 WP: 0 HR: 0 S: 5 P: 5 ERA: 9.00 WHIP: 2.000																			

AB	31
R	3
H	7
RBI	3
BB	3
SO	4
LOB	16





Batter	1	2	3	4	5	6	7	8	9	10	11	12	13	AB	R	H	RBI	BB	SO	LOB	TOP			
Don Kessinger, S OBP: 0.256, SLG: 0.250 (1, 6)	K		6-3			K		FC1-5 1B		4-3		4-3		6	1	0	0	0	2	2				
Glenn Beckert, R OBP: 0.321, SLG: 0.420 (1, 4)	P4			F9		F9		5-3		1B		1B		5	1	1	0	1	0	2				
Billy Williams, L OBP: 0.463, SLG: 0.565 (1, 7)	K					P5		1B		1B		F7		5	0	2	0	1	1	1				
Ron Santo, R OBP: 0.327, SLG: 0.233 (1, 5)		4-3												5	0	2	2	1	0	2				
Lee Thomas, L OBP: 0.429, SLG: 0.444 (1, 9)				P6										5	0	2	1	0	1	4				
Clarence Jones, L OBP: 0.154, SLG: 0.154 14 Ernie Banks, R OBP: 0.268, SLG: 0.436 (10, PH) (10, 3)						F2								4	0	0	0	0	2	3				
Randy Hundley, R OBP: 0.289, SLG: 0.324 (1, 2)														6	1	2	0	0	3	3				
Adolfo Phillips, R OBP: 0.458, SLG: 0.615 (1, 8)				P6										4	0	1	0	2	1	1				
Don Kessinger, S OBP: 0.256, SLG: 0.250 (1, 6)														1	1	1	0	0	2	0				
Don Wilson, R ERA: 5.65 Carroll Sembera, R ERA: 1.64 Claude Raymond, R ERA: 2.03 Barry Latman, R ERA: 3.75	R: 0 E: 0 K: 2 S: 7	H: 0 LOB: 0 BB: 0 P: 7	R: 0 E: 0 K: 2 S: 7	H: 0 LOB: 1 BB: 0 P: 8	R: 0 E: 0 K: 1 S: 5	H: 0 LOB: 0 BB: 0 P: 5	R: 0 E: 0 K: 1 S: 5	H: 0 LOB: 0 BB: 0 P: 3	R: 0 E: 0 K: 1 S: 8	H: 1 LOB: 1 BB: 0 P: 8	R: 1 E: 0 K: 1 S: 6	H: 3 LOB: 0 BB: 0 P: 6	R: 0 E: 0 K: 2 S: 3	H: 1 LOB: 2 BB: 1 P: 7	R: 0 E: 0 K: 2 S: 7	H: 1 LOB: 2 BB: 1 P: 15	1B: 10 2B: 2 3B: 0 HR: 0	SF: 0 SAC: 0 DP: 2 HBP: 1	WP: 0 PB: 0 SB: 1 CS: 0	PA: 54				
	PITCHER																							
	PITCHER																							

Chicago Cubs @ Houston Astros  
Astrodome, Houston, TX  
Fri Apr 28 1967, 7:05 PM EST  
Att. 11,729 - Dome - 72 F

AB 47  
R 4  
H 11  
RBI 4  
BB 6  
SO 13  
LOB 24



Batter	1	2	3	4	5	6	7	8	9	10	11	12	13	AB	R	H	RBI	BB	SO	LOB	BOTTOM			
Joe Morgan, L OBP: 0.333, SLG: 0.229 (1, 4)	E3 SH2-3			SF7		F7								4	0	1	1	1	0	3				
Sonny Jackson, L OBP: 0.271, SLG: 0.313 Rusty Staub, L OBP: 0.286, SLG: 0.444 Claude Raymond, R ERA: 2.03 Chris Zachary, L ERA: 2.03 Barry Latman, R ERA: 3.75	SH2-3			F8		FC4-6								3	0	0	0	0	0	3				
Jimmy Wynn, R OBP: 0.336, SLG: 0.443 (1, 8)	K													5	1	2	1	1	1	1				
Bob Aspromonte, R OBP: 0.277, SLG: 0.211 (1, 5)	6-3													6	0	0	0	0	0	4				
Jim Landis, R OBP: 0.366, SLG: 0.432 (1, 9)														6	1	3	0	0	1	1				
John Bateman, R OBP: 0.232, SLG: 0.231 (1, 2)														6	1	1	0	0	1	3				
Chuck Harrison, R OBP: 0.375, SLG: 0.306 Eddie Matthews, L OBP: 0.416, SLG: 0.489 (9, 3) (9, 3)														2	0	1	1	1	0	0				
Ron Davis, R OBP: 0.278, SLG: 0.471 Bill Heath, L OBP: 0.333, SLG: 0.091 Ron Brandt, R OBP: 0.333, SLG: 0.143 Aaron Pointer, R OBP: 0.280, SLG: 0.317 (10, 7)														3	0	1	0	0	0	3				
Don Wilson, R ERA: 4.09 Dick Radatz, R ERA: 5.79 John Upham, L ERA: 13.5 Bill Hands, R ERA: 3.0 Cal Koonece, R ERA: 9.0	R: 0 E: 1 K: 1 S: 6	H: 0 LOB: 1 BB: 0 P: 6	R: 0 E: 0 K: 0 S: 3	H: 0 LOB: 1 BB: 1 P: 7	R: 0 E: 0 K: 0 S: 4	H: 1 LOB: 2 BB: 0 P: 7	R: 2 E: 0 K: 0 S: 6	H: 3 LOB: 2 BB: 0 P: 7	R: 0 E: 0 K: 0 S: 5	H: 0 LOB: 0 BB: 0 P: 5	R: 1 E: 0 K: 1 S: 9	H: 0 LOB: 1 BB: 1 P: 9	R: 1 E: 0 K: 0 S: 4	H: 2 LOB: 2 BB: 2 P: 12	R: 0 E: 0 K: 0 S: 6	H: 0 LOB: 0 BB: 1 P: 6	R: 0 E: 0 K: 1 S: 6	H: 1 LOB: 1 BB: 0 P: 6	R: 1 E: 0 K: 0 S: 2	H: 1 LOB: 0 BB: 0 P: 2	1B: 6 2B: 2 3B: 1 HR: 1	SF: 2 SAC: 2 DP: 1 HBP: 1	WP: 1 PB: 0 SB: 0 CS: 1	PA: 54
	PITCHER																							
	PITCHER																							

Chicago Cubs @ Houston Astros  
Astrodome, Houston, TX  
Fri Apr 28 1967, 7:05 PM EST  
Att. 11,729 - Dome - 72 F

AB 42  
R 5  
H 10  
RBI 4  
BB 6  
SO 5  
LOB 21





Batter	1	2	3	4	5	6	7	8	9	AB	R	H	RBI	BB	SO	LOB	TOP				
Don Kessinger, S OBP: 0.327, SLG: 0.256 (1, 6)	F7		1B	BB		4-3			BB	3	0	1	1	2	0	0					
Glenn Beckert, R OBP: 0.310, SLG: 0.400 (1, 4)	6-3		1B	BB			6-3		BB	5	0	1	1	0	0	4					
Billy Williams, L OBP: 0.431, SLG: 0.520 (1, 7)	F8		1B		4-3					4	0	0	0	0	1	2					
Ron Santo, R OBP: 0.322, SLG: 0.255 (1, 5)		F8		F8	3B					4	1	1	0	0	0	0					
Lee Thomas, L OBP: 0.438, SLG: 0.500 (1, 9)	4-3			14 1B HBP	2B			G3		3	1	1	1	0	0	0					
14 Ernie Banks, R OBP: 0.267, SLG: 0.419 (1, 3)	6-3			1B BB	3B			F8		4	1	1	0	0	0	1					
Randy Hundley, R OBP: 0.286, SLG: 0.316 (1, 2)			6-3	BB	1B			6-3		4	0	1	1	0	1	1					
Adolfo Phillips, R OBP: 0.462, SLG: 0.595 (1, 8)			1B	BB		K			6-3	3	0	1	0	1	1	0					
Ken Holtzman, R OBP: 0.091, SLG: 0.091 (1, 1)			1B	BB	F2				F3	4	1	1	0	0	1	3					
<b>Inning Stats</b>	R: 0 E: 0 K: 0 S: 3	H: 0 LOB: 0 BB: 0 P: 3	R: 0 E: 0 K: 0 S: 3	H: 0 LOB: 0 BB: 0 P: 3	R: 1 E: 0 K: 1 S: 8	H: 4 LOB: 2 BB: 0 P: 8	R: 2 E: 0 K: 0 S: 5	H: 2 LOB: 3 BB: 2 P: 14	R: 1 E: 0 K: 1 S: 7	H: 2 LOB: 1 BB: 0 P: 7	R: 0 E: 0 K: 2 S: 7	H: 0 LOB: 0 BB: 0 P: 7	R: 0 E: 0 K: 0 S: 3	H: 0 LOB: 0 BB: 0 P: 3	R: 0 E: 0 K: 0 S: 3	H: 0 LOB: 1 BB: 1 P: 7	1B: 6 2B: 1 3B: 1 HR: 0	SF: 0 SAC: 0 DP: 0 HBP: 1	WP: 0 PB: 0 SB: 0 CS: 0	PA: 38	
<b>PITCHER</b>	IP	WLS	BF	H	R	ER	SO	BB	IBB	HBP	BLK	WP	HR	S	P	ERA	WHIP				
Dave Giusti, R ERA: 7.02 (1, 1)	3.1	L	17	6	3	3	1	1	0	1	0	0	0	17	22	8.10	2.100				
Turk Farrell, R ERA: 5.0 (4, 1)	1.2		8	2	1	1	1	1	0	0	0	0	0	9	13	5.40	1.800				
Chris Zachary, R ERA: 4.91 (6, 1)	3.0		9	0	0	0	2	0	0	0	0	0	0	13	13	0.00	0.000				
Dan Schneider, L ERA: 1.8 (9, 1)	1.0		4	0	0	0	0	1	0	0	0	0	0	3	7	0.00	1.000				

Chicago Cubs @ Houston Astros  
Astrodome, Houston, TX  
Sat Apr 29 1967, 7:05 PM EST  
Att: 18,216 - Dome - 72 F

AB	34
R	4
H	8
RBI	4
BB	3
SO	4
LOB	11



Batter	1	2	3	4	5	6	7	8	9	AB	R	H	RBI	BB	SO	LOB	BOTTOM					
Joe Morgan, L OBP: 0.343, SLG: 0.269 (1, 4)	SH4-3 2B		F9		1-2 1B			F5		4	0	2	0	0	0	0						
Sonny Jackson, L OBP: 0.274, SLG: 0.314 (1, 6)	SH4-3 2-3			WP 1B	F8			6-3		3	1	1	0	0	0	2						
Jimmy Wynn, R OBP: 0.347, SLG: 0.429 (1, 8)	G6-4-3 BB			K		G5-4-3 BB			F7	2	0	0	0	2	1	1						
Bob Aspromonte, R OBP: 0.275, SLG: 0.213 (1, 5)	G6-4-3 1-2			F8		G5-4-3 1-2			1B	4	0	1	0	0	0	4						
Chuck Harrison, R OBP: 0.350, SLG: 0.294 (1, 3)			K		1B			K		4	0	1	1	0	2	1						
Ron Brand, R OBP: 0.231, SLG: 0.091 (1, 2)		1-3		1-3				5-3		4	0	0	0	0	0	2						
Aaron Pointer, R OBP: 0.264, SLG: 0.295 (1, 7)			K					5-3		3	0	0	0	0	2	0						
Ron Davis, R OBP: 0.238, SLG: 0.400 (1, 9)			F7		K			6-3		3	0	0	0	0	1	0						
Dave Giusti, R Turk Farrell, R Dave Adlesh, R Chris Zachary, R Bob Lillis, R Dan Schneider, L (1, 1)			F9		1B			4-3		1	0	0	0	0	0	0						
<b>Inning Stats</b>	R: 0 E: 0 K: 0 S: 3	H: 1 LOB: 1 BB: 1 P: 7	R: 0 E: 0 K: 2 S: 7	H: 0 LOB: 0 BB: 0 P: 7	R: 0 E: 0 K: 0 S: 3	H: 0 LOB: 0 BB: 0 P: 3	R: 1 E: 0 K: 1 S: 7	H: 2 LOB: 1 BB: 0 P: 7	R: 0 E: 0 K: 2 S: 9	H: 2 LOB: 2 BB: 0 P: 9	R: 0 E: 0 K: 1 S: 4	H: 0 LOB: 0 BB: 1 P: 8	R: 0 E: 0 K: 0 S: 3	H: 0 LOB: 0 BB: 0 P: 3	R: 0 E: 0 K: 0 S: 3	H: 0 LOB: 0 BB: 0 P: 3	R: 0 E: 0 K: 0 S: 4	H: 1 LOB: 1 BB: 0 P: 4	1B: 5 2B: 1 3B: 0 HR: 0	SF: 0 SAC: 1 DP: 2 HBP: 0	WP: 1 PB: 0 SB: 0 CS: 0	PA: 33
<b>PITCHER</b>	IP	WLS	BF	H	R	ER	SO	BB	IBB	HBP	BLK	WP	HR	S	P	ERA	WHIP					
Ken Holtzman, L ERA: 1.74 (1, 1)	9.0	W	33	6	1	1	6	2	0	0	0	1	0	43	51	1.00	0.889					

Chicago Cubs @ Houston Astros  
Astrodome, Houston, TX  
Sat Apr 29 1967, 7:05 PM EST  
Att: 18,216 - Dome - 72 F

AB	30
R	1
H	6
RBI	1
BB	2
SO	6
LOB	10





Batter	1	2	3	4	5	6	7	8	9	AB	R	H	RBI	BB	SO	LOB	TOP		
Don Kessinger, S OBP: 0.316, SLG: 0.250 (1, 6)										5	1	1	0	0	1	0			
Glenn Beckert, R OBP: 0.302, SLG: 0.383 (1, 4)										5	2	1	0	0	0	1			
Billy Williams, L OBP: 0.444, SLG: 0.519 (1, 7)										4	0	2	0	0	1	2			
Ron Santo, R OBP: 0.333, SLG: 0.320 (1, 5)										3	1	1	3	1	0	2			
Norm Gigon, R OBP: 0.273, SLG: 0.444 (1, 9)										4	0	0	0	0	0	3			
14 Ernie Banks, R OBP: 0.286, SLG: 0.447 (1, 3)										4	0	2	0	0	0	0			
Randy Hundley, R OBP: 0.261, SLG: 0.286 (1, 2)										4	0	0	0	0	0	2			
Adolfo Phillips, R OBP: 0.464, SLG: 0.568 (1, 8)										2	0	0	0	2	2	1			
Rich Nye, L (1, 1)										4	0	0	0	0	4	4			
<b>Inning Stats</b>	R: 3 E: 0 K: 1 S: 8	H: 2 LOB: 0 BB: 0 P: 8	R: 0 E: 0 K: 2 S: 7	H: 0 LOB: 0 BB: 0 P: 7	R: 1 E: 0 K: 0 S: 5	H: 2 LOB: 1 BB: 0 P: 5	R: 0 E: 0 K: 2 S: 8	H: 1 LOB: 1 BB: 0 P: 8	R: 0 E: 0 K: 1 S: 5	H: 0 LOB: 2 BB: 1 P: 10	R: 0 E: 0 K: 0 S: 4	H: 1 LOB: 1 BB: 0 P: 4	R: 0 E: 0 K: 1 S: 6	H: 1 LOB: 2 BB: 1 P: 10	R: 0 E: 0 K: 0 S: 3	H: 0 LOB: 0 BB: 0 P: 3	1B: 5 2B: 1 3B: 0 HR: 1	SF: 0 SAC: 0 DP: 0 HBP: 1	WP: 2 PA: 39
<b>PITCHER</b>	IP WLS BF H R ER SO BB IBB HBP BLK WP HR S P ERA WHIP																		
Bo Belinsky, L ERA: 3.46 (1, 1)	6.0 L 27 5 4 4 7 2 0 1 0 2 1 38 47 6.00 1.167																		
Claude Raymond, R ERA: 1.75 (7, 1)	2.0 9 2 0 0 1 0 1 0 0 0 0 10 14 0.00 1.000																		
Carroll Sembera, R ERA: 1.5 (9, 1)	1.0 3 0 0 0 0 0 0 0 0 0 0 3 3 0.00 0.000																		

Chicago Cubs @ Houston Astros  
Astrodome, Houston, TX  
Sun Apr 30 1967, 4:33 AM EDT  
Att: 10,951 - Dome - 72 F

AB	35
R	4
H	7
RBI	3
BB	3
SO	8
LOB	15



Batter	1	2	3	4	5	6	7	8	9	AB	R	H	RBI	BB	SO	LOB	BOTTOM		
Joe Morgan, L OBP: 0.324, SLG: 0.250 (1, 4)										4	0	0	0	0	0	2			
Sonny Jackson, L OBP: 0.273, SLG: 0.311 (1, 6)										4	0	1	1	0	0	1			
Jimmy Wynn, R OBP: 0.329, SLG: 0.403 (1, 8)										4	0	0	0	0	0	2			
Chuck Harrison, R OBP: 0.333, SLG: 0.286 (1, 3)										4	0	1	0	0	0	0			
Rusty Staub, L OBP: 0.280, SLG: 0.409 (1, 9)										4	0	1	0	0	0	1			
Bob Aspromonte, R OBP: 0.260, SLG: 0.200 (1, 5)										4	0	0	0	0	0	2			
Ron Brand, R OBP: 0.250, SLG: 0.077 (1, 2)										2	0	0	0	1	0	1			
Ron Davis, R OBP: 0.250, SLG: 0.435 (1, 7)										3	1	1	0	0	0	2			
Bo Belinsky, L (1, 1)										1	0	0	0	0	0	0			
Jim Landis, R OBP: 0.380, SLG: 0.422 (6, PH)										1	0	0	0	0	0	1			
Claude Raymond, R (7, 1)										0	0	0	0	0	0	0			
Bob Lillis, R (8, PH)										0	0	0	0	1	0	0			
Carroll Sembera, R OBP: 1.000, SLG: 1.000 (9, 1)										0	0	0	0	0	0	0			
<b>Inning Stats</b>	R: 0 E: 0 K: 0 S: 3	H: 0 LOB: 0 BB: 0 P: 3	R: 0 E: 0 K: 0 S: 4	H: 1 LOB: 0 BB: 0 P: 4	R: 0 E: 0 K: 0 S: 3	H: 0 LOB: 0 BB: 0 P: 3	R: 0 E: 0 K: 0 S: 3	H: 0 LOB: 0 BB: 0 P: 3	R: 1 E: 0 K: 0 S: 5	H: 2 LOB: 1 BB: 0 P: 5	R: 0 E: 0 K: 0 S: 4	H: 1 LOB: 2 BB: 1 P: 8	R: 0 E: 0 K: 0 S: 3	H: 0 LOB: 1 BB: 1 P: 7	R: 0 E: 0 K: 0 S: 3	H: 0 LOB: 0 BB: 0 P: 3	1B: 3 2B: 1 3B: 0 HR: 0	SF: 0 SAC: 0 DP: 0 HBP: 0	WP: 0 PA: 33
<b>PITCHER</b>	IP WLS BF H R ER SO BB IBB HBP BLK WP HR S P ERA WHIP																		
Rich Nye, L ERA: 1.88 (1, 1)	9.0 W 33 4 1 1 0 2 0 0 0 0 0 31 39 1.00 0.667																		

Chicago Cubs @ Houston Astros  
Astrodome, Houston, TX  
Sun Apr 30 1967, 4:33 AM EDT  
Att: 10,951 - Dome - 72 F

AB	31
R	1
H	4
RBI	1
BB	2
SO	0
LOB	12





Batter	1	2	3	4	5	6	7	8	9	AB	R	H	RBI	BB	SO	LOB	TOP			
Don Kessinger, S OBP: 0.295, SLG: 0.231 (1, 6)	F8		5-3		F8			5-3		4	0	0	0	0	0	0	Chicago Cubs @ Atlanta Braves Atlanta Stadium, Atlanta, GA Tue May 02 1967, 7:05 PM EDT Att. 6,624 - Unknown - 63 F			
Glenn Beckert, R OBP: 0.295, SLG: 0.365 (1, 4)	5-3		FC4-6 BB		F8			6-3		3	0	0	0	1	0	0				
Billy Williams, L OBP: 0.433, SLG: 0.552 (1, 7)	HR		FC4-6 BB		F9			3-1		4	1	1	1	0	0	1				
Ron Santo, R OBP: 0.328, SLG: 0.302 (1, 5)	5-3				5-3					3	0	0	0	1	0	0				
Norm Gigon, R OBP: 0.200, SLG: 0.308 (1, 9)		5-3	F2		P3					4	0	0	0	0	0	2				
14 Ernie Banks, R OBP: 0.283, SLG: 0.420 (1, 3)		5-3			F8					3	0	0	0	0	0	0				
Randy Hundley, R OBP: 0.280, SLG: 0.283 (1, 2)					F3			F8		4	0	1	0	0	0	1				
Adolfo Phillips, R OBP: 0.475, SLG: 0.574 (1, 8)					F8					3	0	2	0	0	0	0				
Fergie Jenkins, R OBP: 0.071, SLG: 0.071 (1, 1)										2	0	0	0	0	2	2				
John Boccabella, R (7, PH)	K				K					1	0	0	0	0	0	1				
Bill Hands, R (7, 1)								P5		0	0	0	0	0	0	0				
<b>Inning Stats</b>	R: 1 E: 0 K: 0 S: 4	H: 1 LOB: 0 BB: 4 P: 4	R: 0 E: 0 K: 1 S: 7	H: 2 LOB: 2 BB: 0 P: 7	R: 0 E: 0 K: 0 S: 3	H: 0 LOB: 2 BB: 2 P: 11	R: 0 E: 0 K: 0 S: 3	H: 0 LOB: 0 BB: 0 P: 3	R: 0 E: 0 K: 0 S: 5	H: 0 LOB: 0 BB: 0 P: 5	R: 0 E: 0 K: 0 S: 4	H: 1 LOB: 1 BB: 0 P: 4	R: 0 E: 0 K: 0 S: 3	H: 0 LOB: 0 BB: 0 P: 3	R: 0 E: 0 K: 0 S: 3	H: 0 LOB: 1 BB: 0 P: 4	1B: 3 2B: 0 3B: 0 HR: 1	SF: 0 SAC: 0 DP: 0 HBP: 1	WP: 0 PB: 0 SB: 0 CS: 0	PA: 34
<b>PITCHER</b> Denny Lemaster, L ERA: 2.78 (1, 1)	IP: 9.0 WLS: W BF: 34 H: 4 R: 1 ER: 1 SO: 2 BB: 2 IBB: 0 HBP: 1 BLK: 0 WP: 0 HR: 1 S: 35 P: 44 ERA: 1.00 WHIP: 0.667																			

AB	31
R	1
H	4
RBI	1
BB	2
SO	2
LOB	7



Batter	1	2	3	4	5	6	7	8	9	AB	R	H	RBI	BB	SO	LOB	BOTTOM			
Denis Menke, R OBP: 0.260, SLG: 0.246 (1, 6)	3-1		F8			F8				3	0	0	0	0	0	0	Chicago Cubs @ Atlanta Braves Atlanta Stadium, Atlanta, GA Tue May 02 1967, 7:05 PM EDT Att. 6,624 - Unknown - 63 F			
Felipe Alou, R OBP: 0.310, SLG: 0.464 (1, 3)			K			K				3	0	1	0	0	2	0				
Hank Aaron, R OBP: 0.380, SLG: 0.574 (1, 9)	F8		F5			K				3	0	0	0	0	1	0				
Mack Jones, L OBP: 0.241, SLG: 0.255 (1, 8)		HR BB			4-3			CS 1B		2	1	1	0	1	0	0				
Joe Torre, R OBP: 0.302, SLG: 0.500 (1, 2)		HR BB			F8			F3		2	1	0	0	1	0	1				
Rico Carty, R OBP: 0.400, SLG: 0.509 (1, 7)					6-3			5-3		3	1	1	3	0	0	0				
Clete Boyer, R OBP: 0.200, SLG: 0.372 (1, 5)		5-3				5-3				3	0	0	0	0	0	0				
Felix Millan, R OBP: 0.278, SLG: 0.235 (1, 4)		5-3				6-3				3	0	0	0	0	0	0				
Denny Lemaster, R OBP: 0.083, SLG: 0.083 (1, 1)		F8				5-3				3	0	0	0	0	0	0				
<b>Inning Stats</b>	R: 0 E: 0 K: 0 S: 3	H: 1 LOB: 0 BB: 2 P: 3	R: 3 E: 0 K: 0 S: 4	H: 1 LOB: 2 BB: 2 P: 12	R: 0 E: 0 K: 1 S: 5	H: 0 LOB: 0 BB: 0 P: 5	R: 0 E: 0 K: 0 S: 3	H: 0 LOB: 0 BB: 0 P: 3	R: 0 E: 0 K: 2 S: 7	H: 0 LOB: 0 BB: 0 P: 7	R: 0 E: 0 K: 0 S: 3	H: 1 LOB: 0 BB: 0 P: 3	R: 0 E: 0 K: 0 S: 3	H: 0 LOB: 0 BB: 0 P: 3	R: 0 E: 0 K: 0 S: 3	H: 0 LOB: 0 BB: 0 P: 3		1B: 2 2B: 0 3B: 0 HR: 1	SF: 0 SAC: 0 DP: 0 HBP: 0	WP: 0 PB: 0 SB: 0 CS: 1
<b>PITCHER</b> Fergie Jenkins, R ERA: 2.29 (1, 1)	IP: 6.0 WLS: L BF: 21 H: 2 R: 3 ER: 3 SO: 3 BB: 2 IBB: 0 HBP: 0 BLK: 0 WP: 0 HR: 1 S: 25 P: 33 ERA: 4.50 WHIP: 0.667																			
Bill Hands, R ERA: 2.25 (7, 1)	IP: 2.0 WLS: L BF: 6 H: 1 R: 0 ER: 0 SO: 0 BB: 0 IBB: 0 HBP: 0 BLK: 0 WP: 0 HR: 0 S: 6 P: 6 ERA: 0.00 WHIP: 0.500																			

AB	25
R	3
H	3
RBI	3
BB	2
SO	3
LOB	1





Batter	1	2	3	4	5	6	7	8	9	AB	R	H	RBI	BB	SO	LOB	TOP			
Don Kessinger, S OBP: 0.292, SLG: 0.232 (1, 6)	4-3		G6-4-3 1B			6-3		5-3		4	0	1	0	0	0	0	<b>Chicago Cubs @ Atlanta Braves</b> Atlanta Stadium, Atlanta, GA Wed May 03 1967, 7:05 PM EDT Att: 9,105 - Unknown - 63 F			
Glenn Beckert, R OBP: 0.296, SLG: 0.358 (1, 4)	5-3		G6-4-3 1-2			1B			5-3	4	0	1	0	0	0	1				
Billy Williams, L OBP: 0.437, SLG: 0.574 (1, 7)	3B		K			F7			G5-4-3 BB	3	0	1	0	1	1	1				
Ron Santo, R OBP: 0.324, SLG: 0.286 (1, 5)	BB			K		F8			G5-4-3 1-2	3	0	0	0	1	1	2				
14 Ernie Banks, R OBP: 0.268, SLG: 0.396 (1, 3)	F5			F9			5-3			3	0	0	0	0	0	2				
Randy Hundley, R OBP: 0.245, SLG: 0.265 (1, 2)		F9		F9			F9			3	0	0	0	0	0	0				
Joe Campbell, R (1, 9)		K		K			K			3	0	0	0	0	3	0				
Adolfo Phillips, R OBP: 0.466, SLG: 0.551 (1, 8)		BB		K				F8		2	0	0	0	1	1	0				
Ray Culp, R (1, 1)				K				K		2	0	0	0	0	1	1				
Norm Gigon, R OBP: 0.188, SLG: 0.286 (8, PH)	1-3			K						1	0	0	0	0	1	0				
Cal Koonce, R (8, 1)				K						0	0	0	0	0	0	0				
Joe Niekro, R (8, 1)										0	0	0	0	0	0	0				
<b>Inning Stats</b>	R: 0 E: 0 K: 0 S: 4	H: 1 LOB: 2 BB: 1 P: 8	R: 0 E: 0 K: 1 S: 5	H: 0 LOB: 1 BB: 1 P: 9	R: 0 E: 0 K: 1 S: 5	H: 1 LOB: 0 BB: 0 P: 5	R: 0 E: 0 K: 3 S: 9	H: 0 LOB: 0 BB: 0 P: 9	R: 0 E: 0 K: 1 S: 4	H: 1 LOB: 1 BB: 0 P: 4	R: 0 E: 0 K: 1 S: 5	H: 0 LOB: 0 BB: 0 P: 5	R: 0 E: 0 K: 1 S: 5	H: 0 LOB: 0 BB: 1 P: 6	R: 0 E: 0 K: 0 S: 2	H: 0 LOB: 0 BB: 1 P: 6	1B: 2 2B: 0 3B: 1 HR: 0	SF: 0 SAC: 0 DP: 2 HBP: 0	WP: 0 PB: 0 SB: 0 CS: 0	PA: 31
<b>PITCHER</b> Dick Kelley, L ERA: 4.24 (1, 1)	IP: 9.0 WLS: W BF: 31 H: 3 R: 0 ER: 0 SO: 8 BB: 3 IBB: 0 HBP: 0 BLK: 0 WP: 0 HR: 0 S: 44 P: 56 ERA: 0.00 WHIP: 0.667															<b>PITCHER</b>				

AB 28  
R 0  
H 3  
RBI 0  
BB 3  
SO 8  
LOB 7



Batter	1	2	3	4	5	6	7	8	9	AB	R	H	RBI	BB	SO	LOB	BOTTOM			
Denis Menke, R OBP: 0.247, SLG: 0.235 (1, 6)	F7		F5		SF7			5-3		3	0	0	1	0	0	1	<b>Chicago Cubs @ Atlanta Braves</b> Atlanta Stadium, Atlanta, GA Wed May 03 1967, 7:05 PM EDT Att: 9,105 - Unknown - 63 F			
Felipe Alou, R OBP: 0.320, SLG: 0.466 (1, 3)	5-3		1B		F7			FC6-4 1B		4	0	2	1	0	0	1				
Hank Aaron, R OBP: 0.373, SLG: 0.554 (1, 9)	1B		K		L5			FC6-4 1-2 HR		4	1	1	0	0	1	2				
Mack Jones, L OBP: 0.258, SLG: 0.322 (1, 8)	G3				F7			HR		4	1	2	2	0	0	1				
Joe Torre, R OBP: 0.313, SLG: 0.492 (1, 2)		K		G6-4-3 1B				HR		3	0	1	0	1	1	1				
Rico Carty, R OBP: 0.391, SLG: 0.492 (1, 7)		K		K		BB		1B		4	0	1	0	0	2	1				
Clete Boyer, R OBP: 0.184, SLG: 0.340 (1, 5)		6-3			5-3			1-3 F8		4	0	0	0	0	0	2				
Felix Millan, R OBP: 0.308, SLG: 0.324 (1, 4)								1-4-3		3	2	2	0	0	0	0				
Dick Kelley, R (1, 1)			SH1-4 1B					3B		1	0	0	0	1	1	0				
			SH1-4 1-2					BB												
<b>Inning Stats</b>	R: 0 E: 0 K: 0 S: 4	H: 1 LOB: 0 BB: 0 P: 4	R: 0 E: 0 K: 2 S: 7	H: 0 LOB: 0 BB: 0 P: 7	R: 1 E: 0 K: 1 S: 7	H: 2 LOB: 1 BB: 0 P: 7	R: 0 E: 0 K: 1 S: 5	H: 1 LOB: 0 BB: 0 P: 5	R: 1 E: 0 K: 0 S: 4	H: 1 LOB: 1 BB: 1 P: 8	R: 0 E: 0 K: 0 S: 3	H: 0 LOB: 1 BB: 1 P: 7	R: 0 E: 0 K: 1 S: 5	H: 0 LOB: 0 BB: 0 P: 5	R: 2 E: 0 K: 0 S: 7	H: 4 LOB: 2 BB: 0 P: 7	1B: 7 2B: 0 3B: 1 HR: 1	SF: 1 SAC: 1 DP: 1 HBP: 0	WP: 0 PB: 0 SB: 0 CS: 0	PA: 34
<b>PITCHER</b> Ray Culp, R ERA: 4.5 (1, 1)	IP: 7.0 WLS: L BF: 27 H: 5 R: 2 ER: 2 SO: 5 BB: 2 IBB: 0 HBP: 0 BLK: 0 WP: 0 HR: 0 S: 35 P: 43 ERA: 2.57 WHIP: 1.000															<b>PITCHER</b>				
Cal Koonce, R ERA: 10.8 (8, 1)	0.2	6	4	2	2	0	0	0	0	0	1	6	6	27.00	6.000					
Joe Niekro, R ERA: 2.25 (8, 1)	0.1	1	0	0	0	0	0	0	0	0	0	1	1	0.00	0.000					





Batter	1	2	3	4	5	6	7	8	9	AB	R	H	RBI	BB	SO	LOB	TOP					
Lou Brock, L (1,7) OBP: 0.376, SLG: 0.607	0-3 K		0-0 4-3			0-0 2B FC5-2 1B	0-3 K		0-3 K	5	0	1	0	0	3	2						
Curt Flood, R (1,8) OBP: 0.422, SLG: 0.372	0-0 5-3			0-0 E5 HR		0-0 FC5-2 1-3 WP 2B				3	2	1	0	1	0	0						
Alex Johnson, R (1,9) OBP: 0.174, SLG: 0.364	0-0 F8			0-0 F9		0-0 FC5-2 WP	0-0 4-3			4	0	0	0	0	0	5						
Orlando Cepeda, R (1,3) OBP: 0.403, SLG: 0.517		0-0 F5		0-0 HR		0-0 WP IBB		0-0 6-3		3	1	1	2	1	0	0						
Mike Shannon, R (1,5) OBP: 0.417, SLG: 0.500	0-0 5-3			0-3 K		0-0 FC6-4 IBB		0-0 WP 1B		3	0	1	0	1	1	0						
John Romano, R (1,2) OBP: 0.240, SLG: 0.095		0-3 K		0-0 F7		0-3 1-2 2-3 3-4 IBB		0-0 5-3		3	0	0	0	0	2	3						
Tim McCarver, L (8, PH) OBP: 0.356, SLG: 0.491								0-0 1-2		1	0	0	0	0	0	1						
Phil Gagliano, R (1,4) OBP: 0.259, SLG: 0.314			0-0 L7		0-0 F8	0-0 FC6-4		0-0 1-3		4	0	0	0	0	0	4						
Dal Maxvill, R (1,6) OBP: 0.318, SLG: 0.298			0-0 BB		0-0 5-3		0-0 WP 2B		0-0 F6	2	0	1	0	1	0	0						
Bobby Tolan, L (8, PH) OBP: 0.333, SLG: 0.294										1	0	0	0	0	0	0						
Dick Hughes, R (1,1)			0-0 F9		0-0 G3		0-3 K		0-3 K	3	0	0	0	0	1	2						
Steve Carlton, L (7,1) OBP: 0.409, SLG: 0.250										0	0	0	0	0	0	0						
Nelson Briles, R (7,1)										0	0	0	0	0	0	0						
Ron Willis, R (8,1)										0	0	0	0	0	0	0						
Roger Maris, L (9, PH) OBP: 0.318, SLG: 0.367										1	0	0	0	1	0							
<b>Inning Stats</b>	R: 0 E: 0 K: 1 S: 5	H: 0 LOB: 0 BB: 0 P: 5	R: 0 E: 0 K: 1 S: 5	H: 0 LOB: 0 BB: 0 P: 5	R: 0 E: 0 K: 0 S: 3	H: 0 LOB: 1 BB: 1 P: 7	R: 2 E: 1 K: 1 S: 7	H: 1 LOB: 0 BB: 0 P: 7	R: 0 E: 0 K: 0 S: 3	H: 0 LOB: 0 BB: 0 P: 3	R: 1 E: 0 K: 1 S: 7	H: 2 LOB: 3 BB: 2 P: 15	R: 0 E: 0 K: 2 S: 8	H: 1 LOB: 1 BB: 1 P: 12	R: 0 E: 0 K: 0 S: 4	H: 1 LOB: 1 BB: 0 P: 4	R: 0 E: 0 K: 2 S: 7	H: 0 LOB: 0 BB: 0 P: 7	1B: 2 2B: 2 3B: 0 HR: 1	SF: 0 SAC: 0 DP: 0 HBP: 0	WP: 3 PB: 0 SB: 0 CS: 0	PA: 37
<b>PITCHER</b>	IP WLS BF H R ER SO BB IBB HBP BLK WP HR S P ERA WHIP																					
Ken Holtzman, L (1,1) ERA: 1.89	7.0 W 30 4 3 2 6 2 2 0 0 2 1 38 54 2.57 0.857																					
Bill Hands, R (8,1) ERA: 1.6	2.0 S 7 1 0 0 2 0 0 0 0 1 0 11 11 0.00 0.500																					

St. Louis Cardinals @ Chicago Cubs  
Wrigley Field, Chicago, IL  
Fri May 05 1967, 3:33 AM CDT  
Att. 2,106 - Unknown - 48 F

AB 33  
R 3  
H 5  
RBI 2  
BB 4  
SO 8  
LOB 17



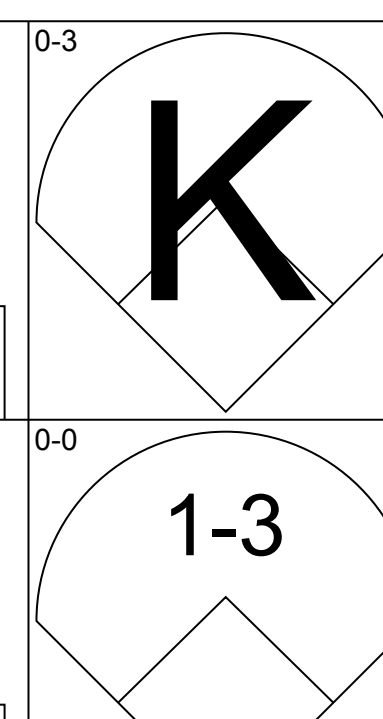
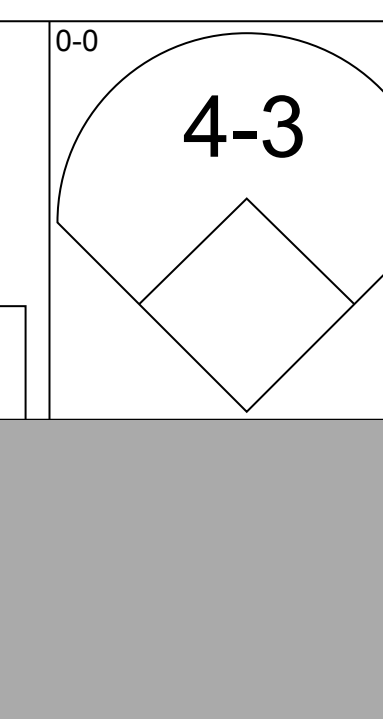
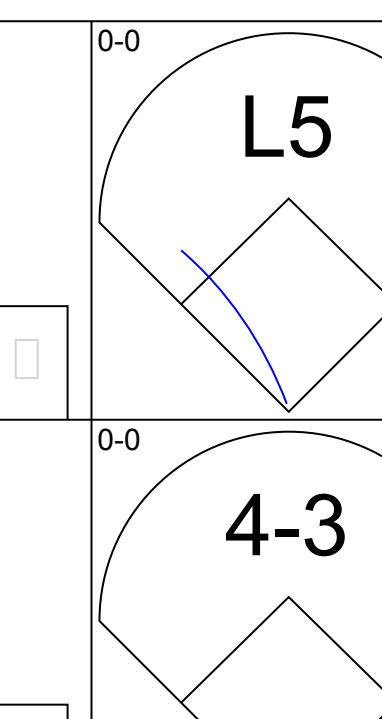
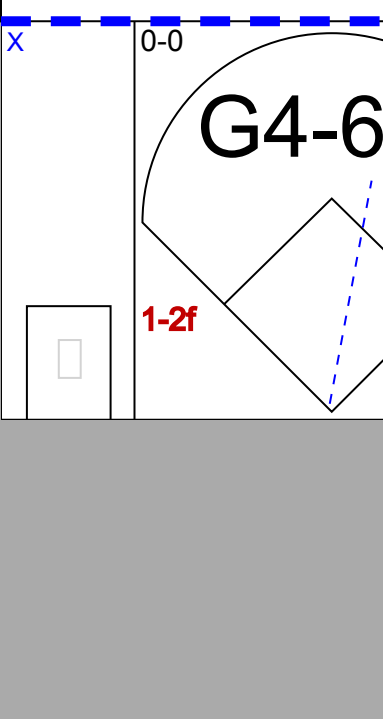
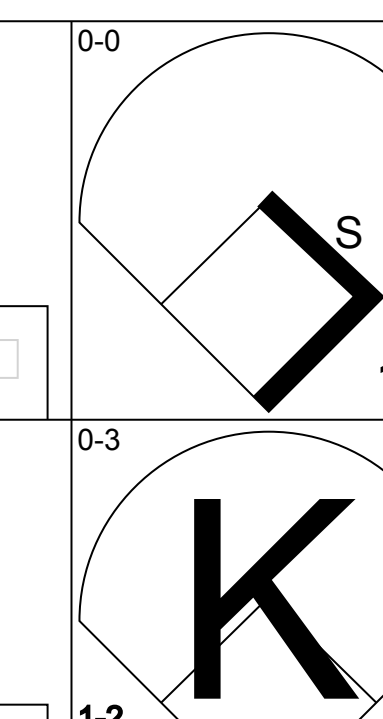
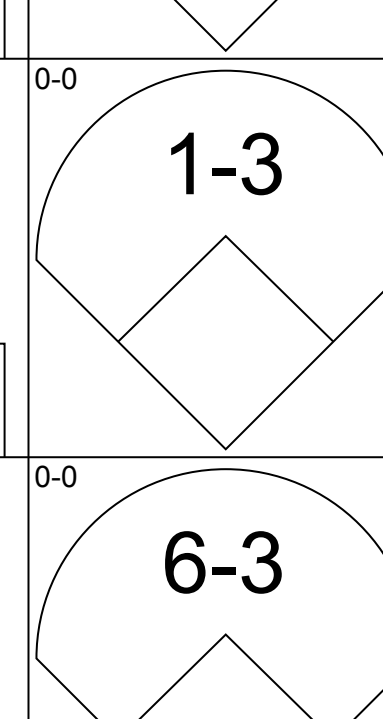
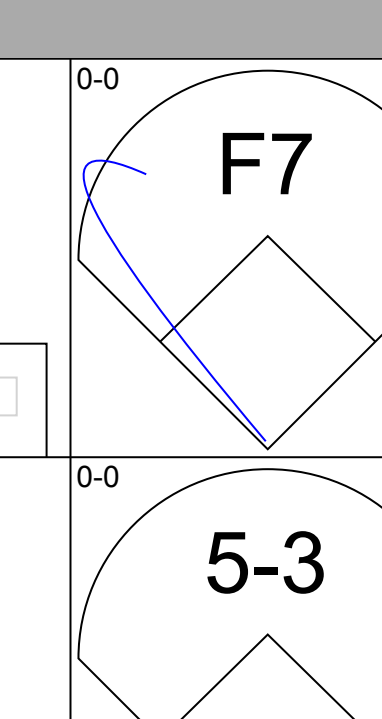
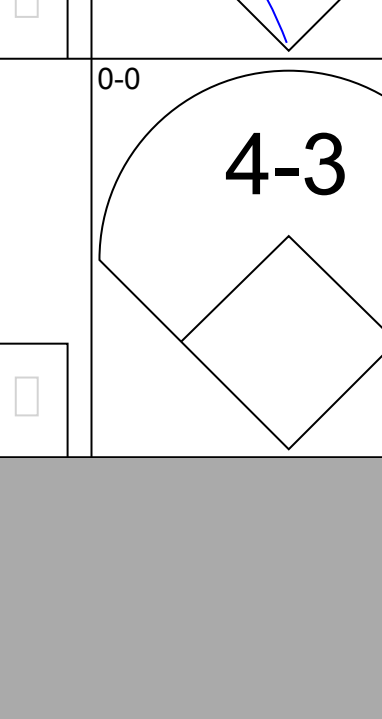
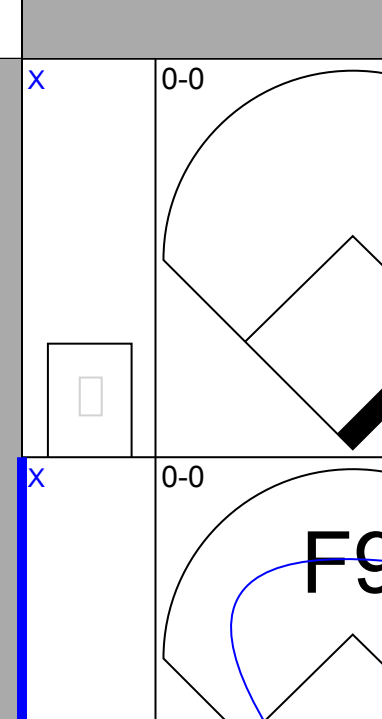
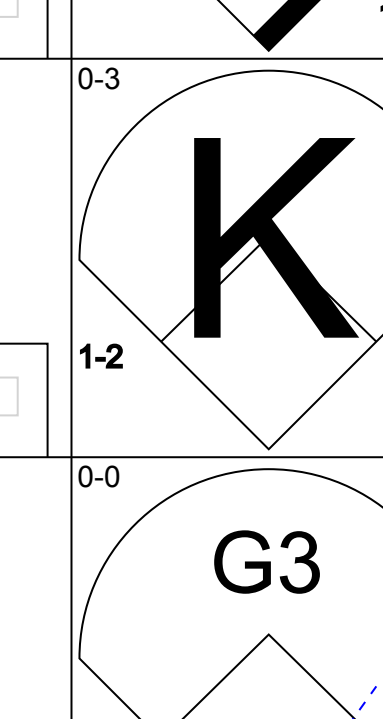
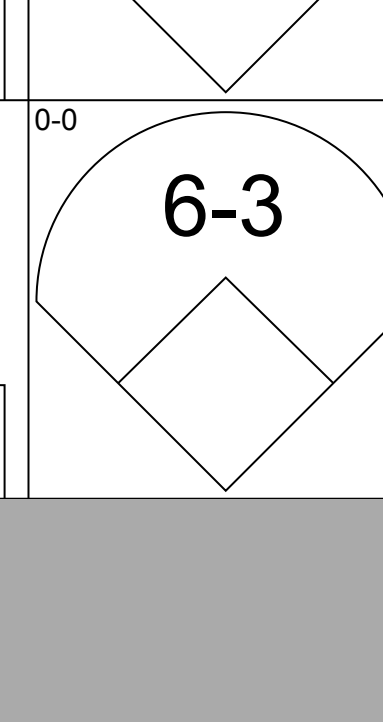
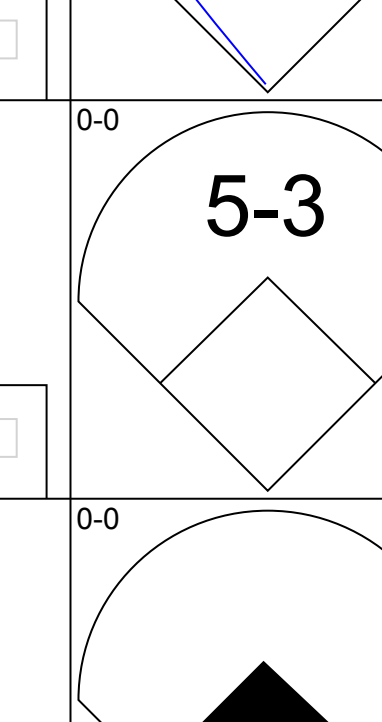
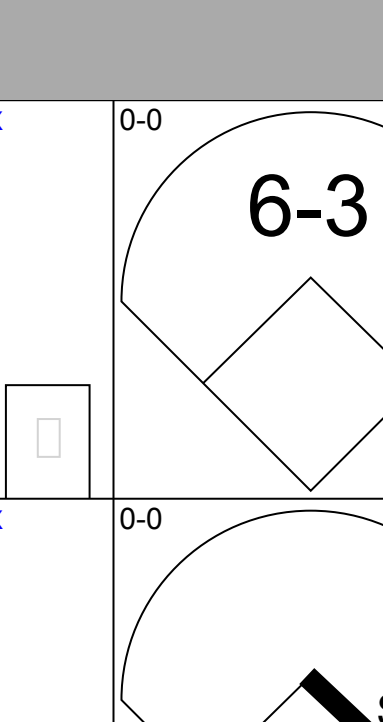
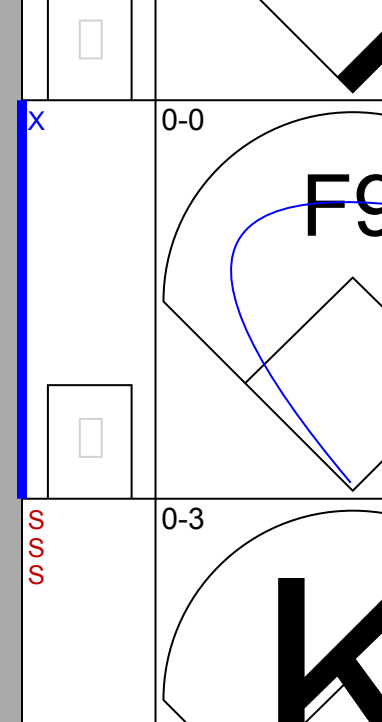
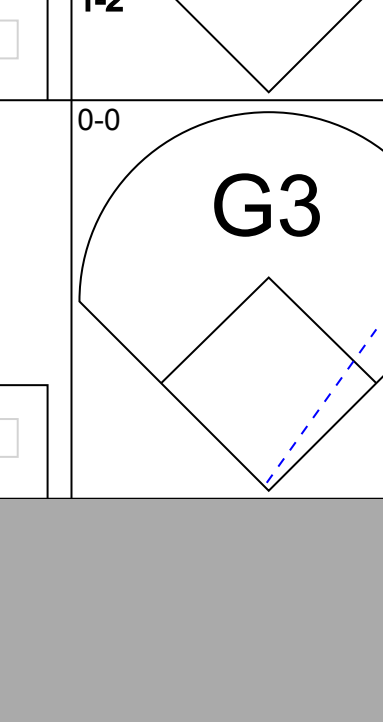
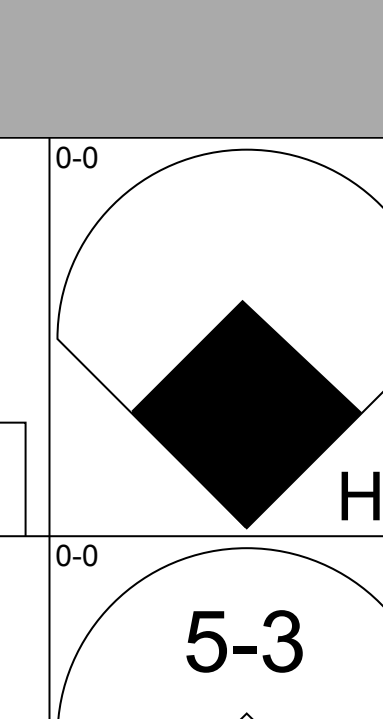
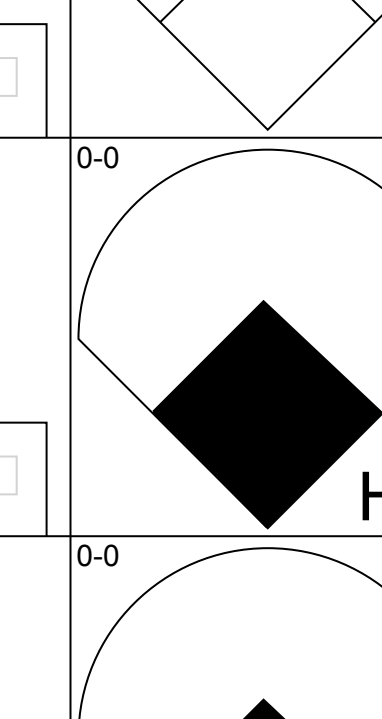
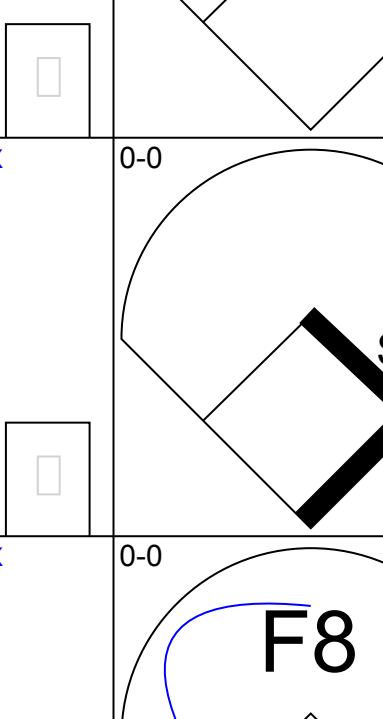
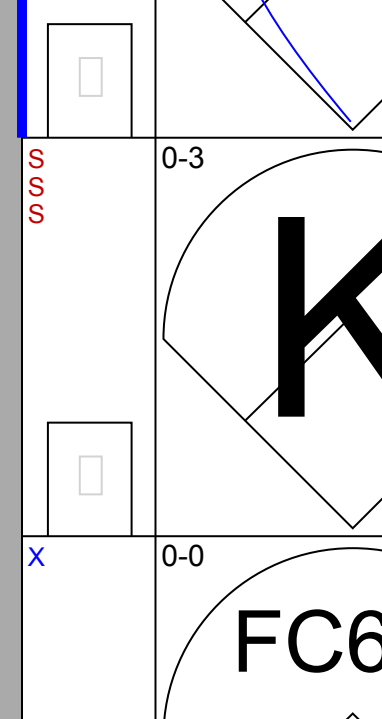
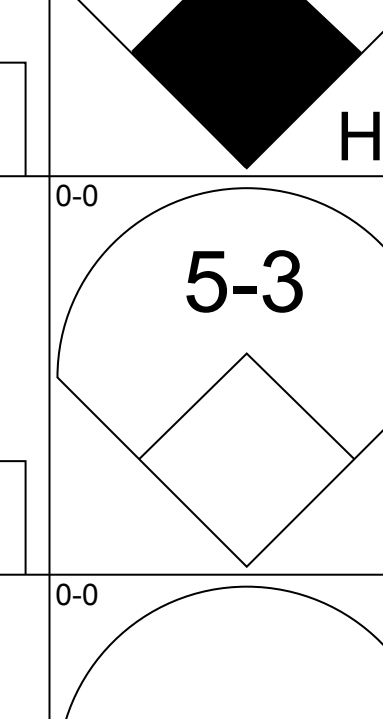
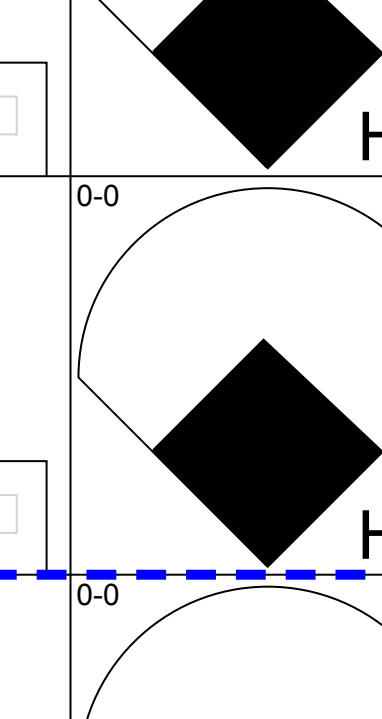
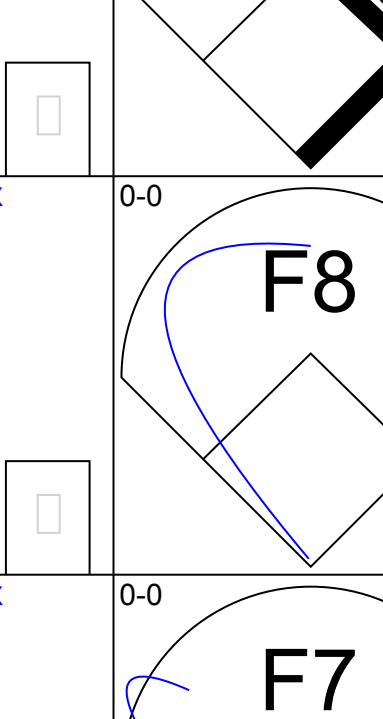
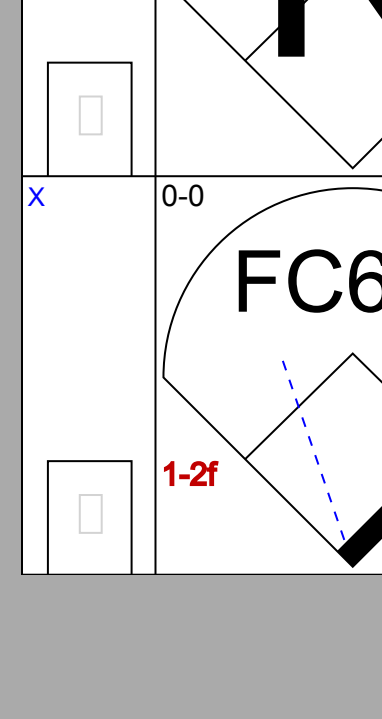
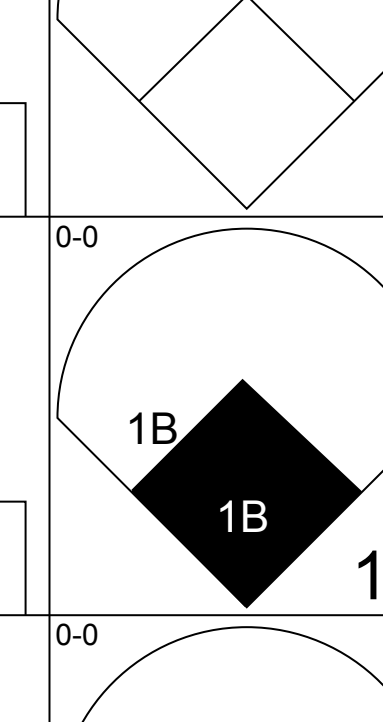
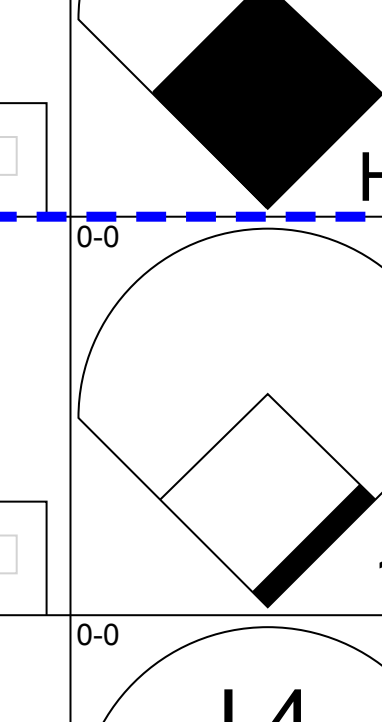
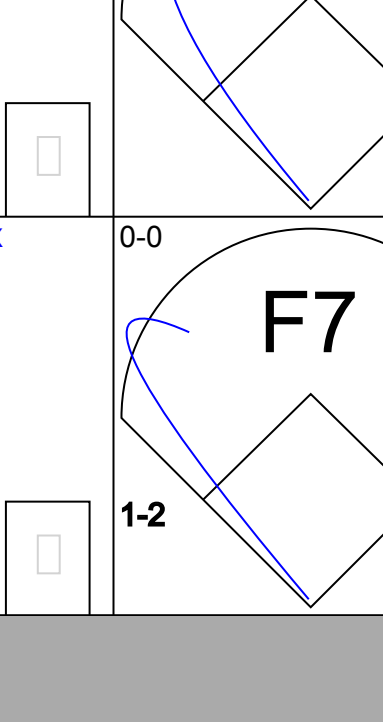
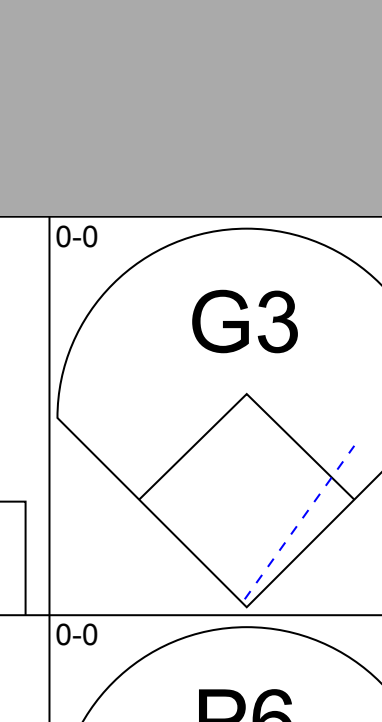
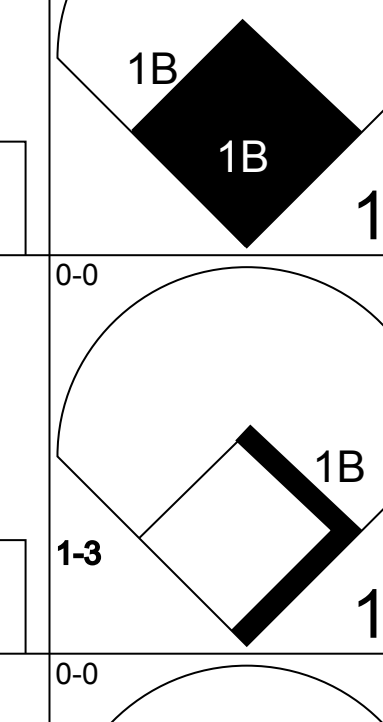
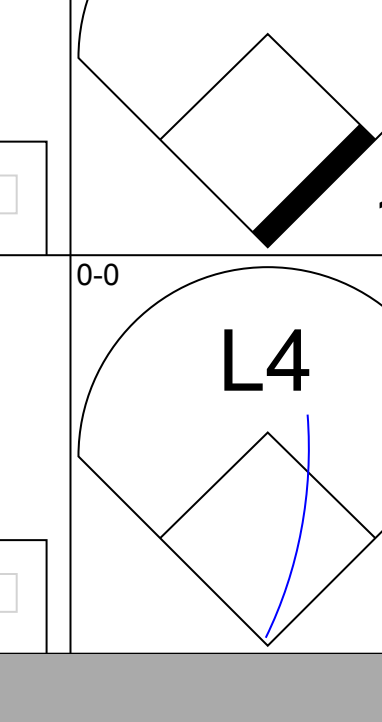
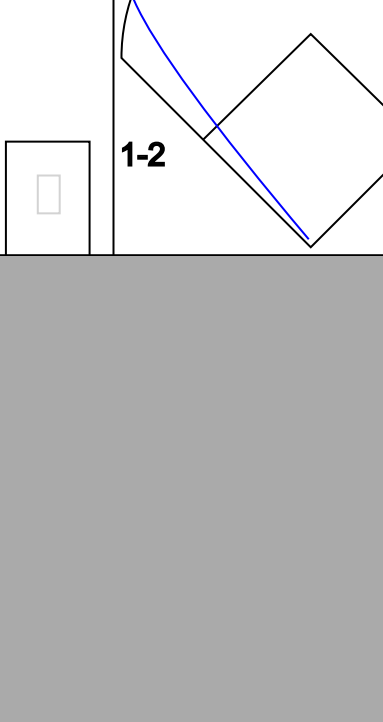

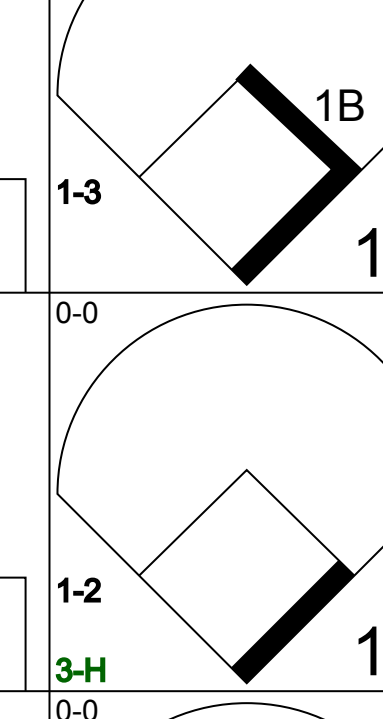
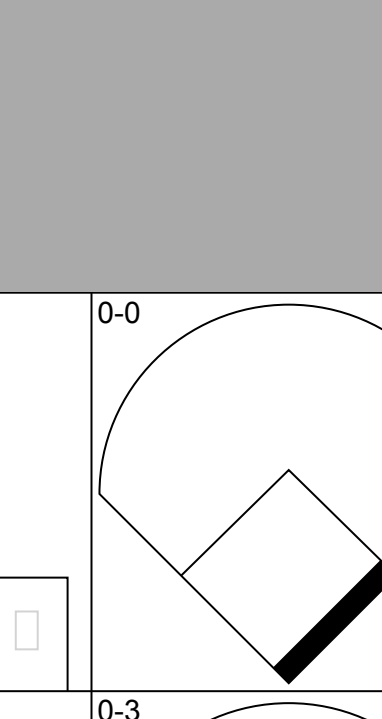
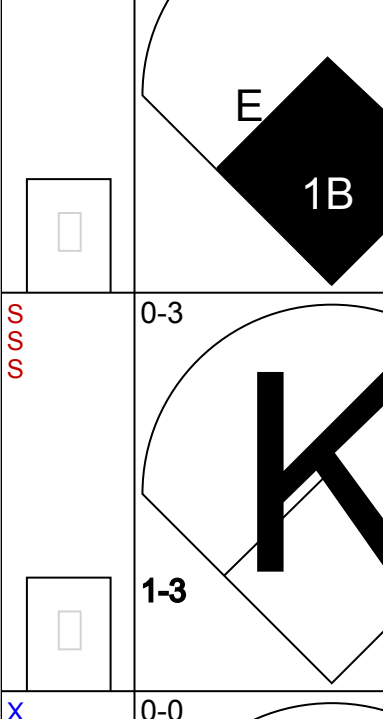
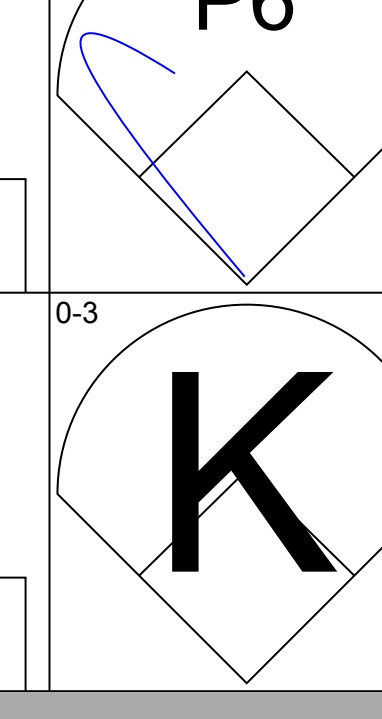
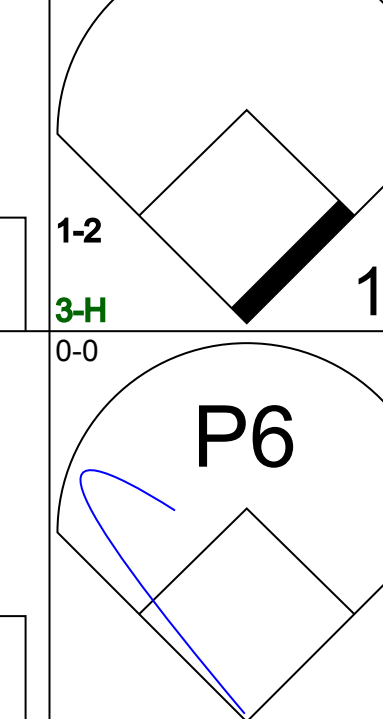
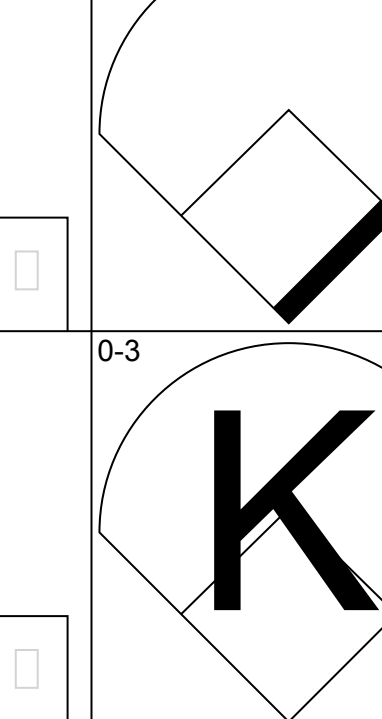
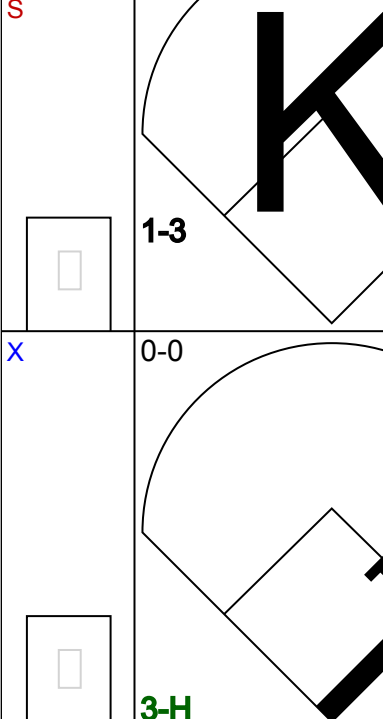
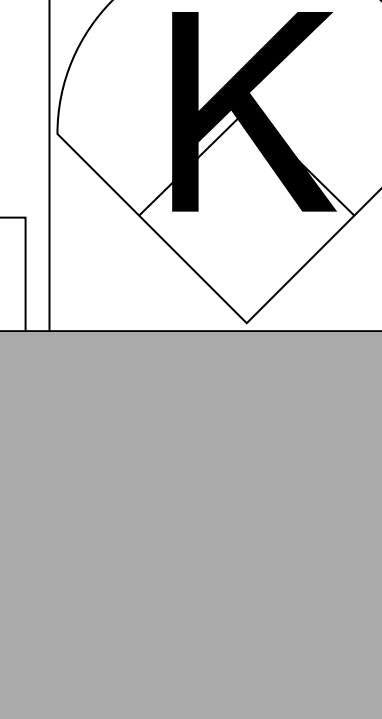
Batter	1	2	3	4	5	6	7	8	9	AB	R	H	RBI	BB	SO	LOB	BOTTOM			
Don Kessinger, S (1,6) OBP: 0.300, SLG: 0.246	0-0 4-3		0-0 F7		0-0 F7		0-0 WP 1B	0-0 WP 1B		5	1	2	1	0	0	2				
Glenn Beckert, R (1,4) OBP: 0.276, SLG: 0.333	0-0 F7		0-0 F7		0-3 K		0-3 K	0-3 2-3		5	0	0	0	0	3	4				
Billy Williams, L (1,7) OBP: 0.467, SLG: 0.603	0-0 BB			0-0 BB		0-0 14 1B 2B	0-0 1B			2	2	2	1	2	0	0				
Lee Thomas, L (1,9) OBP: 0.417, SLG: 0.471	0-0 P6			0-3 K		0-0 F7	0-0 14 1B 1B			4	1	1	0	0	1	3				
Ron Santo, R (1,5) OBP: 0.320, SLG: 0.283		0-0 6-3		0-0 P6		0-3 K	0-0 14 1B 1B			4	0	1	1	0	1	2				
14 Ernie Banks, R (1,3) OBP: 0.300, SLG: 0.411		0-0 FC6-4 BB		0-3 K		0-0 BB 1B	0-0 1-2 2-H 1B			3	0	2	2	1	1	1				
Randy Hundley, R (1,2) OBP: 0.281, SLG: 0.294		0-0 FC6-4			0-0 E 2B	0-0 1-2 BB		0-0 SH1-4 1B BB		2	1	1	0	2	0	1				
Adolfo Phillips, R (1,8) OBP: 0.439, SLG: 0.509		0-0 F7			0-0 E7 S 2B	0-3 K		0-3 K		4	0	0	0	0	2	5				
Ken Holtzman, R (1,1) OBP: 0.077, SLG: 0.077			0-3 K		0-3 K					2	0	0	0	0	2	2				
Jimmy Stewart, S (7, PH) ERA: 3.27					0-0 K					1	0	0	0	0	0	0				
Bill Hands, R (8,1) ERA: 2.25					0-0 K					0	0	0	0	0	0	0				
<b>Inning Stats</b>	R: 0 E: 0 K: 0 S: 3	H: 0 LOB: 1 BB: 1 P: 7	R: 0 E: 0 K: 0 S: 3	H: 0 LOB: 1 BB: 1 P: 7	R: 0 E: 0 K: 1 S: 5	H: 0 LOB: 0 BB: 0 P: 5	R: 0 E: 0 K: 2 S: 7	H: 0 LOB: 1 BB: 1 P: 11	R: 0 E: 1 K: 2 S: 9	H: 1 LOB: 2 BB: 0 P: 9	R: 1 E: 0 K: 2 S: 9	H: 2 LOB: 2 BB: 1 P: 13	R: 3 E: 0 K: 1 S: 9	H: 5 LOB: 5 BB: 0 P: 9	R: 1 E: 0 K: 2 S: 8	H: 1 LOB: 1 BB: 1 P: 12	1B: 7 2B: 2 3B: 0 HR: 0	SF: 0 SAC: 1 DP: 0 HBP: 0	WP: 2 PB: 0 SB: 1 CS: 0	PA: 38
<b>PITCHER</b>	IP WLS BF H R ER SO BB IBB HBP BLK WP HR S P ERA WHIP																			
Dick Hughes, R (1,1) ERA: 4.41	6.2 L 1 1 0 0 0 0 0 0 0 0 0 0 1 1 ∞ ∞																			
Steve Carlton, L (7,1) ERA: 3.27	0.0 1 1 0 0 0 0 0 0 0 0 0 0 1 1 ∞ ∞																			
Nelson Briles, R (7,1) ERA: 2.25	0.1 3 2 2 2 0 1 0 0 0 0 0 0 2 6 54.00 9.000																			
Ron Willis, R (8,1) ERA: 2.25	1.0 4 1 0 0 2 0 0 0 0 0 1 0 8 8 0.00 1.000																			

St. Louis Cardinals @ Chicago Cubs  
Wrigley Field, Chicago, IL  
Fri May 05 1967, 3:33 AM CDT  
Att. 2,106 - Unknown - 48 F

AB 32  
R 5  
H 9  
RBI 5  
BB 5  
SO 10  
LOB 20



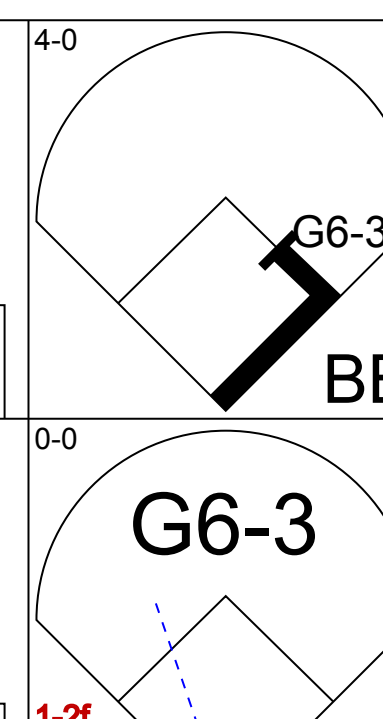
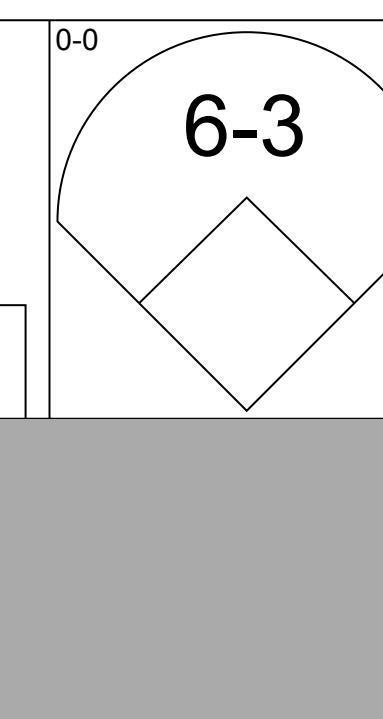
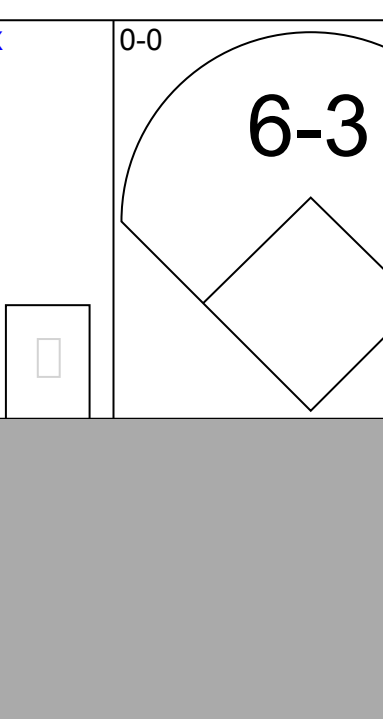
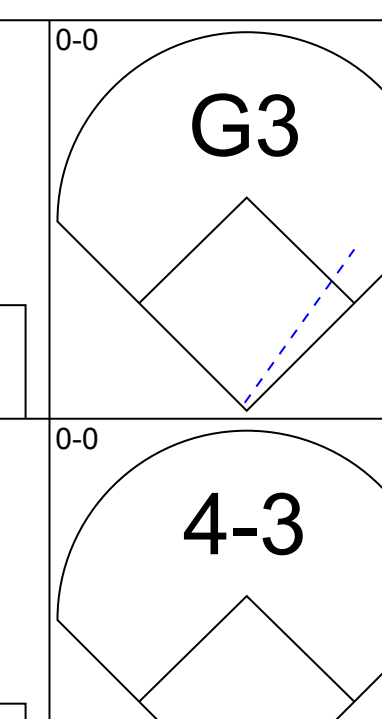
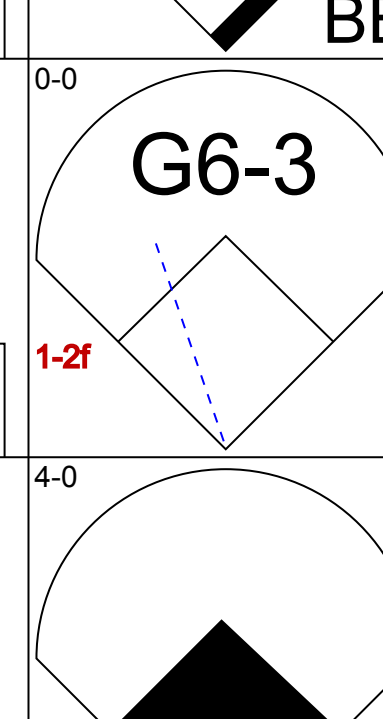
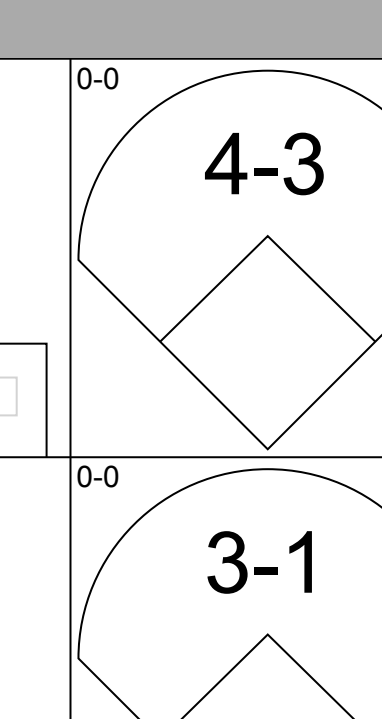
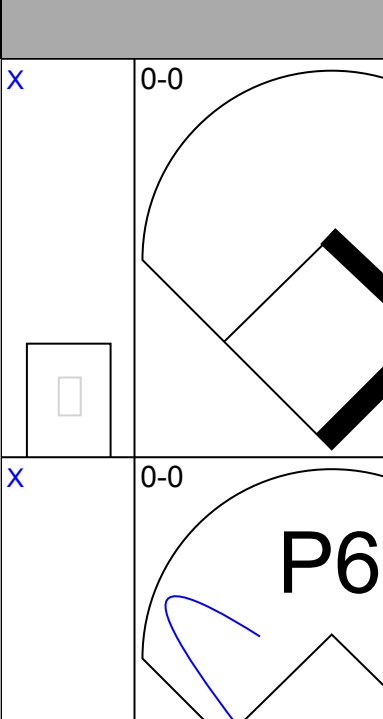
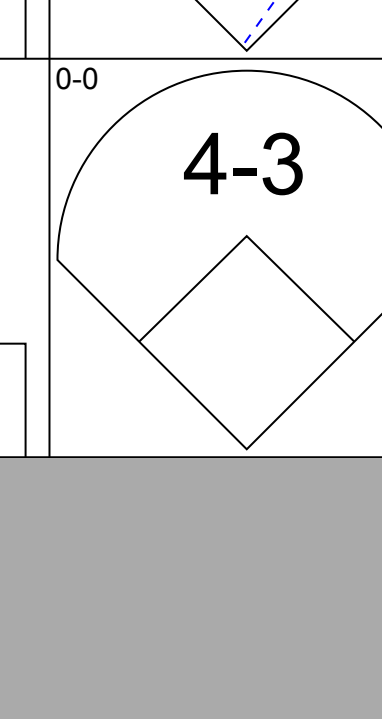

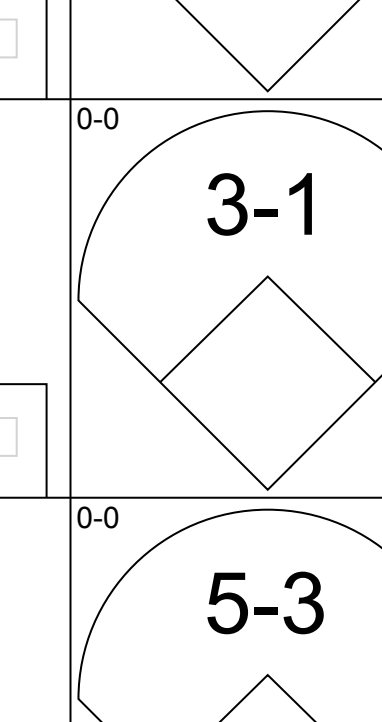
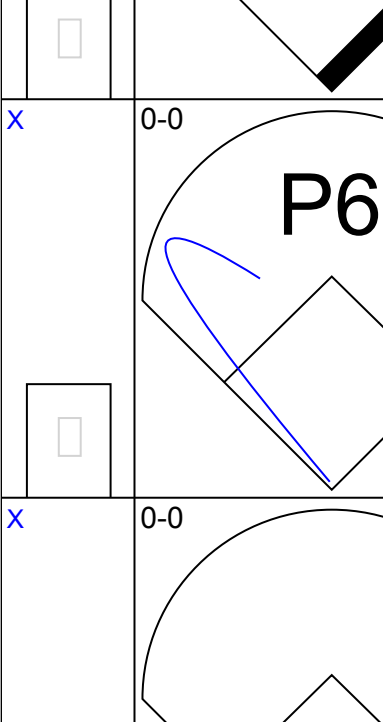
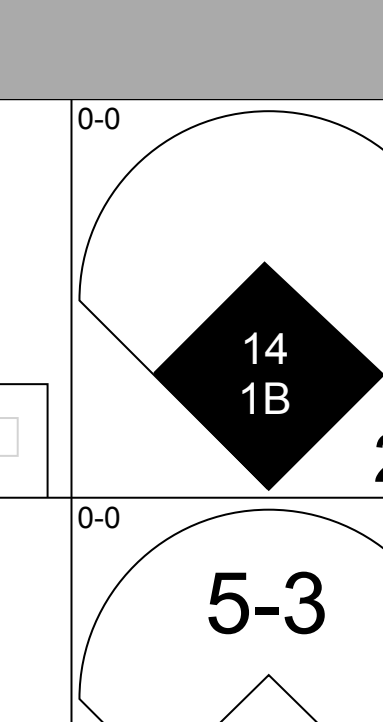

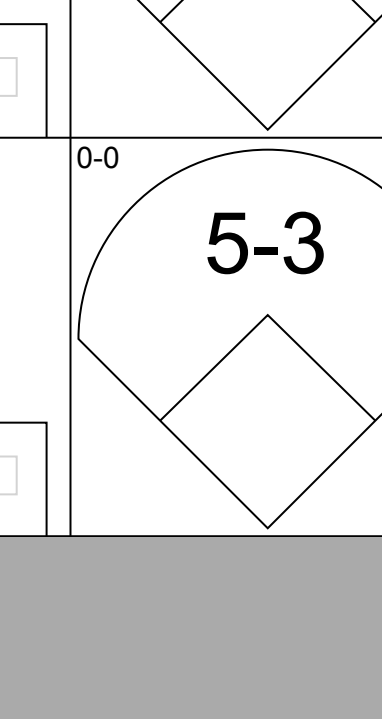
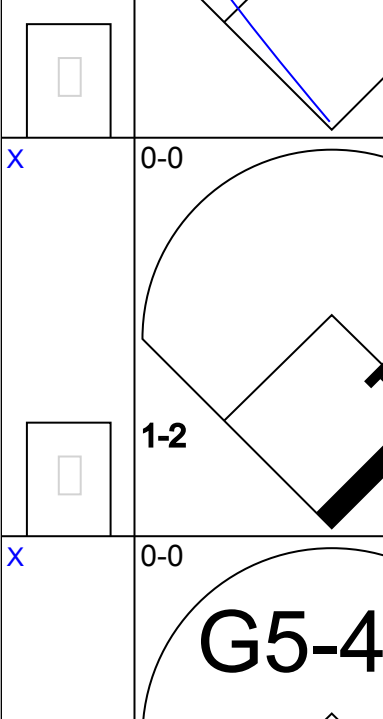
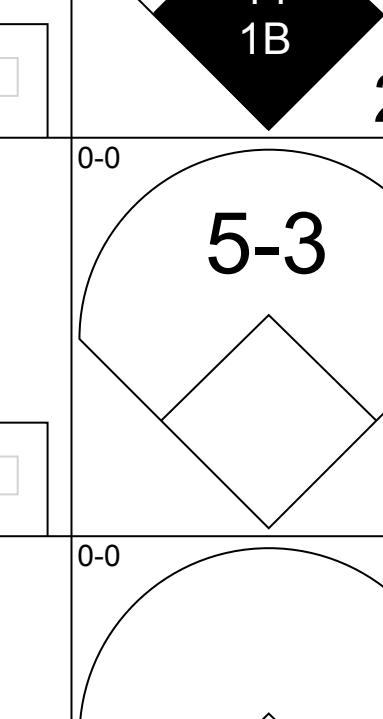

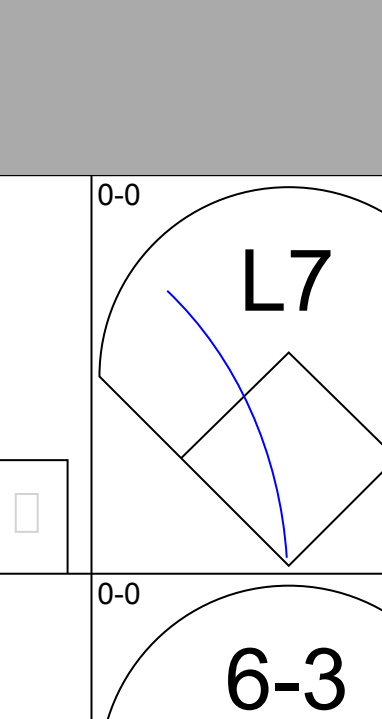
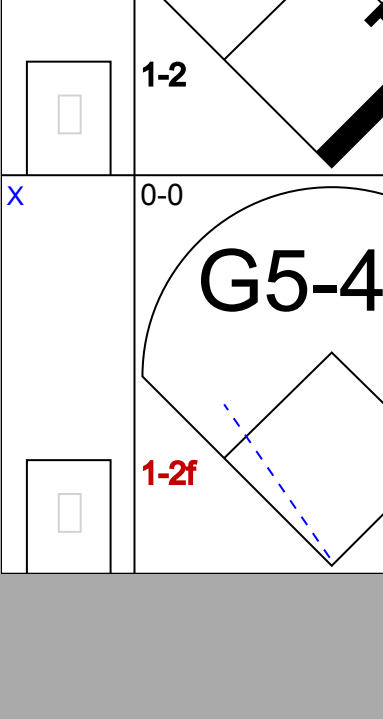
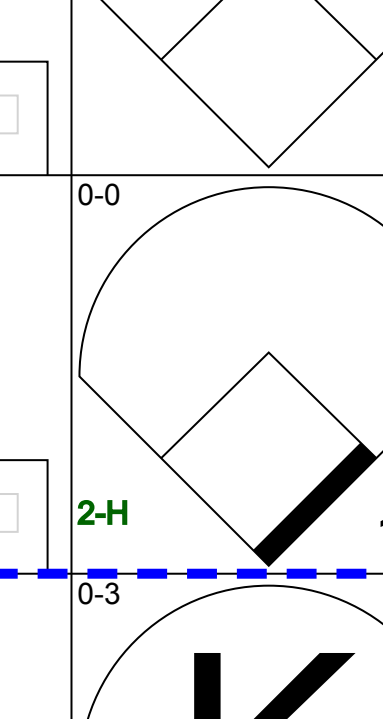
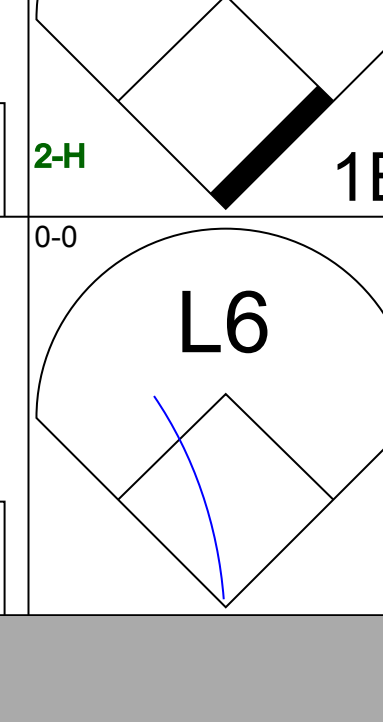
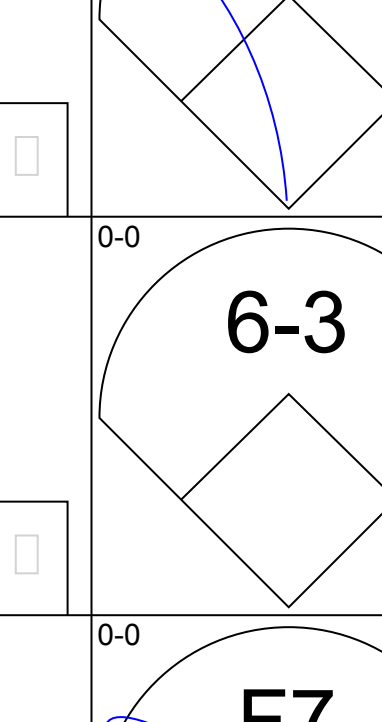
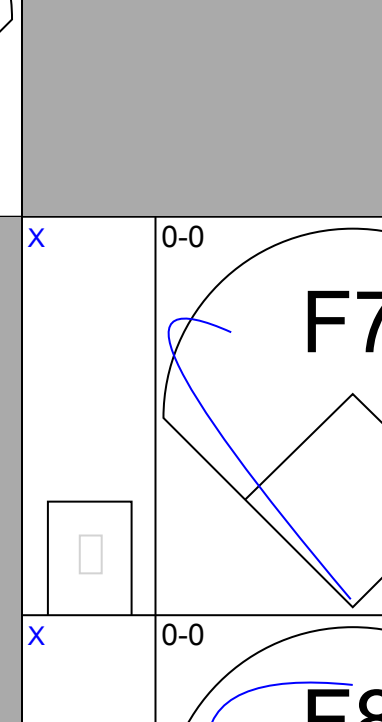
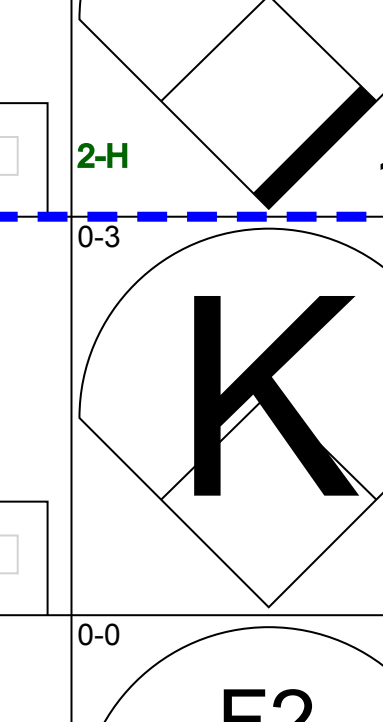
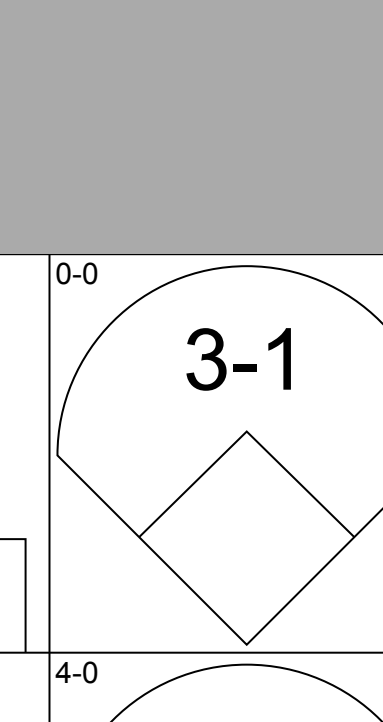
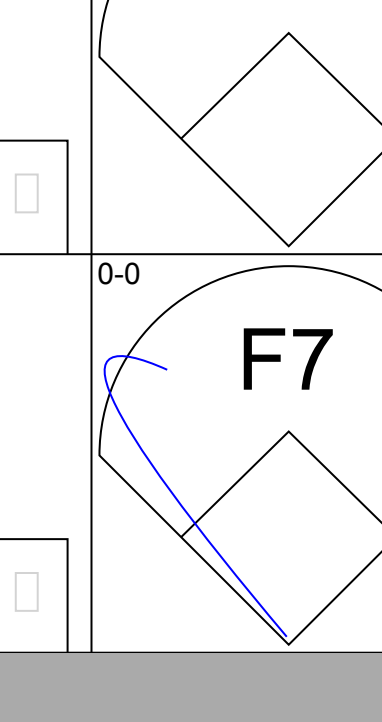
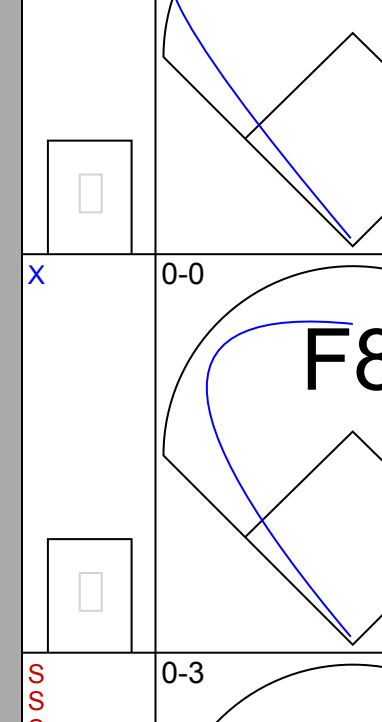
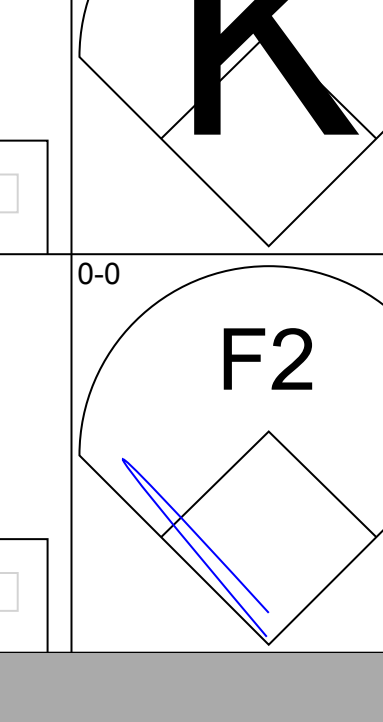
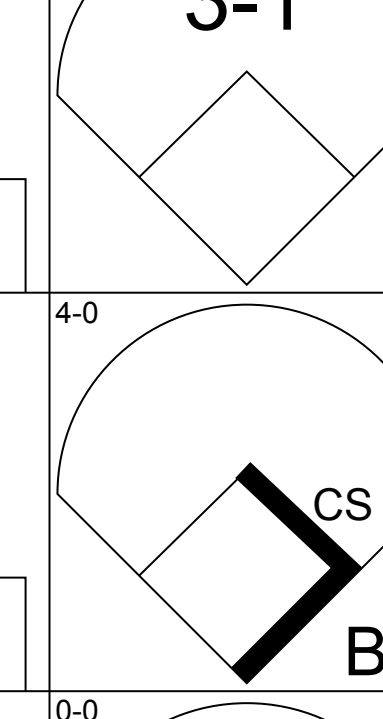
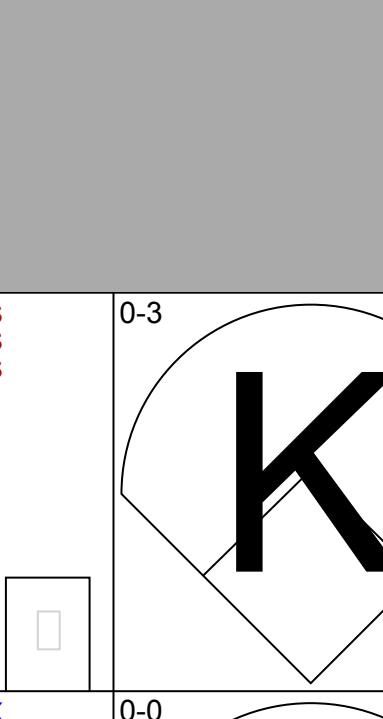
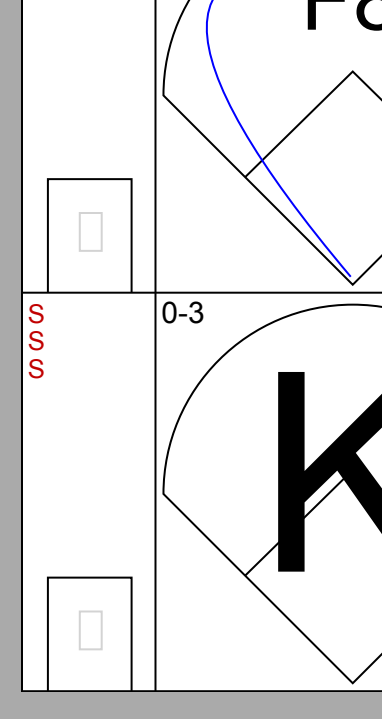


Batter	1	2	3	4	5	6	7	8	9	AB	R	H	RBI	BB	SO	LOB	TOP																	
Lou Brock, L OBP: 0.367, SLG: 0.585 (1, 7)										5	0	1	0	0	1	4																		
Curt Flood, R OBP: 0.411, SLG: 0.361 (1, 8)										5	0	1	0	0	1	2																		
Alex Johnson, R OBP: 0.154, SLG: 0.320 Roger Maris, L OBP: 0.308, SLG: 0.355 (7, PH) (7, 9)										3	0	0	0	0	0	0																		
Orlando Cepeda, R OBP: 0.423, SLG: 0.629 (1, 3)										4	2	3	2	0	1	1																		
Mike Shannon, R OBP: 0.400, SLG: 0.556 (1, 5)										4	1	1	1	0	0	2																		
Tim McCarver, L OBP: 0.365, SLG: 0.492 (1, 2)										4	1	2	0	0	0	1																		
Julian Javier, R OBP: 0.353, SLG: 0.429 (1, 4)										4	1	2	0	0	0	1																		
Dal Maxvill, R OBP: 0.329, SLG: 0.311 (1, 6)										4	0	2	1	0	2	1																		
Al Jackson, L OBP: 0.273, SLG: 0.273 Ron Willis, R (9, 1)										4	0	1	1	0	1	3																		
<b>Inning Stats</b>	R: 0 E: 0 K: 1 S: 5	H: 0 LOB: 0 BB: 0 P: 5	R: 2 E: 0 K: 0 S: 7	H: 4 LOB: 2 BB: 0 P: 7	R: 2 E: 0 K: 0 S: 6	H: 3 LOB: 1 BB: 0 P: 6	R: 0 E: 0 K: 1 S: 6	H: 1 LOB: 1 BB: 0 P: 6	R: 0 E: 0 K: 0 S: 4	H: 1 LOB: 1 BB: 0 P: 4	R: 0 E: 0 K: 1 S: 6	H: 2 LOB: 0 BB: 0 P: 6	R: 0 E: 0 K: 1 S: 6	H: 1 LOB: 1 BB: 0 P: 6	R: 0 E: 0 K: 1 S: 5	H: 0 LOB: 0 BB: 0 P: 5	R: 0 E: 0 K: 1 S: 6	H: 1 LOB: 1 BB: 0 P: 6	1B: 10 2B: 0 3B: 0 HR: 3	SF: 0 SAC: 0 DP: 1 HBP: 0	WP: 0 PB: 0 SB: 3 CS: 0	PA: 39												
<b>PITCHER</b>	IP WLS BF H R ER SO BB IBB HBP BLK WP HR S P ERA WHIP																																	
Curt Simmons, L ERA: 5.11 Joe Niekro, R ERA: 2.7 Cal Koonce, R ERA: 7.71 Ray Culp, R ERA: 4.26	(1, 1) (3, 1) (6, 1) (9, 1)	2.2 2.2 2.2 1.0	L 13 8 4	14 5 1 1	6 1 0 0	4 1 0 0	1 1 2 1	0 0 0 0	0 0 0 0	0 0 0 0	0 0 0 0	3 17 12 6	16 17 17 6	13.50 3.38 0.00 0.00	2.250 1.875 0.375 1.000																			

St. Louis Cardinals @ Chicago Cubs  
Wrigley Field, Chicago, IL  
Sat May 06 1967, 3:33 AM CDT  
Att: 8,660 - Unknown

AB 39  
R 5  
H 13  
RBI 5  
BB 0  
SO 6  
LOB 17



Batter	1	2	3	4	5	6	7	8	9	AB	R	H	RBI	BB	SO	LOB	BOTTOM																		
Don Kessinger, S OBP: 0.297, SLG: 0.234 (1, 6)										3	0	0	0	1	0	1																			
Glenn Beckert, R OBP: 0.275, SLG: 0.329 (1, 4)										4	0	1	0	0	0	1																			
Billy Williams, L OBP: 0.468, SLG: 0.606 (1, 7)										3	2	1	0	1	0	1																			
Ron Santo, R OBP: 0.329, SLG: 0.313 (1, 5)										4	1	2	1	0	0	1																			
14 Ernie Banks, R OBP: 0.313, SLG: 0.417 (1, 3)										4	0	2	2	0	0	2																			
Randy Hundley, R OBP: 0.282, SLG: 0.273 (1, 2)										4	0	0	0	0	1	2																			
Lee Thomas, L OBP: 0.375, SLG: 0.421 (1, 9)										4	0	0	0	0	0	1																			
Adolfo Phillips, R OBP: 0.435, SLG: 0.491 (1, 8)										2	0	0	0	1	2	0																			
Curt Simmons, L OBP: 0.111, SLG: 0.111 Joe Niekro, R Cal Koonce, R Norm Gigon, R Ray Culp, R	(1, 1) (3, 1) (6, 1) (8, PH) (9, 1)	0.0 0.0 0.0 1.2	L S	32 2	6 0	3 0	3 0	1 1	0 0	0 0	0 0	0 0	0 0	0 0	0 0	0 0																			
<b>Inning Stats</b>	R: 2 E: 0 K: 0 S: 4	H: 2 LOB: 1 BB: 2 P: 12	R: 0 E: 0 K: 0 S: 3	H: 0 LOB: 1 BB: 1 P: 7	R: 0 E: 0 K: 0 S: 3	H: 0 LOB: 0 BB: 0 P: 3	R: 0 E: 0 K: 0 S: 3	H: 0 LOB: 0 BB: 0 P: 3	R: 0 E: 0 K: 1 S: 5	H: 0 LOB: 0 BB: 0 P: 5	R: 0 E: 0 K: 0 S: 4	H: 2 LOB: 1 BB: 0 P: 4	R: 0 E: 0 K: 1 S: 5	H: 0 LOB: 0 BB: 0 P: 5	R: 0 E: 0 K: 1 S: 5	H: 0 LOB: 0 BB: 0 P: 5	R: 1 E: 0 K: 1 S: 7	H: 2 LOB: 1 BB: 0 P: 7	1B: 4 2B: 2 3B: 0 HR: 0	SF: 0 SAC: 0 DP: 2 HBP: 0	WP: 0 PB: 0 SB: 0 CS: 1	PA: 34													
<b>PITCHER</b>	IP WLS BF H R ER SO BB IBB HBP BLK WP HR S P ERA WHIP																																		
Al Jackson, L Ron Willis, R	(1, 1) (9, 1)	8.1 0.2	W S	32 2	6 0	3 0	3 0	1 1	0 0	0 0	0 0	0 0	35 4	4 4	3.24 0.00	1.080 0.000																			

St. Louis Cardinals @ Chicago Cubs  
Wrigley Field, Chicago, IL  
Sat May 06 1967, 3:33 AM CDT  
Att: 8,660 - Unknown

AB 31  
R 3  
H 6  
RBI 3  
BB 3  
SO 4  
LOB 10





Batter	1	2	3	4	5	6	7	8	9	AB	R	H	RBI	BB	SO	LOB	TOP			
<b>Lou Brock, L</b> OBP: 0.373, SLG: 0.592 (1,7)										4	1	2	0	0	1	0	<b>St. Louis Cardinals @ Chicago Cubs</b> Wrigley Field, Chicago, IL Sun May 07 1967, 3:33 AM CDT Att: 17,618 - Sunny - 62 F			
<b>Curt Flood, R</b> OBP: 0.404, SLG: 0.356 (1,8)										4	0	1	0	0	1	2				
<b>Tim McCarver, L</b> OBP: 0.343, SLG: 0.460 (1,2)										4	0	0	0	0	0	3				
<b>Orlando Cepeda, R</b> OBP: 0.427, SLG: 0.667 (1,3)										4	2	2	1	0	1	1				
<b>Mike Shannon, R</b> OBP: 0.386, SLG: 0.600 (1,5)										4	1	1	1	0	1	1				
<b>Alex Johnson, R</b> OBP: 0.133, SLG: 0.276 (1,9)										4	0	0	0	0	0	1				
<b>Julian Javier, R</b> OBP: 0.347, SLG: 0.418 (1,4)										4	0	1	1	0	0	0				
<b>Dal Maxvill, R</b> OBP: 0.319, SLG: 0.302 (1,6)										2	0	0	0	0	0	0				
<b>Ted Savage, R</b> OBP: 0.222, SLG: 0.125 (7, PH)										1	0	0	0	0	1	2				
<b>Eddie Bressoud, R</b> (7,6)										0	0	0	0	1	0	0				
<b>Bob Gibson, R</b> OBP: 0.190, SLG: 0.056 (1,1)										4	0	0	0	0	0	3				
<b>Inning Stats</b>	R: 1 E: 0 K: 0 S: 4	H: 1 LOB: 0 BB: 0 P: 4	R: 0 E: 0 K: 1 S: 5	H: 0 LOB: 0 BB: 0 P: 5	R: 0 E: 0 K: 1 S: 5	H: 0 LOB: 0 BB: 0 P: 5	R: 1 E: 0 K: 0 S: 4	H: 1 LOB: 0 BB: 0 P: 4	R: 0 E: 0 K: 1 S: 6	H: 1 LOB: 1 BB: 0 P: 6	R: 1 E: 1 K: 1 S: 8	H: 2 LOB: 2 BB: 0 P: 8	R: 0 E: 0 K: 1 S: 6	H: 1 LOB: 1 BB: 0 P: 6	R: 1 E: 0 K: 0 S: 4	H: 1 LOB: 1 BB: 1 P: 8	1B: 4 2B: 1 3B: 0 HR: 2	SF: 0 SAC: 0 DP: 0 HBP: 0	WP: 1 PB: 0 SB: 1 CS: 0	PA: 36
<b>PITCHER</b> <b>Rich Nye, L</b> ERA: 2.31 (1,1)	IP: 9.0 WLS: W BF: 36 H: 7 R: 4 ER: 3 SO: 5 BB: 1 IBB: 0 HBP: 0 BLK: 1 WP: 1 HR: 2 S: 45 P: 49 ERA: 3.00 WHIP: 0.889															<b>PITCHER</b>				

Batter	1	2	3	4	5	6	7	8	9	AB	R	H	RBI	BB	SO	LOB	BOTTOM			
<b>Don Kessinger, S</b> OBP: 0.316, SLG: 0.265 (1,6)											4	2	2	1	1	1	<b>St. Louis Cardinals @ Chicago Cubs</b> Wrigley Field, Chicago, IL Sun May 07 1967, 3:33 AM CDT Att: 17,618 - Sunny - 62 F			
<b>Glenn Beckert, R</b> OBP: 0.274, SLG: 0.325 (1,4)										4	1	1	0	0	0	2				
<b>Billy Williams, L</b> OBP: 0.446, SLG: 0.571 (1,7)										4	0	0	1	0	0	3				
<b>Ron Santo, R</b> OBP: 0.337, SLG: 0.313 (1,5)										3	0	1	1	1	0	0				
<b>Lee Thomas, L</b> OBP: 0.341, SLG: 0.381 (1,9)										4	0	0	0	0	0	3				
<b>14 Ernie Banks, R</b> OBP: 0.309, SLG: 0.453 (1,3)										4	1	1	1	0	1	2				
<b>Randy Hundley, R</b> OBP: 0.262, SLG: 0.259 (1,2)										3	0	0	0	1	1	2				
<b>Adolfo Phillips, R</b> OBP: 0.411, SLG: 0.458 (1,8)										4	0	0	0	0	2	1				
<b>Rich Nye, L</b> OBP: 0.125, SLG: 0.125 (1,1)										3	0	1	0	0	0	0				
<b>Clarence Jones, L</b> OBP: 0.214, SLG: 0.286 (9, PH)										1	1	1	0	0	0	0				
<b>Inning Stats</b>	R: 2 E: 0 K: 1 S: 8	H: 2 LOB: 2 BB: 1 P: 12	R: 0 E: 0 K: 1 S: 5	H: 0 LOB: 0 BB: 0 P: 5	R: 0 E: 0 K: 0 S: 3	H: 0 LOB: 1 BB: 1 P: 7	R: 1 E: 0 K: 1 S: 6	H: 1 LOB: 0 BB: 0 P: 6	R: 1 E: 0 K: 0 S: 4	H: 1 LOB: 1 BB: 1 P: 4	R: 0 E: 0 K: 0 S: 3	H: 1 LOB: 1 BB: 0 P: 4	R: 0 E: 0 K: 0 S: 3	H: 0 LOB: 0 BB: 0 P: 3	R: 2 E: 0 K: 2 S: 8	H: 2 LOB: 1 BB: 0 P: 8	1B: 4 2B: 2 3B: 0 HR: 1	SF: 0 SAC: 0 DP: 0 HBP: 0	WP: 1 PB: 0 SB: 0 CS: 0	PA: 37
<b>PITCHER</b> <b>Bob Gibson, R</b> ERA: 3.02 (1,1)	IP: 8.2 WLS: L BF: 37 H: 7 R: 5 ER: 5 SO: 5 BB: 3 IBB: 0 HBP: 0 BLK: 0 WP: 1 HR: 1 S: 44 P: 56 ERA: 5.19 WHIP: 1.154															<b>PITCHER</b>				

AB	35
R	4
H	7
RBI	3
BB	1
SO	5
LOB	13





Batter	1	2	3	4	5	6	7	8	9	AB	R	H	RBI	BB	SO	LOB	TOP		
Ken Henderson, S OBP: 0.303, SLG: 0.330 (1, 9)	F7	K		4-3	4-3			F2		5	0	0	0	0	1	0	<b>San Francisco Giants @ Chicago Cubs</b> Wrigley Field, Chicago, IL Mon May 08 1967, 3:33 AM CDT Att: 2,811 - Cloudy - 50 F		
Jim Davenport, R OBP: 0.382, SLG: 0.645 (1, 6)	K			1B FC5-4			F6		HR	4	2	2	1	1	1	0			
Willie McCovey, L OBP: 0.289, SLG: 0.385 (1, 3)	BB 1B	5-3		FC5-4 1-3	2B		6-3		K	4	2	1	0	1	1	1			
Willie Mays, R OBP: 0.339, SLG: 0.446 Ollie Brown, R OBP: 0.356, SLG: 0.341 (1, 8) (9, 9)	1B 1-2	BB		HR	FC5-4 IBB		6-3		6-3	3	2	1	1	2	0	0			
Jim Ray Hart, R OBP: 0.304, SLG: 0.361 (1, 5)	BB 1B	1B		2B	FC5-4 2B		1-3		K	5	3	2	2	0	1	2			
Tom Haller, L OBP: 0.391, SLG: 0.390 (1, 2)	1B 1-2	BB		2B	2B		1-3 2-H			3	0	3	3	1	0	0			
Jesus Alou, R OBP: 0.280, SLG: 0.375 (1, 7)	1B			3-1	4-3		L4-3		L4-3	4	0	1	2	0	0	3			
Tito Fuentes, S OBP: 0.186, SLG: 0.200 (1, 4)	6-3			4-3			F4		F5	4	0	0	0	0	0	3			
Juan Marichal, R OBP: 0.273, SLG: 0.381 (1, 1)		6-3		K			K		6-3	4	0	0	0	0	2	1			
<b>Inning Stats</b>	R: 3 E: 0 K: 1 S: 7	H: 2 LOB: 2 BB: 3 P: 19	R: 0 E: 0 K: 1 S: 6	H: 1 LOB: 1 BB: 0 P: 6	R: 2 E: 0 K: 1 S: 8	H: 3 LOB: 1 BB: 0 P: 8	R: 3 E: 0 K: 0 S: 5	H: 2 LOB: 1 BB: 2 P: 13	R: 0 E: 0 K: 1 S: 5	H: 0 LOB: 0 BB: 0 P: 5	R: 0 E: 0 K: 0 S: 3	H: 1 LOB: 0 BB: 0 P: 3	R: 0 E: 0 K: 0 S: 3	H: 0 LOB: 0 BB: 0 P: 3	R: 1 E: 0 K: 2 S: 8	H: 1 LOB: 0 BB: 0 P: 8	1B: 5 2B: 4 3B: 0 HR: 2	SF: 0 SAC: 0 DP: 1 HBP: 0	WP: 0 PA: 41 PB: 0 SB: 0 CS: 0
<b>PITCHER</b>	IP WLS BF H R ER SO BB IBB HBP BLK WP HR S P ERA WHIP	IP WLS BF H R ER SO BB IBB HBP BLK WP HR S P ERA WHIP																	
Fergie Jenkins, R ERA: 3.27 (1, 1)	2.0 L	15 6	5 5	2 2	3 3	2 2	3 3	2 2	1 1	0 0	0 0	0 0	0 0	0 0	15 15	23 23	9.00 9.00	1.000 1.000	
Cal Koonce, R ERA: 8.03 (3, 1)	3.0	13	2	3	3	2	1	1	0	0	0	0	0	0	15	23	9.00	1.000	
Joe Niekro, R ERA: 1.86 (6, 1)	3.0	9	1	0	0	2	0	0	0	0	0	0	0	9	9	0.00	0.333		
Dick Radatz, R ERA: 6.35 (9, 1)	1.0	4	1	1	1	2	0	0	0	0	0	0	1	8	8	9.00	1.000		

Batter	1	2	3	4	5	6	7	8	9	AB	R	H	RBI	BB	SO	LOB	BOTTOM				
Don Kessinger, S OBP: 0.301, SLG: 0.250 (1, 6)	K		5-3			4-3		1-3		4	0	0	0	0	1	0	<b>San Francisco Giants @ Chicago Cubs</b> Wrigley Field, Chicago, IL Mon May 08 1967, 3:33 AM CDT Att: 2,811 - Cloudy - 50 F				
Glenn Beckert, R OBP: 0.273, SLG: 0.321 (1, 4)	5-3			K		1B		6-3		4	0	1	0	0	1	0					
Billy Williams, L OBP: 0.425, SLG: 0.541 (1, 7)	4-3			F8		F2		K		4	0	0	0	0	1	1					
Ron Santo, R OBP: 0.333, SLG: 0.352 (1, 5)		F8		HR		1-4-3		6-3		4	1	1	1	0	0	1					
Lee Thomas, L OBP: 0.319, SLG: 0.356 (1, 9)		K		K				5-3		3	0	0	0	0	2	0					
14 Ernie Banks, R OBP: 0.310, SLG: 0.493 (1, 3)						6-3		1-3		3	1	1	1	0	0	0					
Randy Hundley, R OBP: 0.250, SLG: 0.246 (1, 2)						F8		F8		3	0	0	0	0	0	0					
Adolfo Phillips, R OBP: 0.408, SLG: 0.468 (1, 8)						F7		K		3	0	1	0	0	1	0					
Fergie Jenkins, R ERA: 3.27 (1, 1) Cal Koonce, R (3, 1) Jimmy Stewart, S OBP: 0.290, SLG: 0.290 (5, PH) Joe Niekro, R (6, 1) Clarence Jones, L OBP: 0.300, SLG: 0.297 (8, PH) Dick Radatz, R (9, 1)						K		K		0	0	0	0	0	0	0					
<b>Inning Stats</b>	R: 0 E: 0 K: 1 S: 5	H: 0 LOB: 0 BB: 0 P: 5	R: 1 E: 0 K: 1 S: 6	H: 1 LOB: 0 BB: 0 P: 6	R: 0 E: 0 K: 1 S: 5	H: 0 LOB: 0 BB: 0 P: 5	R: 1 E: 0 K: 2 S: 8	H: 1 LOB: 0 BB: 0 P: 8	R: 0 E: 0 K: 0 S: 4	H: 1 LOB: 1 BB: 0 P: 4	R: 0 E: 0 K: 0 S: 4	H: 0 LOB: 0 BB: 0 P: 4	R: 0 E: 0 K: 0 S: 3	H: 0 LOB: 0 BB: 0 P: 3	R: 0 E: 0 K: 2 S: 7	H: 0 LOB: 0 BB: 0 P: 7	R: 0 E: 0 K: 1 S: 5	H: 0 LOB: 0 BB: 0 P: 5	1B: 1 2B: 1 3B: 0 HR: 2	SF: 0 SAC: 0 DP: 0 HBP: 0	WP: 0 PA: 31 PB: 0 SB: 0 CS: 0
<b>PITCHER</b>	IP WLS BF H R ER SO BB IBB HBP BLK WP HR S P ERA WHIP	IP WLS BF H R ER SO BB IBB HBP BLK WP HR S P ERA WHIP																			
Juan Marichal, R ERA: 2.85 (1, 1)	9.0 W	31 4	2 2	2 2	8 8	0 0	0 0	0 0	0 0	0 0	2 2	47 47	2.00 2.00	0.444 0.444							

AB	36
R	9
H	10
RBI	9
BB	5
SO	6
LOB	10






Batter	1	2	3	4	5	6	7	8	9	AB	R	H	RBI	BB	SO	LOB	TOP								
Ken Henderson, S OBP: 0.301, SLG: 0.326 (1, 9)	G3		G3			F7	FC5-4 2H 1B			4	0	1	1	0	0	0	<b>San Francisco Giants @ Chicago Cubs</b> Wrigley Field, Chicago, IL Tue May 09 1967, 3:33 AM CDT Att. 2,263 - Unknown - 60 F								
Jim Davenport, R OBP: 0.366, SLG: 0.600 (1, 6)	F7		F7			2B 1B	FC5-4 1-2			4	0	1	0	0	0	1									
Willie McCovey, L OBP: 0.287, SLG: 0.370 (1, 3)	BB					F9		F8		3	0	0	0	1	1										
Willie Mays, R OBP: 0.333, SLG: 0.450 (1, 8)	1-3					F3		6-3		4	0	1	0	0	0	1									
Jim Ray Hart, R OBP: 0.302, SLG: 0.356 (1, 5)		K				6-3				4	0	1	0	0	1	2									
Tom Haller, L OBP: 0.411, SLG: 0.444 (1, 2)						CS 1B		5-3		4	1	3	0	0	0	1									
Jesus Alou, R OBP: 0.279, SLG: 0.369 (1, 7)	F7					1B	G3-6-3			4	0	1	0	0	1	2									
Tito Fuentes, S OBP: 0.197, SLG: 0.197 Bob Schroder, L (7, PH) (7, 4)	1-3					K	2-3 1B	F4		1	0	0	0	1	0	1									
Bobby Bolin, R Bill Sorrell, L Lindy McDaniel, R Bill Henry, L Ron Herbel, R Ray Sadecki, L Norm Siebern, L (1, 1) (7, PH) (7, 1) (7, 1) (7, 1) (8, 1) (9, PH)			5-3			5-3		G3-6-3 1-2 3-H 1B 2B		2	0	0	0	0	0	1									
<b>Inning Stats</b>	R: 0 E: 0 K: 0 S: 3	H: 0 LOB: 1 BB: 1 P: 7	R: 0 E: 0 K: 1 S: 6	H: 1 LOB: 1 BB: 0 P: 6	R: 0 E: 0 K: 0 S: 3	H: 0 LOB: 0 BB: 0 P: 3	R: 0 E: 0 K: 1 S: 5	H: 0 LOB: 0 BB: 0 P: 5	R: 0 E: 0 K: 1 S: 5	H: 1 LOB: 1 BB: 1 P: 9	R: 0 E: 0 K: 0 S: 5	H: 2 LOB: 2 BB: 0 P: 5	R: 2 E: 0 K: 0 S: 6	H: 4 LOB: 1 BB: 0 P: 6	R: 0 E: 0 K: 0 S: 4	H: 1 LOB: 1 BB: 0 P: 4		R: 0 E: 0 K: 0 S: 3	H: 0 LOB: 0 BB: 0 P: 3	1B: 5 2B: 4 3B: 0 HR: 0	SF: 0 SAC: 0 DP: 1 HBP: 0	WP: 0 PB: 0 SB: 0 CS: 1	PA: 36		
<b>PITCHER</b>	IP WLS BF H R ER SO BB IBB HBP BLK WP HR S P ERA WHIP	6.2 W 28 8 2 2 3 2 0 0 0 0 0 0 32 40 2.70 1.500	2.1 S 8 1 0 0 0 0 0 0 0 0 0 0 8 8 0.00 0.429																						

Batter	1	2	3	4	5	6	7	8	9	AB	R	H	RBI	BB	SO	LOB	BOTTOM								
Don Kessinger, S OBP: 0.284, SLG: 0.234 (1, 6)	4-3	F6				4-3	6-3		5-3	5	0	0	0	0	0	3	<b>San Francisco Giants @ Chicago Cubs</b> Wrigley Field, Chicago, IL Tue May 09 1967, 3:33 AM CDT Att. 2,263 - Unknown - 60 F								
Glenn Beckert, R OBP: 0.290, SLG: 0.364 (1, 4)			F9			6-3		1B 14 2B 1B	1B BB	4	3	2	1	1	0	0									
Billy Williams, L OBP: 0.424, SLG: 0.526 (1, 7) (8, 9)	3-1		3-1					1B BB	F9	4	2	1	0	1	0	1									
Ron Santo, R OBP: 0.370, SLG: 0.395 (1, 5)						E7 FC1-5 1-H 1B	14 2B 1B	1B 1-3 2B 1B		5	2	5	1	0	0	0									
Lee Thomas, L John Boccabella, R OBP: 0.300, SLG: 0.333 OBP: 0.333, SLG: 0.286 (1, 9) (7, PH) (8, 7)	F9		F3			FC1-5 14 S 1B	14 2B IBB	1B 1-3 3-H 2B		3	1	0	0	0	0	3									
14 Ernie Banks, R OBP: 0.316, SLG: 0.500 (1, 3)						6-3		K	F8	5	0	2	2	0	1	2									
Randy Hundley, R OBP: 0.274, SLG: 0.262 (1, 2)						1-3		3B 1B	F3	4	1	2	1	1	0	1									
Adolfo Phillips, R OBP: 0.400, SLG: 0.446 (1, 8)						K		3B IBB	F3	3	1	0	0	1	1	5									
Ray Culp, R Bill Hands, R OBP: 0.125, SLG: 0.375 (7, 1) (7, 1)			F9			K		1B 1-H 2H 3B	K	3	0	1	2	0	1	2									
<b>Inning Stats</b>	R: 1 E: 0 K: 0 S: 5	H: 2 LOB: 1 BB: 0 P: 5	R: 0 E: 0 K: 0 S: 5	H: 2 LOB: 0 BB: 0 P: 5	R: 0 E: 0 K: 1 S: 4	H: 1 LOB: 1 BB: 0 P: 4	R: 0 E: 0 K: 1 S: 5	H: 0 LOB: 0 BB: 0 P: 5	R: 0 E: 0 K: 1 S: 5	H: 0 LOB: 0 BB: 0 P: 5	R: 4 E: 1 K: 1 S: 8	H: 3 LOB: 1 BB: 2 P: 16	R: 2 E: 0 K: 1 S: 8	H: 3 LOB: 3 BB: 2 P: 16	R: 3 E: 0 K: 0 S: 6	H: 3 LOB: 1 BB: 1 P: 10		1B: 10 2B: 2 3B: 1 HR: 1	SF: 0 SAC: 0 DP: 0 HBP: 0	WP: 0 PB: 0 SB: 1 CS: 0	PA: 43				
<b>PITCHER</b>	IP WLS BF H R ER SO BB IBB HBP BLK WP HR S P ERA WHIP	6.0 L 28 8 5 5 3 1 0 0 0 0 0 0 32 40 7.50 6.000	0.1 3 2 2 2 0 0 0 0 0 0 0 0 3 3 54.00 6.000																						

AB	34
R	2
H	9
RBI	1
BB	2
SO	3
LOB	11



AB	38
R	10
H	14
RBI	9
BB	5
SO	4
LOB	20





Batter	1	2	3	4	5	6	7	8	9	AB	R	H	RBI	BB	SO	LOB	TOP									
Jesus Alou, R OBP: 0.264, SLG: 0.348 (1, 7)	F7	FC3-6		5-3	6-3			4-3		5	0	0	0	0	0	4	<b>San Francisco Giants @ Chicago Cubs</b> Wrigley Field, Chicago, IL Wed May 10 1967, 3:33 AM CDT Att: 2,176 - Cloudy - 48 F									
Jim Davenport, R OBP: 0.372, SLG: 0.590 (1, 6)	F3		F5	BB		F8				4	0	1	0	1	0	0										
Willie Mays, R OBP: 0.366, SLG: 0.468 (1, 8)			2B	BB				BB		2	1	1	0	3	0	1										
Jim Ray Hart, R OBP: 0.307, SLG: 0.363 (1, 5)	F3		BB			G6-4-3				4	0	1	1	1	1	2										
Jack Hiatt, R OBP: 0.438, SLG: 0.786 (1, 3)		BB								4	1	2	1	1	1	3										
Ollie Brown, R OBP: 0.347, SLG: 0.333 Willie McCovey, L OBP: 0.284, SLG: 0.366 (9, PH)	BB		F4			F9				4	0	1	0	0	0	2										
Tom Haller, L OBP: 0.423, SLG: 0.455 (1, 2)		BB								1	0	0	0	0	1	0										
Hal Lanier, R OBP: 0.210, SLG: 0.267 Norm Siebern, L (9, PH)			F7							3	0	1	1	1	0	3										
Cesar Gutierrez, R (9, PR)										0	0	0	0	1	0	0										
Gaylord Perry, R OBP: 0.176, SLG: 0.176 Dick Dietz, R OBP: 0.471, SLG: 0.357 Ray Sadecki, L OBP: 0.296, SLG: 0.366 Ken Henderson, S OBP: 0.296, SLG: 0.366 Bill Henry, L OBP: 0.296, SLG: 0.366 Bill Sorrell, L OBP: 0.296, SLG: 0.400 (11, 1)										2	0	0	0	0	1	3										
										1	0	0	0	0	0	1										
										0	0	0	0	0	0	0										
										0	1	1	1	0	0	0										
										1	0	0	0	0	0	2										
										0	0	0	0	0	0	0										
										0	0	0	0	0	0	0										
										0	0	0	0	0	0	2										
<b>Inning Stats</b>	R: 0 E: 0 K: 0 S: 3	H: 0 LOB: 1 BB: 1 P: 7	R: 0 E: 0 K: 1 S: 7	H: 2 LOB: 3 BB: 1 P: 11	R: 1 E: 0 K: 0 S: 5	H: 2 LOB: 3 BB: 2 P: 13	R: 0 E: 0 K: 1 S: 6	H: 1 LOB: 3 BB: 2 P: 14	R: 1 E: 0 K: 0 S: 5	H: 2 LOB: 1 BB: 0 P: 5	R: 0 E: 0 K: 0 S: 2	H: 0 LOB: 0 BB: 1 P: 6	R: 0 E: 0 K: 0 S: 3	H: 0 LOB: 0 BB: 0 P: 3	R: 1 E: 0 K: 0 S: 4	H: 1 LOB: 1 BB: 1 P: 8	R: 1 E: 0 K: 2 S: 8	H: 1 LOB: 3 BB: 2 P: 16	1B: 2 2B: 5 3B: 0 HR: 2	SF: 0 SAC: 0 DP: 1 HBP: 0	WP: 1 PB: 0 SB: 0 CS: 0	PA: 45				
<b>PITCHER</b>	IP	WLS	BF	H	R	ER	SO	BB	IBB	HBP	BLK	WP	HR	S	P	ERA	WHIP									
Ken Holtzman, L ERA: 2.17 Dick Radatz, R ERA: 6.43	(1, 1)	7.2	W	38	8	3	3	2	7	1	0	0	0	1	34	66	3.52	1.957								
(8, 1)	1.1	S	7	1	1	1	2	2	0	0	0	1	1	9	17	6.75	2.250									

Batter	1	2	3	4	5	6	7	8	9	AB	R	H	RBI	BB	SO	LOB	BOTTOM									
Don Kessinger, S OBP: 0.272, SLG: 0.222 (1, 6)	6-3	4-3		K						4	0	0	0	0	1	3	<b>San Francisco Giants @ Chicago Cubs</b> Wrigley Field, Chicago, IL Wed May 10 1967, 3:33 AM CDT Att: 2,176 - Cloudy - 48 F									
Glenn Beckert, R OBP: 0.289, SLG: 0.359 (1, 4)			6-3			F9				4	1	1	0	0	0	0										
Billy Williams, L OBP: 0.417, SLG: 0.549 (1, 7)			4-3			3-1				4	1	1	2	0	0	0										
Ron Santo, R OBP: 0.365, SLG: 0.388 (1, 5)			6-3			F9				4	0	1	0	0	1	0										
Lee Thomas, L OBP: 0.278, SLG: 0.308 (1, 9)	4-3					G3				4	0	0	0	0	0	1										
14 Ernie Banks, R OBP: 0.304, SLG: 0.480 (1, 3)	F7					F8				3	0	0	0	0	1	1										
Randy Hundley, R OBP: 0.276, SLG: 0.265 (1, 2)			5-3			WP				3	1	1	0	0	0	0										
Adolfo Phillips, R OBP: 0.410, SLG: 0.448 (1, 8)			F7							2	2	1	0	1	0	0										
Ken Holtzman, R OBP: 0.200, SLG: 0.267 Dick Radatz, R (8, 1)										2	0	2	2	0	0	0										
										0	0	0	0	0	0	0										
										0	0	0	0	0	0	0										
										0	0	0	0	0	0	0										
										0	0	0	0	0	0	0										
<b>Inning Stats</b>	R: 2 E: 0 K: 0 S: 6	H: 3 LOB: 1 BB: 0 P: 6	R: 0 E: 0 K: 0 S: 4	H: 1 LOB: 1 BB: 0 P: 4	R: 0 E: 0 K: 0 S: 3	H: 0 LOB: 0 BB: 0 P: 3	R: 2 E: 0 K: 1 S: 7	H: 2 LOB: 1 BB: 1 P: 11	R: 0 E: 0 K: 0 S: 3	H: 0 LOB: 0 BB: 0 P: 3	R: 0 E: 0 K: 1 S: 5	H: 0 LOB: 0 BB: 0 P: 5	R: 1 E: 0 K: 0 S: 4	H: 1 LOB: 0 BB: 0 P: 4	R: 0 E: 0 K: 1 S: 5	H: 0 LOB: 0 BB: 0 P: 5	1B: 5 2B: 1 3B: 0 HR: 1	SF: 0 SAC: 1 DP: 0 HBP: 0	WP: 2 PB: 0 SB: 2 CS: 0	PA: 32						
<b>PITCHER</b>	IP	WLS	BF	H	R	ER	SO	BB	IBB	HBP	BLK	WP	HR	S	P	ERA	WHIP									
Gaylord Perry, R ERA: 2.82 Ray Sadecki, L ERA: 1.69 Bill Henry, L ERA:	(1, 1)	4.0	L	19	6	4	4	1	1	0	0	0	0	0	12	24	9.00	1.750								
(5, 1)	3.0		10	1	1	1	1	0	0	0	0	0	0	12	12	3.00	0.333									
(8, 1)	1.0		3	0	0	0	1	0	0	0	0	0	0	5	5	0.00	0.000									





Batter	1	2	3	4	5	6	7	8	9	AB	R	H	RBI	BB	SO	LOB	TOP				
<b>Don Kessinger, S</b> OBP: 0.260, SLG: 0.212 (1, 6)	F9	K			1-3			5-3		4	0	0	0	0	1	2					
<b>Glenn Beckert, R</b> OBP: 0.287, SLG: 0.347 (1, 4)	F3		F8			CS BB		1-3		3	0	0	0	1	0	0					
<b>Billy Williams, L</b> OBP: 0.410, SLG: 0.535 (1, 7)	1B		F7		CS	1-3			K	4	0	1	0	0	1	0					
<b>Ron Santo, R</b> OBP: 0.350, SLG: 0.369 (1, 5)	6-3		5-3			5-3			K	4	0	0	0	0	1	1					
<b>14 Ernie Banks, R</b> OBP: 0.301, SLG: 0.506 (1, 3)		HR		6-3		6-3			5-3	4	1	1	1	0	0	0					
<b>John Boccabella, R</b> OBP: 0.250, SLG: 0.200 (1, 9)	6-3			P4				P3		3	0	0	0	0	0	0					
<b>Lee Thomas, L</b> OBP: 0.278, SLG: 0.308 (7, 9)										0	0	0	0	0	0	0					
<b>Randy Hundley, R</b> OBP: 0.278, SLG: 0.268 (1, 2)	1B	1B		1-3				L4		3	0	1	0	0	0	0					
<b>Adolfo Phillips, R</b> OBP: 0.419, SLG: 0.486 (1, 8)	1B							F7		3	1	2	0	0	0	0					
<b>Curt Simmons, L</b> OBP: 0.083, SLG: 0.083 (1, 1)	F5							6-3	K	3	0	0	1	0	1	2					
<b>Inning Stats</b>	R: 0 E: 0 K: 0 S: 4	H: 1 LOB: 1 BB: 0 P: 4	R: 1 E: 0 K: 1 S: 8	H: 3 LOB: 2 BB: 0 P: 8	R: 0 E: 0 K: 0 S: 3	H: 0 LOB: 0 BB: 0 P: 3	R: 0 E: 0 K: 0 S: 3	H: 0 LOB: 0 BB: 0 P: 3	R: 1 E: 0 K: 0 S: 3	H: 1 LOB: 0 BB: 1 P: 7	R: 0 E: 0 K: 0 S: 3	H: 0 LOB: 0 BB: 0 P: 3	R: 0 E: 0 K: 1 S: 5	H: 0 LOB: 0 BB: 0 P: 5	R: 0 E: 0 K: 2 S: 7	H: 0 LOB: 0 BB: 0 P: 7	1B: 3 2B: 0 3B: 1 HR: 1	SF: 0 SAC: 0 DP: 0 HBP: 0	WP: 0 PB: 0 SB: 0 CS: 1	PA: 33	
<b>PITCHER</b>	IP	WLS	BF	H	R	ER	SO	BB	IBB	HBP	BLK	WP	HR	S	P	ERA	WHIP				
<b>Claude Osteen, L</b> ERA: 3.0 (1, 1)	7.0	L	26	5	2	2	1	1	0	0	0	0	1	27	31	2.57	0.857				
<b>Phil Regan, R</b> ERA: 2.0 (8, 1)	2.0		6	0	0	0	3	0	0	0	0	0	0	12	12	0.00	0.000				

**Chicago Cubs @ Los Angeles Dodgers**  
**Dodger Stadium, Los Angeles, CA**  
 Fri May 12 1967, 7:05 PM PDT  
 Att: 21,018 - Unknown - 60 F

livebaseballscores.com

AB 31  
 R 2  
 H 5  
 RBI 2  
 BB 1  
 SO 4  
 LOB 5



Batter	1	2	3	4	5	6	7	8	9	AB	R	H	RBI	BB	SO	LOB	BOTTOM					
<b>Willie Davis, L</b> OBP: 0.326, SLG: 0.289 (1, 8)	4-3		S 1B		F8		G3			4	0	1	0	0	0	1						
<b>Wes Parker, S</b> OBP: 0.373, SLG: 0.365 (1, 3)	G3		K			1-3		6-3		4	0	0	0	0	1	1						
<b>Ron Fairly, L</b> OBP: 0.343, SLG: 0.411 (1, 9)	6-3		F7			4-3		4-3		4	0	0	0	0	0	1						
<b>Jim Lefebvre, S</b> OBP: 0.402, SLG: 0.457 (1, 5)		SF8 2B		CS 1B		1B 1B		F8		4	1	3	0	0	0	0						
<b>Ron Hunt, R</b> OBP: 0.405, SLG: 0.366 (1, 4)	4-3			F6		FC6-4 1B		F9		4	0	1	0	0	0	2						
<b>Bob Bailey, R</b> OBP: 0.185, SLG: 0.200 (1, 7)	SF8			FC5-4 1B		FC6-4		E3		3	0	1	1	0	0	2						
<b>Jeff Torborg, R</b> OBP: 0.231, SLG: 0.222 (1, 2)				FC5-4			5-3		F8	4	0	1	0	0	0	2						
<b>Gene Michael, S</b> OBP: 0.231, SLG: 0.207 (1, 6)	5-3				F7				5-3	3	0	1	0	0	0	1						
<b>Jim Hickman, R</b> OBP: 0.238, SLG: 0.256 (9, PH)						1-3 1B				1	0	0	0	0	0	1						
<b>Claude Osteen, L</b> OBP: 0.333, SLG: 0.333 (1, 1)					F9					2	0	0	0	0	0	0						
<b>Al Ferrara, R</b> OBP: 0.238, SLG: 0.300 (7, PH)							1-3			1	0	0	0	0	0	1						
<b>Phil Regan, R</b> (8, 1)										0	0	0	0	0	0	0						
<b>Inning Stats</b>	R: 0 E: 0 K: 0 S: 3	H: 0 LOB: 0 BB: 0 P: 3	R: 1 E: 0 K: 0 S: 5	H: 2 LOB: 1 BB: 0 P: 5	R: 0 E: 0 K: 1 S: 6	H: 1 LOB: 1 BB: 0 P: 6	R: 0 E: 0 K: 0 S: 4	H: 2 LOB: 1 BB: 0 P: 4	R: 0 E: 0 K: 0 S: 3	H: 0 LOB: 0 BB: 0 P: 3	R: 0 E: 0 K: 0 S: 5	H: 2 LOB: 2 BB: 0 P: 5	R: 0 E: 0 K: 0 S: 4	H: 1 LOB: 1 BB: 0 P: 4	R: 0 E: 1 K: 0 S: 3	H: 0 LOB: 1 BB: 0 P: 3	R: 0 E: 0 K: 0 S: 4	H: 0 LOB: 1 BB: 0 P: 4	1B: 7 2B: 1 3B: 0 HR: 0	SF: 1 SAC: 0 DP: 0 HBP: 0	WP: 0 PB: 0 SB: 1 CS: 1	PA: 35
<b>PITCHER</b>	IP	WLS	BF	H	R	ER	SO	BB	IBB	HBP	BLK	WP	HR	S	P	ERA	WHIP					
<b>Curt Simmons, L</b> ERA: 4.01 (1, 1)	9.0	W	35	8	1	1	1	0	0	0	0	0	0	37	37	1.00	0.889					

**Chicago Cubs @ Los Angeles Dodgers**  
**Dodger Stadium, Los Angeles, CA**  
 Fri May 12 1967, 7:05 PM PDT  
 Att: 21,018 - Unknown - 60 F

livebaseballscores.com

AB 34  
 R 1  
 H 8  
 RBI 1  
 BB 0  
 SO 1  
 LOB 12





Batter	1	2	3	4	5	6	7	8	9	AB	R	H	RBI	BB	SO	LOB	TOP					
Don Kessinger, S OBP: 0.277, SLG: 0.247 (1, 6)										4	2	2	1	1	0	1						
Glenn Beckert, R OBP: 0.302, SLG: 0.370 (1, 4)										5	1	3	0	0	0	1						
Billy Williams, L OBP: 0.410, SLG: 0.533 (1, 7)										4	0	1	1	1	0	5						
Ron Santo, R OBP: 0.333, SLG: 0.348 (1, 5)										5	0	0	0	0	2	6						
14 Ernie Banks, R OBP: 0.299, SLG: 0.494 (1, 3)										4	0	1	1	0	0	2						
Lee Thomas, L OBP: 0.299, SLG: 0.286 (1, 9)										4	0	0	0	0	1	2						
Randy Hundley, R OBP: 0.277, SLG: 0.267 (1, 2)										4	1	1	0	0	0	2						
Adolfo Phillips, R OBP: 0.422, SLG: 0.541 (1, 8)										4	2	2	2	0	1	0						
Fergie Jenkins, R OBP: 0.067, SLG: 0.067 Bob Hendley, R (3, 1)										1	0	0	0	0	1	0						
Dick Radatz, R OBP: 0.500, SLG: 0.500 Bill Hands, R (8, 1) (9, 1)										2	0	0	0	0	2	1						
										1	0	1	0	0	0	0						
										0	0	0	0	0	0	0						
<b>Inning Stats</b>	R: 2 E: 1 K: 1 S: 8	H: 2 LOB: 2 BB: 1 P: 12	R: 0 E: 0 K: 2 S: 7	H: 1 LOB: 1 BB: 0 P: 7	R: 0 E: 0 K: 0 S: 3	H: 0 LOB: 0 BB: 0 P: 3	R: 0 E: 0 K: 0 S: 3	H: 0 LOB: 0 BB: 0 P: 3	R: 2 E: 0 K: 1 S: 8	H: 3 LOB: 1 BB: 0 P: 8	R: 2 E: 0 K: 1 S: 7	H: 2 LOB: 0 BB: 0 P: 7	R: 0 E: 0 K: 1 S: 6	H: 1 LOB: 2 BB: 1 P: 10	R: 0 E: 0 K: 0 S: 3	H: 0 LOB: 0 BB: 0 P: 3	R: 0 E: 1 K: 1 S: 7	H: 2 LOB: 2 BB: 0 P: 7	1B: 6 2B: 3 3B: 1 HR: 1	SF: 0 SAC: 0 DP: 1 HBP: 0	WP: 0 PB: 0 SB: 2 CS: 0	PA: 40
<b>PITCHER</b>	IP WLS BF H R ER SO BB IBB HBP BLK WP HR S P ERA WHIP	6.0 L 27 8 6 5 5 1 0 0 0 0 1 36 40 7.50 1.500	2.0 8 1 0 0 1 1 0 0 0 0 0 9 13 0.00 1.000	1.0 5 2 0 0 1 0 0 0 0 0 0 7 7 0.00 2.000	<b>PITCHER</b>										IP WLS BF H R ER SO BB IBB HBP BLK WP HR S P ERA WHIP							

Chicago Cubs @ Los Angeles Dodgers  
 Dodger Stadium, Los Angeles, CA  
 Sat May 13 1967, 3:33 AM PDT  
 Att: 30,872 - Sunny - 70 F

AB	38
R	6
H	11
RBI	5
BB	2
SO	7
LOB	20



Batter	1	2	3	4	5	6	7	8	9	AB	R	H	RBI	BB	SO	LOB	BOTTOM			
Wes Parker, S OBP: 0.375, SLG: 0.382 Ron Perranoski, L (1, 3) (9, 1)										5	1	2	0	0	2	7				
Ron Hunt, R OBP: 0.414, SLG: 0.371 (1, 4)										4	0	2	1	0	0	1				
Willie Davis, L OBP: 0.333, SLG: 0.286 (1, 8)										4	1	1	0	1	0	4				
Jim Lefebvre, S OBP: 0.393, SLG: 0.439 (1, 5)										4	0	0	0	1	0	5				
Ron Fairly, L OBP: 0.345, SLG: 0.398 (1, 9) (9, 3)										3	0	0	0	2	1	2				
John Roseboro, L OBP: 0.424, SLG: 0.300 Jim Campanis, R (6, PH) OBP: 0.714, SLG: 1.400 (7, 2) (7, 2)										2	0	1	0	0	1	2				
Len Gabrielson, L OBP: 0.176, SLG: 0.067 Joe Moeller, R Bob Bailey, R (8, PH) OBP: 0.193, SLG: 0.208 (9, 7)										3	0	0	0	0	0	2				
Gene Michael, S OBP: 0.234, SLG: 0.211 Al Ferrara, R OBP: 0.246, SLG: 0.294 (8, PH) (9, 9)										3	0	1	0	0	1	0				
Don Sutton, R OBP: 0.188, SLG: 0.313 Jim Hickman, R OBP: 0.250, SLG: 0.268 Dick Schofield, S (1, 1) (7, 7) (8, 6)										2	0	0	0	0	0	3				
										2	0	1	0	0	1	3				
										0	0	0	0	0	0	0				
<b>Inning Stats</b>	R: 0 E: 0 K: 0 S: 4	H: 2 LOB: 1 BB: 0 P: 4	R: 0 E: 0 K: 1 S: 7	H: 2 LOB: 3 BB: 1 P: 11	R: 0 E: 0 K: 1 S: 5	H: 0 LOB: 2 BB: 0 P: 13	R: 0 E: 0 K: 1 S: 5	H: 0 LOB: 0 BB: 0 P: 5	R: 1 E: 0 K: 0 S: 4	H: 2 LOB: 0 BB: 0 P: 4	R: 1 E: 0 K: 0 S: 4	H: 1 LOB: 0 BB: 0 P: 4	R: 0 E: 0 K: 2 S: 8	H: 2 LOB: 3 BB: 2 P: 16	R: 0 E: 1 K: 0 S: 4	H: 0 LOB: 2 BB: 2 P: 13	1B: 8 2B: 1 3B: 0 HR: 1	SF: 0 SAC: 0 DP: 1 HBP: 1	WP: 0 PB: 0 SB: 1 CS: 0	PA: 44
<b>PITCHER</b>	IP WLS BF H R ER SO BB IBB HBP BLK WP HR S P ERA WHIP	2.1 W 13 6 2 2 4 1 0 0 0 0 1 28 32 3.60 1.400	5.0 21 6 2 2 4 1 0 0 0 0 0 1 28 32 3.60 1.400	1.1 8 0 1 0 1 3 0 1 0 0 0 6 19 0.00 2.250	<b>PITCHER</b>										IP WLS BF H R ER SO BB IBB HBP BLK WP HR S P ERA WHIP					

Chicago Cubs @ Los Angeles Dodgers  
 Dodger Stadium, Los Angeles, CA  
 Sat May 13 1967, 3:33 AM PDT  
 Att: 30,872 - Sunny - 70 F

AB	36
R	3
H	10
RBI	2
BB	7
SO	6
LOB	34





Batter	1	2	3	4	5	6	7	8	9	10	AB	R	H	RBI	BB	SO	LOB	TOP			
Don Kessinger, S OBP: 0.275, SLG: 0.244 Paul Popovich, S OBP: 0.154, SLG: 0.154	3-1			P2-3		P4-3		P6			1	0	0	0	0	0	0	Chicago Cubs @ Los Angeles Dodgers Dodger Stadium, Los Angeles, CA Sun May 14 1967, 3:33 AM PDT Sunny - 82 F			
Glenn Beckert, R OBP: 0.291, SLG: 0.356	G3			4-3		G3			P6		4	0	0	0	0	0					
Billy Williams, L OBP: 0.394, SLG: 0.511	F9			F7		F6			F8		4	0	0	0	0	0					
Ron Santo, R OBP: 0.330, SLG: 0.344		K				1B FC6-4 1B			5-3		4	1	1	0	0	1					
14 Ernie Banks, R OBP: 0.296, SLG: 0.471		K				F7			4-3		4	0	0	0	0	1					
Lee Thomas, L OBP: 0.274, SLG: 0.300										F8	4	0	2	0	0	0					
Randy Hundley, R OBP: 0.276, SLG: 0.266						FC6-4 1B					4	0	1	1	0	1					
Adolfo Phillips, R OBP: 0.426, SLG: 0.532						1-2r 3-H 1B					3	0	1	0	1	2					
Rich Nye, L OBP: 0.091, SLG: 0.091 Jimmy Stewart, S OBP: 0.167, SLG: 0.167 Bill Hands, R OBP: 0.167, SLG: 0.167									K		3	0	1	0	1	2					
									G3		1	0	0	0	0	2					
										F5	0	0	0	0	0	0					
<b>Inning Stats</b>	R: 0 E: 0 K: 0 S: 3	H: 0 LOB: 0 BB: 0 P: 3	R: 0 E: 0 K: 2 S: 7	H: 0 LOB: 0 BB: 0 P: 7	R: 0 E: 0 K: 2 S: 7	H: 0 LOB: 0 BB: 0 P: 7	R: 0 E: 0 K: 0 S: 3	H: 0 LOB: 0 BB: 0 P: 3	R: 1 E: 0 K: 1 S: 8	H: 3 LOB: 2 BB: 0 P: 8	R: 0 E: 0 K: 0 S: 3	H: 0 LOB: 1 BB: 0 P: 4	R: 0 E: 0 K: 1 S: 5	H: 0 LOB: 0 BB: 0 P: 5	R: 0 E: 0 K: 0 S: 3	H: 0 LOB: 0 BB: 0 P: 3	R: 0 E: 0 K: 0 S: 4	H: 1 LOB: 2 BB: 1 P: 8	1B: 5 2B: 0 3B: 0 HR: 0	SF: 0 SAC: 0 DP: 0 HBP: 0	WP: 0 PA: 36 PB: 0 SB: 0 CS: 0
<b>PITCHER</b> Don Drysdale, R ERA: 1.93	IP: 10.0 WLS: 7 BF: 36 H: 5 R: 1 ER: 1 SO: 6 BB: 1 IBB: 0 HBP: 0 BLK: 0 WP: 0 HR: 0 S: 47 P: 51 ERA: 0.90 WHIP: 0.600																				

Batter	1	2	3	4	5	6	7	8	9	10	AB	R	H	RBI	BB	SO	LOB	BOTTOM			
Willie Davis, L OBP: 0.358, SLG: 0.319	L6										5	0	3	1	0	0	1	Chicago Cubs @ Los Angeles Dodgers Dodger Stadium, Los Angeles, CA Sun May 14 1967, 3:33 AM PDT Sunny - 82 F			
Wes Parker, S OBP: 0.369, SLG: 0.375											4	0	1	0	0	0	4				
Ron Fairly, L OBP: 0.333, SLG: 0.382											4	0	0	0	0	0	4				
Jim Lefebvre, S OBP: 0.379, SLG: 0.422											4	0	0	0	0	0	0				
Ron Hunt, R OBP: 0.408, SLG: 0.360											3	0	0	0	1	0	0				
Bob Bailey, R OBP: 0.195, SLG: 0.210											4	1	1	0	0	0	1				
Jeff Torborg, R OBP: 0.220, SLG: 0.211 Al Ferrara, R OBP: 0.259, SLG: 0.294 John Roseboro, L OBP: 0.424, SLG: 0.300											2	0	0	0	0	0	2				
											0	1	0	0	1	0	0				
											0	0	0	0	0	0	0				
Gene Michael, S OBP: 0.229, SLG: 0.207 Dick Schofield, S OBP: 0.229, SLG: 0.207											2	0	0	0	0	0	2				
											0	0	0	0	1	0	0				
Don Drysdale, R OBP: 0.167, SLG: 0.118 Len Gabrielson, L OBP: 0.167, SLG: 0.063											2	0	1	1	1	0	0				
											1	0	0	0	0	2					
<b>Inning Stats</b>	R: 0 E: 0 K: 0 S: 3	H: 1 LOB: 0 BB: 0 P: 3	R: 0 E: 1 K: 0 S: 4	H: 0 LOB: 2 BB: 1 P: 8	R: 0 E: 0 K: 0 S: 3	H: 1 LOB: 1 BB: 1 P: 7	R: 0 E: 0 K: 0 S: 3	H: 0 LOB: 0 BB: 0 P: 3	R: 0 E: 0 K: 0 S: 3	H: 0 LOB: 0 BB: 0 P: 3	R: 0 E: 0 K: 0 S: 3	H: 0 LOB: 0 BB: 0 P: 3	R: 1 E: 0 K: 0 S: 4	H: 1 LOB: 1 BB: 1 P: 8	R: 0 E: 0 K: 0 S: 3	H: 0 LOB: 0 BB: 0 P: 3	R: 1 E: 0 K: 0 S: 4	H: 2 LOB: 2 BB: 1 P: 8	1B: 6 2B: 1 3B: 0 HR: 0	SF: 0 SAC: 2 DP: 3 HBP: 0	WP: 0 PA: 37 PB: 0 SB: 0 CS: 0
<b>PITCHER</b> Rich Nye, L ERA: 1.95 Bill Hands, R ERA: 2.03	IP: 9.0 WLS: 5 BF: 32 H: 4 R: 1 ER: 1 SO: 0 BB: 3 IBB: 0 HBP: 0 BLK: 0 WP: 0 HR: 0 S: 29 P: 41 ERA: 1.00 WHIP: 0.778																				








Batter	1	2	3	4	5	6	7	8	9	AB	R	H	RBI	BB	SO	LOB	TOP					
Paul Popovich, S OBP: 0.304, SLG: 0.304 (1, 6)										4	1	1	0	0	1	3	<b>Chicago Cubs @ San Francisco Giants</b> Candlestick Park, San Francisco, CA Mon May 15 1967, 6:33 AM EDT Att: 6,193 - Unknown - 78 F					
Glenn Beckert, R OBP: 0.281, SLG: 0.339 (1, 4)										5	1	1	0	0	0	2						
Billy Williams, L OBP: 0.442, SLG: 0.577 (1, 7)										5	3	4	2	0	0	0						
Ron Santo, R OBP: 0.308, SLG: 0.337 (1, 5)										4	0	0	1	0	1	2						
14 Ernie Banks, R OBP: 0.292, SLG: 0.500 (1, 3)										5	2	2	4	0	0	0						
Lee Thomas, L OBP: 0.278, SLG: 0.333 Ted Savage, R OBP: 0.200, SLG: 0.111 (1, 9) (8, 9)										4	1	1	2	0	0	0						
Randy Hundley, R OBP: 0.289, SLG: 0.281 (1, 2)										5	0	3	0	0	0	0						
Adolfo Phillips, R OBP: 0.427, SLG: 0.529 (1, 8)										3	0	2	0	1	0	1						
Ray Culp, R OBP: 0.091, SLG: 0.273 Dick Radatz, R OBP: 0.500, SLG: 0.500 Bob Hendley, R (1, 1) (8, 1) (9, 1)										3	1	0	0	0	0	3						
<b>Inning Stats</b>	R: 0 E: 0 K: 0 S: 4	H: 1 LOB: 1 BB: 0 P: 4	R: 0 E: 0 K: 0 S: 3	H: 0 LOB: 0 BB: 0 P: 3	R: 0 E: 0 K: 0 S: 4	H: 1 LOB: 1 BB: 0 P: 4	R: 0 E: 0 K: 0 S: 3	H: 0 LOB: 0 BB: 0 P: 3	R: 0 E: 0 K: 1 S: 7	H: 2 LOB: 2 BB: 0 P: 7	R: 3 E: 0 K: 0 S: 7	H: 4 LOB: 1 BB: 0 P: 7	R: 2 E: 1 K: 1 S: 7	H: 1 LOB: 0 BB: 0 P: 7	R: 0 E: 0 K: 0 S: 4	H: 1 LOB: 2 BB: 1 P: 8		R: 4 E: 0 K: 1 S: 9	H: 4 LOB: 0 BB: 0 P: 9	1B: 11 2B: 0 3B: 0 HR: 3	SF: 1 SAC: 2 DP: 0 HBP: 0	WP: 1 PB: 0 SB: 1 CS: 0
<b>PITCHER</b>	IP WLS BF H R ER SO BB IBB HBP BLK WP HR S P ERA WHIP																					
Ron Herbel, R ERA: 3.42 (1, 1)	5.2 L 25 8 3 3 1 0 0 0 0 0 1 1 27 27 4.76 1.412																					
Lindy McDaniel, L ERA: 8.75 (6, 1)	1.1 6 1 2 0 1 0 0 0 0 0 0 1 8 8 0.00 0.750																					
Ray Sadecki, L ERA: 3.46 (8, 1)	1.0 8 4 3 3 0 1 0 0 0 0 0 0 7 11 27.00 5.000																					
Frank Linzy, R ERA: 0.41 (9, 1)	1.0 4 1 1 1 1 0 0 0 0 0 0 1 6 6 9.00 1.000																					

AB	39
R	9
H	14
RBI	9
BB	1
SO	3
LOB	11



Batter	1	2	3	4	5	6	7	8	9	AB	R	H	RBI	BB	SO	LOB	BOTTOM					
Jesus Alou, R OBP: 0.278, SLG: 0.351 (1, 7)										4	1	2	1	1	1	0	<b>Chicago Cubs @ San Francisco Giants</b> Candlestick Park, San Francisco, CA Mon May 15 1967, 6:33 AM EDT Att: 6,193 - Unknown - 78 F					
Tom Haller, L OBP: 0.440, SLG: 0.530 (1, 2)										4	0	1	0	1	0	3						
Willie Mays, R OBP: 0.380, SLG: 0.543 (1, 8)										2	0	0	0	2	0	2						
Jim Ray Hart, R OBP: 0.287, SLG: 0.355 (1, 5)										3	0	0	1	0	2	3						
Norm Siebern, L OBP: 0.273, SLG: 0.148 (1, 3)										3	1	0	0	1	0	2						
Ollie Brown, R OBP: 0.343, SLG: 0.431 (1, 9)										4	1	1	1	0	1	1						
Hal Lanier, R OBP: 0.175, SLG: 0.208 Jack Hiatt, R OBP: 0.476, SLG: 0.688 (1, 6) (9, PH)										3	0	0	0	0	1	0						
Tito Fuentes, S OBP: 0.333, SLG: 0.222 Lindy McDaniel, R (1, 4) (6, 1) Bill Sorrell, L OBP: 0.143, SLG: 0.236 Ray Sadecki, L OBP: 0.333, SLG: 0.687 Frank Linzy, R (8, 1) Jim Davenport, R OBP: 0.303, SLG: 0.490 (9, PH)										2	0	0	0	0	1	0						
Ron Herbel, R OBP: 0.500, SLG: 0.500 Bob Schroder, L OBP: 0.286, SLG: 0.167 (1, 1) (6, 4)										1	0	0	0	0	0	0						
<b>Inning Stats</b>	R: 0 E: 0 K: 2 S: 7	H: 0 LOB: 1 BB: 1 P: 11	R: 1 E: 0 K: 1 S: 6	H: 1 LOB: 0 BB: 0 P: 6	R: 0 E: 0 K: 0 S: 3	H: 0 LOB: 0 BB: 0 P: 3	R: 0 E: 0 K: 1 S: 5	H: 0 LOB: 0 BB: 0 P: 5	R: 0 E: 0 K: 0 S: 3	H: 0 LOB: 0 BB: 0 P: 3	R: 1 E: 0 K: 0 S: 5	H: 2 LOB: 2 BB: 1 P: 9	R: 0 E: 0 K: 0 S: 3	H: 0 LOB: 0 BB: 0 P: 3	R: 0 E: 0 K: 0 S: 4	H: 1 LOB: 2 BB: 1 P: 8		R: 1 E: 0 K: 1 S: 5	H: 0 LOB: 3 BB: 3 P: 18	1B: 2 2B: 1 3B: 0 HR: 1	SF: 1 SAC: 0 DP: 0 HBP: 1	WP: 0 PB: 0 SB: 0 CS: 0
<b>PITCHER</b>	IP WLS BF H R ER SO BB IBB HBP BLK WP HR S P ERA WHIP																					
Ray Culp, R ERA: 3.55 (1, 1)	7.1 W 29 4 2 2 5 2 1 0 0 0 0 1 36 48 2.46 0.818																					
Dick Radatz, R ERA: 5.59 (8, 1)	1.1 8 0 1 1 1 3 0 1 0 0 0 0 6 19 6.75 2.250																					
Bob Hendley, L ERA: 3.18 (9, 1)	0.1 S 1 0 0 0 0 0 0 0 0 0 0 0 1 1 0.00 0.000																					

AB	30
R	3
H	4
RBI	3
BB	6
SO	6
LOB	13





Batter	1	2	3	4	5	6	7	8	9	AB	R	H	RBI	BB	SO	LOB	TOP										
Paul Popovich, S OBP: 0.296, SLG: 0.296 (1, 6)										4	0	1	0	0	0	2	Chicago Cubs @ San Francisco Giants Candlestick Park, San Francisco, CA Tue May 16 1967, 10:05 PM EDT Att: 15,435 - Unknown - 58 F										
Glenn Beckert, R OBP: 0.286, SLG: 0.345 (1, 4)										4	1	2	0	0	0	1											
Billy Williams, L OBP: 0.444, SLG: 0.583 (1, 7)										4	0	2	0	0	1	0											
Ron Santo, R OBP: 0.298, SLG: 0.324 (1, 5)										4	0	0	0	0	1	4											
14 Ernie Banks, R OBP: 0.280, SLG: 0.484 (1, 3)										3	0	0	1	0	1	2											
Lee Thomas, L OBP: 0.287, SLG: 0.319 (1, 9)										3	0	0	0	0	0	1											
Randy Hundley, R OBP: 0.290, SLG: 0.283 (1, 2)										3	0	1	0	0	0	0											
Adolfo Phillips, R OBP: 0.415, SLG: 0.511 (1, 8)										3	0	0	0	0	2	1											
Fergie Jenkins, R OBP: 0.118, SLG: 0.118 (1, 1)										2	0	1	0	0	1	0											
Clarence Jones, L OBP: 0.190, SLG: 0.238 (8, PH)										1	0	0	0	0	1	1											
Bill Hands, R (8, 1)										0	0	0	0	0	0	0											
<b>Inning Stats</b>	R: 0 E: 0 K: 1 S: 5	H: 0 LOB: 0 BB: 0 P: 5	R: 0 E: 1 K: 0 S: 3	H: 0 LOB: 0 BB: 0 P: 3	R: 0 E: 0 K: 1 S: 6	H: 1 LOB: 1 BB: 0 P: 6	R: 1 E: 0 K: 0 S: 5	H: 2 LOB: 1 BB: 0 P: 5	R: 0 E: 0 K: 1 S: 5	H: 0 LOB: 0 BB: 0 P: 5	R: 0 E: 0 K: 0 S: 3	H: 1 LOB: 0 BB: 0 P: 3	R: 0 E: 0 K: 0 S: 3	H: 0 LOB: 0 BB: 0 P: 3	R: 0 E: 0 K: 2 S: 8	H: 1 LOB: 1 BB: 0 P: 8	R: 0 E: 0 K: 2 S: 8	H: 2 LOB: 1 BB: 0 P: 8	1B: 6 2B: 2 3B: 0 HR: 0	SF: 1 SAC: 0 DP: 2 HBP: 0	WP: 0 PB: 0 SB: 0 CS: 2	PA: 32					
<b>PITCHER</b>	IP	WLS	BF	H	R	ER	SO	BB	IBB	HBP	BLK	WP	HR	S	P	ERA	WHIP										
Juan Marichal, R ERA: 2.24 (1, 1)	9.0	W	32	7	1	1	7	0	0	0	0	0	0	46	46	1.00	0.778										

Batter	1	2	3	4	5	6	7	8	9	AB	R	H	RBI	BB	SO	LOB	BOTTOM										
Jesus Alou, R OBP: 0.287, SLG: 0.351 (1, 7)										3	1	1	0	1	0	2	Chicago Cubs @ San Francisco Giants Candlestick Park, San Francisco, CA Tue May 16 1967, 10:05 PM EDT Att: 15,435 - Unknown - 58 F										
Tom Haller, L OBP: 0.433, SLG: 0.512 (1, 2)										3	0	0	0	1	1	2											
Willie Mays, R OBP: 0.396, SLG: 0.583 (1, 8)										3	2	2	1	1	1	1											
Jim Ray Hart, R OBP: 0.288, SLG: 0.372 (1, 5)										3	0	1	1	0	1	3											
Norm Siebern, L OBP: 0.297, SLG: 0.138 (1, 3)										2	0	0	0	2	0	1											
Ollie Brown, R OBP: 0.336, SLG: 0.412 (1, 9)										3	0	0	0	1	2	3											
Hal Lanier, R OBP: 0.179, SLG: 0.210 (1, 6)										4	0	1	1	0	0	1											
Tito Fuentes, S OBP: 0.209, SLG: 0.212 (1, 4)										4	0	0	0	0	0	2											
Juan Marichal, R OBP: 0.345, SLG: 0.519 (1, 1)										3	0	2	0	0	0	0											
<b>Inning Stats</b>	R: 1 E: 0 K: 3 S: 11	H: 2 LOB: 2 BB: 1 P: 15	R: 0 E: 0 K: 0 S: 4	H: 1 LOB: 0 BB: 0 P: 4	R: 1 E: 0 K: 1 S: 6	H: 1 LOB: 0 BB: 0 P: 6	R: 0 E: 0 K: 1 S: 5	H: 0 LOB: 0 BB: 0 P: 5	R: 0 E: 0 K: 0 S: 4	H: 2 LOB: 2 BB: 1 P: 8	R: 0 E: 0 K: 0 S: 2	H: 0 LOB: 1 BB: 1 P: 6	R: 0 E: 0 K: 0 S: 3	H: 0 LOB: 1 BB: 1 P: 7	R: 1 E: 0 K: 0 S: 4	H: 1 LOB: 2 BB: 2 P: 12	1B: 3 2B: 2 3B: 1 HR: 1	SF: 0 SAC: 1 DP: 2 HBP: 0	WP: 0 PB: 0 SB: 0 CS: 0	PA: 35							
<b>PITCHER</b>	IP	WLS	BF	H	R	ER	SO	BB	IBB	HBP	BLK	WP	HR	S	P	ERA	WHIP										
Fergie Jenkins, R ERA: 3.02 (1, 1)	7.0	L	29	6	2	2	5	4	0	0	0	0	0	35	51	2.57	1.429										
Bill Hands, R ERA: 2.51 (8, 1)	1.0		6	1	1	1	0	1	1	0	0	0	0	4	12	9.00	2.000										



Batter	1	2	3	4	5	6	7	8	9	AB	R	H	RBI	BB	SO	LOB	TOP
Paul Popovich, S OBP: 0.281, SLG: 0.258 (1, 6)										4	0	0	0	1	0	3	
Glenn Beckert, R OBP: 0.279, SLG: 0.333 (1, 4)										4	0	0	0	0	0	4	
Billy Williams, L OBP: 0.438, SLG: 0.571 (1, 7)										4	0	1	0	0	0	0	
14 Ernie Banks, R OBP: 0.279, SLG: 0.475 (1, 3)										4	0	1	0	0	1	1	
Randy Hundley, R OBP: 0.279, SLG: 0.271 (1, 2)										4	0	0	0	0	0	1	
Ron Santo, R OBP: 0.305, SLG: 0.330 (1, 5)										4	2	2	0	0	0	1	
Ted Savage, R OBP: 0.286, SLG: 0.167 (1, 9)										3	0	1	0	0	0	1	
Adolfo Phillips, R OBP: 0.418, SLG: 0.505 (1, 8)										3	0	1	1	1	0	2	
Curt Simmons, L OBP: 0.143, SLG: 0.143 (1, 1)										2	0	1	1	0	0	1	
Clarence Jones, L OBP: 0.162, SLG: 0.227 (7, PH)										1	0	0	0	0	1	2	
Cal Koonce, R (7, 1)										0	0	0	0	0	0	0	
Lee Thomas, L OBP: 0.276, SLG: 0.329 (9, PH)										1	0	1	0	0	0	0	
Don Kessinger, S OBP: 0.275, SLG: 0.244 (9, PR)										0	0	0	0	0	0	0	
<b>Inning Stats</b>	R: 0 E: 0 K: 0 S: 3	H: 0 LOB: 0 BB: 0 P: 3	R: 0 E: 0 K: 0 S: 4	H: 1 LOB: 1 BB: 0 P: 4	R: 0 E: 0 K: 0 S: 4	H: 1 LOB: 1 BB: 0 P: 4	R: 0 E: 0 K: 0 S: 3	H: 0 LOB: 0 BB: 0 P: 3	R: 1 E: 0 K: 1 S: 6	H: 3 LOB: 3 BB: 1 P: 12	R: 0 E: 0 K: 0 S: 3	H: 0 LOB: 0 BB: 0 P: 3	R: 0 E: 0 K: 0 S: 4	H: 1 LOB: 2 BB: 1 P: 8	1B: 8 2B: 0 3B: 0 HR: 0	SF: 0 SAC: 0 DP: 0 HBP: 1	WP: 0 PA: 38 PB: 0 SB: 0 CS: 1
<b>PITCHER</b>	IP WLS BF H R ER SO BB IBB HBP BLK WP HR S P ERA WHIP																
Mike McCormick, L ERA: 4.71 (1, 1)	6.1 W 25 6 2 2 1 0 0 0 1 0 0 0 26 27 2.84 0.947																
Frank Linzy, R ERA: 0.36 (7, 1)	2.2 S 12 2 0 0 1 2 0 0 0 0 0 0 12 20 0.00 1.500																

Chicago Cubs @ San Francisco Giants  
Candlestick Park, San Francisco, CA  
Wed May 17 1967, 6:33 AM EDT  
Att. 7,259 - Unknown - 75 F

AB 34  
R 2  
H 8  
RBI 2  
BB 2  
SO 2  
LOB 16



Batter	1	2	3	4	5	6	7	8	9	AB	R	H	RBI	BB	SO	LOB	BOTTOM		
Jesus Alou, R OBP: 0.286, SLG: 0.347 (1, 7)										4	0	1	0	0	0	0			
Ollie Brown, R OBP: 0.321, SLG: 0.389 (1, 9)										4	0	0	0	0	1	1			
Willie Mays, R OBP: 0.390, SLG: 0.563 (1, 8)										3	1	0	0	1	2	0			
Jim Ray Hart, R OBP: 0.287, SLG: 0.385 (1, 5)										4	0	1	1	0	1	0			
Jack Hiatt, R OBP: 0.520, SLG: 0.667 (1, 3)										2	2	1	0	2	0	1			
Dick Dietz, R OBP: 0.524, SLG: 0.375 (1, 2)										2	1	1	0	2	0	0			
Hal Lanier, R OBP: 0.182, SLG: 0.212 (1, 6)										4	0	1	1	0	0	4			
Tito Fuentes, S OBP: 0.221, SLG: 0.236 (1, 4)										4	0	2	2	0	2	4			
Mike McCormick, L (1, 1)										3	0	0	0	0	1	4			
Frank Linzy, R (7, 1)										0	0	0	0	0	0	0			
<b>Inning Stats</b>	R: 1 E: 0 K: 0 S: 4	H: 1 LOB: 1 BB: 1 P: 8	R: 0 E: 0 K: 0 S: 4	H: 1 LOB: 1 BB: 0 P: 4	R: 0 E: 0 K: 1 S: 5	H: 0 LOB: 0 BB: 0 P: 5	R: 1 E: 0 K: 2 S: 8	H: 1 LOB: 2 BB: 2 P: 16	R: 0 E: 0 K: 0 S: 3	H: 1 LOB: 0 BB: 0 P: 3	R: 2 E: 0 K: 0 S: 4	H: 1 LOB: 1 BB: 2 P: 12	R: 0 E: 0 K: 2 S: 7	H: 0 LOB: 0 BB: 0 P: 7	R: 0 E: 0 K: 2 S: 9	H: 2 LOB: 2 BB: 0 P: 9	1B: 5 2B: 1 3B: 1 HR: 0	SF: 0 SAC: 0 DP: 1 HBP: 0	WP: 0 PA: 35 PB: 0 SB: 0 CS: 0
<b>PITCHER</b>	IP WLS BF H R ER SO BB IBB HBP BLK WP HR S P ERA WHIP																		
Curt Simmons, L ERA: 4.31 (1, 1)	6.0 L 27 5 4 4 3 5 0 0 0 0 0 0 28 48 6.00 1.667																		
Cal Koonce, R ERA: 6.91 (7, 1)	2.0 8 2 0 0 4 0 0 0 0 0 0 0 16 16 0.00 1.000																		

Chicago Cubs @ San Francisco Giants  
Candlestick Park, San Francisco, CA  
Wed May 17 1967, 6:33 AM EDT  
Att. 7,259 - Unknown - 75 F

AB 30  
R 4  
H 7  
RBI 4  
BB 5  
SO 7  
LOB 14





Batter	1	2	3	4	5	6	7	8	9	AB R H RBI BB SO LOB	TOP							
Wes Parker, S OBP: 0.383, SLG: 0.400 (1, 3)										5 1 2 0 0 0 3	<b>Los Angeles Dodgers @ Chicago Cubs</b> Wrigley Field, Chicago, IL Fri May 19 1967, 3:33 AM CDT Att: 5,242 - Sunny - 65 F							
Ron Hunt, R OBP: 0.385, SLG: 0.331 (1, 4)										5 0 0 0 0 1 2								
Willie Davis, L OBP: 0.329, SLG: 0.329 (1, 8)										5 1 2 0 0 0 0								
Jim Lefebvre, S OBP: 0.374, SLG: 0.423 (1, 5)										4 2 3 2 0 1 0								
Ron Fairly, L OBP: 0.343, SLG: 0.383 (1, 9)										3 1 1 0 1 2 2								
Al Ferrara, R OBP: 0.276, SLG: 0.288 (1, 7)										3 1 1 1 1 0 3								
Jeff Torborg, R OBP: 0.222, SLG: 0.286 (1, 2)										4 1 1 3 0 0 1								
Gene Michael, S OBP: 0.246, SLG: 0.220 (1, 6)										4 1 2 1 0 0 0								
Don Drysdale, R OBP: 0.227, SLG: 0.190 (1, 1)										4 0 2 1 0 0 1								
<b>Inning Stats</b>	R: 1 E: 0 K: 1 S: 7	H: 2 LOB: 1 BB: 0 P: 7	R: 0 E: 0 K: 0 S: 3	H: 0 LOB: 0 BB: 0 P: 3	R: 4 E: 0 K: 0 S: 8	H: 5 LOB: 1 BB: 0 P: 8	R: 0 E: 0 K: 0 S: 6	H: 0 LOB: 0 BB: 0 P: 3	R: 2 E: 0 K: 1 S: 7	H: 4 LOB: 2 BB: 1 P: 11	R: 0 E: 1 K: 0 S: 4	H: 1 LOB: 0 BB: 0 P: 4	R: 0 E: 0 K: 1 S: 5	H: 0 LOB: 0 BB: 0 P: 5	1B: 11 2B: 3 3B: 0 HR: 1	SF: 1 SAC: 0 DP: 2 HBP: 0	WP: 0 PB: 0 SB: 1 CS: 0	PA: 40
<b>PITCHER</b>	IP WLS BF H R ER SO BB IBB HBP BLK WP HR S P ERA WHIP																	
Rich Nye, L ERA: 3.03 (1, 1)	3.1 L 16 6 5 5 1 1 0 0 0 0 0 1 17 21 13.50 2.100																	
Joe Niekro, R ERA: 2.38 (4, 1)	1.2 8 3 1 1 1 0 0 0 0 0 0 10 10 5.40 1.800																	
Bill Hands, R ERA: 3.12 (6, 1)	3.0 13 5 2 2 1 0 1 0 0 0 0 14 18 6.00 1.667																	
Dick Radatz, R ERA: 5.06 (9, 1)	1.0 3 0 0 0 0 1 0 0 0 0 0 5 5 0.00 0.000																	

Batter	1	2	3	4	5	6	7	8	9	AB R H RBI BB SO LOB	BOTTOM									
Don Kessinger, S OBP: 0.264, SLG: 0.234 (1, 6)										4 0 0 0 0 1 1	<b>Los Angeles Dodgers @ Chicago Cubs</b> Wrigley Field, Chicago, IL Fri May 19 1967, 3:33 AM CDT Att: 5,242 - Sunny - 65 F									
Glenn Beckert, R OBP: 0.278, SLG: 0.331 (1, 4)										4 0 1 0 0 0 1										
Billy Williams, L OBP: 0.439, SLG: 0.561 (1, 7)										2 0 0 0 2 0 1										
Ron Santo, R OBP: 0.295, SLG: 0.319 (1, 5)										4 0 0 0 0 0 3										
14 Ernie Banks, R OBP: 0.306, SLG: 0.505 (1, 3)										4 0 4 0 0 0 0										
Lee Thomas, L OBP: 0.283, SLG: 0.312 (1, 9)										4 0 0 0 0 1 4										
Randy Hundley, R OBP: 0.278, SLG: 0.263 (1, 2)										3 0 0 0 1 1 3										
Adolfo Phillips, R OBP: 0.404, SLG: 0.484 (1, 8)										4 0 0 0 0 2 4										
Rich Nye, L OBP: 0.283, SLG: 0.283 (1, 1)										1 0 0 0 0 0 2										
Joe Niekro, R OBP: 0.350, SLG: 0.154 (4, 1)										0 0 0 0 0 0 0										
Ted Savage, R OBP: 0.154, SLG: 0.154 (5, PH)										1 0 0 0 0 0 0										
Bill Hands, R OBP: 0.154, SLG: 0.154 (6, 1)										0 0 0 0 0 0 0										
John Upham, L OBP: 0.100, SLG: 1.000 (8, PH)										1 0 1 0 0 0 0										
Dick Radatz, R OBP: 0.500, SLG: 0.500 (9, 1)										0 0 0 0 0 0 0										
<b>Inning Stats</b>	R: 0 E: 0 K: 0 S: 3	H: 0 LOB: 1 BB: 1 P: 7	R: 0 E: 0 K: 1 S: 6	H: 1 LOB: 2 BB: 1 P: 10	R: 0 E: 0 K: 0 S: 3	H: 0 LOB: 0 BB: 0 P: 3	R: 0 E: 0 K: 2 S: 7	H: 0 LOB: 0 BB: 0 P: 7	R: 0 E: 0 K: 0 S: 3	H: 1 LOB: 1 BB: 0 P: 3	R: 0 E: 0 K: 0 S: 4	H: 1 LOB: 1 BB: 0 P: 4	R: 0 E: 0 K: 1 S: 6	H: 1 LOB: 2 BB: 1 P: 10	R: 0 E: 0 K: 2 S: 8	H: 1 LOB: 1 BB: 0 P: 8	1B: 5 2B: 1 3B: 0 HR: 0	SF: 0 SAC: 0 DP: 1 HBP: 0	WP: 1 PB: 0 SB: 1 CS: 0	PA: 35
<b>PITCHER</b>	IP WLS BF H R ER SO BB IBB HBP BLK WP HR S P ERA WHIP																			
Don Drysdale, R ERA: 1.64 (1, 1)	9.0 W 35 6 0 0 6 3 0 0 0 0 1 0 44 56 0.00 1.000																			



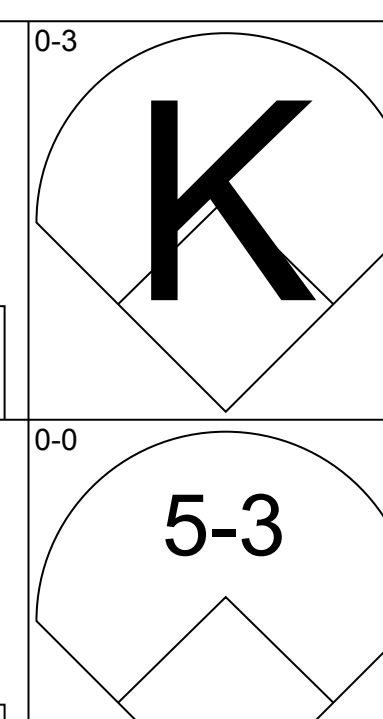
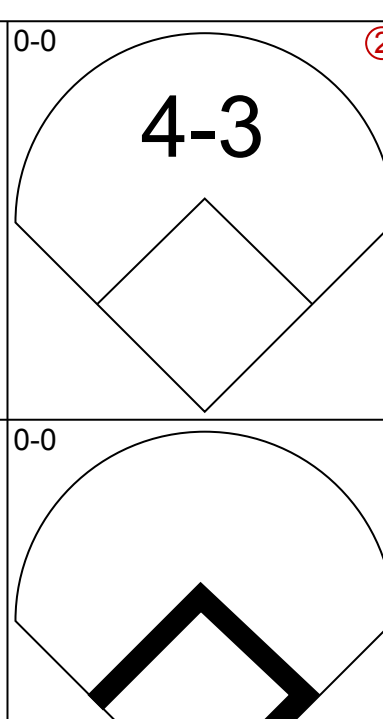
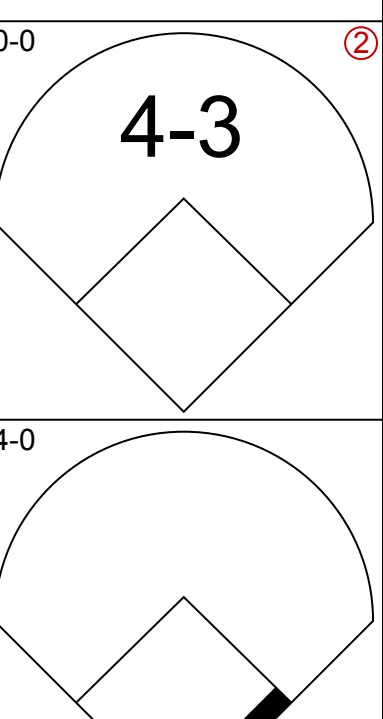
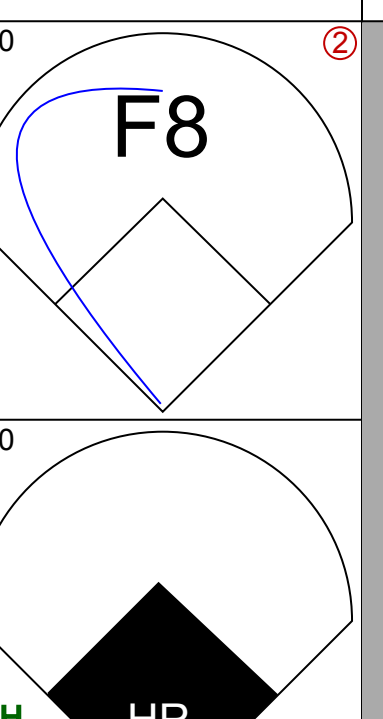
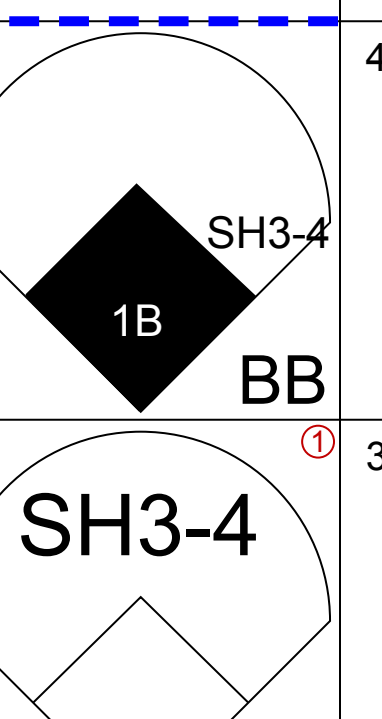

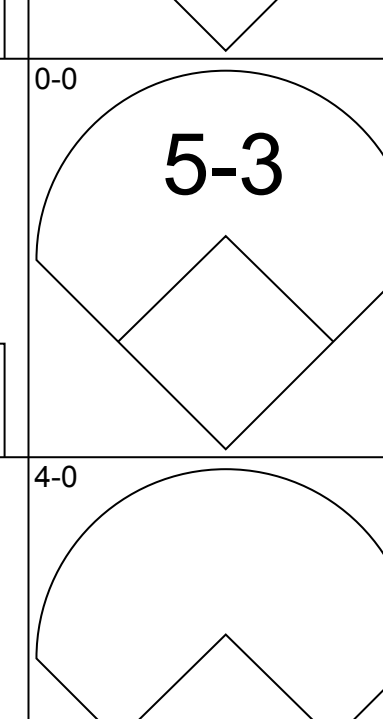
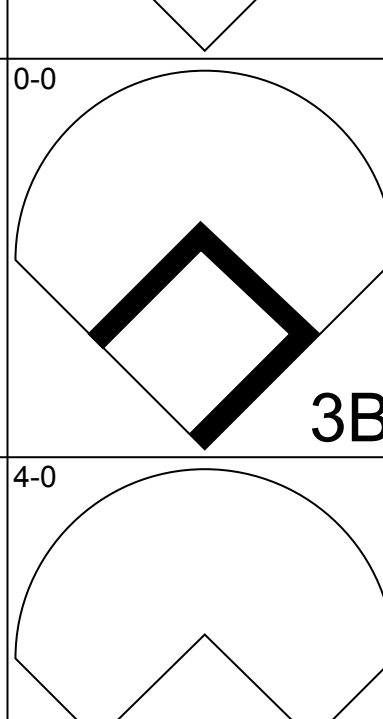
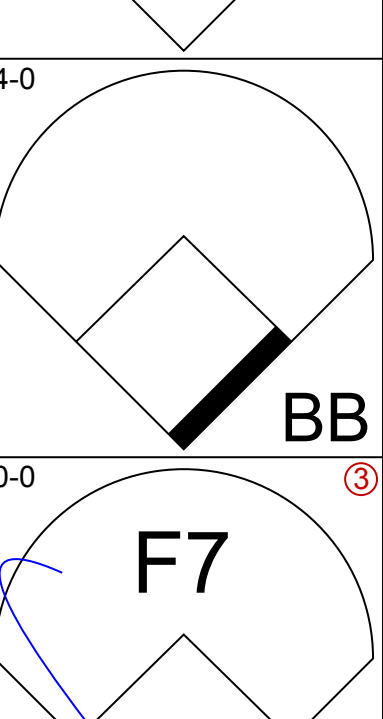
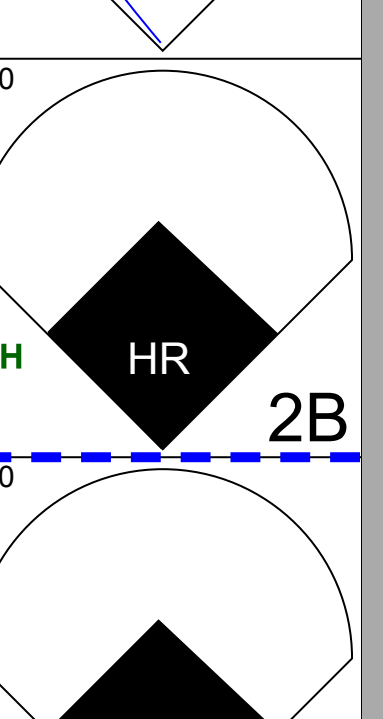
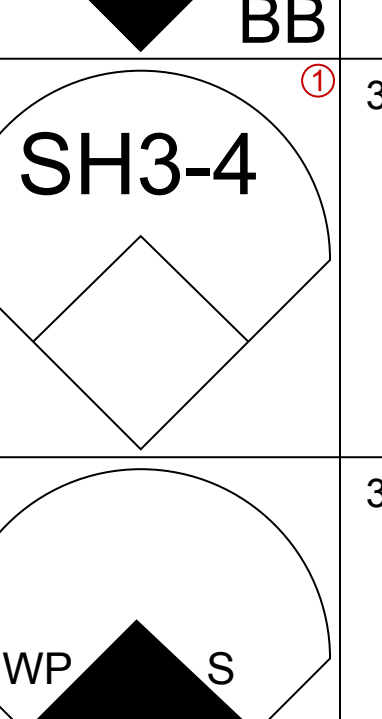
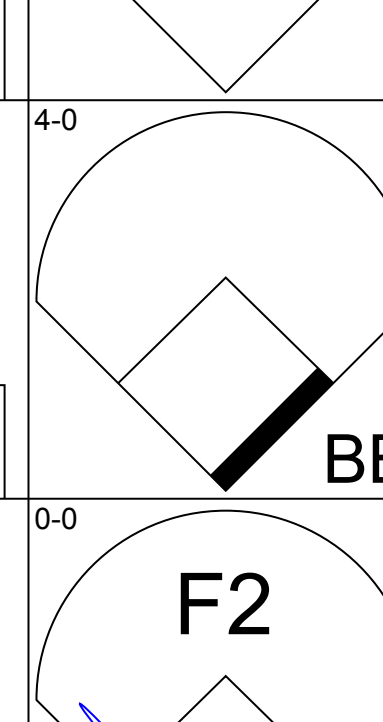
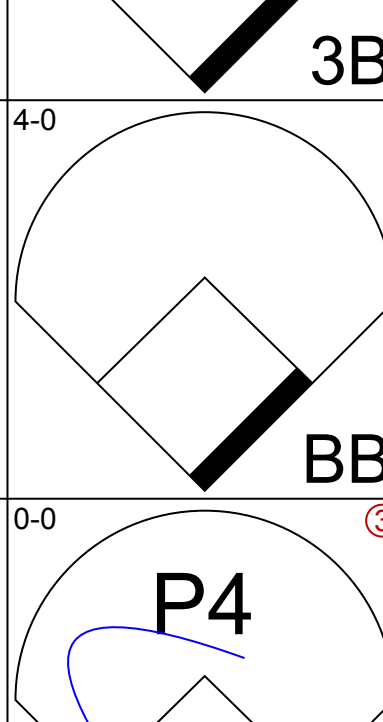
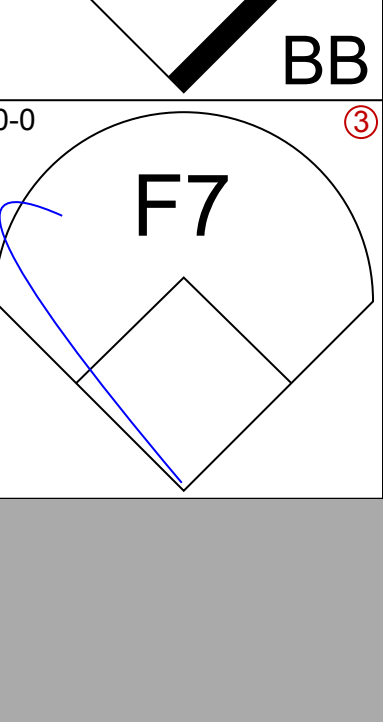
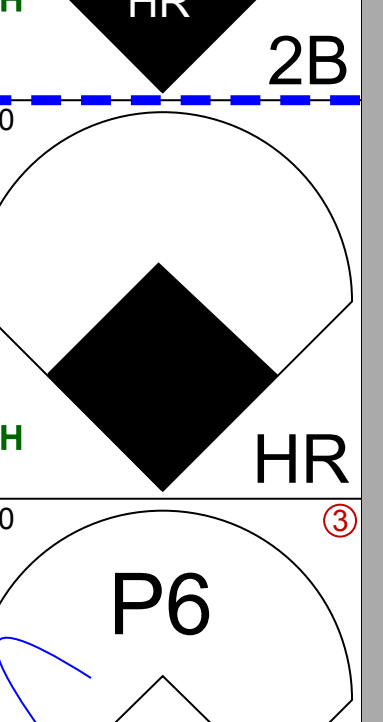
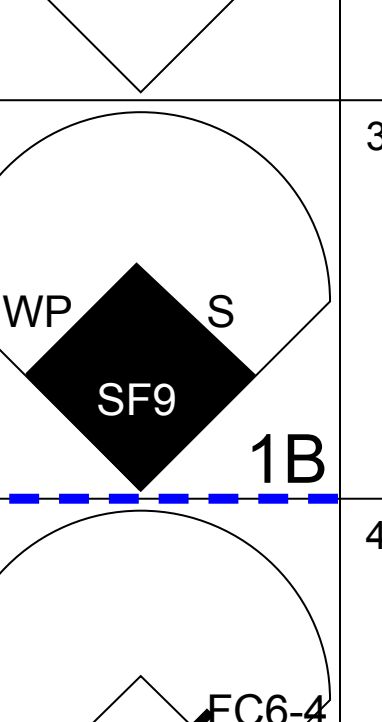
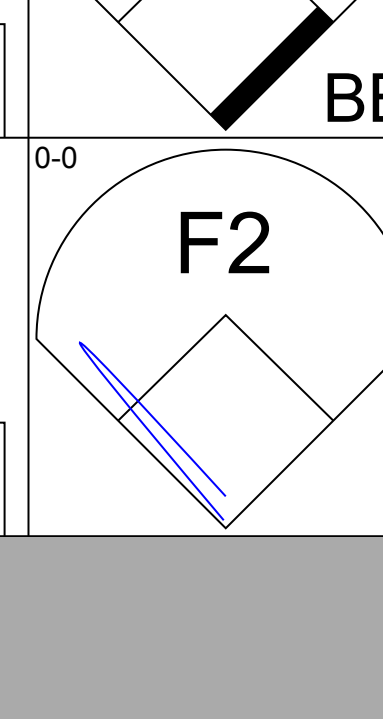
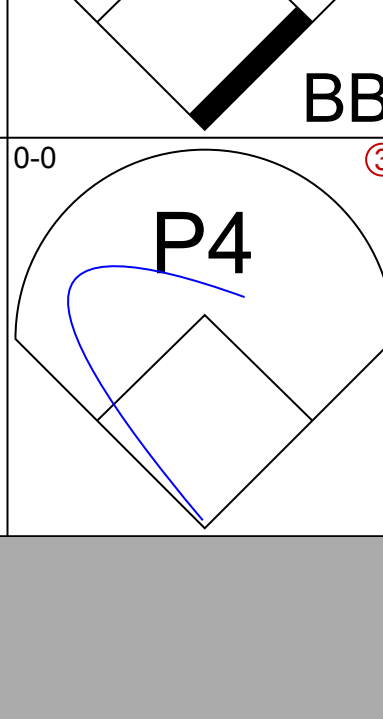
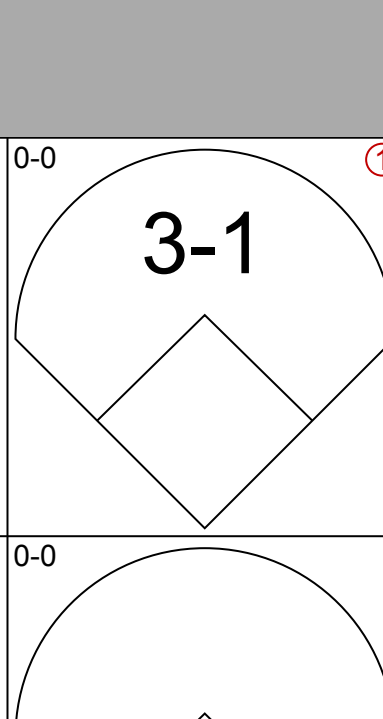
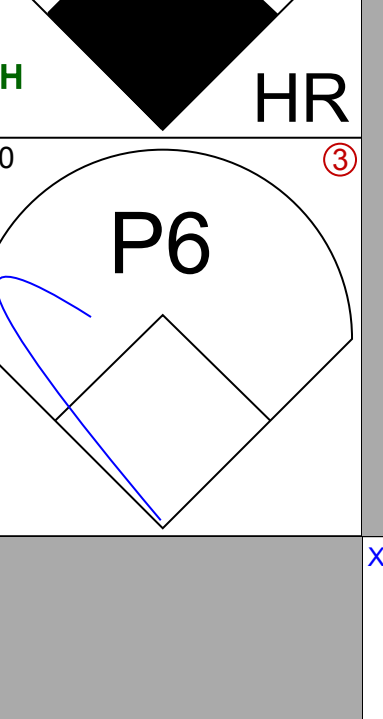
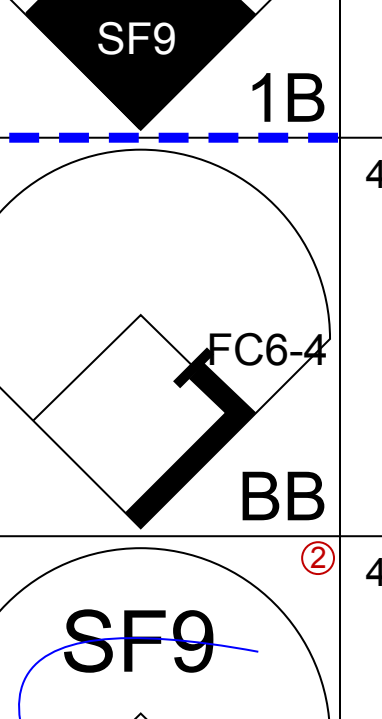
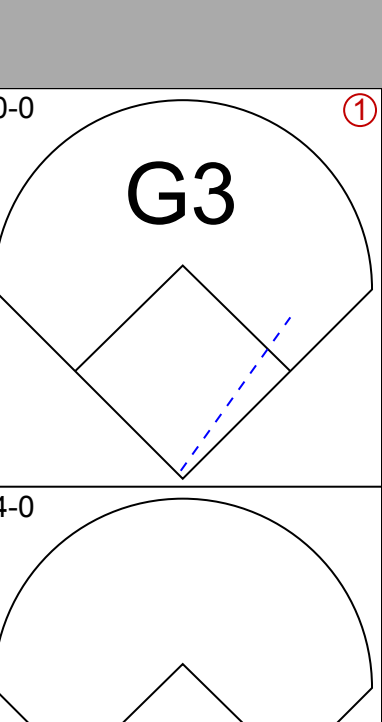
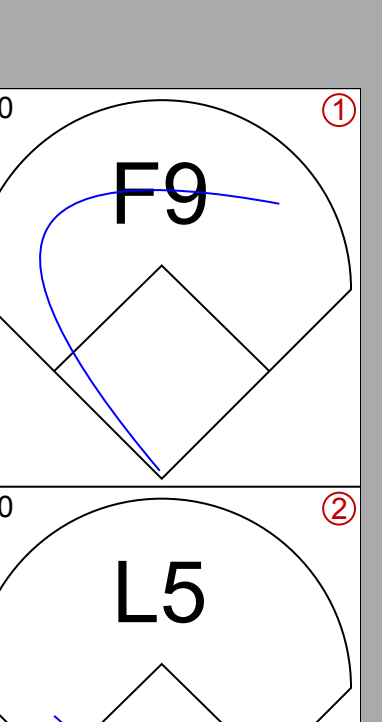
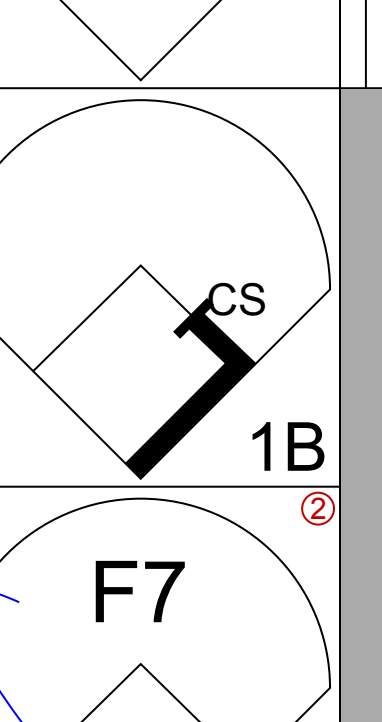
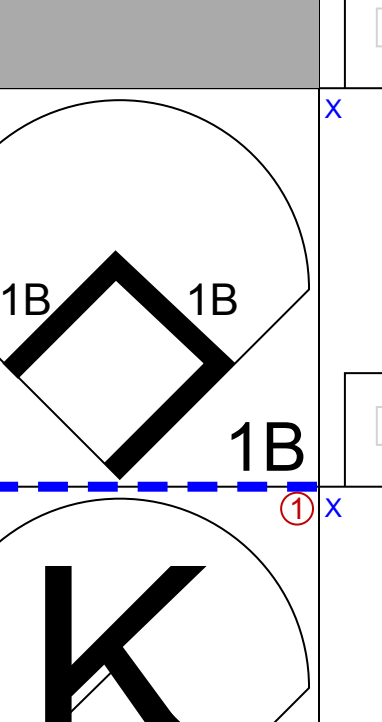
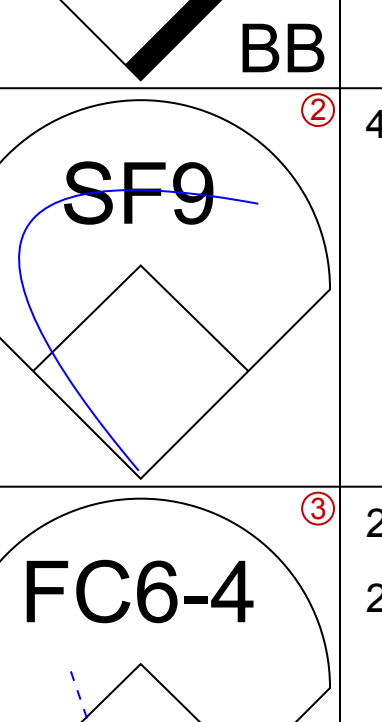
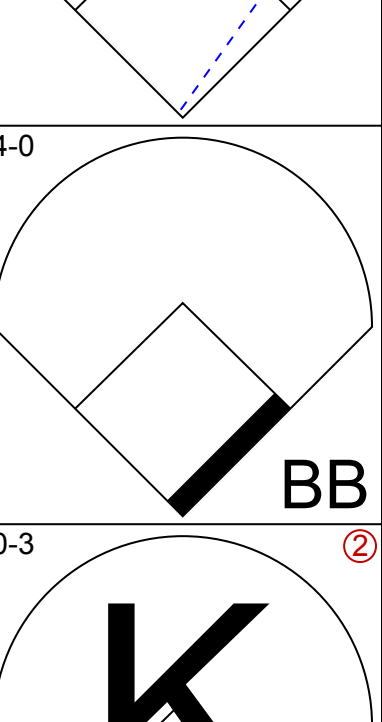
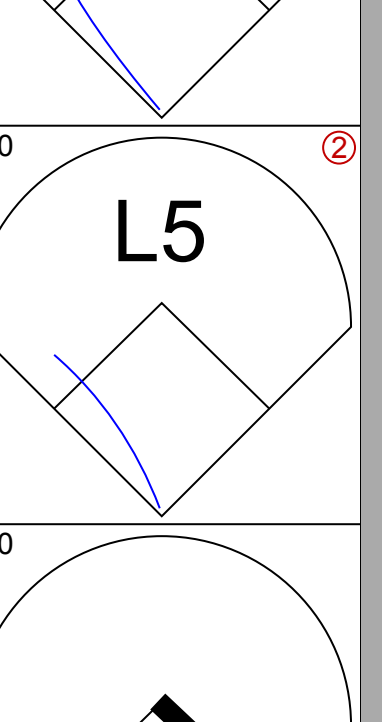
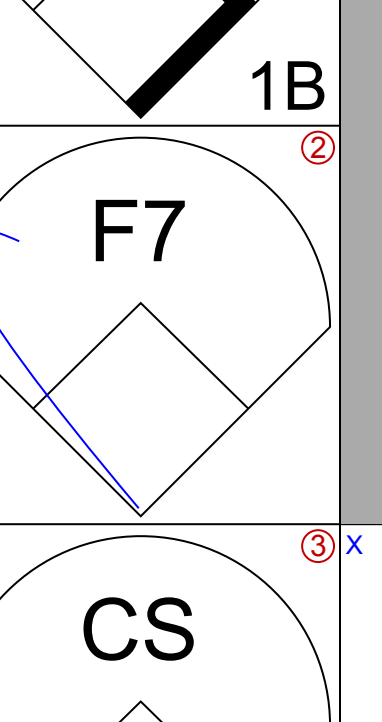
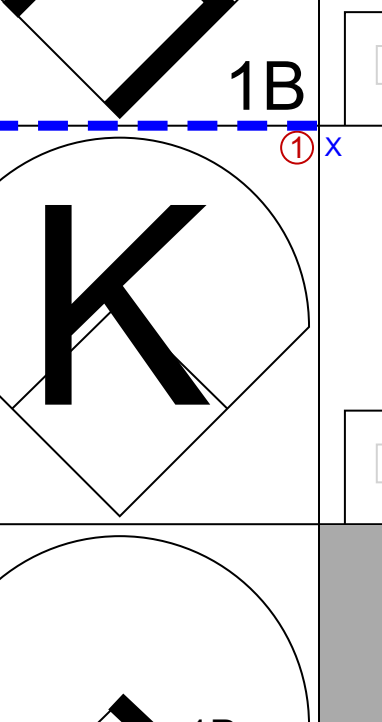
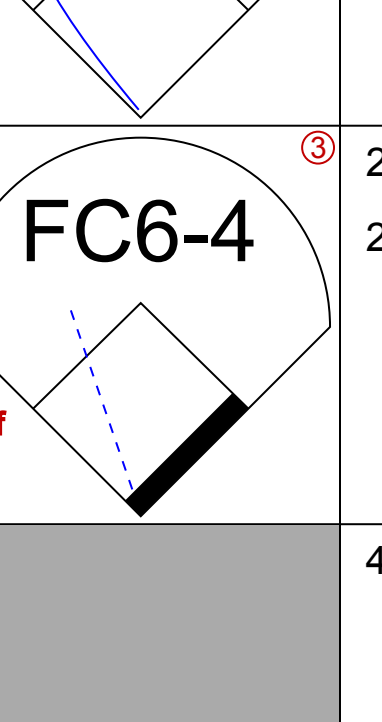
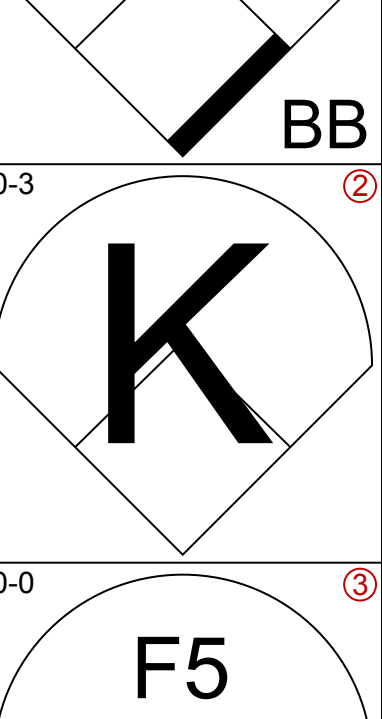
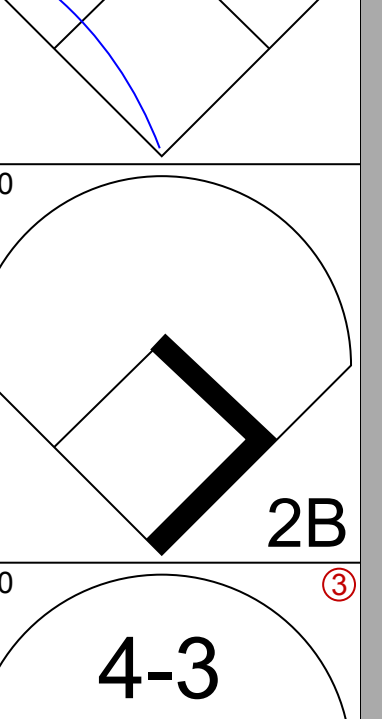
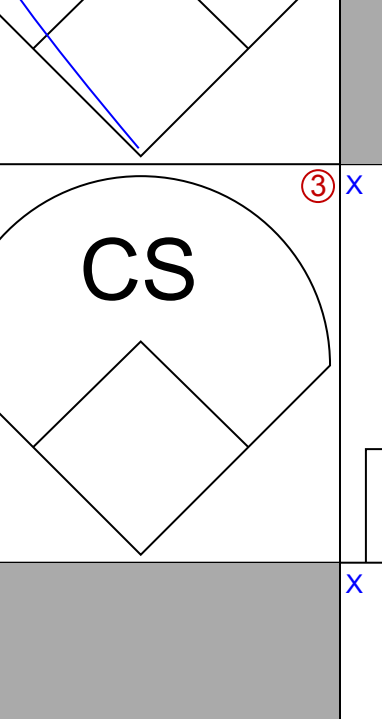
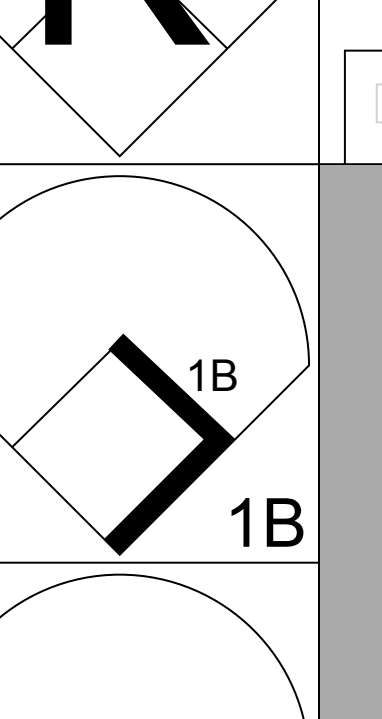

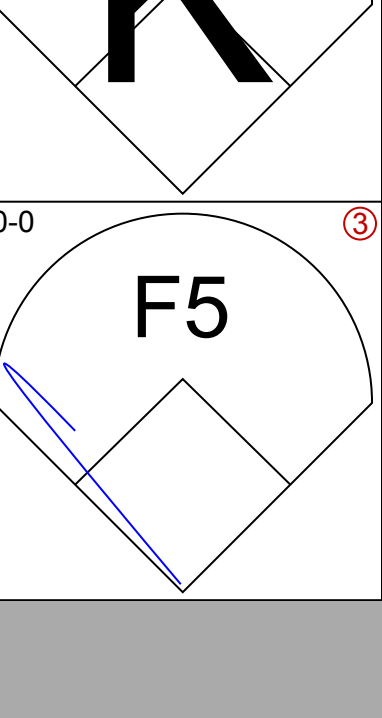
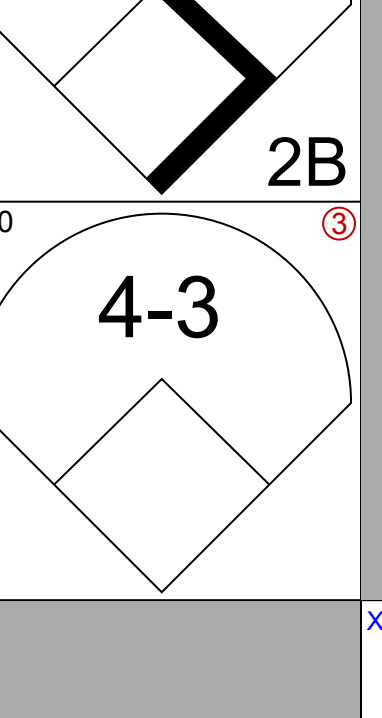
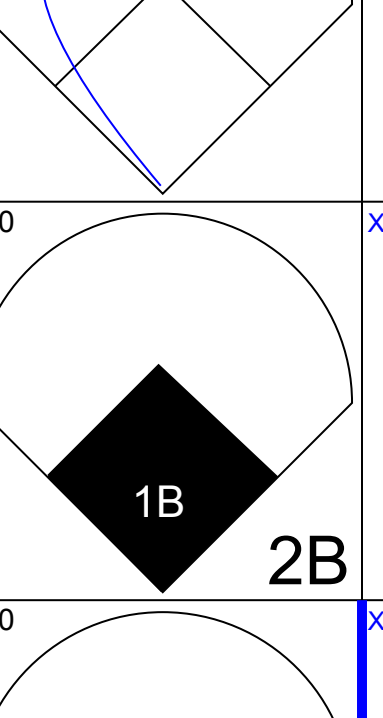
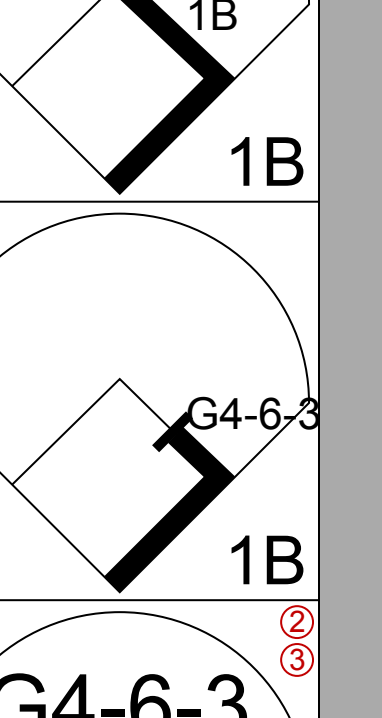
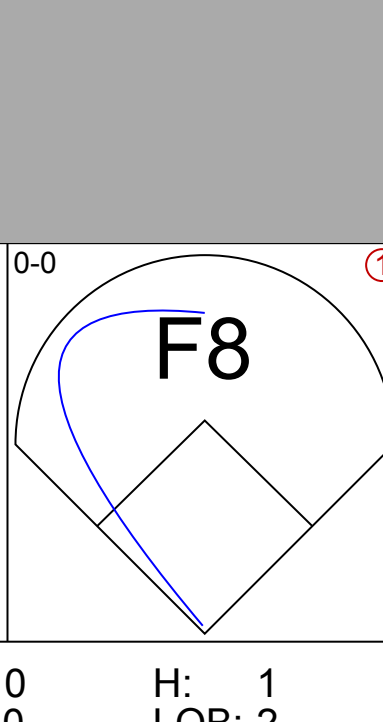
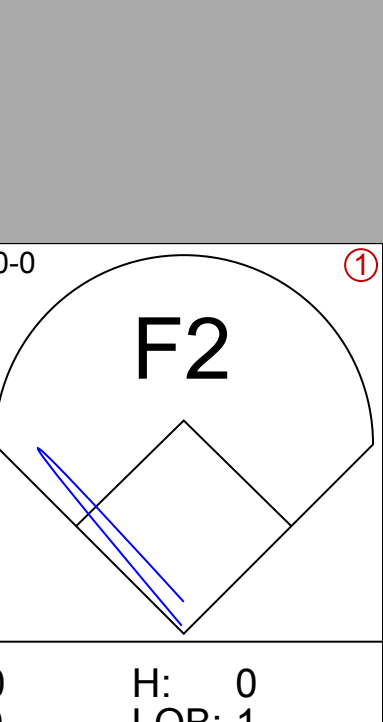
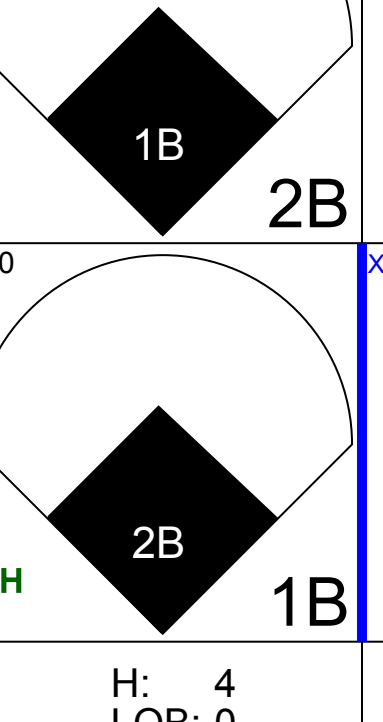
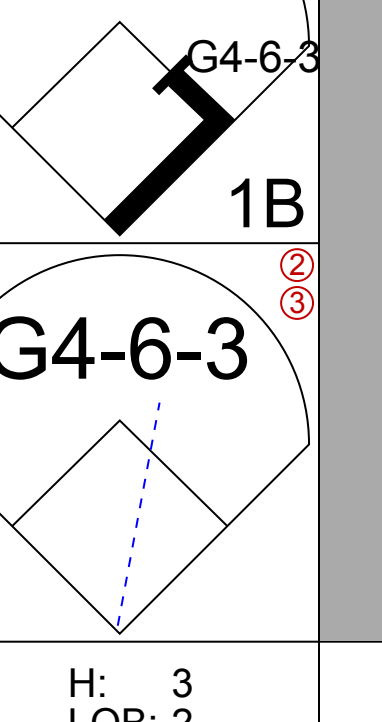


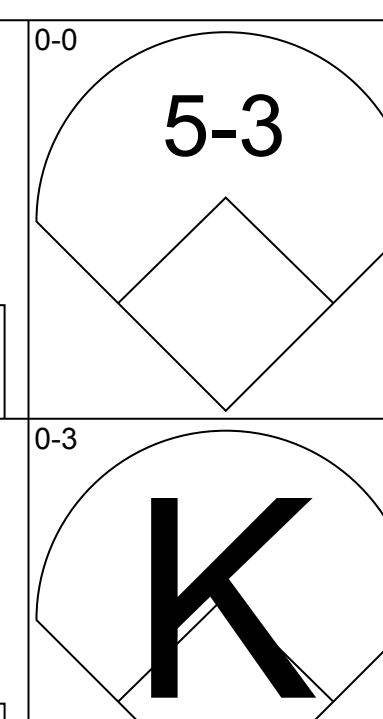
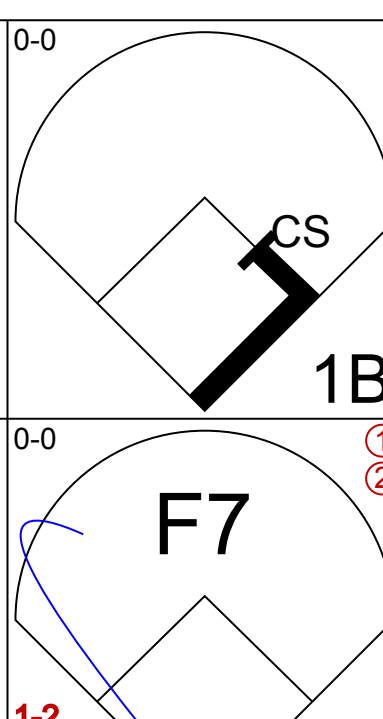
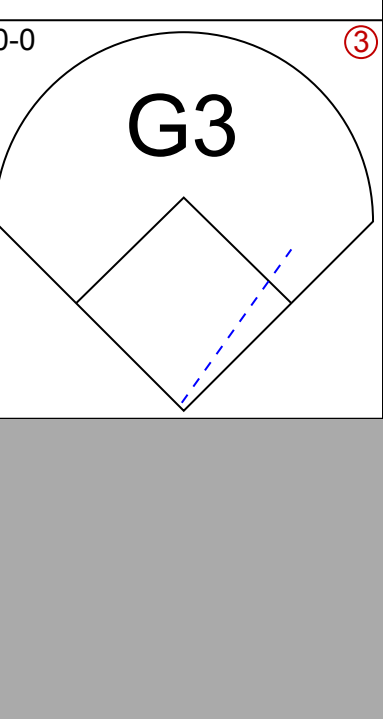


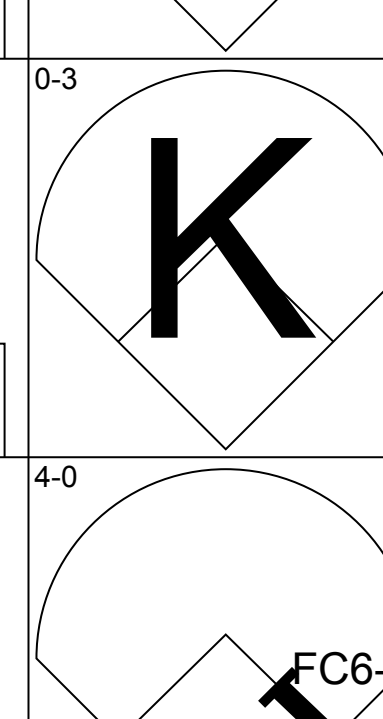
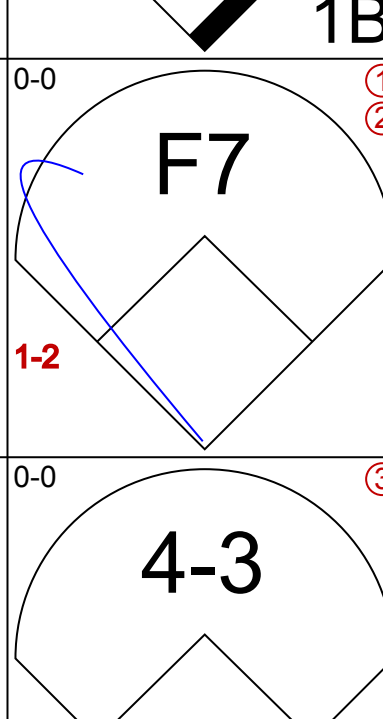
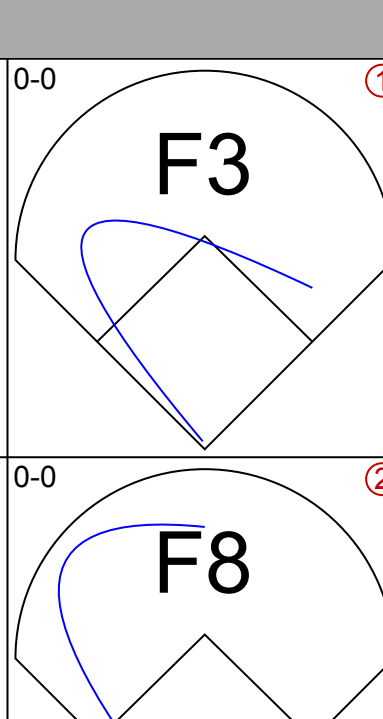
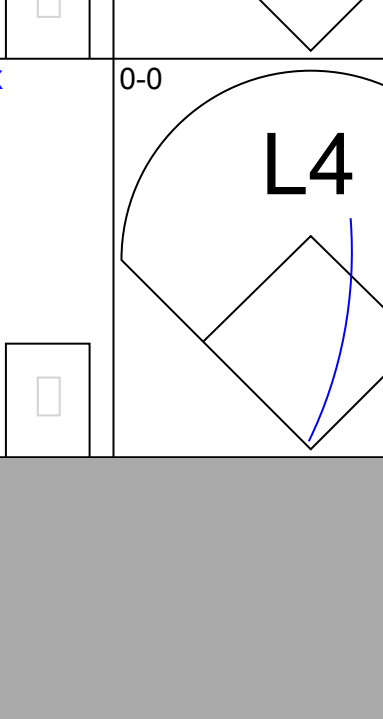
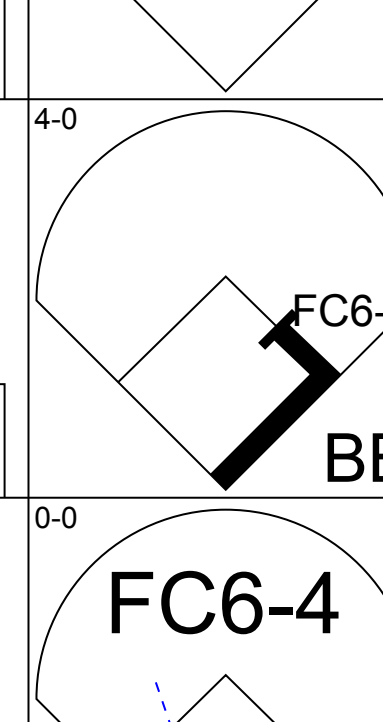
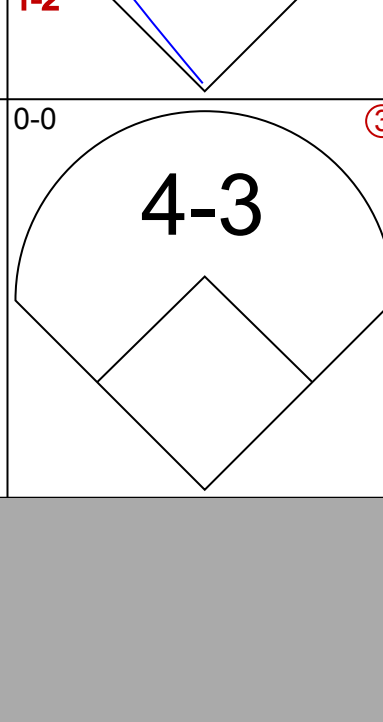
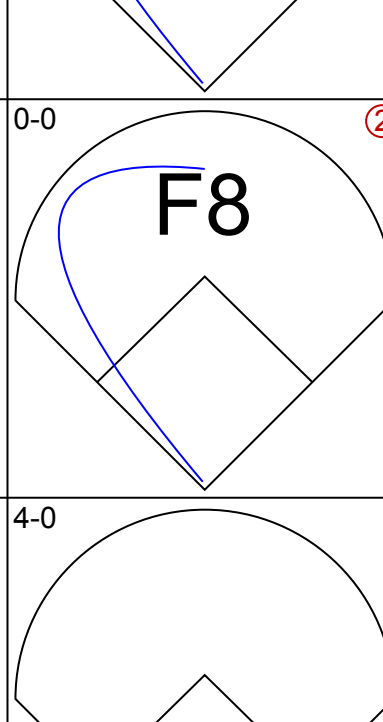
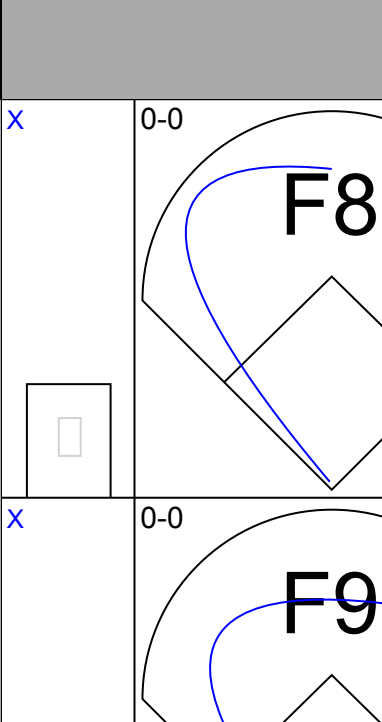
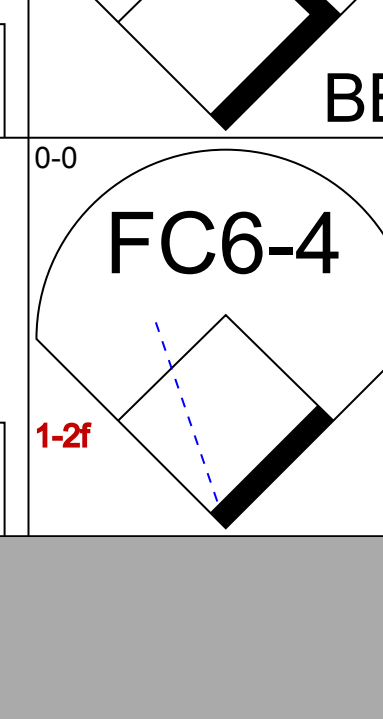
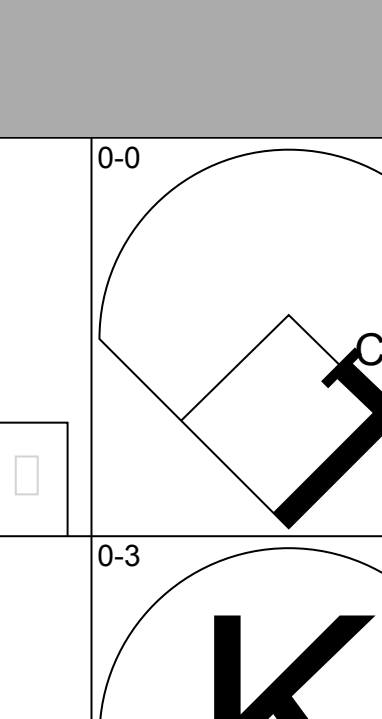
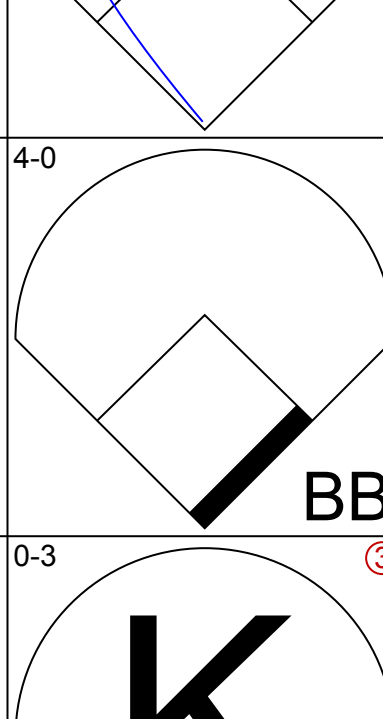
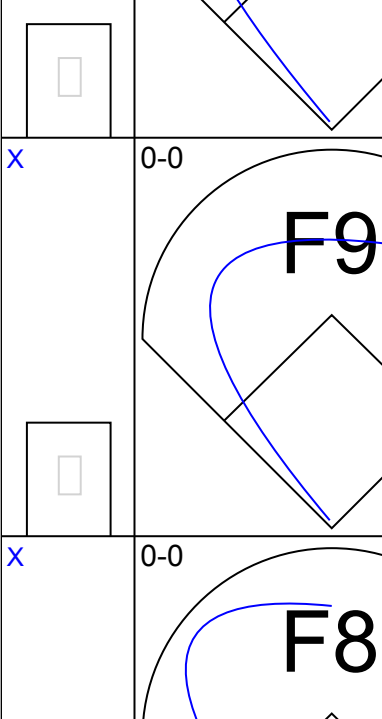
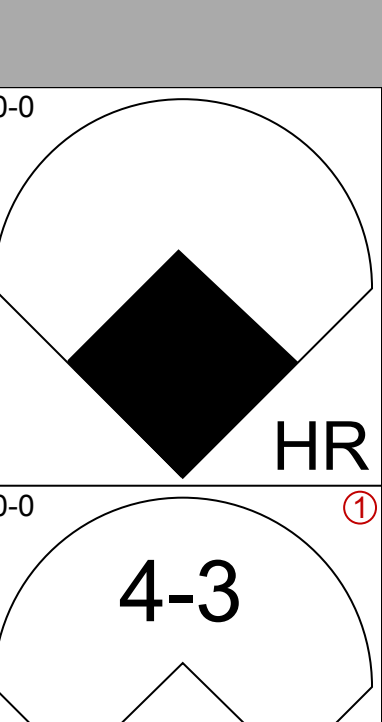
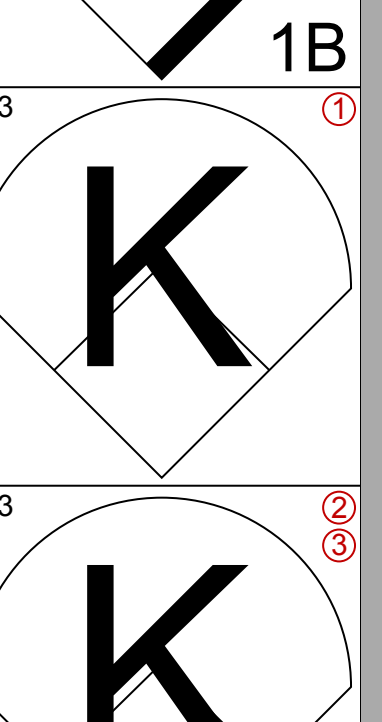
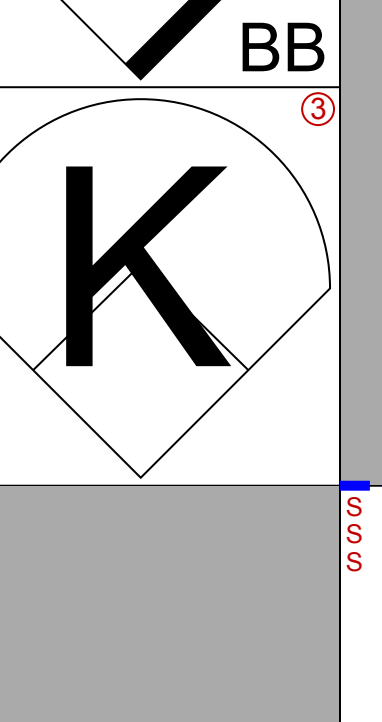
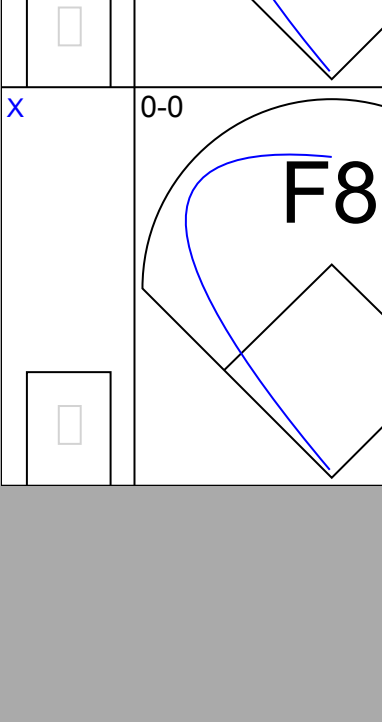
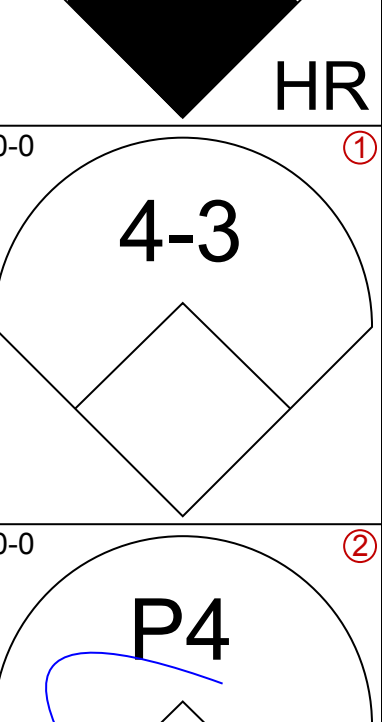
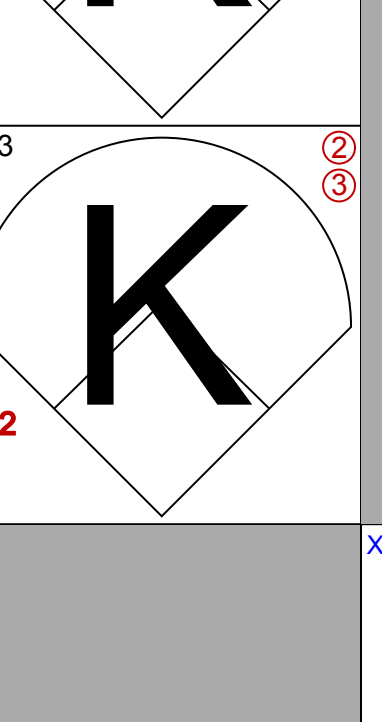
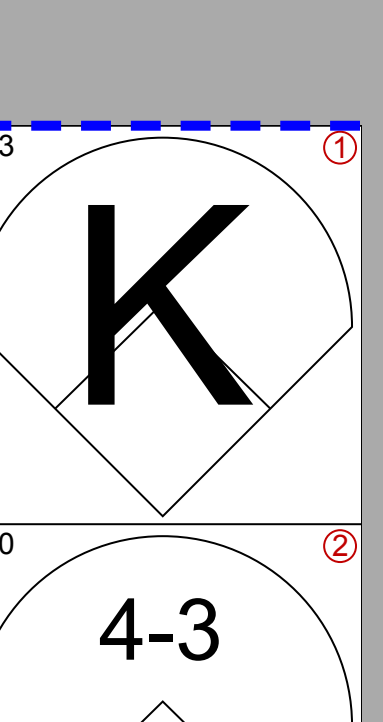
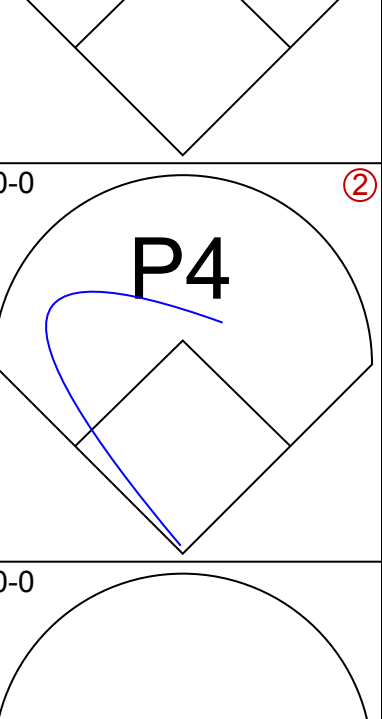
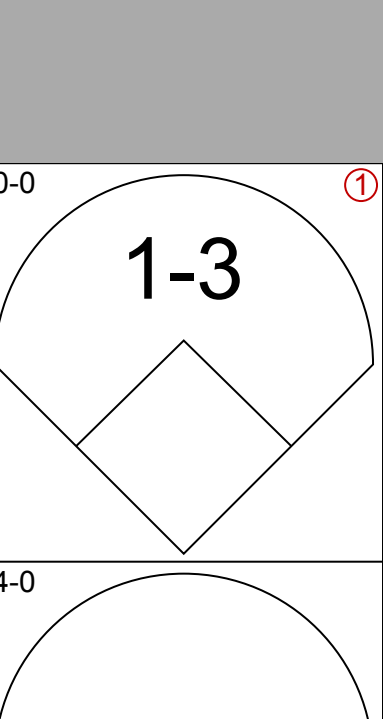
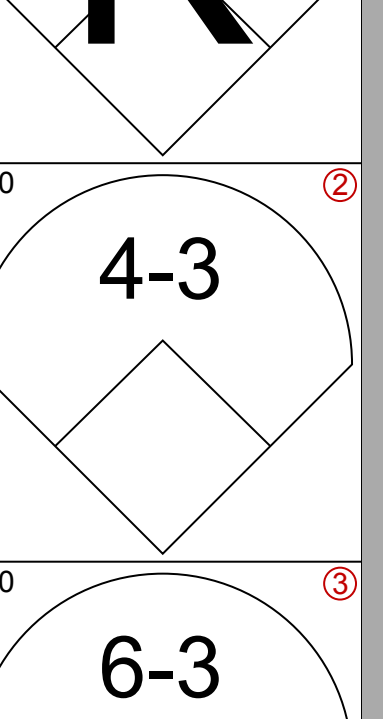
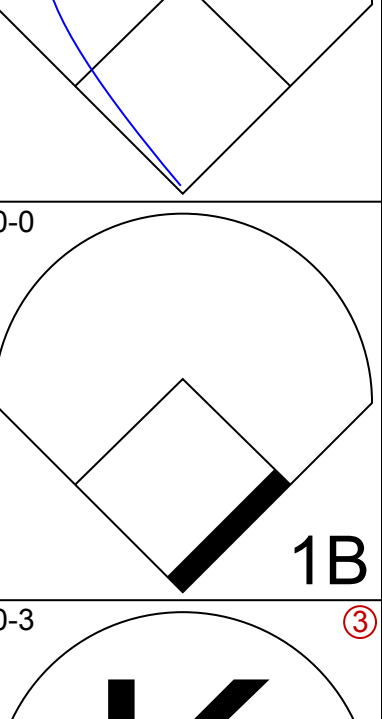
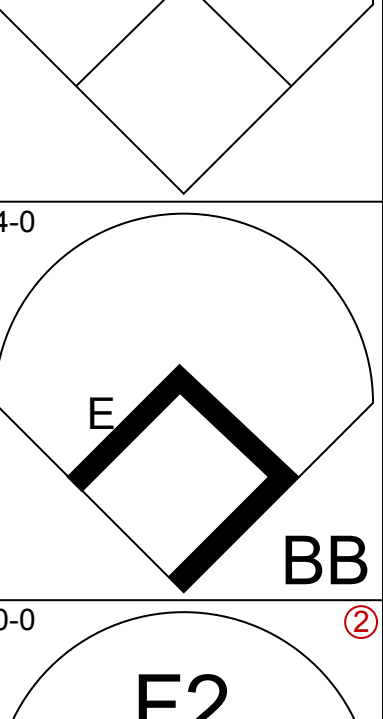
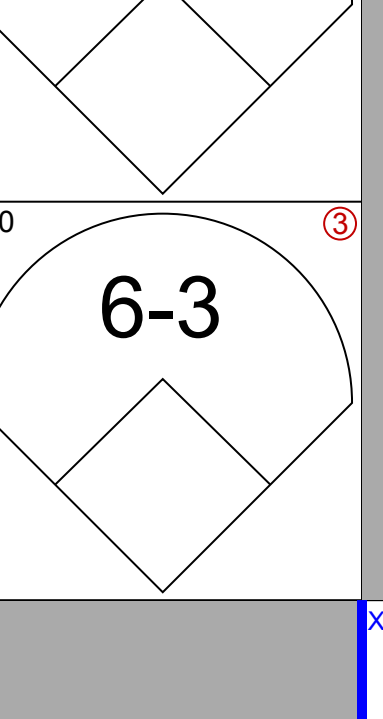
Batter	1	2	3	4	5	6	7	8	9	AB	R	H	RBI	BB	SO	LOB	TOP		
Wes Parker, S OBP: 0.393, SLG: 0.409	4-0 BB		0-0 2B		4-0 BB		0-0 6-3		0-3 K	3	0	1	0	2	1	2	<b>Los Angeles Dodgers @ Chicago Cubs</b> Wrigley Field, Chicago, IL Sat May 20 1967, 3:33 AM CDT Att: 12,801 - Cloudy - 50 F		
Ron Hunt, R OBP: 0.384, SLG: 0.325 Dick Schofield, S OBP: 0.375, SLG: 0.167	0-0 F8		4-0 FC6-4 BB		0-0 F9		0-0 P5			2	0	0	0	1	0	2			
Willie Davis, L OBP: 0.325, SLG: 0.315	0-0 L4-3		0-0 FC6-4		4-0 1-2 BB			0-0 3-1		3	0	0	0	1	0	3			
Jim Lefebvre, S OBP: 0.371, SLG: 0.417		0-0 4-3		0-3 K		0-0 G5-3		0-0 3-6 1B		4	0	1	0	0	1	2			
Ron Fairly, L OBP: 0.348, SLG: 0.407		4-0 FC5-4 BB		0-0 HR		0-0 6-3		0-0 3-6		3	1	1	1	1	0	1			
Al Ferrara, R OBP: 0.306, SLG: 0.413		0-0 P6		0-0 HR		0-0 HR		0-0 FC1-6 1B		4	2	3	2	0	0	1			
Jeff Torborg, R OBP: 0.273, SLG: 0.273 Dick Egan, L		0-0 FC5-4		0-3 K		0-0 5-3		4-0 FC1-6 BB		2	0	0	0	0	1	1			
Bob Bailey, R OBP: 0.186, SLG: 0.198 Bob Lee, R		0-0 1-2		0-0 K		0-0 1-3		0-0 F9		1	0	0	0	0	0	0			
Jim Hickman, R OBP: 0.255, SLG: 0.256 Gene Michael, S OBP: 0.246, SLG: 0.221			0-0 5-3-1		0-0 1B		0-0 1-3		0-0 F9	4	0	1	0	0	0	2			
Claude Osteen, L OBP: 0.273, SLG: 0.263 Joe Moeller, R		0-0 F7		0-0 4-3				0-0 FC1-6		1	0	0	0	0	0	0			
Jim Campanis, R OBP: 0.467, SLG: 0.667			0-0 F7		0-0 4-3			0-0 FC1-6		3	0	0	0	0	0	3			
<b>Inning Stats</b>	R: 0 E: 0 K: 0 S: 2	H: 0 LOB: 0 BB: 1 P: 6	R: 0 E: 0 K: 0 S: 3	H: 0 LOB: 1 BB: 1 P: 7	R: 0 E: 0 K: 0 S: 4	H: 1 LOB: 2 BB: 1 P: 8	R: 2 E: 0 K: 2 S: 10	H: 3 LOB: 1 BB: 2 P: 10	R: 0 E: 0 K: 0 S: 4	H: 0 LOB: 0 BB: 0 P: 4	R: 0 E: 0 K: 0 S: 3	H: 1 LOB: 0 BB: 0 P: 3	R: 0 E: 0 K: 1 S: 6	H: 1 LOB: 2 BB: 1 P: 10	1B: 3 2B: 3 3B: 0 HR: 3	SF: 0 SAC: 0 DP: 3 HBP: 0		WP: 0 PA: 37 PB: 0 SB: 0 CS: 0	
<b>PITCHER</b> Ken Holtzman, L ERA: 2.33	IP: 9.0 WLS: W BF: 37 H: 7 R: 3 ER: 3 SO: 3	IP: 9.0 WLS: W BF: 37 H: 7 R: 3 ER: 3 SO: 3	IP: 9.0 WLS: W BF: 37 H: 7 R: 3 ER: 3 SO: 3	IP: 9.0 WLS: W BF: 37 H: 7 R: 3 ER: 3 SO: 3	IP: 9.0 WLS: W BF: 37 H: 7 R: 3 ER: 3 SO: 3	IP: 9.0 WLS: W BF: 37 H: 7 R: 3 ER: 3 SO: 3	IP: 9.0 WLS: W BF: 37 H: 7 R: 3 ER: 3 SO: 3	IP: 9.0 WLS: W BF: 37 H: 7 R: 3 ER: 3 SO: 3	IP: 9.0 WLS: W BF: 37 H: 7 R: 3 ER: 3 SO: 3	IP: 9.0 WLS: W BF: 37 H: 7 R: 3 ER: 3 SO: 3	IP: 9.0 WLS: W BF: 37 H: 7 R: 3 ER: 3 SO: 3	IP: 9.0 WLS: W BF: 37 H: 7 R: 3 ER: 3 SO: 3	IP: 9.0 WLS: W BF: 37 H: 7 R: 3 ER: 3 SO: 3	IP: 9.0 WLS: W BF: 37 H: 7 R: 3 ER: 3 SO: 3	IP: 9.0 WLS: W BF: 37 H: 7 R: 3 ER: 3 SO: 3	IP: 9.0 WLS: W BF: 37 H: 7 R: 3 ER: 3 SO: 3		IP: 9.0 WLS: W BF: 37 H: 7 R: 3 ER: 3 SO: 3	ERA: 3.00 WHIP: 1.444

Batter	1	2	3	4	5	6	7	8	9	AB	R	H	RBI	BB	SO	LOB	BOTTOM			
Don Kessinger, S OBP: 0.295, SLG: 0.230	0-0 F9		0-0 1B		0-0 E1		0-0 F9		0-0 6-3	6	2	1	0	0	0	2	<b>Los Angeles Dodgers @ Chicago Cubs</b> Wrigley Field, Chicago, IL Sat May 20 1967, 3:33 AM CDT Att: 12,801 - Cloudy - 50 F			
Glenn Beckert, R OBP: 0.288, SLG: 0.368	0-0 F9		0-0 1B		0-0 3-1		0-0 P6		0-0 IHR	6	3	3	3	0	0	0				
Billy Williams, L OBP: 0.445, SLG: 0.556 George Altman, L	0-3 K		0-0 14 1B		1-0 FC5-4 HBP		0-0 G1		4-0 BB HR BB	3	2	1	1	1	1	0				
Ron Santo, R OBP: 0.292, SLG: 0.310 Paul Popovich, S OBP: 0.291, SLG: 0.258		4-0 14 2B		0-0 SF7		0-0 FC5-4 14 WP		0-0 6-3		3	2	0	1	1	0	3				
14 Ernie Banks, R OBP: 0.327, SLG: 0.519		0-0 FC5-2 BB		0-0 3-H		1-2 2-3		0-0 E6 BB		0	0	0	0	0	0	0				
Ted Savage, R OBP: 0.400, SLG: 0.250		0-0 HR		0-0 WP 1B		4-0 1B HBP		0-0 F2		3	3	2	0	2	0	2				
Randy Hundley, R OBP: 0.292, SLG: 0.304		0-0 HR		0-0 SF7 WP		0-0 1B BB		0-0 F9		3	3	2	3	1	0	2				
Adolfo Phillips, R OBP: 0.403, SLG: 0.520		0-0 FC5-2 HR		0-0 SF7		0-0 1B BB		0-0 2B HBP		3	3	2	5	1	0	2				
Ken Holtzman, R OBP: 0.200, SLG: 0.240		0-0 HR		0-0 5-3		0-3 K		0-0 5-3		5	1	2	6	0	1	3				
<b>Inning Stats</b>	R: 0 E: 0 K: 1 S: 5	H: 0 LOB: 0 BB: 0 P: 5	R: 3 E: 0 K: 1 S: 7	H: 2 LOB: 0 BB: 1 P: 11	R: 5 E: 0 K: 0 S: 8	H: 5 LOB: 0 BB: 0 P: 8	R: 4 E: 1 K: 1 S: 9	H: 3 LOB: 3 BB: 2 P: 18	R: 0 E: 0 K: 0 S: 3	H: 0 LOB: 0 BB: 0 P: 3	R: 3 E: 0 K: 0 S: 5	H: 2 LOB: 1 BB: 1 P: 10	R: 4 E: 1 K: 0 S: 5	H: 1 LOB: 0 BB: 2 P: 13	R: 1 E: 0 K: 0 S: 4	H: 1 LOB: 0 BB: 0 P: 4		1B: 8 2B: 3 3B: 0 HR: 3	SF: 2 SAC: 0 DP: 0 HBP: 2	WP: 2 PA: 48 PB: 0 SB: 1 CS: 0
<b>PITCHER</b> Claude Osteen, L ERA: 3.64 Joe Moeller, R ERA: 9.0 Dick Egan, L ERA: 7.36 Bob Lee, R ERA: 5.4	IP: 2.1 WLS: L BF: 14 H: 4 R: 7 ER: 7 SO: 2	IP: 0.2 WLS: L BF: 3 H: 1 R: 1 ER: 1 SO: 0	IP: 2.0 WLS: L BF: 13 H: 3 R: 4 ER: 3 SO: 1	IP: 3.0 WLS: L BF: 18 H: 4 R: 8 ER: 4 SO: 0	IP: 2.0 WLS: L BF: 13 H: 3 R: 4 ER: 3 SO: 1	IP: 3.0 WLS: L BF: 18 H: 4 R: 8 ER: 4 SO: 0	IP: 2.0 WLS: L BF: 13 H: 3 R: 4 ER: 3 SO: 1	IP: 3.0 WLS: L BF: 18 H: 4 R: 8 ER: 4 SO: 0	IP: 2.0 WLS: L BF: 13 H: 3 R: 4 ER: 3 SO: 1	IP: 3.0 WLS: L BF: 18 H: 4 R: 8 ER: 4 SO: 0	IP: 2.0 WLS: L BF: 13 H: 3 R: 4 ER: 3 SO: 1	IP: 3.0 WLS: L BF: 18 H: 4 R: 8 ER: 4 SO: 0	IP: 2.0 WLS: L BF: 13 H: 3 R: 4 ER: 3 SO: 1	IP: 3.0 WLS: L BF: 18 H: 4 R: 8 ER: 4 SO: 0	IP: 2.0 WLS: L BF: 13 H: 3 R: 4 ER: 3 SO: 1	IP: 3.0 WLS: L BF: 18 H: 4 R: 8 ER: 4 SO: 0		IP: 2.0 WLS: L BF: 13 H: 3 R: 4 ER: 3 SO: 1	ERA: 13.50 WHIP: 3.000	





Batter	1	2	3	4	5	6	7	8	9	AB	R	H	RBI	BB	SO	LOB	TOP					
<b>Wes Parker, S</b> OBP: 0.385, SLG: 0.392 (1, 3)										4	1	0	0	1	1	1	<b>Los Angeles Dodgers @ Chicago Cubs</b> Wrigley Field, Chicago, IL Sun May 21 1967, 3:33 AM CDT Sunny - 58 F  livebaseballscorecards.com  AB 34 R 6 H 11 RBI 6 BB 6 SO 3 LOB 14  					
<b>Ron Hunt, R</b> OBP: 0.393, SLG: 0.357 (1, 4)										3	1	2	1	1	0	0						
<b>Willie Davis, L</b> OBP: 0.353, SLG: 0.368 (1, 8)										3	2	2	3	2	0	1						
<b>Jim Lefebvre, S</b> OBP: 0.365, SLG: 0.405 (1, 5)										4	0	0	0	1	0	3						
<b>Ron Fairly, L</b> OBP: 0.349, SLG: 0.409 (1, 9)										4	0	2	1	0	0	0						
<b>Al Ferrara, R</b> OBP: 0.307, SLG: 0.400 (8, PH)										2	0	0	0	1	0	1						
<b>John Roseboro, L</b> OBP: 0.432, SLG: 0.415 (1, 2)										4	0	2	0	0	1	1						
<b>Gene Michael, S</b> OBP: 0.254, SLG: 0.239 (1, 6)										4	1	2	0	0	0	2						
<b>Jim Brewer, L</b> (1, 1)										2	0	0	0	0	0	0						
<b>Len Gabrielson, L</b> OBP: 0.238, SLG: 0.158 (7, PH)										1	1	1	1	0	0	0						
<b>Phil Regan, R</b> (7, 1)										1	0	0	0	0	0	3						
<b>Inning Stats</b>	R: 0 E: 0 K: 1 S: 5	H: 0 LOB: 1 BB: 1 P: 9	R: 0 E: 0 K: 1 S: 5	H: 0 LOB: 1 BB: 1 P: 9	R: 0 E: 0 K: 0 S: 4	H: 1 LOB: 2 BB: 1 P: 8	R: 0 E: 0 K: 0 S: 4	H: 1 LOB: 1 BB: 0 P: 4	R: 0 E: 0 K: 0 S: 3	H: 0 LOB: 1 BB: 1 P: 7	R: 0 E: 0 K: 0 S: 3	H: 1 LOB: 0 BB: 0 P: 3	R: 4 E: 0 K: 0 S: 7	H: 4 LOB: 0 BB: 0 P: 7	R: 0 E: 0 K: 1 S: 7	H: 3 LOB: 2 BB: 0 P: 7	R: 2 E: 0 K: 0 S: 4	H: 1 LOB: 1 BB: 2 P: 12	1B: 6 2B: 3 3B: 1 HR: 1	SF: 1 SAC: 1 DP: 1 HBP: 0	WP: 1 PB: 0 SB: 1 CS: 1	PA: 43
<b>PITCHER</b>	IP WLS BF H R ER SO BB IBB HBP BLK WP HR S P ERA WHIP																					
<b>Ray Culp, R</b> ERA: 3.63 (1, 1)	6.2 L 29 6 3 3 2 4 0 0 0 0 0 0 29 45 4.05 1.500																					
<b>Bob Hendley, L</b> ERA: 4.5 (7, 1)	0.1 3 2 1 1 0 0 0 0 0 0 0 1 3 3 27.00 6.000																					
<b>Cal Koonce, R</b> ERA: 6.46 (8, 1)	1.0 4 2 0 0 1 0 0 0 0 0 0 0 6 6 0.00 2.000																					
<b>Dick Radatz, R</b> ERA: 6.55 (9, 1)	0.1 3 1 2 2 0 1 0 0 0 0 0 0 2 6 54.00 6.000																					
<b>John Ugham, L</b> ERA: 6.75 (9, 1)	0.2 3 0 0 0 0 1 0 0 0 0 1 0 2 6 0.00 1.500																					

Batter	1	2	3	4	5	6	7	8	9	AB	R	H	RBI	BB	SO	LOB	BOTTOM			
<b>Don Kessinger, S</b> OBP: 0.295, SLG: 0.231 (1, 6)										4	0	1	0	0	1	1	<b>Los Angeles Dodgers @ Chicago Cubs</b> Wrigley Field, Chicago, IL Sun May 21 1967, 3:33 AM CDT Sunny - 58 F  livebaseballscorecards.com  AB 29 R 1 H 4 RBI 1 BB 3 SO 7 LOB 8  			
<b>Glenn Beckert, R</b> OBP: 0.280, SLG: 0.358 (1, 4)										4	0	0	0	0	1	1				
<b>Billy Williams, L</b> OBP: 0.440, SLG: 0.542 (1, 7)										3	0	0	0	1	0	0				
<b>Ron Santo, R</b> OBP: 0.298, SLG: 0.311 (1, 5)										3	0	1	0	1	0	1				
<b>14 Ernie Banks, R</b> OBP: 0.325, SLG: 0.536 (1, 3)										4	1	1	1	0	2	2				
<b>Ted Savage, R</b> OBP: 0.348, SLG: 0.211 (1, 9)										3	0	0	0	0	2	1				
<b>Randy Hundley, R</b> OBP: 0.284, SLG: 0.295 (1, 2)										3	0	0	0	0	0	0				
<b>Adolfo Phillips, R</b> OBP: 0.410, SLG: 0.520 (1, 8)										2	0	1	0	1	0	0				
<b>Ray Culp, R</b> ERA: 3.63 (1, 1)	6.0 W 23 4 1 1 5 3 0 0 0 0 0 0 30 42 1.50 1.167																			
<b>Jim Brewer, L</b> ERA: 2.63 (7, 1)	3.0 S 9 0 0 0 2 0 0 0 0 0 0 0 13 13 0.00 0.000																			
<b>Phil Regan, R</b> ERA: 2.13 (7, 1)																				
<b>Inning Stats</b>	R: 0 E: 0 K: 1 S: 5	H: 0 LOB: 1 BB: 1 P: 9	R: 1 E: 0 K: 1 S: 7	H: 2 LOB: 0 BB: 0 P: 7	R: 0 E: 0 K: 0 S: 3	H: 1 LOB: 0 BB: 0 P: 3	R: 0 E: 0 K: 2 S: 7	H: 1 LOB: 1 BB: 0 P: 7	R: 0 E: 0 K: 0 S: 3	H: 0 LOB: 1 BB: 1 P: 7	R: 0 E: 0 K: 1 S: 5	H: 0 LOB: 0 BB: 0 P: 5	R: 0 E: 0 K: 1 S: 5	H: 0 LOB: 0 BB: 0 P: 5	R: 0 E: 0 K: 0 S: 3	H: 0 LOB: 0 BB: 0 P: 3	1B: 3 2B: 1 3B: 0 HR: 1	SF: 0 SAC: 0 DP: 1 HBP: 0	WP: 0 PB: 0 SB: 0 CS: 2	PA: 32
<b>PITCHER</b>	IP WLS BF H R ER SO BB IBB HBP BLK WP HR S P ERA WHIP																			



Batter	1	2	3	4	5	6	7	8	9	AB	R	H	RBI	BB	SO	LOB	TOP										
Wes Parker, S (1, 3) OBP: 0.380, SLG: 0.380	1-3		K			4-3 HBP 1B BB		P3		3	1	0	0	1	1	0	<b>Los Angeles Dodgers @ Chicago Cubs</b> Wrigley Field, Chicago, IL Sun May 21 1967, 3:38 AM CDT Att: 29,903 - Sunny - 55 F										
Ron Hunt, R (1, 4) OBP: 0.390, SLG: 0.349	F9			E6 1B FC3-2		4-3 1B HBP		P4		3	1	0	0	0	0												
Willie Davis, L (1, 8) OBP: 0.348, SLG: 0.363	F8			FC3-2 1B		4-3		E5 F8		4	0	1	0	0	0	2											
Ron Fairly, L (1, 9) OBP: 0.347, SLG: 0.405		P3		FC3-2 G1-6-3				F7		4	0	1	2	0	0	3											
Jim Lefebvre, S (1, 5) OBP: 0.362, SLG: 0.396				G1-6-3 1-2 3-H		2-H 3-H 1B		F8		3	0	0	0	1	0	4											
Al Ferrara, R (1, 7) OBP: 0.291, SLG: 0.377				1-2 1-2				P4		4	0	0	0	0	2	2											
John Roseboro, L (1, 2) OBP: 0.429, SLG: 0.412					K					3	0	1	0	0	0	1											
Jim Campanis, R (7, 2) OBP: 0.467, SLG: 0.667					F8			G4-6-3 1B		0	0	0	0	0	0	0											
Gene Michael, S (1, 6) OBP: 0.250, SLG: 0.235					F7			G4-6-3		2	0	0	0	0	0	0											
Ron Perranoski, L (7, 1)					F7			1-2		0	0	0	0	0	0	0											
Don Sutton, R (1, 1) OBP: 0.200, SLG: 0.300										1	0	0	0	0	0	0											
Bob Miller, R (5, 1)										0	0	0	0	0	0	0											
Dick Schofield, S (5, 6) OBP: 0.333, SLG: 0.143										2	0	0	0	0	1	0											
Len Gabrielson, L (7, FH) OBP: 0.227, SLG: 0.150										1	0	0	0	0	0	1											
<b>Inning Stats</b>	R: 0 E: 0 K: 0 S: 3	H: 0 LOB: 0 BB: 0 P: 3	R: 0 E: 0 K: 1 S: 5	H: 0 LOB: 1 BB: 1 P: 9	R: 0 E: 0 K: 1 S: 5	H: 0 LOB: 0 BB: 0 P: 5	R: 0 E: 1 K: 0 S: 4	H: 1 LOB: 1 BB: 0 P: 4	R: 0 E: 0 K: 1 S: 5	H: 0 LOB: 0 BB: 0 P: 5	R: 2 E: 0 K: 1 S: 6	H: 1 LOB: 1 BB: 1 P: 11	R: 0 E: 0 K: 0 S: 3	H: 1 LOB: 0 BB: 0 P: 3	R: 0 E: 0 K: 0 S: 3	H: 0 LOB: 0 BB: 0 P: 3	R: 0 E: 1 K: 0 S: 4	H: 0 LOB: 1 BB: 0 P: 4	1B: 3 2B: 0 3B: 0 HR: 0	SF: 0 SAC: 0 DP: 2 HBP: 1	WP: 0 PB: 0 SB: 0 CS: 0	PA: 33					
<b>PITCHER</b>	IP	WLS	BF	H	R	ER	SO	BB	IBB	HBP	BLK	WP	HR	S	P	ERA	WHIP										
Fergie Jenkins, R (1, 1) ERA: 2.87	9.0	W	33	3	2	2	4	2	0	1	0	0	0	38	47	2.00	0.556										

Batter	1	2	3	4	5	6	7	8	9	AB	R	H	RBI	BB	SO	LOB	BOTTOM										
Don Kessinger, S (1, 6) OBP: 0.248, SLG: 0.220	F8		1-3	F8	6-3			6-3		5	0	0	0	0	0	2	<b>Los Angeles Dodgers @ Chicago Cubs</b> Wrigley Field, Chicago, IL Sun May 21 1967, 3:38 AM CDT Att: 29,903 - Sunny - 55 F										
Glenn Beckert, R (1, 4) OBP: 0.277, SLG: 0.352	L6		P4			4-3		5-3		5	0	1	0	0	0	0											
Billy Williams, L (1, 7) OBP: 0.434, SLG: 0.528			F9	F7		3-1				3	0	0	0	1	0	2											
Ron Santo, R (1, 5) OBP: 0.310, SLG: 0.358	F7			SH1-4 PB 1B	14 1B E	2B		HR		4	3	3	1	0	0	1											
14 Ernie Banks, R (1, 3) OBP: 0.331, SLG: 0.535		5-3		PB SH1-4 1B	E4 2B	5-3				4	2	2	0	0	0	0											
Lee Thomas, L (1, 9) OBP: 0.274, SLG: 0.333				SH1-4 1B	2-H 1B	2B		G3		3	1	2	1	0	0	0											
Randy Hundley, R (1, 2) OBP: 0.292, SLG: 0.303		L8		HBP E 1B	2-H 1B	FC6-4 1B		5-3		4	1	2	2	0	0	1											
Adolfo Phillips, R (1, 8) OBP: 0.413, SLG: 0.514				2-H 3-H 1B	1-2 E HBP	FC6-4 S		F9		3	1	1	0	0	0	1											
Fergie Jenkins, R (1, 1) OBP: 0.095, SLG: 0.095					E1 1B	F8		6-3		4	0	0	0	0	1	3											
<b>Inning Stats</b>	R: 0 E: 0 K: 0 S: 3	H: 2 LOB: 2 BB: 0 P: 7	R: 0 E: 0 K: 1 S: 7	H: 0 LOB: 0 BB: 0 P: 7	R: 0 E: 0 K: 0 S: 3	H: 0 LOB: 0 BB: 0 P: 3	R: 4 E: 1 K: 0 S: 8	H: 4 LOB: 2 BB: 0 P: 9	R: 3 E: 1 K: 0 S: 7	H: 4 LOB: 1 BB: 0 P: 7	R: 1 E: 0 K: 0 S: 4	H: 1 LOB: 0 BB: 0 P: 4	R: 0 E: 0 K: 0 S: 3	H: 0 LOB: 0 BB: 0 P: 3	R: 0 E: 0 K: 0 S: 3	H: 0 LOB: 0 BB: 0 P: 3		R: 0 E: 1 K: 0 S: 4	H: 0 LOB: 1 BB: 0 P: 4	1B: 8 2B: 2 3B: 0 HR: 1	SF: 0 SAC: 1 DP: 0 HBP: 1	WP: 0 PB: 1 SB: 1 CS: 0	PA: 38				
<b>PITCHER</b>	IP	WLS	BF	H	R	ER	SO	BB	IBB	HBP	BLK	WP	HR	S	P	ERA	WHIP										
Don Sutton, R (1, 1) ERA: 4.5	4.0	L	22	7	5	3	1	0	0	0	0	0	0	10	10	6.75	2.000										
Bob Miller, R (5, 1) ERA: 6.35	2.0		10	4	3	3	0	0	0	0	0	0	0	1	10	13.50	2.000										
Ron Perranoski, L (7, 1) ERA: 3.1	2.0		6	0	0	0	0	0	0	0	0	0	0	6	6	0.00	0.000										





Batter	1	2	3	4	5	6	7	8	9	AB	R	H	RBI	BB	SO	LOB	TOP					
Tommy Harper, R OBP: 0.338, SLG: 0.341	6-3			F9	FC5-4		4-3			4	0	0	0	0	0	1						
Vada Pinson, L OBP: 0.294, SLG: 0.377	P4			1B 2B	P6			G3		4	1	1	0	0	0	1						
Pete Rose, S OBP: 0.383, SLG: 0.452	6-3			BB 2B	1B			4-3		4	2	2	0	0	0	0						
Tony Perez, R OBP: 0.324, SLG: 0.522		5-3		L4				K		4	1	1	2	0	1	2						
Don Pavletich, R OBP: 0.378, SLG: 0.438	P6			2B 1-2	BB		6-3		6-3	3	0	0	0	1	0	0						
Deron Johnson, R OBP: 0.337, SLG: 0.581	K			1-3 2-H 3-H	2B		P3		4-3 1B	4	0	2	2	0	1	0						
Tommy Helms, R OBP: 0.295, SLG: 0.363				F8	F8		L5		4-3	4	0	0	0	0	0	3						
Leo Cardenas, R OBP: 0.292, SLG: 0.261				F8			FC5-4 1B		5-3	3	0	1	0	1	0	0						
Sammy Ellis, L OBP: 0.130, SLG: 0.048	3-1				B1		P4		F7	4	0	0	0	0	0	3						
<b>Inning Stats</b>	R: 0 E: 0 K: 0 S: 3	H: 0 LOB: 0 BB: 0 P: 3	R: 0 E: 0 K: 1 S: 5	H: 0 LOB: 0 BB: 0 P: 5	R: 0 E: 0 K: 0 S: 3	H: 0 LOB: 0 BB: 0 P: 3	R: 2 E: 0 K: 0 S: 6	H: 3 LOB: 2 BB: 0 P: 10	R: 0 E: 0 K: 0 S: 4	H: 1 LOB: 1 BB: 0 P: 4	R: 2 E: 0 K: 0 S: 5	H: 2 LOB: 0 BB: 0 P: 5	R: 0 E: 0 K: 0 S: 3	H: 0 LOB: 0 BB: 0 P: 3	R: 0 E: 0 K: 1 S: 5	H: 0 LOB: 0 BB: 0 P: 5	R: 0 E: 0 K: 0 S: 4	H: 1 LOB: 2 BB: 1 P: 8	1B: 5 2B: 1 3B: 0 HR: 1	SF: 0 SAC: 0 DP: 0 HBP: 0	WP: 0 PB: 0 SB: 0 CS: 0	PA: 36
<b>PITCHER</b>	IP	WLS	BF	H	R	ER	SO	BB	IBB	HBP	BLK	WP	HR	S	P	ERA	WHIP					
Rich Nye, L ERA: 3.38	7.0	L	28	6	4	4	1	1	0	0	0	0	1	29	33	5.14	1.000					
Cal Koonce, R ERA: 5.71	2.0		8	1	0	0	1	0	1	0	0	0	0	9	13	0.00	0.500					

Cincinnati Reds @ Chicago Cubs  
Wrigley Field, Chicago, IL  
Wed May 24 1967, 3:33 AM CDT  
Sunny - 60 F

AB	34
R	4
H	7
RBI	4
BB	2
SO	2
LOB	10



Batter	1	2	3	4	5	6	7	8	9	AB	R	H	RBI	BB	SO	LOB	BOTTOM				
Don Kessinger, S OBP: 0.248, SLG: 0.221	F6	K			1B 1B		F7			4	0	1	0	0	1	2					
Glenn Beckert, R OBP: 0.270, SLG: 0.342	F2			F9	F9		F8			4	0	0	0	0	0	1					
Billy Williams, L OBP: 0.430, SLG: 0.520	G3			F7			1-3 1B		4-3	4	0	1	0	0	0	0					
Ron Santo, R OBP: 0.315, SLG: 0.352		14 1B G3 BB		14 FC6-4 BB	F9		F9		F9	2	1	0	0	2	0	2					
14 Ernie Banks, R OBP: 0.336, SLG: 0.534		G3 1B		FC6-4			1B G3-4-3 1B		5-3	4	2	2	0	0	0	1					
Lee Thomas, L OBP: 0.273, SLG: 0.329		G3		F5			G3-4-3 1B		F9	4	0	1	1	0	0	1					
Randy Hundley, R OBP: 0.298, SLG: 0.304		1B BB		G5-4-3 1B			G3-4-3 1-2 3-H		F8	3	0	1	0	1	0	1					
Adolfo Phillips, R OBP: 0.408, SLG: 0.505		K		G5-4-3			5-3			4	0	1	0	0	1	3					
Rich Nye, L OBP: 0.143, SLG: 0.143							4-3			2	0	1	1	0	1	0					
George Altman, L (7, PH)									P7	1	0	0	0	0	0	0					
Cal Koonce, R (8, PH)										0	0	0	0	0	0	0					
Paul Popovich, S OBP: 0.273, SLG: 0.250		1-3 2-H								1	0	0	0	0	0	1					
<b>Inning Stats</b>	R: 0 E: 0 K: 0 S: 3	H: 2 LOB: 2 BB: 2 P: 17	R: 0 E: 0 K: 2 S: 9	H: 0 LOB: 1 BB: 1 P: 7	R: 0 E: 0 K: 0 S: 3	H: 1 LOB: 0 BB: 0 P: 3	R: 0 E: 0 K: 1 S: 7	H: 2 LOB: 2 BB: 0 P: 7	R: 1 E: 0 K: 0 S: 4	H: 2 LOB: 0 BB: 0 P: 4	R: 0 E: 0 K: 0 S: 3	H: 0 LOB: 0 BB: 0 P: 3	R: 0 E: 0 K: 0 S: 3	H: 0 LOB: 0 BB: 0 P: 3	R: 0 E: 0 K: 0 S: 4	H: 1 LOB: 1 BB: 0 P: 4	1B: 8 2B: 0 3B: 0 HR: 0	SF: 0 SAC: 0 DP: 2 HBP: 0	WP: 0 PB: 0 SB: 0 CS: 0	PA: 36	
<b>PITCHER</b>	IP	WLS	BF	H	R	ER	SO	BB	IBB	HBP	BLK	WP	HR	S	P	ERA	WHIP				
Sammy Ellis, R ERA: 2.3	9.0	W	36	8	3	3	3	3	0	0	0	0	0	39	51	3.00	1.222				

Cincinnati Reds @ Chicago Cubs  
Wrigley Field, Chicago, IL  
Wed May 24 1967, 3:33 AM CDT  
Sunny - 60 F

AB	33
R	3
H	8
RBI	2
BB	3
SO	3
LOB	12





Batter	1	2	3	4	5	6	7	8	9	AB	R	H	RBI	BB	SO	LOB	TOP										
Tommy Harper, R (1.9) OBP: 0.333, SLG: 0.331	FC1-6 BB		K		P6-3	P6-3			F9	4	0	0	0	1	1	3	<b>Cincinnati Reds @ Chicago Cubs</b> Wrigley Field, Chicago, IL Wed May 24 1967, 3:38 AM CDT Att: 9,011 - Sunny - 60 F										
Vada Pinson, L (1.8) OBP: 0.299, SLG: 0.380	FC1-6 1B		HR		2B		3-1			4	2	2	0	0	0	1											
Pete Rose, S (1.7) OBP: 0.386, SLG: 0.480	F7		HR		2B		3-1			4	1	2	3	0	0	1											
Tony Perez, R (1.5) OBP: 0.322, SLG: 0.514	1B		E8		P6-3		1-3			4	0	1	0	0	0	1											
Deron Johnson, R (1.3) OBP: 0.333, SLG: 0.562	K		5-3			2B HBP		K		3	0	0	0	0	2	3											
Tommy Helms, R (1.4) OBP: 0.283, SLG: 0.347		5-3			P4	F9		6-3		4	0	0	0	0	0	1											
Johnny Edwards, L (1.2) OBP: 0.286, SLG: 0.284	K		F9		F9			6-3		4	0	1	0	0	1	0											
Leo Cardenas, R (1.6) OBP: 0.291, SLG: 0.255	K		P3					F9		3	0	0	0	1	1	0											
Billy McCool, R (1.1) OBP: 0.100, SLG: 0.053			G3		P6-3	K		6-3		3	0	0	0	0	1	3											
Ted Abernathy, R (8.1) OBP: 0.333, SLG: 0.333										0	0	0	0	0	0	0	<b>REDS</b>										
Giraldo Ruiz, S (8.4) OBP: 0.219, SLG: 0.274										1	0	0	0	0	0	0											
<b>Inning Stats</b>	R: 0 E: 0 K: 1 S: 6	H: 1 LOB: 2 BB: 1 P: 10	R: 0 E: 0 K: 2 S: 7	H: 0 LOB: 0 BB: 0 P: 7	R: 2 E: 1 K: 1 S: 8	H: 2 LOB: 1 BB: 0 P: 8	R: 0 E: 0 K: 0 S: 3	H: 0 LOB: 0 BB: 0 P: 3	R: 1 E: 0 K: 0 S: 5	H: 2 LOB: 1 BB: 0 P: 5	R: 0 E: 0 K: 1 S: 6	H: 1 LOB: 3 BB: 1 P: 11	R: 0 E: 0 K: 0 S: 3	H: 0 LOB: 0 BB: 0 P: 3	R: 0 E: 0 K: 1 S: 5	H: 0 LOB: 0 BB: 0 P: 5	R: 0 E: 0 K: 0 S: 3	H: 0 LOB: 0 BB: 0 P: 3	1B: 3 2B: 2 3B: 0 HR: 1	SF: 0 SAC: 0 DP: 0 HBP: 1	WP: 0 PB: 0 SB: 1 CS: 0	PA: 37					
<b>PITCHER</b>	IP	WLS	BF	H	R	ER	SO	BB	IBB	HBP	BLK	WP	HR	S	P	ERA	WHIP	<b>PITCHER</b>									
Joe Niekro, R (1.1) ERA: 2.95	7.0		31	6	3	3	5	1	1	1	0	0	1	38	47	3.86	1.000										
Bill Hands, R (8.1) ERA: 2.79	2.0	W	6	0	0	0	1	0	0	0	0	0	0	8	8	0.00	0.000										

Batter	1	2	3	4	5	6	7	8	9	AB	R	H	RBI	BB	SO	LOB	BOTTOM										
Paul Popovich, S (1.6) OBP: 0.270, SLG: 0.229	P9		BB 1B HBP		P8		P5-4-3			3	0	0	0	0	0	1	<b>Cincinnati Reds @ Chicago Cubs</b> Wrigley Field, Chicago, IL Wed May 24 1967, 3:38 AM CDT Att: 9,011 - Sunny - 60 F										
Bill Hands, R (8.1)										0	0	0	0	0	0	0											
Glenn Beckert, R (1.4) OBP: 0.288, SLG: 0.373	1-3 2B		BB 1B					F9 BB 1B		4	2	4	0	0	0	0											
Billy Williams, L (1.7) OBP: 0.431, SLG: 0.512	1-3 BB		F9		F8			14 1B BB		2	1	0	0	2	0	3											
Ron Santo, R (1.5) OBP: 0.314, SLG: 0.344	1-3		F9		P4			F9		3	0	0	0	1	0	5											
14 Ernie Banks, R (1.3) OBP: 0.341, SLG: 0.541	2B		K			K		1-2 3H 1B		4	0	2	3	0	2	3											
Ted Savage, R (1.9) OBP: 0.308, SLG: 0.182	3-1		K			K		1-2 3H 1B		3	0	0	0	0	2	4											
Lee Thomas, L (8.9) OBP: 0.270, SLG: 0.326			K			K		K		1	0	0	0	0	1	2											
Randy Hundley, R (1.2) OBP: 0.289, SLG: 0.293		F3			F8		5-3	K		4	0	0	0	0	1	2											
Adolfo Phillips, R (1.8) OBP: 0.403, SLG: 0.496		P4			F9			K		4	1	1	0	0	1	0											
Joe Niekro, R (1.1)										2	0	0	0	0	1	0											
John Boccabella, R (7.7) OBP: 0.308, SLG: 0.200		2-3			K				FC6 1B	0	0	0	0	1	0	0											
Don Kessinger, S (7.6) OBP: 0.246, SLG: 0.219							P5-4-3 BB		FC6	1	0	0	1	0	0	0											
<b>Inning Stats</b>	R: 2 E: 0 K: 0 S: 5	H: 2 LOB: 1 BB: 1 P: 9	R: 0 E: 0 K: 0 S: 3	H: 0 LOB: 0 BB: 0 P: 3	R: 0 E: 0 K: 2 S: 8	H: 1 LOB: 3 BB: 1 P: 13	R: 0 E: 0 K: 1 S: 5	H: 0 LOB: 0 BB: 0 P: 5	R: 0 E: 0 K: 0 S: 4	H: 1 LOB: 1 BB: 0 P: 4	R: 0 E: 0 K: 2 S: 7	H: 0 LOB: 0 BB: 0 P: 7	R: 0 E: 0 K: 1 S: 4	H: 0 LOB: 1 BB: 1 P: 8	R: 1 E: 0 K: 2 S: 9	H: 2 LOB: 2 BB: 1 P: 13	R: 1 E: 0 K: 0 S: 2	H: 1 LOB: 1 BB: 0 P: 2	1B: 4 2B: 3 3B: 0 HR: 0	SF: 0 SAC: 0 DP: 1 HBP: 1	WP: 0 PB: 0 SB: 1 CS: 0	PA: 36					
<b>PITCHER</b>	IP	WLS	BF	H	R	ER	SO	BB	IBB	HBP	BLK	WP	HR	S	P	ERA	WHIP	<b>PITCHER</b>									
Billy McCool, L (1.1) ERA: 2.41	7.0		30	5	3	3	6	4	0	1	0	0	0	37	54	3.86	1.286										
Ted Abernathy, R (8.1) ERA: 1.93	1.0	L	6	2	1	0	2	0	0	0	0	0	0	10	10	0.00	2.000										



Batter	1	2	3	4	5	6	7	8	9	AB	R	H	RBI	BB	SO	LOB	TOP		
<b>Tommy Harper, R</b> OBP: 0.335, SLG: 0.333 (1, 9)	0-0 CS 1B	0-0 FC5			0-3 K		0-0 1B		0-3 K	5	0	2	0	0	2	1	<b>Cincinnati Reds @ Chicago Cubs</b> Wrigley Field, Chicago, IL Thu May 25 1967, 3:33 AM CDT Att: 4,918 - Cloudy - 65 F		
<b>Vada Pinson, L</b> OBP: 0.392, SLG: 0.387 (1, 8)	0-0 P4		0-0 5-3		0-0 F7		0-0 1B		0-0 2B	5	0	2	0	0	0	1			
<b>Pete Rose, S</b> OBP: 0.392, SLG: 0.477 (1, 7)	4-0 1B BB		0-0 4-3		0-0 HR 1B		0-0 F7		4-0 IBB	3	1	1	0	2	0	2			
<b>Tony Perez, R</b> OBP: 0.331, SLG: 0.538 (1, 5)	0-0 1B		0-0 1B		0-0 HR		0-0 1-3		0-0 F8	5	1	3	2	0	0	4			
<b>Don Pavletich, R</b> OBP: 0.372, SLG: 0.418 (1, 2)	0-0 1-3		0-3 K		0-0 F2			4-0 FC3-6 BB	0-0 F8	3	0	0	0	1	1	3			
<b>Giraldo Ruiz, S</b> OBP: 0.219, SLG: 0.274 (8, PR)										0	0	0	0	0	0	0			
<b>Johnny Edwards, L</b> OBP: 0.282, SLG: 0.280 (8, 2)										1	0	0	0	0	0	2			
<b>Deron Johnson, R</b> OBP: 0.340, SLG: 0.570 (1, 3)		0-0 2B SF8 1B		0-0 1B 2B		0-3 K		0-0 FC3-6 1B 1-2		4	2	2	0	0	1	1			
<b>Tommy Helms, R</b> OBP: 0.282, SLG: 0.343 (1, 4)		0-0 F9		0-0 CS 1B		0-0 6-3		0-0 F8		4	0	1	1	0	0	2			
<b>Leo Cardenas, R</b> OBP: 0.296, SLG: 0.269 (1, 6)		0-0 FC5 1-3 2B		0-3 K 1-2		0-0 2-3		0-0 1-3 1B		4	0	2	0	0	1	1			
<b>Jim Maloney, L</b> OBP: 0.294, SLG: 0.438 (7, PH)		0-0 SF8		0-0 4-3			0-0 G3		0-0 1-3	1	0	0	1	0	0	0			
<b>Floyd Robinson, L</b> OBP: 0.296, SLG: 0.227 (7, 1)										1	0	0	0	0	0	0			
<b>Gerry Arrigo, L</b> OBP: 0.222, SLG: 0.333 (7, 1)										1	0	0	0	0	0	0			
<b>Ted Abernathy, R</b> OBP: 0.333, SLG: 0.333 (9, 1)										0	0	0	0	0	0	2			
<b>Inning Stats</b>	R: 0 E: 0 K: 0 S: 4	H: 2 LOB: 2 BB: 1 P: 8	R: 1 E: 0 K: 0 S: 5	H: 2 LOB: 1 BB: 0 P: 5	R: 0 E: 0 K: 1 S: 6	H: 1 LOB: 0 BB: 0 P: 6	R: 1 E: 0 K: 1 S: 6	H: 2 LOB: 0 BB: 0 P: 6	R: 2 E: 0 K: 1 S: 7	H: 2 LOB: 0 BB: 0 P: 7	R: 0 E: 0 K: 0 S: 5	H: 0 LOB: 0 BB: 0 P: 5	R: 0 E: 0 K: 0 S: 5	H: 2 LOB: 2 BB: 1 P: 8	R: 0 E: 0 K: 1 S: 6	H: 1 LOB: 2 BB: 1 P: 10	1B: 9 2B: 3 3B: 0 HR: 1	SF: 1 SAC: 0 DP: 0 HBP: 0	WP: 0 PA: 41 PB: 0 SB: 0 CS: 2
<b>PITCHER</b>	IP	WLS	BF	H	R	ER	SO	BB	IBB	HBP	BLK	WP	HR	S	P	ERA	WHIP		
<b>Fergie Jenkins, R</b> ERA: 3.2 (1, 1)	5.0		23	9	4	4	3	1	0	0	0	0	1	28	32	7.20	2.000		
<b>Cal Koonce, R</b> ERA: 4.64 (6, 1)	4.0	W	18	4	0	0	2	1	1	0	0	0	0	20	28	0.00	1.250		

AB	37
R	4
H	13
RBI	4
BB	3
SO	5
LOB	19



Batter	1	2	3	4	5	6	7	8	9	AB	R	H	RBI	BB	SO	LOB	BOTTOM		
<b>Don Kessinger, S</b> OBP: 0.254, SLG: 0.237 (1, 6)	0-0 6-3		0-0 L5		0-0 2B		0-0 SH1-4 1B		0-0 SH1-4	4	0	2	1	0	0	0	<b>Cincinnati Reds @ Chicago Cubs</b> Wrigley Field, Chicago, IL Thu May 25 1967, 3:33 AM CDT Att: 4,918 - Cloudy - 65 F		
<b>Glenn Beckert, R</b> OBP: 0.294, SLG: 0.373 (1, 4)	0-0 1B		0-0 4-3		0-0 P6		0-0 SH1-4		4-0 1B E IBB	3	0	1	0	1	0	1			
<b>Billy Williams, L</b> OBP: 0.424, SLG: 0.496 (1, 7)	0-0 L8		0-3 K		0-0 F2		4-0 BB		0-0 E6 1B	4	0	0	0	1	1	4			
<b>Ron Santo, R</b> OBP: 0.323, SLG: 0.348 (1, 5)	0-0 6-3			0-0 14 FC6-4 1B	4-0 BB		0-3 K		0-0 1-2 2-3 3H 1B	4	0	2	1	1	1	3			
<b>14 Ernie Banks, R</b> OBP: 0.338, SLG: 0.532 (1, 3)		0-0 1B 1B		0-0 FC6-4 HR 1-2	0-0 F8		0-0 F8			4	1	1	0	0	0	5			
<b>Lee Thomas, L</b> OBP: 0.289, SLG: 0.322 (1, 9)		0-0 F8		0-0 F8		0-0 FC1-5-4 PB 1B		0-3 K		4	0	1	0	0	1	2			
<b>Randy Hundley, R</b> OBP: 0.288, SLG: 0.317 (1, 2)		0-3 K		0-0 1H HR		0-0 FC1-5-4-6 2B		0-0 F9		4	2	1	2	0	1	2			
<b>Adolfo Phillips, R</b> OBP: 0.406, SLG: 0.504 (1, 8)		0-0 1B		0-0 P4		0-0 2H 2B		0-0 5-3		4	0	2	1	0	0	0			
<b>Fergie Jenkins, R</b> OBP: 0.091, SLG: 0.091 (1, 1)		0-0 F8			0-0 2B 1B			4-0 E SH1-4 1B BB		1	0	0	0	0	0	2			
<b>John Upham, L</b> OBP: 1.000, SLG: 1.000 (5, PH)										1	1	1	0	0	0	0			
<b>Cal Koonce, R</b> (6, 1)										1	0	0	0	0	1	0			
<b>Ted Savage, R</b> OBP: 0.333, SLG: 0.182 (9, PH)										0	1	0	0	1	0	0			
<b>Inning Stats</b>	R: 0 E: 0 K: 0 S: 4	H: 1 LOB: 1 BB: 0 P: 4	R: 0 E: 0 K: 1 S: 7	H: 2 LOB: 2 BB: 0 P: 7	R: 0 E: 0 K: 1 S: 5	H: 0 LOB: 0 BB: 0 P: 5	R: 2 E: 0 K: 0 S: 5	H: 2 LOB: 0 BB: 0 P: 5	R: 1 E: 0 K: 0 S: 5	H: 2 LOB: 2 BB: 1 P: 9	R: 0 E: 0 K: 1 S: 6	H: 1 LOB: 2 BB: 1 P: 10	R: 0 E: 0 K: 1 S: 5	R: 1 E: 1 K: 0 S: 3	H: 1 LOB: 3 BB: 2 P: 11	1B: 8 2B: 2 3B: 0 HR: 1	SF: 0 SAC: 2 DP: 0 HBP: 0	WP: 0 PA: 40 PB: 1 SB: 0 CS: 0	
<b>PITCHER</b>	IP	WLS	BF	H	R	ER	SO	BB	IBB	HBP	BLK	WP	HR	S	P	ERA	WHIP		
<b>Jim Maloney, R</b> ERA: 3.63 (1, 1)	6.0		27	9	4	4	3	1	0	0	0	0	1	32	36	6.00	1.667		
<b>Gerry Arrigo, L</b> ERA: 0.65 (7, 1)	2.1	L	12	1	1	1	2	2	1	0	0	0	0	13	25	3.86	1.286		
<b>Ted Abernathy, R</b> ERA: 1.93 (9, 1)	0.0		1	1	0	0	0	0	0	0	0	0	0	1	1	∞	∞		

AB	34
R	5
H	11
RBI	5
BB	4
SO	5
LOB	19





Batter	1	2	3	4	5	6	7	8	9	AB	R	H	RBI	BB	SO	LOB	TOP						
Joe Morgan, L OBP: 0.402, SLG: 0.436 (1, 4)										6	3	4	4	0	0	2	<b>Houston Astros @ Chicago Cubs</b> Wrigley Field, Chicago, IL Fri May 26 1967, 3:33 AM CDT Att: 3,915 - Sunny - 87 F						
Sonny Jackson, L OBP: 0.271, SLG: 0.296 (1, 6)										4	3	3	3	1	0	1							
Jimmy Wynn, R OBP: 0.370, SLG: 0.481 Jim Landis, R OBP: 0.321, SLG: 0.347 (1, 8) (8, 8)										4	2	2	4	1	0	2							
Rusty Staub, L OBP: 0.374, SLG: 0.505 (1, 9)										6	1	1	3	0	1	6							
Eddie Mathews, L OBP: 0.325, SLG: 0.314 (1, 3) (6, 5)										4	1	0	0	2	1	2							
Ron Davis, R OBP: 0.287, SLG: 0.425 (1, 7)										5	1	1	2	0	3	1							
Bob Aspromonte, R OBP: 0.316, SLG: 0.367 Chuck Harrison, R OBP: 0.317, SLG: 0.386 (1, 5) (6, PR) (6, 3)										3	1	1	0	0	0	1							
John Bateman, R OBP: 0.217, SLG: 0.230 (1, 2)										4	3	3	1	0	0	0							
Dave Giusti, R OBP: 0.143, SLG: 0.053 (1, 1)										3	1	0	0	2	1	4							
<b>Inning Stats</b>	R: 0 E: 0 K: 0 S: 3	H: 1 LOB: 1 BB: 1 P: 7	R: 0 E: 0 K: 1 S: 5	H: 0 LOB: 2 BB: 1 P: 10	R: 1 E: 1 K: 2 S: 9	H: 1 LOB: 1 BB: 0 P: 9	R: 6 E: 0 K: 0 S: 7	H: 4 LOB: 0 BB: 2 P: 15	R: 5 E: 0 K: 2 S: 12	H: 5 LOB: 0 BB: 0 P: 12	R: 5 E: 0 K: 0 S: 6	H: 3 LOB: 2 BB: 2 P: 15	R: 0 E: 0 K: 1 S: 5	H: 0 LOB: 0 BB: 0 P: 5	R: 0 E: 0 K: 0 S: 3	H: 0 LOB: 1 BB: 0 P: 4		1B: 6 2B: 5 3B: 0 HR: 4	SF: 0 SAC: 1 DP: 1 HBP: 2	WP: 0 PB: 0 SB: 2 CS: 0	PA: 50		
<b>PITCHER</b>	IP WLS BF H R ER SO BB IBB HBP BLK WP HR S P ERA WHIP	IP WLS BF H R ER SO BB IBB HBP BLK WP HR S P ERA WHIP	<b>Joe Niekro, R</b> ERA: 2.66 (8, 1) IP: 2.0, WLS: 7, BF: 1, R: 0, ER: 0, SO: 0, BB: 0, IBB: 0, HBP: 0, BLK: 0, WP: 0, HR: 0, S: 7, P: 7, ERA: 0.00, WHIP: 0.500																				
Ray Culp, R ERA: 3.95 John Upham, L ERA: 33.75 Bob Hendley, L ERA: 9.82 Dick Radatz, R ERA: 10.03 Bill Hands, R ERA: 2.61 (1, 1) (4, 1) (4, 1) (6, 1) (6, 1)	3.2 L 18 3 3 3 3 3 0 1 0 0 0 0 20 33 7.36 1.636	0.0 4 3 4 4 0 0 0 0 0 0 0 0 1 3 7 ∞ ∞	1.1 9 5 5 5 2 0 0 0 0 0 0 0 2 13 13 33.75 3.750	0.2 8 3 5 5 0 2 0 1 0 0 0 0 1 5 14 67.50 7.500	1.1 4 0 0 0 1 0 0 0 0 0 0 0 0 6 6 0.00 0.000																		
Batter	1	2	3	4	5	6	7	8	9	AB	R	H	RBI	BB	SO	LOB	BOTTOM						
Don Kessinger, S OBP: 0.246, SLG: 0.230 (1, 6)										4	0	0	0	0	1	0	<b>Houston Astros @ Chicago Cubs</b> Wrigley Field, Chicago, IL Fri May 26 1967, 3:33 AM CDT Att: 3,915 - Sunny - 87 F						
Glenn Beckert, R OBP: 0.290, SLG: 0.368 Paul Popovich, S OBP: 0.256, SLG: 0.216 (1, 4) (6, PH) (7, 4)										2	0	0	0	0	0	0							
Billy Williams, L OBP: 0.422, SLG: 0.493 George Altman, L (1, 7) (7, 7)										3	0	1	0	0	1	0							
Ron Santo, R OBP: 0.321, SLG: 0.368 (1, 5)										4	1	1	1	0	0	1							
14 Ernie Banks, R OBP: 0.336, SLG: 0.523 (1, 3)										4	1	1	0	0	1	0							
Lee Thomas, L OBP: 0.278, SLG: 0.330 (1, 9)										4	0	2	0	0	0	1							
Randy Hundley, R OBP: 0.301, SLG: 0.333 (1, 2)										3	1	2	0	1	1	0							
Adolfo Phillips, R OBP: 0.408, SLG: 0.525 (1, 8)										3	1	1	3	1	0	2							
Ray Culp, R John Upham, L Bob Hendley, R Dick Radatz, R Bill Hands, R John Boscobea, R Joe Niekro, R Joey Amalfitano, R (1, 1) (1, 1) (1, 1) (1, 1) (1, 1) (1, 1) (1, 1) (1, 1)	R: 0 E: 0 K: 0 S: 3	H: 0 LOB: 0 BB: 0 P: 3	R: 0 E: 0 K: 1 S: 6	H: 1 LOB: 3 BB: 2 P: 14	R: 0 E: 0 K: 1 S: 5	H: 0 LOB: 0 BB: 0 P: 5	R: 0 E: 0 K: 0 S: 3	H: 0 LOB: 0 BB: 0 P: 3	R: 0 E: 0 K: 2 S: 7	H: 0 LOB: 0 BB: 0 P: 7	R: 0 E: 0 K: 0 S: 4	H: 1 LOB: 1 BB: 0 P: 4	R: 3 E: 0 K: 2 S: 10	H: 3 LOB: 0 BB: 0 P: 10	R: 1 E: 0 K: 2 S: 8	H: 1 LOB: 0 BB: 0 P: 8		R: 0 E: 0 K: 1 S: 6	H: 2 LOB: 1 BB: 0 P: 6	1B: 5 2B: 1 3B: 0 HR: 2	SF: 0 SAC: 0 DP: 1 HBP: 0	WP: 0 PB: 0 SB: 0 CS: 0	PA: 36
<b>PITCHER</b>	IP WLS BF H R ER SO BB IBB HBP BLK WP HR S P ERA WHIP	IP WLS BF H R ER SO BB IBB HBP BLK WP HR S P ERA WHIP	<b>Dave Giusti, R</b> ERA: 3.6 (1, 1) IP: 9.0, WLS: 36, BF: 8, R: 4, ER: 4, SO: 9, BB: 2, IBB: 0, HBP: 0, BLK: 0, WP: 0, HR: 2, S: 52, P: 60, ERA: 4.00, WHIP: 1.111																				
<div style="text-align: right;"> </div>																							
<div style="text-align: right;"> </div>																							



Batter	1	2	3	4	5	6	7	8	9	AB	R	H	RBI	BB	SO	LOB	TOP			
Joe Morgan, L OBP: 0.397, SLG: 0.423 (1,4)										4	1	0	0	1	0	0	<b>Houston Astros @ Chicago Cubs</b> Wrigley Field, Chicago, IL Sat May 27 1967, 3:33 AM CDT Att: 13,237 - Cloudy - 54 F			
Sonny Jackson, L OBP: 0.284, SLG: 0.289 (1,6)										4	0	0	0	0	0	1				
Jimmy Wynn, R OBP: 0.380, SLG: 0.511 (1,8)										4	1	3	2	0	0	0				
Chuck Harrison, R OBP: 0.299, SLG: 0.361 (1,3)										4	0	0	0	0	2	2				
Rusty Staub, L OBP: 0.388, SLG: 0.510 (1,9)										3	0	2	0	0	0	0				
Ron Davis, R OBP: 0.285, SLG: 0.434 (1,7)										3	0	1	0	0	1	1				
Eddie Mathews, L OBP: 0.323, SLG: 0.311 (1,5)										4	0	1	0	0	3	3				
John Bateman, R OBP: 0.226, SLG: 0.226 (1,2)										2	0	0	0	2	2	2				
Mike Cuellar, L OBP: 0.160, SLG: 0.200 (1,1)										4	0	0	0	0	1	5				
<b>Inning Stats</b>	R: 0 E: 0 K: 0 S: 3	H: 0 LOB: 0 BB: 0 P: 3	R: 0 E: 0 K: 3 S: 11	H: 2 LOB: 2 BB: 0 P: 11	R: 1 E: 0 K: 1 S: 6	H: 1 LOB: 1 BB: 1 P: 10	R: 0 E: 0 K: 1 S: 5	H: 1 LOB: 2 BB: 1 P: 10	R: 1 E: 0 K: 0 S: 4	H: 1 LOB: 0 BB: 0 P: 4	R: 0 E: 0 K: 1 S: 4	H: 1 LOB: 1 BB: 0 P: 4	R: 0 E: 0 K: 1 S: 5	H: 0 LOB: 0 BB: 0 P: 5	R: 0 E: 0 K: 2 S: 7	H: 0 LOB: 0 BB: 0 P: 7		1B: 5 2B: 1 3B: 0 HR: 1	SF: 0 SAC: 1 DP: 1 HBP: 1	WP: 0 PB: 0 SB: 1 CS: 0
<b>PITCHER</b> Curt Simmons, L ERA: 3.88 (1,1)	IP: 9.0 WLS: L BF: 37 H: 7 R: 2 ER: 2 SO: 9 BB: 1 IBB: 2 HBP: 1 BLK: 0 WP: 0 HR: 1 S: 51 P: 64 ERA: 2.00 WHIP: 0.889															<b>PITCHER</b>				

AB	32
R	2
H	7
RBI	2
BB	3
SO	9
LOB	14



Batter	1	2	3	4	5	6	7	8	9	AB	R	H	RBI	BB	SO	LOB	BOTTOM			
Don Kessinger, S OBP: 0.235, SLG: 0.222 (1,6)										4	0	0	0	0	1	1	<b>Houston Astros @ Chicago Cubs</b> Wrigley Field, Chicago, IL Sat May 27 1967, 3:33 AM CDT Att: 13,237 - Cloudy - 54 F			
Paul Popovich, S OBP: 0.256, SLG: 0.200 (1,4)										3	1	0	0	1	0	0				
Billy Williams, L OBP: 0.418, SLG: 0.486 (1,7)										4	0	1	0	0	0	1				
Ron Santo, R OBP: 0.325, SLG: 0.362 (1,5)										2	0	0	0	2	1	1				
14 Ernie Banks, R OBP: 0.333, SLG: 0.515 (1,3) Joey Amalfitano, R (9, PR)										4	0	1	1	0	1	3				
Randy Hundley, R OBP: 0.293, SLG: 0.323 (1,2)										4	0	0	0	0	1	6				
Ted Savage, R OBP: 0.261, SLG: 0.148 (1,9)										4	0	0	0	0	0	1				
Adolfo Phillips, R OBP: 0.404, SLG: 0.516 (1,8)										4	0	1	0	0	2	3				
Curt Simmons, L OBP: 0.125, SLG: 0.125 (1,1)										2	0	0	0	0	0	0				
<b>Inning Stats</b>	R: 0 E: 1 K: 1 S: 7	H: 1 LOB: 3 BB: 1 P: 11	R: 0 E: 0 K: 0 S: 4	H: 1 LOB: 1 BB: 0 P: 4	R: 1 E: 0 K: 1 S: 6	H: 1 LOB: 1 BB: 1 P: 10	R: 0 E: 0 K: 1 S: 5	H: 0 LOB: 0 BB: 0 P: 5	R: 0 E: 0 K: 0 S: 3	H: 0 LOB: 0 BB: 0 P: 3	R: 0 E: 0 K: 2 S: 6	H: 0 LOB: 0 BB: 1 P: 10	R: 0 E: 0 K: 0 S: 3	H: 0 LOB: 0 BB: 0 P: 3	R: 0 E: 2 K: 1 S: 7	H: 0 LOB: 3 BB: 0 P: 7		1B: 3 2B: 0 3B: 0 HR: 0	SF: 0 SAC: 1 DP: 0 HBP: 0	WP: 0 PB: 0 SB: 0 CS: 0
<b>PITCHER</b> Mike Cuellar, L ERA: 3.44 (1,1)	IP: 9.0 WLS: W BF: 35 H: 3 R: 1 ER: 1 SO: 6 BB: 3 IBB: 0 HBP: 0 BLK: 0 WP: 0 HR: 0 S: 44 P: 56 ERA: 1.00 WHIP: 0.667															<b>PITCHER</b>				

AB	31
R	1
H	3
RBI	1
BB	3
SO	6
LOB	16



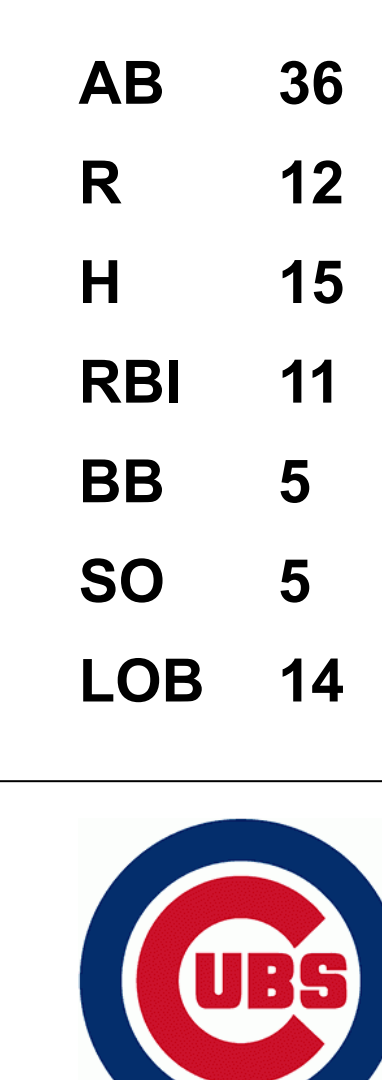


Batter	1	2	3	4	5	6	7	8	9	AB	R	H	RBI	BB	SO	LOB	TOP			
Woody Woodward, R (1.4) OBP: 0.264, SLG: 0.247	4-0 CS BB		0-0 G3 1B		0-0 5-3		4-0 BB		0-0 HR 1B	3	2	2	0	2	0	0	<b>Atlanta Braves @ Chicago Cubs</b> Wrigley Field, Chicago, IL Tue May 30 1967, 3:33 AM CDT Cloudy - 50 F			
Mack Jones, L (1.8) OBP: 0.315, SLG: 0.398	0-3 K		0-0 G3		4-0 BB		0-0 F8		0-0 HR 1B	4	1	1	3	1	1	5				
Hank Aaron, R (1.9) OBP: 0.372, SLG: 0.566	0-3 K		4-0 1B IBB		0-3 K		0-3 K		0-0 1B	4	0	1	0	1	3	3				
Joe Torre, R (1.3) OBP: 0.380, SLG: 0.603		0-3 K	0-0 1B			0-0 FC5 2B		0-0 P4	0-0 F9	5	0	2	2	0	1	1				
Rico Carty, R (1.7) OBP: 0.351, SLG: 0.354		0-0 E1	0-3 K			0-0 6-3		0-0 6-3		4	0	0	0	0	1	3				
Gene Oliver, R (1.2) OBP: 0.313, SLG: 0.488		0-0 F7		0-3 K		0-0 5-3		0-0 L5		4	0	0	0	0	1	2				
Clete Boyer, R (1.5) OBP: 0.296, SLG: 0.389		0-3 K		0-0 P6		0-0 FC5			0-0 FC5-4 1B	4	0	1	0	0	1	2				
Denis Menke, R (1.6) OBP: 0.300, SLG: 0.275			0-3 K	0-0 5-3			0-3 K		0-0 FC5-4 1B HR	4	1	0	0	0	2	1				
Dick Kelley, R (1.1) Clay Carroll, R (4.1) Ty Cline, L (7. PH) Jay Ritchie, R (7.1) Ramon Hernandez, S (7.1) Gary Geiger, L (9. PH)			0-0 G3 1B 1B		0-3 K		1-0 BB HBP		0-3 K	1	1	1	0	0	0	0				
<b>Inning Stats</b>	R: 0 E: 0 K: 2 S: 6	H: 0 LOB: 0 BB: 1 P: 10	R: 0 E: 1 K: 2 S: 8	H: 0 LOB: 1 BB: 0 P: 8	R: 2 E: 0 K: 2 S: 10	H: 3 LOB: 2 BB: 1 P: 14	R: 0 E: 0 K: 1 S: 5	H: 0 LOB: 0 BB: 0 P: 5	R: 0 E: 0 K: 2 S: 7	H: 1 LOB: 1 BB: 0 P: 4	R: 0 E: 0 K: 2 S: 4	H: 0 LOB: 2 BB: 1 P: 12	R: 0 E: 0 K: 0 S: 3	H: 0 LOB: 0 BB: 0 P: 3	R: 3 E: 0 K: 1 S: 9	H: 4 LOB: 1 BB: 0 P: 9		1B: 6 2B: 2 3B: 0 HR: 1	SF: 0 SAC: 0 DP: 1 HBP: 1	WP: 0 PB: 0 SB: 0 CS: 1
<b>PITCHER</b> Fergie Jenkins, R (1.1) ERA: 3.42	IP: 9.0 WLS: W BF: 40 H: 8 R: 5 ER: 5 SO: 12 BB: 3 IBB: 1 HBP: 1 BLK: 0 WP: 0 HR: 1 S: 59 P: 76 ERA: 5.00 WHIP: 1.222															<b>PITCHER</b>				


AB 35  
R 5  
H 8  
RBI 5  
BB 4  
SO 12  
LOB 18




Batter	1	2	3	4	5	6	7	8	9	AB	R	H	RBI	BB	SO	LOB	BOTTOM			
Don Kessinger, S (1.6) OBP: 0.238, SLG: 0.221	0-0 6-3			0-0 2B 1B	0-3 K	0-0 F8	0-0 P6			5	1	1	0	0	1	3	<b>Atlanta Braves @ Chicago Cubs</b> Wrigley Field, Chicago, IL Tue May 30 1967, 3:33 AM CDT Cloudy - 50 F			
Glenn Beckert, R (1.4) OBP: 0.299, SLG: 0.381	0-0 6-3			0-0 P4	0-0 CS 1B 1B		0-0 HR 2B	0-0 1B BLK 1B		5	2	3	0	0	0	1				
Billy Williams, L (1.7) OBP: 0.424, SLG: 0.510	0-0 F8			0-3 K	0-0 1-2 1B		0-0 HR 2B	0-0 BLK HR 1B		5	2	3	2	0	1	1				
Ron Santo, R (1.5) OBP: 0.333, SLG: 0.394		0-0 F8		0-0 14 2B 2B	0-0 F9		4-0 14 1B BB BB	0-0 1-3 HR HR		4	3	2	3	1	0	2				
14 Ernie Banks, R (1.3) OBP: 0.342, SLG: 0.532		0-0 F9		0-0 1B 2B		0-0 SH1-4 2B 2B	0-0 BB BB SF8 1B	0-0 F5		5	3	3	1	0	0	0				
Randy Hundley, R (1.2) OBP: 0.299, SLG: 0.323		0-3 K		0-0 1B BB 1B		0-0 SH1-4	4-0 SF8 BB BB	0-0 F7		3	0	1	1	1	1	0				
Ted Savage, R (1.9) Lee Thomas, L (6. PH) Lee Thomas, L (7.9)			0-3 K	4-0 1B BB	0-0 P6		4-0 1-2 2-3 3-H BB	0-0 3-1		1	0	0	0	1	1	0				
Adolfo Phillips, R (1.8) OBP: 0.407, SLG: 0.512			0-0 F8	0-0 1-2 2-3 1B	0-0 P6		4-0 2B IBB	0-0 K		3	1	1	0	1	1	3				
Fergie Jenkins, R (1.1) OBP: 0.115, SLG: 0.160			0-0 4-3	0-0 F9		0-0 1-H 3-H 2B	0-0 SF8			3	0	1	3	0	0	3				
<b>Inning Stats</b>	R: 0 E: 0 K: 0 S: 3	H: 0 LOB: 0 BB: 0 P: 3	R: 0 E: 0 K: 1 S: 5	H: 0 LOB: 0 BB: 0 P: 5	R: 0 E: 0 K: 1 S: 5	H: 0 LOB: 0 BB: 0 P: 5	R: 3 E: 0 K: 1 S: 10	H: 5 LOB: 3 BB: 1 P: 14	R: 0 E: 0 K: 1 S: 6	H: 2 LOB: 1 BB: 0 P: 6	R: 2 E: 0 K: 0 S: 5	H: 2 LOB: 1 BB: 1 P: 9	R: 4 E: 0 K: 1 S: 8	H: 3 LOB: 2 BB: 3 P: 20	R: 3 E: 0 K: 0 S: 6	H: 3 LOB: 0 BB: 0 P: 6		1B: 8 2B: 5 3B: 0 HR: 2	SF: 1 SAC: 1 DP: 0 HBP: 0	WP: 0 PB: 0 SB: 0 CS: 1
<b>PITCHER</b> Dick Kelley, L (1.1) Clay Carroll, R (4.1) Jay Ritchie, R (7.1) Ramon Hernandez, L (7.1)	IP: 3.2 WLS: L BF: 16 H: 4 R: 3 ER: 3 SO: 3 BB: 1 IBB: 0 HBP: 0 BLK: 0 WP: 0 HR: 0 S: 21 P: 25 ERA: 7.36 WHIP: 1.364															<b>PITCHER</b>				





Batter	1	2	3	4	5	6	7	8	9	AB	R	H	RBI	BB	SO	LOB	TOP										
Woody Woodward, R (1,4) OBP: 0.260, SLG: 0.244	6-3		1B SF8		5-3	F8			K	5	1	1	0	0	1	1	<b>Atlanta Braves @ Chicago Cubs</b> Wrigley Field, Chicago, IL Tue May 30 1967, 3:38 AM CDT Att: 28,919 - Unknown - 50 F										
Gary Geiger, L (1,7) OBP: 0.394, SLG: 0.231	F9		3B WP		HR		G6-4-3 BB			3	2	2	0	2	0	0											
Hank Aaron, R (1,9) OBP: 0.362, SLG: 0.552	P4		SF8		F5		G6-4-3 1-2		K	4	0	0	1	0	1	3											
Mack Jones, L (1,8) OBP: 0.321, SLG: 0.443		F8	3B 1-H		HR		1-3			4	1	2	3	0	0	0											
Joe Torre, R (1,3) OBP: 0.383, SLG: 0.597	E4		5-3		BB			BB 1B		3	0	1	0	1	0	1											
Gene Oliver, R (1,2) OBP: 0.286, SLG: 0.447	F8			F7	5-3			K		4	0	0	0	0	1	3											
Clete Boyer, R (1,5) OBP: 0.301, SLG: 0.388	E6			5-3				G5-4-3 BB		3	0	1	0	1	0	1											
Denis Menke, R (1,6) OBP: 0.299, SLG: 0.274	6-3					F8		G5-4-3 1-2		4	0	1	0	0	0	5											
Ken Johnson, R (1,1) OBP: 0.095, SLG: 0.050			K		F9		F4		K	4	0	0	0	0	2	2											
<b>Inning Stats</b>	R: 0 E: 0 K: 0 S: 3	H: 0 LOB: 0 BB: 0 P: 3	R: 0 E: 2 K: 0 S: 5	H: 0 LOB: 2 BB: 0 P: 5	R: 2 E: 0 K: 1 S: 8	H: 3 LOB: 1 BB: 0 P: 8	R: 0 E: 0 K: 0 S: 4	H: 1 LOB: 1 BB: 0 P: 4	R: 2 E: 0 K: 0 S: 5	H: 2 LOB: 1 BB: 1 P: 9	R: 0 E: 0 K: 0 S: 4	H: 1 LOB: 1 BB: 0 P: 4	R: 0 E: 0 K: 0 S: 2	H: 0 LOB: 0 BB: 1 P: 6	R: 0 E: 0 K: 1 S: 5	H: 1 LOB: 1 BB: 1 P: 9		R: 0 E: 0 K: 3 S: 9	H: 0 LOB: 1 BB: 1 P: 13	1B: 6 2B: 0 3B: 1 HR: 1	SF: 1 SAC: 0 DP: 2 HBP: 0	WP: 1 PB: 0 SB: 0 CS: 0	PA: 39				
<b>PITCHER</b>	IP	WLS	BF	H	R	ER	SO	BB	IBB	HBP	BLK	WP	HR	S	P	ERA	WHIP										
Joe Niekro, R (1,1) ERA: 3.42	6.0	L	28	7	4	4	1	1	0	0	0	1	1	29	33	6.00	1.333										
Bill Hands, R (7,1) ERA: 2.39	2.0		7	1	0	0	1	2	0	0	0	0	0	7	15	0.00	1.500										
Cal Koonce, R (9,1) ERA: 4.43	1.0		4	0	0	0	3	1	0	0	0	0	0	9	13	0.00	1.000										

Batter	1	2	3	4	5	6	7	8	9	AB	R	H	RBI	BB	SO	LOB	BOTTOM										
Don Kessinger, S (1,6) OBP: 0.238, SLG: 0.222	6-3			S 1B		F8		5-3		4	0	1	0	0	0	1	<b>Atlanta Braves @ Chicago Cubs</b> Wrigley Field, Chicago, IL Tue May 30 1967, 3:38 AM CDT Att: 28,919 - Unknown - 50 F										
Glenn Beckert, R (1,4) OBP: 0.298, SLG: 0.378	L5-4 1B			F7		G3		F5		4	0	1	0	0	0	2											
Billy Williams, L (1,7) OBP: 0.414, SLG: 0.497	L5-4 1-2			F8		F8		F3		4	0	0	0	0	0	2											
Ron Santo, R (1,5) OBP: 0.331, SLG: 0.390				F8		P5		F7		4	0	1	0	0	0	1											
14 Ernie Banks, R (1,3) OBP: 0.340, SLG: 0.524	L5-3 1-2				K			K		4	0	1	0	0	2	1											
Lee Thomas, L (1,9) OBP: 0.272, SLG: 0.313	5-3				F8		1B			3	0	0	0	0	0	1											
Randy Hundley, R (1,2) OBP: 0.299, SLG: 0.331				F7		WP 2B		6-3		3	0	1	0	0	0	0											
Adolfo Phillips, R (1,8) OBP: 0.405, SLG: 0.508				F2		F7		2B 1B		3	1	1	0	0	0	1											
Joe Niekro, R (1,1) John Upham, L (6,PH) Bill Hands, R (7,1) George Altman, L (8,PH) Cal Koonce, R (9,1)				K		F5		2B		1	0	0	0	0	1	0											
<b>Inning Stats</b>	R: 0 E: 0 K: 0 S: 3	H: 1 LOB: 0 BB: 0 P: 3	R: 0 E: 0 K: 0 S: 3	H: 1 LOB: 0 BB: 0 P: 3	R: 0 E: 0 K: 1 S: 5	H: 0 LOB: 0 BB: 0 P: 5	R: 0 E: 0 K: 0 S: 4	H: 1 LOB: 1 BB: 0 P: 4	R: 0 E: 0 K: 0 S: 6	H: 1 LOB: 1 BB: 0 P: 6	R: 0 E: 0 K: 0 S: 3	H: 0 LOB: 0 BB: 0 P: 3	R: 0 E: 0 K: 0 S: 4	H: 1 LOB: 1 BB: 0 P: 4	R: 1 E: 0 K: 0 S: 5	H: 2 LOB: 1 BB: 0 P: 5		R: 0 E: 0 K: 1 S: 5	H: 0 LOB: 0 BB: 0 P: 5	1B: 5 2B: 4 3B: 0 HR: 0	SF: 0 SAC: 0 DP: 2 HBP: 0	WP: 1 PB: 0 SB: 1 CS: 0	PA: 32				
<b>PITCHER</b>	IP	WLS	BF	H	R	ER	SO	BB	IBB	HBP	BLK	WP	HR	S	P	ERA	WHIP										
Ken Johnson, R (1,1) ERA: 2.12	9.0	W	32	7	1	1	3	0	0	0	0	1	0	38	38	1.00	0.778										



Batter	1	2	3	4	5	6	7	8	9	AB	R	H	RBI	BB	SO	LOB	TOP					
Don Kessinger, S OBP: 0.243, SLG: 0.229	4-3		L9			4-3		2B 1B		5	1	2	0	0	0	3	<b>Chicago Cubs @ Cincinnati Reds</b> Crosley Field, Cincinnati, OH Wed May 31 1967, 7:05 PM EDT Att. 4,866 - Unknown - 60 F					
Glenn Beckert, R OBP: 0.307, SLG: 0.396	2B		1B		K		6-3	1B 2B		5	1	3	2	0	1	2						
Billy Williams, L OBP: 0.413, SLG: 0.490	P4		F3		F8		14 1B	1B IBB		4	1	1	0	1	0	4						
Ron Santo, R OBP: 0.328, SLG: 0.384	F8		F9		F8		F9	1B 2B		5	0	1	2	0	0	5						
14 Ernie Banks, R OBP: 0.329, SLG: 0.507		F8		5-3		6-3	E6 1B	K		5	0	0	0	0	1	3						
Lee Thomas, L OBP: 0.287, SLG: 0.314						F7		K		3	0	1	1	2	1	2						
Ted Savage, R OBP: 0.294, SLG: 0.143		BB		FC6-4 BB		1B 2H		K		0	0	0	0	0	0	0						
Randy Hundley, R OBP: 0.296, SLG: 0.326	F7			K		1B 1B	P6			5	1	1	0	0	1	4						
Adolfo Phillips, R OBP: 0.399, SLG: 0.496	F5		FC6-4			1B 1B		F5	F5	5	0	1	0	0	0	2						
Rich Nye, L OBP: 0.333, SLG: 0.353						1B				3	2	3	1	1	0	0						
George Altman, L OBP: 0.200, SLG: 0.400						1B				1	0	0	0	0	1	0						
Cal Koonce, R OBP: 0.294, SLG: 0.143			1B 2B			1-2 2H 1B		1B 2B BB		0	0	0	0	0	0	0						
<b>Inning Stats</b>	R: 0 E: 0 K: 0 S: 4	H: 1 LOB: 1 BB: 0 P: 4	R: 0 E: 0 K: 0 S: 3	H: 0 LOB: 1 BB: 1 P: 7	R: 1 E: 0 K: 0 S: 5	H: 2 LOB: 1 BB: 0 P: 5	R: 0 E: 0 K: 1 S: 5	H: 0 LOB: 1 BB: 1 P: 9	R: 0 E: 0 K: 1 S: 7	H: 2 LOB: 2 BB: 0 P: 7	R: 1 E: 0 K: 0 S: 6	H: 3 LOB: 2 BB: 0 P: 6	R: 1 E: 1 K: 0 S: 6	H: 2 LOB: 2 BB: 0 P: 6	R: 3 E: 0 K: 2 S: 10	H: 3 LOB: 2 BB: 2 P: 18	R: 0 E: 0 K: 1 S: 5	H: 0 LOB: 0 BB: 0 P: 5	1B: 10 2B: 3 3B: 0 HR: 0	SF: 0 SAC: 0 DP: 0 HBP: 0	WP: 0 PB: 0 SB: 0 CS: 0	PA: 45
<b>PITCHER</b>	IP WLS BF H R ER SO BB IBB HBP BLK WP HR S P ERA WHIP	Mitt Pappas, R ERA: 3.1	7.0 L 34 10 3 2 2 2 0 0 0 0 0 0 36 44 2.57 1.714	Bob Lee, R ERA: 9.0	0.1 6 3 3 3 0 1 1 0 0 0 0 0 4 12 81.00 12.000	Sammy Ellis, R ERA: 2.3	1.2 5 0 0 0 3 0 0 0 0 0 0 0 11 11 0.00 0.000	<b>PITCHER</b>	IP WLS BF H R ER SO BB IBB HBP BLK WP HR S P ERA WHIP	Mitt Pappas, R ERA: 3.1	7.0 L 34 10 3 2 2 2 0 0 0 0 0 0 36 44 2.57 1.714	Bob Lee, R ERA: 9.0	0.1 6 3 3 3 0 1 1 0 0 0 0 0 4 12 81.00 12.000	Sammy Ellis, R ERA: 2.3	1.2 5 0 0 0 3 0 0 0 0 0 0 0 11 11 0.00 0.000							

AB	41
R	6
H	13
RBI	6
BB	4
SO	5
LOB	25



Batter	1	2	3	4	5	6	7	8	9	AB	R	H	RBI	BB	SO	LOB	BOTTOM					
Pete Rose, S OBP: 0.400, SLG: 0.505	4-3		6-3			6-3		F2		5	0	1	0	0	0	0	<b>Chicago Cubs @ Cincinnati Reds</b> Crosley Field, Cincinnati, OH Wed May 31 1967, 7:05 PM EDT Att. 4,866 - Unknown - 60 F					
Tommy Helms, R OBP: 0.311, SLG: 0.391	1B			E9 1B		6-3		1B 2B	F9	5	2	2	0	0	1	1						
Tony Perez, R OBP: 0.333, SLG: 0.552	4-3			6-3		K		1B 2B BB		3	1	0	0	1	1	2						
Deron Johnson, R OBP: 0.336, SLG: 0.525	6-3			6-3		2B BB		2B G3 1B		3	2	1	0	1	0	2						
Don Pavletich, R OBP: 0.362, SLG: 0.395		F9								3	0	2	2	0	0	0						
Darrell Osteen, R OBP: 0.231, SLG: 0.302				S 1B		2B		G3 2B		0	0	0	0	0	0	0						
Giraldo Ruiz, S OBP: 0.231, SLG: 0.302				3H 1B		1H 2B		1-3 2H 3H 2B		1	0	1	2	0	0	0						
Vada Pinson, L OBP: 0.291, SLG: 0.372	P6			4-3		F8		G3		4	0	0	1	0	3							
Dick Simpson, R OBP: 0.316					F7					2	0	0	0	1	1	0						
Jimmie Coker, R OBP: 0.250, SLG: 0.333						FC5-4 BB		F7		1	0	0	0	0	0	1						
Leo Cardenas, R OBP: 0.305, SLG: 0.282			F8			6-3		K		4	0	0	0	0	1	2						
Mitt Pappas, R OBP: 0.330, SLG: 0.392										2	0	0	0	0	1	0						
Lee May, R OBP: 0.330, SLG: 0.392										1	0	0	0	0	0	2						
Bob Lee, R OBP: 0.120, SLG: 0.043										0	0	0	0	0	0	0						
Sammy Ellis, L OBP: 0.120, SLG: 0.043										0	0	0	0	0	0	0						
Art Shamsky, L OBP: 0.250, SLG: 0.179										1	0	0	0	0	0	0						
<b>Inning Stats</b>	R: 0 E: 0 K: 0 S: 4	H: 1 LOB: 1 BB: 0 P: 4	R: 0 E: 0 K: 1 S: 5	H: 0 LOB: 0 BB: 0 P: 5	R: 0 E: 0 K: 0 S: 3	H: 0 LOB: 0 BB: 0 P: 3	R: 1 E: 1 K: 0 S: 5	H: 1 LOB: 1 BB: 0 P: 5	R: 0 E: 0 K: 1 S: 5	H: 0 LOB: 0 BB: 0 P: 5	R: 0 E: 0 K: 1 S: 5	H: 0 LOB: 0 BB: 0 P: 5	R: 1 E: 0 K: 0 S: 6	H: 1 LOB: 2 BB: 2 P: 14	R: 3 E: 0 K: 0 S: 6	H: 3 LOB: 1 BB: 1 P: 10	R: 0 E: 0 K: 0 S: 4	H: 1 LOB: 1 BB: 0 P: 4	1B: 3 2B: 4 3B: 0 HR: 0	SF: 0 SAC: 0 DP: 0 HBP: 0	WP: 0 PB: 0 SB: 1 CS: 0	PA: 38
<b>PITCHER</b>	IP WLS BF H R ER SO BB IBB HBP BLK WP HR S P ERA WHIP	Rich Nye, L ERA: 3.55	8.0 W 34 6 5 4 4 6 5 4 4 0 0 4 4 4.50 1.125	Cal Koonce, R ERA: 4.24	1.0 S 4 1 0 0 0 0 0 0 0 0 0 4 4 0.00 1.000	<b>PITCHER</b>	IP WLS BF H R ER SO BB IBB HBP BLK WP HR S P ERA WHIP	Rich Nye, L ERA: 3.55	8.0 W 34 6 5 4 4 6 5 4 4 0 0 4 4 4.50 1.125	Cal Koonce, R ERA: 4.24	1.0 S 4 1 0 0 0 0 0 0 0 0 0 4 4 0.00 1.000											

AB	35
R	5
H	7
RBI	5
BB	3
SO	4
LOB	13





Batter	1	2	3	4	5	6	7	8	9	AB	R	H	RBI	BB	SO	LOB	TOP				
<b>Don Kessinger, S</b> OBP: 0.241, SLG: 0.226 (1, 6)										6	1	1	0	0	3	1	<b>Chicago Cubs @ Cincinnati Reds</b> Crosley Field, Cincinnati, OH Thu Jun 01 1967, 7:05 PM EDT Att: 6,307 - Unknown - 50 F				
<b>Glenn Beckert, R</b> OBP: 0.315, SLG: 0.402 (1, 4)										5	2	3	0	0	1	2					
<b>Billy Williams, L</b> OBP: 0.424, SLG: 0.535 (1, 7)										4	2	3	5	1	0	1					
<b>Ron Santo, R</b> OBP: 0.330, SLG: 0.385 (1, 5)										5	0	2	1	0	2	2					
<b>14 Ernie Banks, R</b> OBP: 0.338, SLG: 0.510 (1, 3)										5	0	3	0	0	1	2					
<b>Lee Thomas, L</b> OBP: 0.274, SLG: 0.299 (1, 9)										5	0	0	0	0	1	5					
<b>Randy Hundley, R</b> OBP: 0.306, SLG: 0.331 (1, 2)										4	1	2	0	1	1	0					
<b>Adolfo Phillips, R</b> OBP: 0.399, SLG: 0.493 (1, 8)										5	0	2	0	0	1	3					
<b>Ray Culp, R</b> OBP: 0.056, SLG: 0.167 Cal Koonce, R Bill Hands, R (8, 1) (9, 1)										4	0	0	0	0	4	3					
<b>Inning Stats</b>	R: 0 E: 0 K: 2 S: 9	H: 2 LOB: 2 BB: 0 P: 9	R: 0 E: 0 K: 2 S: 7	H: 0 LOB: 0 BB: 0 P: 7	R: 0 E: 0 K: 2 S: 7	H: 0 LOB: 0 BB: 0 P: 7	R: 1 E: 0 K: 2 S: 10	H: 3 LOB: 2 BB: 0 P: 10	R: 0 E: 0 K: 1 S: 6	H: 1 LOB: 2 BB: 1 P: 10	R: 2 E: 0 K: 1 S: 8	H: 3 LOB: 1 BB: 0 P: 8	R: 3 E: 1 K: 1 S: 11	H: 5 LOB: 3 BB: 0 P: 11	R: 0 E: 0 K: 1 S: 6	H: 1 LOB: 1 BB: 0 P: 6		1B: 14 2B: 0 3B: 0 HR: 2	SF: 0 SAC: 0 DP: 0 HBP: 0	WP: 0 PB: 0 SB: 1 CS: 0	PA: 46
<b>PITCHER</b>	IP	WLS	BF	H	R	ER	SO	BB	IBB	HBP	BLK	WP	HR	S	P	ERA	WHIP				
<b>Gary Nolan, R</b> ERA: 2.49 (1, 1)	7.0		33	10	3	3	12	2	0	0	0	0	2	55	63	3.86	1.714				
<b>Don Nottebart, R</b> ERA: 1.95 (8, 1)	0.2		6	3	3	0	1	0	0	0	0	0	0	8	8	0.00	4.500				
<b>Bob Lee, R</b> ERA: 7.56 (8, 1)	1.1	W	7	3	0	0	1	0	0	0	0	0	0	9	9	0.00	2.250				

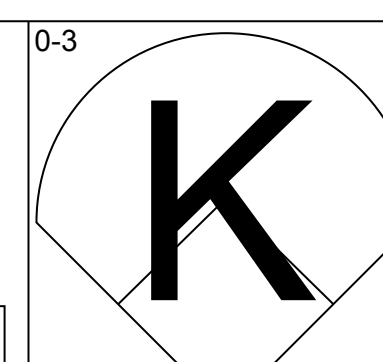
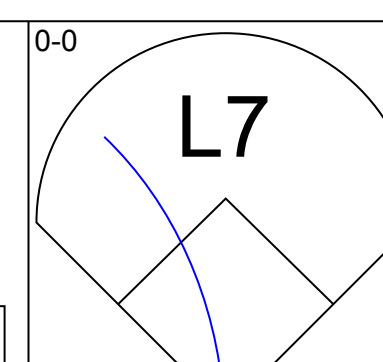
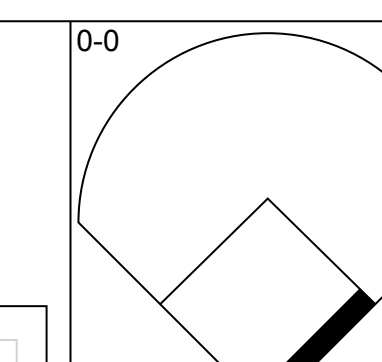
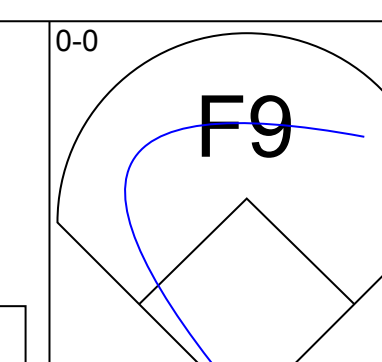
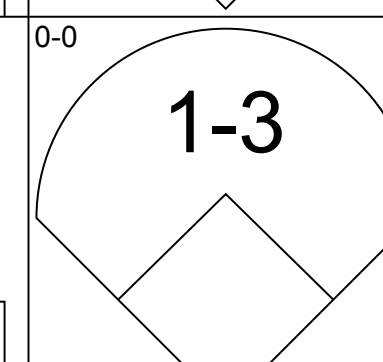
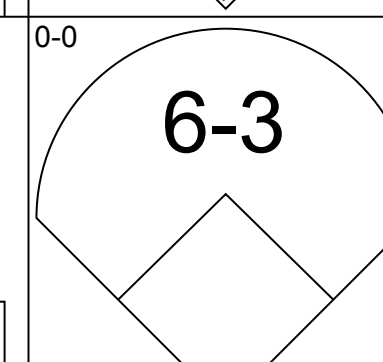
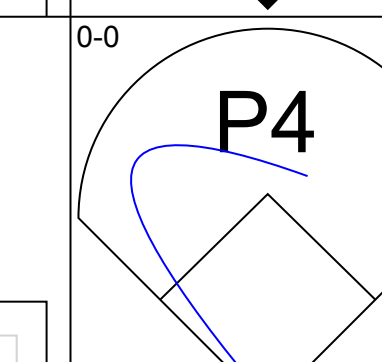
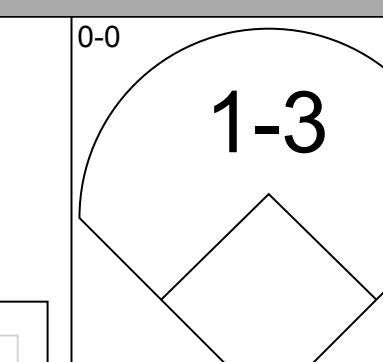
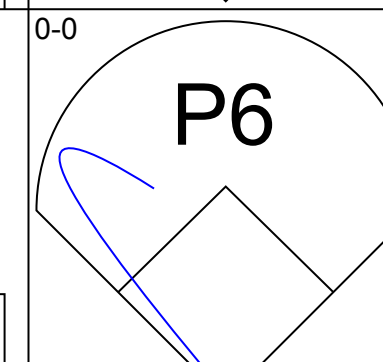
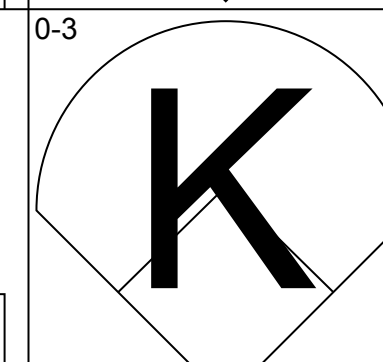
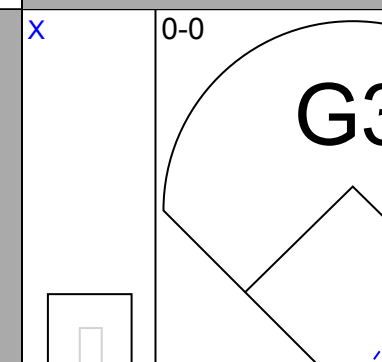
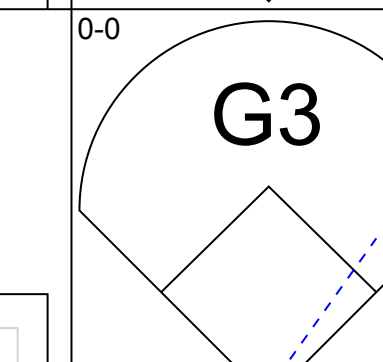
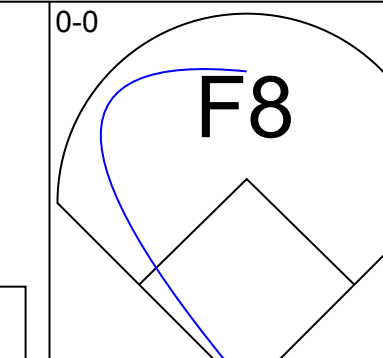
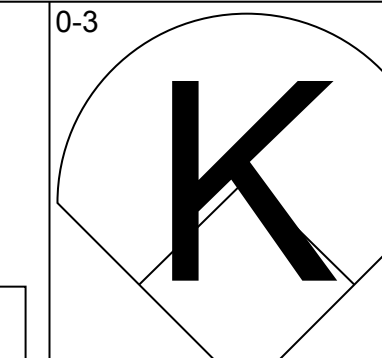
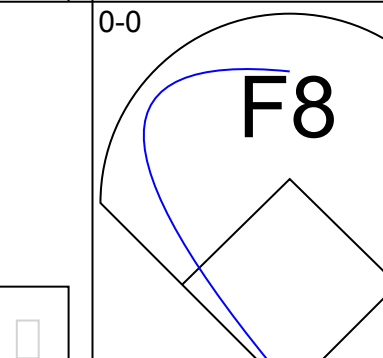
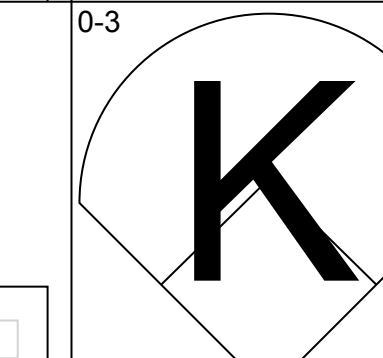
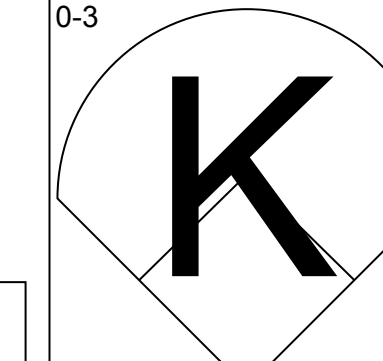
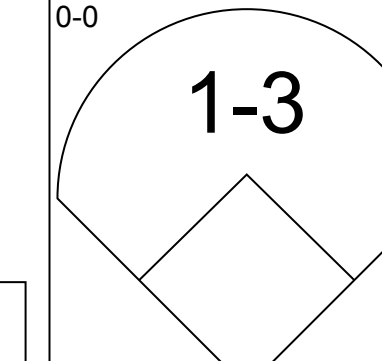
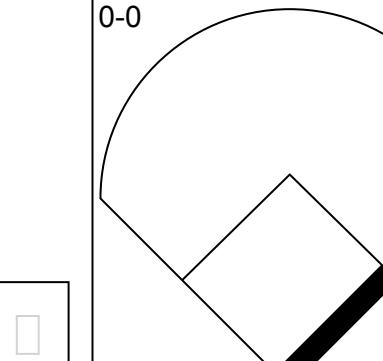
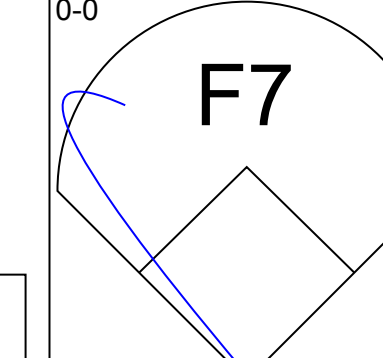
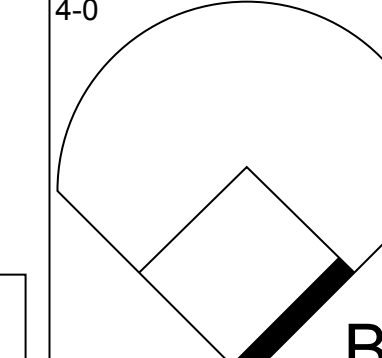
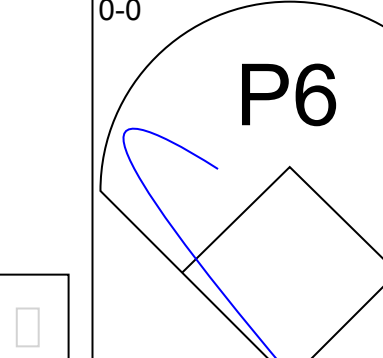
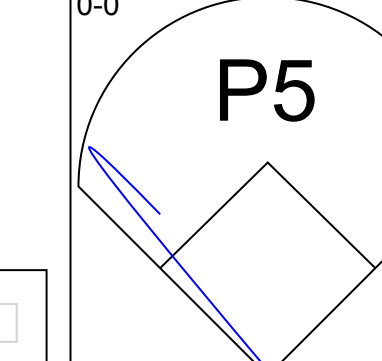
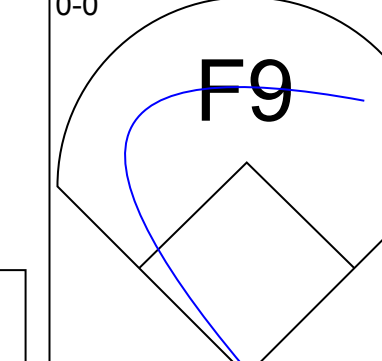
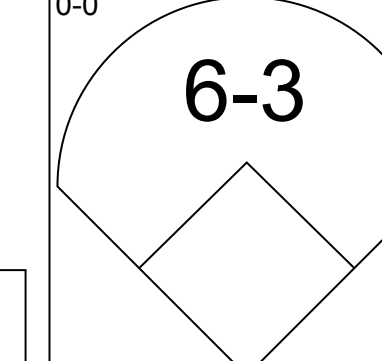
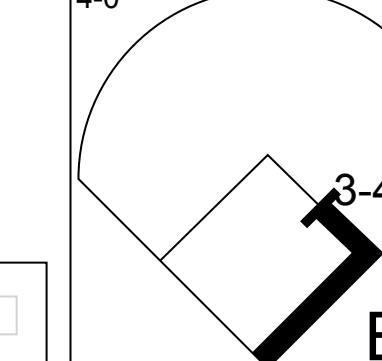
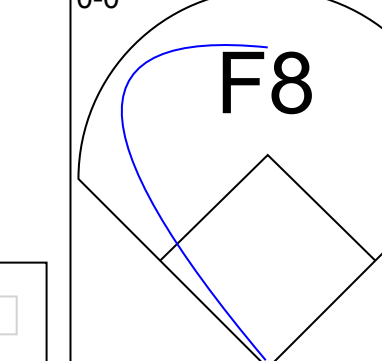
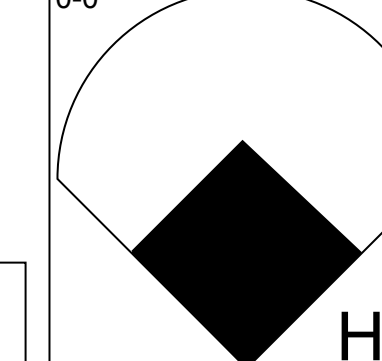
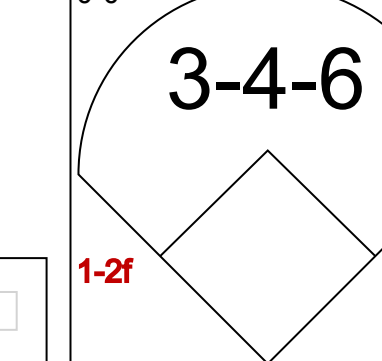
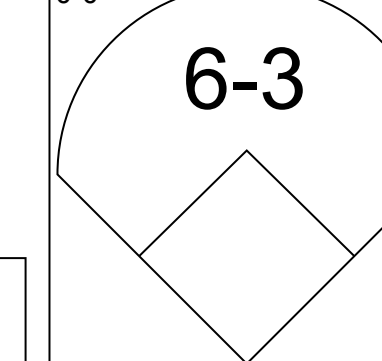
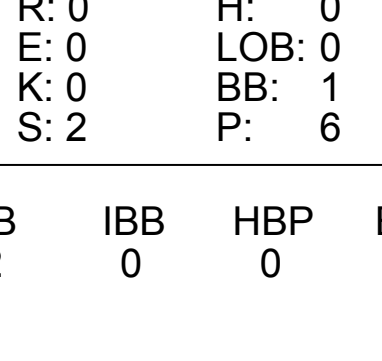
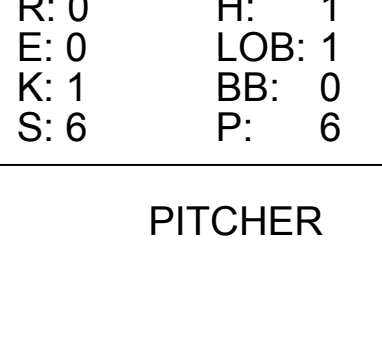
AB	44
R	6
H	16
RBI	6
BB	2
SO	14
LOB	20



Batter	1	2	3	4	5	6	7	8	9	AB	R	H	RBI	BB	SO	LOB	BOTTOM				
<b>Floyd Robinson, L</b> OBP: 0.326, SLG: 0.286 (1, 9)										5	1	1	0	0	1	1	<b>Chicago Cubs @ Cincinnati Reds</b> Crosley Field, Cincinnati, OH Thu Jun 01 1967, 7:05 PM EDT Att: 6,307 - Unknown - 50 F				
<b>Vada Pinson, L</b> OBP: 0.294, SLG: 0.383 (1, 8)										5	2	2	1	0	1	0					
<b>Pete Rose, S</b> OBP: 0.410, SLG: 0.505 (1, 7)										2	3	1	0	3	0	1					
<b>Tony Perez, R</b> OBP: 0.335, SLG: 0.562 (1, 5)										4	1	1	2	1	1	2					
<b>Deron Johnson, R</b> OBP: 0.346, SLG: 0.525 (1, 3)										4	0	2	2	1	0	1					
<b>Tommy Helms, R</b> OBP: 0.314, SLG: 0.386 (1, 4)										4	0	1	1	1	2	4					
<b>Johnny Edwards, L</b> OBP: 0.283, SLG: 0.273 (1, 2)										4	0	1	0	0	0	3					
<b>Leo Cardenas, R</b> OBP: 0.299, SLG: 0.276 (1, 6)										4	0	0	0	0	1	2					
<b>Gary Nolan, R</b> Art Shamsky, L Don Nottebart, R Bob Lee, R Lee May, R (7, PH) (8, 1) (8, 1) (9, PH)										2	0	0	0	0	1	1					
<b>Inning Stats</b>	R: 2 E: 0 K: 3 S: 11	H: 2 LOB: 1 BB: 1 P: 15	R: 0 E: 0 K: 1 S: 6	H: 1 LOB: 0 BB: 0 P: 6	R: 0 E: 0 K: 0 S: 3	H: 1 LOB: 0 BB: 0 P: 3	R: 0 E: 0 K: 0 S: 3	H: 0 LOB: 0 BB: 1 P: 7	R: 0 E: 0 K: 0 S: 3	H: 0 LOB: 0 BB: 0 P: 3	R: 0 E: 0 K: 2 S: 7	H: 0 LOB: 1 BB: 1 P: 11	R: 0 E: 0 K: 0 S: 3	R: 2 E: 1 K: 0 S: 6	H: 2 LOB: 2 BB: 1 P: 10	R: 3 E: 1 K: 2 S: 10		H: 3 LOB: 3 BB: 2 P: 18	1B: 7 2B: 0 3B: 1 HR: 1	SF: 0 SAC: 0 DP: 0 HBP: 0	WP: 1 PB: 0 SB: 0 CS: 2
<b>PITCHER</b>	IP	WLS	BF	H	R	ER	SO	BB	IBB	HBP	BLK	WP	HR	S	P	ERA	WHIP				
<b>Ray Culp, R</b> ERA: 3.91 (1, 1)	7.1		31	5	4	3	6	4	0	0	0	0	1	39	55	3.68	1.227				
<b>Cal Koonce, R</b> ERA: 4.74 (8, 1)	1.1	L	8	3	3	2	2	1	0	0	0	1	0	11	15	13.50	3.000				
<b>Bill Hands, R</b> ERA: 2.38 (9, 1)	0.0		3	1	0	0	0	1	0	0	0	0	0	2	6	∞	∞				





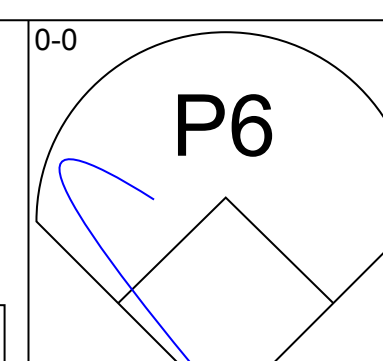
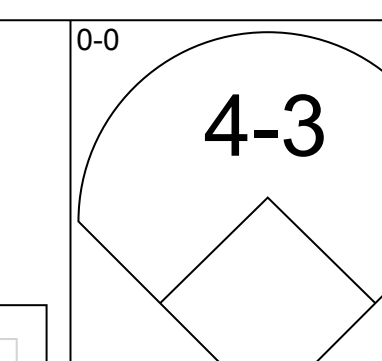
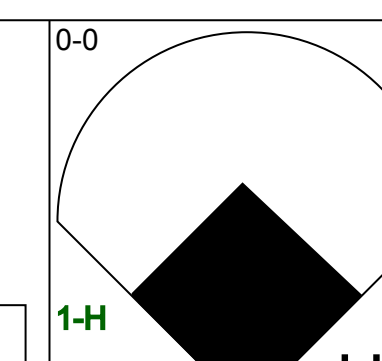
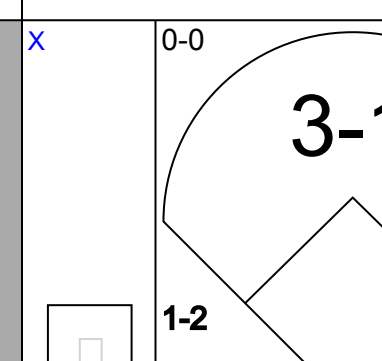
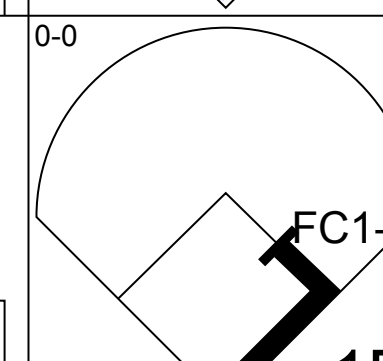
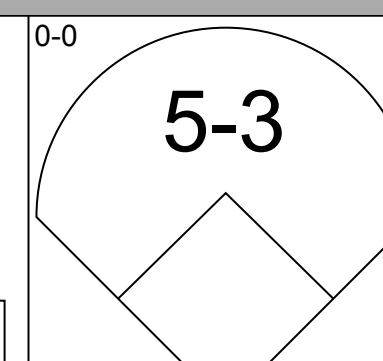
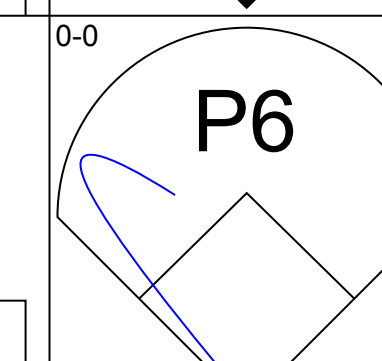
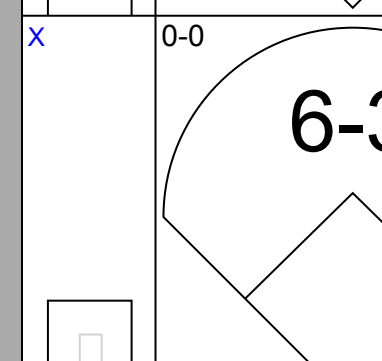
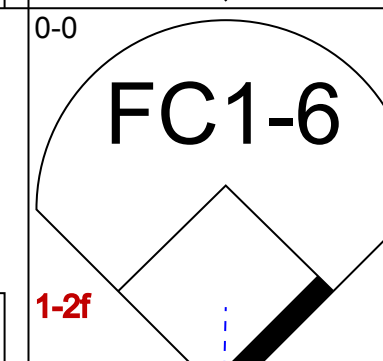
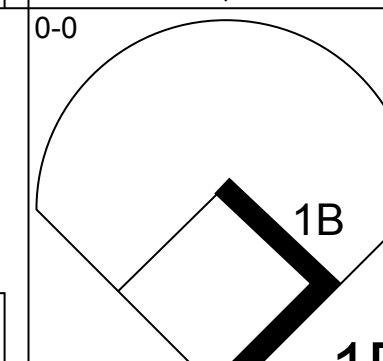
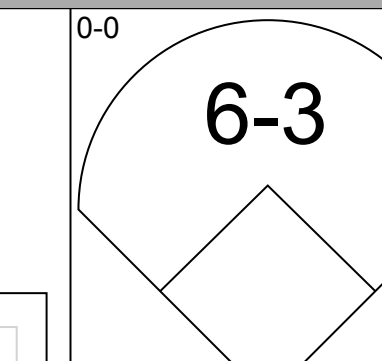
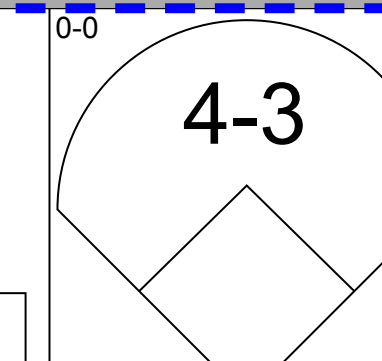
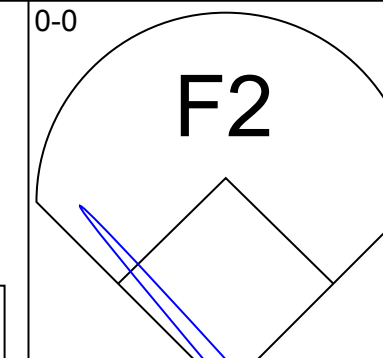
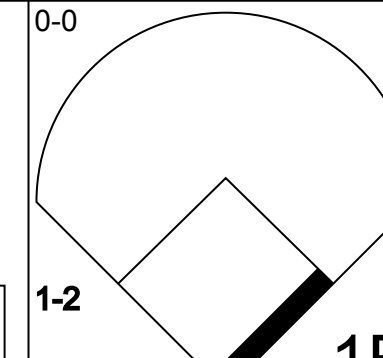
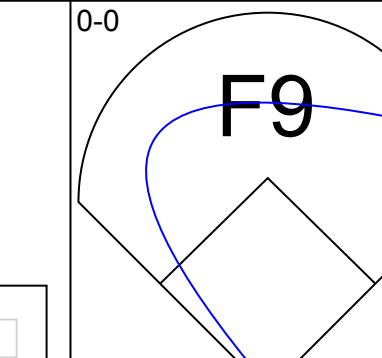
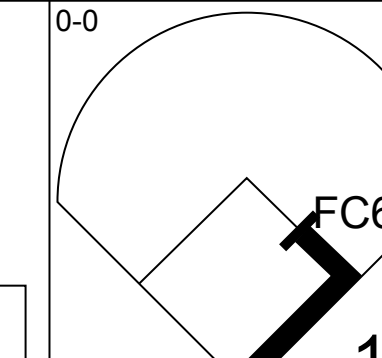
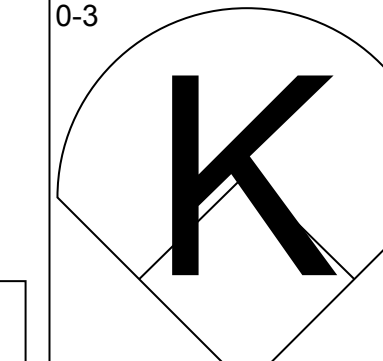
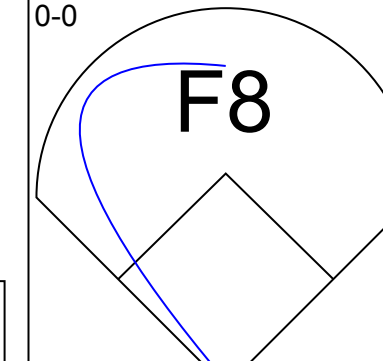
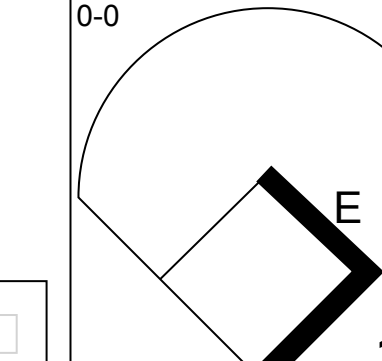
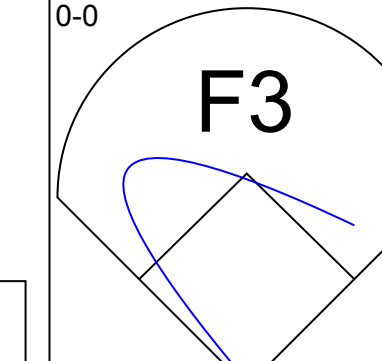
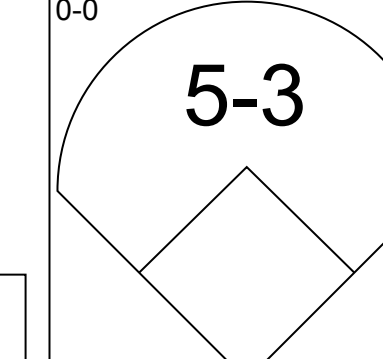
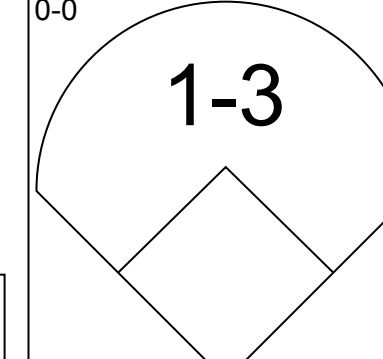
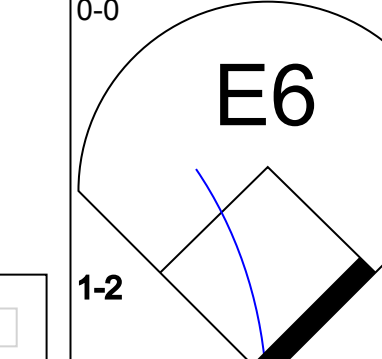
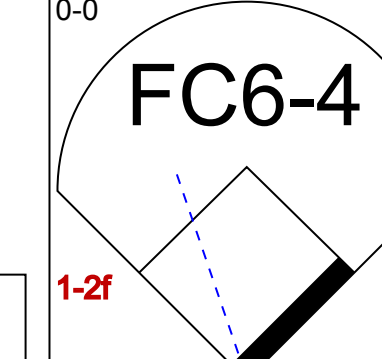
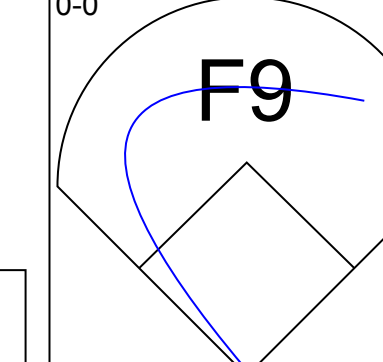
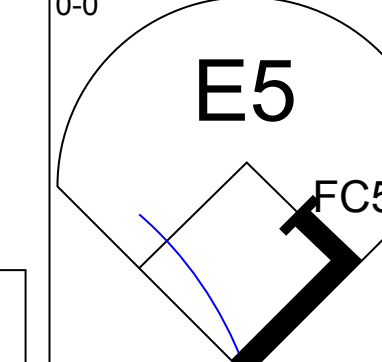
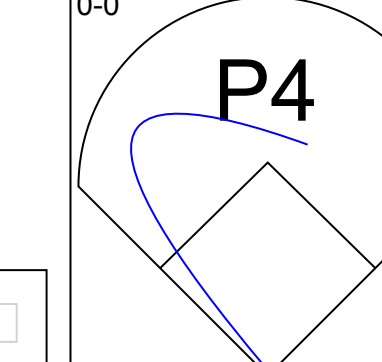
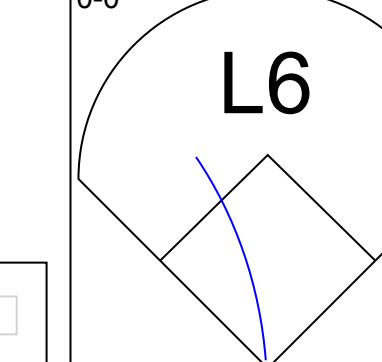
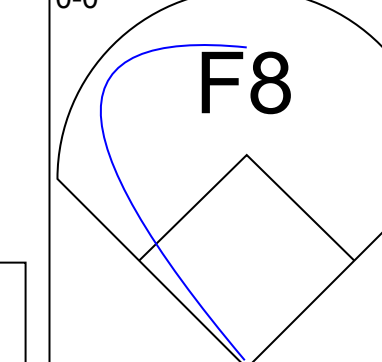
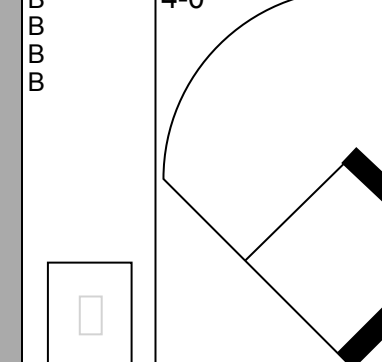
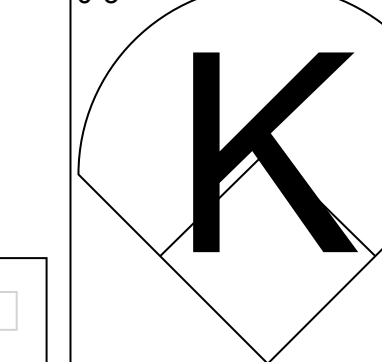
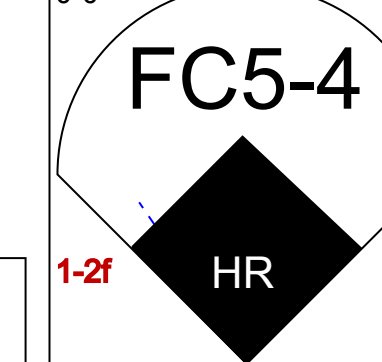
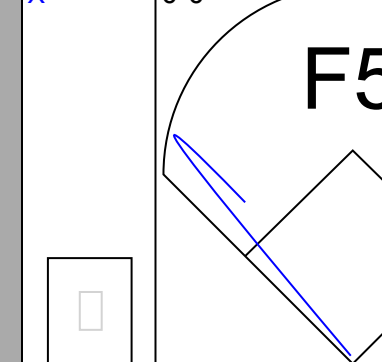
Batter	1	2	3	4	5	6	7	8	9	AB	R	H	RBI	BB	SO	LOB	TOP					
<b>Don Kessinger, S</b> (1, 6) OBP: 0.241, SLG: 0.227										4	0	1	0	0	1	0						
<b>Glenn Beckert, R</b> (1, 4) OBP: 0.308, SLG: 0.393										4	0	0	0	0	0	1						
<b>Billy Williams, L</b> (1, 7) OBP: 0.415, SLG: 0.522										4	0	0	0	0	1	0						
<b>Ron Santo, R</b> (1, 5) OBP: 0.323, SLG: 0.375										4	0	0	0	0	2	0						
<b>14 Ernie Banks, R</b> (1, 3) OBP: 0.337, SLG: 0.506										3	0	1	0	0	1	0						
<b>Randy Hundley, R</b> (1, 2) OBP: 0.306, SLG: 0.326										2	0	0	0	1	0	1						
<b>John Boccabella, R</b> (1, 9) OBP: 0.235, SLG: 0.143										3	0	0	0	0	0	1						
<b>Ted Savage, R</b> (1, 8) OBP: 0.324, SLG: 0.267										2	1	1	1	1	0	0						
<b>Curt Simmons, L</b> (1, 1) OBP: 0.111, SLG: 0.111										2	0	0	0	0	1	1						
<b>Norm Gigon, R</b> (8, PH) OBP: 0.167, SLG: 0.250										1	0	0	0	0	0	0						
<b>Bill Hands, R</b> (8, 1)										0	0	0	0	0	0	0						
<b>Inning Stats</b>	R: 0 E: 0 K: 1 S: 5	H: 0 LOB: 0 BB: 0 P: 5	R: 0 E: 0 K: 1 S: 5	H: 0 LOB: 0 BB: 0 P: 5	R: 0 E: 0 K: 0 S: 2	H: 0 LOB: 0 BB: 1 P: 6	R: 0 E: 0 K: 1 S: 5	H: 0 LOB: 0 BB: 0 P: 5	R: 0 E: 0 K: 1 S: 5	H: 0 LOB: 1 BB: 1 P: 9	R: 0 E: 0 K: 0 S: 6	H: 1 LOB: 1 BB: 0 P: 6	R: 0 E: 0 K: 0 S: 4	H: 1 LOB: 0 BB: 0 P: 4	R: 1 E: 0 K: 0 S: 4	H: 1 LOB: 0 BB: 0 P: 4	R: 0 E: 0 K: 1 S: 5	H: 0 LOB: 0 BB: 0 P: 5	1B: 2 2B: 1 3B: 0 HR: 1	SF: 0 SAC: 0 DP: 1 HBP: 0	WP: 0 PB: 0 SB: 0 CS: 0	PA: 31
<b>PITCHER</b> <b>Steve Carlton, L</b> (1, 1) ERA: 2.6	IP: 9.0 WLS: W BF: 31 H: 3 R: 1 ER: 1 SO: 6 BB: 2 IBB: 0 HBP: 0 BLK: 0 WP: 0 HR: 1 S: 41 P: 49 ERA: 1.00 WHIP: 0.556															<b>PITCHER</b>						

**Chicago Cubs @ St. Louis Cardinals**  
 Busch Stadium, St. Louis, MO  
 Fri Jun 02 1967, 7:05 PM CDT  
 Att: 32,781 - Unknown - 70 F

livebaseballscores.com

**AB 29**  
**R 1**  
**H 3**  
**RBI 1**  
**BB 2**  
**SO 6**  
**LOB 4**



Batter	1	2	3	4	5	6	7	8	9	AB	R	H	RBI	BB	SO	LOB	BOTTOM			
<b>Lou Brock, L</b> (1, 7) OBP: 0.363, SLG: 0.572										4	1	1	2	0	0	1				
<b>Julian Javier, R</b> (1, 4) OBP: 0.382, SLG: 0.441										4	0	1	0	0	0	1				
<b>Curt Flood, R</b> (1, 8) OBP: 0.377, SLG: 0.382										4	0	1	0	0	0	1				
<b>Orlando Cepeda, R</b> (1, 3) OBP: 0.444, SLG: 0.579										4	0	2	0	0	0	1				
<b>Alex Johnson, R</b> (1, 9) OBP: 0.180, SLG: 0.250										4	0	1	0	0	1	3				
<b>Ed Spiezio, R</b> (1, 5) OBP: 0.216, SLG: 0.147										4	0	0	0	0	0	4				
<b>John Romano, R</b> (1, 2) OBP: 0.239, SLG: 0.079										3	0	0	0	0	0	2				
<b>Dal Maxvill, R</b> (1, 6) OBP: 0.302, SLG: 0.289										2	0	0	0	1	0	1				
<b>Steve Carlton, L</b> (1, 1) OBP: 0.222, SLG: 0.176										3	1	0	0	0	1	2				
<b>Inning Stats</b>	R: 0 E: 0 K: 0 S: 4	H: 1 LOB: 1 BB: 0 P: 4	R: 0 E: 0 K: 1 S: 5	H: 0 LOB: 0 BB: 0 P: 5	R: 0 E: 0 K: 1 S: 5	H: 0 LOB: 0 BB: 0 P: 5	R: 2 E: 1 K: 0 S: 5	H: 1 LOB: 0 BB: 0 P: 5	R: 0 E: 1 K: 0 S: 3	H: 1 LOB: 1 BB: 1 P: 7	R: 0 E: 0 K: 0 S: 4	H: 1 LOB: 1 BB: 0 P: 4	R: 0 E: 0 K: 0 S: 4	H: 1 LOB: 1 BB: 0 P: 4	R: 0 E: 0 K: 0 S: 4	H: 1 LOB: 1 BB: 0 P: 4	1B: 5 2B: 0 3B: 0 HR: 1	SF: 0 SAC: 0 DP: 0 HBP: 0	WP: 0 PB: 0 SB: 0 CS: 0	PA: 33
<b>PITCHER</b> <b>Curt Simmons, L</b> (1, 1) ERA: 3.4	IP: 7.0 WLS: L BF: 29 H: 5 R: 2 ER: 0 SO: 2 BB: 1 IBB: 0 HBP: 0 BLK: 0 WP: 0 HR: 1 S: 32 P: 36 ERA: 0.00 WHIP: 0.857															<b>PITCHER</b>				
<b>Bill Hands, R</b> (8, 1) ERA: 2.29	IP: 1.0 WLS: L BF: 4 H: 1 R: 0 ER: 0 SO: 0 BB: 0 IBB: 0 HBP: 0 BLK: 0 WP: 0 HR: 0 S: 4 P: 4 ERA: 0.00 WHIP: 1.000															<b>PITCHER</b>				

**Chicago Cubs @ St. Louis Cardinals**  
 Busch Stadium, St. Louis, MO  
 Fri Jun 02 1967, 7:05 PM CDT  
 Att: 32,781 - Unknown - 70 F

livebaseballscores.com

**AB 32**  
**R 2**  
**H 6**  
**RBI 2**  
**BB 1**  
**SO 2**  
**LOB 16**





Batter	1	2	3	4	5	6	7	8	9	AB	R	H	RBI	BB	SO	LOB	TOP					
Don Kessinger, S OBP: 0.246, SLG: 0.227 (1, 6)	1-3		K			K			BB	4	1	1	0	1	2	1						
Glenn Beckert, R OBP: 0.311, SLG: 0.390 (1, 4)	6-3			P4		HR		1-3	FC5-2	4	1	1	1	1	0	0						
Billy Williams, L OBP: 0.420, SLG: 0.537 (1, 7)	G3			F7		HR			FC5-2	3	2	1	3	2	0	0						
Ron Santo, R OBP: 0.330, SLG: 0.374 (1, 5)		BB							FC5-2	3	1	1	0	2	1	4						
14 Ernie Banks, R OBP: 0.339, SLG: 0.500 (1, 3)	G6-4-3								FC5-2	4	0	1	0	1	0	5						
George Altman, L OBP: 0.125, SLG: 0.250 Ted Savage, R OBP: 0.333, SLG: 0.281 (1, 9) (7, 9)	3-1			K		F7			FC5-2	3	0	0	0	0	1	4						
Randy Hundley, R OBP: 0.315, SLG: 0.338 (1, 2)			SH2-4						5-3	4	1	2	0	1	0	4						
Adolfo Phillips, R OBP: 0.392, SLG: 0.483 (1, 8)			P4			6-3			SH5-3	3	0	0	0	0	0	2						
Fergie Jenkins, R OBP: 0.172, SLG: 0.214 Cal Koonce, R (9, 1) Bob Hendley, R (9, 1) Bill Hands, R (9, 1)	SH2-4					6-3				3	1	2	1	0	0	0						
<b>Inning Stats</b>	R: 0 E: 0 K: 0 S: 3	H: 0 LOB: 0 BB: 0 P: 3	R: 0 E: 0 K: 0 S: 2	H: 0 LOB: 0 BB: 1 P: 6	R: 0 E: 0 K: 1 S: 6	H: 1 LOB: 1 BB: 0 P: 6	R: 0 E: 0 K: 1 S: 6	H: 1 LOB: 2 BB: 1 P: 10	R: 5 E: 0 K: 0 S: 9	H: 6 LOB: 2 BB: 1 P: 13	R: 0 E: 0 K: 1 S: 5	H: 0 LOB: 0 BB: 0 P: 5	R: 0 E: 0 K: 1 S: 5	H: 0 LOB: 1 BB: 1 P: 9	R: 0 E: 0 K: 0 S: 3	H: 1 LOB: 2 BB: 1 P: 7	R: 2 E: 0 K: 0 S: 4	H: 1 LOB: 2 BB: 3 P: 16	1B: 8 2B: 1 3B: 0 HR: 1	SF: 0 SAC: 2 DP: 1 HBP: 0	WP: 0 PB: 0 SB: 1 CS: 0	PA: 43
<b>PITCHER</b>	IP	WLS	BF	H	R	ER	SO	BB	IBB	HBP	BLK	WP	HR	S	P	ERA	WHIP					
Bob Gibson, R ERA: 3.27 Nelson Briles, R ERA: 4.29 Hal Woodeshick, L ERA: 4.11 Ron Willis, R ERA: 3.94	4.1	L	21	7	5	5	2	2	0	0	0	0	1	23	31	10.38	2.077					

Chicago Cubs @ St. Louis Cardinals  
 Busch Stadium, St. Louis, MO  
 Sat Jun 03 1967, 7:05 PM CDT  
 Att: 46,670 - Cloudy - 60 F



AB 33  
 R 7  
 H 10  
 RBI 7  
 BB 8  
 SO 4  
 LOB 20


Batter	1	2	3	4	5	6	7	8	9	AB	R	H	RBI	BB	SO	LOB	BOTTOM					
Lou Brock, L OBP: 0.364, SLG: 0.588 (1, 7)	2B		3-1			K			HR	5	2	2	1	0	2	0						
Bobby Tolan, L OBP: 0.381, SLG: 0.487 (1, 8)	F8		BB			K			3B	4	1	1	0	1	1	1						
Roger Maris, L OBP: 0.354, SLG: 0.457 (1, 9)	2B		F9			1B			1B	4	2	2	1	1	0	1						
Orlando Cepeda, R OBP: 0.449, SLG: 0.574 Eddie Bressoud, R (9, PR)	K		BB			6-3			BB	3	0	1	1	1	1	3						
Tim McCarver, L OBP: 0.401, SLG: 0.512 (1, 2)	2B		BB						1B	4	0	2	2	1	0	2						
Mike Shannon, R OBP: 0.337, SLG: 0.451 (1, 5)	5-3					P3			K	5	0	1	0	0	2	5						
Julian Javier, R OBP: 0.359, SLG: 0.434 (1, 4)			F2			1B			P6	4	0	1	0	0	0	3						
Dal Maxvill, R OBP: 0.303, SLG: 0.290 Curt Flood, R OBP: 0.375, SLG: 0.379 (9, PH)	1-3					L6			F8	3	0	1	0	0	0	1						
Bob Gibson, R OBP: 0.228, SLG: 0.129 Nelson Briles, R OBP: 0.256, SLG: 0.398 Phil Gagliano, R OBP: 0.256, SLG: 0.398 Hal Woodeshick, R (8, 1) Ron Willis, R (9, 1) Dave Ricketts, S OBP: 0.375, SLG: 0.375 (9, PH)	4-3					1-3			K	2	0	0	0	0	0	1						
<b>Inning Stats</b>	R: 2 E: 0 K: 1 S: 7	H: 2 LOB: 1 BB: 1 P: 11	R: 0 E: 0 K: 0 S: 3	H: 0 LOB: 0 BB: 0 P: 3	R: 0 E: 0 K: 0 S: 3	H: 0 LOB: 2 BB: 2 P: 11	R: 0 E: 0 K: 0 S: 4	H: 2 LOB: 1 BB: 0 P: 4	R: 0 E: 0 K: 2 S: 8	H: 1 LOB: 1 BB: 0 P: 8	R: 0 E: 0 K: 0 S: 4	H: 1 LOB: 0 BB: 0 P: 4	R: 0 E: 0 K: 1 S: 5	H: 0 LOB: 0 BB: 0 P: 5	R: 0 E: 0 K: 1 S: 6	H: 1 LOB: 2 BB: 0 P: 7	R: 3 E: 0 K: 2 S: 11	H: 4 LOB: 2 BB: 1 P: 15	1B: 6 2B: 3 3B: 1 HR: 1	SF: 0 SAC: 0 DP: 0 HBP: 1	WP: 0 PB: 0 SB: 0 CS: 1	PA: 42
<b>PITCHER</b>	IP	WLS	BF	H	R	ER	SO	BB	IBB	HBP	BLK	WP	HR	S	P	ERA	WHIP					
Fergie Jenkins, R ERA: 3.61 Cal Koonce, R ERA: 4.74 Bob Hendley, L ERA: 9.82 Bill Hands, R ERA: 2.25	8.2	W	39	10	5	5	6	3	0	1	0	0	0	1	1	5.19	1.500					


Chicago Cubs @ St. Louis Cardinals  
 Busch Stadium, St. Louis, MO  
 Sat Jun 03 1967, 7:05 PM CDT  
 Att: 46,670 - Cloudy - 60 F



AB 37  
 R 5  
 H 11  
 RBI 5  
 BB 4  
 SO 7  
 LOB 17



Batter	1	2	3	4	5	6	7	8	9	AB	R	H	RBI	BB	SO	LOB	TOP	
Don Kessinger, S OBP: 0.241, SLG: 0.223 (1, 6)	6-3			4-3	SH5-3		F7			3	0	0	0	0	0	1	<b>Chicago Cubs @ St. Louis Cardinals</b> Busch Stadium, St. Louis, MO Sun Jun 04 1967, 3:33 AM CDT Att: 26,942 - Cloudy - 74 F	
Glenn Beckert, R OBP: 0.305, SLG: 0.386 (1, 4)	K			14 1B BB	SF8			P4		2	1	0	1	1	1	0		
Billy Williams, L OBP: 0.411, SLG: 0.524 (1, 7)	L8			G3	K			F9		4	0	0	0	0	1	1		
Ron Santo, R OBP: 0.333, SLG: 0.373 (1, 5)		K		14 1B BB				L8		3	1	1	0	1	1	0		
14 Ernie Banks, R OBP: 0.337, SLG: 0.494 (1, 3)		F8		1B	1B			K		4	0	1	1	0	1	1		
Lee Thomas, L OBP: 0.274, SLG: 0.297 (1, 9)		P6		1-3 2-H	1B			K		4	0	1	1	0	1	0		
Randy Hundley, R OBP: 0.314, SLG: 0.331 (1, 2)				P5	FC6-4 BB			P5		3	0	0	0	1	0	0		
Adolfo Phillips, R OBP: 0.388, SLG: 0.473 (1, 8)				6-3	FC6-4			L5		3	0	0	0	1	0	3		
Rich Nye, L OBP: 0.300, SLG: 0.316 Bill Hands, R (6, 1)				K				E8 SH5-3 SF8		2	1	0	0	0	1	0		
<b>Inning Stats</b>	R: 0 E: 0 K: 1 S: 5	H: 0 LOB: 0 BB: 0 P: 5	R: 0 E: 0 K: 1 S: 5	H: 0 LOB: 0 BB: 0 P: 5	R: 0 E: 0 K: 1 S: 5	H: 2 LOB: 3 BB: 3 P: 17	R: 1 E: 1 K: 1 S: 6	H: 0 LOB: 0 BB: 0 P: 6	R: 0 E: 0 K: 2 S: 7	H: 0 LOB: 1 BB: 1 P: 9	R: 0 E: 0 K: 0 S: 4	H: 1 LOB: 1 BB: 0 P: 4	R: 0 E: 0 K: 0 S: 3	H: 0 LOB: 0 BB: 0 P: 3	1B: 3 2B: 0 3B: 0 HR: 0	SF: 1 SAC: 1 DP: 0 HBP: 0		WP: 0 PB: 1 SB: 1 CS: 0
<b>PITCHER</b> Dick Hughes, R ERA: 2.88 (1, 1)	IP: 9.0 WLS: W BF: 35 H: 3 R: 3 ER: 2 SO: 7 BB: 4 IBB: 0 HBP: 0 BLK: 0 WP: 0 HR: 0 S: 45 P: 61 ERA: 2.00 WHIP: 0.778															<b>PITCHER</b>		

Batter	1	2	3	4	5	6	7	8	9	AB	R	H	RBI	BB	SO	LOB	BOTTOM			
Lou Brock, L OBP: 0.365, SLG: 0.598 (1, 7)	HR		F9		4-3		F7	S 1B		5	1	2	2	0	0	2	<b>Chicago Cubs @ St. Louis Cardinals</b> Busch Stadium, St. Louis, MO Sun Jun 04 1967, 3:33 AM CDT Att: 26,942 - Cloudy - 74 F			
Julian Javier, R OBP: 0.353, SLG: 0.425 (1, 4)	1-3			4-3		1B SF8 1B	F8	5-3		5	1	1	0	0	0	3				
Curt Flood, R OBP: 0.383, SLG: 0.388 (1, 8)	3-1			2B 1B		BB FC5-2 1B	1B	1B		4	1	3	0	0	0	0				
Orlando Cepeda, R OBP: 0.444, SLG: 0.570 (1, 3)	5-3			K		SF8	FC4-6 1B			3	0	1	1	0	1	1				
Mike Shannon, R OBP: 0.343, SLG: 0.463 (1, 5)		P6		1-H 2B		FC5-2 BB 1B	FC4-6			4	0	2	1	0	0	3				
Roger Maris, L OBP: 0.351, SLG: 0.445 (1, 9)		P5		K		FC5-2 BB		F7		3	0	0	0	1	1	1				
John Romano, R OBP: 0.250, SLG: 0.077 Dave Ricketts, S OBP: 0.400, SLG: 0.400 (6, PH) (7, 2)		F7		FC4-6 BB		FC5-2		1B 1B		1	0	0	0	1	0	0				
Dal Maxvill, R OBP: 0.301, SLG: 0.289 (1, 6)				K		FC4-6 1-2	1-3	1B 1B		4	0	1	0	0	1	4				
Dick Hughes, R OBP: 0.200, SLG: 0.143 (1, 1)				K		K		1B 1B 1B		4	0	1	0	0	3	3				
<b>Inning Stats</b>	R: 1 E: 0 K: 0 S: 4	H: 1 LOB: 0 BB: 0 P: 4	R: 0 E: 0 K: 0 S: 3	H: 0 LOB: 0 BB: 0 P: 3	R: 0 E: 0 K: 2 S: 7	H: 0 LOB: 0 BB: 0 P: 7	R: 1 E: 0 K: 2 S: 9	H: 2 LOB: 1 BB: 0 P: 9	R: 0 E: 0 K: 1 S: 5	H: 0 LOB: 1 BB: 1 P: 9	R: 1 E: 0 K: 0 S: 6	H: 3 LOB: 3 BB: 1 P: 10	R: 0 E: 0 K: 0 S: 6	H: 3 LOB: 3 BB: 0 P: 6	R: 1 E: 0 K: 1 S: 8	H: 3 LOB: 2 BB: 0 P: 8		1B: 10 2B: 1 3B: 0 HR: 1	SF: 1 SAC: 0 DP: 0 HBP: 0	WP: 0 PB: 0 SB: 1 CS: 0
<b>PITCHER</b> Rich Nye, L ERA: 3.7 Bill Hands, R ERA: 2.35 (6, 1)	IP: 5.1 WLS: L BF: 24 H: 6 R: 3 ER: 3 SO: 5 BB: 2 IBB: 0 HBP: 0 BLK: 0 WP: 0 HR: 1 S: 32 P: 40 ERA: 5.06 WHIP: 1.500															<b>PITCHER</b>				







Batter	1	2	3	4	5	6	7	8	9	AB	R	H	RBI	BB	SO	LOB	TOP
Paul Popovich, S OBP: 0.260, SLG: 0.196 (1, 6)										4	0	1	0	1	1	0	<b>Chicago Cubs @ Philadelphia Phillies</b> Connie Mack Stadium, Philadelphia, PA Tue Jun 06 1967, 7:05 PM EDT Unknown - 70 F
Norm Gigon, R OBP: 0.174, SLG: 0.286 (1, 4)										5	0	1	0	0	0	2	
Billy Williams, L OBP: 0.418, SLG: 0.554 (1, 7)										4	1	1	0	1	2	1	
Ron Santo, R OBP: 0.340, SLG: 0.406 (1, 5)										4	0	2	0	1	1	1	
14 Ernie Banks, R OBP: 0.341, SLG: 0.503 Don Kessinger, S OBP: 0.239, SLG: 0.216 (1, 3)										4	0	1	0	0	1	5	
Lee Thomas, L OBP: 0.274, SLG: 0.308 (1, 9)										3	1	1	1	0	0	1	
Randy Hundley, R OBP: 0.335, SLG: 0.388 (1, 2)										4	2	3	3	0	0	1	
Adolfo Phillips, R OBP: 0.391, SLG: 0.484 (1, 8)										3	1	1	1	1	0	1	
Curt Simmons, L OBP: 0.105, SLG: 0.105 Bill Hands, R OBP: 0.111, SLG: 0.222 Chuck Hartenstein, R OBP: 0.230, SLG: 0.273 Cal Koonce, R OBP: 0.196, SLG: 0.226 (1, 1)										1	0	0	1	0	0	0	
<b>Inning Stats</b>	R: 0 E: 0 K: 1 S: 6	H: 1 LOB: 2 BB: 1 P: 10	R: 2 E: 0 K: 0 S: 6	H: 3 LOB: 1 BB: 0 P: 6	R: 1 E: 0 K: 1 S: 7	H: 2 LOB: 1 BB: 1 P: 7	R: 1 E: 0 K: 1 S: 5	H: 1 LOB: 0 BB: 1 P: 9	R: 0 E: 0 K: 1 S: 5	H: 1 LOB: 0 BB: 0 P: 5	R: 1 E: 0 K: 2 S: 9	H: 2 LOB: 2 BB: 1 P: 13	R: 0 E: 0 K: 0 S: 3	H: 0 LOB: 1 BB: 1 P: 7	1B: 5 2B: 4 3B: 1 HR: 2	SF: 1 SAC: 0 DP: 2 HBP: 0	
<b>PITCHER</b>	IP WLS BF H R ER SO BB IBB HBP BLK WP HR S P ERA WHIP																
John Boozar, R ERA: 13.5 Turk Farrell, R ERA: 3.27 Dick Hall, R ERA: 1.46 (1, 1)	2.0	13	6	3	3	1	1	0	0	0	1	0	14	18	13.50	3.500	
(3, 1)	4.0	14	3	2	2	4	1	0	0	0	1	2	21	25	4.50	1.000	
(7, 1)	3.0	W 13	2	1	1	3	1	1	0	0	0	0	17	25	3.00	1.000	

Batter	1	2	3	4	5	6	7	8	9	AB	R	H	RBI	BB	SO	LOB	BOTTOM		
Tony Taylor, R OBP: 0.367, SLG: 0.403 (1, 3)										4	0	1	0	0	0	1	<b>Chicago Cubs @ Philadelphia Phillies</b> Connie Mack Stadium, Philadelphia, PA Tue Jun 06 1967, 7:05 PM EDT Unknown - 70 F		
Gary Sutherland, R OBP: 0.355, SLG: 0.400 Tony Gonzalez, L OBP: 0.375, SLG: 0.446 (1, 7)										2	1	1	0	0	0	0			
Tony Gonzalez, L OBP: 0.375, SLG: 0.446 (3, PH)										3	1	1	0	0	0	4			
Dick Allen, R OBP: 0.431, SLG: 0.500 (1, 5)										3	2	1	0	2	2	0			
Don Lock, R OBP: 0.376, SLG: 0.554 (1, 8)										4	2	1	1	1	1	4			
Johnny Callison, L OBP: 0.366, SLG: 0.435 (1, 9)										4	0	1	2	0	0	2			
Cookie Rojas, R OBP: 0.250, SLG: 0.273 (1, 4)										4	2	2	1	1	0	1			
Bob Uecker, R OBP: 0.256, SLG: 0.176 John Briggs, L OBP: 0.304, SLG: 0.404 Clay Dalrymple, L OBP: 0.230, SLG: 0.203 (1, 2)										2	0	1	3	1	0	0			
Bobby Wine, R OBP: 0.196, SLG: 0.226 (1, 6)										3	0	0	0	1	0	4			
John Boozar, R Turk Farrell, R OBP: 0.200, SLG: 0.400 Doug Clemens, L OBP: 0.240, SLG: 0.273 Dick Hall, R (1, 1)										1	0	0	0	0	0	2			
<b>Inning Stats</b>	R: 4 E: 1 K: 0 S: 6	H: 3 LOB: 3 BB: 3 P: 18	R: 0 E: 0 K: 1 S: 5	H: 0 LOB: 0 BB: 0 P: 5	R: 2 E: 0 K: 0 S: 5	H: 2 LOB: 3 BB: 2 P: 14	R: 0 E: 0 K: 2 S: 7	H: 0 LOB: 0 BB: 0 P: 7	R: 0 E: 0 K: 0 S: 3	H: 0 LOB: 0 BB: 0 P: 3	R: 0 E: 0 K: 0 S: 4	H: 1 LOB: 2 BB: 1 P: 8	R: 0 E: 0 K: 0 S: 4	H: 1 LOB: 2 BB: 1 P: 8	R: 2 E: 0 K: 0 S: 6	H: 4 LOB: 1 BB: 0 P: 6	1B: 7 2B: 4 3B: 0 HR: 0	SF: 0 SAC: 1 DP: 0 HBP: 1	WP: 1 PA: 42 PB: 0 SB: 0 CS: 0
<b>PITCHER</b>	IP WLS BF H R ER SO BB IBB HBP BLK WP HR S P ERA WHIP																		
Curt Simmons, L ERA: 3.72 Bill Hands, R ERA: 2.01 Chuck Hartenstein, R ERA: 27.00 Cal Koonce, R ERA: 4.61 (1, 1)	2.1	15	4	6	3	1	3	1	0	0	0	0	13	29	11.57	3.000			
(3, 1)	4.2	21	3	0	0	2	2	1	1	0	0	0	21	34	0.00	1.071			
(8, 1)	0.1	L 2	2	1	1	0	0	0	0	0	0	0	2	2	27.00	6.000			
(8, 1)	0.2	4	2	1	1	0	0	0	0	0	1	0	4	4	13.50	3.000			

AB	35
R	6
H	11
RBI	6
BB	4
SO	8
LOB	14



AB	33
R	8
H	11
RBI	8
BB	7
SO	3
LOB	20





Batter	1	2	3	4	5	6	7	8	9	AB	R	H	RBI	BB	SO	LOB	TOP						
Paul Popovich, S OBP: 0.259, SLG: 0.200										4	1	1	0	0	0	2	<b>Chicago Cubs @ Philadelphia Phillies</b> Connie Mack Stadium, Philadelphia, PA Tue Jun 06 1967, 7:05 PM EDT Att: 14,576 - Unknown - 70 F						
Norm Cigon, R OBP: 0.214, SLG: 0.280										4	1	1	0	0	0	2							
Billy Williams, L OBP: 0.418, SLG: 0.547										4	1	1	2	1	0	1							
Ron Santo, R OBP: 0.333, SLG: 0.397										4	0	0	0	0	1	4							
14 Ernie Banks, R OBP: 0.339, SLG: 0.494										3	1	0	0	1	0	1							
Randy Hundley, R OBP: 0.344, SLG: 0.402										4	1	3	3	0	1	1							
Ted Savage, R OBP: 0.391, SLG: 0.417										3	1	1	1	1	0	1							
Adolfo Phillips, R OBP: 0.393, SLG: 0.487										3	1	1	1	1	0	1							
Joe Niekro, R OBP: 0.286, SLG: 0.300										2	1	0	0	0	0	0							
Cal Koonce, R OBP: 0.500, SLG: 0.500									1	0	0	0	0	1	2								
<b>Inning Stats</b>	R: 1, E: 0, K: 0, S: 4	H: 3, LOB: 0, BB: 0, P: 4	R: 0, E: 0, K: 0, S: 4	H: 1, LOB: 1, BB: 0, P: 4	R: 0, E: 0, K: 0, S: 3	H: 0, LOB: 0, BB: 1, P: 3	R: 0, E: 0, K: 0, S: 2	H: 0, LOB: 0, BB: 1, P: 6	R: 7, E: 1, K: 1, S: 10	H: 4, LOB: 1, BB: 1, P: 15	R: 0, E: 0, K: 1, S: 5	H: 0, LOB: 2, BB: 2, P: 13	R: 0, E: 1, K: 1, S: 6	H: 0, LOB: 1, BB: 0, P: 6	R: 0, E: 0, K: 1, S: 5	H: 0, LOB: 0, BB: 0, P: 5		R: 0, E: 0, K: 0, S: 3	H: 0, LOB: 0, BB: 0, P: 3	1B: 5, 2B: 3, 3B: 0, HR: 0	SF: 0, SAC: 1, DP: 2, HBP: 1	WP: 0, PB: 0, SB: 0, CS: 0	PA: 39
<b>PITCHER</b>	IP: 5.0, WLS: 24, BF: 8, R: 8, ER: 3, SO: 1, BB: 2, IBB: 0, HBP: 1, BLK: 0, WP: 0, HR: 0, S: 23, P: 32, ERA: 5.40, WHIP: 2.000	IP: 0.0, WLS: 2, BF: 0, R: 0, ER: 0, SO: 0, BB: 2, IBB: 0, HBP: 0, BLK: 0, WP: 0, HR: 0, S: 8, P: 8, ERA: ∞, WHIP: ∞	IP: 2.0, WLS: 7, BF: 0, R: 0, ER: 0, SO: 2, BB: 0, IBB: 0, HBP: 0, BLK: 0, WP: 0, HR: 11, S: 11, P: 11, ERA: 0.00, WHIP: 0.000	IP: 2.0, WLS: 6, BF: 0, R: 0, ER: 0, SO: 1, BB: 0, IBB: 0, HBP: 0, BLK: 0, WP: 0, HR: 8, S: 8, P: 8, ERA: 0.00, WHIP: 0.000	<b>PITCHER</b>													IP: 0.0, WLS: 0, BF: 0, R: 0, ER: 0, SO: 0, BB: 0, IBB: 0, HBP: 0, BLK: 0, WP: 0, HR: 0, S: 0, P: 0, ERA: 0.00, WHIP: 0.000					

Batter	1	2	3	4	5	6	7	8	9	AB	R	H	RBI	BB	SO	LOB	BOTTOM					
Tony Gonzalez, L OBP: 0.374, SLG: 0.444										3	0	1	0	0	0	2	<b>Chicago Cubs @ Philadelphia Phillies</b> Connie Mack Stadium, Philadelphia, PA Tue Jun 06 1967, 7:05 PM EDT Att: 14,576 - Unknown - 70 F					
Jackie Brandt, R OBP: 0.105, SLG: 0.158										0	0	0	0	0	0	0						
Bill White, L OBP: 0.182, SLG: 0.226										1	0	0	0	0	1	1						
Turk Farrell, R OBP: 0.167, SLG: 0.333										1	0	0	0	0	1	1						
Tony Taylor, R OBP: 0.374, SLG: 0.434										3	1	2	2	0	1	0						
Dick Allen, R OBP: 0.428, SLG: 0.511										4	1	1	2	0	2	1						
Johnny Callison, L OBP: 0.364, SLG: 0.428										3	1	0	0	1	1	1						
John Briggs, L OBP: 0.299, SLG: 0.396										2	0	0	0	0	0	0						
Don Lock, R OBP: 0.379, SLG: 0.553										2	1	1	0	0	1	0						
Cookie Rojas, R OBP: 0.266, SLG: 0.277										1	2	1	1	3	0	0						
Gary Sutherland, R OBP: 0.354, SLG: 0.393										4	0	1	0	0	1	4						
Clay Dalrymple, L OBP: 0.241, SLG: 0.210										1	0	1	1	1	0	0						
Bob Uecker, R OBP: 0.275, SLG: 0.229										1	1	1	0	0	0	0						
Tito Francona, L OBP: 0.266, SLG: 0.211										0	0	0	1	0	0	0						
Dick Ellsworth, L OBP: 0.118, SLG: 0.118										1	0	0	0	0	0	2						
Doug Chappin, L OBP: 0.209, SLG: 0.348										1	1	1	0	0	0	0						
John Boozer, R OBP: 0.117, SLG: 0.133										0	0	0	0	0	0	0						
Larry Jackson, R OBP: 0.417, SLG: 0.500										0	0	0	0	0	0	0						
Phil Lutz, R OBP: 0.417, SLG: 0.500										2	1	2	2	0	0	0						
<b>Inning Stats</b>	R: 0, E: 0, K: 2, S: 7	H: 0, LOB: 0, BB: 0, P: 7	R: 1, E: 0, K: 0, S: 5	H: 2, LOB: 2, BB: 1, P: 9	R: 0, E: 0, K: 0, S: 4	H: 1, LOB: 1, BB: 0, P: 4	R: 0, E: 0, K: 0, S: 2	H: 0, LOB: 0, BB: 1, P: 6	R: 3, E: 0, K: 1, S: 7	H: 3, LOB: 0, BB: 1, P: 11	R: 0, E: 0, K: 1, S: 4	H: 0, LOB: 0, BB: 1, P: 8	R: 2, E: 0, K: 2, S: 9	H: 3, LOB: 0, BB: 0, P: 9	R: 3, E: 0, K: 2, S: 10	H: 3, LOB: 1, BB: 1, P: 14	R: 0, E: 0, K: 0, S: 0	H: 0, LOB: 0, BB: 0, P: 0	1B: 6, 2B: 6, 3B: 1, HR: 1	SF: 1, SAC: 1, DP: 3, HBP: 0	WP: 1, PB: 0, SB: 0, CS: 0	PA: 37
<b>PITCHER</b>	IP: 4.2, WLS: 21, BF: 6, R: 4, ER: 4, SO: 2, BB: 3, IBB: 0, HBP: 0, BLK: 0, WP: 0, HR: 1, S: 22, P: 34, ERA: 7.71, WHIP: 1.929	IP: 1.1, WLS: 6, BF: 2, R: 2, ER: 2, SO: 1, BB: 0, IBB: 0, HBP: 0, BLK: 0, WP: 0, HR: 9, S: 13, P: 13, ERA: 13.50, WHIP: 2.250	IP: 1.0, WLS: 5, BF: 2, R: 2, ER: 2, SO: 1, BB: 0, IBB: 0, HBP: 0, BLK: 0, WP: 0, HR: 8, S: 12, P: 12, ERA: 18.00, WHIP: 3.000	IP: 0.2, WLS: 4, BF: 2, R: 1, ER: 1, SO: 0, BB: 0, IBB: 0, HBP: 0, BLK: 0, WP: 1, HR: 6, S: 6, P: 6, ERA: 13.50, WHIP: 3.000	IP: 0.1, WLS: 1, BF: 0, R: 0, ER: 0, SO: 1, BB: 0, IBB: 0, HBP: 0, BLK: 0, WP: 0, HR: 3, S: 3, P: 3, ERA: 0.00, WHIP: 0.000	<b>PITCHER</b>													IP: 0.0, WLS: 0, BF: 0, R: 0, ER: 0, SO: 0, BB: 0, IBB: 0, HBP: 0, BLK: 0, WP: 0, HR: 0, S: 0, P: 0, ERA: 0.00, WHIP: 0.000			

AB	33
R	8
H	8
RBI	7
BB	4
SO	4
LOB	15



AB	30
R	9
H	12
RBI	9
BB	5
SO	8
LOB	12





Batter	1	2	3	4	5	6	7	8	9	AB	R	H	RBI	BB	SO	LOB	TOP			
Don Kessinger, S (1, 6) OBP: 0.233, SLG: 0.211	0-3 K (1)		0-0 5-3 (2)		0-3 K (3)			0-0 L7 (1)		4	0	0	0	0	2	1	<b>Chicago Cubs @ Philadelphia Phillies</b> Connie Mack Stadium, Philadelphia, PA Wed Jun 07 1967, 7:05 PM EDT Att: 8,137 - Unknown - 80 F			
Norm Cigon, R (1, 4) OBP: 0.219, SLG: 0.276 Paul Popovich, S (8, 4) OBP: 0.259, SLG: 0.200	0-0 L7 (2)		0-0 6-3 (3)			0-0 HR 1B		0-3 K (2)		4	1	1	0	0	1	0				
Billy Williams, L (1, 7) OBP: 0.419, SLG: 0.562	0-0 F7 (3)			0-0 5-3 1B		0-0 HR		0-3 K (3)		4	1	2	2	0	1	0				
Lee Thomas, L (1, 9) OBP: 0.281, SLG: 0.322 Ted Savage, R (9, 9) OBP: 0.391, SLG: 0.417		0-0 2B		0-0 5-3		0-3 K (1)			0-0 1B	4	0	2	0	0	1	1				
14 Ernie Banks, R (1, 3) OBP: 0.332, SLG: 0.483	0-3 K (1)			0-0 6-3		0-0 F9 (2)			0-0 F2 (2)	4	0	0	0	0	1	2				
Randy Hundley, R (1, 2) OBP: 0.337, SLG: 0.393	0-3 K (2)			0-3 K (3)		0-0 5-3			0-3 K (3)	4	0	0	0	0	3	2				
Ron Santo, R (1, 5) OBP: 0.333, SLG: 0.396	0-0 P5 (3)				0-0 FC1-6 1B		0-0 6-3 (1)			3	0	1	0	0	0	1				
Adolfo Phillips, R (1, 8) OBP: 0.392, SLG: 0.503			0-0 HR		0-0 P5 (1)		0-0 5-3 (2)			3	1	1	1	0	0	1				
Fergie Jenkins, R (1, 1) OBP: 0.156, SLG: 0.194	0-3 K (1)				0-0 FC1-6 (2)		0-0 5-3 (3)			3	0	0	0	0	1	1				
<b>Inning Stats</b>	R: 0 E: 0 S: 5	H: 0 LOB: 0 BB: 0 P: 5	R: 0 E: 0 S: 8	H: 1 LOB: 1 BB: 0 P: 8	R: 1 E: 0 S: 6	H: 1 LOB: 0 BB: 0 P: 6	R: 0 E: 0 S: 6	H: 1 LOB: 1 BB: 0 P: 6	R: 2 E: 0 S: 7	H: 2 LOB: 0 BB: 0 P: 7	R: 0 E: 0 S: 3	H: 0 LOB: 0 BB: 0 P: 3	R: 0 E: 0 S: 7	H: 0 LOB: 0 BB: 0 P: 7	R: 0 E: 0 S: 5	H: 1 LOB: 0 BB: 0 P: 5		1B: 4 2B: 1 3B: 0 HR: 2	SF: 0 SAC: 0 DP: 0 HBP: 0	WP: 0 PB: 0 SB: 0 CS: 0
<b>PITCHER</b> Jim Bunning, R (1, 1) ERA: 3.54	IP: 9.0 WLS: L BF: 33 H: 7 R: 3 ER: 3 SO: 10 BB: 0 IBB: 0 HBP: 0 BLK: 0 WP: 0 HR: 2 S: 53 P: 53 ERA: 3.00 WHIP: 0.778															<b>PITCHER</b>				

AB	33
R	3
H	7
RBI	3
BB	0
SO	10
LOB	9



Batter	1	2	3	4	5	6	7	8	9	AB	R	H	RBI	BB	SO	LOB	BOTTOM			
Tony Gonzalez, L (1, 7) OBP: 0.371, SLG: 0.460	0-0 4-3 (1)			0-0 HR		0-0 4-3 (3)			0-0 L7 (1)	4	1	1	1	0	0	1	<b>Chicago Cubs @ Philadelphia Phillies</b> Connie Mack Stadium, Philadelphia, PA Wed Jun 07 1967, 7:05 PM EDT Att: 8,137 - Unknown - 80 F			
Tony Taylor, R (1, 3) OBP: 0.363, SLG: 0.421	0-3 K (2)			0-0 6-3 (1)			0-0 L1 (1)		0-3 K (2)	4	0	0	0	0	2	1				
Dick Allen, R (1, 5) OBP: 0.425, SLG: 0.505	0-3 K (3)			0-0 L9 (2)			0-0 FC6 1B		0-0 5-3 (3)	4	0	1	0	0	1	1				
Johnny Callison, L (1, 9) OBP: 0.359, SLG: 0.421		0-3 K (1)		0-0 G3 (3)		0-0 FC6 (2)			0-0 FC6 (2)	3	0	0	0	0	1	1				
John Briggs, L (1, 8) OBP: 0.292, SLG: 0.386		0-3 K (2)			0-3 K (1)		0-0 F3 (3)			3	0	0	0	0	2	1				
Cookie Rojas, R (1, 4) OBP: 0.282, SLG: 0.272		0-0 F7 (3)			0-3 K (2)				0-0 F8 (1)	3	0	0	0	0	1	0				
Gary Sutherland, R (1, 6) OBP: 0.343, SLG: 0.380			0-3 K (1)		0-0 6-3 (3)				0-0 5-3 (2)	3	0	0	0	0	1	0				
Clay Dalrymple, L (1, 2) OBP: 0.236, SLG: 0.205			0-0 G3 (2)			0-0 4-3 (1)			0-0 F3 (3)	3	0	0	0	0	0	0				
Jim Bunning, R (1, 1) OBP: 0.121, SLG: 0.333 Doug Clemens, L (9, PH) OBP: 0.296, SLG: 0.417			0-0 1-3 (3)			0-3 K (2)			0-0 2B	2	0	0	0	0	1	0				
<b>Inning Stats</b>	R: 0 E: 0 S: 7	H: 0 LOB: 0 BB: 0 P: 7	R: 0 E: 0 S: 7	H: 0 LOB: 0 BB: 0 P: 7	R: 0 E: 0 S: 5	H: 0 LOB: 0 BB: 0 P: 5	R: 1 E: 0 S: 4	H: 1 LOB: 0 BB: 0 P: 4	R: 0 E: 0 S: 5	H: 0 LOB: 0 BB: 0 P: 5	R: 0 E: 0 S: 4	H: 1 LOB: 1 BB: 0 P: 4	R: 0 E: 0 S: 3	H: 0 LOB: 0 BB: 0 P: 3	R: 0 E: 0 S: 6	H: 1 LOB: 1 BB: 0 P: 6		1B: 1 2B: 1 3B: 0 HR: 1	SF: 0 SAC: 0 DP: 0 HBP: 0	WP: 0 PB: 0 SB: 0 CS: 0
<b>PITCHER</b> Fergie Jenkins, R (1, 1) ERA: 3.35	IP: 9.0 WLS: W BF: 30 H: 3 R: 1 ER: 1 SO: 9 BB: 0 IBB: 0 HBP: 0 BLK: 0 WP: 0 HR: 1 S: 48 P: 48 ERA: 1.00 WHIP: 0.333															<b>PITCHER</b>				

AB	30
R	1
H	3
RBI	1
BB	0
SO	9
LOB	5





Batter	1	2	3	4	5	6	7	8	9	AB	R	H	RBI	BB	SO	LOB	TOP								
<b>Bud Harrelson, S</b> OBP: 0.308, SLG: 0.299 (1, 6)	E9			K		G3		6-3		5	0	1	1	0	1	0	<b>New York Mets @ Chicago Cubs</b> Wrigley Field, Chicago, IL Fri Jun 09 1967, 3:33 AM CDT Att: 5,411 - Cloudy - 85 F								
<b>Ed Charles, R</b> OBP: 0.391, SLG: 0.336 (1, 5)	FC6-4	BB			HR	6-3		F2		3	1	1	1	2	0	0									
<b>Jerry Buchek, R</b> OBP: 0.289, SLG: 0.427 (1, 4)	K	K			HR	6-3		K		5	1	1	0	0	3	5									
<b>Tommy Davis, R</b> OBP: 0.342, SLG: 0.511 (1, 7)	K	FC5-4			HR		P4	K		5	1	1	2	0	2	5									
<b>Ron Swoboda, R</b> OBP: 0.310, SLG: 0.418 <b>Ed Kraneppol, L</b> OBP: 0.356, SLG: 0.432 (8, 3)	FC6-4		K			6-3				4	0	2	0	0	1	2									
<b>Hawk Taylor, R</b> OBP: 0.250, SLG: 0.375 (1, 2)		1B			P4	1B		5-3		4	1	1	0	0	0	2									
<b>Tommie Reynolds, R</b> OBP: 0.216, SLG: 0.216 (1, 9)		1B			6-3			6-3		3	1	0	0	0	0	2									
<b>Cleon Jones, R</b> OBP: 0.184, SLG: 0.225 (1, 8)		1B			6-3			4-3		3	0	2	1	1	0	0									
<b>Bob Shaw, R</b> <b>Ron Taylor, R</b> (8, 1)		K			L6			4-3		4	0	0	0	0	1	5									
<b>Inning Stats</b>	R: 0 E: 1 K: 2 S: 8	H: 0 LOB: 2 BB: 1 P: 12	R: 2 E: 0 K: 2 S: 10	H: 3 LOB: 3 BB: 1 P: 15	R: 0 E: 0 K: 1 S: 5	H: 0 LOB: 0 BB: 0 P: 5	R: 0 E: 0 K: 1 S: 5	H: 1 LOB: 0 BB: 0 P: 5	R: 3 E: 0 K: 0 S: 7	H: 4 LOB: 2 BB: 1 P: 11	R: 0 E: 0 K: 0 S: 3	H: 0 LOB: 0 BB: 0 P: 3	R: 0 E: 0 K: 0 S: 4	H: 1 LOB: 1 BB: 0 P: 4	R: 0 E: 0 K: 0 S: 3	H: 0 LOB: 0 BB: 0 P: 3	R: 0 E: 0 K: 2 S: 7	H: 0 LOB: 0 BB: 0 P: 7	1B: 4 2B: 4 3B: 0 HR: 2	SF: 0 SAC: 0 DP: 1 HBP: 1	WP: 0 PB: 0 SB: 1 CS: 0	PA: 40			
<b>PITCHER</b>	IP	WLS	BF	H	R	ER	SO	BB	IBB	HBP	BLK	WP	HR	S	P	ERA	WHIP								
<b>Rich Nye, L</b> ERA: 4.14 <b>Ray Culp, R</b> ERA: 4.34 <b>Cal Koonez, R</b> ERA: 4.75 <b>Chuck Hartenstein, R</b> ERA: 3.86 <b>Dick Radatz, R</b> ERA: 9.0 (1, 1) (2, 1) (5, 1) (7, 1) (9, 1)	1.1		10	3	2	2	3	1	0	1	0	0	0	14	19	13.50	3.000								

Batter	1	2	3	4	5	6	7	8	9	AB	R	H	RBI	BB	SO	LOB	BOTTOM								
<b>Don Kessinger, S</b> OBP: 0.232, SLG: 0.206 (1, 6)	6-3	CS		K			K		F7	4	0	0	0	0	2	1	<b>New York Mets @ Chicago Cubs</b> Wrigley Field, Chicago, IL Fri Jun 09 1967, 3:33 AM CDT Att: 5,411 - Cloudy - 85 F								
<b>Glenn Beckert, R</b> OBP: 0.330, SLG: 0.401 (1, 4)	PB	BB			G3		6-3		1B	4	1	3	1	1	0	0									
<b>Billy Williams, L</b> OBP: 0.414, SLG: 0.553 (1, 7)	F9	K			G3		G1		14	5	0	1	0	0	1	4									
<b>Lee Thomas, L</b> OBP: 0.286, SLG: 0.315 (1, 9)	BB				L7			F9	14	3	0	0	0	2	0	1									
<b>14 Ernie Banks, R</b> OBP: 0.333, SLG: 0.486 (1, 3)	1-3				P3			E	1-2	5	1	2	1	0	0	3									
<b>Norm Gion, R</b> OBP: 0.250, SLG: 0.303 (1, 5)		HR			3-1			E4	3B	4	2	2	0	0	0	0									
<b>Randy Hundley, R</b> OBP: 0.340, SLG: 0.413 (1, 2)		HR			SH1-4			L7		4	1	2	2	0	1	2									
<b>Adolfo Phillips, R</b> OBP: 0.395, SLG: 0.515 (1, 8)		SH5-3			F5			L7		4	1	2	1	0	0	2									
<b>Rich Nye, L</b> OBP: 0.286, SLG: 0.300 <b>Ray Culp, R</b> OBP: 0.203, SLG: 0.156 <b>Cal Koonez, R</b> OBP: 0.192, SLG: 0.209 <b>George Altman, L</b> OBP: 0.303, SLG: 0.405 <b>Ted Savage, R</b> OBP: 0.303, SLG: 0.405 <b>Dick Radatz, R</b> OBP: 0.200, SLG: 0.500 (1, 1) (2, 1) (5, 1) (6, PH) (7, 1) (8, PH) (9, 1)	7.1		33	8	5	3	3	2	0	1	0	0	0	0	0	0		0							
<b>Inning Stats</b>	R: 0 E: 0 K: 0 S: 3	H: 0 LOB: 2 BB: 2 P: 11	R: 3 E: 0 K: 1 S: 8	H: 4 LOB: 2 BB: 0 P: 9	R: 0 E: 0 K: 0 S: 3	H: 0 LOB: 0 BB: 0 P: 3	R: 0 E: 0 K: 1 S: 6	H: 1 LOB: 1 BB: 0 P: 6	R: 0 E: 0 K: 0 S: 4	H: 1 LOB: 1 BB: 0 P: 4	R: 0 E: 0 K: 0 S: 4	H: 1 LOB: 1 BB: 0 P: 4	R: 0 E: 0 K: 1 S: 5	H: 0 LOB: 0 BB: 0 P: 5	R: 2 E: 1 K: 1 S: 8	H: 2 LOB: 1 BB: 0 P: 8	R: 1 E: 0 K: 0 S: 4	H: 3 LOB: 3 BB: 1 P: 8	1B: 9 2B: 2 3B: 1 HR: 1	SF: 0 SAC: 2 DP: 1 HBP: 1	WP: 0 PB: 1 SB: 0 CS: 1	PA: 41			
<b>PITCHER</b>	IP	WLS	BF	H	R	ER	SO	BB	IBB	HBP	BLK	WP	HR	S	P	ERA	WHIP								
<b>Bob Shaw, R</b> <b>Ron Taylor, R</b> (8, 1)	7.1		33	8	5	3	3	0	1	0	0	0	0	9	13	9.00	4.000								



Batter	1	2	3	4	5	6	7	8	9	AB	R	H	RBI	BB	SO	LOB	TOP			
<b>Bud Harrelson, S</b> OBP: 0.307, SLG: 0.297 (1, 6)										4	0	1	0	0	1	0	<b>New York Mets @ Chicago Cubs</b> Wrigley Field, Chicago, IL Sun Jun 11 1967, 3:33 AM CDT Cloudy - 80 F			
<b>Ed Charles, R</b> OBP: 0.387, SLG: 0.333 (1, 5)										4	1	1	0	0	0	1				
<b>Tommy Davis, R</b> OBP: 0.340, SLG: 0.521 (1, 7)										4	1	1	2	0	1	0				
<b>Ron Swoboda, R</b> OBP: 0.298, SLG: 0.400 (1, 9)										4	0	0	0	0	2	0				
<b>Ed Kranepool, L</b> OBP: 0.353, SLG: 0.426 (1, 3)										4	1	1	0	0	0	0				
<b>Jerry Buchek, R</b> OBP: 0.288, SLG: 0.418 (1, 4)										3	0	0	0	1	0	1				
<b>Hawk Taylor, R</b> OBP: 0.273, SLG: 0.455 (1, 2)										3	0	1	1	0	1	1				
<b>Cleon Jones, R</b> OBP: 0.188, SLG: 0.221 (1, 8)										2	0	0	0	1	0	0				
<b>Jack Fisher, R</b> OBP: 0.225, SLG: 0.167 (3, PH) <b>Johnny L. Davis, L</b> OBP: 0.147, SLG: 0.152 <b>Dick Seifried, R</b> (7, 1) <b>Don Shaw, L</b> (8, 1) <b>Ron Taylor, R</b> (8, 1) <b>Jack Lamabe, R</b> (8, 1)										0	0	0	0	0	0	0				
<b>Inning Stats</b>	R: 0 E: 0 K: 0 S: 3	H: 1 LOB: 0 BB: 0 P: 3	R: 0 E: 0 K: 1 S: 5	H: 0 LOB: 1 BB: 1 P: 9	R: 0 E: 0 K: 2 S: 7	H: 0 LOB: 0 BB: 0 P: 7	R: 3 E: 0 K: 1 S: 9	H: 4 LOB: 2 BB: 1 P: 13	R: 0 E: 0 K: 1 S: 5	H: 0 LOB: 0 BB: 0 P: 5	R: 0 E: 0 K: 0 S: 3	H: 0 LOB: 0 BB: 0 P: 3	R: 0 E: 0 K: 1 S: 5	H: 0 LOB: 0 BB: 0 P: 5	R: 0 E: 0 K: 1 S: 5	H: 0 LOB: 0 BB: 0 P: 5	1B: 3 2B: 1 3B: 0 HR: 1	SF: 0 SAC: 0 DP: 0 HBP: 0	WP: 0 PB: 0 SB: 0 CS: 1	PA: 33
<b>PITCHER</b> <b>Fergie Jenkins, R</b> ERA: 3.32 (1, 1)	IP: 9.0 WLS: W BF: 33 H: 5 R: 3 ER: 3 SO: 7 BB: 1 IBB: 1 HBP: 0 BLK: 0 WP: 0 HR: 1 S: 45 P: 53 ERA: 3.00 WHIP: 0.667															<b>PITCHER</b> <b>Fergie Jenkins, R</b> ERA: 3.32 (1, 1)	IP: 9.0 WLS: W BF: 33 H: 5 R: 3 ER: 3 SO: 7 BB: 1 IBB: 1 HBP: 0 BLK: 0 WP: 0 HR: 1 S: 45 P: 53 ERA: 3.00 WHIP: 0.667			

AB	31
R	3
H	5
RBI	3
BB	2
SO	7
LOB	5



Batter	1	2	3	4	5	6	7	8	9	AB	R	H	RBI	BB	SO	LOB	BOTTOM			
<b>Paul Popovich, S</b> OBP: 0.293, SLG: 0.245 (1, 6) (9, 4)										3	1	2	0	0	0	0	<b>New York Mets @ Chicago Cubs</b> Wrigley Field, Chicago, IL Sun Jun 11 1967, 3:33 AM CDT Cloudy - 80 F			
<b>Norm Gigon, R</b> OBP: 0.250, SLG: 0.297 (1, 4) <b>Don Kessinger, S</b> OBP: 0.232, SLG: 0.206 (9, 6)										4	0	1	0	0	0	3				
<b>Billy Williams, L</b> OBP: 0.412, SLG: 0.544 (1, 7) B B B										3	1	0	0	1	0	2				
<b>Ron Santo, R</b> OBP: 0.336, SLG: 0.398 (1, 5)										4	1	2	1	0	0	0				
<b>14 Ernie Banks, R</b> OBP: 0.338, SLG: 0.489 (1, 3)										3	0	2	1	0	1	0				
<b>Randy Hundley, R</b> OBP: 0.344, SLG: 0.411 (1, 2)										3	0	1	0	1	0	2				
<b>Ted Savage, R</b> OBP: 0.392, SLG: 0.415 (1, 9)										4	1	2	1	0	1	0				
<b>Adolfo Phillips, R</b> OBP: 0.397, SLG: 0.533 (1, 8)										4	1	2	1	0	1	2				
<b>Fergie Jenkins, R</b> OBP: 0.143, SLG: 0.176 (1, 1)										3	0	0	0	0	0	0				
<b>Inning Stats</b>	R: 2 E: 0 K: 0 S: 5	H: 3 LOB: 1 BB: 1 P: 9	R: 1 E: 0 K: 1 S: 7	H: 2 LOB: 1 BB: 0 P: 7	R: 0 E: 0 K: 0 S: 4	H: 1 LOB: 1 BB: 0 P: 4	R: 0 E: 0 K: 1 S: 5	H: 0 LOB: 0 BB: 0 P: 5	R: 0 E: 0 K: 1 S: 2	H: 2 LOB: 2 BB: 0 P: 7	R: 0 E: 0 K: 0 S: 4	H: 1 LOB: 1 BB: 0 P: 4	R: 2 E: 0 K: 0 S: 4	H: 3 LOB: 0 BB: 1 P: 8	R: 0 E: 0 K: 1 S: 4	H: 0 LOB: 0 BB: 0 P: 8	1B: 10 2B: 2 3B: 0 HR: 1	SF: 0 SAC: 1 DP: 1 HBP: 1	WP: 0 PB: 0 SB: 2 CS: 1	PA: 36
<b>PITCHER</b> <b>Jack Fisher, R</b> ERA: 5.02 <b>Dick Selma, R</b> ERA: 1.54 <b>Don Shaw, L</b> ERA: 3.6 <b>Ron Taylor, R</b> ERA: 5.93 <b>Jack Lamabe, R</b> ERA: 3.22	IP: 2.0 WLS: L BF: 11 H: 5 R: 3 ER: 3 SO: 1 BB: 0 IBB: 0 HBP: 0 BLK: 0 WP: 0 HR: 1 S: 21 P: 22 ERA: 0.00 WHIP: 0.857															<b>PITCHER</b> <b>Jack Fisher, R</b> ERA: 5.02 <b>Dick Selma, R</b> ERA: 1.54 <b>Don Shaw, L</b> ERA: 3.6 <b>Ron Taylor, R</b> ERA: 5.93 <b>Jack Lamabe, R</b> ERA: 3.22	IP: 2.0 WLS: L BF: 11 H: 5 R: 3 ER: 3 SO: 1 BB: 0 IBB: 0 HBP: 0 BLK: 0 WP: 0 HR: 1 S: 21 P: 22 ERA: 0.00 WHIP: 0.857			

AB	31
R	5
H	12
RBI	4
BB	2
SO	3
LOB	9









Batter	1	2	3	4	5	6	7	8	9	AB	R	H	RBI	BB	SO	LOB	TOP							
Wes Parker, S OBP: 0.353, SLG: 0.326 (1, 3)	F9		2B 1B		K		S 1B		P4-1	5	0	2	0	0	1	0								
Nate Oliver, R OBP: 0.414, SLG: 0.464 (1, 4)	F9		1-3 2B		F2		F9			4	0	1	0	0	0	1								
Willie Davis, L OBP: 0.339, SLG: 0.387 (1, 8)	G3		G3			HR 2B	K			4	1	1	0	0	1	3								
Jim Lefebvre, S OBP: 0.350, SLG: 0.404 (1, 5)		L4	F9			HR				4	1	2	2	0	0	2								
Al Ferrara, R OBP: 0.313, SLG: 0.404 Len Gabrielson, L OBP: 0.227, SLG: 0.279 (8, PH) (8, 7)	F9			K				F7		3	0	1	0	0	1	0								
Ron Fairly, L OBP: 0.321, SLG: 0.357 (1, 9)				K				P5		4	0	1	0	0	2	2								
Jeff Torborg, R OBP: 0.310, SLG: 0.310 John Roseboro, L OBP: 0.391, SLG: 0.348 (8, PH) (8, 2)								F8		2	0	1	0	1	1	1								
Gene Michael, S OBP: 0.247, SLG: 0.227 Dick Schofield, S OBP: 0.333, SLG: 0.219 (9, PH) (9, PH)									P5	3	0	0	0	0	0	4								
Don Drysdale, R OBP: 0.186, SLG: 0.150 Bob Miller, R OBP: 0.399, SLG: 0.398 (8, 1) (9, PH)			K		P6-3		K		K	3	0	0	0	0	2	0								
<b>Inning Stats</b>	R: 0 E: 0 K: 0 S: 3	H: 0 LOB: 0 BB: 0 P: 3	R: 0 E: 0 K: 0 S: 4	H: 1 LOB: 2 BB: 1 P: 8	R: 0 E: 0 K: 1 S: 7	H: 2 LOB: 2 BB: 0 P: 7	R: 0 E: 0 K: 2 S: 8	H: 1 LOB: 1 BB: 0 P: 8	R: 0 E: 0 K: 1 S: 5	H: 0 LOB: 0 BB: 0 P: 5	R: 2 E: 0 K: 2 S: 10	H: 3 LOB: 1 BB: 0 P: 10	R: 0 E: 0 K: 2 S: 8	H: 1 LOB: 1 BB: 0 P: 8	R: 0 E: 0 K: 0 S: 4	H: 1 LOB: 1 BB: 0 P: 4	R: 0 E: 0 K: 1 S: 5	H: 0 LOB: 0 BB: 0 P: 5	1B: 6 2B: 2 3B: 0 HR: 1	SF: 0 SAC: 0 DP: 0 HBP: 0	WP: 0 PB: 0 SB: 1 CS: 0	PA: 37		
<b>PITCHER</b>	IP WLS BF H R ER SO BB IBB HBP BLK WP HR S P ERA WHIP	7.0 W 31 9 2 2 8 1 0 0 0 0 1 46 50 2.57 1.429	2.0 S 6 0 0 0 1 0 0 0 0 0 0 8 8 0.00 0.000																					

Los Angeles Dodgers @ Chicago Cubs  
Wrigley Field, Chicago, IL  
Tue Jun 13 1967, 3:33 AM CDT  
Att: 9,378 - Sunny - 87 F

AB 36  
R 2  
H 9  
RBI 2  
BB 1  
SO 9  
LOB 15



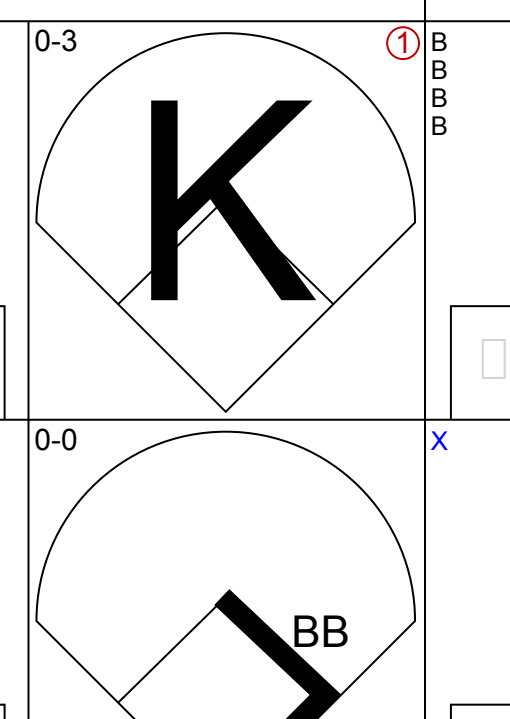
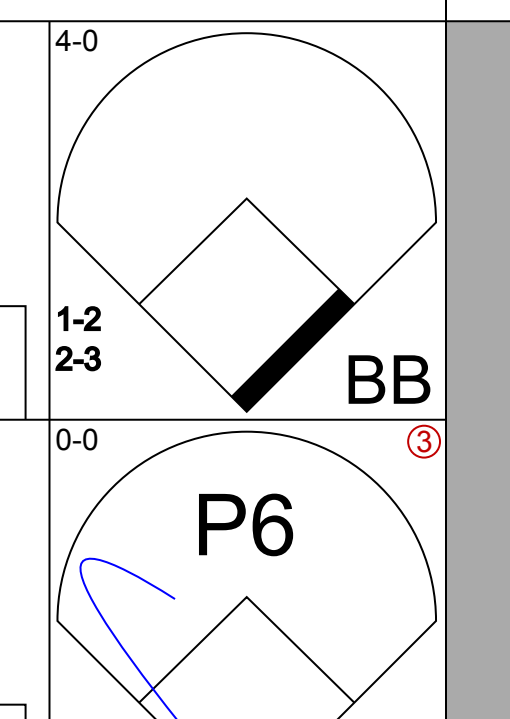
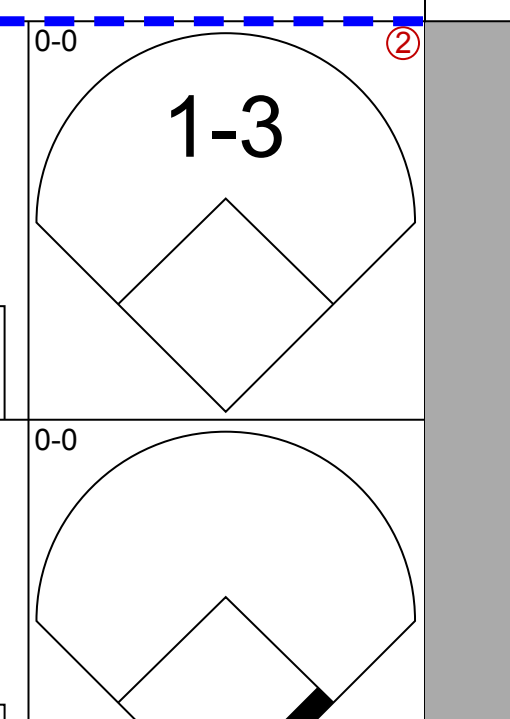
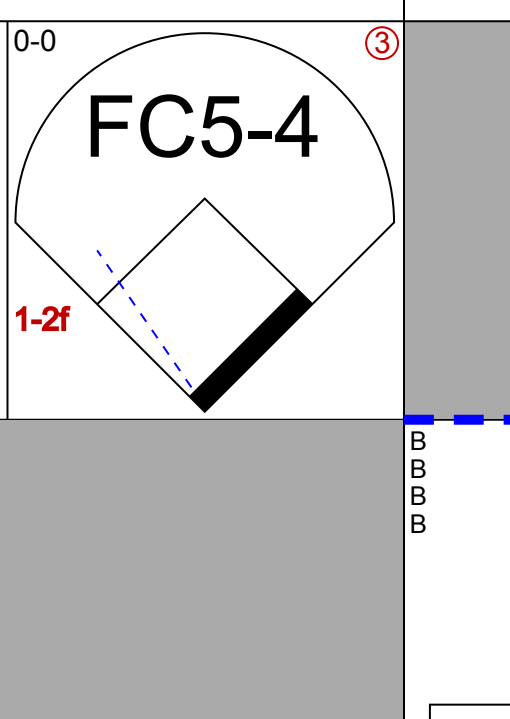
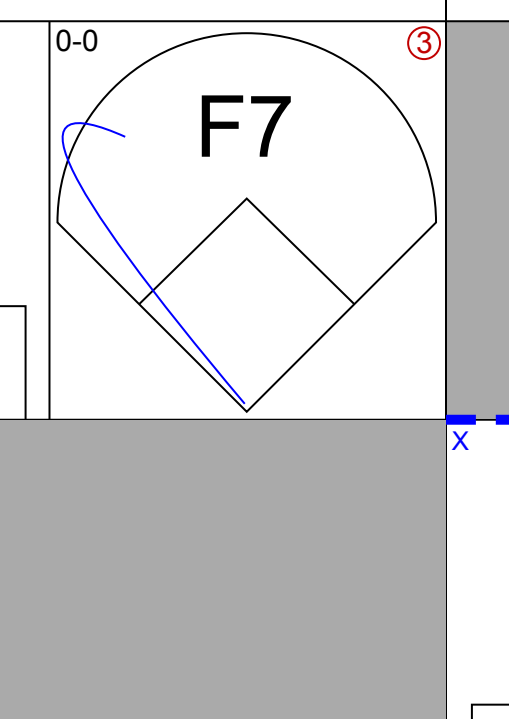
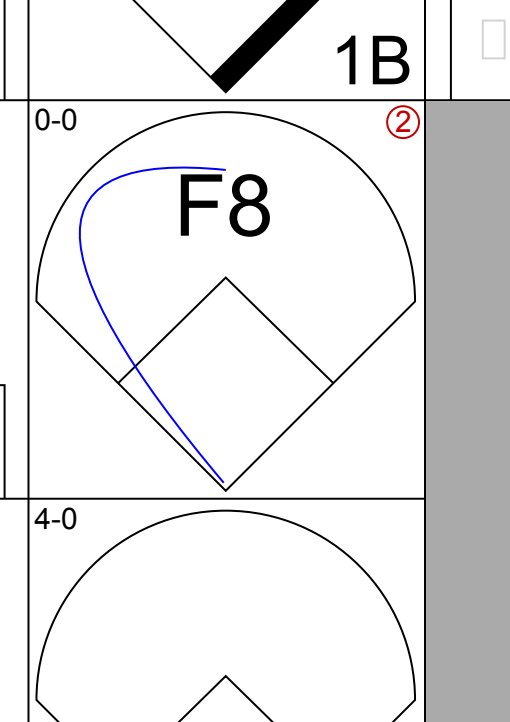
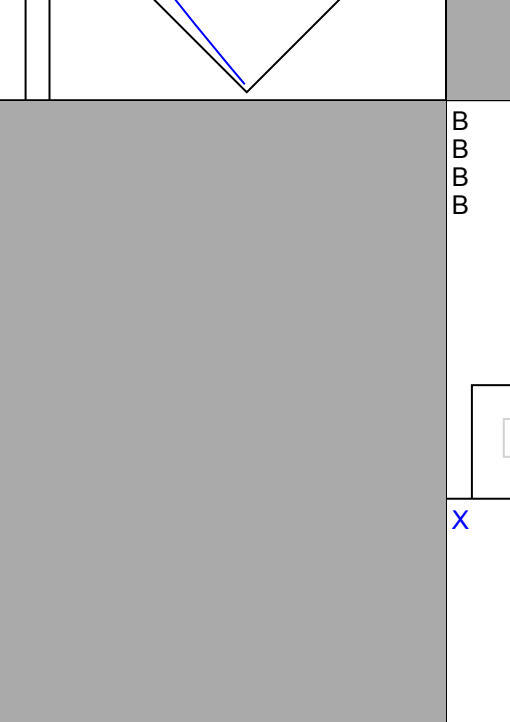
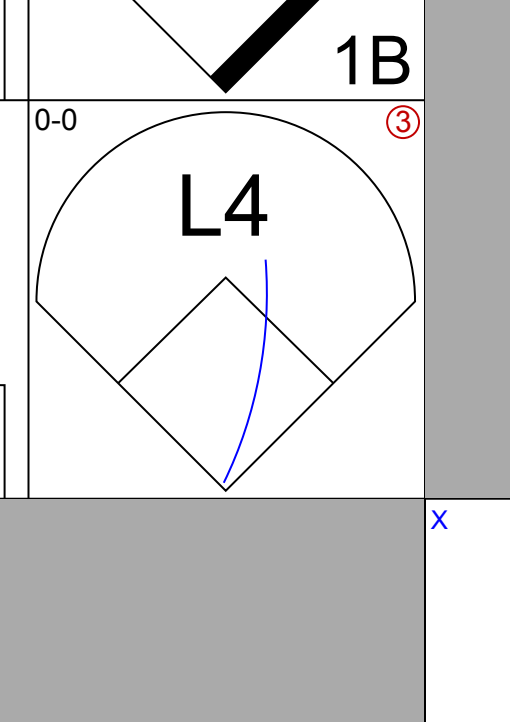
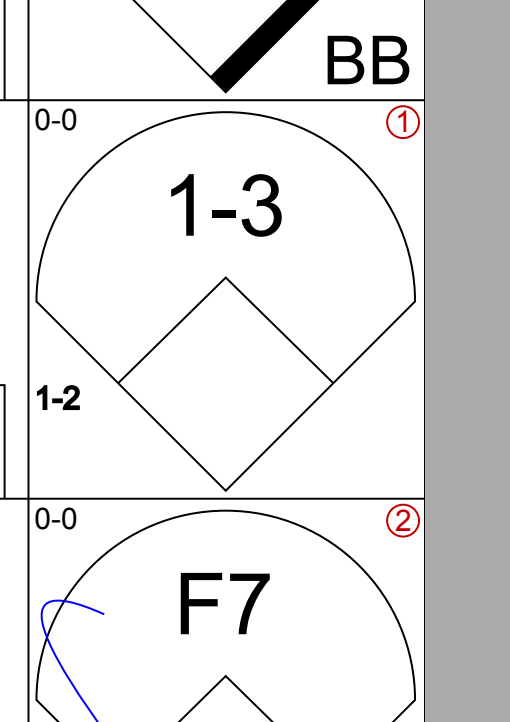
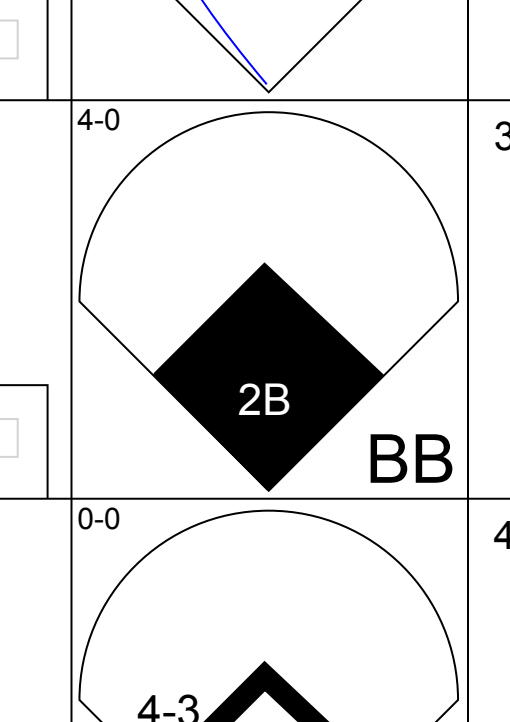
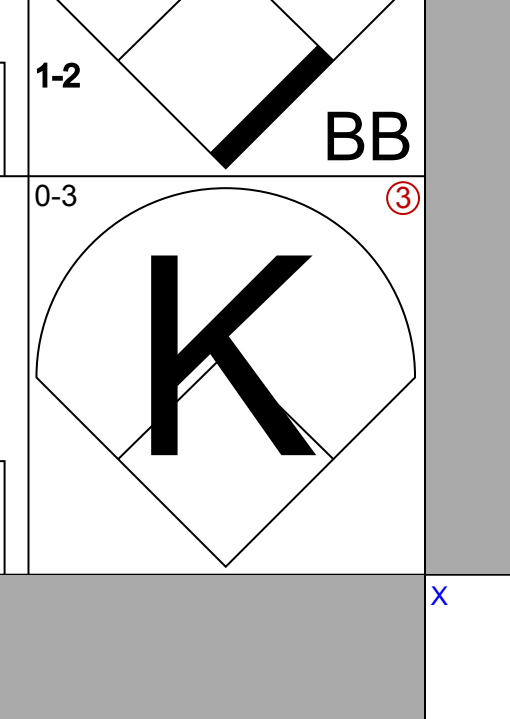
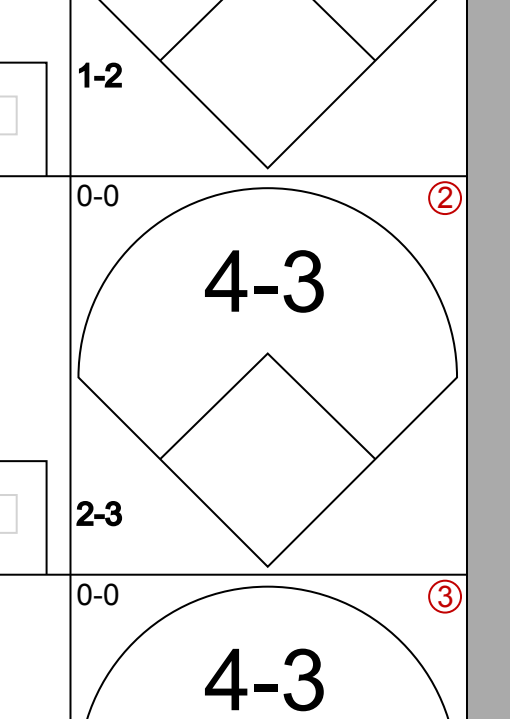
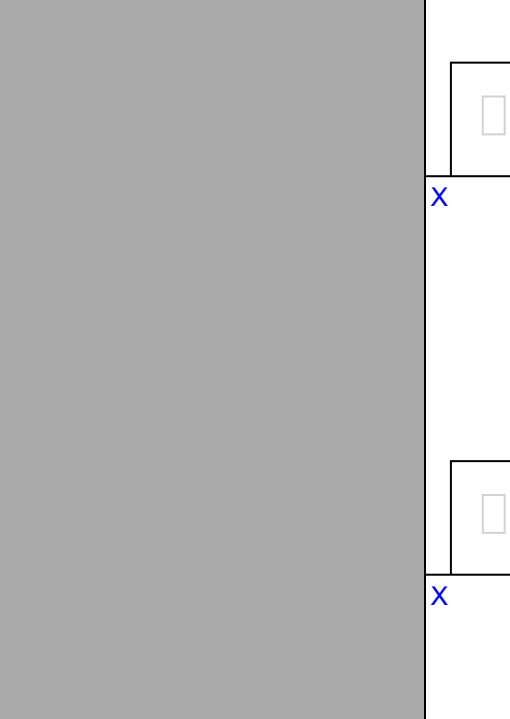
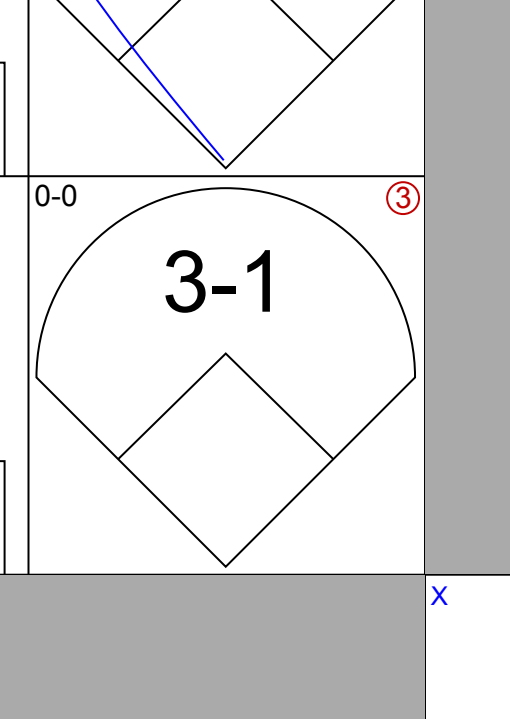
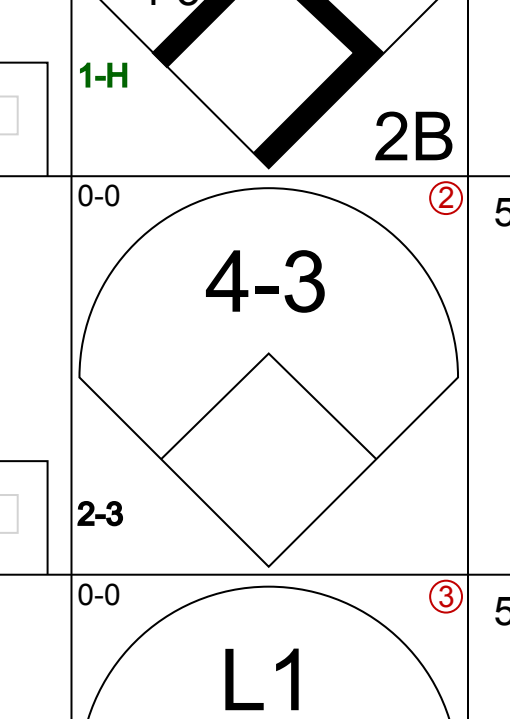
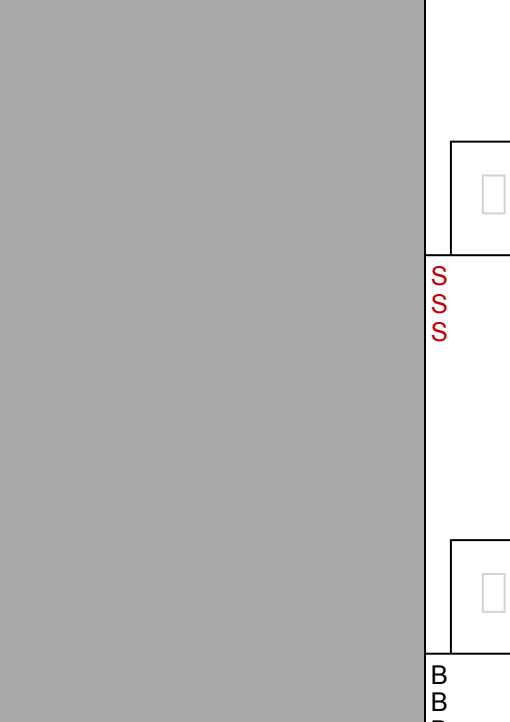
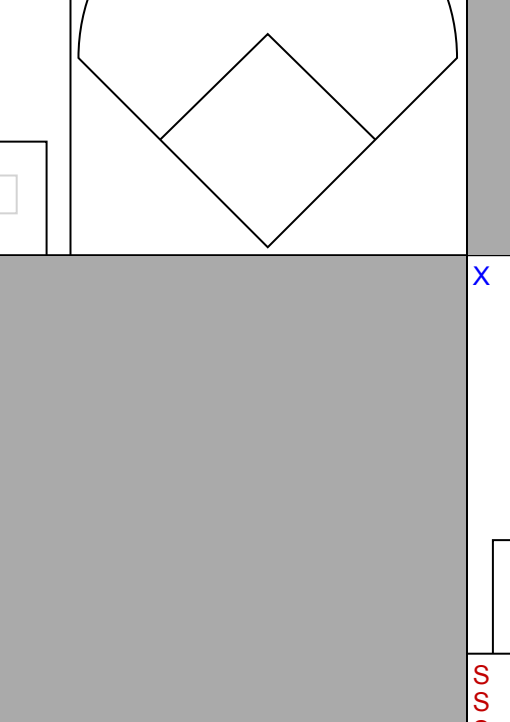
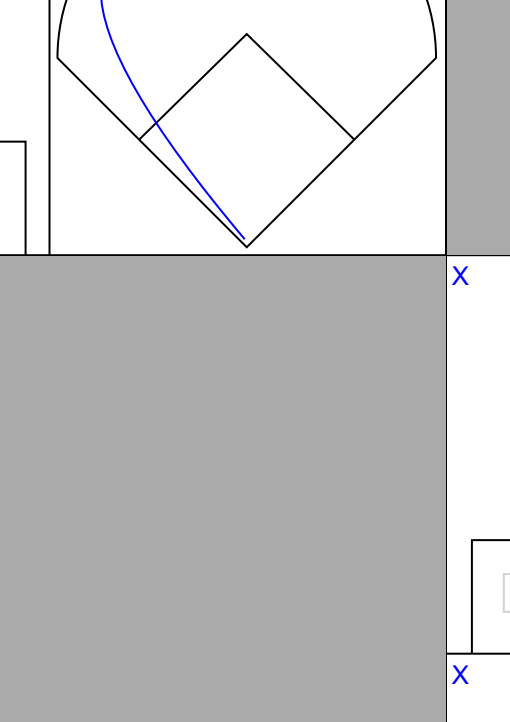
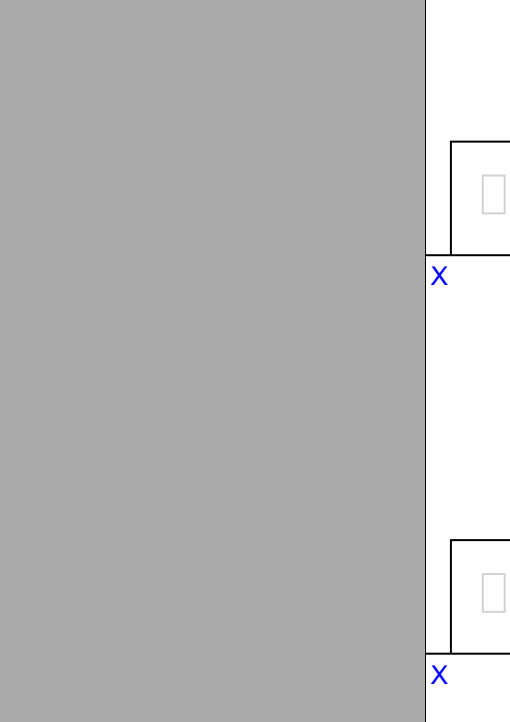
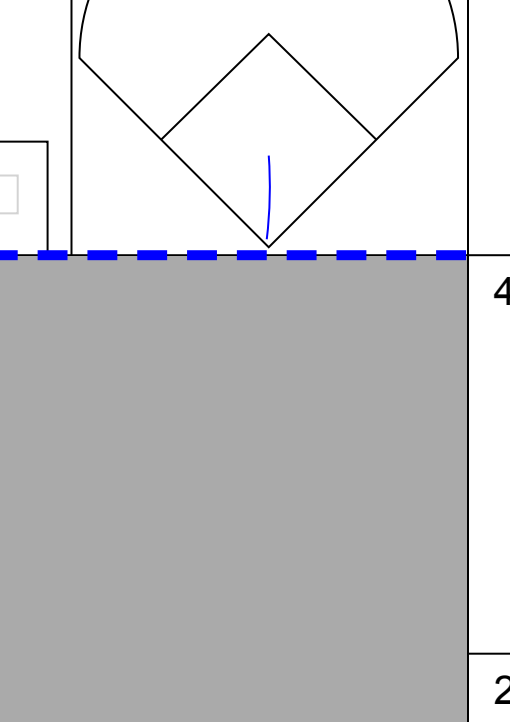
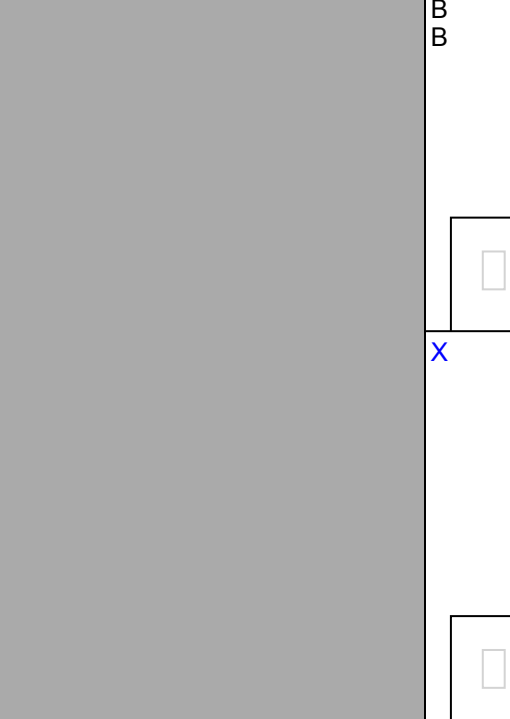
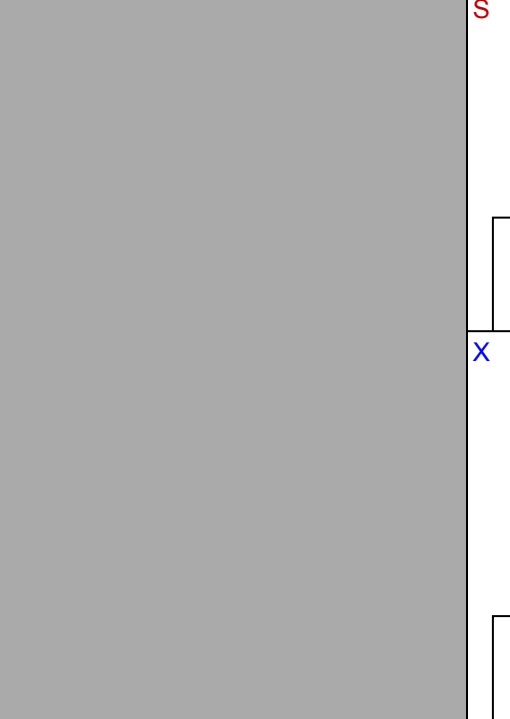
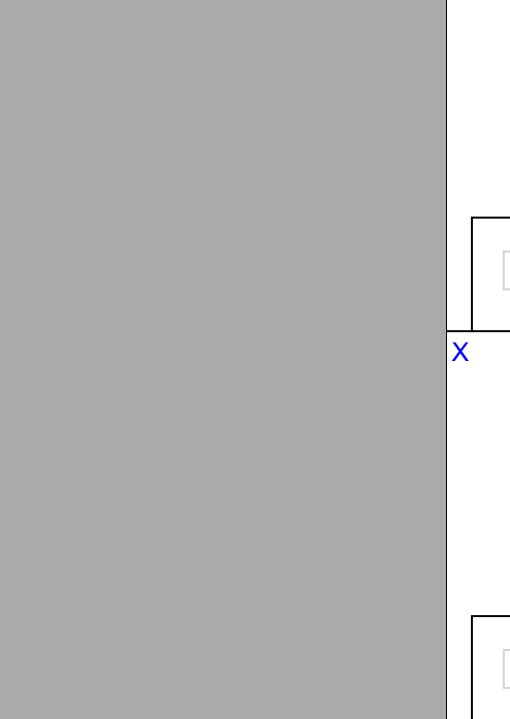
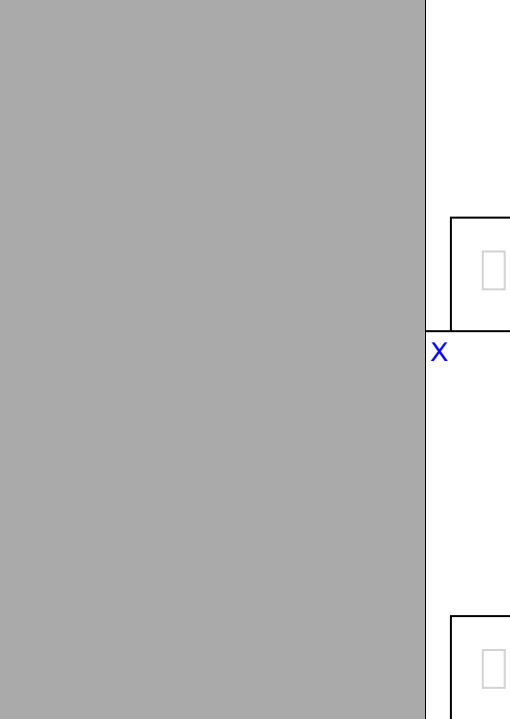

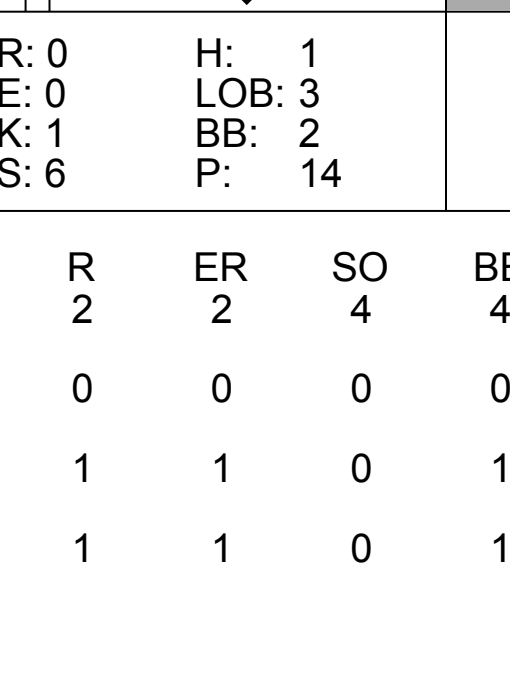
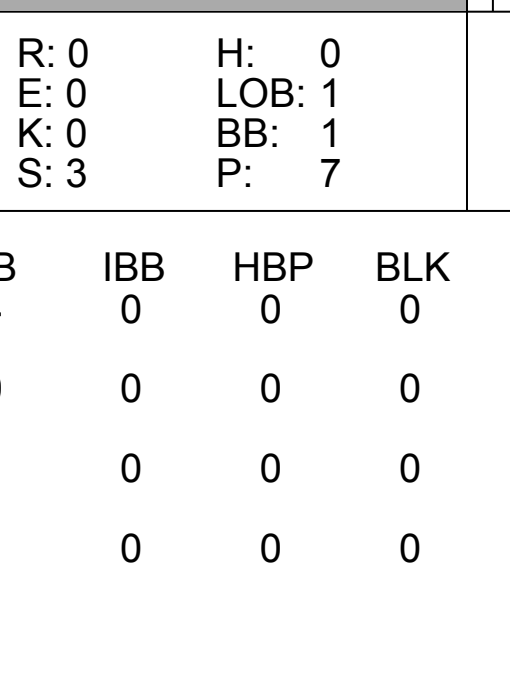
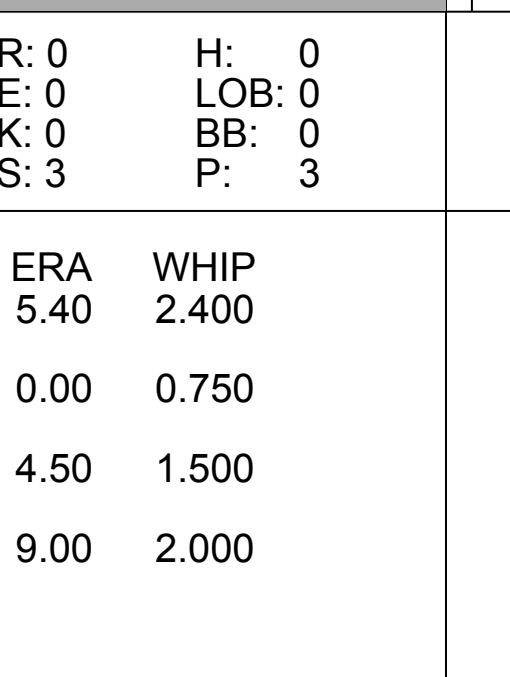
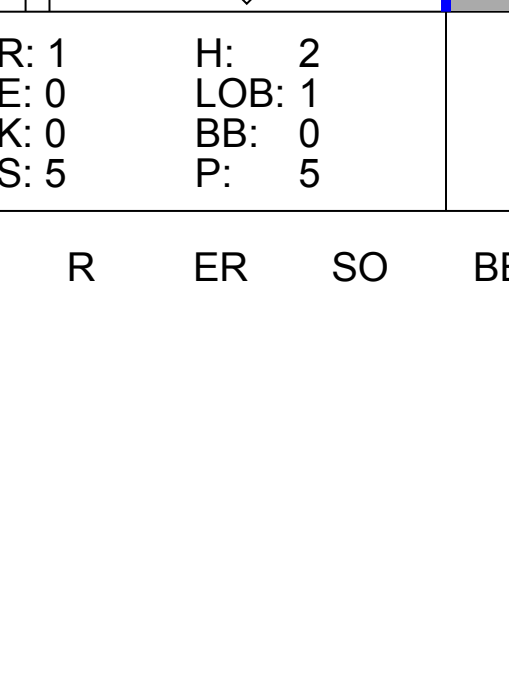
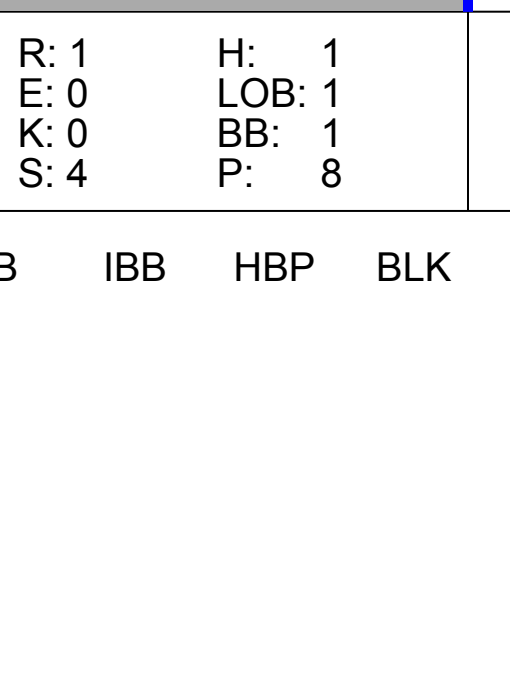
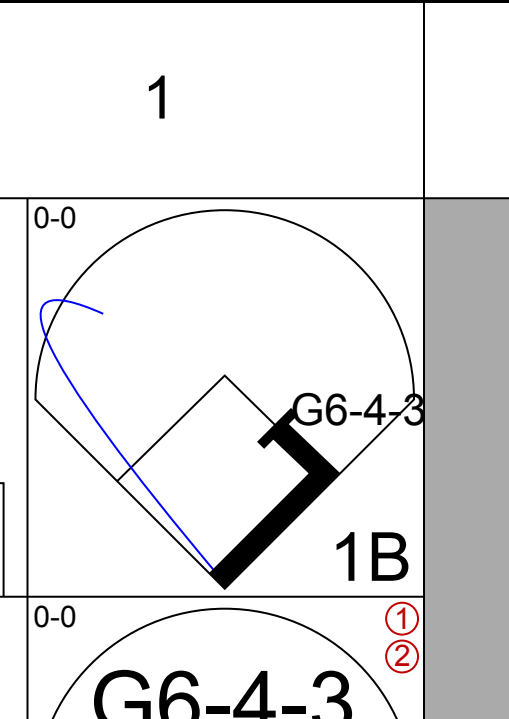
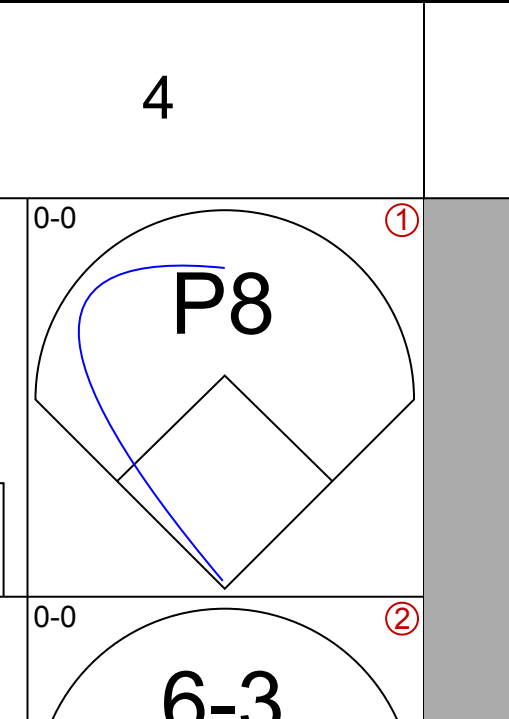
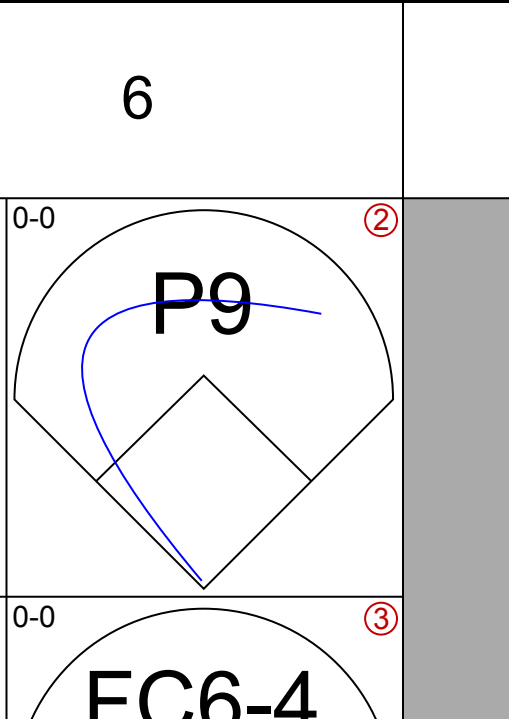
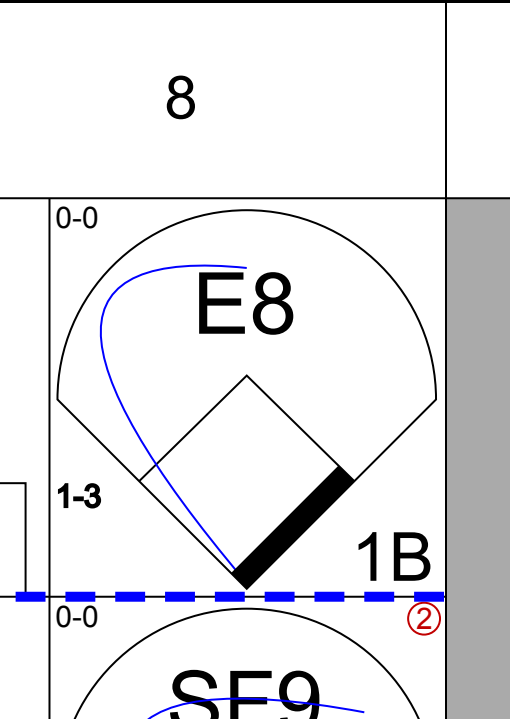

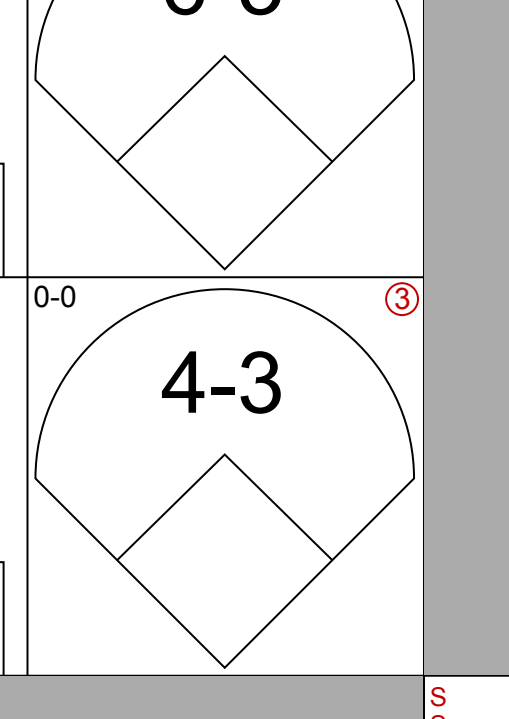
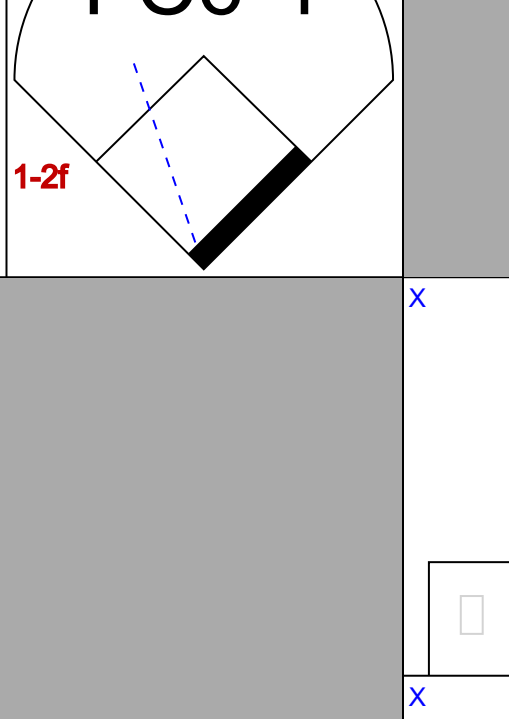
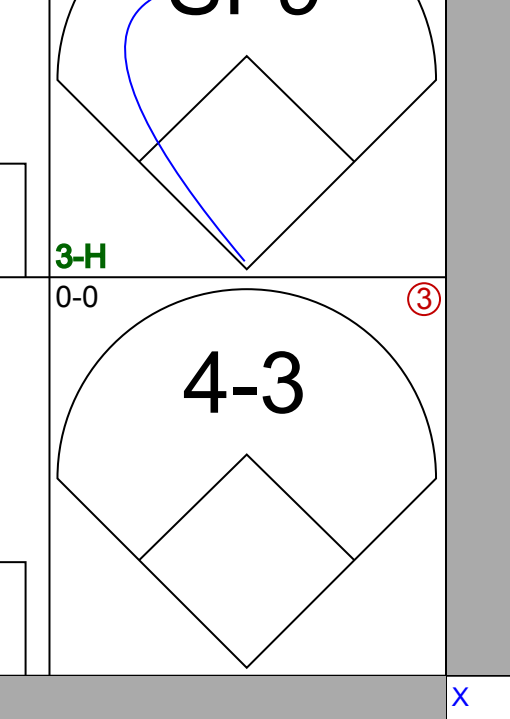
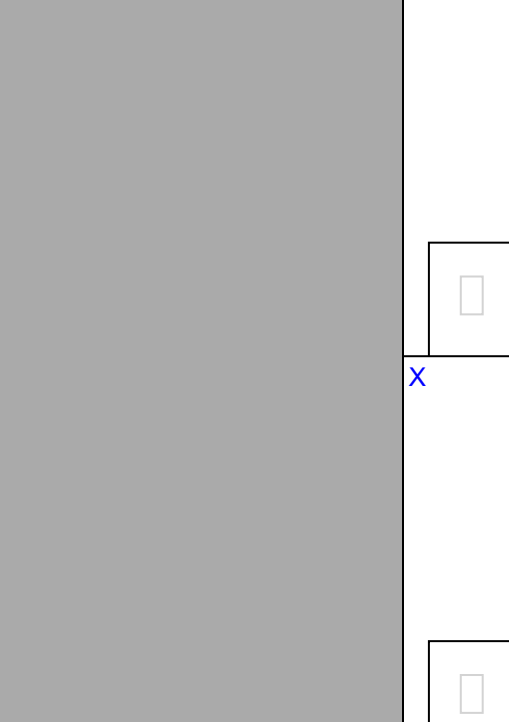
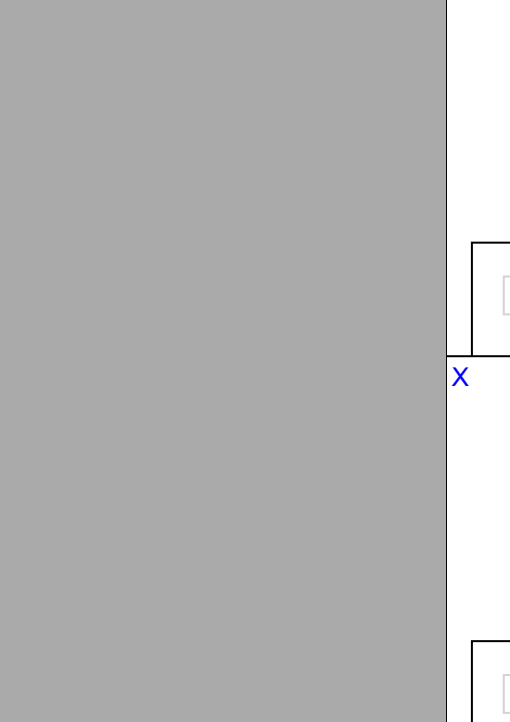
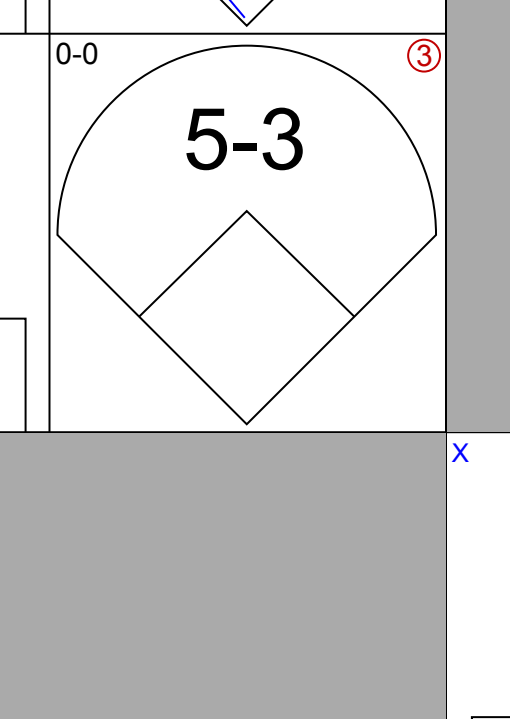
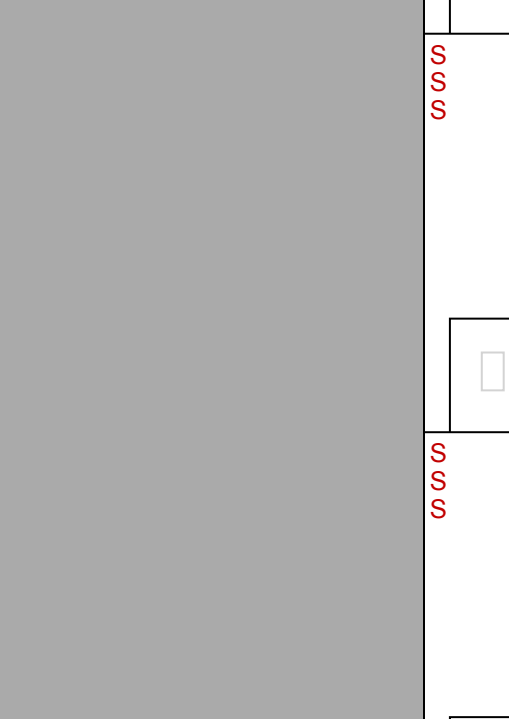
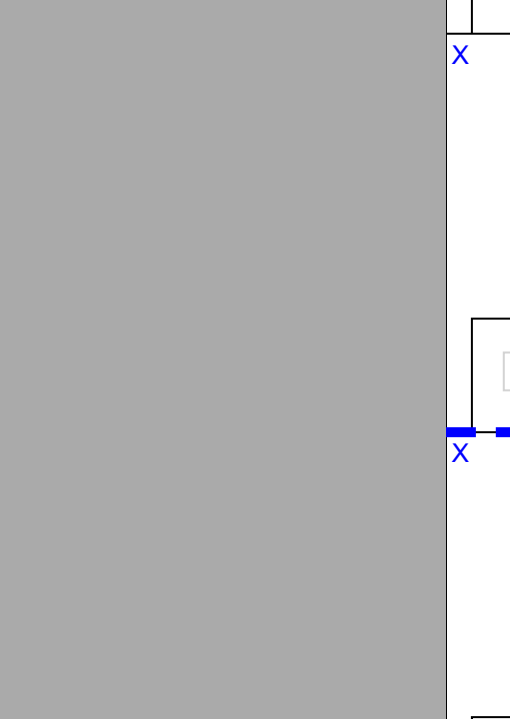
Batter	1	2	3	4	5	6	7	8	9	AB	R	H	RBI	BB	SO	LOB	BOTTOM							
Paul Popovich, S OBP: 0.309, SLG: 0.270 (1, 6) (9, 4)	FC4-6 1B		K		P4-3		P6			4	0	1	0	0	1	1								
Norm Cigan, R OBP: 0.245, SLG: 0.348 Don Kessinger, S OBP: 0.232, SLG: 0.206 (1, 4) (9, 6)	F9		K					P3		4	0	1	1	0	1	1								
Billy Williams, L OBP: 0.413, SLG: 0.554 (1, 7)	FC4-6 1B			F8	P4			4-3		4	0	0	0	0	0	2								
Ron Santo, R OBP: 0.345, SLG: 0.440 (1, 5)				14 1B 2B				3-1		4	2	3	1	0	0	0								
14 Ernie Banks, R OBP: 0.335, SLG: 0.495 (1, 3)	P5			WP 5-3 1B			P6			3	0	1	1	0	0	2								
Randy Hundley, R OBP: 0.345, SLG: 0.443 (1, 2)					5-3		1-3			3	0	0	0	0	0	1								
Ted Savage, R OBP: 0.390, SLG: 0.383 (1, 9)					K		6-3			2	0	0	0	1	1	1								
Adolfo Phillips, R OBP: 0.411, SLG: 0.592 (1, 8)	FC5-4 BB									2	1	1	0	1	0	1								
Rich Nye, L OBP: 0.261, SLG: 0.273 Dick Radatz, R OBP: 0.500, SLG: 0.500 (1, 1) (8, 1)	PO		K		SH1-4 1B		3-4 BB			2	0	0	0	0	1	1								
<b>Inning Stats</b>	R: 0 E: 0 K: 0 S: 5	H: 2 LOB: 2 BB: 0 P: 5	R: 0 E: 0 K: 0 S: 2	H: 0 LOB: 0 BB: 1 P: 6	R: 0 E: 0 K: 3 S: 9	H: 0 LOB: 0 BB: 0 P: 9	R: 1 E: 0 K: 1 S: 7	H: 2 LOB: 1 BB: 0 P: 7	R: 1 E: 0 K: 0 S: 5	H: 2 LOB: 1 BB: 0 P: 5	R: 1 E: 0 K: 0 S: 4	H: 1 LOB: 0 BB: 0 P: 4	R: 0 E: 0 K: 0 S: 2	H: 0 LOB: 0 BB: 1 P: 6	R: 0 E: 0 K: 0 S: 3	H: 0 LOB: 0 BB: 0 P: 3	1B: 4 2B: 3 3B: 0 HR: 1	SF: 0 SAC: 1 DP: 1 HBP: 0	WP: 1 PB: 1 SB: 0 CS: 0	PA: 32				
<b>PITCHER</b>	IP WLS BF H R ER SO BB IBB HBP BLK WP HR S P ERA WHIP	7.0 L 28 7 3 3 4 2 0 0 0 0 3 34 42 3.86 1.286	1.0 3 0 0 0 0 0 0 0 0 0 0 0 3 3 0.00 0.000																					

Los Angeles Dodgers @ Chicago Cubs  
Wrigley Field, Chicago, IL  
Tue Jun 13 1967, 3:33 AM CDT  
Att: 9,378 - Sunny - 87 F

AB 28  
R 3  
H 7  
RBI 3  
BB 2  
SO 4  
LOB 10



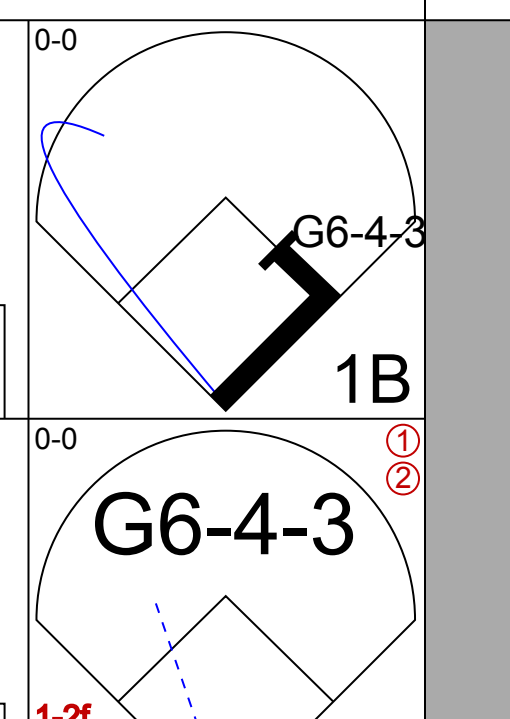
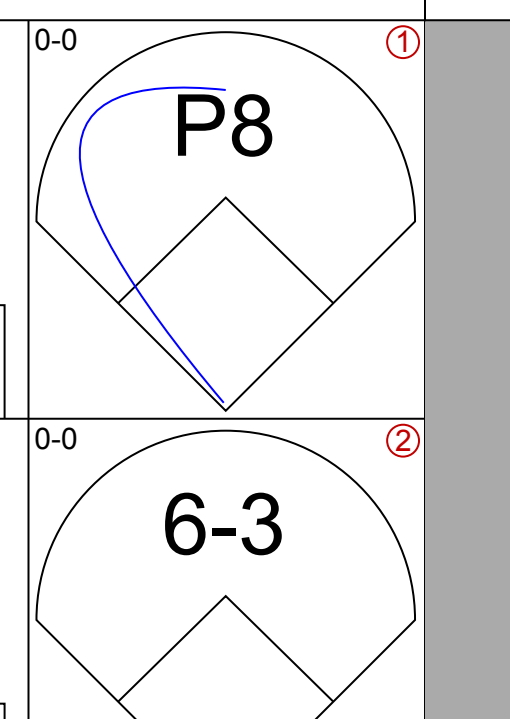
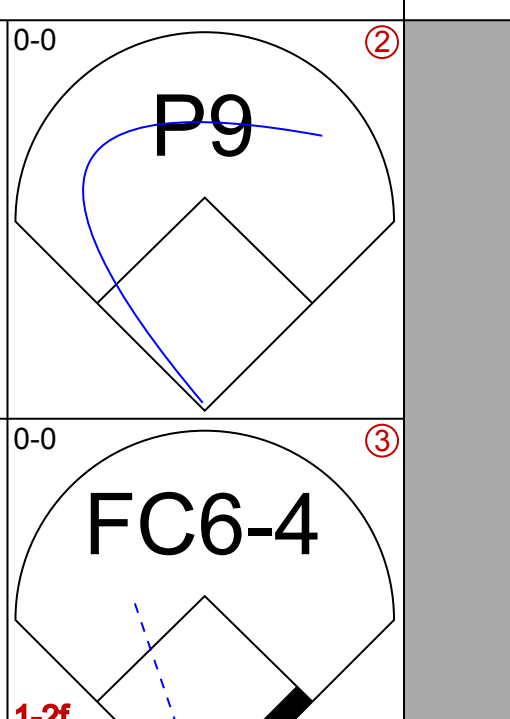
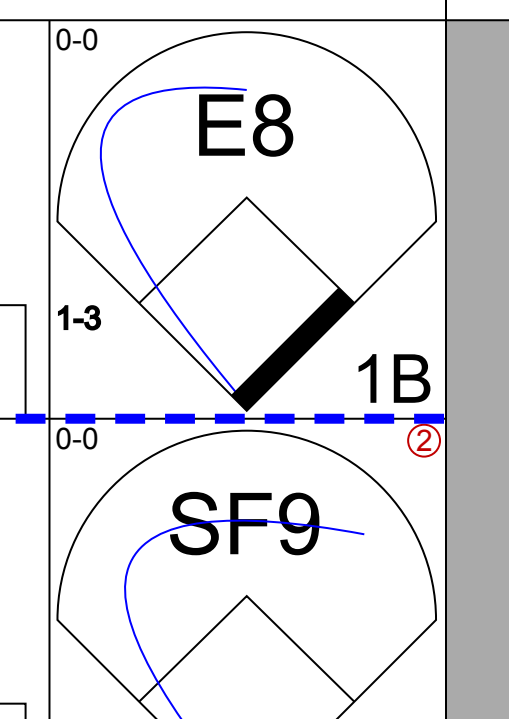
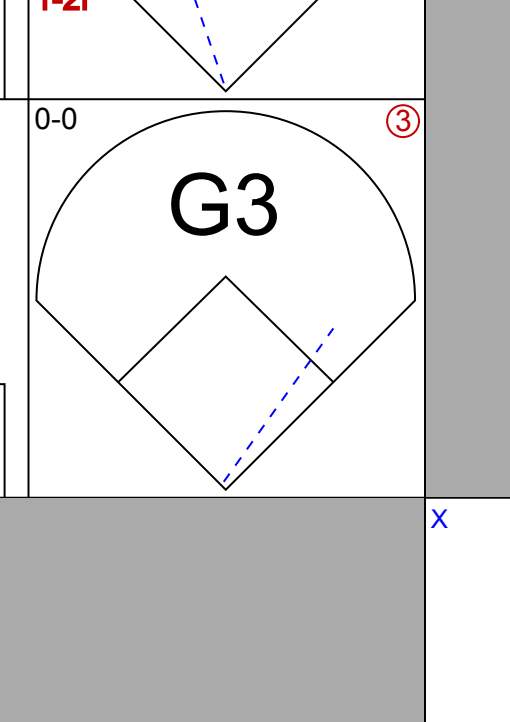
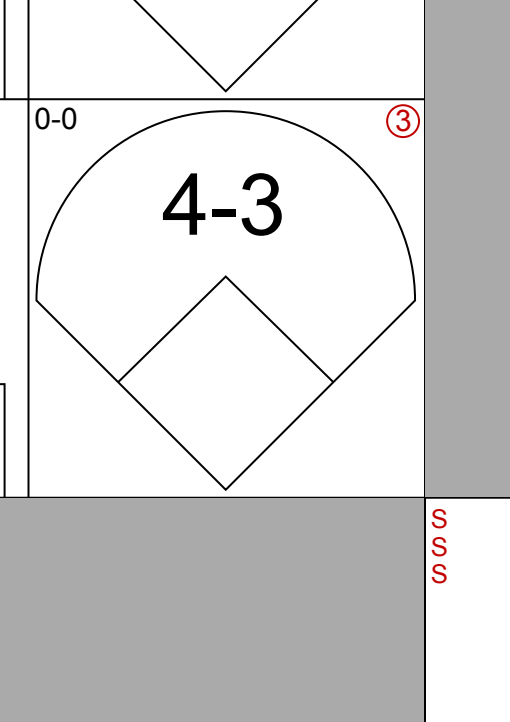
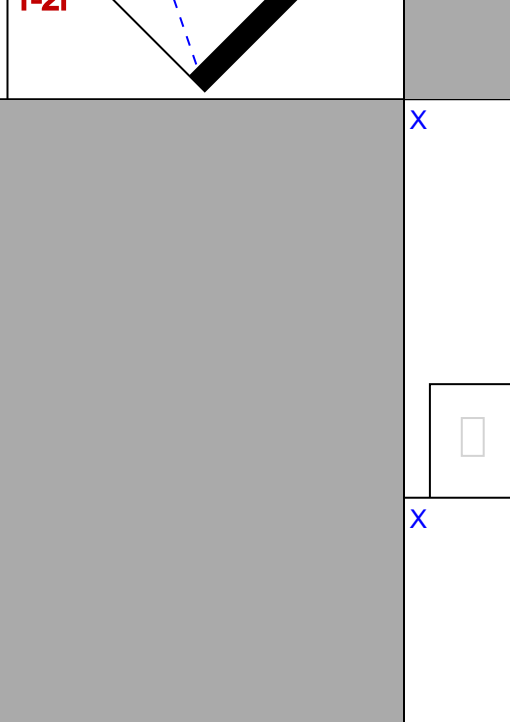
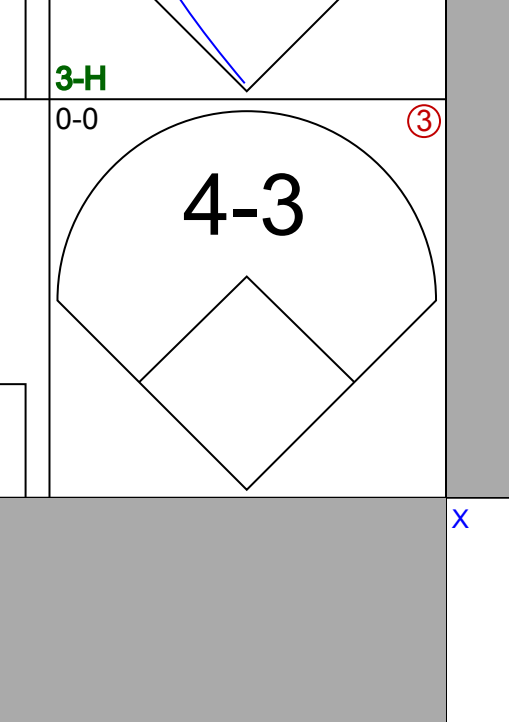
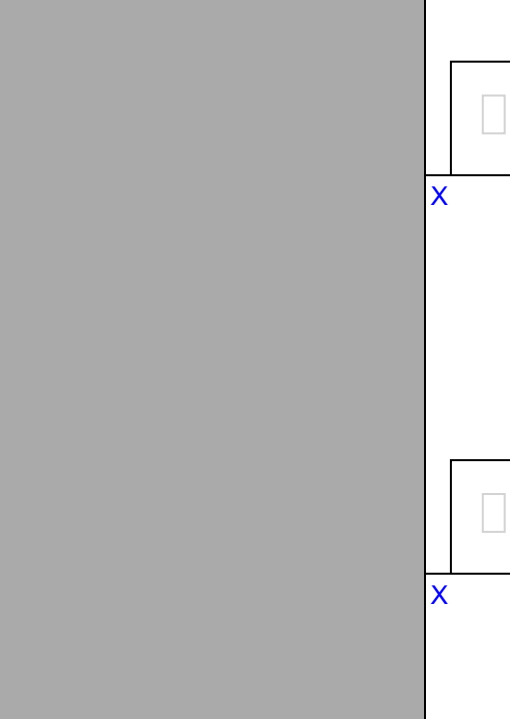
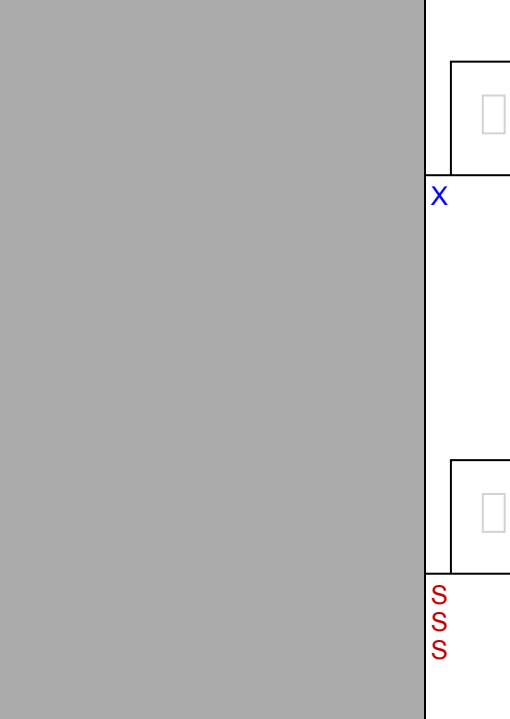
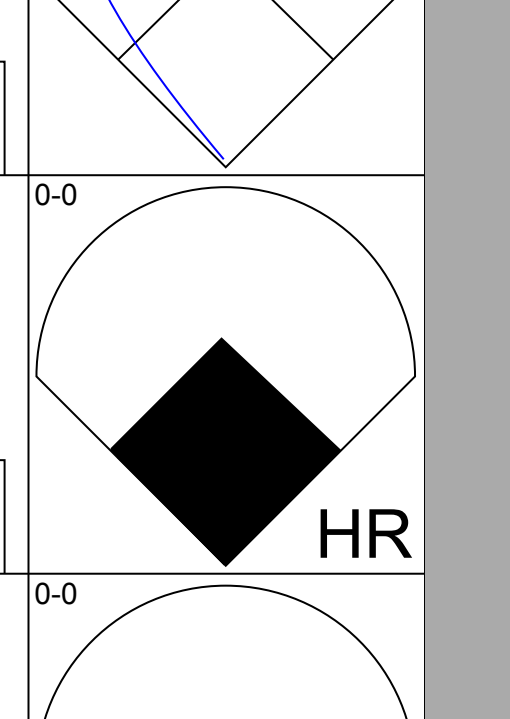
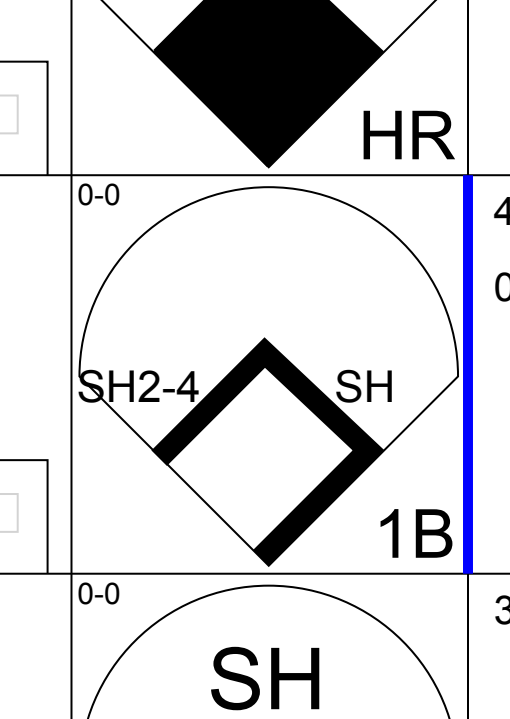
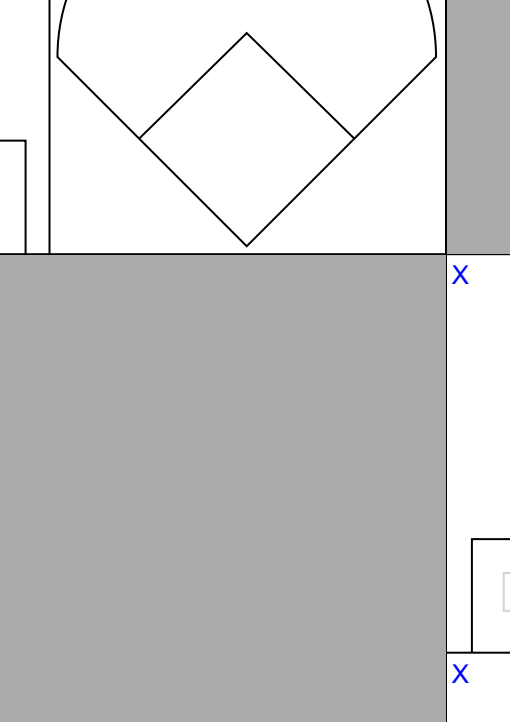
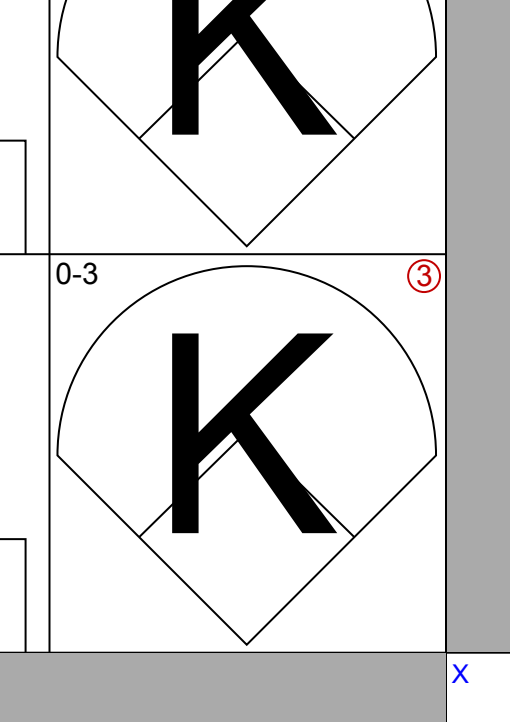
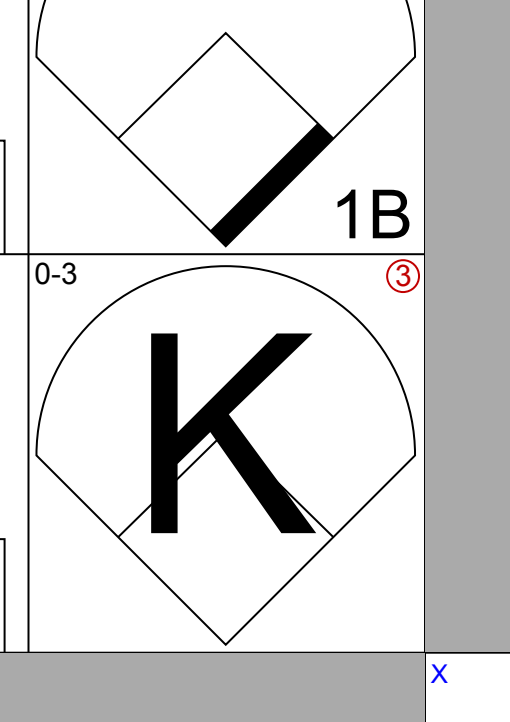
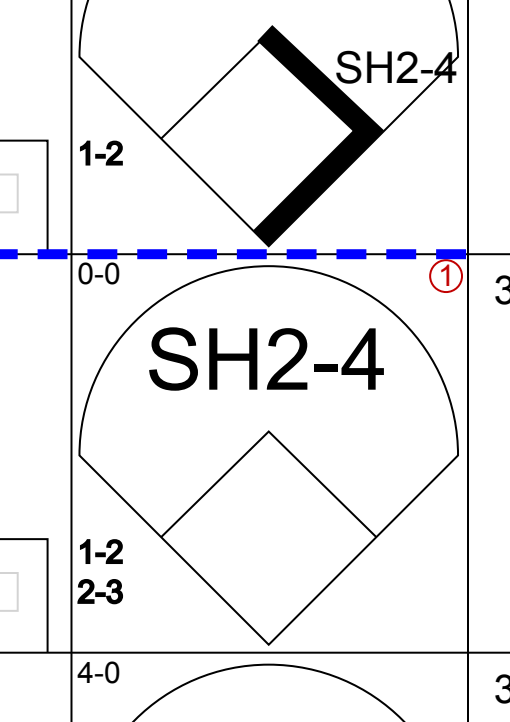

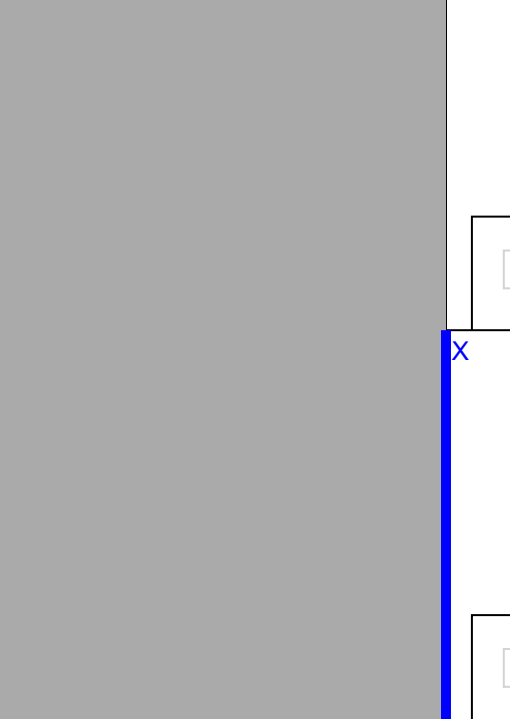
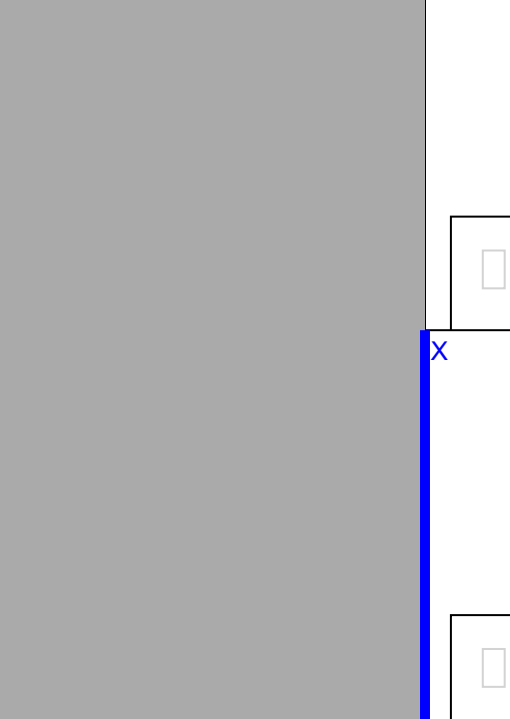
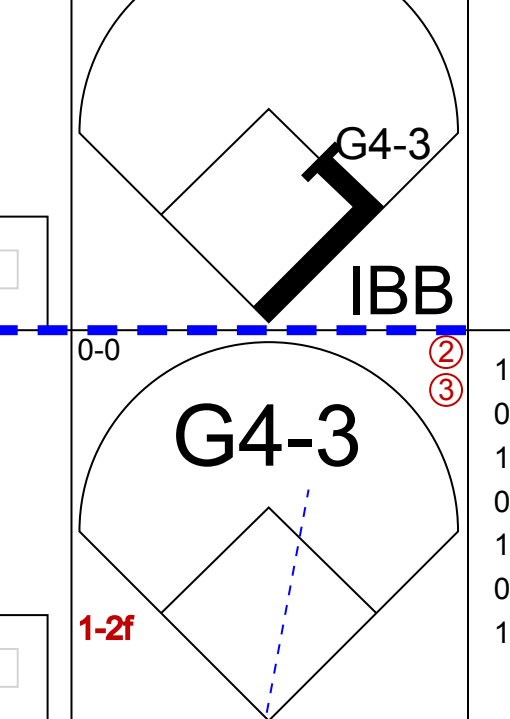
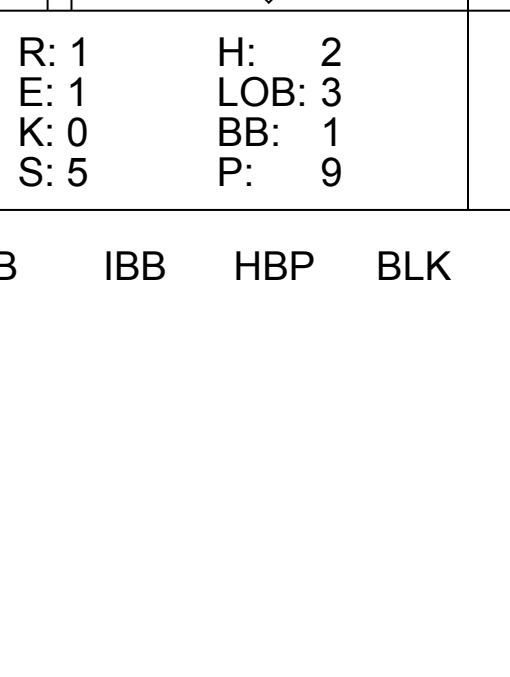
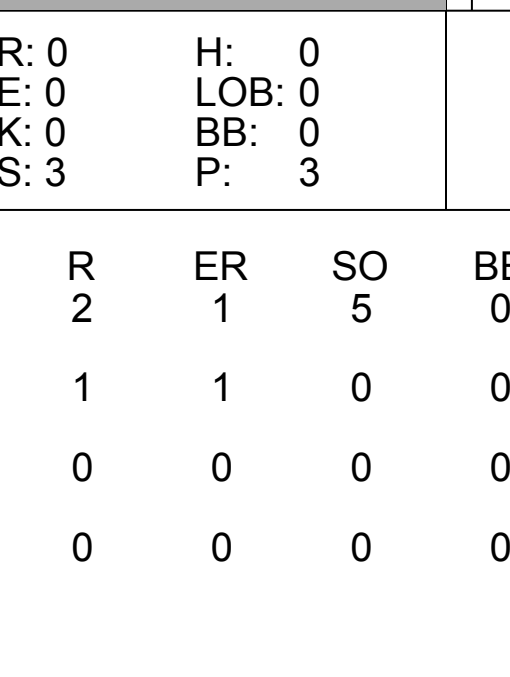
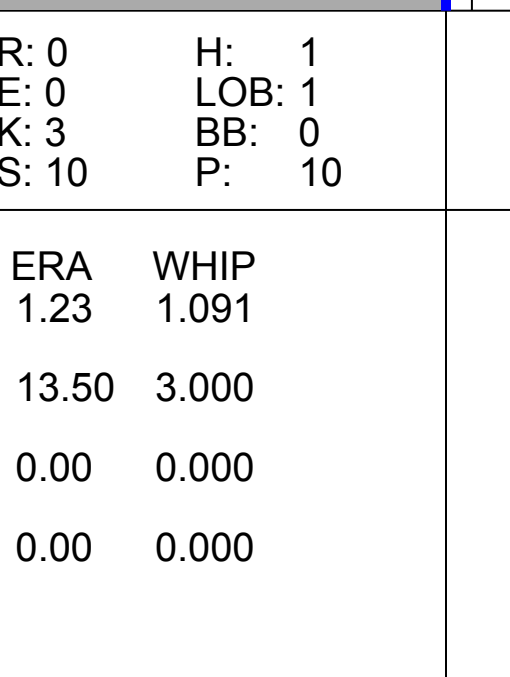
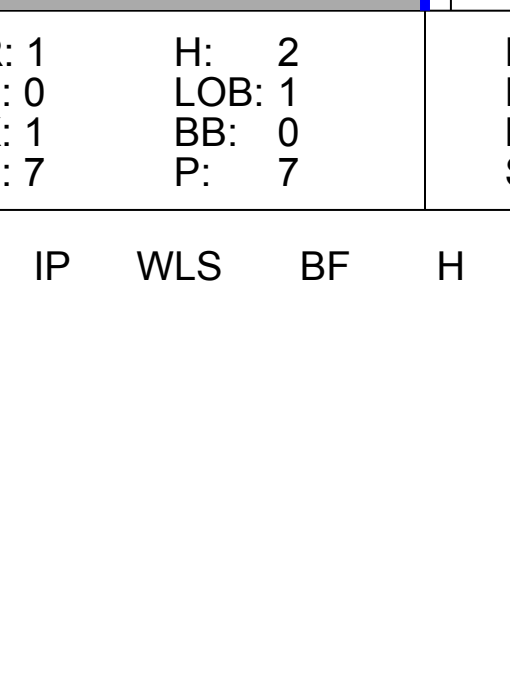
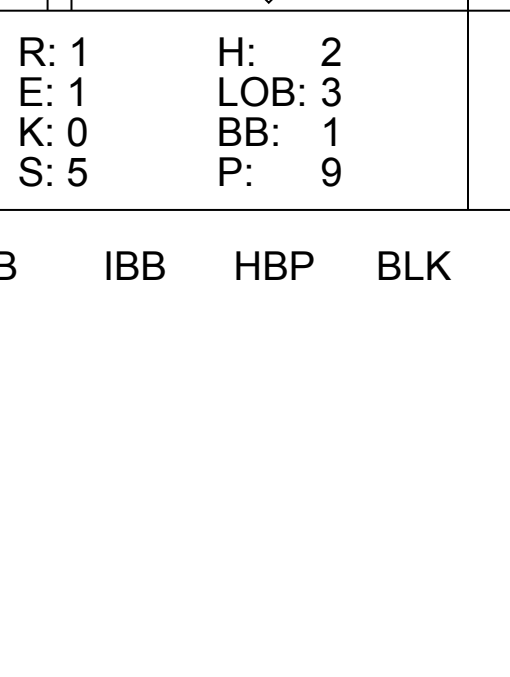


Batter	1	2	3	4	5	6	7	8	9	AB	R	H	RBI	BB	SO	LOB	TOP																					
Wes Parker, S OBP: 0.349, SLG: 0.318										4	0	0	0	1	1	2																						
Ron Hunt, R OBP: 0.403, SLG: 0.400										4	0	2	0	1	0	3																						
Willie Davis, L OBP: 0.340, SLG: 0.380										3	1	0	0	2	0	3																						
Jim Lefebvre, S OBP: 0.351, SLG: 0.406										4	0	1	1	1	0	2																						
Ron Fairly, L OBP: 0.314, SLG: 0.349										5	0	0	0	0	1	5																						
John Roseboro, L OBP: 0.385, SLG: 0.358										5	1	1	0	0	0	2																						
Len Gabrielson, L OBP: 0.243, SLG: 0.338										4	1	2	2	0	1	0																						
Dick Schofield, S OBP: 0.357, SLG: 0.235										2	0	1	0	1	1	0																						
Claude Osteen, L OBP: 0.275, SLG: 0.378										4	1	2	1	0	0	2																						
Phil Regan, R										0	0	0	0	0	0	0																						
Bob Miller, R										0	0	0	0	0	0	0																						
Ron Perranoski, L OBP: 0.250, SLG: 0.250										0	0	0	0	0	0	0																						
<b>Inning Stats</b>	R: 0 E: 0 K: 2 S: 8	H: 1 LOB: 2 BB: 1 P: 12	R: 0 E: 0 K: 1 S: 6	H: 1 LOB: 3 BB: 2 P: 14	R: 0 E: 0 K: 0 S: 3	H: 0 LOB: 1 BB: 1 P: 7	R: 2 E: 0 K: 1 S: 8	H: 3 LOB: 1 BB: 0 P: 8	R: 0 E: 0 K: 0 S: 3	H: 0 LOB: 0 BB: 0 P: 3	R: 0 E: 0 K: 0 S: 4	H: 1 LOB: 1 BB: 0 P: 4	R: 0 E: 0 K: 0 S: 3	H: 0 LOB: 1 BB: 1 P: 7	R: 1 E: 0 K: 0 S: 5	H: 2 LOB: 1 BB: 0 P: 5	R: 1 E: 0 K: 0 S: 4	H: 1 LOB: 1 BB: 1 P: 8	1B: 5 2B: 1 3B: 1 HR: 2	SF: 0 SAC: 1 DP: 0 HBP: 0	WP: 1 PB: 0 SB: 0 CS: 0	PA: 42																
<b>PITCHER</b>	IP	WLS	BF	H	R	ER	SO	BB	IBB	HBP	BLK	WP	HR	S	P	ERA	WHIP	<b>PITCHER</b>				IP	WLS	BF	H	R	ER	SO	BB	IBB	HBP	BLK	WP	HR	S	P	ERA	WHIP
Ray Culp, R ERA: 4.4	3.1	L	18	4	2	2	4	4	0	0	0	1	2	22	38	5.40	2.400																					
Rob Gardner, L ERA:	2.2		10	2	0	0	0	0	0	0	0	0	0	10	10	0.00	0.750																					
Cal Koonce, R ERA: 4.59	2.0		9	2	1	1	0	1	0	0	0	0	0	8	12	4.50	1.500																					
Bill Hands, R ERA: 2.23	1.0		5	1	1	1	0	1	0	0	0	0	0	4	8	9.00	2.000																					

Los Angeles Dodgers @ Chicago Cubs  
Wrigley Field, Chicago, IL  
Wed Jun 14 1967, 3:33 AM CDT  
Att: 10,643 - Sunny - 87 F

AB 35  
R 4  
H 9  
RBI 4  
BB 6  
SO 4  
LOB 19




Batter	1	2	3	4	5	6	7	8	9	AB	R	H	RBI	BB	SO	LOB	BOTTOM																					
Paul Popovich, S OBP: 0.319, SLG: 0.284										4	0	2	0	0	0	1																						
Norm Gagon, R OBP: 0.226, SLG: 0.327										3	0	0	1	0	0	2																						
Billy Williams, L OBP: 0.406, SLG: 0.544										4	0	0	0	0	0	1																						
Ron Santo, R OBP: 0.343, SLG: 0.452										4	1	1	1	0	1	0																						
14 Ernie Banks, R OBP: 0.343, SLG: 0.515										4	1	3	1	0	0	0																						
Joey Amalfitano, R (9, PR)										0	0	0	0	0	0	0																						
Randy Hundley, R OBP: 0.345, SLG: 0.441										3	0	1	0	0	1	1																						
Ted Savage, R OBP: 0.371, SLG: 0.360										3	0	0	0	0	2	2																						
Adolfo Phillips, R OBP: 0.422, SLG: 0.599										3	1	3	0	1	0	0																						
Ray Culp, R ERA: 4.4										1	0	0	0	0	1	0																						
Rob Gardner, L ERA:										0	0	0	0	0	0	1																						
Don Kessinger, S ERA: 2.75										0	0	0	0	0	0	0																						
Cal Koonce, R ERA: 4.59										0	0	0	0	0	0	1																						
John Boccabella, R OBP: 0.301, SLG: 0.125										1	0	0	0	0	0	0																						
Bill Hands, R ERA: 2.23										0	0	0	0	0	0	0																						
Lee Thomas, L OBP: 0.268, SLG: 0.312										1	0	0	0	0	0	3																						
<b>Inning Stats</b>	R: 0 E: 0 K: 0 S: 3	H: 1 LOB: 0 BB: 0 P: 3	R: 0 E: 0 K: 0 S: 3	H: 0 LOB: 0 BB: 0 P: 3	R: 0 E: 0 K: 1 S: 5	H: 1 LOB: 0 BB: 0 P: 5	R: 0 E: 0 K: 0 S: 3	H: 0 LOB: 0 BB: 0 P: 3	R: 0 E: 0 K: 0 S: 10	H: 1 LOB: 1 BB: 0 P: 10	R: 0 E: 0 K: 0 S: 4	H: 1 LOB: 1 BB: 0 P: 4	R: 1 E: 0 K: 1 S: 7	H: 2 LOB: 1 BB: 0 P: 7	R: 1 E: 1 K: 0 S: 5	H: 2 LOB: 1 BB: 0 P: 5	R: 1 E: 1 K: 0 S: 5	H: 2 LOB: 3 BB: 1 P: 9	1B: 8 2B: 0 3B: 0 HR: 2	SF: 1 SAC: 2 DP: 2 HBP: 0	WP: 0 PB: 0 SB: 0 CS: 0	PA: 36																
<b>PITCHER</b>	IP	WLS	BF	H	R	ER	SO	BB	IBB	HBP	BLK	WP	HR	S	P	ERA	WHIP	<b>PITCHER</b>				IP	WLS	BF	H	R	ER	SO	BB	IBB	HBP	BLK	WP	HR	S	P	ERA	WHIP
Claude Osteen, L ERA: 3.61	7.1	W	28	8	2	1	5	0	0	0	0	0	1	38	38	1.23	1.091																					
Phil Regan, R ERA: 2.75	0.2		5	2	1	1	0	0	0	0	0	0	1	5	5	13.50	3.000																					
Bob Miller, R ERA: 6.56	0.1		2	0	0	0	0	0	1	0	0	0	0	1	5	0.00	0.000																					
Ron Perranoski, L ERA: 2.53	0.2	S	1	0	0	0	0	0	0	0	0	0	0	1	1	0.00	0.000																					


Los Angeles Dodgers @ Chicago Cubs  
Wrigley Field, Chicago, IL  
Wed Jun 14 1967, 3:33 AM CDT  
Att: 10,643 - Sunny - 87 F

AB 32  
R 3  
H 10  
RBI 3  
BB 1  
SO 5  
LOB 12





Batter	1	2	3	4	5	6	7	8	9	AB	R	H	RBI	BB	SO	LOB	TOP								
Wes Parker, S OBP: 0.346, SLG: 0.331 (1, 3)	F8		F7		F7		HR		4-3	5	1	2	0	0	3		<b>Los Angeles Dodgers @ Chicago Cubs</b> Wrigley Field, Chicago, IL Thu Jun 15 1967, 3:33 AM CDT Att: 9,715 - Sunny - 90 F								
Ron Hunt, R OBP: 0.405, SLG: 0.417 (1, 4)	K		L4			1B	HR			4	1	2	1	0	1	1									
Willie Davis, L OBP: 0.333, SLG: 0.371 (1, 8)	K			F8		F7	P6			4	0	0	0	0	1	1									
Jim Lefebvre, S OBP: 0.344, SLG: 0.398 (1, 5)		4-3		5-3		F5		K2-3		4	0	0	0	0	1	1									
Ron Fairly, L OBP: 0.321, SLG: 0.353 (1, 9)				CS 1B		L9		P3-6-1 BB		3	0	2	0	1	0	1									
John Roseboro, L OBP: 0.374, SLG: 0.347 (1, 2)	F8			P	4-3			3-1	P3-6-1	5	0	0	0	0	0	3									
Len Gabrielson, L OBP: 0.257, SLG: 0.348 (1, 7)	P5					FC1-6 1B			4-3	4	1	2	0	0	0	1									
Dick Schofield, S OBP: 0.348, SLG: 0.216 (1, 6)			BB	FC1-6 2B		E4 FC6-4 1B			F2	3	1	0	0	1	0	2									
Jim Brewer, L OBP: 0.091, SLG: 0.182 Don Sutton, R OBP: 0.219, SLG: 0.281 (1, 1) (6, 1)	P4					FC6-4 HR				2	0	1	1	0	0	1									
<b>Inning Stats</b>	R: 0 E: 0 K: 2 S: 7	H: 0 LOB: 0 BB: 0 P: 7	R: 0 E: 0 K: 0 S: 4	H: 1 LOB: 1 BB: 0 P: 4	R: 0 E: 0 K: 0 S: 3	H: 0 LOB: 1 BB: 1 P: 7	R: 0 E: 0 K: 0 S: 3	H: 1 LOB: 0 BB: 0 P: 3	R: 1 E: 0 K: 0 S: 5	H: 2 LOB: 1 BB: 0 P: 5	R: 0 E: 0 K: 0 S: 4	H: 1 LOB: 1 BB: 0 P: 4	R: 4 E: 1 K: 0 S: 7	H: 3 LOB: 0 BB: 0 P: 7	R: 0 E: 0 K: 1 S: 4	H: 0 LOB: 0 BB: 1 P: 8	R: 0 E: 0 K: 0 S: 4	H: 1 LOB: 1 BB: 0 P: 4	1B: 6 2B: 1 3B: 0 HR: 2	SF: 0 SAC: 0 DP: 1 HBP: 0	WP: 0 PB: 0 SB: 0 CS: 1	PA: 38			
<b>PITCHER</b>	IP	WLS	BF	H	R	ER	SO	BB	IBB	HBP	BLK	WP	HR	S	P	ERA	WHIP								
Fergie Jenkins, R ERA: 3.16 Chuck Hartenstein, R ERA: 5.79 (1, 1) (9, 1)	8.0	L	34	8	5	1	3	2	0	0	0	0	2	37	45	1.12	1.250								

Batter	1	2	3	4	5	6	7	8	9	AB	R	H	RBI	BB	SO	LOB	BOTTOM								
Paul Popovich, S OBP: 0.303, SLG: 0.268 (1, 6)	K		P3			P8			P6	4	0	0	0	0	1	0	<b>Los Angeles Dodgers @ Chicago Cubs</b> Wrigley Field, Chicago, IL Thu Jun 15 1967, 3:33 AM CDT Att: 9,715 - Sunny - 90 F								
Norm Gibson, R OBP: 0.211, SLG: 0.302 (1, 4)	K			F3		6-3			K	4	0	0	0	0	2	0									
Billy Williams, L OBP: 0.403, SLG: 0.538 (1, 7)	6-3			CS 1B		F5			F8	4	0	1	0	0	0	0									
Ron Santo, R OBP: 0.343, SLG: 0.447 (1, 5)		CS BB		K		P6				2	0	0	0	1	1	1									
14 Ernie Banks, R OBP: 0.338, SLG: 0.507 (1, 3)	K				F8		K			3	0	0	0	0	2	1									
Randy Hundley, R OBP: 0.348, SLG: 0.450 (1, 2)						4-3 2B			P6	3	0	2	0	0	0	0									
Ted Savage, R OBP: 0.369, SLG: 0.358 (1, 9)					4-3				5-3 1B	3	0	1	0	0	0	2									
Adolfo Phillips, R OBP: 0.416, SLG: 0.589 (1, 8)					5-3		K		5-3	3	0	0	0	0	1	2									
Fergie Jenkins, R OBP: 0.135, SLG: 0.167 George Altman, L OBP: 0.091, SLG: 0.182 Chuck Hartenstein, R OBP: 0.250, SLG: 0.250 (1, 1) (8, PH) (9, 1)									K	2	0	0	0	0	1	0									
<b>Inning Stats</b>	R: 0 E: 0 K: 2 S: 7	H: 0 LOB: 0 BB: 0 P: 7	R: 0 E: 0 K: 1 S: 5	H: 1 LOB: 1 BB: 1 P: 9	R: 0 E: 0 K: 0 S: 3	H: 0 LOB: 0 BB: 0 P: 3	R: 0 E: 0 K: 1 S: 5	H: 1 LOB: 1 BB: 0 P: 5	R: 0 E: 0 K: 1 S: 6	H: 1 LOB: 1 BB: 0 P: 6	R: 0 E: 0 K: 1 S: 5	H: 0 LOB: 0 BB: 0 P: 5	R: 0 E: 0 K: 1 S: 6	H: 1 LOB: 1 BB: 0 P: 6	R: 0 E: 0 K: 1 S: 5	H: 0 LOB: 0 BB: 0 P: 5	1B: 3 2B: 3 3B: 0 HR: 0	SF: 0 SAC: 0 DP: 2 HBP: 0	WP: 0 PB: 0 SB: 0 CS: 2	PA: 30					
<b>PITCHER</b>	IP	WLS	BF	H	R	ER	SO	BB	IBB	HBP	BLK	WP	HR	S	P	ERA	WHIP								
Jim Brewer, L ERA: 2.25 Don Sutton, R ERA: 4.71 (1, 1) (6, 1)	5.0	W	17	3	0	0	5	1	0	0	0	0	0	26	30	0.00	0.800								



Batter	1	2	3	4	5	6	7	8	9	10	AB	R	H	RBI	BB	SO	LOB	TOP	
Don Kessinger, S OBP: 0.232, SLG: 0.206 John Boccabella, R OBP: 0.200, SLG: 0.125 Dick Radatz, R OBP: 0.500, SLG: 0.500	6-3		K		FC4-6 1B			F8		SF9	4	0	1	0	0	1	1		
Paul Popovich, S OBP: 0.284, SLG: 0.250	F9		P4-6-3 1-2f		FC4-6 1-2f			P6-3		K	5	0	0	0	0	1	2		
Billy Williams, L OBP: 0.401, SLG: 0.533				P6	3-1			L1			4	0	1	0	0	0	1		
Ron Santo, R OBP: 0.346, SLG: 0.446				4-3				4-3			3	0	1	0	1	0	0		
14 Ernie Banks, R OBP: 0.332, SLG: 0.498				K				F8		K	4	0	0	0	0	3	3		
Randy Hundley, R OBP: 0.347, SLG: 0.451								4-3			4	1	1	0	0	0	1		
Ted Savage, R OBP: 0.362, SLG: 0.339				5-3				5-3			3	1	0	0	1	0	1		
Adolfo Phillips, R OBP: 0.423, SLG: 0.604								6-3			2	2	1	3	2	0	0		
Curt Simmons, L OBP: 0.143, SLG: 0.143 Joe Niekro, R OBP: 0.207, SLG: 0.296				CS				1-3			2	0	1	0	0	1	0		
Norm Gigon, R OBP: 0.207, SLG: 0.296											1	0	0	0	0	1	1		
<b>Inning Stats</b>	R: 0 E: 0 K: 1 S: 6	H: 1 LOB: 2 BB: 1 P: 10	R: 0 E: 0 K: 0 S: 2	H: 0 LOB: 0 BB: 1 P: 6	R: 0 E: 0 K: 1 S: 5	H: 1 LOB: 0 BB: 0 P: 5	R: 0 E: 0 K: 1 S: 5	H: 0 LOB: 0 BB: 0 P: 5	R: 3 E: 0 K: 1 S: 8	H: 3 LOB: 1 BB: 0 P: 12	R: 0 E: 0 K: 0 S: 3	H: 0 LOB: 0 BB: 0 P: 3	R: 0 E: 0 K: 0 S: 6	H: 1 LOB: 1 BB: 0 P: 6	R: 1 E: 0 K: 2 S: 7	H: 0 LOB: 0 BB: 1 P: 11	1B: 4 2B: 1 3B: 0 HR: 1	SF: 1 SAC: 0 DP: 1 HBP: 0	WP: 0 PA: 39
<b>PITCHER</b>	IP	WLS	BF	H	R	ER	SO	BB	IBB	HBP	BLK	WP	HR	S	P	ERA	WHIP		
Dick Selma, R ERA: 2.7	5.0		21	5	3	3	4	3	0	0	0	0	1	26	38	5.40	1.600		
Ron Taylor, R ERA: 4.79	4.0		13	1	0	0	1	0	0	0	0	0	0	15	15	0.00	0.250		
Don Shaw, L ERA: 3.68	1.0	L	4	0	1	0	2	1	0	0	0	0	0	7	11	0.00	1.000		

Chicago Cubs @ New York Mets  
Shea Stadium, Flushing, NY  
Fri Jun 16 1967, 7:05 PM EDT  
Att: 27,804 - Unknown - 80 F

AB	33
R	4
H	6
RBI	4
BB	4
SO	7
LOB	10



Batter	1	2	3	4	5	6	7	8	9	10	AB	R	H	RBI	BB	SO	LOB	BOTTOM			
Bud Harrelson, S OBP: 0.326, SLG: 0.303	6-3		L8		P4 3B			K			5	1	1	0	0	1	2				
Ken Boyer, R OBP: 0.333, SLG: 0.287	L9		F9		F8			L9			5	0	1	0	0	0	3				
Bob Johnson, R OBP: 0.438, SLG: 0.622 Ron Taylor, R OBP: 0.271, SLG: 0.306 Al Luplow, L OBP: 0.271, SLG: 0.306 Don Shaw, L ERA: 3.68											3	1	3	2	0	0	0				
Tommy Davis, R OBP: 0.336, SLG: 0.502											1	0	0	0	0	2	2				
Ron Swoboda, R OBP: 0.310, SLG: 0.443											5	0	1	1	0	1	2				
Jerry Buchek, R OBP: 0.279, SLG: 0.401											5	0	2	0	0	0	1				
Cleon Jones, R OBP: 0.190, SLG: 0.228											4	0	0	0	0	1	3				
Hawk Taylor, R OBP: 0.294, SLG: 0.412											4	0	1	0	0	0	0				
Dick Selma, R OBP: 0.246, SLG: 0.264 Ed Kranepool, L OBP: 0.351, SLG: 0.414											1	0	0	0	0	0	1				
Tommy Reynolds, R OBP: 0.246, SLG: 0.264 Ed Kranepool, L OBP: 0.351, SLG: 0.414											1	1	1	0	0	0	0				
<b>Inning Stats</b>	R: 0 E: 0 K: 0 S: 4	H: 1 LOB: 1 BB: 0 P: 4	R: 0 E: 0 K: 0 S: 3	H: 0 LOB: 0 BB: 0 P: 3	R: 0 E: 0 K: 0 S: 4	H: 1 LOB: 1 BB: 0 P: 4	R: 0 E: 0 K: 1 S: 7	H: 2 LOB: 2 BB: 0 P: 7	R: 3 E: 1 K: 0 S: 7	H: 3 LOB: 1 BB: 0 P: 7	R: 0 E: 0 K: 2 S: 7	H: 0 LOB: 0 BB: 0 P: 7	R: 0 E: 0 K: 0 S: 4	H: 1 LOB: 1 BB: 0 P: 4	R: 0 E: 0 K: 0 S: 5	H: 2 LOB: 2 BB: 0 P: 5	R: 0 E: 0 K: 1 S: 5	H: 0 LOB: 0 BB: 0 P: 5	1B: 8 2B: 1 3B: 1 HR: 0	SF: 0 SAC: 0 DP: 0 HBP: 0	WP: 0 PA: 42
<b>PITCHER</b>	IP	WLS	BF	H	R	ER	SO	BB	IBB	HBP	BLK	WP	HR	S	P	ERA	WHIP				
Curt Simmons, L ERA: 3.96	4.2		22	7	3	0	1	0	0	0	0	0	0	24	24	0.00	1.500				
Joe Niekro, R ERA: 3.97	4.1	W	17	3	0	0	3	0	0	0	0	0	0	23	23	0.00	0.692				
Dick Radatz, R ERA: 7.41	1.0	S	3	0	0	0	1	0	0	0	0	0	0	5	5	0.00	0.000				

Chicago Cubs @ New York Mets  
Shea Stadium, Flushing, NY  
Fri Jun 16 1967, 7:05 PM EDT  
Att: 27,804 - Unknown - 80 F

AB	42
R	3
H	10
RBI	3
BB	0
SO	5
LOB	18










Batter	1	2	3	4	5	6	7	8	9	10	AB	R	H	RBI	BB	SO	LOB			
Paul Popovich, S OBP: 0.275, SLG: 0.235 (1, 6)	F5	L9		FC6-4 BB			K		P4-3		4	0	0	0	1	1	3			
Glenn Beckert, R OBP: 0.332, SLG: 0.401 (1, 4)	1B		F7	FC6-4 S			6-3			6-3 1B	5	0	2	0	0	0	2			
Billy Williams, L OBP: 0.401, SLG: 0.538 (1, 7)	G5-4-3 1B		4-3	F8						F2	5	0	2	0	0	0	3			
Ron Santo, R OBP: 0.352, SLG: 0.443 (1, 5)	G5-4-3			14 HR 1B		L8			K	6-3	5	1	1	0	0	1	4			
14 Ernie Banks, R OBP: 0.356, SLG: 0.507 (1, 3)		2B 1B		HR		6-3			L7		4	1	2	2	1	0	0			
Randy Hundley, R OBP: 0.351, SLG: 0.470 (1, 2)		1B		HR		F7			K	IBB	5	1	2	1	0	1	2			
Ted Savage, R OBP: 0.338, SLG: 0.359 (1, 9)	P4			HR					K		4	0	0	0	0	2	2			
Adolfo Phillips, R OBP: 0.416, SLG: 0.585 (1, 8)				FC6-4 S BB		6-3			F7		2	0	0	0	2	0	0			
Bill Hands, R OBP: 0.256, SLG: 0.250 (7, 1)				BB					F9		3	0	0	0	0	3	4			
Chuck Hartenstein, R OBP: 0.256, SLG: 0.250 (7, 1)				K							0	0	0	0	0	0	0			
Dick Radatz, R OBP: 0.281, SLG: 0.310 (8, 1)				K							0	0	0	0	0	0	0			
Lee Thomas, L OBP: 0.281, SLG: 0.310 (8, 1)				K							1	0	0	0	0	0	0			
Cal Koonce, R OBP: 0.281, SLG: 0.310 (8, 1)				1-2 K							0	0	0	0	0	0	0			
<b>Inning Stats</b>	R: 0 E: 0 K: 0 S: 4	H: 2 LOB: 1 BB: 0 P: 4	R: 0 E: 0 K: 1 S: 7	H: 2 LOB: 3 BB: 1 P: 11	R: 3 E: 0 K: 1 S: 8	H: 3 LOB: 0 BB: 0 P: 8	R: 0 E: 0 K: 1 S: 5	H: 0 LOB: 2 BB: 2 P: 13	R: 0 E: 0 K: 0 S: 3	H: 0 LOB: 0 BB: 0 P: 3	R: 0 E: 0 K: 1 S: 5	H: 1 LOB: 1 BB: 0 P: 8	R: 0 E: 0 K: 2 S: 7	H: 0 LOB: 0 BB: 0 P: 7	R: 0 E: 0 K: 0 S: 3	H: 0 LOB: 0 BB: 0 P: 3	R: 0 E: 0 K: 0 S: 4	H: 1 LOB: 2 BB: 1 P: 8	1B: 6 2B: 1 3B: 0 HR: 2	SF: 0 SAC: 0 DP: 1 HBP: 0
<b>PITCHER</b>	IP 5.0	WLS 7	BF 24	H 7	R 3	ER 3	SO 3	BB 2	IBB 0	HBP 0	BLK 0	WP 0	HR 2	S 27	P 39	ERA 5.40	WHIP 1.800			
Bob Shaw, R ERA: 3.77 (1, 1)	2.0	7	1	0	0	3	0	0	0	0	0	0	0	13	13	0.00	0.500			
Jack Lamabe, R ERA: 4.01 (6, 1)	1.0	3	0	0	0	2	0	0	0	0	0	0	0	7	7	0.00	0.000			
Don Shaw, L ERA: 3.52 (8, 1)	2.0	W	8	1	0	0	0	0	1	0	0	0	0	7	11	0.00	0.500			

**Chicago Cubs @ New York Mets**  
Shea Stadium, Flushing, NY  
Sun Jun 18 1967, 3:33 AM EDT  
Cloudy - 85 F

AB 38  
R 3  
H 9  
RBI 3  
BB 4  
SO 8  
LOB 20




WP: 0 PA: 42  
PB: 0  
SB: 2  
CS: 0

Batter	1	2	3	4	5	6	7	8	9	10	AB	R	H	RBI	BB	SO	LOB			
Bud Harrelson, S OBP: 0.323, SLG: 0.306 (1, 6)	P6		FC4-6			FC6-4 1B			F7		5	0	2	1	0	0	1			
Chuck Hiller, L OBP: 0.140, SLG: 0.171 (1, 4)	5-3		P4			FC6-4 1B			P6-3		2	0	0	0	0	0	1			
Bob Johnson, R OBP: 0.389, SLG: 0.549 (5, 4)			P4			FC6-4 1B					3	1	0	0	0	1	3			
Ed Kranepool, L OBP: 0.353, SLG: 0.414 (1, 3)	L9		F8			FC4-6 1B			F8		5	0	2	0	0	0	1			
Tommy Davis, R OBP: 0.338, SLG: 0.507 (1, 7)		FC3-6 BB 1B		K		FC4-6 FC6-4			FC5-4 1B		5	1	2	1	0	1	2			
Ron Swoboda, R OBP: 0.318, SLG: 0.442 (1, 9)		4-0				FC6-4					2	0	0	0	1	0	1			
Tommie Reynolds, R OBP: 0.262, SLG: 0.333 (8, 9)		1-2 BB		P6-3		FC6-4					2	1	2	1	0	0	0			
Ken Boyer, R OBP: 0.336, SLG: 0.286 (1, 5)		L8		4-3							3	0	0	0	1	0	2			
Al Luplow, L OBP: 0.262, SLG: 0.297 (1, 8)			FC3-6			F9			P4		3	0	0	1	0	0	2			
Jerry Grote, R OBP: 0.188, SLG: 0.233 (1, 2)			L6			1-3					3	1	1	0	0	0	2			
John Sullivan, L OBP: 0.250, SLG: 0.206 (8, PH) (9, 2)			L6			1-3					0	0	0	0	1	0	0			
Bob Shaw, R OBP: 0.259, SLG: 0.299 (8, PH) (9, 1)						L6					1	0	1	0	0	0	0			
Cleon Jones, R OBP: 0.223, SLG: 0.223 (8, 1)						L6					0	0	0	0	0	0	0			
Jack Lamabe, R OBP: 0.259, SLG: 0.309 (7, PH) (8, 1)						L6					0	0	0	0	1	0	0			
Ed Charles, R OBP: 0.259, SLG: 0.309 (7, PH) (8, 1)						L6					0	0	0	0	0	0	0			
Jerry Sutphen, R OBP: 0.259, SLG: 0.309 (8, PH) (9, 1)						L6					1	0	0	0	0	1	3			
Jack Killebrew, R OBP: 0.214, SLG: 0.160 (9, 1)						L6					0	0	0	0	0	0	0			
<b>Inning Stats</b>	R: 0 E: 0 K: 0 S: 3	H: 0 LOB: 0 BB: 0 P: 3	R: 0 E: 0 K: 0 S: 4	H: 1 LOB: 2 BB: 1 P: 8	R: 0 E: 0 K: 0 S: 4	H: 1 LOB: 1 BB: 0 P: 4	R: 0 E: 0 K: 1 S: 5	H: 0 LOB: 0 BB: 0 P: 5	R: 0 E: 0 K: 0 S: 3	H: 0 LOB: 0 BB: 0 P: 3	R: 1 E: 0 K: 1 S: 7	H: 2 LOB: 2 BB: 1 P: 11	R: 1 E: 0 K: 1 S: 7	H: 2 LOB: 3 BB: 2 P: 15	R: 0 E: 0 K: 0 S: 4	H: 1 LOB: 1 BB: 0 P: 4	R: 1 E: 0 K: 0 S: 1	H: 1 LOB: 0 BB: 0 P: 1	1B: 7 2B: 2 3B: 0 HR: 1	SF: 1 SAC: 0 DP: 0 HBP: 0
<b>PITCHER</b>	IP 6.2	WLS 2	BF 27	H 5	R 2	ER 2	SO 1	BB 2	IBB 0	HBP 0	BLK 0	WP 0	HR 0	S 27	P 35	ERA 2.70	WHIP 1.050			
Bill Hands, R ERA: 2.31 (7, 1)	0.1	2	1	0	0	1	0	0	0	0	0	0	0	4	4	0.00	3.000			
Chuck Hartenstein, R ERA: 3.59 (8, 1)	1.0	7	2	1	1	1	1	1	0	0	1	0	7	15	9.00	3.000				
Dick Radatz, R ERA: 7.9 (8, PH) (9, 1)	1.0	L	5	2	1	1	0	0	0	0	0	1	5	5	9.00	2.000				

**Chicago Cubs @ New York Mets**  
Shea Stadium, Flushing, NY  
Sun Jun 18 1967, 3:33 AM EDT  
Cloudy - 85 F

AB 36  
R 4  
H 10  
RBI 4  
BB 4  
SO 3  
LOB 18



WP: 1 PA: 41  
PB: 0  
SB: 0  
CS: 0



Batter	1	2	3	4	5	6	7	8	9	AB	R	H	RBI	BB	SO	LOB	TOP									
Paul Popovich, S OBP: 0.271, SLG: 0.244										5	1	1	0	0	0	2										
Glenn Beckert, R OBP: 0.340, SLG: 0.415										3	2	2	1	1	0	0										
Billy Williams, L OBP: 0.398, SLG: 0.535										3	0	1	1	0	0	1										
Ron Santo, R OBP: 0.362, SLG: 0.465										3	1	3	1	1	0	0										
Lee Thomas, L OBP: 0.273, SLG: 0.302										3	0	0	1	0	0	2										
Randy Hundley, R OBP: 0.350, SLG: 0.466										4	0	1	0	0	0	2										
Ted Savage, R OBP: 0.321, SLG: 0.338										4	0	0	0	0	1	1	AB 31									
Adolfo Phillips, R OBP: 0.413, SLG: 0.576										3	0	0	0	1	0	0	R 4									
Rob Gardner, R										1	0	0	0	0	0	0	H 8									
Ray Culp, R OBP: 0.045, SLG: 0.136										2	0	0	0	0	2	2	RBI 4									
<b>Inning Stats</b>	R: 3 E: 0 K: 0 S: 6	H: 3 LOB: 0 BB: 0 P: 6	R: 0 E: 0 K: 0 S: 3	H: 0 LOB: 0 BB: 0 P: 3	R: 0 E: 0 K: 0 S: 2	H: 0 LOB: 0 BB: 1 P: 6	R: 0 E: 0 K: 0 S: 4	H: 2 LOB: 1 BB: 0 P: 4	R: 0 E: 1 K: 1 S: 5	H: 0 LOB: 0 BB: 0 P: 5	R: 0 E: 0 K: 0 S: 4	H: 1 LOB: 1 BB: 0 P: 4	R: 0 E: 1 K: 1 S: 6	H: 0 LOB: 0 BB: 0 P: 6	R: 1 E: 0 K: 0 S: 5	H: 2 LOB: 2 BB: 1 P: 9	R: 0 E: 0 K: 1 S: 5	H: 0 LOB: 1 BB: 1 P: 9	1B: 5 2B: 2 3B: 1 HR: 1	SF: 2 SAC: 1 DP: 3 HBP: 0	WP: 0 PB: 0 SB: 1 CS: 0	PA: 37				
<b>PITCHER</b>	IP	WLS	BF	H	R	ER	SO	BB	IBB	HBP	BLK	WP	HR	S	P	ERA	WHIP									
Tom Seaver, R ERA: 2.54	(1, 1)	9.0	L	37	8	4	4	3	3	0	0	0	0	1	40	52	4.00	1.222								

Chicago Cubs @ New York Mets  
Shea Stadium, Flushing, NY  
Sun Jun 18 1967, 3:38 AM EDT  
Att. 26,681 - Cloudy

AB	31
R	4
H	8
RBI	4
BB	3
SO	3
LOB	10



Batter	1	2	3	4	5	6	7	8	9	AB	R	H	RBI	BB	SO	LOB	BOTTOM									
Bud Harrelson, S OBP: 0.321, SLG: 0.305										4	1	1	0	0	0	3										
John Sullivan, L OBP: 0.246, SLG: 0.203										1	0	0	0	0	1	1										
Bob Johnson, R OBP: 0.397, SLG: 0.564										4	0	2	0	0	1	2										
Ed Charles, R OBP: 0.359, SLG: 0.303										3	0	0	1	0	2	1										
Tommy Davis, R OBP: 0.336, SLG: 0.500										3	0	0	0	1	1	2										
Ken Boyer, R OBP: 0.333, SLG: 0.279										3	0	0	0	1	0	3										
Tommie Reynolds, R OBP: 0.282, SLG: 0.328										4	1	1	0	0	1	1										
Cleon Jones, R OBP: 0.201, SLG: 0.252										4	1	3	0	0	0	0	AB 33									
Hawk Taylor, R OBP: 0.286, SLG: 0.381										3	0	1	2	0	1	2	R 3									
Al Luplow, L OBP: 0.260, SLG: 0.295										1	0	0	0	0	0	0	H 9									
Tom Seaver, R OBP: 0.389, SLG: 0.333										3	0	1	0	0	0	2	RBI 3									
Ed Kranepool, L OBP: 0.357, SLG: 0.414										0	0	0	0	1	0	0	BB 3									
Jerry Buchek, R OBP: 0.274, SLG: 0.394										0	0	0	0	0	0	0	SO 7									
<b>Inning Stats</b>	R: 1 E: 0 K: 0 S: 5	H: 2 LOB: 1 BB: 0 P: 5	R: 1 E: 0 K: 2 S: 10	H: 3 LOB: 2 BB: 0 P: 10	R: 0 E: 0 K: 0 S: 2	H: 0 LOB: 0 BB: 1 P: 6	R: 1 E: 0 K: 0 S: 5	H: 2 LOB: 1 BB: 0 P: 5	R: 0 E: 0 K: 1 S: 6	H: 1 LOB: 1 BB: 0 P: 6	R: 0 E: 0 K: 1 S: 6	H: 1 LOB: 1 BB: 0 P: 6	R: 0 E: 0 K: 1 S: 5	H: 0 LOB: 0 BB: 0 P: 5	R: 0 E: 0 K: 1 S: 4	H: 0 LOB: 0 BB: 1 P: 8	R: 0 E: 0 K: 1 S: 5	H: 0 LOB: 1 BB: 1 P: 9	1B: 7 2B: 1 3B: 1 HR: 0	SF: 1 SAC: 0 DP: 2 HBP: 0	WP: 0 PB: 0 SB: 1 CS: 0	PA: 37				
<b>PITCHER</b>	IP	WLS	BF	H	R	ER	SO	BB	IBB	HBP	BLK	WP	HR	S	P	ERA	WHIP									
Rob Gardner, L ERA: 4.5	(1, 1)	1.1	W	28	4	1	1	6	3	0	0	0	0	0	37	49	1.17	0.913								
Ray Culp, R ERA: 4.03	(2, 1)	7.2	W	28	4	1	1	6	3	0	0	0	0	0	37	49	1.17	0.913								

Chicago Cubs @ New York Mets  
Shea Stadium, Flushing, NY  
Sun Jun 18 1967, 3:38 AM EDT  
Att. 26,681 - Cloudy

AB	33
R	3
H	9
RBI	3
BB	3
SO	7
LOB	17





Batter	1	2	3	4	5	6	7	8	9	AB	R	H	RBI	BB	SO	LOB	TOP				
Don Kessinger, S (1,6) George Altman, L (8,PH) Chuck Hartenstein, R (8,1) OBP: 0.241, SLG: 0.220 OBP: 0.077, SLG: 0.154 OBP: 0.250, SLG: 0.250	4-0 P5-3 2B BB		0-0 G3		0-0 HBP 1B	0-0 1-3		0-3 K		3	1	1	0	1	0	1					
Paul Popovich, S (1,4) OBP: 0.297, SLG: 0.242	0-0 P5-3 1-2		0-0 1B		0-0 P8		0-0 P6-3		0-0 P4-3	5	0	1	0	0	0	2					
Billy Williams, L (1,7) OBP: 0.398, SLG: 0.535	0-0 2H 2B		0-0 F8		0-3 K		0-3 K		4-0 1B BB	4	0	1	1	1	2	1					
Ron Santo, R (1,5) OBP: 0.367, SLG: 0.465	0-0 6-3			0-0 6-3	1-0 HBP		0-0 1B		0-0 1B	4	0	2	0	0	0	1					
14 Ernie Banks, R (1,3) OBP: 0.333, SLG: 0.500	0-3 K			0-0 1B SF8	0-3 K		0-3 K		0-0 F9	5	1	1	0	0	3	6					
Randy Hundley, R (1,2) OBP: 0.351, SLG: 0.469		0-0 1-3		0-0 FC5 PB 1B		0-0 E2 3B		0-0 5-3	0-3 K	5	1	2	0	0	1	2					
Ted Savage, R (1,9) OBP: 0.318, SLG: 0.338		0-0 F9		0-0 SF8		0-3 K		0-0 BB 1B		3	0	1	1	0	1	1					
Adolfo Phillips, R (1,8) OBP: 0.415, SLG: 0.582		4-0 BB		0-3 K	1-2 BB	0-0 K		0-0 F8		3	0	1	1	1	1	2					
Fergie Jenkins, R (1,1) Lee Thomas, L (8,PH) Norm Gigon, R (8,4) OBP: 0.125, SLG: 0.154 OBP: 0.279, SLG: 0.302 OBP: 0.207, SLG: 0.296	0-3 K		0-3 K	0-0 FC5	0-0 F3		4-0 BB		0-0 BB	3	0	0	0	0	1	4					
<b>Inning Stats</b>	R: 1 E: 0 K: 1 S: 6	H: 1 LOB: 1 BB: 1 P: 10	R: 0 E: 0 K: 1 S: 5	H: 0 LOB: 1 BB: 1 P: 9	R: 0 E: 0 K: 0 S: 3	H: 1 LOB: 0 BB: 0 P: 3	R: 1 E: 0 K: 1 S: 8	H: 2 LOB: 2 BB: 0 P: 8	R: 0 E: 0 K: 2 S: 8	H: 1 LOB: 1 BB: 0 P: 7	R: 0 E: 0 K: 2 S: 8	H: 1 LOB: 1 BB: 0 P: 8	R: 0 E: 0 K: 1 S: 6	H: 1 LOB: 2 BB: 1 P: 10	R: 0 E: 0 K: 1 S: 6	H: 1 LOB: 2 BB: 1 P: 10	1B: 7 2B: 2 3B: 1 HR: 0	SF: 1 SAC: 0 DP: 0 HBP: 1	WP: 0 PB: 1 SB: 0 CS: 0	PA: 42	
<b>PITCHER</b>	IP WLS BF H R ER SO BB IBB HBP BLK WP HR S P ERA WHIP	7.1 W 34 9 3 3 8 2 0 1 0 0 0 0 47 56 3.68 1.500	1.2 S 8 1 0 0 2 2 0 0 0 0 0 0 10 18 0.00 1.800																		

Chicago Cubs @ Pittsburgh Pirates  
Forbes Field, Pittsburgh, PA  
Mon Jun 19 1967, 7:05 PM EDT  
Att: 12,224 - Cloudy - 60 F

AB	36
R	3
H	10
RBI	3
BB	4
SO	10
LOB	22



Batter	1	2	3	4	5	6	7	8	9	AB	R	H	RBI	BB	SO	LOB	BOTTOM			
Matty Alou, L (1,8) OBP: 0.369, SLG: 0.380	0-0 BB FC6-4 1B				0-3 K		0-0 1-3 2H 1B			4	1	3	1	0	1	0				
Maury Wills, S (1,5) OBP: 0.316, SLG: 0.362	0-0 FC6-4 1B	0-0 P5			0-0 2-3			0-0 1B 4-3 1B		4	1	2	0	0	0	1				
Roberto Clemente, R (1,9) OBP: 0.426, SLG: 0.591	0-3 K		0-0 6-3		0-0 L4		0-0 F7	0-0 1B 4-3 1B		4	0	1	0	0	1	2				
Willie Stargell, L (1,3) OBP: 0.341, SLG: 0.450	4-0 FC6-4 BB		0-3 K		0-0 F7		0-0 4-3	0-0 1B 4-3 1B		3	0	0	0	1	1	2				
Manny Mota, R (1,7) OBP: 0.298, SLG: 0.392	0-0 FC6-4 1B		0-0 5-3		0-0 5-3		0-0 K			4	1	0	1	0	1	3				
Bill Mazeroski, R (1,4) OBP: 0.310, SLG: 0.367	0-0 1H 3H 1B			0-3 K		0-0 E5 1B		0-3 K		3	1	1	2	0	1	0				
Andre Rodgers, R (1,6) Gene Alley, R (8,6) OBP: 0.335, SLG: 0.444 OBP: 0.330, SLG: 0.412	0-0 F9			0-0 CS 1B		0-3 K		0-0 K		3	0	1	0	0	1	2				
Jerry May, R (1,2) OBP: 0.394, SLG: 0.405		0-0 P4-3		0-0 F8		0-0 1B 1B		0-0 1B 1B		3	0	1	0	0	0	1				
Bob Veale, S (1,1) Al McBean, R (8,1) OBP: 0.030, SLG: 0.030	0-0 P4-3			0-0 1-3		0-0 L5				3	0	0	0	0	0	2				
<b>Inning Stats</b>	R: 3 E: 0 K: 1 S: 8	H: 3 LOB: 1 BB: 1 P: 12	R: 0 E: 0 K: 0 S: 4	H: 1 LOB: 1 BB: 0 P: 4	R: 0 E: 0 K: 1 S: 5	H: 1 LOB: 0 BB: 0 P: 5	R: 0 E: 0 K: 1 S: 5	H: 0 LOB: 0 BB: 0 P: 5	R: 0 E: 0 K: 0 S: 3	H: 0 LOB: 0 BB: 0 P: 3	R: 1 E: 1 K: 1 S: 7	H: 2 LOB: 2 BB: 0 P: 7	R: 0 E: 0 K: 1 S: 6	H: 2 LOB: 1 BB: 0 P: 6	1B: 9 2B: 0 3B: 0 HR: 0	SF: 0 SAC: 0 DP: 0 HBP: 0	WP: 0 PB: 0 SB: 1 CS: 1	PA: 32		
<b>PITCHER</b>	IP WLS BF H R ER SO BB IBB HBP BLK WP HR S P ERA WHIP	7.0 L 28 7 4 0 3 5 1 0 0 0 0 0 37 41 3.86 1.143	1.0 L 4 2 0 0 1 0 0 0 0 0 0 0 6 6 0.00 2.000																	

Chicago Cubs @ Pittsburgh Pirates  
Forbes Field, Pittsburgh, PA  
Mon Jun 19 1967, 7:05 PM EDT  
Att: 12,224 - Cloudy - 60 F

AB	31
R	4
H	9
RBI	4
BB	1
SO	6
LOB	13





Batter	1	2	3	4	5	6	7	8	9	AB	R	H	RBI	BB	SO	LOB	TOP		
Don Kessinger, S (1, 6) OBP: 0.240, SLG: 0.220										4	0	1	1	0	1	0	<b>Chicago Cubs @ Pittsburgh Pirates</b> Forbes Field, Pittsburgh, PA Tue Jun 20 1967, 7:05 PM EDT Att: 12,393 - Cloudy - 80 F		
Paul Popovich, S (1, 4) OBP: 0.274, SLG: 0.242										4	1	1	0	1	0	1			
Billy Williams, L (1, 7) OBP: 0.399, SLG: 0.540										5	1	2	0	0	1	1			
Ron Santo, R (1, 5) OBP: 0.371, SLG: 0.468										5	1	3	2	0	0	0			
Lee Thomas, L (1, 3) OBP: 0.276, SLG: 0.299										5	0	1	0	0	0	3			
Randy Hundley, R (1, 2) OBP: 0.353, SLG: 0.470										4	1	2	0	0	0	2			
Ted Savage, R (1, 9) OBP: 0.337, SLG: 0.373										4	1	3	1	0	0	0			
Adolfo Phillips, R (1, 8) OBP: 0.416, SLG: 0.579										3	0	1	0	1	0	3			
Joe Niekro, R (1, 1) Chuck Hartenstein, R (5, 1) OBP: 0.157, SLG: 0.157										2	0	0	1	0	0	2			
										2	0	0	0	0	2	4	<b>AB 38</b> <b>R 5</b> <b>H 14</b> <b>RBI 5</b> <b>BB 2</b> <b>SO 4</b> <b>LOB 16</b>		
<b>Inning Stats</b>	R: 0 E: 0 K: 0 S: 3	H: 1 LOB: 0 BB: 0 P: 3	R: 1 E: 0 K: 0 S: 5	H: 3 LOB: 1 BB: 0 P: 5	R: 1 E: 0 K: 1 S: 8	H: 3 LOB: 2 BB: 0 P: 8	R: 2 E: 1 K: 0 S: 5	H: 2 LOB: 1 BB: 1 P: 9	R: 0 E: 0 K: 1 S: 6	H: 1 LOB: 1 BB: 0 P: 6	R: 0 E: 0 K: 1 S: 5	H: 0 LOB: 0 BB: 0 P: 5	R: 0 E: 0 K: 1 S: 7	H: 2 LOB: 3 BB: 1 P: 11	R: 1 E: 0 K: 0 S: 5	H: 2 LOB: 1 BB: 0 P: 5		1B: 12 2B: 1 3B: 1 HR: 0	SF: 1 SAC: 0 DP: 2 HBP: 0
<b>PITCHER</b>	IP WLS BF H R ER SO BB IBB HBP BLK WP HR S P ERA WHIP	IP WLS BF H R ER SO BB IBB HBP BLK WP HR S P ERA WHIP																	
Steve Blass, R (1, 1) ERA: 2.35	3.2 L 20 9 4 3 1 1 0 0 0 0 0 0 21 25 7.36 2.727																		
Woodie Fryman, L (4, 1) ERA: 5.51	1.1 3 0 0 0 0 0 0 0 0 0 0 0 3 3 0.00 0.000																		
Pete Mikkelsen, R (6, 1) ERA: 3.79	2.0 7 1 0 0 2 0 0 0 0 0 0 0 11 11 0.00 0.500																		
Al McBean, R (8, 1) ERA: 2.08	2.0 11 4 1 1 1 0 1 0 0 0 0 0 12 16 4.50 2.000																		

Batter	1	2	3	4	5	6	7	8	9	AB	R	H	RBI	BB	SO	LOB	BOTTOM				
Matty Alou, L (1, 8) OBP: 0.371, SLG: 0.382										4	0	2	0	0	0	1	<b>Chicago Cubs @ Pittsburgh Pirates</b> Forbes Field, Pittsburgh, PA Tue Jun 20 1967, 7:05 PM EDT Att: 12,393 - Cloudy - 80 F				
Maury Wills, S (1, 5) OBP: 0.311, SLG: 0.355										4	0	0	0	0	0	2					
Roberto Clemente, R (1, 9) OBP: 0.423, SLG: 0.576										4	0	1	0	0	0	1					
Willie Stargell, L (1, 3) OBP: 0.348, SLG: 0.456										4	0	3	0	0	0	1					
Manny Mota, R (1, 7) OBP: 0.297, SLG: 0.387										4	0	1	0	0	1	2					
Bill Mazerolski, R (1, 4) OBP: 0.309, SLG: 0.365										4	1	1	0	0	0	2					
Andre Rodgers, R (1, 6) OBP: 0.320, SLG: 0.381										3	0	0	0	1	1	2					
Jerry May, R (1, 2) OBP: 0.390, SLG: 0.408										4	1	1	0	0	0	1					
Steve Blass, R (1, 1) ERA: 2.35										1	0	0	0	0	0	1					
Woodie Fryman, R (4, 1) ERA: 5.51										0	0	0	0	0	0	0					
Donn Clendenen, R (5, PH) OBP: 0.329, SLG: 0.374										1	1	1	3	0	0	0					
Pete Mikkelsen, R (6, 1) ERA: 3.79										0	0	0	0	0	0	0					
George Springs, L (7, PH) OBP: 0.350, SLG: 0.232										1	0	0	0	0	0	0					
Al McBean, R (8, 1) ERA: 2.08										0	0	0	0	0	0	0					
<b>Inning Stats</b>	R: 0 E: 0 K: 0 S: 3	H: 0 LOB: 0 BB: 0 P: 3	R: 0 E: 0 K: 0 S: 3	H: 1 LOB: 0 BB: 0 P: 3	R: 0 E: 0 K: 1 S: 6	H: 0 LOB: 1 BB: 1 P: 7	R: 0 E: 0 K: 1 S: 6	H: 1 LOB: 1 BB: 0 P: 6	R: 3 E: 0 K: 1 S: 9	H: 4 LOB: 1 BB: 0 P: 9	R: 0 E: 0 K: 0 S: 4	H: 2 LOB: 1 BB: 0 P: 4	R: 0 E: 0 K: 0 S: 4	H: 1 LOB: 1 BB: 0 P: 4	R: 0 E: 0 K: 0 S: 3	H: 1 LOB: 0 BB: 0 P: 3	R: 0 E: 0 K: 0 S: 3	H: 0 LOB: 0 BB: 0 P: 3	1B: 8 2B: 1 3B: 0 HR: 1	SF: 0 SAC: 0 DP: 3 HBP: 0	WP: 0 PA: 35
<b>PITCHER</b>	IP WLS BF H R ER SO BB IBB HBP BLK WP HR S P ERA WHIP	IP WLS BF H R ER SO BB IBB HBP BLK WP HR S P ERA WHIP																			
Joe Niekro, R (1, 1) ERA: 3.88	4.1 19 6 3 3 2 1 0 0 0 0 0 0 22 26 6.23 1.615																				
Chuck Hartenstein, R (5, 1) ERA: 3.52	4.2 W 16 4 0 0 0 0 0 0 0 0 0 0 16 16 0.00 0.857																				



Batter	1	2	3	4	5	6	7	8	9	AB	R	H	RBI	BB	SO	LOB	TOP		
Don Kessinger, S OBP: 0.245, SLG: 0.230	BB 1B	P6-4-3 1B			K		SH3 1B		F7	5	1	3	0	0	1	0	<b>Chicago Cubs @ Pittsburgh Pirates</b> Forbes Field, Pittsburgh, PA Wed Jun 21 1967, 7:05 PM EDT Att: 11,870 - Unknown - 84 F		
Paul Popovich, S OBP: 0.294, SLG: 0.233	K	P6-4-3 1-2			P4-3		SH3		P6	4	0	0	0	0	1	2			
Billy Williams, L OBP: 0.400, SLG: 0.536	1B 1B BB				P6		4-3		IBB	2	1	0	0	2	0	0			
Ron Santo, R OBP: 0.369, SLG: 0.465	1B 1B 1-2 2H				4-3		K		P6	4	1	1	1	0	1	2			
Randy Hundley, R OBP: 0.356, SLG: 0.470	1B 1B 1-3 2H				K		2B 3B 1B		F7	4	2	2	1	0	1	2			
Ted Savage, R OBP: 0.344, SLG: 0.385	1B IBB				K		3B 2B		6-3	3	1	1	0	1	1	0			
John Boccabella, R OBP: 0.208, SLG: 0.250	F9				6-3		3B 2H 3H		K	4	0	1	2	0	1	3			
Adolfo Phillips, R OBP: 0.418, SLG: 0.575	1B 1-3 2H 3H				P6		IBB		K	3	0	1	2	1	1	0			
Curt Simmons, L OBP: 0.120, SLG: 0.120		6-3			6-3		6-3		5-3	4	0	0	0	0	1	2			
Dick Radatz, R OBP: 0.500, SLG: 0.500										0	0	0	0	0	0	0			
<b>Inning Stats</b>	R: 4 E: 0 K: 1 S: 8	H: 4 LOB: 2 BB: 2 P: 16	R: 0 E: 0 K: 0 S: 3	H: 1 LOB: 0 BB: 0 P: 3	R: 0 E: 0 K: 1 S: 5	H: 0 LOB: 0 BB: 0 P: 5	R: 0 E: 0 K: 1 S: 5	H: 0 LOB: 0 BB: 0 P: 5	R: 0 E: 0 K: 1 S: 5	H: 3 LOB: 2 BB: 1 P: 14	R: 0 E: 0 K: 0 S: 4	H: 1 LOB: 2 BB: 1 P: 8	R: 0 E: 0 K: 2 S: 7	H: 0 LOB: 0 BB: 0 P: 7	R: 0 E: 0 K: 0 S: 3	H: 0 LOB: 0 BB: 0 P: 3	1B: 7 2B: 1 3B: 1 HR: 0	SF: 0 SAC: 1 DP: 1 HBP: 0	WP: 0 PA: 38 PB: 0 SB: 0 CS: 0
<b>PITCHER</b>	IP WLS BF H R ER SO BB IBB HBP BLK WP HR S P ERA WHIP	IP WLS BF H R ER SO BB IBB HBP BLK WP HR S P ERA WHIP																	
Billy O'Dell, L ERA: 5.68	0.1	L	5	3	4	4	1	1	0	0	0	0	0	0	6	10	108.00	12.000	
Vern Law, R ERA: 5.45	6.2		27	6	2	2	5	0	3	0	0	0	0	0	34	46	2.70	0.900	
Pete Mikkelsen, R ERA: 3.58	2.0		6	0	0	0	2	0	0	0	0	0	0	0	10	10	0.00	0.000	
<b>Batter</b>	<b>1</b>	<b>2</b>	<b>3</b>	<b>4</b>	<b>5</b>	<b>6</b>	<b>7</b>	<b>8</b>	<b>9</b>	<b>AB</b>	<b>R</b>	<b>H</b>	<b>RBI</b>	<b>BB</b>	<b>SO</b>	<b>LOB</b>	<b>BOTTOM</b>		
Matty Alou, L OBP: 0.369, SLG: 0.380	1B 6-3 1B		K		F7		5-3			4	1	1	0	0	1	1	<b>Chicago Cubs @ Pittsburgh Pirates</b> Forbes Field, Pittsburgh, PA Wed Jun 21 1967, 7:05 PM EDT Att: 11,870 - Unknown - 84 F		
Maury Wills, S OBP: 0.314, SLG: 0.358	1B 1-3		BB 1B		6-3				6-3	4	0	2	0	0	0	0			
Manny Mota, R OBP: 0.303, SLG: 0.402	6-3		1-2 2-3		BB		P4-3 3B		1-3	3	1	1	1	1	0	0			
Roberto Clemente, R OBP: 0.420, SLG: 0.568	P4-3		1-3				P4-3		BB	3	0	0	1	1	0	3			
Bill Mazerowski, R OBP: 0.308, SLG: 0.367	F7				1B 2B		P4-3		L7	4	0	1	0	0	0	1			
Andre Rodgers, R OBP: 0.345, SLG: 0.400	P6-4-3 1B		F8		F9		F9		FC6-4 1B	4	0	2	0	0	0	1			
Gene Alley, R OBP: 0.333, SLG: 0.419	P6-4-3 1-2		P4-6-3 1B		P4-3 2-3		P4-3 SF9 2B		FC6-4 5-3	4	1	2	0	0	0	2			
Jerry May, R OBP: 0.388, SLG: 0.407			BB 1B 1B		P4-6-3 1-2		P4-3		5-3	3	0	1	0	0	0	3			
George Springs, L OBP: 0.246, SLG: 0.228							2-3		1-2	1	0	0	0	0	0	1			
Billy O'Dell, S OBP: 0.192, SLG: 0.125									6-3	0	0	0	0	0	0	0			
Vern Law, R OBP: 0.222, SLG: 0.444			F8				SF9			2	0	0	0	0	0	1			
Jose Pagan, R OBP: 0.329, SLG: 0.375										0	0	0	1	0	0	0			
Pete Mikkelsen, R OBP: 0.329, SLG: 0.372										0	0	0	0	0	0	0			
Donn Clendenen, R OBP: 0.279, SLG: 0.372										1	0	0	0	0	0	1			
<b>Inning Stats</b>	R: 1 E: 0 K: 0 S: 4	H: 2 LOB: 0 BB: 0 P: 4	R: 0 E: 0 K: 0 S: 3	H: 1 LOB: 0 BB: 0 P: 3	R: 0 E: 0 K: 1 S: 7	H: 2 LOB: 3 BB: 1 P: 11	R: 0 E: 0 K: 0 S: 4	H: 2 LOB: 1 BB: 0 P: 4	R: 0 E: 0 K: 0 S: 3	H: 0 LOB: 0 BB: 0 P: 3	R: 1 E: 0 K: 0 S: 4	H: 1 LOB: 0 BB: 0 P: 4	R: 1 E: 0 K: 0 S: 4	H: 1 LOB: 1 BB: 1 P: 7	R: 0 E: 0 K: 0 S: 4	H: 1 LOB: 1 BB: 0 P: 4	1B: 7 2B: 2 3B: 1 HR: 0	SF: 1 SAC: 0 DP: 2 HBP: 0	WP: 0 PA: 36 PB: 0 SB: 0 CS: 0
<b>PITCHER</b>	IP WLS BF H R ER SO BB IBB HBP BLK WP HR S P ERA WHIP	IP WLS BF H R ER SO BB IBB HBP BLK WP HR S P ERA WHIP																	
Curt Simmons, L ERA: 3.89	8.0	W	33	10	3	3	1	2	0	0	0	0	0	0	33	41	3.38	1.500	
Dick Radatz, R ERA: 7.11	1.0	S	3	0	0	0	0	0	0	0	0	0	0	3	3	0.00	0.000		







Batter	1	2	3	4	5	6	7	8	9	AB	R	H	RBI	BB	SO	LOB	TOP			
Joe Morgan, L OBP: 0.426, SLG: 0.441 (1, 4)										5	0	1	0	0	3	0	<b>Houston Astros @ Chicago Cubs</b> Wrigley Field, Chicago, IL Sat Jun 24 1967, 3:33 AM CDT Att: 14,186 - Cloudy - 59 F			
Sonny Jackson, L OBP: 0.282, SLG: 0.295 (1, 6)										4	0	2	0	1	1	0				
Jimmy Wynn, R OBP: 0.365, SLG: 0.574 (1, 8)										4	1	0	0	0	1	4				
Rusty Staub, L OBP: 0.378, SLG: 0.493 (1, 9)										4	1	1	0	0	1	4				
Eddie Mathews, L OBP: 0.355, SLG: 0.384 (1, 3)										2	0	0	0	2	1	0				
Bob Aspromonte, R OBP: 0.335, SLG: 0.393 (1, 5)										4	0	1	0	0	0	6				
Ron Davis, R OBP: 0.261, SLG: 0.388 (1, 7)										4	0	1	2	0	0	1				
Ron Brand, R OBP: 0.281, SLG: 0.241 (1, 2)										3	0	0	0	1	1	1				
Mike Cuellar, L OBP: 0.200, SLG: 0.311 Julio Gotay, R OBP: 0.374, SLG: 0.468 (9, PH)										3	0	0	0	0	2	3	<b>AB 34</b> <b>R 2</b> <b>H 6</b> <b>RBI 2</b> <b>BB 4</b> <b>SO 11</b> <b>LOB 19</b>			
<b>Inning Stats</b>	R: 0 E: 0 K: 0 S: 4	H: 1 LOB: 3 BB: 2 P: 12	R: 0 E: 0 K: 2 S: 7	H: 0 LOB: 0 BB: 0 P: 7	R: 0 E: 0 K: 2 S: 8	H: 1 LOB: 1 BB: 0 P: 8	R: 0 E: 0 K: 1 S: 5	H: 0 LOB: 0 BB: 0 P: 5	R: 0 E: 0 K: 2 S: 8	H: 2 LOB: 3 BB: 2 P: 16	R: 0 E: 0 K: 2 S: 8	H: 1 LOB: 1 BB: 0 P: 8	R: 0 E: 0 K: 0 S: 4	H: 1 LOB: 1 BB: 0 P: 4	R: 0 E: 0 K: 1 S: 5	H: 0 LOB: 0 BB: 0 P: 5		1B: 5 2B: 1 3B: 0 HR: 0	SF: 0 SAC: 0 DP: 0 HBP: 0	WP: 0 PB: 0 SB: 1 CS: 0
<b>PITCHER</b> Fergie Jenkins, R ERA: 2.97 (1, 1)	IP: 9.0 WLS: W BF: 38 H: 6 R: 2 ER: 0 SO: 11 BB: 2 IBB: 2 HBP: 0 BLK: 0 WP: 0 HR: 0 S: 56 P: 72 ERA: 0.00 WHIP: 0.889															<b>PITCHER</b>				

Batter	1	2	3	4	5	6	7	8	9	AB	R	H	RBI	BB	SO	LOB	BOTTOM			
Don Kessinger, S OBP: 0.266, SLG: 0.246 (1, 6)										4	0	3	0	0	0	0	<b>Houston Astros @ Chicago Cubs</b> Wrigley Field, Chicago, IL Sat Jun 24 1967, 3:33 AM CDT Att: 14,186 - Cloudy - 59 F			
Glenn Beckert, R OBP: 0.338, SLG: 0.412 (1, 4)										4	0	1	0	0	0	2				
Billy Williams, L OBP: 0.401, SLG: 0.541 (7, 9)										3	1	0	0	1	0	1				
Ron Santo, R OBP: 0.372, SLG: 0.476 (1, 5)										4	1	2	2	0	0	1				
14 Ernie Banks, R OBP: 0.333, SLG: 0.511 (1, 3)										4	1	1	0	0	1	1				
Randy Hundley, R OBP: 0.395, SLG: 0.465 (1, 2)										4	0	2	1	0	0	1				
Ted Savage, R OBP: 0.356, SLG: 0.366 (7, 8)										1	0	0	0	2	0	1				
Adolfo Phillips, R OBP: 0.426, SLG: 0.576 John Boccabella, R OBP: 0.240, SLG: 0.286 (6, PH) (7, 7)										1	0	0	0	1	0	0				
Fergie Jenkins, R OBP: 0.116, SLG: 0.143 (1, 1)										3	0	0	0	0	2	3	<b>AB 29</b> <b>R 3</b> <b>H 10</b> <b>RBI 3</b> <b>BB 4</b> <b>SO 3</b> <b>LOB 10</b>			
<b>Inning Stats</b>	R: 0 E: 0 K: 0 S: 3	H: 1 LOB: 0 BB: 0 P: 3	R: 1 E: 0 K: 0 S: 4	H: 2 LOB: 0 BB: 0 P: 4	R: 0 E: 0 K: 1 S: 5	H: 1 LOB: 0 BB: 0 P: 5	R: 2 E: 0 K: 0 S: 5	H: 2 LOB: 3 BB: 3 P: 17	R: 0 E: 0 K: 0 S: 4	H: 1 LOB: 1 BB: 0 P: 4	R: 0 E: 0 K: 0 S: 3	H: 1 LOB: 1 BB: 1 P: 7	R: 0 E: 0 K: 1 S: 5	H: 1 LOB: 0 BB: 0 P: 5	R: 0 E: 0 K: 1 S: 6	H: 1 LOB: 1 BB: 0 P: 6		1B: 8 2B: 1 3B: 0 HR: 1	SF: 0 SAC: 0 DP: 3 HBP: 0	WP: 1 PB: 0 SB: 0 CS: 2
<b>PITCHER</b> Mike Cuellar, L ERA: 2.96 (1, 1)	IP: 8.0 WLS: L BF: 33 H: 10 R: 3 ER: 3 SO: 3 BB: 3 IBB: 1 HBP: 0 BLK: 0 WP: 1 HR: 1 S: 35 P: 51 ERA: 3.38 WHIP: 1.625															<b>PITCHER</b>				

livebaseballscorecards.com



Batter	1	2	3	4	5	6	7	8	9	AB	R	H	RBI	BB	SO	LOB	TOP			
Joe Morgan, L (1,4) OBP: 0.423, SLG: 0.437	4-3		F8					4-3		4	0	1	0	0	0	1	<b>Houston Astros @ Chicago Cubs</b> Wrigley Field, Chicago, IL Sun Jun 25 1967, 3:33 AM CDT Cloudy - 64 F			
Sonny Jackson, L (1,6) OBP: 0.285, SLG: 0.295	BB			4-3				1-3		3	0	1	1	1	0	1				
Jimmy Wynn, R (1,8) OBP: 0.360, SLG: 0.565	F8			L5				K		4	0	0	0	0	2	4				
Rusty Staub, L (1,9) OBP: 0.371, SLG: 0.484	F7			F8				F9		4	0	0	0	0	0	3				
Eddie Mathews, L (1,3)			F9					4-3		4	0	0	0	0	0	0				
Bob Aspromonte, R (1,5) OBP: 0.333, SLG: 0.391			6-3					K		4	0	1	0	0	1	0				
Jim Landis, R (1,7) OBP: 0.343, SLG: 0.366			F3					1B		3	0	0	0	0	1	1				
Dave Adlesh, R (1,2) OBP: 0.200, SLG: 0.179			4-3					P4		3	1	1	0	0	0	1				
Don Wilson, R (1,1) OBP: 0.167, SLG: 0.121			K					B3		2	0	0	0	0	1	1				
Julio Golay, R (8, PH) OBP: 0.380, SLG: 0.484								4-3		1	0	1	0	0	0	0				
Dan Schneider, L (8, 1)								2B		0	0	0	0	0	0	0				
<b>Inning Stats</b>	R: 0 E: 0 K: 0 S: 3	H: 0 LOB: 1 BB: 1 P: 7	R: 0 E: 0 K: 0 S: 3	H: 0 LOB: 0 BB: 0 P: 3	R: 0 E: 0 K: 1 S: 5	H: 0 LOB: 0 BB: 0 P: 5	R: 0 E: 0 K: 0 S: 3	H: 0 LOB: 0 BB: 0 P: 3	R: 1 E: 0 K: 1 S: 8	H: 3 LOB: 2 BB: 0 P: 8	R: 0 E: 0 K: 1 S: 6	H: 1 LOB: 1 BB: 0 P: 6	R: 0 E: 0 K: 1 S: 6	H: 1 LOB: 1 BB: 0 P: 6	R: 0 E: 0 K: 1 S: 5	H: 0 LOB: 0 BB: 0 P: 5	1B: 4 2B: 1 3B: 0 HR: 0	SF: 0 SAC: 0 DP: 0 HBP: 0	WP: 0 PB: 0 SB: 0 CS: 0	PA: 33
<b>PITCHER</b> Bill Hands, R (1,1) ERA: 2.06	IP: 9.0 WLS: W BF: 33 H: 5 R: 1 ER: 1 SO: 5 BB: 1 IBB: 0 HBP: 0 BLK: 0 WP: 0 HR: 0 S: 42 P: 46 ERA: 1.00 WHIP: 0.667															<b>PITCHER</b>				

Batter	1	2	3	4	5	6	7	8	9	AB	R	H	RBI	BB	SO	LOB	BOTTOM			
Don Kessinger, S (1,6) OBP: 0.266, SLG: 0.246	G3		G5-4-3							4	0	1	2	0	0	1	<b>Houston Astros @ Chicago Cubs</b> Wrigley Field, Chicago, IL Sun Jun 25 1967, 3:33 AM CDT Cloudy - 64 F			
Glenn Beckert, R (1,4) OBP: 0.332, SLG: 0.404	1-3			4-3				F9		4	0	0	0	0	0	2				
Billy Williams, L (1,7) OBP: 0.399, SLG: 0.540	K			14 E 2B				6-3		4	1	1	0	0	1	0				
Ron Santo, R (1,5) OBP: 0.374, SLG: 0.475				14 E 2B				K		3	1	1	0	1	1	0				
14 Ernie Banks, R (1,3) OBP: 0.332, SLG: 0.511				FC5-4 1B				6-3		4	0	1	0	0	0	3				
Randy Hundley, R (1,2) OBP: 0.357, SLG: 0.463				E5 2B				6-3		4	0	1	0	0	0	3				
Al Spangler, L (1,9) OBP: 0.333, SLG: 0.667				1-2 2-3				6-3		3	1	1	0	1	1	4				
John Boccabella, R (8, PH) OBP: 0.231, SLG: 0.273				K				1B		3	0	1	2	0	0	2				
Ted Savage, R (1,8) OBP: 0.356, SLG: 0.357				1-2 2-3				F8		1	0	0	0	0	1	2				
Bill Hands, R (1,1) OBP: 0.167, SLG: 0.167				F7				P3		2	1	0	0	1	0	0				
<b>Inning Stats</b>	R: 0 E: 0 K: 1 S: 5	H: 0 LOB: 0 BB: 0 P: 5	R: 0 E: 0 K: 0 S: 4	H: 1 LOB: 1 BB: 0 P: 4	R: 0 E: 0 K: 0 S: 3	H: 1 LOB: 0 BB: 0 P: 3	R: 2 E: 1 K: 1 S: 7	H: 2 LOB: 2 BB: 1 P: 11	R: 0 E: 0 K: 1 S: 5	H: 0 LOB: 0 BB: 0 P: 5	R: 2 E: 0 K: 0 S: 6	H: 3 LOB: 2 BB: 1 P: 10	R: 0 E: 0 K: 1 S: 6	H: 1 LOB: 2 BB: 1 P: 10	R: 0 E: 0 K: 1 S: 6	H: 1 LOB: 2 BB: 1 P: 10	1B: 5 2B: 3 3B: 0 HR: 0	SF: 0 SAC: 0 DP: 1 HBP: 0	WP: 0 PB: 0 SB: 0 CS: 0	PA: 34
<b>PITCHER</b> Don Wilson, R (1,1) ERA: 3.08	IP: 7.0 WLS: L BF: 29 H: 7 R: 4 ER: 2 SO: 4 BB: 2 IBB: 0 HBP: 0 BLK: 0 WP: 0 HR: 0 S: 35 P: 43 ERA: 2.57 WHIP: 1.286															<b>PITCHER</b>				
Dan Schneider, L (8, 1) ERA: 1.53	IP: 1.0 WLS: 5 BF: 1 H: 0 R: 0 ER: 0 SO: 1 BB: 0 IBB: 1 HBP: 0 BLK: 0 WP: 0 HR: 0 S: 6 P: 10 ERA: 0.00 WHIP: 1.000															<b>PITCHER</b>				

AB	32
R	1
H	5
RBI	1
BB	1
SO	5
LOB	12



AB	31
R	4
H	8
RBI	4
BB	3
SO	5
LOB	14





Batter	1	2	3	4	5	6	7	8	9	AB	R	H	RBI	BB	SO	LOB	TOP			
Joe Morgan, L OBP: 0.420, SLG: 0.433 (1, 4)	F7		F7			F8		FC6-4 1-2 1B		4	0	1	0	0	0	0	<b>Houston Astros @ Chicago Cubs</b> Wrigley Field, Chicago, IL Sun Jun 25 1967, 3:38 AM CDT Att: 31,733 - Sunny - 62 F			
Sonny Jackson, L OBP: 0.281, SLG: 0.291 (1, 6)	4-3		6-3			4-3		FC6-4 1-2		4	0	0	0	0	0	2				
Jimmy Wynn, R OBP: 0.355, SLG: 0.556 (1, 8)	5-3			K		6-3			5-3	4	0	0	0	0	1	0				
Rusty Staub, L OBP: 0.369, SLG: 0.479 (1, 9)		E 1B		3-1			F9		K	4	0	1	0	0	1	0				
Eddie Mathews, L OBP: 0.342, SLG: 0.368 (1, 3)		E4 1-2 E		G3			4-3		4-3	4	0	0	0	0	0	1				
Julio Gotay, R OBP: 0.369, SLG: 0.469 (1, 5)		E5 1-2 2-3 G6-4-3			4-3		1-3			3	0	0	0	0	0	2				
Ron Davis, R OBP: 0.254, SLG: 0.377 (1, 7)		P3			6-3				5-3	3	0	0	0	0	0	3				
Ron Brand, R OBP: 0.283, SLG: 0.244 (1, 2)		G6-4-3 1-2							F7	3	0	1	0	0	0	3				
Bo Belinsky, L (1, 1)			K							2	0	0	0	0	1	1				
Dave Eilers, R (7, 1)						L7				0	0	0	0	0	0	0				
Jackie Brandt, R OBP: 0.214, SLG: 0.222 (8, PH)										0	0	0	0	1	0	0				
Barry Latman, R OBP: 0.167, SLG: 0.167 (8, 1)										0	0	0	0	0	0	0				
Dan Schneider, L (8, 1)										0	0	0	0	0	0	0				
<b>Inning Stats</b>	R: 0 E: 0 K: 0 S: 3	H: 0 LOB: 0 BB: 0 P: 3	R: 0 E: 2 K: 0 S: 5	H: 1 LOB: 2 BB: 0 P: 5	R: 0 E: 0 K: 1 S: 5	H: 0 LOB: 0 BB: 0 P: 5	R: 0 E: 0 K: 0 S: 4	H: 1 LOB: 1 BB: 0 P: 4	R: 0 E: 0 K: 0 S: 3	H: 0 LOB: 0 BB: 0 P: 3	R: 0 E: 0 K: 0 S: 3	H: 0 LOB: 0 BB: 0 P: 3	R: 0 E: 0 K: 0 S: 4	H: 1 LOB: 2 BB: 1 P: 8	R: 0 E: 0 K: 1 S: 5	H: 0 LOB: 0 BB: 0 P: 5	1B: 3 2B: 0 3B: 0 HR: 0	SF: 0 SAC: 0 DP: 1 HBP: 0	WP: 0 PB: 0 SB: 0 CS: 0	PA: 32
<b>PITCHER</b> Joe Niekro, R ERA: 3.14 (1, 1)	IP: 9.0 WLS: W BF: 32 H: 3 R: 0 ER: 0 SO: 3 BB: 1 IBB: 0 HBP: 0 BLK: 0 WP: 0 HR: 0 S: 37 P: 41 ERA: 0.00 WHIP: 0.444																			

Batter	1	2	3	4	5	6	7	8	9	AB	R	H	RBI	BB	SO	LOB	BOTTOM				
Don Kessinger, S OBP: 0.269, SLG: 0.248 (1, 6)	F8		5-3				SF9	BB 1B		3	0	1	2	1	0	0	<b>Houston Astros @ Chicago Cubs</b> Wrigley Field, Chicago, IL Sun Jun 25 1967, 3:38 AM CDT Att: 31,733 - Sunny - 62 F				
Glenn Beckert, R OBP: 0.333, SLG: 0.401 (1, 4)	F7		5-3				1B FC5-4 2H	BB 1B		4	1	1	1	1	0	2					
Billy Williams, L OBP: 0.396, SLG: 0.534 (1, 9)	F2			K		4-3	FC5-4 1-3 1B	F7		5	0	1	0	0	1	2					
Ron Santo, R OBP: 0.372, SLG: 0.471 (1, 5)		F8		K			FC5-4 14 HR 1-2 3H 1B			4	2	1	1	0	1	1					
14 Ernie Banks, R OBP: 0.343, SLG: 0.544 (1, 3)							14 HR 1-2 3H 1B			4	2	4	4	0	0	0					
Randy Hundley, R OBP: 0.355, SLG: 0.460 (1, 2)							14 HR 1-2 3H 1B			4	0	1	0	0	0	1					
John Boccabella, R OBP: 0.267, SLG: 0.280 (1, 7)			K				FC5-4 14 HR 1-2 3H 1B			3	0	1	0	0	1	2					
Ted Savage, R OBP: 0.355, SLG: 0.368 (1, 8)							SH SF9 2B	FC4-6 SH1-4 1B		3	2	1	0	0	0	3					
Joe Niekro, R (1, 1)			F8				SH 1B	SH1-4		2	1	0	0	0	0	1					
<b>Inning Stats</b>	R: 0 E: 0 K: 0 S: 3	H: 0 LOB: 0 BB: 0 P: 3	R: 0 E: 1 K: 1 S: 7	H: 2 LOB: 0 BB: 0 P: 7	R: 0 E: 0 K: 2 S: 8	H: 1 LOB: 1 BB: 0 P: 8	R: 0 E: 0 K: 0 S: 4	H: 1 LOB: 2 BB: 1 P: 8	R: 2 E: 0 K: 0 S: 5	H: 2 LOB: 0 BB: 0 P: 5	R: 5 E: 1 K: 0 S: 8	H: 4 LOB: 0 BB: 0 P: 8	R: 1 E: 0 K: 0 S: 4	H: 1 LOB: 2 BB: 1 P: 9	R: 0 E: 0 K: 0 S: 4	H: 0 LOB: 0 BB: 0 P: 5		1B: 8 2B: 1 3B: 0 HR: 2	SF: 1 SAC: 3 DP: 0 HBP: 1	WP: 0 PB: 0 SB: 1 CS: 0	PA: 39
<b>PITCHER</b> Bo Belinsky, L ERA: 4.05 (1, 1)	IP: 6.1 WLS: L BF: 29 H: 8 R: 5 ER: 3 SO: 3 BB: 1 IBB: 0 HBP: 0 BLK: 0 WP: 1 HR: 1 S: 34 P: 38 ERA: 4.26 WHIP: 1.421																				
Dave Eilers, R ERA: 1.8 (7, 1)	0.2	4	2	2	0	0	0	0	0	0	1	4	4	0	0	0	0.00	3.000			
Barry Latman, R ERA: 4.3 (8, 1)	0.2	5	1	1	1	0	1	0	1	0	0	3	8	13.50	3.000						
Dan Schneider, L ERA: 1.8 (8, 1)	0.1	1	0	0	0	0	0	0	0	0	0	1	1	0.00	0.000						



Batter	1	2	3	4	5	6	7	8	9	AB	R	H	RBI	BB	SO	LOB	TOP											
Tony Taylor, R OBP: 0.321, SLG: 0.371 (1, 3)	E4 SH3-4		1B 1B BB		5-3		FC6-4 BB		G4-6-3 1-2	3	1	0	0	2	0	2												
Billy Cowan, R OBP: 0.333, SLG: 0.625 Tony Gonzalez, L OBP: 0.373, SLG: 0.448 (7, PH)	SH3-4		1B		1-3		FC6-4 FC5-4 1-2			2	0	1	0	0	0	0												
Dick Allen, R OBP: 0.432, SLG: 0.568 (1, 5)	K		1B			F8 G3 WP BB	FC5-4 1-2			3	1	1	1	1	1	3												
Don Lock, R OBP: 0.396, SLG: 0.573 (1, 8)	6-3		4-3			G3 BB		K		3	0	0	0	1	1	3												
Gene Oliver, R OBP: 0.348, SLG: 0.545 (1, 2)		F3		L7		F8	F8	F8		4	0	0	0	0	0	2												
Johnny Callison, L OBP: 0.358, SLG: 0.457 John Briggs, L OBP: 0.264, SLG: 0.329 (6, 9)	K		G3			G3	G3	G3		3	0	0	1	0	1	1												
Cookie Rojas, R OBP: 0.269 Bill White, L OBP: 0.233, SLG: 0.189 (6, PH)	5-3						F7		K	2	0	1	0	0	0	0												
Bobby Wine, R OBP: 0.204, SLG: 0.200 Gary Sutherland, R OBP: 0.313, SLG: 0.340 (7, PH)					FC6-4 BB			L7	1B BB	1	0	0	0	1	0	1												
Turk Farrell, R OBP: 0.205, SLG: 0.322 Grant Jackson, L OBP: 0.182, SLG: 0.100 Doug Chappin, L OBP: 0.226, SLG: 0.356 Dallas Green, L OBP: 0.249, SLG: 0.241 Clay Dalrymple, L OBP: 0.249, SLG: 0.241 Phil Linz, R OBP: 0.294, SLG: 0.333 (9, PH)			G6-4-3			K			G4-6-3 1B	0	0	0	0	0	0	0												
<b>Inning Stats</b>	R: 0 E: 1 K: 1 S: 6	H: 0 LOB: 1 BB: 0 P: 6	R: 0 E: 0 K: 1 S: 5	H: 0 LOB: 0 BB: 0 P: 5	R: 1 E: 0 K: 0 S: 4	H: 2 LOB: 2 BB: 2 P: 12	R: 0 E: 0 K: 0 S: 4	H: 1 LOB: 1 BB: 0 P: 4	R: 0 E: 0 K: 1 S: 5	H: 0 LOB: 0 BB: 2 P: 11	R: 0 E: 0 K: 0 S: 4	H: 1 LOB: 2 BB: 1 P: 8	R: 0 E: 0 K: 1 S: 5	H: 0 LOB: 0 BB: 0 P: 5	R: 0 E: 0 K: 1 S: 5	H: 1 LOB: 2 BB: 1 P: 9	1B: 5 2B: 0 3B: 0 HR: 0	SF: 0 SAC: 1 DP: 2 HBP: 0	WP: 1 PB: 0 SB: 0 CS: 0	PA: 37								
<b>PITCHER</b>	IP	WLS	BF	H	R	ER	SO	BB	IBB	HBP	BLK	WP	HR	S	P	ERA	WHIP											
Rich Nye, L ERA: 3.92 Cal Koonce, R ERA: 4.3 Chuck Hartenstein, R ERA: 3.12	(1, 1)	5.0	W	22	3	2	2	3	4	0	0	0	1	0	24	40	3.60	1.400										
	(6, 1)	3.1		14	2	0	0	2	2	0	0	0	0	0	16	24	0.00	1.200										
	(9, 1)	0.2	S	1	0	0	0	0	0	0	0	0	0	0	1	1	0.00	0.000										

Philadelphia Phillies @ Chicago Cubs  
Wrigley Field, Chicago, IL  
Mon Jun 26 1967, 3:33 AM CDT  
Att: 9,145 - Sunny - 68 F

AB 30  
R 2  
H 5  
RBI 2  
BB 6  
SO 5  
LOB 16




Batter	1	2	3	4	5	6	7	8	9	AB	R	H	RBI	BB	SO	LOB	BOTTOM												
Don Kessinger, S OBP: 0.268, SLG: 0.248 (1, 6)	L8	4-3			P4		1B			4	0	1	0	0	0	0													
Glenn Beckert, R OBP: 0.332, SLG: 0.403 (1, 4)	1-3	F3					F8			4	0	1	0	0	0	1													
Billy Williams, L OBP: 0.394, SLG: 0.541 (1, 7)	HR		4-3		P3			6-3		4	1	1	1	0	0	1													
Ron Santo, R OBP: 0.370, SLG: 0.480 (1, 5)	HR		K		F7			6-3		4	1	1	1	0	1	1													
14 Ernie Banks, R OBP: 0.341, SLG: 0.544 (1, 3)	1B 2B		5-3			F8		P4		4	1	1	0	0	0	0													
Randy Hundley, R OBP: 0.355, SLG: 0.456 (1, 2)	1B IBB			1-3		K				2	0	0	0	1	1	0													
Al Spangler, L OBP: 0.500, SLG: 0.600 (1, 9)	1B					K				2	1	1	1	1	1	0													
Ted Savage, R OBP: 0.345, SLG: 0.356 (1, 8)	K			5-3				K		3	0	0	0	0	2	2													
Rich Nye, L OBP: 0.241, SLG: 0.286 Cal Koonce, R ERA: 3.33 Chuck Hartenstein, R OBP: 0.167, SLG: 0.167 (9, 1)		5-3			6-3			F9		2	0	0	0	0	0	0													
<b>Inning Stats</b>	R: 3 E: 0 K: 1 S: 9	H: 4 LOB: 2 BB: 1 P: 13	R: 0 E: 0 K: 0 S: 3	H: 0 LOB: 0 BB: 0 P: 3	R: 0 E: 0 K: 1 S: 5	H: 0 LOB: 0 BB: 0 P: 5	R: 1 E: 1 K: 0 S: 3	H: 0 LOB: 0 BB: 1 P: 7	R: 0 E: 0 K: 2 S: 7	H: 0 LOB: 0 BB: 0 P: 7	R: 0 E: 0 K: 1 S: 6	H: 1 LOB: 1 BB: 0 P: 6	R: 0 E: 0 K: 0 S: 3	H: 0 LOB: 0 BB: 0 P: 3	1B: 2 2B: 2 3B: 0 HR: 2	SF: 0 SAC: 0 DP: 0 HBP: 0	WP: 0 PB: 0 SB: 0 CS: 0	PA: 32											
<b>PITCHER</b>	IP	WLS	BF	H	R	ER	SO	BB	IBB	HBP	BLK	WP	HR	S	P	ERA	WHIP												
Turk Farrell, R ERA: 3.14 Grant Jackson, L ERA: 3.33 Dallas Green, R ERA: 6.75	(1, 1)	0.2	L	6	3	3	3	0	0	1	0	0	0	0	2	5	9	40.50	4.500										
	(1, 1)	5.1		19	2	1	0	4	1	0	0	0	0	0	26	30	0.00	0.562											
	(7, 1)	2.0		7	1	0	0	1	0	0	0	0	0	0	9	9	0.00	0.500											

Philadelphia Phillies @ Chicago Cubs  
Wrigley Field, Chicago, IL  
Mon Jun 26 1967, 3:33 AM CDT  
Att: 9,145 - Sunny - 68 F

AB 30  
R 4  
H 6  
RBI 3  
BB 2  
SO 5  
LOB 5





Batter	1	2	3	4	5	6	7	8	9	AB	R	H	RBI	BB	SO	LOB	TOP									
Tony Taylor, R OBP: 0.323, SLG: 0.368 (1, 3)	6-3		5-3 HR 1B	6-3		6-3 S BB			P4	4	1	1	0	1	0	1	<b>Philadelphia Phillies @ Chicago Cubs</b> Wrigley Field, Chicago, IL Tue Jun 27 1967, 3:33 AM CDT Att: 12,769 - Sunny - 80 F  livebaseballscorecards.com  <b>AB 34</b> <b>R 4</b> <b>H 7</b> <b>RBI 4</b> <b>BB 5</b> <b>SO 2</b> <b>LOB 15</b>									
Billy Cowan, R OBP: 0.333, SLG: 0.545 Tony Gonzalez, L OBP: 0.369, SLG: 0.443 (6, PH) (6, 7)	5-3		5-3 1-2		6-3 BB 1B	F7			6-3	3	0	1	0	0	0	1										
Dick Allen, R OBP: 0.435, SLG: 0.563 (1, 5)	FC5-4 BB		HR BB		6-3 1-2 BB				5-3	2	1	0	0	3	0	0										
Don Lock, R OBP: 0.392, SLG: 0.585 (1, 8)	FC5-4 1-2		HR 1-2 2H		6-3 1-2 2-3					4	1	1	3	0	0	3										
Gene Oliver, R OBP: 0.345, SLG: 0.534 (1, 2)		6-3	L7		P3					4	0	1	0	0	0	2										
Johnny Callison, L OBP: 0.360, SLG: 0.456 (1, 9)		L7		3B 1B		IBB			6-3	3	1	1	0	1	0	1										
Cookie Rojas, R OBP: 0.260, SLG: 0.269 (1, 4)				L9 1B		F9			5-3	4	0	1	0	0	0	4										
Bobby Wine, R OBP: 0.205, SLG: 0.220 (1, 6)	4-3			1-2 3B		F9			4-3	4	0	1	1	0	0	1										
Rick Wise, R OBP: 0.111, SLG: 0.111 Dick Hall, R (7, 1)			4-3	K		K			1-3	3	0	0	0	0	2	1										
										1	0	0	0	0	0	0										
<b>Inning Stats</b>	R: 0 E: 0 K: 0 S: 3	H: 0 LOB: 1 BB: 1 P: 7	R: 0 E: 0 K: 0 S: 4	H: 1 LOB: 1 BB: 0 P: 4	R: 3 E: 0 K: 0 S: 5	H: 2 LOB: 0 BB: 1 P: 9	R: 1 E: 0 K: 1 S: 7	H: 2 LOB: 1 BB: 0 P: 7	R: 0 E: 0 K: 0 S: 4	H: 0 LOB: 3 BB: 2 P: 12	R: 0 E: 0 K: 0 S: 4	H: 1 LOB: 1 BB: 0 P: 4	R: 0 E: 0 K: 0 S: 3	H: 0 LOB: 0 BB: 0 P: 3	R: 0 E: 0 K: 0 S: 3	H: 0 LOB: 0 BB: 0 P: 3		1B: 5 2B: 0 3B: 1 HR: 1	SF: 0 SAC: 0 DP: 0 HBP: 0	WP: 0 PB: 0 SB: 1 CS: 0	PA: 39					
<b>PITCHER</b>	IP WLS BF H R ER SO BB IBB HBP BLK WP HR S P ERA WHIP	IP WLS BF H R ER SO BB IBB HBP BLK WP HR S P ERA WHIP	IP WLS BF H R ER SO BB IBB HBP BLK WP HR S P ERA WHIP	IP WLS BF H R ER SO BB IBB HBP BLK WP HR S P ERA WHIP	IP WLS BF H R ER SO BB IBB HBP BLK WP HR S P ERA WHIP	IP WLS BF H R ER SO BB IBB HBP BLK WP HR S P ERA WHIP	IP WLS BF H R ER SO BB IBB HBP BLK WP HR S P ERA WHIP	IP WLS BF H R ER SO BB IBB HBP BLK WP HR S P ERA WHIP	IP WLS BF H R ER SO BB IBB HBP BLK WP HR S P ERA WHIP	IP WLS BF H R ER SO BB IBB HBP BLK WP HR S P ERA WHIP	IP WLS BF H R ER SO BB IBB HBP BLK WP HR S P ERA WHIP	IP WLS BF H R ER SO BB IBB HBP BLK WP HR S P ERA WHIP	IP WLS BF H R ER SO BB IBB HBP BLK WP HR S P ERA WHIP	IP WLS BF H R ER SO BB IBB HBP BLK WP HR S P ERA WHIP	IP WLS BF H R ER SO BB IBB HBP BLK WP HR S P ERA WHIP	IP WLS BF H R ER SO BB IBB HBP BLK WP HR S P ERA WHIP	IP WLS BF H R ER SO BB IBB HBP BLK WP HR S P ERA WHIP	ERA WHIP	ERA WHIP	ERA WHIP	ERA WHIP	ERA WHIP	ERA WHIP	ERA WHIP	ERA WHIP	ERA WHIP

Batter	1	2	3	4	5	6	7	8	9	AB	R	H	RBI	BB	SO	LOB	BOTTOM								
Don Kessinger, S OBP: 0.268, SLG: 0.248 (1, 6)	L8		K			4-3				4	0	1	0	0	1	0	<b>Philadelphia Phillies @ Chicago Cubs</b> Wrigley Field, Chicago, IL Tue Jun 27 1967, 3:33 AM CDT Att: 12,769 - Sunny - 80 F  livebaseballscorecards.com  <b>AB 30</b> <b>R 2</b> <b>H 5</b> <b>RBI 2</b> <b>BB 4</b> <b>SO 3</b> <b>LOB 15</b>								
Glenn Beckert, R OBP: 0.326, SLG: 0.395 (1, 4)	P3		4-3			P6			FC8-9-6 G4-6-3 1-2	4	0	0	0	0	0	1									
Billy Williams, L OBP: 0.389, SLG: 0.533 (1, 7)	L8		F8			F8			G4-6-3 1-2	4	0	0	0	0	0	1									
Ron Santo, R OBP: 0.375, SLG: 0.478 (1, 5)		14 5-3 1B BB		G6-4-3 BB		1B BB			F7	1	2	0	0	3	0	0									
14 Ernie Banks, R OBP: 0.340, SLG: 0.539 Joey Amalfitano, R (9, PR)		5-3 1-2		F8		K				4	0	1	0	0	1	3									
Randy Hundley, R OBP: 0.354, SLG: 0.452 (1, 2)		5-3		G6-4-3 1-2		1B 1B			1B	0	0	0	0	0	0	0									
Al Spangler, L OBP: 0.500, SLG: 0.500 (1, 9)		1B IBB				F5			F9	3	0	1	1	1	0	1									
Ted Savage, R OBP: 0.345, SLG: 0.355 (1, 8)		1-3 2H 1B				1-3 2H 1B			F9	3	0	1	1	0	0	2									
Curt Simmons, L OBP: 0.115, SLG: 0.115 Dick Radatz, R OBP: 0.250, SLG: 0.250 Lee Thomas, L OBP: 0.279, SLG: 0.301 Chuck Hartenstein, R OBP: 0.167, SLG: 0.167 (8, 1)			F7			K			F7	1	0	0	0	0	0	2									
										1	0	0	0	0	1	0									
										1	0	0	0	0	0	2									
										0	0	0	0	0	0	0									
<b>Inning Stats</b>	R: 0 E: 0 K: 0 S: 3	H: 0 LOB: 0 BB: 0 P: 3	R: 1 E: 0 K: 0 S: 4	H: 1 LOB: 2 BB: 2 P: 12	R: 0 E: 0 K: 1 S: 5	H: 0 LOB: 0 BB: 0 P: 5	R: 0 E: 0 K: 0 S: 2	H: 0 LOB: 0 BB: 1 P: 6	R: 0 E: 0 K: 1 S: 5	H: 0 LOB: 0 BB: 0 P: 5	R: 0 E: 0 K: 0 S: 3	H: 0 LOB: 0 BB: 0 P: 3	R: 1 E: 0 K: 1 S: 7	H: 2 LOB: 2 BB: 1 P: 11	R: 0 E: 0 K: 0 S: 3	H: 1 LOB: 0 BB: 0 P: 3	R: 0 E: 0 K: 0 S: 4	H: 1 LOB: 1 BB: 0 P: 4	1B: 5 2B: 0 3B: 0 HR: 0	SF: 0 SAC: 0 DP: 2 HBP: 0	WP: 0 PB: 0 SB: 0 CS: 0	PA: 34			
<b>PITCHER</b>	IP WLS BF H R ER SO BB IBB HBP BLK WP HR S P ERA WHIP	IP WLS BF H R ER SO BB IBB HBP BLK WP HR S P ERA WHIP	IP WLS BF H R ER SO BB IBB HBP BLK WP HR S P ERA WHIP	IP WLS BF H R ER SO BB IBB HBP BLK WP HR S P ERA WHIP	IP WLS BF H R ER SO BB IBB HBP BLK WP HR S P ERA WHIP	IP WLS BF H R ER SO BB IBB HBP BLK WP HR S P ERA WHIP	IP WLS BF H R ER SO BB IBB HBP BLK WP HR S P ERA WHIP	IP WLS BF H R ER SO BB IBB HBP BLK WP HR S P ERA WHIP	IP WLS BF H R ER SO BB IBB HBP BLK WP HR S P ERA WHIP	IP WLS BF H R ER SO BB IBB HBP BLK WP HR S P ERA WHIP	IP WLS BF H R ER SO BB IBB HBP BLK WP HR S P ERA WHIP	IP WLS BF H R ER SO BB IBB HBP BLK WP HR S P ERA WHIP	IP WLS BF H R ER SO BB IBB HBP BLK WP HR S P ERA WHIP	IP WLS BF H R ER SO BB IBB HBP BLK WP HR S P ERA WHIP	IP WLS BF H R ER SO BB IBB HBP BLK WP HR S P ERA WHIP	IP WLS BF H R ER SO BB IBB HBP BLK WP HR S P ERA WHIP	IP WLS BF H R ER SO BB IBB HBP BLK WP HR S P ERA WHIP	ERA WHIP	ERA WHIP	ERA WHIP	ERA WHIP	ERA WHIP	ERA WHIP	ERA WHIP	ERA WHIP









Batter	1	2	3	4	5	6	7	8	9	AB	R	H	RBI	BB	SO	LOB	TOP	
Matty Alou, L OBP: 0.375, SLG: 0.407 Jerry May, R OBP: 0.382, SLG: 0.397	P5		F8			F5		6-3 2H 2B		4	0	1	1	0	0	0	<b>Pittsburgh Pirates @ Chicago Cubs</b> Wrigley Field, Chicago, IL Wed Jun 28 1967, 3:38 AM CDT Att: 22,731 - Cloudy - 78 F	
Maury Wills, S OBP: 0.313, SLG: 0.358	4-3			1-3		4-3		6-3		4	0	0	0	0	0	1		
Manny Mota, R OBP: 0.324, SLG: 0.406 Juan Pizarro, L OBP: 0.211, SLG: 0.167 Roy Face, R OBP: 0.167, SLG: 0.167	BB			4-3		F3		5-3		3	0	0	0	1	0	1		
Manny Jimenez, L OBP: 0.250, SLG: 0.579	1-3			K				5-3		4	0	0	0	0	1	1		
Bill Mazerowski, R OBP: 0.307, SLG: 0.366		5-3				E5 FC5 1B		F8		3	0	0	0	1	0	0		
Donn Clendenen, R OBP: 0.272, SLG: 0.359		6-3				K		F8		4	0	0	0	0	1	2		
Gene Alley, R OBP: 0.333, SLG: 0.418				K		1-2 1B		F3		3	0	1	0	0	1	1		
Jim Pagliaroni, R OBP: 0.265, SLG: 0.111 Al Luplow, L OBP: 0.250, SLG: 0.274			P6			K		S 2B 1B		2	0	0	0	0	1	2		
Tommie Sisk, R OBP: 0.080, SLG: 0.080 Roberto Clemente, R OBP: 0.404, SLG: 0.537			K			FC5 2-3F		K		1	0	0	0	0	1	1		
<b>Inning Stats</b>	R: 0 E: 0 K: 0 S: 3	H: 0 LOB: 1 BB: 1 P: 7	R: 0 E: 0 K: 1 S: 5	H: 0 LOB: 0 BB: 0 P: 5	R: 0 E: 0 K: 1 S: 5	H: 0 LOB: 0 BB: 0 P: 5	R: 0 E: 1 K: 2 S: 9	H: 1 LOB: 2 BB: 0 P: 9	R: 0 E: 0 K: 0 S: 3	H: 0 LOB: 1 BB: 1 P: 7	R: 1 E: 0 K: 0 S: 7	H: 2 LOB: 1 BB: 0 P: 7	R: 0 E: 0 K: 0 S: 3	H: 0 LOB: 0 BB: 0 P: 3	1B: 2 2B: 1 3B: 0 HR: 0	SF: 0 SAC: 0 DP: 0 HBP: 0		WP: 0 PB: 0 SB: 1 CS: 0
<b>PITCHER</b> Ray Culp, R ERA: 3.73	IP: 9.0 WLS: W BF: 33	H: 3 R: 1 ER: 1 SO: 6	BB: 2 IBB: 0 HBP: 0 BLK: 0	WP: 0 HR: 0 S: 43 P: 51	ERA: 1.00 WHIP: 0.556	<b>PITCHER</b>												

Batter	1	2	3	4	5	6	7	8	9	AB	R	H	RBI	BB	SO	LOB	BOTTOM	
Don Kessinger, S OBP: 0.263, SLG: 0.243	4-3		G4 1-3 1B			G3		F9		4	0	1	0	0	0	2	<b>Pittsburgh Pirates @ Chicago Cubs</b> Wrigley Field, Chicago, IL Wed Jun 28 1967, 3:38 AM CDT Att: 22,731 - Cloudy - 78 F	
Glenn Beckert, R OBP: 0.324, SLG: 0.388	K		G4 1-2 3H			G1-6-3 BB		E3 1-3 2H		3	0	0	1	1	1	2		
Billy Williams, L OBP: 0.382, SLG: 0.528	F8		F5			G1-6-3 1-2F		L4		4	0	0	0	0	0	4		
Ron Santo, R OBP: 0.370, SLG: 0.468		6-3				P3		P6		3	0	0	0	0	0	0		
14 Ernie Banks, R OBP: 0.331, SLG: 0.524		F8				6-3		5-3		3	0	0	0	0	0	0		
Al Spangler, L OBP: 0.436, SLG: 0.385		F8				G3		F9		3	0	0	0	0	0	0		
Randy Hundley, R OBP: 0.357, SLG: 0.455			K			1-3		E 2B		3	1	1	0	0	1	0		
Adolfo Phillips, R OBP: 0.432, SLG: 0.593			1B 2B			HBP		E IBB		1	1	1	0	1	0	0		
Ray Culp, R OBP: 0.111, SLG: 0.259			1B 2H G4 1B			SH2-3-6-5 1-3F		P3		2	1	1	1	0	0	2		
<b>Inning Stats</b>	R: 0 E: 0 K: 1 S: 5	H: 0 LOB: 0 BB: 0 P: 5	R: 2 E: 0 K: 1 S: 8	H: 3 LOB: 1 BB: 0 P: 8	R: 0 E: 0 K: 0 S: 3	H: 0 LOB: 0 BB: 0 P: 3	R: 0 E: 0 K: 0 S: 2	H: 0 LOB: 0 BB: 1 P: 6	R: 0 E: 0 K: 0 S: 3	H: 0 LOB: 0 BB: 0 P: 3	R: 1 E: 1 K: 0 S: 5	H: 1 LOB: 2 BB: 1 P: 9	R: 0 E: 0 K: 0 S: 3	H: 0 LOB: 0 BB: 0 P: 3	1B: 2 2B: 3 3B: 0 HR: 0	SF: 0 SAC: 1 DP: 2 HBP: 1		WP: 0 PB: 0 SB: 0 CS: 0
<b>PITCHER</b> Tommie Sisk, R ERA: 3.94 Juan Pizarro, L ERA: 4.03 Roy Face, R ERA: 1.57	IP: 7.0 WLS: L BF: 24	H: 3 R: 2 ER: 2 SO: 2	BB: 1 IBB: 0 HBP: 0 BLK: 0	WP: 0 HR: 0 S: 26 P: 31	ERA: 2.57 WHIP: 0.571	<b>PITCHER</b>												





Batter	1	2	3	4	5	6	7	8	9	AB	R	H	RBI	BB	SO	LOB	TOP		
Matty Alou, L OBP: 0.371, SLG: 0.400 (1, 8)	F8		G4-6-3 1B BB		5-3	1-3			4-3	4	1	0	0	1	0	2	<b>Pittsburgh Pirates @ Chicago Cubs</b> Wrigley Field, Chicago, IL Thu Jun 29 1967, 3:33 AM CDT Att: 16,415 - Cloudy - 75 F		
Maury Wills, S OBP: 0.319, SLG: 0.371 (1, 5)			G4-6-3 1B		1B		F7		4-3	5	0	3	0	0	0	0			
Roberto Clemente, R OBP: 0.409, SLG: 0.538 (1, 9)	K		G4-6-3 1-2 3-H		1B			2B 1B	1B 1B	5	1	3	0	0	1	2			
Willie Stargell, L OBP: 0.355, SLG: 0.467 (1, 7)	F8				K			1B 2B	1B	5	1	3	1	0	1	3			
Bill Mazerowski, R OBP: 0.309, SLG: 0.371 (1, 4)		4-3 2B	F3		F7			1B 2B	5-3	5	0	2	1	0	0	5			
Donn Clendenen, R OBP: 0.276, SLG: 0.356 (1, 3)		4-3 2-3		1B BB		WP BB		G6-4-3 1-2		2	0	0	0	2	0	2			
Gene Alley, R OBP: 0.332, SLG: 0.413 (1, 6)		5-3		F9		WP BB		4-3		3	0	0	0	1	0	2			
Jerry May, R OBP: 0.385, SLG: 0.396 (1, 2)				G4-6-3 1B		5-3 1-2 2-3		4-3		3	0	1	0	1	0	2			
Al McBean, R (1, 1)	1-3		G4-6-3 1-2		K			K		2	0	0	0	0	0	4			
Manny Jimenez, L OBP: 0.238, SLG: 0.550 (6, PH)										1	0	0	0	1	2				
Pete Mikkelsen, R (6, 1)										0	0	0	0	0	0	0			
Manny Mota, R OBP: 0.322, SLG: 0.403 (8, PH)										1	0	0	0	0	1	0			
Roy Face, R (8, 1)										0	0	0	0	0	0	0			
<b>Inning Stats</b>	R: 0 E: 0 K: 1 S: 6	H: 1 LOB: 1 BB: 0 P: 6	R: 0 E: 0 K: 0 S: 4	H: 1 LOB: 2 BB: 1 P: 8	R: 1 E: 0 K: 0 S: 4	H: 2 LOB: 1 BB: 1 P: 8	R: 0 E: 0 K: 0 S: 3	H: 1 LOB: 1 BB: 1 P: 7	R: 0 E: 0 K: 1 S: 7	H: 2 LOB: 2 BB: 0 P: 13	R: 2 E: 0 K: 0 S: 5	H: 3 LOB: 0 BB: 0 P: 5	R: 0 E: 0 K: 1 S: 5	H: 0 LOB: 0 BB: 0 P: 5	R: 0 E: 0 K: 0 S: 5	H: 2 LOB: 2 BB: 0 P: 5	1B: 8 2B: 3 3B: 1 HR: 0	SF: 0 SAC: 0 DP: 3 HBP: 0	WP: 2 PA: 41
<b>PITCHER</b>	IP WLS BF H R ER SO	IP WLS BF H R ER SO	IP WLS BF H R ER SO	IP WLS BF H R ER SO	IP WLS BF H R ER SO	IP WLS BF H R ER SO	IP WLS BF H R ER SO	IP WLS BF H R ER SO	IP WLS BF H R ER SO	IP WLS BF H R ER SO	IP WLS BF H R ER SO	IP WLS BF H R ER SO	IP WLS BF H R ER SO	IP WLS BF H R ER SO	IP WLS BF H R ER SO	IP WLS BF H R ER SO	ERA WHIP	ERA WHIP	
Joe Niekro, R ERA: 3.02 (1, 1)	5.0	W	23	7	1	1	2	2	1	0	0	0	0	0	24	36	1.80	1.800	
Dick Radatz, R ERA: 6.65 (6, 1)	0.0		2	0	0	0	0	2	0	0	0	0	1	0	0	8	∞	∞	
Cal Koonce, R ERA: 4.92 (6, 1)	1.1		6	2	2	2	1	0	0	0	0	0	1	0	8	8	13.50	1.500	
Chuck Hartenstein, R ERA: 2.45 (7, 1)	2.2	S	10	3	0	0	1	0	0	0	0	0	0	0	12	12	0.00	1.125	

AB	36
R	3
H	12
RBI	2
BB	5
SO	4
LOB	24



Batter	1	2	3	4	5	6	7	8	9	AB	R	H	RBI	BB	SO	LOB	BOTTOM		
Don Kessinger, S OBP: 0.267, SLG: 0.248 (1, 6)			4-3		L6-3 1-2			B2-3 1B		4	0	2	0	0	0	1	<b>Pittsburgh Pirates @ Chicago Cubs</b> Wrigley Field, Chicago, IL Thu Jun 29 1967, 3:33 AM CDT Att: 16,415 - Cloudy - 75 F		
Glenn Beckert, R OBP: 0.318, SLG: 0.381 (1, 4)	F5			F8		5-3		B2-3 1-2		4	0	0	0	0	0	2			
Billy Williams, L OBP: 0.380, SLG: 0.522 (1, 7)	F7			6-3		F2		IBB		3	0	0	0	1	0	1			
Ron Santo, R OBP: 0.372, SLG: 0.467 (1, 5)	F9			14 1B BB		14 HR 1B		F8		3	2	1	0	1	0	3			
14 Ernie Banks, R OBP: 0.333, SLG: 0.535 (1, 3)	K			1B 1-3 1B		1-H HR		1-3		4	1	2	2	0	1	2			
Al Spangler, L OBP: 0.421, SLG: 0.375 (1, 9)	1-3			1-3 3-H 1B		G3				3	0	1	1	0	0	0			
Randy Hundley, R OBP: 0.353, SLG: 0.450 (1, 2)	K				F7		5-3			3	0	0	0	0	1	0			
Adolfo Phillips, R OBP: 0.430, SLG: 0.590 (5, PH)										1	0	0	0	0	0	0			
Ted Savage, R OBP: 0.346, SLG: 0.368 (6, 8)										2	1	1	0	0	1	0			
Joe Niekro, R OBP: 0.143, SLG: 0.077 (6, 1)										2	0	1	1	0	1	0			
Dick Radatz, R OBP: 0.250, SLG: 0.250 (6, 1)										0	0	0	0	0	0	0			
Cal Koonce, R (6, 1)										0	0	0	0	0	0	0			
Chuck Hartenstein, R OBP: 0.143, SLG: 0.143 (7, 1)								L6-3 2-H 1B		1	0	0	0	0	1	0			
<b>Inning Stats</b>	R: 0 E: 0 K: 0 S: 4	H: 0 LOB: 0 BB: 0 P: 4	R: 0 E: 0 K: 2 S: 7	H: 0 LOB: 0 BB: 0 P: 7	R: 0 E: 0 K: 1 S: 5	H: 0 LOB: 0 BB: 0 P: 5	R: 1 E: 0 K: 0 S: 4	H: 2 LOB: 2 BB: 1 P: 8	R: 1 E: 0 K: 0 S: 4	H: 2 LOB: 0 BB: 0 P: 4	R: 2 E: 0 K: 0 S: 5	H: 2 LOB: 0 BB: 0 P: 5	R: 0 E: 0 K: 2 S: 7	H: 0 LOB: 0 BB: 0 P: 7	R: 0 E: 0 K: 0 S: 4	H: 1 LOB: 2 BB: 1 P: 8	1B: 6 2B: 2 3B: 0 HR: 1	SF: 0 SAC: 0 DP: 1 HBP: 0	WP: 0 PA: 32
<b>PITCHER</b>	IP WLS BF H R ER SO	IP WLS BF H R ER SO	IP WLS BF H R ER SO	IP WLS BF H R ER SO	IP WLS BF H R ER SO	IP WLS BF H R ER SO	IP WLS BF H R ER SO	IP WLS BF H R ER SO	IP WLS BF H R ER SO	IP WLS BF H R ER SO	IP WLS BF H R ER SO	IP WLS BF H R ER SO	IP WLS BF H R ER SO	IP WLS BF H R ER SO	IP WLS BF H R ER SO	IP WLS BF H R ER SO	ERA WHIP	ERA WHIP	
Al McBean, R ERA: 2.53 (1, 1)	5.0	L	19	5	2	2	3	0	0	0	0	0	0	0	24	28	3.60	1.200	
Pete Mikkelsen, R ERA: 3.71 (6, 1)	2.0		8	2	2	2	2	0	0	0	0	0	0	1	12	12	9.00	1.000	
Roy Face, R ERA: 1.53 (8, 1)	1.0		5	1	0	0	0	0	0	0	0	0	0	4	8	0.00	1.000		





Batter	1	2	3	4	5	6	7	8	9	AB	R	H	RBI	BB	SO	LOB	TOP										
<b>Giraldo Ruiz, S</b> (1, 4) OBP: 0.248, SLG: 0.290 <b>Mel Queen, L</b> (9, PH) OBP: 0.167, SLG: 0.147	0-0 6-3			0-0 F9		0-0 4-3		0-3 K	0-0 G6-4-3	4	0	0	0	0	1	1											
<b>Pete Rose, S</b> (1, 7) OBP: 0.384, SLG: 0.486	0-0 5-3			0-0 4-3		0-0 4-3		0-0 4-3		4	0	0	0	0	0	1											
<b>Vada Pinson, L</b> (1, 8) OBP: 0.323, SLG: 0.424	0-0 F3			4-0 BB				0-0 G3	0-0 1B	3	1	1	0	1	0	0											
<b>Tony Perez, R</b> (1, 5) OBP: 0.346, SLG: 0.560		0-0 6-3		0-3 K				0-0 2B	4-0 1B	3	2	1	0	1	1	1											
<b>Deron Johnson, R</b> (1, 3) OBP: 0.333, SLG: 0.503		0-3 K				0-0 6-3		0-0 E	0-0 1B	4	1	2	1	0	1	0											
<b>Don Pavletich, R</b> (1, 2) OBP: 0.351, SLG: 0.519 <b>Dick Simpson, R</b> (8, PR) OBP: 0.289, SLG: 0.364		0-0 6-3				0-0 P6		0-0 E5	0-0 1B	4	1	2	2	0	0	0											
<b>Lee May, R</b> (1, 9) <b>Jimmie Coker, R</b> (8, 2) OBP: 0.341, SLG: 0.500			0-3 K			0-0 5-3		2-3 3-H	0-0 1B	4	0	1	2	0	1	2											
<b>Tommy Helms, R</b> (1, 6) OBP: 0.296, SLG: 0.344			0-0 F9					4-0 BB	0-3 K	3	0	1	0	1	1	1											
<b>Jim Maloney, L</b> (1, 1) <b>Floyd Robinson, L</b> (6, PH) <b>Bob Lee, R</b> (6, 1) <b>Art Shamsky, L</b> (7, PH) <b>Don Nottebart, R</b> (7, 1) <b>Johnny Edwards, L</b> (6, PH) OBP: 0.294, SLG: 0.252			0-0 F7					0-3 K	0-0 F8	1	0	0	0	0	0	0											
<b>Inning Stats</b>	R: 0 E: 0 K: 0 S: 3	H: 0 LOB: 0 BB: 0 P: 3	R: 0 E: 0 K: 1 S: 5	H: 0 LOB: 0 BB: 0 P: 5	R: 0 E: 0 K: 1 S: 5	H: 0 LOB: 0 BB: 0 P: 5	R: 0 E: 0 K: 1 S: 5	H: 0 LOB: 1 BB: 1 P: 9	R: 0 E: 0 K: 1 S: 5	H: 0 LOB: 1 BB: 1 P: 9	R: 3 E: 1 K: 1 S: 9	H: 4 LOB: 0 BB: 0 P: 9	R: 2 E: 0 K: 1 S: 8	H: 3 LOB: 2 BB: 1 P: 12	R: 0 E: 0 K: 0 S: 3	H: 1 LOB: 0 BB: 0 P: 3	1B: 6 2B: 2 3B: 0 HR: 0	SF: 0 SAC: 0 DP: 1 HBP: 0	WP: 0 PB: 0 SB: 0 CS: 0	PA: 37							
<b>PITCHER</b>	IP	WLS	BF	H	R	ER	SO	BB	IBB	HBP	BLK	WP	HR	S	P	ERA	WHIP										
<b>Bill Hands, R</b> (1, 1) ERA: 2.15 <b>Cal Koonce, R</b> (7, 1) ERA: 4.91 <b>Chuck Hartenstein, R</b> (8, 1) ERA: 2.31	6.1	W	25	4	3	2	4	2	0	0	0	0	0	31	39	2.84	0.947										

Cincinnati Reds @ Chicago Cubs  
Wrigley Field, Chicago, IL  
Fri Jun 30 1967, 3:33 AM CDT  
Att: 14,588 - Sunny - 85 F

AB	34
R	5
H	8
RBI	5
BB	3
SO	6
LOB	10



Batter	1	2	3	4	5	6	7	8	9	AB	R	H	RBI	BB	SO	LOB	BOTTOM										
<b>Don Kessinger, S</b> (1, 6) OBP: 0.267, SLG: 0.248	0-0 1B	0-0 CS	0-0 G3		0-0 4-3	0-3 K				4	0	1	0	0	1	1											
<b>Glenn Beckert, R</b> (1, 4) OBP: 0.317, SLG: 0.379	0-0 1B	3-H	0-0 4-3		0-0 5-3		0-0 5-3			4	0	1	0	0	0	0											
<b>Billy Williams, L</b> (1, 7) OBP: 0.379, SLG: 0.529	0-3 K		0-0 1-3		0-0 HR		0-3 K			4	1	1	1	0	2	2											
<b>Ron Santo, R</b> (1, 5) OBP: 0.373, SLG: 0.477	0-0 P4			4-0 14 1B	0-0 6-3		0-0 K			3	2	1	1	1	0	2											
<b>14 Ernie Banks, R</b> (1, 3) OBP: 0.332, SLG: 0.531	0-3 K			0-0 3B		0-0 6-3	0-3 K			4	1	1	0	0	2	2											
<b>Al Spangler, L</b> (1, 9) OBP: 0.435, SLG: 0.474		0-0 1B	0-0 SF8		0-0 G3		0-0 G3		0-0 FC5-4	3	0	2	1	0	0	0											
<b>Randy Hundley, R</b> (1, 2) OBP: 0.359, SLG: 0.466		0-0 1B	3-H	0-0 G3-4		0-0 1B		0-0 FC5-4	0-0 G1-6-3	4	2	3	1	0	0	1											
<b>Ted Savage, R</b> (1, 8) OBP: 0.345, SLG: 0.357		0-0 P5		0-0 G3-4		4-0 1B		0-0 G1-6-3		3	1	0	1	1	0	3											
<b>Bill Hands, R</b> (1, 1) ERA: 4.31 <b>Cal Koonce, R</b> (7, 1) ERA: 3.84 <b>Chuck Hartenstein, R</b> (8, 1) ERA: 1.67	5.0	L	22	7	4	4	3	1	0	0	0	0	0	7	11	18.00	2.000										
<b>PITCHER</b>	IP	WLS	BF	H	R	ER	SO	BB	IBB	HBP	BLK	WP	HR	S	P	ERA	WHIP										
<b>Don Nottebart, R</b> (7, 1) ERA: 1.67	2.0		7	2	1	1	2	0	0	0	0	0	1	11	11	4.50	1.000										
<b>Inning Stats</b>	R: 0 E: 0 K: 2 S: 9	H: 2 LOB: 2 BB: 0 P: 9	R: 0 E: 0 K: 0 S: 4	H: 2 LOB: 1 BB: 0 P: 4	R: 0 E: 0 K: 1 S: 3	H: 0 LOB: 0 BB: 0 P: 3	R: 3 E: 0 K: 1 S: 7	H: 2 LOB: 0 BB: 1 P: 11	R: 1 E: 0 K: 0 S: 4	H: 1 LOB: 0 BB: 0 P: 4	R: 2 E: 0 K: 1 S: 7	H: 2 LOB: 1 BB: 1 P: 11	R: 1 E: 0 K: 2 S: 8	H: 1 LOB: 0 BB: 0 P: 8	R: 0 E: 0 K: 0 S: 3	H: 1 LOB: 0 BB: 0 P: 3	1B: 6 2B: 2 3B: 1 HR: 2	SF: 1 SAC: 0 DP: 1 HBP: 0	WP: 0 PB: 0 SB: 1 CS: 1	PA: 36							

Cincinnati Reds @ Chicago Cubs  
Wrigley Field, Chicago, IL  
Fri Jun 30 1967, 3:33 AM CDT  
Att: 14,588 - Sunny - 85 F

AB	32
R	7
H	11
RBI	7
BB	2
SO	6
LOB	13









Batter	1	2	3	4	5	6	7	8	9	AB	R	H	RBI	BB	SO	LOB	TOP				
Vada Pinson, L (1,8) OBP: 0.318, SLG: 0.426										4	1	1	1	0	0	0	<b>Cincinnati Reds @ Chicago Cubs</b> Wrigley Field, Chicago, IL Sun Jul 02 1967, 3:33 AM CDT Att: 36,062 - Unknown - 84 F				
Art Shamsky, L (1,9) OBP: 0.261, SLG: 0.250										4	0	1	0	0	1	0					
Pete Rose, S (1,4) OBP: 0.378, SLG: 0.474										3	0	0	0	0	0	1					
Tony Perez, R (1,5) OBP: 0.338, SLG: 0.547										3	0	0	0	0	1	0					
Deron Johnson, R (1,3) OBP: 0.327, SLG: 0.490										3	0	0	0	0	1	0					
Don Pavletich, R (1,2) OBP: 0.348, SLG: 0.514										3	0	0	0	0	2	0					
Lee May, R (1,7) OBP: 0.282, SLG: 0.385										3	0	1	0	0	1	0					
Tommy Helms, R (1,6) OBP: 0.293, SLG: 0.352										3	0	0	0	0	0	1					
Sammy Ellis, L (1,1) OBP: 0.094, SLG: 0.033										1	0	0	0	0	1	0					
Bob Lee, R (4,1)										0	0	0	0	0	0	0					
Len Boehmer, R (6, PH)										1	0	0	0	0	0	0					
Gerry Arrigo, L (6,1) OBP: 0.167, SLG: 0.250										0	0	0	0	0	0	0					
Floyd Robinson, L (9, PH) OBP: 0.293, SLG: 0.337										1	0	0	0	0	0	0					
<b>Inning Stats</b>	R: 0 E: 0 K: 1 S: 5	H: 0 LOB: 0 BB: 0 P: 5	R: 0 E: 0 K: 3 S: 9	H: 0 LOB: 0 BB: 0 P: 9	R: 0 E: 0 K: 1 S: 5	H: 0 LOB: 0 BB: 0 P: 5	R: 1 E: 0 K: 0 S: 4	H: 2 LOB: 0 BB: 0 P: 4	R: 0 E: 0 K: 1 S: 5	H: 0 LOB: 0 BB: 0 P: 5	R: 0 E: 0 K: 0 S: 3	H: 0 LOB: 0 BB: 0 P: 3	R: 0 E: 0 K: 0 S: 3	H: 0 LOB: 0 BB: 0 P: 3	R: 0 E: 0 K: 1 S: 6	H: 1 LOB: 1 BB: 0 P: 6	R: 0 E: 0 K: 0 S: 3	H: 0 LOB: 0 BB: 0 P: 3	1B: 2 2B: 0 3B: 0 HR: 1	SF: 0 SAC: 0 DP: 1 HBP: 0	WP: 0 PA: 29 PB: 0 SB: 0 CS: 0
<b>PITCHER</b>	IP WLS BF H R ER SO BB IBB HBP BLK WP HR S P ERA WHIP																				
Fergie Jenkins, R (1,1) ERA: 2.72	9.0 W 29 3 1 1 7 0 0 0 0 0 1 43 43 1.00 0.333																				

Batter	1	2	3	4	5	6	7	8	9	AB	R	H	RBI	BB	SO	LOB	BOTTOM		
Paul Popovich, S (1,6) OBP: 0.269, SLG: 0.234										4	0	0	0	0	0	2	<b>Cincinnati Reds @ Chicago Cubs</b> Wrigley Field, Chicago, IL Sun Jul 02 1967, 3:33 AM CDT Att: 36,062 - Unknown - 84 F		
Glenn Beckert, R (1,4) OBP: 0.323, SLG: 0.375										2	0	0	0	2	0	0			
Billy Williams, L (1,7) OBP: 0.372, SLG: 0.518										4	0	0	0	0	0	3			
Ron Santo, R (1,5) OBP: 0.373, SLG: 0.496										4	1	1	0	0	1	1			
Lee Thomas, L (1,3) OBP: 0.292, SLG: 0.315										4	2	2	0	0	0	0			
Al Spangler, L (1,9) OBP: 0.355, SLG: 0.370										4	0	1	1	0	1	1			
Randy Hundley, R (1,2) OBP: 0.357, SLG: 0.465										3	0	1	1	0	1	1			
Ted Savage, R (1,8) OBP: 0.349, SLG: 0.385										2	1	0	0	1	1	1			
Fergie Jenkins, R (1,1) OBP: 0.143, SLG: 0.229										3	0	2	1	0	1	1			
<b>Inning Stats</b>	R: 0 E: 0 K: 0 S: 3	H: 0 LOB: 1 BB: 1 P: 7	R: 1 E: 0 K: 1 S: 7	H: 2 LOB: 1 BB: 0 P: 7	R: 0 E: 0 K: 0 S: 3	H: 0 LOB: 0 BB: 0 P: 3	R: 3 E: 0 K: 1 S: 8	H: 4 LOB: 1 BB: 1 P: 12	R: 0 E: 0 K: 1 S: 5	H: 0 LOB: 0 BB: 0 P: 5	R: 0 E: 0 K: 1 S: 5	H: 0 LOB: 0 BB: 0 P: 5	R: 0 E: 0 K: 1 S: 6	H: 1 LOB: 2 BB: 1 P: 10	R: 0 E: 0 K: 0 S: 3	H: 0 LOB: 0 BB: 0 P: 3		1B: 4 2B: 2 3B: 1 HR: 0	SF: 0 SAC: 0 DP: 0 HBP: 0
<b>PITCHER</b>	IP WLS BF H R ER SO BB IBB HBP BLK WP HR S P ERA WHIP																		
Sammy Ellis, R (1,1) ERA: 3.98	3.2 L 18 6 4 4 2 2 0 0 0 0 0 0 20 28 9.82 2.182																		
Bob Lee, R (4,1) ERA: 3.48	1.1 4 0 0 0 1 0 0 0 0 0 0 6 6 0.00 0.000																		
Gerry Arrigo, L (6,1) ERA: 1.97	3.0 11 1 0 0 2 1 0 0 0 0 0 0 14 18 0.00 0.667																		

AB	29
R	1
H	3
RBI	1
BB	0
SO	7
LOB	2



AB	30
R	4
H	7
RBI	3
BB	3
SO	5
LOB	10





Batter	1	2	3	4	5	6	7	8	9	AB	R	H	RBI	BB	SO	LOB	TOP					
Paul Popovich, S OBP: 0.274, SLG: 0.235 (1, 6)										4	1	1	0	1	0	3	<b>Chicago Cubs @ Atlanta Braves</b> Atlanta Stadium, Atlanta, GA Mon Jul 03 1967, 7:05 PM EDT Att: 30,103 - Unknown - 75 F					
Glenn Beckert, R OBP: 0.324, SLG: 0.385 (1, 4)										4	2	1	3	1	0	3						
Billy Williams, L OBP: 0.373, SLG: 0.524 (1, 7)										4	1	1	3	1	1	0						
Ron Santo, R OBP: 0.374, SLG: 0.504 (1, 5)										4	1	1	1	1	2	1						
Lee Thomas, L OBP: 0.296, SLG: 0.313 (1, 3) (9, 9)										4	1	1	0	1	1	1						
Al Spangler, L OBP: 0.361, SLG: 0.387 John Boccabella, R OBP: 0.267, SLG: 0.280 (1, 9) (9, 3)										4	2	1	0	1	1	2						
Randy Hundley, R OBP: 0.361, SLG: 0.477 (1, 2)										4	2	2	2	1	0	2						
Ted Savage, R OBP: 0.351, SLG: 0.374 (1, 8)										3	1	0	0	2	0	2						
Ray Culp, R OBP: 0.107, SLG: 0.250 John Stephenson, L OBP: 1.000, SLG: 3.000 Don Larsen, R OBP: 0.000, SLG: 0.000 Cal Koonce, R OBP: 0.000, SLG: 0.000 Chuck Hartenstein, R OBP: 0.125, SLG: 0.125 (1, 1) (7, PH) (7, 1) (7, 1) (9, 1)										1	1	0	0	0	1	0						
<b>Inning Stats</b>	R: 6 E: 0 K: 0 S: 7	H: 4 LOB: 2 BB: 4 P: 23	R: 0 E: 0 K: 1 S: 5	H: 0 LOB: 1 BB: 1 P: 9	R: 0 E: 0 K: 1 S: 4	H: 0 LOB: 0 BB: 1 P: 8	R: 0 E: 0 K: 1 S: 5	H: 0 LOB: 0 BB: 0 P: 5	R: 0 E: 0 K: 2 S: 7	H: 0 LOB: 0 BB: 0 P: 7	R: 0 E: 0 K: 0 S: 6	H: 2 LOB: 1 BB: 1 P: 10	R: 3 E: 0 K: 0 S: 6	H: 3 LOB: 1 BB: 1 P: 10	R: 0 E: 0 K: 1 S: 5	H: 0 LOB: 1 BB: 1 P: 9		R: 0 E: 0 K: 0 S: 3	H: 0 LOB: 0 BB: 0 P: 3	1B: 3 2B: 2 3B: 1 HR: 4	SF: 0 SAC: 2 DP: 1 HBP: 0	WP: 0 PB: 0 SB: 0 CS: 0
<b>PITCHER</b>	IP WLS BF H R ER SO BB IBB HBP BLK WP HR S P ERA WHIP																					
Tony Cloninger, R ERA: 5.17 (1, 1)	0.0 L 4 3 4 4 0 1 0 0 0 0 0 2 3 7 ∞ ∞																					
Dick Kelley, L ERA: 5.02 (1, 1)	2.0 11 1 2 2 1 4 0 0 0 0 1 9 25 9.00 2.500																					
Jay Ritchie, R ERA: 4.15 (3, 1)	3.2 15 2 3 3 4 2 0 0 0 0 1 21 29 7.36 1.091																					
Clay Carroll, R ERA: 5.31 (6, 1)	1.1 8 3 3 3 0 0 1 0 0 0 0 7 11 20.25 2.250																					
Ramon Hernandez, L ERA: 4.65 (8, 1)	2.0 7 0 0 0 1 1 0 0 0 0 0 8 12 0.00 0.500																					
<b>Batter</b>	<b>1</b>	<b>2</b>	<b>3</b>	<b>4</b>	<b>5</b>	<b>6</b>	<b>7</b>	<b>8</b>	<b>9</b>	<b>AB</b>	<b>R</b>	<b>H</b>	<b>RBI</b>	<b>BB</b>	<b>SO</b>	<b>LOB</b>	<b>BOTTOM</b>					
Felipe Alou, R OBP: 0.336, SLG: 0.430 (1, 3)										5	1	1	1	0	0	4	<b>Chicago Cubs @ Atlanta Braves</b> Atlanta Stadium, Atlanta, GA Mon Jul 03 1967, 7:05 PM EDT Att: 30,103 - Unknown - 75 F					
Mack Jones, L OBP: 0.333, SLG: 0.406 (1, 8)										5	0	1	1	0	0	0						
Hank Aaron, R OBP: 0.390, SLG: 0.606 (1, 9)										4	1	1	0	0	1	1						
Rico Carty, R OBP: 0.348, SLG: 0.420 (1, 7)										4	2	3	3	0	0	0						
Clete Boyer, R OBP: 0.305, SLG: 0.413 (1, 5)										4	0	0	0	0	0	1						
Denis Menke, R OBP: 0.333, SLG: 0.350 (1, 6)										4	0	1	0	0	0	1						
Woody Woodward, R OBP: 0.302, SLG: 0.281 (1, 4)										4	1	2	0	0	0	1						
Bob Uecker, R OBP: 0.220, SLG: 0.182 Joe Torre, R OBP: 0.376, SLG: 0.539 Marty Martinez, S OBP: 0.324, SLG: 0.233 (1, 2) (8, PH) (9, 2)										2	1	0	0	1	0	1						
Tony Cloninger, R ERA: 5.17 (1, 1) Dick Kelley, L ERA: 5.02 (1, 1) Charles Blair, L ERA: 5.02 (2, PH) Jay Ritchie, R ERA: 4.15 (3, 1) Clay Carroll, R ERA: 5.31 (6, 1) Tito Francona, L ERA: 4.65 (8, PH) Ramon Hernandez, S ERA: 4.65 (9, PH)										0	0	0	0	0	0	0						
<b>Inning Stats</b>	R: 2 E: 0 K: 0 S: 5	H: 2 LOB: 0 BB: 0 P: 5	R: 0 E: 0 K: 1 S: 6	H: 1 LOB: 1 BB: 0 P: 6	R: 0 E: 0 K: 1 S: 5	H: 0 LOB: 0 BB: 0 P: 5	R: 0 E: 0 K: 0 S: 3	H: 0 LOB: 0 BB: 0 P: 3	R: 0 E: 0 K: 0 S: 4	H: 1 LOB: 1 BB: 0 P: 4	R: 2 E: 0 K: 0 S: 5	H: 2 LOB: 1 BB: 1 P: 5	R: 2 E: 0 K: 0 S: 5	H: 3 LOB: 1 BB: 1 P: 9	R: 0 E: 0 K: 0 S: 5	H: 2 LOB: 2 BB: 0 P: 5		R: 0 E: 0 K: 0 S: 3	H: 1 LOB: 0 BB: 0 P: 3	1B: 9 2B: 0 3B: 0 HR: 3	SF: 0 SAC: 0 DP: 2 HBP: 0	WP: 0 PB: 0 SB: 0 CS: 0
<b>PITCHER</b>	IP WLS BF H R ER SO BB IBB HBP BLK WP HR S P ERA WHIP																					
Ray Culp, R ERA: 3.85 (7, 1)	6.0 W 24 6 4 4 2 0 0 0 0 0 3 28 28 6.00 1.000																					
Don Larsen, R ERA: (7, 1)	0.0 3 2 2 2 0 1 0 0 0 0 0 2 6 - - -																					
Cal Koonce, R ERA: 4.68 (7, 1)	2.0 9 4 0 0 0 0 0 0 0 0 0 9 9 0.00 2.000																					
Chuck Hartenstein, R ERA: 2.1 (9, 1)	1.0 S 2 0 0 0 0 0 0 0 0 0 0 2 2 0.00 0.000																					



Batter	1	2	3	4	5	6	7	8	9	AB	R	H	RBI	BB	SO	LOB	TOP			
Paul Popovich, S OBP: 0.266, SLG: 0.227 (1, 6)										4	0	0	0	0	1	1				
Glenn Beckert, R OBP: 0.320, SLG: 0.379 (1, 4)			 BB 1B							4	1	0	0	0	1	0				
Billy Williams, L OBP: 0.374, SLG: 0.521 (1, 7)			 1B 1-2 BB							2	0	0	0	2	0	0				
Ron Santo, R OBP: 0.372, SLG: 0.500 (1, 5)			 F3 1B 1-3 2H							4	0	1	1	0	1	1				
Lee Thomas, L OBP: 0.294, SLG: 0.331 (1, 3)			 1-2							4	1	1	1	0	1	3				
Al Spangler, L OBP: 0.350, SLG: 0.353 (1, 9)	 BB				 G5-4-3					3	1	0	0	1	2	2				
Randy Hundley, R OBP: 0.360, SLG: 0.474 (1, 2)	 1-2 1B					 1-2				4	0	1	0	0	0	1				
Ted Savage, R OBP: 0.348, SLG: 0.369 (1, 8)	 1-2 2H 1B									4	0	1	1	0	1	0				
Joe Niekro, R OBP: 0.133, SLG: 0.071 (1, 1)							 HBP			1	0	0	0	0	0	2				
14 Ernie Banks, R OBP: 0.333, SLG: 0.531 (4, PH)										1	0	0	0	0	0	0				
Dick Radatz, R OBP: 0.250, SLG: 0.250 (4, 1)										0	0	0	0	0	0	0				
John Stephenson, L OBP: 1.000, SLG: 3.000 (7, PH)										0	0	0	0	0	0	0				
Don Larsen, R OBP: 0.000, SLG: 0.000 (7, 1)										0	0	0	0	0	0	0				
<b>Inning Stats</b>	R: 0 E: 0 K: 0 S: 3	H: 0 LOB: 0 BB: 0 P: 3	R: 1 E: 0 K: 1 S: 7	H: 2 LOB: 2 BB: 1 P: 11	R: 1 E: 1 K: 2 S: 9	H: 1 LOB: 2 BB: 1 P: 13	R: 0 E: 0 K: 0 S: 3	H: 0 LOB: 0 BB: 0 P: 3	R: 0 E: 0 K: 2 S: 8	H: 1 LOB: 0 BB: 0 P: 8	R: 0 E: 0 K: 0 S: 2	H: 0 LOB: 0 BB: 0 P: 3	R: 0 E: 0 K: 0 S: 3	H: 0 LOB: 1 BB: 1 P: 7	R: 0 E: 0 K: 2 S: 7	H: 0 LOB: 0 BB: 0 P: 7	1B: 3 2B: 0 3B: 0 HR: 1	SF: 0 SAC: 0 DP: 2 HBP: 1	WP: 0 PB: 2 SB: 0 CS: 0	PA: 35
<b>PITCHER</b> Phil Niekro, R ERA: 1.65 (1, 1)	IP: 9.0 WLS: W BF: 35 H: 4 R: 3 ER: 2 SO: 7 BB: 3 IBB: 0 HBP: 1 BLK: 0 WP: 0 HR: 1 S: 45 P: 58 ERA: 2.00 WHIP: 0.778																			

Chicago Cubs @ Atlanta Braves  
Atlanta Stadium, Atlanta, GA  
Tue Jul 04 1967, 3:33 AM EDT  
Att: 16,353 - Sunny - 84 F

AB 31  
R 3  
H 4  
RBI 3  
BB 3  
SO 7  
LOB 10



Batter	1	2	3	4	5	6	7	8	9	AB	R	H	RBI	BB	SO	LOB	BOTTOM			
Felipe Alou, R OBP: 0.335, SLG: 0.430 (1, 3) (8, 9)	 1B 2B									4	1	1	0	0	0	2				
Mack Jones, L OBP: 0.336, SLG: 0.434 (1, 8)	 1B 2-3									4	3	2	2	0	0	1				
Hank Aaron, R OBP: 0.395, SLG: 0.610 (1, 9)	 IBB				 E 1B		 4-3 2B			3	2	2	0	1	0	0				
Tito Francona, L OBP: 0.301, SLG: 0.304 (8, 3)										0	0	0	0	0	0	0				
Rico Carty, R OBP: 0.356, SLG: 0.447 (1, 7)	 1B				 WP 2B					4	2	3	3	0	0	1				
Clete Boyer, R OBP: 0.300, SLG: 0.406 (1, 5)	 1-2									4	0	0	1	0	1	2				
Denis Menke, R OBP: 0.329, SLG: 0.344 (1, 6)										4	0	0	0	0	1	2				
Woody Woodward, R OBP: 0.301, SLG: 0.276 (1, 4)						 SH1-3 BB				3	0	0	0	1	1	2				
Bob Uecker, R OBP: 0.214, SLG: 0.177 (1, 2)										3	0	0	0	0	0	0				
Phil Niekro, R OBP: 0.250, SLG: 0.222 (1, 1)										3	0	0	0	0	1	1				
<b>Inning Stats</b>	R: 2 E: 1 K: 2 S: 10	H: 2 LOB: 2 BB: 1 P: 14	R: 0 E: 0 K: 1 S: 5	H: 0 LOB: 0 BB: 0 P: 5	R: 2 E: 0 K: 0 S: 5	H: 2 LOB: 0 BB: 0 P: 5	R: 0 E: 0 K: 1 S: 5	H: 0 LOB: 1 BB: 0 P: 6	R: 2 E: 1 K: 0 S: 5	H: 2 LOB: 0 BB: 1 P: 5	R: 0 E: 0 K: 0 S: 3	H: 0 LOB: 0 BB: 1 P: 7	R: 2 E: 0 K: 0 S: 5	H: 2 LOB: 0 BB: 0 P: 5	R: 0 E: 0 K: 0 S: 3	H: 0 LOB: 0 BB: 0 P: 3	1B: 2 2B: 3 3B: 0 HR: 3	SF: 0 SAC: 1 DP: 0 HBP: 1	WP: 1 PB: 0 SB: 1 CS: 0	PA: 36
<b>PITCHER</b> Joe Niekro, R ERA: 3.34 (1, 1)	IP: 3.0 WLS: L BF: 15 H: 4 R: 4 ER: 3 SO: 3 BB: 0 IBB: 1 HBP: 0 BLK: 0 WP: 1 HR: 0 S: 20 P: 24 ERA: 9.00 WHIP: 1.333																			
Dick Radatz, R ERA: 6.23 (4, 1)	3.0 13 2 2 1 1 1 0 1 0 1 0 13 18 3.00 1.000																			
Don Larsen, R ERA: 18.0 (7, 1)	2.0 8 2 2 2 0 0 0 0 0 0 1 8 8 9.00 1.000																			

Chicago Cubs @ Atlanta Braves  
Atlanta Stadium, Atlanta, GA  
Tue Jul 04 1967, 3:33 AM EDT  
Att: 16,353 - Sunny - 84 F

AB 32  
R 8  
H 8  
RBI 6  
BB 2  
SO 4  
LOB 11





Batter	1	2	3	4	5	6	7	8	9	AB	R	H	RBI	BB	SO	LOB	TOP								
Paul Popovich, S OBP: 0.265, SLG: 0.236 (1, 6)	F3		P4-3		P8			6-3 2B		4	0	1	0	0	0	1									
Glenn Beckert, R OBP: 0.319, SLG: 0.381 (1, 4)	6-3			1B 2B		F7		6-3		4	1	1	0	0	0	1									
Billy Williams, L OBP: 0.376, SLG: 0.527 (1, 7)				2H 1B		F8		F5		4	0	2	1	0	0	1									
Ron Santo, R OBP: 0.371, SLG: 0.500 (1, 5)	K			K					F5	4	0	1	0	0	2	2									
Randy Hundley, R OBP: 0.358, SLG: 0.471 (1, 2)		P3		F5					1B 1B	4	1	1	0	0	1	2									
John Boccabella, R OBP: 0.250, SLG: 0.259 (1, 3)		P5		2-3						2	0	0	0	0	0	1									
Lee Thomas, L OBP: 0.291, SLG: 0.327 (7, PH) (7, 3)						G3		F8		2	0	0	0	0	0	1									
Ted Savage, R OBP: 0.345, SLG: 0.365 (1, 9)		K			P6		1-3		1B 1B	4	0	1	0	0	1	0									
Adolfo Phillips, R OBP: 0.427, SLG: 0.584 (1, 8)			5-3		F2		F2			4	0	1	1	0	0	0									
Bill Hands, R OBP: 0.235, SLG: 0.188 (8, PH)			K						1-2 3-H	1	0	0	0	1	1	0									
Al Spangler, L OBP: 0.341, SLG: 0.343 (8, 1)								K		1	0	0	0	0	1	0									
Chuck Hartenstein, R OBP: 0.153, SLG: 0.125 (9, PH)									F8	1	0	0	0	0	0	0									
14 Ernie Banks, R OBP: 0.332, SLG: 0.529 (9, PH)										1	0	0	0	0	0	2									
<b>Inning Stats</b>	R: 0 E: 0 K: 1 S: 6	H: 1 LOB: 1 BB: 0 P: 6	R: 0 E: 0 K: 1 S: 5	H: 0 LOB: 0 BB: 0 P: 5	R: 0 E: 0 K: 1 S: 5	H: 0 LOB: 0 BB: 0 P: 5	R: 1 E: 0 K: 1 S: 7	H: 2 LOB: 1 BB: 0 P: 7	R: 0 E: 0 K: 0 S: 3	H: 0 LOB: 1 BB: 0 P: 7	R: 0 E: 0 K: 1 S: 6	H: 1 LOB: 1 BB: 0 P: 6	R: 0 E: 0 K: 0 S: 3	H: 0 LOB: 0 BB: 0 P: 3	R: 0 E: 0 K: 1 S: 6	H: 1 LOB: 1 BB: 0 P: 6	R: 1 E: 0 K: 0 S: 6	H: 3 LOB: 2 BB: 0 P: 6	1B: 4 2B: 3 3B: 1 HR: 0	SF: 0 SAC: 0 DP: 0 HBP: 0	WP: 0 PB: 0 SB: 0 CS: 0	PA: 36			
<b>PITCHER</b>	IP	WLS	BF	H	R	ER	SO	BB	IBB	HBP	BLK	WP	HR	S	P	ERA	WHIP								
Denny Lemaster, L ERA: 2.82 (1, 1)	2.0		7	1	0	0	2	0	0	0	0	0	0	11	11	0.00	0.500								
Pat Jarvis, R ERA: 4.17 (3, 1)	6.2	W	27	6	2	2	4	1	0	0	0	0	0	34	38	2.70	1.050								
Claude Raymond, R ERA: 2.75 (9, 1)	0.1	S	2	1	0	0	0	0	0	0	0	0	0	2	2	0.00	3.000								

Chicago Cubs @ Atlanta Braves  
Atlanta Stadium, Atlanta, GA  
Tue Jul 04 1967, 7:05 PM EDT  
Att: 28,119 - Unknown - 78 F

AB 35  
R 2  
H 8  
RBI 2  
BB 1  
SO 6  
LOB 11



Batter	1	2	3	4	5	6	7	8	9	AB	R	H	RBI	BB	SO	LOB	BOTTOM								
Felipe Alou, R OBP: 0.331, SLG: 0.425 (1, 3)	5-3		1-3			K	FC6-4			4	0	0	0	0	1	1									
Mack Jones, L OBP: 0.335, SLG: 0.444 (1, 8)	K		3-1			HR		4-3		4	1	1	1	0	1	0									
Hank Aaron, R OBP: 0.396, SLG: 0.608 (1, 9)				P6 CS		5-3		5-3 1B		4	1	2	0	0	0	0									
Rico Carty, R OBP: 0.367, SLG: 0.470 (1, 7)					1-2		BB	5-3 1B		3	1	3	2	1	0	0									
Joe Torre, R OBP: 0.371, SLG: 0.531 (1, 2)					F9			5-3		3	0	0	0	0	1	2									
Bob Uecker, R OBP: 0.213, SLG: 0.175 (7, 2)	F8					K			1-2 2-3	1	0	0	0	0	0	2									
Clete Boyer, R OBP: 0.296, SLG: 0.400 (1, 5)		K			F7			5-3	P6-3	4	0	0	0	0	1	3									
Denis Menke, R OBP: 0.329, SLG: 0.341 (1, 6)						K		F7		2	0	0	0	1	1	0									
Woody Woodward, R OBP: 0.302, SLG: 0.282 (1, 4)						P6-3			1B 2B	3	1	1	0	0	1	1									
Denny Lemaster, R OBP: 0.130, SLG: 0.114 (1, 1)										0	0	0	0	0	0	0									
Pat Jarvis, R OBP: 0.143, SLG: 0.118 (3, 1)					F7					3	0	1	1	0	0	0									
Claude Raymond, R OBP: 0.143, SLG: 0.286 (9, 1)								FC6-4		0	0	0	0	0	0	0									
<b>Inning Stats</b>	R: 2 E: 0 K: 1 S: 7	H: 2 LOB: 0 BB: 0 P: 7	R: 0 E: 0 K: 2 S: 6	H: 0 LOB: 0 BB: 1 P: 10	R: 0 E: 0 K: 0 S: 3	H: 0 LOB: 0 BB: 0 P: 3	R: 0 E: 1 K: 0 S: 4	H: 1 LOB: 1 BB: 0 P: 4	R: 0 E: 0 K: 1 S: 5	H: 0 LOB: 0 BB: 0 P: 5	R: 1 E: 0 K: 2 S: 8	H: 1 LOB: 1 BB: 1 P: 12	R: 1 E: 0 K: 0 S: 5	H: 2 LOB: 1 BB: 0 P: 5	R: 0 E: 0 K: 0 S: 5	H: 2 LOB: 2 BB: 0 P: 5	1B: 5 2B: 1 3B: 0 HR: 2	SF: 0 SAC: 0 DP: 0 HBP: 0	WP: 0 PB: 0 SB: 0 CS: 2	PA: 33					
<b>PITCHER</b>	IP	WLS	BF	H	R	ER	SO	BB	IBB	HBP	BLK	WP	HR	S	P	ERA	WHIP								
Bill Hands, R ERA: 2.45 (1, 1)	7.0	L	28	6	4	4	6	2	0	0	0	0	0	5	5	0.00	1.143								
Chuck Hartenstein, R ERA: 2.03 (8, 1)	1.0		5	2	0	0	0	0	0	0	0	0	0	5	5	0.00	2.000								

Chicago Cubs @ Atlanta Braves  
Atlanta Stadium, Atlanta, GA  
Tue Jul 04 1967, 7:05 PM EDT  
Att: 28,119 - Unknown - 78 F

AB 31  
R 4  
H 8  
RBI 4  
BB 2  
SO 6  
LOB 9






Batter	1	2	3	4	5	6	7	8	9	AB	R	H	RBI	BB	SO	LOB	TOP			
Paul Popovich, S OBP: 0.265, SLG: 0.236 (1, 6)										4	0	1	0	0	0	2	<b>Chicago Cubs @ Atlanta Braves</b> Atlanta Stadium, Atlanta, GA Wed Jul 05 1967, 7:05 PM EDT Att: 21,680 - Unknown - 84 F			
Glenn Beckert, R OBP: 0.314, SLG: 0.375 (1, 4)										4	0	0	0	0	0	3				
Billy Williams, L OBP: 0.377, SLG: 0.525 (1, 7)										3	0	1	0	1	0	0				
Ron Santo, R OBP: 0.369, SLG: 0.495 (1, 5)										3	1	0	0	1	0	4				
Lee Thomas, L OBP: 0.290, SLG: 0.325 (1, 3)										4	1	1	0	0	0	0				
Randy Hundley, R OBP: 0.357, SLG: 0.465 (1, 2)										3	0	0	0	1	0	0				
Ted Savage, R OBP: 0.350, SLG: 0.387 (1, 9)										4	0	2	2	0	0	0				
Adolfo Phillips, R OBP: 0.421, SLG: 0.573 (1, 8)										4	0	0	0	0	1	3				
Rich Nye, L OBP: 0.264, SLG: 0.362 (7, 1) Chuck Hartenstein, R OBP: 0.125, SLG: 0.125 (7, 1) Cal Koenecke, R OBP: 0.350, SLG: 0.350 (8, PH) Joe Niecko, R OBP: 0.152, SLG: 0.071 (8, 1) 14 Ernie Banks, R OBP: 0.331, SLG: 0.527 (8, PH)										2	0	1	0	0	0	0				
<b>Inning Stats</b>	R: 0 E: 0 K: 0 S: 4	H: 2 LOB: 1 BB: 0 P: 4	R: 0 E: 0 K: 0 S: 4	H: 1 LOB: 1 BB: 0 P: 4	R: 0 E: 0 K: 0 S: 3	H: 0 LOB: 0 BB: 0 P: 3	R: 0 E: 0 K: 0 S: 3	H: 0 LOB: 0 BB: 0 P: 3	R: 0 E: 0 K: 0 S: 4	H: 1 LOB: 2 BB: 1 P: 8	R: 0 E: 0 K: 0 S: 3	H: 0 LOB: 0 BB: 0 P: 3	R: 0 E: 0 K: 1 S: 6	H: 1 LOB: 1 BB: 0 P: 6	R: 2 E: 0 K: 0 S: 5	H: 2 LOB: 2 BB: 2 P: 13		1B: 4 2B: 3 3B: 0 HR: 0	SF: 0 SAC: 0 DP: 0 HBP: 0	WP: 0 PB: 0 SB: 0 CS: 1
<b>PITCHER</b>	IP WLS BF H R ER SO BB IBB HBP BLK WP HR S P ERA WHIP	8.1 W 33 6 2 2 1 3 0 0 0 0 0 0 32 44 2.16 1.080	0.2 S 3 1 0 0 0 0 0 0 0 0 0 0 3 3 0.00 1.500																	

**Chicago Cubs @ Atlanta Braves**  
Atlanta Stadium, Atlanta, GA  
Wed Jul 05 1967, 7:05 PM EDT  
Att: 21,680 - Unknown - 84 F

AB	33
R	2
H	7
RBI	2
BB	3
SO	1
LOB	14



Batter	1	2	3	4	5	6	7	8	9	AB	R	H	RBI	BB	SO	LOB	BOTTOM					
Felipe Alou, R OBP: 0.332, SLG: 0.431 (1, 3)										5	0	2	1	0	1	1	<b>Chicago Cubs @ Atlanta Braves</b> Atlanta Stadium, Atlanta, GA Wed Jul 05 1967, 7:05 PM EDT Att: 21,680 - Unknown - 84 F					
Mack Jones, L OBP: 0.332, SLG: 0.436 (1, 8)										4	1	0	0	1	1	3						
Hank Aaron, R OBP: 0.405, SLG: 0.620 (1, 9)										1	1	1	3	4	0	0						
Rico Carty, R OBP: 0.368, SLG: 0.466 (1, 7)										4	0	1	0	1	2	6						
Joe Torre, R OBP: 0.369, SLG: 0.526 (1, 2) Bob Uecker, R OBP: 0.213, SLG: 0.175 (9, 2)										4	0	1	0	0	1	2						
Clete Boyer, R OBP: 0.292, SLG: 0.394 (1, 5)										4	0	0	0	0	1	2						
Denis Menke, R OBP: 0.331, SLG: 0.341 (1, 6)										3	0	1	0	1	1	0						
Woody Woodward, R OBP: 0.305, SLG: 0.286 (1, 4)										4	2	2	0	0	0	2						
Ken Johnson, R OBP: 0.175, SLG: 0.083 (9, 1) Claude Raymond, R OBP: 0.143, SLG: 0.286 (9, 1)										2	0	0	0	1	1	1						
<b>Inning Stats</b>	R: 0 E: 0 K: 2 S: 8	H: 1 LOB: 2 BB: 1 P: 12	R: 0 E: 0 K: 1 S: 5	H: 0 LOB: 1 BB: 1 P: 9	R: 0 E: 0 K: 2 S: 7	H: 0 LOB: 1 BB: 1 P: 11	R: 0 E: 0 K: 0 S: 4	H: 1 LOB: 0 BB: 0 P: 4	R: 0 E: 0 K: 1 S: 6	H: 1 LOB: 2 BB: 1 P: 10	R: 0 E: 0 K: 2 S: 7	H: 0 LOB: 0 BB: 0 P: 7	R: 3 E: 0 K: 0 S: 6	H: 3 LOB: 2 BB: 2 P: 14	R: 1 E: 1 K: 0 S: 5	H: 2 LOB: 3 BB: 2 P: 13		1B: 5 2B: 2 3B: 0 HR: 1	SF: 0 SAC: 1 DP: 0 HBP: 0	WP: 0 PB: 0 SB: 0 CS: 0	PA: 40	
<b>PITCHER</b>	IP WLS BF H R ER SO BB IBB HBP BLK WP HR S P ERA WHIP	6.2 L 29 4 2 1 1 0 4 1 0 0 0 0 1 2 6 - -	0.0 3 2 1 1 0 0 1 0 0 0 0 0 1 2 6 - -	0.1 1 0 0 0 0 0 0 0 0 0 0 0 0 1 1 0.00 0.000	1.0 7 2 1 1 0 0 1 1 0 0 0 0 0 5 13 9.00 3.000																	

**Chicago Cubs @ Atlanta Braves**  
Atlanta Stadium, Atlanta, GA  
Wed Jul 05 1967, 7:05 PM EDT  
Att: 21,680 - Unknown - 84 F

AB	31
R	4
H	8
RBI	4
BB	8
SO	8
LOB	17





Batter	1	2	3	4	5	6	7	8	9	AB	R	H	RBI	BB	SO	LOB	TOP									
Paul Popovich, S OBP: 0.257, SLG: 0.229	P5-3		L5		P6-3			P6-3		4	0	0	0	0	0	1	<b>Chicago Cubs @ Houston Astros</b> Astrodome, Houston, TX Thu Jul 06 1967, 8:05 PM EDT Att: 17,915 - Dome - 72 F									
Glenn Beckert, R OBP: 0.313, SLG: 0.373	F8		E6			4-3		P6		4	0	1	0	0	0	0										
Billy Williams, L OBP: 0.373, SLG: 0.518	L6		K			G3		G3		4	0	0	0	0	1	2										
Ron Santo, R OBP: 0.374, SLG: 0.505		6-3								4	2	3	0	0	0	0										
14 Ernie Banks, R OBP: 0.333, SLG: 0.530										4	1	2	1	0	1	2										
Randy Hundley, R OBP: 0.355, SLG: 0.462										4	0	1	1	0	0	2										
Ted Savage, R OBP: 0.347, SLG: 0.382										4	0	1	1	0	1	2										
Adolfo Phillips, R OBP: 0.414, SLG: 0.563										4	0	0	0	0	1	1										
Fergie Jenkins, R OBP: 0.154, SLG: 0.220										2	0	0	0	1	0	1										
<b>Inning Stats</b>	R: 0 E: 0 K: 0 S: 3	H: 0 LOB: 0 BB: 0 P: 3	R: 0 E: 0 K: 1 S: 6	H: 1 LOB: 1 BB: 0 P: 6	R: 0 E: 1 K: 1 S: 6	H: 1 LOB: 2 BB: 1 P: 10	R: 1 E: 0 K: 1 S: 6	H: 2 LOB: 1 BB: 0 P: 6	R: 0 E: 0 K: 0 S: 3	H: 0 LOB: 0 BB: 0 P: 3	R: 0 E: 0 K: 0 S: 4	H: 1 LOB: 1 BB: 0 P: 4	R: 0 E: 0 K: 0 S: 4	H: 1 LOB: 1 BB: 0 P: 4	R: 0 E: 0 K: 0 S: 3	H: 0 LOB: 0 BB: 0 P: 3		R: 2 E: 0 K: 1 S: 7	H: 2 LOB: 0 BB: 0 P: 7	1B: 5 2B: 3 3B: 0 HR: 0	SF: 0 SAC: 0 DP: 0 HBP: 0	WP: 0 PB: 1 SB: 0 CS: 0	PA: 35			
<b>PITCHER</b>	IP	WLS	BF	H	R	ER	SO	BB	IBB	HBP	BLK	WP	HR	S	P	ERA	WHIP									
Bo Belinsky, L ERA: 3.75	(1, 1)	8.0	W	32	8	3	3	3	1	0	0	0	0	0	37	41	3.38	1.125								
Carroll Sembera, R ERA: 3.92	(9, 1)	1.0	S	3	0	0	0	1	0	0	0	0	0	5	5	0.00	0.000									

AB	34
R	3
H	8
RBI	3
BB	1
SO	4
LOB	11



Batter	1	2	3	4	5	6	7	8	9	AB	R	H	RBI	BB	SO	LOB	BOTTOM								
Sonny Jackson, L OBP: 0.275, SLG: 0.282										4	1	1	0	0	0	1	<b>Chicago Cubs @ Houston Astros</b> Astrodome, Houston, TX Thu Jul 06 1967, 8:05 PM EDT Att: 17,915 - Dome - 72 F								
Joe Morgan, L OBP: 0.407, SLG: 0.439										4	1	2	0	0	0	0									
Jimmy Wynn, R OBP: 0.347, SLG: 0.543										4	2	2	2	0	1	1									
Rusty Staub, L OBP: 0.385, SLG: 0.502										3	0	1	0	1	0	1									
Eddie Mathews, L OBP: 0.340, SLG: 0.371										3	0	2	2	1	1	1									
Bob Aspromonte, R OBP: 0.348, SLG: 0.392										4	0	0	0	0	0	4									
Ron Davis, R OBP: 0.270, SLG: 0.377										3	0	1	0	0	1	1									
John Bateman, R OBP: 0.246, SLG: 0.265										3	0	0	0	0	2	1									
Bo Belinsky, L OBP: 0.143, SLG: 0.100										3	0	0	0	0	1	1									
Carroll Sembera, R OBP: 0.167, SLG: 0.167										0	0	0	0	0	0	0									
<b>Inning Stats</b>	R: 3 E: 0 K: 0 S: 6	H: 4 LOB: 1 BB: 1 P: 10	R: 0 E: 0 K: 2 S: 7	H: 0 LOB: 0 BB: 0 P: 7	R: 0 E: 0 K: 0 S: 4	H: 1 LOB: 2 BB: 1 P: 8	R: 0 E: 0 K: 1 S: 5	H: 0 LOB: 0 BB: 0 P: 5	R: 0 E: 0 K: 1 S: 5	H: 0 LOB: 0 BB: 0 P: 5	R: 0 E: 0 K: 0 S: 3	H: 1 LOB: 0 BB: 0 P: 3	R: 0 E: 0 K: 1 S: 6	H: 1 LOB: 1 BB: 0 P: 6	R: 1 E: 0 K: 1 S: 7	H: 2 LOB: 1 BB: 0 P: 7	1B: 4 2B: 4 3B: 0 HR: 1	SF: 0 SAC: 0 DP: 0 HBP: 0	WP: 0 PB: 0 SB: 0 CS: 0	PA: 33					
<b>PITCHER</b>	IP	WLS	BF	H	R	ER	SO	BB	IBB	HBP	BLK	WP	HR	S	P	ERA	WHIP								
Fergie Jenkins, R ERA: 2.81	(1, 1)	8.0	L	33	9	4	4	6	1	1	0	0	1	43	51	4.50	1.250								

AB	31
R	4
H	9
RBI	4
BB	2
SO	6
LOB	11









Batter	1	2	3	4	5	6	7	8	9	AB	R	H	RBI	BB	SO	LOB	TOP							
Don Kessinger, S OBP: 0.260, SLG: 0.241 (1, 6)	0-0 1-3		0-0 PB 1B		0-3 K			0-0 4-3		4	0	1	0	0	1	1	Chicago Cubs @ Houston Astros Astrodome, Houston, TX Sat Jul 08 1967, 8:05 PM EDT Att: 29,044 - Dome - 72 F							
Glenn Beckert, R OBP: 0.310, SLG: 0.369 Rob Gardner, R (8, 1)	0-0 6-3		0-0 F7 1-2		0-0 6-3			0-0 F8		4	0	0	0	0	0	2								
Billy Williams, L OBP: 0.375, SLG: 0.518 (1, 7)	0-0 6-3			0-0 1B		0-0 3-1		0-0 G3		4	0	1	0	0	0	0								
Ron Santo, R OBP: 0.376, SLG: 0.502 (1, 5)		0-0 6-3		0-0 F9		4-0 14 G6-4-3 BB		0-0 F9		3	0	0	0	1	0	1								
14 Ernie Banks, R OBP: 0.326, SLG: 0.516 (1, 3)		0-0 6-3		0-0 F4		0-0 G6-4-3 1-2		0-0 F6		4	0	0	0	0	0	2								
Al Spangler, L OBP: 0.348, SLG: 0.375 (1, 9)		0-0 1B		0-0 F9			0-0 F9			3	0	1	0	0	0	1								
Randy Hundley, R OBP: 0.346, SLG: 0.449 (1, 2)		0-0 6-3			0-0 F7		0-0 F8			3	0	0	0	0	0	1								
Adolfo Phillips, R OBP: 0.411, SLG: 0.563 (1, 8)			0-0 5-3		0-0 PB 3B		0-0 F6			3	1	1	0	0	0	0								
Ray Culp, R OBP: 0.100, SLG: 0.233 Cal Koonce, R (6, 1)			0-3 K		0-3 K 3H			0-3 K		2	0	0	0	0	2	0								
Lee Thomas, L OBP: 0.292, SLG: 0.323 Paul Popovich, S OBP: 0.261, SLG: 0.227 (8, 4)										0	0	0	0	0	1	0								
										0	0	0	0	0	0	0								
<b>Inning Stats</b>	R: 0 E: 0 K: 0 S: 3	H: 0 LOB: 0 BB: 0 P: 3	R: 0 E: 0 K: 0 S: 4	H: 1 LOB: 1 BB: 0 P: 4	R: 0 E: 0 K: 1 S: 6	H: 1 LOB: 1 BB: 0 P: 6	R: 0 E: 0 K: 0 S: 4	H: 1 LOB: 1 BB: 0 P: 4	R: 0 E: 0 K: 2 S: 9	H: 1 LOB: 1 BB: 0 P: 9	R: 0 E: 0 K: 0 S: 2	H: 0 LOB: 0 BB: 1 P: 6	R: 0 E: 0 K: 0 S: 3	H: 0 LOB: 0 BB: 0 P: 3	R: 0 E: 0 K: 1 S: 5	H: 0 LOB: 0 BB: 0 P: 5	R: 0 E: 0 K: 0 S: 3	H: 0 LOB: 0 BB: 0 P: 3	1B: 3 2B: 0 3B: 1 HR: 0	SF: 0 SAC: 0 DP: 1 HBP: 0	WP: 0 PB: 2 SB: 0 CS: 0	PA: 32		
<b>PITCHER</b>	IP WLS BF H R ER SO BB IBB HBP BLK WP HR S P ERA WHIP	8.0 W 29 4 1 0 4 1 0 0 0 0 0 36 40 0.00 0.625	1.0 S 3 0 0 0 0 0 0 0 0 0 0 3 3 0.00 0.000																					

AB	31
R	1
H	4
RBI	0
BB	1
SO	4
LOB	8



Batter	1	2	3	4	5	6	7	8	9	AB	R	H	RBI	BB	SO	LOB	BOTTOM						
Sonny Jackson, L OBP: 0.277, SLG: 0.284 (1, 6)	0-0 1B 2B	0-0 1-3			0-0 F7		4-0 BB			3	1	1	0	1	0	2	Chicago Cubs @ Houston Astros Astrodome, Houston, TX Sat Jul 08 1967, 8:05 PM EDT Att: 29,044 - Dome - 72 F						
Joe Morgan, L OBP: 0.401, SLG: 0.428 (1, 4)	0-0 F8	0-0 F3			0-3 K		0-0 G3			4	0	0	0	0	1	4							
Jimmy Wynn, R OBP: 0.352, SLG: 0.552 (1, 8)	4-0 1B BB		0-0 4-3			0-0 HR		0-3 K		3	1	1	1	1	1	0							
Rusty Staub, L OBP: 0.391, SLG: 0.500 (1, 9)	0-0 1B 2H		0-0 F5		0-0 F9		0-0 F9			4	0	1	1	0	0	0							
Eddie Mathews, L OBP: 0.345, SLG: 0.386 (1, 3)	0-0 G5-4-3 1-2		0-3 K			0-0 HR		0-0 6-3		4	1	2	1	0	1	0							
Bob Aspromonte, R OBP: 0.352, SLG: 0.397 (1, 5)	0-0 G5-4-3 1-2			0-0 F3		0-0 6-3				3	0	0	0	0	0	3							
Ron Davis, R OBP: 0.266, SLG: 0.370 (1, 7)		0-0 5-3		0-3 K		0-0 5-3				3	0	0	0	0	1	0							
John Bateman, R OBP: 0.247, SLG: 0.272 (1, 2)		0-0 1B 2B		0-0 F6			0-0 F8			3	0	1	0	0	0	0							
Dave Giusti, R OBP: 0.133, SLG: 0.163 Mike Cuellar, L OBP: 0.188, SLG: 0.292 (9, 1)		0-0 1-3 1B			0-0 F9		0-0 3-1			3	0	1	0	0	0	0							
										0	0	0	0	0	0	0							
<b>Inning Stats</b>	R: 1 E: 0 K: 0 S: 5	H: 3 LOB: 2 BB: 1 P: 9	R: 0 E: 0 K: 0 S: 5	H: 2 LOB: 2 BB: 0 P: 5	R: 0 E: 0 K: 1 S: 5	H: 0 LOB: 0 BB: 0 P: 5	R: 0 E: 0 K: 1 S: 5	H: 0 LOB: 0 BB: 0 P: 5	R: 2 E: 0 K: 0 S: 5	H: 2 LOB: 0 BB: 0 P: 5	R: 0 E: 0 K: 0 S: 3	H: 0 LOB: 1 BB: 1 P: 7	R: 0 E: 0 K: 1 S: 5	H: 0 LOB: 0 BB: 0 P: 5	R: 0 E: 0 K: 1 S: 5	H: 0 LOB: 0 BB: 0 P: 5	1B: 3 2B: 2 3B: 0 HR: 2	SF: 0 SAC: 0 DP: 1 HBP: 0	WP: 0 PB: 0 SB: 0 CS: 0	PA: 32			
<b>PITCHER</b>	IP WLS BF H R ER SO BB IBB HBP BLK WP HR S P ERA WHIP	5.1 L 23 7 3 3 3 1 0 0 0 0 0 28 32 5.06 1.500	1.2 6 0 0 0 0 1 0 0 0 0 0 0 5 9 0.00 0.600	1.0 3 0 0 0 0 1 0 0 0 0 0 0 5 5 0.00 0.000																			

AB	30
R	3
H	7
RBI	3
BB	2
SO	4
LOB	9





Batter	1	2	3	4	5	6	7	8	9	AB	R	H	RBI	BB	SO	LOB	TOP			
<b>Adolfo Phillips, R</b> OBP: 0.412, SLG: 0.565 (1, 8)	F9					F8				3	0	1	0	1	0	0	<b>Chicago Cubs @ Houston Astros</b> Astrodome, Houston, TX Sun Jul 09 1967, 4:33 AM EDT Att: 25,287 - Dome - 72 F			
<b>Don Kessinger, S</b> OBP: 0.263, SLG: 0.245 (1, 6)	3-1							L6		4	0	2	0	0	0	2				
<b>Billy Williams, L</b> OBP: 0.373, SLG: 0.513 (1, 7)	F5							F2		3	0	0	0	1	0	3				
<b>Ron Santo, R</b> OBP: 0.371, SLG: 0.495 (1, 5)		K						5-3		4	0	0	0	0	1	4				
<b>14 Ernie Banks, R</b> OBP: 0.322, SLG: 0.509 (1, 3)		5-3								4	0	0	0	0	2	3				
<b>Al Spangler, L</b> OBP: 0.333, SLG: 0.357 <b>Ted Savage, R</b> OBP: 0.346, SLG: 0.373 (6, 9)		G3								2	0	0	0	0	1	0				
<b>John Stephenson, L</b> OBP: 0.333, SLG: 0.600 (1, 2)										1	0	0	0	1	0	0				
<b>Norm Gigon, R</b> OBP: 0.197, SLG: 0.281 (1, 4)										3	0	0	0	0	1	2				
<b>Rich Nye, L</b> OBP: 0.276, SLG: 0.343 <b>Chuck Hartenstein, R</b> OBP: 0.175, SLG: 0.126 <b>Bill Hands, R</b> OBP: 0.226, SLG: 0.188 <b>Rob Gardner, L</b> OBP: 0.297, SLG: 0.323 <b>Lee Thomas, L</b> OBP: 0.151, SLG: 0.201 (8, 1)										2	0	0	0	0	1	0				
<b>Inning Stats</b>	R: 0 E: 0 K: 0 S: 3	H: 0 LOB: 0 BB: 0 P: 3	R: 0 E: 0 K: 1 S: 5	H: 0 LOB: 0 BB: 0 P: 5	R: 0 E: 0 K: 1 S: 5	H: 0 LOB: 0 BB: 0 P: 5	R: 0 E: 0 K: 1 S: 5	H: 1 LOB: 2 BB: 2 P: 13	R: 0 E: 0 K: 1 S: 6	H: 0 LOB: 0 BB: 0 P: 6	R: 0 E: 1 K: 2 S: 8	H: 0 LOB: 2 BB: 1 P: 12	R: 0 E: 0 K: 0 S: 4	H: 1 LOB: 0 BB: 2 P: 8	R: 0 E: 0 K: 0 S: 3	H: 0 LOB: 0 BB: 0 P: 3		1B: 2 2B: 1 3B: 0 HR: 0	SF: 0 SAC: 0 DP: 0 HBP: 0	WP: 0 PB: 0 SB: 1 CS: 1
<b>PITCHER</b> <b>Don Wilson, R</b> ERA: 3.14 (1, 1)	IP: 9.0 WLS: W BF: 34 H: 3 R: 0 ER: 0 SO: 7 BB: 4 IBB: 0 HBP: 0 BLK: 0 WP: 0 HR: 0 S: 44 P: 60 ERA: 0.00 WHIP: 0.778															<b>PITCHER</b>				

**Chicago Cubs @ Houston Astros**  
Astrodome, Houston, TX  
Sun Jul 09 1967, 4:33 AM EDT  
Att: 25,287 - Dome - 72 F

AB 30  
R 0  
H 3  
RBI 0  
BB 4  
SO 7  
LOB 16



Batter	1	2	3	4	5	6	7	8	9	AB	R	H	RBI	BB	SO	LOB	BOTTOM			
<b>Ron Brand, R</b> OBP: 0.298, SLG: 0.248 (1, 2)	F8									5	1	2	0	0	0	2	<b>Chicago Cubs @ Houston Astros</b> Astrodome, Houston, TX Sun Jul 09 1967, 4:33 AM EDT Att: 25,287 - Dome - 72 F			
<b>Sonny Jackson, L</b> OBP: 0.276, SLG: 0.283 (1, 6)	K									5	1	1	0	0	1	2				
<b>Jimmy Wynn, R</b> OBP: 0.354, SLG: 0.550 (1, 8)	K									3	1	1	2	1	1	0				
<b>Rusty Staub, L</b> OBP: 0.392, SLG: 0.504 (1, 9)										4	1	2	0	0	0	1				
<b>Bob Aspromonte, R</b> OBP: 0.351, SLG: 0.393 (1, 5)										3	0	0	0	1	0	4				
<b>Joe Morgan, L</b> OBP: 0.402, SLG: 0.427 (1, 4)										3	2	1	0	1	2	3				
<b>Jackie Brandt, R</b> OBP: 0.275, SLG: 0.333 (1, 7)										4	0	3	3	0	0	0				
<b>Chuck Harrison, R</b> OBP: 0.284, SLG: 0.327 (1, 3)										4	0	0	0	0	0	3				
<b>Don Wilson, R</b> OBP: 0.182, SLG: 0.146 (1, 1)										4	0	1	0	0	1	2				
<b>Inning Stats</b>	R: 0 E: 0 K: 2 S: 7	H: 0 LOB: 0 BB: 0 P: 7	R: 0 E: 0 K: 1 S: 4	H: 0 LOB: 1 BB: 1 P: 8	R: 0 E: 0 K: 1 S: 6	H: 1 LOB: 0 BB: 0 P: 6	R: 0 E: 0 K: 0 S: 4	H: 1 LOB: 1 BB: 0 P: 4	R: 1 E: 0 K: 0 S: 5	H: 2 LOB: 1 BB: 0 P: 5	R: 3 E: 1 K: 0 S: 5	H: 2 LOB: 1 BB: 2 P: 13	R: 2 E: 1 K: 1 S: 9	H: 3 LOB: 2 BB: 0 P: 9	R: 0 E: 0 K: 0 S: 5	H: 2 LOB: 2 BB: 0 P: 5		1B: 9 2B: 2 3B: 1 HR: 0	SF: 0 SAC: 0 DP: 1 HBP: 0	WP: 0 PB: 0 SB: 2 CS: 1
<b>PITCHER</b> <b>Rich Nye, L</b> ERA: 3.87 <b>Chuck Hartenstein, R</b> ERA: 2.93 <b>Bill Hands, R</b> ERA: 2.74 <b>Rob Gardner, L</b> ERA: 3.0 <b>Joe Niecko, R</b> ERA: 3.38 (8, 1)	IP: 5.1 WLS: L BF: 22 H: 5 R: 3 ER: 3 SO: 4 BB: 2 IBB: 0 HBP: 0 BLK: 0 WP: 0 HR: 0 S: 28 P: 36 ERA: 5.06 WHIP: 1.312															<b>PITCHER</b>				

**Chicago Cubs @ Houston Astros**  
Astrodome, Houston, TX  
Sun Jul 09 1967, 4:33 AM EDT  
Att: 25,287 - Dome - 72 F

AB 35  
R 6  
H 11  
RBI 5  
BB 3  
SO 5  
LOB 17





Batter	1	2	3	4	5	6	7	8	9	AB	R	H	RBI	BB	SO	LOB	TOP			
Paul Popovich, S OBP: 0.267, SLG: 0.235 (1, 6)										4	0	2	1	0	0	2	<b>Chicago Cubs @ Los Angeles Dodgers</b> Dodger Stadium, Los Angeles, CA Thu Jul 13 1967, 7:05 PM PDT Att: 24,339 - Unknown - 78 F			
Glenn Beckert, R OBP: 0.313, SLG: 0.371 (1, 4)										4	0	2	0	0	0	1				
Billy Williams, L OBP: 0.369, SLG: 0.506 (1, 7)										4	0	0	0	0	2	3				
Ron Santo, R OBP: 0.370, SLG: 0.492 (1, 5)										4	0	1	0	0	0	3				
14 Ernie Banks, R OBP: 0.321, SLG: 0.509 (1, 3)										4	1	1	0	0	1	2				
Randy Hundley, R OBP: 0.345, SLG: 0.447 (1, 2)										4	0	1	0	0	1	1				
Ted Savage, R OBP: 0.357, SLG: 0.375 (1, 9)										2	1	1	1	2	0	0				
Adolfo Phillips, R OBP: 0.406, SLG: 0.555 (1, 8)										4	0	0	0	0	2	4				
Rich Nye, L OBP: 0.256, SLG: 0.316 Chuck Hartenstein, R OBP: 0.111, SLG: 0.111 (8, 1)										3	0	0	0	0	1	3				
<b>Inning Stats</b>	R: 0 E: 0 K: 1 S: 6	H: 2 LOB: 1 BB: 0 P: 6	R: 1 E: 0 K: 1 S: 8	H: 3 LOB: 2 BB: 0 P: 8	R: 0 E: 0 K: 0 S: 4	H: 1 LOB: 1 BB: 0 P: 4	R: 0 E: 0 K: 0 S: 3	H: 0 LOB: 0 BB: 0 P: 3	R: 0 E: 0 K: 1 S: 5	H: 1 LOB: 1 BB: 0 P: 6	R: 1 E: 0 K: 0 S: 4	H: 1 LOB: 1 BB: 1 P: 8	R: 0 E: 0 K: 1 S: 5	H: 0 LOB: 0 BB: 0 P: 5	R: 0 E: 0 K: 2 S: 7	H: 0 LOB: 1 BB: 1 P: 11	1B: 7 2B: 1 3B: 0 HR: 0	SF: 0 SAC: 0 DP: 1 HBP: 0	WP: 1 PB: 0 SB: 0 CS: 0	PA: 36
<b>PITCHER</b>	IP WLS BF H R ER SO BB IBB HBP BLK WP HR S P ERA WHIP	8.0 L 32 8 2 2 5 1 0 0 0 0 0 0 41 45 2.25 1.125	1.0 4 0 0 0 2 1 0 0 0 0 0 0 7 11 0.00 1.000																	

AB	34
R	2
H	8
RBI	2
BB	2
SO	7
LOB	20



Batter	1	2	3	4	5	6	7	8	9	AB	R	H	RBI	BB	SO	LOB	BOTTOM					
Dick Schofield, S OBP: 0.360, SLG: 0.319 Gene Michael, S OBP: 0.241, SLG: 0.220 (8, FR)										4	0	2	0	0	1	1	<b>Chicago Cubs @ Los Angeles Dodgers</b> Dodger Stadium, Los Angeles, CA Thu Jul 13 1967, 7:05 PM PDT Att: 24,339 - Unknown - 78 F					
Ron Hunt, R OBP: 0.380, SLG: 0.395 (1, 4)										4	0	1	0	0	0	3						
Willie Davis, L OBP: 0.298, SLG: 0.342 (1, 8)										4	0	1	1	0	1	1						
Lou Johnson, R OBP: 0.303, SLG: 0.394 Ron Perranoski, L OBP: 0.250, SLG: 0.250 (9, 1)										4	0	0	0	0	0	3						
Jim Lefebvre, S OBP: 0.364, SLG: 0.444 (1, 5)										4	0	1	0	0	0	0						
Al Ferrara, R OBP: 0.326, SLG: 0.405 (9, 7)										4	0	0	0	0	1	1						
Ron Fairly, L OBP: 0.316, SLG: 0.342 (9, 9)										4	0	2	0	0	0	0						
Nate Oliver, R OBP: 0.270, SLG: 0.278 (9, FR)										3	1	1	0	0	0	1						
Jeff Torborg, R OBP: 0.289, SLG: 0.320 Len Gabrielson, L OBP: 0.275, SLG: 0.355 (9, PH)										2	0	0	0	0	0	1						
Don Sutton, R OBP: 0.149, SLG: 0.191 Wes Parker, S OBP: 0.346, SLG: 0.330 (8, PH)										1	0	0	0	0	1	1						
<b>Inning Stats</b>	R: 0 E: 0 K: 1 S: 6	H: 1 LOB: 1 BB: 0 P: 6	R: 0 E: 0 K: 1 S: 5	H: 0 LOB: 0 BB: 0 P: 5	R: 0 E: 0 K: 0 S: 4	H: 1 LOB: 1 BB: 0 P: 4	R: 0 E: 0 K: 0 S: 4	H: 1 LOB: 1 BB: 0 P: 4	R: 0 E: 0 K: 1 S: 6	H: 1 LOB: 1 BB: 0 P: 6	R: 0 E: 0 K: 0 S: 3	H: 0 LOB: 0 BB: 0 P: 3	R: 0 E: 0 K: 0 S: 3	H: 0 LOB: 0 BB: 0 P: 3	R: 1 E: 0 K: 1 S: 8	H: 3 LOB: 2 BB: 0 P: 8	R: 0 E: 0 K: 0 S: 4	H: 1 LOB: 1 BB: 0 P: 4	1B: 8 2B: 0 3B: 0 HR: 0	SF: 0 SAC: 0 DP: 0 HBP: 0	WP: 0 PB: 0 SB: 0 CS: 0	PA: 35
<b>PITCHER</b>	IP WLS BF H R ER SO BB IBB HBP BLK WP HR S P ERA WHIP	7.2 W 30 7 1 1 4 0 0 0 0 0 0 0 38 38 1.17 0.913	1.1 S 5 1 0 0 0 0 0 0 0 0 0 0 5 5 0.00 0.750																			

AB	35
R	1
H	8
RBI	1
BB	0
SO	4
LOB	13









Batter	1	2	3	4	5	6	7	8	9	AB	R	H	RBI	BB	SO	LOB	TOP			
Don Kessinger, S (1,6) OBP: 0.262, SLG: 0.244	1-3			E3			K		1B	4	0	1	0	0	1	0	Chicago Cubs @ Los Angeles Dodgers Dodger Stadium, Los Angeles, CA Sat Jul 15 1967, 3:33 AM PDT Att: 21,577 - Sunny - 87 F			
Glenn Beckert, R (1,4) OBP: 0.311, SLG: 0.368	1-3			K			F3		1B	4	0	1	0	0	1	1				
Billy Williams, L (1,7) OBP: 0.369, SLG: 0.505	F7			G4-6-3			2B		F9	4	1	1	0	0	0	3				
Ron Santo, R (1,5) OBP: 0.370, SLG: 0.495		4-3			K				FC5-4	4	0	1	1	0	1	2				
14 Ernie Banks, R (1,3) OBP: 0.317, SLG: 0.498		5-3								3	0	0	0	0	0	1				
Lee Thomas, L (1,9) OBP: 0.291, SLG: 0.317		6-3								3	0	0	0	0	1	0				
Randy Hundley, R (1,2) OBP: 0.337, SLG: 0.436				K						3	0	0	0	0	3	0				
Adolfo Phillips, R (1,8) OBP: 0.404, SLG: 0.547					1-3					3	0	1	0	0	1	0				
Fergie Jenkins, R (1,1) OBP: 0.151, SLG: 0.216									4-3	1	0	0	0	0	1	1				
Bill Hands, R (3,1) OBP: 0.235, SLG: 0.188										0	0	0	0	0	0	0				
Norm Gigon, R (6,PH) OBP: 0.194, SLG: 0.276										1	0	0	0	0	1	0				
Joe Niekro, R (6,1) OBP: 0.133, SLG: 0.071										0	0	0	0	0	0	0				
Al Spangler, L (9,PH) OBP: 0.320, SLG: 0.341										1	0	0	0	0	0	0				
<b>Inning Stats</b>	R: 0 E: 0 K: 0 S: 3	H: 0 LOB: 0 BB: 0 P: 3	R: 0 E: 0 K: 0 S: 3	H: 0 LOB: 0 BB: 0 P: 3	R: 0 E: 0 K: 2 S: 7	H: 1 LOB: 1 BB: 0 P: 7	R: 0 E: 1 K: 1 S: 5	H: 0 LOB: 0 BB: 0 P: 5	R: 0 E: 0 K: 1 S: 5	H: 0 LOB: 0 BB: 0 P: 5	R: 1 E: 0 K: 1 S: 7	H: 2 LOB: 1 BB: 0 P: 7	R: 0 E: 0 K: 3 S: 9	H: 0 LOB: 0 BB: 0 P: 9	R: 0 E: 0 K: 0 S: 5	H: 2 LOB: 2 BB: 0 P: 5	1B: 3 2B: 3 3B: 0 HR: 0	SF: 0 SAC: 0 DP: 2 HBP: 0	WP: 0 PB: 0 SB: 0 CS: 1	PA: 31
<b>PITCHER</b> Don Drysdale, R (1,1) ERA: 2.71	IP: 9.0 WLS: W BF: 31	H: 5 R: 1 ER: 1 SO: 10	BB: 0 IBB: 0 HBP: 0 BLK: 0	WP: 0 HR: 0 S: 51 P: 51	ERA: 1.00 WHIP: 0.556															

Batter	1	2	3	4	5	6	7	8	9	AB	R	H	RBI	BB	SO	LOB	BOTTOM										
Dick Schofield, S (1,6) OBP: 0.361, SLG: 0.331				1B		K				4	1	3	0	0	1	0	Chicago Cubs @ Los Angeles Dodgers Dodger Stadium, Los Angeles, CA Sat Jul 15 1967, 3:33 AM PDT Att: 21,577 - Sunny - 87 F										
Ron Hunt, R (1,4) OBP: 0.386, SLG: 0.392	F4			1B						3	1	1	0	0	0	2											
Willie Davis, L (1,8) OBP: 0.296, SLG: 0.338	L7			1B						3	0	0	1	0	0	3											
Jim Lefebvre, S (1,5) OBP: 0.364, SLG: 0.438				E4						3	1	1	0	1	0	1											
Ron Fairly, L (1,3) OBP: 0.312, SLG: 0.334	6-3			HR						4	0	0	0	0	0	3											
Lou Johnson, R (1,7) OBP: 0.299, SLG: 0.419		6-3								4	1	1	2	0	0	0											
Len Gabrielson, L (1,9) OBP: 0.281, SLG: 0.384										4	1	2	1	0	2	0											
Wes Parker, S (9,3) OBP: 0.348, SLG: 0.342				1B						0	0	0	0	0	0	0											
Jeff Torborg, R (1,2) OBP: 0.311, SLG: 0.351				1B						4	0	3	0	0	0	0											
Don Drysdale, R (1,1) OBP: 0.164, SLG: 0.138				1B						4	0	1	0	0	1	3											
<b>Inning Stats</b>	R: 0 E: 0 K: 0 S: 4	H: 1 LOB: 2 BB: 1 P: 8	R: 0 E: 0 K: 2 S: 8	H: 1 LOB: 1 BB: 0 P: 8	R: 4 E: 1 K: 0 S: 9	H: 6 LOB: 2 BB: 0 P: 9	R: 0 E: 0 K: 0 S: 4	H: 1 LOB: 1 BB: 0 P: 4	R: 0 E: 0 K: 1 S: 5	H: 0 LOB: 0 BB: 0 P: 5	R: 0 E: 0 K: 1 S: 5	H: 0 LOB: 0 BB: 0 P: 5	R: 0 E: 0 K: 0 S: 2	H: 0 LOB: 0 BB: 0 P: 3	R: 1 E: 0 K: 0 S: 5	H: 3 LOB: 2 BB: 0 P: 5	1B: 8 2B: 2 3B: 0 HR: 2	SF: 1 SAC: 0 DP: 1 HBP: 1	WP: 0 PB: 0 SB: 1 CS: 0	PA: 36							
<b>PITCHER</b> Fergie Jenkins, R (1,1) ERA: 3.0	IP: 2.2 WLS: L BF: 16	H: 7 R: 4 ER: 4 SO: 2	BB: 1 IBB: 0 HBP: 0 BLK: 0	WP: 0 HR: 1 S: 19 P: 23	ERA: 13.50 WHIP: 3.000																						
Bill Hands, R (3,1) ERA: 2.6	2.1	9	2	0	0	1	0	0	0	11	11	0.00	0.857														
Joe Niekro, R (6,1) ERA: 3.36	3.0	11	3	1	1	1	0	0	1	12	13	3.00	1.000														




Batter	1	2	3	4	5	6	7	8	9	AB	R	H	RBI	BB	SO	LOB	TOP								
<b>Don Kessinger, S</b> OBP: 0.261, SLG: 0.243 (1, 6)	F6		F7		F9		3-1 S 2B 1B		F4	5	1	1	0	0	0	0	<b>Chicago Cubs @ San Francisco Giants</b> Candlestick Park, San Francisco, CA Sun Jul 16 1967, 6:33 AM EDT Unknown - 80 F								
<b>Glenn Beckert, R</b> OBP: 0.313, SLG: 0.370 (1, 4)	1B 14 HR BB		F9		E3 1B 1B		K		2B	4	2	1	0	1	1										
<b>Billy Williams, L</b> OBP: 0.372, SLG: 0.505 (1, 7)	14 S 14 HR 1B				14 SH1 1B HR 1B		3-1		F9	4	2	2	0	1	0										
<b>Ron Santo, R</b> OBP: 0.371, SLG: 0.497 (1, 5)	K		F4		14 SH1 HR 1B				F3	5	1	2	2	0	1										
<b>14 Ernie Banks, R</b> OBP: 0.317, SLG: 0.507 (1, 3)	1-H 3-H HR			K		SH1	3-1			3	1	1	3	0	1										
<b>Ted Savage, R</b> OBP: 0.352, SLG: 0.358 (1, 9)	K			5-3		HR IBB		4-0 BB BB BB		2	1	0	0	2	1										
<b>Randy Hundley, R</b> OBP: 0.333, SLG: 0.430 (1, 2)	1-3		F7			K		F9		4	0	0	0	0	1										
<b>Adolfo Phillips, R</b> OBP: 0.401, SLG: 0.555 (1, 8)	K				K		1-H 2-H 3-H HR		F7	4	1	1	4	0	2										
<b>Ray Culp, R</b> OBP: 0.088, SLG: 0.206 (1, 1)	K				K		K		5-3	4	0	0	0	0	3										
<b>Inning Stats</b>	R: 3 E: 0 K: 2 S: 9	H: 2 LOB: 0 BB: 1 P: 13	R: 0 E: 0 K: 2 S: 7	H: 0 LOB: 0 BB: 0 P: 7	R: 0 E: 0 K: 1 S: 3	H: 0 LOB: 1 BB: 1 P: 7	R: 0 E: 0 K: 1 S: 5	H: 0 LOB: 0 BB: 0 P: 5	R: 0 E: 0 K: 1 S: 7	H: 0 LOB: 0 BB: 0 P: 7	R: 5 E: 1 K: 2 S: 11	H: 3 LOB: 0 BB: 1 P: 15	R: 1 E: 0 K: 1 S: 7	H: 2 LOB: 1 BB: 0 P: 7	R: 0 E: 0 K: 0 S: 3	H: 0 LOB: 1 BB: 1 P: 7	R: 0 E: 0 K: 0 S: 4	H: 1 LOB: 1 BB: 0 P: 4	1B: 4 2B: 2 3B: 0 HR: 2	SF: 0 SAC: 1 DP: 0 HBP: 0	WP: 0 PB: 0 SB: 2 CS: 0	PA: 40			
<b>PITCHER</b>	IP	WLS	BF	H	R	ER	SO	BB	IBB	HBP	BLK	WP	HR	S	P	ERA	WHIP								
<b>Gaylord Perry, R</b> ERA: 3.69 (1, 1)	6.0	L	27	5	8	3	9	2	1	0	0	0	2	42	54	4.50	1.167								
<b>Bobby Bolin, R</b> ERA: 5.0 (7, 1)	2.0		9	2	1	1	1	1	0	0	0	0	0	10	14	4.50	1.500								
<b>Bill Henry, L</b> ERA: 1.69 (9, 1)	1.0		4	1	0	0	0	0	0	0	0	0	0	4	4	0.00	1.000								

AB	35
R	9
H	8
RBI	9
BB	4
SO	10
LOB	14



Batter	1	2	3	4	5	6	7	8	9	AB	R	H	RBI	BB	SO	LOB	BOTTOM								
<b>Jesus Alou, R</b> OBP: 0.315, SLG: 0.370 (1, 9)	G4-6-3 1B			K		1-2 1B		F5		4	0	2	0	0	1	1	<b>Chicago Cubs @ San Francisco Giants</b> Candlestick Park, San Francisco, CA Sun Jul 16 1967, 6:33 AM EDT Unknown - 80 F								
<b>Jim Davenport, R</b> OBP: 0.365, SLG: 0.392 (1, 5)	G4-6-3					F7		K		3	0	1	0	0	0	3									
<b>Bobby Bolin, R</b> OBP: 0.273, SLG: 0.313 (7, 1)	G4-6-3									0	0	0	0	0	0	0									
<b>Dick Dietz, R</b> OBP: 0.452, SLG: 0.411 (8, PH)	1-2									1	0	0	0	0	1	1									
<b>Bill Henry, L</b> (9, 1)	1-2									0	0	0	0	0	0	0									
<b>Willie McCovey, L</b> OBP: 0.388, SLG: 0.493 (1, 3)	1-3			K		K		F9		4	0	0	0	0	2	4									
<b>Jim Ray Hart, R</b> OBP: 0.375, SLG: 0.528 (1, 7)	F3			K		2B FC5-2 1B		5-3		4	0	1	0	0	1	1									
<b>Tom Haller, L</b> OBP: 0.358, SLG: 0.455 (1, 2)	F7				F5	FC5-4 1-3 2B		F9		4	0	1	0	0	0	0									
<b>Ollie Brown, R</b> OBP: 0.316, SLG: 0.438 (1, 8)	5-3				F8	FC5-2 FC5-4		F8		4	0	0	0	0	0	2									
<b>Hal Lanier, R</b> OBP: 0.229, SLG: 0.273 (1, 6)			K		6-3	3-H FC5-4				3	0	0	0	0	1	2									
<b>Tito Fuentes, S</b> OBP: 0.244, SLG: 0.277 (1, 4)						1-2 2-3				1	0	0	0	1	1	0									
<b>Ken Henderson, S</b> OBP: 0.292, SLG: 0.322 (7, PH)										1	0	0	0	0	1	2									
<b>Bobby Etheridge, R</b> (8, 5)						1B BB		K		0	0	0	0	0	0	0									
<b>Gaylord Perry, R</b> OBP: 0.190, SLG: 0.190 (1, 1)										1	0	0	0	0	0	0									
<b>Bob Schroder, L</b> OBP: 0.271, SLG: 0.246 (7, 5) (8, 4)	F8					F6		1B		2	0	1	0	0	0	1									
<b>Inning Stats</b>	R: 0 E: 0 K: 0 S: 3	H: 1 LOB: 0 BB: 0 P: 3	R: 0 E: 0 K: 0 S: 3	H: 0 LOB: 0 BB: 0 P: 3	R: 0 E: 0 K: 2 S: 7	H: 0 LOB: 0 BB: 0 P: 7	R: 0 E: 0 K: 3 S: 10	H: 1 LOB: 1 BB: 0 P: 10	R: 0 E: 0 K: 0 S: 3	H: 0 LOB: 0 BB: 0 P: 3	R: 0 E: 0 K: 1 S: 6	H: 1 LOB: 2 BB: 1 P: 10	R: 0 E: 0 K: 1 S: 7	H: 2 LOB: 2 BB: 0 P: 7	R: 0 E: 0 K: 1 S: 6	H: 1 LOB: 1 BB: 0 P: 6	R: 0 E: 0 K: 0 S: 3	H: 0 LOB: 0 BB: 0 P: 3	1B: 4 2B: 2 3B: 0 HR: 0	SF: 0 SAC: 0 DP: 1 HBP: 0	WP: 0 PB: 0 SB: 0 CS: 0	PA: 33			
<b>PITCHER</b>	IP	WLS	BF	H	R	ER	SO	BB	IBB	HBP	BLK	WP	HR	S	P	ERA	WHIP								
<b>Ray Culp, R</b> ERA: 3.81 (1, 1)	9.0	W	33	6	0	0	8	1	0	0	0	0	0	48	52	0.00	0.778								





Batter	1	2	3	4	5	6	7	8	9	AB	R	H	RBI	BB	SO	LOB	TOP		
Don Kessinger, S (1, 6) OBP: 0.261, SLG: 0.243	1-3		6-3			G3			FC6-4 1B	4	0	1	0	0	0	0	<b>Chicago Cubs @ San Francisco Giants</b> Candlestick Park, San Francisco, CA Sun Jul 16 1967, 6:38 AM EDT Att: 40,647 - Unknown - 78 F		
Glenn Beckert, R (1, 4) OBP: 0.308, SLG: 0.365	6-3		5-3			F8			FC6-4 1B SF9	4	1	0	0	0	0	1			
Billy Williams, L (1, 7) OBP: 0.371, SLG: 0.502	F7					G3			SF9 1B	4	0	1	0	0	0	0			
Ron Santo, R (1, 5) OBP: 0.372, SLG: 0.495						4-3			SF9 1B	1	1	0	1	2	0	0			
14 Ernie Banks, R (1, 3) OBP: 0.319, SLG: 0.515						6-3			SF9 3-H 4-0	3	1	1	2	1	0	1			
Ted Savage, R (1, 9) OBP: 0.343, SLG: 0.348 (5, 8)						F8			IBB	4	0	0	0	0	2	3			
Randy Hundley, R (1, 2) OBP: 0.330, SLG: 0.426						6-3			K	3	0	0	0	0	0	0			
Adolfo Phillips, R (1, 8) OBP: 0.400, SLG: 0.552 (5, PH)						4-3			K	1	0	0	0	0	0	0			
Lee Thomas, L (5, PH) OBP: 0.286, SLG: 0.313 (5, 9)						6-3			K	2	0	0	0	0	0	0			
Bill Stoneman, R (1, 1) OBP: 0.235, SLG: 0.188 (6, 1)						4-3			K	2	0	0	0	0	1	0			
Bill Hands, R (8, PH) OBP: 0.314, SLG: 0.333 (8, 1)									K	0	0	0	0	0	0	0			
Al Spangler, L (8, PH) OBP: 0.314, SLG: 0.333 (8, 1)									K	1	0	0	0	0	0	0			
Rob Gardner, R (8, 1) OBP: 0.111, SLG: 0.111 (8, 1)									K	0	0	0	0	0	0	0			
Chuck Hartenstein, R (8, 1) OBP: 0.111, SLG: 0.111 (8, 1)									K	0	0	0	0	0	0	0			
<b>Inning Stats</b>	R: 0 E: 0 K: 0 S: 3	H: 0 LOB: 0 BB: 0 P: 3	R: 2 E: 0 K: 0 S: 4	H: 1 LOB: 0 BB: 1 P: 8	R: 0 E: 0 K: 0 S: 3	H: 0 LOB: 0 BB: 0 P: 3	R: 0 E: 0 K: 0 S: 3	H: 0 LOB: 0 BB: 0 P: 3	R: 0 E: 0 K: 1 S: 5	H: 0 LOB: 0 BB: 0 P: 5	R: 0 E: 0 K: 1 S: 5	H: 0 LOB: 1 BB: 1 P: 9	R: 0 E: 0 K: 0 S: 3	H: 0 LOB: 2 BB: 1 P: 11	R: 1 E: 0 K: 1 S: 7	H: 2 LOB: 2 BB: 1 P: 11	1B: 2 2B: 0 3B: 0 HR: 1	SF: 1 SAC: 0 DP: 0 HBP: 0	WP: 0 PA: 33 PB: 0 SB: 0 CS: 0
<b>PITCHER</b>	IP WLS BF H R ER SO BB IBB HBP BLK WP HR S P ERA WHIP																		
Ron Herbel, R (1, 1) ERA: 3.64	8.1 L 30 3 3 3 2 2 0 0 0 0 0 1 32 40 3.24 0.600																		
Frank Linzy, R (9, 1) ERA: 1.6	0.2 3 0 0 0 1 0 1 0 0 0 0 0 4 8 0.00 0.000																		

AB	29
R	3
H	3
RBI	3
BB	3
SO	3
LOB	5



Batter	1	2	3	4	5	6	7	8	9	AB	R	H	RBI	BB	SO	LOB	BOTTOM				
Jesus Alou, R (1, 9) OBP: 0.314, SLG: 0.368	F5		5-3			SH2-4 1B	F6			4	1	1	0	0	0	1	<b>Chicago Cubs @ San Francisco Giants</b> Candlestick Park, San Francisco, CA Sun Jul 16 1967, 6:38 AM EDT Att: 40,647 - Unknown - 78 F				
Ken Henderson, S (1, 8) OBP: 0.286, SLG: 0.314	F8					SH2-4 1B			5-3	3	0	0	0	0	0	0					
Willie McCovey, L (1, 3) OBP: 0.390, SLG: 0.491	K					G3			5-3	3	0	1	1	1	1	0					
Jim Ray Hart, R (1, 7) OBP: 0.376, SLG: 0.537						G3			1B BB	4	1	2	1	0	1	1					
Tom Haller, L (1, 2) OBP: 0.357, SLG: 0.456						HR			1B	4	0	1	0	0	2	2					
Jim Davenport, R (1, 5) OBP: 0.363, SLG: 0.385						K			K	4	0	1	0	0	2	2					
Hal Lanier, R (1, 6) OBP: 0.232, SLG: 0.276						F7			F9	3	0	0	0	1	0	2					
Tito Fuentes, S (1, 4) OBP: 0.241, SLG: 0.273						SH1-4 1B			1-3	4	0	2	0	0	0	3					
Bob Schroder, L (9, PH) OBP: 0.268, SLG: 0.242						F3			K	3	0	0	0	0	1	2					
Ron Herbel, R (1, 1) OBP: 0.333, SLG: 0.400						K			K	1	0	0	0	0	1	0					
Frank Linzy, R (9, 1) OBP: 0.404, SLG: 0.438 (9, PH)						SH1-4 1-2			G3	1	0	0	0	0	0	0					
<b>Inning Stats</b>	R: 0 E: 0 K: 1 S: 5	H: 0 LOB: 0 BB: 0 P: 5	R: 0 E: 0 K: 1 S: 5	H: 0 LOB: 0 BB: 0 P: 5	R: 0 E: 0 K: 0 S: 4	H: 1 LOB: 1 BB: 0 P: 4	R: 1 E: 0 K: 1 S: 6	H: 1 LOB: 0 BB: 0 P: 6	R: 0 E: 0 K: 2 S: 8	H: 1 LOB: 1 BB: 0 P: 8	R: 1 E: 0 K: 0 S: 6	H: 3 LOB: 3 BB: 1 P: 10	R: 0 E: 0 K: 0 S: 3	H: 0 LOB: 0 BB: 0 P: 3	R: 0 E: 0 K: 1 S: 6	H: 1 LOB: 2 BB: 1 P: 10	R: 0 E: 0 K: 1 S: 5	H: 0 LOB: 0 BB: 0 P: 5	1B: 5 2B: 1 3B: 0 HR: 1	SF: 0 SAC: 2 DP: 0 HBP: 0	WP: 0 PA: 36 PB: 0 SB: 0 CS: 0
<b>PITCHER</b>	IP WLS BF H R ER SO BB IBB HBP BLK WP HR S P ERA WHIP																				
Bill Stoneman, R (1, 1) ERA: 3.38	1.2 7 1 0 0 0 0 0 1 0 0 0 0 6 10 0.00 0.600																				
Rob Gardner, L (8, 1) ERA: 3.09	0.2 4 1 0 0 1 1 0 0 0 0 0 0 5 9 0.00 3.000																				
Chuck Hartenstein, R (8, 1) ERA: 2.67	1.1 W 4 0 0 0 1 0 0 0 0 0 0 0 6 6 0.00 0.000																				





Batter	1	2	3	4	5	6	7	8	9	AB	R	H	RBI	BB	SO	LOB	TOP											
Don Kessinger, S OBP: 0.271, SLG: 0.252	0-0 B1-3-5 1B		0-0 FC6-4 1B		4-0 2B BB		0-0 CS 1B		0-0 SH3-4 1-2	3	0	3	0	1	0	0												
Glenn Beckert, R OBP: 0.307, SLG: 0.365	0-0 B1-3-5 1-2f		0-0 FC6-4 1-2f		0-0 1-3 2-H 2B		0-0 F2 1-2		0-0 5-3	5	0	1	1	0	0	5												
Billy Williams, L OBP: 0.369, SLG: 0.497	0-3 K			0-0 F8		0-3 K		0-0 5-3	0-0 E2 BB 1B 2-H	5	0	1	0	0	2	2												
Ron Santo, R OBP: 0.375, SLG: 0.495		0-3 K		0-0 1-3		0-0 14 1B SF7 1B		0-0 14 1B 1B	4-0 1-2 BB	4	2	2	0	1	1	0												
14 Ernie Banks, R OBP: 0.324, SLG: 0.517		0-0 F4		0-0 1B		0-0 FC4-6 1B		0-0 1B 1-2 1B	0-3 K	5	0	3	0	0	1	2												
Clarence Jones, L OBP: 0.192, SLG: 0.240		0-3 K		0-0 4-3		0-0 SF7		0-0 1-3 2-H 1B		3	0	1	2	0	1	1												
Randy Hundley, R OBP: 0.332, SLG: 0.423			0-0 4-3		4-0 WP 2B BB	4-0 FC4-6 1-2f		4-0 G5-4-3 1BB		2	1	0	0	2	0	1												
Adolfo Phillips, R OBP: 0.396, SLG: 0.546			4-0 1B S BB		0-3 K	0-0 5-3		0-0 G5-4-3 1-2f		3	0	0	0	1	1	5												
Rich Nye, L OBP: 0.256, SLG: 0.310			0-3 K		0-3 K			0-3 K		4	1	1	0	0	3	2												
Chuck Hartenstein, R OBP: 0.111, SLG: 0.111			1-2 K		1-2 K			SH3-4 E 1B		0	0	0	0	0	0	0												
<b>Inning Stats</b>	R: 0 E: 0 K: 1 S: 5	H: 1 LOB: 0 BB: 0 P: 5	R: 0 E: 0 K: 2 S: 7	H: 0 LOB: 0 BB: 0 P: 7	R: 0 E: 0 K: 1 S: 6	H: 1 LOB: 2 BB: 1 P: 10	R: 0 E: 0 K: 0 S: 4	H: 1 LOB: 1 BB: 0 P: 4	R: 1 E: 0 K: 3 S: 10	H: 2 LOB: 2 BB: 2 P: 18	R: 0 E: 0 K: 1 S: 5	H: 1 LOB: 0 BB: 0 P: 5	R: 1 E: 1 K: 0 S: 7	H: 3 LOB: 2 BB: 1 P: 11	R: 1 E: 1 K: 1 S: 7	H: 2 LOB: 2 BB: 1 P: 11	1B: 11 2B: 2 3B: 0 HR: 0	SF: 1 SAC: 1 DP: 2 HBP: 0	WP: 1 PB: 0 SB: 1 CS: 1	PA: 41								
<b>PITCHER</b>	IP	WLS	BF	H	R	ER	SO	BB	IBB	HBP	BLK	WP	HR	S	P	ERA	WHIP											
Ray Sadecki, L ERA: 2.96	(1, 1)	7.0	L	29	7	2	2	8	3	0	0	0	1	0	42	54	2.57	1.429										
Frank Linzy, R ERA: 1.72	(8, 1)	1.2		9	4	2	1	0	0	1	0	0	0	0	8	12	5.40	2.400										
Bill Henry, L ERA: 1.69	(9, 1)	0.0		1	1	0	0	0	0	0	0	0	0	1	1		∞											
Bobby Bolin, R ERA: 4.99	(9, 1)	0.1		2	0	0	0	1	1	0	0	0	0	0	3	7	0.00	3.000										

Chicago Cubs @ San Francisco Giants  
Candlestick Park, San Francisco, CA

Mon Jul 17 1967, 6:33 AM EDT  
Att: 12,710 - Unknown - 78 F

AB 34  
R 4  
H 12  
RBI 3  
BB 5  
SO 9  
LOB 18



Batter	1	2	3	4	5	6	7	8	9	AB	R	H	RBI	BB	SO	LOB	BOTTOM										
Jim Davenport, R OBP: 0.359, SLG: 0.380	0-3 K		0-0 F9		4-3		0-0 6-3		0-0 3B 1B	5	1	1	0	0	1	1											
Bobby Etheridge, R OBP: 0.400, SLG: 0.800	0-0 F3		0-0 5-3			0-0 E BB SF8 1B		0-0 F9 1-H 2-H 3B	5	1	2	2	0	0	0	0											
Ollie Brown, R OBP: 0.321, SLG: 0.439	0-0 1B		0-0 F8			0-3 K		0-0 F9 E 1B	0-0 3-1	4	0	2	0	0	1	1											
Willie McCovey, L OBP: 0.389, SLG: 0.489										1	0	0	0	0	0	2											
Jim Ray Hart, R OBP: 0.375, SLG: 0.532	0-0 F3			0-3 K		4-0 E BB		0-0 E4 FC6-4		3	0	0	0	1	1	2											
Jack Hiatt, R OBP: 0.398, SLG: 0.429		0-0 FC5-4 BB 1B		0-3 K		0-0 E6		0-0 F9		4	0	1	0	0	1	4											
Dick Dietz, R OBP: 0.429, SLG: 0.390		0-0 F9		0-0 4-3		0-0 SF8		0-0 FC6-4 1-2f		3	0	0	1	0	0	3											
Ken Henderson, S OBP: 0.285, SLG: 0.306		4-0 FC5-4 BB			0-0 6-3	0-0 F9			0-0 F3	3	0	0	0	1	0	2											
Hal Lanier, R OBP: 0.233, SLG: 0.279		0-0 FC5-4 1-2f 2-3			0-0 2B		0-0 F6		0-0 G3	4	0	1	0	0	0	2											
Ray Sadecki, L ERA: 2.96	(1, 1)	7.0	L	29	7	2	2	8	3	0	0	0	0	0	0	0											
Jesus Alou, R ERA: 3.56	(7, PH)	0.0		0	0	0	0	0	0	0	0	0	0	0	0	0											
Frank Linzy, R ERA: 1.72	(8, 1)	1.2		9	4	2	1	0	0	1	0	0	0	0	0	0											
Bill Henry, L ERA: 1.69	(9, 1)	0.0		1	1	0	0	0	0	0	0	0	0	0	0	0											
Bobby Bolin, R ERA: 4.99	(9, 1)	0.1		2	0	0	0	1	1	0	0	0	0	0	0	0											
Dick Groat, R OBP: 0.229, SLG: 0.140	(9, PH)	0.0		0	0	0	0	0	0	0	0	0	0	0	0	0											
Bob Schroder, L OBP: 0.068, SLG: 0.242	(9, PH)	0.0		0	0	0	0	0	0	0	0	0	0	0	0	0											
<b>Inning Stats</b>	R: 0 E: 0 K: 1 S: 6	H: 1 LOB: 1 BB: 0 P: 6	R: 0 E: 0 K: 1 S: 6	H: 1 LOB: 2 BB: 1 P: 10	R: 0 E: 0 K: 0 S: 3	H: 0 LOB: 0 BB: 0 P: 3	R: 0 E: 0 K: 2 S: 7	H: 0 LOB: 0 BB: 0 P: 7	R: 0 E: 0 K: 1 S: 6	H: 1 LOB: 1 BB: 0 P: 6	R: 1 E: 1 K: 1 S: 7	H: 1 LOB: 2 BB: 1 P: 11	R: 0 E: 0 K: 1 S: 5	H: 0 LOB: 0 BB: 0 P: 5	R: 0 E: 1 K: 0 S: 5	H: 1 LOB: 2 BB: 0 P: 5	R: 2 E: 0 K: 0 S: 6	H: 3 LOB: 3 BB: 0 P: 6	1B: 6 2B: 1 3B: 1 HR: 0	SF: 1 SAC: 0 DP: 0 HBP: 0	WP: 0 PB: 0 SB: 0 CS: 0	PA: 39					
<b>PITCHER</b>	IP	WLS	BF	H	R	ER	SO	BB	IBB	HBP	BLK	WP	HR	S	P	ERA	WHIP										
Rich Nye, L ERA: 3.56	(1, 1)	8.2	W	38	8	3	2	7	2	0	0	0	0	50	58	2.08	1.154										
Chuck Hartenstein, R ERA: 2.64	(9, 1)	0.1	S	1	0	0	0	0	0	0	0	0	0	1	1	0.00	0.000										

Chicago Cubs @ San Francisco Giants  
Candlestick Park, San Francisco, CA

Mon Jul 17 1967, 6:33 AM EDT  
Att: 12,710 - Unknown - 78 F

AB 36  
R 3  
H 8  
RBI 3  
BB 2  
SO 7  
LOB 20





Batter	1	2	3	4	5	6	7	8	9	AB	R	H	RBI	BB	SO	LOB	TOP			
<b>Felipe Alou, R</b> OBP: 0.335, SLG: 0.443 (1, 3)	0-0 6-3		0-0 F4			0-0 FC6-4 1B		0-0 6-3		4	0	0	0	0	0	1	<b>Atlanta Braves @ Chicago Cubs</b> Wrigley Field, Chicago, IL Tue Jul 18, 1967, 3:33 AM CDT Att: 19,875 - Unknown - 78 F			
<b>Mack Jones, L</b> OBP: 0.331, SLG: 0.430 (1, 8)	0-0 F7			0-0 5-3		0-0 1B		0-0 2B		4	0	2	0	0	0	0				
<b>Hank Aaron, R</b> OBP: 0.396, SLG: 0.611 (1, 9)	0-0 3-1			0-3 K			0-0 1B HR	0-0 F8		4	1	1	0	0	1	1				
<b>Rico Carty, R</b> OBP: 0.352, SLG: 0.443 (1, 7)		0-0 F6		0-0 F7				0-0 F8	0-0 G6-3 1B	4	0	1	0	0	0	1				
<b>Joe Torre, R</b> OBP: 0.380, SLG: 0.548 (1, 2)		0-0 1B			0-3 K		0-0 1B HR	0-0 G6-3	4	1	2	0	0	1	1					
<b>Clete Boyer, R</b> OBP: 0.296, SLG: 0.417 (1, 5)		0-3 K			0-0 1-3		0-0 1B HR	0-0 1B	4	1	2	3	0	1	1					
<b>Denis Menke, R</b> OBP: 0.327, SLG: 0.326 (1, 6)		0-0 L5			0-0 5-3		0-0 K2-3	0-0 1B	4	0	1	0	0	1	1					
<b>Woody Woodward, R</b> OBP: 0.292, SLG: 0.274 (1, 4)			0-0 F8			0-3 K	0-0 F9	0-0 3-1	3	0	0	0	0	1	0					
<b>Denny Lemaster, R</b> OBP: 0.128, SLG: 0.111 (1, 1)			0-3 K			0-0 FC6-4 1B		0-0 4-3	1	0	0	0	0	1	0					
<b>Jay Ritchie, R</b> OBP: 0.376, SLG: 0.625 (5, 1)									0	0	0	0	0	0	0	0				
<b>Charles Blair, R</b> OBP: 0.275, SLG: 0.250 (6, 1)									0	0	0	0	0	0	0	0				
<b>Ed Rakow, R</b> OBP: 0.222, SLG: 0.300 (6, 1)									0	0	0	0	0	0	0	0				
<b>Cecil Upshaw, R</b> OBP: 0.225, SLG: 0.343 (7, 1)									0	0	0	0	0	0	0	0				
<b>Miguel de la Hoz, R</b> OBP: 0.225, SLG: 0.343 (7, 4)									1	0	0	0	0	0	0	0				
<b>Tito Franconia, L</b> OBP: 0.201, SLG: 0.300 (9, PH)									1	0	0	0	0	0	2					
<b>Inning Stats</b>	R: 0 E: 0 K: 0 S: 3	H: 0 LOB: 0 BB: 0 P: 3	R: 0 E: 0 K: 1 S: 6	H: 1 LOB: 1 BB: 0 P: 6	R: 0 E: 0 K: 1 S: 5	H: 0 LOB: 0 BB: 0 P: 5	R: 0 E: 0 K: 1 S: 5	H: 0 LOB: 0 BB: 0 P: 5	R: 0 E: 0 K: 1 S: 6	H: 2 LOB: 2 BB: 0 P: 6	R: 3 E: 0 K: 1 S: 8	H: 3 LOB: 0 BB: 0 P: 8	R: 0 E: 0 K: 0 S: 4	H: 1 LOB: 1 BB: 0 P: 4	R: 0 E: 0 K: 0 S: 5	H: 3 LOB: 2 BB: 0 P: 5	1B: 7 2B: 2 3B: 0 HR: 1	SF: 0 SAC: 0 DP: 1 HBP: 0	WP: 0 PA: 35 PB: 0 SB: 0 CS: 0	
<b>PITCHER</b>	IP	WLS	BF	H	R	ER	SO	BB	IBB	HBP	BLK	WP	HR	S	P	ERA	WHIP			
<b>Fergie Jenkins, R</b> ERA: 2.99 (1, 1)	6.1	W	23	5	2	2	5	0	0	0	0	0	0	33	33	2.84	0.789			
<b>Bill Hands, R</b> ERA: 2.57 (7, 1)	2.2	S	12	5	1	1	1	0	0	0	0	0	1	14	14	3.38	1.875			

Batter	1	2	3	4	5	6	7	8	9	AB	R	H	RBI	BB	SO	LOB	BOTTOM			
<b>Don Kessinger, S</b> OBP: 0.280, SLG: 0.270 (1, 6)	0-0 HR		0-3 K		0-0 S 2B	0-0 1B		0-0 4-3-6 1B		5	2	4	5	0	1	0	<b>Atlanta Braves @ Chicago Cubs</b> Wrigley Field, Chicago, IL Tue Jul 18, 1967, 3:33 AM CDT Att: 19,875 - Unknown - 78 F			
<b>Glenn Beckert, R</b> OBP: 0.305, SLG: 0.366 (1, 4)	0-3 K		0-0 4-3		0-0 4-3 2B	0-0 F9		0-0 4-3-6 1B		5	0	1	1	0	1	3				
<b>Billy Williams, L</b> OBP: 0.370, SLG: 0.496 (1, 7)	0-0 F7		0-0 F2		0-0 4-3 IBB		0-0 1B			3	1	1	0	1	0	1				
<b>Ron Santo, R</b> OBP: 0.379, SLG: 0.506 (1, 5)	0-0 HR			4-0 4-3 BB	0-0 4-3		0-0 1B			3	1	2	2	1	0	2				
<b>14 Ernie Banks, R</b> OBP: 0.320, SLG: 0.510 (1, 3)	0-0 6-3			0-0 F3	0-0 F9		0-0 F3			4	0	0	0	0	0	5				
<b>Clarence Jones, L</b> OBP: 0.167, SLG: 0.214 (1, 9)		0-0 E3 G5-4-3 BB		0-0 4-3		0-3 K		0-0 SF8-5-6		3	0	0	1	0	1	1				
<b>Randy Hundley, R</b> OBP: 0.337, SLG: 0.424 (1, 2)		4-0 G5-4-3 BB		0-0 6-3		0-0 BB 2B		1-0 S HBP 1B HBP		2	2	1	0	1	0	1				
<b>Adolfo Phillips, R</b> OBP: 0.396, SLG: 0.539 (1, 8)		0-0 G5-4-3			0-0 F8	0-3 K		1-0 S HBP 1B HBP		3	1	0	0	0	1	3				
<b>Fergie Jenkins, R</b> OBP: 0.179, SLG: 0.245 (1, 1)		0-3 K			0-0 2B	4-0 2B		0-3 K		2	2	1	0	1	1	1				
<b>Bill Hands, R</b> OBP: 0.222, SLG: 0.176 (7, 1)					0-0 2B	1-2 2B		1-2 2-3		1	0	0	0	0	1	2				
<b>Inning Stats</b>	R: 2 E: 0 K: 1 S: 7	H: 2 LOB: 0 BB: 0 P: 7	R: 0 E: 1 K: 1 S: 5	H: 0 LOB: 1 BB: 1 P: 9	R: 0 E: 0 K: 1 S: 5	H: 0 LOB: 0 BB: 0 P: 5	R: 0 E: 0 K: 0 S: 3	H: 0 LOB: 1 BB: 1 P: 7	R: 2 E: 0 K: 2 S: 9	H: 3 LOB: 2 BB: 1 P: 10	R: 2 E: 0 K: 2 S: 4	H: 2 LOB: 0 BB: 0 P: 4	R: 1 E: 0 K: 1 S: 5	H: 2 LOB: 0 BB: 0 P: 4	R: 2 E: 0 K: 1 S: 5	H: 1 LOB: 0 BB: 0 P: 7	1B: 5 2B: 6 3B: 0 HR: 1	SF: 1 SAC: 0 DP: 3 HBP: 2	WP: 0 PA: 38 PB: 0 SB: 3 CS: 0	
<b>PITCHER</b>	IP	WLS	BF	H	R	ER	SO	BB	IBB	HBP	BLK	WP	HR	S	P	ERA	WHIP			
<b>Denny Lemaster, L</b> ERA: 3.0 (1, 1)	4.1	L	20	5	4	4	3	2	0	0	0	0	0	24	32	8.31	1.615			
<b>Jay Ritchie, R</b> ERA: 3.74 (5, 1)	0.2		3	0	0	0	0	0	1	0	0	0	0	2	6	0.00	0.000			
<b>Ed Rakow, R</b> ERA: 27.0 (6, 1)	1.0		8	4	3	3	2	1	0	0	0	0	0	11	15	27.00	5.000			
<b>Cecil Upshaw, R</b> ERA: 5.4 (7, 1)	2.0		7	1	2	2	1	0	0	2	0	0	0	7	9	9.00	0.500			





Batter	1	2	3	4	5	6	7	8	9	AB	R	H	RBI	BB	SO	LOB	TOP								
<b>Tito Francona, L</b> OBP: 0.290, SLG: 0.292 (1, 3)	6-3		F9			6-3	E4			4	0	0	0	0	0	2	<b>Atlanta Braves @ Chicago Cubs</b> Wrigley Field, Chicago, IL Wed Jul 19 1967, 3:33 AM CDT Att: 19,677 - Unknown - 78 F								
<b>Mack Jones, L</b> OBP: 0.327, SLG: 0.423 (1, 8)	K			F4		F7	K			4	0	0	0	0	2	3									
<b>Hank Aaron, R</b> OBP: 0.397, SLG: 0.609 (1, 9)				E5				F7		4	0	2	1	0	0	0									
<b>Joe Torre, R</b> OBP: 0.378, SLG: 0.541 (1, 2)			F9	FC6-4				6-3		3	0	0	0	1	0	1									
<b>Bob Uecker, R</b> OBP: 0.206, SLG: 0.171 (8, 2)										0	0	0	0	0	0	0									
<b>Rico Carty, R</b> OBP: 0.347, SLG: 0.435 (1, 7)			E6	F9		F3		F9		4	0	0	0	0	0	3									
<b>Clete Boyer, R</b> OBP: 0.294, SLG: 0.411 (1, 5)	K				K		F7		L6	4	0	0	0	0	2	1									
<b>Denis Menke, R</b> OBP: 0.326, SLG: 0.329 (1, 6)			F9		K			6-3		4	1	1	0	0	1	1									
<b>Woody Woodward, R</b> OBP: 0.290, SLG: 0.272 (1, 4)				5-3		F9		L6		2	0	0	0	0	0	0									
<b>Dick Kelley, R</b> OBP: 0.313, SLG: 0.333 (5, 1)								6-3		0	0	0	0	0	0	0									
<b>Charlie Lau, L</b> OBP: 0.241, SLG: 0.240 (7, PH)										1	0	0	0	0	0	1									
<b>Ramon Hernandez, S</b> OBP: 0.333, SLG: 0.302 (7, 1)										0	0	0	0	0	0	0									
<b>Gary Geiger, L</b> OBP: 0.333, SLG: 0.302 (9, PH)										1	0	0	0	0	0	0									
<b>Tony Cloninger, R</b> OBP: 0.238, SLG: 0.250 (1, 1)										1	0	0	0	0	1	0									
<b>Jay Ritchie, R</b> OBP: 0.315, SLG: 0.625 (4, 1)										0	0	0	0	0	0	0									
<b>Miguel de la Hoz, R</b> OBP: 0.276, SLG: 0.474 (5, 4)										2	1	2	1	0	0	0									
<b>Inning Stats</b>	R: 0 E: 0 K: 1 S: 5	H: 1 LOB: 1 BB: 0 P: 5	R: 0 E: 1 K: 1 S: 6	H: 0 LOB: 1 BB: 0 P: 6	R: 0 E: 0 K: 1 S: 5	H: 0 LOB: 0 BB: 0 P: 5	R: 0 E: 1 K: 0 S: 4	H: 0 LOB: 1 BB: 0 P: 4	R: 0 E: 0 K: 2 S: 7	H: 0 LOB: 0 BB: 0 P: 7	R: 1 E: 0 K: 0 S: 5	H: 2 LOB: 2 BB: 1 P: 9	R: 1 E: 1 K: 1 S: 8	H: 2 LOB: 2 BB: 0 P: 8	R: 0 E: 0 K: 0 S: 3	H: 0 LOB: 0 BB: 0 P: 3	R: 0 E: 0 K: 0 S: 3	H: 0 LOB: 0 BB: 0 P: 3	1B: 2 2B: 3 3B: 0 HR: 0	SF: 0 SAC: 0 DP: 0 HBP: 0	WP: 0 PB: 0 SB: 0 CS: 0	PA: 35			
<b>PITCHER</b>	IP	WLS	BF	H	R	ER	SO	BB	IBB	HBP	BLK	WP	HR	S	P	ERA	WHIP								
<b>Joe Niekro, R</b> ERA: 3.18 (1, 1)	9.0	W	35	5	2	2	6	1	0	0	0	0	0	46	50	2.00	0.667								

AB	34
R	2
H	5
RBI	2
BB	1
SO	6
LOB	12



Batter	1	2	3	4	5	6	7	8	9	AB	R	H	RBI	BB	SO	LOB	BOTTOM								
<b>Don Kessinger, S</b> OBP: 0.275, SLG: 0.268 (1, 6)	E7		6-3			K		1-3		5	1	1	1	0	1	1	<b>Atlanta Braves @ Chicago Cubs</b> Wrigley Field, Chicago, IL Wed Jul 19 1967, 3:33 AM CDT Att: 19,677 - Unknown - 78 F								
<b>Glenn Beckert, R</b> OBP: 0.304, SLG: 0.362 (1, 4)	G3		4-3	F7						3	0	0	0	1	0	2									
<b>Billy Williams, L</b> OBP: 0.369, SLG: 0.493 (1, 7)	4-3		K			1-3				4	1	1	1	0	1	1									
<b>Ron Santo, R</b> OBP: 0.380, SLG: 0.506 (1, 5)	6-3					1-3				4	1	2	0	0	0	0									
<b>14 Ernie Banks, R</b> OBP: 0.320, SLG: 0.508 (1, 3)										3	0	1	0	0	2	0									
<b>Clarence Jones, L</b> OBP: 0.147, SLG: 0.200 (1, 9)										2	0	0	2	0	1	0									
<b>Randy Hundley, R</b> OBP: 0.342, SLG: 0.429 (1, 2)										3	1	2	0	1	0	1									
<b>Adolfo Phillips, R</b> OBP: 0.397, SLG: 0.545 (1, 8)										3	2	1	0	1	0	3									
<b>Joe Niekro, R</b> OBP: 0.211, SLG: 0.235 (1, 1)										3	1	2	3	0	1	2									
<b>Inning Stats</b>	R: 1 E: 1 K: 0 S: 4	H: 0 LOB: 0 BB: 0 P: 4	R: 0 E: 0 K: 2 S: 8	H: 1 LOB: 2 BB: 1 P: 12	R: 0 E: 0 K: 1 S: 5	H: 0 LOB: 0 BB: 0 P: 5	R: 4 E: 1 K: 0 S: 7	H: 4 LOB: 1 BB: 1 P: 11	R: 1 E: 0 K: 0 S: 5	H: 2 LOB: 1 BB: 0 P: 5	R: 1 E: 0 K: 1 S: 6	H: 1 LOB: 1 BB: 1 P: 10	R: 0 E: 0 K: 2 S: 7	H: 0 LOB: 0 BB: 0 P: 7	R: 0 E: 0 K: 0 S: 4	H: 2 LOB: 1 BB: 0 P: 4		1B: 7 2B: 2 3B: 1 HR: 0	SF: 3 SAC: 1 DP: 1 HBP: 0	WP: 0 PB: 0 SB: 1 CS: 0	PA: 37				
<b>PITCHER</b>	IP	WLS	BF	H	R	ER	SO	BB	IBB	HBP	BLK	WP	HR	S	P	ERA	WHIP								
<b>Tony Cloninger, R</b> ERA: 4.92 (1, 1)	3.2	L	18	4	5	4	3	1	0	0	0	0	0	22	30	9.82	1.364								
<b>Jay Ritchie, R</b> ERA: 3.69 (4, 1)	0.2		5	3	1	1	0	0	0	0	0	0	0	5	5	13.50	4.500								
<b>Dick Kelley, L</b> ERA: 5.05 (5, 1)	1.2		7	1	1	1	1	1	0	0	0	0	0	8	12	5.40	1.200								
<b>Ramon Hernandez, L</b> ERA: 4.3 (7, 1)	2.0		7	2	0	0	2	0	0	0	0	0	0	11	11	0.00	1.000								





Batter	1	2	3	4	5	6	7	8	9	AB	R	H	RBI	BB	SO	LOB	TOP																			
<b>Tito Francona, L</b> OBP: 0.289, SLG: 0.310 (1, 3)	0-0 4-3		0-0 HR		0-3 K		0-3 K			4	1	1	1	0	2	2	<b>Atlanta Braves @ Chicago Cubs</b> Wrigley Field, Chicago, IL Thu Jul 20 1967, 3:33 AM CDT Att: 20,990 - Unknown - 75 F																			
<b>Mack Jones, L</b> OBP: 0.326, SLG: 0.421 (1, 8)	0-3 K		0-0 3-1		0-0 F5		0-0 1B			4	0	1	0	0	1	2																				
<b>Hank Aaron, R</b> OBP: 0.398, SLG: 0.608 (1, 9)	0-0 1B			0-0 6-3		0-0 1B	0-0 1B		0-0 1-3-5	4	1	2	0	0	0	1																				
<b>Joe Torre, R</b> OBP: 0.380, SLG: 0.539 (1, 2)	0-0 1-3			0-3 K		0-0 1B	0-0 1B		4-0 BB	3	0	1	0	1	1	1																				
<b>Rico Carty, R</b> OBP: 0.345, SLG: 0.432 (1, 7)		0-3 K		0-0 1B		0-0 1B	0-0 1B		0-0 BB	4	0	1	1	0	1	2																				
<b>Clete Boyer, R</b> OBP: 0.291, SLG: 0.405 (1, 5)		0-0 F6		0-0 F8		0-3 K			0-0 F3	4	0	0	0	0	1	2																				
<b>Miguel de la Hoz, R</b> OBP: 0.274, SLG: 0.459 <b>Woody Woodward, R</b> OBP: 0.290, SLG: 0.272 (1, 4) (9, 4)		0-0 5-3			0-0 F8		0-0 1B		0-0 5-3	4	0	1	0	0	0	0																				
<b>Denis Menke, R</b> OBP: 0.328, SLG: 0.326 (1, 6)			0-3 K		4-0 BB		4-0 BB		0-0 5-3	2	0	0	0	2	1	0																				
<b>Pat Jarvis, R</b> OBP: 0.114, SLG: 0.093 (1, 1)			0-3 K		0-0 FC1		0-0 F4		0-3 K	4	0	0	0	0	2	4																				
<b>Inning Stats</b>	R: 0 E: 0 K: 1 S: 6	H: 1 LOB: 1 BB: 0 P: 6	R: 0 E: 0 K: 1 S: 5	H: 0 LOB: 0 BB: 0 P: 5	R: 1 E: 0 K: 2 S: 8	H: 1 LOB: 0 BB: 0 P: 8	R: 0 E: 0 K: 1 S: 6	H: 1 LOB: 1 BB: 0 P: 6	R: 0 E: 1 K: 1 S: 6	H: 0 LOB: 2 BB: 1 P: 10	R: 1 E: 0 K: 1 S: 8	H: 3 LOB: 3 BB: 1 P: 12	R: 0 E: 0 K: 0 S: 2	H: 0 LOB: 0 BB: 1 P: 6	R: 0 E: 0 K: 1 S: 5	H: 0 LOB: 0 BB: 0 P: 5		1B: 6 2B: 1 3B: 0 HR: 1	SF: 0 SAC: 0 DP: 2 HBP: 0	WP: 1 PA: 36 PB: 0 SB: 0 CS: 0																
<b>PITCHER</b>	IP	WLS	BF	H	R	ER	SO	BB	IBB	HBP	BLK	WP	HR	S	P	ERA	WHIP	<b>PITCHER</b>		IP	WLS	BF	H	R	ER	SO	BB	IBB	HBP	BLK	WP	HR	S	P	ERA	WHIP
<b>Ray Culo, R</b> ERA: 3.51 (1, 1)	8.0	L	33	7	2	2	8	3	0	0	0	1	1	46	58	2.25	1.250																			
<b>Chuck Hartenstein, R</b> ERA: 2.56 (9, 1)	1.0		3	0	0	0	1	0	0	0	0	0	0	5	5	0.00	0.000																			

**AB** 33  
**R** 2  
**H** 7  
**RBI** 2  
**BB** 3  
**SO** 9  
**LOB** 14



Batter	1	2	3	4	5	6	7	8	9	AB	R	H	RBI	BB	SO	LOB	BOTTOM																				
<b>Don Kessinger, S</b> OBP: 0.275, SLG: 0.264 (1, 6)	0-0 F7			0-0 E1		0-0 4-3		0-0 6-3		4	0	0	0	0	0	0	<b>Atlanta Braves @ Chicago Cubs</b> Wrigley Field, Chicago, IL Thu Jul 20 1967, 3:33 AM CDT Att: 20,990 - Unknown - 75 F																				
<b>Glenn Beckert, R</b> OBP: 0.356, SLG: 0.362 (1, 4) <b>Lee Thomas, L</b> OBP: 0.292, SLG: 0.313 (8, PH) <b>Chuck Hartenstein, R</b> OBP: 0.111, SLG: 0.111 (9, 1)	0-0 F3			0-0 4-3		0-0 1B		4-0 BB		3	0	1	0	0	0	1																					
<b>Billy Williams, L</b> OBP: 0.368, SLG: 0.490 (1, 7)	0-0 F5			0-0 F6		0-0 1B		0-3 K		4	0	1	0	0	1	2																					
<b>Ron Santo, R</b> OBP: 0.381, SLG: 0.505 (1, 5)		0-0 6-3		0-0 5-3		0-0 BB			0-0 1B	3	0	1	0	1	0	1																					
<b>14 Ernie Banks, R</b> OBP: 0.316, SLG: 0.502 (1, 3)		0-0 F8			0-0 E5	0-0 F6-2		0-0 F8		4	1	0	0	0	0	4																					
<b>Clarence Jones, L</b> OBP: 0.158, SLG: 0.235 (1, 9)		0-0 F7			0-0 SF7	0-0 G3		0-0 F4		4	0	1	0	0	0	1																					
<b>Randy Hundley, R</b> OBP: 0.338, SLG: 0.425 (1, 2)			0-0 F4		0-0 SF7	0-0 6-3		0-0 F8		3	0	0	1	0	0	1																					
<b>Adolfo Phillips, R</b> OBP: 0.393, SLG: 0.538 (1, 8)			0-0 L8		0-3 K		0-0 1-3			3	0	0	0	0	1	1																					
<b>Ray Culo, R</b> OBP: 0.083, SLG: 0.194 (1, 1) <b>Al Spangler, L</b> OBP: 0.308, SLG: 0.326 (8, PH) <b>Paul Popovich, S</b> OBP: 0.273, SLG: 0.237 (9, 4)			0-0 6-3		0-3 K		0-0 F2			2	0	0	0	0	1	1																					
<b>Inning Stats</b>	R: 0 E: 0 K: 0 S: 3	H: 0 LOB: 0 BB: 0 P: 3	R: 0 E: 0 K: 0 S: 3	H: 0 LOB: 0 BB: 0 P: 3	R: 0 E: 0 K: 0 S: 4	H: 0 LOB: 0 BB: 0 P: 4	R: 1 E: 1 K: 2 S: 9	H: 1 LOB: 1 BB: 0 P: 9	R: 0 E: 0 K: 0 S: 4	H: 2 LOB: 2 BB: 1 P: 8	R: 0 E: 0 K: 0 S: 3	H: 0 LOB: 0 BB: 0 P: 3	R: 0 E: 0 K: 1 S: 5	H: 0 LOB: 1 BB: 1 P: 9	R: 0 E: 0 K: 0 S: 4	H: 1 LOB: 1 BB: 0 P: 4		1B: 3 2B: 2 3B: 0 HR: 0	SF: 1 SAC: 0 DP: 1 HBP: 0	WP: 0 PA: 34 PB: 0 SB: 0 CS: 0																	
<b>PITCHER</b>	IP	WLS	BF	H	R	ER	SO	BB	IBB	HBP	BLK	WP	HR	S	P	ERA	WHIP	<b>PITCHER</b>		IP	WLS	BF	H	R	ER	SO	BB	IBB	HBP	BLK	WP	HR	S	P	ERA	WHIP	
<b>Pat Jarvis, R</b> ERA: 3.62 (1, 1)	9.0	W	34	4	1	0	3	2	0	0	0	0	0	38	46	0.00	0.667																				













Batter	1	2	3	4	5	6	7	8	9	AB	R	H	RBI	BB	SO	LOB	TOP					
Jesus Alou, R OBP: 0.319, SLG: 0.392										4	1	2	2	0	1	0	<b>San Francisco Giants @ Chicago Cubs</b> Wrigley Field, Chicago, IL Sun Jul 23 1967, 3:33 AM CDT Cloudy - 90 F					
Willie McCovey, L OBP: 0.397, SLG: 0.526										3	1	1	0	0	0	2						
Jack Hiatt, R OBP: 0.394, SLG: 0.424										1	0	0	0	0	1	0						
Willie Mays, R OBP: 0.353, SLG: 0.493										2	0	0	0	0	1	1						
Ollie Brown, R OBP: 0.311, SLG: 0.419										2	0	1	0	0	0	0						
Jim Ray Hart, R OBP: 0.381, SLG: 0.564										3	2	2	3	1	0	0						
Tom Haller, L OBP: 0.357, SLG: 0.454										4	0	1	0	0	1	2						
Bobby Etheridge, R OBP: 0.378, SLG: 0.485										4	0	0	0	0	1	1						
Hal Lanier, R OBP: 0.231, SLG: 0.274										4	0	0	0	0	0	0						
Tito Fuentes, S OBP: 0.248, SLG: 0.283										4	1	2	0	0	1	0						
Mike McCormick, L OBP: 0.173, SLG: 0.191										4	0	0	0	0	1	2						
<b>Inning Stats</b>	R: 3 E: 0 K: 1 S: 8	H: 3 LOB: 0 BB: 0 P: 8	R: 1 E: 0 K: 1 S: 7	H: 2 LOB: 1 BB: 0 P: 7	R: 1 E: 0 K: 2 S: 8	H: 1 LOB: 0 BB: 0 P: 8	R: 0 E: 0 K: 0 S: 3	H: 0 LOB: 0 BB: 0 P: 3	R: 0 E: 1 K: 0 S: 4	H: 1 LOB: 2 BB: 1 P: 8	R: 0 E: 0 K: 1 S: 5	H: 0 LOB: 0 BB: 0 P: 5	R: 0 E: 0 K: 2 S: 7	H: 0 LOB: 0 BB: 0 P: 7	R: 0 E: 0 K: 0 S: 4	H: 1 LOB: 1 BB: 0 P: 4	R: 0 E: 0 K: 0 S: 3	H: 1 LOB: 0 BB: 0 P: 3	1B: 3 2B: 3 3B: 0 HR: 3	SF: 0 SAC: 0 DP: 2 HBP: 0	WP: 0 PB: 0 SB: 0 CS: 0	PA: 36
<b>PITCHER</b>	IP WLS BF L	H R ER SO	BB IBB HBP BLK	WP HR S P	ERA WHIP	<b>PITCHER</b>															ERA WHIP	
Fergie Jenkins, R ERA: 3.14	(1, 1) 7.0	7 5 5 7	1 0 0 0	0 0 0 0	0 3 42 46	6.43 1.143																
Cal Koonce, R ERA: 4.68	(8, 1) 2.0	7 2 0 0	0 0 0 0	0 0 0 0	0 0 7 7	0.00 1.000																

AB 35  
R 5  
H 9  
RBI 5  
BB 1  
SO 7  
LOB 8



Batter	1	2	3	4	5	6	7	8	9	AB	R	H	RBI	BB	SO	LOB	BOTTOM					
Don Kessinger, S OBP: 0.268, SLG: 0.255										5	0	0	0	0	0	4	<b>San Francisco Giants @ Chicago Cubs</b> Wrigley Field, Chicago, IL Sun Jul 23 1967, 3:33 AM CDT Cloudy - 90 F					
Glenn Beckert, R OBP: 0.303, SLG: 0.359										4	0	1	0	0	0	0						
Billy Williams, L OBP: 0.362, SLG: 0.493										4	0	0	0	0	2	2						
Ron Santo, R OBP: 0.387, SLG: 0.519										4	0	1	0	0	2	0						
14 Ernie Banks, R OBP: 0.316, SLG: 0.497										4	1	1	0	0	2	1						
Ted Savage, R OBP: 0.351, SLG: 0.352										3	0	1	0	1	0	1						
Randy Hundley, R OBP: 0.339, SLG: 0.433										4	1	1	2	0	0	2						
Adolfo Phillips, R OBP: 0.399, SLG: 0.537										3	0	1	0	1	1	0						
Fergie Jenkins, R OBP: 0.190, SLG: 0.241	(1, 1) 9.0	6 2 2 8	3 0 0 0	0 0 0 0	0 1 50 62	2.00 1.000	<b>PITCHER</b>															
Norm Gigon, R OBP: 0.190, SLG: 0.271	(7, PH)																					
Cal Koonce, R ERA: 4.68	(8, 1)																					
Paul Popovich, S OBP: 0.272, SLG: 0.238	(8, PH)																					
<b>Inning Stats</b>	R: 0 E: 0 K: 1 S: 5	H: 0 LOB: 0 BB: 0 P: 5	R: 0 E: 0 K: 2 S: 7	H: 0 LOB: 1 BB: 1 P: 11	R: 0 E: 0 K: 0 S: 4	H: 1 LOB: 2 BB: 1 P: 8	R: 0 E: 0 K: 1 S: 6	H: 1 LOB: 0 BB: 0 P: 6	R: 0 E: 0 K: 2 S: 7	H: 0 LOB: 0 BB: 0 P: 7	R: 0 E: 1 K: 0 S: 4	H: 1 LOB: 2 BB: 1 P: 8	R: 0 E: 0 K: 1 S: 5	H: 0 LOB: 0 BB: 0 P: 5	R: 0 E: 0 K: 0 S: 6	H: 3 LOB: 1 BB: 0 P: 6	1B: 3 2B: 2 3B: 0 HR: 1	SF: 0 SAC: 0 DP: 0 HBP: 0	WP: 0 PB: 0 SB: 0 CS: 0	PA: 37		
<b>PITCHER</b>	IP WLS BF L	H R ER SO	BB IBB HBP BLK	WP HR S P	ERA WHIP	<b>PITCHER</b>															ERA WHIP	
Mike McCormick, L ERA: 2.29	(1, 1) 9.0	6 2 2 8	3 0 0 0	0 0 0 0	0 1 50 62	2.00 1.000																



AB 34  
R 2  
H 6  
RBI 2  
BB 3  
SO 8  
LOB 13



Batter	1	2	3	4	5	6	7	8	9	AB	R	H	RBI	BB	SO	LOB	TOP																																																																							
Jesus Alou, R OBP: 0.317, SLG: 0.389 (1, 9)	4-3		F6		6-3		1B		G4-6-3	5	0	1	0	0	0	1																																																																								
Bobby Etheridge, R OBP: 0.366, SLG: 0.444 (1, 5)	4-3			1-3		G6-4-3 BB	K			3	0	0	0	1	1	1																																																																								
Ollie Brown, R OBP: 0.311, SLG: 0.416 (1, 8)	F6			2B 1B		G6-4-3 1-2		5-3		4	0	1	0	0	0	1																																																																								
Jim Ray Hart, R OBP: 0.384, SLG: 0.577 (1, 7)		4-3 BB		1-3 2B		HR		6-3		3	1	2	1	1	0	0																																																																								
Jack Hiatt, R OBP: 0.398, SLG: 0.438 (1, 3)	K			K		1B 2B				4	1	2	0	0	2	3																																																																								
Tom Haller, L OBP: 0.359, SLG: 0.452 (1, 2)	4-3 1-2			IBB		1B		F9		3	0	1	1	1	0	2																																																																								
Hal Lanier, R OBP: 0.229, SLG: 0.272 Lindy McDaniel, R OBP: 0.333, SLG: 0.333 Jim Davenport, R OBP: 0.358, SLG: 0.376 (9, PH)	K			F4		1-3			K	3	0	0	0	0	1	5	AB 33																																																																							
Tito Fuentes, S OBP: 0.245, SLG: 0.279 Dick Dietz, R OBP: 0.417, SLG: 0.415 (9, PH)			F8		F2		K		HR	3	0	0	0	0	1	0	R 3																																																																							
Joe Gibbon, R OBP: 0.111, SLG: 0.118 Ron Herbel, R OBP: 0.357, SLG: 0.417 Dick Groat, R OBP: 0.222, SLG: 0.169 (6, 6)	4-3			4-3		1-3		F8	G4-6-3 BB	1	0	0	0	0	0	0	H 8																																																																							
	R: 0 H: 0 E: 0 LOB: 0 K: 0 BB: 0 S: 3 P: 3	R: 0 H: 0 E: 0 LOB: 1 K: 2 BB: 1 S: 7 P: 11	R: 0 H: 0 E: 0 LOB: 0 K: 0 BB: 0 S: 3 P: 3	R: 0 H: 2 E: 0 LOB: 3 K: 1 BB: 1 S: 7 P: 11	R: 0 H: 0 E: 0 LOB: 0 K: 0 BB: 0 S: 3 P: 3	R: 2 H: 3 E: 0 LOB: 1 K: 0 BB: 1 S: 5 P: 9	R: 0 H: 1 E: 0 LOB: 0 K: 2 BB: 0 S: 8 P: 8	R: 0 H: 1 E: 0 LOB: 1 K: 0 BB: 0 S: 4 P: 4	R: 1 H: 1 E: 0 LOB: 0 K: 1 BB: 1 S: 5 P: 9	1B: 4 SF: 0 2B: 2 SAC: 0 3B: 0 DP: 2 HR: 2 HBP: 0	WP: 0 PA: 37 PB: 0 SB: 0 CS: 0																																																																													
	<table border="0"> <tr> <td>PITCHER</td> <td>IP</td> <td>WLS</td> <td>BF</td> <td>H</td> <td>R</td> <td>ER</td> <td>SO</td> <td>BB</td> <td>IBB</td> <td>HBP</td> <td>BLK</td> <td>WP</td> <td>HR</td> <td>S</td> <td>P</td> <td>ERA</td> <td>WHIP</td> </tr> <tr> <td>Joe Niekro, R ERA: 3.18 Bill Hands, R ERA: 2.51 Chuck Hartenstein, R ERA: 2.52</td> <td>5.2</td> <td>W</td> <td>24</td> <td>5</td> <td>2</td> <td>2</td> <td>3</td> <td>2</td> <td>1</td> <td>0</td> <td>0</td> <td>0</td> <td>1</td> <td>27</td> <td>39</td> <td>3.18</td> <td>1.235</td> </tr> <tr> <td></td> <td>2.2</td> <td></td> <td>12</td> <td>3</td> <td>1</td> <td>1</td> <td>3</td> <td>1</td> <td>0</td> <td>0</td> <td>0</td> <td>0</td> <td>1</td> <td>17</td> <td>21</td> <td>3.38</td> <td>1.500</td> </tr> <tr> <td></td> <td>0.2</td> <td>S</td> <td>1</td> <td>0</td> <td>0</td> <td>0</td> <td>0</td> <td>0</td> <td>0</td> <td>0</td> <td>0</td> <td>0</td> <td>0</td> <td>1</td> <td>1</td> <td>0.00</td> <td>0.000</td> </tr> </table>																PITCHER	IP	WLS	BF	H	R	ER	SO	BB	IBB	HBP	BLK	WP	HR	S	P	ERA	WHIP	Joe Niekro, R ERA: 3.18 Bill Hands, R ERA: 2.51 Chuck Hartenstein, R ERA: 2.52	5.2	W	24	5	2	2	3	2	1	0	0	0	1	27	39	3.18	1.235		2.2		12	3	1	1	3	1	0	0	0	0	1	17	21	3.38	1.500		0.2	S	1	0	0	0	0	0	0	0	0	0	0	1	1	0.00	0.000
PITCHER	IP	WLS	BF	H	R	ER	SO	BB	IBB	HBP	BLK	WP	HR	S	P	ERA	WHIP																																																																							
Joe Niekro, R ERA: 3.18 Bill Hands, R ERA: 2.51 Chuck Hartenstein, R ERA: 2.52	5.2	W	24	5	2	2	3	2	1	0	0	0	1	27	39	3.18	1.235																																																																							
	2.2		12	3	1	1	3	1	0	0	0	0	1	17	21	3.38	1.500																																																																							
	0.2	S	1	0	0	0	0	0	0	0	0	0	0	1	1	0.00	0.000																																																																							

San Francisco Giants @ Chicago Cubs  
Wrigley Field, Chicago, IL  
Sun Jul 23 1967, 3:38 AM CDT  
Att: 34,922 - Sunny - 90 F

AB 33  
R 3  
H 8  
RBI 3  
BB 4  
SO 6  
LOB 13



Batter	1	2	3	4	5	6	7	8	9	AB	R	H	RBI	BB	SO	LOB	BOTTOM																																																																							
Don Kessinger, S OBP: 0.274, SLG: 0.257 (1, 6)	1B SF8 BB	CS	HR BB		CS 1B	4-3				2	2	1	0	2	0	0																																																																								
Glenn Beckert, R OBP: 0.305, SLG: 0.364 (1, 4)	FC4-6 1B		F4		G3 1B 2B		F8			4	1	2	0	0	0	1																																																																								
Billy Williams, L OBP: 0.361, SLG: 0.492 (1, 7)	SF8		F4		G3		E9 1B			3	0	1	1	0	0	2																																																																								
Ron Santo, R OBP: 0.391, SLG: 0.529 (1, 5)	FC4-6 1-2		HR		14 HR 1B		IBB			3	2	2	3	1	0	1																																																																								
14 Ernie Banks, R OBP: 0.315, SLG: 0.503 Clarence Jones, L OBP: 0.196, SLG: 0.205 (8, 3)	K		F2		HR		F7			4	1	1	2	0	1	3																																																																								
Randy Hundley, R OBP: 0.341, SLG: 0.433 (1, 2)		FC1-5 1B		1-3		1B		F9		4	0	2	0	0	0	2																																																																								
Ted Savage, R OBP: 0.343, SLG: 0.342 (1, 9)		K		6-3		F8		K		4	0	0	0	0	2	2	AB 29																																																																							
Adolfo Phillips, R OBP: 0.404, SLG: 0.537 (1, 8)		CS FC1-5 1B		FC6-4 BB		F8		SH1-4 BB		2	0	1	0	2	0	0	H 10																																																																							
Joe Niekro, R OBP: 0.190, SLG: 0.211 Bill Hands, R OBP: 0.231, SLG: 0.167 Chuck Hartenstein, R OBP: 0.111, SLG: 0.111 (9, 1)	FC1-5 1-2 2-3		FC6-4		FC6-4		SH1-4-5			2	0	0	0	0	0	3	RBI 6																																																																							
	R: 1 H: 1 E: 0 LOB: 1 K: 1 BB: 1 S: 6 P: 10	R: 0 H: 2 E: 0 LOB: 0 K: 1 BB: 0 S: 6 P: 6	R: 2 H: 1 E: 0 LOB: 0 K: 0 BB: 1 S: 4 P: 8	R: 0 H: 0 E: 0 LOB: 1 K: 0 BB: 1 S: 3 P: 7	R: 3 H: 5 E: 0 LOB: 1 K: 0 BB: 0 S: 7 P: 7	R: 0 H: 0 E: 0 LOB: 0 K: 1 BB: 0 S: 5 P: 5	R: 0 H: 1 E: 1 LOB: 2 K: 0 BB: 1 S: 4 P: 8	R: 0 H: 0 E: 0 LOB: 0 K: 1 BB: 1 S: 4 P: 8	1B: 7 SF: 1 2B: 2 SAC: 1 3B: 0 DP: 1 HR: 2 HBP: 0	WP: 0 PA: 37 PB: 0 SB: 0 CS: 2																																																																														
	<table border="0"> <tr> <td>PITCHER</td> <td>IP</td> <td>WLS</td> <td>BF</td> <td>H</td> <td>R</td> <td>ER</td> <td>SO</td> <td>BB</td> <td>IBB</td> <td>HBP</td> <td>BLK</td> <td>WP</td> <td>HR</td> <td>S</td> <td>P</td> <td>ERA</td> <td>WHIP</td> </tr> <tr> <td>Joe Gibbon, L ERA: 4.22 Ron Herbel, R ERA: 3.65 Lindy McDaniel, R ERA: 5.64</td> <td>3.0</td> <td>L</td> <td>14</td> <td>4</td> <td>3</td> <td>3</td> <td>2</td> <td>2</td> <td>0</td> <td>0</td> <td>0</td> <td>0</td> <td>1</td> <td>16</td> <td>24</td> <td>9.00</td> <td>2.000</td> </tr> <tr> <td></td> <td>2.0</td> <td></td> <td>11</td> <td>5</td> <td>3</td> <td>3</td> <td>0</td> <td>1</td> <td>0</td> <td>0</td> <td>0</td> <td>0</td> <td>1</td> <td>10</td> <td>14</td> <td>13.50</td> <td>3.000</td> </tr> <tr> <td></td> <td>3.0</td> <td></td> <td>11</td> <td>1</td> <td>0</td> <td>0</td> <td>2</td> <td>1</td> <td>1</td> <td>0</td> <td>0</td> <td>0</td> <td>0</td> <td>13</td> <td>21</td> <td>0.00</td> <td>0.667</td> </tr> </table>																PITCHER	IP	WLS	BF	H	R	ER	SO	BB	IBB	HBP	BLK	WP	HR	S	P	ERA	WHIP	Joe Gibbon, L ERA: 4.22 Ron Herbel, R ERA: 3.65 Lindy McDaniel, R ERA: 5.64	3.0	L	14	4	3	3	2	2	0	0	0	0	1	16	24	9.00	2.000		2.0		11	5	3	3	0	1	0	0	0	0	1	10	14	13.50	3.000		3.0		11	1	0	0	2	1	1	0	0	0	0	13	21	0.00	0.667
PITCHER	IP	WLS	BF	H	R	ER	SO	BB	IBB	HBP	BLK	WP	HR	S	P	ERA	WHIP																																																																							
Joe Gibbon, L ERA: 4.22 Ron Herbel, R ERA: 3.65 Lindy McDaniel, R ERA: 5.64	3.0	L	14	4	3	3	2	2	0	0	0	0	1	16	24	9.00	2.000																																																																							
	2.0		11	5	3	3	0	1	0	0	0	0	1	10	14	13.50	3.000																																																																							
	3.0		11	1	0	0	2	1	1	0	0	0	0	13	21	0.00	0.667																																																																							

San Francisco Giants @ Chicago Cubs  
Wrigley Field, Chicago, IL  
Sun Jul 23 1967, 3:38 AM CDT  
Att: 34,922 - Sunny - 90 F

AB 29  
R 6  
H 10  
RBI 6  
BB 5  
SO 4  
LOB 14





Batter	1	2	3	4	5	6	7	8	9	AB	R	H	RBI	BB	SO	LOB	TOP					
<b>Don Kessinger, S</b> OBP: 0.273, SLG: 0.253 (1, 6)	F2	BB	BB		F7		5-3		F9	4	0	0	1	1	0	0	<b>Chicago Cubs @ St. Louis Cardinals</b> Busch Stadium, St. Louis, MO Mon Jul 24 1967, 7:05 PM CDT Att: 41,337 - Cloudy - 87 F					
<b>Glenn Beckert, R</b> OBP: 0.304, SLG: 0.362 (1, 4)	F9	5-3			1B FC6-4		6-3		F3	5	1	1	0	0	0	3						
<b>Billy Williams, L</b> OBP: 0.362, SLG: 0.490 (1, 7)	F8			F7						3	0	1	0	1	0	0						
<b>Ron Santo, R</b> OBP: 0.389, SLG: 0.526 (1, 5)		14 2B		4-3						4	1	1	1	0	1	2						
<b>14 Ernie Banks, R</b> OBP: 0.320, SLG: 0.511 (1, 3)		1B FC5-2								3	0	2	1	1	0	1						
<b>Randy Hundley, R</b> OBP: 0.342, SLG: 0.432 (1, 2)		1B BB		5-3						3	1	1	0	1	1	2						
<b>Clarence Jones, L</b> OBP: 0.200, SLG: 0.209 <b>Ted Savage, R</b> OBP: 0.343, SLG: 0.342 (8, 9)		BB FC5-2		1-3						4	0	1	0	0	2	2						
<b>Adolfo Phillips, R</b> OBP: 0.399, SLG: 0.529 (1, 8)		1-2 2-3		1-5-3						4	0	0	0	0	0	5						
<b>Ray Culp, R</b> OBP: 0.075, SLG: 0.175 (1, 1)		1-2 2-3 3-H								4	0	0	0	0	3	4						
<b>Inning Stats</b>	R: 0 E: 0 K: 0 S: 3	H: 0 LOB: 0 BB: 0 P: 3	R: 2 E: 0 K: 1 S: 8	H: 3 LOB: 3 BB: 2 P: 16	R: 0 E: 0 K: 1 S: 4	H: 1 LOB: 1 BB: 0 P: 4	R: 0 E: 0 K: 1 S: 5	H: 0 LOB: 0 BB: 0 P: 5	R: 1 E: 0 K: 0 S: 5	H: 2 LOB: 1 BB: 0 P: 5	R: 0 E: 0 K: 1 S: 6	H: 1 LOB: 1 BB: 0 P: 6	R: 0 E: 0 K: 1 S: 5	H: 0 LOB: 1 BB: 1 P: 9	R: 0 E: 0 K: 2 S: 7	H: 0 LOB: 0 BB: 1 P: 11	R: 0 E: 0 K: 1 S: 5	H: 0 LOB: 0 BB: 0 P: 5	1B: 5 2B: 2 3B: 0 HR: 0	SF: 0 SAC: 0 DP: 0 HBP: 0	WP: 0 PB: 0 SB: 0 CS: 0	PA: 38
<b>PITCHER</b>	IP	WLS	BF	H	R	ER	SO	BB	IBB	HBP	BLK	WP	HR	S	P	ERA	WHIP					
<b>Larry Jaster, L</b> ERA: 3.32 <b>Jack Lamabe, R</b> ERA: 4.27 <b>Al Jackson, L</b> ERA: 4.72 <b>Joe Hoerner, L</b> ERA: 2.76	(1, 1)	1.1	L	8	3	2	2	0	1	0	0	0	0	7	11	13.50	3.000					
	(2, 1)	3.2		15	3	1	1	2	1	0	0	0	0	18	22	2.46	1.091					
	(6, 1)	2.0		8	1	0	0	2	1	0	0	0	0	11	15	0.00	1.000					
	(8, 1)	2.0		7	0	0	0	3	1	0	0	0	0	12	16	0.00	0.500					

AB	34
R	3
H	7
RBI	3
BB	4
SO	7
LOB	19



Batter	1	2	3	4	5	6	7	8	9	AB	R	H	RBI	BB	SO	LOB	BOTTOM					
<b>Lou Brock, L</b> OBP: 0.300, SLG: 0.449 (1, 7)	L5								F7	4	1	2	0	0	0	0	<b>Chicago Cubs @ St. Louis Cardinals</b> Busch Stadium, St. Louis, MO Mon Jul 24 1967, 7:05 PM CDT Att: 41,337 - Cloudy - 87 F					
<b>Bobby Tolan, L</b> OBP: 0.319, SLG: 0.410 (1, 8)	K				1B				F8	4	0	0	0	0	1	2						
<b>Roger Maris, L</b> OBP: 0.378, SLG: 0.482 (1, 9)										2	0	1	0	2	1	0						
<b>Orlando Cepeda, R</b> OBP: 0.416, SLG: 0.548 (1, 3)										4	0	1	1	0	1	2						
<b>Tim McCarver, L</b> OBP: 0.405, SLG: 0.496 (1, 2)										4	0	0	0	0	1	3						
<b>Mike Shannon, R</b> OBP: 0.319, SLG: 0.408 (1, 5)										4	0	0	0	0	1	2						
<b>Julian Javier, R</b> OBP: 0.305, SLG: 0.401 (1, 4)										3	0	0	0	0	0	0						
<b>Dal Maxvill, R</b> OBP: 0.267, SLG: 0.262 (1, 6)										3	0	1	0	0	0	0						
<b>Larry Jaster, L</b> OBP: 0.143, SLG: 0.091 <b>Jack Lamabe, R</b> OBP: 0.222, SLG: 0.125 <b>Alex Johnson, R</b> OBP: 0.274, SLG: 0.264 <b>Al Jackson, L</b> OBP: 0.300, SLG: 0.375 <b>Ed Spiezio, R</b> OBP: 0.206, SLG: 0.236 <b>Joe Hoerner, R</b> OBP: 0.222, SLG: 0.222 (1, 1) (2, 1) (5, PH) (8, 1) (7, PH) (8, 1)										0	0	0	0	0	0	0						
<b>Inning Stats</b>	R: 0 E: 0 K: 1 S: 6	H: 1 LOB: 1 BB: 0 P: 6	R: 0 E: 0 K: 1 S: 5	H: 0 LOB: 0 BB: 0 P: 5	R: 0 E: 0 K: 1 S: 6	H: 1 LOB: 1 BB: 0 P: 6	R: 0 E: 0 K: 1 S: 4	H: 0 LOB: 0 BB: 1 P: 8	R: 0 E: 0 K: 0 S: 4	H: 1 LOB: 1 BB: 0 P: 4	R: 1 E: 0 K: 1 S: 7	H: 2 LOB: 2 BB: 1 P: 11	R: 0 E: 0 K: 0 S: 3	H: 0 LOB: 0 BB: 0 P: 3	R: 0 E: 0 K: 1 S: 5	H: 0 LOB: 0 BB: 0 P: 5	R: 0 E: 0 K: 0 S: 3	H: 0 LOB: 0 BB: 0 P: 3	1B: 4 2B: 1 3B: 0 HR: 0	SF: 0 SAC: 0 DP: 1 HBP: 0	WP: 0 PB: 0 SB: 0 CS: 0	PA: 33
<b>PITCHER</b>	IP	WLS	BF	H	R	ER	SO	BB	IBB	HBP	BLK	WP	HR	S	P	ERA	WHIP					
<b>Ray Culp, R</b> ERA: 3.32 (1, 1)	9.0	W	33	5	1	1	6	2	0	0	0	0	0	43	51	1.00	0.778					






Batter	1	2	3	4	5	6	7	8	9	AB	R	H	RBI	BB	SO	LOB	TOP				
<b>Don Kessinger, S</b> (1, 6) OBP: 0.273, SLG: 0.253	0-0 4-3		0-0 1B		0-0 6-3		0-0 4-3			4	0	1	0	0	0	0					
<b>Glenn Beckert, R</b> (1, 4) OBP: 0.303, SLG: 0.360	0-0 F9		0-0 1-2 1B			0-0 6-3		0-0 4-3		4	0	1	0	0	0	0					
<b>Billy Williams, L</b> (1, 7) OBP: 0.358, SLG: 0.485	0-0 P6		0-0 4-3			0-0 4-3		0-0 G3		4	0	0	0	0	0	2					
<b>Ron Santo, R</b> (1, 5) OBP: 0.390, SLG: 0.525		0-0 P6		0-0 1B		0-0 14 3B 1B		0-0 P5		4	1	2	0	0	0	0					
<b>14 Ernie Banks, R</b> (1, 3) OBP: 0.325, SLG: 0.518		0-0 BB		0-0 F9		0-0 1B 3B		0-0 HBP 1B 1B		3	2	2	1	1	0	1					
<b>Clarence Jones, L</b> (1, 9) OBP: 0.208, SLG: 0.217		0-0 F5		0-3 K		0-0 1B		0-0 1B HBP		3	0	1	1	0	1	2					
<b>Ted Savage, R</b> (9, PH) OBP: 0.346, SLG: 0.342		0-0 L7		0-0 F9		0-3 K		0-0 L7		0	0	0	0	0	0	0					
<b>Randy Hundley, R</b> (1, 2) OBP: 0.339, SLG: 0.427		0-0 L7		0-0 F9		0-0 K		0-0 L7		4	0	0	0	0	1	5					
<b>Adolfo Phillips, R</b> (1, 8) OBP: 0.394, SLG: 0.522			0-3 K		0-0 6-3		0-0 1-3		0-0 P6	4	0	0	0	0	1	2					
<b>Rob Gardner, R</b> (1, 1)			0-0 5-3		0-0 P4		0-0 L4		0-0 1B	0	0	0	0	0	0	0					
<b>Bob Shaw, R</b> (1, 1) OBP: 0.071, SLG: 0.037										2	0	0	0	0	0	0					
<b>Lee Thomas, L</b> (7, PH) OBP: 0.298, SLG: 0.311										1	0	0	0	0	0	0					
<b>Bill Hands, R</b> (7, 1) OBP: 0.211, SLG: 0.167										0	0	0	0	0	0	0					
<b>Al Spangler, L</b> (9, PH) OBP: 0.339, SLG: 0.333										1	0	1	1	0	0	0					
<b>Inning Stats</b>	R: 0 E: 0 K: 0 S: 3	H: 0 LOB: 0 BB: 0 P: 3	R: 0 E: 0 K: 0 S: 3	H: 0 LOB: 1 BB: 1 P: 7	R: 0 E: 0 K: 1 S: 7	H: 2 LOB: 2 BB: 0 P: 7	R: 0 E: 0 K: 1 S: 6	H: 1 LOB: 1 BB: 0 P: 6	R: 0 E: 0 K: 0 S: 3	H: 0 LOB: 0 BB: 0 P: 3	R: 2 E: 0 K: 1 S: 8	H: 3 LOB: 1 BB: 0 P: 8	R: 0 E: 0 K: 0 S: 3	H: 0 LOB: 0 BB: 0 P: 3	R: 0 E: 0 K: 0 S: 3	H: 0 LOB: 0 BB: 0 P: 3	R: 1 E: 0 K: 0 S: 4	H: 2 LOB: 2 BB: 0 P: 5	1B: 7 2B: 0 3B: 1 HR: 0	SF: 0 SAC: 0 DP: 0 HBP: 1	WP: 0 PA: 36 PB: 0 SB: 0 CS: 0
<b>PITCHER</b>	IP	WLS	BF	H	R	ER	SO	BB	IBB	HBP	BLK	WP	HR	S	P	ERA	WHIP				
<b>Ray Washburn, R</b> (1, 1) ERA: 3.16	8.0	W	32	7	3	3	3	1	0	0	0	0	0	37	41	3.38	1.000				
<b>Hal Woodeshick, L</b> (9, 1) ERA: 4.53	0.0		1	0	0	0	0	0	0	1	0	0	0	0	1	∞	∞				
<b>Ron Willis, R</b> (9, 1) ERA: 3.75	1.0	S	3	1	0	0	0	0	0	0	0	0	0	3	3	0.00	1.000				

Chicago Cubs @ St. Louis Cardinals  
 Busch Stadium, St. Louis, MO  
 Tue Jul 25 1967, 7:05 PM CDT  
 Att: 37,918 - Unknown - 90 F


AB 34  
 R 3  
 H 8  
 RBI 3  
 BB 1  
 SO 3  
 LOB 12



Batter	1	2	3	4	5	6	7	8	9	AB	R	H	RBI	BB	SO	LOB	BOTTOM				
<b>Lou Brock, L</b> (1, 7) OBP: 0.302, SLG: 0.449	0-0 1B 1B		0-0 G3		0-0 FC5 SH3-4 SF8 1B		0-0 F8			4	2	2	0	0	0	0					
<b>Julian Javier, R</b> (1, 4) OBP: 0.308, SLG: 0.403	0-0 1B 1-2 1B		0-0 BB 1B		0-0 SH3-4		0-3 K			3	1	2	0	0	1	0					
<b>Roger Maris, L</b> (1, 9) OBP: 0.376, SLG: 0.476	0-0 P5		4-0 G6-4-3 BB		0-0 FC5		0-0 F8			3	0	0	0	1	0	3					
<b>Orlando Cepeda, R</b> (1, 3) OBP: 0.415, SLG: 0.546	0-0 1B 2B		0-0 G6-4-3		0-0 SF8		0-0 G3			3	1	1	2	0	0	2					
<b>Mike Shannon, R</b> (1, 5) OBP: 0.325, SLG: 0.411	0-0 2B 1-2 3H 1B		0-0 1B		0-0 P6		4-0 BB BB		0-0 BB	3	0	2	1	1	0	1					
<b>Tim McCarver, L</b> (1, 2) OBP: 0.403, SLG: 0.496	0-0 1B		0-0 F8		0-0 6-3		0-0 4-3			4	0	1	1	0	0	2					
<b>Alex Johnson, R</b> (1, 8) OBP: 0.212, SLG: 0.262	0-0 F5		0-0 P2		0-0 4-3		0-3 K			1	0	0	0	0	0	2					
<b>Bobby Tolan, L</b> (9, PH) OBP: 0.314, SLG: 0.402										3	0	0	0	0	1	1					
<b>Dal Maxvill, R</b> (1, 6) OBP: 0.270, SLG: 0.263	4-0 FC4-6 IBB		0-0 1B		0-0 6-3		0-0 5-3			3	0	1	0	1	0	0					
<b>Ray Washburn, R</b> (1, 1) OBP: 0.051, SLG: 0.103	0-0 FC4-6		0-0 K		0-3 K		0-0 6-3			4	0	0	0	0	2	5					
<b>Hal Woodeshick, R</b> (9, 1) ERA: 4.14										0	0	0	0	0	0	0					
<b>Ron Willis, R</b> (9, 1) OBP: 0.500, SLG: 0.667										0	0	0	0	0	0	0					
<b>Inning Stats</b>	R: 3 E: 0 K: 0 S: 8	H: 5 LOB: 3 BB: 1 P: 12	R: 0 E: 0 K: 0 S: 3	H: 1 LOB: 1 BB: 1 P: 7	R: 0 E: 0 K: 1 S: 7	H: 2 LOB: 2 BB: 0 P: 7	R: 1 E: 0 K: 0 S: 5	H: 1 LOB: 1 BB: 0 P: 5	R: 0 E: 0 K: 0 S: 3	H: 0 LOB: 0 BB: 0 P: 3	R: 0 E: 0 K: 2 S: 7	H: 0 LOB: 0 BB: 0 P: 7	R: 0 E: 0 K: 0 S: 3	H: 0 LOB: 0 BB: 1 P: 7	R: 0 E: 0 K: 1 S: 5	H: 0 LOB: 0 BB: 0 P: 5	1B: 8 2B: 1 3B: 0 HR: 0	SF: 1 SAC: 1 DP: 1 HBP: 0	WP: 0 PA: 36 PB: 0 SB: 0 CS: 0		
<b>PITCHER</b>	IP	WLS	BF	H	R	ER	SO	BB	IBB	HBP	BLK	WP	HR	S	P	ERA	WHIP				
<b>Rob Gardner, L</b> (1, 1) ERA: 4.61	0.1	L	4	3	3	3	0	0	0	0	0	0	0	4	4	81.00	9.000				
<b>Bob Shaw, R</b> (1, 1) ERA: 4.14	5.2		25	6	1	1	3	1	1	0	0	0	0	29	37	1.59	1.235				
<b>Bill Hands, R</b> (7, 1) ERA: 2.44	2.0		7	0	0	0	1	1	0	0	0	0	0	8	12	0.00	0.500				

Chicago Cubs @ St. Louis Cardinals  
 Busch Stadium, St. Louis, MO  
 Tue Jul 25 1967, 7:05 PM CDT  
 Att: 37,918 - Unknown - 90 F

AB 31  
 R 4  
 H 9  
 RBI 4  
 BB 3  
 SO 4  
 LOB 16





Batter	1	2	3	4	5	6	7	8	9	AB	R	H	RBI	BB	SO	LOB	TOP										
<b>Don Kessinger, S</b> (1, 6) OBP: 0.275, SLG: 0.253	F7								F8								4 0 1 0 1 0 2										
<b>Glenn Beckert, R</b> (1, 4) OBP: 0.300, SLG: 0.356	P4		F9						P3								4 0 0 0 0 0 3										
<b>Billy Williams, L</b> (1, 7) OBP: 0.357, SLG: 0.488	3-1		L6														4 1 1 0 0 0 1										
<b>Ron Santo, R</b> (1, 5) OBP: 0.389, SLG: 0.521		K															3 0 0 0 0 1 1										
<b>14 Ernie Banks, R</b> (1, 3) OBP: 0.324, SLG: 0.518																	4 0 1 0 0 2 2										
<b>Clarence Jones, L</b> (1, 9) OBP: 0.228, SLG: 0.260																	4 1 2 1 0 0 2										
<b>Randy Hundley, R</b> (1, 2) OBP: 0.340, SLG: 0.426																	3 0 1 1 1 1 2										
<b>Adolfo Phillips, R</b> (1, 8) OBP: 0.389, SLG: 0.514																	4 0 0 0 0 0 3										
<b>Rich Nye, L</b> (1, 1) OBP: 0.250, SLG: 0.298																	2 0 0 0 0 1 0										
<b>Al Spangler, L</b> (7, PH) OBP: 0.333, SLG: 0.327																	1 0 0 0 0 0 0										
<b>Joe Nickro, R</b> (7, 1) OBP: 0.190, SLG: 0.211																	0 0 0 0 0 0 0										
<b>Lee Thomas, L</b> (9, PH) OBP: 0.298, SLG: 0.311																	0 0 0 0 0 0 0										
<b>Ted Savage, R</b> (9, PH) OBP: 0.344, SLG: 0.340																	1 0 0 0 0 1 1										
<b>Inning Stats</b>	R: 0 E: 0 K: 0 S: 3	H: 0 LOB: 0 BB: 0 P: 3	R: 0 E: 0 K: 1 S: 6	H: 1 LOB: 2 BB: 1 P: 10	R: 0 E: 0 K: 1 S: 5	H: 0 LOB: 1 BB: 1 P: 9	R: 0 E: 1 K: 1 S: 5	H: 0 LOB: 1 BB: 0 P: 6	R: 0 E: 1 K: 0 S: 4	H: 2 LOB: 1 BB: 0 P: 4	R: 1 E: 0 K: 1 S: 7	H: 2 LOB: 1 BB: 0 P: 7	R: 0 E: 0 K: 0 S: 4	H: 1 LOB: 0 BB: 0 P: 4	R: 0 E: 0 K: 1 S: 5	H: 0 LOB: 0 BB: 0 P: 5	R: 1 E: 0 K: 1 S: 7	H: 2 LOB: 1 BB: 0 P: 7	1B: 3 2B: 2 3B: 1 HR: 0	SF: 0 SAC: 0 DP: 0 HBP: 1	WP: 0 PB: 0 SB: 0 CS: 0	PA: 37					
<b>PITCHER</b>	IP	WLS	BF	H	R	ER	SO	BB	IBB	HBP	BLK	WP	HR	S	P	ERA	WHIP										
<b>Nelson Briles, R</b> (1, 1) ERA: 3.43	8.0	W	34	6	2	2	5	2	0	1	0	0	0	41	50	2.25	1.000										
<b>Jack Lamabe, R</b> (9, 1) ERA: 4.24	0.1		1	0	0	0	0	0	0	0	0	0	0	1	1	0.00	0.000										
<b>Joe Hoerner, L</b> (9, 1) ERA: 2.72	0.2	S	2	0	0	0	1	0	0	0	0	0	0	4	4	0.00	0.000										

Chicago Cubs @ St. Louis Cardinals  
 Busch Stadium, St. Louis, MO  
 Wed Jul 26 1967, 7:05 PM CDT  
 Att: 38,837 - Unknown - 87 F

AB	34
R	2
H	6
RBI	2
BB	2
SO	6
LOB	17



Batter	1	2	3	4	5	6	7	8	9	AB	R	H	RBI	BB	SO	LOB	BOTTOM										
<b>Lou Brock, L</b> (1, 7) OBP: 0.306, SLG: 0.457																	4 3 3 0 0 0 1										
<b>Julian Javier, R</b> (1, 4) OBP: 0.313, SLG: 0.419																	4 1 3 3 0 0 1										
<b>Roger Maris, L</b> (1, 9) OBP: 0.371, SLG: 0.468																	4 0 0 1 0 2 2										
<b>Orlando Cepeda, R</b> (1, 3) OBP: 0.413, SLG: 0.543																	4 0 1 0 0 0 1										
<b>Mike Shannon, R</b> (1, 5) OBP: 0.324, SLG: 0.406																	3 0 0 0 1 1 2										
<b>Tim McCarver, L</b> (1, 2) OBP: 0.398, SLG: 0.490																	4 0 0 0 0 0 4										
<b>Alex Johnson, R</b> (1, 8) OBP: 0.209, SLG: 0.257																	2 0 0 0 0 1 0										
<b>Bobby Tolan, L</b> (6, PH) OBP: 0.310, SLG: 0.398																	2 0 0 0 0 0 0										
<b>Dal Maxvill, R</b> (1, 6) OBP: 0.270, SLG: 0.264																	3 0 1 0 0 0 0										
<b>Nelson Briles, R</b> (1, 1) OBP: 0.214, SLG: 0.083																	3 0 1 0 0 1 1										
<b>Jack Lamabe, R</b> (9, 1) OBP: 0.222, SLG: 0.125																	0 0 0 0 0 0 0										
<b>Joe Hoerner, R</b> (9, 1) OBP: 0.222, SLG: 0.222																	0 0 0 0 0 0 0										
<b>Inning Stats</b>	R: 1 E: 0 K: 1 S: 7	H: 2 LOB: 2 BB: 1 P: 11	R: 0 E: 0 K: 1 S: 6	H: 1 LOB: 0 BB: 0 P: 6	R: 0 E: 0 K: 0 S: 3	H: 2 LOB: 0 BB: 0 P: 3	R: 0 E: 0 K: 1 S: 6	H: 1 LOB: 0 BB: 0 P: 6	R: 1 E: 0 K: 0 S: 4	H: 1 LOB: 0 BB: 0 P: 4	R: 0 E: 0 K: 1 S: 5	H: 0 LOB: 0 BB: 0 P: 5	R: 0 E: 0 K: 1 S: 5	H: 0 LOB: 0 BB: 0 P: 5	R: 0 E: 0 K: 1 S: 5	H: 0 LOB: 0 BB: 0 P: 5	R: 1 E: 0 K: 1 S: 7	H: 1 LOB: 0 BB: 0 P: 4	1B: 6 2B: 1 3B: 1 HR: 1	SF: 0 SAC: 0 DP: 0 HBP: 0	WP: 0 PB: 0 SB: 2 CS: 0	PA: 34					
<b>PITCHER</b>	IP	WLS	BF	H	R	ER	SO	BB	IBB	HBP	BLK	WP	HR	S	P	ERA	WHIP										
<b>Rich Nye, L</b> (1, 1) ERA: 3.55	6.0	L	27	8	3	3	4	1	0	0	0	0	0	34	38	4.50	1.500										
<b>Joe Nickro, R</b> (7, 1) ERA: 3.22	2.0		7	1	1	1	1	0	0	0	0	0	0	9	9	4.50	0.500										

Chicago Cubs @ St. Louis Cardinals  
 Busch Stadium, St. Louis, MO  
 Wed Jul 26 1967, 7:05 PM CDT  
 Att: 38,837 - Unknown - 87 F

AB	33
R	4
H	9
RBI	4
BB	1
SO	5
LOB	12





Batter	1	2	3	4	5	6	7	8	9	AB	R	H	RBI	BB	SO	LOB	TOP		
<b>Don Kessinger, S</b> OBP: 0.280, SLG: 0.259 (1, 6)	1-4-3		1B 2B	1B		6-3		2H 3H 1B		5	1	3	2	0	0	0			
<b>Glenn Beckert, R</b> OBP: 0.288, SLG: 0.353 (1, 4)	F4		2B 1B	F2		F8			5-3	5	1	1	0	0	0	1			
<b>Billy Williams, L</b> OBP: 0.358, SLG: 0.489 (1, 7)			1B	F6			F6		1-3	5	1	2	1	0	0	1			
<b>Ron Santo, R</b> OBP: 0.392, SLG: 0.519 (1, 5)	F8		1B IBB		14 CS 1B		K		14 FC5-4 BB	3	0	1	0	2	1	1			
<b>14 Ernie Banks, R</b> OBP: 0.319, SLG: 0.510 (1, 3)		5-3	F5		K		5-3		FC5-4	5	0	0	0	0	1	5			
<b>Clarence Jones, L</b> OBP: 0.282, SLG: 0.315 (1, 9)								6-3		4	0	3	2	0	0	0			
<b>Randy Hundley, R</b> OBP: 0.342, SLG: 0.424 (1, 2)	F7	F8						SH1-4 1B BB		2	1	0	0	2	0	3			
<b>Ted Savage, R</b> OBP: 0.348, SLG: 0.344 (1, 8)								SH1-4 1B 1B		4	2	2	0	0	2	3			
<b>Fergie Jenkins, R</b> OBP: 0.183, SLG: 0.232 (1, 1)			5-3	SH2-4			K	SH1-4		2	0	0	0	0	1	0			
<b>Inning Stats</b>	R: 0 E: 0 K: 0 S: 4	H: 1 LOB: 1 BB: 0 P: 4	R: 0 E: 0 K: 1 S: 6	H: 1 LOB: 1 BB: 0 P: 6	R: 3 E: 0 K: 0 S: 7	H: 4 LOB: 2 BB: 1 P: 11	R: 1 E: 1 K: 0 S: 5	H: 2 LOB: 1 BB: 0 P: 5	R: 0 E: 0 K: 1 S: 5	H: 0 LOB: 0 BB: 0 P: 5	R: 0 E: 0 K: 1 S: 5	H: 0 LOB: 0 BB: 0 P: 5	R: 2 E: 0 K: 0 S: 4	H: 2 LOB: 1 BB: 1 P: 8	R: 0 E: 0 K: 0 S: 3	H: 0 LOB: 1 BB: 1 P: 7	1B: 10 2B: 3 3B: 0 HR: 0	SF: 0 SAC: 2 DP: 1 HBP: 0	WP: 0 PA: 41 PB: 0 SB: 0 CS: 1
<b>PITCHER</b>	IP	WLS	BF	H	R	ER	SO	BB	IBB	HBP	BLK	WP	HR	S	P	ERA	WHIP		
<b>Jim Maloney, R</b> ERA: 4.4 (1, 1)	4.2	L	25	10	4	4	2	1	1	0	0	0	0	27	35	7.71	2.357		
<b>Don Nottebart, R</b> ERA: 1.69 (5, 1)	0.1		1	0	0	0	1	0	0	0	0	0	0	3	3	0.00	0.000		
<b>Billy McCool, L</b> ERA: 3.31 (6, 1)	2.0		6	0	0	0	2	0	0	0	0	0	0	10	10	0.00	0.000		
<b>Ted Abernathy, R</b> ERA: 1.77 (8, 1)	2.0		9	2	2	2	0	2	0	0	0	0	0	7	15	9.00	2.000		

**Chicago Cubs @ Cincinnati Reds**  
Crosley Field, Cincinnati, OH  
Fri Jul 28 1967, 7:05 PM EDT  
Att: 23,008 - Unknown - 85 F

AB	35
R	6
H	12
RBI	5
BB	4
SO	5
LOB	14



Batter	1	2	3	4	5	6	7	8	9	AB	R	H	RBI	BB	SO	LOB	BOTTOM				
<b>Tommy Harper, R</b> OBP: 0.318, SLG: 0.327 (1, 9)	5-3		F3		4-3		K	FC6-4		5	0	0	0	0	1	3					
<b>Giraldo Ruiz, S</b> OBP: 0.256, SLG: 0.305 (1, 6)										4	0	1	0	0	2	0					
<b>Ted Abernathy, R</b> OBP: 0.125, SLG: 0.125 (8, 1)	K		K		1-3				L8	0	0	0	0	0	0	0					
<b>Art Shamsky, L</b> OBP: 0.256, SLG: 0.265 (9, PH)							2B 1B			1	0	0	0	0	0	0					
<b>Pete Rose, S</b> OBP: 0.372, SLG: 0.460 (1, 4)			3-1			1B BB		1-3 2H	F8	3	0	1	1	2	0	0					
<b>Vada Pinson, L</b> OBP: 0.317, SLG: 0.423 (1, 8)	G3					F8	4-3			5	0	2	0	0	0	4					
<b>Tony Perez, R</b> OBP: 0.345, SLG: 0.533 (1, 5)						K			K	4	1	2	1	1	2	2					
<b>Deron Johnson, R</b> OBP: 0.301, SLG: 0.418 (1, 3)					F9				K	4	0	1	0	0	2	3					
<b>Lee May, R</b> OBP: 0.284, SLG: 0.396 (1, 7)			E9						F9	4	0	0	0	0	1	5					
<b>Johnny Edwards, L</b> OBP: 0.261, SLG: 0.239 (1, 2)										1	1	0	0	3	1	2					
<b>Jim Maloney, L</b> OBP: 0.176, SLG: 0.237 (1, 1)										1	0	0	0	0	0	2					
<b>Don Nottebart, R</b> ERA: 1.69 (5, 1)										0	0	0	0	0	0	0					
<b>Jake Wood, R</b> OBP: 0.176, SLG: 0.114 (5, PH)										1	0	0	0	0	0	0					
<b>Billy McCool, R</b> OBP: 0.187, SLG: 0.099 (6, 1)										0	0	0	0	0	0	0					
<b>Tommy Helms, R</b> OBP: 0.286, SLG: 0.342 (7, PH)										2	0	1	0	0	0	1					
<b>Inning Stats</b>	R: 0 E: 0 K: 1 S: 5	H: 0 LOB: 1 BB: 1 P: 9	R: 0 E: 1 K: 1 S: 6	H: 1 LOB: 2 BB: 1 P: 10	R: 0 E: 0 K: 1 S: 5	H: 0 LOB: 0 BB: 0 P: 5	R: 0 E: 0 K: 2 S: 8	H: 1 LOB: 2 BB: 1 P: 12	R: 0 E: 0 K: 0 S: 3	H: 0 LOB: 0 BB: 0 P: 3	R: 0 E: 0 K: 1 S: 6	H: 1 LOB: 2 BB: 1 P: 10	R: 1 E: 0 K: 1 S: 7	H: 2 LOB: 2 BB: 1 P: 11	R: 1 E: 0 K: 1 S: 7	H: 2 LOB: 2 BB: 1 P: 11	R: 0 E: 0 K: 1 S: 6	H: 1 LOB: 1 BB: 0 P: 6	1B: 5 2B: 2 3B: 0 HR: 1	SF: 0 SAC: 0 DP: 0 HBP: 0	WP: 0 PA: 41 PB: 0 SB: 0 CS: 1
<b>PITCHER</b>	IP	WLS	BF	H	R	ER	SO	BB	IBB	HBP	BLK	WP	HR	S	P	ERA	WHIP				
<b>Fergie Jenkins, R</b> ERA: 3.08 (1, 1)	9.0	W	41	8	2	2	9	6	0	0	0	0	1	53	77	2.00	1.556				

**Chicago Cubs @ Cincinnati Reds**  
Crosley Field, Cincinnati, OH  
Fri Jul 28 1967, 7:05 PM EDT  
Att: 23,008 - Unknown - 85 F

AB	35
R	2
H	8
RBI	2
BB	6
SO	9
LOB	22





Batter	1	2	3	4	5	6	7	8	9	10	AB	R	H	RBI	BB	SO	LOB	TOP	
Don Kessinger, S (1, 6) OBP: 0.282, SLG: 0.268	FC4 G3-6-1 2B		F9				F7			F7	5	1	2	0	0	0	1		
Glenn Beckert, R (1, 4) OBP: 0.300, SLG: 0.352	FC4 G3-6-1 2-3							F3		6-3	4	0	1	0	1	0	1		
Billy Williams, L (1, 7) OBP: 0.357, SLG: 0.487	G3-6-1 1-2r 3-H		L8								4	0	1	0	0	0	5		
Ron Santo, R (1, 5) OBP: 0.393, SLG: 0.526	F9										3	1	1	1	1	0	1		
Al Spangler, L (1, 9) OBP: 0.311, SLG: 0.302		4-3									4	0	0	0	0	1	2		
Clarence Jones, L (1, 3) OBP: 0.246, SLG: 0.293											4	0	0	0	0	1	1		
Randy Hundley, R (1, 2) OBP: 0.339, SLG: 0.419											4	0	0	0	0	2	1		
Ted Savage, R (1, 8) OBP: 0.346, SLG: 0.342											4	0	1	0	0	0	0		
Ray Culp, R (1, 1) OBP: 0.093, SLG: 0.186											3	0	1	0	0	0	0		
Chuck Hartenstein, R (9, 1) OBP: 0.115, SLG: 0.111											0	0	0	0	0	0	0		
Adolfo Phillips, R (10, PH) OBP: 0.398, SLG: 0.512											1	0	0	0	0	0	0		
Bill Stoneman, R (10, 1)											0	0	0	0	0	0	0		
<b>Inning Stats</b>	R: 1 E: 0 K: 0 S: 4	H: 1 LOB: 0 BB: 0 P: 4	R: 0 E: 0 K: 1 S: 5	H: 0 LOB: 0 BB: 0 P: 5	R: 0 E: 0 K: 0 S: 5	H: 3 LOB: 2 BB: 1 P: 5	R: 1 E: 0 K: 1 S: 6	H: 1 LOB: 0 BB: 0 P: 6	R: 0 E: 0 K: 1 S: 7	H: 0 LOB: 1 BB: 1 P: 11	R: 0 E: 0 K: 0 S: 3	H: 0 LOB: 0 BB: 0 P: 3	R: 0 E: 0 K: 0 S: 3	H: 0 LOB: 0 BB: 0 P: 3	R: 0 E: 0 K: 0 S: 3	H: 0 LOB: 0 BB: 0 P: 3	1B: 4 2B: 2 3B: 0 HR: 1	SF: 0 SAC: 0 DP: 1 HBP: 0	WP: 0 PA: 38 PB: 0 SB: 0 CS: 1
<b>PITCHER</b>	IP 9.0	WLS 4	BF 35	H 7	R 2	ER 2	SO 4	BB 2	IBB 0	HBP 0	BLK 0	WP 0	HR 1	S 41	P 49	ERA 2.00	WHIP 1.000		
Mitt Pappas, R (1, 1) ERA: 3.37																			
Ted Abernathy, R (10, 1) ERA: 1.74	1.0	W	3	0	0	0	0	0	0	0	0	0	0	3	3	0.00	0.000		

Chicago Cubs @ Cincinnati Reds  
Crosley Field, Cincinnati, OH  
Sat Jul 29 1967, 3:33 AM EDT  
Att: 13,767 - Unknown - 85 F

AB	36
R	2
H	7
RBI	1
BB	2
SO	4
LOB	12



Batter	1	2	3	4	5	6	7	8	9	10	AB	R	H	RBI	BB	SO	LOB	BOTTOM			
Tommy Harper, R (1, 9) OBP: 0.320, SLG: 0.347	8-3 1B										5	1	2	1	0	0	3				
Giraldo Ruiz, S (1, 4) OBP: 0.254, SLG: 0.298	8-3 1-2r										4	0	0	0	1	1	1				
Pete Rose, S (1, 7) OBP: 0.375, SLG: 0.460	F9										4	1	2	0	1	0	0				
Vada Pinson, L (1, 8) OBP: 0.318, SLG: 0.430											5	2	2	2	0	0	3				
Tommy Helms, R (1, 6) OBP: 0.292, SLG: 0.338											4	0	0	0	0	0	4				
Tony Perez, R (1, 5) OBP: 0.346, SLG: 0.532											3	0	1	0	1	1	1				
Don Pavletich, R (1, 3) OBP: 0.343, SLG: 0.483											3	0	1	0	1	0	2				
Johnny Edwards, L (1, 2) OBP: 0.255, SLG: 0.232											4	0	0	0	0	1	3				
Mitt Pappas, R (1, 1) OBP: 0.119, SLG: 0.075											3	0	0	0	0	1	0				
Art Shamsky, L (9, PH) OBP: 0.262, SLG: 0.285											0	0	0	0	1	0	0				
Ted Abernathy, R (10, 1) OBP: 0.125, SLG: 0.125											0	0	0	0	0	0	0				
<b>Inning Stats</b>	R: 0 E: 0 K: 0 S: 3	H: 1 LOB: 1 BB: 0 P: 3	R: 1 E: 0 K: 1 S: 7	H: 2 LOB: 1 BB: 0 P: 7	R: 1 E: 0 K: 1 S: 7	H: 2 LOB: 2 BB: 1 P: 11	R: 0 E: 0 K: 0 S: 3	H: 0 LOB: 0 BB: 0 P: 3	R: 0 E: 0 K: 1 S: 5	H: 0 LOB: 0 BB: 0 P: 5	R: 0 E: 0 K: 0 S: 4	H: 0 LOB: 0 BB: 0 P: 5	R: 0 E: 0 K: 0 S: 3	H: 0 LOB: 0 BB: 0 P: 3	R: 0 E: 0 K: 0 S: 4	H: 1 LOB: 3 BB: 2 P: 12	R: 2 E: 0 K: 0 S: 2	H: 1 LOB: 0 BB: 1 P: 6	1B: 6 2B: 1 3B: 0 HR: 2	SF: 0 SAC: 0 DP: 1 HBP: 0	WP: 1 PA: 40 PB: 1 SB: 1 CS: 0
<b>PITCHER</b>	IP 8.1	WLS 3	BF 34	H 7	R 2	ER 2	SO 4	BB 3	IBB 0	HBP 0	BLK 0	WP 1	HR 1	S 39	P 51	ERA 2.16	WHIP 1.200				
Ray Culp, R (1, 1) ERA: 3.24																					
Chuck Hartenstein, R (9, 1) ERA: 2.48	0.2	L	3	0	0	0	0	0	0	0	0	0	0	2	6	0.00	0.000				
Bill Stoneman, R (10, 1) ERA: 4.5	0.1	L	3	1	2	2	0	1	0	0	0	0	1	2	6	54.00	6.000				

Chicago Cubs @ Cincinnati Reds  
Crosley Field, Cincinnati, OH  
Sat Jul 29 1967, 3:33 AM EDT  
Att: 13,767 - Unknown - 85 F

AB	35
R	4
H	8
RBI	3
BB	5
SO	4
LOB	17





Batter	1	2	3	4	5	6	7	8	9	AB	R	H	RBI	BB	SO	LOB	TOP			
Don Kessinger, S (1,6)	6-3		SF7	FC1-6				K		4	1	1	1	0	1	1	<b>Chicago Cubs @ Cincinnati Reds</b> Crosley Field, Cincinnati, OH Sun Jul 30 1967, 3:33 AM EDT Sunny - 90 F			
Glenn Beckert, R (1,4)	SF9		F7	F7				2B		5	3	4	0	0	0	1				
Billy Williams, L (1,7)			F7					14		4	1	3	0	1	0	2				
Ron Santo, R (1,5)	SF9		F6	F7				14		2	0	0	1	2	0	4				
14 Ernie Banks, R (1,3)	F5		HR	FC6-4				14		5	1	3	4	0	0	4				
Clarence Jones, L (1,9)										5	1	1	2	0	2	3				
Ted Savage, R (8,9)										0	0	0	0	0	0	0				
John Stephenson, L (1,2)			F6							5	0	2	0	0	0	1				
Adolfo Phillips, R (1,8)										5	1	1	0	0	2	3				
Bob Shaw, R (1,1)										0	0	0	0	0	0	0				
Rob Gardner, R (1,1)										1	0	0	0	0	1	1				
Bill Hands, R (3,1)										2	0	0	0	1	1	0				
<b>Inning Stats</b>	R: 1 E: 0 K: 0 S: 5	H: 2 LOB: 1 BB: 0 P: 5	R: 0 E: 0 K: 3 S: 10	H: 1 LOB: 0 BB: 0 P: 10	R: 4 E: 0 K: 0 S: 7	H: 4 LOB: 0 BB: 1 P: 7	R: 1 E: 0 K: 0 S: 6	H: 3 LOB: 3 BB: 1 P: 10	R: 0 E: 0 K: 1 S: 5	H: 0 LOB: 0 BB: 0 P: 5	R: 0 E: 0 K: 1 S: 3	H: 1 LOB: 1 BB: 0 P: 4	R: 2 E: 0 K: 2 S: 10	H: 3 LOB: 2 BB: 1 P: 14	R: 0 E: 0 K: 1 S: 5	H: 1 LOB: 0 BB: 0 P: 5	1B: 9 2B: 6 3B: 0 HR: 1	SF: 2 SAC: 1 DP: 1 HBP: 0	WP: 0 PB: 1 SB: 0 CS: 0	PA: 45
<b>PITCHER</b>	IP WLS BF H R ER SO BB IBB HBP BLK WP HR S P ERA WHIP																			
Gary Nolan, R (1,1)	3.2 L 22 10 6 6 3 0 0 1 0 0 0 1 27 31 14.73 2.727																			
Billy McCool, L (4,1)	2.1 9 0 0 0 1 2 0 0 0 0 0 0 9 17 0.00 0.857																			
Don Nottebart, R (7,1)	3.0 14 5 2 2 3 0 1 0 0 0 0 0 19 23 6.00 1.667																			

AB	38
R	8
H	15
RBI	8
BB	4
SO	7
LOB	20



Batter	1	2	3	4	5	6	7	8	9	AB	R	H	RBI	BB	SO	LOB	BOTTOM			
Tommy Harper, R (1,9)	F4	1-3		6-3		L6			F8	5	0	0	0	0	0	2	<b>Chicago Cubs @ Cincinnati Reds</b> Crosley Field, Cincinnati, OH Sun Jul 30 1967, 3:33 AM EDT Sunny - 90 F			
Giraldo Ruiz, S (1,4)		1-3		6-3					6-3	3	1	0	0	1	0	0				
Lee May, R (8,PH)	3B									1	0	0	0	0	0	1				
Pete Rose, S (1,7)	3B	F8								4	1	2	0	0	1	0				
Vada Pinson, L (1,8)	1B			1B		K			G3	4	2	2	2	0	1	1				
Tommy Helms, R (1,6)	2B	1B		1B		1-3			F8	4	0	2	1	0	0	0				
Tony Perez, R (1,5)		1B		1B		6-3			K	4	0	2	1	0	1	0				
Don Pavletich, R (1,3)		IBB		G6-4-3		F8			K	3	0	0	0	1	1	2				
Johnny Edwards, L (1,2)	F3					F8				3	0	1	0	1	0	3				
Jake Wood, R (8,PR)									1B	0	0	0	0	0	0	0				
Gary Nolan, R (1,1)									F9	2	0	0	0	0	2	5				
Billy McCool, R (4,1)										0	0	0	0	0	0	0				
Deron Johnson, R (6,PH)										1	0	1	0	0	0	0				
Don Nottebart, R (7,1)										0	0	0	0	0	0	0				
Art Shamsky, L (8,PH)										1	0	0	0	0	0	1				
<b>Inning Stats</b>	R: 3 E: 0 K: 1 S: 9	H: 4 LOB: 3 BB: 2 P: 17	R: 0 E: 0 K: 0 S: 3	H: 0 LOB: 0 BB: 0 P: 3	R: 1 E: 0 K: 1 S: 7	H: 3 LOB: 2 BB: 1 P: 11	R: 0 E: 0 K: 1 S: 6	H: 1 LOB: 1 BB: 0 P: 6	R: 0 E: 0 K: 0 S: 3	H: 0 LOB: 0 BB: 0 P: 3	R: 0 E: 0 K: 0 S: 3	H: 1 LOB: 0 BB: 0 P: 3	R: 0 E: 0 K: 2 S: 7	H: 0 LOB: 0 BB: 0 P: 7	R: 0 E: 0 K: 0 S: 4	H: 1 LOB: 1 BB: 0 P: 4	1B: 7 2B: 3 3B: 1 HR: 0	SF: 0 SAC: 0 DP: 2 HBP: 0	WP: 0 PB: 0 SB: 0 CS: 0	PA: 38
<b>PITCHER</b>	IP WLS BF H R ER SO BB IBB HBP BLK WP HR S P ERA WHIP																			
Bob Shaw, R (1,1)	0.1 8 3 1 1 1 0 0 0 0 0 0 0 10 10 5.40 1.800																			
Rob Gardner, L (1,1)	1.2 8 3 1 1 1 0 0 0 0 0 0 0 10 10 5.40 1.800																			
Bill Hands, R (3,1)	7.0 W 23 3 0 0 5 0 1 0 0 0 0 0 32 36 0.00 0.429																			

AB	35
R	4
H	10
RBI	4
BB	3
SO	6
LOB	15





Batter	1	2	3	4	5	6	7	8	9	AB	R	H	RBI	BB	SO	LOB	TOP										
Don Kessinger, S OBP: 0.275, SLG: 0.266	G3 1B	5-3			K		5-3		G3	5	0	1	0	0	1	4											
Glenn Beckert, R OBP: 0.305, SLG: 0.360	K		F3			14 FC5-4 1B		F6		4	0	1	0	0	1	1											
Billy Williams, L OBP: 0.359, SLG: 0.490	G3 1-2		F5			F8		F8		4	0	0	0	0	0	2											
Ron Santo, R OBP: 0.394, SLG: 0.530			6-3			F8			HR	3	1	1	1	1	0	1											
14 Ernie Banks, R OBP: 0.322, SLG: 0.507	K			6-3		FC5-4 1-2			BB	3	0	0	0	1	1	3											
Randy Hundley, R OBP: 0.343, SLG: 0.423		WP 1B			G6-4-3 1B			CS BB 1B	K	4	1	3	0	0	1	1											
Ted Savage, R OBP: 0.354, SLG: 0.344			SH3-4 1B		G6-4-3 1-2			BB BB	CS BB	2	0	1	1	2	0	1											
Adolfo Phillips, R OBP: 0.383, SLG: 0.507			K		4-3				K	2	0	0	0	0	1	1											
Lee Thomas, L OBP: 0.235, SLG: 0.307					4-3				K	2	0	0	0	0	2	3											
Joe Niekro, R OBP: 0.162, SLG: 0.200			SH3-4		4-3					1	0	0	0	0	0	0											
Norm Gigon, R OBP: 0.203, SLG: 0.271										0	0	0	0	1	0	0											
Cal Koonce, R										0	0	0	0	0	0	0											
Chuck Hartenstein, R OBP: 0.111, SLG: 0.111			1-2							0	0	0	0	0	0	0											
Al Spangler, L OBP: 0.303, SLG: 0.315									1B	1	0	1	0	0	0	0											
<b>Inning Stats</b>	R: 0 E: 0 K: 2 S: 8	H: 1 LOB: 2 BB: 1 P: 12	R: 1 E: 0 K: 1 S: 7	H: 2 LOB: 1 BB: 0 P: 7	R: 0 E: 0 K: 0 S: 3	H: 0 LOB: 0 BB: 0 P: 3	R: 0 E: 0 K: 0 S: 3	H: 1 LOB: 0 BB: 0 P: 3	R: 0 E: 0 K: 1 S: 5	H: 0 LOB: 0 BB: 0 P: 5	R: 0 E: 0 K: 0 S: 4	H: 1 LOB: 1 BB: 0 P: 4	R: 0 E: 0 K: 1 S: 5	H: 1 LOB: 2 BB: 2 P: 13	R: 1 E: 0 K: 1 S: 6	H: 1 LOB: 1 BB: 1 P: 10	R: 0 E: 0 K: 1 S: 5	H: 1 LOB: 1 BB: 1 P: 9	1B: 7 2B: 0 3B: 0 HR: 1	SF: 0 SAC: 1 DP: 1 HBP: 0	WP: 1 PB: 0 SB: 0 CS: 2	PA: 37					
<b>PITCHER</b>	IP	WLS	BF	H	R	ER	SO	BB	IBB	HBP	BLK	WP	HR	S	P	ERA	WHIP										
Gerry Arrigo, L ERA: 2.74	5.2	W	22	5	1	1	4	1	0	0	0	1	0	29	33	1.59	1.059										
Jack Baldschun, R ERA: 4.15	0.1		3	1	0	0	0	1	0	0	0	0	0	2	6	0.00	6.000										
Billy McCool, L ERA: 3.25	1.2		7	1	1	1	1	2	0	0	0	0	1	7	15	5.40	1.800										
Ted Abernathy, R ERA: 1.71	1.1	S	5	1	0	0	2	1	0	0	0	0	0	8	12	0.00	1.500										

Chicago Cubs @ Cincinnati Reds  
Crosley Field, Cincinnati, OH  
Sun Jul 30 1967, 3:38 AM EDT  
Att: 30,529 - Sunny - 87 F

AB	31
R	2
H	8
RBI	2
BB	5
SO	7
LOB	17




Batter	1	2	3	4	5	6	7	8	9	AB	R	H	RBI	BB	SO	LOB	BOTTOM										
Tommy Harper, R OBP: 0.311, SLG: 0.335	F9		2B E 1B		FC3-5 F9 S 2-3			F2		4	1	1	0	0	0	1											
Giraldo Ruiz, S OBP: 0.255, SLG: 0.309	2B		E 2B		F9 1-3			6-3		4	2	2	0	0	0	1											
Pete Rose, S OBP: 0.375, SLG: 0.458	1-3		E8 1B		K			4-3		4	0	1	2	0	1	2											
Vada Pinson, L OBP: 0.320, SLG: 0.438		2H 2B	1-3 1B		4-3					3	0	1	1	0	0	1											
Tony Perez, R OBP: 0.348, SLG: 0.532	K		F3					CS 1B		3	0	1	0	0	1	2											
Tommy Helms, R OBP: 0.282, SLG: 0.337			K		F9			F4 1-2		3	0	0	0	0	1	1											
Deron Johnson, R OBP: 0.300, SLG: 0.420			F9		6-3					3	0	0	0	0	0	0											
Jimmie Coker, R OBP: 0.253, SLG: 0.342			6-3		K					3	0	0	0	0	2	0											
Gerry Arrigo, L OBP: 0.188, SLG: 0.313					3-1					2	0	1	0	0	0	0											
Jack Baldschun, R ERA: 3.31								FC3-5 2B		0	0	0	0	0	0	0											
Billy McCool, R OBP: 0.160, SLG: 0.087								F4		1	0	0	0	0	0	0											
Ted Abernathy, R OBP: 0.125, SLG: 0.125										0	0	0	0	0	0	0											
<b>Inning Stats</b>	R: 1 E: 0 K: 1 S: 7	H: 2 LOB: 1 BB: 0 P: 7	R: 0 E: 0 K: 1 S: 5	H: 0 LOB: 0 BB: 0 P: 5	R: 2 E: 1 K: 0 S: 6	H: 3 LOB: 1 BB: 0 P: 6	R: 0 E: 0 K: 1 S: 5	H: 0 LOB: 0 BB: 0 P: 5	R: 0 E: 0 K: 0 S: 3	H: 1 LOB: 0 BB: 0 P: 3	R: 0 E: 0 K: 1 S: 5	H: 0 LOB: 0 BB: 0 P: 5	R: 0 E: 0 K: 0 S: 3	H: 0 LOB: 0 BB: 0 P: 3	R: 0 E: 0 K: 1 S: 3	H: 0 LOB: 0 BB: 0 P: 3	1B: 3 2B: 4 3B: 0 HR: 0	SF: 0 SAC: 0 DP: 0 HBP: 0	WP: 0 PB: 0 SB: 1 CS: 1	PA: 30							
<b>PITCHER</b>	IP	WLS	BF	H	R	ER	SO	BB	IBB	HBP	BLK	WP	HR	S	P	ERA	WHIP										
Joe Niekro, R ERA: 4.59	6.0	L	24	7	3	3	4	0	0	0	0	0	0	32	32	4.50	1.167										
Cal Koonce, R ERA: 4.59	1.0		3	0	0	0	1	0	0	0	0	0	0	5	5	0.00	0.000										
Chuck Hartenstein, R ERA: 2.41	1.0		3	0	0	0	0	0	0	0	0	0	0	3	3	0.00	0.000										

Chicago Cubs @ Cincinnati Reds  
Crosley Field, Cincinnati, OH  
Sun Jul 30 1967, 3:38 AM EDT  
Att: 30,529 - Sunny - 87 F

AB	30
R	3
H	7
RBI	3
BB	0
SO	5
LOB	8





Batter	1	2	3	4	5	6	7	8	9	AB	R	H	RBI	BB	SO	LOB	TOP					
Lou Brock, L OBP: 0.306, SLG: 0.460 (1, 7)	4-3		F7		SF7		FC6-5 1B	HR		4	2	1	4	0	0	1	<b>St. Louis Cardinals @ Chicago Cubs</b> Wrigley Field, Chicago, IL Mon Jul 31 1967, 3:33 AM CDT Att: 23,169 - Sunny - 78 F					
Julian Javier, R OBP: 0.312, SLG: 0.414 (1, 4)	1B SF8 1B		P4		P3		FC 1B	K		5	1	1	0	0	1	1						
Curt Flood, R OBP: 0.370, SLG: 0.397 (1, 8)	1B				1B		HR 1B	1B	F8	5	1	4	1	0	0	0						
Orlando Cepeda, R OBP: 0.409, SLG: 0.565 (1, 3)	SF8		K		K		HR 1B	P5	P6	4	1	1	3	0	1	3						
Mike Shannon, R OBP: 0.315, SLG: 0.401 (1, 5)	F9		F5		F5		HR 1B	K	P3	5	1	1	0	0	1	4						
Tim McCarver, L OBP: 0.398, SLG: 0.493 (1, 2)		3-1			1B		CS 1B	P4		4	0	2	0	0	0	0						
Roger Maris, L OBP: 0.372, SLG: 0.475 (1, 9)	4-3		K		SF9		HR 1B	BB HR 1B		3	1	1	1	0	1	2						
Dal Maxvill, R OBP: 0.281, SLG: 0.281 (1, 6)	F7				SF7 3B		1-3	HR BB		3	2	1	0	1	0	1						
Ray Washburn, R Hal Woodeshick, R (8, 1)			L8		5-3		FC6-5 E 1B	K		4	0	1	0	0	1	3						
										0	0	0	0	0	0	0						
<b>Inning Stats</b>	R: 1 E: 0 K: 0 S: 5	H: 2 LOB: 1 BB: 0 P: 5	R: 0 E: 0 K: 0 S: 3	H: 0 LOB: 0 BB: 0 P: 3	R: 0 E: 0 K: 2 S: 3	H: 0 LOB: 0 BB: 0 P: 3	R: 0 E: 0 K: 2 S: 9	H: 2 LOB: 2 BB: 0 P: 9	R: 1 E: 0 K: 0 S: 4	H: 1 LOB: 0 BB: 0 P: 4	R: 3 E: 0 K: 0 S: 6	H: 4 LOB: 0 BB: 0 P: 6	R: 1 E: 1 K: 1 S: 8	H: 2 LOB: 2 BB: 0 P: 8	R: 3 E: 0 K: 2 S: 9	H: 2 LOB: 0 BB: 1 P: 13	R: 0 E: 0 K: 0 S: 3	H: 0 LOB: 0 BB: 0 P: 3	1B: 10 2B: 0 3B: 1 HR: 2	SF: 3 SAC: 0 DP: 0 HBP: 0	WP: 0 PB: 0 SB: 0 CS: 1	PA: 41
<b>PITCHER</b>	IP WLS BF H R ER SO BB IBB HBP BLK WP HR S P ERA WHIP																					
Rich Nye, L ERA: 3.75 (1, 1)	5.0 L 23 8 5 5 2 0 0 0 0 0 0 1 27 27 9.00 1.600																					
Curt Simmons, L ERA: 4.53 (6, 1)	1.1 7 3 1 0 0 0 0 0 0 0 0 0 7 7 0.00 2.250																					
Bill Stoneman, R ERA: 6.17 (7, 1)	1.2 8 2 3 3 3 1 0 0 0 0 0 0 1 13 17 16.20 1.800																					
Rob Gardner, L ERA: 4.41 (9, 1)	1.0 3 0 0 0 0 0 0 0 0 0 0 0 0 3 3 0.00 0.000																					

Batter	1	2	3	4	5	6	7	8	9	AB	R	H	RBI	BB	SO	LOB	BOTTOM					
Don Kessinger, S OBP: 0.275, SLG: 0.262 (1, 6)	F8		K		L4		L3		5-3	5	0	0	0	0	1	1	<b>St. Louis Cardinals @ Chicago Cubs</b> Wrigley Field, Chicago, IL Mon Jul 31 1967, 3:33 AM CDT Att: 23,169 - Sunny - 78 F					
Glenn Beckert, R OBP: 0.307, SLG: 0.361 (1, 4)	6-3		1B		1B		F7		F9	5	0	2	0	0	0	0						
Billy Williams, L OBP: 0.355, SLG: 0.484 (1, 7)	F8		F8		P3				F8	5	0	0	0	0	0	2						
Ron Santo, R OBP: 0.395, SLG: 0.530 (1, 5)	1-3				F7					4	2	2	0	0	0	1						
14 Ernie Banks, R OBP: 0.324, SLG: 0.507 (1, 3)	F8						L7			4	0	2	0	0	0	0						
Clarence Jones, L OBP: 0.274, SLG: 0.364 (1, 9)	BB 1B		SH3		SH3				BB 1B	3	0	3	1	0	0	0						
Randy Hundley, R OBP: 0.344, SLG: 0.420 (1, 2)	FC6-4 BB		FC4 BB		FC4 BB		K		F3	2	0	0	0	2	1	3						
Ted Savage, R OBP: 0.349, SLG: 0.338 (1, 8)	FC6-4		FC4		FC4		K			3	0	0	1	0	1	5						
Bill Stoneman, R (7, 1)										0	0	0	0	0	0	0						
Norm Gigon, R (8, PH)										0	0	0	0	1	0	0						
Rob Gardner, R (9, 1)										0	0	0	0	0	0	0						
Rich Nye, L OBP: 0.240, SLG: 0.286 (1, 1)										2	0	0	0	0	2	2						
Curt Simmons, L OBP: 0.143, SLG: 0.143 (6, 1)										0	0	0	0	0	0	0						
Al Spangler, L OBP: 0.328, SLG: 0.309 (7, 8)			K		K		L3 BB		1-3	1	0	0	0	1	0	3						
<b>Inning Stats</b>	R: 0 E: 0 K: 0 S: 3	H: 0 LOB: 0 BB: 0 P: 3	R: 0 E: 0 K: 0 S: 4	H: 1 LOB: 2 BB: 1 P: 8	R: 0 E: 0 K: 2 S: 8	H: 1 LOB: 1 BB: 0 P: 8	R: 1 E: 0 K: 1 S: 7	H: 2 LOB: 2 BB: 1 P: 11	R: 0 E: 0 K: 0 S: 4	H: 1 LOB: 1 BB: 0 P: 4	R: 0 E: 0 K: 2 S: 8	H: 1 LOB: 0 BB: 0 P: 8	R: 0 E: 0 K: 0 S: 2	H: 0 LOB: 0 BB: 1 P: 6	R: 1 E: 0 K: 0 S: 6	H: 3 LOB: 3 BB: 1 P: 10	R: 0 E: 0 K: 0 S: 3	H: 0 LOB: 0 BB: 0 P: 3	1B: 9 2B: 1 3B: 0 HR: 0	SF: 0 SAC: 1 DP: 1 HBP: 0	WP: 0 PB: 0 SB: 0 CS: 0	PA: 39
<b>PITCHER</b>	IP WLS BF H R ER SO BB IBB HBP BLK WP HR S P ERA WHIP																					
Ray Washburn, R ERA: 3.12 (1, 1)	7.1 W 32 8 2 2 2 3 0 0 0 0 0 0 39 51 2.46 1.500																					
Hal Woodeshick, L ERA: 4.59 (8, 1)	1.2 S 7 1 0 0 0 1 0 0 0 0 0 0 6 10 0.00 1.200																					

**St. Louis Cardinals @ Chicago Cubs**  
 Wrigley Field, Chicago, IL  
 Mon Jul 31 1967, 3:33 AM CDT  
 Att: 23,169 - Sunny - 78 F

AB 37  
 R 9  
 H 13  
 RBI 9  
 BB 1  
 SO 5  
 LOB 15

**St. Louis Cardinals @ Chicago Cubs**  
 Wrigley Field, Chicago, IL  
 Mon Jul 31 1967, 3:33 AM CDT  
 Att: 23,169 - Sunny - 78 F

AB 34  
 R 2  
 H 9  
 RBI 2  
 BB 4  
 SO 5  
 LOB 17





Batter	1	2	3	4	5	6	7	8	9	AB	R	H	RBI	BB	SO	LOB	TOP			
Lou Brock, L OBP: 0.306, SLG: 0.460 (1, 7)	F7		G3			2B		K		4	0	1	0	0	1	2				
Curt Flood, R OBP: 0.366, SLG: 0.395 (1, 8)	F9			F8		5-3		BB		4	0	1	1	0	0	1				
Roger Maris, L OBP: 0.370, SLG: 0.470 Ron Willis, R OBP: 0.500, SLG: 0.667 Hal Woodeshick, R (8, 1)	F8			K			F7	BB		3	0	0	0	1	1	0				
Orlando Cepeda, R OBP: 0.407, SLG: 0.564 (1, 3)		2B		P6			K	F8		4	0	1	0	0	1	3				
Tim McCarver, L OBP: 0.396, SLG: 0.489 (1, 2)		BB		F7			P6		4-3	3	0	0	0	1	0	0				
Mike Shannon, R OBP: 0.317, SLG: 0.400 (1, 5)		BB		L6				BB		3	1	1	0	1	0	2				
Julian Javier, R OBP: 0.309, SLG: 0.409 (1, 4)			G6-4-3	5-3				BB		4	0	0	0	0	1	4				
Dal Maxvill, R OBP: 0.280, SLG: 0.279 Bobby Tolan, L OBP: 0.312, SLG: 0.399 (8, PH)			5-3			P6		E3		2	0	0	0	0	0	0				
Nelson Briles, R OBP: 0.188, SLG: 0.071 Al Jackson, L OBP: 0.370, SLG: 0.360 Alex Johnson, R OBP: 0.216, SLG: 0.264 Eddie Bressoud, R OBP: 0.259, SLG: 0.163 Ed Spiezio, R OBP: 0.392, SLG: 0.301 (9, PH)			6-3			K		BB		0	0	0	0	0	0	0				
<b>Inning Stats</b>	R: 0 E: 0 K: 0 S: 3	H: 0 LOB: 0 BB: 0 P: 3	R: 0 E: 0 K: 0 S: 3	H: 1 LOB: 1 BB: 1 P: 7	R: 0 E: 0 K: 0 S: 3	H: 0 LOB: 0 BB: 0 P: 3	R: 0 E: 0 K: 1 S: 5	H: 0 LOB: 0 BB: 0 P: 5	R: 0 E: 0 K: 1 S: 6	H: 1 LOB: 1 BB: 0 P: 6	R: 0 E: 0 K: 1 S: 5	H: 0 LOB: 0 BB: 0 P: 5	R: 2 E: 1 K: 2 S: 10	H: 2 LOB: 3 BB: 2 P: 18	R: 0 E: 0 K: 1 S: 7	H: 2 LOB: 2 BB: 0 P: 7	1B: 4 2B: 2 3B: 0 HR: 0	SF: 0 SAC: 0 DP: 1 HBP: 0	WP: 0 PB: 0 SB: 0 CS: 0	PA: 36
<b>PITCHER</b> Fergie Jenkins, R ERA: 2.98 (1, 1)	IP: 9.0 WLS: W BF: 36 H: 6 R: 2 ER: 1 SO: 6 BB: 3 IBB: 0 HBP: 0 BLK: 0 WP: 0 HR: 0 S: 45 P: 57 ERA: 1.00 WHIP: 1.000															<b>PITCHER</b>				

St. Louis Cardinals @ Chicago Cubs  
Wrigley Field, Chicago, IL  
Tue Aug 01 1967, 3:33 AM CDT  
Att: 25,439 - Sunny - 80 F

AB 33  
R 2  
H 6  
RBI 2  
BB 3  
SO 6  
LOB 15



Batter	1	2	3	4	5	6	7	8	9	AB	R	H	RBI	BB	SO	LOB	BOTTOM	
Don Kessinger, S OBP: 0.272, SLG: 0.259 (1, 6)	5-3	4-3			4-3			6-3		4	0	0	0	0	0	1		
Glenn Beckert, R OBP: 0.309, SLG: 0.363 (1, 4)	E		P4		F5			BB		4	1	2	0	0	0	0		
Billy Williams, L OBP: 0.356, SLG: 0.484 (1, 7)	E8				F7			BB		4	1	2	0	0	0	1		
Ron Santo, R OBP: 0.396, SLG: 0.532 (1, 5)	14		5-3		5-3			K		4	1	2	1	0	1	1		
14 Ernie Banks, R OBP: 0.324, SLG: 0.504 (1, 3)	2H		5-3		5-3			BB		4	0	1	0	0	0	2		
Clarence Jones, L OBP: 0.286, SLG: 0.386 (1, 9)	F8				4-3			BB		4	0	2	1	0	0	1		
Al Spangler, L OBP: 0.338, SLG: 0.310 (1, 8)			E3		BB			BB		3	0	1	0	1	0	1		
John Stephenson, L OBP: 0.313, SLG: 0.429 Randy Hundley, R OBP: 0.344, SLG: 0.419 (9, 2)			F8		F7			BB		3	0	0	0	0	0	3		
Fergie Jenkins, R OBP: 0.175, SLG: 0.220 (1, 1)			FC1-6		K			F8		3	0	0	0	0	1	2		
<b>Inning Stats</b>	R: 2 E: 1 K: 0 S: 6	H: 3 LOB: 1 BB: 0 P: 6	R: 0 E: 1 K: 0 S: 4	H: 0 LOB: 1 BB: 0 P: 4	R: 0 E: 0 K: 1 S: 5	H: 0 LOB: 1 BB: 1 P: 9	R: 0 E: 0 K: 0 S: 3	H: 0 LOB: 0 BB: 0 P: 3	R: 1 E: 0 K: 0 S: 5	H: 3 LOB: 1 BB: 0 P: 5	R: 0 E: 0 K: 0 S: 4	H: 1 LOB: 1 BB: 0 P: 4	R: 0 E: 0 K: 1 S: 7	H: 2 LOB: 2 BB: 0 P: 7	1B: 8 2B: 2 3B: 0 HR: 0	SF: 0 SAC: 0 DP: 0 HBP: 0	WP: 1 PB: 0 SB: 0 CS: 0	PA: 35
<b>PITCHER</b> Nelson Briles, R ERA: 3.55 Al Jackson, L ERA: 4.54 Ron Willis, R ERA: 3.65 Hal Woodeshick, L ERA: 4.54	IP: 5.1 WLS: L BF: 24 H: 7 R: 3 ER: 3 SO: 1 BB: 1 IBB: 0 HBP: 0 BLK: 0 WP: 1 HR: 0 S: 25 P: 29 ERA: 5.06 WHIP: 1.500															<b>PITCHER</b>		

St. Louis Cardinals @ Chicago Cubs  
Wrigley Field, Chicago, IL  
Tue Aug 01 1967, 3:33 AM CDT  
Att: 25,439 - Sunny - 80 F

AB 34  
R 3  
H 10  
RBI 2  
BB 1  
SO 2  
LOB 14













Batter	1	2	3	4	5	6	7	8	9	AB	R	H	RBI	BB	SO	LOB	TOP								
<b>Felipe Alou, R</b> OBP: 0.325, SLG: 0.442 (1, 8)	F5				5-3			K		5	0	1	0	0	1	2	<b>Atlanta Braves @ Chicago Cubs</b> Wrigley Field, Chicago, IL Thu Aug 03 1967, 3:33 AM CDT Att: 9,318 - Sunny - 80 F								
<b>Tito Francona, L</b> OBP: 0.274, SLG: 0.303 (1, 3)		F2			G3			E4		5	1	1	1	0	0	1									
<b>Hank Aaron, R</b> OBP: 0.396, SLG: 0.610 (1, 9)	F8				F5			FC6-4		5	1	1	1	0	0	1									
<b>Joe Torre, R</b> OBP: 0.375, SLG: 0.526 <b>Bob Uecker, R</b> OBP: 0.221, SLG: 0.209 (9, PR) (9, 2)										4	3	4	2	1	0	0									
<b>Clete Boyer, R</b> OBP: 0.308, SLG: 0.454 <b>Miguel de la Hoz, R</b> OBP: 0.232, SLG: 0.370 (9, PR) (9, 5)										0	1	0	0	0	0	0									
<b>Rico Carty, R</b> OBP: 0.332, SLG: 0.397 (1, 7)										5	2	3	3	0	0	1									
<b>Denis Menke, R</b> OBP: 0.319, SLG: 0.320 (1, 6)										0	0	0	0	0	0	0									
<b>Woody Woodward, R</b> OBP: 0.289, SLG: 0.262 (1, 4)										4	1	2	1	1	1	1									
<b>Clay Carroll, R</b> <b>Jay Ritchie, R</b> OBP: 0.333, SLG: 0.556 (9, 1)										3	0	0	0	1	1	1									
<b>Inning Stats</b>	R: 3 E: 0 K: 1 S: 8	H: 3 LOB: 0 BB: 0 P: 8	R: 1 E: 0 K: 0 S: 5	H: 2 LOB: 1 BB: 0 P: 5	R: 3 E: 0 K: 2 S: 10	H: 3 LOB: 1 BB: 1 P: 14	R: 0 E: 0 K: 0 S: 3	H: 0 LOB: 0 BB: 0 P: 3	R: 2 E: 0 K: 0 S: 5	H: 2 LOB: 2 BB: 2 P: 13	R: 0 E: 0 K: 0 S: 3	H: 0 LOB: 1 BB: 0 P: 7	R: 0 E: 0 K: 1 S: 5	H: 0 LOB: 0 BB: 0 P: 5	R: 0 E: 1 K: 1 S: 6	H: 0 LOB: 1 BB: 0 P: 6		R: 1 E: 0 K: 0 S: 4	H: 2 LOB: 1 BB: 0 P: 4	1B: 4 2B: 1 3B: 0 HR: 7	SF: 0 SAC: 0 DP: 1 HBP: 0	WP: 0 PB: 0 SB: 0 CS: 0	PA: 43		
<b>PITCHER</b>	IP	WLS	BF	H	R	ER	SO	BB	IBB	HBP	BLK	WP	HR	S	P	ERA	WHIP								
<b>Joe Niekro, R</b> ERA: 3.66 (1, 1)	1.2	L	10	5	4	4	1	0	0	0	0	0	4	12	12	21.60	3.000								
<b>Curt Simmons, L</b> ERA: 4.94 (2, 1)	0.1		4	3	3	3	0	0	0	0	0	0	2	4	4	81.00	9.000								
<b>Bill Stoneman, R</b> ERA: 4.82 (3, 1)	3.0		14	2	2	2	2	3	0	0	0	0	1	15	27	6.00	1.667								
<b>Bob Shaw, R</b> ERA: 4.61 (6, 1)	2.0		7	0	0	0	1	1	0	0	0	0	0	8	12	0.00	0.500								
<b>Rob Gardner, L</b> ERA: 4.12 (8, 1)	2.0		8	2	1	1	1	0	0	0	0	0	0	10	10	4.50	1.000								

Batter	1	2	3	4	5	6	7	8	9	AB	R	H	RBI	BB	SO	LOB	BOTTOM								
<b>Don Kessinger, S</b> OBP: 0.273, SLG: 0.259 (1, 6)	G3				F8			F8		4	0	1	0	0	0	1	<b>Atlanta Braves @ Chicago Cubs</b> Wrigley Field, Chicago, IL Thu Aug 03 1967, 3:33 AM CDT Att: 9,318 - Sunny - 80 F								
<b>Glenn Beckert, R</b> OBP: 0.307, SLG: 0.364 (1, 4)										4	1	2	0	0	2	2									
<b>Billy Williams, L</b> OBP: 0.351, SLG: 0.476 (1, 7)										3	0	0	1	0	0	1									
<b>Ron Santo, R</b> OBP: 0.392, SLG: 0.522 (1, 5)										4	0	0	0	0	0	1									
<b>14 Ernie Banks, R</b> OBP: 0.324, SLG: 0.505 (1, 3)										4	1	2	0	0	0	0									
<b>Clarence Jones, L</b> OBP: 0.292, SLG: 0.378 (1, 9)										4	1	1	0	0	0	1									
<b>Al Spangler, L</b> OBP: 0.336, SLG: 0.317 (1, 8)										3	0	1	0	1	0	2									
<b>Randy Hundley, R</b> OBP: 0.337, SLG: 0.410 (1, 2)										4	0	0	0	0	1	4									
<b>Joe Niekro, R</b> OBP: 0.182, SLG: 0.200 <b>Curt Simmons, L</b> OBP: 0.143, SLG: 0.143 <b>Bill Stoneman, R</b> OBP: 0.305, SLG: 0.310 <b>Lee Thomas, L</b> OBP: 0.262, SLG: 0.271 <b>Bob Shaw, R</b> OBP: 0.206, SLG: 0.236 <b>John Stephenson, L</b> OBP: 0.276, SLG: 0.313 <b>Rob Gardner, R</b> OBP: 0.276, SLG: 0.313 (1, 1) (2, 1) (3, 1) (5, PR) (6, 1) (7, PR) (8, 1) (9, PR)										0	0	0	0	0	0	0									
<b>Inning Stats</b>	R: 0 E: 0 K: 1 S: 5	H: 0 LOB: 0 BB: 0 P: 5	R: 0 E: 0 K: 0 S: 3	H: 0 LOB: 0 BB: 0 P: 3	R: 0 E: 0 K: 1 S: 5	H: 0 LOB: 0 BB: 0 P: 5	R: 0 E: 0 K: 0 S: 4	H: 1 LOB: 1 BB: 0 P: 4	R: 2 E: 0 K: 2 S: 11	H: 4 LOB: 2 BB: 0 P: 11	R: 0 E: 0 K: 0 S: 4	H: 1 LOB: 1 BB: 0 P: 4	R: 0 E: 0 K: 0 S: 4	H: 1 LOB: 0 BB: 0 P: 4	R: 1 E: 0 K: 0 S: 4	H: 1 LOB: 0 BB: 0 P: 4		R: 0 E: 0 K: 0 S: 3	H: 0 LOB: 1 BB: 1 P: 7	1B: 6 2B: 1 3B: 1 HR: 0	SF: 1 SAC: 0 DP: 0 HBP: 0	WP: 1 PB: 0 SB: 0 CS: 0	PA: 36		
<b>PITCHER</b>	IP	WLS	BF	H	R	ER	SO	BB	IBB	HBP	BLK	WP	HR	S	P	ERA	WHIP								
<b>Clay Carroll, R</b> ERA: 4.85 <b>Jay Ritchie, R</b> ERA: 3.57 (1, 1) (9, 1)	8.1	W	33	8	3	3	4	0	0	0	0	0	0	41	41	3.24	0.960								
	0.2	S	3	0	0	0	0	1	0	0	0	1	0	2	6	0.00	1.500								





Batter	1	2	3	4	5	6	7	8	9	AB	R	H	RBI	BB	SO	LOB	TOP					
<b>Felipe Alou, R</b> OBP: 0.324, SLG: 0.440 (1, 8)	4-3		CS 1B		SF7		K	F7		4	0	1	1	0	1	3						
<b>Denis Menke, R</b> OBP: 0.326, SLG: 0.333 (1, 6)	F6		CS	E	1B		1B		G3	5	2	4	0	0	0	0						
<b>Hank Aaron, R</b> OBP: 0.400, SLG: 0.613 (1, 9) <b>Gary Geiger, L</b> OBP: 0.303, SLG: 0.241 (6, 9)	1B			E7 1B	1B		K		G3	3	1	3	1	0	0	0						
<b>Joe Torre, R</b> OBP: 0.378, SLG: 0.528 (1, 3)	K			1B	1B				FC4-2-5	5	1	3	2	0	1	2						
<b>Clete Boyer, R</b> OBP: 0.306, SLG: 0.451 (1, 5)		CS 1B		5-3	G6-4-3			K	5-3	5	0	1	1	0	1	5						
<b>Rico Carty, R</b> OBP: 0.331, SLG: 0.395 (1, 7)	K			FC6-5-4 CS				BB		4	0	1	0	0	1	2						
<b>Bob Uecker, R</b> OBP: 0.229, SLG: 0.206 (1, 2)	5-3			BB				BB		2	0	0	0	2	0	0						
<b>Woody Woodward, R</b> OBP: 0.289, SLG: 0.259 (1, 4)				1-3	CS			F7		3	1	0	0	1	0	3						
<b>Pat Jarvis, R</b> OBP: 0.115, SLG: 0.098 (1, 1) <b>Cecil Upshaw, R</b> (7, 1)	F4				SH SF7					2	1	0	0	0	0	0						
<b>Inning Stats</b>	R: 0 E: 0 K: 1 S: 6	H: 1 LOB: 1 BB: 0 P: 6	R: 0 E: 0 K: 1 S: 5	H: 1 LOB: 0 BB: 0 P: 5	R: 0 E: 0 K: 0 S: 3	H: 1 LOB: 0 BB: 0 P: 3	R: 2 E: 1 K: 0 S: 5	H: 3 LOB: 1 BB: 1 P: 9	R: 3 E: 1 K: 0 S: 6	H: 3 LOB: 1 BB: 1 P: 10	R: 0 E: 0 K: 0 S: 3	H: 0 LOB: 0 BB: 0 P: 3	R: 0 E: 0 K: 2 S: 8	H: 1 LOB: 1 BB: 0 P: 8	R: 1 E: 0 K: 1 S: 7	H: 2 LOB: 2 BB: 2 P: 15	R: 0 E: 1 K: 0 S: 4	H: 1 LOB: 1 BB: 0 P: 4	1B: 11 2B: 2 3B: 0 HR: 0	SF: 1 SAC: 1 DP: 1 HBP: 0	WP: 0 PB: 0 SB: 1 CS: 3	PA: 43
<b>PITCHER</b>	IP	WLS	BF	H	R	ER	SO	BB	IBB	HBP	BLK	WP	HR	S	P	ERA	WHIP					
<b>Rich Nye, L</b> ERA: 3.89 (1, 1)	4.1	L	20	7	5	4	2	2	0	0	0	0	0	22	30	8.31	2.077					
<b>Chuck Hartenstein, R</b> ERA: 2.51 (5, 1)	2.2		10	3	0	0	2	0	0	0	0	0	0	14	14	0.00	1.125					
<b>Bill Hands, R</b> ERA: 2.37 (8, 1)	2.0		11	3	1	1	1	1	1	0	0	0	0	11	19	4.50	2.000					

Atlanta Braves @ Chicago Cubs  
Wrigley Field, Chicago, IL  
Fri Aug 04 1967, 3:33 AM CDT  
Att: 9,278 - Sunny - 78 F

AB 35  
R 6  
H 13  
RBI 6  
BB 4  
SO 5  
LOB 17



Batter	1	2	3	4	5	6	7	8	9	AB	R	H	RBI	BB	SO	LOB	BOTTOM					
<b>Don Kessinger, S</b> OBP: 0.275, SLG: 0.261 (1, 6)	1-3		1B SF9		K				F7	5	1	2	1	0	1	0						
<b>Glenn Beckert, R</b> OBP: 0.306, SLG: 0.362 (1, 4)	F4		1B		F7		F6		5-3	5	0	1	0	0	0	2						
<b>Billy Williams, L</b> OBP: 0.350, SLG: 0.475 (1, 7)	1B		SF9		4-3		K			3	0	1	1	0	1	2						
<b>Ron Santo, R</b> OBP: 0.390, SLG: 0.518 (1, 5)	F9		5-3				F7			3	0	0	0	1	0	4						
<b>14 Ernie Banks, R</b> OBP: 0.326, SLG: 0.505 (1, 3)		K		FC3-6 1B		G4-3		G3		4	0	2	0	0	1	1						
<b>Clarence Jones, L</b> OBP: 0.290, SLG: 0.365 (1, 9)		1B BB		FC3-6 1B		F8		F4		3	0	0	0	1	0	2						
<b>Al Spangler, L</b> OBP: 0.359, SLG: 0.343 (1, 8)					1B			G3		4	1	3	0	0	0	1						
<b>John Stephenson, L</b> OBP: 0.280, SLG: 0.348 (1, 2)		G4-6-3			K			F5		4	1	1	0	0	1	5						
<b>Rich Nye, L</b> OBP: 0.231, SLG: 0.275 (1, 1) <b>Chuck Hartenstein, R</b> OBP: 0.331, SLG: 0.111 (5, 1) <b>Lee Thomas, L</b> OBP: 0.351, SLG: 0.314 (7, PH) <b>Bill Hands, R</b> OBP: 0.217, SLG: 0.143 (8, 1) <b>Norm Gigon, R</b> OBP: 0.224, SLG: 0.279 (9, PH)			F9		F9				6-3	2	0	0	0	0	0	2						
<b>Inning Stats</b>	R: 0 E: 0 K: 0 S: 4	H: 1 LOB: 1 BB: 0 P: 4	R: 0 E: 0 K: 1 S: 5	H: 1 LOB: 1 BB: 1 P: 9	R: 1 E: 0 K: 0 S: 5	H: 2 LOB: 1 BB: 0 P: 5	R: 0 E: 0 K: 1 S: 7	H: 2 LOB: 2 BB: 0 P: 7	R: 0 E: 0 K: 1 S: 5	H: 0 LOB: 0 BB: 0 P: 5	R: 0 E: 0 K: 0 S: 2	H: 0 LOB: 0 BB: 1 P: 6	R: 2 E: 0 K: 1 S: 9	H: 4 LOB: 2 BB: 0 P: 9	R: 0 E: 0 K: 0 S: 4	H: 1 LOB: 1 BB: 0 P: 4	R: 0 E: 0 K: 0 S: 3	H: 0 LOB: 0 BB: 0 P: 3	1B: 11 2B: 0 3B: 0 HR: 0	SF: 1 SAC: 0 DP: 2 HBP: 0	WP: 0 PB: 0 SB: 0 CS: 0	PA: 38
<b>PITCHER</b>	IP	WLS	BF	H	R	ER	SO	BB	IBB	HBP	BLK	WP	HR	S	P	ERA	WHIP					
<b>Pat Jarvis, R</b> ERA: 3.66 (1, 1)	6.0	W	27	9	3	3	3	2	0	0	0	0	0	31	39	4.50	1.833					
<b>Cecil Upshaw, R</b> ERA: 2.45 (7, 1)	3.0	S	11	2	0	0	1	0	0	0	0	0	0	13	13	0.00	0.667					

Atlanta Braves @ Chicago Cubs  
Wrigley Field, Chicago, IL  
Fri Aug 04 1967, 3:33 AM CDT  
Att: 9,278 - Sunny - 78 F

AB 35  
R 3  
H 11  
RBI 3  
BB 2  
SO 4  
LOB 19





Batter	1	2	3	4	5	6	7	8	9	AB	R	H	RBI	BB	SO	LOB	TOP	
<b>Felipe Alou, R</b> OBP: 0.323, SLG: 0.440 (1, 8) (9, 7)	F3		F7			F8		2B		4	0	1	0	0	0	0	<b>Atlanta Braves @ Chicago Cubs</b> Wrigley Field, Chicago, IL Sat Aug 05 1967, 3:33 AM CDT Att: 17,231 - Sunny - 75 F	
<b>Denis Menke, R</b> OBP: 0.325, SLG: 0.330 (1, 6) BB	BB			K		F8		6-3		3	0	0	0	1	1			
<b>Hank Aaron, R</b> OBP: 0.399, SLG: 0.612 (1, 9) BB	K			K			F5		FC3-2 2B	4	0	1	0	0	2			
<b>Joe Torre, R</b> OBP: 0.377, SLG: 0.522 (1, 3) (9, 2)	K			K			F7		IBB 2-3 BB	3	1	0	0	1	2			
<b>Clete Boyer, R</b> OBP: 0.308, SLG: 0.460 (1, 5)		G5-4-3 1B			K		HR		K	4	1	2	1	0	2			
<b>Tito Francona, L</b> OBP: 0.283, SLG: 0.314 (1, 7) (9, 3)	F6								E 1-2 IBB	3	0	2	0	1	0			
<b>Bob Uecker, R</b> OBP: 0.224, SLG: 0.201 (9, PH)										3	0	0	0	0	1			
<b>Charlie Lau, L</b> OBP: 0.278, SLG: 0.258 (9, PR)										1	0	0	0	0	2			
<b>Marty Martinez, S</b> OBP: 0.357, SLG: 0.250 (9, 4)	G5-4-3 1-2						F7		FC3-2 1-3 2-H 3-H	0	0	0	0	0	0			
<b>Woody Woodward, R</b> OBP: 0.286, SLG: 0.256 (9, PH)										3	0	0	0	0	1			
<b>Mack Jones, L</b> OBP: 0.323, SLG: 0.396 (9, 8)			5-3			F7			K	1	0	0	0	1	2			
<b>Phil Niekro, R</b> OBP: 0.167, SLG: 0.147 (1, 1)										3	0	0	0	0	0			
<b>Inning Stats</b>	R: 0 E: 0 K: 2 S: 7	H: 0 LOB: 1 BB: 1 P: 11	R: 0 E: 0 K: 0 S: 3	H: 1 LOB: 0 BB: 0 P: 3	R: 0 E: 0 K: 3 S: 3	H: 0 LOB: 0 BB: 0 P: 3	R: 0 E: 0 K: 2 S: 8	H: 1 LOB: 1 BB: 0 P: 8	R: 1 E: 0 K: 0 S: 5	H: 2 LOB: 1 BB: 0 P: 5	R: 0 E: 0 K: 0 S: 4	H: 1 LOB: 1 BB: 2 P: 4	R: 1 E: 1 K: 2 S: 8	H: 1 LOB: 2 BB: 2 P: 16	1B: 2 2B: 3 3B: 0 HR: 1	SF: 0 SAC: 0 DP: 1 HBP: 0	WP: 0 PB: 0 CS: 0	PA: 35
<b>PITCHER</b> <b>Fergie Jenkins, R</b> ERA: 2.89 (1, 1)	IP: 9.0 WLS: L BF: 35 H: 6 R: 2 ER: 1 SO: 9 BB: 2 IBB: 1 HBP: 0 BLK: 0 WP: 0 HR: 1 S: 50 P: 62 ERA: 1.00 WHIP: 0.889											<b>PITCHER</b>	IP: 9.0 WLS: W BF: 36 H: 6 R: 1 ER: 0 SO: 10 BB: 3 IBB: 0 HBP: 1 BLK: 0 WP: 1 HR: 0 S: 52 P: 65 ERA: 0.00 WHIP: 1.000					

AB 32  
R 2  
H 6  
RBI 1  
BB 3  
SO 9  
LOB 14



Batter	1	2	3	4	5	6	7	8	9	AB	R	H	RBI	BB	SO	LOB	BOTTOM			
<b>Don Kessinger, S</b> OBP: 0.275, SLG: 0.259 (1, 6)	F8		B3				F7			3	0	0	0	0	0	<b>Atlanta Braves @ Chicago Cubs</b> Wrigley Field, Chicago, IL Sat Aug 05 1967, 3:33 AM CDT Att: 17,231 - Sunny - 75 F				
<b>Glenn Beckert, R</b> OBP: 0.308, SLG: 0.366 (1, 4)	5-3		E 14 2B		G4-6-3 HBP				WP S 1B	4	0	2	0	0	1					
<b>Billy Williams, L</b> OBP: 0.349, SLG: 0.473 (1, 7)	6-3		L6						K 1-3	4	0	1	0	0	2					
<b>Ron Santo, R</b> OBP: 0.389, SLG: 0.514 (1, 5)		K	E 14 BB			K			F5	3	0	0	0	1	2					
<b>14 Ernie Banks, R</b> OBP: 0.322, SLG: 0.500 (1, 3)		K	E6 1-2 2-3			E5			6-3	4	0	0	0	1	3					
<b>Clarence Jones, L</b> OBP: 0.295, SLG: 0.368 (3, PH)										1	1	1	0	0	0					
<b>Al Spangler, L</b> OBP: 0.363, SLG: 0.338 (4, 9)		BB E 1B	K			F6				2	0	0	0	1	4					
<b>Randy Hundley, R</b> OBP: 0.336, SLG: 0.408 (1, 2)		BB 1-2 1B				6-3			B2	4	0	1	0	0	2					
<b>Adolfo Phillips, R</b> OBP: 0.380, SLG: 0.500 (1, 8)		BB 1-2 2-3 BB				K			K	3	0	0	0	1	3					
<b>Fergie Jenkins, R</b> OBP: 0.182, SLG: 0.226 (9, PH)			L1 3-H						K	3	0	1	0	0	1					
<b>Norm Gigon, R</b> OBP: 0.221, SLG: 0.274 (9, PH)										1	0	0	0	0	1					
<b>Inning Stats</b>	R: 0 E: 0 K: 0 S: 3	H: 2 LOB: 2 BB: 1 P: 13	R: 0 E: 1 K: 1 S: 7	H: 1 LOB: 3 BB: 1 P: 11	R: 0 E: 0 K: 2 S: 7	H: 0 LOB: 0 BB: 0 P: 7	R: 0 E: 0 K: 1 S: 2	H: 1 LOB: 1 BB: 0 P: 3	R: 0 E: 1 K: 1 S: 6	H: 0 LOB: 1 BB: 0 P: 6	R: 0 E: 0 K: 1 S: 5	H: 1 LOB: 0 BB: 0 P: 5	R: 0 E: 0 K: 1 S: 6	H: 1 LOB: 1 BB: 0 P: 6	R: 0 E: 0 K: 2 S: 7	H: 0 LOB: 1 BB: 1 P: 11	1B: 5 2B: 1 3B: 0 HR: 0	SF: 0 SAC: 0 DP: 1 HBP: 1	WP: 1 PB: 0 CS: 0	PA: 36
<b>PITCHER</b> <b>Phil Niekro, R</b> ERA: 1.38 (1, 1)	IP: 9.0 WLS: W BF: 36 H: 6 R: 1 ER: 0 SO: 10 BB: 3 IBB: 0 HBP: 1 BLK: 0 WP: 1 HR: 0 S: 52 P: 65 ERA: 0.00 WHIP: 1.000											<b>PITCHER</b>	IP: 9.0 WLS: L BF: 35 H: 6 R: 2 ER: 1 SO: 9 BB: 2 IBB: 1 HBP: 0 BLK: 0 WP: 0 HR: 1 S: 50 P: 62 ERA: 1.00 WHIP: 0.889							





Batter	1	2	3	4	5	6	7	8	9	AB	R	H	RBI	BB	SO	LOB	TOP		
<b>Felipe Alou, R</b> OBP: 0.322, SLG: 0.437 (1, 8)										5	0	1	0	0	0	1			
<b>Tito Francona, L</b> OBP: 0.296, SLG: 0.318 (1, 3)										4	2	1	0	1	0	1			
<b>Hank Aaron, R</b> OBP: 0.395, SLG: 0.606 (1, 9)										4	0	0	0	0	2	3			
<b>Joe Torre, R</b> OBP: 0.375, SLG: 0.529 (1, 2)										4	1	1	2	0	1	1			
<b>Clete Boyer, R</b> OBP: 0.310, SLG: 0.463 (1, 5)										4	1	2	0	0	1	0			
<b>Rico Carty, R</b> OBP: 0.333, SLG: 0.399 (1, 7)										4	1	2	2	0	0	0			
<b>Denis Menke, R</b> OBP: 0.324, SLG: 0.335 (1, 6)										4	1	1	1	0	0	2			
<b>Woody Woodward, R</b> OBP: 0.285, SLG: 0.254 (1, 4)										3	0	0	0	1	0	0			
<b>Ken Johnson, R</b> OBP: 0.179, SLG: 0.098 (1, 1)										3	0	0	0	0	0	0			
<b>Dick Kelley, R</b> OBP: 0.313, SLG: 0.333 (9, 1)										0	0	0	0	0	0	0			
<b>Cecil Upshaw, R</b> OBP: 0.313, SLG: 0.333 (9, 1)										0	0	0	0	0	0	0			
<b>Inning Stats</b>	R: 2 E: 0 K: 2 S: 8	H: 1 LOB: 0 BB: 1 P: 12	R: 0 E: 0 K: 0 S: 3	H: 0 LOB: 0 BB: 0 P: 3	R: 0 E: 0 K: 1 S: 6	H: 1 LOB: 1 BB: 0 P: 6	R: 3 E: 0 K: 0 S: 6	H: 3 LOB: 1 BB: 1 P: 10	R: 1 E: 1 K: 0 S: 6	H: 2 LOB: 2 BB: 0 P: 6	R: 0 E: 0 K: 1 S: 5	H: 0 LOB: 0 BB: 0 P: 5	R: 0 E: 0 K: 0 S: 3	H: 0 LOB: 0 BB: 0 P: 3	R: 0 E: 0 K: 0 S: 3	H: 0 LOB: 0 BB: 0 P: 3	1B: 3 2B: 3 3B: 1 HR: 1	SF: 0 SAC: 1 DP: 0 HBP: 0	WP: 1 PA: 38 PB: 0 SB: 0 CS: 0
<b>PITCHER</b>	IP WLS BF H R ER SO BB IBB HBP BLK WP HR S P ERA WHIP																		
<b>Ray Culp, R</b> ERA: 3.58 (1, 1)	3.1 L 16 5 5 5 3 1 0 0 0 0 0 1 21 25 13.50 1.800																		
<b>Pete Mikkelsen, R</b> ERA: 4.19 (4, 1)	1.2 9 2 1 0 0 1 0 0 0 0 1 0 8 12 0.00 1.800																		
<b>Bill Stoneman, R</b> ERA: 4.15 (6, 1)	3.0 10 1 0 0 1 0 0 0 0 0 0 0 12 12 0.00 0.333																		
<b>Joe Niekro, R</b> ERA: 3.62 (9, 1)	1.0 3 0 0 0 0 0 0 0 0 0 0 0 3 3 0.00 0.000																		

Atlanta Braves @ Chicago Cubs  
Wrigley Field, Chicago, IL  
Sun Aug 06 1967, 3:33 AM CDT  
Att: 20,518 - Unknown - 80 F

AB 35  
R 6  
H 8  
RBI 5  
BB 2  
SO 4  
LOB 8



Batter	1	2	3	4	5	6	7	8	9	AB	R	H	RBI	BB	SO	LOB	BOTTOM		
<b>Don Kessinger, S</b> OBP: 0.280, SLG: 0.264 (1, 6)										4	0	3	0	0	0	1			
<b>Glenn Beckert, R</b> OBP: 0.305, SLG: 0.362 (1, 4)										4	1	0	0	0	0	4			
<b>Billy Williams, L</b> OBP: 0.351, SLG: 0.475 (1, 7)										4	1	2	1	0	0	1			
<b>Ron Santo, R</b> OBP: 0.386, SLG: 0.509 (1, 5)										4	0	0	0	0	2	3			
<b>14 Ernie Banks, R</b> OBP: 0.322, SLG: 0.503 (1, 3)										4	1	1	1	0	0	1			
<b>Clarence Jones, L</b> OBP: 0.303, SLG: 0.360 (1, 9)										2	0	0	0	2	1	0			
<b>Randy Hundley, R</b> OBP: 0.333, SLG: 0.404 (1, 2)										4	0	0	1	0	0	2			
<b>Adolfo Phillips, R</b> OBP: 0.382, SLG: 0.510 (1, 8)										4	1	2	1	0	0	1			
<b>Ray Culp, R</b> ERA: 3.58 (1, 1)	8.1 W 32 8 4 4 4 1 0 0 0 0 0 1 39 43 4.32 1.080																		
<b>Pete Mikkelsen, R</b> ERA: 4.19 (4, 1)	0.0 1 0 0 0 0 1 0 0 0 0 0 0 4 4 0.00 0.000																		
<b>Byron Browne, R</b> ERA: 4.53 (5, PH)	0.2 S 2 0 0 0 0 0 0 0 0 0 0 0 2 2 0.00 0.000																		
<b>Bill Stoneman, R</b> ERA: 4.15 (6, 1)																			
<b>Lee Thomas, L</b> OBP: 0.299, SLG: 0.332 (8, PH)																			
<b>Joe Niekro, R</b> ERA: 3.62 (9, 1)																			
<b>Inning Stats</b>	R: 1 E: 1 K: 0 S: 5	H: 2 LOB: 1 BB: 0 P: 5	R: 0 E: 0 K: 0 S: 3	H: 0 LOB: 0 BB: 0 P: 3	R: 0 E: 0 K: 1 S: 5	H: 1 LOB: 0 BB: 0 P: 5	R: 0 E: 0 K: 1 S: 5	H: 0 LOB: 0 BB: 0 P: 5	R: 1 E: 1 K: 0 S: 6	H: 1 LOB: 1 BB: 0 P: 6	R: 0 E: 0 K: 0 S: 4	H: 0 LOB: 0 BB: 1 P: 6	R: 0 E: 0 K: 0 S: 4	H: 1 LOB: 1 BB: 0 P: 4	R: 2 E: 0 K: 1 S: 7	H: 2 LOB: 1 BB: 1 P: 11	1B: 5 2B: 1 3B: 1 HR: 1	SF: 0 SAC: 0 DP: 1 HBP: 0	WP: 0 PA: 35 PB: 0 SB: 0 CS: 1
<b>PITCHER</b>	IP WLS BF H R ER SO BB IBB HBP BLK WP HR S P ERA WHIP																		
<b>Ken Johnson, R</b> ERA: 2.77 (1, 1)	8.1 W 32 8 4 4 4 1 0 0 0 0 0 1 39 43 4.32 1.080																		
<b>Dick Kelley, L</b> ERA: 4.53 (9, 1)	0.0 1 0 0 0 0 1 0 0 0 0 0 0 4 4 0.00 0.000																		
<b>Cecil Upshaw, R</b> ERA: 2.35 (9, 1)	0.2 S 2 0 0 0 0 0 0 0 0 0 0 0 2 2 0.00 0.000																		

Atlanta Braves @ Chicago Cubs  
Wrigley Field, Chicago, IL  
Sun Aug 06 1967, 3:33 AM CDT  
Att: 20,518 - Unknown - 80 F

AB 33  
R 4  
H 8  
RBI 4  
BB 2  
SO 4  
LOB 14










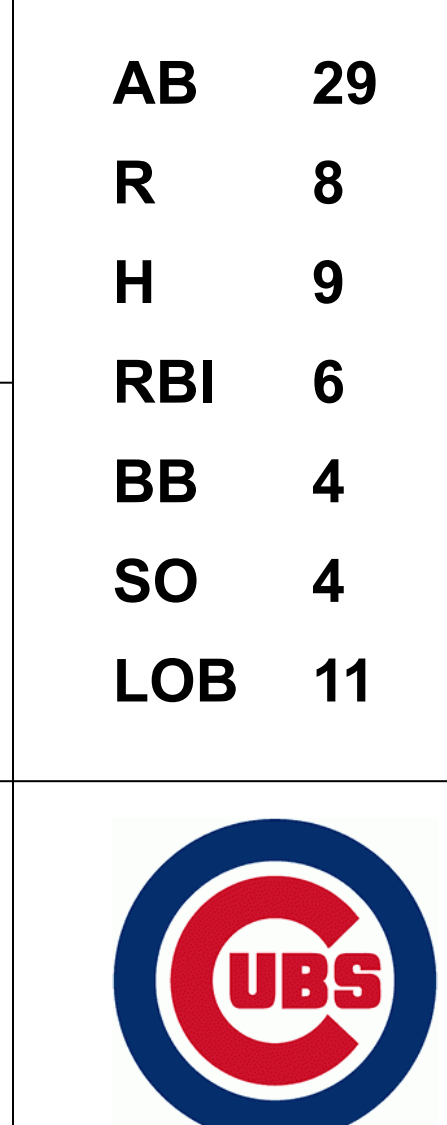


Batter	1	2	3	4	5	6	7	8	9	AB	R	H	RBI	BB	SO	LOB	TOP				
Maury Wills, S OBP: 0.337, SLG: 0.375	0-0 2B 4-3 1B	0-0 S 1B			0-0 G4-3 1-2		4-0 S BB		0-0 F8	4	1	2	0	1	0	2	Pittsburgh Pirates @ Chicago Cubs Wrigley Field, Chicago, IL Tue Aug 08 1967, 3:33 AM CDT Alt. 9,412 - Unknown - 74 F				
Matty Alou, L OBP: 0.334, SLG: 0.365	0-0 4-3 1B 2B	0-0 F7			0-0 G3		0-0 4-3		0-0 1-3	5	1	1	0	0	0	4					
Roberto Clemente, R OBP: 0.399, SLG: 0.548	0-0 4-3		0-0 F8		0-0 1-3			0-0 2B 2B	4	1	1	1	0	0	1						
Willie Stargell, L OBP: 0.359, SLG: 0.489	0-0 1B		0-0 F7		0-0 3B 1B			0-0 5-3	3	0	2	1	0	0	0	0					
Jose Pagan, R OBP: 0.307, SLG: 0.341	0-0 1B		0-0 F7		0-0 3B 1B			0-0 5-3	1	1	0	0	0	0	1						
Don Clendenon, R OBP: 0.310, SLG: 0.405	0-0 1B		0-0 6-3		0-0 F9			0-0 2B	4	0	2	1	0	0	1						
Bill Mazerowski, R OBP: 0.300, SLG: 0.374	0-0 F4		0-0 4-3		0-0 3B			0-0 L1	4	0	1	1	0	0	3						
Gene Alley, R OBP: 0.336, SLG: 0.407	0-0 1-3		0-0 F4		0-0 5-3			0-0 1-3	4	0	0	0	0	0	5						
Manny Sanguillen, R OBP: 0.289, SLG: 0.324		0-0 6-3		0-3 K		0-0 F2		0-0 FC5-4 1B	4	0	1	0	0	0	1	0					
John Gelnar, R Woodie Fryman, R Manny Jimenez, R Dennis Rife, R Steve Blass, R Al Luplow, L	0-0 F4		0-0 F4		0-0 G4-3 1B		0-0 5-3		0-0 FC5-4	1	0	0	0	0	0	0		0			
<b>Inning Stats</b>	R: 2 E: 0 K: 0 S: 7	H: 4 LOB: 2 BB: 0 P: 7	R: 0 E: 0 K: 0 S: 4	H: 1 LOB: 0 BB: 0 P: 4	R: 0 E: 0 K: 1 S: 3	H: 0 LOB: 0 BB: 0 P: 3	R: 0 E: 0 K: 1 S: 5	H: 0 LOB: 0 BB: 0 P: 5	R: 0 E: 0 K: 0 S: 3	H: 1 LOB: 1 BB: 0 P: 3	R: 1 E: 0 K: 0 S: 5	H: 2 LOB: 2 BB: 0 P: 5	R: 0 E: 0 K: 0 S: 3	H: 0 LOB: 1 BB: 1 P: 7	R: 1 E: 0 K: 0 S: 5	H: 2 LOB: 1 BB: 0 P: 5	R: 0 E: 0 K: 0 S: 4	H: 1 LOB: 1 BB: 0 P: 4	1B: 7 2B: 3 3B: 1 HR: 0	SF: 0 SAC: 0 DP: 1 HBP: 0	WP: 0 PA: 38 ERA: 3.66
<b>PITCHER</b> Joe Niekro, R ERA: 3.66	IP: 9.0 WLS: W BF: 38 H: 11 R: 4 ER: 4 SO: 1 BB: 1 IBB: 0 HBP: 0 BLK: 0 WP: 0 HR: 0 S: 39 P: 43 ERA: 4.00 WHIP: 1.333															<b>PITCHER</b>					

AB	37
R	4
H	11
RBI	4
BB	1
SO	1
LOB	18



Batter	1	2	3	4	5	6	7	8	9	AB	R	H	RBI	BB	SO	LOB	BOTTOM		
Don Kessinger, S OBP: 0.280, SLG: 0.262	4-0 14 2B 5-3 BB	0-0 SF9		0-0 F9		0-0 E6 2H 1B				2	1	1	1	1	0	0	Pittsburgh Pirates @ Chicago Cubs Wrigley Field, Chicago, IL Tue Aug 08 1967, 3:33 AM CDT Alt. 9,412 - Unknown - 74 F		
Glenn Beckert, R OBP: 0.302, SLG: 0.355	0-0 5-3 1-2	0-0 4-3			0-0 E3 WP HR 1B	0-0 4-3				4	1	1	0	0	2				
Billy Williams, L OBP: 0.350, SLG: 0.476	4-0 14 2B BB		0-0 4-3		0-3 K		0-0 4-1			3	1	0	0	1	1				
Ron Santo, R OBP: 0.391, SLG: 0.521	0-0 F7		4-0 BB		0-0 K		0-3 K			3	1	1	2	1	1	2			
14 Ernie Banks, R OBP: 0.327, SLG: 0.511	0-0 2B		0-0 F8		0-0 6-3		0-0 2B			4	0	2	2	0	0	1			
Clarence Jones, L OBP: 0.306, SLG: 0.361	0-0 4-3		0-0 L4		4-0 CS BB		0-0 6-3			1	0	0	0	0	0	1			
Ted Savage, R OBP: 0.347, SLG: 0.327										2	0	0	0	1	0	2			
Randy Hundley, R OBP: 0.333, SLG: 0.413		0-0 HR		0-0 F7	0-0 CS	0-0 E 2B		0-0 F7	4	2	2	1	0	0	0				
Adolfo Phillips, R OBP: 0.382, SLG: 0.508		0-0 SH1-4 SF9 2B		0-0 E 1B		0-0 6-3		0-0 F9	4	2	2	0	0	0	1				
Joe Niekro, R OBP: 0.167, SLG: 0.182		0-0 SH1-4		0-0 SH2		0-3 K2-3		0-3 K	2	0	0	0	0	2	1				
<b>Inning Stats</b>	R: 2 E: 0 K: 0 S: 4	H: 1 LOB: 1 BB: 2 P: 12	R: 2 E: 0 K: 0 S: 5	H: 2 LOB: 0 BB: 0 P: 5	R: 0 E: 0 K: 0 S: 3	H: 0 LOB: 1 BB: 1 P: 7	R: 1 E: 1 K: 0 S: 4	H: 1 LOB: 0 BB: 0 P: 4	R: 2 E: 1 K: 1 S: 6	H: 2 LOB: 0 BB: 1 P: 10	R: 1 E: 1 K: 1 S: 7	H: 2 LOB: 1 BB: 0 P: 7	R: 0 E: 0 K: 1 S: 6	H: 1 LOB: 1 BB: 0 P: 6	R: 0 E: 0 K: 1 S: 5	H: 0 LOB: 0 BB: 0 P: 5	1B: 3 2B: 4 3B: 0 HR: 2	SF: 1 SAC: 2 DP: 0 HBP: 0	WP: 1 PA: 37 ERA: 2.94
<b>PITCHER</b> John Gelnar, R ERA: 27.0 Woodie Fryman, L ERA: 5.14 Steve Blass, R ERA: 2.94	IP: 1.1 WLS: L BF: 9 H: 3 R: 4 ER: 4 SO: 0 BB: 2 IBB: 0 HBP: 0 BLK: 0 WP: 0 HR: 1 S: 7 P: 15 ERA: 27.00 WHIP: 3.750															<b>PITCHER</b>			





Batter	1	2	3	4	5	6	7	8	9	AB	R	H	RBI	BB	SO	LOB	TOP		
Maury Wills, S OBP: 0.336, SLG: 0.374 (1, 5)	0-0 4-3		0-0 1B			0-0 6-3			0-0 FC5-4 1B	4	0	1	0	0	0	1			
Matty Alou, L OBP: 0.333, SLG: 0.364 (1, 8)	0-0 F5		0-0 4-3			0-0 F8			0-0 1B	4	0	1	0	0	0	1			
Roberto Clemente, R OBP: 0.393, SLG: 0.543 (1, 9)	0-0 6-3			0-0 F4			0-0 6-3		0-3 K	4	0	0	0	0	1	2			
Willie Stargell, L OBP: 0.356, SLG: 0.484 Andre Rodgers, R OBP: 0.308, SLG: 0.333 (1, 3) (7, 3)		0-3 K		0-3 K			0-0 1-3		0-0 F7	3	0	0	0	0	2	0			
Al Luplow, L OBP: 0.272, SLG: 0.280 (1, 7)		0-0 1B		0-3 K2-3			0-0 F7			3	0	1	0	0	1	0			
Bill Mazerowski, R OBP: 0.298, SLG: 0.371 (1, 4)		0-3 K			0-0 F9			0-0 F8		3	0	0	0	0	1	1			
Gene Alley, R OBP: 0.334, SLG: 0.404 (1, 6)		0-3 K			0-0 F6			0-0 F7		3	0	0	0	0	1	1			
Manny Sanguillen, R OBP: 0.268, SLG: 0.300 (1, 2)			0-3 K		0-0 6-3			0-0 5-3		3	0	0	0	0	1	0			
Bob Veale, S OBP: 0.053, SLG: 0.053 Manny Jimenez, L (9, PH) OBP: 0.316, SLG: 0.486 (1, 1)			0-3 K			0-3 K			0-0 FC5-4 1B	2	0	0	0	0	2	0			
										1	0	1	0	0	0	0			
<b>Inning Stats</b>	R: 0 E: 0 K: 0 S: 3	H: 0 LOB: 0 BB: 0 P: 3	R: 0 E: 0 K: 3 S: 10	H: 1 LOB: 1 BB: 0 P: 10	R: 0 E: 0 K: 2 S: 8	H: 1 LOB: 1 BB: 0 P: 8	R: 0 E: 0 K: 2 S: 7	H: 0 LOB: 0 BB: 0 P: 7	R: 0 E: 0 K: 0 S: 3	H: 0 LOB: 0 BB: 0 P: 3	R: 0 E: 0 K: 0 S: 3	H: 0 LOB: 0 BB: 0 P: 3	R: 0 E: 0 K: 0 S: 3	H: 0 LOB: 0 BB: 0 P: 3	R: 0 E: 0 K: 1 S: 7	H: 2 LOB: 2 BB: 0 P: 7	1B: 4 2B: 0 3B: 0 HR: 0	SF: 0 SAC: 0 DP: 0 HBP: 0	WP: 0 PA: 31 PB: 0 SB: 0 CS: 0
<b>PITCHER</b> Fergie Jenkins, R ERA: 2.76 (1, 1)	IP: 9.0 WLS: W BF: 31 H: 4 R: 0 ER: 0 SO: 9 BB: 0 IBB: 0 HBP: 0 BLK: 0 WP: 0 HR: 0 S: 49 P: 49 ERA: 0.00 WHIP: 0.444															<b>PITCHER</b> IP: 9.0 WLS: W BF: 31 H: 4 R: 0 ER: 0 SO: 9 BB: 0 IBB: 0 HBP: 0 BLK: 0 WP: 0 HR: 0 S: 49 P: 49 ERA: 0.00 WHIP: 0.444			

Pittsburgh Pirates @ Chicago Cubs  
Wrigley Field, Chicago, IL  
Wed Aug 09 1967, 3:33 AM CDT  
Sunny - 75 F

AB	31
R	0
H	4
RBI	0
BB	0
SO	9
LOB	8



Batter	1	2	3	4	5	6	7	8	9	AB	R	H	RBI	BB	SO	LOB	BOTTOM		
Don Kessinger, S OBP: 0.281, SLG: 0.263 (1, 6)	0-3 K		0-0 1B		0-0 F7	0-0 1B		0-0 6-3		5	0	2	2	0	1	0			
Glenn Beckert, R OBP: 0.299, SLG: 0.352 (1, 4)	0-0 4-3		0-0 F3		0-0 F9	0-0 F7				4	0	0	0	0	0	4			
Billy Williams, L OBP: 0.351, SLG: 0.480 (1, 7)	0-0 F6		4-0 FC4 BB		0-0 3B	0-0 4-3				3	0	1	0	1	0	2			
Ron Santo, R OBP: 0.392, SLG: 0.518 (1, 5)		0-0 F9	0-0 FC4		4-0 SH2-4 1B WP BB	4-0 FC5-2 BB	4-0 FC5-4 BB			2	0	0	0	2	0	3			
14 Ernie Banks, R OBP: 0.329, SLG: 0.510 Clarence Jones, L (7, PR) OBP: 0.306, SLG: 0.361 (1, 3) (7, PR) (8, 3)		0-0 6-3		4-0 SH2-4 1B WP BB	0-0 FC5-4 PB	0-0 FC5-4 PB				3	2	1	0	1	0	1			
Ted Savage, R OBP: 0.354, SLG: 0.329 (1, 9)		0-0 5-3		0-0 WP SH2-4 CS 1B	4-0 FC5-2 BB	4-0 FC5-4 BB				2	1	1	0	2	0	0			
Randy Hundley, R OBP: 0.330, SLG: 0.409 (1, 2)			0-0 F7	0-0 SH2-4	0-0 FC5-2 1B	0-0 G5-4-3 BB				3	1	0	0	0	0	4			
Adolfo Phillips, R OBP: 0.386, SLG: 0.508 (1, 8)			1B 1B	4-0 WP IBB	0-0 FC5-2 1B	0-0 G5-4-3 BB				2	2	1	0	2	0	0			
Fergie Jenkins, R OBP: 0.200, SLG: 0.242 (1, 1)			1B 1B	0-3 K	0-0 1B	0-0 1B			0-0 F9	4	0	2	2	0	1	2			
<b>Inning Stats</b>	R: 0 E: 0 K: 1 S: 5	H: 0 LOB: 0 BB: 0 P: 5	R: 0 E: 0 K: 0 S: 3	H: 0 LOB: 0 BB: 0 P: 3	R: 1 E: 0 K: 0 S: 6	H: 3 LOB: 3 BB: 1 P: 10	R: 0 E: 0 K: 1 S: 5	H: 1 LOB: 1 BB: 2 P: 13	R: 0 E: 0 K: 0 S: 3	H: 1 LOB: 1 BB: 0 P: 3	R: 4 E: 1 K: 0 S: 6	H: 3 LOB: 2 BB: 3 P: 18	R: 0 E: 0 K: 0 S: 2	H: 0 LOB: 2 BB: 2 P: 10	R: 0 E: 0 K: 0 S: 3	H: 0 LOB: 0 BB: 0 P: 3	1B: 7 2B: 0 3B: 1 HR: 0	SF: 0 SAC: 1 DP: 1 HBP: 0	WP: 1 PA: 37 PB: 1 SB: 0 CS: 1
<b>PITCHER</b> Bob Veale, L ERA: 3.48 (1, 1)	IP: 8.0 WLS: L BF: 37 H: 8 R: 6 ER: 6 SO: 2 BB: 6 IBB: 2 HBP: 0 BLK: 0 WP: 1 HR: 0 S: 33 P: 65 ERA: 6.75 WHIP: 1.750															<b>PITCHER</b> IP: 8.0 WLS: L BF: 37 H: 8 R: 6 ER: 6 SO: 2 BB: 6 IBB: 2 HBP: 0 BLK: 0 WP: 1 HR: 0 S: 33 P: 65 ERA: 6.75 WHIP: 1.750			

Pittsburgh Pirates @ Chicago Cubs  
Wrigley Field, Chicago, IL  
Wed Aug 09 1967, 3:33 AM CDT  
Sunny - 75 F

AB	28
R	6
H	8
RBI	4
BB	8
SO	2
LOB	16





Batter	1	2	3	4	5	6	7	8	9	AB	R	H	RBI	BB	SO	LOB	TOP								
Maury Wills, S OBP: 0.337, SLG: 0.373 (1, 5)	F9		F8 SH2-4 1B			5-3		F8		4	1	1	0	1	0	1	<b>Pittsburgh Pirates @ Chicago Cubs</b> Wrigley Field, Chicago, IL Wed Aug 09 1967, 3:38 AM CDT Att: 16,822 - Unknown								
Gene Alley, R OBP: 0.336, SLG: 0.404 (1, 6)	F7		SH2-4			SF8		SH3-4 SF7 1B		2	2	1	1	1	0	0									
Roberto Clemente, R OBP: 0.393, SLG: 0.537 (1, 9)	F9		F8			F4		SF7 SH3-4 2B BB		4	1	0	0	1	0	3									
Al Luplow, L OBP: 0.277, SLG: 0.299 (1, 7)		1B SF BB	L9			HR		SH3-4		3	2	1	3	1	0	1									
Donn Clendenon, R OBP: 0.314, SLG: 0.408 Andre Rodgers, R OBP: 0.308, SLG: 0.333 (7, PR) (7, 3)		S SF 1B		6-3		1B 1B		SF7 2B IBB		4	1	3	0	0	0	0									
Willie Stargell, L OBP: 0.358, SLG: 0.484 (9, PH) (9, 3)		1-3 1B				1B		FC4-6 1B		0	0	0	0	0	0	0									
Manny Mota, R OBP: 0.331, SLG: 0.442 (1, 8)		SF S		F2		1B		SF7		3	0	1	2	0	0	1									
Bill Mazeroski, R OBP: 0.301, SLG: 0.371 (1, 4)		1-2 2-3 3-H	K			1B		1-2 2-3 3-H 4-0		3	1	1	1	2	1	3									
Manny Sanguillen, R OBP: 0.261, SLG: 0.311 (1, 2)		0-3	K			F8		1-2 2-3 3-H 4-0		5	0	1	3	0	1	5									
Vern Law, R OBP: 0.125, SLG: 0.174 Al McBean, R OBP: 0.300, SLG: 0.222 (6, 1)		0-0	6-3			5-3		5-3 WP SF8 BB		2	1	0	0	1	0	2									
										2	0	0	0	0	1	1									
<b>Inning Stats</b>	R: 0 E: 0 K: 0 S: 3	H: 0 LOB: 0 BB: 0 P: 3	R: 1 E: 1 K: 2 S: 9	H: 1 LOB: 2 BB: 1 P: 13	R: 0 E: 0 K: 0 S: 4	H: 1 LOB: 1 BB: 0 P: 4	R: 0 E: 0 K: 0 S: 3	H: 0 LOB: 1 BB: 1 P: 7	R: 4 E: 0 K: 0 S: 7	H: 4 LOB: 2 BB: 2 P: 15	R: 1 E: 0 K: 0 S: 3	H: 0 LOB: 0 BB: 1 P: 7	R: 0 E: 0 K: 0 S: 4	H: 1 LOB: 1 BB: 0 P: 4	R: 0 E: 0 K: 1 S: 5	H: 0 LOB: 0 BB: 0 P: 5	R: 4 E: 0 K: 0 S: 5	H: 2 LOB: 1 BB: 3 P: 17	1B: 7 2B: 1 3B: 0 HR: 1	SF: 3 SAC: 2 DP: 0 HBP: 0	WP: 1 PB: 0 SB: 2 CS: 0	PA: 45			
<b>PITCHER</b>	IP	WLS	BF	H	R	ER	SO	BB	IBB	HBP	BLK	WP	HR	S	P	ERA	WHIP								
Ray Culp, R ERA: 3.78 Pete Mikkelsen, R ERA: 4.42 Chuck Hartenstein, R ERA: 2.63 Bill Stoneman, R ERA: 4.4	4.2	24	5	5	5	2	4	0	0	0	0	0	1	24	40	9.64	1.929								
	0.1	3	1	1	1	0	1	0	0	0	0	0	0	2	6	27.00	6.000								
	1.0	3	0	0	0	0	0	0	0	0	0	1	0	3	3	0.00	0.000								
	3.0	L	15	3	4	4	1	1	2	0	0	0	0	14	26	12.00	1.333								

AB 32  
R 10  
H 9  
RBI 10  
BB 8  
SO 3  
LOB 17



Batter	1	2	3	4	5	6	7	8	9	AB	R	H	RBI	BB	SO	LOB	BOTTOM								
Don Kessinger, S OBP: 0.280, SLG: 0.263 (1, 6)	F7		F7			FC6-4		FC5-4		5	1	1	0	0	0	4	<b>Pittsburgh Pirates @ Chicago Cubs</b> Wrigley Field, Chicago, IL Wed Aug 09 1967, 3:38 AM CDT Att: 16,822 - Unknown								
Glenn Beckert, R OBP: 0.298, SLG: 0.350 (1, 4)	6-3		E3			E7		F5		5	1	1	0	0	0	2									
Billy Williams, L OBP: 0.350, SLG: 0.476 (1, 7)	3-1		E9			G3		K		5	0	1	2	0	1	0									
Ron Santo, R OBP: 0.392, SLG: 0.516 (1, 5)		F8	F9			1-3				4	0	1	0	1	0	2									
14 Ernie Banks, R OBP: 0.325, SLG: 0.504 (1, 3)		F8			F6	6-3		F8		5	0	0	0	0	0	2									
Ted Savage, R OBP: 0.359, SLG: 0.337 Clarence Jones, L OBP: 0.312, SLG: 0.398 (8, PH) (9, 9)		1-4-3			2B BB			4-3 1B 2B		2	1	1	0	1	0	0									
Randy Hundley, R OBP: 0.332, SLG: 0.413 (1, 2)			FC1-5 1B			4-3		F3		4	0	2	0	0	0	1									
Adolfo Phillips, R OBP: 0.390, SLG: 0.510 (1, 8)			E FC1-5 1B			FC3-6 1B		F4		3	1	2	1	1	0	0									
Ray Culp, R OBP: 0.085, SLG: 0.170 Pete Mikkelsen, R ERA: 4.42 Chuck Hartenstein, R OBP: 0.077, SLG: 0.077 Al Spangler, L OBP: 0.345, SLG: 0.319 Bill Stoneman, R ERA: 4.4	5.1	25	7	5	2	0	1	1	1	1	1	1	1	0	0	0		4							
	3.2	W	16	3	1	1	1	2	0	0	0	0	0	0	0	0		0							
	3.2	W	16	3	1	1	1	2	0	0	0	0	0	0	0	0	1								
	3.2	W	16	3	1	1	1	2	0	0	0	0	0	0	0	0	1								
<b>Inning Stats</b>	R: 0 E: 0 K: 0 S: 3	H: 0 LOB: 0 BB: 0 P: 3	R: 0 E: 0 K: 0 S: 3	H: 0 LOB: 0 BB: 0 P: 3	R: 2 E: 2 K: 0 S: 7	H: 3 LOB: 2 BB: 0 P: 7	R: 0 E: 0 K: 0 S: 3	H: 1 LOB: 2 BB: 2 P: 11	R: 2 E: 1 K: 0 S: 5	H: 2 LOB: 1 BB: 0 P: 5	R: 1 E: 0 K: 0 S: 5	H: 2 LOB: 1 BB: 0 P: 5	R: 0 E: 0 K: 1 S: 5	H: 0 LOB: 1 BB: 1 P: 9	R: 1 E: 0 K: 0 S: 4	H: 1 LOB: 1 BB: 1 P: 8	R: 0 E: 0 K: 0 S: 4	H: 1 LOB: 1 BB: 0 P: 4	1B: 7 2B: 2 3B: 0 HR: 1	SF: 0 SAC: 0 DP: 0 HBP: 0	WP: 0 PB: 0 SB: 0 CS: 0	PA: 41			
<b>PITCHER</b>	IP	WLS	BF	H	R	ER	SO	BB	IBB	HBP	BLK	WP	HR	S	P	ERA	WHIP								
Vern Law, R ERA: 3.92 Al McBean, R ERA: 2.84	5.1	25	7	5	2	0	1	1	1	1	1	1	1	0	0	0	4								
	3.2	W	16	3	1	1	1	2	0	0	0	0	0	0	0	0	1								
	3.2	W	16	3	1	1	1	2	0	0	0	0	0	0	0	0	1								

AB 37  
R 6  
H 10  
RBI 4  
BB 4  
SO 1  
LOB 16





Batter	1	2	3	4	5	6	7	8	9	AB	R	H	RBI	BB	SO	LOB	TOP						
Cookie Rojas, R (1,4) OBP: 0.287, SLG: 0.309										4	0	0	0	0	0	1	<b>Philadelphia Phillies @ Chicago Cubs</b> Wrigley Field, Chicago, IL Thu Aug 10 1967, 3:33 AM CDT Att: 9,557 - Sunny - 70 F						
Billy Cowan, R (1,7) OBP: 0.222, SLG: 0.360										3	0	0	0	0	2	0							
Doug Clemens, L (8, PH) OBP: 0.308, SLG: 0.296										1	0	1	0	0	0	0							
Tony Taylor, R (8, PR) OBP: 0.322, SLG: 0.338										0	1	0	0	0	0	0							
Clay Dalrymple, L (8, 2) OBP: 0.293, SLG: 0.255										0	0	0	0	0	0	0							
Tony Gonzalez, L (1,9) OBP: 0.378, SLG: 0.458										4	0	1	1	0	1	0							
Dick Allen, R (1,5) OBP: 0.413, SLG: 0.572										3	1	1	0	1	0	0							
Gene Oliver, R (1,2) OBP: 0.325, SLG: 0.440										3	0	1	0	1	1	2							
Dick Hall, R (8, 1)										0	0	0	0	0	0	0							
Don Lock, R (1,8) OBP: 0.364, SLG: 0.468										3	0	1	0	0	1	1							
Bill White, L (1,3) OBP: 0.320, SLG: 0.327										3	0	1	1	0	0	1	<b>AB 31</b> <b>R 2</b> <b>H 7</b> <b>RBI 2</b> <b>BB 2</b> <b>SO 6</b> <b>LOB 10</b>						
Bobby Wine, R (1,6) OBP: 0.264, SLG: 0.314										2	0	0	0	0	0	2							
Johnny Callison, L (7, PH) OBP: 0.340, SLG: 0.433										1	0	0	0	0	0	1							
Gary Sutherland, R (7, 6) OBP: 0.290, SLG: 0.314										1	0	0	0	0	0	0							
Larry Jackson, R (1,1) OBP: 0.164, SLG: 0.167										2	0	1	0	0	1	2							
John Briggs, L (8, PH) OBP: 0.329, SLG: 0.398										1	0	0	0	0	0	0							
Inning Stats	R: 0 E: 0 K: 0 S: 3	H: 0 LOB: 0 BB: 0 P: 3	R: 0 E: 0 K: 0 S: 4	H: 1 LOB: 1 BB: 0 P: 4	R: 0 E: 0 K: 0 S: 3	H: 1 LOB: 0 BB: 0 P: 3	R: 0 E: 0 K: 1 S: 5	H: 0 LOB: 0 BB: 0 P: 5	R: 0 E: 0 K: 1 S: 6	H: 1 LOB: 2 BB: 1 P: 10	R: 0 E: 0 K: 2 S: 7	H: 0 LOB: 0 BB: 0 P: 7	R: 1 E: 0 K: 0 S: 5	H: 2 LOB: 1 BB: 0 P: 5	R: 1 E: 0 K: 1 S: 7	H: 2 LOB: 2 BB: 1 P: 11		R: 0 E: 0 K: 1 S: 5	H: 0 LOB: 0 BB: 0 P: 5	1B: 5 2B: 2 3B: 0 HR: 0	SF: 1 SAC: 1 DP: 1 HBP: 0	WP: 0 PB: 0 SB: 0 CS: 0	PA: 35
PITCHER	IP	WLS	BF	H	R	ER	SO	BB	IBB	HBP	BLK	WP	HR	S	P	ERA		WHIP					
Rob Gardner, L (1, 1) ERA: 3.48	6.0		23	5	1	1	4	1	0	0	0	0	0	30	34	1.50		1.000					
Chuck Hartenstein, R (7, 1) ERA: 2.7	2.0	W	9	2	1	1	1	0	1	0	0	0	0	10	14	4.50		1.000					
Bill Stoneman, R (8, 1) ERA: 4.25	1.0	S	3	0	0	0	1	0	0	0	0	0	0	5	5	0.00	0.000						

Batter	1	2	3	4	5	6	7	8	9	AB	R	H	RBI	BB	SO	LOB	BOTTOM				
Don Kessinger, S (1,6) OBP: 0.285, SLG: 0.273										4	1	3	0	0	0	0	<b>Philadelphia Phillies @ Chicago Cubs</b> Wrigley Field, Chicago, IL Thu Aug 10 1967, 3:33 AM CDT Att: 9,557 - Sunny - 70 F				
Glenn Beckert, R (1,4) OBP: 0.300, SLG: 0.351										4	1	2	1	0	0	1					
Billy Williams, L (1,7) OBP: 0.351, SLG: 0.475										3	0	1	1	1	1	1					
Ron Santo, R (1,5) OBP: 0.391, SLG: 0.513										2	0	0	1	1	2	2					
14 Ernie Banks, R (1,3) OBP: 0.322, SLG: 0.500										3	0	0	0	0	1	2					
Clarence Jones, L (1,9) OBP: 0.304, SLG: 0.386										3	0	0	0	0	1	2					
Ted Savage, R (8, 9) OBP: 0.359, SLG: 0.337										0	0	0	0	0	0	0					
Randy Hundley, R (1,2) OBP: 0.329, SLG: 0.410										3	0	0	0	0	0	1					
Adolfo Phillips, R (1,8) OBP: 0.386, SLG: 0.505										3	1	0	0	0	1	0					
Rob Gardner, R (1,1) Chuck Hartenstein, R (7, 1) Al Spangler, L (8, PH) Bill Stoneman, R (8, 1)										2	0	0	0	0	2	0					
Inning Stats	R: 2 E: 0 K: 2 S: 10	H: 3 LOB: 1 BB: 0 P: 10	R: 0 E: 0 K: 2 S: 7	H: 0 LOB: 0 BB: 0 P: 7	R: 0 E: 0 K: 0 S: 3	H: 1 LOB: 0 BB: 0 P: 3	R: 0 E: 0 K: 1 S: 5	H: 0 LOB: 0 BB: 0 P: 5	R: 0 E: 0 K: 1 S: 5	H: 0 LOB: 0 BB: 0 P: 5	R: 0 E: 0 K: 1 S: 3	H: 0 LOB: 1 BB: 1 P: 7	R: 1 E: 1 K: 1 S: 7	H: 2 LOB: 2 BB: 1 P: 11	R: 0 E: 0 K: 1 S: 5	H: 0 LOB: 0 BB: 0 P: 5	1B: 5 2B: 1 3B: 1 HR: 0	SF: 1 SAC: 0 DP: 1 HBP: 0	WP: 0 PB: 0 SB: 0 CS: 0	PA: 31	
PITCHER	IP	WLS	BF	H	R	ER	SO	BB	IBB	HBP	BLK	WP	HR	S	P	ERA	WHIP				
Larry Jackson, R (1, 1) ERA: 3.35	7.0		25	4	2	2	7	1	0	0	0	0	0	38	42	2.57	0.714				
Dick Hall, R (8, 1) ERA: 1.84	1.0	L	6	2	1	0	1	0	1	0	0	0	0	7	11	0.00	2.000				





Batter	1	2	3	4	5	6	7	8	9	AB	R	H	RBI	BB	SO	LOB	TOP																			
Cookie Rojas, R OBP: 0.291, SLG: 0.314 (1, 4)										4	1	2	0	1	0	0	Philadelphia Phillies @ Chicago Cubs Wrigley Field, Chicago, IL Fri Aug 11 1967, 3:33 AM CDT Alt: 8,766 - Unknown - 65 F																			
John Briggs, L OBP: 0.339, SLG: 0.402 (1, 8)										3	1	2	1	2	0	0																				
Tony Gonzalez, L OBP: 0.374, SLG: 0.452 (1, 7)										4	0	0	0	0	0	7																				
Dick Allen, R OBP: 0.412, SLG: 0.568 (1, 5)										3	0	0	0	1	2	0																				
Johnny Callison, L OBP: 0.339, SLG: 0.431 (1, 9)										4	0	1	0	0	0	2																				
Bill White, L OBP: 0.329, SLG: 0.349 (1, 3)										4	0	3	1	0	1	1																				
Gene Oliver, R OBP: 0.319, SLG: 0.431 (1, 2)										4	0	0	0	0	0	4																				
Bobby Wine, R OBP: 0.264, SLG: 0.313 (1, 6)										4	0	1	0	0	0	1																				
Jim Bunning, R OBP: 0.189, SLG: 0.301 (1, 1)										3	0	0	0	0	2	0																				
<b>Inning Stats</b>	R: 1 E: 0 K: 1 S: 6	H: 2 LOB: 0 BB: 0 P: 6	R: 0 E: 0 K: 0 S: 4	H: 1 LOB: 1 BB: 0 P: 4	R: 0 E: 1 K: 1 S: 6	H: 0 LOB: 1 BB: 0 P: 6	R: 0 E: 0 K: 0 S: 4	H: 1 LOB: 1 BB: 0 P: 4	R: 0 E: 0 K: 1 S: 5	H: 0 LOB: 0 BB: 0 P: 5	R: 1 E: 0 K: 0 S: 5	H: 2 LOB: 2 BB: 1 P: 9	R: 0 E: 0 K: 0 S: 4	H: 1 LOB: 2 BB: 1 P: 8	R: 0 E: 0 K: 2 S: 7	H: 1 LOB: 1 BB: 0 P: 7		R: 0 E: 0 K: 0 S: 4	H: 1 LOB: 3 BB: 2 P: 12	1B: 7 2B: 2 3B: 1 HR: 0	SF: 0 SAC: 2 DP: 2 HBP: 0	WP: 0 PB: 0 SB: 0 CS: 1	PA: 39													
<b>PITCHER</b>	IP WLS BF H R ER SO BB IBB HBP BLK WP HR S P ERA WHIP	IP WLS BF H R ER SO BB IBB HBP BLK WP HR S P ERA WHIP																																		
Bill Hands, R ERA: 2.42 (1, 1)	4.1	17	4	1	1	2	0	0	0	0	0	0	0	0	21	21	2.08	0.923																		
Jim Ellis, L ERA: 3.38 (5, 1)	2.2	L 13	3	1	1	1	1	1	0	0	0	0	0	13	21	3.38	1.500																			
Rich Nye, L ERA: 3.84 (8, 1)	2.0	9	2	0	0	2	1	1	0	0	0	0	0	11	19	0.00	1.500																			

Batter	1	2	3	4	5	6	7	8	9	AB	R	H	RBI	BB	SO	LOB	BOTTOM																		
Don Kessinger, S OBP: 0.287, SLG: 0.275 (1, 6)										4	0	2	0	0	2	0	Philadelphia Phillies @ Chicago Cubs Wrigley Field, Chicago, IL Fri Aug 11 1967, 3:33 AM CDT Alt: 8,766 - Unknown - 65 F																		
Glenn Beckert, R OBP: 0.299, SLG: 0.350 (1, 4)										4	0	1	0	0	1	2																			
Billy Williams, L OBP: 0.350, SLG: 0.473 (1, 7)										4	0	1	0	0	0	4																			
Ron Santo, R OBP: 0.388, SLG: 0.508 (1, 5)										4	0	0	0	0	1	3																			
14 Ernie Banks, R OBP: 0.322, SLG: 0.498 (1, 3)										4	0	1	0	0	0	3																			
Clarence Jones, L OBP: 0.296, SLG: 0.375 (1, 9)										3	0	0	0	0	1	2																			
Ted Savage, R OBP: 0.357, SLG: 0.335 (7, 9)										1	0	0	0	0	1	0																			
Randy Hundley, R OBP: 0.329, SLG: 0.411 (1, 2)										4	1	1	0	0	0	1																			
Adolfo Phillips, R OBP: 0.383, SLG: 0.500 (1, 8)										3	0	0	0	0	2	1																			
Bill Hands, R OBP: 0.192, SLG: 0.125 (1, 1)										1	0	0	0	0	0	0																			
Jim Ellis, R OBP: 1.000, SLG: 2.000 (7, PH)										1	0	1	1	0	0	0																			
Al Spangler, L OBP: 0.337, SLG: 0.311 (7, PH)										1	0	0	0	0	1	0																			
Rich Nye, L OBP: 0.231, SLG: 0.275 (8, 1)										0	0	0	0	0	0	0																			
<b>Inning Stats</b>	R: 0 E: 0 K: 0 S: 5	H: 2 LOB: 2 BB: 0 P: 5	R: 0 E: 0 K: 1 S: 5	H: 0 LOB: 0 BB: 0 P: 5	R: 0 E: 0 K: 1 S: 5	H: 0 LOB: 0 BB: 0 P: 5	R: 0 E: 0 K: 2 S: 8	H: 1 LOB: 1 BB: 0 P: 8	R: 1 E: 0 K: 2 S: 10	H: 3 LOB: 2 BB: 0 P: 10	R: 0 E: 0 K: 0 S: 4	H: 1 LOB: 1 BB: 0 P: 4	R: 0 E: 0 K: 2 S: 7	H: 0 LOB: 0 BB: 0 P: 7	R: 0 E: 0 K: 0 S: 3	H: 0 LOB: 0 BB: 0 P: 3	R: 0 E: 0 K: 1 S: 5	H: 0 LOB: 0 BB: 0 P: 5	1B: 5 2B: 2 3B: 0 HR: 0	SF: 0 SAC: 0 DP: 0 HBP: 0	WP: 0 PB: 0 SB: 0 CS: 0	PA: 34													
<b>PITCHER</b>	IP WLS BF H R ER SO BB IBB HBP BLK WP HR S P ERA WHIP	IP WLS BF H R ER SO BB IBB HBP BLK WP HR S P ERA WHIP																																	
Jim Bunning, R ERA: 2.74 (1, 1)	9.0	W 34	7	1	1	9	0	0	0	0	0	0	0	52	52	1.00	0.778																		





Batter	1	2	3	4	5	6	7	8	9	AB	R	H	RBI	BB	SO	LOB	TOP								
<b>Cookie Rojas, R</b> OBP: 0.292, SLG: 0.318 (1, 4)	0-3 K		0-0 6-3		0-0 4-3	0-0 1B 2B		0-0 4-3 1B		5	1	2	1	0	1	0	<b>Philadelphia Phillies @ Chicago Cubs</b> Wrigley Field, Chicago, IL Sat Aug 12 1967, 3:33 AM CDT Att: 16,719 - Sunny - 70 F								
<b>John Briggs, L</b> OBP: 0.345, SLG: 0.404 (1, 8)	0-0 1B HR		4-0 FC4-6 BB		0-0 HR 1B	0-0 L8		0-0 4-3 1-2		4	2	2	0	1	0	2									
<b>Tony Gonzalez, L</b> OBP: 0.377, SLG: 0.464 (1, 7)	0-0 1-2 HR 1B		0-0 FC4-6 1-2		0-0 HR 1B	0-0		0-0 6-3		5	2	3	3	0	0	2									
<b>Dick Allen, R</b> OBP: 0.412, SLG: 0.573 (1, 5)	0-0 1-H 2-H HR		0-0 F3		0-0 CS BB 1B	0-0 5-3			0-0 5-3	5	1	2	3	0	0	2									
<b>Johnny Callison, L</b> OBP: 0.342, SLG: 0.437 (1, 9)	0-0 6-3		0-0 F9		4-0 CS BB			0-0 E 1B SF6 1B		4	1	2	0	1	0	0									
<b>Bill White, L</b> OBP: 0.340, SLG: 0.354 (1, 3)	0-3 K		0-0 2B 1B		4-0 1-2 2-3 BB			0-0 E1 FC6-4 1B		3	1	2	0	2	1	0									
<b>Gene Oliver, R</b> OBP: 0.317, SLG: 0.432 (1, 2)		0-0 P6		0-0 1-H 2B		0-0 1-3		0-0 SF6 2		4	0	1	2	0	0	4									
<b>Bobby Wine, R</b> OBP: 0.263, SLG: 0.308 (1, 6)	0-3 K2-3		0-0 P4		4-0 SH1-4 2B BB			0-0 FC6-4 3		4	1	0	0	1	1	4									
<b>Dick Ellsworth, L</b> OBP: 0.129, SLG: 0.100 (1, 1)	0-3 K		0-0 P4		0-0 SH1-4 1-2			0-0 P6		3	0	0	0	0	1	1									
<b>Inning Stats</b>	R: 3 E: 0 K: 2 S: 10	H: 3 LOB: 0 BB: 0 P: 10	R: 0 E: 0 K: 2 S: 7	H: 0 LOB: 0 BB: 0 P: 7	R: 0 E: 0 K: 0 S: 3	H: 0 LOB: 1 BB: 1 P: 7	R: 1 E: 0 K: 0 S: 5	H: 2 LOB: 1 BB: 0 P: 5	R: 2 E: 0 K: 0 S: 5	H: 3 LOB: 2 BB: 2 P: 13	R: 2 E: 0 K: 0 S: 5	H: 2 LOB: 1 BB: 1 P: 9	R: 0 E: 0 K: 0 S: 3	H: 1 LOB: 1 BB: 1 P: 7	R: 0 E: 0 K: 0 S: 4	H: 1 LOB: 0 BB: 0 P: 4	R: 1 E: 1 K: 0 S: 5	H: 2 LOB: 1 BB: 0 P: 5	1B: 9 2B: 2 3B: 1 HR: 2	SF: 1 SAC: 1 DP: 1 HBP: 0	WP: 0 PB: 0 SB: 0 CS: 2	PA: 44			
<b>PITCHER</b>	IP	WLS	BF	H	R	ER	SO	BB	IBB	HBP	BLK	WP	HR	S	P	ERA	WHIP								
<b>Joe Niekro, R</b> ERA: 4.04 (1, 1)	4.1	L	23	8	6	6	4	2	0	0	0	0	2	29	37	12.46	2.308								
<b>Rich Nye, L</b> ERA: 3.82 (5, 1)	0.2		2	0	0	0	0	1	0	0	0	0	0	1	5	0.00	1.500								
<b>Pete Mikkelsen, R</b> ERA: 4.57 (6, 1)	2.0		10	3	2	2	0	2	0	0	0	0	0	8	16	9.00	2.500								
<b>Bob Shaw, R</b> ERA: 4.62 (8, 1)	2.0		9	3	1	0	0	0	0	0	0	0	0	9	9	0.00	1.500								

AB	37
R	9
H	14
RBI	9
BB	5
SO	4
LOB	15



Batter	1	2	3	4	5	6	7	8	9	AB	R	H	RBI	BB	SO	LOB	BOTTOM								
<b>Don Kessinger, S</b> OBP: 0.287, SLG: 0.275 (1, 6)	0-0 5-3		0-0 3-1 E 1B		0-0 5-3			0-0 6-3		4	0	1	0	0	0	0	<b>Philadelphia Phillies @ Chicago Cubs</b> Wrigley Field, Chicago, IL Sat Aug 12 1967, 3:33 AM CDT Att: 16,719 - Sunny - 70 F								
<b>Glenn Beckert, R</b> OBP: 0.299, SLG: 0.352 (1, 4)	0-0 2B		0-0 E4 3-1		0-0 P4			0-0 F8		4	0	1	0	0	0	1									
<b>Billy Williams, L</b> OBP: 0.351, SLG: 0.474 (1, 7)	0-0 F9		0-0 3-1					0-0 1B		4	0	2	0	0	0	3									
<b>Ron Santo, R</b> OBP: 0.389, SLG: 0.506 (1, 5)	0-0 5-3		4-0 BB					0-3 K		2	0	0	0	2	1	2									
<b>14 Ernie Banks, R</b> OBP: 0.321, SLG: 0.495 (1, 3)		0-0 G6-4-3 1B	0-0 F3					0-0 F9		4	0	1	0	0	0	5									
<b>Randy Hundley, R</b> OBP: 0.328, SLG: 0.408 (1, 2)		0-0 G6-4-3 1-2		4-0 G6-3 BB				0-0 G6-3 1-2		3	0	0	0	1	0	3									
<b>Ted Savage, R</b> OBP: 0.355, SLG: 0.333 (1, 9)		0-0 1B		0-0 G6-3 1-2				0-0 6-3		4	0	1	0	0	0	1									
<b>Adolfo Phillips, R</b> OBP: 0.380, SLG: 0.495 (1, 8)		0-0 1-3		0-0 5-3				0-0 L8		3	0	0	0	0	0	1									
<b>Joe Niekro, R</b> OBP: 0.160, SLG: 0.174 (1, 1)			0-0 6-3							1	0	0	0	0	0	0									
<b>Rich Nye, L</b> OBP: 0.231, SLG: 0.275 (5, 1)										0	0	0	0	0	0	0									
<b>Al Spangler, L</b> OBP: 0.333, SLG: 0.337 (5, PH)										1	0	0	0	0	0	0									
<b>Pete Mikkelsen, R</b> (6, 1)										0	0	0	0	0	0	0									
<b>Norm Gigon, R</b> OBP: 0.210, SLG: 0.268 (7, PH)										1	0	0	0	0	0	0									
<b>Bob Shaw, R</b> OBP: 0.103, SLG: 0.271 (8, 1)										0	0	0	0	0	0	0									
<b>Inning Stats</b>	R: 0 E: 0 K: 0 S: 4	H: 1 LOB: 1 BB: 0 P: 4	R: 0 E: 0 K: 0 S: 4	H: 2 LOB: 0 BB: 0 P: 4	R: 0 E: 1 K: 0 S: 5	H: 1 LOB: 3 BB: 1 P: 9	R: 0 E: 0 K: 0 S: 2	H: 0 LOB: 0 BB: 1 P: 6	R: 0 E: 0 K: 0 S: 3	H: 0 LOB: 0 BB: 0 P: 3	R: 0 E: 0 K: 0 S: 3	H: 1 LOB: 1 BB: 1 P: 7	R: 0 E: 0 K: 0 S: 3	H: 0 LOB: 0 BB: 0 P: 3	R: 0 E: 0 K: 1 S: 6	H: 1 LOB: 1 BB: 0 P: 6	R: 0 E: 0 K: 0 S: 3	H: 0 LOB: 0 BB: 0 P: 3	1B: 5 2B: 1 3B: 0 HR: 0	SF: 0 SAC: 0 DP: 3 HBP: 0	WP: 0 PB: 0 SB: 0 CS: 0	PA: 34			
<b>PITCHER</b>	IP	WLS	BF	H	R	ER	SO	BB	IBB	HBP	BLK	WP	HR	S	P	ERA	WHIP								
<b>Dick Ellsworth, L</b> ERA: 4.12 (1, 1)	9.0	W	34	6	0	0	1	3	0	0	0	0	0	33	45	0.00	1.000								

AB	31
R	0
H	6
RBI	0
BB	3
SO	1
LOB	16







Batter	1	2	3	4	5	6	7	8	9	AB	R	H	RBI	BB	SO	LOB	TOP									
<b>Cookie Rojas, R</b> OBP: 0.292, SLG: 0.318 (1,4)	F7		5-3		6-3			FC3-6 1B		4	0	1	1	0	0	1	<b>Philadelphia Phillies @ Chicago Cubs</b> Wrigley Field, Chicago, IL Sun Aug 13 1967, 3:33 AM CDT Sunny - 75 F									
<b>John Briggs, L</b> OBP: 0.340, SLG: 0.398 <b>Grant Jackson, S</b> OBP: 0.154, SLG: 0.083 <b>Turk Farrell, R</b> OBP: 0.133, SLG: 0.143 <b>Chuck Hillier, L</b> OBP: 0.136, SLG: 0.156 (1,8)	K		6-3		F9			FC3-6 BB		3	0	0	0	0	1	1										
<b>Tony Gonzalez, L</b> OBP: 0.375, SLG: 0.459 (1,9)	1-3			F7		K				3	0	0	0	1	1	0										
<b>Dick Allen, R</b> OBP: 0.412, SLG: 0.575 (1,5)		K		FC5-4 1B						4	0	2	0	0	2	2										
<b>Don Lock, R</b> OBP: 0.366, SLG: 0.479 (1,7)				FC5-4 1B						3	1	1	1	1	0	3										
<b>Dallas Green, L</b> (8,1)		HR		1-2						0	0	0	0	0	0	0										
<b>Gene Oliver, R</b> OBP: 0.314, SLG: 0.428 <b>Johnny Callison, L</b> OBP: 0.341, SLG: 0.434 (6, PH)	L5			F8		L4-3				2	0	0	0	0	0	1										
<b>Bill White, L</b> OBP: 0.343, SLG: 0.354 (1,3)						F8 BB 6-3 1B				3	1	1	0	0	2	0										
<b>Bobby Wine, R</b> OBP: 0.265, SLG: 0.306 <b>Doug Clemens, L</b> OBP: 0.303, SLG: 0.291 <b>Gary Sutherland, R</b> OBP: 0.294, SLG: 0.318 (7, PH)	6-3									1	0	0	0	1	0	1										
<b>John Boozler, R</b> OBP: 0.200, SLG: 0.143 <b>Tony Taylor, R</b> OBP: 0.321, SLG: 0.337 (5, PH)										1	0	0	0	0	1	0										
<b>Clay Dalrymple, L</b> OBP: 0.290, SLG: 0.252 (6,2)										2	0	0	0	0	1	1										
<b>Inning Stats</b>	R: 0 E: 0 K: 1 S: 5	H: 0 LOB: 0 BB: 0 P: 5	R: 1 E: 0 K: 1 S: 6	H: 1 LOB: 1 BB: 0 P: 7	R: 0 E: 0 K: 1 S: 5	H: 0 LOB: 0 BB: 0 P: 5	R: 0 E: 0 K: 0 S: 4	H: 1 LOB: 1 BB: 0 P: 4	R: 1 E: 0 K: 0 S: 4	H: 1 LOB: 1 BB: 1 P: 8	R: 0 E: 0 K: 1 S: 5	H: 0 LOB: 0 BB: 0 P: 7	R: 0 E: 0 K: 2 S: 7	H: 0 LOB: 0 BB: 0 P: 7	R: 0 E: 0 K: 1 S: 6	H: 1 LOB: 2 BB: 1 P: 10	R: 0 E: 0 K: 1 S: 6	H: 1 LOB: 1 BB: 0 P: 6	1B: 4 2B: 2 3B: 0 HR: 1	SF: 0 SAC: 0 DP: 1 HBP: 1	WP: 1 PB: 0 SB: 0 CS: 0	PA: 36				
<b>PITCHER</b>	IP	WLS	BF	H	R	ER	SO	BB	IBB	HBP	BLK	WP	HR	S	P	ERA	WHIP									
<b>Ken Holtzman, L</b> ERA: 2.41 <b>Bill Stoneman, R</b> ERA: 3.75	(1,1)	5.1	W	23	4	2	2	4	2	0	1	0	1	1	28	37	3.38	1.125								
	(6,1)	3.2	S	13	2	0	0	4	1	0	0	0	0	0	20	24	0.00	0.818								

Batter	1	2	3	4	5	6	7	8	9	AB	R	H	RBI	BB	SO	LOB	BOTTOM									
<b>Don Kessinger, S</b> OBP: 0.286, SLG: 0.273 (1,6)	5-3		G3		SH3-4 1B BB					3	1	0	0	1	1	0	<b>Philadelphia Phillies @ Chicago Cubs</b> Wrigley Field, Chicago, IL Sun Aug 13 1967, 3:33 AM CDT Sunny - 75 F									
<b>Glenn Beckert, R</b> OBP: 0.297, SLG: 0.349 (1,4)	6-3		1-3		SH3-4 1-2					3	0	0	0	0	0	0										
<b>Billy Williams, L</b> OBP: 0.351, SLG: 0.472 (7,7)	P6		K		1B 2-H					4	0	1	1	0	1	0										
<b>Ron Santo, R</b> OBP: 0.392, SLG: 0.515 (1,5)										4	2	3	1	0	1	0										
<b>14 Ernie Banks, R</b> OBP: 0.320, SLG: 0.493 (1,3)										4	0	1	0	0	1	2										
<b>Clarence Jones, L</b> OBP: 0.305, SLG: 0.377 <b>Ted Savage, R</b> OBP: 0.353, SLG: 0.331 (6, FR)	E7 1-3									2	1	1	0	1	0	0										
<b>Randy Hundley, R</b> OBP: 0.328, SLG: 0.407 (1,2)	1B BB									1	1	0	0	0	0	0										
<b>Adolfo Phillips, R</b> OBP: 0.380, SLG: 0.495 (1,8)										2	0	1	2	0	1	2										
<b>Ken Holtzman, R</b> OBP: 0.192, SLG: 0.231 <b>Bill Stoneman, R</b> (6,1)										1	0	0	0	0	1	2										
<b>Bill Stoneman, R</b> (6,1)										1	0	0	0	0	1	1										
<b>Inning Stats</b>	R: 0 E: 0 K: 0 S: 3	H: 0 LOB: 0 BB: 0 P: 3	R: 1 E: 1 K: 2 S: 9	H: 3 LOB: 2 BB: 1 P: 13	R: 0 E: 0 K: 1 S: 5	H: 0 LOB: 0 BB: 0 P: 5	R: 3 E: 2 K: 1 S: 8	H: 3 LOB: 0 BB: 0 P: 8	R: 1 E: 0 K: 0 S: 4	H: 2 LOB: 1 BB: 1 P: 8	R: 1 E: 1 K: 1 S: 6	H: 0 LOB: 1 BB: 0 P: 6	R: 0 E: 0 K: 1 S: 5	H: 0 LOB: 0 BB: 0 P: 5	R: 0 E: 0 K: 1 S: 5	H: 0 LOB: 0 BB: 0 P: 5	1B: 7 2B: 1 3B: 0 HR: 1	SF: 1 SAC: 2 DP: 2 HBP: 0	WP: 1 PB: 0 SB: 0 CS: 0	PA: 33						
<b>PITCHER</b>	IP	WLS	BF	H	R	ER	SO	BB	IBB	HBP	BLK	WP	HR	S	P	ERA	WHIP									
<b>John Boozler, R</b> ERA: 4.34 <b>Grant Jackson, L</b> ERA: 4.12 <b>Turk Farrell, R</b> ERA: 2.7 <b>Dallas Green, R</b> ERA: 11.0	(1,1)	4.0	L	18	6	4	3	4	1	0	0	0	0	0	3	7	27.00	9.000								
	(5,1)	0.1		4	2	1	1	0	1	0	0	0	0	0	3	7	0.00	0.000								
	(5,1)	2.2		8	0	1	0	2	0	0	0	0	1	0	12	12	0.00	0.000								
	(8,1)	1.0		3	0	0	0	1	0	0	0	0	0	0	5	5	0.00	0.000								

**AB 32**  
**R 2**  
**H 6**  
**RBI 2**  
**BB 3**  
**SO 8**  
**LOB 15**



**AB 28**  
**R 6**  
**H 8**  
**RBI 5**  
**BB 2**  
**SO 7**  
**LOB 9**





Batter	1	2	3	4	5	6	7	8	9	AB	R	H	RBI	BB	SO	LOB	TOP
<b>Cookie Rojas, R</b> (1, 4) OBP: 0.297, SLG: 0.323 <b>Tony Taylor, R</b> (8, PH) OBP: 0.321, SLG: 0.337 (8, 4)										4	0	3	0	0	1	0	<b>Philadelphia Phillies @ Chicago Cubs</b> Wrigley Field, Chicago, IL Sun Aug 13 1967, 3:38 AM CDT Att: 32,750 - Sunny
<b>John Briggs, L</b> (1, 8) OBP: 0.335, SLG: 0.390										4	0	0	0	0	1	3	
<b>Tony Gonzalez, L</b> (1, 7) OBP: 0.377, SLG: 0.458										3	0	1	0	1	0	0	
<b>Dick Allen, R</b> (1, 5) OBP: 0.409, SLG: 0.569										4	0	0	0	0	3	3	
<b>Johnny Callison, L</b> (1, 9) OBP: 0.337, SLG: 0.430										4	0	0	0	0	0	1	
<b>Bill White, L</b> (1, 3) OBP: 0.342, SLG: 0.350										2	0	0	0	1	0	0	
<b>Gene Oliver, R</b> (1, 2) OBP: 0.309, SLG: 0.421										3	0	0	0	0	2	2	
<b>Bobby Wine, R</b> (1, 6) OBP: 0.263, SLG: 0.304 <b>Doug Clemens, L</b> (8, PH) OBP: 0.299, SLG: 0.286 <b>Gary Sutherland, R</b> (8, 6) OBP: 0.294, SLG: 0.318										2	0	0	0	0	0	0	
<b>Rick Wise, R</b> (1, 1) OBP: 0.324, SLG: 0.343 <b>Chuck Hiller, L</b> (8, PH) OBP: 0.134, SLG: 0.154 <b>Dick Hall, R</b> (8, 1)										2	0	0	0	0	1	0	
<b>Inning Stats</b>	R: 0 H: 1 E: 0 LOB: 1 K: 1 BB: 1 S: 5 P: 9	R: 0 H: 0 E: 0 LOB: 0 K: 0 BB: 0 S: 3 P: 3	R: 0 H: 1 E: 0 LOB: 1 K: 1 BB: 0 S: 6 P: 6	R: 0 H: 1 E: 0 LOB: 2 K: 2 BB: 1 S: 8 P: 12	R: 0 H: 0 E: 0 LOB: 0 K: 1 BB: 0 S: 5 P: 5	R: 0 H: 0 E: 0 LOB: 0 K: 1 BB: 0 S: 5 P: 5	R: 0 H: 0 E: 0 LOB: 0 K: 1 BB: 0 S: 5 P: 5	R: 0 H: 1 E: 0 LOB: 2 K: 0 BB: 0 S: 4 P: 4	R: 0 H: 0 E: 0 LOB: 0 K: 1 BB: 0 S: 5 P: 5	1B: 4 SF: 0 2B: 0 SAC: 0 3B: 0 DP: 1 HR: 0 HBP: 0	WP: 0 PA: 32 FB: 0 SB: 1 CS: 0						
<b>PITCHER</b> <b>Fergie Jenkins, R</b> (1, 1) ERA: 2.64	IP: 9.0 WLS: W BF: 32 H: 4 R: 0 ER: 0 SO: 8 BB: 2 IBB: 0 HBP: 0 BLK: 0 WP: 0 HR: 0 S: 46 P: 54 ERA: 0.00 WHIP: 0.667							<b>PITCHER</b> IP: WLS: BF: H: R: ER: SO: BB: IBB: HBP: BLK: WP: HR: S: P: ERA: WHIP:									

Batter	1	2	3	4	5	6	7	8	9	AB	R	H	RBI	BB	SO	LOB	BOTTOM
<b>Don Kessinger, S</b> (1, 6) OBP: 0.286, SLG: 0.273										4	0	1	1	0	0	1	<b>Philadelphia Phillies @ Chicago Cubs</b> Wrigley Field, Chicago, IL Sun Aug 13 1967, 3:38 AM CDT Att: 32,750 - Sunny
<b>Glenn Beckert, R</b> (1, 4) OBP: 0.301, SLG: 0.353									4	0	3	0	0	0	0		
<b>Billy Williams, L</b> (1, 9) OBP: 0.348, SLG: 0.468 (6, 7)									4	0	0	0	0	0	4		
<b>Ron Santo, R</b> (1, 5) OBP: 0.391, SLG: 0.514										3	0	1	0	0	0	1	
<b>14 Ernie Banks, R</b> (1, 3) OBP: 0.318, SLG: 0.489										3	0	0	0	0	0	1	
<b>Clarence Jones, L</b> (1, 7) OBP: 0.300, SLG: 0.370 <b>Ted Savage, R</b> (6, 9) OBP: 0.352, SLG: 0.330										2	0	0	0	0	1	0	
<b>Randy Hundley, R</b> (1, 2) OBP: 0.328, SLG: 0.409										3	0	1	0	0	1	0	
<b>Adolfo Phillips, R</b> (1, 8) OBP: 0.380, SLG: 0.492										2	1	0	0	1	0	1	
<b>Fergie Jenkins, R</b> (1, 1) OBP: 0.194, SLG: 0.235										2	0	0	0	0	0	1	
<b>Inning Stats</b>	R: 0 H: 1 E: 0 LOB: 1 K: 0 BB: 0 S: 4 P: 4	R: 0 H: 0 E: 0 LOB: 0 K: 1 BB: 0 S: 5 P: 5	R: 1 H: 2 E: 0 LOB: 1 K: 0 BB: 1 S: 4 P: 8	R: 0 H: 0 E: 0 LOB: 0 K: 0 BB: 0 S: 3 P: 3	R: 0 H: 1 E: 0 LOB: 1 K: 0 BB: 0 S: 4 P: 4	R: 0 H: 1 E: 0 LOB: 1 K: 0 BB: 0 S: 4 P: 4	R: 0 H: 0 E: 0 LOB: 0 K: 1 BB: 0 S: 5 P: 5	R: 0 H: 1 E: 0 LOB: 1 K: 0 BB: 0 S: 4 P: 4	R: 0 H: 0 E: 0 LOB: 0 K: 1 BB: 0 S: 5 P: 5	1B: 5 SF: 0 2B: 2 SAC: 1 3B: 0 DP: 1 HR: 0 HBP: 0	WP: 0 PA: 30 FB: 0 SB: 0 CS: 0						
<b>PITCHER</b> <b>Rick Wise, R</b> (1, 1) ERA: 3.4 <b>Dick Hall, R</b> (8, 1) ERA: 1.81	IP: 7.0 WLS: L BF: 26 H: 5 R: 1 ER: 1 SO: 2 BB: 1 IBB: 0 HBP: 0 BLK: 0 WP: 0 HR: 0 S: 29 P: 33 ERA: 1.29 WHIP: 0.857						<b>PITCHER</b> IP: WLS: BF: H: R: ER: SO: BB: IBB: HBP: BLK: WP: HR: S: P: ERA: WHIP:										





Batter	1	2	3	4	5	6	7	8	9	AB	R	H	RBI	BB	SO	LOB	TOP								
<b>Don Kessinger, S</b> OBP: 0.288, SLG: 0.273 (1, 6)	F9		F8			BB 1B		SH1-4		3	1	1	0	1	0	0	<b>Chicago Cubs @ St. Louis Cardinals</b> Busch Stadium, St. Louis, MO Mon Aug 14 1967, 7:05 PM CDT Att: 40,727 - Unknown - 70 F								
<b>Glenn Beckert, R</b> OBP: 0.302, SLG: 0.352 (1, 4)	F7		1B		1B 14 SF8	6-3		F8		4	1	1	0	1	0	2									
<b>Billy Williams, L</b> OBP: 0.350, SLG: 0.466 (1, 7)	2B		G3		1B			K		2	1	0	0	3	1	2									
<b>Ron Santo, R</b> OBP: 0.395, SLG: 0.525 (1, 5)	1-3				6-3	1B				4	1	3	2	1	0	0									
<b>14 Ernie Banks, R</b> OBP: 0.317, SLG: 0.487 (1, 3)	K				1B	SF8		L7		4	1	1	1	0	1	5									
<b>Randy Hundley, R</b> OBP: 0.324, SLG: 0.404 (1, 2)					P3	K				5	0	0	0	0	1	3									
<b>Ted Savage, R</b> OBP: 0.353, SLG: 0.331 (1, 9)	F7				1B	1B		5-3		5	0	2	1	0	0	0									
<b>Adolfo Phillips, R</b> OBP: 0.376, SLG: 0.489 (1, 8)	F8				1B	K		K		4	0	1	1	0	2	2									
<b>Ray Culp, R</b> OBP: 0.083, SLG: 0.167 (1, 1)			K		K					1	0	0	0	0	1	0									
<b>Norm Gigon, R</b> OBP: 0.211, SLG: 0.262 (4, PH)										1	0	0	0	0	1	2									
<b>Bob Shaw, R</b> OBP: 0.153, SLG: 0.069 (4, 1)										1	0	0	0	1	0	0									
<b>Chuck Hartenstein, R</b> OBP: 0.077, SLG: 0.077 (9, 1)										0	0	0	0	0	0	0									
<b>Jim Ellis, R</b> OBP: 1.000, SLG: 2.000 (9, 1)								SH1-4		0	0	0	0	0	0	0									
<b>Inning Stats</b>	R: 0 E: 0 K: 1 S: 6	H: 1 LOB: 2 BB: 1 P: 10	R: 0 E: 0 K: 0 S: 3	H: 0 LOB: 0 BB: 0 P: 3	R: 0 E: 0 K: 1 S: 6	H: 1 LOB: 1 BB: 0 P: 6	R: 1 E: 0 K: 1 S: 8	H: 3 LOB: 2 BB: 0 P: 8	R: 3 E: 0 K: 2 S: 10	H: 3 LOB: 2 BB: 2 P: 18	R: 0 E: 0 K: 0 S: 3	H: 0 LOB: 3 BB: 3 P: 15	R: 0 E: 0 K: 1 S: 5	H: 0 LOB: 0 BB: 0 P: 5	R: 0 E: 0 K: 1 S: 5	H: 0 LOB: 1 BB: 1 P: 9	R: 1 E: 0 K: 0 S: 4	H: 1 LOB: 0 BB: 0 P: 4	1B: 7 2B: 1 3B: 0 HR: 1	SF: 1 SAC: 1 DP: 0 HBP: 0	WP: 1 PB: 0 SB: 0 CS: 0	PA: 43			
<b>PITCHER</b>	IP	WLS	BF	H	R	ER	SO	BB	IBB	HBP	BLK	WP	HR	S	P	ERA	WHIP								
<b>Larry Jaster, L</b> ERA: 3.19 (1, 1)	4.0		21	6	4	4	3	3	0	0	0	0	0	24	36	9.00	2.250								
<b>Ron Willis, R</b> ERA: 3.12 (5, 1)	2.0		11	2	0	0	2	2	1	0	0	1	0	12	24	0.00	2.000								
<b>Al Jackson, L</b> ERA: 4.43 (7, 1)	3.0	W	11	1	1	1	2	1	0	0	0	0	1	14	18	3.00	0.667								

**Chicago Cubs @ St. Louis Cardinals**  
 Busch Stadium, St. Louis, MO  
 Mon Aug 14 1967, 7:05 PM CDT  
 Att: 40,727 - Unknown - 70 F

AB 34  
 R 5  
 H 9  
 RBI 5  
 BB 7  
 SO 7  
 LOB 16



Batter	1	2	3	4	5	6	7	8	9	AB	R	H	RBI	BB	SO	LOB	BOTTOM								
<b>Lou Brock, L</b> OBP: 0.314, SLG: 0.472 (1, 7)	G3		1B	L8				F8	1B	5	2	2	1	0	0	2	<b>Chicago Cubs @ St. Louis Cardinals</b> Busch Stadium, St. Louis, MO Mon Aug 14 1967, 7:05 PM CDT Att: 40,727 - Unknown - 70 F								
<b>Curt Flood, R</b> OBP: 0.381, SLG: 0.425 (1, 8)	1B		3B		K			6-3	2H	5	2	3	0	0	1	0									
<b>Roger Maris, L</b> OBP: 0.356, SLG: 0.445 (1, 9)	F5		SF7		K					5	1	3	3	0	1	1									
<b>Orlando Cepeda, R</b> OBP: 0.406, SLG: 0.557 (1, 3)	1B		SF7		4-3			5-3		3	0	1	1	0	0	1									
<b>Tim McCarver, L</b> OBP: 0.390, SLG: 0.464 (1, 2)	4-3		L9							4	0	1	0	0	0	2									
<b>Mike Shannon, R</b> OBP: 0.314, SLG: 0.386 (1, 5)	L5			3-1		FC4-6		4-3		4	0	0	0	0	0	1									
<b>Julian Javier, R</b> OBP: 0.303, SLG: 0.398 (1, 4)	P3			1B		L5		6-3		4	0	1	0	0	0	1									
<b>Dal Maxvill, R</b> OBP: 0.283, SLG: 0.281 (9, PH)	F8			F9						2	0	0	0	0	0	1									
<b>Bobby Tolan, L</b> OBP: 0.306, SLG: 0.386 (9, PH)									G1	0	1	0	0	1	0	0									
<b>Larry Jaster, L</b> OBP: 0.152, SLG: 0.114 (1, 1)				F9					1B	2	0	1	0	0	0	0									
<b>Ron Willis, R</b> OBP: 0.429, SLG: 0.571 (5, 1)									G1	0	0	0	0	0	0	0									
<b>Dave Ricketts, S</b> OBP: 0.294, SLG: 0.373 (6, PH)										1	0	0	0	0	0	2									
<b>Al Jackson, L</b> OBP: 0.370, SLG: 0.360 (7, 1)										0	0	0	0	0	0	0									
<b>Alex Johnson, R</b> OBP: 0.340, SLG: 0.281 (9, PH)										1	0	0	0	0	0	1									
<b>Inning Stats</b>	R: 0 E: 0 K: 0 S: 5	H: 2 LOB: 0 BB: 0 P: 5	R: 0 E: 0 K: 0 S: 3	H: 0 LOB: 0 BB: 0 P: 3	R: 3 E: 0 K: 0 S: 6	H: 3 LOB: 0 BB: 0 P: 6	R: 0 E: 0 K: 0 S: 5	H: 2 LOB: 2 BB: 0 P: 5	R: 0 E: 0 K: 2 S: 7	H: 0 LOB: 0 BB: 0 P: 7	R: 0 E: 0 K: 0 S: 4	H: 1 LOB: 1 BB: 0 P: 5	R: 0 E: 0 K: 0 S: 4	H: 1 LOB: 0 BB: 0 P: 4	R: 0 E: 0 K: 0 S: 3	H: 0 LOB: 0 BB: 0 P: 3	R: 3 E: 1 K: 0 S: 4	H: 3 LOB: 1 BB: 1 P: 8	1B: 10 2B: 1 3B: 1 HR: 0	SF: 1 SAC: 0 DP: 0 HBP: 1	WP: 0 PB: 0 SB: 1 CS: 0	PA: 39			
<b>PITCHER</b>	IP	WLS	BF	H	R	ER	SO	BB	IBB	HBP	BLK	WP	HR	S	P	ERA	WHIP								
<b>Ray Culp, R</b> ERA: 3.89 (1, 1)	3.0		14	5	3	3	0	0	0	0	0	0	0	14	14	9.00	1.667								
<b>Bob Shaw, R</b> ERA: 4.5 (4, 1)	5.0		21	4	1	1	2	1	0	1	0	0	0	23	28	1.80	1.000								
<b>Chuck Hartenstein, R</b> ERA: 2.85 (9, 1)	0.1	L	3	2	0	0	0	0	0	0	0	0	0	3	3	0.00	6.000								
<b>Jim Ellis, L</b> ERA: 3.38 (9, 1)	0.0		1	1	2	1	0	0	0	0	0	0	0	1	1	*	*								

**Chicago Cubs @ St. Louis Cardinals**  
 Busch Stadium, St. Louis, MO  
 Mon Aug 14 1967, 7:05 PM CDT  
 Att: 40,727 - Unknown - 70 F

AB 36  
 R 6  
 H 12  
 RBI 5  
 BB 1  
 SO 2  
 LOB 12









Batter	1	2	3	4	5	6	7	8	9	AB	R	H	RBI	BB	SO	LOB	TOP								
Don Kessinger, S OBP: 0.284, SLG: 0.269 (1, 6)	F8		K		E4		HR		K	5	1	1	0	0	2	1	<b>Chicago Cubs @ St. Louis Cardinals</b> Busch Stadium, St. Louis, MO Wed Aug 16 1967, 7:05 PM CDT Att: 42,228 - Unknown - 80 F								
Glenn Beckert, R OBP: 0.300, SLG: 0.356 (1, 4)	P4		6-3		5-3		HR		K	5	1	1	2	0	1	2									
Billy Williams, L OBP: 0.349, SLG: 0.464 (1, 7)	F8				K		4-3		L8	5	0	1	0	0	1	1									
Ron Santo, R OBP: 0.399, SLG: 0.526 Paul Popovich, S OBP: 0.272, SLG: 0.238 (9, 5)		1B 2B	F9		L7		14 SH1-3		1B	4	1	2	0	0	0	1									
14 Ernie Banks, R OBP: 0.314, SLG: 0.481 (1, 3)		K			F9		SH1-3			3	0	0	0	0	1	1									
Clarence Jones, L OBP: 0.307, SLG: 0.368 Ted Savage, R OBP: 0.354, SLG: 0.330 (8, PH) (8, 9)		2B G5-2-3			2B		BB		IBB	2	0	2	0	1	0	0									
John Stephenson, L OBP: 0.314, SLG: 0.424 Randy Hundley, R OBP: 0.324, SLG: 0.403 (8, PH) (8, 2)					F9		L9		F8	3	0	1	1	0	0	2									
Adolfo Phillips, R OBP: 0.376, SLG: 0.497 (1, 8)							F8		F3	3	0	1	0	1	0	2									
Joe Niekro, R OBP: 0.148, SLG: 0.160 Lee Thomas, L OBP: 0.299, SLG: 0.299 Bill Hands, R OBP: 0.125, SLG: 0.125 Chuck Hartenstein, R OBP: 0.077, SLG: 0.077 (7, PH) (7, 1) (9, 1)		G5-2-3			K		3-1		BB	2	0	0	0	0	1	5									
<b>Inning Stats</b>	R: 0 E: 0 K: 0 S: 3	H: 0 LOB: 0 BB: 0 P: 3	R: 1 E: 0 K: 1 S: 7	H: 3 LOB: 2 BB: 1 P: 11	R: 0 E: 0 K: 1 S: 6	H: 1 LOB: 1 BB: 0 P: 6	R: 0 E: 0 K: 1 S: 7	H: 2 LOB: 2 BB: 0 P: 7	R: 0 E: 1 K: 0 S: 5	H: 0 LOB: 0 BB: 0 P: 5	R: 0 E: 0 K: 0 S: 3	H: 0 LOB: 1 BB: 0 P: 7	R: 2 E: 0 K: 0 S: 5	H: 2 LOB: 0 BB: 0 P: 5	R: 0 E: 0 K: 0 S: 4	H: 1 LOB: 2 BB: 1 P: 8		R: 0 E: 0 K: 2 S: 7	H: 0 LOB: 1 BB: 1 P: 11	1B: 6 2B: 2 3B: 0 HR: 1	SF: 0 SAC: 1 DP: 1 HBP: 0	WP: 0 PB: 0 SB: 0 CS: 1	PA: 39		
<b>PITCHER</b>	IP	WLS	BF	H	R	ER	SO	BB	IBB	HBP	BLK	WP	HR	S	P	ERA	WHIP								
Nelson Briles, R ERA: 3.25 (1, 1)	7.1		32	9	3	3	4	1	1	0	0	0	1	38	46	3.68	1.364								
Hal Woodeshick, L ERA: 4.5 (8, 1)	0.0		1	0	0	0	0	0	1	0	0	0	0	0	4	∞	∞								
Ron Willis, R ERA: 3.15 Jack Lamabe, R ERA: 3.6 (8, 1) (9, 1)	0.2	W	4	0	0	0	0	0	0	0	0	0	0	2	2	0.00	0.000								
<b>Inning Stats</b>	R: 0 E: 0 K: 0 S: 5	H: 3 LOB: 1 BB: 0 P: 5	R: 0 E: 0 K: 1 S: 5	H: 0 LOB: 0 BB: 0 P: 5	R: 0 E: 0 K: 1 S: 6	H: 1 LOB: 2 BB: 1 P: 10	R: 1 E: 0 K: 0 S: 4	H: 1 LOB: 0 BB: 0 P: 4	R: 0 E: 0 K: 0 S: 3	H: 0 LOB: 0 BB: 0 P: 3	R: 0 E: 0 K: 0 S: 3	H: 0 LOB: 0 BB: 0 P: 3	R: 0 E: 0 K: 1 S: 5	H: 1 LOB: 0 BB: 0 P: 5	R: 0 E: 0 K: 0 S: 3	H: 0 LOB: 0 BB: 0 P: 3	R: 2 E: 2 K: 0 S: 6	H: 3 LOB: 3 BB: 1 P: 10	1B: 9 2B: 1 3B: 0 HR: 1	SF: 0 SAC: 0 DP: 2 HBP: 0	WP: 0 PB: 0 SB: 1 CS: 0	PA: 36			
<b>PITCHER</b>	IP	WLS	BF	H	R	ER	SO	BB	IBB	HBP	BLK	WP	HR	S	P	ERA	WHIP								
Joe Niekro, R ERA: 3.98 Bill Hands, R ERA: 2.36 Chuck Hartenstein, R ERA: 2.85 (1, 1) (7, 1) (9, 1)	6.0	L	12	3	2	0	1	1	0	0	0	0	0	13	17	0.00	1.500								

**Chicago Cubs @ St. Louis Cardinals**  
 Busch Stadium, St. Louis, MO  
 Wed Aug 16 1967, 7:05 PM CDT  
 Att: 42,228 - Unknown - 80 F

AB 34  
 R 3  
 H 9  
 RBI 3  
 BB 4  
 SO 6  
 LOB 17



Batter	1	2	3	4	5	6	7	8	9	AB	R	H	RBI	BB	SO	LOB	BOTTOM								
Lou Brock, L OBP: 0.316, SLG: 0.472 (1, 7)	S 1B		1-3		G4-6-3				4-3	4	0	2	0	0	0	1	<b>Chicago Cubs @ St. Louis Cardinals</b> Busch Stadium, St. Louis, MO Wed Aug 16 1967, 7:05 PM CDT Att: 42,228 - Unknown - 80 F								
Curt Flood, R OBP: 0.376, SLG: 0.418 (1, 8)	1B		1-3		F7				4-3	4	1	1	0	0	0	1									
Roger Maris, L OBP: 0.355, SLG: 0.441 (1, 9)	P4				F5				F9	3	0	0	0	1	0	1									
Orlando Cepeda, R OBP: 0.406, SLG: 0.554 (1, 3)			4-3		6-3				1B E BB	4	1	2	1	0	0	2									
Tim McCarver, L OBP: 0.385, SLG: 0.465 (1, 2)	G3				4-3				E3 BB 1B	4	2	1	1	0	0	2									
Mike Shannon, R OBP: 0.310, SLG: 0.383 (1, 5)			K		1-3				L6	4	0	0	0	0	2	2									
Julian Javier, R OBP: 0.307, SLG: 0.406 (1, 4)			L4		F8				1B BB	4	0	2	0	0	0	0									
Dal Maxvill, R OBP: 0.283, SLG: 0.280 Bobby Tolan, L OBP: 0.305, SLG: 0.384 Eddie Bressoud, R OBP: 0.258, SLG: 0.228 Phil Gagliano, R OBP: 0.250, SLG: 0.238 (1, 6) (7, PH) (8, 6) (9, PH)			F8		6-3				1B BB	2	0	0	0	0	0	0									
Nelson Briles, R OBP: 0.227, SLG: 0.150 Hal Woodeshick, R OBP: 0.299, SLG: 0.365 Ron Willis, R OBP: 0.315, SLG: 0.395 Dave Ricketts, S OBP: 0.200, SLG: 0.200 Jack Lamabe, R OBP: 0.200, SLG: 0.200 Alex Johnson, R OBP: 0.246, SLG: 0.296 (8, 1) (8, PH) (8, 1) (9, 1) (9, PH)			K						P6	2	0	1	0	0	1	0									
<b>Inning Stats</b>	R: 1 E: 0 K: 0 S: 5	H: 3 LOB: 1 BB: 0 P: 5	R: 0 E: 0 K: 1 S: 5	H: 0 LOB: 0 BB: 0 P: 5	R: 0 E: 0 K: 1 S: 6	H: 1 LOB: 2 BB: 1 P: 10	R: 1 E: 0 K: 0 S: 4	H: 1 LOB: 0 BB: 0 P: 4	R: 0 E: 0 K: 0 S: 3	H: 0 LOB: 0 BB: 0 P: 3	R: 0 E: 0 K: 0 S: 3	H: 0 LOB: 0 BB: 0 P: 3	R: 0 E: 0 K: 1 S: 5	H: 1 LOB: 0 BB: 0 P: 5	R: 0 E: 0 K: 0 S: 3	H: 0 LOB: 0 BB: 0 P: 3		R: 2 E: 2 K: 0 S: 6	H: 3 LOB: 3 BB: 1 P: 10	1B: 9 2B: 1 3B: 0 HR: 1	SF: 0 SAC: 0 DP: 2 HBP: 0	WP: 0 PB: 0 SB: 1 CS: 0	PA: 36		
<b>PITCHER</b>	IP	WLS	BF	H	R	ER	SO	BB	IBB	HBP	BLK	WP	HR	S	P	ERA	WHIP								
Joe Niekro, R ERA: 3.98 Bill Hands, R ERA: 2.36 Chuck Hartenstein, R ERA: 2.85 (1, 1) (7, 1) (9, 1)	6.0	L	12	3	2	0	1	1	0	0	0	0	0	13	17	0.00	1.500								

**Chicago Cubs @ St. Louis Cardinals**  
 Busch Stadium, St. Louis, MO  
 Wed Aug 16 1967, 7:05 PM CDT  
 Att: 42,228 - Unknown - 80 F

AB 34  
 R 4  
 H 10  
 RBI 4  
 BB 2  
 SO 3  
 LOB 10





Batter	1	2	3	4	5	6	7	8	9	10	11	12	AB	R	H	RBI	BB	SO	LOB					
Don Kessinger, S OBP: 0.294, SLG: 0.268	F7		G3		E 1B		4-3			F8		BB	5	0	1	0	1	0	0					
Glenn Beckert, R OBP: 0.300, SLG: 0.356	5-3			FC1-4B 2B	F7			G4-6-3 BB		1-3		F7	5	0	1	0	1	0	4					
Billy Williams, L OBP: 0.348, SLG: 0.462				FC1-6-5 1B	E5		G4-6-3 1-2'			K			5	1	1	0	0	1	4					
Ron Santo, R OBP: 0.397, SLG: 0.521	K			1B FC3-2 BB	G1-2-3				K			4-3	4	0	0	0	1	2	4					
Clarence Jones, L OBP: 0.318, SLG: 0.381		L6 2B		FC3-2 1B		1B BB		P5				6-3	4	1	2	1	1	0	0					
Les Thomas, L OBP: 0.281, SLG: 0.298	L6			FC3-2 HBP		1B		L6				K	4	0	1	0	0	1	1					
John Stephenson, L OBP: 0.300, SLG: 0.395				FC3-2 HBP		1B																		
Randy Hundley, R OBP: 0.324, SLG: 0.403	P6			FC3-2		F7			4-3			SH1-4 1B	5	0	1	0	0	0	5					
Adolfo Phillips, R OBP: 0.377, SLG: 0.494			F7	P6			G6-4-3 1B			K		SH1-4 1B	4	0	1	1	0	1	3					
Fergie Jenkins, R OBP: 0.184, SLG: 0.222			4-3		E5 1B		G6-4-3			K		F7	4	0	0	0	0	1	2					
Bill Stoneman, R OBP: 0.330, SLG: 0.303													0	0	0	0	0	0	0					
Al Spangler, L OBP: 0.330, SLG: 0.303													1	0	0	0	0	0	2					
Bill Hands, R OBP: 0.222, SLG: 0.125													0	0	0	0	0	0	0					
<b>Inning Stats</b>	R: 0 E: 0 K: 1 S: 6	H: 1 LOB: 1 BB: 0 P: 6	R: 0 E: 0 K: 0 S: 3	H: 1 LOB: 0 BB: 0 P: 3	R: 0 E: 0 K: 0 S: 3	H: 0 LOB: 0 BB: 0 P: 3	R: 1 E: 0 K: 0 S: 5	H: 2 LOB: 3 BB: 1 P: 10	R: 0 E: 2 K: 0 S: 5	H: 1 LOB: 2 BB: 0 P: 5	R: 1 E: 0 K: 0 S: 4	H: 2 LOB: 1 BB: 1 P: 8	R: 0 E: 0 K: 0 S: 2	H: 0 LOB: 0 BB: 1 P: 6	R: 0 E: 0 K: 1 S: 5	H: 0 LOB: 0 BB: 0 P: 5	R: 0 E: 0 K: 1 S: 5	H: 0 LOB: 0 BB: 0 P: 5	R: 0 E: 0 K: 1 S: 5	H: 1 LOB: 2 BB: 1 P: 8	1B: 6 2B: 3 3B: 0 HR: 0	SF: 0 SAC: 1 DP: 4 HBP: 1	WP: 0 PB: 0 SB: 0 CS: 0	PA: 47
<b>PITCHER</b>	IP WLS BF H R ER SO BB IBB HBP BLK WP HR S P ERA WHIP																				IP WLS BF H R ER SO BB IBB HBP BLK WP HR S P ERA WHIP			
Rick Wise, R ERA: 3.36	1.1 7.0																				1.1 7.0			
Turk Farrell, R ERA: 2.55	8.1 2.0																				8.1 2.0			
Dick Hall, R ERA: 1.68	10.1 3.0																				10.1 3.0			

**TOP**

Chicago Cubs @ Philadelphia Phillies  
 Connie Mack Stadium, Philadelphia, PA  
 Thu Aug 17 1967, 7:05 PM EDT  
 Alt. 15,786 - Cloudy - 80 F

livebaseballscorecards.com

AB 41  
 R 2  
 H 8  
 RBI 2  
 BB 4  
 SO 6  
 LOB 25



Batter	1	2	3	4	5	6	7	8	9	10	11	12	AB	R	H	RBI	BB	SO	LOB							
Cookie Rojas, R OBP: 0.296, SLG: 0.322	CS 1B		3-1		K		F7			K		SH1-4 HR 1B	6	1	2	0	0	2	4							
John Briggs, L OBP: 0.328, SLG: 0.377	K			P7		1-3		L8		G3		SH1-4	5	0	0	0	0	1	1							
Tony Gonzalez, L OBP: 0.389, SLG: 0.475	L8			6-3 1B		BB 1B		3-1		F8		HR IBB	5	2	2	0	1	0	0							
Dick Allen, R OBP: 0.409, SLG: 0.562		F7		6-3 1-2		1B BB		P4		K		HR	5	1	1	3	1	1	1							
Johnny Callison, L OBP: 0.332, SLG: 0.429		K		F7		K			1B 1B			F8	5	1	1	0	0	2	3							
Bill White, L OBP: 0.350, SLG: 0.377									1B 1B				1	0	1	0	0	0	0							
Tony Taylor, R OBP: 0.323, SLG: 0.339									P5			L9	4	0	2	1	0	0	1							
Clay Dalrymple, L OBP: 0.292, SLG: 0.257												E6	4	0	2	0	0	1	3							
Billy Cowan, R OBP: 0.222, SLG: 0.360		F8											0	0	0	0	0	0	0							
Gene Oliver, R OBP: 0.309, SLG: 0.418													1	0	0	0	0	0	0							
Bobby Wine, R OBP: 0.253, SLG: 0.292													2	0	0	0	0	0	2							
Doug Clemens, L OBP: 0.296, SLG: 0.271													1	0	0	0	0	0	0							
Gary Sutherland, R OBP: 0.298, SLG: 0.318													1	0	1	1	1	0	0							
Rick Wise, R OBP: 0.328, SLG: 0.324													2	0	0	0	0	1	2							
Chuck Hiller, L OBP: 0.143, SLG: 0.176													1	0	0	0	0	0	0							
Turk Farrell, R OBP: 0.133, SLG: 0.143													0	0	0	0	0	0	0							
Don Lock, R OBP: 0.363, SLG: 0.475													1	0	0	0	0	1	2							
Dick Hall, R ERA: 2.6													1	0	0	0	0	2								
<b>Inning Stats</b>	R: 0 E: 0 K: 1 S: 5	H: 1 LOB: 0 BB: 0 P: 5	R: 0 E: 0 K: 1 S: 6	H: 1 LOB: 1 BB: 0 P: 6	R: 0 E: 0 K: 0 S: 6	H: 0 LOB: 0 BB: 0 P: 3	R: 0 E: 0 K: 0 S: 4	H: 1 LOB: 1 BB: 0 P: 4	R: 0 E: 0 K: 2 S: 9	H: 2 LOB: 2 BB: 0 P: 9	R: 1 E: 0 K: 2 S: 9	H: 2 LOB: 2 BB: 1 P: 13	R: 0 E: 0 K: 1 S: 5	H: 0 LOB: 0 BB: 0 P: 5	R: 0 E: 0 K: 0 S: 3	H: 0 LOB: 0 BB: 0 P: 3	R: 0 E: 0 K: 1 S: 5	H: 0 LOB: 0 BB: 0 P: 5	R: 0 E: 1 K: 0 S: 4	H: 0 LOB: 2 BB: 1 P: 8	R: 3 E: 0 K: 0 S: 3	H: 2 LOB: 0 BB: 1 P: 7	1B: 11 2B: 1 3B: 0 HR: 1	SF: 0 SAC: 1 DP: 1 HBP: 0	WP: 0 PB: 0 SB: 0 CS: 1	PA: 49
<b>PITCHER</b>	IP WLS BF H R ER SO BB IBB HBP BLK WP HR S P ERA WHIP																				IP WLS BF H R ER SO BB IBB HBP BLK WP HR S P ERA WHIP					
Fergie Jenkins, R ERA: 2.62	1.1 8.1																				1.1 8.1					
Bill Stoneman, R ERA: 3.44	9.1 2.2																				9.1 2.2					
Bill Hands, R ERA: 2.6	12.1 0.1																				12.1 0.1					

**BOTTOM**

Chicago Cubs @ Philadelphia Phillies  
 Connie Mack Stadium, Philadelphia, PA  
 Thu Aug 17 1967, 7:05 PM EDT  
 Alt. 15,786 - Cloudy - 80 F

livebaseballscorecards.com

AB 45  
 R 5  
 H 12  
 RBI 5  
 BB 3  
 SO 10  
 LOB 21





Batter	1	2	3	4	5	6	7	8	9	AB	R	H	RBI	BB	SO	LOB	TOP			
Don Kessinger, S (1, 6) OBP: 0.284, SLG: 0.273										4	1	1	0	0	0	1	Chicago Cubs @ Philadelphia Phillies Connie Mack Stadium, Philadelphia, PA Fri Aug 18 1967, 7:05 PM EDT Att: 16,485 - Unknown			
Glenn Beckert, R (1, 4) OBP: 0.300, SLG: 0.355										4	1	1	2	0	0	0				
Billy Williams, L (1, 7) OBP: 0.347, SLG: 0.460										4	0	1	0	0	0	0				
Ron Santo, R (1, 5) OBP: 0.396, SLG: 0.521										4	0	1	1	0	1	0				
Clarence Jones, L (1, 3) OBP: 0.309, SLG: 0.369										4	0	0	0	0	2	2				
Lee Thomas, L (1, 9) OBP: 0.287, SLG: 0.293										3	0	0	0	0	1	0				
John Stephenson, L (1, 2) OBP: 0.279, SLG: 0.366										3	0	0	0	0	1	0				
Adolfo Phillips, R (1, 8) OBP: 0.377, SLG: 0.493										3	1	1	0	0	1	0				
Jim Ellis, R (1, 1) OBP: 0.500, SLG: 1.000										1	0	0	0	0	1	0				
Chuck Hartenstein, R (7, 1) OBP: 0.071, SLG: 0.071										1	0	0	0	0	1	0				
<b>Inning Stats</b>	R: 1 E: 0 K: 0 S: 4	H: 1 LOB: 0 BB: 0 P: 4	R: 0 E: 0 K: 1 S: 5	H: 0 LOB: 0 BB: 0 P: 5	R: 0 E: 0 K: 1 S: 5	H: 0 LOB: 0 BB: 0 P: 5	R: 0 E: 0 K: 0 S: 3	H: 0 LOB: 0 BB: 0 P: 3	R: 0 E: 0 K: 2 S: 7	H: 4 LOB: 2 BB: 0 P: 9	R: 0 E: 0 K: 1 S: 5	H: 0 LOB: 0 BB: 0 P: 5	R: 0 E: 0 K: 1 S: 5	H: 0 LOB: 0 BB: 0 P: 5	R: 0 E: 0 K: 1 S: 5	H: 0 LOB: 0 BB: 0 P: 5	1B: 3 2B: 1 3B: 1 HR: 0	SF: 0 SAC: 1 DP: 0 HBP: 0	WP: 0 PB: 0 SB: 0 CS: 0	PA: 32
<b>PITCHER</b>	IP WLS BF H R ER SO BB IBB HBP BLK WP HR S P ERA WHIP																			
Larry Jackson, R (1, 1) ERA: 3.45	7.0 L 26 5 3 3 6 0 0 0 0 0 0 0 38 38 3.86 0.714																			
John Boozer, R (8, 1) ERA: 4.02	2.0 6 0 0 0 2 0 0 0 0 0 0 0 10 10 0.00 0.000																			

AB	31
R	3
H	5
RBI	3
BB	0
SO	8
LOB	3



Batter	1	2	3	4	5	6	7	8	9	AB	R	H	RBI	BB	SO	LOB	BOTTOM					
Cookie Rojas, R (1, 4) OBP: 0.294, SLG: 0.320										3	0	0	0	0	0	2	Chicago Cubs @ Philadelphia Phillies Connie Mack Stadium, Philadelphia, PA Fri Aug 18 1967, 7:05 PM EDT Att: 16,485 - Unknown					
Tony Taylor, R (1, 3) OBP: 0.322, SLG: 0.338										4	0	1	0	0	1	2						
Tony Gonzalez, L (1, 7) OBP: 0.387, SLG: 0.479										4	0	1	0	0	1	2						
Dick Allen, R (1, 5) OBP: 0.407, SLG: 0.560										4	0	1	0	0	0	3						
Don Lock, R (1, 8) OBP: 0.363, SLG: 0.473										3	1	1	0	0	0	0						
Bill White, L (8, PH) OBP: 0.349, SLG: 0.375										1	0	0	0	0	0	0						
Doug Clemens, L (9, 7) OBP: 0.286, SLG: 0.271										0	0	0	0	0	0	0						
Gene Oliver, R (1, 2) OBP: 0.305, SLG: 0.412										3	0	0	0	0	0	1						
Clay Dalrymple, L (9, PH) OBP: 0.291, SLG: 0.256										1	0	0	0	0	0	0						
Johnny Callison, L (1, 9) OBP: 0.333, SLG: 0.432										4	0	2	1	0	0	0						
Bobby Wine, R (1, 6) OBP: 0.257, SLG: 0.294										2	0	1	0	1	0	1						
Chuck Hiller, L (9, PH) OBP: 0.141, SLG: 0.174										1	0	0	0	0	1	0						
Larry Jackson, R (1, 1) OBP: 0.172, SLG: 0.175										2	0	1	0	0	0	2						
Billy Cowan, R (7, PH) OBP: 0.236, SLG: 0.360										0	0	0	0	1	0	0						
John Boozer, R (8, 1) OBP: 0.235, SLG: 0.188										0	0	0	0	0	0	0						
<b>Inning Stats</b>	R: 0 E: 0 K: 1 S: 6	H: 1 LOB: 1 BB: 0 P: 6	R: 0 E: 0 K: 0 S: 4	H: 1 LOB: 2 BB: 1 P: 8	R: 0 E: 0 K: 1 S: 5	H: 0 LOB: 0 BB: 0 P: 5	R: 1 E: 1 K: 0 S: 5	H: 3 LOB: 1 BB: 0 P: 5	R: 0 E: 0 K: 0 S: 5	H: 2 LOB: 2 BB: 0 P: 5	R: 0 E: 0 K: 0 S: 3	H: 0 LOB: 0 BB: 0 P: 3	R: 0 E: 0 K: 0 S: 3	H: 1 LOB: 1 BB: 1 P: 7	R: 0 E: 0 K: 0 S: 3	H: 0 LOB: 0 BB: 0 P: 3	R: 0 E: 0 K: 1 S: 5	H: 0 LOB: 0 BB: 0 P: 5	1B: 6 2B: 1 3B: 1 HR: 0	SF: 0 SAC: 1 DP: 1 HBP: 0	WP: 0 PB: 0 SB: 0 CS: 0	PA: 35
<b>PITCHER</b>	IP WLS BF H R ER SO BB IBB HBP BLK WP HR S P ERA WHIP																					
Jim Ellis, L (1, 1) ERA: 2.08	6.0 W 27 8 1 1 2 2 0 0 0 0 0 0 29 37 1.50 1.667																					
Chuck Hartenstein, R (7, 1) ERA: 2.7	3.0 S 8 0 0 0 1 0 0 0 0 0 0 0 10 10 0.00 0.000																					

AB	32
R	1
H	8
RBI	1
BB	2
SO	3
LOB	13





Batter	1	2	3	4	5	6	7	8	9	AB R H RBI BB SO LOB	TOP												
Don Kessinger, S (1, 6) OBP: 0.283, SLG: 0.272										5 1 1 0 0 2 4	<b>Chicago Cubs @ Philadelphia Phillies</b> Connie Mack Stadium, Philadelphia, PA Sat Aug 19 1967, 3:33 AM EDT Att: 7,228 - Cloudy - 84 F												
Glenn Beckert, R (1, 4) OBP: 0.299, SLG: 0.353										5 2 1 1 0 0 1													
Billy Williams, L (1, 7) OBP: 0.350, SLG: 0.463										5 1 3 1 0 0 1													
Ron Santo, R (1, 5) OBP: 0.400, SLG: 0.529										3 1 2 1 2 1 0													
14 Ernie Banks, R (1, 3) OBP: 0.315, SLG: 0.479										4 0 1 2 0 0 4													
Clarence Jones, L (1, 9) OBP: 0.307, SLG: 0.360										3 0 0 0 1 1 2													
Ted Savage, R (9, PH) OBP: 0.353, SLG: 0.328										1 0 0 0 0 1 2													
John Stephenson, L (1, 2) OBP: 0.261, SLG: 0.341										3 0 0 0 0 0 2													
Adolfo Phillips, R (1, 8) OBP: 0.376, SLG: 0.491										3 1 1 0 1 0 0													
Rich Nye, L (1, 1) OBP: 0.241, SLG: 0.298										3 0 0 0 0 1 3													
<b>Inning Stats</b>	R: 0 E: 0 K: 0 S: 3	H: 1 LOB: 0 BB: 0 P: 3	R: 1 E: 0 K: 1 S: 6	H: 1 LOB: 3 BB: 2 P: 15	R: 0 E: 0 K: 1 S: 5	H: 0 LOB: 0 BB: 0 P: 5	R: 0 E: 0 K: 0 S: 3	H: 0 LOB: 0 BB: 0 P: 3	R: 2 E: 2 K: 0 S: 6	H: 1 LOB: 2 BB: 1 P: 10	R: 0 E: 0 K: 1 S: 5	H: 0 LOB: 0 BB: 0 P: 5	R: 0 E: 0 K: 0 S: 5	H: 0 LOB: 0 BB: 0 P: 5	R: 0 E: 0 K: 0 S: 5	H: 2 LOB: 2 BB: 0 P: 5	R: 3 E: 0 K: 2 S: 11	H: 4 LOB: 2 BB: 1 P: 15	1B: 7 2B: 1 3B: 0 HR: 1	SF: 0 SAC: 2 DP: 1 HBP: 1	WP: 0 PA: 42 PB: 0 SB: 0 CS: 0		
<b>PITCHER</b>	IP WLS BF H R ER SO BB IBB HBP BLK WP HR S P ERA WHIP											<b>PITCHER</b>	IP WLS BF H R ER SO BB IBB HBP BLK WP HR S P ERA WHIP										
Jim Bunning, R (1, 1) ERA: 2.64	8.0 L 34 5 3 1 4 1 2 1 0 0 1 38 51 1.12 0.750																						
John Boozer, R (9, 1) ERA: 4.47	0.2 7 4 3 3 1 0 1 0 0 0 0 8 12 40.50 6.000																						
Dick Ellsworth, L (9, 1) ERA: 4.26	0.1 1 0 0 0 1 0 0 0 0 0 0 0 3 3 0.00 0.000																						

AB	35
R	6
H	9
RBI	5
BB	4
SO	6
LOB	19



Batter	1	2	3	4	5	6	7	8	9	AB R H RBI BB SO LOB	BOTTOM												
Cookie Rojas, R (1, 4) OBP: 0.291, SLG: 0.316										4 0 0 0 0 1 2	<b>Chicago Cubs @ Philadelphia Phillies</b> Connie Mack Stadium, Philadelphia, PA Sat Aug 19 1967, 3:33 AM EDT Att: 7,228 - Cloudy - 84 F												
Tony Taylor, R (1, 3) OBP: 0.322, SLG: 0.337										4 0 1 0 0 0 0													
Tony Gonzalez, L (1, 7) OBP: 0.386, SLG: 0.474										3 0 0 0 1 1 1													
Dick Allen, R (1, 5) OBP: 0.404, SLG: 0.555										4 0 0 0 0 1 2													
Don Lock, R (1, 8) OBP: 0.363, SLG: 0.472										3 0 1 0 0 1 0													
Gene Oliver, R (1, 2) OBP: 0.302, SLG: 0.407										3 0 0 0 0 2 0													
Johnny Callison, L (1, 9) OBP: 0.331, SLG: 0.429										3 0 0 0 0 0 0													
Gary Sutherland, R (1, 6) OBP: 0.309, SLG: 0.352										3 1 3 1 0 0 0													
Jim Bunning, R (1, 1) OBP: 0.179, SLG: 0.286										2 0 0 0 0 0 1													
Billy Cowan, R (8, PH) OBP: 0.232, SLG: 0.353										1 0 0 0 0 0 1													
John Boozer, R (9, 1) OBP: 0.235, SLG: 0.188										0 0 0 0 0 0 0													
Dick Ellsworth, L (9, 1) OBP: 0.121, SLG: 0.094										0 0 0 0 0 0 0													
<b>Inning Stats</b>	R: 0 E: 0 K: 0 S: 3	H: 0 LOB: 0 BB: 0 P: 3	R: 0 E: 0 K: 2 S: 7	H: 0 LOB: 0 BB: 0 P: 7	R: 0 E: 0 K: 0 S: 4	H: 1 LOB: 1 BB: 0 P: 4	R: 0 E: 0 K: 0 S: 3	H: 1 LOB: 1 BB: 1 P: 7	R: 1 E: 0 K: 0 S: 4	H: 1 LOB: 0 BB: 0 P: 4	R: 0 E: 0 K: 1 S: 5	H: 0 LOB: 0 BB: 0 P: 5	R: 0 E: 0 K: 2 S: 7	H: 0 LOB: 0 BB: 0 P: 7	R: 0 E: 0 K: 1 S: 6	H: 1 LOB: 1 BB: 0 P: 6	R: 0 E: 0 K: 0 S: 3	H: 1 LOB: 0 BB: 0 P: 3	1B: 3 2B: 1 3B: 0 HR: 1	SF: 0 SAC: 0 DP: 1 HBP: 0	WP: 0 PA: 32 PB: 0 SB: 0 CS: 1		
<b>PITCHER</b>	IP WLS BF H R ER SO BB IBB HBP BLK WP HR S P ERA WHIP											<b>PITCHER</b>	IP WLS BF H R ER SO BB IBB HBP BLK WP HR S P ERA WHIP										
Rich Nye, L (1, 1) ERA: 3.59	9.0 W 31 5 1 1 6 1 0 0 0 0 1 42 46 1.00 0.667																						

AB	30
R	1
H	5
RBI	1
BB	1
SO	6
LOB	7





Batter	1	2	3	4	5	6	7	8	9	AB	R	H	RBI	BB	SO	LOB	TOP				
<b>Don Kessinger, S</b> (1, 6) OBP: 0.280, SLG: 0.269	0-0 5-3	0-3 K		0-3 K	0-0 4-3			0-0 4-3		5	0	0	0	0	2	1	<b>Chicago Cubs @ Philadelphia Phillies</b> Sun Aug 20 1967, 3:33 AM EDT Att. 7,854 - Overcast - 80 F <b>Connie Mack Stadium, Philadelphia, PA</b>				
<b>Glenn Beckert, R</b> (1, 4) OBP: 0.300, SLG: 0.354	0-0 1B	0-0 1B		0-0 6-3		0-0 L7		0-0 G1		5	1	2	0	0	0	0					
<b>Billy Williams, L</b> (1, 7) OBP: 0.352, SLG: 0.465	0-0 2B	0-0 P5		0-0 1B		0-0 1B		0-0 P6		5	2	3	0	0	0	2					
<b>Ron Santo, R</b> (1, 5) OBP: 0.401, SLG: 0.531	0-0 14 E			0-0 K	0-0 14 HR			0-0 6-3		4	1	2	1	1	1	0					
<b>14 Ernie Banks, R</b> (1, 3) OBP: 0.316, SLG: 0.485	0-0 E6			0-0 1B	0-0 1B			0-0 E6		5	2	2	4	0	0	3					
<b>Randy Hundley, R</b> (1, 2) OBP: 0.327, SLG: 0.405	0-0 FC3-2			0-0 1B	0-0 HR			0-0 G6-4-3		5	0	3	0	0	0	2					
<b>Ted Savage, R</b> (1, 9) OBP: 0.345, SLG: 0.319	0-0 P6			0-0 L7	0-0 F9			0-0 P6		5	0	0	0	0	0	7					
<b>Adolfo Phillips, R</b> (1, 8) OBP: 0.377, SLG: 0.489		0-0 F8		0-0 1B		0-0 P3		0-0 4-3		4	0	1	1	0	0	0					
<b>Ken Holtzman, R</b> (1, 1) OBP: 0.200, SLG: 0.233		0-0 1B		0-0 6-3		0-3 K		0-0 6-3		4	0	1	0	0	1	2					
<b>Bill Stoneman, R</b> (9, 1)		0-0 1B		0-0 6-3		0-3 K		0-0 6-3		0	0	0	0	0	0	0					
<b>Inning Stats</b>	R: 2 E: 1 K: 0 S: 7	H: 3 LOB: 2 BB: 0 P: 7	R: 0 E: 0 K: 1 S: 7	H: 2 LOB: 2 BB: 0 P: 7	R: 1 E: 0 K: 1 S: 8	H: 3 LOB: 2 BB: 0 P: 8	R: 3 E: 0 K: 1 S: 9	H: 4 LOB: 1 BB: 0 P: 9	R: 0 E: 0 K: 1 S: 5	H: 0 LOB: 0 BB: 0 P: 5	R: 0 E: 0 K: 0 S: 3	H: 1 LOB: 1 BB: 1 P: 7	R: 0 E: 0 K: 0 S: 3	H: 0 LOB: 0 BB: 0 P: 3	R: 0 E: 1 K: 0 S: 5	H: 1 LOB: 2 BB: 0 P: 5	1B: 12 2B: 1 3B: 0 HR: 1	SF: 0 SAC: 0 DP: 1 HBP: 0	WP: 0 PB: 0 SB: 0 CS: 0	PA: 43	
<b>PITCHER</b>	IP	WLS	BF	H	R	ER	SO	BB	IBB	HBP	BLK	WP	HR	S	P	ERA	WHIP				
<b>Chris Short, L</b> (1, 1) ERA: 2.49	2.2	L	17	8	3	3	2	0	0	0	0	0	0	21	21	10.12	3.000				
<b>Dick Hall, R</b> (3, 1) ERA: 2.0	2.1		11	4	3	3	2	0	0	0	0	0	1	15	15	11.57	1.714				
<b>Grant Jackson, L</b> (6, 1) ERA: 4.06	3.0		10	1	0	0	0	1	0	0	0	0	0	9	13	0.00	0.667				
<b>Turk Farrell, R</b> (9, 1) ERA: 2.52	1.0		5	1	0	0	0	0	0	0	0	0	0	5	5	0.00	1.000				

AB 42  
R 6  
H 14  
RBI 6  
BB 1  
SO 4  
LOB 17



Batter	1	2	3	4	5	6	7	8	9	AB	R	H	RBI	BB	SO	LOB	BOTTOM					
<b>Cookie Rojas, R</b> (1, 4) OBP: 0.290, SLG: 0.316	0-3 K		0-0 4-3			0-0 F3		0-0 1B		4	0	1	0	0	1	0	<b>Chicago Cubs @ Philadelphia Phillies</b> Sun Aug 20 1967, 3:33 AM EDT Att. 7,854 - Overcast - 80 F <b>Connie Mack Stadium, Philadelphia, PA</b>					
<b>Tony Taylor, R</b> (1, 3) OBP: 0.321, SLG: 0.335	0-3 K			0-0 1B		0-0 F9		0-3 K		4	0	1	0	0	2	1						
<b>Tony Gonzalez, L</b> (1, 7) OBP: 0.384, SLG: 0.472	0-0 1B			0-0 P6		0-0 4-3		0-3 K		4	0	1	0	0	1	2						
<b>Dick Allen, R</b> (1, 5) OBP: 0.403, SLG: 0.558	0-0 L6			0-0 F9		0-0 HR		0-3 K		4	1	1	1	0	1	2						
<b>Don Lock, R</b> (1, 8) OBP: 0.361, SLG: 0.468		0-3 K		0-0 F7		0-0 L7		0-0 1B		4	0	1	0	0	1	1						
<b>Gene Oliver, R</b> (1, 2) OBP: 0.288, SLG: 0.401		0-0 L7			0-3 K		0-0 5-3		0-0 P4	3	0	0	0	0	1	0						
<b>John Briggs, L</b> (9, PH) OBP: 0.327, SLG: 0.375		0-0 L7			0-0 K		0-0 5-3		0-0 P4	1	0	0	0	0	0	1						
<b>Johnny Callison, L</b> (1, 9) OBP: 0.333, SLG: 0.430		0-0 4-3			0-0 4-3		0-0 2B		0-3 K	3	0	1	0	1	1	1						
<b>Gary Sutherland, R</b> (1, 6) OBP: 0.305, SLG: 0.346			0-0 6-3		0-0 4-3		0-0 2-3		0-0 F7	3	0	0	0	0	0	2						
<b>Chris Short, R</b> (1, 1) ERA: 2.38					0-0 F3		0-3 K		0-3 K	0	0	0	0	0	0	0						
<b>Dick Hall, R</b> (3, 1) ERA: 2.0					0-0 F3		0-3 K		0-3 K	1	0	0	0	0	0	1						
<b>Billy Cowan, R</b> (5, PH) OBP: 0.228, SLG: 0.346					0-0 F3		0-3 K		0-3 K	0	0	0	0	0	0	0						
<b>Grant Jackson, S</b> (6, 1) ERA: 1.35					0-0 F3		0-3 K		0-3 K	0	0	0	0	0	0	0						
<b>Bill White, L</b> (8, PH) OBP: 0.347, SLG: 0.373					0-0 F3		0-3 K		0-3 K	1	0	0	0	0	1	0						
<b>Turk Farrell, R</b> (9, 1) ERA: 2.52					0-0 F3		0-3 K		0-3 K	0	0	0	0	0	0	0						
<b>Inning Stats</b>	R: 0 E: 0 K: 2 S: 8	H: 1 LOB: 1 BB: 0 P: 8	R: 0 E: 0 K: 1 S: 5	H: 0 LOB: 0 BB: 0 P: 5	R: 0 E: 0 K: 0 S: 3	H: 0 LOB: 0 BB: 0 P: 3	R: 0 E: 0 K: 0 S: 4	H: 1 LOB: 1 BB: 0 P: 4	R: 0 E: 0 K: 2 S: 8	H: 1 LOB: 1 BB: 0 P: 8	R: 0 E: 0 K: 0 S: 3	H: 0 LOB: 0 BB: 0 P: 3	R: 1 E: 0 K: 0 S: 4	H: 1 LOB: 1 BB: 1 P: 8	R: 0 E: 0 K: 3 S: 10	H: 1 LOB: 1 BB: 0 P: 10	R: 0 E: 0 K: 2 S: 8	H: 1 LOB: 1 BB: 0 P: 8	1B: 4 2B: 1 3B: 0 HR: 1	SF: 0 SAC: 0 DP: 0 HBP: 0	WP: 0 PB: 0 SB: 0 CS: 0	PA: 34
<b>PITCHER</b>	IP	WLS	BF	H	R	ER	SO	BB	IBB	HBP	BLK	WP	HR	S	P	ERA	WHIP					
<b>Ken Holtzman, L</b> (1, 1) ERA: 2.28	8.0	W	30	5	1	1	8	1	0	0	0	0	0	45	49	1.12	0.750					
<b>Bill Stoneman, R</b> (9, 1) ERA: 3.35	1.0	S	4	1	0	0	2	0	0	0	0	0	0	8	8	0.00	1.000					

AB 33  
R 1  
H 6  
RBI 1  
BB 1  
SO 10  
LOB 11





Batter	1	2	3	4	5	6	7	8	9	AB	R	H	RBI	BB	SO	LOB	TOP																					
Don Kessinger, S (1, 6) OBP: 0.278, SLG: 0.266	1-3		E4		K			6-3		4	0	0	0	0	1	2	<b>Chicago Cubs @ Pittsburgh Pirates</b> Forbes Field, Pittsburgh, PA Mon Aug 21 1967, 7:05 PM EDT Att: 7,794 - Unknown - 75 F																					
Glenn Beckert, R (1, 4) OBP: 0.297, SLG: 0.351	6-3		G5-4-3					4-3		4	0	0	0	0	0	2																						
Billy Williams, L (1, 7) OBP: 0.353, SLG: 0.465	FC6-4				K			FC6-4		4	0	2	0	0	2	0																						
Ron Santo, R (1, 5) OBP: 0.400, SLG: 0.528	FC6-4				F3			FC6-4		4	0	1	0	0	0	2																						
14 Ernie Banks, R (1, 3) OBP: 0.313, SLG: 0.481		5-3			5-3			FC5-4		4	0	0	0	0	0	1																						
Randy Hundley, R (1, 2) OBP: 0.328, SLG: 0.406		6-3						E4		4	0	2	0	0	0	0																						
Ted Savage, R (1, 9) OBP: 0.348, SLG: 0.325		6-3						G6-3		3	0	1	0	1	0	1																						
Adolfo Phillips, R (1, 8) OBP: 0.375, SLG: 0.484					E4			G6-3		3	1	0	0	1	0	4																						
Fergie Jenkins, R (1, 1) OBP: 0.192, SLG: 0.230					K			FC5-2-5		2	0	1	1	0	1	1																						
Paul Popovich, S (7, PH) OBP: 0.270, SLG: 0.237								F5		1	0	0	0	0	1	1																						
Bob Shaw, R (7, 1) OBP: 0.129, SLG: 0.069										0	0	0	0	0	0	0																						
Lee Thomas, L (9, PH) OBP: 0.286, SLG: 0.292										1	0	0	0	0	0	2																						
<b>Inning Stats</b>	R: 0 E: 0 K: 0 S: 4	H: 1 LOB: 1 BB: 0 P: 4	R: 0 E: 0 K: 0 S: 3	H: 0 LOB: 0 BB: 0 P: 3	R: 0 E: 2 K: 1 S: 6	H: 0 LOB: 1 BB: 0 P: 6	R: 0 E: 0 K: 1 S: 5	H: 0 LOB: 0 BB: 0 P: 5	R: 1 E: 0 K: 1 S: 6	H: 2 LOB: 1 BB: 1 P: 10	R: 0 E: 0 K: 1 S: 6	H: 1 LOB: 1 BB: 0 P: 6	R: 0 E: 1 K: 1 S: 5	H: 0 LOB: 1 BB: 1 P: 9	R: 0 E: 0 K: 0 S: 4	H: 1 LOB: 1 BB: 0 P: 4	R: 0 E: 0 K: 0 S: 5	H: 2 LOB: 2 BB: 0 P: 5	1B: 6 2B: 1 3B: 0 HR: 0	SF: 0 SAC: 0 DP: 3 HBP: 0	WP: 1 PA: 36 PB: 0 SB: 0 CS: 0																	
<b>PITCHER</b>	IP	WLS	BF	H	R	ER	SO	BB	IBB	HBP	BLK	WP	HR	S	P	ERA	WHIP	<b>PITCHER</b>				IP	WLS	BF	H	R	ER	SO	BB	IBB	HBP	BLK	WP	HR	S	P	ERA	WHIP
Woodie Fryman, L (1, 1) ERA: 4.59	8.1	W	34	7	1	1	5	2	0	0	0	1	0	42	50	1.08	1.080																					
Roy Face, R (9, 1) ERA: 1.31	0.2	S	2	0	0	0	0	0	0	0	0	0	0	2	2	0.00	0.000																					

AB	34
R	1
H	7
RBI	1
BB	2
SO	5
LOB	16



Batter	1	2	3	4	5	6	7	8	9	AB	R	H	RBI	BB	SO	LOB	BOTTOM																					
Maury Wills, S (1, 5) OBP: 0.330, SLG: 0.362	E4		1B		HBP					4	2	3	1	0	0	0	<b>Chicago Cubs @ Pittsburgh Pirates</b> Forbes Field, Pittsburgh, PA Mon Aug 21 1967, 7:05 PM EDT Att: 7,794 - Unknown - 75 F																					
Matty Alou, L (1, 8) OBP: 0.356, SLG: 0.381	K		HR		1B			F7		3	1	1	0	0	1	2																						
Roberto Clemente, R (1, 9) OBP: 0.392, SLG: 0.541	6-3		HR		FC6-5			6-3		4	1	2	4	0	0	0																						
Willie Stargell, L (1, 3) OBP: 0.368, SLG: 0.495		6-3	F5		1B			G3		3	0	0	0	1	0	0																						
Bill Mazerowski, R (1, 4) OBP: 0.299, SLG: 0.366		4-3			SH1-3			F3		4	0	2	0	0	0	3																						
Manny Mota, R (1, 7) OBP: 0.351, SLG: 0.445					SH1-3			FC6-5		3	0	1	0	0	1	4																						
Gene Alley, R (1, 6) OBP: 0.330, SLG: 0.392		5-3			K			E6		4	0	0	0	0	1	2																						
Jerry May, R (1, 2) OBP: 0.349, SLG: 0.358			5-3		5-3			FC1-6		4	1	0	0	0	0	2																						
Woodie Fryman, R (1, 1) OBP: 0.077, SLG: 0.080								SH5-4		3	0	1	0	0	1	0																						
Roy Face, R (9, 1) ERA: 1.31								5-3		0	0	0	0	0	0	0																						
<b>Inning Stats</b>	R: 0 E: 1 K: 1 S: 5	H: 0 LOB: 0 BB: 0 P: 5	R: 0 E: 0 K: 0 S: 4	H: 1 LOB: 1 BB: 0 P: 4	R: 3 E: 0 K: 0 S: 6	H: 4 LOB: 0 BB: 0 P: 6	R: 0 E: 0 K: 1 S: 6	H: 1 LOB: 1 BB: 0 P: 6	R: 1 E: 1 K: 0 S: 5	H: 1 LOB: 1 BB: 0 P: 5	R: 0 E: 0 K: 1 S: 6	H: 1 LOB: 1 BB: 0 P: 6	R: 0 E: 0 K: 0 S: 3	H: 0 LOB: 0 BB: 0 P: 3	R: 0 E: 0 K: 0 S: 5	H: 0 LOB: 0 BB: 0 P: 3	1B: 8 2B: 1 3B: 0 HR: 1	SF: 0 SAC: 2 DP: 0 HBP: 1	WP: 0 PA: 36 PB: 0 SB: 0 CS: 1																			
<b>PITCHER</b>	IP	WLS	BF	H	R	ER	SO	BB	IBB	HBP	BLK	WP	HR	S	P	ERA	WHIP	<b>PITCHER</b>				IP	WLS	BF	H	R	ER	SO	BB	IBB	HBP	BLK	WP	HR	S	P	ERA	WHIP
Fergie Jenkins, R (1, 1) ERA: 2.71	6.0	L	29	9	5	4	3	0	0	1	0	0	0	33	38	6.00	1.500																					
Bob Shaw, R (7, 1) ERA: 4.43	2.0		7	1	0	0	1	0	0	0	0	0	0	9	9	0.00	0.500																					

AB	32
R	5
H	10
RBI	5
BB	1
SO	4
LOB	13





Batter	1	2	3	4	5	6	7	8	9	AB	R	H	RBI	BB	SO	LOB	TOP										
Don Kessinger, S OBP: 0.275, SLG: 0.268 (1, 6)										5	0	2	0	0	1	2	Chicago Cubs @ Pittsburgh Pirates Forbes Field, Pittsburgh, PA Tue Aug 22 1967, 7:05 PM EDT Alt. 8,414 - Unknown - 75 F										
Glenn Beckert, R OBP: 0.295, SLG: 0.351 (1, 4)										5	1	1	1	0	0	2											
Billy Williams, L OBP: 0.353, SLG: 0.469 (1, 7)										4	1	1	1	1	1	3											
Ron Santo, R OBP: 0.402, SLG: 0.532 (1, 5)										4	1	2	1	1	1	1											
14 Ernie Banks, R OBP: 0.316, SLG: 0.484 Clarence Jones, L OBP: 0.307, SLG: 0.360 (9, PR) (9, 3)										5	0	3	1	0	1	2											
Randy Hundley, R OBP: 0.325, SLG: 0.407 (1, 2)										4	1	1	0	1	0	4											
Ted Savage, R OBP: 0.345, SLG: 0.321 (1, 9)										5	1	1	0	0	2	3											
Adolfo Phillips, R OBP: 0.376, SLG: 0.482 (1, 8)										2	1	0	0	1	0	2											
Joe Niekro, R OBP: 0.200, SLG: 0.250 (1, 1)										3	2	2	3	0	0	0											
<b>Inning Stats</b>	R: 0 E: 1 K: 1 S: 6	H: 1 LOB: 2 BB: 1 P: 10	R: 5 E: 0 K: 2 S: 13	H: 6 LOB: 2 BB: 1 P: 17	R: 0 E: 0 K: 0 S: 3	H: 0 LOB: 1 BB: 0 P: 4	R: 0 E: 0 K: 0 S: 2	H: 0 LOB: 0 BB: 1 P: 6	R: 0 E: 0 K: 1 S: 5	H: 0 LOB: 1 BB: 1 P: 9	R: 1 E: 0 K: 0 S: 4	H: 2 LOB: 0 BB: 0 P: 4	R: 1 E: 0 K: 1 S: 7	H: 2 LOB: 1 BB: 0 P: 7	R: 0 E: 0 K: 0 S: 3	H: 0 LOB: 0 BB: 0 P: 3		R: 1 E: 0 K: 1 S: 7	H: 2 LOB: 1 BB: 0 P: 7	1B: 7 2B: 4 3B: 1 HR: 1	SF: 0 SAC: 1 DP: 3 HBP: 1	WP: 0 PB: 0 SB: 0 CS: 0	PA: 43				
<b>PITCHER</b>	IP	WLS	BF	H	R	ER	SO	BB	IBB	HBP	BLK	WP	HR	S	P	ERA	WHIP										
Bob Veale, L ERA: 3.57 (1, 1)	1.2	L	12	5	5	5	3	2	0	0	0	0	0	16	24	27.00	4.200										
John Geinar, R ERA: 9.82 (2, 1)	1.1		7	2	0	0	0	0	0	1	0	0	0	6	7	0.00	1.500										
Billy O'Dell, L ERA: 5.38 (4, 1)	2.0		7	0	0	0	1	2	0	0	0	0	0	7	15	0.00	1.000										
Dennis Ribant, R ERA: 3.95 (6, 1)	3.0		12	4	2	2	1	0	0	0	0	0	0	14	14	6.00	1.333										
Juan Pizarro, L ERA: 4.18 (9, 1)	1.0		5	2	1	1	1	0	0	0	0	0	1	7	7	9.00	2.000										
Batter	1	2	3	4	5	6	7	8	9	AB	R	H	RBI	BB	SO	LOB	BOTTOM										
Maury Wills, S OBP: 0.329, SLG: 0.361 (1, 5)										4	0	1	0	0	1	0	Chicago Cubs @ Pittsburgh Pirates Forbes Field, Pittsburgh, PA Tue Aug 22 1967, 7:05 PM EDT Alt. 8,414 - Unknown - 75 F										
Juan Pizarro, L OBP: 0.231, SLG: 0.240 Donn Glendon, R OBP: 0.309, SLG: 0.401 (9, PH) (9, PH)										4	0	3	0	0	0	0											
Matty Alou, L OBP: 0.360, SLG: 0.387 (1, 8)										4	0	2	0	0	2	3											
Roberto Clemente, R OBP: 0.393, SLG: 0.545 (1, 9)										4	0	2	0	0	2	3											
Willie Stargell, L OBP: 0.364, SLG: 0.489 (1, 3)										4	0	0	0	0	1	4											
Bill Mazerowski, R OBP: 0.299, SLG: 0.365 (1, 4)										4	1	1	0	0	0	1											
Manny Mota, R OBP: 0.356, SLG: 0.450 (1, 7)										4	0	3	0	0	0	0											
Gene Alley, R OBP: 0.329, SLG: 0.391 (1, 6)										4	0	1	1	0	0	2											
Jerry May, R OBP: 0.345, SLG: 0.354 Manny Jimenez, L OBP: 0.295, SLG: 0.429 (9, PH) (9, PH)										3	0	0	0	0	0	1											
Bob Veale, S OBP: 0.283, SLG: 0.048 John Geinar, R OBP: 0.259, SLG: 0.115 Al Luplow, L OBP: 0.259, SLG: 0.115 Billy O'Dell, L OBP: 0.259, SLG: 0.115 Andre Rodgers, R OBP: 0.259, SLG: 0.115 Dennis Ribant, R OBP: 0.259, SLG: 0.115 Jose Pagan, R OBP: 0.259, SLG: 0.115 (1, 1) (2, 1) (3, PH) (4, 1) (5, PH) (6, 1) (8, PH) (9, 5)										0	0	0	0	0	0	0											
<b>Inning Stats</b>	R: 0 E: 0 K: 0 S: 4	H: 1 LOB: 1 BB: 0 P: 4	R: 0 E: 0 K: 0 S: 3	H: 0 LOB: 0 BB: 0 P: 3	R: 0 E: 0 K: 1 S: 7	H: 2 LOB: 2 BB: 0 P: 7	R: 0 E: 0 K: 0 S: 4	H: 1 LOB: 1 BB: 0 P: 4	R: 0 E: 0 K: 2 S: 7	H: 0 LOB: 0 BB: 0 P: 7	R: 0 E: 0 K: 1 S: 6	H: 1 LOB: 1 BB: 0 P: 6	R: 0 E: 0 K: 0 S: 3	H: 1 LOB: 0 BB: 0 P: 3	R: 0 E: 0 K: 1 S: 7	H: 2 LOB: 2 BB: 0 P: 7	R: 1 E: 0 K: 1 S: 8	H: 3 LOB: 2 BB: 0 P: 8	1B: 9 2B: 1 3B: 1 HR: 0	SF: 0 SAC: 0 DP: 1 HBP: 0	WP: 0 PB: 0 SB: 0 CS: 0	PA: 37					
<b>PITCHER</b>	IP	WLS	BF	H	R	ER	SO	BB	IBB	HBP	BLK	WP	HR	S	P	ERA	WHIP										
Joe Niekro, R ERA: 3.75 (1, 1)	9.0	W	37	11	1	1	6	0	0	0	0	0	0	49	49	1.00	1.222										

AB 37  
R 8  
H 13  
RBI 7  
BB 4  
SO 6  
LOB 19



AB 37  
R 1  
H 11  
RBI 1  
BB 0  
SO 6  
LOB 17






Batter	1	2	3	4	5	6	7	8	9	AB	R	H	RBI	BB	SO	LOB	TOP			
Don Kessinger, S (1, 6) OBP: 0.281, SLG: 0.270										4	0	2	0	0	0	2				
Glenn Beckert, R (1, 4) OBP: 0.294, SLG: 0.348										4	0	0	0	0	0	4				
Billy Williams, L (1, 7) OBP: 0.353, SLG: 0.467										4	0	1	0	0	1	2				
Ron Santo, R (1, 5) OBP: 0.399, SLG: 0.528										4	0	0	0	0	1	3				
14 Ernie Banks, R (1, 3) OBP: 0.318, SLG: 0.485										4	0	2	0	0	0	0				
Clarence Jones, L (1, 9) OBP: 0.306, SLG: 0.357										4	1	1	0	0	1	2				
Randy Hundley, R (1, 2) OBP: 0.330, SLG: 0.407										3	0	1	0	1	2	2				
Adolfo Phillips, R (1, 8) OBP: 0.374, SLG: 0.478										3	0	0	0	0	0	4				
Bill Hands, R (1, 1) OBP: 0.241, SLG: 0.154										2	0	1	1	0	0	0				
Al Spangler, L (7, PH) OBP: 0.326, SLG: 0.299										1	0	0	0	0	1	1				
Bill Stoneman, R (7, 1)										0	0	0	0	0	0	0				
<b>Inning Stats</b>	R: 0 E: 0 K: 0 S: 4	H: 1 LOB: 1 BB: 0 P: 4	R: 0 E: 0 K: 2 S: 8	H: 1 LOB: 1 BB: 0 P: 8	R: 0 E: 0 K: 0 S: 3	H: 0 LOB: 0 BB: 0 P: 3	R: 0 E: 0 K: 1 S: 5	H: 0 LOB: 0 BB: 0 P: 5	R: 1 E: 0 K: 0 S: 6	H: 3 LOB: 2 BB: 0 P: 6	R: 0 E: 0 K: 1 S: 5	H: 1 LOB: 1 BB: 0 P: 9	R: 0 E: 0 K: 0 S: 4	H: 0 LOB: 1 BB: 1 P: 4	R: 0 E: 0 K: 1 S: 5	H: 1 LOB: 1 BB: 0 P: 5	1B: 8 2B: 2 3B: 0 HR: 0	SF: 0 SAC: 0 DP: 2 HBP: 0	WP: 0 PB: 1 CS: 2	PA: 34
<b>PITCHER</b> Al McBean, R (1, 1) ERA: 2.69	IP: 9.0 WLS: W BF: 34 H: 8 R: 1 ER: 1 SO: 6 BB: 1 IBB: 0 HBP: 0 BLK: 0 WP: 0 HR: 0 S: 45 P: 49 ERA: 1.00 WHIP: 1.000															<b>PITCHER</b>				

Chicago Cubs @ Pittsburgh Pirates  
Forbes Field, Pittsburgh, PA  
Wed Aug 23 1967, 7:05 PM EDT  
Att: 8,952 - Unknown


AB	33
R	1
H	8
RBI	1
BB	1
SO	6
LOB	20



Batter	1	2	3	4	5	6	7	8	9	AB	R	H	RBI	BB	SO	LOB	BOTTOM			
Maury Wills, S (1, 5) OBP: 0.327, SLG: 0.358										4	0	0	0	0	1	1				
Matty Alou, L (1, 8) OBP: 0.359, SLG: 0.386										3	1	1	0	0	0	0				
Roberto Clemente, R (1, 9) OBP: 0.393, SLG: 0.544										3	0	1	1	0	2	0				
Willie Stargell, L (1, 3) OBP: 0.361, SLG: 0.485										3	0	0	0	0	0	1				
Bill Mazerolski, R (1, 4) OBP: 0.299, SLG: 0.364										3	0	1	0	0	0	0				
Manny Mota, R (1, 7) OBP: 0.356, SLG: 0.452										3	1	1	0	0	1	1				
Gene Alley, R (1, 6) OBP: 0.329, SLG: 0.390										3	0	1	0	0	1	0				
Jerry May, R (1, 2) OBP: 0.345, SLG: 0.353										3	0	1	1	0	0	1				
Al McBean, R (1, 1) OBP: 0.231, SLG: 0.167										3	0	0	0	0	3	2				
<b>Inning Stats</b>	R: 1 E: 0 K: 1 S: 6	H: 2 LOB: 0 BB: 0 P: 6	R: 1 E: 0 K: 1 S: 7	H: 2 LOB: 1 BB: 0 P: 7	R: 0 E: 0 K: 1 S: 5	H: 0 LOB: 0 BB: 0 P: 5	R: 0 E: 0 K: 0 S: 3	H: 1 LOB: 0 BB: 0 P: 3	R: 0 E: 0 K: 1 S: 6	H: 1 LOB: 1 BB: 0 P: 6	R: 0 E: 0 K: 1 S: 5	H: 0 LOB: 0 BB: 0 P: 5	R: 0 E: 0 K: 2 S: 7	H: 0 LOB: 0 BB: 0 P: 7	R: 0 E: 0 K: 1 S: 5	H: 0 LOB: 0 BB: 0 P: 5	1B: 5 2B: 1 3B: 0 HR: 0	SF: 0 SAC: 0 DP: 2 HBP: 0	WP: 0 PB: 0 SB: 1 CS: 0	PA: 28
<b>PITCHER</b> Bill Hands, R (1, 1) ERA: 2.62	IP: 6.0 WLS: L BF: 22 H: 6 R: 2 ER: 2 SO: 5 BB: 2 IBB: 2 HBP: 2 BLK: 0 WP: 0 HR: 0 S: 32 P: 32 ERA: 3.00 WHIP: 1.000															<b>PITCHER</b>				
Bill Stoneman, R (7, 1) ERA: 3.15	IP: 2.0 WLS: L BF: 6 H: 0 R: 0 ER: 0 SO: 3 BB: 0 IBB: 0 HBP: 0 BLK: 0 WP: 0 HR: 0 S: 12 P: 12 ERA: 0.00 WHIP: 0.000															<b>PITCHER</b>				

Chicago Cubs @ Pittsburgh Pirates  
Forbes Field, Pittsburgh, PA  
Wed Aug 23 1967, 7:05 PM EDT  
Att: 8,952 - Unknown

AB	28
R	2
H	6
RBI	2
BB	0
SO	8
LOB	6





Batter	1	2	3	4	5	6	7	8	9	AB	R	H	RBI	BB	SO	LOB	TOP
Don Kessinger, S OBP: 0.281, SLG: 0.270	F3		1B		1-3		6-3			4	0	1	1	0	0	1	<b>Chicago Cubs @ New York Mets</b> Shea Stadium, Flushing, NY Sun Aug 27 1967, 3:33 AM EDT Att: 33,784 - Cloudy - 80 F <a href="http://livebaseballscorecards.com">livebaseballscorecards.com</a>
Glenn Beckert, R OBP: 0.294, SLG: 0.348	F9		F3			1B	6-3			4	0	1	0	0	0	1	
Billy Williams, L OBP: 0.354, SLG: 0.467	BB		L6			1B		F9		3	0	1	0	1	0	1	
Ron Santo, R OBP: 0.396, SLG: 0.523	4-3			F7		F2		K		4	0	0	0	0	1	3	
14 Ernie Banks, R OBP: 0.316, SLG: 0.481		4-3		6-3		L5				3	0	0	0	0	0	2	
Clarence Jones, L OBP: 0.301, SLG: 0.351		K		G3		K				2	0	0	0	0	1	0	
Ted Savage, R OBP: 0.343, SLG: 0.320										1	0	0	0	0	1	2	
Randy Hundley, R OBP: 0.335, SLG: 0.416		HR			G5-4-3	SH				2	2	2	1	1	0	0	
Adolfo Phillips, R OBP: 0.374, SLG: 0.476		CS			G5-4-3	SH				1	1	0	0	1	0	1	
Rich Nye, L OBP: 0.246, SLG: 0.300		CS		K				6-3		3	0	1	0	0	1	1	
<b>Inning Stats</b>	R: 0 E: 0 K: 0 S: 3	H: 0 LOB: 1 BB: 1 P: 7	R: 1 E: 0 K: 1 S: 5	H: 1 LOB: 0 BB: 1 P: 9	R: 0 E: 0 K: 1 S: 6	H: 1 LOB: 0 BB: 0 P: 6	R: 0 E: 0 K: 0 S: 3	H: 0 LOB: 0 BB: 0 P: 3	R: 0 E: 0 K: 0 S: 3	H: 1 LOB: 1 BB: 1 P: 7	R: 0 E: 0 K: 1 S: 7	H: 2 LOB: 2 BB: 0 P: 7	R: 2 E: 1 K: 0 S: 5	H: 1 LOB: 0 BB: 0 P: 5	R: 0 E: 0 K: 1 S: 4	H: 0 LOB: 0 BB: 0 P: 4	1B: 5 2B: 0 3B: 0 HR: 1 SF: 0 SAC: 1 DP: 1 HBP: 0 WP: 0 PB: 0 SB: 1 CS: 1 PA: 32
<b>PITCHER</b> Tom Seaver, R ERA: 3.02	IP: 7.2 WLS: L BF: 31 H: 6 R: 3 ER: 1 SO: 4 BB: 3 IBB: 0 HBP: 0 BLK: 0 WP: 0 HR: 1 S: 36 P: 48 ERA: 1.17 WHIP: 1.174																

Batter	1	2	3	4	5	6	7	8	9	AB	R	H	RBI	BB	SO	LOB	BOTTOM
Cleon Jones, R OBP: 0.292, SLG: 0.343	E		P6		F9					3	1	1	0	0	0	0	<b>Chicago Cubs @ New York Mets</b> Shea Stadium, Flushing, NY Sun Aug 27 1967, 3:33 AM EDT Att: 33,784 - Cloudy - 80 F <a href="http://livebaseballscorecards.com">livebaseballscorecards.com</a>
Bud Harrelson, S OBP: 0.333, SLG: 0.331	E3		P4		G3					3	0	1	0	0	0	0	
Bob Johnson, R OBP: 0.383, SLG: 0.509	G3			SH1-4		1B				3	0	2	0	0	0	1	
Tommy Davis, R OBP: 0.352, SLG: 0.474	K			SH1-4		1B				2	0	1	0	0	1	1	
Ron Swoboda, R OBP: 0.347, SLG: 0.423	K			F9		G6-4-3				3	0	0	0	0	1	4	
Jerry Buchek, R OBP: 0.294, SLG: 0.367		K			BB			K		2	0	0	0	1	2	0	
Ed Charles, R OBP: 0.329, SLG: 0.321		L6			4-3			F9		3	0	0	0	0	0	2	
Jerry Grote, R OBP: 0.223, SLG: 0.256			K							3	0	0	0	0	1	0	
Tom Seaver, R OBP: 0.261, SLG: 0.186			F9							2	0	0	0	0	0	0	
<b>Inning Stats</b>	R: 1 E: 1 K: 2 S: 9	H: 2 LOB: 1 BB: 0 P: 9	R: 0 E: 0 K: 2 S: 7	H: 0 LOB: 0 BB: 0 P: 7	R: 0 E: 0 K: 0 S: 3	H: 0 LOB: 0 BB: 0 P: 3	R: 0 E: 0 K: 0 S: 4	H: 1 LOB: 2 BB: 1 P: 8	R: 0 E: 0 K: 0 S: 3	H: 0 LOB: 0 BB: 0 P: 3	R: 0 E: 0 K: 0 S: 4	H: 2 LOB: 1 BB: 0 P: 4	R: 0 E: 0 K: 1 S: 5	H: 0 LOB: 0 BB: 0 P: 5	R: 0 E: 0 K: 1 S: 5	H: 0 LOB: 0 BB: 0 P: 5	
<b>PITCHER</b> Rich Nye, L ERA: 3.44	IP: 7.0 WLS: W BF: 26 H: 5 R: 1 ER: 0 SO: 5 BB: 1 IBB: 0 HBP: 0 BLK: 0 WP: 0 HR: 0 S: 35 P: 39 ERA: 0.00 WHIP: 0.857																



Batter	1	2	3	4	5	6	7	8	9	AB	R	H	RBI	BB	SO	LOB	TOP								
<b>Sonny Jackson, L</b> OBP: 0.290, SLG: 0.303 (1, 6)	4-0 HR BB	0-0 6-3			0-0 1-3		0-0 5-3		4-0 1B SH3-4 BB	3	1	0	0	2	0	1									
<b>Joe Morgan, L</b> OBP: 0.397, SLG: 0.416 (1, 4)	0-0 F9		0-0 F2		0-3 K		0-0 4-3		0-0 SH3-4 1-2	4	0	0	0	0	1	1									
<b>Doug Rader, R</b> OBP: 0.357, SLG: 0.557 (1, 3)	0-0 HR		0-0 F9		4-0 BB		0-0 FC6 1B		0-0 1-3	4	1	2	2	1	0	1									
<b>Rusty Staub, L</b> OBP: 0.389, SLG: 0.485 <b>Ron Davis, R</b> OBP: 0.295, SLG: 0.413 (9, PR)	0-3 K		0-0 FC5-4 1B		0-0 1-3		0-0 FC6 1-2		0-0 1B 2-3	5	0	2	0	0	1	2									
<b>Jimmy Wynn, R</b> OBP: 0.330, SLG: 0.500 (1, 8)	4-0 CS BB		0-0 FC5-4 1-2		0-0 F3		0-3 K		0-0 5-3	4	0	0	0	1	1	3									
<b>Norm Miller, L</b> OBP: 0.298, SLG: 0.335 (1, 7)	0-0 CS 1-2	0-0 2B		0-0 4-3		4-0 1B BB		0-0 FC5 1B		3	2	2	0	1	0	0									
<b>Bob Aspromonte, R</b> OBP: 0.300, SLG: 0.396 (1, 5)		0-0 2B		0-0 F9		0-0 K 1B		0-0 1-2 1B		4	0	3	1	0	0	0									
<b>John Bateman, R</b> OBP: 0.245, SLG: 0.246 (1, 2)		0-3 K		0-3 K		0-0 1-2 3-H 1B		0-0 F3		4	0	1	1	0	2	3									
<b>Bruce Von Hoff, R</b> (1, 1)		0-3 K			0-0 HR		0-3 K		0-0 FC5 2-3	1	0	0	0	0	1	1									
<b>Dave Giusti, R</b> OBP: 0.162, SLG: 0.307 <b>Julio Gotay, R</b> OBP: 0.333, SLG: 0.372 <b>Tom Dukes, R</b> (8, 1)										2	1	1	1	0	1	2									
										1	0	0	0	0	1	1									
										0	0	0	0	0	0	2									
										0	0	0	0	0	0	0									
<b>Inning Stats</b>	R: 2 E: 0 K: 1 S: 5	H: 1 LOB: 0 BB: 2 P: 13	R: 1 E: 0 K: 2 S: 9	H: 2 LOB: 1 BB: 0 P: 9	R: 0 E: 0 K: 0 S: 4	H: 1 LOB: 1 BB: 0 P: 4	R: 0 E: 0 K: 1 S: 5	H: 0 LOB: 0 BB: 0 P: 5	R: 1 E: 0 K: 1 S: 6	H: 1 LOB: 1 BB: 1 P: 10	R: 1 E: 0 K: 1 S: 6	H: 2 LOB: 1 BB: 1 P: 10	R: 0 E: 0 K: 0 S: 4	H: 1 LOB: 1 BB: 0 P: 4	R: 0 E: 0 K: 1 S: 7	H: 2 LOB: 2 BB: 0 P: 7	R: 0 E: 0 K: 0 S: 4	H: 1 LOB: 2 BB: 1 P: 8	1B: 7 2B: 2 3B: 0 HR: 2	SF: 0 SAC: 1 DP: 0 HBP: 0	WP: 0 PB: 0 SB: 0 CS: 1	PA: 42			
<b>PITCHER</b>	IP	WLS	BF	H	R	ER	SO	BB	IBB	HBP	BLK	WP	HR	S	P	ERA	WHIP								
<b>Fergie Jenkins, R</b> ERA: 2.94	5.1		25	6	5	5	5	4	0	0	0	0	2	31	47	8.44	1.875								
<b>Bill Stoneman, R</b> ERA: 2.98	2.2	W	12	4	0	0	2	1	0	0	0	0	0	15	19	0.00	1.875								
<b>Chuck Hartenstein, R</b> ERA: 2.65	1.0	S	4	1	0	0	0	0	0	0	0	0	0	4	4	0.00	1.000								

Houston Astros @ Chicago Cubs  
Wrigley Field, Chicago, IL  
Mon Aug 28 1967, 3:33 AM CDT  
Att: 9,487 - Sunny - 73 F

AB	35
R	5
H	11
RBI	5
BB	5
SO	7
LOB	16



Batter	1	2	3	4	5	6	7	8	9	AB	R	H	RBI	BB	SO	LOB	BOTTOM								
<b>Don Kessinger, S</b> OBP: 0.278, SLG: 0.267 (1, 6)	0-0 5-3	0-0 G6-3 1-2		0-0 F8		0-0 6-3		0-0 F7		5	0	0	0	0	0	4									
<b>Glenn Beckert, R</b> OBP: 0.295, SLG: 0.347 (1, 4)	0-0 6-3		0-0 E6 4-3 2B		0-0 1B 14 E	4-0 E BB		0-0 F9		3	2	1	0	1	0	0									
<b>Billy Williams, L</b> OBP: 0.351, SLG: 0.463 (1, 7)	0-0 5-3		0-0 4-3		0-0 F9	0-0 E3		0-0 1-2		4	0	0	0	0	0	3									
<b>Ron Santo, R</b> OBP: 0.399, SLG: 0.527 (1, 5)		0-0 1B 14 BB	0-0 14 1B	0-0 14 1B	0-0 1B 14 E	0-3 K				4	2	3	1	0	1	2									
<b>14 Ernie Banks, R</b> OBP: 0.317, SLG: 0.480 (1, 3)		4-0 1B BB	0-0 BB	0-0 BB	0-0 E3		0-0 F9			3	1	1	2	1	0	1									
<b>Randy Hundley, R</b> OBP: 0.336, SLG: 0.416 (1, 2)		0-0 1B BB	0-0 1B	4-0 G4-6-3 BB	0-0 F4		0-0 F9			3	0	1	0	1	0	2									
<b>Ted Savage, R</b> OBP: 0.342, SLG: 0.318 (1, 9)		0-0 1B	0-0 G4-6-3		0-0 F4		0-3 K			4	0	1	2	0	1	4									
<b>Adolfo Phillips, R</b> OBP: 0.376, SLG: 0.479 (1, 8)		0-0 G6-3 1B		0-3 K		0-0 SH1-4 WP		0-0 F6		4	1	2	0	0	1	0									
<b>Fergie Jenkins, R</b> OBP: 0.188, SLG: 0.224 <b>Bill Stoneman, R</b> <b>Chuck Hartenstein, R</b> OBP: 0.071, SLG: 0.071 (9, 1)		0-3 K		0-0 6-3		0-0 SH1-4		0-3 K		2	0	0	0	0	1	3									
										1	0	0	0	0	1	0									
										0	0	0	0	0	0	0									
<b>Inning Stats</b>	R: 0 E: 0 K: 0 S: 3	H: 4 LOB: 2 BB: 1 P: 12	R: 2 E: 1 K: 0 S: 5	H: 2 LOB: 1 BB: 1 P: 9	R: 0 E: 0 K: 1 S: 5	H: 0 LOB: 0 BB: 0 P: 5	R: 1 E: 1 K: 0 S: 6	H: 2 LOB: 2 BB: 0 P: 6	R: 1 E: 1 K: 1 S: 7	H: 1 LOB: 1 BB: 1 P: 11	R: 0 E: 0 K: 1 S: 5	H: 0 LOB: 0 BB: 0 P: 5	R: 0 E: 0 K: 1 S: 5	H: 0 LOB: 0 BB: 0 P: 5	R: 0 E: 0 K: 1 S: 5	H: 0 LOB: 0 BB: 0 P: 5	1B: 7 2B: 2 3B: 0 HR: 0	SF: 0 SAC: 1 DP: 2 HBP: 0	WP: 1 PB: 0 SB: 0 CS: 0	PA: 37					
<b>PITCHER</b>	IP	WLS	BF	H	R	ER	SO	BB	IBB	HBP	BLK	WP	HR	S	P	ERA	WHIP								
<b>Bruce Von Hoff, R</b> ERA: 4.76	2.1		15	6	4	3	1	2	0	0	0	0	0	15	23	11.57	3.429								
<b>Dave Giusti, R</b> ERA: 4.1	4.2	L	19	3	2	2	3	1	0	0	0	1	0	24	28	3.86	0.857								
<b>Tom Dukes, R</b> ERA: 4.85	1.0		3	0	0	0	1	0	0	0	0	0	0	5	5	0.00	0.000								

Houston Astros @ Chicago Cubs  
Wrigley Field, Chicago, IL  
Mon Aug 28 1967, 3:33 AM CDT  
Att: 9,487 - Sunny - 73 F

AB	33
R	6
H	9
RBI	5
BB	3
SO	5
LOB	19





Batter	1	2	3	4	5	6	7	8	9	AB	R	H	RBI	BB	SO	LOB	TOP								
<b>Sonny Jackson, L</b> OBP: 0.289, SLG: 0.302 (1, 6)	4-3		FC6-4			F5		F7		5	0	1	0	0	0	3	<b>Houston Astros @ Chicago Cubs</b> Wrigley Field, Chicago, IL Tue Aug 29 1967, 3:33 AM CDT Att: 12,999 - Cloudy - 83 F								
<b>Joe Morgan, L</b> OBP: 0.397, SLG: 0.415 (1, 4)	4-3		FC5-4			1-3		FC1-5		5	0	2	1	0	0	3									
<b>Doug Rader, R</b> OBP: 0.364, SLG: 0.554 (1, 3)	4-3		K					FC1-5		4	1	2	1	0	1	2									
<b>Rusty Staub, L</b> OBP: 0.387, SLG: 0.483 (1, 9)	F2							FC1-5		4	1	1	0	0	0	3									
<b>Jimmy Wynn, R</b> OBP: 0.330, SLG: 0.504 (1, 8)								FC1-5		4	1	1	3	0	2	0									
<b>Norm Miller, L</b> OBP: 0.292, SLG: 0.327 (1, 7)								FC1-5		4	0	0	0	0	0	0									
<b>Bob Aspromonte, R</b> OBP: 0.362, SLG: 0.400 (1, 5)								FC1-5		4	0	2	0	0	0	0									
<b>Ron Brand, R</b> OBP: 0.328, SLG: 0.301 (1, 2)								FC1-5		4	1	1	0	0	1	2									
<b>Don Wilson, R</b> OBP: 0.152, SLG: 0.113 (1, 1)								FC1-5		2	0	1	0	0	0	0									
<b>Julio Gotay, R</b> OBP: 0.336, SLG: 0.375 (8, PH)								FC1-5		1	1	1	0	0	0	0									
<b>Tom Dukes, R</b> OBP: 1.000, SLG: 1.000 (8, 1)								FC1-5		1	0	1	0	0	0	0									
<b>Inning Stats</b>	R: 0 E: 0 K: 0 S: 4	H: 1 LOB: 1 BB: 0 P: 4	R: 0 E: 0 K: 1 S: 6	H: 1 LOB: 1 BB: 0 P: 6	R: 0 E: 1 K: 1 S: 6	H: 1 LOB: 0 BB: 0 P: 6	R: 0 E: 0 K: 1 S: 5	H: 0 LOB: 0 BB: 0 P: 5	R: 0 E: 0 K: 0 S: 3	H: 0 LOB: 0 BB: 0 P: 3	R: 0 E: 0 K: 0 S: 4	H: 2 LOB: 1 BB: 0 P: 4	R: 0 E: 0 K: 1 S: 5	H: 0 LOB: 0 BB: 0 P: 5	R: 5 E: 0 K: 0 S: 8	H: 5 LOB: 0 BB: 0 P: 8	R: 0 E: 0 K: 0 S: 5	H: 3 LOB: 2 BB: 0 P: 5	1B: 11 2B: 2 3B: 0 HR: 1	SF: 0 SAC: 0 DP: 1 HBP: 0	WP: 0 PB: 0 CS: 2 CS: 0	PA: 38			
<b>PITCHER</b>	IP	WLS	BF	H	R	ER	SO	BB	IBB	HBP	BLK	WP	HR	S	P	ERA	WHIP								
<b>Joe Niekro, R</b> ERA: 3.74 (1, 1)	7.1		29	8	3	3	4	0	0	0	0	0	0	37	37	3.68	1.091								
<b>Chuck Hartenstein, R</b> ERA: 2.93 (8, 1)	0.2	L	5	3	2	2	0	0	0	0	0	0	1	5	5	27.00	4.500								
<b>Bill Stoneman, R</b> ERA: 2.91 (9, 1)	1.0		4	2	0	0	0	0	0	0	0	0	0	4	4	0.00	2.000								

AB	38
R	5
H	13
RBI	5
BB	0
SO	4
LOB	13



Batter	1	2	3	4	5	6	7	8	9	AB	R	H	RBI	BB	SO	LOB	BOTTOM								
<b>Don Kessinger, S</b> OBP: 0.280, SLG: 0.269 (1, 6)										4	1	2	1	0	0	1	<b>Houston Astros @ Chicago Cubs</b> Wrigley Field, Chicago, IL Tue Aug 29 1967, 3:33 AM CDT Att: 12,999 - Cloudy - 83 F								
<b>Glenn Beckert, R</b> OBP: 0.297, SLG: 0.349 (1, 4)										4	0	2	0	0	1	1									
<b>Billy Williams, L</b> OBP: 0.349, SLG: 0.459 (1, 7)										4	0	0	0	0	0	2									
<b>Ron Santo, R</b> OBP: 0.398, SLG: 0.524 (1, 5)										3	0	0	0	1	3	1									
<b>14 Ernie Banks, R</b> OBP: 0.315, SLG: 0.476 (1, 3)										4	0	0	0	0	1	4									
<b>Randy Hundley, R</b> OBP: 0.338, SLG: 0.421 (1, 2)										4	1	2	0	0	0	3									
<b>Ted Savage, R</b> OBP: 0.336, SLG: 0.312 (1, 9)										4	0	0	0	0	2	2									
<b>Adolfo Phillips, R</b> OBP: 0.377, SLG: 0.481 (1, 8)										3	1	1	0	1	0	1									
<b>Joe Niekro, R</b> OBP: 0.162, SLG: 0.233 (1, 1)										2	0	0	1	0	1	1									
<b>Chuck Hartenstein, R</b> OBP: 0.071, SLG: 0.071 (8, 1)										0	0	0	0	0	0	0									
<b>Bill Stoneman, R</b> OBP: 0.299, SLG: 0.348 (9, PH)										1	0	0	0	0	1	1									
<b>Inning Stats</b>	R: 1 E: 2 K: 1 S: 7	H: 2 LOB: 2 BB: 1 P: 11	R: 0 E: 0 K: 2 S: 8	H: 1 LOB: 0 BB: 0 P: 8	R: 0 E: 0 K: 1 S: 6	H: 1 LOB: 1 BB: 0 P: 6	R: 2 E: 0 K: 1 S: 7	H: 2 LOB: 1 BB: 1 P: 11	R: 0 E: 0 K: 1 S: 5	H: 0 LOB: 0 BB: 0 P: 5	R: 0 E: 0 K: 0 S: 3	H: 0 LOB: 0 BB: 0 P: 3	R: 0 E: 0 K: 1 S: 5	H: 0 LOB: 0 BB: 0 P: 5	R: 0 E: 0 K: 1 S: 6	H: 1 LOB: 1 BB: 0 P: 6	1B: 4 2B: 4 3B: 0 HR: 0	SF: 1 SAC: 0 DP: 1 HBP: 0	WP: 1 PB: 0 CS: 0 CS: 0	PA: 36					
<b>PITCHER</b>	IP	WLS	BF	H	R	ER	SO	BB	IBB	HBP	BLK	WP	HR	S	P	ERA	WHIP								
<b>Don Wilson, R</b> ERA: 2.78 (1, 1)	7.0		29	6	3	2	7	2	0	0	0	0	0	41	49	2.57	1.143								
<b>Tom Dukes, R</b> ERA: 4.2 (8, 1)	2.0	S	7	1	0	0	2	0	0	0	0	0	0	11	11	0.00	0.500								





Batter	1	2	3	4	5	6	7	8	9	AB	R	H	RBI	BB	SO	LOB	TOP			
<b>Sonny Jackson, L</b> (1, 6) OBP: 0.290, SLG: 0.303	0-0 4-3 1B		0-0 1-3		0-0 1-3		0-0 FC6-4		0-0 1B	5	1	2	0	0	0	1				
<b>Joe Morgan, L</b> (1, 4) OBP: 0.388, SLG: 0.418	0-0 4-3		0-0 6-3		0-0 2B		0-0 3-1		0-0 1B	5	0	2	0	0	0	2				
<b>Doug Rader, R</b> (1, 3) OBP: 0.366, SLG: 0.540	0-0 G4-6-3 1B		1-0 1B HBP		0-0 1-3		0-3 K		0-0 F4	4	0	1	1	0	1	5				
<b>Rusty Staub, L</b> (1, 9) OBP: 0.386, SLG: 0.481	0-0 G4-6-3 1-2		0-0 1-3 1B		0-3 K				0-0 F2	4	0	1	0	0	1	2				
<b>Jimmy Wynn, R</b> (1, 8) OBP: 0.329, SLG: 0.502		0-0 5-3	0-0 5-3						0-0 F3	4	0	1	0	0	0	2				
<b>Norm Miller, L</b> (1, 7) OBP: 0.286, SLG: 0.320		0-0 1-3		0-3 K		0-3 K			0-0 F5	4	0	0	0	0	2	1				
<b>Bob Aspromonte, R</b> (1, 5) OBP: 0.361, SLG: 0.398		0-0 1B 1B		0-3 K		0-0 F5			0-0 1-3	4	0	1	0	0	1	1				
<b>John Bateman, R</b> (1, 2) OBP: 0.249, SLG: 0.254		0-0 1-3 1B		0-0 2B		0-0 4-3			0-0 5-3	4	0	2	0	0	0	1				
<b>Mike Cuellar, L</b> (1, 1) OBP: 0.187, SLG: 0.260		0-0 4-3		0-3 K					4-0 1B BB	2	0	0	0	0	1	3				
<b>Julio Golay, R</b> (7, PH) OBP: 0.339, SLG: 0.378										1	0	1	0	0	0	0				
<b>Dave Eilers, R</b> (7, PH) OBP: 0.259, SLG: 0.299										0	0	0	0	0	0	0				
<b>Jackie Brandt, R</b> (9, PH) OBP: 0.259, SLG: 0.299										0	0	0	0	1	0	0				
<b>Inning Stats</b>	R: 1 E: 0 K: 0 S: 4	H: 2 LOB: 0 BB: 0 P: 4	R: 0 E: 0 K: 0 S: 5	H: 2 LOB: 2 BB: 0 P: 5	R: 0 E: 0 K: 0 S: 4	H: 1 LOB: 2 BB: 0 P: 5	R: 0 E: 0 K: 3 S: 10	H: 1 LOB: 1 BB: 0 P: 10	R: 0 E: 0 K: 1 S: 6	H: 1 LOB: 1 BB: 0 P: 6	R: 0 E: 0 K: 1 S: 6	H: 1 LOB: 1 BB: 0 P: 6	R: 0 E: 0 K: 0 S: 3	H: 0 LOB: 0 BB: 0 P: 3	R: 0 E: 0 K: 0 S: 5	H: 2 LOB: 3 BB: 1 P: 9	1B: 9 2B: 2 3B: 0 HR: 0	SF: 0 SAC: 0 DP: 1 HBP: 1	WP: 0 PB: 0 SB: 1 CS: 0	PA: 39
<b>PITCHER</b> <b>Bill Hands, R</b> (1, 1) ERA: 2.5	IP: 9.0 WLS: W BF: 39 H: 11 R: 1 ER: 1 SO: 6 BB: 1 IBB: 0 HBP: 1 BLK: 0 WP: 0 HR: 0 S: 49 P: 54 ERA: 1.00 WHIP: 1.333															<b>PITCHER</b>				

Houston Astros @ Chicago Cubs  
Wrigley Field, Chicago, IL  
Wed Aug 30 1967, 3:33 AM CDT  
Att: 4,048 - Cloudy - 57 F

AB	37
R	1
H	11
RBI	1
BB	1
SO	6
LOB	18



Batter	1	2	3	4	5	6	7	8	9	AB	R	H	RBI	BB	SO	LOB	BOTTOM			
<b>Don Kessinger, S</b> (1, 6) OBP: 0.275, SLG: 0.269	0-0 6-3		0-0 F9			0-0 1B 1B	0-3 K			4	1	1	0	0	1	2				
<b>Glenn Beckert, R</b> (1, 4) OBP: 0.298, SLG: 0.350	0-3 K			0-0 G5-4-3 1B		0-0 1B FC6-4	0-0 F8			4	1	2	0	0	1	1				
<b>Billy Williams, L</b> (1, 7) OBP: 0.350, SLG: 0.460	0-0 4-3			0-0 F9		0-0 1B E		0-0 14 G6-4-3 1B		4	1	2	1	0	0	1				
<b>Ron Santo, R</b> (1, 5) OBP: 0.399, SLG: 0.523		0-0 14 G4-3 1B		0-0 G5-4-3		0-0 14 FC6-4 BB		0-0 F3		3	0	1	0	1	0	2				
<b>14 Ernie Banks, R</b> (1, 3) OBP: 0.312, SLG: 0.472		0-0 G4-3			0-0 6-3	0-0 FC6-4 1B		0-0 G6-4-3		4	1	0	1	0	0	3				
<b>Randy Hundley, R</b> (1, 2) OBP: 0.338, SLG: 0.421		0-0 F5			0-0 5-3	0-0 1B				3	0	1	1	0	0	0				
<b>Ted Savage, R</b> (1, 9) OBP: 0.340, SLG: 0.319			0-0 4-3 2B		4-0 FC6-4 BB	0-0 F4				2	0	1	0	1	0	1				
<b>Adolfo Phillips, R</b> (1, 8) OBP: 0.376, SLG: 0.478			0-0 4-3		0-0 FC6-4		4-0 SH1-4 BB			2	0	0	0	1	0	2				
<b>Bill Hands, R</b> (1, 1) OBP: 0.226, SLG: 0.143			0-0 F4		0-0 F5		0-0 SH1-4			2	0	0	0	0	0	1				
<b>Inning Stats</b>	R: 0 E: 0 K: 1 S: 5	H: 0 LOB: 0 BB: 0 P: 5	R: 0 E: 0 K: 0 S: 3	H: 1 LOB: 0 BB: 0 P: 3	R: 0 E: 0 K: 0 S: 4	H: 1 LOB: 1 BB: 0 P: 4	R: 0 E: 0 K: 0 S: 3	H: 1 LOB: 0 BB: 0 P: 3	R: 0 E: 0 K: 0 S: 3	H: 0 LOB: 1 BB: 1 P: 7	R: 4 E: 1 K: 0 S: 7	H: 4 LOB: 1 BB: 1 P: 11	R: 0 E: 0 K: 1 S: 5	H: 0 LOB: 1 BB: 1 P: 9	R: 0 E: 0 K: 0 S: 3	H: 1 LOB: 0 BB: 0 P: 3	1B: 7 2B: 1 3B: 0 HR: 0	SF: 0 SAC: 1 DP: 3 HBP: 0	WP: 0 PB: 0 SB: 0 CS: 0	PA: 32
<b>PITCHER</b> <b>Mike Cuellar, L</b> (1, 1) ERA: 3.22	IP: 6.0 WLS: L BF: 25 H: 7 R: 4 ER: 3 SO: 3 BB: 2 IBB: 0 HBP: 0 BLK: 0 WP: 0 HR: 0 S: 25 P: 33 ERA: 4.50 WHIP: 1.500															<b>PITCHER</b>				
<b>Dave Eilers, R</b> (7, 1) ERA: 3.35	IP: 2.0 WLS: 7 BF: 7 H: 1 R: 0 ER: 0 SO: 1 BB: 1 IBB: 0 HBP: 0 BLK: 0 WP: 0 HR: 0 S: 8 P: 12 ERA: 0.00 WHIP: 1.000															<b>PITCHER</b>				

Houston Astros @ Chicago Cubs  
Wrigley Field, Chicago, IL  
Wed Aug 30 1967, 3:33 AM CDT  
Att: 4,048 - Cloudy - 57 F

AB	28
R	4
H	8
RBI	3
BB	3
SO	2
LOB	13





Batter	1	2	3	4	5	6	7	8	9	10	11	AB	R	H	RBI	BB	SO	LOB	TOP				
Bud Harrelson, S OBP: 0.325, SLG: 0.321 (1, 6)	P6		K			6-3		F9			4-3	5	0	0	0	0	1	0					
Cleon Jones, R OBP: 0.287, SLG: 0.331 (1, 8)	5-3		6-3			6-3 1B			6-3		4-3	4	1	0	0	1	0	0					
Bob Johnson, R OBP: 0.389, SLG: 0.478 (1, 3) (9, 4)	F7			5-3		6-3			E6		4-3	5	0	0	0	0	0	1					
Tommy Davis, R OBP: 0.346, SLG: 0.462 Tommie Reynolds, R OBP: 0.300, SLG: 0.294 (1, 7) (9, 7)		L9		6-3								3	0	1	1	1	0	0					
Ron Swoboda, R OBP: 0.345, SLG: 0.423 (1, 9)					K							4	0	2	0	0	1	2					
Jerry Buchek, R OBP: 0.287, SLG: 0.357 Ed Kranepool, L OBP: 0.332, SLG: 0.387 (1, 4) (9, PH) (9, 3)												3	0	0	0	0	0	2					
Ed Charles, R OBP: 0.331, SLG: 0.324 (1, 5)												4	0	1	0	0	0	1					
Jerry Grote, R OBP: 0.222, SLG: 0.253 (1, 2)												4	0	0	0	0	0	3					
Tom Seaver, R OBP: 0.250, SLG: 0.177 Larry Stahl, L OBP: 0.282, SLG: 0.293 Ron Taylor, R (10, 1) (10, 1)			1-3		K							3	0	0	0	0	1	1					
												1	0	0	0	0	0	0					
												0	0	0	0	0	0	0					
<b>Inning Stats</b>	R: 0 E: 0 K: 0 S: 3	H: 0 LOB: 0 BB: 0 P: 3	R: 0 E: 0 K: 0 S: 5	H: 2 LOB: 2 BB: 0 P: 5	R: 0 E: 0 K: 1 S: 5	H: 0 LOB: 0 BB: 0 P: 5	R: 0 E: 0 K: 1 S: 5	H: 0 LOB: 0 BB: 0 P: 5	R: 0 E: 0 K: 0 S: 3	H: 1 LOB: 0 BB: 0 P: 3	R: 0 E: 0 K: 0 S: 3	H: 0 LOB: 0 BB: 0 P: 3	R: 0 E: 0 K: 0 S: 3	H: 0 LOB: 0 BB: 0 P: 3	R: 0 E: 0 K: 0 S: 3	H: 0 LOB: 0 BB: 0 P: 3	R: 0 E: 0 K: 0 S: 3	H: 0 LOB: 0 BB: 0 P: 3	1B: 4 2B: 0 3B: 0 HR: 0	SF: 0 SAC: 0 DP: 1 HBP: 0	WP: 0 PB: 0 SB: 1 CS: 0	PA: 39	
<b>PITCHER</b>	Rich Nye, L ERA: 3.32 (1, 1)	IP: 8.1 WLS: 31 BF: 31 H: 8 R: 1 ER: 1 SO: 3	Bill Stoneman, R ERA: 2.96 (9, 1)	IP: 0.2 WLS: 2 BF: 0 H: 0 R: 0 ER: 0 SO: 0	Chuck Hartenstein, R ERA: 2.83 (10, 1)	IP: 2.0 WLS: 6 BF: 0 H: 0 R: 0 ER: 0 SO: 0	BB: 1 IBB: 1 HBP: 0 BLK: 0	WP: 0 HR: 0 S: 35 P: 43	ERA: 1.08 WHIP: 0.600	<b>PITCHER</b>	IP: 0.0 WLS: 0 BF: 0 H: 0 R: 0 ER: 0 SO: 0	BB: 0 IBB: 0 HBP: 0 BLK: 0	WP: 0 HR: 0 S: 0 P: 0	ERA: 0.000 WHIP: 0.000	<b>PITCHER</b>	IP: 0.0 WLS: 0 BF: 0 H: 0 R: 0 ER: 0 SO: 0	BB: 0 IBB: 0 HBP: 0 BLK: 0	WP: 0 HR: 0 S: 0 P: 0	ERA: 0.000 WHIP: 0.000				

New York Mets @ Chicago Cubs  
Wrigley Field, Chicago, IL  
Thu Aug 31 1967, 3:33 AM CDT  
Alt. 4,992 - Sunny - 68 F


AB	37
R	1
H	4
RBI	1
BB	2
SO	3
LOB	12



Batter	1	2	3	4	5	6	7	8	9	10	11	AB	R	H	RBI	BB	SO	LOB	BOTTOM				
Don Kessinger, S OBP: 0.277, SLG: 0.266 (1, 6)	4-3		SH1-3		E3		1-3		F7-2			4	1	0	0	0	0	4					
Glenn Beckert, R OBP: 0.300, SLG: 0.350 (1, 4)	1B				SH3		L9				5-3	3	0	1	0	1	0	1					
Billy Williams, L OBP: 0.349, SLG: 0.456 (1, 7)	F8		F9		G3			3-1				4	0	0	1	1	0	3					
Ron Santo, R OBP: 0.399, SLG: 0.521 (1, 5)					6-3			4-3			G1-6-4-3	4	0	1	0	1	0	1					
14 Ernie Banks, R OBP: 0.311, SLG: 0.469 Fergie Jenkins, R OBP: 0.188, SLG: 0.224 (1, 3) (11, PR)		6-3			F7			P3				5	0	1	0	0	0	3					
Randy Hundley, R OBP: 0.340, SLG: 0.424 (1, 2)						6-3		4-3				4	0	2	0	0	0	0					
Ted Savage, R OBP: 0.336, SLG: 0.314 Al Spangler, L OBP: 0.333, SLG: 0.308 (1, 9) (11, PH)												3	0	0	0	0	1	1					
Adolfo Phillips, R OBP: 0.380, SLG: 0.480 (1, 8)												1	0	1	1	0	0	0					
Rich Nye, L OBP: 0.254, SLG: 0.285 Bill Stoneman, R (9, 1)												1	0	0	0	1	0	1					
Lee Thomas, L OBP: 0.285, SLG: 0.292 Chuck Hartenstein, R OBP: 0.071, SLG: 0.071 (10, 1)												0	0	0	0	0	0	0					
												0	0	0	0	0	0	0					
												0	0	0	0	0	0	0					
<b>Inning Stats</b>	R: 0 E: 0 K: 0 S: 3	H: 1 LOB: 2 BB: 1 P: 7	R: 0 E: 0 K: 1 S: 6	H: 1 LOB: 1 BB: 0 P: 6	R: 0 E: 0 K: 0 S: 4	H: 1 LOB: 3 BB: 2 P: 12	R: 0 E: 0 K: 0 S: 4	H: 1 LOB: 1 BB: 0 P: 4	R: 1 E: 1 K: 0 S: 4	H: 1 LOB: 1 BB: 0 P: 4	R: 0 E: 0 K: 0 S: 3	H: 0 LOB: 0 BB: 0 P: 3	R: 0 E: 0 K: 0 S: 3	H: 1 LOB: 2 BB: 2 P: 11	R: 0 E: 0 K: 0 S: 2	H: 0 LOB: 0 BB: 1 P: 6	R: 1 E: 0 K: 0 S: 2	H: 2 LOB: 2 BB: 0 P: 3	1B: 7 2B: 2 3B: 0 HR: 0	SF: 0 SAC: 4 DP: 2 HBP: 1	WP: 0 PB: 0 SB: 0 CS: 0	PA: 43	
<b>PITCHER</b>	Tom Seaver, R ERA: 2.89 (1, 1)	IP: 9.0 WLS: L BF: 6 H: 2 R: 1 ER: 1 SO: 0	Bill Stoneman, R (9, 1)	IP: 1.0 WLS: L BF: 6 H: 2 R: 1 ER: 1 SO: 0	Lee Thomas, L OBP: 0.285, SLG: 0.292 Chuck Hartenstein, R OBP: 0.071, SLG: 0.071 (10, 1)	IP: 1.0 WLS: L BF: 6 H: 2 R: 1 ER: 1 SO: 0	BB: 3 IBB: 2 HBP: 0 BLK: 0	WP: 0 HR: 0 S: 34 P: 54	ERA: 0.000 WHIP: 1.000	<b>PITCHER</b>	IP: 0.0 WLS: 0 BF: 0 H: 0 R: 0 ER: 0 SO: 0	BB: 0 IBB: 0 HBP: 0 BLK: 0	WP: 0 HR: 0 S: 0 P: 0	ERA: 0.000 WHIP: 0.000	<b>PITCHER</b>	IP: 0.0 WLS: 0 BF: 0 H: 0 R: 0 ER: 0 SO: 0	BB: 0 IBB: 0 HBP: 0 BLK: 0	WP: 0 HR: 0 S: 0 P: 0	ERA: 0.000 WHIP: 0.000				

New York Mets @ Chicago Cubs  
Wrigley Field, Chicago, IL  
Thu Aug 31 1967, 3:33 AM CDT  
Alt. 4,992 - Sunny - 68 F

AB	32
R	2
H	8
RBI	2
BB	6
SO	1
LOB	15





Batter	1	2	3	4	5	6	7	8	9	AB	R	H	RBI	BB	SO	LOB	TOP			
<b>Bud Harrelson, S</b> OBP: 0.324, SLG: 0.318 (1, 6)	0-0 6-3	4-0 FC5-4 BB		0-0 F2			0-3 K		0-0 F7	4	0	0	0	1	1	1	<b>New York Mets @ Chicago Cubs</b> Wrigley Field, Chicago, IL Fri Sep 01 1967, 3:33 AM CDT Sunny - 62 F			
<b>Cleon Jones, R</b> OBP: 0.283, SLG: 0.326 (1, 7)	0-0 3-1	0-0 FC5-4			0-0 G3		0-3 K		0-0 F8	5	0	0	0	0	1	3				
<b>Bob Johnson, R</b> OBP: 0.372, SLG: 0.495 (1, 4)	0-0 HR			0-0 1B			0-3 K			4	1	2	1	0	1	0				
<b>Ed Kranepool, L</b> OBP: 0.331, SLG: 0.384 (1, 3)	4-0 BB			0-3 K			0-0 F8		0-0 P5	3	0	0	0	1	1	1				
<b>Ron Swoboda, R</b> OBP: 0.344, SLG: 0.430 (1, 9)	0-0 1-3			0-0 F9			0-0 HR		0-3 K	4	1	1	1	0	1	2				
<b>Larry Stahl, L</b> OBP: 0.288, SLG: 0.294 (1, 8)		4-0 BB 1B BB		0-0 4-3			0-0 F8		0-0 BB 1B	3	0	1	0	1	0	1				
<b>Jerry Buchek, R</b> OBP: 0.287, SLG: 0.354 <b>Hal Reniff, R</b> (8, 1)		0-0 P4		0-0 1-3			0-0 F7		4-0 BB 1-2 BB	3	0	0	0	1	0	1				
<b>John Sullivan, L</b> OBP: 0.252, SLG: 0.248 (1, 2)		0-0 BB 1-2 1B		0-3 K			0-0 K		0-0 4-3	4	0	2	0	0	1	2				
<b>Jack Fisher, R</b> OBP: 0.149, SLG: 0.125 <b>Dick Selma, R</b> OBP: 0.059, SLG: 0.059 <b>Joe Mook, L</b> (8, 5)		0-3 K		0-0 1B			0-0 6-3		0-3 K	3	0	1	0	0	1	3				
<b>Inning Stats</b>	R: 1 E: 0 K: 0 S: 4	H: 1 LOB: 1 BB: 1 P: 8	R: 0 E: 0 K: 1 S: 6	H: 1 LOB: 3 BB: 2 P: 14	R: 0 E: 0 K: 1 S: 6	H: 1 LOB: 1 BB: 0 P: 6	R: 0 E: 0 K: 1 S: 6	H: 1 LOB: 1 BB: 0 P: 6	R: 0 E: 0 K: 0 S: 3	H: 2 LOB: 1 BB: 0 P: 5	R: 0 E: 0 K: 3 S: 9	H: 0 LOB: 0 BB: 0 P: 9	R: 0 E: 0 K: 1 S: 6	H: 1 LOB: 2 BB: 1 P: 10	R: 0 E: 0 K: 1 S: 5	H: 0 LOB: 0 BB: 0 P: 5	1B: 4 2B: 1 3B: 0 HR: 2	SF: 0 SAC: 0 DP: 0 HBP: 0	WP: 0 PB: 0 SB: 0 CS: 0	PA: 38
<b>PITCHER</b> <b>Fergie Jenkins, R</b> ERA: 2.81 (1, 1)	IP: 9.0 WLS: W BF: 38 H: 7 R: 2 ER: 2 SO: 8 BB: 4 IBB: 0 HBP: 0 BLK: 0 WP: 0 HR: 2 S: 50 P: 66 ERA: 2.00 WHIP: 1.222															<b>PITCHER</b> <b>Fergie Jenkins, R</b> ERA: 2.81 (1, 1)	IP: 9.0 WLS: W BF: 38 H: 7 R: 2 ER: 2 SO: 8 BB: 4 IBB: 0 HBP: 0 BLK: 0 WP: 0 HR: 2 S: 50 P: 66 ERA: 2.00 WHIP: 1.222			

AB	34
R	2
H	7
RBI	2
BB	4
SO	8
LOB	14



Batter	1	2	3	4	5	6	7	8	9	AB	R	H	RBI	BB	SO	LOB	BOTTOM			
<b>Don Kessinger, S</b> OBP: 0.278, SLG: 0.268 (1, 6)	0-0 1B 1B	0-0 L7			0-0 6-3		0-0 1B 1B	0-0 FC6-4 1B		5	3	2	0	0	0	2	<b>New York Mets @ Chicago Cubs</b> Wrigley Field, Chicago, IL Fri Sep 01 1967, 3:33 AM CDT Sunny - 62 F			
<b>Glenn Beckert, R</b> OBP: 0.303, SLG: 0.355 (1, 4)	0-0 F7			0-0 F8 14 SF8 2B			0-0 1B 1B	0-0 1B 1B		5	2	3	1	0	0	1				
<b>Billy Williams, L</b> OBP: 0.351, SLG: 0.458 (1, 7)	0-0 1B 14 5-3 1B			0-0 F8			0-0 14 BB 1B 1B	0-0 BB 1B		5	1	3	2	0	0	1				
<b>Ron Santo, R</b> OBP: 0.402, SLG: 0.522 (1, 5)	0-0 14 5-3 1B			4-0 BB			0-3 K	4-0 14 BB 1B		3	0	2	2	2	1	0				
<b>14 Ernie Banks, R</b> OBP: 0.310, SLG: 0.466 (1, 3)	0-0 5-3			0-0 SF8			0-0 F7	0-0 F8		3	0	0	2	1	0	4				
<b>Randy Hundley, R</b> OBP: 0.337, SLG: 0.420 (1, 2)	0-0 5-3			0-0 F6			0-0 P4	0-0 F7		4	0	0	0	0	0	5				
<b>Ted Savage, R</b> OBP: 0.335, SLG: 0.313 (1, 9)		0-0 6-3		0-3 K			0-0 5-3	0-0 SH1-3 SH 1B		4	1	1	0	0	1	0				
<b>Adolfo Phillips, R</b> OBP: 0.377, SLG: 0.476 (1, 8)		0-0 6-3		0-0 6-3			0-0 6-3	0-0 SH1-3		3	0	0	0	0	0	0				
<b>Fergie Jenkins, R</b> OBP: 0.205, SLG: 0.231 (1, 1)		0-0 1B		0-0 L7			4-0 1B 1B BB	0-0 SH FC6-4		2	1	1	1	1	0	0				
<b>Inning Stats</b>	R: 2 E: 0 K: 0 S: 6	H: 3 LOB: 1 BB: 0 P: 6	R: 0 E: 0 K: 0 S: 4	H: 1 LOB: 1 BB: 0 P: 4	R: 1 E: 0 K: 0 S: 4	H: 1 LOB: 1 BB: 1 P: 8	R: 0 E: 0 K: 1 S: 5	H: 0 LOB: 0 BB: 0 P: 5	R: 0 E: 0 K: 0 S: 3	H: 0 LOB: 0 BB: 0 P: 3	R: 0 E: 0 K: 1 S: 5	H: 0 LOB: 0 BB: 0 P: 5	R: 3 E: 0 K: 0 S: 7	H: 4 LOB: 3 BB: 2 P: 15	R: 2 E: 1 K: 0 S: 7	H: 3 LOB: 3 BB: 1 P: 11	1B: 11 2B: 1 3B: 0 HR: 0	SF: 1 SAC: 2 DP: 0 HBP: 0	WP: 0 PB: 0 SB: 0 CS: 0	PA: 41
<b>PITCHER</b> <b>Jack Fisher, R</b> ERA: 4.85 <b>Dick Selma, R</b> ERA: 3.34 <b>Hal Reniff, R</b> ERA: 3.6 (1, 1)	IP: 6.2 WLS: L BF: 30 H: 8 R: 6 ER: 6 SO: 2 BB: 2 IBB: 0 HBP: 0 BLK: 0 WP: 0 HR: 0 S: 32 P: 40 ERA: 8.10 WHIP: 1.500															<b>PITCHER</b> <b>Jack Fisher, R</b> ERA: 4.85 <b>Dick Selma, R</b> ERA: 3.34 <b>Hal Reniff, R</b> ERA: 3.6 (1, 1)	IP: 6.2 WLS: L BF: 30 H: 8 R: 6 ER: 6 SO: 2 BB: 2 IBB: 0 HBP: 0 BLK: 0 WP: 0 HR: 0 S: 32 P: 40 ERA: 8.10 WHIP: 1.500			

AB	34
R	8
H	12
RBI	8
BB	4
SO	2
LOB	13





Batter	1	2	3	4	5	6	7	8	9	AB	R	H	RBI	BB	SO	LOB	TOP										
<b>Cleon Jones, R</b> (1, 8) OBP: 0.279, SLG: 0.322	0-3 K	0-3 K		0-0 L7			0-0 4-3		0-0 F7	5	0	0	0	0	2	5											
<b>Ed Charles, R</b> (1, 5) OBP: 0.328, SLG: 0.320	0-3 K		0-0 F8		0-0 F9		0-0 6-3			4	0	0	0	0	1	0											
<b>Ed Kranepool, L</b> (1, 3) OBP: 0.328, SLG: 0.380	0-0 G3		0-0 F7		0-0 G3		0-0 P6			4	0	0	0	0	0	0											
<b>Tommy Davis, R</b> (1, 7) OBP: 0.345, SLG: 0.459		4-0 1B SF BB	0-0 F9		0-3 K			0-0 P6		3	1	0	0	1	1	0											
<b>Bud Harrelson, S</b> (8, 6) OBP: 0.324, SLG: 0.318										0	0	0	0	0	0	0											
<b>Ron Swoboda, R</b> (1, 9) OBP: 0.343, SLG: 0.428		0-0 1B SF 1B		0-0 6-3		0-0 1-3		0-3 K		4	1	1	0	0	1	0											
<b>Jerry Buchek, R</b> (1, 4) OBP: 0.289, SLG: 0.359		0-0 SF 1-2 2-3 1B		0-0 1B 2B		0-3 K		0-0 5-3		4	1	2	0	0	1	0											
<b>Phil Linz, R</b> (1, 6) OBP: 0.275, SLG: 0.301		0-0 P6		4-0 1B BB		0-0 2B			0-0 3-1	2	0	1	0	1	0	3											
<b>Tommie Reynolds, R</b> (8, 7) OBP: 0.298, SLG: 0.282										1	0	0	0	0	0	0											
<b>Jerry Grote, R</b> (1, 2) OBP: 0.226, SLG: 0.255		0-0 SF		0-0 F5		4-0 IBB			0-0 1B	2	0	1	1	1	0	2											
<b>Don Cardwell, R</b> (1, 1) OBP: 0.220, SLG: 0.263		0-3 K		0-0 1B		0-3 K			0-0 P1	4	0	1	1	0	2	5											
<b>Inning Stats</b>	R: 0 E: 0 K: 2 S: 7	H: 0 LOB: 0 BB: 7	R: 2 E: 1 K: 2 S: 10	H: 2 LOB: 2 BB: 1 P: 14	R: 0 E: 0 K: 0 S: 3	H: 0 LOB: 0 BB: 0 P: 3	R: 1 E: 0 K: 0 S: 5	H: 2 LOB: 2 BB: 1 P: 9	R: 0 E: 0 K: 1 S: 5	H: 0 LOB: 0 BB: 0 P: 5	R: 0 E: 0 K: 2 S: 8	H: 1 LOB: 2 BB: 1 P: 12	R: 0 E: 0 K: 0 S: 3	H: 0 LOB: 0 BB: 0 P: 3	R: 0 E: 0 K: 1 S: 5	H: 0 LOB: 0 BB: 0 P: 5	R: 0 E: 0 K: 0 S: 4	H: 1 LOB: 1 BB: 0 P: 4	1B: 4 2B: 2 3B: 0 HR: 0	SF: 1 SAC: 0 DP: 0 HBP: 0	WP: 0 PB: 0 SB: 0 CS: 0	PA: 37					
<b>PITCHER</b>	IP	WLS	BF	H	R	ER	SO	BB	IBB	HBP	BLK	WP	HR	S	P	ERA	WHIP										
<b>Ray Culp, R</b> (1, 1) ERA: 3.81	8.0	L	33	5	3	2	8	2	1	0	0	0	0	46	58	2.25	0.875										
<b>Pete Mikkelsen, R</b> (9, 1) ERA: 4.57	1.0		4	1	0	0	0	0	0	0	0	0	0	4	4	0.00	1.000										

**New York Mets @ Chicago Cubs**  
Wrigley Field, Chicago, IL  
Fri Sep 01 1967, 3:38 AM CDT  
Att. 10,905 - Sunny - 65 F

AB	33
R	3
H	6
RBI	2
BB	3
SO	8
LOB	15



Batter	1	2	3	4	5	6	7	8	9	AB	R	H	RBI	BB	SO	LOB	BOTTOM										
<b>Don Kessinger, S</b> (1, 6) OBP: 0.276, SLG: 0.265	0-0 5-3		0-3 K			0-0 4-3		0-0 F7		4	0	0	0	0	1	1											
<b>Glenn Beckert, R</b> (1, 4) OBP: 0.303, SLG: 0.354	0-3 K		0-0 F7			0-0 1-3			0-0 14 FC6-4 1B	4	0	1	0	0	1	1											
<b>Billy Williams, L</b> (1, 7) OBP: 0.350, SLG: 0.456	0-0 1B		0-0 G3			0-0 4-3			0-0 P6	4	0	1	0	0	0	2											
<b>Ron Santo, R</b> (1, 5) OBP: 0.399, SLG: 0.517	0-3 K			0-0 L6		0-3 K			0-0 F8	4	0	0	0	0	2	2											
<b>14 Ernie Banks, R</b> (1, 3) OBP: 0.311, SLG: 0.469		0-0 P5 2B		0-3 K		0-0 1B			0-0 FC6-4	4	0	2	0	0	1	1											
<b>Randy Hundley, R</b> (1, 2) OBP: 0.335, SLG: 0.417		0-0 P5		0-3 K		0-3 K			0-0 1-2	3	0	0	0	0	2	2											
<b>Ted Savage, R</b> (1, 9) OBP: 0.336, SLG: 0.312		4-0 BB			0-3 K				0-0 P6	1	0	0	0	1	1	0											
<b>Al Spangler, L</b> (7, PH) OBP: 0.330, SLG: 0.304										1	0	0	0	0	0	1											
<b>Adolfo Phillips, R</b> (1, 8) OBP: 0.375, SLG: 0.472		0-3 K			0-3 K				0-0 F7	3	0	0	0	0	2	1											
<b>Ray Culp, R</b> (1, 1) OBP: 0.100, SLG: 0.180					0-3 K				0-0 G3	2	0	1	0	0	1	0											
<b>Lee Thomas, L</b> (8, PH) OBP: 0.288, SLG: 0.290										1	0	0	0	0	0	0											
<b>Pete Mikkelsen, R</b> (9, 1) ERA: 3.5										0	0	0	0	0	0	0											
<b>Inning Stats</b>	R: 0 E: 0 K: 2 S: 8	H: 1 LOB: 1 BB: 0 P: 8	R: 0 E: 0 K: 1 S: 5	H: 1 LOB: 1 BB: 1 P: 9	R: 0 E: 0 K: 1 S: 6	H: 1 LOB: 1 BB: 0 P: 6	R: 0 E: 0 K: 2 S: 7	H: 0 LOB: 0 BB: 0 P: 7	R: 0 E: 0 K: 3 S: 9	H: 0 LOB: 0 BB: 0 P: 9	R: 0 E: 0 K: 0 S: 3	H: 0 LOB: 0 BB: 0 P: 3	R: 0 E: 0 K: 2 S: 8	H: 1 LOB: 1 BB: 0 P: 8	R: 0 E: 0 K: 0 S: 3	H: 0 LOB: 0 BB: 0 P: 3	R: 0 E: 0 K: 0 S: 4	H: 1 LOB: 1 BB: 0 P: 4	1B: 4 2B: 1 3B: 0 HR: 0	SF: 0 SAC: 0 DP: 0 HBP: 0	WP: 0 PB: 0 SB: 0 CS: 0	PA: 32					
<b>PITCHER</b>	IP	WLS	BF	H	R	ER	SO	BB	IBB	HBP	BLK	WP	HR	S	P	ERA	WHIP										
<b>Don Cardwell, R</b> (1, 1) ERA: 3.5	9.0	W	32	5	0	0	11	1	0	0	0	0	0	53	57	0.00	0.667										

**New York Mets @ Chicago Cubs**  
Wrigley Field, Chicago, IL  
Fri Sep 01 1967, 3:38 AM CDT  
Att. 10,905 - Sunny - 65 F

AB	31
R	0
H	5
RBI	0
BB	1
SO	11
LOB	11






Batter	1	2	3	4	5	6	7	8	9	AB	R	H	RBI	BB	SO	LOB	TOP			
<b>Bud Harrelson, S</b> (1, 6) OBP: 0.323, SLG: 0.318	0-0 4-3		0-0 5-3			0-0 5-3		0-0 1B		4	0	1	0	0	0	0	<b>New York Mets @ Chicago Cubs</b> Wrigley Field, Chicago, IL Sat Sep 02 1967, 3:33 AM CDT Sunny - 68 F			
<b>Cleon Jones, R</b> (1, 8) OBP: 0.277, SLG: 0.318	0-0 4-3		0-3 K			0-0 F9		0-0 1-3		4	0	0	0	0	1	1				
<b>Bob Johnson, R</b> (1, 4) OBP: 0.374, SLG: 0.495	0-0 E5				0-0 F9		0-0 FC6-4 1B		0-0 FC4-6 1B	4	0	2	0	0	0	0				
<b>Tommy Davis, R</b> (1, 7) OBP: 0.343, SLG: 0.456	0-0 4-3				0-0 5-3		0-0 FC6-4 1-2		0-0 FC4-6 FC5-4 1-2	4	0	0	0	0	0	3				
<b>Ed Kranepool, L</b> (1, 3) OBP: 0.325, SLG: 0.376		0-0 6-3			0-0 F8				0-3 K	4	0	0	0	0	1	1				
<b>Ron Swoboda, R</b> (1, 9) OBP: 0.342, SLG: 0.426		0-0 FC4-6 1B				0-0 E4 FC5-4			0-0 6-3 FC5-4 1-2	4	0	1	0	0	0	1				
<b>Jerry Buchek, R</b> (1, 5) OBP: 0.287, SLG: 0.356		0-0 FC4-6 1-2				0-0 FC5-4 4-3 1-2			0-0 5-3	3	0	0	0	0	0	2				
<b>Jerry Grote, R</b> (1, 2) OBP: 0.224, SLG: 0.253 (8, PH)		0-0 F8				0-0 4-3			0-0 4-3	2	0	0	0	0	0	2				
<b>John Sullivan, L</b> (8, PH) OBP: 0.250, SLG: 0.246 (8, 2)						0-0 4-3				1	0	0	0	0	0	0				
<b>Cal Koonce, R</b> (1, 1) OBP: 0.100, SLG: 0.100 (8, PH)			0-3 K			0-0 G3			0-0 F5	0	0	0	0	0	0	0				
<b>Larry Stahl, L</b> (8, PH) OBP: 0.286, SLG: 0.292 (8, 1)										1	0	0	0	0	0	0				
<b>Hal Reniff, R</b> (8, 1)										0	0	0	0	0	0	0				
<b>Inning Stats</b>	R: 0 E: 1 K: 0 S: 4	H: 0 LOB: 1 BB: 0 P: 4	R: 0 E: 0 K: 0 S: 4	H: 1 LOB: 1 BB: 0 P: 4	R: 0 E: 0 K: 2 S: 7	H: 0 LOB: 0 BB: 0 P: 7	R: 0 E: 0 K: 0 S: 3	H: 0 LOB: 0 BB: 0 P: 3	R: 0 E: 1 K: 0 S: 4	H: 0 LOB: 1 BB: 0 P: 4	R: 0 E: 0 K: 0 S: 3	H: 0 LOB: 0 BB: 0 P: 3	R: 0 E: 0 K: 0 S: 4	H: 1 LOB: 1 BB: 0 P: 4	R: 0 E: 0 K: 1 S: 6	H: 1 LOB: 1 BB: 0 P: 6	1B: 4 2B: 0 3B: 0 HR: 0	SF: 0 SAC: 0 DP: 0 HBP: 0	WP: 0 PB: 0 SB: 0 CS: 0	PA: 33
<b>PITCHER</b> <b>Joe Niekro, R</b> (1, 1) ERA: 3.49	IP: 9.0 WLS: W BF: 33 H: 4 R: 0 ER: 0 SO: 3 BB: 0 IBB: 0 HBP: 0 BLK: 0 WP: 0 HR: 0 S: 39 P: 39 ERA: 0.00 WHIP: 0.444															<b>PITCHER</b>				

AB	31
R	0
H	4
RBI	0
BB	0
SO	2
LOB	10



Batter	1	2	3	4	5	6	7	8	9	AB	R	H	RBI	BB	SO	LOB	BOTTOM			
<b>Don Kessinger, S</b> (1, 6) OBP: 0.275, SLG: 0.265	0-0 F8		0-0 6-3		0-0 5-3 1-2			0-0 F5		5	0	1	0	0	0	3	<b>New York Mets @ Chicago Cubs</b> Wrigley Field, Chicago, IL Sat Sep 02 1967, 3:33 AM CDT Sunny - 68 F			
<b>Glenn Beckert, R</b> (1, 4) OBP: 0.302, SLG: 0.355	0-0 F7		0-0 5-3			0-0 E 2B	0-0 L6			4	1	1	0	0	0	1				
<b>Billy Williams, L</b> (1, 7) OBP: 0.349, SLG: 0.455	0-0 E6 1B		0-0 3-1			0-0 F2 2-3	0-3 K			4	0	1	0	0	1	2				
<b>Ron Santo, R</b> (1, 5) OBP: 0.400, SLG: 0.516	0-0 4-3				0-0 1B	4-0 E BB	0-0 1-3			3	1	1	0	1	0	2				
<b>14 Ernie Banks, R</b> (1, 3) OBP: 0.311, SLG: 0.469		0-0 1B 6-3 2B		0-3 K		0-3 K		0-0 F9		4	1	1	0	0	2	3				
<b>Al Spangler, L</b> (1, 9) OBP: 0.347, SLG: 0.325		0-0 2-3 1B		0-3 K		0-0 E9 1H 2B 1B		0-0 WP 1B 1B		4	2	3	1	0	1	1				
<b>Randy Hundley, R</b> (1, 2) OBP: 0.335, SLG: 0.418		0-0 6-3		0-0 5-3		0-0 2B		0-3 K		4	0	1	2	0	1	3				
<b>Adolfo Phillips, R</b> (1, 8) OBP: 0.378, SLG: 0.472		0-3 K				0-0 CS 1B		4-0 1B IBB		2	0	1	0	2	1	1				
<b>Joe Niekro, R</b> (1, 1) OBP: 0.189, SLG: 0.235		0-3 K			0-0 B3	0-0 6-3		0-0 1-3 2H 1B		4	0	1	1	0	1	4				
<b>Inning Stats</b>	R: 0 E: 1 K: 0 S: 4	H: 1 LOB: 1 BB: 0 P: 4	R: 1 E: 0 K: 2 S: 9	H: 2 LOB: 1 BB: 0 P: 9	R: 0 E: 0 K: 0 S: 3	H: 0 LOB: 0 BB: 0 P: 3	R: 0 E: 0 K: 2 S: 8	H: 1 LOB: 1 BB: 0 P: 8	R: 0 E: 0 K: 1 S: 3	H: 1 LOB: 0 BB: 0 P: 3	R: 3 E: 1 K: 1 S: 8	H: 3 LOB: 2 BB: 2 P: 16	R: 0 E: 0 K: 1 S: 6	H: 1 LOB: 1 BB: 0 P: 6	R: 1 E: 0 K: 1 S: 7	H: 2 LOB: 2 BB: 1 P: 11		1B: 8 2B: 3 3B: 0 HR: 0	SF: 0 SAC: 0 DP: 0 HBP: 0	WP: 1 PB: 0 SB: 1 CS: 1
<b>PITCHER</b> <b>Cal Koonce, R</b> (1, 1) ERA: 3.63	IP: 7.0 WLS: L BF: 31 H: 9 R: 4 ER: 4 SO: 6 BB: 1 IBB: 1 HBP: 0 BLK: 0 WP: 0 HR: 0 S: 41 P: 49 ERA: 5.14 WHIP: 1.429															<b>PITCHER</b>				
<b>Hal Reniff, R</b> (8, 1) ERA: 3.67	IP: 1.0 WLS: L BF: 6 H: 2 R: 1 ER: 1 SO: 1 BB: 0 IBB: 1 HBP: 0 BLK: 0 WP: 1 HR: 0 S: 7 P: 11 ERA: 9.00 WHIP: 2.000															<b>PITCHER</b>				

AB	34
R	5
H	11
RBI	4
BB	3
SO	7
LOB	20





Batter	1	2	3	4	5	6	7	8	9	AB	R	H	RBI	BB	SO	LOB	TOP								
<b>Bud Harrelson, S</b> OBP: 0.326, SLG: 0.321 (1, 6)										5	1	3	1	0	0	0	<b>New York Mets @ Chicago Cubs</b> Wrigley Field, Chicago, IL Sat Sep 02 1967, 3:38 AM CDT Att: 15,847 - Sunny - 68 F								
<b>Tommie Reynolds, R</b> OBP: 0.304, SLG: 0.283 (1, 8)										3	0	1	1	1	1	1									
<b>Tommy Davis, R</b> OBP: 0.344, SLG: 0.456 <b>Cleon Jones, R</b> OBP: 0.277, SLG: 0.318 (9, 7)										4	0	2	1	0	0	1									
<b>Ed Kranepool, L</b> OBP: 0.322, SLG: 0.372 (1, 3)										4	0	0	0	0	0	5									
<b>Ron Swoboda, R</b> OBP: 0.341, SLG: 0.422 (1, 9)										3	0	0	0	1	0	0									
<b>Ed Charles, R</b> OBP: 0.324, SLG: 0.317 (1, 5)										4	0	0	0	0	0	1									
<b>Jerry Buchek, R</b> OBP: 0.292, SLG: 0.376 (1, 4)										4	2	3	2	0	0	0									
<b>John Sullivan, L</b> OBP: 0.250, SLG: 0.254 <b>Jerry Grote, R</b> OBP: 0.224, SLG: 0.253 (9, 2)										4	1	1	0	0	0	2									
<b>Bill Connors, R</b> OBP: 0.291, SLG: 0.297 <b>Larry Stahl, L</b> OBP: 0.297, SLG: 0.053 (5, 1)										1	0	0	0	0	0	0									
<b>Dick Selma, R</b> OBP: 0.053, SLG: 0.053 (5, 1)										2	0	0	0	0	1	2									
<b>Inning Stats</b>	R: 0 E: 0 K: 1 S: 6	H: 1 LOB: 1 BB: 0 P: 6	R: 1 E: 0 K: 0 S: 4	H: 1 LOB: 0 BB: 0 P: 4	R: 0 E: 0 K: 0 S: 3	H: 0 LOB: 0 BB: 0 P: 3	R: 0 E: 0 K: 0 S: 3	H: 0 LOB: 0 BB: 0 P: 3	R: 4 E: 0 K: 1 S: 8	H: 6 LOB: 1 BB: 1 P: 8	R: 0 E: 0 K: 0 S: 6	H: 1 LOB: 2 BB: 1 P: 10	R: 0 E: 0 K: 0 S: 3	H: 2 LOB: 1 BB: 1 P: 7	R: 0 E: 0 K: 0 S: 3	H: 0 LOB: 0 BB: 0 P: 3	R: 0 E: 0 K: 0 S: 3	H: 0 LOB: 0 BB: 0 P: 3	1B: 8 2B: 1 3B: 0 HR: 2	SF: 0 SAC: 0 DP: 2 HBP: 0	WP: 0 PB: 0 SB: 3 CS: 1	PA: 37			
<b>PITCHER</b>	IP	WLS	BF	H	R	ER	SO	BB	IBB	HBP	BLK	WP	HR	S	P	ERA	WHIP								
<b>Dick Calmus, R</b> ERA: 8.31 (1, 1)	4.1		18	5	4	4	1	0	0	0	0	0	2	20	20	8.31	1.154								
<b>Bill Stoneman, R</b> ERA: 2.89 (5, 1)	2.2	L	13	6	1	1	1	2	0	0	0	0	0	13	21	3.38	3.000								
<b>Chuck Hartenstein, R</b> ERA: 2.74 (8, 1)	2.0		6	0	0	0	0	0	0	0	0	0	0	6	6	0.00	0.000								

AB	35
R	5
H	11
RBI	5
BB	2
SO	2
LOB	12



Batter	1	2	3	4	5	6	7	8	9	AB	R	H	RBI	BB	SO	LOB	BOTTOM								
<b>Don Kessinger, S</b> OBP: 0.277, SLG: 0.269 (1, 6)										4	0	2	2	0	2	0	<b>New York Mets @ Chicago Cubs</b> Wrigley Field, Chicago, IL Sat Sep 02 1967, 3:38 AM CDT Att: 15,847 - Sunny - 68 F								
<b>Glenn Beckert, R</b> OBP: 0.300, SLG: 0.353 (1, 4)										3	0	0	0	0	0	1									
<b>Billy Williams, L</b> OBP: 0.347, SLG: 0.451 (1, 7)										4	0	0	0	0	0	1									
<b>Ron Santo, R</b> OBP: 0.397, SLG: 0.512 (1, 5)										4	0	0	0	0	2	1									
<b>14 Ernie Banks, R</b> OBP: 0.308, SLG: 0.465 (1, 3)										4	0	0	0	0	0	0									
<b>Al Spangler, L</b> OBP: 0.354, SLG: 0.326 (1, 9)										3	1	1	0	1	0	0									
<b>John Stephenson, L</b> OBP: 0.280, SLG: 0.348 <b>Randy Hundley, R</b> OBP: 0.335, SLG: 0.417 (7, 2)										2	1	1	0	0	0	0									
<b>Adolfo Phillips, R</b> OBP: 0.379, SLG: 0.471 (1, 8)										1	0	0	0	1	1	0									
<b>Dick Calmus, R</b> OBP: 0.500, SLG: 0.500 <b>Bill Stoneman, R</b> OBP: 0.280, SLG: 0.289 <b>Lee Thomas, L</b> OBP: 0.071, SLG: 0.071 <b>Chuck Hartenstein, R</b> OBP: 0.297, SLG: 0.346 <b>Clarence Jones, L</b> OBP: 0.071, SLG: 0.071 (9, PH)										3	1	1	0	1	1	2									
<b>Inning Stats</b>	R: 0 E: 0 K: 1 S: 5	H: 3 LOB: 1 BB: 2 P: 16	R: 4 E: 0 K: 1 S: 8	H: 3 LOB: 1 BB: 2 P: 16	R: 0 E: 0 K: 0 S: 3	H: 0 LOB: 0 BB: 0 P: 3	R: 0 E: 0 K: 1 S: 6	H: 1 LOB: 1 BB: 0 P: 6	R: 0 E: 0 K: 0 S: 5	H: 0 LOB: 0 BB: 0 P: 5	R: 0 E: 0 K: 0 S: 3	H: 0 LOB: 0 BB: 0 P: 3	R: 0 E: 0 K: 2 S: 7	H: 0 LOB: 0 BB: 0 P: 7	R: 0 E: 0 K: 1 S: 6	H: 1 LOB: 1 BB: 0 P: 6		R: 0 E: 0 K: 1 S: 6	H: 1 LOB: 2 BB: 1 P: 10	1B: 5 2B: 1 3B: 0 HR: 0	SF: 0 SAC: 1 DP: 0 HBP: 0	WP: 0 PB: 0 SB: 0 CS: 0	PA: 36		
<b>PITCHER</b>	IP	WLS	BF	H	R	ER	SO	BB	IBB	HBP	BLK	WP	HR	S	P	ERA	WHIP								
<b>Bill Connors, R</b> ERA: 6.75 (1, 1)	4.0		18	4	4	4	3	2	0	0	0	0	0	22	30	9.00	1.500								
<b>Dick Selma, R</b> ERA: 3.09 (5, 1)	5.0	W	18	2	0	0	5	1	0	0	0	0	0	27	31	0.00	0.600								

AB	32
R	4
H	6
RBI	4
BB	3
SO	8
LOB	8





Batter	1	2	3	4	5	6	7	8	9	AB	R	H	RBI	BB	SO	LOB	TOP			
<b>Bud Harrelson, S</b> (1, 6) OBP: 0.323, SLG: 0.318										4	0	0	0	0	0	0	<b>New York Mets @ Chicago Cubs</b> Wrigley Field, Chicago, IL Sun Sep 03 1967, 3:33 AM CDT Sunny - 75 F			
<b>Tommie Reynolds, R</b> (1, 8) OBP: 0.302, SLG: 0.282										4	0	1	0	0	1	0				
<b>Bob Johnson, R</b> (1, 4) OBP: 0.372, SLG: 0.489										4	0	1	0	0	1	1				
<b>Tommy Davis, R</b> (1, 7) OBP: 0.345, SLG: 0.456										4	0	2	0	0	0	1				
<b>Ed Kranepool, L</b> (1, 3) OBP: 0.321, SLG: 0.371										4	0	1	0	0	0	2				
<b>Ron Swoboda, R</b> (1, 9) OBP: 0.341, SLG: 0.421										3	0	1	0	0	0	3				
<b>Jerry Buchek, R</b> (1, 5) OBP: 0.289, SLG: 0.373										3	0	0	0	0	1	2				
<b>John Sullivan, L</b> (1, 2) OBP: 0.252, SLG: 0.256										3	0	1	0	0	0	0				
<b>Bill Graham, R</b> (1, 1) <b>Larry Stahl, L</b> (8, PH) <b>Bob Hendley, R</b> (8, 1) OBP: 0.154, SLG: 0.083										2	0	0	0	0	0	1				
<b>Inning Stats</b>	R: 0 E: 0 K: 0 S: 3	H: 0 LOB: 0 BB: 0 P: 3	R: 0 E: 0 K: 1 S: 6	H: 1 LOB: 1 BB: 0 P: 6	R: 0 E: 0 K: 0 S: 3	H: 0 LOB: 0 BB: 0 P: 3	R: 0 E: 0 K: 1 S: 7	H: 2 LOB: 2 BB: 0 P: 7	R: 0 E: 0 K: 0 S: 3	H: 1 LOB: 0 BB: 0 P: 3	R: 0 E: 0 K: 0 S: 4	H: 1 LOB: 1 BB: 0 P: 4	R: 0 E: 0 K: 0 S: 3	H: 0 LOB: 0 BB: 0 P: 3	R: 0 E: 0 K: 1 S: 6	H: 1 LOB: 1 BB: 0 P: 6	1B: 7 2B: 1 3B: 0 HR: 0	SF: 0 SAC: 0 DP: 2 HBP: 0	WP: 0 PB: 0 SB: 0 CS: 0	PA: 32
<b>PITCHER</b> <b>Bill Hands, R</b> (1, 1) ERA: 2.33	IP: 9.0 WLS: W BF: 32 H: 7 R: 0 ER: 0 SO: 3 BB: 0 IBB: 0 HBP: 0 BLK: 0 WP: 0 HR: 0 S: 38 P: 38 ERA: 0.00 WHIP: 0.778															<b>PITCHER</b> IP: WLS: BF: H: R: ER: SO: BB: IBB: HBP: BLK: WP: HR: S: P: ERA: WHIP:				

AB	32
R	0
H	7
RBI	0
BB	0
SO	3
LOB	10

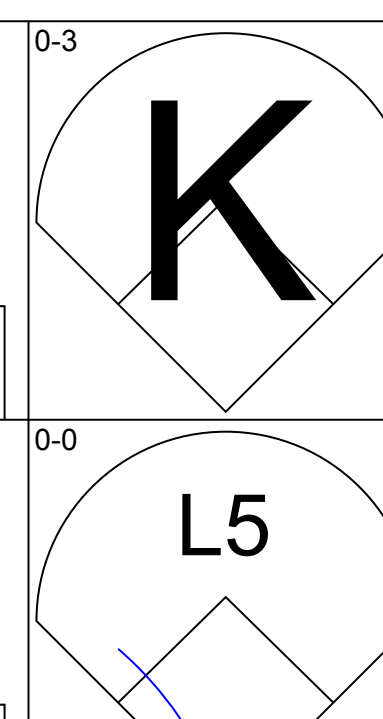
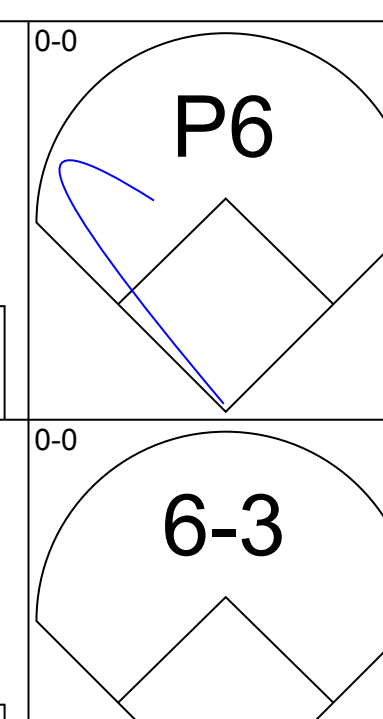
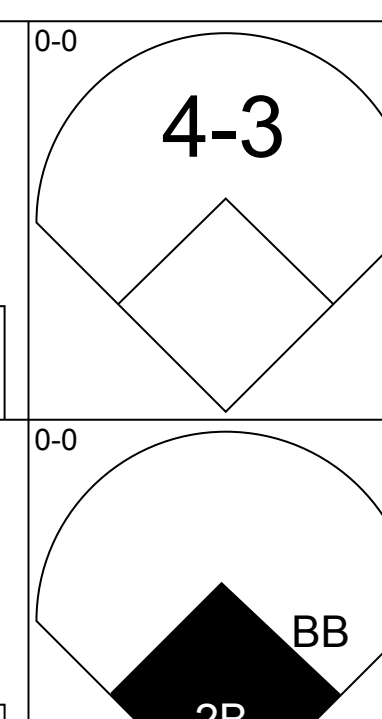
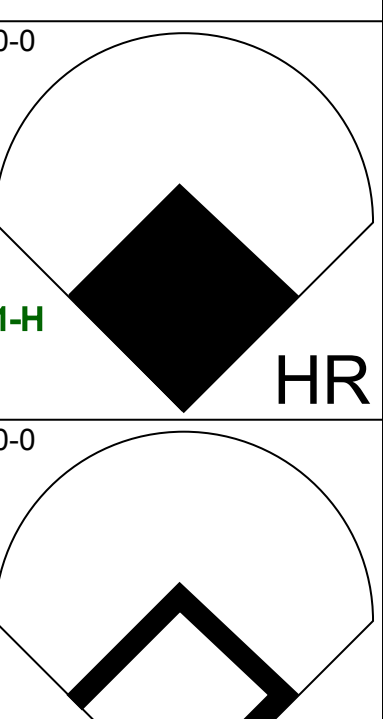
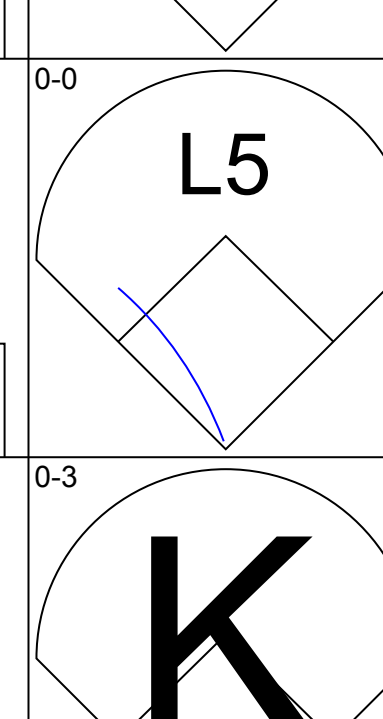
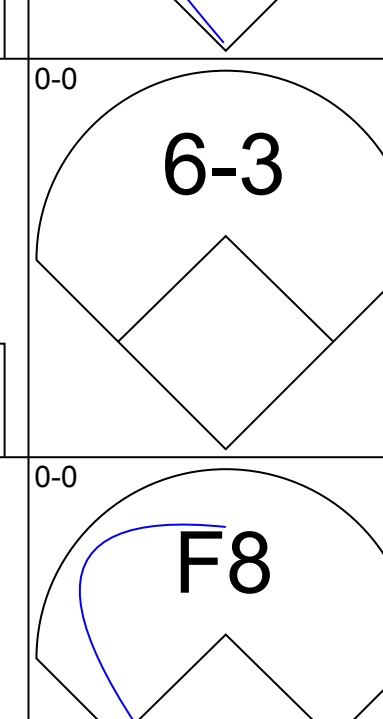
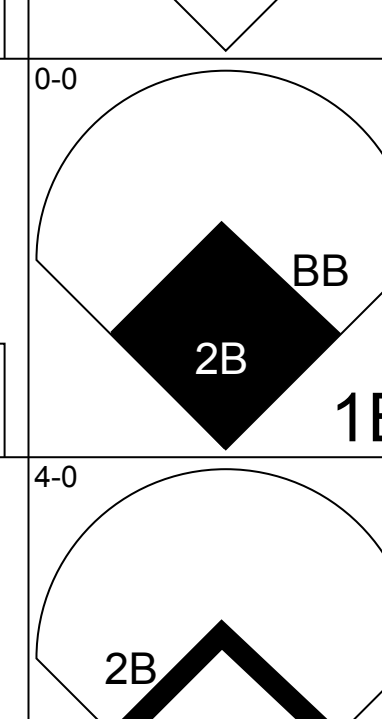
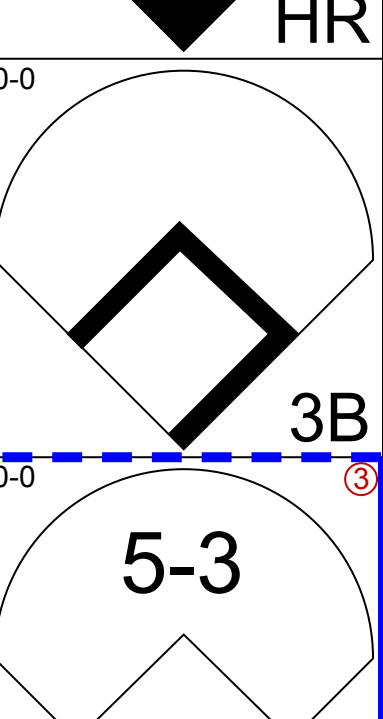
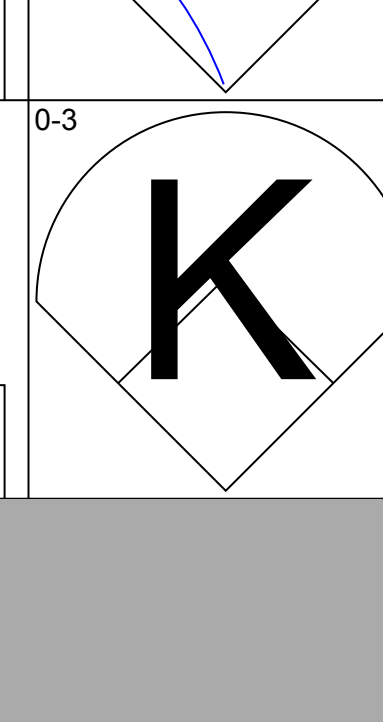
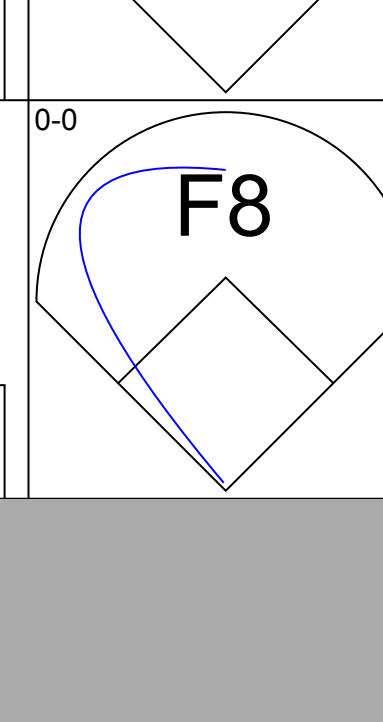
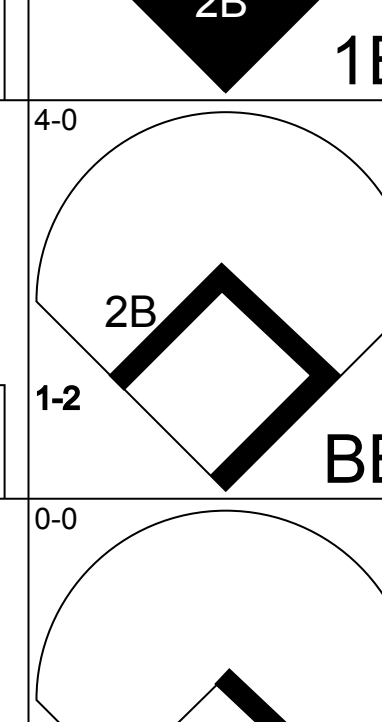
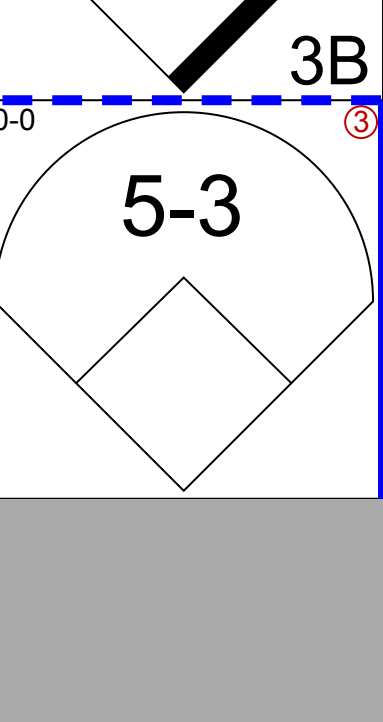
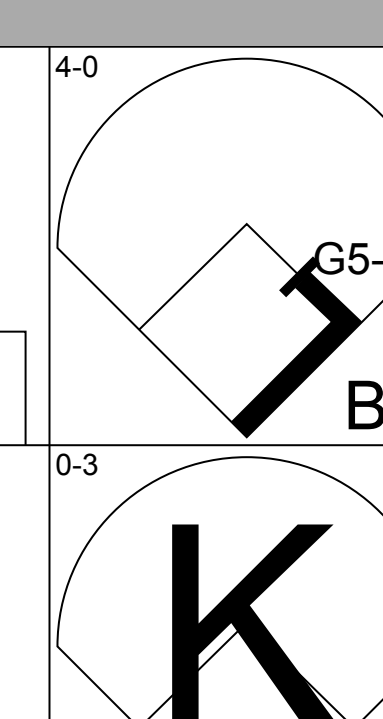
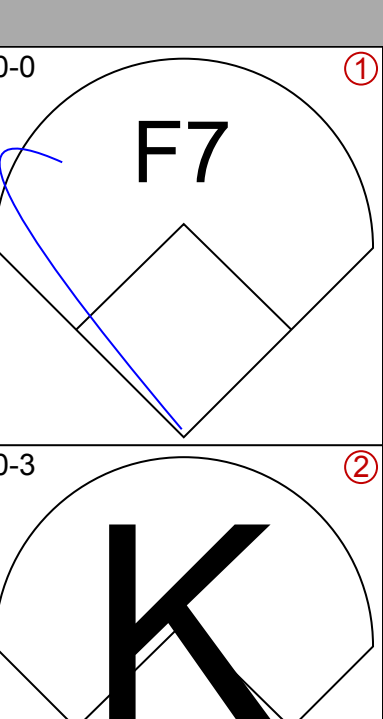
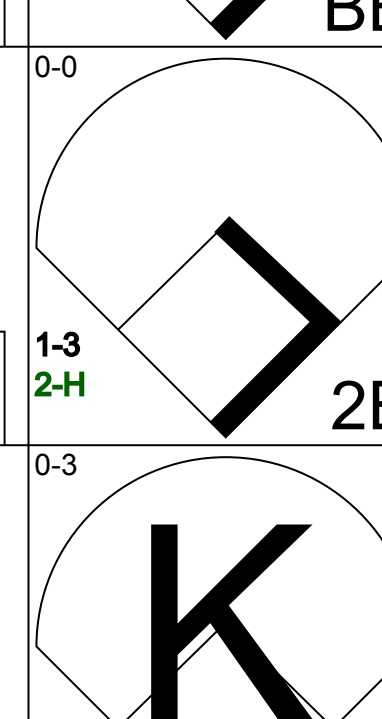
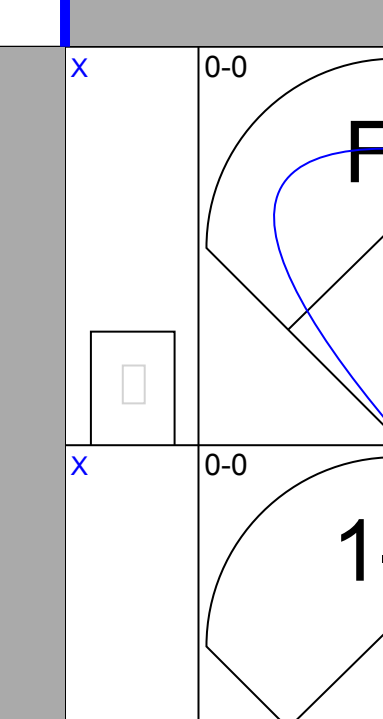
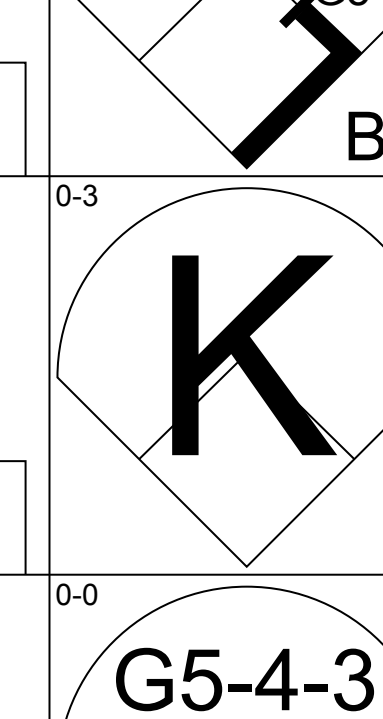
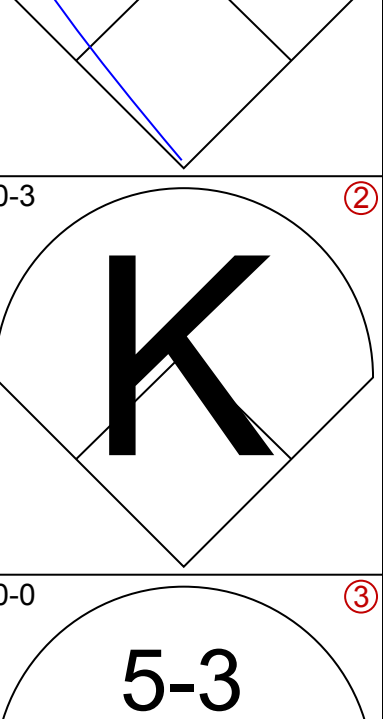
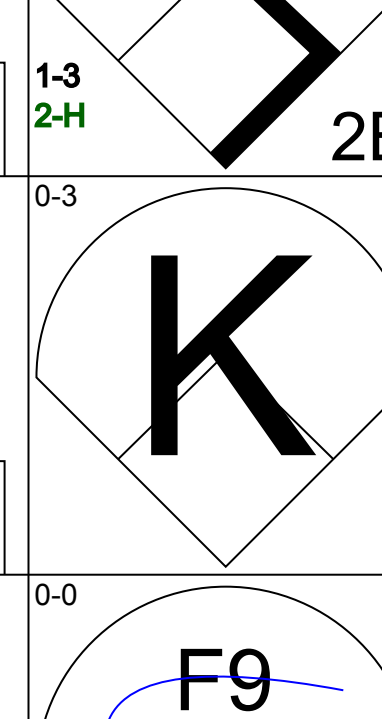
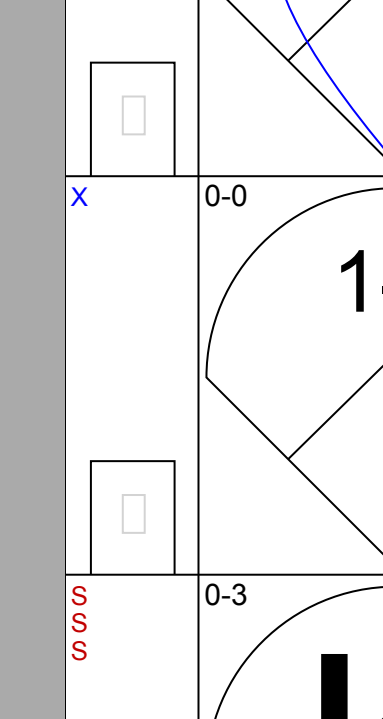
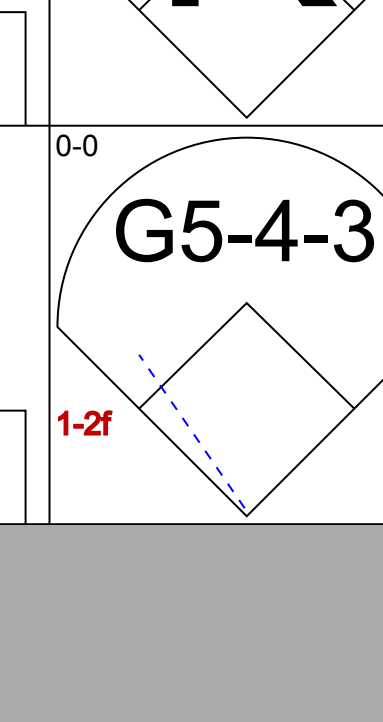
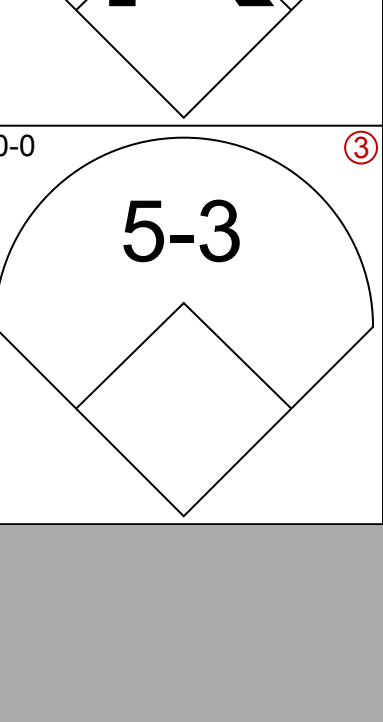
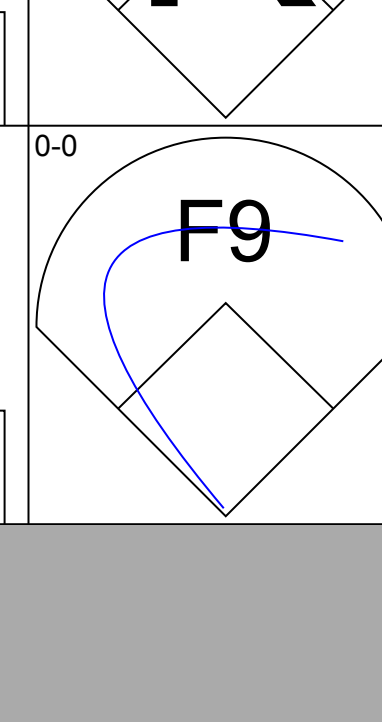
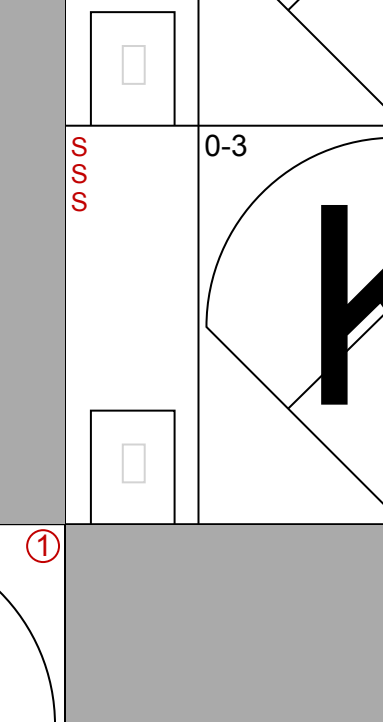
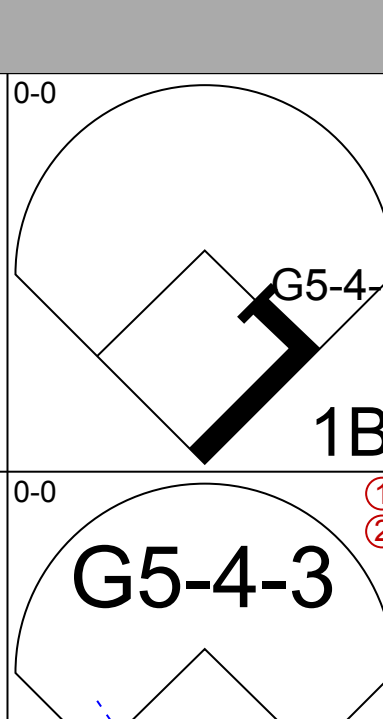
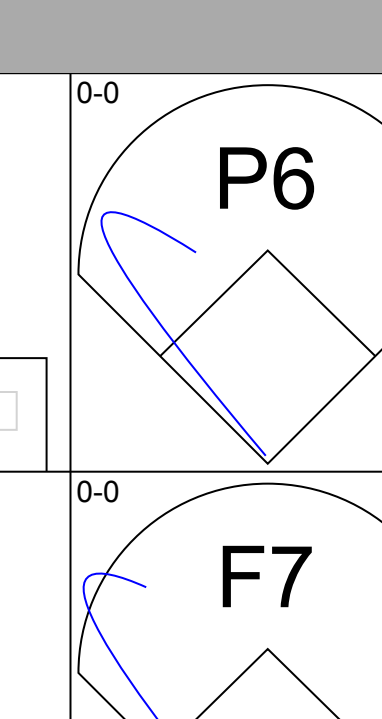
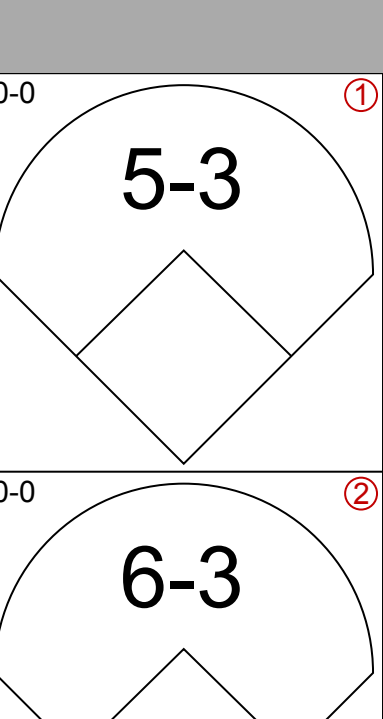
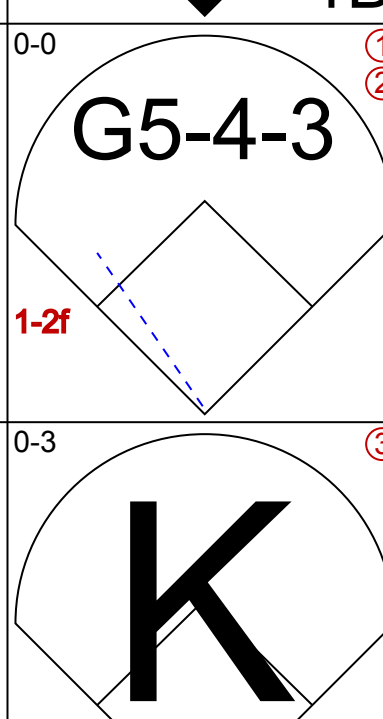
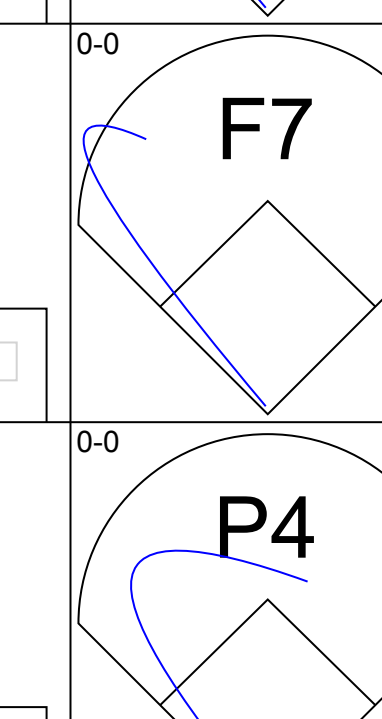
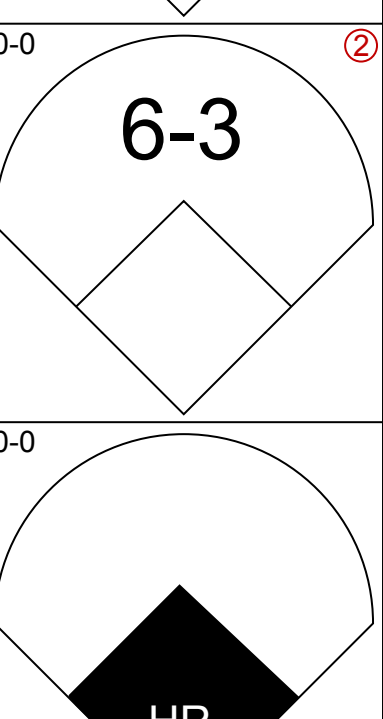
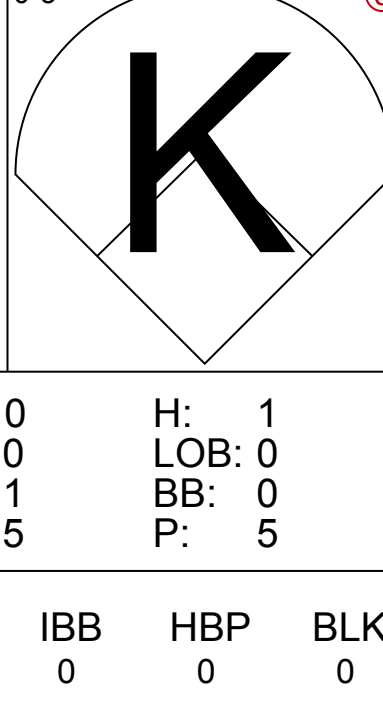
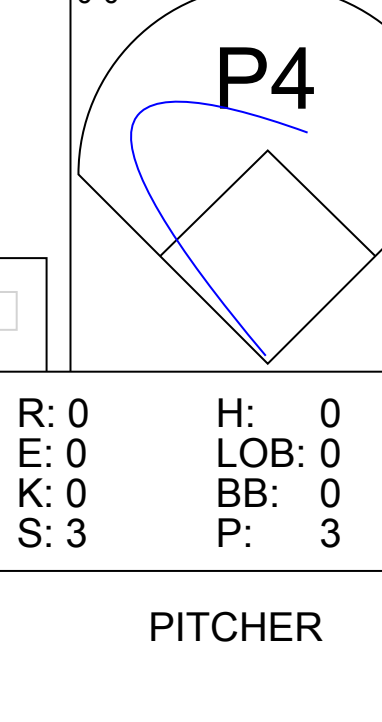
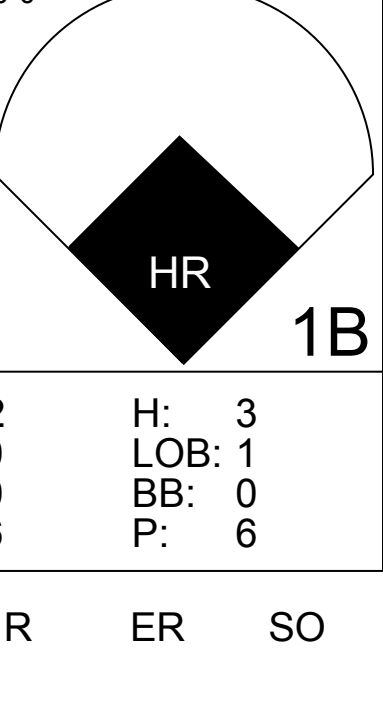


Batter	1	2	3	4	5	6	7	8	9	AB	R	H	RBI	BB	SO	LOB	BOTTOM			
<b>Don Kessinger, S</b> (1, 6) OBP: 0.275, SLG: 0.271										4	0	2	0	0	0	2	<b>New York Mets @ Chicago Cubs</b> Wrigley Field, Chicago, IL Sun Sep 03 1967, 3:33 AM CDT Sunny - 75 F			
<b>Glenn Beckert, R</b> (1, 4) OBP: 0.300, SLG: 0.352										4	1	1	0	0	0	2				
<b>Billy Williams, L</b> (1, 7) OBP: 0.348, SLG: 0.456										3	1	1	2	1	0	2				
<b>Ron Santo, R</b> (1, 5) OBP: 0.400, SLG: 0.519										3	1	2	1	1	1	1				
<b>14 Ernie Banks, R</b> (1, 3) <b>Ted Savage, R</b> (8, PR) <b>Clarence Jones, L</b> (9, 3) OBP: 0.297, SLG: 0.346										4	0	1	0	0	0	4				
<b>Al Spangler, L</b> (1, 9) OBP: 0.350, SLG: 0.315										3	0	0	0	1	0	3				
<b>Randy Hundley, R</b> (1, 2) OBP: 0.335, SLG: 0.415										4	0	1	0	0	1	1				
<b>Adolfo Phillips, R</b> (1, 8) OBP: 0.376, SLG: 0.467										3	0	0	1	0	1	2				
<b>Bill Hands, R</b> (1, 1) OBP: 0.200, SLG: 0.125										4	0	0	0	0	3	3				
<b>Inning Stats</b>	R: 0 E: 0 K: 0 S: 4	H: 1 LOB: 2 BB: 1 P: 8	R: 0 E: 0 K: 1 S: 6	H: 1 LOB: 2 BB: 1 P: 10	R: 0 E: 0 K: 0 S: 5	H: 2 LOB: 0 BB: 0 P: 5	R: 0 E: 0 K: 2 S: 7	H: 0 LOB: 0 BB: 0 P: 7	R: 3 E: 0 K: 0 S: 6	H: 3 LOB: 0 BB: 0 P: 6	R: 0 E: 0 K: 1 S: 5	H: 0 LOB: 0 BB: 0 P: 5	R: 0 E: 0 K: 1 S: 5	H: 0 LOB: 1 BB: 1 P: 9	R: 1 E: 1 K: 1 S: 7	H: 1 LOB: 1 BB: 0 P: 7	1B: 6 2B: 0 3B: 0 HR: 2	SF: 1 SAC: 0 DP: 0 HBP: 0	WP: 0 PB: 0 SB: 0 CS: 0	PA: 36
<b>PITCHER</b> <b>Bill Graham, R</b> (1, 1) ERA: 3.86 <b>Bob Hendley, L</b> (8, 1) ERA: 3.9	IP: 7.0 WLS: L BF: 31 H: 7 R: 3 ER: 3 SO: 3 BB: 3 IBB: 0 HBP: 0 BLK: 0 WP: 0 HR: 2 S: 38 P: 50 ERA: 3.86 WHIP: 1.429															<b>PITCHER</b> IP: WLS: BF: H: R: ER: SO: BB: IBB: HBP: BLK: WP: HR: S: P: ERA: WHIP:				

AB	32
R	4
H	8
RBI	4
BB	3
SO	6
LOB	20

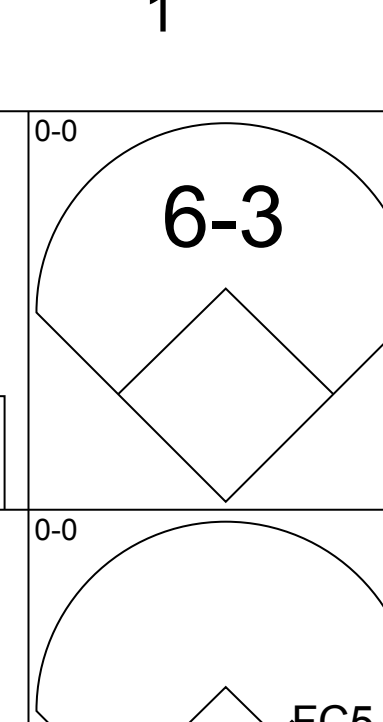
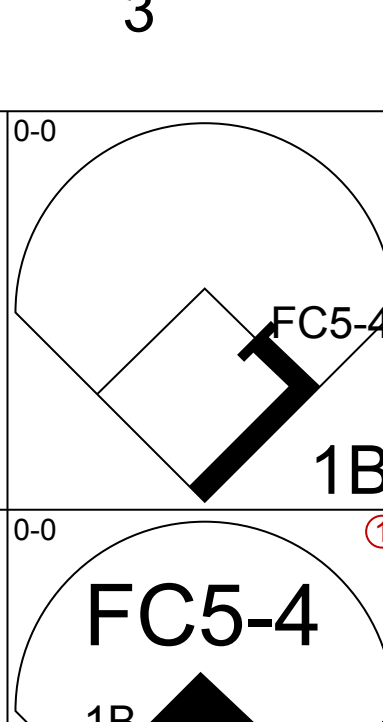
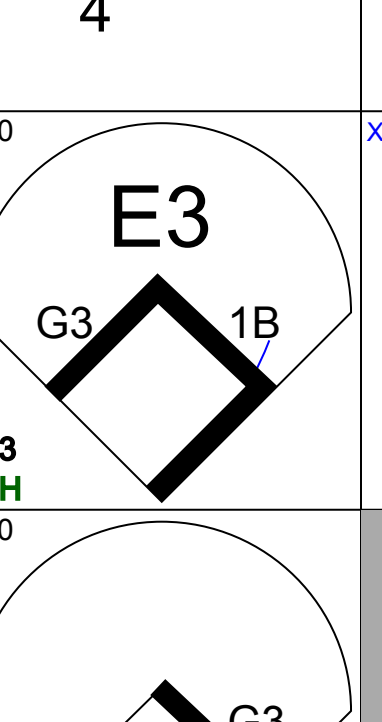
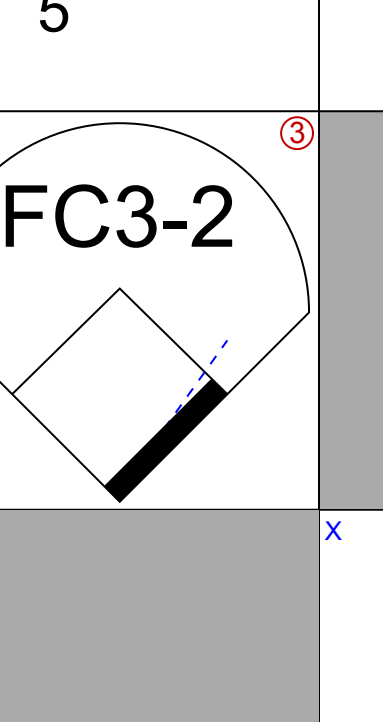
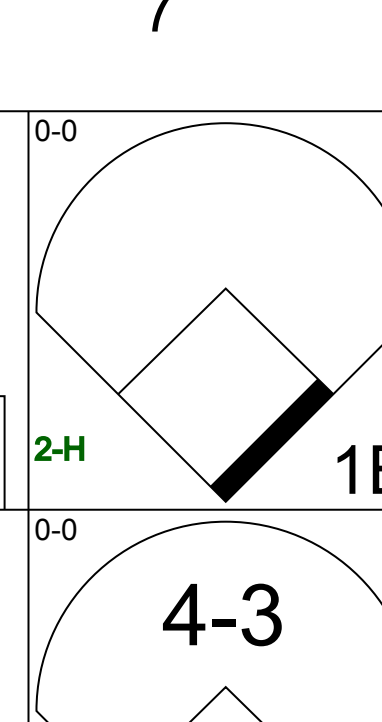
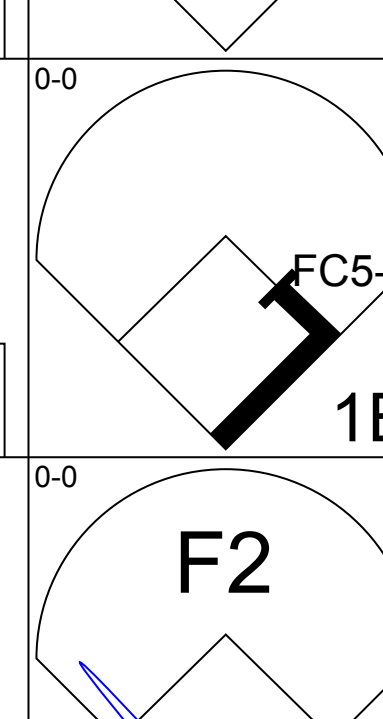
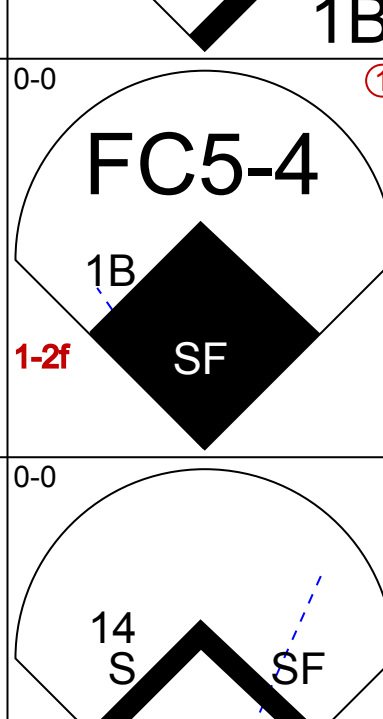
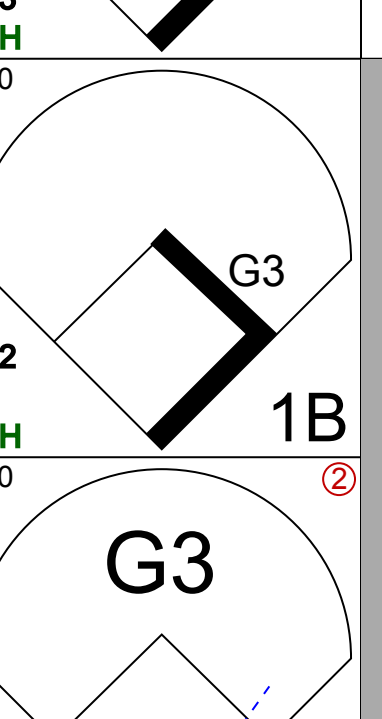
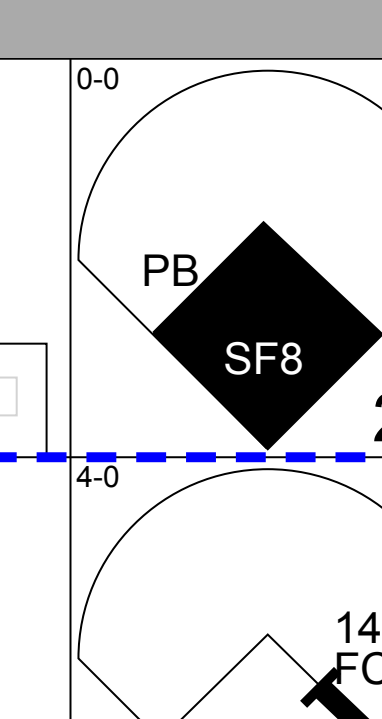
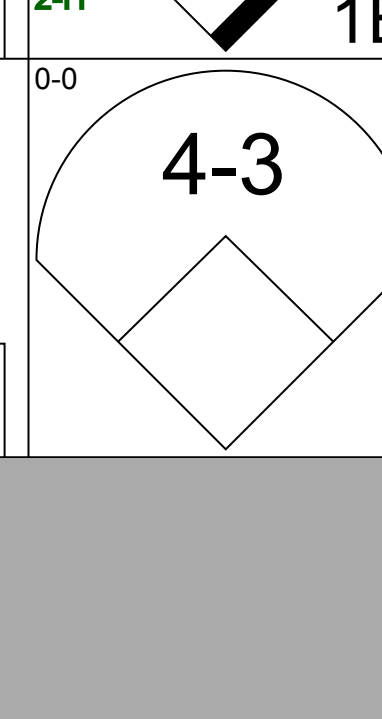
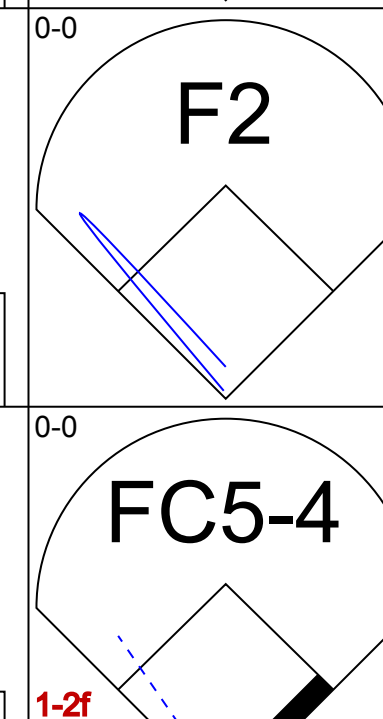
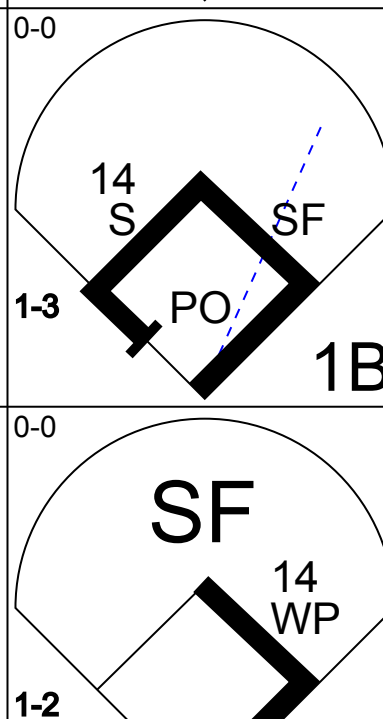
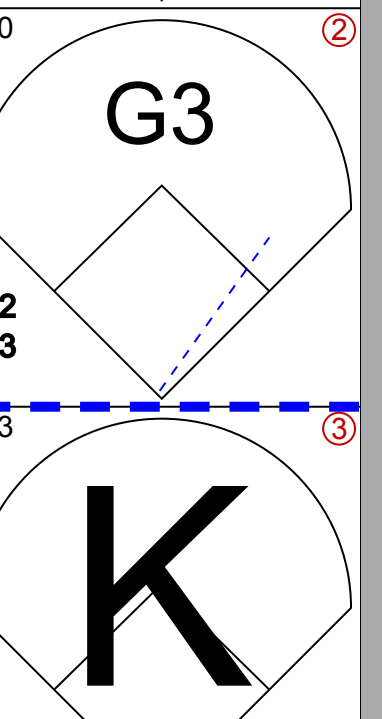
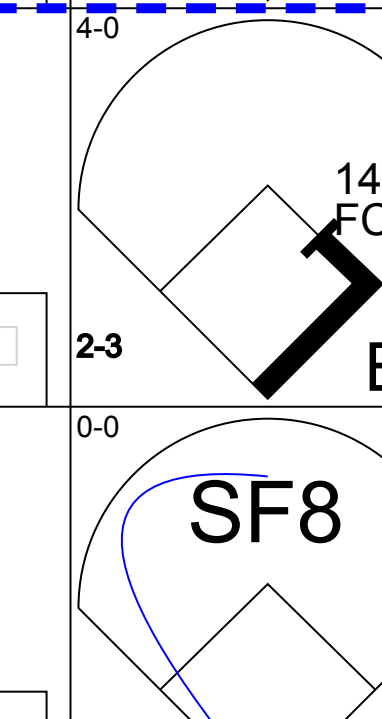
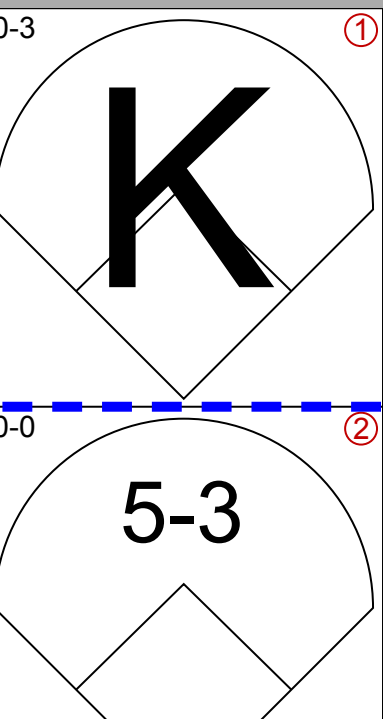
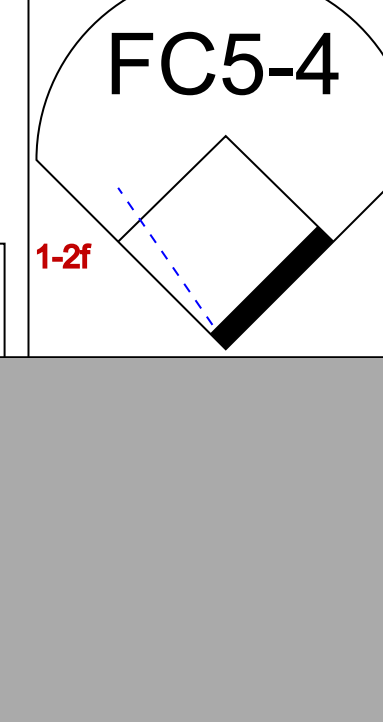
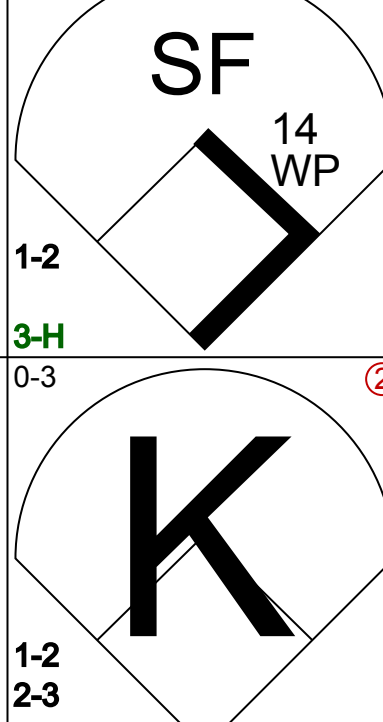
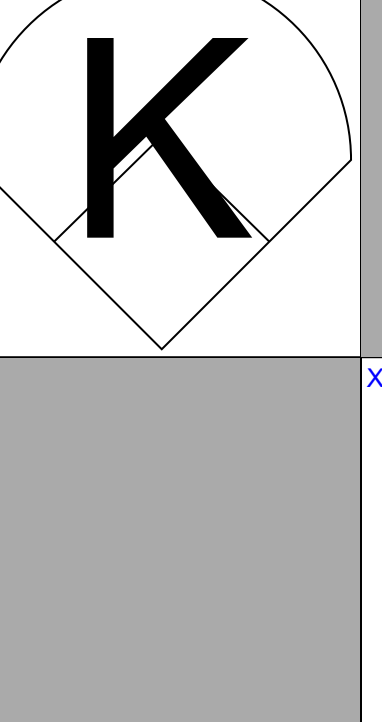
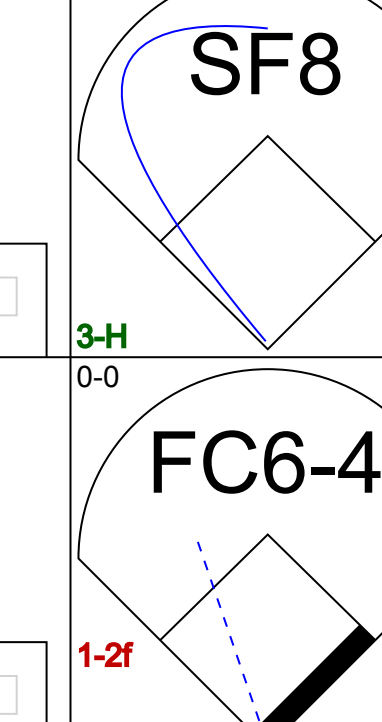
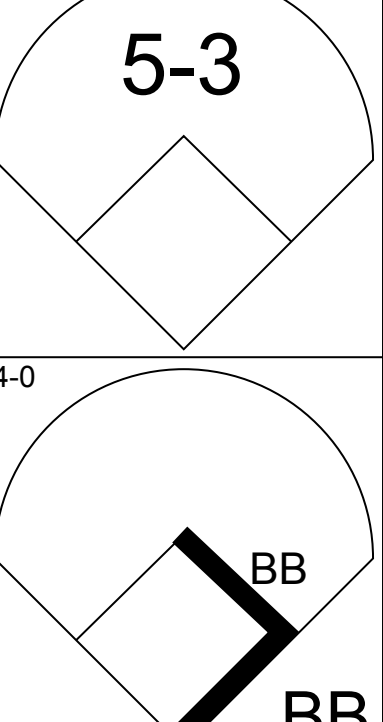
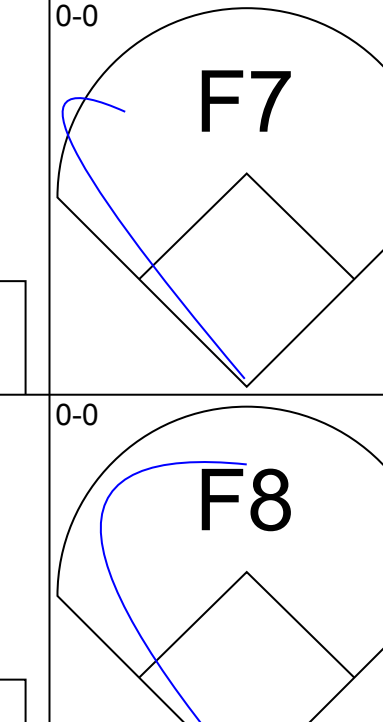
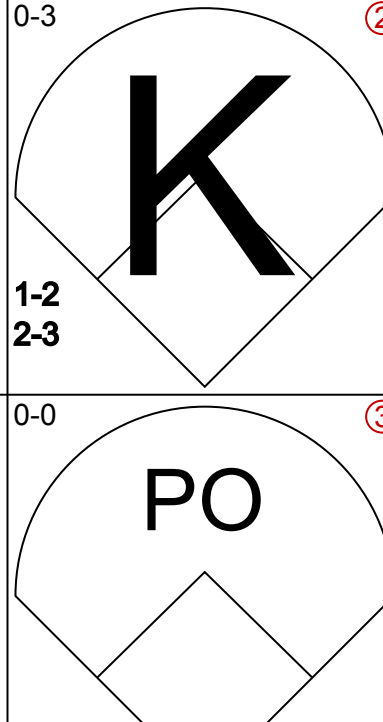
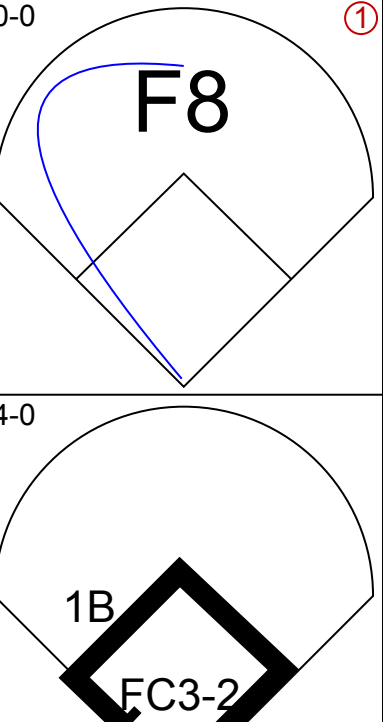
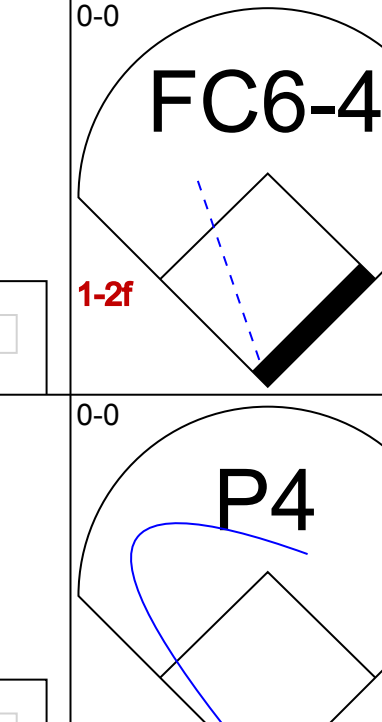
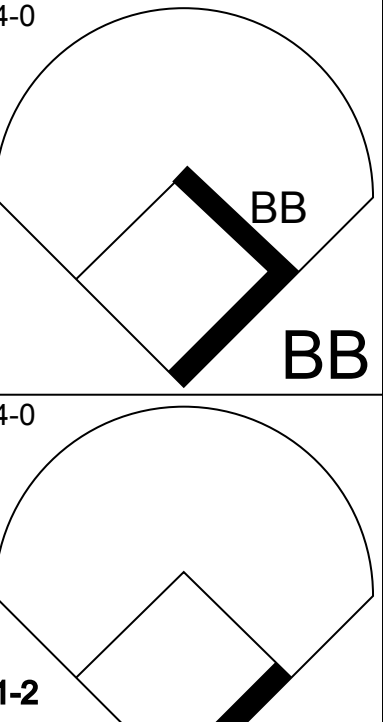
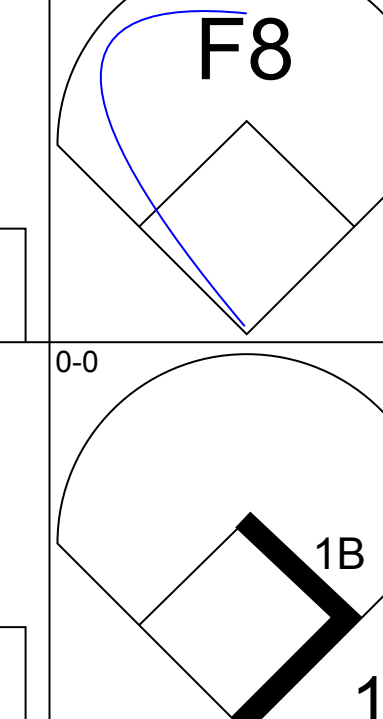
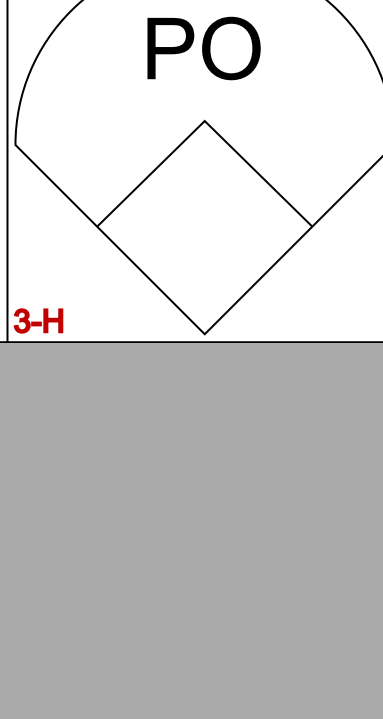
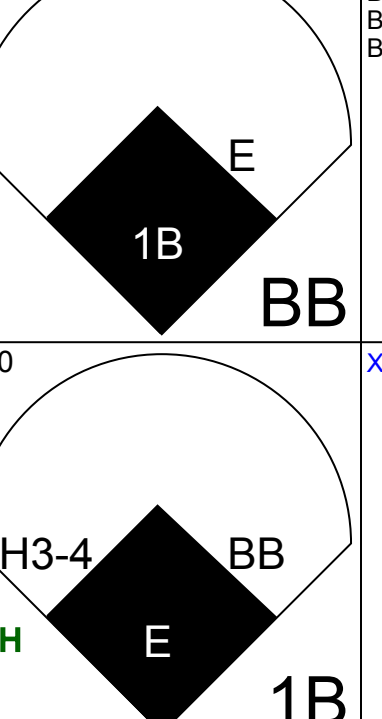
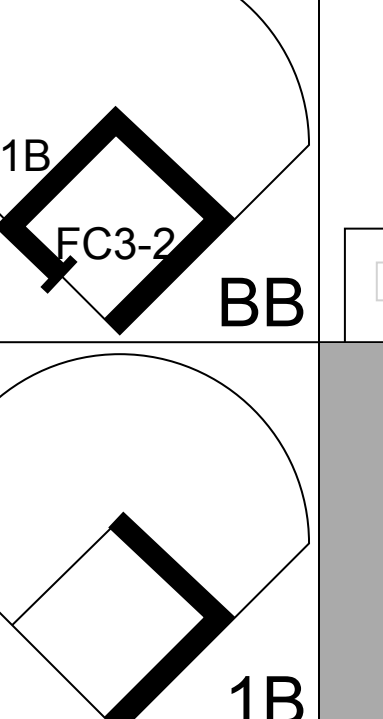
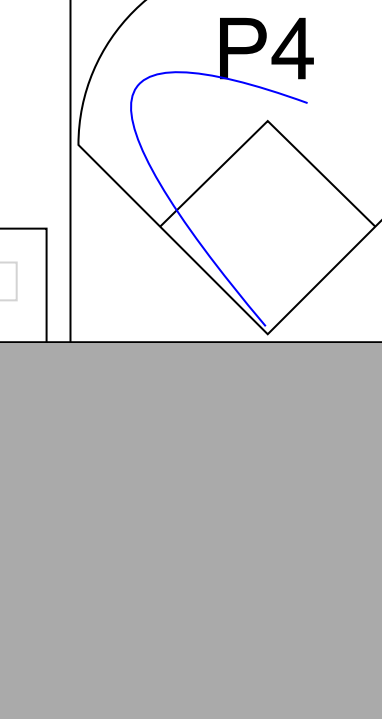
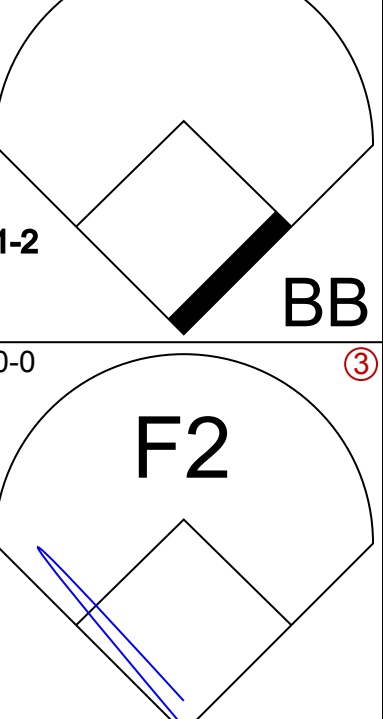
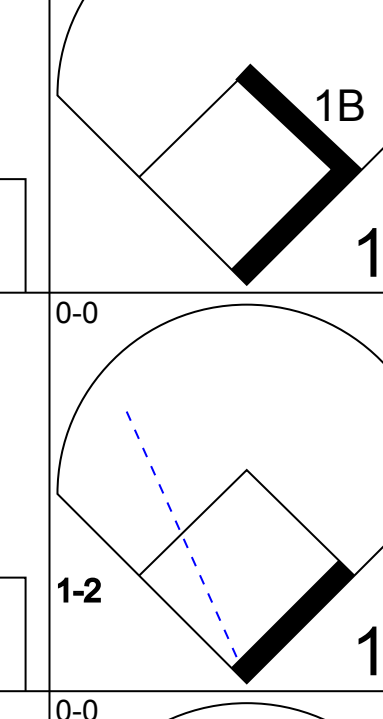
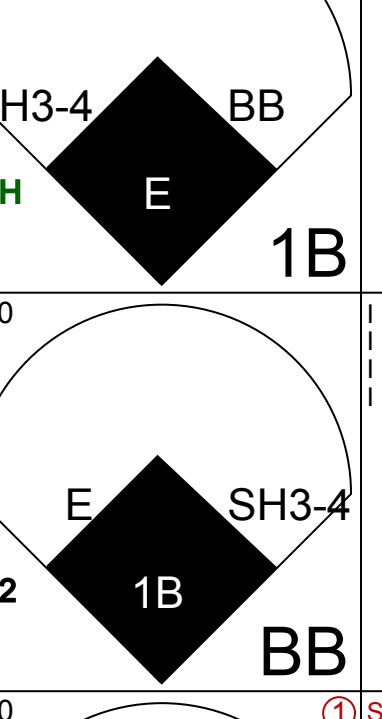
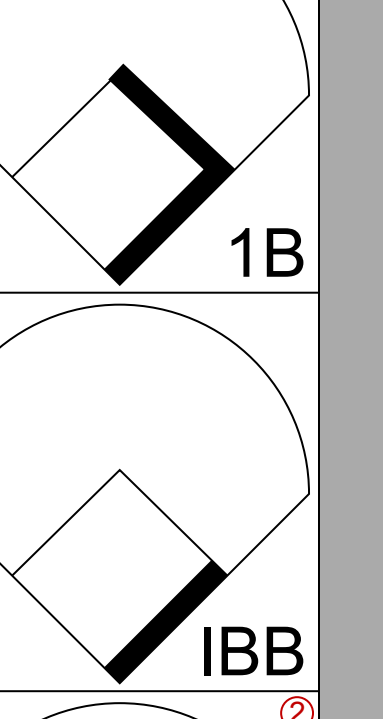
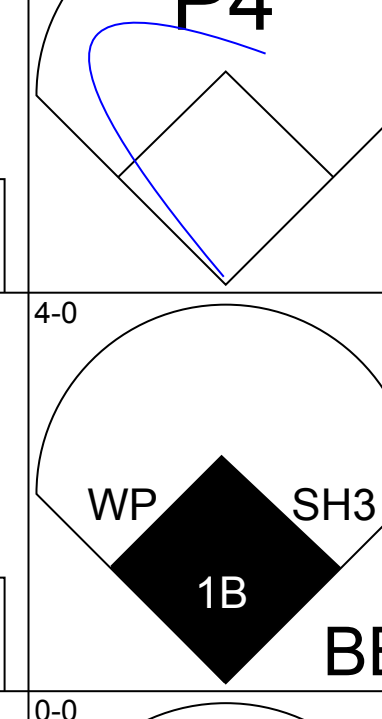
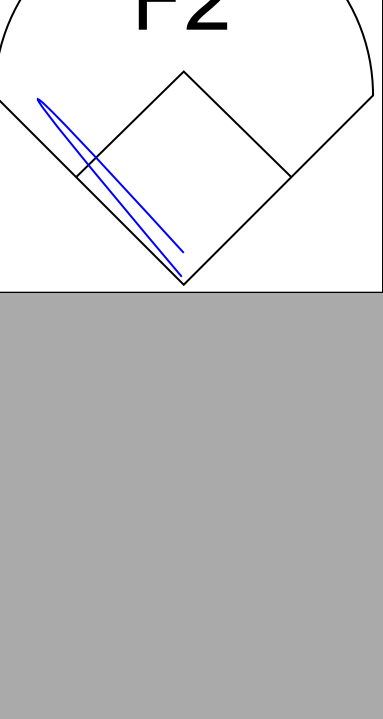
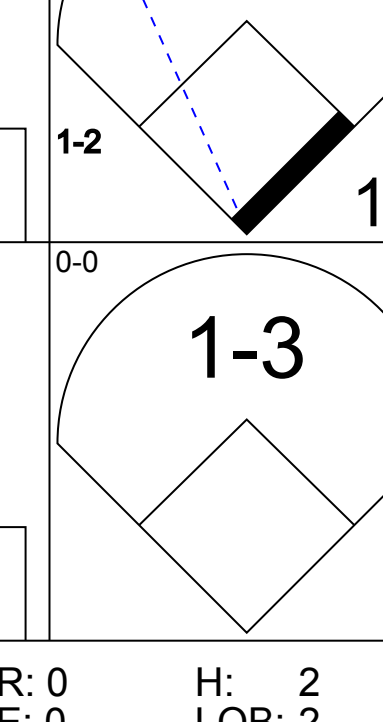
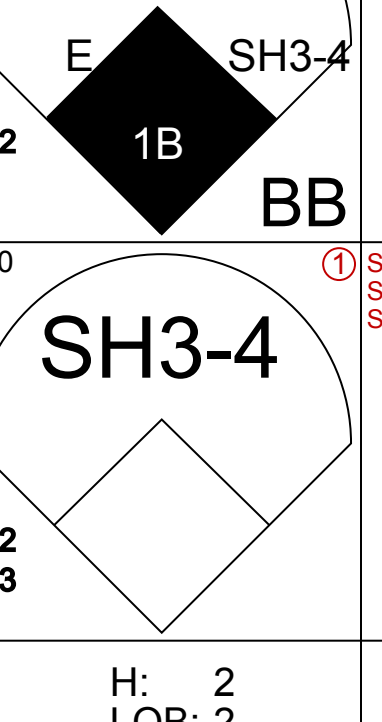
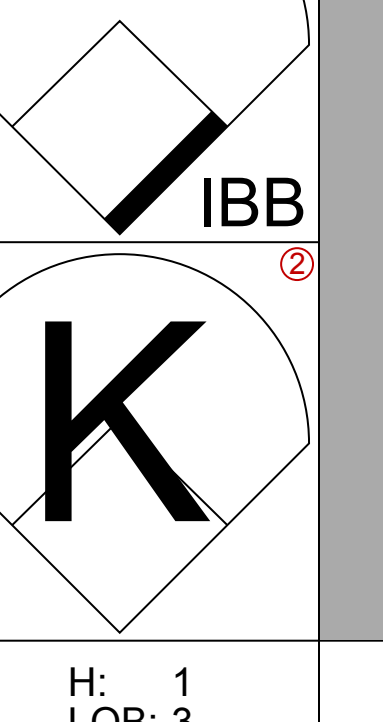
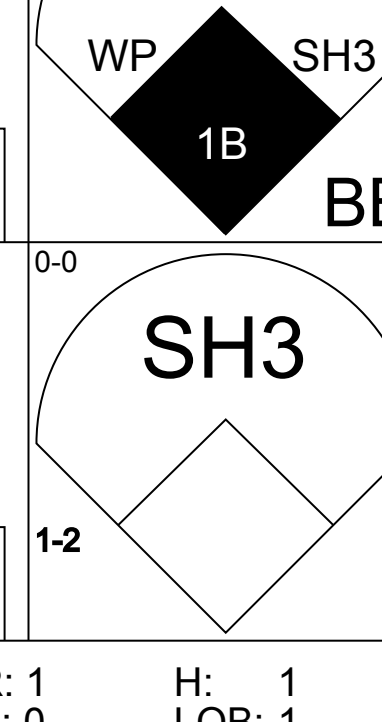

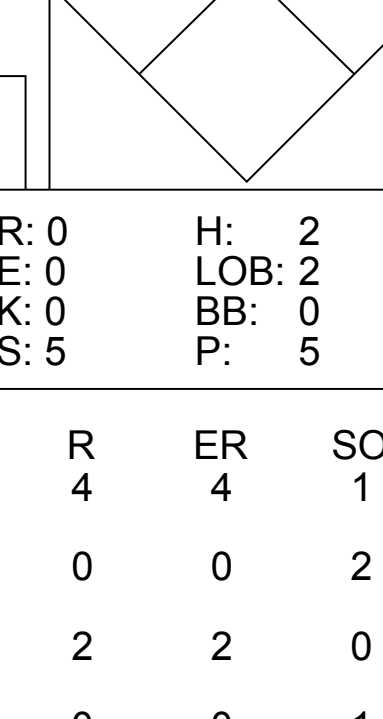
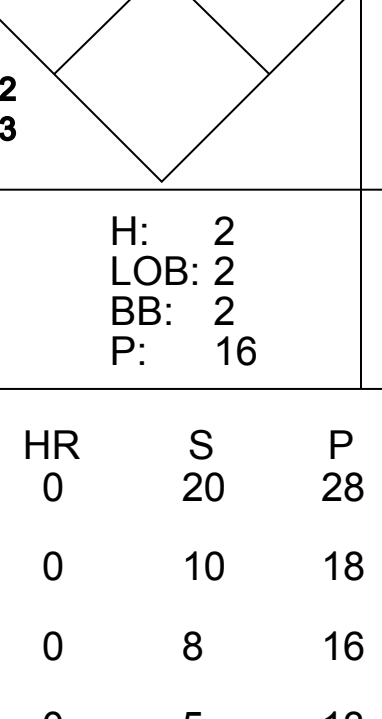
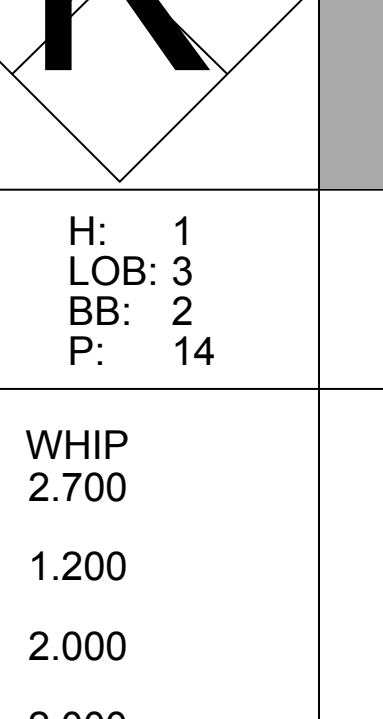
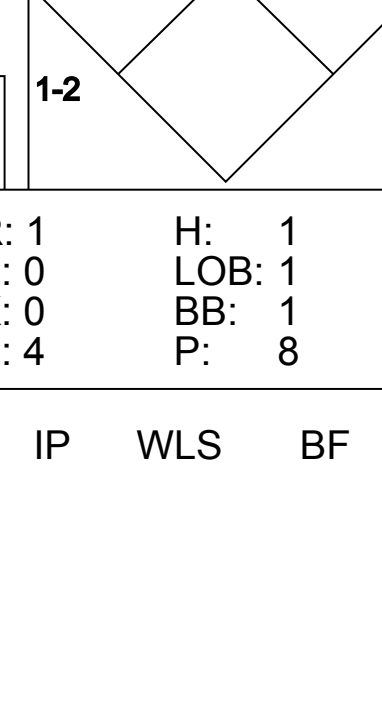




Batter	1	2	3	4	5	6	7	8	9	AB	R	H	RBI	BB	SO	LOB	TOP		
<b>Cleon Jones, R</b> (1, 8) OBP: 0.276, SLG: 0.325										4	1	1	2	0	1	0	<b>New York Mets @ Chicago Cubs</b> Wrigley Field, Chicago, IL Sun Sep 03 1967, 3:38 AM CDT Att: 30,831 - Sunny - 75 F		
<b>Ed Charles, R</b> (1, 5) OBP: 0.326, SLG: 0.324										4	1	2	0	0	0				
<b>Tommy Davis, R</b> (1, 3) <b>Bill Connors, R</b> (8, 1)										3	0	0	0	1	1				
<b>Ron Swoboda, R</b> (1, 9) OBP: 0.343, SLG: 0.423										3	0	1	1	1	0	0			
<b>Jerry Buchek, R</b> (1, 4) OBP: 0.286, SLG: 0.369										4	0	0	0	0	3	3			
<b>Tommie Reynolds, R</b> (1, 7) OBP: 0.294, SLG: 0.273										4	0	0	0	0	1	3			
<b>Phil Linz, R</b> (1, 6) OBP: 0.277, SLG: 0.303										3	0	1	0	0	0	0			
<b>Jerry Grote, R</b> (1, 2) <b>Hal Reniff, R</b> (6, 1) <b>Bob Johnson, R</b> (8, PH) OBP: 0.370, SLG: 0.487										2	0	0	0	0	0	1			
<b>Danny Frisella, L</b> (1, 1) <b>Jack Fisher, R</b> (4, 1) <b>Greg Goossen, R</b> (6, PH) OBP: 0.220, SLG: 0.211										1	0	0	0	0	1	0			
<b>Inning Stats</b>	R: 0 E: 0 K: 2 S: 7	H: 0 LOB: 0 BB: 0 P: 7	R: 0 E: 0 K: 1 S: 4	H: 0 LOB: 0 BB: 1 P: 8	R: 0 E: 0 K: 1 S: 5	H: 1 LOB: 0 BB: 0 P: 5	R: 0 E: 0 K: 0 S: 3	H: 0 LOB: 0 BB: 0 P: 3	R: 0 E: 0 K: 0 S: 3	H: 0 LOB: 0 BB: 0 P: 3	R: 1 E: 0 K: 1 S: 7	H: 2 LOB: 2 BB: 1 P: 11	R: 2 E: 0 K: 0 S: 6	H: 3 LOB: 1 BB: 0 P: 6	R: 0 E: 0 K: 1 S: 5	H: 0 LOB: 0 BB: 0 P: 5		1B: 3 2B: 1 3B: 1 HR: 1	SF: 0 SAC: 0 DP: 2 HBP: 0
<b>PITCHER</b>	IP	WLS	BF	H	R	ER	SO	BB	IBB	HBP	BLK	WP	HR	S	P	ERA	WHIP		
<b>Ken Holtzman, L</b> (1, 1) ERA: 2.39	7.2	W	29	6	3	3	6	2	0	0	0	0	1	39	47	3.52	1.043		
<b>Chuck Hartenstein, R</b> (8, 1) ERA: 2.69	1.1	S	4	0	0	0	1	0	0	0	0	0	0	6	6	0.00	0.000		

AB	31
R	3
H	6
RBI	3
BB	2
SO	7
LOB	8



Batter	1	2	3	4	5	6	7	8	9	AB	R	H	RBI	BB	SO	LOB	BOTTOM		
<b>Don Kessinger, S</b> (1, 6) OBP: 0.280, SLG: 0.272										5	0	2	1	0	0	4	<b>New York Mets @ Chicago Cubs</b> Wrigley Field, Chicago, IL Sun Sep 03 1967, 3:38 AM CDT Att: 30,831 - Sunny - 75 F		
<b>Glenn Beckert, R</b> (1, 4) OBP: 0.303, SLG: 0.356										5	2	3	1	0	0	2			
<b>Billy Williams, L</b> (1, 7) OBP: 0.348, SLG: 0.455										4	0	1	0	1	1	3			
<b>Ron Santo, R</b> (1, 5) OBP: 0.396, SLG: 0.516										3	0	0	2	0	1	3			
<b>14 Ernie Banks, R</b> (1, 3) OBP: 0.307, SLG: 0.460										4	0	0	0	1	1	3			
<b>Al Spangler, L</b> (1, 9) OBP: 0.361, SLG: 0.308										2	1	0	0	3	0	1			
<b>Randy Hundley, R</b> (1, 2) OBP: 0.337, SLG: 0.417										5	1	3	1	0	0	2			
<b>Adolfo Phillips, R</b> (1, 8) OBP: 0.381, SLG: 0.469										1	2	1	0	3	0	0			
<b>Ken Holtzman, R</b> (1, 1) <b>Chuck Hartenstein, R</b> (8, 1) OBP: 0.188, SLG: 0.219 OBP: 0.071, SLG: 0.071										2	0	0	0	0	1	5			
<b>Inning Stats</b>	R: 0 E: 0 K: 0 S: 4	H: 1 LOB: 1 BB: 0 P: 4	R: 0 E: 0 K: 0 S: 5	H: 2 LOB: 2 BB: 0 P: 5	R: 1 E: 1 K: 1 S: 7	H: 2 LOB: 1 BB: 0 P: 7	R: 3 E: 2 K: 1 S: 8	H: 2 LOB: 2 BB: 2 P: 16	R: 0 E: 0 K: 1 S: 6	H: 1 LOB: 3 BB: 2 P: 14	R: 1 E: 0 K: 0 S: 4	H: 1 LOB: 1 BB: 1 P: 8	R: 1 E: 0 K: 0 S: 4	H: 1 LOB: 1 BB: 1 P: 8	R: 0 E: 0 K: 1 S: 5	H: 0 LOB: 2 BB: 2 P: 13		1B: 9 2B: 1 3B: 0 HR: 0	SF: 2 SAC: 2 DP: 0 HBP: 0
<b>PITCHER</b>	IP	WLS	BF	H	R	ER	SO	BB	IBB	HBP	BLK	WP	HR	S	P	ERA	WHIP		
<b>Danny Frisella, R</b> (1, 1) ERA: 3.68	3.1	L	20	7	4	4	4	2	0	0	0	0	0	10	28	10.80	2.700		
<b>Jack Fisher, R</b> (4, 1) ERA: 4.91	1.2		8	1	0	0	2	1	1	0	0	0	0	10	18	0.00	1.200		
<b>Hal Reniff, R</b> (6, 1) ERA: 3.8	2.0		10	2	2	2	0	2	0	0	0	1	0	8	16	9.00	2.000		
<b>Bill Connors, R</b> (8, 1) ERA: 6.0	1.0		5	0	0	0	1	2	0	0	0	0	0	5	13	0.00	2.000		

AB	31
R	6
H	10
RBI	5
BB	8
SO	4
LOB	23





Batter	1	2	3	4	5	6	7	8	9	10	11	AB	R	H	RBI	BB	SO	LOB	TOP			
Nate Oliver, R OBP: 0.310, SLG: 0.300 (1, 6)	5-3			B1-3					4-3		K	5	0	1	0	0	1	0				
Wille Davis, L OBP: 0.268, SLG: 0.334 (1, 8)	F6			G3				SH1-3	F9			3	0	0	0	0	0	0				
Lou Johnson, R OBP: 0.332, SLG: 0.420 (1, 7)	K			F9				5-3	HR			4	1	1	1	0	1	1				
Al Ferrara, R OBP: 0.348, SLG: 0.486 (1, 9)		F8			F8							4	0	0	0	0	1	1				
Jim Lefebvre, S OBP: 0.232, SLG: 0.378 (8, PH)		F8			5-3							3	0	1	0	0	0	0				
Gene Michael, S OBP: 0.247, SLG: 0.227 (8, 6)								FC5-4	1B		L6	1	0	0	0	0	0	0				
Wes Parker, S OBP: 0.371, SLG: 0.359 (1, 3)		F8			F5			FC5-4	1B			4	0	2	0	0	0	0				
Bob Bailey, R OBP: 0.304, SLG: 0.288 (1, 5)				6-3				FC5-4			L4-3	4	0	0	0	0	1	3				
Jeff Torborg, R OBP: 0.260, SLG: 0.270 (8, PH)				F8				FC5-4				2	0	0	0	0	0	0				
Jim Campaner, R OBP: 0.280, SLG: 0.341 (8, 2)				F9				1-2	F9		4-3	1	0	0	0	0	0	2				
John Roseboro, L OBP: 0.350, SLG: 0.375 (9, 2)								1-2				1	0	0	0	0	0	0				
Claude Osteen, L OBP: 0.362, SLG: 0.364 (8, PH)				K								2	0	0	0	0	2	0				
Ron Hunt, R OBP: 0.143, SLG: 0.143 (8, 1)											3-1	1	0	0	0	0	0	2				
Ron Perranoski, L OBP: 0.298, SLG: 0.321 (11, PH)												0	0	0	0	0	0	0				
Don Sutton, R OBP: 0.162, SLG: 0.167 (11, 1)												0	0	0	0	0	0	0				
<b>Inning Stats</b>	R: 0 E: 0 K: 1 S: 5	H: 0 LOB: 0 BB: 0 P: 5	R: 0 E: 0 K: 0 S: 3	H: 0 LOB: 0 BB: 0 P: 3	R: 0 E: 0 K: 1 S: 5	H: 0 LOB: 0 BB: 0 P: 5	R: 0 E: 0 K: 0 S: 3	H: 0 LOB: 0 BB: 0 P: 3	R: 0 E: 0 K: 2 S: 7	H: 1 LOB: 1 BB: 0 P: 7	R: 0 E: 0 K: 0 S: 5	H: 2 LOB: 2 BB: 0 P: 5	R: 1 E: 0 K: 0 S: 4	H: 1 LOB: 0 BB: 0 P: 4	R: 0 E: 0 K: 0 S: 3	H: 1 LOB: 0 BB: 0 P: 3	R: 0 E: 0 K: 1 S: 5	H: 0 LOB: 0 BB: 0 P: 5	1B: 4 2B: 1 3B: 0 HR: 1	SF: 0 SAC: 1 DP: 1 HBP: 0	WP: 0 PB: 0 SB: 0 CS: 0	PA: 37
<b>PITCHER</b>	IP 9.0	WLS 31	BF 4	H 1	R 1	ER 1	SO 5	BB 0	IBB 0	HBP 0	BLK 0	WP 0	HR 1	S 41	P 41	ERA 1.00	WHIP 0.444					
Rich Nye, L ERA: 3.21																						
Chuck Hartenstein, R ERA: 2.6		2.0	W	6	1	0	0	1	0	0	0	0	0	8	8	0.00	0.500					

Los Angeles Dodgers @ Chicago Cubs  
Wrigley Field, Chicago, IL  
Mon Sep 04 1967, 3:33 AM CDT  
Sunny - 70 F

AB 36  
R 1  
H 5  
RBI 1  
BB 0  
SO 6  
LOB 9



Batter	1	2	3	4	5	6	7	8	9	10	11	AB	R	H	RBI	BB	SO	LOB	BOTTOM			
Don Kessinger, S OBP: 0.279, SLG: 0.273 (1, 6)	6-3			1B 2B		B5-3	L7			F8		5	1	1	0	0	2					
Glenn Beckert, R OBP: 0.304, SLG: 0.357 (1, 4)	5-3			2-H 1B		1B			5-3	F9		5	0	2	1	0	0					
Billy Williams, L OBP: 0.347, SLG: 0.452 (1, 7)	4-3			F5		F9			4-3			5	0	1	0	0	2					
Ron Santo, R OBP: 0.396, SLG: 0.514 (1, 5)		F9		F9							1B	4	0	1	0	1	2					
14 Ernie Banks, R OBP: 0.308, SLG: 0.465 (1, 3)				F3		1B						5	1	2	1	0	1	4				
Randy Hundley, R OBP: 0.337, SLG: 0.416 (1, 2)		G4-6-3 1B										4	0	1	0	0	1					
Ted Savage, R OBP: 0.331, SLG: 0.306 (1, 9)				4-3		6-3				E6		4	0	0	0	0	1					
Adolfo Phillips, R OBP: 0.384, SLG: 0.473 (1, 8)				K								3	0	2	0	1	1	0				
Rich Nye, L OBP: 0.281, SLG: 0.281 (9, PH)												3	0	0	0	0	1	3				
Norm Gigon, R OBP: 0.208, SLG: 0.258 (10, 1)				6-3								1	0	0	0	0	2					
Chuck Hartenstein, R OBP: 0.071, SLG: 0.071 (10, 1)												0	0	0	0	0	0	0				
<b>Inning Stats</b>	R: 0 E: 0 K: 0 S: 3	H: 0 LOB: 0 BB: 0 P: 3	R: 0 E: 0 K: 0 S: 3	H: 1 LOB: 0 BB: 0 P: 3	R: 0 E: 0 K: 1 S: 5	H: 0 LOB: 0 BB: 0 P: 5	R: 1 E: 0 K: 0 S: 5	H: 2 LOB: 1 BB: 0 P: 5	R: 0 E: 0 K: 1 S: 6	H: 1 LOB: 1 BB: 0 P: 6	R: 0 E: 0 K: 0 S: 5	H: 2 LOB: 2 BB: 0 P: 5	R: 0 E: 0 K: 1 S: 5	H: 0 LOB: 1 BB: 1 P: 9	R: 0 E: 0 K: 0 S: 4	H: 1 LOB: 0 BB: 0 P: 4	R: 1 E: 0 K: 0 S: 1	H: 1 LOB: 0 BB: 0 P: 1	1B: 7 2B: 2 3B: 0 HR: 1	SF: 0 SAC: 0 DP: 2 HBP: 0	WP: 0 PB: 0 SB: 0 CS: 0	PA: 41
<b>PITCHER</b>	IP 7.0	WLS 28	BF 8	H 1	R 1	ER 1	SO 2	BB 0	IBB 0	HBP 0	BLK 0	WP 0	HR 0	S 32	P 32	ERA 1.29	WHIP 1.143					
Claude Osteen, L ERA: 3.25																						
Ron Perranoski, L ERA: 2.34	3.0	12	1	0	0	1	2	0	0	0	0	0	0	12	20	0.00	1.000					
Don Sutton, R ERA: 4.07	0.0	L	1	1	1	0	0	0	0	0	0	0	1	1	1	=	=					

Los Angeles Dodgers @ Chicago Cubs  
Wrigley Field, Chicago, IL  
Mon Sep 04 1967, 3:33 AM CDT  
Sunny - 70 F

AB 39  
R 2  
H 10  
RBI 2  
BB 2  
SO 3  
LOB 17





Batter	1	2	3	4	5	6	7	8	9	AB	R	H	RBI	BB	SO	LOB	TOP					
Willie Davis, L (1,8) OBP: 0.293, SLG: 0.349										5	3	4	2	0	1	0	<b>Los Angeles Dodgers @ Chicago Cubs</b> Wrigley Field, Chicago, IL Mon Sep 04 1967, 3:38 AM CDT Att: 28,819 - Unknown					
Wes Parker, S (1,3) OBP: 0.372, SLG: 0.362										5	1	2	3	0	1	2						
Lou Johnson, R (1,7) OBP: 0.330, SLG: 0.416										5	0	1	1	0	0	2						
Al Ferrara, R (1,9) OBP: 0.344, SLG: 0.479										4	0	0	0	0	1	3						
Ron Perranoski, L (8,1) OBP: 0.125, SLG: 0.125										1	0	0	0	0	1	1						
Jim Lefebvre, S (1,4) OBP: 0.335, SLG: 0.379										4	0	2	1	1	0	1						
Bob Bailey, R (1,5) OBP: 0.300, SLG: 0.284										4	0	0	0	0	0	2						
Jeff Torborg, R (1,2) OBP: 0.259, SLG: 0.267										2	0	0	0	0	0	0						
John Roseboro, L (6,PH) OBP: 0.351, SLG: 0.373										1	1	0	0	1	0	1						
Gene Michael, S (1,6) OBP: 0.249, SLG: 0.229										2	1	1	0	0	0	1						
Ron Fairly, L (6,PH) OBP: 0.397, SLG: 0.320										1	0	0	0	0	0	1						
Jim Hickman, R (8,9) OBP: 0.259, SLG: 0.250										1	1	1	0	0	0	0						
Jim Brewer, L (1,1) OBP: 0.299, SLG: 0.100										1	0	0	0	0	1	1						
Bob Miller, R (3,1) OBP: 0.274, SLG: 0.333										0	0	0	0	0	0	0						
Jim Campanis, R (5,PH) OBP: 0.274, SLG: 0.333										1	0	0	0	0	1	1						
Don Sutton, R (5,1) OBP: 0.299, SLG: 0.333										0	0	0	0	0	0	0						
Len Gabrielson, L (7,PH) OBP: 0.299, SLG: 0.333										1	0	0	0	0	1	0						
Dick Egan, L (7,1) OBP: 0.299, SLG: 0.333										0	0	0	0	0	0	0						
Phil Regan, R (7,1) OBP: 0.299, SLG: 0.333										0	0	0	0	0	0	0						
Ron Hunt, R (8,4) OBP: 0.366, SLG: 0.366										1	1	1	1	0	0	0						
<b>Inning Stats</b>	R: 1 E: 0 K: 0 S: 5	H: 2 LOB: 1 BB: 0 P: 5	R: 0 E: 1 K: 1 S: 6	H: 0 LOB: 1 BB: 0 P: 6	R: 1 E: 0 K: 0 S: 4	H: 1 LOB: 0 BB: 0 P: 4	R: 0 E: 0 K: 0 S: 3	H: 0 LOB: 0 BB: 0 P: 3	R: 1 E: 0 K: 3 S: 12	H: 3 LOB: 2 BB: 0 P: 12	R: 0 E: 0 K: 0 S: 3	H: 0 LOB: 1 BB: 1 P: 7	R: 0 E: 0 K: 2 S: 7	H: 0 LOB: 0 BB: 0 P: 7	R: 0 E: 0 K: 0 S: 4	H: 1 LOB: 1 BB: 0 P: 4	R: 5 E: 0 K: 1 S: 9	H: 5 LOB: 0 BB: 1 P: 13	1B: 8 2B: 2 3B: 1 HR: 1	SF: 0 SAC: 0 DP: 0 HBP: 0	WP: 0 PB: 0 SB: 0 CS: 1	PA: 42
<b>PITCHER</b>	IP WLS BF H R ER SO BB IBB HBP BLK WP HR S P ERA WHIP																					
Rob Gardner, L (1,1) ERA: 3.69	4.1 19 5 3 3 2 0 0 0 0 0 0 1 23 23 6.23 1.154																					
Bill Stoneman, R (5,1) ERA: 2.86	3.2 15 2 1 1 4 2 0 0 0 0 0 0 21 29 2.46 1.091																					
Chuck Hartenstein, R (9,1) ERA: 3.15	0.0 L 4 4 3 3 0 0 0 0 0 0 0 0 4 4 ∞ ∞																					
Ray Culp, R (9,1) ERA: 3.78	1.0 3 1 1 1 1 0 0 0 0 0 0 0 5 5 9.00 1.000																					


Batter	1	2	3	4	5	6	7	8	9	AB	R	H	RBI	BB	SO	LOB	BOTTOM						
Don Kessinger, S (1,6) OBP: 0.280, SLG: 0.277										5	2	2	0	0	2	1	<b>Los Angeles Dodgers @ Chicago Cubs</b> Wrigley Field, Chicago, IL Mon Sep 04 1967, 3:38 AM CDT Att: 28,819 - Unknown						
Glenn Beckert, R (1,4) OBP: 0.303, SLG: 0.356										4	1	1	1	0	0	1							
Billy Williams, L (1,7) OBP: 0.348, SLG: 0.459										5	1	2	3	0	0	2							
Ron Santo, R (1,5) OBP: 0.398, SLG: 0.522										5	1	3	2	0	1	1							
14 Ernie Banks, R (1,3) OBP: 0.309, SLG: 0.463										4	0	1	0	1	0	1							
Randy Hundley, R (1,2) OBP: 0.335, SLG: 0.413										3	0	0	0	0	0	2							
Ted Savage, R (1,9) OBP: 0.328, SLG: 0.303										2	0	0	0	0	1	0							
Paul Popovich, S (6,PH) OBP: 0.288, SLG: 0.235										1	0	0	0	0	1	2							
Al Spangler, L (7,9) OBP: 0.358, SLG: 0.304										1	0	0	0	0	1	0							
Adolfo Phillips, R (1,8) OBP: 0.383, SLG: 0.469										3	0	0	0	1	1	0							
Rob Gardner, R (1,1) ERA: 2.72										0	1	0	0	1	0	0							
Bill Stoneman, R (5,1) ERA: 4.4										2	0	0	0	0	2	3							
Chuck Hartenstein, R (9,1) OBP: 0.371, SLG: 0.971										0	0	0	0	0	0	0							
Ray Culp, R (9,1) OBP: 0.100, SLG: 0.180										0	0	0	0	0	0	0							
<b>Inning Stats</b>	R: 1 E: 0 K: 1 S: 6	H: 1 LOB: 0 BB: 0 P: 6	R: 0 E: 0 K: 0 S: 3	H: 0 LOB: 0 BB: 0 P: 3	R: 3 E: 1 K: 1 S: 8	H: 2 LOB: 1 BB: 1 P: 12	R: 0 E: 0 K: 2 S: 7	H: 0 LOB: 0 BB: 0 P: 7	R: 0 E: 0 K: 1 S: 6	H: 1 LOB: 1 BB: 0 P: 6	R: 0 E: 0 K: 2 S: 8	H: 1 LOB: 2 BB: 2 P: 16	R: 1 E: 0 K: 0 S: 6	H: 3 LOB: 2 BB: 0 P: 6	R: 0 E: 1 K: 2 S: 8	H: 0 LOB: 1 BB: 0 P: 8		R: 1 E: 0 K: 0 S: 4	H: 1 LOB: 0 BB: 0 P: 4	1B: 4 2B: 3 3B: 0 HR: 2	SF: 0 SAC: 3 DP: 0 HBP: 0	WP: 0 PB: 0 SB: 0 CS: 0	PA: 41
<b>PITCHER</b>	IP WLS BF H R ER SO BB IBB HBP BLK WP HR S P ERA WHIP																						
Jim Brewer, L (1,1) ERA: 2.72	2.1 12 3 4 3 1 0 0 0 0 0 0 0 11 11 0.00 0.000																						
Bob Miller, R (3,1) ERA: 4.4	1.2 5 0 0 0 3 0 0 0 0 0 0 0 11 11 0.00 0.000																						
Don Sutton, R (5,1) ERA: 4.03	2.0 10 2 0 0 3 0 2 0 0 0 0 0 14 22 0.00 1.000																						
Dick Egan, L (7,1) ERA: 6.25	0.2 3 1 1 1 0 0 0 0 0 0 0 0 3 3 13.50 1.500																						
Phil Regan, R (7,1) ERA: 3.13	0.1 3 2 0 0 0 0 0 0 0 0 0 0 3 3 0.00 6.000																						
<b>PITCHER</b>	IP WLS BF H R ER SO BB IBB HBP BLK WP HR S P ERA WHIP																						
Ron Perranoski, L (8,1) ERA: 2.39	2.0 W 8 1 1 1 2 0 0 0 0 0 0 0 12 12 4.50 0.500																						



Batter	1	2	3	4	5	6	7	8	9	AB	R	H	RBI	BB	SO	LOB	TOP			
Paul Popovich, S OBP: 0.267, SLG: 0.234 Don Kessinger, S OBP: 0.279, SLG: 0.275	K		1-3		K		1-3			1	0	0	0	0	1	0	<b>Chicago Cubs @ Los Angeles Dodgers</b> Dodger Stadium, Los Angeles, CA Wed Sep 06 1967, 7:05 PM PDT Att: 16,588 - Unknown - 73 F			
Glenn Beckert, R OBP: 0.303, SLG: 0.355	4-3		4-3		CS	G3 BLK 1B		F2		4	1	1	0	0	0	0				
Billy Williams, L OBP: 0.347, SLG: 0.461	HR		4-3			G3		K		4	1	1	0	0	1	1				
Ron Santo, R OBP: 0.400, SLG: 0.530	HR				F6					4	1	3	3	0	0	0				
14 Ernie Banks, R OBP: 0.306, SLG: 0.460	F4				F9					4	0	0	0	0	0	2				
Bob Raudman, L OBP: 0.400, SLG: 0.400 John Boccabella, R (8, PH) OBP: 0.235, SLG: 0.241					F8					3	0	1	0	0	0	0				
Randy Hundley, R OBP: 0.337, SLG: 0.417										1	0	0	0	0	0	0				
Adolfo Phillips, R OBP: 0.384, SLG: 0.468										3	0	2	0	0	0	0				
Fergie Jenkins, R OBP: 0.198, SLG: 0.222 Bill Stoneman, R OBP: 0.500, SLG: 1.000 Jim Ellis, R OBP: 0.500, SLG: 1.000										3	0	1	0	1	1	1				
										0	0	0	0	0	0	0				
										0	0	0	0	0	0	0				
<b>Inning Stats</b>	R: 2 E: 0 K: 1 S: 7	H: 2 LOB: 0 BB: 0 P: 7	R: 0 E: 0 K: 0 S: 4	H: 1 LOB: 1 BB: 0 P: 4	R: 0 E: 0 K: 0 S: 3	H: 0 LOB: 0 BB: 0 P: 3	R: 0 E: 0 K: 0 S: 3	H: 0 LOB: 0 BB: 0 P: 3	R: 0 E: 1 K: 2 S: 8	H: 2 LOB: 1 BB: 0 P: 8	R: 0 E: 0 K: 0 S: 4	H: 1 LOB: 2 BB: 1 P: 8	R: 0 E: 0 K: 1 S: 6	H: 1 LOB: 1 BB: 0 P: 6	R: 0 E: 0 K: 1 S: 5	H: 0 LOB: 0 BB: 0 P: 5	1B: 6 2B: 1 3B: 1 HR: 1	SF: 0 SAC: 1 DP: 1 HBP: 0	WP: 0 PB: 0 SB: 0 CS: 1	PA: 36
<b>PITCHER</b>	IP	WLS	BF	H	R	ER	SO	BB	IBB	HBP	BLK	WP	HR	S	P	ERA	WHIP			
Bill Singer, R ERA: 2.87	(1, 1)	8.0	W	32	9	3	3	4	0	1	0	1	39	43	3.38	1.125				
Ron Perranoski, L ERA: 2.36	(9, 1)	1.0	S	3	0	0	0	1	0	0	0	0	5	5	0.00	0.000				

Batter	1	2	3	4	5	6	7	8	9	AB	R	H	RBI	BB	SO	LOB	BOTTOM			
Willie Davis, L OBP: 0.292, SLG: 0.355	F9					K		G6-3		4	1	1	1	0	1	2	<b>Chicago Cubs @ Los Angeles Dodgers</b> Dodger Stadium, Los Angeles, CA Wed Sep 06 1967, 7:05 PM PDT Att: 16,588 - Unknown - 73 F			
Wes Parker, S OBP: 0.371, SLG: 0.361	4-3		HR			F7				4	1	1	1	0	1	0				
Lou Johnson, R OBP: 0.329, SLG: 0.421	E3									4	0	1	1	0	0	0				
Jim Lefebvre, S OBP: 0.332, SLG: 0.376	PO									4	0	0	0	0	1	2				
John Roseboro, L OBP: 0.348, SLG: 0.369										3	0	0	0	0	1	1				
Ron Fairly, L OBP: 0.298, SLG: 0.327										3	1	1	1	0	1	0				
Bob Bailey, R OBP: 0.307, SLG: 0.300										2	2	2	1	1	0	0				
Gene Michael, S OBP: 0.250, SLG: 0.231										3	1	1	0	0	1	1				
Bill Singer, R OBP: 0.091, SLG: 0.109 Ron Hunt, R (8, PH) OBP: 0.365, SLG: 0.368 Claude Osteen, L (6, PR) OBP: 0.208, SLG: 0.267 Ron Perranoski, L OBP: 0.125, SLG: 0.125										2	0	0	0	0	2	0				
										1	0	1	1	0	0	0				
										0	0	0	0	0	0	0				
										0	0	0	0	0	0	0				
<b>Inning Stats</b>	R: 0 E: 1 K: 0 S: 3	H: 0 LOB: 0 BB: 0 P: 3	R: 0 E: 0 K: 1 S: 5	H: 0 LOB: 0 BB: 0 P: 5	R: 2 E: 0 K: 3 S: 11	H: 2 LOB: 0 BB: 0 P: 11	R: 0 E: 0 K: 1 S: 5	H: 0 LOB: 0 BB: 0 P: 5	R: 0 E: 0 K: 1 S: 4	H: 0 LOB: 0 BB: 1 P: 8	R: 0 E: 0 K: 2 S: 7	H: 0 LOB: 0 BB: 0 P: 7	R: 0 E: 1 K: 0 S: 3	H: 0 LOB: 0 BB: 0 P: 3	R: 4 E: 0 K: 0 S: 8	H: 6 LOB: 2 BB: 0 P: 8	1B: 4 2B: 0 3B: 1 HR: 3	SF: 0 SAC: 0 DP: 3 HBP: 0	WP: 0 PB: 0 SB: 0 CS: 0	PA: 32
<b>PITCHER</b>	IP	WLS	BF	H	R	ER	SO	BB	IBB	HBP	BLK	WP	HR	S	P	ERA	WHIP			
Fergie Jenkins, R ERA: 2.88	(1, 1)	7.0	L	25	4	4	4	8	1	0	0	0	3	40	44	5.14	0.714			
Bill Stoneman, R ERA: 3.04	(8, 1)	0.0		2	2	0	0	0	0	0	0	0	2	2	∞	∞				
Jim Ellis, L ERA: 2.79	(8, 1)	1.0		4	2	2	2	0	0	0	0	0	4	4	18.00	2.000				

**AB 33**  
**R 3**  
**H 9**  
**RBI 3**  
**BB 1**  
**SO 5**  
**LOB 13**



**AB 30**  
**R 6**  
**H 8**  
**RBI 6**  
**BB 1**  
**SO 8**  
**LOB 6**





Batter	1	2	3	4	5	6	7	8	9	10	11	12	AB	R	H	RBI	BB	SO	LOB	TOP						
Don Kessinger, S OBP: 0.276, SLG: 0.272	K			6-3		F7		6-3			F7		5	0	0	0	0	1	1							
Glenn Beckert, R OBP: 0.302, SLG: 0.354	F8			6-3		F7					6-3		5	1	1	0	0	0	0							
Billy Williams, L OBP: 0.347, SLG: 0.464	F2					K					G3		5	0	2	0	0	1	0							
Ron Santo, R OBP: 0.399, SLG: 0.526		K				5-3							4	1	0	0	1	1	1							
14 Ernie Banks, R OBP: 0.304, SLG: 0.457		F6											3	0	0	1	0	0	0							
Bob Raudman, L OBP: 0.300, SLG: 0.222		F9											4	0	0	0	1	0	2							
Randy Hundley, R OBP: 0.337, SLG: 0.423				K				1-3			1-3		5	1	2	2	0	1	0							
Adolfo Phillips, R OBP: 0.384, SLG: 0.466				6-3							F9		4	0	1	0	1	0	2							
Bill Hands, R OBP: 0.169, SLG: 0.116													2	0	0	0	0	2	1							
Al Spangler, L OBP: 0.355, SLG: 0.301													1	0	0	0	0	0	1							
Pete Mikkelsen, R OBP: 0.500, SLG: 1.000				K									0	0	0	0	0	0	0							
Jim Ellis, R OBP: 0.500, SLG: 1.000													0	0	0	0	0	0	0							
Chuck Hartenstein, R OBP: 0.063, SLG: 0.063													2	0	0	0	0	0	2							
<b>Inning Stats</b>	R: 0 E: 0 K: 1 S: 5	H: 0 LOB: 0 BB: 0 P: 5	R: 0 E: 0 K: 1 S: 5	H: 0 LOB: 0 BB: 0 P: 5	R: 0 E: 0 K: 2 S: 7	H: 0 LOB: 0 BB: 0 P: 7	R: 0 E: 0 K: 2 S: 7	H: 1 LOB: 1 BB: 0 P: 4	R: 1 E: 0 K: 1 S: 7	H: 2 LOB: 1 BB: 0 P: 7	R: 0 E: 0 K: 1 S: 5	H: 0 LOB: 0 BB: 0 P: 5	R: 0 E: 0 K: 0 S: 3	H: 0 LOB: 0 BB: 0 P: 3	R: 1 E: 0 K: 0 S: 4	H: 2 LOB: 1 BB: 1 P: 8	R: 0 E: 0 K: 0 S: 3	H: 0 LOB: 0 BB: 0 P: 3	R: 0 E: 0 K: 0 S: 3	H: 0 LOB: 0 BB: 0 P: 3	R: 1 E: 1 K: 0 S: 6	H: 1 LOB: 2 BB: 1 P: 9	1B: 4 2B: 0 3B: 1 HR: 1	SF: 1 SAC: 1 DP: 1 HBP: 0	WP: 1 PB: 0 SB: 0 CS: 0	PA: 45
<b>PITCHER</b>	IP WLS BF H R ER SO BB IBB HBP BLK WP HR S P ERA WHIP																									
Don Drysdale, R ERA: 2.78	(1.1) 8.0 29 6 2 2 9 1 2 0 0 0 1 44 56 2.57 1.000																									
Ron Perranoski, L ERA: 2.36	(9.1) 0.0 2 1 0 0 0 1 0 0 0 0 0 1 5 5 0.00 0.000																									
Bob Miller, R ERA: 4.16	(9.1) 4.0 L 14 1 1 0 0 0 1 0 0 0 0 0 13 17 0.00 0.250																									

Chicago Cubs @ Los Angeles Dodgers  
Dodger Stadium, Los Angeles, CA

Thu Sep 07 1967, 7:05 PM PDT  
Att. 17,753 - Unknown - 80 F

AB 40  
R 3  
H 6  
RBI 3  
BB 3  
SO 6  
LOB 10



Batter	1	2	3	4	5	6	7	8	9	10	11	12	AB	R	H	RBI	BB	SO	LOB	BOTTOM				
Wille Davis, L OBP: 0.297, SLG: 0.364	F6			4-3									4	1	2	1	2	0	0					
Wes Parker, S OBP: 0.370, SLG: 0.359				K							F9		5	1	1	0	1	1	5					
Lou Johnson, R OBP: 0.326, SLG: 0.414													5	0	0	0	0	1	6					
Jim Lefebvre, S OBP: 0.331, SLG: 0.374													5	0	1	0	0	0	1					
John Roseboro, L OBP: 0.348, SLG: 0.372				K									6	0	2	1	0	2	3					
Ron Fairly, L OBP: 0.288, SLG: 0.324													4	0	0	0	2	1	2					
Bob Bailey, R OBP: 0.305, SLG: 0.302													5	0	1	0	0	2	6					
Gene Michael, S OBP: 0.249, SLG: 0.230													1	0	0	0	0	1	0					
Al Ferrara, R OBP: 0.346, SLG: 0.479													0	0	0	0	1	0	0					
Nate Oliver, R OBP: 0.310, SLG: 0.297													2	0	0	0	1	1	0					
Don Drysdale, R ERA: 2.34	(1.1) 7.0 29 6 2 2 9 1 2 0 0 0 1 44 56 2.57 1.000																							
Ron Perranoski, L ERA: 2.36	(9.1) 0.1 3 0 0 0 0 0 0 0 1 0 0 2 3 0.00 0.000																							
Bob Miller, R ERA: 4.16	(9.1) 0.0 1 0 0 0 0 0 1 0 0 0 0 0 4 0.00 0.000																							
Chuck Hartenstein, R ERA: 2.78	(8.1) 4.2 W 18 2 0 0 1 2 1 0 0 0 0 0 17 29 0.00 0.857																							
<b>Inning Stats</b>	R: 0 E: 0 K: 0 S: 3	H: 1 LOB: 0 BB: 0 P: 3	R: 0 E: 0 K: 1 S: 5	H: 0 LOB: 0 BB: 0 P: 5	R: 0 E: 0 K: 2 S: 7	H: 0 LOB: 0 BB: 0 P: 7	R: 0 E: 0 K: 2 S: 7	H: 0 LOB: 0 BB: 0 P: 7	R: 0 E: 0 K: 1 S: 6	H: 1 LOB: 1 BB: 0 P: 6	R: 0 E: 0 K: 0 S: 3	H: 0 LOB: 0 BB: 0 P: 3	R: 0 E: 0 K: 0 S: 4	H: 1 LOB: 1 BB: 1 P: 8	R: 0 E: 0 K: 0 S: 6	H: 1 LOB: 1 BB: 2 P: 6	R: 0 E: 0 K: 0 S: 3	H: 0 LOB: 0 BB: 0 P: 3	R: 0 E: 0 K: 0 S: 3	H: 0 LOB: 0 BB: 0 P: 3	1B: 4 2B: 4 3B: 0 HR: 1	SF: 0 SAC: 2 DP: 2 HBP: 1	WP: 0 PB: 0 SB: 0 CS: 0	PA: 51
<b>PITCHER</b>	IP WLS BF H R ER SO BB IBB HBP BLK WP HR S P ERA WHIP																							
Bill Hands, R ERA: 4.55	(1.1) 0.1 3 0 0 0 0 0 0 0 2 3 0.00 0.000																							
Jim Ellis, L ERA: 2.78	(8.1) 0.0 1 0 0 0 0 0 1 0 0 0 0 0 4 0.00 0.000																							
Chuck Hartenstein, R ERA: 2.78	(8.1) 4.2 W 18 2 0 0 1 2 1 0 0 0 0 0 17 29 0.00 0.857																							

Chicago Cubs @ Los Angeles Dodgers  
Dodger Stadium, Los Angeles, CA

Thu Sep 07 1967, 7:05 PM PDT  
Att. 17,753 - Unknown - 80 F

AB 41  
R 2  
H 8  
RBI 2  
BB 7  
SO 10  
LOB 26





Batter	1	2	3	4	5	6	7	8	9	AB	R	H	RBI	BB	SO	LOB	TOP					
<b>Don Kessinger, S</b> (1, 6) OBP: 0.277, SLG: 0.273	0-0 E1 6-3	0-0 1B		0-0 1B			0-3 K		0-3 K	5	0	2	1	0	2	1	<b>Chicago Cubs @ San Francisco Giants</b> Candlestick Park, San Francisco, CA Fri Sep 08 1967, 10:05 PM EDT Att: 12,020 - Unknown <a href="http://livebaseballscorecards.com">livebaseballscorecards.com</a>					
<b>Glenn Beckert, R</b> (1, 4) OBP: 0.300, SLG: 0.351	0-0 6-3	0-0 1-3		0-0 F9			0-0 F6			4	0	0	0	0	0	4						
<b>Billy Williams, L</b> (1, 7) OBP: 0.347, SLG: 0.462	0-0 F6			0-0 1B SF7			0-0 F9		0-0 F4	4	1	1	0	0	0	1						
<b>Ron Santo, R</b> (1, 5) OBP: 0.398, SLG: 0.524	0-3 K			0-0 1B FC6-4			0-3 K		0-0 F3	4	0	1	0	0	2	1						
<b>14 Ernie Banks, R</b> (1, 3) OBP: 0.304, SLG: 0.455		0-0 4-3		0-3 K			0-3 K		0-0 1B	4	0	1	0	0	2	2						
<b>Randy Hundley, R</b> (1, 2) OBP: 0.337, SLG: 0.423		0-0 1B		0-0 SF7			0-3 K		0-0 1-3	3	1	1	1	0	1	1						
<b>Ted Savage, R</b> (1, 9) OBP: 0.330, SLG: 0.395		0-0 1B		0-0 FC6-4			0-3 K		0-0 E3	2	1	1	0	0	0	1						
<b>John Boccabella, R</b> (5, 9) OBP: 0.222, SLG: 0.226		0-0 1B		0-0 FC6-4			0-3 K		0-0 SH2-4	2	0	0	0	0	1	0						
<b>Adolfo Phillips, R</b> (1, 8) OBP: 0.383, SLG: 0.464		0-0 1B		0-0 F4			0-3 K		0-0 F9	4	0	1	1	0	1	1						
<b>Joe Niekro, R</b> (1, 1) OBP: 0.179, SLG: 0.222		0-0 SH1-4		0-0 6-3			0-0 4-3		0-0 SH2-4	2	0	0	0	0	0	0						
<b>Inning Stats</b>	R: 0 E: 1 K: 1 S: 6	H: 0 LOB: 1 BB: 0 P: 6	R: 2 E: 0 K: 0 S: 7	H: 4 LOB: 2 BB: 0 P: 7	R: 1 E: 0 K: 1 S: 7	H: 2 LOB: 1 BB: 0 P: 7	R: 0 E: 0 K: 0 S: 4	H: 1 LOB: 1 BB: 0 P: 4	R: 0 E: 0 K: 0 S: 7	H: 0 LOB: 0 BB: 0 P: 7	R: 0 E: 0 K: 3 S: 9	H: 0 LOB: 0 BB: 0 P: 9	R: 0 E: 0 K: 1 S: 5	H: 0 LOB: 0 BB: 0 P: 5	R: 0 E: 0 K: 0 S: 4	H: 1 LOB: 1 BB: 0 P: 4	R: 0 E: 1 K: 1 S: 6	H: 0 LOB: 1 BB: 0 P: 6	1B: 8 2B: 0 3B: 0 HR: 0	SF: 1 SAC: 2 DP: 0 HBP: 0	WP: 0 PB: 0 SB: 0 CS: 0	PA: 37
<b>PITCHER</b> <b>Ray Sadecki, L</b> (1, 1) ERA: 3.05	IP: 9.0 WLS: W BF: 37 H: 8 R: 3 ER: 3 SO: 9 BB: 0 IBB: 0 HBP: 0 BLK: 0 WP: 0 HR: 0 S: 55 P: 55 ERA: 3.00 WHIP: 0.889															<b>PITCHER</b>						

Batter	1	2	3	4	5	6	7	8	9	AB	R	H	RBI	BB	SO	LOB	BOTTOM			
<b>Jesus Alou, R</b> (1, 7) OBP: 0.319, SLG: 0.375	0-0 4-3		0-0 L4		0-0 6-3			0-0 4-3		4	0	0	0	0	0	0	<b>Chicago Cubs @ San Francisco Giants</b> Candlestick Park, San Francisco, CA Fri Sep 08 1967, 10:05 PM EDT Att: 12,020 - Unknown <a href="http://livebaseballscorecards.com">livebaseballscorecards.com</a>			
<b>Tom Haller, L</b> (1, 2) OBP: 0.357, SLG: 0.424	0-0 5-3		0-0 4-3		0-0 BB		0-3 K			3	0	0	0	1	1	0				
<b>Willie Mays, R</b> (1, 8) OBP: 0.326, SLG: 0.435	0-0 F3		0-0 1B		0-0 F8		0-3 K			4	0	1	0	0	1	1				
<b>Willie McCovey, L</b> (1, 3) OBP: 0.374, SLG: 0.518		0-3 K		0-3 K			0-0 G3		0-0 F5	4	0	0	0	0	2	1				
<b>Jim Ray Hart, R</b> (1, 5) OBP: 0.368, SLG: 0.517		0-0 1B		0-0 SF9			0-0 5-3		0-0 E6	4	2	2	0	0	0	0				
<b>Ty Cline, L</b> (9, PR) OBP: 0.286, SLG: 0.365		0-0 2B		0-0 3B			0-0 E6		0-0 3B	0	1	0	0	0	0	0				
<b>Ollie Brown, R</b> (1, 9) OBP: 0.313, SLG: 0.419		0-0 L1		0-0 SF9			0-0 4-3		0-0 F9	3	0	0	1	0	0	2				
<b>Hal Lanier, R</b> (1, 6) OBP: 0.243, SLG: 0.267		0-0 1B		0-0 SF9			0-0 4-3		0-0 F4	3	0	1	1	0	0	0				
<b>Jim Davenport, R</b> (9, PH) OBP: 0.363, SLG: 0.365		0-0 1B		0-0 4-3			0-0 F4		0-0 1B	1	1	1	1	0	0	0				
<b>Tito Fuentes, S</b> (1, 4) OBP: 0.248, SLG: 0.273		0-0 1B		0-0 G3			0-0 1-3		0-0 1B	0	0	0	0	0	0	0				
<b>Bob Schroder, L</b> (1, 4) OBP: 0.310, SLG: 0.260		0-0 1B		0-0 G3			0-0 1-3		0-0 IBB	3	0	1	0	1	0	0				
<b>Ray Sadecki, L</b> (1, 1) OBP: 0.310, SLG: 0.351		0-0 F6		0-0 F4			0-0 4-3		0-0 1B	4	0	1	1	0	0	2				
<b>Inning Stats</b>	R: 0 E: 0 K: 0 S: 3	H: 0 LOB: 0 BB: 0 P: 3	R: 1 E: 0 K: 1 S: 8	H: 3 LOB: 2 BB: 0 P: 8	R: 0 E: 0 K: 1 S: 6	H: 1 LOB: 1 BB: 0 P: 6	R: 1 E: 0 K: 0 S: 4	H: 1 LOB: 0 BB: 0 P: 4	R: 0 E: 0 K: 0 S: 3	H: 0 LOB: 1 BB: 1 P: 7	R: 0 E: 0 K: 0 S: 3	H: 0 LOB: 0 BB: 0 P: 3	R: 0 E: 0 K: 2 S: 7	H: 0 LOB: 0 BB: 0 P: 7	R: 2 E: 1 K: 0 S: 5	H: 2 LOB: 2 BB: 1 P: 9	1B: 4 2B: 1 3B: 2 HR: 0	SF: 1 SAC: 0 DP: 0 HBP: 0	WP: 0 PB: 0 SB: 0 CS: 0	PA: 36
<b>PITCHER</b> <b>Joe Niekro, R</b> (1, 1) ERA: 3.4	IP: 8.2 WLS: L BF: 36 H: 7 R: 4 ER: 2 SO: 4 BB: 1 IBB: 1 HBP: 0 BLK: 0 WP: 0 HR: 0 S: 42 P: 50 ERA: 2.08 WHIP: 0.923															<b>PITCHER</b>				







Batter	1	2	3	4	5	6	7	8	9	AB	R	H	RBI	BB	SO	LOB	TOP			
Don Kessinger, S (1, 6) OBP: 0.275, SLG: 0.269	0-3 K		4-0 FC5-4 BB			0-3 K		0-0 F7		3	0	0	0	1	2	0	Chicago Cubs @ San Francisco Giants Candlestick Park, San Francisco, CA Sun Sep 10 1967, 6:33 AM EDT Att: 18,791 - Sunny - 75 F			
Glenn Beckert, R (1, 4) OBP: 0.306, SLG: 0.361	0-0 6-3		0-0 FC5-4 1-2			0-0 2B		0-0 FC1-6 1B		4	0	2	0	0	0	1				
Billy Williams, L (1, 7) OBP: 0.344, SLG: 0.462	0-0 6-3			0-0 4-3		0-0 4-3		0-0 FC1-6 1-2		4	0	0	0	0	0	2				
Ron Santo, R (1, 5) OBP: 0.400, SLG: 0.522		0-3 K		0-0 F9		4-0 14 E G4-6-3 BB		0-0 F9		3	1	0	0	1	1	1				
14 Ernie Banks, R (1, 3) OBP: 0.302, SLG: 0.457		0-0 1B		0-0 5-3		0-0 E1 G4-6-3 1-3		0-0 F6		4	0	1	0	0	0	2				
Bob Raudman, L (1, 9) OBP: 0.167, SLG: 0.118	0-3 K			0-0 F4		0-0 G4-6-3 1-2 3-H		0-0 K		3	0	0	0	0	1	2				
Randy Hundley, R (1, 2) OBP: 0.337, SLG: 0.426	0-3 K			0-0 5-3		0-0 K				3	0	0	0	0	2	1				
Adolfo Phillips, R (1, 8) OBP: 0.383, SLG: 0.468			0-0 5-3		0-0 3-1			0-0 6-3		3	0	0	0	0	0	0				
Fergie Jenkins, R (1, 1) OBP: 0.193, SLG: 0.217			0-3 K			0-3 K		0-0 4-3		2	0	0	0	0	2	0				
Al Spangler, L (8, PH) OBP: 0.351, SLG: 0.298										1	0	0	0	0	0	0				
Bill Stoneman, R (8, 1)										0	0	0	0	0	0	0				
<b>Inning Stats</b>	R: 0 E: 0 K: 1 S: 5	H: 0 LOB: 0 BB: 0 P: 5	R: 0 E: 0 K: 3 S: 10	H: 1 LOB: 1 BB: 0 P: 10	R: 0 E: 0 K: 1 S: 5	H: 0 LOB: 1 BB: 1 P: 9	R: 0 E: 0 K: 0 S: 3	H: 0 LOB: 0 BB: 0 P: 3	R: 0 E: 0 K: 2 S: 8	H: 1 LOB: 1 BB: 0 P: 8	R: 1 E: 1 K: 1 S: 5	H: 0 LOB: 0 BB: 1 P: 9	R: 0 E: 0 K: 0 S: 3	H: 0 LOB: 0 BB: 0 P: 3	R: 0 E: 0 K: 0 S: 4	H: 1 LOB: 1 BB: 0 P: 4	1B: 2 2B: 1 3B: 0 HR: 0	SF: 0 SAC: 0 DP: 1 HBP: 0	WP: 0 PB: 0 SB: 0 CS: 0	PA: 32
<b>PITCHER</b> Gaylord Perry, R (1, 1) ERA: 2.76	IP: 9.0 WLS: W BF: 32 H: 3 R: 1 ER: 0 SO: 8 BB: 2 IBB: 0 HBP: 0 BLK: 0 WP: 0 HR: 0 S: 46 P: 54 ERA: 0.00 WHIP: 0.556															<b>PITCHER</b>				

AB	30
R	1
H	3
RBI	0
BB	2
SO	8
LOB	9



Batter	1	2	3	4	5	6	7	8	9	AB	R	H	RBI	BB	SO	LOB	BOTTOM			
Jesus Alou, R (1, 7) OBP: 0.322, SLG: 0.377	0-0 5-3		0-0 5-3		0-0 CS 2-H 1B			0-0 1-3		4	0	1	1	0	0	0	Chicago Cubs @ San Francisco Giants Candlestick Park, San Francisco, CA Sun Sep 10 1967, 6:33 AM EDT Att: 18,791 - Sunny - 75 F			
Tom Haller, L (1, 2) OBP: 0.354, SLG: 0.420	0-3 K		0-0 F5		0-0 F3 1-2		0-3 K		4	0	0	0	0	2	1					
Willie Mays, R (1, 8) OBP: 0.324, SLG: 0.429	0-0 F5		0-3 K		0-0 F8				3	0	0	0	0	1	0					
Willie McCovey, L (1, 3) OBP: 0.374, SLG: 0.515		0-3 K		4-0 G6-4-3 BB BB		0-3 K			2	0	0	0	1	2	0					
Jim Ray Hart, R (1, 5) OBP: 0.368, SLG: 0.515		0-0 1B E 1B		4-0 G6-4-3 1-2 BB		0-0 5-3			2	1	1	0	1	0	0					
Jim Davenport, R (7, 5) OBP: 0.361, SLG: 0.363									0	0	0	0	0	0	0					
Ollie Brown, R (1, 9) OBP: 0.313, SLG: 0.416		0-0 E E 1B		0-0 G6-4-3 1-2 2-3		0-0 F7			3	0	1	0	0	0	2					
Hal Lanier, R (1, 6) OBP: 0.244, SLG: 0.267		0-0 E4 1-2 3-H		0-0 F8		0-0 5-3			3	0	0	1	0	0	2					
Bob Schroder, L (1, 4) OBP: 0.306, SLG: 0.250		0-0 E4 G6-4-3 1-2 2-3		4-0 SH1-4 1B BB		0-0 F7			2	1	0	0	1	0	2					
Gaylord Perry, R (1, 1) OBP: 0.160, SLG: 0.173		0-0 G6-4-3 1-2		0-0 SH1-4 1-2		0-3 K			2	0	0	0	0	1	3					
<b>Inning Stats</b>	R: 0 E: 0 K: 1 S: 5	H: 0 LOB: 0 BB: 0 P: 5	R: 1 E: 2 K: 1 S: 8	H: 2 LOB: 2 BB: 0 P: 8	R: 0 E: 0 K: 1 S: 5	H: 0 LOB: 0 BB: 0 P: 5	R: 0 E: 0 K: 0 S: 2	H: 0 LOB: 1 BB: 2 P: 10	R: 1 E: 0 K: 0 S: 3	H: 1 LOB: 0 BB: 1 P: 7	R: 0 E: 0 K: 1 S: 5	H: 0 LOB: 0 BB: 0 P: 5	R: 0 E: 0 K: 0 S: 3	H: 0 LOB: 0 BB: 0 P: 3	R: 0 E: 0 K: 2 S: 7	H: 0 LOB: 0 BB: 0 P: 7	1B: 3 2B: 0 3B: 0 HR: 0	SF: 0 SAC: 1 DP: 2 HBP: 0	WP: 0 PB: 0 SB: 0 CS: 1	PA: 29
<b>PITCHER</b> Fergie Jenkins, R (1, 1) ERA: 2.87	IP: 7.0 WLS: L BF: 26 H: 3 R: 2 ER: 2 SO: 4 BB: 3 IBB: 0 HBP: 0 BLK: 0 WP: 0 HR: 0 S: 31 P: 43 ERA: 2.57 WHIP: 0.857															<b>PITCHER</b>				
Bill Stoneman, R (8, 1) ERA: 2.99	IP: 1.0 WLS: L BF: 3 H: 0 R: 0 ER: 0 SO: 2 BB: 0 IBB: 0 HBP: 0 BLK: 0 WP: 0 HR: 0 S: 7 P: 7 ERA: 0.00 WHIP: 0.000															<b>PITCHER</b>				













Batter	1	2	3	4	5	6	7	8	9	AB	R	H	RBI	BB	SO	LOB	TOP									
<b>Don Kessinger, S</b> OBP: 0.274, SLG: 0.272	0-3 K	0-0 E FC1-6 1B		0-0 FC6			0-0 F7		0-0 F9	5	0	1	1	0	1	1	<b>Chicago Cubs @ Atlanta Braves</b> Atlanta Stadium, Atlanta, GA Fri Sep 15 1967, 7:05 PM EDT Att: 6,040 - Unknown - 71 F									
<b>Glenn Beckert, R</b> OBP: 0.309, SLG: 0.365	0-0 1B 2B	0-0 FC1-6		0-0 F4			0-0 6-3		0-0 1B	5	1	2	0	0	0	3										
<b>Billy Williams, L</b> OBP: 0.343, SLG: 0.457	0-0 2B 14 2B	0-0 F6			0-0 4-3			0-0 F6	0-0 F9	5	1	1	0	0	0	3										
<b>Ron Santo, R</b> OBP: 0.402, SLG: 0.527	0-0 14 2B	0-3 K			0-0 F7			0-0 14 1B	0-0 1-3	5	2	2	1	0	1	3										
<b>14 Ernie Banks, R</b> OBP: 0.304, SLG: 0.459	0-0 2B			0-0 F9			0-0 6-3		0-0 1B	4	1	2	3	0	0	0										
<b>Al Spangler, L</b> OBP: 0.353, SLG: 0.303	0-0 F8			0-0 G6-4-3 1B			0-0 4-3		0-0 E9 1B	4	1	2	0	0	0	1										
<b>Randy Hundley, R</b> OBP: 0.334, SLG: 0.419	0-0 F7			0-0 G6-4-3 1B			0-3 K		0-0 F3	4	0	0	0	0	1	3										
<b>Adolfo Phillips, R</b> OBP: 0.386, SLG: 0.465		1-0 SH 1B HBP		4-0 FC6 BB			0-0 5-3		4-0 1B IBB	1	1	0	0	2	0	0										
<b>Fergie Jenkins, R</b> OBP: 0.198, SLG: 0.221		0-0 SH FC1-6 1B		0-3 K			0-0 5-3		0-0 1-3 2-H 1B	3	0	1	1	0	1	1										
<b>Inning Stats</b>	R: 3 E: 0 K: 1 S: 9	H: 4 LOB: 1 BB: 0 P: 9	R: 1 E: 1 K: 1 S: 7	H: 1 LOB: 2 BB: 0 P: 8	R: 0 E: 0 K: 0 S: 3	H: 1 LOB: 0 BB: 0 P: 3	R: 0 E: 0 K: 1 S: 5	H: 0 LOB: 1 BB: 1 P: 9	R: 0 E: 0 K: 0 S: 3	H: 0 LOB: 0 BB: 0 P: 3	R: 0 E: 0 K: 0 S: 5	H: 0 LOB: 0 BB: 0 P: 5	R: 0 E: 0 K: 0 S: 3	H: 0 LOB: 0 BB: 0 P: 3	R: 3 E: 1 K: 0 S: 6	H: 4 LOB: 2 BB: 1 P: 10	R: 0 E: 0 K: 0 S: 4	H: 1 LOB: 1 BB: 0 P: 4	1B: 8 2B: 2 3B: 1 HR: 0	SF: 0 SAC: 1 DP: 1 HBP: 1	WP: 0 PB: 0 SB: 2 CS: 0	PA: 40				
<b>PITCHER</b>	IP	WLS	BF	H	R	ER	SO	BB	IBB	HBP	BLK	WP	HR	S	P	ERA	WHIP									
<b>Clay Carroll, R</b> ERA: 5.42	1.0	L	10	5	4	4	1	0	0	1	0	0	0	0	11	12	36.00	5.000								
<b>Ed Rakow, R</b> ERA: 4.03	2.1		3	0	0	0	1	0	0	0	0	0	0	5	5	0.00	0.000									
<b>Dick Kelley, L</b> ERA: 3.93	3.1		10	1	0	0	1	1	0	0	0	0	0	11	15	0.00	0.667									
<b>Claude Raymond, R</b> ERA: 2.49	6.1		6	0	0	0	1	0	0	0	0	0	0	8	8	0.00	0.000									
<b>George Stone, L</b> ERA: 81.0	8.1		4	3	3	3	0	0	0	0	0	0	0	4	4	81.00	9.000									
<b>PITCHER</b>	IP	WLS	BF	H	R	ER	SO	BB	IBB	HBP	BLK	WP	HR	S	P	ERA	WHIP									
<b>Ramon Hernandez, L</b> ERA: 4.47	1.2		7	2	0	0	0	0	1	0	0	0	0	6	10	0.00	1.200									

AB	36
R	7
H	11
RBI	6
BB	2
SO	4
LOB	15



Batter	1	2	3	4	5	6	7	8	9	AB	R	H	RBI	BB	SO	LOB	BOTTOM								
<b>Felipe Alou, R</b> OBP: 0.321, SLG: 0.411	0-0 F8	0-0 1B			0-0 1-3			0-0 6-3		4	0	1	0	0	0	0	<b>Chicago Cubs @ Atlanta Braves</b> Atlanta Stadium, Atlanta, GA Fri Sep 15 1967, 7:05 PM EDT Att: 6,040 - Unknown - 71 F								
<b>Mack Jones, L</b> OBP: 0.348, SLG: 0.439	0-0 F9	0-0 F4			4-0 BB		0-0 4-3		0-0 4-3	3	0	0	0	1	0	2									
<b>Hank Aaron, R</b> OBP: 0.379, SLG: 0.591	0-0 BB 1B			0-0 F5	0-0 F5		0-0 F5		0-0 1B	4	1	2	0	0	0	1									
<b>Joe Torre, R</b> OBP: 0.356, SLG: 0.468	4-0 E 1B PO BB			0-0 L6		0-3 K		0-0 F9		3	0	0	0	1	1	1									
<b>Clete Boyer, R</b> OBP: 0.300, SLG: 0.435	0-0 E5 BB 1B			0-0 F7		0-0 F8		0-0 F8	0-0 F4	4	0	1	1	0	0	0									
<b>Rico Carty, R</b> OBP: 0.336, SLG: 0.416	4-0 BB			0-0 4-3	0-0 4-3		0-0 F8		0-3 K	3	0	0	0	1	1	0									
<b>Felix Millan, R</b> OBP: 0.232, SLG: 0.221	0-0 PO	0-0 6-3		0-0 F9	0-0 6-3		0-0 6-3		0-0 4-3	4	0	0	0	0	0	0									
<b>Woody Woodward, R</b> OBP: 0.295, SLG: 0.275		0-0 6-3		0-0 5-3	0-0 5-3		0-0 F9		0-0 F9	3	0	0	0	0	0	0									
<b>Inning Stats</b>	R: 1 E: 1 K: 0 S: 4	H: 2 LOB: 2 BB: 2 P: 12	R: 0 E: 0 K: 0 S: 5	H: 2 LOB: 2 BB: 0 P: 5	R: 0 E: 0 K: 0 S: 3	H: 0 LOB: 0 BB: 0 P: 3	R: 0 E: 0 K: 0 S: 3	H: 0 LOB: 0 BB: 1 P: 7	R: 0 E: 0 K: 1 S: 5	H: 0 LOB: 0 BB: 0 P: 5	R: 0 E: 0 K: 0 S: 3	H: 0 LOB: 0 BB: 0 P: 3	R: 0 E: 0 K: 0 S: 4	H: 1 LOB: 1 BB: 0 P: 4	R: 0 E: 0 K: 1 S: 5	H: 0 LOB: 0 BB: 0 P: 5		1B: 5 2B: 0 3B: 0 HR: 0	SF: 0 SAC: 0 DP: 0 HBP: 0	WP: 0 PB: 0 SB: 0 CS: 0	PA: 35				
<b>PITCHER</b>	IP	WLS	BF	H	R	ER	SO	BB	IBB	HBP	BLK	WP	HR	S	P	ERA	WHIP								
<b>Fergie Jenkins, R</b> ERA: 2.81	9.0	W	34	5	1	1	2	3	0	0	0	0	0	35	47	1.00	0.889								

AB	31
R	1
H	5
RBI	1
BB	3
SO	2
LOB	4





Batter	1	2	3	4	5	6	7	8	9	AB	R	H	RBI	BB	SO	LOB	TOP									
<b>Don Kessinger, S</b> (1,6) OBP: 0.273, SLG: 0.270	0-0 6-3		4-0 CS BB		0-0 E4			0-0 F6		3	0	0	0	1	0	1	<b>Chicago Cubs @ Atlanta Braves</b> Atlanta Stadium, Atlanta, GA Sat Sep 16 1967, 7:05 PM EDT Att: 11,148 - Unknown - 71 F									
<b>Glenn Beckert, R</b> (1,4) OBP: 0.310, SLG: 0.366	0-0 F7		0-0 CS	0-0 FC4-6 1B	0-0 F8			0-0 1B		4	0	2	0	0	0	2										
<b>Billy Williams, L</b> (1,7) OBP: 0.342, SLG: 0.457	0-0 2B			0-0 FC4-6 FC5-4		0-0 G3		0-0 F9		4	0	1	0	0	0	2										
<b>Ron Santo, R</b> (1,5) OBP: 0.402, SLG: 0.524	0-0 F7			0-0 FC5-4		0-0 F9			4-0 14 SH3-4 2B BB	3	1	0	0	1	0	2										
<b>14 Ernie Banks, R</b> (1,3) OBP: 0.302, SLG: 0.456		0-3 K		0-0 F7		0-0 F7			0-0 SH3-4	3	0	0	0	0	1	1										
<b>Al Spangler, L</b> (1,9) OBP: 0.356, SLG: 0.304		0-0 F3			0-0 PB S 1B		0-0 F5		4-0 FC5-4 IBB	3	1	1	0	1	0	0										
<b>Randy Hundley, R</b> (1,2) OBP: 0.332, SLG: 0.416		0-0 4-3			0-0 1-3		0-0 F7		0-0 FC5-4 2B	4	1	0	0	0	0	3										
<b>Adolfo Phillips, R</b> (1,8) OBP: 0.385, SLG: 0.466			0-0 B1-3		0-0 F9		0-0 F6		0-0 2B	4	0	1	2	0	0	1										
<b>Rich Nye, L</b> (1,1) OBP: 0.227, SLG: 0.260			0-0 F7		0-0 E 1B			0-0 F9	0-3 K	4	0	1	1	0	1	1										
<b>Inning Stats</b>	R: 0 E: 0 K: 0 S: 4	H: 1 LOB: 1 BB: 0 P: 4	R: 0 E: 0 K: 1 S: 5	H: 0 LOB: 0 BB: 0 P: 5	R: 0 E: 0 K: 0 S: 2	H: 0 LOB: 0 BB: 1 P: 6	R: 0 E: 0 K: 0 S: 4	H: 1 LOB: 1 BB: 0 P: 4	R: 1 E: 1 K: 0 S: 6	H: 2 LOB: 2 BB: 0 P: 6	R: 0 E: 0 K: 0 S: 3	H: 0 LOB: 0 BB: 0 P: 3	R: 0 E: 0 K: 0 S: 3	H: 0 LOB: 0 BB: 0 P: 3	R: 0 E: 0 K: 0 S: 4	H: 1 LOB: 1 BB: 2 P: 4	R: 2 E: 0 K: 1 S: 6	H: 1 LOB: 1 BB: 2 P: 14	1B: 4 2B: 2 3B: 0 HR: 0	SF: 0 SAC: 1 DP: 0 HBP: 0	WP: 0 PB: 1 CS: 1	PA: 37				
<b>PITCHER</b> <b>Ken Johnson, R</b> (1,1) ERA: 2.74	IP: 9.0 WLS: L BF: 36	H: 6 R: 3 ER: 3 SO: 2	BB: 2 IBB: 1 HBP: 0 BLK: 0	WP: 0 HR: 0 S: 37 P: 49	ERA: 3.00 WHIP: 0.889											ERA: 3.00 WHIP: 0.889										

**Chicago Cubs @ Atlanta Braves**  
Atlanta Stadium, Atlanta, GA  
Sat Sep 16 1967, 7:05 PM EDT  
Att: 11,148 - Unknown - 71 F

AB 32  
R 3  
H 6  
RBI 3  
BB 3  
SO 2  
LOB 13



Batter	1	2	3	4	5	6	7	8	9	AB	R	H	RBI	BB	SO	LOB	BOTTOM									
<b>Felipe Alou, R</b> (1,3) OBP: 0.319, SLG: 0.408	0-0 F5		0-0 F6			0-0 6-3		0-0 L9		4	0	0	0	0	0	0	<b>Chicago Cubs @ Atlanta Braves</b> Atlanta Stadium, Atlanta, GA Sat Sep 16 1967, 7:05 PM EDT Att: 11,148 - Unknown - 71 F									
<b>Felix Milan, R</b> (1,4) OBP: 0.233, SLG: 0.247	0-0 4-3			0-0 6-3		0-0 SF7 3B		0-0 L6		4	1	1	0	0	0	0										
<b>Hank Aaron, R</b> (1,9) OBP: 0.376, SLG: 0.588	0-0 F9			0-0 F8		4-0 SF7 IBB		0-3 K		3	0	0	0	1	1	0										
<b>Joe Torre, R</b> (1,2) OBP: 0.353, SLG: 0.465		0-3 K		0-3 K		0-0 SF7			0-0 6-3	3	0	0	1	0	2	0										
<b>Clete Boyer, R</b> (1,5) OBP: 0.303, SLG: 0.445		0-0 6-3 2B			0-0 S 1B	0-0 F7			0-0 HR	4	1	3	1	0	0	1										
<b>Rico Carty, R</b> (1,7) OBP: 0.336, SLG: 0.417		0-0 6-3			0-0 S 1B		0-0 6-3 SH1-4 1B		0-3 K	4	0	2	0	0	1	1										
<b>Cito Gaston, R</b> (1,8) OBP: 0.336, SLG: 0.417		0-0 F9			0-3 K		0-0 SH1-4		0-0 6-3	3	0	0	0	0	1	3										
<b>Woody Woodward, R</b> (1,6) OBP: 0.293, SLG: 0.273			0-3 K		0-0 F5		0-0 6-3			3	0	0	0	0	1	3										
<b>Ken Johnson, R</b> (1,1) OBP: 0.184, SLG: 0.141			0-3 K		0-0 F9		0-0 F4			3	0	0	0	0	1	3										
<b>Inning Stats</b>	R: 0 E: 0 K: 0 S: 3	H: 0 LOB: 0 BB: 0 P: 3	R: 0 E: 0 K: 1 S: 6	H: 1 LOB: 1 BB: 0 P: 6	R: 0 E: 0 K: 2 S: 7	H: 0 LOB: 0 BB: 0 P: 7	R: 0 E: 0 K: 1 S: 5	H: 0 LOB: 0 BB: 0 P: 5	R: 0 E: 0 K: 1 S: 7	H: 2 LOB: 2 BB: 0 P: 7	R: 1 E: 0 K: 0 S: 4	H: 1 LOB: 1 BB: 1 P: 8	R: 0 E: 0 K: 0 S: 4	H: 1 LOB: 1 BB: 0 P: 4	R: 0 E: 0 K: 1 S: 5	H: 0 LOB: 0 BB: 0 P: 5	R: 1 E: 0 K: 1 S: 6	H: 1 LOB: 0 BB: 0 P: 6	1B: 3 2B: 1 3B: 1 HR: 1	SF: 1 SAC: 1 DP: 0 HBP: 0	WP: 0 PB: 0 CS: 0	PA: 34				
<b>PITCHER</b> <b>Rich Nye, L</b> (1,1) ERA: 3.1	IP: 9.0 WLS: W BF: 34	H: 6 R: 2 ER: 2 SO: 7	BB: 0 IBB: 1 HBP: 0 BLK: 0	WP: 0 HR: 1 S: 47 P: 51	ERA: 2.00 WHIP: 0.667											ERA: 2.00 WHIP: 0.667										

**Chicago Cubs @ Atlanta Braves**  
Atlanta Stadium, Atlanta, GA  
Sat Sep 16 1967, 7:05 PM EDT  
Att: 11,148 - Unknown - 71 F

AB 31  
R 2  
H 6  
RBI 2  
BB 1  
SO 7  
LOB 11






Batter	1	2	3	4	5	6	7	8	9	AB	R	H	RBI	BB	SO	LOB	TOP								
Don Kessinger, S OBP: 0.273, SLG: 0.270 (1, 6)	1-3		K			3B 1B	6-3			4	1	1	0	0	1	0	<b>Chicago Cubs @ Atlanta Braves</b> Atlanta Stadium, Atlanta, GA Sun Sep 17 1967, 3:33 AM EDT Att: 7,973 - Sunny - 75 F								
Glenn Beckert, R OBP: 0.310, SLG: 0.368 (1, 4)	F3		4-3			1B 3B	6-3			4	1	1	1	0	0	0									
Billy Williams, L OBP: 0.345, SLG: 0.463 (1, 7)	BB					1B 14 3B 1B				3	2	2	2	1	0	0									
Ron Santo, R OBP: 0.402, SLG: 0.523 (1, 5)	F9					1B 14 3B 1B				3	1	1	0	1	1	1									
14 Ernie Banks, R OBP: 0.304, SLG: 0.460 (1, 3)						1B 3B				4	0	2	2	0	0	1									
Randy Hundley, R OBP: 0.326, SLG: 0.412 (1, 2)	F6					6-3				4	0	0	0	0	0	3									
Al Spangler, L OBP: 0.355, SLG: 0.302 (1, 9)						4-3	F8			4	0	1	0	0	0	1									
Adolfo Phillips, R OBP: 0.382, SLG: 0.461 (1, 8)	G6-4-3					L6	F8			4	0	0	0	0	0	2									
Joe Niekro, R OBP: 0.200, SLG: 0.238 Bill Stoneman, R (7, 1)			K			K	6-3			3	0	0	0	0	2	0									
										1	0	0	0	0	1	0									
<b>Inning Stats</b>	R: 0 E: 0 K: 0 S: 3	H: 0 LOB: 1 BB: 1 P: 7	R: 0 E: 0 K: 0 S: 4	H: 2 LOB: 1 BB: 0 P: 4	R: 0 E: 0 K: 2 S: 7	H: 0 LOB: 0 BB: 0 P: 7	R: 0 E: 0 K: 1 S: 5	H: 0 LOB: 0 BB: 0 P: 5	R: 0 E: 0 K: 0 S: 3	H: 0 LOB: 0 BB: 0 P: 3	R: 4 E: 0 K: 1 S: 10	H: 5 LOB: 1 BB: 0 P: 10	R: 0 E: 0 K: 0 S: 3	H: 0 LOB: 0 BB: 0 P: 3	R: 1 E: 0 K: 0 S: 4	H: 1 LOB: 1 BB: 1 P: 8	R: 0 E: 0 K: 1 S: 5	H: 0 LOB: 0 BB: 0 P: 5	1B: 5 2B: 0 3B: 2 HR: 1	SF: 0 SAC: 0 DP: 1 HBP: 0	WP: 0 PB: 0 SB: 0 CS: 0	PA: 36			
<b>PITCHER</b>	IP	WLS	BF	H	R	ER	SO	BB	IBB	HBP	BLK	WP	HR	S	P	ERA	WHIP								
Denny Lemaster, L ERA: 3.37 (1, 1)	5.1	L	22	6	4	4	4	1	0	0	0	0	0	29	33	6.75	1.312								
Cecil Upshaw, R ERA: 2.45 (6, 1)	0.2		3	1	0	0	0	0	0	0	0	0	0	3	3	0.00	1.500								
Jay Ritchie, R ERA: 2.99 (7, 1)	1.0		3	0	0	0	0	0	0	0	0	0	0	3	3	0.00	0.000								
Dick Kelley, L ERA: 3.94 (8, 1)	2.0		8	1	1	1	1	1	0	0	0	0	1	9	13	4.50	1.000								

AB 34  
R 5  
H 8  
RBI 5  
BB 2  
SO 5  
LOB 8



Batter	1	2	3	4	5	6	7	8	9	AB	R	H	RBI	BB	SO	LOB	BOTTOM								
Mike Lum, L OBP: 0.286, SLG: 0.286 (1, 8)	F7		3-1			2B 1B	K			4	0	1	0	0	1	0	<b>Chicago Cubs @ Atlanta Braves</b> Atlanta Stadium, Atlanta, GA Sun Sep 17 1967, 3:33 AM EDT Att: 7,973 - Sunny - 75 F								
Tito Francona, L OBP: 0.297, SLG: 0.329 (1, 3)	F9					F5				4	0	1	0	0	0	1									
Hank Aaron, R OBP: 0.377, SLG: 0.587 (1, 9)	5-3					1B	F8			4	0	1	0	0	0	1									
Joe Torre, R OBP: 0.350, SLG: 0.460 (1, 2)						4-3	K			4	0	0	0	0	1	3									
Clete Boyer, R OBP: 0.303, SLG: 0.442 (1, 5)						F3				3	0	0	0	1	0	1									
Mack Jones, L OBP: 0.351, SLG: 0.440 (1, 7)						L4-3	1B			3	1	2	0	1	0	0									
Felix Millan, R OBP: 0.233, SLG: 0.259 (1, 4)	F8					F8				4	1	1	0	0	0	2									
Woody Woodward, R OBP: 0.291, SLG: 0.271 Rico Carty, R OBP: 0.337, SLG: 0.416 Remy Hernandez, R (8, 6)						6-3	L4-3			2	0	0	0	0	0	1									
						6-3	1-2			1	0	0	1	0	0	1									
						6-3	1-2			0	0	0	0	0	0	0									
<b>Inning Stats</b>	R: 0 E: 0 K: 0 S: 3	H: 0 LOB: 0 BB: 0 P: 3	R: 0 E: 0 K: 0 S: 3	H: 1 LOB: 1 BB: 1 P: 7	R: 0 E: 0 K: 1 S: 5	H: 0 LOB: 0 BB: 0 P: 5	R: 0 E: 0 K: 1 S: 6	H: 1 LOB: 1 BB: 0 P: 6	R: 0 E: 0 K: 0 S: 3	H: 1 LOB: 0 BB: 0 P: 3	R: 3 E: 0 K: 1 S: 7	H: 2 LOB: 2 BB: 0 P: 5	R: 0 E: 0 K: 0 S: 3	H: 0 LOB: 0 BB: 0 P: 3	R: 0 E: 0 K: 0 S: 3	H: 0 LOB: 0 BB: 0 P: 3	1B: 4 2B: 3 3B: 0 HR: 1	SF: 0 SAC: 0 DP: 1 HBP: 0	WP: 0 PB: 0 SB: 0 CS: 0	PA: 34					
<b>PITCHER</b>	IP	WLS	BF	H	R	ER	SO	BB	IBB	HBP	BLK	WP	HR	S	P	ERA	WHIP								
Joe Niekro, R ERA: 3.38 (1, 1)	6.1	W	25	6	2	2	2	2	0	0	0	0	0	27	35	2.84	1.263								
Bill Stoneman, R ERA: 2.95 (7, 1)	2.2	S	9	1	1	1	1	0	0	0	0	0	1	11	11	3.38	0.375								













Batter	1	2	3	4	5	6	7	8	9	10	AB	R	H	RBI	BB	SO	LOB	TOP			
<b>Pete Rose, S</b> OBP: 0.363, SLG: 0.446 (1, 7)	4-3		4-3		F8			F7			4	0	0	0	0	0	2	<b>Cincinnati Reds @ Chicago Cubs</b> Wrigley Field, Chicago, IL Fri Sep 22 1967, 3:33 AM CDT Att: 2,042 - Unknown - 60 F			
<b>Tommy Helms, R</b> OBP: 0.301, SLG: 0.347 (1, 4)	E8 1B 2B		K		5-3			F9			4	1	1	0	0	1	2				
<b>Vada Pinson, L</b> OBP: 0.317, SLG: 0.451 (1, 8)	G1-6-3 1B				F5			4-3		L9	4	0	1	1	0	0	0				
<b>Lee May, R</b> OBP: 0.304, SLG: 0.415 (1, 9) (7, 3)	G1-6-3				F9 2B			E4 G6-4-3		5-3	4	1	1	0	0	0	1				
<b>Tony Perez, R</b> OBP: 0.325, SLG: 0.489 (1, 5)		L5			F9			G6-4-3		F4	4	0	0	0	0	0	2				
<b>Deron Johnson, R</b> OBP: 0.278, SLG: 0.394 (1, 3)								E5 G5-4-3		F6	3	0	2	1	0	0	0				
<b>Tommy Harper, R</b> OBP: 0.298, SLG: 0.339 (7, PR) (7, 9)	L5-4 2B										1	0	0	0	0	0	0				
<b>Johnny Bench, R</b> OBP: 0.205, SLG: 0.278 (1, 2)	L5-4				F7			G5-4-3		F9	4	0	0	0	0	0	3				
<b>Leo Cardenas, R</b> OBP: 0.313, SLG: 0.309 (1, 6)								F7		F7	4	0	2	0	0	0	1				
<b>Jim Maloney, L</b> OBP: 0.164, SLG: 0.227 (1, 1)											2	0	0	0	0	0	1				
<b>Billy McCool, R</b> OBP: 0.143, SLG: 0.077 (10, 1)											0	0	0	0	0	0	0				
<b>Ted Abernathy, R</b> OBP: 0.059, SLG: 0.059 (10, 1)											0	0	0	0	0	0	0				
<b>Inning Stats</b>	R: 1 E: 1 K: 0 S: 4	H: 2 LOB: 0 BB: 0 P: 4	R: 0 E: 0 K: 0 S: 3	H: 1 LOB: 0 BB: 0 P: 3	R: 0 E: 0 K: 1 S: 6	H: 1 LOB: 1 BB: 0 P: 6	R: 1 E: 0 K: 0 S: 5	H: 2 LOB: 1 BB: 0 P: 5	R: 0 E: 0 K: 0 S: 4	H: 1 LOB: 1 BB: 0 P: 4	R: 0 E: 1 K: 0 S: 3	H: 0 LOB: 1 BB: 0 P: 3	R: 0 E: 1 K: 0 S: 3	H: 0 LOB: 1 BB: 0 P: 3	R: 0 E: 0 K: 0 S: 3	H: 0 LOB: 0 BB: 0 P: 3	R: 0 E: 0 K: 0 S: 3	H: 0 LOB: 0 BB: 0 P: 3	1B: 3 2B: 5 3B: 0 HR: 0	SF: 0 SAC: 1 DP: 4 HBP: 0	WP: 0 PA: 35 PB: 0 SB: 0 CS: 0
<b>PITCHER</b> <b>Joe Niekro, R</b> ERA: 3.28 (1, 1)	IP: 10.0 W: 7 L: 2 ER: 2 SO: 1	WLS: 35 H: 7 R: 2 ER: 2 SO: 1	BF: 35 H: 7 R: 2 ER: 2 SO: 1	H: 7 R: 2 ER: 2 SO: 1	BB: 0 IBB: 0 HBP: 0 BLK: 0	WP: 0 HR: 0 S: 37 P: 37	P: 37 ERA: 1.80 WHIP: 0.700		<b>PITCHER</b>	IP: 10.0 W: 7 L: 2 ER: 2 SO: 1	WLS: 35 H: 7 R: 2 ER: 2 SO: 1	BF: 35 H: 7 R: 2 ER: 2 SO: 1	H: 7 R: 2 ER: 2 SO: 1	BB: 0 IBB: 0 HBP: 0 BLK: 0	WP: 0 HR: 0 S: 37 P: 37	P: 37 ERA: 1.80 WHIP: 0.700					

Cincinnati Reds @ Chicago Cubs  
Wrigley Field, Chicago, IL  
Fri Sep 22 1967, 3:33 AM CDT  
Att: 2,042 - Unknown - 60 F

AB	34
R	2
H	7
RBI	2
BB	0
SO	1
LOB	12



Batter	1	2	3	4	5	6	7	8	9	10	AB	R	H	RBI	BB	SO	LOB	BOTTOM					
<b>Don Kessinger, S</b> OBP: 0.275, SLG: 0.273 (1, 6)					4-3						4	0	2	1	1	1	0	<b>Cincinnati Reds @ Chicago Cubs</b> Wrigley Field, Chicago, IL Fri Sep 22 1967, 3:33 AM CDT Att: 2,042 - Unknown - 60 F					
<b>Glenn Beckert, R</b> OBP: 0.309, SLG: 0.366 (1, 4)	5-3	F6			1B			4-3		FC5-4 IBB	5	0	1	0	0	0	5						
<b>Billy Williams, L</b> OBP: 0.345, SLG: 0.465 (1, 7)	G6-4-3 BB				F5			F6			4	1	0	0	1	0	1						
<b>Ron Santo, R</b> OBP: 0.400, SLG: 0.519 (1, 5)	G6-4-3				6-3			K			5	0	1	0	0	1	3						
<b>14 Ernie Banks, R</b> OBP: 0.304, SLG: 0.453 (1, 3)		5-3	F6					F4		K	4	0	0	0	1	1	0						
<b>Al Spangler, L</b> OBP: 0.338, SLG: 0.288 (1, 9)					5-3						4	1	2	0	0	0	0						
<b>John Boccabella, R</b> OBP: 0.216, SLG: 0.219 (10, PH)								F8			0	0	0	0	0	0	0						
<b>Lee Thomas, L</b> OBP: 0.294, SLG: 0.286 (10, PH)	1B 6-3									WP	1	0	0	0	0	0	2						
<b>Randy Hundley, R</b> OBP: 0.330, SLG: 0.410 (1, 2)		1B 6-3			F4					SH1-4 BB	3	1	2	0	1	0	0						
<b>Adolfo Phillips, R</b> OBP: 0.378, SLG: 0.453 (1, 8)		6-3						F2		SH1-4	2	0	0	1	1	0	3						
<b>Joe Niekro, R</b> OBP: 0.204, SLG: 0.239 (1, 1)					F3			6-3		K	4	0	1	0	0	1	4						
<b>Inning Stats</b>	R: 0 E: 0 K: 0 S: 3	H: 1 LOB: 1 BB: 1 P: 7	R: 2 E: 0 K: 0 S: 7	H: 4 LOB: 2 BB: 0 P: 7	R: 0 E: 0 K: 0 S: 3	H: 0 LOB: 0 BB: 0 P: 3	R: 0 E: 0 K: 0 S: 3	H: 0 LOB: 1 BB: 1 P: 7	R: 0 E: 0 K: 1 S: 6	H: 1 LOB: 1 BB: 0 P: 6	R: 0 E: 0 K: 0 S: 5	H: 2 LOB: 2 BB: 0 P: 5	R: 0 E: 0 K: 1 S: 5	H: 0 LOB: 0 BB: 0 P: 5	R: 0 E: 0 K: 1 S: 5	H: 0 LOB: 0 BB: 0 P: 5	R: 0 E: 0 K: 1 S: 5	H: 0 LOB: 2 BB: 2 P: 13	R: 1 E: 1 K: 0 S: 2	H: 1 LOB: 2 BB: 1 P: 6	1B: 8 2B: 0 3B: 1 HR: 0	SF: 0 SAC: 1 DP: 1 HBP: 0	WP: 2 PA: 42 PB: 0 SB: 0 CS: 0
<b>PITCHER</b> <b>Jim Maloney, R</b> ERA: 3.41 (1, 1)	IP: 9.0 W: 3 L: 1 ER: 3	WLS: 38 H: 8 R: 2 ER: 2 SO: 4	BF: 38 H: 8 R: 2 ER: 2 SO: 4	H: 8 R: 2 ER: 2 SO: 4	BB: 3 IBB: 0 HBP: 0 BLK: 0	WP: 0 HR: 0 S: 42 P: 58	P: 58 ERA: 2.00 WHIP: 1.222		<b>PITCHER</b>	IP: 9.0 W: 3 L: 1 ER: 3	WLS: 38 H: 8 R: 2 ER: 2 SO: 4	BF: 38 H: 8 R: 2 ER: 2 SO: 4	H: 8 R: 2 ER: 2 SO: 4	BB: 3 IBB: 0 HBP: 0 BLK: 0	WP: 0 HR: 0 S: 42 P: 58	P: 58 ERA: 2.00 WHIP: 1.222							
<b>Billy McCool, L</b> ERA: 3.4 (10, 1)	0.0 L S: 3	3 1 0	1 0 0	0 0 0	0 1 0	0 0 2	6 ∞ ∞																
<b>Ted Abernathy, R</b> ERA: 1.31 (10, 1)	0.0 L S: 3	1 0 0	0 0 0	0 0 0	0 0 0	0 0 0	1 0 0	0 0 0															

Cincinnati Reds @ Chicago Cubs  
Wrigley Field, Chicago, IL  
Fri Sep 22 1967, 3:33 AM CDT  
Att: 2,042 - Unknown - 60 F

AB	36
R	3
H	9
RBI	2
BB	5
SO	4
LOB	18









Batter	1	2	3	4	5	6	7	8	9	10	AB	R	H	RBI	BB	SO	LOB	TOP	
<b>Pete Rose, S</b> OBP: 0.364, SLG: 0.446 (1, 7)	0-0 1B 1B 2B		0-0 5-3		0-0 1-3 2-H 1B		0-0 1B		0-3 K		5	1	3	1	0	1	1	<b>Cincinnati Reds @ Chicago Cubs</b> Wrigley Field, Chicago, IL Sun Sep 24 1967, 3:33 AM CDT Att. 15,510 - Sunny - 61 F	
<b>Vada Pinson, L</b> OBP: 0.315, SLG: 0.446 (1, 8)	0-0 1B 1B 2-3 1B		0-0 F8		0-3 K		0-0 F4		0-0 G3		5	0	1	0	0	1	3		
<b>Tony Perez, R</b> OBP: 0.330, SLG: 0.496 (1, 5)	0-0 1B 1-2 3-H 1B		0-0 1-6-3		0-0 1B FC5-2 1B		0-0 L4		4-0 1B SF8 BB		4	1	2	1	1	0	0		
<b>Lee May, R</b> OBP: 0.305, SLG: 0.413 (1, 9)	0-3 K		0-0 F9		0-0 FC5-2 1-2 1B		0-0 6-3		0-0 1B		5	0	2	0	0	1	2		
<b>Tommy Helms, R</b> OBP: 0.301, SLG: 0.346 (1, 4)	0-0 1B G4-6-3 1-2 2-3 1B		0-0 F8		0-0 FC5-2 1-2 2-3 1B		4-0 BB		0-0 SF8		3	0	2	1	1	0	0		
<b>Deron Johnson, R</b> OBP: 0.276, SLG: 0.397 <b>Tommy Harper, R</b> OBP: 0.297, SLG: 0.337 (1, 3)	0-0 G4-6-3		0-0 6-3		0-0 FC5-2 1-2 2-3 1B		0-3 K		0-3 K		4	0	0	0	0	1	7		
<b>Don Pavletich, R</b> OBP: 0.311, SLG: 0.405 (1, 2)		0-3 K		0-0 6-3		0-0 G6-4-3		0-0 F9			4	0	0	0	0	1	3		
<b>Leo Cardenas, R</b> OBP: 0.314, SLG: 0.308 (1, 6)		0-0 6-3		4-0 1B SH BB		0-0 6-3		0-0 1B			3	1	1	0	1	0	0		
<b>Gary Nolan, R</b> OBP: 0.181, SLG: 0.121 <b>Art Shamsky, L</b> OBP: 0.256, SLG: 0.280 <b>Ted Abernathy, R</b> OBP: 0.059, SLG: 0.059 (1, 1)	0-3 K		0-0 SH 1B K		0-3 K		0-0 K		0-0 F7		2	0	0	0	0	2	0		
<b>Inning Stats</b>	R: 1 E: 0 K: 1 S: 8	H: 4 LOB: 2 BB: 0 P: 8	R: 0 E: 0 K: 2 S: 7	H: 0 LOB: 0 BB: 0 P: 7	R: 0 E: 0 K: 0 S: 3	H: 0 LOB: 0 BB: 0 P: 3	R: 0 E: 0 K: 1 S: 6	H: 1 LOB: 1 BB: 1 P: 10	R: 0 E: 0 K: 0 S: 5	H: 3 LOB: 2 BB: 0 P: 5	R: 0 E: 0 K: 1 S: 6	H: 1 LOB: 1 BB: 0 P: 6	R: 0 E: 0 K: 1 S: 6	H: 1 LOB: 1 BB: 0 P: 6	R: 1 E: 0 K: 1 S: 6	H: 1 LOB: 1 BB: 1 P: 10	1B: 10 2B: 1 3B: 0 HR: 0		SF: 1 SAC: 1 DP: 2 HBP: 0
<b>PITCHER</b>	IP 5.0	WLS L	BF 22	H 7	R 2	ER 2	SO 4	BB 1	IBB 0	HBP 0	BLK 0	WP 0	HR 0	S 29	P 33	ERA 3.60	WHIP 1.600		
<b>Rich Nye, L</b> ERA: 3.2 <b>Bill Hands, R</b> ERA: 2.45 (6, 1)	5.0	L	20	4	1	1	4	2	0	0	0	0	0	26	34	1.80	1.200		

AB	37
R	3
H	11
RBI	3
BB	3
SO	8
LOB	18



Batter	1	2	3	4	5	6	7	8	9	10	AB	R	H	RBI	BB	SO	LOB	BOTTOM	
<b>Don Kessinger, S</b> OBP: 0.276, SLG: 0.274 (1, 6)	0-3 K	0-0 F7		0-0 CS 1B			0-0 4-3		0-0 5-3		5	0	1	0	0	1	2	<b>Cincinnati Reds @ Chicago Cubs</b> Wrigley Field, Chicago, IL Sun Sep 24 1967, 3:33 AM CDT Att. 15,510 - Sunny - 61 F	
<b>Glenn Beckert, R</b> OBP: 0.311, SLG: 0.366 (1, 4)	0-0 2B 1B		0-0 1B 14 1B	0-0 CS 1-2	0-0 F8		0-0 F7		0-0 FC1-5 E 1B		5	1	3	0	0	0	0		
<b>Billy Williams, L</b> OBP: 0.347, SLG: 0.469 (1, 7)	0-0 F8		0-0 14 1B SF8 1B		0-0 F3		0-0 FC1-6 1B		0-0 E3 FC1-5		5	1	2	0	0	0	2		
<b>Ron Santo, R</b> OBP: 0.399, SLG: 0.517 (1, 5)	0-0 1-3 2B		0-3 K		0-0 1B		0-0 FC1-6 14 S 1B		0-0 FC1-5 14 G6-4-3		5	0	2	0	0	1	5		
<b>14 Ernie Banks, R</b> OBP: 0.304, SLG: 0.456 (1, 3)	0-0 P4		0-0 FC6-4 1B		0-0 F7		0-3 K		0-0 G6-4-3		5	0	1	1	0	1	6		
<b>Al Spangler, L</b> OBP: 0.347, SLG: 0.295 (1, 9)		4-0 G6-4-3 BB	0-0 SF8		0-0 G3		4-0 IBB				1	0	0	1	2	0	0		
<b>Randy Hundley, R</b> OBP: 0.325, SLG: 0.404 (1, 2)		0-0 G6-4-3	0-0 FC6-4		0-0 5-3		0-0 F8				4	0	0	0	0	0	4		
<b>Adolfo Phillips, R</b> OBP: 0.378, SLG: 0.449 (1, 8)		1-0 1B HBP		0-3 K		0-0 F6		0-0 5-3			3	0	0	0	0	1	0		
<b>Rich Nye, L</b> OBP: 0.234, SLG: 0.267 <b>Bill Hands, R</b> OBP: 0.175, SLG: 0.108 (1, 1)	0-0 1-3 1B		0-0 3-1		0-3 K		0-3 K		0-3 K		2	0	1	0	0	0	0		
<b>Inning Stats</b>	R: 0 E: 0 K: 1 S: 7	H: 2 LOB: 2 BB: 0 P: 7	R: 0 E: 0 K: 0 S: 3	H: 1 LOB: 2 BB: 1 P: 8	R: 2 E: 0 K: 1 S: 8	H: 3 LOB: 1 BB: 0 P: 8	R: 0 E: 0 K: 1 S: 5	H: 1 LOB: 1 BB: 0 P: 5	R: 0 E: 0 K: 0 S: 4	H: 0 LOB: 0 BB: 0 P: 3	R: 0 E: 0 K: 1 S: 6	H: 1 LOB: 2 BB: 1 P: 10	R: 0 E: 0 K: 1 S: 5	H: 0 LOB: 0 BB: 0 P: 5	R: 0 E: 1 K: 0 S: 4	H: 1 LOB: 1 BB: 0 P: 4	1B: 9 2B: 1 3B: 0 HR: 0		SF: 1 SAC: 0 DP: 2 HBP: 1
<b>PITCHER</b>	IP 8.0	WLS W	BF 34	H 9	R 2	ER 2	SO 5	BB 1	IBB 1	HBP 1	BLK 0	WP 0	HR 0	S 41	P 50	ERA 2.25	WHIP 1.250		
<b>Gary Nolan, R</b> ERA: 2.51 <b>Ted Abernathy, R</b> ERA: 1.28 (9, 1)	2.0	W	7	1	0	0	1	0	0	0	0	0	0	9	9	0.00	0.500		

AB	37
R	2
H	10
RBI	2
BB	2
SO	6
LOB	19





Batter	1	2	3	4	5	6	7	8	9	AB	R	H	RBI	BB	SO	LOB	TOP								
Lou Brock, L OBP: 0.324, SLG: 0.471 Al Jackson, L OBP: 0.303, SLG: 0.290 Mike Torrez, R (9.1)	0-0 FC4-6 1B	0-0 FC6-4 1B		4-3			0-0 HR		0-0 2H HR	5	2	4	3	0	0	1									
Curt Flood, R OBP: 0.375, SLG: 0.407	0-0 FC4-6 2B	0-0 FC6-4 1B			0-0 SF8 1B		0-0 F9		0-0 6-3	5	2	1	0	0	0	4									
Roger Maris, L OBP: 0.352, SLG: 0.408	0-0 2B	0-0 4-3			0-0 F8		0-0 4-3		0-3 K	5	1	1	0	0	1	4									
Orlando Cepeda, R OBP: 0.401, SLG: 0.527	4-0 2B E				0-0 1B		0-0 4-3			3	1	1	0	1	1	0									
Tim McCarver, L OBP: 0.371, SLG: 0.456	0-0 E2 G3 2B			0-0 F7		0-0 SF8		0-0 4-3		3	0	1	3	0	0	0									
Mike Shannon, R OBP: 0.305, SLG: 0.376	0-0 G3			0-0 1-3		0-0 F8		0-0 F8		4	0	0	0	0	0	2									
Julian Javier, R OBP: 0.319, SLG: 0.411	0-0 4-3				0-0 1B		4-0 G4-3 BB		0-3 K	3	0	1	0	1	1	1									
Dal Maxvill, R OBP: 0.297, SLG: 0.280 Dave Ricketts, S OBP: 0.301, SLG: 0.302 Alex Johnson, R OBP: 0.274, SLG: 0.318 Eddie Bressoud, R OBP: 0.237, SLG: 0.224		0-0 1-3		0-0 F8		0-0 G4-3			0-0 HR 2B	3	0	0	0	0	0	2									
Steve Carlton, L OBP: 0.187, SLG: 0.181 Joe Hoerner, R OBP: 0.162, SLG: 0.162 Ron Willis, R OBP: 0.375, SLG: 0.500 Bobby Tolan, L OBP: 0.306, SLG: 0.371		0-0 FC6-4 1B		0-3 K		0-0 4-3			0-3 K	3	0	1	0	0	1	1									
<b>Inning Stats</b>	R: 3 E: 1 K: 0 S: 6	H: 3 LOB: 1 BB: 1 P: 10	R: 0 E: 0 K: 0 S: 5	H: 2 LOB: 2 BB: 0 P: 5	R: 0 E: 0 K: 1 S: 5	H: 0 LOB: 0 BB: 0 P: 5	R: 0 E: 0 K: 1 S: 6	H: 1 LOB: 1 BB: 0 P: 6	R: 1 E: 0 K: 0 S: 5	H: 2 LOB: 1 BB: 0 P: 5	R: 0 E: 0 K: 0 S: 2	H: 0 LOB: 0 BB: 1 P: 6	R: 1 E: 0 K: 0 S: 4	H: 1 LOB: 0 BB: 0 P: 4	R: 0 E: 0 K: 1 S: 5	H: 0 LOB: 0 BB: 0 P: 5	R: 2 E: 0 K: 2 S: 9	H: 2 LOB: 1 BB: 0 P: 9	1B: 6 2B: 3 3B: 0 HR: 2	SF: 1 SAC: 0 DP: 1 HBP: 0	WP: 0 PB: 0 SB: 0 CS: 0	PA: 39			
<b>PITCHER</b>	IP	WLS	BF	H	R	ER	SO	BB	IBB	HBP	BLK	WP	HR	S	P	ERA	WHIP								
Joe Niekro, R ERA: 3.34 Rick James, R ERA: Bill Stoneman, R ERA: 3.29	(1, 1) (6, 1) (7, 1)	5.0 1.0 3.0	24 3 12	8 0 3	4 0 3	3 0 3	2 0 3	1 1 0	0 0 0	0 0 0	0 0 0	0 0 0	0 0 2	27 2 18	31 6 18	5.40 0.00 9.00	1.800 1.000 1.000								

St. Louis Cardinals @ Chicago Cubs  
Wrigley Field, Chicago, IL  
Tue Sep 26 1967, 3:33 AM CDT  
Att: 4,512 - Cloudy

AB 36  
R 7  
H 11  
RBI 6  
BB 2  
SO 5  
LOB 16



Batter	1	2	3	4	5	6	7	8	9	AB	R	H	RBI	BB	SO	LOB	BOTTOM									
Don Kessinger, S OBP: 0.275, SLG: 0.272	0-3 K		0-0 F8		0-0 E4 G4-6-3	0-0 6-3		1-0 FC5-4 HBP		4	0	0	0	0	1	3										
Glenn Beckert, R OBP: 0.312, SLG: 0.366	0-0 F7		4-0 BB		0-0 G4-6-3		0-0 FC5-4			4	1	1	0	1	0	3										
Billy Williams, L OBP: 0.346, SLG: 0.468	0-0 3-1		0-3 K		0-0 1-3		0-0 FC6-4 2B		0-3 K	5	0	1	0	0	2	2										
Ron Santo, R OBP: 0.399, SLG: 0.521		0-0 L4		0-0 F9		0-0 F8	4-0 FC6-4 1B		0-0 HR	4	1	1	1	1	0	0										
14 Ernie Banks, R OBP: 0.305, SLG: 0.455		0-0 FC4-6 1B		0-0 5-3		4-0 1B BB	0-0 FC6-4 G6-4-3		0-3 K	4	1	1	1	1	1	2										
Ted Savage, R OBP: 0.332, SLG: 0.322 Al Spangler, L OBP: 0.352, SLG: 0.309		0-0 FC4-6		0-0 HR		0-0 S 1B	0-0 G6-4-3		0-0 1B 2B	4	2	2	1	0	0	3										
Randy Hundley, R OBP: 0.326, SLG: 0.403		0-0 P4		4-0 FC6-4 BB		0-0 F9		0-0 6-3	0-0 2H 1B	4	0	1	1	1	0	3										
Adolfo Phillips, R OBP: 0.381, SLG: 0.452			0-0 F8 SH1-4 1B		0-0 FC6-4		0-0 S 1B		0-0 SH1-3 1B	4	1	3	1	0	0	1										
Joe Niekro, R OBP: 0.204, SLG: 0.239 Norm Gigon, R OBP: 0.219, SLG: 0.269 Rick James, R John Boccabella, R OBP: 0.237, SLG: 0.242 Bill Stoneman, R	(1, 1) (5, PH) (6, 1) (6, PH) (7, 1)	5.2 0.1 2.0 0.1 0.1	26 4 8 2 3	6 3 1 1 2	5 4 0 1 1	4 2 0 1 1	2 0 0 0 1	0 0 0 0 0	0 0 0 0 0	0 0 0 0 0	0 0 0 0 0	0 0 0 0 0	0 0 0 0 0	0 0 0 0 0	0 0 0 0 0	0 0 0 0 0										
<b>Inning Stats</b>	R: 0 E: 0 K: 1 S: 5	H: 0 LOB: 0 BB: 0 P: 5	R: 0 E: 0 K: 0 S: 4	H: 1 LOB: 1 BB: 0 P: 4	R: 0 E: 0 K: 1 S: 6	H: 1 LOB: 2 BB: 1 P: 10	R: 1 E: 0 K: 0 S: 4	H: 1 LOB: 1 BB: 1 P: 8	R: 1 E: 1 K: 0 S: 4	H: 3 LOB: 1 BB: 1 P: 10	R: 1 E: 0 K: 0 S: 4	H: 2 LOB: 1 BB: 1 P: 8	R: 0 E: 0 K: 0 S: 4	H: 1 LOB: 0 BB: 0 P: 5	R: 2 E: 0 K: 2 S: 9	H: 3 LOB: 1 BB: 0 P: 9	1B: 9 2B: 2 3B: 0 HR: 2	SF: 0 SAC: 2 DP: 2 HBP: 1	WP: 0 PB: 0 SB: 2 CS: 0	PA: 43						
<b>PITCHER</b>	IP	WLS	BF	H	R	ER	SO	BB	IBB	HBP	BLK	WP	HR	S	P	ERA	WHIP									
Steve Carlton, L ERA: 2.98 Joe Hoerner, L ERA: 2.59 Ron Willis, R ERA: 2.73 Al Jackson, L ERA: 3.95 Mike Torrez, R ERA: 3.18	(1, 1) (6, 1) (7, 1) (9, 1) (9, 1)	5.2 0.1 2.0 0.1 0.1	26 4 8 2 3	6 3 1 1 2	5 4 0 1 1	4 2 0 1 1	2 0 0 0 0	0 0 0 0 0	0 0 0 0 0	0 0 0 0 0	0 0 0 0 0	0 0 0 0 0	0 0 0 0 0	0 0 0 0 0	0 0 0 0 0	0 0 0 0 0	27.00 0.00 0.00 27.00 27.00	9.000 0.500 0.000 3.000 6.000								

St. Louis Cardinals @ Chicago Cubs  
Wrigley Field, Chicago, IL  
Tue Sep 26 1967, 3:33 AM CDT  
Att: 4,512 - Cloudy

AB 36  
R 8  
H 13  
RBI 7  
BB 4  
SO 4  
LOB 17






Batter	1	2	3	4	5	6	7	8	9	AB R H RBI BB SO LOB	TOP							
<b>Don Kessinger, S</b> (1, 6) OBP: 0.275, SLG: 0.272	0-0 4-3		0-0 4-3			0-0 4-3		0-0 6-3 SH3-4 1B	0-0 L5	5 1 1 0 0 0 1	<b>Chicago Cubs @ Cincinnati Reds</b> Crosley Field, Cincinnati, OH Fri Sep 29 1967, 7:05 PM EDT Alt. 3,069 - Unknown - 55 F							
<b>Glenn Beckert, R</b> (1, 4) OBP: 0.312, SLG: 0.365	0-3 K			0-0 1B		0-0 F3		0-0 SH3-4		3 0 1 0 0 0 1 0								
<b>Billy Williams, L</b> (1, 7) OBP: 0.348, SLG: 0.479	0-0 HR			0-0 F2		0-0 HR		4-0 6-3 1B IBB		3 3 2 2 1 0 1								
<b>Ron Santo, R</b> (1, 5) OBP: 0.397, SLG: 0.517	0-0 5-3			0-0 F2		0-0 F4		0-0 6-3		4 0 0 0 0 0 3								
<b>14 Ernie Banks, R</b> (1, 3) OBP: 0.304, SLG: 0.452		0-3 K		0-0 F7			0-0 F9	4-0 1B IBB		3 0 0 0 1 1 1								
<b>Al Spangler, L</b> (1, 9) OBP: 0.356, SLG: 0.315		0-3 K			0-0 4-3		0-0 2B 1B	0-0 1-3 2-H 3-H 1B		4 0 2 2 0 1 0								
<b>Randy Hundley, R</b> (1, 2) OBP: 0.324, SLG: 0.400		0-0 F7			0-0 1-3		0-0 F4	0-3 K		4 0 0 0 0 1 3								
<b>Adolfo Phillips, R</b> (1, 8) OBP: 0.384, SLG: 0.458			0-0 CS 1B		0-0 1B		0-0 1-3 2B		0-3 K	3 0 3 0 0 0 0								
<b>Ted Savage, R</b> (7, 8) OBP: 0.351, SLG: 0.320									0-3 K	1 0 0 0 0 1 0								
<b>Fergie Jenkins, R</b> (1, 1) OBP: 0.200, SLG: 0.204			4-0 1-2 BB		0-0 4-3		0-3 K		0-3 K	3 0 0 0 1 2 3								
<b>Inning Stats</b>	R: 1 E: 0 K: 1 S: 6	H: 1 LOB: 0 BB: 0 P: 6	R: 0 E: 0 K: 2 S: 7	H: 0 LOB: 0 BB: 0 P: 7	R: 0 E: 0 K: 0 S: 2	H: 1 LOB: 0 BB: 1 P: 6	R: 0 E: 0 K: 0 S: 4	H: 1 LOB: 1 BB: 0 P: 4	R: 0 E: 0 K: 0 S: 4	H: 2 LOB: 2 BB: 0 P: 7	R: 2 E: 0 K: 1 S: 7	H: 2 LOB: 2 BB: 2 P: 15	R: 0 E: 0 K: 2 S: 7	H: 0 LOB: 0 BB: 0 P: 7	1B: 6 2B: 1 3B: 0 HR: 2	SF: 0 SAC: 1 DP: 0 HBP: 0	WP: 0 PB: 0 SB: 0 CS: 1	PA: 37
<b>PITCHER</b>	IP WLS BF H R ER SO BB IBB HBP BLK WP HR S P ERA WHIP											IP WLS BF H R ER SO BB IBB HBP BLK WP HR S P ERA WHIP						
<b>Gary Nolan, R</b> (1, 1) ERA: 2.88	7.2 L 32 8 4 4 4 1 2 0 0 0 2 37 49 4.70 1.174																	
<b>Ted Davidson, L</b> (8, 1) ERA: 4.5	0.1 2 1 0 0 1 0 0 0 0 0 0 4 4 0.00 3.000																	
<b>Ted Abernathy, R</b> (9, 1) ERA: 1.27	1.0 3 0 0 0 2 0 0 0 0 0 0 7 7 0.00 0.000																	


Batter	1	2	3	4	5	6	7	8	9	AB R H RBI BB SO LOB	BOTTOM									
<b>Pete Rose, S</b> (1, 7) OBP: 0.364, SLG: 0.446	0-0 B1-3		4-0 BB		4-0 2-3 BB			4-0 FC5-4 BB		1 0 0 0 3 0 0	<b>Chicago Cubs @ Cincinnati Reds</b> Crosley Field, Cincinnati, OH Fri Sep 29 1967, 7:05 PM EDT Alt. 3,069 - Unknown - 55 F									
<b>Tommy Helms, R</b> (1, 4) OBP: 0.302, SLG: 0.350	0-0 F2		0-0 L6		0-0 F4		0-0 FC5-4	0-3 1-2 K		4 0 0 0 0 0 4										
<b>Vada Pinson, L</b> (1, 8) OBP: 0.317, SLG: 0.449	0-0 2B			0-0 F9		0-0 F6		0-3 K		4 0 1 0 0 1 1										
<b>Lee May, R</b> (1, 3) OBP: 0.311, SLG: 0.421	0-0 F7			0-3 K		0-0 5-3		0-0 F7		4 0 0 0 0 1 1										
<b>Tony Perez, R</b> (1, 5) OBP: 0.329, SLG: 0.492		0-0 6-3		0-0 1B		0-3 K		0-0 1B 2B		4 1 2 0 0 1 0										
<b>Art Shamsky, L</b> (1, 9) OBP: 0.270, SLG: 0.282		0-0 4-3		0-3 K		0-0 G5-4-3 1B		0-0 2-H 1B		4 0 2 1 0 1 1										
<b>Johnny Bench, R</b> (1, 2) OBP: 0.207, SLG: 0.256					0-0 F2		0-0 G5-4-3	0-0 F8		1 0 0 0 0 1 0										
<b>Johnny Edwards, L</b> (4, 2) OBP: 0.257, SLG: 0.254						0-0 1-2 K		0-0 F3		3 0 0 0 0 0 2										
<b>Leo Cardenas, R</b> (1, 6) OBP: 0.319, SLG: 0.325			0-0 6-3		0-0 WP SH3 1B		0-3 K		0-0 F3	4 0 1 0 0 1 1										
<b>Gary Nolan, R</b> (1, 1) OBP: 0.178, SLG: 0.119			0-3 K		0-0 SH3		0-3 K			1 0 0 0 0 1 0										
<b>Ted Davidson, R</b> (8, 1)										0 0 0 0 0 0 0										
<b>Giraldo Ruiz, S</b> (6, PH) OBP: 0.255, SLG: 0.297										1 0 0 0 0 1 0										
<b>Ted Abernathy, R</b> (9, 1) OBP: 0.059, SLG: 0.059					1-2 K					0 0 0 0 0 0 0										
<b>Inning Stats</b>	R: 0 E: 0 K: 0 S: 4	H: 1 LOB: 1 BB: 0 P: 4	R: 0 E: 0 K: 1 S: 5	H: 0 LOB: 0 BB: 0 P: 5	R: 0 E: 0 K: 1 S: 5	H: 0 LOB: 1 BB: 1 P: 9	R: 0 E: 0 K: 2 S: 8	H: 1 LOB: 1 BB: 0 P: 8	R: 0 E: 0 K: 1 S: 5	H: 0 LOB: 0 BB: 0 P: 5	R: 0 E: 0 K: 1 S: 5	H: 1 LOB: 0 BB: 0 P: 5	R: 0 E: 0 K: 2 S: 7	H: 0 LOB: 1 BB: 1 P: 11	R: 1 E: 0 K: 0 S: 5	H: 2 LOB: 1 BB: 0 P: 5	1B: 4 2B: 2 3B: 0 HR: 0	SF: 0 SAC: 1 DP: 1 HBP: 0	WP: 1 PB: 0 SB: 0 CS: 0	PA: 35
<b>PITCHER</b>	IP WLS BF H R ER SO BB IBB HBP BLK WP HR S P ERA WHIP											IP WLS BF H R ER SO BB IBB HBP BLK WP HR S P ERA WHIP								
<b>Fergie Jenkins, R</b> (1, 1) ERA: 2.8	9.0 W 35 6 1 1 8 3 0 0 0 1 0 48 60 1.00 1.000																			







Batter	1	2	3	4	5	6	7	8	9	AB	R	H	RBI	BB	SO	LOB	TOP											
Don Kessinger, S OBP: 0.275, SLG: 0.272 Paul Popovich, S OBP: 0.265, SLG: 0.239	F8		P9				P3		P8	1	0	0	0	0	0	0	<b>Chicago Cubs @ Cincinnati Reds</b> Crosley Field, Cincinnati, OH Sun Oct 01 1967, 3:33 AM EDT Att: 13,690 - Unknown - 74 F  <b>AB 33</b> <b>R 3</b> <b>H 7</b> <b>RBI 2</b> <b>BB 5</b> <b>SO 9</b> <b>LOB 22</b> 											
Glenn Beckert, R OBP: 0.314, SLG: 0.369 Norm Gigon, R OBP: 0.234, SLG: 0.286	1B		F3			1-3		1B	2B	1	0	1	0	0	0	0												
Billy Williams, L OBP: 0.346, SLG: 0.481 George Altman, L OBP: 0.200, SLG: 0.222	F2			K			G6-4-3 BB	1-3	4-3	1	0	0	0	0	0	1												
Ron Santo, R OBP: 0.395, SLG: 0.512 John Boccabella, R OBP: 0.250, SLG: 0.257	K			1-3			G6-4-3 1-2	1B	1B	2	0	0	0	0	1	1												
14 Ernie Banks, R OBP: 0.310, SLG: 0.455 Clarence Jones, L OBP: 0.314, SLG: 0.348		BB		3-1				1B	BB	0	0	0	0	1	0	0												
Al Spangler, L OBP: 0.361, SLG: 0.308 Lee Thomas, L OBP: 0.284, SLG: 0.283	K				G3			1B	K	1	0	0	0	0	1	1												
Randy Hundley, R OBP: 0.403 John Stephenson, L OBP: 0.255, SLG: 0.327	F8				6-3			BB	K	3	0	0	0	0	0	1												
Ted Savage, R OBP: 0.342, SLG: 0.330	F9							1B	WP	3	1	2	1	1	0	1												
Rick James, R Jim Ellis, R OBP: 0.200, SLG: 0.400			K		F4			K	K	1	0	0	0	0	1	0												
<b>Inning Stats</b>	R: 0 E: 0 K: 1 S: 6	H: 1 LOB: 1 BB: 0 P: 6	R: 0 E: 0 K: 1 S: 5	H: 0 LOB: 1 BB: 1 P: 9	R: 0 E: 0 K: 1 S: 5	H: 0 LOB: 0 BB: 0 P: 5	R: 0 E: 0 K: 0 S: 3	H: 0 LOB: 1 BB: 1 P: 7	R: 0 E: 0 K: 0 S: 3	H: 1 LOB: 1 BB: 1 P: 7	R: 1 E: 0 K: 2 S: 8	H: 1 LOB: 2 BB: 2 P: 16	R: 1 E: 0 K: 2 S: 10	H: 3 LOB: 2 BB: 0 P: 10	R: 1 E: 0 K: 1 S: 6	H: 1 LOB: 0 BB: 0 P: 7		1B: 4 2B: 2 3B: 1 HR: 0	SF: 0 SAC: 0 DP: 1 HBP: 1	WP: 1 PB: 0 SB: 0 CS: 0	PA: 39							
<b>PITCHER</b>	IP	WLS	BF	H	R	ER	SO	BB	IBB	HBP	BLK	WP	HR	S	P	ERA		WHIP										
John Tsitouris, R ERA: 3.38 Gerry Arigo, L ERA: 3.16	6.0	W	24	2	1	1	4	5	0	0	0	0	0	27	47	1.50		1.167										
Gerry Arigo, L ERA: 3.16	3.0	S	15	5	2	2	5	0	0	1	0	1	0	24	25	6.00		1.667										

Batter	1	2	3	4	5	6	7	8	9	AB	R	H	RBI	BB	SO	LOB	BOTTOM											
Pete Rose, S OBP: 0.364, SLG: 0.444	2B	1B		F9			F9			4	1	2	2	0	0	1	<b>Chicago Cubs @ Cincinnati Reds</b> Crosley Field, Cincinnati, OH Sun Oct 01 1967, 3:33 AM EDT Att: 13,690 - Unknown - 74 F  <b>AB 30</b> <b>R 10</b> <b>H 12</b> <b>RBI 9</b> <b>BB 3</b> <b>SO 5</b> <b>LOB 7</b> 											
Tommy Helms, R OBP: 0.305, SLG: 0.356	2B	HR		G4-3			F9			4	2	2	0	0	0	1												
Vada Pinson, L OBP: 0.318, SLG: 0.454 Tommy Harper, R OBP: 0.306, SLG: 0.345	BLK	HR			K			HR	BB	3	2	2	4	0	1	0												
Lee May, R OBP: 0.308, SLG: 0.422	5-3	F4			5-3			HR	BB	4	1	1	2	0	0	1												
Tony Perez, R OBP: 0.328, SLG: 0.490	SF9			1B	P6-3			1B	1B	3	1	2	1	0	0	0												
Art Shamsky, L OBP: 0.274, SLG: 0.293	K			P4-6-3	1B		4-3		K	4	0	1	0	0	2	1												
Johnny Edwards, L OBP: 0.261, SLG: 0.263		SH3		P4-6-3	1B		4-3		G5-4-3	4	1	2	0	0	0	1												
Leo Cardenas, R OBP: 0.320, SLG: 0.325		SH3		1B	K		K		G5-4-3	3	1	0	0	1	2	2												
John Tsitouris, R Gerry Arigo, L OBP: 0.211, SLG: 0.316	SH3			G4-3	BB		F9			0	0	0	0	1	0	0												
<b>Inning Stats</b>	R: 3 E: 0 K: 1 S: 8	H: 3 LOB: 0 BB: 0 P: 8	R: 4 E: 0 K: 0 S: 6	H: 4 LOB: 0 BB: 1 P: 10	R: 1 E: 0 K: 1 S: 6	H: 2 LOB: 0 BB: 0 P: 6	R: 0 E: 0 K: 0 S: 2	H: 0 LOB: 0 BB: 1 P: 6	R: 0 E: 0 K: 1 S: 5	H: 0 LOB: 0 BB: 0 P: 5	R: 0 E: 0 K: 0 S: 3	H: 0 LOB: 0 BB: 0 P: 3	R: 2 E: 0 K: 1 S: 7	H: 3 LOB: 1 BB: 1 P: 11	R: 0 E: 0 K: 0 S: 6	H: 0 LOB: 0 BB: 0 P: 6		1B: 7 2B: 3 3B: 0 HR: 2	SF: 1 SAC: 1 DP: 3 HBP: 0	WP: 0 PB: 0 SB: 0 CS: 0	PA: 35							
<b>PITCHER</b>	IP	WLS	BF	H	R	ER	SO	BB	IBB	HBP	BLK	WP	HR	S	P	ERA		WHIP										
Rick James, R ERA: 13.5 Jim Ellis, L ERA: 3.24	3.0	L	17	9	8	7	2	1	0	0	0	0	1	20	24	21.00		3.333										
Jim Ellis, L ERA: 3.24	5.0	L	18	3	2	2	3	2	0	0	0	0	1	22	30	3.60		1.000										